

# Colorado Rockies - 2000

Batter	1	2	3	4	5	6	7	8	9	AB	R	H	RBI	BB	SO	LOB	TOP		
Tom Goodwin, L (1, 8)										4	0	0	0	0	1	0			
3 Mike Lansing, R (1, 4)										4	0	0	0	0	1	0			
Larry Walker, L (1, 9) OBP: 0.500, SLG: 0.500										4	0	2	0	0	1	0			
Jeff Cirillo, R (1, 5)										4	0	0	0	0	1	2			
17 Todd Helton, L (1, 3) OBP: 0.250, SLG: 0.250										4	0	1	0	0	0	0			
Jeffrey Hammonds, R (1, 7) OBP: 0.667, SLG: 1.333										3	0	2	0	0	1	0			
Brian Hunter, R (9, PR)										0	0	0	0	0	0	0			
Neifi Perez, S (1, 6)										4	0	1	0	0	1	2			
Brent Mayne, L (1, 2)										1	0	0	0	2	0	0			
Pedro Astacio, R (1, 1)										3	0	0	0	0	1	5			
Mike Myers, L (8, 1)										0	0	0	0	0	0	0			
Stan Belinda, R (8, 1)										0	0	0	0	0	0	0			
<b>Inning Stats</b>	R: 0 E: 0 K: 2 S: 8	H: 1 LOB: 1 BB: 0 P: 9	R: 0 E: 0 K: 2 S: 7	H: 0 LOB: 0 BB: 0 P: 13	R: 0 E: 0 K: 0 S: 6	H: 0 LOB: 0 BB: 0 P: 9	R: 0 E: 0 K: 0 S: 9	H: 1 LOB: 0 BB: 0 P: 12	R: 0 E: 0 K: 1 S: 5	H: 0 LOB: 0 BB: 0 P: 5	R: 0 E: 0 K: 0 S: 8	H: 2 LOB: 3 BB: 1 P: 14	R: 0 E: 0 K: 0 S: 4	H: 0 LOB: 0 BB: 0 P: 5	R: 0 E: 0 K: 1 S: 10	H: 1 LOB: 1 BB: 0 P: 13	1B: 4 2B: 2 3B: 0 HR: 0	SF: 0 SAC: 1 DP: 1 HBP: 0	WP: 0 PA: 34 SB: 0 CS: 0
<b>PITCHER</b>	IP WLS BF H R ER SO BB IBB HBP BLK WP HR S P ERA WHIP																		
Greg Maddux, R (1, 1) ERA:	7.2 W 29 5 0 0 6 0 0 0 0 0 0 55 81 0.00 0.652																		
Mike Remlinger, L (8, 1) ERA:	1.1 S 5 1 0 0 1 0 0 0 0 0 0 0 11 15 0.00 0.750																		

Colorado Rockies @ Atlanta Braves  
Turner Field, Atlanta, GA  
Mon Apr 03 2000, 4:05 PM EDT  
Att. 42,255 - Overcast - 66 F

AB	31
R	0
H	6
RBI	0
BB	2
SO	7
LOB	9



Batter	1	2	3	4	5	6	7	8	9	AB	R	H	RBI	BB	SO	LOB	BOTTOM		
QuiVivo Veras, S (1, 4) OBP: 0.250, SLG: 0.250										4	0	1	0	0	1	0			
Reggie Sanders, R (1, 7) OBP: 0.250, SLG: 0.250										4	0	1	0	0	1	1			
10 Chipper Jones, S (1, 5) OBP: 0.500, SLG: 0.333										3	0	1	0	1	0	1			
Brian Jordan, R (1, 9)										4	0	0	0	0	0	3			
Andres Galarraga, R (1, 3) OBP: 0.500, SLG: 1.333										3	1	1	1	0	2	2			
Andrew Jones, R (1, 8) OBP: 0.333, SLG: 1.333										3	1	1	1	0	1	1			
Eddie Pérez, R (1, 2) OBP: 0.333, SLG: 0.333										3	0	1	0	0	0	1			
Walt Weiss, S (1, 6) OBP: 0.333, SLG: 0.333										3	0	1	0	0	1	2			
Greg Maddux, R (1, 1)										3	0	0	0	0	0	2			
Mike Remlinger, L (8, 1)										0	0	0	0	0	0	0			
<b>Inning Stats</b>	R: 0 E: 0 K: 1 S: 8	H: 0 LOB: 1 BB: 1 P: 17	R: 0 E: 0 K: 0 S: 7	H: 0 LOB: 0 BB: 0 P: 13	R: 0 E: 0 K: 0 S: 8	H: 0 LOB: 0 BB: 0 P: 13	R: 0 E: 0 K: 1 S: 5	H: 0 LOB: 0 BB: 0 P: 9	R: 0 E: 0 K: 2 S: 12	H: 1 LOB: 1 BB: 0 P: 17	R: 0 E: 0 K: 0 S: 9	H: 1 LOB: 0 BB: 0 P: 13	R: 2 E: 0 K: 0 S: 8	H: 3 LOB: 1 BB: 0 P: 13	R: 0 E: 0 K: 2 S: 14	H: 2 LOB: 2 BB: 0 P: 17	1B: 5 2B: 0 3B: 0 HR: 2	SF: 0 SAC: 0 DP: 1 HBP: 1	WP: 1 PA: 32 SB: 1 CS: 0
<b>PITCHER</b>	IP WLS BF H R ER SO BB IBB HBP BLK WP HR S P ERA WHIP																		
Pedro Astacio, R (1, 1) ERA: 2.45	7.1 L 29 6 2 2 5 1 0 0 0 0 0 1 2 63 2.46 0.955																		
Mike Myers, L (8, 1) ERA:	0.0 1 1 0 0 0 0 0 0 0 0 0 0 2 2 ∞ ∞																		
Stan Belinda, R (8, 1) ERA:	0.2 2 0 0 0 0 1 0 0 0 0 0 0 6 8 0.00 0.000																		

Colorado Rockies @ Atlanta Braves  
Turner Field, Atlanta, GA  
Mon Apr 03 2000, 4:05 PM EDT  
Att. 42,255 - Overcast - 66 F

AB	30
R	2
H	7
RBI	2
BB	1
SO	6
LOB	13





Batter	1	2	3	4	5	6	7	8	9	AB	R	H	RBI	BB	SO	LOB	TOP										
Tom Goodwin, L (1,8) OBP: 0.333, SLG: 0.556	G4-3		K							5	1	3	1	0	1	0	<b>Colorado Rockies @ Atlanta Braves</b> Turner Field, Atlanta, GA Tue Apr 04 2000, 7:40 PM EDT Att: 26,132 - Cloudy - 50 F										
3 Mike Lansing, R (1,4)	G5-3			G1-3						3	1	0	0	2	1	0											
Jeff Cirillo, R (1,5) OBP: 0.333, SLG: 0.667				G6-3	L6					5	0	3	3	0	0	2											
17 Todd Helton, L (1,3) OBP: 0.444, SLG: 0.286	G4-3									3	0	1	0	2	0	1											
Terry Shumpert, R (1,7) OBP: 0.250, SLG: 0.250 Jose Jimenez, R (7,1)				F9	F8					4	0	1	0	0	0	3											
Neftali Perez, S (1,6) OBP: 0.333, SLG: 0.250	G3-1									4	1	1	0	1	0	3											
Brian Hunter, R (1,9)				F9						4	0	0	0	0	2	5											
Scott Servais, R (1,2) Brent Mayne, L (7,PH) (7,2)										2	0	0	0	0	1	1											
Rolando Arrojo, R (1,1) OBP: 0.500, SLG: 1.000 Julian Tavarez, L (6,1) Aaron Ledesma, R (7,PH) OBP: 1.000, SLG: 1.000 Darren Bragg, L (7,7)										2	1	1	1	0	1	0											
										0	0	0	0	0	0	0											
										1	1	1	0	0	0	0											
										1	0	0	0	0	0	0											
										1	0	0	0	0	0	0											
<b>Inning Stats</b>	R: 0 E: 0 K: 0 S: 12	H: 1 LOB: 1 BB: 0 P: 17	R: 0 E: 0 K: 0 S: 4	H: 0 LOB: 0 BB: 0 P: 7	R: 0 E: 0 K: 3 S: 10	H: 0 LOB: 0 BB: 0 P: 15	R: 0 E: 0 K: 0 S: 8	H: 1 LOB: 1 BB: 0 P: 12	R: 2 E: 0 K: 1 S: 22	H: 2 LOB: 2 BB: 2 P: 39	R: 0 E: 0 K: 0 S: 7	H: 1 LOB: 1 BB: 0 P: 12	R: 3 E: 0 K: 1 S: 16	H: 4 LOB: 3 BB: 2 P: 30	R: 0 E: 0 K: 0 S: 9	H: 1 LOB: 0 BB: 0 P: 17	R: 0 E: 0 K: 1 S: 9	H: 1 LOB: 2 BB: 1 P: 18	1B: 6 2B: 4 3B: 1 HR: 0	SF: 0 SAC: 1 DP: 0 HBP: 0	WP: 0 PB: 0 SB: 2 CS: 1	PA: 43					
<b>PITCHER</b>	IP	WLS	BF	H	R	ER	SO	BB	IBB	HBP	BLK	WP	HR	S	P	ERA	WHIP										
Tom Glavine, L (1,1) ERA: 3.0	6.0		25	5	2	2	4	2	0	0	0	0	0	63	102	3.00	1.167										
John Burkett, R (7,1) ERA: 81.0	0.1	L	6	3	3	3	0	1	1	0	0	0	0	8	18	81.00	12.000										
30 Kevin McGlinchy, R (7,1) ERA:	0.2		3	1	0	0	1	0	0	0	0	0	0	8	12	0.00	1.500										
Greg McMichael, R (8,1) ERA:	1.0		3	1	0	0	0	0	0	0	0	0	0	9	17	0.00	1.000										
Luis Rivera, R (9,1) ERA:	1.0		5	1	0	0	1	0	1	0	0	0	0	9	18	0.00	1.000										

Batter	1	2	3	4	5	6	7	8	9	AB	R	H	RBI	BB	SO	LOB	BOTTOM										
Quilvio Veras, S (1,4)	G6-3		L7							4	0	0	0	1	0	3	<b>Colorado Rockies @ Atlanta Braves</b> Turner Field, Atlanta, GA Tue Apr 04 2000, 7:40 PM EDT Att: 26,132 - Cloudy - 50 F										
Reggie Sanders, R (1,9) OBP: 0.222, SLG: 0.222	G4-3		G4-3							5	0	1	0	0	1	3											
10 Chipper Jones, S (1,5) OBP: 0.500, SLG: 0.500	G4-3									3	1	1	0	1	0	1											
Andres Galarraga, R (1,3) OBP: 0.375, SLG: 0.667	K									3	0	0	1	0	1	2											
Javy Lopez, R (1,2)										4	0	0	0	0	0	5											
Bobby Bonilla, S (7,7) OBP: 0.333, SLG: 1.333 John Burkett, R (7,1) 30 Kevin McGlinchy, R (7,1) Greg McMichael, R (8,1) Keith Lockhart, L (8,PH) Luis Rivera, R (9,1)										3	1	1	2	0	0	0											
Andruw Jones, R (1,8) OBP: 0.143, SLG: 0.571										4	0	0	0	0	1	0											
Rafael Furcal, S (1,6) OBP: 0.500, SLG: 0.500										4	0	2	0	0	1	0											
Tom Glavine, L (1,1) OBP: 1.000, SLG: 2.000 Wally Joyner, L (6,PH) Trenidad Hubbard, R (7,7)										1	1	1	0	1	0	0											
										0	0	0	0	1	0	0											
										1	0	0	0	0	0	0											
<b>Inning Stats</b>	R: 0 E: 0 K: 1 S: 8	H: 1 LOB: 0 BB: 0 P: 15	R: 0 E: 0 K: 1 S: 8	H: 0 LOB: 0 BB: 0 P: 12	R: 0 E: 0 K: 1 S: 15	H: 1 LOB: 1 BB: 0 P: 19	R: 2 E: 0 K: 0 S: 9	H: 2 LOB: 0 BB: 0 P: 11	R: 1 E: 0 K: 0 S: 9	H: 0 LOB: 3 BB: 3 P: 23	R: 0 E: 0 K: 0 S: 10	H: 1 LOB: 2 BB: 1 P: 22	R: 0 E: 1 K: 0 S: 8	H: 0 LOB: 1 BB: 0 P: 12	R: 0 E: 0 K: 0 S: 9	H: 1 LOB: 0 BB: 0 P: 15	R: 0 E: 0 K: 1 S: 9	H: 0 LOB: 0 BB: 0 P: 12	1B: 3 2B: 2 3B: 0 HR: 1	SF: 0 SAC: 0 DP: 0 HBP: 1	WP: 1 PB: 0 SB: 1 CS: 1	PA: 39					
<b>PITCHER</b>	IP	WLS	BF	H	R	ER	SO	BB	IBB	HBP	BLK	WP	HR	S	P	ERA	WHIP										
Rolando Arrojo, R (1,1) ERA: 4.76	5.2		27	5	3	3	3	2	2	1	0	0	1	57	98	4.76	1.235										
Julian Tavarez, R (6,1) ERA:	0.1	W	1	0	0	0	0	0	0	0	0	0	0	2	4	0.00	0.000										
Jose Jimenez, R (7,1) ERA:	3.0	S	10	1	0	0	1	0	0	0	0	0	0	26	39	0.00	0.333										

AB 36  
R 5  
H 11  
RBI 5  
BB 5  
SO 6  
LOB 15



AB 33  
R 3  
H 6  
RBI 3  
BB 4  
SO 4  
LOB 14









Batter	1	2	3	4	5	6	7	8	9	AB	R	H	RBI	BB	SO	LOB	TOP					
Tom Goodwin, L (1.8) OBP: 0.333, SLG: 0.588	G3-1		G4-3		F7			3 HR		3	1	0	0	1	0	2	<b>Colorado Rockies @ Florida Marlins</b> Pro Player Stadium, Miami, FL Fri Apr 07 2000, 7:05 PM EDT Att: 13,803 - Cloudy - 83 F					
3 Mike Lansing, R (1.4) OBP: 0.333, SLG: 0.625	HR		G1-6-3			F9 BB		1B		4	2	3	3	0	0	0						
Larry Walker, L (1.9) OBP: 0.375, SLG: 0.286	K			G6-3			17 G4-6-3	F8		3	0	0	0	1	1	0						
Jeff Cirillo, R (1.5) OBP: 0.176, SLG: 0.353	F8			L7			F9			4	0	0	0	0	1	2						
17 Todd Helton, L (1.3) OBP: 0.412, SLG: 0.600		1B		F8			G4-6-3		F8	4	0	1	0	0	0	2						
Darren Brown, L (1.7) OBP: 0.375, SLG: 0.625 Julian Tavaréz, L (7.1)		2B			F8			G3		3	0	1	0	0	0	0						
Aaron Ledesma, R (9. PH) OBP: 0.333, SLG: 0.333		G3-6-3							K	0	0	0	0	0	0	0						
Neifi Pérez, S (1.6) OBP: 0.353, SLG: 0.267		1B							K	1	0	0	0	0	1	0						
Brent Mayne, L (1.2) OBP: 0.300, SLG: 0.143		G3-6-3								3	0	1	0	0	0	3						
Masato Yoshii, R (1.1) Stan Belinda, R (6.1) Terry Shumpert, R (7.7) OBP: 0.125, SLG: 0.125									K	2	0	0	0	0	1	2						
<b>Inning Stats</b>	R: 1 E: 0 K: 1 S: 9	H: 1 LOB: 0 BB: 0 P: 12	R: 0 E: 0 K: 1 S: 14	H: 2 LOB: 1 BB: 0 P: 22	R: 0 E: 0 K: 1 S: 9	H: 0 LOB: 0 BB: 0 P: 12	R: 0 E: 0 K: 0 S: 5	H: 0 LOB: 0 BB: 0 P: 6	R: 0 E: 0 K: 0 S: 7	H: 1 LOB: 2 BB: 1 P: 14	R: 0 E: 0 K: 0 S: 6	H: 1 LOB: 1 BB: 1 P: 17	R: 0 E: 0 K: 0 S: 6	H: 1 LOB: 0 BB: 0 P: 12	R: 2 E: 0 K: 2 S: 14	H: 1 LOB: 0 BB: 1 P: 21	R: 0 E: 0 K: 1 S: 9	H: 0 LOB: 0 BB: 0 P: 15	1B: 4 2B: 1 3B: 0 HR: 2	SF: 0 SAC: 0 DP: 3 HBP: 0	WP: 0 PB: 0 SB: 0 CS: 0	PA: 34
<b>PITCHER</b>	IP WLS BF H R ER SO BB IBB HBP BLK WP HR S P ERA WHIP																					
Brad Penny, R (1.1) ERA: 1.29	7.0 W 26 6 1 1 3 2 0 0 0 0 0 1 56 95 1.29 1.143																					
Dan Miceli, R (8.1) ERA: 5.4	1.0 H 5 1 2 2 2 1 0 0 0 0 0 1 14 21 18.00 2.000																					
Antonio Alfonseca, R (9.1) ERA: 15.0	1.0 S 3 0 0 0 1 0 0 0 0 0 0 0 9 15 0.00 0.000																					

Batter	1	2	3	4	5	6	7	8	9	AB	R	H	RBI	BB	SO	LOB	BOTTOM			
Luis Castillo, S (1.4) OBP: 0.565, SLG: 0.563	CS		G4-3			2B				2	1	1	0	2	0	0	<b>Colorado Rockies @ Florida Marlins</b> Pro Player Stadium, Miami, FL Fri Apr 07 2000, 7:05 PM EDT Att: 13,803 - Cloudy - 83 F			
Alex Gonzalez, R (1.6) OBP: 0.136, SLG: 0.150	1B		F8			2B		F8		3	1	1	0	1	0	1				
Cliff Floyd, L (1.7) Antonio Alfonseca, R (9.1)	3B			G3-1		F9		G1-3		4	0	0	0	0	0	3				
Preston Wilson, R (1.8) OBP: 0.381, SLG: 0.474	F3			K				F8		4	1	1	1	0	2	1				
Mike Lowell, R (1.5) OBP: 0.286, SLG: 0.333		1-2		K		2B		F8		4	1	1	1	0	2	1				
Kevin Millar, R (1.3) Derrek Lee, R (7.3) OBP: 0.426, SLG: 0.769 OBP: 0.667, SLG: 0.500		FC1-6		K		3B		G4-3		3	1	1	0	1	1	0				
Mark Kotsay, L (1.9) OBP: 0.333, SLG: 0.625		P6			G5-3					3	0	1	3	0	0	1				
Sandy Martínez, L (1.2) OBP: 0.182, SLG: 0.273		FC1-6				3B				0	0	0	0	0	0	0				
Brad Penny, R (1.1) Mark Smith, R (7. PH) Dan Miceli, R (8.1) Danny Bautista, R (9.7) OBP: 0.333, SLG: 0.200										2	0	0	0	0	0	0				
<b>Inning Stats</b>	R: 0 E: 0 K: 1 S: 11	H: 2 LOB: 1 BB: 0 P: 16	R: 0 E: 0 K: 1 S: 10	H: 1 LOB: 1 BB: 0 P: 14	R: 0 E: 0 K: 0 S: 7	H: 0 LOB: 0 BB: 0 P: 13	R: 0 E: 0 K: 2 S: 9	H: 0 LOB: 0 BB: 0 P: 12	R: 0 E: 0 K: 1 S: 6	H: 0 LOB: 1 BB: 1 P: 12	R: 4 E: 0 K: 1 S: 15	H: 2 LOB: 3 BB: 1 P: 31	R: 0 E: 0 K: 1 S: 6	H: 0 LOB: 1 BB: 1 P: 13	R: 0 E: 0 K: 0 S: 5	H: 0 LOB: 0 BB: 0 P: 8		1B: 1 2B: 2 3B: 2 HR: 0	SF: 0 SAC: 0 DP: 0 HBP: 0	WP: 0 PB: 0 SB: 0 CS: 2
<b>PITCHER</b>	IP WLS BF H R ER SO BB IBB HBP BLK WP HR S P ERA WHIP																			
Masato Yoshii, R (1.1) ERA: 4.76	5.2 L 22 4 3 3 3 5 3 0 0 0 0 0 0 52 86 4.76 1.235																			
Stan Belinda, R (6.1) ERA: 3.66	0.1 3 1 1 1 1 1 0 0 0 0 0 0 6 12 27.00 6.000																			
Julian Tavaréz, R (7.1) ERA:	2.0 7 0 0 0 1 1 0 0 0 0 0 0 11 21 0.00 0.500																			



Batter	1	2	3	4	5	6	7	8	9	AB	R	H	RBI	BB	SO	LOB	TOP					
Tom Goodwin, L (1,8) OBP: 0.304, SLG: 0.500	G3-1		K			F9		BB	P5	5	1	1	0	0	1	2						
3 Mike Lansing, R (1,4) OBP: 0.318, SLG: 0.550	F8							BB	E6	4	0	1	1	0	0	1						
Larry Walker, L (1,9) OBP: 0.333, SLG: 0.200	F8					G4-6-3		BB	BB	3	0	0	0	1	0	1						
17 Todd Helton, L (1,3) OBP: 0.524, SLG: 0.778		SF7						BB	BB	3	1	3	1	1	0	0						
Darren Bragg, L (1,7) OBP: 0.250, SLG: 0.455		SF7						BB	BB	3	0	0	1	0	1	5						
Julian Tavaréz, L (8,1)								BB		0	0	0	0	0	0	0						
Mike Myers, L (8,1)								BB		0	0	0	0	0	0	0						
David Lee, R (9,1)								BB		0	0	0	0	0	0	0						
Terry Shumpert, R (1,5) OBP: 0.083, SLG: 0.083	F9					G6-3		BB	L3	4	0	0	0	0	0	4						
Neifi Pérez, S (1,6) OBP: 0.286, SLG: 0.211	P4							BB	F7	4	0	0	0	0	0	0						
								BB	F3								AB 34					
Brent Mayne, L (1,2) OBP: 0.462, SLG: 0.400			G4-3					BB		3	0	2	0	0	0	0						
Brian Hunter, R (8, PR) OBP: 0.286, SLG: 0.286								BB		1	1	1	0	0	0	0						
Scott Karl, L (1,1) OBP: 0.500, SLG: 0.500								BB		2	0	1	0	0	1	1						
Jose Jimenez, R (7,1)								BB		0	0	0	0	0	0	0						
Aaron Ledesma, R (8, PH) OBP: 0.500, SLG: 0.500								BB		1	1	1	0	0	0	0						
Scott Servais, R (8,2)								BB		1	0	0	0	0	1							
<b>Inning Stats</b>	R: 0 E: 0 K: 0 S: 5	H: 0 LOB: 0 BB: 0 P: 6	R: 1 E: 0 K: 0 S: 11	H: 1 LOB: 0 BB: 0 P: 16	R: 0 E: 0 K: 1 S: 8	H: 1 LOB: 1 BB: 0 P: 14	R: 0 E: 0 K: 0 S: 11	H: 1 LOB: 1 BB: 0 P: 19	R: 0 E: 0 K: 1 S: 10	H: 1 LOB: 1 BB: 0 P: 15	R: 0 E: 0 K: 0 S: 6	H: 1 LOB: 0 BB: 0 P: 12	R: 0 E: 0 K: 0 S: 6	H: 1 LOB: 0 BB: 0 P: 9	R: 3 E: 1 K: 1 S: 15	H: 3 LOB: 3 BB: 2 P: 31	R: 0 E: 0 K: 0 S: 8	H: 1 LOB: 1 BB: 0 P: 12	1B: 8 2B: 2 3B: 1 HR: 0	SF: 1 SAC: 0 DP: 3 HBP: 0	WP: 0 PB: 0 SB: 0 CS: 1	PA: 37
<b>PITCHER</b>	IP	WLS	BF	H	R	ER	SO	BB	IBB	HBP	BLK	WP	HR	S	P	ERA	WHIP					
Alex Fernandez, R (1,1) ERA: 3.77	7.1	L	30	9	4	3	2	0	1	0	0	0	0	66	110	3.68	1.227					
Vic Darenbourg, L (8,1) ERA:	0.1		2	0	0	0	1	1	0	0	0	0	0	5	11	0.00	3.000					
Braden Looper, R (8,1) ERA:	1.1		5	1	0	0	0	0	0	0	0	0	0	9	13	0.00	0.750					

Colorado Rockies @ Florida Marlins  
Pro Player Stadium, Miami, FL  
Sat Apr 08 2000, 7:05 PM EDT  
Att: 20,077 - Cloudy - 81 F

AB	34
R	4
H	10
RBI	3
BB	2
SO	3
LOB	15



Batter	1	2	3	4	5	6	7	8	9	AB	R	H	RBI	BB	SO	LOB	BOTTOM					
Luis Castillo, S (1,4) OBP: 0.571, SLG: 0.526	F9		S							3	1	1	0	2	1	0						
Alex Gonzalez, R (1,6) OBP: 0.154, SLG: 0.167			P4							4	0	1	0	0	0	2						
Brant Brown, L (9, PH)										1	0	0	0	0	1	1						
Mark Smith, R (1,7) OBP: 0.571, SLG: 0.400			F2							2	0	0	0	1	1	2						
Mark Kotsay, L (5, PR) OBP: 0.364, SLG: 0.600										2	0	1	0	0	1	1						
Preston Wilson, R (1,8) OBP: 0.360, SLG: 0.435	F8									4	0	1	1	0	2	3						
Mike Lowell, R (1,5) OBP: 0.320, SLG: 0.500		HR	G5-3							4	1	2	1	0	0	1						
Kevin Millar, R (1,3) OBP: 0.412, SLG: 0.688										3	0	1	0	0	0	0						
Derrek Lee, R (7,3) OBP: 0.571, SLG: 0.400										1	0	0	0	0	0	1						
Danny Bautista, R (1,9) OBP: 0.400, SLG: 0.444		P4								4	0	2	0	0	0	2						
Mike Redmond, R (1,2) OBP: 0.545, SLG: 0.625			FC5-4							2	0	0	0	1	0	2						
Cliff Floyd, L (8, PH) OBP: 0.304, SLG: 0.476										1	0	0	0	0	1	1						
Sandy Martínez, L (9,2) OBP: 0.182, SLG: 0.273										0	0	0	0	0	0	0						
Alex Fernandez, R (1,1) OBP: 0.167, SLG: 0.167										3	0	0	0	0	1	4						
Vic Darenbourg, L (8,1)										0	0	0	0	0	0	0						
Braden Looper, R (8,1)										0	0	0	0	0	0	0						
Chris Clapinski, S (9, PH)										1	0	0	0	0	0	0						
<b>Inning Stats</b>	R: 0 E: 0 K: 1 S: 8	H: 1 LOB: 1 BB: 0 P: 11	R: 1 E: 0 K: 1 S: 11	H: 2 LOB: 1 BB: 0 P: 17	R: 1 E: 0 K: 0 S: 12	H: 2 LOB: 1 BB: 0 P: 16	R: 0 E: 0 K: 0 S: 7	H: 1 LOB: 1 BB: 0 P: 11	R: 0 E: 0 K: 2 S: 8	H: 0 LOB: 1 BB: 1 P: 15	R: 0 E: 0 K: 0 S: 12	H: 1 LOB: 2 BB: 1 P: 23	R: 0 E: 0 K: 1 S: 7	H: 1 LOB: 1 BB: 1 P: 14	R: 0 E: 0 K: 1 S: 10	H: 1 LOB: 1 BB: 0 P: 16	R: 0 E: 0 K: 2 S: 9	H: 0 LOB: 1 BB: 1 P: 14	1B: 7 2B: 1 3B: 0 HR: 1	SF: 0 SAC: 0 DP: 1 HBP: 0	WP: 0 PB: 0 SB: 1 CS: 0	PA: 39
<b>PITCHER</b>	IP	WLS	BF	H	R	ER	SO	BB	IBB	HBP	BLK	WP	HR	S	P	ERA	WHIP					
Scott Karl, L (1,1) ERA: 3.0	6.0	L	27	7	2	2	4	1	0	0	0	0	0	7	14	3.00	1.333					
Jose Jimenez, R (7,1) ERA:	1.0	W	4	1	0	0	1	1	0	0	0	0	0	7	14	0.00	2.000					
Julian Tavaréz, R (8,1) ERA:	0.2	H	3	1	0	0	0	0	0	0	0	0	0	7	12	0.00	1.500					
Mike Myers, L (8,1) ERA:	0.1	H	1	0	0	0	1	0	0	0	0	0	0	3	4	0.00	0.000					
David Lee, R (9,1) ERA:	1.0	S	4	0	0	0	2	1	0	0	0	0	0	9	14	0.00	1.000					

Colorado Rockies @ Florida Marlins  
Pro Player Stadium, Miami, FL  
Sat Apr 08 2000, 7:05 PM EDT  
Att: 20,077 - Cloudy - 81 F

AB	35
R	2
H	9
RBI	2
BB	4
SO	8
LOB	20









Batter	1	2	3	4	5	6	7	8	9	AB	R	H	RBI	BB	SO	LOB	TOP											
Pokey Reese, R OBP: 0.514, SLG: 0.533 Chris Stynes, R OBP: 0.667, SLG: 0.600	1-3 K		2-0 PO HBP			3-2 1B 1B		4-2 BB	2-3 K	1	0	0	0	0	1	0	Cincinnati Reds @ Colorado Rockies Coors Field, Denver, CO Mon Apr 10 2000, 1:05 PM MDT Att: 48,094 - Cloudy - 62 F											
Barry Larkin, R OBP: 0.472, SLG: 0.586	3-1 1B		1-2 PO SAFE 1-2	0-0 F9		1-1 1B 1-2 2-3		2-0 F9		4	0	2	0	0	0	1												
Ken Griffey Jr., L OBP: 0.229, SLG: 0.345	1-2 F9			2-0 HR		0-0 SF8		3-1 G4-3		3	1	1	2	0	0	2												
Dante Bichette, R OBP: 0.242, SLG: 0.367 Scott Sullivan, R Manny Aybar, R Hal Morris, L	3-1 F3		1-3 K			3-H G1-6-4-3 1-2			0-3 K	3	0	0	0	0	1	3												
Dmitri Young, S OBP: 0.212, SLG: 0.258		1-1 G6-3		1-1 F8			1-0 F8		2-2 L5	4	0	0	0	0	0	0												
Eddie Taubensee, L OBP: 0.304, SLG: 0.364		1-2 G6-4-3 1B			1-1 G3		1-0 G6-3		2-1 2B HR 1B	4	1	2	0	0	0	0												
Aaron Boone, R OBP: 0.286, SLG: 0.500		0-2 G6-4-3 1-2			0-0 P6		2-2 1B		0-0 HR 2B	4	1	2	0	0	0	1												
Michael Tucker, L OBP: 0.267, SLG: 0.615 D.T. Cromer, L OBP: 0.571, SLG: 1.143			0-0 G4-3		2-3 K		2-2 P3		1-0 HR	2	0	0	0	0	1	0												
Steve Parris, R Hector Mercado, L Alex Ochoa, R OBP: 0.421, SLG: 0.824 Pete Hamisch, S OBP: 0.500, SLG: 0.500			2-3 K			1-2 1B SF8 1B		0-1 G6-3	2-2 E1 WP	1	0	0	0	0	1	0												
<b>Inning Stats</b>	R: 0 E: 0 K: 1 S: 10	H: 1 LOB: 1 BB: 0 P: 18	R: 0 E: 0 K: 0 S: 9	H: 1 LOB: 0 BB: 0 P: 11	R: 0 E: 0 K: 1 S: 8	H: 0 LOB: 0 BB: 0 P: 12	R: 1 E: 0 K: 1 S: 7	H: 1 LOB: 0 BB: 0 P: 11	R: 0 E: 0 K: 1 S: 6	H: 0 LOB: 0 BB: 0 P: 9	R: 1 E: 0 K: 0 S: 15	H: 3 LOB: 1 BB: 0 P: 20	R: 0 E: 0 K: 0 S: 9	H: 1 LOB: 1 BB: 0 P: 15	R: 0 E: 0 K: 0 S: 8	H: 0 LOB: 2 BB: 1 P: 17		R: 3 E: 1 K: 2 S: 20	H: 3 LOB: 2 BB: 0 P: 29	1B: 7 2B: 1 3B: 0 HR: 2	SF: 1 SAC: 0 DP: 2 HBP: 1	WP: 1 PB: 0 SB: 0 CS: 0	PA: 38					
<b>PITCHER</b>	IP	WLS	BF	H	R	ER	SO	BB	IBB	HBP	BLK	WP	HR	S	P	ERA	WHIP											
Rolando Arrojo, R ERA: 3.86	(1, 1)	6.0	W	22	6	2	2	4	0	0	0	0	0	1	55	81	3.00	1.000										
Julian Tavaréz, R ERA:	(7, 1)	1.0	H	4	1	0	0	0	0	0	0	0	0	9	15	0.00	1.000											
Jose Jimenez, R ERA: 1.5	(8, 1)	1.0		4	0	0	0	0	1	0	0	0	0	8	17	0.00	1.000											
David Lee, R ERA: 10.13	(9, 1)	0.2		6	3	3	3	1	0	0	0	0	1	15	22	40.50	4.500											
Stan Belinda, R ERA: 2.45	(9, 1)	0.1	S	1	0	0	0	1	0	0	0	1	0	5	7	0.00	0.000											

Batter	1	2	3	4	5	6	7	8	9	AB	R	H	RBI	BB	SO	LOB	BOTTOM										
Tom Goodwin, L OBP: 0.303, SLG: 0.484	1-0 F8		1-1 F8			4-0 3 HR 3B		0-0 F5		4	1	1	1	1	0	0	Cincinnati Reds @ Colorado Rockies Coors Field, Denver, CO Mon Apr 10 2000, 1:05 PM MDT Att: 48,094 - Cloudy - 62 F										
3 Mike Lansing, R OBP: 0.375, SLG: 0.593 Stan Belinda, R	2-2 G6-3		2-1 1B		1-2 HR	4-2 G4-6-3 BB		2-1 E6 WP		4	1	2	2	1	0	0											
Larry Walker, L OBP: 0.318, SLG: 0.250	2-3 K		1-0 1B		0-0 17 F8 CS 1B	0-0 G4-6-3 1-2		2-2 BB 1B		5	0	3	0	0	1	3											
Jeff Cirillo, R OBP: 0.304, SLG: 0.476		2-2 17 G4-3 2B 2B	0-1 L8		4-1 1B BB		0-1 17 HR 2B	4-0 BB		3	3	2	0	2	0	2											
17 Todd Helton, L OBP: 0.452, SLG: 0.704		3-2 G4-3	2-3 K		0-2 F8		0-0 HR	0-0 G1-3		5	1	1	2	0	1	8											
Darren Bragg, L OBP: 0.316, SLG: 0.500 Jose Jimenez, R		1-2 2B		0-3 K		2-2 1B		3-3 K		4	0	2	2	0	2	0											
David Lee, R Terry Shumpert, R OBP: 0.235, SLG: 0.294		3-H 2B			1-H 1B					0	0	0	0	0	0	0											
Neifi Perez, S OBP: 0.233, SLG: 0.185		1-3 K		2-0 F5		1-1 F9		1-1 G6-3		4	0	0	0	0	1	2											
Brent Mayne, L OBP: 0.444, SLG: 0.308		4-0 IBB			0-0 F7		2-1 F7	0-1 L1		3	0	0	0	1	0	0											
Rolando Arrojo, R OBP: 0.500, SLG: 0.750 Jeff Manto, R OBP: 0.750, SLG: 2.000 Julian Tavaréz, L Brian Hunter, R OBP: 0.250, SLG: 0.250		0-3 K			2-2 3B 1B	3-1 3B 2B		3-3 K		2	1	1	0	0	1	2											
<b>Inning Stats</b>	R: 0 E: 0 K: 1 S: 8	H: 0 LOB: 0 BB: 0 P: 13	R: 1 E: 0 K: 2 S: 20	H: 2 LOB: 2 BB: 1 P: 31	R: 0 E: 0 K: 1 S: 12	H: 2 LOB: 0 BB: 0 P: 18	R: 0 E: 0 K: 1 S: 5	H: 0 LOB: 0 BB: 0 P: 7	R: 4 E: 0 K: 0 S: 17	H: 5 LOB: 1 BB: 1 P: 28	R: 0 E: 0 K: 0 S: 8	H: 1 LOB: 2 BB: 2 P: 21	R: 2 E: 0 K: 1 S: 12	H: 2 LOB: 0 BB: 0 P: 16	R: 0 E: 1 K: 1 S: 11	H: 1 LOB: 3 BB: 1 P: 22	1B: 6 2B: 4 3B: 1 HR: 2	SF: 0 SAC: 0 DP: 1 HBP: 0	WP: 1 PB: 0 SB: 0 CS: 1	PA: 41							
<b>PITCHER</b>	IP	WLS	BF	H	R	ER	SO	BB	IBB	HBP	BLK	WP	HR	S	P	ERA	WHIP										
Steve Parris, R ERA: 10.0	(1, 1)	4.0	L	22	8	5	5	0	1	0	0	0	0	12	24	0.00	2.250										
Hector Mercado, L ERA: 8.44	(5, 1)	1.1		6	2	0	0	0	1	0	0	0	0	16	24	10.80	1.800										
Scott Sullivan, R ERA: 2.45	(6, 1)	1.2		7	2	2	2	1	1	0	0	0	1	11	22	0.00	2.000										
Manny Aybar, R ERA: 6.75	(8, 1)	1.0		6	1	0	0	1	1	0	0	1	0	11	22	0.00	2.000										

AB	34
R	5
H	10
RBI	5
BB	1
SO	6
LOB	9





Batter	1	2	3	4	5	6	7	8	9	AB	R	H	RBI	BB	SO	LOB	TOP				
<b>Chris Stynes, R</b> OBP: 0.545, SLG: 0.600 (1, 4)	1-1 SH5-3 SF8 2B	1-3 K		1-1 1B HR 1B		1-1 G6-3		3-1 L7		5	2	2	0	0	1	2	<b>Cincinnati Reds @ Colorado Rockies</b> Coors Field, Denver, CO Tue Apr 11 2000, 7:05 PM MDT Att: 40,488 - Sunny - 56 F				
<b>Barry Larkin, R</b> OBP: 0.475, SLG: 0.576 (1, 6)	0-0 SH5-3 2-3		2-1 F9 HR 1B	0-0 1-2 HR 1B		1-1 L9		3-1 G6-3		4	2	2	0	0	0	0					
<b>Ken Griffey Jr., L</b> OBP: 0.250, SLG: 0.455 (1, 8)	2-1 SF8 3-H		1-2 HR 1B	0-1 1-H 2-H 3-H HR		2-2 F8		3-3 K		4	2	2	5	0	1	0					
<b>Dante Bichette, R</b> OBP: 0.237, SLG: 0.371 (1, 9)	0-1 L9		2-0 F9	1-2 2-3 2B		1-1 P4		2-2 F8		5	0	1	0	0	0	2					
<b>Dmitri Young, S</b> OBP: 0.289, SLG: 0.444 (1, 7)		0-0 G4-3 1B 2B	0-0 HR	2-2 P6		0-0 1B		2-1 1B		5	2	4	3	0	0	1					
<b>Eddie Taubensee, L</b> OBP: 0.250, SLG: 0.296 (1, 2)		2-0 G4-3 2-3	0-0 L7	1-2 F7		1-3 K		1-0 G6-3		5	0	0	0	0	1	4					
<b>Aaron Boone, R</b> OBP: 0.250, SLG: 0.429 (1, 5)		2-1 G5-3	1-2 G5-3		1-3 K		1-3 K			4	0	0	0	0	2	2					
<b>D.T. Cromer, L</b> OBP: 0.545, SLG: 0.900 (1, 3)		4-1 1B IBB		0-2 1B HR 1B		1-1 F7		2-3 K		3	1	1	0	1	1	0					
<b>Ron Villone, L</b> OBP: 0.200, SLG: 0.200 (8, PH)		0-2 1B		0-1 B1		1-3 K		2-0 HR		3	0	1	1	0	1	1					
<b>Hal Morris, L</b> OBP: 0.333, SLG: 1.333 (8, 1)		1-2 3-H 1B								1	1	1	1	0	0	0					
<b>Manny Aybar, R</b> (8, 1)										0	0	0	0	0	0	0					
<b>Inning Stats</b>	R: 1 E: 0 K: 0 S: 7	H: 1 LOB: 0 BB: 0 P: 10	R: 1 E: 0 K: 1 S: 11	H: 2 LOB: 2 BB: 1 P: 20	R: 3 E: 0 K: 0 S: 11	H: 3 LOB: 0 BB: 0 P: 17	R: 4 E: 0 K: 0 S: 19	H: 5 LOB: 1 BB: 0 P: 25	R: 0 E: 0 K: 2 S: 10	H: 0 LOB: 0 BB: 0 P: 13	R: 0 E: 0 K: 2 S: 10	H: 1 LOB: 1 BB: 0 P: 13	R: 1 E: 0 K: 1 S: 8	H: 1 LOB: 0 BB: 0 P: 18	R: 0 E: 0 K: 1 S: 10	H: 1 LOB: 1 BB: 0 P: 18	1B: 8 2B: 3 3B: 0 HR: 3	SF: 1 SAC: 1 DP: 0 HBP: 0	WP: 0 PB: 0 SB: 0 CS: 0	PA: 42	
<b>PITCHER</b>	IP	WLS	BF	H	R	ER	SO	BB	IBB	HBP	BLK	WP	HR	S	P	ERA	WHIP				
<b>Brian Bohanon, L</b> ERA: 13.5 (1, 1)	3.1	L	20	9	8	8	1	0	1	0	0	0	1	37	56	21.60	2.700				
<b>Gabe White, L</b> ERA: 5.09 (4, 1)	2.2		10	2	1	1	2	0	0	0	0	0	1	28	40	3.38	0.750				
<b>Rick Croushore, R</b> ERA: 4.5 (7, 1)	2.0		8	2	1	1	3	0	0	0	0	0	1	18	31	4.50	1.000				
<b>Mike Myers, L</b> ERA: (9, 1)	1.0		4	1	0	0	1	0	0	0	0	0	0	10	18	0.00	1.000				

AB	39
R	10
H	14
RBI	10
BB	1
SO	7
LOB	12



Batter	1	2	3	4	5	6	7	8	9	AB	R	H	RBI	BB	SO	LOB	BOTTOM					
<b>Brian Hunter, R</b> OBP: 0.333, SLG: 0.273 (1, 8)	4-2 G5-4-3 BB		3-2 S E 1B			3-2 F7		1-2 G5-3		3	1	1	0	1	0	0	<b>Cincinnati Reds @ Colorado Rockies</b> Coors Field, Denver, CO Tue Apr 11 2000, 7:05 PM MDT Att: 40,488 - Sunny - 56 F					
<b>3 Mike Lansing, R</b> OBP: 0.389, SLG: 0.600 (1, 4)	1-1 G5-4-3 1-2		4-1 S 1B BB			3-2 G5-3		2-1 2B		3	2	1	0	1	0	1						
<b>Larry Walker, L</b> OBP: 0.385, SLG: 0.375 (1, 9)	3-3 K		3-2 1-H 2-H 1B PO			3-1 1B		0-0 2B 2-H		4	0	3	2	0	1	0						
<b>Jeff Cirillo, R</b> OBP: 0.308, SLG: 0.435 (1, 5)		4-1 1B	1-2 PO	1-1 G5-3		0-0 F9		1-3 K		2	0	0	0	1	0	1						
<b>Rick Croushore, R</b> (7, 1)			1 SAFE							0	0	0	0	0	0	0						
<b>Darren Bragg, L</b> OBP: 0.300, SLG: 0.474 (8, PH)			1-2							1	0	0	0	0	1	1						
<b>Mike Myers, L</b> (9, 1)										0	0	0	0	0	0	0						
<b>17 Todd Helton, L</b> OBP: 0.429, SLG: 0.677 (1, 3)		2-3 K		1-1 F3		2-0 G5-4-3 2B		2-0 E3		4	0	1	0	0	1	1						
<b>Terry Shumpert, R</b> OBP: 0.236, SLG: 0.250 (1, 7)		0-3 K		0-1 F5		4-0 G5-4-3 BB		2-1 G5-3		3	0	0	0	1	1	2						
<b>Neifi Perez, S</b> OBP: 0.206, SLG: 0.161 (1, 6)		1-2 F8		1-0 F7		0-1 G5-4-3 1-2 2-3		1-2 P6		4	0	0	0	0	0	4						
<b>Scott Servais, R</b> (1, 2)			0-1 G4-3		1-3 K		2-0 L6		2-2 G3-1		3	0	0	0	0	1	1					
<b>Brent Mayne, L</b> OBP: 0.421, SLG: 0.286 (9, PH)										1	0	0	0	0	0	1						
<b>Brian Bohanon, L</b> (1, 1)			0-0 G1-3		1-2 F7			0-1 F9		1	0	0	0	0	0	0						
<b>Gabe White, L</b> (4, 1)										1	0	0	0	0	0	0						
<b>Aaron Ledesma, R</b> OBP: 0.500, SLG: 0.500 (7, 5)										1	0	0	0	0	0	0						
<b>Inning Stats</b>	R: 0 E: 0 K: 1 S: 11	H: 0 LOB: 0 BB: 1 P: 18	R: 0 E: 0 K: 2 S: 16	H: 0 LOB: 1 BB: 1 P: 23	R: 2 E: 0 K: 0 S: 12	H: 2 LOB: 0 BB: 1 P: 23	R: 0 E: 0 K: 0 S: 6	H: 0 LOB: 0 BB: 0 P: 8	R: 0 E: 0 K: 1 S: 9	H: 0 LOB: 0 BB: 0 P: 12	R: 0 E: 0 K: 0 S: 10	H: 1 LOB: 1 BB: 0 P: 19	R: 0 E: 0 K: 0 S: 4	H: 1 LOB: 1 BB: 1 P: 12	R: 1 E: 0 K: 1 S: 13	H: 2 LOB: 0 BB: 0 P: 17	R: 0 E: 1 K: 0 S: 10	H: 0 LOB: 1 BB: 0 P: 17	1B: 3 2B: 3 3B: 0 HR: 0	SF: 0 SAC: 0 DP: 2 HBP: 0	WP: 0 PB: 0 SB: 3 CS: 0	PA: 36
<b>PITCHER</b>	IP	WLS	BF	H	R	ER	SO	BB	IBB	HBP	BLK	WP	HR	S	P	ERA	WHIP					
<b>Ron Villone, L</b> ERA: 2.13 (1, 1)	7.0	W	26	4	2	2	4	4	0	0	0	0	0	68	115	2.57	1.143					
<b>Manny Aybar, R</b> ERA: 6.0 (8, 1)	2.0		9	2	1	1	1	0	0	0	0	0	0	23	34	4.50	1.000					

AB	31
R	3
H	6
RBI	2
BB	4
SO	5
LOB	12






Batter	1	2	3	4	5	6	7	8	9	AB	R	H	RBI	BB	SO	LOB	TOP							
Chris Stynes, R OBP: 0.563, SLG: 0.538										3	2	1	0	2	0	2								
Barry Larkin, R OBP: 0.467, SLG: 0.579										5	1	2	1	0	0	2								
Ken Griffey Jr., L OBP: 0.289, SLG: 0.459										4	1	2	1	1	1	0								
Dante Bichette, R OBP: 0.238, SLG: 0.359 Scott Williamson, R										4	0	1	0	0	0	4								
Mark Lewis, R Pokey Reese, R OBP: 0.514, SLG: 0.533										0	0	0	0	0	0	0								
Dmitri Young, S OBP: 0.275, SLG: 0.400										4	0	0	0	1	0	3								
Eddie Taubensee, L OBP: 0.250, SLG: 0.290										4	0	1	2	0	0	0								
Hal Morris, L OBP: 0.429, SLG: 1.167										3	0	1	0	1	0	2								
Aaron Boone, R OBP: 0.250, SLG: 0.387										3	0	0	0	1	0	1								
Pete Harnisch, S D.T. Cromer, L OBP: 0.500, SLG: 0.818 Dennys Reyes, R Michael Tucker, L OBP: 0.313, SLG: 0.643										2	0	0	0	0	2	2								
<b>Inning Stats</b>	R: 3 E: 0 K: 0 S: 13	H: 4 LOB: 1 BB: 1 P: 22	R: 0 E: 0 K: 1 S: 10	H: 0 LOB: 0 BB: 0 P: 12	R: 0 E: 0 K: 1 S: 10	H: 1 LOB: 1 BB: 0 P: 15	R: 0 E: 0 K: 1 S: 13	H: 1 LOB: 2 BB: 0 P: 21	R: 0 E: 0 K: 0 S: 5	H: 0 LOB: 0 BB: 0 P: 9	R: 0 E: 0 K: 0 S: 7	H: 0 LOB: 0 BB: 0 P: 11	R: 1 E: 0 K: 0 S: 10	H: 1 LOB: 2 BB: 2 P: 22	R: 0 E: 0 K: 0 S: 8	H: 0 LOB: 1 BB: 1 P: 15	R: 1 E: 0 K: 0 S: 11	H: 2 LOB: 2 BB: 1 P: 20	1B: 7 2B: 1 3B: 1 HR: 0	SF: 0 SAC: 0 DP: 1 HBP: 0	WP: 0 PB: 0 SB: 0 CS: 0	PA: 41		
<b>PITCHER</b>	IP: 6.0 WLS: 4.63 BF: 25 ERA: 4.63	W: 6 H: 1 H: 1 H: 3 H: 1	BF: 25 R: 3 ER: 3 SO: 3	H: 6 R: 3 ER: 3 SO: 3	R: 3 ER: 3 SO: 3	BB: 2 IBB: 0 HBP: 0 BLK: 0	WP: 0 HR: 0 S: 58 P: 90	ERA: 4.50 WHIP: 1.333	<b>PITCHER</b>	IP: 0.2 WLS: 0 BF: 2 ERA: 0.00	W: 0 H: 0 H: 0 H: 0	BF: 2 R: 0 ER: 0 SO: 0	H: 0 R: 0 ER: 0 SO: 0	BB: 0 IBB: 0 HBP: 0 BLK: 0	WP: 0 HR: 0 S: 4 P: 5	ERA: 0.00 WHIP: 0.000								

Cincinnati Reds @ Colorado Rockies  
Coors Field, Denver, CO  
Wed Apr 12 2000, 1:05 PM MDT  
Att: 38,339 - Cloudy - 70 F


AB 35  
R 5  
H 9  
RBI 5  
BB 6  
SO 3  
LOB 18



Batter	1	2	3	4	5	6	7	8	9	AB	R	H	RBI	BB	SO	LOB	BOTTOM						
Tom Goodwin, L OBP: 0.270, SLG: 0.429										4	0	0	0	0	1	1							
3 Mike Lansing, R OBP: 0.400, SLG: 0.588										4	1	2	1	0	0	2							
Larry Walker, L OBP: 0.367, SLG: 0.357										4	2	1	0	0	0	1							
Jeff Cirillo, R OBP: 0.367, SLG: 0.480										2	1	1	0	2	0	0							
17 Todd Helton, L OBP: 0.436, SLG: 0.657										4	1	2	2	0	1	1							
Darren Bragg, L OBP: 0.292, SLG: 0.409 Stan Belinda, R										3	1	0	0	1	2	2							
David Lee, R Mike Myers, L Julian Tavarez, L										0	0	0	0	0	0	0							
Neill Perez, S OBP: 0.184, SLG: 0.143										4	0	0	0	0	1	5							
Brent Mayne, L OBP: 0.435, SLG: 0.333										4	0	2	0	0	1	3							
Masato Yoshii, R OBP: 0.250, SLG: 0.250 Jose Jimenez, R										2	0	1	2	0	0	1							
Brian Hunter, R OBP: 0.357, SLG: 0.250										0	0	0	0	0	0	0							
<b>Inning Stats</b>	R: 1 E: 0 K: 0 S: 17	H: 1 LOB: 1 BB: 1 P: 27	R: 0 E: 0 K: 1 S: 9	H: 1 LOB: 0 BB: 0 P: 10	R: 0 E: 0 K: 1 S: 5	H: 0 LOB: 0 BB: 0 P: 6	R: 3 E: 1 K: 1 S: 13	H: 3 LOB: 1 BB: 1 P: 23	R: 0 E: 0 K: 1 S: 8	H: 0 LOB: 0 BB: 0 P: 15	R: 0 E: 0 K: 0 S: 6	H: 0 LOB: 0 BB: 0 P: 9	R: 3 E: 0 K: 2 S: 14	H: 3 LOB: 2 BB: 2 P: 28	R: 0 E: 0 K: 1 S: 6	H: 1 LOB: 0 BB: 0 P: 11	1B: 8 2B: 2 3B: 0 HR: 0	SF: 0 SAC: 1 DP: 1 HBP: 0	WP: 4 PB: 0 SB: 1 CS: 0	PA: 37			
<b>PITCHER</b>	IP: 6.0 WLS: 7.07 BF: 26 ERA: 7.36	W: 4 H: 2 H: 3 H: 2	BF: 26 R: 4 ER: 3 SO: 3	H: 4 R: 3 ER: 3 SO: 3	R: 4 ER: 3 SO: 3	BB: 1 IBB: 0 HBP: 0 BLK: 0	WP: 0 HR: 0 S: 5 P: 11	ERA: 4.50 WHIP: 9.000	<b>PITCHER</b>	IP: 1.2 WLS: 0 BF: 4 ERA: 7.36	W: 0 H: 1 H: 4 H: 2	BF: 4 R: 2 ER: 3 SO: 3	H: 1 R: 2 ER: 3 SO: 3	BB: 1 IBB: 0 HBP: 0 BLK: 0	WP: 0 HR: 0 S: 15 P: 28	ERA: 81.00 WHIP: 1.800							

Cincinnati Reds @ Colorado Rockies  
Coors Field, Denver, CO  
Wed Apr 12 2000, 1:05 PM MDT  
Att: 38,339 - Cloudy - 70 F

AB 32  
R 7  
H 9  
RBI 5  
BB 4  
SO 6  
LOB 17





Batter	1	2	3	4	5	6	7	8	9	AB	R	H	RBI	BB	SO	LOB	TOP								
<b>Plácido Polanco, R</b> OBP: 0.467, SLG: 0.667 (1, 4)	0-0 HR		1-2 1B G4-6-3	1-0 1B FC6-4		1-0 E5			3-2 DI G6-3	5	3	4	2	0	0	0									
<b>Edgar Rentería, R</b> OBP: 0.339, SLG: 0.564 <b>Heathcliff Slocumb, R</b> (6, 1)	0-3 K		4-0 1B G4-6-3	1-2 1B 3-H		1-0 L6			2-1 G6-3	3	0	0	0	0	1	2	3								
<b>Mike Mohler, R</b> (8, 1)										0	0	0	0	0	0	0	0								
<b>J.D. Drew, L</b> OBP: 0.600, SLG: 1.545 <b>Eli Marrero, R</b> OBP: 0.455, SLG: 0.444 (9, PH)			1-2 BB						1-2	0	0	0	0	0	0	0	1								
<b>Shawon Dunston, R</b> OBP: 0.286, SLG: 0.714 <b>Ray Lankford, L</b> OBP: 0.179, SLG: 0.297 (4, PH)	1-0 F8		0-2 1B G4-6-3	1-3 K			2-3 K		4-1 DI BB	2	0	1	0	0	0	0	0								
<b>Fernando Tatís, R</b> OBP: 0.459, SLG: 0.600 <b>Thomas Howard, S</b> OBP: 0.455, SLG: 1.300 (5, 3)			1-1 G4-6-3	1-2 FC6-4			0-1 G6-3		3-1 G6-3	3	1	1	1	0	0	4									
<b>15 Jim Edmonds, L</b> OBP: 0.644, SLG: 1.094 (1, 8)	1-1 HR		2-0 BB HBP			0-0 G3			3-3 K	4	1	1	1	0	2	1									
<b>Eric Davis, R</b> OBP: 0.385, SLG: 0.476 (1, 9)	0-0 G3		4-1 BB			2-0 G6-3			0-0 G5-3	3	0	0	0	1	0	0									
<b>Craig Paquette, R</b> OBP: 0.360, SLG: 0.739 (1, 3)		3-2 1B L5-3	1-2 F7			0-0 F9			2-3 K	4	0	1	0	0	1	3									
<b>Mike Matheny, R</b> OBP: 0.412, SLG: 0.633 (1, 2)		1-0 L5-3		2-1 1B 2B			3-3 K		0-0 2B	4	1	2	0	0	1	1									
<b>Darryl Kile, R</b> (1, 1)		3-2 G5-3		1-0 FC6-4 1B			0-0 L8		0-0 F7	1	0	0	0	0	0	0									
<b>Justin Brunette, L</b> OBP: 1.000, SLG: 1.000 <b>Mike James, R</b> (4, 1)										1	0	0	0	0	0	0									
<b>Fernando Vina, L</b> OBP: 0.449, SLG: 0.581 (6, PH)				2-3 1B						2	0	0	0	0	0	1									
<b>Inning Stats</b>	R: 3 E: 0 K: 1 S: 9	H: 3 LOB: 0 BB: 0 P: 14	R: 0 E: 0 K: 0 S: 8	H: 1 LOB: 0 BB: 0 P: 15	R: 1 E: 0 K: 0 S: 12	H: 2 LOB: 3 BB: 2 P: 25	R: 1 E: 0 K: 2 S: 13	H: 3 LOB: 2 BB: 0 P: 21	R: 0 E: 0 K: 0 S: 3	H: 0 LOB: 0 BB: 0 P: 5	R: 0 E: 1 K: 1 S: 7	H: 0 LOB: 1 BB: 0 P: 12	R: 0 E: 0 K: 2 S: 9	H: 0 LOB: 0 BB: 0 P: 11	R: 0 E: 0 K: 1 S: 6	H: 1 LOB: 1 BB: 0 P: 8	R: 1 E: 0 K: 1 S: 11	H: 1 LOB: 1 BB: 1 P: 26	1B: 6 2B: 3 3B: 0 HR: 3	SF: 0 SAC: 0 DP: 2 HBP: 1	WP: 0 PB: 0 SB: 0 CS: 0	PA: 41			
<b>PITCHER</b>	IP	WLS	BF	H	R	ER	SO	BB	IBB	HBP	BLK	WP	HR	S	P	ERA	WHIP								
<b>Scott Karl, L</b> ERA: 7.0 (1, 1)	3.0		19	9	5	5	1	2	0	1	0	0	3	33	62	15.00	3.667								
<b>Rick Croushore, R</b> ERA: 1.8 (4, 1)	3.0	W	10	0	0	0	3	0	0	0	0	0	0	19	30	0.00	0.000								
<b>Gabe White, L</b> ERA: 3.68 (7, 1)	2.0		7	1	0	0	3	0	0	0	0	0	0	15	19	0.00	0.500								
<b>David Lee, R</b> ERA: 15.0 (9, 1)	0.0		1	1	1	1	0	0	0	0	0	0	0	3	6	∞	∞								
<b>Mike Myers, L</b> ERA: (9, 1)	1.0		4	0	0	0	1	1	0	0	0	0	0	8	20	0.00	1.000								

**St. Louis Cardinals @ Colorado Rockies**  
Coors Field, Denver, CO  
Thu Apr 13 2000, 7:05 PM MDT  
Att: 39,365 - Sunny - 68 F

AB	37
R	6
H	11
RBI	5
BB	3
SO	8
LOB	17



Batter	1	2	3	4	5	6	7	8	9	AB	R	H	RBI	BB	SO	LOB	BOTTOM								
<b>Tom Goodwin, L</b> OBP: 0.326, SLG: 0.436 (1, 8)	4-1 WP 1B		E9 1B	4-2 BB			2-1 G3	0-0 FC4-6		4	2	2	1	2	0	1									
<b>3 Mike Lansing, R</b> OBP: 0.400, SLG: 0.564 (1, 4)	0-3 K		2B 1B	3-3 K			3-1 L9			5	1	2	3	0	2	3									
<b>Larry Walker, L</b> OBP: 0.400, SLG: 0.406 (1, 9)	2-1 G6-3 1B		2B P6			3-2 F7		4-0 BB		4	1	2	2	1	0	2									
<b>Jeff Cirillo, R</b> OBP: 0.371, SLG: 0.429 (1, 5)	2-2 G6-3		1-0 17 HR HBP	2-1 G6-3		2-2 G4-3		4-0 BB		3	1	0	0	1	0	1									
<b>17 Todd Helton, L</b> OBP: 0.432, SLG: 0.692 (1, 3)	2-1 HBP		0-1 1-H 2-H HR	1-1 L8		2-3 K		1-2 BB		4	1	1	3	0	1	2									
<b>Darren Bragg, L</b> OBP: 0.276, SLG: 0.481 (1, 7)	2-0 G3		0-2 HR	3-3 K			0-2 F7	1-0 G6-3		5	1	1	1	0	1	2									
<b>Neifi Perez, S</b> OBP: 0.233, SLG: 0.325 (1, 6)			E6 HBP		2-0 G5-3		0-1 FC6-4 1B	1-1 HR		5	3	3	1	0	0	0									
<b>Scott Servais, R</b> (1, 2)			F9 SF9			1-0 L5		2-0 F8		4	0	0	1	0	0	2									
<b>Scott Karl, L</b> OBP: 0.736, SLG: 0.667 <b>Rick Croushore, R</b> OBP: 1.000, SLG: 1.000 <b>Aaron Lyles, R</b> OBP: 0.429, SLG: 0.429 <b>Gabe White, L</b> <b>Jeff Manto, R</b> OBP: 0.460, SLG: 1.750 <b>David Lee, R</b> <b>Mike Myers, L</b> (1, 1)			E3 HBP			1-0 BB 1B		2-1 FC4-6 1B		1	2	1	0	0	0	0									
<b>Inning Stats</b>	R: 1 E: 0 K: 1 S: 11	H: 1 LOB: 2 BB: 1 P: 23	R: 10 E: 2 K: 0 S: 28	H: 9 LOB: 2 BB: 0 P: 43	R: 0 E: 0 K: 1 S: 7	H: 0 LOB: 0 BB: 0 P: 13	R: 0 E: 0 K: 1 S: 8	H: 1 LOB: 2 BB: 1 P: 19	R: 0 E: 0 K: 0 S: 13	H: 0 LOB: 0 BB: 0 P: 20	R: 0 E: 0 K: 0 S: 10	H: 1 LOB: 1 BB: 0 P: 11	R: 0 E: 0 K: 0 S: 8	H: 0 LOB: 2 BB: 2 P: 22	R: 1 E: 0 K: 0 S: 7	H: 2 LOB: 1 BB: 0 P: 13	1B: 9 2B: 1 3B: 1 HR: 3	SF: 1 SAC: 0 DP: 0 HBP: 3	WP: 2 PB: 0 SB: 0 CS: 0	PA: 46					
<b>PITCHER</b>	IP	WLS	BF	H	R	ER	SO	BB	IBB	HBP	BLK	WP	HR	S	P	ERA	WHIP								
<b>Darryl Kile, R</b> ERA: 9.0 (1, 1)	1.2	L	18	8	11	8	1	1	0	3	0	0	0	18	35	0.00	2.000								
<b>Justin Brunette, L</b> ERA: (2, 1)	2.0		10	3	0	0	1	1	0	0	0	0	0	16	26	0.00	0.000								
<b>Mike James, R</b> ERA: (4, 1)	1.1		4	0	0	0	2	0	0	0	0	0	0	16	26	0.00	0.000								
<b>Heathcliff Slocumb, R</b> ERA: 2.84 (6, 1)	2.0		9	1	0	0	0	2	0	0	0	0	0	18	33	0.00	1.500								
<b>Mike Mohler, L</b> ERA: 9.0 (8, 1)	1.0		5	2	1	1	0	0	0	0	0	0	1	7	13	9.00	2.000								

**St. Louis Cardinals @ Colorado Rockies**  
Coors Field, Denver, CO  
Thu Apr 13 2000, 7:05 PM MDT  
Att: 39,365 - Sunny - 68 F

AB	38
R	12
H	14
RBI	12
BB	4
SO	4
LOB	14



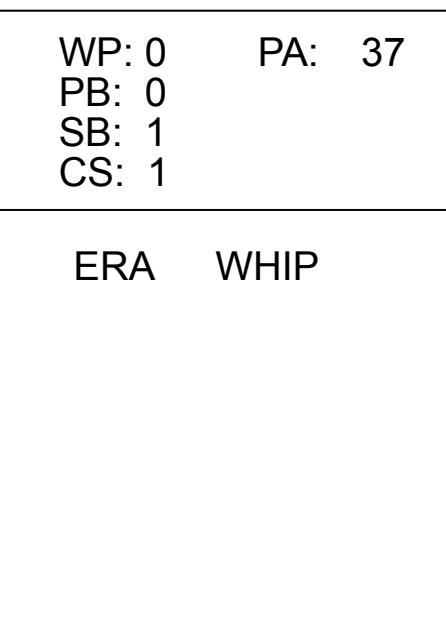



Batter	1	2	3	4	5	6	7	8	9	AB	R	H	RBI	BB	SO	LOB	TOP										
Fernando Vina, L OBP: 0.434, SLG: 0.574	F7		G1-3		E5			15 S 2B		4	0	1	0	0	0	0	<b>St. Louis Cardinals @ Colorado Rockies</b> Coors Field, Denver, CO Fri Apr 14, 2000, 7:05 PM MDT Att: 40,248 - Cloudy - 62 F										
Edgar Renteria, R OBP: 0.296, SLG: 0.512	G6-3		K		FC5-2			G6-3		4	0	0	0	0	1	2											
15 Jim Edmonds, L OBP: 0.612, SLG: 1.000			G1-3		K			K		3	0	0	0	1	2	2											
Ray Lankford, L OBP: 0.163, SLG: 0.268 Dave Veres, R	K				G4-3			K		4	0	0	0	0	2	2											
Eric Davis, R OBP: 0.379, SLG: 0.583 Alan Benes, R			K		HR			G6-3		3	1	1	1	0	1	0											
Shawon Dunston, R OBP: 0.333, SLG: 0.733								G6-3		0	0	0	0	0	0	0											
J.D. Drew, L OBP: 0.632, SLG: 1.429			1B SF7		FC5-4 BB			G6-3		1	0	1	0	0	0	0											
Craig Paquette, R OBP: 0.345, SLG: 0.667					FC5-4			K		4	0	1	0	0	1	2											
Eli Marrero, R OBP: 0.357, SLG: 0.364 Thomas Howard, S	SF7				K			K		2	0	0	1	0	2	1											
Rick Ankiel, L OBP: 0.333, SLG: 0.667 Placido Polanco, R			K					G4-3		1	0	0	0	0	0	0											
<b>Inning Stats</b>	R: 0 E: 0 K: 1 S: 9	H: 0 LOB: 1 BB: 1 P: 15	R: 1 E: 0 K: 2 S: 15	H: 2 LOB: 1 BB: 0 P: 18	R: 0 E: 0 K: 1 S: 8	H: 0 LOB: 0 BB: 0 P: 11	R: 1 E: 0 K: 1 S: 13	H: 1 LOB: 1 BB: 1 P: 21	R: 0 E: 0 K: 2 S: 11	H: 0 LOB: 0 BB: 0 P: 17	R: 0 E: 0 K: 0 S: 10	H: 0 LOB: 0 BB: 0 P: 16	R: 0 E: 0 K: 1 S: 11	H: 0 LOB: 0 BB: 0 P: 17	R: 0 E: 0 K: 2 S: 12	H: 1 LOB: 1 BB: 0 P: 18	R: 0 E: 0 K: 1 S: 10	H: 2 LOB: 1 BB: 0 P: 16	1B: 3 2B: 2 3B: 0 HR: 1	SF: 1 SAC: 0 DP: 0 HBP: 0	WP: 0 PB: 0 SB: 1 CS: 1	PA: 35					
<b>PITCHER</b>	IP	WLS	BF	H	R	ER	SO	BB	IBB	HBP	BLK	WP	HR	S	P	ERA	WHIP										
Pedro Astacio, R ERA: 4.74	7.1	W	29	4	2	2	8	2	0	0	0	0	1	81	122	2.46	0.818										
Mike Myers, L ERA:	0.2	H	2	0	0	0	2	0	0	0	0	0	0	8	11	0.00	0.000										
Julian Tavaréz, R ERA:	1.0		4	2	0	0	1	0	0	0	0	0	0	10	16	0.00	2.000										


Batter	1	2	3	4	5	6	7	8	9	AB	R	H	RBI	BB	SO	LOB	BOTTOM										
Brian Hunter, R OBP: 0.316, SLG: 0.235	G4-3 HR		G5-3		P4		F7	L5		5	1	1	0	0	0	2	<b>St. Louis Cardinals @ Colorado Rockies</b> Coors Field, Denver, CO Fri Apr 14, 2000, 7:05 PM MDT Att: 40,248 - Cloudy - 62 F										
3 Mike Lansing, R OBP: 0.429, SLG: 0.643	L6		HR		17 BB BB		HBP			3	1	2	1	1	0	1											
Larry Walker, L OBP: 0.385, SLG: 0.371	G4-3		L3		F9		G4-6-3 HBP			3	0	0	0	0	0	2											
Jeff Cirillo, R OBP: 0.410, SLG: 0.548	HR		FC5 17 BB		17 BB BB		G4-6-3			3	1	2	2	1	0	2											
17 Todd Helton, L OBP: 0.458, SLG: 0.675	G4-3		BB		FC6-4 BB			SH1-3 E BB		1	1	0	0	3	0	0											
Terry Shumpert, R OBP: 0.250, SLG: 0.227 Tom Goodwin, L			FC5		FC6-4			SH1-3		2	0	0	0	1	0	5											
Neifi Perez, S OBP: 0.234, SLG: 0.318	P4				G6-3			E8		4	1	1	1	0	0	1											
Scott Servais, R OBP: 0.167, SLG: 0.313					F9			1B L5		4	1	2	2	0	0	0											
Pedro Astacio, R OBP: 0.125, SLG: 0.125 Mike Myers, L					G4-3			1B L5		3	0	0	0	0	1	0											
Darren Bragg, L OBP: 0.300, SLG: 0.536 Julian Tavaréz, L								2B		0	0	0	0	0	0	0											
<b>Inning Stats</b>	R: 2 E: 0 K: 0 S: 10	H: 2 LOB: 0 BB: 0 P: 19	R: 1 E: 0 K: 1 S: 11	H: 1 LOB: 0 BB: 1 P: 15	R: 1 E: 0 K: 0 S: 13	H: 2 LOB: 2 BB: 1 P: 22	R: 0 E: 0 K: 0 S: 8	H: 0 LOB: 0 BB: 0 P: 13	R: 0 E: 0 K: 0 S: 3	H: 0 LOB: 3 BB: 3 P: 22	R: 0 E: 0 K: 0 S: 8	H: 0 LOB: 0 BB: 0 P: 4	R: 0 E: 0 K: 0 S: 8	H: 1 LOB: 1 BB: 0 P: 16	R: 2 E: 1 K: 0 S: 12	H: 3 LOB: 1 BB: 1 P: 23	R: 0 E: 0 K: 0 S: 10	H: 0 LOB: 0 BB: 0 P: 19	1B: 5 2B: 2 3B: 0 HR: 3	SF: 0 SAC: 1 DP: 2 HBP: 1	WP: 0 PB: 0 SB: 1 CS: 1	PA: 37					
<b>PITCHER</b>	IP	WLS	BF	H	R	ER	SO	BB	IBB	HBP	BLK	WP	HR	S	P	ERA	WHIP										
Rick Ankiel, L ERA: 4.15	5.0	L	24	5	4	4	1	5	0	0	0	0	0	20	37	7.71	1.714										
Alan Benes, R ERA: 7.71	2.1		11	3	2	2	0	1	0	1	0	0	0	3	6	0.00	1.500										
Dave Veres, R ERA: 3.18	0.2		2	1	0	0	0	0	0	0	0	0	0	3	6	0.00	1.500										

AB 32  
R 2  
H 6  
RBI 2  
BB 2  
SO 11  
LOB 11

AB 29  
R 6  
H 9  
RBI 6  
BB 6  
SO 1  
LOB 13



Batter	1	2	3	4	5	6	7	8	9	AB R H RBI BB SO LOB	TOP																								
												<b>St. Louis Cardinals @ Colorado Rockies</b> Coors Field, Denver, CO Sat Apr 15 2000, 1:05 PM MDT <a href="http://livebaseballscorecards.com">livebaseballscorecards.com</a>																							
		<b>AB</b> 0 <b>R</b> 0 <b>H</b> 0 <b>RBI</b> 0 <b>BB</b> 0 <b>SO</b> 0 <b>LOB</b> 0																																	
																																			
Inning Stats		1B: 0 SF: 0 2B: 0 SAC: 0 3B: 0 DP: 0 HR: 0 HBP: 0	WP: 0 PA: 0 PB: 0 SB: 0 CS: 0																																
PITCHER	IP	WLS	BF	H	R	ER	SO	BB	IBB	HBP	BLK	WP	HR	S	P	ERA	WHIP	PITCHER	IP	WLS	BF	H	R	ER	SO	BB	IBB	HBP	BLK	WP	HR	S	P	ERA	WHIP

Batter	1	2	3	4	5	6	7	8	9	AB R H RBI BB SO LOB	BOTTOM																								
												<b>St. Louis Cardinals @ Colorado Rockies</b> Coors Field, Denver, CO Sat Apr 15 2000, 1:05 PM MDT <a href="http://livebaseballscorecards.com">livebaseballscorecards.com</a>																							
		<b>AB</b> 0 <b>R</b> 0 <b>H</b> 0 <b>RBI</b> 0 <b>BB</b> 0 <b>SO</b> 0 <b>LOB</b> 0																																	
																																			
Inning Stats		1B: 0 SF: 0 2B: 0 SAC: 0 3B: 0 DP: 0 HR: 0 HBP: 0	WP: 0 PA: 0 PB: 0 SB: 0 CS: 0																																
PITCHER	IP	WLS	BF	H	R	ER	SO	BB	IBB	HBP	BLK	WP	HR	S	P	ERA	WHIP	PITCHER	IP	WLS	BF	H	R	ER	SO	BB	IBB	HBP	BLK	WP	HR	S	P	ERA	WHIP











Batter	1	2	3	4	5	6	7	8	9	AB	R	H	RBI	BB	SO	LOB	TOP							
Brian Hunter, R OBP: 0.333, SLG: 0.286 (1, 8)										6	1	2	0	0	1	3								
3 Mike Lansing, R OBP: 0.424, SLG: 0.608 (1, 4)										5	1	2	0	1	1	5								
Larry Walker, L OBP: 0.370, SLG: 0.347 (1, 9)										5	3	1	1	0	1	2								
Jeff Cirillo, R OBP: 0.451, SLG: 0.610 (1, 5)										4	2	2	1	0	0	1								
17 Todd Helton, L OBP: 0.484, SLG: 0.692 Jeff Manto, R OBP: 0.833, SLG: 1.800 (1, 3) (9, 3)										5	1	2	3	0	0	2								
Terry Shupert, R OBP: 0.297, SLG: 0.353 Mike Myers, L Jose Jimenez, R (1, 7) (8, 1) (9, 1)										5	1	2	2	0	1	2								
Neifi Perez, S OBP: 0.230, SLG: 0.321 (1, 6)										4	0	0	1	0	0	2								
Scott Servais, R OBP: 0.393, SLG: 0.409 (1, 2)										3	0	2	0	2	0	0								
Masato Yoshii, R OBP: 0.375, SLG: 0.375 Tom Goodwin, L OBP: 0.300, SLG: 0.391 (1, 1) (8, 8)										4	0	2	1	0	0	2								
<b>Inning Stats</b>	R: 5 E: 0 K: 1 S: 18	H: 6 LOB: 2 BB: 1 P: 29	R: 0 E: 0 K: 1 S: 6	H: 0 LOB: 1 BB: 0 P: 12	R: 0 E: 0 K: 0 S: 16	H: 3 LOB: 3 BB: 0 P: 22	R: 0 E: 0 K: 0 S: 4	H: 0 LOB: 0 BB: 0 P: 7	R: 0 E: 0 K: 0 S: 4	H: 1 LOB: 1 BB: 1 P: 9	R: 3 E: 1 K: 0 S: 12	H: 3 LOB: 1 BB: 0 P: 23	R: 0 E: 0 K: 0 S: 8	H: 0 LOB: 0 BB: 0 P: 13	R: 1 E: 0 K: 1 S: 14	H: 1 LOB: 1 BB: 1 P: 23	R: 0 E: 1 K: 1 S: 12	H: 1 LOB: 2 BB: 0 P: 19	1B: 12 2B: 2 3B: 1 HR: 0	SF: 1 SAC: 0 DP: 1 HBP: 1	WP: 0 PB: 0 SB: 1 CS: 0	PA: 47		
<b>PITCHER</b>	IP WLS BF H R ER SO BB IBB HBP BLK WP HR S P ERA WHIP	IP WLS BF H R ER SO BB IBB HBP BLK WP HR S P ERA WHIP	IP WLS BF H R ER SO BB IBB HBP BLK WP HR S P ERA WHIP	IP WLS BF H R ER SO BB IBB HBP BLK WP HR S P ERA WHIP	IP WLS BF H R ER SO BB IBB HBP BLK WP HR S P ERA WHIP	IP WLS BF H R ER SO BB IBB HBP BLK WP HR S P ERA WHIP	IP WLS BF H R ER SO BB IBB HBP BLK WP HR S P ERA WHIP	IP WLS BF H R ER SO BB IBB HBP BLK WP HR S P ERA WHIP	IP WLS BF H R ER SO BB IBB HBP BLK WP HR S P ERA WHIP	IP WLS BF H R ER SO BB IBB HBP BLK WP HR S P ERA WHIP	IP WLS BF H R ER SO BB IBB HBP BLK WP HR S P ERA WHIP	IP WLS BF H R ER SO BB IBB HBP BLK WP HR S P ERA WHIP	IP WLS BF H R ER SO BB IBB HBP BLK WP HR S P ERA WHIP	IP WLS BF H R ER SO BB IBB HBP BLK WP HR S P ERA WHIP	IP WLS BF H R ER SO BB IBB HBP BLK WP HR S P ERA WHIP	IP WLS BF H R ER SO BB IBB HBP BLK WP HR S P ERA WHIP	IP WLS BF H R ER SO BB IBB HBP BLK WP HR S P ERA WHIP	IP WLS BF H R ER SO BB IBB HBP BLK WP HR S P ERA WHIP	IP WLS BF H R ER SO BB IBB HBP BLK WP HR S P ERA WHIP	IP WLS BF H R ER SO BB IBB HBP BLK WP HR S P ERA WHIP	IP WLS BF H R ER SO BB IBB HBP BLK WP HR S P ERA WHIP	IP WLS BF H R ER SO BB IBB HBP BLK WP HR S P ERA WHIP	IP WLS BF H R ER SO BB IBB HBP BLK WP HR S P ERA WHIP	IP WLS BF H R ER SO BB IBB HBP BLK WP HR S P ERA WHIP
Omar Daal, L ERA: 4.5 (1, 1)	5.1 L 32 13 8 7 2 0 0 2 1 0 0 0 0 0 57 94 11.81 2.438	1.2 5 0 0 0 0 0 0 0 0 0 0 0 0 0 11 21 0.00 0.000	1.0 5 1 1 1 1 1 0 0 0 0 0 0 0 0 14 23 9.00 2.000	1.0 5 1 0 0 1 0 0 0 0 0 0 0 0 0 12 19 0.00 1.000																				

Colorado Rockies @ Arizona Diamondbacks  
Bank One Ballpark, Phoenix, AZ  
Mon Apr 17 2000, 9:35 PM EDT  
Att: 33,743 - Sunny - 87 F

livebaseballscorecards.com

AB 42  
R 9  
H 15  
RBI 9  
BB 3  
SO 4  
LOB 20

Batter	1	2	3	4	5	6	7	8	9	AB	R	H	RBI	BB	SO	LOB	BOTTOM								
Hanley Frias, S OBP: 0.250, SLG: 0.143 (1, 6)										3	0	1	0	1	0	0									
Jay Bell, R OBP: 0.400, SLG: 0.510 Danny Klassen, R OBP: 0.500, SLG: 0.500 (1, 4) (9, 6)										4	1	2	0	0	0	3									
Luis Gonzalez, L OBP: 0.339, SLG: 0.451 (1, 7)										4	0	0	0	0	0	3									
Erubiel Durazo, L OBP: 0.413, SLG: 0.417 Greg Colbrunn, R OBP: 0.615, SLG: 0.500 (1, 3) (8, PH) (9, 3)										2	0	0	0	1	1	2									
Steve Finley, L OBP: 0.386, SLG: 0.648 Byung-Hyun Kim, R (1, 8) (9, 1)										4	0	2	1	0	0	0									
Travis Lee, L OBP: 0.370, SLG: 0.500 (1, 9) (9, 8)										4	0	0	0	0	1	4									
Lenny Harris, L OBP: 0.234, SLG: 0.333 (1, 5)										4	0	2	0	0	0	0									
Kelly Stinnett, R OBP: 0.273, SLG: 0.727 (1, 2)										4	0	0	0	0	1	2									
Omar Daal, L OBP: 0.111, SLG: 0.222 Mike Morgan, R OBP: 1.000, SLG: 1.000 Bernard Gilkey, R OBP: 0.333, SLG: 0.400 Russ Springer, R Andy Fox, L (1, 1) (6, 1) (7, PH) (8, 1) (9, 9)										2	0	0	0	0	0	0									
<b>Inning Stats</b>	R: 0 E: 0 K: 0 S: 8	H: 1 LOB: 1 BB: 0 P: 16	R: 0 E: 0 K: 0 S: 8	H: 0 LOB: 0 BB: 0 P: 11	R: 0 E: 0 K: 1 S: 6	H: 0 LOB: 0 BB: 0 P: 7	R: 0 E: 1 K: 1 S: 13	H: 2 LOB: 2 BB: 0 P: 17	R: 0 E: 0 K: 0 S: 7	H: 1 LOB: 0 BB: 0 P: 9	R: 1 E: 0 K: 0 S: 11	H: 2 LOB: 2 BB: 1 P: 21	R: 0 E: 0 K: 0 S: 16	H: 1 LOB: 2 BB: 1 P: 25	R: 0 E: 0 K: 1 S: 7	H: 0 LOB: 0 BB: 0 P: 9	R: 0 E: 0 K: 1 S: 8	H: 1 LOB: 0 BB: 0 P: 11	1B: 8 2B: 0 3B: 0 HR: 0	SF: 0 SAC: 0 DP: 2 HBP: 0	WP: 0 PB: 0 SB: 1 CS: 0	PA: 35			
<b>PITCHER</b>	IP WLS BF H R ER SO BB IBB HBP BLK WP HR S P ERA WHIP	IP WLS BF H R ER SO BB IBB HBP BLK WP HR S P ERA WHIP	IP WLS BF H R ER SO BB IBB HBP BLK WP HR S P ERA WHIP	IP WLS BF H R ER SO BB IBB HBP BLK WP HR S P ERA WHIP	IP WLS BF H R ER SO BB IBB HBP BLK WP HR S P ERA WHIP	IP WLS BF H R ER SO BB IBB HBP BLK WP HR S P ERA WHIP	IP WLS BF H R ER SO BB IBB HBP BLK WP HR S P ERA WHIP	IP WLS BF H R ER SO BB IBB HBP BLK WP HR S P ERA WHIP	IP WLS BF H R ER SO BB IBB HBP BLK WP HR S P ERA WHIP	IP WLS BF H R ER SO BB IBB HBP BLK WP HR S P ERA WHIP	IP WLS BF H R ER SO BB IBB HBP BLK WP HR S P ERA WHIP	IP WLS BF H R ER SO BB IBB HBP BLK WP HR S P ERA WHIP	IP WLS BF H R ER SO BB IBB HBP BLK WP HR S P ERA WHIP	IP WLS BF H R ER SO BB IBB HBP BLK WP HR S P ERA WHIP	IP WLS BF H R ER SO BB IBB HBP BLK WP HR S P ERA WHIP	IP WLS BF H R ER SO BB IBB HBP BLK WP HR S P ERA WHIP	IP WLS BF H R ER SO BB IBB HBP BLK WP HR S P ERA WHIP	IP WLS BF H R ER SO BB IBB HBP BLK WP HR S P ERA WHIP	IP WLS BF H R ER SO BB IBB HBP BLK WP HR S P ERA WHIP	IP WLS BF H R ER SO BB IBB HBP BLK WP HR S P ERA WHIP	IP WLS BF H R ER SO BB IBB HBP BLK WP HR S P ERA WHIP	IP WLS BF H R ER SO BB IBB HBP BLK WP HR S P ERA WHIP	IP WLS BF H R ER SO BB IBB HBP BLK WP HR S P ERA WHIP	IP WLS BF H R ER SO BB IBB HBP BLK WP HR S P ERA WHIP	
Masato Yoshii, R ERA: 3.38 (8, 1)	1.0 3 0 0 0 1 0 0 0 0 0 0 0 0 7 9 0.00 0.000	1.0 3 1 0 0 1 0 0 0 0 0 0 0 0 8 11 0.00 1.000																							

Colorado Rockies @ Arizona Diamondbacks  
Bank One Ballpark, Phoenix, AZ  
Mon Apr 17 2000, 9:35 PM EDT  
Att: 33,743 - Sunny - 87 F

livebaseballscorecards.com

AB 33  
R 1  
H 8  
RBI 1  
BB 2  
SO 4  
LOB 14



Batter	1	2	3	4	5	6	7	8	9	AB	R	H	RBI	BB	SO	LOB	TOP										
Tom Goodwin, L (1,8) OBP: 0.278, SLG: 0.360	G6-3			G3-1	L4-6			K		4	0	0	0	0	1	2											
3 Mike Lansing, R (1,4) OBP: 0.413, SLG: 0.600	K			1B	2B		G6-3		P6	4	1	1	0	0	1	0											
Larry Walker, L (1,9) OBP: 0.362, SLG: 0.327	G3			1B	BB		G1-3		F7	3	0	0	0	1	0	0											
Jeff Cirillo, R (1,5) OBP: 0.455, SLG: 0.591		G1-3		1B			G3		FC6-4	3	0	1	1	1	0	0											
17 Todd Helton, L (1,3) OBP: 0.470, SLG: 0.661	G4-3			1B			G4-3		FC6-4	4	0	1	0	0	0	2											
Darren Bragg, L (1,7) OBP: 0.288, SLG: 0.441	G3-1			G5-3			G4-3		FC6-4	3	0	0	0	0	0	2											
Terry Shumpert, R (9,PH) OBP: 0.288, SLG: 0.343							G4-3		FC6-4	1	0	0	0	0	0	2											
Neifi Perez, S (1,6) OBP: 0.234, SLG: 0.339			F9		SH1-4		G3			3	0	1	0	0	0	0											
Brent Mayne, L (1,2) OBP: 0.448, SLG: 0.348		G4-3			SH1-4			G1-3		2	0	0	0	1	0	0											
Scott Karl, L (1,1) OBP: 0.600, SLG: 0.500			G4-3					P4		1	0	0	0	0	0	0											
Mike Myers, L (7,1)					SH1-4					0	0	0	0	0	0	0											
Aaron Ledesma, R (8,PH) OBP: 0.333, SLG: 0.417										1	0	0	0	0	0	0											
Stan Belinda, R (8,1)										0	0	0	0	0	0	0											
Jerry Dipoto, R (8,1)										0	0	0	0	0	0	0											
<b>Inning Stats</b>	R: 0 E: 0 K: 1 S: 8	H: 0 LOB: 0 BB: 0 P: 11	R: 0 E: 0 K: 0 S: 6	H: 0 LOB: 0 BB: 0 P: 9	R: 0 E: 0 K: 0 S: 6	H: 0 LOB: 0 BB: 0 P: 8	R: 1 E: 0 K: 0 S: 11	H: 2 LOB: 2 BB: 1 P: 19	R: 0 E: 0 K: 0 S: 6	H: 1 LOB: 1 BB: 1 P: 12	R: 0 E: 0 K: 0 S: 5	H: 0 LOB: 0 BB: 0 P: 9	R: 0 E: 0 K: 0 S: 7	H: 0 LOB: 0 BB: 0 P: 13	R: 0 E: 0 K: 1 S: 9	H: 0 LOB: 0 BB: 0 P: 15	R: 0 E: 0 K: 0 S: 11	H: 1 LOB: 2 BB: 1 P: 17	1B: 2 2B: 3 3B: 0 HR: 0	SF: 0 SAC: 1 DP: 1 HBP: 0	WP: 0 PA: 33 PB: 0 SB: 0 CS: 0						
<b>PITCHER</b>	IP	WLS	BF	H	R	ER	SO	BB	IBB	HBP	BLK	WP	HR	S	P	ERA	WHIP										
Armando Reynoso, R (1,1) ERA: 2.95	8.0	W	28	3	1	1	2	2	0	0	0	0	0	58	96	1.12	0.625										
Greg Swindell, L (9,1) ERA: 1.5	1.0		5	1	0	0	0	1	0	0	0	0	0	11	17	0.00	2.000										

**Colorado Rockies @ Arizona Diamondbacks**  
Bank One Ballpark, Phoenix, AZ  
Tue Apr 18 2000, 9:35 PM EDT  
Att: 30,275 - Sunny - 75 F

AB 29  
R 1  
H 4  
RBI 1  
BB 3  
SO 2  
LOB 8



Batter	1	2	3	4	5	6	7	8	9	AB	R	H	RBI	BB	SO	LOB	BOTTOM										
Tony Womack, L (1,6) OBP: 0.196, SLG: 0.260	F7		K							5	1	3	2	0	1	1											
Jay Bell, R (1,4) OBP: 0.415, SLG: 0.545			F8				F7			4	1	2	1	1	0	2											
Luis Gonzalez, L (1,7) OBP: 0.328, SLG: 0.482	F7		G3-1				F9			5	1	1	2	0	1	5											
Greg Colbrunn, R (1,3) OBP: 0.611, SLG: 0.455							G4-3			3	0	1	0	2	1	1											
Steve Finley, L (1,8) OBP: 0.361, SLG: 0.603	F8			FC4-6			E1			4	1	0	0	0	1	5											
Bernard Gilkey, R (1,9) OBP: 0.333, SLG: 0.615			G6-3				G6-4-3			3	1	1	2	0	0	1											
Travis Lee, L (8,PH) OBP: 0.383, SLG: 0.500										0	0	0	0	1	0	0											
Damian Miller, R (1,2) OBP: 0.367, SLG: 0.536		L4								3	0	1	0	0	0	0											
Danny Klassen, R (1,5) OBP: 0.545, SLG: 0.636			K							3	1	2	0	0	1	0											
Armando Reynoso, R (1,1) OBP: 0.143, SLG: 0.143										3	0	1	0	0	0	3											
Lenny Harris, L (8,PH) OBP: 0.229, SLG: 0.326										1	1	0	0	0	0	3											
Greg Swindell, L (9,1) ERA: 11.57										0	0	0	0	0	0	0											
<b>Inning Stats</b>	R: 0 E: 0 K: 0 S: 7	H: 1 LOB: 2 BB: 1 P: 17	R: 0 E: 0 K: 1 S: 5	H: 0 LOB: 0 BB: 0 P: 9	R: 0 E: 0 K: 1 S: 9	H: 1 LOB: 1 BB: 0 P: 17	R: 2 E: 0 K: 0 S: 10	H: 3 LOB: 1 BB: 0 P: 17	R: 0 E: 1 K: 0 S: 7	H: 2 LOB: 2 BB: 0 P: 11	R: 0 E: 0 K: 1 S: 8	H: 1 LOB: 2 BB: 1 P: 17	R: 0 E: 0 K: 1 S: 18	H: 3 LOB: 0 BB: 1 P: 31	R: 5 E: 1 K: 1 S: 18	H: 3 LOB: 0 BB: 1 P: 31	1B: 6 2B: 3 3B: 1 HR: 2	SF: 0 SAC: 2 DP: 2 HBP: 0	WP: 1 PA: 40 PB: 0 SB: 1 CS: 1								
<b>PITCHER</b>	IP	WLS	BF	H	R	ER	SO	BB	IBB	HBP	BLK	WP	HR	S	P	ERA	WHIP										
Scott Karl, L (1,1) ERA: 5.17	6.2	L	31	9	2	2	3	3	0	0	0	0	0	3	5	0.00	0.000										
Mike Myers, L (7,1) ERA	0.1		1	0	0	0	1	0	0	0	0	0	0	3	5	0.00	0.000										
Stan Belinda, R (8,1) ERA: 1.42	0.2		5	1	3	1	0	1	0	0	0	0	0	10	16	13.50	3.000										
Jerry Dipoto, R (8,1) ERA: 11.57	0.1		3	2	2	1	1	0	0	0	0	0	1	8	15	27.00	6.000										

**Colorado Rockies @ Arizona Diamondbacks**  
Bank One Ballpark, Phoenix, AZ  
Tue Apr 18 2000, 9:35 PM EDT  
Att: 30,275 - Sunny - 75 F

AB 34  
R 7  
H 12  
RBI 7  
BB 4  
SO 5  
LOB 21

















Batter	1	2	3	4	5	6	7	8	9	AB	R	H	RBI	BB	SO	LOB	TOP				
Tom Goodwin, L (1, 8) OBP: 0.324, SLG: 0.381	G3	G4-3		F2				F7		5	0	1	1	0	0	2	<b>Colorado Rockies @ St. Louis Cardinals</b> Busch Stadium, St. Louis, MO Sat Apr 22 2000, 7:10 PM CDT Att: 42,901 - Sunny - 75 F				
3 Mike Lansing, R (1, 4) OBP: 0.386, SLG: 0.486	1B 17 SF8 BB	G5-3			G3	F9		G6-3		4	1	0	0	1	0	3					
Larry Walker, L (1, 9) OBP: 0.416, SLG: 0.391	1B		K		17 BLK SF9 2B		17 FC4-6 BB	1B		4	1	3	0	1	1	0					
17 Todd Helton, L (1, 3) OBP: 0.440, SLG: 0.643	SF8		F8		4-1 2B		FC4-6 HR	F7		3	1	0	1	1	0	2					
Jeff Cirillo, R (1, 5) OBP: 0.403, SLG: 0.483	K		G5-3		2-3 BB		F8	1B		4	0	1	1	0	1	2					
Jeffrey Hammonds, R (1, 7) OBP: 0.500, SLG: 1.125		2B 1B		F8	F9		HR	K		5	2	2	2	0	1	3					
Neifi Perez, S (1, 6) OBP: 0.241, SLG: 0.324		F8		F7		F8	K			4	0	0	0	0	1	1					
Brent Mayne, L (1, 2) OBP: 0.447, SLG: 0.387		1B G4-3 2B		E7 1B		G4-3		F9		4	2	2	0	0	0	0					
Masato Yoshii, R (1, 1) Darrell Blanks, L (6, PR) Rick Croushore, R (6, PR) Mike Myers, L (7, 1) Jerry Dipoto, R (7, 1) Gabe White, L (8, 1) Jose Jimenez, R (9, 1)		2B 1B				1B BB		K		2	0	2	2	0	0	0					
<b>Inning Stats</b>	R: 1 E: 0 K: 1 S: 13	H: 1 LOB: 1 BB: 1 P: 25	R: 2 E: 0 K: 0 S: 21	H: 3 LOB: 1 BB: 0 P: 31	R: 0 E: 0 K: 1 S: 8	H: 0 LOB: 0 BB: 0 P: 15	R: 1 E: 1 K: 0 S: 10	H: 2 LOB: 1 BB: 0 P: 16	R: 0 E: 0 K: 0 S: 11	H: 1 LOB: 2 BB: 1 P: 20	R: 2 E: 0 K: 1 S: 18	H: 1 LOB: 0 BB: 1 P: 29	R: 0 E: 0 K: 1 S: 7	H: 0 LOB: 0 BB: 0 P: 13	R: 0 E: 0 K: 1 S: 12	H: 2 LOB: 2 BB: 0 P: 16		1B: 8 2B: 2 3B: 0 HR: 1	SF: 2 SAC: 0 DP: 0 HBP: 0	WP: 0 PB: 0 SB: 0 CS: 0	PA: 42
<b>PITCHER</b>	IP	WLS	BF	H	R	ER	SO	BB	IBB	HBP	BLK	WP	HR	S	P	ERA	WHIP				
Garrett Stephenson, R (1, 1) ERA: 6.75	6.0		29	8	5	4	2	3	0	0	1	0	0	72	124	6.00	1.833				
Mike Mohler, L (7, 1) ERA: 9.9	0.1	H	2	0	1	1	0	1	0	0	0	0	0	4	9	27.00	3.000				
Mike James, R (7, 1) ERA: 1.69	1.2	L	6	1	1	1	2	0	0	0	0	0	1	21	33	5.40	0.600				
Dave Veres, R (9, 1) ERA: 2.7	1.0		5	2	0	0	1	0	0	0	0	0	0	12	16	0.00	2.000				

Batter	1	2	3	4	5	6	7	8	9	AB	R	H	RBI	BB	SO	LOB	BOTTOM				
Fernando Vina, L (1, 4) OBP: 0.443, SLG: 0.513	SH1-3 2B BB	G3		FC6-4 1B BB		G3		K		3	1	0	0	2	1	3	<b>Colorado Rockies @ St. Louis Cardinals</b> Busch Stadium, St. Louis, MO Sat Apr 22 2000, 7:10 PM CDT Att: 42,901 - Sunny - 75 F				
Edgar Renteria, R (1, 6) OBP: 0.385, SLG: 0.569	SH1-3	F9		FC6-4 1B			F9	G6-3		4	0	1	0	0	0	1					
Eric Davis, R (1, 9) OBP: 0.420, SLG: 0.500	HR 2B		K	FC6-4			F9	G5-3 BB		4	1	1	1	1	1	2					
Mark McGwire, R (1, 3) OBP: 0.500, SLG: 0.704	HR			FC1-6 BB		F8		G5-3		3	1	1	2	2	0	1					
Ray Lankford, L (1, 7) OBP: 0.275, SLG: 0.283	F7		FC1-6 HR			K		K		4	1	0	0	1	2	2					
Fernando Tatis, R (1, 5) OBP: 0.456, SLG: 0.724	G6-3			HR		G5-3		K		4	1	1	2	0	1	2					
J.D. Drew, L (1, 8) OBP: 0.514, SLG: 0.889		E7 1B		F7		G3 BB		G4-3		3	1	0	0	1	0	0					
Mike Matheny, R (1, 2) OBP: 0.439, SLG: 0.521		G3 SH3-4 1B		G6-3		G3		K		4	0	2	1	0	0	1					
El Marrero, R (8, PR) OBP: 0.400, SLG: 0.857		G3 SH3-4 1B		G6-3		G3		K		0	0	0	0	0	0	0					
Garrett Stephenson, R (1, 1) 15 Jim Edmonds, L (6, PR) Mike Mohler, L (7, 1) Mike Myers, L (7, 1) Thomas Howard, S (8, PR) Dave Veres, R (9, 1)		SH3-4		G6-3		K		K		1	0	0	0	0	0	0					
<b>Inning Stats</b>	R: 3 E: 0 K: 0 S: 7	H: 2 LOB: 0 BB: 1 P: 14	R: 1 E: 1 K: 0 S: 9	H: 1 LOB: 1 BB: 0 P: 15	R: 2 E: 0 K: 1 S: 10	H: 1 LOB: 0 BB: 1 P: 18	R: 0 E: 0 K: 0 S: 10	H: 1 LOB: 2 BB: 1 P: 19	R: 0 E: 0 K: 1 S: 7	H: 0 LOB: 1 BB: 1 P: 13	R: 0 E: 0 K: 1 S: 9	H: 0 LOB: 2 BB: 2 P: 20	R: 0 E: 0 K: 2 S: 13	H: 1 LOB: 0 BB: 0 P: 20	R: 0 E: 0 K: 1 S: 9	H: 0 LOB: 1 BB: 1 P: 14	1B: 3 2B: 1 3B: 0 HR: 2	SF: 0 SAC: 2 DP: 0 HBP: 0	WP: 0 PB: 0 SB: 1 CS: 0	PA: 41	
<b>PITCHER</b>	IP	WLS	BF	H	R	ER	SO	BB	IBB	HBP	BLK	WP	HR	S	P	ERA	WHIP				
Masato Yoshii, R (1, 1) ERA: 4.56	5.0		24	5	6	5	2	3	0	0	0	0	0	13	25	0.00	1.200				
Rick Croushore, R (6, 1) ERA: 3.0	1.2	W	7	0	0	0	1	2	0	0	0	0	0	4	4	0.00	0.000				
Mike Myers, L (7, 1) ERA: 9.9	0.0		1	0	0	0	0	1	0	0	0	0	0	0	4	∞	∞				
Jerry Dipoto, R (7, 1) ERA: 8.23	1.0	H	4	1	0	0	2	0	0	0	0	0	0	13	18	0.00	1.000				
Gabe White, L (8, 1) ERA: 2.77	0.1	H	1	0	0	0	1	0	0	0	0	0	0	3	6	0.00	0.000				







Batter	1	2	3	4	5	6	7	8	9	AB R H RBI BB SO LOB	TOP																									
												<b>Colorado Rockies @ St. Louis Cardinals</b> Busch Stadium, St. Louis, MO Mon Apr 24 2000, 12:10 PM CDT  <a href="http://livebaseballscorecards.com">livebaseballscorecards.com</a>																								
Inning Stats											AB 0 R 0 H 0 RBI 0 BB 0 SO 0 LOB 0																									
PITCHER	IP	WLS	BF	H	R	ER	SO	BB	IBB	HBP	BLK	WP	HR	S	P	ERA	WHIP	PITCHER	IP	WLS	BF	H	R	ER	SO	BB	IBB	HBP	BLK	WP	HR	S	P	ERA	WHIP	WP: 0 PA: 0 1B: 0 SF: 0 2B: 0 SAC: 0 3B: 0 DP: 0 HR: 0 HBP: 0 CS: 0

Colorado Rockies @ St. Louis Cardinals  
 Busch Stadium, St. Louis, MO  
 Mon Apr 24 2000, 12:10 PM CDT

AB 0  
 R 0  
 H 0  
 RBI 0  
 BB 0  
 SO 0  
 LOB 0



WP: 0 PA: 0  
 1B: 0 SF: 0  
 2B: 0 SAC: 0  
 3B: 0 DP: 0  
 HR: 0 HBP: 0  
 CS: 0

Batter	1	2	3	4	5	6	7	8	9	AB R H RBI BB SO LOB	BOTTOM																									
												<b>Colorado Rockies @ St. Louis Cardinals</b> Busch Stadium, St. Louis, MO Mon Apr 24 2000, 12:10 PM CDT  <a href="http://livebaseballscorecards.com">livebaseballscorecards.com</a>																								
Inning Stats											AB 0 R 0 H 0 RBI 0 BB 0 SO 0 LOB 0																									
PITCHER	IP	WLS	BF	H	R	ER	SO	BB	IBB	HBP	BLK	WP	HR	S	P	ERA	WHIP	PITCHER	IP	WLS	BF	H	R	ER	SO	BB	IBB	HBP	BLK	WP	HR	S	P	ERA	WHIP	WP: 0 PA: 0 1B: 0 SF: 0 2B: 0 SAC: 0 3B: 0 DP: 0 HR: 0 HBP: 0 CS: 0

Colorado Rockies @ St. Louis Cardinals  
 Busch Stadium, St. Louis, MO  
 Mon Apr 24 2000, 12:10 PM CDT

AB 0  
 R 0  
 H 0  
 RBI 0  
 BB 0  
 SO 0  
 LOB 0



WP: 0 PA: 0  
 1B: 0 SF: 0  
 2B: 0 SAC: 0  
 3B: 0 DP: 0  
 HR: 0 HBP: 0  
 CS: 0



Batter	1	2	3	4	5	6	7	8	9	AB	R	H	RBI	BB	SO	LOB	TOP			
Tom Goodwin, L (1.8) OBP: 0.391, SLG: 0.426	G5-3		1-2 3 1B		1-1 3 3 G4-3		4-2 3 G5-4-3		1-0 3B	4	2	3	0	1	0	0	<b>Colorado Rockies @ Montreal Expos</b> Olympic Stadium, Montreal, QB Tue Apr 25 2000, 7:05 PM EDT Att: 10,019 - Dome - 72 F			
3 Mike Lansing, R (1.4) OBP: 0.356, SLG: 0.456	P5		2-1 1B		2-2 1-3 G4-3		0-0 1-2 G5-4-3		1-2 3B	5	0	1	2	0	0	3				
Larry Walker, L (1.9) OBP: 0.417, SLG: 0.434	G4-3		0-1 1B		2-0 3-1 G3		0-1 1B			4	0	1	1	0	0	1				
Jeff Cirillo, R (1.5) OBP: 0.418, SLG: 0.523		0-1 17 G3-6-1 1B		0-0 BB 17 1B G6-3		0-2 1B		1-3 1B		4	1	3	0	0	1	1				
17 Todd Helton, L (1.3) OBP: 0.429, SLG: 0.605	G3-6-1		1-2 1B		0-0 G6-3 BB 1B		2-2 F7		2-2 G4-3	4	0	1	0	0	0	2				
Jeffrey Hammonds, R (1.7) OBP: 0.333, SLG: 0.643	G3			4-2 1-2 2-3 BB G6-3		0-0 G4-3		1-0 F9		3	0	0	0	1	0	0				
Neifi Perez, S (1.6) OBP: 0.233, SLG: 0.300			0-1 P5		0-1 G6-3		2-0 F8		3-2 G3	4	0	0	0	0	0	2				
Brent Mayne, L (1.2) OBP: 0.465, SLG: 0.400			1-2 1B 3 1B		2-1 1B		0-3 K			3	1	2	0	1	1	0				
Brian Bohanon, L (1.1) Jerry Dipoto, R (6.1) Julian Tavaraz, L (6.1) Gabe White, L (7.1) Stan Belinda, R (8.1) Darren Bragg, L (8.1) OBP: 0.297, SLG: 0.375			2-3 K		2-3 K		3-2 G6-3		1-3 K	3	0	0	0	0	0	2		AB 35 R 4 H 11 RBI 3 BB 3 SO 5 LOB 13		
<b>Inning Stats</b>	R: 0 E: 0 K: 0 S: 8	H: 0 LOB: 0 BB: 0 P: 13	R: 0 E: 0 K: 0 S: 4	H: 1 LOB: 0 BB: 0 P: 6	R: 2 E: 0 K: 1 S: 15	H: 3 LOB: 1 BB: 0 P: 24	R: 1 E: 0 K: 1 S: 9	H: 2 LOB: 2 BB: 2 P: 19	R: 1 E: 0 K: 0 S: 14	H: 2 LOB: 1 BB: 0 P: 21	R: 0 E: 0 K: 0 S: 8	H: 1 LOB: 1 BB: 1 P: 13	R: 0 E: 0 K: 0 S: 7	H: 0 LOB: 0 BB: 0 P: 13	R: 0 E: 0 K: 2 S: 10	H: 1 LOB: 1 BB: 0 P: 13		1B: 10 2B: 0 3B: 1 HR: 0	SF: 0 SAC: 0 DP: 3 HBP: 0	WP: 0 PB: 0 SB: 2 CS: 0
<b>PITCHER</b>	IP WLS BF H R ER SO	IP WLS BF H R ER SO	IP WLS BF H R ER SO	IP WLS BF H R ER SO	IP WLS BF H R ER SO	IP WLS BF H R ER SO	IP WLS BF H R ER SO	IP WLS BF H R ER SO	IP WLS BF H R ER SO	IP WLS BF H R ER SO	IP WLS BF H R ER SO	IP WLS BF H R ER SO	IP WLS BF H R ER SO	IP WLS BF H R ER SO	IP WLS BF H R ER SO	IP WLS BF H R ER SO	BB IBB HBP BLK	WP HR S P	ERA WHIP	ERA WHIP
Carl Pavano, R (1.1) ERA: 3.48	6.0	W	27	9	4	4	2	1	1	0	0	0	0	0	58	98	6.00	1.667		
Steve Kline, L (7.1) ERA: 2.08	2.0	H	7	1	0	0	1	1	0	0	0	0	0	0	15	26	0.00	1.000		
Scott Strickland, R (9.1) ERA: 2.7	1.0		4	1	0	0	2	0	0	0	0	0	0	0	10	13	0.00	1.000		

Batter	1	2	3	4	5	6	7	8	9	AB	R	H	RBI	BB	SO	LOB	BOTTOM			
Terry Jones, S (1.8) OBP: 0.200, SLG: 0.222	0-1 1B 2B		1-0 G1-3		2-1 G5-3		3-2 G6-3		1-3 K	5	1	1	0	0	1	2	<b>Colorado Rockies @ Montreal Expos</b> Olympic Stadium, Montreal, QB Tue Apr 25 2000, 7:05 PM EDT Att: 10,019 - Dome - 72 F			
Orlando Cabrera, R (1.6) OBP: 0.294, SLG: 0.515	0-0 2B		2-2 FC6-4 1B		1-0 G4-3		2-1 G1-3 1B		0-0 P6	5	2	3	0	0	0	0				
Rondell White, R (1.7) Peter Bergeron, L (8.8) OBP: 0.267, SLG: 0.250	1-0 1B		0-0 F9		0-0 G6-3		2-2 G1-3		2-1 G4-3	4	0	1	2	0	0	2				
Vladimir Guerrero, R (1.9) OBP: 0.506, SLG: 0.826	0-0 F8		3-1 FC6-4		2-2 1B 1B		4-0 1B 1B		2-3 HR IBB	3	2	1	0	1	0	2				
Jose Vidro, S (1.4) OBP: 0.420, SLG: 0.573	1-0 F9			2-0 L4		0-1 1B 1B		2-2 1B 1B		4	2	2	1	0	0	1				
Lee Stevens, L (1.3) OBP: 0.333, SLG: 0.478	0-0 G4-3			2-1 G4-3		1-3 K		0-2 1B HR		4	1	1	3	0	1	3				
Chris Widger, R (1.2) OBP: 0.400, SLG: 0.536		3-2 F9		2-1 HR		4-0 1B 1B		2-1 1B 1B		3	2	2	1	1	0	0				
Michael Barrett, R (1.5) OBP: 0.263, SLG: 0.308		2-0 CS 3B		3-1 G3-1		3-1 1B 1B		0-1 F2		4	0	2	2	0	0	1				
Carl Pavano, R (1.1) Andy Tracy, L (6.1) Steve Kline, S (7.1) Scott Strickland, R (9.1) OBP: 0.200, SLG: 0.200 OBP: 1.000, SLG: 1.000		1-3 K		1-2 F8		1-3 1B		0-3 K		2	0	0	0	0	1	1				
<b>Inning Stats</b>	R: 2 E: 0 K: 0 S: 7	H: 3 LOB: 1 BB: 0 P: 9	R: 0 E: 0 K: 1 S: 8	H: 1 LOB: 0 BB: 0 P: 14	R: 0 E: 0 K: 0 S: 7	H: 1 LOB: 1 BB: 0 P: 13	R: 1 E: 0 K: 0 S: 7	H: 1 LOB: 0 BB: 0 P: 16	R: 0 E: 0 K: 0 S: 6	H: 0 LOB: 0 BB: 0 P: 10	R: 3 E: 0 K: 1 S: 17	H: 4 LOB: 2 BB: 1 P: 30	R: 4 E: 0 K: 1 S: 21	H: 4 LOB: 1 BB: 1 P: 33	R: 0 E: 0 K: 1 S: 7	H: 0 LOB: 0 BB: 0 P: 10		1B: 8 2B: 3 3B: 1 HR: 2	SF: 0 SAC: 0 DP: 0 HBP: 0	WP: 0 PB: 0 SB: 0 CS: 1
<b>PITCHER</b>	IP WLS BF H R ER SO	IP WLS BF H R ER SO	IP WLS BF H R ER SO	IP WLS BF H R ER SO	IP WLS BF H R ER SO	IP WLS BF H R ER SO	IP WLS BF H R ER SO	IP WLS BF H R ER SO	IP WLS BF H R ER SO	IP WLS BF H R ER SO	IP WLS BF H R ER SO	IP WLS BF H R ER SO	IP WLS BF H R ER SO	IP WLS BF H R ER SO	IP WLS BF H R ER SO	IP WLS BF H R ER SO	BB IBB HBP BLK	WP HR S P	ERA WHIP	ERA WHIP
Brian Bohanon, L (1.1) ERA: 9.82	5.2	L	24	8	5	5	2	1	0	0	0	0	0	0	46	76	7.94	1.412		
Jerry Dipoto, R (6.1) ERA: 9.31	0.0	B	2	1	0	0	0	1	0	0	0	0	0	2	9					
Julian Tavaraz, R (6.1) ERA: 6.52	0.2		5	2	3	3	0	0	1	0	0	0	0	11	22	40.50	3.000			
Gabe White, L (7.1) ERA: 3.95	0.2		5	3	2	2	1	0	0	0	0	0	1	14	18	27.00	4.500			
Stan Belinda, R (8.1) ERA: 1.23	1.0		3	0	0	0	1	0	0	0	0	0	0	7	10	0.00	0.000			




Batter	1	2	3	4	5	6	7	8	9	AB	R	H	RBI	BB	SO	LOB	TOP				
Tom Goodwin, L (1.8) OBP: 0.372, SLG: 0.457	F7		BB			BB		BB		2	2	1	0	2	0	0	<b>Colorado Rockies @ Montreal Expos</b> Olympic Stadium, Montreal, QB Wed Apr 26 2000, 7:05 PM EDT Att: 10,735 - Dome - 72 F				
3 Mike Lansing, R (1.4) OBP: 0.351, SLG: 0.446	F3		BB			G5-3		BB		4	0	1	1	0	1	2					
Jeff Cirilo, R (1.5) OBP: 0.422, SLG: 0.522	1B							G6-4-3		4	0	2	0	0	0	1					
17 Todd Helton, L (1.3) OBP: 0.411, SLG: 0.582	K							1B		3	0	0	1	0	1	1					
Darren Bragg, L (1.9) OBP: 0.265, SLG: 0.386	F7							F8		4	0	1	0	0	0	1					
Terry Shumpert, R (1.7) OBP: 0.271, SLG: 0.400	F8							K		3	0	0	0	0	0	1					
Neifi Perez, S (1.6) OBP: 0.225, SLG: 0.289	G4-3									3	0	0	0	0	1	0					
Brent Mayne, L (1.2) OBP: 0.335, SLG: 0.368	F7							G4-3		3	0	0	0	0	0	0					
Kevin Jarvis, L (1.1) Mike Myers, L (7.1) Julian Tavares, L (7.1) Brian Hunter, R (7.7) Rick Croushore, R (8.1) Aaron Ledesma, R (8.1)	G4-3							G5-3		2	0	0	0	0	0	0					
<b>Inning Stats</b>	R: 0 E: 0 K: 1 S: 9	H: 1 LOB: 1 BB: 0 P: 15	R: 0 E: 0 K: 0 S: 5	H: 0 LOB: 0 BB: 0 P: 6	R: 0 E: 0 K: 1 S: 7	H: 0 LOB: 1 BB: 1 P: 14	R: 0 E: 0 K: 0 S: 8	H: 1 LOB: 1 BB: 0 P: 14	R: 0 E: 0 K: 0 S: 6	H: 0 LOB: 0 BB: 0 P: 8	R: 1 E: 0 K: 0 S: 15	H: 1 LOB: 2 BB: 1 P: 23	R: 0 E: 0 K: 1 S: 8	H: 0 LOB: 0 BB: 0 P: 12	R: 1 E: 0 K: 0 S: 12	H: 2 LOB: 0 BB: 0 P: 21		R: 0 E: 0 K: 1 S: 10	H: 0 LOB: 0 BB: 0 P: 14	1B: 3 2B: 1 3B: 1 HR: 0	SF: 1 SAC: 0 DP: 1 HBP: 0
<b>PITCHER</b>	IP WLS BF H R ER SO BB IBB HBP BLK WP HR S P ERA WHIP	IP WLS BF H R ER SO BB IBB HBP BLK WP HR S P ERA WHIP	IP WLS BF H R ER SO BB IBB HBP BLK WP HR S P ERA WHIP	IP WLS BF H R ER SO BB IBB HBP BLK WP HR S P ERA WHIP	IP WLS BF H R ER SO BB IBB HBP BLK WP HR S P ERA WHIP	IP WLS BF H R ER SO BB IBB HBP BLK WP HR S P ERA WHIP	IP WLS BF H R ER SO BB IBB HBP BLK WP HR S P ERA WHIP	IP WLS BF H R ER SO BB IBB HBP BLK WP HR S P ERA WHIP	IP WLS BF H R ER SO BB IBB HBP BLK WP HR S P ERA WHIP	IP WLS BF H R ER SO BB IBB HBP BLK WP HR S P ERA WHIP	IP WLS BF H R ER SO BB IBB HBP BLK WP HR S P ERA WHIP	IP WLS BF H R ER SO BB IBB HBP BLK WP HR S P ERA WHIP	IP WLS BF H R ER SO BB IBB HBP BLK WP HR S P ERA WHIP	IP WLS BF H R ER SO BB IBB HBP BLK WP HR S P ERA WHIP	IP WLS BF H R ER SO BB IBB HBP BLK WP HR S P ERA WHIP	IP WLS BF H R ER SO BB IBB HBP BLK WP HR S P ERA WHIP					

**Colorado Rockies @ Montreal Expos**  
 Olympic Stadium, Montreal, QB  
 Wed Apr 26 2000, 7:05 PM EDT  
 Att: 10,735 - Dome - 72 F

livebaseballscorecards.com

AB 30  
R 2  
H 5  
RBI 2  
BB 2  
SO 4  
LOB 6




Batter	1	2	3	4	5	6	7	8	9	AB	R	H	RBI	BB	SO	LOB	BOTTOM		
Peter Bergeron, L (1.8) Wilton Guerrero, S (7.7) Scott Strickland, R (8.1) Ugueth Urbina, R (8.1)	G3-1		CS			1B		K		3	0	2	0	0	0	0	<b>Colorado Rockies @ Montreal Expos</b> Olympic Stadium, Montreal, QB Wed Apr 26 2000, 7:05 PM EDT Att: 10,735 - Dome - 72 F		
Jose Vidro, S (1.4)	F7		CS		G3		K	2B		4	1	1	2	1	1	1			
Rondell White, R (1.7)	F8		1B		K		G6-3	2B		5	0	1	2	0	1	3			
Vladimir Guerrero, R (1.9)	F8		BB		2B		HBP	HR		4	2	3	1	0	0	1			
Lee Stevens, L (1.3)	G5-4-3		BB		2B		G6-3	E3		3	1	1	1	1	0	2			
Michael Barrett, R (1.5)	F8		BB		G4-3		F8	SF9		4	1	1	0	0	0	3			
Chris Widger, R (1.2)	G5-4-3		BB		F8		1B	BB		3	2	1	0	0	0	2			
Orlando Cabrera, R (1.6)	F8		BB		G5-3		F9	SF9		3	0	0	1	0	0	1			
Dustin Hermanson, R (1.1) Andy Tracy, L (7.7) Terry Jones, S (8.8)	F9		BB		K		2B	BB		2	0	0	0	0	1	0			
<b>Inning Stats</b>	R: 0 E: 0 K: 0 S: 6	H: 0 LOB: 0 BB: 0 P: 8	R: 0 E: 0 K: 0 S: 12	H: 1 LOB: 1 BB: 1 P: 19	R: 0 E: 0 K: 0 S: 8	H: 1 LOB: 0 BB: 0 P: 12	R: 1 E: 0 K: 1 S: 9	H: 2 LOB: 1 BB: 0 P: 15	R: 0 E: 0 K: 1 S: 8	H: 0 LOB: 0 BB: 0 P: 10	R: 0 E: 0 K: 1 S: 12	H: 1 LOB: 2 BB: 0 P: 18	R: 2 E: 0 K: 0 S: 15	H: 3 LOB: 2 BB: 1 P: 28	R: 6 E: 1 K: 1 S: 22	H: 4 LOB: 1 BB: 1 P: 33		1B: 6 2B: 5 3B: 0 HR: 1	SF: 1 SAC: 0 DP: 1 HBP: 2
<b>PITCHER</b>	IP WLS BF H R ER SO BB IBB HBP BLK WP HR S P ERA WHIP	IP WLS BF H R ER SO BB IBB HBP BLK WP HR S P ERA WHIP	IP WLS BF H R ER SO BB IBB HBP BLK WP HR S P ERA WHIP	IP WLS BF H R ER SO BB IBB HBP BLK WP HR S P ERA WHIP	IP WLS BF H R ER SO BB IBB HBP BLK WP HR S P ERA WHIP	IP WLS BF H R ER SO BB IBB HBP BLK WP HR S P ERA WHIP	IP WLS BF H R ER SO BB IBB HBP BLK WP HR S P ERA WHIP	IP WLS BF H R ER SO BB IBB HBP BLK WP HR S P ERA WHIP	IP WLS BF H R ER SO BB IBB HBP BLK WP HR S P ERA WHIP	IP WLS BF H R ER SO BB IBB HBP BLK WP HR S P ERA WHIP	IP WLS BF H R ER SO BB IBB HBP BLK WP HR S P ERA WHIP	IP WLS BF H R ER SO BB IBB HBP BLK WP HR S P ERA WHIP	IP WLS BF H R ER SO BB IBB HBP BLK WP HR S P ERA WHIP	IP WLS BF H R ER SO BB IBB HBP BLK WP HR S P ERA WHIP	IP WLS BF H R ER SO BB IBB HBP BLK WP HR S P ERA WHIP				

**Colorado Rockies @ Montreal Expos**  
 Olympic Stadium, Montreal, QB  
 Wed Apr 26 2000, 7:05 PM EDT  
 Att: 10,735 - Dome - 72 F

livebaseballscorecards.com

AB 34  
R 9  
H 12  
RBI 9  
BB 3  
SO 4  
LOB 16

















Batter	1	2	3	4	5	6	7	8	9	AB	R	H	RBI	BB	SO	LOB	TOP										
<b>Orlando Cabrera, R</b> OBP: 0.259, SLG: 0.440 (1, 6)	F8	G3		HR	F8			G5-3		5	1	1	0	0	0	3	<b>Montreal Expos @ Colorado Rockies</b> Coors Field, Denver, CO Mon May 01 2000, 7:05 PM MDT Att: 35,104 - Sunny - 65 F										
<b>Peter Bergeron, L</b> OBP: 0.299, SLG: 0.341 (1, 8)			G6-3	HR		G6-3		G6-3		5	2	3	3	0	0	0											
<b>Rondell White, R</b> OBP: 0.476, SLG: 0.481 <b>Terry Jones, S</b> OBP: 0.308, SLG: 0.273 (1, 7) (8, 7)	G5-3		F9	1B		FC3-6	1B		HR	4	1	2	1	1	0	2											
<b>Vladimir Guerrero, R</b> OBP: 0.490, SLG: 0.773 <b>Brad Rigby, R</b> (8, 1)	G6-3		G6-3	1B		FC3-6	1B		F9	5	0	2	1	0	0	1											
<b>Lee Stevens, L</b> OBP: 0.333, SLG: 0.429 (1, 3)		1B WP		G3-6-1		K			G4-3	4	0	1	0	1	1	4											
<b>Jose Vidro, S</b> OBP: 0.408, SLG: 0.564 <b>Anthony Telford, R</b> (6, 1)		K		F8					G4-3	4	1	1	1	0	1	4											
<b>Wilton Guerrero, S</b> OBP: 0.310, SLG: 0.240 (8, 9)		K				HR			G4-3	0	0	0	0	0	0	0											
<b>Chris Widger, R</b> OBP: 0.400, SLG: 0.667 <b>15 Lenny Webster, R</b> OBP: 0.111, SLG: 0.222 (1, 2) (7, 2)		K			HR	HR			2B	4	2	2	2	0	2	1											
<b>Michael Barrett, R</b> OBP: 0.299, SLG: 0.353 (1, 5)		1B		1B	SH5-4				G4-3	4	1	1	0	1	0	1											
<b>Dustin Hermanson, R</b> OBP: 0.200, SLG: 0.143 <b>Matt Blank, L</b> (5, 1)				SH5-4						2	0	1	0	0	0	0											
<b>Geoff Blum, S</b> OBP: 0.286, SLG: 0.389 (6, 4)										0	0	0	0	0	0	0											
<b>Inning Stats</b>	R: 0 E: 0 K: 0 S: 9	H: 1 LOB: 1 BB: 0 P: 14	R: 0 E: 0 K: 2 S: 10	H: 2 LOB: 3 BB: 1 P: 20	R: 1 E: 0 K: 0 S: 10	H: 1 LOB: 1 BB: 1 P: 16	R: 4 E: 0 K: 0 S: 13	H: 6 LOB: 1 BB: 0 P: 16	R: 2 E: 0 K: 1 S: 12	H: 2 LOB: 2 BB: 0 P: 11	R: 0 E: 0 K: 1 S: 5	H: 1 LOB: 0 BB: 0 P: 10	R: 1 E: 0 K: 0 S: 8	H: 1 LOB: 0 BB: 0 P: 14	R: 0 E: 0 K: 0 S: 6	H: 1 LOB: 1 BB: 0 P: 10	1B: 7 2B: 3 3B: 0 HR: 5	SF: 0 SAC: 1 DP: 1 HBP: 0	WP: 1 PB: 0 CS: 0	PA: 44							
<b>PITCHER</b>	IP	WLS	BF	H	R	ER	SO	BB	IBB	HBP	BLK	WP	HR	S	P	ERA	WHIP										
<b>Kevin Jarvis, R</b> ERA: 7.27 (1, 1)	4.0		25	12	7	7	2	1	1	0	0	1	4	46	70	15.75	3.250										
<b>Gabe White, L</b> ERA: 4.02 (5, 1)	1.0	W	3	0	0	0	0	0	0	0	0	0	0	5	7	0.00	0.000										
<b>Julian Tavaroz, R</b> ERA: 5.79 (6, 1)	3.0	H	12	2	1	1	2	1	0	0	0	0	1	25	44	3.00	1.000										
<b>Mike DeJean, R</b> ERA: 3.38 (9, 1)	1.0		4	1	0	0	0	0	0	0	0	0	0	6	10	0.00	1.000										

AB 40  
R 8  
H 15  
RBI 8  
BB 3  
SO 4  
LOB 16



Batter	1	2	3	4	5	6	7	8	9	AB	R	H	RBI	BB	SO	LOB	BOTTOM										
<b>Tom Goodwin, L</b> OBP: 0.372, SLG: 0.482 (1, 8)	K		PB	CS	G4-3			FC3-6		5	1	2	2	1	1	5	<b>Montreal Expos @ Colorado Rockies</b> Coors Field, Denver, CO Mon May 01 2000, 7:05 PM MDT Att: 35,104 - Sunny - 65 F										
<b>Terry Shumpert, R</b> OBP: 0.295, SLG: 0.446 (1, 4)	K		SF6	CS	F7			FC4-6		4	1	1	1	1	1	1											
<b>Larry Walker, L</b> OBP: 0.433, SLG: 0.532 (1, 9)						1B		FC4-6		5	3	3	2	1	0	3											
<b>Jeff Cirillo, R</b> OBP: 0.422, SLG: 0.529 (1, 5)	G6-3		HR		HR	G6-3		G4-3		5	2	2	1	0	0	1											
<b>17 Todd Helton, L</b> OBP: 0.456, SLG: 0.766 (1, 3)		G4-3								5	4	4	5	0	0	0											
<b>Jeffrey Hammonds, R</b> OBP: 0.433, SLG: 0.654 (1, 7)	K				HR			K		5	2	3	1	0	2	0											
<b>Neifi Perez, S</b> OBP: 0.250, SLG: 0.396 (1, 6)			G5-3		G5-3			G6-3		4	1	1	1	0	0	1											
<b>Brent Mayne, L</b> OBP: 0.414, SLG: 0.333 (1, 2)	G1-3				G3-1			FC3-6		3	1	1	1	2	0	1											
<b>Kevin Jarvis, L</b> ERA: 4.12 <b>Aaron Ledesma, R</b> OBP: 0.289, SLG: 0.279 <b>Julian Tavaroz, L</b> OBP: 0.382, SLG: 0.443 <b>Darren Bragg, R</b> <b>Mike DeJean, R</b> (1, 1) (5, 1) (8, 1) (8, 1) (9, 1)			K		G1-4-3			FC3-6		2	0	0	0	0	1	0											
<b>Inning Stats</b>	R: 0 E: 0 K: 2 S: 8	H: 0 LOB: 1 BB: 1 P: 17	R: 0 E: 0 K: 1 S: 14	H: 1 LOB: 0 BB: 0 P: 20	R: 5 E: 0 K: 1 S: 22	H: 4 LOB: 0 BB: 1 P: 32	R: 0 E: 0 K: 0 S: 12	H: 1 LOB: 0 BB: 0 P: 15	R: 3 E: 0 K: 0 S: 21	H: 4 LOB: 3 BB: 2 P: 42	R: 6 E: 1 K: 0 S: 20	H: 6 LOB: 1 BB: 0 P: 36	R: 1 E: 0 K: 1 S: 10	H: 1 LOB: 0 BB: 0 P: 15	R: 0 E: 0 K: 0 S: 9	H: 1 LOB: 2 BB: 2 P: 21		1B: 10 2B: 3 3B: 0 HR: 5	SF: 2 SAC: 1 DP: 0 HBP: 0	WP: 1 PB: 1 CS: 1	PA: 49						
<b>PITCHER</b>	IP	WLS	BF	H	R	ER	SO	BB	IBB	HBP	BLK	WP	HR	S	P	ERA	WHIP										
<b>Dustin Hermanson, R</b> ERA: 4.12 (1, 1)	4.1	L	24	10	8	8	4	2	0	0	0	0	1	19	40	27.00	5.000										
<b>Matt Blank, L</b> ERA: 7.94 (5, 1)	1.0		8	3	3	3	0	2	0	0	0	0	1	21	34	10.80	2.400										
<b>Anthony Telford, R</b> ERA: 7.11 (6, 1)	1.2		10	4	4	2	1	0	0	0	0	0	1	21	34	10.80	2.400										
<b>Brad Rigby, R</b> ERA: 14.46 (8, 1)	1.0		6	1	0	0	0	2	0	0	0	0	0	9	21	0.00	3.000										

AB 39  
R 15  
H 18  
RBI 14  
BB 6  
SO 5  
LOB 12





Batter	1	2	3	4	5	6	7	8	9	AB	R	H	RBI	BB	SO	LOB	TOP					
<b>Orlando Cabrera, R</b> OBP: 0.267, SLG: 0.432	F8		BB		FC4-6	F7			G1-3	4	0	1	0	1	0	1						
<b>Peter Bergeron, L</b> OBP: 0.284, SLG: 0.323	G3-1		F7		FC4-6		B3-4		E7	5	1	0	0	0	0	4						
<b>Rondell White, R</b> OBP: 0.381, SLG: 0.482	F8			BB			F7		FC5-4	4	1	2	1	0	0	0						
<b>Terry Jones, S</b> OBP: 0.357, SLG: 0.333	F8			BB					1B	1	0	1	1	0	0	0						
<b>Vladimir Guerrero, R</b> OBP: 0.477, SLG: 0.739	F8			BB		F9			FC5-4	4	0	0	0	1	0	3						
<b>Jose Vidro, S</b> OBP: 0.411, SLG: 0.561	K			BB					G6-3	4	1	2	1	0	1	0						
<b>Lee Stevens, L</b> OBP: 0.330, SLG: 0.432	G1-3								F8	4	1	1	1	0	0	2						
<b>Michael Barrett, R</b> OBP: 0.298, SLG: 0.347									G5-3	4	0	0	0	0	0	2						
<b>Scott Strickland, R</b> OBP: 0.333, SLG: 0.333									G5-3	0	0	0	0	0	0	0						
<b>Brad Rigby, R</b> OBP: 0.333, SLG: 0.333									G5-3	0	0	0	0	0	0	0						
<b>15 Lenny Webster, R</b> OBP: 0.154, SLG: 0.231									G6-3	4	1	1	0	0	2	2						
<b>Jeremy Powell, R</b> OBP: 0.260, SLG: 0.800										1	0	0	0	0	1	1						
<b>Matt Blank, L</b> OBP: 0.333, SLG: 0.333										1	0	0	0	0	1	1						
<b>Wilton Guerrero, S</b> OBP: 0.333, SLG: 0.333										1	0	1	1	0	0	0						
<b>Anthony Telford, R</b> OBP: 0.333, SLG: 0.333										0	0	0	0	0	0	0						
<b>Steve Kline, S</b> OBP: 0.333, SLG: 0.333										0	0	0	0	0	0	0						
<b>Trace Coquillotte, R</b> OBP: 0.333, SLG: 0.333										1	1	1	1	0	0	0						
<b>Inning Stats</b>	R: 0 H: 0 E: 0 K: 0 S: 6	H: 0 LOB: 0 BB: 0 P: 10	R: 0 H: 0 E: 0 K: 1 S: 11	H: 0 LOB: 0 BB: 0 P: 16	R: 0 H: 1 E: 0 K: 2 S: 11	LOB: 2 BB: 1 P: 17	R: 1 H: 2 E: 0 K: 0 S: 6	H: 2 LOB: 1 BB: 1 P: 14	R: 1 H: 3 E: 0 K: 1 S: 12	H: 3 LOB: 2 BB: 0 P: 16	R: 2 H: 3 E: 0 K: 1 S: 19	H: 3 LOB: 1 BB: 0 P: 29	R: 0 H: 0 E: 0 K: 0 S: 7	H: 0 LOB: 0 BB: 0 P: 10	R: 0 H: 0 E: 1 K: 0 S: 8	H: 0 LOB: 0 BB: 0 P: 11	R: 2 H: 2 E: 1 K: 0 S: 14	H: 2 LOB: 1 BB: 0 P: 18	1B: 9 2B: 1 3B: 0 HR: 1	SF: 0 SAC: 0 DP: 1 HBP: 0	WP: 0 PB: 0 SB: 0 CS: 0	PA: 40
<b>PITCHER</b>	IP	WLS	BF	H	R	ER	SO	BB	IBB	HBP	BLK	WP	HR	S	P	ERA	WHIP					
<b>Scott Karl, L</b> ERA: 6.31	6.0	W	28	9	4	4	5	2	0	0	0	0	0	65	102	6.00	1.833					
<b>Stan Belinda, R</b> ERA: 2.31	2.0		6	0	0	0	0	0	0	0	0	0	0	15	21	0.00	0.000					
<b>Mike DeJean, R</b> ERA: 4.91	1.0		6	2	2	1	0	0	0	0	0	0	1	14	18	9.00	2.000					

**Montreal Expos @ Colorado Rockies**  
Coors Field, Denver, CO  
Tue May 02 2000, 7:05 PM MDT  
Att: 39,132 - Sunny - 74 F

AB	38
R	6
H	11
RBI	6
BB	2
SO	5
LOB	16



Batter	1	2	3	4	5	6	7	8	9	AB	R	H	RBI	BB	SO	LOB	BOTTOM				
<b>Tom Goodwin, L</b> OBP: 0.384, SLG: 0.545	G3-6					G4-3				5	2	3	2	0	0	2					
<b>3 Mike Lansing, R</b> OBP: 0.383, SLG: 0.485	G3-6									3	1	2	2	2	0	1					
<b>Lary Walker, L</b> OBP: 0.422, SLG: 0.515										3	1	0	1	1	0	3					
<b>Mike DeJean, R</b> ERA: 4.91										0	0	0	0	0	0	0					
<b>Jeff Cirillo, R</b> OBP: 0.430, SLG: 0.522										3	1	1	0	2	0	2					
<b>17 Todd Helton, L</b> OBP: 0.462, SLG: 0.753										3	1	1	0	2	1	2					
<b>Jeffrey Hammonds, R</b> OBP: 0.441, SLG: 0.733										4	2	2	4	0	1	2					
<b>Terry Shumpert, R</b> OBP: 0.290, SLG: 0.439										1	0	0	0	0	0	2					
<b>Neifi Perez, S</b> OBP: 0.259, SLG: 0.410										4	1	2	1	0	0	1					
<b>Brent Mayne, L</b> OBP: 0.403, SLG: 0.388										4	1	1	2	0	0	2					
<b>Scott Karl, L</b> OBP: 0.625, SLG: 0.500										2	1	1	0	0	0	0					
<b>Aaron Ledesma, R</b> OBP: 0.300, SLG: 0.278										0	0	0	0	0	0	0					
<b>Stan Belinda, R</b> ERA: 2.31										0	0	0	0	0	0	0					
<b>Darren Bragg, L</b> OBP: 0.302, SLG: 0.404										1	1	0	0	0	0	0					
<b>Inning Stats</b>	R: 4 H: 2 E: 0 K: 0 S: 17	H: 2 LOB: 3 BB: 0 P: 32	R: 2 H: 2 E: 0 K: 0 S: 10	H: 2 LOB: 0 BB: 0 P: 14	R: 1 H: 3 E: 0 K: 0 S: 8	LOB: 1 BB: 0 P: 12	R: 1 H: 2 E: 0 K: 0 S: 12	H: 2 LOB: 1 BB: 0 P: 21	R: 0 H: 0 E: 0 K: 1 S: 9	H: 0 LOB: 1 BB: 1 P: 17	R: 0 H: 0 E: 0 K: 0 S: 5	H: 0 LOB: 0 BB: 1 P: 12	R: 0 H: 0 E: 0 K: 1 S: 7	H: 0 LOB: 0 BB: 1 P: 13	R: 4 H: 4 E: 1 K: 0 S: 24	H: 4 LOB: 2 BB: 1 P: 39	1B: 7 2B: 1 3B: 1 HR: 4	SF: 1 SAC: 0 DP: 3 HBP: 1	WP: 0 PB: 0 SB: 0 CS: 0	PA: 42	
<b>PITCHER</b>	IP	WLS	BF	H	R	ER	SO	BB	IBB	HBP	BLK	WP	HR	S	P	ERA	WHIP				
<b>Jeremy Powell, R</b> ERA: 9.0	3.1	L	20	9	8	8	0	3	0	0	0	0	0	43	72	21.60	3.600				
<b>Matt Blank, L</b> ERA: 6.14	1.2		6	0	0	0	1	1	0	0	0	0	0	13	24	0.00	0.600				
<b>Anthony Telford, R</b> ERA: 6.59	1.0		5	0	0	0	0	2	0	1	0	0	0	8	19	0.00	2.000				
<b>Steve Kline, L</b> ERA: 1.72	1.0		2	0	0	0	1	0	0	0	0	0	0	4	6	0.00	0.000				
<b>Scott Strickland, R</b> ERA: 4.5	0.2		8	4	4	3	0	1	0	0	0	0	1	22	36	40.50	7.500				

**Montreal Expos @ Colorado Rockies**  
Coors Field, Denver, CO  
Tue May 02 2000, 7:05 PM MDT  
Att: 39,132 - Sunny - 74 F

AB	33
R	12
H	13
RBI	12
BB	7
SO	2
LOB	17





Batter	1	2	3	4	5	6	7	8	9	AB	R	H	RBI	BB	SO	LOB	TOP										
Terry Jones, S OBP: 0.278, SLG: 0.250 (1.7)	G4-3		SH1-3		F7		G5-3	FC4		4	0	0	0	0	0	1	<b>Montreal Expos @ Colorado Rockies</b> Coors Field, Denver, CO Wed May 03 2000, 1:05 PM MDT Att: 40,096 - Sunny - 75 F										
Peter Bergeron, L OBP: 0.280, SLG: 0.316 (1.8)	G1-3		G5-3		F8		HR		G6-3	5	1	1	0	0	0	1											
Jose Vidro, S OBP: 0.402, SLG: 0.544 (1.4)	F9		K		E3		HR		F8	5	2	1	0	0	1	1											
Vladimir Guerrero, R OBP: 0.482, SLG: 0.758 Wilton Guerrero, S OBP: 0.313, SLG: 0.250 (5.9)	G3				F8		F8		G1-3	3	2	2	0	0	0	0											
Lee Stevens, L OBP: 0.340, SLG: 0.484 Mike Mordecai, R OBP: 0.375, SLG: 1.250 (6.3)	HR				F8		HR			3	1	2	3	0	0	1											
Geoff Blum, S OBP: 0.320, SLG: 0.455 (1.6)	CS				G4-3		G3-1			4	0	2	1	0	0	1											
Trace Coquillette, R OBP: 0.381, SLG: 0.526 (1.5)					K					4	0	2	0	0	2	1											
Chris Widger, R OBP: 0.398, SLG: 0.649 15 Lenny Webster, R OBP: 0.143, SLG: 0.214 (6.2)									G4-6-3	2	0	0	0	1	2	2											
Hideki Irabu, R (1.1) Felipe Lira, R (3.1) Mike Johnson, L OBP: 0.500, SLG: 0.500 Steve Kline, S (8.1)					E3		G4-3			1	0	0	0	0	0	0											
										1	0	0	0	0	1	2											
										2	0	1	0	0	0	0											
										0	0	0	0	0	0	0											
<b>Inning Stats</b>	R: 0 E: 0 K: 0 S: 7	H: 0 LOB: 0 BB: 0 P: 10	R: 1 E: 0 K: 1 S: 14	H: 3 LOB: 2 BB: 0 P: 25	R: 0 E: 1 K: 1 S: 10	H: 0 LOB: 1 BB: 0 P: 15	R: 1 E: 0 K: 2 S: 14	H: 2 LOB: 2 BB: 1 P: 20	R: 2 E: 1 K: 0 S: 11	H: 2 LOB: 1 BB: 0 P: 19	R: 0 E: 0 K: 2 S: 8	H: 0 LOB: 0 BB: 0 P: 12	R: 3 E: 0 K: 0 S: 12	H: 3 LOB: 0 BB: 0 P: 18	R: 0 E: 0 K: 0 S: 5	H: 2 LOB: 1 BB: 0 P: 9	R: 0 E: 0 K: 0 S: 7	H: 0 LOB: 0 BB: 0 P: 12	1B: 6 2B: 5 3B: 0 HR: 2	SF: 0 SAC: 1 DP: 2 HBP: 0	WP: 0 PB: 0 SB: 0 CS: 1	PA: 40					
<b>PITCHER</b>	IP	WLS	BF	H	R	ER	SO	BB	IBB	HBP	BLK	WP	HR	S	P	ERA	WHIP										
Pedro Astacio, R ERA: 5.88 (1.1)	7.0	W	33	10	7	5	6	1	0	0	0	0	2	76	119	6.43	1.571										
Jose Jimenez, R ERA: 4.2 (8.1)	1.0		4	2	0	0	0	0	0	0	0	0	0	5	9	0.00	2.000										
Mike Myers, L ERA: (9.1)	1.0		3	0	0	0	0	0	0	0	0	0	0	7	12	0.00	0.000										

AB	38
R	7
H	12
RBI	7
BB	1
SO	6
LOB	13



Batter	1	2	3	4	5	6	7	8	9	AB	R	H	RBI	BB	SO	LOB	BOTTOM										
Tom Goodwin, L OBP: 0.398, SLG: 0.576 Brian Hunter, R OBP: 0.304, SLG: 0.238 (5.8)	SH1-3							F3		4	2	3	3	0	0	1	<b>Montreal Expos @ Colorado Rockies</b> Coors Field, Denver, CO Wed May 03 2000, 1:05 PM MDT Att: 40,096 - Sunny - 75 F										
3 Mike Lansing, R OBP: 0.384, SLG: 0.500 (1.4)	SH1-3						G6-4-3		F9	5	1	2	1	0	0	3											
Lary Walker, L OBP: 0.544, SLG: 0.520 Darren Bragg, L OBP: 0.308, SLG: 0.408 (6.9)	HR						FC6-4		G3	3	3	2	1	1	0	1											
Jeff Cirillo, R OBP: 0.450, SLG: 0.543 Aaron Ledesma, R OBP: 0.296, SLG: 0.263 (6.5)	HR						FC6-4			4	3	4	1	0	0	0											
17 Todd Helton, L OBP: 0.484, SLG: 0.765 (1.3)	G4-6-3									5	2	5	2	0	0	0											
Jeffrey Hammonds, R OBP: 0.438, SLG: 0.706 (1.7)	G4-6-3									4	1	1	2	1	1	6											
Neifi Perez, S OBP: 0.256, SLG: 0.409 (1.6)										5	2	1	2	0	1	5											
Scott Servais, R OBP: 0.394, SLG: 0.407 (1.2)										5	1	2	2	0	0	3											
Pedro Astacio, R OBP: 0.118, SLG: 0.118 Jose Jimenez, R OBP: 0.500, SLG: 0.500 Kevin Jarvis, L Mike Myers, L (9.1)	G3									4	1	1	1	0	0	3											
										1	0	1	0	0	0	0											
										0	0	0	0	0	0	0											
										0	0	0	0	0	0	0											
<b>Inning Stats</b>	R: 2 E: 0 K: 0 S: 17	H: 4 LOB: 1 BB: 0 P: 26	R: 0 E: 0 K: 1 S: 7	H: 1 LOB: 1 BB: 0 P: 11	R: 6 E: 0 K: 0 S: 12	H: 5 LOB: 1 BB: 2 P: 28	R: 6 E: 0 K: 1 S: 24	H: 7 LOB: 1 BB: 0 P: 37	R: 2 E: 0 K: 0 S: 11	H: 3 LOB: 1 BB: 0 P: 17	R: 0 E: 0 K: 0 S: 10	H: 2 LOB: 1 BB: 0 P: 17	R: 0 E: 0 K: 0 S: 10	H: 1 LOB: 1 BB: 0 P: 17	R: 0 E: 0 K: 0 S: 6	H: 1 LOB: 1 BB: 0 P: 9	1B: 20 2B: 2 3B: 2 HR: 0	SF: 0 SAC: 1 DP: 2 HBP: 0	WP: 0 PB: 0 SB: 0 CS: 0	PA: 48							
<b>PITCHER</b>	IP	WLS	BF	H	R	ER	SO	BB	IBB	HBP	BLK	WP	HR	S	P	ERA	WHIP										
Hideki Irabu, R ERA: 7.67 (1.1)	2.0	L	16	9	8	8	1	0	0	0	0	0	0	26	39	32.40	4.800										
Felipe Lira, R ERA: 32.4 (3.1)	1.2		13	8	6	6	1	0	0	0	0	0	0	33	56	5.40	1.800										
Mike Johnson, R ERA: 5.4 (4.1)	3.1		15	6	2	2	0	0	0	0	0	0	0	6	9	0.00	1.000										
Steve Kline, L ERA: 1.62 (8.1)	1.0		4	1	0	0	0	0	0	0	0	0	0	6	9	0.00	1.000										





Batter	1	2	3	4	5	6	7	8	9	AB	R	H	RBI	BB	SO	LOB	TOP										
Brian Hunter, R (1,8) OBP: 0.280, SLG: 0.217	G1-3		G5-3			G3		E5		4	0	0	0	0	0	0	<b>Colorado Rockies @ San Francisco Giants</b> PacBell Park, San Francisco, CA Fri May 05 2000, 10:35 PM EDT Att: 40,930 - Sunny - 57 F										
3 Mike Lansing, R (1,4) OBP: 0.352, SLG: 0.481	G5-3			F8			F7	L7		4	0	0	0	0	0	1											
Larry Walker, L (1,9) OBP: 0.427, SLG: 0.505	F7			F8			BB S BB		K	3	0	0	0	1	1	0											
Jeff Cirillo, R (1,5) OBP: 0.447, SLG: 0.546 Aaron Ledesma, R (7,5) OBP: 0.316, SLG: 0.300		17 L9 2B		G6-3			K		17 G1-6-3 1B	3	0	1	0	0	1	1											
17 Todd Helton, L (1,3) OBP: 0.477, SLG: 0.743		L9			G4-3		BB IBB		G1-6-3	3	0	0	0	1	0	2											
Jeffrey Hammonds, R (1,7) OBP: 0.429, SLG: 0.667		K			K		BB			2	0	0	0	1	2	1											
Neifi Perez, S (1,6) OBP: 0.258, SLG: 0.407		F8			CS 1B		F8			3	0	1	0	0	0	4											
Brent Mayne, L (1,2) OBP: 0.385, SLG: 0.365			K		CS	K		K		3	0	0	0	0	3	0											
Masato Yoshii, R (1,1) OBP: 0.385, SLG: 0.385 Darren Bragg, L (8,PH) OBP: 0.304, SLG: 0.400 Stan Belinda, R (8,1) Gabe White, L (8,1)			G5-3			G3		G1-3		2	0	0	0	0	0	0											
										1	0	0	0	0	0	0											
										0	0	0	0	0	0	0											
										0	0	0	0	0	0	0											
<b>Inning Stats</b>	R: 0 E: 0 K: 0 S: 6	H: 0 LOB: 0 BB: 0 P: 10	R: 0 E: 0 K: 1 S: 11	H: 1 LOB: 1 BB: 0 P: 18	R: 0 E: 0 K: 1 S: 12	H: 0 LOB: 0 BB: 0 P: 15	R: 0 E: 0 K: 0 S: 6	H: 0 LOB: 0 BB: 0 P: 12	R: 0 E: 0 K: 1 S: 7	H: 1 LOB: 0 BB: 0 P: 12	R: 0 E: 0 K: 1 S: 12	H: 0 LOB: 3 BB: 3 P: 32	R: 0 E: 1 K: 1 S: 13	H: 0 LOB: 1 BB: 0 P: 21	R: 0 E: 0 K: 1 S: 10	H: 1 LOB: 0 BB: 0 P: 13	1B: 2 2B: 1 3B: 0 HR: 0	SF: 0 SAC: 0 DP: 1 HBP: 0	WP: 0 PA: 33 PB: 0 CS: 1 SB: 1								
<b>PITCHER</b>	IP	WLS	BF	H	R	ER	SO	BB	IBB	HBP	BLK	WP	HR	S	P	ERA	WHIP										
Joe Nathan, R (1,1) ERA: 3.6	7.0	W	25	2	0	0	5	2	1	0	0	0	0	61	109	0.00	0.571										
John Johnstone, R (8,1) ERA: 7.92	1.0	H	4	0	0	0	1	0	0	0	0	0	0	13	21	0.00	0.000										
Alan Embree, L (9,1) ERA: 6.0	1.0	3	1	0	0	0	1	0	0	0	0	0	0	10	13	0.00	1.000										



Batter	1	2	3	4	5	6	7	8	9	AB	R	H	RBI	BB	SO	LOB	BOTTOM										
Marvin Benard, L (1,8) OBP: 0.290, SLG: 0.309 Calvin Murray, R (8,PH) OBP: 0.469, SLG: 0.500	L6		L5			B5-3		1B 2B		3	0	0	0	0	0	1	<b>Colorado Rockies @ San Francisco Giants</b> PacBell Park, San Francisco, CA Fri May 05 2000, 10:35 PM EDT Att: 40,930 - Sunny - 57 F										
Bill Mueller, S (1,5) OBP: 0.321, SLG: 0.408	G4-3		G6-3			G3		2H 1B		4	0	1	1	0	0	1											
Barry Bonds, L (1,7) OBP: 0.418, SLG: 0.680	P5			F7			P4	F8		4	0	0	0	0	0	1											
Jeff Kent, R (1,4) OBP: 0.360, SLG: 0.615 Ramon Martinez, R (8,4) OBP: 0.389, SLG: 0.588		F8		F7			K	F8		3	0	0	0	0	1	0											
J.T. Snow, L (1,3) OBP: 0.321, SLG: 0.365		HR		F7			F7			3	1	1	1	0	0	0											
Armando Rios, L (1,9) OBP: 0.326, SLG: 0.421			K		F8			G6-3 2B		3	1	1	0	0	1	0											
Rich Aurilla, R (1,6) OBP: 0.276, SLG: 0.351		P6			F8			G6-3		3	0	0	0	0	0	1											
Bobby Estealella, R (1,2) OBP: 0.411, SLG: 0.625				SH1-4 2B		G6-3		2B 2B		3	1	2	1	0	0	0											
Joe Nathan, R (1,1) OBP: 0.167, SLG: 0.250 John Johnstone, R (8,1)				SH1-4			K			1	0	0	0	0	1	0											
Ellis Burks, R (8,PH) OBP: 0.436, SLG: 0.559 Kirk Rueter, L (8,PR) Alan Embree, L (9,1)								2B IBB		0	0	0	0	0	0	0											
										0	0	0	0	0	0	0											
										0	0	0	0	0	0	0											
<b>Inning Stats</b>	R: 0 E: 0 K: 0 S: 12	H: 0 LOB: 0 BB: 0 P: 19	R: 1 E: 0 K: 1 S: 8	H: 1 LOB: 0 BB: 0 P: 12	R: 0 E: 0 K: 0 S: 4	H: 1 LOB: 1 BB: 0 P: 5	R: 0 E: 0 K: 0 S: 6	H: 0 LOB: 0 BB: 0 P: 9	R: 0 E: 0 K: 1 S: 5	H: 0 LOB: 0 BB: 0 P: 7	R: 0 E: 0 K: 1 S: 8	H: 0 LOB: 0 BB: 0 P: 13	R: 4 E: 0 K: 0 S: 20	H: 4 LOB: 1 BB: 1 P: 37	R: 1 2B: 4 3B: 0 HR: 1	SF: 0 SAC: 1 DP: 0 HBP: 0	WP: 0 PA: 31 PB: 0 CS: 0										
<b>PITCHER</b>	IP	WLS	BF	H	R	ER	SO	BB	IBB	HBP	BLK	WP	HR	S	P	ERA	WHIP										
Masato Yoshii, R (1,1) ERA: 4.98	7.0	L	23	2	1	1	3	0	1	0	0	0	0	9	20	81.00	6.000										
Stan Belinda, R (8,1) ERA: 4.5	0.1	4	2	3	3	0	0	0	1	0	0	0	0	9	20	81.00	6.000										
Gabe White, L (8,1) ERA: 4.41	0.2	4	2	1	1	0	0	0	0	0	0	0	0	11	17	13.50	3.000										







Batter	1	2	3	4	5	6	7	8	9	AB	R	H	RBI	BB	SO	LOB	TOP			
Brian Hunter, R OBP: 0.296, SLG: 0.240 (1, 8)	G4-3		S BB 1B				F9			4	0	2	0	0	0	0	<b>Colorado Rockies @ San Francisco Giants</b> PacBell Park, San Francisco, CA Sat May 06 2000, 4:05 PM EDT Att: 40,930 - Overcast - 57 F <a href="http://livebaseballscorecards.com">livebaseballscorecards.com</a>			
3 Mike Lansing, R OBP: 0.385, SLG: 0.486 (1, 4)	1B		S BB			FC5 BB 1B	F9			3	0	2	0	1	0	0				
Larry Walker, L OBP: 0.421, SLG: 0.491 (1, 9)	F7		F9			FC5 BB 1B		F7		3	0	0	0	1	0	3				
Jeff Cirillo, R OBP: 0.449, SLG: 0.540 (1, 5)	G5-3		17 G6-3 BB			FC5 1-2 2-3				3	0	1	0	1	0	3				
17 Todd Helton, L OBP: 0.470, SLG: 0.734 (1, 3)		P6	G6-3							4	0	1	0	0	1	3				
Jeffrey Hammonds, R OBP: 0.413, SLG: 0.625 (1, 7)	S BB 1B			K				G5-3		4	0	1	0	0	2	1				
Neifi Perez, S OBP: 0.266, SLG: 0.410 (1, 6)				K				K		4	0	2	0	0	2	1				
Scott Servais, R OBP: 0.351, SLG: 0.355 (1, 2)		P3		G4-3				L8		4	0	0	0	0	0	4				
Rolando Arrio, R Gabe White, L Aaron Ledesma, R Mike DeJean, R Mike Myers, L Terry Shumpert, R (1, 1) (6, 1) (7, PH) (7, 1) (8, 1) (8, PH)	G4-3							G5-3		2	0	0	0	0	0	2				
<b>Inning Stats</b>	R: 0 E: 0 K: 0 S: 8	H: 1 LOB: 1 BB: 0 P: 11	R: 0 E: 0 K: 0 S: 8	H: 2 LOB: 2 BB: 0 P: 15	R: 0 E: 0 K: 0 S: 7	H: 1 LOB: 2 BB: 2 P: 18	R: 0 E: 0 K: 2 S: 7	H: 0 LOB: 0 BB: 0 P: 11	R: 0 E: 0 K: 1 S: 9	H: 1 LOB: 1 BB: 1 P: 13	R: 0 E: 0 K: 1 S: 7	H: 0 LOB: 0 BB: 0 P: 14	R: 0 E: 0 K: 1 S: 8	H: 1 LOB: 1 BB: 0 P: 13	R: 0 E: 0 K: 1 S: 12	H: 1 LOB: 1 BB: 0 P: 20	1B: 8 2B: 1 3B: 0 HR: 0	SF: 0 SAC: 0 DP: 1 HBP: 0	WP: 0 PB: 0 SB: 3 CS: 0	PA: 36
<b>PITCHER</b> Shawn Estes, L ERA: 3.08 (1, 1)	IP: 9.0 WLS: W BF: 36 H: 9 R: 0 ER: 0 SO: 6 BB: 3 IBB: 0 HBP: 0 BLK: 0 WP: 0 HR: 0 S: 72 P: 126 ERA: 0.00 WHIP: 1.333															<b>PITCHER</b>				

Batter	1	2	3	4	5	6	7	8	9	AB	R	H	RBI	BB	SO	LOB	BOTTOM			
Marvin Benard, L OBP: 0.295, SLG: 0.300 (1, 8) (7, 9)	K		5-3-6 BB				F8			3	1	0	0	2	2	4	<b>Colorado Rockies @ San Francisco Giants</b> PacBell Park, San Francisco, CA Sat May 06 2000, 4:05 PM EDT Att: 40,930 - Overcast - 57 F <a href="http://livebaseballscorecards.com">livebaseballscorecards.com</a>			
Bill Mueller, S OBP: 0.316, SLG: 0.412 (1, 5)	G3-1		5-3-6			SF8	L5			4	0	1	2	0	0	3				
J.T. Snow, L OBP: 0.315, SLG: 0.350 (1, 3)	G4-3			G1-5-3 BB HBP			K			4	0	0	0	0	1	2				
Jeff Kent, R OBP: 0.380, SLG: 0.643 (1, 4)		S 1B		G1-5-3 E BB				2B		3	2	3	0	1	0	0				
Ellis Burks, R OBP: 0.432, SLG: 0.543 Calvin Murray, R (6, PR) OBP: 0.460, SLG: 0.488 (7, 8)		K		G1-5-3				2B		2	0	0	0	0	1	3				
Armando Rios, L OBP: 0.382, SLG: 0.463 (1, 7)		K		E4				1B		3	1	2	1	1	1	1				
Ramon Martinez, R OBP: 0.409, SLG: 0.526 (1, 6)		FC6-4 BB		F8				1B		2	0	0	0	2	0	3				
Doug Mirabeli, R OBP: 0.355, SLG: 0.519 (1, 2)		FC6-4								4	1	2	2	0	0	2				
Shawn Estes, R OBP: 0.308, SLG: 0.333 (1, 1)				P4						4	0	1	0	0	1	2				
<b>Inning Stats</b>	R: 0 E: 0 K: 1 S: 6	H: 0 LOB: 0 BB: 0 P: 12	R: 0 E: 0 K: 2 S: 14	H: 1 LOB: 2 BB: 1 P: 23	R: 0 E: 0 K: 0 S: 7	H: 0 LOB: 0 BB: 1 P: 15	R: 1 E: 1 K: 0 S: 7	H: 1 LOB: 1 BB: 1 P: 18	R: 1 E: 0 K: 1 S: 10	H: 2 LOB: 1 BB: 0 P: 13	R: 3 E: 0 K: 2 S: 15	H: 3 LOB: 2 BB: 1 P: 24	R: 0 E: 0 K: 0 S: 11	H: 1 LOB: 2 BB: 1 P: 20	R: 1 E: 0 K: 0 S: 15	H: 1 LOB: 1 BB: 1 P: 26	1B: 6 2B: 3 3B: 1 HR: 0	SF: 1 SAC: 0 DP: 2 HBP: 2	WP: 1 PB: 0 SB: 2 CS: 0	PA: 39
<b>PITCHER</b> Rolando Arrio, R ERA: 7.06 Gabe White, L ERA: 4.15 Mike DeJean, R ERA: 5.06 Mike Myers, L ERA: (1, 1) (6, 1) (7, 1) (8, 1)	IP: 5.0 WLS: L BF: 26 H: 7 R: 5 ER: 4 SO: 4 BB: 3 IBB: 1 HBP: 2 BLK: 0 WP: 0 HR: 0 S: 50 P: 95 ERA: 7.20 WHIP: 2.000															<b>PITCHER</b>				





Batter	1	2	3	4	5	6	7	8	9	AB R H RBI BB SO LOB	TOP																								
											<p><b>Colorado Rockies @ San Francisco Giants</b>  PacBell Park, San Francisco, CA  Sun May 07 2000, 4:05 PM EDT</p> <p><a href="http://livebaseballscorecards.com">livebaseballscorecards.com</a></p> <p>AB 0 R 0 H 0 RBI 0 BB 0 SO 0 LOB 0</p>  <p>1B: 0 SF: 0 WP: 0 PA: 0  2B: 0 SAC: 0 FB: 0  3B: 0 DP: 0 SB: 0  HR: 0 HBP: 0 CS: 0</p>																								
Inning Stats																																			
PITCHER	IP	WLS	BF	H	R	ER	SO	BB	IBB	HBP	BLK	WP	HR	S	P	ERA	WHIP	PITCHER	IP	WLS	BF	H	R	ER	SO	BB	IBB	HBP	BLK	WP	HR	S	P	ERA	WHIP

Batter	1	2	3	4	5	6	7	8	9	AB R H RBI BB SO LOB	BOTTOM																								
											<p><b>Colorado Rockies @ San Francisco Giants</b>  PacBell Park, San Francisco, CA  Sun May 07 2000, 4:05 PM EDT</p> <p><a href="http://livebaseballscorecards.com">livebaseballscorecards.com</a></p> <p>AB 0 R 0 H 0 RBI 0 BB 0 SO 0 LOB 0</p>  <p>1B: 0 SF: 0 WP: 0 PA: 0  2B: 0 SAC: 0 FB: 0  3B: 0 DP: 0 SB: 0  HR: 0 HBP: 0 CS: 0</p>																								
Inning Stats																																			
PITCHER	IP	WLS	BF	H	R	ER	SO	BB	IBB	HBP	BLK	WP	HR	S	P	ERA	WHIP	PITCHER	IP	WLS	BF	H	R	ER	SO	BB	IBB	HBP	BLK	WP	HR	S	P	ERA	WHIP



Batter	1	2	3	4	5	6	7	8	9	AB	R	H	RBI	BB	SO	LOB	TOP										
Tom Goodwin, L (1, 8) OBP: 0.389, SLG: 0.552	F8		K		G4-3		K		BB	4	0	0	0	1	2	0											
3 Mike Lansing, R (1, 4) OBP: 0.386, SLG: 0.487	F5		1B FC 2B		G6-3		FC5-2 BB		F9	4	1	1	0	1	0	1											
Larry Walker, L (1, 9) OBP: 0.416, SLG: 0.482	G4-3		FC 1B		K		F7			4	0	1	0	0	1	1											
Jeff Cirillo, R (1, 5) OBP: 0.451, SLG: 0.549		4-1 17 HR BB	FC 17 1B		F9		FC5-2 2B			3	1	1	1	1	0	1											
17 Todd Helton, L (1, 3) OBP: 0.485, SLG: 0.768		1-2 1-H HR	FC5-2 1B				FC5-2 1B			3	1	3	2	1	0	0											
Darren Bragg, L (1, 7) Jeffrey Hammonds, R (8, 7) OBP: 0.289, SLG: 0.377 OBP: 0.404, SLG: 0.610		0-1 G3-1	K		F8		FC5-2			3	0	0	0	0	1	3											
Neifi Perez, S (1, 6) OBP: 0.258, SLG: 0.397		0-0 P6			F8		F9			4	0	0	0	0	0	4											
Brent Mayne, L (1, 2) OBP: 0.377, SLG: 0.345		4-2 BB			G4-3		F7		F9	3	0	0	0	1	0	0											
Pedro Astacio, R (1, 1) OBP: 0.095, SLG: 0.095		0-3 K			K		G5-3		F9	4	0	0	0	0	2	1											
<b>Inning Stats</b>	R: 0 E: 0 K: 0 S: 5	H: 0 LOB: 0 BB: 9	R: 2 E: 0 K: 1 S: 12	H: 1 LOB: 1 BB: 21	R: 1 E: 0 K: 2 S: 11	H: 3 LOB: 2 BB: 0 P: 18	R: 0 E: 0 K: 1 S: 8	H: 0 LOB: 0 BB: 0 P: 11	R: 0 E: 0 K: 1 S: 7	H: 1 LOB: 1 BB: 0 P: 8	R: 0 E: 0 K: 1 S: 10	H: 0 LOB: 0 BB: 0 P: 14	R: 0 E: 0 K: 0 S: 14	H: 1 LOB: 3 BB: 29	R: 0 E: 0 K: 0 S: 8	H: 0 LOB: 1 BB: 1 P: 15	1B: 3 2B: 2 3B: 0 HR: 1	SF: 1 SAC: 0 DP: 0 HBP: 0	WP: 0 PB: 0 SB: 1 CS: 0	PA: 38							
<b>PITCHER</b>	IP	WLS	BF	H	R	ER	SO	BB	IBB	HBP	BLK	WP	HR	S	P	ERA	WHIP										
Chris Holt, R (1, 1) ERA: 6.96	7.1	L	31	6	3	3	6	3	0	0	0	0	1	65	107	3.68	1.227										
Yorkis Perez, L (8, 1) ERA: 8.22	0.0	1	0	0	0	0	0	0	1	0	0	0	0	0	4	∞	∞										
Jay Powell, R (8, 1) ERA: 3.31	0.2	2	0	0	0	0	0	0	0	0	0	0	0	8	11	0.00	0.000										
Joe Slusarski, R (9, 1) ERA: 3.0	1.0	4	0	0	0	0	0	1	0	0	0	0	0	8	15	0.00	1.000										

**Colorado Rockies @ Houston Astros**  
Enron Field, Houston, TX  
Mon May 08 2000, 8:05 PM EDT  
Att: 33,195 - Cloudy - 79 F

AB 33  
R 3  
H 6  
RBI 3  
BB 5  
SO 6  
LOB 14



Batter	1	2	3	4	5	6	7	8	9	AB	R	H	RBI	BB	SO	LOB	BOTTOM										
Roger Cedeno, S (1, 9) OBP: 0.328, SLG: 0.314	G4-3		G4-3			K		K		4	0	0	0	0	2	1											
Craig Biggio, R (1, 4) OBP: 0.429, SLG: 0.336	K			G3 5 G6-3 HBP		L6		HBP		2	0	0	0	0	1	0											
5 Jeff Bagwell, R (1, 3) OBP: 0.444, SLG: 0.623		4-1 BB		G6-3		K		K		3	0	0	0	1	2	3											
Ken Caminiti, S (1, 5) OBP: 0.444, SLG: 0.614	F9			G3		F8		K		4	0	0	0	0	1	2											
17 Lance Berkman, S (1, 7) OBP: 0.281, SLG: 0.310		0-0 F7		K				G6-3		3	0	0	0	1	1	1											
Richard Hidalgo, R (1, 8) OBP: 0.381, SLG: 0.625		2-1 G6-3			3-1 HR	K		K		4	1	2	1	0	1	1											
Mitch Meluskey, S (1, 2) OBP: 0.360, SLG: 0.500		1-0 G3		G3-1		L8		G3		4	0	0	0	0	0	2											
Bill Spiers, L (1, 6) OBP: 0.372, SLG: 0.377			1-2 G3-1		F7			HBP 1B		3	0	1	0	0	0	0											
Chris Holt, R (1, 1) Yorkis Perez, L (8, 1) Jay Powell, R (8, 1) Daryle Ward, L (8, PH) Joe Slusarski, R (9, 1) OBP: 0.154, SLG: 0.154 OBP: 0.313, SLG: 0.514			2-3 K		P3			K		2	0	0	0	0	1	0											
<b>Inning Stats</b>	R: 0 E: 0 K: 1 S: 8	H: 0 LOB: 1 BB: 1 P: 14	R: 0 E: 0 K: 0 S: 4	H: 0 LOB: 0 BB: 0 P: 7	R: 0 E: 0 K: 1 S: 9	H: 0 LOB: 0 BB: 0 P: 15	R: 0 E: 0 K: 1 S: 5	H: 0 LOB: 1 BB: 0 P: 10	R: 1 E: 0 K: 0 S: 6	H: 1 LOB: 0 BB: 0 P: 12	R: 0 E: 0 K: 2 S: 8	H: 0 LOB: 0 BB: 1 P: 14	R: 0 E: 0 K: 1 S: 7	H: 0 LOB: 1 BB: 1 P: 16	R: 0 E: 0 K: 3 S: 16	H: 1 LOB: 2 BB: 0 P: 25	R: 0 E: 0 K: 1 S: 9	H: 1 LOB: 1 BB: 0 P: 18	1B: 2 2B: 0 3B: 0 HR: 1	SF: 0 SAC: 0 DP: 0 HBP: 2	WP: 0 PB: 0 SB: 1 CS: 0	PA: 34					
<b>PITCHER</b>	IP	WLS	BF	H	R	ER	SO	BB	IBB	HBP	BLK	WP	HR	S	P	ERA	WHIP										
Pedro Astacio, R (1, 1) ERA: 4.79	9.0	W	34	3	1	1	10	2	0	2	0	0	1	72	131	1.00	0.556										

**Colorado Rockies @ Houston Astros**  
Enron Field, Houston, TX  
Mon May 08 2000, 8:05 PM EDT  
Att: 33,195 - Cloudy - 79 F

AB 30  
R 1  
H 3  
RBI 1  
BB 2  
SO 10  
LOB 11





Batter	1	2	3	4	5	6	7	8	9	AB	R	H	RBI	BB	SO	LOB	TOP																	
Tom Goodwin, L (1.8) OBP: 0.384, SLG: 0.540 Brian Hunter, R (9, PH) OBP: 0.309, SLG: 0.240	K		F7		3 2B		F7		3 DI BB	4	1	1	0	0	1	0																		
3 Mike Lansing, R (1.4) OBP: 0.388, SLG: 0.500	G3 HR 2B		G6-3		F8 1B		P3		F8	5	2	2	1	0	0	1																		
Larry Walker, L (1.9) OBP: 0.411, SLG: 0.482	G3		17 HR		F8		G3-1			4	1	1	0	0	0	2																		
Jeff Cirillo, R (1.5) OBP: 0.460, SLG: 0.581	HR		17 HR		1B				K	3	2	2	3	1	1	0																		
17 Todd Helton, L (1.3) OBP: 0.486, SLG: 0.810	F8		HR		F8				HR	4	2	2	4	0	0	1																		
Jeffrey Hammonds, R (1.7) OBP: 0.373, SLG: 0.596			G5-3		F7				G5-3	4	0	0	0	0	1	1																		
Terry Shumpert, R (1.6) OBP: 0.284, SLG: 0.419 Jose Jimenez, R (8.1) OBP: 0.500, SLG: 0.500					G5-3		F8		K	4	0	1	0	0	1	0																		
Brent Mayne, L (1.2) OBP: 0.361, SLG: 0.328 Scott Servais, R (7.2) OBP: 0.368, SLG: 0.375					F7		G4-3		L6-3 1B	3	0	0	0	0	0	1																		
Scott Karl, L (1.1) OBP: 0.500, SLG: 0.375 Julian Tavaréz, L (5.1) Stan Belinda, R (6.1) Kevin Jarvis, L (8.1) Nefti Pérez, S (8.6) OBP: 0.256, SLG: 0.393					G4-3		K		L6-3	2	0	0	0	0	1	1																		
<b>Inning Stats</b>	R: 2 E: 0 K: 1 S: 13	H: 2 LOB: 0 BB: 0 P: 20	R: 0 E: 0 K: 2 S: 11	H: 1 LOB: 1 BB: 0 P: 17	R: 3 E: 0 K: 0 S: 13	H: 2 LOB: 0 BB: 1 P: 22	R: 0 E: 0 K: 0 S: 8	H: 0 LOB: 0 BB: 0 P: 13	R: 2 E: 0 K: 1 S: 9	H: 3 LOB: 1 BB: 0 P: 16	R: 0 E: 0 K: 0 S: 12	H: 0 LOB: 0 BB: 0 P: 19	R: 1 E: 0 K: 2 S: 14	H: 1 LOB: 1 BB: 0 P: 20	R: 0 E: 0 K: 0 S: 11	H: 1 LOB: 1 BB: 1 P: 20	1B: 4 2B: 4 3B: 0 HR: 3	SF: 0 SAC: 0 DP: 1 HBP: 0	WP: 0 PB: 0 SB: 0 CS: 0	PA: 38														
<b>PITCHER</b>	IP WLS BF H R ER SO BB IBB HBP BLK WP HR S P ERA WHIP																																	
Scott Elarton, R (1.1) ERA: 7.4	4.1	22	8	7	7	3	1	0	0	0	0	0	0	2	50	83	14.54	2.077																
Mike Maddux, R (5.1) ERA: 4.25	0.2	2	0	0	0	0	0	0	0	0	0	0	0	0	4	5	0.00	0.000																
Yorkis Perez, L (6.1) ERA: 7.27	1.0	W	3	0	0	0	1	0	0	0	0	0	0	0	8	11	0.00	0.000																
Doug Henry, R (7.1) ERA: 5.14	2.0	H	7	1	1	1	2	0	0	0	0	0	1	26	39	4.50	0.500																	
Billy Wagner, L (9.1) ERA: 2.13	1.0	4	1	0	0	0	1	0	0	0	0	0	0	11	20	0.00	2.000																	

**Colorado Rockies @ Houston Astros**  
 Enron Field, Houston, TX  
 Tue May 09 2000, 8:05 PM EDT  
 Att: 32,130 - Sunny - 82 F

AB	36
R	8
H	10
RBI	8
BB	2
SO	6
LOB	8



Batter	1	2	3	4	5	6	7	8	9	AB	R	H	RBI	BB	SO	LOB	BOTTOM															
Roger Cedeno, S (1.9) OBP: 0.338, SLG: 0.315	G6-3			5 F8 WP BB	FC6-4		G3-1			3	2	1	0	2	0	1																
Craig Biggio, R (1.4) OBP: 0.434, SLG: 0.360	G5-4-3 1B			WP BB	FC6-4 5 BB		1B		F9	4	2	2	4	1	0	2																
5 Jeff Bagwell, R (1.3) OBP: 0.442, SLG: 0.607	G5-4-3			F8	HR BB		F9		1B BB	3	2	0	0	2	0	5																
Ken Caminiti, S (1.5) OBP: 0.460, SLG: 0.651				P4	HR		1B S		1B BB	3	2	2	4	2	0	2																
Richard Hidalgo, R (1.8) OBP: 0.389, SLG: 0.620				E5	BB		1B		2B 1B	4	1	2	2	1	0	2																
Matt Mieske, R (1.7) OBP: 0.217, SLG: 0.200 Mike Maddux, L (5.1) Dante Ward, L (5.1) Yorkis Perez, R (5.1) Tim Lincecum, R (6.1) Doug Henry, R (7.1) Bill Spillers, L (8.1) Billy Wagner, L (9.1)				G6-4-3	F9		F5		K	2	0	0	0	0	0	3																
Tony Eusebio, R (1.2) OBP: 0.290, SLG: 0.212 Mitch Meluskey, S (6, PR) OBP: 0.377, SLG: 0.545				F9			P3		BB 17 BB	2	1	2	2	0	0	0																
Russ Johnson, R (1.6) OBP: 0.207, SLG: 0.179				P3			1B 17 1B		K	5	1	1	0	0	1	3																
Scott Elarton, R (1.1) OBP: 0.333, SLG: 0.333 17 Lance Berkman, S (5.7) OBP: 0.314, SLG: 0.323				G5-3			FC6-4 1B		BB	1	0	0	0	0	0	0																
<b>Inning Stats</b>	R: 0 E: 0 K: 0 S: 5	H: 1 LOB: 0 BB: 0 P: 5	R: 0 E: 0 K: 0 S: 6	H: 0 LOB: 0 BB: 1 P: 13	R: 0 E: 0 K: 0 S: 4	H: 0 LOB: 0 BB: 0 P: 6	R: 1 E: 1 K: 0 S: 9	H: 0 LOB: 2 BB: 2 P: 21	R: 5 E: 0 K: 0 S: 19	H: 4 LOB: 1 BB: 2 P: 36	R: 4 E: 0 K: 2 S: 19	H: 2 LOB: 2 BB: 3 P: 45	R: 0 E: 0 K: 1 S: 13	H: 1 LOB: 1 BB: 0 P: 21	R: 3 E: 0 K: 0 S: 15	H: 3 LOB: 1 BB: 1 P: 26	1B: 7 2B: 2 3B: 1 HR: 1	SF: 0 SAC: 0 DP: 2 HBP: 1	WP: 1 PB: 0 SB: 1 CS: 0	PA: 44												
<b>PITCHER</b>	IP WLS BF H R ER SO BB IBB HBP BLK WP HR S P ERA WHIP																															
Scott Karl, L (1.1) ERA: 7.12	4.2	22	5	6	6	0	4	0	0	0	0	1	14	33	40.50	4.500																
Julian Tavaréz, R (5.1) ERA: 7.39	0.2	L	6	0	3	3	3	0	1	0	0	0	25	46	5.40	1.800																
Stan Belinda, R (6.1) ERA: 4.61	1.2	B	9	3	1	1	2	0	1	0	0	0	3	8	54.00	6.000																
Kevin Jarvis, R (8.1) ERA: 8.15	0.1	3	1	2	2	0	1	0	0	0	0	0	3	8	54.00	6.000																
Jose Jimenez, R (8.1) ERA: 4.6	0.2	4	2	1	1	0	0	0	0	0	0	0	12	18	13.50	3.000																

**Colorado Rockies @ Houston Astros**  
 Enron Field, Houston, TX  
 Tue May 09 2000, 8:05 PM EDT  
 Att: 32,130 - Sunny - 82 F

AB	34
R	13
H	11
RBI	12
BB	9
SO	3
LOB	24





Batter	1	2	3	4	5	6	7	8	9	AB	R	H	RBI	BB	SO	LOB	TOP										
Tom Goodwin, L (1, 8) OBP: 0.379, SLG: 0.524	G4-3		4-1 BB		0-3 K			2-1 F8		3	0	0	0	1	1	1	<b>Colorado Rockies @ Houston Astros</b> Enron Field, Houston, TX Wed May 10, 2000, 8:05 PM EDT Att: 34,265 - Sunny - 82 F										
Neftali Feliz, S (1, 6) OBP: 0.248, SLG: 0.381	G4-3		2-2 P5			3-2 G6-3		1-2 F7		4	0	0	0	0	0	2											
Larry Walker, L (1, 9) OBP: 0.414, SLG: 0.508	F7			1-0 3B		2-0 2B		0-0 G3-1		4	0	2	0	0	0	0											
Jeff Cirillo, R (1, 5) OBP: 0.446, SLG: 0.560		1-2 G6-3		0-2 G5-3		2-3 K		2-2 F9		4	0	0	0	0	1	2											
17 Todd Helton, L (1, 3) OBP: 0.479, SLG: 0.792	G4-3	0-0 G4-3		1-3 K		1-2 G3-1		0-2 DI 1B		4	0	1	0	0	1	2											
Jeffrey Hammonds, R (1, 7) OBP: 0.364, SLG: 0.571	K	3-3 K		0-0 G6-3			0-0 SF7 3B	1-3 K		4	1	1	0	0	2	2											
Terry Shumpert, R (1, 4) OBP: 0.282, SLG: 0.406			4-1 FC1-5 WP BB		3-3 K		1-2 SF7	1-1 F9		2	0	0	1	1	1	1											
Scott Servais, R (1, 2) OBP: 0.366, SLG: 0.371			1-2 F7		1-2 SH3 1B		3-H 0-3 K			3	0	1	0	0	1	1											
Masato Yoshii, R (1, 1) OBP: 0.357, SLG: 0.357			1-2 FC1-5 BB		0-0 SH3		2-1 G3			1	0	0	0	0	0	1											
Mike Myers, L (6, 1) Darren Bragg, L (7, PH) Mike DeJean, R (7, 1) Gabe White, L (8, 1)			2-3 2B		1-2 1B					0	0	0	0	0	0	0											
<b>Inning Stats</b>	R: 0 E: 0 K: 0 S: 12	H: 0 LOB: 0 BB: 0 P: 19	R: 0 E: 0 K: 1 S: 9	H: 0 LOB: 0 BB: 0 P: 13	R: 0 E: 0 K: 0 S: 11	H: 0 LOB: 2 BB: 2 P: 23	R: 0 E: 0 K: 1 S: 8	H: 1 LOB: 1 BB: 0 P: 10	R: 0 E: 0 K: 2 S: 13	H: 1 LOB: 1 BB: 0 P: 17	R: 0 E: 0 K: 1 S: 14	H: 1 LOB: 1 BB: 0 P: 22	R: 1 E: 0 K: 1 S: 10	H: 1 LOB: 0 BB: 0 P: 13	R: 0 E: 0 K: 0 S: 6	H: 0 LOB: 0 BB: 0 P: 9	R: 0 E: 0 K: 1 S: 12	H: 1 LOB: 1 BB: 0 P: 16	1B: 2 2B: 1 3B: 2 HR: 0	SF: 1 SAC: 1 DP: 0 HBP: 0	WP: 1 PB: 0 SB: 0 CS: 0	PA: 34					
<b>PITCHER</b>	IP	WLS	BF	H	R	ER	SO	BB	IBB	HBP	BLK	WP	HR	S	P	ERA	WHIP										
Shane Reynolds, R (1, 1) ERA: 2.96	7.0	W	27	4	1	1	6	2	0	0	0	1	0	77	117	1.29	0.857										
Jay Powell, R (8, 1) ERA: 3.12	1.0		3	0	0	0	0	0	0	0	0	0	0	6	9	0.00	0.000										
Billy Wagner, L (9, 1) ERA: 1.98	1.0		4	1	0	0	1	0	0	0	0	0	0	12	16	0.00	1.000										

AB	30
R	1
H	5
RBI	1
BB	2
SO	7
LOB	12



Batter	1	2	3	4	5	6	7	8	9	AB	R	H	RBI	BB	SO	LOB	BOTTOM										
Roger Cedeno, S (1, 9) OBP: 0.343, SLG: 0.333	3B	0-1 F9			2-0 F8		4-2 CS BB			3	1	1	0	1	0	1	<b>Colorado Rockies @ Houston Astros</b> Enron Field, Houston, TX Wed May 10, 2000, 8:05 PM EDT Att: 34,265 - Sunny - 82 F										
Craig Biggio, R (1, 4) OBP: 0.430, SLG: 0.374	3B		2-1 F2		2-3 K		1-2 F8			4	0	1	1	0	1	2											
5 Jeff Bagwell, R (1, 3) OBP: 0.437, SLG: 0.620	3H 3B	3-2 P6		0-0 HR		0-3 K		3-3 K		4	1	1	1	0	2	2											
Ken Caminiti, S (1, 5) OBP: 0.462, SLG: 0.636	17 G1-6-3 IBB		2-3 K			1-3 K		4-2 BB 17 WP BB		2	0	0	0	2	2	0											
17 Lance Berkman, S (1, 7) OBP: 0.333, SLG: 0.353	1-2 G1-6-3		2-3 K2-3			1-2 1B 2B		4-2 BB BB		3	1	1	0	1	1	2											
Richard Hidalgo, R (1, 8) OBP: 0.400, SLG: 0.618		4-2 HR BB		2-0 G6-3		2-2 S 1B		4-2 1-2 2-3 BB		2	1	1	1	2	0	0											
Mitch Meluskey, S (1, 2) OBP: 0.370, SLG: 0.571		0-1 HR		2-3 K		1-2 F8		2-2 F8		4	1	1	2	0	1	4											
Bill Spiers, L (1, 6) OBP: 0.349, SLG: 0.351		0-3 HR		3-1 F8		1-3 K		1-0 G3-1		4	0	0	0	0	2	4											
Billy Wagner, L (9, 1)										0	0	0	0	0	0	0											
Shane Reynolds, R (1, 1) OBP: 0.294, SLG: 0.438		1-0 G1-3			0-0 1B			0-0 G6-3		2	0	1	0	0	0	0											
Russ Johnson, R (7, PH) OBP: 0.200, SLG: 0.172										1	0	0	0	0	0	0											
Jay Powell, R (8, 1)										0	0	0	0	0	0	0											
Tim Bogar, R (9, 6) OBP: 0.242, SLG: 0.227										0	0	0	0	0	0	0											
<b>Inning Stats</b>	R: 1 E: 0 K: 0 S: 10	H: 2 LOB: 1 BB: 1 P: 20	R: 2 E: 0 K: 1 S: 10	H: 1 LOB: 0 BB: 1 P: 15	R: 1 E: 0 K: 2 S: 11	H: 1 LOB: 0 BB: 0 P: 17	R: 0 E: 0 K: 1 S: 6	H: 0 LOB: 0 BB: 0 P: 13	R: 0 E: 0 K: 2 S: 9	H: 1 LOB: 1 BB: 0 P: 13	R: 1 E: 0 K: 2 S: 17	H: 2 LOB: 1 BB: 0 P: 23	R: 0 E: 0 K: 0 S: 6	H: 0 LOB: 1 BB: 1 P: 11	R: 0 E: 0 K: 1 S: 14	H: 0 LOB: 3 BB: 3 P: 32	R: 0 E: 0 K: 1 S: 14	H: 0 LOB: 0 BB: 0 P: 11	1B: 2 2B: 1 3B: 2 HR: 2	SF: 0 SAC: 0 DP: 1 HBP: 0	WP: 1 PB: 0 SB: 1 CS: 1	PA: 35					
<b>PITCHER</b>	IP	WLS	BF	H	R	ER	SO	BB	IBB	HBP	BLK	WP	HR	S	P	ERA	WHIP										
Masato Yoshii, R (1, 1) ERA: 5.4	5.2	L	25	7	5	5	7	1	0	0	0	0	0	3	4	0.00	0.000										
Mike Myers, L (6, 1) ERA: 4.05	0.1		1	0	0	0	1	0	0	0	0	0	0	3	4	0.00	0.000										
Mike DeJean, R (7, 1) ERA: 4.05	1.1		7	0	0	0	1	4	0	0	0	1	0	16	36	0.00	3.000										
Gabe White, L (8, 1) ERA: 4.0	0.2		2	0	0	0	0	0	0	0	0	0	0	4	7	0.00	0.000										

AB	29
R	5
H	7
RBI	5
BB	6
SO	9
LOB	15









Batter	1	2	3	4	5	6	7	8	9	AB	R	H	RBI	BB	SO	LOB	TOP								
<b>Marvin Benard, L</b> (1, 8) OBP: 0.298, SLG: 0.319	3-2 1B 1B	4-2 BB			1-3 K		1-1 E6 3B	1-3 K		4	2	2	1	1	2	0	<b>San Francisco Giants @ Colorado Rockies</b> Coors Field, Denver, CO Sat May 13 2000, 1:05 PM MDT Att: 44,829 - Cloudy - 67 F <a href="http://livebaseballscorecards.com">livebaseballscorecards.com</a>								
<b>Bill Mueller, S</b> (1, 5) OBP: 0.343, SLG: 0.426	0-1 BB 1B	0-0 G3			4-0 BB		2-3 K		1-0 G3-6 1B	4	1	2	0	1	1	1									
<b>Barry Bonds, L</b> (1, 7) OBP: 0.420, SLG: 0.724	4-1 1B BB		0-3 K		3-0 F7		1-1 HR		2-1 G3-6-1 1B	4	1	1	1	1	1	2									
<b>Jeff Kent, R</b> (1, 4) OBP: 0.371, SLG: 0.631	2-3 K		3-3 K			2-1 HR	4-1 PB HR BB		2-3 K	4	2	1	1	1	3	3									
<b>J.T. Snow, L</b> (1, 3) OBP: 0.341, SLG: 0.380	2-2 1B		3-3 K			0-1 FC5-4 1B	3-2 P4			4	0	2	2	0	1	1									
<b>Rich Aurilia, R</b> (1, 6) OBP: 0.312, SLG: 0.364	1-3 2H 3H			4-2 G4-6-3 BB		0-0 FC5-4 1B	3-2 HR			3	1	1	2	1	1	2									
<b>John Johnstone, R</b> (7, 1)	K					1-2 2H	HR			0	0	0	0	0	0	0									
<b>Armando Rios, L</b> (1, 9) OBP: 0.359, SLG: 0.579		1-1 HR		0-0 G4-6-3		2-3 K	1-1 G6-3			4	1	1	1	0	1	2									
<b>Doug Mirabeli, R</b> (1, 2) OBP: 0.352, SLG: 0.475		2-3 K		1-3 K		1-2 F9		1-0 F9		4	0	0	0	0	2	1									
<b>Shawn Estes, R</b> (1, 1) OBP: 0.267, SLG: 0.286		2-2 G5-3			2-3 K		4-1 E BB	0-1 F8		2	0	0	0	0	1	0									
<b>Mark Gardner, R</b> (5, 1) OBP: 0.250, SLG: 0.250										0	0	0	0	0	0	0									
<b>Ramon Martinez, R</b> (7, PH) OBP: 0.407, SLG: 0.455										1	1	0	0	1	0	0									
<b>Inning Stats</b>	R: 2 E: 0 K: 2 S: 15	H: 3 LOB: 1 BB: 1 P: 27	R: 1 E: 0 K: 1 S: 11	H: 1 LOB: 1 BB: 1 P: 20	R: 0 E: 0 K: 3 S: 9	H: 0 LOB: 0 BB: 0 P: 15	R: 0 E: 0 K: 1 S: 6	H: 0 LOB: 1 BB: 1 P: 11	R: 0 E: 0 K: 2 S: 7	H: 2 LOB: 1 BB: 0 P: 18	R: 5 E: 1 K: 1 S: 21	H: 3 LOB: 2 BB: 2 P: 40	R: 0 E: 0 K: 1 S: 6	H: 0 LOB: 0 BB: 0 P: 8	R: 0 E: 0 K: 1 S: 6	H: 1 LOB: 0 BB: 0 P: 11	1B: 5 2B: 0 3B: 1 HR: 4	SF: 0 SAC: 0 DP: 2 HBP: 0	WP: 0 PB: 1 SB: 1 CS: 0	PA: 40					
<b>PITCHER</b>	IP	WLS	BF	H	R	ER	SO	BB	IBB	HBP	BLK	WP	HR	S	P	ERA	WHIP								
<b>Pedro Astacio, R</b> (1, 1) ERA: 5.4	6.1	B	30	8	7	7	11	5	0	0	0	0	3	69	124	9.95	2.053								
<b>Stan Belinda, R</b> (7, 1) ERA: 5.52	0.1	B	3	1	2	2	0	1	0	0	0	0	1	11	21	54.00	6.000								
<b>Gabe White, L</b> (7, 1) ERA: 3.72	1.1	W	4	0	0	0	1	0	0	0	0	0	0	8	11	0.00	0.000								
<b>Mike Myers, L</b> (9, 1) ERA: 4.5	0.2	H	2	1	0	0	0	0	0	0	0	0	0	3	6	0.00	1.500								
<b>Jose Jimenez, R</b> (9, 1) ERA: 4.5	0.1	S	1	0	0	0	1	0	0	0	0	0	0	3	5	0.00	0.000								

Batter	1	2	3	4	5	6	7	8	9	AB	R	H	RBI	BB	SO	LOB	BOTTOM								
<b>Brian Hunter, R</b> (1, 8) OBP: 0.344, SLG: 0.273	0-1 3E 3S SF8 1B		2-1 F7	0-0 G1-3	4-1 3B BB		1-2 SH1 1B	0-0 1-2 3H 1B		5	1	3	1	1	0	0	<b>San Francisco Giants @ Colorado Rockies</b> Coors Field, Denver, CO Sat May 13 2000, 1:05 PM MDT Att: 44,829 - Cloudy - 67 F <a href="http://livebaseballscorecards.com">livebaseballscorecards.com</a>								
<b>3 Mike Lansing, R</b> (1, 4) OBP: 0.370, SLG: 0.492	3-2 SF8 1H		4-0 17BB BB 1B	2-1 F8	2-0 1-3 2H 1B		2-1 SH1 1B	3-1 F5		3	1	1	2	1	0	2									
<b>Jeff Cirillo, R</b> (1, 5) OBP: 0.443, SLG: 0.538	2-0 17 FC4-6 1B		4-2 17BB 1B BB	0-1 17 1B	0-0 L9		2-1 G5-3			4	1	2	0	1	0	3									
<b>17 Todd Helton, L</b> (1, 3) OBP: 0.500, SLG: 0.836	2-0 FC4-6 1-2 FC4-6		4-1 1B BB	2-1 1B		3-2 HR	4-0 IBB			3	2	2	1	2	0	1									
<b>Jeffrey Hammonds, R</b> (1, 9) OBP: 0.400, SLG: 0.667	2-0 FC4-6 1-2		1-0 1B BB	0-1 G5-3		4-0 S BB	0-3 K			4	1	1	2	1	1	5									
<b>Terry Shumpert, R</b> (1, 7) OBP: 0.297, SLG: 0.409		0-1 G6-3	0-1 1B		4-2 1B BB	2-3 K		1-0 F9		2	2	1	1	1	0	0									
<b>Darren Bragg, L</b> (6, PH) OBP: 0.284, SLG: 0.339			1-2 2H 1B		1-2 2H BB	1-2 K				2	0	0	0	0	1	1									
<b>Scott Servais, R</b> (1, 2) OBP: 0.370, SLG: 0.359		0-0 G5-3	0-1 1B		4-0 E 1B CS BB	0-1 P4		1-1 F8		4	0	1	1	1	0	1									
<b>Nelfi Perez, S</b> (1, 6) OBP: 0.280, SLG: 0.400		2-2 F9	2-2 1B		1-0 3E 1B 1B	4-0 IBB		0-0 1B 1B		4	2	3	2	1	0	0									
<b>Pedro Astacio, R</b> (1, 1) ERA: 5.4	4.0	W	25	8	8	8	2	5	0	0	0	0	0	0	0	0									
<b>Stan Belinda, R</b> (7, 1) ERA: 5.52	0.1	B	3	1	1	1	2	2	1	0	0	0	0	0	0	0									
<b>Gabe White, L</b> (7, 1) ERA: 3.72	1.1	W	4	0	0	0	1	0	0	0	0	0	0	0	0	0									
<b>Bubba Carpenter, L</b> (6, PH) OBP: 0.407, SLG: 0.455	0.2	H	2	1	0	0	0	0	0	0	0	0	0	0	0	0									
<b>Mike Myers, L</b> (9, 1) ERA: 4.5	0.1	S	1	0	0	0	1	0	0	0	0	0	0	0	0	0									
<b>Jose Jimenez, R</b> (9, 1) ERA: 4.5	0.1	S	1	0	0	0	1	0	0	0	0	0	0	0	0	0									
<b>Inning Stats</b>	R: 1 E: 0 K: 0 S: 8	H: 2 LOB: 1 BB: 0 P: 17	R: 0 E: 0 K: 0 S: 10	H: 0 LOB: 0 BB: 0 P: 12	R: 5 E: 0 K: 2 S: 21	H: 4 LOB: 2 BB: 3 P: 40	R: 0 E: 0 K: 0 S: 9	H: 2 LOB: 2 BB: 0 P: 13	R: 2 E: 1 K: 1 S: 10	H: 2 LOB: 3 BB: 3 P: 25	R: 1 E: 0 K: 1 S: 21	H: 1 LOB: 2 BB: 2 P: 35	R: 0 E: 0 K: 1 S: 11	H: 1 LOB: 1 BB: 1 P: 19	R: 1 E: 0 K: 0 S: 9	H: 3 LOB: 2 BB: 0 P: 17	1B: 14 2B: 0 3B: 0 HR: 1	SF: 1 SAC: 1 DP: 0 HBP: 0	WP: 0 PB: 0 SB: 2 CS: 1	PA: 47					
<b>PITCHER</b>	IP	WLS	BF	H	R	ER	SO	BB	IBB	HBP	BLK	WP	HR	S	P	ERA	WHIP								
<b>Shawn Estes, L</b> (1, 1) ERA: 4.75	4.0	W	25	8	8	8	2	5	0	0	0	0	0	0	0	18.00	3.250								
<b>Mark Gardner, R</b> (5, 1) ERA: 5.71	2.0	L	11	3	1	1	2	2	1	0	0	0	1	29	50	4.50	2.500								
<b>John Johnstone, R</b> (7, 1) ERA: 7.56	2.0	L	11	4	1	1	1	0	1	0	0	0	0	20	36	4.50	2.000								

















Batter	1	2	3	4	5	6	7	8	9	AB R H RBI BB SO LOB	TOP																								
											<p><b>Colorado Rockies @ New York Mets</b>            Shea Stadium, Flushing, NY            Thu May 18 2000, 7:10 PM EDT</p> <p><a href="http://livebaseballscorecards.com">livebaseballscorecards.com</a></p> <p>AB 0 R 0 H 0 RBI 0 BB 0 SO 0 LOB 0</p> 																								
Inning Stats										1B: 0 SF: 0 WP: 0 PA: 0 2B: 0 SAC: 0 FB: 0 3B: 0 DP: 0 SB: 0 HR: 0 HBP: 0 CS: 0																									
PITCHER	IP	WLS	BF	H	R	ER	SO	BB	IBB	HBP	BLK	WP	HR	S	P	ERA	WHIP	PITCHER	IP	WLS	BF	H	R	ER	SO	BB	IBB	HBP	BLK	WP	HR	S	P	ERA	WHIP

Batter	1	2	3	4	5	6	7	8	9	AB R H RBI BB SO LOB	BOTTOM																								
											<p><b>Colorado Rockies @ New York Mets</b>            Shea Stadium, Flushing, NY            Thu May 18 2000, 7:10 PM EDT</p> <p><a href="http://livebaseballscorecards.com">livebaseballscorecards.com</a></p> <p>AB 0 R 0 H 0 RBI 0 BB 0 SO 0 LOB 0</p> 																								
Inning Stats										1B: 0 SF: 0 WP: 0 PA: 0 2B: 0 SAC: 0 FB: 0 3B: 0 DP: 0 SB: 0 HR: 0 HBP: 0 CS: 0																									
PITCHER	IP	WLS	BF	H	R	ER	SO	BB	IBB	HBP	BLK	WP	HR	S	P	ERA	WHIP	PITCHER	IP	WLS	BF	H	R	ER	SO	BB	IBB	HBP	BLK	WP	HR	S	P	ERA	WHIP

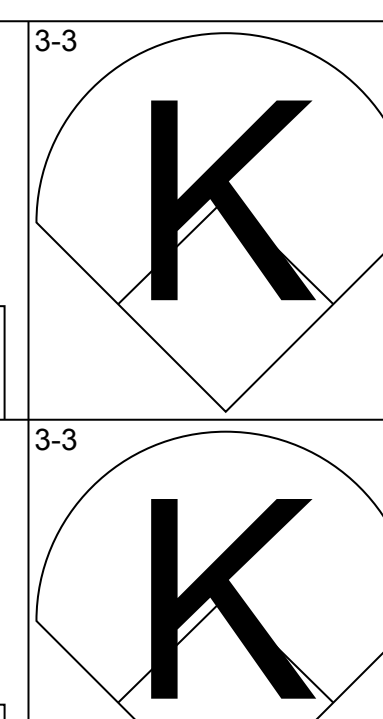
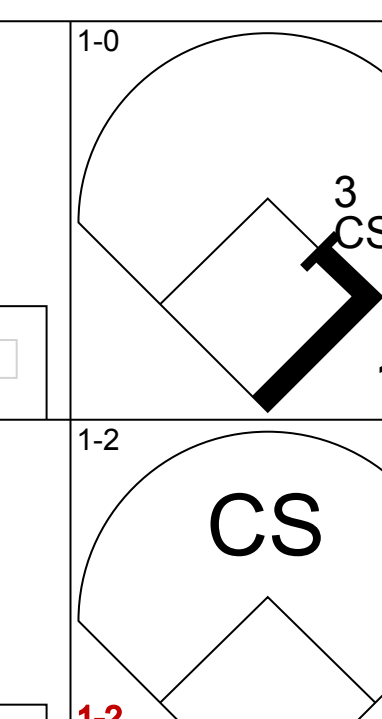
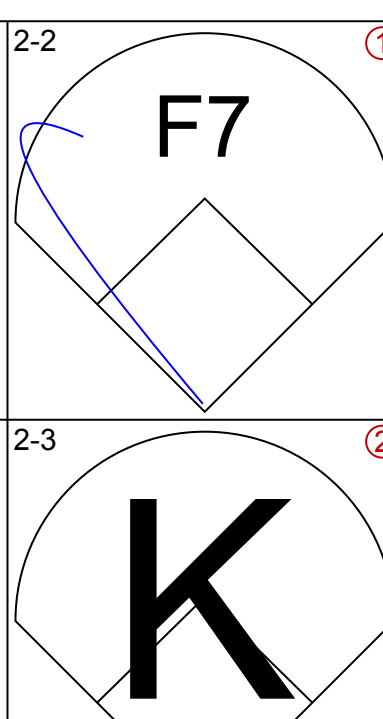
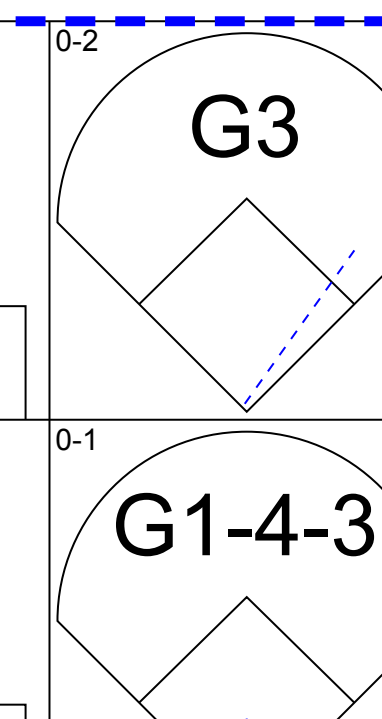
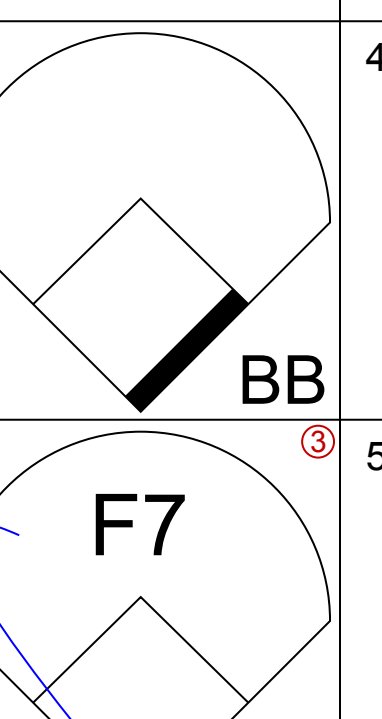
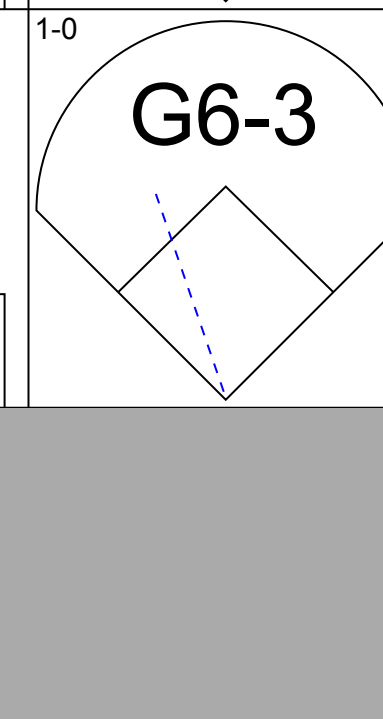

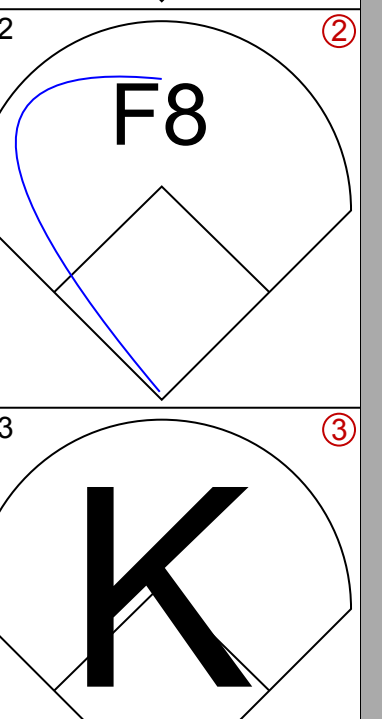
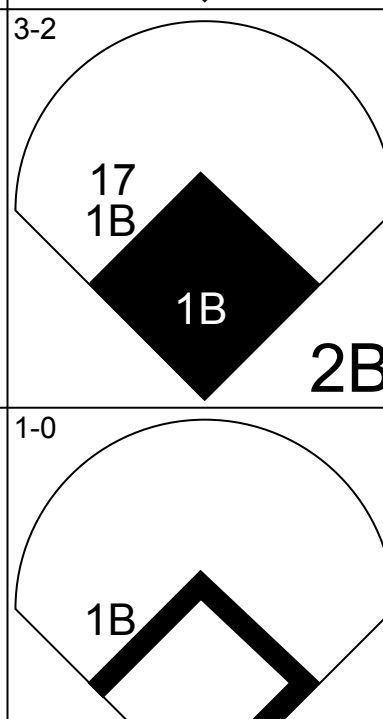
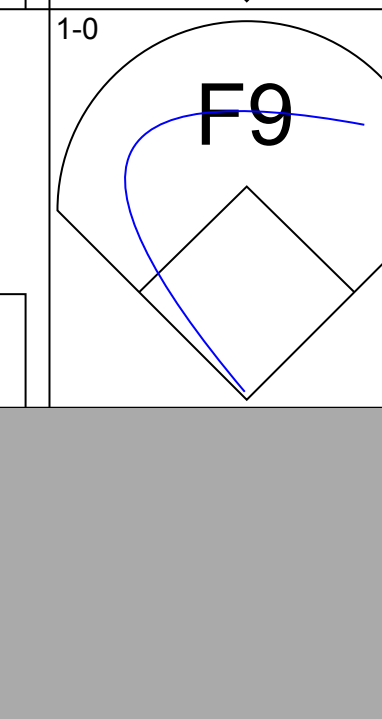
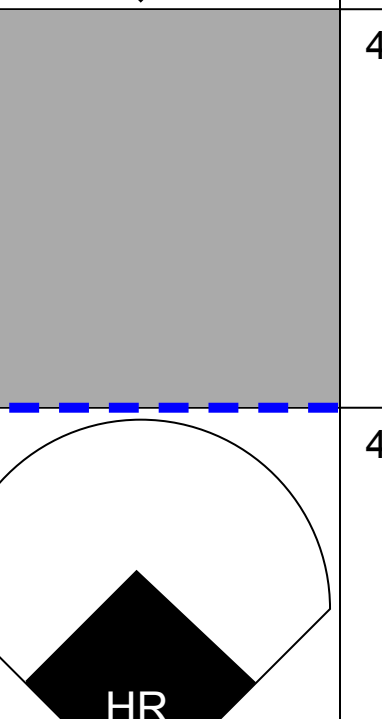


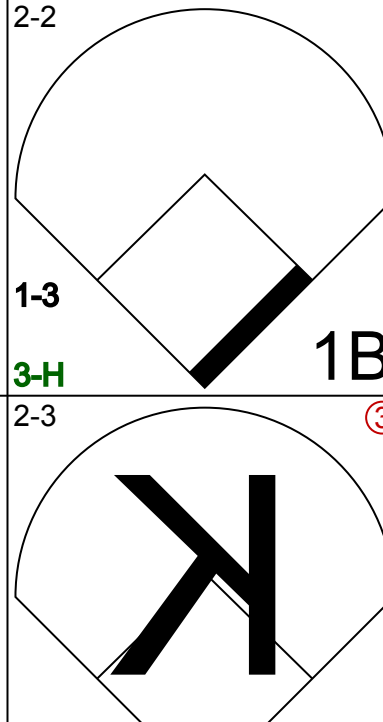

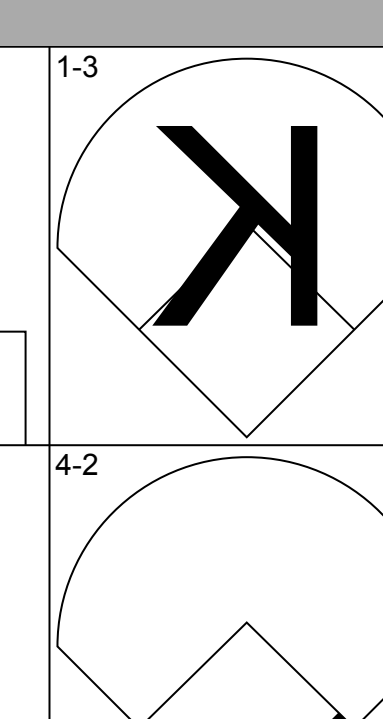
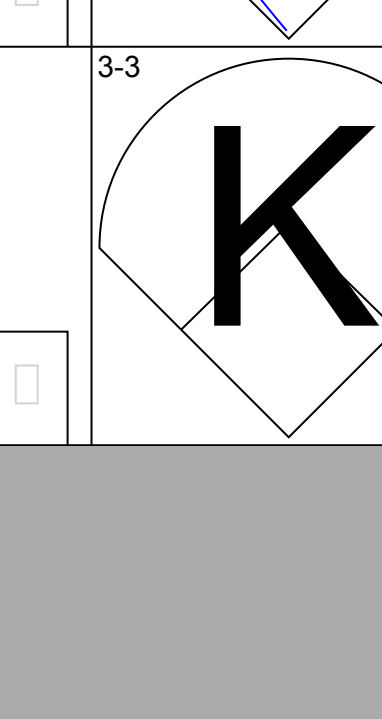
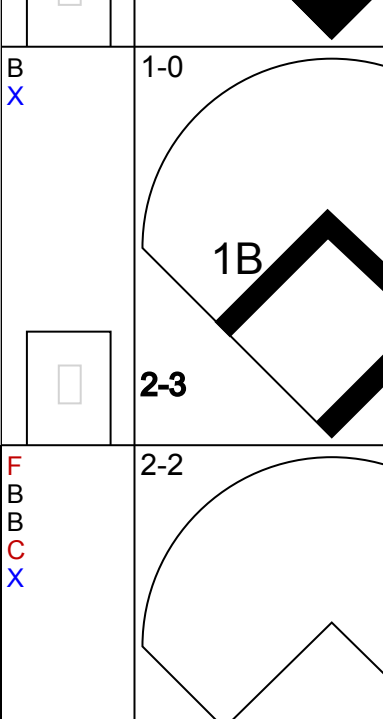
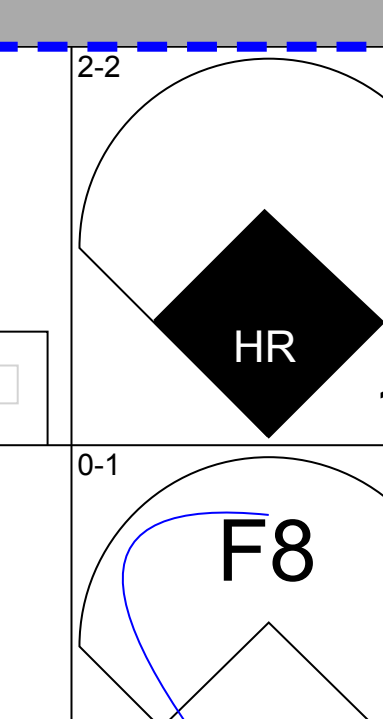
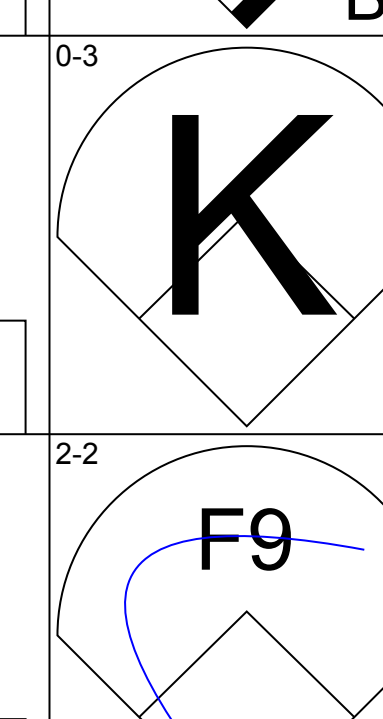
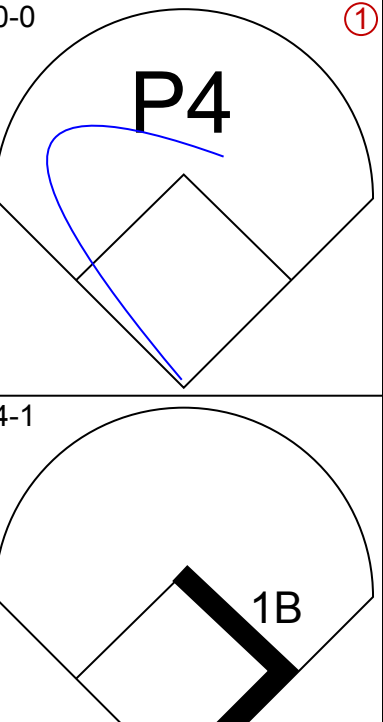
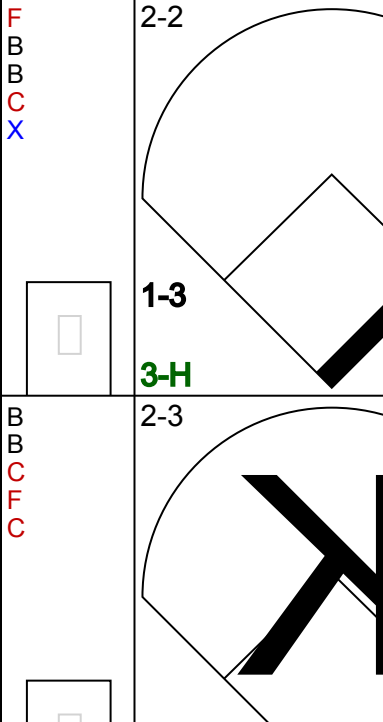
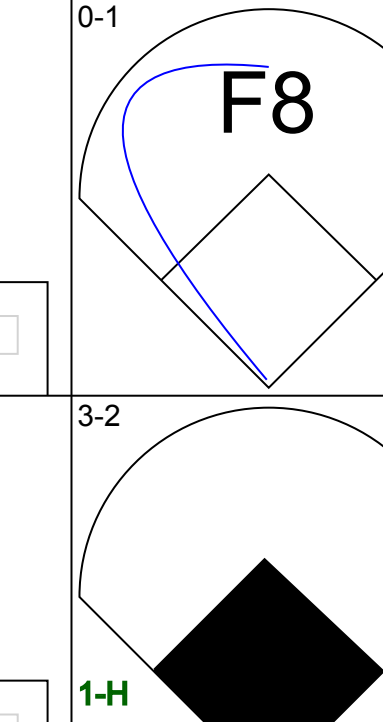

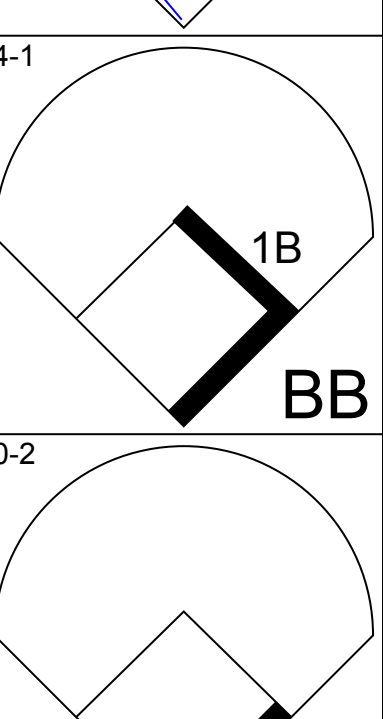
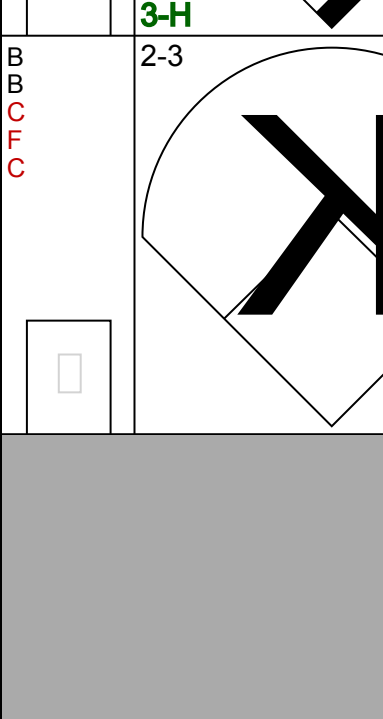
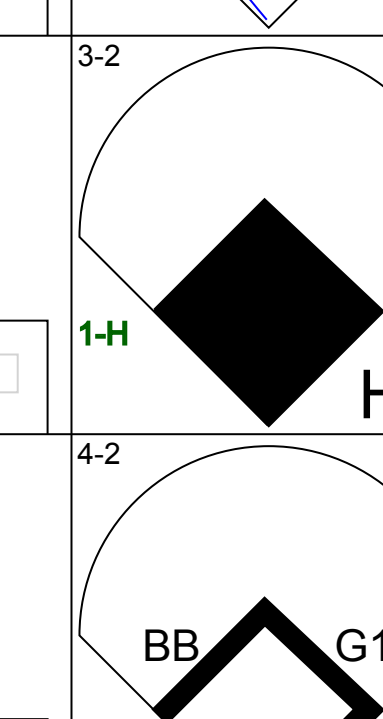

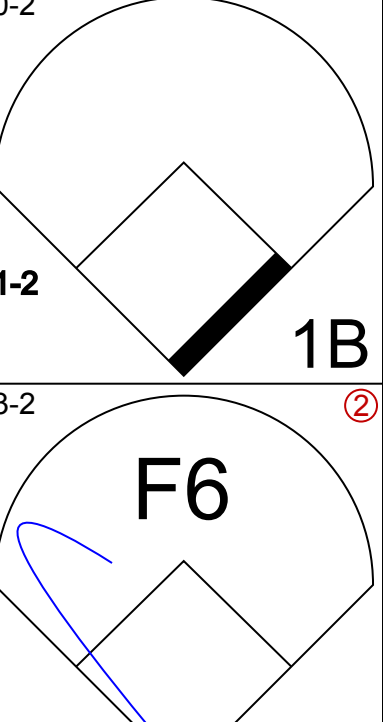
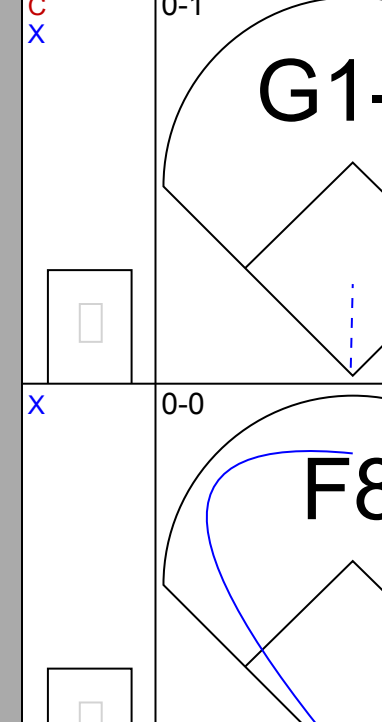
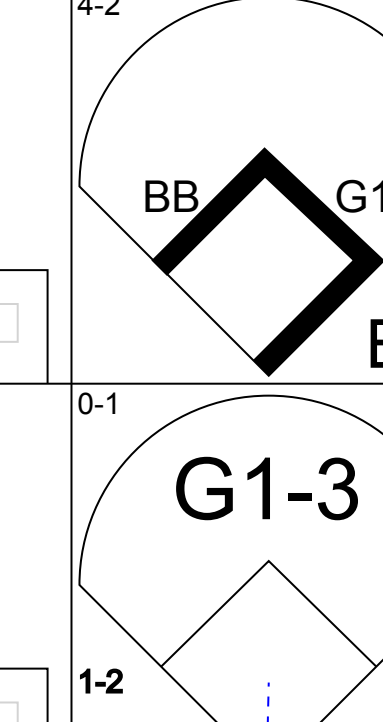
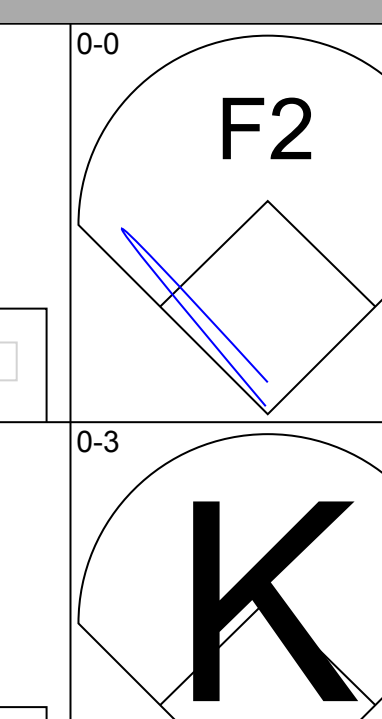
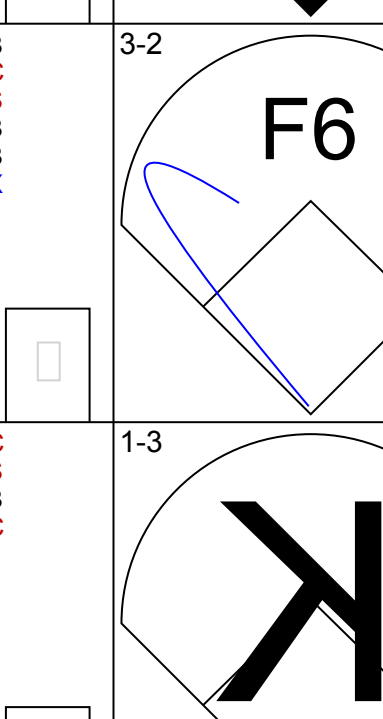
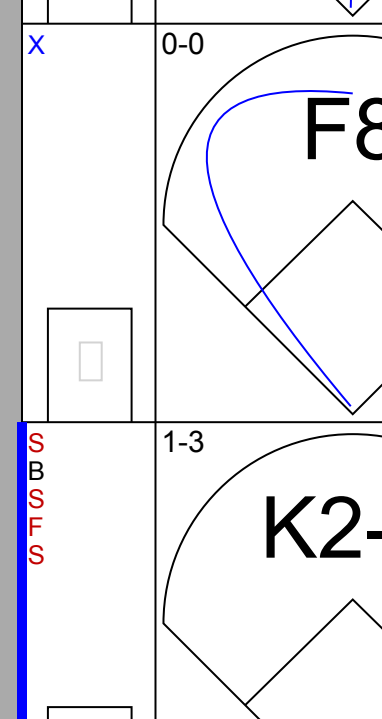
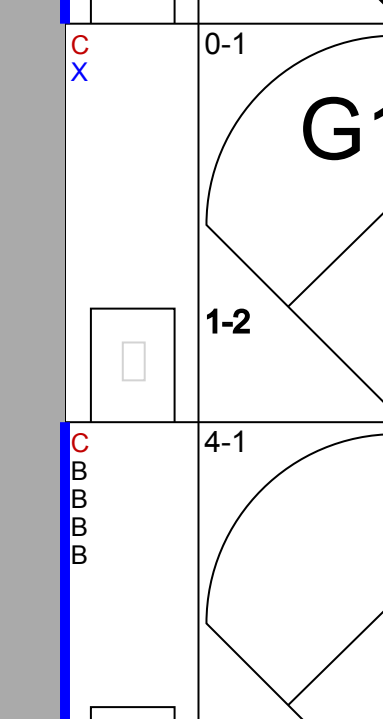
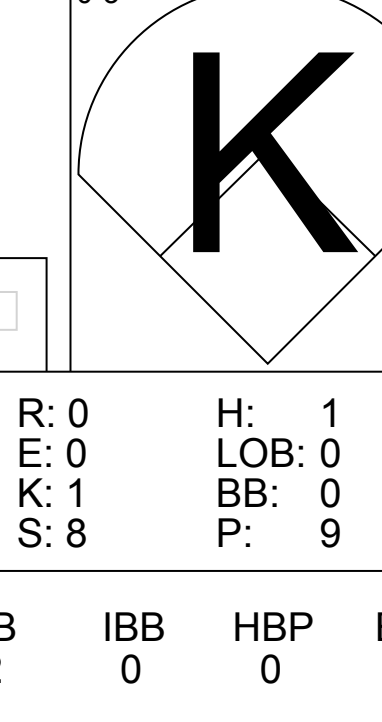
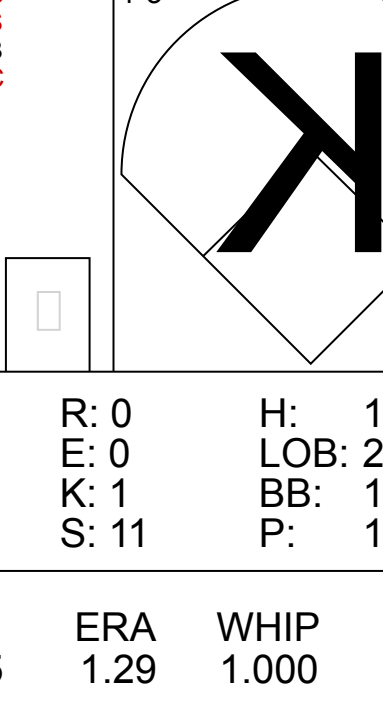
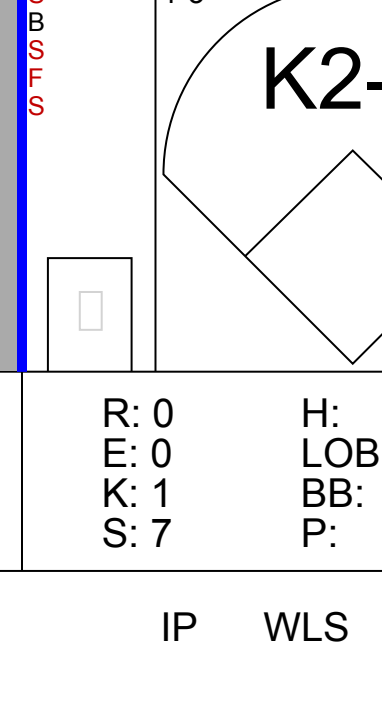
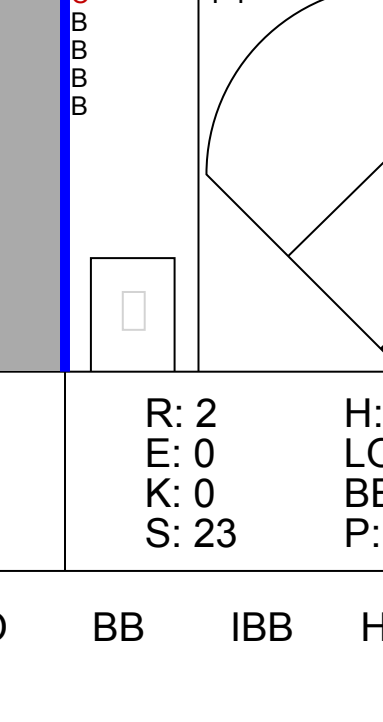






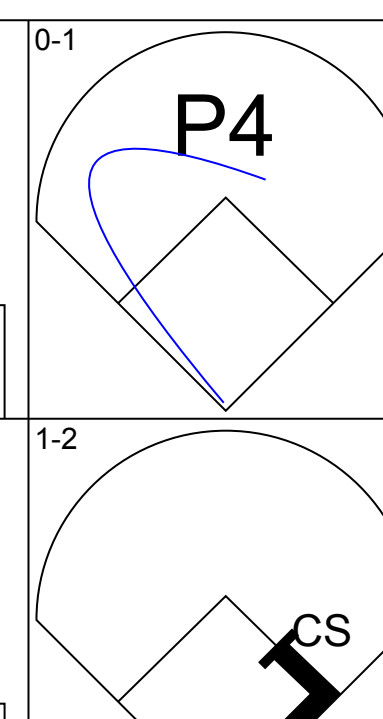
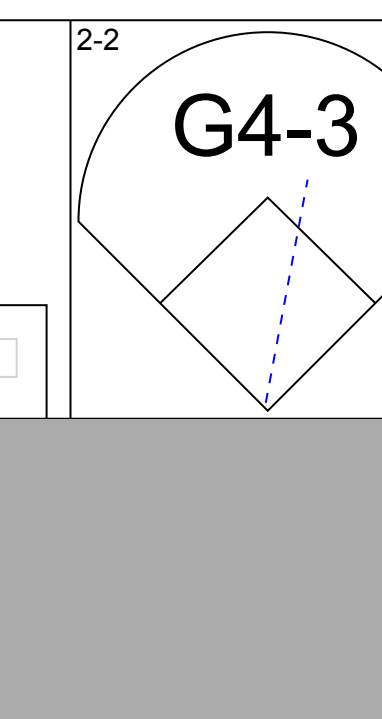
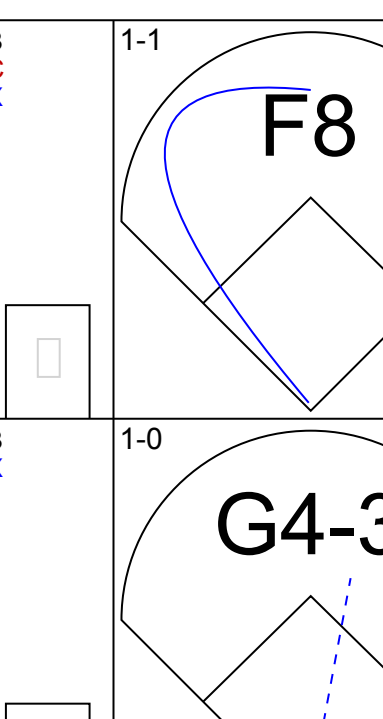
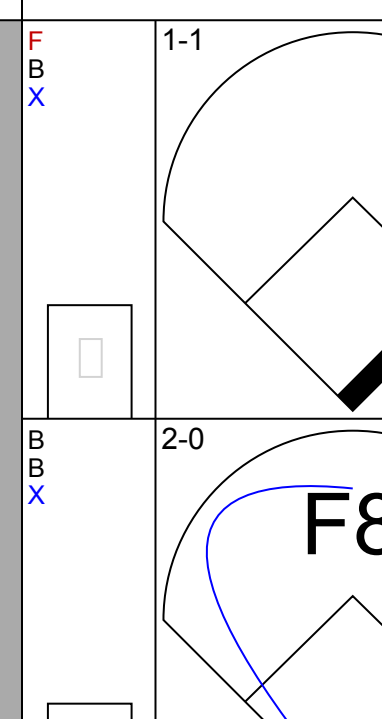
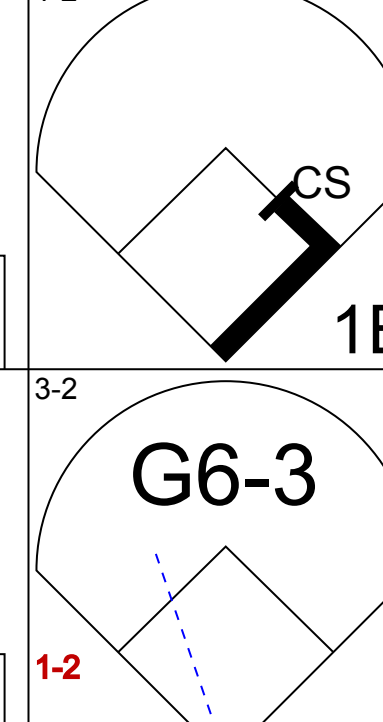
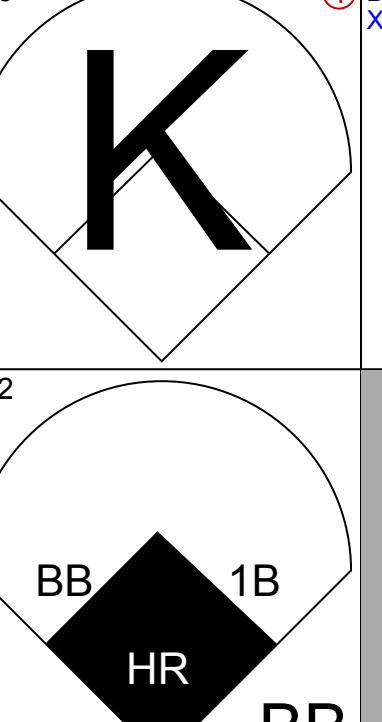
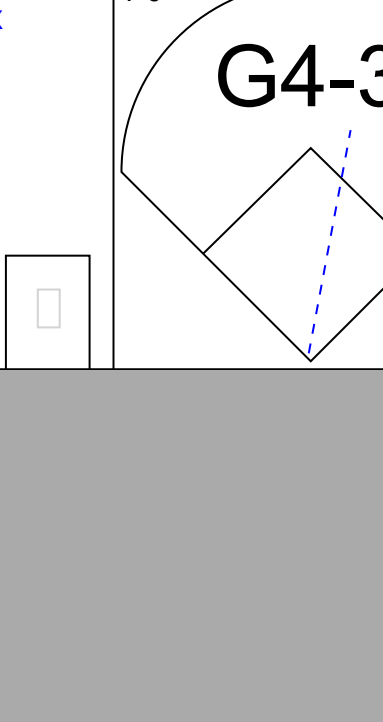
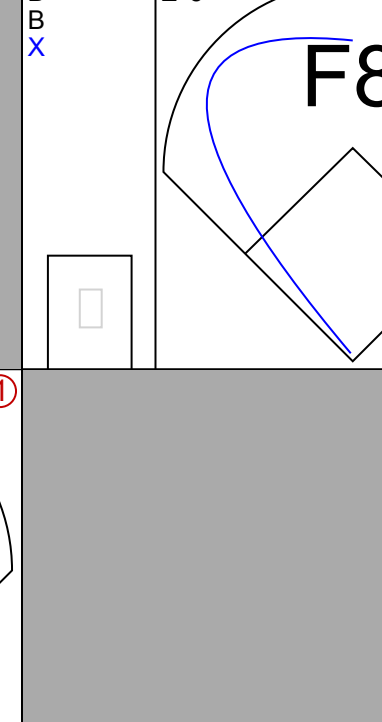
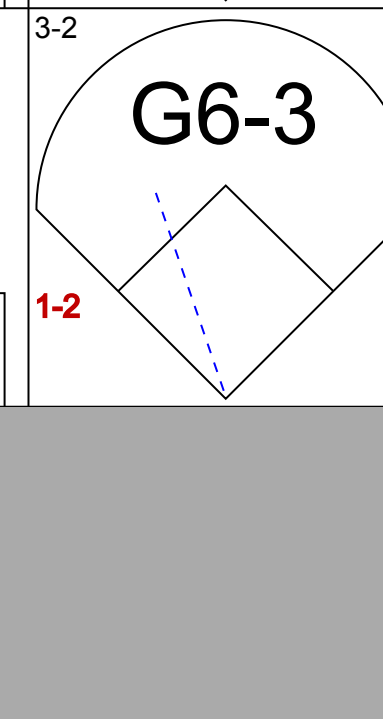
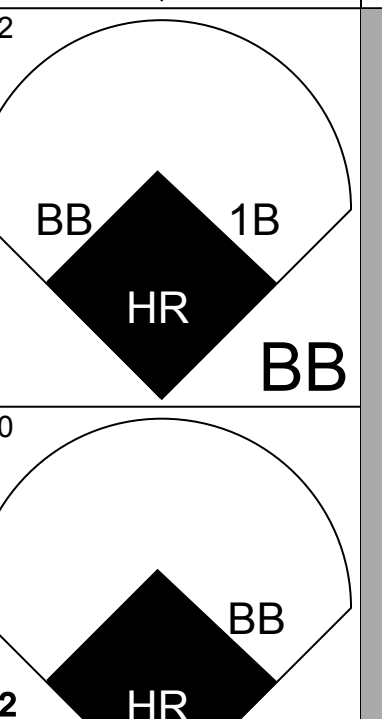
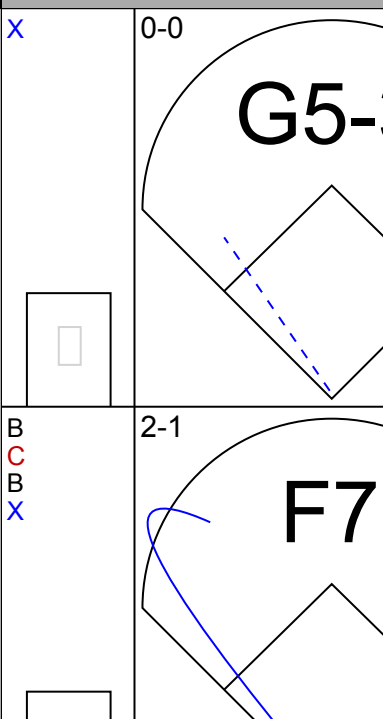
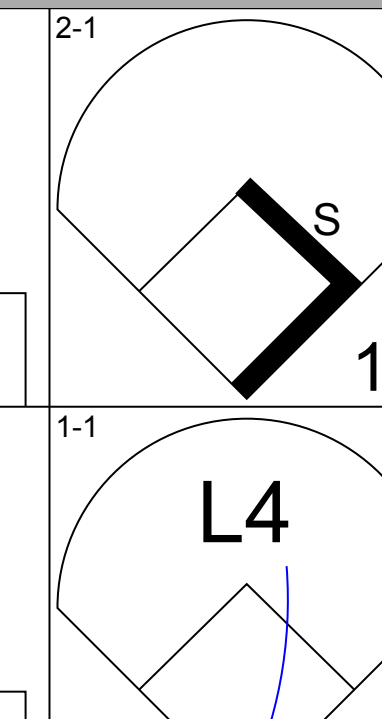
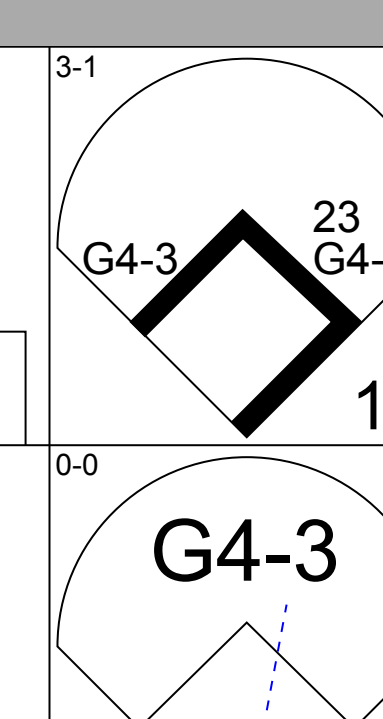
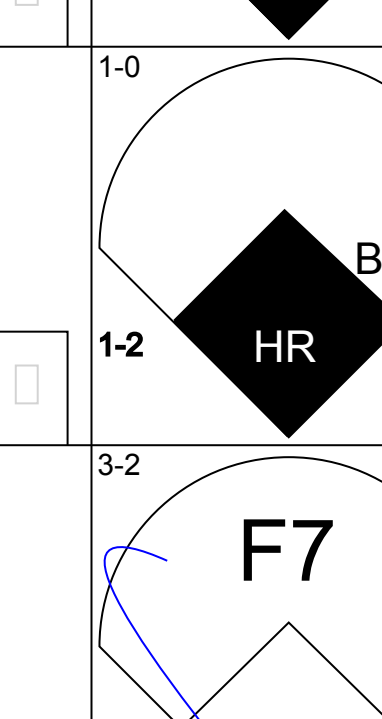
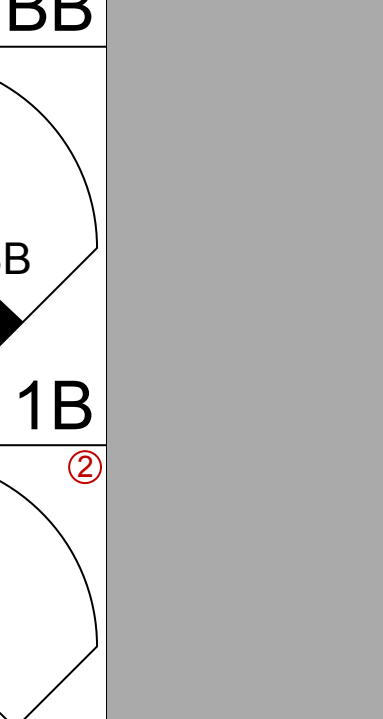
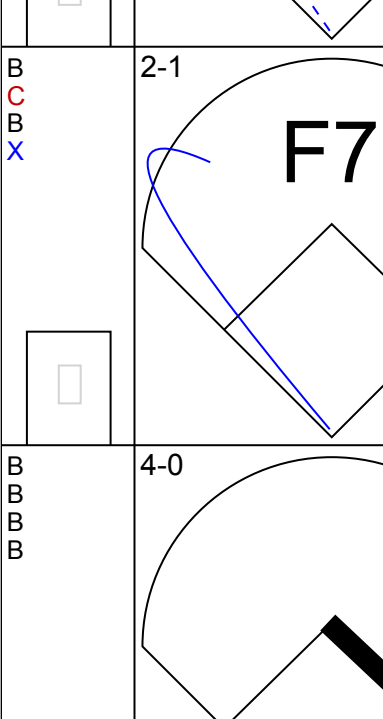
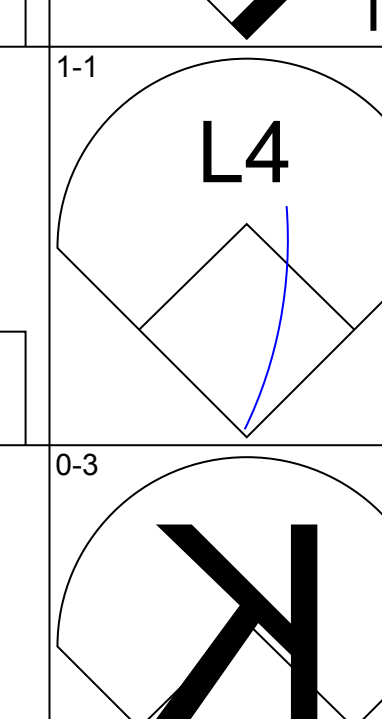
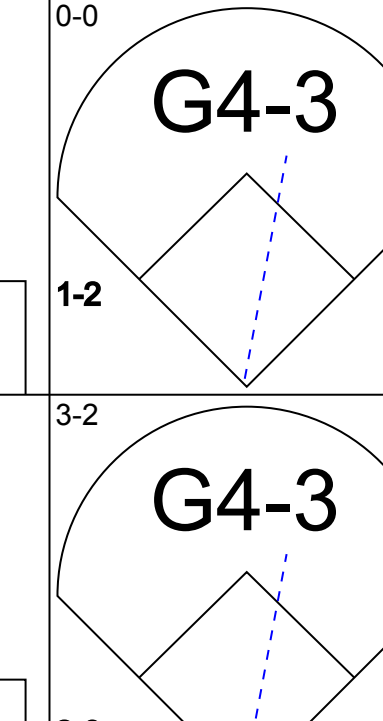
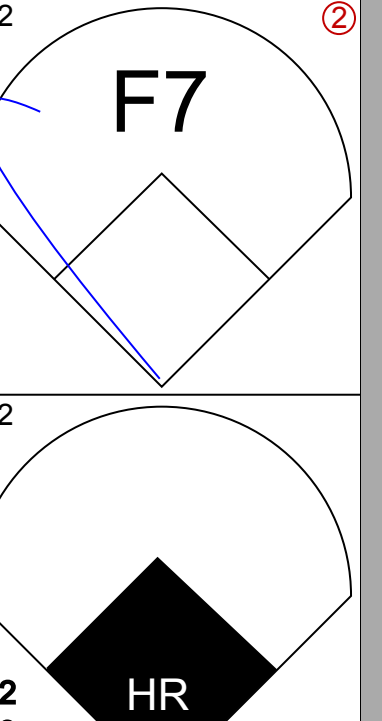
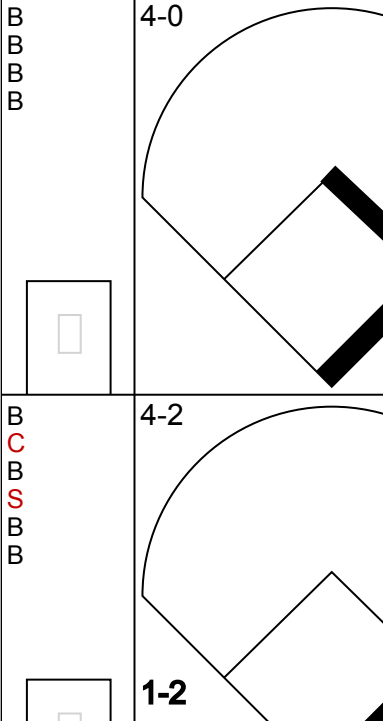
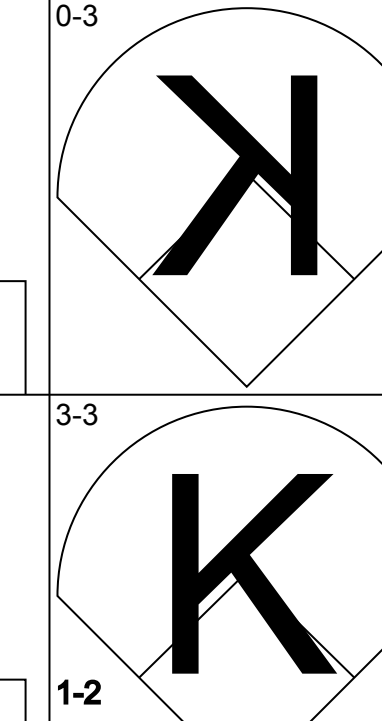
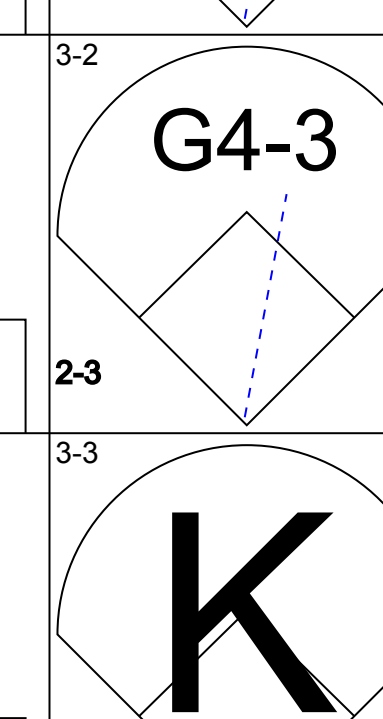
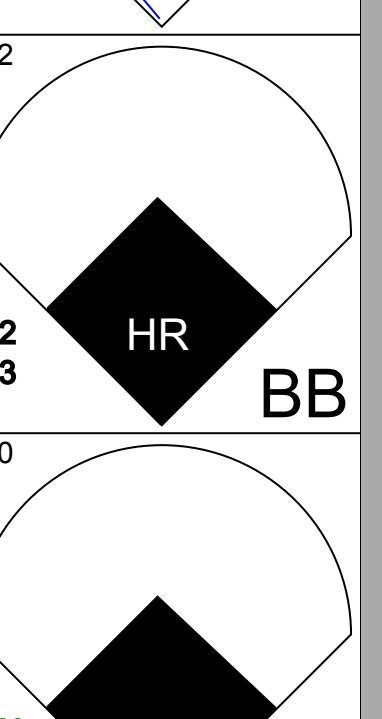
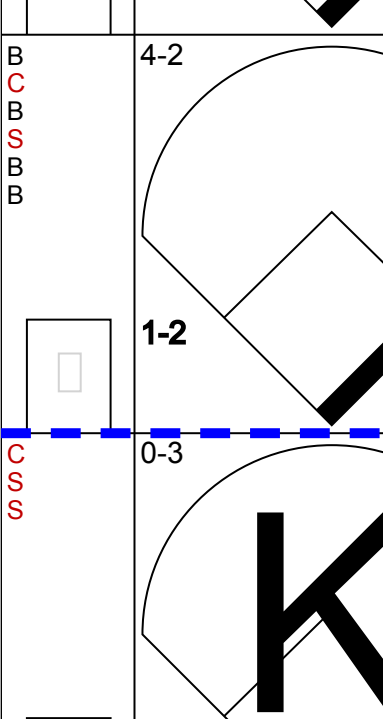
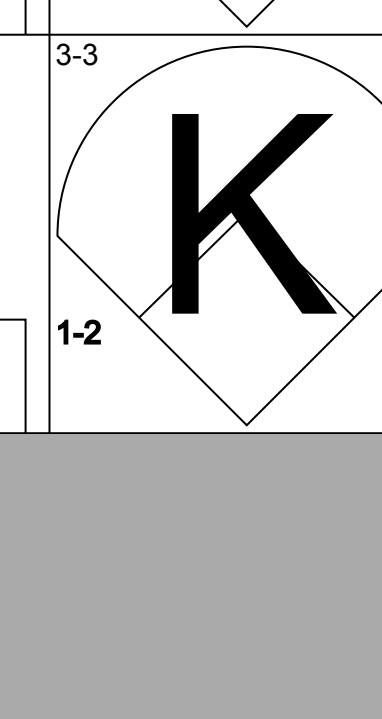

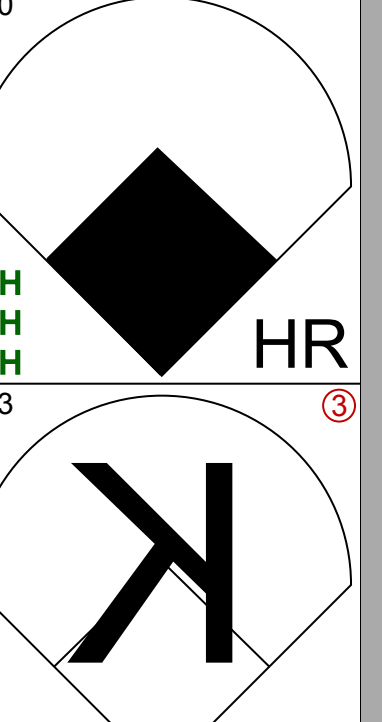

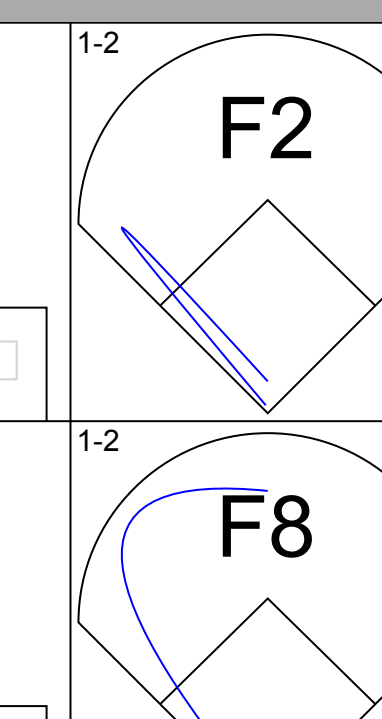
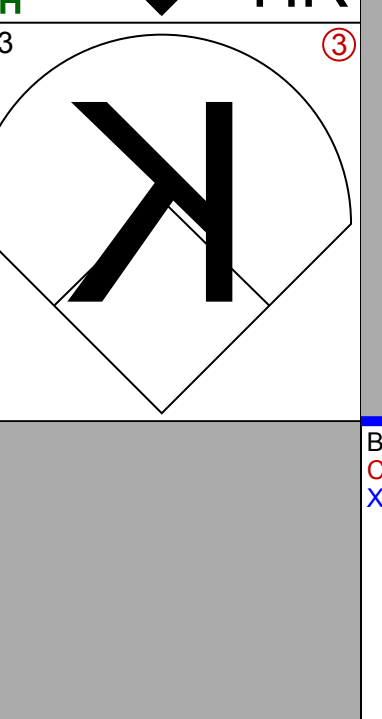
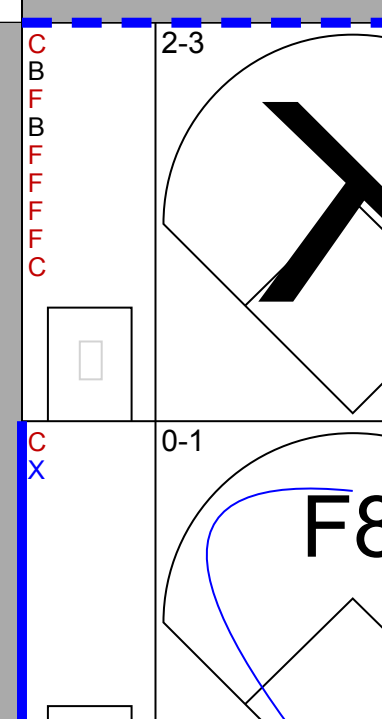
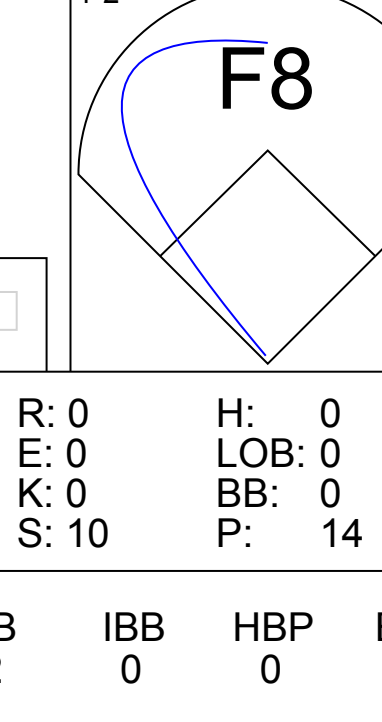
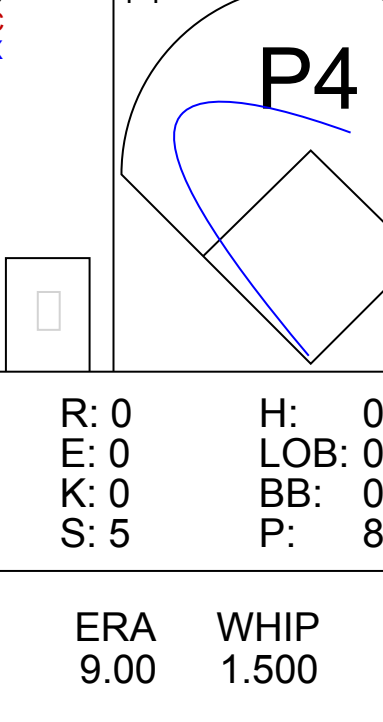
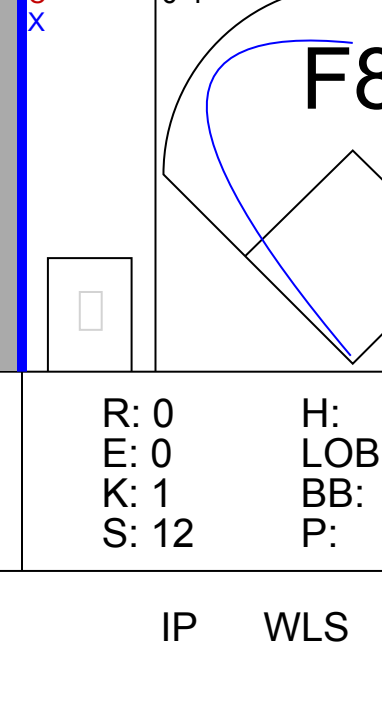




Batter	1	2	3	4	5	6	7	8	9	AB	R	H	RBI	BB	SO	LOB	TOP								
Tom Goodwin, L (1.8) OBP: 0.377, SLG: 0.488										4	0	1	0	1	1	0	<b>Colorado Rockies @ Philadelphia Phillies</b> Veterans Stadium, Philadelphia, PA Sun May 21 2000, 1:35 PM EDT Att: 20,612 - Cloudy - 57 F								
3 Mike Lansing, R (1.4) OBP: 0.356, SLG: 0.458										5	0	0	0	0	2	3									
Jeff Cirilo, R (1.5) OBP: 0.411, SLG: 0.490										4	1	1	0	0	0	0									
17 Todd Helton, L (1.3) OBP: 0.503, SLG: 0.809										4	1	2	0	0	2	0									
Jeffrey Hammonds, R (1.9) OBP: 0.400, SLG: 0.625										3	0	1	1	1	0	1									
Bubba Carpenter, L (1.7) OBP: 0.500, SLG: 1.286										3	1	1	2	1	2	3									
Scott Servais, R (1.2) Brent Mayne, L (9. PH) OBP: 0.417, SLG: 0.429										3	0	1	0	0	0	1									
Neff Perez, S (1.6) OBP: 0.280, SLG: 0.403										4	0	0	0	0	0	3									
Masato Yoshii, R (1.1) Darrell Eder, L (5. PH) Brian Bohanon, L (5.1) Stan Belinda, R (6.1) Aaron Ledesma, R (7. PH) Gabe White, L (7.1) Terry Shumpert, R (9. PH) OBP: 0.276, SLG: 0.278 OBP: 0.277, SLG: 0.287 OBP: 0.288, SLG: 0.297 OBP: 0.289, SLG: 0.297 OBP: 0.290, SLG: 0.297 OBP: 0.291, SLG: 0.297 OBP: 0.292, SLG: 0.297										1	0	0	0	0	1	0									
<b>Inning Stats</b>	R: 0 E: 0 K: 2 S: 8	H: 0 LOB: 0 BB: 0 P: 15	R: 0 E: 0 K: 2 S: 15	H: 0 LOB: 1 BB: 1 P: 22	R: 0 E: 0 K: 1 S: 8	H: 1 LOB: 0 BB: 0 P: 9	R: 0 E: 0 K: 1 S: 9	H: 0 LOB: 0 BB: 0 P: 14	R: 0 E: 0 K: 1 S: 11	H: 1 LOB: 2 BB: 1 P: 19	R: 1 E: 0 K: 2 S: 16	H: 3 LOB: 2 BB: 0 P: 28	R: 0 E: 0 K: 1 S: 7	H: 0 LOB: 0 BB: 0 P: 8	R: 0 E: 0 K: 0 S: 6	H: 0 LOB: 0 BB: 0 P: 7		R: 2 E: 0 K: 0 S: 23	H: 2 LOB: 3 BB: 3 P: 40	1B: 5 2B: 1 3B: 0 HR: 1	SF: 0 SAC: 0 DP: 0 HBP: 0	WP: 0 PB: 0 SB: 0 CS: 1	PA: 39		
<b>PITCHER</b>	IP	WLS	BF	H	R	ER	SO	BB	IBB	HBP	BLK	WP	HR	S	P	ERA	WHIP								
Robert Person, R (1.1) ERA: 3.24	7.0	W	27	5	1	1	10	2	0	0	0	0	0	74	115	1.29	1.000								
Wayne Gomes, R (8.1) ERA: 3.16	1.0	H	3	0	0	0	0	0	0	0	0	0	0	6	7	0.00	0.000								
Jeff Brantley, R (9.1) ERA: 3.86	1.0	S	8	2	2	2	0	3	0	0	0	0	1	23	40	18.00	5.000								

AB	33
R	3
H	7
RBI	3
BB	5
SO	10
LOB	13



Batter	1	2	3	4	5	6	7	8	9	AB	R	H	RBI	BB	SO	LOB	BOTTOM								
Doug Glanville, R (1.8) OBP: 0.331, SLG: 0.395										4	0	1	0	0	0	0	<b>Colorado Rockies @ Philadelphia Phillies</b> Veterans Stadium, Philadelphia, PA Sun May 21 2000, 1:35 PM EDT Att: 20,612 - Cloudy - 57 F								
Mickey Morandini, L (1.4) OBP: 0.331, SLG: 0.330										4	0	1	0	0	1	1									
Bobby Abreu, L (1.9) OBP: 0.403, SLG: 0.473										3	1	1	0	1	0	1									
Mike Lieberthal, R (1.2) OBP: 0.338, SLG: 0.434										4	1	2	0	0	0	1									
23 Kevin Jordan, R (1.5) OBP: 0.264, SLG: 0.299										3	0	0	0	1	1	4									
Rob Ducey, L (1.7) OBP: 0.400, SLG: 0.486										2	1	0	0	2	1	2									
Brian Hunter, R (1.3) OBP: 0.226, SLG: 0.414										3	1	1	4	0	2	3									
Alex Arias, R (1.6) OBP: 0.174, SLG: 0.095										3	0	0	0	0	2	0									
Robert Person, R (1.1) OBP: 0.100, SLG: 0.158										2	0	0	0	0	0	0									
Kevin Sefcik, R (7. PH) OBP: 0.250, SLG: 0.303										1	0	0	0	0	0	0									
Wayne Gomes, R (8.1) Jeff Brantley, R (9.1)										0	0	0	0	0	0	0									
<b>Inning Stats</b>	R: 0 E: 0 K: 0 S: 10	H: 1 LOB: 0 BB: 0 P: 14	R: 0 E: 0 K: 1 S: 12	H: 1 LOB: 1 BB: 0 P: 21	R: 0 E: 0 K: 0 S: 10	H: 0 LOB: 0 BB: 0 P: 14	R: 4 E: 0 K: 2 S: 19	H: 2 LOB: 2 BB: 2 P: 37	R: 0 E: 0 K: 1 S: 5	H: 0 LOB: 0 BB: 0 P: 8	R: 0 E: 0 K: 1 S: 8	H: 0 LOB: 2 BB: 2 P: 18	R: 0 E: 0 K: 1 S: 12	H: 1 LOB: 1 BB: 0 P: 17	R: 0 E: 0 K: 2 S: 11	H: 1 LOB: 1 BB: 0 P: 17	1B: 5 2B: 0 3B: 0 HR: 1	SF: 0 SAC: 0 DP: 0 HBP: 0	WP: 0 PB: 0 SB: 1 CS: 1	PA: 33					
<b>PITCHER</b>	IP	WLS	BF	H	R	ER	SO	BB	IBB	HBP	BLK	WP	HR	S	P	ERA	WHIP								
Masato Yoshii, R (1.1) ERA: 5.47	4.0	L	17	4	4	4	3	2	0	0	0	0	0	10	23	0.00	1.200								
Brian Bohanon, L (5.1) ERA: 7.79	1.2		7	0	0	0	0	2	0	0	0	0	0	3	3	0.00	0.000								
Stan Belinda, R (6.1) ERA: 4.86	0.1		1	0	0	0	1	0	0	0	0	0	0	3	3	0.00	0.000								
Gabe White, L (7.1) ERA: 3.13	2.0		8	2	0	0	3	0	0	0	0	0	0	23	34	0.00	1.000								

AB	29
R	4
H	6
RBI	4
BB	4
SO	7
LOB	12





Batter	1	2	3	4	5	6	7	8	9	AB	R	H	RBI	BB	SO	LOB	TOP		
<b>Eric Young Sr. R</b> OBP: 0.378, SLG: 0.474 (1,4)	F9	F9		F9		G5-3			FC5-4	5	0	1	0	0	0	2			
<b>Ricky Gutierrez R</b> OBP: 0.414, SLG: 0.593 (1,6)	F8		CS		FC3-6		G6-3		FC5-4	3	0	0	1	1	0	1			
<b>Dave Martinez L</b> OBP: 0.296, SLG: 0.336 (1,3)	G1-3		BB		FC3-6		P6			5	0	0	0	0	2	3			
<b>Sammy Sosa R</b> OBP: 0.403, SLG: 0.606 (1,9)		E5					G6-3			3	1	0	0	1	1	1			
<b>Henry Rodriguez L</b> OBP: 0.336, SLG: 0.593 (1,7)	HR		CS		HR				P6	4	2	2	0	0	1	2			
<b>Willie Greene L</b> OBP: 0.379, SLG: 0.564 (8, PH)	SF7									2	1	1	3	0	0	2			
<b>Jose Nieves R</b> OBP: 0.311, SLG: 0.326 (8, PH)										1	0	0	0	0	0	0			
<b>Jeff Reed L</b> OBP: 0.373, SLG: 0.388 (1,2)	HR									4	1	1	2	0	1	0			
<b>Damon Buford R</b> OBP: 0.322, SLG: 0.461 (1,8)										4	2	4	1	0	0	0			
<b>34 Kerry Wood R</b> OBP: 0.250, SLG: 0.625 (7, 1)	B1									2	0	0	0	0	1	1			
<b>Brian Williams R</b> OBP: 0.500, SLG: 1.000 (8, PH)										0	0	0	0	0	0	0			
<b>Glenallen Hill R</b> OBP: 0.321, SLG: 0.556 (8, PH)										1	0	0	0	0	1	1			
<b>Inning Stats</b>	R: 0 E: 0 K: 0 S: 4	H: 0 LOB: 0 BB: 0 P: 7	R: 3 E: 2 K: 0 S: 16	H: 3 LOB: 1 BB: 0 P: 20	R: 0 E: 0 K: 2 S: 14	H: 0 LOB: 0 BB: 1 P: 21	R: 3 E: 0 K: 2 S: 15	H: 3 LOB: 0 BB: 0 P: 23	R: 0 E: 0 K: 1 S: 10	H: 1 LOB: 1 BB: 1 P: 11	R: 0 E: 0 K: 0 S: 9	H: 0 LOB: 0 BB: 0 P: 14	R: 0 E: 0 K: 0 S: 7	H: 0 LOB: 0 BB: 0 P: 11	R: 1 E: 0 K: 2 S: 15	H: 2 LOB: 1 BB: 0 P: 25	1B: 6 2B: 0 3B: 0 HR: 3	SF: 1 SAC: 1 DP: 0 HBP: 1	WP: 0 PA: 40 PB: 0 SB: 0 CS: 1
<b>PITCHER</b>	IP	WLS	BF	H	R	ER	SO	BB	IBB	HBP	BLK	WP	HR	S	P	ERA	WHIP		
<b>Rolando Arroyo R</b> ERA: 8.13 (1, 1)	4.1		22	6	6	5	4	2	0	1	0	0	3	54	81	10.38	1.846		
<b>Brian Bohanon L</b> ERA: 7.04 (5, 1)	3.2	W	12	1	0	0	1	0	0	0	0	0	0	29	44	0.00	0.273		
<b>Jose Jimenez R</b> ERA: 4.12 (9, 1)	1.0		5	2	1	1	2	0	0	0	0	0	0	15	25	9.00	2.000		

**Chicago Cubs @ Colorado Rockies**  
Coors Field, Denver, CO  
Tue May 23 2000, 7:05 PM MDT  
Att: 41,264 - Cloudy - 85 F

AB	34
R	7
H	9
RBI	7
BB	2
SO	7
LOB	13



Batter	1	2	3	4	5	6	7	8	9	AB	R	H	RBI	BB	SO	LOB	BOTTOM		
<b>Tom Goodwin L</b> OBP: 0.380, SLG: 0.519 (1,8)	K			3						4	2	2	1	0	2	0			
<b>3 Mike Lansing R</b> OBP: 0.354, SLG: 0.465 (1,4)	K			2B						4	1	1	1	0	1	0			
<b>Jeff Cirillo R</b> OBP: 0.407, SLG: 0.479 (1,5)	F9			2H						3	1	0	0	1	2	1			
<b>17 Todd Helton L</b> OBP: 0.491, SLG: 0.786 (1,3)		P6								4	1	0	0	0	1	2			
<b>Jeffrey Hammonds R</b> OBP: 0.426, SLG: 0.671 (1,9)		CS		1B						2	2	2	3	2	0	0			
<b>Bubba Carpenter L</b> OBP: 0.500, SLG: 1.000 (1,7)		BB		2B						3	1	1	1	1	1	2			
<b>Jose Jimenez R</b> OBP: 0.500, SLG: 0.500 (9, 1)				2B						0	0	0	0	0	0	0			
<b>Brent Mayne L</b> OBP: 0.430, SLG: 0.457 (1,2)				1B						4	1	3	2	0	0	1			
<b>Nelfi Perez S</b> OBP: 0.279, SLG: 0.417 (1,6)				L6-3						4	1	1	2	0	0	1			
<b>Rolando Arroyo R</b> OBP: 0.200, SLG: 0.300 (1, 1)										1	0	0	0	0	1	0			
<b>Brian Bohanon L</b> ERA: 3.21 (5, 1)										2	0	0	0	0	2	0			
<b>Brian Hunter R</b> OBP: 0.338, SLG: 0.262 (9, 7)										0	0	0	0	0	0	0			
<b>Inning Stats</b>	R: 0 E: 0 K: 2 S: 8	H: 0 LOB: 0 BB: 0 P: 14	R: 0 E: 0 K: 1 S: 7	H: 0 LOB: 0 BB: 1 P: 13	R: 0 E: 0 K: 1 S: 8	H: 1 LOB: 0 BB: 0 P: 10	R: 4 E: 0 K: 2 S: 16	H: 4 LOB: 1 BB: 1 P: 27	R: 1 E: 0 K: 1 S: 13	H: 1 LOB: 0 BB: 0 P: 19	R: 0 E: 0 K: 1 S: 9	H: 1 LOB: 1 BB: 0 P: 15	R: 2 E: 0 K: 2 S: 16	H: 2 LOB: 0 BB: 0 P: 23	R: 3 E: 1 K: 0 S: 11	H: 1 LOB: 0 BB: 2 P: 23	1B: 4 2B: 3 3B: 1 HR: 3	SF: 0 SAC: 0 DP: 2 HBP: 0	WP: 0 PA: 35 PB: 0 SB: 0 CS: 1
<b>PITCHER</b>	IP	WLS	BF	H	R	ER	SO	BB	IBB	HBP	BLK	WP	HR	S	P	ERA	WHIP		
<b>34 Kerry Wood R</b> ERA: 7.36 (7, 1)	1.0	L	5	2	2	2	2	0	0	0	0	0	1	16	23	18.00	2.000		
<b>Brian Williams R</b> ERA: 9.62 (8, 1)	1.0		6	1	3	2	0	2	0	0	0	0	1	11	23	18.00	3.000		

**Chicago Cubs @ Colorado Rockies**  
Coors Field, Denver, CO  
Tue May 23 2000, 7:05 PM MDT  
Att: 41,264 - Cloudy - 85 F

AB	31
R	10
H	10
RBI	10
BB	4
SO	10
LOB	7





Batter	1	2	3	4	5	6	7	8	9	AB	R	H	RBI	BB	SO	LOB	TOP								
Eric Young Sr. R OBP: 0.374, SLG: 0.467	F8	G6-3		F9		G6-3			BB 1B	5	0	1	0	0	0	5	<b>Chicago Cubs @ Colorado Rockies</b> Coors Field, Denver, CO Wed May 24 2000, 7:05 PM MDT Att: 40,046 - Cloudy - 72 F								
Ricky Gutierrez R OBP: 0.410, SLG: 0.497 Jose Nieves R OBP: 0.326, SLG: 0.341	K		G6-3		HR 1B		G5-3		BB 1B	4	1	1	0	0	1	0									
Sammy Sosa R OBP: 0.407, SLG: 0.601	1B			BB			F3		BB	3	0	1	0	2	1	1									
Henry Rodriguez L OBP: 0.326, SLG: 0.574 Glenallen Hill R OBP: 0.316, SLG: 0.548	K		F8		K				K	4	0	0	0	0	3	3									
Willie Greene L OBP: 0.380, SLG: 0.600		1B 1B		K		HR			K	5	1	2	2	0	3	4									
Dave Martinez L OBP: 0.288, SLG: 0.326	K			F8		G5-3			K2-3	4	0	0	0	0	2	1									
Damon Buford R OBP: 0.320, SLG: 0.456	1B 1B			P6					K	4	0	1	0	0	2	0									
Joe Girardi R OBP: 0.361, SLG: 0.379					2B 1B		F8		HR	4	2	3	1	0	0	0									
Ismael Valdez R OBP: 0.333, SLG: 0.556 Kyle Farnsworth R Rick Aguilera R Jeff Huson L OBP: 0.261, SLG: 0.286	F8			WP 1-H 2B					K	3	0	2	1	0	0	3									
										0	0	0	0	0	0	0									
										0	0	0	0	0	0	0									
										1	0	0	0	0	1	0									
<b>Inning Stats</b>	R: 0 E: 0 K: 2 S: 16	H: 1 LOB: 1 BB: 0 P: 23	R: 0 E: 0 K: 1 S: 13	H: 3 LOB: 3 BB: 0 P: 18	R: 0 E: 0 K: 1 S: 9	H: 0 LOB: 1 BB: 1 P: 17	R: 1 E: 0 K: 0 S: 11	H: 2 LOB: 1 BB: 0 P: 13	R: 2 E: 0 K: 2 S: 15	H: 2 LOB: 0 BB: 0 P: 23	R: 0 E: 0 K: 1 S: 7	H: 1 LOB: 1 BB: 0 P: 11	R: 0 E: 0 K: 1 S: 6	H: 0 LOB: 0 BB: 0 P: 10	R: 0 E: 0 K: 3 S: 11	H: 0 LOB: 0 BB: 0 P: 14	R: 1 E: 0 K: 3 S: 24	H: 3 LOB: 3 BB: 1 P: 39	1B: 8 2B: 2 3B: 0 HR: 2	SF: 0 SAC: 0 DP: 0 HBP: 0	WP: 1 PB: 0 SB: 1 CS: 0	PA: 41			
<b>PITCHER</b>	IP	WLS	BF	H	R	ER	SO	BB	IBB	HBP	BLK	WP	HR	S	P	ERA	WHIP								
Pedro Astacio R ERA: 4.87	8.0	W	34	9	3	3	11	1	0	0	0	1	1	88	129	3.38	1.2500								
Stan Belinda R ERA: 5.29	0.1		5	3	1	1	1	1	0	0	0	0	1	17	30	27.00	12.000								
Mike Myers L ERA:	0.0		0	0	0	0	0	0	0	0	0	0	0	0	0	∞	∞								
Jose Jimenez R ERA: 3.98	0.2	S	2	0	0	0	2	0	0	0	0	0	0	7	9	0.00	0.000								

AB	39
R	4
H	12
RBI	4
BB	2
SO	14
LOB	20



Batter	1	2	3	4	5	6	7	8	9	AB	R	H	RBI	BB	SO	LOB	BOTTOM								
Tom Goodwin L OBP: 0.383, SLG: 0.511	F7		K			1B 17 FC3-6	HR 3 S			2	2	0	0	2	1	0	<b>Chicago Cubs @ Colorado Rockies</b> Coors Field, Denver, CO Wed May 24 2000, 7:05 PM MDT Att: 40,046 - Cloudy - 72 F								
3 Mike Lansing R OBP: 0.352, SLG: 0.457	G6-3		K			L6	HR BB			3	1	0	0	1	1	1									
Jeff Cirillo R OBP: 0.415, SLG: 0.507	1B				F9	17 FC3-6	HR			4	1	3	3	0	0	0									
17 Todd Helton L OBP: 0.480, SLG: 0.765	F9				F8	FC3-6	G3			4	1	0	1	0	0	2									
Jeffrey Hammonds R OBP: 0.433, SLG: 0.741 Darren Bragg L OBP: 0.270, SLG: 0.347		HR			G5-3	HR	HR			3	2	2	3	0	0	0									
Bubba Carpenter L OBP: 0.438, SLG: 1.000 Stan Belinda R Mike Myers L Jose Jimenez R OBP: 0.500, SLG: 0.500	P4				F8	HR	G1-3			4	1	1	1	0	0	0									
Brent Mayne L OBP: 0.423, SLG: 0.459	K				G3 2B	K	G3			4	0	1	0	0	2	0									
Nelfi Perez S OBP: 0.273, SLG: 0.407	P4				G3		G4-3			4	0	0	0	0	1	1									
Pedro Astacio R OBP: 0.094, SLG: 0.094 Brian Hunter R OBP: 0.338, SLG: 0.262			G4-3		K		K			3	0	0	0	0	2	1									
										0	0	0	0	0	0	0									
<b>Inning Stats</b>	R: 0 E: 0 K: 0 S: 9	H: 1 LOB: 1 BB: 0 P: 15	R: 1 E: 0 K: 1 S: 15	H: 1 LOB: 0 BB: 0 P: 24	R: 0 E: 0 K: 2 S: 9	H: 0 LOB: 0 BB: 0 P: 17	R: 0 E: 0 K: 0 S: 6	H: 0 LOB: 0 BB: 0 P: 9	R: 0 E: 0 K: 1 S: 11	H: 1 LOB: 1 BB: 0 P: 16	R: 4 E: 0 K: 1 S: 12	H: 3 LOB: 0 BB: 1 P: 24	R: 3 E: 0 K: 1 S: 8	H: 1 LOB: 2 BB: 2 P: 18	R: 1 E: 0 K: 1 S: 12	H: 1 LOB: 0 BB: 0 P: 19	1B: 2 2B: 1 3B: 0 HR: 5	SF: 0 SAC: 0 DP: 0 HBP: 0	WP: 0 PB: 0 SB: 1 CS: 0	PA: 35					
<b>PITCHER</b>	IP	WLS	BF	H	R	ER	SO	BB	IBB	HBP	BLK	WP	HR	S	P	ERA	WHIP								
Ismael Valdez R ERA: 6.75	5.2		22	4	3	3	4	1	0	0	0	0	1	54	91	4.76	0.882								
Kyle Farnsworth R ERA: 9.07	1.1	L	9	3	5	5	2	2	0	0	0	0	3	16	32	33.75	3.750								
Rick Aguilera R ERA: 7.41	1.0		4	1	1	1	1	0	0	0	0	0	1	12	19	9.00	1.000								

AB	32
R	9
H	8
RBI	9
BB	3
SO	7
LOB	5





Batter	1	2	3	4	5	6	7	8	9	AB	R	H	RBI	BB	SO	LOB	TOP				
Eric Young Sr. R OBP: 0.367, SLG: 0.457	G6-3		L9			G4-3		F9		4	0	0	0	0	0	2					
Dave Martinez L OBP: 0.287, SLG: 0.324	F7			F9		F5		HR	1B	4	1	1	0	0	0	1					
Sammy Sosa R OBP: 0.414, SLG: 0.634	K			G3-6-1 BB			HR	HR		3	2	2	3	1	1	0					
Henry Rodriguez L OBP: 0.319, SLG: 0.560 Raul Gonzalez R (8, PH) (8, 7)	F7		G3-6-1			K		K		3	0	0	0	0	1	1					
Willie Greene L OBP: 0.360, SLG: 0.563	F9			G6-3		P6		L9		4	0	0	0	0	0	0					
Jose Nieves R OBP: 0.300, SLG: 0.313	L5			G4-3		K		F8		4	0	0	0	0	1	0					
Damon Buford R OBP: 0.324, SLG: 0.462			G6-3		G5-3			2B	1B	4	1	2	0	0	0	0					
Joe Girardi R OBP: 0.374, SLG: 0.402			SH2-4 1B			G4-3 SH1-4 1B		HR	2B	4	1	3	1	0	1	1					
Jon Lieber L OBP: 0.143, SLG: 0.179 Glenallen Hill R OBP: 0.325, SLG: 0.595 Todd Van Poppel R (8, PH) (8, 1) Felix Heredia L (9, 1) Rick Aguilera R (9, 1)			SH2-4			SH1-4		HR		0	0	0	0	0	0	0					
<b>Inning Stats</b>	R: 0 E: 0 K: 1 S: 8	H: 0 LOB: 0 BB: 0 P: 11	R: 0 E: 0 K: 0 S: 8	H: 0 LOB: 0 BB: 0 P: 14	R: 0 E: 0 K: 0 S: 7	H: 1 LOB: 1 BB: 0 P: 10	R: 0 E: 0 K: 0 S: 4	H: 0 LOB: 0 BB: 1 P: 9	R: 0 E: 0 K: 0 S: 4	H: 0 LOB: 0 BB: 0 P: 5	R: 0 E: 0 K: 0 S: 8	H: 1 LOB: 1 BB: 0 P: 11	R: 1 E: 0 K: 2 S: 11	H: 1 LOB: 0 BB: 0 P: 17	R: 5 E: 0 K: 1 S: 15	H: 5 LOB: 0 BB: 0 P: 27	R: 0 E: 0 K: 2 S: 13	H: 1 LOB: 1 BB: 0 P: 17	1B: 4 2B: 2 3B: 0 HR: 3	SF: 0 SAC: 2 DP: 1 HBP: 0	WP: 0 PA: 36 PB: 0 SB: 0 CS: 0
<b>PITCHER</b>	IP	WLS	BF	H	R	ER	SO	BB	IBB	HBP	BLK	WP	HR	S	P	ERA	WHIP				
Kevin Jarvis R ERA: 6.03	7.0		25	4	2	2	3	1	0	0	0	0	1	51	79	2.57	0.714				
Julian Tavarez R ERA: 8.75	0.0		2	2	2	0	0	0	0	0	0	0	1	4	7	∞	∞				
Mike DeJean R ERA: 6.35	0.1	L	3	2	2	0	0	0	0	0	0	0	1	4	7	54.00	6.000				
Gabe White L ERA: 2.92	1.2		6	1	0	0	3	0	0	0	0	0	0	19	28	0.00	0.600				

Chicago Cubs @ Colorado Rockies  
Coors Field, Denver, CO  
Thu May 25 2000, 1:05 PM MDT  
Att: 43,178 - Cloudy - 68 F

AB 33  
R 6  
H 9  
RBI 6  
BB 1  
SO 6  
LOB 6



Batter	1	2	3	4	5	6	7	8	9	AB	R	H	RBI	BB	SO	LOB	BOTTOM				
Brian Hunter R OBP: 0.342, SLG: 0.273	K		SF8 3E 1B		17E 17BLK G1-3 1B		F8		G4-3	5	1	2	1	0	1	0					
3 Mike Lansing R OBP: 0.348, SLG: 0.449 Terry Shumpert R OBP: 0.289, SLG: 0.378	F8		E6		K		G1-3		17BB 1B	5	0	1	0	0	1	3					
Jeff Cirillo R OBP: 0.414, SLG: 0.503	G6-3		SF8		G1-3				17BB 1B	3	0	1	1	1	0	1					
17 Todd Helton L OBP: 0.478, SLG: 0.750		G5-3	K		FC5-4 BB		P5		1B	3	0	0	0	2	1	3					
Jeffrey Hammonds R OBP: 0.431, SLG: 0.719		CS BB		F8	FC5-4			SH1-3 1B	G5-3	4	0	1	0	1	0	4					
Darren Bragg L OBP: 0.292, SLG: 0.372 Tom Goodwin L OBP: 0.383, SLG: 0.511				HR			G3 2B	SH1-3		3	1	2	0	0	1	1					
Neifi Perez S OBP: 0.278, SLG: 0.427			1B 1B		HR		G3	K		4	2	2	2	0	1	2					
Scott Servais R OBP: 0.339, SLG: 0.313 Brent Mayne L OBP: 0.419, SLG: 0.453			K		G6-3		K	G4-3		3	0	0	0	0	2	2					
Kevin Jarvis L OBP: 0.167, SLG: 0.091 Julian Tavarez L (8, PH) (8, 1) Mike DeJean R (8, 1) Gabe White L (8, PH) Bubba Carpenter L OBP: 0.412, SLG: 0.933			3E 1B		G4-3		K		K	3	1	1	0	0	1	1					
<b>Inning Stats</b>	R: 0 E: 0 K: 1 S: 8	H: 0 LOB: 0 BB: 0 P: 12	R: 0 E: 0 K: 1 S: 11	H: 0 LOB: 1 BB: 1 P: 18	R: 2 E: 1 K: 2 S: 14	H: 3 LOB: 2 BB: 0 P: 22	R: 2 E: 0 K: 0 S: 10	H: 2 LOB: 0 BB: 0 P: 15	R: 1 E: 1 K: 1 S: 7	H: 1 LOB: 1 BB: 1 P: 13	R: 0 E: 0 K: 2 S: 11	H: 1 LOB: 1 BB: 0 P: 15	R: 0 E: 0 K: 0 S: 9	H: 0 LOB: 1 BB: 1 P: 15	R: 0 E: 0 K: 1 S: 10	H: 1 LOB: 1 BB: 0 P: 14	R: 0 E: 0 K: 1 S: 13	H: 2 LOB: 3 BB: 1 P: 24	1B: 8 2B: 2 3B: 0 HR: 1	SF: 1 SAC: 1 DP: 1 HBP: 0	WP: 0 PA: 41 PB: 0 SB: 0 CS: 1
<b>PITCHER</b>	IP	WLS	BF	H	R	ER	SO	BB	IBB	HBP	BLK	WP	HR	S	P	ERA	WHIP				
Jon Lieber R ERA: 3.97	7.0		31	7	5	3	7	3	0	0	1	0	0	20	30	0.00	1.800				
Todd Van Poppel R ERA: 7.27	1.2	H	8	3	0	0	2	0	0	0	0	0	0	1	5	∞	∞				
Felix Heredia L ERA: 6.23	0.0		1	0	0	0	0	1	0	0	0	0	0	1	5	∞	∞				
Rick Aguilera R ERA: 7.27	0.1	S	1	0	0	0	0	0	0	0	0	0	0	2	3	0.00	0.000				

Chicago Cubs @ Colorado Rockies  
Coors Field, Denver, CO  
Thu May 25 2000, 1:05 PM MDT  
Att: 43,178 - Cloudy - 68 F

AB 35  
R 5  
H 10  
RBI 4  
BB 4  
SO 9  
LOB 18





Batter	1	2	3	4	5	6	7	8	9	AB	R	H	RBI	BB	SO	LOB	TOP					
Warren Morris, L (1,4) OBP: 0.343, SLG: 0.284	4-1 18 2B BB		3-1 F7			0-2 FC3-6 2B 1B	1-0 F8			3	1	1	0	1	0	1						
18 Jason Kendall, R (1,2) OBP: 0.457, SLG: 0.472	0-1 2B		1-2 G3-1			1-1 F9	0-0 FC6-4			4	0	1	0	0	0	2						
Wil Cordero, R (1,7) OBP: 0.329, SLG: 0.490	3-1 G5-3			2-2 F9		1-0 FC3-6 1B	1-3 K			4	0	1	0	0	1	3						
Brian Giles, L (1,8) OBP: 0.436, SLG: 0.682	1-1 G1-3			2-1 F9		2-2 FC3-6 2B	1-0 G4-3			4	0	0	0	0	0	4						
John Vander Wal, L (1,3) OBP: 0.435, SLG: 0.620	3-2 G5-3			0-0 G6-3		0-0 2B	0-0 G6-3			4	0	1	1	0	0	2						
Adrian Brown, S (1,9) OBP: 0.303, SLG: 0.429		0-1 G4-3			1-1 G3		1-2 G3-1			3	0	0	0	1	0	0						
Luis Sojo, R (1,5) OBP: 0.336, SLG: 0.475		2-2 G4-6-3 1B			0-0 G6-3	2-3 K			1-0 G6-3	4	0	1	0	0	1	3						
Mike Benjamin, R (1,6) OBP: 0.393, SLG: 0.500		2-0 G4-6-3			0-0 67 FC4 1B		1-2 67 1B 2B		0-2 G6-3	4	1	2	0	0	0	1						
67 Francisco Cordova, R (1,1) OBP: 0.100, SLG: 0.053			0-1 G4-3				0-0 K		0-3 K	3	0	1	1	0	0	1						
Ivan Cruz, L (9, PH) OBP: 0.143, SLG: 0.143										1	0	0	0	0	1	0						
Mike Williams, R (9, 1)										0	0	0	0	0	0	0						
<b>Inning Stats</b>	R: 0 E: 0 K: 0 S: 10	H: 1 LOB: 2 BB: 1 P: 21	R: 0 E: 0 K: 0 S: 6	H: 1 LOB: 0 BB: 0 P: 10	R: 0 E: 0 K: 0 S: 7	H: 0 LOB: 0 BB: 0 P: 11	R: 0 E: 0 K: 0 S: 7	H: 0 LOB: 1 BB: 0 P: 11	R: 0 E: 0 K: 0 S: 6	H: 1 LOB: 1 BB: 0 P: 7	R: 1 E: 0 K: 1 S: 13	H: 3 LOB: 3 BB: 1 P: 23	R: 1 E: 0 K: 1 S: 9	H: 2 LOB: 1 BB: 0 P: 12	R: 0 E: 0 K: 0 S: 5	H: 0 LOB: 0 BB: 0 P: 7	R: 0 E: 0 K: 1 S: 7	H: 0 LOB: 0 BB: 0 P: 8	1B: 5 2B: 3 3B: 0 HR: 0	SF: 0 SAC: 0 DP: 1 HBP: 0	WP: 0 PB: 0 SB: 0 CS: 0	PA: 36
<b>PITCHER</b>	IP WLS BF H R ER SO BB IBB HBP BLK WP HR S P ERA WHIP	IP WLS BF H R ER SO BB IBB HBP BLK WP HR S P ERA WHIP															IP WLS BF H R ER SO BB IBB HBP BLK WP HR S P ERA WHIP					
Masato Yoshii, R (1, 1) ERA: 5.03	8.0 L 33 8 2 2 2 2 0 0 0 0 0 0 63 102 2.25 1.250	1.0 3 0 0 0 0 1 0 0 0 0 0 0 0 7 8 0.00 0.000																				
Jose Jimenez, R (9, 1) ERA: 3.6																						

Pittsburgh Pirates @ Colorado Rockies  
Coors Field, Denver, CO  
Fri May 26 2000, 7:05 PM MDT  
Att: 40,188 - Cloudy - 68 F

AB	34
R	2
H	8
RBI	2
BB	2
SO	3
LOB	17



Batter	1	2	3	4	5	6	7	8	9	AB	R	H	RBI	BB	SO	LOB	BOTTOM					
Tom Goodwin, L (1,8) OBP: 0.373, SLG: 0.496	2-1 G4-3		1-0 G3			0-0 E4 F8 3 BB			3-2 G4-3	4	0	0	0	0	0	1						
3 Mike Lansing, R (1,4) OBP: 0.351, SLG: 0.453	0-0 G3			2-1 G4-3 17 FC3-2 2B		4-1 CS BB			2-2 F9	3	0	1	0	1	0	0						
Jeff Cirillo, R (1,5) OBP: 0.411, SLG: 0.497				1-2 G4-3		3-2 F8			3-2 17 1B	4	0	1	0	0	1	3						
Brian Hunter, R (9, PR) OBP: 0.342, SLG: 0.273					2-3 FC3-2				0-0 FC5-4 1B	4	0	2	0	0	0	1						
17 Todd Helton, L (1,3) OBP: 0.478, SLG: 0.744		0-0 G1-6-3			1-1 FC3-2				1-3 FC5-4 1B	4	0	0	0	0	0	4						
Jeffrey Hammonds, R (1,9) OBP: 0.415, SLG: 0.688		0-1 P4			0-0 F9				1-0 FC5-4	4	0	0	0	0	0	4						
Darren Bragg, L (1,7) OBP: 0.283, SLG: 0.358		1-0 G1				2-1 F7			1-0 L5-3	3	0	0	0	0	0	1						
Brent Mayne, L (1,2) OBP: 0.407, SLG: 0.438			0-1 F9			2-2 F8			1-3 K	3	0	0	0	0	1	0						
Nelfi Perez, S (1,6) OBP: 0.279, SLG: 0.425			1-0 SH1-4 1B			0-1 G4-3			0-0 F9	3	0	1	0	0	0	0						
Masato Yoshii, R (1, 1) OBP: 0.316, SLG: 0.474									3-2 G4-3	1	1	1	1	0	0	0						
Bubba Carpenter, L (8, PH) OBP: 0.369, SLG: 0.875										1	0	0	0	0	0	0						
Jose Jimenez, R (9, 1) OBP: 0.500, SLG: 0.500										0	0	0	0	0	0	0						
<b>Inning Stats</b>	R: 0 E: 0 K: 1 S: 10	H: 0 LOB: 0 BB: 0 P: 15	R: 0 E: 0 K: 0 S: 4	H: 0 LOB: 0 BB: 0 P: 5	R: 0 E: 0 K: 0 S: 6	H: 1 LOB: 1 BB: 0 P: 8	R: 0 E: 0 K: 0 S: 8	H: 1 LOB: 1 BB: 0 P: 12	R: 0 E: 0 K: 0 S: 7	H: 0 LOB: 0 BB: 0 P: 11	R: 1 E: 1 K: 0 S: 7	H: 1 LOB: 1 BB: 1 P: 14	R: 0 E: 0 K: 0 S: 4	H: 1 LOB: 0 BB: 0 P: 6	R: 0 E: 0 K: 1 S: 7	H: 0 LOB: 0 BB: 0 P: 11	R: 0 E: 0 K: 0 S: 11	H: 2 LOB: 2 BB: 0 P: 20	1B: 4 2B: 2 3B: 0 HR: 1	SF: 0 SAC: 1 DP: 1 HBP: 0	WP: 0 PB: 0 SB: 0 CS: 1	PA: 32
<b>PITCHER</b>	IP WLS BF H R ER SO BB IBB HBP BLK WP HR S P ERA WHIP	IP WLS BF H R ER SO BB IBB HBP BLK WP HR S P ERA WHIP															IP WLS BF H R ER SO BB IBB HBP BLK WP HR S P ERA WHIP					
67 Francisco Cordova, R (1, 1) ERA: 4.75	8.0 W 27 4 1 1 2 1 0 0 0 0 0 0 53 82 0.00 0.625	1.0 S 5 2 0 0 0 0 0 0 0 0 0 0 11 20 0.00 2.000																				
Mike Williams, R (9, 1) ERA: 1.86																						

Pittsburgh Pirates @ Colorado Rockies  
Coors Field, Denver, CO  
Fri May 26 2000, 7:05 PM MDT  
Att: 40,188 - Cloudy - 68 F

AB	30
R	1
H	6
RBI	1
BB	1
SO	2
LOB	10





Batter	1	2	3	4	5	6	7	8	9	AB	R	H	RBI	BB	SO	LOB	TOP								
Warren Morris, L OBP: 0.339, SLG: 0.276	0-3 K	2-2 G6-3			1-2 G5-3		4-2 18 1B G6-3 BB		2-2 L5	4	1	0	0	1	1	1	<b>Pittsburgh Pirates @ Colorado Rockies</b> Coors Field, Denver, CO Sat May 27 2000, 2:05 PM MDT Att: 42,184 - Sunny - 76 F								
18 Jason Kendall, R OBP: 0.466, SLG: 0.488	2-2 1B 1B		0-2 HR 1B		3-1 FC3-6 1B 2B		3-2 G6-3 1B		1-2 F8	5	3	4	0	0	0	0									
Wil Cordero, R OBP: 0.339, SLG: 0.513	2-2 G5-3 1B 1B		0-0 HR		4-0 FC3-6 1B		1-2 G6-3 1-2I 3-H			3	1	2	2	1	0	1									
Brian Giles, L OBP: 0.438, SLG: 0.684	1-1 1B 2-H 2-H		0-1 G1-3		0-1 FC3-6 1B		0-0 WP 2B			4	0	2	1	0	0	2									
Kevin Young, R OBP: 0.295, SLG: 0.429	0-0 G5-3 2-3I		2-0 F8		0-0 1B		1-3 K			4	0	1	1	0	1	3									
Bruce Aven, R OBP: 0.288, SLG: 0.492 Scott Sauerbeck, R Jose Silva, R Jason Christiansen, R Adrian Brown, S OBP: 0.299, SLG: 0.422		0-0 1B SF8 1B		2-0 G5-3		1-2 G5-3		1-2 G5-3		3	1	1	0	0	0	2									
Pat Meares, R OBP: 0.292, SLG: 0.374	2-1 G3 SF8 1B			1-2 G4-3		0-1 G4-6-3 1B		1-3 K		4	0	2	0	0	1	0									
Luis Sojo, R OBP: 0.324, SLG: 0.462	1-0 SF8		3-1 P4		2-1 F9		2-0 G6-3			3	0	0	1	0	0	1									
Todd Ritchie, R OBP: 0.273, SLG: 0.273 John Vander Wal, L OBP: 0.425, SLG: 0.603	0-0 G3		0-0 F9		1-1 G4-6-3			0-3 K		2	0	0	0	0	0	1									
	2-3				1-2I					2	0	0	0	0	1	1									
<b>Inning Stats</b>	R: 1 E: 0 K: 1 S: 13	H: 3 LOB: 1 BB: 0 P: 18	R: 1 E: 0 K: 0 S: 8	H: 2 LOB: 1 BB: 0 P: 13	R: 2 E: 0 K: 0 S: 8	H: 2 LOB: 0 BB: 0 P: 12	R: 0 E: 0 K: 0 S: 6	H: 0 LOB: 0 BB: 0 P: 10	R: 1 E: 0 K: 0 S: 12	H: 2 LOB: 2 BB: 1 P: 21	R: 0 E: 0 K: 0 S: 6	H: 1 LOB: 0 BB: 0 P: 9	R: 1 E: 0 K: 1 S: 14	H: 2 LOB: 1 BB: 1 P: 23	R: 0 E: 0 K: 1 S: 7	H: 0 LOB: 0 BB: 0 P: 11	R: 0 E: 0 K: 1 S: 9	H: 0 LOB: 0 BB: 0 P: 12	1B: 9 2B: 2 3B: 0 HR: 1	SF: 1 SAC: 0 DP: 3 HBP: 0	WP: 1 PB: 0 CS: 0	PA: 38			
<b>PITCHER</b>	IP WLS BF H R ER SO BB IBB HBP BLK WP HR S P ERA WHIP	4.2 3.1 1.0 W	23 12 3 0 0 5 1 0 0 0 0 0 0 9 44 70 9.64 1.929	9 3 0 0 0 5 1 0 0 0 0 0 0 0 1 30 47 2.70 1.200	5 1 0 0 0 1 0 0 0 0 0 0 0 0 9 12 0.00 0.000																				

AB	35
R	6
H	12
RBI	5
BB	2
SO	4
LOB	12



Batter	1	2	3	4	5	6	7	8	9	AB	R	H	RBI	BB	SO	LOB	BOTTOM								
Tom Goodwin, L OBP: 0.380, SLG: 0.493	1-0 F8		0-3 K		4-2 3 1B 1B BB		0-0 1B		4-2 3 S BB	3	1	1	0	2	1	0	<b>Pittsburgh Pirates @ Colorado Rockies</b> Coors Field, Denver, CO Sat May 27 2000, 2:05 PM MDT Att: 42,184 - Sunny - 76 F								
3 Mike Lansing, R OBP: 0.347, SLG: 0.446	1-0 G4-3		1-0 F9		2-1 1B 17 HR 1B		0-0 G3		1-3 K	5	1	1	1	0	1	3									
Jeff Cirillo, R OBP: 0.411, SLG: 0.491	4-2 17 1B BB			1-1 G6-3		0-0 17 HR 1B		3-3 K		4	1	1	1	1	2	1									
17 Todd Helton, L OBP: 0.492, SLG: 0.788	0-1 1B			1-1 1B		1-3 3-H 2-2 1-H 3-H HR		4-1 BB 1B WP BB		4	3	4	4	1	0	0									
Jeffrey Hammonds, R OBP: 0.407, SLG: 0.674 Darren Bragg, L OBP: 0.290, SLG: 0.358 Terry Shumpert, R OBP: 0.298, SLG: 0.387		0-0 G6-3		1-2 F9		4-2 BB		0-1 WP BB 1B		2	0	0	0	0	0	1									
Bubba Carpenter, L OBP: 0.381, SLG: 0.778 Brian Hunter, R OBP: 0.351, SLG: 0.273		4-2 FC6 BB		2-3 K		1-3 K		4-0 WP BB		2	0	0	0	1	2	2									
Brent Mayne, L OBP: 0.402, SLG: 0.430		1-1 L4			0-0 3 SH2-4 1B 1B		0-1 G3-1		2-3 K	4	1	1	0	0	1	3									
Nelfi Perez, S OBP: 0.278, SLG: 0.421		1-0 FC6			1-1 F7		1-0 FC1-6 1B		1-0 G3	4	0	1	0	0	0	4									
Scott Karl, L OBP: 0.455, SLG: 0.333 Julian Tavarez, L Aaron Ledesma, R OBP: 0.263, SLG: 0.229 Gabe White, L			3-2 F5		0-0 SH2-4		0-1 FC1-6 1B		0-0 G4-3	1	0	0	0	0	0	0									
					1-2		1-2I			1	0	0	0	0	0	0									
<b>Inning Stats</b>	R: 0 E: 0 K: 0 S: 7	H: 1 LOB: 2 BB: 1 P: 13	R: 0 E: 0 K: 0 S: 10	H: 0 LOB: 1 BB: 1 P: 16	R: 0 E: 0 K: 1 S: 7	H: 0 LOB: 0 BB: 0 P: 11	R: 0 E: 0 K: 1 S: 11	H: 1 LOB: 1 BB: 0 P: 16	R: 5 E: 0 K: 1 S: 22	H: 4 LOB: 1 BB: 2 P: 36	R: 0 E: 0 K: 0 S: 7	H: 2 LOB: 2 BB: 0 P: 8	R: 1 E: 0 K: 2 S: 12	H: 1 LOB: 2 BB: 2 P: 26	R: 0 E: 0 K: 2 S: 10	H: 0 LOB: 1 BB: 1 P: 16	R: 1 E: 0 K: 0 S: 1	H: 1 LOB: 0 BB: 0 P: 1	1B: 8 2B: 0 3B: 0 HR: 2	SF: 0 SAC: 1 DP: 0 HBP: 0	WP: 1 PB: 0 CS: 0	PA: 40			
<b>PITCHER</b>	IP WLS BF H R ER SO BB IBB HBP BLK WP HR S P ERA WHIP	4.2 8 2 1 1 5 2 4 0 0 0 0 0 1 15 24 5.40 2.143	5 2 1 1 2 5 2 1 0 0 0 0 0 0 2 2 ∞ ∞	5 1 0 0 0 1 1 3 2 0 0 0 0 1 1 16 29 5.40 1.800																					





Batter	1	2	3	4	5	6	7	8	9	AB	R	H	RBI	BB	SO	LOB	TOP										
Warren Morris, L OBP: 0.331, SLG: 0.268	F8		FC6-4		G4-3			K		4	0	0	0	0	1	2											
18 Jason Kendall, R OBP: 0.471, SLG: 0.500 Keith Osik, R OBP: 0.615, SLG: 1.200	1B			1B		K		1B		4	1	3	0	0	1	0											
Wil Cordero, R OBP: 0.337, SLG: 0.506	1B			1B		G6-3		F2		4	0	1	0	0	1	2											
Brian Giles, L OBP: 0.434, SLG: 0.691 Jose Silva, R	CS	F8		G4-6-3		HR		F7		4	1	1	1	0	0	2											
Kevin Young, R OBP: 0.294, SLG: 0.422	L3			BB		P4		F8		3	0	0	0	1	0	0											
John Vander Wal, L OBP: 0.407, SLG: 0.571	K			F9		G4-3		F7		4	0	0	0	0	1	1											
Pat Meares, R OBP: 0.291, SLG: 0.371			FC6-4		L8		E6	G1-3		4	0	1	0	0	0	0											
Mike Benjamin, R OBP: 0.391, SLG: 0.506			K		2B		K			3	0	1	0	0	2	2											
Jimmy Anderson, L OBP: 0.154, SLG: 0.231 Josias Manzanillo, R OBP: 0.282, SLG: 0.484 Bruce Aven, R OBP: 0.282, SLG: 0.484 Rich Loiselle, R OBP: 0.282, SLG: 0.484 Jeff Wallace, L OBP: 0.282, SLG: 0.484 Ivan Cruz, L OBP: 0.282, SLG: 0.484 Scott Sauerbeck, R OBP: 0.282, SLG: 0.484 Adrian Brown, S OBP: 0.282, SLG: 0.484			K		K		K			0	0	0	0	0	0	0											
<b>Inning Stats</b>	R: 0 E: 0 K: 1 S: 8	H: 1 LOB: 0 BB: 0 P: 12	R: 0 E: 0 K: 1 S: 7	H: 0 LOB: 0 BB: 0 P: 11	R: 0 E: 0 K: 2 S: 10	H: 1 LOB: 1 BB: 0 P: 12	R: 1 E: 0 K: 0 S: 16	H: 2 LOB: 1 BB: 1 P: 25	R: 0 E: 0 K: 1 S: 9	H: 1 LOB: 1 BB: 0 P: 12	R: 1 E: 1 K: 1 S: 11	H: 1 LOB: 0 BB: 0 P: 17	R: 0 E: 1 K: 2 S: 10	H: 0 LOB: 0 BB: 0 P: 15	R: 0 E: 0 K: 1 S: 8	H: 1 LOB: 1 BB: 0 P: 11	R: 0 E: 0 K: 0 S: 7	H: 0 LOB: 0 BB: 0 P: 10	1B: 4 2B: 2 3B: 0 HR: 1	SF: 0 SAC: 0 DP: 1 HBP: 0	WP: 0 PB: 0 SB: 0 CS: 1	PA: 35					
<b>PITCHER</b>	IP	WLS	BF	H	R	ER	SO	BB	IBB	HBP	BLK	WP	HR	S	P	ERA	WHIP										
Rolando Arroyo, R ERA: 7.19	7.0	W	27	6	2	2	8	1	0	0	0	0	1	71	104	2.57	1.000										
Stan Belinda, R ERA: 5.0	1.0		4	1	0	0	1	0	0	0	0	0	0	8	11	0.00	1.000										
Mike DeJean, R ERA: 5.84	1.0		3	0	0	0	0	0	0	0	0	0	0	7	10	0.00	0.000										

Pittsburgh Pirates @ Colorado Rockies  
Coors Field, Denver, CO  
Sun May 28 2000, 1:05 PM MDT  
Att: 41,641 - Cloudy - 86 F

AB 33  
R 2  
H 7  
RBI 1  
BB 1  
SO 9  
LOB 12



Batter	1	2	3	4	5	6	7	8	9	AB	R	H	RBI	BB	SO	LOB	BOTTOM										
Tom Goodwin, L OBP: 0.393, SLG: 0.507	3B			3 HR		FC3-6		K		4	3	3	0	1	1	2											
3 Mike Lansing, R OBP: 0.358, SLG: 0.478	1B			1B		FC3-6		1B		3	2	2	3	2	0	1											
Jeff Cirillo, R OBP: 0.407, SLG: 0.485 Darren Bragg, L OBP: 0.287, SLG: 0.354	1B			HR		FC3-6		1B		4	2	1	1	0	1	3											
17 Todd Helton, L OBP: 0.495, SLG: 0.793	2B			G6-3		SF9		FC6-4		4	2	3	1	0	0	0											
Terry Shumpert, R OBP: 0.315, SLG: 0.405	G6-3			P4		SH5-3		FC6-4		4	2	2	1	1	0	1											
Brian Hunter, R OBP: 0.372, SLG: 0.300	G6-3			1B		SH5-3		1B		4	0	3	2	0	0	1											
Neifi Perez, S OBP: 0.281, SLG: 0.420	SF9			G6-3		E		1B		3	0	1	1	1	0	3											
Scott Servais, R OBP: 0.328, SLG: 0.302	G3			F9		E4		G4-3		5	0	1	1	0	0	3											
Rolando Arroyo, R OBP: 0.154, SLG: 0.231 Aaron Ledesma, R OBP: 0.282, SLG: 0.278 Stan Belinda, R OBP: 0.282, SLG: 0.278 Mike DeJean, R				G5-3		FC5-3		2B		3	0	0	0	0	1	2											
<b>Inning Stats</b>	R: 5 E: 0 K: 0 S: 15	H: 5 LOB: 0 BB: 0 P: 26	R: 0 E: 0 K: 2 S: 12	H: 0 LOB: 1 BB: 1 P: 17	R: 0 E: 0 K: 0 S: 6	H: 1 LOB: 1 BB: 0 P: 7	R: 2 E: 0 K: 0 S: 12	H: 2 LOB: 0 BB: 0 P: 21	R: 2 E: 1 K: 0 S: 17	H: 3 LOB: 2 BB: 1 P: 25	R: 0 E: 0 K: 1 S: 10	H: 2 LOB: 2 BB: 1 P: 20	R: 0 E: 0 K: 0 S: 12	H: 3 LOB: 2 BB: 0 P: 15	1B: 11 2B: 5 3B: 1 HR: 1	SF: 2 SAC: 1 DP: 2 HBP: 0	WP: 0 PB: 0 SB: 2 CS: 0	PA: 44									
<b>PITCHER</b>	IP	WLS	BF	H	R	ER	SO	BB	IBB	HBP	BLK	WP	HR	S	P	ERA	WHIP										
Jose Silva, R ERA: 4.5	1.0	L	5	3	0	0	0	0	0	0	0	0	0	12	15	0.00	3.000										
Jimmy Anderson, L ERA: 6.38	3.0		13	3	2	2	2	1	0	0	0	0	1	30	45	6.00	1.333										
Rich Loiselle, R ERA: 6.1	1.2		12	4	4	3	0	2	1	0	0	0	0	28	50	16.20	3.600										
Jeff Wallace, L ERA: 3.0	0.1		1	0	0	0	0	0	0	0	0	0	0	3	3	0.00	0.000										
Scott Sauerbeck, L ERA: 3.72	1.0		5	2	0	0	1	0	1	0	0	0	0	10	20	0.00	2.000										

Pittsburgh Pirates @ Colorado Rockies  
Coors Field, Denver, CO  
Sun May 28 2000, 1:05 PM MDT  
Att: 41,641 - Cloudy - 86 F

AB 36  
R 11  
H 17  
RBI 10  
BB 5  
SO 3  
LOB 19





Batter	1	2	3	4	5	6	7	8	9	AB	R	H	RBI	BB	SO	LOB	TOP								
<b>Craig Biggio, R</b> OBP: 0.306, SLG: 0.344 (1, 4)										4	2	1	0	1	2	1	<b>Houston Astros @ Colorado Rockies</b> Coors Field, Denver, CO Mon May 29 2000, 1:05 PM MDT Att: 41,231 - Cloudy - 88 F								
<b>17 Lance Berkman, S</b> OBP: 0.327, SLG: 0.490 (1, 9)										4	2	2	1	0	1	0									
<b>5 Jeff Bagwell, R</b> OBP: 0.422, SLG: 0.591 (1, 3)										5	1	1	2	0	1	2									
<b>Ken Caminiti, S</b> OBP: 0.447, SLG: 0.652 (1, 5)										4	2	1	1	0	0	0									
<b>Richard Hidalgo, R</b> OBP: 0.396, SLG: 0.632 (1, 8)										4	0	3	3	1	1	0									
<b>Daryle Ward, L</b> OBP: 0.288, SLG: 0.524 (1, 7)										5	0	1	0	0	2	3									
<b>Julio Lugo, R</b> OBP: 0.312, SLG: 0.231 (9, PH)										3	0	1	0	1	1	3									
<b>Bill Spiers, L</b> OBP: 0.360, SLG: 0.384 (9, PH)										1	0	1	0	0	0	0									
<b>Tony Eusebio, R</b> OBP: 0.367, SLG: 0.310 (9, PH)										2	0	0	0	2	1	1									
<b>Mitch Meluskey, S</b> OBP: 0.369, SLG: 0.550 (9, PH)										1	0	1	0	0	0	0									
<b>Octavio Dotel, R</b> Yorks Perez, L Joe Slusarski, R Matt Mieseke, R Kip Gross, R Jose Cabrera, R Tim Lincecum, R Tim Lincecum, R Tim Lincecum, R (1, 1) (6, 1) (6, 1) (7, PH) (7, 1) (7, 1) (9, PH)										3	0	0	0	0	3	5									
<b>Inning Stats</b>	R: 1 E: 0 K: 0 S: 7	H: 1 LOB: 0 BB: 0 P: 10	R: 0 E: 0 K: 1 S: 9	H: 1 LOB: 2 BB: 1 P: 13	R: 3 E: 0 K: 2 S: 17	H: 2 LOB: 3 BB: 3 P: 32	R: 2 E: 0 K: 1 S: 14	H: 4 LOB: 2 BB: 0 P: 23	R: 0 E: 0 K: 3 S: 9	H: 0 LOB: 0 BB: 0 P: 15	R: 1 E: 0 K: 0 S: 7	H: 1 LOB: 1 BB: 0 P: 11	R: 0 E: 0 K: 2 S: 11	H: 1 LOB: 1 BB: 0 P: 16	R: 0 E: 0 K: 2 S: 10	H: 0 LOB: 0 BB: 0 P: 12	R: 0 E: 0 K: 2 S: 11	H: 2 LOB: 2 BB: 0 P: 19	1B: 7 2B: 2 3B: 1 HR: 2	SF: 1 SAC: 0 DP: 0 HBP: 1	WP: 0 PB: 1 SB: 1 CS: 0	PA: 45			
<b>PITCHER</b>	IP WLS BF H R ER SO BB IBB HBP BLK WP HR S P ERA WHIP																								
<b>Pedro Astacio, R</b> ERA: 5.35	(1, 1)	5.2	32	9	7	7	7	4	1	1	0	0	0	0	2	62	103	11.12	2.294						
<b>Brian Bohanon, L</b> ERA: 6.92	(6, 1)	0.2	3	1	0	0	0	0	0	0	0	0	0	0	0	3	7	0.00	1.500						
<b>Stan Belinda, R</b> ERA: 4.82	(7, 1)	0.2	2	0	0	0	2	0	0	0	0	0	0	0	9	10	0.00	0.000							
<b>Gabe White, L</b> ERA: 2.7	(8, 1)	1.0	W	3	0	0	0	2	0	0	0	0	0	0	10	12	0.00	0.000							
<b>Jose Jimenez, R</b> ERA: 3.63	(9, 1)	1.0	S	5	2	0	0	2	0	0	0	0	0	0	11	19	0.00	2.000							

AB	38
R	7
H	12
RBI	7
BB	5
SO	13
LOB	18



Batter	1	2	3	4	5	6	7	8	9	AB	R	H	RBI	BB	SO	LOB	BOTTOM							
<b>Tom Goodwin, L</b> OBP: 0.399, SLG: 0.507 (1, 8)										4	1	2	1	1	1	3	<b>Houston Astros @ Colorado Rockies</b> Coors Field, Denver, CO Mon May 29 2000, 1:05 PM MDT Att: 41,231 - Cloudy - 88 F							
<b>3 Mike Lansing, R</b> OBP: 0.359, SLG: 0.473 (1, 4)										4	0	1	1	1	1	2								
<b>Jeff Cirillo, R</b> OBP: 0.407, SLG: 0.479 (1, 5)										4	1	1	0	1	1	4								
<b>17 Todd Helton, L</b> OBP: 0.498, SLG: 0.821 (1, 3)										4	2	2	2	1	0	3								
<b>Darren Bragg, L</b> OBP: 0.299, SLG: 0.376 (6, PH)										3	2	2	0	0	0	3								
<b>Jeffrey Hammonds, R</b> OBP: 0.409, SLG: 0.670 (7, 9)										2	0	1	1	0	0	0								
<b>Brian Hunter, R</b> OBP: 0.378, SLG: 0.301 (7, 7)										3	0	1	0	1	1	2								
<b>Brent Mayne, L</b> OBP: 0.419, SLG: 0.443 (1, 2)										4	1	3	3	1	0	1								
<b>Nelfi Perez, S</b> OBP: 0.284, SLG: 0.416 (1, 6)										4	1	1	0	1	0	4								
<b>Pedro Astacio, R</b> Yorks Perez, L Stan Belinda, R Aaron Ledesma, R Gabe White, L Jose Jimenez, R (1, 1) (6, 1) (7, 1) (7, PH) (8, 1) (9, 1)										3	0	1	0	0	0	3								
<b>Inning Stats</b>	R: 0 E: 0 K: 1 S: 8	H: 1 LOB: 0 BB: 0 P: 13	R: 2 E: 0 K: 0 S: 15	H: 4 LOB: 2 BB: 0 P: 23	R: 2 E: 0 K: 0 S: 15	H: 3 LOB: 1 BB: 1 P: 25	R: 0 E: 0 K: 1 S: 12	H: 1 LOB: 3 BB: 2 P: 23	R: 0 E: 0 K: 2 S: 15	H: 1 LOB: 1 BB: 1 P: 13	R: 1 E: 0 K: 0 S: 15	H: 1 LOB: 2 BB: 2 P: 28	R: 2 E: 1 K: 0 S: 12	H: 3 LOB: 1 BB: 0 P: 18	R: 1 E: 0 K: 0 S: 4	H: 1 LOB: 1 BB: 1 P: 11	1B: 12 2B: 1 3B: 0 HR: 2	SF: 0 SAC: 1 DP: 2 HBP: 0	WP: 0 PB: 0 SB: 2 CS: 1	PA: 44				
<b>PITCHER</b>	IP WLS BF H R ER SO BB IBB HBP BLK WP HR S P ERA WHIP																							
<b>Octavio Dotel, R</b> ERA: 5.19	(1, 1)	5.1	30	10	8	5	3	6	0	0	0	0	0	0	62	111	8.44	3.000						
<b>Yorkis Perez, L</b> ERA: 6.39	(6, 1)	0.1	H	1	0	0	0	0	0	0	0	0	0	0	3	3	0.00	0.000						
<b>Joe Slusarski, R</b> ERA: 2.45	(6, 1)	0.1	H	2	1	0	0	1	0	0	0	0	0	0	7	11	0.00	3.000						
<b>Kip Gross, R</b> ERA: 10.38	(7, 1)	0.1	H	3	1	2	1	0	0	0	0	0	0	0	8	12	27.00	3.000						
<b>Jose Cabrera, R</b> ERA: 4.94	(7, 1)	1.2	L	8	3	1	1	0	1	0	0	0	0	1	8	17	5.40	2.400						

AB	36
R	8
H	15
RBI	8
BB	7
SO	4
LOB	27





Batter	1	2	3	4	5	6	7	8	9	AB	R	H	RBI	BB	SO	LOB	TOP						
<b>Craig Biggio, R</b> OBP: 0.306, SLG: 0.342 (1, 4)										4	0	1	0	1	0	1	<b>Houston Astros @ Colorado Rockies</b> Coors Field, Denver, CO Tue May 30 2000, 7:05 PM MDT Att: 38,032 - Overcast - 76 F						
<b>Bill Spillers, L</b> OBP: 0.362, SLG: 0.385 (1, 6) (6, 5)										5	0	2	0	0	0	1							
<b>5 Jeff Bagwell, R</b> OBP: 0.415, SLG: 0.579 (1, 3)										4	0	0	0	0	1	4							
<b>Ken Caminiti, S</b> OBP: 0.450, SLG: 0.658 (6, PR) <b>Julio Lugo, R</b> OBP: 0.444, SLG: 0.357 (6, 6)										3	1	2	0	0	0	2							
<b>Richard Hidalgo, R</b> OBP: 0.403, SLG: 0.638 (1, 8)										3	3	2	0	0	0	0							
<b>17 Lance Berkman, S</b> OBP: 0.332, SLG: 0.538 (1, 9)										3	1	1	4	1	0	2							
<b>Daryle Ward, L</b> OBP: 0.289, SLG: 0.519 (8, PH) <b>Matt Mieske, R</b> OBP: 0.244, SLG: 0.297 (8, 7)										3	0	1	1	0	0	1							
<b>Mitch Meluskey, S</b> OBP: 0.373, SLG: 0.544 (1, 2)										3	0	1	2	1	2	2							
<b>Scott Elarton, R</b> OBP: 0.266, SLG: 0.250 (7, PH) <b>Tim Lincecum, R</b> OBP: 0.231, SLG: 0.280 (7, 1) <b>Doug Henry, L</b> (8, 1) <b>Marc Valdes, R</b> (8, 1) <b>Yorkis Perez, L</b> (8, 1) <b>Jose Cabrera, R</b> (8, 1) <b>Tony Eusebio, R</b> OBP: 0.303, SLG: 0.306 (9, PH)											2	0	1	0	0	1		0					
<b>Inning Stats</b>	R: 0 E: 0 K: 1 S: 8	H: 2 LOB: 1 BB: 0 P: 10	R: 0 E: 0 K: 0 S: 5	H: 0 LOB: 0 BB: 7 P: 7	R: 0 E: 0 K: 0 S: 10	H: 1 LOB: 0 BB: 1 P: 17	R: 3 E: 0 K: 1 S: 13	H: 5 LOB: 1 BB: 0 P: 20	R: 0 E: 0 K: 1 S: 6	H: 0 LOB: 1 BB: 1 P: 14	R: 2 E: 0 K: 0 S: 16	H: 2 LOB: 0 BB: 0 P: 10	R: 0 E: 0 K: 0 S: 11	H: 2 LOB: 2 BB: 0 P: 22	R: 0 E: 0 K: 0 S: 8	H: 0 LOB: 0 BB: 11 P: 11		1B: 8 2B: 3 3B: 0 HR: 1	SF: 0 SAC: 0 DP: 3 HBP: 1	WP: 0 PB: 0 CS: 0	PA: 38		
<b>PITCHER</b>	IP	WLS	BF	H	R	ER	SO	BB	IBB	HBP	BLK	WP	HR	S	P	ERA	WHIP			ERA	WHIP		
<b>Kevin Jarvis, R</b> ERA: 6.44	(1, 1)	5.0	H	23	10	5	5	3	2	0	0	0	0	0	1	47	75	9.00	2.400			0.00	0.000
<b>Brian Bohanon, L</b> ERA: 6.75	(6, 1)	1.0	H	3	0	0	0	1	0	0	0	0	0	0	11	13	0.00	0.000			0.00	0.000	
<b>Julian Tavarez, R</b> ERA: 6.56	(7, 1)	1.1	H	6	1	2	2	0	0	0	1	0	0	0	14	24	13.50	0.750			0.00	0.750	
<b>Mike Myers, L</b> ERA: 4.66	(8, 1)	0.0	L	1	0	0	0	0	1	0	0	0	0	0	4	4	∞	∞			∞	∞	
<b>Stan Belinda, R</b> ERA: 4.66	(8, 1)	0.2	W	2	1	0	0	0	0	0	0	0	0	4	4	0.00	1.500			0.00	1.500		

AB	34
R	7
H	12
RBI	7
BB	3
SO	4
LOB	16



Batter	1	2	3	4	5	6	7	8	9	AB	R	H	RBI	BB	SO	LOB	BOTTOM				
<b>Tom Goodwin, L</b> OBP: 0.410, SLG: 0.519 (1, 8)										4	2	3	2	1	0	0	<b>Houston Astros @ Colorado Rockies</b> Coors Field, Denver, CO Tue May 30 2000, 7:05 PM MDT Att: 38,032 - Overcast - 76 F				
<b>3 Mike Lansing, R</b> OBP: 0.380, SLG: 0.473 (1, 4)										4	2	1	1	1	0	3					
<b>Jeff Cirillo, R</b> OBP: 0.402, SLG: 0.471 (1, 5)										5	2	1	0	0	0	3					
<b>17 Todd Helton, L</b> OBP: 0.505, SLG: 0.828 (1, 3)										1	2	1	2	3	0	0					
<b>Jeffrey Hammonds, R</b> OBP: 0.409, SLG: 0.653 (1, 9)										4	0	1	1	1	0	5					
<b>Darren Bragg, L</b> OBP: 0.304, SLG: 0.378 <b>Jose Jimenez, R</b> OBP: 0.500, SLG: 0.500 (9, 1)										5	0	2	3	0	1	3					
<b>Brent Mayne, L</b> OBP: 0.418, SLG: 0.440 (1, 2)										3	0	1	1	1	1	4					
<b>Nelfi Perez, S</b> OBP: 0.284, SLG: 0.418 (1, 6)										4	1	1	0	0	0	3					
<b>Kevin Jarvis, L</b> OBP: 0.143, SLG: 0.077 (6, PH) <b>Bubba Carpenter, L</b> OBP: 0.346, SLG: 0.737 (7, 1) <b>Julian Tavarez, R</b> (8, 1) <b>Mike Myers, L</b> (8, 1) <b>Stan Belinda, R</b> (8, 1) <b>Terry Shumpert, R</b> OBP: 0.325, SLG: 0.413 <b>Brian Hunter, R</b> OBP: 0.376, SLG: 0.301 (9, 7)										2	0	0	0	0	1	2					
<b>Inning Stats</b>	R: 2 E: 0 K: 0 S: 12	H: 1 LOB: 0 BB: 1 P: 21	R: 1 E: 0 K: 0 S: 13	H: 3 LOB: 2 BB: 0 P: 22	R: 1 E: 0 K: 0 S: 12	H: 2 LOB: 2 BB: 1 P: 21	R: 0 E: 0 K: 1 S: 6	H: 1 LOB: 0 BB: 0 P: 11	R: 2 E: 0 K: 0 S: 9	H: 2 LOB: 1 BB: 1 P: 16	R: 0 E: 0 K: 0 S: 6	H: 0 LOB: 0 BB: 0 P: 6	R: 0 E: 0 K: 1 S: 7	H: 0 LOB: 2 BB: 2 P: 22	R: 4 E: 2 K: 1 S: 17	H: 3 LOB: 2 BB: 2 P: 31		1B: 8 2B: 4 3B: 0 HR: 0	SF: 2 SAC: 0 DP: 0 HBP: 0	WP: 1 PB: 0 CS: 0	PA: 44
<b>PITCHER</b>	IP	WLS	BF	H	R	ER	SO	BB	IBB	HBP	BLK	WP	HR	S	P	ERA	WHIP			ERA	WHIP
<b>Scott Elarton, R</b> ERA: 7.17	(1, 1)	6.0	H	29	9	6	6	1	3	0	0	0	0	7	22	9.00	2.000			0.00	2.000
<b>Doug Henry, R</b> ERA: 5.53	(7, 1)	1.0	L	5	0	0	0	1	2	0	0	0	0	8	15	27.00	9.000			∞	∞
<b>Marc Valdes, R</b> ERA: 6.75	(8, 1)	0.1	L	5	2	4	1	0	1	0	0	0	0	2	6	∞	∞			∞	∞
<b>Yorkis Perez, L</b> ERA: 6.39	(8, 1)	0.0	L	1	0	0	0	0	1	0	0	0	0	2	6	∞	∞			∞	∞
<b>Jose Cabrera, R</b> ERA: 4.82	(8, 1)	0.2	3	1	0	0	1	0	0	0	0	0	0	7	10	0.00	1.500			0.00	1.500

AB	34
R	10
H	12
RBI	10
BB	7
SO	3
LOB	23





Batter	1	2	3	4	5	6	7	8	9	AB	R	H	RBI	BB	SO	LOB	TOP											
<b>Craig Biggio, R</b> OBP: 0.302, SLG: 0.339										5	0	1	0	0	0	2												
<b>Bill Spillers, L</b> OBP: 0.363, SLG: 0.385										5	1	2	0	0	0	0												
<b>5 Jeff Bagwell, R</b> OBP: 0.318, SLG: 0.577										4	2	2	0	0	0	2												
<b>Richard Hidalgo, R</b> OBP: 0.398, SLG: 0.626										5	0	1	0	0	0	3												
<b>17 Lance Berkman, S</b> OBP: 0.365, SLG: 0.607										4	2	3	4	0	0	0												
<b>Matt Mieske, R</b> OBP: 0.287, SLG: 0.317										4	1	2	0	0	1	1												
<b>Mitch Meluskey, S</b> OBP: 0.377, SLG: 0.542										4	0	2	0	0	0	1												
<b>Julio Lugo, R</b> OBP: 0.409, SLG: 0.333										4	0	1	1	0	1	3												
<b>Jose Lima, R</b> OBP: 0.100, SLG: 0.100										3	0	0	1	0	1	4												
<b>Joe Slusarski, R</b> OBP: 0.287, SLG: 0.317										1	0	0	0	0	1	0												
<b>Billy Wagner, L</b> OBP: 0.287, SLG: 0.317										0	0	0	0	0	0	0												
<b>Inning Stats</b>	R: 0 E: 0 K: 0 S: 9	H: 2 LOB: 1 BB: 0 P: 16	R: 1 E: 0 K: 1 S: 11	H: 3 LOB: 2 BB: 0 P: 15	R: 3 E: 0 K: 1 S: 18	H: 5 LOB: 2 BB: 0 P: 30	R: 0 E: 0 K: 0 S: 8	H: 0 LOB: 0 BB: 0 P: 10	R: 0 E: 0 K: 0 S: 6	H: 1 LOB: 1 BB: 0 P: 13	R: 0 E: 0 K: 1 S: 9	H: 0 LOB: 0 BB: 0 P: 15	R: 2 E: 0 K: 1 S: 12	H: 2 LOB: 0 BB: 0 P: 18	R: 0 E: 0 K: 1 S: 7	H: 0 LOB: 0 BB: 0 P: 10	R: 0 E: 0 K: 0 S: 6	H: 1 LOB: 1 BB: 0 P: 9	1B: 13 2B: 0 3B: 0 HR: 1	SF: 0 SAC: 0 DP: 1 HBP: 1	WP: 0 PB: 1 SB: 0 CS: 0	PA: 40						
<b>PITCHER</b>	IP	WLS	BF	H	R	ER	SO	BB	IBB	HBP	BLK	WP	HR	S	P	ERA	WHIP											
<b>Masato Yoshii, R</b> ERA: 5.23	(1, 1)	6.1	B	30	12	5	5	2	0	0	1	0	0	0	65	106	7.11	1.895										
<b>Stan Belinda, R</b> ERA: 4.95	(7, 1)	0.2	B	3	1	1	1	1	0	0	0	0	1	8	11	13.50	1.500											
<b>Gabe White, L</b> ERA: 2.6	(8, 1)	1.0	W	3	0	0	0	1	0	0	0	0	0	7	10	0.00	0.000											
<b>Jose Jimenez, R</b> ERA: 3.33	(9, 1)	1.0	S	4	1	0	0	0	0	0	0	0	0	6	9	0.00	1.000											

Houston Astros @ Colorado Rockies  
Coors Field, Denver, CO  
Wed May 31 2000, 7:05 PM MDT  
Att: 39,241 - Sunny - 76 F

AB	39
R	6
H	14
RBI	6
BB	0
SO	4
LOB	16



Batter	1	2	3	4	5	6	7	8	9	AB	R	H	RBI	BB	SO	LOB	BOTTOM											
<b>Tom Goodwin, L</b> OBP: 0.404, SLG: 0.509										5	1	1	0	0	1	1												
<b>3 Mike Lansing, R</b> OBP: 0.386, SLG: 0.489										4	2	2	1	1	0	1												
<b>Jeff Cirillo, R</b> OBP: 0.407, SLG: 0.497										5	1	3	3	0	0	1												
<b>17 Todd Helton, L</b> OBP: 0.512, SLG: 0.825										2	2	1	0	3	0	1												
<b>Jeffrey Hammonds, R</b> OBP: 0.408, SLG: 0.670										5	2	2	2	0	1	5												
<b>Darren Bragg, L</b> OBP: 0.298, SLG: 0.379										5	0	1	2	0	1	2												
<b>Jose Jimenez, R</b> OBP: 0.500, SLG: 0.500										0	0	0	0	0	0	0												
<b>Brent Mayne, L</b> OBP: 0.313, SLG: 0.427										3	0	0	0	1	0	0												
<b>Nelfi Perez, S</b> OBP: 0.283, SLG: 0.425										4	0	1	0	0	0	2												
<b>Masato Yoshii, R</b> OBP: 0.273, SLG: 0.409										3	0	0	0	0	0	1												
<b>Stan Belinda, R</b> OBP: 0.273, SLG: 0.409										0	0	0	0	0	0	0												
<b>Aaron Ledesma, R</b> OBP: 0.293, SLG: 0.289										1	0	1	0	0	0	0												
<b>Gabe White, L</b> OBP: 0.293, SLG: 0.289										0	0	0	0	0	0	0												
<b>Brian Hunter, R</b> OBP: 0.378, SLG: 0.301										0	0	0	0	0	0	0												
<b>Inning Stats</b>	R: 0 E: 0 K: 1 S: 10	H: 1 LOB: 2 BB: 1 P: 20	R: 0 E: 0 K: 0 S: 4	H: 0 LOB: 0 BB: 0 P: 7	R: 4 E: 1 K: 1 S: 17	H: 3 LOB: 2 BB: 2 P: 31	R: 1 E: 0 K: 0 S: 8	H: 2 LOB: 2 BB: 1 P: 14	R: 0 E: 0 K: 0 S: 12	H: 1 LOB: 1 BB: 0 P: 17	R: 1 E: 0 K: 0 S: 12	H: 2 LOB: 2 BB: 1 P: 22	R: 0 E: 0 K: 0 S: 7	H: 1 LOB: 1 BB: 0 P: 11	R: 2 E: 0 K: 0 S: 12	H: 2 LOB: 0 BB: 0 P: 17	R: 0 E: 0 K: 0 S: 6	H: 1 LOB: 1 BB: 0 P: 9	1B: 6 2B: 2 3B: 1 HR: 3	SF: 0 SAC: 0 DP: 0 HBP: 0	WP: 1 PB: 0 SB: 0 CS: 0	PA: 42						
<b>PITCHER</b>	IP	WLS	BF	H	R	ER	SO	BB	IBB	HBP	BLK	WP	HR	S	P	ERA	WHIP											
<b>Jose Lima, R</b> ERA: 8.03	(1, 1)	5.2	L	32	9	6	4	3	4	1	0	0	0	0	105	6.35	2.294											
<b>Joe Slusarski, R</b> ERA: 2.79	(6, 1)	1.2	L	7	2	1	1	0	0	0	0	0	1	0	13	22	5.40	1.200										
<b>Billy Wagner, L</b> ERA: 5.7	(8, 1)	0.2		3	1	1	1	0	0	0	0	0	0	1	9	12	13.50	1.500										

Houston Astros @ Colorado Rockies  
Coors Field, Denver, CO  
Wed May 31 2000, 7:05 PM MDT  
Att: 39,241 - Sunny - 76 F

AB	37
R	8
H	12
RBI	8
BB	5
SO	3
LOB	14

















Batter	1	2	3	4	5	6	7	8	9	AB	R	H	RBI	BB	SO	LOB	TOP					
Tom Goodwin, L (1, 8) OBP: 0.409, SLG: 0.489										3	1	1	0	1	1	1						
Neft Perez, S (1, 6) OBP: 0.284, SLG: 0.413										3	0	0	1	0	1	2						
3 Mike Lansing, R (1, 4) OBP: 0.358, SLG: 0.468										4	0	1	0	0	1	1						
17 Todd Helton, L (1, 3) OBP: 0.502, SLG: 0.798										4	0	0	0	0	2	1						
Darren Bragg, L (1, 7) OBP: 0.283, SLG: 0.346										3	0	1	0	1	1	0						
Brent Mayne, L (1, 2) OBP: 0.403, SLG: 0.439										4	1	1	1	0	2	2						
Terry Shumpert, R (1, 5) OBP: 0.340, SLG: 0.414										3	0	1	0	0	1	0						
Bubba Carpenter, L (1, 10) OBP: 0.370, SLG: 0.652										3	0	1	0	1	1	1						
Brian Hunter, R (1, 9) OBP: 0.385, SLG: 0.313										3	0	0	0	0	0	1						
<b>Inning Stats</b>	R: 1 E: 0 K: 1 S: 8	H: 1 LOB: 0 BB: 0 P: 15	R: 0 E: 0 K: 1 S: 10	H: 0 LOB: 0 BB: 0 P: 17	R: 0 E: 0 K: 2 S: 8	H: 0 LOB: 1 BB: 1 P: 15	R: 0 E: 0 K: 1 S: 7	H: 2 LOB: 1 BB: 0 P: 11	R: 0 E: 0 K: 0 S: 9	H: 0 LOB: 0 BB: 0 P: 10	R: 0 E: 0 K: 0 S: 10	H: 0 LOB: 0 BB: 0 P: 16	R: 0 E: 0 K: 2 S: 17	H: 2 LOB: 2 BB: 1 P: 29	R: 0 E: 0 K: 0 S: 13	H: 0 LOB: 1 BB: 0 P: 22	R: 1 E: 0 K: 3 S: 15	H: 1 LOB: 1 BB: 0 P: 23	1B: 5 2B: 0 3B: 0 HR: 1	SF: 1 SAC: 0 DP: 1 HBP: 1	WP: 0 PB: 0 SB: 2 CS: 0	PA: 35
<b>PITCHER</b>	IP WLS BF H R ER SO BB IBB HBP BLK WP HR S P ERA WHIP																					
Aaron Sele, R (1, 1) ERA: 3.89	7.0 W 26 5 1 0 7 2 0 0 0 0 0 0 69 113 0.00 1.000																					
Jose Mesa, R (8, 1) ERA: 7.57	2.0 9 1 1 1 3 1 0 1 0 0 1 28 45 4.50 1.000																					

**Colorado Rockies @ Seattle Mariners**  
 Safeco Field, Seattle, WA  
 Mon Jun 05 2000, 7:05 PM PDT  
 Att: 25,582 - Cloudy - 69 F

**AB 30**  
**R 2**  
**H 6**  
**RBI 2**  
**BB 3**  
**SO 10**  
**LOB 9**

Batter	1	2	3	4	5	6	7	8	9	AB	R	H	RBI	BB	SO	LOB	BOTTOM			
Rickey Henderson, R (1, 7) OBP: 0.372, SLG: 0.288										4	2	2	0	1	0	3				
Mike Cameron, R (1, 8) OBP: 0.384, SLG: 0.475										4	1	1	0	0	0	3				
Alex Rodriguez, R (1, 6) OBP: 0.441, SLG: 0.639										4	2	3	3	0	0	0				
Edgar Martinez, R (1, 10) OBP: 0.447, SLG: 0.746										3	1	2	1	1	0	1				
John Olerud, L (1, 3) OBP: 0.429, SLG: 0.444										3	0	1	1	0	1	0				
Jay Buhner, R (1, 9) OBP: 0.392, SLG: 0.577										3	0	0	0	1	2	1				
David Bell, R (1, 5) OBP: 0.285, SLG: 0.341										4	0	0	0	0	1	4				
Dan Wilson, R (1, 2) OBP: 0.293, SLG: 0.338										4	0	0	0	0	1	0				
Mark McLemore, S (1, 4) OBP: 0.342, SLG: 0.279										3	0	1	0	1	0	0				
<b>Inning Stats</b>	R: 1 E: 0 K: 0 S: 16	H: 1 LOB: 3 BB: 3 P: 36	R: 0 E: 0 K: 1 S: 7	H: 1 LOB: 1 BB: 0 P: 11	R: 1 E: 0 K: 2 S: 14	H: 2 LOB: 1 BB: 0 P: 25	R: 4 E: 0 K: 1 S: 20	H: 4 LOB: 0 BB: 0 P: 31	R: 0 E: 0 K: 1 S: 9	H: 0 LOB: 0 BB: 0 P: 16	R: 0 E: 0 K: 0 S: 8	H: 0 LOB: 0 BB: 1 P: 14	R: 0 E: 0 K: 0 S: 10	H: 1 LOB: 0 BB: 0 P: 17	R: 0 E: 1 K: 0 S: 6	H: 1 LOB: 2 BB: 0 P: 11	1B: 5 2B: 3 3B: 0 HR: 2	SF: 1 SAC: 0 DP: 2 HBP: 0	WP: 1 PB: 0 SB: 1 CS: 0	PA: 37
<b>PITCHER</b>	IP WLS BF H R ER SO BB IBB HBP BLK WP HR S P ERA WHIP																			
Masato Yoshii, R (1, 1) ERA: 5.74	3.2 L 22 8 6 6 3 3 0 0 0 0 0 0 54 97 14.73 3.000																			
Scott Karl, L (4, 1) ERA: 7.01	4.1 15 2 0 0 2 1 0 0 0 0 0 0 36 64 0.00 0.692																			

**Colorado Rockies @ Seattle Mariners**  
 Safeco Field, Seattle, WA  
 Mon Jun 05 2000, 7:05 PM PDT  
 Att: 25,582 - Cloudy - 69 F

**AB 32**  
**R 6**  
**H 10**  
**RBI 5**  
**BB 4**  
**SO 5**  
**LOB 12**



Batter	1	2	3	4	5	6	7	8	9	AB	R	H	RBI	BB	SO	LOB	TOP
<b>Tom Goodwin, L</b> (1, 8) OBP: 0.411, SLG: 0.486	1-3 <b>K</b>		3-2 1B 3 BB SF8		1-2 <b>F7</b>		4-2 3 1B BB			3	1	1	0	1	1	0	
<b>3 Mike Lansing, R</b> (1, 4) OBP: 0.380, SLG: 0.466	2-2 <b>G5-3</b>		4-2 SF8 1B 1-2 BB		2-0 <b>G6-3</b>		3-1 G4-3 1B			3	0	1	0	1	0	0	
<b>Jeff Cirillo, R</b> (1, 5) OBP: 0.408, SLG: 0.490	0-1 <b>2B</b>		2-2 1-2 2-3 1B		2-2 <b>F8</b>		1-1 G4-3 1-2			4	0	2	0	0	0	2	
<b>17 Todd Helton, L</b> (1, 3) OBP: 0.502, SLG: 0.791	1-3 <b>K</b>		4-0 IBB		3-2 1B		2-2 G4-3			3	0	1	0	1	1	1	
<b>Jeffrey Hammonds, R</b> (1, 9) OBP: 0.399, SLG: 0.650		1-1 <b>F8</b>	1-0 SF8		1-0 1B		2-3 <b>K</b>			3	0	1	1	0	1	0	
<b>Darren Bragg, L</b> (1, 7) OBP: 0.290, SLG: 0.345		3-2 1B 1B	2-3 3-H P3		4-0 FC6-4 BB		2-3 <b>K</b>			3	0	1	0	1	1	2	
<b>Brent Mayne, L</b> (1, 2) OBP: 0.399, SLG: 0.427		2-1 <b>F8</b>		3-1 <b>F7</b>		4-1 FC6-4 BB		0-1 G4-3		3	0	0	0	1	0	1	
<b>Nelfi Perez, S</b> (1, 6) OBP: 0.283, SLG: 0.410		1-2 1-3 1B		0-0 <b>F5</b>		1-0 FC6-4		0-2 G4-3		4	0	1	0	0	0	2	
<b>Bubba Carpenter, L</b> (1, 10) OBP: 0.323, SLG: 0.556		1-3 <b>K</b>		2-3 <b>K</b>		2-3 <b>K</b>		3-1 P3		4	0	0	0	0	3	2	
<b>Inning Stats</b>	R: 0 H: 1 E: 0 K: 2 S: 13	H: 2 R: 0 ER: 0 LOB: 2 BB: 0 P: 23	H: 2 R: 1 ER: 0 LOB: 2 BB: 2 P: 32	H: 0 R: 0 ER: 0 LOB: 0 BB: 0 P: 12	H: 0 R: 0 ER: 0 LOB: 0 BB: 0 P: 16	H: 2 R: 0 ER: 0 LOB: 2 BB: 2 P: 20	H: 1 R: 0 ER: 0 LOB: 1 BB: 1 P: 20	H: 0 R: 0 ER: 0 LOB: 0 BB: 0 P: 15	H: 0 R: 0 ER: 0 LOB: 0 BB: 0 P: 10	1B: 7 2B: 1 3B: 0 HR: 0	SF: 1 SAC: 0 DP: 1 HBP: 0	WP: 0 PB: 0 SB: 0 CS: 0	PA: 36				
<b>PITCHER</b>	IP WLS BF H R ER SO BB IBB HBP BLK WP HR S P ERA WHIP																
<b>Brett Tomko, R</b> (1, 1) ERA: 5.24	5.0 W 21 5 1 1 4 1 1 0 0 0 0 66 100 1.80 1.200																
<b>37 Robert Ramsay, L</b> (6, 1) ERA: 2.55	0.2 H 4 2 0 0 0 2 0 0 0 0 0 6 18 0.00 6.000																
<b>Jose Paniagua, R</b> (6, 1) ERA: 4.8	2.1 H 8 1 0 0 3 1 0 0 0 0 0 20 37 0.00 0.857																
<b>Kazuhiro Sasaki, R</b> (9, 1) ERA: 4.35	1.0 S 3 0 0 0 0 0 0 0 0 0 0 7 10 0.00 0.000																

**Colorado Rockies @ Seattle Mariners**  
Safeco Field, Seattle, WA  
Tue Jun 06 2000, 7:05 PM PDT  
Att: 26,812 - Overcast - 59 F

AB 30  
R 1  
H 8  
RBI 1  
BB 5  
SO 7  
LOB 10



Batter	1	2	3	4	5	6	7	8	9	AB	R	H	RBI	BB	SO	LOB	BOTTOM
<b>Rickey Henderson, R</b> (1, 7) OBP: 0.373, SLG: 0.291	2-2 G3 1B 1B		2-2 <b>F8</b>		0-2 1B 1B		1-1 <b>F7</b>			2	1	1	0	0	0	0	
<b>Stan Javier, S</b> (4, 7) OBP: 0.394, SLG: 0.447										2	1	1	0	0	0	0	
<b>Mike Cameron, R</b> (1, 8) OBP: 0.382, SLG: 0.470	2-1 <b>P5</b>		2-3 <b>K</b>		1-2 1B 1B		2-2 <b>F3</b>			4	0	1	0	0	1	1	
<b>Alex Rodriguez, R</b> (1, 6) OBP: 0.438, SLG: 0.629	4-2 G3 1B BB		1-1 <b>E6</b> 1B		3-1 <b>F9</b>		3-0 G6-3			3	1	0	0	1	0	2	
<b>Edgar Martinez, R</b> (1, 10) OBP: 0.448, SLG: 0.741	3-2 <b>G3</b>		1-2 1B		3-2 FC4-6 1B		0-2 <b>P4</b>			4	0	2	1	0	0	2	
<b>John Olerud, L</b> (1, 3) OBP: 0.426, SLG: 0.440	3-2 1-2 2-3 1B		2-3 <b>K</b>		0-0 FC4-6 1-2		2-3 <b>K</b>			4	0	1	2	0	2	4	
<b>Jay Buhner, R</b> (1, 9) OBP: 0.383, SLG: 0.562	2-H 3-H 1-3 <b>K</b>			1-0 <b>F8</b>		2-2 G5-3		1-3 <b>K</b>		4	0	0	0	0	2	1	
<b>David Bell, R</b> (1, 5) OBP: 0.281, SLG: 0.335		0-3 <b>K</b>		3-2 <b>F8</b>		2-0 <b>P6</b>				3	0	0	0	0	1	0	
<b>Dan Wilson, R</b> (1, 2) OBP: 0.294, SLG: 0.361		0-1 <b>G3</b>		1-0 G4-3		1-1 HR				3	1	1	1	0	0	0	
<b>Mark McLemore, S</b> (1, 4) OBP: 0.338, SLG: 0.274		3-2 <b>F9</b>			2-1 G4-3		2-1 G6-3			3	0	0	0	0	0	0	
<b>Inning Stats</b>	R: 2 H: 2 E: 0 K: 1 S: 17	H: 0 R: 0 ER: 0 LOB: 0 BB: 0 P: 12	H: 1 R: 0 ER: 0 LOB: 2 BB: 0 P: 24	H: 0 R: 0 ER: 0 LOB: 0 BB: 0 P: 10	H: 3 R: 1 ER: 0 LOB: 2 BB: 0 P: 27	H: 1 R: 0 ER: 0 LOB: 0 BB: 0 P: 15	H: 0 R: 0 ER: 0 LOB: 0 BB: 0 P: 12	H: 0 R: 0 ER: 0 LOB: 0 BB: 0 P: 12	1B: 6 2B: 0 3B: 0 HR: 1	SF: 0 SAC: 0 DP: 0 HBP: 0	WP: 0 PB: 0 SB: 1 CS: 0	PA: 33					
<b>PITCHER</b>	IP WLS BF H R ER SO BB IBB HBP BLK WP HR S P ERA WHIP																
<b>Brian Bohanon, L</b> (1, 1) ERA: 6.6	6.0 L 27 7 4 4 4 1 0 0 0 0 0 73 120 6.00 1.333																
<b>Mike DeJean, R</b> (7, 1) ERA: 4.7	2.0 6 0 0 0 2 0 0 0 0 0 0 15 24 0.00 0.000																

**Colorado Rockies @ Seattle Mariners**  
Safeco Field, Seattle, WA  
Tue Jun 06 2000, 7:05 PM PDT  
Att: 26,812 - Overcast - 59 F

AB 32  
R 4  
H 7  
RBI 4  
BB 1  
SO 6  
LOB 10









Batter	1	2	3	4	5	6	7	8	9	10	11	12	AB	R	H	RBI	BB	SO	LOB	TOP		
Luis Alicea, S OBP: 0.394, SLG: 0.459 Scarborough Green, S OBP: 0.290, SLG: 0.276	(1.4) 0-2 P6	(9.8) 0-0 G4-3			(3-2) CS HBP		(1-2) P4		(0-0) FC6-4 1B			(1-1) SH2-3 1B	4 0 1 0 0 0 3 1 1 1 0 0 0 0									
Jason McDonald, S OBP: 0.357, SLG: 0.383	(1.9) 1-3 K		(3-1) F9		(2-3) K		(2-3) K		(0-0) FC6-4 1B			(0-1) SH2-3 1B	4 0 0 0 0 0 3 2 1 0 0 0 0 0 0 2 0 0 0 0 0 0 0 0 0 0 0 0 0 0 0 0									
David Segui, S OBP: 0.362, SLG: 0.512	(9. PH) 1-3 K																					
Tim Crabtree, R OBP: 0.320, SLG: 0.436	(9.1) 1-2 K																					
Chad Curtis, R OBP: 0.320, SLG: 0.436	(12. PH) 1-2 K																					
John Wetteiland, R OBP: 0.320, SLG: 0.436	(12.1) 1-2 K																					
Rafael Palmeiro, L OBP: 0.401, SLG: 0.589	(1.3) 1-2 HR		(4-2) BB		(2-3) K			(0-3) K		(1-1) F7		(4-0) 1B IBB	4 1 1 1 2 2 1									
Ivan Rodriguez, R OBP: 0.385, SLG: 0.714	(1.2) 4-2 BB		(1-3) K		(3-2) CS 1-2	(1-0) G5-3		(1-3) K		(2-1) F9		(0-0) 1B	5 0 1 1 1 2 1									
29 Rusty Greer, L OBP: 0.321, SLG: 0.362	(1.7) 2-3 K		(3-3) K			(0-1) G3		(4-1) BB		(2-3) K		(4-0) 1B IBB	4 0 0 0 2 3 2									
Gabe Kapler, R OBP: 0.269, SLG: 0.365	(1.8) 1-2 P4				(1-2) 2B	(2-2) 1B		(0-1) F6				(2-2) F2	(3-3) K	6 0 2 0 0 1 3								
Mike Lamb, L OBP: 0.338, SLG: 0.454	(1.5) 2-0 SH3-4 2B		(2-0) F9		(2-0) F9	(0-3) K		(0-0) G6-3				(3-1) G4-3		5 0 1 0 0 1 2								
Royce Clayton, R OBP: 0.289, SLG: 0.414	(1.8) 4-0 SH3-4 IBB		(3-3) K					(1-1) F7		(0-1) G4-3				4 0 1 0 1 1 1								
Kenny Rogers, L OBP: 0.500, SLG: 0.500	(1.1) 0-0 SH3-4		(0-3) K					(1-0) 1B		(1-2) 1B				2 0 1 0 0 1 1 0 0 0 0 0 0 0 0 0 0 0 0 0 0 0 0 2 0 1 0 0 1 1								
59 Jeff Zimmerman, R ERA: 3.08	(8.1) 1-2 2-3																					
Mike Venafro, L OBP: 0.545, SLG: 0.630	(9. PH) 1-2 2-3																					
Frank Catalanotto, L OBP: 0.545, SLG: 0.630	(9. PH) 1-2 2-3																					
Inning Stats	R: 1 E: 0 K: 2 S: 16	H: 1 LOB: 1 BB: 1 P: 24	R: 0 E: 0 K: 0 S: 6	H: 1 LOB: 1 BB: 1 P: 13	R: 0 E: 0 K: 2 S: 10	H: 0 LOB: 1 BB: 1 P: 21	R: 0 E: 0 K: 0 S: 8	H: 1 LOB: 0 BB: 0 P: 16	R: 0 E: 0 K: 1 S: 10	H: 1 LOB: 1 BB: 0 P: 15	R: 0 E: 0 K: 2 S: 9	H: 0 LOB: 2 BB: 0 P: 14	R: 0 E: 0 K: 1 S: 7	H: 0 LOB: 0 BB: 0 P: 12	R: 0 E: 0 K: 1 S: 12	H: 1 LOB: 1 BB: 0 P: 18	R: 1 E: 0 K: 1 S: 10	H: 2 LOB: 2 BB: 2 P: 22	1B: 7 2B: 2 3B: 0 HR: 1	SF: 0 SAC: 2 DP: 0 HBP: 1	WP: 0 PB: 0 SB: 0 CS: 1	PA: 52
PITCHER	IP WLS BF H R ER SO BB IBB HBP BLK WP HR S P ERA WHIP																					
Pedro Astacio, R ERA: 4.5	(1.1) 7.0 29 5 1 1 3 10 2 1 0 0 0 0 0 0 0 9 14 1.29 1.000																					
Gabe White, L ERA: 2.2	(8.1) 1.0 4 0 0 0 2 1 0 0 0 0 0 0 0 0 9 14 0.00 1.000																					
Jose Jimenez, R ERA: 3.08	(9.1) 1.0 5 2 0 0 0 0 0 0 0 0 0 0 0 0 9 10 0.00 2.000																					
Mike Myers, L ERA:	(10.1) 0.1 1 0 0 0 0 0 0 0 0 0 0 0 0 2 3 0.00 0.000																					
Stan Belinda, R ERA: 4.51	(10.1) 0.2 2 0 0 0 1 0 0 0 0 0 0 0 0 5 9 0.00 0.000																					

Texas Rangers @ Colorado Rockies  
Coors Field, Denver, CO  
Fri Jun 09 2000, 7:05 PM MDT  
Att. 44,764 - Sunny - 79 F

livebaseballscorecards.com

AB 42  
R 2  
H 10  
RBI 2  
BB 6  
SO 15  
LOB 19



Batter	1	2	3	4	5	6	7	8	9	10	11	12	AB	R	H	RBI	BB	SO	LOB	BOTTOM						
Brian Hunter, R OBP: 0.380, SLG: 0.307	(1.8) 1-2 L5		(2-2) G5-3			(0-1) G4-3		(1-2) FC5-2 3 1-3 1B				(1-3) K	5 0 1 0 0 1 0													
3 Mike Lansing, R OBP: 0.350, SLG: 0.450	(1.4) 2-1 F8		(0-0) G6-3			(2-2) F7		(1-1) FC5-2 1-3 3H 21				(0-0) F4	5 0 0 0 0 0 2													
Larry Walker, L OBP: 0.399, SLG: 0.488	(1.7) 0-0 G4-3				(2-1) P3		(2-1) L3		(2-1) G5-3			(3-2) P5	5 0 0 0 0 0 2													
Jeff Cirillo, R OBP: 0.403, SLG: 0.483	(1.5) 0-1 L6		(0-1) G5-3			(1-2) G5-3		(2-1) 2B		(1-0) G2-3		(4-1) 17 E 1B BB	4 1 1 0 1 0 0													
17 Todd Helton, L OBP: 0.488, SLG: 0.770	(1.3) 0-3 K		(2-2) P6			(3-2) F9		(3-2) F9		(0-0) CS 1B		(0-2) E7 1B	5 1 2 0 0 1 1													
Jeffrey Hammonds, R OBP: 0.399, SLG: 0.649	(1.9) 3-2 2B 1B		(1-1) G1-3			(4-2) BB		(4-2) BB		(3-3) K 1-2		(4-0) 1B IBB	3 1 1 0 2 1 1													
Scott Servais, R OBP: 0.319, SLG: 0.313	(1.2) 3-2 1B		(2-3) K			(1-2) G5-3		(1-2) G5-3		(1-3) K		(0-1) 1B	3 0 1 1 0 1 2 1 0 0 0 0 1 0 0 0 0 0 0 0 0 0 1 0 1 2 0 0 0 0													
Darren Bragg, L OBP: 0.288, SLG: 0.342	(10. PH) 1-4 H 2B											(1-2) 2H 3H 1B	4 0 1 0 0 0 1													
Terry Shumpert, R OBP: 0.348, SLG: 0.407	(12. PH) 1-1 L5																									
Neif Perez, S OBP: 0.291, SLG: 0.411	(1.8) 1-1 L5																									
Pedro Astacio, R ERA: 3.78	(1.1) 7.0 29 5 1 1 3 10 2 1 0 0 0 0 0 0 9 14 1.29 1.000																									
Tom Gooden, L OBP: 0.403, SLG: 0.495	(8. PH) 0.2 4 1 0 0 0 0 0 0 0 0 0 0 0 8 15 0.00 3.000																									
Jose Jimenez, L ERA: 3.08	(9.1) 1.0 5 2 0 0 0 0 0 0 0 0 0 0 0 9 10 0.00 2.000																									
Mike Myers, L ERA:	(10.1) 0.1 1 0 0 0 0 0 0 0 0 0 0 0 0 2 3 0.00 0.000																									
Stan Belinda, R ERA: 4.51	(10.1) 0.2 2 0 0 0 1 0 0 0 0 0 0 0 0 5 9 0.00 0.000																									
Brent Mayne, L OBP: 0.306, SLG: 0.424	(10. PH) 0.0 L 4 2 2 2 0 1 1 0 0 0 0 0 6 14 ∞ ∞																									
Inning Stats	R: 0 E: 0 K: 0 S: 6	H: 0 LOB: 0 BB: 0 P: 9	R: 1 E: 0 K: 1 S: 13	H: 2 LOB: 1 BB: 0 P: 20	R: 0 E: 0 K: 0 S: 5	H: 0 LOB: 0 BB: 0 P: 7	R: 0 E: 0 K: 0 S: 8	H: 0 LOB: 0 BB: 0 P: 13	R: 0 E: 0 K: 1 S: 7	H: 1 LOB: 2 BB: 1 P: 10	R: 0 E: 0 K: 0 S: 9	H: 0 LOB: 0 BB: 0 P: 11	R: 0 E: 0 K: 1 S: 10	H: 1 LOB: 2 BB: 1 P: 19	R: 0 E: 0 K: 1 S: 5	H: 1 LOB: 1 BB: 0 P: 9	R: 0 E: 0 K: 1 S: 8	H: 1 LOB: 0 BB: 0 P: 10	R: 0 E: 0 K: 1 S: 12	H: 0 LOB: 0 BB: 0 P: 16	R: 2 E: 1 K: 0 S: 6	H: 2 LOB: 2 BB: 2 P: 14	1B: 6 2B: 3 3B: 0 HR: 0	SF: 0 SAC: 0 DP: 2 HBP: 0	WP: 0 PB: 0 SB: 1 CS: 1	PA: 43
PITCHER	IP WLS BF H R ER SO BB IBB HBP BLK WP HR S P ERA WHIP																									
Kenny Rogers, L ERA: 3.78	(1.1) 7.0 29 5 1 1 3 10 2 1 0 0 0 0 0 0 9 14 1.29 1.000																									
59 Jeff Zimmerman, R ERA: 5.55	(8.1) 0.2 4 1 0 0 0 0 0 0 0 0 0 0 0 8 15 0.00 3.000																									
Mike Venafro, L ERA: 3.72	(9.1) 1.0 5 2 0 0 0 0 0 0 0 0 0 0 0 9 10 0.00 2.000																									
Tim Crabtree, R ERA: 5.63	(10. PH) 3.0 9 2 0 0 3 0 0 0 0 0 0 0 0 25 35 0.00 0.667																									
John Wetteiland, R ERA: 4.44	(12.1) 0.0 L 4 2 2 2 0 1 1 0 0 0 0 0 6 14 ∞ ∞																									

Texas Rangers @ Colorado Rockies  
Coors Field, Denver, CO  
Fri Jun 09 2000, 7:05 PM MDT  
Att. 44,764 - Sunny - 79 F

AB 39  
R 3  
H 8  
RBI 3  
BB 4  
SO 6  
LOB 10





Batter	1	2	3	4	5	6	7	8	9	AB	R	H	RBI	BB	SO	LOB	TOP										
Luis Alcega, S OBP: 0.396, SLG: 0.449	F7	F7		K		G1-3		F9		5	0	0	0	0	1	2											
Dave Martinez, L OBP: 0.299, SLG: 0.354	HR		HR	FC6-4 1B			L9		G5-4-3 BB	3	2	2	1	2	0	0											
Rafael Palmeiro, L OBP: 0.405, SLG: 0.589	K		HR	FC6-4 1B			1B 29 BB		F8	5	1	3	1	0	1	2											
Ivan Rodriguez, R OBP: 0.395, SLG: 0.734	HR		HR	FC6-4			K		G5-4-3	5	2	2	4	0	1	4											
29 Rusty Greer, L OBP: 0.329, SLG: 0.361	1B		F7			F8				3	0	1	0	1	0	0											
Gabe Kapler, R OBP: 0.269, SLG: 0.360	K		G5-3			F9				4	0	1	0	0	1	1											
Mike Lamb, L OBP: 0.338, SLG: 0.451			G5-3 1B			K				3	0	1	0	0	1	0											
Chad Curtis, R OBP: 0.319, SLG: 0.434			G3			K				1	0	0	0	0	1	3											
Scott Sheldon, R OBP: 0.300, SLG: 0.222										0	0	0	0	0	0	0											
Royce Clayton, R OBP: 0.289, SLG: 0.420			K			G4-3 1B			F9	4	1	1	0	0	1	1											
Esteban Loaiza, R			G5-3			K			F9	1	0	0	0	0	0	1											
40 Matt Perisho, L										2	0	0	0	0	2	1											
Francisco Cordero, R										0	0	0	0	0	0	0											
Scarborough Green, S										1	0	0	0	0	0	0											
Mike Venafro, L										0	0	0	0	0	0	0											
<b>Inning Stats</b>	R: 2 E: 0 K: 2 S: 17	H: 3 LOB: 1 BB: 0 P: 24	R: 0 E: 0 K: 1 S: 10	H: 1 LOB: 1 BB: 0 P: 14	R: 3 E: 0 K: 0 S: 14	H: 3 LOB: 2 BB: 0 P: 22	R: 1 E: 0 K: 2 S: 17	H: 2 LOB: 2 BB: 1 P: 27	R: 0 E: 0 K: 1 S: 7	H: 0 LOB: 0 BB: 0 P: 12	R: 0 E: 0 K: 1 S: 6	H: 0 LOB: 0 BB: 0 P: 10	R: 0 E: 0 K: 2 S: 11	H: 2 LOB: 3 BB: 1 P: 20	R: 0 E: 0 K: 0 S: 5	H: 0 LOB: 0 BB: 1 P: 9	R: 0 E: 0 K: 0 S: 6	H: 0 LOB: 0 BB: 1 P: 11	1B: 6 2B: 1 3B: 1 HR: 3	SF: 0 SAC: 0 DP: 1 HBP: 0	WP: 0 PB: 0 SB: 0 CS: 0	PA: 40					
<b>PITCHER</b>	IP	WLS	BF	H	R	ER	SO	BB	IBB	HBP	BLK	WP	HR	S	P	ERA	WHIP										
Kevin Jarvis, R ERA: 6.32	3.2		21	9	6	6	5	1	0	0	0	0	3	56	84	14.73	2.727										
Scott Karl, L ERA: 6.5	2.2	W	9	1	0	0	2	0	0	0	0	0	0	17	30	0.00	0.375										
Stan Belinda, R ERA: 4.84	0.1	H	1	0	0	0	1	0	0	0	0	0	0	3	5	0.00	0.000										
Gabe White, L ERA: 2.12	1.1	H	6	1	0	0	1	1	0	0	0	0	0	11	19	0.00	1.500										
Mike Myers, L ERA:	1.0		3	0	0	0	0	1	0	0	0	0	0	6	11	0.00	1.000										

Texas Rangers @ Colorado Rockies  
Coors Field, Denver, CO  
Sat Jun 10 2000, 6:05 PM MDT  
Att: 46,155 - Cloudy - 80 F

AB	37
R	6
H	11
RBI	6
BB	3
SO	9
LOB	15



Batter	1	2	3	4	5	6	7	8	9	AB	R	H	RBI	BB	SO	LOB	BOTTOM										
Tom Goodwin, L OBP: 0.422, SLG: 0.492	HR	FC6-4 1B	SF7		K		F7			3	1	1	1	1	1	0											
Terry Shumpert, R OBP: 0.365, SLG: 0.474	HR	F9	WP		CS		HR			4	3	3	3	1	0	1											
Larry Walker, L OBP: 0.420, SLG: 0.528	HR	FC6-4 IBB			CS		1B			2	2	2	3	3	0	0											
Jeff Cirillo, R OBP: 0.403, SLG: 0.486	K	FC6-4	G6-3		G4-3		1B			5	0	2	1	0	1	3											
17 Todd Helton, L OBP: 0.492, SLG: 0.761	P6		1B		G6-3		G4-3		G3	5	1	1	0	0	0	3											
Jeffrey Hammonds, R OBP: 0.412, SLG: 0.659	FC4-6 1B		1B		G4-3		G4-6-3 IBB		G4-3 SF7 2B	4	2	3	1	1	0	0											
Brent Mayne, L OBP: 0.396, SLG: 0.418	FC4-6 1B		L5		G4-6-3		G4-3			4	0	1	0	1	0	4											
Nelfi Perez, S OBP: 0.289, SLG: 0.408	FC4-6		SF7 HBP		FC6-4		L6		SF7	4	1	1	1	0	0	3											
Kevin Jarvis, L OBP: 0.271, SLG: 0.176										1	1	0	0	0	1	0											
Scott Karl, L OBP: 0.417, SLG: 0.300										1	0	0	0	0	0	0											
Stan Belinda, R ERA: 6.5										0	0	0	0	0	0	0											
Gabe White, L OBP: 0.333, SLG: 1.333										1	1	1	0	0	0	0											
Aaron Ledesma, R OBP: 0.279, SLG: 0.275										1	0	0	0	0	1	0											
Mike Myers, L ERA:										0	0	0	0	0	0	0											
<b>Inning Stats</b>	R: 3 E: 0 K: 1 S: 17	H: 3 LOB: 2 BB: 2 P: 33	R: 0 E: 1 K: 1 S: 8	H: 1 LOB: 2 BB: 1 P: 13	R: 5 E: 0 K: 0 S: 10	H: 4 LOB: 1 BB: 1 P: 20	R: 0 E: 0 K: 0 S: 8	H: 0 LOB: 1 BB: 1 P: 16	R: 0 E: 0 K: 2 S: 10	H: 1 LOB: 0 BB: 0 P: 15	R: 1 E: 0 K: 0 S: 10	H: 2 LOB: 1 BB: 1 P: 18	R: 2 E: 0 K: 0 S: 15	H: 3 LOB: 2 BB: 1 P: 29	R: 1 E: 0 K: 1 S: 8	H: 1 LOB: 0 BB: 0 P: 11	R: 1 E: 0 K: 1 S: 8	H: 1 LOB: 0 BB: 0 P: 11	1B: 7 2B: 4 3B: 1 HR: 3	SF: 2 SAC: 0 DP: 1 HBP: 1	WP: 2 PB: 0 SB: 0 CS: 1	PA: 46					
<b>PITCHER</b>	IP	WLS	BF	H	R	ER	SO	BB	IBB	HBP	BLK	WP	HR	S	P	ERA	WHIP										
Esteban Loaiza, R ERA: 5.79	2.2	L	20	8	8	8	2	2	2	1	0	0	1	33	59	27.00	3.750										
40 Matt Perisho, L ERA: 6.75	4.0		19	5	3	3	2	3	1	0	0	1	2	37	73	6.75	2.000										
Francisco Cordero, R ERA: 6.68	0.0		1	1	0	0	0	0	0	0	0	0	0	4	5	∞	∞										
Mike Venafro, L ERA: 3.92	1.1		5	1	1	1	1	0	0	0	0	1	0	12	18	6.75	0.750										

Texas Rangers @ Colorado Rockies  
Coors Field, Denver, CO  
Sat Jun 10 2000, 6:05 PM MDT  
Att: 46,155 - Cloudy - 80 F

AB	35
R	12
H	15
RBI	11
BB	7
SO	5
LOB	14









Batter	1	2	3	4	5	6	7	8	9	AB	R	H	RBI	BB	SO	LOB	TOP										
Bill Spiers, L OBP: 0.363, SLG: 0.375 Tim Bogar, R OBP: 0.233, SLG: 0.239	F7		1B 5 G5-3	F8		1B		K		4	1	2	0	0	0	1											
Craig Biggio, R OBP: 0.406, SLG: 0.367	G3		1B 5 G5-3		L9 1B FC7-6 HBP	K		P4		4	2	1	0	0	1	1											
5 Jeff Bagwell, R OBP: 0.399, SLG: 0.542	2B 1B		G5-3		1B FC7-6		G6-3		K	5	1	2	1	0	1	1											
Ken Caminiti, S OBP: 0.423, SLG: 0.594	1B 2B		1B		L9		G3-1		HR	5	1	3	3	0	0	2											
Moises Alou, R OBP: 0.395, SLG: 0.593 Billy Wagner, L	G5-3		1B G5-4-3		FC7-6		F9		K	5	0	1	1	0	1	2											
Richard Hidalgo, R OBP: 0.385, SLG: 0.605		G6-3	G5-4-3		P4			K		4	0	0	0	0	1	3											
17 Lance Berkman, S OBP: 0.360, SLG: 0.533		1B		L7		1B 2B		G1-3 1B		4	1	3	0	0	0	0											
Mitch Meluskey, S OBP: 0.394, SLG: 0.531		K		K		B1-6-4 1B		G1-3 1B		4	0	2	1	0	2	1											
Shane Reynolds, R Marc Valdes, R Matt Mieseke, R Jay Powell, L Doug Henry, R Glen Barker, S	K		1B		B1-6-4		G1-3			3	0	1	0	0	1	2											
<b>Inning Stats</b>	R: 1 E: 0 K: 0 S: 9	H: 2 LOB: 1 BB: 0 P: 15	R: 0 E: 0 K: 2 S: 9	H: 1 LOB: 1 BB: 0 P: 13	R: 2 E: 0 K: 0 S: 14	H: 4 LOB: 1 BB: 0 P: 22	R: 0 E: 0 K: 1 S: 11	H: 1 LOB: 1 BB: 0 P: 17	R: 1 E: 0 K: 0 S: 7	H: 3 LOB: 1 BB: 0 P: 15	R: 0 E: 0 K: 0 S: 7	H: 0 LOB: 0 BB: 0 P: 13	R: 0 E: 0 K: 2 S: 15	H: 2 LOB: 2 BB: 0 P: 27	R: 1 E: 0 K: 2 S: 8	H: 1 LOB: 0 BB: 0 P: 13	1B: 12 2B: 2 3B: 0 HR: 1	SF: 0 SAC: 0 DP: 2 HBP: 1	WP: 0 PB: 0 SB: 0 CS: 0	PA: 41							
<b>PITCHER</b>	IP	WLS	BF	H	R	ER	SO	BB	IBB	HBP	BLK	WP	HR	S	P	ERA	WHIP										
Rolando Arroyo, R ERA: 6.83	6.0	L	29	12	5	5	4	0	0	1	0	0	0	61	94	7.50	2.000										
Julian Tavarez, R ERA: 6.52	1.2		7	2	0	0	1	0	0	0	0	0	0	19	34	0.00	1.200										
Mike Myers, L ERA:	0.1		1	0	0	0	1	0	0	0	0	0	0	3	6	0.00	0.000										
Mike DeJean, R ERA: 4.5	1.0		4	1	1	1	2	0	0	0	0	0	1	8	13	9.00	1.000										

Houston Astros @ Colorado Rockies  
Coors Field, Denver, CO  
Tue Jun 13 2000, 7:05 PM MDT  
Att: 42,699 - Cloudy - 75 F

AB	40
R	6
H	15
RBI	6
BB	0
SO	8
LOB	17



Batter	1	2	3	4	5	6	7	8	9	AB	R	H	RBI	BB	SO	LOB	BOTTOM										
Tom Goodwin, L OBP: 0.434, SLG: 0.505	17 WP S 1B		3B 1B		3B 1B		L6			4	1	3	1	1	0	0											
3 Mike Lansing, R OBP: 0.344, SLG: 0.440	K		G4-6-3 1B		G5-3		K	L4		5	0	1	0	0	2	5											
Larry Walker, L OBP: 0.428, SLG: 0.538	17 WP BB		G4-6-3		3B		G4-3		17 FC3-6 HBP	3	0	1	1	1	0	2											
Jeff Cirillo, R OBP: 0.405, SLG: 0.486	K		1B G1-3		F3		17 1B BB	L6		4	1	1	0	1	1	4											
17 Todd Helton, L OBP: 0.486, SLG: 0.741	F9		L7		G3-1 BB		G3-1 BB	FC3-6 DI		4	0	1	0	1	0	4											
Jeffrey Hammonds, R OBP: 0.428, SLG: 0.674		CS 1B	G1-3		F8		FC5-2 1B BB	BB		3	1	1	0	2	0	2											
Brent Mayne, L Scott Servais, R	K		1B		G3-1 BB		BB FC5-2 1B	K		3	0	2	1	1	1	1											
Nelfi Perez, S OBP: 0.285, SLG: 0.404	G5-3		G4-3		G3-1		G3-1	FC5-2 BB		4	0	0	0	0	0	7											
Rolando Arroyo, R Darrin Brinson, L Julian Tavarez, L Mike Myers, L Terry Shumpert, R Mike DeJean, R	K		K		K		G4-3	K		2	0	0	0	0	2	0											
<b>Inning Stats</b>	R: 0 E: 0 K: 2 S: 14	H: 1 LOB: 2 BB: 1 P: 25	R: 0 E: 0 K: 1 S: 9	H: 1 LOB: 0 BB: 0 P: 15	R: 0 E: 0 K: 1 S: 11	H: 2 LOB: 1 BB: 0 P: 14	R: 0 E: 0 K: 0 S: 9	H: 2 LOB: 2 BB: 0 P: 14	R: 1 E: 0 K: 1 S: 13	H: 2 LOB: 1 BB: 0 P: 19	R: 0 E: 0 K: 0 S: 6	H: 0 LOB: 0 BB: 2 P: 14	R: 0 E: 0 K: 1 S: 7	H: 0 LOB: 0 BB: 0 P: 12	R: 2 E: 0 K: 1 S: 14	H: 2 LOB: 3 BB: 3 P: 30	R: 0 E: 0 K: 1 S: 13	H: 0 LOB: 2 BB: 1 P: 25	1B: 9 2B: 0 3B: 1 HR: 0	SF: 0 SAC: 0 DP: 1 HBP: 1	WP: 1 PB: 0 SB: 2 CS: 1	PA: 43					
<b>PITCHER</b>	IP	WLS	BF	H	R	ER	SO	BB	IBB	HBP	BLK	WP	HR	S	P	ERA	WHIP										
Shane Reynolds, R ERA: 3.36	6.0	W	27	8	1	1	5	3	0	0	0	0	0	7	12	0.00	0.000										
Marc Valdes, R ERA: 1.13	1.0		3	0	0	0	1	0	0	0	0	0	0	7	12	0.00	0.000										
Jay Powell, R ERA: 5.14	0.0		4	2	2	2	0	2	0	0	0	0	0	6	15	∞	∞										
Doug Henry, R ERA: 4.54	1.0	H	4	0	0	0	1	1	0	0	0	0	0	8	15	0.00	1.000										
Billy Wagner, L ERA: 5.27	1.0	S	5	0	0	0	1	1	0	1	0	0	0	13	25	0.00	1.000										

Houston Astros @ Colorado Rockies  
Coors Field, Denver, CO  
Tue Jun 13 2000, 7:05 PM MDT  
Att: 42,699 - Cloudy - 75 F

AB	35
R	3
H	10
RBI	3
BB	7
SO	8
LOB	32





Batter	1	2	3	4	5	6	7	8	9	AB	R	H	RBI	BB	SO	LOB	TOP								
<b>Craig Biggio, R</b> OBP: 0.303, SLG: 0.369 (1, 4)										4	1	1	0	0	1	0	<b>Houston Astros @ Colorado Rockies</b> Coors Field, Denver, CO Wed Jun 14 2000, 7:05 PM MDT Att: 42,010 - Cloudy - 74 F								
<b>17 Lance Berkman, S</b> OBP: 0.352, SLG: 0.547 (1, 9)										5	1	1	1	0	0	2									
<b>5 Jeff Bagwell, R</b> OBP: 0.302, SLG: 0.554 (1, 3)										4	1	2	2	1	0	1									
<b>Ken Caminiti, S</b> OBP: 0.418, SLG: 0.583 (1, 5)										4	1	0	0	1	0	2									
<b>Moises Alou, R</b> OBP: 0.396, SLG: 0.636 (1, 7)										5	2	2	3	0	0	2									
<b>Richard Hidalgo, R</b> OBP: 0.391, SLG: 0.619 (1, 8)										3	1	2	1	1	0	0									
<b>Glen Barker, S</b> OBP: 0.333, SLG: 0.143 (8, 8)										0	0	0	0	0	0	0									
<b>Tony Eusebio, R</b> OBP: 0.349, SLG: 0.326 (1, 2)										4	1	2	1	0	0	2									
<b>Tim Lincecum, R</b> OBP: 0.234, SLG: 0.233 (1, 6)										3	0	0	0	1	1	2									
<b>Chris Holt, R</b> OBP: 0.138, SLG: 0.107 (1, 1)										2	0	0	0	0	2	3									
<b>Bill Spiers, L</b> OBP: 0.366, SLG: 0.379 (7, PH)										1	0	1	0	0	0	0									
<b>Joe Slusarski, R</b> OBP: 0.333, SLG: 0.143 (7, 1)										1	0	0	0	0	1	0									
<b>Inning Stats</b>	R: 1 E: 0 K: 0 S: 8	H: 2 LOB: 1 BB: 0 P: 15	R: 0 E: 1 K: 1 S: 10	H: 1 LOB: 1 BB: 0 P: 14	R: 1 E: 0 K: 0 S: 12	H: 1 LOB: 0 BB: 2 P: 16	R: 0 E: 0 K: 1 S: 14	H: 0 LOB: 2 BB: 2 P: 30	R: 1 E: 0 K: 0 S: 4	H: 1 LOB: 0 BB: 0 P: 7	R: 1 E: 0 K: 0 S: 4	H: 2 LOB: 0 BB: 0 P: 14	R: 0 E: 0 K: 0 S: 8	H: 1 LOB: 1 BB: 1 P: 14	R: 4 E: 0 K: 3 S: 19	H: 3 LOB: 0 BB: 1 P: 29	R: 0 E: 0 K: 0 S: 7	H: 0 LOB: 1 BB: 1 P: 19	1B: 4 2B: 1 3B: 0 HR: 6	SF: 0 SAC: 1 DP: 1 HBP: 0	WP: 0 PB: 0 SB: 2 CS: 0	PA: 41			
<b>PITCHER</b>	IP	WLS	BF	H	R	ER	SO	BB	IBB	HBP	BLK	WP	HR	S	P	ERA	WHIP								
<b>Pedro Astacio, R</b> ERA: 4.73 (1, 1)	7.0	L	32	9	6	6	2	2	1	0	0	0	4	68	118	7.71	1.571								
<b>Stan Belinda, R</b> ERA: 5.4 (8, 1)	1.0		5	2	2	2	3	0	0	0	0	0	2	15	21	18.00	2.000								
<b>Mike Myers, L</b> ERA: (9, 1)	1.0		4	0	0	0	0	1	0	0	0	0	0	7	19	0.00	1.000								

Batter	1	2	3	4	5	6	7	8	9	AB	R	H	RBI	BB	SO	LOB	BOTTOM								
<b>Tom Goodwin, L</b> OBP: 0.425, SLG: 0.492 (1, 8)										5	0	0	0	0	1	0	<b>Houston Astros @ Colorado Rockies</b> Coors Field, Denver, CO Wed Jun 14 2000, 7:05 PM MDT Att: 42,010 - Cloudy - 74 F								
<b>3 Mike Lansing, R</b> OBP: 0.346, SLG: 0.441 (1, 4)										4	1	2	0	0	0	0									
<b>Larry Walker, L</b> OBP: 0.423, SLG: 0.537 (1, 7)										4	1	1	0	0	1	2									
<b>Jeff Cirillo, R</b> OBP: 0.406, SLG: 0.493 (1, 5)										3	0	1	1	1	0	1									
<b>17 Todd Helton, L</b> OBP: 0.490, SLG: 0.738 (1, 3)										2	1	1	0	2	1	0									
<b>Jeffrey Hammonds, R</b> OBP: 0.434, SLG: 0.681 (1, 9)										3	1	2	2	1	0	2									
<b>Brent Mayne, L</b> OBP: 0.305, SLG: 0.419 (1, 2)										4	0	1	0	0	2	4									
<b>Nelfi Perez, S</b> OBP: 0.280, SLG: 0.397 (1, 6)										4	0	0	0	0	1	1									
<b>Pedro Astacio, R</b> OBP: 0.093, SLG: 0.093 (1, 1)										3	0	0	0	0	1	0									
<b>Stan Belinda, R</b> OBP: 0.366, SLG: 0.379 (8, 1)										0	0	0	0	0	0	0									
<b>Mike Myers, L</b> OBP: 0.333, SLG: 0.143 (9, 1)										0	0	0	0	0	0	0									
<b>Darren Bragg, L</b> OBP: 0.281, SLG: 0.333 (9, PH)										1	0	0	0	0	0	0									
<b>Inning Stats</b>	R: 0 E: 0 K: 2 S: 9	H: 1 LOB: 1 BB: 0 P: 17	R: 2 E: 0 K: 1 S: 11	H: 3 LOB: 0 BB: 0 P: 14	R: 1 E: 0 K: 0 S: 12	H: 1 LOB: 3 BB: 3 P: 27	R: 0 E: 0 K: 0 S: 5	H: 0 LOB: 0 BB: 0 P: 8	R: 1 E: 0 K: 0 S: 8	H: 2 LOB: 1 BB: 1 P: 17	R: 0 E: 0 K: 1 S: 11	H: 0 LOB: 0 BB: 0 P: 16	R: 0 E: 0 K: 0 S: 4	H: 0 LOB: 0 BB: 0 P: 5	R: 0 E: 0 K: 2 S: 10	H: 1 LOB: 1 BB: 0 P: 17	R: 0 E: 0 K: 1 S: 7	H: 0 LOB: 0 BB: 0 P: 10	1B: 5 2B: 2 3B: 1 HR: 0	SF: 0 SAC: 0 DP: 2 HBP: 0	WP: 1 PB: 0 SB: 0 CS: 0	PA: 37			
<b>PITCHER</b>	IP	WLS	BF	H	R	ER	SO	BB	IBB	HBP	BLK	WP	HR	S	P	ERA	WHIP								
<b>Chris Holt, R</b> ERA: 5.16 (1, 1)	6.0		27	7	4	4	4	3	1	0	0	1	0	21	32	0.00	0.333								
<b>Joe Slusarski, R</b> ERA: 2.99 (7, 1)	3.0	W	10	1	0	0	3	0	0	0	0	0	0	21	32	0.00	0.333								


AB	36
R	8
H	11
RBI	8
BB	4
SO	5
LOB	14










Batter	1	2	3	4	5	6	7	8	9	AB R H RBI BB SO LOB	TOP																								
											<b>Arizona Diamondbacks @ Colorado Rockies</b> Coors Field, Denver, CO Fri Jun 16 2000, 7:05 PM MDT <a href="http://livebaseballscorecards.com">livebaseballscorecards.com</a>																								
		<b>AB 0</b> <b>R 0</b> <b>H 0</b> <b>RBI 0</b> <b>BB 0</b> <b>SO 0</b> <b>LOB 0</b>																																	
																																			
Inning Stats										1B: 0 SF: 0 2B: 0 SAC: 0 3B: 0 DP: 0 HR: 0 HBP: 0	WP: 0 PA: 0 FB: 0 SB: 0 CS: 0																								
PITCHER	IP	WLS	BF	H	R	ER	SO	BB	IBB	HBP	BLK	WP	HR	S	P	ERA	WHIP	PITCHER	IP	WLS	BF	H	R	ER	SO	BB	IBB	HBP	BLK	WP	HR	S	P	ERA	WHIP

Batter	1	2	3	4	5	6	7	8	9	AB R H RBI BB SO LOB	BOTTOM																								
											<b>Arizona Diamondbacks @ Colorado Rockies</b> Coors Field, Denver, CO Fri Jun 16 2000, 7:05 PM MDT <a href="http://livebaseballscorecards.com">livebaseballscorecards.com</a>																								
		<b>AB 0</b> <b>R 0</b> <b>H 0</b> <b>RBI 0</b> <b>BB 0</b> <b>SO 0</b> <b>LOB 0</b>																																	
																																			
Inning Stats										1B: 0 SF: 0 2B: 0 SAC: 0 3B: 0 DP: 0 HR: 0 HBP: 0	WP: 0 PA: 0 FB: 0 SB: 0 CS: 0																								
PITCHER	IP	WLS	BF	H	R	ER	SO	BB	IBB	HBP	BLK	WP	HR	S	P	ERA	WHIP	PITCHER	IP	WLS	BF	H	R	ER	SO	BB	IBB	HBP	BLK	WP	HR	S	P	ERA	WHIP



Batter	1	2	3	4	5	6	7	8	9	AB	R	H	RBI	BB	SO	LOB	TOP										
Tony Womack, L (1,6) OBP: 0.320, SLG: 0.434	L3		L7			HR	F8			4	1	1	2	0	0	1											
Jay Bell, R (1,4) OBP: 0.386, SLG: 0.454	G6-3			F9		F8		1B		4	0	1	0	0	0	0											
Luis Gonzalez, L (1,7) OBP: 0.393, SLG: 0.561	F7			G3		L7		F8		4	0	0	0	0	0	1											
Matt Williams, R (1,5) OBP: 0.325, SLG: 0.430		FC4 1B		G5-3			E 1B 2B	K		4	1	2	0	0	1	1											
Steve Finley, L (1,8) OBP: 0.366, SLG: 0.598	F7				P3		P4	K		4	0	0	0	0	1	3											
Greg Colbrunn, R (1,3) OBP: 0.469, SLG: 0.584	FC4 1-2f				K		E 2B 1B		FC6-4 1B	4	1	2	0	0	1	1											
Danny Bautista, R (1,9) OBP: 0.224, SLG: 0.382	FC3-6 1-2f				G4-3		E6 2B		FC6-4 1-2f	4	1	0	0	0	0	4											
Damian Miller, R (1,2) OBP: 0.331, SLG: 0.478			G6-3			HR 1B		F8		4	1	2	3	0	0	1											
Brian Anderson, R Russ Springer, R Bernard Gilroy, R Greg Swindell, L Hankey Dugas, S Mike Morgan, R Matt Mantel, R Vicente Padilla, R Dana Garmendia, L			G5-3			F9 1B	F7 2B		F7	1	0	0	0	0	0	0											
<b>Inning Stats</b>	R: 0 E: 0 K: 0 S: 6	H: 0 LOB: 0 BB: 0 P: 9	R: 0 E: 0 K: 0 S: 5	H: 1 LOB: 1 BB: 0 P: 5	R: 0 E: 0 K: 0 S: 5	H: 0 LOB: 0 BB: 0 P: 9	R: 0 E: 0 K: 1 S: 9	H: 0 LOB: 0 BB: 0 P: 14	R: 2 E: 0 K: 0 S: 12	H: 2 LOB: 0 BB: 0 P: 20	R: 3 E: 1 K: 0 S: 17	H: 3 LOB: 1 BB: 0 P: 29	R: 0 E: 0 K: 2 S: 10	H: 1 LOB: 1 BB: 0 P: 14	R: 0 E: 0 K: 0 S: 8	H: 1 LOB: 1 BB: 0 P: 13	1B: 6 2B: 1 3B: 0 HR: 1	SF: 0 SAC: 0 DP: 0 HBP: 0	WP: 0 PB: 0 SB: 1 CS: 0	PA: 36							
<b>PITCHER</b>	IP	WLS	BF	H	R	ER	SO	BB	IBB	HBP	BLK	WP	HR	S	P	ERA	WHIP										
Brian Bohanon, L (1,1) ERA: 6.63	6.1	W	24	5	4	4	1	0	0	0	0	0	1	47	77	5.68	0.789										
Stan Belinda, R (7,1) ERA: 5.4	0.0		2	1	1	0	0	0	0	0	0	0	0	5	9	∞	∞										
Gabe White, L (7,1) ERA: 2.0	1.2	H	6	1	0	0	2	0	0	0	0	0	0	17	23	0.00	0.600										
Mike DeJean, R (9,1) ERA: 4.12	1.0		4	1	0	0	0	0	0	0	0	0	0	8	13	0.00	1.000										

**Arizona Diamondbacks @ Colorado Rockies**  
Coors Field, Denver, CO  
Sat Jun 17 2000, 6:05 PM MDT  
Att: 48,043 - Sunny - 68 F

AB	36
R	5
H	8
RBI	5
BB	0
SO	3
LOB	15



Batter	1	2	3	4	5	6	7	8	9	AB	R	H	RBI	BB	SO	LOB	BOTTOM										
Brian Hunter, R (1,8) OBP: 0.377, SLG: 0.301	K	FC6-4 1-2f 2-3		G4-3				3 HR 1B		4	1	1	0	1	1	3											
3 Mike Lansing, R (1,4) OBP: 0.347, SLG: 0.456	F9		1B SF9 2B				K	HR		5	3	3	2	0	1	3											
Lary Walker, L (1,7) OBP: 0.424, SLG: 0.535					F8			HR		5	1	2	0	0	1	1											
Tom Goodwin, L (9,8) OBP: 0.422, SLG: 0.488	K		17 FC4-6 1B		G4-3			17 HR 2B		0	0	0	0	0	0	0											
Jeff Cirillo, R (1,5) OBP: 0.411, SLG: 0.504		17 2B SF8 1B		SF9		17 1B 2B		17 HR BB		3	3	3	2	1	0	0											
17 Todd Helton, L (1,3) OBP: 0.493, SLG: 0.761		SF8 FC4 2B		FC4-6 1-2f		E HR 1B		L5		5	3	3	4	0	0	1											
Jeffrey Hammonds, R (1,9) OBP: 0.440, SLG: 0.715		SF8		F3		HR		HR		3	3	2	4	1	0	1											
Scott Servais, R (1,2) OBP: 0.301, SLG: 0.307		FC4 FC6-4		K		BB 2B		G4-3		5	0	1	1	0	2	1											
Nelfi Perez, S (1,6) OBP: 0.289, SLG: 0.410		FC6-4 FC6-4 BB		SH5-4 1B		BB BB		F7		4	0	2	1	1	0	1											
Brian Bohanon, L (1,1) ERA: 5.2								3B BB		1	0	0	0	1	1	2											
Stan Belinda, R (7,1) ERA: 5.13								HR		0	0	0	0	0	0	0											
Gabe White, L (7,1) OBP: 0.250, SLG: 1.000								FC8-2-5		1	0	0	0	0	0	0											
Darren Bragg, L (8,PH) OBP: 0.279, SLG: 0.330										1	0	0	0	0	0	1											
Mike DeJean, R (9,1) ERA: 11.57										0	0	0	0	0	0	0											
<b>Inning Stats</b>	R: 0 E: 0 K: 2 S: 11	H: 0 LOB: 0 BB: 0 P: 17	R: 2 E: 0 K: 0 S: 13	H: 2 LOB: 2 BB: 1 P: 21	R: 1 E: 0 K: 0 S: 14	H: 2 LOB: 1 BB: 0 P: 22	R: 0 E: 0 K: 1 S: 10	H: 1 LOB: 1 BB: 0 P: 14	R: 4 E: 0 K: 2 S: 24	H: 5 LOB: 3 BB: 2 P: 38	R: 0 E: 0 K: 0 S: 8	H: 1 LOB: 0 BB: 0 P: 13	R: 1 E: 0 K: 1 S: 7	H: 1 LOB: 0 BB: 0 P: 9	R: 6 E: 0 K: 1 S: 16	H: 5 LOB: 0 BB: 2 P: 29	1B: 6 2B: 7 3B: 1 HR: 4	SF: 2 SAC: 1 DP: 1 HBP: 0	WP: 0 PB: 0 SB: 1 CS: 0	PA: 45							
<b>PITCHER</b>	IP	WLS	BF	H	R	ER	SO	BB	IBB	HBP	BLK	WP	HR	S	P	ERA	WHIP										
Brian Anderson, L (1,1) ERA: 5.2	0.2	L	5	1	0	0	2	2	0	0	0	0	0	13	23	0.00	4.500										
Russ Springer, R (5,1) ERA: 5.13	1.0		3	1	0	0	0	0	0	0	0	0	0	8	13	0.00	1.000										
Greg Swindell, L (6,1) ERA: 2.51	1.0		4	1	1	1	0	0	0	0	0	0	1	7	9	9.00	1.000										
Mike Morgan, R (7,1) ERA: 3.86	0.0		6	4	6	6	0	2	0	0	0	0	2	8	19	∞	∞										
Matt Mantel, R (8,1) ERA: 11.57																											
<b>PITCHER</b>	IP	WLS	BF	H	R	ER	SO	BB	IBB	HBP	BLK	WP	HR	S	P	ERA	WHIP										
Vicente Padilla, R (8,1) ERA: 1.04	1.0		3	1	0	0	1	0	0	0	0	0	0	8	10	0.00	1.000										

**Arizona Diamondbacks @ Colorado Rockies**  
Coors Field, Denver, CO  
Sat Jun 17 2000, 6:05 PM MDT  
Att: 48,043 - Sunny - 68 F

AB	37
R	14
H	17
RBI	14
BB	5
SO	6
LOB	14





Batter	1	2	3	4	5	6	7	8	9	AB	R	H	RBI	BB	SO	LOB	TOP					
Tony Womack, L (1,6) OBP: 0.317, SLG: 0.429 Damian Miller, R (8,PH) OBP: 0.328, SLG: 0.474 (8,3)	F7		F9			F8		F9		3	0	0	0	0	0	0	<b>Arizona Diamondbacks @ Colorado Rockies</b> Coors Field, Denver, CO Sun Jun 18 2000, 1:05 PM MDT Att: 48,117 - Cloudy - 73 F					
Jay Bell, R (1,4) OBP: 0.388, SLG: 0.457 Byung-Hyun Kim, R (8,1)	F8		L8			F8 2B				3	0	1	0	1	0	0						
Luis Gonzalez, L (1,7) OBP: 0.295, SLG: 0.566 Dan Plesac, L (6,1)						F8 2B		F8		3	0	2	0	0	0	1						
Danny Bautista, R (7,8) OBP: 0.222, SLG: 0.379										0	0	0	0	0	0	0						
Matt Williams, R (1,5) OBP: 0.318, SLG: 0.420 Russ Springer, R (4,1) OBP: 0.333, SLG: 0.333 Bernard Gilkey, R (6,PH) OBP: 0.175, SLG: 0.194 (6,7)	F7					P4				2	0	0	0	0	0	2						
Steve Finley, L (1,8) OBP: 0.365, SLG: 0.595 Greg Swindell, L (7,1)										0	0	0	0	0	0	0						
Hanley Frias, S (8,4) OBP: 0.258, SLG: 0.237										1	0	0	0	0	0	0						
Greg Colbrunn, R (1,3) OBP: 0.478, SLG: 0.634 (8,5)										4	2	3	1	0	0	1						
Travis Lee, L (1,9) OBP: 0.343, SLG: 0.470 (1,9)										4	0	0	0	0	0	3						
Kelly Stinnett, R (1,2) OBP: 0.293, SLG: 0.439 (1,2)										3	0	1	1	0	1	1						
Armando Reynoso, R (1,1) OBP: 0.095, SLG: 0.095 Omar Daal, L (3,1) OBP: 0.250, SLG: 0.261 Craig Counsell, L (4,5) OBP: 0.444, SLG: 0.708 (8,6)										1	0	0	0	0	1	0						
<b>Inning Stats</b>	R: 0 E: 0 K: 0 S: 11	H: 1 LOB: 1 BB: 0 P: 16	R: 1 E: 0 K: 1 S: 10	H: 1 LOB: 0 BB: 0 P: 13	R: 0 E: 0 K: 1 S: 8	H: 0 LOB: 0 BB: 0 P: 13	R: 0 E: 0 K: 0 S: 4	H: 1 LOB: 0 BB: 0 P: 5	R: 1 E: 0 K: 0 S: 14	H: 2 LOB: 0 BB: 0 P: 22	R: 0 E: 0 K: 0 S: 6	H: 1 LOB: 1 BB: 0 P: 9	R: 0 E: 1 K: 0 S: 5	H: 1 LOB: 1 BB: 0 P: 8	R: 0 E: 0 K: 1 S: 9	H: 0 LOB: 1 BB: 1 P: 15	R: 0 E: 0 K: 0 S: 9	H: 1 LOB: 1 BB: 0 P: 15	1B: 4 2B: 3 3B: 0 HR: 1	SF: 0 SAC: 0 DP: 2 HBP: 0	WP: 0 PB: 0 SB: 0 CS: 0	PA: 34
<b>PITCHER</b>	IP WLS BF H R ER SO BB IBB HBP BLK WP HR S P ERA WHIP	7.0 W 26 7 2 2 2 0 0 0 0 0 1 58 86 2.57 1.000	1.0 4 0 0 0 1 1 0 0 0 0 0 0 9 15 0.00 1.000	1.0 4 1 0 0 0 0 0 0 0 0 0 0 9 15 0.00 1.000	<b>PITCHER</b>										IP WLS BF H R ER SO BB IBB HBP BLK WP HR S P ERA WHIP	5.0 L 16 10 1 1 1 0 0 0 0 0 0 27 43 54.00 6.000						

Batter	1	2	3	4	5	6	7	8	9	AB	R	H	RBI	BB	SO	LOB	BOTTOM			
Tom Goodwin, L (1,8) OBP: 0.428, SLG: 0.490 (1,8)										5	4	3	2	1	0	1	<b>Arizona Diamondbacks @ Colorado Rockies</b> Coors Field, Denver, CO Sun Jun 18 2000, 1:05 PM MDT Att: 48,117 - Cloudy - 73 F			
3 Mike Lansing, R (1,4) OBP: 0.356, SLG: 0.488 Darren Bragg, L (8,PH) OBP: 0.277, SLG: 0.328 (9,7)										5	3	4	5	0	1	1				
Lary Walker, L (1,7) OBP: 0.420, SLG: 0.527 Terry Shumpert, R (6,PH) OBP: 0.368, SLG: 0.514 (7,7) (9,4)										4	1	1	2	0	0	2				
Jeff Cirillo, R (1,5) OBP: 0.421, SLG: 0.526 (1,5)										6	2	5	4	0	0	0				
17 Todd Helton, L (1,3) OBP: 0.489, SLG: 0.752 Adam Melhuse, S (6,PH) OBP: 0.374, SLG: 0.298 (7,3)										4	1	1	0	0	0	3				
Jeffrey Hammonds, R (1,9) OBP: 0.433, SLG: 0.699 Mike Myers, L (8,1) Jose Jimenez, R (9,1) OBP: 0.500, SLG: 0.500 (9,1)										5	1	1	1	0	2	3				
Brent Mayne, L (1,2) OBP: 0.412, SLG: 0.463 (1,2)										5	3	4	3	0	1	0				
Nelfi Perez, S (1,6) OBP: 0.291, SLG: 0.414 (1,6)										5	1	2	1	0	1	1				
Masato Yoshii, R (1,1) OBP: 0.269, SLG: 0.423 Brian Hunter, R (7,PH) OBP: 0.374, SLG: 0.298 (8,9)										4	2	1	0	0	2	4				
<b>Inning Stats</b>	R: 2 E: 0 K: 0 S: 12	H: 3 LOB: 1 BB: 0 P: 16	R: 3 E: 0 K: 1 S: 16	H: 3 LOB: 0 BB: 0 P: 23	R: 9 E: 1 K: 0 S: 29	H: 8 LOB: 0 BB: 1 P: 48	R: 3 E: 0 K: 0 S: 25	H: 5 LOB: 2 BB: 0 P: 36	R: 0 E: 0 K: 2 S: 12	H: 1 LOB: 1 BB: 0 P: 17	R: 1 E: 0 K: 3 S: 21	H: 2 LOB: 2 BB: 1 P: 31	R: 0 E: 0 K: 2 S: 10	H: 0 LOB: 0 BB: 0 P: 13	R: 1 E: 0 K: 1 S: 9	H: 1 LOB: 0 BB: 0 P: 17		1B: 13 2B: 5 3B: 1 HR: 4	SF: 0 SAC: 0 DP: 0 HBP: 0	WP: 2 PB: 0 SB: 0 CS: 0
<b>PITCHER</b>	IP WLS BF H R ER SO BB IBB HBP BLK WP HR S P ERA WHIP	2.0 L 16 10 1 1 1 0 0 0 0 0 0 27 43 54.00 6.000	1.1 12 7 8 8 0 1 0 0 0 0 0 2 27 43 54.00 6.000	1.2 8 3 0 0 2 0 0 0 0 0 0 27 39 0.00 1.800	1.0 6 2 1 1 3 1 0 0 0 1 0 21 31 9.00 3.000	1.0 3 0 0 0 2 0 0 0 0 0 0 10 13 0.00 0.000	<b>PITCHER</b>										IP WLS BF H R ER SO BB IBB HBP BLK WP HR S P ERA WHIP	1.0 4 1 1 1 1 0 0 0 0 0 0 9 17 9.00 1.000		








Batter	1	2	3	4	5	6	7	8	9	AB	R	H	RBI	BB	SO	LOB	TOP				
Brian Hunter, R OBP: 0.360, SLG: 0.286 (1, 8)	1-1 P4		3-3 K	0-1 G4-3			1-1 SH1-4	0-1 F9		4	0	0	0	0	1	3					
3 Mike Lansing, R OBP: 0.351, SLG: 0.482 (1, 4)	2-2 G6-3		3-2 G5-3		0-0 F8		0-0 L6		0-0 F9	5	0	0	0	0	0	1					
Larry Walker, L OBP: 0.427, SLG: 0.542 (1, 7)	3-2 3B			3-2 17 2B 1B	1-2 F5		2-3 K		0-1 L8-4 2B	5	0	3	0	0	1	1					
Jeff Cirillo, R OBP: 0.411, SLG: 0.508 (1, 5)	3-3 K			1-1 F8	1-0 L9			4-2 17 G3 1B BB	0-1 L8-4 2B	4	1	0	0	1	1	3					
17 Todd Helton, L OBP: 0.486, SLG: 0.769 (1, 3)		2-1 G4-3		0-0 1B 2B		1-0 F7		3-2 G3		4	1	1	0	0	0	1					
Jeffrey Hammonds, R OBP: 0.406, SLG: 0.693 (1, 9)		4-2 BB		2-1 2B 1B		3-3 K		1-3 K		3	1	1	1	1	2	1					
Scott Servais, R OBP: 0.314, SLG: 0.333 (6, PH)		2-3 K		0-1 1B		2-2 1B		4-1 1B BB		3	1	2	0	0	1	1					
Brent Mayne, L OBP: 0.406, SLG: 0.450 (8, 2)				1-3 1B		1-3 1B				0	1	0	0	1	0	0					
Neffi Perez, S OBP: 0.299, SLG: 0.422 (1, 6)	1-1 P6			4-0 1B IBB		1-2 G3		2-2 1B E		3	1	1	1	1	0	2					
Rolando Arrio, R OBP: 0.156, SLG: 0.211 (7, PH)			1-3 K		0-0 1B		0-2 SH1-4 1B		2-2 E8 1B	2	0	1	2	0	1	0					
Terry Schumpert, R OBP: 0.374, SLG: 0.519 (7, 1)										1	0	1	0	0	0	0					
Julian Tavaréz, L OBP: 0.365, SLG: 0.533 (8, PH)										0	0	0	1	0	0	0					
Darren Bragg, L OBP: 0.292, SLG: 1.000 (8, 1)										1	0	1	1	0	0	0					
Gabe White, L OBP: 0.250, SLG: 0.500 (9, 1)										0	0	0	0	0	0	0					
Jose Jimenez, R OBP: 0.500, SLG: 0.500 (9, 1)										0	0	0	0	0	0	0					
<b>Inning Stats</b>	R: 0 E: 0 K: 1 S: 11	H: 1 LOB: 1 BB: 0 P: 20	R: 0 E: 0 K: 1 S: 10	H: 0 LOB: 1 BB: 1 P: 19	R: 0 E: 0 K: 2 S: 11	H: 0 LOB: 0 BB: 0 P: 18	R: 3 E: 0 K: 0 S: 15	H: 5 LOB: 2 BB: 1 P: 25	R: 0 E: 0 K: 0 S: 5	H: 1 LOB: 1 BB: 0 P: 7	R: 0 E: 0 K: 1 S: 11	H: 1 LOB: 1 BB: 0 P: 18	R: 0 E: 0 K: 1 S: 9	H: 1 LOB: 1 BB: 0 P: 12	R: 3 E: 1 K: 1 S: 20	H: 2 LOB: 1 BB: 2 P: 36	R: 0 E: 0 K: 0 S: 5	H: 1 LOB: 0 BB: 0 P: 5	1B: 7 2B: 4 3B: 1 HR: 0	SF: 0 SAC: 1 DP: 1 HBP: 0	WP: 1 PA: 40 PB: 0 SB: 0 CS: 0
<b>PITCHER</b>	IP WLS BF H R ER SO BB IBB HBP BLK WP HR S P ERA WHIP	IP WLS BF H R ER SO BB IBB HBP BLK WP HR S P ERA WHIP	IP WLS BF H R ER SO BB IBB HBP BLK WP HR S P ERA WHIP	IP WLS BF H R ER SO BB IBB HBP BLK WP HR S P ERA WHIP	IP WLS BF H R ER SO BB IBB HBP BLK WP HR S P ERA WHIP	IP WLS BF H R ER SO BB IBB HBP BLK WP HR S P ERA WHIP	IP WLS BF H R ER SO BB IBB HBP BLK WP HR S P ERA WHIP	IP WLS BF H R ER SO BB IBB HBP BLK WP HR S P ERA WHIP	IP WLS BF H R ER SO BB IBB HBP BLK WP HR S P ERA WHIP	IP WLS BF H R ER SO BB IBB HBP BLK WP HR S P ERA WHIP	IP WLS BF H R ER SO BB IBB HBP BLK WP HR S P ERA WHIP	IP WLS BF H R ER SO BB IBB HBP BLK WP HR S P ERA WHIP	IP WLS BF H R ER SO BB IBB HBP BLK WP HR S P ERA WHIP	IP WLS BF H R ER SO BB IBB HBP BLK WP HR S P ERA WHIP	IP WLS BF H R ER SO BB IBB HBP BLK WP HR S P ERA WHIP	IP WLS BF H R ER SO BB IBB HBP BLK WP HR S P ERA WHIP	IP WLS BF H R ER SO BB IBB HBP BLK WP HR S P ERA WHIP	IP WLS BF H R ER SO BB IBB HBP BLK WP HR S P ERA WHIP	IP WLS BF H R ER SO BB IBB HBP BLK WP HR S P ERA WHIP	IP WLS BF H R ER SO BB IBB HBP BLK WP HR S P ERA WHIP	IP WLS BF H R ER SO BB IBB HBP BLK WP HR S P ERA WHIP

**Colorado Rockies @ Cincinnati Reds**  
Cinergy Field, Cincinnati, OH  
Wed Jun 21 2000, 7:05 PM EDT  
Att: 23,580 - Cloudy - 78 F

**livebaseballscorecards.com**

**AB 35**  
**R 6**  
**H 11**  
**RBI 5**  
**BB 4**  
**SO 7**  
**LOB 13**




Batter	1	2	3	4	5	6	7	8	9	AB	R	H	RBI	BB	SO	LOB	BOTTOM				
Pokey Reese, R OBP: 0.343, SLG: 0.406 (1, 4)	3-2 G5-3		1-1 1B 2B 1B	2-3 K		1-1 F9			2-2 FC6-4	5	1	1	0	0	1	3					
Barry Larkin, R OBP: 0.379, SLG: 0.465 (1, 6)	3-2 G1-3		0-0 1-3 2B 1B		0-0 P4	0-0 G6-3			1-0 F8	5	1	1	0	0	0	2					
Ken Griffey Jr., L OBP: 0.393, SLG: 0.517 (1, 8)	0-0 BB 1B		3-3 K	1-2 K	1-1 F8		1-1 G4-3		1-0 L7	5	0	1	0	0	1	3					
Dante Bichette, R OBP: 0.333, SLG: 0.473 (1, 9)	4-1 BB		2-2 2H 3H	2B	3-2 1B 2B 1B		1-1 F9			3	1	2	2	1	0	0					
Dmitri Young, S OBP: 0.318, SLG: 0.427 Scott Williamson, R ERA: 2.81 Scott Sullivan, R ERA: 5.02 (8, 1)	0-1 G5-3		0-0 G3-1		0-1 2B 1B		2-2 F7			4	0	1	0	0	0	3					
Sean Casey, L OBP: 0.333, SLG: 0.359 (1, 3)		2-2 G4-1		2-2 E G4-3 HBP	0-2 1-3 2H			2-3 K2-3		3	1	1	1	0	1	0					
Aaron Boone, R OBP: 0.349, SLG: 0.465 (1, 5)		1-1 G4-3		0-0 E8 G4-3	2-2 F8			0-0 F7		4	0	0	0	0	0	3					
Benito Santiago, R OBP: 0.321, SLG: 0.400 (1, 2)		1-3 K		2-1 P4		2-2 F9 2B		0-1 F3		4	0	1	0	0	1	2					
Denny Neagle, L OBP: 0.233, SLG: 0.214 Michael Tucker, L OBP: 0.393, SLG: 0.566 Alex Ochoa, R OBP: 0.380, SLG: 0.508 (9, PH)			1-3 K	1-1 G4-3		0-1 F2			0-0 E5 FC6-4	3	0	0	1	0	1	2					
<b>Inning Stats</b>	R: 0 E: 0 K: 0 S: 11	H: 1 LOB: 2 BB: 1 P: 21	R: 0 E: 0 K: 1 S: 8	H: 0 LOB: 0 BB: 0 P: 12	R: 2 E: 0 K: 2 S: 15	H: 3 LOB: 1 BB: 0 P: 22	R: 1 E: 0 K: 0 S: 11	H: 3 LOB: 2 BB: 0 P: 18	R: 0 E: 0 K: 0 S: 9	H: 1 LOB: 1 BB: 0 P: 12	R: 0 E: 0 K: 0 S: 7	H: 0 LOB: 0 BB: 0 P: 11	R: 0 E: 0 K: 1 S: 7	H: 0 LOB: 1 BB: 0 P: 9	R: 0 E: 1 K: 0 S: 7	H: 0 LOB: 1 BB: 0 P: 11	1B: 5 2B: 3 3B: 0 HR: 0	SF: 0 SAC: 0 DP: 0 HBP: 1	WP: 0 PA: 39 PB: 0 SB: 1 CS: 0		
<b>PITCHER</b>	IP WLS BF H R ER SO BB IBB HBP BLK WP HR S P ERA WHIP	IP WLS BF H R ER SO BB IBB HBP BLK WP HR S P ERA WHIP	IP WLS BF H R ER SO BB IBB HBP BLK WP HR S P ERA WHIP	IP WLS BF H R ER SO BB IBB HBP BLK WP HR S P ERA WHIP	IP WLS BF H R ER SO BB IBB HBP BLK WP HR S P ERA WHIP	IP WLS BF H R ER SO BB IBB HBP BLK WP HR S P ERA WHIP	IP WLS BF H R ER SO BB IBB HBP BLK WP HR S P ERA WHIP	IP WLS BF H R ER SO BB IBB HBP BLK WP HR S P ERA WHIP	IP WLS BF H R ER SO BB IBB HBP BLK WP HR S P ERA WHIP	IP WLS BF H R ER SO BB IBB HBP BLK WP HR S P ERA WHIP	IP WLS BF H R ER SO BB IBB HBP BLK WP HR S P ERA WHIP	IP WLS BF H R ER SO BB IBB HBP BLK WP HR S P ERA WHIP	IP WLS BF H R ER SO BB IBB HBP BLK WP HR S P ERA WHIP	IP WLS BF H R ER SO BB IBB HBP BLK WP HR S P ERA WHIP	IP WLS BF H R ER SO BB IBB HBP BLK WP HR S P ERA WHIP	IP WLS BF H R ER SO BB IBB HBP BLK WP HR S P ERA WHIP	IP WLS BF H R ER SO BB IBB HBP BLK WP HR S P ERA WHIP	IP WLS BF H R ER SO BB IBB HBP BLK WP HR S P ERA WHIP	IP WLS BF H R ER SO BB IBB HBP BLK WP HR S P ERA WHIP	IP WLS BF H R ER SO BB IBB HBP BLK WP HR S P ERA WHIP	IP WLS BF H R ER SO BB IBB HBP BLK WP HR S P ERA WHIP

**Colorado Rockies @ Cincinnati Reds**  
Cinergy Field, Cincinnati, OH  
Wed Jun 21 2000, 7:05 PM EDT  
Att: 23,580 - Cloudy - 78 F

**livebaseballscorecards.com**

**AB 37**  
**R 4**  
**H 8**  
**RBI 4**  
**BB 1**  
**SO 5**  
**LOB 18**





Batter	1	2	3	4	5	6	7	8	9	AB	R	H	RBI	BB	SO	LOB	TOP					
Tom Goodwin, L (1,8) OBP: 0.422, SLG: 0.477	G4-3		K			S BB		3 BB		2	1	0	0	2	1	1	<b>Colorado Rockies @ Cincinnati Reds</b> Cinergy Field, Cincinnati, OH Thu Jun 22 2000, 7:35 PM EDT Att: 28,531 - Sunny - 84 F					
3 Mike Lansing, R (1,4) OBP: 0.350, SLG: 0.482	F7			F7		P4		2B		4	1	1	1	0	0	1						
Larry Walker, L (1,7) OBP: 0.423, SLG: 0.541	L5			G5-3		K		2B		4	1	1	1	0	1							
Jeff Cirillo, R (1,5)		P4			BB	F9		2B		3	0	1	1	1	0	1						
17 Todd Helton, L (1,3) OBP: 0.479, SLG: 0.756	G6-3			F9			L7	F8		4	0	0	0	0	0	2						
Darren Bragg, L (1,9) OBP: 0.274, SLG: 0.322					F7		G4-3	G4-3		4	0	0	0	0	1	1						
Brent Mayne, L (1,2) OBP: 0.402, SLG: 0.444			F7			F8		1B		4	0	1	0	0	1	0						
Nelfi Perez, S (1,6) OBP: 0.301, SLG: 0.427							F7		L4	4	0	2	0	0	0	1						
Kevin Jarvis, L (1,1) OBP: 0.174, SLG: 0.143										2	0	0	0	0	1	2						
Scott Karl, L (6,1) OBP: 0.417, SLG: 0.300										0	0	0	0	0	0	0						
Terry Shumpert, R (8,PH) OBP: 0.371, SLG: 0.514										1	0	0	0	0	0	0						
Mike DeJean, R (8,1)										0	0	0	0	0	0	0						
Jeffrey Hammonds, R (9,PH) OBP: 0.434, SLG: 0.689										1	0	0	0	0	1	0						
<b>Inning Stats</b>	R: 0 E: 0 K: 0 S: 4	H: 0 LOB: 0 BB: 0 P: 7	R: 0 E: 0 K: 1 S: 6	H: 0 LOB: 0 BB: 0 P: 10	R: 0 E: 0 K: 1 S: 14	H: 1 LOB: 1 BB: 0 P: 20	R: 0 E: 0 K: 0 S: 13	H: 0 LOB: 1 BB: 1 P: 19	R: 0 E: 0 K: 1 S: 10	H: 1 LOB: 1 BB: 0 P: 16	R: 0 E: 0 K: 1 S: 9	H: 0 LOB: 1 BB: 1 P: 18	R: 0 E: 0 K: 0 S: 8	H: 1 LOB: 1 BB: 0 P: 13	R: 3 E: 0 K: 0 S: 21	H: 3 LOB: 1 BB: 1 P: 32	R: 0 E: 0 K: 2 S: 9	H: 0 LOB: 0 BB: 0 P: 11	1B: 2 2B: 4 3B: 0 HR: 0	SF: 0 SAC: 0 DP: 0 HBP: 0	WP: 0 PB: 0 SB: 3 CS: 0	PA: 36
<b>PITCHER</b>	IP WLS BF H R ER SO BB IBB HBP BLK WP HR S P ERA WHIP																					
Steve Parris, R (1,1) ERA: 5.58	7.1 W 30 5 3 3 4 3 0 0 0 0 0 0 77 124 3.68 1.091																					
Danny Graves, R (8,1) ERA: 1.86	1.2 S 6 1 0 0 2 0 0 0 0 0 0 0 17 22 0.00 0.600																					

AB	33
R	3
H	6
RBI	3
BB	3
SO	6
LOB	10



Batter	1	2	3	4	5	6	7	8	9	AB	R	H	RBI	BB	SO	LOB	BOTTOM			
Pokey Reese, R (1,4) OBP: 0.339, SLG: 0.400	P4	G6-3		G6-3		K				4	0	0	0	0	1	1	<b>Colorado Rockies @ Cincinnati Reds</b> Cinergy Field, Cincinnati, OH Thu Jun 22 2000, 7:35 PM EDT Att: 28,531 - Sunny - 84 F			
Barry Larkin, R (1,6) OBP: 0.381, SLG: 0.471	G3-1				K		F5			4	1	2	0	0	1	0				
Ken Griffey Jr., L (1,8) OBP: 0.394, SLG: 0.527	G3-1					HR		1B WP		3	1	1	1	1	1	2				
Dante Bichette, R (1,9) OBP: 0.336, SLG: 0.478							L7			4	1	2	1	0	0	0				
Danny Graves, R (8,1) OBP: 0.500, SLG: 2.000	2B							1B		0	0	0	0	0	0	0				
Dmitri Young, S (1,7) OBP: 0.321, SLG: 0.433										4	1	2	1	0	1	2				
Alex Ochoa, R (8,7) OBP: 0.380, SLG: 0.508	1B									0	0	0	0	0	0	0				
Sean Casey, L (1,3) OBP: 0.332, SLG: 0.357										4	0	1	1	0	1	3				
Aaron Boone, R (1,5) OBP: 0.355, SLG: 0.465										2	1	1	0	2	0	1				
Eddie Taubensee, L (1,2) OBP: 0.344, SLG: 0.397	G4-3									3	0	1	1	0	0	2				
Steve Parris, R (1,1) OBP: 0.130, SLG: 0.227										3	0	0	0	0	1	1				
Michael Tucker, L (8,9) OBP: 0.390, SLG: 0.561										1	0	0	0	0	0	0				
<b>Inning Stats</b>	R: 3 E: 0 K: 0 S: 24	H: 4 LOB: 2 BB: 1 P: 38	R: 0 E: 0 K: 1 S: 10	H: 1 LOB: 1 BB: 0 P: 15	R: 0 E: 0 K: 1 S: 13	H: 0 LOB: 1 BB: 0 P: 17	R: 0 E: 0 K: 1 S: 7	H: 0 LOB: 0 BB: 0 P: 9	R: 1 E: 0 K: 1 S: 12	H: 2 LOB: 1 BB: 0 P: 21	R: 1 E: 0 K: 1 S: 13	H: 1 LOB: 1 BB: 1 P: 26	R: 0 E: 0 K: 1 S: 10	H: 1 LOB: 2 BB: 1 P: 20	R: 0 E: 0 K: 0 S: 3	H: 1 LOB: 0 BB: 0 P: 3	1B: 5 2B: 5 3B: 0 HR: 1	SF: 0 SAC: 1 DP: 1 HBP: 0	WP: 1 PB: 0 SB: 0 CS: 0	PA: 36
<b>PITCHER</b>	IP WLS BF H R ER SO BB IBB HBP BLK WP HR S P ERA WHIP																			
Kevin Jarvis, R (1,1) ERA: 5.95	5.0 L 24 7 4 4 4 1 0 0 0 0 1 0 66 100 7.20 1.600																			
Scott Karl, L (6,1) ERA: 8.52	2.0 10 2 1 1 2 2 0 0 0 0 1 0 23 46 4.50 2.000																			
Mike DeJean, R (8,1) ERA: 3.92	1.0 3 1 0 0 0 0 0 0 0 0 0 0 3 3 0.00 1.000																			

AB	32
R	5
H	10
RBI	5
BB	3
SO	6
LOB	12





Batter	1	2	3	4	5	6	7	8	9	AB	R	H	RBI	BB	SO	LOB	TOP								
Tom Goodwin, L (1, 8) OBP: 0.416, SLG: 0.468	1-1 P6		2-2 G3			2-3 K			3-3 K	4	0	0	0	0	2	0	<b>Colorado Rockies @ Arizona Diamondbacks</b> Bank One Ballpark, Phoenix, AZ Fri Jun 23 2000, 10:05 PM EDT Att: 37,089 - Dome - 72 F <a href="http://livebaseballscorecards.com">livebaseballscorecards.com</a>								
3 Mike Lansing, R (1, 4) OBP: 0.345, SLG: 0.475	2-0 G6-3			1-1 F9			2-2 F9		2-3 K	4	0	0	0	0	1	0									
Larry Walker, L (1, 7) OBP: 0.427, SLG: 0.540	4-1 BB			1-1 G3			0-1 BB			2	0	1	0	1	0	0									
Jeff Cirillo, R (1, 5) OBP: 0.408, SLG: 0.504	1-2 P5			2-1 F7			0-0 F2			3	0	0	0	0	2	0									
17 Todd Helton, L (1, 3) OBP: 0.474, SLG: 0.747		1-1 G4-3			1-0 F7		2-2 F7			3	0	0	0	0	1	0									
Jeffrey Hammonds, R (1, 9) OBP: 0.432, SLG: 0.683		1-0 F9			0-0 CS			0-1 F9		3	0	1	0	0	0	0									
Scott Servais, R (1, 2) OBP: 0.303, SLG: 0.321		1-2 F9			0-0 F8			1-0 G6-3		3	0	0	0	0	1	0									
Neff Perez, S (1, 6) OBP: 0.298, SLG: 0.422			0-0 F9			2-1 B4-3		1-1 F8		3	0	0	0	0	0	0									
Julian Tavaréz, L (8, 1)										0	0	0	0	0	0	0									
Brian Bohanon, L (1, 1)			0-1 G5-3			1-0 G3-1			2-3 K	2	0	0	0	0	0	0									
Stan Belinda, R (7, 1)										0	0	0	0	0	0	0									
Mike Myers, L (8, 1)										0	0	0	0	0	0	0									
Terry Shumpert, R (8, 6) OBP: 0.368, SLG: 0.509										1	0	0	0	0	1	0									
<b>Inning Stats</b>	R: 0 E: 0 K: 0 S: 8	H: 0 LOB: 1 BB: 1 P: 16	R: 0 E: 0 K: 0 S: 9	H: 0 LOB: 0 BB: 0 P: 12	R: 0 E: 0 K: 0 S: 6	H: 0 LOB: 0 BB: 0 P: 8	R: 0 E: 0 K: 0 S: 6	H: 0 LOB: 0 BB: 0 P: 10	R: 0 E: 0 K: 0 S: 3	H: 1 LOB: 0 BB: 0 P: 4	R: 0 E: 0 K: 1 S: 8	H: 0 LOB: 0 BB: 0 P: 13	R: 0 E: 0 K: 0 S: 10	H: 1 LOB: 1 BB: 0 P: 14	R: 0 E: 0 K: 0 S: 5	H: 0 LOB: 0 BB: 0 P: 7	R: 0 E: 0 K: 3 S: 10	H: 0 LOB: 0 BB: 0 P: 17	1B: 2 2B: 0 3B: 0 HR: 0	SF: 0 SAC: 0 DP: 0 HBP: 0	WP: 0 PB: 0 SB: 0 CS: 1	PA: 29			
<b>PITCHER</b>	IP	WLS	BF	H	R	ER	SO	BB	IBB	HBP	BLK	WP	HR	S	P	ERA	WHIP								
Brian Anderson, L (1, 1) ERA: 4.76	8.0	W	26	2	0	0	1	1	0	0	0	0	0	55	84	0.00	0.375								
Byung-Hyun Kim, R (9, 1) ERA: 2.04	1.0	S	3	0	0	0	3	0	0	0	0	0	0	10	17	0.00	0.000								

Batter	1	2	3	4	5	6	7	8	9	AB	R	H	RBI	BB	SO	LOB	BOTTOM								
Tony Womack, L (1, 6) OBP: 0.318, SLG: 0.435	0-1 G1-3		1-2 G4-3		4-2 BB		0-0 SH3			2	0	0	0	1	0	0	<b>Colorado Rockies @ Arizona Diamondbacks</b> Bank One Ballpark, Phoenix, AZ Fri Jun 23 2000, 10:05 PM EDT Att: 37,089 - Dome - 72 F <a href="http://livebaseballscorecards.com">livebaseballscorecards.com</a>								
Jay Bell, R (1, 4) OBP: 0.379, SLG: 0.439	0-0 F7		3-1 G5-3		0-1 G5-3		1-3 K2-3			4	0	0	0	0	1	3									
Luis Gonzalez, L (1, 7) OBP: 0.400, SLG: 0.555	0-1 G3		3-2 F5			0-0 L9	4-0 IBB			3	0	0	0	1	0	0									
Matt Williams, R (1, 5) OBP: 0.316, SLG: 0.391		0-0 P6		2-3 K		1-0 E	0-1 G5-3			4	1	1	0	0	1	2									
Steve Finley, L (1, 8) OBP: 0.377, SLG: 0.585		4-0 BB		1-2 F8		0-0 E9		1-1 G4-3		3	0	1	0	1	0	0									
Greg Colbrunn, R (1, 3) OBP: 0.486, SLG: 0.584		4-1 BB		2-3 K		1-3 SF7		1-2 P4		1	0	0	1	1	1	0									
Travis Lee, L (8, 3) OBP: 0.344, SLG: 0.453		1-2 BB				3-H				1	0	0	0	0	0	0									
Damian Miller, R (1, 2) OBP: 0.319, SLG: 0.468		1-3 K			3-2 F8	0-0 F8		1-0 F7		4	0	0	0	0	1	3									
Danny Bautista, R (1, 9) OBP: 0.241, SLG: 0.409		4-2 BB			0-3 K		1-1 HR			2	1	1	1	1	1	0									
Brian Anderson, R (1, 1) OBP: 0.182, SLG: 0.219		0-2 G1			2-2 BB		1-1 SH3			3	0	2	0	0	0	3									
Byung-Hyun Kim, R (9, 1) ERA: 6.23										0	0	0	0	0	0	0									
<b>Inning Stats</b>	R: 0 E: 0 K: 0 S: 5	H: 0 LOB: 0 BB: 3 P: 5	R: 0 E: 0 K: 1 S: 10	H: 0 LOB: 3 BB: 3 P: 23	R: 0 E: 0 K: 2 S: 10	H: 0 LOB: 0 BB: 0 P: 16	R: 0 E: 0 K: 2 S: 10	H: 0 LOB: 0 BB: 0 P: 15	R: 0 E: 0 K: 1 S: 16	H: 1 LOB: 2 BB: 1 P: 25	R: 1 E: 1 K: 0 S: 7	H: 2 LOB: 1 BB: 0 P: 10	R: 1 E: 0 K: 1 S: 10	H: 2 LOB: 2 BB: 1 P: 17	R: 0 E: 0 K: 0 S: 7	H: 0 LOB: 0 BB: 0 P: 10	1B: 3 2B: 1 3B: 0 HR: 1	SF: 1 SAC: 1 DP: 0 HBP: 0	WP: 0 PB: 0 SB: 0 CS: 0	PA: 34					
<b>PITCHER</b>	IP	WLS	BF	H	R	ER	SO	BB	IBB	HBP	BLK	WP	HR	S	P	ERA	WHIP								
Brian Bohanon, L (1, 1) ERA: 6.12	6.1	L	28	5	2	1	4	4	0	0	0	0	0	62	101	1.42	1.421								
Stan Belinda, R (7, 1) ERA: 5.25	0.2		3	0	0	0	1	0	1	0	0	0	0	5	10	0.00	0.000								
Mike Myers, L (8, 1) ERA:	0.2		2	0	0	0	0	0	0	0	0	0	0	6	8	0.00	0.000								
Julian Tavaréz, R (8, 1) ERA: 6.23	0.1		1	0	0	0	0	0	0	0	0	0	0	1	2	0.00	0.000								



Batter	1	2	3	4	5	6	7	8	9	AB	R	H	RBI	BB	SO	LOB	TOP				
Tom Goodwin, L (1.8) OBP: 0.413, SLG: 0.468	F8		K				G3			4	1	1	1	0	1	1	<b>Colorado Rockies @ Arizona Diamondbacks</b> Bank One Ballpark, Phoenix, AZ Sat Jun 24 2000, 10:05 PM EDT Att: 42,559 - Dome - 72 F <a href="http://livebaseballscorecards.com">livebaseballscorecards.com</a>				
Brian Hunter, R (1.7) OBP: 0.385, SLG: 0.294	G6-3			WP SF8 1B	3B 1B		G5-3			4	2	2	0	0	0						
3 Mike Lansing, R (1.4) OBP: 0.344, SLG: 0.471	G6-3			K				F7		4	0	1	1	0	1						
Jeff Cirillo, R (1.5) OBP: 0.402, SLG: 0.498		F7		SF8	F7			F8		3	0	0	1	0	0						
Jeffrey Hammonds, R (1.9) OBP: 0.434, SLG: 0.676		F9		S BB	F9					3	0	1	0	1	0						
Terry Shumpert, R (1.3) OBP: 0.367, SLG: 0.500 17 Todd Helton, L (6.3) OBP: 0.473, SLG: 0.744	P6				HBP		F8			2	0	0	0	0	0						
Scott Servais, R (1.2) OBP: 0.301, SLG: 0.310			SH5-3 BB	F8			G4-3			3	0	0	0	1	0	2					
Neffi Perez, S (1.6) OBP: 0.297, SLG: 0.417			K		K		K			3	0	0	0	1	3	1					
Masato Yoshii, R (1.1) OBP: 0.296, SLG: 0.444 Gabe White, L (6.1) OBP: 0.200, SLG: 0.800 Darren Bragg, L (9, PH) OBP: 0.272, SLG: 0.320 Mike Myers, L (9.1) OBP: 0.500, SLG: 0.500	SH5-3				S		K			1	1	1	0	0	0	0					
Jose Jimenez, R (9.1) OBP: 0.500, SLG: 0.500					2B					0	0	0	0	0	0	0					
<b>Inning Stats</b>	R: 0 E: 0 K: 0 S: 8	H: 0 LOB: 0 BB: 0 P: 11	R: 0 E: 0 K: 0 S: 6	H: 0 LOB: 0 BB: 0 P: 9	R: 0 E: 0 K: 2 S: 15	H: 0 LOB: 1 BB: 1 P: 22	R: 1 E: 0 K: 1 S: 11	H: 1 LOB: 2 BB: 1 P: 22	R: 3 E: 0 K: 1 S: 16	H: 4 LOB: 1 BB: 0 P: 23	R: 0 E: 0 K: 1 S: 7	H: 0 LOB: 0 BB: 0 P: 9	R: 0 E: 0 K: 1 S: 6	H: 0 LOB: 0 BB: 0 P: 7	R: 0 E: 0 K: 0 S: 10	H: 1 LOB: 1 BB: 0 P: 15	R: 0 E: 0 K: 1 S: 9	H: 0 LOB: 0 BB: 1 P: 18	1B: 5 2B: 1 3B: 0 HR: 0	SF: 1 SAC: 1 DP: 0 HBP: 1	WP: 1 PA: 36 PB: 0 SB: 4 CS: 2
<b>PITCHER</b>	IP WLS BF H R ER SO BB IBB HBP BLK WP HR S P ERA WHIP																				
Randy Johnson, L (1.1) ERA: 1.6	7.0 L 29 5 4 3 6 2 0 1 0 1 0 69 103 3.86 1.000																				
Russ Springer, R (8.1) ERA: 4.71	0.2 3 1 0 0 0 0 0 0 0 0 0 7 11 0.00 1.500																				
Greg Swindell, L (8.1) ERA: 2.4	0.1 1 0 0 0 0 0 0 0 0 0 0 3 4 0.00 0.000																				
Matt Mantei, R (9.1) ERA: 9.88	1.0 3 0 0 0 1 1 0 0 0 0 0 9 18 0.00 1.000																				
Batter	1	2	3	4	5	6	7	8	9	AB	R	H	RBI	BB	SO	LOB	BOTTOM				
Tony Womack, L (1.6) OBP: 0.317, SLG: 0.433	S 1B		F7		G6-3		F8			4	0	1	0	0	0	3	<b>Colorado Rockies @ Arizona Diamondbacks</b> Bank One Ballpark, Phoenix, AZ Sat Jun 24 2000, 10:05 PM EDT Att: 42,559 - Dome - 72 F <a href="http://livebaseballscorecards.com">livebaseballscorecards.com</a>				
Jay Bell, R (1.4) OBP: 0.378, SLG: 0.437	F9		F9			1B		F8		4	0	1	0	0	0	1					
Luis Gonzalez, L (1.7) OBP: 0.395, SLG: 0.547	P6		L8			F9		F8		4	0	0	0	0	0	2					
Erbiel Durazo, L (1.3) OBP: 0.399, SLG: 0.453				G3		F9		L8		3	0	0	0	1	0	1					
Steve Finley, L (1.8) OBP: 0.375, SLG: 0.580	F7			P7				F7		4	0	1	0	0	0	2					
Travis Lee, L (1.9) OBP: 0.339, SLG: 0.445 Danny Bautista, R (9, PH) OBP: 0.248, SLG: 0.423	F9			K						3	0	0	0	0	2	2					
Kelly Stinnett, R (1.2) OBP: 0.288, SLG: 0.428 Hanley Frias, S (9, PH) OBP: 0.264, SLG: 0.222										1	0	1	0	0	0	0					
Craig Counsell, L (1.5) OBP: 0.462, SLG: 0.606										3	0	2	0	1	1	1					
Randy Johnson, R (1.1) OBP: 0.217, SLG: 0.222 Matt Williams, R (7, PH) OBP: 0.170, SLG: 0.387 Russ Springer, R (8.1) OBP: 0.310, SLG: 0.333 Greg Swindell, L (8.1) OBP: 0.264, SLG: 0.222 Matt Mantei, R (9.1) OBP: 0.462, SLG: 0.575										1	0	0	0	0	1	1					
<b>Inning Stats</b>	R: 0 E: 0 K: 0 S: 14	H: 1 LOB: 2 BB: 1 P: 26	R: 0 E: 0 K: 2 S: 13	H: 1 LOB: 0 BB: 0 P: 18	R: 0 E: 0 K: 0 S: 12	H: 0 LOB: 0 BB: 0 P: 17	R: 0 E: 0 K: 1 S: 10	H: 0 LOB: 0 BB: 0 P: 15	R: 0 E: 1 K: 1 S: 13	H: 1 LOB: 1 BB: 0 P: 22	R: 0 E: 0 K: 1 S: 15	H: 2 LOB: 2 BB: 0 P: 20	R: 0 E: 0 K: 0 S: 7	H: 1 LOB: 1 BB: 0 P: 8	R: 0 E: 0 K: 0 S: 7	H: 0 LOB: 0 BB: 0 P: 12		R: 0 E: 0 K: 0 S: 10	H: 1 LOB: 2 BB: 1 P: 19	1B: 6 2B: 1 3B: 0 HR: 0	SF: 0 SAC: 1 DP: 1 HBP: 0
<b>PITCHER</b>	IP WLS BF H R ER SO BB IBB HBP BLK WP HR S P ERA WHIP																				
Masato Yoshii, R (1.1) ERA: 5.07	5.2 W 23 5 0 0 4 1 0 0 1 1 0 70 110 0.00 1.059																				
Gabe White, L (6.1) ERA: 1.83	2.1 H 8 1 0 0 1 0 0 0 0 0 0 21 28 0.00 0.429																				
Mike Myers, L (9.1) ERA:	0.1 1 0 0 0 0 0 0 0 0 0 0 2 4 0.00 0.000																				
Jose Jimenez, R (9.1) ERA: 3.19	0.2 4 1 0 0 0 1 0 0 0 0 0 8 15 0.00 3.000																				



Batter	1	2	3	4	5	6	7	8	9	AB	R	H	RBI	BB	SO	LOB	TOP		
Tom Goodwin, L OBP: 0.408, SLG: 0.467 (1, 8)	L3		G5-3		F7		2B		G4-3	5	0	1	0	0	0	2			
3 Mike Lansing, R OBP: 0.342, SLG: 0.468 (1, 4)	G3-1				G3		F3			4	0	1	0	0	0	2			
Larry Walker, L OBP: 0.429, SLG: 0.549 (1, 7)	E		F7			17 F9 1B SF9 BB		G4-3		3	2	1	0	1	0	1			
Jeffrey Hammonds, R OBP: 0.440, SLG: 0.676 (1, 9)	E5			G6-4-3 17 BB				L7		3	0	2	1	1	0	0			
17 Todd Helton, L OBP: 0.470, SLG: 0.735 (1, 3)	F8				F9			K		3	0	0	0	1	1	3			
Jeff Cirillo, R OBP: 0.400, SLG: 0.496 (1, 5)		G6-3		G6-4-3		SF9			1B SF8 1B	3	1	1	1	0	0	2			
Brent Mayne, L OBP: 0.399, SLG: 0.439 (1, 2)	G2-3				F8		G1-3			4	0	1	0	0	0	2			
Neffi Perez, S OBP: 0.293, SLG: 0.411 (1, 6)	G4-3				F7		G5-3		K	4	0	0	0	0	1	2			
Pedro Astacio, R OBP: 0.085, SLG: 0.085 Scott Karl, L OBP: 0.482, SLG: 0.364 Adam Melhuse, S OBP: 0.335, SLG: 0.335 Mike DeJean, R OBP: 0.374, SLG: 0.374 Mike Myers, L OBP: 0.278, SLG: 0.320 (1, 1)	G4-3						K		SF8	1	0	0	0	0	0	0			
<b>Inning Stats</b>	R: 1 E: 1 K: 0 S: 9	H: 2 LOB: 1 BB: 0 P: 14	R: 0 E: 0 K: 0 S: 5	H: 0 LOB: 0 BB: 0 P: 9	R: 0 E: 0 K: 0 S: 7	H: 1 LOB: 1 BB: 0 P: 13	R: 0 E: 0 K: 0 S: 3	H: 0 LOB: 1 BB: 2 P: 11	R: 0 E: 0 K: 0 S: 5	H: 1 LOB: 1 BB: 0 P: 7	R: 0 E: 0 K: 1 S: 8	H: 1 LOB: 1 BB: 0 P: 17	R: 0 E: 0 K: 1 S: 6	H: 0 LOB: 0 BB: 0 P: 9	R: 1 E: 0 K: 1 S: 15	H: 2 LOB: 1 BB: 0 P: 23	1B: 6 2B: 1 3B: 1 HR: 0	SF: 2 SAC: 0 DP: 1 HBP: 0	WP: 0 PA: 37 PB: 0 SB: 0 CS: 0
<b>PITCHER</b>	IP	WLS	BF	H	R	ER	SO	BB	IBB	HBP	BLK	WP	HR	S	P	ERA	WHIP		
Todd Stottlemire, R ERA: 4.24 (1, 1)	4.0		5	2	1	1	0	0	0	0	0	0	0	9	14	9.00	2.000		
Mike Morgan, R ERA: 3.35 (2, 1)	4.0	W	17	3	1	1	0	3	0	0	0	0	0	24	51	2.25	1.500		
Greg Swindell, L ERA: 2.25 (6, 1)	2.0		7	1	0	0	1	0	0	0	0	0	0	15	21	0.00	0.500		
Dan Plesac, L ERA: 2.79 (8, 1)	1.0		3	0	0	0	1	0	0	0	0	0	0	6	9	0.00	0.000		
Vicente Padilla, R ERA: 1.27 (9, 1)	1.0		5	2	1	1	1	0	0	0	0	0	0	15	23	9.00	2.000		

**Colorado Rockies @ Arizona Diamondbacks**  
Bank One Ballpark, Phoenix, AZ  
Sun Jun 25 2000, 4:35 PM EDT  
Att: 35,887 - Dome - 72 F

livebaseballscores.com

AB 32  
R 3  
H 8  
RBI 3  
BB 3  
SO 3  
LOB 14



Batter	1	2	3	4	5	6	7	8	9	AB	R	H	RBI	BB	SO	LOB	BOTTOM		
Tony Womack, L OBP: 0.318, SLG: 0.432 (1, 6)			K		F7		F7			5	1	2	2	0	1	3			
Jay Bell, R OBP: 0.381, SLG: 0.440 (1, 4)				F8 1B SF7 1B		FC8-6 1B	F8			5	2	3	0	0	1	3			
Luis Gonzalez, L OBP: 0.398, SLG: 0.548 (1, 7)	HR 1B			FC4-6 1B		FC8-6 1B		K		5	2	3	1	0	1	1			
Erubiel Durazo, L OBP: 0.395, SLG: 0.469 (6, PH) Danny Bautista, R OBP: 0.246, SLG: 0.420 (9, 9)	HR 1B		F8		F8		F8	G4-3		4	1	1	3	0	0	4			
Steve Finley, L OBP: 0.375, SLG: 0.577 (1, 8)	K			SF7		1B		G1-3		3	0	1	1	1	1	0			
Travis Lee, L OBP: 0.337, SLG: 0.440 (1, 9) (9, 3)	K		G4-3		FC4-6					4	0	1	1	0	1	2			
Damian Miller, R OBP: 0.324, SLG: 0.465 (1, 2)	BB 1B			G6-3 BB		G4-3		G5-3		3	1	1	0	1	0	2			
Craig Counsell, L OBP: 0.442, SLG: 0.556 (1, 5)	BB 1B		G6-3		F9			F9		3	1	0	0	1	0	1			
Todd Stottlemire, L OBP: 0.259, SLG: 0.360 Brian Anderson, R OBP: 0.206, SLG: 0.219 Mike Morgan, R OBP: 0.335, SLG: 0.335 Greg Swindell, L OBP: 0.374, SLG: 0.374 Hanley Frías, S OBP: 0.274, SLG: 0.234 Dan Plesac, L OBP: 0.278, SLG: 0.320 Vicente Padilla, R OBP: 0.278, SLG: 0.320 (1, 1)	1B									0	0	0	0	0	0	0			
<b>Inning Stats</b>	R: 6 E: 0 K: 3 S: 23	H: 6 LOB: 2 BB: 2 P: 41	R: 0 E: 0 K: 0 S: 12	H: 1 LOB: 1 BB: 1 P: 19	R: 0 E: 0 K: 2 S: 18	H: 0 LOB: 1 BB: 1 P: 28	R: 1 E: 0 K: 0 S: 8	H: 2 LOB: 1 BB: 0 P: 13	R: 0 E: 0 K: 0 S: 10	H: 1 LOB: 1 BB: 0 P: 18	R: 1 E: 0 K: 0 S: 15	H: 3 LOB: 2 BB: 0 P: 22	R: 0 E: 0 K: 1 S: 9	H: 1 LOB: 0 BB: 0 P: 14	R: 0 E: 0 K: 1 S: 7	H: 0 LOB: 0 BB: 0 P: 9	1B: 13 2B: 0 3B: 0 HR: 1	SF: 1 SAC: 0 DP: 0 HBP: 0	WP: 0 PA: 41 PB: 0 SB: 1 CS: 1
<b>PITCHER</b>	IP	WLS	BF	H	R	ER	SO	BB	IBB	HBP	BLK	WP	HR	S	P	ERA	WHIP		
Pedro Astacio, R ERA: 5.08 (1, 1)	3.0	L	21	4	1	1	0	4	0	0	0	0	0	29	46	3.00	1.333		
Scott Karl, L ERA: 6.31 (4, 1)	3.0		13	4	1	1	0	0	0	0	0	0	0	9	14	0.00	1.000		
Mike DeJean, R ERA: 3.74 (7, 1)	1.0		4	1	0	0	0	0	0	0	0	0	0	7	9	0.00	0.000		
Mike Myers, L ERA: (8, 1)	1.0		3	0	0	0	1	0	0	0	0	0	0	7	9	0.00	0.000		

**Colorado Rockies @ Arizona Diamondbacks**  
Bank One Ballpark, Phoenix, AZ  
Sun Jun 25 2000, 4:35 PM EDT  
Att: 35,887 - Dome - 72 F

livebaseballscores.com

AB 36  
R 8  
H 14  
RBI 8  
BB 4  
SO 6  
LOB 17









Batter	1	2	3	4	5	6	7	8	9	AB	R	H	RBI	BB	SO	LOB	TOP									
Marvin Benard, L OBP: 0.353, SLG: 0.395 (1, 8)	K		F3	G4-3				SH1-4 G4-3	G5-3	6	1	2	1	0	1	2										
Bill Mueller, S OBP: 0.349, SLG: 0.402 (1, 5)	L8		F7		F8	F8		SH1-4		4	0	0	0	0	0	1										
Barry Bonds, L OBP: 0.443, SLG: 0.751 (1, 7)	G6-3		G4-3		F8		G2-3	G4-3		5	0	0	1	0	0	0										
Jeff Kent, R OBP: 0.430, SLG: 0.663 (1, 4)					F9			G3-1 2B		3	4	2	1	1	0	0										
J.T. Snow, L OBP: 0.385, SLG: 0.466 (1, 3)					L8			G3-1		5	2	3	1	0	0	2										
Ellis Burks, R OBP: 0.407, SLG: 0.564 Calvin Murray, R OBP: 0.372, SLG: 0.378 (7, 8)					P4					3	0	1	0	1	0	2										
Rich Aurilia, R Felix Rodriguez, R (8, 1)					P4					1	1	1	1	0	0	0										
Bobby Estellella, R OBP: 0.407, SLG: 0.593 (1, 2)					HR					5	2	3	4	0	0	1										
Shawn Estes, R OBP: 0.281, SLG: 0.433 Ramon Martinez, R OBP: 0.375, SLG: 0.506 (8, 6)					HR					0	0	0	0	0	0	0										
Inning Stats	R: 0 E: 0 K: 1 S: 8	H: 0 LOB: 0 BB: 0 P: 10	R: 3 E: 0 K: 0 S: 14	H: 3 LOB: 0 BB: 0 P: 20	R: 0 E: 0 K: 0 S: 6	H: 0 LOB: 0 BB: 0 P: 10	R: 2 E: 0 K: 0 S: 9	H: 3 LOB: 2 BB: 1 P: 16	R: 1 E: 0 K: 0 S: 14	H: 3 LOB: 2 BB: 0 P: 23	R: 1 E: 0 K: 0 S: 9	H: 1 LOB: 1 BB: 1 P: 18	R: 2 E: 0 K: 0 S: 12	H: 2 LOB: 2 BB: 2 P: 24	R: 3 E: 0 K: 0 S: 10	H: 3 LOB: 1 BB: 0 P: 21	R: 0 E: 0 K: 0 S: 7	H: 0 LOB: 0 BB: 0 P: 13	1B: 5 2B: 8 3B: 0 HR: 2	SF: 0 SAC: 2 DP: 0 HBP: 1	WP: 1 PB: 0 SB: 0 CS: 0	PA: 46				
PITCHER	IP	WLS	BF	H	R	ER	SO	BB	IBB	HBP	BLK	WP	HR	S	P	ERA	WHIP									
Kevin Jarvis, R ERA: 6.33	(1, 1)	5.0	L	24	9	6	6	1	0	1	0	0	1	2	51	79	10.80	1.800								
Stan Belinda, R ERA: 5.47	(6, 1)	0.2		3	0	1	1	0	1	0	0	0	0	0	7	15	13.50	1.500								
Scott Karl, L ERA: 6.88	(6, 1)	2.1		16	6	5	5	0	2	0	1	0	0	0	24	48	19.29	3.429								
Mike Myers, L ERA:	(9, 1)	1.0		3	0	0	0	0	0	0	0	0	0	7	13	0.00	0.000									

San Francisco Giants @ Colorado Rockies  
Coors Field, Denver, CO  
Tue Jun 27 2000, 7:05 PM MDT  
Att: 41,573 - Sunny - 65 F

AB 39  
R 12  
H 15  
RBI 12  
BB 4  
SO 1  
LOB 10

GIANTS

Batter	1	2	3	4	5	6	7	8	9	AB	R	H	RBI	BB	SO	LOB	BOTTOM									
Tom Goodwin, L OBP: 0.410, SLG: 0.461 (1, 8)	K		SF7		K			3 1B		2	1	0	1	1	2	0										
3 Mike Lansing, R OBP: 0.341, SLG: 0.460 (1, 4)	L6		G4-3			G5-3		1B		4	1	1	1	0	0	0										
Jeffrey Hammonds, R OBP: 0.442, SLG: 0.670 (1, 9)	G6-3					17 G4-6-3		1B		4	1	2	1	0	0	0										
17 Todd Helton, L OBP: 0.475, SLG: 0.733 (1, 3)					G6-3			17 1B		3	1	1	1	1	0	1										
Jeff Cirillo, R OBP: 0.413, SLG: 0.506 (1, 5)					G3-1			WP 1B		1	0	1	1	2	0	0										
Brian Hunter, R OBP: 0.376, SLG: 0.327 Mike Myers, L (9, 1)					E5			SF9		4	0	1	1	0	1	3										
Scott Servais, R OBP: 0.297, SLG: 0.315 Brent Mayne, L OBP: 0.397, SLG: 0.436 (9, PH)					F7-3			1B		0	0	0	0	0	0	0										
Nelfi Perez, S OBP: 0.295, SLG: 0.412 (1, 6)					G1-6-3			K		3	1	1	0	0	0	2										
Kevin Jarvis, L OBP: 0.174, SLG: 0.143 Adam Melhuse, S Stan Belinda, R Scott Karl, L Terry Shumpert, R OBP: 0.338, SLG: 0.466 (9, 7)					2B			3 1B		1	0	0	0	0	0	0										
Inning Stats	R: 0 E: 0 K: 1 S: 9	H: 0 LOB: 0 BB: 0 P: 16	R: 0 E: 0 K: 0 S: 5	H: 0 LOB: 0 BB: 1 P: 10	R: 2 E: 0 K: 0 S: 10	H: 2 LOB: 0 BB: 0 P: 16	R: 1 E: 1 K: 0 S: 11	H: 2 LOB: 1 BB: 1 P: 20	R: 0 E: 0 K: 1 S: 5	H: 0 LOB: 0 BB: 0 P: 5	R: 0 E: 0 K: 0 S: 7	H: 1 LOB: 0 BB: 0 P: 7	R: 0 E: 0 K: 0 S: 4	H: 0 LOB: 0 BB: 1 P: 8	R: 4 E: 1 K: 1 S: 15	H: 4 LOB: 1 BB: 1 P: 28	R: 0 E: 0 K: 0 S: 7	H: 0 LOB: 0 BB: 0 P: 11	1B: 7 2B: 3 3B: 0 HR: 0	SF: 2 SAC: 1 DP: 4 HBP: 0	WP: 2 PB: 0 SB: 0 CS: 0	PA: 36				
PITCHER	IP	WLS	BF	H	R	ER	SO	BB	IBB	HBP	BLK	WP	HR	S	P	ERA	WHIP									
Shawn Estes, L ERA: 3.81	(1, 1)	7.1	W	28	6	5	4	2	4	0	0	0	0	56	93	4.91	1.364									
Felix Rodriguez, R ERA: 2.95	(8, 1)	1.2		8	3	2	2	1	0	0	0	0	1	0	17	28	10.80	1.800								

San Francisco Giants @ Colorado Rockies  
Coors Field, Denver, CO  
Tue Jun 27 2000, 7:05 PM MDT  
Att: 41,573 - Sunny - 65 F

AB 29  
R 7  
H 9  
RBI 7  
BB 4  
SO 3  
LOB 6

ROCKIES



Batter	1	2	3	4	5	6	7	8	9	AB	R	H	RBI	BB	SO	LOB	TOP										
Calvin Murray, R OBP: 0.385, SLG: 0.380 Marvin Benard, L OBP: 0.354, SLG: 0.400	4-0 FC6-4 1B BB	4-1 S 1B BB	3-1 F8		2-2 G3-1 S 1B		1-1 G6-3		1-2 G6-3 1-H 2B	2	2	1	0	2	0	0											
Rich Aurilia, R OBP: 0.319, SLG: 0.383	4-2 FC6-4 1-2 BB	1-3 K	2-3 K		3-3 K		2-2 G4-3		0-1 G6-3	5	0	0	0	1	3	3											
Barry Bonds, L OBP: 0.437, SLG: 0.736	1-2 FC6-4 1-2 2-3 1B	0-1 BB BB 1B		2-1 G3	1-0 G3-1		2-2 G3		1-0 F7	6	1	1	1	0	0	4											
Jeff Kent, R OBP: 0.435, SLG: 0.674	2-2 BB 1B 3B 1B	4-1 BB BB		1-1 HR	4-1 BB		2-2 F8		2-0 E6	3	2	2	2	2	0	0											
Ellis Burks, R OBP: 0.418, SLG: 0.565	0-1 BB 3B 1B	4-2 L3 BB		4-2 S HR BB	3-1 F9		2-0 E6		2-3 K	3	2	1	2	0	2												
Russ Davis, R OBP: 0.333, SLG: 0.438 Aronia, R OBP: 0.263, SLG: 0.500 John Johnstone, R OBP: 0.319, SLG: 0.500 Alan Embree, L OBP: 0.371, SLG: 0.500 Felix Rodriguez, R OBP: 0.371, SLG: 0.500	4-2 BB 1B 3B BB	1-1 L3		2-2 HR	2-3 K		2-3 K		2-3 K	3	2	1	2	1	1	3											
J.T. Snow, L OBP: 0.382, SLG: 0.465	1-3 K		1-1 HR 2B	3-3 K	2-0 L6		3-3 K			5	1	1	0	0	3	4											
Bobby Estalella, R OBP: 0.409, SLG: 0.604 Armando Rios, L OBP: 0.347, SLG: 0.454	3-2 1-H 2-H 3-H 3B		3-3 K	2-1 1B	3-3 K				1-3 K	4	0	2	3	0	2	1											
Livan Hernandez, R OBP: 0.293, SLG: 0.375 Bill Mueller, S OBP: 0.353, SLG: 0.415	1-0 G1-3		0-0 HR	1-3 K			2-2 HR		4-2 WP 2B BB	3	1	1	2	0	1	2											
<b>Inning Stats</b>	R: 5 E: 0 K: 1 S: 20	H: 3 LOB: 1 BB: 3 P: 40	R: 1 E: 0 K: 1 S: 11	H: 1 LOB: 2 BB: 3 P: 25	R: 2 E: 0 K: 2 S: 13	H: 2 LOB: 0 BB: 0 P: 22	R: 3 E: 0 K: 2 S: 19	H: 3 LOB: 1 BB: 1 P: 34	R: 0 E: 0 K: 1 S: 10	H: 1 LOB: 2 BB: 1 P: 23	R: 0 E: 0 K: 2 S: 8	H: 0 LOB: 0 BB: 0 P: 15	R: 1 E: 0 K: 0 S: 12	H: 1 LOB: 0 BB: 0 P: 19	R: 0 E: 1 K: 2 S: 11	H: 1 LOB: 1 BB: 0 P: 20	R: 1 E: 0 K: 1 S: 12	H: 1 LOB: 1 BB: 1 P: 19	1B: 6 2B: 3 3B: 1 HR: 4	SF: 0 SAC: 0 DP: 1 HBP: 0	WP: 1 PA: 48 PB: 0 SB: 3 CS: 0						
<b>PITCHER</b>	IP	WLS	BF	H	R	ER	SO	BB	IBB	HBP	BLK	WP	HR	S	P	ERA	WHIP										
Brian Bohanon, L ERA: 6.82	1.1		13	4	6	6	2	5	0	0	0	0	0	27	56	40.50	6.750										
Julian Tavaraz, R ERA: 6.89	3.2		19	6	5	5	5	3	0	0	0	0	3	46	88	12.27	2.455										
Stan Belinda, R ERA: 5.26	1.0		3	0	0	0	2	0	0	0	0	0	0	8	15	0.00	0.000										
Mike DeJean, R ERA: 4.01	1.0	W	4	1	1	1	0	0	0	0	0	0	1	12	19	9.00	1.000										
Gabe White, L ERA: 1.74	1.0		4	1	0	0	2	0	0	0	0	0	0	11	20	0.00	1.000										

San Francisco Giants @ Colorado Rockies  
Coors Field, Denver, CO  
Wed Jun 28 2000, 7:05 PM MDT  
Att: 43,405 - Cloudy - 68 F


AB 39  
R 13  
H 13  
RBI 13  
BB 9  
SO 12  
LOB 20



Batter	1	2	3	4	5	6	7	8	9	AB	R	H	RBI	BB	SO	LOB	BOTTOM										
Tom Goodwin, L OBP: 0.404, SLG: 0.451	3-2 G4-3		0-1 G6-3	1-3 K	3-2 G3-1	0-0 L4		4-2 G4-3 3 3 S BB		5	1	0	0	1	1	3											
3 Mike Lansing, R OBP: 0.341, SLG: 0.475	3-2 G6-3		0-0 HR	3-2 G4-3	0-2 G4-3		1-2 HR 3B	1-2 G4-3		6	2	2	1	0	0	3											
Larry Walker, L OBP: 0.438, SLG: 0.552	2-2 F7		3-2 E4 HR	0-3 K		1-2 G3-1	1-1 P6	4-2 G5-3 S BB		5	1	0	0	1	1	1											
Jeff Cirillo, R OBP: 0.421, SLG: 0.550		1-2 1B 2B	2-2 1-H HR		2-1 HR	4-0 BB 17 1B 2B BB	2-0 HR	1-1 G5-3		5	5	4	6	1	0	1											
17 Todd Helton, L OBP: 0.482, SLG: 0.736		1-3 K	0-0 BB G3 2B		4-1 1B 2B BB	0-0 2B BB	3-H 4-2 HR	1-3 3-H 4-0 BB		3	4	2	0	3	1	1											
Jeffrey Hammonds, R OBP: 0.458, SLG: 0.683		0-2 1B S 2-H 1B	0-2 G3 BB 1B		0-2 2B 1B	4-2 2B 1B	1-1 1B 2B	4-2 FC5-4 BB		4	3	4	2	2	0	0											
Brent Mayne, L OBP: 0.400, SLG: 0.442		3-1 1B	4-2 G3 BB		1-3 K	0-0 E9 1B FC6-4 2B	0-1 F8	1-2 FC5-4		5	1	2	2	1	1	6											
Nelfi Perez, S OBP: 0.300, SLG: 0.419		0-3 K	0-2 G3		3-2 G3-1 1-H 3-H 2B	3-1 FC6-4 1B	1-0 1B			5	0	3	4	0	1	4											
Brian Bohanon, L Julian Tavaraz, L Aronia, R John Johnstone, R Alan Embree, L Mike DeJean, R Felix Rodriguez, R Gabe White, L Jose Jimenez, R		0-1 P6		0-1 K		4-1 G3-1 1-H 3-H 2B	3-1 FC6-4	2-2 F7		8	0	0	0	0	0	0											
<b>Inning Stats</b>	R: 0 E: 0 K: 0 S: 9	H: 0 LOB: 0 BB: 0 P: 17	R: 1 E: 0 K: 2 S: 19	H: 3 LOB: 0 BB: 0 P: 24	R: 4 E: 1 K: 1 S: 21	H: 4 LOB: 2 BB: 1 P: 33	R: 0 E: 0 K: 2 S: 10	H: 0 LOB: 0 BB: 0 P: 14	R: 3 E: 0 K: 1 S: 24	H: 3 LOB: 1 BB: 2 P: 41	R: 4 E: 1 K: 0 S: 12	H: 3 LOB: 1 BB: 2 P: 27	R: 4 E: 0 K: 0 S: 16	H: 4 LOB: 1 BB: 1 P: 28	R: 1 E: 0 K: 0 S: 19	H: 0 LOB: 3 BB: 4 P: 38	1B: 7 2B: 5 3B: 1 HR: 4	SF: 0 SAC: 0 DP: 0 HBP: 0	WP: 0 PA: 52 PB: 0 SB: 3 CS: 0								
<b>PITCHER</b>	IP	WLS	BF	H	R	ER	SO	BB	IBB	HBP	BLK	WP	HR	S	P	ERA	WHIP										
Livan Hernandez, R ERA: 4.41	5.0		29	10	8	6	6	3	0	0	0	0	0	3	83	10.80	2.600										
Aaron Fultz, L ERA: 6.27	0.1	B	6	3	4	4	0	2	0	0	0	0	0	9	21	108.00	15.000										
John Johnstone, R ERA: 6.69	1.0	L	5	2	2	2	0	0	0	0	0	0	1	9	16	18.00	2.000										
Alan Embree, L ERA: 6.03	0.2		5	2	2	2	0	1	0	0	0	0	0	10	18	27.00	4.500										
Felix Rodriguez, R ERA: 3.09	1.0		7	0	1	1	0	3	1	0	0	0	0	19	38	9.00	3.000										

San Francisco Giants @ Colorado Rockies  
Coors Field, Denver, CO  
Wed Jun 28 2000, 7:05 PM MDT  
Att: 43,405 - Cloudy - 68 F

AB 42  
R 17  
H 17  
RBI 16  
BB 10  
SO 6  
LOB 25





Batter	1	2	3	4	5	6	7	8	9	AB	R	H	RBI	BB	SO	LOB	TOP										
Marvin Benard, L (1, 8) OBP: 0.352, SLG: 0.396	F7		L6-3 1B	G4-3		L4		K		5	0	1	0	0	1	6	<b>San Francisco Giants @ Colorado Rockies</b> Coors Field, Denver, CO Thu Jun 29 2000, 1:05 PM MDT Att: 43,946 - Sunny - 85 F										
Bill Mueller, S (1, 5) OBP: 0.347, SLG: 0.408	K		L6-3 1-2		F9		F8	F7	5	0	0	0	0	1	1												
Barry Bonds, L (1, 7) OBP: 0.436, SLG: 0.742	HR		G6-3				K	F9	5	2	2	1	0	1	0												
Jeff Kent, R (1, 4) OBP: 0.438, SLG: 0.679	FC4-6 1B			K	F8 1-H		K		5	0	3	1	0	2	0												
J.T. Snow, L (1, 3) OBP: 0.379, SLG: 0.460	FC4-6 1-2			G3-1	F8 2-3			1B 1B	5	0	1	0	0	1	3												
Ramon Martinez, R (1, 6) OBP: 0.386, SLG: 0.544					F9			1B	4	1	3	0	0	0	1												
Armando Rios, L (1, 9) OBP: 0.351, SLG: 0.470						G3-1		1B	4	0	2	1	0	1	1												
Doug Mirabeli, R (1, 2) OBP: 0.357, SLG: 0.462									2	0	0	0	1	1	1												
Ellis Burks, R (8, PH) OBP: 0.415, SLG: 0.562	G6-3							K	1	0	0	0	0	1	3												
Bobby Estalella, R (8, 2) OBP: 0.409, SLG: 0.604									0	0	0	0	0	0	0												
Joe Nathan, R (1, 1) OBP: 0.192, SLG: 0.458									2	1	1	1	1	0	1												
Aaron Fultz, L (7, 1) OBP: 0.300, SLG: 0.500	G3								0	0	0	0	0	0	0												
John Johnstone, R (7, 1)									0	0	0	0	0	0	0												
Felipe Crespo, S (8, PH) OBP: 0.393, SLG: 0.462									1	0	0	0	0	1	3												
Alan Embree, L (8, 1)									0	0	0	0	0	0	0												
<b>Inning Stats</b>	R: 1 E: 0 K: 1 S: 14	H: 2 LOB: 1 BB: 0 P: 19	R: 0 E: 0 K: 1 S: 8	H: 1 LOB: 1 BB: 0 P: 11	R: 0 E: 0 K: 0 S: 6	H: 1 LOB: 0 BB: 0 P: 9	R: 1 E: 0 K: 1 S: 18	H: 2 LOB: 3 BB: 2 P: 31	R: 1 E: 0 K: 0 S: 7	H: 2 LOB: 1 BB: 0 P: 10	R: 0 E: 0 K: 2 S: 9	H: 0 LOB: 0 BB: 0 P: 14	R: 0 E: 0 K: 3 S: 12	H: 3 LOB: 3 BB: 0 P: 17	R: 0 E: 0 K: 1 S: 10	H: 1 LOB: 1 BB: 0 P: 16	1B: 6 2B: 4 3B: 2 HR: 2	SF: 0 SAC: 0 DP: 1 HBP: 0	WP: 0 PB: 0 SB: 0 CS: 0	PA: 41							
<b>PITCHER</b>	IP	WLS	BF	H	R	ER	SO	BB	IBB	HBP	BLK	WP	HR	S	P	ERA	WHIP										
Masato Yoshii, R (1, 1) ERA: 5.08	7.0	W	31	9	4	4	6	1	1	0	0	0	2	71	108	5.14	1.429										
Gabe White, L (8, 1) ERA: 1.74	0.0		3	3	0	0	0	0	0	0	0	0	0	3	4	∞	∞										
Stan Belinda, R (8, 1) ERA: 5.06	1.0	H	3	0	0	0	3	0	0	0	0	0	0	9	13	0.00	0.000										
Mike Myers, L (9, 1) ERA:	1.0		4	1	0	0	1	0	0	0	0	0	0	10	16	0.00	1.000										

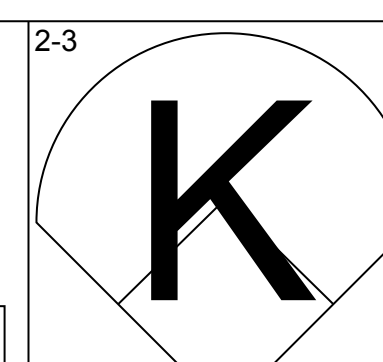
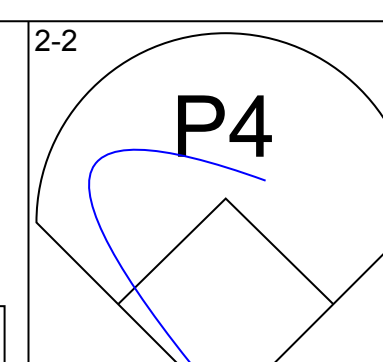
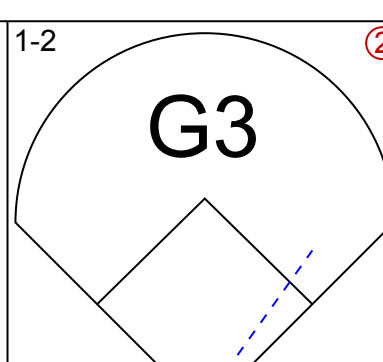
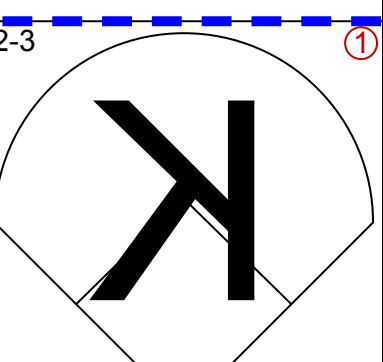
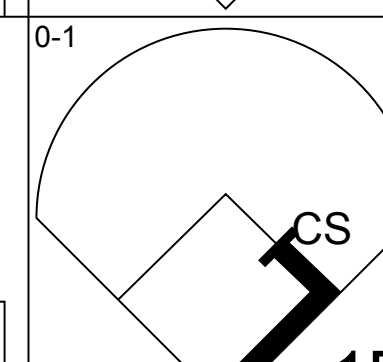
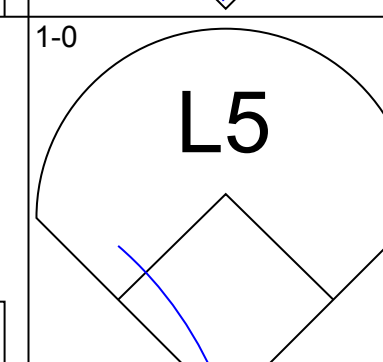
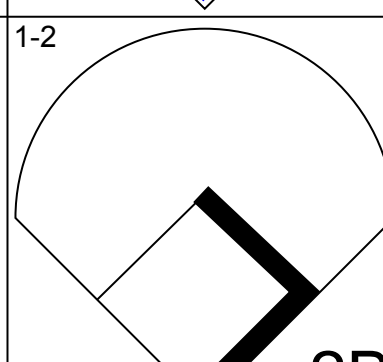
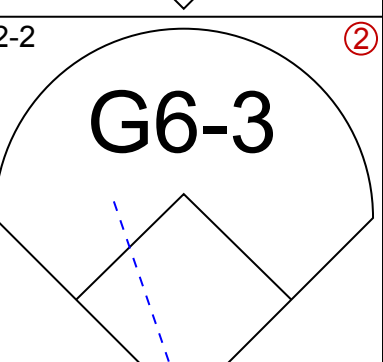
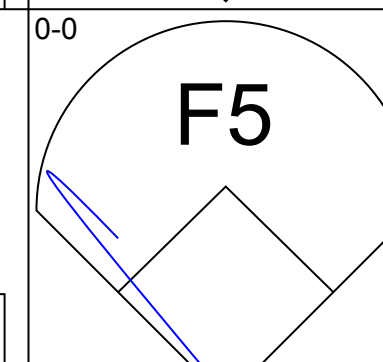
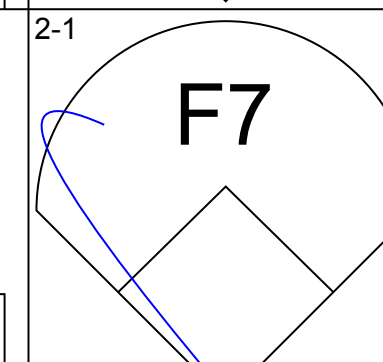
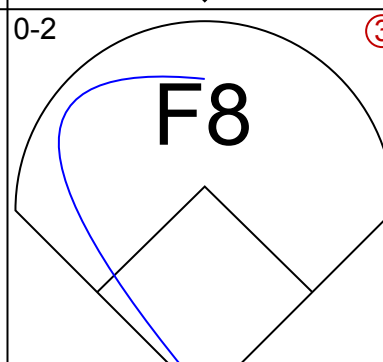
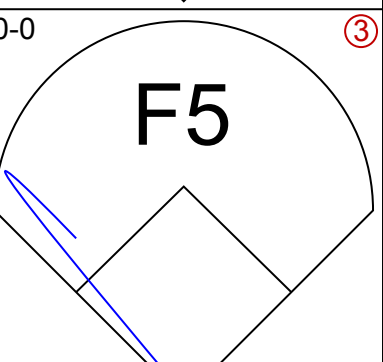
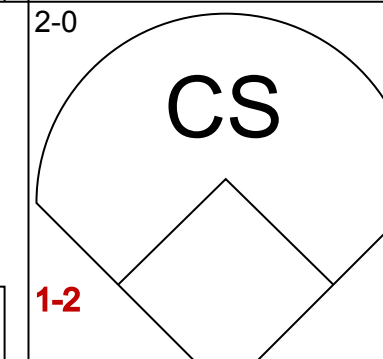
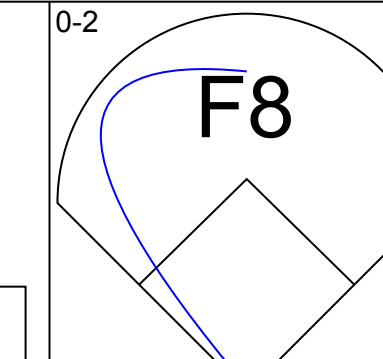
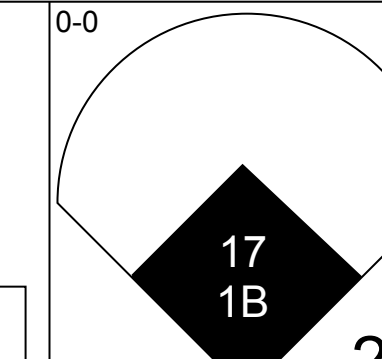
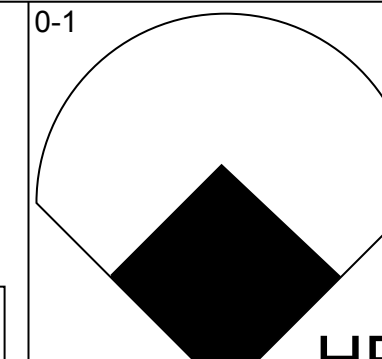
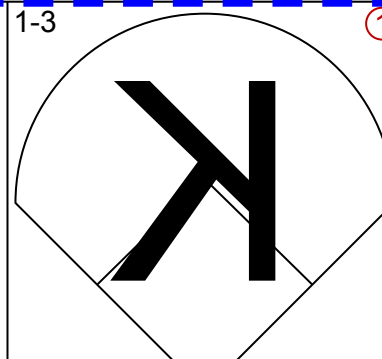
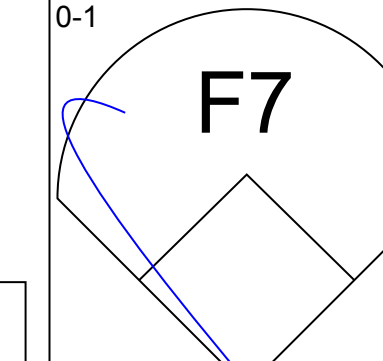
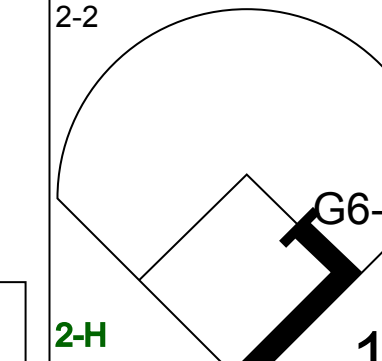
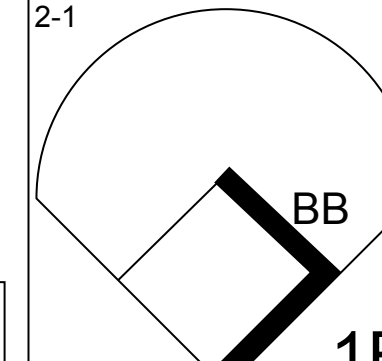
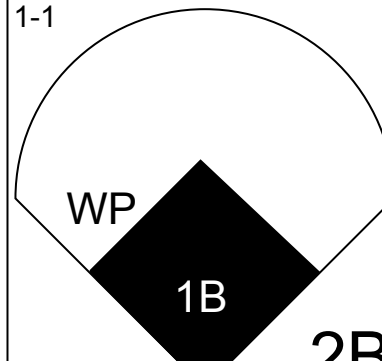
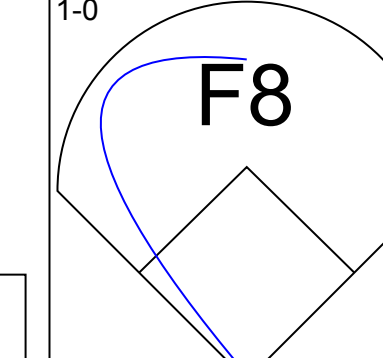
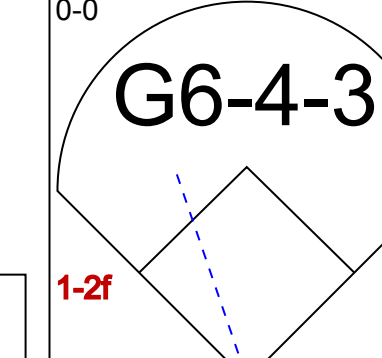
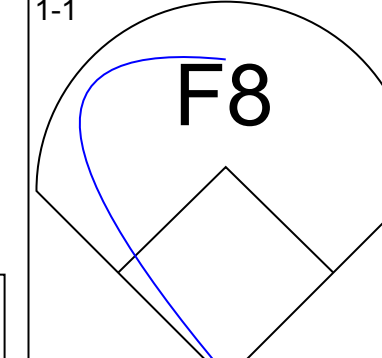
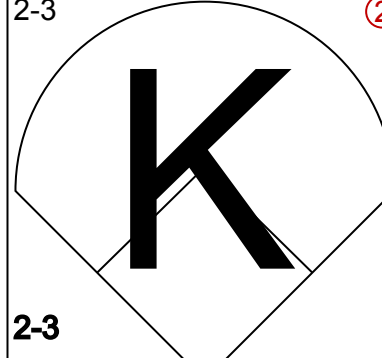
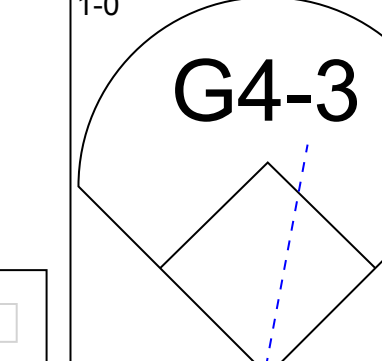
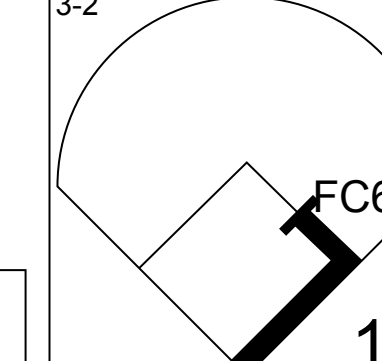
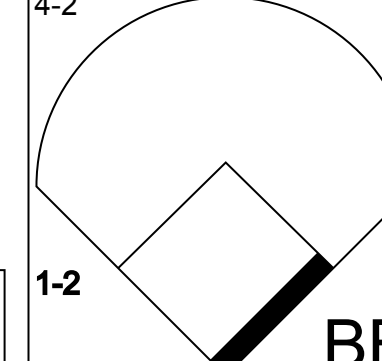
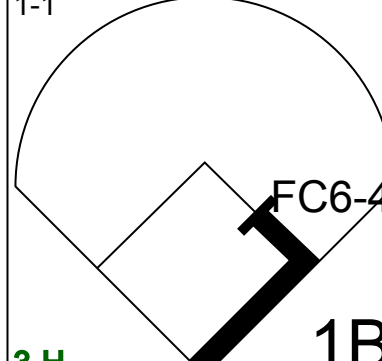
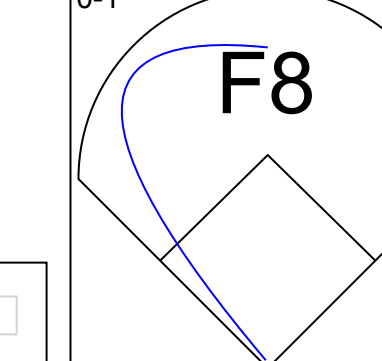
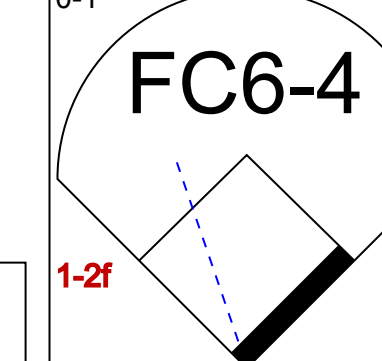
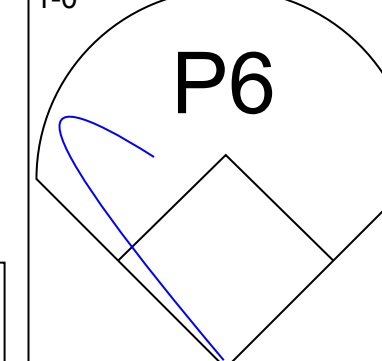
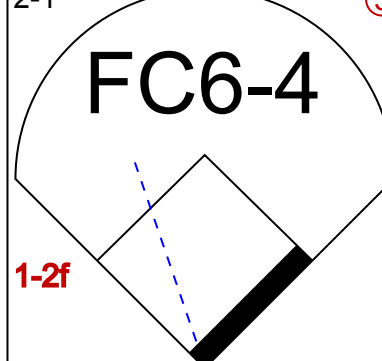
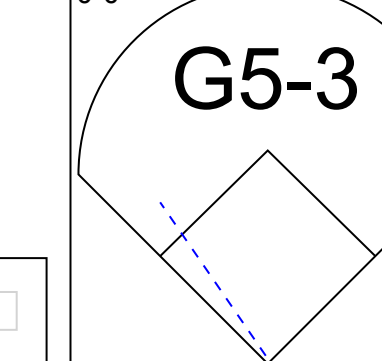
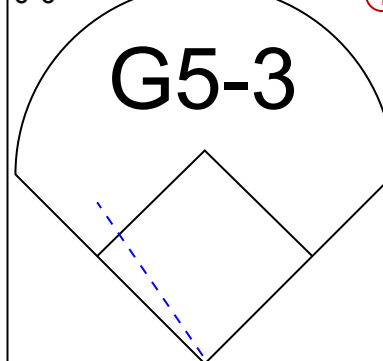
Batter	1	2	3	4	5	6	7	8	9	AB	R	H	RBI	BB	SO	LOB	BOTTOM										
Tom Goodwin, L (1, 8) OBP: 0.408, SLG: 0.456	G4-3		K			E 2H 2B	WP BB	BB 1B		4	2	2	1	1	1	0	<b>San Francisco Giants @ Colorado Rockies</b> Coors Field, Denver, CO Thu Jun 29 2000, 1:05 PM MDT Att: 43,946 - Sunny - 85 F										
Terry Shumpert, R (1, 4) OBP: 0.372, SLG: 0.504	G5-3		SF9 3B		E HBP	P4		1B BB	3	3	1	0	1	0	2												
Larry Walker, L (1, 7) OBP: 0.437, SLG: 0.557	G3		SF9		P8			1B 17 2B	4	1	2	2	0	0	2												
Jeff Cirillo, R (1, 5) OBP: 0.424, SLG: 0.554			K2-3		E9 2H 2B			17 1B SF9 1B	5	1	3	3	0	1	0												
17 Todd Helton, L (1, 3) OBP: 0.481, SLG: 0.734					G4-3	K		SF9 1B G1-3 1B	5	2	2	1	0	1	3												
Jeffrey Hammonds, R (1, 9) OBP: 0.454, SLG: 0.672			S 1B 2B		F7			1-2 2-3 3-H	3	0	0	0	1	0	2												
Brian Hunter, R (8, PH) OBP: 0.373, SLG: 0.324					F7			G1-3 G4-3	1	0	0	0	0	0	1												
Brent Mayne, L (1, 2) OBP: 0.402, SLG: 0.452					G3-1			G4-3	3	1	2	2	0	0	0												
Nelfi Perez, S (1, 6) OBP: 0.306, SLG: 0.423									4	1	3	2	0	1	2												
Masato Yoshii, R (1, 1) OBP: 0.286, SLG: 0.429									1	0	0	0	0	1	2												
Angel Echevarria, R (7, PH)									1	0	0	0	0	1	1												
Gabe White, L (8, 1) OBP: 0.200, SLG: 0.800									0	0	0	0	0	0	0												
Stan Belinda, R (8, 1)									0	0	0	0	0	0	0												
Mike Myers, L (9, 1)									0	0	0	0	0	0	0												
<b>Inning Stats</b>	R: 0 E: 0 K: 0 S: 9	H: 0 LOB: 0 BB: 0 P: 12	R: 1 E: 0 K: 3 S: 18	H: 2 LOB: 2 BB: 1 P: 30	R: 1 E: 0 K: 1 S: 7	H: 1 LOB: 0 BB: 0 P: 12	R: 0 E: 0 K: 0 S: 5	H: 0 LOB: 0 BB: 0 P: 10	R: 3 E: 1 K: 1 S: 11	H: 3 LOB: 1 BB: 0 P: 23	R: 1 E: 0 K: 0 S: 17	H: 2 LOB: 2 BB: 1 P: 28	R: 3 E: 0 K: 1 S: 14	H: 4 LOB: 1 BB: 0 P: 18	R: 2 E: 0 K: 0 S: 16	H: 3 LOB: 1 BB: 1 P: 31	1B: 9 2B: 5 3B: 1 HR: 0	SF: 2 SAC: 2 DP: 1 HBP: 1	WP: 1 PB: 0 SB: 1 CS: 0	PA: 42							
<b>PITCHER</b>	IP	WLS	BF	H	R	ER	SO	BB	IBB	HBP	BLK	WP	HR	S	P	ERA	WHIP										
Joe Nathan, R (1, 1) ERA: 4.91	6.0	L	29	8	6	6	5	2	0	1	0	0	0	67	115	9.00	1.667										
Aaron Fultz, L (7, 1) ERA: 6.95	0.2		6	4	3	3	0	0	0	0	0	0	0	11	12	40.50	6.000										
John Johnstone, R (7, 1) ERA: 6.63	0.1		1	0	0	0	1	0	0	0	0	0	0	3	6	0.00	0.000										
Alan Embree, L (8, 1) ERA: 6.4	1.0		6	3	2	2	0	1	0	0	0	0	0	16	31	18.00	4.000										

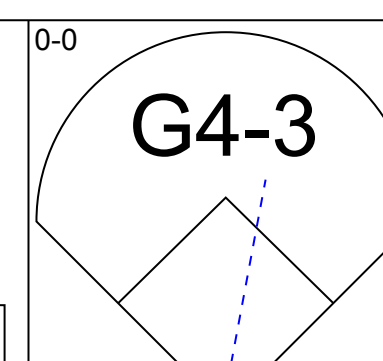
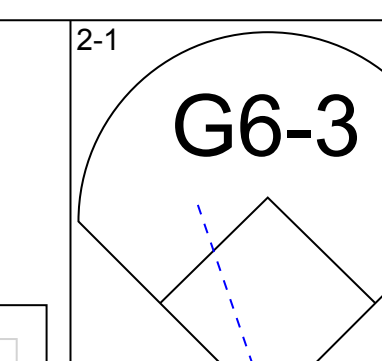
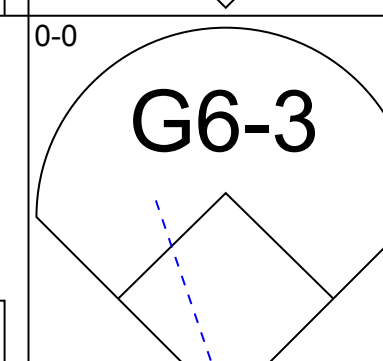
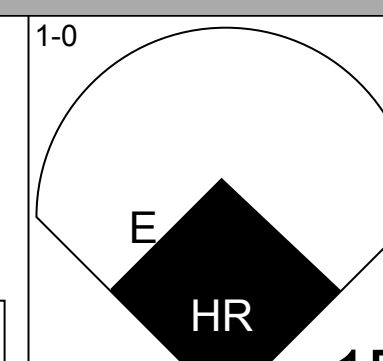
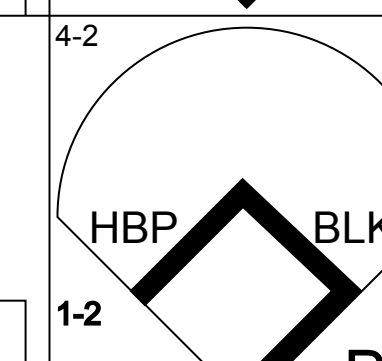
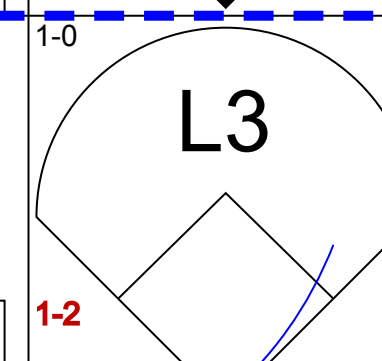
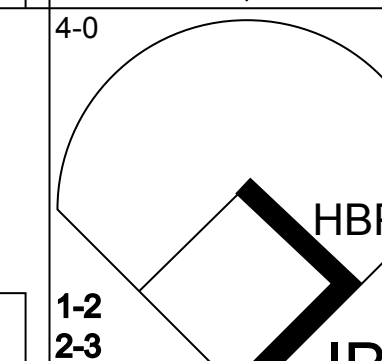
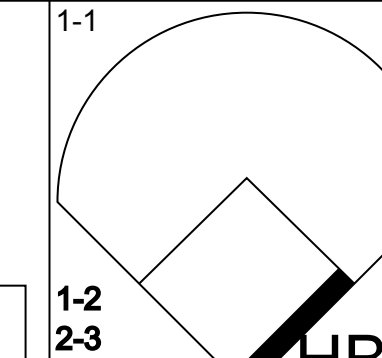
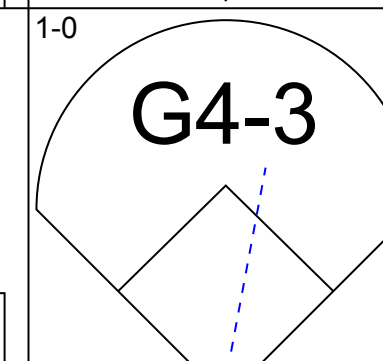
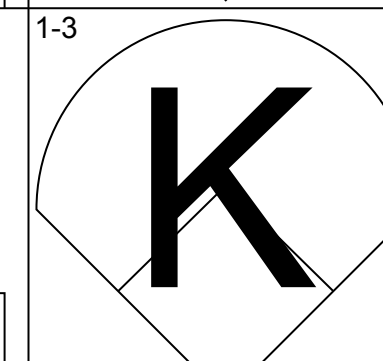
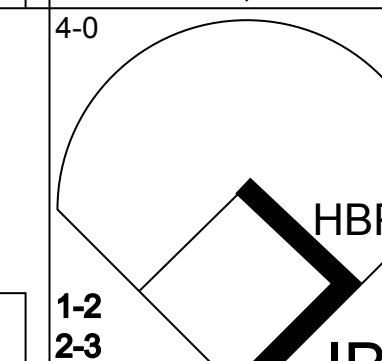
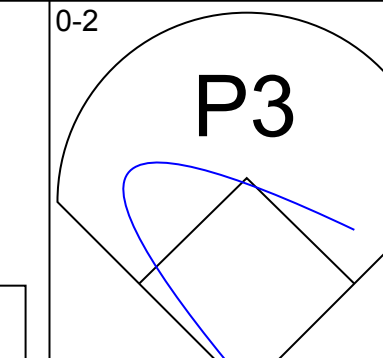
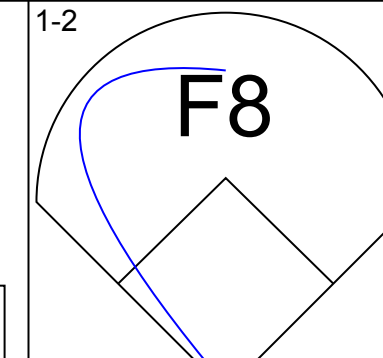
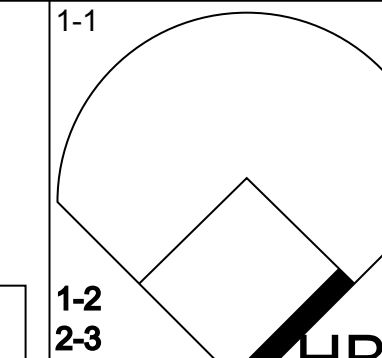
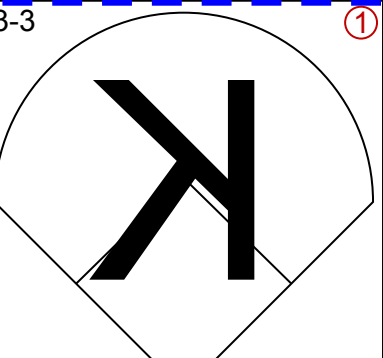
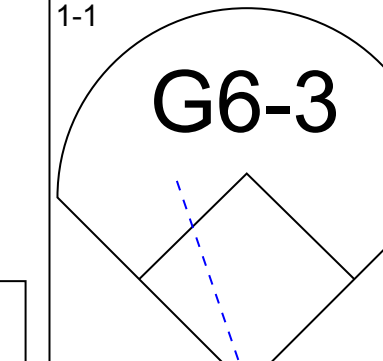
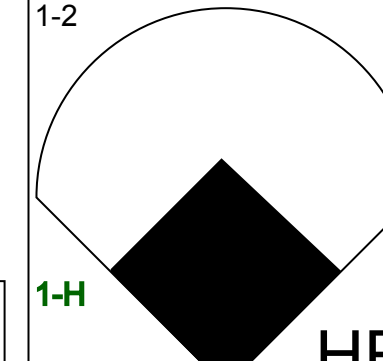
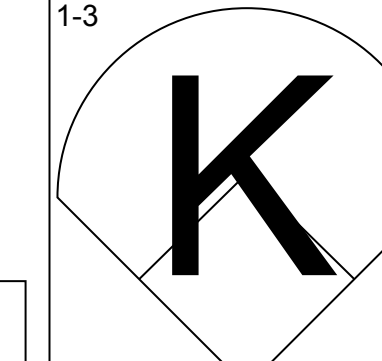
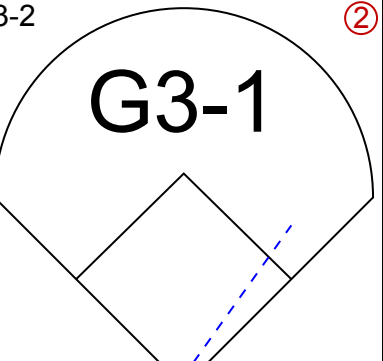
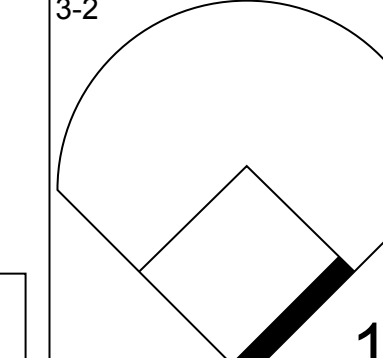
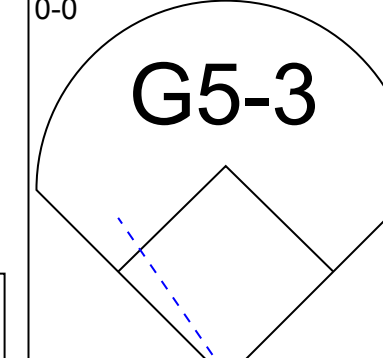
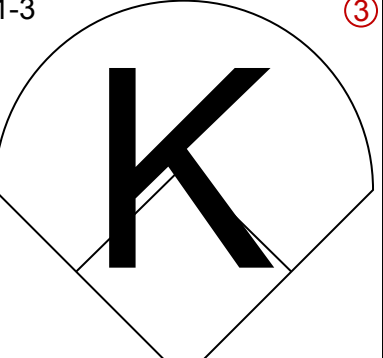
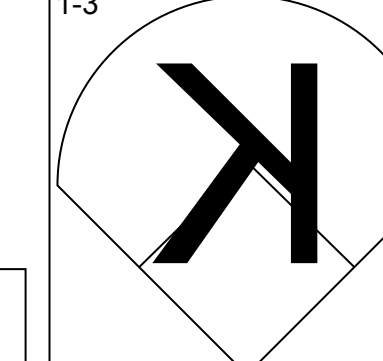
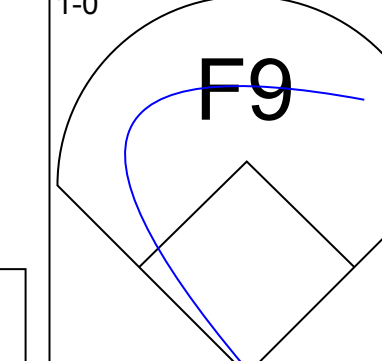

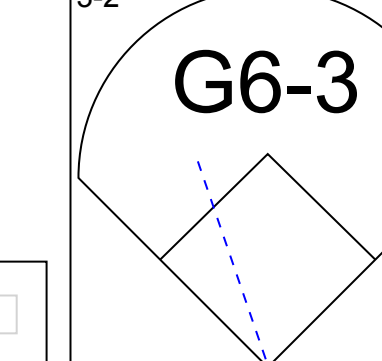
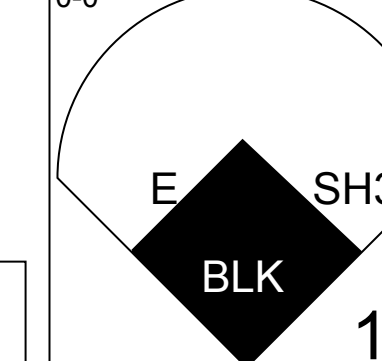
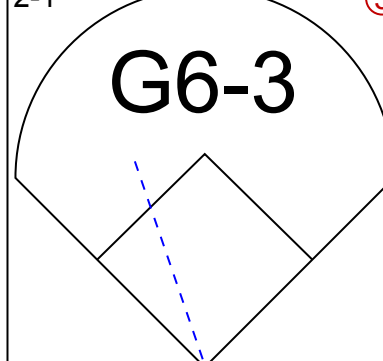
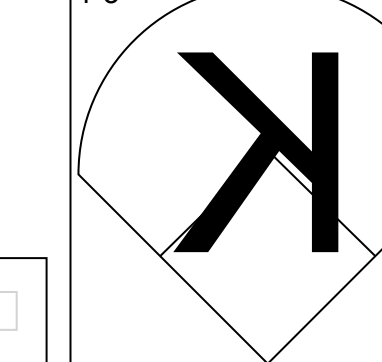
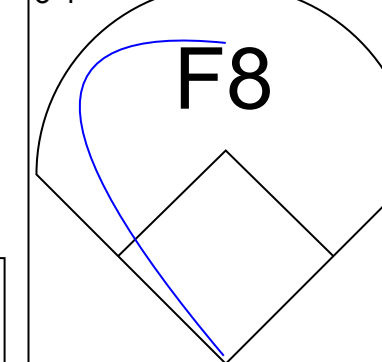








Batter	1	2	3	4	5	6	7	8	9	AB	R	H	RBI	BB	SO	LOB	TOP					
Tom Goodwin, L (1, 8) OBP: 0.402, SLG: 0.448										4	0	0	0	0	2	0	<b>Colorado Rockies @ San Diego Padres</b> Qualcomm Stadium, San Diego, CA Sat Jul 01 2000, 10:05 PM EDT Att: 34,941 - Sunny - 73 F					
3 Mike Lansing, R (1, 4) OBP: 0.341, SLG: 0.472										4	0	2	0	0	0	0						
Larry Walker, L (1, 7) OBP: 0.428, SLG: 0.541										4	0	0	0	0	0	2						
Jeff Cirillo, R (1, 5) OBP: 0.425, SLG: 0.568										4	2	2	1	0	1	0						
17 Todd Helton, L (1, 3) OBP: 0.485, SLG: 0.738										4	1	3	1	0	0	0						
Jeffrey Hammonds, R (1, 9) OBP: 0.445, SLG: 0.688										4	0	0	0	0	1	3						
Brent Mayne, L (1, 2) OBP: 0.411, SLG: 0.472										3	0	2	1	1	0	0						
Neffi Perez, S (1, 6) OBP: 0.301, SLG: 0.415										4	0	0	0	0	0	4						
Rolando Arriojo, R (1, 1) OBP: 0.136, SLG: 0.182										1	0	0	0	0	0	0						
Angel Echeverria, R (6, PH)										1	0	0	0	0	0	0						
Julian Tavaraz, L (6, 1)										0	0	0	0	0	0	0						
Darren Bragg, L (7, PH)										1	0	0	0	0	1	2						
Mike DeJean, R (7, 1)										0	0	0	0	0	0	0						
Mike Myers, L (7, 1)										0	0	0	0	0	0	0						
Stan Belinda, R (8, 1)										0	0	0	0	0	0	0						
<b>Inning Stats</b>	R: 0 E: 0 K: 1 S: 6	H: 1 LOB: 0 BB: 0 P: 10	R: 0 E: 0 K: 0 S: 6	H: 0 LOB: 0 BB: 0 P: 7	R: 0 E: 0 K: 0 S: 4	H: 0 LOB: 0 BB: 0 P: 5	R: 0 E: 0 K: 0 S: 7	H: 0 LOB: 0 BB: 0 P: 12	R: 1 E: 0 K: 0 S: 10	H: 3 LOB: 1 BB: 0 P: 15	R: 0 E: 0 K: 0 S: 10	H: 1 LOB: 1 BB: 0 P: 12	R: 1 E: 0 K: 1 S: 14	H: 2 LOB: 2 BB: 1 P: 25	R: 0 E: 0 K: 1 S: 7	H: 0 LOB: 0 BB: 0 P: 11	R: 1 E: 0 K: 2 S: 15	H: 2 LOB: 1 BB: 0 P: 22	1B: 5 2B: 3 3B: 0 HR: 1	SF: 0 SAC: 0 DP: 1 HBP: 0	WP: 1 PB: 0 SB: 0 CS: 1	PA: 36
<b>PITCHER</b>	IP	WLS	BF	H	R	ER	SO	BB	IBB	HBP	BLK	WP	HR	S	P	ERA	WHIP					
Brian Meadows, R (1, 1) ERA: 5.07	6.1	W	25	7	2	2	1	1	0	0	0	0	1	53	78	2.84	1.263					
Steve Montgomery, R (7, 1) ERA: 4.5	0.2	H	2	0	0	0	1	0	0	0	0	0	0	4	8	0.00	0.000					
Kevin Walker, L (8, 1) ERA: 4.54	1.0	H	3	0	0	0	1	0	0	0	0	0	0	7	11	0.00	0.000					
Trevor Hoffman, R (9, 1) ERA: 3.41	1.0	S	5	2	1	1	2	0	0	0	0	1	0	15	22	9.00	2.000					

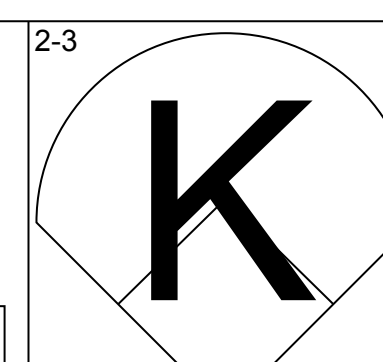
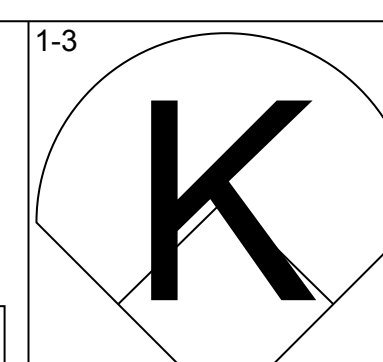
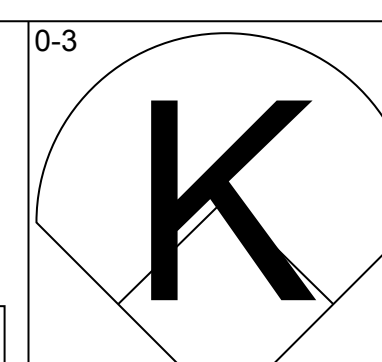
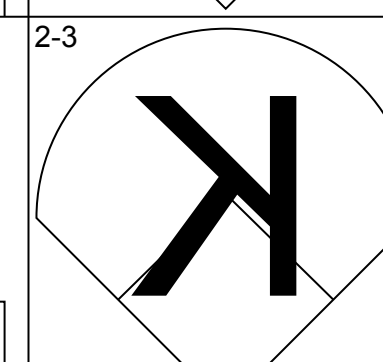
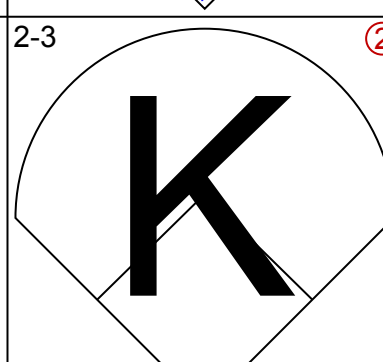
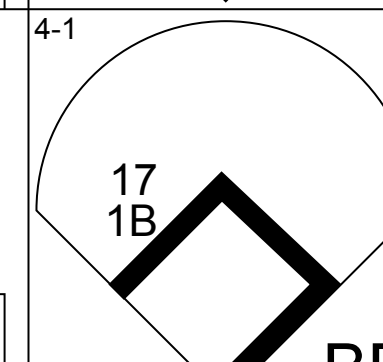
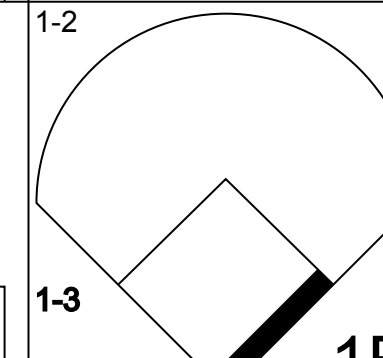
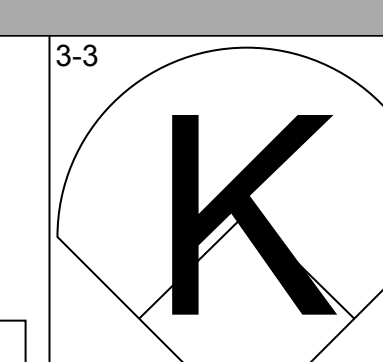
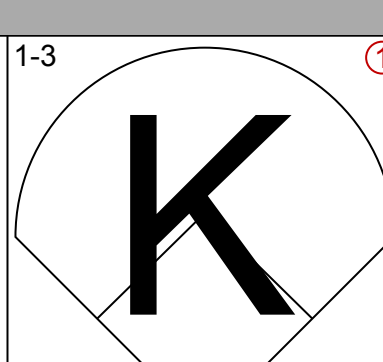
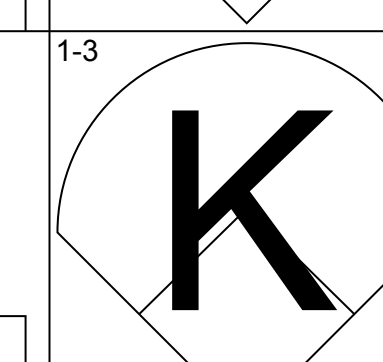
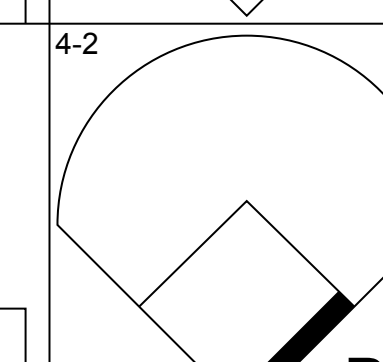
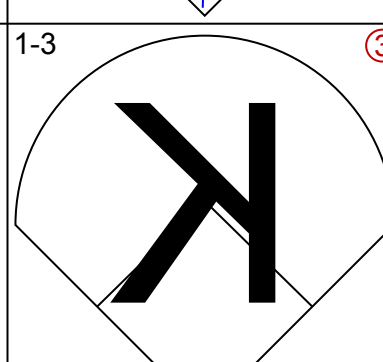
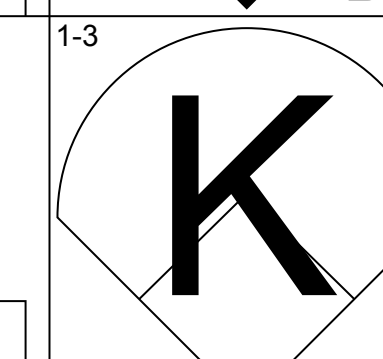
Batter	1	2	3	4	5	6	7	8	9	AB	R	H	RBI	BB	SO	LOB	BOTTOM				
Eric Owens, R (1, 9) OBP: 0.388, SLG: 0.430										4	1	1	0	0	0	1	<b>Colorado Rockies @ San Diego Padres</b> Qualcomm Stadium, San Diego, CA Sat Jul 01 2000, 10:05 PM EDT Att: 34,941 - Sunny - 73 F				
Al Martin, L (1, 7) OBP: 0.356, SLG: 0.489										2	1	1	0	1	0	0					
Dusty Allen, R (7, PH)										1	0	0	0	0	0	1					
29 Kory DeHaan, L (8, 9) OBP: 0.226, SLG: 0.245										0	0	0	0	0	0	0					
Ryan Klesko, L (1, 3) OBP: 0.412, SLG: 0.646										3	1	1	1	1	1	1					
Phil Nevin, R (1, 5) OBP: 0.339, SLG: 0.508										3	0	0	1	0	1	1					
Bret Boone, R (1, 4) OBP: 0.322, SLG: 0.452										4	1	1	2	0	1	3					
Carlos Hernandez, R (1, 2) OBP: 0.315, SLG: 0.343										4	0	1	0	0	2	0					
Ruben Rivera, R (1, 8) OBP: 0.347, SLG: 0.506										3	0	1	0	0	1	1					
16 Kevin Nicholson, S (1, 6) OBP: 0.300, SLG: 0.393										3	1	1	0	0	0	0					
Brian Meadows, R (1, 1) OBP: 0.167, SLG: 0.167										1	0	0	0	0	1	0					
Steve Montgomery, R (7, 1) ERA: 6.69										0	0	0	0	0	0	0					
Dave Magadan, L (7, PH)										1	0	0	0	0	0	0					
Kevin Walker, L (8, 1) OBP: 0.250, SLG: 0.250										0	0	0	0	0	0	0					
Trevor Hoffman, R (9, 1) ERA: 4.88										0	0	0	0	0	0	0					
<b>Inning Stats</b>	R: 0 E: 0 K: 0 S: 3	H: 0 LOB: 0 BB: 0 P: 4	R: 0 E: 0 K: 1 S: 11	H: 1 LOB: 1 BB: 0 P: 16	R: 0 E: 0 K: 1 S: 8	H: 0 LOB: 0 BB: 0 P: 14	R: 2 E: 1 K: 1 S: 11	H: 2 LOB: 0 BB: 0 P: 15	R: 2 E: 1 K: 1 S: 12	H: 1 LOB: 3 BB: 2 P: 23	R: 0 E: 0 K: 1 S: 6	H: 1 LOB: 0 BB: 0 P: 10	R: 0 E: 0 K: 0 S: 4	H: 1 LOB: 0 BB: 0 P: 9	R: 1 E: 0 K: 2 S: 12	H: 1 LOB: 0 BB: 0 P: 19	1B: 5 2B: 1 3B: 0 HR: 2	SF: 0 SAC: 1 DP: 1 HBP: 1	WP: 0 PB: 0 SB: 0 CS: 0	PA: 33	
<b>PITCHER</b>	IP	WLS	BF	H	R	ER	SO	BB	IBB	HBP	BLK	WP	HR	S	P	ERA	WHIP				
Rolando Arriojo, R (1, 1) ERA: 6.13	5.0	L	23	4	4	2	4	1	1	1	1	1	1	45	72	3.60	1.000				
Julian Tavaraz, R (6, 1) ERA: 6.69	1.0		3	1	0	0	1	0	0	0	0	0	0	6	10	0.00	1.000				
Mike DeJean, R (7, 1) ERA: 3.96	0.1		2	1	0	0	0	0	0	0	0	0	0	3	7	0.00	3.000				
Mike Myers, L (7, 1) ERA: 0.49	0.2		2	1	1	1	0	0	0	0	0	0	1	3	4	13.50	1.500				
Stan Belinda, R (8, 1) ERA: 4.88	1.0		3	0	0	0	2	0	0	0	0	0	0	10	17	0.00	0.000				







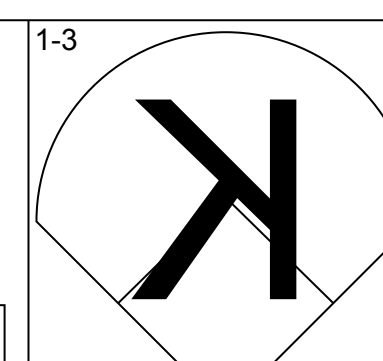
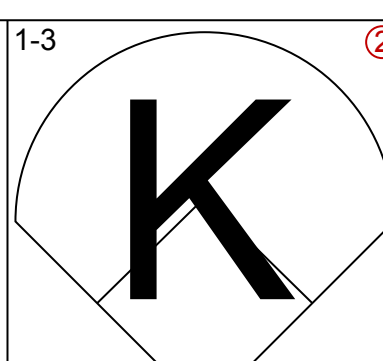
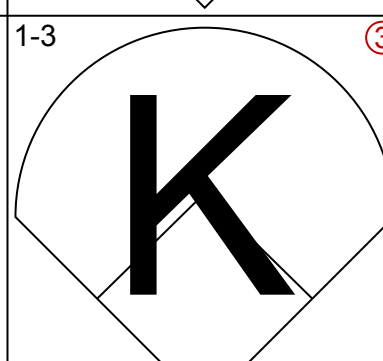
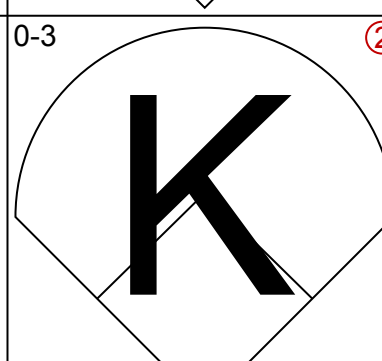
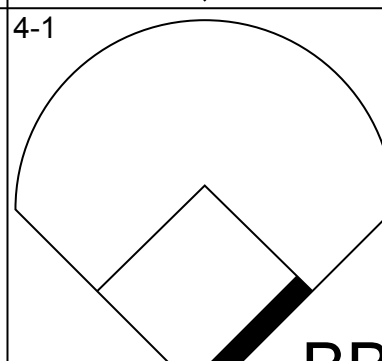
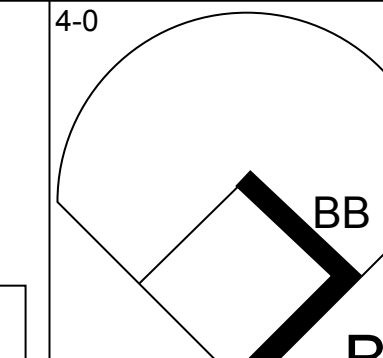
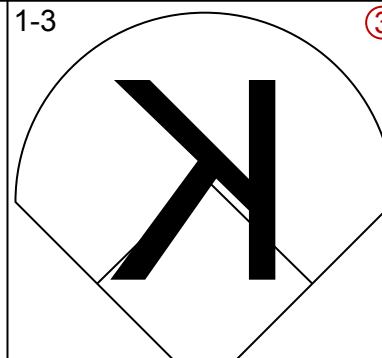
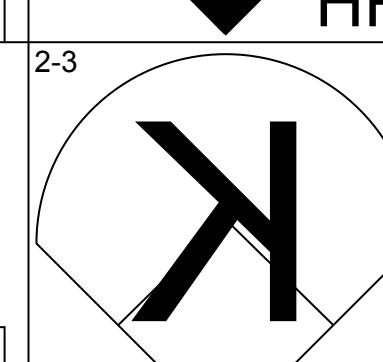
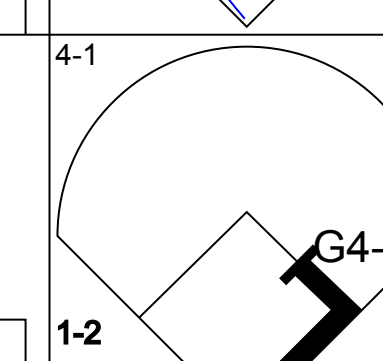
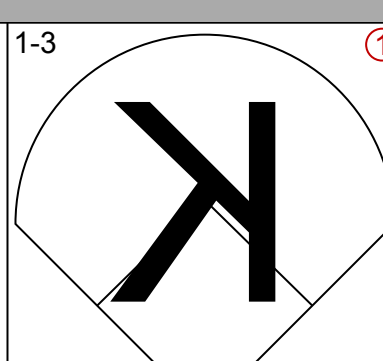
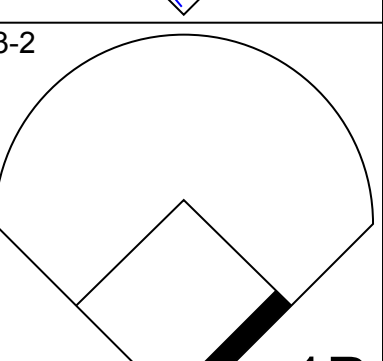


Batter	1	2	3	4	5	6	7	8	9	AB	R	H	RBI	BB	SO	LOB	TOP																
Tom Goodwin, L (1, 8) OBP: 0.393, SLG: 0.435			B5-3						G6-3	5	0	0	0	0	0	3	3																
3 Mike Lansing, R (1, 4) OBP: 0.334, SLG: 0.462					F9		L6			4	0	0	0	0	0	2	0																
Jeff Cirillo, R (1, 5) OBP: 0.419, SLG: 0.560	17 BB		G6-3		F8			F9		3	0	0	0	1	0	0	0																
17 Todd Helton, L (1, 3) OBP: 0.489, SLG: 0.737				FC6-5 2B	FC6-4 BB			HR BB		2	1	2	0	2	0	0	0																
Jeffrey Hammonds, R (1, 9) OBP: 0.443, SLG: 0.662				FC6-5 1B E	FC6-4 1-2			HR		4	2	1	2	0	1	4	4																
Darren Bragg, L (1, 7) OBP: 0.282, SLG: 0.341				E BB 1B				G6-3		4	0	1	0	0	2	0	0																
Brent Mayne, L (1, 2) OBP: 0.306, SLG: 0.461				E BB		G1-3		G4-3		3	0	0	0	1	1	0	0																
Neffi Perez, S (1, 6) OBP: 0.303, SLG: 0.412				E4				G4-3		3	0	0	1	1	1	2	2																
Brian Bohanon, L (1, 1) Angel Echevarria, R (9, PH) Jose Jimenez, R (9, 1) OBP: 0.500, SLG: 0.500				1-2 2-3 3-H	P6		F9		L9	3	0	0	0	0	1	4	4																
										1	0	0	0	0	0	0	0																
										0	0	0	0	0	0	0	0																
<b>Inning Stats</b>	R: 0 E: 0 K: 3 S: 16	H: 1 LOB: 2 BB: 1 P: 28	R: 0 E: 0 K: 3 S: 13	H: 0 LOB: 1 BB: 1 P: 22	R: 0 E: 0 K: 1 S: 6	H: 0 LOB: 0 BB: 0 P: 9	R: 1 E: 1 K: 1 S: 14	H: 2 LOB: 3 BB: 1 P: 27	R: 0 E: 0 K: 2 S: 7	H: 0 LOB: 1 BB: 1 P: 14	R: 0 E: 0 K: 1 S: 7	H: 0 LOB: 0 BB: 0 P: 7	R: 2 E: 0 K: 0 S: 13	H: 1 LOB: 0 BB: 1 P: 22	R: 0 E: 0 K: 0 S: 7	H: 0 LOB: 0 BB: 0 P: 11	1B: 2 2B: 1 3B: 0 HR: 1	SF: 0 SAC: 0 DP: 0 HBP: 0	WP: 0 PA: 37 PB: 0 SB: 0 CS: 0														
<b>PITCHER</b>	IP WLS BF H R ER SO BB IBB HBP BLK WP HR S P ERA WHIP																																
Adam Eaton, R (1, 1) ERA: 3.02	6.0	26	3	1	1	10	4	0	0	0	0	0	0	68	116	1.50	1.167																
Steve Montgomery, R (7, 1) ERA: 5.4	1.1	L 6	1	2	1	1	1	0	0	0	0	0	1	15	21	6.75	1.500																
Kevin Walker, L (8, 1) ERA: 4.54	0.2	2	0	0	0	0	0	0	0	0	0	0	0	5	8	0.00	0.000																
Will Cunnane, R (9, 1) ERA: 5.06	1.0	3	0	0	0	0	0	0	0	0	0	0	0	7	11	0.00	0.000																

Colorado Rockies @ San Diego Padres  
Qualcomm Stadium, San Diego, CA  
Mon Jul 03 2000, 9:05 PM EDT  
Att: 31,717 - Sunny - 72 F

AB 32  
R 3  
H 4  
RBI 3  
BB 5  
SO 11  
LOB 13



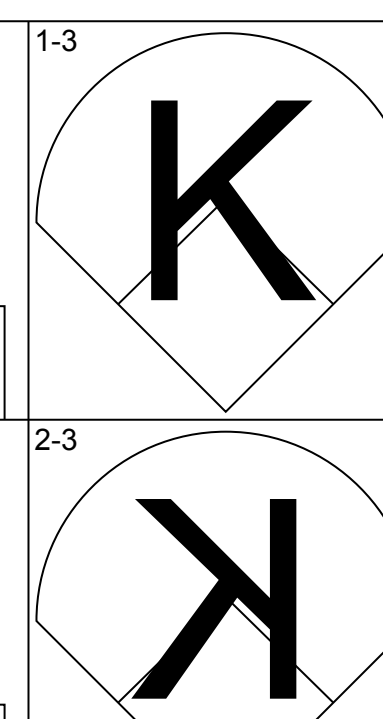
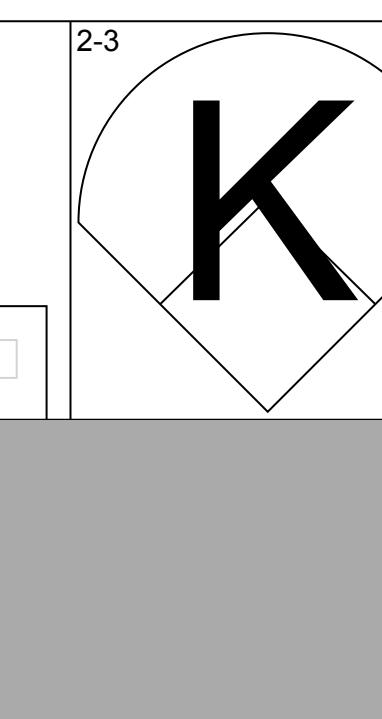
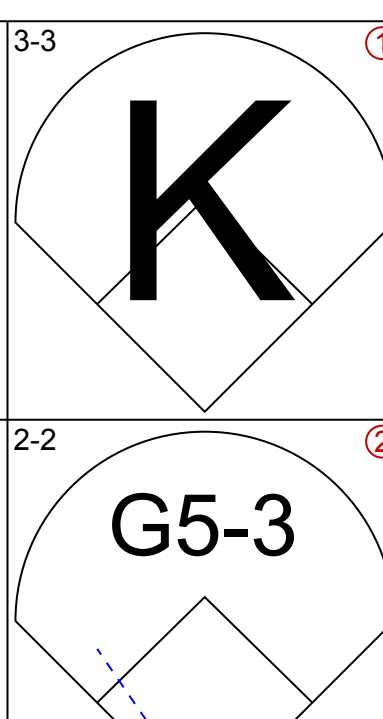
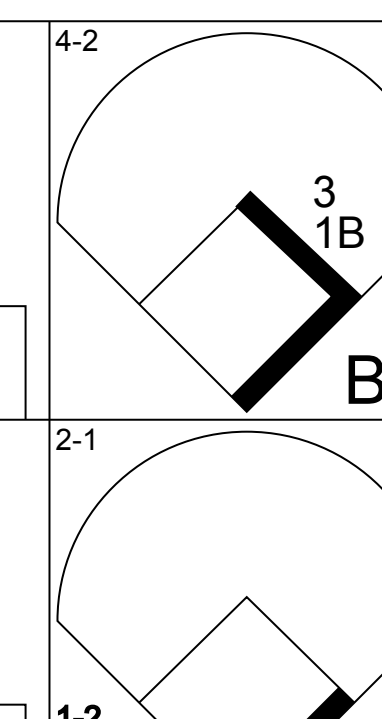
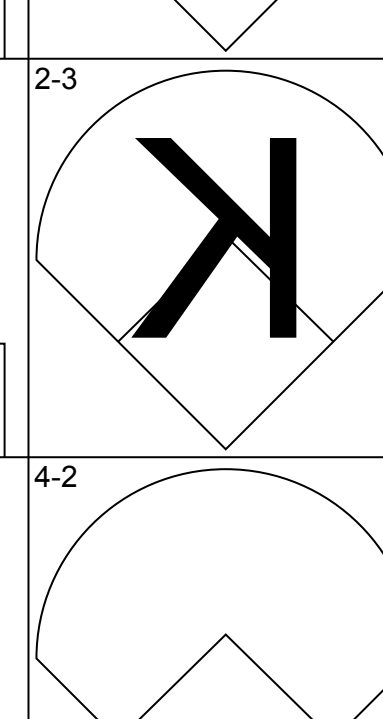
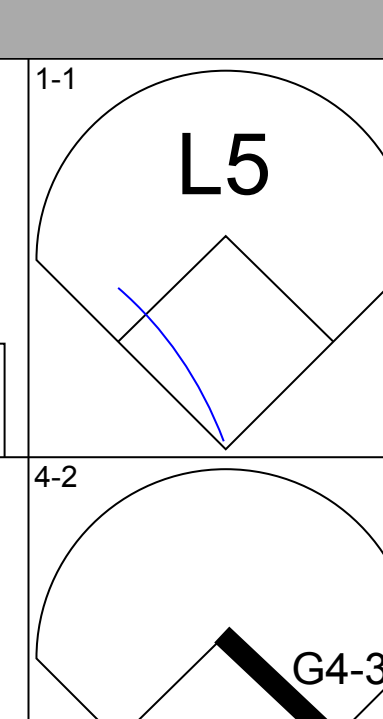
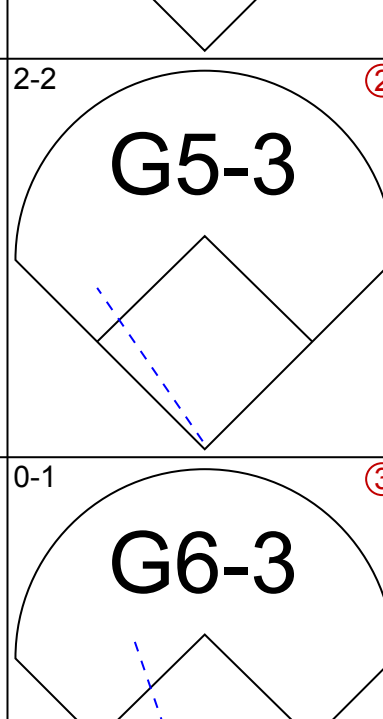
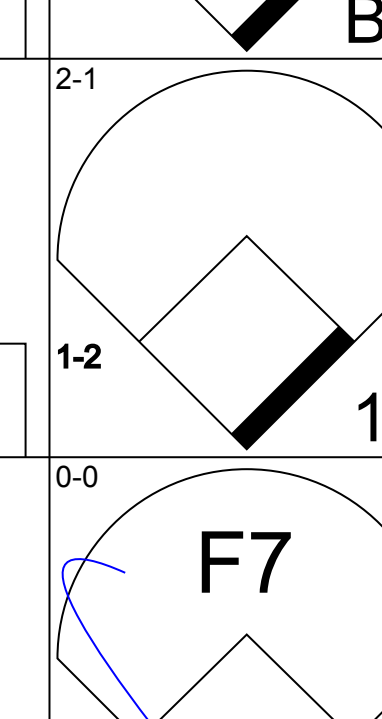
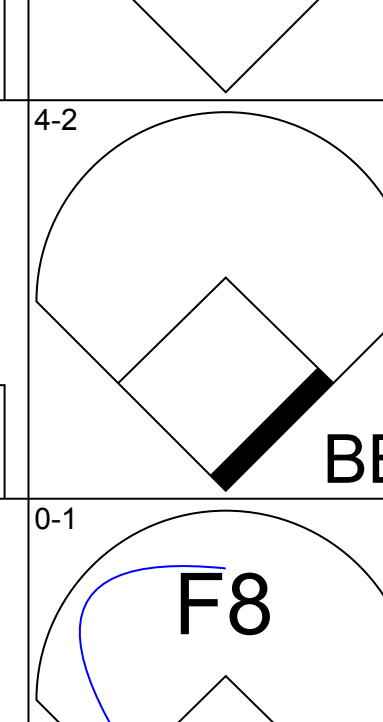
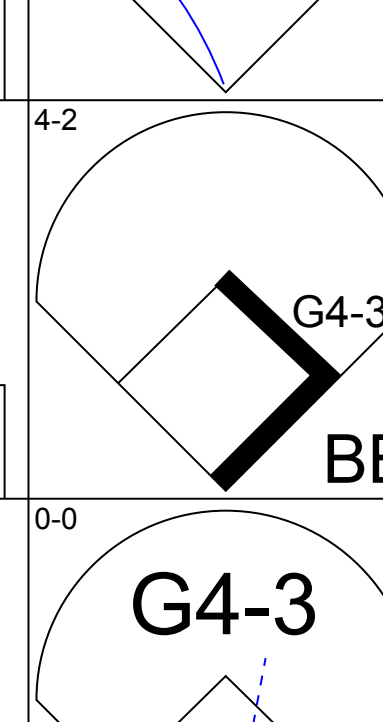
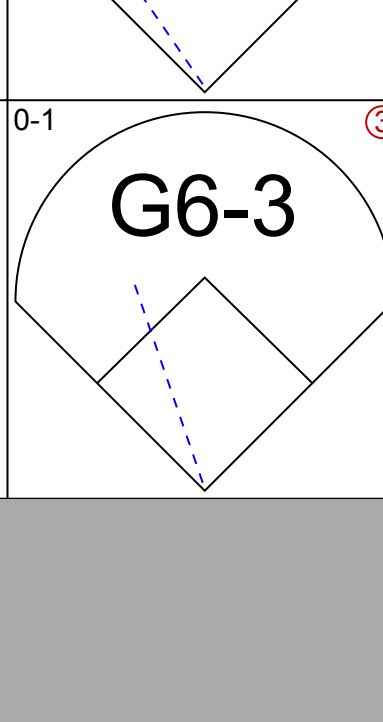
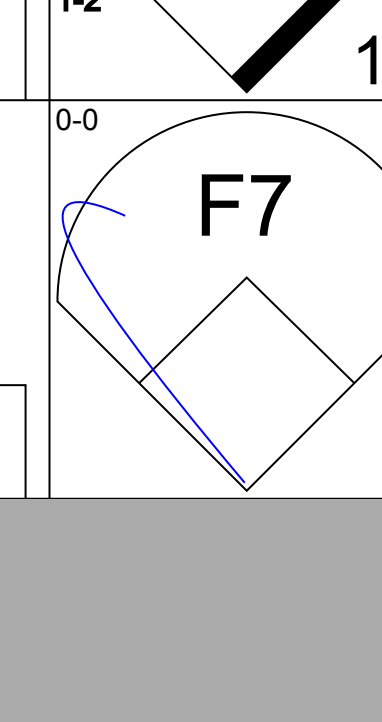
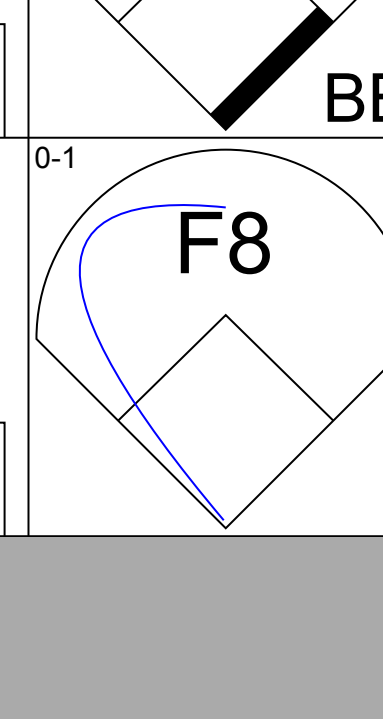
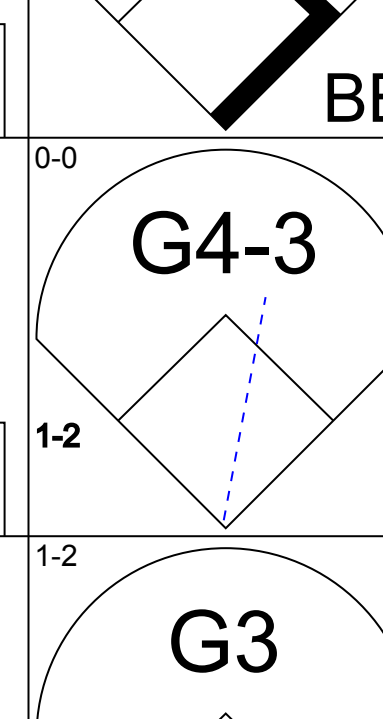
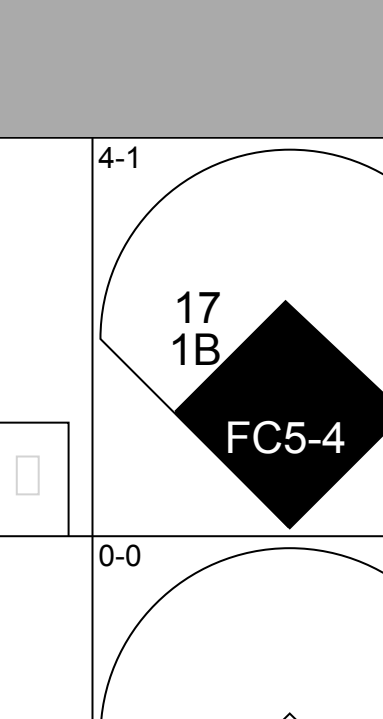
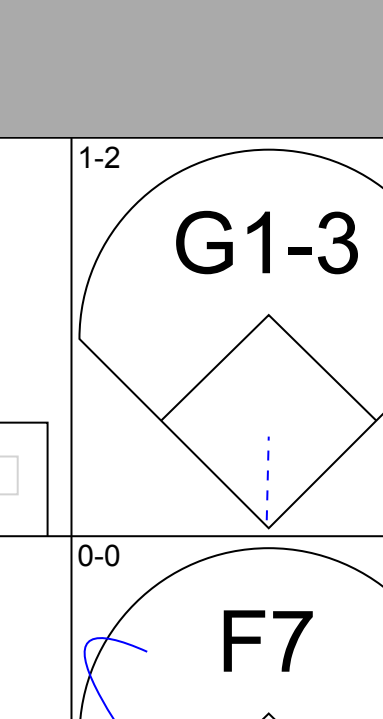
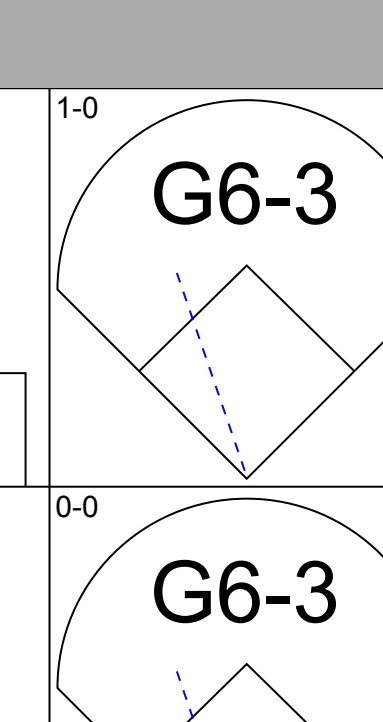
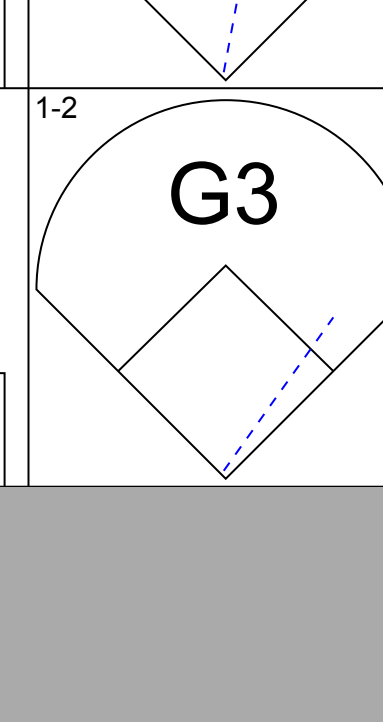
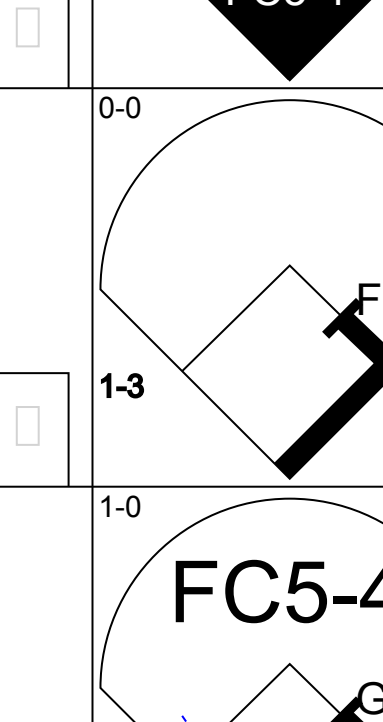
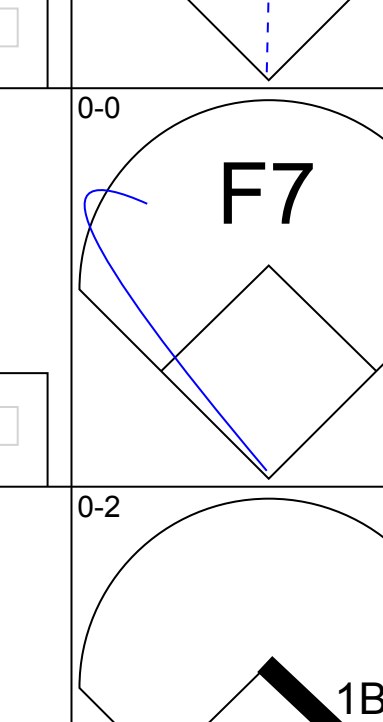
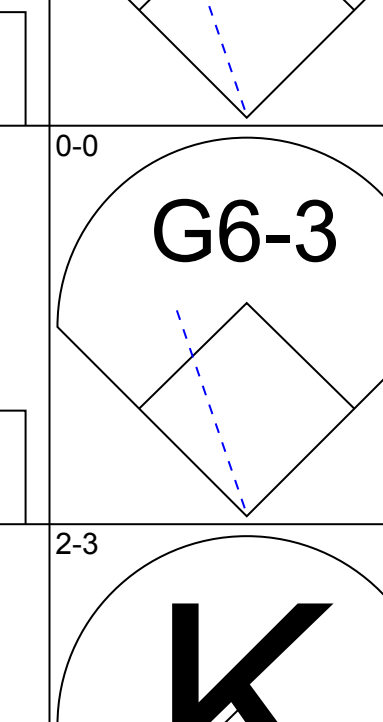
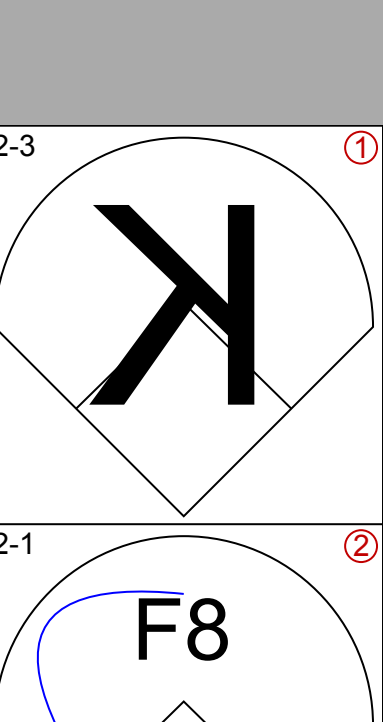
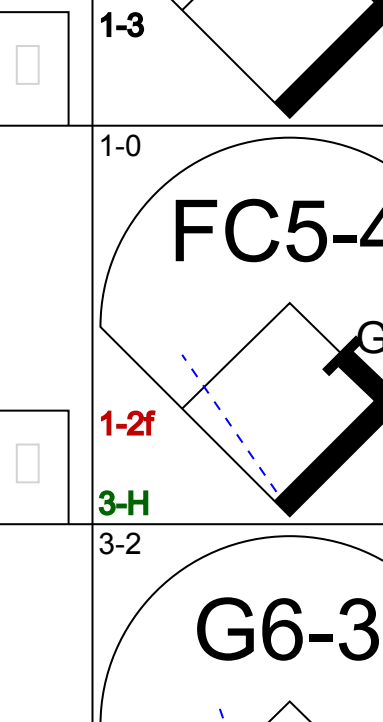
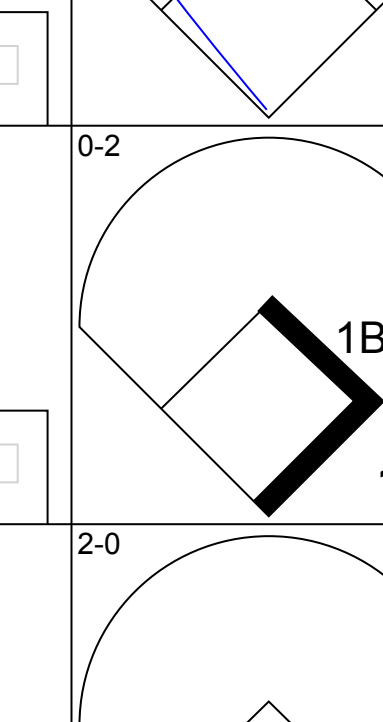
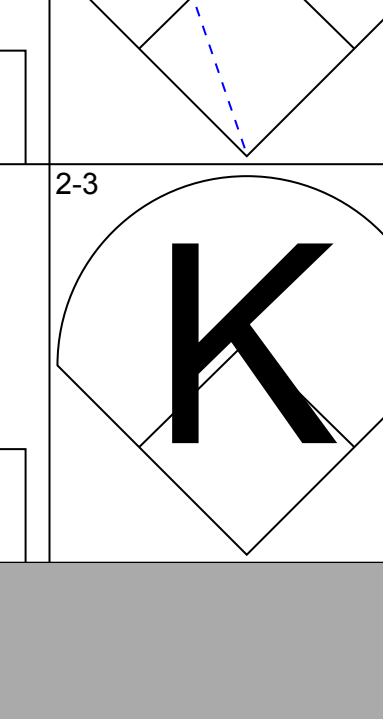
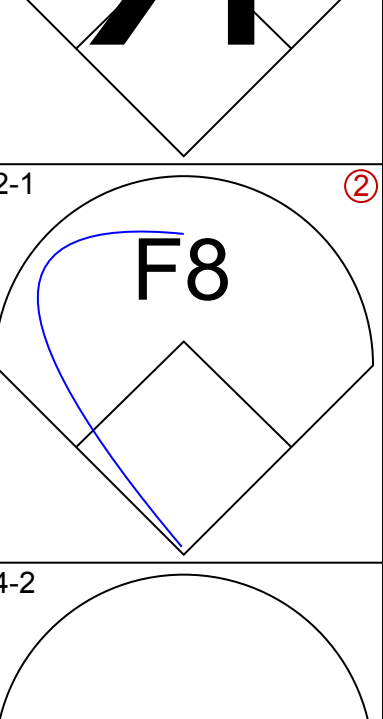
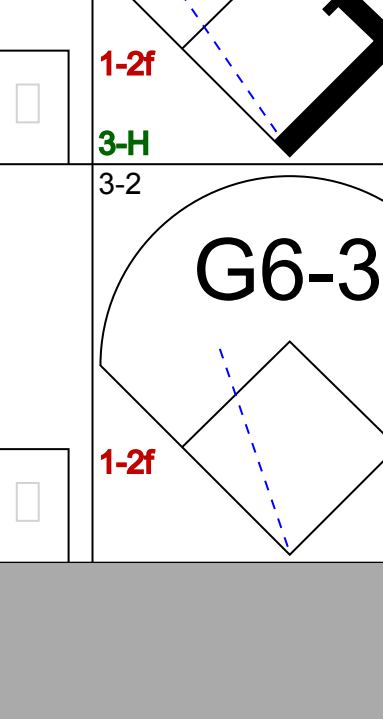
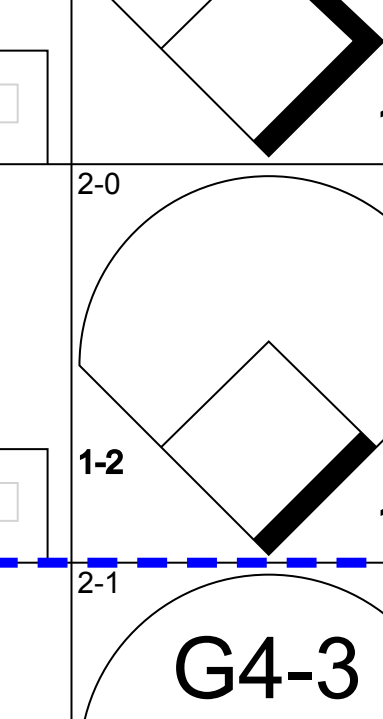
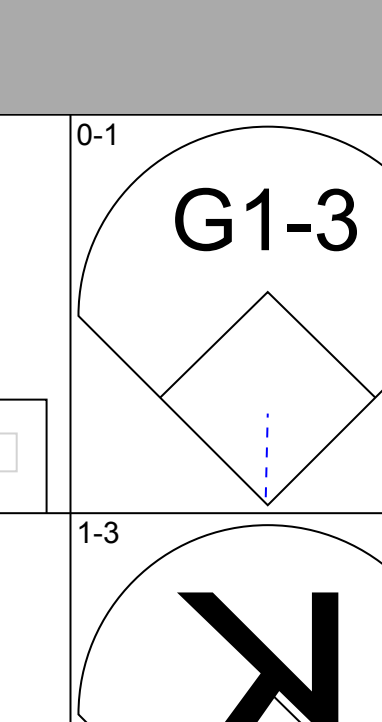
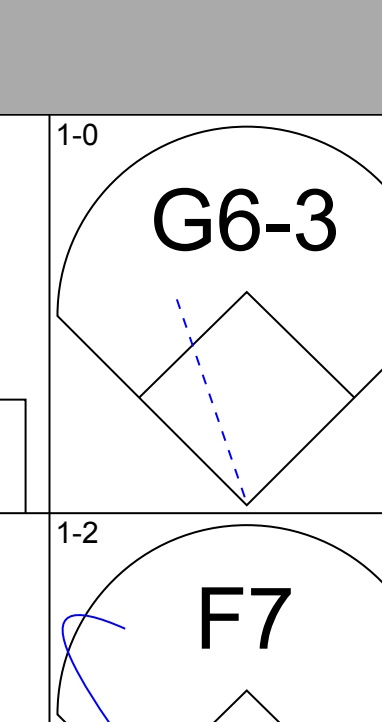
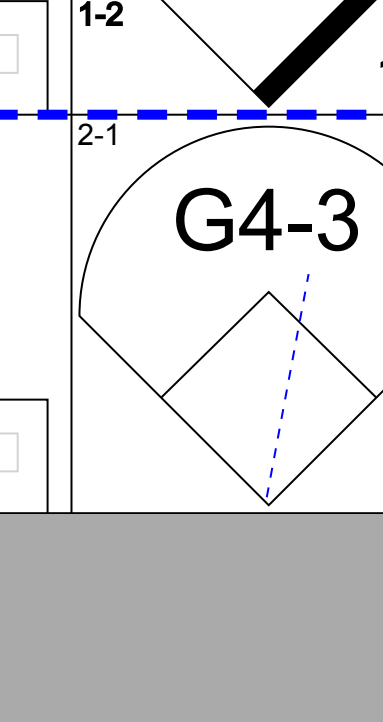
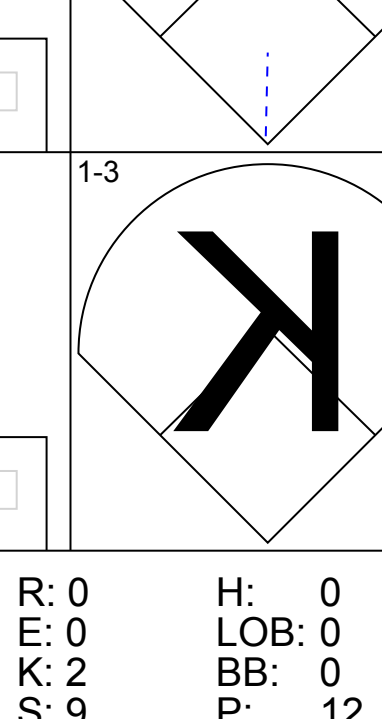
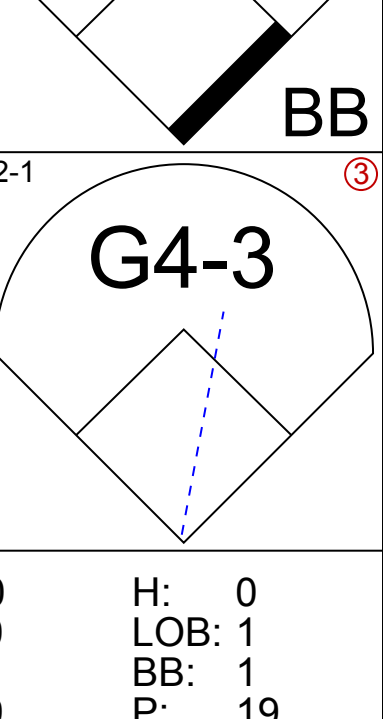
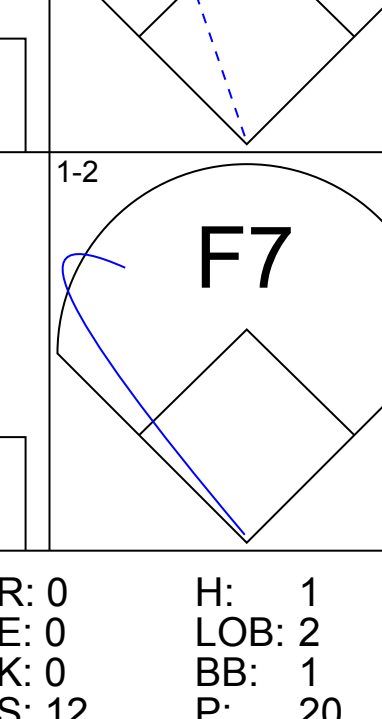
Batter	1	2	3	4	5	6	7	8	9	AB	R	H	RBI	BB	SO	LOB	BOTTOM																
Eric Owens, R (1, 9) OBP: 0.387, SLG: 0.422			L3						G1-3	4	0	0	0	0	2	1	1																
Ruben Rivera, R (1, 8) OBP: 0.338, SLG: 0.489	G5-3			F8						4	0	0	0	0	2	0	0																
Ryan Klesko, L (1, 3) OBP: 0.414, SLG: 0.643	F7			P1			G3-6 1B			3	0	1	0	1	0	0	0																
Phil Nevin, R (1, 5) OBP: 0.336, SLG: 0.508				HR			G3-6 1-2			3	1	1	1	1	1	2	2																
Bret Boone, R (1, 4) OBP: 0.320, SLG: 0.455		F9					G5-3			3	0	0	0	0	1	1	1																
Carlos Hernandez, R (1, 2) OBP: 0.314, SLG: 0.337				K2-3				F8		2	0	0	0	1	1	0	0																
Dusty Allen, R (1, 7)		G4-6-3 1-2		G6-3				P3		3	0	0	0	0	0	2	2																
16 Kevin Nicholson, S (1, 6) OBP: 0.270, SLG: 0.343					L7					3	0	1	0	0	1	0	0																
Adam Eaton, R (1, 1) Darrin Jackson, R (6, PH) Steve Montgomery, R (7, 1) Kevin Walker, L (8, 1) Wki Gonzalez, R (9, PH) Will Cunnane, R (9, 1)									F3	1	0	1	0	0	0	0	0																
										1	0	0	0	0	1	0	0																
										0	0	0	0	0	0	0	0																
										0	0	0	0	0	0	0	0																
										1	0	0	0	0	0	0	0																
										0	0	0	0	0	0	0	0																
										0	0	0	0	0	0	0	0																
										0	0	0	0	0	0	0	0																
										0	0	0	0	0	0	0	0																
										0	0	0	0	0	0	0	0																
<b>Inning Stats</b>	R: 0 E: 0 K: 1 S: 6	H: 0 LOB: 0 BB: 0 P: 8	R: 0 E: 0 K: 0 S: 5	H: 0 LOB: 1 BB: 2 P: 14	R: 0 E: 0 K: 1 S: 11	H: 1 LOB: 0 BB: 0 P: 15	R: 1 E: 0 K: 1 S: 9	H: 1 LOB: 0 BB: 0 P: 15	R: 0 E: 0 K: 3 S: 9	H: 0 LOB: 0 BB: 0 P: 13	R: 0 E: 0 K: 0 S: 8	H: 1 LOB: 0 BB: 0 P: 11	R: 0 E: 0 K: 0 S: 7	H: 1 LOB: 1 BB: 0 P: 12	R: 0 E: 0 K: 2 S: 8	H: 0 LOB: 1 BB: 1 P: 14	1B: 3 2B: 1 3B: 0 HR: 1	SF: 0 SAC: 0 DP: 3 HBP: 0	WP: 0 PA: 31 PB: 0 SB: 0 CS: 0														
<b>PITCHER</b>	IP WLS BF H R ER SO BB IBB HBP BLK WP HR S P ERA WHIP																																
Brian Bohanon, L (1, 1) ERA: 6.2	8.0	W 27	4	1	1	7	2	0	0	0	0	0	0	62	100	1.12	0.750																
Jose Jimenez, R (9, 1) ERA: 3.09	1.0	S 4	0	0	0	2	1	0	0	0	0	0	0	8	14	0.00	1.000																

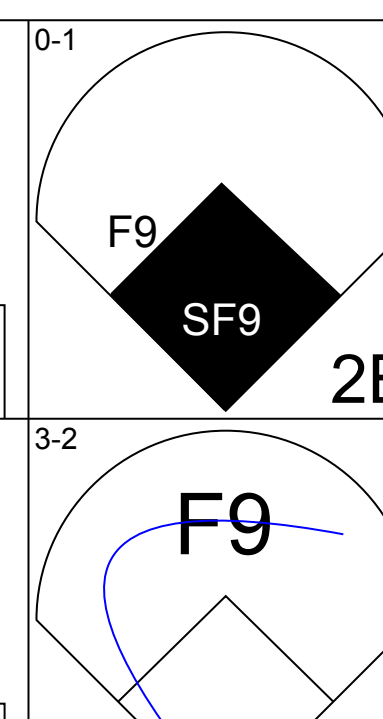
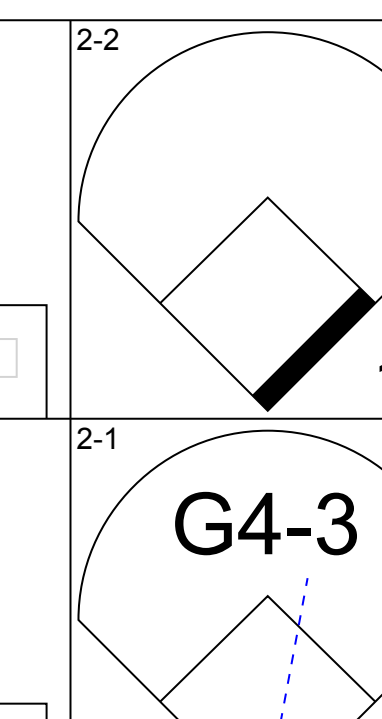
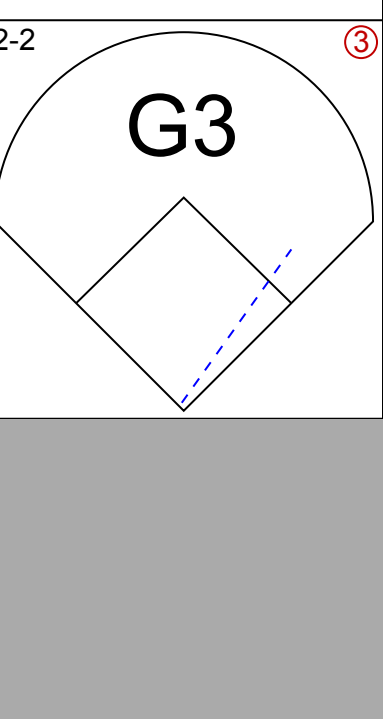
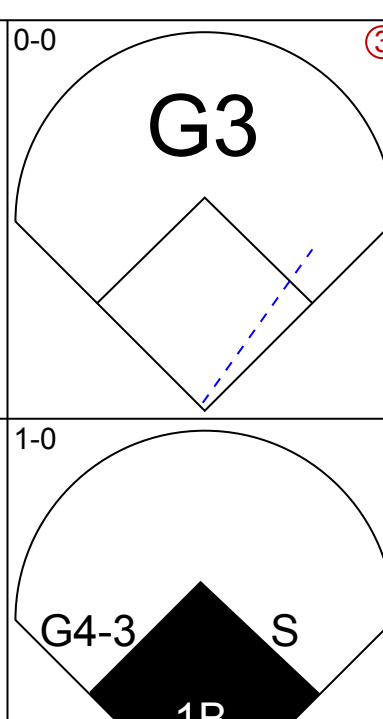
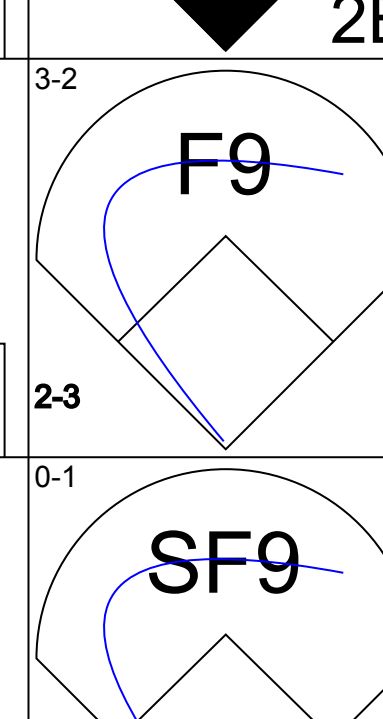
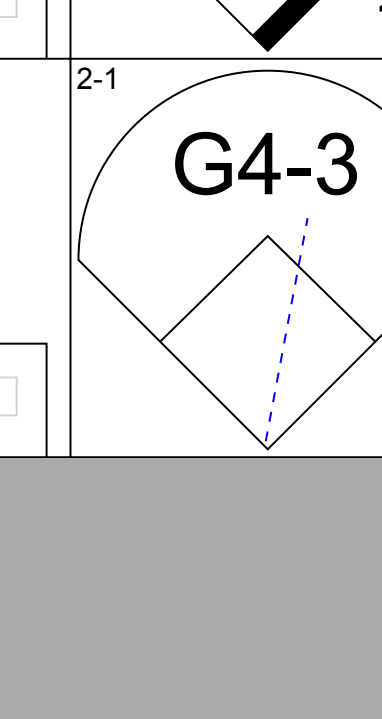
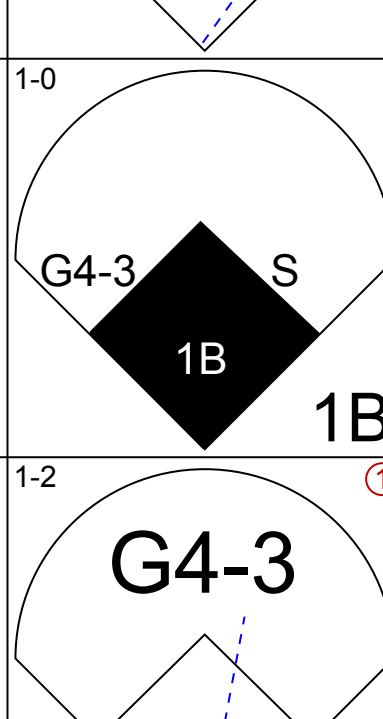
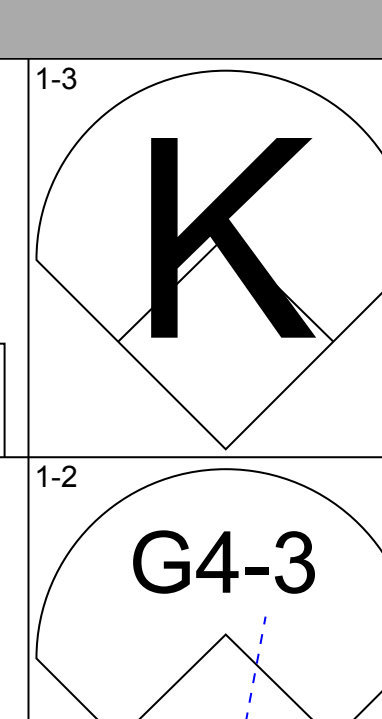
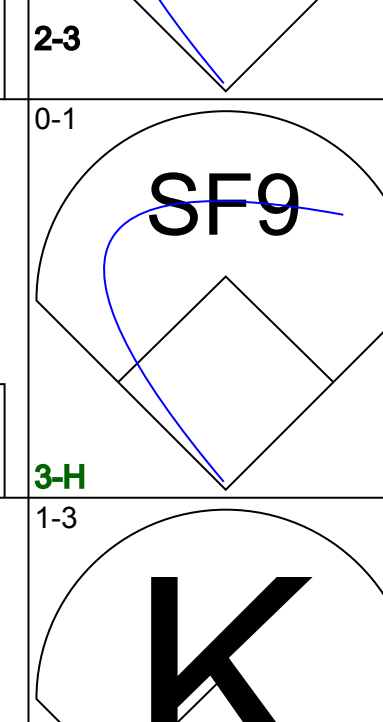
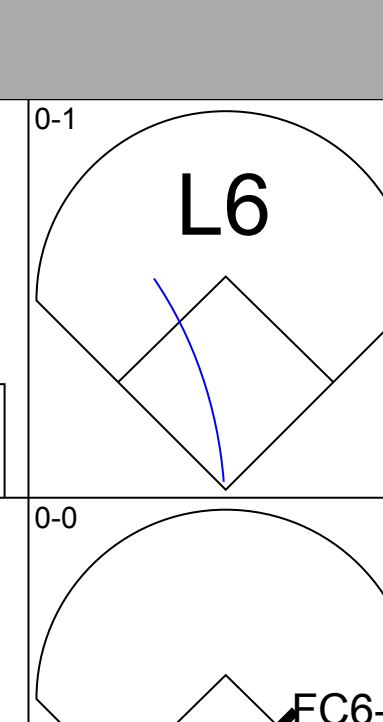
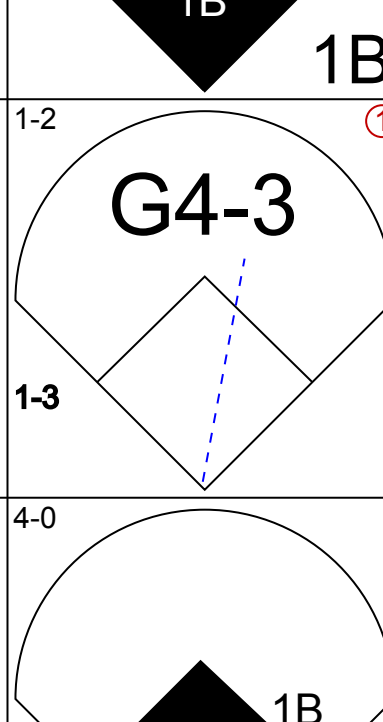
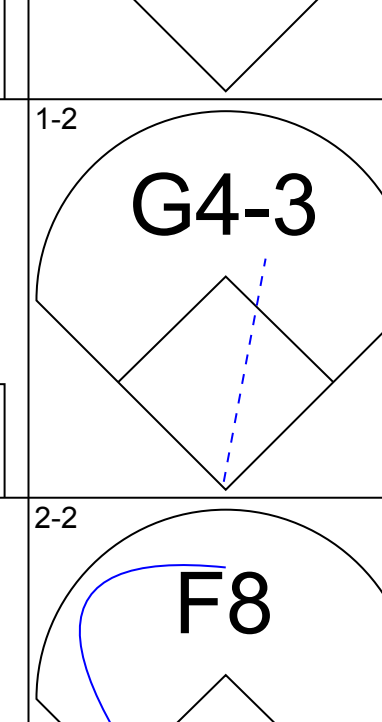
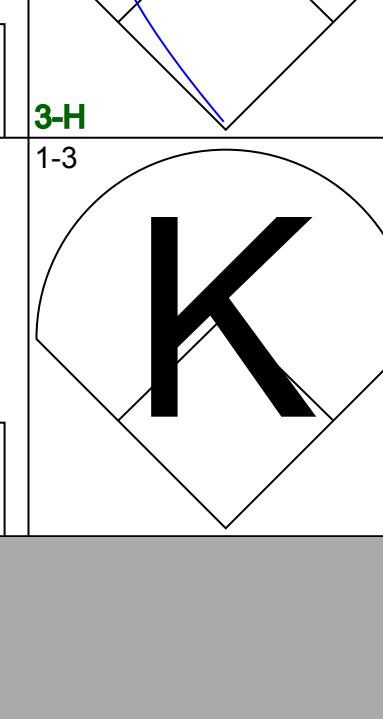
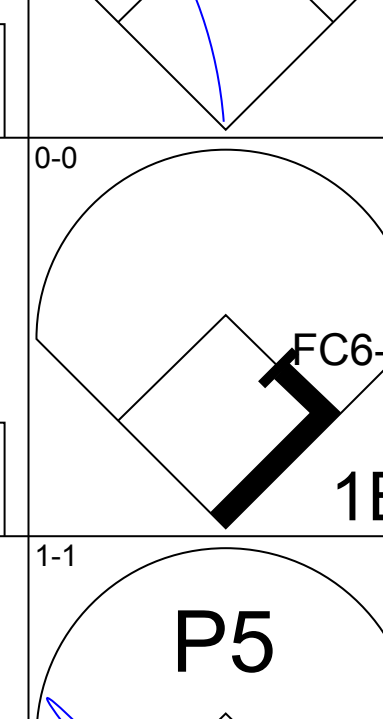
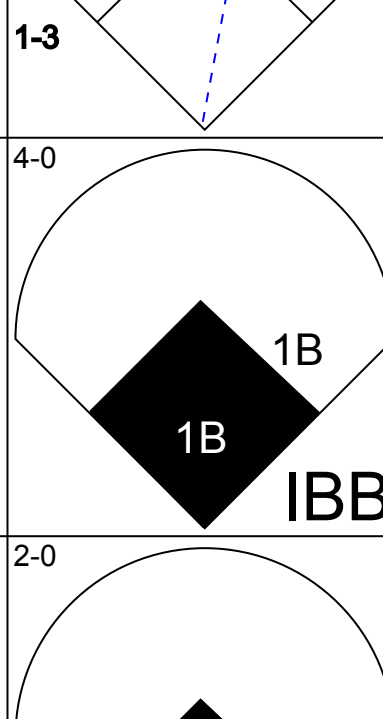
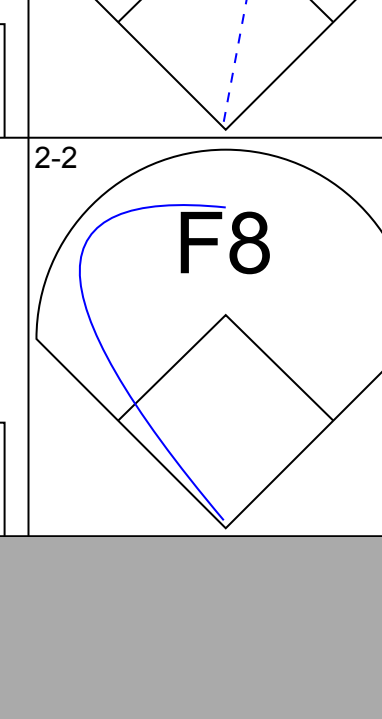

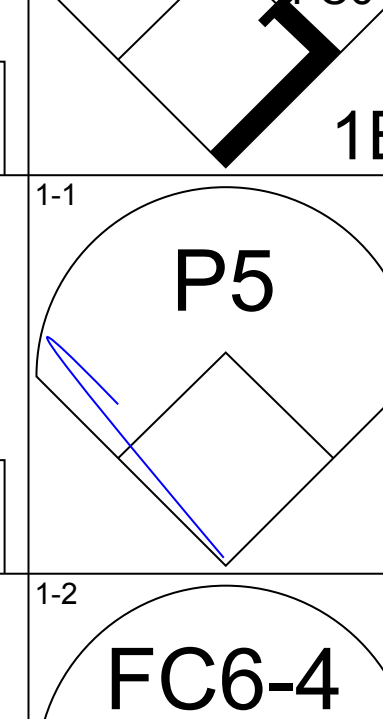
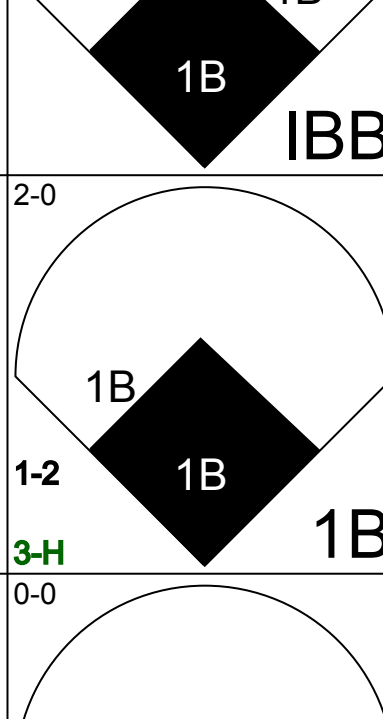

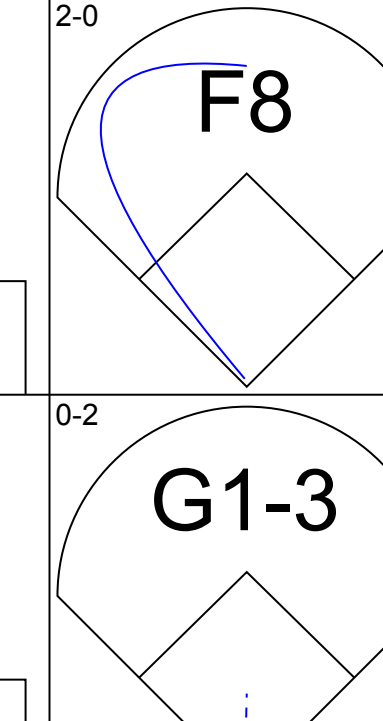
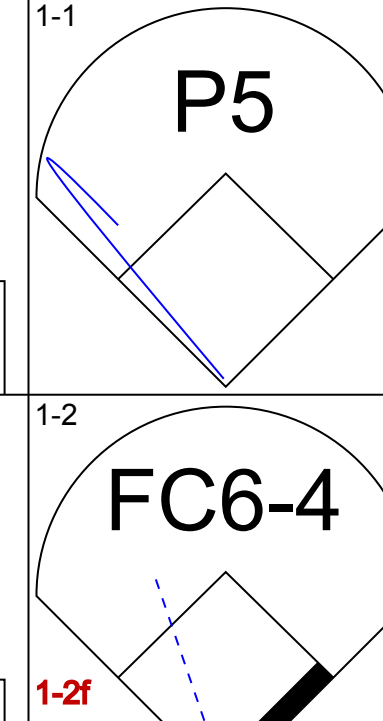
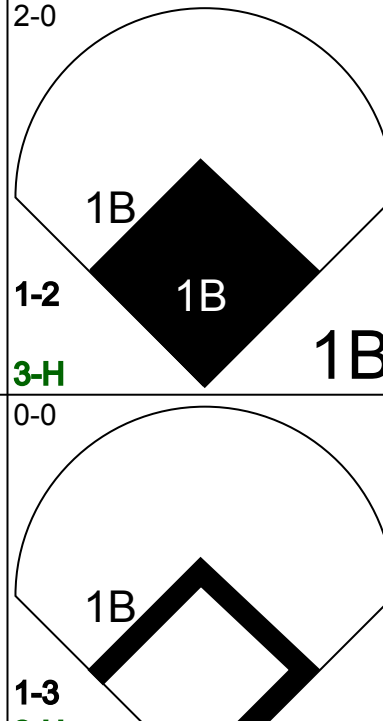
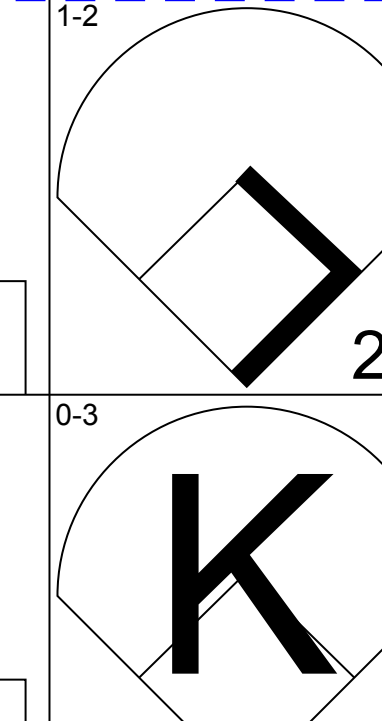
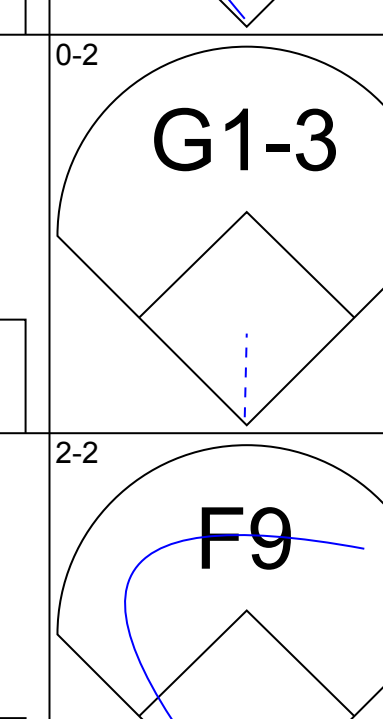
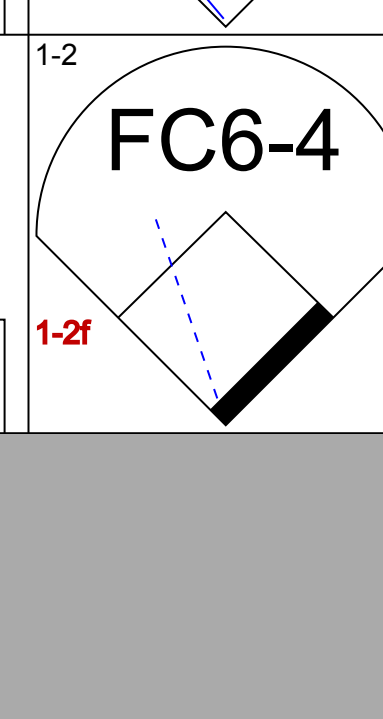
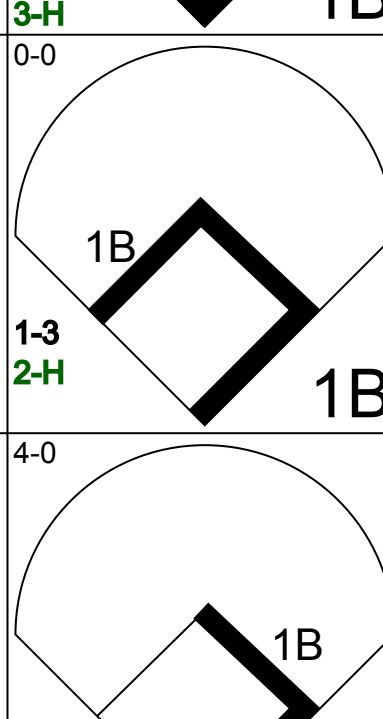
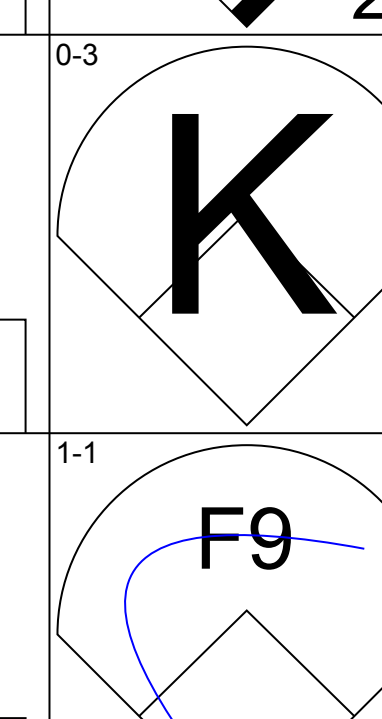
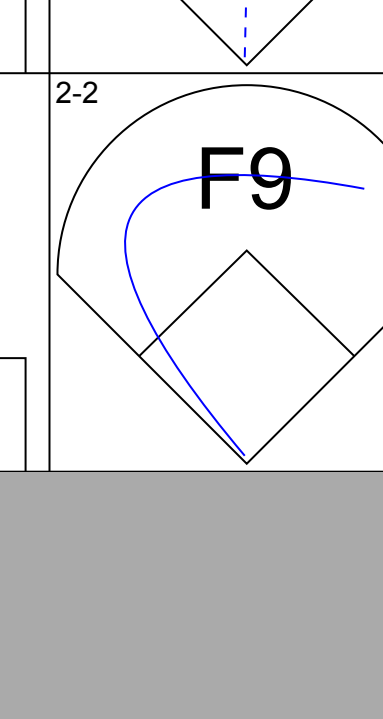
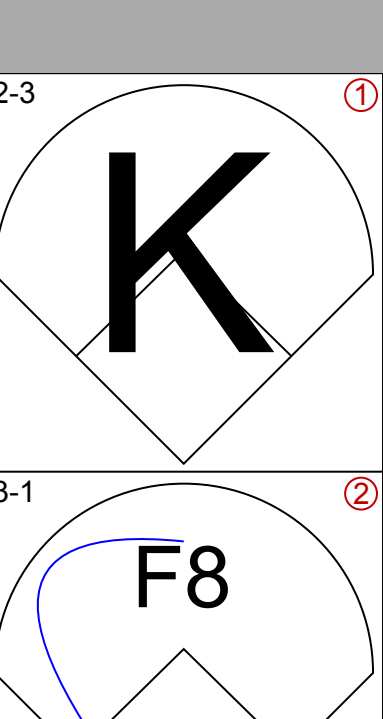
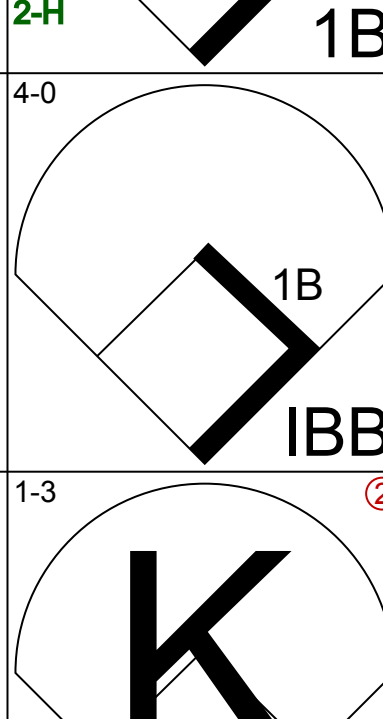
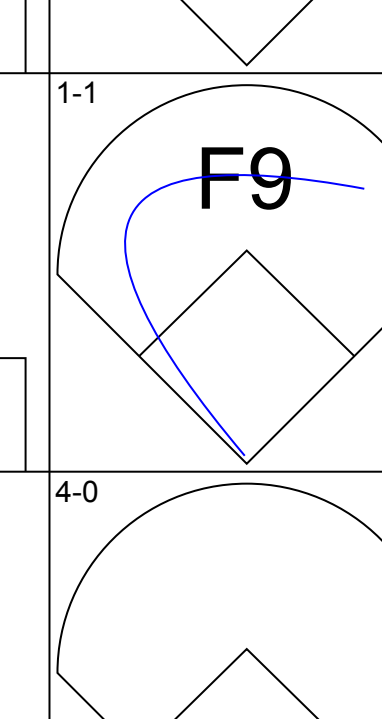
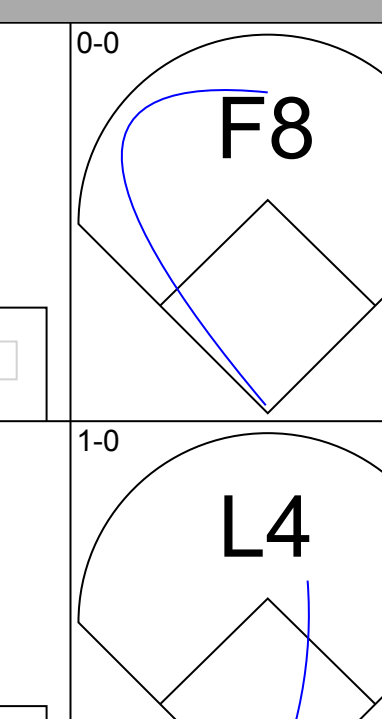
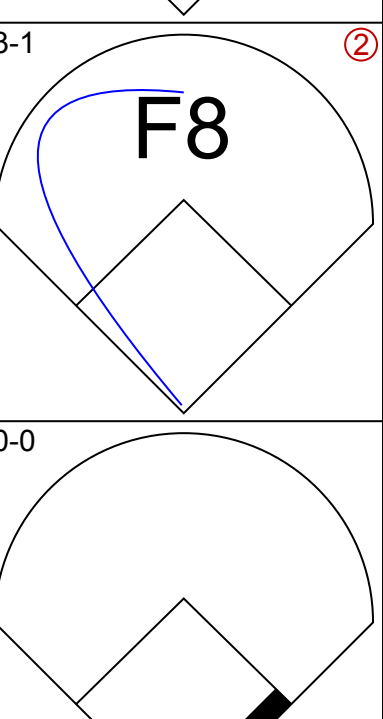
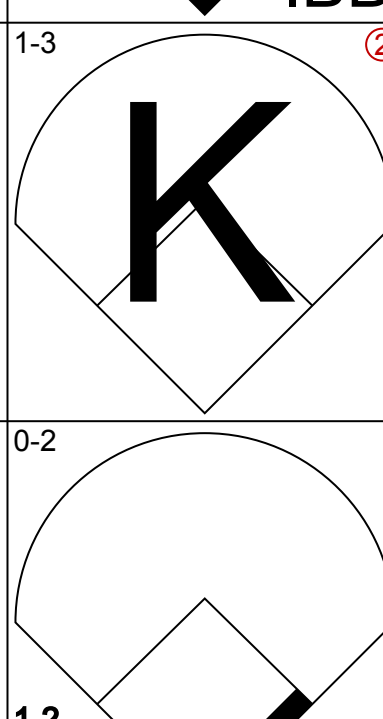
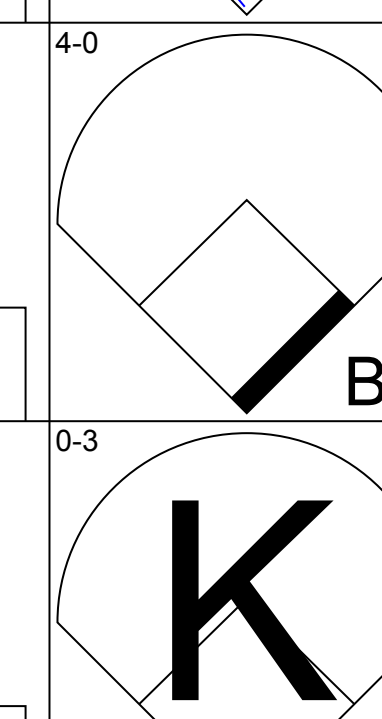
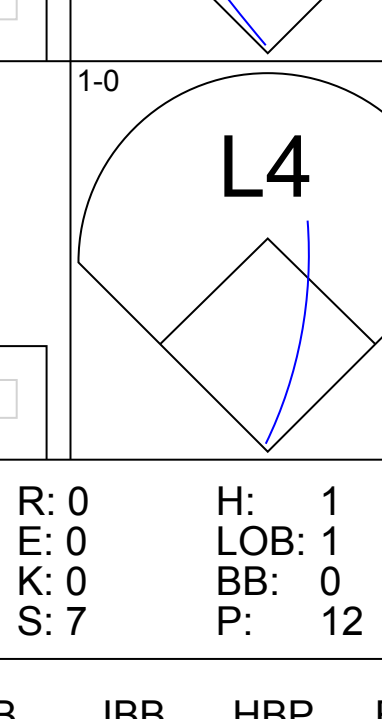
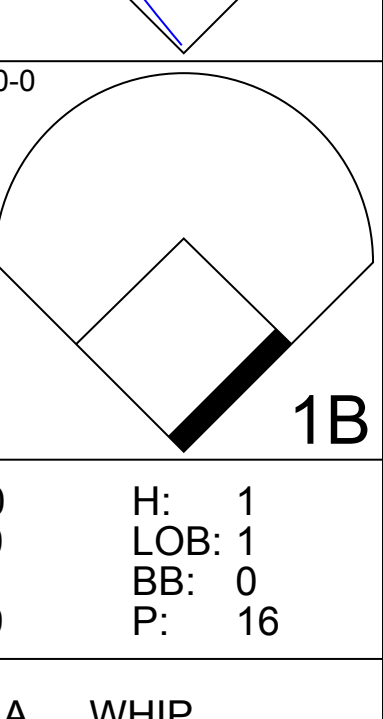
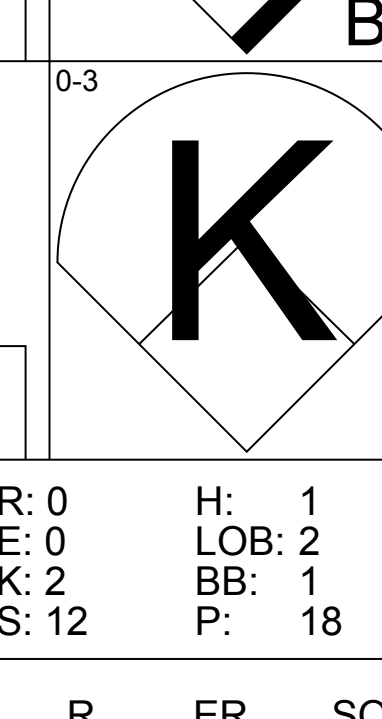
Colorado Rockies @ San Diego Padres  
Qualcomm Stadium, San Diego, CA  
Mon Jul 03 2000, 9:05 PM EDT  
Att: 31,717 - Sunny - 72 F

AB 28  
R 1  
H 4  
RBI 1  
BB 3  
SO 9  
LOB 7





Batter	1	2	3	4	5	6	7	8	9	AB	R	H	RBI	BB	SO	LOB	TOP		
Tom Goodwin, L (1, 8) OBP: 0.391, SLG: 0.430										3	0	0	0	1	3	0	<b>Colorado Rockies @ San Francisco Giants</b> PacBell Park, San Francisco, CA Tue Jul 04 2000, 1:05 PM EDT Att: 40,930 - Sunny - 64 F		
3 Mike Lansing, R (1, 4) OBP: 0.333, SLG: 0.459										4	0	1	0	0	1	0			
Larry Walker, L (1, 7) OBP: 0.424, SLG: 0.531										2	0	0	0	2	0	2			
Jeff Cirillo, R (1, 5) OBP: 0.417, SLG: 0.554										3	1	0	0	1	0	2			
17 Todd Helton, L (1, 3) OBP: 0.487, SLG: 0.730										4	0	1	0	0	0	1			
Jeffrey Hammonds, R (1, 9) OBP: 0.440, SLG: 0.653										4	0	1	1	0	1	1			
Brent Mayne, L (1, 2) OBP: 0.403, SLG: 0.456										4	0	1	0	0	1	1			
Neffi Perez, S (1, 6) OBP: 0.302, SLG: 0.408										3	0	0	0	1	0	2			
Masato Yoshii, R (1, 1) OBP: 0.267, SLG: 0.400										2	0	0	0	0	1	1			
Terry Shumpert, R (8, PH) OBP: 0.373, SLG: 0.504										1	0	0	0	0	0	0			
Mike Myers, L (8, 1)										0	0	0	0	0	0	0			
<b>Inning Stats</b>	R: 0 H: 0 E: 0 K: 2 S: 11	H: 0 LOB: 1 BB: 1 P: 18	R: 0 H: 0 E: 0 K: 1 S: 5	H: 0 LOB: 0 BB: 0 P: 8	R: 0 H: 0 E: 0 K: 2 S: 9	H: 0 LOB: 0 BB: 0 P: 12	R: 0 H: 0 E: 0 K: 0 S: 9	H: 0 LOB: 1 BB: 1 P: 15	R: 0 H: 0 E: 0 K: 1 S: 9	H: 0 LOB: 1 BB: 1 P: 19	R: 1 H: 1 E: 0 K: 0 S: 7	H: 1 LOB: 0 BB: 1 P: 15	R: 0 H: 1 E: 0 K: 0 S: 12	H: 1 LOB: 2 BB: 0 P: 20	R: 0 H: 2 E: 0 K: 0 S: 10	H: 2 LOB: 2 BB: 0 P: 15	1B: 4 2B: 0 3B: 0 HR: 0	SF: 0 SAC: 0 DP: 1 HBP: 0	WP: 0 PA: 35 PB: 0 SB: 0 CS: 0
<b>PITCHER</b>	IP WLS BF H R ER SO BB IBB HBP BLK WP HR S P ERA WHIP																		
Livan Hernandez, R (1, 1) ERA: 4.17	8.2 W 34 4 1 1 7 5 0 0 0 0 0 0 0 0 79 132 1.04 1.038																		
Robb Nen, R (9, 1) ERA: 2.37	0.1 S 1 0 0 0 0 0 0 0 0 0 0 0 0 0 2 4 0.00 0.000																		


Batter	1	2	3	4	5	6	7	8	9	AB	R	H	RBI	BB	SO	LOB	BOTTOM		
Marvin Benard, L (1, 8) OBP: 0.351, SLG: 0.407										4	1	2	0	0	0	4	<b>Colorado Rockies @ San Francisco Giants</b> PacBell Park, San Francisco, CA Tue Jul 04 2000, 1:05 PM EDT Att: 40,930 - Sunny - 64 F		
Bill Mueller, S (1, 5) OBP: 0.343, SLG: 0.399										4	1	1	0	0	1	2			
Felipe Crespo, S (1, 7) OBP: 0.361, SLG: 0.429										3	0	0	1	0	0	1			
Calvin Murray, R (8, 8) OBP: 0.377, SLG: 0.381										3	1	1	0	1	1	0			
Jeff Kent, R (1, 4) OBP: 0.438, SLG: 0.688										4	1	2	1	0	0	1			
J.T. Snow, L (1, 3) OBP: 0.376, SLG: 0.456										4	1	2	1	0	0	1			
Rich Aurilia, R (1, 6) OBP: 0.322, SLG: 0.395										4	0	1	1	0	1	2			
Armando Rios, L (1, 9) OBP: 0.337, SLG: 0.451										3	0	0	0	1	1	1			
Bobby Estalella, R (1, 2) OBP: 0.410, SLG: 0.586										3	0	0	0	1	1	3			
Livan Hernandez, R (1, 1) OBP: 0.311, SLG: 0.386										4	0	2	1	0	1	2			
Robb Nen, R (9, 1)										0	0	0	0	0	0	0			
<b>Inning Stats</b>	R: 1 H: 1 E: 0 K: 1 S: 12	H: 1 LOB: 0 BB: 0 P: 16	R: 0 H: 0 E: 0 K: 0 S: 12	H: 0 LOB: 0 BB: 0 P: 16	R: 0 H: 1 E: 0 K: 0 S: 7	H: 1 LOB: 1 BB: 0 P: 12	R: 0 H: 1 E: 0 K: 0 S: 8	H: 1 LOB: 1 BB: 0 P: 10	R: 0 H: 1 E: 0 K: 1 S: 9	H: 1 LOB: 1 BB: 0 P: 16	R: 3 H: 4 E: 0 K: 1 S: 14	H: 4 LOB: 3 BB: 2 P: 27	R: 0 H: 0 E: 0 K: 1 S: 10	H: 0 LOB: 0 BB: 0 P: 14	R: 0 H: 1 E: 0 K: 2 S: 12	H: 1 LOB: 2 BB: 1 P: 18	1B: 7 2B: 2 3B: 0 HR: 0	SF: 1 SAC: 0 DP: 0 HBP: 0	WP: 0 PA: 36 PB: 0 SB: 1 CS: 0
<b>PITCHER</b>	IP WLS BF H R ER SO BB IBB HBP BLK WP HR S P ERA WHIP																		
Masato Yoshii, R (1, 1) ERA: 5.08	7.0 L 31 8 4 4 4 4 0 2 0 0 0 0 0 0 72 111 5.14 1.143																		
Mike Myers, L (8, 1) ERA: 0.47	1.0 5 1 0 0 2 1 0 0 0 0 0 0 0 12 18 0.00 2.000																		


AB	30
R	1
H	4
RBI	1
BB	5
SO	7
LOB	10

AB	32
R	4
H	9
RBI	4
BB	3
SO	6
LOB	16





Batter	1	2	3	4	5	6	7	8	9	AB	R	H	RBI	BB	SO	LOB	TOP			
Brian Hunter, R (1, 8) Mike DeJean, R (8, 1)	1-3 K		2-2 P6			0-1 F7		0-2 G1-3		4	0	0	0	0	1	0	<b>Colorado Rockies @ San Francisco Giants</b> PacBell Park, San Francisco, CA Tue Jul 04 2000, 6:05 PM EDT Att: 40,930 - Sunny - 56 F  <b>AB 31</b> <b>R 0</b> <b>H 6</b> <b>RBI 0</b> <b>BB 1</b> <b>SO 7</b> <b>LOB 9</b> 			
Terry Shumpert, R (1, 4) Darren Bragg, L (5, 7)	1-2 F8		3-2 G5-3			0-0 L6-4 2B		0-0 P4		4	0	1	0	0	0	0				
Larry Walker, L (1, 7) Darren Bragg, L (5, 7)	3-3 K			1-2 G6-3		0-1			1-3 K	2	0	0	0	0	1	0				
Jeffrey Hammonds, R (1, 9)		4-2 BB 17 CS		0-0		1-2 L6-4 2B			3-3 K	3	0	1	0	1	1	2				
17 Todd Helton, L (1, 3)		2-2 P3		2-2		2-2			1-3 K	4	0	1	0	0	1	1				
Jeff Cirillo, R (1, 5)		0-0 E6 FC6-4 1B		0-0		0-0			1-1	3	0	1	0	0	0	2				
Neifi Perez, S (1, 6)		0-1		2-2 F8		0-0			0-0	3	0	1	0	0	0	1				
Scott Servais, R (1, 2)		0-1		1-3 K		1-1			1-1	3	0	0	0	0	1	3				
Scott Karl, L (1, 1) Julian Tavarez, L (6, 1)			1-3 K		0-1 F8				0-1 F7	2	0	0	0	0	1	0				
Tom Goodwin, L (8, PH) Robb Nen, R (8, 8)										1	0	0	0	0	0	0				
<b>Inning Stats</b>	R: 0 E: 0 K: 2 S: 11	H: 0 LOB: 0 BB: 0 P: 16	R: 0 E: 1 K: 0 S: 14	H: 1 LOB: 2 BB: 1 P: 20	R: 0 E: 0 K: 1 S: 10	H: 0 LOB: 0 BB: 0 P: 16	R: 0 E: 0 K: 0 S: 8	H: 2 LOB: 1 BB: 0 P: 11	R: 0 E: 0 K: 1 S: 10	H: 0 LOB: 0 BB: 0 P: 13	R: 0 E: 0 K: 0 S: 8	H: 2 LOB: 1 BB: 0 P: 9	R: 0 E: 0 K: 0 S: 6	H: 1 LOB: 1 BB: 0 P: 9	R: 0 E: 0 K: 3 S: 9	H: 0 LOB: 0 BB: 0 P: 14	1B: 5 2B: 2 3B: 0 HR: 0	SF: 0 SAC: 0 DP: 2 HBP: 0	WP: 0 PB: 0 SB: 0 CS: 1	PA: 32
<b>PITCHER</b>	IP WLS BF H R ER SO BB IBB HBP BLK WP HR S P ERA WHIP																			
Mark Gardner, R (1, 1) ERA: 5.28	7.0 W 26 6 0 0 4 1 0 0 0 0 0 0 67 94 0.00 1.000																			
Felix Rodriguez, R (8, 1) ERA: 3.3	1.0 H 3 0 0 0 0 0 0 0 0 0 0 0 6 6 0.00 0.000																			
Robb Nen, R (9, 1) ERA: 2.3	1.0 S 3 0 0 0 3 0 0 0 0 0 0 0 9 14 0.00 0.000																			

Batter	1	2	3	4	5	6	7	8	9	AB	R	H	RBI	BB	SO	LOB	BOTTOM			
Calvin Murray, R (1, 8) ERA: 3.67	2-1 F3		0-0 F7			3-3 K		1-0 G5-3		4	0	0	0	0	1	0	<b>Colorado Rockies @ San Francisco Giants</b> PacBell Park, San Francisco, CA Tue Jul 04 2000, 6:05 PM EDT Att: 40,930 - Sunny - 56 F  <b>AB 31</b> <b>R 3</b> <b>H 7</b> <b>RBI 3</b> <b>BB 4</b> <b>SO 4</b> <b>LOB 13</b> 			
Marvin Benard, L (1, 7)	1-0 G6-3		0-1 G3			0-0 G3-4		3-2		4	0	1	0	0	0	0				
Ellis Burks, R (1, 9) ERA: 0.559	4-2		2-2 G4-3			1-0 G5-3		4-2		2	0	0	0	2	0	0				
Jeff Kent, R (1, 4) ERA: 0.682	2-2			2-2 F9		2-2 G5-3		0-0 F8		4	0	1	0	0	0	2				
Russ Davis, R (1, 5) Bill Mueller, S (7, PH)	2-1 G6-3			1-0		3-1		0-0 F7		3	2	2	0	0	0	2				
J.T. Snow, L (1, 3) ERA: 0.466		4-1		3-2		1-0 P4		1-3 K		3	1	1	2	1	1	1				
Ramon Martinez, R (1, 6) ERA: 0.551		1-3 K		0-1 G6-3		0-2		0-0 G6-3		4	0	1	0	0	1	1				
Doug Mirabeli, R (1, 2) ERA: 0.464		1-0 F9		4-0		1-1		1-0 F8		3	0	1	1	1	0	1				
Mark Gardner, R (1, 1) Felix Rodriguez, R (8, 1) Robb Nen, R (9, 1)	0-0 G1-3			0-1 G1-3		0-1				3	0	0	0	0	1	4				
<b>Inning Stats</b>	R: 0 E: 0 K: 0 S: 11	H: 1 LOB: 2 BB: 1 P: 22	R: 0 E: 0 K: 1 S: 6	H: 0 LOB: 1 BB: 1 P: 12	R: 0 E: 0 K: 0 S: 7	H: 0 LOB: 0 BB: 0 P: 9	R: 2 E: 0 K: 0 S: 15	H: 2 LOB: 1 BB: 1 P: 25	R: 0 E: 0 K: 1 S: 5	H: 0 LOB: 0 BB: 0 P: 9	R: 1 E: 0 K: 0 S: 16	H: 3 LOB: 2 BB: 0 P: 26	R: 0 E: 0 K: 0 S: 9	H: 1 LOB: 2 BB: 1 P: 17	R: 0 E: 0 K: 1 S: 5	H: 0 LOB: 0 BB: 0 P: 7		1B: 6 2B: 0 3B: 0 HR: 1	SF: 0 SAC: 0 DP: 0 HBP: 0	WP: 0 PB: 0 SB: 1 CS: 0
<b>PITCHER</b>	IP WLS BF H R ER SO BB IBB HBP BLK WP HR S P ERA WHIP																			
Scott Karl, L (1, 1) ERA: 6.67	5.2 L 25 5 3 3 2 3 0 0 0 0 0 0 16 28 0.00 2.250																			
Julian Tavarez, R (6, 1) ERA: 6.44	1.1 7 2 0 0 1 1 0 0 0 0 0 0 16 28 0.00 2.250																			
Mike DeJean, R (8, 1) ERA: 3.67	1.0 3 0 0 0 1 0 0 0 0 0 0 0 5 7 0.00 0.000																			



Batter	1	2	3	4	5	6	7	8	9	AB	R	H	RBI	BB	SO	LOB	TOP					
Tom Goodwin, L (1,8) OBP: 0.388, SLG: 0.424	F7			G4-3			G1-3			3	0	0	0	1	0	2	<b>Colorado Rockies @ San Francisco Giants</b> PacBell Park, San Francisco, CA Wed Jul 05 2000, 3:35 PM EDT Att: 40,930 - Cloudy - 60 F <a href="http://livebaseballscorecards.com">livebaseballscorecards.com</a>					
3 Mike Lansing, R (1,4) OBP: 0.329, SLG: 0.453	G5-3			G6-3		P3		K		4	0	0	0	0	1	1						
Jeff Cirillo, R (1,5) OBP: 0.415, SLG: 0.547	G6-3			17 1B		G5-3		G6-3		4	0	1	0	0	0	1						
17 Todd Helton, L (1,3) OBP: 0.484, SLG: 0.719				1B				F7		3	0	1	0	1	1	0						
Jeffrey Hammonds, R (1,9) OBP: 0.442, SLG: 0.651				1B						4	1	2	0	0	1	3						
Darren Bragg, L (1,7) OBP: 0.284, SLG: 0.348				1B						4	1	1	1	0	1	1						
Brent Mayne, L (1,2) OBP: 0.305, SLG: 0.454				1B						3	0	1	0	1	0	1						
Neffi Perez, S (1,6) OBP: 0.302, SLG: 0.405				F5		K		P6		4	0	1	0	0	1	2						
Pedro Astacio, R (1,1) OBP: 0.075, SLG: 0.075				G4-3		G3		SF8		2	0	0	0	0	0	1						
Terry Shumpert, R (7,PH) OBP: 0.367, SLG: 0.504										0	0	0	1	0	0	0						
Stan Belinda, R (7,1) OBP: 0.200, SLG: 0.800										0	0	0	0	0	0	0						
Gabe White, L (7,1) OBP: 0.200, SLG: 0.800										0	0	0	0	0	0	0						
Mike DeJean, R (8,1) OBP: 0.200, SLG: 0.800										0	0	0	0	0	0	0						
<b>Inning Stats</b>	R: 0 E: 0 K: 0 S: 7	H: 0 LOB: 0 BB: 0 P: 11	R: 0 E: 0 K: 1 S: 6	H: 0 LOB: 0 BB: 1 P: 14	R: 0 E: 0 K: 0 S: 6	H: 1 LOB: 0 BB: 0 P: 11	R: 0 E: 0 K: 0 S: 10	H: 2 LOB: 2 BB: 0 P: 15	R: 0 E: 0 K: 1 S: 7	H: 0 LOB: 0 BB: 0 P: 12	R: 0 E: 0 K: 0 S: 8	H: 0 LOB: 1 BB: 1 P: 14	R: 2 E: 0 K: 0 S: 15	H: 3 LOB: 2 BB: 1 P: 25	R: 0 E: 0 K: 2 S: 14	H: 0 LOB: 0 BB: 0 P: 20	R: 0 E: 0 K: 1 S: 13	H: 1 LOB: 1 BB: 0 P: 19	1B: 5 2B: 3 3B: 0 HR: 0	SF: 1 SAC: 0 DP: 1 HBP: 0	WP: 0 PB: 0 SB: 0 CS: 2	PA: 35
<b>PITCHER</b>	IP WLS BF H R ER SO BB IBB HBP BLK WP HR S P ERA WHIP																					
Joe Nathan, R (1,1) ERA: 4.64	8.0 W 31 6 2 2 4 3 0 0 0 0 0 0 73 122 2.25 1.125																					
Felix Rodriguez, R (9,1) ERA: 3.23	1.0 S 4 1 0 0 1 0 0 0 0 0 0 0 13 19 0.00 1.000																					

Batter	1	2	3	4	5	6	7	8	9	AB	R	H	RBI	BB	SO	LOB	BOTTOM			
Marvin Benard, L (1,8) OBP: 0.351, SLG: 0.418			G3-1			HR	SF8			3	1	2	2	0	0	0	<b>Colorado Rockies @ San Francisco Giants</b> PacBell Park, San Francisco, CA Wed Jul 05 2000, 3:35 PM EDT Att: 40,930 - Cloudy - 60 F <a href="http://livebaseballscorecards.com">livebaseballscorecards.com</a>			
Bill Mueller, S (1,5) OBP: 0.337, SLG: 0.392	F7		G5-3			F8	P6			4	0	0	0	0	0	1				
J.T. Snow, L (1,3) OBP: 0.376, SLG: 0.463			P6			G3		F7		4	0	1	0	0	0	0				
Jeff Kent, R (1,4) OBP: 0.436, SLG: 0.678				K				F9		3	0	1	0	1	1	0				
Ellis Burks, R (1,9) OBP: 0.422, SLG: 0.552	F5			K		F8		FC6-4		4	0	1	0	0	1	3				
Armando Rios, L (1,7) OBP: 0.339, SLG: 0.448										1	0	0	0	1	0	0				
Calvin Murray, R (7,8) OBP: 0.367, SLG: 0.369								FC6-4		2	1	1	0	0	0	1				
Rich Aurilia, R (1,6) OBP: 0.326, SLG: 0.411										3	1	2	2	0	1	0				
Bobby Estalella, R (1,2) OBP: 0.409, SLG: 0.587										3	1	1	0	0	1	2				
Joe Nathan, R (1,1) OBP: 0.179, SLG: 0.423										2	0	0	0	0	0	2				
Felix Rodriguez, R (9,1) ERA: 3.54										0	0	0	0	0	0	0				
<b>Inning Stats</b>	R: 0 E: 0 K: 0 S: 10	H: 3 LOB: 2 BB: 0 P: 18	R: 0 E: 0 K: 1 S: 10	H: 1 LOB: 1 BB: 1 P: 17	R: 0 E: 0 K: 0 S: 5	H: 0 LOB: 0 BB: 0 P: 7	R: 0 E: 0 K: 2 S: 11	H: 0 LOB: 0 BB: 0 P: 15	R: 0 E: 0 K: 1 S: 7	H: 0 LOB: 0 BB: 0 P: 10	R: 1 E: 0 K: 0 S: 13	H: 1 LOB: 1 BB: 1 P: 22	R: 3 E: 0 K: 0 S: 12	H: 3 LOB: 0 BB: 0 P: 15	R: 0 E: 0 K: 0 S: 8	H: 1 LOB: 1 BB: 0 P: 15	1B: 6 2B: 1 3B: 0 HR: 2	SF: 1 SAC: 1 DP: 1 HBP: 0	WP: 0 PB: 0 SB: 0 CS: 1	PA: 33
<b>PITCHER</b>	IP WLS BF H R ER SO BB IBB HBP BLK WP HR S P ERA WHIP																			
Pedro Astacio, R (1,1) ERA: 4.87	6.0 L 3 3 3 3 0 0 0 0 0 0 0 1 6 7 1.50 1.167																			
Stan Belinda, R (7,1) ERA: 5.97	0.0 L 3 3 3 3 0 0 0 0 0 0 0 1 6 7 1.50 1.167																			
Gabe White, L (7,1) ERA: 1.66	1.0 3 0 0 0 0 0 0 0 0 0 0 0 6 8 0.00 0.000																			
Mike DeJean, R (8,1) ERA: 3.54	1.0 4 1 0 0 0 0 0 0 0 0 0 0 8 15 0.00 1.000																			









Batter	1	2	3	4	5	6	7	8	9	AB	R	H	RBI	BB	SO	LOB	TOP					
Tom Goodwin, L (1, 8) OBP: 0.388, SLG: 0.431										4	1	1	1	0	0	2	<b>Colorado Rockies @ Anaheim Angels</b> Edison International Field, Anaheim, CA Fri Jul 07 2000, 10:05 PM EDT Att: 29,826 - Sunny - 72 F					
3 Mike Lansing, R (1, 4) OBP: 0.324, SLG: 0.443										4	0	0	0	0	2	1						
17 Todd Helton, L (1, 3) OBP: 0.482, SLG: 0.711 Angel Echevarria, R (7, 3)										3	0	1	1	0	0	0						
Jeff Cirillo, R (1, 5) OBP: 0.404, SLG: 0.530										4	0	0	0	0	0	1						
Larry Walker, L (1, 10) OBP: 0.422, SLG: 0.520										2	0	0	0	1	0	0						
Jeffrey Hammonds, R (1, 9) OBP: 0.431, SLG: 0.631										4	1	1	0	0	1	3						
Darren Bragg, L (1, 7) OBP: 0.302, SLG: 0.352										4	0	2	0	0	0	0						
Brent Mayne, L (1, 2) OBP: 0.306, SLG: 0.461										3	1	1	1	1	0	2						
Nefti Perez, S (1, 6) OBP: 0.305, SLG: 0.413 Terry Shumpert, R (7, PH) OBP: 0.367, SLG: 0.496										2	1	1	1	0	0	1						
										2	0	0	0	0	0	2						
<b>Inning Stats</b>	R: 1 E: 0 K: 1 S: 12	H: 1 LOB: 0 BB: 0 P: 13	R: 0 E: 0 K: 0 S: 6	H: 0 LOB: 0 BB: 0 P: 11	R: 0 E: 0 K: 0 S: 6	H: 0 LOB: 0 BB: 1 P: 13	R: 0 E: 0 K: 1 S: 8	H: 1 LOB: 2 BB: 1 P: 17	R: 2 E: 0 K: 0 S: 9	H: 2 LOB: 0 BB: 0 P: 14	R: 0 E: 0 K: 1 S: 9	H: 0 LOB: 1 BB: 0 P: 10	R: 0 E: 0 K: 0 S: 5	H: 1 LOB: 0 BB: 0 P: 8	R: 0 E: 0 K: 1 S: 6	H: 0 LOB: 0 BB: 0 P: 10	R: 1 E: 0 K: 0 S: 13	H: 2 LOB: 1 BB: 0 P: 19	1B: 3 2B: 3 3B: 2 HR: 0	SF: 0 SAC: 0 DP: 1 HBP: 1	WP: 2 PB: 2 SB: 0 CS: 0	PA: 36
<b>PITCHER</b>	IP WLS BF H R ER SO BB IBB HBP BLK WP HR S P ERA WHIP																					
Ramon Ortiz, R (1, 1) ERA: 6.16	8.0 W 31 5 3 3 4 2 0 1 0 1 0 61 96 3.38 0.875																					
Derrick Turnbow, R (9, 1) ERA: 4.91	1.0 5 2 1 1 0 0 0 0 0 0 1 0 13 19 9.00 2.000																					

AB	33
R	4
H	7
RBI	4
BB	2
SO	4
LOB	12



Batter	1	2	3	4	5	6	7	8	9	AB	R	H	RBI	BB	SO	LOB	BOTTOM			
Darin Erstad, L (1, 7) OBP: 0.436, SLG: 0.577 Orlando Palmeiro, L (8, 7) OBP: 0.394, SLG: 0.395										5	1	2	0	0	1	2	<b>Colorado Rockies @ Anaheim Angels</b> Edison International Field, Anaheim, CA Fri Jul 07 2000, 10:05 PM EDT Att: 29,826 - Sunny - 72 F			
Scott Spiezio, S (1, 3) OBP: 0.338, SLG: 0.415										4	2	1	1	1	2	1				
Mo Vaughn, L (1, 10) OBP: 0.376, SLG: 0.549										4	3	3	0	0	0	0				
Tim Salmon, R (1, 9) OBP: 0.400, SLG: 0.505										3	1	1	1	2	1	2				
16 Garret Anderson, L (1, 8) OBP: 0.265, SLG: 0.506 Edgard Clemente, R (8, 8) OBP: 0.217, SLG: 0.220										3	1	1	2	0	2	3				
										1	0	0	0	0	1	0				
Troy Glaus, R (1, 5) OBP: 0.406, SLG: 0.619										3	3	2	4	1	0	2				
Bengie Molina, R (1, 2) OBP: 0.336, SLG: 0.473										4	1	1	4	0	0	0				
Adam Kennedy, L (1, 4) OBP: 0.324, SLG: 0.425										4	0	0	0	0	0	0				
Kevin Stocker, S (1, 6) OBP: 0.376, SLG: 0.368 Benji Gil, R (7, PR) OBP: 0.294, SLG: 0.335										3	0	2	0	1	1	0				
										0	0	0	0	0	0	0				
<b>Inning Stats</b>	R: 1 E: 0 K: 2 S: 12	H: 2 LOB: 1 BB: 0 P: 16	R: 1 E: 0 K: 1 S: 11	H: 1 LOB: 0 BB: 0 P: 17	R: 2 E: 0 K: 0 S: 10	H: 2 LOB: 1 BB: 1 P: 19	R: 0 E: 0 K: 0 S: 8	H: 2 LOB: 2 BB: 0 P: 12	R: 5 E: 0 K: 1 S: 16	H: 4 LOB: 1 BB: 2 P: 28	R: 3 E: 0 K: 1 S: 14	H: 2 LOB: 0 BB: 1 P: 26	R: 0 E: 0 K: 1 S: 10	H: 0 LOB: 0 BB: 1 P: 16	R: 0 E: 0 K: 2 S: 8	H: 0 LOB: 0 BB: 0 P: 10	1B: 5 2B: 5 3B: 0 HR: 3	SF: 1 SAC: 0 DP: 1 HBP: 1	WP: 0 PB: 0 SB: 0 CS: 0	PA: 41
<b>PITCHER</b>	IP WLS BF H R ER SO BB IBB HBP BLK WP HR S P ERA WHIP																			
Kevin Jarvis, R (1, 1) ERA: 6.54	4.1 L 24 9 8 8 3 0 0 0 0 0 0 2 21 34 21.60 3.000																			
Scott Karl, L (5, 1) ERA: 7.08	1.2 10 4 4 4 2 1 0 0 0 0 0 2 21 34 21.60 3.000																			
Stan Belinda, R (7, 1) ERA: 5.76	1.0 4 0 0 0 0 1 1 0 0 0 0 0 10 16 0.00 1.000																			
Mike DeJean, R (8, 1) ERA: 3.41	1.0 3 0 0 0 0 2 0 0 0 0 0 0 8 10 0.00 0.000																			

AB	34
R	12
H	13
RBI	12
BB	5
SO	8
LOB	10









Batter	1	2	3	4	5	6	7	8	9	AB	R	H	RBI	BB	SO	LOB	TOP				
Tom Goodwin, L OBP: 0.379, SLG: 0.418 (1, 8)	F7	G6-3		SF7		K			F7	4	0	2	0	1	3						
3 Mike Lansing, R OBP: 0.321, SLG: 0.437 (1, 4)	G5-3	G6-3		P5			F8		G6-3	5	0	0	0	0	2						
Larry Walker, L OBP: 0.416, SLG: 0.507 (1, 10)	1B			G3		K	G5-3 BB			3	0	1	0	1	1	0					
Jeff Cirillo, R OBP: 0.402, SLG: 0.527 (1, 5)	G3			17 G4-3 1B		F8	G5-3			4	0	1	0	0	0	2					
17 Todd Helton, L OBP: 0.479, SLG: 0.701 (1, 3)				G4-3		F9	P3			4	1	1	0	0	0	2					
Jeffrey Hammonds, R OBP: 0.426, SLG: 0.621 (1, 9)				F9		F8			F9	4	1	1	1	0	0	1					
Darren Bragg, L OBP: 0.307, SLG: 0.349 Angel Echevarria, R (8, 7)				G6-3		G4-3	P4			3	1	1	0	0	0	0					
Brent Mayne, L OBP: 0.410, SLG: 0.465 (1, 2)				G6-3		1B	K			4	1	3	1	0	1	0					
Nefti Perez, S OBP: 0.311, SLG: 0.420 (1, 6)				SH1-3			F7			3	0	2	0	0	0	0					
<b>Inning Stats</b>	R: 0 E: 0 K: 0 S: 12	H: 1 LOB: 1 BB: 0 P: 17	R: 3 E: 0 K: 0 S: 18	H: 4 LOB: 1 BB: 0 P: 27	R: 0 E: 0 K: 0 S: 8	H: 1 LOB: 1 BB: 0 P: 12	R: 1 E: 0 K: 0 S: 7	H: 2 LOB: 1 BB: 0 P: 8	R: 0 E: 0 K: 1 S: 10	H: 0 LOB: 0 BB: 0 P: 14	R: 0 E: 0 K: 0 S: 6	H: 0 LOB: 1 BB: 1 P: 10	R: 0 E: 0 K: 1 S: 9	H: 0 LOB: 0 BB: 0 P: 14	R: 0 E: 0 K: 0 S: 5	H: 0 LOB: 0 BB: 0 P: 6	1B: 9 2B: 1 3B: 0 HR: 0	SF: 1 SAC: 1 DP: 0 HBP: 0	WP: 0 PB: 0 SB: 0 CS: 0	PA: 38	
<b>PITCHER</b>	IP WLS BF H R ER SO BB IBB HBP BLK WP HR S P ERA WHIP	IP WLS BF H R ER SO BB IBB HBP BLK WP HR S P ERA WHIP	IP WLS BF H R ER SO BB IBB HBP BLK WP HR S P ERA WHIP	IP WLS BF H R ER SO BB IBB HBP BLK WP HR S P ERA WHIP	IP WLS BF H R ER SO BB IBB HBP BLK WP HR S P ERA WHIP	IP WLS BF H R ER SO BB IBB HBP BLK WP HR S P ERA WHIP	IP WLS BF H R ER SO BB IBB HBP BLK WP HR S P ERA WHIP	IP WLS BF H R ER SO BB IBB HBP BLK WP HR S P ERA WHIP	IP WLS BF H R ER SO BB IBB HBP BLK WP HR S P ERA WHIP	IP WLS BF H R ER SO BB IBB HBP BLK WP HR S P ERA WHIP	IP WLS BF H R ER SO BB IBB HBP BLK WP HR S P ERA WHIP	IP WLS BF H R ER SO BB IBB HBP BLK WP HR S P ERA WHIP	IP WLS BF H R ER SO BB IBB HBP BLK WP HR S P ERA WHIP	IP WLS BF H R ER SO BB IBB HBP BLK WP HR S P ERA WHIP	IP WLS BF H R ER SO BB IBB HBP BLK WP HR S P ERA WHIP	IP WLS BF H R ER SO BB IBB HBP BLK WP HR S P ERA WHIP	IP WLS BF H R ER SO BB IBB HBP BLK WP HR S P ERA WHIP	IP WLS BF H R ER SO BB IBB HBP BLK WP HR S P ERA WHIP	IP WLS BF H R ER SO BB IBB HBP BLK WP HR S P ERA WHIP	IP WLS BF H R ER SO BB IBB HBP BLK WP HR S P ERA WHIP	IP WLS BF H R ER SO BB IBB HBP BLK WP HR S P ERA WHIP

Colorado Rockies @ Anaheim Angels  
Edison International Field, Anaheim, CA  
Sun Jul 09 2000, 8:05 PM EDT  
Att: 23,820 - Sunny - 74 F

AB 35  
R 4  
H 10  
RBI 4  
BB 1  
SO 3  
LOB 10



Batter	1	2	3	4	5	6	7	8	9	AB	R	H	RBI	BB	SO	LOB	BOTTOM				
Darin Erstad, L OBP: 0.441, SLG: 0.592 (1, 7)	2B	G6-4-3 1B		1B 2B		2B 1B	G6-3			5	3	4	2	0	0	0					
Kevin Stocker, S OBP: 0.382, SLG: 0.384 (1, 6)	2B	G6-4-3		1B SF9 HBP		G4-3 2B	F9			4	2	2	2	0	0	1					
Mo Vaughn, L OBP: 0.375, SLG: 0.555 (1, 10)	1B 2B			G4-1		G4-3			G6-3	5	1	2	2	0	0	1					
Troy Glaus, R OBP: 0.407, SLG: 0.613 (1, 5)	1B			G6-3		SF9	16 BB IBB		G5-3	3	0	1	2	1	0	0					
16 Garret Anderson, L OBP: 0.267, SLG: 0.517 (1, 8)	K			F7					G6-3	4	1	1	1	1	1	2					
Bengie Molina, R OBP: 0.341, SLG: 0.482 (1, 2)	BB			F9		G6-3				3	0	1	0	1	0	3					
Scott Spiezio, S OBP: 0.336, SLG: 0.411 (1, 3)	L8			G4-3		P5			1B WP 1B	4	1	1	0	0	0	3					
Adam Kennedy, L OBP: 0.325, SLG: 0.427 (1, 4)	G3-1			K		K			G3 WP G6-3 1B	4	1	1	0	0	2	2					
Orlando Palmeiro, L OBP: 0.390, SLG: 0.385 (1, 9)		G5-3		2B BB		P6	G3			3	1	0	0	1	0	1					
<b>Inning Stats</b>	R: 3 E: 0 K: 1 S: 19	H: 4 LOB: 2 BB: 1 P: 30	R: 0 E: 0 K: 0 S: 8	H: 1 LOB: 0 BB: 0 P: 13	R: 1 E: 0 K: 0 S: 8	H: 2 LOB: 1 BB: 0 P: 12	R: 3 E: 0 K: 1 S: 20	H: 2 LOB: 1 BB: 1 P: 34	R: 0 E: 0 K: 1 S: 6	H: 0 LOB: 0 BB: 0 P: 7	R: 1 E: 0 K: 0 S: 16	H: 2 LOB: 3 BB: 2 P: 29	R: 2 E: 0 K: 0 S: 10	H: 2 LOB: 0 BB: 0 P: 14	R: 0 E: 0 K: 0 S: 6	H: 0 LOB: 0 BB: 0 P: 8	1B: 7 2B: 5 3B: 0 HR: 1	SF: 1 SAC: 0 DP: 1 HBP: 1	WP: 1 PB: 0 SB: 1 CS: 0	PA: 41	
<b>PITCHER</b>	IP WLS BF H R ER SO BB IBB HBP BLK WP HR S P ERA WHIP	IP WLS BF H R ER SO BB IBB HBP BLK WP HR S P ERA WHIP	IP WLS BF H R ER SO BB IBB HBP BLK WP HR S P ERA WHIP	IP WLS BF H R ER SO BB IBB HBP BLK WP HR S P ERA WHIP	IP WLS BF H R ER SO BB IBB HBP BLK WP HR S P ERA WHIP	IP WLS BF H R ER SO BB IBB HBP BLK WP HR S P ERA WHIP	IP WLS BF H R ER SO BB IBB HBP BLK WP HR S P ERA WHIP	IP WLS BF H R ER SO BB IBB HBP BLK WP HR S P ERA WHIP	IP WLS BF H R ER SO BB IBB HBP BLK WP HR S P ERA WHIP	IP WLS BF H R ER SO BB IBB HBP BLK WP HR S P ERA WHIP	IP WLS BF H R ER SO BB IBB HBP BLK WP HR S P ERA WHIP	IP WLS BF H R ER SO BB IBB HBP BLK WP HR S P ERA WHIP	IP WLS BF H R ER SO BB IBB HBP BLK WP HR S P ERA WHIP	IP WLS BF H R ER SO BB IBB HBP BLK WP HR S P ERA WHIP	IP WLS BF H R ER SO BB IBB HBP BLK WP HR S P ERA WHIP	IP WLS BF H R ER SO BB IBB HBP BLK WP HR S P ERA WHIP	IP WLS BF H R ER SO BB IBB HBP BLK WP HR S P ERA WHIP	IP WLS BF H R ER SO BB IBB HBP BLK WP HR S P ERA WHIP	IP WLS BF H R ER SO BB IBB HBP BLK WP HR S P ERA WHIP	IP WLS BF H R ER SO BB IBB HBP BLK WP HR S P ERA WHIP	IP WLS BF H R ER SO BB IBB HBP BLK WP HR S P ERA WHIP

Colorado Rockies @ Anaheim Angels  
Edison International Field, Anaheim, CA  
Sun Jul 09 2000, 8:05 PM EDT  
Att: 23,820 - Sunny - 74 F

AB 35  
R 10  
H 13  
RBI 9  
BB 4  
SO 3  
LOB 13









Batter	1	2	3	4	5	6	7	8	9	AB	R	H	RBI	BB	SO	LOB	TOP					
Chris Stynes, R OBP: 0.508, SLG: 0.708 (1, 5)	G4-6-3 BB		G4-3		F8 SH1-3 2B 1B	2-1 2H 1B	4-2 1-2 2-3 BB		G6-3	4	1	2	1	2	0	0						
Barry Larkin, R OBP: 0.393, SLG: 0.513 Michael Tucker, L OBP: 0.382, SLG: 0.564 (1, 6) (8, 8)	G4-6-3				SH1-3	F7	L7			4	0	1	0	0	0	5						
Ken Griffey Jr., L OBP: 0.397, SLG: 0.580 Alex Ochoa, R OBP: 0.379, SLG: 0.516 (8, PH) (8, 9)	1B 3B				2B IBB		G3 HR 1B	G4-3		2	3	2	0	2	0	0						
Dante Bichette, R OBP: 0.352, SLG: 0.474 Juan Castro, R OBP: 0.296, SLG: 0.388 (1, 9) (8, 6)	1B				F8		G3 1B	1B 1B		5	0	2	1	0	1	5						
Sean Casey, L OBP: 0.346, SLG: 0.411 (1, 3)	K				2B 2B	1-H 3-H 2B	HR 1B	1B		5	2	4	4	0	1	1						
Dmitri Young, S OBP: 0.319, SLG: 0.442 (1, 7)		G3			G4-3 SF7 2B	F8	1B 3B	K		5	2	2	1	0	1	3						
Eddie Taubensee, L OBP: 0.321, SLG: 0.350 (1, 2)	F8				G4-3		SH2-4 1B BB	K		4	1	0	0	1	1	4						
Pokey Reese, R OBP: 0.327, SLG: 0.400 (1, 4)	F8				SF7		L7 BB 1B IBB	F7		3	0	0	1	1	0	1						
Pete Harnisch, S OBP: 0.250, SLG: 0.250 (1, 1)			G6-3		F8		SH2-4 1-2 3-H 1B	G3		4	0	1	1	0	0	0						
<b>Inning Stats</b>	R: 1 E: 0 K: 1 S: 11	H: 2 LOB: 1 BB: 1 P: 16	R: 0 E: 0 K: 0 S: 4	H: 0 LOB: 0 BB: 0 P: 5	R: 0 E: 0 K: 1 S: 12	H: 1 LOB: 2 BB: 1 P: 19	R: 2 E: 0 K: 0 S: 12	H: 2 LOB: 0 BB: 0 P: 15	R: 2 E: 0 K: 0 S: 8	H: 2 LOB: 1 BB: 1 P: 14	R: 1 E: 0 K: 0 S: 8	H: 1 LOB: 1 BB: 1 P: 15	R: 3 E: 0 K: 0 S: 17	H: 4 LOB: 3 BB: 2 P: 34	R: 0 E: 0 K: 2 S: 18	H: 2 LOB: 2 BB: 0 P: 25	R: 0 E: 0 K: 0 S: 9	H: 0 LOB: 0 BB: 0 P: 14	1B: 8 2B: 3 3B: 2 HR: 1	SF: 1 SAC: 2 DP: 1 HBP: 0	WP: 0 PB: 0 SB: 0 CS: 0	PA: 46
<b>PITCHER</b>	IP WLS BF H R ER SO BB IBB HBP BLK WP HR S P ERA WHIP																					
Rolando Arrojo, R ERA: 6.22 Scott Karl, L ERA: 7.47 Mike DeJean, R ERA: 3.9 Gabe White, L ERA: 1.72 Stan Belinda, R ERA: 5.4	(1, 1) (6, 1) (7, 1) (8, 1) (9, 1)	5.0 1.2 0.1 1.0 1.0	L 2 2 5 3	24 5 4 2 0	7 4 0 0 0	5 4 0 0 0	2 1 0 2 0	2 1 0 0 0	0 0 0 0 0	0 1 0 0 0	47 20 5 18 9	69 40 0 25 14	9.00 21.60 0.00 0.00 0.00	1.800 3.600 3.000 2.000 0.000								
<b>Batter</b>	<b>1</b>	<b>2</b>	<b>3</b>	<b>4</b>	<b>5</b>	<b>6</b>	<b>7</b>	<b>8</b>	<b>9</b>	<b>AB</b>	<b>R</b>	<b>H</b>	<b>RBI</b>	<b>BB</b>	<b>SO</b>	<b>LOB</b>	<b>BOTTOM</b>					
Tom Goodwin, L OBP: 0.373, SLG: 0.408 (1, 8)	L4		G4-3		1-2 BB			G4-3	K	4	0	0	0	1	1	3						
Terry Shumpert, R OBP: 0.361, SLG: 0.511 (1, 4)	F9				F9 F8			G4-3		4	0	0	0	0	0	2						
Lary Walker, L OBP: 0.419, SLG: 0.514 Stan Belinda, R (1, 7) (9, 1)	E S BB				BB		F7	HR		2	1	1	1	2	0	0						
Jeff Cirillo, R OBP: 0.402, SLG: 0.521 (1, 5)	G6-3				F9		F7	G3		4	0	0	0	0	0	2						
17 Todd Helton, L OBP: 0.477, SLG: 0.698 (1, 3)			G1-3		L9		F7		G4-3	4	0	0	0	0	0	1						
Jeffrey Hammonds, R OBP: 0.424, SLG: 0.612 (1, 9)	G6-3				L9 E FC6-4 1B		L7	G6-3		4	1	1	0	0	0	0						
Brent Mayne, L OBP: 0.409, SLG: 0.458 (1, 2)	G4-3				E3 FC6-4		G6-3	BB 1B 1B		4	0	1	0	0	0	1						
Neffi Perez, S OBP: 0.309, SLG: 0.417 (1, 6)			G4-3		L9		WP 1B	BB 1B		4	0	2	0	0	0	2						
Rolando Arrojo, R OBP: 0.154, SLG: 0.180 Angel Echevarria, R OBP: 0.265, SLG: 0.308 Scott Karl, L OBP: 0.382, SLG: 0.564 Mike DeJean, R OBP: 0.393, SLG: 0.513 Darren Bragg, L OBP: 0.345, SLG: 0.345 Gabe White, L OBP: 0.320, SLG: 0.400 Brian Hunter, R OBP: 0.276, SLG: 0.323 (1, 1) (5, PH) (6, 1) (7, 1) (8, 1) (9, 7)	G4-3		G4-3		FC6-4 WP		K			1	0	0	0	0	0	0						
<b>Inning Stats</b>	R: 0 E: 0 K: 0 S: 10	H: 0 LOB: 0 BB: 1 P: 18	R: 0 E: 0 K: 0 S: 7	H: 0 LOB: 0 BB: 0 P: 8	R: 0 E: 0 K: 0 S: 5	H: 0 LOB: 0 BB: 0 P: 6	R: 0 E: 0 K: 0 S: 8	H: 0 LOB: 1 BB: 1 P: 13	R: 1 E: 1 K: 0 S: 15	H: 1 LOB: 2 BB: 1 P: 23	R: 0 E: 0 K: 0 S: 6	H: 0 LOB: 0 BB: 0 P: 8	R: 0 E: 0 K: 1 S: 8	H: 1 LOB: 1 BB: 0 P: 11	R: 1 E: 0 K: 0 S: 8	H: 1 LOB: 0 BB: 0 P: 10	R: 0 E: 0 K: 1 S: 17	H: 2 LOB: 3 BB: 1 P: 27	1B: 4 2B: 0 3B: 0 HR: 1	SF: 0 SAC: 0 DP: 0 HBP: 0	WP: 2 PB: 0 SB: 1 CS: 0	PA: 37
<b>PITCHER</b>	IP WLS BF H R ER SO BB IBB HBP BLK WP HR S P ERA WHIP																					
Pete Harnisch, R ERA: 6.27 (1, 1)	9.0 W 37 5 2 1 2																					

Cincinnati Reds @ Colorado Rockies  
Coors Field, Denver, CO  
Fri Jul 14 2000, 7:05 PM MDT  
Att: 48,471 - Sunny - 87 F

AB 37  
R 9  
H 14  
RBI 9  
BB 6  
SO 4  
LOB 19



Cincinnati Reds @ Colorado Rockies  
Coors Field, Denver, CO  
Fri Jul 14 2000, 7:05 PM MDT  
Att: 48,471 - Sunny - 87 F


AB 33  
R 2  
H 5  
RBI 2  
BB 4  
SO 2  
LOB 13






Batter	1	2	3	4	5	6	7	8	9	AB R H RBI BB SO LOB	TOP											
Chris Stynes, R OBP: 0.512, SLG: 0.712 (1, 5)										5 1 3 1 0 1 1	<b>Cincinnati Reds @ Colorado Rockies</b> Coors Field, Denver, CO Sat Jul 15 2000, 1:05 PM MDT Att: 48,201 - Cloudy - 88 F											
Barry Larkin, R OBP: 0.393, SLG: 0.515 (1, 6)										5 0 2 1 0 0 2												
Ken Griffey Jr., L OBP: 0.397, SLG: 0.574 (1, 8)										3 1 0 0 1 0 3												
Dante Bichette, R OBP: 0.353, SLG: 0.482 (1, 9)										5 1 2 2 0 0 3												
Sean Casey, L OBP: 0.349, SLG: 0.413 (1, 3)										4 1 1 0 1 0 2												
Michael Tucker, L OBP: 0.385, SLG: 0.559 (1, 7)										3 1 1 1 1 2 1												
Benito Santiago, R OBP: 0.285, SLG: 0.353 (1, 2)										4 0 1 1 0 0 2												
Pokey Reese, R OBP: 0.329, SLG: 0.413 (1, 4)										4 2 2 1 0 1 1												
Scott Williamson, R (1, 1)										1 0 0 0 0 1 0												
Scott Sullivan, R OBP: 0.200, SLG: 0.200 (7, 1)										0 0 0 0 0 0 0												
Dennys Reyes, R (7, 1)										1 0 0 0 0 0 0												
Danny Graves, R OBP: 0.500, SLG: 2.000 (8, 1)										0 0 0 0 0 0 0												
<b>Inning Stats</b>	R: 0 E: 0 K: 0 S: 6	H: 1 LOB: 1 BB: 0 P: 9	R: 0 E: 0 K: 1 S: 6	H: 0 LOB: 0 BB: 1 P: 13	R: 1 E: 0 K: 0 S: 12	H: 2 LOB: 1 BB: 0 P: 18	R: 0 E: 0 K: 1 S: 7	H: 0 LOB: 0 BB: 0 P: 8	R: 2 E: 0 K: 1 S: 16	H: 3 LOB: 2 BB: 1 P: 26	R: 2 E: 0 K: 0 S: 13	H: 3 LOB: 1 BB: 0 P: 22	R: 2 E: 0 K: 0 S: 6	H: 1 LOB: 1 BB: 1 P: 12	R: 0 E: 0 K: 0 S: 11	H: 0 LOB: 0 BB: 0 P: 15	R: 0 E: 0 K: 0 S: 13	H: 2 LOB: 1 BB: 0 P: 19	1B: 6 2B: 4 3B: 0 HR: 2	SF: 0 SAC: 2 DP: 2 HBP: 1	WP: 0 PB: 0 SB: 0 CS: 0	PA: 41
<b>PITCHER</b>	IP WLS BF H R ER SO BB IBB HBP BLK WP HR S P ERA WHIP											<b>PITCHER</b>	IP WLS BF H R ER SO BB IBB HBP BLK WP HR S P ERA WHIP									
Masato Yoshii, R ERA: 5.71 (1, 1)	5.0 L 25 9 5 5 3 1 1 0 0 0 0 1 54 85 9.00 2.000																					
Mike DeJean, R ERA: 3.77 (6, 1)	1.0 3 0 0 0 0 0 0 0 0 0 0 0 6 11 0.00 0.000																					
Stan Belinda, R ERA: 5.79 (7, 1)	1.0 6 1 2 2 0 0 1 0 1 0 0 0 1 6 12 18.00 2.000																					
Julian Tavarez, R ERA: 6.75 (8, 1)	1.1 6 2 0 0 2 0 0 0 0 0 0 0 0 22 30 0.00 1.500																					
Mike Myers, L ERA: 1.19 (9, 1)	0.2 1 0 0 0 0 0 0 0 0 0 0 0 0 2 4 0.00 0.000																					

AB	35
R	7
H	12
RBI	7
BB	3
SO	5
LOB	15



Batter	1	2	3	4	5	6	7	8	9	AB R H RBI BB SO LOB	BOTTOM											
Brian Hunter, R OBP: 0.383, SLG: 0.318 (1, 8)										2 1 0 0 1 0 1	<b>Cincinnati Reds @ Colorado Rockies</b> Coors Field, Denver, CO Sat Jul 15 2000, 1:05 PM MDT Att: 48,201 - Cloudy - 88 F											
Tom Goodwin, L OBP: 0.372, SLG: 0.407 (7, FR)										1 0 0 0 0 0 0												
Jeff Cirillo, R OBP: 0.404, SLG: 0.535 (1, 5)										5 2 3 2 0 1 1												
Larry Walker, L OBP: 0.422, SLG: 0.512 (1, 7)										3 0 1 1 2 0 1												
Jeffrey Hammonds, R OBP: 0.422, SLG: 0.609 (1, 9)										3 0 1 1 0 0 2												
17 Todd Helton, L OBP: 0.473, SLG: 0.692 (8, 3)										3 0 0 0 0 0 2												
Angel Echevarria, R OBP: 0.111, SLG: 0.111 (8, 3)										1 0 1 0 0 0 0												
Brent Mayne, L OBP: 0.402, SLG: 0.449 (1, 2)										4 0 0 0 0 2 4												
3 Mike Lansing, R OBP: 0.319, SLG: 0.431 (1, 4)										4 0 1 0 0 0 2												
Nelfi Perez, S OBP: 0.312, SLG: 0.422 (1, 6)										3 1 1 0 1 0 2												
Masato Yoshii, R ERA: 3.69 (6, 1)	6.0 W 27 5 3 3 3 3 1 0 1 1 0 0 55 93 4.50 1.333																					
Scott Sullivan, R ERA: 4.39 (7, 1)	0.0 1 0 0 0 0 0 0 0 1 0 0 0 0 1 - - - -																					
Dennys Reyes, L ERA: 5.59 (7, 1)	1.1 5 2 0 0 1 0 0 0 0 0 0 0 7 11 0.00 1.500																					
Danny Graves, R ERA: 2.09 (8, 1)	1.2 S 6 1 1 1 0 0 0 0 0 0 0 0 1 13 22 5.40 0.600																					
<b>Inning Stats</b>	R: 0 E: 0 K: 0 S: 10	H: 0 LOB: 0 BB: 1 P: 19	R: 0 E: 0 K: 1 S: 8	H: 0 LOB: 0 BB: 0 P: 10	R: 2 E: 1 K: 0 S: 10	H: 3 LOB: 1 BB: 0 P: 14	R: 0 E: 0 K: 1 S: 11	H: 1 LOB: 2 BB: 1 P: 19	R: 1 E: 0 K: 1 S: 9	H: 1 LOB: 2 BB: 2 P: 18	R: 0 E: 0 K: 0 S: 7	H: 0 LOB: 0 BB: 0 P: 13	R: 0 E: 0 K: 1 S: 4	H: 0 LOB: 1 BB: 0 P: 7	R: 0 E: 0 K: 0 S: 6	H: 2 LOB: 2 BB: 0 P: 12	R: 1 E: 0 K: 0 S: 10	H: 1 LOB: 0 BB: 0 P: 15	1B: 5 2B: 1 3B: 1 HR: 1	SF: 1 SAC: 0 DP: 1 HBP: 1	WP: 1 PB: 0 SB: 0 CS: 0	PA: 39
<b>PITCHER</b>	IP WLS BF H R ER SO BB IBB HBP BLK WP HR S P ERA WHIP											<b>PITCHER</b>	IP WLS BF H R ER SO BB IBB HBP BLK WP HR S P ERA WHIP									
Scott Williamson, R ERA: 3.69 (1, 1)	6.0 W 27 5 3 3 3 3 1 0 1 1 0 0 55 93 4.50 1.333																					
Scott Sullivan, R ERA: 4.39 (7, 1)	0.0 1 0 0 0 0 0 0 0 1 0 0 0 0 1 - - - -																					
Dennys Reyes, L ERA: 5.59 (7, 1)	1.1 5 2 0 0 1 0 0 0 0 0 0 0 7 11 0.00 1.500																					
Danny Graves, R ERA: 2.09 (8, 1)	1.2 S 6 1 1 1 0 0 0 0 0 0 0 0 1 13 22 5.40 0.600																					

AB	33
R	4
H	8
RBI	4
BB	4
SO	4
LOB	18





Batter	1	2	3	4	5	6	7	8	9	AB	R	H	RBI	BB	SO	LOB	TOP					
Ryan Christenson, R OBP: 0.380, SLG: 0.407 Terrence Long, L OBP: 0.341, SLG: 0.444	F8	F8		G6-3		G5-3		G4-3	K	3	0	0	0	0	1	0						
Randy Velarde, R OBP: 0.400, SLG: 0.455	HR	2B	2B	1B			G6-3	BB	1B	4	3	2	0	1	1	0						
Jason Giambi, L OBP: 0.470, SLG: 0.620	F5	1B	2B				2B	2B	E	4	3	2	1	1	1	1						
Olmedo Saenz, R OBP: 0.386, SLG: 0.517	2H	HR	1B	BB			K	2B	E9	4	2	3	4	1	1	0						
Adam Platt, R OBP: 0.381, SLG: 0.683	HR	BB	1B				F7	G1-3	P4	4	2	2	2	1	0	1						
Jeremy Giambi, L OBP: 0.352, SLG: 0.468	1H	HR	G3-6-3				G1-3	G1-3	IBB	4	1	1	2	1	0	3						
Ramon Hernandez, R OBP: 0.326, SLG: 0.399	1B	BB		G6-3			G5-3	2B	G4-3	4	0	1	1	1	0	2						
Frank Menechino, R OBP: 0.336, SLG: 0.462 Miguel Tejada, R OBP: 0.316, SLG: 0.448	1B			G5-3			G3	1B	F8	2	0	1	0	0	0	0						
Marcus Jones, R Doug Jones, R 3 Eric Chavez, L Mike Magnante, L Jeff Tam, R Ben Griewe, L Jason Isringhausen, R	G3			G1-3			G3	F8	L4	2	0	0	0	0	0	2						
<b>Inning Stats</b>	R: 4 E: 0 K: 1 S: 16	H: 4 LOB: 2 BB: 2 P: 34	R: 2 E: 0 K: 0 S: 8	H: 3 LOB: 1 BB: 1 P: 18	R: 0 E: 0 K: 0 S: 5	H: 0 LOB: 0 BB: 0 P: 9	R: 0 E: 0 K: 2 S: 9	H: 0 LOB: 0 BB: 0 P: 15	R: 0 E: 0 K: 1 S: 6	H: 0 LOB: 0 BB: 0 P: 10	R: 0 E: 0 K: 0 S: 10	H: 1 LOB: 1 BB: 0 P: 18	R: 3 E: 0 K: 0 S: 18	H: 4 LOB: 2 BB: 1 P: 31	R: 2 E: 1 K: 0 S: 8	H: 1 LOB: 2 BB: 3 P: 26	R: 0 E: 0 K: 1 S: 9	H: 0 LOB: 0 BB: 0 P: 13	1B: 5 2B: 6 3B: 0 HR: 2	SF: 0 SAC: 0 DP: 1 HBP: 0	WP: 0 PB: 0 SB: 0 CS: 0	PA: 46
<b>PITCHER</b>	IP	WLS	BF	H	R	ER	SO	BB	IBB	HBP	BLK	WP	HR	S	P	ERA	WHIP					
Rigo Beltran, L ERA: 40.5	1.1		13	6	6	6	1	3	0	0	0	0	2	20	45	40.50	6.750					
Julian Tavarez, R ERA: 8.04	4.2	L	15	2	0	0	3	0	0	0	0	0	0	34	59	0.00	0.429					
Gabe White, L ERA: 2.27	0.2		5	3	3	3	0	0	0	0	0	0	0	14	21	40.50	4.500					
Mike DeJean, R ERA: 3.9	1.1		10	2	2	1	0	2	2	0	0	0	0	12	36	6.75	3.000					
Mike Myers, L ERA: 1.14	1.0		3	0	0	0	1	0	0	0	0	0	0	9	13	0.00	0.000					
<b>Batter</b>	<b>1</b>	<b>2</b>	<b>3</b>	<b>4</b>	<b>5</b>	<b>6</b>	<b>7</b>	<b>8</b>	<b>9</b>	<b>AB</b>	<b>R</b>	<b>H</b>	<b>RBI</b>	<b>BB</b>	<b>SO</b>	<b>LOB</b>	<b>BOTTOM</b>					
Tom Goodwin, L OBP: 0.374, SLG: 0.406	F8		S	F8		SH1-4			FC4-6	3	1	1	0	1	0	1						
Brian Hunter, R OBP: 0.383, SLG: 0.351	HR		L4	HR		G1-3			FC4-6	5	3	2	2	0	0	3						
Larry Walker, L OBP: 0.426, SLG: 0.526	1B	BB	1B	HR			G1-3		G4-3	4	2	2	3	1	0	1						
17 Todd Helton, L OBP: 0.475, SLG: 0.712	F8		1B	K			HR		HR	5	3	3	3	0	1	1						
Jeff Cirillo, R OBP: 0.404, SLG: 0.533	1B		1B			G4-3		F9	F8	5	0	2	2	0	0	0						
Nefti Perez, S OBP: 0.311, SLG: 0.419	P4		G4-3			G6-3		G6-3		3	0	0	0	1	0	2						
3 Mike Lansing, R OBP: 0.318, SLG: 0.429		G5-3	G4-3						G6-3	4	0	1	0	0	0	2						
Ben Petrick, R OBP: 0.333, SLG: 0.526	F8			E				P4	G5-3	4	1	1	0	0	0	1						
Rigo Beltran, L Julian Tavarez, L Terry Shumpert, R Gabe White, L Mike DeJean, R Todd Walker, L Mike Myers, L	K			B1				E6	G3	0	0	0	0	0	0	0						
<b>Inning Stats</b>	R: 1 E: 0 K: 0 S: 14	H: 2 LOB: 1 BB: 1 P: 29	R: 0 E: 0 K: 1 S: 7	H: 0 LOB: 0 BB: 0 P: 9	R: 3 E: 0 K: 0 S: 18	H: 3 LOB: 1 BB: 2 P: 31	R: 3 E: 1 K: 1 S: 15	H: 3 LOB: 0 BB: 0 P: 20	R: 0 E: 0 K: 0 S: 17	H: 1 LOB: 1 BB: 0 P: 24	R: 0 E: 1 K: 0 S: 6	H: 0 LOB: 0 BB: 0 P: 12	R: 1 E: 0 K: 0 S: 5	H: 1 LOB: 0 BB: 0 P: 10	R: 0 E: 0 K: 0 S: 8	H: 0 LOB: 0 BB: 0 P: 11	R: 2 E: 0 K: 0 S: 12	H: 2 LOB: 0 BB: 0 P: 20	1B: 6 2B: 2 3B: 0 HR: 4	SF: 0 SAC: 1 DP: 1 HBP: 0	WP: 1 PB: 0 SB: 1 CS: 1	PA: 41
<b>PITCHER</b>	IP	WLS	BF	H	R	ER	SO	BB	IBB	HBP	BLK	WP	HR	S	P	ERA	WHIP					
Marcus Jones, R ERA: 15.43	2.1		15	5	4	4	1	3	0	0	0	0	1	35	64	15.43	3.429					
Doug Jones, R ERA: 5.28	2.2		11	4	3	3	1	0	0	0	0	0	1	36	49	10.12	1.500					
Mike Magnante, L ERA: 5.25	1.1	W	5	1	1	1	0	0	0	0	0	0	1	9	18	6.75	0.750					
Jeff Tam, R ERA: 2.32	1.2	H	5	0	0	0	0	0	0	0	0	0	0	10	15	0.00	0.000					
Jason Isringhausen, R ERA: 3.1	1.0	S	5	2	2	2	0	0	0	0	0	1	1	12	20	18.00	2.000					

Oakland Athletics @ Colorado Rockies  
Coors Field, Denver, CO  
Mon Jul 17 2000, 2:05 PM MDT  
Att: 40,120 - Cloudy - 82 F

AB 39  
R 11  
H 13  
RBI 10  
BB 7  
SO 5  
LOB 13



Oakland Athletics @ Colorado Rockies  
Coors Field, Denver, CO  
Mon Jul 17 2000, 2:05 PM MDT  
Att: 40,120 - Cloudy - 82 F

AB 37  
R 10  
H 12  
RBI 10  
BB 3  
SO 2  
LOB 12





Batter	1	2	3	4	5	6	7	8	9	10	AB	R	H	RBI	BB	SO	LOB	TOP	
<b>Terrence Long, L</b> OBP: 0.345, SLG: 0.458 (1, 8)	G1-3		HR				G3-1					5	2	3	1	0	0		
<b>Randy Velarde, R</b> OBP: 0.404, SLG: 0.459 (1, 4)	2B		G6-3					G6-3				5	2	3	0	0	0		
<b>Jason Giambi, L</b> OBP: 0.471, SLG: 0.621 (1, 3)	G4-3		F7				G3-6-1					4	2	2	3	1	0		
<b>Ben Greive, L</b> OBP: 0.350, SLG: 0.523 <b>Jason Istringhausen, R</b> OBP: 0.388, SLG: 0.517 <b>Frank Menechino, R</b> OBP: 0.336, SLG: 0.462 (10, 5)	G4-3							F9				4	1	1	1	1	0		
<b>Matt Stairs, L</b> OBP: 0.330, SLG: 0.406 <b>Olmedo Saenz, R</b> OBP: 0.388, SLG: 0.517 <b>Ryan Christenson, R</b> OBP: 0.386, SLG: 0.437 (8, PH)	G4-3											3	0	1	1	0	1		
<b>Miguel Tejada, R</b> OBP: 0.314, SLG: 0.453 (1, 6)	FC6-4											3	0	0	0	1	0		
<b>3 Eric Chavez, L</b> OBP: 0.356, SLG: 0.484 <b>Scott Service, R</b> (10, 1)												4	0	0	0	1	1		
<b>Sal Fasano, R</b> OBP: 0.281, SLG: 0.345 <b>Ramon Hernandez, R</b> OBP: 0.323, SLG: 0.396 (9, PH)												4	0	0	0	0	0		
<b>Ariel Prieto, R</b> OBP: 0.302, SLG: 0.467 <b>T.J. Mathews, R</b> OBP: 0.302, SLG: 0.467 <b>Mike Magnante, L</b> OBP: 0.302, SLG: 0.467 <b>Jeff Tam, R</b> OBP: 0.302, SLG: 0.467 <b>Jeremy Giambi, L</b> OBP: 0.302, SLG: 0.467 (8, PH)												3	0	0	0	0	1		
<b>Inning Stats</b>	R: 2 E: 0 K: 0 S: 12	H: 3 LOB: 1 BB: 0 P: 18	R: 0 E: 0 K: 1 S: 8	H: 0 LOB: 0 BB: 0 P: 12	R: 1 E: 0 K: 0 S: 9	H: 1 LOB: 1 BB: 1 P: 20	R: 0 E: 0 K: 1 S: 7	H: 0 LOB: 0 BB: 0 P: 12	R: 0 E: 0 K: 3 S: 12	H: 0 LOB: 0 BB: 0 P: 15	R: 3 E: 0 K: 0 S: 19	H: 1 LOB: 1 BB: 2 P: 31	R: 2 E: 0 K: 2 S: 4	H: 3 LOB: 0 BB: 0 P: 26	R: 0 E: 0 K: 0 S: 4	H: 1 LOB: 1 BB: 1 P: 13	1B: 7 2B: 1 3B: 1 HR: 3	SF: 0 SAC: 0 DP: 2 HBP: 0	WP: 0 PA: 44 PB: 1 SB: 0 CS: 0
<b>PITCHER</b>	IP WLS BF H R ER SO	IP WLS BF H R ER SO	IP WLS BF H R ER SO	IP WLS BF H R ER SO	IP WLS BF H R ER SO	IP WLS BF H R ER SO	IP WLS BF H R ER SO	IP WLS BF H R ER SO	IP WLS BF H R ER SO	IP WLS BF H R ER SO	IP WLS BF H R ER SO	IP WLS BF H R ER SO	IP WLS BF H R ER SO	IP WLS BF H R ER SO	IP WLS BF H R ER SO	IP WLS BF H R ER SO	ERA WHIP	ERA WHIP	
<b>Kevin Jarvis, R</b> ERA: 6.5	6.0	0.0	0.0	0.0	0.0	0.0	0.0	0.0	0.0	0.0	0.0	0.0	0.0	0.0	0.0	0.0	6.00	1.333	
<b>Bobby Chouinard, R</b> ERA: 1.48	7.1	1.0	3.0	0.0	0.0	0.0	0.0	0.0	0.0	0.0	0.0	0.0	0.0	0.0	0.0	0.0	0.00	0.000	
<b>Mike Myers, L</b> ERA: 1.48	8.1	0.2	3.0	0.0	1.0	0.0	0.0	0.0	0.0	0.0	0.0	0.0	0.0	0.0	0.0	0.0	13.50	1.500	
<b>Jose Jimenez, R</b> ERA: 3.75	8.1	0.1	3.0	1.0	2.0	0.0	0.0	0.0	0.0	0.0	0.0	0.0	0.0	0.0	0.0	0.0	54.00	6.000	
<b>Stan Belinda, R</b> ERA: 5.75	9.1	0.1	1.0	0.0	0.0	0.0	0.0	0.0	0.0	0.0	0.0	0.0	0.0	0.0	0.0	0.0	0.00	0.000	

Oakland Athletics @ Colorado Rockies  
Coors Field, Denver, CO  
Mon Jul 17 2000, 8:05 PM MDT  
Att. 40,276 - Cloudy - 73 F

AB	40
R	9
H	12
RBI	9
BB	4
SO	7
LOB	11



Batter	1	2	3	4	5	6	7	8	9	10	AB	R	H	RBI	BB	SO	LOB	BOTTOM			
<b>Tom Goodwin, L</b> OBP: 0.376, SLG: 0.416 (1, 8)	K						L4					5	2	2	4	1	2				
<b>Brian Hunter, R</b> OBP: 0.381, SLG: 0.345 (1, 9)	G4-3											5	1	1	1	1	1				
<b>Jeff Cirillo, R</b> OBP: 0.406, SLG: 0.533 (1, 5)	F9											6	1	3	1	0	1				
<b>17 Todd Helton, L</b> OBP: 0.474, SLG: 0.708 (1, 3)												5	0	2	1	0	0				
<b>Todd Walker, L</b> OBP: 0.200, SLG: 0.313 (1, 4)	G4-3											5	0	1	1	0	0				
<b>Terry Shumpert, R</b> OBP: 0.360, SLG: 0.504 <b>Stan Belinda, R</b> OBP: 0.200, SLG: 0.800 <b>Jeffrey Hammonds, R</b> OBP: 0.420, SLG: 0.606 <b>Mike DeJean, R</b> (10, 1)												4	2	2	0	0	2				
<b>Brent Mayne, L</b> OBP: 0.401, SLG: 0.447 <b>Ben Petrick, R</b> OBP: 0.348, SLG: 0.524 (8, 2)												3	0	1	0	0	0				
<b>Neifi Perez, S</b> OBP: 0.310, SLG: 0.420 (1, 6)												4	1	1	2	0	0				
<b>Kevin Jarvis, L</b> OBP: 0.314, SLG: 0.125 <b>3 Mike LaBarbera, R</b> OBP: 0.314, SLG: 0.125 <b>Bobby Chouinard, R</b> OBP: 0.314, SLG: 0.125 <b>Butch Huskey, R</b> OBP: 0.314, SLG: 0.125 <b>Mike Myers, L</b> OBP: 0.314, SLG: 0.125 <b>Jose Jimenez, R</b> OBP: 0.314, SLG: 0.125 <b>Larry Walker, L</b> OBP: 0.314, SLG: 0.125 (8, PH)												1	0	0	0	0	0				
<b>Inning Stats</b>	R: 0 E: 0 K: 1 S: 6	H: 0 LOB: 0 BB: 0 P: 10	R: 0 E: 0 K: 1 S: 7	H: 0 LOB: 0 BB: 0 P: 10	R: 0 E: 1 K: 1 S: 13	H: 0 LOB: 1 BB: 0 P: 21	R: 0 E: 0 K: 2 S: 10	H: 0 LOB: 0 BB: 0 P: 13	R: 0 E: 0 K: 1 S: 9	H: 0 LOB: 0 BB: 0 P: 11	R: 2 E: 0 K: 0 S: 14	H: 4 LOB: 2 BB: 0 P: 18	R: 4 E: 1 K: 0 S: 16	H: 3 LOB: 1 BB: 0 P: 24	R: 2 E: 0 K: 0 S: 11	H: 4 LOB: 2 BB: 1 P: 25	R: 1 E: 0 K: 1 S: 15	H: 1 LOB: 2 BB: 2 P: 23	1B: 12 2B: 1 3B: 1 HR: 1	SF: 0 SAC: 1 DP: 0 HBP: 0	WP: 0 PA: 48 PB: 0 SB: 1 CS: 0
<b>PITCHER</b>	IP WLS BF H R ER SO	IP WLS BF H R ER SO	IP WLS BF H R ER SO	IP WLS BF H R ER SO	IP WLS BF H R ER SO	IP WLS BF H R ER SO	IP WLS BF H R ER SO	IP WLS BF H R ER SO	IP WLS BF H R ER SO	IP WLS BF H R ER SO	IP WLS BF H R ER SO	IP WLS BF H R ER SO	IP WLS BF H R ER SO	IP WLS BF H R ER SO	IP WLS BF H R ER SO	IP WLS BF H R ER SO	ERA WHIP	ERA WHIP			
<b>Ariel Prieto, R</b> ERA: 5.21	1.1	0.0	2.0	2.0	2.0	0.0	0.0	0.0	0.0	0.0	0.0	0.0	0.0	0.0	0.0	0.0	3.00	0.667			
<b>T.J. Mathews, R</b> ERA: 5.85	7.1	0.0	2.0	2.0	2.0	0.0	0.0	0.0	0.0	0.0	0.0	0.0	0.0	0.0	0.0	0.0	∞	∞			
<b>Mike Magnante, L</b> ERA: 5.96	7.1	1.2	8.0	2.0	3.0	2.0	0.0	0.0	0.0	0.0	0.0	0.0	0.0	0.0	0.0	0.0	10.80	1.200			
<b>Jeff Tam, R</b> ERA: 2.45	8.1	0.1	4.0	3.0	1.0	1.0	0.0	0.0	0.0	0.0	0.0	0.0	0.0	0.0	0.0	0.0	27.00	9.000			
<b>Jason Istringhausen, R</b> ERA: 5.4	8.1	1.2	10.0	3.0	2.0	2.0	2.0	0.0	0.0	0.0	0.0	0.0	0.0	0.0	0.0	0.0	10.80	3.000			

Oakland Athletics @ Colorado Rockies  
Coors Field, Denver, CO  
Mon Jul 17 2000, 8:05 PM MDT  
Att. 40,276 - Cloudy - 73 F

AB	44
R	10
H	15
RBI	10
BB	3
SO	8
LOB	14





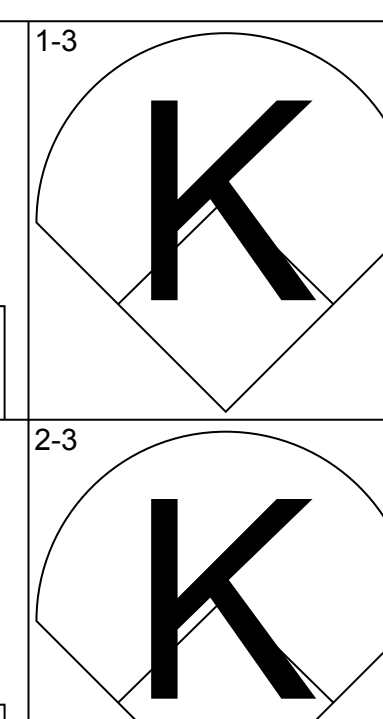
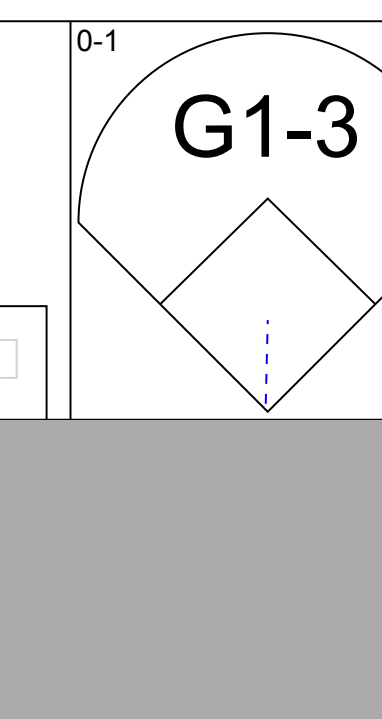
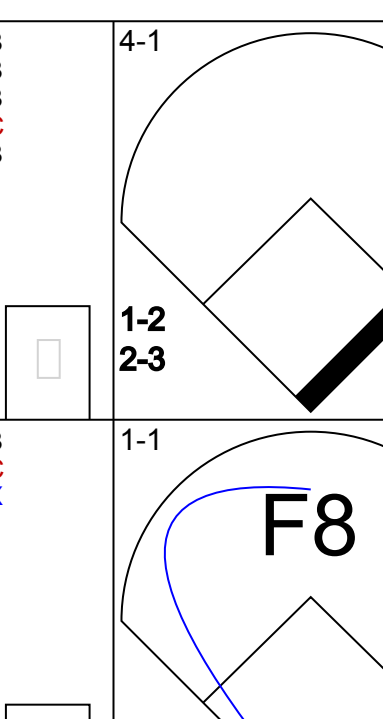
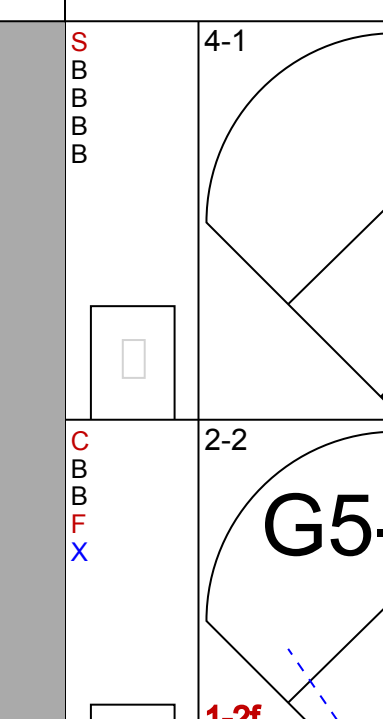
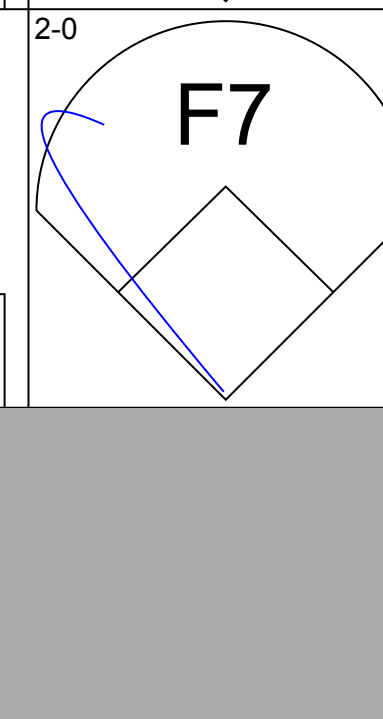
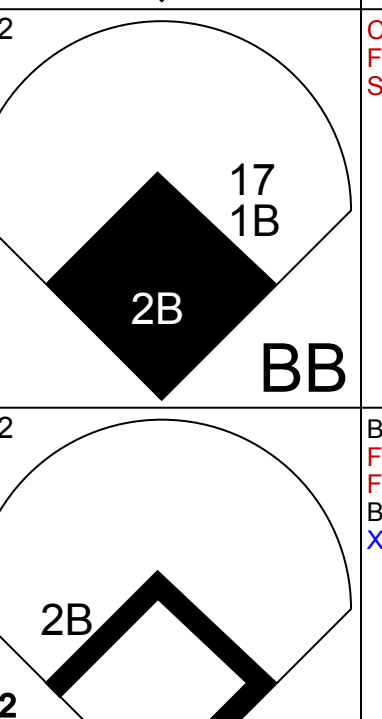
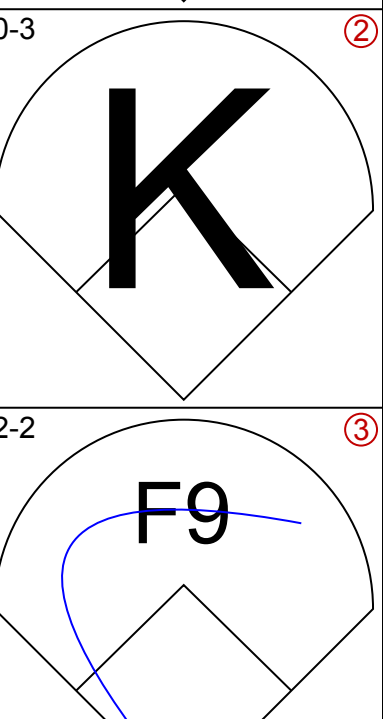
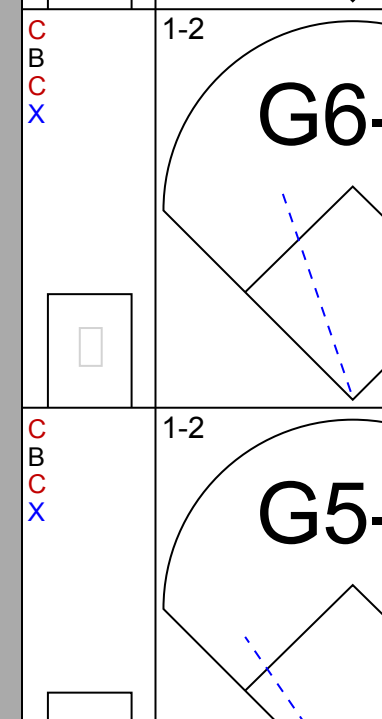


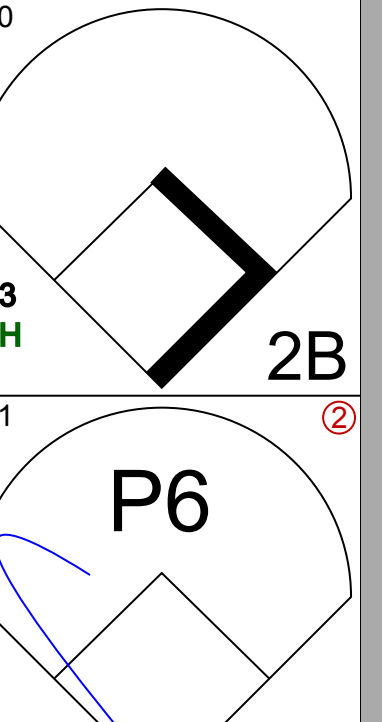


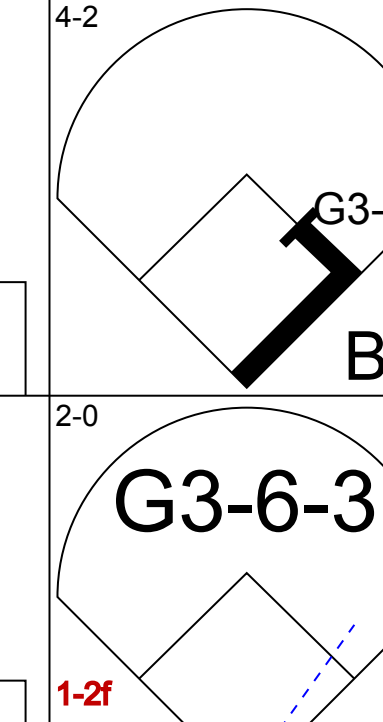
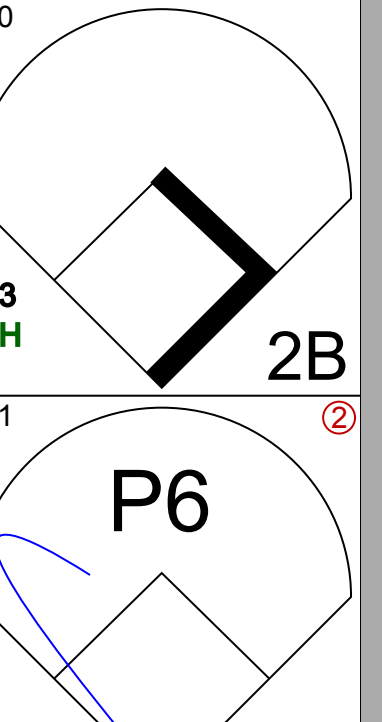



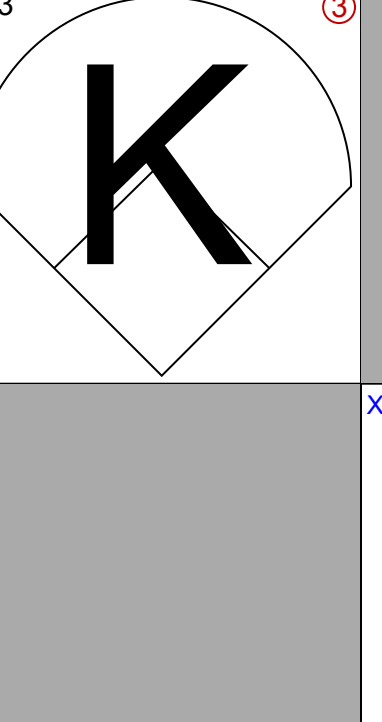
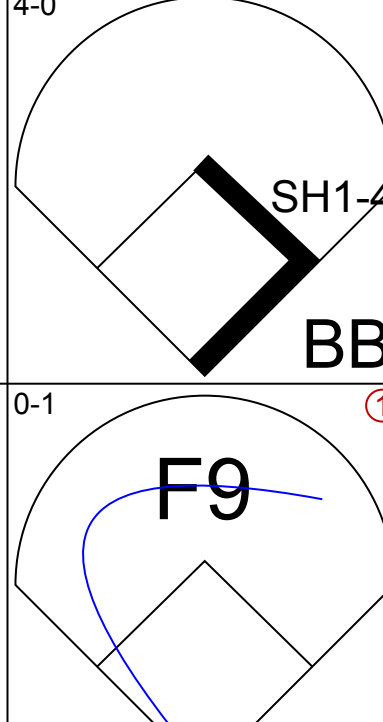
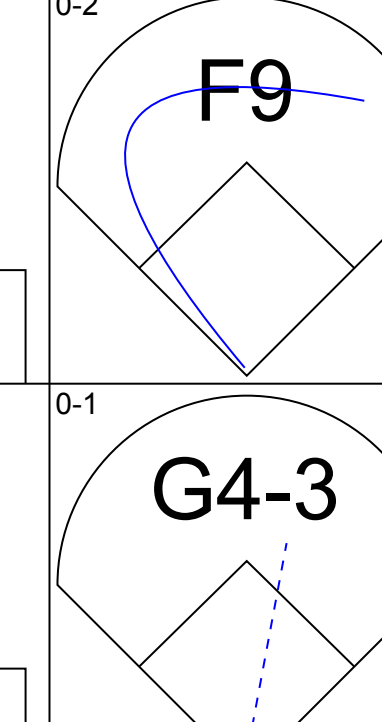

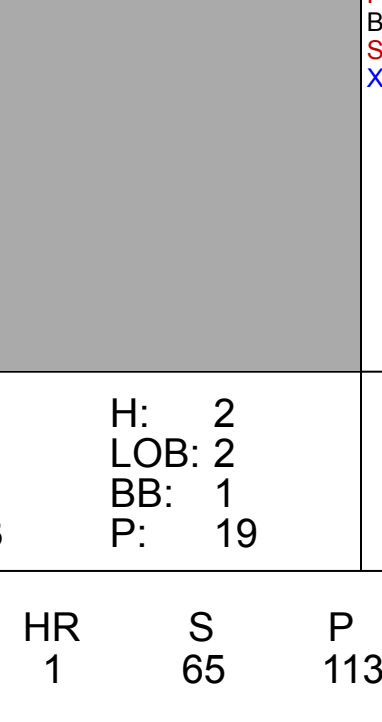
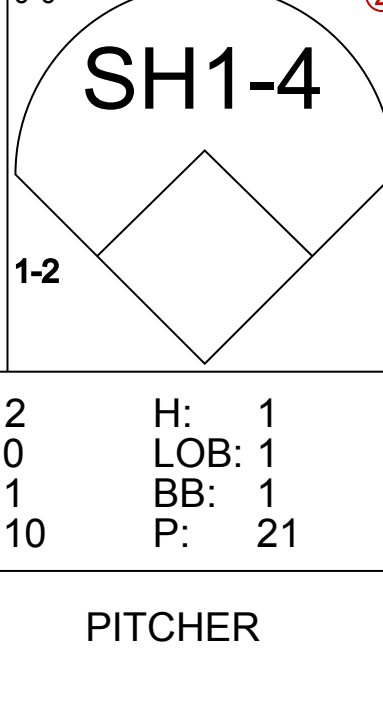
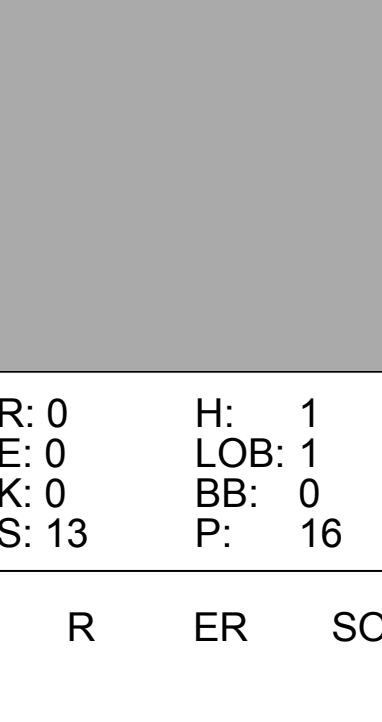
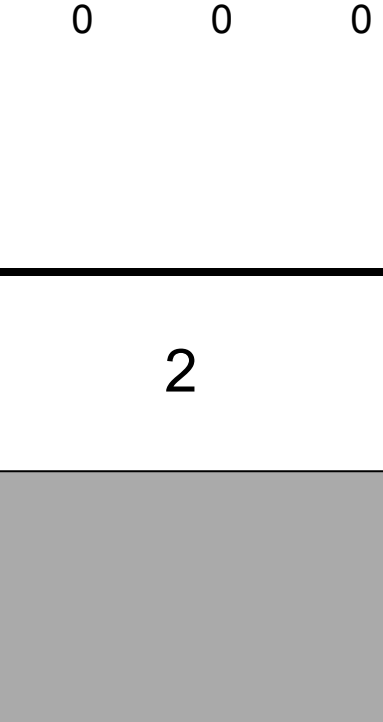
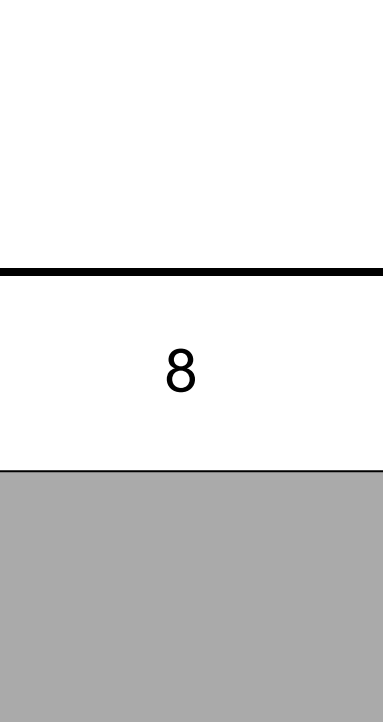
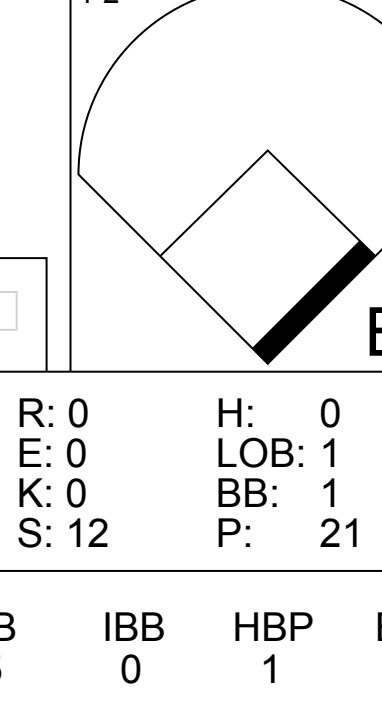
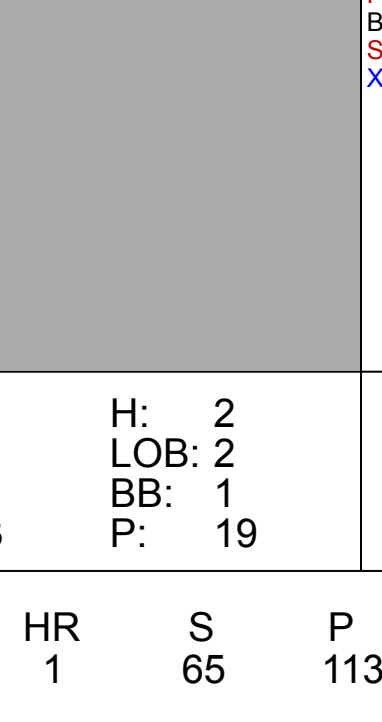
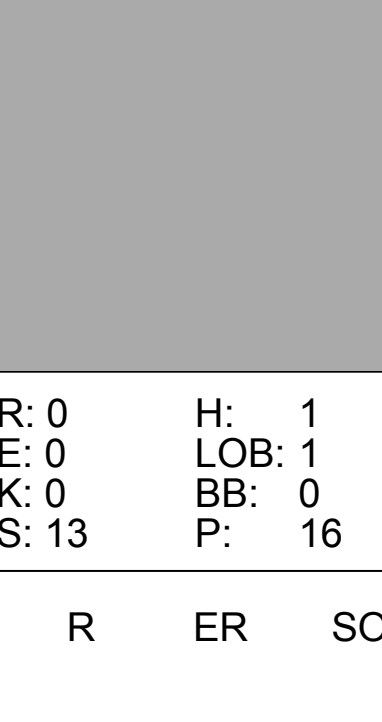
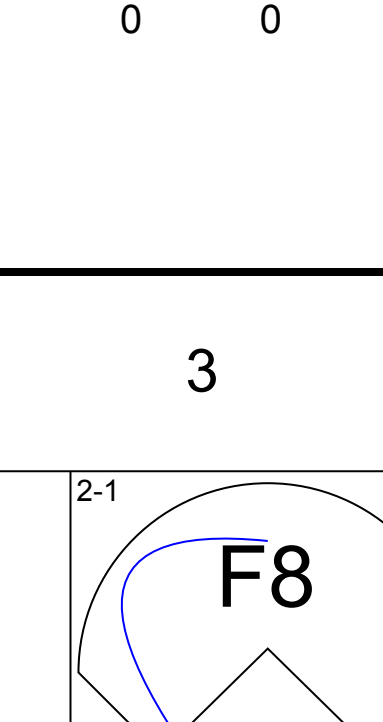
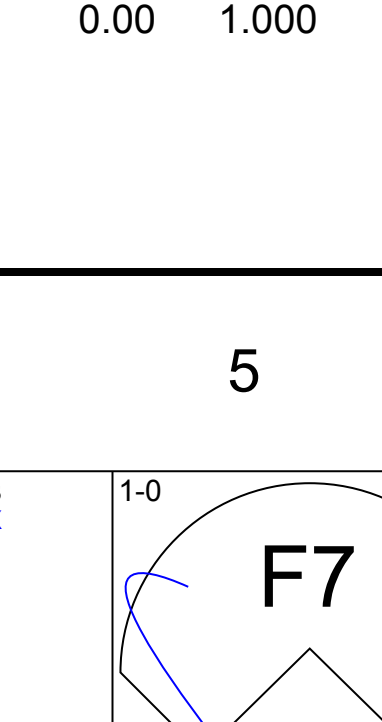
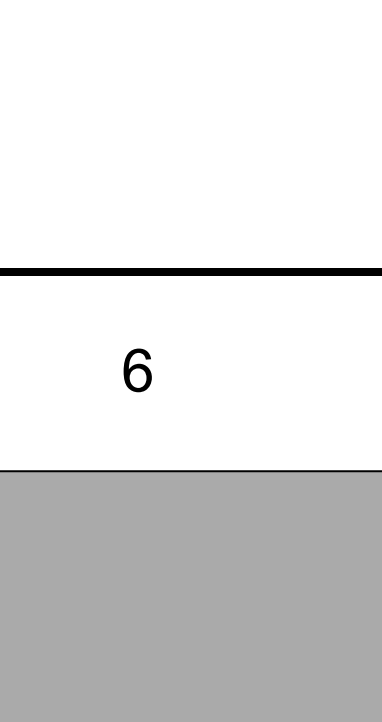
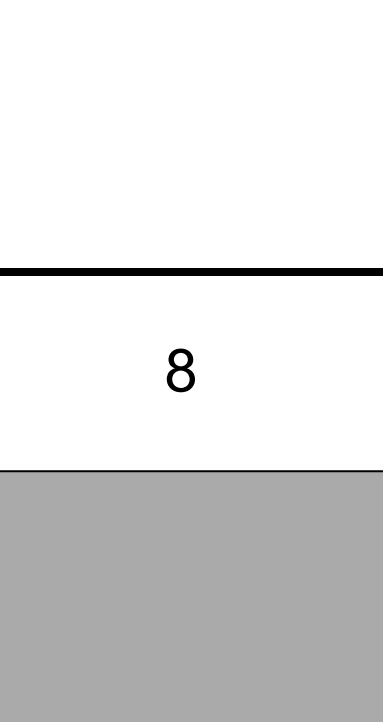


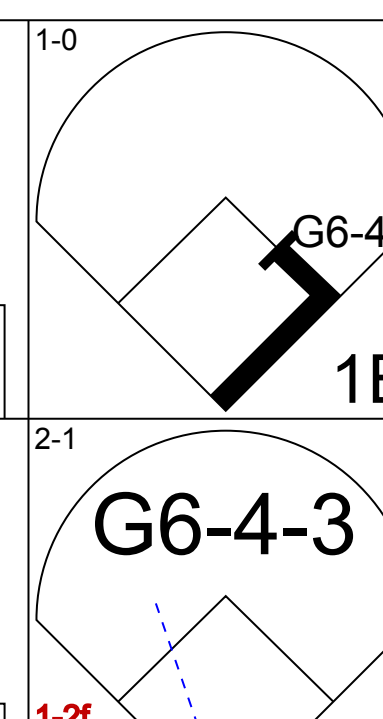
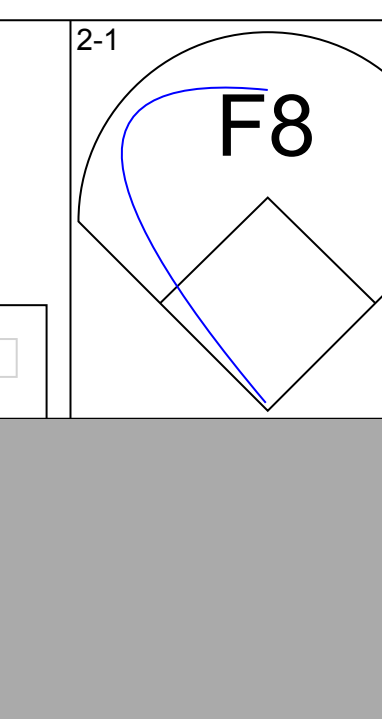
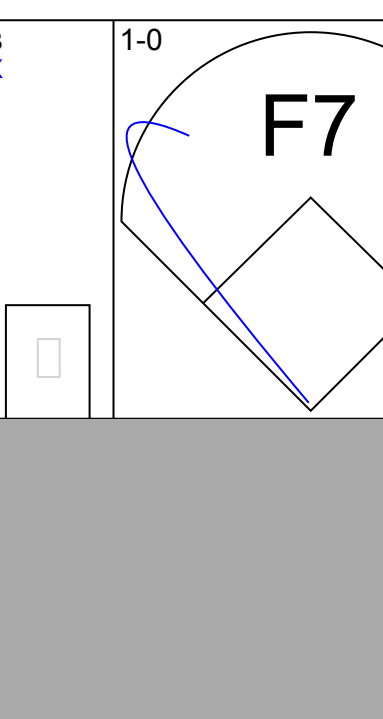
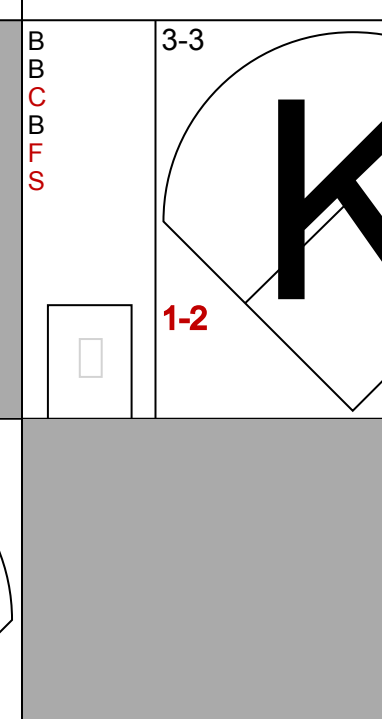
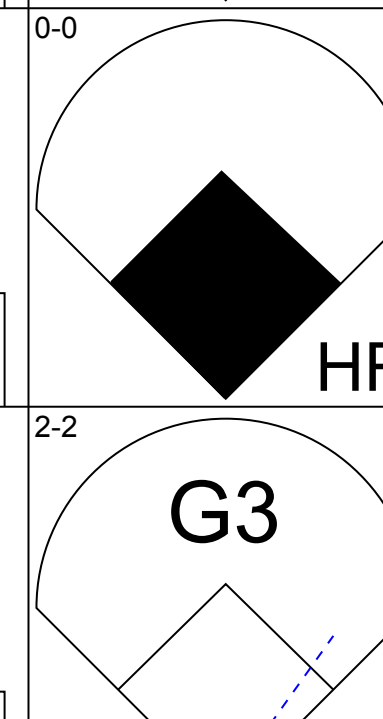
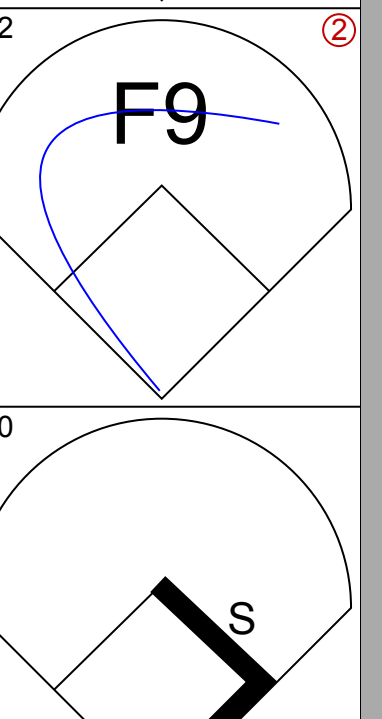
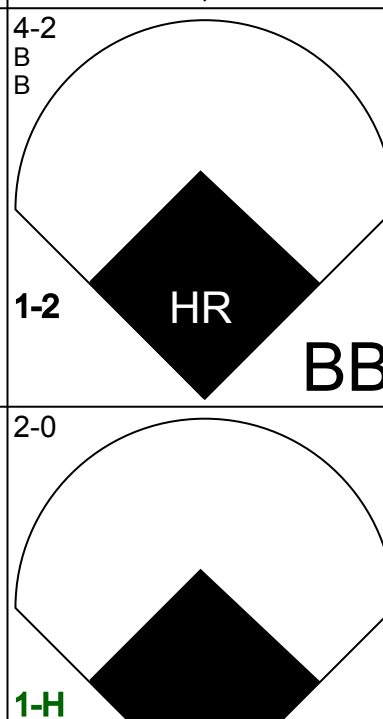
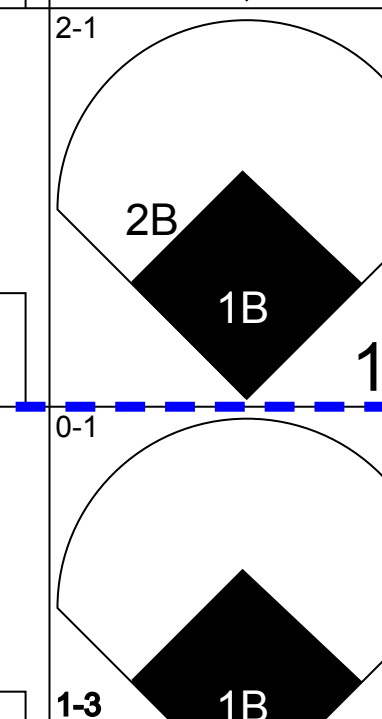
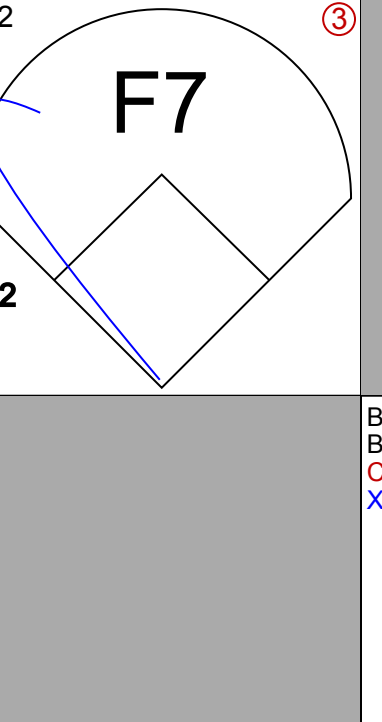
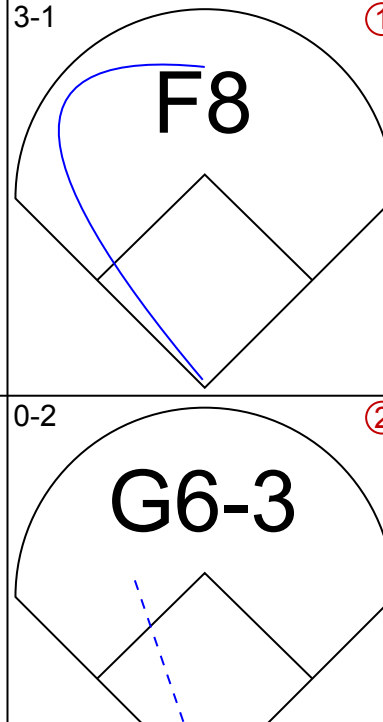
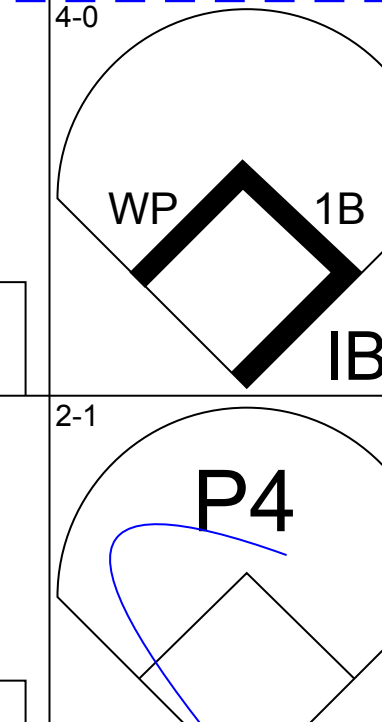


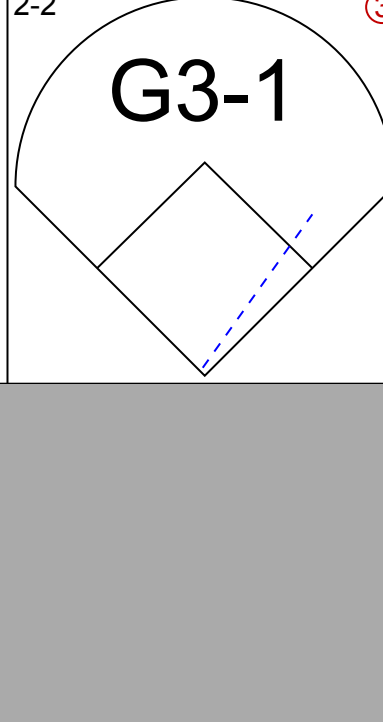
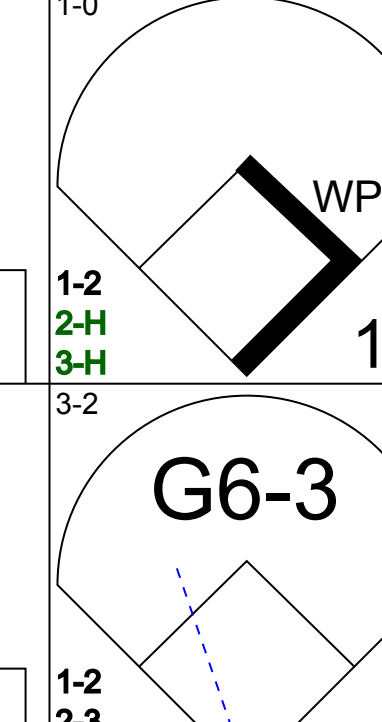
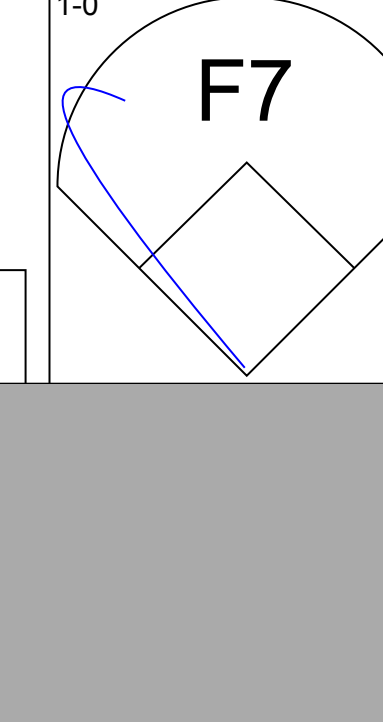

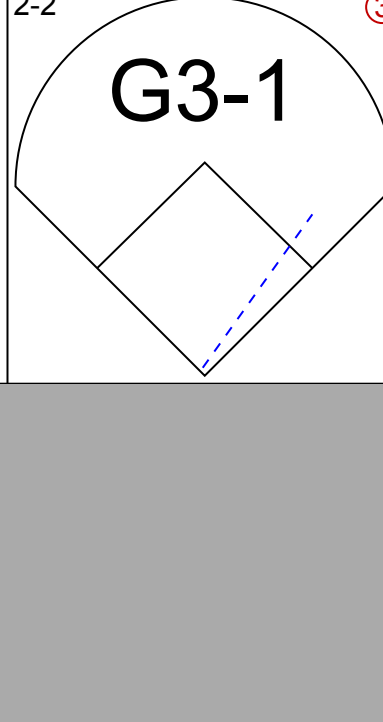
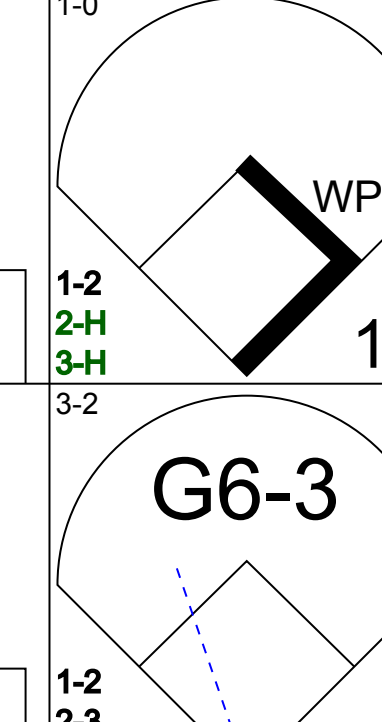

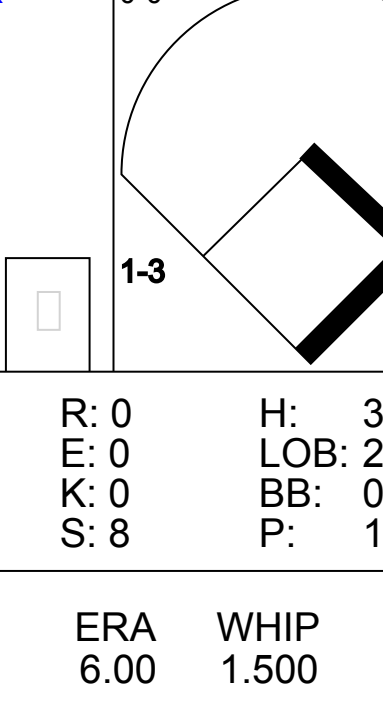
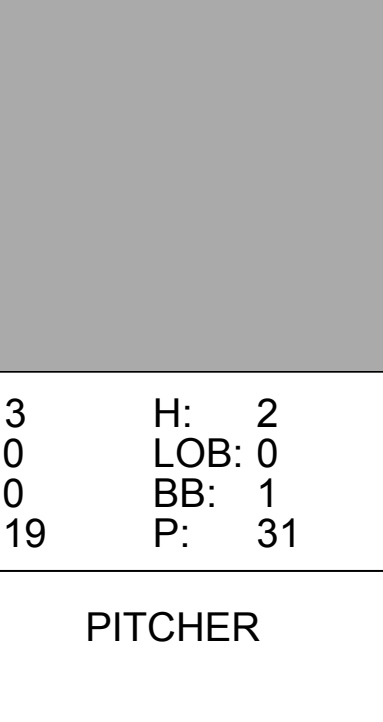
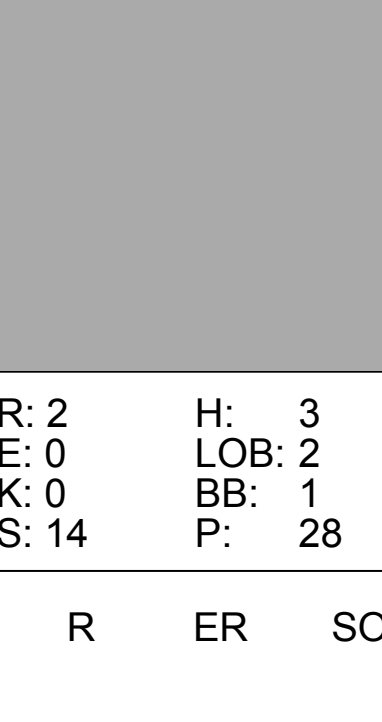
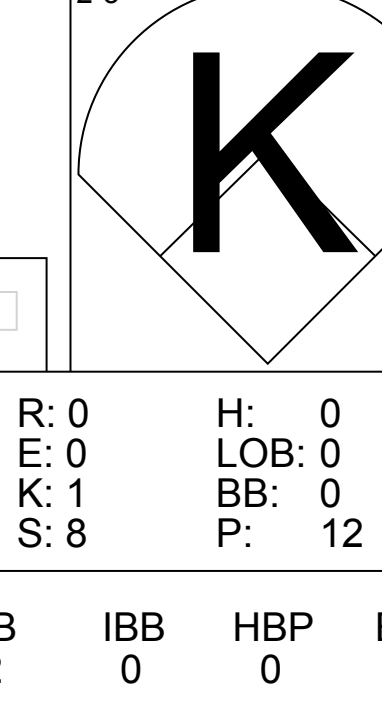
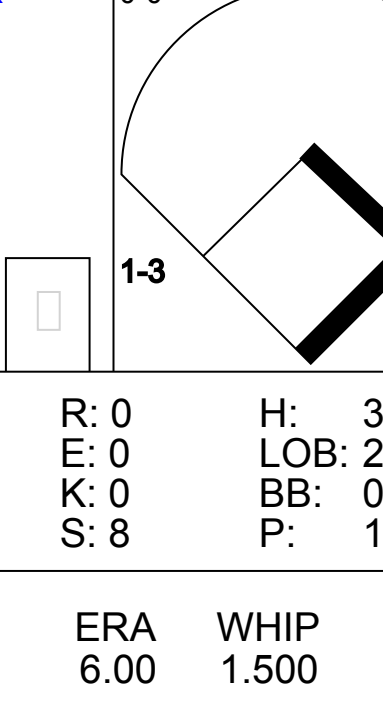
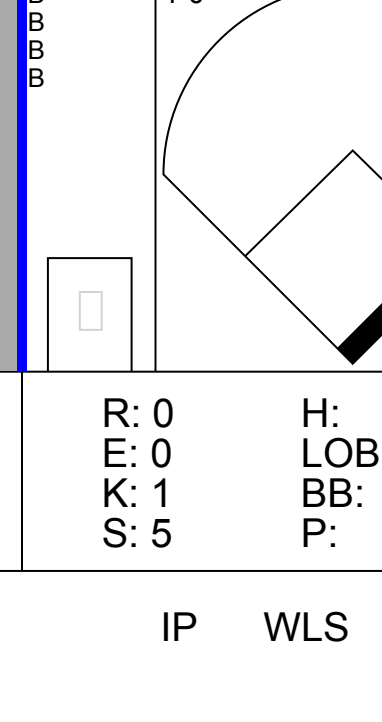


Batter	1	2	3	4	5	6	7	8	9	AB	R	H	RBI	BB	SO	LOB	TOP										
Brian Hunter, R OBP: 0.376, SLG: 0.342 (1, 8)	G6-3		K			G3-1			G6-3	4	0	0	0	0	1	0	<b>Colorado Rockies @ Los Angeles Dodgers</b> Dodger Stadium, Los Angeles, CA Wed Jul 19 2000, 7:05 PM PDT Att: 26,889 - Sunny - 76 F <a href="http://livebaseballscorecards.com">livebaseballscorecards.com</a>										
Jeff Cirillo, R OBP: 0.406, SLG: 0.526 (1, 5)	E6 17 G3-1		G6-3			G5-3			17 DJ BB	3	1	0	0	1	0	0											
Larry Walker, L OBP: 0.425, SLG: 0.521 Butch Huskey, R OBP: 0.312, SLG: 0.365 (1, 7) (6, 7)	E8 17 G3-1 1B					K			K	3	0	1	0	0	2	0											
17 Todd Helton, L OBP: 0.480, SLG: 0.706 (1, 3)	G3-1					BB			BB	2	0	0	1	2	0	1											
Jeffrey Hammonds, R OBP: 0.416, SLG: 0.608 (1, 9)	G5-3					K			K	4	0	0	0	0	3	4											
Todd Walker, L OBP: 0.286, SLG: 0.352 (1, 4)		G3-1				G4-3				3	0	0	0	0	0	1											
Neifi Perez, S OBP: 0.306, SLG: 0.417 (1, 6)		F9				L4			G6-3	3	0	0	0	0	0	0											
Brent Mayne, L OBP: 0.392, SLG: 0.435 (1, 2)		G6-3				P6			F8	3	0	0	0	0	0	0											
Rolando Arroyo, R OBP: 0.143, SLG: 0.148 Terry Shumpert, R OBP: 0.358, SLG: 0.500 Stan Belinda, R (8, 1) (8, 1)				K					K	2	0	0	0	0	2	0											
										1	0	0	0	0	1	0											
										0	0	0	0	0	0	0											
<b>Inning Stats</b>	R: 1 E: 2 K: 0 S: 13	H: 1 LOB: 1 BB: 0 P: 17	R: 0 E: 0 K: 0 S: 8	H: 0 LOB: 0 BB: 0 P: 11	R: 0 E: 0 K: 2 S: 9	H: 0 LOB: 0 BB: 0 P: 13	R: 0 E: 0 K: 2 S: 7	H: 0 LOB: 1 BB: 1 P: 15	R: 0 E: 0 K: 1 S: 6	H: 0 LOB: 0 BB: 0 P: 9	R: 0 E: 0 K: 1 S: 12	H: 0 LOB: 0 BB: 0 P: 18	R: 0 E: 0 K: 1 S: 7	H: 0 LOB: 0 BB: 0 P: 10	R: 0 E: 0 K: 1 S: 8	H: 0 LOB: 2 BB: 2 P: 11	R: 0 E: 0 K: 2 S: 10	H: 0 LOB: 0 BB: 2 P: 21	1B: 1 2B: 0 3B: 0 HR: 0	SF: 0 SAC: 0 DP: 0 HBP: 0	WP: 0 PB: 0 SB: 0 CS: 0	PA: 32					
<b>PITCHER</b>	IP	WLS	BF	H	R	ER	SO	BB	IBB	HBP	BLK	WP	HR	S	P	ERA	WHIP										
Kevin Brown, R ERA: 2.38 (1, 1)	8.0	W	27	1	1	0	8	1	0	0	0	0	0	70	104	0.00	0.250										
Mike Fetters, R ERA: 2.13 (9, 1)	1.0		5	0	0	0	2	2	0	0	0	0	0	10	21	0.00	2.000										


Batter	1	2	3	4	5	6	7	8	9	AB	R	H	RBI	BB	SO	LOB	BOTTOM										
Todd Hollandsworth, L OBP: 0.321, SLG: 0.377 (1, 8)	F3		G1-3			G5-3			G6-3	5	0	1	1	0	0	0	<b>Colorado Rockies @ Los Angeles Dodgers</b> Dodger Stadium, Los Angeles, CA Wed Jul 19 2000, 7:05 PM PDT Att: 26,889 - Sunny - 76 F <a href="http://livebaseballscorecards.com">livebaseballscorecards.com</a>										
Mark Czudzielanek, R OBP: 0.367, SLG: 0.416 (1, 4)	G1-3		1B			K			L8	5	1	1	0	0	2	1											
Gary Sheffield, R OBP: 0.446, SLG: 0.677 (1, 7)			2B			2B			2B	2	0	1	1	2	0	0											
Shawn Green, L OBP: 0.397, SLG: 0.497 (1, 9)	BB		1B			1B			BB	3	2	2	0	1	0	1											
Eric Karros, R OBP: 0.359, SLG: 0.536 (1, 3)			2B			1B			BB	3	2	1	0	1	0	2											
Dave Hansen, L OBP: 0.411, SLG: 0.588 Adrian Beltré, R OBP: 0.317, SLG: 0.426 (1, 5) (8, 5)			F9			1B			BB	3	1	1	3	0	1	0											
			G3			HR			BB	1	1	0	0	0	0	3											
Chad Kreuter, S OBP: 0.457, SLG: 0.455 (1, 2)			2B			HR			SF7	3	1	1	2	1	2	0											
Alex Cora, L OBP: 0.324, SLG: 0.375 (1, 6)			2B			2B			2B	3	0	0	1	0	0	1											
Kevin Brown, R OBP: 0.114, SLG: 0.093 Chris Donnels, L OBP: 1.000, SLG: 2.000 Mike Fetters, R (8, 1) (9, 1)			K			F7			2B	3	0	0	0	0	2	0											
									2B	1	1	1	1	0	0	0											
									2B	0	0	0	0	0	0	0											
<b>Inning Stats</b>	R: 0 E: 0 K: 0 S: 9	H: 0 LOB: 1 BB: 1 P: 17	R: 0 E: 0 K: 0 S: 10	H: 0 LOB: 1 BB: 1 P: 19	R: 1 E: 0 K: 1 S: 16	H: 3 LOB: 0 BB: 0 P: 25	R: 0 E: 0 K: 2 S: 11	H: 0 LOB: 0 BB: 0 P: 19	R: 0 E: 0 K: 1 S: 9	H: 0 LOB: 0 BB: 0 P: 11	R: 3 E: 0 K: 1 S: 13	H: 3 LOB: 0 BB: 0 P: 19	R: 0 E: 0 K: 2 S: 7	H: 0 LOB: 0 BB: 0 P: 9	R: 5 E: 0 K: 0 S: 17	H: 3 LOB: 1 BB: 3 P: 34	1B: 3 2B: 5 3B: 0 HR: 1	SF: 1 SAC: 0 DP: 0 HBP: 0	WP: 0 PB: 0 SB: 1 CS: 0	PA: 38							
<b>PITCHER</b>	IP	WLS	BF	H	R	ER	SO	BB	IBB	HBP	BLK	WP	HR	S	P	ERA	WHIP										
Rolando Arroyo, R ERA: 6.14 (1, 1)	7.0	L	29	6	4	4	7	2	0	0	0	0	0	75	119	5.14	1.143										
Stan Belinda, R ERA: 6.88 (8, 1)	1.0		9	3	5	5	0	3	0	0	0	0	0	17	34	45.00	6.000										




Batter	1	2	3	4	5	6	7	8	9	AB	R	H	RBI	BB	SO	LOB	TOP			
Tom Goodwin, L (1.8) OBP: 0.376, SLG: 0.412										3	0	0	0	2	2	2	<b>Colorado Rockies @ Los Angeles Dodgers</b> Dodger Stadium, Los Angeles, CA Thu Jul 20 2000, 7:10 PM PDT Att: 33,619 - Sunny - 83 F			
3 Mike Lansing, R (1.4) OBP: 0.317, SLG: 0.430										5	0	0	0	0	1	4				
Larry Walker, L (1.7) OBP: 0.423, SLG: 0.514										3	1	0	0	1	1	3				
17 Todd Helton, L (1.3) OBP: 0.477, SLG: 0.700										4	0	1	0	0	1	3				
Jeffrey Hammonds, R (1.9) OBP: 0.424, SLG: 0.615										2	1	2	1	1	0	0				
Brent Mayne, L (1.2) OBP: 0.390, SLG: 0.445										4	1	1	2	0	0	4				
Ben Petrick, R (8, PR) OBP: 0.348, SLG: 0.524										0	0	0	0	0	0	0				
Terry Shumpert, R (1.5) OBP: 0.355, SLG: 0.490										3	0	0	0	1	1	3				
Gabe White, L (8, 1) OBP: 0.200, SLG: 0.800										0	0	0	0	0	0	0				
Neffi Perez, S (1.6) OBP: 0.306, SLG: 0.415										4	0	1	0	0	0	2				
Masato Yoshii, R (1.1) OBP: 0.265, SLG: 0.364										1	0	0	0	1	0	1				
Bobby Chouinard, R (7, 1) OBP: 1.000, SLG: 1.000										0	0	0	0	0	0	0				
Mike Myers, L (8, 1) OBP: 0.405, SLG: 0.524										0	0	0	0	0	0	0				
Jeff Cirillo, R (8, 5) OBP: 0.405, SLG: 0.524										1	0	0	0	0	0	0				
Mike DeJean, R (8, 1) OBP: 0.405, SLG: 0.524										0	0	0	0	0	0	0				
<b>Inning Stats</b>	R: 0 E: 0 K: 2 S: 8	H: 0 LOB: 0 BB: 0 P: 13	R: 0 E: 0 K: 1 S: 9	H: 0 LOB: 0 BB: 1 P: 18	R: 0 E: 0 K: 1 S: 12	H: 0 LOB: 1 BB: 1 P: 21	R: 1 E: 0 K: 1 S: 13	H: 2 LOB: 2 BB: 1 P: 19	R: 0 E: 1 K: 1 S: 10	H: 1 LOB: 3 BB: 1 P: 21	R: 0 E: 0 K: 0 S: 7	H: 0 LOB: 0 BB: 0 P: 10	R: 0 E: 0 K: 0 S: 13	H: 1 LOB: 1 BB: 0 P: 16	R: 0 E: 0 K: 0 S: 6	H: 0 LOB: 0 BB: 1 P: 14	1B: 3 2B: 1 3B: 0 HR: 1	SF: 0 SAC: 1 DP: 2 HBP: 1	WP: 0 PB: 0 SB: 0 CS: 0	PA: 38
<b>PITCHER</b>	IP WLS BF H R ER SO BB IBB HBP BLK WP HR S P ERA WHIP																			
Chan Ho Park, R (1, 1) ERA: 4.23	6.0 W 28 4 3 3 6 5 0 1 0 0 1 65 113 4.50 1.500																			
Terry Adams, R (7, 1) ERA: 3.15	2.0 H 7 1 0 0 0 0 0 0 0 0 0 20 26 0.00 0.500																			
Mike Fetters, R (9, 1) ERA: 2.05	1.0 S 3 0 0 0 0 1 0 0 0 0 0 6 14 0.00 1.000																			

Batter	1	2	3	4	5	6	7	8	9	AB	R	H	RBI	BB	SO	LOB	BOTTOM			
Todd Hollandsworth, L (1.8) OBP: 0.320, SLG: 0.375										4	0	1	0	0	1	3	<b>Colorado Rockies @ Los Angeles Dodgers</b> Dodger Stadium, Los Angeles, CA Thu Jul 20 2000, 7:10 PM PDT Att: 33,619 - Sunny - 83 F			
Mark Chudzielanek, R (1.4) OBP: 0.346, SLG: 0.416										4	1	1	0	0	0	1				
Gary Sheffield, R (1.7) OBP: 0.449, SLG: 0.686										3	3	2	1	1	0	0				
Shawn Green, L (1.9) OBP: 0.400, SLG: 0.510										3	2	2	3	1	0	0				
Eric Karros, R (1.3) OBP: 0.358, SLG: 0.531										3	0	0	0	1	0	1				
Adrian Beltré, R (1.5) OBP: 0.316, SLG: 0.427										4	0	1	0	0	0	3				
Chad Kreuter, S (1.2) OBP: 0.449, SLG: 0.444										3	0	0	0	0	0	1				
Terry Adams, R (7, 1) ERA: 2.08										0	0	0	0	0	0	0				
Dave Hansen, L (8, PH) OBP: 0.411, SLG: 0.588										0	0	0	0	0	0	0				
Jim Levritz, R (8, PH) OBP: 0.341, SLG: 0.292										1	0	1	2	0	0	0				
Mike Fetters, R (9, 1) ERA: 1.85										0	0	0	0	0	0	0				
Alex Cora, L (1.6) OBP: 0.322, SLG: 0.372										4	0	1	0	0	0	2				
Chan Ho Park, R (1, 1) OBP: 0.190, SLG: 0.238										2	0	1	0	0	1	0				
Paul Lo Duca, R (7, 2) OBP: 0.360, SLG: 0.489										0	0	0	0	1	0	0				
<b>Inning Stats</b>	R: 1 E: 0 K: 0 S: 8	H: 2 LOB: 0 BB: 0 P: 13	R: 0 E: 0 K: 0 S: 6	H: 0 LOB: 0 BB: 0 P: 10	R: 0 E: 0 K: 1 S: 8	H: 0 LOB: 0 BB: 0 P: 12	R: 0 E: 0 K: 0 S: 7	H: 0 LOB: 1 BB: 1 P: 17	R: 0 E: 0 K: 0 S: 8	H: 3 LOB: 2 BB: 0 P: 13	R: 3 E: 0 K: 0 S: 19	H: 2 LOB: 0 BB: 1 P: 31	R: 0 E: 0 K: 1 S: 5	H: 0 LOB: 1 BB: 1 P: 13	R: 2 E: 0 K: 0 S: 14	H: 3 LOB: 2 BB: 1 P: 28	1B: 6 2B: 4 3B: 0 HR: 2	SF: 0 SAC: 0 DP: 3 HBP: 0	WP: 1 PB: 0 SB: 1 CS: 1	PA: 35
<b>PITCHER</b>	IP WLS BF H R ER SO BB IBB HBP BLK WP HR S P ERA WHIP																			
Masato Yoshii, R (1, 1) ERA: 5.73	6.0 L 25 7 4 4 1 2 0 0 0 0 2 56 96 6.00 1.500																			
Bobby Chouinard, R (7, 1) ERA: 2.08	1.1 5 1 1 1 1 1 0 0 0 0 0 10 22 6.75 1.500																			
Mike Myers, L (8, 1) ERA: 1.85	0.0 1 1 0 0 0 0 0 0 0 0 0 2 2 ∞ ∞																			
Mike DeJean, R (8, 1) ERA: 3.74	0.1 2 0 0 0 0 0 0 1 0 0 0 0 2 8 0.00 0.000																			
Gabe White, L (8, 1) ERA: 2.4	0.1 2 1 1 1 0 0 0 0 0 0 1 0 5 9 27.00 3.000																			

**AB 30**  
**R 3**  
**H 5**  
**RBI 3**  
**BB 6**  
**SO 6**  
**LOB 22**



**AB 31**  
**R 6**  
**H 10**  
**RBI 6**  
**BB 4**  
**SO 2**  
**LOB 11**





Batter	1	2	3	4	5	6	7	8	9	AB	R	H	RBI	BB	SO	LOB	TOP			
<b>Eric Owens, R</b> OBP: 0.364, SLG: 0.399 (1, 9)										5	0	1	0	0	1	6	<b>San Diego Padres @ Colorado Rockies</b> Coors Field, Denver, CO Fri Jul 21 2000, 7:05 PM MDT Att: 41,118 - Cloudy - 82 F			
<b>Ruban Rivera, R</b> OBP: 0.315, SLG: 0.448 (1, 8)										5	1	1	1	0	2	2				
<b>Ryan Klesko, L</b> OBP: 0.399, SLG: 0.592 (1, 3)										4	1	2	1	1	1	1				
<b>Phil Nevin, R</b> OBP: 0.348, SLG: 0.503 (1, 5)										5	1	2	0	0	1	2				
<b>Bret Boone, R</b> OBP: 0.327, SLG: 0.453 (1, 4)										3	1	1	0	2	1	1				
<b>Al Martin, L</b> OBP: 0.354, SLG: 0.478 (1, 7)										4	0	1	2	1	0	3				
<b>Ben Davis, S</b> OBP: 0.156, SLG: 0.222 (1, 2)										5	0	0	0	0	2	8				
<b>Damian Jackson, R</b> OBP: 0.334, SLG: 0.352 (1, 6)										4	0	1	1	0	0	0				
<b>Adam Eaton, R</b> OBP: 0.556, SLG: 0.500 (1, 1)										3	1	3	0	1	0	0				
<b>Kevin Walker, L</b> OBP: 0.250, SLG: 0.250 (8, 1)										0	0	0	0	0	0	0				
<b>Todd Erdos, R</b> (9, 1)										0	0	0	0	0	0	0				
<b>Inning Stats</b>	R: 0 E: 0 K: 0 S: 5	H: 1 LOB: 0 BB: 0 P: 8	R: 0 E: 0 K: 0 S: 4	H: 1 LOB: 1 BB: 0 P: 8	R: 0 E: 0 K: 0 S: 7	H: 1 LOB: 0 BB: 0 P: 11	R: 3 E: 0 K: 1 S: 14	H: 3 LOB: 3 BB: 3 P: 34	R: 0 E: 1 K: 2 S: 11	H: 1 LOB: 3 BB: 1 P: 21	R: 0 E: 0 K: 2 S: 8	H: 0 LOB: 0 BB: 0 P: 13	R: 0 E: 0 K: 2 S: 10	H: 1 LOB: 1 BB: 0 P: 15	R: 0 E: 0 K: 1 S: 6	H: 1 LOB: 2 BB: 1 P: 10	1B: 9 2B: 3 3B: 0 HR: 0	SF: 0 SAC: 0 DP: 2 HBP: 0	WP: 0 PB: 0 SB: 1 CS: 0	PA: 43
<b>PITCHER</b>	IP	WLS	BF	H	R	ER	SO	BB	IBB	HBP	BLK	WP	HR	S	P	ERA	WHIP			
<b>Brian Bohanon, L</b> ERA: 6.44 (1, 1)	5.2	L	30	10	5	5	3	3	1	0	0	0	0	54	102	7.94	2.294			
<b>Julian Tavarez, R</b> ERA: 5.87 (6, 1)	1.1		4	0	0	0	2	0	0	0	0	0	0	11	19	0.00	0.000			
<b>Mike DeJean, R</b> ERA: 3.63 (8, 1)	1.0		4	1	0	0	2	0	0	0	0	0	0	10	15	0.00	1.000			
<b>Jose Jimenez, R</b> ERA: 3.65 (9, 1)	1.0		5	1	0	0	1	0	1	0	0	0	0	6	10	0.00	1.000			

Batter	1	2	3	4	5	6	7	8	9	AB	R	H	RBI	BB	SO	LOB	BOTTOM					
<b>Brian Hunter, R</b> OBP: 0.366, SLG: 0.331 (1, 8)										5	0	0	0	0	1	3	<b>San Diego Padres @ Colorado Rockies</b> Coors Field, Denver, CO Fri Jul 21 2000, 7:05 PM MDT Att: 41,118 - Cloudy - 82 F					
<b>Neftali Perez, S</b> OBP: 0.308, SLG: 0.416 (1, 6)										4	0	2	0	0	0	0						
<b>Larry Walker, L</b> OBP: 0.416, SLG: 0.504 (1, 7)										4	0	0	0	0	0	2						
<b>Jeff Cirillo, R</b> OBP: 0.406, SLG: 0.522 (1, 5)										3	0	1	0	1	0	0						
<b>17 Todd Helton, L</b> OBP: 0.478, SLG: 0.700 (1, 3)										3	0	1	0	1	0	2						
<b>Jeffrey Hammonds, R</b> OBP: 0.422, SLG: 0.610 (1, 9)										4	1	1	0	0	1	5						
<b>3 Mike Lansing, R</b> OBP: 0.319, SLG: 0.429 (1, 4)										3	0	1	1	1	1	1						
<b>Ben Petrick, R</b> OBP: 0.385, SLG: 0.500 (1, 2)										1	0	0	0	2	0	0						
<b>Brent Mayne, L</b> OBP: 0.386, SLG: 0.443 (9, PH)										1	0	0	0	0	0	1						
<b>Brian Bohanon, L</b> (1, 1)										2	0	0	0	0	0	2						
<b>Julian Tavarez, L</b> (6, 1)										0	0	0	0	0	0	0						
<b>Todd Walker, L</b> OBP: 0.265, SLG: 0.360 (7, PH)										1	0	1	0	0	0	0						
<b>Mike DeJean, R</b> (8, 1)										0	0	0	0	0	0	0						
<b>Jose Jimenez, R</b> OBP: 0.350, SLG: 0.500 (9, 1)										0	0	0	0	0	0	0						
<b>Terry Shumpert, R</b> OBP: 0.303, SLG: 0.466 (9, PH)										1	0	0	0	0	0	1						
<b>Inning Stats</b>	R: 0 E: 0 K: 1 S: 5	H: 0 LOB: 0 BB: 0 P: 6	R: 1 E: 0 K: 0 S: 12	H: 2 LOB: 2 BB: 1 P: 23	R: 0 E: 0 K: 0 S: 5	H: 0 LOB: 0 BB: 0 P: 8	R: 0 E: 0 K: 2 S: 11	H: 1 LOB: 1 BB: 0 P: 14	R: 0 E: 0 K: 0 S: 5	H: 0 LOB: 0 BB: 0 P: 8	R: 0 E: 0 K: 0 S: 7	H: 1 LOB: 2 BB: 2 P: 17	R: 0 E: 0 K: 0 S: 9	H: 1 LOB: 1 BB: 1 P: 16	R: 0 E: 0 K: 0 S: 11	H: 2 LOB: 2 BB: 0 P: 17	R: 0 E: 0 K: 0 S: 6	H: 0 LOB: 1 BB: 1 P: 16	1B: 6 2B: 1 3B: 0 HR: 0	SF: 0 SAC: 0 DP: 2 HBP: 0	WP: 1 PB: 0 SB: 0 CS: 0	PA: 37
<b>PITCHER</b>	IP	WLS	BF	H	R	ER	SO	BB	IBB	HBP	BLK	WP	HR	S	P	ERA	WHIP					
<b>Adam Eaton, R</b> ERA: 3.22 (1, 1)	0.2	H	2	0	0	0	0	0	0	0	0	0	0	4	7	0.00	0.000					
<b>Kevin Walker, L</b> ERA: 3.95 (8, 1)	1.0		4	0	0	0	0	1	0	0	0	0	0	6	16	0.00	1.000					
<b>Todd Erdos, R</b> ERA: 4.4 (9, 1)																						

AB	38
R	5
H	12
RBI	5
BB	5
SO	8
LOB	23





Batter	1	2	3	4	5	6	7	8	9	AB	R	H	RBI	BB	SO	LOB	TOP			
Eric Owens, R OBP: 0.364, SLG: 0.398 (1, 9)										4	1	1	0	1	0	2	<b>San Diego Padres @ Colorado Rockies</b> Coors Field, Denver, CO Sat Jul 22 2000, 6:05 PM MDT Att: 46,085 - Sunny - 85 F			
Al Martin, L OBP: 0.355, SLG: 0.475 (1, 7)										4	1	1	0	1	1	4				
Ryan Klesko, L OBP: 0.399, SLG: 0.596 (1, 3)										5	0	2	3	0	1	4				
Phil Nevin, R OBP: 0.349, SLG: 0.510 (1, 5)										5	1	2	1	0	1	1				
Bret Boone, R OBP: 0.330, SLG: 0.450 (1, 4)										2	0	0	0	3	0	0				
Ruben Rivera, R OBP: 0.316, SLG: 0.446 Dave Maurer, R (5, 1)										3	0	1	0	0	0	4				
16 Kevin Nicholson, S OBP: 0.289, SLG: 0.380 Matt Whiteside, R (7, 1)										0	0	0	0	0	0	0				
Dave Magadan, L OBP: 0.326, SLG: 0.257 (6, PH)										1	0	1	0	0	0	0				
Wiki Gonzalez, R OBP: 0.287, SLG: 0.331 (1, 2)										3	0	1	0	1	0	2				
Damian Jackson, R OBP: 0.333, SLG: 0.351 (1, 6)										4	0	1	0	0	0	4				
Matt Clement, R OBP: 0.158, SLG: 0.143 29 Kory DeHaan, L OBP: 0.270, SLG: 0.348 (5, PH) (5, 9)										0	0	0	0	0	0	0				
										3	1	1	0	0	1	2				
<b>Inning Stats</b>	R: 1 E: 0 K: 0 S: 11	H: 2 LOB: 2 BB: 1 P: 19	R: 0 E: 0 K: 0 S: 9	H: 1 LOB: 1 BB: 0 P: 14	R: 1 E: 0 K: 0 S: 8	H: 1 LOB: 0 BB: 0 P: 12	R: 0 E: 0 K: 0 S: 9	H: 1 LOB: 0 BB: 0 P: 15	R: 2 E: 0 K: 2 S: 13	H: 3 LOB: 3 BB: 2 P: 32	R: 0 E: 0 K: 1 S: 10	H: 1 LOB: 2 BB: 0 P: 15	R: 0 E: 0 K: 1 S: 11	H: 1 LOB: 1 BB: 0 P: 12	R: 0 E: 0 K: 1 S: 11	H: 0 LOB: 1 BB: 1 P: 16	1B: 7 2B: 3 3B: 0 HR: 1	SF: 0 SAC: 1 DP: 1 HBP: 1	WP: 0 PB: 0 SB: 2 CS: 0	PA: 43
<b>PITCHER</b>	IP WLS BF H R ER SO BB IBB HBP BLK WP HR S P ERA WHIP	IP WLS BF H R ER SO BB IBB HBP BLK WP HR S P ERA WHIP	IP WLS BF H R ER SO BB IBB HBP BLK WP HR S P ERA WHIP	IP WLS BF H R ER SO BB IBB HBP BLK WP HR S P ERA WHIP	IP WLS BF H R ER SO BB IBB HBP BLK WP HR S P ERA WHIP	IP WLS BF H R ER SO BB IBB HBP BLK WP HR S P ERA WHIP	IP WLS BF H R ER SO BB IBB HBP BLK WP HR S P ERA WHIP	IP WLS BF H R ER SO BB IBB HBP BLK WP HR S P ERA WHIP	IP WLS BF H R ER SO BB IBB HBP BLK WP HR S P ERA WHIP	IP WLS BF H R ER SO BB IBB HBP BLK WP HR S P ERA WHIP	IP WLS BF H R ER SO BB IBB HBP BLK WP HR S P ERA WHIP	IP WLS BF H R ER SO BB IBB HBP BLK WP HR S P ERA WHIP	IP WLS BF H R ER SO BB IBB HBP BLK WP HR S P ERA WHIP	IP WLS BF H R ER SO BB IBB HBP BLK WP HR S P ERA WHIP	IP WLS BF H R ER SO BB IBB HBP BLK WP HR S P ERA WHIP	IP WLS BF H R ER SO BB IBB HBP BLK WP HR S P ERA WHIP	IP WLS BF H R ER SO BB IBB HBP BLK WP HR S P ERA WHIP			
Kevin Jarvis, R ERA: 6.56 (1, 1)	4.2	23	8	4	4	0	3	0	0	0	0	0	0	1	50	83	7.71	2.357		
Julian Tavaraz, R ERA: 5.73 (5, 1)	0.2	5	1	0	0	0	2	0	0	0	0	0	0	0	13	27	0.00	4.500		
Gabe White, L ERA: 2.28 (6, 1)	2.2	W	11	2	0	0	3	0	0	1	0	0	0	0	27	38	0.00	0.750		
Jose Jimenez, R ERA: 3.55 (9, 1)	1.0	4	0	0	0	1	1	0	0	0	0	0	0	0	11	16	0.00	1.000		

Batter	1	2	3	4	5	6	7	8	9	AB	R	H	RBI	BB	SO	LOB	BOTTOM	
Brian Hunter, R OBP: 0.367, SLG: 0.340 (1, 8)										5	3	2	0	0	0	3	<b>San Diego Padres @ Colorado Rockies</b> Coors Field, Denver, CO Sat Jul 22 2000, 6:05 PM MDT Att: 46,085 - Sunny - 85 F	
Neftali Perez, S OBP: 0.312, SLG: 0.423 (1, 6)										4	1	3	0	0	0	2		
Larry Walker, L OBP: 0.412, SLG: 0.500 (1, 7)										4	0	1	3	0	0	3		
Jeff Cirillo, R OBP: 0.406, SLG: 0.519 (1, 5)										4	2	1	0	1	0	4		
17 Todd Helton, L OBP: 0.479, SLG: 0.707 (1, 3)										5	2	3	3	0	0	0		
Jeffrey Hammonds, R OBP: 0.418, SLG: 0.602 (1, 9)										5	0	1	0	0	0	3		
Brent Mayne, L OBP: 0.396, SLG: 0.449 (1, 2)										4	1	3	2	1	0	0		
3 Mike Lansing, R OBP: 0.320, SLG: 0.427 (1, 4)										4	0	1	0	1	0	5		
Kevin Jarvis, L OBP: 0.143, SLG: 0.115 Julian Tavaraz, L OBP: 0.143, SLG: 0.143 Gabe White, L OBP: 0.167, SLG: 0.667 Jose Jimenez, R OBP: 0.500, SLG: 0.500 (1, 1) (5, 1) (6, 1) (9, 1)										2	0	0	0	0	2	3		
										1	0	1	0	0	0	0		
										1	0	0	0	0	1	2		
										0	0	0	0	0	0	0		
<b>Inning Stats</b>	R: 4 E: 0 K: 0 S: 21	H: 3 LOB: 0 BB: 1 P: 31	R: 1 E: 0 K: 1 S: 12	H: 3 LOB: 2 BB: 0 P: 15	R: 2 E: 1 K: 1 S: 12	H: 2 LOB: 2 BB: 1 P: 21	R: 1 E: 0 K: 0 S: 14	H: 3 LOB: 2 BB: 0 P: 23	R: 0 E: 0 K: 1 S: 16	H: 2 LOB: 2 BB: 0 P: 19	R: 0 E: 0 K: 1 S: 8	H: 1 LOB: 0 BB: 0 P: 8	R: 0 E: 0 K: 0 S: 9	H: 0 LOB: 1 BB: 1 P: 18	1B: 13 2B: 2 3B: 0 HR: 1	SF: 1 SAC: 1 DP: 0 HBP: 0	WP: 1 PB: 0 SB: 0 CS: 0	PA: 44
<b>PITCHER</b>	IP WLS BF H R ER SO BB IBB HBP BLK WP HR S P ERA WHIP	IP WLS BF H R ER SO BB IBB HBP BLK WP HR S P ERA WHIP	IP WLS BF H R ER SO BB IBB HBP BLK WP HR S P ERA WHIP	IP WLS BF H R ER SO BB IBB HBP BLK WP HR S P ERA WHIP	IP WLS BF H R ER SO BB IBB HBP BLK WP HR S P ERA WHIP	IP WLS BF H R ER SO BB IBB HBP BLK WP HR S P ERA WHIP	IP WLS BF H R ER SO BB IBB HBP BLK WP HR S P ERA WHIP	IP WLS BF H R ER SO BB IBB HBP BLK WP HR S P ERA WHIP	IP WLS BF H R ER SO BB IBB HBP BLK WP HR S P ERA WHIP	IP WLS BF H R ER SO BB IBB HBP BLK WP HR S P ERA WHIP	IP WLS BF H R ER SO BB IBB HBP BLK WP HR S P ERA WHIP	IP WLS BF H R ER SO BB IBB HBP BLK WP HR S P ERA WHIP	IP WLS BF H R ER SO BB IBB HBP BLK WP HR S P ERA WHIP	IP WLS BF H R ER SO BB IBB HBP BLK WP HR S P ERA WHIP	IP WLS BF H R ER SO BB IBB HBP BLK WP HR S P ERA WHIP	IP WLS BF H R ER SO BB IBB HBP BLK WP HR S P ERA WHIP		
Matt Clement, R ERA: 5.13 (1, 1)	4.0	L	26	11	8	7	2	0	0	0	0	0	0	0	59	90	15.75	3.250
Dave Maurer, L ERA: 5.13 (5, 1)	2.0	10	4	0	0	1	0	0	0	0	0	0	0	24	30	0.00	2.000	
Matt Whiteside, R ERA: 3.74 (7, 1)	2.0	8	1	1	1	0	1	0	0	0	0	0	0	17	26	4.50	1.000	










Batter	1	2	3	4	5	6	7	8	9	AB	R	H	RBI	BB	SO	LOB	TOP									
<b>22 Devon White, S</b> OBP: 0.337, SLG: 0.419	2-2 CS 1B	1-3 K		2-3 K			4-1 HBP 1B BB	4-2 BB		3	1	1	0	2	2	3										
<b>Mark Czudzielanek, R</b> OBP: 0.350, SLG: 0.413	4-2 3B BB		0-0 2B 1B		1-1 G6-3		2-1 1B HBP	0-1 G1-3		4	2	2	0	1	0	2										
<b>Gary Sheffield, R</b> OBP: 0.452, SLG: 0.702 <b>Todd Hollandsworth, L</b> OBP: 0.320, SLG: 0.384	0-1 1-H 3B		3-2 G5-4-3 1-H 2B		0-1 HR		1-0 L3-6 1B HBP		4-0 FC4-6 BB	3	1	3	3	1	0	0										
<b>Shawn Green, L</b> OBP: 0.399, SLG: 0.516	1-3 K		4-1 G5-4-3 BB		2-3 K		2-1 1B HBP		0-0 FC4-6 1B	4	0	1	1	1	2	2										
<b>Eric Karros, R</b> OBP: 0.356, SLG: 0.525	1-3 K		2-2 G5-4-3		0-0 G6-3		1-2 2-3 3-H 1B		1-0 F8	5	0	0	0	0	2	7										
<b>Adrian Beltré, R</b> OBP: 0.322, SLG: 0.424		4-1 SH1-4 1B BB	2-1 F8		1-0 F8		0-0 L3-6		1-0 1B	4	0	1	0	1	0	4										
<b>Chad Kreuter, S</b> OBP: 0.447, SLG: 0.440	0-1 SH1-4 1B		4-1 BB		2-2 2B		2-3 K		3-2 G4-3	4	0	2	0	1	1	2										
<b>Alex Cora, L</b> OBP: 0.312, SLG: 0.363	2-3 K		1-3 K		0-1 G5-3		1-2 2B			4	0	1	0	0	2	4										
<b>Kevin Brown, R</b> OBP: 0.106, SLG: 0.087 <b>Mike Fetters, R</b>	1-0 SH1-4		1-3 K		0-0 G5-3		0-0 L4			3	0	0	0	0	1	3										
<b>Inning Stats</b>	R: 1 E: 0 K: 2 S: 15	H: 2 LOB: 1 BB: 1 P: 23	R: 0 E: 0 K: 2 S: 12	H: 1 LOB: 2 BB: 1 P: 20	R: 1 E: 0 K: 0 S: 11	H: 2 LOB: 1 BB: 1 P: 22	R: 0 E: 0 K: 3 S: 10	H: 0 LOB: 1 BB: 1 P: 18	R: 1 E: 0 K: 1 S: 8	H: 1 LOB: 0 BB: 0 P: 11	R: 0 E: 0 K: 0 S: 7	H: 1 LOB: 1 BB: 0 P: 10	R: 1 E: 0 K: 1 S: 9	H: 2 LOB: 2 BB: 1 P: 19	R: 0 E: 0 K: 1 S: 11	H: 1 LOB: 2 BB: 1 P: 18	R: 0 E: 0 K: 0 S: 6	H: 1 LOB: 2 BB: 1 P: 15	1B: 6 2B: 4 3B: 1 HR: 1	SF: 0 SAC: 1 DP: 2 HBP: 1	WP: 0 PB: 0 SB: 0 CS: 1	PA: 43				
<b>PITCHER</b>	IP	WLS	BF	H	R	ER	SO	BB	IBB	HBP	BLK	WP	HR	S	P	ERA	WHIP									
<b>Rolando Arroyo, R</b> ERA: 6.04	(1, 1)	6.0	L	27	7	3	3	8	4	0	0	0	0	1	63	104	4.50	1.833								
<b>Mike DeJean, R</b> ERA: 3.89	(7, 1)	0.0		1	0	1	1	0	1	0	0	0	0	0	1	5	∞	∞								
<b>Julian Tavarez, R</b> ERA: 5.55	(7, 1)	2.0		10	3	0	0	2	1	0	1	0	0	0	19	32	0.00	2.000								
<b>Bobby Chouinard, R</b> ERA: 1.69	(9, 1)	1.0		5	1	0	0	0	1	0	0	0	0	0	6	15	0.00	2.000								

Los Angeles Dodgers @ Colorado Rockies  
Coors Field, Denver, CO  
Mon Jul 24 2000, 7:05 PM MDT  
Att: 39,425 - Cloudy - 88 F


AB	34
R	4
H	11
RBI	4
BB	7
SO	10
LOB	27



Batter	1	2	3	4	5	6	7	8	9	AB	R	H	RBI	BB	SO	LOB	BOTTOM									
<b>Tom Goodwin, L</b> OBP: 0.372, SLG: 0.407	0-0 G3		3-1 G4-3			1-2 G1-3		1-3 K		4	0	0	0	0	1	2										
<b>Neftali Pérez, S</b> OBP: 0.311, SLG: 0.427	1-2 F8		0-1 G5-3		0-0 E4		0-0 F7		3-2 F7	4	0	0	0	0	0	1										
<b>Larry Walker, L</b> OBP: 0.406, SLG: 0.494	1-3 K		1-2 G6-3		1-2 G6-3		0-1 17 F8 1B 1B		0-1 1B	4	0	1	0	0	1	2										
<b>Jeff Cirillo, R</b> OBP: 0.400, SLG: 0.510		1-0 G5-3		1-0 P1		0-2 F8		1-1 1B	1-2 1B	4	0	1	0	0	0	0										
<b>17 Todd Helton, L</b> OBP: 0.477, SLG: 0.701		4-1 G4-3 BB		3-2 G4-3		1-0 G1-6-3 HBP		1-1 F8	2-3 F8	2	0	0	0	1	0	2										
<b>Brent Mayne, L</b> OBP: 0.388, SLG: 0.444		3-2 G4-3		0-0 G3-1		1-0 G1-6-3		1-1 G5-3	1-2 G5-3	4	0	0	0	0	0	4										
<b>Butch Huskey, R</b> OBP: 0.313, SLG: 0.378			0-2 G6-3		1-3 K		1-2 HR			3	1	1	1	0	1	0										
<b>Todd Walker, L</b> OBP: 0.291, SLG: 0.376			0-0 3B			2-3 K		2-1 G4-3		3	0	1	0	0	1	0										
<b>Rolando Arroyo, R</b> OBP: 0.136, SLG: 0.143 <b>Terry Liguori, R</b> OBP: 0.234, SLG: 0.480 <b>Mike DeJean, R</b> OBP: 0.143, SLG: 0.143 <b>Julian Tavarez, L</b> OBP: 0.102, SLG: 0.023 <b>3 Mike Lansing, R</b> OBP: 0.100, SLG: 0.023 <b>Bobby Chouinard, R</b> OBP: 1.000, SLG: 1.000	(1, 1)	(5, PH)	(7, 1)	(7, 1)	(8, PH)	(9, 1)				1	0	0	0	0	1	1										
<b>Inning Stats</b>	R: 0 E: 0 K: 1 S: 8	H: 0 LOB: 0 BB: 0 P: 10	R: 0 E: 0 K: 0 S: 6	H: 0 LOB: 0 BB: 1 P: 14	R: 0 E: 0 K: 1 S: 9	H: 1 LOB: 0 BB: 0 P: 14	R: 0 E: 0 K: 0 S: 6	H: 0 LOB: 0 BB: 0 P: 8	R: 0 E: 1 K: 1 S: 13	H: 1 LOB: 2 BB: 0 P: 20	R: 0 E: 0 K: 0 S: 6	H: 0 LOB: 0 BB: 0 P: 8	R: 1 E: 0 K: 1 S: 10	H: 1 LOB: 0 BB: 0 P: 14	R: 0 E: 0 K: 0 S: 11	H: 2 LOB: 2 BB: 0 P: 17	1B: 3 2B: 0 3B: 1 HR: 1	SF: 0 SAC: 0 DP: 2 HBP: 1	WP: 0 PB: 0 SB: 0 CS: 0	PA: 33						
<b>PITCHER</b>	IP	WLS	BF	H	R	ER	SO	BB	IBB	HBP	BLK	WP	HR	S	P	ERA	WHIP									
<b>Kevin Brown, R</b> ERA: 2.31	(1, 1)	8.0	W	28	3	1	1	5	1	0	1	0	0	0	69	103	1.12	0.500								
<b>Mike Fetters, R</b> ERA: 1.95	(9, 1)	1.0	S	5	2	0	0	0	0	0	0	0	0	11	17	0.00	2.000									

Los Angeles Dodgers @ Colorado Rockies  
Coors Field, Denver, CO  
Mon Jul 24 2000, 7:05 PM MDT  
Att: 39,425 - Cloudy - 88 F

AB	31
R	1
H	5
RBI	1
BB	1
SO	5
LOB	12





Batter	1	2	3	4	5	6	7	8	9	AB	R	H	RBI	BB	SO	LOB	TOP										
Todd Hollandsworth, L OBP: 0.322, SLG: 0.382	P6		G1-3			L9		SH2-4 1B		4	1	1	0	1	0	2	<b>Los Angeles Dodgers @ Colorado Rockies</b> Coors Field, Denver, CO Tue Jul 25 2000, 7:05 PM MDT Att: 41,220 - Cloudy - 86 F										
Mark Oudizielanek, R OBP: 0.346, SLG: 0.409	G5-3		L6-4			L9-2		SH2-4		4	0	0	0	0	1	3											
Gary Sheffield, R OBP: 0.453, SLG: 0.698	F7									2	2	0	0	2	0	0											
Shawn Green, L OBP: 0.397, SLG: 0.522		HR				L4				4	2	1	1	0	0	3											
Eric Karros, R OBP: 0.357, SLG: 0.532		G6-3				F8				3	1	1	3	1	0	0											
Adrian Beltré, R OBP: 0.321, SLG: 0.422						F9				4	0	1	2	0	1	0											
Chad Kreuter, S OBP: 0.443, SLG: 0.435						F8				4	0	1	0	0	1	2											
Alex Cora, L OBP: 0.311, SLG: 0.366						F9				4	0	1	0	0	0	1											
Chan Ho Park, R OBP: 0.222, SLG: 0.289										3	0	2	0	0	0	1											
Terry Adams, R OBP: 0.333, SLG: 0.284										0	0	0	0	0	0	0											
Jeff Shaw, R										0	0	0	0	0	0	0											
<b>Inning Stats</b>	R: 0 E: 0 K: 0 S: 8	H: 0 LOB: 0 BB: 0 P: 11	R: 1 E: 0 K: 1 S: 14	H: 2 LOB: 1 BB: 0 P: 19	R: 0 E: 0 K: 0 S: 5	H: 1 LOB: 0 BB: 0 P: 9	R: 0 E: 0 K: 0 S: 6	H: 0 LOB: 0 BB: 0 P: 9	R: 0 E: 0 K: 0 S: 7	H: 0 LOB: 0 BB: 0 P: 11	R: 0 E: 0 K: 0 S: 3	H: 1 LOB: 0 BB: 0 P: 3	R: 3 E: 1 K: 0 S: 16	H: 2 LOB: 1 BB: 1 P: 27	R: 2 E: 0 K: 1 S: 10	H: 1 LOB: 2 BB: 3 P: 27	R: 0 E: 0 K: 1 S: 11	H: 1 LOB: 1 BB: 0 P: 14	1B: 4 2B: 4 3B: 0 HR: 2	SF: 0 SAC: 1 DP: 2 HBP: 0	WP: 0 PA: 38 PB: 0 CS: 1 SB: 0						
<b>PITCHER</b>	IP	WLS	BF	H	R	ER	SO	BB	IBB	HBP	BLK	WP	HR	S	P	ERA	WHIP										
Masato Yoshii, R ERA: 5.62	7.0		27	6	4	3	1	1	0	0	0	0	2	59	89	3.86	1.000										
Bobby Chouinard, R ERA: 4.79	0.1	L	3	0	2	2	0	1	1	0	0	0	0	1	9	54.00	3.000										
Mike Myers, L ERA: 1.78	0.1		1	0	0	0	0	0	0	0	0	0	0	2	3	0.00	0.000										
Jose Jimenez, R ERA: 3.96	0.1		3	1	0	0	1	1	0	0	0	0	0	7	15	0.00	6.000										
Gabe White, L ERA: 2.24	1.0		4	1	0	0	1	0	0	0	0	0	0	11	14	0.00	1.000										
<b>Batter</b>	<b>1</b>	<b>2</b>	<b>3</b>	<b>4</b>	<b>5</b>	<b>6</b>	<b>7</b>	<b>8</b>	<b>9</b>	<b>AB</b>	<b>R</b>	<b>H</b>	<b>RBI</b>	<b>BB</b>	<b>SO</b>	<b>LOB</b>	<b>BOTTOM</b>										
Tom Goodwin, L OBP: 0.375, SLG: 0.408	G4-6-3 BB									4	0	2	1	1	1	2	<b>Los Angeles Dodgers @ Colorado Rockies</b> Coors Field, Denver, CO Tue Jul 25 2000, 7:05 PM MDT Att: 41,220 - Cloudy - 86 F										
Neft Perez, S OBP: 0.308, SLG: 0.422	G4-6-3 1-2									4	0	0	0	0	1	4											
Larry Walker, L OBP: 0.406, SLG: 0.496										5	1	2	0	0	0	2											
Jeff Cirillo, R OBP: 0.399, SLG: 0.509										3	0	1	1	0	0	1											
Todd Helton, L OBP: 0.475, SLG: 0.695										3	1	0	0	1	0	1											
Jeffrey Hammonds, R OBP: 0.421, SLG: 0.601										4	1	3	0	0	0	0											
3 Mike Lansing, R OBP: 1.000, SLG: 1.000										4	0	1	0	0	0	5											
Gabe White, L OBP: 0.167, SLG: 0.667										0	0	0	0	0	0	0											
Ben Petrick, R OBP: 0.379, SLG: 0.480										3	1	1	1	0	1	1											
Brent Mayne, L OBP: 0.386, SLG: 0.442										1	0	0	0	0	0	0											
Masato Yoshii, R OBP: 0.243, SLG: 0.333										3	0	0	1	0	0	3											
Bobby Chouinard, R OBP: 1.000, SLG: 1.000										0	0	0	0	0	0	0											
Mike Myers, L										0	0	0	0	0	0	0											
Jose Jimenez, R OBP: 0.500, SLG: 0.500										0	0	0	0	0	0	0											
Todd Walker, L OBP: 0.288, SLG: 0.383										1	0	1	0	0	0	0											
<b>Inning Stats</b>	R: 0 E: 0 K: 0 S: 10	H: 1 LOB: 1 BB: 1 P: 17	R: 3 E: 1 K: 1 S: 14	H: 2 LOB: 1 BB: 1 P: 26	R: 0 E: 0 K: 0 S: 5	H: 0 LOB: 0 BB: 0 P: 7	R: 0 E: 0 K: 1 S: 8	H: 1 LOB: 0 BB: 0 P: 11	R: 0 E: 0 K: 1 S: 7	H: 0 LOB: 0 BB: 0 P: 11	R: 1 E: 1 K: 0 S: 6	H: 1 LOB: 0 BB: 0 P: 12	R: 0 E: 0 K: 0 S: 11	H: 2 LOB: 2 BB: 0 P: 17	R: 0 E: 0 K: 0 S: 8	H: 2 LOB: 2 BB: 0 P: 15	R: 0 E: 0 K: 0 S: 18	H: 2 LOB: 2 BB: 0 P: 26	1B: 10 2B: 1 3B: 0 HR: 0	SF: 1 SAC: 1 DP: 2 HBP: 0	WP: 0 PA: 39 PB: 0 CS: 0						
<b>PITCHER</b>	IP	WLS	BF	H	R	ER	SO	BB	IBB	HBP	BLK	WP	HR	S	P	ERA	WHIP										
Chan Ho Park, R ERA: 4.14	7.0		29	7	4	2	3	2	0	0	0	0	0	8	15	0.00	2.000										
Terry Adams, R ERA: 3.0	1.0	H	5	2	0	0	0	0	0	0	0	0	0	8	15	0.00	2.000										
Jeff Shaw, R ERA: 6.61	1.0	S	5	2	0	0	0	0	0	0	0	0	0	18	26	0.00	2.000										



Batter	1	2	3	4	5	6	7	8	9	AB	R	H	RBI	BB	SO	LOB	TOP			
<b>22 Devon White, S</b> OBP: 0.361, SLG: 0.433	0-1 BB 2B	1-1 1B		4-2 S BB			3-3 K		1-0 DI 1B	4	1	3	0	1	1	0	<b>Los Angeles Dodgers @ Colorado Rockies</b> Coors Field, Denver, CO Wed Jul 26 2000, 7:05 PM MDT Att: 40,301 - Cloudy - 86 F			
<b>Mark Grudzielanek, R</b> OBP: 0.348, SLG: 0.411 <b>Antonio Osuna, R</b> OBP: 0.341, SLG: 0.284	4-1 BB 2B	3-2 G5-3		3-2 F8			2-2 2B		4-2 BB	3	1	1	0	1	0	2				
<b>Shawn Green, L</b> OBP: 0.393, SLG: 0.515	2-2 L3		2-3 K		3-3 K		1-0 L7		1-1 F7	5	0	0	0	0	2	5				
<b>Gary Sheffield, R</b> OBP: 0.456, SLG: 0.696 <b>Todd Hollandsworth, L</b> OBP: 0.321, SLG: 0.380	4-1 2B FC6-5 BB		4-1 2B G6-3 BB		1-1 F7			4-2 G5-3 BB	3-1 G1-3	1	2	0	0	3	0	0				
<b>Eric Karros, R</b> OBP: 0.358, SLG: 0.537	0-2 FC6-5 2B		2-2 2B		1-0 G1-3			1-0 F3		4	0	2	2	0	0	1				
<b>Adrian Beltré, R</b> OBP: 0.318, SLG: 0.416	1-0 FC6-5		1-2 G6-3			2-2 G3		0-1 G5-3		4	0	0	2	0	0	3				
<b>Paul Lo Duca, R</b> OBP: 0.345, SLG: 0.442	2-3 3H G1-3		2-1 G3			1-0 F7		4-1 BB		3	0	0	0	1	0	2				
<b>Kevin Elster, R</b> OBP: 0.329, SLG: 0.442 <b>Dave Hansen, L</b> OBP: 0.402, SLG: 0.573		1-0 P6		2-3 K		0-1 G5-3		3-3 K		3	0	0	0	0	1	0				
<b>Carlos Perez, L</b> OBP: 0.056, SLG: 0.139 <b>Matt Herges, L</b> OBP: 0.250, SLG: 0.500		0-1 G6-3		0-2 G1-3			1-1 P4		2-3 K	2	0	0	0	0	0	0				
<b>Inning Stats</b>	R: 3 E: 0 K: 0 S: 14	H: 2 LOB: 1 BB: 2 P: 27	R: 0 E: 0 K: 0 S: 8	H: 1 LOB: 1 BB: 0 P: 13	R: 1 E: 0 K: 1 S: 12	H: 1 LOB: 1 BB: 1 P: 23	R: 0 E: 0 K: 1 S: 13	H: 0 LOB: 0 BB: 0 P: 22	R: 0 E: 0 K: 1 S: 9	H: 0 LOB: 0 BB: 0 P: 14	R: 0 E: 0 K: 0 S: 7	H: 1 LOB: 1 BB: 0 P: 17	R: 0 E: 0 K: 1 S: 10	H: 0 LOB: 2 BB: 2 P: 21	R: 0 E: 0 K: 1 S: 10	H: 1 LOB: 2 BB: 1 P: 21		1B: 3 2B: 3 3B: 0 HR: 0	SF: 0 SAC: 0 DP: 0 HBP: 0	WP: 0 PB: 0 SB: 1 CS: 0
<b>PITCHER</b>	IP	WLS	BF	H	R	ER	SO	BB	IBB	HBP	BLK	WP	HR	S	P	ERA	WHIP			
<b>Brian Bohanon, L</b> ERA: 6.39	6.1	W	27	4	4	4	3	4	0	0	0	0	0	65	112	5.68	1.263			
<b>Julian Tavares, R</b> ERA: 5.39	1.2		8	1	0	0	2	2	0	0	0	0	0	17	35	0.00	1.800			
<b>Mike Myers, L</b> ERA: 1.71	1.0		5	1	0	0	1	1	0	0	0	0	0	10	21	0.00	2.000			

Batter	1	2	3	4	5	6	7	8	9	AB	R	H	RBI	BB	SO	LOB	BOTTOM			
<b>Brian Hunter, R</b> OBP: 0.374, SLG: 0.349	1B G2-3			1-2 SH 1B	0-2 S 1B			0-1 1B 17 SF8		5	3	4	0	0	0	1	<b>Los Angeles Dodgers @ Colorado Rockies</b> Coors Field, Denver, CO Wed Jul 26 2000, 7:05 PM MDT Att: 40,301 - Cloudy - 86 F			
<b>Neftali Feliz, S</b> OBP: 0.310, SLG: 0.423	0-2 2B 1B	0-0 G5-3		0-0 SH 1B	2-3 K			0-0 1B		4	2	2	0	0	1	1				
<b>Jeff Cirillo, R</b> OBP: 0.399, SLG: 0.510	1-2 HR 2B	0-2 L9		3-1 1B 1B		0-2 G6-3		3-3 K		5	2	2	4	0	1	2				
<b>17 Todd Helton, L</b> OBP: 0.474, SLG: 0.692	4-0 HR BB	1-0 FC6-4 1B		1-2 F5		0-0 G6-3		2-2 SF8		3	1	1	1	1	0	2				
<b>Jeffrey Hammonds, R</b> OBP: 0.421, SLG: 0.608	0-0 HR	1-2 FC6-4		0-1 1B		0-3 K		1-0 L6		5	1	2	4	0	1	2				
<b>Butch Huskey, R</b> OBP: 0.315, SLG: 0.377 <b>Tom Goodwin, L</b> OBP: 0.375, SLG: 0.408	0-1 P4		1-0 F7	2-0 G6-4-3 1B			4-2 FC4 BB			3	0	1	1	1	0	0				
<b>3 Mike Lansing, R</b> OBP: 0.315, SLG: 0.419	1-2 F9		3-3 K	1-2 G6-4-3			0-0 F8			4	0	0	0	0	1	3				
<b>Ben Petrick, R</b> OBP: 0.364, SLG: 0.448	1-2 2B 1B		1-3 K		2-2 G4-3		0-1 FC4			4	1	1	0	0	1	1				
<b>Brian Bohanon, L</b> OBP: 0.130, SLG: 0.095 <b>Julian Tavares, L</b> OBP: 0.125, SLG: 0.125 <b>Mike Myers, L</b>	1-2 1H 2B		4-2 SH 1B BB		0-0 F7		0-2 G3			2	1	1	1	1	0	0				
<b>Inning Stats</b>	R: 6 E: 0 K: 0 S: 26	H: 6 LOB: 1 BB: 1 P: 36	R: 0 E: 0 K: 0 S: 8	H: 1 LOB: 0 BB: 0 P: 10	R: 0 E: 0 K: 2 S: 7	H: 0 LOB: 0 BB: 0 P: 12	R: 4 E: 1 K: 0 S: 23	H: 4 LOB: 1 BB: 1 P: 36	R: 0 E: 0 K: 1 S: 14	H: 1 LOB: 1 BB: 0 P: 17	R: 0 E: 0 K: 1 S: 7	H: 0 LOB: 0 BB: 0 P: 7	R: 0 E: 0 K: 0 S: 11	H: 0 LOB: 1 BB: 1 P: 15	R: 1 E: 0 K: 1 S: 12	H: 2 LOB: 1 BB: 0 P: 18		1B: 11 2B: 2 3B: 0 HR: 1	SF: 1 SAC: 1 DP: 1 HBP: 0	WP: 0 PB: 0 SB: 1 CS: 0
<b>PITCHER</b>	IP	WLS	BF	H	R	ER	SO	BB	IBB	HBP	BLK	WP	HR	S	P	ERA	WHIP			
<b>Carlos Perez, L</b> ERA: 5.48	3.0	L	20	4	1	0	2	0	0	0	0	0	0	37	48	0.00	1.333			
<b>Matt Herges, R</b> ERA: 3.25	3.0		12	4	1	0	2	0	0	0	0	0	0	23	33	4.50	1.500			
<b>Antonio Osuna, R</b> ERA: 3.12	2.0		9	2	1	1	1	1	0	0	0	0	0	23	33	4.50	1.500			







Batter	1	2	3	4	5	6	7	8	9	AB	R	H	RBI	BB	SO	LOB	TOP					
Tom Goodwin, L (1, 8) OBP: 0.372, SLG: 0.401	G4-3		FC7-2			G5-3 G1-3 BB	G4-1			3	0	0	0	1	0	4	<b>Colorado Rockies @ Milwaukee Brewers</b> Milwaukee County Stadium, Milwaukee, WI Fri Jul 28, 2000, 8:05 PM EDT Att: 21,239 - Cloudy - 70 F					
Neft Perez, S (1, 6) OBP: 0.310, SLG: 0.421	G3-6-3 1B		G3			G1-3		F3		4	0	1	0	0	0	2						
Larry Walker, L (1, 9) OBP: 0.414, SLG: 0.514	G3-6-3 1-2				F3	G5-3 HBP		G5-3		3	0	0	0	0	0	1						
Jeffrey Hammonds, R (1, 7) OBP: 0.428, SLG: 0.615						G5-3		K		4	0	2	0	0	1	2						
17 Todd Helton, L (1, 3) OBP: 0.469, SLG: 0.680						G4-3				4	0	1	0	0	1	4						
Jeff Cirillo, R (1, 5) OBP: 0.395, SLG: 0.503								G5-4-3 1B		4	0	0	0	0	0	3						
Todd Walker, L (1, 4) OBP: 0.294, SLG: 0.384										4	0	1	0	0	0	1						
Brent Mayne, L (1, 2) OBP: 0.385, SLG: 0.448										3	0	1	0	1	0	1						
Pedro Astacio, R (1, 1) OBP: 0.097, SLG: 0.097										2	0	1	0	0	1	0						
Butch Huskey, R (7, PH) OBP: 0.317, SLG: 0.378										1	0	1	0	0	0	0						
Bobby Chouinard, R (7, 1) OBP: 1.000, SLG: 1.000										0	0	0	0	0	0	0						
Mike Myers, L (8, 1)										0	0	0	0	0	0	0						
<b>Inning Stats</b>	R: 0 E: 0 K: 0 S: 6	H: 1 LOB: 0 BB: 0 P: 11	R: 0 E: 0 K: 1 S: 11	H: 1 LOB: 1 BB: 21	R: 0 E: 0 K: 0 S: 10	H: 2 LOB: 1 BB: 0 P: 18	R: 0 E: 0 K: 0 S: 9	H: 1 LOB: 1 BB: 0 P: 10	R: 0 E: 0 K: 1 S: 8	H: 0 LOB: 0 BB: 0 P: 13	R: 0 E: 0 K: 0 S: 12	H: 0 LOB: 2 BB: 1 P: 21	R: 0 E: 0 K: 0 S: 8	H: 1 LOB: 2 BB: 1 P: 17	R: 0 E: 0 K: 1 S: 7	H: 0 LOB: 0 BB: 0 P: 12	R: 0 E: 0 K: 0 S: 9	H: 2 LOB: 1 BB: 0 P: 13	1B: 6 2B: 3 3B: 0 HR: 0	SF: 0 SAC: 0 DP: 3 HBP: 1	WP: 0 PB: 0 SB: 0 CS: 0	PA: 35
<b>PITCHER</b>	IP WLS BF H R ER SO BB IBB HBP BLK WP HR S P ERA WHIP																					
Jamey Wright, R (1, 1) ERA: 3.52	7.0 W 28 6 0 0 2 2 0 0 0 0 0 0 64 111 0.00 1.143																					
Ray King, L (8, 1) ERA: 2.7	1.0 4 1 0 0 1 0 0 0 0 0 0 0 10 15 0.00 1.000																					
David Weathers, R (9, 1) ERA: 3.3	1.0 3 1 0 0 0 0 0 0 0 0 0 0 6 10 0.00 1.000																					

Batter	1	2	3	4	5	6	7	8	9	AB	R	H	RBI	BB	SO	LOB	BOTTOM			
Ronnie Belliard, R (1, 4) OBP: 0.360, SLG: 0.406	F7								F9	4	0	1	2	0	1	0	<b>Colorado Rockies @ Milwaukee Brewers</b> Milwaukee County Stadium, Milwaukee, WI Fri Jul 28, 2000, 8:05 PM EDT Att: 21,239 - Cloudy - 70 F			
Marquis Grissom, R (1, 8) OBP: 0.277, SLG: 0.354	WP S 1B	G6-3							G6-3	4	0	1	0	0	1	1				
Geoff Jenkins, L (1, 7) OBP: 0.345, SLG: 0.555	K									3	0	0	0	0	2	1				
James Mouton, R (6, PR) OBP: 0.352, SLG: 0.317	G6-4-3									0	1	0	0	0	0	0				
Charlie Hayes, R (1, 5) OBP: 0.378, SLG: 0.423	G6-4-3 1-2									4	0	2	0	0	1	2				
Jeromy Burnitz, L (1, 9) OBP: 0.338, SLG: 0.442										3	2	2	2	1	0	1				
Tyler Houston, L (1, 3) OBP: 0.306, SLG: 0.514										4	1	1	0	0	1	3				
José Hernández, R (1, 6) OBP: 0.312, SLG: 0.397										3	1	1	1	0	2	1				
Henry Blanco, R (1, 2) OBP: 0.320, SLG: 0.383										3	0	0	0	0	0	2				
Jamey Wright, R (1, 1) OBP: 0.048, SLG: 0.048										2	0	0	0	0	1	2				
Chris Jones, R (7, PH) OBP: 0.250, SLG: 0.333										1	0	0	0	0	0	0				
Ray King, L (8, 1)										0	0	0	0	0	0	0				
David Weathers, R (9, 1)										0	0	0	0	0	0	0				
<b>Inning Stats</b>	R: 0 E: 1 K: 1 S: 7	H: 1 LOB: 1 BB: 0 P: 9	R: 3 E: 0 K: 0 S: 12	H: 3 LOB: 1 BB: 1 P: 24	R: 1 E: 0 K: 2 S: 13	H: 1 LOB: 0 BB: 0 P: 20	R: 0 E: 0 K: 2 S: 8	H: 0 LOB: 0 BB: 0 P: 12	R: 0 E: 0 K: 3 S: 10	H: 0 LOB: 0 BB: 0 P: 13	R: 0 E: 0 K: 1 S: 7	H: 1 LOB: 1 BB: 0 P: 10	R: 0 E: 0 K: 0 S: 5	H: 0 LOB: 0 BB: 0 P: 6	R: 1 E: 0 K: 0 S: 10	H: 2 LOB: 1 BB: 0 P: 18	1B: 6 2B: 1 3B: 1 HR: 1	SF: 0 SAC: 0 DP: 2 HBP: 1	WP: 1 PB: 0 SB: 1 CS: 0	PA: 33
<b>PITCHER</b>	IP WLS BF H R ER SO BB IBB HBP BLK WP HR S P ERA WHIP																			
Pedro Astacio, R (1, 1) ERA: 5.16	6.0 L 25 6 4 4 0 0 1 0 0 0 0 0 57 88 6.00 1.167																			
Bobby Chouinard, R (7, 1) ERA: 5.97	1.0 3 0 0 0 0 0 0 0 0 0 0 0 5 6 0.00 0.000																			
Mike Myers, L (8, 1) ERA: 1.98	1.0 5 2 1 1 0 0 0 0 1 0 0 0 10 18 9.00 2.000																			



Batter	1	2	3	4	5	6	7	8	9	AB	R	H	RBI	BB	SO	LOB	TOP					
Jeff Frye, R OBP: 0.393, SLG: 0.354 (1, 4)										4	1	1	0	0	1	0	<b>Colorado Rockies @ Milwaukee Brewers</b> Milwaukee County Stadium, Milwaukee, WI Sat Jul 29 2000, 8:05 PM EDT Att: 21,762 - Cloudy - 70 F					
Neft Perez, S OBP: 0.309, SLG: 0.419 (1, 6)										4	1	1	1	0	1	2						
Larry Walker, L OBP: 0.414, SLG: 0.516 Brian Hunter, R OBP: 0.372, SLG: 0.347 (9, PR) (9, 9)										5	1	2	1	0	1	1						
Jeffrey Hammonds, R OBP: 0.434, SLG: 0.627 (1, 7)										4	3	3	3	1	0	0						
17 Todd Helton, L OBP: 0.470, SLG: 0.681 (1, 3)										5	1	3	1	0	0	1						
Jeff Cirillo, R OBP: 0.393, SLG: 0.501 (1, 5)										5	1	1	2	0	0	4						
Brent Mayne, L OBP: 0.385, SLG: 0.447 (1, 2)										5	0	2	1	0	0	0						
Tom Goodwin, L OBP: 0.369, SLG: 0.396 (1, 8)										4	0	0	0	1	1	3						
Julian Tavarez, L OBP: 0.091, SLG: 0.091 Gabe White, L OBP: 0.167, SLG: 0.667 Terry Shumert, R OBP: 0.357, SLG: 0.474 David Lee, R (9, 1)										3	0	0	0	0	2	3						
<b>Inning Stats</b>	R: 2 E: 0 K: 2 S: 15	H: 3 LOB: 1 BB: 0 P: 20	R: 0 E: 0 K: 1 S: 8	H: 0 LOB: 0 BB: 0 P: 12	R: 0 E: 0 K: 0 S: 7	H: 0 LOB: 0 BB: 0 P: 13	R: 1 E: 0 K: 0 S: 10	H: 1 LOB: 2 BB: 2 P: 20	R: 1 E: 0 K: 0 S: 13	H: 3 LOB: 2 BB: 0 P: 19	R: 0 E: 1 K: 3 S: 14	H: 1 LOB: 2 BB: 0 P: 18	R: 0 E: 0 K: 0 S: 8	H: 0 LOB: 0 BB: 0 P: 13	R: 0 E: 0 K: 0 S: 7	H: 0 LOB: 0 BB: 0 P: 9		R: 6 E: 1 K: 1 S: 17	H: 6 LOB: 2 BB: 0 P: 21	1B: 10 2B: 3 HR: 1	SF: 1 SAC: 1 DP: 0 HBP: 0	WP: 1 PB: 0 SB: 3 CS: 0
<b>PITCHER</b>	IP WLS BF H R ER SO BB IBB HBP BLK WP HR S P ERA WHIP																					
Paul Rigdon, R ERA: 7.54 Valerio De Los Santos, L ERA: 6.08 Juan Acevedo, R ERA: 4.09 Bob Scanlan, R ERA: 45.0	(1, 1) (6, 1) (8, 1) (9, 1)	5.0 2.0 1.0 1.0	L 8 3 10	24 1 0 6	7 0 0 6	4 0 0 6	4 0 0 5	3 3 0 1	1 0 0 0	1 0 0 0	1 0 0 0	1 0 0 0	1 0 0 0	1 0 0 0	1 0 0 0	1 0 0 0	53 22 7 17	84 31 9 21	7.20 0.00 0.00 45.00	1.600 0.500 0.000 6.000		

Batter	1	2	3	4	5	6	7	8	9	AB	R	H	RBI	BB	SO	LOB	BOTTOM					
Ronnie Belliard, R OBP: 0.359, SLG: 0.407 (1, 4)										4	0	1	0	0	1	1	<b>Colorado Rockies @ Milwaukee Brewers</b> Milwaukee County Stadium, Milwaukee, WI Sat Jul 29 2000, 8:05 PM EDT Att: 21,762 - Cloudy - 70 F					
Marquis Grissom, R OBP: 0.277, SLG: 0.353 (1, 8)										4	0	1	0	0	0	1						
Geoff Jenkins, L OBP: 0.344, SLG: 0.551 (1, 7)										4	0	1	0	0	0	2						
Charlie Hayes, R OBP: 0.374, SLG: 0.417 (1, 5)										4	0	0	0	0	0	3						
Jeromy Burnitz, L OBP: 0.339, SLG: 0.449 (1, 9)										3	1	1	1	1	0	0						
Tyler Houston, L OBP: 0.303, SLG: 0.509 Angel Echevarria, R OBP: 0.289, SLG: 0.400 (7, PH) (8, 3)										2	0	0	0	0	1	1						
José Hernández, R OBP: 0.311, SLG: 0.394 (1, 6)										2	1	1	1	0	1	0						
Henry Blanco, R OBP: 0.318, SLG: 0.379 Valerio De Los Santos, L OBP: 0.235, SLG: 0.313 Chris Jones, R OBP: 0.235, SLG: 0.313 Juan Acevedo, R OBP: 0.289, SLG: 0.400 Bob Scanlan, R (9, 1)										2	0	0	0	0	0	0						
Paul Rigdon, R Raul Casanova, S OBP: 0.336, SLG: 0.405 (6, 2)										2	0	1	0	0	1	0						
<b>Inning Stats</b>	R: 0 E: 0 K: 1 S: 6	H: 0 LOB: 0 BB: 0 P: 9	R: 0 E: 0 K: 1 S: 13	H: 0 LOB: 1 BB: 1 P: 23	R: 0 E: 0 K: 1 S: 8	H: 1 LOB: 0 BB: 0 P: 13	R: 0 E: 0 K: 0 S: 6	H: 1 LOB: 0 BB: 0 P: 11	R: 0 E: 0 K: 0 S: 5	H: 0 LOB: 0 BB: 0 P: 5	R: 0 E: 0 K: 0 S: 8	H: 2 LOB: 2 BB: 0 P: 12	R: 0 E: 0 K: 2 S: 10	H: 0 LOB: 1 BB: 1 P: 17	R: 0 E: 0 K: 1 S: 8	H: 0 LOB: 0 BB: 0 P: 9		R: 2 E: 0 K: 1 S: 8	H: 2 LOB: 0 BB: 0 P: 12	1B: 3 2B: 1 HR: 2	SF: 0 SAC: 0 DP: 1 HBP: 0	WP: 0 PB: 1 SB: 0 CS: 0
<b>PITCHER</b>	IP WLS BF H R ER SO BB IBB HBP BLK WP HR S P ERA WHIP																					
Julian Tavarez, R ERA: 4.85 Gabe White, L ERA: 2.13 David Lee, R ERA: 11.12	(1, 1) (6, 1) (9, 1)	5.1 2.2 1.0	W H 5	20 9 2	4 0 2	0 0 2	0 0 2	0 0 2	3 3 1	1 0 0	0 0 0	0 0 0	0 0 0	0 0 0	0 0 0	0 0 0	43 21 8	67 32 12	0.00 0.00 18.00	0.938 0.375 2.000		

AB	41
R	10
H	14
RBI	9
BB	2
SO	7
LOB	16






Batter	1	2	3	4	5	6	7	8	9	AB	R	H	RBI	BB	SO	LOB	TOP		
<b>Brian Hunter, R</b> OBP: 0.382, SLG: 0.337 (1, 8)										5	0	0	0	0	0	4	<b>Colorado Rockies @ Milwaukee Brewers</b> Milwaukee County Stadium, Milwaukee, WI Sun Jul 30 2000, 2:05 PM EDT Att: 21,071 - Cloudy - 76 F		
<b>Neft Perez, S</b> OBP: 0.306, SLG: 0.415 (1, 6)										4	0	0	0	0	0	0			
<b>Larry Walker, L</b> OBP: 0.412, SLG: 0.510 (1, 9)										3	0	0	0	1	0	0			
<b>Jeffrey Hammonds, R</b> OBP: 0.435, SLG: 0.625 (1, 7)										4	1	2	0	0	0	0			
<b>17 Todd Helton, L</b> OBP: 0.470, SLG: 0.688 (1, 3)										4	1	2	1	0	0	2			
<b>Todd Walker, L</b> OBP: 0.301, SLG: 0.388 (1, 4)										4	0	2	1	0	1	0			
<b>Terry Shumpert, R</b> OBP: 0.355, SLG: 0.475 (1, 5)										4	0	1	0	0	0	3			
<b>Ben Petrick, R</b> OBP: 0.361, SLG: 0.419 (1, 2)										2	0	0	0	1	0	1			
<b>Brent Mayne, L</b> OBP: 0.384, SLG: 0.445 (9, PH)										1	0	0	0	0	0	2			
<b>Masato Yoshii, R</b> OBP: 0.231, SLG: 0.316 (1, 1)										2	0	0	0	0	0	1			
<b>Tom Goodwin, L</b> OBP: 0.358, SLG: 0.394 (7, PH)										1	0	0	0	0	1	2			
<b>Giovanni Carrara, R</b> OBP: 0.384, SLG: 0.501 (7, 1)										0	0	0	0	0	0	0			
<b>Jeff Cirillo, R</b> OBP: 0.394, SLG: 0.501 (9, PH)										0	0	0	0	1	0	0			
<b>Inning Stats</b>	R: 0 E: 0 K: 0 S: 11	H: 1 LOB: 2 BB: 1 P: 18	R: 0 E: 0 K: 0 S: 6	H: 0 LOB: 0 BB: 0 P: 12	R: 0 E: 0 K: 0 S: 6	H: 0 LOB: 0 BB: 0 P: 6	R: 1 E: 0 K: 1 S: 8	H: 1 LOB: 0 BB: 0 P: 12	R: 0 E: 0 K: 0 S: 9	H: 1 LOB: 1 BB: 0 P: 11	R: 0 E: 0 K: 1 S: 9	H: 1 LOB: 2 BB: 1 P: 16	R: 0 E: 0 K: 0 S: 6	H: 0 LOB: 0 BB: 0 P: 7	R: 1 E: 0 K: 0 S: 13	H: 3 LOB: 3 BB: 1 P: 23	1B: 5 2B: 1 3B: 0 HR: 1	SF: 0 SAC: 0 DP: 0 HBP: 0	WP: 0 PA: 37 PB: 0 SB: 0 CS: 0
<b>PITCHER</b>	IP WLS BF H R ER SO BB IBB HBP BLK WP HR S P ERA WHIP																		
<b>Jeff D'Amico, R</b> ERA: 1.81 (1, 1)	8.0 W 33 7 2 2 2 2 2 0 0 0 0 0 1 69 101 2.25 1.125																		
<b>Curt Leskancic, R</b> ERA: 2.98 (9, 1)	1.0 S 4 0 0 0 0 0 0 1 0 0 0 0 0 5 13 0.00 0.000																		

AB	34
R	2
H	7
RBI	2
BB	3
SO	2
LOB	15



Batter	1	2	3	4	5	6	7	8	9	AB	R	H	RBI	BB	SO	LOB	BOTTOM		
<b>Ronnie Belliard, R</b> OBP: 0.358, SLG: 0.405 (1, 4)										4	0	1	0	0	1	0	<b>Colorado Rockies @ Milwaukee Brewers</b> Milwaukee County Stadium, Milwaukee, WI Sun Jul 30 2000, 2:05 PM EDT Att: 21,071 - Cloudy - 76 F		
<b>Marquis Grissom, R</b> OBP: 0.276, SLG: 0.352 (1, 8)										4	0	1	0	0	0	0			
<b>Geoff Jenkins, L</b> OBP: 0.346, SLG: 0.559 (1, 7)										3	1	1	1	1	2	2			
<b>Richie Sexson, R</b> OBP: 0.311, SLG: 0.454 (1, 3)										4	0	0	0	0	2	1			
<b>Jeromy Burnitz, L</b> OBP: 0.341, SLG: 0.457 (1, 9)										2	1	1	1	1	1	0			
<b>José Hernández, R</b> OBP: 0.309, SLG: 0.390 (1, 5)										3	0	0	0	0	1	1			
<b>Raul Casanova, S</b> OBP: 0.328, SLG: 0.395 (1, 2)										3	0	0	0	0	0	1			
<b>Luis Lopez, S</b> OBP: 0.318, SLG: 0.393 (1, 6)										3	0	0	0	0	0	0			
<b>Jeff D'Amico, R</b> OBP: 0.115, SLG: 0.167 (1, 1)										3	1	1	1	0	0	0			
<b>Curt Leskancic, R</b> ERA: 15.63 (9, 1)										0	0	0	0	0	0	0			
<b>Inning Stats</b>	R: 0 E: 0 K: 1 S: 8	H: 0 LOB: 0 BB: 0 P: 12	R: 0 E: 0 K: 1 S: 8	H: 0 LOB: 1 BB: 1 P: 14	R: 0 E: 0 K: 2 S: 10	H: 0 LOB: 0 BB: 0 P: 13	R: 0 E: 0 K: 2 S: 10	H: 0 LOB: 0 BB: 0 P: 13	R: 1 E: 0 K: 0 S: 10	H: 1 LOB: 0 BB: 0 P: 16	R: 2 E: 0 K: 0 S: 8	H: 2 LOB: 0 BB: 0 P: 11	R: 0 E: 0 K: 2 S: 10	H: 0 LOB: 1 BB: 1 P: 16	R: 0 E: 0 K: 2 S: 10	H: 0 LOB: 1 BB: 1 P: 16	1B: 2 2B: 0 3B: 0 HR: 3	SF: 0 SAC: 0 DP: 0 HBP: 0	WP: 0 PA: 31 PB: 0 SB: 1 CS: 0
<b>PITCHER</b>	IP WLS BF H R ER SO BB IBB HBP BLK WP HR S P ERA WHIP																		
<b>Masato Yoshii, R</b> ERA: 5.58 (1, 1)	6.0 L 24 5 3 3 3 5 1 0 0 0 0 0 0 57 84 4.50 1.000																		
<b>Giovanni Carrara, R</b> ERA: 15.63 (7, 1)	2.0 7 0 0 0 0 2 1 0 0 0 0 0 0 16 23 0.00 0.500																		

AB	29
R	3
H	5
RBI	3
BB	2
SO	7
LOB	5





Batter	1	2	3	4	5	6	7	8	9	AB	R	H	RBI	BB	SO	LOB	TOP										
Todd Walker, L (1,4) OBP: 0.302, SLG: 0.387 Terry Shumpert, R (7,PH) OBP: 0.353, SLG: 0.472										3	0	1	0	0	1	0											
Neft Perez, S (1,6)										4	0	1	0	0	1	2											
Larry Walker, L (1,9)										3	0	0	0	1	1	1											
Jeffrey Hammonds, R (1,7)										4	0	0	0	0	1	4											
17 Todd Helton, L (1,3)											4	0	0	0	0	0											
Jeff Cirillo, R (1,5)											4	0	0	0	0	0											
Brent Mayne, L (1,2)											3	0	0	0	1	1											
Brian Hunter, R (1,8)											3	0	1	0	0	1											
Brian Bohanon, L (1,1) Butch Huskey, R (7,PH) John Waddell, R (7,1) Mike Myers, L (8,1)											2	0	1	0	0	0											
<b>Inning Stats</b>	R: 0 E: 0 K: 1 S: 9	H: 1 LOB: 1 BB: 0 P: 13	R: 0 E: 0 K: 0 S: 7	H: 0 LOB: 0 BB: 0 P: 9	R: 0 E: 0 K: 1 S: 13	H: 2 LOB: 3 BB: 1 P: 21	R: 0 E: 0 K: 0 S: 10	H: 0 LOB: 1 BB: 1 P: 18	R: 0 E: 0 K: 0 S: 3	H: 0 LOB: 0 BB: 0 P: 5	R: 0 E: 0 K: 1 S: 8	H: 1 LOB: 2 BB: 1 P: 17	R: 0 E: 0 K: 1 S: 9	H: 0 LOB: 0 BB: 0 P: 16	R: 0 E: 0 K: 1 S: 8	H: 0 LOB: 0 BB: 0 P: 11	1B: 4 2B: 0 3B: 0 HR: 0	SF: 0 SAC: 0 DP: 0 HBP: 0	WP: 0 PA: 34 PB: 0 SB: 0 CS: 0								
<b>PITCHER</b>	IP	WLS	BF	H	R	ER	SO	BB	IBB	HBP	BLK	WP	HR	S	P	ERA	WHIP										
Kevin Tapani, R (1,1) ERA: 4.56	6.2	W	27	4	0	0	3	3	0	0	0	0	0	58	94	0.00	1.050										
Felix Heredia, L (7,1) ERA: 4.95	0.1	H	1	0	0	0	0	0	0	0	0	0	0	1	3	0.00	0.000										
Steve Rain, R (8,1) ERA: 2.49	1.0	H	3	0	0	0	1	0	0	0	0	0	0	9	16	0.00	0.000										
Rick Aguilera, R (9,1) ERA: 5.73	1.0	S	3	0	0	0	1	0	0	0	0	0	0	8	11	0.00	0.000										

Colorado Rockies @ Chicago Cubs  
Wrigley Field, Chicago, IL  
Mon Jul 31 2000, 7:05 PM CDT  
Att: 38,731 - Overcast - 70 F

AB 31  
R 0  
H 4  
RBI 0  
BB 3  
SO 5  
LOB 10



Batter	1	2	3	4	5	6	7	8	9	AB	R	H	RBI	BB	SO	LOB	BOTTOM										
Eric Young Sr., R (1,4)										4	0	3	0	0	0	1											
Chad Meyers, R (1,5) Willie Greene, L (7,5)										2	1	0	0	1	0	3											
Sammy Sosa, R (1,9)										3	0	0	0	1	1	3											
Mark Grace, L (1,3)										4	1	2	2	0	0	3											
Gary Matthews, S (1,7)										3	0	1	0	0	0	0											
Damon Buford, R (1,8)										3	0	0	0	0	0	1											
Jose Nieves, R (1,6)										3	0	0	0	0	0	1											
Joe Girardi, R (1,2)										3	0	0	0	0	1	1											
Kevin Tapani, R (1,1) Felix Heredia, L (7,1) Steve Rain, R (8,1) Ricky Gutierrez, R (8,PH) Rick Aguilera, R (9,1)										2	0	2	0	0	0	0											
<b>Inning Stats</b>	R: 0 E: 0 K: 0 S: 7	H: 1 LOB: 1 BB: 0 P: 12	R: 0 E: 0 K: 0 S: 6	H: 0 LOB: 0 BB: 0 P: 9	R: 0 E: 0 K: 1 S: 6	H: 1 LOB: 0 BB: 0 P: 11	R: 1 E: 0 K: 0 S: 9	H: 1 LOB: 0 BB: 1 P: 17	R: 0 E: 0 K: 1 S: 4	H: 0 LOB: 0 BB: 0 P: 7	R: 0 E: 0 K: 1 S: 9	H: 2 LOB: 1 BB: 0 P: 18	R: 1 E: 0 K: 0 S: 8	H: 2 LOB: 1 BB: 0 P: 11	R: 0 E: 0 K: 1 S: 14	H: 1 LOB: 2 BB: 1 P: 23	1B: 7 2B: 0 3B: 0 HR: 1	SF: 0 SAC: 0 DP: 1 HBP: 0	WP: 0 PA: 31 PB: 0 SB: 2 CS: 1								
<b>PITCHER</b>	IP	WLS	BF	H	R	ER	SO	BB	IBB	HBP	BLK	WP	HR	S	P	ERA	WHIP										
Brian Bohanon, L (1,1) ERA: 6.09	6.0	L	21	5	1	1	2	1	0	0	0	0	0	41	74	1.50	1.000										
John Waddell, R (7,1) ERA: 5.09	1.1		7	3	1	1	0	0	0	0	0	0	1	17	23	6.75	2.250										
Mike Myers, L (8,1) ERA: 1.93	0.2		3	0	0	0	1	0	1	0	0	0	0	5	11	0.00	0.000										

Colorado Rockies @ Chicago Cubs  
Wrigley Field, Chicago, IL  
Mon Jul 31 2000, 7:05 PM CDT  
Att: 38,731 - Overcast - 70 F

AB 29  
R 2  
H 8  
RBI 2  
BB 2  
SO 3  
LOB 14





Batter	1	2	3	4	5	6	7	8	9	AB	R	H	RBI	BB	SO	LOB	TOP										
Brian Hunter, R OBP: 0.358, SLG: 0.330 (1, 8)										4	1	0	0	1	0	1											
Neft Perez, S OBP: 0.307, SLG: 0.417 (1, 6)										4	1	2	0	0	0	1											
Jeff Cirillo, R OBP: 0.389, SLG: 0.492 (1, 5)										3	0	0	0	1	1	2											
17 Todd Helton, L OBP: 0.467, SLG: 0.677 (1, 3)										3	0	1	0	1	1	2											
Butch Huskey, R OBP: 0.323, SLG: 0.379 (8, PH)										2	0	1	0	1	0	1											
Larry Walker, L OBP: 0.412, SLG: 0.504 (8, 9)										0	0	0	0	0	0	0											
Terry Shumpert, R OBP: 0.337, SLG: 0.463 (8, PH)										3	0	0	0	0	0	3											
Todd Hollandsworth, L OBP: 0.316, SLG: 0.374 (8, 7)										1	0	1	1	0	0	0											
Jeff Frye, R OBP: 0.357, SLG: 0.348 (1, 4)										4	0	0	0	0	2	3											
Brent Mayne, L OBP: 0.383, SLG: 0.441 (1, 2)										4	0	2	0	0	2	0											
Pedro Astacio, R OBP: 0.092, SLG: 0.092 (8, 1)										3	0	0	0	0	1	1											
Gabe White, L OBP: 0.167, SLG: 0.667 (8, 1)										0	0	0	0	0	0	0											
<b>Inning Stats</b>	R: 1 H: 1 E: 1 K: 0 S: 15	H: 1 LOB: 2 BB: 2 P: 26	R: 0 H: 0 E: 0 K: 2 S: 8	H: 0 LOB: 0 BB: 0 P: 13	R: 0 H: 1 E: 0 K: 1 S: 7	H: 1 LOB: 0 BB: 0 P: 10	R: 0 H: 0 E: 0 K: 0 S: 5	H: 0 LOB: 0 BB: 1 P: 12	R: 0 H: 1 E: 0 K: 1 S: 8	H: 1 LOB: 1 BB: 0 P: 11	R: 0 H: 1 E: 0 K: 1 S: 12	H: 1 LOB: 1 BB: 0 P: 15	R: 1 H: 2 E: 0 K: 1 S: 16	H: 2 LOB: 3 BB: 1 P: 29	R: 0 H: 1 E: 0 K: 0 S: 8	H: 1 LOB: 1 BB: 0 P: 11	1B: 6 2B: 1 3B: 0 HR: 0	SF: 0 SAC: 2 DP: 1 HBP: 1	WP: 0 PA: 38 PB: 0 SB: 1 CS: 0								
<b>PITCHER</b>	IP	WLS	BF	H	R	ER	SO	BB	IBB	HBP	BLK	WP	HR	S	P	ERA	WHIP										
76 Daniel Garibay, L ERA: 4.26 (1, 1)	7.0		27	4	1	1	6	3	0	0	0	0	0	63	98	1.29	1.000										
Kyle Farnsworth, R ERA: 8.39 (8, 1)	0.2	L	4	1	1	1	0	0	1	0	0	0	0	9	19	13.50	1.500										
Felix Heredia, L ERA: 4.95 (8, 1)	0.0		1	0	0	0	0	0	0	1	0	0	0	0	1	∞	∞										
Tim Worrell, R ERA: 2.85 (8, 1)	1.1		6	2	0	0	1	0	0	0	0	0	0	15	20	0.00	1.500										

Colorado Rockies @ Chicago Cubs  
Wrigley Field, Chicago, IL  
Tue Aug 01 2000, 1:20 PM CDT  
Att: 38,221 - Overcast - 75 F

AB 31  
R 2  
H 7  
RBI 1  
BB 4  
SO 7  
LOB 14



Batter	1	2	3	4	5	6	7	8	9	AB	R	H	RBI	BB	SO	LOB	BOTTOM										
Eric Young Sr., R OBP: 0.380, SLG: 0.424 (1, 4)										4	1	2	0	0	1	1											
Willie Greene, L OBP: 0.335, SLG: 0.407 (1, 5)										1	0	0	0	2	0	1											
Chad Meyers, R OBP: 0.286, SLG: 0.350 (8, PH)										1	0	0	0	0	0	0											
Ricky Gutierrez, R OBP: 0.364, SLG: 0.401 (9, 6)										0	0	0	0	0	0	0											
Sammy Sosa, R OBP: 0.407, SLG: 0.615 (1, 9)										4	0	0	0	0	2	4											
Mark Grace, L OBP: 0.400, SLG: 0.458 (1, 3)										3	0	0	1	1	0	1											
Gary Matthews, S OBP: 0.234, SLG: 0.250 (1, 7)										4	0	0	0	0	2	3											
Damon Buford, R OBP: 0.337, SLG: 0.436 (1, 8)										4	0	0	0	0	4	3											
Jeff Reed, L OBP: 0.352, SLG: 0.358 (1, 2)										3	0	0	0	0	1	0											
Joe Girardi, R OBP: 0.362, SLG: 0.402 (9, PH)										1	0	0	0	0	0	0											
Jose Nieves, R OBP: 0.242, SLG: 0.364 (1, 6)										3	0	0	0	0	3	0											
76 Daniel Garibay, L OBP: 0.250, SLG: 0.250 (1, 1)										2	0	0	0	0	1	0											
Brant Brown, L OBP: 0.243, SLG: 0.345 (7, PH)										0	0	0	0	0	1	0											
Kyle Farnsworth, R (8, 1)										0	0	0	0	0	0	0											
Felix Heredia, L (8, 1)										0	0	0	0	0	0	0											
Tim Worrell, R (8, 1)										0	0	0	0	0	0	0											
<b>Inning Stats</b>	R: 1 H: 1 E: 0 K: 0 S: 14	H: 1 LOB: 1 BB: 1 P: 23	R: 0 H: 0 E: 0 K: 3 S: 12	H: 0 LOB: 0 BB: 0 P: 15	R: 0 H: 0 E: 0 K: 3 S: 9	H: 0 LOB: 1 BB: 1 P: 17	R: 0 H: 0 E: 0 K: 1 S: 6	H: 0 LOB: 0 BB: 0 P: 9	R: 0 H: 1 E: 0 K: 3 S: 14	H: 1 LOB: 3 BB: 1 P: 24	R: 0 H: 0 E: 0 K: 1 S: 12	H: 0 LOB: 1 BB: 1 P: 21	R: 0 H: 0 E: 0 K: 0 S: 4	H: 0 LOB: 0 BB: 0 P: 5	R: 0 H: 0 E: 0 K: 2 S: 10	H: 0 LOB: 0 BB: 0 P: 15	1B: 1 2B: 1 3B: 0 HR: 0	SF: 0 SAC: 0 DP: 0 HBP: 0	WP: 1 PA: 34 PB: 0 SB: 3 CS: 0								
<b>PITCHER</b>	IP	WLS	BF	H	R	ER	SO	BB	IBB	HBP	BLK	WP	HR	S	P	ERA	WHIP										
Pedro Astacio, R ERA: 4.98 (1, 1)	7.0		28	2	1	1	12	4	0	0	0	0	0	76	119	1.29	0.857										
Gabe White, L ERA: 2.05 (8, 1)	2.0	S	6	0	0	0	2	0	0	0	0	0	0	14	20	0.00	0.000										

Colorado Rockies @ Chicago Cubs  
Wrigley Field, Chicago, IL  
Tue Aug 01 2000, 1:20 PM CDT  
Att: 38,221 - Overcast - 75 F

AB 30  
R 1  
H 2  
RBI 1  
BB 4  
SO 14  
LOB 13





Batter	1	2	3	4	5	6	7	8	9	AB	R	H	RBI	BB	SO	LOB	TOP					
Brian Hunter, R (1.8) OBP: 0.351, SLG: 0.323	G5-3		G5-3			K	FC1-2			4	0	0	0	0	1	3	<b>Colorado Rockies @ Chicago Cubs</b> Wrigley Field, Chicago, IL Wed Aug 02 2000, 1:20 PM CDT Att: 39,539 - Sunny - 83 F					
Neft Perez, S (1.6) OBP: 0.307, SLG: 0.415	17 WP BB 1B		B5-3			G6-3	G3			4	0	1	0	0	0	3						
Larry Walker, L (1.9) OBP: 0.413, SLG: 0.500	17 WP BB 1-2		G3			BB		F7		2	0	0	0	2	0	0						
17 Todd Helton, L (1.3) OBP: 0.465, SLG: 0.676	F9		G3			P5		G5-3 2B		4	0	1	0	0	0	3						
Jeff Cirillo, R (1.5) OBP: 0.385, SLG: 0.487	F9		F7				L7	G5-3		4	0	0	0	0	0	3						
Todd Walker, L (1.4) OBP: 0.308, SLG: 0.418		2-1 HR		L6			BB BB 1B	F9		4	2	2	1	0	0	1						
Todd Hollandsworth, L (1.7) OBP: 0.312, SLG: 0.366	F9				F9		E5 BB BB FC1-2	G4-3		4	0	0	0	0	0	1						
Brent Mayne, L (1.2) OBP: 0.381, SLG: 0.435	F8				F7		FC1-2 BB 1-2 2-3 BB	F8		3	0	0	0	1	0	0						
Brian Rose, R (1.1) Terry Shumpert, R (7. PH) Giovanni Carrara, R (7.1) John Wasdin, R (7.1) Mike Myers, L (8.1) Jeffrey Hammonds, R (8. PH) OBP: 0.428, SLG: 0.610	G5-3				K		FC1-2 1-2 2-3 3H BB	K		2	0	0	0	0	1	0						
<b>Inning Stats</b>	R: 0 E: 0 K: 0 S: 19	H: 1 LOB: 2 BB: 1 P: 31	R: 1 E: 0 K: 0 S: 11	H: 1 LOB: 0 BB: 0 P: 16	R: 0 E: 0 K: 0 S: 4	H: 0 LOB: 0 BB: 0 P: 5	R: 0 E: 0 K: 0 S: 9	H: 0 LOB: 0 BB: 0 P: 14	R: 0 E: 0 K: 1 S: 10	H: 0 LOB: 1 BB: 0 P: 13	R: 0 E: 0 K: 1 S: 10	H: 0 LOB: 1 BB: 1 P: 18	R: 1 E: 1 K: 0 S: 17	H: 1 LOB: 2 BB: 2 P: 30	R: 0 E: 0 K: 0 S: 6	H: 1 LOB: 1 BB: 0 P: 10	R: 0 E: 0 K: 1 S: 5	H: 0 LOB: 0 BB: 0 P: 7	1B: 2 2B: 1 3B: 0 HR: 1	SF: 0 SAC: 0 DP: 0 HBP: 0	WP: 1 PB: 0 SB: 0 CS: 0	PA: 36
<b>PITCHER</b>	IP WLS BF H R ER SO BB IBB HBP BLK WP HR S P ERA WHIP	6.1 26 3 2 1 2 3 0 0 0 1 1 72 114 1.42 0.947	1.2 7 1 0 0 0 1 0 0 0 0 0 14 23 0.00 1.200	1.0 3 0 0 0 1 0 0 0 0 0 0 5 7 0.00 0.000											IP WLS BF H R ER SO BB IBB HBP BLK WP HR S P ERA WHIP							
Ruben Quevedo, R (1.1) ERA: 7.28											6.1 26 3 2 1 2 3 0 0 0 1 1 72 114 1.42 0.947											
Steve Rain, R (7.1) ERA: 2.33											1.2 7 1 0 0 0 1 0 0 0 0 0 14 23 0.00 1.200											
Rick Aguilera, R (9.1) ERA: 5.59											1.0 3 0 0 0 1 0 0 0 0 0 0 5 7 0.00 0.000											

AB	32
R	2
H	4
RBI	2
BB	4
SO	3
LOB	14



Batter	1	2	3	4	5	6	7	8	9	AB	R	H	RBI	BB	SO	LOB	BOTTOM				
Eric Young Sr., R (1.4) OBP: 0.381, SLG: 0.424	F8		G6-3				1B			4	0	2	1	0	0	0	<b>Colorado Rockies @ Chicago Cubs</b> Wrigley Field, Chicago, IL Wed Aug 02 2000, 1:20 PM CDT Att: 39,539 - Sunny - 83 F				
Ricky Gutierrez, R (1.6) OBP: 0.382, SLG: 0.397	FC4-6 BB 1B HBP		F7			G5-3	G5-3			3	1	0	0	0	0	3					
Sammy Sosa, R (1.9) OBP: 0.410, SLG: 0.625	FC4-6 BB 1-2		2B			K		HR		3	1	2	1	1	1	0					
Mark Grace, L (1.3) OBP: 0.396, SLG: 0.452	FC4-6 BB 1-2 2-3		G4-3			F8		G5-3		4	0	0	0	0	0	3					
Gary Matthews, S (1.7) OBP: 0.240, SLG: 0.255						K				3	0	1	1	0	2	0					
Steve Rain, R (7.1) ERA: 2.33						K				0	0	0	0	0	0	0					
Chad Meyers, R (8. PH) OBP: 0.273, SLG: 0.333										1	0	0	0	0	0	0					
Rick Aguilera, R (9.1) ERA: 5.59										0	0	0	0	0	0	0					
Willie Greene, L (1.5) OBP: 0.329, SLG: 0.399	G3-1									4	0	0	0	0	0	2					
Damon Buford, R (1.8) OBP: 0.339, SLG: 0.438		2-1 G5-4-3 1B				K				3	1	2	0	0	1	0					
Joe Girardi, R (1.2) OBP: 0.362, SLG: 0.401		2-0 G5-4-3 1-2								3	0	1	0	0	0	1					
Ruben Quevedo, R (1.1) OBP: 0.125, SLG: 0.125		1-1 G5-3								2	0	0	0	0	1	0					
Brant Brown, L (7.7) OBP: 0.248, SLG: 0.345										0	0	0	0	1	0	0					
<b>Inning Stats</b>	R: 1 E: 0 K: 0 S: 8	H: 1 LOB: 2 BB: 1 P: 16	R: 0 E: 0 K: 0 S: 5	H: 1 LOB: 0 BB: 0 P: 10	R: 0 E: 0 K: 2 S: 10	H: 0 LOB: 0 BB: 0 P: 16	R: 0 E: 0 K: 1 S: 10	H: 1 LOB: 1 BB: 0 P: 14	R: 0 E: 0 K: 2 S: 13	H: 0 LOB: 0 BB: 0 P: 16	R: 1 E: 1 K: 0 S: 14	H: 3 LOB: 2 BB: 1 P: 22	R: 1 E: 0 K: 0 S: 9	H: 1 LOB: 0 BB: 0 P: 16	1B: 6 2B: 1 3B: 0 HR: 1	SF: 0 SAC: 0 DP: 1 HBP: 1	WP: 0 PB: 0 SB: 0 CS: 0	PA: 33			
<b>PITCHER</b>	IP WLS BF H R ER SO BB IBB HBP BLK WP HR S P ERA WHIP	6.0 23 4 1 1 5 1 0 1 0 0 0 13 21 13.50 6.000	0.2 5 3 1 1 0 1 0 0 0 0 0 0 13 21 13.50 6.000	0.1 2 1 1 1 0 0 0 0 0 0 0 5 7 27.00 3.000											IP WLS BF H R ER SO BB IBB HBP BLK WP HR S P ERA WHIP						
Brian Rose, R (1.1) ERA: 5.64											6.0 23 4 1 1 5 1 0 1 0 0 0 13 21 13.50 6.000										
Giovanni Carrara, R (7.1) ERA: 15.43											0.2 5 3 1 1 0 1 0 0 0 0 0 0 13 21 13.50 6.000										
John Wasdin, R (7.1) ERA: 5.24											0.1 2 1 1 1 0 0 0 0 0 0 0 5 7 27.00 3.000										
Mike Myers, L (8.1) ERA: 1.86											1.0 3 0 0 0 0 0 0 0 0 0 0 5 10 0.00 0.000										

AB	30
R	3
H	8
RBI	3
BB	2
SO	5
LOB	9





Batter	1	2	3	4	5	6	7	8	9	AB	R	H	RBI	BB	SO	LOB	TOP											
Doug Glanville, R OBP: 0.296, SLG: 0.351	1-1 G4-3		0-1 SF9			1-1 BB 1B		1-1 F8		3	0	1	1	0	0	0												
Mickey Morandini, L OBP: 0.324, SLG: 0.315	1-0 G5-3 1B		3-H 1-3 K			2-2 L8		0-0 1B		4	0	2	0	0	1	1												
Bobby Abreu, L OBP: 0.400, SLG: 0.527	1-2 G5-3			0-0 F7		4-2 BB		2-3 K		3	0	0	0	1	1	2												
Scott Rolen, R OBP: 0.351, SLG: 0.514	1-2 G5-3			3-2 G4-3		1-1 P4		3-1 P4		4	0	0	0	0	0	4												
Mike Lieberthal, R OBP: 0.369, SLG: 0.530		0-1 G6-3		1-0 G4-3		3-1 L7			2-1 FC3-6 1B	4	0	1	0	0	0	2												
Pat Burrell, R OBP: 0.337, SLG: 0.484		2-2 L1-6 2B			2-0 G5-3		3-2 F9		2-1 F8	4	0	1	0	0	0	1												
Travis Lee, L OBP: 0.314, SLG: 0.393		2-0 L1-6			4-2 BB		2-1 FC6-4 1B		0-1 FC3-6 1-2f	3	0	1	0	1	0	2												
Tomas Perez, S OBP: 0.444, SLG: 0.625			2-0 G1-3 SF9 2B		2-2 P3		0-0 F7		0-2 G4-3	4	1	1	0	0	0	3												
Kent Bottenfield, R OBP: 0.400, SLG: 0.400			1-2 G1-3		2-2 G2-3		1-0 FC6-4 1-2f			2	0	0	0	0	0	2												
Brian Hunter, R OBP: 0.252, SLG: 0.500										1	0	0	0	0	0	1												
Mark Holzemer, L (7, 1)										0	0	0	0	0	0	0												
<b>Inning Stats</b>	R: 0 E: 0 K: 0 S: 9	H: 1 LOB: 1 BB: 0 P: 13	R: 0 E: 0 K: 0 S: 9	H: 1 LOB: 0 BB: 0 P: 13	R: 1 E: 0 K: 1 S: 10	H: 1 LOB: 0 BB: 0 P: 14	R: 0 E: 0 K: 0 S: 7	H: 0 LOB: 0 BB: 0 P: 11	R: 0 E: 0 K: 0 S: 11	H: 0 LOB: 1 BB: 1 P: 21	R: 0 E: 0 K: 0 S: 16	H: 1 LOB: 1 BB: 1 P: 27	R: 0 E: 0 K: 1 S: 8	H: 1 LOB: 1 BB: 0 P: 14	R: 0 E: 0 K: 0 S: 9	H: 1 LOB: 1 BB: 0 P: 13	1B: 5 2B: 3 3B: 0 HR: 0	SF: 1 SAC: 0 DP: 1 HBP: 0	WP: 0 PA: 35 PB: 0 SB: 0 CS: 0									
<b>PITCHER</b>	IP	WLS	BF	H	R	ER	SO	BB	IBB	HBP	BLK	WP	HR	S	P	ERA	WHIP											
Julian Tavarez, R ERA: 4.52	(1, 1)	6.0	W	23	4	1	1	1	2	0	0	0	0	0	62	99	1.50	1.000										
Bobby Chouinard, R ERA: 5.0	(7, 1)	1.1		6	2	0	0	0	0	0	0	0	0	0	10	17	0.00	1.500										
Mike Myers, L ERA: 1.84	(8, 1)	0.1		1	0	0	0	1	0	0	0	0	0	3	5	0.00	0.000											
Jose Jimenez, R ERA: 3.73	(8, 1)	1.1		5	1	0	0	0	0	0	0	0	0	11	18	0.00	0.750											

Philadelphia Phillies @ Colorado Rockies  
Coors Field, Denver, CO  
Fri Aug 04 2000, 7:05 PM MDT  
Att: 42,827 - Cloudy - 88 F

AB 32  
R 1  
H 7  
RBI 1  
BB 2  
SO 2  
LOB 18



Batter	1	2	3	4	5	6	7	8	9	AB	R	H	RBI	BB	SO	LOB	BOTTOM										
Brian Hunter, R OBP: 0.347, SLG: 0.319	2-2 F8	1-0 1B		0-3 K		0-0 B1-3	0-0 FC6-4 1-2f			5	0	1	0	0	1	2											
Neftali Perez, S OBP: 0.310, SLG: 0.420	1-0 P6	0-0 F9			0-0 1B 17 HR	1-1 2B		1-2 17 HR 1B		5	2	3	0	0	0	1											
Jeff Cirillo, R OBP: 0.386, SLG: 0.494	1-0 HR		1-1 G5-3		0-1 1B 17 HR	2-1 G5-3		3-3 K		5	2	2	1	0	1	2											
17 Todd Helton, L OBP: 0.470, SLG: 0.695	1-1 HR		0-1 1B		1-2 G1-3 1B	4-1 BB		2-2 1H HR		4	3	4	4	1	0	0											
Jeffrey Hammonds, R OBP: 0.422, SLG: 0.604	2-1 E1 1B		0-0 F9		1-1 G1-6-3 1B	0-1 F7		3-2 F8		5	0	0	1	0	0	4											
Todd Walker, L OBP: 0.309, SLG: 0.416	2-2 1B		1-0 G4-3		3-1 G1-3		1-0 E SH1-3 HBP		1-0 G4-3	3	0	1	0	0	0	2											
Jeff Frye, R OBP: 0.358, SLG: 0.347	1-3 1B				2-3					1	1	0	0	0	0	0											
Todd Hollandsworth, L OBP: 0.311, SLG: 0.364	2-3 K			0-1 P5	4-2 1B BB		2-3 SAFE K			3	0	0	0	1	2	3											
Brent Mayne, L OBP: 0.381, SLG: 0.434		2-2 P6		0-1 G4-3	3-1 FC6-4 1B		0-0 SH1-3			3	0	1	2	0	0	0											
Julian Tavarez, L OBP: 0.143, SLG: 0.143		1-3 K		0-1 K		0-1 FC6-4		3-H 0-0 FC6-4		3	0	1	0	0	1	2											
Bobby Chouinard, R OBP: 0.500, SLG: 0.500										1	0	0	0	0	0	0											
Mike Myers, L (8, 1)										0	0	0	0	0	0	0											
Jose Jimenez, R OBP: 0.500, SLG: 0.500										0	0	0	0	0	0	0											
<b>Inning Stats</b>	R: 2 E: 1 K: 1 S: 15	H: 3 LOB: 2 BB: 0 P: 26	R: 0 E: 0 K: 1 S: 10	H: 1 LOB: 1 BB: 0 P: 14	R: 0 E: 0 K: 0 S: 6	H: 1 LOB: 1 BB: 0 P: 8	R: 0 E: 0 K: 1 S: 9	H: 1 LOB: 0 BB: 0 P: 9	R: 0 E: 0 K: 0 S: 18	H: 4 LOB: 2 BB: 1 P: 30	R: 0 E: 0 K: 0 S: 8	H: 1 LOB: 1 BB: 1 P: 15	R: 1 E: 2 K: 1 S: 6	H: 0 LOB: 1 BB: 0 P: 9	R: 2 E: 0 K: 1 S: 13	H: 2 LOB: 0 BB: 0 P: 23	1B: 9 2B: 1 3B: 0 HR: 3	SF: 0 SAC: 1 DP: 0 HBP: 1	WP: 0 PA: 42 PB: 0 SB: 0 CS: 0								
<b>PITCHER</b>	IP	WLS	BF	H	R	ER	SO	BB	IBB	HBP	BLK	WP	HR	S	P	ERA	WHIP										
Kent Bottenfield, R ERA: 5.79	(1, 1)	6.0	L	32	11	5	3	2	0	0	0	0	0	66	102	7.50	2.167										
Mark Holzemer, L ERA: 6.2	(7, 1)	2.0		10	2	3	3	2	0	0	1	0	0	19	32	13.50	1.000										

Philadelphia Phillies @ Colorado Rockies  
Coors Field, Denver, CO  
Fri Aug 04 2000, 7:05 PM MDT  
Att: 42,827 - Cloudy - 88 F

AB 38  
R 8  
H 13  
RBI 8  
BB 2  
SO 5  
LOB 16





Batter	1	2	3	4	5	6	7	8	9	AB	R	H	RBI	BB	SO	LOB	TOP										
<b>Doug Glanville, R</b> OBP: 0.297, SLG: 0.350	G4-3 S BB	G4-3		G4-3		G4-3			F9	4	1	1	1	1	0	2											
<b>Travis Lee, L</b> OBP: 0.315, SLG: 0.390	P6		F9		E	K				4	0	1	0	1	1	2											
<b>Bobby Abreu, L</b> OBP: 0.398, SLG: 0.528	G4-3		HR		F7		G3		K	5	1	1	0	0	1	3											
<b>Scott Rolen, R</b> OBP: 0.349, SLG: 0.518	E5		HR		E5		K		F9	5	1	1	2	0	1	2											
<b>Pat Burrell, R</b> OBP: 0.332, SLG: 0.476 <b>Kevin Seick, R</b> OBP: 0.327, SLG: 0.343	K		F6		K		K			4	0	0	0	0	3	3											
<b>23 Kevin Jordan, R</b> OBP: 0.266, SLG: 0.330		F7	F8		G6-3				F7	4	0	0	0	0	0	2											
<b>Gary Bennett, R</b> OBP: 0.400, SLG: 0.552		HR		G1-3 BB		L9			K	3	1	1	1	1	1	0											
<b>Tomas Perez, S</b> OBP: 0.538, SLG: 1.000				G1-3		1B 1B				4	2	3	1	0	0	1											
<b>Randy Wolf, L</b> OBP: 0.214, SLG: 0.282 <b>Brian Hunter, R</b> OBP: 0.299, SLG: 0.506 <b>Chris Brock, R</b> OBP: 0.222, SLG: 0.487 <b>Mike Lieberthal, R</b> OBP: 0.300, SLG: 0.500 <b>Vicente Padilla, R</b> OBP: 0.300, SLG: 1.000 <b>Jeff Brantley, R</b>				L6		1B 1B			G5-3	2	0	0	0	0	1	2											
<b>Inning Stats</b>	R: 1 E: 1 K: 1 S: 11	H: 0 LOB: 1 BB: 1 P: 23	R: 1 E: 0 K: 1 S: 13	H: 2 LOB: 1 BB: 0 P: 18	R: 2 E: 0 K: 0 S: 8	H: 2 LOB: 0 BB: 0 P: 13	R: 0 E: 0 K: 0 S: 7	H: 0 LOB: 1 BB: 1 P: 13	R: 0 E: 1 K: 1 S: 11	H: 0 LOB: 2 BB: 1 P: 18	R: 1 E: 0 K: 1 S: 18	H: 3 LOB: 1 BB: 0 P: 25	R: 0 E: 0 K: 2 S: 9	H: 0 LOB: 0 BB: 0 P: 16	R: 1 E: 0 K: 1 S: 7	H: 1 LOB: 0 BB: 0 P: 13	R: 0 E: 0 K: 1 S: 9	H: 1 LOB: 1 BB: 0 P: 9	1B: 4 2B: 1 3B: 1 HR: 3	SF: 0 2B: 1 SAC: 0 DP: 0 HBP: 0	WP: 0 PA: 40 PB: 0 SB: 1 CS: 0						
<b>PITCHER</b>	IP	WLS	BF	H	R	ER	SO	BB	IBB	HBP	BLK	WP	HR	S	P	ERA	WHIP										
<b>Brian Bohanon, L</b> ERA: 6.07	6.1		30	7	5	4	4	3	0	0	0	0	2	70	115	5.68	1.579										
<b>John Wasdin, R</b> ERA: 5.25	1.2		6	1	1	1	3	0	0	0	0	0	1	14	24	5.40	0.600										
<b>Mike Myers, L</b> ERA: 1.8	0.2		3	1	0	0	1	0	0	0	0	0	0	6	6	0.00	1.500										
<b>Jose Jimenez, R</b> ERA: 3.7	0.1	W	1	0	0	0	0	0	0	0	0	0	0	3	3	0.00	0.000										

Philadelphia Phillies @ Colorado Rockies  
Coors Field, Denver, CO  
Sat Aug 05 2000, 2:05 PM MDT  
Att: 40,979 - Cloudy - 87 F

AB	37
R	6
H	9
RBI	5
BB	3
SO	8
LOB	17



Batter	1	2	3	4	5	6	7	8	9	AB	R	H	RBI	BB	SO	LOB	BOTTOM										
<b>Brian Hunter, R</b> OBP: 0.344, SLG: 0.316	K	1B		G3		G5-3		G4-3		5	0	1	1	0	1	0											
<b>Neftali Feliz, S</b> OBP: 0.311, SLG: 0.420	1B 17 E	BB		F8		G6-3			P6	5	1	2	0	0	0	0											
<b>Jeff Cirillo, R</b> OBP: 0.386, SLG: 0.494	F8			G6-3		G5-3			17 1B SF8	4	1	1	0	1	0	1											
<b>17 Todd Helton, L</b> OBP: 0.472, SLG: 0.696	E	P6				FC4-6 1B		G4-3		5	2	3	0	0	0	3											
<b>Jeffrey Hammonds, R</b> OBP: 0.427, SLG: 0.618	E6			HR		FC4-6 BB		BLK		3	1	3	2	1	0	0											
<b>Butch Huskey, R</b> OBP: 0.322, SLG: 0.381 <b>Todd Hollandsworth, L</b> OBP: 0.314, SLG: 0.387	1B 1-3 2H					K		F8		4	0	1	0	0	2	5											
<b>Ben Petrick, R</b> OBP: 0.366, SLG: 0.490		SH2-4 1B		G4-3		FC4-6 1B		K		4	1	1	0	1	1	4											
<b>Jeff Frye, R</b> OBP: 0.358, SLG: 0.347 <b>Todd Walker, L</b> OBP: 0.312, SLG: 0.412	K			L4		1-2 1B		G4-3		3	0	1	1	0	1	2											
<b>Brian Bohanon, L</b> OBP: 0.148, SLG: 0.120 <b>John Wasdin, R</b> OBP: 0.386, SLG: 0.433 <b>Mike Myers, L</b> OBP: 0.300, SLG: 0.500 <b>Jose Jimenez, R</b> OBP: 0.300, SLG: 0.487 <b>Terry Shumpert, R</b>		SH2-4		G5-3		G4-3		G3		2	0	0	0	0	0	3											
<b>Inning Stats</b>	R: 1 E: 1 K: 2 S: 18	H: 3 LOB: 2 BB: 0 P: 27	R: 1 E: 0 K: 1 S: 16	H: 3 LOB: 3 BB: 1 P: 27	R: 1 E: 0 K: 0 S: 12	H: 2 LOB: 1 BB: 0 P: 17	R: 0 E: 0 K: 0 S: 6	H: 0 LOB: 0 BB: 0 P: 7	R: 1 E: 0 K: 1 S: 15	H: 2 LOB: 2 BB: 1 P: 24	R: 0 E: 0 K: 0 S: 6	H: 0 LOB: 0 BB: 0 P: 7	R: 0 E: 0 K: 1 S: 12	H: 1 LOB: 1 BB: 0 P: 16	R: 0 E: 0 K: 0 S: 6	H: 0 LOB: 0 BB: 0 P: 11	R: 3 E: 0 K: 0 S: 22	H: 4 LOB: 3 BB: 2 P: 37	1B: 11 2B: 3 3B: 0 HR: 1	SF: 1 2B: 3 SAC: 1 DP: 0 HBP: 0	WP: 0 PA: 45 PB: 0 SB: 0 CS: 0						
<b>PITCHER</b>	IP	WLS	BF	H	R	ER	SO	BB	IBB	HBP	BLK	WP	HR	S	P	ERA	WHIP										
<b>Randy Wolf, L</b> ERA: 3.7	5.0		27	10	4	3	4	2	0	0	0	0	1	67	102	5.40	2.400										
<b>Chris Brock, R</b> ERA: 4.19	2.0	H	7	1	0	0	1	0	0	0	1	0	0	18	23	0.00	0.500										
<b>Vicente Padilla, R</b> ERA: 2.63	1.0	H	3	0	0	0	0	0	0	0	0	0	0	6	11	0.00	0.000										
<b>Jeff Brantley, R</b> ERA: 6.42	0.2	L	8	4	3	3	0	2	0	0	0	0	0	22	37	40.50	9.000										

Philadelphia Phillies @ Colorado Rockies  
Coors Field, Denver, CO  
Sat Aug 05 2000, 2:05 PM MDT  
Att: 40,979 - Cloudy - 87 F

AB	39
R	7
H	15
RBI	6
BB	4
SO	5
LOB	18





Batter	1	2	3	4	5	6	7	8	9	AB	R	H	RBI	BB	SO	LOB	TOP		
Kevin Sefcik, R (1.8) OBP: 0.328, SLG: 0.336 (9.7)	K		FC4-6 HBP				F8		G1-6-3	5	1	1	0	0	1	4			
23 Kevin Jordan, R (1.4) OBP: 0.265, SLG: 0.332	G5-3		FC4-6			E6	G1-3			5	1	1	1	0	0	1			
Bobby Abreu, L (1.9) OBP: 0.398, SLG: 0.529				G6-3		G1-6-3				5	1	2	0	0	1	1			
Scott Rolen, R (1.5) OBP: 0.355, SLG: 0.522	F7			1B		1B				3	3	2	0	1	0	1			
Mike Lieberthal, R (1.2) OBP: 0.371, SLG: 0.526		F7		1B		1B				3	3	1	2	2	1	1			
Pat Burrell, R (1.3) OBP: 0.333, SLG: 0.481	F3			1B		1B				4	1	2	2	0	1	1			
Doug Glanville, R (9.8) OBP: 0.297, SLG: 0.350				1B		1B				0	0	0	0	0	0	0			
Travis Lee, L (1.7) OBP: 0.320, SLG: 0.394 (9.3)	K			1B		1B				5	0	3	4	0	1	0			
Tomas Perez, S (1.6) OBP: 0.500, SLG: 0.813			F8	K		L6				4	0	1	0	1	1	3			
Bruce Chen, L (1.1)			K	K		G3				4	0	0	1	0	2	4			
Ed Vosberg, L (7.1)			K	K		G3				0	0	0	0	0	0	0			
Brian Hunter, R (9. PH) OBP: 0.306, SLG: 0.506			K	K		G3				0	0	0	0	1	0	0			
Vicente Padilla, R (9.1) OBP: 1.000, SLG: 1.000			K	K		G3				0	0	0	0	0	0	0			
<b>Inning Stats</b>	R: 0 E: 0 K: 1 S: 7	H: 1 LOB: 1 BB: 0 P: 11	R: 0 E: 0 K: 1 S: 8	H: 0 LOB: 0 BB: 0 P: 12	R: 0 E: 0 K: 1 S: 8	H: 0 LOB: 1 BB: 0 P: 12	R: 2 E: 0 K: 2 S: 20	H: 3 LOB: 2 BB: 1 P: 33	R: 5 E: 0 K: 0 S: 15	H: 5 LOB: 0 BB: 1 P: 40	R: 3 E: 1 K: 0 S: 15	H: 2 LOB: 1 BB: 2 P: 28	R: 0 E: 0 K: 3 S: 11	H: 1 LOB: 1 BB: 0 P: 16	R: 0 E: 0 K: 0 S: 7	H: 1 LOB: 1 BB: 1 P: 12	1B: 9 2B: 4 3B: 0 HR: 0	SF: 1 SAC: 0 DP: 2 HBP: 2	WP: 0 PA: 46 PB: 0 SB: 0 CS: 0
<b>PITCHER</b>	IP WLS BF H R ER SO BB IBB HBP BLK WP HR S P ERA WHIP	IP WLS BF H R ER SO BB IBB HBP BLK WP HR S P ERA WHIP	IP WLS BF H R ER SO BB IBB HBP BLK WP HR S P ERA WHIP	IP WLS BF H R ER SO BB IBB HBP BLK WP HR S P ERA WHIP	IP WLS BF H R ER SO BB IBB HBP BLK WP HR S P ERA WHIP	IP WLS BF H R ER SO BB IBB HBP BLK WP HR S P ERA WHIP	IP WLS BF H R ER SO BB IBB HBP BLK WP HR S P ERA WHIP	IP WLS BF H R ER SO BB IBB HBP BLK WP HR S P ERA WHIP	IP WLS BF H R ER SO BB IBB HBP BLK WP HR S P ERA WHIP	IP WLS BF H R ER SO BB IBB HBP BLK WP HR S P ERA WHIP	IP WLS BF H R ER SO BB IBB HBP BLK WP HR S P ERA WHIP	IP WLS BF H R ER SO BB IBB HBP BLK WP HR S P ERA WHIP	IP WLS BF H R ER SO BB IBB HBP BLK WP HR S P ERA WHIP	IP WLS BF H R ER SO BB IBB HBP BLK WP HR S P ERA WHIP	IP WLS BF H R ER SO BB IBB HBP BLK WP HR S P ERA WHIP	IP WLS BF H R ER SO BB IBB HBP BLK WP HR S P ERA WHIP	IP WLS BF H R ER SO BB IBB HBP BLK WP HR S P ERA WHIP		

Philadelphia Phillies @ Colorado Rockies  
Coors Field, Denver, CO  
Sun Aug 06 2000, 1:05 PM MDT  
Att: 38,278 - Sunny - 86 F

AB	38
R	10
H	13
RBI	10
BB	5
SO	8
LOB	16



Batter	1	2	3	4	5	6	7	8	9	AB	R	H	RBI	BB	SO	LOB	BOTTOM				
Brian Hunter, R (1.8) OBP: 0.347, SLG: 0.320	K						L8		FC6	4	0	2	0	0	1	0					
48 Craig House, R (8.1)										0	0	0	0	0	0	0					
Mike Myers, L (9.1)										0	0	0	0	0	0	0					
John Wasdin, R (9.1)										0	0	0	0	0	0	0					
Todd Hollandsworth, L (9. PH) OBP: 0.313, SLG: 0.365			1B							1	1	0	0	0	0	1					
Neftali Perez, S (1.6) OBP: 0.314, SLG: 0.424	B1-3		K			CS				5	3	3	0	0	1	1					
Larry Walker, L (1.9) OBP: 0.416, SLG: 0.498	K									3	1	1	0	1	1	1					
Jeffrey Hammonds, R (1.7) OBP: 0.424, SLG: 0.611 (8.8)		P3				F8				5	0	1	1	0	1	6					
17 Todd Helton, L (1.3) OBP: 0.471, SLG: 0.692	F8									5	0	2	3	0	1	1					
Jeff Cirillo, R (1.5) OBP: 0.388, SLG: 0.496										4	1	2	1	1	0	2					
Jeff Frye, R (1.4) OBP: 0.375, SLG: 0.349										4	1	2	0	0	1	2					
Butch Huskey, R (9. PH) OBP: 0.321, SLG: 0.380	K									1	0	0	0	0	0	2					
Brent Mayne, L (1.2) OBP: 0.378, SLG: 0.434										4	1	1	0	0	1	1					
Pedro Astacio, R (1.1) OBP: 0.091, SLG: 0.091										1	0	0	0	0	1	0					
Scott Karl, L (5.1) OBP: 0.375, SLG: 0.286										1	0	0	0	0	1	1					
Terry Shumpert, R (7. PH) OBP: 0.358, SLG: 0.488 (8.7)										1	1	1	3	0	0	0					
Todd Walker, L (9. PH) OBP: 0.317, SLG: 0.417										1	0	1	0	0	0	0					
<b>Inning Stats</b>	R: 0 E: 0 K: 2 S: 10	H: 0 LOB: 0 BB: 0 P: 11	R: 0 E: 0 K: 1 S: 10	H: 0 LOB: 1 BB: 1 P: 17	R: 0 E: 0 K: 2 S: 11	H: 1 LOB: 0 BB: 0 P: 18	R: 0 E: 0 K: 0 S: 6	H: 2 LOB: 1 BB: 0 P: 7	R: 0 E: 0 K: 1 S: 11	H: 2 LOB: 1 BB: 0 P: 18	R: 1 E: 0 K: 0 S: 8	H: 1 LOB: 0 BB: 0 P: 11	R: 4 E: 0 K: 0 S: 17	H: 5 LOB: 0 BB: 0 P: 30	R: 1 E: 0 K: 2 S: 11	H: 1 LOB: 0 BB: 0 P: 18	R: 3 E: 0 K: 1 S: 21	H: 4 LOB: 2 BB: 1 P: 31	1B: 12 2B: 3 3B: 0 HR: 1	SF: 0 SAC: 0 DP: 0 HBP: 1	WP: 1 PA: 45 PB: 0 SB: 1 CS: 2
<b>PITCHER</b>	IP WLS BF H R ER SO BB IBB HBP BLK WP HR S P ERA WHIP	IP WLS BF H R ER SO BB IBB HBP BLK WP HR S P ERA WHIP	IP WLS BF H R ER SO BB IBB HBP BLK WP HR S P ERA WHIP	IP WLS BF H R ER SO BB IBB HBP BLK WP HR S P ERA WHIP	IP WLS BF H R ER SO BB IBB HBP BLK WP HR S P ERA WHIP	IP WLS BF H R ER SO BB IBB HBP BLK WP HR S P ERA WHIP	IP WLS BF H R ER SO BB IBB HBP BLK WP HR S P ERA WHIP	IP WLS BF H R ER SO BB IBB HBP BLK WP HR S P ERA WHIP	IP WLS BF H R ER SO BB IBB HBP BLK WP HR S P ERA WHIP	IP WLS BF H R ER SO BB IBB HBP BLK WP HR S P ERA WHIP	IP WLS BF H R ER SO BB IBB HBP BLK WP HR S P ERA WHIP	IP WLS BF H R ER SO BB IBB HBP BLK WP HR S P ERA WHIP	IP WLS BF H R ER SO BB IBB HBP BLK WP HR S P ERA WHIP	IP WLS BF H R ER SO BB IBB HBP BLK WP HR S P ERA WHIP	IP WLS BF H R ER SO BB IBB HBP BLK WP HR S P ERA WHIP	IP WLS BF H R ER SO BB IBB HBP BLK WP HR S P ERA WHIP	IP WLS BF H R ER SO BB IBB HBP BLK WP HR S P ERA WHIP				

Philadelphia Phillies @ Colorado Rockies  
Coors Field, Denver, CO  
Sun Aug 06 2000, 1:05 PM MDT  
Att: 38,278 - Sunny - 86 F

AB	40
R	9
H	16
RBI	8
BB	2
SO	9
LOB	18





Batter	1	2	3	4	5	6	7	8	9	AB	R	H	RBI	BB	SO	LOB	TOP			
Adrian Brown, S OBP: 0.373, SLG: 0.495	1-1 G5-3 1B	0-2 1B			0-0 B1-3		4-2 18 1B SF6 BB		0-0 G3-4	4	2	2	0	1	0	2	<b>Pittsburgh Pirates @ Colorado Rockies</b> Coors Field, Denver, CO Mon Aug 07 2000, 7:05 PM MDT Att: 39,691 - Sunny - 87 F			
18 Jason Kendall, R OBP: 0.427, SLG: 0.463	2-0 G5-3	3-2 G5-3			2-1 G4-6-3 1B		0-1 1-3 3H 1B		4-0 BB IBB	4	0	2	1	1	0	1				
Brian Giles, L OBP: 0.416, SLG: 0.590	0-0 1B SF9	1-3 K			2-1 G4-6-3 1-2		3-2 SF6		4-1 G4-6-3 BB	3	1	1	3	1	1	1				
John Vander Wal, L OBP: 0.397, SLG: 0.556 Scott Sauerbeck, R OBP: 0.347, SLG: 0.457 Enrique Wilson, S OBP: 0.347, SLG: 0.457 Mike Williams, R OBP: 0.321, SLG: 0.456	1-2 2B 1B		2-3 K		0-0 G6-4-3 1B		0-3 K		1-2 2-3 3H G4-6-3	4	1	2	0	0	2	1				
Aramis Ramirez, R OBP: 0.286, SLG: 0.381	0-0 SF9		0-0 G6-3		2-0 G6-4-3 1-2		0-3 K		1-2 G4-6-3	3	0	0	1	0	1	1				
Warren Morris, L OBP: 0.337, SLG: 0.342	0-0 1B 2B		3-3 K		3-2 1B		1-3 K		1-3 K	4	1	2	1	0	2	0				
Alex Ramirez, R OBP: 0.305, SLG: 0.469	2-1 2B 1B			3-3 K2-3		1-3 K		2-3 K		4	1	1	1	0	3	1				
Pat Meares, R OBP: 0.294, SLG: 0.385	2-0 1B 2B			2-1 F8			1-0 G4-3 18 1B 2B		1-1 E6 G3-4 1B BB	4	2	2	1	0	0	0				
Jimmy Anderson, L OBP: 0.125, SLG: 0.156 Emil Brown, R OBP: 0.277, SLG: 0.395 Rich Loiselle, R OBP: 0.321, SLG: 0.456	0-1 G4-3			0-0 F7			3-2 G4-3		0-0 BB G3-4 1B	2	0	0	0	0	0	1				
<b>Inning Stats</b>	R: 5 E: 0 K: 0 S: 14	H: 6 LOB: 1 BB: 0 P: 22	R: 0 E: 0 K: 1 S: 12	H: 1 LOB: 0 BB: 0 P: 16	R: 0 E: 0 K: 2 S: 8	H: 0 LOB: 0 BB: 0 P: 13	R: 0 E: 0 K: 1 S: 6	H: 1 LOB: 0 BB: 0 P: 9	R: 0 E: 0 K: 1 S: 11	H: 2 LOB: 1 BB: 0 P: 17	R: 2 E: 0 K: 1 S: 16	H: 2 LOB: 1 BB: 1 P: 26	R: 0 E: 0 K: 3 S: 9	H: 0 LOB: 0 BB: 0 P: 12	R: 1 E: 1 K: 0 S: 6	H: 1 LOB: 2 BB: 2 P: 16		1B: 9 2B: 4 3B: 0 HR: 0	SF: 2 SAC: 0 DP: 3 HBP: 0	WP: 0 PB: 0 SB: 0 CS: 0
<b>PITCHER</b>	IP WLS BF H R ER SO BB IBB HBP BLK WP HR S P ERA WHIP	IP WLS BF H R ER SO BB IBB HBP BLK WP HR S P ERA WHIP	IP WLS BF H R ER SO BB IBB HBP BLK WP HR S P ERA WHIP	IP WLS BF H R ER SO BB IBB HBP BLK WP HR S P ERA WHIP	IP WLS BF H R ER SO BB IBB HBP BLK WP HR S P ERA WHIP	IP WLS BF H R ER SO BB IBB HBP BLK WP HR S P ERA WHIP	IP WLS BF H R ER SO BB IBB HBP BLK WP HR S P ERA WHIP	IP WLS BF H R ER SO BB IBB HBP BLK WP HR S P ERA WHIP	IP WLS BF H R ER SO BB IBB HBP BLK WP HR S P ERA WHIP	IP WLS BF H R ER SO BB IBB HBP BLK WP HR S P ERA WHIP	IP WLS BF H R ER SO BB IBB HBP BLK WP HR S P ERA WHIP	IP WLS BF H R ER SO BB IBB HBP BLK WP HR S P ERA WHIP	IP WLS BF H R ER SO BB IBB HBP BLK WP HR S P ERA WHIP	IP WLS BF H R ER SO BB IBB HBP BLK WP HR S P ERA WHIP	IP WLS BF H R ER SO BB IBB HBP BLK WP HR S P ERA WHIP	IP WLS BF H R ER SO BB IBB HBP BLK WP HR S P ERA WHIP	IP WLS BF H R ER SO BB IBB HBP BLK WP HR S P ERA WHIP			

AB	35
R	8
H	13
RBI	8
BB	3
SO	9
LOB	12



Batter	1	2	3	4	5	6	7	8	9	AB	R	H	RBI	BB	SO	LOB	BOTTOM			
Jeff Frye, R OBP: 0.361, SLG: 0.351	2-1 G4-3		3-1 G5-3		1-2 FC1-2 2B		0-1 G1-3		4-1 BB	4	0	1	0	1	0	2	<b>Pittsburgh Pirates @ Colorado Rockies</b> Coors Field, Denver, CO Mon Aug 07 2000, 7:05 PM MDT Att: 39,691 - Sunny - 87 F			
Neftali Perez, S OBP: 0.313, SLG: 0.421	3-2 G4-6-3 1B		2-1 G5-3		1-3 K		0-0 B6-3		1-3 K	5	0	1	0	0	2	2				
Larry Walker, L OBP: 0.412, SLG: 0.504	3-2 G4-6-3 1-2		0-0 F2		1-0 FC1-2 HR		0-0 HR		0-0 F8	5	2	1	1	0	0	3				
Jeffrey Hammonds, R OBP: 0.424, SLG: 0.616		1-1 G1-3		4-0 1B 2B BB		0-0 HR		0-3 K		2-2 G4-3	4	2	1	2	1	0				
Butch Huskey, R OBP: 0.321, SLG: 0.379 17 Todd Helton, L OBP: 0.471, SLG: 0.691		1-0 F9		0-1 2B E 1B		0-0 F9		2-2 E5 BB 1B		2-0 G4-6-3 1B	3	1	1	0	0	0				
Juan Pierre, L OBP: 0.393, SLG: 0.503		1-1 1B 1B		0-1 E2		3-2 SH2-4 WP 1B		0-1 BB 1B		1-0 G4-6-3	5	2	4	1	0	1				
Terry Shumpert, R OBP: 0.360, SLG: 0.485		0-0 1B 1B		1-1 F3		3-3 K		4-1 BB		1-2 2-3 BB	3	0	1	0	1	1				
Ben Petrick, R OBP: 0.364, SLG: 0.395 Brent Mayne, L OBP: 0.377, SLG: 0.432		0-0 1B		1-3 K		1-1 E5 SH2-4		2-0 G4-3		3-0 1 1 0 1 1	3	0	1	1	0	1				
Masato Yoshii, R OBP: 0.226, SLG: 0.300 Gabe White, L OBP: 0.167, SLG: 0.087 Todd Sandusky, L OBP: 0.311, SLG: 0.364 Jose Jimenez, R OBP: 0.296, SLG: 0.390 Mike Myers, L OBP: 0.200, SLG: 0.300 Bobby Chouinard, R OBP: 0.200, SLG: 0.300		1-3 K		0-0 G1-3		2-2 SH2-4		1-0 F9		2	0	0	0	0	1	2				
<b>Inning Stats</b>	R: 0 E: 0 K: 0 S: 9	H: 1 LOB: 0 BB: 0 P: 17	R: 1 E: 0 K: 1 S: 10	H: 3 LOB: 2 BB: 0 P: 14	R: 0 E: 0 K: 0 S: 5	H: 0 LOB: 0 BB: 0 P: 10	R: 3 E: 1 K: 1 S: 10	H: 2 LOB: 0 BB: 1 P: 16	R: 2 E: 0 K: 1 S: 14	H: 1 LOB: 2 BB: 0 P: 23	R: 1 E: 1 K: 1 S: 12	H: 2 LOB: 3 BB: 1 P: 20	R: 0 E: 0 K: 1 S: 6	H: 0 LOB: 1 BB: 1 P: 12	R: 0 E: 0 K: 0 S: 5	H: 1 LOB: 1 BB: 0 P: 10		1B: 8 2B: 2 3B: 0 HR: 2	SF: 0 SAC: 1 DP: 2 HBP: 0	WP: 1 PB: 0 SB: 1 CS: 0
<b>PITCHER</b>	IP WLS BF H R ER SO BB IBB HBP BLK WP HR S P ERA WHIP	IP WLS BF H R ER SO BB IBB HBP BLK WP HR S P ERA WHIP	IP WLS BF H R ER SO BB IBB HBP BLK WP HR S P ERA WHIP	IP WLS BF H R ER SO BB IBB HBP BLK WP HR S P ERA WHIP	IP WLS BF H R ER SO BB IBB HBP BLK WP HR S P ERA WHIP	IP WLS BF H R ER SO BB IBB HBP BLK WP HR S P ERA WHIP	IP WLS BF H R ER SO BB IBB HBP BLK WP HR S P ERA WHIP	IP WLS BF H R ER SO BB IBB HBP BLK WP HR S P ERA WHIP	IP WLS BF H R ER SO BB IBB HBP BLK WP HR S P ERA WHIP	IP WLS BF H R ER SO BB IBB HBP BLK WP HR S P ERA WHIP	IP WLS BF H R ER SO BB IBB HBP BLK WP HR S P ERA WHIP	IP WLS BF H R ER SO BB IBB HBP BLK WP HR S P ERA WHIP	IP WLS BF H R ER SO BB IBB HBP BLK WP HR S P ERA WHIP	IP WLS BF H R ER SO BB IBB HBP BLK WP HR S P ERA WHIP	IP WLS BF H R ER SO BB IBB HBP BLK WP HR S P ERA WHIP	IP WLS BF H R ER SO BB IBB HBP BLK WP HR S P ERA WHIP				

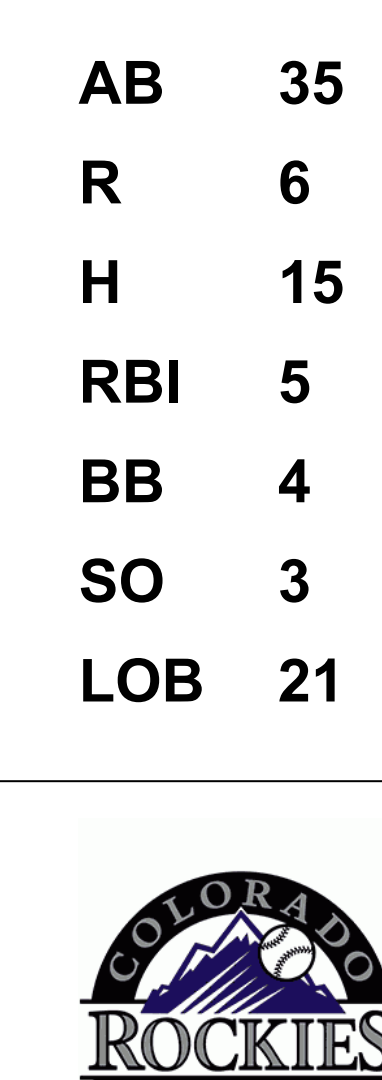
AB	38
R	7
H	12
RBI	5
BB	3
SO	6
LOB	15





Batter	1	2	3	4	5	6	7	8	9	AB	R	H	RBI	BB	SO	LOB	TOP					
Adrian Brown, S OBP: 0.383, SLG: 0.495	F7		G4-3			1B		18 HBP 1B		4	0	2	0	1	0	0	<b>Pittsburgh Pirates @ Colorado Rockies</b> Coors Field, Denver, CO Tue Aug 08 2000, 7:05 PM MDT Att: 38,535 - Sunny - 90 F					
18 Jason Kendall, R OBP: 0.427, SLG: 0.461	P4		G5-3			F9		1B		4	0	1	1	0	0	1						
Brian Giles, L OBP: 0.414, SLG: 0.584			L6			P6		G4-3		4	0	0	0	1	1	6						
Kevin Young, R OBP: 0.319, SLG: 0.453	G1-3				P4	1B		P6		5	0	1	0	0	0	1						
Enrique Wilson, S OBP: 0.348, SLG: 0.455		G1-6-3			1B			F7		5	0	2	0	0	0	0						
Warren Morris, L OBP: 0.336, SLG: 0.340					1B			G4-3		5	0	1	0	0	1	3						
Emil Brown, R OBP: 0.314, SLG: 0.435					1B			G3		3	0	2	0	1	0	0						
Pat Meares, R OBP: 0.299, SLG: 0.385					1B			1B		2	1	1	0	2	1	3						
Jose Silva, R OBP: 0.238, SLG: 0.158					F9			F8		2	0	0	0	0	0	5						
Marc Wilkins, R OBP: 0.333, SLG: 0.333						G6-4-3				0	0	0	0	0	0	0						
Alex Ramirez, R OBP: 0.302, SLG: 0.458										0	0	0	0	0	0	2						
67 Francisco Cordova, R OBP: 0.321, SLG: 0.323										0	0	0	0	0	0	0						
John Vander Wal, L OBP: 0.356, SLG: 0.359										0	0	0	0	0	0	1						
Josias Manzanillo, R OBP: 0.295, SLG: 0.320										0	0	0	0	0	0	0						
<b>Inning Stats</b>	R: 0 E: 0 K: 0 S: 7	H: 0 LOB: 1 BB: 1 P: 16	R: 0 E: 0 K: 1 S: 8	H: 1 LOB: 2 BB: 1 P: 16	R: 0 E: 0 K: 1 S: 7	H: 0 LOB: 0 BB: 0 P: 11	R: 0 E: 0 K: 1 S: 12	H: 2 LOB: 3 BB: 1 P: 22	R: 0 E: 0 K: 1 S: 22	H: 3 LOB: 3 BB: 2 P: 28	R: 0 E: 0 K: 1 S: 14	H: 1 LOB: 3 BB: 2 P: 30	R: 0 E: 0 K: 0 S: 6	H: 0 LOB: 0 BB: 0 P: 9	R: 1 E: 0 K: 0 S: 11	H: 3 LOB: 2 BB: 0 P: 16	R: 0 E: 0 K: 0 S: 5	H: 0 LOB: 0 BB: 0 P: 9	1B: 9 2B: 1 3B: 0 HR: 0	SF: 0 SAC: 0 DP: 1 HBP: 1	WP: 0 PB: 0 SB: 0 CS: 0	PA: 42
<b>PITCHER</b>	IP WLS BF H R ER SO BB IBB HBP BLK WP HR S P ERA WHIP																					
Brian Rose, R ERA: 5.2	5.0 W 25 7 0 0 2 2 1 0 0 0 0 0 58 98 0.00 1.800																					
48 Craig House, R ERA:	0.2 H 4 0 0 0 0 2 0 0 1 0 0 0 6 16 0.00 3.000																					
Mike Myers, L ERA: 1.76	0.1 H 1 0 0 0 1 0 0 0 0 0 0 0 6 9 0.00 0.000																					
Bobby Chouinard, R ERA: 4.63	2.0 H 9 3 1 1 0 0 0 0 0 0 0 0 17 25 4.50 1.500																					
Jose Jimenez, R ERA: 3.59	1.0 3 0 0 0 0 0 0 0 0 0 0 0 5 9 0.00 0.000																					
<b>Batter</b>	<b>1</b>	<b>2</b>	<b>3</b>	<b>4</b>	<b>5</b>	<b>6</b>	<b>7</b>	<b>8</b>	<b>9</b>	<b>AB</b>	<b>R</b>	<b>H</b>	<b>RBI</b>	<b>BB</b>	<b>SO</b>	<b>LOB</b>	<b>BOTTOM</b>					
Juan Pierre, L OBP: 0.400, SLG: 0.600	G4-3		G4-3			1B		G4-3		5	1	2	0	0	0	1	<b>Pittsburgh Pirates @ Colorado Rockies</b> Coors Field, Denver, CO Tue Aug 08 2000, 7:05 PM MDT Att: 38,535 - Sunny - 90 F					
Neftali Perez, S OBP: 0.316, SLG: 0.428	G4-3		FC9-2			1B		F7		5	1	3	0	0	0	1						
Larry Walker, L OBP: 0.409, SLG: 0.505	G4-3		FC9-2			G6-4-3		K		5	1	1	1	0	1	2						
Jeffrey Hammonds, R OBP: 0.430, SLG: 0.620					1B					3	2	3	0	1	0	0						
17 Todd Helton, L OBP: 0.471, SLG: 0.689	F7				1B			G6-3		4	0	2	0	0	0	3						
Jeff Cirillo, R OBP: 0.394, SLG: 0.505	FC5-4				1B					4	1	2	3	0	0	3						
Todd Walker, L OBP: 0.323, SLG: 0.415					G6-4-3			F7		3	0	1	0	1	0	3						
Brent Mayne, L OBP: 0.382, SLG: 0.432										2	0	1	1	2	0	1						
Brian Rose, R ERA: 4.13										2	0	0	0	0	1	4						
48 Craig House, R ERA: 5.17										0	0	0	0	0	0	0						
Mike Myers, L ERA: 1.76										0	0	0	0	0	0	0						
Jeff Foye, R OBP: 0.396, SLG: 0.359										1	0	0	0	0	1	1						
Bobby Chouinard, R ERA: 4.63										1	0	0	0	0	0	2						
Jose Jimenez, R ERA: 3.59										0	0	0	0	0	0	0						
<b>Inning Stats</b>	R: 0 E: 0 K: 0 S: 6	H: 1 LOB: 0 BB: 0 P: 9	R: 1 E: 0 K: 1 S: 11	H: 3 LOB: 2 BB: 0 P: 16	R: 0 E: 0 K: 0 S: 4	H: 1 LOB: 0 BB: 0 P: 6	R: 1 E: 0 K: 0 S: 12	H: 3 LOB: 2 BB: 1 P: 21	R: 1 E: 0 K: 0 S: 13	H: 4 LOB: 2 BB: 0 P: 24	R: 0 E: 0 K: 0 S: 5	H: 0 LOB: 1 BB: 1 P: 11	R: 3 E: 0 K: 1 S: 16	H: 3 LOB: 2 BB: 2 P: 29	R: 0 E: 0 K: 1 S: 7	H: 0 LOB: 0 BB: 0 P: 11	1B: 11 2B: 3 3B: 2 HR: 0	SF: 0 SAC: 0 DP: 4 HBP: 0	WP: 0 PB: 0 SB: 1 CS: 0	PA: 39		
<b>PITCHER</b>	IP WLS BF H R ER SO BB IBB HBP BLK WP HR S P ERA WHIP																					
Jose Silva, R ERA: 4.13	1.1 L 23 12 3 3 1 0 0 0 0 0 0 0 44 72 5.79 2.571																					
Marc Wilkins, R ERA: 5.17	0.1 1 0 0 0 0 0 0 0 0 0 0 2 4 0.00 0.000																					
67 Francisco Cordova, R ERA: 5.21	2.0 12 3 3 3 1 2 1 0 0 0 0 0 21 40 13.50 2.500																					
Josias Manzanillo, R ERA: 2.95	1.0 3 0 0 0 1 0 0 0 0 0 0 0 7 11 0.00 0.000																					

AB	36
R	1
H	10
RBI	1
BB	5
SO	3
LOB	22





Batter	1	2	3	4	5	6	7	8	9	AB	R	H	RBI	BB	SO	LOB	TOP				
<b>Adrian Brown, S</b> (1, 8) OBP: 0.375, SLG: 0.477	G6-3		G3			F7		1B SF9 BB	F3	4	1	0	0	1	0	2					
<b>Mike Benjamin, R</b> (1, 6) OBP: 0.328, SLG: 0.434	G4-3			G6-3 1B 2B		G4-6-3 1B		BB		4	1	3	0	0	0	0					
<b>Brian Giles, L</b> (1, 7) OBP: 0.412, SLG: 0.581	FC6-4 BB			G6-3		G4-6-3		SF9		2	0	0	1	1	0	2					
<b>Kevin Young, R</b> (1, 3) OBP: 0.319, SLG: 0.449	FC6-4			G5-3			E9 G4-3 SF9	BB		3	1	0	0	1	0	2					
<b>John Vander Wal, L</b> (1, 9) OBP: 0.394, SLG: 0.549 <b>Scott Sauerbeck, R</b> (8, 1) <b>Mike Williams, R</b> (9, 1)	G4-3			FC4-6 1B		G4-3		F8		4	0	1	1	0	0	3					
<b>Warren Morris, L</b> (1, 4) OBP: 0.337, SLG: 0.340	CS 1B			FC4-6		IBB			F9	3	0	1	0	1	0	1					
<b>Aramis Ramirez, R</b> (1, 5) OBP: 0.281, SLG: 0.376	F9					F3		SF9	F8	3	0	0	1	0	0	1					
<b>Keith Osik, R</b> (1, 2) OBP: 0.370, SLG: 0.500	CS		G3-1			G6-3		L4	1B	4	0	1	0	0	0	1					
<b>Kris Benson, R</b> (1, 1) OBP: 0.216, SLG: 0.174 <b>Enrique Wilson, S</b> (8, PH) OBP: 0.348, SLG: 0.452 <b>Alex Ramirez, R</b> (8, 9) OBP: 0.308, SLG: 0.469			K			K		F9	1B	2	0	0	0	0	2	0					
<b>Inning Stats</b>	R: 0 E: 0 K: 0 S: 8	H: 0 LOB: 1 BB: 1 P: 13	R: 0 E: 0 K: 0 S: 4	H: 1 LOB: 0 BB: 0 P: 9	R: 0 E: 0 K: 1 S: 6	H: 0 LOB: 0 BB: 0 P: 9	R: 1 E: 0 K: 0 S: 7	H: 2 LOB: 1 BB: 0 P: 14	R: 0 E: 0 K: 1 S: 8	H: 0 LOB: 0 BB: 0 P: 11	R: 0 E: 0 K: 0 S: 8	H: 1 LOB: 0 BB: 0 P: 12	R: 1 E: 1 K: 0 S: 6	H: 0 LOB: 1 BB: 1 P: 12	R: 1 E: 0 K: 0 S: 17	H: 1 LOB: 2 BB: 2 P: 32	R: 0 E: 0 K: 0 S: 10	H: 2 LOB: 2 BB: 0 P: 14	1B: 6 2B: 1 3B: 0 HR: 0	SF: 2 SAC: 0 DP: 1 HBP: 0	WP: 0 PA: 38 PB: 0 SB: 0 CS: 1
<b>PITCHER</b>	IP	WLS	BF	H	R	ER	SO	BB	IBB	HBP	BLK	WP	HR	S	P	ERA	WHIP				
<b>Julian Tavaréz, R</b> (1, 1) ERA: 4.19	7.0		26	4	2	1	2	1	1	0	0	0	0	47	80	1.29	0.714				
<b>48 Craig House, R</b> (8, 1) ERA: 4.5	0.1	W	3	1	1	1	0	1	0	0	0	0	0	10	19	27.00	6.000				
<b>Gabe White, L</b> (8, 1) ERA: 1.94	1.2	L	8	2	0	0	0	1	0	0	0	0	0	17	27	0.00	1.800				

Pittsburgh Pirates @ Colorado Rockies  
Coors Field, Denver, CO  
Wed Aug 09 2000, 1:05 PM MDT  
Att: 39,328 - Sunny - 93 F

AB 31  
R 3  
H 7  
RBI 3  
BB 4  
SO 2  
LOB 12



Batter	1	2	3	4	5	6	7	8	9	AB	R	H	RBI	BB	SO	LOB	BOTTOM				
<b>Juan Pierre, L</b> (1, 8) OBP: 0.500, SLG: 0.556	F8		1-3 1B			S 1B		BB	E9	4	0	2	0	1	0	0					
<b>Neftalí Pérez, S</b> (1, 6) OBP: 0.314, SLG: 0.424	P6		F9			F9		G4-3		4	0	0	0	0	0	4					
<b>Larry Walker, L</b> (1, 9) OBP: 0.410, SLG: 0.509	K			1B 2B		17 G6-3 1B		F8		4	1	2	0	0	1	0					
<b>Jeff Cirillo, R</b> (1, 5) OBP: 0.392, SLG: 0.502	G4-3			G6-3 17 G1-3 1B		K		K		4	0	1	1	0	2	1					
<b>17 Todd Helton, L</b> (1, 3) OBP: 0.468, SLG: 0.683	G6-3			G1-3		G6-3		K		4	0	0	0	0	1	2					
<b>Todd Hollandsworth, L</b> (1, 7) OBP: 0.308, SLG: 0.360 <b>Terry Shumpert, R</b> (8, PH) OBP: 0.359, SLG: 0.482	F9			G6-3		G1-3		K		3	0	0	0	0	0	2					
<b>Todd Walker, L</b> (1, 4) OBP: 0.321, SLG: 0.405	G3			G3		F8		S BB		3	1	0	0	1	0	1					
<b>Ben Petrick, R</b> (1, 2) OBP: 0.354, SLG: 0.452	K					F9		E6		4	2	1	1	0	1	1					
<b>Julian Tavaréz, L</b> (1, 1) OBP: 0.188, SLG: 0.188 <b>Butch Huskey, R</b> (7, PH) OBP: 0.320, SLG: 0.378 <b>48 Craig House, R</b> (8, 1) <b>Gabe White, L</b> (8, 1) OBP: 0.167, SLG: 0.667 <b>Brent Mayne, L</b> (8, PH) OBP: 0.380, SLG: 0.431				1B		G1-3		F8		2	0	1	0	0	0	0					
<b>Inning Stats</b>	R: 0 E: 0 K: 1 S: 6	H: 0 LOB: 0 BB: 0 P: 6	R: 0 E: 0 K: 0 S: 6	H: 0 LOB: 0 BB: 0 P: 8	R: 0 E: 0 K: 1 S: 12	H: 2 LOB: 2 BB: 0 P: 16	R: 1 E: 0 K: 0 S: 8	H: 2 LOB: 1 BB: 0 P: 14	R: 0 E: 0 K: 0 S: 9	H: 1 LOB: 1 BB: 0 P: 13	R: 1 E: 0 K: 0 S: 15	H: 1 LOB: 1 BB: 1 P: 23	R: 0 E: 0 K: 2 S: 12	H: 0 LOB: 0 BB: 0 P: 14	R: 2 E: 2 K: 1 S: 14	H: 0 LOB: 1 BB: 1 P: 24	1B: 5 2B: 1 3B: 0 HR: 1	SF: 0 SAC: 0 DP: 0 HBP: 0	WP: 0 PA: 37 PB: 0 SB: 2 CS: 0		
<b>PITCHER</b>	IP	WLS	BF	H	R	ER	SO	BB	IBB	HBP	BLK	WP	HR	S	P	ERA	WHIP				
<b>Kris Benson, R</b> (1, 1) ERA: 3.49	7.0		29	7	2	2	3	1	0	0	0	0	0	69	101	2.57	1.143				
<b>Scott Sauerbeck, L</b> (8, 1) ERA: 3.7	1.0	H	3	0	0	0	2	0	0	0	0	0	0	12	14	0.00	0.000				
<b>Mike Williams, R</b> (9, 1) ERA: 3.19	0.2	L	5	0	2	0	1	1	0	0	0	0	0	14	24	0.00	1.500				

Pittsburgh Pirates @ Colorado Rockies  
Coors Field, Denver, CO  
Wed Aug 09 2000, 1:05 PM MDT  
Att: 39,328 - Sunny - 93 F

AB 35  
R 4  
H 7  
RBI 2  
BB 2  
SO 6  
LOB 13





Batter	1	2	3	4	5	6	7	8	9	AB	R	H	RBI	BB	SO	LOB	TOP																			
Juan Pierre, L OBP: 0.400, SLG: 0.500 (1, 8)										5	0	1	1	0	1	3	<b>Colorado Rockies @ St. Louis Cardinals</b> Busch Stadium, St. Louis, MO Thu Aug 10 2000, 2:10 PM CDT Att: 44,020 - Cloudy - 89 F																			
Neftali Perez, S OBP: 0.313, SLG: 0.421 (1, 6)										3	0	0	0	1	1	3																				
Larry Walker, L OBP: 0.405, SLG: 0.502 (1, 9)										4	0	0	0	0	0	1																				
Jeffrey Hammonds, R OBP: 0.425, SLG: 0.612 (1, 7)										4	0	0	0	0	2	1																				
17 Todd Helton, L OBP: 0.472, SLG: 0.693 (1, 3)										4	2	4	0	0	0	0																				
Jeff Cirillo, R OBP: 0.391, SLG: 0.502 (1, 5)										4	0	1	1	0	0	3																				
Todd Walker, L OBP: 0.326, SLG: 0.403 (1, 4)										3	1	1	0	1	0	2																				
Brent Mayne, L OBP: 0.382, SLG: 0.436 (1, 2)										4	1	2	1	0	0	0																				
Pedro Astacio, R ERA: 3.28, SLG: 0.286 (7, PH)										2	0	0	0	0	0	0																				
Todd Hollandsworth, L OBP: 0.311, SLG: 0.362 (7, 1)										1	0	1	1	0	0	0																				
Bobby Chouinard, R OBP: 0.221, SLG: 0.323 (8, 1)										0	0	0	0	0	0	0																				
Jeff Faye, R OBP: 0.256, SLG: 0.349 (9, PH)										1	0	0	0	0	0	2																				
Jose Jimenez, R OBP: 0.200, SLG: 0.200 (9, 1)										0	0	0	0	0	0	0																				
<b>Inning Stats</b>	R: 0 E: 0 K: 1 S: 8	H: 0 LOB: 0 BB: 0 P: 11	R: 0 E: 0 K: 0 S: 15	H: 1 LOB: 1 BB: 0 P: 21	R: 0 E: 0 K: 1 S: 11	H: 1 LOB: 1 BB: 0 P: 14	R: 1 E: 0 K: 1 S: 9	H: 2 LOB: 1 BB: 0 P: 13	R: 0 E: 0 K: 0 S: 5	H: 0 LOB: 0 BB: 1 P: 11	R: 3 E: 1 K: 0 S: 14	H: 3 LOB: 1 BB: 1 P: 23	R: 0 E: 0 K: 0 S: 9	H: 1 LOB: 1 BB: 0 P: 12	R: 0 E: 0 K: 0 S: 9	H: 2 LOB: 1 BB: 0 P: 11	1B: 4 2B: 8 3B: 0 HR: 0	SF: 0 SAC: 0 DP: 2 HBP: 0	WP: 0 PA: 37 PB: 0 SB: 1 CS: 1																	
<b>PITCHER</b>	IP	WLS	BF	H	R	ER	SO	BB	IBB	HBP	BLK	WP	HR	S	P	ERA	WHIP	<b>PITCHER</b>		IP	WLS	BF	H	R	ER	SO	BB	IBB	HBP	BLK	WP	HR	S	P	ERA	WHIP
Garrett Stephenson, R ERA: 4.27 (1, 1)	7.2		32	8	4	4	4	2	0	0	0	0	0	74	107	4.70	1.304																			
Mike Timlin, R ERA: 4.35 (8, 1)	1.1	W	5	2	0	0	0	0	0	0	0	0	0	11	15	0.00	1.500																			

AB	35
R	4
H	10
RBI	4
BB	2
SO	4
LOB	15



Batter	1	2	3	4	5	6	7	8	9	AB	R	H	RBI	BB	SO	LOB	BOTTOM																			
Fernando Vina, L OBP: 0.386, SLG: 0.406 (1, 4)										4	0	1	0	0	0	0	<b>Colorado Rockies @ St. Louis Cardinals</b> Busch Stadium, St. Louis, MO Thu Aug 10 2000, 2:10 PM CDT Att: 44,020 - Cloudy - 89 F																			
J.D. Drew, L OBP: 0.398, SLG: 0.530 (1, 9)										1	0	1	1	1	0	0																				
Shawon Dunston, R OBP: 0.276, SLG: 0.476 (7, PH)										2	1	1	0	0	0	0																				
15 Jim Edmonds, L OBP: 0.436, SLG: 0.636 (1, 8)										5	0	2	1	0	2	6																				
Will Clark, L OBP: 0.418, SLG: 0.509 (1, 3)										4	0	0	0	0	0	2																				
Ray Lankford, L OBP: 0.353, SLG: 0.493 (1, 7)										4	1	1	0	0	2	0																				
Fernando Tatis, R OBP: 0.410, SLG: 0.608 (1, 5)										4	2	3	1	0	1	0																				
Edgar Renteria, R OBP: 0.338, SLG: 0.421 (1, 6)										3	1	1	1	0	1	0																				
Mike Matheny, R OBP: 0.292, SLG: 0.318 (1, 2)										4	0	2	0	0	2	0																				
Garrett Stephenson, R ERA: 5.17 (1, 1)										2	0	0	1	0	0	1																				
Mike Timlin, R ERA: 1.69 (8, 1)										0	0	0	0	0	0	0																				
Placido Polanco, R OBP: 0.353, SLG: 0.439 (9, PH)										1	0	0	0	0	0	0																				
<b>Inning Stats</b>	R: 2 E: 0 K: 0 S: 11	H: 4 LOB: 3 BB: 1 P: 29	R: 0 E: 0 K: 1 S: 9	H: 1 LOB: 0 BB: 0 P: 17	R: 1 E: 0 K: 1 S: 12	H: 2 LOB: 2 BB: 0 P: 16	R: 0 E: 0 K: 1 S: 7	H: 0 LOB: 0 BB: 0 P: 9	R: 0 E: 0 K: 2 S: 9	H: 0 LOB: 0 BB: 0 P: 15	R: 0 E: 0 K: 0 S: 14	H: 1 LOB: 1 BB: 0 P: 19	R: 1 E: 0 K: 2 S: 12	H: 1 LOB: 0 BB: 0 P: 19	R: 1 E: 0 K: 0 S: 10	H: 2 LOB: 1 BB: 0 P: 15	1B: 8 2B: 3 3B: 0 HR: 1	SF: 2 SAC: 1 DP: 0 HBP: 1	WP: 0 PA: 40 PB: 0 SB: 1 CS: 1																	
<b>PITCHER</b>	IP	WLS	BF	H	R	ER	SO	BB	IBB	HBP	BLK	WP	HR	S	P	ERA	WHIP	<b>PITCHER</b>		IP	WLS	BF	H	R	ER	SO	BB	IBB	HBP	BLK	WP	HR	S	P	ERA	WHIP
Pedro Astacio, R ERA: 5.17 (7, 1)	1.1	H	5	1	0	0	1	0	0	0	0	0	0	18	26	0.00	0.750																			
Bobby Chouinard, R ERA: 5.11 (8, 1)	0.2	B	3	1	1	1	1	0	0	0	0	0	1	8	12	13.50	1.500																			
Jose Jimenez, R ERA: 3.74 (9, 1)	0.2	L	4	2	1	1	0	0	0	0	0	0	0	10	15	13.50	3.000																			

AB	34
R	5
H	12
RBI	5
BB	1
SO	8
LOB	9





Batter	1	2	3	4	5	6	7	8	9	AB	R	H	RBI	BB	SO	LOB	TOP	
Juan Pierre, L OBP: 0.381, SLG: 0.421 (1, 8)	L3	F7		F8		1B HR BB		G1-3 1B	F9	5	1	1	0	1	0	3		
Neft Perez, S OBP: 0.314, SLG: 0.421 (1, 6)	BB 17 2B 1B		G5-3		G4-3	HR 1B		G1-3		5	2	2	0	0	0	1		
Larry Walker, L OBP: 0.414, SLG: 0.519 48 Craig House, R John Wasdin, R (8, 1) (9, 1)	BB 17 2B BB		FC6-4 17 BB BB		CS 2B	HR		BB		2	2	2	4	3	0	0		
Jeffrey Hammonds, R OBP: 0.419, SLG: 0.603 (1, 7)	F9		F9		G6-3	F9		F7		5	0	0	0	0	0	6		
17 Todd Helton, L OBP: 0.477, SLG: 0.697 (1, 3)	1-H 2-H 2B		FC6-4 BB		2B 1B	FC6-4 BB		1B BB		2	2	2	2	3	0	0		
Jeff Cirillo, R OBP: 0.389, SLG: 0.499 (1, 5)	G5-3		FC6-4		1-2 2-3	K		F9		5	0	1	0	0	1	5		
Todd Walker, L OBP: 0.333, SLG: 0.417 Terry Shumpert, R OBP: 0.355, SLG: 0.477 (7, PH) (7, 4)			SH1-3 1B		K	G3 2B		FC6-4		3	1	2	1	0	1	0		
Brent Mayne, L OBP: 0.379, SLG: 0.431 (1, 2)		L4			K	G3		G4-3		5	0	1	1	0	1	3		
Brian Bohanon, L OBP: 0.207, SLG: 0.333 Todd Hollandsworth, L OBP: 0.359, SLG: 0.350 (8, PH) (8, 9)		SH1-3			HR	1B HR 2B		F9		2	2	2	2	0	0	0		
<b>Inning Stats</b>	R: 2 E: 0 K: 0 S: 15	H: 2 LOB: 1 BB: 1 P: 26	R: 0 E: 0 K: 0 S: 6	H: 1 LOB: 1 BB: 0 P: 12	R: 0 E: 0 K: 0 S: 7	H: 0 LOB: 2 BB: 2 P: 16	R: 1 E: 0 K: 2 S: 10	H: 1 LOB: 0 BB: 0 P: 17	R: 0 E: 0 K: 0 S: 6	H: 0 LOB: 1 BB: 1 P: 16	R: 0 E: 0 K: 0 S: 10	H: 1 LOB: 2 BB: 1 P: 15	R: 1 E: 0 K: 0 S: 10	H: 2 LOB: 2 BB: 1 P: 18	1B: 7 2B: 4 3B: 0 HR: 2	SF: 0 SAC: 1 DP: 0 HBP: 0	WP: 0 PB: 0 SB: 0 CS: 1	PA: 46
<b>PITCHER</b>	IP WLS BF H R ER SO BB IBB HBP BLK WP HR S P ERA WHIP	IP WLS BF H R ER SO BB IBB HBP BLK WP HR S P ERA WHIP	IP WLS BF H R ER SO BB IBB HBP BLK WP HR S P ERA WHIP	IP WLS BF H R ER SO BB IBB HBP BLK WP HR S P ERA WHIP	IP WLS BF H R ER SO BB IBB HBP BLK WP HR S P ERA WHIP	IP WLS BF H R ER SO BB IBB HBP BLK WP HR S P ERA WHIP	IP WLS BF H R ER SO BB IBB HBP BLK WP HR S P ERA WHIP	IP WLS BF H R ER SO BB IBB HBP BLK WP HR S P ERA WHIP	IP WLS BF H R ER SO BB IBB HBP BLK WP HR S P ERA WHIP	IP WLS BF H R ER SO BB IBB HBP BLK WP HR S P ERA WHIP	IP WLS BF H R ER SO BB IBB HBP BLK WP HR S P ERA WHIP	IP WLS BF H R ER SO BB IBB HBP BLK WP HR S P ERA WHIP	IP WLS BF H R ER SO BB IBB HBP BLK WP HR S P ERA WHIP	IP WLS BF H R ER SO BB IBB HBP BLK WP HR S P ERA WHIP	IP WLS BF H R ER SO BB IBB HBP BLK WP HR S P ERA WHIP	IP WLS BF H R ER SO BB IBB HBP BLK WP HR S P ERA WHIP	IP WLS BF H R ER SO BB IBB HBP BLK WP HR S P ERA WHIP	IP WLS BF H R ER SO BB IBB HBP BLK WP HR S P ERA WHIP

Colorado Rockies @ Montreal Expos  
Olympic Stadium, Montreal, QB  
Fri Aug 11 2000, 7:05 PM EDT  
Att. 9,136 - Dome - 72 F

AB	38
R	10
H	13
RBI	10
BB	7
SO	3
LOB	23



Batter	1	2	3	4	5	6	7	8	9	AB	R	H	RBI	BB	SO	LOB	BOTTOM					
Terry Jones, S OBP: 0.316, SLG: 0.355 (1, 8) (9, 7)	L9-3 1B		BB S 1B		FC3-6		FC5-4 2B		FC6-4 1B	5	1	3	1	0	0	2						
Jose Vidro, S OBP: 0.386, SLG: 0.545 (1, 4)	L9-3		BB 1B BB		F9		2B		FC6-4 1B	4	0	2	1	1	0	2						
Fernando Seguinol, S OBP: 0.369, SLG: 0.577 Mike Johnson, L OBP: 0.222, SLG: 0.176 Andy Tracy, L OBP: 0.355, SLG: 0.467 (1, 7) (8, 1) (9, PH)	K		K		K		K		FC6-4	4	0	0	0	0	4	5						
Vladimir Guerrero, R OBP: 0.426, SLG: 0.675 Peter Bergeron, L OBP: 0.324, SLG: 0.337 (1, 9) (9, 8)	1B 1B		1B BB		G6-3		P3		G6-3	3	0	1	0	1	0	0						
Lee Stevens, L OBP: 0.345, SLG: 0.505 (1, 3)	K		1B		G3		G1-6-3		G5-3	4	0	1	1	0	1	1						
Mike Mordecai, R OBP: 0.338, SLG: 0.464 (1, 5)	1B		G1-6-3		G1-6-3		G5-3		G5-3	4	0	2	0	0	0	0						
Michael Barrett, R OBP: 0.268, SLG: 0.287 Brian Schneider, L OBP: 0.342, SLG: 0.294 (1, 2) (9, 2)	F9		G6-3 BB		F8		G4-3 HBP BB		G4-3 HBP	2	0	0	0	1	0	3						
Tomas De La Rosa, R OBP: 0.349, SLG: 0.421 (1, 6)	G5-3		G6-3		G6-3		P5		1B G4-3 HBP	3	1	0	0	0	0	3						
Dustin Hermanson, R OBP: 0.229, SLG: 0.212 51 Scott Forster, R Wilton Guerrero, S OBP: 0.320, SLG: 0.330 (1, 1) (6, 1) (7, PH) (8, 7) (9, 9)	F8		F8		FC3-6 1B		FC5-4 1B		G4-3	2	0	1	0	0	0	0						
<b>Inning Stats</b>	R: 0 E: 0 K: 1 S: 7	H: 1 LOB: 0 BB: 0 P: 13	R: 0 E: 0 K: 1 S: 11	H: 2 LOB: 0 BB: 0 P: 21	R: 1 E: 0 K: 1 S: 12	H: 2 LOB: 2 BB: 2 P: 23	R: 0 E: 0 K: 0 S: 6	H: 0 LOB: 0 BB: 1 P: 11	R: 0 E: 0 K: 0 S: 8	H: 1 LOB: 1 BB: 0 P: 12	R: 0 E: 0 K: 0 S: 7	H: 1 LOB: 2 BB: 0 P: 10	R: 0 E: 0 K: 0 S: 17	H: 2 LOB: 2 BB: 0 P: 25	R: 0 E: 0 K: 0 S: 7	H: 0 LOB: 0 BB: 0 P: 9	R: 2 E: 0 K: 0 S: 12	H: 2 LOB: 2 BB: 1 P: 22	1B: 10 2B: 2 3B: 0 HR: 0	SF: 0 SAC: 0 DP: 2 HBP: 1	WP: 0 PB: 0 SB: 1 CS: 0	PA: 40
<b>PITCHER</b>	IP WLS BF H R ER SO BB IBB HBP BLK WP HR S P ERA WHIP	IP WLS BF H R ER SO BB IBB HBP BLK WP HR S P ERA WHIP	IP WLS BF H R ER SO BB IBB HBP BLK WP HR S P ERA WHIP	IP WLS BF H R ER SO BB IBB HBP BLK WP HR S P ERA WHIP	IP WLS BF H R ER SO BB IBB HBP BLK WP HR S P ERA WHIP	IP WLS BF H R ER SO BB IBB HBP BLK WP HR S P ERA WHIP	IP WLS BF H R ER SO BB IBB HBP BLK WP HR S P ERA WHIP	IP WLS BF H R ER SO BB IBB HBP BLK WP HR S P ERA WHIP	IP WLS BF H R ER SO BB IBB HBP BLK WP HR S P ERA WHIP	IP WLS BF H R ER SO BB IBB HBP BLK WP HR S P ERA WHIP	IP WLS BF H R ER SO BB IBB HBP BLK WP HR S P ERA WHIP	IP WLS BF H R ER SO BB IBB HBP BLK WP HR S P ERA WHIP	IP WLS BF H R ER SO BB IBB HBP BLK WP HR S P ERA WHIP	IP WLS BF H R ER SO BB IBB HBP BLK WP HR S P ERA WHIP	IP WLS BF H R ER SO BB IBB HBP BLK WP HR S P ERA WHIP	IP WLS BF H R ER SO BB IBB HBP BLK WP HR S P ERA WHIP	IP WLS BF H R ER SO BB IBB HBP BLK WP HR S P ERA WHIP	IP WLS BF H R ER SO BB IBB HBP BLK WP HR S P ERA WHIP				

Colorado Rockies @ Montreal Expos  
Olympic Stadium, Montreal, QB  
Fri Aug 11 2000, 7:05 PM EDT  
Att. 9,136 - Dome - 72 F

AB	35
R	3
H	11
RBI	3
BB	4
SO	5
LOB	22









Batter	1	2	3	4	5	6	7	8	9	AB	R	H	RBI	BB	SO	LOB	TOP			
Juan Pierre, L (1.8) OBP: 0.370, SLG: 0.400	G5-3		FC3-6				G6-3		FC3-6	5	1	1	0	0	0	3	<b>Colorado Rockies @ Montreal Expos</b> Olympic Stadium, Montreal, QB Sun Aug 13 2000, 1:35 PM EDT Att: 10,606 - Dome - 72 F			
Neft Perez, S (1.6) OBP: 0.319, SLG: 0.435	G1-3		F9						WP	5	1	3	2	0	0	1				
Larry Walker, L (1.9) OBP: 0.419, SLG: 0.527	L7			K2-3	G3-6-3		P4			5	0	1	0	0	1	3				
Jeffrey Hammonds, R (1.7) OBP: 0.423, SLG: 0.607									G5-3	5	2	2	0	0	1	1				
17 Todd Helton, L (1.3) OBP: 0.484, SLG: 0.698										3	0	3	1	1	0	0				
Jeff Cirillo, R (1.5) OBP: 0.391, SLG: 0.500	P3								G6-4-3	3	0	0	0	1	0	2				
Todd Walker, L (1.4) OBP: 0.331, SLG: 0.411	L8								F7	2	0	0	1	1	0	0				
Brent Mayne, L (1.2) OBP: 0.381, SLG: 0.430										3	0	1	0	1	0	4				
Ben Petrick, R (9. PR) OBP: 0.370, SLG: 0.447									FC3-6	0	1	0	0	0	0	0				
Brian Rose, R (1.1) OBP: 0.336, SLG: 0.359										2	0	0	0	0	1	1				
Todd Hollandsworth, L (7. PH) OBP: 0.333, SLG: 0.333										1	0	0	0	0	0	0				
Bobby Chouinard, R (7. 1) OBP: 0.361, SLG: 0.483										0	0	0	0	0	0	0				
Terry Shumpert, R (9. PH) OBP: 0.361, SLG: 0.483										1	0	1	0	0	0	0				
Gabe White, L (9. 1) OBP: 0.197, SLG: 0.667										0	0	0	0	0	0	0				
<b>Inning Stats</b>	R: 0 E: 0 K: 0 S: 4	H: 0 LOB: 0 BB: 0 P: 5	R: 1 E: 0 K: 0 S: 9	H: 2 LOB: 0 BB: 0 P: 15	R: 0 E: 1 K: 1 S: 7	H: 0 LOB: 1 BB: 1 P: 13	R: 1 E: 0 K: 1 S: 11	H: 1 LOB: 2 BB: 2 P: 25	R: 0 E: 0 K: 0 S: 10	H: 1 LOB: 2 BB: 1 P: 17	R: 0 E: 0 K: 0 S: 5	H: 1 LOB: 1 BB: 0 P: 6	R: 0 E: 0 K: 1 S: 11	H: 1 LOB: 0 BB: 0 P: 12	R: 3 E: 0 K: 0 S: 11	H: 4 LOB: 1 BB: 0 P: 18	1B: 11 2B: 0 3B: 1 HR: 0	SF: 1 SAC: 0 DP: 2 HBP: 0	WP: 1 PB: 0 SB: 4 CS: 0	PA: 40
<b>PITCHER</b>	IP WLS BF H R ER SO BB IBB HBP BLK WP HR S P ERA WHIP																			
Mike Thurman, R (1. 1) ERA: 5.9	6.2	29	7	2	2	2	4	0	0	0	0	0	0	55	93	2.70	1.650			
51 Scott Forster, L (7. 1) ERA: 5.65	0.1	H	1	0	0	0	0	0	0	0	0	0	0	1	1	0.00	0.000			
Scott Strickland, R (8. 1) ERA: 4.11	1.2	L	7	3	2	2	1	0	0	0	0	0	0	17	21	10.80	1.800			
Steve Kline, L (9. 1) ERA: 2.74	0.1	B	3	2	1	1	0	0	0	0	0	0	0	5	9	27.00	6.000			

Batter	1	2	3	4	5	6	7	8	9	AB	R	H	RBI	BB	SO	LOB	BOTTOM			
Milton Bradley, S (1.8) OBP: 0.288, SLG: 0.279	G4-6-3		F9				G6-3		K	4	0	1	0	0	1	2	<b>Colorado Rockies @ Montreal Expos</b> Olympic Stadium, Montreal, QB Sun Aug 13 2000, 1:35 PM EDT Att: 10,606 - Dome - 72 F			
Peter Bergeron, L (1.7) OBP: 0.322, SLG: 0.333	G4-6-3						F8		F7	4	0	0	0	0	0	3				
Jose Vidro, S (1.4) OBP: 0.384, SLG: 0.542	F8						G4-3		P6	4	0	0	0	0	0	1				
Vladimir Guerrero, R (1.9) OBP: 0.422, SLG: 0.666							F8		L1	4	0	1	0	0	0	0				
Lee Stevens, L (1.3) OBP: 0.344, SLG: 0.504	F7								G6-3	4	1	1	0	0	0	1				
Geoff Blum, S (1.6) OBP: 0.344, SLG: 0.458	K								F9	4	1	1	0	0	2	1				
Andy Tracy, L (1.5) OBP: 0.351, SLG: 0.485										3	1	1	1	0	1	1				
51 Scott Forster, R (8. 1) ERA: 4.4										0	0	0	0	0	0	0				
Steve Kline, S (9. 1) ERA: 2.74										0	0	0	0	0	0	0				
15 Lenny Webster, R (1.2) OBP: 0.266, SLG: 0.247										3	0	1	1	0	1	0				
Mike Thurman, R (1. 1) ERA: 5.14										2	0	0	0	0	1	1				
51 Scott Forster, R (7. 1) ERA: 4.4										0	0	0	0	0	0	0				
Tomas De La Rosa, R (8. 6) OBP: 0.340, SLG: 0.429										1	0	1	0	0	0	0				
<b>Inning Stats</b>	R: 0 E: 0 K: 0 S: 5	H: 1 LOB: 0 BB: 0 P: 10	R: 0 E: 0 K: 1 S: 9	H: 1 LOB: 0 BB: 0 P: 13	R: 0 E: 0 K: 0 S: 6	H: 0 LOB: 0 BB: 0 P: 12	R: 0 E: 0 K: 0 S: 4	H: 0 LOB: 0 BB: 0 P: 9	R: 3 E: 0 K: 1 S: 16	H: 4 LOB: 1 BB: 0 P: 31	R: 0 E: 0 K: 2 S: 10	H: 0 LOB: 0 BB: 0 P: 12	R: 0 E: 0 K: 1 S: 10	H: 1 LOB: 0 BB: 0 P: 12	R: 0 E: 0 K: 1 S: 8	H: 0 LOB: 0 BB: 0 P: 12	1B: 6 2B: 1 3B: 0 HR: 0	SF: 0 SAC: 0 DP: 1 HBP: 0	WP: 0 PB: 0 SB: 1 CS: 0	PA: 33
<b>PITCHER</b>	IP WLS BF H R ER SO BB IBB HBP BLK WP HR S P ERA WHIP																			
Brian Rose, R (7. 1) ERA: 4.4	2.0	W	7	1	0	0	3	0	0	0	0	0	0	20	24	0.00	0.500			
Gabe White, L (9. 1) ERA: 1.91	1.0	S	3	0	0	0	1	0	0	0	0	0	0	8	12	0.00	0.000			





Batter	1	2	3	4	5	6	7	8	9	AB	R	H	RBI	BB	SO	LOB	TOP										
Juan Pierre, L OBP: 0.387, SLG: 0.414 Larry Walker, L OBP: 0.418, SLG: 0.525	G5-3		G5-3						FC4-6 G5-3 1B	4	0	2	0	0	0	0	<b>Colorado Rockies @ Montreal Expos</b> Olympic Stadium, Montreal, QB Mon Aug 14 2000, 7:05 PM EDT Att: 6,924 - Dome - 72 F										
Neft Perez, S OBP: 0.320, SLG: 0.434	1B		G4-3						G5-3	4	0	1	0	1	0	2											
Jeff Cirillo, R OBP: 0.391, SLG: 0.499	K		1B						17 HR 1B	5	1	2	1	0	2	4											
17 Todd Helton, L OBP: 0.485, SLG: 0.712	G6-3		G3						1B HR	5	2	3	3	0	0	2											
Jeffrey Hammonds, R OBP: 0.418, SLG: 0.598		F9		K					G6-3 F7	5	0	0	0	0	2	1											
Todd Hollandsworth, L OBP: 0.358, SLG: 0.361	G6-3 2B		K						1B	4	0	2	0	0	2	1											
Todd Walker, L Terry Shumpert, R OBP: 0.360, SLG: 0.480	G6-3		K						F8 F8	3	0	0	0	0	1	1											
Brent Mayne, L Butch Huskey, R Ben Petrick, R OBP: 0.370, SLG: 0.447	IBB		K						G6-3	2	0	1	0	1	1	0											
Julian Tavarez, L 4B Craig House, R Jeff Frye, R Jose Jimenez, R OBP: 0.500, SLG: 0.500	K		K						FC3-6 1B FC4-6 1B	3	0	0	0	0	0	2		3									
<b>Inning Stats</b>	R: 0 E: 0 K: 1 S: 11	H: 1 LOB: 1 BB: 0 P: 15	R: 0 E: 0 K: 1 S: 11	H: 1 LOB: 2 BB: 1 P: 19	R: 0 E: 0 K: 0 S: 8	H: 1 LOB: 1 BB: 0 P: 10	R: 0 E: 0 K: 3 S: 12	H: 0 LOB: 0 BB: 0 P: 17	R: 0 E: 0 K: 2 S: 10	H: 1 LOB: 1 BB: 0 P: 14	R: 0 E: 0 K: 2 S: 10	H: 1 LOB: 1 BB: 0 P: 12	R: 0 E: 0 K: 1 S: 9	H: 2 LOB: 1 BB: 1 P: 19	R: 1 E: 0 K: 0 S: 15	H: 2 LOB: 1 BB: 0 P: 23		R: 3 E: 0 K: 0 S: 15	H: 3 LOB: 0 BB: 0 P: 25	1B: 9 2B: 1 3B: 0 HR: 2	SF: 0 SAC: 0 DP: 0 HBP: 0	WP: 0 PB: 0 SB: 0 CS: 0	PA: 41				
<b>PITCHER</b>	IP	WLS	BF	H	R	ER	SO	BB	IBB	HBP	BLK	WP	HR	S	P	ERA	WHIP										
Javier Vazquez, R ERA: 4.07	7.0		30	7	0	0	10	1	1	0	0	0	0	71	106	0.00	1.143										
Anthony Telford, R ERA: 4.38	0.1	H	3	2	1	1	0	0	0	0	0	0	1	10	13	27.00	6.000										
51 Scott Forster, L ERA: 5.4	0.2	H	2	0	0	0	0	0	0	0	0	0	0	5	10	0.00	0.000										
Steve Kline, L ERA: 2.86	0.1	H	2	1	1	1	0	0	0	0	0	0	0	4	7	27.00	3.000										
Scott Strickland, R ERA: 4.6	0.2	L	4	2	2	2	0	0	0	0	0	0	1	11	18	27.00	3.000										

AB	39
R	4
H	12
RBI	4
BB	2
SO	10
LOB	17



Batter	1	2	3	4	5	6	7	8	9	AB	R	H	RBI	BB	SO	LOB	BOTTOM										
Peter Bergeron, L OBP: 0.321, SLG: 0.335	G6-3		G3-1						FC6-4 1B	4	0	1	1	0	0	1	<b>Colorado Rockies @ Montreal Expos</b> Olympic Stadium, Montreal, QB Mon Aug 14 2000, 7:05 PM EDT Att: 6,924 - Dome - 72 F										
Milton Bradley, S Anthony Telford, R 51 Scott Forster, R Steve Kline, S Scott Strickland, R	G4-3								G6-3 K	4	0	1	0	0	1	2											
Jose Vidro, S OBP: 0.383, SLG: 0.539	1B		G1-3						G6-3	4	0	1	0	0	0	1											
Vladimir Guerrero, R OBP: 0.423, SLG: 0.664	G5-3		2B 1B						K G4-6-3 1B	4	0	2	0	0	1	1											
Lee Stevens, L OBP: 0.345, SLG: 0.507		F7							G6-3 2B 1B	4	1	2	0	0	0	1											
Geoff Blum, S OBP: 0.343, SLG: 0.459	F9		G3						G6-3 SH3-4 2B	4	0	1	0	0	0	3											
Andy Tracy, L Terry Jones, S OBP: 0.314, SLG: 0.351	F8								G6-3 2B IBB	2	0	0	0	1	1	0											
Michael Barrett, R OBP: 0.264, SLG: 0.287			G5-3						G3 K2-3	4	1	1	1	0	1	1											
Javier Vazquez, R Wilton Guerrero, S Tomas De La Rosa, R Fernando Seguinol, S	G3-1		G3-1						G3 FC6-4 1B	2	0	1	0	0	0	0											
<b>Inning Stats</b>	R: 0 E: 0 K: 0 S: 11	H: 1 LOB: 1 BB: 0 P: 18	R: 0 E: 0 K: 0 S: 9	H: 0 LOB: 0 BB: 0 P: 14	R: 0 E: 0 K: 0 S: 6	H: 0 LOB: 0 BB: 0 P: 8	R: 0 E: 0 K: 0 S: 13	H: 2 LOB: 2 BB: 0 P: 19	R: 0 E: 0 K: 1 S: 11	H: 1 LOB: 1 BB: 0 P: 19	R: 0 E: 0 K: 1 S: 9	H: 1 LOB: 0 BB: 0 P: 12	R: 3 E: 0 K: 1 S: 15	H: 3 LOB: 2 BB: 1 P: 31	R: 0 E: 0 K: 0 S: 6	H: 1 LOB: 0 BB: 0 P: 10		R: 0 E: 0 K: 1 S: 8	H: 1 LOB: 1 BB: 0 P: 10	1B: 6 2B: 4 3B: 0 HR: 0	SF: 0 SAC: 1 DP: 2 HBP: 0	WP: 0 PB: 0 SB: 0 CS: 0	PA: 36				
<b>PITCHER</b>	IP	WLS	BF	H	R	ER	SO	BB	IBB	HBP	BLK	WP	HR	S	P	ERA	WHIP										
Julian Tavarez, R ERA: 4.18	6.2		28	8	3	3	2	0	0	0	0	0	0	71	117	4.05	1.200										
4B Craig House, R ERA: 2.09	1.1	W	4	1	0	0	1	0	0	0	0	0	0	9	14	0.00	0.750										
Jose Jimenez, R ERA: 3.65	1.0	S	4	1	0	0	1	0	0	0	0	0	0	8	10	0.00	1.000										

AB	34
R	3
H	10
RBI	3
BB	1
SO	4
LOB	12






Batter	1	2	3	4	5	6	7	8	9	AB	R	H	RBI	BB	SO	LOB	TOP								
Juan Pierre, L (1, 8) OBP: 0.389, SLG: 0.394	P6		FC4-6 BB	L8			FC1-6 2B		1B 1B	4	1	1	0	1	0	2	<b>Colorado Rockies @ New York Mets</b> Shea Stadium, Flushing, NY Tue Aug 15 2000, 4:10 PM EDT Cloudy - 79 F								
Neft Perez, S (1, 6) OBP: 0.319, SLG: 0.433	B6-3		FC4-6 1-2		F7		2-1 2B		0-3 K	5	0	1	1	0	1	3									
Larry Walker, L (1, 9) OBP: 0.415, SLG: 0.520	F8		K		F7		3-2 G3-1		1-2 1B	5	0	1	1	0	1	2									
Jeffrey Hammonds, R (1, 7) OBP: 0.415, SLG: 0.592		1-2 17 S 2B 1B	K		F9		0-1 G6-3		2-3 K	5	1	1	0	0	2	3									
17 Todd Helton, L (1, 3) OBP: 0.485, SLG: 0.714		2-2 G3 1-H 2B		2-2 2B		3-2 P6		3-2 G3		4	1	2	1	0	0	0									
Todd Walker, L (1, 4) OBP: 0.325, SLG: 0.407 Jeff Cirillo, R (8, PH) OBP: 0.393, SLG: 0.500	F7		S G6-3 2B		F9		2-0 F9		0-0 1B	3	1	1	1	0	0	1									
Terry Shumpert, R (1, 5) OBP: 0.357, SLG: 0.472		4-2 G3 BB		3-3 K		1-0 F9		3-3 K		3	0	0	0	1	2	2									
Brent Mayne, L (1, 2) OBP: 0.385, SLG: 0.430		2-1 G3		4-0 G6-3 IBB		0-0 P6		1-2 1B 1B		3	1	1	0	1	0	2									
Pedro Astacio, R (1, 1) OBP: 0.085, SLG: 0.085 48 Craig House, R (7, 1) Mike Myers, L (7, 1) Jose Jimenez, R (7, 1) OBP: 0.500, SLG: 0.500 Todd Hollandsworth, L (8, PH) OBP: 0.307, SLG: 0.360	G6-3		G6-3		G6-3		0-1 E6 FC1-6		3-3 K	3	0	0	1	0	0	3									
<b>Inning Stats</b>	R: 0 E: 0 K: 0 S: 6	H: 0 LOB: 0 BB: 0 P: 10	R: 1 E: 0 K: 0 S: 17	H: 2 LOB: 2 BB: 1 P: 28	R: 0 E: 0 K: 2 S: 11	H: 0 LOB: 1 BB: 1 P: 17	R: 2 E: 0 K: 1 S: 12	H: 2 LOB: 1 BB: 1 P: 22	R: 0 E: 0 K: 0 S: 9	H: 0 LOB: 0 BB: 0 P: 12	R: 0 E: 0 K: 0 S: 5	H: 0 LOB: 0 BB: 0 P: 11	R: 1 E: 1 K: 0 S: 10	H: 1 LOB: 1 BB: 0 P: 14	R: 0 E: 0 K: 1 S: 12	H: 1 LOB: 1 BB: 0 P: 18		R: 1 E: 0 K: 3 S: 17	H: 3 LOB: 2 BB: 0 P: 25	1B: 5 2B: 4 3B: 0 HR: 0	SF: 0 SAC: 0 DP: 0 HBP: 0	WP: 0 PB: 0 SB: 2 CS: 0	PA: 40		
<b>PITCHER</b>	IP WLS BF H R ER SO BB IBB HBP BLK WP HR S P ERA WHIP	IP WLS BF H R ER SO BB IBB HBP BLK WP HR S P ERA WHIP	IP WLS BF H R ER SO BB IBB HBP BLK WP HR S P ERA WHIP	IP WLS BF H R ER SO BB IBB HBP BLK WP HR S P ERA WHIP	IP WLS BF H R ER SO BB IBB HBP BLK WP HR S P ERA WHIP	IP WLS BF H R ER SO BB IBB HBP BLK WP HR S P ERA WHIP	IP WLS BF H R ER SO BB IBB HBP BLK WP HR S P ERA WHIP	IP WLS BF H R ER SO BB IBB HBP BLK WP HR S P ERA WHIP	IP WLS BF H R ER SO BB IBB HBP BLK WP HR S P ERA WHIP	IP WLS BF H R ER SO BB IBB HBP BLK WP HR S P ERA WHIP	IP WLS BF H R ER SO BB IBB HBP BLK WP HR S P ERA WHIP	IP WLS BF H R ER SO BB IBB HBP BLK WP HR S P ERA WHIP	IP WLS BF H R ER SO BB IBB HBP BLK WP HR S P ERA WHIP	IP WLS BF H R ER SO BB IBB HBP BLK WP HR S P ERA WHIP	IP WLS BF H R ER SO BB IBB HBP BLK WP HR S P ERA WHIP	IP WLS BF H R ER SO BB IBB HBP BLK WP HR S P ERA WHIP	IP WLS BF H R ER SO BB IBB HBP BLK WP HR S P ERA WHIP	IP WLS BF H R ER SO BB IBB HBP BLK WP HR S P ERA WHIP	IP WLS BF H R ER SO BB IBB HBP BLK WP HR S P ERA WHIP	IP WLS BF H R ER SO BB IBB HBP BLK WP HR S P ERA WHIP	IP WLS BF H R ER SO BB IBB HBP BLK WP HR S P ERA WHIP	IP WLS BF H R ER SO BB IBB HBP BLK WP HR S P ERA WHIP	IP WLS BF H R ER SO BB IBB HBP BLK WP HR S P ERA WHIP	IP WLS BF H R ER SO BB IBB HBP BLK WP HR S P ERA WHIP	IP WLS BF H R ER SO BB IBB HBP BLK WP HR S P ERA WHIP

**Colorado Rockies @ New York Mets**  
 Shea Stadium, Flushing, NY  
 Tue Aug 15 2000, 4:10 PM EDT  
 Cloudy - 79 F

livebaseballscorecards.com

**AB 37**  
**R 5**  
**H 9**  
**RBI 5**  
**BB 3**  
**SO 7**  
**LOB 19**




Batter	1	2	3	4	5	6	7	8	9	AB	R	H	RBI	BB	SO	LOB	BOTTOM								
Darryl Hamilton, L (1, 7) OBP: 0.324, SLG: 0.419	F9-3 1B		P4		G4-3		4-0 BB WP BB	2-2 SAFE G4-3		4	1	1	0	1	0	2	<b>Colorado Rockies @ New York Mets</b> Shea Stadium, Flushing, NY Tue Aug 15 2000, 4:10 PM EDT Cloudy - 79 F								
Derek Bell, R (1, 9) OBP: 0.368, SLG: 0.457	F9-3 1-2			4-2 1B BB	4-2 2B BB		0-3 K	0-0 G3		3	1	0	0	2	1	5									
Edgardo Alfonzo, R (1, 4) OBP: 0.429, SLG: 0.512	K			4-1 1B BB	2-2 1B 2B		4-2 WP BB BB	1-2 F7		3	1	1	3	2	1	1									
Robin Ventura, L (1, 5) OBP: 0.356, SLG: 0.471		1-3 K		2-1 1B	0-0 1B		FC6-4 WP BB			3	0	2	1	1	1	0									
Todd Zeile, R (1, 3) OBP: 0.368, SLG: 0.489		4-2 BB		3-3 K		1-2 1B	FC6-4 BB			2	0	1	0	2	1	3									
Jay Payton, R (1, 8) OBP: 0.340, SLG: 0.453		1-3 K		3-3 K		0-0 P4	FC6-4			4	0	0	1	0	2	6									
Mike Bordick, R (1, 6) OBP: 0.347, SLG: 0.479	G6-3			1-2 L6		3-2 F7	G6-3			4	0	0	0	0	0	6									
Todd Pratt, R (1, 2) OBP: 0.349, SLG: 0.452			2-3 K		3-2 G4-3 SH1-4 2B 1B		2-0 1B BB 2B	2-2 E E WP 1B		4	3	3	0	0	1	0									
Pat Mahomes, R (1, 1) OBP: 0.214, SLG: 0.231 Dennis Cook, L (7, 1) Lenny Harris, L (7, PH) OBP: 0.306, SLG: 0.380 John Franco, L (8, 1) Joe McEwing, R (8, PH) OBP: 0.292, SLG: 0.407 Armando Benitez, R (9, 1)			2-3 K		0-0 SH1-4		0-1 BB BB 1B	0-1 E1 G4-3 WP		1	0	0	0	0	1	0									
<b>Inning Stats</b>	R: 0 E: 0 K: 1 S: 7	H: 1 LOB: 0 BB: 0 P: 9	R: 0 E: 0 K: 2 S: 14	H: 0 LOB: 1 BB: 1 P: 20	R: 0 E: 0 K: 2 S: 11	H: 0 LOB: 0 BB: 0 P: 18	R: 0 E: 0 K: 2 S: 15	H: 1 LOB: 3 BB: 2 P: 32	R: 2 E: 0 K: 0 S: 13	H: 3 LOB: 2 BB: 1 P: 23	R: 0 E: 0 K: 0 S: 9	H: 1 LOB: 0 BB: 0 P: 13	R: 4 E: 0 K: 1 S: 20	H: 2 LOB: 2 BB: 4 P: 41	R: 1 E: 2 K: 0 S: 16	H: 1 LOB: 1 BB: 0 P: 21		1B: 7 2B: 3 3B: 0 HR: 0	SF: 0 SAC: 1 DP: 1 HBP: 0	WP: 2 PB: 0 SB: 0 CS: 0	PA: 39				
<b>PITCHER</b>	IP WLS BF H R ER SO BB IBB HBP BLK WP HR S P ERA WHIP	IP WLS BF H R ER SO BB IBB HBP BLK WP HR S P ERA WHIP	IP WLS BF H R ER SO BB IBB HBP BLK WP HR S P ERA WHIP	IP WLS BF H R ER SO BB IBB HBP BLK WP HR S P ERA WHIP	IP WLS BF H R ER SO BB IBB HBP BLK WP HR S P ERA WHIP	IP WLS BF H R ER SO BB IBB HBP BLK WP HR S P ERA WHIP	IP WLS BF H R ER SO BB IBB HBP BLK WP HR S P ERA WHIP	IP WLS BF H R ER SO BB IBB HBP BLK WP HR S P ERA WHIP	IP WLS BF H R ER SO BB IBB HBP BLK WP HR S P ERA WHIP	IP WLS BF H R ER SO BB IBB HBP BLK WP HR S P ERA WHIP	IP WLS BF H R ER SO BB IBB HBP BLK WP HR S P ERA WHIP	IP WLS BF H R ER SO BB IBB HBP BLK WP HR S P ERA WHIP	IP WLS BF H R ER SO BB IBB HBP BLK WP HR S P ERA WHIP	IP WLS BF H R ER SO BB IBB HBP BLK WP HR S P ERA WHIP	IP WLS BF H R ER SO BB IBB HBP BLK WP HR S P ERA WHIP	IP WLS BF H R ER SO BB IBB HBP BLK WP HR S P ERA WHIP	IP WLS BF H R ER SO BB IBB HBP BLK WP HR S P ERA WHIP	IP WLS BF H R ER SO BB IBB HBP BLK WP HR S P ERA WHIP	IP WLS BF H R ER SO BB IBB HBP BLK WP HR S P ERA WHIP	IP WLS BF H R ER SO BB IBB HBP BLK WP HR S P ERA WHIP	IP WLS BF H R ER SO BB IBB HBP BLK WP HR S P ERA WHIP	IP WLS BF H R ER SO BB IBB HBP BLK WP HR S P ERA WHIP	IP WLS BF H R ER SO BB IBB HBP BLK WP HR S P ERA WHIP	IP WLS BF H R ER SO BB IBB HBP BLK WP HR S P ERA WHIP	IP WLS BF H R ER SO BB IBB HBP BLK WP HR S P ERA WHIP

**Colorado Rockies @ New York Mets**  
 Shea Stadium, Flushing, NY  
 Tue Aug 15 2000, 4:10 PM EDT  
 Cloudy - 79 F

livebaseballscorecards.com

**AB 30**  
**R 7**  
**H 9**  
**RBI 5**  
**BB 8**  
**SO 8**  
**LOB 24**





Batter	1	2	3	4	5	6	7	8	9	AB	R	H	RBI	BB	SO	LOB	TOP			
Juan Pierre, L (1, 8) OBP: 0.400, SLG: 0.389	0-1 S 17 2B 1B		4-2 FC9-6 BB		0-0 FC6-4 1-2			1-1 G6-3		3	1	1	0	1	0	1				
Neft Perez, S (1, 6) OBP: 0.316, SLG: 0.430	2-2 F8 1-2		0-0 FC9-6 1-2			1-0 F5		0-1 G3		4	0	0	0	0	0	2				
17 Todd Helton, L (1, 3) OBP: 0.485, SLG: 0.722	2-2 2H 2B		2-2 F9			2-1 HR		0-1 L8		4	1	2	2	0	0	1				
Jeff Cirillo, R (1, 5) OBP: 0.390, SLG: 0.495	2-2 G5-3			2-0 P6		0-0 G3			0-3 K	4	0	0	0	0	1	1				
Larry Walker, L (1, 9) OBP: 0.410, SLG: 0.513	0-3 K			0-2 P5		0-0 P6			2-2 F7	4	0	0	0	0	1	1				
Todd Hollandsworth, L (1, 7) OBP: 0.333, SLG: 0.355		1-0 G3		1-2 G4-3			1-1 E3 SH1-3 G3		2-3 K	4	1	0	0	0	1	0				
Ben Petrick, R (1, 2) OBP: 0.357, SLG: 0.429		1-1 G4-3			0-3 K		0-1 SH1-3			2	0	0	0	0	1	0				
Jeff Frye, R (1, 4) OBP: 0.351, SLG: 0.341		1-1 L6			2-1 F3		0-1 G3			2	0	0	0	0	0	0				
Todd Walker, L (7, PH) OBP: 0.322, SLG: 0.404										1	0	0	1	0	0	0				
John Wasdin, R (1, 1) OBP: 0.500, SLG: 0.500			1-2 G6-3		1-0 FC6-4 1B		3-2 G3			2	0	1	0	0	0	0				
Mike DeJean, R (5, 1)										0	0	0	0	0	0	0				
Butch Huskey, R (7, PH) OBP: 0.322, SLG: 0.379										1	0	0	0	0	0	0				
Bobby Chouinard, R (7, 1) OBP: 0.333, SLG: 0.333										0	0	0	0	0	0	0				
Gabe White, L (8, 1) OBP: 0.167, SLG: 0.667										0	0	0	0	0	0	0				
<b>Inning Stats</b>	R: 1 E: 0 K: 1 S: 15	H: 2 LOB: 1 BB: 0 P: 21	R: 0 E: 0 K: 0 S: 5	H: 0 LOB: 0 BB: 0 P: 8	R: 0 E: 0 K: 0 S: 13	H: 0 LOB: 1 BB: 1 P: 19	R: 0 E: 0 K: 0 S: 8	H: 0 LOB: 0 BB: 0 P: 11	R: 0 E: 0 K: 1 S: 7	H: 1 LOB: 1 BB: 0 P: 10	R: 1 E: 0 K: 0 S: 5	H: 0 LOB: 0 BB: 0 P: 12	R: 0 E: 0 K: 2 S: 6	H: 0 LOB: 0 BB: 0 P: 7	R: 0 E: 0 K: 2 S: 9	H: 0 LOB: 0 BB: 0 P: 13	1B: 2 2B: 1 3B: 0 HR: 1	SF: 0 SAC: 1 DP: 0 HBP: 0	WP: 0 PB: 0 SB: 1 CS: 0	PA: 33
<b>PITCHER</b>	IP WLS BF H R ER SO BB IBB HBP BLK WP HR S P ERA WHIP																			
Bobby Jones, R (1, 1) ERA: 5.08	8.0 W 30 4 3 2 2 1 0 0 0 0 1 68 96 2.25 0.625																			
Armando Benitez, R (9, 1) ERA: 2.99	1.0 S 3 0 0 0 2 0 0 0 0 0 0 9 13 0.00 0.000																			

Colorado Rockies @ New York Mets  
Shea Stadium, Flushing, NY  
Tue Aug 15 2000, 7:10 PM EDT  
Att: 29,744 - Sunny - 75 F

AB 31  
R 3  
H 4  
RBI 3  
BB 1  
SO 4  
LOB 6



Batter	1	2	3	4	5	6	7	8	9	AB	R	H	RBI	BB	SO	LOB	BOTTOM			
Lenny Harris, L (1, 5) OBP: 0.310, SLG: 0.389	0-1 P5		0-0 1B		1-2 F9 2B		3-2 L9			4	1	2	1	0	0	0				
Joe McEwing, R (9, 7) OBP: 0.258, SLG: 0.407			2H 1B		2-2 F9 2B		1-1 G6-3			4	0	1	0	0	0	2				
Mike Bordick, R (1, 6) OBP: 0.347, SLG: 0.477	0-0 S 1B		3-1 F3		2-3 F9		2-0 G6-3			4	0	1	0	0	0	2				
Benny Agbayani, R (1, 7) OBP: 0.397, SLG: 0.488	3-3 K		3-3 K		2-2 BB 2B		2-0 G5-3			4	0	1	1	0	2	2				
Armando Benitez, R (9, 1) ERA: 2.99	1-2 K2-3				3H 2B					0	0	0	0	0	0	0				
31 Mike Piazza, R (1, 2) OBP: 0.416, SLG: 0.668	1-3 K2-3			2-2 FC6-4 1B SF8 1B	4-0 BB IBB		1-2 G5-3			3	1	1	0	1	1	1				
Todd Zeile, R (1, 3) OBP: 0.371, SLG: 0.498		1-2 G5-3		3-0 FC6-4 1B	4-2 BB		3-2 HR			3	1	2	1	1	0	0				
Jay Payton, R (1, 8) OBP: 0.338, SLG: 0.451	0-1 F8			3-1 FC6-4	1-2 P4		0-0 20 1B			4	0	1	0	0	0	5				
Bubba Trammell, R (1, 9) OBP: 0.343, SLG: 0.452	1-3 K2-3			0-0 SF8		0-0 G5-3		2-3 K		3	0	0	1	0	2	1				
20 Kurt Abbott, R (1, 4) OBP: 0.294, SLG: 0.380			1-0 SH3-4 1B		1-3 K		0-0 F8			4	1	2	0	0	1	1				
Bobby Jones, R (1, 1) ERA: 5.47			1-1 SH3-4 1B		1-1 L6		2-3 K			2	0	0	0	0	1	0				
Robin Ventura, L (8, PH) OBP: 0.355, SLG: 0.469			1-2 K							1	0	0	0	0	1	2				
<b>Inning Stats</b>	R: 0 E: 0 K: 2 S: 9	H: 1 LOB: 1 BB: 0 P: 13	R: 0 E: 0 K: 1 S: 8	H: 0 LOB: 0 BB: 0 P: 10	R: 1 E: 0 K: 1 S: 10	H: 2 LOB: 1 BB: 0 P: 18	R: 1 E: 0 K: 1 S: 11	H: 2 LOB: 1 BB: 0 P: 20	R: 1 E: 0 K: 0 S: 25	H: 2 LOB: 3 BB: 2 P: 39	R: 0 E: 0 K: 1 S: 5	H: 0 LOB: 0 BB: 0 P: 7	R: 0 E: 0 K: 0 S: 6	H: 0 LOB: 0 BB: 0 P: 12	R: 1 E: 0 K: 2 S: 15	H: 3 LOB: 2 BB: 0 P: 23	1B: 7 2B: 2 3B: 0 HR: 1	SF: 1 SAC: 1 DP: 0 HBP: 0	WP: 0 PB: 0 SB: 1 CS: 0	PA: 36
<b>PITCHER</b>	IP WLS BF H R ER SO BB IBB HBP BLK WP HR S P ERA WHIP																			
John Wasdin, R (1, 1) ERA: 5.47	4.2 7 3 3 5 0 0 0 0 0 0 8 10 0.00 0.000																			
Mike DeJean, R (5, 1) ERA: 3.75	1.1 4 0 0 0 1 0 0 0 0 0 0 18 29 5.40 1.800																			
Bobby Chouinard, R (7, 1) ERA: 4.5	1.2 L 8 3 1 1 1 0 0 0 0 0 0 3 6 0.00 0.000																			
Gabe White, L (8, 1) ERA: 1.9	0.1 1 0 0 0 1 0 0 0 0 0 0 3 6 0.00 0.000																			

Colorado Rockies @ New York Mets  
Shea Stadium, Flushing, NY  
Tue Aug 15 2000, 7:10 PM EDT  
Att: 29,744 - Sunny - 75 F

AB 32  
R 4  
H 10  
RBI 4  
BB 2  
SO 8  
LOB 14





Batter	1	2	3	4	5	6	7	8	9	AB	R	H	RBI	BB	SO	LOB	TOP					
Jeff Frye, R OBP: 0.349, SLG: 0.338 (1,4)										5	0	1	0	0	1	3						
Neft Perez, S OBP: 0.317, SLG: 0.436 (1,6)										5	2	2	1	0	0	1						
Jeff Cirillo, R OBP: 0.321, SLG: 0.493 (1,5)										2	0	0	0	0	1	0						
Terry Shumpert, R OBP: 0.357, SLG: 0.470 (6,5)										3	1	1	0	0	0	1						
17 Todd Helton, L OBP: 0.484, SLG: 0.720 (1,3)										4	2	1	0	0	2	0						
Jeffrey Hammonds, R OBP: 0.416, SLG: 0.591 (8,7)										4	2	2	3	0	0	0						
Larry Walker, L OBP: 0.411, SLG: 0.511 (1,9)										3	0	1	2	1	0	1						
Butch Huskey, R OBP: 0.377, SLG: 0.377 (1,7)										4	0	1	0	0	0	2						
Juan Pierre, L OBP: 0.400, SLG: 0.389 (8,8)										0	0	0	0	0	0	0						
Ben Petrick, R OBP: 0.367, SLG: 0.423 (1,2)										3	0	1	0	1	1	2						
Brian Bohanon, L OBP: 0.212, SLG: 0.323 (1,1)										4	0	1	1	0	1	3						
Mike DeJean, R OBP: 0.167, SLG: 0.667 (8,1)										0	0	0	0	0	0	0						
Gabe White, L OBP: 0.167, SLG: 0.667 (8,1)										0	0	0	0	0	0	0						
<b>Inning Stats</b>	R: 1 E: 0 K: 3 S: 10	H: 1 LOB: 0 BB: 0 P: 15	R: 0 E: 0 K: 0 S: 4	H: 0 LOB: 0 BB: 0 P: 7	R: 0 E: 0 K: 0 S: 5	H: 1 LOB: 0 BB: 0 P: 7	R: 0 E: 0 K: 0 S: 6	H: 0 LOB: 0 BB: 0 P: 8	R: 0 E: 0 K: 1 S: 12	H: 1 LOB: 2 BB: 1 P: 18	R: 3 E: 0 K: 0 S: 18	H: 3 LOB: 1 BB: 0 P: 30	R: 0 E: 0 K: 1 S: 7	H: 1 LOB: 1 BB: 0 P: 11	R: 3 E: 0 K: 0 S: 23	H: 4 LOB: 2 BB: 1 P: 35	R: 0 E: 0 K: 1 S: 7	H: 0 LOB: 0 BB: 0 P: 10	1B: 9 2B: 1 3B: 0 HR: 1	SF: 0 SAC: 0 DP: 1 HBP: 1	WP: 0 PB: 0 SB: 3 CS: 0	PA: 40
<b>PITCHER</b>	IP WLS BF H R ER SO BB IBB HBP BLK WP HR S P ERA WHIP																					
Glendon Rusch, L ERA: 4.42 (1,1)	7.0 L 31 9 6 6 5 1 0 1 0 0 0 1 68 104 7.71 1.429																					
Rick White, R ERA: 3.14 (8,1)	1.0 6 2 1 1 0 1 0 0 0 0 0 0 17 27 9.00 3.000																					
Dennis Cook, L ERA: 6.31 (9,1)	1.0 3 0 0 0 0 1 0 0 0 0 0 0 7 10 0.00 0.000																					

Colorado Rockies @ New York Mets  
Shea Stadium, Flushing, NY  
Wed Aug 16 2000, 7:10 PM EDT  
Att: 29,832 - Sunny - 71 F

AB	37
R	7
H	11
RBI	7
BB	2
SO	6
LOB	13



Batter	1	2	3	4	5	6	7	8	9	AB	R	H	RBI	BB	SO	LOB	BOTTOM			
Benny Agbayani, R OBP: 0.395, SLG: 0.484 (1,7)										4	1	1	0	0	0	0				
Derek Bell, R OBP: 0.370, SLG: 0.455 (1,9)										2	1	0	0	2	2	1				
Edgardo Alfonzo, R OBP: 0.430, SLG: 0.520 (1,4)										4	1	2	3	0	1	1				
31 Mike Piazza, R OBP: 0.414, SLG: 0.663 (1,2)										4	1	1	0	0	2	3				
Todd Zeile, R OBP: 0.372, SLG: 0.500 (1,3)										4	0	2	1	0	0	2				
Robin Ventura, L OBP: 0.352, SLG: 0.464 (1,5)										4	0	0	0	0	1	2				
Jay Payton, R OBP: 0.338, SLG: 0.449 (1,8)										4	0	1	0	0	1	0				
20 Kurt Abbott, R OBP: 0.293, SLG: 0.400 (1,6)										4	1	1	1	0	0	1				
Glendon Rusch, L OBP: 0.125, SLG: 0.054 (1,1)										2	0	0	0	0	0	0				
Rick White, R OBP: 0.500, SLG: 0.500 (8,1)										0	0	0	0	0	0	0				
Bubba Trammell, R OBP: 0.342, SLG: 0.450 (6,PH)										1	0	0	0	0	1	0				
Dennis Cook, L OBP: 0.347, SLG: 0.449 (9,PH)										1	0	0	0	0	1	0				
<b>Inning Stats</b>	R: 1 E: 1 K: 1 S: 10	H: 1 LOB: 1 BB: 1 P: 16	R: 0 E: 0 K: 0 S: 3	H: 0 LOB: 0 BB: 0 P: 5	R: 0 E: 0 K: 1 S: 7	H: 0 LOB: 0 BB: 0 P: 9	R: 0 E: 0 K: 1 S: 10	H: 1 LOB: 1 BB: 0 P: 15	R: 0 E: 0 K: 2 S: 9	H: 1 LOB: 1 BB: 0 P: 14	R: 0 E: 0 K: 0 S: 7	H: 0 LOB: 0 BB: 0 P: 11	R: 4 E: 0 K: 2 S: 22	H: 4 LOB: 1 BB: 1 P: 32	R: 0 E: 0 K: 2 S: 14	H: 0 LOB: 0 BB: 0 P: 21	1B: 5 2B: 1 3B: 0 HR: 2	SF: 0 SAC: 0 DP: 2 HBP: 0	WP: 0 PB: 0 SB: 0 CS: 0	PA: 36
<b>PITCHER</b>	IP WLS BF H R ER SO BB IBB HBP BLK WP HR S P ERA WHIP																			
Brian Bohanon, L ERA: 5.63 (1,1)	7.2 W 30 6 4 3 6 2 0 0 0 0 0 2 66 102 3.52 1.043																			
Mike DeJean, R ERA: 4.0 (8,1)	0.0 2 2 1 1 0 0 0 0 0 0 0 0 7 9 ∞ ∞																			
Gabe White, L ERA: 1.86 (8,1)	1.1 S 4 0 0 0 3 0 0 0 0 0 0 0 17 24 0.00 0.000																			

Colorado Rockies @ New York Mets  
Shea Stadium, Flushing, NY  
Wed Aug 16 2000, 7:10 PM EDT  
Att: 29,832 - Sunny - 71 F

AB	34
R	5
H	8
RBI	5
BB	2
SO	9
LOB	10





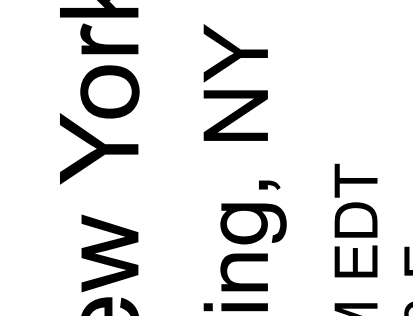
Batter	1	2	3	4	5	6	7	8	9	AB	R	H	RBI	BB	SO	LOB	TOP										
Jeff Frye, R OBP: 0.344, SLG: 0.333 (1, 4)	K2-3		G5-3			K		F9		4	0	0	0	0	2	0	<b>Colorado Rockies @ New York Mets</b> Shea Stadium, Flushing, NY Thu Aug 17 2000, 1:10 PM EDT Att: 42,697 - Sunny - 68 F										
Neft Perez, S OBP: 0.315, SLG: 0.432 Jose Jimenez, R OBP: 0.500, SLG: 0.500 (1, 6) (8, 1)	G6-3		L7			G6-3		F7		4	0	0	0	0	0	0											
17 Todd Helton, L OBP: 0.486, SLG: 0.723 Juan Pierre, L OBP: 0.405, SLG: 0.395 (1, 3) (6, PH) (6, 8)	2B					G3-1				1	0	1	0	1	0	0											
Jeffrey Hammonds, R OBP: 0.412, SLG: 0.586 Ben Petrick, R OBP: 0.361, SLG: 0.415 (1, 8) (6, 7) (9, PH)	K					K		K		3	0	0	0	0	3	2											
Butch Huskey, R OBP: 0.320, SLG: 0.373 (1, 7) (6, 3)	K					K		E		3	1	0	0	1	2	2											
Terry Shumpert, R OBP: 0.350, SLG: 0.459 (1, 5) (8, 6)	G5-3					FC5-4		F7		4	0	0	0	0	0	3											
Todd Hollandsworth, L OBP: 0.307, SLG: 0.362 (1, 9)	1B					K		E4		3	1	2	1	0	1	0											
Brent Mayne, L OBP: 0.381, SLG: 0.425 (1, 2)	K					G3		F7		3	0	0	0	0	1	1											
Masato Yoshii, R OBP: 0.196, SLG: 0.267 Bobby Chouinard, R OBP: 0.333, SLG: 0.333 48 Craig House, R OBP: 0.320, SLG: 0.401 (1, 1) (6, 1) (7, 1) (8, PH) (8, 4)	G3-1					K		F9		2	0	0	0	0	1	0											
Inning Stats	R: 0 E: 0 K: 2 S: 10	H: 1 LOB: 1 BB: 0 P: 15	R: 0 E: 0 K: 2 S: 9	H: 1 LOB: 1 BB: 0 P: 12	R: 0 E: 0 K: 0 S: 4	H: 0 LOB: 0 BB: 0 P: 7	R: 0 E: 0 K: 2 S: 11	H: 0 LOB: 1 BB: 1 P: 17	R: 0 E: 0 K: 1 S: 8	H: 0 LOB: 0 BB: 0 P: 10	R: 0 E: 0 K: 1 S: 10	H: 0 LOB: 0 BB: 0 P: 12	R: 2 E: 1 K: 1 S: 7	H: 1 LOB: 0 BB: 1 P: 16	R: 0 E: 0 K: 0 S: 3	H: 0 LOB: 0 BB: 0 P: 4		R: 0 E: 0 K: 1 S: 9	H: 1 LOB: 1 BB: 0 P: 13	1B: 2 2B: 2 3B: 0 HR: 0	SF: 0 SAC: 0 DP: 0 HBP: 0	WP: 0 PB: 0 SB: 0 CS: 0	PA: 33				
PITCHER	IP	WLS	BF	H	R	ER	SO	BB	IBB	HBP	BLK	WP	HR	S	P	ERA	WHIP										
Mike Hampton, L ERA: 3.38 Turk Wendell, R ERA: 3.24 Rick White, R ERA: 3.11 Dennis Cook, L ERA: 6.17 (1, 1) (4, 1) (8, 1) (9, 1)	3.0		12	2	0	0	4	1	0	0	0	0	0	24	39	0.00	1.000										

Batter	1	2	3	4	5	6	7	8	9	AB	R	H	RBI	BB	SO	LOB	BOTTOM										
Darryl Hamilton, L OBP: 0.357, SLG: 0.486 (1, 8)	31 BB SF7 2B									4	2	2	0	1	0	0	<b>Colorado Rockies @ New York Mets</b> Shea Stadium, Flushing, NY Thu Aug 17 2000, 1:10 PM EDT Att: 42,697 - Sunny - 68 F										
Derek Bell, R OBP: 0.366, SLG: 0.453 Bubba Trammell, R OBP: 0.344, SLG: 0.458 (1, 9) (7, 9)	F8		31 BB SF9 1B	K	K			2B		4	1	1	0	0	2	2											
Edgardo Alfonzo, R OBP: 0.430, SLG: 0.518 Joe McEwing, R OBP: 0.256, SLG: 0.403 (1, 4) (7, 5)	31 BB 1B BB		SF9 31 BB SF9 1B	F9		F5		P5		3	2	1	0	1	0	1											
31 Mike Piazza, R OBP: 0.415, SLG: 0.659 Todd Pratt, R OBP: 0.345, SLG: 0.445 (1, 2) (7, 2)	1B BB		SF9 E 1B BB	P6		F8		G6-3		2	1	0	0	2	0	1											
Robin Ventura, L OBP: 0.353, SLG: 0.476 20 Kurt Abbott, R OBP: 0.298, SLG: 0.405 (1, 5) (7, 4)	SF7		SF9			HR		HR		2	2	2	3	0	0	0											
Todd Zeile, R OBP: 0.375, SLG: 0.508 Rick White, R OBP: 0.500, SLG: 0.500 Jay Payton, R OBP: 0.337, SLG: 0.447 Dennis Cook, L (1, 3) (8, 1) (8, PH) (9, 1)	3H		1-2 2-3 3H			HR		HR		3	1	2	3	1	0	0											
Benny Agbavani, R OBP: 0.395, SLG: 0.494 (1, 7)	P3		SF9			HR		HR		3	2	1	2	0	0	2											
Mike Bordick, R OBP: 0.350, SLG: 0.486 (1, 6)	K		1-2 3H			1B		HR		4	2	3	3	0	1	0											
Mike Hampton, R OBP: 0.338, SLG: 0.293 Turk Wendell, L OBP: 0.250, SLG: 0.250 Lenny Harris, L OBP: 0.308, SLG: 0.387 (1, 1) (4, 1) (7, PH) (8, 3)	F9		G6-3			1B		HR		2	0	0	0	0	0	2											
Inning Stats	R: 2 E: 0 K: 0 S: 12	H: 2 LOB: 2 BB: 2 P: 28	R: 0 E: 0 K: 1 S: 8	H: 0 LOB: 0 BB: 0 P: 12	R: 3 E: 1 K: 0 S: 9	H: 3 LOB: 2 BB: 2 P: 25	R: 0 E: 0 K: 1 S: 12	H: 0 LOB: 1 BB: 1 P: 22	R: 4 E: 0 K: 1 S: 13	H: 5 LOB: 0 BB: 0 P: 17	R: 1 E: 0 K: 0 S: 12	H: 1 LOB: 0 BB: 0 P: 15	R: 3 E: 0 K: 0 S: 16	H: 3 LOB: 1 BB: 0 P: 30	R: 0 E: 0 K: 0 S: 5	H: 1 LOB: 0 BB: 0 P: 7		1B: 8 2B: 3 3B: 0 HR: 4	SF: 3 SAC: 0 DP: 1 HBP: 1	WP: 1 PB: 0 SB: 0 CS: 0	PA: 43						
PITCHER	IP	WLS	BF	H	R	ER	SO	BB	IBB	HBP	BLK	WP	HR	S	P	ERA	WHIP										
Masato Yoshii, R ERA: 5.94 Bobby Chouinard, R ERA: 4.76 48 Craig House, R ERA: 9.53 Jose Jimenez, R ERA: 3.45 (1, 1) (6, 1) (7, 1) (8, 1)	5.0	L	29	10	9	9	3	4	1	0	0	0	1	12	15	9.00	1.000										

AB 31  
R 2  
H 4  
RBI 1  
BB 2  
SO 11  
LOB 9



AB 34  
R 13  
H 15  
RBI 12  
BB 5  
SO 3  
LOB 11





Batter	1	2	3	4	5	6	7	8	9	AB	R	H	RBI	BB	SO	LOB	TOP											
Luis Castillo, S OBP: 0.444, SLG: 0.414	G4-3	G1-3	G1-3					SH1-4		3	0	0	0	1	0	2	<b>Florida Marlins @ Colorado Rockies</b> Coors Field, Denver, CO Fri Aug 18 2000, 7:05 PM MDT Att: 40,205 - Sunny - 83 F											
Mark Kotsay, L OBP: 0.336, SLG: 0.446	HR	HR	1B	1B	1B	G3		G1-3		5	3	3	1	0	0	4												
Henry Rodriguez, L Dan Miceli, R Antonio Alfonseca, R	FC6-4	HR		1B		F8		K		4	1	2	2	1	1	3												
Preston Wilson, R	FC6-4	K		K		K		K		5	0	0	0	0	3	2												
Mike Lowell, R	K		F8	WP	1B	K		G6-3		5	1	1	1	0	2	1												
Derrek Lee, R		1B	G4-3	23	1B	2B	1B	K		5	2	3	1	0	2	0												
Andy Fox, L	HR	1B	G4-3	G4-3				K		4	1	1	0	0	1	2												
Ramon Castro, R	HR	HR	23	1B	IBB		F8	G5-3		3	1	1	3	1	0	0												
23 Chuck Smith, R Bradley Loper, R Kevin Millar, R Jesus Sanchez, R Chris Clapski, R Mark Smith, R	G4-3	G4-3	1-2	1B			G1-3	SH1-4	BB	3	0	1	1	0	0	0												
Inning Stats	R: 1 E: 0 K: 1 S: 8	H: 1 LOB: 1 BB: 1 P: 15	R: 5 E: 0 K: 1 S: 16	H: 5 LOB: 0 BB: 20 P: 25	R: 1 E: 0 K: 0 S: 11	H: 2 LOB: 2 BB: 1 P: 21	R: 2 E: 0 K: 1 S: 14	H: 4 LOB: 1 BB: 0 P: 22	R: 0 E: 0 K: 2 S: 9	H: 0 LOB: 1 BB: 1 P: 13	R: 0 E: 0 K: 2 S: 8	H: 0 LOB: 0 BB: 0 P: 12	R: 0 E: 0 K: 1 S: 9	H: 0 LOB: 3 BB: 1 P: 17	R: 0 E: 0 K: 1 S: 9	H: 0 LOB: 0 BB: 0 P: 14		1B: 8 2B: 1 3B: 0 HR: 3	SF: 0 SAC: 1 DP: 0 HBP: 0	WP: 1 PB: 1 SB: 0 CS: 0	PA: 42							
PITCHER	IP	WLS	BF	H	R	ER	SO	BB	IBB	HBP	BLK	WP	HR	S	P	ERA	WHIP											
Brian Rose, R	3.0	L	20	9	8	8	2	1	1	0	0	0	1	0	21	32	4.50	2.000										
John Wasdin, R	2.0		9	3	1	1	1	1	0	0	0	0	0	0	17	25	0.00	0.000										
Mike DeJean, R	2.0		6	0	0	0	4	0	0	0	0	0	0	0	9	17	0.00	1.000										
Mike Myers, L	1.0		4	0	0	0	1	1	0	0	0	0	0	0	9	14	0.00	0.000										
Jose Jimenez, R	1.0		3	0	0	0	1	0	0	0	0	0	0	0	9	14	0.00	0.000										

Batter	1	2	3	4	5	6	7	8	9	AB	R	H	RBI	BB	SO	LOB	BOTTOM											
Juan Pierre, L OBP: 0.404, SLG: 0.395	G4-3			F8	WP	1B		K		5	0	2	1	0	1	0	<b>Florida Marlins @ Colorado Rockies</b> Coors Field, Denver, CO Fri Aug 18 2000, 7:05 PM MDT Att: 40,205 - Sunny - 83 F											
Neftali Perez, S	L4	F8		F8		F7		1B		5	0	1	0	0	0	2												
17 Todd Helton, L OBP: 0.487, SLG: 0.724	1B		1B	1B	G4-3			G3		5	1	3	0	0	0	2												
Jeffrey Hammonds, R	1B		1B	SF9	1B	G6-3	1B	2B	G5-3		5	3	4	0	0	1												
Larry Walker, L	G6-3		1B	1B	F5			G6-3		5	0	1	1	0	0	4												
Jeff Cirillo, R	G6-3		K		G6-3			G6-3		5	1	1	1	0	1	3												
Todd Walker, L		1B	SF9		1B			G4-3		4	1	2	2	0	0	1												
Ben Petrick, R		G4-3		K				G4-3		5	1	3	2	0	1	1												
Brian Rose, R John Wasdin, R Butch Huschen, R Mike DeJean, R Mike Myers, L Todd Hollandsworth, L Jose Jimenez, R Terry Shumpert, R	G4-3			K				K		1	0	0	0	0	0	1												
Inning Stats	R: 0 E: 0 K: 0 S: 9	H: 2 LOB: 2 BB: 0 P: 13	R: 2 E: 0 K: 0 S: 15	H: 3 LOB: 1 BB: 0 P: 23	R: 2 E: 0 K: 2 S: 19	H: 3 LOB: 1 BB: 0 P: 28	R: 0 E: 0 K: 1 S: 10	H: 1 LOB: 1 BB: 0 P: 16	R: 1 E: 0 K: 0 S: 12	H: 3 LOB: 2 BB: 0 P: 21	R: 0 E: 0 K: 0 S: 13	H: 1 LOB: 1 BB: 0 P: 19	R: 0 E: 0 K: 0 S: 9	H: 0 LOB: 0 BB: 0 P: 15	R: 1 E: 0 K: 1 S: 11	H: 2 LOB: 1 BB: 0 P: 14		R: 2 E: 0 K: 0 S: 15	H: 3 LOB: 1 BB: 0 P: 21	1B: 13 2B: 4 3B: 0 HR: 1	SF: 0 SAC: 0 DP: 0 HBP: 0	WP: 1 PB: 0 SB: 0 CS: 0	PA: 45					
PITCHER	IP	WLS	BF	H	R	ER	SO	BB	IBB	HBP	BLK	WP	HR	S	P	ERA	WHIP											
23 Chuck Smith, R	6.0	W	31	13	5	5	4	0	0	0	0	0	0	9	15	0.00	0.000											
Bradley Loper, R	1.0		3	0	0	0	0	0	0	0	0	0	0	1	11	14	9.00	2.000										
Dan Miceli, R	1.0	S	5	2	1	1	1	0	0	0	0	0	0	1	15	21	18.00	3.000										
Antonio Alfonseca, R	1.0		6	3	2	2	0	0	0	0	0	0	0	15	21	18.00	3.000											



Batter	1	2	3	4	5	6	7	8	9	AB	R	H	RBI	BB	SO	LOB	TOP					
Luis Castillo, S OBP: 0.443, SLG: 0.414 (1,4)	L5		F7		BB BB 1B		G5-3		G4-6-3 1B	5	0	2	0	0	0	0	<b>Florida Marlins @ Colorado Rockies</b> Coors Field, Denver, CO Sat Aug 19 2000, 6:05 PM MDT Att: 40,232 - Cloudy - 86 F					
Mark Kotsay, L OBP: 0.337, SLG: 0.446 (1,9)	CS 1B		G1-3		F7		1B		G4-6-3 1-2	5	1	2	0	0	0	2						
Henry Rodriguez, L OBP: 0.326, SLG: 0.518 (1,7)	K 1-2		G3-1		BB BB 1-2		K			3	0	0	0	1	2	2						
Preston Wilson, R OBP: 0.319, SLG: 0.453 (1,8)		G6-3		2B 1B	K		1B			4	1	2	1	0	1	2						
Mike Lowell, R OBP: 0.327, SLG: 0.468 (1,5)		1B 2B		G6-3 1-H	FC5-4 BB		F7			3	1	2	1	1	0	1						
Derrek Lee, R OBP: 0.388, SLG: 0.539 (1,3)		E3 1B		G6-3 2-3	FC5-4 1-2				G6-4-3 1B	4	0	1	0	0	0	5						
Andy Fox, L OBP: 0.295, SLG: 0.340 (1,6)		K		G6-3		F8			F8	4	0	0	0	0	1	4						
Ramon Castro, R OBP: 0.329, SLG: 0.295 (8, PH)									G6-4-3 1-2	2	0	1	1	1	0	0						
Kevin Millar, R OBP: 0.390, SLG: 0.529 (8, PH)										1	0	0	0	0	0	1						
Mike Redmond, R OBP: 0.337, SLG: 0.323 (8, 2)										0	0	0	0	0	0	0						
38 Reid Cornelius, R Vic Darenburg, L Ricky Bones, R Armando Almanza, L Manny Aybar, R Mark Smith, R									G6-3	3	0	0	0	0	1	4						
<b>Inning Stats</b>	R: 0 E: 0 K: 1 S: 14	H: 1 LOB: 1 BB: 0 P: 22	R: 1 E: 1 K: 2 S: 15	H: 2 LOB: 2 BB: 0 P: 26	R: 0 E: 0 K: 0 S: 6	H: 0 LOB: 0 BB: 0 P: 11	R: 1 E: 0 K: 0 S: 8	H: 2 LOB: 2 BB: 1 P: 19	R: 0 E: 0 K: 1 S: 10	H: 1 LOB: 3 BB: 2 P: 24	R: 0 E: 0 K: 1 S: 5	H: 0 LOB: 0 BB: 0 P: 10	R: 1 E: 0 K: 1 S: 15	H: 2 LOB: 1 BB: 0 P: 25	R: 0 E: 0 K: 0 S: 10	H: 1 LOB: 0 BB: 0 P: 11	R: 0 E: 0 K: 0 S: 7	H: 1 LOB: 0 BB: 0 P: 11	1B: 8 2B: 3 3B: 0 HR: 0	SF: 0 SAC: 0 DP: 3 HBP: 0	WP: 0 PB: 0 SB: 2 CS: 1	PA: 38
<b>PITCHER</b>	IP WLS BF H R ER SO BB IBB HBP BLK WP HR S P ERA WHIP																					
Julian Tavarez, R ERA: 3.98 (1, 1)	6.0 W 27 6 2 1 4 2 1 0 0 0 0 0 58 112 1.50 1.333																					
Mike Myers, L ERA: 1.92 (7, 1)	0.2 H 3 1 1 1 1 0 0 0 0 0 0 0 11 16 13.50 1.500																					
Bobby Chouinard, R ERA: 4.67 (7, 1)	0.1 H 2 1 0 0 0 0 0 0 0 0 0 0 4 9 0.00 3.000																					
Mike DeJean, R ERA: 3.89 (8, 1)	1.0 H 3 1 0 0 0 0 0 0 0 0 0 0 10 11 0.00 1.000																					
48 Craig House, R ERA: 8.1 (9, 1)	1.0 3 1 0 0 0 0 0 0 0 0 0 0 7 11 0.00 1.000																					

AB	35
R	3
H	10
RBI	3
BB	3
SO	5
LOB	21



Batter	1	2	3	4	5	6	7	8	9	AB	R	H	RBI	BB	SO	LOB	BOTTOM			
Juan Pierre, L OBP: 0.423, SLG: 0.417 (1,8)	E G4-3 1B		G1-6-3 17 SF9 1B		G4-3	FC6-4 1-2 2-3		1B 1B		5	3	3	2	0	0	2	<b>Florida Marlins @ Colorado Rockies</b> Coors Field, Denver, CO Sat Aug 19 2000, 6:05 PM MDT Att: 40,232 - Cloudy - 86 F			
Neftali Perez, S OBP: 0.312, SLG: 0.427 (1,6)	E6 17 G4-3 1B		G1-6-3		G3-1		P6	1B 1B		5	2	1	0	0	0	2				
17 Todd Helton, L OBP: 0.485, SLG: 0.719 (1,3)	G4-3		SF9		G1-3		G4-3	1B 1B		4	0	1	3	0	0	1				
Jeffrey Hammonds, R OBP: 0.417, SLG: 0.588 (1,7)			F8			P4		F9		4	0	1	1	1	0	2				
Todd Hollandsworth, L OBP: 0.304, SLG: 0.368 (1,9)	K				F9		F7	P6	E4	5	0	0	0	0	1	3				
Jeff Cirillo, R OBP: 0.384, SLG: 0.488 (1,5)	F3				G6-3			G4-3		4	1	0	0	1	1	3				
48 Craig House, R ERA: 8.1 (9, 1)						HR BB			K	0	0	0	0	0	0	0				
Todd Walker, L OBP: 0.333, SLG: 0.434 (1,4)		G1-3						1B 2B BB		2	2	1	2	2	0	0				
Ben Petrick, R OBP: 0.400, SLG: 0.459 (1,2)		F3						1B 2B 1B		3	1	2	0	1	0	0				
Julian Tavarez, L Vic Darenburg, L Mike Myers, L Bobby Chouinard, R Mike DeJean, R Larry Walker, L Terry Shumpert, R								1B 2B		2	0	0	0	0	0	2				
<b>Inning Stats</b>	R: 2 E: 1 K: 1 S: 16	H: 2 LOB: 1 BB: 0 P: 19	R: 0 E: 0 K: 0 S: 5	H: 0 LOB: 0 BB: 0 P: 7	R: 1 E: 0 K: 0 S: 7	H: 1 LOB: 0 BB: 0 P: 11	R: 0 E: 0 K: 0 S: 6	H: 0 LOB: 2 BB: 2 P: 19	R: 0 E: 0 K: 0 S: 10	H: 0 LOB: 0 BB: 0 P: 13	R: 2 E: 0 K: 0 S: 15	H: 2 LOB: 2 BB: 2 P: 28	R: 0 E: 0 K: 0 S: 8	H: 0 LOB: 1 BB: 1 P: 16	R: 5 E: 1 K: 1 S: 19	H: 5 LOB: 2 BB: 1 P: 36	1B: 7 2B: 2 3B: 0 HR: 1	SF: 1 SAC: 0 DP: 0 HBP: 0	WP: 0 PB: 0 SB: 2 CS: 0	PA: 42
<b>PITCHER</b>	IP WLS BF H R ER SO BB IBB HBP BLK WP HR S P ERA WHIP																			
38 Reid Cornelius, R ERA: 4.15 (1, 1)	5.2 L 27 5 5 0 0 0 1 0 0 0 0 0 0 14 23 0.00 0.750																			
Vic Darenburg, L ERA: 4.53 (6, 1)	1.1 5 0 0 0 0 0 1 0 0 0 0 0 0 2 9 54.00 6.000																			
Ricky Bones, R ERA: 3.16 (8, 1)	0.1 3 1 2 2 0 0 0 0 0 0 0 0 0 10 14 ∞ ∞																			
Armando Almanza, L ERA: 2.97 (8, 1)	0.0 4 4 2 2 0 0 0 0 0 0 0 0 0 7 13 0.00 0.000																			
Manny Aybar, R ERA: 4.36 (8, 1)	0.2 3 0 1 0 1 0 0 0 0 0 0 0 0 7 13 0.00 0.000																			

AB	35
R	10
H	10
RBI	9
BB	6
SO	2
LOB	15





Batter	1	2	3	4	5	6	7	8	9	AB	R	H	RBI	BB	SO	LOB	TOP							
Luis Castillo, S OBP: 0.441, SLG: 0.411										5	1	1	0	0	2	1	<b>Florida Marlins @ Colorado Rockies</b> Coors Field, Denver, CO Sun Aug 20 2000, 1:05 PM MDT Att: 38,498 - Cloudy - 84 F							
Mark Kotsay, L OBP: 0.336, SLG: 0.445										5	1	1	2	0	1	1								
Henry Rodriguez, L OBP: 0.328, SLG: 0.517										4	0	2	1	0	1	0								
Preston Wilson, R OBP: 0.317, SLG: 0.449										4	0	0	0	0	1	2								
Mike Lowell, R OBP: 0.329, SLG: 0.467										3	0	1	0	0	1	1								
Derrek Lee, R OBP: 0.384, SLG: 0.533										4	0	0	0	0	1	3								
Andy Fox, L OBP: 0.303, SLG: 0.350										3	1	2	0	1	0	0								
Mike Redmond, R OBP: 0.340, SLG: 0.329										3	1	1	1	1	0	4								
Chris Clapinski, S OBP: 0.383, SLG: 0.452										0	0	0	0	0	0	0								
Jesus Sanchez, L OBP: 0.222, SLG: 0.222										1	0	0	0	0	0	2								
Manny Aybar, R										0	0	0	0	0	0	0								
Kevin Millar, R OBP: 0.388, SLG: 0.526										1	0	0	0	0	0	0								
Ricky Bones, R										0	0	0	0	0	0	0								
Mark Smith, R OBP: 0.338, SLG: 0.433										1	0	0	0	0	1	1								
<b>Inning Stats</b>	R: 0 E: 0 K: 2 S: 8	H: 0 LOB: 0 BB: 0 P: 10	R: 0 E: 0 K: 0 S: 7	H: 0 LOB: 0 BB: 0 P: 10	R: 3 E: 0 K: 0 S: 10	H: 3 LOB: 1 BB: 1 P: 21	R: 0 E: 0 K: 1 S: 7	H: 2 LOB: 0 BB: 0 P: 8	R: 0 E: 0 K: 2 S: 10	H: 0 LOB: 2 BB: 1 P: 20	R: 0 E: 0 K: 0 S: 10	H: 0 LOB: 0 BB: 0 P: 10	R: 0 E: 0 K: 2 S: 12	H: 1 LOB: 1 BB: 0 P: 14	R: 1 E: 0 K: 1 S: 9	H: 2 LOB: 1 BB: 0 P: 16	1B: 5 2B: 3 3B: 0 HR: 0	SF: 0 SAC: 1 DP: 0 HBP: 1	WP: 0 PB: 0 SB: 0 CS: 0	PA: 38				
<b>PITCHER</b>	IP WLS BF H R ER SO BB IBB HBP BLK WP HR S P ERA WHIP																							
Pedro Astacio, R ERA: 5.14	(1, 1)	9.0 W 38	8 4 4 8	2 0 1 0	0 0 0 0	0 0 0 0	79 122	4.00 1.111																

Batter	1	2	3	4	5	6	7	8	9	AB	R	H	RBI	BB	SO	LOB	BOTTOM							
Juan Pierre, L OBP: 0.429, SLG: 0.412										3	1	1	0	1	0	3	<b>Florida Marlins @ Colorado Rockies</b> Coors Field, Denver, CO Sun Aug 20 2000, 1:05 PM MDT Att: 38,498 - Cloudy - 84 F							
Neftali Feliz, S OBP: 0.313, SLG: 0.427										5	3	2	1	0	1	4								
Jeff Cirillo, R OBP: 0.386, SLG: 0.497										4	2	3	3	0	2									
17 Todd Helton, L OBP: 0.486, SLG: 0.726										4	1	2	3	1	0	1								
Todd Hollandsworth, L OBP: 0.304, SLG: 0.368										0	1	0	0	0	0	0								
Jeffrey Hammonds, R OBP: 0.417, SLG: 0.584										4	0	1	2	1	0	1								
Butch Huskey, R OBP: 0.319, SLG: 0.365										4	1	0	0	1	0	4								
Ben Petrick, R OBP: 0.400, SLG: 0.508										4	2	2	2	0	0	0								
Jeff Frye, R OBP: 0.348, SLG: 0.339										4	1	2	0	1	0	0								
Pedro Astacio, R OBP: 0.105, SLG: 0.093										4	1	1	1	1	1	3								
<b>Inning Stats</b>	R: 1 E: 0 K: 0 S: 6	H: 1 LOB: 1 BB: 1 P: 11	R: 0 E: 0 K: 0 S: 4	H: 0 LOB: 0 BB: 0 P: 5	R: 2 E: 0 K: 0 S: 12	H: 3 LOB: 2 BB: 1 P: 24	R: 5 E: 0 K: 0 S: 17	H: 4 LOB: 0 BB: 1 P: 27	R: 2 E: 1 K: 1 S: 9	H: 1 LOB: 2 BB: 2 P: 22	R: 0 E: 0 K: 0 S: 4	H: 0 LOB: 0 BB: 0 P: 9	R: 0 E: 0 K: 0 S: 5	H: 1 LOB: 1 BB: 0 P: 9	R: 3 E: 0 K: 1 S: 16	H: 4 LOB: 2 BB: 1 P: 28	1B: 7 2B: 5 3B: 0 HR: 2	SF: 2 SAC: 1 DP: 0 HBP: 0	WP: 0 PB: 0 SB: 1 CS: 0	PA: 45				
<b>PITCHER</b>	IP WLS BF H R ER SO BB IBB HBP BLK WP HR S P ERA WHIP																							
Jesus Sanchez, L ERA: 4.95	(1, 1)	3.2 L 22	8 8 8 0	2 1 0 0	0 0 0 0	0 0 0 0	16 34	7.71 1.286																
Manny Aybar, R ERA: 4.48	(4, 1)	2.1 11	1 2 2 1	2 0 0 0	0 0 0 0	0 0 0 0	21 37	13.50 2.500																
Ricky Bones, R ERA: 3.48	(7, 1)	2.0 12	5 3 3 1	0 1 0 0	0 0 0 0	0 0 0 0	21 37	13.50 2.500																



Batter	1	2	3	4	5	6	7	8	9	AB	R	H	RBI	BB	SO	LOB	TOP																					
Rafael Furcal, S OBP: 0.384, SLG: 0.360 (1, 4)			G6-3		G6-3		FC3-2		G5-3	5	0	0	0	0	1	5																						
Andruw Jones, R OBP: 0.375, SLG: 0.538 (1, 8)							SF8			4	3	4	3	0	0	0																						
10 Chipper Jones, S OBP: 0.401, SLG: 0.579 (1, 5)			FC1-6				F7			5	1	2	2	0	1	4																						
Andres Galaraga, R OBP: 0.372, SLG: 0.544 (1, 3)					G6-3		K		G5-3	5	0	1	1	0	2	2																						
Brian Jordan, R OBP: 0.332, SLG: 0.448 (1, 9)									G3	5	1	3	0	0	0	2																						
Javy Lopez, R OBP: 0.334, SLG: 0.495 (1, 2)					G5-4-3		G5-4-3			4	0	1	1	0	0	2																						
Reggie Sanders, R OBP: 0.258, SLG: 0.300 (1, 7)							F8		K	3	0	0	0	1	1	1																						
Walt Weiss, S OBP: 0.376, SLG: 0.331 (1, 6)					L7		FC3-2		K	3	1	0	0	1	2	1																						
Kevin Millwood, R OBP: 0.146, SLG: 0.152 (8, 1)										2	0	1	0	1	1	0																						
Mike Remlinger, L OBP: 0.291, SLG: 0.333 (8, 1)										0	0	0	0	0	0	0																						
Kerry Ligtenberg, R OBP: 0.291, SLG: 0.333 (8, 1)										0	0	0	0	0	0	0																						
Terry Mulholland, R OBP: 0.291, SLG: 0.333 (8, 1)										0	0	0	0	0	0	0																						
Bobby Bonilla, S OBP: 0.291, SLG: 0.333 (8, 1)										0	0	0	0	0	0	0																						
Keith Lockhart, L OBP: 0.291, SLG: 0.333 (8, 1)										0	0	0	0	0	0	0																						
John Rocker, R OBP: 0.291, SLG: 0.333 (8, 1)										0	0	0	0	0	0	0																						
<b>Inning Stats</b>	R: 1 E: 0 K: 2 S: 11	H: 2 LOB: 1 BB: 0 P: 20	R: 0 E: 0 K: 1 S: 7	H: 0 LOB: 0 BB: 0 P: 11	R: 0 E: 0 K: 1 S: 8	H: 1 LOB: 1 BB: 0 P: 13	R: 0 E: 0 K: 0 S: 10	H: 1 LOB: 0 BB: 0 P: 17	R: 0 E: 0 K: 0 S: 11	H: 1 LOB: 1 BB: 0 P: 19	R: 2 E: 0 K: 1 S: 10	H: 3 LOB: 0 BB: 0 P: 10	R: 1 E: 0 K: 0 S: 7	H: 0 LOB: 2 BB: 3 P: 20	R: 1 E: 0 K: 3 S: 15	H: 2 LOB: 1 BB: 0 P: 19	R: 2 E: 0 K: 0 S: 15	H: 3 LOB: 1 BB: 0 P: 19	1B: 8 2B: 3 3B: 0 HR: 2	SF: 1 SAC: 0 DP: 2 HBP: 0	WP: 0 PA: 41 PB: 0 SB: 1 CS: 0																	
<b>PITCHER</b>	IP	WLS	BF	H	R	ER	SO	BB	IBB	HBP	BLK	WP	HR	S	P	ERA	WHIP	<b>PITCHER</b>				IP	WLS	BF	H	R	ER	SO	BB	IBB	HBP	BLK	WP	HR	S	P	ERA	WHIP
Brian Bohannon, L ERA: 5.64 (1, 1)	6.0	L	26	8	4	4	5	2	0	0	0	0	1	58	99	6.00	1.667																					
48 Craig House, R ERA: 7.04 (7, 1)	1.0		4	0	0	0	0	1	0	0	0	0	0	6	11	0.00	1.000																					
Bobby Chouinard, R ERA: 4.91 (8, 1)	1.0		5	2	1	1	3	0	0	0	0	0	0	15	19	9.00	2.000																					
Gabe White, L ERA: 2.13 (9, 1)	0.1		4	3	2	2	0	0	0	0	0	0	1	12	16	54.00	9.000																					
Jose Jimenez, R ERA: 3.33 (9, 1)	0.2		2	0	0	0	0	0	0	0	0	0	0	3	3	0.00	0.000																					

**Atlanta Braves @ Colorado Rockies**  
 Coors Field, Denver, CO  
 Mon Aug 21 2000, 7:05 PM MDT  
 Att: 43,015 - Overcast - 66 F

AB	37
R	7
H	13
RBI	7
BB	3
SO	8
LOB	17



Batter	1	2	3	4	5	6	7	8	9	AB	R	H	RBI	BB	SO	LOB	BOTTOM																					
Juan Pierre, L OBP: 0.417, SLG: 0.400 (1, 8)			K					K	F8	4	1	1	1	0	2	1																						
Adam Melhuse, S (9, FH)										1	0	0	0	0	0	0																						
Neftali Perez, S OBP: 0.314, SLG: 0.429 (1, 6)			G3		F9					5	1	2	1	0	0	2																						
17 Todd Helton, L OBP: 0.485, SLG: 0.723 (1, 3)					L7		CS			5	0	2	0	0	1	2																						
Jeffrey Hammonds, R OBP: 0.418, SLG: 0.583 (1, 9)							L7			4	0	2	1	0	0	2																						
Todd Walker, L OBP: 0.325, SLG: 0.422 (1, 4)					F2		F7		G5-3	4	0	0	0	0	1	3																						
Jeff Cirillo, R OBP: 0.385, SLG: 0.493 (1, 5)			G6-3		F9		F9			3	0	0	0	1	0	2																						
Todd Hollandsworth, L OBP: 0.350, SLG: 0.463 (8, PH)			F7				E		L6	3	1	1	0	0	0	0																						
Terry Shumpert, R OBP: 0.350, SLG: 0.463 (9, 7)							SF7		E5	1	0	0	0	0	0	2																						
Ben Petrick, R OBP: 0.405, SLG: 0.500 (1, 2)							CS		F9	3	1	1	0	1	1	3																						
Brian Bohannon, L OBP: 0.291, SLG: 0.333 (7, 1)										1	0	1	1	0	0	0																						
48 Craig House, R ERA: 4.91 (7, PH)										0	0	0	0	0	0	0																						
Butch Huskey, R OBP: 0.291, SLG: 0.333 (8, 1)										0	0	0	0	0	0	0																						
Bobby Chouinard, R OBP: 0.291, SLG: 0.333 (8, 1)										0	0	0	0	0	0	0																						
Gabe White, L OBP: 0.291, SLG: 0.333 (8, 1)										0	0	0	0	0	0	0																						
Jose Jimenez, R OBP: 0.291, SLG: 0.333 (8, 1)										0	0	0	0	0	0	0																						
John Rocker, L OBP: 0.291, SLG: 0.333 (8, 1)										0	0	0	0	0	0	0																						
<b>Inning Stats</b>	R: 0 E: 0 K: 0 S: 8	H: 1 LOB: 1 BB: 0 P: 9	R: 0 E: 0 K: 0 S: 10	H: 0 LOB: 0 BB: 0 P: 16	R: 0 E: 0 K: 1 S: 12	H: 1 LOB: 1 BB: 1 P: 21	R: 0 E: 0 K: 0 S: 11	H: 1 LOB: 1 BB: 0 P: 16	R: 2 E: 1 K: 0 S: 17	H: 3 LOB: 0 BB: 0 P: 18	R: 0 E: 0 K: 1 S: 8	H: 1 LOB: 1 BB: 0 P: 13	R: 0 E: 0 K: 1 S: 9	H: 0 LOB: 0 BB: 0 P: 14	R: 2 E: 1 K: 2 S: 26	H: 2 LOB: 3 BB: 1 P: 39	R: 0 E: 0 K: 1 S: 10	H: 1 LOB: 1 BB: 0 P: 18	1B: 9 2B: 1 3B: 0 HR: 0	SF: 1 SAC: 0 DP: 0 HBP: 0	WP: 1 PA: 40 PB: 0 SB: 1 CS: 2																	
<b>PITCHER</b>	IP	WLS	BF	H	R	ER	SO	BB	IBB	HBP	BLK	WP	HR	S	P	ERA	WHIP	<b>PITCHER</b>				IP	WLS	BF	H	R	ER	SO	BB	IBB	HBP	BLK	WP	HR	S	P	ERA	WHIP
Kevin Millwood, R ERA: 4.91 (1, 1)	7.0	W	27	7	2	1	3	1	0	0	0	0	0	75	107	1.29	1.143																					
Mike Remlinger, L ERA: 2.93 (8, 1)	0.2	H	5	2	2	2	2	0	0	0	0	1	0	21	28	27.00	3.000																					
Kerry Ligtenberg, R ERA: 3.23 (8, 1)	0.0		1	0	0	0	0	1	0	0	0	0	0	1	5	*	*																					
Terry Mulholland, L ERA: 5.47 (8, 1)	2.0	H	2	0	0	0	0	0	0	0	0	0	0	4	6	0.00	0.000																					
John Rocker, L ERA: 3.66 (9, 1)	1.0	S	4	1	0	0	1	0	0	0	0	0	0	10	18	0.00	1.000																					

**Atlanta Braves @ Colorado Rockies**  
 Coors Field, Denver, CO  
 Mon Aug 21 2000, 7:05 PM MDT  
 Att: 43,015 - Overcast - 66 F

AB	36
R	4
H	10
RBI	4
BB	2
SO	6
LOB	17

















Batter	1	2	3	4	5	6	7	8	9	AB	R	H	RBI	BB	SO	LOB	TOP								
Juan Pierre, L OBP: 0.410, SLG: 0.403	1-1 BLK E 1B	1-2 17 1B 1B		0-1 G6-3		0-0 G4-6-3 1B	0-0 WP 1B		2-2 G3	6	2	4	0	0	0	2									
Neftali Feliz, S OBP: 0.324, SLG: 0.439	0-1 BLK E 1B	1-1 G3		4-2 17 2B 1B BB		0-0 G4-6-3 1B	3-2 P4		4-2 17 BB 1B BB	4	3	1	0	2	0	4									
17 Todd Helton, L OBP: 0.483, SLG: 0.709	1-2 F5	2-1 2-H 1B		0-1 1B 2B		4-2 S BB			3-2 F7	4	0	2	2	2	0	2									
Jeffrey Hammonds, R OBP: 0.410, SLG: 0.566	2-2 E5 HR	0-3 K		0-0 2-3 3-H 1B		2-2 F8			2-1 G6-3	6	1	2	3	0	1	2									
Todd Walker, L OBP: 0.331, SLG: 0.472	1-2 HR			0-0 F9					1-2 K	5	1	2	2	0	1	2									
Jeff Frye, R OBP: 0.352, SLG: 0.341	2-H HR			1-1 K					3-3 K	1	0	0	0	0	1	2									
Jeff Cirillo, R OBP: 0.388, SLG: 0.493	3-2 1B			1-1 G4-3		0-1 G6-4-3 1B			0-2 S 1B	5	1	3	0	0	1	1									
Todd Hollandsworth, L OBP: 0.369, SLG: 0.370	0-1 F7			1-1 1B		0-0 G6-4-3 1B			1-2 G3 S 1B	5	2	3	1	0	0	2									
Brent Mayne, L OBP: 0.378, SLG: 0.421	1-3 K			0-1 F8		0-0 1B			0-0 F8	5	0	1	0	0	1	4									
Pedro Astacio, R ERA: 5.08				0-0 G4-3		2-1 G3			4-1 17 BB G3 1B BB	3	0	0	0	0	0	1									
Mike Jackson, R ERA: 3.0										0	0	0	0	0	0	0									
Mike Myers, L ERA: 5.97										0	0	1	1	0	0	0									
Butch Husker, R ERA: 3.92										0	0	0	0	0	0	0									
Bobby Chouniard, R ERA: 4.71										0	0	0	0	0	0	0									
Adam Melhuse, S ERA: 5.43										0	1	0	0	1	0	0									
48 Craig House, R ERA: 5.4										0	0	0	0	0	0	0									
<b>Inning Stats</b>	R: 4 E: 1 K: 1 S: 25	H: 4 LOB: 1 BB: 0 P: 34	R: 1 E: 0 K: 1 S: 12	H: 2 LOB: 1 BB: 0 P: 16	R: 0 E: 0 K: 0 S: 7	H: 1 LOB: 3 BB: 1 P: 9	R: 1 E: 0 K: 1 S: 13	H: 2 LOB: 2 BB: 1 P: 21	R: 0 E: 0 K: 0 S: 5	H: 2 LOB: 1 BB: 0 P: 6	R: 0 E: 0 K: 0 S: 11	H: 1 LOB: 1 BB: 1 P: 17	R: 2 E: 0 K: 0 S: 16	H: 4 LOB: 2 BB: 0 P: 25	R: 0 E: 0 K: 1 S: 11	H: 1 LOB: 1 BB: 0 P: 19	R: 3 E: 0 K: 1 S: 22	H: 2 LOB: 2 BB: 3 P: 40	1B: 17 2B: 1 3B: 0 HR: 1	SF: 0 SAC: 0 DP: 2 HBP: 0	WP: 1 PB: 0 SB: 3 CS: 0	PA: 50			
<b>PITCHER</b>	IP WLS BF H R ER SO BB IBB HBP BLK WP HR S P ERA WHIP	IP WLS BF H R ER SO BB IBB HBP BLK WP HR S P ERA WHIP	IP WLS BF H R ER SO BB IBB HBP BLK WP HR S P ERA WHIP	IP WLS BF H R ER SO BB IBB HBP BLK WP HR S P ERA WHIP	IP WLS BF H R ER SO BB IBB HBP BLK WP HR S P ERA WHIP	IP WLS BF H R ER SO BB IBB HBP BLK WP HR S P ERA WHIP	IP WLS BF H R ER SO BB IBB HBP BLK WP HR S P ERA WHIP	IP WLS BF H R ER SO BB IBB HBP BLK WP HR S P ERA WHIP	IP WLS BF H R ER SO BB IBB HBP BLK WP HR S P ERA WHIP	IP WLS BF H R ER SO BB IBB HBP BLK WP HR S P ERA WHIP	IP WLS BF H R ER SO BB IBB HBP BLK WP HR S P ERA WHIP	IP WLS BF H R ER SO BB IBB HBP BLK WP HR S P ERA WHIP	IP WLS BF H R ER SO BB IBB HBP BLK WP HR S P ERA WHIP	IP WLS BF H R ER SO BB IBB HBP BLK WP HR S P ERA WHIP	IP WLS BF H R ER SO BB IBB HBP BLK WP HR S P ERA WHIP	IP WLS BF H R ER SO BB IBB HBP BLK WP HR S P ERA WHIP	IP WLS BF H R ER SO BB IBB HBP BLK WP HR S P ERA WHIP	IP WLS BF H R ER SO BB IBB HBP BLK WP HR S P ERA WHIP	IP WLS BF H R ER SO BB IBB HBP BLK WP HR S P ERA WHIP	IP WLS BF H R ER SO BB IBB HBP BLK WP HR S P ERA WHIP	IP WLS BF H R ER SO BB IBB HBP BLK WP HR S P ERA WHIP	IP WLS BF H R ER SO BB IBB HBP BLK WP HR S P ERA WHIP	IP WLS BF H R ER SO BB IBB HBP BLK WP HR S P ERA WHIP	IP WLS BF H R ER SO BB IBB HBP BLK WP HR S P ERA WHIP	IP WLS BF H R ER SO BB IBB HBP BLK WP HR S P ERA WHIP

Colorado Rockies @ Pittsburgh Pirates  
Three Rivers Stadium, Pittsburgh, PA  
Sat Aug 26 2000, 1:15 PM EDT  
Att: 23,340 - Sunny - 82 F

AB	45
R	11
H	19
RBI	9
BB	5
SO	5
LOB	22



Batter	1	2	3	4	5	6	7	8	9	AB	R	H	RBI	BB	SO	LOB	BOTTOM								
Adrian Brown, S OBP: 0.397, SLG: 0.491	2-1 G3		1-0 18 1B 2B	1-1 F9		0-1 FC6 1B		1-3 K		5	1	2	0	0	1	0									
18 Jason Kendall, R OBP: 0.419, SLG: 0.475	0-0 HR		1-2 2B 1B	2-3 1B		4-2 G3 BB	2-1 F9		4-0 BB BB	3	2	2	1	2	0	3									
Brian Giles, L OBP: 0.420, SLG: 0.620	2-3 K		0-0 BB 2B	1-3 3-H 2B		1-2 G3	2-1 FC6		4-0 L5-3 BB	4	0	1	1	1	1	4									
Kevin Young, R OBP: 0.314, SLG: 0.438	1-1 1B		1-1 BB 1B	3-H 1B		0-3 K			2-2 L5-3	5	0	2	1	0	1	3									
John Vander Wal, L OBP: 0.392, SLG: 0.534	1-2 F7		4-0 BB	1-2 BB		4-2 BB	2-1 F7		4-1 FC5-4 BB	2	0	0	0	3	0	1									
Aramis Ramirez, R OBP: 0.297, SLG: 0.408		1-1 F8	0-0 L6		3-1 F7		1-2 G4-3		0-2 FC5-4	5	0	0	0	0	0	7									
Warren Morris, L OBP: 0.333, SLG: 0.331		1-0 F8	1-0 G4-3			2-2 1B 1B 1B			0-0 F8 G6-3 2B	4	1	2	0	0	0	3									
Enrique Wilson, S OBP: 0.337, SLG: 0.433		3-2 F8		0-2 L6		1-0 1B 1B			3-1 F8	4	0	1	0	0	0	1									
Jose Silva, R ERA: 5.15			1-2 G3		0-0 G5-3				0-0 G6-3	1	0	0	0	0	0	0									
Emil Brown, R ERA: 3.95										0	0	0	0	0	0	0									
Jose Manzanillo, R ERA: 3.0										0	0	0	0	0	0	0									
Alex Ramirez, R ERA: 2.02										0	0	0	0	0	0	0									
Bobby Chouniard, R ERA: 4.71										0	0	0	0	0	0	0									
Keith Osk, R ERA: 5.43										0	0	0	0	0	0	0									
Mike Williams, R ERA: 5.4										0	0	0	0	0	0	0									
Scott Sauerbeck, R ERA: 5.4										0	0	0	0	0	0	0									
<b>Inning Stats</b>	R: 1 E: 0 K: 1 S: 12	H: 2 LOB: 1 BB: 0 P: 18	R: 0 E: 0 K: 0 S: 7	H: 0 LOB: 0 BB: 0 P: 12	R: 2 E: 0 K: 0 S: 11	H: 4 LOB: 3 BB: 1 P: 20	R: 0 E: 0 K: 0 S: 6	H: 0 LOB: 0 BB: 0 P: 7	R: 0 E: 0 K: 1 S: 12	H: 0 LOB: 2 BB: 2 P: 24	R: 0 E: 0 K: 1 S: 14	H: 3 LOB: 3 BB: 0 P: 21	R: 0 E: 0 K: 0 S: 7	H: 0 LOB: 0 BB: 0 P: 10	R: 1 E: 0 K: 1 S: 8	H: 1 LOB: 0 BB: 0 P: 12	R: 0 E: 0 K: 0 S: 7	H: 0 LOB: 2 BB: 3 P: 21	1B: 6 2B: 4 3B: 0 HR: 1	SF: 0 SAC: 0 DP: 1 HBP: 0	WP: 0 PB: 0 SB: 0 CS: 0	PA: 42			
<b>PITCHER</b>	IP WLS BF H R ER SO BB IBB HBP BLK WP HR S P ERA WHIP	IP WLS BF H R ER SO BB IBB HBP BLK WP HR S P ERA WHIP	IP WLS BF H R ER SO BB IBB HBP BLK WP HR S P ERA WHIP	IP WLS BF H R ER SO BB IBB HBP BLK WP HR S P ERA WHIP	IP WLS BF H R ER SO BB IBB HBP BLK WP HR S P ERA WHIP	IP WLS BF H R ER SO BB IBB HBP BLK WP HR S P ERA WHIP	IP WLS BF H R ER SO BB IBB HBP BLK WP HR S P ERA WHIP	IP WLS BF H R ER SO BB IBB HBP BLK WP HR S P ERA WHIP	IP WLS BF H R ER SO BB IBB HBP BLK WP HR S P ERA WHIP	IP WLS BF H R ER SO BB IBB HBP BLK WP HR S P ERA WHIP	IP WLS BF H R ER SO BB IBB HBP BLK WP HR S P ERA WHIP	IP WLS BF H R ER SO BB IBB HBP BLK WP HR S P ERA WHIP	IP WLS BF H R ER SO BB IBB HBP BLK WP HR S P ERA WHIP	IP WLS BF H R ER SO BB IBB HBP BLK WP HR S P ERA WHIP	IP WLS BF H R ER SO BB IBB HBP BLK WP HR S P ERA WHIP	IP WLS BF H R ER SO BB IBB HBP BLK WP HR S P ERA WHIP	IP WLS BF H R ER SO BB IBB HBP BLK WP HR S P ERA WHIP	IP WLS BF H R ER SO BB IBB HBP BLK WP HR S P ERA WHIP	IP WLS BF H R ER SO BB IBB HBP BLK WP HR S P ERA WHIP	IP WLS BF H R ER SO BB IBB HBP BLK WP HR S P ERA WHIP	IP WLS BF H R ER SO BB IBB HBP BLK WP HR S P ERA WHIP	IP WLS BF H R ER SO BB IBB HBP BLK WP HR S P ERA WHIP	IP WLS BF H R ER SO BB IBB HBP BLK WP HR S P ERA WHIP	IP WLS BF H R ER SO BB IBB HBP BLK WP HR S P ERA WHIP	IP WLS BF H R ER SO BB IBB HBP BLK WP HR S P ERA WHIP

Colorado Rockies @ Pittsburgh Pirates  
Three Rivers Stadium, Pittsburgh, PA  
Sat Aug 26 2000, 1:15 PM EDT  
Att: 23,340 - Sunny - 82 F

AB	36
R	4
H	10
RBI	4
BB	6
SO	4
LOB	24






Batter	1	2	3	4	5	6	7	8	9	AB	R	H	RBI	BB	SO	LOB	TOP					
Terry Shupert, R OBP: 0.350, SLG: 0.448 (1, 7)	P6	K		BB		F7		1B	F9	5	1	1	0	1	1	3						
Neftali Feliz, S OBP: 0.323, SLG: 0.437 (1, 6)	P6		K	L3		F7		1B		5	0	1	0	0	1	3						
Jeff Cirillo, R OBP: 0.390, SLG: 0.494 (1, 5)	1B			1B		G6-3		1B	P6	5	1	3	0	0	0	2						
17 Todd Helton, L OBP: 0.484, SLG: 0.716 Todd Hollandsworth, L OBP: 0.309, SLG: 0.370 (1, 3)	CS	1B	L3					1B	E4	4	3	2	2	1	0	2						
Jeffrey Hammonds, R OBP: 0.410, SLG: 0.571 (7, 9)		L7		F9		HR		1B	G6-4-3	4	1	1	1	0	0	3						
Butch Huskey, R OBP: 0.324, SLG: 0.381 Juan Pierre, L OBP: 0.405, SLG: 0.397 (7, 8)		SF6	BB	HR		P6		SF9	G5-3	3	2	2	2	0	0	0						
Ben Petrick, R OBP: 0.412, SLG: 0.518 (1, 2)		2B	BB	HR		FC5		SF8	1B	3	1	3	1	1	0	0						
Jeff Frye, R OBP: 0.353, SLG: 0.341 (1, 4)	SF6		FC5	1B		P6		BB	1B	3	0	1	1	1	0	2						
Brian Bohanon, L OBP: 0.250, SLG: 0.378 (1, 1)				BB		K		G6-3	K	5	0	2	2	0	2	4						
<b>Inning Stats</b>	R: 0 E: 0 K: 0 S: 6	H: 1 LOB: 0 BB: 0 P: 9	R: 3 E: 0 K: 1 S: 13	H: 3 LOB: 1 BB: 1 P: 25	R: 0 E: 0 K: 1 S: 10	H: 1 LOB: 0 BB: 0 P: 14	R: 1 E: 0 K: 0 S: 13	H: 3 LOB: 3 BB: 1 P: 25	R: 2 E: 0 K: 0 S: 11	H: 3 LOB: 1 BB: 0 P: 18	R: 0 E: 0 K: 1 S: 6	H: 0 LOB: 0 BB: 0 P: 6	R: 2 E: 0 K: 0 S: 14	H: 1 LOB: 2 BB: 2 P: 27	R: 1 E: 1 K: 0 S: 9	H: 2 LOB: 1 BB: 0 P: 11	R: 0 E: 0 K: 1 S: 16	H: 2 LOB: 2 BB: 0 P: 24	1B: 9 2B: 5 3B: 0 HR: 3	SF: 3 SAC: 0 DP: 2 HBP: 1	WP: 0 PB: 0 SB: 0 CS: 1	PA: 47
<b>PITCHER</b>	IP	WLS	BF	H	R	ER	SO	BB	IBB	HBP	BLK	WP	HR	S	P	ERA	WHIP					
Dan Serafini, L ERA: 7.67 (1, 1)	3.2	L	18	8	4	4	2	1	0	0	0	0	1	39	66	9.82	2.455					
Bronson Arroyo, R ERA: 7.11 (4, 1)	2.1		11	3	2	2	1	1	0	0	0	0	2	20	31	7.71	1.714					
Marc Wilkins, R ERA: 5.62 (7, 1)	2.0		12	3	3	3	0	2	0	1	0	0	0	23	38	13.50	2.500					
Rich Loiselle, R ERA: 6.2 (9, 1)	1.0		5	2	0	0	1	0	0	0	0	0	0	16	24	0.00	2.000					

Colorado Rockies @ Pittsburgh Pirates  
Three Rivers Stadium, Pittsburgh, PA  
Sun Aug 27 2000, 1:35 PM EDT  
Att: 20,157 - Cloudy - 72 F

livebaseballscorecards.com

AB 38  
R 9  
H 16  
RBI 9  
BB 4  
SO 4  
LOB 19




Batter	1	2	3	4	5	6	7	8	9	AB	R	H	RBI	BB	SO	LOB	BOTTOM					
Adrian Brown, S OBP: 0.393, SLG: 0.485 (1, 8)	K			1B		L1-3		G5-3		4	1	1	0	0	1	2						
18 Jason Kendall, R OBP: 0.420, SLG: 0.474 (1, 2)	CS			E5		G5-3			WP	3	1	1	0	1	0	1						
Brian Giles, L OBP: 0.419, SLG: 0.616 (1, 7)	F3			G4-6-3			HBP		K	3	0	0	0	0	1	3						
Kevin Young, R OBP: 0.313, SLG: 0.435 (1, 3)	CS	F8		FC6-4		F9			K	3	0	0	0	1	1	2						
Aramis Ramirez, R OBP: 0.293, SLG: 0.402 (1, 5)		F7		FC6-4		P4			E3	4	0	0	0	0	0	2						
Alex Ramirez, R OBP: 0.288, SLG: 0.449 (1, 9)		K2-3				G6-3			F2	4	0	0	0	0	2	2						
Enrique Wilson, S OBP: 0.337, SLG: 0.432 (1, 4)			G5-3			G6-3			1B	3	0	1	0	0	0	0						
Pat Meares, R OBP: 0.291, SLG: 0.372 (1, 6)			F7			G6-3			F7	3	0	0	0	0	0	1						
Dan Serafini, S Bronson Arroyo, R Emil Brown, L Marc Wilkins, R John Vander Wal, L Rich Loiselle, R (1, 1)				K		L1-3			P5	1	0	0	0	0	1	0						
<b>Inning Stats</b>	R: 0 E: 0 K: 1 S: 11	H: 1 LOB: 0 BB: 0 P: 17	R: 0 E: 0 K: 1 S: 11	H: 0 LOB: 0 BB: 0 P: 17	R: 0 E: 0 K: 1 S: 5	H: 0 LOB: 0 BB: 0 P: 6	R: 1 E: 1 K: 0 S: 8	H: 1 LOB: 1 BB: 1 P: 15	R: 0 E: 0 K: 0 S: 5	H: 0 LOB: 0 BB: 0 P: 9	R: 0 E: 0 K: 0 S: 8	H: 0 LOB: 1 BB: 0 P: 15	R: 0 E: 0 K: 0 S: 6	H: 1 LOB: 1 BB: 0 P: 8	R: 1 E: 1 K: 2 S: 15	H: 0 LOB: 1 BB: 1 P: 25	R: 0 E: 0 K: 1 S: 16	H: 0 LOB: 1 BB: 0 P: 24	1B: 4 2B: 1 3B: 0 HR: 0	SF: 0 SAC: 0 DP: 2 HBP: 1	WP: 1 PB: 0 SB: 0 CS: 1	PA: 34
<b>PITCHER</b>	IP	WLS	BF	H	R	ER	SO	BB	IBB	HBP	BLK	WP	HR	S	P	ERA	WHIP					
Brian Bohanon, L ERA: 5.25 (1, 1)	9.0	W	33	4	2	0	6	2	0	1	0	1	0	74	120	0.00	0.667					

Colorado Rockies @ Pittsburgh Pirates  
Three Rivers Stadium, Pittsburgh, PA  
Sun Aug 27 2000, 1:35 PM EDT  
Att: 20,157 - Cloudy - 72 F

livebaseballscorecards.com

AB 30  
R 2  
H 4  
RBI 0  
BB 2  
SO 6  
LOB 14









Batter	1	2	3	4	5	6	7	8	9	AB	R	H	RBI	BB	SO	LOB	TOP				
Juan Pierre, L (1, 8) OBP: 0.371, SLG: 0.361	G4-3		2-2 1B		1-1 L7		0-0 FC6-4 1B		1-1 G6-3	5	0	1	1	0	0	2	<b>Colorado Rockies @ Philadelphia Phillies</b> Veterans Stadium, Philadelphia, PA Tue Aug 29 2000, 7:35 PM EDT Att: 14,862 - Cloudy - 69 F				
Neft Perez, S (1, 6) OBP: 0.319, SLG: 0.431	F8		1-0 G5-3			0-0 F8	0-0 1B		2-1 F8	5	0	1	0	0	0	1					
Jeff Cirillo, R (1, 5) OBP: 0.367, SLG: 0.491	K			3-2 F3		2-1 2B	1-1 G3		1-2 F9	5	1	1	0	0	1	2					
Butch Huskey, R (1, 3) OBP: 0.321, SLG: 0.377 17 Todd Helton, L (7, 3) OBP: 0.495, SLG: 0.719	K	0-3 K		2-3 K		3-3 K		1-2 F7		3	0	0	0	0	3	1					
Jeffrey Hammonds, R (1, 9)	G5-3	2-1 G5-3		2-2 1B		3-2 2B		1-0 FC6-4 2B		4	0	3	1	0	0	0					
Terry Shumpert, R (1, 7) OBP: 0.351, SLG: 0.442 Todd Hollandsworth, L (8, 7) OBP: 0.306, SLG: 0.386	G5-3	2-1 G5-3		0-0 L3		4-1 BB		4-2 FC6-4 BB		2	0	0	0	2	0	1					
Ben Petrick, R (1, 2) OBP: 0.406, SLG: 0.506			1-1 SH3 1B		2-3 K	2-3 K		1-1 FC6-4 BB		4	1	1	0	0	2	4					
Jeff Frye, R (1, 4) OBP: 0.357, SLG: 0.345			3-3 K		1-0 1B		3-2 FC6-4 1B	4-0 BB		3	0	2	0	1	1	1					
Brian Rose, R (1, 1) Mike DeJean, R (7, 1) Mike Myers, L (7, 1) Jose Jimenez, R (7, 1) OBP: 0.333, SLG: 0.333			0-1 SH3		2-3 K		0-0 F2	0-3 K		2	0	0	0	0	1	2					
<b>Inning Stats</b>	R: 0 E: 0 K: 1 S: 7	H: 0 LOB: 0 BB: 0 P: 10	R: 0 E: 0 K: 1 S: 7	H: 0 LOB: 0 BB: 0 P: 11	R: 1 E: 0 K: 1 S: 12	H: 2 LOB: 1 BB: 0 P: 19	R: 0 E: 0 K: 1 S: 10	H: 1 LOB: 1 BB: 0 P: 17	R: 0 E: 0 K: 2 S: 9	H: 1 LOB: 1 BB: 0 P: 15	R: 1 E: 0 K: 2 S: 14	H: 2 LOB: 2 BB: 1 P: 28	R: 0 E: 0 K: 1 S: 8	H: 1 LOB: 3 BB: 2 P: 12	R: 0 E: 0 K: 1 S: 14	H: 0 LOB: 0 BB: 0 P: 11		1B: 6 2B: 3 3B: 0 HR: 0	SF: 0 SAC: 1 DP: 0 HBP: 0	WP: 0 PB: 0 SB: 0 CS: 0	PA: 39
<b>PITCHER</b>	IP WLS BF H R ER SO	IP WLS BF H R ER SO	IP WLS BF H R ER SO	IP WLS BF H R ER SO	IP WLS BF H R ER SO	IP WLS BF H R ER SO	IP WLS BF H R ER SO	IP WLS BF H R ER SO	IP WLS BF H R ER SO	IP WLS BF H R ER SO	IP WLS BF H R ER SO	IP WLS BF H R ER SO	IP WLS BF H R ER SO	IP WLS BF H R ER SO	IP WLS BF H R ER SO	IP WLS BF H R ER SO	ERA WHIP	ERA WHIP			
Omar Daal, L (1, 1) ERA: 6.83	7.0	L	30	8	2	2	8	1	0	0	0	0	0	0	0	0	0	2.57	1.286		
Chris Brock, R (8, 1) ERA: 4.33	2.0		9	1	0	0	1	2	0	0	0	0	0	0	0	0	0	0.00	1.500		

Batter	1	2	3	4	5	6	7	8	9	AB	R	H	RBI	BB	SO	LOB	BOTTOM					
Bobby Abreu, L (1, 9) OBP: 0.410, SLG: 0.556	2B		2-2 G4-3	3-3 K			3-2 G3			4	0	1	0	0	1	5	<b>Colorado Rockies @ Philadelphia Phillies</b> Veterans Stadium, Philadelphia, PA Tue Aug 29 2000, 7:35 PM EDT Att: 14,862 - Cloudy - 69 F					
Doug Glanville, R (1, 8) OBP: 0.308, SLG: 0.376	F2		2-2 1B		2-3 K		1-0 G5-3			4	0	1	1	0	1	2						
Travis Lee, L (1, 3) OBP: 0.334, SLG: 0.377	K		3-3 F5		3-1 F8			0-2 G1-3		4	0	0	0	0	1	2						
Mike Lieberthal, R (1, 2) OBP: 0.350, SLG: 0.477	BB		2-3 K		0-1 F8			0-1 F8		3	0	0	0	1	1	1						
Pat Burrell, R (1, 7) OBP: 0.353, SLG: 0.462	F9			4-0 WP G3-1 BB		2-2 F9		0-3 K		3	0	0	0	1	1	2						
Marlon Anderson, L (1, 4) OBP: 0.321, SLG: 0.392	F9			1-3 K		2-1 L8			1-2 G1-3	4	0	0	0	0	1	1						
23 Kevin Jordan, R (1, 5) OBP: 0.259, SLG: 0.323	G4-6-3 BB			1-0 G3-1		0-3 K			2-3 K	3	0	0	0	1	2	1						
Tomas Perez, S (1, 6) OBP: 0.318, SLG: 0.395 Brian Hunter, R (9, PH) OBP: 0.319, SLG: 0.467	G4-6-3 1-2			4-0 BB BB			2-2 G4-3		4-2 BB	2	0	0	0	1	0	1						
Omar Daal, L (1, 1) OBP: 0.317, SLG: 0.395 Rob Ducey, L (7, PH) OBP: 0.315, SLG: 0.368 Chris Brock, R (8, 1) OBP: 0.222, SLG: 0.667 Alex Arias, R (9, PH) OBP: 0.255, SLG: 0.282			3-2 G4-3 1B	4-2 BB		4-1 BB			2-3 K	1	1	1	0	1	0	0						
<b>Inning Stats</b>	R: 0 E: 0 K: 1 S: 9	H: 1 LOB: 2 BB: 1 P: 19	R: 0 E: 0 K: 0 S: 4	H: 0 LOB: 1 BB: 1 P: 11	R: 1 E: 0 K: 1 S: 17	H: 2 LOB: 1 BB: 0 P: 29	R: 0 E: 0 K: 2 S: 11	H: 0 LOB: 3 BB: 3 P: 28	R: 0 E: 0 K: 1 S: 7	H: 0 LOB: 0 BB: 0 P: 12	R: 0 E: 0 K: 1 S: 9	H: 0 LOB: 1 BB: 1 P: 13	R: 0 E: 0 K: 0 S: 9	H: 0 LOB: 1 BB: 1 P: 19	R: 0 E: 0 K: 1 S: 9	H: 0 LOB: 0 BB: 0 P: 9		R: 0 E: 0 K: 2 S: 15	H: 0 LOB: 1 BB: 1 P: 24	1B: 1 2B: 2 3B: 0 HR: 0	SF: 0 SAC: 0 DP: 1 HBP: 0	WP: 1 PB: 0 SB: 0 CS: 0
<b>PITCHER</b>	IP WLS BF H R ER SO	IP WLS BF H R ER SO	IP WLS BF H R ER SO	IP WLS BF H R ER SO	IP WLS BF H R ER SO	IP WLS BF H R ER SO	IP WLS BF H R ER SO	IP WLS BF H R ER SO	IP WLS BF H R ER SO	IP WLS BF H R ER SO	IP WLS BF H R ER SO	IP WLS BF H R ER SO	IP WLS BF H R ER SO	IP WLS BF H R ER SO	IP WLS BF H R ER SO	IP WLS BF H R ER SO	ERA WHIP	ERA WHIP				
Brian Rose, R (1, 1) ERA: 5.55	6.0	W	25	3	1	1	6	5	0	0	0	0	0	0	0	0	1.50	1.333				
Mike DeJean, R (7, 1) ERA: 4.14	0.1	H	2	0	0	0	0	1	0	0	0	0	0	0	0	0	0.00	3.000				
Mike Myers, L (7, 1) ERA: 1.98	0.1	H	1	0	0	0	0	0	0	0	0	0	0	0	0	0	0.00	0.000				
Jose Jimenez, R (7, 1) ERA: 2.98	2.1	S	8	0	0	0	3	1	0	0	0	0	0	0	0	0	0.00	0.429				





Batter	1	2	3	4	5	6	7	8	9	10	11	AB	R	H	RBI	BB	SO	LOB	TOP							
Juan Pierre, L OBP: 0.372, SLG: 0.364 (1, 8)	2-3 K		3-2 F7			1-2 17 2B	3-2 G4-3			2-2 17 BB		5	1	2	0	0	1	1								
Nelfi Perez, S OBP: 0.317, SLG: 0.427 (1, 6)	1-1 G5-3			1-0 F7		0-3 K		0-3 K		1-0 B2		5	0	0	0	0	2	4								
17 Todd Helton, L OBP: 0.484, SLG: 0.717 (1, 3)	2-2 F8			0-1 F7		3-2 2B		3-1 G4-3		4-0 BB		4	0	1	3	1	0	0								
Jeffrey Hammonds, R OBP: 0.412, SLG: 0.571 Adam Melhuse, S OBP: 0.333, SLG: 0.250 (1, 9) (10, 9)	0-1 F9			2-0 F8		1-1 F8		0-0 S		3-3 BB		5	0	1	0	0	1	3								
Todd Walker, L OBP: 0.342, SLG: 0.473 (1, 4)	2-2 E8 G6-3 1B			1-0 F8		4-2 BB		4-1 BB		3-3 BB		3	1	1	0	2	1	2								
Jeff Cirillo, R OBP: 0.384, SLG: 0.487 Gabe White, L OBP: 0.143, SLG: 0.571 Brian Bohannon, L OBP: 0.244, SLG: 0.368 Jose Jimenez, R OBP: 0.333, SLG: 0.333 (1, 5) (8, 1) (11, PH) (11, 1)	0-0 G6-3			0-1 G6-3		0-1 G5-3		2-1 G4-3				4	0	0	1	0	0	4								
Todd Hollandsworth, L OBP: 0.302, SLG: 0.360 (1, 7)	0-2 G4-3			0-2 G3			1-1 G6-3		0-3 K		0-0 G5-3	5	0	0	0	0	1	0								
Ben Petrick, R OBP: 0.406, SLG: 0.527 (1, 2)	0-0 G1-3					4-0 1B 17 2B BB	0-1 G5-3		3-3 BB		2-0 HR	4	2	1	1	1	1	0								
Julian Tavaroz, L OBP: 0.102, SLG: 0.116 Jeff Feltz, S OBP: 0.102, SLG: 0.116 Bobby Chouinard, R OBP: 0.333, SLG: 0.333 Bobby Chouinard, R OBP: 0.333, SLG: 0.333 John Wasdin, L OBP: 0.333, SLG: 0.333 Mike Myers, L OBP: 0.333, SLG: 0.333 Mike DeJean, R OBP: 0.333, SLG: 0.333 Terry Shupert, R OBP: 0.333, SLG: 0.333 (1, 1) (8, PH) (8, 1) (7, PH) (7, 1) (8, 1) (8, 1) (8, 5)	0-3 K			3-1 K		4-2 1B		0-2 F8		0-3 K		1	0	0	0	0	1	0								
<b>Inning Stats</b>	R: 0 E: 0 K: 1 S: 10	H: 0 LOB: 0 BB: 0 P: 15	R: 1 E: 1 K: 0 S: 10	H: 1 LOB: 0 BB: 0 P: 12	R: 0 E: 0 K: 1 S: 8	H: 0 LOB: 0 BB: 0 P: 11	R: 0 E: 0 K: 0 S: 4	H: 0 LOB: 0 BB: 0 P: 7	R: 0 E: 0 K: 0 S: 6	H: 0 LOB: 0 BB: 0 P: 7	R: 3 E: 0 K: 1 S: 20	H: 3 LOB: 2 BB: 2 P: 36	R: 0 E: 0 K: 0 S: 9	H: 0 LOB: 1 BB: 1 P: 17	R: 0 E: 0 K: 1 S: 9	H: 1 LOB: 2 BB: 1 P: 18	R: 0 E: 0 K: 2 S: 10	H: 0 LOB: 0 BB: 0 P: 13	R: 0 E: 0 K: 2 S: 10	H: 1 LOB: 2 BB: 1 P: 23	R: 1 E: 0 K: 1 S: 7	H: 1 LOB: 0 BB: 0 P: 11	1B: 5 2B: 1 3B: 0 HR: 1	SF: 0 SAC: 0 DP: 0 HBP: 0	WP: 0 PB: 0 SB: 1 CS: 0	PA: 45
<b>PITCHER</b>	Kent Bottenfield, R ERA: 5.41 (1, 1)	IP: 7.0 WLS: 28 BF: 4	H: 4 R: 4 ER: 3 SO: 3	BB: 3 IBB: 0 HBP: 0 BLK: 0	WP: 0 HR: 0 S: 67 P: 105	ERA: 3.86 WHIP: 1.000	<b>PITCHER</b>	IP: 7.0 WLS: 28 BF: 4	H: 4 R: 4 ER: 3 SO: 3	BB: 3 IBB: 0 HBP: 0 BLK: 0	WP: 0 HR: 0 S: 67 P: 105	ERA: 3.86 WHIP: 1.000	Vicente Padilla, R ERA: 2.98 (8, 1)	IP: 1.0 WLS: 5 BF: 1	H: 0 R: 0 ER: 0 SO: 1	BB: 1 IBB: 0 HBP: 0 BLK: 0	WP: 0 HR: 0 S: 9 P: 18	9.00 1.000	Wayne Gomes, R ERA: 4.33 (11, 1)	IP: 1.0 WLS: 4 BF: 1	H: 1 R: 1 ER: 1 SO: 1	BB: 0 IBB: 0 HBP: 0 BLK: 0	WP: 0 HR: 0 S: 7 P: 11	9.00 1.000		

**Colorado Rockies @ Philadelphia Phillies**  
Veterans Stadium, Philadelphia, PA  
Wed Aug 30 2000, 7:35 PM EDT  
Alt. 14,150 - Overcast - 77 F

livebaseballscorecards.com

AB 40  
R 5  
H 7  
RBI 5  
BB 5  
SO 9  
LOB 14

WP: 0 PA: 45  
PB: 0  
SB: 1  
CS: 0



Batter	1	2	3	4	5	6	7	8	9	10	11	AB	R	H	RBI	BB	SO	LOB	BOTTOM					
Bobby Abreu, L OBP: 0.413, SLG: 0.561 (1, 9)	0-1 G3		2-0 HR	4-0 1B IBB		4-0 1B BB		0-0 1B			1-2 G1-3	4	1	2	2	2	0	0						
Doug Glanville, R OBP: 0.312, SLG: 0.380 (1, 8)	1-3 K		0-1 FC6-4 G3-1 1B	1-2 1B		1-1 S 1B		1-2 P6		1-1 BB 1B		6	0	4	2	0	1	2						
Travis Lee, L OBP: 0.333, SLG: 0.374 Brian Hunter, R OBP: 0.314, SLG: 0.458 (1, 3) (8, PH) (9, 3)	3-3 K		1-0 G3-1	1-1 P6		4-2 1B BB		0-1 F8		2-3 K		3	0	0	0	1	1	3						
Pat Burrell, R OBP: 0.353, SLG: 0.456 (1, 7)		0-0 G6-3	4-1 FC6-4 BB		0-0 F8	0-3 BB		1-3 BB		4-2 BB		4	0	0	0	2	2	3						
Marlon Anderson, L OBP: 0.311, SLG: 0.388 (1, 4)	1-1 23 E G3-2 2B		2-1 FC6-4		1-1 G6-3		0-0 F9		0-0 F8		1-0 F7	6	0	1	0	0	0	4						
23 Kevin Jordan, R OBP: 0.258, SLG: 0.319 (1, 5)	0-1 E4		0-1 G5-3		4-0 BB		3-3 K		2-1 F8			4	0	0	0	1	1	1						
Tomas Perez, S OBP: 0.312, SLG: 0.376 (1, 6)	1-0 G3-2		4-0 SH5-4 BB 1B		0-0 P6		0-3 K			0-0 P5		4	1	0	0	1	1	3						
Tom Prince, R OBP: 0.300, SLG: 0.318 Rob Ducey, L OBP: 0.319, SLG: 0.372 Jeff Brantley, R OBP: 0.309, SLG: 0.309 Wayne Gomes, R OBP: 0.309, SLG: 0.309 (1, 2) (8, PH) (9, 1) (10, PH) (11, 1)	1-0 K		1-0 K2-3		4-0 SH5-4 BB 1B		1-3 K		0-0 1B	1-2 G1-6-3 1B		2	2	1	0	1	1	0						
Kent Bottenfield, R OBP: 0.128, SLG: 0.128 Vicente Padilla, R OBP: 0.300, SLG: 1.000 Mike Lieberthal, R OBP: 0.348, SLG: 0.475 (1, 1) (8, 1) (8, PH) (9, 2)	0-3 K		0-0 SH5-4		1-2 2-3		2-3 K		0-2 F5	1-2 G1-6-3		2	0	0	0	0	2	1						
<b>Inning Stats</b>	R: 0 E: 0 K: 2 S: 8	H: 0 LOB: 0 BB: 0 P: 12	R: 0 E: 1 K: 0 S: 6	H: 1 LOB: 1 BB: 0 P: 8	R: 2 E: 0 K: 1 S: 11	H: 3 LOB: 2 BB: 1 P: 21	R: 2 E: 0 K: 0 S: 10	H: 1 LOB: 1 BB: 3 P: 26	R: 0 E: 0 K: 3 S: 16	H: 0 LOB: 0 BB: 0 P: 28	R: 0 E: 0 K: 2 S: 10	H: 0 LOB: 0 BB: 0 P: 13	R: 0 E: 0 K: 0 S: 12	H: 2 LOB: 2 BB: 0 P: 13	R: 0 E: 0 K: 1 S: 6	H: 0 LOB: 0 BB: 0 P: 9	R: 0 E: 0 K: 0 S: 7	H: 1 LOB: 0 BB: 0 P: 9	R: 0 E: 0 K: 1 S: 14	H: 1 LOB: 2 BB: 1 P: 23	1B: 8 2B: 2 3B: 0 HR: 1	SF: 0 SAC: 1 DP: 2 HBP: 0	WP: 0 PB: 0 SB: 1 CS: 0	PA: 50
<b>PITCHER</b>	Julian Tavaroz, R ERA: 4.15 (1, 1)	IP: 5.0 WLS: 25 BF: 1	H: 5 R: 4 ER: 4 SO: 3	BB: 4 IBB: 0 HBP: 0 BLK: 0	WP: 0 HR: 1 S: 39 P: 76	ERA: 7.20 WHIP: 1.800	<b>PITCHER</b>	IP: 2.1 WLS: 7 BF: 1	H: 1 R: 0 ER: 0 SO: 1	BB: 0 IBB: 0 HBP: 0 BLK: 0	WP: 0 HR: 0 S: 15 P: 20	0.00 0.429	Bobby Chouinard, R ERA: 4.18 (6, 1)	IP: 1.0 WLS: 5 BF: 1	H: 0 R: 0 ER: 0 SO: 1	BB: 0 IBB: 0 HBP: 0 BLK: 0	WP: 0 HR: 0 S: 14 P: 23	0.00 2.000	John Wasdin, R ERA: 5.31 (7, 1)	IP: 1.1 WLS: 5 BF: 1	H: 0 R: 0 ER: 0 SO: 2	BB: 0 IBB: 0 HBP: 0 BLK: 0	WP: 0 HR: 0 S: 14 P: 23	0.00 0.750

**Colorado Rockies @ Philadelphia Phillies**  
Veterans Stadium, Philadelphia, PA  
Wed Aug 30 2000, 7:35 PM EDT  
Alt. 14,150 - Overcast - 77 F

livebaseballscorecards.com

AB 41  
R 4  
H 10  
RBI 4  
BB 8  
SO 10  
LOB 22





Batter	1	2	3	4	5	6	7	8	9	AB	R	H	RBI	BB	SO	LOB	TOP				
James Mouton, R (1, 8) OBP: 0.360, SLG: 0.335	2-1 WP G5-3 HR 1B		0-1 G6-3 1B		0-1 F9		0-0 SH5-4			3	1	2	0	0	0	0					
Mark Loretta, R (1, 6) OBP: 0.358, SLG: 0.415	0-1 G5-3		1-2 G6-3		2-3 K		1-3 K			4	0	0	0	0	2	4					
Geoff Jenkins, L (1, 7) OBP: 0.370, SLG: 0.600	3-2 2H HR		4-1 BB		1-0 F9		0-3 K			3	1	1	2	1	1	2					
Richie Sexson, R (1, 3) OBP: 0.337, SLG: 0.499	1-1 G4-6-3 1B		0-0 L5			0-1 HR		2-1 F5		4	1	2	1	0	0	2					
Jeremy Burnitz, L (1, 9) OBP: 0.340, SLG: 0.436	2-2 G4-6-3			3-3 K		2-3 K		0-1 G3-1		4	0	0	0	0	2	1					
Tyler Houston, L (1, 5) OBP: 0.276, SLG: 0.496		1-0 G4-3		1-1 S 1B		2-1 G4-3		2-3 K		3	0	1	0	0	0	0					
José Hernández, R (8, PH) OBP: 0.318, SLG: 0.392 (8, 5)										1	0	0	0	0	1	0					
Ronnie Belliard, R (1, 4) OBP: 0.346, SLG: 0.381		1-1 L5		0-3 K		2-0 G1-3			2-2 F9	4	0	0	0	0	1	1					
Raul Casanova, S (1, 2) OBP: 0.335, SLG: 0.413		0-0 G3		4-0 IBB			4-0 SH5-4 1B BB		2-2 G6-3	2	0	0	0	2	0	0					
John Snyder, R (1, 1) OBP: 0.152, SLG: 0.129				1-1 G3-1		1-0 G6-3		0-2 F8		2	0	0	0	0	0	2					
Charlie Hayes, R (7, PH) OBP: 0.346, SLG: 0.367 (7, 1)										1	0	1	0	0	0	0					
Ray King, L (7, 1)										0	0	0	0	0	0	0					
David Weathers, R (8, 1)										0	0	0	0	0	0	0					
Angel Echevarría, R (8, PH) OBP: 0.259, SLG: 0.306 (8, PH)										1	0	0	0	0	0	0					
<b>Inning Stats</b>	R: 2 E: 0 K: 0 S: 13	H: 3 LOB: 0 BB: 0 P: 21	R: 0 E: 0 K: 0 S: 4	H: 0 LOB: 0 BB: 0 P: 6	R: 0 E: 0 K: 0 S: 9	H: 1 LOB: 2 BB: 1 P: 15	R: 0 E: 0 K: 2 S: 9	H: 1 LOB: 0 BB: 0 P: 9	R: 1 E: 0 K: 1 S: 9	H: 1 LOB: 0 BB: 0 P: 15	R: 0 E: 0 K: 2 S: 9	H: 1 LOB: 2 BB: 1 P: 17	R: 0 E: 0 K: 1 S: 7	H: 0 LOB: 0 BB: 0 P: 11	R: 0 E: 0 K: 0 S: 10	H: 0 LOB: 0 BB: 0 P: 14	1B: 5 2B: 0 3B: 0 HR: 2	SF: 0 SAC: 1 DP: 1 HBP: 0	WP: 1 PB: 0 SB: 1 CS: 0	PA: 36	
<b>PITCHER</b>	IP WLS BF H R ER SO BB IBB HBP BLK WP HR S P ERA WHIP	IP WLS BF H R ER SO BB IBB HBP BLK WP HR S P ERA WHIP	IP WLS BF H R ER SO BB IBB HBP BLK WP HR S P ERA WHIP	IP WLS BF H R ER SO BB IBB HBP BLK WP HR S P ERA WHIP	IP WLS BF H R ER SO BB IBB HBP BLK WP HR S P ERA WHIP	IP WLS BF H R ER SO BB IBB HBP BLK WP HR S P ERA WHIP	IP WLS BF H R ER SO BB IBB HBP BLK WP HR S P ERA WHIP	IP WLS BF H R ER SO BB IBB HBP BLK WP HR S P ERA WHIP	IP WLS BF H R ER SO BB IBB HBP BLK WP HR S P ERA WHIP	IP WLS BF H R ER SO BB IBB HBP BLK WP HR S P ERA WHIP	IP WLS BF H R ER SO BB IBB HBP BLK WP HR S P ERA WHIP	IP WLS BF H R ER SO BB IBB HBP BLK WP HR S P ERA WHIP	IP WLS BF H R ER SO BB IBB HBP BLK WP HR S P ERA WHIP	IP WLS BF H R ER SO BB IBB HBP BLK WP HR S P ERA WHIP	IP WLS BF H R ER SO BB IBB HBP BLK WP HR S P ERA WHIP	IP WLS BF H R ER SO BB IBB HBP BLK WP HR S P ERA WHIP	IP WLS BF H R ER SO BB IBB HBP BLK WP HR S P ERA WHIP	IP WLS BF H R ER SO BB IBB HBP BLK WP HR S P ERA WHIP	IP WLS BF H R ER SO BB IBB HBP BLK WP HR S P ERA WHIP	IP WLS BF H R ER SO BB IBB HBP BLK WP HR S P ERA WHIP	IP WLS BF H R ER SO BB IBB HBP BLK WP HR S P ERA WHIP

Milwaukee Brewers @ Colorado Rockies  
Coors Field, Denver, CO  
Fri Sep 01 2000, 7:05 PM MDT  
Att: 38,970 - Sunny - 82 F

AB 32  
R 3  
H 7  
RBI 3  
BB 3  
SO 7  
LOB 12



Batter	1	2	3	4	5	6	7	8	9	AB	R	H	RBI	BB	SO	LOB	BOTTOM				
Juan Pierre, L (1, 8) OBP: 0.361, SLG: 0.352	1-1 F7	0-0 G1-3		0-0 G4-6-3 1-2		0-1 SH G4-6-3				3	0	0	1	0	0	3					
Nefti Pérez, S (1, 6) OBP: 0.316, SLG: 0.426	2-1 1B		1-3 K		3-2 G3-1	0-0 G4-6-3 1-2				4	0	1	0	0	1	2					
17 Todd Helton, L (1, 3) OBP: 0.483, SLG: 0.720	0-0 F8		2-2 G3-1		2-1 HR		2-1 P6			4	1	1	1	0	0	1					
Jeffrey Hammonds, R (1, 9) OBP: 0.413, SLG: 0.569	0-2 1B		4-2 BB		1-2 F8		1-1 L4			3	0	1	0	1	0	0					
Todd Walker, L (1, 4) OBP: 0.335, SLG: 0.462	3-2 G4-3		1-1 F7		0-1 F8		0-1 G4-3			4	0	0	0	0	0	3					
Gabe White, L (8, 1) OBP: 0.143, SLG: 0.571										0	0	0	0	0	0	0					
Jeff Cirillo, R (1, 5) OBP: 0.385, SLG: 0.491		2-2 G4-3		2-1 1B FC4-6 2B		0-1 G6-3		3-2 2B		4	1	2	0	0	0	0					
Todd Hollandsworth, L (1, 7) OBP: 0.307, SLG: 0.374		1-1 HR		1-0 FC4-6 BB 1B		1-0 E 1B 1B		0-3 K		4	2	3	1	0	1	1					
Ben Petrick, R (1, 2) OBP: 0.427, SLG: 0.538		0-2 1B		4-2 FC4-6 BB		1-2 E4 1B SH 1B		4-1 G6-4-3 BB		2	1	2	0	2	0	0					
Pedro Astacio, R (1, 1) OBP: 0.110, SLG: 0.099		0-3 K		0-2 FC4-6 G4-6-3		0-2 SH 1B		1-1 G6-4-3		3	0	1	2	0	1	3					
Mike Myers, L (7, 1)										0	0	0	0	0	0	0					
Jeff Frye, R (8, 4) OBP: 0.358, SLG: 0.346										1	0	0	0	0	0	2					
<b>Inning Stats</b>	R: 0 E: 0 K: 0 S: 11	H: 2 LOB: 1 BB: 0 P: 17	R: 1 E: 0 K: 1 S: 13	H: 2 LOB: 1 BB: 0 P: 16	R: 0 E: 0 K: 1 S: 10	H: 0 LOB: 1 BB: 1 P: 18	R: 0 E: 0 K: 0 S: 10	H: 2 LOB: 1 BB: 1 P: 17	R: 1 E: 0 K: 0 S: 10	H: 1 LOB: 0 BB: 0 P: 16	R: 2 E: 0 K: 0 S: 12	H: 3 LOB: 1 BB: 0 P: 14	R: 0 E: 0 K: 1 S: 9	H: 1 LOB: 1 BB: 1 P: 17	R: 0 E: 0 K: 1 S: 9	H: 1 LOB: 1 BB: 1 P: 17	1B: 7 2B: 2 3B: 0 HR: 2	SF: 0 SAC: 1 DP: 3 HBP: 0	WP: 0 PB: 0 SB: 0 CS: 0	PA: 36	
<b>PITCHER</b>	IP WLS BF H R ER SO BB IBB HBP BLK WP HR S P ERA WHIP	IP WLS BF H R ER SO BB IBB HBP BLK WP HR S P ERA WHIP	IP WLS BF H R ER SO BB IBB HBP BLK WP HR S P ERA WHIP	IP WLS BF H R ER SO BB IBB HBP BLK WP HR S P ERA WHIP	IP WLS BF H R ER SO BB IBB HBP BLK WP HR S P ERA WHIP	IP WLS BF H R ER SO BB IBB HBP BLK WP HR S P ERA WHIP	IP WLS BF H R ER SO BB IBB HBP BLK WP HR S P ERA WHIP	IP WLS BF H R ER SO BB IBB HBP BLK WP HR S P ERA WHIP	IP WLS BF H R ER SO BB IBB HBP BLK WP HR S P ERA WHIP	IP WLS BF H R ER SO BB IBB HBP BLK WP HR S P ERA WHIP	IP WLS BF H R ER SO BB IBB HBP BLK WP HR S P ERA WHIP	IP WLS BF H R ER SO BB IBB HBP BLK WP HR S P ERA WHIP	IP WLS BF H R ER SO BB IBB HBP BLK WP HR S P ERA WHIP	IP WLS BF H R ER SO BB IBB HBP BLK WP HR S P ERA WHIP	IP WLS BF H R ER SO BB IBB HBP BLK WP HR S P ERA WHIP	IP WLS BF H R ER SO BB IBB HBP BLK WP HR S P ERA WHIP	IP WLS BF H R ER SO BB IBB HBP BLK WP HR S P ERA WHIP	IP WLS BF H R ER SO BB IBB HBP BLK WP HR S P ERA WHIP	IP WLS BF H R ER SO BB IBB HBP BLK WP HR S P ERA WHIP	IP WLS BF H R ER SO BB IBB HBP BLK WP HR S P ERA WHIP	IP WLS BF H R ER SO BB IBB HBP BLK WP HR S P ERA WHIP

Milwaukee Brewers @ Colorado Rockies  
Coors Field, Denver, CO  
Fri Sep 01 2000, 7:05 PM MDT  
Att: 38,970 - Sunny - 82 F

AB 32  
R 5  
H 11  
RBI 5  
BB 3  
SO 3  
LOB 15













Batter	1	2	3	4	5	6	7	8	9	AB	R	H	RBI	BB	SO	LOB	TOP										
Eric Young Sr. R OBP: 0.367, SLG: 0.405	G4-3		S 1B	K			F9		K 1B	5	0	2	1	0	1	2											
Joe Girardi R OBP: 0.356, SLG: 0.399	K		K		G4-3		F9		K	5	0	0	0	0	3	2											
Sammy Sosa R OBP: 0.408, SLG: 0.639	K		IBB		F9					3	0	1	0	1	1	0											
Roosevelt Brown, L OBP: 0.286, SLG: 0.410		K	L4				L6			4	0	1	0	0	1	3											
Steve Rain, R OBP: 0.286, SLG: 0.410										0	0	0	0	0	0	0											
Felix Heredia, L OBP: 0.286, SLG: 0.410										0	0	0	0	0	0	0											
Tim Worrell, R OBP: 0.286, SLG: 0.410										0	0	0	0	0	0	0											
Ricky Gutierrez R OBP: 0.382, SLG: 0.412	G1-3				F9				G6-3	4	0	0	0	0	1	1											
Ross Gload, L OBP: 0.273, SLG: 0.500										2	1	2	1	1	0	0											
Jose Nieves, R OBP: 0.250, SLG: 0.355	BB				HR				K	1	0	0	0	0	1	0											
Shane Andrews, R OBP: 0.304, SLG: 0.438	K				G6-3		P6		F8	4	0	0	0	0	1	2											
Damon Buford, R OBP: 0.328, SLG: 0.406			SH3-4 1B BB		1B		L6			3	1	1	0	1	1	1											
Jon Lieber, L OBP: 0.225, SLG: 0.261										2	0	1	0	0	0	1											
Gary Matthews, S OBP: 0.267, SLG: 0.303			SH3-4				FC4-6		G1	1	0	0	0	0	0	0											
<b>Inning Stats</b>	R: 0 E: 0 K: 2 S: 9	H: 0 LOB: 0 BB: 0 P: 13	R: 0 E: 0 K: 2 S: 8	H: 0 LOB: 1 BB: 1 P: 16	R: 1 E: 0 K: 1 S: 11	H: 1 LOB: 2 BB: 2 P: 23	R: 1 E: 0 K: 1 S: 10	H: 3 LOB: 2 BB: 0 P: 14	R: 0 E: 0 K: 0 S: 6	H: 1 LOB: 1 BB: 0 P: 7	R: 0 E: 0 K: 0 S: 8	H: 1 LOB: 1 BB: 0 P: 11	R: 0 E: 0 K: 1 S: 7	H: 0 LOB: 0 BB: 0 P: 11	R: 0 E: 0 K: 12 S: 12	H: 1 LOB: 1 BB: 0 P: 15	1B: 7 2B: 0 3B: 0 HR: 1	SF: 0 SAC: 1 DP: 0 HBP: 0	WP: 1 PB: 0 SB: 1 CS: 0	PA: 38							
<b>PITCHER</b>	IP	WLS	BF	H	R	ER	SO	BB	IBB	HBP	BLK	WP	HR	S	P	ERA	WHIP										
Brian Rose, R ERA: 5.32	7.0	W	31	7	2	2	7	2	1	0	0	1	1	60	98	2.57	1.286										
Gabe White, L ERA: 2.0	1.0		3	0	0	0	1	0	0	0	0	0	0	7	11	0.00	0.000										
Jose Jimenez, R ERA: 3.43	1.0		4	1	0	0	2	0	0	0	0	0	0	12	15	0.00	1.000										

Chicago Cubs @ Colorado Rockies  
Coors Field, Denver, CO  
Mon Sep 04 2000, 1:05 PM MDT  
Att: 40,277 - Sunny - 84 F

AB	34
R	2
H	8
RBI	2
BB	3
SO	10
LOB	12



Batter	1	2	3	4	5	6	7	8	9	AB	R	H	RBI	BB	SO	LOB	BOTTOM										
Juan Pierre, L OBP: 0.393, SLG: 0.375			L6-3 1B		S 1B		CS 1B	FC6-2 WP 1B		5	1	5	1	0	0	0											
Neftali Perez, S OBP: 0.321, SLG: 0.431	F8		L6-3				WP 17 BB 2B	FC6-2		5	1	2	1	0	0	4											
Todd Helton, L OBP: 0.477, SLG: 0.706	F7			K	K		WP 2B	F9		4	1	0	0	1	2	4											
Jeffrey Hammonds, R OBP: 0.407, SLG: 0.560	L4			F8			L7			4	0	0	0	0	3												
Todd Walker, L OBP: 0.338, SLG: 0.489		F8								4	1	3	3	0	0	0											
Jeff Cirillo, R OBP: 0.389, SLG: 0.489		F9		G6-3			G5-3			3	0	0	0	1	0	1											
Todd Hollandsworth, L OBP: 0.312, SLG: 0.399					BLK S 1B BB					2	2	1	1	2	1	2											
Ben Petrick, R OBP: 0.418, SLG: 0.500										2	0	0	0	1	2	1											
Brent Mayne, L OBP: 0.373, SLG: 0.414					K					1	0	0	0	0	0	0											
Brian Rose, R ERA: 4.17										3	0	0	0	0	1	3											
Gabe White, L OBP: 0.143, SLG: 0.571										0	0	0	0	0	0	0											
Carlos Mendoza, L OBP: 0.500, SLG: 0.500										1	0	1	0	0	0	0											
Jose Jimenez, R OBP: 0.333, SLG: 0.333										0	0	0	0	0	0	0											
<b>Inning Stats</b>	R: 0 E: 0 K: 0 S: 7	H: 1 LOB: 1 BB: 0 P: 7	R: 1 E: 0 K: 1 S: 9	H: 1 LOB: 0 BB: 0 P: 12	R: 0 E: 0 K: 0 S: 7	H: 1 LOB: 0 BB: 0 P: 9	R: 0 E: 0 K: 1 S: 18	H: 1 LOB: 1 BB: 0 P: 25	R: 2 E: 0 K: 3 S: 14	H: 2 LOB: 1 BB: 1 P: 26	R: 1 E: 0 K: 0 S: 11	H: 1 LOB: 2 BB: 2 P: 23	R: 2 E: 0 K: 1 S: 21	H: 3 LOB: 2 BB: 2 P: 39	R: 0 E: 0 K: 0 S: 10	H: 2 LOB: 2 BB: 0 P: 17	1B: 8 2B: 2 3B: 1 HR: 2	SF: 0 SAC: 0 DP: 1 HBP: 0	WP: 2 PB: 0 SB: 2 CS: 1	PA: 39							
<b>PITCHER</b>	IP	WLS	BF	H	R	ER	SO	BB	IBB	HBP	BLK	WP	HR	S	P	ERA	WHIP										
Jon Lieber, R ERA: 4.17	6.0	L	27	7	4	4	5	3	0	0	1	0	0	13	24	27.00	4.500										
Steve Rain, R ERA: 4.19	0.2		4	2	2	2	0	1	0	0	0	0	0	13	24	27.00	4.500										
Felix Heredia, L ERA: 5.17	0.1		3	1	0	0	1	0	1	0	0	1	0	8	15	0.00	3.000										
Tim Worrell, R ERA: 3.51	1.0		5	2	0	0	0	0	0	0	0	1	0	10	17	0.00	2.000										

Chicago Cubs @ Colorado Rockies  
Coors Field, Denver, CO  
Mon Sep 04 2000, 1:05 PM MDT  
Att: 40,277 - Sunny - 84 F

AB	34
R	6
H	12
RBI	6
BB	5
SO	6
LOB	18






Batter	1	2	3	4	5	6	7	8	9	AB	R	H	RBI	BB	SO	LOB	TOP					
Eric Young Sr. R (1.4) OBP: 0.366, SLG: 0.404	G6-3		G6-3				G5-3			4	1	1	0	0	0	0	<b>Chicago Cubs @ Colorado Rockies</b> Coors Field, Denver, CO Tue Sep 05 2000, 7:05 PM MDT Att: 39,159 - Cloudy - 80 F					
Ricky Gutierrez R (1.6) OBP: 0.383, SLG: 0.413 40 Oswaldo Mairena, L (7.1) 15 Julio Zuleta, R (8.3) OBP: 0.243, SLG: 0.343							F9			4	1	2	0	0	0	1						
Sammy Sosa R (1.9) OBP: 0.407, SLG: 0.636	FC5-4						G4-3			4	0	1	0	0	0	3						
Mark Grace, L (1.3) OBP: 0.400, SLG: 0.442 Rick Aguilera, R (8.1)								F8		1	0	0	1	3	0	0						
Ross Gload, L (1.7) OBP: 0.214, SLG: 0.417 Kyle Farnsworth, R (5.1) OBP: 0.077, SLG: 0.154 Aurelio Ojeda, S (7.6) OBP: 0.320, SLG: 0.386	K		G4-3				SF8		K	2	0	0	1	0	1	5						
Joe Girardi, R (1.2) OBP: 0.352, SLG: 0.394		G4-1			G6-3		G6-3		G6-3	4	0	0	0	0	0	2						
Jose Nieves, R (1.5) OBP: 0.245, SLG: 0.347		G4-3			G1		F8		G5-3	4	0	0	0	0	0	0						
Damon Buford, R (1.8) OBP: 0.326, SLG: 0.402		P6			G5-3		P5		K	4	0	0	0	0	1	0						
Jamie Arnold, R (1.1) OBP: 0.200, SLG: 0.400 Gary Matthews, S (5.7) OBP: 0.263, SLG: 0.298					G5-3		K		G4-3	2	0	0	0	0	1	0						
									G4-3	2	0	0	0	0	0	0						
<b>Inning Stats</b>	R: 0 E: 0 K: 1 S: 14	H: 1 LOB: 2 BB: 1 P: 24	R: 0 E: 0 K: 0 S: 4	H: 0 LOB: 0 BB: 0 P: 8	R: 0 E: 0 K: 0 S: 11	H: 2 LOB: 3 BB: 1 P: 18	R: 0 E: 0 K: 0 S: 7	H: 0 LOB: 0 BB: 0 P: 13	R: 2 E: 1 K: 1 S: 14	H: 1 LOB: 2 BB: 1 P: 21	R: 0 E: 0 K: 0 S: 6	H: 0 LOB: 0 BB: 0 P: 10	R: 0 E: 0 K: 1 S: 6	H: 0 LOB: 0 BB: 0 P: 9	R: 0 E: 0 K: 1 S: 6	H: 0 LOB: 0 BB: 0 P: 11	R: 0 E: 0 K: 1 S: 7	H: 0 LOB: 0 BB: 0 P: 12	1B: 4 2B: 0 3B: 0 HR: 0	SF: 1 SAC: 0 DP: 0 HBP: 0	WP: 0 PB: 0 SB: 0 CS: 0	PA: 36
<b>PITCHER</b> Julian Tavarez, R (1.1) ERA: 3.78	IP: 9.0 WLS: W BF: 36 H: 4 R: 2 ER: 0 SO: 4 BB: 3 IBB: 0 HBP: 0 BLK: 0 WP: 0 HR: 0 S: 76 P: 126 ERA: 0.00 WHIP: 0.778															<b>PITCHER</b>						

Batter	1	2	3	4	5	6	7	8	9	AB	R	H	RBI	BB	SO	LOB	BOTTOM			
Juan Pierre, L (1.8) OBP: 0.385, SLG: 0.361	L6	G6-3				G3	L7			4	1	0	0	1	0	2	<b>Chicago Cubs @ Colorado Rockies</b> Coors Field, Denver, CO Tue Sep 05 2000, 7:05 PM MDT Att: 39,159 - Cloudy - 80 F			
Neftali Perez, S (1.6) OBP: 0.320, SLG: 0.433	P6		P6		F8	G3				5	1	1	0	0	0	1				
17 Todd Helton, L (1.3) OBP: 0.478, SLG: 0.710			K							4	2	2	1	1	1	1				
Jeffrey Hammonds, R (1.9) OBP: 0.407, SLG: 0.558			G5-3							5	3	2	1	0	1	2				
Todd Walker, L (1.4) OBP: 0.349, SLG: 0.524										3	2	3	4	1	0	0				
Jeff Cirillo, R (1.5) OBP: 0.391, SLG: 0.489										4	1	2	1	1	0	2				
Todd Hollandsworth, L (1.7) OBP: 0.312, SLG: 0.369 Butch Huskey, R (7.7) OBP: 0.324, SLG: 0.378 Carlos Mendezca, L (8.7) OBP: 0.500, SLG: 0.500										3	0	1	1	0	0	2				
Ben Petrick, R (1.2) OBP: 0.421, SLG: 0.495										3	0	1	1	1	1	2				
Julian Tavarez, L (1.1) OBP: 0.100, SLG: 0.100										4	0	0	0	0	2	3				
										3	0	1	1	0	0	0				
<b>Inning Stats</b>	R: 2 E: 0 K: 0 S: 22	H: 3 LOB: 2 BB: 1 P: 34	R: 0 E: 0 K: 1 S: 5	H: 0 LOB: 0 BB: 0 P: 7	R: 0 E: 0 K: 1 S: 6	H: 0 LOB: 0 BB: 0 P: 9	R: 1 E: 1 K: 0 S: 9	H: 1 LOB: 1 BB: 1 P: 16	R: 3 E: 0 K: 1 S: 15	H: 4 LOB: 2 BB: 1 P: 25	R: 0 E: 0 K: 1 S: 10	H: 0 LOB: 0 BB: 0 P: 14	R: 3 E: 0 K: 0 S: 14	H: 3 LOB: 2 BB: 2 P: 33	R: 1 E: 0 K: 1 S: 9	H: 2 LOB: 1 BB: 0 P: 15	1B: 9 2B: 0 3B: 2 HR: 2	SF: 1 SAC: 0 DP: 0 HBP: 0	WP: 0 PB: 0 SB: 0 CS: 1	PA: 42
<b>PITCHER</b> Julian Tavarez, R (1.1) ERA: 7.06 Kyle Farnsworth, R (5.1) ERA: 5.85 40 Oswaldo Mairena, L (7.1) ERA: 27.0 Rick Aguilera, R (8.1) ERA: 5.01	IP: 4.2 WLS: L BF: 24 H: 7 R: 6 ER: 5 SO: 2 BB: 3 IBB: 0 HBP: 0 BLK: 0 WP: 0 HR: 1 S: 51 P: 83 ERA: 9.64 WHIP: 2.143															<b>PITCHER</b>				


**Chicago Cubs @ Colorado Rockies**  
 Coors Field, Denver, CO  
 Tue Sep 05 2000, 7:05 PM MDT  
 Att: 39,159 - Cloudy - 80 F

**AB 32**  
**R 2**  
**H 4**  
**RBI 2**  
**BB 3**  
**SO 4**  
**LOB 11**



**Chicago Cubs @ Colorado Rockies**  
 Coors Field, Denver, CO  
 Tue Sep 05 2000, 7:05 PM MDT  
 Att: 39,159 - Cloudy - 80 F


**AB 36**  
**R 10**  
**H 13**  
**RBI 9**  
**BB 5**  
**SO 5**  
**LOB 15**











Batter	1	2	3	4	5	6	7	8	9	AB	R	H	RBI	BB	SO	LOB	TOP			
Tom Goodwin, L (1, 8) OBP: 0.359, SLG: 0.359	E4 G4-3 1B		B1-3	G3			G4-3		L6-3 BB	4	1	1	0	1	0	3	<b>Los Angeles Dodgers @ Colorado Rockies</b> Coors Field, Denver, CO Fri Sep 08 2000, 7:05 PM MDT Att: 37,647 - Cloudy - 83 F			
Mark Grudzielanek, R (1, 4) OBP: 0.360, SLG: 0.394	K								L6-3	4	1	2	1	1	1	2				
Shawn Green, L (1, 9) OBP: 0.372, SLG: 0.488	G4-3		F7							4	0	0	1	0	1	1				
Gary Sheffield, R (1, 7) OBP: 0.440, SLG: 0.659	G6-3								E 1B SF8 1B	4	2	2	1	0	0	0				
Eric Karros, R (1, 3) OBP: 0.333, SLG: 0.484									E8 G1-6-3 1B	3	0	2	0	1	0	0				
Adrian Beltré, R (1, 5) OBP: 0.351, SLG: 0.466	FC6-4								SF8	3	0	0	1	0	0	2				
Todd Hundley, S (1, 2) OBP: 0.389, SLG: 0.606	K								G1-6-3	3	0	1	0	1	1	2				
Alex Cora, L (1, 6) OBP: 0.309, SLG: 0.374	G1-3									3	0	0	0	0	0	4				
Jim Leyritz, R (9, PH) OBP: 0.302, SLG: 0.272										0	0	0	0	0	0	0				
Dave Hansen, L (9, PH) OBP: 0.402, SLG: 0.564										1	1	1	1	0	0	0				
Kevin Brown, R (1, 1) OBP: 0.129, SLG: 0.085										1	0	0	0	0	0	0				
Paul Lo Duca, R (7, PH) OBP: 0.317, SLG: 0.404										1	0	0	0	0	0	0				
Antonio Osuna, R (7, 1) Onan Masaoka, R (8, 1) Chris Donnels, L (9, PH) OBP: 0.308, SLG: 0.462										0	0	0	0	0	0	0				
										0	0	0	0	0	0	0				
<b>Inning Stats</b>	R: 1 E: 1 K: 1 S: 9	H: 1 LOB: 0 BB: 0 P: 17	R: 0 E: 0 K: 1 S: 10	H: 1 LOB: 1 BB: 0 P: 18	R: 0 E: 0 K: 0 S: 8	H: 0 LOB: 1 BB: 1 P: 15	R: 1 E: 0 K: 0 S: 10	H: 2 LOB: 3 BB: 1 P: 18	R: 0 E: 0 K: 0 S: 11	H: 0 LOB: 1 BB: 0 P: 21	R: 1 E: 0 K: 1 S: 7	H: 1 LOB: 0 BB: 0 P: 12	R: 1 E: 1 K: 0 S: 9	H: 2 LOB: 0 BB: 1 P: 14	R: 1 E: 0 K: 1 S: 9	H: 1 LOB: 0 BB: 1 P: 18		1B: 6 2B: 1 3B: 0 HR: 3	SF: 1 SAC: 0 DP: 2 HBP: 1	WP: 0 PB: 0 SB: 1 CS: 0
<b>PITCHER</b>	IP WLS BF H R ER SO BB IBB HBP BLK WP HR S P ERA WHIP																			
Brian Bohanon, L (1, 1) ERA: 5.04	7.0 W 30 6 3 2 3 3 0 1 0 0 2 61 112 2.57 1.286																			
Bobby Chouinard, R (8, 1) ERA: 3.51	0.1 3 2 1 0 0 0 0 0 0 0 0 7 10 0.00 6.000																			
Mike Myers, L (8, 1) ERA: 1.83	0.2 1 0 0 0 0 0 0 0 0 0 0 2 4 0.00 0.000																			
Jose Jimenez, R (9, 1) ERA: 3.41	1.0 4 1 1 1 1 1 0 0 0 0 1 9 18 9.00 2.000																			

Batter	1	2	3	4	5	6	7	8	9	AB	R	H	RBI	BB	SO	LOB	BOTTOM			
Juan Pierre, L (1, 8) OBP: 0.387, SLG: 0.365	G4-3	F7		FC4-6 1B		G4-3				5	0	2	1	0	0	1	<b>Los Angeles Dodgers @ Colorado Rockies</b> Coors Field, Denver, CO Fri Sep 08 2000, 7:05 PM MDT Att: 37,647 - Cloudy - 83 F			
Nefti Perez, S (1, 6) OBP: 0.320, SLG: 0.439	G4-3	P6		FC4-6						5	1	1	0	0	0	3				
17 Todd Helton, L (1, 3) OBP: 0.476, SLG: 0.702	E 1B									5	3	3	0	0	2	1				
Jeffrey Hammonds, R (1, 9) OBP: 0.407, SLG: 0.559	FC6-4 1B									4	1	2	2	0	1	1				
Todd Walker, L (1, 4) OBP: 0.347, SLG: 0.515	FC6-4 BB									3	0	2	2	1	0	1				
Terry Shumpert, R (1, 5) OBP: 0.345, SLG: 0.440	FC6-4									4	1	1	2	0	0	4				
Bobby Chouinard, R (8, 1) OBP: 0.333, SLG: 0.333										0	0	0	0	0	0	0				
Mike Myers, L (8, 1) OBP: 0.333, SLG: 0.333										0	0	0	0	0	0	0				
Jose Jimenez, R (9, 1) OBP: 0.333, SLG: 0.333										0	0	0	0	0	0	0				
Todd Hollandsworth, L (1, 7) OBP: 0.309, SLG: 0.387										4	1	1	0	0	0	1				
Ben Petrick, R (1, 2) OBP: 0.420, SLG: 0.500	G4-3									4	1	2	0	0	0	2				
Brian Bohanon, L (1, 1) OBP: 0.222, SLG: 0.333										2	0	0	1	0	0	0				
Jeff Cirillo, R (8, 5) OBP: 0.391, SLG: 0.489										1	0	0	0	0	1	0				
<b>Inning Stats</b>	R: 1 E: 1 K: 0 S: 10	H: 2 LOB: 2 BB: 1 P: 21	R: 1 E: 0 K: 0 S: 13	H: 1 LOB: 1 BB: 0 P: 20	R: 0 E: 0 K: 2 S: 9	H: 1 LOB: 1 BB: 0 P: 13	R: 1 E: 0 K: 0 S: 9	H: 2 LOB: 1 BB: 0 P: 15	R: 2 E: 0 K: 0 S: 9	H: 2 LOB: 0 BB: 0 P: 13	R: 0 E: 0 K: 0 S: 7	H: 1 LOB: 0 BB: 0 P: 11	R: 3 E: 0 K: 0 S: 13	H: 4 LOB: 1 BB: 0 P: 21	R: 0 E: 0 K: 2 S: 12	H: 1 LOB: 1 BB: 0 P: 14	1B: 8 2B: 5 3B: 0 HR: 1	SF: 0 SAC: 1 DP: 0 HBP: 0	WP: 0 PB: 0 SB: 1 CS: 0	PA: 39
<b>PITCHER</b>	IP WLS BF H R ER SO BB IBB HBP BLK WP HR S P ERA WHIP																			
Kevin Brown, R (1, 1) ERA: 2.72	6.0 L 28 9 5 4 2 1 0 0 0 0 0 1 57 93 6.00 1.667																			
Antonio Osuna, R (7, 1) ERA: 3.66	1.0 7 4 3 3 0 0 0 0 0 0 0 13 21 27.00 4.000																			
Onan Masaoka, L (8, 1) ERA: 4.15	1.0 4 1 0 0 2 0 0 0 0 0 0 12 14 0.00 1.000																			



Batter	1	2	3	4	5	6	7	8	9	AB	R	H	RBI	BB	SO	LOB	TOP										
Tom Goodwin, L (1, 8) OBP: 0.358, SLG: 0.358 22 Devon White, S (8, PH) OBP: 0.310, SLG: 0.386 Mike Fetters, R (8, 1)	G4-3	F8				F9		G1-3		4	1	1	0	0	0	2	<b>Los Angeles Dodgers @ Colorado Rockies</b> Coors Field, Denver, CO Sat Sep 09 2000, 1:05 PM MDT Att: 37,241 - Sunny - 80 F  <b>AB 32</b> <b>R 6</b> <b>H 7</b> <b>RBI 6</b> <b>BB 7</b> <b>SO 4</b> <b>LOB 13</b> 										
Mark Crutzieleak, R (1, 4) OBP: 0.339, SLG: 0.391	G6-3		F8			G4-3			F7	4	1	0	0	1	0												
Gary Sheffield, R (1, 7) OBP: 0.442, SLG: 0.656	K		P6							2	0	0	0	3	1												
Shawn Green, L (1, 9) OBP: 0.372, SLG: 0.489			P6							5	1	2	1	0	2												
Eric Karros, R (1, 3) OBP: 0.332, SLG: 0.484		F8								3	0	1	1	0	0												
Adrian Beltré, R (1, 5) OBP: 0.352, SLG: 0.472										3	1	1	2	1	1												
Chad Kreuter, S (1, 2) OBP: 0.431, SLG: 0.414										4	0	1	0	0	2												
Alex Cora, L (1, 6) OBP: 0.310, SLG: 0.372 Kevin Elster, R (8, PH) OBP: 0.340, SLG: 0.436 Jeff Branson, L (8, 6) OBP: 0.333, SLG: 0.364		F9								2	1	0	0	1	0												
Chan Ho Park, R (1, 1) OBP: 0.254, SLG: 0.344 Chris Donnels, L (8, PH) OBP: 0.387, SLG: 0.714 Onan Misaoka, R (8, 1) Terry Adams, R (8, 1) Jim Leyritz, R (8, PH) OBP: 0.350, SLG: 0.270										1	0	0	0	1	0												
Inning Stats	R: 0 E: 0 K: 1 S: 10	H: 0 LOB: 0 BB: 0 P: 15	R: 2 E: 0 K: 0 S: 15	H: 3 LOB: 2 BB: 1 P: 27	R: 0 E: 0 K: 0 S: 4	H: 0 LOB: 0 BB: 0 P: 6	R: 0 E: 0 K: 1 S: 13	H: 0 LOB: 1 BB: 1 P: 20	R: 2 E: 0 K: 1 S: 13	H: 2 LOB: 2 BB: 2 P: 24	R: 2 E: 0 K: 0 S: 11	H: 1 LOB: 2 BB: 1 P: 19	R: 0 E: 1 K: 1 S: 17	H: 1 LOB: 2 BB: 1 P: 28	R: 0 E: 0 K: 0 S: 10	H: 0 LOB: 0 BB: 1 P: 13		R: 0 E: 0 K: 0 S: 7	H: 0 LOB: 0 BB: 1 P: 14	1B: 4 2B: 1 3B: 0 HR: 2	SF: 1 SAC: 0 DP: 2 HBP: 0	WP: 0 PB: 0 SB: 3 CS: 0	PA: 40				
PITCHER	IP	WLS	BF	H	R	ER	SO	BB	IBB	HBP	BLK	WP	HR	S	P	ERA	WHIP										
Brian Rose, R (1, 1) ERA: 5.46	4.1		22	5	4	4	2	4	0	0	0	0	1	50	86	8.31	2.077										
Mike DeJean, R (5, 1) ERA: 5.04	1.2	7	1	2	2	1	1	0	0	0	0	0	1	16	25	10.80	1.200										
Jerry Dipoto, R (7, 1) ERA: 5.4	0.2	H	4	1	0	0	1	0	0	0	0	0	0	14	23	0.00	3.000										
Gabe White, L (7, 1) ERA: 2.3	1.1	W	4	0	0	0	1	0	0	0	0	0	0	13	18	0.00	0.000										
Jose Jimenez, R (9, 1) ERA: 3.39	1.0	S	3	0	0	0	0	1	0	0	0	0	0	7	14	0.00	1.000										

Batter	1	2	3	4	5	6	7	8	9	AB	R	H	RBI	BB	SO	LOB	BOTTOM										
Juan Pierre, L (1, 8) OBP: 0.380, SLG: 0.358			G4-3			L6		FC5-4		5	1	1	0	0	0	3	<b>Los Angeles Dodgers @ Colorado Rockies</b> Coors Field, Denver, CO Sat Sep 09 2000, 1:05 PM MDT Att: 37,241 - Sunny - 80 F  <b>AB 35</b> <b>R 7</b> <b>H 13</b> <b>RBI 5</b> <b>BB 3</b> <b>SO 8</b> <b>LOB 19</b> 										
Neftali Pérez, S (1, 6) OBP: 0.323, SLG: 0.443						E7		G3		4	1	2	0	1	1												
17 Todd Helton, L (1, 3) OBP: 0.475, SLG: 0.700										4	1	1	1	0	1												
Jeff Cirillo, R (1, 5) OBP: 0.389, SLG: 0.485										4	1	0	1	0	2												
Todd Walker, L (1, 4) OBP: 0.350, SLG: 0.515										4	1	2	1	0	0												
Todd Hollandsworth, L (1, 9) OBP: 0.314, SLG: 0.389										3	1	2	1	1	1												
Butch Huskey, R (1, 7) OBP: 0.329, SLG: 0.395 Jeffrey Hammonds, R (9, 9) OBP: 0.407, SLG: 0.559										3	1	2	0	1	0												
Brent Mayne, L (1, 2) OBP: 0.377, SLG: 0.424										4	0	3	1	0	1												
Brian Rose, R (1, 1) ERA: 3.59 Mike DeJean, R (5, 1) ERA: 5.04 Jerry Dipoto, R (7, 1) ERA: 5.4 Gabe White, L (7, 1) ERA: 2.3 Jeff Faye, R (8, PH) OBP: 0.350, SLG: 0.350 Jose Jimenez, R (9, 1) ERA: 3.22										2	0	0	0	0	2												
Inning Stats	R: 6 E: 2 K: 1 S: 25	H: 6 LOB: 1 BB: 1 P: 37	R: 0 E: 0 K: 1 S: 12	H: 1 LOB: 1 BB: 0 P: 17	R: 1 E: 0 K: 2 S: 13	H: 2 LOB: 1 BB: 0 P: 14	R: 0 E: 0 K: 2 S: 10	H: 0 LOB: 0 BB: 0 P: 15	R: 0 E: 0 K: 1 S: 12	H: 1 LOB: 2 BB: 2 P: 21	R: 0 E: 1 K: 1 S: 13	H: 1 LOB: 1 BB: 0 P: 20	R: 0 E: 0 K: 0 S: 7	H: 1 LOB: 0 BB: 0 P: 10	R: 0 E: 0 K: 0 S: 8	H: 1 LOB: 1 BB: 0 P: 11		1B: 8 2B: 5 3B: 0 HR: 0	SF: 0 SAC: 0 DP: 1 HBP: 0	WP: 1 PB: 0 SB: 0 CS: 4	PA: 38						
PITCHER	IP	WLS	BF	H	R	ER	SO	BB	IBB	HBP	BLK	WP	HR	S	P	ERA	WHIP										
Chan Ho Park, R (1, 1) ERA: 3.59	5.0	L	27	10	7	5	7	3	0	0	0	0	0	12	104	9.00	2.600										
Onan Misaoka, L (6, 1) ERA: 4.03	0.2		3	1	0	0	1	0	0	0	0	0	0	8	19	0.00	1.500										
Terry Adams, R (6, 1) ERA: 3.22	1.1		4	1	0	0	0	0	0	0	0	0	0	8	11	0.00	0.750										
Mike Fetters, R (8, 1) ERA: 3.22	1.0		4	1	0	0	0	0	0	0	0	0	0	8	11	0.00	1.000										



Batter	1	2	3	4	5	6	7	8	9	AB	R	H	RBI	BB	SO	LOB	TOP				
Tom Goodwin, L (1, 8) OBP: 0.360, SLG: 0.363	0-0 1B	1-0 E 1B		1-2 G4-3		0-1 F9 S 1B	1-2 G1-3			5	3	3	2	0	0	0					
Mark Grudzielanek, R (1, 4) OBP: 0.338, SLG: 0.389	1-2 1B	1-0 E3 1B		1-1 F8		2-2 F9	1-2 G5-3			5	1	1	1	0	0	2					
Gary Sheffield, R (1, 7) OBP: 0.448, SLG: 0.659 Paul Lo Duca, R (6, 7) OBP: 0.313, SLG: 0.397	0-1 G6-3 1B	2-0 CS 1B			4-2 2B BB	2-2 1B HR		2-1 F9		3	2	3	3	1	0	0					
Shawn Green, L (1, 9) OBP: 0.372, SLG: 0.489	0-3 K	4-2 SAFE BB			2-1 2B	1-1 L3		2-3 K		4	1	1	1	1	2	3					
Eric Karros, R (1, 3) OBP: 0.332, SLG: 0.482 Chris Donnels, L (6, 3) OBP: 0.333, SLG: 0.667	1-1 G6-3	0-1 F3			2-3 K	0-0 1B HR		1-3 K		4	1	1	0	0	1	4					
Todd Hundley, S (1, 2) OBP: 0.393, SLG: 0.621		1-1 F7 BB 1B		1-1 F8		2-2 2B		1-1 HR		5	2	3	4	0	1	0					
Adrián Beltré, R (1, 5) OBP: 0.353, SLG: 0.469		4-0 F7 1B BB		0-3 K		0-1 G5-3		4-0 FC4-6 BB		3	1	0	0	2	1	1					
Alex Cora, L (1, 6) OBP: 0.309, SLG: 0.368 Matt Herges, L (6, 1) OBP: 0.393, SLG: 0.083	1-0 F7	2-2 G3			4-0 BB	2-1 FC4-6		1-0 F8		3	0	0	0	1	0	3					
37 Darren Dreifort, R (1, 1) OBP: 0.206, SLG: 0.377 Jeff Branson, L (6, 6) OBP: 0.308, SLG: 0.333	4-1 1B E BB			0-3 K		1-2 G5-3		0-0 F8		2	1	0	0	1	1	2					
<b>Inning Stats</b>	R: 1 E: 0 K: 1 S: 11	H: 3 LOB: 1 BB: 0 P: 13	R: 5 E: 1 K: 0 S: 11	H: 3 LOB: 1 BB: 3 P: 29	R: 0 E: 0 K: 1 S: 8	H: 0 LOB: 0 BB: 0 P: 11	R: 0 E: 0 K: 1 S: 10	H: 0 LOB: 0 BB: 0 P: 12	R: 2 E: 0 K: 0 S: 17	H: 2 LOB: 2 BB: 2 P: 32	R: 4 E: 0 K: 0 S: 15	H: 4 LOB: 1 BB: 1 P: 27	R: 0 E: 0 K: 2 S: 7	H: 0 LOB: 0 BB: 0 P: 9	R: 0 E: 0 K: 0 S: 8	H: 0 LOB: 0 BB: 0 P: 13	R: 0 E: 0 K: 1 S: 7	H: 0 LOB: 0 BB: 0 P: 10	1B: 8 2B: 3 3B: 0 HR: 1	SF: 0 SAC: 0 DP: 1 HBP: 0	WP: 0 PA: 44 PB: 0 SB: 1 CS: 1
<b>PITCHER</b>	IP WLS BF H R ER SO BB IBB HBP BLK WP HR S P ERA WHIP	IP WLS BF H R ER SO BB IBB HBP BLK WP HR S P ERA WHIP	IP WLS BF H R ER SO BB IBB HBP BLK WP HR S P ERA WHIP	IP WLS BF H R ER SO BB IBB HBP BLK WP HR S P ERA WHIP	IP WLS BF H R ER SO BB IBB HBP BLK WP HR S P ERA WHIP	IP WLS BF H R ER SO BB IBB HBP BLK WP HR S P ERA WHIP	IP WLS BF H R ER SO BB IBB HBP BLK WP HR S P ERA WHIP	IP WLS BF H R ER SO BB IBB HBP BLK WP HR S P ERA WHIP	IP WLS BF H R ER SO BB IBB HBP BLK WP HR S P ERA WHIP	IP WLS BF H R ER SO BB IBB HBP BLK WP HR S P ERA WHIP	IP WLS BF H R ER SO BB IBB HBP BLK WP HR S P ERA WHIP	IP WLS BF H R ER SO BB IBB HBP BLK WP HR S P ERA WHIP	IP WLS BF H R ER SO BB IBB HBP BLK WP HR S P ERA WHIP	IP WLS BF H R ER SO BB IBB HBP BLK WP HR S P ERA WHIP	IP WLS BF H R ER SO BB IBB HBP BLK WP HR S P ERA WHIP	IP WLS BF H R ER SO BB IBB HBP BLK WP HR S P ERA WHIP	IP WLS BF H R ER SO BB IBB HBP BLK WP HR S P ERA WHIP	IP WLS BF H R ER SO BB IBB HBP BLK WP HR S P ERA WHIP	IP WLS BF H R ER SO BB IBB HBP BLK WP HR S P ERA WHIP	IP WLS BF H R ER SO BB IBB HBP BLK WP HR S P ERA WHIP	

Los Angeles Dodgers @ Colorado Rockies  
 Coors Field, Denver, CO  
 Sun Sep 10 2000, 1:05 PM MDT  
 Att: 36,273 - Sunny - 83 F

AB	38
R	12
H	12
RBI	11
BB	6
SO	7
LOB	15



Batter	1	2	3	4	5	6	7	8	9	AB	R	H	RBI	BB	SO	LOB	BOTTOM				
Juan Pierre, L (1, 8) OBP: 0.388, SLG: 0.358	4-1 WP BB		4-0 1-2 BB		0-1 G6-3 E 1B		0-0 P6		1-0 L4	3	0	1	0	2	0	1					
Neftali Pérez, S (1, 6) OBP: 0.321, SLG: 0.441 23 Elvis Peña, S (7, 6) OBP: 0.327, SLG: 0.384	2-1 F7		1-3 K		0-3 K		0-0 F7		1-1 G4-3	3	0	0	0	0	2	4					
17 Todd Helton, L (1, 3) OBP: 0.472, SLG: 0.696 Butch Huskey, R (7, 3) OBP: 0.327, SLG: 0.384	2-2 F7		1-1 G6-3		0-0 E6 G6-3		0-2 G5-3			3	0	0	0	0	0	4					
Jeffrey Hammonds, R (1, 9) OBP: 0.407, SLG: 0.556 Carlos Mendoza, L (7, 7) OBP: 0.250, SLG: 0.250	1-1 G6-3			4-1 BB 1B BB	0-1 G6-3			0-0 G5-3		2	1	0	0	1	0	3					
Todd Walker, L (1, 4) OBP: 0.350, SLG: 0.510 48 Craig House, R (6, 1) Terry Shumpert, R (8, PH) OBP: 0.200, SLG: 0.148 Giovanni Carrara, R (9, 1) OBP: 0.390, SLG: 0.486		3-3 K		4-0 G3 1B BB	1-2 F8			2-0 P4		2	0	0	0	1	1	2					
Jeff Cirillo, R (1, 5) OBP: 0.390, SLG: 0.486		3-3 K		1-2 G3 1B		3-1 F9		1-1 1B		4	0	2	1	0	1	0					
Todd Hollandsworth, L (1, 7) OBP: 0.313, SLG: 0.386		0-3 K		1-3 K		0-0 F7		1-1 1B		4	0	1	0	0	2	2					
Brent Mayne, L (1, 2) OBP: 0.372, SLG: 0.419			2-1 G4-3		0-0 G3		2-1 G4-3		3-2 F9	4	0	0	0	0	0	4					
Pedro Astacio, R (1, 1) OBP: 0.110, SLG: 0.099 Kevin Jarvis, L (2, 1) OBP: 0.200, SLG: 0.148 Adam Melhuse, S (4, PH) OBP: 0.364, SLG: 0.222 Pete Walker, R (5, 1) OBP: 0.390, SLG: 0.351			4-1 BB		1-1 G4-3			3-1 1B		0	0	0	0	0	0	0					
Jeff Frye, R (6, 4) OBP: 0.390, SLG: 0.351									1-2 L6	0	0	0	0	1	0	0					
<b>Inning Stats</b>	R: 0 E: 0 K: 0 S: 8	H: 0 LOB: 1 BB: 1 P: 17	R: 0 E: 0 K: 3 S: 15	H: 0 LOB: 0 BB: 0 P: 21	R: 0 E: 0 K: 1 S: 8	H: 0 LOB: 2 BB: 2 P: 20	R: 1 E: 0 K: 1 S: 10	H: 1 LOB: 2 BB: 2 P: 21	R: 0 E: 0 K: 0 S: 14	H: 1 LOB: 2 BB: 0 P: 15	R: 0 E: 0 K: 0 S: 5	H: 0 LOB: 0 BB: 0 P: 10	R: 0 E: 0 K: 0 S: 7	H: 2 LOB: 2 BB: 0 P: 10	R: 0 E: 0 K: 0 S: 10	H: 0 LOB: 0 BB: 0 P: 17	R: 0 E: 0 K: 0 S: 7	H: 0 LOB: 0 BB: 0 P: 10	1B: 5 2B: 0 3B: 0 HR: 0	SF: 0 SAC: 0 DP: 0 HBP: 0	WP: 1 PA: 38 PB: 0 SB: 0 CS: 0
<b>PITCHER</b>	IP WLS BF H R ER SO BB IBB HBP BLK WP HR S P ERA WHIP	IP WLS BF H R ER SO BB IBB HBP BLK WP HR S P ERA WHIP	IP WLS BF H R ER SO BB IBB HBP BLK WP HR S P ERA WHIP	IP WLS BF H R ER SO BB IBB HBP BLK WP HR S P ERA WHIP	IP WLS BF H R ER SO BB IBB HBP BLK WP HR S P ERA WHIP	IP WLS BF H R ER SO BB IBB HBP BLK WP HR S P ERA WHIP	IP WLS BF H R ER SO BB IBB HBP BLK WP HR S P ERA WHIP	IP WLS BF H R ER SO BB IBB HBP BLK WP HR S P ERA WHIP	IP WLS BF H R ER SO BB IBB HBP BLK WP HR S P ERA WHIP	IP WLS BF H R ER SO BB IBB HBP BLK WP HR S P ERA WHIP	IP WLS BF H R ER SO BB IBB HBP BLK WP HR S P ERA WHIP	IP WLS BF H R ER SO BB IBB HBP BLK WP HR S P ERA WHIP	IP WLS BF H R ER SO BB IBB HBP BLK WP HR S P ERA WHIP	IP WLS BF H R ER SO BB IBB HBP BLK WP HR S P ERA WHIP	IP WLS BF H R ER SO BB IBB HBP BLK WP HR S P ERA WHIP	IP WLS BF H R ER SO BB IBB HBP BLK WP HR S P ERA WHIP	IP WLS BF H R ER SO BB IBB HBP BLK WP HR S P ERA WHIP	IP WLS BF H R ER SO BB IBB HBP BLK WP HR S P ERA WHIP	IP WLS BF H R ER SO BB IBB HBP BLK WP HR S P ERA WHIP	IP WLS BF H R ER SO BB IBB HBP BLK WP HR S P ERA WHIP	

Los Angeles Dodgers @ Colorado Rockies  
 Coors Field, Denver, CO  
 Sun Sep 10 2000, 1:05 PM MDT  
 Att: 36,273 - Sunny - 83 F

AB	33
R	1
H	5
RBI	1
BB	5
SO	6
LOB	24





Batter	1	2	3	4	5	6	7	8	9	AB	R	H	RBI	BB	SO	LOB	TOP		
Juan Pierre, L OBP: 0.384, SLG: 0.354 (1, 8)	0-1 G4-3		0-1 L3			0-2 G6-3		2-2 1B		4	0	1	0	0	0	0	<b>Colorado Rockies @ San Diego Padres</b> Qualcomm Stadium, San Diego, CA Mon Sep 11 2000, 10:05 PM EDT Att: 19,404 - Sunny - 78 F		
Neft Perez, S OBP: 0.321, SLG: 0.440 (1, 6)	0-0 1B		0-0 F7			1-2 P6		1-3 K		4	0	1	0	0	1	2			
17 Todd Helton, L OBP: 0.469, SLG: 0.691 (1, 3)	2-2 F7			0-1 G3			3-3 K		3-2 P5	4	0	0	0	0	1	1			
Jeffrey Hammonds, R OBP: 0.403, SLG: 0.551 (1, 9)	1-0 F9			0-0 F3			2-2 F8		0-0 G5-3	4	0	0	0	0	0	1			
Todd Walker, L OBP: 0.343, SLG: 0.500 (1, 4)		0-3 K		3-2 G4-3			1-1 F7		3-2 F9	4	0	0	0	0	1	0			
Jeff Cirillo, R OBP: 0.388, SLG: 0.483 (1, 5)		1-0 G5-3			1-2 F3			0-1 G6-3		3	0	0	0	0	0	0			
Todd Hollandsworth, L OBP: 0.316, SLG: 0.491 (1, 7)		0-1 1B			2-0 L7			0-0 HR		3	2	2	1	0	0	0			
Brent Mayne, L OBP: 0.375, SLG: 0.421 Mike DeJean, R (8, 1)		0-0 1B			0-3 K			0-1 1B		3	0	2	1	0	1	0			
Julian Tavarez, L John Wastin, R Carlos Mendez, L Giovanni Carrara, R Adam Melhuse, S (1, 1) (1, 1) (6, PH) (6, PH) (8, PH) (8, 2)			2-2 G4-3			1-1 F7		3-2 G4-3		0	0	0	0	0	0	0			
<b>Inning Stats</b>	R: 0 E: 0 K: 0 S: 8	H: 1 LOB: 1 BB: 0 P: 11	R: 1 E: 0 K: 1 S: 7	H: 2 LOB: 1 BB: 0 P: 8	R: 0 E: 0 K: 0 S: 6	H: 0 LOB: 0 BB: 0 P: 8	R: 0 E: 0 K: 0 S: 6	H: 0 LOB: 0 BB: 0 P: 9	R: 0 E: 0 K: 1 S: 8	H: 0 LOB: 0 BB: 0 P: 11	R: 0 E: 0 K: 1 S: 8	H: 0 LOB: 0 BB: 0 P: 14	R: 1 E: 0 K: 1 S: 15	H: 3 LOB: 2 BB: 0 P: 21	R: 0 E: 0 K: 0 S: 9	H: 0 LOB: 0 BB: 0 P: 15		1B: 4 2B: 1 3B: 0 HR: 1	SF: 0 SAC: 0 DP: 0 HBP: 0
<b>PITCHER</b> Woody Williams, R ERA: 4.0 (1, 1)	IP: 9.0 WLS: W BF: 32 H: 6 R: 2 ER: 2 SO: 4 BB: 0 IBB: 0 HBP: 0 BLK: 0 WP: 0 HR: 1 S: 76 P: 108 ERA: 2.00 WHIP: 0.667											<b>PITCHER</b>	IP: WLS: BF: H: R: ER: SO: BB: IBB: HBP: BLK: WP: HR: S: P: ERA: WHIP:						

AB	32
R	2
H	6
RBI	2
BB	0
SO	4
LOB	5



Batter	1	2	3	4	5	6	7	8	9	AB	R	H	RBI	BB	SO	LOB	BOTTOM		
Damian Jackson, R OBP: 0.350, SLG: 0.385 (1, 4)										5	1	2	0	0	1	6	<b>Colorado Rockies @ San Diego Padres</b> Qualcomm Stadium, San Diego, CA Mon Sep 11 2000, 10:05 PM EDT Att: 19,404 - Sunny - 78 F		
Desi Relaford, S OBP: 0.366, SLG: 0.319 (1, 6)										4	1	1	0	0	0	3			
Ryan Klesko, L OBP: 0.394, SLG: 0.538 (1, 3)										3	1	0	0	2	0	2			
Dave Magadan, L OBP: 0.397, SLG: 0.339 (1, 5)										4	0	0	0	1	2	6			
John Mabry, L OBP: 0.312, SLG: 0.432 Ruben Rivera, R OBP: 0.295, SLG: 0.384 (1, 9) (8, 8)										4	2	2	2	0	2	1			
Mike Dam, L OBP: 0.359, SLG: 0.419 (1, 8) (8, 9)										4	2	2	1	0	0	1			
Eric Owens, R OBP: 0.354, SLG: 0.382 (1, 7)										3	0	2	1	1	0	0			
Wiki Gonzalez, R OBP: 0.312, SLG: 0.328 (1, 2)										3	0	1	1	1	0	2			
Woody Williams, R OBP: 0.310, SLG: 0.404 (1, 1)										3	0	0	1	0	2	3			
<b>Inning Stats</b>	R: 5 E: 0 K: 1 S: 20	H: 5 LOB: 3 BB: 2 P: 36	R: 0 E: 0 K: 1 S: 8	H: 0 LOB: 0 BB: 0 P: 11	R: 1 E: 0 K: 1 S: 14	H: 2 LOB: 1 BB: 0 P: 17	R: 0 E: 0 K: 1 S: 11	H: 0 LOB: 1 BB: 1 P: 17	R: 0 E: 0 K: 0 S: 4	H: 0 LOB: 0 BB: 0 P: 5	R: 0 E: 0 K: 1 S: 14	H: 1 LOB: 2 BB: 0 P: 21	R: 1 E: 0 K: 0 S: 12	H: 2 LOB: 2 BB: 1 P: 22	R: 0 E: 0 K: 1 S: 10	H: 0 LOB: 1 BB: 1 P: 19		1B: 8 2B: 2 3B: 0 HR: 0	SF: 0 SAC: 0 DP: 0 HBP: 2
<b>PITCHER</b> Julian Tavarez, R ERA: 4.21 John Wastin, R ERA: 5.37 Giovanni Carrara, R ERA: 11.7 Mike DeJean, R ERA: 4.93 (1, 1) (1, 1) (6, 1) (8, 1)	IP: 0.1 WLS: L BF: 9 H: 5 R: 5 ER: 5 SO: 5 BB: 2 IBB: 0 HBP: 0 BLK: 0 WP: 0 HR: 0 S: 16 P: 31 ERA: 135.00 WHIP: 21.000											<b>PITCHER</b>	IP: WLS: BF: H: R: ER: SO: BB: IBB: HBP: BLK: WP: HR: S: P: ERA: WHIP:						





Batter	1	2	3	4	5	6	7	8	9	AB	R	H	RBI	BB	SO	LOB	TOP			
Juan Pierre, L (1.8) OBP: 0.378, SLG: 0.348	1-1 G4-3		0-0 G6-3	0-1 E4			1-1 G6-3		0-0 G3	5	0	1	2	0	0	2	<b>Colorado Rockies @ San Diego Padres</b> Qualcomm Stadium, San Diego, CA Tue Sep 12 2000, 10:05 PM EDT Att: 15,772 - Overcast - 79 F			
Neft Perez, S (1.6) OBP: 0.320, SLG: 0.438	0-2 F5		0-1 2B HBP 1B	1-0 F8			1-1 G6-3		1-2 3-H F7	5	1	1	0	0	0	2				
Jeff Cirillo, R (1.5) OBP: 0.386, SLG: 0.482	2-3 K		0-1 HBP 1-3 3-H 2B	0-3 K			3-3 K		2-3 K	5	0	1	1	0	4	2				
17 Todd Helton, L (1.3) OBP: 0.471, SLG: 0.691		0-1 1B	4-0 HBP IBB		3-1 CS 1B				0-0 F8	3	0	2	0	1	0	0				
Jeffrey Hammonds, R (1.9) OBP: 0.404, SLG: 0.550	1-1 F9		1-0 1-2 2-3 3-H HBP		1-3 K			1-1 G4-6-3 1B		3	0	1	1	0	1	2				
Todd Hollandsworth, L (1.7) OBP: 0.313, SLG: 0.397	1-3 K		1-3 K		2-2 G4-3			1-2 G4-6-3		4	0	0	0	0	2	6				
Ben Petrick, R (1.2) OBP: 0.415, SLG: 0.491	1-2 P6			2-1 E5 SH2-4 1B			2-2 L4		1-2 2B 1B	4	2	1	0	0	0	1				
Jeff Frye, R (1.4) OBP: 0.367, SLG: 0.363			1-1 1B SH3-4 2B 1B	3-2 SH2-4 E 1B			1-0 G4-6-3 1B		0-1 1B G3 2B	4	3	4	0	0	0	0				
Masato Yoshii, R (1.1) Adam Maitland, S (5. PH) Mike Myers, L (6.1) Bobby Chouinard, R (7.1) Gabe White, L (8.1) Jose Jimenez, R (8.1)	1-2 SH3-4		1-2 SH2-4		2-2 SH2-4		1-0 G4-6-3		0-2 G3 1B	0	0	0	0	0	0	0				
	1-2		1-2 2-3		1-2 2-3		1-2		2-3 3-H	1	0	1	1	0	0	0				
<b>Inning Stats</b>	R: 0 E: 0 K: 1 S: 10	H: 0 LOB: 0 BB: 0 P: 13	R: 0 E: 0 K: 1 S: 10	H: 1 LOB: 1 BB: 0 P: 13	R: 2 E: 0 K: 1 S: 14	H: 3 LOB: 3 BB: 1 P: 22	R: 2 E: 2 K: 1 S: 16	H: 2 LOB: 1 BB: 0 P: 24	R: 0 E: 0 K: 1 S: 10	H: 1 LOB: 0 BB: 0 P: 15	R: 0 E: 0 K: 1 S: 8	H: 0 LOB: 0 BB: 0 P: 13	R: 0 E: 0 K: 0 S: 8	H: 1 LOB: 0 BB: 0 P: 10	R: 2 E: 0 K: 1 S: 18	H: 3 LOB: 1 BB: 0 P: 22	1B: 10 2B: 2 3B: 0 HR: 0	SF: 0 SAC: 2 DP: 2 HBP: 1	WP: 0 PA: 39 PB: 0 SB: 0 CS: 1	
<b>PITCHER</b>	IP WLS BF H R ER SO BB IBB HBP BLK WP HR S P ERA WHIP	7.0 L 30 8 4 2 6 0 1 1 0 0 0 0 73 109 2.57 1.143	1.0 3 1 0 0 0 0 0 0 0 0 0 0 8 10 0.00 1.000	1.0 6 3 2 2 1 0 0 0 0 0 0 0 18 22 18.00 3.000																

AB 35  
R 6  
H 12  
RBI 5  
BB 1  
SO 7  
LOB 16



Batter	1	2	3	4	5	6	7	8	9	AB	R	H	RBI	BB	SO	LOB	BOTTOM				
Damian Jackson, R (1.4) OBP: 0.350, SLG: 0.386	4-0 G3 1B BB		2-3 K		2-2 P4			0-1 G6-3 1B 2B	0-3 K	4	2	1	0	1	2	0	<b>Colorado Rockies @ San Diego Padres</b> Qualcomm Stadium, San Diego, CA Tue Sep 12 2000, 10:05 PM EDT Att: 15,772 - Overcast - 79 F				
Desi Relaford, S (1.6) OBP: 0.365, SLG: 0.317	1-2 G3		1-3 K			4-1 S BB		1-0 G6-3		3	0	0	0	1	1	2					
Ryan Klesko, L (1.3) OBP: 0.397, SLG: 0.537	4-2 1B BB			4-2 L6 1B BB		3-3 K		4-2 WP 1B BB		1	0	0	0	3	1	1					
Dave Magadan, L (1.5) Ed Sprague, R (6. PH) Ed Sprague, R (7.5)	2-2 G6-4-3 1B			3-1 1-2 1B		3-2 F7		2-3 K		2	0	2	1	0	0	0					
John Mabry, L (1.9) Joe Vitello, R (8. PH) 29 Kory DeHaan, L (8. PH) Heathcliff Slocumb, R (9.1)	0-0 G6-4-3			0-0 L6		2-3 K		2-2 WP 1B		3	0	0	0	0	1	5					
1-2			2-3		1-2		3-H		4-2 FC6-4 BB	1	0	1	1	0	0	0					
Mike Dam, L (1.8) OBP: 0.357, SLG: 0.411		0-0 F9		0-0 G1-3			2-2 L6		1-2 2-3	3	0	0	0	1	0	1					
Eric Owens, R (1.7) OBP: 0.353, SLG: 0.381		0-2 G4-3			0-0 S 1B		1-2 F9		1-2 FC6-4	4	1	1	0	0	0	3					
Ben Davis, S (1.2) OBP: 0.282, SLG: 0.284		2-0 G3			0-0 F7			0-1 1B		4	0	1	0	0	1	1					
Matt Clement, R (1.1) George Williams, S (7. PH) Dave Maurer, R (8.1) Ruben Rivera, R (8.8)			2-2 G1-3		2-2 G6-3		2-2 G3		2-2 G1-3	2	0	0	0	0	0	0					
					1-H					1	0	0	0	0	0	0					
<b>Inning Stats</b>	R: 1 E: 0 K: 0 S: 10	H: 1 LOB: 1 BB: 2 P: 21	R: 0 E: 0 K: 0 S: 5	H: 0 LOB: 0 BB: 0 P: 7	R: 0 E: 0 K: 2 S: 10	H: 0 LOB: 0 BB: 0 P: 15	R: 0 E: 0 K: 0 S: 7	H: 1 LOB: 1 BB: 1 P: 14	R: 1 E: 0 K: 0 S: 8	H: 1 LOB: 0 BB: 0 P: 12	R: 0 E: 0 K: 2 S: 15	H: 0 LOB: 1 BB: 1 P: 27	R: 0 E: 0 K: 0 S: 11	H: 1 LOB: 1 BB: 0 P: 16	R: 1 E: 0 K: 1 S: 19	H: 2 LOB: 2 BB: 2 P: 33	R: 0 E: 0 K: 2 S: 9	H: 0 LOB: 0 BB: 0 P: 12	1B: 5 2B: 2 3B: 0 HR: 0	SF: 0 SAC: 0 DP: 2 HBP: 0	WP: 1 PA: 37 PB: 0 SB: 3 CS: 0
<b>PITCHER</b>	IP WLS BF H R ER SO BB IBB HBP BLK WP HR S P ERA WHIP	5.0 W 19 3 2 1 2 1 0 0 0 0 0 0 18 32 0.00 0.750	1.1 H 5 0 0 0 2 1 0 0 0 0 0 0 8 11 0.00 1.500	0.2 H 3 1 0 0 0 0 0 0 0 0 0 0 10 17 13.50 3.000	0.2 H 4 1 1 1 1 1 0 0 0 0 0 0 10 17 13.50 3.000	1.1 S 6 1 0 0 2 1 0 0 0 0 0 0 18 28 0.00 1.500															

AB 31  
R 3  
H 6  
RBI 2  
BB 6  
SO 7  
LOB 17





Batter	1	2	3	4	5	6	7	8	9	AB	R	H	RBI	BB	SO	LOB	TOP							
Juan Pierre, L (1, 8) OBP: 0.376, SLG: 0.343										5	2	1	0	0	0	2	<b>Colorado Rockies @ San Diego Padres</b> Qualcomm Stadium, San Diego, CA Wed Sep 13 2000, 10:05 PM EDT Att: 13,832 - Cloudy - 77 F							
Neft Perez, S (1, 6) OBP: 0.318, SLG: 0.435										6	1	1	0	0	0	2								
Jeff Cirillo, R (1, 5) OBP: 0.389, SLG: 0.483										5	1	3	1	0	0	2								
17 Todd Helton, L (1, 3) OBP: 0.468, SLG: 0.685 Adam Melhuse, S (7, PH) OBP: 0.297, SLG: 0.154										4	0	0	0	0	1	4								
Jeffrey Hammonds, R (1, 9) OBP: 0.406, SLG: 0.549										4	2	2	0	1	0	2								
Todd Walker, L (1, 4) OBP: 0.349, SLG: 0.510										4	2	2	2	1	0	3								
Todd Hollandsworth, L (1, 7) OBP: 0.316, SLG: 0.416										5	2	3	5	0	1	0								
Brent Mayne, L (1, 2) OBP: 0.378, SLG: 0.424										5	0	3	1	0	0	0								
Brian Bohanon, L (1, 1) OBP: 0.220, SLG: 0.319										5	1	1	0	0	0	4								
<b>Inning Stats</b>	R: 5 E: 1 K: 1 S: 22	H: 5 LOB: 2 BB: 1 P: 35	R: 2 E: 0 K: 0 S: 10	H: 3 LOB: 1 BB: 0 P: 16	R: 0 E: 0 K: 0 S: 5	H: 0 LOB: 0 BB: 0 P: 8	R: 0 E: 0 K: 0 S: 5	H: 0 LOB: 0 BB: 0 P: 8	R: 1 E: 0 K: 0 S: 14	H: 3 LOB: 2 BB: 0 P: 21	R: 0 E: 1 K: 0 S: 9	H: 0 LOB: 3 BB: 1 P: 18	R: 3 E: 2 K: 0 S: 26	H: 3 LOB: 2 BB: 0 P: 37	R: 0 E: 0 K: 1 S: 13	H: 1 LOB: 1 BB: 0 P: 17	R: 0 E: 0 K: 0 S: 9	H: 1 LOB: 1 BB: 0 P: 18	1B: 12 2B: 2 3B: 0 HR: 2	SF: 0 SAC: 0 DP: 0 HBP: 2	WP: 0 PB: 1 SB: 0 CS: 0	PA: 49		
<b>PITCHER</b>	IP WLS BF H R ER SO BB IBB HBP BLK WP HR S P ERA WHIP	IP WLS BF H R ER SO BB IBB HBP BLK WP HR S P ERA WHIP	IP WLS BF H R ER SO BB IBB HBP BLK WP HR S P ERA WHIP	IP WLS BF H R ER SO BB IBB HBP BLK WP HR S P ERA WHIP	IP WLS BF H R ER SO BB IBB HBP BLK WP HR S P ERA WHIP	IP WLS BF H R ER SO BB IBB HBP BLK WP HR S P ERA WHIP	IP WLS BF H R ER SO BB IBB HBP BLK WP HR S P ERA WHIP	IP WLS BF H R ER SO BB IBB HBP BLK WP HR S P ERA WHIP	IP WLS BF H R ER SO BB IBB HBP BLK WP HR S P ERA WHIP	IP WLS BF H R ER SO BB IBB HBP BLK WP HR S P ERA WHIP	IP WLS BF H R ER SO BB IBB HBP BLK WP HR S P ERA WHIP	IP WLS BF H R ER SO BB IBB HBP BLK WP HR S P ERA WHIP	IP WLS BF H R ER SO BB IBB HBP BLK WP HR S P ERA WHIP	IP WLS BF H R ER SO BB IBB HBP BLK WP HR S P ERA WHIP	IP WLS BF H R ER SO BB IBB HBP BLK WP HR S P ERA WHIP	IP WLS BF H R ER SO BB IBB HBP BLK WP HR S P ERA WHIP	IP WLS BF H R ER SO BB IBB HBP BLK WP HR S P ERA WHIP	IP WLS BF H R ER SO BB IBB HBP BLK WP HR S P ERA WHIP	IP WLS BF H R ER SO BB IBB HBP BLK WP HR S P ERA WHIP	IP WLS BF H R ER SO BB IBB HBP BLK WP HR S P ERA WHIP	IP WLS BF H R ER SO BB IBB HBP BLK WP HR S P ERA WHIP	IP WLS BF H R ER SO BB IBB HBP BLK WP HR S P ERA WHIP	IP WLS BF H R ER SO BB IBB HBP BLK WP HR S P ERA WHIP	IP WLS BF H R ER SO BB IBB HBP BLK WP HR S P ERA WHIP
Adam Eaton, R (1, 1) ERA: 4.04	5.0 L 27 11 8 8 1 1 0 0 0 0 1 56 88 14.40 2.400	6.1 1.2 12 3 3 2 0 1 0 2 0 0 1 30 48 10.80 2.400	7.1 1.1 6 1 0 0 1 0 0 0 0 0 0 18 24 0.00 0.750	9.1 1.0 4 1 0 0 0 0 0 0 0 0 0 9 18 0.00 1.000																				

AB	45
R	11
H	16
RBI	9
BB	2
SO	2
LOB	21



Batter	1	2	3	4	5	6	7	8	9	AB	R	H	RBI	BB	SO	LOB	BOTTOM							
Eric Owens, R (1, 7) OBP: 0.351, SLG: 0.379										3	0	0	0	0	0	1	<b>Colorado Rockies @ San Diego Padres</b> Qualcomm Stadium, San Diego, CA Wed Sep 13 2000, 10:05 PM EDT Att: 13,832 - Cloudy - 77 F							
Joe Vitello, R (6, 3) OBP: 0.339, SLG: 0.438										1	0	0	0	1	0	1								
Desi Relaford, S (1, 6) OBP: 0.363, SLG: 0.313										4	0	0	0	1	0	4								
Ryan Klesko, L (1, 3) OBP: 0.397, SLG: 0.536 Todd Erdos, R (6, 1) OBP: 0.235, SLG: 0.375										3	0	1	0	0	0	2								
George Williams, S (7, 2) OBP: 0.235, SLG: 0.375										0	0	0	0	0	0	0								
Ed Sprague, R (1, 5) OBP: 0.311, SLG: 0.451										4	0	0	0	0	1	3								
Wiki Gonzalez, R (1, 2) OBP: 0.316, SLG: 0.336 Tom Davey, R (7, 1) OBP: 0.245, SLG: 0.337										3	0	2	0	0	0	0								
29 Kory DeHaan, L (8, PH) OBP: 0.245, SLG: 0.337										1	0	0	0	0	0	0								
Mike Dam, L (1, 9) OBP: 0.354, SLG: 0.406 Will Cunnane, R (9, 1) OBP: 0.143, SLG: 0.286										4	0	1	0	0	0	2								
Ruben Rivera, R (1, 8) OBP: 0.296, SLG: 0.385										3	0	1	0	1	1	1								
Greg LaRocca, R (1, 4) OBP: 0.273, SLG: 0.364										4	0	1	0	0	1	5								
Adam Eaton, R (1, 1) OBP: 0.447, SLG: 0.406 Gabe Alvarez, R (5, PH) OBP: 0.444, SLG: 0.167										1	0	1	0	0	0	0								
Will Cunnane, R (9, 1) OBP: 0.143, SLG: 0.286										3	0	1	0	0	0	1								
<b>Inning Stats</b>	R: 0 E: 0 K: 0 S: 8	H: 1 LOB: 1 BB: 0 P: 15	R: 0 E: 0 K: 1 S: 9	H: 1 LOB: 0 BB: 0 P: 12	R: 0 E: 0 K: 2 S: 18	H: 1 LOB: 2 BB: 1 P: 30	R: 0 E: 0 K: 0 S: 6	H: 0 LOB: 1 BB: 1 P: 11	R: 0 E: 0 K: 0 S: 7	H: 2 LOB: 2 BB: 0 P: 12	R: 0 E: 0 K: 0 S: 12	H: 2 LOB: 2 BB: 0 P: 18	R: 0 E: 0 K: 0 S: 9	H: 0 LOB: 0 BB: 0 P: 11	R: 0 E: 0 K: 0 S: 6	H: 1 LOB: 2 BB: 1 P: 13	R: 0 E: 0 K: 0 S: 9	H: 1 LOB: 1 BB: 0 P: 17	1B: 6 2B: 3 3B: 0 HR: 0	SF: 0 SAC: 0 DP: 0 HBP: 0	WP: 0 PB: 0 SB: 0 CS: 0	PA: 39		
<b>PITCHER</b>	IP WLS BF H R ER SO BB IBB HBP BLK WP HR S P ERA WHIP	IP WLS BF H R ER SO BB IBB HBP BLK WP HR S P ERA WHIP	IP WLS BF H R ER SO BB IBB HBP BLK WP HR S P ERA WHIP	IP WLS BF H R ER SO BB IBB HBP BLK WP HR S P ERA WHIP	IP WLS BF H R ER SO BB IBB HBP BLK WP HR S P ERA WHIP	IP WLS BF H R ER SO BB IBB HBP BLK WP HR S P ERA WHIP	IP WLS BF H R ER SO BB IBB HBP BLK WP HR S P ERA WHIP	IP WLS BF H R ER SO BB IBB HBP BLK WP HR S P ERA WHIP	IP WLS BF H R ER SO BB IBB HBP BLK WP HR S P ERA WHIP	IP WLS BF H R ER SO BB IBB HBP BLK WP HR S P ERA WHIP	IP WLS BF H R ER SO BB IBB HBP BLK WP HR S P ERA WHIP	IP WLS BF H R ER SO BB IBB HBP BLK WP HR S P ERA WHIP	IP WLS BF H R ER SO BB IBB HBP BLK WP HR S P ERA WHIP	IP WLS BF H R ER SO BB IBB HBP BLK WP HR S P ERA WHIP	IP WLS BF H R ER SO BB IBB HBP BLK WP HR S P ERA WHIP	IP WLS BF H R ER SO BB IBB HBP BLK WP HR S P ERA WHIP	IP WLS BF H R ER SO BB IBB HBP BLK WP HR S P ERA WHIP	IP WLS BF H R ER SO BB IBB HBP BLK WP HR S P ERA WHIP	IP WLS BF H R ER SO BB IBB HBP BLK WP HR S P ERA WHIP	IP WLS BF H R ER SO BB IBB HBP BLK WP HR S P ERA WHIP	IP WLS BF H R ER SO BB IBB HBP BLK WP HR S P ERA WHIP	IP WLS BF H R ER SO BB IBB HBP BLK WP HR S P ERA WHIP	IP WLS BF H R ER SO BB IBB HBP BLK WP HR S P ERA WHIP	IP WLS BF H R ER SO BB IBB HBP BLK WP HR S P ERA WHIP
Brian Bohanon, L (1, 1) ERA: 4.75	9.0 W 39 9 0 0 3 3 0 0 0 0 0 84 139 0.00 1.333																							

AB	36
R	0
H	9
RBI	0
BB	3
SO	3
LOB	22





Batter	1	2	3	4	5	6	7	8	9	AB	R	H	RBI	BB	SO	LOB	TOP					
Juan Pierre, L (1.8) OBP: 0.379, SLG: 0.343	0-1 1B		1-0 F7	4-0 1B BB		1-0 SH1-3		0-0 B1-3		3	0	1	0	1	0	0	<b>Colorado Rockies @ Los Angeles Dodgers</b> Dodger Stadium, Los Angeles, CA Thu Sep 14 2000, 7:10 PM PDT Att: 24,368 - Sunny - 75 F livebaseballscorecards.com					
Neft Perez, S (1.6) OBP: 0.320, SLG: 0.434	2-2 F8		4-1 17 E BB	2-2 P6		2-2 17 CS 1B		4-1 PO BB		3	0	1	1	2	0	3						
Jeff Cirillo, R (1.5) OBP: 0.389, SLG: 0.482	3-2 F8		1-1 P4	3-2 1-3 1B		1-1 17 CS 1B		2-2 PO 1-2	3-1 F7	5	0	2	1	0	0	2						
17 Todd Helton, L (1.3) OBP: 0.466, SLG: 0.680	0-0 G4-3		3-2 E3	0-0 G4-3		4-0 1-2 2-3 BB			2-3 K	4	0	0	0	1	1	4						
Jeffrey Hammonds, R (1.9) OBP: 0.404, SLG: 0.544		1-0 F7	0-1 F9		4-2 SH5-3 E BB	2-1 F8			3-2 E3 CS	4	1	0	0	1	0	4						
Todd Walker, L (1.4) OBP: 0.353, SLG: 0.510	0-1 1B			4-2 1B 2B BB	0-1 SH5-3		1-2 G1-3		1-1 CS 1-2	2	1	1	0	1	0	0						
Todd Hollandsworth, L (1.7) OBP: 0.319, SLG: 0.417	1-0 1B			1-1 2B BB	0-3 K2-3		3-3 K			4	1	2	0	0	2	0						
Ben Petrick, R (1.2) OBP: 0.410, SLG: 0.492	2-3 K			2-1 WP 1B 2B	1-0 G5-3		1-3 K			4	1	1	2	0	2	2						
Brian Rose, R (1.1) OBP: 0.091, SLG: 0.048	1-3 K2-3			0-3 K		1-1 SH1-3 1B		1-3 K		3	1	1	0	0	2	3						
Jerry Dipoto, R (7.1) Terry Shumpert, R (6, PH) Gabe White, L (8, 1) Jose Jimenez, R (9, 1) OBP: 0.392, SLG: 0.614 OBP: 0.143, SLG: 0.571 OBP: 0.500, SLG: 0.500										0	0	0	0	0	0	0						
<b>Inning Stats</b>	R: 0 E: 0 K: 0 S: 11	H: 1 LOB: 1 BB: 0 P: 16	R: 0 E: 0 K: 2 S: 10	H: 2 LOB: 2 BB: 0 P: 15	R: 0 E: 1 K: 0 S: 9	H: 0 LOB: 2 BB: 1 P: 18	R: 3 E: 0 K: 1 S: 17	H: 3 LOB: 2 BB: 2 P: 33	R: 1 E: 0 K: 0 S: 9	H: 0 LOB: 0 BB: 1 P: 14	R: 1 E: 0 K: 0 S: 11	H: 3 LOB: 2 BB: 1 P: 22	R: 0 E: 0 K: 2 S: 11	H: 0 LOB: 0 BB: 0 P: 16	R: 0 E: 0 K: 1 S: 7	H: 0 LOB: 0 BB: 1 P: 14	R: 0 E: 1 K: 1 S: 12	H: 0 LOB: 0 BB: 0 P: 20	1B: 8 2B: 1 3B: 0 HR: 0	SF: 0 SAC: 2 DP: 0 HBP: 0	WP: 1 PB: 0 SB: 0 CS: 3	PA: 43
<b>PITCHER</b>	IP WLS BF H R ER SO BB IBB HBP BLK WP HR S P ERA WHIP																					
Chan Ho Park, R (1.1) ERA: 3.67	5.1 L 30 9 5 4 4 4 0 0 0 0 1 0 65 110 6.75 2.438																					
Jeff Williams, L (6, 1) ERA: 10.13	0.2 2 0 0 0 0 1 0 0 0 0 0 0 2 8 0.00 1.500																					
Onan Masaoka, L (7, 1) ERA: 4.07	1.0 3 0 0 0 2 0 0 0 0 0 0 0 11 16 0.00 0.000																					
Antonio Osuna, R (8, 1) ERA: 3.55	1.0 3 0 0 0 1 1 0 0 0 0 0 0 7 14 0.00 1.000																					
Gregg Olson, R (9, 1) ERA: 5.09	1.0 3 0 0 0 1 0 0 0 0 0 0 0 12 20 0.00 0.000																					
<b>Batter</b>	<b>1</b>	<b>2</b>	<b>3</b>	<b>4</b>	<b>5</b>	<b>6</b>	<b>7</b>	<b>8</b>	<b>9</b>	<b>AB</b>	<b>R</b>	<b>H</b>	<b>RBI</b>	<b>BB</b>	<b>SO</b>	<b>LOB</b>	<b>BOTTOM</b>					
Tom Goodwin, L (1.8) OBP: 0.354, SLG: 0.363	2-2 F7		2-3 K		1-0 G5-3		0-0 F5		0-1 G6-3	4	0	0	0	0	1	0	<b>Colorado Rockies @ Los Angeles Dodgers</b> Dodger Stadium, Los Angeles, CA Thu Sep 14 2000, 7:10 PM PDT Att: 24,368 - Sunny - 75 F livebaseballscorecards.com					
Eric Karros, R (9, PH) OBP: 0.329, SLG: 0.478									3-1 G6-3	1	0	0	1	0	0	2						
Mark Chudzik, R (1.4) OBP: 0.335, SLG: 0.388	0-0 G6-3		3-3 K		1-2 2B		2-1 G4-3		1-1 G6-3	5	1	1	0	0	1	2						
Gary Sheffield, R (1.7) OBP: 0.439, SLG: 0.649	0-0 G6-3			3-1 F2	3-1 F8		3-2 G5-3			4	0	0	0	0	0	1						
Shawn Green, L (1.9) OBP: 0.373, SLG: 0.487		1-1 F8		2-0 FC6 1B HBP 1B	1-2 2B		2-2 F2			4	1	2	1	0	0	0						
Adrian Beltré, R (1.5) OBP: 0.355, SLG: 0.474		1-1 F9		1-2 FC6 1B	1-1 F5		1-2 G6-3			4	0	1	0	0	0	1						
Chris Donnels, L (1.3) OBP: 0.333, SLG: 0.778		3-2 HR		0-0 FC6		2-0 F9		1-2 G5-3		3	1	1	1	0	0	2						
Hiram Bocachica, R (8, PH) Kevin Elster, R (9, 3) OBP: 0.339, SLG: 0.434				1-2 HBP BB	1-2 BB					0	0	0	0	0	0	0						
Chad Kreuter, S (1.2) OBP: 0.436, SLG: 0.415		1-1 HBP		4-0 HBP BB		2-1 F9			0-1 SH2-4 1B G6-3 1B	2	0	1	0	1	0	0						
Jeff Branson, L (9, PR) OBP: 0.294, SLG: 0.313				1-2 HBP					1-2 SH2-4 1B	0	1	0	0	0	0	0						
Alex Cora, L (1.6) OBP: 0.302, SLG: 0.356		0-1 F7		2-2 HBP		1-1 1B			0-0 SH2-4 1B	2	0	1	1	0	0	1						
Dave Hansen, L (9, PH) OBP: 0.412, SLG: 0.593				1-2 HBP					1-2 1B	1	0	1	0	0	0	0						
Chan Ho Park, R (11, 1) Jeff Williams, R (6, PH) Todd Hundley, S (9, PH) Onan Masaoka, R (7, 1) Antonio Osuna, R (8, 1) Gregg Olson, R (9, PH) Paul Lo Duca, R (9, PH) OBP: 0.246, SLG: 0.333 OBP: 0.392, SLG: 0.614 OBP: 0.294, SLG: 0.313 OBP: 0.500, SLG: 0.500										0	0	0	0	0	1	3						
<b>Inning Stats</b>	R: 0 E: 0 K: 0 S: 5	H: 0 LOB: 0 BB: 0 P: 7	R: 1 E: 0 K: 0 S: 10	H: 1 LOB: 1 BB: 0 P: 16	R: 0 E: 0 K: 2 S: 10	H: 0 LOB: 0 BB: 0 P: 16	R: 1 E: 0 K: 1 S: 12	H: 2 LOB: 3 BB: 1 P: 25	R: 1 E: 0 K: 0 S: 12	H: 2 LOB: 1 BB: 0 P: 19	R: 0 E: 0 K: 0 S: 9	H: 1 LOB: 1 BB: 0 P: 16	R: 0 E: 0 K: 0 S: 7	H: 0 LOB: 0 BB: 0 P: 12	R: 0 E: 0 K: 0 S: 12	H: 0 LOB: 0 BB: 0 P: 16	R: 1 E: 0 K: 0 S: 8	H: 2 LOB: 2 BB: 0 P: 9	1B: 5 2B: 2 3B: 0 HR: 1	SF: 0 SAC: 1 DP: 0 HBP: 2	WP: 0 PB: 0 SB: 0 CS: 0	PA: 38
<b>PITCHER</b>	IP WLS BF H R ER SO BB IBB HBP BLK WP HR S P ERA WHIP																					
Brian Rose, L (1.1) ERA: 5.4	6.0 W 27 6 3 3 3 1 0 2 0 0 0 0 1 58 9 9 4.50 1.167																					
Jerry Dipoto, R (7, 1) ERA: 4.7	1.0 H 3 0 0 0 0 0 0 0 0 0 0 0 7 12 0.00 0.000																					
Gabe White, L (8, 1) ERA: 2.37	1.0 H 3 0 0 0 0 0 0 0 0 0 0 0 12 16 0.00 0.000																					
Jose Jimenez, R (9, 1) ERA: 3.38	1.0 S 5 2 1 1 0 0 0 0 0 0 0 0 8 9 9.00 2.000																					











Batter	1	2	3	4	5	6	7	8	9	AB	R	H	RBI	BB	SO	LOB	TOP					
Juan Pierre, L (1, 8) OBP: 0.369, SLG: 0.331	G1-3			BB 17 SF7 1B	F5		G4-3		G6-4-3 BB	4	1	1	1	1	0	1						
Neft Perez, S (1, 6) OBP: 0.321, SLG: 0.438 Jeff Frye, R (8, 4) OBP: 0.366, SLG: 0.361	F3			L6-4 BB 1B		P6	G4-3		G6-4-3 BB	4	0	1	0	0	0	0						
Jeff Cirillo, R (1, 5) OBP: 0.388, SLG: 0.477	G6-3					G5-3		F8		3	0	0	0	1	0	0						
17 Todd Helton, L (1, 3) OBP: 0.465, SLG: 0.683 Pete Walker, R (8, 1)		G4-6-3 BB		SF7		K			DI 1B	2	0	1	1	1	1	0						
Todd Walker, L (1, 4) OBP: 0.341, SLG: 0.491 Terry Shumpert, R (7, PH) OBP: 0.344, SLG: 0.437	F7			L6-4 2-3					L5	2	0	0	0	0	0	3						
Todd Hollandsworth, L (1, 9) OBP: 0.323, SLG: 0.418	G4-6-3				K				F7	4	1	1	0	0	1	2						
Butch Huskey, R (1, 7) OBP: 0.332, SLG: 0.397				G1-6-3 1B	HR				G4-3	3	2	2	1	1	0	0						
Brent Mayne, L (1, 2) OBP: 0.383, SLG: 0.425				K					BB 23 1B	3	0	2	1	0	1	1						
Masato Yoshi, R (1, 1) OBP: 0.212, SLG: 0.280 Giovanni Carrara, R (3, 1) OBP: 0.187, SLG: 0.187 Carlos Mendoza, L (5, PH) OBP: 0.187, SLG: 0.187 John Wastin, R (5, 1) OBP: 0.187, SLG: 0.187 Adam Melhuse, S (7, PH) OBP: 0.187, SLG: 0.187 48 Craig House, R (7, 1) OBP: 0.187, SLG: 0.187 Mike DeJean, R (7, 1) OBP: 0.187, SLG: 0.187 23 Elvis Pena, S (8, 6) OBP: 0.205, SLG: 0.250	G1-6-3			G1-6-3		P4			G4-3 3B	1	0	0	0	0	0	1						
<b>Inning Stats</b>	R: 0 E: 0 K: 0 S: 5	H: 0 LOB: 0 BB: 0 P: 9	R: 0 E: 0 K: 0 S: 8	H: 0 LOB: 0 BB: 1 P: 14	R: 0 E: 0 K: 1 S: 8	H: 1 LOB: 0 BB: 0 P: 10	R: 1 E: 0 K: 0 S: 12	H: 2 LOB: 1 BB: 1 P: 21	R: 1 E: 0 K: 1 S: 16	H: 2 LOB: 1 BB: 0 P: 19	R: 0 E: 0 K: 1 S: 7	H: 0 LOB: 0 BB: 0 P: 10	R: 4 E: 0 K: 0 S: 14	H: 3 LOB: 0 BB: 1 P: 24	R: 0 E: 0 K: 0 S: 8	H: 1 LOB: 1 BB: 0 P: 14	R: 0 E: 0 K: 0 S: 10	H: 2 LOB: 2 BB: 1 P: 16	1B: 9 2B: 1 3B: 1 HR: 1	SF: 2 SAC: 0 DP: 4 HBP: 0	WP: 0 PB: 0 SB: 0 CS: 0	PA: 38
<b>PITCHER</b>	IP WLS BF H R ER SO BB IBB HBP BLK WP HR S P ERA WHIP																					
Luke Prokopec, R (1, 1) ERA: 2.03	6.0 W 22 5 2 2 3 2 0 0 0 0 0 1 56 83 3.00 1.167																					
Jeff Williams, L (7, 1) ERA: 15.86	0.1 5 3 4 4 0 1 0 0 0 0 0 0 11 20 108.00 12.000																					
Matt Herges, R (7, 1) ERA: 3.29	2.2 11 3 0 0 0 1 0 0 0 0 0 0 21 34 0.00 1.500																					

Colorado Rockies @ Los Angeles Dodgers  
 Dodger Stadium, Los Angeles, CA  
 Sun Sep 17 2000, 1:10 PM PDT  
 Att: 36,498 - Sunny - 88 F

AB	32
R	6
H	11
RBI	6
BB	4
SO	3
LOB	13



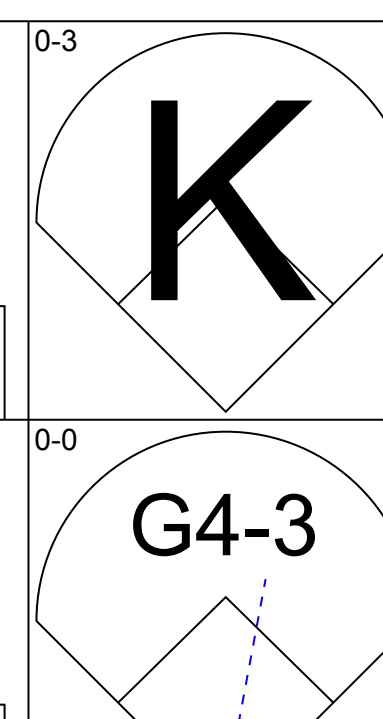
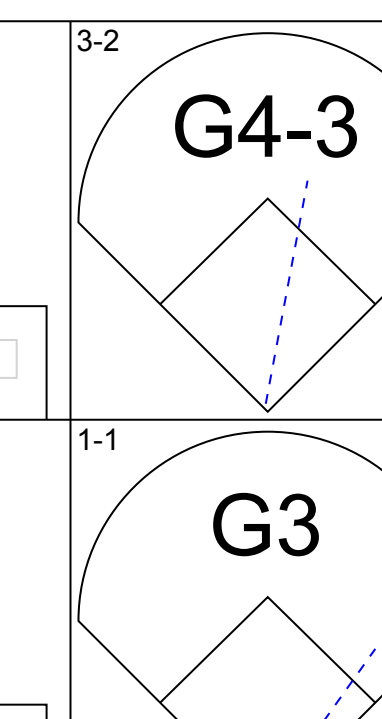
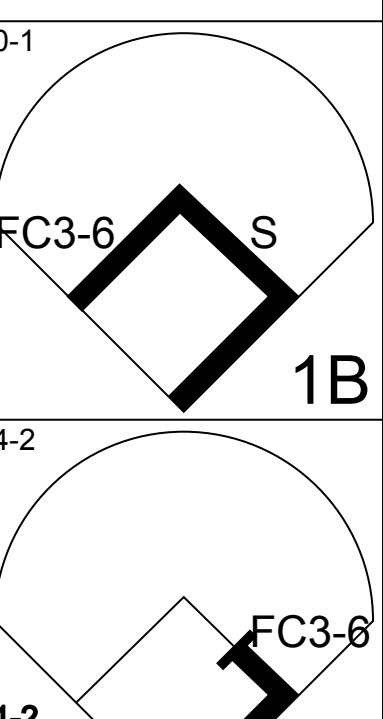
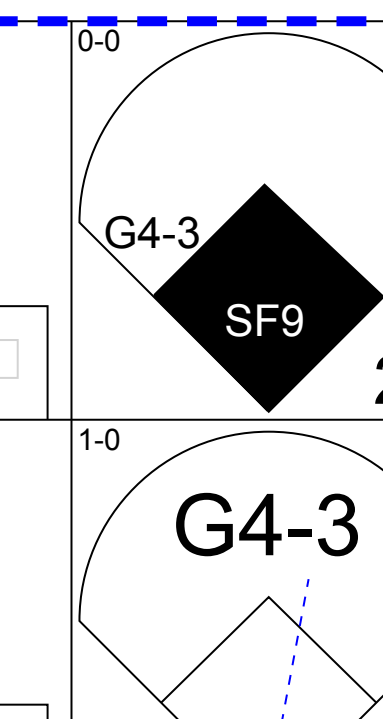
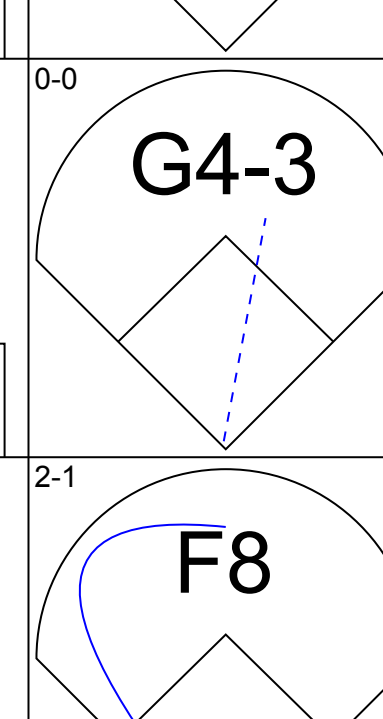
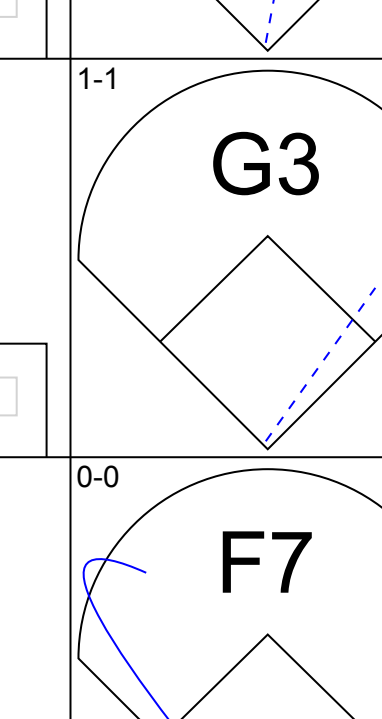
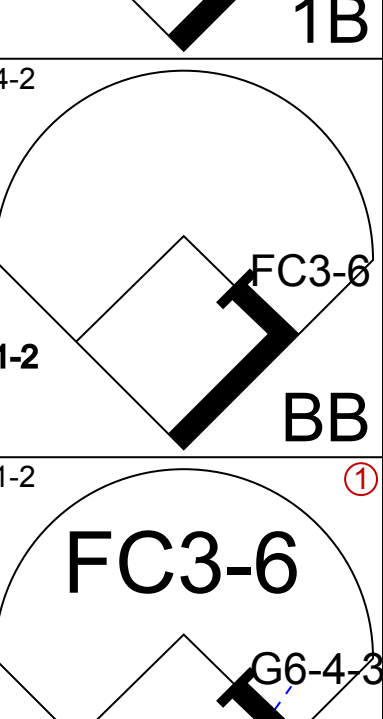
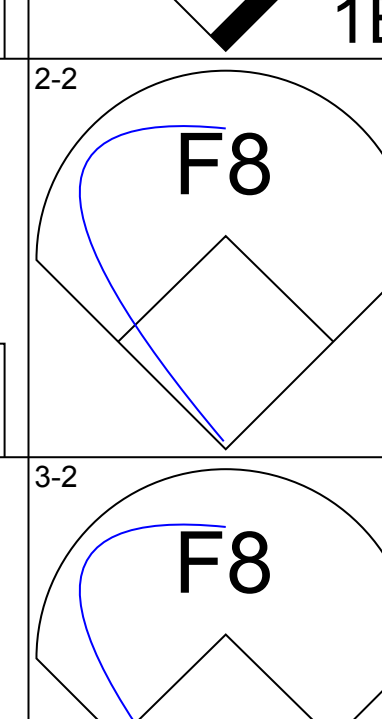
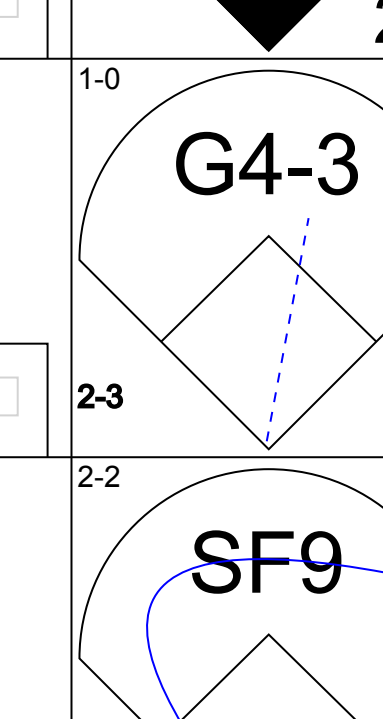
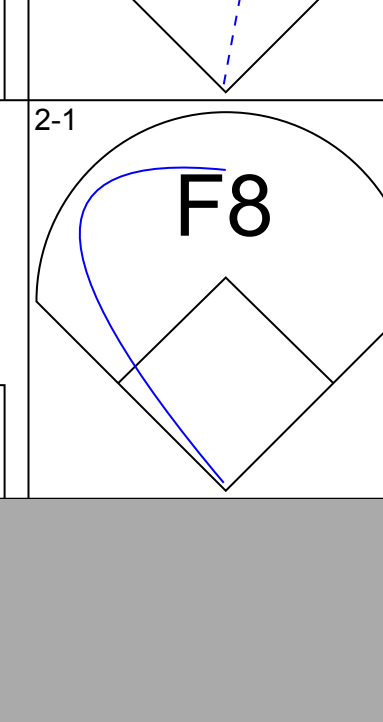
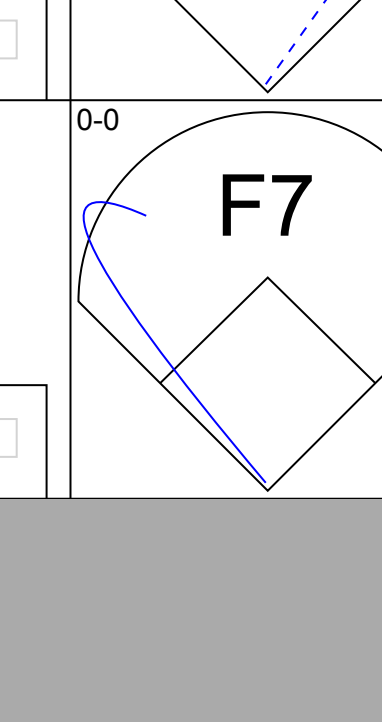
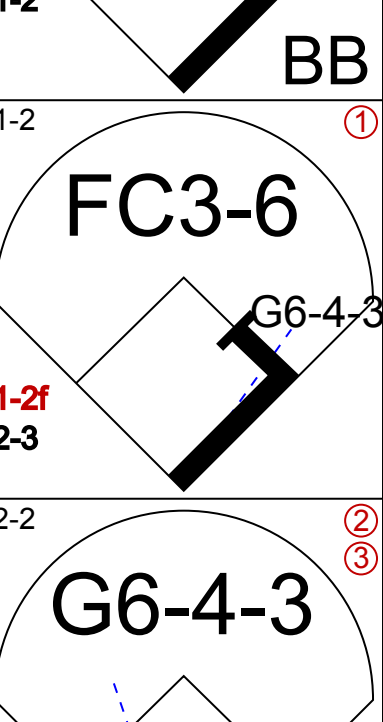
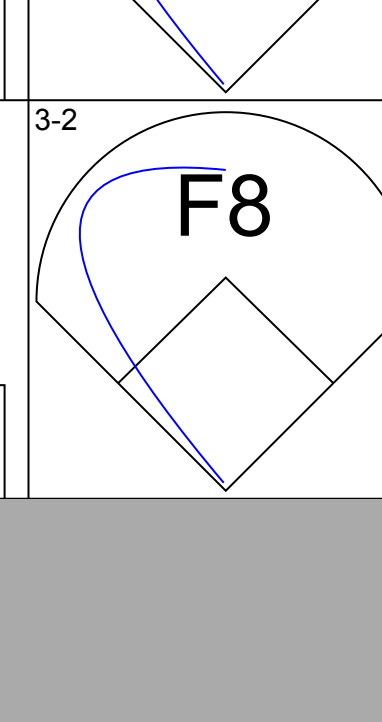
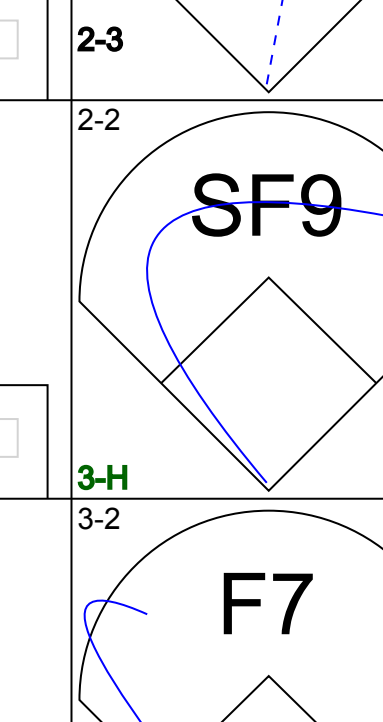
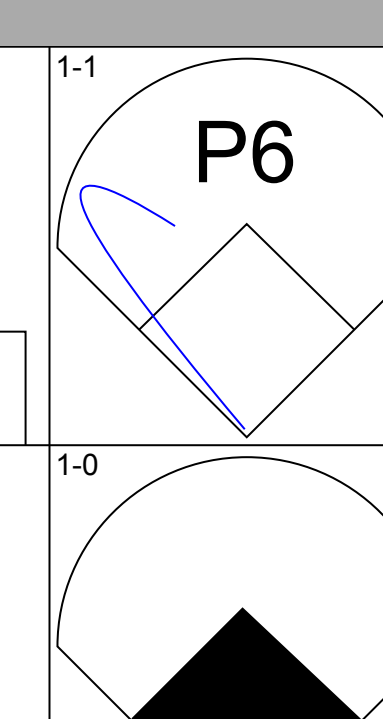
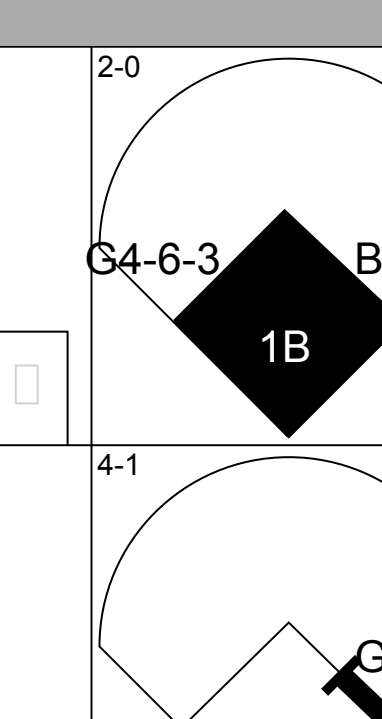
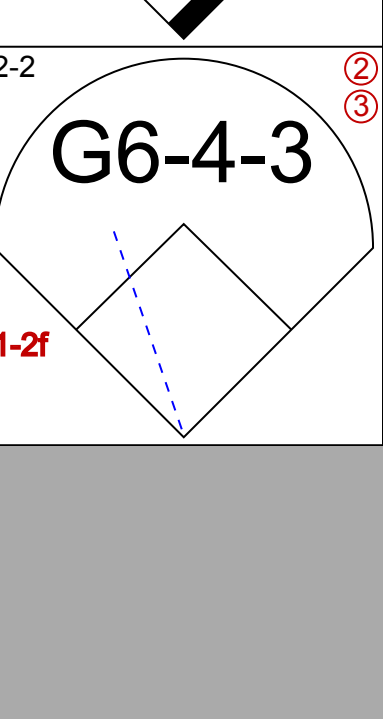
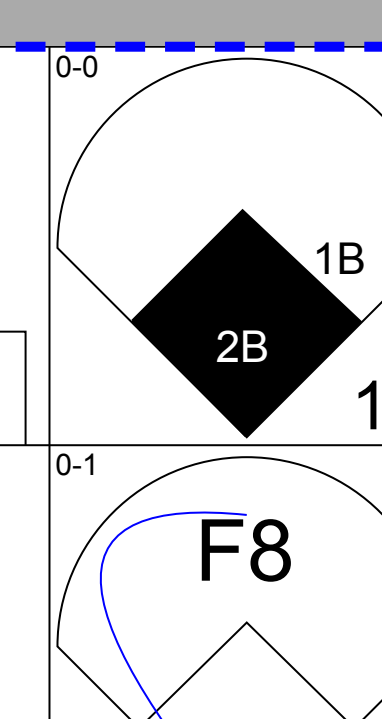
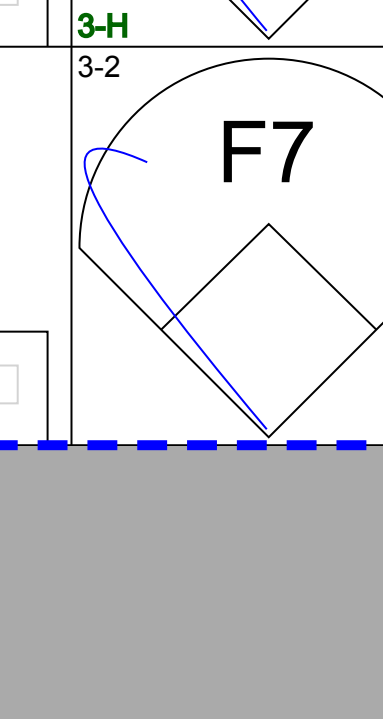
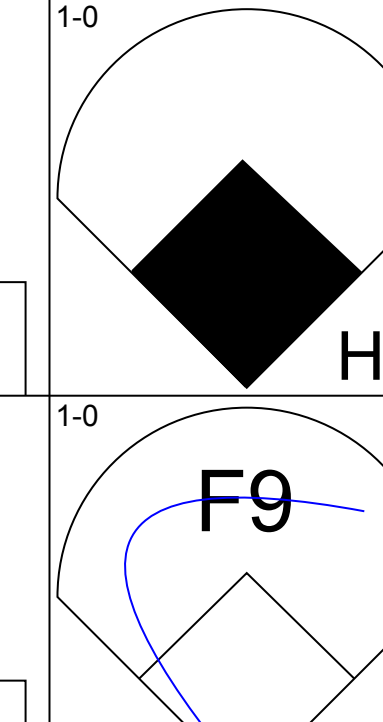
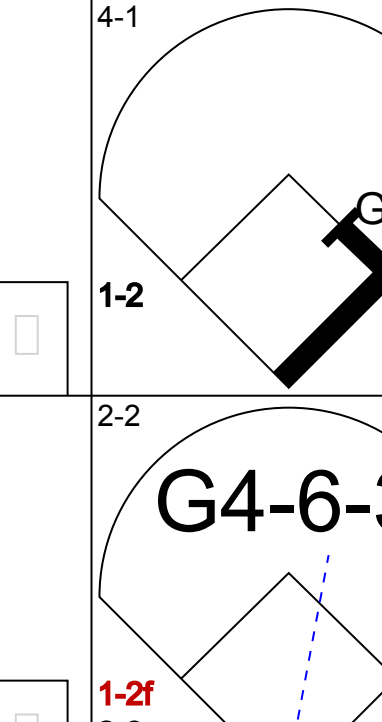
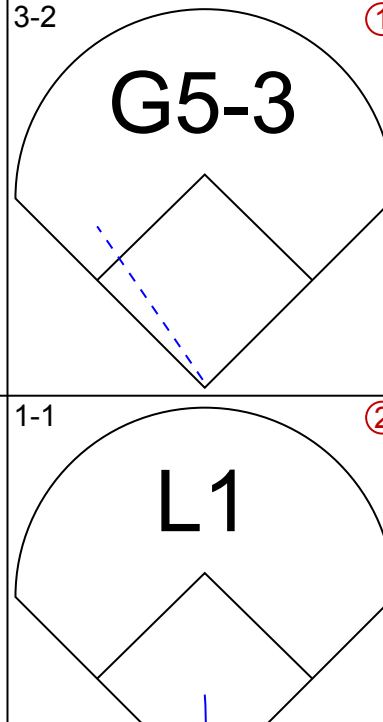
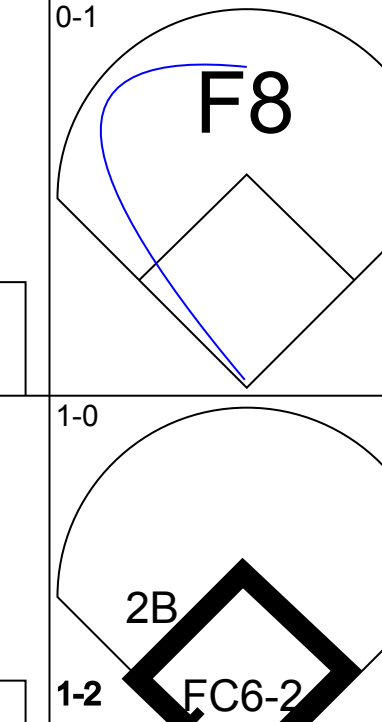
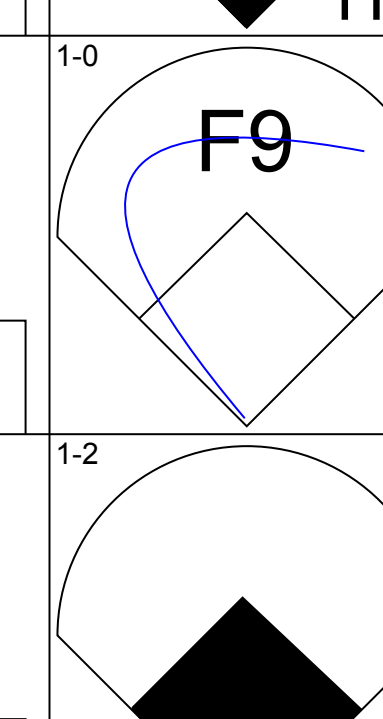
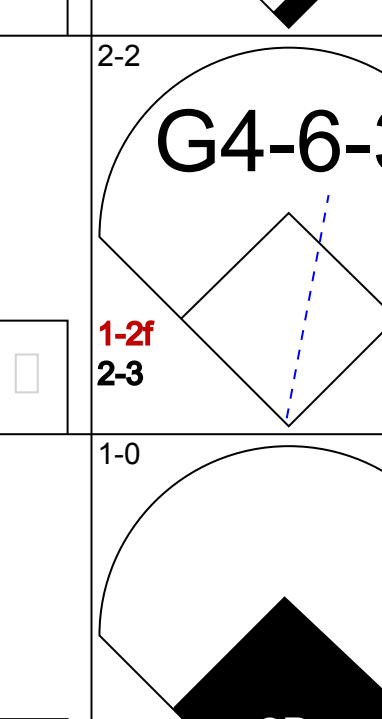
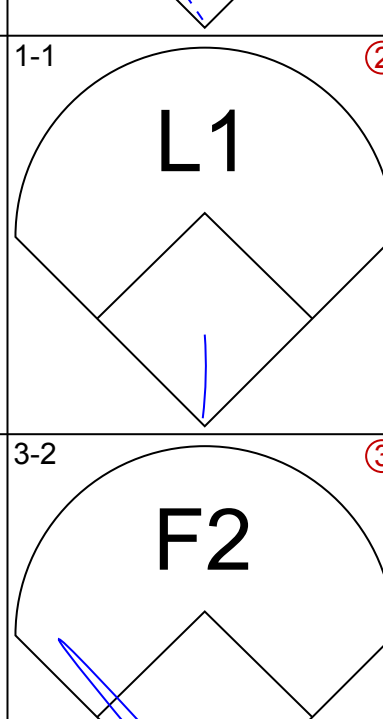
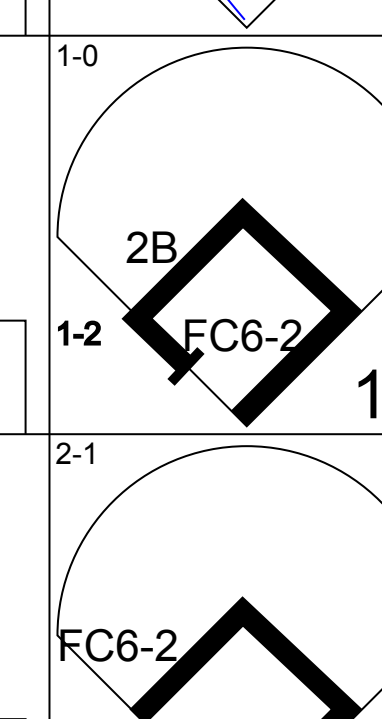
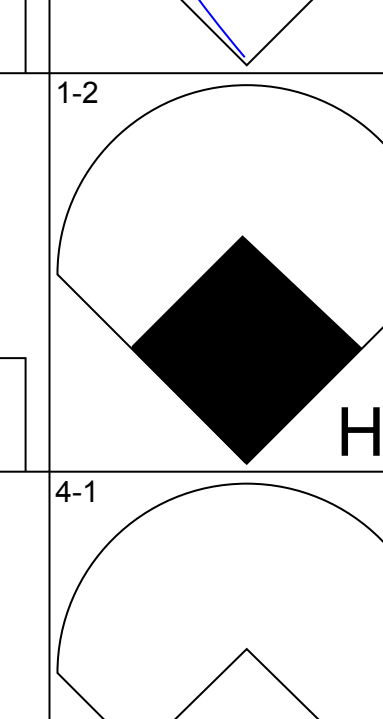
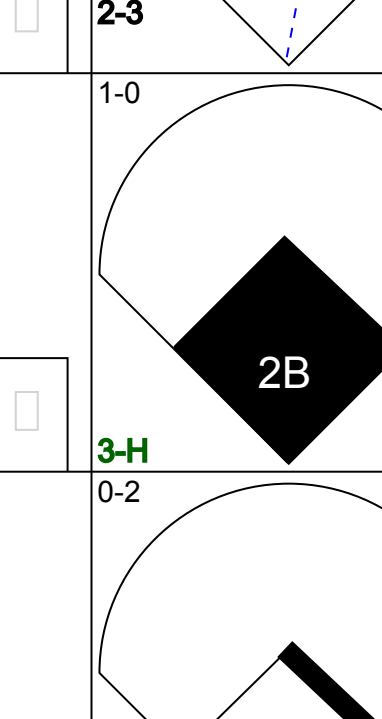
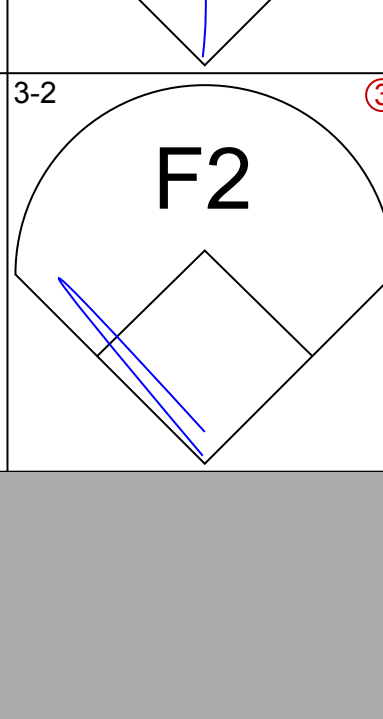
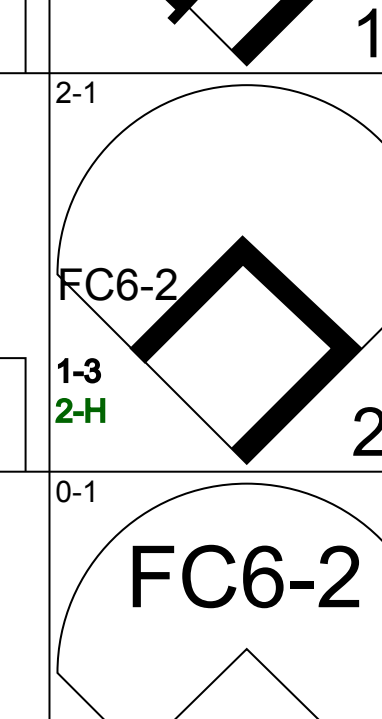
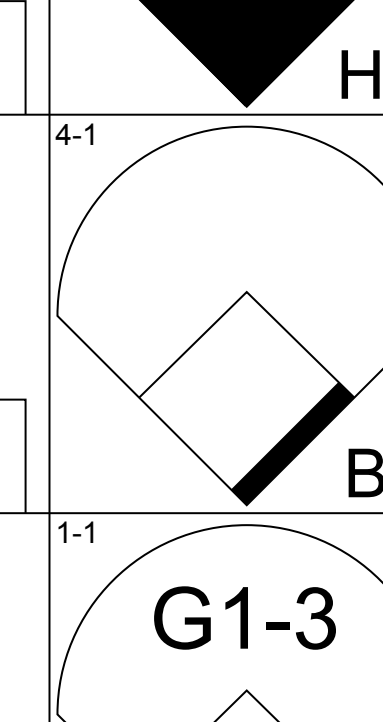
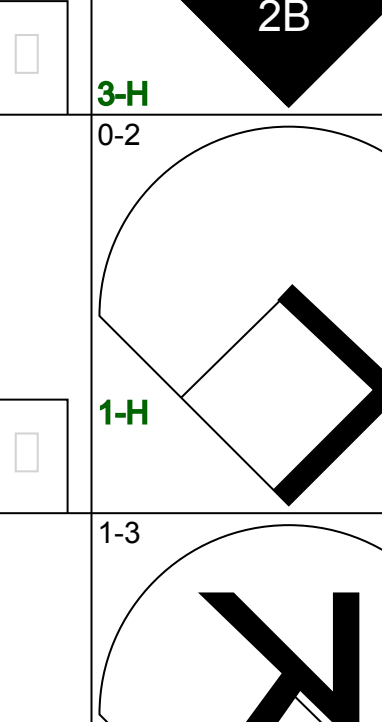
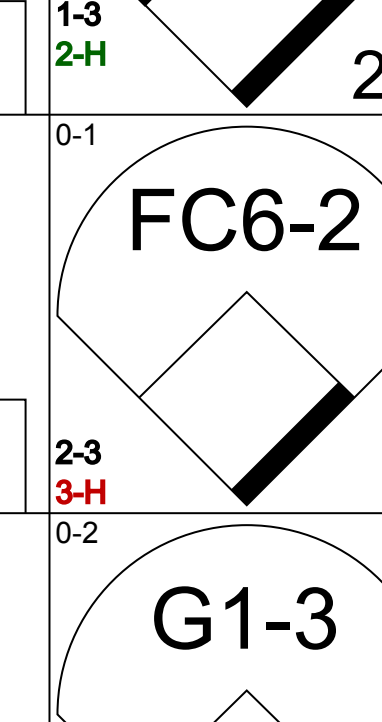
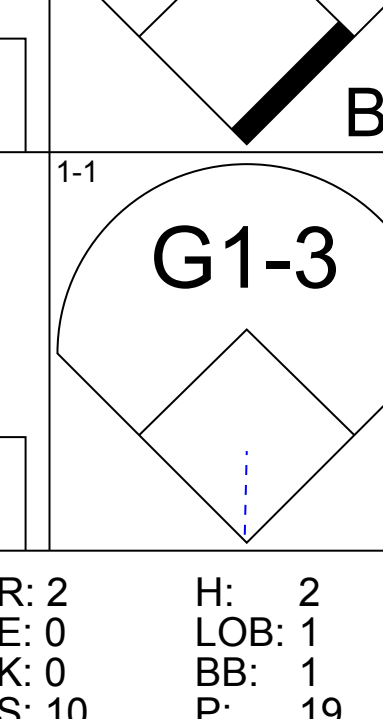
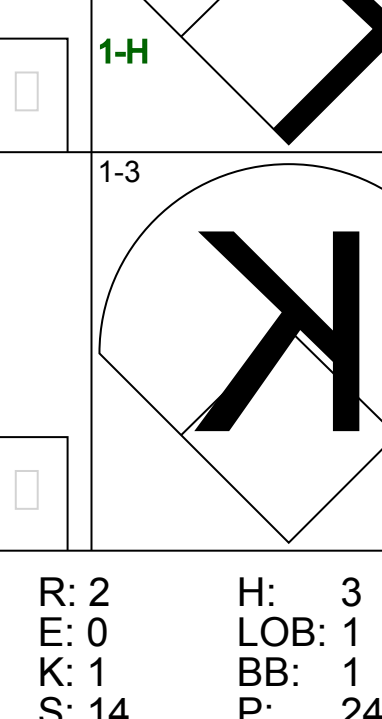
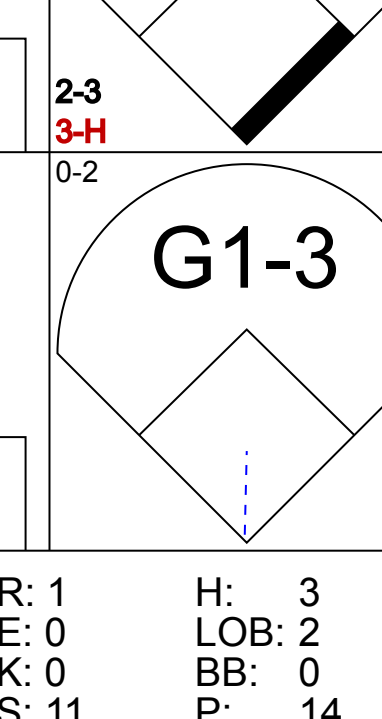
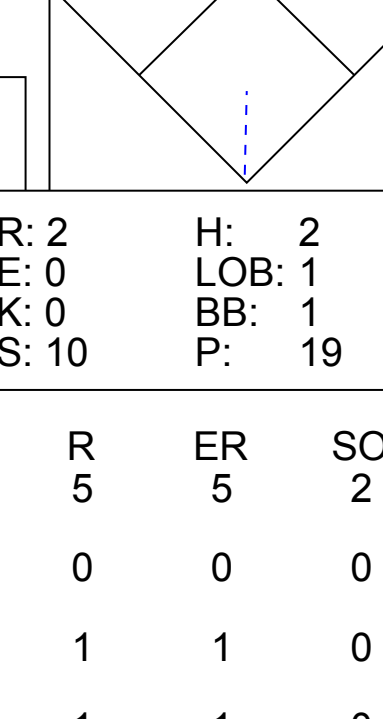
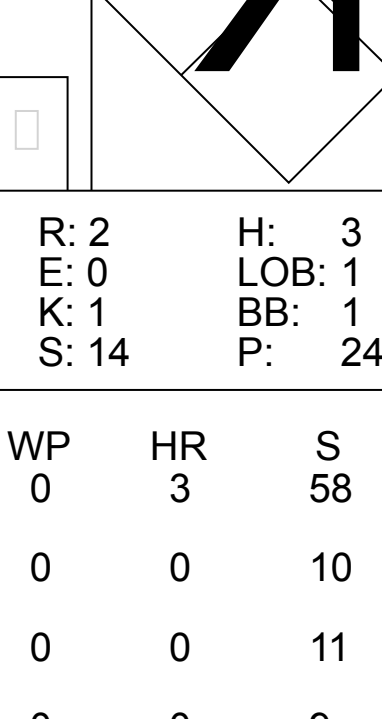
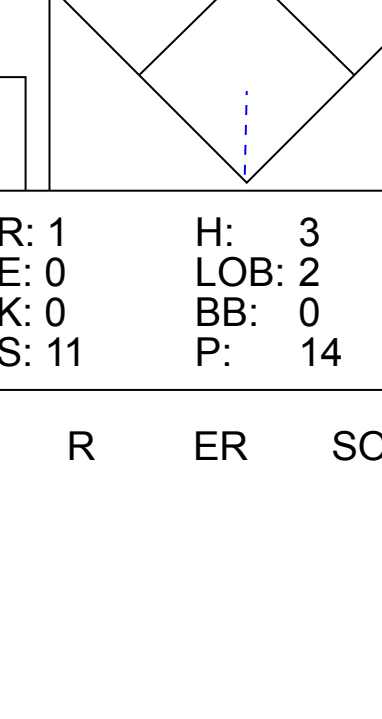
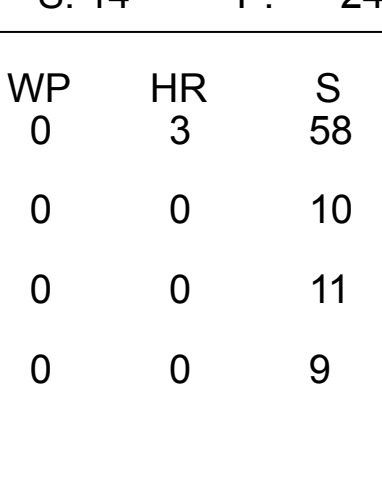

Batter	1	2	3	4	5	6	7	8	9	AB	R	H	RBI	BB	SO	LOB	BOTTOM			
Tom Goodwin, L (1, 8) OBP: 0.353, SLG: 0.359	G3			G3-1 HR 1B		K	F8			5	1	1	0	0	1	3				
Mark Czudzielanek, R (1, 4) OBP: 0.333, SLG: 0.392 Jeff Williams, R (7, 1) OBP: 0.366, SLG: 0.361 Matt Herges, L (7, 1) OBP: 0.077, SLG: 0.077	L7			F9		G4-3				4	0	1	2	0	0	1				
Shawn Green, L (1, 9) OBP: 0.375, SLG: 0.485 Paul Lo Duca, R (8, 9) OBP: 0.308, SLG: 0.390				G3		K			F3	3	0	1	0	0	1	1				
Eric Karros, R (1, 3) OBP: 0.329, SLG: 0.475 Dave Hansen, L (8, PH) OBP: 0.413, SLG: 0.591	G6-3			HR BB		K			G6-3 1B	3	1	1	0	1	1	1				
Chris Donnels, L (1, 7) OBP: 0.357, SLG: 0.808				HR 1B		F8			G6-3 1B	4	3	2	3	1	0	1				
Adrian Beltré, R (1, 5) OBP: 0.382, SLG: 0.485				HR BB						2	3	2	3	2	0	0				
Chad Kreuter, S (1, 2) OBP: 0.431, SLG: 0.424				G3		K				4	1	1	3	0	1	1				
Alex Cora, L (1, 6) OBP: 0.312, SLG: 0.372				F6		HR				2	2	1	1	2	0	0				
Luke Prokopec, L (1, 1) Hiram Bocachica, R (6, PH) OBP: 0.500, SLG: 0.500	F8			G3		G4-3			F8	2	0	0	0	0	0	0				
<b>Inning Stats</b>	R: 0 E: 0 K: 0 S: 11	H: 1 LOB: 1 BB: 0 P: 16	R: 2 E: 0 K: 0 S: 8	H: 2 LOB: 0 BB: 0 P: 14	R: 3 E: 0 K: 1 S: 18	H: 2 LOB: 1 BB: 2 P: 34	R: 1 E: 0 K: 0 S: 12	H: 1 LOB: 0 BB: 0 P: 21	R: 0 E: 0 K: 2 S: 12	H: 0 LOB: 0 BB: 0 P: 18	R: 3 E: 0 K: 1 S: 20	H: 4 LOB: 2 BB: 1 P: 32	R: 3 E: 0 K: 1 S: 14	H: 1 LOB: 1 BB: 3 P: 34	R: 0 E: 0 K: 0 S: 3	H: 1 LOB: 0 BB: 0 P: 5	1B: 6 2B: 1 3B: 0 HR: 5	SF: 0 SAC: 0 DP: 1 HBP: 1	WP: 0 PB: 0 SB: 0 CS: 0	PA: 41
<b>PITCHER</b>	IP WLS BF H R ER SO BB IBB HBP BLK WP HR S P ERA WHIP																			
Masato Yoshi, R (1, 1) ERA: 9.88	2.2 L 15 5 5 5 0 2 0 0 0 0 0 0 1 16 26 6.75 0.750																			
Giovanni Carrara, R (3, 1) ERA: 11.12	1.1 5 1 1 1 1 0 0 0 0 0 0 0 1 16 26 6.75 0.750																			
John Wastin, R (5, 1) ERA: 5.61	2.0 11 4 3 3 3 1 0 1 0 0 0 1 32 50 13.50 2.500																			
48 Craig House, R (7, 1) ERA: 6.39	0.0 3 1 3 3 0 2 0 0 0 0 0 1 4 15 = =																			
Mike DeJean, R (7, 1) ERA: 4.94	1.0 4 0 0 0 0 1 1 0 0 0 0 0 0 10 19 0.00 1.000																			

Colorado Rockies @ Los Angeles Dodgers  
 Dodger Stadium, Los Angeles, CA  
 Sun Sep 17 2000, 1:10 PM PDT  
 Att: 36,498 - Sunny - 88 F

AB	34
R	12
H	12
RBI	12
BB	6
SO	5
LOB	10

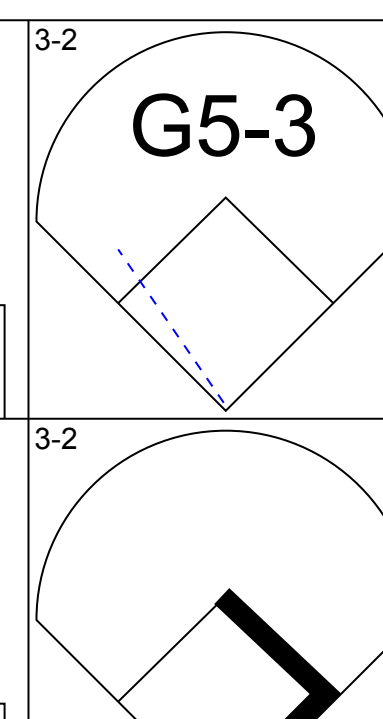
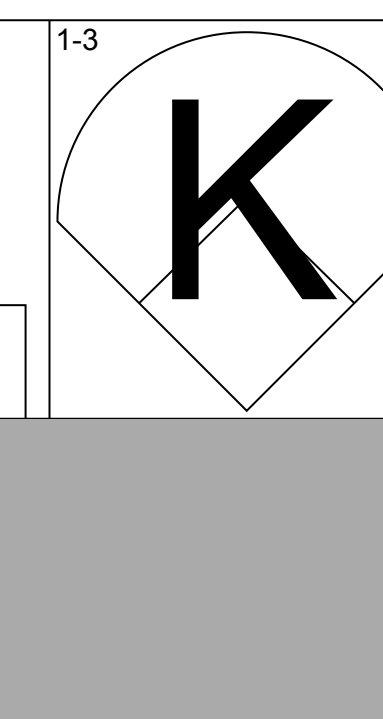
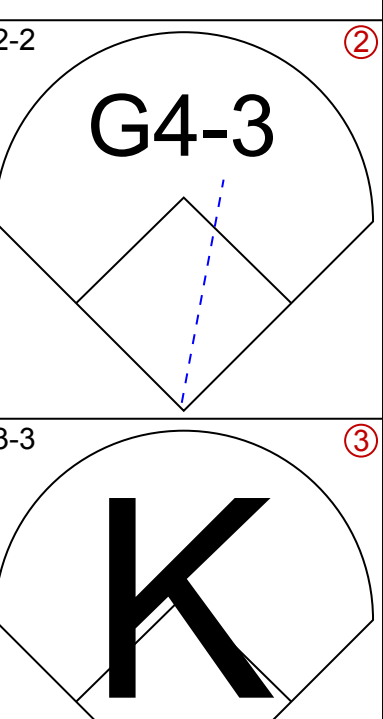
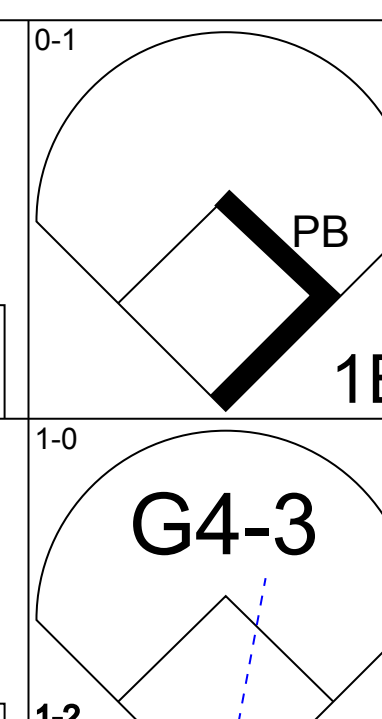
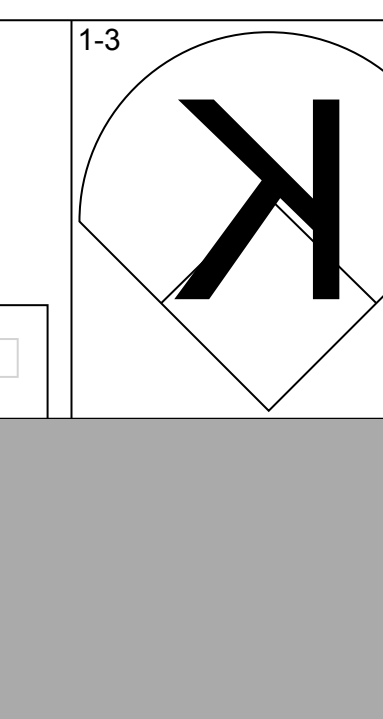
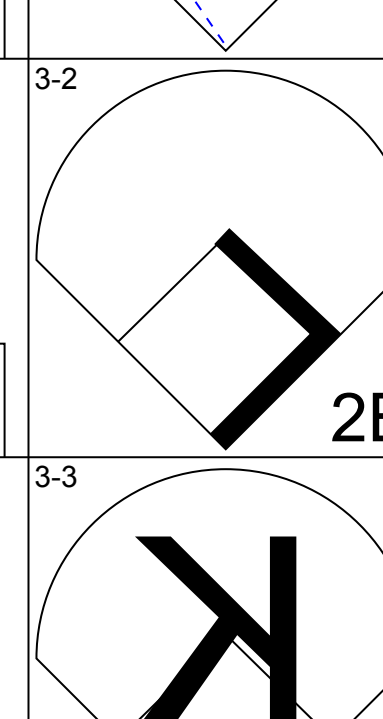
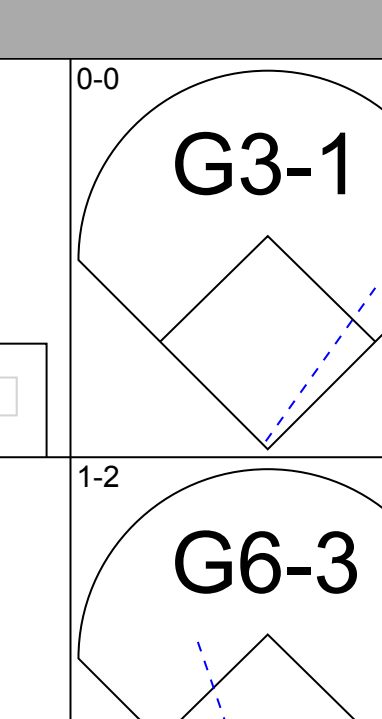
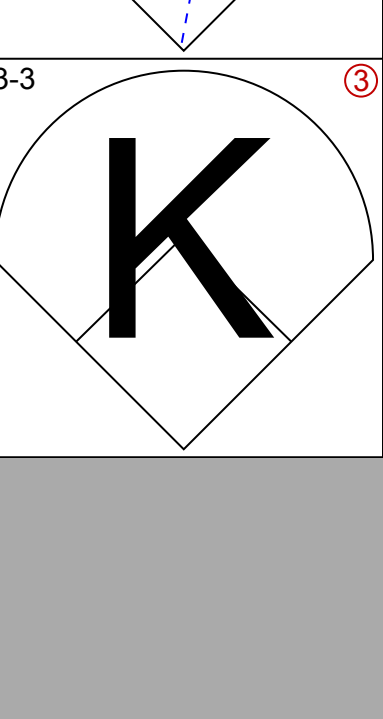
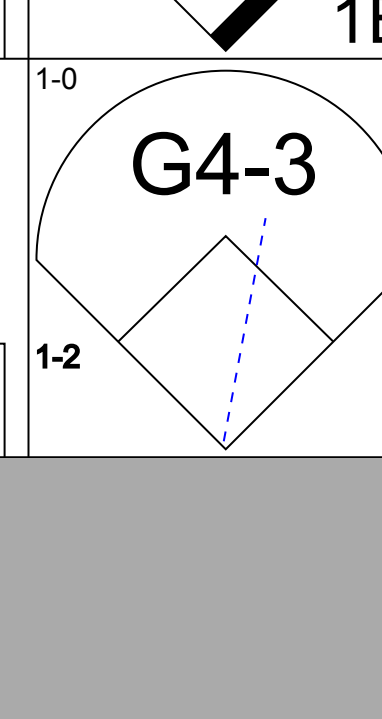
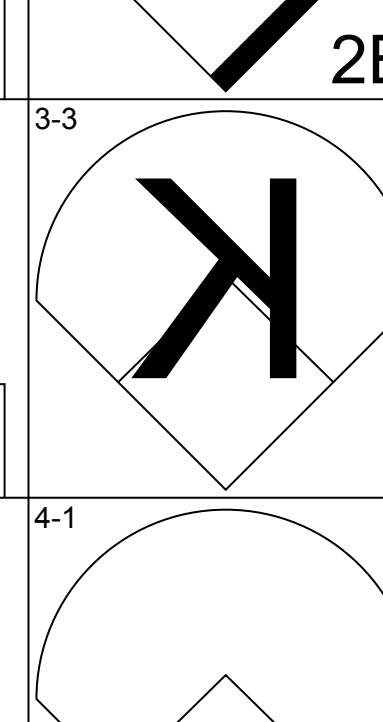
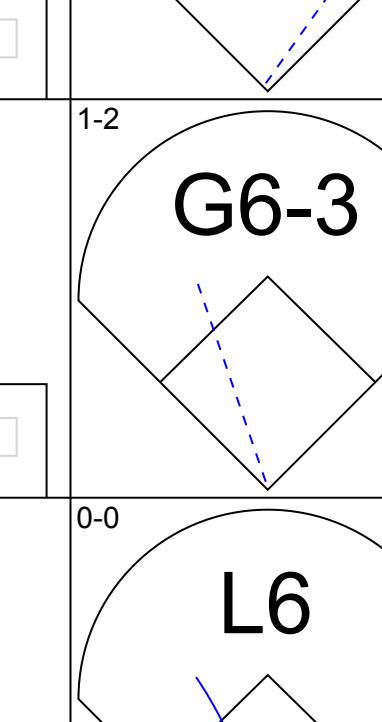
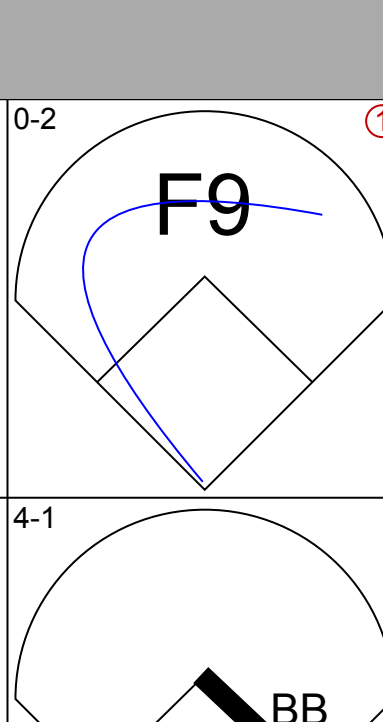
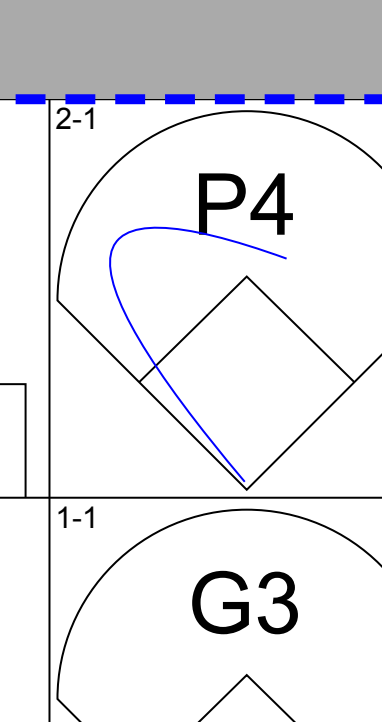
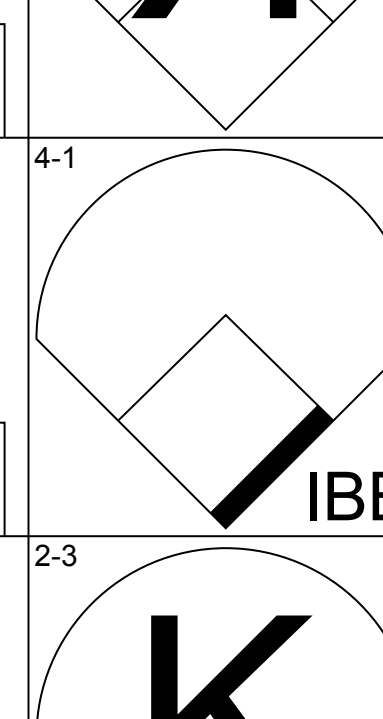
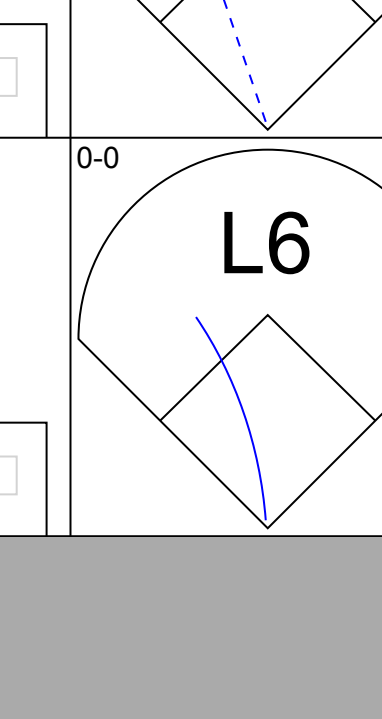
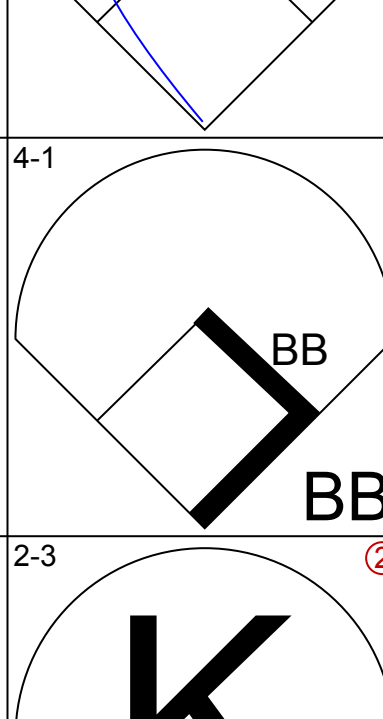
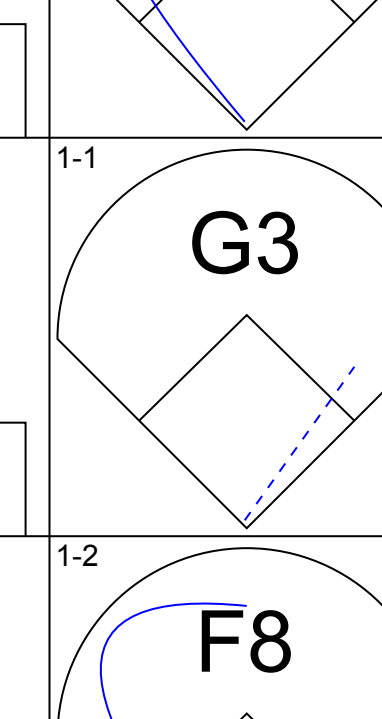
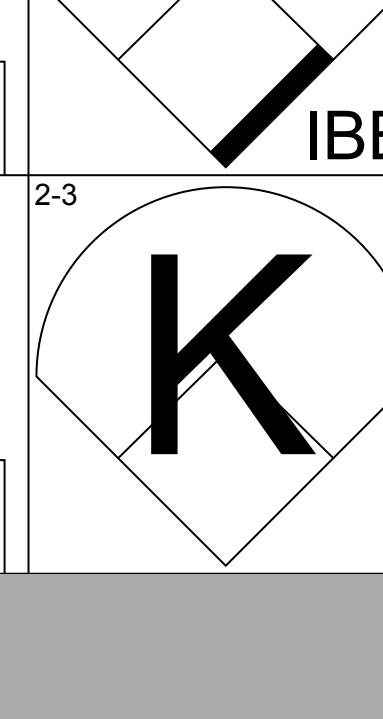
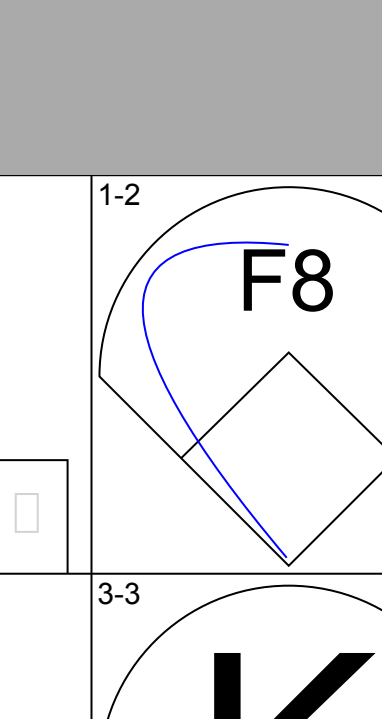
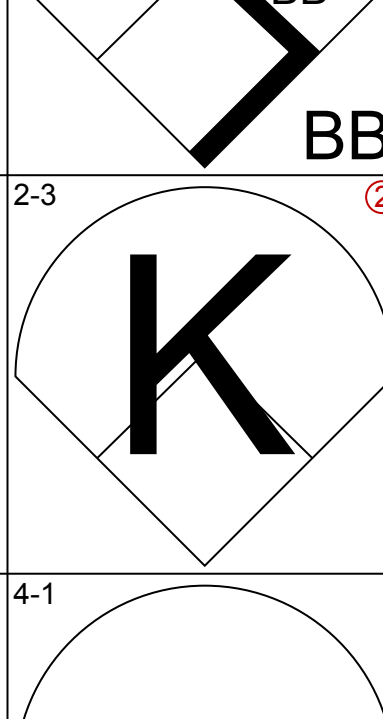
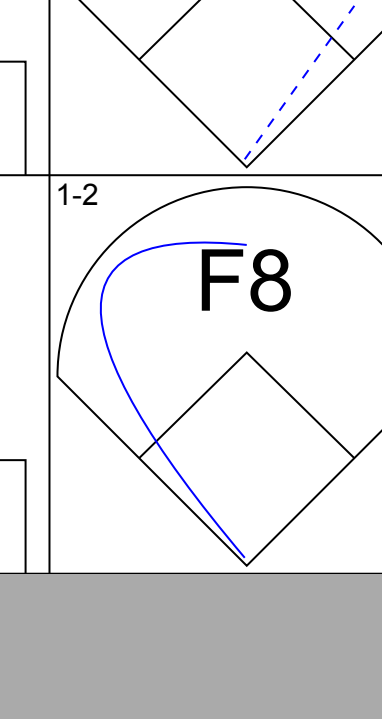
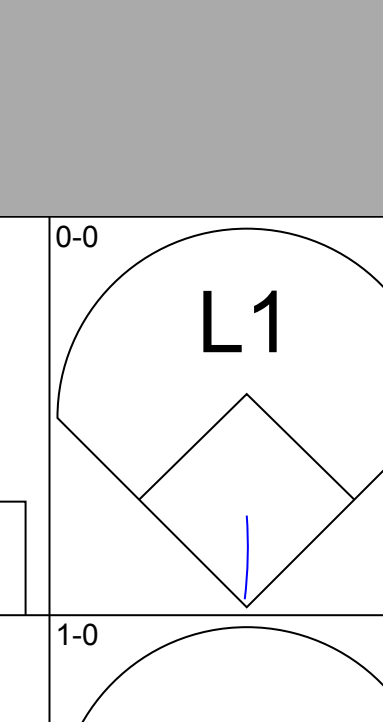
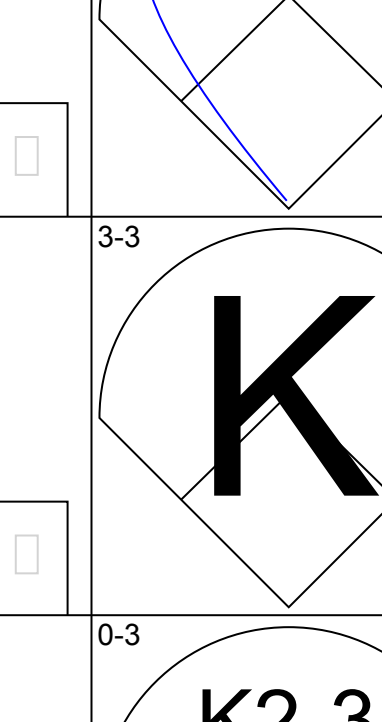
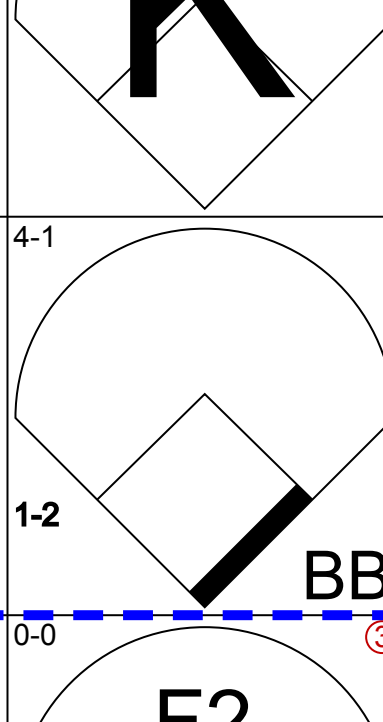
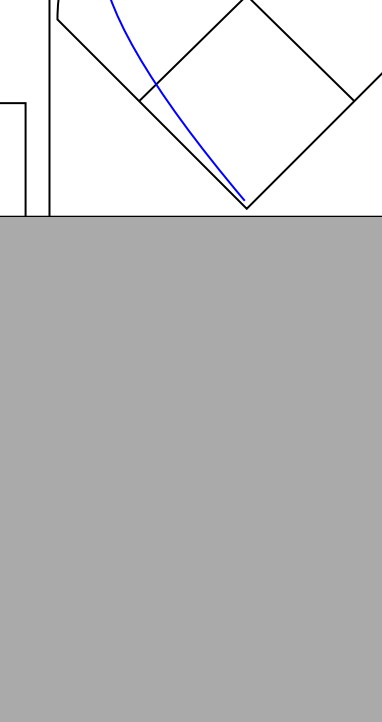
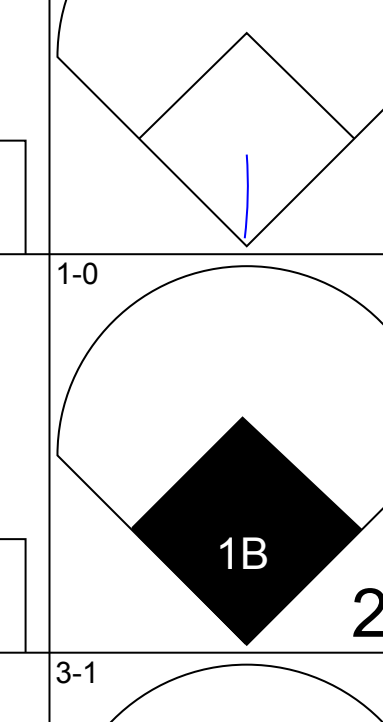
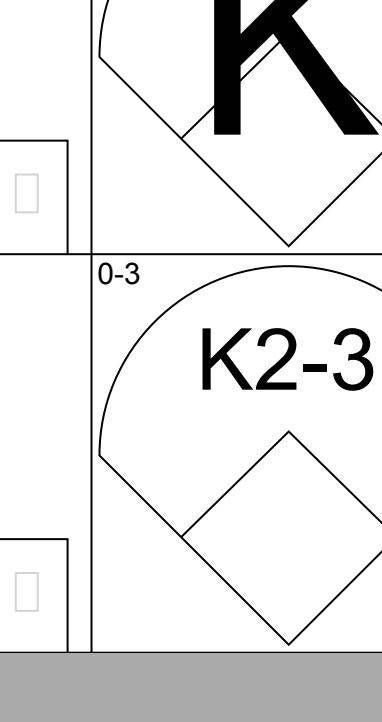
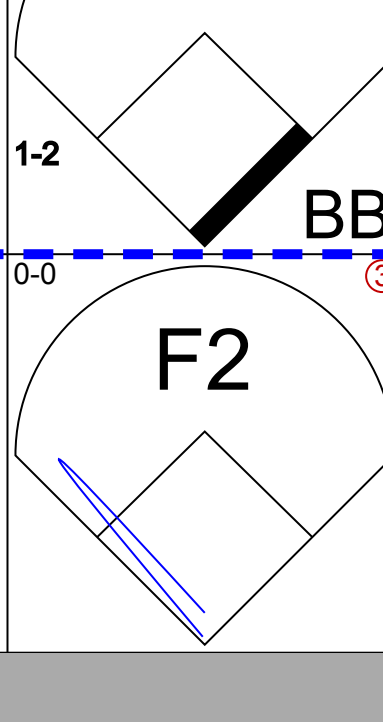

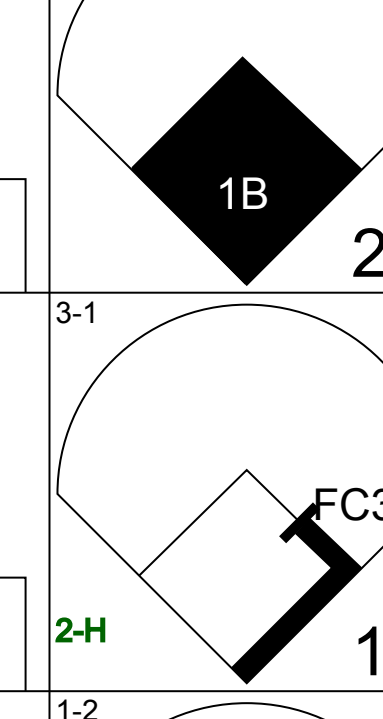
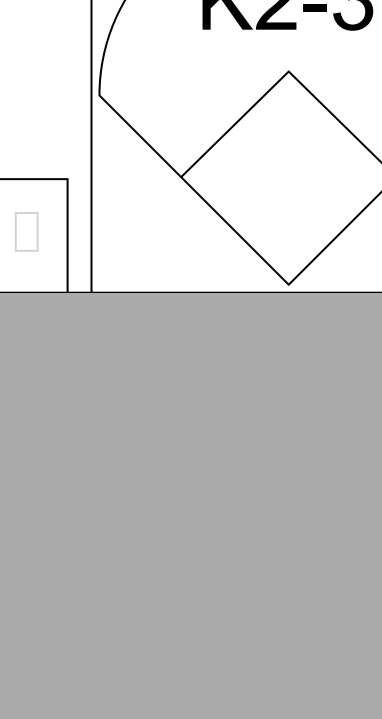
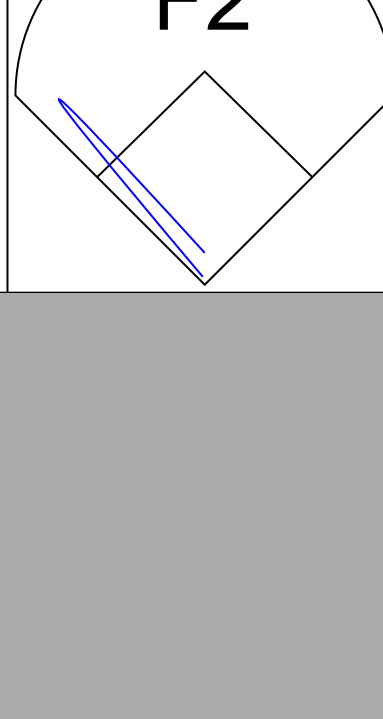

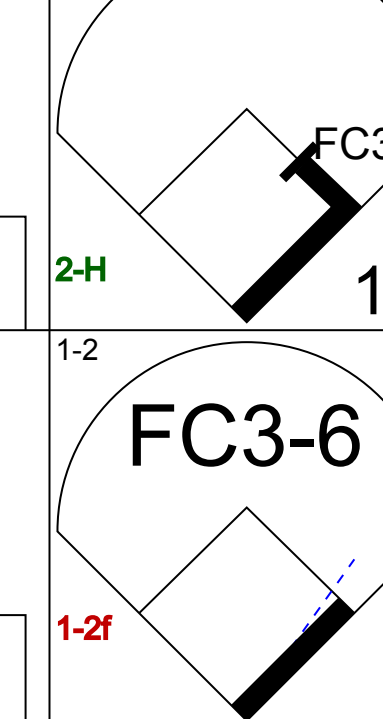







Batter	1	2	3	4	5	6	7	8	9	AB	R	H	RBI	BB	SO	LOB	TOP			
<b>Damian Jackson, R</b> OBP: 0.395, SLG: 0.392 (1, 4)							 1B		 SF9 2B	5	1	3	0	0	1	0	<b>San Diego Padres @ Colorado Rockies</b> Coors Field, Denver, CO Tue Sep 19 2000, 7:05 PM MDT Att: 36,295 - Cloudy - 74 F			
<b>Eric Owens, R</b> OBP: 0.350, SLG: 0.377 (1, 7)						 BB				4	0	0	0	1	0	2				
<b>Ryan Klesko, L</b> OBP: 0.397, SLG: 0.530 (1, 3)						 G6-4-3 1-2 2-3				4	0	0	1	0	0	3				
<b>Ed Sprague, R</b> OBP: 0.287, SLG: 0.445 <b>Desti Relaford, S</b> OBP: 0.356, SLG: 0.305 (8, PR) (8, 6)				 BB 1B		 1-2		 2B 1B		4	1	2	0	0	0	2				
<b>Ruben Rivera, R</b> OBP: 0.296, SLG: 0.388 (1, 8)				 BB						3	1	1	1	1	0	1				
<b>Mike Darr, L</b> OBP: 0.352, SLG: 0.392 (1, 9)				 1-2 2-3				 FC6-2 1B		4	0	1	0	0	0	2				
<b>Ben Davis, S</b> OBP: 0.299, SLG: 0.415 <b>John Mabry, L</b> OBP: 0.299, SLG: 0.415 <b>Tom Davey, R</b> (8, PH) (8, 1)				 1B				 1-3 2-H		3	2	2	2	0	0	0				
<b>Kevin Walker, L</b> OBP: 0.250, SLG: 0.250 (9, 1)				 3-H				 1-3 2-H		0	0	0	0	0	0	0				
<b>Greg LaRocca, R</b> OBP: 0.313, SLG: 0.400 (1, 6) (8, 5)				 1-H				 2-H		3	0	1	1	1	0	3				
<b>Matt Clement, R</b> OBP: 0.133, SLG: 0.107 <b>Wiki Gonzalez, R</b> OBP: 0.312, SLG: 0.342 (1, 1) (6, 2)				 1-3				 2-3 3-H		2	0	0	0	0	1	2				
										2	1	1	1	0	0	2				
<b>Inning Stats</b>	R: 0 E: 0 K: 1 S: 6	H: 0 LOB: 0 BB: 0 P: 8	R: 2 E: 0 K: 0 S: 10	H: 2 LOB: 1 BB: 1 P: 19	R: 0 E: 0 K: 0 S: 6	H: 0 LOB: 0 BB: 0 P: 10	R: 2 E: 0 K: 1 S: 14	H: 3 LOB: 1 BB: 1 P: 24	R: 0 E: 0 K: 0 S: 11	H: 0 LOB: 0 BB: 0 P: 15	R: 1 E: 0 K: 0 S: 13	H: 2 LOB: 1 BB: 0 P: 22	R: 1 E: 0 K: 0 S: 11	H: 3 LOB: 2 BB: 0 P: 14	R: 1 E: 0 K: 0 S: 9	H: 1 LOB: 0 BB: 0 P: 15		1B: 6 2B: 3 3B: 0 HR: 3	SF: 1 SAC: 0 DP: 2 HBP: 0	WP: 0 PB: 0 SB: 1 CS: 0
<b>PITCHER</b>	IP	WLS	BF	H	R	ER	SO	BB	IBB	HBP	BLK	WP	HR	S	P	ERA	WHIP			
<b>Brian Bohanon, L</b> ERA: 4.84 (1, 1)	6.1	L	27	7	5	5	2	3	0	0	0	0	3	58	98	7.11	1.579			
<b>Jerry Dipoto, R</b> ERA: 4.95 (7, 1)	0.2		3	1	0	0	0	0	0	0	0	0	0	10	18	0.00	1.500			
<b>Mike DeJean, R</b> ERA: 5.03 (8, 1)	1.0		6	3	1	1	0	0	0	0	0	0	0	11	14	9.00	3.000			
<b>Jose Jimenez, R</b> ERA: 3.46 (9, 1)	1.0		4	1	1	1	0	0	0	0	0	0	0	9	15	9.00	1.000			

AB	36
R	7
H	12
RBI	7
BB	3
SO	2
LOB	17



Batter	1	2	3	4	5	6	7	8	9	AB	R	H	RBI	BB	SO	LOB	BOTTOM						
<b>Juan Pierre, L</b> OBP: 0.366, SLG: 0.329 <b>Adam Melhuse, S</b> OBP: 0.278, SLG: 0.313 (1, 8) (9, PH)							 1B			4	0	1	0	0	1	1	<b>San Diego Padres @ Colorado Rockies</b> Coors Field, Denver, CO Tue Sep 19 2000, 7:05 PM MDT Att: 36,295 - Cloudy - 74 F						
<b>Nefti Perez, S</b> OBP: 0.321, SLG: 0.439 (1, 6)										4	0	1	0	0	1	1							
<b>Jeff Cirillo, R</b> OBP: 0.386, SLG: 0.474 (1, 5)										4	0	0	0	0	1	1							
<b>17 Todd Helton, L</b> OBP: 0.465, SLG: 0.681 (1, 3)						 BB				2	0	0	0	2	0	0							
<b>Jeffrey Hammonds, R</b> OBP: 0.395, SLG: 0.529 (1, 9)										4	0	0	0	0	2	3							
<b>Todd Walker, L</b> OBP: 0.341, SLG: 0.486 <b>Jeff Frye, R</b> OBP: 0.365, SLG: 0.360 (1, 4) (9, PH)						 BB				2	0	0	0	1	1	0							
<b>Todd Hollandsworth, L</b> OBP: 0.325, SLG: 0.421 (1, 7)		 2B						 1B		4	1	2	0	0	1	2							
<b>Brent Mayne, L</b> OBP: 0.382, SLG: 0.425 <b>Butch Huskey, R</b> OBP: 0.334, SLG: 0.397 (1, 2) (9, PH)		 2-H 1B								3	0	1	1	0	1	0							
<b>Brian Bohanon, L</b> OBP: 0.231, SLG: 0.388 <b>Jerry Dipoto, R</b> ERA: 4.95 <b>Terry Shumpert, R</b> ERA: 4.95 <b>Mike DeJean, R</b> ERA: 5.03 <b>Jose Jimenez, R</b> ERA: 3.46 <b>Ben Patrick, R</b> OBP: 0.413, SLG: 0.485 (1, 1) (7, 1) (7, PH) (8, 1) (9, 1) (9, PH)		 1-2								2	1	1	1	0	0	1							
<b>Inning Stats</b>	R: 0 E: 0 K: 2 S: 15	H: 1 LOB: 2 BB: 1 P: 30	R: 1 E: 0 K: 1 S: 10	H: 2 LOB: 1 BB: 0 P: 16	R: 0 E: 0 K: 0 S: 5	H: 0 LOB: 0 BB: 0 P: 6	R: 0 E: 0 K: 2 S: 11	H: 0 LOB: 0 BB: 0 P: 15	R: 1 E: 0 K: 2 S: 14	H: 1 LOB: 0 BB: 0 P: 21	R: 0 E: 0 K: 1 S: 10	H: 0 LOB: 2 BB: 2 P: 20	R: 0 E: 0 K: 0 S: 7	H: 1 LOB: 1 BB: 0 P: 12	R: 0 E: 0 K: 0 S: 8	H: 0 LOB: 0 BB: 0 P: 12		R: 0 E: 0 K: 1 S: 11	H: 1 LOB: 2 BB: 1 P: 21	1B: 3 2B: 2 3B: 0 HR: 1	SF: 0 SAC: 0 DP: 0 HBP: 0	WP: 0 PB: 1 SB: 0 CS: 0	PA: 37
<b>PITCHER</b>	IP	WLS	BF	H	R	ER	SO	BB	IBB	HBP	BLK	WP	HR	S	P	ERA		WHIP					
<b>Matt Clement, R</b> ERA: 5.01 (1, 1)	5.2	W	24	4	2	2	8	2	0	0	0	0	0	8	13	0.00		0.750					
<b>Dave Maurer, L</b> ERA: 1.8 (6, 1)	1.1	H	5	1	0	0	0	0	0	0	0	0	0	8	12	0.00	0.000						
<b>Tom Davey, R</b> ERA: (8, 1)	1.0		3	0	0	0	0	0	0	0	0	0	0	8	12	0.00	0.000						
<b>Kevin Walker, L</b> ERA: 4.24 (9, 1)	1.0		5	1	0	0	1	1	0	0	0	0	0	11	21	0.00	2.000						





Batter	1	2	3	4	5	6	7	8	9	AB	R	H	RBI	BB	SO	LOB	TOP					
<b>Damian Jackson, R</b> OBP: 0.353, SLG: 0.388 (1, 4)										5	1	0	0	1	1	2						
<b>Desi Relaford, S</b> OBP: 0.362, SLG: 0.309 (1, 6)										5	3	3	0	1	0	1						
<b>Ryan Klesko, L</b> OBP: 0.400, SLG: 0.530 <b>Joe Vitiello, R</b> OBP: 0.345, SLG: 0.440 (1, 3) (6, 3)										2	4	1	1	3	1	1						
<b>Dave Magadan, L</b> OBP: 0.216, SLG: 0.380 <b>Greg LaRocca, R</b> OBP: 0.276, SLG: 0.353 (1, 5) (5, 5)										4	2	2	4	0	1	4						
<b>John Mabry, L</b> OBP: 0.307, SLG: 0.437 <b>Gabe Alvarez, R</b> OBP: 0.385, SLG: 0.300 (1, 7) (7, 7)										4	2	3	3	0	1	0						
<b>29 Kory DeHaan, L</b> OBP: 0.242, SLG: 0.333 (9, 7)										6	0	3	4	0	0	1						
<b>Mike Darr, L</b> OBP: 0.357, SLG: 0.412 (1, 9)										5	1	1	1	1	2	4						
<b>Ruben Rivera, R</b> OBP: 0.296, SLG: 0.391 (1, 8)										2	1	1	2	3	0	1						
<b>Ben Davis, S</b> OBP: 0.308, SLG: 0.374 (1, 2)										2	1	1	2	3	0	1						
<b>Adam Eaton, R</b> Ed Sprague, R Will Cunnane, R Buddy Carlyle, L Heathcliff Slocumb, R Trevor Hoffman, R (1, 1) (7, PH) (7, 1) (8, 1) (8, 1) (9, 1)										3	0	0	0	1	1	4						
<b>Inning Stats</b>	R: 3 E: 1 K: 2 S: 19	H: 3 LOB: 3 BB: 2 P: 32	R: 3 E: 0 K: 0 S: 10	H: 2 LOB: 0 BB: 1 P: 23	R: 0 E: 0 K: 2 S: 11	H: 0 LOB: 1 BB: 1 P: 20	R: 5 E: 0 K: 1 S: 19	H: 3 LOB: 1 BB: 3 P: 35	R: 3 E: 0 K: 0 S: 13	H: 2 LOB: 1 BB: 2 P: 25	R: 1 E: 0 K: 1 S: 11	H: 2 LOB: 2 BB: 1 P: 16	R: 0 E: 0 K: 0 S: 4	H: 1 LOB: 0 BB: 0 P: 6	R: 0 E: 0 K: 1 S: 13	H: 1 LOB: 1 BB: 0 P: 20	1B: 7 2B: 4 3B: 2 HR: 3	SF: 0 SAC: 0 DP: 1 HBP: 0	WP: 0 PB: 0 SB: 0 CS: 0	PA: 52		
<b>PITCHER</b>	IP WLS BF H R ER SO	IP WLS BF H R ER SO	IP WLS BF H R ER SO	IP WLS BF H R ER SO	IP WLS BF H R ER SO	IP WLS BF H R ER SO	IP WLS BF H R ER SO	IP WLS BF H R ER SO	IP WLS BF H R ER SO	IP WLS BF H R ER SO	IP WLS BF H R ER SO	IP WLS BF H R ER SO	IP WLS BF H R ER SO	IP WLS BF H R ER SO	IP WLS BF H R ER SO	IP WLS BF H R ER SO	WP HR S P	ERA WHIP	ERA WHIP			
<b>Brian Rose, R</b> ERA: 5.72 (1, 1)	2.0	15	5	6	5	2	2	2	1	0	0	0	0	0	0	0	0	1	29	55	22.50	3.500
<b>Giovanni Carrara, R</b> ERA: 12.83 (3, 1)	2.0	13	3	5	5	3	4	0	0	0	0	0	0	0	0	0	0	2	30	55	22.50	3.500
<b>Pete Walker, R</b> ERA: 17.35 (5, 1)	2.0	11	3	3	3	1	2	0	0	0	0	0	0	0	0	0	0	0	24	41	13.50	2.500
<b>Mike Myers, L</b> ERA: 1.93 (7, 1)	1.0	6	2	1	1	0	1	0	0	0	0	0	0	0	0	0	0	0	7	16	9.00	3.000
<b>Mike DeJean, R</b> ERA: 4.93 (8, 1)	1.0	3	1	0	0	0	0	0	0	0	0	0	0	0	0	0	0	0	4	6	0.00	1.000
<b>Bobby Chounard, R</b> ERA: 3.41 (9, 1)	1.0	4	1	0	0	1	0	0	0	0	0	0	0	0	0	0	0	0	13	20	0.00	1.000
<b>Batter</b>	<b>1</b>	<b>2</b>	<b>3</b>	<b>4</b>	<b>5</b>	<b>6</b>	<b>7</b>	<b>8</b>	<b>9</b>	<b>AB</b>	<b>R</b>	<b>H</b>	<b>RBI</b>	<b>BB</b>	<b>SO</b>	<b>LOB</b>	<b>BOTTOM</b>					
<b>Juan Pierre, L</b> OBP: 0.360, SLG: 0.323 (1, 8)										6	1	1	1	0	0	2						
<b>Neftali Perez, S</b> OBP: 0.322, SLG: 0.440 <b>Mike DeJean, R</b> (1, 6) (8, 1)										3	1	1	0	1	0	0						
<b>Terry Shumpert, R</b> OBP: 0.345, SLG: 0.438 (8, PH) (9, 3)										1	1	1	0	0	0	0						
<b>Jeff Cirillo, R</b> OBP: 0.387, SLG: 0.476 (1, 5)										4	0	2	2	1	0	1						
<b>17 Todd Helton, L</b> OBP: 0.463, SLG: 0.677 <b>Bobby Chounard, R</b> OBP: 0.333, SLG: 0.333 (1, 3) (9, 1)										3	0	0	1	1	0	2						
<b>Todd Walker, L</b> OBP: 0.339, SLG: 0.478 (1, 4)										4	2	0	0	1	2	4						
<b>Todd Hollandsworth, L</b> OBP: 0.330, SLG: 0.428 (1, 9)										3	4	2	0	2	0	0						
<b>Butch Huskey, R</b> OBP: 0.338, SLG: 0.413 (1, 7)										4	1	2	2	1	0	2						
<b>Ben Petrick, R</b> OBP: 0.403, SLG: 0.476 (1, 2)										3	0	0	4	1	0	1						
<b>Brian Rose, R</b> Adam Melluso, S Giovanni Carrara, R Carlos Mendoza, L Pete Walker, R Jeff Frye, R Mike Myers, L 23 Elvis Pena, S (1, 1) (2, PH) (3, 1) (4, PH) (5, 1) (5, 1) (7, 1) (8, 6)										0	0	0	0	0	0	0						
<b>Inning Stats</b>	R: 0 E: 0 K: 0 S: 6	H: 0 LOB: 0 BB: 0 P: 10	R: 2 E: 0 K: 0 S: 10	H: 1 LOB: 1 BB: 2 P: 24	R: 0 E: 0 K: 0 S: 14	H: 1 LOB: 2 BB: 1 P: 23	R: 1 E: 0 K: 1 S: 13	H: 1 LOB: 0 BB: 0 P: 19	R: 1 E: 0 K: 0 S: 12	H: 2 LOB: 1 BB: 0 P: 21	R: 0 E: 0 K: 1 S: 14	H: 0 LOB: 1 BB: 1 P: 25	R: 4 E: 0 K: 0 S: 21	H: 5 LOB: 1 BB: 0 P: 29	R: 2 E: 1 K: 0 S: 8	H: 0 LOB: 1 BB: 3 P: 24	1B: 4 2B: 6 3B: 0 HR: 1	SF: 2 SAC: 0 DP: 1 HBP: 0	WP: 0 PB: 0 SB: 0 CS: 0	PA: 46		
<b>PITCHER</b>	IP WLS BF H R ER SO	IP WLS BF H R ER SO	IP WLS BF H R ER SO	IP WLS BF H R ER SO	IP WLS BF H R ER SO	IP WLS BF H R ER SO	IP WLS BF H R ER SO	IP WLS BF H R ER SO	IP WLS BF H R ER SO	IP WLS BF H R ER SO	IP WLS BF H R ER SO	IP WLS BF H R ER SO	IP WLS BF H R ER SO	IP WLS BF H R ER SO	IP WLS BF H R ER SO	IP WLS BF H R ER SO	WP HR S P	ERA WHIP	ERA WHIP			
<b>Adam Eaton, R</b> ERA: 4.21 (1, 1)	6.0	28	0	0	0	1	1	0	0	0	0	0	0	0	0	0	0	14	25	0.00	1.000	
<b>Will Cunnane, R</b> ERA: 4.86 (7, 1)	1.0	4	0	0	0	0	0	0	0	0	0	0	0	0	0	0	0	8	26	54.00	6.000	
<b>Buddy Carlyle, R</b> ERA: 54.0 (8, 1)	0.2	6	4	4	4	0	0	0	0	0	0	0	0	0	0	0	0	18	23	12.000	12.000	
<b>Heathcliff Slocumb, R</b> ERA: 4.87 (8, 1)	0.1	6	1	2	0	0	3	0	0	0	0	0	0	0	0	0	0	0	3	4	0.00	0.000
<b>Trevor Hoffman, R</b> ERA: 3.15 (9, 1)	1.0	2	0	0	0	0	0	0	0	0	0	0	0	0	0	0	0	3	4	0.00	0.000	

San Diego Padres @ Colorado Rockies  
Coors Field, Denver, CO  
Wed Sep 20 2000, 7:05 PM MDT  
Att: 36,088 - Overcast - 50 F

AB 42  
R 15  
H 15  
RBI 15  
BB 10  
SO 7  
LOB 21



livebaseballscorecards.com

San Diego Padres @ Colorado Rockies  
Coors Field, Denver, CO  
Wed Sep 20 2000, 7:05 PM MDT  
Att: 36,088 - Overcast - 50 F

AB 36  
R 11  
H 11  
RBI 10  
BB 8  
SO 3  
LOB 15



livebaseballscorecards.com



Batter	1	2	3	4	5	6	7	8	9	AB	R	H	RBI	BB	SO	LOB	TOP										
<b>Damian Jackson, R</b> OBP: 0.352, SLG: 0.389	0-0 SH 2B		1-0 F7			0-2 G5-3		1-3 K		4	1	1	0	0	1	1											
<b>Dest Relaford, S</b> OBP: 0.360, SLG: 0.306	0-0 SH G6-3 SF8 2H		0-2 F7			0-2 L7			2-3 K	3	1	0	0	0	1	0											
<b>Ryan Klesko, L</b> OBP: 0.398, SLG: 0.527	0-1 G6-3			1-0 G3			2-2 G5-3		4-2 WP 1B BB	3	0	0	0	0	0	1											
<b>Joe Vitello, R</b> OBP: 0.356, SLG: 0.440	2-3									0	1	0	0	1	0	0											
<b>Dave Magadan, L</b> OBP: 0.315, SLG: 0.377	1-1 SF8			2-2 F8			4-2 L3 BB		2-3 K	1	0	0	1	1	0	0											
<b>Gabe Alvarez, R</b> OBP: 0.357, SLG: 0.273	3-H								1-2 K	1	0	0	0	0	1	1											
<b>John Mabry, L</b> OBP: 0.303, SLG: 0.431	0-2 G4-3			1-0 G3			1-2 L3		2-2 K	3	0	0	0	0	0	1											
<b>Wiki Gonzalez, R</b> OBP: 0.314, SLG: 0.344							1-2 L3		2-2 K	1	0	1	1	0	0	0											
<b>Ruben Rivera, R</b> OBP: 0.293, SLG: 0.387		3-3 K			2-3 K			1-3 K	0-1 G1-3	4	0	0	0	0	3	1											
<b>Eric Owens, R</b> OBP: 0.350, SLG: 0.377		1-2 G4-3			0-1 G5-3			0-1 E6 1B		3	1	1	0	0	0	0											
<b>Ben Davis, S</b> OBP: 0.309, SLG: 0.373		1-1 G4-3			0-0 F7			1-0 K	2H 1B	3	0	1	1	0	0	0											
<b>Brian Tolberg, R</b> OBP: 0.297, SLG: 0.097			0-3 K			0-2 G6-3		0-1 F7		2	0	0	0	0	1	0											
<b>Dave Maurer, R</b> OBP: 0.296, SLG: 0.330										0	0	0	0	0	0	0											
<b>Todd Erdos, R</b> OBP: 0.296, SLG: 0.330										0	0	0	0	0	0	0											
<b>29 Kory DeHaan, L</b> OBP: 0.296, SLG: 0.330										0	0	0	0	0	0	1											
<b>Buddy Carlyle, R</b> OBP: 0.296, SLG: 0.330										0	0	0	0	0	0	0											
<b>Will Cummane, R</b> OBP: 0.143, SLG: 0.298										0	0	0	0	0	0	0											
<b>Inning Stats</b>	R: 2 E: 1 K: 0 S: 9	H: 1 LOB: 0 BB: 0 P: 10	R: 0 E: 0 K: 1 S: 8	H: 0 LOB: 0 BB: 0 P: 13	R: 0 E: 0 K: 1 S: 7	H: 0 LOB: 0 BB: 0 P: 8	R: 0 E: 0 K: 0 S: 5	H: 0 LOB: 0 BB: 0 P: 9	R: 0 E: 0 K: 1 S: 6	H: 0 LOB: 0 BB: 0 P: 8	R: 0 E: 0 K: 0 S: 9	H: 0 LOB: 0 BB: 0 P: 9	R: 0 E: 0 K: 0 S: 8	H: 0 LOB: 0 BB: 1 P: 15	R: 1 E: 1 K: 2 S: 11	H: 2 LOB: 1 BB: 0 P: 14	R: 1 E: 0 K: 2 S: 17	H: 1 LOB: 1 BB: 1 P: 27	1B: 3 2B: 2 3B: 0 HR: 0	SF: 1 SAC: 1 DP: 1 HBP: 0	WP: 1 PB: 0 SB: 0 CS: 0	PA: 33					
<b>PITCHER</b>	IP	WLS	BF	H	R	ER	SO	BB	IBB	HBP	BLK	WP	HR	S	P	ERA	WHIP										
<b>Kevin Jarvis, R</b> ERA: 5.84	6.0	W	20	1	2	1	3	0	0	0	0	0	0	44	57	1.50	0.167										
<b>Gabe White, L</b> ERA: 2.29	1.0	H	3	0	0	0	0	1	0	0	0	0	0	8	15	0.00	1.000										
<b>Bobby Chouinard, R</b> ERA: 3.3	1.0		5	2	1	0	2	0	0	0	0	0	0	11	14	0.00	2.000										
<b>Mike Myers, L</b> ERA: 2.11	0.2		4	1	1	1	2	1	0	0	0	1	0	15	25	13.50	3.000										
<b>Jerry Dipoto, R</b> ERA: 4.5	0.1		1	0	0	0	0	0	0	0	0	0	0	2	2	0.00	0.000										

San Diego Padres @ Colorado Rockies  
Coors Field, Denver, CO  
Thu Sep 21 2000, 1:05 PM MDT  
Att: 36,286 - Cloudy - 63 F

AB 29  
R 4  
H 4  
RBI 3  
BB 2  
SO 7  
LOB 6



Batter	1	2	3	4	5	6	7	8	9	AB	R	H	RBI	BB	SO	LOB	BOTTOM										
<b>Juan Pierre, L</b> OBP: 0.364, SLG: 0.329	1-2 G1-3		1-0 F8		2-1 WP G4-3 1B	0-1 CS	0-1 G4-3	1-0 K		6	0	3	2	0	0	1											
<b>Neftali Perez, S</b> OBP: 0.320, SLG: 0.437	0-1 F8		1-0 F9		2-0 G4-3		2-0 K	2-0 G4-3		6	1	1	0	0	0	7											
<b>Jeff Cirillo, R</b> OBP: 0.389, SLG: 0.479	2-1 E6			3-1 17 2B 1B	1-2 F8		0-0 17 S 1H HR	4-1 17 1B BB		4	3	2	1	1	0	1											
<b>17 Todd Helton, L</b> OBP: 0.464, SLG: 0.684	1-1 L4			0-0 2B	2-3 2B	0-1 F9	2-2 K	2-2 BB 23 1B 1B		5	2	3	2	0	0	1											
<b>Todd Hollandsworth, L</b> OBP: 0.331, SLG: 0.435		1-1 G4-3		0-0 G5-3		2-1 HR	1-0 E SF7 1B	1-3 K		5	2	2	1	0	1	4											
<b>Butch Huskey, R</b> OBP: 0.345, SLG: 0.417		2-1 G6-3		1-0 K		2-2 HR	4-0 E 1B	2-2 23 1B BB 1B		4	3	3	2	1	0	0											
<b>Terry Shumpert, R</b> OBP: 0.296, SLG: 0.445		1-0 F8		3-H 2-0 F8		0-0 K	2-1 E6 1B	2-3 K		5	2	1	2	0	1	6											
<b>Mike Myers, L</b> OBP: 0.296, SLG: 0.445										0	0	0	0	0	0	0											
<b>Jerry Dipoto, R</b> OBP: 0.296, SLG: 0.445										0	0	0	0	0	0	0											
<b>Brent Mayne, L</b> OBP: 0.382, SLG: 0.422			4-0 K		1-0 P6		3-2 F8	0-0 SF7	4-0 1B 23 1B BB	2	0	0	1	2	0	2											
<b>Kevin Jarvis, L</b> OBP: 0.176, SLG: 0.129										2	0	0	0	0	1	1											
<b>Carlos Mendez, L</b> OBP: 0.296, SLG: 0.143										0	0	0	0	0	0	0											
<b>Gabe White, L</b> OBP: 0.296, SLG: 0.143										0	0	0	0	0	0	0											
<b>Bobby Chouinard, R</b> OBP: 0.296, SLG: 0.143										0	0	0	0	0	0	0											
<b>23 Elvis Pena, S</b> OBP: 0.429, SLG: 0.571										0	0	0	0	0	0	0											
<b>Will Cummane, R</b> OBP: 0.143, SLG: 0.298										0	0	0	0	0	0	0											
<b>Inning Stats</b>	R: 0 E: 1 K: 0 S: 9	H: 0 LOB: 1 BB: 0 P: 13	R: 0 E: 0 K: 0 S: 5	H: 0 LOB: 0 BB: 0 P: 9	R: 0 E: 0 K: 1 S: 5	H: 0 LOB: 1 BB: 1 P: 13	R: 1 E: 0 K: 0 S: 7	H: 3 LOB: 2 BB: 0 P: 14	R: 0 E: 0 K: 0 S: 10	H: 1 LOB: 1 BB: 0 P: 16	R: 3 E: 0 K: 0 S: 14	H: 3 LOB: 0 BB: 1 P: 25	R: 6 E: 1 K: 0 S: 17	H: 6 LOB: 2 BB: 1 P: 29	R: 3 E: 0 K: 2 S: 21	H: 4 LOB: 3 BB: 2 P: 40	1B: 11 2B: 3 3B: 0 HR: 3	SF: 1 SAC: 0 DP: 0 HBP: 0	WP: 1 PB: 1 SB: 1 CS: 1	PA: 48							
<b>PITCHER</b>	IP	WLS	BF	H	R	ER	SO	BB	IBB	HBP	BLK	WP	HR	S	P	ERA	WHIP										
<b>Brian Tolberg, R</b> ERA: 3.66	6.1	L	30	9	6	6	1	2	0	0	0	0	1	4	11	8.53	1.737										
<b>Dave Maurer, L</b> ERA: 2.7	0.0		3	2	1	1	0	0	1	0	0	0	1	4	11	∞	∞										
<b>Todd Erdos, R</b> ERA: 6.04	0.2		5	2	3	0	0	0	0	0	0	0	0	8	11	0.00	3.000										
<b>Buddy Carlyle, R</b> ERA: 63.0	0.1		4	2	3	3	1	1	0	0	0	0	0	15	24	81.00	9.000										
<b>Will Cummane, R</b> ERA: 4.76	0.2		5	2	0	0	1	1	0	0	0	0	0	6	16	0.00	4.500										

San Diego Padres @ Colorado Rockies  
Coors Field, Denver, CO  
Thu Sep 21 2000, 1:05 PM MDT  
Att: 36,286 - Cloudy - 63 F

AB 41  
R 13  
H 17  
RBI 13  
BB 5  
SO 3  
LOB 23





Batter	1	2	3	4	5	6	7	8	9	AB	R	H	RBI	BB	SO	LOB	TOP								
<b>Luis Castillo, S</b> OBP: 0.422, SLG: 0.390 (1, 4)	G4-3				FC6-4 1B		FC6-4 1B		F7								4 0 1 1 1 0 2								
<b>Mark Kotsay, L</b> OBP: 0.345, SLG: 0.444 (1, 9)	2B				FC6-4 1B		F5		F8								4 1 1 0 1 1 2								
<b>Cliff Floyd, L</b> OBP: 0.369, SLG: 0.504 (1, 7)	2B			G4-3	SF7		G6-3		K								4 0 1 2 0 1 0								
<b>Preston Wilson, R</b> OBP: 0.326, SLG: 0.475 (1, 8)	F3				FC6-4 1B												4 2 2 1 1 0 3								
<b>Mike Lowell, R</b> OBP: 0.338, SLG: 0.472 (1, 5)	G6-3				F9		G3										5 1 1 1 0 0 1								
<b>Derrek Lee, R</b> OBP: 0.367, SLG: 0.493 (1, 3)							G2-3										4 1 2 1 1 1 0								
<b>Dave Berg, R</b> OBP: 0.352, SLG: 0.358 (1, 6)					E6												5 1 2 0 0 0 2								
<b>Ramon Castro, R</b> OBP: 0.312, SLG: 0.293 (1, 2)					FC5-4 1B												4 1 1 1 0 1 2								
<b>Brad Penny, R</b> OBP: 0.116, SLG: 0.116 Dan Miceli, R Antonio Alfonseca, R																	4 1 2 1 0 1 1 0 0 0 0 0 0 0 0 0 0 0 0 0 0								
<b>Inning Stats</b>	R: 1 E: 0 K: 0 S: 11	H: 1 LOB: 1 BB: 1 P: 23	R: 1 E: 0 K: 2 S: 14	H: 1 LOB: 2 BB: 2 P: 27	R: 1 E: 0 K: 1 S: 6	H: 1 LOB: 0 BB: 0 P: 9	R: 2 E: 1 K: 0 S: 13	H: 3 LOB: 2 BB: 0 P: 23	R: 1 E: 0 K: 0 S: 16	H: 3 LOB: 1 BB: 0 P: 24	R: 2 E: 0 K: 0 S: 8	H: 3 LOB: 1 BB: 0 P: 12	R: 0 E: 0 K: 1 S: 5	H: 0 LOB: 0 BB: 0 P: 8	R: 0 E: 0 K: 1 S: 10	H: 0 LOB: 0 BB: 1 P: 19	R: 0 E: 0 K: 0 S: 8	H: 1 LOB: 0 BB: 0 P: 14	1B: 8 2B: 4 3B: 0 HR: 1	SF: 1 SAC: 0 DP: 1 HBP: 0	WP: 0 PB: 0 SB: 0 CS: 1	PA: 44			
<b>PITCHER</b>	IP	WLS	BF	H	R	ER	SO	BB	IBB	HBP	BLK	WP	HR	S	P	ERA	WHIP								
<b>Julian Tavarez, R</b> ERA: 4.46	(1, 1)	5.0	L	28	9	6	4	3	3	0	0	1	0	0	106	7.20	2.400								
<b>Mike DeJean, R</b> ERA: 5.09	(6, 1)	2.0		9	3	2	2	1	0	0	0	0	0	13	20	9.00	1.500								
<b>Mike Myers, L</b> ERA: 2.08	(8, 1)	0.2		2	0	0	0	1	0	0	0	0	0	6	10	0.00	0.000								
<b>Jerry Dipoto, R</b> ERA: 3.97	(8, 1)	1.1		4	1	0	0	0	1	0	0	0	0	12	23	0.00	1.500								

**Florida Marlins @ Colorado Rockies**  
Coors Field, Denver, CO  
Fri Sep 22 2000, 7:05 PM MDT  
Att: 45,529 - Cloudy - 37 F

AB 38  
R 8  
H 13  
RBI 8  
BB 4  
SO 5  
LOB 13



Batter	1	2	3	4	5	6	7	8	9	AB	R	H	RBI	BB	SO	LOB	BOTTOM								
<b>Juan Pierre, L</b> OBP: 0.365, SLG: 0.328 (1, 8)	1B 2B						G6-3		L6								4 1 1 1 1 1 2								
<b>Neftali Feliz, S</b> OBP: 0.319, SLG: 0.434 (1, 6)	F8						FC6-4 1B		G5-3								4 0 0 0 0 0 2								
<b>Jeff Cirillo, R</b> OBP: 0.388, SLG: 0.478 (1, 5)	1B						G4-3										4 1 1 0 0 0 1								
<b>17 Todd Helton, L</b> OBP: 0.464, SLG: 0.690 (1, 3)	2B								F9								4 1 2 3 0 0 0								
<b>Todd Hollandsworth, L</b> OBP: 0.333, SLG: 0.433 (1, 9)																	2 0 0 0 2 0 0								
<b>Butch Huskey, R</b> OBP: 0.344, SLG: 0.415 (1, 7)	F8																4 0 1 0 0 1 3								
<b>Todd Walker, L</b> OBP: 0.337, SLG: 0.474 (1, 4)	F7																4 0 1 0 0 1 3								
<b>Ben Petrick, R</b> OBP: 0.412, SLG: 0.484 (1, 2)																	2 1 1 0 1 0 2								
<b>Julian Tavarez, L</b> ERA: 4.79 Carlos Merino, L Mike DeJean, R Adam Melhuse, S Mike Myers, L Jerry Dipoto, R Brent Mayne, L																	1 0 0 0 0 0 1 1 0 0 0 0 0 1 0 0 0 0 0 0 0 1 0 0 0 0 0 1 0 0 0 0 0 0 0 1 0 0 0 0 0 0 1 0 0 0 0 0 2								
<b>Inning Stats</b>	R: 2 E: 0 K: 0 S: 23	H: 2 LOB: 2 BB: 2 P: 40	R: 0 E: 0 K: 2 S: 7	H: 0 LOB: 0 BB: 0 P: 12	R: 0 E: 0 K: 0 S: 7	H: 0 LOB: 0 BB: 0 P: 11	R: 0 E: 0 K: 1 S: 13	H: 1 LOB: 1 BB: 1 P: 21	R: 0 E: 0 K: 1 S: 13	H: 1 LOB: 1 BB: 0 P: 18	R: 1 E: 0 K: 0 S: 5	H: 1 LOB: 0 BB: 0 P: 6	R: 1 E: 0 K: 0 S: 5	H: 1 LOB: 0 BB: 0 P: 5	R: 0 E: 0 K: 0 S: 13	H: 0 LOB: 0 BB: 0 P: 19	R: 0 E: 0 K: 1 S: 15	H: 1 LOB: 2 BB: 1 P: 22	1B: 4 2B: 3 3B: 0 HR: 1	SF: 0 SAC: 0 DP: 2 HBP: 1	WP: 0 PB: 0 SB: 0 CS: 1	PA: 37			
<b>PITCHER</b>	IP	WLS	BF	H	R	ER	SO	BB	IBB	HBP	BLK	WP	HR	S	P	ERA	WHIP								
<b>Brad Penny, R</b> ERA: 4.79	(1, 1)	7.0	W	29	6	4	4	4	3	0	1	0	0	73	113	5.14	1.286								
<b>Dan Miceli, R</b> ERA: 4.63	(8, 1)	1.0		3	0	0	0	0	0	0	0	0	0	13	19	0.00	0.000								
<b>Antonio Alfonseca, R</b> ERA: 4.5	(9, 1)	1.0		5	1	0	0	1	1	0	0	0	0	15	22	0.00	2.000								

**Florida Marlins @ Colorado Rockies**  
Coors Field, Denver, CO  
Fri Sep 22 2000, 7:05 PM MDT  
Att: 45,529 - Cloudy - 37 F

AB 32  
R 4  
H 7  
RBI 4  
BB 4  
SO 5  
LOB 17





Batter	1	2	3	4	5	6	7	8	9	AB	R	H	RBI	BB	SO	LOB	TOP
<b>Dave Berg, R</b> OBP: 0.346, SLG: 0.351 (1, 4)	0-3 K		0-3 K		0-3 K		0-3 K			4	0	0	0	0	4	0	<b>Florida Marlins @ Colorado Rockies</b> Coors Field, Denver, CO Sat Sep 23 2000, 1:05 PM MDT Att: 36,355 - Cloudy - 44 F
<b>Mark Kotsay, L</b> OBP: 0.344, SLG: 0.441 (1, 9)	2-1 F9		3-2 G3		1-2 F8					3	0	0	0	0	0		
<b>Kevin Millar, R</b> OBP: 0.364, SLG: 0.502 (1, 7)	2-2 G6-3			0-0 G1-3	0-3 K					3	0	0	0	0	1	0	
<b>Preston Wilson, R</b> OBP: 0.327, SLG: 0.483 (1, 8)		2-3 K		0-0 1B		0-0 HR				3	2	2	1	0	1	0	
<b>Mike Lowell, R</b> OBP: 0.340, SLG: 0.473 (1, 5)		0-1 1B		0-0 2B		1-3 K				3	1	2	1	0	1	0	
<b>Derrek Lee, R</b> OBP: 0.366, SLG: 0.495 (1, 3)		0-0 F8		1-1 G6-3		0-1 F7				3	0	1	1	0	0	1	
<b>Andy Fox, L</b> OBP: 0.296, SLG: 0.324 (1, 6)		0-0 1B		2-1 G6-3		0-1 F9				3	0	1	0	0	0	1	
<b>Mike Redmond, R</b> OBP: 0.322, SLG: 0.305 (1, 2)		0-3 K		4-0 IBB		0-0 F8				2	0	0	0	1	1	2	
<b>23 Chuck Smith, R</b> OBP: 0.108, SLG: 0.108 (1, 1)			1-3 K	0-3 K		2-3 K				3	0	0	0	0	3	2	
<b>Inning Stats</b>	R: 0 E: 0 K: 1 S: 10	H: 0 LOB: 0 BB: 0 P: 14	R: 0 E: 0 K: 2 S: 13	H: 2 LOB: 2 BB: 0 P: 15	R: 0 E: 0 K: 2 S: 10	H: 0 LOB: 0 BB: 0 P: 14	R: 2 E: 0 K: 1 S: 10	H: 3 LOB: 2 BB: 1 P: 17	R: 0 E: 0 K: 2 S: 9	H: 0 LOB: 0 BB: 0 P: 10	R: 1 E: 0 K: 1 S: 8	H: 1 LOB: 0 BB: 0 P: 9	R: 0 E: 0 K: 2 S: 7	H: 0 LOB: 0 BB: 0 P: 9			
<b>PITCHER</b> <b>John Wasdin, R</b> ERA: 5.45 (1, 1)	IP: 7.0 WLS: L BF: 28 H: 6 R: 3 ER: 3 SO: 11 BB: 0 IBB: 1 HBP: 0 BLK: 0 WP: 0 HR: 1 S: 67 P: 88 ERA: 3.86 WHIP: 0.857																

AB	27
R	3
H	6
RBI	3
BB	1
SO	11
LOB	6



1B:	3	SF:	0
2B:	2	SAC:	0
3B:	0	DP:	0
HR:	1	HBP:	0

WP:	0	PA:	28
FB:	0		
SB:	1		
CS:	0		

Batter	1	2	3	4	5	6	7	8	9	AB	R	H	RBI	BB	SO	LOB	BOTTOM
<b>Terry Shupert, R</b> OBP: 0.342, SLG: 0.444 (1, 7)	1-2 G6-3		0-1 CS		0-3 K					3	0	1	0	0	1	1	<b>Florida Marlins @ Colorado Rockies</b> Coors Field, Denver, CO Sat Sep 23 2000, 1:05 PM MDT Att: 36,355 - Cloudy - 44 F
<b>Neftali Perez, S</b> OBP: 0.317, SLG: 0.432 (1, 6)	3-1 F5		1-3 K		1-0 G1-3					3	0	0	0	0	1	1	
<b>Jeff Cirillo, R</b> OBP: 0.386, SLG: 0.475 (1, 5)	2-1 F7		1-0 CS	0-0 F9		2-2 G6-3				3	0	0	0	0	0	0	
<b>17 Todd Helton, L</b> OBP: 0.464, SLG: 0.687 (1, 3)		2-2 G4-3		4-2 BB		3-1 F5				2	0	0	0	1	0	0	
<b>Todd Hollandsworth, L</b> OBP: 0.335, SLG: 0.436 (1, 8)		4-0 S		1-3 K		3-2 2B				2	1	1	0	1	1	1	
<b>Butch Huskey, R</b> OBP: 0.344, SLG: 0.418 (1, 9)		2-3 K		1-0 F8		1-0 2B				3	0	1	1	0	1	2	
<b>Todd Walker, L</b> OBP: 0.342, SLG: 0.474 (1, 4)		4-1 BB			4-2 G6-4-3					0	0	0	0	2	0	0	
<b>Brent Mayne, L</b> OBP: 0.379, SLG: 0.418 (1, 2)		1-2 F7			0-1 G6-4-3					2	0	0	0	0	0	3	
<b>John Wasdin, R</b> OBP: 0.333, SLG: 0.333 (1, 1)			0-3 K		2-2 1B					2	0	1	0	0	1	0	
<b>Inning Stats</b>	R: 0 E: 0 K: 0 S: 7	H: 0 LOB: 0 BB: 0 P: 13	R: 0 E: 0 K: 1 S: 13	H: 0 LOB: 2 BB: 2 P: 26	R: 0 E: 0 K: 2 S: 8	H: 1 LOB: 0 BB: 0 P: 10	R: 0 E: 0 K: 1 S: 7	H: 0 LOB: 1 BB: 1 P: 13	R: 0 E: 0 K: 0 S: 6	H: 0 LOB: 0 BB: 0 P: 12	R: 1 E: 0 K: 0 S: 4	H: 2 LOB: 1 BB: 0 P: 8					
<b>PITCHER</b> <b>23 Chuck Smith, R</b> ERA: 3.45 (1, 1)	IP: 6.0 WLS: W BF: 24 H: 4 R: 1 ER: 1 SO: 5 BB: 4 IBB: 0 HBP: 0 BLK: 0 WP: 0 HR: 0 S: 57 P: 100 ERA: 1.50 WHIP: 1.333																

AB	20
R	1
H	4
RBI	1
BB	4
SO	5
LOB	8



WP:	0	PA:	25
FB:	0		
SB:	1		
CS:	1		



Batter	1	2	3	4	5	6	7	8	9	AB	R	H	RBI	BB	SO	LOB	TOP			
Luis Castillo, S OBP: 0.420, SLG: 0.387	4-2 1B BB	1-1 G6-3			0-1 G5-4-3		1-2 G6-3		0-2 G6-3	4	1	0	0	1	0	3				
Alex Gonzalez, R OBP: 0.235, SLG: 0.322	2-1 BB 1B			0-1 G5-3		1-0 2B	1-2 1B			4	0	3	2	0	0	0				
Kevin Millar, R OBP: 0.362, SLG: 0.498	0-1 BB 1B		3-3 K		0-1 G5-3		0-0 F9			4	0	1	1	0	1	2				
Preston Wilson, R OBP: 0.325, SLG: 0.480	2-3 K		2-2 G5-3			0-3 K		3-3 K		4	0	0	0	0	3	2				
Mike Lowell, R OBP: 0.339, SLG: 0.471	2-0 F2			2-2 F9		2-1 G4-3		2-2 1B		4	0	1	0	0	0	2				
Derrek Lee, R OBP: 0.367, SLG: 0.498	4-1 BB			2-2 F9		2-2 3B		1-3 K		3	0	1	0	1	1	1				
Mark Smith, R OBP: 0.317, SLG: 0.385	0-2 G1-3			1-1 G6-3		1-3 K		0-2 F9		4	0	0	0	0	1	5				
Ramon Castro, R OBP: 0.303, SLG: 0.283		3-2 F7			1-2 E5 G5-4-3 1B 2B		3-1 F7		1-1 F3	4	1	0	0	0	0	0				
Jesus Sanchez, L OBP: 0.246, SLG: 0.232		0-0 G5-3			0-1 G5-4-3 1B		0-1 G6-3 1B		2-0 G4-3	1	0	0	0	0	0	0				
Fabio Cruz, R OBP: 0.296, SLG: 0.250										1	0	1	0	0	0	0				
Ricky Bones, R OBP: 0.296, SLG: 0.250										0	0	0	0	0	0	0				
Manny Aybar, R OBP: 0.296, SLG: 0.250										0	0	0	0	0	0	0				
Chris Clapinski, S OBP: 0.270, SLG: 0.260										0	0	0	0	0	0	0				
Vladimir Nunez, R OBP: 0.178, SLG: 0.206										0	1	1	0	0	0	0				
26 Nate Rollson, L OBP: 0.178, SLG: 0.206										1	0	0	0	0	0	0				
<b>Inning Stats</b>	R: 1 E: 0 K: 1 S: 14	H: 2 LOB: 3 BB: 2 P: 28	R: 0 E: 0 K: 0 S: 8	H: 0 LOB: 0 BB: 0 P: 12	R: 0 E: 0 K: 1 S: 12	H: 0 LOB: 0 BB: 0 P: 17	R: 0 E: 0 K: 0 S: 10	H: 0 LOB: 0 BB: 0 P: 15	R: 1 E: 1 K: 2 S: 13	H: 1 LOB: 1 BB: 0 P: 18	R: 1 E: 0 K: 0 S: 11	H: 2 LOB: 1 BB: 0 P: 16	R: 0 E: 0 K: 2 S: 15	H: 1 LOB: 1 BB: 0 P: 21	R: 0 E: 0 K: 0 S: 6	H: 0 LOB: 0 BB: 0 P: 9	1B: 6 2B: 1 3B: 1 HR: 0	SF: 0 SAC: 0 DP: 1 HBP: 0	WP: 0 PB: 0 SB: 0 CS: 0	PA: 37
<b>PITCHER</b>	IP WLS BF H R ER SO BB IBB HBP BLK WP HR S P ERA WHIP	IP WLS BF H R ER SO BB IBB HBP BLK WP HR S P ERA WHIP																		
Brian Bohanon, L ERA: 4.76	(1, 1) 6.2 W 29 7 3 2 4 2 0 0 0 0 0 0 77 117 2.70 1.350	(7, 1) 1.1 5 1 0 0 2 0 0 0 0 0 0 0 0 16 22 0.00 0.750	(9, 1) 1.0 3 0 0 0 0 0 0 0 0 0 0 0 0 6 9 0.00 0.000																	

Florida Marlins @ Colorado Rockies  
Coors Field, Denver, CO  
Sun Sep 24 2000, 1:05 PM MDT  
Att: 35,071 - Cloudy - 38 F

AB 35  
R 3  
H 8  
RBI 3  
BB 2  
SO 6  
LOB 15



Batter	1	2	3	4	5	6	7	8	9	AB	R	H	RBI	BB	SO	LOB	BOTTOM				
Terry Shupert, R OBP: 0.339, SLG: 0.447	2-2 E5 2B	0-0 L7		2-2 SF7 3B	1-0 F8			2-2 G5-3		5	2	1	1	0	0	2					
Neftali Perez, S OBP: 0.316, SLG: 0.432	0-0 1B 17 G1-4-3 2B		0-0 G1-3	3-2 SF7		3-2 F8		1-0 G3		4	1	1	2	0	0	0					
Jeff Cirillo, R OBP: 0.388, SLG: 0.475	2-1 BB 17 G1-4-3 1B		1-1 1B 17 1B	3-2 F9		0-1 G6-3		4-2 BB		4	1	2	0	1	0	0					
17 Todd Helton, L OBP: 0.465, SLG: 0.694	3-2 G1-4-3		0-0 1B S	1-2 S 1B		0-2 HR		1-3 2B		5	2	3	2	0	1	2					
Butch Huskey, R OBP: 0.346, SLG: 0.419	0-3 K		2-1 S		2-2 F8 1B		1-2 G4-3			4	1	2	1	0	1	2					
Bobby Chouinard, R OBP: 0.333, SLG: 0.333										0	0	0	0	0	0	0					
Jose Jimenez, R OBP: 0.500, SLG: 0.500			1-3 2H 1B							0	0	0	0	0	0	0					
Ben Petrick, R OBP: 0.408, SLG: 0.477	0-3 K		3-3 K	1-2 1B 1B		0-1 1B 1B		1-2 F8		4	1	1	0	0	2	2					
Todd Hollandsworth, L OBP: 0.332, SLG: 0.432		0-1 G4-3		1-2 1B 1B		2-2 F8		1-2 G3		4	0	0	0	0	1	3					
Jeff Frye, R OBP: 0.371, SLG: 0.367		1-1 1B		1-2 SH1-4 3B 1B		1-3 K		2-0 1B		4	1	3	0	0	1	2					
Brian Bohanon, L OBP: 0.241, SLG: 0.392		0-0 F2		0-0 SH1-4		2-0 1B		1-3 K		2	0	1	2	0	0	1					
Juan Pierre, L OBP: 0.363, SLG: 0.326				1-2 1B		1-3 K				1	0	0	0	0	1	1					
<b>Inning Stats</b>	R: 2 E: 1 K: 2 S: 17	H: 2 LOB: 1 BB: 0 P: 24	R: 0 E: 0 K: 0 S: 6	H: 1 LOB: 1 BB: 0 P: 7	R: 2 E: 0 K: 2 S: 13	H: 3 LOB: 1 BB: 0 P: 20	R: 2 E: 0 K: 0 S: 12	H: 2 LOB: 0 BB: 0 P: 20	R: 3 E: 0 K: 1 S: 16	H: 4 LOB: 1 BB: 0 P: 24	R: 0 E: 0 K: 0 S: 15	H: 1 LOB: 1 BB: 0 P: 19	R: 0 E: 0 K: 1 S: 12	H: 1 LOB: 1 BB: 0 P: 17	R: 0 E: 0 K: 1 S: 9	H: 0 LOB: 1 BB: 1 P: 17	1B: 10 2B: 2 3B: 1 HR: 1	SF: 1 SAC: 1 DP: 0 HBP: 0	WP: 0 PB: 0 SB: 0 CS: 0	PA: 40	
<b>PITCHER</b>	IP WLS BF H R ER SO BB IBB HBP BLK WP HR S P ERA WHIP	IP WLS BF H R ER SO BB IBB HBP BLK WP HR S P ERA WHIP																			
Jesus Sanchez, L ERA: 5.35	(1, 1) 4.0 L 21 8 6 5 4 0 0 0 0 0 0 1 16 24 27.00 4.000	(5, 1) 1.0 7 4 3 3 1 0 0 0 0 0 0 0 1 16 24 27.00 4.000	(6, 1) 1.0 4 1 0 0 0 0 0 0 0 0 0 0 15 19 0.00 1.000	(7, 1) 2.0 8 1 0 0 2 1 0 0 0 0 0 0 21 34 0.00 1.000																	

Florida Marlins @ Colorado Rockies  
Coors Field, Denver, CO  
Sun Sep 24 2000, 1:05 PM MDT  
Att: 35,071 - Cloudy - 38 F

AB 37  
R 9  
H 14  
RBI 8  
BB 1  
SO 7  
LOB 15





Batter	1	2	3	4	5	6	7	8	9	AB	R	H	RBI	BB	SO	LOB	TOP								
<b>Craig Counsell, L</b> (1, 6) OBP: 0.392, SLG: 0.426	2-2 CI G6-4-3		4-0 FC6-4 BB		1-2 G3 1B		2-1 2B 1B	2-1 F8		3	1	2	0	1	0	1	<b>Arizona Diamondbacks @ Colorado Rockies</b> Coors Field, Denver, CO Mon Sep.25.2000, 7:05 PM MDT Att: 37,131 - Sunny - 47 F								
<b>Danny Bautista, R</b> (1, 9) OBP: 0.332, SLG: 0.468	0-2 G6-4-3		0-0 FC6-4 1B SF9		0-2 G3		1-0 1B 2B	1-2 G4-3		5	2	1	0	0	0	5									
<b>Luis Gonzalez, L</b> (1, 7) OBP: 0.391, SLG: 0.537	2-2 G1		0-1 1B		2-2 1B		1-2 FC5 1B		0-3 K	5	0	3	3	0	1	0									
<b>Matt Williams, R</b> (1, 5) OBP: 0.307, SLG: 0.405		0-0 F9	1-0 SF9		2-2 K		0-0 FC5 1B		1-3 K	4	0	1	1	0	2	1									
<b>Steve Finley, L</b> (1, 8) OBP: 0.364, SLG: 0.552		2-1 G4-3	3-H F8		1-1 P6		1-1 F5		1-2 F7	5	0	0	0	0	0	4									
<b>Greg Colbrunn, R</b> (1, 3) OBP: 0.405, SLG: 0.537		1-1 2B 1B		1-3 K		0-0 HR		0-0 FC5		4	1	2	1	0	1	2									
<b>Jay Bell, R</b> (1, 4) OBP: 0.349, SLG: 0.429		1-0 2B		2-0 F8		3-1 F4		1-0 G1-3 1B 2B		4	1	2	0	0	0	0									
<b>Kelly Stinnett, R</b> (1, 2) OBP: 0.286, SLG: 0.349		4-0 IBB		2-1 G4-3		3-3 K		1-2 G1-3		3	0	0	0	1	1	1									
<b>Randy Johnson, R</b> (1, 1) OBP: 0.198, SLG: 0.183		1-2 G1-3			1-0 G3 1B 1B		0-3 K		1-1 1B	4	1	2	1	0	1	3									
<b>Greg Swindell, L</b> (8, 1)										0	0	0	0	0	0	0									
<b>Matt Mantei, R</b> (9, 1)										0	0	0	0	0	0	0									
<b>Inning Stats</b>	R: 0 E: 1 K: 0 S: 10	H: 0 LOB: 0 BB: 0 P: 14	R: 0 E: 0 K: 0 S: 9	H: 2 LOB: 3 BB: 1 P: 18	R: 1 E: 0 K: 0 S: 6	H: 1 LOB: 1 BB: 1 P: 13	R: 0 E: 0 K: 1 S: 8	H: 0 LOB: 0 BB: 0 P: 13	R: 2 E: 0 K: 1 S: 15	H: 3 LOB: 1 BB: 0 P: 20	R: 1 E: 0 K: 2 S: 11	H: 1 LOB: 0 BB: 0 P: 17	R: 1 E: 0 K: 0 S: 11	H: 4 LOB: 2 BB: 0 P: 16	R: 1 E: 0 K: 0 S: 15	H: 2 LOB: 1 BB: 0 P: 20	R: 0 E: 0 K: 2 S: 10	H: 0 LOB: 0 BB: 0 P: 12	1B: 9 2B: 3 3B: 0 HR: 1	SF: 1 SAC: 0 DP: 1 HBP: 0	WP: 0 PB: 0 SB: 0 CS: 0	PA: 41			
<b>PITCHER</b>	IP	WLS	BF	H	R	ER	SO	BB	IBB	HBP	BLK	WP	HR	S	P	ERA	WHIP								
<b>Brian Rose, R</b> (1, 1) ERA: 5.74	6.0	L	27	7	4	4	4	1	1	0	0	0	1	59	95	6.00	1.333								
<b>Jerry Dipoto, R</b> (7, 1) ERA: 4.53	0.1		2	2	1	1	0	0	0	0	0	0	0	3	6	27.00	6.000								
<b>Gabe White, L</b> (7, 1) ERA: 2.34	1.2		9	4	1	1	0	0	0	0	0	0	0	23	30	5.40	2.400								
<b>Mike Myers, L</b> (9, 1) ERA: 2.03	1.0		3	0	0	0	2	0	0	0	0	0	0	10	12	0.00	0.000								

Batter	1	2	3	4	5	6	7	8	9	AB	R	H	RBI	BB	SO	LOB	BOTTOM								
<b>Terry Shupert, R</b> (1, 7) OBP: 0.337, SLG: 0.442	1-3 K		1-0 1B SF8	2-3 K			3-1 P5		3-2 L9	5	1	1	0	0	2	1	<b>Arizona Diamondbacks @ Colorado Rockies</b> Coors Field, Denver, CO Mon Sep.25.2000, 7:05 PM MDT Att: 37,131 - Sunny - 47 F								
<b>Neftali Perez, S</b> (1, 6) OBP: 0.317, SLG: 0.437	2-0 HR		2-1 1B		1-2 G5-3		2-0 F7		1-2 F8	5	1	2	1	0	0	0									
<b>Jeff Cirillo, R</b> (1, 5) OBP: 0.388, SLG: 0.474	1-1 1B		1-3 K		0-0 G6-3		1-3 K		4-2 BB	4	0	1	0	1	2	2									
<b>Butch Huskey, R</b> (1, 9) OBP: 0.347, SLG: 0.416	2-0 G6-4-3		2-0 SF8		0-3 K				4-0 BB 1B	2	1	0	1	2	1	1									
<b>Carlos Mendoza, R</b> (9, PR) OBP: 0.222, SLG: 0.125	1-2 G6-4-3		3-H SF8						1-2 BB	0	0	0	0	0	0	0									
<b>Ben Petrick, R</b> (1, 2) OBP: 0.410, SLG: 0.478		2-2 G4-3	1-1 1B			2-2 2B G6-3 1B		3-2 F8	0-3 K	4	1	2	0	0	0	1									
<b>Todd Hollandsworth, L</b> (9, PH) OBP: 0.331, SLG: 0.431			1-2 1B						1-2 BB	1	0	0	0	0	1	2									
<b>Jeff Frye, R</b> (1, 4) OBP: 0.375, SLG: 0.371		4-2 1B BB	3-3 K			0-1 1B 23 FC5-4-2-5 2B		4-2 1B BB		2	0	1	0	2	1	2									
<b>Adam Melhuse, S</b> (1, 3) OBP: 0.250, SLG: 0.238		3-3 K		4-1 FC6-4 BB		2-0 G6-3		2-1 L8		3	0	0	1	1	1	4									
<b>Mike Myers, L</b> (9, 1)										0	0	0	0	0	0	0									
<b>Juan Pierre, L</b> (1, 8) OBP: 0.371, SLG: 0.335		1-2 1B		1-1 FC6-4 SH5-4		0-2 23 FC5-4-2-5 1B		1-2 1B		4	0	3	1	0	0	1									
<b>Brian Rose, R</b> (1, 1) 23 ERA: 5.087, SLG: 0.045		0-3 K		0-0 SH5-4		0-1 1-2 3-H FC5-4-2-5 1B		3-2 G4-3		1	0	0	0	0	1	2									
<b>Jerry Dipoto, R</b> (7, 1) ERA: 4.53										1	0	0	0	0	0	2									
<b>Gabe White, L</b> (7, 1) ERA: 2.34										0	0	0	0	0	0	0									
<b>17 Todd Helton, S</b> (8, PH) OBP: 0.464, SLG: 0.692										0	0	0	0	0	0	0									
<b>Inning Stats</b>	R: 1 E: 0 K: 1 S: 7	H: 2 LOB: 0 BB: 0 P: 13	R: 0 E: 0 K: 2 S: 15	H: 1 LOB: 2 BB: 1 P: 25	R: 1 E: 0 K: 2 S: 13	H: 3 LOB: 2 BB: 0 P: 23	R: 0 E: 0 K: 1 S: 7	H: 0 LOB: 1 BB: 1 P: 14	R: 0 E: 0 K: 0 S: 7	H: 0 LOB: 0 BB: 0 P: 8	R: 1 E: 0 K: 0 S: 11	H: 3 LOB: 1 BB: 0 P: 15	R: 0 E: 0 K: 1 S: 6	H: 0 LOB: 0 BB: 0 P: 12	R: 1 E: 0 K: 0 S: 17	H: 1 LOB: 2 BB: 2 P: 34	R: 0 E: 0 K: 1 S: 13	H: 0 LOB: 2 BB: 2 P: 25	1B: 8 2B: 2 3B: 0 HR: 1	SF: 1 SAC: 1 DP: 2 HBP: 0	WP: 0 PB: 0 SB: 2 CS: 0	PA: 41			
<b>PITCHER</b>	IP	WLS	BF	H	R	ER	SO	BB	IBB	HBP	BLK	WP	HR	S	P	ERA	WHIP								
<b>Randy Johnson, L</b> (1, 1) ERA: 2.38	7.2	W	35	10	4	4	8	4	0	0	0	0	0	79	137	4.70	1.826								
<b>Greg Swindell, L</b> (8, 1) ERA: 3.25	0.1	H	1	0	0	0	0	0	0	0	0	0	0	4	7	0.00	0.000								
<b>Matt Mantei, R</b> (9, 1) ERA: 4.57	1.0	S	5	0	0	0	1	2	0	0	0	0	0	13	25	0.00	2.000								

AB	37
R	6
H	13
RBI	6
BB	2
SO	6
LOB	17

AB	33
R	4
H	10
RBI	4
BB	6
SO	9
LOB	20





Batter	1	2	3	4	5	6	7	8	9	AB	R	H	RBI	BB	SO	LOB	TOP					
<b>Craig Counsell, L</b> OBP: 0.392, SLG: 0.421 (1, 6)	G6-3		G1-3						K	4	1	1	0	1	1	0	<b>Arizona Diamondbacks @ Colorado Rockies</b> Coors Field, Denver, CO Tue Sep 26 2000, 7:05 PM MDT Att: 35,703 - Sunny - 65 F					
<b>Danny Bautista, R</b> OBP: 0.334, SLG: 0.477 (1, 9)	HR		P4			FC6-4				4	3	2	3	0	0	1						
<b>Luis Gonzalez, L</b> OBP: 0.390, SLG: 0.537 (1, 7)	F8		F9							4	0	1	1	0	1	1						
<b>Matt Williams, R</b> OBP: 0.307, SLG: 0.411 (1, 5)	HR			G6-3	G6-3					4	1	1	2	0	0	1						
<b>Steve Finley, L</b> OBP: 0.362, SLG: 0.548 (1, 8)	G6-3			P6		G3			F9	4	0	0	0	0	0	0						
<b>Greg Colbrunn, R</b> OBP: 0.403, SLG: 0.533 (1, 3)		P4				P6			L4	4	0	1	0	0	0	0						
<b>Jay Bell, R</b> <b>Dan Plesac, L</b>		K							G6-3	4	0	1	0	0	1	1						
<b>Kelly Stinnett, R</b> <b>Jason Conti, L</b>						G5-3	F8		K	2	0	0	0	1	0	1						
<b>Byung-Hyun Kim, R</b> <b>Russ Springer, R</b> <b>Rob Ryan, L</b> <b>Greg Swindell, L</b> <b>David Dellucci, L</b> <b>Mike Morgan, R</b> <b>Hanley Frías, S</b>									G1-3	1	0	0	0	0	1	1						
<b>Inning Stats</b>	R: 2 E: 0 K: 0 S: 10	H: 2 LOB: 0 BB: 0 P: 12	R: 0 E: 0 K: 2 S: 8	H: 0 LOB: 1 BB: 1 P: 16	R: 0 E: 0 K: 0 S: 9	H: 0 LOB: 0 BB: 0 P: 13	R: 0 E: 0 K: 0 S: 8	H: 1 LOB: 1 BB: 0 P: 12	R: 2 E: 0 K: 0 S: 16	H: 2 LOB: 1 BB: 1 P: 28	R: 0 E: 0 K: 0 S: 10	H: 1 LOB: 0 BB: 0 P: 17	R: 2 E: 0 K: 2 S: 13	H: 1 LOB: 0 BB: 1 P: 21	R: 0 E: 0 K: 0 S: 11	H: 0 LOB: 0 BB: 0 P: 16		R: 0 E: 0 K: 2 S: 8	H: 0 LOB: 0 BB: 0 P: 14	1B: 4 2B: 1 3B: 0 HR: 2	SF: 0 SAC: 0 DP: 0 HBP: 0	WP: 0 PB: 0 SB: 1 CS: 0
<b>PITCHER</b>	IP	WLS	BF	H	R	ER	SO	BB	IBB	HBP	BLK	WP	HR	S	P	ERA	WHIP					
<b>Kevin Jarvis, R</b> ERA: 5.84	6.0		26	6	4	4	2	2	0	0	0	0	1	61	98	6.00	1.333					
<b>Bobby Chouinard, R</b> ERA: 3.92	1.0	W	5	1	2	2	2	1	0	0	0	0	1	13	21	18.00	2.000					
<b>Mike Myers, L</b> ERA: 2.01	0.1	H	1	0	0	0	0	0	0	0	0	0	0	5	7	0.00	0.000					
<b>Jose Jimenez, R</b> ERA: 3.33	1.2	S	5	0	0	0	2	0	0	0	0	0	0	14	23	0.00	0.000					

Batter	1	2	3	4	5	6	7	8	9	AB	R	H	RBI	BB	SO	LOB	BOTTOM				
<b>Juan Pierre, L</b> OBP: 0.364, SLG: 0.328 (1, 8)	F7	K		F9		SH1-3	G4-3			4	0	0	1	0	1	4	<b>Arizona Diamondbacks @ Colorado Rockies</b> Coors Field, Denver, CO Tue Sep 26 2000, 7:05 PM MDT Att: 35,703 - Sunny - 65 F				
<b>Neftali Perez, S</b> OBP: 0.314, SLG: 0.434 (1, 6)	G4-3		P6	F8		E6	G4-3			5	1	0	1	0	0	1					
<b>Jeff Cirillo, R</b> OBP: 0.391, SLG: 0.478 (1, 5)	BB		HR			FC6-4			G5-3	5	1	4	1	0	0	0					
<b>17 Todd Helton, L</b> OBP: 0.465, SLG: 0.696 (1, 3)	BB		HR			FC6-4			G5-3	3	1	1	2	2	0	1					
<b>Todd Walker, L</b> OBP: 0.345, SLG: 0.472 <b>Bobby Chouinard, R</b> OBP: 0.333, SLG: 0.333 <b>Mike Myers, L</b> <b>Ben Petrick, R</b>	2-5	G4-3	HR			FC6-4			L6	3	1	1	0	1	0	2					
<b>Todd Hollandsworth, L</b> OBP: 0.330, SLG: 0.436 (1, 9)		E3				K	K			4	1	1	2	0	2	3					
<b>Terry Shumpert, R</b> OBP: 0.343, SLG: 0.449 (1, 7)		BB				F8			SH1-4	3	1	2	0	1	0	1					
<b>Brent Mayne, L</b> OBP: 0.379, SLG: 0.415 <b>Jose Jimenez, R</b>		BB				K			SH1-4	2	0	0	0	1	1	2					
<b>Kevin Jarvis, L</b> OBP: 0.167, SLG: 0.121 <b>Jeff Frye, R</b>		K				SH1-3			G4-3	2	0	0	0	0	1	4					
<b>Inning Stats</b>	R: 0 E: 0 K: 0 S: 11	H: 1 LOB: 2 BB: 1 P: 18	R: 0 E: 1 K: 2 S: 11	H: 0 LOB: 2 BB: 2 P: 22	R: 4 E: 0 K: 0 S: 20	H: 4 LOB: 1 BB: 1 P: 33	R: 0 E: 0 K: 0 S: 11	H: 1 LOB: 1 BB: 0 P: 18	R: 0 E: 0 K: 1 S: 21	H: 2 LOB: 2 BB: 1 P: 38	R: 1 E: 0 K: 0 S: 9	H: 1 LOB: 1 BB: 1 P: 18	R: 0 E: 0 K: 0 S: 3	H: 0 LOB: 0 BB: 0 P: 4	R: 0 E: 0 K: 0 S: 3	H: 0 LOB: 0 BB: 0 P: 4		1B: 5 2B: 3 3B: 0 HR: 2	SF: 0 SAC: 2 DP: 0 HBP: 0	WP: 0 PB: 0 SB: 1 CS: 0	PA: 41
<b>PITCHER</b>	IP	WLS	BF	H	R	ER	SO	BB	IBB	HBP	BLK	WP	HR	S	P	ERA	WHIP				
<b>Byung-Hyun Kim, R</b> ERA: 4.46	2.1		16	4	4	4	2	4	0	0	0	0	0	16	26	0.00	1.200				
<b>Russ Springer, R</b> ERA: 5.07	3.1		7	2	0	0	0	0	0	0	0	0	0	16	26	0.00	1.200				
<b>Greg Swindell, L</b> ERA: 3.28	2.0		11	3	2	1	3	0	1	0	0	0	0	32	53	4.50	1.500				
<b>Mike Morgan, R</b> ERA: 4.97	1.1	L	6	1	1	1	0	1	0	0	0	0	0	10	19	6.75	1.500				
<b>Dan Plesac, L</b> ERA: 2.61	0.2		2	0	0	0	0	0	0	0	0	0	0	2	3	0.00	0.000				



Batter	1	2	3	4	5	6	7	8	9	AB	R	H	RBI	BB	SO	LOB	TOP								
Danny Bautista, R OBP: 0.331, SLG: 0.471 (1, 9)	F8		F7			G6-3		L7		4	0	0	0	0	0	0	<b>Arizona Diamondbacks @ Colorado Rockies</b> Coors Field, Denver, CO Wed Sep 27 2000, 7:05 PM MDT Att: 36,519 - Sunny - 76 F								
Luis Gonzalez, L OBP: 0.391, SLG: 0.541 (1, 7)	HR			F9		2B HBP		F6		3	2	1	1	0	0										
Greg Colbrunn, R OBP: 0.404, SLG: 0.530 (1, 3)	K			G4-3		2B BB				2	1	0	0	2	1	0									
Steve Finley, L OBP: 0.361, SLG: 0.548 (1, 8)	G3			G3-1		2B WP 1-H 2-H		F9		4	0	1	2	0	0	1									
Matt Williams, R OBP: 0.303, SLG: 0.407 (1, 5)		G1-3			G5-3	P6			G4-3	4	0	0	0	0	0	1									
Craig Counsell, L OBP: 0.395, SLG: 0.423 (1, 4)	K				G1-6-3		1B G6-3			4	1	2	0	0	1	0									
Kelly Stinnett, R OBP: 0.291, SLG: 0.350 Rob Ryan, L OBP: 0.400, SLG: 0.423 (9, PH)	K					1B		F8		3	0	2	0	0	1	0									
Hanley Frias, S OBP: 0.309, SLG: 0.315 Jay Bell, R OBP: 0.348, SLG: 0.427 (9, PH)			G4-3		G2-3		G6-3	F7		3	0	0	0	0	0	2									
Curt Schilling, R OBP: 0.226, SLG: 0.262 Dan Plesac, L (7, 1)			F9			G1-3	G6-3			3	0	0	0	0	0	0									
Russ Springer, R OBP: 0.200, SLG: 0.200 (8, 1)										0	0	0	0	0	0	0									
<b>Inning Stats</b>	R: 1 E: 0 K: 1 S: 8	H: 1 LOB: 0 BB: 0 P: 16	R: 0 E: 0 K: 2 S: 8	H: 0 LOB: 0 BB: 0 P: 11	R: 0 E: 0 K: 0 S: 4	H: 0 LOB: 0 BB: 0 P: 7	R: 0 E: 0 K: 0 S: 9	H: 0 LOB: 0 BB: 0 P: 12	R: 0 E: 0 K: 0 S: 6	H: 1 LOB: 1 BB: 0 P: 10	R: 2 E: 0 K: 0 S: 12	H: 1 LOB: 1 BB: 1 P: 24	R: 1 E: 0 K: 0 S: 7	H: 2 LOB: 0 BB: 0 P: 8	R: 0 E: 0 K: 0 S: 6	H: 0 LOB: 1 BB: 1 P: 12	R: 0 E: 0 K: 0 S: 10	H: 1 LOB: 1 BB: 0 P: 16	1B: 4 2B: 1 3B: 0 HR: 1	SF: 0 SAC: 0 DP: 1 HBP: 1	WP: 1 PB: 0 SB: 1 CS: 0	PA: 35			
<b>PITCHER</b>	IP	WLS	BF	H	R	ER	SO	BB	IBB	HBP	BLK	WP	HR	S	P	ERA	WHIP								
Julian Tavarez, R ERA: 4.46 (1, 1)	6.0		23	3	3	3	3	1	0	1	0	1	1	47	80	4.50	0.667								
Gabe White, L ERA: 2.4 (7, 1)	2.0	W	8	2	1	1	0	1	0	0	0	0	0	13	20	4.50	1.500								
Jose Jimenez, R ERA: 3.28 (9, 1)	1.0	S	4	1	0	0	0	0	0	0	0	0	0	10	16	0.00	1.000								

Batter	1	2	3	4	5	6	7	8	9	AB	R	H	RBI	BB	SO	LOB	BOTTOM								
Juan Pierre, L OBP: 0.360, SLG: 0.324 (1, 8)	B5-3	FC4-6		F9		F7		1B 1B		5	1	1	0	0	0	6	<b>Arizona Diamondbacks @ Colorado Rockies</b> Coors Field, Denver, CO Wed Sep 27 2000, 7:05 PM MDT Att: 36,519 - Sunny - 76 F								
Neftali Perez, S OBP: 0.314, SLG: 0.432 (1, 6)	G5-3		G4-3		G5-3	P6		1B 1B		5	1	1	0	0	0	2									
Jeff Cirillo, R OBP: 0.393, SLG: 0.481 (1, 5)	2B		17 G6-4-3		K		F9	17 1B		5	0	3	1	0	1	0									
17 Todd Helton, L OBP: 0.465, SLG: 0.693 (1, 3)	K2-3		G6-4-3		2B BB		F8	1B		4	1	1	1	1	1	2									
Todd Walker, L OBP: 0.353, SLG: 0.483 Jose Jimenez, R OBP: 0.500, SLG: 0.500 (9, 1)		E 1B		HR 1B	1-H 2B			G3		5	1	4	1	0	0	2									
Todd Hollandsworth, L OBP: 0.330, SLG: 0.442 (1, 9)		E5		HR		F8		G4-3		4	1	1	2	0	0	3									
Terry Shumpert, R OBP: 0.345, SLG: 0.460 (1, 7)		FC4-6 BB		F8		E4 1B		HR		3	1	1	1	1	0	0									
Brent Mayne, L OBP: 0.381, SLG: 0.421 Jeff Frye, R OBP: 0.378, SLG: 0.375 (9, 4)		K			2B			K		3	0	2	0	0	1	3									
Julian Tavarez, L OBP: 0.086, SLG: 0.086 Adam Melhuse, S OBP: 0.240, SLG: 0.227 Gabe White, L OBP: 0.250, SLG: 0.625 Ben Petrick, R OBP: 0.405, SLG: 0.471 (9, 2)		K			G6-3		K	G6-3		1	0	0	0	0	0	0									
<b>Inning Stats</b>	R: 0 E: 0 K: 1 S: 7	H: 1 LOB: 1 BB: 0 P: 9	R: 0 E: 1 K: 2 S: 12	H: 1 LOB: 3 BB: 1 P: 20	R: 0 E: 0 K: 0 S: 6	H: 1 LOB: 0 BB: 0 P: 10	R: 2 E: 0 K: 0 S: 14	H: 3 LOB: 1 BB: 0 P: 21	R: 1 E: 0 K: 1 S: 18	H: 1 LOB: 1 BB: 1 P: 28	R: 0 E: 1 K: 1 S: 10	H: 1 LOB: 2 BB: 0 P: 10	R: 0 E: 0 K: 0 S: 10	H: 1 LOB: 1 BB: 0 P: 17	R: 3 E: 0 K: 1 S: 25	H: 5 LOB: 2 BB: 0 P: 35		1B: 9 2B: 3 3B: 0 HR: 2	SF: 0 SAC: 0 DP: 1 HBP: 0	WP: 0 PB: 0 SB: 0 CS: 0	PA: 41				
<b>PITCHER</b>	IP	WLS	BF	H	R	ER	SO	BB	IBB	HBP	BLK	WP	HR	S	P	ERA	WHIP								
Curt Schilling, R ERA: 3.81 (1, 1)	6.2		31	8	3	3	5	2	0	0	0	0	1	72	108	4.05	1.500								
Dan Plesac, L ERA: 3.23 (7, 1)	1.0	L	7	4	3	3	1	0	0	0	0	0	1	20	30	27.00	4.000								
Russ Springer, R ERA: 5.04 (8, 1)	0.1		3	2	0	0	0	0	0	0	0	0	0	10	12	0.00	6.000								



Batter	1	2	3	4	5	6	7	8	9	AB	R	H	RBI	BB	SO	LOB	TOP										
Danny Bautista, R OBP: 0.328, SLG: 0.467 (1, 9)	K2-3		G6-3			2B 1B	FC5-4		FC6-4 HBP 1B	5	1	1	1	0	1	2											
Luis Gonzalez, L OBP: 0.391, SLG: 0.540 Jason Conti, L OBP: 0.289, SLG: 0.371 (1, 7) (9, 7)	P6			G4-3			K		1B SF8 HBP	4	1	1	0	0	1	1											
Greg Colbrunn, R OBP: 0.407, SLG: 0.528 (1, 3)	K			G4-6-3 BB			1B 2B	F8	1B HR 1B	3	2	1	1	2	1	0											
Steve Finley, L OBP: 0.361, SLG: 0.547 (1, 8)		K		G4-6-3 1-2			2B 1B	HR BB	SF8	3	2	1	1	1	1	1											
Matt Williams, R OBP: 0.307, SLG: 0.412 (1, 5)	G3				G4-6-3 1B		E 2B	F7	HR 1B	5	2	3	2	0	0	1											
Jay Bell, R OBP: 0.351, SLG: 0.440 (1, 4)					F8		E 1B	HR	HR	4	3	3	5	1	0	1											
Craig Counsell, L OBP: 0.395, SLG: 0.418 (1, 6)	F7			G4-6-3 1-2			E8 1B FC5-4	BB	G3-1	4	1	1	1	1	0	2											
Rod Barajas, R OBP: 0.333, SLG: 0.667 (1, 2)			P6			G6-3	FC5-4 1B	G1-3		4	0	1	1	0	0	1											
Armando Reynoso, R OBP: 0.140, SLG: 0.104 (1, 1)			K			K	F2		FC6-4 1B	4	0	1	0	0	2	2											
<b>Inning Stats</b>	R: 0 E: 0 K: 2 S: 8	H: 0 LOB: 0 BB: 0 P: 10	R: 0 E: 0 K: 1 S: 9	H: 1 LOB: 1 BB: 0 P: 11	R: 0 E: 0 K: 1 S: 7	H: 0 LOB: 0 BB: 0 P: 8	R: 0 E: 0 K: 0 S: 4	H: 0 LOB: 0 BB: 1 P: 10	R: 0 E: 0 K: 0 S: 4	H: 1 LOB: 0 BB: 0 P: 8	R: 0 E: 0 K: 1 S: 8	H: 2 LOB: 2 BB: 0 P: 11	R: 5 E: 1 K: 1 S: 17	H: 4 LOB: 1 BB: 2 P: 31	R: 2 E: 0 K: 0 S: 12	H: 1 LOB: 1 BB: 2 P: 23	R: 5 E: 0 K: 0 S: 14	H: 4 LOB: 0 BB: 0 P: 23	1B: 9 2B: 2 3B: 0 HR: 2	SF: 1 SAC: 0 DP: 2 HBP: 1	WP: 0 PA: 43 PB: 0 CS: 0						
<b>PITCHER</b>	IP	WLS	BF	H	R	ER	SO	BB	IBB	HBP	BLK	WP	HR	S	P	ERA	WHIP										
John Wasdin, R ERA: 5.38 (1, 1)	6.0	L	23	6	3	3	5	2	0	0	0	0	0	46	71	4.50	1.333										
Bobby Chouinard, R ERA: 3.95 (7, 1)	0.1		4	2	1	1	0	1	0	0	0	0	0	6	12	27.00	9.000										
Jerry Dipoto, R ERA: 4.38 (7, 1)	0.2		2	0	1	0	1	0	0	0	0	0	0	5	6	0.00	0.000										
48 Craig House, R ERA: 7.24 (8, 1)	1.0		6	1	2	2	0	2	0	0	0	0	1	12	23	18.00	3.000										
David Moraga, L ERA: 40.5 (9, 1)	1.0		8	4	5	5	0	0	0	1	0	0	1	14	23	45.00	4.000										

Arizona Diamondbacks @ Colorado Rockies  
Coors Field, Denver, CO  
Thu Sep 28 2000, 1:05 PM MDT  
Att: 36,659 - Sunny - 78 F

AB	36
R	12
H	13
RBI	12
BB	5
SO	6
LOB	11



Batter	1	2	3	4	5	6	7	8	9	AB	R	H	RBI	BB	SO	LOB	BOTTOM										
Juan Pierre, L OBP: 0.357, SLG: 0.323 (1, 8)	G6-3		F7			G3-1			1B 17 HR 1B	4	1	1	0	0	0	0											
Neft Perez, S OBP: 0.314, SLG: 0.431 Carlos Mendoza, L OBP: 0.200, SLG: 0.111 (1, 6) (9, PH)			F8			K			F8	3	0	1	0	0	1	0											
Jeff Cirillo, R OBP: 0.479, SLG: 0.479 Adam Melhuse, S OBP: 0.269, SLG: 0.261 (1, 5) (9, PH)	F8		K			G3-1			17 DI 17 HR 1B	3	0	0	0	0	1	1											
17 Todd Helton, L OBP: 0.463, SLG: 0.695 (1, 3)	L3			G3-1			G1-3		HR	4	1	1	3	0	0	1											
Todd Walker, L OBP: 0.355, SLG: 0.483 (1, 4)		F8 1B		F9			F7		FC5-4 1B	4	0	2	0	0	0	0											
Todd Hollandsworth, L OBP: 0.329, SLG: 0.440 (1, 9)		E 1B		G3-1			K		F7	4	0	1	0	0	1	1											
Terry Shumpert, R OBP: 0.340, SLG: 0.452 (1, 7)		K			F8		G6-3		FC5-4	4	0	0	0	0	1	3											
Ben Petrick, R OBP: 0.404, SLG: 0.464 (1, 2)		F8			G5-3				23 G4-3 BB	2	0	0	0	1	0	2											
John Wasdin, R OBP: 0.256, SLG: 0.250 Bobby Chouinard, R OBP: 0.333, SLG: 0.333 Jerry Dipoto, R OBP: 0.333, SLG: 0.333 48 Craig House, R OBP: 0.333, SLG: 0.444 23 Elvis Pena, S OBP: 0.333, SLG: 0.444 David Moraga, L OBP: 0.333, SLG: 0.444 (1, 1) (7, 1) (7, 1) (8, PH) (9, 1)		F8			P5				G4-3	2	0	0	0	0	0	2											
<b>Inning Stats</b>	R: 0 E: 0 K: 0 S: 7	H: 1 LOB: 1 BB: 0 P: 12	R: 0 E: 1 K: 1 S: 13	H: 2 LOB: 2 BB: 0 P: 19	R: 0 E: 0 K: 1 S: 7	H: 0 LOB: 0 BB: 0 P: 12	R: 0 E: 0 K: 0 S: 4	H: 0 LOB: 0 BB: 0 P: 7	R: 0 E: 0 K: 0 S: 5	H: 0 LOB: 0 BB: 0 P: 7	R: 0 E: 0 K: 1 S: 7	H: 0 LOB: 0 BB: 0 P: 12	R: 0 E: 0 K: 1 S: 6	H: 0 LOB: 0 BB: 0 P: 9	R: 0 E: 0 K: 0 S: 4	H: 0 LOB: 1 BB: 1 P: 9	R: 3 E: 0 K: 0 S: 13	H: 4 LOB: 1 BB: 0 P: 16	1B: 6 2B: 0 3B: 0 HR: 1	SF: 0 SAC: 0 DP: 1 HBP: 0	WP: 0 PA: 34 PB: 0 CS: 0						
<b>PITCHER</b>	IP	WLS	BF	H	R	ER	SO	BB	IBB	HBP	BLK	WP	HR	S	P	ERA	WHIP										
Armando Reynoso, R ERA: 5.27 (1, 1)	9.0	W	34	7	3	3	4	1	0	0	0	0	1	66	103	3.00	0.889										

Arizona Diamondbacks @ Colorado Rockies  
Coors Field, Denver, CO  
Thu Sep 28 2000, 1:05 PM MDT  
Att: 36,659 - Sunny - 78 F

AB	33
R	3
H	7
RBI	3
BB	1
SO	4
LOB	12





Batter	1	2	3	4	5	6	7	8	9	AB	R	H	RBI	BB	SO	LOB	TOP								
Juan Pierre, L (1.8) OBP: 0.355, SLG: 0.321	1-1 CS 1B		2-1 G4-3		0-2 G5-3			2-3 K2-3		4	0	1	0	0	1	0									
Neft Perez, S (1.6) OBP: 0.312, SLG: 0.429	0-0 F2			0-2 G3-1		0-0 F7		1-0 F7	1-0 F7	4	0	0	0	0	0	1									
Jeff Cirillo, R (1.5) OBP: 0.390, SLG: 0.476	2-1 G6-3			4-2 G3-6-3 BB		1-0 G5-3		1-3 K	1-3 K	3	0	0	0	1	1	1									
17 Todd Helton, L (1.3) OBP: 0.462, SLG: 0.697		0-0 G4-3		2-2 G3-6-3		2-1 F8		1-1 HR	1-1 HR	4	1	1	1	0	0	1									
Todd Walker, L (1.4) OBP: 0.354, SLG: 0.480		0-3 K			1-0 HR			1-0 G1-3	1-2 F7	4	1	1	0	0	1	0									
Jose Jimenez, R (9.1) OBP: 0.500, SLG: 0.500										0	0	0	0	0	0	0									
Todd Hollandsworth, L (1.9) OBP: 0.331, SLG: 0.449		0-0 1B			1-0 HR			1-1 F7		3	1	2	2	0	0	0									
Terry Shumpert, R (1.7) OBP: 0.340, SLG: 0.463		2-2 G5-3			2-2 HR			1-1 G6-3		3	1	1	1	0	0	1									
Brent Mayne, L (1.2) OBP: 0.378, SLG: 0.417			0-1 F7		2-0 F7			1-0 F7		3	0	0	0	0	0	0									
Brian Bohanon, L (1.1) OBP: 0.232, SLG: 0.377			1-1 G1-3		3-3 K			0-3 K		2	0	0	0	0	1	0									
Gabe White, L (7.1) OBP: 0.222, SLG: 0.556										1	0	0	0	0	1	0									
Jeff Frye, R (9.4) OBP: 0.378, SLG: 0.375										0	0	0	0	0	0	0									
<b>Inning Stats</b>	R: 0 E: 0 K: 0 S: 6	H: 1 LOB: 0 BB: 0 P: 8	R: 0 E: 0 K: 1 S: 8	H: 1 LOB: 1 BB: 0 P: 10	R: 0 E: 0 K: 0 S: 6	H: 0 LOB: 0 BB: 0 P: 9	R: 0 E: 0 K: 0 S: 9	H: 0 LOB: 0 BB: 1 P: 15	R: 3 E: 0 K: 1 S: 13	H: 3 LOB: 0 BB: 0 P: 22	R: 0 E: 0 K: 0 S: 4	H: 0 LOB: 0 BB: 0 P: 7	R: 0 E: 0 K: 0 S: 5	H: 0 LOB: 0 BB: 0 P: 8	R: 0 E: 0 K: 2 S: 7	H: 0 LOB: 0 BB: 0 P: 10	R: 1 E: 0 K: 1 S: 10	H: 1 LOB: 0 BB: 0 P: 14	1B: 3 2B: 0 3B: 0 HR: 3	SF: 0 SAC: 0 DP: 1 HBP: 0	WP: 0 PB: 0 CS: 1	PA: 32			
<b>PITCHER</b>	IP	WLS	BF	H	R	ER	SO	BB	IBB	HBP	BLK	WP	HR	S	P	ERA	WHIP								
Andy Ashby, R (1.1) ERA: 4.92	7.0	L	25	5	3	3	2	1	0	0	0	0	2	51	79	3.86	0.857								
Mike Remlinger, L (8.1) ERA: 3.22	1.0		3	0	0	0	2	0	0	0	0	0	0	7	10	0.00	0.000								
Kerry Ligtenberg, R (9.1) ERA: 3.73	1.0		4	1	1	1	1	0	0	0	0	0	1	10	14	9.00	1.000								

Colorado Rockies @ Atlanta Braves  
Turner Field, Atlanta, GA  
Fri Sep 29 2000, 7:40 PM EDT  
Att: 44,548 - Sunny - 65 F

AB	31
R	4
H	6
RBI	4
BB	1
SO	5
LOB	4



Batter	1	2	3	4	5	6	7	8	9	AB	R	H	RBI	BB	SO	LOB	BOTTOM								
Rafael Furcal, S (1.4) OBP: 0.392, SLG: 0.376	0-1 10 HBP 1B	1-0 L9			1-2 G6-3		3-2 2B			4	1	2	1	0	0	2									
Andruw Jones, R (1.8) OBP: 0.366, SLG: 0.535	0-0 P6	4-1 BB			0-1 F9		2-3 K			3	0	0	0	1	1	2									
10 Chipper Jones, S (1.5) OBP: 0.403, SLG: 0.564	1-0 G1-3 1B HBP	1-0 F8			2-2 G6-3			0-0 F8		3	0	0	0	0	0	3									
Andres Galarraga, R (1.3) OBP: 0.371, SLG: 0.531	2-0 G1-3 1B 2H		4-1 G6-4-3 BB		2-1 G6-3			1-3 K		3	0	1	1	1	1	0									
Javy Lopez, R (1.2) OBP: 0.338, SLG: 0.481	0-1 G1-3		1-2 G6-4-3		3-2 G4-3			0-0 L6		4	0	0	0	0	0	3									
Brian Jordan, R (1.9) OBP: 0.321, SLG: 0.423	0-0 F9		2-2 F9		0-0 G5-3			0-1 G6-3		4	0	0	0	0	0	2									
Reggie Sanders, R (1.7) OBP: 0.301, SLG: 0.398		3-2 S E 1B			0-0 G6-3			1-0 L9		4	0	2	0	0	0	0									
Walt Weiss, S (1.6) OBP: 0.357, SLG: 0.317		2-2 E6			0-2 L9			2-2 G4-3		3	0	0	0	0	0	1									
B.J. Surhoff, L (9. PH) OBP: 0.345, SLG: 0.445		1-2 S						1-3 G3		1	0	0	0	0	0	1									
Andy Ashby, R (1.1) Bobby Bonilla, S (7. PH) Mark DeRosa, S (7. PH) Mike Remlinger, L (8.1) Kerry Ligtenberg, R (9.1) Wally Joyner, L (9. PH)		0-3 K			3-2 L4			3-2 2B 2B		2	0	0	0	0	1	2									
<b>Inning Stats</b>	R: 1 E: 0 K: 0 S: 7	H: 2 LOB: 2 BB: 0 P: 10	R: 0 E: 1 K: 1 S: 12	H: 1 LOB: 3 BB: 1 P: 23	R: 0 E: 0 K: 0 S: 8	H: 0 LOB: 0 BB: 1 P: 15	R: 0 E: 0 K: 0 S: 9	H: 0 LOB: 0 BB: 0 P: 12	R: 0 E: 0 K: 0 S: 10	H: 0 LOB: 0 BB: 0 P: 13	R: 0 E: 0 K: 0 S: 6	H: 0 LOB: 0 BB: 0 P: 11	R: 1 E: 0 K: 1 S: 15	H: 2 LOB: 1 BB: 0 P: 26	R: 0 E: 0 K: 1 S: 5	H: 0 LOB: 0 BB: 0 P: 6	R: 0 E: 0 K: 0 S: 8	H: 1 LOB: 1 BB: 0 P: 11	1B: 4 2B: 2 3B: 0 HR: 0	SF: 0 SAC: 0 DP: 1 HBP: 1	WP: 0 PB: 0 CS: 0	PA: 36			
<b>PITCHER</b>	IP	WLS	BF	H	R	ER	SO	BB	IBB	HBP	BLK	WP	HR	S	P	ERA	WHIP								
Brian Bohanon, L (1.1) ERA: 4.68	6.2	W	28	5	2	2	1	0	0	0	0	0	0	64	105	2.70	1.050								
Gabe White, L (7.1) ERA: 2.39	1.1	H	4	0	0	0	2	0	0	0	0	0	0	8	11	0.00	0.000								
Jose Jimenez, R (9.1) ERA: 3.23	1.0	S	4	1	0	0	0	0	0	0	0	0	0	8	11	0.00	1.000								

Colorado Rockies @ Atlanta Braves  
Turner Field, Atlanta, GA  
Fri Sep 29 2000, 7:40 PM EDT  
Att: 44,548 - Sunny - 65 F

AB	33
R	2
H	6
RBI	2
BB	2
SO	3
LOB	17









