


Colorado Rockies - 2002


Batter	1	2	3	4	5	6	7	8	9	AB R H RBI BB SO LOB	TOP																								
												Arizona Wildcats @ Colorado Rockies US West Sports Complex, Hi Corbett Field, Tucson, AZ Thu Feb 28 2002, 3:05 PM EST livebaseballscorecards.com																							
		AB 0 R 0 H 0 RBI 0 BB 0 SO 0 LOB 0																																	
																																			
Inning Stats		1B: 0 SF: 0 2B: 0 SAC: 0 3B: 0 DP: 0 HR: 0 HBP: 0	WP: 0 PA: 0 PB: 0 SB: 0 CS: 0																																
PITCHER	IP	WLS	BF	H	R	ER	SO	BB	IBB	HBP	BLK	WP	HR	S	P	ERA	WHIP	PITCHER	IP	WLS	BF	H	R	ER	SO	BB	IBB	HBP	BLK	WP	HR	S	P	ERA	WHIP

Batter	1	2	3	4	5	6	7	8	9	AB R H RBI BB SO LOB	TOP										
Juan Pierre, L (1, 8) F X	0-1 G1-3		0-3 K		0-0 FC6 1-2f			0-0 L7	0-3 K	5 0 0 0 0 2 3											
Juan Uribe, R (1, 6) OBP: 0.250, SLG: 0.250 X	0-0 G6-4-3 1B			1-1 G4-3		0-3 K		0-3 K2-3		4 0 1 0 0 2 0											
Larry Walker, L (1, 9) OBP: 0.750, SLG: 0.667 B B X	2-0 G6-4-3 1-2f			3-1 17 1B SF8 1B		4-1 FC5-4 BB		0-1 17 1B 2B 1B		3 2 2 0 1 0 1											
17 Todd Helton, L (1, 3) OBP: 0.500, SLG: 0.500 B B B B X		3-2 G4-3		0-1 1-3 1B		0-1 F9		0-2 2B 1-2 1B		4 0 2 0 0 0 1											
Todd Zeile, R (1, 5) OBP: 0.250, SLG: 0.667 B B X		2-1 G6-3		1-0 SF8		2-2 FC5-4 1-2f		0-2 1-3 2-H 2B		3 0 1 2 0 0 1											
Todd Hollandsworth, L (1, 7) C B X		0-3 K		1-3 3-H K2-3			2-1 L8	2-3 K		4 0 0 0 0 3 3											
Jose Ortiz, R (1, 4) OBP: 0.250, SLG: 0.500 C X			0-1 G5-3		0-3 K		0-0 G4-3 2B	0-3 K		4 0 1 0 0 2 0											
Gary Bennett, R (1, 2) B X			1-0 G4-3		4-1 FC6 BB		0-1 G4-3	2-2 G6-3		3 0 0 0 1 0 1											
Mike Hampton, R Dennys Reyes, R Benny Agbayani, R Mike James, R Rick White, R Terry Shumpert, R Todd Jones, L Jose Jimenez, R Greg Norton, S			0-2 1B		3-3 K		2-3 K	4-2 BB		1 0 0 1 0 0 0 0 0 0 0 0 0 0 0 0 1 0 0 0 0 0 0 1 1 0 0 0 0 0 0 0 0 1 0 0 0 0 0 1 1 0											
Inning Stats	R: 0 E: 0 K: 0 S: 4	H: 1 LOB: 0 BB: 0 P: 6	R: 0 E: 0 K: 1 S: 8	H: 0 LOB: 0 BB: 0 P: 13	R: 0 E: 0 K: 1 S: 10	H: 1 LOB: 1 BB: 0 P: 11	R: 1 E: 0 K: 1 S: 10	H: 2 LOB: 1 BB: 0 P: 16	R: 0 E: 0 K: 2 S: 10	H: 0 LOB: 1 BB: 1 P: 17	R: 0 E: 0 K: 1 S: 9	H: 0 LOB: 1 BB: 1 P: 15	R: 0 E: 0 K: 1 S: 8	H: 1 LOB: 1 BB: 0 P: 12	R: 1 E: 0 K: 2 S: 17	H: 3 LOB: 2 BB: 0 P: 19	R: 0 E: 0 K: 2 S: 12	H: 0 LOB: 1 BB: 1 P: 18	1B: 6 2B: 2 3B: 0 HR: 0	SF: 1 SAC: 0 DP: 1 HBP: 0	WP: 0 PA: 37 PB: 0 SB: 0 CS: 0
PITCHER	IP WLS BF H R ER SO BB IBB HBP BLK WP HR S P ERA WHIP																				
Matt Morris, R (1, 1) ERA: 1.29	7.0 W 27 5 1 1 7 2 0 0 0 0 0 0 59 90 1.29 1.000																				
Steve Kline, L (8, 1) ERA: 9.0	1.0 6 3 1 1 2 0 0 0 0 0 0 0 17 19 9.00 3.000																				
44 Jason Isringhausen, R (9, 1) ERA:	1.0 4 0 0 0 2 1 0 0 0 0 0 0 12 18 0.00 1.000																				

Colorado Rockies @ St. Louis Cardinals
 Busch Stadium, St. Louis, MO
 Mon Apr 01 2002, 3:10 PM CST
 Att. 48,397 - Cloudy - 68 F

livebaseballscorecards.com

AB 33
 R 2
 H 8
 RBI 2
 BB 3
 SO 11
 LOB 12



Batter	1	2	3	4	5	6	7	8	9	AB R H RBI BB SO LOB	TOP									
Juan Pierre, L (1, 8) OBP: 0.200, SLG: 0.111	1-0 F7	3-2 HR 1B		1-2 G5-4-3 HBP			1-0 L6		0-2 G5-4-3 1-2f	4 1 1 0 0 0 1										
Juan Uribe, R (1, 6) OBP: 0.250, SLG: 0.143	4-1 17 BB 2B BB	1-3 K		1-0 G5-4-3 1-2f			0-1 G6-3			3 1 0 0 1 1 4										
Larry Walker, L (1, 9) OBP: 0.500, SLG: 0.857	0-0 F7	1-0 HR					1-0 G4-1			4 1 1 3 0 1 1										
17 Todd Helton, L (1, 3) OBP: 0.375, SLG: 0.286	4-2 2B BB	1-1 L3					3-2 G4-3		0-2 P6	3 1 0 0 1 0 0										
Todd Zeile, R (1, 5) OBP: 0.375, SLG: 0.857	1-2 2B 2B			2-1 G6-3			1-2 2B		1-3 K	4 1 2 2 0 1 0										
Todd Hollandsworth, L (1, 7) OBP: 0.125, SLG: 0.250	2-2 2B			3-3 K			1-1 F7		0-0 E1	4 0 1 1 0 1 1										
Jose Ortiz, R (1, 4) OBP: 0.125, SLG: 0.250	0-3 K			1-1 F8			1-0 G5-3		1-3 K2-3	4 0 0 0 0 2 2										
Gary Bennett, R (1, 2) OBP: 0.375, SLG: 0.333				0-0 2B			2-3 K		2-0 G5-4-3 HBP	3 0 1 0 0 1 0										
Denny Neagle, L (1, 1) OBP: 0.333, SLG: 0.667 Mike James, R (7, 1) Kent Mercker, L (7, 1) Todd Jones, L (8, 1) Greg Norton, S (9, PH) Jose Jimenez, R (9, 1)				0-0 1B HR 2B			0-1 F9		3-3 K	3 1 1 0 0 0 1 0 1 0 0 0 0 1 1 0 0 0 0 0 0 0										
Inning Stats	R: 3 E: 0 K: 1 S: 16	H: 2 LOB: 1 BB: 2 P: 28	R: 3 E: 0 K: 1 S: 14	H: 3 LOB: 0 BB: 0 P: 21	R: 0 E: 0 K: 1 S: 7	H: 0 LOB: 0 BB: 0 P: 13	R: 0 E: 0 K: 0 S: 6	H: 1 LOB: 1 BB: 0 P: 8	R: 0 E: 0 K: 1 S: 5	H: 0 LOB: 0 BB: 0 P: 8	R: 0 E: 0 K: 0 S: 4	H: 0 LOB: 0 BB: 0 P: 6	R: 0 E: 1 K: 2 S: 10	H: 0 LOB: 1 BB: 0 P: 12	R: 0 E: 0 K: 1 S: 8	H: 0 LOB: 0 BB: 0 P: 13	1B: 1 2B: 5 3B: 0 HR: 1	SF: 0 SAC: 0 DP: 2 HBP: 2	WP: 0 PB: 0 SB: 0 CS: 0	PA: 37
PITCHER	IP WLS BF H R ER SO BB IBB HBP BLK WP HR S P ERA WHIP																			
Garrett Stephenson, R (1, 1) ERA: 13.5	4.0 L 20 6 6 6 3 2 0 1 0 0 1 43 70 13.50 2.000																			
Mike Matthews, L (5, 1) ERA:	1.0 4 1 0 0 1 0 0 0 0 0 0 12 17 0.00 1.000																			
Gene Stechschulte, R (6, 1) ERA:	2.0 6 0 0 0 1 0 0 0 0 0 0 9 14 0.00 0.000																			
Dave Veres, R (8, 1) ERA:	1.0 4 0 0 0 2 0 0 0 0 0 0 10 12 0.00 0.000																			
Mike Timlin, R (9, 1) ERA:	1.0 3 0 0 0 1 0 0 1 0 0 0 8 13 0.00 0.000																			

Colorado Rockies @ St. Louis Cardinals
Busch Stadium, St. Louis, MO

Wed Apr 03 2002, 7:10 PM CST
Att. 26,557 - Sunny - 45 F

livebaseballscorecards.com

AB	33
R	6
H	7
RBI	6
BB	2
SO	8
LOB	11




Batter	1	2	3	4	5	6	7	8	9	AB	R	H	RBI	BB	SO	LOB
Fernando Vina, L (1, 4) OBP: 0.100, SLG: 0.100	2-1 G4-3		1-3 K		2-2 F8		0-2 F8	0-2 P6		5	0	0	0	0	1	3
Placido Polanco, R (1, 5) OBP: 0.400, SLG: 0.333	2-2 G4-3		0-1 5 1B 1B		1-2 P6		3-2 E6		4-2 5 G4-3 BB	4	1	1	0	1	0	1
J.D. Drew, L (1, 9) OBP: 0.400, SLG: 0.444	3-2 F7		0-2 5 1B 1B		0-0		1-3 K		0-3 K	5	0	2	0	0	2	3
5 Albert Pujols, R (1, 7) OBP: 0.500, SLG: 0.625		2-2 F9	0-0 1-2 2-H 1B		2-3 K			4-0 15 1B 1B BB	0-1 G4-3	4	1	1	1	1	1	2
15 Jim Edmonds, L (1, 8) OBP: 0.667, SLG: 0.667		4-2 E BB	0-1 F9			3-2 F7		1-2 1B 1B FC3-6 1B	1-0 F8	4	1	1	0	1	0	3
Edgar Renteria, R (1, 6) OBP: 0.444, SLG: 0.500		2-2 E6		1-2 G4-3		3-2 G6-3		2-2 FC3-6 1B 1-2 2-H 1B		4	0	1	1	0	0	1
Tino Martinez, L (1, 3) OBP: 0.333, SLG: 0.286		1-1 P4		1-1		2-3 K		2-3 K		4	0	1	0	0	2	4
Mike Matheny, R (1, 2) OBP: 0.333, SLG: 0.333		3-2 F3		1-3 K			1-1 FC3-6 1B	1-0 FC3-6		3	0	1	0	0	1	3
Eli Marrero, R (7, PR) OBP: 1.000, SLG: 1.000 (8, 2)								1-2 FC3-6 1B	1-2 2-3 1B	1	0	1	0	0	0	0
Garrett Stephenson, R (1, 1)			0-1 F9		3-2 G5-3			1-2 FC3-6 E PB	0-0 FC3-6 1-2f 2-3 3-H	1	0	0	0	0	0	0
Eduardo Perez, R (4, PH)										0	0	0	0	0	0	0
Mike Matthews, L (5, 1)										0	0	0	0	0	0	0
Gene Stechschulte, R (6, 1)										0	0	0	0	0	0	0
Kerry Robinson, L (7, PH)										0	0	0	0	0	0	0
Dave Veres, R (8, 1)										0	0	0	0	0	0	0
Miguel Cairo, R (8, PH)										0	0	0	0	0	0	0
Mike Timlin, R (9, 1)										0	0	0	0	0	0	0

BOTTOM	
AB	38
R	3
H	9
RBI	3
BB	3
SO	7
LOB	24
	
WP: 0 PA: 41	
PB: 1	
SB: 0	
CS: 0	

Colorado Rockies @ St. Louis Cardinals
 Busch Stadium, St. Louis, MO
 Wed Apr 03 2002, 7:10 PM CST
 Att. 26,557 - Sunny - 45 F

livebaseballscorecards.com

Inning Stats		R: 0	H: 0	E: 0	K: 0	S: 9	R: 0	H: 0	E: 1	K: 0	S: 19	R: 1	H: 3	E: 0	K: 1	S: 13	R: 0	H: 1	E: 0	K: 1	S: 16	R: 0	H: 0	E: 0	K: 1	S: 15	R: 0	H: 1	E: 0	K: 1	S: 13	R: 0	H: 0	E: 0	K: 1	S: 15	R: 0	H: 1	E: 1	K: 1	S: 14	R: 2	H: 3	E: 0	K: 1	S: 15	R: 0	H: 0	E: 0	K: 1	S: 9	1B: 9	SF: 0	2B: 0	3B: 0	HR: 0	SAC: 0	DP: 0	HBP: 0	WP: 0	PA: 41
PITCHER	IP	WLS	BF	H	R	ER	SO	BB	IBB	HBP	BLK	WP	HR	S	P	ERA	WHIP																																												
Denny Neagle, L (1, 1) ERA: 1.5	6.0		25	5	1	1	4	1	0	0	0	0	0	85	124	1.50	1.000																																												
Mike James, R (7, 1) ERA: 9.0	0.0		1	1	0	0	0	0	0	0	0	0	0	2	3	∞	∞																																												
Kent Mercker, L (7, 1) ERA:	1.0		4	0	0	0	1	0	0	0	0	0	0	12	17	0.00	0.000																																												
Todd Jones, R (8, 1) ERA: 9.0	1.0		7	3	2	2	1	1	0	0	0	0	0	15	25	18.00	4.000																																												
Jose Jimenez, R (9, 1) ERA: 9.0	1.0	S	4	0	0	0	1	1	0	0	0	0	0	9	14	0.00	1.000																																												

Batter	1	2	3	4	5	6	7	8	9	AB R H RBI BB SO LOB	TOP											
Juan Pierre, L (1, 8) OBP: 0.214, SLG: 0.154	1-1 G4-3		2-2 G6-3		0-0 WP 1B		2-1 G6-3			4 1 1 0 0 0 1												
Juan Uribe, R (1, 6) OBP: 0.417, SLG: 0.600	4-1 17 BB BB		0-0 HR		0-1 WP 17 G4-3 1B		2-2 G6-3			3 2 2 1 1 0 0												
Larry Walker, L (1, 9) OBP: 0.417, SLG: 0.600	3-2 F7		4-2 BB		2-1 G6-3		3-1 G3			3 0 0 0 1 0 2												
17 Todd Helton, L (1, 3) OBP: 0.333, SLG: 0.200	4-2 1-2 BB		0-1 P3		3-2 G4-3		3-3 K			3 0 0 1 1 1 1												
Todd Zeile, R (1, 5) OBP: 0.250, SLG: 0.545 Kent Mercker, L (8, 1) Mike James, R (9, 1)	0-2 P3			1-1 G6-3		2-2 G5-3		0-1 L1-3		4 0 0 0 0 0 2 0 0 0 0 0 0 0 0 0 0 0 0 0 0												
Benny Agbayani, R (1, 7) OBP: 0.250, SLG: 1.000 Mark Little, R (7, 7) OBP: 1.000, SLG: 2.000		0-3 K		2-1 HR		3-2 G6-3		2-2 SH1-3 SF9 2B		3 1 1 1 0 1 0 1 1 1 0 0 0 0												
Terry Shumpert, R (1, 4)		0-2 F9		1-1 P6		0-0 P6		2-0 SH1-3		3 0 0 0 0 0 0	AB 29 R 6 H 5 RBI 4 BB 5 SO 5 LOB 6											
Ben Petrick, R (1, 2)		3-2 G6-3		1-3 K		0-3 K		2-2 SF9		3 0 0 1 0 2 0												
John Thomson, R (1, 1) Brent Butler, R (8, 5)			2-1 F3		4-2 1B E 1B BB		4-0 G6-3 BB		3-3 K	1 1 0 0 2 0 0 1 0 0 0 0 1 0												
Inning Stats	R: 0 E: 0 K: 0 S: 12	H: 0 LOB: 2 BB: 2 P: 24	R: 0 E: 0 K: 1 S: 9	H: 0 LOB: 0 BB: 0 P: 12	R: 1 E: 0 K: 0 S: 10	H: 1 LOB: 1 BB: 1 P: 18	R: 1 E: 0 K: 1 S: 9	H: 1 LOB: 0 BB: 0 P: 14	R: 3 E: 1 K: 0 S: 13	H: 2 LOB: 0 BB: 1 P: 24	R: 0 E: 0 K: 1 S: 7	H: 0 LOB: 0 BB: 0 P: 10	R: 0 E: 0 K: 0 S: 6	H: 0 LOB: 0 BB: 1 P: 14	R: 0 E: 0 K: 1 S: 7	H: 0 LOB: 0 BB: 0 P: 13	R: 1 E: 0 K: 1 S: 10	H: 1 LOB: 0 BB: 0 P: 16	1B: 2 2B: 1 3B: 0 HR: 2	SF: 1 SAC: 1 DP: 1 HBP: 0	WP: 1 PB: 0 SB: 0 CS: 0	PA: 36
PITCHER	IP WLS BF H R ER SO BB IBB HBP BLK WP HR S P ERA WHIP																					
Andy Benes, R (1, 1) ERA: 9.0	4.0 L 20 4 5 4 2 4 0 0 0 0 2 45 77 9.00 2.000																					
Mike Matthews, L (5, 1) ERA:	1.0 3 0 0 0 0 0 0 0 0 0 1 0 8 15 0.00 0.000																					
Luther Hackman, R (6, 1) ERA:	2.0 6 0 0 0 1 1 0 0 0 0 0 0 13 24 0.00 0.500																					
Steve Kline, L (8, 1) ERA: 4.5	1.0 3 0 0 0 1 0 0 0 0 0 0 0 7 13 0.00 0.000																					
44 Jason Isringhausen, R (9, 1) ERA: 4.5	1.0 4 1 1 1 1 0 0 0 0 0 0 0 10 16 9.00 1.000																					

Colorado Rockies @ St. Louis Cardinals
 Busch Stadium, St. Louis, MO
 Thu Apr 04 2002, 12:10 PM CST
 Att. 27,691 - Sunny - 46 F

livebaseballscorecards.com

BOTTOM

Colorado Rockies @ St. Louis Cardinals
Busch Stadium, St. Louis, MO
Thu Apr 04 2002, 12:10 PM CST
Att: 27,691 - Sunny - 46 F

livebaseballscores.com

AB 33
R 1
H 8
RBI 1
BB 1
SO 5
LOB 14



WP: 0 PA: 35
PB: 0
SB: 2
CS: 0

AB R H RBI BB SO LOB

4 1 1 0 0 1 1

4 0 1 0 0 0 2

3 0 1 1 0 1 2

3 0 1 0 1 1 1

4 0 1 0 0 1 4

4 0 1 0 0 0 2

4 0 0 0 0 0 1

1 0 1 0 0 0 0
0 0 0 0 0 0 0
1 0 0 0 0 0 0
0 0 0 0 0 0 0
1 0 0 0 0 0 1
0 0 0 0 0 0 0
0 0 0 0 0 0 0

1B: 7 SF: 1
2B: 1 SAC: 0
3B: 0 DP: 1
HR: 0 HBP: 0

Batter	1	2	3	4	5	6	7	8	9
Fernando Vina, L (1, 4) OBP: 0.143, SLG: 0.143	3-2 G1-3 S SF7 1B		0-1 P4		0-0 B1			2-3 K	
Placido Polanco, R (1, 5) OBP: 0.357, SLG: 0.385	2-2 G1-3 1-3		0-0 P4			2-1 F7		1-0 2B	
J.D. Drew, L (1, 9) OBP: 0.357, SLG: 0.417	1-1 SF7 3-H		2-2 F8			1-0 15 S 1B		1-3 K	
5 Albert Pujols, R (1, 7) OBP: 0.500, SLG: 0.545	2-2 1B			1-3 K		0-1 F3		4-2 BB	
15 Jim Edmonds, L (1, 8) OBP: 0.538, SLG: 0.500	2-2 F8		1-2 1B 1B			0-3 K		0-0 G4-3	
Tino Martinez, L (1, 3) OBP: 0.308, SLG: 0.273		1-3 K		0-0 G6-4-3 1B		2-0 F2		0-1 P5	
Edgar Renteria, R (1, 6) OBP: 0.385, SLG: 0.417		2-2 G6-3		1-0 G6-4-3 1-2f		0-1 FC5-4 1B		1-0 G5-3	
Mike DiFelice, R (1, 2) OBP: 0.222, SLG: 0.556		1-2 F8			1-0 F8		0-1 P4	0-2 F8	
Andy Benes, R (1, 1) Mike Matthews, L (5, 1) Miguel Cairo, R (5, PH) Luther Hackman, R (6, 1) Eduardo Perez, R (7, PH) Steve Kline, S (8, 1) 44 Jason Isringhausen, R (9, 1)			0-1 1B		1-1 F9		0-2 FC5-4 1-2f		

Inning Stats	R: 1 E: 0 K: 0 S: 19	H: 2 LOB: 1 BB: 0 P: 29	R: 0 E: 0 K: 1 S: 14	H: 0 LOB: 0 BB: 0 P: 18	R: 0 E: 0 K: 1 S: 10	H: 1 LOB: 1 BB: 0 P: 12	R: 0 E: 0 K: 1 S: 10	H: 2 LOB: 1 BB: 0 P: 13	R: 0 E: 0 K: 0 S: 4	H: 1 LOB: 1 BB: 0 P: 11	R: 0 E: 0 K: 0 S: 8	H: 1 LOB: 1 BB: 0 P: 10	R: 0 E: 0 K: 2 S: 13	H: 1 LOB: 2 BB: 1 P: 21	R: 0 E: 0 K: 0 S: 8	H: 0 LOB: 0 BB: 0 P: 9
--------------	-------------------------------	----------------------------------	-------------------------------	----------------------------------	-------------------------------	----------------------------------	-------------------------------	----------------------------------	------------------------------	----------------------------------	------------------------------	----------------------------------	-------------------------------	----------------------------------	------------------------------	---------------------------------

PITCHER	IP	WLS	BF	H	R	ER	SO	BB	IBB	HBP	BLK	WP	HR	S	P	ERA	WHIP
John Thomson, R (1, 1) ERA: 1.29	7.0		27	7	1	1	3	0	0	0	0	0	0	73	99	1.29	1.000
Kent Mercker, L (8, 1) ERA:	1.0		5	1	0	0	2	1	0	0	0	0	0	13	21	0.00	2.000
Mike James, R (9, 1) ERA: 4.5	1.0		3	0	0	0	0	0	0	0	0	0	0	8	9	0.00	0.000

Batter	1	2	3	4	5	6	7	8	9	AB R H RBI BB SO LOB	TOP	
Juan Pierre, L (1, 8) OBP: 0.222, SLG: 0.125	0-2 G5-3			4-1 G1-6-3 BB		1-0 G1-3			0-2 E5	3 0 0 0 1 0 0	Colorado Rockies @ Los Angeles Dodgers Dodger Stadium, Los Angeles, CA Fri Apr 05 2002, 7:10 PM PST Att. 25,091 - Sunny - 57 F	
Juan Uribe, R (1, 6) OBP: 0.333, SLG: 0.462 Rick White, R (6, 1) Benny Agbayani, R (9, PH) OBP: 0.200, SLG: 0.800	3-2 G6-3			1-0 G1-6-3 1-2f		0-2 G5-3			2-2 F9	3 0 0 0 0 0 1 0 0 0 0 0 0 0 1 0 0 0 0 0 1		
Larry Walker, L (1, 9) OBP: 0.333, SLG: 0.462 Mark Little, R (8, 9) OBP: 0.500, SLG: 1.000	0-1 F8			1-3 K				0-1 G6-3	0-3 K	3 0 0 0 0 1 0 1 0 0 0 0 1 1		
17 Todd Helton, L (1, 3) OBP: 0.333, SLG: 0.167 Greg Norton, S (7, 3)									0-1 L6	2 0 0 0 1 0 0 1 0 0 0 0 0 1		
Todd Zeile, R (1, 5) OBP: 0.286, SLG: 0.538 Brent Butler, R (7, PH) (7, 5)										2 0 1 0 0 0 0 1 0 0 0 0 0 0		
Todd Hollandsworth, L (1, 7) OBP: 0.182, SLG: 0.200										2 0 0 0 1 1 2		
Jose Ortiz, R (1, 4) OBP: 0.091, SLG: 0.182										3 0 0 0 0 0 3		
Ben Petrick, R (1, 2)										3 0 0 0 0 1 3		
Shawn Chacon, R (1, 1) Dennys Reyes, R (4, 1) Terry Shumpert, R (6, PH) (6, 6)										1 0 0 0 0 1 0 0 0 0 0 0 0 0 2 0 0 0 0 1 1		
Inning Stats	R: 0 H: 0 E: 0 LOB: 0 K: 0 BB: 0 S: 10 P: 13	R: 0 H: 0 E: 0 LOB: 0 K: 0 BB: 0 S: 7 P: 13	R: 0 H: 0 E: 0 LOB: 0 K: 2 BB: 0 S: 11 P: 18	R: 0 H: 0 E: 0 LOB: 0 K: 1 BB: 1 S: 5 P: 11	R: 0 H: 1 E: 0 LOB: 2 K: 1 BB: 1 S: 11 P: 19	R: 0 H: 0 E: 0 LOB: 0 K: 1 BB: 0 S: 7 P: 9	R: 0 H: 0 E: 0 LOB: 0 K: 0 BB: 0 S: 10 P: 12	R: 0 H: 0 E: 0 LOB: 1 K: 0 BB: 1 S: 5 P: 11	R: 0 H: 0 E: 1 LOB: 1 K: 1 BB: 0 S: 13 P: 15	1B: 1 SF: 0 2B: 0 SAC: 0 3B: 0 DP: 1 HR: 0 HBP: 0		WP: 0 PA: 31 PB: 0 SB: 0 CS: 0
PITCHER Andy Ashby, R (1, 1) ERA: Omar Daal, L (8, 1) ERA: 4.15	IP WLS BF H R ER SO BB IBB HBP BLK WP HR S P ERA WHIP	7.0 W 23 1 0 0 5 2 0 0 0 0 0 0 61 95 0.00 0.429	2.0 8 0 0 0 1 1 0 0 0 0 0 0 18 26 0.00 0.500	PITCHER IP WLS BF H R ER SO BB IBB HBP BLK WP HR S P ERA WHIP								

livebaseballscorecards.com

AB	28
R	0
H	1
RBI	0
BB	3
SO	6
LOB	13



Batter	1	2	3	4	5	6	7	8	9	AB R H RBI BB SO LOB
Dave Roberts, L OBP: 0.357, SLG: 0.333 (1, 8)	0-1 G4-3		4-2 2B BB	4-0 1B BB	1-2 1B			2-0 F7		3 2 1 0 2 0 0
Cesar Izturis, S OBP: 0.286, SLG: 0.500 (1, 6)	0-1 F5		0-1 2B	1-0 2B 1B	0-0 G6-3			0-1 3B		5 1 3 1 0 0 2
Paul Lo Duca, R OBP: 0.118, SLG: 0.176 (1, 2) (8, 3)	0-1 G4-3		2-2 2B	0-2 F5		1-2 G5-3		1-1 G5-3		5 0 1 0 0 0 4
Shawn Green, L OBP: 0.333, SLG: 0.429 (1, 9)		4-2 HR BB	1-0 FC6-5-6 BB	0-0 2B 2B		0-0 1B				3 2 2 3 1 0 1
Brian Jordan, R OBP: 0.214, SLG: 0.308 (1, 7)		0-0 F9	4-0 BB	3-1 2B		1-2 G4-3				3 0 1 1 1 0 1
Adrián Beltré, R OBP: 0.286, SLG: 0.091 (1, 5)		4-2 HR BB	0-3 K	2-0 F9		1-1 G6-3				3 1 0 0 1 1 3
Eric Karros, R OBP: 0.385, SLG: 0.667 (1, 3) Omar Daal, L (8, 1)		3-1 HR		1-1 F8 2B	2-2 1B G4-3 1B		2-0 G6-3			4 2 3 3 0 0 0 0 0 0 0 0 0 0
Mark Grudzielanek, R OBP: 0.250, SLG: 0.182 (1, 4)		0-0 F9		1-1 F8 2B	1-1 G4-3 1B		2-0 P6			4 0 0 0 0 0 2
Andy Ashby, R (1, 1) Chad Kreuter, S (8, 2)		1-1 P3		1-0 SH 1B BB 2B	0-3 K			0-1 F9		2 1 0 1 0 1 1 1 0 0 0 0 0 0

Inning Stats	R: 0	H: 0	E: 0	K: 0	S: 6	R: 3	H: 1	E: 1	K: 0	S: 12	R: 1	H: 2	E: 0	K: 1	S: 14	R: 5	H: 4	E: 0	K: 0	S: 16	R: 0	H: 2	E: 0	K: 1	S: 13	R: 0	H: 0	E: 0	K: 0	S: 4	R: 0	H: 1	E: 0	K: 0	S: 7	R: 0	H: 1	E: 0	K: 0	S: 10	1B: 4	2B: 5	3B: 1	HR: 1	SF: 0	SAC: 1	DP: 0	HBP: 0	WP: 0	PB: 0	SB: 0	CS: 0	PA: 39
--------------	------	------	------	------	------	------	------	------	------	-------	------	------	------	------	-------	------	------	------	------	-------	------	------	------	------	-------	------	------	------	------	------	------	------	------	------	------	------	------	------	------	-------	-------	-------	-------	-------	-------	--------	-------	--------	-------	-------	-------	-------	--------

PITCHER	IP	WLS	BF	H	R	ER	SO	BB	IBB	HBP	BLK	WP	HR	S	P	ERA	WHIP
Shawn Chacon, R (1, 1) ERA: 19.64	3.2	L	21	5	8	8	1	5	0	0	0	0	1	44	75	19.64	2.727
Dennys Reyes, L (4, 1) ERA: 5.4	1.1		8	4	1	1	1	0	0	0	0	0	0	17	26	6.75	3.000
Rick White, R (6, 1) ERA: 2.25	3.0		10	2	0	0	0	0	0	0	0	0	0	20	30	0.00	0.667

BOTTOM

Colorado Rockies @ Los Angeles Dodgers
Dodger Stadium, Los Angeles, CA

livebaseballscorecards.com

AB 33
R 9
H 11
RBI 9
BB 5
SO 2
LOB 14




Fri Apr 05 2002, 7:10 PM PST
Att: 25,091 - Sunny - 57 F

Batter	1	2	3	4	5	6	7	8	9	AB R H RBI BB SO LOB	TOP		
Mark Little, R (1, 8) OBP: 0.333, SLG: 0.400 Ben Petrick, R (7, 2)	0-0 P4			4-1 1B BB		1-1 F8	1-0 F8		3-2 F3	3 0 0 0 1 0 1 1 0 0 0 0 0 0			
Juan Uribe, R (1, 6) OBP: 0.368, SLG: 0.438	1-3 K			1-3 K		4-0 17 F8 BB	0-0 1B			3 0 1 0 1 2 1			
Larry Walker, L (1, 9) OBP: 0.368, SLG: 0.438	1-3 K			0-1 1B		4-2 17 F8 BB	2-1 F9			3 0 1 0 1 1 2			
17 Todd Helton, L (1, 3) OBP: 0.263, SLG: 0.125		2-3 K		1-3 K		0-1 F8		3-3 K		4 0 0 0 0 3 4			
Todd Zeile, R (1, 5) OBP: 0.278, SLG: 0.471		1-1 G1-3		1-3 K		1-2 2-3		0-1 1B		4 0 1 0 0 2 4			
Benny Agbayani, R (1, 7) OBP: 0.222, SLG: 0.556		3-3 K			2-1 F8		1-2 2B SF7 1B	2-3 K		4 1 1 0 0 2 1			
Jose Ortiz, R (1, 4) OBP: 0.200, SLG: 0.333 Jose Jimenez, R (8, 1)			3-2 G6-3		2-0 1B		1-2 1B 2B	1-3 K		4 1 2 0 0 1 1 0 0 0 0 0 0 0			
Gary Bennett, R (1, 2) OBP: 0.300, SLG: 0.250 Todd Hollandsworth, L (7, PH) Mike James, R (7, 1) Kent Mercker, L (7, 1) Todd Jones, L (7, 1) Terry Shumpert, R (8, 4)			0-2 F9		2-3 K		0-0 SF7		0-0 G6-3	2 0 0 0 0 0 1 1 0 0 0 0 1 0 1 0 0 0 0 0 0 0			
Jason Jennings, L (1, 1) Juan Pierre, L (7, PH) OBP: 0.250, SLG: 0.167 (7, 8)			2-3 K		3-3 K		2-1 1B 1B		0-1 G1-3	2 0 0 0 0 2 1 2 0 1 1 0 0 0			
Inning Stats	R: 0 H: 0 E: 0 LOB: 0 K: 2 BB: 0 S: 9 P: 11	R: 0 H: 0 E: 0 LOB: 0 K: 2 BB: 0 S: 8 P: 14	R: 0 H: 0 E: 0 LOB: 0 K: 1 BB: 0 S: 12 P: 17	R: 0 H: 1 E: 0 LOB: 2 K: 3 BB: 1 S: 12 P: 19	R: 0 H: 1 E: 0 LOB: 1 K: 2 BB: 0 S: 9 P: 18	R: 0 H: 0 E: 0 LOB: 2 K: 1 BB: 2 S: 11 P: 21	R: 2 H: 4 E: 0 LOB: 2 K: 0 BB: 0 S: 14 P: 21	R: 0 H: 1 E: 0 LOB: 1 K: 3 BB: 0 S: 12 P: 18	R: 0 H: 0 E: 0 LOB: 0 K: 0 BB: 0 S: 8 P: 11	1B: 6 SF: 1 2B: 1 SAC: 0 3B: 0 DP: 0 HR: 0 HBP: 0	WP: 0 PA: 37 PB: 0 SB: 0 CS: 0		
PITCHER	IP WLS BF H R ER SO BB IBB HBP BLK WP HR S P ERA WHIP											PITCHER	IP WLS BF H R ER SO BB IBB HBP BLK WP HR S P ERA WHIP
Kaz Ishii, L (1, 1) ERA:	5.2 W 22 2 0 0 10 3 0 0 0 0 0 0 57 95 0.00 0.882												
Giovanni Carrara, R (6, 1) ERA: 3.6	1.0 H 7 4 2 2 1 0 0 0 0 0 0 0 16 22 18.00 4.000												
Jesse Orosco, L (7, 1) ERA:	0.1 H 1 0 0 0 0 0 0 0 0 0 0 0 2 4 0.00 0.000												
Eric Gagne, R (8, 1) ERA:	2.0 7 1 0 0 3 0 0 0 0 0 0 0 20 29 0.00 0.500												

Colorado Rockies @ Los Angeles Dodgers
Dodger Stadium, Los Angeles, CA

Sat Apr 06 2002, 7:10 PM PST
Att. 38,693 - Sunny - 60 F

AB	33
R	2
H	7
RBI	2
BB	3
SO	14
LOB	16



Batter	1	2	3	4	5	6	7	8	9	AB R H RBI BB SO LOB	TOP											
Juan Pierre, L (1, 8) OBP: 0.250, SLG: 0.182 Dennys Reyes, R (8, 1) Todd Jones, L (8, 1)	0-0 CS 1B		0-2 G4-3			1-3 K2-3		0-2 G1-3		4 0 1 0 0 1 3 0 0 0 0 0 0 0 0 0 0 0 0 0 0												
Juan Uribe, R (1, 6) OBP: 0.435, SLG: 0.500	0-1 F9			1-0 CS 1B			1-2 17 G4-6-3 1B	1-2 2-H 3-H 1B		4 0 3 2 0 0 1												
17 Todd Helton, L (1, 3) OBP: 0.217, SLG: 0.100	0-1 F7			0-3 K			1-0 G4-6-3 1-2f 1B	3-2 P6		4 0 0 0 0 1 4												
Greg Norton, S (1, 5)	1-1 CS 1-2	2-3 K		0-3 K			0-1 G4-3		0-1 F8	4 0 0 0 0 2 1												
Todd Hollandsworth, L (1, 9) OBP: 0.188, SLG: 0.286			2-2 G1-3	1-2 CS 1-2	2-2 G6-3			3-2 1B 2B	0-3 K	4 1 1 0 0 1 0												
Benny Agbayani, R (1, 7) OBP: 0.308, SLG: 0.538		2-1 F8			3-3 K			1-0 1B 2B 1B	1-2 1B	4 1 2 0 0 1 0												
Terry Shumpert, R (1, 4) OBP: 0.091, SLG: 0.091			0-0 F9		0-1 F8			3-2 2B 1B 1B	1-1 F8	4 1 1 1 0 0 1												
Ben Petrick, R (1, 2) OBP: 0.091, SLG: 0.200			3-1 K 2B			0-1 G5-3		1-3 K		3 0 1 0 0 1 2												
Mike Hampton, R (1, 1) OBP: 0.333, SLG: 0.333 Mike James, R (7, 1) Larry Walker, L (8, PH) Eric Gagne, R (8, 9)			1-2 P3			1-1 F8		2-0 1B 2B		2 0 0 0 0 0 1 0 0 0 0 0 0 0 1 1 1 1 0 0 0												
Inning Stats	R: 0 E: 0 K: 0 S: 6	H: 1 LOB: 0 BB: 0 P: 7	R: 0 E: 0 K: 1 S: 8	H: 0 LOB: 0 BB: 0 P: 14	R: 0 E: 0 K: 0 S: 9	H: 1 LOB: 1 BB: 0 P: 13	R: 0 E: 0 K: 2 S: 10	H: 1 LOB: 0 BB: 0 P: 12	R: 0 E: 0 K: 1 S: 9	H: 0 LOB: 0 BB: 0 P: 14	R: 0 E: 0 K: 1 S: 9	H: 0 LOB: 0 BB: 0 P: 11	R: 0 E: 0 K: 0 S: 6	H: 1 LOB: 0 BB: 0 P: 8	R: 4 E: 0 K: 1 S: 28	H: 5 LOB: 1 BB: 0 P: 42	R: 0 E: 0 K: 1 S: 10	H: 1 LOB: 1 BB: 0 P: 12	1B: 7 2B: 3 3B: 0 HR: 0	SF: 0 SAC: 0 DP: 1 HBP: 0	WP: 0 PB: 0 SB: 0 CS: 2	PA: 36
PITCHER	IP WLS BF H R ER SO BB IBB HBP BLK WP HR S P ERA WHIP																					
Kevin Brown, R (1, 1) ERA: 5.73	7.0 W 22 4 0 0 5 0 0 0 0 0 0 0 57 79 0.00 0.571																					
Paul Quantrill, R (8, 1) ERA: 7.36	0.1 4 3 3 3 1 0 0 0 0 0 0 0 17 25 81.00 9.000																					
Jesse Orosco, L (8, 1) ERA: 4.5	0.2 4 2 1 1 0 0 0 0 0 0 0 0 11 17 13.50 3.000																					
Eric Gagne, R (9, 1) ERA:	1.0 S 4 1 0 0 1 0 0 0 0 0 0 0 10 12 0.00 1.000																					

Colorado Rockies @ Los Angeles Dodgers
Dodger Stadium, Los Angeles, CA

AB	34
R	4
H	10
RBI	4
BB	0
SO	7
LOB	13



Sun Apr 07 2002, 1:10 PM PDT
Att. 28,452 - Cloudy - 63 F



Batter	1	2	3	4	5	6	7	8	9	AB R H RBI BB SO LOB	TOP		
Craig Biggio, R (1, 4) OBP: 0.367, SLG: 0.556	0-1 5 G6-4-3 1B		1-1 1B 3B	1-1 2-H HR		4-0 BB IBB		1-2 G5-3 1-H 2-H 2B		4 2 4 4 1 0 0			
Brad Ausmus, R (1, 2) OBP: 0.316, SLG: 0.471	1-0 F8		1-0 17 HR 1B	0-0 G4-3		4-2 1-2 2-3 BB		0-2 G5-3 2-3		4 1 1 1 1 0 2			
5 Jeff Bagwell, R (1, 3) OBP: 0.486, SLG: 0.370	3-2 G6-4-3 1-2f		3-2 L5	1-1 P4		1-2 G5-3		1-1 P5		5 0 0 0 0 0 6			
17 Lance Berkman, S (1, 7) OBP: 0.429, SLG: 0.759		2-2 F8	1-0 1-H HR		0-2 G5-3		3-1 F7		0-2 G3	5 1 1 2 0 0 0			
Richard Hidalgo, R (1, 9) OBP: 0.371, SLG: 0.419		1-0 HR	4-1 1B BB		1-3 K		3-3 K		1-2 L8	4 1 1 1 1 2 0			
Jose Vizcaino, S (1, 6) OBP: 0.308, SLG: 0.462		0-0 G5-3	0-0 1-3 1B		1-0 G4-3		1-0 L3		1-0 G4-3	5 0 1 0 0 0 0			
Morgan Ensberg, R (1, 5) OBP: 0.435, SLG: 0.278		4-2 FC6-4 BB	3-2 F8			2-2 FC6-4 1B		4-0 E 2B BB		2 1 1 0 2 0 2			
Brian Hunter, R (1, 8) OBP: 0.429, SLG: 0.429	1-0 FC6-4 1-2f			1-0 44 SH2-4 HR 1B		0-2 FC6-4 BB 1-2f		1-2 E6 2B		4 2 1 0 0 0 3			
44 Roy Oswalt, R (1, 1) Nelson Cruz, R (8, 1) Octavio Dotel, R (8, 1)			2-3 K	0-0 SH2-4		1-2 G1-3		3-3 K		3 0 0 0 0 2 3 0 0 0 0 0 0 0 0 0 0 0 0 0 0			
Inning Stats	R: 0 E: 0 K: 0 S: 6 H: 1 LOB: 0 BB: 0 P: 10	R: 1 E: 0 K: 0 S: 8 H: 1 LOB: 1 BB: 1 P: 16	R: 3 E: 0 K: 1 S: 19 H: 4 LOB: 2 BB: 1 P: 34	R: 2 E: 0 K: 0 S: 7 H: 2 LOB: 0 BB: 0 P: 10	R: 0 E: 0 K: 1 S: 7 H: 0 LOB: 0 BB: 0 P: 9	R: 0 E: 0 K: 0 S: 14 H: 1 LOB: 3 BB: 2 P: 26	R: 0 E: 0 K: 1 S: 6 H: 0 LOB: 0 BB: 0 P: 13	R: 2 E: 1 K: 1 S: 14 H: 1 LOB: 1 BB: 1 P: 24	R: 0 E: 0 K: 0 S: 9 H: 0 LOB: 0 BB: 0 P: 11	1B: 5 2B: 1 3B: 1 HR: 3 SF: 0 SAC: 1 DP: 1 HBP: 0	WP: 1 PB: 0 SB: 0 CS: 0 PA: 42		
PITCHER	IP WLS BF H R ER SO BB IBB HBP BLK WP HR S P ERA WHIP											PITCHER	IP WLS BF H R ER SO BB IBB HBP BLK WP HR S P ERA WHIP
Denny Neagle, L (1, 1) ERA: 5.4	5.2 L 29 9 6 6 2 3 1 0 0 1 3 58 101 9.53 2.118												
Rick White, R (6, 1) ERA: 1.69	1.1 4 0 0 0 1 0 0 0 0 0 0 0 9 17 0.00 0.000												
Mike James, R (8, 1) ERA: 6.75	1.0 6 1 2 1 1 1 0 0 0 0 0 0 14 24 9.00 2.000												
Kent Mercker, L (9, 1) ERA:	1.0 3 0 0 0 0 0 0 0 0 0 0 0 9 11 0.00 0.000												

Houston Astros @ Colorado Rockies
Coors Field, Denver, CO
Mon Apr 08 2002, 1:05 PM MDT
Att. 50,392 - Cloudy - 51 F

livebaseballscorecards.com

AB	36
R	8
H	10
RBI	8
BB	5
SO	4
LOB	16



Batter	1	2	3	4	5	6	7	8	9	AB	R	H	RBI	BB	SO	LOB
Juan Pierre, L OBP: 0.207, SLG: 0.148 (1, 8)	1-0 G6-3		3-2 FC6-5		0-0 P6		2-2 FC4-6		1-1 G4-3	5	0	0	0	0	0	5
Juan Uribe, R OBP: 0.429, SLG: 0.560 (1, 6)	2-1 F9		2-3 K			1-3 K		0-1 HR	0-1 3B	5	1	2	0	0	2	1
Larry Walker, L OBP: 0.400, SLG: 0.636 (1, 9)	1-1 1B			0-3 K		0-1 G4-3		1-1 HR	2-3 K	5	1	2	2	0	2	1
17 Todd Helton, L OBP: 0.222, SLG: 0.125 (1, 3)	1-3 K			1-1 L6		2-3 K		2-2 SF8		4	1	1	0	0	2	1
Todd Zeile, R OBP: 0.318, SLG: 0.619 (1, 5)		1-2 G6-4-3 1B		1-1 L4		0-1 HR		3-2 F2		4	1	2	1	0	0	1
Todd Hollandsworth, L OBP: 0.250, SLG: 0.389 (1, 7)		3-1 G6-4-3 1-2f		0-0 1B 1B		1-2 F7		1-2 SF8	1-3 2B	4	0	2	0	0	0	1
Jose Ortiz, R OBP: 0.211, SLG: 0.333 (1, 4)		1-1 P4		2-0 P4		0-0 1B 1B		3-2 SF8		3	0	1	1	0	0	1
Gary Bennett, R OBP: 0.357, SLG: 0.333 (1, 2)			1-1 FC6-5 SH1-4 1B		0-3 K		0-0 FC4-6 1B		1-0 P6	4	0	2	0	0	1	2
Denny Neagle, L OBP: 0.000, SLG: 0.750 Rick White, R OBP: 0.000, SLG: 0.000 Greg Norton, S OBP: 0.000, SLG: 0.000 Mike James, R OBP: 0.000, SLG: 0.000 Kent Mercker, L OBP: 0.000, SLG: 0.000 Terry Shumpert, R OBP: 0.000, SLG: 0.000 (1, 1) (6, 1) (7, PH) (8, 1) (9, 1) (9, PH)			0-0 SH1-4		1-0 1B		1-1 F5		3-2 P6	1	0	1	0	0	0	0

BOTTOM

Houston Astros @ Colorado Rockies
Coors Field, Denver, CO
 Mon Apr 08 2002, 1:05 PM MDT
 Att: 50,392 - Cloudy - 51 F

livebaseballscorecards.com

AB	37
R	4
H	13
RBI	4
BB	0
SO	7
LOB	15



Inning Stats	R: 0	H: 1	R: 0	H: 1	R: 0	H: 0	R: 0	H: 2	R: 0	H: 0	R: 1	H: 3	R: 3	H: 4	R: 0	H: 1
	E: 0	LOB: 1	E: 0	LOB: 0	E: 0	LOB: 0	E: 0	LOB: 2	E: 0	LOB: 0	E: 0	LOB: 2	E: 0	LOB: 1	E: 0	LOB: 1
	K: 1	BB: 0	K: 0	BB: 0	K: 1	BB: 0	K: 1	BB: 0	K: 2	BB: 0	K: 0	BB: 0	K: 0	BB: 0	K: 1	BB: 0
	S: 8	P: 13	S: 7	P: 12	S: 7	P: 9	S: 9	P: 12	S: 9	P: 12	S: 13	P: 17	S: 22	P: 33	S: 11	P: 17

WP: 0	PA: 39
PB: 0	
SB: 1	
CS: 0	

PITCHER	IP	WLS	BF	H	R	ER	SO	BB	IBB	HBP	BLK	WP	HR	S	P	ERA	WHIP
44 Roy Oswalt, R ERA: 3.46 (1, 1)	7.0		30	10	3	3	6	0	0	0	0	0	2	67	96	3.86	1.429
Nelson Cruz, R ERA: 12.0 (8, 1)	0.1		3	2	0	0	0	0	0	0	0	0	0	11	17	0.00	6.000
Octavio Dotel, R ERA: (8, 1)	1.2		6	1	1	1	1	0	0	0	0	0	0	18	28	5.40	0.600

Batter	1	2	3	4	5	6	7	8	9	AB R H RBI BB SO LOB	TOP																
Craig Biggio, R (1, 4) OBP: 0.314, SLG: 0.469	0-3 K		2-2 G3-1		0-0 G5-3	2-3 K			0-0 F7	5 0 0 0 0 2 1																	
Brad Ausmus, R (1, 2) OBP: 0.348, SLG: 0.619	0-2 F9		0-0 HR		0-1 FC6-4 1B			2-0 G6-3		4 1 2 1 0 0 0																	
5 Jeff Bagwell, R (1, 3) OBP: 0.436, SLG: 0.323	2-3 K		0-0 G5-3		0-1 FC6-4 1-2f			2-3 K		4 0 0 0 0 2 1																	
17 Lance Berkman, S (1, 8) OBP: 0.436, SLG: 0.719		0-1 2B 1B	2-1 G4-3			4-1 1B 2B BB		2-3 K		3 2 1 0 1 1 0																	
Richard Hidalgo, R (1, 9) OBP: 0.333, SLG: 0.371		1-2 F8		2-2 P4		0-1 F9		0-2 F7		4 0 0 0 0 0 2																	
Daryle Ward, L (1, 7) OBP: 0.367, SLG: 0.655		2-2 1-H 2B		1-3 K		0-0 2B 1B		0-1 G1-3		4 1 2 1 0 1 0																	
Geoff Blum, S (1, 5) OBP: 0.385, SLG: 0.667		2-3 K		0-0 2B		0-0 2B 2B		1-1 G3-1		4 1 2 1 0 1 1																	
T.J. Mathews, R (8, 1)										0 0 0 0 0 0 0																	
28 Adam Everett, R (1, 6) OBP: 0.333, SLG: 0.176		4-2 BB		0-2 F9		0-3 K			1-1 G5-3	3 0 0 0 1 1 3																	
Shane Reynolds, R (1, 1) OBP: 0.200, SLG: 0.400		0-3 K			0-2 G3-1	1-0 2B			1-2 G4-3	3 0 1 2 0 1 2																	
Carlos Hernández, S (6, 1) OBP: 0.500, SLG: 0.500										0 0 0 0 0 0 0																	
Ricky Stone, R (7, 1)										0 0 0 0 0 0 0																	
Morgan Ensberg, R (8, 5) OBP: 0.417, SLG: 0.263										1 0 0 0 0 0 0																	
Inning Stats	R: 0 E: 0 K: 2 S: 14	H: 0 LOB: 0 BB: 0 P: 16	R: 1 E: 0 K: 2 S: 16	H: 2 LOB: 2 BB: 1 P: 25	R: 1 E: 0 K: 0 S: 9	H: 1 LOB: 0 BB: 0 P: 13	R: 0 E: 0 K: 1 S: 10	H: 1 LOB: 1 BB: 0 P: 13	R: 0 E: 0 K: 0 S: 8	H: 1 LOB: 1 BB: 0 P: 8	R: 3 E: 0 K: 2 S: 14	H: 3 LOB: 1 BB: 1 P: 21	R: 0 E: 0 K: 2 S: 8	H: 0 LOB: 0 BB: 0 P: 14	R: 0 E: 0 K: 0 S: 7	H: 0 LOB: 0 BB: 0 P: 8	R: 0 E: 0 K: 0 S: 7	H: 0 LOB: 0 BB: 0 P: 9	1B: 3 2B: 4 3B: 0 HR: 1	SF: 0 SAC: 0 DP: 0 HBP: 0	WP: 0 PB: 0 SB: 0 CS: 0	PA: 37					
PITCHER	IP	WLS	BF	H	R	ER	SO	BB	IBB	HBP	BLK	WP	HR	S	P	ERA	WHIP										
John Thomson, R (1, 1) ERA: 4.15	6.0	W	28	8	5	5	7	2	0	0	0	0	1	71	96	7.50	1.667										
Dennys Reyes, L (7, 1) ERA: 2.7	1.0	H	3	0	0	0	2	0	0	0	0	0	0	8	14	0.00	0.000										
Todd Jones, R (8, 1) ERA: 7.36	1.0		3	0	0	0	0	0	0	0	0	0	0	7	8	0.00	0.000										
Jose Jimenez, R (9, 1) ERA: 4.5	1.0		3	0	0	0	0	0	0	0	0	0	0	7	9	0.00	0.000										

Houston Astros @ Colorado Rockies
Coors Field, Denver, CO
Tue Apr 09 2002, 7:05 PM MDT
Att. 30,153 - Cloudy - 68 F

livebaseballscorecards.com

AB	35
R	5
H	8
RBI	5
BB	2
SO	9
LOB	10



Batter	1	2	3	4	5	6	7	8	9
Juan Pierre, L OBP: 0.235, SLG: 0.188 (1, 8)	F7		CS 1B		G4-3	K		FC5-4 1B	
Juan Uribe, R OBP: 0.424, SLG: 0.567 (1, 6)	17 2B 2B		L5		G6-3		17 2B 1B	FC5-4 S 1-2f	
Larry Walker, L OBP: 0.400, SLG: 0.593 (1, 9)	P5		17 BB 1B		K		17 2B 1B	F2	
17 Todd Helton, L OBP: 0.323, SLG: 0.296 (1, 3)	HR 2B		BB			FC3-6 HR 1B	G6-4-3 HR 2B		
Todd Zeile, R OBP: 0.385, SLG: 0.739 (1, 5)	HR		FC4-6 BB			F8	G6-4-3 IBB		
Todd Hollandsworth, L OBP: 0.261, SLG: 0.381 (1, 7) Greg Norton, S (7, PH) Todd Jones, L (8, 1) Jose Jimenez, R (9, 1)	G4-3		FC4-6			FC3-6 1B	G6-4-3		
Jose Ortiz, R OBP: 0.217, SLG: 0.455 (1, 4)					G6-3	FC3-6 HR	HR		
Gary Bennett, R OBP: 0.333, SLG: 0.500 (1, 2)			G1-3		F9	HR	F9		
John Thomson, R (1, 1) Benny Agbayani, R (6, PH) Dennys Reyes, R (7, 1) Mark Little, R (8, 7)			K		K	BB	L7		

Inning Stats	R: 3	H: 3	E: 0	K: 0	S: 12	LOB: 0	BB: 0	P: 17	R: 0	H: 0	E: 0	K: 1	S: 8	LOB: 0	BB: 0	P: 9	R: 0	H: 2	E: 0	K: 0	S: 14	LOB: 3	BB: 2	P: 28	R: 0	H: 0	E: 0	K: 1	S: 7	LOB: 0	BB: 0	P: 8	R: 0	H: 0	E: 0	K: 1	S: 9	LOB: 0	BB: 0	P: 10	R: 3	H: 3	E: 0	K: 1	S: 17	LOB: 1	BB: 1	P: 28	R: 4	H: 4	E: 0	K: 0	S: 10	LOB: 0	BB: 1	P: 21	R: 0	H: 1	E: 0	K: 0	S: 8	LOB: 1	BB: 0	P: 11
--------------	------	------	------	------	-------	--------	-------	-------	------	------	------	------	------	--------	-------	------	------	------	------	------	-------	--------	-------	-------	------	------	------	------	------	--------	-------	------	------	------	------	------	------	--------	-------	-------	------	------	------	------	-------	--------	-------	-------	------	------	------	------	-------	--------	-------	-------	------	------	------	------	------	--------	-------	-------

PITCHER	IP	WLS	BF	H	R	ER	SO	BB	IBB	HBP	BLK	WP	HR	S	P	ERA	WHIP
Shane Reynolds, R (1, 1) ERA: 6.17	5.2	L	27	8	6	6	3	3	0	0	0	0	2	64	96	9.53	1.941
Carlos Hernández, L (6, 1) ERA: 7.5	1.0		6	3	3	3	1	0	1	0	0	0	0	11	21	27.00	3.000
Ricky Stone, R (7, 1) ERA: 1.42	0.1		2	1	1	1	0	0	0	0	0	0	1	2	4	27.00	3.000
T.J. Mathews, R (8, 1) ERA:	1.0		4	1	0	0	0	0	0	0	0	0	0	8	11	0.00	1.000

BOTTOM


AB R H RBI BB SO LOB

5	0	2	0	0	1	1
5	2	2	0	0	0	2
5	1	2	0	0	1	2
3	3	3	2	1	0	0
2	1	1	2	2	0	1
3	0	1	0	0	0	3
1	0	0	0	0	0	2
0	0	0	0	0	0	0
0	0	0	0	0	0	0
4	2	1	2	0	0	2
4	1	1	3	0	0	0
2	0	0	0	0	2	0
0	0	0	0	1	0	0
0	0	0	0	0	0	0
1	0	0	0	0	0	0

AB 35
R 10
H 13
RBI 9
BB 4
SO 4
LOB 13

WP: 0 PA: 39
PB: 0
SB: 1
CS: 1

livebaseballscores.com



Houston Astros @ Colorado Rockies
Coors Field, Denver, CO
Tue Apr 09 2002, 7:05 PM MDT
Att: 30,153 - Cloudy - 68 F

Batter	1	2	3	4	5	6	7	8	9	AB R H RBI BB SO LOB	TOP											
Craig Biggio, R (1, 4) OBP: 0.308, SLG: 0.429	0-1 G1-3		1-1 G6-3 HBP			1-3 K	3-2 L9			3 0 0 0 0 1 2												
Brad Ausmus, R (1, 2) OBP: 0.296, SLG: 0.520	1-1 G5-3		2-1 G6-3			0-2 G3-1		0-0 F4		4 0 0 0 0 0 1												
Daryle Ward, L (1, 7) OBP: 0.382, SLG: 0.636 Brian Hunter, R (8, PR) OBP: 0.429, SLG: 0.429	0-3 K			0-0 F7		0-1 1B		0-2 1B		4 0 2 0 0 1 0 0 0 0 0 0 0 0												
17 Lance Berkman, S (1, 8) OBP: 0.419, SLG: 0.694		1-0 2B		1-2 L9		2-1 L8		1-3 1B		4 0 1 0 0 1 2												
Richard Hidalgo, R (1, 9) OBP: 0.349, SLG: 0.447		4-1 BB		0-0 P6			1-1 HR	1-2 G1-3		3 1 1 1 1 0 1												
Orlando Merced, S (1, 3) OBP: 0.250, SLG: 0.250		2-3 K		1-3 K			1-1 G5-3		0-2 G3	4 0 0 0 0 2 2												
Morgan Ensberg, R (1, 5) OBP: 0.393, SLG: 0.261		2-0 L9		0-2 G5-3			1-2 FC6-4 28 HBP 1B		2-3 K	4 0 1 0 0 1 2												
28 Adam Everett, R (1, 6) OBP: 0.375, SLG: 0.211 Jose Vizcaino, S (9, PH) OBP: 0.357, SLG: 0.500		1-2 L7		0-0 1B			2-1 FC6-4 HBP 1B		0-1 1B	2 0 1 0 0 0 2 1 0 1 0 0 0 0												
Dave Mlicki, R (1, 1) Geoff Blum, S (7, PH) OBP: 0.357, SLG: 0.615 Ricky Stone, R (7, 1) Octavio Dotel, R (8, 1) Gregg Zaun, S (9, PH) OBP: 0.471, SLG: 0.429			1-3 K		0-0 F8		1-2 FC6-4		0-1 G3	2 0 0 0 0 1 1 1 0 0 0 0 0 2 0 0 0 0 0 0 0 0 0 0 0 0 0 0 1 0 0 0 0 0 1												
Inning Stats	R: 0 E: 0 K: 1 S: 7	H: 0 LOB: 0 BB: 0 P: 8	R: 0 E: 0 K: 1 S: 9	H: 1 LOB: 2 BB: 1 P: 19	R: 0 E: 0 K: 1 S: 6	H: 0 LOB: 0 BB: 0 P: 10	R: 0 E: 0 K: 0 S: 5	H: 0 LOB: 0 BB: 0 P: 6	R: 0 E: 0 K: 1 S: 9	H: 1 LOB: 1 BB: 0 P: 10	R: 0 E: 0 K: 1 S: 10	H: 1 LOB: 1 BB: 0 P: 13	R: 1 E: 0 K: 0 S: 14	H: 2 LOB: 2 BB: 0 P: 23	R: 0 E: 0 K: 1 S: 10	H: 1 LOB: 1 BB: 0 P: 12	R: 0 E: 0 K: 1 S: 12	H: 1 LOB: 1 BB: 0 P: 14	1B: 5 2B: 1 3B: 0 HR: 1	SF: 0 SAC: 0 DP: 1 HBP: 2	WP: 0 PB: 0 SB: 0 CS: 0	PA: 36
PITCHER	IP WLS BF H R ER SO BB IBB HBP BLK WP HR S P ERA WHIP																					
Shawn Chacon, R (1, 1) ERA: 8.1	6.1 W 26 5 1 1 5 1 0 2 0 0 1 54 79 1.42 0.947																					
Kent Mercker, L (7, 1) ERA:	0.1 H 1 0 0 0 0 0 0 0 0 0 0 3 4 0.00 0.000																					
Todd Jones, R (7, 1) ERA: 5.4	1.1 H 5 1 0 0 1 0 0 0 0 0 0 13 18 0.00 0.750																					
Jose Jimenez, R (9, 1) ERA: 3.6	1.0 S 4 1 0 0 1 0 0 0 0 0 0 12 14 0.00 1.000																					

Houston Astros @ Colorado Rockies
Coors Field, Denver, CO
Wed Apr 10 2002, 1:05 PM MDT
Att. 29,552 - Cloudy - 73 F

livebaseballscorecards.com

AB	33
R	1
H	7
RBI	1
BB	1
SO	7
LOB	16



Batter	1	2	3	4	5	6	7	8	9	AB	R	H	RBI	BB	SO	LOB	TOP										
Tony Womack, L (1, 6) OBP: 0.286, SLG: 0.324	2-2 G3-1	0-1 F7			0-2 FC6-4 1B	0-0 1B		2-1 L8		5	1	2	0	0	0	1											
Steve Finley, L (1, 8) OBP: 0.378, SLG: 0.548	4-1 1B BB		1-0 G6-3 1B		4-1 FC6-4 BB		0-1 1B 3B	0-0 F8		3	1	2	0	2	0	0											
Luis Gonzalez, L (1, 7) OBP: 0.268, SLG: 0.500	2-2 1-2 1B		2-1 G6-3 1B		3-2 F8		0-1 F9	2-1 HR		5	1	3	1	0	0	3											
Danny Bautista, R (1, 9) OBP: 0.368, SLG: 0.556	2-2 F8		1-1 G6-3		1-0 FC6-4 1B		1-1 G3 3B	1-1 G6-3		5	2	1	0	0	0	6											
Mark Grace, L (1, 3) OBP: 0.375, SLG: 0.485	1-0 G6-3		2-0 G5-3		4-2 1B BB		1-0 G3		4-1 BB BB	3	0	0	0	2	0	5											
Damian Miller, R (1, 2) OBP: 0.400, SLG: 0.600		1-0 HR			2-2 HR		4-0 3B IBB		4-1 BB	3	3	3	4	2	0	0											
Junior Spivey, R (1, 4) OBP: 0.333, SLG: 0.472		1-0 G3 2B			2-1 G1-6-3 1B		1-0 L8		2-0 P4	5	0	3	3	0	0	4											
Craig Counsell, L (1, 5) OBP: 0.324, SLG: 0.343		1-1 G3			1-1 G1-6-3		2-1 B1-6-3 1B		1-2 F9	4	0	1	0	1	0	4											
Randy Johnson, R (1, 1) Eddie Oropesa, L (8, 1) Bret Prinz, R (8, 1) David Dellucci, L (9, PH) Byung-Hyun Kim, R (9, 1)		0-3 K			1-2 P6		0-0 B1-6-3		2-3 K	4	0	0	0	0	1	4											
Inning Stats	R: 0 E: 0 K: 0 S: 11	H: 1 LOB: 2 BB: 1 P: 22	R: 1 E: 0 K: 1 S: 10	H: 2 LOB: 1 BB: 0 P: 13	R: 0 E: 0 K: 0 S: 6	H: 2 LOB: 1 BB: 0 P: 12	R: 1 E: 0 K: 0 S: 12	H: 2 LOB: 0 BB: 0 P: 18	R: 2 E: 0 K: 0 S: 20	H: 2 LOB: 2 BB: 2 P: 34	R: 0 E: 0 K: 0 S: 4	H: 2 LOB: 1 BB: 0 P: 6	R: 3 E: 0 K: 0 S: 9	H: 3 LOB: 2 BB: 2 P: 21	R: 1 E: 0 K: 0 S: 7	H: 1 LOB: 0 BB: 0 P: 12	R: 0 E: 0 K: 1 S: 9	H: 0 LOB: 2 BB: 2 P: 22	1B: 10 2B: 1 3B: 1 HR: 3	SF: 0 SAC: 0 DP: 3 HBP: 0	WP: 0 PB: 0 SB: 1 CS: 0	PA: 45					
PITCHER	IP	WLS	BF	H	R	ER	SO	BB	IBB	HBP	BLK	WP	HR	S	P	ERA	WHIP										
Jason Jennings, R (1, 1) ERA: 4.5	2.0		11	4	1	1	1	1	0	0	0	0	1	22	37	4.50	2.500										
Chris Nichting, R (3, 1) ERA: 4.5	2.0		7	3	1	1	0	0	0	0	0	0	1	17	28	4.50	1.500										
Dennys Reyes, L (5, 1) ERA: 6.75	0.2	L	5	1	2	2	0	2	0	0	0	0	0	15	27	27.00	4.500										
Rick White, R (5, 1) ERA: 4.7	2.1		13	6	3	3	0	0	2	0	0	0	0	18	34	11.57	2.571										
Mike James, R (8, 1) ERA: 6.0	2.0		9	1	1	1	1	2	0	0	0	0	1	16	34	4.50	1.500										

Arizona Diamondbacks @ Colorado Rockies
Coors Field, Denver, CO
 Thu Apr 11 2002, 7:05 PM MDT
 Att. 31,714 - Cloudy - 64 F

AB	38
R	8
H	15
RBI	8
BB	7
SO	2
LOB	29



Batter	1	2	3	4	5	6	7	8	9	AB R H RBI BB SO LOB
Juan Pierre, L OBP: 0.233, SLG: 0.175 (1, 8)	3-1 S 3B HBP	2-3 K			0-0 L5		0-3 K		0-1 G6-3	4 1 0 0 0 2 0
Juan Uribe, R OBP: 0.405, SLG: 0.615 (1, 6)	1-1 17 E 3B	2-3 K			0-1 F5			1-2 PB 1B	1-3 K	5 2 2 1 0 2 0
Larry Walker, L OBP: 0.421, SLG: 0.676 (1, 9)	4-1 17 E BB				0-0 G3			2-3 K		3 0 1 0 0 1 1
Todd Zeile, R OBP: 0.441, SLG: 0.800 (1, 5)	4-2 17 E BB				0-1 G6-3		0-1 1B	2-2 17 1B WP		3 1 2 1 1 0 1
17 Todd Helton, L OBP: 0.333, SLG: 0.294 (1, 3)	3-2 E6				2-2 P5		0-3 K	0-0 WP 1B		4 0 1 1 0 1 4
Benny Agbayani, R OBP: 0.350, SLG: 0.444 Todd Hollandsworth, L OBP: 0.250, SLG: 0.364 (1, 7) (8, PH) (9, 7)	1-3 K				2-1 G6-3		2-3 K	2-3 K		3 0 0 0 0 2 5 1 0 0 0 0 1 1
Jose Ortiz, R OBP: 0.222, SLG: 0.400 (1, 4)	0-3 K				1-1 P6		1-2 L4	4-1 BB		3 0 0 0 1 1 4
Gary Bennett, R OBP: 0.273, SLG: 0.400 (1, 2)	0-2 G3				1-0 G1-3		2-1 G4-3	1-3 K		4 0 0 0 0 1 5
Jason Jennings, L Chris Nichting, R Mike Hampton, R OBP: 0.250, SLG: 0.250 Dennys Reyes, R Rick White, R Terry Shumpert, R OBP: 0.176, SLG: 0.125 Mike James, R Greg Norton, S (1, 1) (3, 1) (4, PH) (5, 1) (5, 1) (7, PH) (8, 1) (9, PH)		2-3 K			2-3 K		1-0 G1-3		1-3 K	1 0 0 0 0 0 1 0 0 0 0 0 0 0 0 0 1 0 0 0 0 0 1 0 0 0 0 0 0 0 0 0 0 0 0 0 0 0 0 0 1 0 0 0 0 0 0 0 0 0 0 0 0 0 0 0 1 0 0 0 0 0 1 0

Inning Stats	R: 2 E: 1 K: 2 S: 20	H: 1 LOB: 3 BB: 2 P: 36	R: 0 E: 0 K: 3 S: 11	H: 0 LOB: 0 BB: 0 P: 17	R: 0 E: 0 K: 0 S: 10	H: 1 LOB: 1 BB: 0 P: 14	R: 0 E: 0 K: 1 S: 6	H: 0 LOB: 0 BB: 0 P: 10	R: 0 E: 0 K: 0 S: 4	H: 0 LOB: 0 BB: 0 P: 4	R: 0 E: 0 K: 2 S: 12	H: 1 LOB: 1 BB: 0 P: 15	R: 0 E: 0 K: 1 S: 6	H: 0 LOB: 0 BB: 0 P: 9	R: 2 E: 0 K: 3 S: 19	H: 3 LOB: 2 BB: 1 P: 31	R: 0 E: 0 K: 2 S: 8	H: 0 LOB: 0 BB: 0 P: 10	1B: 4 2B: 1 3B: 1 HR: 0	SF: 0 SAC: 0 DP: 0 HBP: 1	WP: 1 PB: 1 SB: 1 CS: 0	PA: 38
--------------	-------------------------------	----------------------------------	-------------------------------	----------------------------------	-------------------------------	----------------------------------	------------------------------	----------------------------------	------------------------------	---------------------------------	-------------------------------	----------------------------------	------------------------------	---------------------------------	-------------------------------	----------------------------------	------------------------------	----------------------------------	----------------------------------	------------------------------------	----------------------------------	--------

PITCHER	IP	WLS	BF	H	R	ER	SO	BB	IBB	HBP	BLK	WP	HR	S	P	ERA	WHIP
Randy Johnson, L ERA: 1.17 (1, 1)	7.0		28	3	2	2	9	2	0	1	0	0	0	69	105	2.57	0.714
Eddie Oropesa, L ERA: 3.0 (8, 1)	0.1		4	3	2	2	1	0	0	0	0	0	0	12	17	54.00	9.000
Bret Prinz, R ERA: 10.13 (8, 1)	0.2		3	0	0	0	2	1	0	0	0	1	0	7	14	0.00	1.500
Byung-Hyun Kim, R ERA: (9, 1)	1.0		3	0	0	0	2	0	0	0	0	0	0	8	10	0.00	0.000

Arizona Diamondbacks @ Colorado Rockies
Coors Field, Denver, CO
 Thu Apr 11 2002, 7:05 PM MDT
 Att: 31,714 - Cloudy - 64 F

AB	34
R	4
H	6
RBI	3
BB	3
SO	14
LOB	21



Batter	1	2	3	4	5	6	7	8	9	AB R H RBI BB SO LOB	TOP
Tony Womack, L (1, 6) OBP: 0.277, SLG: 0.293	2-1 L3	4-2 1B 1-2 BB		2-0 G5-3		1-0 G1-4-3		0-3 K		4 0 0 0 1 1 2	
Danny Bautista, R (1, 9) OBP: 0.349, SLG: 0.512	2-1 G6-3	1-2 G1-6-3 1B		0-0 L6		0-0 F3			1-0 G5-3	5 0 1 2 0 0 1	
Luis Gonzalez, L (1, 7) OBP: 0.304, SLG: 0.500	0-1 G6-3	0-0 G1-6-3 1-2f			0-1 BB 1B 1B		H 1-0 G6-4-3 HBP		1-2 G6-3 S 1B	4 1 2 0 0 0 2	
Greg Colbrunn, R (1, 3) OBP: 0.400, SLG: 0.600 Mark Grace, L (7, 3) OBP: 0.366, SLG: 0.471		1-0 1B G3 2B	1-2 F9		1-0 1B 1B		1-2 G6-4-3 1-2f		2-2 G6-3	4 1 2 0 0 0 1 1 0 0 0 0 0 1	
Jose Guillen, R (1, 8) OBP: 0.222, SLG: 0.222 Steve Finley, L (7, 8) OBP: 0.368, SLG: 0.531		0-1 G3 BB 1B	0-2 G3-1		1-2 F7		0-0 G6-3		2-1 G1-3	4 1 1 0 0 0 2 1 0 0 0 0 0 1	
Damian Miller, R (1, 2) OBP: 0.436, SLG: 0.625		4-1 1B G3 1B BB	2-2 G1-3		4-2 1B BB			0-0 FC1-5 2B		2 1 1 0 2 0 0	
Junior Spivey, R (1, 4) OBP: 0.349, SLG: 0.500		1-1 G3		2-1 2B 2B		0-0 S 1B		2-2 FC1-5 2B		4 2 2 2 0 0 3	
Craig Counsell, L (1, 5) OBP: 0.366, SLG: 0.436		1-0 1B 1B		3-2 2B		1-3 K		1-0 G4-3 1-H 2B		4 1 3 3 0 1 2	
Curt Schilling, R (1, 1) OBP: 0.250, SLG: 0.250 Quinton McCracken, S (8, PH) OBP: 0.167, SLG: 0.167 Mike Myers, L (8, 1) Byung-Hyun Kim, R (9, 1)		0-0 1B BB 1B		1-3 K		0-2 G6-3		0-0 G4-3 2-3		3 1 1 1 0 1 1 1 0 0 0 0 0 1 0 0 0 0 0 0 0 0 0 0 0 0 0 0	
Inning Stats	R: 0 E: 0 K: 0 S: 6 H: 0 LOB: 0 BB: 0 P: 10	R: 5 E: 0 K: 0 S: 14 H: 5 LOB: 1 BB: 2 P: 26	R: 0 E: 0 K: 0 S: 9 H: 0 LOB: 0 BB: 0 P: 12	R: 1 E: 0 K: 1 S: 12 H: 2 LOB: 1 BB: 0 P: 20	R: 1 E: 0 K: 1 S: 13 H: 3 LOB: 2 BB: 1 P: 20	R: 0 E: 0 K: 0 S: 5 H: 0 LOB: 0 BB: 0 P: 6	R: 0 E: 0 K: 0 S: 4 H: 0 LOB: 0 BB: 0 P: 6	R: 1 E: 0 K: 1 S: 9 H: 2 LOB: 1 BB: 0 P: 12	R: 0 E: 0 K: 0 S: 9 H: 1 LOB: 1 BB: 0 P: 15	1B: 8 2B: 5 3B: 0 HR: 0 SF: 0 SAC: 0 DP: 2 HBP: 1	WP: 0 PB: 0 SB: 2 CS: 0 PA: 41
PITCHER Mike Hampton, L (1, 1) ERA: 10.26 Dennys Reyes, L (8, 1) ERA: 6.0	IP WLS BF H R ER SO BB IBB HBP BLK WP HR S P ERA WHIP	7.0 L 32 10 7 7 2 3 0 1 0 0 0 63 100 9.00 1.857	2.0 9 3 1 1 1 1 0 0 0 0 0 0 18 27 4.50 1.500		PITCHER IP WLS BF H R ER SO BB IBB HBP BLK WP HR S P ERA WHIP						

Arizona Diamondbacks @ Colorado Rockies

Coors Field, Denver, CO

Fri Apr 12 2002, 7:05 PM MDT
Att. 40,832 - Overcast - 54 F

AB	37
R	8
H	13
RBI	8
BB	3
SO	3
LOB	17



Batter	1	2	3	4	5	6	7	8	9	AB	R	H	RBI	BB	SO	LOB
Juan Pierre, L OBP: 0.234, SLG: 0.182 (1, 8)	1-0 G4-3		0-1 1B			0-2 P4	1-0 F8			4	0	1	0	0	0	1
Juan Uribe, R OBP: 0.413, SLG: 0.605 (1, 6)	0-0 F9		0-1 G6-4-3 1B			1-0 HR 1B	0-0 F8			4	1	2	1	0	0	1
Larry Walker, L OBP: 0.405, SLG: 0.711 (1, 9)	2-1 G3		0-2 G6-4-3 1-2f			3-1 HR 1-H		0-1 G5-3		4	1	1	2	0	0	3
17 Todd Helton, L OBP: 0.349, SLG: 0.297 (1, 3)		1-3 K		0-2 G3		0-1 2B 1B		3-0 G6-4-3 HBP		3	0	1	0	0	1	0
Todd Zeile, R OBP: 0.421, SLG: 0.765 (1, 5)		1-1 G3-4-1		1-3 K		1-1 2B		2-2 G6-4-3 1-2f		4	0	1	0	0	1	1
Todd Hollandsworth, L OBP: 0.214, SLG: 0.308 (1, 7)		1-3 K		0-2 F8		3-3 K			0-3 K	4	0	0	0	0	3	2
Jose Ortiz, R OBP: 0.258, SLG: 0.414 (1, 4)			0-0 FC4-6 1B		1-1 L6	2-3 K			2-1 1B	4	0	2	0	0	1	2
Gary Bennett, R OBP: 0.231, SLG: 0.333 (1, 2)			0-1 FC4-6 1B		0-2 G4-3		1-1 G5-3		1-3 K	4	1	0	0	0	1	2
Mike Hampton, R OBP: 0.333, SLG: 0.333 (1, 1)			1-2 1B		1-0 G6-3		0-0 1B		3-3 K	2	0	1	0	0	0	0
Terry Shumpert, R OBP: 0.222, SLG: 0.176 (7, PH)			1-2 1B							1	0	1	0	0	0	0
Dennys Reyes, R (8, 1)										0	0	0	0	0	0	0
Greg Norton, S (9, PH)										1	0	0	0	0	1	1

Inning Stats	R: 0	H: 0	E: 0	K: 0	S: 4	H: 0	LOB: 0	BB: 0	P: 7	R: 0	H: 0	E: 0	K: 2	S: 8	H: 0	LOB: 0	BB: 0	P: 11	R: 1	H: 4	E: 0	K: 0	S: 13	R: 0	H: 0	E: 0	K: 1	S: 11	H: 0	LOB: 0	BB: 0	P: 12	R: 0	H: 4	E: 0	K: 2	S: 21	H: 1	LOB: 1	BB: 0	P: 7	R: 0	H: 0	E: 0	K: 0	S: 6	H: 0	LOB: 0	BB: 0	P: 11	R: 0	H: 1	E: 0	K: 3	S: 13	H: 1	LOB: 1	BB: 0	P: 19	1B: 8	SF: 0	2B: 1	SAC: 0	3B: 0	DP: 2	HR: 1	HBP: 1	WP: 0	PA: 36
--------------	------	------	------	------	------	------	--------	-------	------	------	------	------	------	------	------	--------	-------	-------	------	------	------	------	-------	------	------	------	------	-------	------	--------	-------	-------	------	------	------	------	-------	------	--------	-------	------	------	------	------	------	------	------	--------	-------	-------	------	------	------	------	-------	------	--------	-------	-------	-------	-------	-------	--------	-------	-------	-------	--------	-------	--------

PITCHER	IP	WLS	BF	H	R	ER	SO	BB	IBB	HBP	BLK	WP	HR	S	P	ERA	WHIP
Curt Schilling, R ERA: 1.17 (1, 1)	7.0		29	9	3	3	5	0	0	0	0	0	1	70	92	3.86	1.286
Mike Myers, L ERA: 3.6 (8, 1)	1.1		4	0	0	0	1	0	0	1	0	0	0	9	14	0.00	0.000
Byung-Hyun Kim, R ERA: (9, 1)	0.2		3	1	0	0	2	0	0	0	0	0	0	10	16	0.00	1.500

BOTTOM

Arizona Diamondbacks @ Colorado Rockies
Coors Field, Denver, CO

Fri Apr 12 2002, 7:05 PM MDT
Att: 40,832 - Overcast - 54 F

AB	35
R	3
H	10
RBI	3
BB	0
SO	8
LOB	13



BOTTOM

Arizona Diamondbacks @ Colorado Rockies
Coors Field, Denver, CO
Sat Apr 13 2002, 1:05 PM MDT
Att: 42,596 - Overcast - 70 F

livebaseballscores.com

AB 43
R 5
H 15
RBI 5
BB 0
SO 5
LOB 17



WP: 0 PA: 45
PB: 0
SB: 0
CS: 0

AB R H RBI BB SO LOB

5 0 3 0 0 0 1

3 1 1 2 0 0 2

5 0 2 0 0 1 2

5 0 2 0 0 0 4

5 0 1 1 0 1 1

5 1 2 1 0 0 3

3 1 1 0 0 0 0

2 0 0 0 0 0 2

5 0 1 0 0 2 1

2 2 2 1 0 0 0

1 0 0 0 0 1 0

0 0 0 0 0 0 0

1 0 0 0 0 0 0

0 0 0 0 0 0 0

1 0 0 0 0 0 0

0 0 0 0 0 0 0

1 0 0 0 0 0 0

0 0 0 0 0 0 0

1 0 0 0 0 0 1

1B: 11 SF: 1

2B: 3 SAC: 0

3B: 0 DP: 1

HR: 1 HBP: 1

1B: 11 SF: 1

2B: 3 SAC: 0

3B: 0 DP: 1

HR: 1 HBP: 1

1B: 11 SF: 1

2B: 3 SAC: 0

3B: 0 DP: 1

HR: 1 HBP: 1

1B: 11 SF: 1

2B: 3 SAC: 0

3B: 0 DP: 1

HR: 1 HBP: 1

1B: 11 SF: 1

2B: 3 SAC: 0

3B: 0 DP: 1

HR: 1 HBP: 1

1B: 11 SF: 1

2B: 3 SAC: 0

3B: 0 DP: 1

HR: 1 HBP: 1

1B: 11 SF: 1

2B: 3 SAC: 0

3B: 0 DP: 1

HR: 1 HBP: 1

1B: 11 SF: 1

2B: 3 SAC: 0

3B: 0 DP: 1

HR: 1 HBP: 1

1B: 11 SF: 1

2B: 3 SAC: 0

3B: 0 DP: 1

HR: 1 HBP: 1

1B: 11 SF: 1

2B: 3 SAC: 0

3B: 0 DP: 1

HR: 1 HBP: 1

1B: 11 SF: 1

2B: 3 SAC: 0

3B: 0 DP: 1

HR: 1 HBP: 1

1B: 11 SF: 1

2B: 3 SAC: 0

3B: 0 DP: 1

HR: 1 HBP: 1

1B: 11 SF: 1

2B: 3 SAC: 0

3B: 0 DP: 1

HR: 1 HBP: 1

1B: 11 SF: 1

2B: 3 SAC: 0

3B: 0 DP: 1

HR: 1 HBP: 1

1B: 11 SF: 1

2B: 3 SAC: 0

3B: 0 DP: 1

HR: 1 HBP: 1

1B: 11 SF: 1

2B: 3 SAC: 0

3B: 0 DP: 1

HR: 1 HBP: 1

1B: 11 SF: 1

2B: 3 SAC: 0

3B: 0 DP: 1

HR: 1 HBP: 1

1B: 11 SF: 1

2B: 3 SAC: 0

3B: 0 DP: 1

HR: 1 HBP: 1

1B: 11 SF: 1

2B: 3 SAC: 0

3B: 0 DP: 1

HR: 1 HBP: 1

1B: 11 SF: 1

2B: 3 SAC: 0

3B: 0 DP: 1

HR: 1 HBP: 1

1B: 11 SF: 1

2B: 3 SAC: 0

3B: 0 DP: 1

HR: 1 HBP: 1

1B: 11 SF: 1

2B: 3 SAC: 0

3B: 0 DP: 1

HR: 1 HBP: 1

1B: 11 SF: 1

2B: 3 SAC: 0

3B: 0 DP: 1

HR: 1 HBP: 1

1B: 11 SF: 1

2B: 3 SAC: 0

3B: 0 DP: 1

HR: 1 HBP: 1

1B: 11 SF: 1

2B: 3 SAC: 0

3B: 0 DP: 1

HR: 1 HBP: 1

1B: 11 SF: 1

2B: 3 SAC: 0

3B: 0 DP: 1

HR: 1 HBP: 1

1B: 11 SF: 1

2B: 3 SAC: 0

3B: 0 DP: 1

HR: 1 HBP: 1

1B: 11 SF: 1

2B: 3 SAC: 0

3B: 0 DP: 1

HR: 1 HBP: 1

1B: 11 SF: 1

2B: 3 SAC: 0

3B: 0 DP: 1

HR: 1 HBP: 1

1B: 11 SF: 1

2B: 3 SAC: 0

3B: 0 DP: 1

HR: 1 HBP: 1

1B: 11 SF: 1

2B: 3 SAC: 0

3B: 0 DP: 1

HR: 1 HBP: 1

1B: 11 SF: 1

2B: 3 SAC: 0

3B: 0 DP: 1

HR: 1 HBP: 1

1B: 11 SF: 1

2B: 3 SAC: 0

3B: 0 DP: 1

HR: 1 HBP: 1

1B: 11 SF: 1

2B: 3 SAC: 0

3B: 0 DP: 1

HR: 1 HBP: 1

1B: 11 SF: 1

2B: 3 SAC: 0

3B: 0 DP: 1

HR: 1 HBP: 1

1B: 11 SF: 1

2B: 3 SAC: 0

3B: 0 DP: 1

HR: 1 HBP: 1

1B: 11 SF: 1

2B: 3 SAC: 0

3B: 0 DP: 1

HR: 1 HBP: 1

1B: 11 SF: 1

2B: 3 SAC: 0

3B: 0 DP: 1

HR: 1 HBP: 1

1B: 11 SF: 1

2B: 3 SAC: 0

3B: 0 DP: 1

HR: 1 HBP: 1

1B: 11 SF: 1

2B: 3 SAC: 0

3B: 0 DP: 1

HR: 1 HBP: 1

1B: 11 SF: 1

2B: 3 SAC: 0

3B: 0 DP: 1

HR: 1 HBP: 1

1B: 11 SF: 1

2B: 3 SAC: 0

3B: 0 DP: 1

HR: 1 HBP: 1

1B: 11 SF: 1

2B: 3 SAC: 0

3B: 0 DP: 1

HR: 1 HBP: 1

1B: 11 SF: 1

2B: 3 SAC: 0

3B: 0 DP: 1

HR: 1 HBP: 1

1B: 11 SF: 1

2B: 3 SAC: 0

3B: 0 DP: 1

HR: 1 HBP: 1

1B: 11 SF: 1

2B: 3 SAC: 0

3B: 0 DP: 1

HR: 1 HBP: 1

1B: 11 SF: 1

2B: 3 SAC: 0

3B: 0 DP: 1

HR: 1 HBP: 1

1B: 11 SF: 1

2B: 3 SAC: 0

3B: 0 DP: 1

HR: 1 HBP: 1

1B: 11 SF: 1

2B: 3 SAC: 0

3B: 0 DP: 1

HR: 1 HBP: 1

1B: 11 SF: 1

2B: 3 SAC: 0

3B: 0 DP: 1

HR: 1 HBP: 1

1B: 11 SF: 1

2B: 3 SAC: 0

3B: 0 DP: 1

HR: 1 HBP: 1

1B: 11 SF: 1

2B: 3 SAC: 0

3B: 0 DP: 1

HR: 1 HBP: 1

1B: 11 SF: 1

2B: 3 SAC: 0

3B: 0 DP: 1

HR: 1 HBP: 1

1B: 11 SF: 1

2B: 3 SAC: 0

3B: 0 DP: 1

HR: 1 HBP: 1

1B: 11 SF: 1

2B: 3 SAC: 0

3B: 0 DP: 1

HR: 1 HBP: 1

1B: 11 SF: 1

2B: 3 SAC: 0

3B: 0 DP: 1

HR: 1 HBP: 1

1B: 11 SF: 1

2B: 3 SAC: 0

3B: 0 DP: 1

HR: 1 HBP: 1

1B: 11 SF: 1

2B: 3 SAC: 0

3B: 0 DP: 1

HR: 1 HBP: 1

1B: 11 SF: 1

2B: 3 SAC: 0

3B: 0 DP: 1

HR: 1 HBP: 1

1B: 11 SF: 1

2B: 3 SAC: 0

3B: 0 DP: 1

HR: 1 HBP: 1


1B: 11 SF: 1

2B: 3 SAC: 0

3B: 0 DP: 1

HR: 1 HBP: 1

1B: 11 SF: 1

Batter	1	2	3	4	5	6	7	8	9	AB R H RBI BB SO LOB	TOP											
Quinton McCracken, S OBP: 0.375, SLG: 0.875 (1, 8)	2-1 E 2B 1B	1-3 K			2-2 1-H HR		2-2 SF9 3B		1-2 F8	5 3 3 2 0 1 1	Arizona Diamondbacks @ Colorado Rockies Coors Field, Denver, CO Sun Apr 14 2002, 1:05 PM MDT Att. 42,298 - Cloudy - 78 F											
Junior Spivey, R OBP: 0.346, SLG: 0.500 (1, 4)	0-2 E5 2B 1-3		1-0 F9		1-1 G6-3		2-1 SF9			3 0 0 1 0 0 1												
Luis Gonzalez, L OBP: 0.309, SLG: 0.480 (1, 7)	0-1 1-3 3-H 2B		2-3 K		0-0 G3-1		3-H 1-0 1B			4 0 2 1 0 1 0												
Mark Grace, L OBP: 0.360, SLG: 0.524 (1, 3)	2-1 P5		1-2 L6		2-0 E SF8 2B		2-0 F7			4 1 1 0 0 0 3												
Danny Bautista, R OBP: 0.319, SLG: 0.467 (1, 9)	2-3 K			1-3 K		2-2 E5 SF8 SF9 2-3		2-2 G4-3		4 1 0 0 0 2 3												
Chris Donnels, L OBP: 0.143, SLG: 0.500 (1, 5)	3-2 F7			3-1 G3-1		0-0 SF8		2-3 K		2 0 0 1 0 0 2												
Bret Prinz, R (7, 1)										0 0 0 0 0 0 0												
Jose Guillen, R OBP: 0.200, SLG: 0.200 (8, PH)										1 0 0 0 0 1 0												
Mike Myers, L (8, 1)										0 0 0 0 0 0 0												
Byung-Hyun Kim, R (8, 1)										0 0 0 0 0 0 0												
Rod Barajas, R OBP: 0.250, SLG: 0.364 (1, 2)		0-2 FC1-5 2B		1-2 P4		0-2 SF9		0-0 G5-3		3 0 1 1 0 0 0	AB 34 R 6 H 8 RBI 6 BB 0 SO 8 LOB 13											
Craig Counsell, L OBP: 0.347, SLG: 0.404 (1, 6)		1-3 K			0-1 FC3-6 1B		3-H 1-0 L4		3-3 K	4 0 1 0 0 2 1												
Miguel Batista, R (1, 1)					2-1 FC3-6 HR			3-2 G4-3		2 1 0 0 0 0 2												
Eddie Oropesa, L (6, 1)										0 0 0 0 0 0 0												
Tony Womack, L OBP: 0.278, SLG: 0.313 (7, PH)		0-0 FC1-5 2-3							3-3 K	2 0 0 0 0 1 0												
Inning Stats	R: 1 E: 1 K: 1 S: 16	H: 2 LOB: 2 BB: 0 P: 25	R: 0 E: 0 K: 2 S: 11	H: 1 LOB: 1 BB: 0 P: 13	R: 0 E: 0 K: 1 S: 7	H: 0 LOB: 0 BB: 0 P: 11	R: 0 E: 0 K: 1 S: 8	H: 0 LOB: 0 BB: 0 P: 13	R: 2 E: 0 K: 0 S: 12	H: 2 LOB: 0 BB: 0 P: 17	R: 2 E: 1 K: 0 S: 10	H: 1 LOB: 0 BB: 0 P: 15	R: 1 E: 0 K: 0 S: 11	H: 2 LOB: 1 BB: 0 P: 21	R: 0 E: 0 K: 1 S: 8	H: 0 LOB: 0 BB: 0 P: 12	R: 0 E: 0 K: 2 S: 9	H: 0 LOB: 0 BB: 0 P: 16	1B: 3 2B: 3 3B: 1 HR: 1	SF: 3 SAC: 0 DP: 0 HBP: 0	WP: 0 PB: 0 SB: 0 CS: 0	PA: 37
PITCHER	IP WLS BF H R ER SO BB IBB HBP BLK WP HR S P ERA WHIP																					
John Thomson, R ERA: 4.12 (1, 1)	6.2 L 30 8 6 3 5 0 0 0 0 0 0 1 74 112 4.05 1.200																					
Dennys Reyes, L ERA: 4.91 (7, 1)	1.1 4 0 0 0 1 0 0 0 0 0 0 0 9 15 0.00 0.000																					
Kent Mercker, L ERA: (9, 1)	1.0 3 0 0 0 2 0 0 0 0 0 0 0 9 16 0.00 0.000																					

Batter	1	2	3	4	5	6	7	8	9	AB R H RBI BB SO LOB
Juan Pierre, L OBP: 0.298, SLG: 0.231 (1, 8) C X	0-1 G1-3 ①		1-0 1B FC3-6 1B		4-2 1B BB		4-1 G6-4-3 BB		1-1 F7 ②	3 1 1 0 2 0 1
Juan Uribe, R OBP: 0.411, SLG: 0.569 (1, 6) X	0-0 G1-3 ②		0-1 FC3-6 1B 1-3		2-2 1B 1-3		2-1 G6-4-3 1-2f ② ③		1-3 K ③	5 0 2 0 0 1 2
Larry Walker, L OBP: 0.362, SLG: 0.628 (1, 9) B F F X	1-2 G6-3 ③		0-0 FC3-6 1-2f 3-H		0-3 K ②			1-3 K ①		4 0 0 1 0 2 3
17 Todd Helton, L OBP: 0.346, SLG: 0.326 (1, 3) X		0-0 1B 3B 2B	2-3 K ②		1-0 G4-3 ③			1-1 F8 ②		4 1 1 0 0 1 3
Greg Norton, S OBP: 0.188, SLG: 0.071 (1, 5) C X		1-2 3B 1B 2-3	2-3 K ③		0-1 P5 ①			4-0 1B BB		3 1 1 0 1 1 1
Todd Hollandsworth, L OBP: 0.212, SLG: 0.290 Benny Agbayani, R OBP: 0.346, SLG: 0.417 (1, 7) (8, PH) (9, 7)		0-3 K ①		0-0 G6-4-3 1B		1-3 K ②		1-0 1B 1-2		3 0 1 0 0 2 2 1 0 1 0 0 0 0
Jose Ortiz, R OBP: 0.257, SLG: 0.394 Dennys Reyes, R (7, 1) Todd Zeile, R OBP: 0.409, SLG: 0.700 Kent Mercker, L (9, 1)		2-0 P6 ②		1-0 G6-4-3 1-2f ① ②		1-1 1B ①		2-3 K ③		3 0 1 0 0 0 3 0 0 0 0 0 0 0 1 0 0 0 0 1 2 0 0 0 0 0 0 0
Ben Petrick, R OBP: 0.130, SLG: 0.273 (1, 2) C X		1-2 1-H 3-H 3B ③		3-1 F8 ③		1-1 F9 ③		0-3 K ①		4 0 1 2 0 1 1
John Thomson, R (1, 1) Terry Shumpert, R OBP: 0.280, SLG: 0.375 (7, 4) X		1-2 G1-3 ③		0-0 F8 ①		2-1 G6-3 ①		1-0 1B		2 0 0 0 0 0 1 2 0 1 0 0 0 0

Inning Stats	R: 0 E: 0 K: 0 S: 6	H: 0 LOB: 0 BB: 0 P: 7	R: 2 E: 0 K: 1 S: 17	H: 3 LOB: 1 BB: 0 P: 22	R: 1 E: 0 K: 2 S: 13	H: 2 LOB: 1 BB: 0 P: 18	R: 0 E: 0 K: 0 S: 4	H: 1 LOB: 0 BB: 0 P: 8	R: 0 E: 0 K: 1 S: 14	H: 1 LOB: 2 BB: 1 P: 19	R: 0 E: 0 K: 0 S: 5	H: 0 LOB: 0 BB: 1 P: 13	R: 0 E: 0 K: 2 S: 10	H: 1 LOB: 2 BB: 1 P: 19	R: 0 E: 0 K: 2 S: 10	H: 1 LOB: 1 BB: 0 P: 13	1B: 8 2B: 1 3B: 1 HR: 0	SF: 0 SAC: 0 DP: 2 HBP: 0
--------------	------------------------------	---------------------------------	-------------------------------	----------------------------------	-------------------------------	----------------------------------	------------------------------	---------------------------------	-------------------------------	----------------------------------	------------------------------	----------------------------------	-------------------------------	----------------------------------	-------------------------------	----------------------------------	----------------------------------	------------------------------------

BOTTOM

Arizona Diamondbacks @ Colorado Rockies
Coors Field, Denver, CO

Sun Apr 14 2002, 1:05 PM MDT
Att: 42,298 - Cloudy - 78 F

AB	35
R	3
H	10
RBI	3
BB	3
SO	9
LOB	19

WP: 0 PA: 38
PB: 0
SB: 0
CS: 0



PITCHER	IP	WLS	BF	H	R	ER	SO	BB	IBB	HBP	BLK	WP	HR	S	P	ERA	WHIP
Miguel Batista, R ERA: 3.52 (1, 1)	5.0	W	22	7	3	3	4	1	0	0	0	0	0	54	74	5.40	1.600
Eddie Oropesa, L ERA: 2.16 (6, 1)	1.0	H	4	1	0	0	1	0	0	0	0	0	0	9	12	0.00	1.000
Bret Prinz, R ERA: 7.36 (7, 1)	1.0	H	3	0	0	0	0	1	0	0	0	0	0	5	13	0.00	1.000
Mike Myers, L ERA: 2.35 (8, 1)	0.2	H	3	0	0	0	1	1	0	0	0	0	0	5	11	0.00	1.500
Byung-Hyun Kim, R ERA: (8, 1)	1.1	S	6	2	0	0	3	0	0	0	0	0	0	15	21	0.00	1.500

Batter	1	2	3	4	5	6	7	8	9	AB R H RBI BB SO LOB	TOP									
Dave Roberts, L (1, 8) OBP: 0.286, SLG: 0.289	4-1 FC4-6 BB	2-1 G4-3		0-2 CS 1B			2-0 G4-3		1-1 L7	4 0 1 0 1 0 1										
Cesar Izturis, S (1, 6) OBP: 0.292, SLG: 0.348	1-3 K	3-2 G5-3		1-1 CS 1-2	2-3 K		2-2 G5-3			4 0 0 0 0 2 1										
Paul Lo Duca, R (1, 2) OBP: 0.302, SLG: 0.380	1-1 FC4-6 1B	1-0 F9			4-0 E BB			1-0 F8		3 1 0 0 1 0 1										
Shawn Green, L (1, 9) OBP: 0.288, SLG: 0.396	0-1 1B HR 2-H		2-0 G6-3		3-1 E4 G6-4-3 1-2			1-2 G3-1		4 1 1 1 0 0 1										
Brian Jordan, R (1, 7) OBP: 0.333, SLG: 0.383	0-0 1B HR 1-2		0-0 G6-3		3-1 G6-4-3 1-2			1-0 1B		4 1 2 0 0 0 2										
Eric Karros, R (1, 3) OBP: 0.318, SLG: 0.488	3-2 HR 1-H 2-H		0-0 1B		1-0 G3-1			2-3 K		4 1 2 3 0 1 1										
Adrian Beltré, R (1, 5) OBP: 0.380, SLG: 0.405	3-0 HR		1-3 K		2-1 1B			2-2 F8		4 1 2 1 0 1 1										
Mark Grudzielanek, R (1, 4) OBP: 0.341, SLG: 0.368	4-1 BB			2-3 K		1-3 SAFE K		0-1 G5-3		3 0 0 0 1 2 1										
Odalis Perez, L (1, 1) OBP: 0.167, SLG: 0.333	1-0 G4-3			0-0 G3			0-1 G4-3		0-0 2B	4 0 1 0 0 0 1										
Inning Stats	R: 5 E: 1 K: 1 S: 16	H: 4 LOB: 1 BB: 2 P: 33	R: 0 E: 0 K: 0 S: 8	H: 0 LOB: 0 BB: 0 P: 14	R: 0 E: 0 K: 1 S: 6	H: 1 LOB: 1 BB: 0 P: 9	R: 0 E: 0 K: 1 S: 9	H: 1 LOB: 0 BB: 0 P: 12	R: 0 E: 1 K: 1 S: 8	H: 0 LOB: 1 BB: 1 P: 19	R: 0 E: 0 K: 0 S: 6	H: 0 LOB: 0 BB: 0 P: 10	R: 0 E: 0 K: 1 S: 8	H: 1 LOB: 1 BB: 0 P: 13	R: 0 E: 0 K: 0 S: 8	H: 1 LOB: 1 BB: 0 P: 11	1B: 6 2B: 1 3B: 0 HR: 2	SF: 0 SAC: 0 DP: 1 HBP: 0	WP: 0 PB: 0 SB: 0 CS: 1	PA: 38
PITCHER	IP WLS BF H R ER SO BB IBB HBP BLK WP HR S P ERA WHIP																			
Shawn Chacon, R (1, 1) ERA: 7.41	7.0 L 29 7 5 5 5 3 0 0 0 0 0 2 60 109 6.43 1.429																			
Todd Jones, R (8, 1) ERA: 4.05	1.0 4 1 0 0 1 0 0 0 0 0 0 0 8 13 0.00 1.000																			
Jose Jimenez, R (9, 1) ERA: 4.5	1.0 4 1 0 0 0 0 0 0 0 0 0 0 8 11 0.00 1.000																			

Los Angeles Dodgers @ Colorado Rockies
Coors Field, Denver, CO
 Mon Apr 15 2002, 7:05 PM MDT
 Att. 29,763 - Cloudy - 73 F

AB	34
R	5
H	9
RBI	5
BB	3
SO	6
LOB	10




WP: 0	PA: 38
-------	--------

Batter	1	2	3	4	5	6	7	8	9	AB	R	H	RBI	BB	SO	LOB
Juan Pierre, L OBP: 0.295, SLG: 0.232 (1, 8)	F7		G3-1				G4-3			4	0	1	0	0	0	0
Juan Uribe, R OBP: 0.383, SLG: 0.527 (1, 6)	G1-3		K				G4-3			4	0	0	0	0	2	1
Larry Walker, L OBP: 0.333, SLG: 0.574 (1, 9)	G3-1									4	0	0	0	0	1	0
17 Todd Helton, L OBP: 0.357, SLG: 0.400 (1, 3)										4	2	2	1	0	0	0
Todd Zeile, R OBP: 0.396, SLG: 0.659 (1, 5)										4	0	1	0	0	0	1
Benny Agbayani, R OBP: 0.367, SLG: 0.444 (1, 7)										3	0	1	1	1	0	0
Jose Ortiz, R OBP: 0.237, SLG: 0.361 (8, 1)										3	0	0	0	0	0	3
Todd Jones, L (8, 1)										0	0	0	0	0	0	0
Jose Jimenez, R (9, 1)										0	0	0	0	0	0	0
Mark Little, R OBP: 0.250, SLG: 0.364 (9, PH)										1	0	0	0	0	1	0
Ben Petrick, R OBP: 0.115, SLG: 0.240 (1, 2)										3	0	0	0	0	1	1
Shawn Chacon, R OBP: 0.200, SLG: 0.200 (7, PH)										2	0	0	0	0	0	0
Terry Shumpert, R OBP: 0.269, SLG: 0.360 (8, 4)										1	0	0	0	0	0	0

Inning Stats	R: 0	H: 0	E: 0	K: 0	S: 8	R: 1	H: 1	E: 1	K: 1	S: 14	R: 0	H: 0	E: 0	K: 1	S: 7	R: 0	H: 1	E: 0	K: 0	S: 8	R: 0	H: 1	E: 0	K: 0	S: 16	R: 1	H: 2	E: 0	K: 0	S: 9	R: 0	H: 0	E: 0	K: 0	S: 8	R: 0	H: 0	E: 0	K: 2	S: 8	R: 0	H: 0	E: 0	K: 1	S: 8	R: 0	H: 0	E: 0	K: 1	S: 16		
	0	0	0	0	13	1	1	1	0	19	0	0	0	0	11	0	1	0	0	0	14	0	1	0	0	23	0	2	0	0	11	0	0	0	11	0	0	0	11	0	0	0	11	0	0	0	0	16	0	0	0	16

Los Angeles Dodgers @ Colorado Rockies
 Coors Field, Denver, CO
 Mon Apr 15 2002, 7:05 PM MDT
 Att: 29,763 - Cloudy - 73 F

AB	33
R	2
H	5
RBI	2
BB	1
SO	5
LOB	6



PITCHER	IP	WLS	BF	H	R	ER	SO	BB	IBB	HBP	BLK	WP	HR	S	P	ERA	WHIP
Odalis Perez, L ERA: 2.61 (1, 1)	9.0	W	34	5	2	2	5	1	0	0	0	0	1	86	129	2.00	0.667

Batter	1	2	3	4	5	6	7	8	9	AB R H RBI BB SO LOB	TOP											
Cesar Izturis, S (1, 6) OBP: 0.294, SLG: 0.347	0-1 FC6-4 1B		1-1 G5-3		0-0 SH5-3		2-1 G4-3			3 0 1 0 0 0 1												
Hiram Bocachica, R (1, 7) OBP: 0.250, SLG: 1.000	1-3 K			1-0 HR	1-1 G5-3		0-1 F8			4 1 1 1 0 1 3												
Shawn Green, L (1, 9) OBP: 0.286, SLG: 0.373	0-1 FC6-4 1-2f			1-0 G3	2-1 G4-3			4-2 1B BB		3 0 0 0 1 0 2												
Paul Lo Duca, R (1, 2) OBP: 0.298, SLG: 0.426	2-1 FC6-4 1-2f			1-2 HR		3-2 G4-3		1-1 F2		4 1 1 1 0 0 2												
Eric Karros, R (1, 3) OBP: 0.354, SLG: 0.511		2-1 F9		0-2 HR 1B		2-2 G5-3 1B		0-0 G6-3 1B		4 1 3 0 0 0 0												
Marquis Grissom, R (1, 8) OBP: 0.500, SLG: 0.778		3-3 K		2-2 1-H HR		1-2 1B		3-1 G6-3 1-2f		4 1 2 2 0 1 2												
Adrian Beltré, R (1, 5) OBP: 0.370, SLG: 0.391		3-2 G5-3		0-2 1B		2-1 G5-3 2-3f			1-1 F9	4 0 1 0 0 0 2												
Mark Grudzielanek, R (1, 4) OBP: 0.313, SLG: 0.333			2-2 G3		3-3 K		1-2 L8		0-0 G1-3	4 0 0 0 0 1 0												
Andy Ashby, R (1, 1) OBP: 0.250, SLG: 0.250			2-2 G5-3		0-2 SH5-3 1B		3-1 G4-3 1B		2-2 G3-1	2 0 1 0 0 0 0												
Paul Quantrill, L (6, 1)										0 0 0 0 0 0 0												
Dave Roberts, L (7, PH) OBP: 0.302, SLG: 0.308										1 0 1 0 0 0 0												
Terry Mulholland, R (7, 1)										0 0 0 0 0 0 0												
Dave Hansen, L (9, PH) OBP: 0.125, SLG: 0.125										1 0 0 0 0 0 0												
Inning Stats	R: 0 E: 0 K: 1 S: 9	H: 1 LOB: 1 BB: 0 P: 12	R: 0 E: 0 K: 1 S: 8	H: 0 LOB: 0 BB: 0 P: 16	R: 0 E: 0 K: 0 S: 8	H: 0 LOB: 0 BB: 0 P: 13	R: 4 E: 0 K: 1 S: 19	H: 5 LOB: 0 BB: 0 P: 27	R: 0 E: 0 K: 0 S: 8	H: 1 LOB: 1 BB: 0 P: 11	R: 0 E: 0 K: 0 S: 12	H: 2 LOB: 1 BB: 0 P: 20	R: 0 E: 0 K: 0 S: 11	H: 1 LOB: 1 BB: 0 P: 17	R: 0 E: 0 K: 0 S: 8	H: 1 LOB: 1 BB: 1 P: 16	R: 0 E: 0 K: 0 S: 6	H: 0 LOB: 0 BB: 0 P: 9	1B: 8 2B: 0 3B: 0 HR: 3	SF: 0 SAC: 1 DP: 2 HBP: 0	WP: 0 PB: 0 SB: 0 CS: 0	PA: 36
PITCHER	IP WLS BF H R ER SO BB IBB HBP BLK WP HR S P ERA WHIP																					
Jason Jennings, R (1, 1) ERA: 5.14	6.0 W 25 9 4 4 3 0 0 0 0 0 0 3 64 99 6.00 1.500																					
Rick White, R (7, 1) ERA: 4.15	1.0 H 4 1 0 0 0 0 0 0 0 0 0 0 11 17 0.00 1.000																					
Todd Jones, R (8, 1) ERA: 3.52	1.0 H 4 1 0 0 0 1 0 0 0 0 0 0 8 16 0.00 2.000																					
Jose Jimenez, R (9, 1) ERA: 4.0	1.0 S 3 0 0 0 0 0 0 0 0 0 0 0 6 9 0.00 0.000																					

Los Angeles Dodgers @ Colorado Rockies
Coors Field, Denver, CO
 Tue Apr 16 2002, 7:05 PM MDT
 Att. 30,354 - Sunny - 62 F

AB	34
R	4
H	11
RBI	4
BB	1
SO	3
LOB	12




Batter	1	2	3	4	5	6	7	8	9
Juan Pierre, L OBP: 0.308, SLG: 0.250 (1, 8)	3-2 G4-3 S E 1B	1-0 G4-3			3-2 S 1B	1-0 G6-3			
Juan Uribe, R OBP: 0.375, SLG: 0.508 (1, 6)	1-0 G4-3 1-3		1-2 G3-1		1-2 F5		2-1 G3 1B		
Larry Walker, L OBP: 0.321, SLG: 0.551 Benny Agbayani, R OBP: 0.344, SLG: 0.414 Todd Jones, L (8, 1) Jose Jimenez, R (9, 1)	1-1 E4 17 WP		0-0 F8		3-3 K		0-0 G3		
17 Todd Helton, L OBP: 0.383, SLG: 0.404 (1, 3)	4-0 G6-4-3 1-2 BB		0-0 G4-3			3-2 2B 1B	4-1 BB		
Todd Zeile, R OBP: 0.388, SLG: 0.644 Greg Norton, S OBP: 0.263, SLG: 0.188 (1, 5) (4, 5)	2-0 G6-4-3 1-2f			4-1 G4-3 G3-4-3 BB		0-0 1B 2B	2-1 F3		
Todd Hollandsworth, L OBP: 0.216, SLG: 0.286 (1, 7) (5, 9)		1-0 G4-3		0-1 G3-4-3 1-2		0-0 1B 1B	0-3 K		
Jose Ortiz, R OBP: 0.238, SLG: 0.350 (1, 4)		2-3 K		0-0 G4-3 2-3		2-1 1B G6-4-3 1B		1-2 G6-3	
Gary Bennett, R OBP: 0.267, SLG: 0.357 (1, 2)		0-2 2B 1B		0-3 K		0-1 G6-4-3 1B		1-0 G6-3	
Jason Jennings, L OBP: 0.200, SLG: 0.400 Terry Shumpert, R OBP: 0.259, SLG: 0.346 Rick White, R (7, 1) Mark Little, R OBP: 0.231, SLG: 0.333 (8, 7)		3-2 1B 2B			2-2 G3-1	1-1 G6-4-3 1-2f 3-H		0-0 L6	

AB	R	H	RBI	BB	SO	LOB
4	1	2	0	0	0	1
4	0	1	0	0	0	2
2	0	0	1	0	0	0
2	0	0	0	0	1	2
0	0	0	0	0	0	0
0	0	0	0	0	0	0
2	1	1	0	2	0	0
1	0	0	0	0	0	2
2	1	1	1	1	0	2
4	1	1	1	0	1	3
4	1	1	0	0	1	1
4	1	2	1	0	1	1
2	0	1	1	0	0	0
1	0	0	0	0	0	1
0	0	0	0	0	0	0
1	0	0	0	0	0	0

Los Angeles Dodgers @ Colorado Rockies
Coors Field, Denver, CO
 Tue Apr 16 2002, 7:05 PM MDT
 Att: 30,354 - Sunny - 62 F

AB	33
R	6
H	10
RBI	5
BB	3
SO	4
LOB	15



Inning Stats		R: 1	H: 1	LOB: 1	K: 0	S: 8	P: 19	R: 1	H: 2	LOB: 1	K: 1	S: 11	P: 18	R: 0	H: 0	LOB: 0	K: 0	S: 7	P: 8	R: 0	H: 0	LOB: 1	K: 1	S: 7	P: 11	R: 0	H: 1	LOB: 1	K: 1	S: 15	P: 23	R: 4	H: 5	LOB: 0	K: 0	S: 12	P: 19	R: 0	H: 1	LOB: 2	K: 1	S: 10	P: 18	R: 0	H: 0	LOB: 0	K: 0	S: 5	P: 7
PITCHER		IP	WLS	BF	H	R	ER	SO	BB	IBB	HBP	BLK	WP	HR	S	P	ERA	WHIP																															
Andy Ashby, R ERA: 4.24 (1, 1)		5.0	L	26	9	6	6	3	2	0	0	0	1	0	57	93	10.80	2.200																															
Paul Quantrill, R ERA: 8.22 (6, 1)		1.0		2	0	0	0	0	0	0	0	0	0	0	3	5	0.00	0.000																															
Terry Mulholland, L ERA: 14.85 (7, 1)		2.0		8	1	0	0	1	1	0	0	0	0	0	15	25	0.00	1.000																															

WP	PA	ERA	WHIP
1	36		
0			
2			
0			

Batter	1	2	3	4	5	6	7	8	9	AB R H RBI BB SO LOB	TOP																
Cesar Izturis, S OBP: 0.304, SLG: 0.358 (1, 6)	0-0 G6-3	4-1 BB 1-2 2-3 BB		2-1 1B 2B	0-0 FC5		1-3 K			4 1 1 0 1 1 3																	
Mark Grudzielanek, R OBP: 0.321, SLG: 0.348 (1, 4)	1-1 1B 2B	4-0 FC6-4 BB		0-1 G5-3		2-2 G1-3	1-3 K			4 1 1 1 1 1 2																	
Jesse Orosco, R (7, 1)										0 0 0 0 0 0 0																	
Giovanni Carrara, R (8, 1)										0 0 0 0 0 0 0																	
Eric Gagne, R (9, 1)										0 0 0 0 0 0 0																	
Shawn Green, L OBP: 0.295, SLG: 0.375 (1, 9)	0-2 FC5 BB 2-H 1B	1-3 K		1-2 2-3 2B 1B		3-3 K		1-3 K		5 0 2 1 0 3 3																	
Brian Jordan, R OBP: 0.339, SLG: 0.392 (1, 7)	4-2 FC5 BB 1-2	1-0 FC6-4		0-0 1-H 3-H 2B		1-2 G5-3		0-1 F9		4 0 1 1 1 0 3																	
Marquis Grissom, R OBP: 0.440, SLG: 0.696 (1, 8)	3-3 K		2-3 K	1-0 G5-3			1-1 BB SF9 2B	2-3 K		5 1 1 0 0 3 3																	
Eric Karros, R OBP: 0.340, SLG: 0.471 (1, 3)	1-1 FC5 1-2 2-3f		0-0 F9		4-2 FC5 1B BB		1-1 E5 BB 2B	0-1 F7		4 1 0 0 1 0 3																	
Adrián Beltré, R OBP: 0.390, SLG: 0.400 (1, 5)		2-2 BB BB 1B	1-2 WP 1B		0-3 K		4-0 1-2 2-3 2B BB	1-2 F9		4 2 2 0 1 1 1																	
Chad Kreuter, S (1, 2)		4-2 BB BB BB	4-0 1-3 IBB		0-3 K		1-2 SF9	1-0 L9		2 0 0 1 2 1 1																	
Kaz Ishii, L OBP: 0.143, SLG: 0.143 (1, 1)		0-0 B5	0-1 G4-3		1-2 FC5 1B		1-2 3-H 2-H 2B			3 0 1 0 0 0 4																	
Dave Hansen, L OBP: 0.222, SLG: 0.333 (7, PH)										1 0 1 2 0 0 0																	
Alex Cora, L OBP: 0.333, SLG: 0.429 (7, 4)										0 0 0 0 0 0 0																	
Inning Stats	R: 1 E: 0 K: 1 S: 16	H: 2 LOB: 2 BB: 1 P: 25	R: 1 E: 0 K: 1 S: 13	H: 1 LOB: 3 BB: 3 P: 28	R: 0 E: 0 K: 1 S: 9	H: 1 LOB: 2 BB: 1 P: 16	R: 1 E: 0 K: 0 S: 9	H: 3 LOB: 1 BB: 0 P: 13	R: 0 E: 0 K: 2 S: 13	H: 1 LOB: 2 BB: 1 P: 18	R: 0 E: 0 K: 1 S: 14	H: 0 LOB: 0 BB: 0 P: 20	R: 3 E: 1 K: 2 S: 18	H: 2 LOB: 1 BB: 1 P: 28	R: 0 E: 0 K: 2 S: 8	H: 0 LOB: 0 BB: 0 P: 11	R: 0 E: 0 K: 0 S: 7	H: 0 LOB: 0 BB: 0 P: 9	1B: 5 2B: 5 3B: 0 HR: 0	SF: 1 SAC: 0 DP: 0 HBP: 0	WP: 1 PB: 0 SB: 0 CS: 0	PA: 44					
PITCHER	IP WLS BF H R ER SO BB IBB HBP BLK WP HR S P ERA WHIP																										
Mike Hampton, L ERA: 8.74 (1, 1)	6.0		31	8	3	3	6	5	1	0	0	1	0	74	120	4.50	2.167										
Rick White, R ERA: 6.23 (7, 1)	0.0	L	3	1	3	2	0	1	0	0	0	0	0	4	10	∞	∞										
Todd Jones, R ERA: 3.12 (7, 1)	1.0		4	1	0	0	2	0	0	0	0	0	0	14	18	0.00	1.000										
Kent Mercker, L ERA: (8, 1)	1.0		3	0	0	0	2	0	0	0	0	0	0	8	11	0.00	0.000										
Mike James, R ERA: 5.14 (9, 1)	1.0		3	0	0	0	0	0	0	0	0	0	0	7	9	0.00	0.000										

Los Angeles Dodgers @ Colorado Rockies
Coors Field, Denver, CO
 Wed Apr 17 2002, 1:05 PM MDT
 Att. 32,878 - Sunny - 68 F

AB	36
R	6
H	10
RBI	6
BB	7
SO	10
LOB	23



WP: 1	PA: 44
-------	--------

Batter	1	2	3	4	5	6	7	8	9	AB R H RBI BB SO LOB
Juan Pierre, L (1, 8) OBP: 0.304, SLG: 0.250	1-1 CS 1B	1-1 F7		2-3 K			1-0 G4-3			4 0 1 0 0 1 3
Juan Uribe, R (1, 6) OBP: 0.397, SLG: 0.524	3-2 17 1B E 1-2 1B		0-1 BB SF8 1B		2-2 17 G6-3 1B		0-0 G6-3			4 2 3 0 0 0 1
17 Todd Helton, L (1, 3) OBP: 0.391, SLG: 0.400	3-1 E G6-3 1-3 1B		4-1 BB 1-2 BB		1-1 G6-3 1-2f		3-2 G1-3			3 1 1 0 1 0 1
Benny Agbayani, R (1, 7) OBP: 0.361, SLG: 0.406	2-1 E8 1-3 1B		4-0 SF8 1-2 2-3 BB		0-3 K		3-1 F9			3 0 1 1 1 1 0
Greg Norton, S (1, 5) OBP: 0.217, SLG: 0.150	0-1 G6-3 3-H		1-3 K		1-2 G6-3		3-3 K			4 0 0 1 0 2 4
Terry Shumpert, R (1, 4) OBP: 0.226, SLG: 0.310	1-1 G4-3		0-0 SF8 1-2 3-H		1-1 L7			1-3 K		3 0 0 1 0 1 1
Mark Little, R (1, 9) OBP: 0.235, SLG: 0.267		3-3 K		4-0 G6-3 BB		2-3 K		2-2 L4		3 0 0 0 1 2 0
Gary Bennett, R (1, 2) OBP: 0.281, SLG: 0.367		0-0 1B		1-1 G6-3			1-0 G4-3 G3 1B		3-2 F8	2 0 1 0 0 0 1 2 0 1 0 0 0 0
Ben Petrick, R (7, 2) OBP: 0.143, SLG: 0.259										
Mike Hampton, R (1, 1) OBP: 0.075, SLG: 0.375		0-0 1B		2-3 K			3-2 G3			2 0 1 0 0 1 1 0 0 0 0 0 0 0 0 0 0 0 0 0 0 1 0 0 0 0 0 1 0 0 0 0 0 0 0 0 0 0 0 0 0 0
Rick White, R (7, 1) Todd Jones, L (7, 1) Jose Ortiz, R (7, PH) OBP: 0.233, SLG: 0.341 Kent Mercker, L (8, 1) Mike James, R (9, 1)										


Inning Stats	R: 2	H: 4	E: 1	LOB: 1	K: 0	BB: 0	S: 13	R: 0	H: 2	E: 0	LOB: 1	K: 1	BB: 0	S: 7	R: 0	H: 1	E: 0	LOB: 2	K: 1	BB: 2	S: 7	R: 0	H: 0	E: 0	LOB: 1	K: 2	BB: 1	S: 9	R: 0	H: 1	E: 0	LOB: 0	K: 1	BB: 0	S: 10	R: 0	H: 0	E: 0	LOB: 0	K: 1	BB: 0	S: 8	R: 0	H: 1	E: 0	LOB: 1	K: 0	BB: 0	S: 6	R: 0	H: 0	E: 0	LOB: 0	K: 1	BB: 0	S: 9	R: 0	H: 0	E: 0	LOB: 0	K: 1	BB: 0	S: 11	R: 0	H: 0	E: 0	LOB: 0	K: 1	BB: 0	S: 11	1B: 9	SF: 1	2B: 0	SAC: 0	3B: 0	DP: 1	HR: 0	HBP: 0	WP: 0	PA: 35
--------------	------	------	------	--------	------	-------	-------	------	------	------	--------	------	-------	------	------	------	------	--------	------	-------	------	------	------	------	--------	------	-------	------	------	------	------	--------	------	-------	-------	------	------	------	--------	------	-------	------	------	------	------	--------	------	-------	------	------	------	------	--------	------	-------	------	------	------	------	--------	------	-------	-------	------	------	------	--------	------	-------	-------	-------	-------	-------	--------	-------	-------	-------	--------	-------	--------

PITCHER	IP	WLS	BF	H	R	ER	SO	BB	IBB	HBP	BLK	WP	HR	S	P	ERA	WHIP
Kaz Ishii, L (1, 1) ERA: 1.53	6.0	W	25	8	3	3	6	3	0	0	0	0	0	54	93	4.50	1.833
Jesse Orosco, L (7, 1) ERA: 2.25	1.1	H	5	1	0	0	0	0	0	0	0	0	0	9	17	0.00	0.750
Giovanni Carrara, R (8, 1) ERA: 1.69	0.2		2	0	0	0	1	0	0	0	0	0	0	6	12	0.00	0.000
Eric Gagne, R (9, 1) ERA:	1.0	S	3	0	0	0	1	0	0	0	0	0	0	11	17	0.00	0.000

Los Angeles Dodgers @ Colorado Rockies
Coors Field, Denver, CO
 Wed Apr 17 2002, 1:05 PM MDT
 Att: 32,878 - Sunny - 68 F

AB	R	H	RBI	BB	SO	LOB
31	3	9	3	3	8	13


livebaseballscores.com



Batter	1	2	3	4	5	6	7	8	9	AB R H RBI BB SO LOB	TOP																
Juan Pierre, L (1, 8) OBP: 0.338, SLG: 0.279	4-0 BB G5-4-3		1-1 1B 17 SF9 1B		1-2 G5-3		0-0 E1 17 3B 1B	2-0 1B		4 2 3 0 1 0 0	Colorado Rockies @ Arizona Diamondbacks Bank One Ballpark, Phoenix, AZ Fri Apr 19 2002, 10:05 PM EDT Att. 37,443 - Sunny - 70 F																
Juan Uribe, R (1, 6) OBP: 0.397, SLG: 0.507	0-2 G5-4-3 1-2f		0-1 1B 17 S 1B		1-2 F7		4-0 17 3B BB	1-1 F7		4 1 1 0 1 0 3																	
17 Todd Helton, L (1, 3) OBP: 0.406, SLG: 0.483	3-2 HR 3B		3-2 SF9 1-2 3-H		4-1 WP SH5-3 FC5-4 BB		2-1 SH3-4 3B		1-3 K	3 3 2 4 1 1 0																	
Greg Norton, S (1, 5) OBP: 0.222, SLG: 0.292	2-2 HR		1-1 G4-3		0-1 SH5-3		2-3 K		2-3 K	4 1 1 2 0 2 2																	
Todd Hollandsworth, L (1, 9) OBP: 0.244, SLG: 0.289	2-2 G4-3			3-1 1B S		4-1 FC5-4 BB		2-1 SH3-4	1-1 G4-3	3 0 1 1 1 0 0																	
Benny Agbayani, R (1, 7) OBP: 0.325, SLG: 0.361		1-3 K		2-0 F7		1-2 FC5-4 1B		0-0 G6-3		4 0 0 1 0 1 2																	
Kent Mercker, L (7, 1)										0 0 0 0 0 0 0																	
Todd Jones, L (8, 1)										0 0 0 0 0 0 0																	
Jose Jimenez, R (9, 1)										0 0 0 0 0 0 0																	
Jose Ortiz, R (1, 4) OBP: 0.234, SLG: 0.333		1-2 G6-3		3-3 K		0-0 1B		2-2 G5-3		4 0 1 0 0 1 1																	
Ben Petrick, R (1, 2) OBP: 0.156, SLG: 0.233		0-3 K		3-3 K		1-1 G5-3		4-2 1B BB		3 0 0 0 1 2 3																	
Denny Neagle, L (1, 1) OBP: 0.500, SLG: 0.875			0-0 G4-3		1-0 G4-3		1-2 E 17 3B 1B		1-1 F8	2 0 0 0 0 0 0																	
Dennys Reyes, R (6, 1)										0 0 0 0 0 0 0																	
Mark Little, R (7, PH) OBP: 0.263, SLG: 0.294										2 1 1 0 0 0 1																	
Inning Stats	R: 2 E: 0 K: 0 S: 18	H: 2 LOB: 0 BB: 1 P: 29	R: 0 E: 0 K: 2 S: 10	H: 0 LOB: 0 BB: 0 P: 12	R: 1 E: 0 K: 0 S: 16	H: 2 LOB: 1 BB: 0 P: 21	R: 0 E: 0 K: 2 S: 9	H: 1 LOB: 1 BB: 0 P: 20	R: 0 E: 0 K: 0 S: 7	H: 0 LOB: 0 BB: 0 P: 10	R: 1 E: 0 K: 0 S: 11	H: 1 LOB: 2 BB: 2 P: 21	R: 4 E: 1 K: 1 S: 13	H: 3 LOB: 0 BB: 1 P: 24	R: 0 E: 0 K: 0 S: 10	H: 1 LOB: 2 BB: 1 P: 20	R: 0 E: 0 K: 2 S: 9	H: 0 LOB: 0 BB: 0 P: 13	1B: 7 2B: 0 3B: 2 HR: 1	SF: 1 SAC: 2 DP: 1 HBP: 0	WP: 1 PB: 0 SB: 2 CS: 0	PA: 41					
PITCHER	IP WLS BF H R ER SO BB IBB HBP BLK WP HR S P ERA WHIP																										
Todd Stottlemyre, R (1, 1) ERA: 7.2	5.0		20	5	3	3	4	1	0	0	0	0	1	60	92	5.40	1.200										
Brian Anderson, L (6, 1) ERA: 7.88	1.0	L	6	1	1	1	0	2	0	0	0	1	0	11	21	9.00	3.000										
Eddie Oropesa, L (7, 1) ERA: 5.23	1.0		7	3	4	4	1	1	0	0	0	0	0	13	24	36.00	4.000										
Mike Morgan, R (8, 1) ERA: 6.52	2.0		8	1	0	0	2	1	0	0	0	0	0	19	33	0.00	1.000										

livebaseballscorecards.com

AB	33
R	8
H	10
RBI	8
BB	5
SO	7
LOB	12



Batter	1	2	3	4	5	6	7	8	9	AB R H RBI BB SO LOB
Tony Womack, L OBP: 0.351, SLG: 0.415 (1, 6)	4-2 B E S SF7 BB	1-2 G4-3			3-1 G4-3		3-2 F9		3-1 DI 1B	4 2 1 0 1 0 2
Junior Spivey, R OBP: 0.357, SLG: 0.538 (1, 4)	3-1 SF7 1-H		1-1 G6-3 S 1B		1-0 F7		1-2 F9		1-2 G3-1 DI 1B 1-H	4 0 2 2 0 0 0
Luis Gonzalez, L OBP: 0.342, SLG: 0.561 (1, 7)	2-0 HR		2-2 G6-3 1-3		4-2 S BB		2-3 K		1-1 G3-1 1-3	4 1 1 1 1 1 2
Greg Colbrunn, R OBP: 0.500, SLG: 0.667 (1, 3)	1-0 L4		1-0 P6		3-2 P5 1-2			4-1 HR BB	3-1 G4-3	1 0 0 0 0 0 0 3 1 0 0 1 0 3
Mark Grace, L OBP: 0.365, SLG: 0.462 (3, PH) (4, 3)										
Danny Bautista, R OBP: 0.375, SLG: 0.550 (1, 9)	3-2 F6		2-0 F9		1-0 G6-3			0-0 1-H HR		4 1 1 2 0 0 1
Steve Finley, L OBP: 0.340, SLG: 0.561 (1, 8)		1-1 K 2B		2-3 K		2-3 K		2-2 P4		4 0 1 0 0 2 0
Damian Miller, R OBP: 0.345, SLG: 0.542 (1, 2)		0-0 G6-3		3-3 K		1-1 K 2B		1-2 G3		4 0 1 0 0 1 1
Craig Counsell, L OBP: 0.308, SLG: 0.322 (1, 5)		4-1 K BB		1-3 K		4-0 K BB		2-3 K		2 0 0 0 2 2 0
Todd Stottliemyre, L (1, 1)		2-3 K			1-2 HR		0-3 K		1-0 G6-3	1 0 0 0 0 0 1 2 1 1 1 1 0 0 0 0 0 0 0 0 0 0 0 0 1 0 0 0 0 0 1 2 0 0 0 0 0 0 0 0 0 0 0 0 0 0 0 0 1 0 0 0 0 0 0 0
Jose Guillen, R (5, PH) OBP: 0.238, SLG: 0.350										
Brian Anderson, R (6, 1) OBP: 0.200, SLG: 0.200										
Chris Danneels, L (6, PH) OBP: 0.200, SLG: 0.556										
Eddie Oropesa, L (7, 1)										
Mike Morgan, R (8, 1)										
Quinton McCracken, S (9, PH) OBP: 0.364, SLG: 0.700										

Inning Stats	R: 2 E: 0 K: 0 S: 14	H: 1 LOB: 0 BB: 1 P: 27	R: 0 E: 0 K: 1 S: 10	H: 1 LOB: 2 BB: 1 P: 18	R: 0 E: 0 K: 0 S: 7	H: 0 LOB: 0 BB: 0 P: 17	R: 0 E: 0 K: 3 S: 11	H: 0 LOB: 0 BB: 0 P: 17	R: 1 E: 0 K: 0 S: 17	H: 1 LOB: 1 BB: 1 P: 29	R: 0 E: 0 K: 2 S: 9	H: 1 LOB: 2 BB: 1 P: 17	R: 0 E: 0 K: 1 S: 14	H: 0 LOB: 0 BB: 0 P: 20	R: 2 E: 0 K: 1 S: 14	H: 1 LOB: 0 BB: 1 P: 23	R: 1 E: 0 K: 0 S: 11	H: 2 LOB: 1 BB: 0 P: 20	1B: 3 2B: 2 3B: 0 HR: 3	SF: 1 SAC: 0 DP: 0 HBP: 0
--------------	-------------------------------	----------------------------------	-------------------------------	----------------------------------	------------------------------	----------------------------------	-------------------------------	----------------------------------	-------------------------------	----------------------------------	------------------------------	----------------------------------	-------------------------------	----------------------------------	-------------------------------	----------------------------------	-------------------------------	----------------------------------	----------------------------------	------------------------------------


PITCHER	IP	WLS	BF	H	R	ER	SO	BB	IBB	HBP	BLK	WP	HR	S	P	ERA	WHIP
Denny Neagle, L (1, 1) ERA: 5.96	5.0	W	22	4	3	3	4	3	0	0	0	0	2	59	104	5.40	1.400
Dennys Reyes, L (6, 1) ERA: 4.32	1.0	H	5	1	0	0	2	1	0	0	0	0	0	9	17	0.00	2.000
Kent Mercker, L (7, 1) ERA: 2.08	1.1		6	1	2	2	1	1	0	0	0	0	1	21	33	13.50	1.500
Todd Jones, R (8, 1) ERA: 2.89	0.2		2	0	0	0	1	0	0	0	0	0	0	7	10	0.00	0.000
Jose Jimenez, R (9, 1) ERA: 4.5	1.0	S	5	2	1	1	0	0	0	0	0	0	0	11	20	9.00	2.000

BOTTOM

Colorado Rockies @ Arizona Diamondbacks
Bank One Ballpark, Phoenix, AZ

Fri Apr 19 2002, 10:05 PM EDT
Att. 37,443 - Sunny - 70 F

AB	34
R	6
H	8
RBI	6
BB	5
SO	8
LOB	13



Batter	1	2	3	4	5	6	7	8	9	AB R H RBI BB SO LOB	TOP											
Juan Pierre, L (1, 8) OBP: 0.354, SLG: 0.292	1-1 1B		2-3 K		1-1 E 17 HR 1B		4-1 G6-3 BB		2-3 K	4 1 2 0 1 2 0												
Juan Uribe, R (1, 6) OBP: 0.397, SLG: 0.493	3-2 P3		3-3 K		0-1 E7 17 HR 1B		4-2 G6-3 BB		2-1 G6-3	4 1 1 1 1 1 1												
17 Todd Helton, L (1, 3) OBP: 0.392, SLG: 0.508	2-3 K			0-2 F9	2-2 HR		3-2 F8		0-0 G1-3	5 1 1 3 0 1 4												
Greg Norton, S (1, 5) OBP: 0.226, SLG: 0.259 Todd Jones, L (7, 1)	3-3 K			4-1 S HR BB	2-1 F7		0-0 G6-3		1-2 2-3 3-H	3 1 0 1 1 1 3 0 0 0 0 0 0 0												
Todd Hollandsworth, L (1, 9) OBP: 0.244, SLG: 0.266		4-0 1B G6-3 BB		0-3 K	0-1 L3		3-1 G3			3 1 0 0 1 1 3												
Benny Agbayani, R (1, 7) OBP: 0.364, SLG: 0.475		1-1 G6-3 1B		3-2 1-H HR		2-3 K		2-2 SH3-4 1B		4 1 3 2 0 1 0												
Terry Shumpert, R (1, 4) OBP: 0.206, SLG: 0.281		0-1 G6-3		0-1 P6		0-1 G6-3		0-0 SH3-4		3 0 0 0 0 0 1												
Gary Bennett, R (1, 2) OBP: 0.250, SLG: 0.324		2-3 K			0-0 G5-3	0-0 G5-3		3-3 K		4 0 0 0 0 2 1												
John Thomson, R (1, 1) Dennys Reyes, R (3, 1) Chris Naching, R (3, 1) Rick White, R (6, 1) Jose Ortiz, R (7, PH) Kent Mercker, L (7, 1) Todd Zeile, R (7, 5) OBP: 0.380, SLG: 0.630			0-3 K		1-2 1B E 1B		4-0 BB G6-3 BB		3-3 K	1 0 0 0 0 1 0 0 0 0 0 0 0 0 1 1 1 0 0 0 0 0 0 0 0 0 0 0 0 1 0 0 1 0 0 0 0 0 0 0 0 0 1 0 0 0 0 1 1												
Inning Stats	R: 0 E: 0 K: 2 S: 13	H: 1 LOB: 1 BB: 0 P: 21	R: 1 E: 0 K: 1 S: 7	H: 1 LOB: 0 BB: 1 P: 14	R: 0 E: 0 K: 3 S: 10	H: 0 LOB: 0 BB: 0 P: 15	R: 2 E: 0 K: 1 S: 14	H: 1 LOB: 0 BB: 1 P: 21	R: 4 E: 1 K: 0 S: 15	H: 4 LOB: 0 BB: 0 P: 21	R: 0 E: 0 K: 1 S: 6	H: 0 LOB: 0 BB: 0 P: 8	R: 1 E: 0 K: 0 S: 10	H: 0 LOB: 2 BB: 3 P: 28	R: 0 E: 0 K: 2 S: 13	H: 1 LOB: 1 BB: 0 P: 21	R: 0 E: 0 K: 1 S: 7	H: 0 LOB: 0 BB: 0 P: 11	1B: 6 2B: 0 3B: 0 HR: 2	SF: 0 SAC: 1 DP: 1 HBP: 0	WP: 0 PB: 0 SB: 1 CS: 0	PA: 39
PITCHER	IP WLS BF H R ER SO BB IBB HBP BLK WP HR S P ERA WHIP																					
Rick Helling, R (1, 1) ERA: 6.26	5.0 W 23 7 7 7 7 2 0 0 0 0 2 59 92 12.60 1.800																					
Miguel Batista, R (6, 1) ERA: 5.23	1.1 H 7 0 1 1 1 3 0 0 0 0 0 0 13 30 6.75 2.250																					
Eddie Oropesa, L (7, 1) ERA: 4.91	0.2 H 2 0 0 0 0 0 0 0 0 0 0 0 3 6 0.00 0.000																					
Bret Prinz, R (8, 1) ERA: 5.06	1.0 H 4 1 0 0 2 0 0 0 0 0 0 0 13 21 0.00 1.000																					
Mike Myers, L (9, 1) ERA: 1.86	1.0 S 3 0 0 0 1 0 0 0 0 0 0 0 7 11 0.00 0.000																					

Colorado Rockies @ Arizona Diamondbacks
 Bank One Ballpark, Phoenix, AZ
 Sat Apr 20 2002, 10:05 PM EDT
 Att. 47,627 - Sunny - 74 F

AB	33
R	8
H	8
RBI	7
BB	5
SO	11
LOB	14



1B	6	SF	0
2B	0	SAC	1
3B	0	DP	1
HR	2	HBP	0

Batter	1	2	3	4	5	6	7	8	9
Tony Womack, L OBP: 0.354, SLG: 0.397 (1, 6)	3-2 G5-3	3-2 F7	4-1 1B BB 1-2 2-3 3-H		3-2 G6-3			4-2 F8 HBP CS BB	
Craig Counsell, L OBP: 0.314, SLG: 0.328 (1, 5)	2-2 P6		0-0 1B HBP 3B			0-1 G4-3		2-0 F3	
Junior Spivey, R OBP: 0.373, SLG: 0.529 (1, 4)	3-2 HR 1B		3-2 HBP 3B			1-1 L7		2-0 F8 HBP	
Luis Gonzalez, L OBP: 0.346, SLG: 0.543 (1, 7)	4-2 HR IBB		3-1 L7	0-0 WP G3-1 1B		2-1 F8		3-2 F8	
Danny Bautista, R OBP: 0.391, SLG: 0.587 (1, 9)	1-2 HR		4-2 3B BB 1-2 2-3	2-1 F2			3-3 K	4-2 BB	
Steve Finley, L OBP: 0.353, SLG: 0.591 (1, 8)	2-2 F7		3-2 BB 3B 1-H 2-H 3-H	1-0 G3-1			4-2 E BB		
Mark Grace, L OBP: 0.343, SLG: 0.429 (1, 3)		0-0 G3	0-0 F5	2-2 G3			1-0 E6		
Rod Barajas, R OBP: 0.235, SLG: 0.267 (1, 2)		1-2 L6	4-0 BB BB 1B IBB		0-0 P5		0-0 P6		
Rick Helling, R OBP: 0.250, SLG: 0.727 (5, PH)		4-2 BB	4-2 BB 1B BB		2-2 G4-3		1-3 K		
David Dellucci, L OBP: 0.250, SLG: 0.727 (6, 1)									
Miguel Batista, R OBP: 0.222, SLG: 0.333 (7, PH)									
Eddie Oropesa, L OBP: 0.222, SLG: 0.333 (8, 1)									
Jose Guillen, R OBP: 0.222, SLG: 0.333 (9, 1)									
Bret Prinz, R OBP: 0.222, SLG: 0.333 (8, 1)									
Mike Myers, L OBP: 0.222, SLG: 0.333 (9, 1)									

Inning Stats	R: 3	H: 2	E: 0	K: 0	S: 21	LOB: 0	BB: 1	P: 36	R: 0	H: 0	E: 0	K: 0	S: 13	LOB: 1	BB: 1	P: 21	R: 6	H: 3	E: 0	K: 0	S: 18	LOB: 2	BB: 4	P: 47	R: 0	H: 1	E: 0	K: 0	S: 7	LOB: 1	BB: 0	P: 12	R: 0	H: 0	E: 0	K: 0	S: 7	LOB: 0	BB: 0	P: 12	R: 0	H: 0	E: 1	K: 2	S: 11	LOB: 2	BB: 1	P: 20	R: 0	H: 0	E: 0	K: 0	S: 10	LOB: 2	BB: 2	P: 25
--------------	------	------	------	------	-------	--------	-------	-------	------	------	------	------	-------	--------	-------	-------	------	------	------	------	-------	--------	-------	-------	------	------	------	------	------	--------	-------	-------	------	------	------	------	------	--------	-------	-------	------	------	------	------	-------	--------	-------	-------	------	------	------	------	-------	--------	-------	-------

PITCHER	IP	WLS	BF	H	R	ER	SO	BB	IBB	HBP	BLK	WP	HR	S	P	ERA	WHIP
John Thomson, R ERA: 6.14 (1, 1)	2.1	L	14	3	6	6	0	2	1	0	0	0	1	41	74	23.14	2.143
Dennys Reyes, L ERA: 7.27 (3, 1)	0.1		5	1	1	1	0	2	1	0	0	0	0	7	22	27.00	9.000
Chris Nixting, R ERA: 2.08 (3, 1)	2.1		9	2	2	2	0	0	0	0	0	1	0	18	32	7.71	0.857
Rick White, R ERA: 5.59 (6, 1)	1.0		3	0	0	0	0	0	0	0	0	0	0	6	9	0.00	0.000
Kent Mercker, L ERA: 1.93 (7, 1)	0.2		4	0	0	0	1	1	0	0	0	0	0	8	16	0.00	1.500

BOTTOM


Colorado Rockies @ Arizona Diamondbacks
Bank One Ballpark, Phoenix, AZ

Sat Apr 20 2002, 10:05 PM EDT
Att: 47,627 - Sunny - 74 F

AB	R	H	RBI	BB	SO	LOB
3	0	0	1	2	0	1
5	1	2	2	0	0	1
3	2	1	0	0	0	2
4	1	1	0	1	0	4
3	2	1	3	2	1	1
3	1	1	3	1	0	1
4	0	0	0	0	0	3
3	1	0	0	1	0	2
0	1	0	0	2	0	0
1	0	0	0	0	0	0
0	0	0	0	0	0	0
0	0	0	0	0	0	0
1	0	0	0	0	1	2
0	0	0	0	0	0	0
0	0	0	0	0	0	0

AB	30
R	9
H	6
RBI	9
BB	9
SO	2
LOB	17

WP: 1 PA: 41
PB: 0 SB: 1 CS: 1
SF: 0 SAC: 0 DP: 0 HBP: 2



PITCHER	IP	WLS	BF	H	R	ER	SO	BB	IBB	HBP	BLK	WP	HR	S	P	ERA	WHIP
Todd Jones, R ERA: 2.53 (7, 1)	1.1		6	0	0	0	1	2	0	1	0	0	0	13	29	0.00	1.500

Batter	1	2	3	4	5	6	7	8	9	AB R H RBI BB SO LOB	TOP	
Juan Pierre, L (1, 8) OBP: 0.349, SLG: 0.289	0-1 S PB PB 1B		0-0 E3			0-0 B4-3		1-2 G1-3		4 1 1 0 0 0 0		
Juan Uribe, R (1, 6) OBP: 0.390, SLG: 0.507	2-3 K 1-2		1-0 G5-3			0-1 3B		0-3 K		4 0 1 0 0 2 2		
Todd Zeile, R (1, 5) OBP: 0.370, SLG: 0.592	2-3 K 2-H				0-0 G5-3		4-0 BB	0-1 G6-3		3 0 0 0 1 1 0		
17 Todd Helton, L (1, 3) OBP: 0.372, SLG: 0.478	1-2 G5-3				2-3 K		0-0 G3	1-3 K		4 0 0 0 0 2 2		
Benny Agbayani, R (1, 7) OBP: 0.340, SLG: 0.442					3-3 K			2-3 K		3 0 0 0 0 3 0		
Mark Little, R (1, 9) OBP: 0.227, SLG: 0.250					1-0 F8			1-2 F8		3 0 0 0 0 1 0		
Jose Ortiz, R (1, 4) OBP: 0.235, SLG: 0.313					3-3 K			3-3 K		3 0 0 0 0 3 0		
Ben Petrick, R (1, 2) OBP: 0.143, SLG: 0.212					1-3 K			1-0 G5-3		3 0 0 0 0 2 0		
Shawn Chacon, R (1, 1) OBP: 0.167, SLG: 0.167					0-3 K			0-3 K		1 0 0 0 0 1 0		
Terry Shumpert, R (6, PH) OBP: 0.200, SLG: 0.273										1 0 0 0 0 1 0		
Dennys Reyes, R (6, 1)										0 0 0 0 0 0 0		
Greg Norton, S (8, PH) OBP: 0.219, SLG: 0.250										1 0 0 0 0 1 0		
Mike James, R (8, 1)										0 0 0 0 0 0 0		
Inning Stats	R: 1 H: 1 E: 0 LOB: 0 K: 2 BB: 0 S: 11 P: 16	R: 0 H: 0 E: 0 LOB: 0 K: 3 BB: 0 S: 9 P: 15	R: 0 H: 0 E: 1 LOB: 1 K: 2 BB: 0 S: 8 P: 10	R: 0 H: 0 E: 0 LOB: 0 K: 2 BB: 0 S: 9 P: 14	R: 0 H: 0 E: 0 LOB: 0 K: 2 BB: 0 S: 9 P: 13	R: 0 H: 1 E: 0 LOB: 2 K: 1 BB: 1 S: 8 P: 13	R: 0 H: 0 E: 0 LOB: 0 K: 2 BB: 0 S: 12 P: 18	R: 0 H: 0 E: 0 LOB: 0 K: 1 BB: 0 S: 8 P: 10	R: 0 H: 0 E: 0 LOB: 0 K: 2 BB: 0 S: 8 P: 9	1B: 1 SF: 0 2B: 0 SAC: 0 3B: 1 DP: 0 HR: 0 HBP: 0	WP: 0 PA: 31 PB: 2 SB: 1 CS: 0	
PITCHER Randy Johnson, L (1, 1) ERA: 1.38	IP WLS BF H R ER SO BB IBB HBP BLK WP HR S P ERA WHIP	9.0 W 31 2 1 0 17 1 0 0 0 0 0 82 118 0.00 0.333										

Colorado Rockies @ Arizona Diamondbacks
Bank One Ballpark, Phoenix, AZ
Sun Apr 21 2002, 4:35 PM EDT
Att: 43,891 - Dome - 72 F

AB	30
R	1
H	2
RBI	0
BB	1
SO	17
LOB	4



Batter	1	2	3	4	5	6	7	8	9	AB	R	H	RBI	BB	SO	LOB
Tony Womack, L OBP: 0.361, SLG: 0.431 (1, 6)	2-1 F8		2-2 E 2B		0-1 G4-3 1B 2B		1-0 F7			4	2	2	0	0	0	0
Craig Counsell, L OBP: 0.297, SLG: 0.309 (1, 5)	1-3 K		3-2 E3 1B 2-H		0-0 G4-3		0-2 L6			4	1	0	0	0	1	1
Junior Spivey, R OBP: 0.380, SLG: 0.521 (1, 4)	0-1 F9		4-2 1B 1-2 BB		0-1 BB 1B 3-H		1-2 L7			3	0	1	1	1	0	0
Luis Gonzalez, L OBP: 0.354, SLG: 0.534 (1, 7)		3-3 K	2-0 1-3 2-H 1B		4-1 1-2 BB		1-0 F8			3	0	1	1	1	1	0
Danny Bautista, R OBP: 0.384, SLG: 0.582 (1, 9)		2-0 G1-3	1-1 F9		0-0 P3		0-0 1B 2B			4	1	1	0	0	0	4
Steve Finley, L OBP: 0.345, SLG: 0.625 (1, 8)		2-1 HR		1-1 F9	2-2 F9		1-3 K2-3			4	1	1	1	0	1	3
Mark Grace, L OBP: 0.338, SLG: 0.417 (1, 3)	1-1 F8			0-1 G4-3		2-2 G4-3	2-1 2B 1B			4	1	1	1	0	0	0
Damian Miller, R OBP: 0.356, SLG: 0.615 (1, 2)			0-1 G5-3	1-0 HR	1-3 K	1-3 K	1-1 1-H 2B			4	1	2	2	0	1	0
Randy Johnson, R OBP: 0.059, SLG: 0.125 (1, 1)			2-3 K	3-3 K	0-1 G6-3		1-3 K			4	0	0	0	0	3	1

Inning Stats	R: 0	H: 0	E: 0	K: 1	S: 7	R: 1	H: 1	E: 0	K: 1	S: 13	R: 2	H: 2	E: 1	K: 1	S: 16	R: 1	H: 1	E: 0	K: 1	S: 10	R: 1	H: 2	E: 0	K: 0	S: 10	R: 0	H: 0	E: 0	K: 1	S: 8	R: 0	H: 0	E: 0	K: 0	S: 9	R: 2	H: 3	E: 0	K: 2	S: 14	R: 2	H: 0	E: 0	K: 0	S: 9
	LOB: 0	BB: 0	P: 10	LOB: 0	BB: 0	P: 21	LOB: 2	BB: 1	P: 30	LOB: 0	BB: 0	LOB: 0	BB: 0	P: 15	LOB: 2	BB: 1	P: 16	LOB: 0	BB: 0	P: 11	LOB: 0	BB: 0	LOB: 0	BB: 0	P: 11	LOB: 1	BB: 0	P: 20	LOB: 0	BB: 0	P: 11	LOB: 0	BB: 0	P: 20	LOB: 1	BB: 0	P: 20	LOB: 0	BB: 0	P: 20	LOB: 0	BB: 0	P: 20		

PITCHER	IP	WLS	BF	H	R	ER	SO	BB	IBB	HBP	BLK	WP	HR	S	P	ERA	WHIP
Shawn Chacon, R ERA: 6.95 (1, 1)	5.0	L	24	6	5	3	4	2	0	0	0	0	2	56	92	5.40	1.600
Dennys Reyes, L ERA: 5.91 (6, 1)	2.0		6	0	0	0	1	0	0	0	0	0	0	17	22	0.00	0.000
Mike James, R ERA: 6.75 (8, 1)	1.0		6	3	2	2	2	0	0	0	0	0	0	14	20	18.00	3.000


BOTTOM

Colorado Rockies @ Arizona Diamondbacks
Bank One Ballpark, Phoenix, AZ

Sun Apr 21 2002, 4:35 PM EDT
Att. 43,891 - Dome - 72 F

AB	34
R	7
H	9
RBI	6
BB	2
SO	7
LOB	9

livebaseballscorecards.com



WP	HR	S	P	ERA	WHIP
0	0	0	0	0	0

Batter	1	2	3	4	5	6	7	8	9	AB R H RBI BB SO LOB	TOP											
Juan Pierre, L (1, 8) OBP: 0.345, SLG: 0.278	2-2 F7		0-0 G4-3		4-2 1B BB		3-2 F7			3 0 0 0 1 0 2												
Juan Uribe, R (1, 6) OBP: 0.395, SLG: 0.500	0-2 G6-3			4-2 17 BB SF8 1B BB	0-1 1-3 1B			2-2 L7		3 1 1 0 1 0 0												
Larry Walker, L (1, 9) OBP: 0.333, SLG: 0.547	1-1 G4-3			1-0 WP 17 BB SF7 1B	0-0 F8			0-1 17 S 1B		4 1 2 0 0 0 2												
17 Todd Helton, L (1, 3) OBP: 0.366, SLG: 0.457		1-3 K		4-2 WP BB		3-2 F8		1-3 K		3 0 0 0 1 2 1												
Todd Zeile, R (1, 5) OBP: 0.345, SLG: 0.558	2-2 F9			2-0 SF8		1-2 G6-3		1-3 K		3 0 0 1 0 1 1												
Todd Hollandsworth, L (1, 7) OBP: 0.224, SLG: 0.250		3-2 G1-3		3-H 1-1 SF7		3-2 F9			0-2 G2-3	3 0 0 1 0 0 0												
Jose Ortiz, R (1, 4) OBP: 0.255, SLG: 0.314			0-0 SH2-4 1B	0-0 P2			4-1 SH2-4 1B BB		0-0 G4-3	3 0 1 0 1 0 1												
Gary Bennett, R (1, 2) OBP: 0.237, SLG: 0.306			0-1 F9		3-3 K		0-1 SH2-4		1-1 1B	2 0 0 0 0 1 1												
Terry Shumpert, R (9, PH) OBP: 0.222, SLG: 0.294							1-2			1 0 1 0 0 0 0												
Jason Jennings, L (1, 1) OBP: 0.167, SLG: 0.333			1-0 SH2-4		2-3 K		0-0 2-H 1B		0-0 P6	1 0 0 0 0 1 0												
Greg Norton, S (7, PH) OBP: 0.242, SLG: 0.276										1 0 1 0 0 0 0												
Rick White, R (7, 1)										0 0 0 0 0 0 0												
Kent Mercker, L (7, 1)										0 0 0 0 0 0 0												
Todd Jones, L (8, 1)										0 0 0 0 0 0 0												
Benny Agbayani, R (9, PH) OBP: 0.333, SLG: 0.432			1-2							1 0 0 0 0 0 1												
Inning Stats	R: 0 E: 0 K: 0 S: 8	H: 0 LOB: 0 BB: 0 P: 11	R: 0 E: 0 K: 1 S: 9	H: 0 LOB: 0 BB: 0 P: 15	R: 0 E: 0 K: 0 S: 5	H: 1 LOB: 1 BB: 0 P: 6	R: 2 E: 0 K: 0 S: 12	H: 1 LOB: 1 BB: 2 P: 24	R: 0 E: 0 K: 0 S: 15	H: 1 LOB: 2 BB: 1 P: 24	R: 0 E: 0 K: 0 S: 12	H: 0 LOB: 0 BB: 0 P: 19	R: 0 E: 0 K: 0 S: 10	H: 1 LOB: 1 BB: 1 P: 17	R: 0 E: 0 K: 2 S: 18	H: 1 LOB: 1 BB: 0 P: 22	R: 0 E: 0 K: 0 S: 7	H: 1 LOB: 1 BB: 0 P: 8	1B: 6 2B: 0 3B: 0 HR: 0	SF: 2 SAC: 2 DP: 0 HBP: 0	WP: 1 PB: 0 SB: 1 CS: 0	PA: 36
PITCHER	IP WLS BF H R ER SO BB IBB HBP BLK WP HR S P ERA WHIP																					
Jimmy Haynes, R (1, 1) ERA: 5.95	6.0 W 24 3 2 2 3 3 0 0 0 1 0 61 99 3.00 1.000																					
Luis Pineda, R (7, 1) ERA: 3.52	0.1 H 2 0 0 0 0 1 0 0 0 0 0 0 3 7 0.00 3.000																					
Gabe White, L (7, 1) ERA: 0.64	1.1 H 5 2 0 0 1 0 0 0 0 0 0 0 20 26 0.00 1.500																					
Danny Graves, R (8, 1) ERA: 1.93	1.1 S 5 1 0 0 1 0 0 0 0 0 0 0 12 14 0.00 0.750																					

Colorado Rockies @ Cincinnati Reds
Cinergy Field, Cincinnati, OH
Tue Apr 23 2002, 7:10 PM EDT
Att. 14,518 - Sunny - 58 F

livebaseballscorecards.com

AB	28
R	2
H	6
RBI	2
BB	4
SO	5
LOB	9



Batter	1	2	3	4	5	6	7	8	9	AB R H RBI BB SO LOB	TOP																								
Juan Pierre, L (1, 8) OBP: 0.337, SLG: 0.265	3-2 L7		2-2 G4-3		4-1 G6-4-3 BB		1-0 G5-3		1-0 L7	4 0 0 0 1 0 4																									
Terry Shumpert, R (1, 4) OBP: 0.225, SLG: 0.289	2-2 P6			2-3 K	1-0 G6-4-3			0-0 BB BB F7-2 1B		4 0 1 0 0 1 1																									
Larry Walker, L (1, 9) OBP: 0.344, SLG: 0.554	1-0 G3			0-0 2B		2-2 F9		4-1 BB BB 1-2 BB		3 0 1 0 1 0 0																									
17 Todd Helton, L (1, 3) OBP: 0.349, SLG: 0.432		1-1 L7		3-2 F7		0-0 G3-1		1-3 K		4 0 0 0 0 1 3																									
Todd Zeile, R (1, 5) OBP: 0.339, SLG: 0.527		2-0 F7		2-3 K		3-1 F9		4-2 BB 1-2 2-3 BB		3 0 0 0 1 1 1																									
Todd Hollandsworth, L (1, 7) OBP: 0.226, SLG: 0.271		2-1 G3-1			1-0 1B HR 2B		2-3 K	0-1 F7-2		4 1 1 0 0 1 3																									
Juan Uribe, R (1, 6) OBP: 0.422, SLG: 0.519			0-0 SH2-4 1B		0-0 HR 1B		0-0 1B	4-1 SH3 BB		3 1 3 0 1 0 0																									
Gary Bennett, R (1, 2) OBP: 0.268, SLG: 0.410			1-3 K		0-1 HR		2-0 1B	0-0 SH3		3 1 2 3 0 1 1																									
Mike Hampton, R (1, 1) OBP: 0.375, SLG: 0.375			2-1 SH2-4		0-1 G4-3		0-2 F7	2-3 K		0 0 0 0 0 0 0																									
Chris Nething, R (3, 1) OBP: 0.500, SLG: 0.500										1 0 0 0 0 0 0																									
Greg Norton, S (7, PH) OBP: 0.236, SLG: 0.267										1 0 0 0 0 0 2																									
Todd Jones, L (7, 1)										0 0 0 0 0 0 0																									
Kent Mercker, L (7, 1)										0 0 0 0 0 0 0																									
Benny Agbayani, R (8, PH) OBP: 0.327, SLG: 0.422										1 0 0 0 0 1 1																									
Jose Jimenez, R (9, 1)										0 0 0 0 0 0 0																									
Inning Stats	R: 0 H: 0 E: 0 K: 0 S: 8	H: 0 LOB: 0 BB: 0 P: 14	R: 0 H: 0 E: 0 K: 0 S: 5	H: 0 LOB: 0 BB: 0 P: 10	R: 0 H: 1 E: 0 K: 1 S: 9	H: 1 LOB: 1 BB: 0 P: 14	R: 0 H: 1 E: 0 K: 2 S: 16	H: 1 LOB: 1 BB: 0 P: 23	R: 3 H: 3 E: 0 K: 0 S: 8	H: 3 LOB: 0 BB: 1 P: 14	R: 0 H: 0 E: 0 K: 0 S: 7	H: 0 LOB: 0 BB: 0 P: 12	R: 0 H: 2 E: 0 K: 1 S: 10	H: 2 LOB: 2 BB: 0 P: 15	R: 0 H: 1 E: 0 K: 1 S: 10	H: 1 LOB: 2 BB: 1 P: 19	R: 0 H: 0 E: 0 K: 1 S: 6	H: 0 LOB: 1 BB: 1 P: 13	1B: 5 SF: 0 2B: 3 SAC: 2 3B: 0 DP: 2 HR: 1 HBP: 0	WP: 0 PA: 37 PB: 0 SB: 0 CS: 0															
PITCHER	IP WLS BF H R ER SO BB IBB HBP BLK WP HR S P ERA WHIP																																		
Chris Reitsma, R (1, 1) ERA: 3.86	3.0		10	1	0	0	1	0	0	0	0	0	22	38	0.00	0.333																			
Jim Brower, R (4, 1) ERA: 5.4	4.0		18	6	3	3	3	1	0	0	0	0	41	64	6.75	1.750																			
Scott Williamson, R (8, 1) ERA: 6.43	2.0	W	9	1	0	0	2	3	0	0	0	0	16	32	0.00	2.000																			

Colorado Rockies @ Cincinnati Reds
Cinergy Field, Cincinnati, OH
Wed Apr 24 2002, 7:10 PM EDT
Att. 13,004 - Cloudy - 67 F

AB	31
R	3
H	8
RBI	3
BB	4
SO	6
LOB	16



BOTTOM

Colorado Rockies @ Cincinnati Reds
Cinergy Field, Cincinnati, OH
Wed Apr 24 2002, 7:10 PM EDT
Att. 13,004 - Cloudy - 67 F

livebaseballscores.com

AB 32
R 4
H 10
RBI 4
BB 4
SO 4
LOB 11



WP: 0 PA: 38
PB: 0
SB: 0
CS: 1

AB R H RBI BB SO LOB

3 1 0 0 2 0 1

4 1 2 1 1 1 0

4 1 2 1 0 0 1

3 0 2 1 1 0 0

4 0 0 0 0 0 5

3 0 1 1 0 0 0

4 1 1 0 0 1 2

3 0 1 0 0 1 0

0 0 0 0 0 0 0

1 0 0 0 0 0 1

1 0 0 0 0 1 0

1 0 1 0 0 0 0

0 0 0 0 0 0 0

1 0 0 0 0 0 1

1B: 9 SF: 1
2B: 1 SAC: 1
3B: 0 DP: 1
HR: 0 HBP: 0

Batter	1	2	3	4	5	6	7	8	9
Barry Larkin, R OBP: 0.289, SLG: 0.275 (1, 6)	0-1 F8		4-0 1B 1B BB	0-0 G3-1			1-1 P4		4-0 1B IBB
Juan Encarnacion, R OBP: 0.337, SLG: 0.538 (1, 8)	0-3 K		1-1 1B 1-2 1B 1B		0-1 L7		4-2 1-2 BB		0-1 1-2 1B 3-H
Sean Casey, L OBP: 0.343, SLG: 0.323 (1, 3)	2-2 BB 1B		1-2 FC6-4 SF8 1-3 2-H 1B 1B		1-2 F7		1-1 F7		
Adam Dunn, L OBP: 0.400, SLG: 0.328 (1, 7)	4-2 1-2 BB		2-1 FC6-4 1-2 3-H 1B		2-1 1B			3-2 L3	
Aaron Boone, R OBP: 0.321, SLG: 0.408 (1, 5)	0-1 G1-3		FC6-4 SF8 1-2f 2-3		0-0 F9			1-2 P4	
Todd Walker, L OBP: 0.256, SLG: 0.351 (1, 4)		2-1 G6-4-3 1B	2-2 SF8		3-2 G6-3			1-2 G4-3	
Austin Kearns, R OBP: 0.400, SLG: 0.524 (1, 9)		1-0 G6-4-3 1-2f	3-3 K		1-1 F8			0-0 G6-3 SH5-4 1B 1B	
Corky Miller, R OBP: 0.455, SLG: 0.556 Wilton Guerrero, S OBP: 0.407, SLG: 0.391 (1, 2) (9, PH)		0-0 2B		1-1 G6-3		0-3 K2-3		0-0 SH5-4	
Chris Reitsma, R Jim Brower, R Reggie Taylor, L OBP: 0.273, SLG: 0.323 Scott Williamson, R Brady Clark, R OBP: 0.250, SLG: 0.118 (1, 1) (4, 1) (7, PH) (8, 1) (9, PH)		1-2 G4-3		1-3 K			3-2 CS 1B	1-2 G6-3 2-3	

Inning Stats	R: 0	H: 1	E: 0	K: 1	S: 13	LOB: 2	BB: 1	P: 19	R: 0	H: 2	E: 0	K: 0	S: 7	LOB: 1	BB: 0	P: 11	R: 3	H: 3	E: 0	K: 1	S: 19	LOB: 1	BB: 1	P: 33	R: 0	H: 0	E: 0	K: 1	S: 6	LOB: 0	BB: 0	P: 8	R: 0	H: 1	E: 0	K: 0	S: 8	LOB: 1	BB: 0	P: 11	R: 0	H: 0	E: 0	K: 1	S: 8	LOB: 0	BB: 0	P: 12	R: 0	H: 1	E: 0	K: 0	S: 10	LOB: 1	BB: 1	P: 19	R: 0	H: 0	E: 0	K: 0	S: 9	LOB: 0	BB: 0	P: 14	R: 1	H: 2	E: 0	K: 0	S: 7	LOB: 2	BB: 1	P: 12	1B: 9	SF: 1	2B: 1	SAC: 1	3B: 0	DP: 1	HR: 0	HBP: 0
--------------	------	------	------	------	-------	--------	-------	-------	------	------	------	------	------	--------	-------	-------	------	------	------	------	-------	--------	-------	-------	------	------	------	------	------	--------	-------	------	------	------	------	------	------	--------	-------	-------	------	------	------	------	------	--------	-------	-------	------	------	------	------	-------	--------	-------	-------	------	------	------	------	------	--------	-------	-------	------	------	------	------	------	--------	-------	-------	-------	-------	-------	--------	-------	-------	-------	--------

PITCHER	IP	WLS	BF	H	R	ER	SO	BB	IBB	HBP	BLK	WP	HR	S	P	ERA	WHIP
Mike Hampton, L ERA: 8.88 (1, 1)	2.2		15	6	3	3	1	2	0	0	0	0	0	36	57	10.12	3.000
Chris Nething, R ERA: 1.17 (3, 1)	3.1		11	1	0	0	3	0	0	0	0	0	0	25	37	0.00	0.300
Todd Jones, R ERA: 2.19 (7, 1)	0.2		3	1	0	0	0	1	0	0	0	0	0	8	16	0.00	3.000
Kent Mercker, L ERA: 1.59 (7, 1)	1.1		4	0	0	0	0	0	0	0	0	0	0	11	17	0.00	0.000
Jose Jimenez, R ERA: 5.06 (9, 1)	0.2	L	5	2	1	1	0	0	1	0	0	0	0	7	12	13.50	3.000

BOTTOM

Colorado Rockies @ Cincinnati Reds
Cinergy Field, Cincinnati, OH
Thu Apr 25 2002, 7:10 PM EDT
Att. 14,416 - Sunny - 57 F

livebaseballscorecards.com

AB 30
R 4
H 7
RBI 3
BB 4
SO 6
LOB 11



WP: 1 PA: 36
PB: 0
SB: 0
CS: 0

AB R H RBI BB SO LOB

3 0 1 0 1 1 0

4 1 2 1 0 1 2

3 0 1 0 1 1 0

4 0 0 0 0 0 4

2 0 0 0 1 0 0
0 0 0 0 0 0 0
1 0 0 0 0 1 0

3 2 1 0 1 1 2

4 1 1 0 0 0 0

1 0 0 0 0 0 0
0 0 0 0 0 0 0
1 0 0 0 0 1 1

2 0 0 0 0 0 1
0 0 0 0 0 0 0
2 0 1 2 0 0 1
0 0 0 0 0 0 0

1B: 5 SF: 0
2B: 1 SAC: 1
3B: 0 DP: 0
HR: 1 HBP: 1

WP: 1 PA: 36
PB: 0
SB: 0
CS: 0

Batter	1	2	3	4	5	6	7	8	9
Barry Larkin, R OBP: 0.300, SLG: 0.278 (1, 6)	2-3 K		2-1 F9		4-1 BB		3-2 BB 1B 1B		
Juan Encarnacion, R OBP: 0.344, SLG: 0.571 (1, 8)	2-2 HR		1-1 F2		2-3 K		2-1 BB 1B		
Sean Casey, L OBP: 0.351, SLG: 0.338 (1, 3)	3-1 G6-3 2B		2-1 G3			3-3 K	4-0 BB 1B		
Aaron Boone, R OBP: 0.306, SLG: 0.387 (1, 5)	3-2 G6-3			0-0 L7		1-1 G5-3	0-1 F8		
Austin Kearns, R OBP: 0.393, SLG: 0.478 Scott Sullivan, R (7, 1) Reggie Taylor, L OBP: 0.265, SLG: 0.313 (8, PH) (9, 7)	4-1 BB			3-2 P5		1-1 G4-3	1-3 K		
Todd Walker, L OBP: 0.268, SLG: 0.351 (1, 4)	3-3 K			0-0 F5			1-0 SH5-4 1B 1B	4-0 WP E BB	
Ruben Mateo, R OBP: 0.355, SLG: 0.483 (1, 9)				1-1 L7		1-0 F8	1-1 SH5-4 1B 1B	1-2 E5	
Jason LaRue, R OBP: 0.365, SLG: 0.339 Wilton Guerrero, S OBP: 0.407, SLG: 0.391 (7, PH) Corky Miller, R OBP: 0.417, SLG: 0.500 (8, 2)				1-1 F9		2-2 BB HBP	0-0 SH5-4 1B 1B	2-3 K	
Joey Hamilton, R OBP: 0.250, SLG: 0.429 Gabe White, L (7, 1) Brady Clark, R OBP: 0.273, SLG: 0.158 Danny Graves, R (9, 1)				0-0 G4-3		0-1 B3	0-2 2-H 3-H 1B	1-0 L8	

Inning Stats	R: 1	H: 2	E: 0	K: 2	S: 21	LOB: 2	BB: 1	P: 38	R: 0	H: 0	E: 0	K: 0	S: 5	LOB: 0	BB: 0	P: 7	R: 0	H: 0	E: 0	K: 0	S: 6	LOB: 0	BB: 0	P: 11	R: 0	H: 0	E: 0	K: 1	S: 9	LOB: 2	BB: 1	P: 18	R: 0	H: 0	E: 0	K: 1	S: 8	LOB: 0	BB: 0	P: 13	R: 2	H: 5	E: 0	K: 0	S: 14	LOB: 3	BB: 1	P: 25	R: 1	H: 0	E: 1	K: 2	S: 12	LOB: 1	BB: 1	P: 21
--------------	------	------	------	------	-------	--------	-------	-------	------	------	------	------	------	--------	-------	------	------	------	------	------	------	--------	-------	-------	------	------	------	------	------	--------	-------	-------	------	------	------	------	------	--------	-------	-------	------	------	------	------	-------	--------	-------	-------	------	------	------	------	-------	--------	-------	-------

PITCHER	IP	WLS	BF	H	R	ER	SO	BB	IBB	HBP	BLK	WP	HR	S	P	ERA	WHIP
Denny Neagle, L ERA: 5.65 (1, 1)	6.0		25	4	3	3	4	2	0	1	0	0	1	57	100	4.50	1.000
Todd Jones, R ERA: 2.08 (7, 1)	0.2	B	4	3	0	0	0	0	0	0	0	0	0	9	14	0.00	4.500
Kent Mercker, L ERA: 1.54 (7, 1)	0.1		2	0	0	0	0	1	0	0	0	0	0	2	6	0.00	3.000
Rick White, R ERA: 4.91 (8, 1)	1.0	L	5	0	1	0	2	1	0	0	0	1	0	12	21	0.00	1.000

Batter	1	2	3	4	5	6	7	8	9	AB R H RBI BB SO LOB	TOP
11 Jimmy Rollins, S (1, 6) OBP: 0.365, SLG: 0.426	0-0 P6		1-3 K			1-2 CS 1B		0-0 P4		4 0 1 0 0 1 2	
Jason Michaels, R (1, 8) OBP: 0.467, SLG: 0.929	2-3 K			2-0 F9		0-0 F8		3-2 FC9-2 3B		4 0 1 1 0 1 1	
Bobby Abreu, L (1, 9) OBP: 0.417, SLG: 0.455	2-1 F7			0-3 K		3-2 F7 1-2		4-2 BB		3 0 0 0 1 1 1	
Scott Rolen, R (1, 5) OBP: 0.370, SLG: 0.602		2-3 K		0-0 F8			1-0 F9	1-0 FC9-2 3-H		4 0 0 0 0 1 2	
Mike Lieberthal, R (1, 2) OBP: 0.329, SLG: 0.414		0-0 F9			2-0 F8 E 1B		0-2 1B 1B		1-3 K	4 0 2 0 0 1 0	
Travis Lee, L (1, 3) OBP: 0.305, SLG: 0.317		2-3 K			2-0 E5 1-2 1B		2-2 1-3 1B		0-3 K	4 0 1 0 0 2 1	
Pat Burrell, R (1, 7) OBP: 0.323, SLG: 0.524			2-3 K		1-0 F8 2-3		3-3 K		1-2 P4	4 0 0 0 0 2 4	
Marlon Anderson, L (1, 4) OBP: 0.356, SLG: 0.481			0-0 SH2-4 1B		3-2 F7		0-0 G6-3			3 0 1 0 0 0 4	
Carlos Silva, R (7, 1)										0 0 0 0 0 0 0	
Terry Adams, R (1, 1)			0-1 SH2-4		1-3 K			3-2 3B 1B		1 0 0 0 0 1 2	
Rheal Cormier, L (7, 1)										0 0 0 0 0 0 0	
Tomas Perez, S (7, 4) OBP: 0.250, SLG: 0.400			1-2							1 1 1 0 0 0 0	
Inning Stats	R: 0 H: 0 E: 0 LOB: 0 K: 1 BB: 0 S: 6 P: 10	R: 0 H: 0 E: 0 LOB: 0 K: 2 BB: 0 S: 8 P: 12	R: 0 H: 1 E: 0 LOB: 1 K: 2 BB: 0 S: 10 P: 13	R: 0 H: 0 E: 0 LOB: 0 K: 1 BB: 0 S: 5 P: 7	R: 0 H: 1 E: 1 LOB: 2 K: 1 BB: 0 S: 9 P: 18	R: 0 H: 1 E: 0 LOB: 0 K: 0 BB: 0 S: 10 P: 14	R: 0 H: 2 E: 0 LOB: 2 K: 1 BB: 0 S: 11 P: 17	R: 1 H: 2 E: 0 LOB: 1 K: 0 BB: 1 S: 15 P: 26	R: 0 H: 0 E: 0 LOB: 0 K: 2 BB: 0 S: 13 P: 15	1B: 6 SF: 0 2B: 1 SAC: 1 3B: 1 DP: 1 HR: 0 HBP: 0	WP: 0 PA: 34 PB: 0 SB: 0 CS: 1
PITCHER	IP WLS BF H R ER SO BB IBB HBP BLK WP HR S P ERA WHIP										
John Thomson, R (1, 1) ERA: 4.91	7.1 W 29 7 1 1 8 0 0 0 0 0 0 0 70 108 1.23 0.955										
Dennys Reyes, L (8, 1) ERA: 5.91	0.0 1 0 0 0 0 1 0 0 0 0 0 0 3 7 ∞ ∞										
Rick White, R (8, 1) ERA: 4.63	0.2 H 1 0 0 0 0 0 0 0 0 0 0 0 1 2 0.00 0.000										
Jose Jimenez, R (9, 1) ERA: 4.63	1.0 S 3 0 0 0 2 0 0 0 0 0 0 0 13 15 0.00 0.000										

Philadelphia Phillies @ Colorado Rockies
 Coors Field, Denver, CO
 Fri Apr 26 2002, 7:05 PM MDT
 Att: 37,551 - Overcast - 60 F

AB	32
R	1
H	7
RBI	1
BB	1
SO	10
LOB	17



BOTTOM

Philadelphia Phillies @ Colorado Rockies
Coors Field, Denver, CO

livebaseballscorecards.com

AB	31
R	4
H	10
RBI	3
BB	7
SO	7
LOB	25



WP	2	PA	41
PB	0		
SB	1		
CS	2		

Fri Apr 26 2002, 7:05 PM MDT
Att: 37,551 - Overcast - 60 F

AB R H RBI BB SO LOB

3 2 1 0 2 0 1

5 1 2 1 0 1 3

5 0 0 0 0 2 4

2 1 2 0 2 0 0

3 0 1 1 1 0 2

3 0 2 1 1 0 2

4 0 1 0 0 2 5

2 0 1 0 1 0 3

1B	8	SF	0
2B	2	SAC	0
3B	0	DP	2
HR	0	HBP	1

Batter	1	2	3	4	5	6	7	8	9
Juan Pierre, L OBP: 0.353, SLG: 0.267 (1, 8)	4-1 2B 1B BB	0-0 1B		2-2 L7		0-1 E1 1-3		4-2 S 1B BB	
Juan Uribe, R OBP: 0.414, SLG: 0.522 (1, 6)	1-2 1B 1-3 2B	2-1 L7		1-1 P4		2-3 K		2-1 FC6 1-1 1B	
Larry Walker, L OBP: 0.329, SLG: 0.508 (1, 9)	2-3 K	0-3 K		2-1 G3-1			2-2 G4-3	1-1 FC6 1-2f	
17 Todd Helton, L OBP: 0.379, SLG: 0.457 (1, 3)	4-0 1B 1B IBB		1-2 G1-3 2B		3-2 G5-4-3 1B		4-2 WP G4-3 WP BB		
Todd Zeile, R OBP: 0.371, SLG: 0.533 (1, 5)	2-2 1B 1-2 2-3 3-H 1B		4-0 G1-3 BB		1-1 G5-4-3 1-2f		2-1 G4-3 1-2		
Todd Hollandsworth, L OBP: 0.259, SLG: 0.288 (1, 7)	0-1 1B 1-2 2-3 3-H 1B		0-1 G1-3		3-1 CS 1B		4-2 1B WP CS BB		
Jose Ortiz, R OBP: 0.254, SLG: 0.309 (1, 4)	1-3 K		0-3 K		2-2 CS 1-2	2-1 F3	3-1 1-3 3-H 1B		
Gary Bennett, R OBP: 0.327, SLG: 0.395 (1, 2)	2-0 G4-3		4-0 IBB		0-0 E 1B	0-0 E 1B	3-2 CS 3-H	1-0 G4-6-3 HBP	
John Thomson, R (1, 1)		1-2 G1-3	2-3 K		1-3 K		2-1 G4-6-3 1-2f		
Dennys Reyes, R (8, 1)									
Rick White, R (8, 1)									
Greg Norton, S OBP: 0.222, SLG: 0.250 (8, PH)									
Jose Jimenez, R (9, 1)									

Inning Stats	R	H	E	K	S	LOB	BB	P	IP	WLS	BF	H	R	ER	SO	BB	IBB	HBP	BLK	WP	HR	S	P	ERA	WHIP
	2	3	0	2	17	3	2	33	6.0		29	8	2	2	7	2	2	0	0	0	0	0	118	3.00	1.667
	0	1	0	1	9	1	0	23	0.2		4	0	1	0	0	2	0	0	0	1	0	9	21	13.50	3.000
	0	1	0	1	12	1	0	23	1.1		6	2	1	0	0	1	0	1	0	1	0	12	28	6.75	2.250

PITCHER	IP	WLS	BF	H	R	ER	SO	BB	IBB	HBP	BLK	WP	HR	S	P	ERA	WHIP
Terry Adams, R ERA: 5.01 (1, 1)	6.0		29	8	2	2	7	2	2	0	0	0	0	69	118	3.00	1.667
Rheal Cormier, L ERA: 11.05 (7, 1)	0.2		4	0	1	1	0	2	0	0	0	1	0	9	21	13.50	3.000
Carlos Silva, R ERA: 2.6 (7, 1)	1.1		6	2	1	1	0	1	0	1	0	1	0	12	28	6.75	2.250

Batter	1	2	3	4	5	6	7	8	9	AB R H RBI BB SO LOB	TOP		
11 Jimmy Rollins, S (1, 6) OBP: 0.372, SLG: 0.427	1-2 G4-6-3 1B		1-0 F9			0-1 G4-3		1-0 FC6-4 FC5-4		4 0 1 0 0 0 1			
Doug Glanville, R (1, 8) OBP: 0.305, SLG: 0.262	1-2 G4-6-3 1B		0-0 G3			4-1 G4-6-3 BB		2-1 FC5-4		3 0 1 0 1 0 1			
Bobby Abreu, L (1, 9) OBP: 0.409, SLG: 0.446	2-1 G4-6-3 1-2f 2-3			0-0 CS 1B		2-2 G4-6-3 1-2f			0-1 1B 2B	4 1 2 0 0 0 3			
Scott Rolen, R (1, 5) OBP: 0.385, SLG: 0.600	4-0 BB		3-3 K 1-2			0-0 F9			1-1 1B 1B 2-H	3 1 1 1 1 1 1			
Mike Lieberthal, R (1, 2) OBP: 0.341, SLG: 0.436	2-2 G6-3		2-1 1B			2-1 F7			1-3 K	4 0 1 0 0 1 3			
Travis Lee, L (1, 3) OBP: 0.297, SLG: 0.299		0-0 G3-1		2-2 F7		4-1 BB			0-3 K	3 0 0 0 1 1 2			
Pat Burrell, R (1, 7) OBP: 0.324, SLG: 0.516		2-2 G5-3			1-0 F9		2-2 F9		0-1 1B 1B 1-3	4 0 1 0 0 0 1			
Marlon Anderson, L (1, 4) OBP: 0.365, SLG: 0.477		2-3 K1-3			0-0 G3			0-1 FC6-4 1B	0-0 1B 1-3 3-H	4 0 2 1 0 1 0			
Randy Wolf, L (1, 1) OBP: 0.111, SLG: 0.222			2-3 K		0-3 K			1-2 P4	0-0 G6-3	2 0 0 0 0 2 0			
Carlos Silva, R (7, 1)										0 0 0 0 0 0 0			
Tomas Perez, S (8, PH) OBP: 0.235, SLG: 0.375										1 0 0 0 0 0 1			
Jose Mesa, R (8, 1)										0 0 0 0 0 0 0			
Jason Michaels, R (9, PH) OBP: 0.471, SLG: 0.867										1 0 0 0 0 0 2			
Inning Stats	R: 0 H: 2 E: 0 LOB: 2 K: 0 BB: 1 S: 12 P: 22	R: 0 H: 0 E: 0 LOB: 0 K: 1 BB: 0 S: 10 P: 14	R: 0 H: 0 E: 0 LOB: 0 K: 1 BB: 0 S: 5 P: 8	R: 0 H: 2 E: 0 LOB: 1 K: 1 BB: 0 S: 9 P: 16	R: 0 H: 0 E: 0 LOB: 0 K: 1 BB: 0 S: 5 P: 6	R: 0 H: 0 E: 0 LOB: 0 K: 0 BB: 1 S: 6 P: 12	R: 0 H: 0 E: 0 LOB: 1 K: 0 BB: 1 S: 7 P: 15	R: 0 H: 1 E: 0 LOB: 1 K: 0 BB: 0 S: 8 P: 12	R: 2 H: 4 E: 0 LOB: 2 K: 2 BB: 0 S: 14 P: 16	1B: 8 SF: 0 2B: 2 SAC: 0 3B: 0 DP: 3 HR: 0 HBP: 0	WP: 0 PA: 36 PB: 0 SB: 0 CS: 1		
PITCHER	IP WLS BF H R ER SO BB IBB HBP BLK WP HR S P ERA WHIP											PITCHER	IP WLS BF H R ER SO BB IBB HBP BLK WP HR S P ERA WHIP
Jason Jennings, R (1, 1) ERA: 3.67	7.0 W 25 4 0 0 4 3 0 0 0 0 0 0 54 93 0.00 1.000												
Kent Mercker, L (8, 1) ERA: 2.7	1.0 5 2 1 1 0 0 0 0 0 0 0 0 10 14 9.00 2.000												
Todd Jones, R (9, 1) ERA: 3.68	0.2 4 2 0 0 0 2 0 0 0 0 0 0 10 12 0.00 3.000												
Jose Jimenez, R (9, 1) ERA: 4.15	0.1 S 2 1 1 1 0 0 0 0 0 0 0 0 2 2 27.00 3.000												

Philadelphia Phillies @ Colorado Rockies
 Coors Field, Denver, CO
 Sun Apr 28 2002, 1:05 PM MDT
 Att. 40,357 - Sunny - 74 F

AB	33
R	2
H	9
RBI	2
BB	3
SO	6
LOB	15



Batter	1	2	3	4	5	6	7	8	9
Juan Pierre, L OBP: 0.360, SLG: 0.276 (1, 8)	3-2 17 HR G5-3 1B		0-1 G5-3		2-0 L8		1-2 G4-6-3 17 S 1B		
Juan Uribe, R OBP: 0.417, SLG: 0.510 (1, 6)	0-1 G5-3 1-2		0-1 17 BB 1B		0-2 P6		4-2 17 G4-6-3 1-2 BB		
17 Todd Helton, L OBP: 0.394, SLG: 0.511 (1, 3)	3-2 2-H HR		4-2 G6-4-3 1-2 BB		4-2 BB		3-1 G4-6-3 1-2f 2-3		
Todd Zeile, R OBP: 0.354, SLG: 0.478 (1, 5)	1-2 G5-3		0-0 G6-4-3 1-2f		0-0 F7		4-2 BB		
Benny Agbayani, R OBP: 0.286, SLG: 0.365 (1, 7)	3-3 K			2-1 G5-3		2-2 G6-3	1-1 G5-3		
Terry Shumpert, R OBP: 0.260, SLG: 0.340 (1, 4)		2-1 CS 1B		1-0 F3		3-2 1B 2B	0-1 G6-3		
Mark Little, R OBP: 0.269, SLG: 0.261 (1, 9)		4-1 1-2 BB		0-0 F9		1-0 2-H 1B	1-3 K		
Gary Bennett, R OBP: 0.321, SLG: 0.383 (1, 2)		2-1 F7			3-2 2B 1B	1-2 P4	0-3 K		
Jason Jennings, L OBP: 0.222, SLG: 0.444 (1, 1)		1-1 F8			0-0 1-H 2B	1-1 F3			
Kent Mercker, L (8, 1)									
Todd Jones, L (9, 1)									
Jose Jimenez, R (9, 1)									

Inning Stats	R: 2	H: 2	E: 0	K: 1	S: 15	LOB: 0	BB: 0	P: 25
	R: 0	H: 1	E: 0	K: 0	S: 7	LOB: 1	BB: 1	P: 16
	R: 0	H: 1	E: 0	K: 0	S: 9	LOB: 1	BB: 1	P: 13
	R: 0	H: 0	E: 0	K: 0	S: 4	LOB: 0	BB: 0	P: 7
	R: 1	H: 2	E: 0	K: 0	S: 13	LOB: 2	BB: 1	P: 22
	R: 1	H: 2	E: 0	K: 0	S: 14	LOB: 1	BB: 0	P: 22
	R: 0	H: 1	E: 0	K: 0	S: 11	LOB: 2	BB: 2	P: 24
	R: 0	H: 0	E: 0	K: 2	S: 9	LOB: 0	BB: 0	P: 10


PITCHER	IP	WLS	BF	H	R	ER	SO	BB	IBB	HBP	BLK	WP	HR	S	P	ERA	WHIP
Randy Wolf, L ERA: 6.45 (1, 1)	6.2	L	31	9	4	4	1	5	0	0	0	0	1	71	126	5.40	2.100
Carlos Silva, R ERA: 2.55 (7, 1)	0.1		1	0	0	0	0	0	0	0	0	0	0	2	3	0.00	0.000
Jose Mesa, R ERA: 2.61 (8, 1)	1.0		3	0	0	0	2	0	0	0	0	0	0	9	10	0.00	0.000

BOTTOM

Philadelphia Phillies @ Colorado Rockies
Coors Field, Denver, CO

Sun Apr 28 2002, 1:05 PM MDT
Att. 40,357 - Sunny - 74 F

AB	30
R	4
H	9
RBI	4
BB	5
SO	3
LOB	15



AB	R	H	RBI	BB	SO	LOB
4	1	2	0	0	0	1
3	0	1	0	1	0	2
2	1	1	2	2	0	2
3	0	0	0	1	0	4
4	0	0	0	0	1	2
4	1	2	0	0	0	0
3	0	1	1	1	1	0
4	1	1	0	0	1	2
3	0	1	1	0	0	2
0	0	0	0	0	0	0
0	0	0	0	0	0	0
0	0	0	0	0	0	0

1B	2B	3B	HR	SF	SAC	DP	HBP
6	2	0	1	0	2	2	0

WP	PA	ERA	WHIP
0	35		

Batter	1	2	3	4	5	6	7	8	9	AB R H RBI BB SO LOB	TOP											
Abraham Nunez, S (1, 4) OBP: 0.288, SLG: 0.275	1-1 FC1-6 1B		2-2 G5-3		1-1 G4-3			0-3 K		4 0 1 0 0 1 0												
Adrian Brown, S (1, 8) OBP: 0.299, SLG: 0.326	0-1 FC1-6 1-2f		3-3 K			1-2 G4-3		2-1 G4-3		4 0 0 0 0 1 1												
Brian Giles, L (1, 7) OBP: 0.400, SLG: 0.631	2-0 G4-6-3 1-2f		0-0 G6-3			1-1 F7			1-3 K	4 0 0 0 0 1 1												
Craig Wilson, R (1, 9) OBP: 0.300, SLG: 0.270		0-1 18 WP 1B		1-2 F8		2-3 K			2-3 K	4 0 1 0 0 2 0												
Rob Mackowiak, L (1, 5) OBP: 0.250, SLG: 0.419		2-2 F8		1-2 18 G6-3 18 BLK 1B			1-2 G5-3		1-2 L9	4 0 1 0 0 0 1												
18 Jason Kendall, R (1, 2) OBP: 0.338, SLG: 0.288		4-0 BB		2-2 G6-3			4-2 FC5-4 BB			1 0 0 0 2 0 1												
Keith Osik, R (7, 2) OBP: 0.261, SLG: 0.333		1-2 BB		1-3						0 0 0 0 0 0 0												
Kevin Young, R (1, 3) OBP: 0.305, SLG: 0.333		1-1 F9		1-2 G4-3			1-0 FC5-4 FC6-4			3 0 0 0 0 0 4												
Mike Benjamin, R (1, 6) OBP: 0.161, SLG: 0.138		4-2 1-2 2-3 BB			2-1 F8		0-0 FC6-4			2 0 0 0 1 0 1												
Dave Williams, L (1, 1) OBP: 0.200, SLG: 0.500		0-3 K			2-2 G6-3			1-3 K		1 0 0 0 0 1 3												
Sean Lowe, R (4, 1)										2 0 0 0 0 1 0												
Inning Stats	R: 0 E: 0 K: 0 S: 5	H: 1 LOB: 0 BB: 0 P: 8	R: 0 E: 0 K: 1 S: 12	H: 1 LOB: 3 BB: 2 P: 23	R: 0 E: 0 K: 1 S: 10	H: 0 LOB: 0 BB: 0 P: 15	R: 0 E: 0 K: 0 S: 14	H: 1 LOB: 1 BB: 0 P: 19	R: 0 E: 0 K: 0 S: 7	H: 0 LOB: 0 BB: 0 P: 12	R: 0 E: 0 K: 1 S: 9	H: 0 LOB: 0 BB: 0 P: 13	R: 0 E: 0 K: 0 S: 9	H: 0 LOB: 1 BB: 1 P: 15	R: 0 E: 0 K: 2 S: 9	H: 0 LOB: 0 BB: 0 P: 12	R: 0 E: 0 K: 2 S: 9	H: 0 LOB: 0 BB: 0 P: 13	1B: 3 2B: 0 3B: 0 HR: 0	SF: 0 SAC: 0 DP: 1 HBP: 0	WP: 1 PB: 0 SB: 0 CS: 0	PA: 32
PITCHER	IP WLS BF H R ER SO BB IBB HBP BLK WP HR S P ERA WHIP																					
Mike Hampton, L (1, 1) ERA: 6.96	7.0 W 26 3 0 0 3 3 0 0 0 1 1 0 66 105 0.00 0.857																					
Rick White, R (8, 1) ERA: 4.26	1.0 3 0 0 0 2 0 0 0 0 0 0 0 9 12 0.00 0.000																					
Mike James, R (9, 1) ERA: 5.79	1.0 3 0 0 0 2 0 0 0 0 0 0 0 9 13 0.00 0.000																					

Pittsburgh Pirates @ Colorado Rockies
 Coors Field, Denver, CO
 Tue Apr 30 2002, 7:05 PM MDT
 Att. 30,759 - Sunny - 74 F

livebaseballscorecards.com

AB 29
 R 0
 H 3
 RBI 0
 BB 3
 SO 7
 LOB 12



Batter	1	2	3	4	5	6	7	8	9	AB R H RBI BB SO LOB	TOP	
Abraham Nunez, S (1, 4) OBP: 0.286, SLG: 0.291	2-2 G1-3		1-0 FC6-4		0-0 FC6-4			1-1 F8		4 0 1 0 0 0 1		
2 Jack Wilson, R (1, 6) OBP: 0.325, SLG: 0.314	1-3 K		0-0 F3			1-2 F7		0-1 G5-3		4 0 0 0 0 1 1		
Brian Giles, L (1, 8) OBP: 0.405, SLG: 0.618 (7, 7)	1-2 1B			4-0 BB		1-3 K		1-1 G1-4-3		3 0 1 0 1 1 0		
Craig Wilson, R (1, 9) OBP: 0.273, SLG: 0.244	1-1 G5-3			2-2 F8		2-3 K		2-2 G6-3		4 0 0 0 0 1 2		
Armando Rios, L (1, 7) OBP: 0.325, SLG: 0.304 Josias Manzanillo, R (7, 1) Scott Sauerbeck, R (8, 1)		1-1 F7		1-3 K		1-3 K				3 0 0 0 0 2 1 0 0 0 0 0 0 0 0 0 0 0 0 0 0		
18 Jason Kendall, R (1, 2) OBP: 0.338, SLG: 0.290		0-1 CS 1B		1-1 G6-3		1-2 F7				3 0 1 0 0 0 1		
Rob Mackowiak, L (1, 5) OBP: 0.239, SLG: 0.400		3-3 K			1-2 F7		1-1 L3			3 0 0 0 0 1 1		
Kevin Young, R (1, 3) OBP: 0.306, SLG: 0.324		2-0 CS	2-1 F9		4-2 FC6-4 BB		0-1 G6-3			2 0 0 0 1 0 0		
Josh Fogg, R (1, 1) OBP: 0.111, SLG: 0.111 Adrian Brown, S (7, 8) OBP: 0.296, SLG: 0.322			0-1 G6-3		0-3 K		0-1 G4-3			2 0 0 0 0 1 1 1 0 0 0 0 0 0		
Inning Stats	R: 0 H: 1 E: 0 LOB: 1 K: 1 BB: 0 S: 12 P: 17	R: 0 H: 1 E: 0 LOB: 0 K: 1 BB: 0 S: 8 P: 14	R: 0 H: 1 E: 0 LOB: 1 K: 0 BB: 0 S: 6 P: 9	R: 0 H: 0 E: 0 LOB: 1 K: 1 BB: 1 S: 8 P: 16	R: 0 H: 0 E: 0 LOB: 1 K: 1 BB: 1 S: 11 P: 16	R: 0 H: 0 E: 0 LOB: 0 K: 2 BB: 0 S: 10 P: 14	R: 0 H: 0 E: 0 LOB: 0 K: 1 BB: 0 S: 8 P: 11	R: 0 H: 0 E: 0 LOB: 0 K: 0 BB: 0 S: 6 P: 7	R: 0 H: 0 E: 0 LOB: 0 K: 0 BB: 0 S: 7 P: 10	1B: 2 SF: 0 2B: 1 SAC: 0 3B: 0 DP: 0 HR: 0 HBP: 0	WP: 0 PA: 32 PB: 0 SB: 0 CS: 1	
PITCHER Denny Neagle, L (1, 1) ERA: 4.42 Jose Jimenez, R (9, 1) ERA: 3.86	IP WLS BF H R ER SO BB IBB HBP BLK WP HR S P ERA WHIP	8.0 W 28 3 0 0 7 2 0 0 0 0 0 0 69 104 0.00 0.625	1.0 3 0 0 0 0 0 0 0 0 0 0 0 7 10 0.00 0.000									

Pittsburgh Pirates @ Colorado Rockies
 Coors Field, Denver, CO
 Wed May 01 2002, 7:05 PM MDT
 Att. 29,529 - Cloudy - 36 F

livebaseballscorecards.com

AB 29
 R 0
 H 3
 RBI 0
 BB 2
 SO 7
 LOB 8



Batter	1	2	3	4	5	6	7	8	9	AB	R	H	RBI	BB	SO	LOB
Juan Pierre, L OBP: 0.383, SLG: 0.295 (1, 8)	0-1 G3-1 2B 1B	2-1 PO 1-2	1-2 17 2B 1B		0-2 G1-6-3		1-2 HBP			3	2	2	0	0	0	0
Juan Uribe, R OBP: 0.410, SLG: 0.509 (1, 6)	0-0 G3-1 17 SF9 2B		3-2 L7		0-3 K		0-2 G3-1			4	1	1	0	0	1	2
Larry Walker, L OBP: 0.337, SLG: 0.547 (1, 9)	0-0 G3-1		0-0 L8			2-0 HR		0-0 G4-3		4	1	1	2	0	0	2
17 Todd Helton, L OBP: 0.389, SLG: 0.542 (1, 3)	1-1 SF9		1-1 1-H 2B			3-1 L5		0-1 G1-3		3	0	1	2	0	0	0
Todd Zeile, R OBP: 0.375, SLG: 0.520 (1, 5)	0-2 G4-3		3-2 G6-3			3-2 FC5-4 1B		3-2 HR 1B		4	1	2	0	0	0	1
Todd Hollandsworth, L OBP: 0.284, SLG: 0.367 (1, 7)		1-0 CS 1B		1-0 G4-3		3-2 FC5-4 1-2f		2-2 1-H HR		4	1	2	2	0	0	1
Jose Ortiz, R OBP: 0.278, SLG: 0.297 (1, 4)		2-1 F5		0-0 G1-3		2-2 FC5-4 1-2f		1-2 G1-3		4	0	0	0	0	0	2
Gary Bennett, R OBP: 0.311, SLG: 0.364 (1, 2)		2-2 1B 1-2		3-1 L4			0-0 F8			3	0	1	0	0	0	0
Denny Neagle, L OBP: 0.462, SLG: 0.692 Jose Jimenez, R (9, 1)		1-2 PO 1B		1-1 G3			2-3 K			3	0	1	0	0	1	0
										0	0	0	0	0	0	0

Inning Stats	R: 2	H: 2	E: 0	K: 0	S: 9	LOB: 0	BB: 0	P: 10	R: 0	H: 3	E: 0	K: 0	S: 12	LOB: 1	BB: 0	P: 20	R: 1	H: 2	E: 0	K: 0	S: 14	LOB: 1	BB: 0	P: 20	R: 0	H: 0	E: 0	K: 0	S: 4	LOB: 0	BB: 0	P: 8	R: 0	H: 0	E: 0	K: 1	S: 11	LOB: 0	BB: 0	P: 12	R: 1	H: 2	E: 0	K: 0	S: 12	LOB: 1	BB: 0	P: 25	R: 0	H: 0	E: 0	K: 1	S: 9	LOB: 1	BB: 0	P: 12	R: 2	H: 2	E: 0	K: 0	S: 14	LOB: 0	BB: 0	P: 20
--------------	------	------	------	------	------	--------	-------	-------	------	------	------	------	-------	--------	-------	-------	------	------	------	------	-------	--------	-------	-------	------	------	------	------	------	--------	-------	------	------	------	------	------	-------	--------	-------	-------	------	------	------	------	-------	--------	-------	-------	------	------	------	------	------	--------	-------	-------	------	------	------	------	-------	--------	-------	-------


PITCHER	IP	WLS	BF	H	R	ER	SO	BB	IBB	HBP	BLK	WP	HR	S	P	ERA	WHIP
Josh Fogg, R ERA: 2.35 (1, 1)	6.0	L	25	9	4	4	1	0	0	0	0	0	1	62	95	6.00	1.500
Josias Manzanillo, R ERA: (7, 1)	1.0		4	0	0	0	1	0	0	1	0	0	0	9	12	0.00	0.000
Scott Sauerbeck, L ERA: 2.7 (8, 1)	1.0		5	2	2	2	0	0	0	0	0	0	1	14	20	18.00	2.000

BOTTOM

Pittsburgh Pirates @ Colorado Rockies
Coors Field, Denver, CO
 Wed May 01 2002, 7:05 PM MDT
 Att. 29,529 - Cloudy - 36 F

livebaseballscorecards.com

AB	32
R	6
H	11
RBI	6
BB	0
SO	2
LOB	8



WP: 0	PA: 35
PB: 0	
SB: 0	
CS: 1	

Batter	1	2	3	4	5	6	7	8	9	AB R H RBI BB SO LOB	TOP			
Abraham Nunez, S (1, 4) OBP: 0.269, SLG: 0.271	1-1 G4-3		0-1 G3-1			0-1 F7		3-2 F8		4 0 0 0 0 0 0				
Rob Mackowiak, L (1, 5) OBP: 0.239, SLG: 0.382	0-3 K			4-2 BB		3-2 G3-1		2-1 G6-3		3 0 0 0 1 1 0				
Brian Giles, L (1, 7) OBP: 0.386, SLG: 0.583	2-3 K			2-1 F8			2-3 K		2-3 K	4 0 0 0 0 3 1				
Craig Wilson, R (1, 3) OBP: 0.292, SLG: 0.233		4-2 BB		0-0 F4			2-1 18 E HBP		2-3 K	2 1 0 0 1 1 1				
Armando Rios, L (1, 9) OBP: 0.321, SLG: 0.301		0-0 F8		2-2 F8			0-1 18 E G3 1B		3-3 K	4 1 1 0 0 1 2				
18 Jason Kendall, R (1, 2) OBP: 0.337, SLG: 0.292		0-0 L8			0-0 F8		3-2 E7 G3 1B			3 0 1 1 0 0 1				
Adrian Brown, S (1, 8) OBP: 0.287, SLG: 0.311		2-2 F5			3-2 G3-1		0-0 G3			3 0 0 1 0 0 2				
2 Jack Wilson, R (1, 6) OBP: 0.313, SLG: 0.301			0-1 L9		0-0 G1-3		0-2 L8			3 0 0 0 0 0 1				
Ron Villone, L (1, 1) OBP: 0.100, SLG: 0.100 Scott Sauerbeck, R (7, 1) Mike Benjamin, R (8, PH) Brian Boehringer, S (8, 1)			2-3 K			1-3 K		1-3 K		2 0 0 0 0 2 0 0 0 0 0 0 0 0 1 0 0 0 0 1 0 0 0 0 0 0 0 0				
Inning Stats	R: 0 E: 0 K: 2 S: 8 H: 0 LOB: 0 BB: 0 P: 11	R: 0 E: 0 K: 0 S: 9 H: 0 LOB: 1 BB: 1 P: 15	R: 0 E: 0 K: 1 S: 7 H: 0 LOB: 0 BB: 0 P: 9	R: 0 E: 0 K: 0 S: 9 H: 0 LOB: 1 BB: 1 P: 17	R: 0 E: 0 K: 0 S: 5 H: 0 LOB: 0 BB: 0 P: 8	R: 0 E: 0 K: 1 S: 9 H: 0 LOB: 0 BB: 0 P: 13	R: 2 E: 1 K: 1 S: 15 H: 2 LOB: 1 BB: 0 P: 22	R: 0 E: 0 K: 1 S: 9 H: 0 LOB: 0 BB: 0 P: 15	R: 0 E: 0 K: 3 S: 10 H: 0 LOB: 0 BB: 0 P: 17	1B: 2 2B: 0 3B: 0 HR: 0 SF: 0 SAC: 0 DP: 0 HBP: 1	WP: 0 PB: 0 SB: 0 CS: 0 PA: 32			
PITCHER	IP WLS BF H R ER SO BB IBB HBP BLK WP HR S P ERA WHIP												PITCHER	IP WLS BF H R ER SO BB IBB HBP BLK WP HR S P ERA WHIP
John Thomson, R (1, 1) ERA: 4.46	7.0 W 26 2 2 2 5 2 0 1 0 0 0 62 95 2.57 0.571													
Kent Mercker, L (8, 1) ERA: 2.51	1.0 3 0 0 0 1 0 0 0 0 0 0 9 15 0.00 0.000													
Dennys Reyes, L (9, 1) ERA: 5.4	1.0 3 0 0 0 3 0 0 0 0 0 0 10 17 0.00 0.000													

Pittsburgh Pirates @ Colorado Rockies
 Coors Field, Denver, CO
 Thu May 02 2002, 1:05 PM MDT
 Att. 30,134 - Cloudy - 55 F

livebaseballscorecards.com

AB	29
R	2
H	2
RBI	2
BB	2
SO	9
LOB	8



Batter	1	2	3	4	5	6	7	8	9
Juan Pierre, L (1, 8) OBP: 0.387, SLG: 0.296	2-2 G1-3		0-2 E5 2B		0-0 G1-3 1B		4-1 2B 1B BB		
Juan Uribe, R (1, 6) OBP: 0.413, SLG: 0.527	2-3 K		0-1 G4-3 17 1B 2B		2-0 G1-3 1-2		0-0 1-3 1B 2B		
Larry Walker, L (1, 9) OBP: 0.333, SLG: 0.532	1-3 K		2-1 G4-3 2-3		1-1 L8		2-0 17 BB 1B		
17 Todd Helton, L (1, 3) OBP: 0.402, SLG: 0.545		1-2 1B G4-6-3 1B	1-0 1B 3-H		1-3 K		4-2 1-2 BB		
Todd Zeile, R (1, 5) OBP: 0.370, SLG: 0.506		0-1 G4-6-3 1B	2-2 G5-3		3-2 F7		0-2 G4-3		
Benny Agbayani, R (1, 7) OBP: 0.281, SLG: 0.345 Todd Hollandsworth, L (7, 7) OBP: 0.279, SLG: 0.361		3-2 G4-6-3 1-2f 3-H		2-1 G5-3		0-1 G5-3		3-3 K	
Terry Shumpert, R (1, 4) OBP: 0.241, SLG: 0.314		1-3 K		1-2 G5-3		1-1 F8		2-2 L5	
Ben Petrick, R (1, 2) OBP: 0.209, SLG: 0.231			0-0 SH2-4 E 1B		1-3 K		2-0 G5-3		0-3 K
John Thomson, R (1, 1) Mark Little, R (7, PH) OBP: 0.286, SLG: 0.360 Kent Mercker, L (8, 1) Dennys Reyes, R (9, 1)			1-0 SH2-4		3-1 F8		2-0 2B 3B		

Inning Stats	R: 0	H: 0	E: 0	K: 2	S: 10	LOB: 0	BB: 0	P: 15	R: 1	H: 2	E: 0	K: 1	S: 11	LOB: 0	BB: 0	P: 16	R: 3	H: 3	E: 1	K: 0	S: 13	LOB: 1	BB: 0	P: 19	R: 0	H: 0	E: 0	K: 1	S: 9	LOB: 0	BB: 0	P: 13	R: 0	H: 1	E: 0	K: 0	S: 6	LOB: 1	BB: 0	P: 12	R: 0	H: 0	E: 0	K: 1	S: 8	LOB: 0	BB: 0	P: 12	R: 3	H: 3	E: 0	K: 0	S: 12	LOB: 2	BB: 2	P: 27	R: 0	H: 0	E: 0	K: 2	S: 12	LOB: 0	BB: 0	P: 17
1B: 6	SF: 0	2B: 2	SAC: 1	3B: 1	DP: 1	HR: 0	HBP: 0	WP: 0	PA: 35																																																							

PITCHER	IP	WLS	BF	H	R	ER	SO	BB	IBB	HBP	BLK	WP	HR	S	P	ERA	WHIP
Ron Villone, L (1, 1) ERA: 6.19	6.2	L	29	8	7	5	5	1	0	0	0	0	0	63	102	6.75	1.350
Scott Sauerbeck, L (7, 1) ERA: 2.61	0.1		3	1	0	0	0	1	0	0	0	0	0	6	12	0.00	6.000
Brian Boehringer, R (8, 1) ERA: 2.63	1.0		3	0	0	0	2	0	0	0	0	0	0	12	17	0.00	0.000


BOTTOM

Pittsburgh Pirates @ Colorado Rockies
Coors Field, Denver, CO

Thu May 02 2002, 1:05 PM MDT
Att. 30,134 - Cloudy - 55 F

livebaseballscorecards.com

AB	32
R	7
H	9
RBI	5
BB	2
SO	7
LOB	7




Batter	1	2	3	4	5	6	7	8	9	AB R H RBI BB SO LOB	TOP											
Juan Pierre, L (1, 8) OBP: 0.388, SLG: 0.301	1-0 L7		0-2 FC4-6		0-1 S 1B		0-0 1B G3 1B		0-3 K	5 1 2 0 0 1 1												
Juan Uribe, R (1, 6) OBP: 0.405, SLG: 0.513	0-0 G6-3		2-3 K		3-2 F2		1-0 G3 1B		0-1 P4	5 0 1 0 0 1 3												
Larry Walker, L (1, 9) OBP: 0.330, SLG: 0.512	3-2 F9			4-2 1B BB	1-1 L3		1-1 G3			3 1 0 1 1 0 2												
17 Todd Helton, L (1, 3) OBP: 0.388, SLG: 0.524		2-2 G3		1-3 K		2-0 F8		3-2 G3		4 0 0 0 0 1 2												
Todd Zeile, R (1, 5) OBP: 0.375, SLG: 0.518		3-2 P6		1-2 HBP G1-2-3 1B		3-2 2B			3-3 K	4 0 2 0 0 1 0												
Todd Hollandsworth, L (1, 7) OBP: 0.306, SLG: 0.365		4-2 BB		0-0 HBP 1B		4-1 BB		2-2 G3-1		2 0 1 1 2 0 0												
Jose Ortiz, R (1, 4) OBP: 0.276, SLG: 0.284		1-1 F7		1-1 HBP		0-1 F7		2-3 K		3 0 0 0 0 1 3												
Gary Bennett, R (1, 2) OBP: 0.292, SLG: 0.339			1-1 G6-3	1-1 G1-2-3		3-3 K			1-3 K	4 0 0 0 0 2 5												
Shawn Chacon, R (1, 1) OBP: 0.333, SLG: 0.333			1-0 FC4-6 1B		1-3 K		3-3 K		3-3 K	2 0 1 0 0 1 0												
Benny Agbayani, R (7, PH) OBP: 0.277, SLG: 0.339										1 0 0 0 0 1 0												
Chris Nighting, R (7, 1) OBP: 0.500, SLG: 0.500										0 0 0 0 0 0 0												
Todd Jones, L (8, 1)										0 0 0 0 0 0 0												
Greg Norton, S (9, PH) OBP: 0.231, SLG: 0.286										1 0 0 0 0 1 0												
Inning Stats	R: 0 E: 0 K: 0 S: 6	H: 0 LOB: 0 BB: 0 P: 10	R: 0 E: 0 K: 0 S: 10	H: 0 LOB: 1 BB: 1 P: 20	R: 0 E: 0 K: 1 S: 12	H: 1 LOB: 1 BB: 0 P: 16	R: 1 E: 0 K: 1 S: 13	H: 2 LOB: 2 BB: 1 P: 21	R: 0 E: 0 K: 1 S: 11	H: 1 LOB: 1 BB: 0 P: 15	R: 0 E: 0 K: 1 S: 10	H: 1 LOB: 2 BB: 1 P: 22	R: 1 E: 0 K: 1 S: 10	H: 2 LOB: 1 BB: 0 P: 18	R: 0 E: 0 K: 2 S: 10	H: 0 LOB: 0 BB: 0 P: 17	R: 0 E: 0 K: 3 S: 13	H: 0 LOB: 1 BB: 0 P: 17	1B: 6 2B: 1 3B: 0 HR: 0	SF: 0 SAC: 0 DP: 1 HBP: 1	WP: 1 PB: 0 SB: 1 CS: 0	PA: 38
PITCHER	IP WLS BF H R ER SO BB IBB HBP BLK WP HR S P ERA WHIP																					
Brandon Duckworth, R (1, 1) ERA: 5.06	6.1 W 29 7 2 2 5 3 0 1 0 0 0 67 113 2.84 1.579																					
Rheal Cormier, L (7, 1) ERA: 11.0	0.2 H 2 0 0 0 0 0 0 0 0 0 0 5 9 0.00 0.000																					
Ricky Bottalico, R (8, 1) ERA: 4.22	1.0 H 3 0 0 0 2 0 0 0 0 0 0 10 17 0.00 0.000																					
Jose Mesa, R (9, 1) ERA: 2.92	1.0 S 4 0 0 0 3 0 0 0 0 0 1 0 13 17 0.00 0.000																					

Colorado Rockies @ Philadelphia Phillies
Veterans Stadium, Philadelphia, PA

Fri May 03 2002, 7:05 PM EDT
Att. 15,257 - Cloudy - 61 F

AB	34
R	2
H	7
RBI	2
BB	3
SO	10
LOB	16



Batter	1	2	3	4	5	6	7	8	9	AB R H RBI BB SO LOB	TOP											
Juan Pierre, L (1, 8) OBP: 0.374, SLG: 0.301	0-1 FC4-6 17 2B 2B	1-1 G6-3			0-0 S 1B		1-1 G3		2-2 G3 1-2	5 1 2 0 0 0 1												
Juan Uribe, R (1, 6) OBP: 0.400, SLG: 0.496	1-2 FC4-6 1B		2-0 G1-3		4-1 1-2 BB		2-1 G5-3			3 0 1 0 1 0 0												
Larry Walker, L (1, 9) OBP: 0.330, SLG: 0.505	3-2 FC4-6 17 2B HR 1-2f 2-3		0-1 S 1B		1-1 F7			3-3 K		4 1 1 0 0 1 4												
17 Todd Helton, L (1, 3) OBP: 0.400, SLG: 0.545	0-1 HR 2B 1-3 3-H		0-1 P4		0-0 L3			0-0 F7		4 1 1 1 0 0 3												
Todd Zeile, R (1, 5) OBP: 0.390, SLG: 0.587	1-2 HR		3-2 L9		2-2 1B			2-2 1B		4 1 3 3 0 0 1												
Todd Hollandsworth, L (1, 7) OBP: 0.286, SLG: 0.336	2-2 G4-3			0-0 F8		0-3 K		1-3 K		4 0 0 0 0 2 2												
Jose Ortiz, R (1, 4) OBP: 0.266, SLG: 0.271 Terry Shumpert, R (9, PH) OBP: 0.271, SLG: 0.302	2-1 G4-3			0-0 G5-3		0-1 F5			0-3 K	3 0 0 0 0 0 1 1 0 0 0 0 1 0	AB 35 R 4 H 8 RBI 4 BB 2 SO 6 LOB 13											
Gary Bennett, R (1, 2) OBP: 0.279, SLG: 0.323 Benny Agbayani, R (9, PH) OBP: 0.261, SLG: 0.317		1-1 G6-3		2-3 K		1-2 G5-3			3-3 K	3 0 0 0 0 1 1 1 0 0 0 0 1 0												
Mike Hampton, R (1, 1) OBP: 0.308, SLG: 0.308 Mark Little, R (7, PH) OBP: 0.300, SLG: 0.346 Chris Naching, R (7, 1) OBP: 0.500, SLG: 0.500 Mike James, R (8, 1) Greg Norton, S (9, PH) OBP: 0.268, SLG: 0.306		0-0 G4-3			0-2 G1-3		0-2 F8		4-2 PB BB	2 0 0 0 0 0 0 1 0 1 0 0												
Inning Stats	R: 4 E: 0 K: 0 S: 20	H: 4 LOB: 0 BB: 0 P: 29	R: 0 E: 0 K: 0 S: 5	H: 0 LOB: 0 BB: 0 P: 7	R: 0 E: 0 K: 1 S: 9	H: 1 LOB: 1 BB: 0 P: 14	R: 0 E: 0 K: 1 S: 8	H: 0 LOB: 0 BB: 0 P: 10	R: 0 E: 0 K: 0 S: 8	H: 1 LOB: 2 BB: 1 P: 13	R: 0 E: 0 K: 1 S: 12	H: 1 LOB: 1 BB: 0 P: 15	R: 0 E: 0 K: 0 S: 7	H: 0 LOB: 0 BB: 0 P: 10	R: 0 E: 0 K: 2 S: 11	H: 1 LOB: 1 BB: 0 P: 17	R: 0 E: 0 K: 2 S: 13	H: 0 LOB: 1 BB: 1 P: 22	1B: 5 2B: 2 3B: 0 HR: 1	SF: 0 SAC: 0 DP: 0 HBP: 0	WP: 0 PB: 1 SB: 2 CS: 0	PA: 37
PITCHER	IP WLS BF H R ER SO BB IBB HBP BLK WP HR S P ERA WHIP																					
Vicente Padilla, R (1, 1) ERA: 2.87	6.0 W 26 7 4 4 2 1 0 0 0 0 0 1 62 88 6.00 1.333																					
Rheal Cormier, L (7, 1) ERA: 9.0	1.2 H 6 1 0 0 1 0 0 0 0 0 0 0 14 22 0.00 0.600																					
Ricky Bottalico, R (8, 1) ERA: 4.09	0.1 H 1 0 0 0 1 0 0 0 0 0 0 0 4 5 0.00 0.000																					
Jose Mesa, R (9, 1) ERA: 2.51	1.0 S 4 0 0 0 2 1 0 0 0 0 0 0 13 22 0.00 1.000																					

Colorado Rockies @ Philadelphia Phillies
Veterans Stadium, Philadelphia, PA
Sun May 05 2002, 1:35 PM EDT
Att. 32,411 - Sunny - 65 F

livebaseballscorecards.com

Batter	1	2	3	4	5	6	7	8	9	AB R H RBI BB SO LOB	TOP											
Juan Pierre, L (1, 8) OBP: 0.382, SLG: 0.313	0-0 1B		0-0 17 1B		1-1 CS 1B		1-0 B5-3		1-0 G4-3	5 1 3 0 0 0 0												
Juan Uribe, R (1, 6) OBP: 0.403, SLG: 0.488	2-2 L6		1-0 G6-3		4-2 1B E BB		4-2 1B BB			2 1 0 0 2 0 2												
Larry Walker, L (1, 9) OBP: 0.337, SLG: 0.505	1-3 K		1-0 G4-3		0-1 E8 1B		0-0 1-2 1B			4 1 2 0 0 1 2												
17 Todd Helton, L (1, 3) OBP: 0.396, SLG: 0.535	0-3 K		0-1 1B		1-1 F7		1-2 F9			4 0 1 1 0 1 3												
Todd Zeile, R (1, 5) OBP: 0.385, SLG: 0.573		3-2 HR 1B	2-2 F9		3-2 G3-1		3-3 K			4 1 1 0 0 1 1												
Todd Hollandsworth, L (1, 7) OBP: 0.296, SLG: 0.403		2-2 1-H HR		2-2 L3		1-1 2B		0-0 B1-3		4 1 2 2 0 0 0												
Jose Ortiz, R (1, 4) OBP: 0.253, SLG: 0.257		0-1 P3		1-0 F8		2-3 K		2-0 G5-3		4 0 0 0 0 1 1												
Todd Jones, L (8, 1)										0 0 0 0 0 0 0												
Jose Jimenez, R (9, 1)										0 0 0 0 0 0 0												
Gary Bennett, R (1, 2) OBP: 0.278, SLG: 0.308		0-1 G4-3		1-3 K		4-0 CS IBB			0-3 K	3 0 0 0 1 2 0												
John Thomson, R (1, 1)		2-1 G5-3			0-3 K		2-2 CS		0-2 G6-3	2 0 0 0 0 1 0												
Kent Mercker, L (6, 1)										1 0 0 0 0 0 0												
Rick White, R (7, 1)										0 0 0 0 0 0 0												
Terry Shumpert, R (8, 4) OBP: 0.267, SLG: 0.296										1 0 0 0 0 0 0												
Inning Stats	R: 0 E: 0 K: 2 S: 10	H: 1 LOB: 1 BB: 0 P: 13	R: 2 E: 0 K: 0 S: 12	H: 2 LOB: 0 BB: 0 P: 19	R: 1 E: 0 K: 0 S: 8	H: 2 LOB: 1 BB: 0 P: 12	R: 0 E: 0 K: 1 S: 8	H: 0 LOB: 0 BB: 0 P: 12	R: 2 E: 1 K: 1 S: 12	H: 2 LOB: 0 BB: 1 P: 17	R: 0 E: 0 K: 1 S: 10	H: 1 LOB: 1 BB: 1 P: 22	R: 0 E: 0 K: 0 S: 9	H: 1 LOB: 2 BB: 1 P: 15	R: 0 E: 0 K: 1 S: 5	H: 0 LOB: 0 BB: 0 P: 10	R: 0 E: 0 K: 1 S: 7	H: 0 LOB: 0 BB: 0 P: 8	1B: 7 2B: 1 3B: 0 HR: 1	SF: 0 SAC: 0 DP: 0 HBP: 0	WP: 0 PB: 0 SB: 0 CS: 2	PA: 38
PITCHER	IP WLS BF H R ER SO BB IBB HBP BLK WP HR S P ERA WHIP																					
Tony Armas, R (1, 1) ERA: 3.68	6.0 L 26 8 5 3 5 1 1 0 0 0 0 1 60 95 4.50 1.500																					
Scott Stewart, L (7, 1) ERA: 1.56	2.0 8 1 0 0 1 1 0 0 0 0 0 0 14 25 0.00 1.000																					
Britt Reames, R (9, 1) ERA: 5.51	1.0 3 0 0 0 1 0 0 0 0 0 0 0 7 8 0.00 0.000																					

Colorado Rockies @ Montreal Expos
Olympic Stadium, Montreal, QB
Tue May 07 2002, 7:05 PM EDT
Att. 3,780 - Dome - 72 F

livebaseballscorecards.com

AB	34
R	5
H	9
RBI	3
BB	3
SO	7
LOB	9



BOTTOM

Colorado Rockies @ Montreal Expos
Olympic Stadium, Montreal, QB
Tue May 07 2002, 7:05 PM EDT
Att. 3,780 - Dome - 72 F

livebaseballscorecards.com

AB	39
R	3
H	11
RBI	3
BB	2
SO	7
LOB	19



WP	0	PA	41
PB	0		
SB	0		
CS	0		

AB R H RBI BB SO LOB

5 0 0 0 0 0 3

5 0 3 0 0 0 2

4 0 1 0 1 0 1

5 1 1 0 0 2 5

0 0 0 0 0 0 0

5 0 0 0 0 3 4

4 1 1 1 0 0 0

3 1 2 2 1 0 0

4 0 2 0 0 1 1

2 0 0 0 0 0 1

1 0 0 0 0 1 2

0 0 0 0 0 0 0

1 0 1 0 0 0 0

0 0 0 0 0 0 0

1B: 8 SF: 0

2B: 2 SAC: 0

3B: 0 DP: 0

HR: 1 HBP: 0

Batter	1	2	3	4	5	6	7	8	9
Endy Chavez, L (1, 8) C F F F X	1-2 G4-3 ①		2-2 E6 1-2		2-1 G4-3 ②		0-1 G5-3 ① F F X	1-2 FC6-4 1-2f	
Jose Vidro, S (1, 4) OBP: 0.369, SLG: 0.473 F B F B X	2-2 P6 ②		1-0 P6 ③		1-1 1B 1B		2-0 2B	2-2 FC5-4 1B	
Vladimir Guerrero, R (1, 9) OBP: 0.454, SLG: 0.683 F F X	0-2 F8 ③			0-2 G4-3 ① F S X	1-2 1B 1-3		4-2 BB	0-0 FC5-4 FC6-4 1-2f	
Lee Stevens, L (1, 3) OBP: 0.386, SLG: 0.436 Lou Collier, R (9, PR)		3-2 F7 ①		3-2 1B 2B	2-3 K ③		1-3 K ②	0-1 FC6-4 DI 1-2f	
Fernando Tatis, R (1, 5) OBP: 0.292, SLG: 0.500 B X		1-0 F7 ②		1-3 K ②		0-1 G1-3 ① S X	1-3 K ③	3-3 K ③ 1-2	
Orlando Cabrera, R (1, 6) OBP: 0.328, SLG: 0.361 C X		0-1 B1-3 ③		1-2 HR 1B 2-H		1-1 G6-3 ②		0-2 G3-1 ①	
Michael Barrett, R (1, 2) OBP: 0.458, SLG: 0.714 B X			1-0 L8 ① C X	0-1 HR 1-H		2-2 1B 1B		4-2 1B BB	
Brad Wilkerson, L (1, 7) OBP: 0.385, SLG: 0.350 C B B F X			2-2 E 1B ②	0-3 K ③		3-2 1B 1-3		2-2 F8 ②	
Tony Armas, R (1, 1) OBP: 0.118, SLG: 0.118 Henry Rodriguez, L (6, PH) OBP: 0.200, SLG: 0.050 Scott Stewart, R (7, 1)			0-0 F3 ② X		2-2 G6-3 ① C B B F X		0-3 K ③ C B B F X	2-2 FC6-4 1B	
Brian Schneider, L (8, PH) OBP: 0.372, SLG: 0.513 Britt Reames, R (9, 1)									

Inning Stats	R: 0	H: 0	E: 0	K: 0	S: 11	R: 0	H: 0	E: 0	K: 0	S: 6	R: 0	H: 1	E: 1	K: 0	S: 9	R: 3	H: 3	E: 0	K: 2	S: 18	R: 0	H: 2	E: 0	K: 1	S: 13	R: 0	H: 2	E: 0	K: 1	S: 16	R: 0	H: 1	E: 0	K: 2	S: 11	R: 0	H: 1	E: 0	K: 0	S: 16	R: 0	H: 1	E: 0	K: 1	S: 9	R: 0	H: 1	E: 0	K: 1	S: 14	1B: 8	SF: 0	2B: 2	SAC: 0	3B: 0	DP: 0	HR: 1	HBP: 0	WP: 0	PA: 41
--------------	------	------	------	------	-------	------	------	------	------	------	------	------	------	------	------	------	------	------	------	-------	------	------	------	------	-------	------	------	------	------	-------	------	------	------	------	-------	------	------	------	------	-------	------	------	------	------	------	------	------	------	------	-------	-------	-------	-------	--------	-------	-------	-------	--------	-------	--------

PITCHER	IP	WLS	BF	H	R	ER	SO	BB	IBB	HBP	BLK	WP	HR	S	P	ERA	WHIP
John Thomson, R (1, 1) ERA: 4.5	5.2	W	26	8	3	3	3	0	0	0	0	0	1	70	102	4.76	1.412
Kent Mercker, L (6, 1) ERA: 2.3	1.0	H	5	1	0	0	2	1	0	0	0	0	0	11	18	0.00	2.000
Rick White, R (7, 1) ERA: 4.5	0.1	H	1	0	0	0	1	0	0	0	0	0	0	3	4	0.00	0.000
Todd Jones, R (8, 1) ERA: 3.24	1.0	H	5	1	0	0	0	1	0	0	0	0	0	16	25	0.00	2.000
Jose Jimenez, R (9, 1) ERA: 3.45	1.0	S	4	1	0	0	1	0	0	0	0	0	0	9	14	0.00	1.000

Batter	1	2	3	4	5	6	7	8	9	AB R H RBI BB SO LOB	TOP											
Juan Pierre, L (1, 8) OBP: 0.372, SLG: 0.303	1-1 G6-3		1-3 K			0-0 B1-3	2-2 FC6-4			4 0 0 0 0 1 3												
Juan Uribe, R (1, 6) OBP: 0.392, SLG: 0.473	3-2 P6			0-0 G4-3		2-3 K		3-2 L9		4 0 0 0 0 1 0												
Larry Walker, L (1, 9) OBP: 0.333, SLG: 0.525	2-1 G4-3			0-0 G3			0-0 HR	1-0 G3-1		4 1 1 1 0 0 0												
17 Todd Helton, L (1, 3) OBP: 0.399, SLG: 0.559		1-2 G3		0-2 HR		1-1 1B	1-1 1B	3-2 G6-3		4 2 2 1 0 0 0												
Todd Zeile, R (1, 5) OBP: 0.398, SLG: 0.606		4-2 L5-3 BB		2-1 L9		2-1 SH	1-3 FC6-4	0-1 HR		3 2 2 1 1 0 0												
Todd Hollandsworth, L (1, 7) OBP: 0.294, SLG: 0.395		0-1 L5-3		1-1 G4-3		0-0 FC6-4	1-2 SH	0-0 G3		4 0 1 1 0 0 1												
Jose Ortiz, R (1, 4) OBP: 0.244, SLG: 0.247			3-2 L3		1-1 G3	0-1 SH	0-1 FC6-4	3-2 G6-3		3 0 0 0 0 0 0												
Dennys Reyes, R (9, 1)						1-2 2-3				0 0 0 0 0 0 0												
Bobby Estalella, R (1, 2)			1-1 F8		3-2 G6-3	2-3 K		1-3 K		4 0 0 0 0 2 3												
Shawn Chacon, R (1, 1) OBP: 0.364, SLG: 0.364			0-0 1B			2-3 K	1-1 FC6-4			2 0 1 0 0 1 0												
Greg Norton, S (7, PH) OBP: 0.262, SLG: 0.297							1-2 2-3 3-H			1 0 0 1 0 0 2												
Chris Nix, R (7, 1) OBP: 0.690, SLG: 0.500										0 0 0 0 0 0 0												
Kent Mercker, L (8, 1)										0 0 0 0 0 0 0												
Rick White, R (8, 1)										0 0 0 0 0 0 0												
Terry Shumpert, R (9, 4) OBP: 0.267, SLG: 0.296										0 0 0 0 0 0 0												
Inning Stats	R: 0 E: 0 K: 0 S: 7	H: 0 LOB: 0 BB: 0 P: 13	R: 0 E: 0 K: 0 S: 7	H: 0 LOB: 0 BB: 1 P: 12	R: 0 E: 0 K: 1 S: 12	H: 1 LOB: 1 BB: 0 P: 17	R: 1 E: 0 K: 0 S: 7	H: 1 LOB: 0 BB: 0 P: 9	R: 0 E: 0 K: 0 S: 7	H: 0 LOB: 0 BB: 0 P: 12	R: 0 E: 0 K: 2 S: 10	H: 0 LOB: 0 BB: 0 P: 14	R: 3 E: 0 K: 1 S: 16	H: 4 LOB: 2 BB: 0 P: 24	R: 0 E: 0 K: 0 S: 7	H: 0 LOB: 0 BB: 0 P: 14	R: 1 E: 0 K: 1 S: 11	H: 1 LOB: 0 BB: 0 P: 15	1B: 4 2B: 1 3B: 0 HR: 3	SF: 0 SAC: 1 DP: 1 HBP: 0	WP: 0 PB: 0 SB: 0 CS: 0	PA: 35
PITCHER	IP WLS BF H R ER SO BB IBB HBP BLK WP HR S P ERA WHIP																					
Carl Pavano, R (1, 1) ERA: 5.31	6.0 L 23 5 4 4 3 1 0 0 0 0 0 2 55 85 6.00 1.000																					
52 T.J. Tucker, R (7, 1) ERA: 1.35	1.0 5 1 0 0 1 0 0 0 0 0 0 0 11 16 0.00 1.000																					
Graeme Lloyd, L (8, 1) ERA: 6.14	1.0 3 0 0 0 0 0 0 0 0 0 0 0 7 14 0.00 0.000																					
Masato Yoshii, R (9, 1) ERA: 4.26	1.0 4 1 1 1 1 0 0 0 0 0 0 1 11 15 9.00 1.000																					

Colorado Rockies @ Montreal Expos
Olympic Stadium, Montreal, QB
Wed May 08 2002, 7:05 PM EDT
Att. 5,220 - Dome - 72 F

livebaseballscorecards.com

AB	33
R	5
H	7
RBI	5
BB	1
SO	5
LOB	9



Batter	1	2	3	4	5	6	7	8	9	10	11	12	AB R H RBI BB SO LOB	TOP	
Mark Little, R (1, 8) OBP: 0.284, SLG: 0.310 Todd Hollandsworth, L (9, PH) OBP: 0.299, SLG: 0.410 (9, 7)	G5-3		F7		2B HBP		K		F7		F9 2B		3 1 0 0 0 1 1 2 0 1 0 0 0 2	Colorado Rockies @ Montreal Expos Olympic Stadium, Montreal, QB Thu May 09 2002, 7:05 PM EDT Att: 3,183 - Dome - 72 F	
Juan Uribe, R (1, 6) OBP: 0.389, SLG: 0.474	1B		K		2B		G6-3		K		F9		6 1 2 0 0 2 3		
Larry Walker, L (1, 9) OBP: 0.342, SLG: 0.533	1B 17 G4-6-3		K		2B WP		G4-3		E9 BB		G6-3		6 0 3 3 0 1 2		
17 Todd Helton, L (1, 3) OBP: 0.403, SLG: 0.549	G4-6-3 1-2f				1B				G3-1		G4-3		4 0 1 0 2 0 3		
Todd Zeile, R (1, 5) OBP: 0.395, SLG: 0.587		G5-3 1B		K		K		G6-3				G4-3	5 0 1 0 1 2 3		
Terry Shumpert, R (1, 4) OBP: 0.273, SLG: 0.317		1B		F5			F3		1B 2B			G6-3	6 1 2 0 0 1 4		
Benny Agbayani, R (1, 7) OBP: 0.274, SLG: 0.343 Gary Bennett, R (9, 2) OBP: 0.270, SLG: 0.299		P3		G1-3			2B		2B 1B			F9	4 0 2 1 0 0 3 2 0 0 0 0 0 0		
Bobby Estalella, R (1, 2) Juan Pierre, L (9, PH) OBP: 0.373, SLG: 0.306 (9, 8)		G5-3 2-3f		G5-3		K			F7 1B PB		F7		3 0 0 0 0 1 3 2 1 1 0 0 0 0		
Denny Neagle, L (1, 1) ERA: 4.21 Jose Ortiz, R (1, 1) ERA: 5.0 Justin Speier, R (1, 1) ERA: 5.0 Dennys Reyes, R (1, 1) ERA: 5.0 Greg Norton, S (1, 1) ERA: 5.0 Chris Nohr, R (1, 1) ERA: 5.0 Mike Hampton, R (1, 1) ERA: 5.0 Todd Jones, L (1, 1) ERA: 5.0 Rick White, R (1, 1) ERA: 5.0			1B		K		G3		F7 1B PB		K		2 0 1 0 0 0 1 0 1 0 0 0 0 0 0 1 0 0 0 0 0 0 0 0 1 1 1 0 1 0 0 0 0 0 1 0 0 0 0 0 0 0 0 0		
Inning Stats	R: 0 H: 2 E: 0 LOB: 1 K: 0 BB: 0 S: 11 P: 13	R: 0 H: 2 E: 0 LOB: 1 K: 0 BB: 0 S: 10 P: 15	R: 0 H: 1 E: 0 LOB: 1 K: 2 BB: 0 S: 10 P: 13	R: 0 H: 1 E: 0 LOB: 1 K: 1 BB: 0 S: 9 P: 11	R: 2 H: 2 E: 0 LOB: 2 K: 2 BB: 1 S: 20 P: 28	R: 0 H: 1 E: 0 LOB: 1 K: 1 BB: 0 S: 10 P: 12	R: 0 H: 0 E: 0 LOB: 0 K: 1 BB: 0 S: 6 P: 8	R: 1 H: 2 E: 0 LOB: 1 K: 0 BB: 0 S: 9 P: 14	R: 2 H: 3 E: 1 LOB: 3 K: 2 BB: 2 S: 17 P: 29	R: 0 H: 0 E: 0 LOB: 0 K: 1 BB: 0 S: 6 P: 10	R: 0 H: 1 E: 0 LOB: 1 K: 0 BB: 0 S: 8 P: 13	R: 0 H: 0 E: 0 LOB: 0 K: 0 BB: 0 S: 8 P: 13	1B: 10 SF: 0 2B: 5 SAC: 0 3B: 0 DP: 2 HR: 0 HBP: 1		WP: 1 PA: 52 PB: 1 SB: 0 CS: 0
PITCHER Bruce Chen, L (1, 1) ERA: 4.21 Britt Reames, R (6, 1) ERA: 5.0 Scott Stewart, L (7, 1) ERA: 1.96 52 T.J. Tucker, R (8, 1) ERA: 1.33 Matt Herges, R (9, 1) ERA: 3.92	IP: 5.0 WLS: 23 BF: 8 H: 2 R: 2 ER: 2 SO: 5 BB: 1 IBB: 0 HBP: 1 BLK: 0 WP: 1 HR: 0 S: 60 P: 80 ERA: 3.60 WHIP: 1.800	PITCHER Graeme Lloyd, L (11, 1) ERA: 5.51	IP: 1.2 WLS: 5 BF: 0 H: 0 R: 0 ER: 0 SO: 0 BB: 0 IBB: 0 HBP: 0 BLK: 0 WP: 0 HR: 0 S: 11 P: 16 ERA: 0.00 WHIP: 0.000												

livebaseballscorecards.com



Batter	1	2	3	4	5	6	7	8	9	AB	R	H	RBI	BB	SO	LOB	TOP										
Juan Pierre, L (1, 8) OBP: 0.381, SLG: 0.319	1-2 S 17 HR 1B	4-1 G5-4-3 BB			2-1 P5	2-2 G4-3 2B	1-2 FC4-6			4	2	2	3	1	0	2											
Juan Uribe, R (1, 6) OBP: 0.377, SLG: 0.457	2-3 K	0-1 G5-4-3			1-2 G6-3	0-0 G4-3		1-3 K		5	0	0	0	0	2	5											
Larry Walker, L (1, 9) OBP: 0.345, SLG: 0.532	0-2 G6-3			0-0 F7	3-1 HBP	2-1 2B		1-3 K		4	0	1	1	0	1	1											
17 Todd Helton, L (1, 3) OBP: 0.416, SLG: 0.603	2-1 HR			2-2 HR	2-1 F8	4-0 IBB		0-0 1B		4	2	3	3	1	0	1											
Greg Norton, S (1, 5) Brent Butler, R (6, 5)	3-0 G3			2-2 P4				0-0 P4		4	1	1	0	0	1	2											
Todd Hollandsworth, L (1, 7) OBP: 0.315, SLG: 0.434				1-2 P6						4	1	1	0	0	1	2											
Jose Ortiz, R (1, 4) OBP: 0.272, SLG: 0.277				0-1 E9 1B 2B						5	2	3	0	0	0	0											
Gary Bennett, R (1, 2) OBP: 0.266, SLG: 0.282				1-2 SH1-4 1B						5	1	4	2	0	0	0											
Jason Jennings, L (1, 1) OBP: 0.286, SLG: 0.500				1-0 E7 SH1-4						4	1	0	0	1	1	4											
Kent Mercker, L (8, 1)				1-2 SH1-4						3	0	1	0	0	1	3											
Chris Nichtig, R (8, 1) OBP: 0.500, SLG: 0.500				0-1 SH1-4						0	0	0	0	0	0	0											
Jose Jimenez, R (9, 1)				1-2 2-3 SH1-4						0	0	0	0	0	0	0											
Inning Stats	R: 2 E: 0 K: 1 S: 12	H: 2 LOB: 0 BB: 0 P: 20	R: 1 E: 2 K: 0 S: 14	H: 2 LOB: 2 BB: 1 P: 20	R: 1 E: 0 K: 0 S: 11	H: 1 LOB: 0 BB: 0 P: 16	R: 0 E: 0 K: 0 S: 8	H: 0 LOB: 0 BB: 0 P: 10	R: 0 E: 0 K: 2 S: 8	H: 0 LOB: 1 BB: 0 P: 16	R: 5 E: 0 K: 2 S: 22	H: 5 LOB: 2 BB: 2 P: 42	R: 0 E: 0 K: 1 S: 18	H: 3 LOB: 2 BB: 0 P: 27	R: 0 E: 0 K: 1 S: 8	H: 1 LOB: 1 BB: 0 P: 10	R: 0 E: 0 K: 0 S: 5	H: 1 LOB: 0 BB: 0 P: 7	1B: 10 2B: 3 3B: 0 HR: 2	SF: 0 SAC: 1 DP: 2 HBP: 1	WP: 0 PB: 0 SB: 2 CS: 0	PA: 44					
PITCHER	IP	WLS	BF	H	R	ER	SO	BB	IBB	HBP	BLK	WP	HR	S	P	ERA	WHIP										
Jeff D'Amico, R (1, 1) ERA: 4.03	5.0	L	24	7	6	6	1	1	0	1	0	0	2	59	91	10.80	1.600										
Kane Davis, R (6, 1) ERA: 5.79	1.0		8	3	3	3	2	1	1	0	0	0	0	16	33	27.00	4.000										
Satoru Komiyama, R (7, 1) ERA: 5.4	2.0		9	4	0	0	3	0	0	0	0	0	0	26	37	0.00	2.000										
Grant Roberts, R (9, 1) ERA: 0.95	1.0		3	1	0	0	0	0	0	0	0	0	0	5	7	0.00	1.000										

Colorado Rockies @ New York Mets
Shea Stadium, Flushing, NY
Fri May 10 2002, 7:10 PM EDT
Att. 37,484 - Sunny - 69 F

livebaseballscorecards.com

AB	39
R	9
H	15
RBI	9
BB	3
SO	6
LOB	19



BOTTOM

Colorado Rockies @ New York Mets
Shea Stadium, Flushing, NY
Fri May 10 2002, 7:10 PM EDT
Att. 37,484 - Sunny - 69 F

livebaseballscorecards.com

AB	34
R	5
H	9
RBI	5
BB	2
SO	5
LOB	12



WP:	0	PA:	38
PB:	0		
SB:	1		
CS:	0		

Batter	1	2	3	4	5	6	7	8	9	AB	R	H	RBI	BB	SO	LOB
Timo Perez, L OBP: 0.320, SLG: 0.460 (1, 7) Joe McEwing, R OBP: 0.269, SLG: 0.460 (8, PH) (9, 9)	G4-6-3 1B		G4-3		K			F7	G6-3	3	0	1	0	0	1	1
Roberto Alomar, S OBP: 0.318, SLG: 0.370 (1, 4)	G4-6-3 1-2f			G3		31 S 31 1B 2B		2B 31 1B 1B	F7	5	2	2	0	0	0	1
Mo Vaughn, L OBP: 0.367, SLG: 0.377 (1, 3)	K			31 HR BB			F8	31 1B 1B 2B		3	2	1	0	1	1	1
31 Mike Piazza, R OBP: 0.367, SLG: 0.553 (1, 2)		F7		1-H HR			2-1 1B	E 1B 1B		4	1	3	4	0	0	0
Jeremy Burnitz, L OBP: 0.314, SLG: 0.413 Satoru Komiyama, R (7, 1) Edgardo Alfonzo, R OBP: 0.414, SLG: 0.353 (8, PH) (9, 5)		F7		K		P1		E9 HBP 1B		3	0	0	0	0	1	1
John Valentin, R OBP: 0.371, SLG: 0.459 (1, 5) (9, 6)				F8		F7		1-3 3-H 1B		2	0	0	0	1	0	1
Jay Payton, R OBP: 0.298, SLG: 0.411 (1, 8)						F8		1-2 HBP		4	0	0	0	0	1	4
Rey Ordonez, R OBP: 0.289, SLG: 0.337 Grant Roberts, R OBP: 1.000, SLG: 1.000 (9, 1)										4	0	1	0	0	1	3
Jeff D'Amico, R OBP: 0.067, SLG: 0.067 Kane Davis, R (6, 1) Mark Johnson, L OBP: 0.262, SLG: 0.324 (7, 7)						SH1-4 1B				0	0	0	0	0	0	0
						SH1-4				0	0	0	0	0	0	0
										2	0	0	0	0	0	0

Batter	1	2	3	4	5	6	7	8	9
Timo Perez, L OBP: 0.320, SLG: 0.460 (1, 7) Joe McEwing, R OBP: 0.269, SLG: 0.460 (8, PH) (9, 9)	1-1 G4-6-3 1B		1-2 G4-3		0-3 K			3-1 F7	3-2 G6-3
Roberto Alomar, S OBP: 0.318, SLG: 0.370 (1, 4)	1-1 G4-6-3 1-2f			1-0 G3		2-2 31 S 31 1B 2B		1-0 2B 31 1B 1B	0-2 F7
Mo Vaughn, L OBP: 0.367, SLG: 0.377 (1, 3)	3-3 K			4-2 31 HR BB			1-1 F8	0-1 31 1B 1B 2B	
31 Mike Piazza, R OBP: 0.367, SLG: 0.553 (1, 2)		2-2 F7		1-0 1-H HR			2-1 1B	0-0 E 1B 1B	
Jeremy Burnitz, L OBP: 0.314, SLG: 0.413 Satoru Komiyama, R (7, 1) Edgardo Alfonzo, R OBP: 0.414, SLG: 0.353 (8, PH) (9, 5)		2-1 F7		3-3 K		1-2 P1		1-1 E9 HBP 1B	
John Valentin, R OBP: 0.371, SLG: 0.459 (1, 5) (9, 6)		4-2 BB		3-2 F8		3-1 F7		1-1 1-2 HBP	
Jay Payton, R OBP: 0.298, SLG: 0.411 (1, 8)		2-3 K				0-0 F8		2-1 P4	
Rey Ordonez, R OBP: 0.289, SLG: 0.337 Grant Roberts, R OBP: 1.000, SLG: 1.000 (9, 1)						2-2 SH1-4 1B		3-2 G6-3	2-3 K
Jeff D'Amico, R OBP: 0.067, SLG: 0.067 Kane Davis, R (6, 1) Mark Johnson, L OBP: 0.262, SLG: 0.324 (7, 7)						1-1 SH1-4		0-0 G3-1	2-2 G4-3

Inning Stats	R: 0	H: 1	E: 0	LOB: 0	K: 1	S: 8	P: 13	R: 0	H: 0	E: 0	LOB: 1	K: 1	S: 10	P: 20	R: 0	H: 0	E: 0	LOB: 0	K: 0	S: 5	R: 2	H: 1	E: 0	LOB: 0	K: 1	S: 14	R: 0	H: 1	E: 0	LOB: 1	K: 1	S: 10	R: 1	H: 2	E: 0	LOB: 1	K: 0	S: 12	R: 0	H: 0	E: 0	LOB: 0	K: 0	S: 8	R: 2	H: 4	E: 1	LOB: 3	K: 1	S: 14	R: 0	H: 0	E: 0	LOB: 0	K: 0	S: 9	R: 0	H: 0	E: 0	LOB: 0	K: 0	S: 9	1B: 6	SF: 0	2B: 2	SAC: 1	3B: 0	DP: 1	HR: 1	HBP: 1	WP: 0	PA: 38
--------------	------	------	------	--------	------	------	-------	------	------	------	--------	------	-------	-------	------	------	------	--------	------	------	------	------	------	--------	------	-------	------	------	------	--------	------	-------	------	------	------	--------	------	-------	------	------	------	--------	------	------	------	------	------	--------	------	-------	------	------	------	--------	------	------	------	------	------	--------	------	------	-------	-------	-------	--------	-------	-------	-------	--------	-------	--------

PITCHER	IP	WLS	BF	H	R	ER	SO	BB	IBB	HBP	BLK	WP	HR	S	P	ERA	WHIP
Jason Jennings, R ERA: 4.54 (1, 1)	7.0		27	5	3	3	4	2	0	0	0	0	1	67	110	3.86	1.000
Kent Mercker, L ERA: 3.31 (8, 1)	0.1		4	3	2	2	0	0	0	0	0	0	0	6	10	54.00	9.000
Chris Nichting, R ERA: 0.69 (8, 1)	0.2		4	1	0	0	1	0	0	1	0	0	0	8	14	0.00	1.500
Jose Jimenez, R ERA: 3.24 (9, 1)	1.0		3	0	0	0	0	0	0	0	0	0	0	9	14	0.00	0.000

Batter	1	2	3	4	5	6	7	8	9	AB R H RBI BB SO LOB	TOP	
Juan Pierre, L (1, 8) OBP: 0.371, SLG: 0.310	1-2 F7		0-0 B2-3		0-2 G4-3			1-1 G6-3		4 0 0 0 0 0 0		
Juan Uribe, R (1, 6) OBP: 0.373, SLG: 0.451	0-0 17 HR 1B		0-3 K			1-2 F8		3-2 F7		4 1 1 0 0 1 0		
17 Todd Helton, L (1, 3) OBP: 0.412, SLG: 0.615	2-2 1-H HR		0-1 F9			2-3 K S			1-2 F8	4 1 1 2 0 1 0		
Todd Zeile, R (1, 5) OBP: 0.390, SLG: 0.570	0-2 G4-3			2-1 F3		3-2 F7			4-2 E BB	3 0 0 0 1 0 1		
Terry Shumpert, R (1, 4) OBP: 0.275, SLG: 0.317 Greg Norton, S (9, PH) OBP: 0.271, SLG: 0.302	2-2 G6-3		2-2 FC6-4 1B		3-2 F9			1-3 K	1-3 K	3 0 1 0 0 0 1 1 0 0 0 0 1 1		
Benny Agbayani, R (1, 7) OBP: 0.267, SLG: 0.333 Todd Hollandsworth, L (4, 7) OBP: 0.309, SLG: 0.424		1-0 G6-3		0-1 FC6-4 1-2f			1-3 K	1-1 E5 DI		2 0 0 0 0 0 1 2 0 0 0 0 1 1		
Mark Little, R (1, 9) OBP: 0.263, SLG: 0.273		1-0 G1-3		1-1 FC6-4 1-2f			2-3 K	2-3 K		4 0 0 0 0 2 3		
Bobby Estalella, R (1, 2)		3-3 K			1-0 F7			1-3 K		3 0 0 0 0 2 0		
Mike Hampton, R (1, 1) OBP: 0.313, SLG: 0.500 Rick White, R (7, 1) Brent Butler, R (8, PH) Todd Jones, L (8, 1)			2-2 HR		2-2 F8			2-2 G6-3		2 1 1 1 0 0 0 0 0 0 0 0 0 0 1 0 0 0 0 0 0 0 0 0 0 0 0 0		
Inning Stats	R: 2 H: 2 E: 0 LOB: 0 K: 0 BB: 0 S: 15 P: 20	R: 0 H: 0 E: 0 LOB: 0 K: 1 BB: 0 S: 6 P: 11	R: 1 H: 1 E: 0 LOB: 0 K: 1 BB: 0 S: 10 P: 12	R: 0 H: 1 E: 0 LOB: 1 K: 0 BB: 0 S: 9 P: 14	R: 0 H: 0 E: 0 LOB: 0 K: 0 BB: 0 S: 9 P: 12	R: 0 H: 0 E: 0 LOB: 1 K: 1 BB: 0 S: 18 P: 27	R: 0 H: 0 E: 0 LOB: 0 K: 3 BB: 0 S: 9 P: 13	R: 0 H: 0 E: 0 LOB: 0 K: 2 BB: 0 S: 11 P: 17	R: 0 H: 0 E: 1 LOB: 2 K: 2 BB: 1 S: 14 P: 23	1B: 2 SF: 0 2B: 0 SAC: 0 3B: 0 DP: 0 HR: 2 HBP: 0	WP: 1 PA: 34 PB: 0 SB: 1 CS: 0	
PITCHER	IP WLS BF H R ER SO BB IBB HBP BLK WP HR S P ERA WHIP											
Al Leiter, L (1, 1) ERA: 1.94	8.0 W 29 4 3 3 6 0 0 0 0 1 2 87 126 3.38 0.500											
Mark Guthrie, L (9, 1) ERA: 4.05	0.1 H 1 0 0 0 0 0 0 0 0 0 0 4 5 0.00 0.000											
Scott Strickland, R (9, 1) ERA: 3.07	0.2 S 4 0 0 0 2 1 0 0 0 0 0 0 10 18 0.00 1.500											

Colorado Rockies @ New York Mets
Shea Stadium, Flushing, NY
Sat May 11 2002, 1:10 PM EDT
Att. 41,605 - Sunny - 61 F

livebaseballscorecards.com

AB 33
R 3
H 4
RBI 3
BB 1
SO 8
LOB 8



Batter	1	2	3	4	5	6	7	8	9	10	11	12	13	AB R H RBI BB SO LOB
Timo Perez, L (1, 8) OBP: 0.327, SLG: 0.473	2-2 2B		1-1 SH1-3		1-2 B1-3		0-1 F8			1-0 P6			2-2 1B G1-6-3	5 1 2 0 0 0 0
Roberto Alomar, S (1, 4) OBP: 0.329, SLG: 0.378	1-0 L9		3-1 FC6-4 1B		2-1 1B		0-0 L7			0-0 1B G6-3			0-2 1B G1-6-3	6 0 4 1 0 0 1
Mo Vaughn, L (1, 3) OBP: 0.360, SLG: 0.353	2-3 K		0-2 F8		0-1 G1-3		0-0 F7			1-3 K			0-2 G1-6-3	6 0 0 1 0 2 5
31 Mike Piazza, R (1, 2) OBP: 0.339, SLG: 0.505	3-3 K		0-0 FC6-4				1-2 G5-3			1-3 K			2-2 G6-3	5 0 0 0 0 2 3
Vance Wilson, R (12, 2) OBP: 0.283, SLG: 0.409			1-2 K										1-0 L1	1 0 0 0 0 0 1
Edgardo Alfonzo, R (1, 5) OBP: 0.403, SLG: 0.333		1-3 K		1-2 G5-3		2-0 F2			1-0 G5-3			4-1 BB G1-6-3		4 0 0 0 1 1 0
Jeremy Burnitz, L (1, 9) OBP: 0.322, SLG: 0.419		2-0 F8		2-1 2B		0-1 1B E S			1-3 K			0-1 G1-6-3		5 0 2 0 0 1 1
Roger Cedeno, S (1, 7) OBP: 0.248, SLG: 0.233		0-0 G1-3		0-1 F8		1-2 L3			0-0 G6-3			0-1 2B		5 0 1 0 0 0 2
Kane Davis, R (13, 1)														0 0 0 0 0 0 0
Satoru Komiyama, R (13, 1)														0 0 0 0 0 0 0
Rey Ordonez, R (1, 6) OBP: 0.284, SLG: 0.341			0-2 SH 2B		0-0 G3		1-1 F8			0-1 G4-3			1-0 F7	5 1 1 0 0 0 2
Steve Trachsel, R (1, 1) OBP: 0.091, SLG: 0.091			0-0 SH		2-2 G4-3		3-3 K			2-3 K			1-1 G5-3	1 1 0 0 0 0 0
Mark Johnson, L (7, PH) OBP: 0.299, SLG: 0.316														1 0 0 0 0 0 1
Mark Guthrie, R (8, 1)														0 0 0 0 0 0 0
David Weathers, R (8, 1)														0 0 0 0 0 0 0
John Valentin, R (10, PH) OBP: 0.300, SLG: 0.455														1 0 0 0 0 0 1
Grant Roberts, R (11, 1) OBP: 1.000, SLG: 1.000														0 0 0 0 0 0 0
Scott Strickland, R (11, 1)														0 0 0 0 0 0 0
Jay Payton, R (13, 8) OBP: 0.294, SLG: 0.402			2-H 1B											1 0 0 0 0 0 0

Inning Stats	R: 0	H: 1	E: 0	LOB: 1	K: 2	S: 13	P: 21	R: 0	H: 0	E: 0	LOB: 0	K: 1	S: 5	P: 8	R: 2	H: 2	E: 1	LOB: 1	K: 0	S: 12	P: 16	R: 0	H: 1	E: 0	LOB: 1	K: 0	S: 8	P: 11	R: 0	H: 1	E: 0	LOB: 1	K: 0	S: 11	P: 16	R: 0	H: 0	E: 0	LOB: 0	K: 1	S: 9	P: 13	R: 0	H: 0	E: 0	LOB: 0	K: 1	S: 5	P: 6	R: 0	H: 0	E: 0	LOB: 0	K: 1	S: 5	P: 7	R: 0	H: 0	E: 0	LOB: 0	K: 1	S: 7	P: 10	R: 0	H: 1	E: 0	LOB: 0	K: 1	S: 8	P: 11	R: 0	H: 1	E: 0	LOB: 1	K: 0	S: 6	P: 11	R: 1	H: 2	E: 0	LOB: 1	K: 0	S: 13	P: 17	1B: 6	SF: 0	2B: 4	SAC: 2	3B: 0	DP: 2	HR: 0	HBP: 0	WP: 0	PA: 49
PITCHER	IP	WLS	BF	H	R	ER	SO	BB	IBB	HBP	BLK	WP	HR	S	P	ERA	WHIP																																																																													
John Thomson, R ERA: 4.04	(1, 1)	7.0	28	6	2	1	4	0	0	0	0	0	0	71	102	1.29	0.857																																																																													
Dennys Reyes, L ERA: 4.02	(8, 1)	0.2	2	0	0	0	0	0	0	0	0	0	0	2	2	0.00	0.000																																																																													
Todd Jones, R ERA: 2.57	(8, 1)	1.1	4	0	0	0	2	0	0	0	0	0	0	8	11	0.00	0.000																																																																													
Chris Nichting, R ERA: 0.64	(10, 1)	1.0	3	0	0	0	1	0	0	0	0	0	0	7	10	0.00	0.000																																																																													
Kent Mercker, L ERA: 3.24	(11, 1)	0.1	2	1	0	0	1	0	0	0	0	0	0	4	5	0.00	3.000																																																																													
PITCHER	IP	WLS	BF	H	R	ER	SO	BB	IBB	HBP	BLK	WP	HR	S	P	ERA	WHIP																																																																													
Rick White, R ERA: 4.15	(11, 1)	1.2	5	1	0	0	0	1	0	0	0	0	0	10	17	0.00	1.200																																																																													
Jose Jimenez, R ERA: 3.57	(13, 1)	1.0	5	2	1	1	0	0	0	0	0	0	0	13	17	9.00	2.000																																																																													

Colorado Rockies @ New York Mets
Shea Stadium, Flushing, NY
Sun May 12, 2002, 1:10 PM EDT
Att: 33,578 - Overcast - 54 F

AB	46
R	3
H	10
RBI	2
BB	1
SO	8
LOB	15




WP: 0	PA: 49
PB: 0	SB: 1
CS: 0	

Batter	1	2	3	4	5	6	7	8	9	AB R H RBI BB SO LOB	TOP											
Andy Fox, L (1, 4) OBP: 0.388, SLG: 0.405	4-0 BB		4-2 BB			2-2 F8		0-0 P6		2 0 0 0 2 0 0												
Alex Gonzalez, R (1, 6) OBP: 0.305, SLG: 0.348	1-2 P4		1-0 CS	0-1 F7		2-3 K		2-0 BB		4 0 1 0 0 1 1												
Preston Wilson, R (1, 8) OBP: 0.339, SLG: 0.414	3-3 K			1-0 S			1-0 1B	4-2 BB		3 0 2 0 1 1 1												
Cliff Floyd, L (1, 9) OBP: 0.455, SLG: 0.664	2-1 P4			2-0 F7			1-2 F8	2-3 K		2 0 0 0 0 0 2												
Tim Raines, S (5, 7) OBP: 0.423, SLG: 0.263				1-2						2 0 0 0 0 1 3												
Mike Lowell, R (1, 5) OBP: 0.404, SLG: 0.620			3-2 F8		0-0 P6				0-0 G6-3	4 0 1 0 0 0 1												
Derrek Lee, R (1, 3) OBP: 0.335, SLG: 0.483			3-2 G4-6-3			2-2 G6-3		2-0 F3	2-0 3B	4 1 2 0 0 0 2												
Eric Owens, R (1, 7) OBP: 0.337, SLG: 0.438			0-0 G4-6-3			2-1 G4-3		2-2 L9	2-2 G5-3	4 1 1 1 0 0 3												
Charles Johnson, R (1, 2) OBP: 0.304, SLG: 0.367			0-0 P3			0-2 G1-3			0-0 G5-3	4 1 1 2 0 0 0												
Brad Penny, R (1, 1) OBP: 0.063, SLG: 0.063			3-1 G6-3				0-0 B2	1-0 P4	1-1 G5-3	1 0 0 0 0 0 0												
Marty Malloy, L (6, PH) OBP: 0.188, SLG: 0.071										1 0 0 0 0 0 0												
Gary Knotts, R (6, 1)										0 0 0 0 0 0 0												
Michael Tejera, L (7, 1)										0 0 0 0 0 0 0												
Ramon Castro, R (8, PH) OBP: 0.357, SLG: 0.652										1 0 0 0 0 0 0												
Hansel Iquiedo, R (8, 1)										0 0 0 0 0 0 0												
Mike Redmond, R (9, PH) OBP: 0.406, SLG: 0.418										1 0 0 0 0 0 0												
Inning Stats	R: 0 E: 0 K: 1 S: 8	H: 0 LOB: 1 BB: 1 P: 18	R: 0 E: 0 K: 0 S: 7	H: 1 LOB: 0 BB: 0 P: 13	R: 0 E: 0 K: 0 S: 6	H: 0 LOB: 0 BB: 1 P: 14	R: 0 E: 0 K: 0 S: 5	H: 1 LOB: 1 BB: 0 P: 8	R: 0 E: 0 K: 0 S: 8	H: 0 LOB: 0 BB: 0 P: 12	R: 0 E: 0 K: 1 S: 7	H: 0 LOB: 0 BB: 0 P: 11	R: 0 E: 0 K: 0 S: 10	H: 2 LOB: 2 BB: 0 P: 16	R: 1 E: 0 K: 1 S: 10	H: 2 LOB: 2 BB: 1 P: 19	R: 2 E: 0 K: 0 S: 9	H: 2 LOB: 0 BB: 0 P: 14	1B: 6 2B: 0 3B: 1 HR: 1	SF: 0 SAC: 0 DP: 1 HBP: 0	WP: 0 PB: 0 SB: 2 CS: 1	PA: 37
PITCHER	IP WLS BF H R ER SO BB IBB HBP BLK WP HR S P ERA WHIP																					
Denny Stark, R (1, 1) ERA: 4.86	6.0 W 20 2 0 0 2 2 0 0 0 0 0 0 41 76 0.00 0.667																					
Justin Speier, R (7, 1) ERA: 2.25	2.0 11 4 1 1 1 1 0 0 0 0 1 20 35 4.50 2.500																					
Dennys Reyes, L (9, 1) ERA: 4.86	1.0 5 2 2 2 0 0 0 0 0 0 0 9 14 18.00 2.000																					

Florida Marlins @ Colorado Rockies
 Coors Field, Denver, CO
 Mon May 13 2002, 7:05 PM MDT
 Att. 29,971 - Sunny - 68 F

livebaseballscorecards.com

AB	33
R	3
H	8
RBI	3
BB	3
SO	3
LOB	13



Batter	1	2	3	4	5	6	7	8	9
Juan Pierre, L OBP: 0.359, SLG: 0.307 (1, 8)	1-0 F7 17 E 2B		0-1 F9 S 1B	0-0 B1-3		2-2 G4-3		2-2 G6-3 1-2f	
Juan Uribe, R OBP: 0.357, SLG: 0.425 (1, 6)	2-3 K		1-2 F9 1-3		3-3 K	3-1 P4			
Larry Walker, L OBP: 0.349, SLG: 0.538 (1, 9)	3-2 F7 2-3		0-0 L4		1-0 17 L4-3 1B		4-0 BB		
17 Todd Helton, L OBP: 0.411, SLG: 0.591 (1, 3)	1-0 E3 3-H		4-0 IBB		3-2 L4-3 1-2		2-2 F7		
Todd Zeile, R OBP: 0.368, SLG: 0.530 (1, 5)	2-3 K		2-3 K			3-2 F9	3-2 F8		
Todd Hollandsworth, L OBP: 0.298, SLG: 0.394 (1, 7)		2-0 G4-3		1-0 F7		4-2 BB WP HR BB	1-1 G3		
Jose Ortiz, R OBP: 0.297, SLG: 0.269 (1, 4)		4-0 BB		1-0 E 1B SF9 1B		4-0 BB HR BB	3-1 L5		
Bobby Estalella, R OBP: 0.214, SLG: 0.385 (1, 2)		0-0 F8		1-2 SF9 E 1B		4-1 HR BB	3-2 HR		
Denny Stark, R (1, 1)		0-3 K		0-1 SF9		2-1 HR	1-1 G6-3 1B		
Greg Norton, S (6, PH)				1-3 2-H					
Justin Speier, R (7, 1)									
Brent Butler, R (8, PH)									
Dennys Reyes, R (9, 1)									


AB	R	H	RBI	BB	SO	LOB
5	1	2	0	0	0	2
4	0	0	0	0	2	2
3	0	1	0	1	0	2
3	0	0	0	1	0	2
4	0	0	0	0	2	4
3	1	0	0	1	0	1
2	2	1	0	2	0	0
3	2	2	1	1	0	1
1	0	0	1	0	1	1
1	1	1	4	0	0	0
0	0	0	0	0	0	0
1	0	1	0	0	0	0
0	0	0	0	0	0	0

BOTTOM

Florida Marlins @ Colorado Rockies
Coors Field, Denver, CO
 Mon May 13 2002, 7:05 PM MDT
 Att. 29,971 - Sunny - 68 F

livebaseballscores.com

AB	30
R	7
H	8
RBI	6
BB	6
SO	5
LOB	15



1B: 5	SF: 1	WP: 1	PA: 37
2B: 2	SAC: 0	PB: 0	
3B: 0	DP: 2	SB: 1	
HR: 2	HBP: 0	CS: 0	

Inning Stats															PITCHER																					
R	H	E	K	S	H	LOB	BB	P	R	H	E	K	S	R	H	E	K	S	IP	WLS	BF	H	R	ER	SO	BB	IBB	HBP	BLK	WP	HR	S	P	ERA	WHIP	
1	1	1	2	11	0	0	1	20	0	1	0	1	11	0	1	0	1	14	5.0	L	22	5	2	0	5	1	1	0	0	0	0	0	0	72	0.00	1.200
2	0	0	1	5	0	1	1	11	0	0	0	1	11	1.0	7	1	4	36	3.72			1	4	4	0	3	0	0	0	1	1	14	36	36.00	4.000	
3	0	0	1	5	0	1	1	11	0	0	0	1	11	1.0	4	0	0	19	5.02			0	0	0	0	1	0	0	0	0	0	9	19	0.00	1.000	
4	0	0	1	5	0	0	1	11	0	0	0	1	11	1.0	4	2	1	20	1.15			0	1	1	0	0	0	0	0	1	11	20	9.00	2.000		

Batter	1	2	3	4	5	6	7	8	9	AB R H RBI BB SO LOB	TOP											
Luis Castillo, S (1, 4) OBP: 0.356, SLG: 0.340	0-1 G6-4-3 1B		0-0 F7			2-1 S 1B	0-2 FC5-2-5		2-2 G4-3	5 0 2 0 0 0 2												
Alex Gonzalez, R (1, 6) OBP: 0.297, SLG: 0.338	2-2 P4			1-1 F8		0-3 K	1-2 F9			4 0 0 0 0 1 4												
Preston Wilson, R (1, 8) OBP: 0.337, SLG: 0.406	1-1 G6-4-3 1-2f			2-3 K		2-3 K		4-2 2B SF8 BB		3 1 0 0 1 2 2												
Cliff Floyd, L (1, 9) OBP: 0.456, SLG: 0.690		0-2 HR		1-2 G4-3		1-3 K		1-1 SF8 WP 2B		4 2 2 1 0 1 1												
Mike Lowell, R (1, 5) OBP: 0.406, SLG: 0.621		2-1 G4-6-3 1B			1-1 F8		1-1 3B 1B	0-0 SF8		3 1 2 1 0 0 0												
Derrek Lee, R (1, 3) OBP: 0.333, SLG: 0.490		0-0 G4-6-3 1-2f			0-0 G5-3		3-0 WP 3B	2-3 K		4 1 1 1 0 1 1												
Eric Owens, R (1, 7) OBP: 0.343, SLG: 0.435		3-1 G4-3			4-0 S 1B BB		2-1 1B S 1B	0-0 G6-3		3 1 1 0 1 0 0												
Mike Redmond, R (1, 2) OBP: 0.412, SLG: 0.424			1-1 L9		1-0 1B		3-1 F9	0-0 CS 1B		4 0 2 1 0 0 1												
Josh Beckett, R (1, 1)			0-3 K		1-2 G1-3		2-1 FC5-2-5 1B	3-3 K		2 0 0 0 0 1 1												
Tim Raines, S (7, PH) OBP: 0.444, SLG: 0.300										1 0 1 0 0 0 0												
Braden Loper, R (7, 1)										0 0 0 0 0 0 0												
46 Oswaldo Mairena, L (8, 1)										0 0 0 0 0 0 0												
Vladimir Nunez, R (8, 1) OBP: 0.500, SLG: 0.500										1 0 0 0 0 1 1												
Inning Stats	R: 0 E: 0 K: 0 S: 10	H: 1 LOB: 0 BB: 0 P: 13	R: 1 E: 0 K: 0 S: 10	H: 2 LOB: 0 BB: 0 P: 15	R: 0 E: 0 K: 1 S: 6	H: 0 LOB: 0 BB: 0 P: 7	R: 0 E: 0 K: 1 S: 8	H: 0 LOB: 0 BB: 0 P: 12	R: 1 E: 0 K: 0 S: 8	H: 1 LOB: 1 BB: 1 P: 15	R: 0 E: 0 K: 3 S: 12	H: 1 LOB: 1 BB: 0 P: 17	R: 2 E: 0 K: 0 S: 16	H: 4 LOB: 2 BB: 0 P: 26	R: 2 E: 0 K: 1 S: 12	H: 1 LOB: 0 BB: 1 P: 19	R: 0 E: 0 K: 1 S: 8	H: 1 LOB: 0 BB: 0 P: 13	1B: 8 2B: 1 3B: 1 HR: 1	SF: 1 SAC: 0 DP: 2 HBP: 0	WP: 2 PB: 0 SB: 3 CS: 1	PA: 37
PITCHER	IP WLS BF H R ER SO BB IBB HBP BLK WP HR S P ERA WHIP																					
Denny Neagle, L (1, 1) ERA: 5.1	6.0 L 25 8 4 4 5 1 0 0 0 1 1 59 90 6.00 1.500																					
Chris Nichting, R (7, 1) ERA: 0.6	1.0 4 1 0 0 0 0 0 0 0 0 0 0 11 15 0.00 1.000																					
Rick White, R (8, 1) ERA: 4.91	1.0 5 1 2 2 1 1 0 0 0 1 0 12 19 18.00 2.000																					
Todd Jones, R (9, 1) ERA: 2.45	1.0 3 1 0 0 1 0 0 0 0 0 0 8 13 0.00 1.000																					

Florida Marlins @ Colorado Rockies
 Coors Field, Denver, CO
 Tue May 14 2002, 7:05 PM MDT
 Att. 28,651 - Cloudy - 60 F

livebaseballscorecards.com

AB	34
R	6
H	11
RBI	4
BB	2
SO	7
LOB	13



Batter	1	2	3	4	5	6	7	8	9	AB R H RBI BB SO LOB	TOP														
Andy Fox, L (1, 4) OBP: 0.370, SLG: 0.383	0-1 G4-3		0-0 1B 3-H		0-3 K		0-0 G3-1		0-1 G4-3	5 0 1 1 0 1 0															
Alex Gonzalez, R (1, 6) OBP: 0.300, SLG: 0.336	2-3 K		0-0 L7		0-1 1B		4-0 BB		0-1 F8	4 0 1 0 1 1 2															
Preston Wilson, R (1, 8) OBP: 0.335, SLG: 0.403	2-3 K		1-2 G3		0-1 1B		0-3 K			4 0 1 0 0 2 3															
Cliff Floyd, L (1, 9) OBP: 0.451, SLG: 0.684		0-1 F5		1-0 1B SF9 2B		0-3 K		0-3 K		4 1 1 0 0 2 2															
Mike Lowell, R (1, 5) OBP: 0.408, SLG: 0.618		1-0 L7		1-1 1B 2-3 1B		3-3 K		1-1 2B 1B		4 0 2 0 0 1 0															
Derrek Lee, R (1, 3) OBP: 0.337, SLG: 0.497		0-3 K		3-1 SF9		4-2 BB		2-0 1-3 2B		2 0 1 1 1 1 0															
Eric Owens, R (1, 7) OBP: 0.350, SLG: 0.432			4-2 WP 1B S BB		1-0 G5-4-3 1B		0-0 F9		1-3 K	3 1 1 0 1 1 3															
Charles Johnson, R (1, 2) OBP: 0.288, SLG: 0.344			1-0 F7		2-1 G5-4-3		3-3 K		1-0 L6	4 0 0 0 0 1 6															
A.J. Burnett, R (1, 1) OBP: 0.174, SLG: 0.190			4-2 1B		0-3 K		3-2 F3		0-0 G4-3	2 0 0 0 1 1 0															
Vic Darenbourg, L (7, 1)			1-3 BB							0 0 0 0 0 0 0															
Tim Raines, S (9, PH) OBP: 0.429, SLG: 0.286										1 0 0 0 0 0 0															
Inning Stats	R: 0 E: 0 K: 2 S: 8	H: 0 LOB: 0 BB: 0 P: 12	R: 0 E: 0 K: 1 S: 6	H: 0 LOB: 0 BB: 0 P: 7	R: 1 E: 0 K: 0 S: 10	H: 1 LOB: 2 BB: 2 P: 20	R: 1 E: 0 K: 0 S: 8	H: 3 LOB: 1 BB: 0 P: 16	R: 0 E: 0 K: 3 S: 14	H: 2 LOB: 2 BB: 0 P: 14	R: 0 E: 0 K: 2 S: 10	H: 0 LOB: 1 BB: 1 P: 19	R: 0 E: 0 K: 1 S: 7	H: 0 LOB: 1 BB: 1 P: 14	R: 0 E: 0 K: 2 S: 10	H: 2 LOB: 2 BB: 0 P: 15	R: 0 E: 0 K: 0 S: 5	H: 0 LOB: 0 BB: 0 P: 5	1B: 6 2B: 2 3B: 0 HR: 0	SF: 1 SAC: 0 DP: 1 HBP: 0	WP: 1 PB: 0 SB: 1 CS: 0	PA: 38			
PITCHER	IP	WLS	BF	H	R	ER	SO	BB	IBB	HBP	BLK	WP	HR	S	P	ERA	WHIP								
Jason Jennings, R (1, 1) ERA: 4.23	7.0	W	30	6	2	2	9	4	0	0	0	1	0	63	102	2.57	1.429								
Kent Mercker, L (8, 1) ERA: 3.06	1.0		5	2	0	0	2	0	0	0	0	0	0	10	15	0.00	2.000								
Jose Jimenez, R (9, 1) ERA: 3.38	1.0		3	0	0	0	0	0	0	0	0	0	0	5	5	0.00	0.000								

Florida Marlins @ Colorado Rockies
 Coors Field, Denver, CO
 Wed May 15 2002, 7:05 PM MDT
 Att. 27,898 - Cloudy - 68 F

livebaseballscorecards.com

AB 33
 R 2
 H 8
 RBI 2
 BB 4
 SO 11
 LOB 16




Batter	1	2	3	4	5	6	7	8	9	AB	R	H	RBI	BB	SO	LOB
Juan Pierre, L OBP: 0.358, SLG: 0.315 (1, 8)	0-1 G1-3		0-3 K		0-0 G1-6-3		0-0 BB 17 1B			4	1	1	0	0	1	1
Juan Uribe, R OBP: 0.366, SLG: 0.426 (1, 6)	1-3 K		4-0 BB			3-2 1B	4-2 17 1B BB			2	1	1	0	2	1	0
Larry Walker, L OBP: 0.362, SLG: 0.532 (1, 9)	2-0 1B		0-0 G4-3			1-1 BB 1B	4-1 17 1B 2B BB			3	1	2	0	1	0	1
17 Todd Helton, L OBP: 0.409, SLG: 0.600 (1, 3)	1-2 F8			1-2 G3-1		1-3 K	1-2 2B 1B			4	1	1	2	0	1	3
Greg Norton, S OBP: 0.278, SLG: 0.354 (1, 5)		0-0 G4-3		2-1 G3		4-2 BB G6-4-3	3-1 1B 2B			2	0	0	0	1	0	0
Brent Butler, R OBP: 0.250, SLG: 0.333 (7, 5)										1	0	1	2	0	0	0
Todd Hollandsworth, L OBP: 0.304, SLG: 0.416 (1, 7)		2-1 CS 1B		1-3 K		3-2 G6-4-3		0-0 F7		4	0	1	0	0	1	3
Jose Ortiz, R OBP: 0.294, SLG: 0.278 (1, 4)		2-2 G6-3			0-0 F7		3-2 L9	2-2 P3		4	0	0	0	0	0	1
Bobby Estalella, R OBP: 0.263, SLG: 0.722 (1, 2)			1-0 HR		1-2 HR		3-2 P3	1-3 K		4	2	2	2	0	1	0
Jason Jennings, L OBP: 0.313, SLG: 0.467 (1, 1)			1-3 K		4-1 BB G1-6-3		0-2 HR			1	0	0	0	1	1	0
Terry Shumpert, R OBP: 0.282, SLG: 0.369 (7, PH)										1	1	1	1	0	0	0
Kent Mercker, L (8, 1)										0	0	0	0	0	0	0
Jose Jimenez, R (9, 1)										0	0	0	0	0	0	0

Inning Stats	R: 0	H: 1	R: 0	H: 1	R: 1	H: 1	R: 0	H: 0	R: 1	H: 1	R: 0	H: 2	R: 5	H: 4	R: 0	H: 0
	E: 0	LOB: 1	E: 0	LOB: 0	E: 0	LOB: 0	E: 0	LOB: 0	E: 0	LOB: 0	E: 0	LOB: 2	E: 0	LOB: 1	E: 0	LOB: 0
	K: 1	BB: 0	K: 0	BB: 0	K: 2	BB: 1	K: 1	BB: 0	K: 0	BB: 1	K: 1	BB: 1	K: 0	BB: 2	K: 1	BB: 0
	S: 11	P: 15	S: 6	P: 10	S: 9	P: 15	S: 10	P: 14	S: 7	P: 12	S: 17	P: 29	S: 19	P: 36	S: 8	P: 11

BOTTOM

Florida Marlins @ Colorado Rockies
Coors Field, Denver, CO
 Wed May 15 2002, 7:05 PM MDT
 Att: 27,898 - Cloudy - 68 F

AB	30
R	7
H	10
RBI	7
BB	5
SO	6
LOB	9



PITCHER	IP	WLS	BF	H	R	ER	SO	BB	IBB	HBP	BLK	WP	HR	S	P	ERA	WHIP
A.J. Burnett, R (1, 1)	6.2	L	29	8	5	5	5	4	0	0	0	0	3	73	117	6.75	1.800
Vic Darenbourg, L (7, 1)	1.1		6	2	2	2	1	1	0	0	0	0	0	14	25	13.50	2.250

WP	PA	3B	SF	SAC	DP	HBP
0	35	0	0	0	2	0

Batter	1	2	3	4	5	6	7	8	9
Juan Pierre, L OBP: 0.359, SLG: 0.323 (1, 8)									
Juan Uribe, R OBP: 0.358, SLG: 0.415 (1, 6)									
Larry Walker, L OBP: 0.366, SLG: 0.535 (1, 9)									
Mark Little, R OBP: 0.256, SLG: 0.265 (7, 9)									
17 Todd Helton, L OBP: 0.423, SLG: 0.603 (1, 3)									
Greg Norton, S OBP: 0.273, SLG: 0.347 (8, 3)									
Todd Zeile, R OBP: 0.373, SLG: 0.544 (1, 5)									
Todd Hollandsworth, L OBP: 0.310, SLG: 0.413 (1, 7)									
Bobby Estalella, R OBP: 0.261, SLG: 0.773 (1, 2)									
Brent Butler, R OBP: 0.250, SLG: 0.313 (1, 4)									
Mike Hampton, R OBP: 0.350, SLG: 0.500 (1, 1)									
Dennys Reyes, R (9, 1)									

Inning Stats	R: 6 E: 0 K: 0 S: 20	H: 6 LOB: 1 BB: 1 P: 33	R: 0 E: 0 K: 2 S: 12	H: 1 LOB: 1 BB: 0 P: 18	R: 0 E: 0 K: 1 S: 5	H: 1 LOB: 1 BB: 0 P: 8	R: 0 E: 0 K: 0 S: 5	H: 0 LOB: 0 BB: 0 P: 8	R: 4 E: 0 K: 0 S: 17	H: 3 LOB: 2 BB: 3 P: 36	R: 0 E: 0 K: 0 S: 10	H: 1 LOB: 2 BB: 1 P: 14	R: 0 E: 1 K: 0 S: 8	H: 0 LOB: 1 BB: 0 P: 11	R: 0 E: 0 K: 1 S: 9	H: 0 LOB: 0 BB: 0 P: 11
1B: 8 2B: 2 3B: 0 HR: 2	SF: 0 SAC: 1 DP: 0 HBP: 0	WP: 0 PB: 0 SB: 1 CS: 0	PA: 41													

PITCHER	IP	WLS	BF	H	R	ER	SO	BB	IBB	HBP	BLK	WP	HR	S	P	ERA	WHIP
Julian Tavarez, R ERA: 11.12 (1, 1)	4.0	L	24	9	10	10	3	4	0	0	0	0	2	48	87	22.50	3.250
56 Kevin Olsen, R ERA: 3.56 (5, 1)	4.0		17	3	0	0	1	1	0	0	0	0	0	38	52	0.00	1.000

BOTTOM

Florida Marlins @ Colorado Rockies
Coors Field, Denver, CO

Thu May 16 2002, 1:05 PM MDT
Att. 28,197 - Overcast - 52 F

livebaseballscorecards.com

AB	35
R	10
H	12
RBI	10
BB	5
SO	4
LOB	11

Batter	1	2	3	4	5	6	7	8	9	AB	R	H	RBI	BB	SO	LOB
Juan Pierre, L (1, 8) OBP: 0.351, SLG: 0.316	1-1 G1-3		2-2 G4-3		3-1 G6-3		3-2 G6-3			4	0	0	0	0	0	3
Juan Uribe, R (1, 6) OBP: 0.350, SLG: 0.405	2-2 F8		0-2 G6-3			1-0 F8		3-3 K		4	0	0	0	0	1	1
Larry Walker, L (1, 9) OBP: 0.363, SLG: 0.523	0-0 F5			0-1 F9		3-1 F8		4-1 BB BB		3	0	0	0	1	0	0
17 Todd Helton, L (1, 3) OBP: 0.419, SLG: 0.593		3-3 K		1-0 BB 1B		2-1 G3-1		1-3 K		4	0	1	0	0	2	1
Todd Zeile, R (1, 5) OBP: 0.384, SLG: 0.540		4-2 FC6-4 BB		4-1 G1-6-3 BB		0-3 K		4-2 FC6-4 BB		1	0	0	0	3	1	0
Mark Little, R (1, 7) OBP: 0.233, SLG: 0.237		2-1 FC6-4		1-2 G1-6-3		1-1 G5-3		0-0 FC6-4		4	0	0	0	0	0	5
Jose Ortiz, R (1, 4) OBP: 0.292, SLG: 0.287		2-2 F8		1-3 K		0-0 1B 2B		2-0 F9		4	1	1	0	0	1	1
Gary Bennett, R (1, 2) OBP: 0.311, SLG: 0.321			1-2 G4-3 SH1-4 1B		0-0 E8 SH3-1 1B		0-0 1B		2-3 K	3	1	3	1	0	0	0
Brent Butler, R (7, PR) OBP: 0.250, SLG: 0.313										0	0	0	0	0	0	0
Bobby Estealella, R (8, 2) OBP: 0.250, SLG: 0.739										1	0	0	0	0	1	0
John Thomson, R (1, 1) OBP: 0.176, SLG: 0.067			0-0 SH1-4		1-1 SH3-1		3-1 1B		2-2 G3	0	0	0	1	0	0	0
Terry Shumpert, R (7, PH) OBP: 0.292, SLG: 0.379										1	0	1	0	0	0	0
Justin Speier, R (8, 1)										0	0	0	0	0	0	0
Todd Jones, L (9, 1)										0	0	0	0	0	0	0
Greg Norton, S (9, PH) OBP: 0.268, SLG: 0.340										1	0	0	0	0	0	0

Inning Stats	R: 0	H: 0	E: 0	LOB: 0	K: 0	BB: 0	S: 6	P: 9	R: 0	H: 0	E: 0	LOB: 1	K: 1	BB: 1	S: 11	P: 22	R: 0	H: 1	E: 0	LOB: 1	K: 0	BB: 1	S: 13	P: 16	R: 0	H: 1	E: 0	LOB: 1	K: 0	BB: 1	S: 7	P: 13	R: 1	H: 1	E: 1	LOB: 0	K: 1	BB: 0	S: 8	P: 13	R: 0	H: 0	E: 0	LOB: 0	K: 0	BB: 0	S: 5	P: 11	R: 1	H: 3	E: 0	LOB: 2	K: 1	BB: 0	S: 15	P: 22	R: 0	H: 0	E: 0	LOB: 2	K: 2	BB: 2	S: 11	P: 23	R: 0	H: 0	E: 0	LOB: 0	K: 1	BB: 0	S: 7	P: 13	1B: 5	SF: 0	2B: 1	SAC: 2	3B: 0	DP: 1	HR: 0	HBP: 0	WP: 0	PA: 36
--------------	------	------	------	--------	------	-------	------	------	------	------	------	--------	------	-------	-------	-------	------	------	------	--------	------	-------	-------	-------	------	------	------	--------	------	-------	------	-------	------	------	------	--------	------	-------	------	-------	------	------	------	--------	------	-------	------	-------	------	------	------	--------	------	-------	-------	-------	------	------	------	--------	------	-------	-------	-------	------	------	------	--------	------	-------	------	-------	-------	-------	-------	--------	-------	-------	-------	--------	-------	--------

PITCHER	IP	WLS	BF	H	R	ER	SO	BB	IBB	HBP	BLK	WP	HR	S	P	ERA	WHIP
Tom Glavine, L (1, 1) ERA: 1.89	6.2	W	27	6	2	1	3	2	0	0	0	0	0	59	97	1.35	1.200
Mike Remlinger, L (7, 1) ERA: 2.38	1.1	H	6	0	0	0	2	2	0	0	0	0	0	17	32	0.00	1.500
29 John Smoltz, R (9, 1) ERA: 5.11	1.0	S	3	0	0	0	1	0	0	0	0	0	0	7	13	0.00	0.000

Atlanta Braves @ Colorado Rockies
Coors Field, Denver, CO

Fri May 17 2002, 7:05 PM MDT
Att: 40,357 - Cloudy - 57 F

AB	30
R	2
H	6
RBI	2
BB	4
SO	6
LOB	11



Batter	1	2	3	4	5	6	7	8	9
Juan Pierre, L OBP: 0.352, SLG: 0.330 (1, 8)	1-1 G6-3	3-2 L7		1-2 G1-3		0-0 1B		0-0 FC4-2 3B	
Juan Uribe, R OBP: 0.346, SLG: 0.395 (1, 6)	4-0 S WP BB		1-2 F8	0-3 K		0-3 K		2-2 G5-3	
Larry Walker, L OBP: 0.364, SLG: 0.530 (1, 9)	4-1 17 BB 1-3 BB		1-2 P5		0-1 17 E 3B	0-2 F5		2-1 FC4-2	
17 Todd Helton, L OBP: 0.413, SLG: 0.578 (1, 3)	4-1 1-2 BB		1-1 L5		1-1 E3 2B 1B	3-2 G6-3		3-2 G4-3	
Todd Zeile, R OBP: 0.380, SLG: 0.538 (1, 5)	1-3 K			2-2 G5-3	2-1 1B SF8 2B		2-3 K		
Todd Hollandsworth, L OBP: 0.308, SLG: 0.407 (1, 7)	0-0 L7			1-2 1B 2B 1B	0-0 G1-3		0-1 F8		
Jose Ortiz, R OBP: 0.316, SLG: 0.314 (1, 4)		2-2 E S 1B		3-1 2B 1B	0-1 1B		2-1 1B		
Bobby Estalella, R OBP: 0.286, SLG: 0.769 (1, 2)		3-3 K		2-1 1-H 3-H HR 2B	2-1 SF8		1-1 1-3 1B		
Denny Stark, R OBP: 0.200, SLG: 1.000 (1, 1)		0-1 G5-3		0-1 HR	1-3 K		3-1 F8		
Greg Norton, S OBP: 0.263, SLG: 0.333 (7, PH)									
Chris Nichting, R OBP: 0.500, SLG: 0.500 (8, 1)									
Kent Mercker, L (8, 1)									
Jose Jimenez, R (9, 1)									


AB	R	H	RBI	BB	SO	LOB
5	0	2	0	0	0	1
4	0	0	0	1	2	2
4	1	1	0	1	0	2
4	1	0	1	1	0	2
4	1	1	0	0	2	3
4	1	1	0	0	0	5
4	1	4	1	0	0	0
3	1	2	3	0	1	1
3	1	1	2	0	1	2
1	0	0	0	0	0	2
0	0	0	0	0	0	0
0	0	0	0	0	0	0
0	0	0	0	0	0	0

BOTTOM

Atlanta Braves @ Colorado Rockies
Coors Field, Denver, CO
 Sat May 18 2002, 1:05 PM MDT
 Att: 42,780 - Cloudy - 72 F

livebaseballscorecards.com

AB	36
R	7
H	12
RBI	7
BB	3
SO	6
LOB	20



Inning Stats	R: 0	H: 0	E: 0	K: 1	S: 8	H: 0	LOB: 3	BB: 3	P: 22	R: 0	H: 1	E: 0	K: 1	S: 16	H: 0	LOB: 0	BB: 0	P: 12	R: 4	H: 4	E: 0	K: 1	S: 20	R: 3	H: 3	E: 1	K: 1	S: 14	R: 0	H: 1	E: 0	K: 1	S: 12	R: 0	H: 2	E: 0	K: 1	S: 14	R: 0	H: 1	E: 0	K: 0	S: 11
--------------	------	------	------	------	------	------	--------	-------	-------	------	------	------	------	-------	------	--------	-------	-------	------	------	------	------	-------	------	------	------	------	-------	------	------	------	------	-------	------	------	------	------	-------	------	------	------	------	-------

PITCHER	IP	WLS	BF	H	R	ER	SO	BB	IBB	HBP	BLK	WP	HR	S	P	ERA	WHIP
Kevin Millwood, R ERA: 4.92 (1, 1)	4.0	L	23	7	7	5	3	3	0	0	0	1	1	59	96	11.25	2.500
Chris Hammond, L ERA: 2.38 (5, 1)	2.0		8	2	0	0	2	0	0	0	0	0	0	20	26	0.00	1.000
Darren Holmes, R ERA: 1.29 (7, 1)	1.0		5	2	0	0	1	0	0	0	0	0	0	14	22	0.00	2.000
Kerry Ligtenberg, R ERA: 2.6 (8, 1)	1.0		4	1	0	0	0	0	0	0	0	0	0	11	18	0.00	1.000

WP	PA
1	40
0	0
3	0
0	0

Batter	1	2	3	4	5	6	7	8	9	AB R H RBI BB SO LOB	TOP																
Rafael Furcal, S OBP: 0.289, SLG: 0.324 (1, 6)	1-3 K		3-3 K			3-2 G4-3		0-0 L8		4 0 0 0 0 2 1																	
Marcus Giles, R OBP: 0.329, SLG: 0.404 29 John Smoltz, R (8, 1)	2-1 G4-3			3-2 F7		0-0 G6-3		1-1 G5-3		4 0 0 0 0 0 0 0 0 0 0 0 0 0																	
Gary Sheffield, R OBP: 0.335, SLG: 0.400 (1, 9)	1-2 F8			4-2 S BB			1-1 SF8 1B	1-0 F8		3 1 1 0 1 0 0																	
10 Chipper Jones, S OBP: 0.410, SLG: 0.473 (1, 7)		0-1 G5-3		0-0 F8			0-0 E6 1-3	3-2 G6-4-3 1B		4 0 1 0 0 0 2																	
Andruw Jones, R OBP: 0.363, SLG: 0.515 (1, 8)		0-3 K		3-1 G6-3 1-2			2-1 SF8	1-0 G6-4-3 1-2f		3 0 0 1 0 1 2																	
Vinny Castilla, R OBP: 0.250, SLG: 0.356 (1, 5)		2-2 L8			1-0 L7		3-H 4-0 IBB	1-2 G6-3		3 0 0 0 1 0 0																	
Javy Lopez, R OBP: 0.269, SLG: 0.318 Henry Blanco, R OBP: 0.226, SLG: 0.246 (1, 2) (8, 2)			0-0 FC5-4 1B		1-0 P4		1-3 K			3 0 1 0 0 1 2 0 0 0 0 0 0 0	AB 30 R 2 H 4 RBI 2 BB 2 SO 6 LOB 11																
Wes Helms, R OBP: 0.290, SLG: 0.435 Mike Remlinger, L (7, 1) Keith Lockhart, L OBP: 0.188, SLG: 0.244 (8, 4)			3-2 FC5-4 FC3-6 1-2f		3-3 K		0-1 G1-3			3 0 0 0 0 1 3 0 0 0 0 0 0 0 0 0 0 0 0 0 0																	
Damian Moss, R OBP: 0.125, SLG: 0.067 Julio Franco, R OBP: 0.301, SLG: 0.250 (1, 1) (7, 3)			0-2 FC3-6 1-2f			0-3 K		3-2 HR		2 0 0 0 0 1 1 1 1 1 1 0 0 0																	
Inning Stats	R: 0 E: 0 K: 1 S: 8	H: 0 LOB: 0 BB: 0 P: 12	R: 0 E: 0 K: 1 S: 8	H: 0 LOB: 0 BB: 0 P: 10	R: 0 E: 0 K: 1 S: 17	H: 1 LOB: 1 BB: 0 P: 23	R: 0 E: 0 K: 0 S: 10	H: 0 LOB: 1 BB: 1 P: 20	R: 0 E: 0 K: 1 S: 5	H: 0 LOB: 0 BB: 0 P: 10	R: 0 E: 0 K: 1 S: 9	H: 0 LOB: 0 BB: 0 P: 12	R: 1 E: 1 K: 1 S: 10	H: 1 LOB: 2 BB: 1 P: 18	R: 1 E: 0 K: 0 S: 7	H: 1 LOB: 0 BB: 0 P: 12	R: 0 E: 0 K: 0 S: 7	H: 1 LOB: 0 BB: 0 P: 12	1B: 3 2B: 0 3B: 0 HR: 1	SF: 1 SAC: 0 DP: 1 HBP: 0	WP: 0 PB: 0 SB: 1 CS: 0	PA: 33					
PITCHER	IP	WLS	BF	H	R	ER	SO	BB	IBB	HBP	BLK	WP	HR	S	P	ERA	WHIP										
Denny Neagle, L ERA: 4.45 (1, 1)	7.0		26	2	1	0	6	1	1	0	0	0	0	67	105	0.00	0.429										
Chris Nichting, R ERA: 1.62 (8, 1)	1.0	L	4	1	1	1	0	0	0	0	0	0	1	7	12	9.00	1.000										
Dennys Reyes, L ERA: 4.34 (9, 1)	1.0		3	1	0	0	0	0	0	0	0	0	0	7	12	0.00	1.000										

Atlanta Braves @ Colorado Rockies
Coors Field, Denver, CO
Sun May 19 2002, 1:05 PM MDT
Att. 43,151 - Cloudy - 59 F

livebaseballscorecards.com




Batter	1	2	3	4	5	6	7	8	9	AB R H RBI BB SO LOB	TOP																
D'Angelo Jimenez, S (1, 4) OBP: 0.325, SLG: 0.331	0-3 K		2-1 F6		1-3 K		1-3 K		1-0 G6-3	5 0 0 0 0 3 1																	
Mark Kotsay, L (1, 8) OBP: 0.375, SLG: 0.417	3-1 F8			0-0 G6-3 1B	4-2 1B 2B BB		3-2 S 1B			3 2 2 0 1 0 0																	
Ryan Klesko, L (1, 3) OBP: 0.429, SLG: 0.570	3-2 G3			2-1 1B 2B	0-0 1B 2B		1-3 K			4 2 2 0 0 1 1																	
Bubba Trammell, R (1, 9) OBP: 0.333, SLG: 0.376		1-0 L6		1-1 G6-3	0-0 P5		1-2 G4-3			4 0 0 1 0 0 4																	
Deivi Cruz, R (1, 6) OBP: 0.279, SLG: 0.418		1-3 K		1-0 E 1B	1-2 1-H 2-H 2B		3-1 F9			4 1 2 3 0 1 0																	
Sean Burroughs, L (1, 5) OBP: 0.283, SLG: 0.316		2-2 G6-3		1-1 E 1B	0-0 G3		1-1 G6-3			4 1 1 0 0 0 1																	
Trenidad Hubbard, R (1, 7) OBP: 0.267, SLG: 0.273			2-3 K	1-2 FC6 G6-3		1-0 G6-3		3-1 F8		4 0 0 1 0 1 1																	
Tom Lampkin, L (1, 2) OBP: 0.283, SLG: 0.308			2-2 F2	1-2 G6-3		0-0 G3		1-2 G4-3		4 0 0 1 0 0 1																	
Dennis Tankersley, R (1, 1) OBP: 0.286, SLG: 0.286			2-2 K 1B	0-0 G6-3		0-0 G6-3		3-3 K		3 0 1 0 0 0 1																	
Steve Reed, R (6, 1)										0 0 0 0 0 0 0																	
Alan Embree, L (7, 1)										0 0 0 0 0 0 0																	
Jason Boyd, R (8, 1)										0 0 0 0 0 0 0																	
Mark Sweeney, L (9, PH) OBP: 0.293, SLG: 0.297										1 0 0 0 0 1 0																	
Inning Stats	R: 0 E: 0 K: 1 S: 10	H: 0 LOB: 0 BB: 0 P: 16	R: 0 E: 0 K: 1 S: 7	H: 0 LOB: 0 BB: 0 P: 11	R: 0 E: 0 K: 1 S: 14	H: 1 LOB: 1 BB: 0 P: 22	R: 4 E: 2 K: 0 S: 15	H: 4 LOB: 1 BB: 0 P: 22	R: 2 E: 0 K: 1 S: 12	H: 2 LOB: 1 BB: 1 P: 18	R: 0 E: 0 K: 0 S: 3	H: 0 LOB: 0 BB: 0 P: 4	R: 0 E: 0 K: 2 S: 16	H: 1 LOB: 1 BB: 0 P: 22	R: 0 E: 0 K: 0 S: 6	H: 0 LOB: 0 BB: 0 P: 13	R: 0 E: 0 K: 1 S: 8	H: 0 LOB: 0 BB: 0 P: 13	1B: 6 2B: 2 3B: 0 HR: 0	SF: 0 SAC: 0 DP: 0 HBP: 0	WP: 0 PB: 0 SB: 1 CS: 0	PA: 37					
PITCHER	IP WLS BF H R ER SO BB IBB HBP BLK WP HR S P ERA WHIP																										
Jason Jennings, R (1, 1) ERA: 4.56	4.2		23	7	6	4	4	1	0	0	0	0	0	57	88	7.71	1.714										
Rick White, R (5, 1) ERA: 4.58	1.1		4	0	0	0	0	0	0	0	0	0	0	4	5	0.00	0.000										
Justin Speier, R (7, 1) ERA: 1.5	1.0	W	4	1	0	0	2	0	0	0	0	0	0	16	22	0.00	1.000										
Todd Jones, R (8, 1) ERA: 2.25	1.0	H	3	0	0	0	0	0	0	0	0	0	0	6	13	0.00	0.000										
Jose Jimenez, R (9, 1) ERA: 3.05	1.0	S	3	0	0	0	1	0	0	0	0	0	0	8	13	0.00	0.000										

San Diego Padres @ Colorado Rockies
Coors Field, Denver, CO
Tue May 21 2002, 7:05 PM MDT
Att. 30,616 - Cloudy - 78 F

livebaseballscorecards.com

AB	36
R	6
H	8
RBI	6
BB	1
SO	7
LOB	10



Batter	1	2	3	4	5	6	7	8	9	AB R H RBI BB SO LOB	TOP															
D'Angelo Jimenez, S OBP: 0.317, SLG: 0.322 (1, 4)	2-1 F3	1-1 G4-6-3		0-1 G3		0-0 L9			1-0 F8	5 0 0 1 0 0 3																
Mark Kotsay, L OBP: 0.376, SLG: 0.423 (1, 8)	2-0 1B 2B		0-0 1B WP	1-3 K		0-0 L6			0-0 G3-1	5 1 2 0 0 1 2																
Ron Gant, R OBP: 0.267, SLG: 0.410 Trenidad Hubbard, R OBP: 0.274, SLG: 0.288 (1, 7) (5, 7)	2-0 BB 1B		0-3 K		4-1 CS BB			4-0 P3-6 WP BB	3-3 K	2 0 1 1 1 1 1 1 0 0 0 1 1 0																
Ryan Klesko, L OBP: 0.431, SLG: 0.562 (1, 3)	4-1 BB BB		4-0 FC5-4 BB		3-3 K	1-2		1-3 K	1-2	2 0 0 0 2 2 2																
Bubba Trammell, R OBP: 0.339, SLG: 0.385 (1, 9)	2-3 K		2-3 K		1-1 1B 2B			4-0 IBB		3 1 1 0 1 2 4																
Deivi Cruz, R OBP: 0.285, SLG: 0.416 (1, 6)	4-1 BB		0-1 FC5-4		1-0 1B	2-H		1-0 P3-6	2-3f	3 0 1 1 1 0 4																
Wiki Gonzalez, R OBP: 0.273, SLG: 0.300 (1, 2)	1-1 L1			0-2 1B G3 2B	2-2 F9			0-0 G4-3		4 1 1 0 0 0 4	AB 32 R 3 H 8 RBI 3 BB 7 SO 8 LOB 21															
Sean Burroughs, L OBP: 0.274, SLG: 0.305 (1, 5)		1-1 G6-3		2-1 F7		1-2 G6-3		1-3 K		4 0 0 0 0 1 1																
Brian Lawrence, R OBP: 0.321, SLG: 0.292 Jeremy Fikac, R (8, 1)		4-2 G4-6-3 BB		1-0 G3 1B	2-3	1-1 1B		0-0 F7		3 0 2 0 1 0 0 0 0 0 0 0 0 0																
Inning Stats	R: 1 E: 0 K: 1 S: 11	H: 2 LOB: 3 BB: 2 P: 28	R: 0 E: 0 K: 0 S: 6	H: 0 LOB: 0 BB: 1 P: 12	R: 0 E: 0 K: 2 S: 12	H: 1 LOB: 2 BB: 1 P: 18	R: 1 E: 0 K: 1 S: 11	H: 2 LOB: 1 BB: 0 P: 15	R: 1 E: 0 K: 1 S: 10	H: 2 LOB: 1 BB: 1 P: 21	R: 0 E: 0 K: 0 S: 7	H: 1 LOB: 1 BB: 0 P: 9	R: 0 E: 0 K: 1 S: 4	H: 0 LOB: 1 BB: 2 P: 14	R: 0 E: 0 K: 1 S: 5	H: 0 LOB: 0 BB: 0 P: 6	R: 0 E: 0 K: 1 S: 5	H: 0 LOB: 0 BB: 0 P: 9	1B: 5 2B: 5 3B: 0 HR: 0	SF: 0 SAC: 0 DP: 3 HBP: 0	WP: 2 PB: 0 SB: 0 CS: 1	PA: 39				
PITCHER	IP WLS BF H R ER SO BB IBB HBP BLK WP HR S P ERA WHIP																									
Mike Hampton, L ERA: 6.14 (1, 1)	6.0	29	8	3	3	5	5	0	0	0	1	0	57	103	4.50	2.167										
Kent Mercker, L ERA: 2.7 (7, 1)	2.0	7	0	0	0	2	1	1	0	0	1	0	9	20	0.00	0.500										
Jose Jimenez, R ERA: 2.91 (9, 1)	1.0	3	0	0	0	1	0	0	0	0	0	0	5	9	0.00	0.000										

San Diego Padres @ Colorado Rockies
Coors Field, Denver, CO
Wed May 22 2002, 7:05 PM MDT
Att. 29,204 - Cloudy - 64 F

livebaseballscorecards.com

Batter	1	2	3	4	5	6	7	8	9
Juan Pierre, L OBP: 0.352, SLG: 0.337 (1, 8)	1-1 G6-3 2B	0-1 F7		1-3 K		0-1 G6-3	0-0 SH1-3 1B	2-2 1B	
Juan Uribe, R OBP: 0.343, SLG: 0.387 Brent Butler, R OBP: 0.364, SLG: 0.429 (1, 6) (9, 6)	0-2 G6-3 2-3		3-2 G1-3	3-2 G2-3		2-2 WP 2B	1-1 SH1-3	4-2 1B 17 SF9 BB	
Larry Walker, L OBP: 0.406, SLG: 0.597 Dennys Reyes, R (8, 1) Terry Shumpert, R OBP: 0.312, SLG: 0.394 Chris Naching, R OBP: 0.500, SLG: 0.500 (8, PH) (9, 1)	4-2 G5-3 17 BB BB		0-0			3-2 G3	4-0 1B HR IBB	0-0 17 SF9 1B	
17 Todd Helton, L OBP: 0.421, SLG: 0.600 (1, 3)	4-1 G5-3 1-2 BB		4-0			0-0 HR	4-0 S 2B IBB	1-1 SF7	0-1 SF9
Todd Zeile, R OBP: 0.369, SLG: 0.514 (1, 5)	0-0 G5-3 1-2 2-3 3-H		1-3			2-2 G4-3 2B	2-2 PB 2B	0-1 HR 1B	2-2 SF8
Todd Hollandsworth, L OBP: 0.319, SLG: 0.451 (1, 7)	1-3 K		3-3 K			0-3 K	4-0 2-3 BB	0-2 HR	1-3 K
Jose Ortiz, R OBP: 0.328, SLG: 0.333 (1, 4)		1-1 E7 F9 1B		0-0 F9		3-2 G4-3	2-1 G4-3	4-1 BB	
Bobby Estalella, R OBP: 0.341, SLG: 0.722 (1, 2)		0-0 F9		1-0 1B 2B		1-1			
John Thomson, R OBP: 0.200, SLG: 0.111 Mark Little, R OBP: 0.255, SLG: 0.268 (7, PH) (8, 9)		3-3 K		1-0 1B		0-0 G5-3	4-0 SH1-3 17 SF7 1B BB	1-0 WP 1B 2B	

AB	R	H	RBI	BB	SO	LOB
6	3	3	2	0	1	3
4	2	1	0	1	0	3
0	0	0	0	0	0	0
3	2	2	1	2	0	1
0	0	0	0	0	0	0
1	1	1	1	0	0	0
0	0	0	0	0	0	0
1	2	1	3	3	0	0
5	2	3	5	0	1	4
5	1	1	3	1	4	5
4	0	1	0	1	0	3
5	1	3	1	0	1	2
3	0	1	0	0	1	2
1	2	1	0	1	0	0

WP	HR	S	P	ERA	WHIP
2	2	50	83	9.00	2.500
2	0	20	39	10.80	2.400
0	1	14	31	54.00	6.000
1	0	18	28	27.00	3.000

1B	2B	3B	HR	SF	SAC	DP	HBP
8	7	0	3	3	1	0	0
2	0	0	0	0	0	0	0
2	0	0	0	0	0	0	0

WP	PA
2	51

San Diego Padres @ Colorado Rockies
Coors Field, Denver, CO
 Thu May 23 2002, 1:05 PM MDT
 Att: 30,701 - Cloudy - 69 F

livebaseballscorecards.com

AB	38
R	16
H	18
RBI	16
BB	9
SO	8
LOB	23



PITCHER	IP	WLS	BF	H	R	ER	SO	BB	IBB	HBP	BLK	WP	HR	S	P	ERA	WHIP
Brett Tomko, R ERA: 3.71 (1, 1)	4.0	L	23	8	4	4	5	2	1	0	0	0	2	50	83	9.00	2.500
Tom Davey, R ERA: 7.2 (5, 1)	1.2		10	3	2	2	1	1	1	0	0	1	0	20	39	10.80	2.400
Jason Boyd, R ERA: 7.61 (6, 1)	1.0		10	4	6	6	0	2	1	0	0	0	1	14	31	54.00	6.000
Jason Middlebrook, R ERA: 7.84 (7, 1)	1.1		8	3	4	4	2	1	0	0	0	1	0	18	28	27.00	3.000

Batter	1	2	3	4	5	6	7	8	9	AB R H RBI BB SO LOB	TOP	
David Bell, R (1, 5) OBP: 0.332, SLG: 0.454	0-0 F9		4-0 G3-1 BB 2-3 BB		2-1 G6-4-3 2B 1B	1-0 P6		1-2 G6-3 1-2f		4 1 1 0 1 0 3		
Ramon Martinez, R (1, 6) OBP: 0.364, SLG: 0.424	1-1 F3		4-1 G3-1 BB 1-2 BB		3-2 G6-4-3 1-2	0-0 L8			2-3 K	4 0 0 0 1 1 2		
Barry Bonds, L (1, 7) OBP: 0.585, SLG: 0.868	3-1 G4-3		3-2 G3-1 1-2 2-3 3-H		0-0 2H 2B		0-0 G6-3		1-2 G4-3	5 0 1 2 0 0 2		
Jeff Kent, R (1, 4) OBP: 0.330, SLG: 0.444		0-2 G5-3 1B	3-3 K		4-2 BB		2-0 HR		0-1 F8	4 1 2 1 1 1 2		
J.T. Snow, L (1, 3) OBP: 0.339, SLG: 0.322		2-3 K		0-0 F7	0-1 G4-3		4-2 G6-4-3 BB			3 0 0 0 1 1 3		
Benito Santiago, R (1, 2) OBP: 0.340, SLG: 0.489		1-0 G5-3 1-2		2-2 1B 2B		0-0 1B 3B	1-1 G6-4-3			4 1 2 0 0 0 2		
Reggie Sanders, R (1, 9) OBP: 0.331, SLG: 0.418		3-2 F9		4-1 1B BB		1-1 3B 1B		4-2 1B S HBP		2 1 1 1 1 0 1		
Tsuyoshi Shinjo, R (1, 8) OBP: 0.311, SLG: 0.358			2-1 WP G3-1 2B	0-1 1-2 2-H 1B		1-2 L8		0-0 F3		4 1 2 0 0 0 2		
Russ Ortiz, R (1, 1) OBP: 0.370, SLG: 0.458			3-3 K		0-1 G6-3	0-1 1-H 3B		1-2 G6-3 1B		2 0 0 0 0 1 1 1 0 1 1 0 0 0 0 0 0 0 0 0 0 0 0 0 0 0 0 0 1 0 1 0 0 0 0 0 0 0 0 0 0 0 0 0 0 0 0 0 0		
Marvin Benard, L (8, PH) OBP: 0.308, SLG: 0.333												
Aaron Fultz, L (6, 1)												
Tim Worrell, R (7, 1)												
Damon Minor, L (8, PH) OBP: 0.348, SLG: 0.583												
Tom Goodenrich, L (8, PR) OBP: 0.438, SLG: 0.357												
Felix Rodriguez, R (8, 1)												
Inning Stats	R: 0 H: 0 E: 0 LOB: 0 K: 0 BB: 0 S: 5 P: 9	R: 0 H: 1 E: 0 LOB: 1 K: 1 BB: 0 S: 10 P: 16	R: 1 H: 1 E: 0 LOB: 2 K: 2 BB: 2 S: 14 P: 33	R: 0 H: 2 E: 0 LOB: 2 K: 0 BB: 1 S: 7 P: 13	R: 1 H: 2 E: 0 LOB: 2 K: 0 BB: 1 S: 15 P: 24	R: 2 H: 3 E: 0 LOB: 1 K: 0 BB: 0 S: 10 P: 13	R: 1 H: 1 E: 0 LOB: 0 K: 0 BB: 1 S: 7 P: 14	R: 0 H: 1 E: 0 LOB: 2 K: 0 BB: 0 S: 12 P: 18	R: 0 H: 0 E: 0 LOB: 0 K: 1 BB: 0 S: 9 P: 12	1B: 5 SF: 0 2B: 3 SAC: 0 3B: 2 DP: 2 HR: 1 HBP: 1	WP: 1 PA: 40 PB: 0 SB: 1 CS: 0	
PITCHER	IP WLS BF H R ER SO BB IBB HBP BLK WP HR S P ERA WHIP											
Denny Stark, R (1, 1) ERA: 1.5	5.0 W 23 6 2 2 3 4 0 0 0 1 0 51 95 3.60 2.000											
Rick White, R (6, 1) ERA: 5.4	0.1 4 3 2 2 0 0 0 0 0 0 0 0 8 10 54.00 9.000											
Justin Speier, R (6, 1) ERA: 1.35	0.2 H 2 0 0 0 0 0 0 0 0 0 0 0 2 3 0.00 0.000											
Kent Mercker, L (7, 1) ERA: 3.1	0.1 H 3 1 1 1 0 1 0 0 0 0 1 5 11 27.00 6.000											
Todd Jones, R (7, 1) ERA: 2.1	1.2 H 5 1 0 0 0 0 0 0 1 0 0 0 14 21 0.00 0.600											
PITCHER	IP WLS BF H R ER SO BB IBB HBP BLK WP HR S P ERA WHIP											
Jose Jimenez, R (9, 1) ERA: 2.78	1.0 S 3 0 0 0 1 0 0 0 0 0 0 0 9 12 0.00 0.000											

San Francisco Giants @ Colorado Rockies
 Coors Field, Denver, CO
 Fri May 24 2002, 7:05 PM MDT
 Att. 37,627 - Sunny - 50 F

AB	34
R	5
H	11
RBI	5
BB	5
SO	4
LOB	18




Batter	1	2	3	4	5	6	7	8	9	AB	R	H	RBI	BB	SO	LOB
Juan Pierre, L OBP: 0.349, SLG: 0.333 (1, 8)	0-1 G6-3		1-0 2-H 1B	0-1 P6			2-2 F7	2-1 F9		5	0	1	1	0	0	0
Juan Uribe, R OBP: 0.340, SLG: 0.378 (1, 6)	1-3 K		0-2 L7			2-2 F8	4-0 1B BB	1-1 L7		4	0	0	0	1	1	1
Larry Walker, L OBP: 0.402, SLG: 0.588 (1, 9)	1-1 G1-3		0-0 G3			1-2 P5	2-1 BB 1B			4	0	1	0	0	0	1
17 Todd Helton, L OBP: 0.427, SLG: 0.625 (1, 3)		3-2 G3-1		2-1 HR		3-0 2B	4-0 BB IBB			3	1	2	1	1	0	0
Todd Zeile, R OBP: 0.372, SLG: 0.510 (1, 5)		1-3 K		0-0 1B HR		2-2 F7	4-1 1-2 2-3 BB			3	1	1	0	1	1	1
Todd Hollandsworth, L OBP: 0.324, SLG: 0.460 (1, 7)		2-1 G1-3		3-2 1-2 HR		1-1 SH1-3 2B	0-3 K			4	1	2	0	0	1	3
Terry Shumpert, R OBP: 0.313, SLG: 0.392 (1, 4)			1-0 S 2B 1B	3-3 K		0-0 SH1-3	2-1 G5-3			3	1	1	0	0	1	2
Bobby Estalella, R OBP: 0.378, SLG: 0.850 (1, 2)			3-2 1-H 1B 2B	1-0 1-H 2-H HR		2-3 K	2-0 HR 2B			4	3	3	4	0	1	1
Denny Stark, R OBP: 0.143, SLG: 0.667 (6, 1)			2-3 K	2-3 K		2-1 G5-3	2-1 HR			2	0	0	0	0	2	1
Rick White, R (6, 1)										0	0	0	0	0	0	0
Justin Speier, R (6, PH)										0	0	0	0	0	0	0
Jose Ortiz, R OBP: 0.328, SLG: 0.331 (7, 1)										1	0	0	0	0	0	1
Kent Mercker, L (7, 1)										0	0	0	0	0	0	0
Todd Jones, L (8, PH)										0	0	0	0	0	0	0
Greg Norton, S OBP: 0.267, SLG: 0.389 (8, PH)										1	1	1	2	0	0	0
Jose Jimenez, R (9, 1)										0	0	0	0	0	0	0

Inning Stats	R: 0	H: 0	E: 0	K: 1	S: 7	R: 0	H: 0	E: 0	K: 1	S: 11	R: 2	H: 3	E: 0	K: 1	S: 13	R: 4	H: 4	E: 0	K: 2	S: 16	R: 0	H: 1	E: 0	K: 1	S: 10	R: 0	H: 1	E: 0	K: 1	S: 8	R: 0	H: 1	E: 0	K: 1	S: 11	R: 2	H: 2	E: 0	K: 0	S: 9	R: 4	H: 3	E: 0	K: 1	S: 9
	LOB: 0	BB: 0	LOB: 0	BB: 0		LOB: 0	BB: 0	LOB: 0	BB: 0		LOB: 1	BB: 0	LOB: 0	BB: 0		LOB: 1	BB: 0	LOB: 3	BB: 0		LOB: 0	BB: 0	LOB: 0	BB: 0		LOB: 0	BB: 0	LOB: 0	BB: 0		LOB: 0	BB: 0	LOB: 0	BB: 0		LOB: 0	BB: 0	LOB: 0	BB: 0		LOB: 0	BB: 0	LOB: 0	BB: 0	

PITCHER	IP	WLS	BF	H	R	ER	SO	BB	IBB	HBP	BLK	WP	HR	S	P	ERA	WHIP
Russ Ortiz, R ERA: 3.41 (1, 1)	5.0	L	23	8	6	6	5	0	0	0	0	0	2	57	91	10.80	1.600
Aaron Fultz, L ERA: 7.71 (6, 1)	1.2		8	2	0	0	1	1	1	0	0	0	0	15	32	0.00	1.800
Tim Worrell, R ERA: 3.0 (7, 1)	0.1		2	0	0	0	1	1	0	0	0	0	0	4	8	0.00	3.000
Felix Rodriguez, R ERA: 5.23 (8, 1)	1.0		5	2	2	2	0	0	0	0	0	0	1	9	18	18.00	2.000

BOTTOM															
San Francisco Giants @ Colorado Rockies Coors Field, Denver, CO Fri May 24 2002, 7:05 PM MDT Att: 37,627 - Sunny - 50 F															
AB	34	R	8	H	12	RBI	8	BB	3	SO	7	LOB	11		
WP	0	PA	38	PB	0	SB	1	CS	0						

PITCHER	IP	WLS	BF	H	R	ER	SO	BB	IBB	HBP	BLK	WP	HR	S	P	ERA	WHIP



Batter	1	2	3	4	5	6	7	8	9	AB	R	H	RBI	BB	SO	LOB
Juan Pierre, L OBP: 0.351, SLG: 0.341 (1, 8)	0-0 2B		0-1 SH5-4 1B	1-2 L1-3		0-0 F7				4	2	2	0	0	0	2
Juan Uribe, R OBP: 0.340, SLG: 0.383 (1, 6)	1-0 17 G6-3 2B		0-0 SH5-4		0-0 G6-3		1-1 P4			3	0	1	1	0	0	0
Larry Walker, L OBP: 0.405, SLG: 0.583 (1, 9)	3-2 F9		1-0 WP 1B		1-2 G3		4-2 17 WP BB			3	0	1	2	1	0	1
17 Todd Helton, L OBP: 0.429, SLG: 0.620 (1, 3)	2-2 G6-3		1-2 F9		3-1 2B HR 1B		4-0 G5-4-3 1B IBB			3	1	1	0	1	0	2
Todd Zeile, R OBP: 0.375, SLG: 0.513 (1, 5)	3-2 F8		4-1 FC6-4 BB		0-0 HR 2B		0-2 G5-4-3			3	1	1	0	1	0	3
Terry Shumpert, R OBP: 0.313, SLG: 0.429 Todd Hollandsworth, L OBP: 0.329, SLG: 0.472 (1, 7) (8, 7)		1-2 F8	0-0 FC6-4		0-1 HR		1-0 B2-6 2B			3	1	1	3	0	0	2
Jose Ortiz, R OBP: 0.324, SLG: 0.322 Jose Jimenez, R (9, 1)		3-2 L8		4-2 1B BB		0-0 F9		0-0 B2-6		3	0	0	0	1	0	1
Gary Bennett, R OBP: 0.306, SLG: 0.315 (1, 2)		1-3 K		2-0 1B 1B		2-1 F9		1-2 G6-3		4	0	1	0	0	1	0
Denny Neagle, L OBP: 0.400, SLG: 0.550 Denny Stark, R OBP: 0.125, SLG: 0.571 Chris Naching, R OBP: 0.500, SLG: 0.500 Mark Little, R OBP: 0.250, SLG: 0.262 Dennys Reyes, R Justin Speier, R Kent Mercker, L Brent Butler, R OBP: 0.364, SLG: 0.429 (1, 1) (4, PH) (5, 1) (6, PH) (7, 1) (7, 1) (8, 1) (9, 4)			0-0 SH5-4 1B 1B		1-3 K		0-1 G5-3			1	1	1	0	0	0	0

Inning Stats	R: 1	H: 2	E: 0	K: 0	S: 13	R: 0	H: 0	E: 0	K: 1	S: 9	R: 2	H: 3	E: 0	K: 0	S: 10	R: 0	H: 1	E: 0	K: 1	S: 9	R: 3	H: 3	E: 0	K: 0	S: 10	R: 0	H: 0	E: 0	K: 0	S: 5	R: 0	H: 0	E: 0	K: 0	S: 8	R: 0	H: 1	E: 0	K: 0	S: 6						
	LOB: 1	BB: 0	LOB: 0	BB: 0		LOB: 0	BB: 0	LOB: 0	BB: 0		LOB: 2	BB: 1	LOB: 1	BB: 0		LOB: 0	BB: 0	LOB: 0	BB: 0		LOB: 0	BB: 0	LOB: 1	BB: 2	LOB: 0	BB: 0	LOB: 0	BB: 0		LOB: 0	BB: 0	LOB: 0	BB: 0		LOB: 0	BB: 0	LOB: 0	BB: 0		LOB: 0	BB: 0	LOB: 0	BB: 0			
	WP: 0	PA: 22	WP: 0	PA: 14		WP: 0	PA: 16	WP: 0	PA: 17		WP: 0	PA: 14	WP: 0	PA: 7		WP: 0	PA: 8	WP: 0	PA: 17		WP: 0	PA: 8	WP: 0	PA: 17	WP: 0	PA: 8	WP: 0	PA: 8	WP: 0	PA: 7	WP: 0	PA: 17	WP: 0	PA: 8	WP: 0	PA: 8	WP: 0	PA: 8	WP: 0	PA: 8	WP: 0	PA: 8	WP: 0	PA: 8	WP: 0	PA: 8

BOTTOM

San Francisco Giants @ Colorado Rockies

Coors Field, Denver, CO

Sat May 25 2002, 1:05 PM MDT

Att: 41,957 - Sunny - 69 F

livebaseballscorecards.com

AB	30
R	6
H	10
RBI	6
BB	4
SO	2
LOB	13



WP: 2	PA: 35
PB: 0	
SB: 0	
CS: 0	

PITCHER	IP	WLS	BF	H	R	ER	SO	BB	IBB	HBP	BLK	WP	HR	S	P	ERA	WHIP
Kirk Rueter, L ERA: 3.09 (1, 1)	6.0	L	28	9	6	6	2	2	0	0	0	1	1	56	90	9.00	1.833
Jay Witasick, R ERA: 1.37 (7, 1)	1.0		4	0	0	0	0	1	1	0	0	1	0	8	17	0.00	1.000
Aaron Fultz, L ERA: 7.27 (8, 1)	1.0		3	1	0	0	0	0	0	0	0	0	0	6	8	0.00	1.000

San Francisco Giants @ Colorado Rockies
 Coors Field, Denver, CO
 Sun May 26 2002, 1:05 PM MDT
 Att. 48,073 - Cloudy - 75 F

AB	32
R	6
H	9
RBI	4
BB	3
SO	6
LOB	10



WP	1	PA	36
PB	1		
SB	1		
CS	0		

Batter	1	2	3	4	5	6	7	8	9	AB	R	H	RBI	BB	SO	LOB
David Bell, R (1, 5) OBP: 0.333, SLG: 0.453	0-0 2B		3-2 1B BB E 2-H 1B	1-2 G5-3			4-2 SAFE 1-2 BB			3	1	2	1	1	0	0
Ramon Martinez, R (1, 6) OBP: 0.365, SLG: 0.448	1-2 G5-3		0-1 P4		2-1 E6 F8 1B		0-3 K			4	0	1	0	0	1	3
Barry Bonds, L (1, 7) OBP: 0.571, SLG: 0.851	3-3 K		4-2 E 1-2 2B BB		1-1 F8		1-0 F8			3	1	0	0	1	1	3
Jeff Kent, R (1, 4) OBP: 0.321, SLG: 0.429		1-0 G6-3	0-2 E6 2B 1B		1-3 K		1-1 F3			4	1	1	0	0	1	1
J.T. Snow, L (1, 3) OBP: 0.346, SLG: 0.344		2-1 PB WP 2B	2-0 1B 2B		2-3 K		3-3 K			4	2	2	2	0	2	1
Reggie Sanders, R (1, 9) OBP: 0.339, SLG: 0.418		3-2 F9	0-0 S 1B		2-2 G5-3		2-2 F7			4	0	1	1	0	0	0
41 Chad Zerbe, L (8, 1) OBP: 0.333, SLG: 0.333		2-H	2-H							0	0	0	0	0	0	0
Tsuyoshi Shinjo, R (1, 8) OBP: 0.306, SLG: 0.351		3-2 G3	2-2 P5		1-3 K		4-2 G6-4-3 BB			3	0	0	0	0	1	1
Jay Witasick, R (6, 1)										0	0	0	0	0	0	0
Marvin Benard, L (8, 9) OBP: 0.318, SLG: 0.333			1-2							0	0	0	0	1	0	0
Yorvit Torrealba, R (1, 2) OBP: 0.225, SLG: 0.189			0-2 SH3 1B 1B		1-2 F8		2-1 G6-4-3			4	1	1	0	0	0	1
Ryan Jensen, R (1, 1) OBP: 0.125, SLG: 0.125			0-0 SH3		0-0 F8		1-0 G6-3			1	0	0	0	0	0	0
Tom Goodwin, L (6, 8) OBP: 0.364, SLG: 0.300			1-2 SH3		0-1 G6-3					1	0	1	0	0	0	0
Shawon Dunston, R (9, PH) OBP: 0.103, SLG: 0.214							0-1 BB 1B			1	0	0	0	0	0	0

Inning Stats	R: 0	H: 1	E: 0	LOB: 0	K: 1	BB: 0	S: 7	P: 11	R: 1	H: 1	E: 0	LOB: 0	K: 0	BB: 0	S: 9	P: 18	R: 5	H: 5	E: 1	LOB: 1	K: 0	BB: 1	S: 21	P: 32	R: 0	H: 0	E: 0	LOB: 0	K: 0	BB: 0	S: 9	P: 11	R: 0	H: 1	E: 1	LOB: 1	K: 2	BB: 0	S: 10	P: 16	R: 0	H: 0	E: 0	LOB: 0	K: 1	BB: 0	S: 8	P: 11	R: 0	H: 1	E: 0	LOB: 1	K: 1	BB: 1	S: 13	P: 18	R: 0	H: 0	E: 0	LOB: 0	K: 1	BB: 0	S: 9	P: 15	R: 0	H: 0	E: 0	LOB: 0	K: 0	BB: 1	S: 5	P: 12	R: 0	H: 0	E: 0	LOB: 0	K: 0	BB: 1	S: 5	P: 12	1B: 6	SF: 0	2B: 3	SAC: 1	3B: 0	DP: 1	HR: 0	HBP: 0	WP: 1	PA: 36
--------------	------	------	------	--------	------	-------	------	-------	------	------	------	--------	------	-------	------	-------	------	------	------	--------	------	-------	-------	-------	------	------	------	--------	------	-------	------	-------	------	------	------	--------	------	-------	-------	-------	------	------	------	--------	------	-------	------	-------	------	------	------	--------	------	-------	-------	-------	------	------	------	--------	------	-------	------	-------	------	------	------	--------	------	-------	------	-------	------	------	------	--------	------	-------	------	-------	-------	-------	-------	--------	-------	-------	-------	--------	-------	--------

PITCHER	IP	WLS	BF	H	R	ER	SO	BB	IBB	HBP	BLK	WP	HR	S	P	ERA	WHIP
Jason Jennings, R (1, 1) ERA: 4.97	5.0	W	23	8	6	5	3	1	0	0	0	1	0	56	88	9.00	1.800
Rick White, R (6, 1) ERA: 4.98	1.2	H	6	1	0	0	2	1	0	0	0	0	0	20	27	0.00	1.200
Kent Mercker, L (7, 1) ERA: 3.0	0.1	H	1	0	0	0	0	0	0	0	0	0	0	1	2	0.00	0.000
Todd Jones, R (8, 1) ERA: 2.03	1.0	H	3	0	0	0	1	0	0	0	0	0	0	9	15	0.00	0.000
Dennys Reyes, L (9, 1) ERA: 4.35	1.0		3	0	0	0	0	1	0	0	0	0	0	5	12	0.00	1.000

PITCHER	IP	WLS	BF	H	R	ER	SO	BB	IBB	HBP	BLK	WP	HR	S	P	ERA	WHIP
---------	----	-----	----	---	---	----	----	----	-----	-----	-----	----	----	---	---	-----	------

Batter	1	2	3	4	5	6	7	8	9	AB R H RBI BB SO LOB	TOP											
Juan Pierre, L (1, 8) OBP: 0.349, SLG: 0.344	0-1 F8		3-3 K		1-1 G5-3		1-0 1B		0-3 K	5 0 1 1 0 2 0												
Juan Uribe, R (1, 6) OBP: 0.338, SLG: 0.379	1-1 1B			0-0 G1-3	2-1 L4		1-2 F7		1-2 L7	5 0 1 0 0 0 2												
Larry Walker, L (1, 9) OBP: 0.401, SLG: 0.569	2-3 K			1-0 G4-1		1-0 G3-1	2-0 1B			4 0 1 0 0 1 1												
17 Todd Helton, L (1, 3) OBP: 0.431, SLG: 0.642	1-1 P6			3-2 HR 2B		0-0 F7	1-3 K			4 1 1 0 0 1 4												
Todd Zeile, R (1, 5) OBP: 0.375, SLG: 0.500		0-2 G6-3		4-2 HR BB		2-2 G6-3		1-2 G4-3		3 1 0 0 1 0 0												
Todd Hollandsworth, L (1, 7) OBP: 0.338, SLG: 0.500		2-2 F7		0-0 HR			0-0 1B BB	1-0 B5		4 2 2 3 0 0 0												
Bobby Estalella, R (1, 2) OBP: 0.415, SLG: 0.795		0-1 L7		1-1 E5			4-2 1B BB	4-1 BB		2 1 0 0 2 0 0												
Jose Ortiz, R (1, 4) OBP: 0.308, SLG: 0.307			3-1 G5-3	0-1 F8			2-3 K	0-1 F7		4 0 0 0 0 1 4												
Mike Hampton, R (1, 1) OBP: 0.333, SLG: 0.458			0-3 K		2-3 K		2-0 1B 1B		2 0 0 0 0 0 2 0													
Justin Speier, R (5, 1) Greg Norton, S (7, PH) Chris Nichting, R (7, 1) Kent Mercker, L (7, 1) Terry Shumpert, R (9, PH) OBP: 0.590, SLG: 0.500							1-3 2-H 1B	2-2 L5	0 0 0 0 0 0 0 0 1 0 0 1 1 0 0 0 0 0 0 0 0 0 0 0 0 0 0 0 0 0 0 0 1 0 0 0 0 0 0 0													
Inning Stats	R: 0 E: 0 K: 1 S: 9	H: 1 LOB: 1 BB: 0 P: 13	R: 0 E: 0 K: 0 S: 9	H: 0 LOB: 0 BB: 0 P: 11	R: 0 E: 0 K: 2 S: 8	H: 0 LOB: 0 BB: 0 P: 14	R: 3 E: 1 K: 0 S: 12	H: 2 LOB: 1 BB: 1 P: 21	R: 0 E: 0 K: 1 S: 7	H: 0 LOB: 0 BB: 0 P: 12	R: 0 E: 0 K: 0 S: 5	H: 0 LOB: 0 BB: 0 P: 8	R: 2 E: 0 K: 2 S: 18	H: 4 LOB: 3 BB: 1 P: 31	R: 0 E: 0 K: 0 S: 8	H: 0 LOB: 1 BB: 1 P: 14	R: 0 E: 0 K: 1 S: 10	H: 0 LOB: 0 BB: 0 P: 13	1B: 5 2B: 1 3B: 0 HR: 1	SF: 0 SAC: 0 DP: 0 HBP: 0	WP: 0 PB: 0 SB: 0 CS: 0	PA: 38
PITCHER	IP WLS BF H R ER SO BB IBB HBP BLK WP HR S P ERA WHIP																					
Brian Lawrence, R (1, 1) ERA: 3.53	6.1 W 27 5 5 5 5 2 0 0 0 0 1 59 96 7.11 1.105																					
Steve Reed, R (7, 1) ERA: 1.64	0.1 H 3 2 0 0 0 0 0 0 0 0 0 0 5 9 0.00 6.000																					
Alan Embree, L (7, 1) ERA: 2.08	1.0 H 4 0 0 0 1 1 0 0 0 0 0 0 10 17 0.00 1.000																					
Jeremy Fikac, R (8, 1) ERA: 3.55	0.1 H 1 0 0 0 0 0 0 0 0 0 0 0 2 2 0.00 0.000																					
Trevor Hoffman, R (9, 1) ERA: 1.5	1.0 S 3 0 0 0 1 0 0 0 0 0 0 0 10 13 0.00 0.000																					

Colorado Rockies @ San Diego Padres
Qualcomm Stadium, San Diego, CA
Mon May 27 2002, 10:05 PM EDT
Att. 15,666 - Sunny - 68 F

livebaseballscorecards.com

AB	35
R	5
H	7
RBI	5
BB	3
SO	7
LOB	11



Batter	1	2	3	4	5	6	7	8	9
D'Angelo Jimenez, S OBP: 0.308, SLG: 0.310 Jeremy Fikac, R Trevor Hoffman, R	4-1 FC6-4 1B BB		2-1 G5-3	2-2 G4-3	2-1 F8		4-2 FC4-6 BB		
Mark Kotsay, L OBP: 0.379, SLG: 0.441	0-0 FC6-4 1-2 1B		1-2 G6-3		0-0 2B 1B	0-2 F9	1-0 FC4-6		
Phil Nevin, R OBP: 0.362, SLG: 0.471	3-1 F9			2-1 F8	0-0 1B 2B	1-1 1B 2B	1-3 K		
Ryan Klesko, L OBP: 0.429, SLG: 0.584	1-2 FC6-4 1-2f 2-3			1-0 HR	0-1 FC5-4 1B BB	1-2 P6		3-1 G4-3	
Ron Gant, R OBP: 0.314, SLG: 0.444	2-2 L8			2-0 BB 1B	0-0 FC5-4 1B	0-0 1B		3-2 F9	
Bubba Trammell, R OBP: 0.321, SLG: 0.342 Alan Embree, L Ramón Vázquez, L OBP: 0.273, SLG: 0.230		0-3 K		4-2 1B BB G3 BB	0-0 FC5-4 BB	2-3 K		0-2 G1-3	
Deivi Cruz, R OBP: 0.289, SLG: 0.411		3-1 G5-4-3 1B		4-1 G3 1B BB	0-0 P4		1-2 F9		
Wiki Gonzalez, R OBP: 0.303, SLG: 0.300		1-1 G5-4-3		2-1 G3 1B	4-0 BB BB		2-2 BB 1B FC4-6 1B		
Brian Lawrence, R OBP: 0.323, SLG: 0.269 Steve Reed, R Trenidad Hubbard, R OBP: 0.297, SLG: 0.293			0-0 F8	0-2 G3	4-0 BB		1-1 FC4-6 BB 1B		

Inning Stats	R: 0 E: 0 K: 10 S: 10	H: 1 LOB: 2 BB: 1 P: 20	R: 0 E: 0 K: 1 S: 7	H: 1 LOB: 0 BB: 0 P: 11	R: 0 E: 0 K: 0 S: 7	H: 0 LOB: 0 BB: 0 P: 10	R: 3 E: 0 K: 0 S: 18	H: 3 LOB: 2 BB: 2 P: 35	R: 3 E: 0 K: 1 S: 9	H: 4 LOB: 3 BB: 2 P: 19	R: 1 E: 0 K: 1 S: 13	H: 2 LOB: 1 BB: 0 P: 17	R: 1 E: 0 K: 1 S: 14	H: 2 LOB: 2 BB: 1 P: 24	R: 0 E: 0 K: 0 S: 9	H: 0 LOB: 0 BB: 0 P: 15
1B: 10 2B: 2 3B: 0 HR: 1	SF: 0 SAC: 0 DP: 1 HBP: 0	WP: 0 PA: 42	ERA WHIP	ERA WHIP	ERA WHIP	ERA WHIP	ERA WHIP	ERA WHIP	ERA WHIP	ERA WHIP	ERA WHIP	ERA WHIP	ERA WHIP	ERA WHIP	ERA WHIP	

PITCHER	IP	WLS	BF	H	R	ER	SO	BB	IBB	HBP	BLK	WP	HR	S	P	ERA	WHIP
Mike Hampton, L ERA: 6.54	(1, 1)	4.2	L	27	9	6	6	1	5	0	0	0	1	49	91	11.57	3.000
Justin Speier, R ERA: 1.86	(5, 1)	1.1		6	2	1	1	0	0	0	0	0	0	15	21	6.75	1.500
Chris Naching, R ERA: 2.25	(7, 1)	0.1		4	2	1	0	1	0	0	0	0	0	10	18	27.00	9.000
Kent Mercker, L ERA: 2.78	(7, 1)	1.2		5	0	0	1	0	0	0	0	0	0	13	21	0.00	0.000

BOTTOM

Colorado Rockies @ San Diego Padres
Qualcomm Stadium, San Diego, CA
Mon May 27 2002, 10:05 PM EDT
Att. 15,666 - Sunny - 68 F

livebaseballscorecards.com


AB	36
R	8
H	13
RBI	8
BB	6
SO	3
LOB	24



Batter	1	2	3	4	5	6	7	8	9	10	11	12	AB R H RBI BB SO LOB	TOP												
Juan Pierre, L OBP: 0.342, SLG: 0.336 (1, 8)	F8		G4-3		G4-3			B5-3			F7		5 0 0 0 0 0 0	Colorado Rockies @ San Diego Padres Qualcomm Stadium, San Diego, CA Tue May 28 2002, 10:05 PM EDT Att. 13,998 - Cloudy - 68 F												
Juan Uribe, R OBP: 0.330, SLG: 0.369 (1, 6)	E5 SF8		P4				G4-3	F3			K		5 1 0 0 0 1 0													
Larry Walker, L OBP: 0.401, SLG: 0.571 (1, 9)	SF8						K	G4-3				BB	3 0 1 1 1 1 0													
17 Todd Helton, L OBP: 0.422, SLG: 0.625 (1, 3)	L9						F7				L7		5 0 0 0 0 2 2													
Todd Zeile, R OBP: 0.370, SLG: 0.491 (1, 5)			G1-3				G5-3				G3-1		5 0 1 0 0 0 0													
Todd Hollandsworth, L OBP: 0.327, SLG: 0.482 (1, 7)			K				G6-3				K		5 0 0 0 0 3 2													
Bobby Estalella, R OBP: 0.414, SLG: 0.813 (1, 2)			K				G1-3				F8		4 1 1 1 1 1 2													
Brent Butler, R OBP: 0.407, SLG: 0.615 (1, 4)							K				L8		5 1 3 0 0 1 0													
John Thomson, R OBP: 0.174, SLG: 0.100 (1, 1)													2 0 0 1 0 0 2													
Todd Jones, L OBP: 0.274, SLG: 0.393 (10, PH)			SF9				F8				K2-3		0 0 0 0 0 1 0													
Greg Norton, S OBP: 0.274, SLG: 0.393 (10, PH)													1 0 0 0 0 0 0													
Jose Jimenez, R OBP: 0.310, SLG: 0.432 (12, PH)													0 0 0 0 0 0 0													
Terry Shumpert, R OBP: 0.310, SLG: 0.432 (12, PH)													1 0 0 0 0 0 0													
Dennys Reyes, R (12, 1)													0 0 0 0 0 0 0													
Justin Speier, R (12, 1)													0 0 0 0 0 0 0													
Inning Stats	R: 1 E: 1 K: 0 S: 9	H: 0 LOB: 0 BB: 0 P: 12	R: 0 E: 0 K: 2 S: 8	H: 0 LOB: 0 BB: 0 P: 13	R: 1 E: 0 K: 0 S: 12	H: 1 LOB: 0 BB: 0 P: 19	R: 0 E: 0 K: 2 S: 13	H: 2 LOB: 2 BB: 0 P: 22	R: 0 E: 0 K: 1 S: 7	H: 0 LOB: 0 BB: 0 P: 11	R: 0 E: 0 K: 1 S: 11	H: 1 LOB: 2 BB: 1 P: 19	R: 0 E: 0 K: 0 S: 3	H: 0 LOB: 0 BB: 0 P: 6	R: 0 E: 0 K: 2 S: 9	H: 0 LOB: 0 BB: 0 P: 12	R: 0 E: 0 K: 1 S: 6	H: 0 LOB: 0 BB: 0 P: 9	R: 0 E: 0 K: 1 S: 9	H: 0 LOB: 1 BB: 1 P: 19	R: 1 E: 0 K: 0 S: 11	H: 2 LOB: 1 BB: 0 P: 18	1B: 2 2B: 1 3B: 2 HR: 1	SF: 2 SAC: 0 DP: 0 HBP: 0	WP: 0 PB: 0 SB: 0 CS: 0	PA: 45
PITCHER	IP WLS BF H R ER SO BB IBB HBP BLK WP HR S P ERA WHIP																									
Brett Tomko, R ERA: 3.42 (1, 1)	8.0		30	4	2	1	6	1	0	0	0	0	0	0	0	71	114	1.12	0.625							
Alan Embree, L ERA: 1.96 (9, 1)	1.0		3	0	0	0	2	0	0	0	0	0	0	0	0	9	12	0.00	0.000							
Treyor Hoffman, R ERA: 1.42 (10, 1)	1.0		3	0	0	0	1	0	0	0	0	0	0	0	0	6	9	0.00	0.000							
Jeremy Fikac, R ERA: 3.67 (11, 1)	1.2	L	8	2	1	1	1	1	0	0	0	0	0	1	17	32	5.40	1.800								
Jason Boyd, R ERA: 6.92 (12, 1)	0.1		1	0	0	0	0	0	0	0	0	0	0	0	3	5	0.00	0.000								

AB	41
R	3
H	6
RBI	3
BB	2
SO	10
LOB	9



Batter	1	2	3	4	5	6	7	8	9	AB R H RBI BB SO LOB	TOP					
Juan Pierre, L (1, 8) OBP: 0.335, SLG: 0.329	0-2 P5	2-1 FC4-6		1-3 K		0-0 F8			0-2 G3	5 0 0 0 0 1 2						
Juan Uribe, R (1, 6) OBP: 0.336, SLG: 0.372	1-2 17 S BB 1B		2-2 17 1B BB SF8 1B	4-2 FC4-6 BB		0-0 G5-3			2-2 F7	4 1 2 0 1 0 1						
Larry Walker, L (1, 9) OBP: 0.403, SLG: 0.564 Mark Little, R (9, PH) OBP: 0.245, SLG: 0.256	4-2 17 BB 1-2 BB		4-1 SF8 17 1B 1-2 1B BB	2-1 FC4-6			0-3 K		0-3 K	2 1 0 0 2 1 1 1 0 0 0 0 1 0						
17 Todd Helton, L (1, 3) OBP: 0.423, SLG: 0.620	4-1 G5-4-3 1-2 2-3 BB		0-0 1B 1-2 2-3 1B		2-1 G3		0-0 F3			3 0 1 0 1 0 0						
Todd Zeile, R (1, 5) OBP: 0.368, SLG: 0.488 Chris Nix, R (7, 1) OBP: 0.500, SLG: 0.500	1-2 G5-4-3 1-2f		2-1 SF8 2-3 3-H		1-3 K		1-2 1B			3 0 1 1 0 1 3 0 0 0 0 0 0 0						
Todd Hollandsworth, L (1, 7) OBP: 0.338, SLG: 0.493		1-0 E 2B	0-0 1-2 3-H 1B		4-1 BB		0-0 G4-3			3 1 2 1 1 0 1						
Brent Butler, R (1, 4) OBP: 0.387, SLG: 0.567		2-1 G5-3 2-H	0-3 K		1-1 F8			3-2 G4-6-3 1B		4 0 1 0 0 1 3	AB 32 R 3 H 9 RBI 2 BB 5 SO 6 LOB 14					
Gary Bennett, R (1, 2) OBP: 0.304, SLG: 0.312		0-0 F9	1-1 G6-3			1-2 SH1-4 1B		1-1 G4-6-3		4 0 1 0 0 0 3						
Denny Stark, R (1, 1) OBP: 0.200, SLG: 0.556 40 Brian Fuentes, L (6, 1) Terry Shumpert, R (7, 4) OBP: 0.307, SLG: 0.427		2-2 FC4-6 1B		1-3 K		0-1 SH1-4		1-1 G6-3		2 0 1 0 0 1 0 0 0 0 0 0 0 0 1 0 0 0 0 0 0						
Inning Stats	R: 0 H: 1 E: 0 LOB: 2 K: 0 BB: 2 S: 13 P: 23	R: 1 H: 2 E: 1 LOB: 1 K: 0 BB: 0 S: 9 P: 16	R: 2 H: 3 E: 0 LOB: 2 K: 1 BB: 1 S: 13 P: 22	R: 0 H: 0 E: 0 LOB: 1 K: 2 BB: 1 S: 10 P: 18	R: 0 H: 0 E: 0 LOB: 1 K: 1 BB: 1 S: 8 P: 16	R: 0 H: 1 E: 0 LOB: 1 K: 0 BB: 0 S: 8 P: 9	R: 0 H: 1 E: 0 LOB: 1 K: 1 BB: 0 S: 8 P: 9	R: 0 H: 1 E: 0 LOB: 0 K: 0 BB: 0 S: 8 P: 13	R: 0 H: 0 E: 0 LOB: 0 K: 1 BB: 0 S: 11 P: 13	1B: 8 SF: 1 2B: 1 SAC: 1 3B: 0 DP: 2 HR: 0 HBP: 0	WP: 0 PA: 39 PB: 0 SB: 1 CS: 0					
PITCHER	IP WLS BF H R ER SO BB IBB HBP BLK WP HR S P ERA WHIP															
Brian Tollberg, R (1, 1) ERA: 6.13	2.0	13	5	3	3	0	3	0	0	0	0	0	27	50	13.50	4.000
Jason Middlebrook, R (3, 1) ERA: 3.98	7.0	W	26	4	0	0	6	2	0	0	0	0	61	89	0.00	0.857

Colorado Rockies @ San Diego Padres
Qualcomm Stadium, San Diego, CA
 Wed May 29 2002, 10:05 PM EDT
 Att. 13,421 - Sunny - 70 F

livebaseballscorecards.com

Batter	1	2	3	4	5	6	7	8	9
Mark Kotsay, L OBP: 0.383, SLG: 0.453 (1, 8)	4-1 BB F7 BB	0-1 HR	0-0 F8			4-0 1B BB		1-1 2B 1B	
Ramón Vázquez, L OBP: 0.273, SLG: 0.227 (1, 4) (7, 5)	0-1 F7	0-0 G6-3		1-3 K		4-2 1B BB		1-3 K	
Ryan Klesko, L OBP: 0.435, SLG: 0.593 (1, 3)	4-0 BB BB BB	4-1 FC6-4 BB		0-1 G4-3		3-3 K		1-1 1B 2B	
Phil Nevin, R OBP: 0.352, SLG: 0.449 (1, 5) D'Angelo Jimenez, S OBP: 0.311, SLG: 0.313 (7, 4)	4-2 BB BB	0-0 FC6-4		1-2 G4-3		1-1 1B		0-0 1B	
Ray Lankford, L OBP: 0.344, SLG: 0.299 (1, 7)	4-2 BB BB BB		1-1 E6 3B		1-3 K		0-2 F7		
Bubba Trammell, R OBP: 0.308, SLG: 0.325 (1, 9)	3-1 G6-4-3		1-1 F8		1-2 G6-3		0-3 K	0-0 G5-3	
Deivi Cruz, R OBP: 0.284, SLG: 0.416 (1, 6)		1-2 E4 SH2-4 1B HR	0-1 1B 3B		0-0 G5-3		2-3 K		
Wiki Gonzalez, R OBP: 0.342, SLG: 0.324 (1, 2)		0-0 SH2-4 1B HR	3-2 SH3-4 1B			1-0 F8	1-2 L4		
Brian Tollberg, R OBP: 0.238, SLG: 0.211 (1, 1) Jason Middlebrook, R OBP: 0.500, SLG: 0.500 (3, 1)		1-0 SH2-4	0-0 SH3-4			1-0 BB BB 1B		0-0 2B 1B	

Inning Stats	R: 1	H: 0	E: 0	K: 0	S: 11	LOB: 2	BB: 4	P: 30
	R: 3	H: 2	E: 1	K: 0	S: 10	LOB: 1	BB: 1	P: 16
	R: 2	H: 2	E: 1	K: 1	S: 14	LOB: 1	BB: 0	P: 19
	R: 0	H: 0	E: 0	K: 1	S: 8	LOB: 0	BB: 0	P: 10
	R: 0	H: 0	E: 0	K: 1	S: 7	LOB: 0	BB: 0	P: 9
	R: 2	H: 2	E: 0	K: 1	S: 13	LOB: 2	BB: 2	P: 27
	R: 0	H: 0	E: 0	K: 2	S: 11	LOB: 0	BB: 0	P: 14
	R: 3	H: 4	E: 0	K: 2	S: 15	LOB: 1	BB: 0	P: 20

PITCHER	IP	WLS	BF	H	R	ER	SO	BB	IBB	HBP	BLK	WP	HR	S	P	ERA	WHIP
Denny Stark, R ERA: 3.47 (1, 1)	5.1	L	29	5	8	6	2	7	0	0	0	0	1	55	99	10.12	2.250
40 Brian Fuentes, L ERA: (6, 1)	0.2		3	1	0	0	1	0	0	0	0	0	0	8	12	0.00	1.500
Chris Nichting, R ERA: 3.27 (7, 1)	2.0		10	4	3	3	4	0	0	0	0	0	0	26	34	13.50	2.000

AB R H RBI BB SO LOB

3	4	2	3	2	0	1
4	0	0	0	1	2	3
3	1	1	1	2	1	3
3	0	1	2	1	0	1
1	0	1	2	0	0	0
4	1	0	1	1	2	3
5	0	0	0	0	1	5
4	2	1	1	0	1	0
4	1	2	1	0	0	0
0	0	0	0	0	0	0
2	2	2	0	0	0	0

AB	33
R	11
H	10
RBI	11
BB	7
SO	7
LOB	16



WP	HR	S	P	ERA	WHIP
0	0	0	42		
0	0	0			
0	0	0			
0	0	0			

Colorado Rockies @ San Diego Padres
Qualcomm Stadium, San Diego, CA
Wed May 29 2002, 10:05 PM EDT
Att. 13,421 - Sunny - 70 F

livebaseballscorecards.com

Batter	1	2	3	4	5	6	7	8	9	AB R H RBI BB SO LOB	TOP											
Juan Pierre, L OBP: 0.332, SLG: 0.326 (1, 8) X	0-0 CS 1B	0-0 B1-3			0-0 G6-3		0-1 L8		1-3 K	5 0 1 0 0 1 2												
Juan Uribe, R OBP: 0.339, SLG: 0.374 (1, 6) B C B B F X	3-2 17 1B BB HR 1-2 1B	1-1 PO 1B			2-2 G5-3		1-3 K			4 1 2 0 0 1 0												
Larry Walker, L OBP: 0.400, SLG: 0.554 (1, 9) B C B B B	4-1 17 1B HR 1-2 BB	0-2 PO 1-2	0-3 K		2-1 F8			0-0 F2		3 1 0 0 1 1 0												
17 Todd Helton, L OBP: 0.429, SLG: 0.626 (1, 3) F B F F X	1-2 HR 1-2 2-3 1B		4-0 BB		1-2 1B 2B			0-1 F8		3 1 2 0 1 0 0												
Greg Norton, S OBP: 0.273, SLG: 0.433 Kent Mercker, L Todd Jones, L Jose Jimenez, R (1, 5) X (8, 1) (8, 1) (9, 1)	0-0 HR 1-H 2-H 3-H		2-2 F5		3-1 F2			2-3 K		4 1 1 4 0 1 2 0												
Todd Hollandsworth, L OBP: 0.335, SLG: 0.486 (1, 7) B X	1-0 L4		2-2 F9		0-0 2-3 1B			2-1 G3-1		4 0 1 0 0 0 1												
Bobby Estalella, R OBP: 0.403, SLG: 0.765 (1, 2) B S C B X	2-2 E5			1-0 G6-3		0-0 F5		4-2 WP BB BB		3 0 0 0 1 0 2												
Jose Ortiz, R OBP: 0.301, SLG: 0.300 Justin Speier, R Brent Butler, R OBP: 0.406, SLG: 0.567 (1, 4) F C C (6, 1) (8, 5)	0-3 K		3-2 P4		0-2 F9			4-0 WP 1-2 BB		3 0 0 0 0 1 3 0 0 0 0 0 0 0 0 0 0 0 1 0 0												
Denny Neagle, L OBP: 0.364, SLG: 0.500 Terry Shumpert, R OBP: 0.300, SLG: 0.417 (1, 1) (6, 4)		1-3 K		0-0 G3-1			0-2 F8		3-3 K 1-2 2-3	2 0 0 0 0 1 0 2 0 0 0 0 1 2												
Inning Stats	R: 4 E: 1 K: 1 S: 17	H: 4 LOB: 1 BB: 1 P: 28	R: 0 E: 0 K: 1 S: 9	H: 1 LOB: 0 BB: 0 P: 11	R: 0 E: 0 K: 1 S: 10	H: 0 LOB: 1 BB: 1 P: 18	R: 0 E: 0 K: 0 S: 5	H: 0 LOB: 0 BB: 0 P: 9	R: 0 E: 0 K: 0 S: 6	H: 0 LOB: 0 BB: 0 P: 10	R: 0 E: 0 K: 1 S: 11	H: 2 LOB: 2 BB: 0 P: 15	R: 0 E: 0 K: 1 S: 9	H: 0 LOB: 0 BB: 0 P: 10	R: 0 E: 0 K: 1 S: 6	H: 0 LOB: 0 BB: 0 P: 8	R: 0 E: 0 K: 2 S: 11	H: 0 LOB: 2 BB: 2 P: 25	1B: 5 2B: 1 3B: 0 HR: 1	SF: 0 SAC: 0 DP: 0 HBP: 0	WP: 1 PB: 0 SB: 0 CS: 1	PA: 38
PITCHER	IP WLS BF H R ER SO BB IBB HBP BLK WP HR S P ERA WHIP																					
Bobby Jones, R ERA: 5.64 (1, 1)	7.0 L 29 7 4 4 4 2 0 0 0 0 0 1 67 101 5.14 1.286																					
Kevin Pickford, L ERA: 2.25 (8, 1)	1.1 6 0 0 0 1 2 0 0 0 0 0 0 11 23 0.00 1.500																					
Jason Boyd, R ERA: 6.75 (9, 1)	0.2 2 0 0 0 2 0 0 0 0 0 1 0 6 10 0.00 0.000																					

Colorado Rockies @ San Diego Padres
Qualcomm Stadium, San Diego, CA
Thu May 30 2002, 5:05 PM EDT
Att. 18,755 - Cloudy - 75 F

livebaseballscorecards.com

AB	33
R	4
H	7
RBI	4
BB	4
SO	7
LOB	12



Batter	1	2	3	4	5	6	7	8	9	AB	R	H	RBI	BB	SO	LOB
Trenidad Hubbard, R (1, 5) OBP: 0.290, SLG: 0.274	4-2 S S BB		0-1 G5-3		0-1 G4-3		1-1 F9		0-0 G1-3	4	0	0	0	1	0	1
Mark Kotsay, L (1, 8) OBP: 0.389, SLG: 0.459	2-3 K 1-2		1-2 F8		4-0 BB			3-2 E SF8 2B	0-1 E DI 1B	4	1	2	0	1	1	1
Deivi Cruz, R (1, 6) OBP: 0.287, SLG: 0.412	2-1 G5-3 2-3		4-1 BB		1-3 K			1-2 E BB 1B	1-1 E6	4	0	1	0	1	1	3
Ryan Klesko, L (1, 3) OBP: 0.429, SLG: 0.578	0-0 L9		3-3 K		0-2 F8			4-0 BB	0-0 G6-3	4	0	0	0	1	1	5
Ron Gant, R (1, 7) OBP: 0.304, SLG: 0.417		1-2 F5		3-3 K		0-1 G6-3		2-2 SF8		3	0	0	1	0	1	0
Bubba Trammell, R (1, 9) OBP: 0.307, SLG: 0.318		4-2 1B BB		1-2 G3-1		2-3 K		3-H F8		3	0	0	0	1	1	2
Wiki Gonzalez, R (1, 2) OBP: 0.333, SLG: 0.297		1-1 P6		4-2 1B BB		2-2 G6-3		2-3 K		3	0	0	0	1	1	3
D'Angelo Jimenez, S (1, 4) OBP: 0.319, SLG: 0.327		2-2 1-3 1B		1-2 1-2 1B			2-3 K		3-2 1B E 2B	4	1	3	0	0	1	0
Bobby Jones, R (1, 1) OBP: 0.067, SLG: 0.067		1-3 K		0-3 K			1-1 G3		2-2 F7	2	0	0	0	0	2	4
Mark Sweeney, L (7, PH) OBP: 0.275, SLG: 0.340										1	0	0	0	0	0	0
Kevin Pickford, L (8, 1)										0	0	0	0	0	0	0
Jason Boyd, R (9, 1)										0	0	0	0	0	0	0
Ray Lankford, L (9, PH) OBP: 0.341, SLG: 0.296										1	0	0	0	0	0	1

Inning Stats	R: 0	H: 0	E: 0	K: 10	S: 10	H: 0	LOB: 1	BB: 1	P: 18	R: 0	H: 1	E: 0	K: 1	S: 19	H: 0	LOB: 2	BB: 1	P: 28	R: 0	H: 0	E: 0	K: 11	S: 11	R: 0	H: 1	E: 0	K: 2	S: 19	H: 0	LOB: 1	BB: 1	P: 13	R: 0	H: 0	E: 0	K: 1	S: 8	R: 0	H: 0	E: 0	K: 1	S: 7	R: 1	H: 2	E: 1	K: 1	S: 18	H: 2	LOB: 2	BB: 1	P: 33	R: 1	H: 2	E: 1	K: 0	S: 12	H: 2	LOB: 2	BB: 0	P: 18	1B: 4	SF: 1	2B: 2	SAC: 0	3B: 0	DP: 0	HR: 0	HBP: 0
--------------	------	------	------	-------	-------	------	--------	-------	-------	------	------	------	------	-------	------	--------	-------	-------	------	------	------	-------	-------	------	------	------	------	-------	------	--------	-------	-------	------	------	------	------	------	------	------	------	------	------	------	------	------	------	-------	------	--------	-------	-------	------	------	------	------	-------	------	--------	-------	-------	-------	-------	-------	--------	-------	-------	-------	--------

PITCHER	IP	WLS	BF	H	R	ER	SO	BB	IBB	HBP	BLK	WP	HR	S	P	ERA	WHIP
Denny Neagle, L (1, 1) ERA: 3.96	5.0	W	22	2	0	0	6	5	0	0	0	0	0	67	106	0.00	1.400
Justin Speier, R (6, 1) ERA: 1.5	2.0		6	0	0	0	2	0	0	0	0	0	0	15	23	0.00	0.000
Kent Mercker, L (8, 1) ERA: 3.18	0.0		3	2	1	1	0	1	0	0	0	0	0	6	14	∞	∞
Todd Jones, R (8, 1) ERA: 1.82	1.0	H	3	0	0	0	1	0	0	0	0	0	0	12	19	0.00	0.000
Jose Jimenez, R (9, 1) ERA: 2.36	1.0	S	6	2	1	0	0	0	0	0	0	0	0	12	18	0.00	2.000

BOTTOM

Colorado Rockies @ San Diego Padres
Qualcomm Stadium, San Diego, CA

Thu May 30 2002, 5:05 PM EDT
Att: 18,755 - Cloudy - 75 F

AB	33
R	2
H	6
RBI	1
BB	6
SO	9
LOB	20

livebaseballscorecards.com




WP	PA	ERA	WHIP
0	40		
0			
2			
0			

Batter	1	2	3	4	5	6	7	8	9	AB R H RBI BB SO LOB	TOP											
Juan Pierre, L (1, 8) OBP: 0.339, SLG: 0.328	1-0 17 HR 1B	1-1 SH5-3		H 1-0 17 G4-6-3 HBP		1-3 K		4-0 BB		2 1 1 0 1 1 1												
Juan Uribe, R (1, 6) OBP: 0.336, SLG: 0.369	4-0 17 HR BB	0-0 SF9		0-0 F8		1-1 F3		0-1 P4		3 1 0 1 1 0 4												
17 Todd Helton, L (1, 3) OBP: 0.428, SLG: 0.634	0-0 1-H 2-H HR	4-0 1B 2B IBB		1-2 G4-6-3 1-2f		1-1 F8			0-2 G4-3	4 2 1 3 1 0 1												
Todd Zeile, R (1, 5) OBP: 0.374, SLG: 0.491	0-0 F7	2-1 2B 1B		0-1 G6-3		2-2 1B			2-1 FC5-4 1B	5 0 3 0 0 0 0												
Todd Hollandsworth, L (1, 7) OBP: 0.337, SLG: 0.490	1-1 1B	0-1 1-H 2-H 3-H 2B		0-3 K		0-0 F8			2-2 FC5-4 1-H	5 0 2 2 0 1 2												
Terry Shumpert, R (1, 4) OBP: 0.319, SLG: 0.425	0-1 1B		0-1 F8-4 G5-3 1B		0-0 G6-3			4-2 S 1B BB	1 SAFE 0-0 S	4 0 2 0 1 0 1												
Bobby Estalella, R (1, 2) OBP: 0.379, SLG: 0.709	1-1 P6		1-2 G5-3			3-3 K		0-1 F8		4 0 0 0 0 1 3	AB 33 R 6 H 12 RBI 6 BB 5 SO 5 LOB 17											
Mark Little, R (1, 9) OBP: 0.302, SLG: 0.311		2-2 SH5-3 1B SF9 HBP		4-1 BB		2-0 WP 2B		0-2 S 1B		2 1 2 0 1 0 0												
Jason Jennings, L (1, 1) OBP: 0.304, SLG: 0.409		1-0 1B SH5-3		0-0 F8-4		1-3 K		1-3 K		3 1 1 0 0 1 3												
Greg Norton, S (8, PH) OBP: 0.269, SLG: 0.426		1-2 1B 2B 1B		2-3		2-3		1-2 2-3		1 0 0 0 0 1 2												
Chris Naching, R (8, 1) OBP: 0.500, SLG: 0.500										0 0 0 0 0 0 0												
Todd Jones, L (8, 1)										0 0 0 0 0 0 0												
Inning Stats	R: 3 E: 0 K: 0 S: 9	H: 4 LOB: 1 BB: 1 P: 16	R: 3 E: 0 K: 0 S: 14	H: 3 LOB: 2 BB: 1 P: 24	R: 0 E: 0 K: 0 S: 7	H: 1 LOB: 1 BB: 1 P: 12	R: 0 E: 0 K: 0 S: 4	H: 0 LOB: 0 BB: 0 P: 6	R: 0 E: 0 K: 1 S: 7	H: 0 LOB: 0 BB: 0 P: 7	R: 0 E: 0 K: 3 S: 13	H: 1 LOB: 1 BB: 0 P: 20	R: 0 E: 0 K: 0 S: 8	H: 1 LOB: 1 BB: 0 P: 12	R: 0 E: 0 K: 1 S: 12	H: 1 LOB: 3 BB: 2 P: 21	R: 0 E: 1 K: 0 S: 8	H: 1 LOB: 1 BB: 0 P: 12	1B: 9 2B: 3 3B: 0 HR: 1	SF: 1 SAC: 1 DP: 2 HBP: 2	WP: 1 PB: 0 SB: 4 CS: 0	PA: 42
PITCHER	IP WLS BF H R ER SO BB IBB HBP BLK WP HR S P ERA WHIP															PITCHER	IP WLS BF H R ER SO BB IBB HBP BLK WP HR S P ERA WHIP					
Ryan Jensen, R (1, 1) ERA: 4.89	2.0 L 14 7 6 6 0 1 1 1 0 0 1 23 40 27.00 4.000																					
Jay Witasick, R (3, 1) ERA: 1.73	4.0 14 2 0 0 4 1 0 1 0 1 0 31 45 0.00 0.750																					
Aaron Fultz, L (7, 1) ERA: 7.32	1.0 4 1 0 0 0 0 0 0 0 0 0 8 12 0.00 1.000																					
Tim Worrell, R (8, 1) ERA: 3.16	1.0 6 1 0 0 1 2 0 0 0 0 0 12 21 0.00 3.000																					
41 Chad Zerbe, L (9, 1) ERA: 3.26	1.0 4 1 0 0 0 0 0 0 0 0 0 8 12 0.00 1.000																					

Colorado Rockies @ San Francisco Giants
PacBell Park, San Francisco, CA
Fri May 31 2002, 10:35 PM EDT
Att. 38,337 - Cloudy - 59 F

livebaseballscorecards.com



Batter	1	2	3	4	5	6	7	8	9	AB	R	H	RBI	BB	SO	LOB
David Bell, R (1, 5) OBP: 0.313, SLG: 0.430 41 Chad Zerbe, L (9, 1) OBP: 0.333, SLG: 0.333	1-3 K			1-0 G6-3		0-0 F8		2-1 F9		4	0	0	0	0	1	2
Ramon Martinez, R (1, 6) OBP: 0.370, SLG: 0.422	1-2 F8			2-3 K			0-0 F7	0-0 1B		4	0	1	0	0	1	0
Barry Bonds, L (1, 7) OBP: 0.554, SLG: 0.809	3-2 F9			1-0 F8			0-0 1B WP	2-3 K		4	1	1	0	0	1	2
Jeff Kent, R (1, 4) OBP: 0.319, SLG: 0.418		0-0 G5-3			1-0 G4-3		1-2 1B WP		1-2 G6-3	4	1	1	1	0	0	0
Reggie Sanders, R (1, 9) OBP: 0.330, SLG: 0.416		2-3 K			1-2 P6		0-2 1B G4-3		1-0 G6-3	4	0	1	0	0	1	0
J.T. Snow, L (1, 3) OBP: 0.322, SLG: 0.312		2-3 K			0-1 G3-1		3-1 1B G4-3		1-1 G4-3	4	0	0	1	0	1	1
Tsuyoshi Shinjo, R (1, 8) OBP: 0.290, SLG: 0.325 Tim Worrell, R (8, 1) Pedro Feliz, R (9, 5) OBP: 0.314, SLG: 0.375			2-1 L9			0-1 L5		1-2 G6-3		3	0	0	0	0	0	1
Yorvit Torrealba, R (1, 2) OBP: 0.256, SLG: 0.205		2-2 G1-3				4-1 BB		0-0 1B		2	0	1	0	1	0	0
Ryan Jensen, R (1, 1) OBP: 0.125, SLG: 0.125 Jay Witasick, R (3, 1) Marvin Benard, L (6, PH) OBP: 0.297, SLG: 0.309 Aaron Fultz, L (7, 1) Tom Goodwin, L (8, 8) OBP: 0.346, SLG: 0.261			1-3 K			0-0 F9		2-3 K		0	0	0	0	0	0	0

Inning Stats	R: 0	H: 0	E: 0	K: 1	S: 13	R: 0	H: 0	E: 0	K: 2	S: 7	R: 0	H: 0	E: 0	K: 1	S: 8	R: 0	H: 0	E: 0	K: 1	S: 7	R: 0	H: 0	E: 0	K: 0	S: 5	R: 2	H: 3	E: 0	K: 0	S: 13	R: 0	H: 2	E: 0	K: 2	S: 11	R: 0	H: 0	E: 0	K: 0	S: 7
	0	0	0	1	13	0	0	0	2	7	0	0	0	1	8	0	0	0	0	1	7	0	0	0	0	5	0	3	0	0	13	0	2	0	2	11	0	0	0	7


BOTTOM

Colorado Rockies @ San Francisco Giants
PacBell Park, San Francisco, CA

Fri May 31 2002, 10:35 PM EDT
Att: 38,337 - Cloudy - 59 F

AB	32
R	2
H	5
RBI	2
BB	1
SO	7
LOB	8

WP: 2 PA: 33
PB: 0
SB: 0
CS: 0



PITCHER	IP	WLS	BF	H	R	ER	SO	BB	IBB	HBP	BLK	WP	HR	S	P	ERA	WHIP
Jason Jennings, R (1, 1) ERA: 4.7	7.0	W	25	3	2	2	5	1	0	0	0	2	0	61	90	2.57	0.571
Chris Naching, R (8, 1) ERA: 3.18	0.2		4	2	0	0	1	0	0	0	0	0	0	7	11	0.00	3.000
Todd Jones, R (8, 1) ERA: 1.74	1.1	S	4	0	0	0	1	0	0	0	0	0	0	11	16	0.00	0.000

Batter	1	2	3	4	5	6	7	8	9	AB R H RBI BB SO LOB	TOP											
Juan Pierre, L (1, 8) OBP: 0.337, SLG: 0.326	2-2 1B 17 SF9 1B		0-0 G4-3		0-0 SH1-3	1-2 P6			2-3 K	4 1 1 0 0 1 2	Colorado Rockies @ San Francisco Giants PacBell Park, San Francisco, CA Sat Jun 01 2002, 4:05 PM EDT Att. 40,893 - Sunny - 58 F livebaseballscorecards.com											
Juan Uribe, R (1, 6) OBP: 0.333, SLG: 0.365	0-0 1-3 1B		3-2 G4-3		2-2 17 2B SF8		1-2 G4-3	1-3 K	5 1 1 0 0 1 1													
17 Todd Helton, L (1, 3) OBP: 0.436, SLG: 0.652	0-0 SF9			2-2 2B 1B	2-2 SF8		1-1 FC5 2B	2-1 1B 1B	4 1 4 2 0 0 0													
Todd Zeile, R (1, 5) OBP: 0.374, SLG: 0.497	2-1 G5-4-3 1-2f			1-1 1B SF9 2B	1-0 SF8		2-3 K	1-1 1-2 1B	4 1 2 1 0 1 2													
Todd Hollandsworth, L (1, 7) OBP: 0.339, SLG: 0.484		3-3 K		1-1 SF9 1B	0-1 G6-3		4-0 FC5 IBB	3-3 K	4 0 1 1 1 2 3													
Terry Shumpert, R (1, 4) OBP: 0.316, SLG: 0.416		2-3 K		0-0 SF9		4-1 1B BB	1-1 FC5		2 0 0 1 1 1 2													
Mark Little, R (1, 9) OBP: 0.298, SLG: 0.306		1-0 1B		0-3 K		0-0 P3		1-3 K	4 0 1 0 0 2 2													
Gary Bennett, R (1, 2) OBP: 0.292, SLG: 0.299		1-0 G1-3		1-2 G4-3		1-1 P5		3-3 K	4 0 0 0 0 1 3													
Mike Hampton, R (1, 1) OBP: 0.370, SLG: 0.481			2-1 L9		1-0 E 17 2B SH1-3 1B	0-0 1B		0-3 K	3 1 2 0 0 0 0													
Brent Butler, R (8, PH) OBP: 0.394, SLG: 0.548									1 0 0 0 0 1 0													
Justin Speier, R (8, 1)									0 0 0 0 0 0 0													
Kent Mercker, L (8, 1)									0 0 0 0 0 0 0													
Jose Jimenez, R (9, 1)									0 0 0 0 0 0 0													
Inning Stats	R: 1 E: 0 K: 0 S: 7	H: 2 LOB: 0 BB: 0 P: 11	R: 0 E: 0 K: 2 S: 11	H: 1 LOB: 1 BB: 0 P: 18	R: 0 E: 0 K: 0 S: 6	H: 0 LOB: 0 BB: 0 P: 11	R: 2 E: 0 K: 1 S: 14	H: 3 LOB: 1 BB: 0 P: 19	R: 2 E: 1 K: 0 S: 11	H: 2 LOB: 1 BB: 0 P: 17	R: 0 E: 0 K: 0 S: 9	H: 1 LOB: 2 BB: 1 P: 14	R: 0 E: 0 K: 1 S: 10	H: 1 LOB: 2 BB: 1 P: 19	R: 0 E: 0 K: 3 S: 12	H: 0 LOB: 0 BB: 0 P: 16	R: 0 E: 0 K: 3 S: 13	H: 2 LOB: 2 BB: 0 P: 22	1B: 9 2B: 3 3B: 0 HR: 0	SF: 3 SAC: 1 DP: 1 HBP: 0	WP: 0 PB: 0 SB: 0 CS: 0	PA: 41
PITCHER	IP WLS BF H R ER SO BB IBB HBP BLK WP HR S P ERA WHIP																					
Livan Hernandez, R (1, 1) ERA: 3.92	8.0 L 36 10 5 4 7 1 1 0 0 0 0 80 125 4.50 1.375																					
Felix Rodriguez, R (9, 1) ERA: 4.81	1.0 5 2 0 0 3 0 0 0 0 0 0 13 22 0.00 2.000																					

AB	35
R	5
H	12
RBI	5
BB	2
SO	10
LOB	15



BOTTOM

Colorado Rockies @ San Francisco Giants
PacBell Park, San Francisco, CA

livebaseballscorecards.com

AB 36
R 4
H 12
RBI 3
BB 1
SO 3
LOB 15



WP: 0 PA: 38
PB: 0
SB: 1
CS: 0

ERA WHIP

Sat Jun 01 2002, 4:05 PM EDT
Att. 40,893 - Sunny - 58 F

AB R H RBI BB SO LOB

4 0 1 0 1 0 1
4 0 2 0 0 1 1
1 0 0 0 0 0 0

4 0 0 0 0 0 4

4 2 2 0 0 0 1

4 1 2 0 0 0 0

4 1 4 0 0 0 0

3 0 0 1 0 0 4

4 0 0 0 0 1 4

3 0 1 2 0 0 0
0 0 0 0 0 0 0
1 0 0 0 0 1 0

1B: 12 SF: 1
2B: 1 SAC: 0
3B: 0 DP: 2
HR: 0 HBP: 0

Batter	1	2	3	4	5	6	7	8	9
David Bell, R OBP: 0.315, SLG: 0.426 (1, 6)	0-1 G1-3		4-0 BB		0-0 1B	1-1 F8			1-2 G6-3
Shawon Dunston, R OBP: 0.135, SLG: 0.222 Marvin Benard, L OBP: 0.293, SLG: 0.304 (9, PH)	1-0 F8		1-3 K		0-1 1B		0-1 L5-3 1B		2-1 G4-3
Benito Santiago, R OBP: 0.341, SLG: 0.494 (1, 2)	0-1 F9		2-1 G4-3		0-0 FC6-4 1-2f		0-0 F9		
Jeff Kent, R OBP: 0.323, SLG: 0.420 (1, 4)		1-0 1B G6-3 1B		2-1 L8		0-0 1B SF9 1B	3-1 L5-3 1-2		
Reggie Sanders, R OBP: 0.333, SLG: 0.418 (1, 9)		2-1 G6-3 1B 1-2		3-1 F8		2-0 SF9 1B 1-2		2-1 P4	
Tsuyoshi Shinjo, R OBP: 0.305, SLG: 0.341 (1, 8)		0-0 G6-3 1B 1-2 2-3		1-0 S 1B		0-0 G5-3 1B 1-2 2-3		0-0 1B	
Damon Minor, L OBP: 0.324, SLG: 0.483 (1, 3)		0-2 G6-3 1-2f 2-3 3-H		2-2 G3 1-2		0-0 SF9 2-3 3-H		1-2 F9	
Pedro Feliz, R OBP: 0.291, SLG: 0.346 (1, 5)		1-0 F8			0-2 G5-3	0-0 G5-3 1-2		3-3 K	
Livan Hernandez, R OBP: 0.321, SLG: 0.444 Felix Rodriguez, R Barry Bonds, L OBP: 0.551, SLG: 0.803 (9, PH)			0-0 G3-1		2-1 G3	0-0 1B 2-H 3-H			1-3 K

Inning Stats	R: 0	H: 0	E: 0	K: 0	S: 5	LOB: 0	BB: 0	P: 6	R: 1	H: 3	E: 0	K: 0	S: 8	LOB: 1	BB: 0	P: 12	R: 0	H: 0	E: 0	K: 1	S: 7	LOB: 1	BB: 1	P: 14	R: 0	H: 1	E: 0	K: 0	S: 8	LOB: 1	BB: 0	P: 16	R: 0	H: 2	E: 0	K: 0	S: 10	LOB: 2	BB: 0	P: 12	R: 3	H: 4	E: 0	K: 0	S: 8	LOB: 1	BB: 0	P: 11	R: 0	H: 1	E: 0	K: 0	S: 5	LOB: 0	BB: 0	P: 8	R: 0	H: 1	E: 0	K: 1	S: 9	LOB: 1	BB: 0	P: 15	R: 0	H: 0	E: 0	K: 1	S: 10	LOB: 0	BB: 0	P: 14	1B: 12	SF: 1	2B: 1	SAC: 0	3B: 0	DP: 2	HR: 0	HBP: 0	WP: 0	PA: 38
--------------	------	------	------	------	------	--------	-------	------	------	------	------	------	------	--------	-------	-------	------	------	------	------	------	--------	-------	-------	------	------	------	------	------	--------	-------	-------	------	------	------	------	-------	--------	-------	-------	------	------	------	------	------	--------	-------	-------	------	------	------	------	------	--------	-------	------	------	------	------	------	------	--------	-------	-------	------	------	------	------	-------	--------	-------	-------	--------	-------	-------	--------	-------	-------	-------	--------	-------	--------

PITCHER	IP	WLS	BF	H	R	ER	SO	BB	IBB	HBP	BLK	WP	HR	S	P	ERA	WHIP
Mike Hampton, L ERA: 6.4 (1, 1)	7.0	W	31	11	4	4	1	1	0	0	0	0	0	51	79	5.14	1.714
Justin Speier, R ERA: 1.46 (8, 1)	0.1	H	2	1	0	0	0	0	0	0	0	0	0	3	5	0.00	3.000
Kent Mercker, L ERA: 3.09 (8, 1)	0.2	H	2	0	0	0	1	0	0	0	0	0	0	6	10	0.00	0.000
Jose Jimenez, R ERA: 2.28 (9, 1)	1.0	S	3	0	0	0	1	0	0	0	0	0	0	10	14	0.00	0.000

Batter	1	2	3	4	5	6	7	8	9	AB R H RBI BB SO LOB	TOP		
Juan Pierre, L (1, 8) OBP: 0.336, SLG: 0.325	1-0 F9 S 1B		2-3 K		0-2 F9		2-3 K			4 0 1 0 0 2 0	Colorado Rockies @ San Francisco Giants PacBell Park, San Francisco, CA Sun Jun 02 2002, 8:05 PM EDT Att. 40,651 - Sunny - 61 F		
Juan Uribe, R (1, 6) OBP: 0.328, SLG: 0.359	1-1 F9 1-3		1-2 G6-3		1-3 K			0-0 G4-3		4 0 0 0 0 1 1			
Larry Walker, L (1, 9) OBP: 0.404, SLG: 0.553 Mark Little, R (8, PH) OBP: 0.293, SLG: 0.300 (8, 9)	3-3 K		1-1 1B		4-2 17 2B BB			0-0 G6-3		2 1 1 0 1 1 1 1 0 0 0 0 0 0			
17 Todd Helton, L (1, 3) OBP: 0.434, SLG: 0.652 Greg Norton, S (8, PH) OBP: 0.265, SLG: 0.419 (8, 3)	1-1 F8		1-1 P3		3-2 G4-3 1-H 2B			0-0 G6-3		3 0 1 1 0 0 2 1 0 0 0 0 0 0			
Todd Zeile, R (1, 5) OBP: 0.377, SLG: 0.503		1-3 K		2-2 2B		0-1 G4-3		2-2 BB 1B 1B		4 1 2 0 0 1 1			
Todd Hollandsworth, L (1, 7) OBP: 0.337, SLG: 0.478		2-2 S 1B		0-3 K		2-3 K		2-2 F7		4 0 1 0 0 2 3			
Terry Shumpert, R (1, 4) OBP: 0.314, SLG: 0.402		1-0 P6		2-2 L5		0-1 L6		4-1 1B 1-2 BB		3 0 0 0 1 0 3			
Bobby Estalella, R (1, 2) OBP: 0.386, SLG: 0.690		4-0 1-2 BB		3-3 K		0-0 F9		0-0 G5-4-3 1B		3 0 1 1 1 1 1			
John Thomson, R (1, 1) OBP: 0.160, SLG: 0.091 Dennys Reyes, R (5, 1) Brent Butler, R (7, PH) OBP: 0.952, SLG: 0.531 40 Brian Fuentes, L (7, 1) Chris Naching, R (8, 1) OBP: 0.500, SLG: 0.500 Jose Ortiz, R (8, PH) OBP: 0.299, SLG: 0.298		0-3 K		0-0 G4-3		1-2 G4-3		0-0 G5-4-3 1-2f		2 0 0 0 0 0 1 2 0 0 0 0 0 0 0 0 1 0 1 0 0 0 0 0 0 2			
Inning Stats	R: 0 H: 1 E: 0 LOB: 1 K: 1 BB: 0 S: 8 P: 14	R: 0 H: 1 E: 0 LOB: 2 K: 2 BB: 1 S: 11 P: 19	R: 0 H: 1 E: 0 LOB: 1 K: 1 BB: 0 S: 11 P: 16	R: 0 H: 1 E: 0 LOB: 1 K: 2 BB: 0 S: 13 P: 20	R: 0 H: 0 E: 0 LOB: 0 K: 1 BB: 0 S: 8 P: 9	R: 1 H: 1 E: 0 LOB: 1 K: 1 BB: 1 S: 16 P: 25	R: 0 H: 0 E: 0 LOB: 0 K: 1 BB: 0 S: 7 P: 10	R: 0 H: 0 E: 0 LOB: 0 K: 0 BB: 0 S: 3 P: 3	R: 1 H: 2 E: 0 LOB: 1 K: 0 BB: 1 S: 10 P: 18	1B: 5 SF: 0 2B: 2 SAC: 0 3B: 0 DP: 1 HR: 0 HBP: 0		WP: 0 PA: 36 PB: 0 SB: 2 CS: 0	
PITCHER	IP WLS BF H R ER SO BB IBB HBP BLK WP HR S P ERA WHIP											PITCHER	IP WLS BF H R ER SO BB IBB HBP BLK WP HR S P ERA WHIP
Jason Schmidt, R (1, 1) ERA: 3.57	7.0 W 28 5 1 1 9 2 0 0 0 0 0 0 74 113 1.29 1.000												
41 Chad Zerbe, L (8, 1) ERA: 3.38	2.0 8 2 1 1 0 1 0 0 0 0 0 0 13 21 4.50 1.500												

livebaseballscorecards.com

AB	33
R	2
H	7
RBI	2
BB	3
SO	9
LOB	16



Batter	1	2	3	4	5	6	7	8	9
Reggie Sanders, R OBP: 0.332, SLG: 0.414 Marvin Benard, L OBP: 0.289, SLG: 0.300 (1, 9) (8, PH) (9, 9)	0-0 F9	1-3 K		2-2 1B		0-0 G6-4-3		0-1 G4-3	
David Bell, R OBP: 0.318, SLG: 0.428 (1, 6)	3-2 1B 2B 1B		3-1 1B 2B	0-2 F8		2-3 K			
Barry Bonds, L OBP: 0.555, SLG: 0.823 41 Chad Zerbe, L OBP: 0.333, SLG: 0.333 (1, 7) (8, 1)	0-0 2B 1-2 HR 1B		3-2 F5		2-2 2B 1B		3-2 HR		
Jeff Kent, R OBP: 0.326, SLG: 0.431 (1, 4)	0-0 HR 2B		3-1 G6-3 1-H 2B		0-0 F3		2-1 F9		
Benito Santiago, R OBP: 0.345, SLG: 0.509 (1, 2)	0-1 HR		1-0 G6-3		4-0 2B G4-3 BB		2-2 L7		
Damon Minor, L OBP: 0.342, SLG: 0.500 (1, 3)	2-H 3-H F8		2-3 L8		2-1 G4-3 1-3 2-H 2B		1-2 HBP		
Tsuyoshi Shinjo, R OBP: 0.300, SLG: 0.335 Tom Goodwin, L OBP: 0.333, SLG: 0.250 (1, 8) (7, PH) (8, 8)	1-0 L7			1-2 G5-3		0-0 G4-3		0-3 K	
Pedro Feliz, R OBP: 0.271, SLG: 0.321 (1, 5)		2-0 F8		3-3 K		1-1 G5-3		1-1 P6	
Jason Schmidt, R OBP: 0.182, SLG: 0.273 Shawon Dunston, R OBP: 0.132, SLG: 0.216 (1, 1) (8, 7)		3-3 K		0-2 1B 2B		1-3 K G6-4-3		1-1 G6-3	

AB	R	H	RBI	BB	SO	LOB
4	0	1	1	0	1	1
1	0	0	0	0	0	0
4	2	2	0	0	1	1
4	3	3	1	0	0	1
0	0	0	0	0	0	0
4	1	2	2	0	0	1
3	2	1	3	1	0	1
3	0	1	1	0	0	1
3	0	0	1	0	0	1
1	0	0	0	0	1	1
4	0	0	0	0	1	1
3	1	1	0	0	2	0
1	0	0	0	0	0	0


BOTTOM

Colorado Rockies @ San Francisco Giants
PacBell Park, San Francisco, CA

Sun Jun 02 2002, 8:05 PM EDT
Att. 40,651 - Sunny - 61 F

livebaseballscorecards.com

AB	35
R	9
H	11
RBI	9
BB	1
SO	6
LOB	9



Inning Stats		R: 4	H: 4	E: 0	LOB: 0	K: 0	BB: 0	S: 12	R: 0	H: 0	E: 0	LOB: 0	K: 2	BB: 0	S: 7	R: 1	H: 2	E: 0	LOB: 1	K: 1	BB: 0	S: 16	R: 2	H: 2	E: 0	LOB: 1	K: 0	BB: 1	S: 9	R: 0	H: 0	E: 0	LOB: 0	K: 2	BB: 0	S: 7	R: 1	H: 1	E: 0	LOB: 1	K: 1	BB: 0	S: 14	R: 0	H: 0	E: 0	LOB: 0	K: 0	BB: 0	S: 6
PITCHER		IP	WLS	BF	H	R	ER	SO	BB	IBB	HBP	BLK	WP	HR	S	P	ERA	WHIP																																
John Thomson, R	(1, 1)	4.1	L	24	10	8	8	3	1	0	0	0	0	1	53	91	16.61	2.538																																
Dennys Reyes, L	(5, 1)	1.2		5	0	0	0	2	0	0	0	0	1	0	10	14	0.00	0.000																																
40 Brian Fuentes, L	(7, 1)	1.0		5	1	1	1	1	0	0	1	0	0	0	14	22	9.00	1.000																																
Chris Naching, R	(8, 1)	1.0		3	0	0	0	0	0	0	0	0	0	0	6	8	0.00	0.000																																

WP	HR	S	P	ERA	WHIP
1	0	1	37		
0	0	0	0		
0	0	0	0		
0	0	0	0		

Batter	1	2	3	4	5	6	7	8	9	AB R H RBI BB SO LOB	TOP						
Dave Roberts, L (1, 8) <small>OBP: 0.396, SLG: 0.386</small> Marquis Grissom, R (7, PH) <small>OBP: 0.333, SLG: 0.541</small>	0-3 K	1-2 L9			1-1 P6		2-0 F8	2-1 FC6-4		3 0 0 0 0 1 1 2 0 0 0 0 0 3							
Paul Lo Duca, R (1, 2) <small>OBP: 0.367, SLG: 0.413</small> (9, 7)	2-3 K		0-1 P4		0-1 G5-3			0-2 2B 1B	1-2 E 1B HBP	4 2 1 0 0 1 0							
Shawn Green, L (1, 9) <small>OBP: 0.384, SLG: 0.539</small>	4-1 3B BB		4-2 BB		1-3 K			0-0 1B 2B	0-0 E 1B	3 3 2 0 2 1 0							
Brian Jordan, R (1, 7) <small>OBP: 0.357, SLG: 0.564</small> Eric Gagne, R (9, 1)	2-2 1B 3B		0-0 P4			1-2 G5-3		2-1 2B E 1B	4-2 1B HR BB	4 3 2 2 1 0 1 0 0 0 0 0 0 0							
Eric Karros, R (1, 3) <small>OBP: 0.354, SLG: 0.451</small>	1-2 1B		2-2 L3			1-0 G6-3		0-1 E 2B	1-1 HR 1B	5 2 3 4 0 0 1							
Mark Grudzielanek, R (1, 4) <small>OBP: 0.291, SLG: 0.341</small>	2-3 K			2-2 G4-3		1-2 F3		0-1 G1-3	2-3 K	5 0 0 0 0 2 5							
Adrián Beltré, R (1, 5) <small>OBP: 0.300, SLG: 0.378</small>		1-1 F9		3-2 F8		2-2 2B		2-0 FC1	1-1 HR	5 1 2 3 0 0 0							
Cesar Izturis, S (1, 6) <small>OBP: 0.279, SLG: 0.327</small>		2-2 2B		0-0 1B		0-0 F7		3-1 F7	0-0 G6-3	5 0 2 0 0 0 2							
<small>Odalis Pérez, L Alex Corbi, L Hiram Bocachica, R Guillermo Mota, R Dave Harper, L Jesse Crivello, R Paul Quantrill, L Chad Kreuter, S</small>		0-1 F7		0-1 G6-3		1-3 K		4-0 FC6-4 IBB	3-2 G1-3	2 0 0 0 0 0 0 2 0 0 0 0 0 0 1 1 0 1 0 0 0 0 0 0 0							
Inning Stats	R: 2 H: 2 E: 0 LOB: 1 K: 3 BB: 1 S: 18 P: 29	R: 0 H: 1 E: 0 LOB: 1 K: 0 BB: 0 S: 10 P: 14	R: 0 H: 0 E: 0 LOB: 1 K: 0 BB: 1 S: 8 P: 14	R: 0 H: 1 E: 0 LOB: 1 K: 0 BB: 0 S: 11 P: 16	R: 0 H: 0 E: 0 LOB: 0 K: 1 BB: 0 S: 7 P: 9	R: 0 H: 0 E: 0 LOB: 0 K: 0 BB: 0 S: 7 P: 10	R: 0 H: 1 E: 0 LOB: 1 K: 1 BB: 0 S: 10 P: 15	R: 4 H: 4 E: 1 LOB: 2 K: 0 BB: 1 S: 15 P: 28	R: 5 H: 3 E: 1 LOB: 0 K: 1 BB: 1 S: 20 P: 32	1B: 6 SF: 0 2B: 4 SAC: 0 3B: 1 DP: 0 HR: 1 HBP: 1	WP: 0 PA: 45 PB: 0 SB: 0 CS: 0						
PITCHER	IP WLS BF H R ER SO BB IBB HBP BLK WP HR S P ERA WHIP											PITCHER	IP WLS BF H R ER SO BB IBB HBP BLK WP HR S P ERA WHIP				
Denny Stark, R (1, 1) <small>ERA: 3.34</small>	6.1		5 2 2 4 2 0 0 0 0 0 0 0 0 67 100 2.84 1.105											Chris Nething, R (9, 1) <small>ERA: 3.28</small>	1.0		4 1 1 1 1 0 0 0 0 0 0 0 3 4 9.00 1.000
Kent Mercker, L (7, 1) <small>ERA: 3.04</small>	0.1	H	1 0 0 0 1 0 0 0 0 0 0 0 0 3 4 0.00 0.000														
Todd Jones, R (7, 1) <small>ERA: 2.3</small>	0.1	H	3 2 2 2 0 0 0 0 0 0 0 0 0 5 7 54.00 6.000														
Jose Jimenez, R (8, 1) <small>ERA: 2.25</small>	0.1	L	4 2 2 0 0 0 0 0 0 0 0 0 0 7 11 0.00 6.000														
Justin Speier, R (8, 1) <small>ERA: 4.15</small>	0.2		7 2 4 4 0 1 1 1 0 0 0 0 0 14 29 54.00 4.500														

Los Angeles Dodgers @ Colorado Rockies
Coors Field, Denver, CO
 Mon Jun 03 2002, 7:05 PM MDT
 Att. 30,150 - Cloudy - 64 F

AB	40
R	11
H	12
RBI	9
BB	4
SO	6
LOB	16



Batter	1	2	3	4	5	6	7	8	9	AB	R	H	RBI	BB	SO	LOB
Juan Pierre, L OBP: 0.338, SLG: 0.336 (1, 8)	2-1 G6-3		0-1 FC5-4 2B		0-2 G3 1B		2-0 3B			4	1	2	0	0	0	1
Juan Uribe, R OBP: 0.331, SLG: 0.366 (1, 6)	0-1 F2		2-1 2B		1-0 G3 1B		1-2 G5-3			4	0	2	1	0	0	1
Larry Walker, L OBP: 0.401, SLG: 0.563 (1, 9)	0-2 G3-1		2-2 F7		0-0 G3			3-2 HR		4	1	1	2	0	0	3
17 Todd Helton, L OBP: 0.431, SLG: 0.642 (1, 3)		2-2 F8		2-2 P6		1-0 F8		4-2 G3-6 BB		3	0	0	0	1	0	2
Todd Zeile, R OBP: 0.374, SLG: 0.514 (1, 5)		3-1 F8		3-2 HR		2-3 K		1-2 G3-6		4	1	1	1	0	1	1
Todd Hollandsworth, L OBP: 0.335, SLG: 0.472 (1, 7)		0-0 G5-3		2-3 K		0-0 CS 1B		0-3 K		4	0	1	0	0	2	0
Bobby Estalella, R OBP: 0.365, SLG: 0.645 (1, 2)			2-3 K		0-0 G5-3		2-3 K		1-3 K	4	0	0	0	0	3	1
Jose Ortiz, R OBP: 0.305, SLG: 0.304 (1, 4)			1-2 1B		0-0 1B G3 1B		0-1 G5-3		0-2 G5-3	4	2	2	0	0	0	0
Denny Stark, R Kent Mercker, L Todd Jones, L Jose Jimenez, R Justin Speier, R Chris Nichting, R Greg Norton, S (1, 1) (7, 1) (7, 1) (8, 1) (8, 1) (9, 1) (9, PH)			1-2 FC5-4 1B		0-0 F8		3-3 K		1-3 K	2	0	1	1	0	0	1

Inning Stats	R: 0	H: 0	E: 0	K: 7	S: 7	R: 0	H: 0	E: 0	K: 7	S: 7	R: 2	H: 3	E: 0	K: 1	S: 17	R: 1	H: 1	E: 0	K: 1	S: 18	R: 1	H: 3	E: 0	K: 0	S: 8	R: 0	H: 1	E: 0	K: 2	S: 9	R: 0	H: 1	E: 0	K: 1	S: 11	R: 1	H: 1	E: 0	K: 1	S: 16	R: 0	H: 0	E: 0	K: 2	S: 11	R: 0	H: 0	E: 0	K: 2	S: 11	1B: 6	2B: 1	3B: 1	SF: 0	SAC: 0	DP: 1	HBP: 0	WP: 0	PA: 36
--------------	------	------	------	------	------	------	------	------	------	------	------	------	------	------	-------	------	------	------	------	-------	------	------	------	------	------	------	------	------	------	------	------	------	------	------	-------	------	------	------	------	-------	------	------	------	------	-------	------	------	------	------	-------	-------	-------	-------	-------	--------	-------	--------	-------	--------

PITCHER	IP	WLS	BF	H	R	ER	SO	BB	IBB	HBP	BLK	WP	HR	S	P	ERA	WHIP
Odalis Perez, L ERA: 2.76 (1, 1)	6.0		25	8	4	4	4	0	0	0	0	0	1	66	94	6.00	1.333
Guillermo Mota, R ERA: 2.77 (7, 1)	1.0	W	4	1	0	0	1	0	0	0	0	0	0	11	17	0.00	1.000
Jesse Orosco, L ERA: 3.6 (8, 1)	0.0		2	1	1	1	0	1	0	0	0	0	1	9	16	∞	∞
Paul Quantrill, R ERA: 4.26 (8, 1)	1.0	H	2	0	0	0	1	0	0	0	0	0	0	7	8	0.00	0.000
Eric Gagne, R ERA: 1.48 (9, 1)	1.0		3	0	0	0	2	0	0	0	0	0	0	11	13	0.00	0.000

BOTTOM

Los Angeles Dodgers @ Colorado Rockies
Coors Field, Denver, CO
Mon Jun 03 2002, 7:05 PM MDT
Att: 30,150 - Cloudy - 64 F

livebaseballscores.com

AB	35
R	5
H	10
RBI	5
BB	1
SO	8
LOB	10



BOTTOM

Los Angeles Dodgers @ Colorado Rockies
Coors Field, Denver, CO

AB	37
R	4
H	13
RBI	4
BB	3
SO	2
LOB	16



WP	2	PA	40
PB	0		
SB	2		
CS	0		

Tue Jun 04 2002, 7:05 PM MDT
Att. 30,195 - Cloudy - 56 F

livebaseballscorecards.com

AB R H RBI BB SO LOB

4 1 1 0 1 0 2

4 0 0 0 1 0 4

5 2 2 1 0 1 1

4 0 2 1 1 0 0

4 0 2 0 0 0 2

4 1 3 2 0 0 1

4 0 1 0 0 0 3

0 0 0 0 0 0 0

0 0 0 0 0 0 0

1 0 0 0 0 0 2

0 0 0 0 0 0 0

0 0 0 0 0 0 0

0 0 0 0 0 0 0

0 0 0 0 0 0 0

0 0 0 0 0 0 0

0 0 0 0 0 0 0

0 0 0 0 0 0 0

0 0 0 0 0 0 0

0 0 0 0 0 0 0

0 0 0 0 0 0 0

0 0 0 0 0 0 0

0 0 0 0 0 0 0

0 0 0 0 0 0 0

0 0 0 0 0 0 0

0 0 0 0 0 0 0

0 0 0 0 0 0 0

0 0 0 0 0 0 0

0 0 0 0 0 0 0

0 0 0 0 0 0 0

0 0 0 0 0 0 0

0 0 0 0 0 0 0

0 0 0 0 0 0 0

0 0 0 0 0 0 0

0 0 0 0 0 0 0

0 0 0 0 0 0 0

0 0 0 0 0 0 0

0 0 0 0 0 0 0

0 0 0 0 0 0 0

0 0 0 0 0 0 0

0 0 0 0 0 0 0

0 0 0 0 0 0 0

0 0 0 0 0 0 0

0 0 0 0 0 0 0

0 0 0 0 0 0 0

0 0 0 0 0 0 0

0 0 0 0 0 0 0

0 0 0 0 0 0 0

0 0 0 0 0 0 0

0 0 0 0 0 0 0

0 0 0 0 0 0 0

0 0 0 0 0 0 0

0 0 0 0 0 0 0

0 0 0 0 0 0 0

0 0 0 0 0 0 0

0 0 0 0 0 0 0

0 0 0 0 0 0 0

0 0 0 0 0 0 0

0 0 0 0 0 0 0

0 0 0 0 0 0 0

0 0 0 0 0 0 0

0 0 0 0 0 0 0

0 0 0 0 0 0 0

0 0 0 0 0 0 0

0 0 0 0 0 0 0

0 0 0 0 0 0 0

0 0 0 0 0 0 0

0 0 0 0 0 0 0

0 0 0 0 0 0 0

0 0 0 0 0 0 0

0 0 0 0 0 0 0

0 0 0 0 0 0 0

0 0 0 0 0 0 0

0 0 0 0 0 0 0

0 0 0 0 0 0 0

0 0 0 0 0 0 0

0 0 0 0 0 0 0

0 0 0 0 0 0 0

0 0 0 0 0 0 0

0 0 0 0 0 0 0

0 0 0 0 0 0 0

0 0 0 0 0 0 0

0 0 0 0 0 0 0

0 0 0 0 0 0 0

0 0 0 0 0 0 0

0 0 0 0 0 0 0

0 0 0 0 0 0 0

0 0 0 0 0 0 0

0 0 0 0 0 0 0

0 0 0 0 0 0 0

0 0 0 0 0 0 0

0 0 0 0 0 0 0

0 0 0 0 0 0 0

0 0 0 0 0 0 0

0 0 0 0 0 0 0

0 0 0 0 0 0 0

0 0 0 0 0 0 0

0 0 0 0 0 0 0

0 0 0 0 0 0 0

0 0 0 0 0 0 0

0 0 0 0 0 0 0

0 0 0 0 0 0 0

0 0 0 0 0 0 0

0 0 0 0 0 0 0

0 0 0 0 0 0 0

0 0 0 0 0 0 0

0 0 0 0 0 0 0

0 0 0 0 0 0 0

0 0 0 0 0 0 0

0 0 0 0 0 0 0

0 0 0 0 0 0 0

0 0 0 0 0 0 0

0 0 0 0 0 0 0

0 0 0 0 0 0 0

0 0 0 0 0 0 0

0 0 0 0 0 0 0

0 0 0 0 0 0 0

0 0 0 0 0 0 0

0 0 0 0 0 0 0

0 0 0 0 0 0 0

0 0 0 0 0 0 0

0 0 0 0 0 0 0

0 0 0 0 0 0 0

0 0 0 0 0 0 0

0 0 0 0 0 0 0

0 0 0 0 0 0 0

0 0 0 0 0 0 0

0 0 0 0 0 0 0

0 0 0 0 0 0 0

0 0 0 0 0 0 0

0 0 0 0 0 0 0

0 0 0 0 0 0 0

0 0 0 0 0 0 0

0 0 0 0 0 0 0

0 0 0 0 0 0 0

0 0 0 0 0 0 0

0 0 0 0 0 0 0

0 0 0 0 0 0 0

0 0 0 0 0 0 0

0 0 0 0 0 0 0

0 0 0 0 0 0 0

0 0 0 0 0 0 0

0 0 0 0 0 0 0

0 0 0 0 0 0 0

0 0 0 0 0 0 0

0 0 0 0 0 0 0

0 0 0 0 0 0 0

0 0 0 0 0 0 0

0 0 0 0 0 0 0

0 0 0 0 0 0 0

0 0 0 0 0 0 0

0 0 0 0 0 0 0

0 0 0 0 0 0 0

0 0 0 0 0 0 0

0 0 0 0 0 0 0

0 0 0 0 0 0 0

0 0 0 0 0 0 0

0 0 0 0 0 0 0

0 0 0 0 0 0 0

0 0 0 0 0 0 0

0 0 0 0 0 0 0

0 0 0 0 0 0 0

0 0 0 0 0 0 0

0 0 0 0 0 0 0

0 0 0 0 0 0 0

0 0 0 0 0 0 0

0 0 0 0 0 0 0

0 0 0 0 0 0 0

0 0 0 0 0 0 0

0 0 0 0 0 0 0

0 0 0 0 0 0 0

0 0 0 0 0 0 0

0 0 0 0 0 0 0

0 0 0 0 0 0 0

0 0 0 0 0 0 0

0 0 0 0 0 0 0

0 0 0 0 0 0 0

0 0 0 0 0 0 0

0 0 0 0 0 0 0

0 0 0 0 0 0 0

0 0 0 0 0 0 0

0 0 0 0 0 0 0

0 0 0 0 0 0 0

0 0 0 0 0 0 0

0 0 0 0 0 0 0

0 0 0 0 0 0 0

0 0 0 0 0 0 0

0 0 0 0 0 0 0

0 0 0 0 0 0 0

0 0 0 0 0 0 0

0 0 0 0 0 0 0

0 0 0 0 0 0 0

0 0 0 0 0 0 0

0 0 0 0 0 0 0

0 0 0 0 0 0 0

0 0 0 0 0 0 0

0 0 0 0 0 0 0

0 0 0 0 0 0 0

0 0 0 0 0 0 0

0 0 0 0 0 0 0

0 0 0 0 0 0 0

0 0 0 0 0 0 0

0 0 0 0 0 0 0

0 0 0 0 0 0 0

0 0 0 0 0 0 0

0 0 0 0 0 0 0

0 0 0 0 0 0 0

0 0 0 0 0 0 0

0 0 0 0 0 0 0

0 0 0 0 0 0 0

0 0 0 0 0 0 0

0 0 0 0 0 0 0

0 0 0 0 0 0 0

0 0 0 0 0 0 0

0 0 0 0 0 0 0

0 0 0 0 0 0 0

0 0 0 0 0 0 0

0 0 0 0 0 0 0

0 0 0 0 0 0 0

0 0 0 0 0 0 0

0 0 0 0 0 0 0

0 0 0 0 0 0 0

0 0 0 0 0 0 0

0 0 0 0 0 0 0

0 0 0 0 0 0 0

0 0 0 0 0 0 0

0 0 0 0 0 0 0

0 0 0 0 0 0 0

0 0 0 0 0 0 0

0 0 0 0 0 0 0

0 0 0 0 0 0 0

0 0 0 0 0 0 0

0 0 0 0 0 0 0

0 0 0 0 0 0 0

0 0 0 0 0 0 0

0 0 0 0 0 0 0

0 0 0 0 0 0 0

Batter	1	2	3	4	5	6	7	8	9	AB R H RBI BB SO LOB	TOP								
Dave Roberts, L (1, 8) <small>OBP: 0.409, SLG: 0.409</small> Dave Hansen, L (8, PH) <small>OBP: 0.277, SLG: 0.317</small> Guillermo Mota, R (8, 1)	1-0 G4-3 G5-3 1B		1-2 G5-3		0-1 FC6-4 1B		3-1 2B 1B	1-3 K		4 1 3 0 0 0 0 1 0 0 0 0 1 2 0 0 0 0 0 0 0	Los Angeles Dodgers @ Colorado Rockies Coors Field, Denver, CO Wed Jun 05 2002, 1:05 PM MDT Att. 31,793 - Sunny - 86 F								
Alex Cora, L (1, 6) <small>OBP: 0.362, SLG: 0.537</small>	2-2 G5-3		1-0 1B 2B		1-2 FC6-4		0-0 1B 2B	2-2 FC6-4		5 1 2 1 0 0 4									
Shawn Green, L (1, 9) <small>OBP: 0.381, SLG: 0.528</small>	1-2 G4-3		2-1 FC6-4 1B		3-1 L9		2-2 G5-3		1-1 G3-1	5 0 1 1 0 0 3									
Eric Karros, R (1, 3) <small>OBP: 0.352, SLG: 0.443</small>	3-1 F7		0-3 K				2-3 K		0-0 1B 1B	1-1 G6-3		5 1 1 0 0 2 2							
Adrián Beltré, R (1, 5) <small>OBP: 0.312, SLG: 0.410</small>		2-2 G5-4-3 1B 1B	2-2 FC6-4				2-1 1B		0-0 1B 1B	1-2 G1-3		5 2 3 0 0 0 1							
Marquis Grissom, R (1, 7) <small>OBP: 0.333, SLG: 0.530</small> (8, 8)		2-0 G5-4-3 1B		1-0 G5-3			3-3 K		2-1 1B SF8 HBP	3 1 1 0 0 1 1									
Mark Grudzielanek, R (1, 4) <small>OBP: 0.288, SLG: 0.335</small>		2-1 G5-4-3		0-0 F8			0-1 F7		2-0 1B 1B	4 0 1 2 0 0 3									
Chad Kreuter, S (1, 2) <small>OBP: 0.304, SLG: 0.319</small>		1-0 1B		1-0 L6			2-0 G3		1-1 SF8	3 0 1 2 0 0 0									
Omar Daal, L (1, 1) Jeff Reboulet, R (7, PH) <small>OBP: 0.345, SLG: 0.320</small> Terry Mulholland, R (7, 1) Paul Lo Duca, R (8, PH) <small>OBP: 0.367, SLG: 0.411</small> (8, 7)		0-0 F8			3-3 K		0-0 F9		0-1 FC6-4 1B	2 0 0 0 0 1 1 1 0 0 0 0 0 0 0 0 0 0 0 0 0 1 0 1 0 0 0 0									
Inning Stats	R: 0 H: 1 E: 0 LOB: 1 K: 0 BB: 0 S: 11 P: 18	R: 1 H: 3 E: 0 LOB: 1 K: 0 BB: 0 S: 8 P: 15	R: 1 H: 2 E: 0 LOB: 1 K: 1 BB: 0 S: 16 P: 22	R: 0 H: 0 E: 0 LOB: 0 K: 0 BB: 0 S: 3 P: 5	R: 0 H: 1 E: 0 LOB: 1 K: 1 BB: 0 S: 11 P: 18	R: 0 H: 1 E: 0 LOB: 1 K: 2 BB: 0 S: 11 P: 18	R: 1 H: 2 E: 0 LOB: 1 K: 0 BB: 0 S: 8 P: 15	R: 3 H: 4 E: 0 LOB: 2 K: 1 BB: 0 S: 14 P: 22	R: 0 H: 0 E: 0 LOB: 0 K: 0 BB: 0 S: 8 P: 11	1B: 12 SF: 1 2B: 2 SAC: 0 3B: 0 DP: 1 HR: 0 HBP: 1	WP: 0 PA: 41 PB: 0 SB: 0 CS: 0								
PITCHER Jason Jennings, R (1, 1) <small>ERA: 4.63</small> Kent Mercker, L (7, 1) <small>ERA: 4.13</small> Jose Jimenez, R (8, 1) <small>ERA: 2.1</small>	IP WLS BF H R ER SO BB IBB HBP BLK WP HR S P ERA WHIP 6.2 W 29 10 3 3 4 0 0 0 0 0 0 0 65 106 4.05 1.500							PITCHER IP WLS BF H R ER SO BB IBB HBP BLK WP HR S P ERA WHIP 0.1 H 5 3 3 3 0 0 0 0 1 0 0 0 7 13 81.00 9.000											

livebaseballscorecards.com

AB	39
R	6
H	14
RBI	6
BB	0
SO	5
LOB	17




Batter	1	2	3	4	5	6	7	8	9	AB R H RBI BB SO LOB	TOP	
Juan Pierre, L (1, 8) OBP: 0.332, SLG: 0.327	1-0 G6-3			1-2 G4-3		0-3 K			1-2 G1-3	4 0 0 0 0 1 1		
Juan Uribe, R (1, 6) OBP: 0.319, SLG: 0.349 Terry Shumpert, R (9, PH) OBP: 0.327, SLG: 0.411	0-3 K			0-0 G1-5-3			2-2 G5-3		2-0 G4-3 HBP	3 0 0 0 0 1 0 0 0 0 0 0 0 0		
Larry Walker, L (1, 9) OBP: 0.407, SLG: 0.554 Greg Norton, S (9, PH) OBP: 0.254, SLG: 0.400	2-2 G4-3			1-1 G4-3			1-2 17 1B HBP		2-1 G4-3	2 0 0 0 0 0 0 1 0 0 0 0 0 1		
17 Todd Helton, L (1, 3) OBP: 0.437, SLG: 0.657		2-2 G4-3			0-2 L8		0-0 1-2 1B		2-2 G3-1	4 0 1 0 0 0 1		
Todd Zeile, R (1, 5) OBP: 0.365, SLG: 0.495		1-1 P3			0-2 F9		0-3 K			3 0 0 0 0 1 2		
Todd Hollandsworth, L (1, 7) OBP: 0.337, SLG: 0.485		2-2 F9			2-2 G6-3		1-1 G4-3			3 0 0 0 0 0 2		
Benny Agbayani, R (1, 10) OBP: 0.284, SLG: 0.400			2-2 F8			3-2 2B		0-0 F9		3 0 1 0 0 0 0		
Bobby Estalella, R (1, 2) OBP: 0.346, SLG: 0.594			0-1 G5-3			0-3 K		1-2 G4-3		3 0 0 0 0 1 1		
Jose Ortiz, R (1, 4) OBP: 0.297, SLG: 0.296			0-0 F9			1-0 F8		3-1 G5-3		3 0 0 0 0 0 1		
Inning Stats	R: 0 E: 0 K: 1 S: 7 H: 0 LOB: 0 BB: 0 P: 10	R: 0 E: 0 K: 0 S: 9 H: 0 LOB: 0 BB: 0 P: 14	R: 0 E: 0 K: 0 S: 6 H: 0 LOB: 0 BB: 0 P: 8	R: 0 E: 0 K: 0 S: 6 H: 0 LOB: 0 BB: 0 P: 8	R: 0 E: 0 K: 0 S: 9 H: 0 LOB: 0 BB: 0 P: 11	R: 0 E: 0 K: 2 S: 10 H: 1 LOB: 1 BB: 0 P: 14	R: 0 E: 0 K: 1 S: 11 H: 1 LOB: 2 BB: 0 P: 15	R: 0 E: 0 K: 0 S: 6 H: 0 LOB: 0 BB: 0 P: 10	R: 0 E: 0 K: 0 S: 9 H: 0 LOB: 1 BB: 0 P: 16	1B: 1 2B: 1 3B: 0 HR: 0 SF: 0 SAC: 0 DP: 0 HBP: 2	WP: 0 PB: 0 SB: 0 CS: 0 PA: 31	
PITCHER 32 Roy Halladay, R (1, 1) ERA: 3.14	IP WLS BF H R ER SO BB IBB HBP BLK WP HR S P ERA WHIP	9.0 W 31 2 0 0 4 0 0 2 0 0 0 0 73 106 0.00 0.222										

Colorado Rockies @ Toronto Blue Jays
SkyDome, Toronto, ON
Fri Jun 07 2002, 7:05 PM EDT
Att. 20,032 - Sunny - 65 F

livebaseballscorecards.com

AB	29
R	0
H	2
RBI	0
BB	0
SO	4
LOB	9



Batter	1	2	3	4	5	6	7	8	9	AB	R	H	RBI	BB	SO	LOB
Shannon Stewart, R (1, 10) OBP: 0.347, SLG: 0.439	F9	FC3-6 BB 1B			FC6		G1-3			4	2	0	1	1	0	4
Dave Berg, R (1, 4) OBP: 0.268, SLG: 0.373	F8	FC5 1B BB				F8		F9 1B		4	1	1	0	1	0	1
Raul Mondesi, R (1, 9) OBP: 0.298, SLG: 0.429				P4				1B BB		2	0	1	0	3	0	2
Carlos Delgado, L (1, 3) OBP: 0.405, SLG: 0.551	P6					F5		K		5	0	2	2	0	1	4
José Cruz Jr., S (1, 7) OBP: 0.306, SLG: 0.375		K		G3-6-3 1B		F9		F9		5	0	1	0	0	1	5
Eric Hinske, L (1, 5) OBP: 0.379, SLG: 0.566				G3-6-3 1B 2B				P4 1B		5	2	3	2	0	0	1
Chris Woodward, R (1, 6) OBP: 0.267, SLG: 0.400				L5				K 1B 2B		4	1	1	0	1	2	2
10 Vernon Wells, R (1, 8) OBP: 0.284, SLG: 0.361						G5-3 1B		K		3	1	1	0	1	1	1
Ken Huckaby, R (1, 2) OBP: 0.393, SLG: 0.385						FC5 1B		FC6 1B		4	1	4	2	0	0	0

Inning Stats	R: 0	H: 0	E: 0	K: 12	S: 12	R: 4	H: 3	E: 0	K: 1	S: 18	R: 0	H: 1	E: 0	K: 0	S: 6	R: 2	H: 2	E: 1	K: 0	S: 15	R: 1	H: 3	E: 0	K: 1	S: 11	R: 0	H: 1	E: 0	K: 0	S: 7	R: 0	H: 2	E: 0	K: 1	S: 11	R: 1	H: 2	E: 0	K: 2	S: 12
	LOB: 1	BB: 1	P: 23			LOB: 2	BB: 4	P: 40			LOB: 0	BB: 0	P: 9			LOB: 2	BB: 1	P: 29			LOB: 1	BB: 0	P: 17			LOB: 1	BB: 0	P: 12			LOB: 2	BB: 1	P: 22			LOB: 2	BB: 1	P: 22		


PITCHER	IP	WLS	BF	H	R	ER	SO	BB	IBB	HBP	BLK	WP	HR	S	P	ERA	WHIP
Mike Hampton, L (1, 1) ERA: 6.57	5.0	L	28	9	7	5	2	6	0	0	0	0	0	62	118	9.00	3.000
Chris Naching, R (6, 1) ERA: 3.04	2.0		9	3	0	0	1	0	0	0	0	0	0	18	30	0.00	1.500
40 Brian Fuentes, L (8, 1) ERA: 6.0	1.0		6	2	1	1	2	1	0	0	0	0	0	12	22	9.00	3.000

BOTTOM

Colorado Rockies @ Toronto Blue Jays
 SkyDome, Toronto, ON
 Fri Jun 07 2002, 7:05 PM EDT
 Att: 20,032 - Sunny - 65 F

AB	36
R	8
H	14
RBI	7
BB	7
SO	5
LOB	20

livebaseballscorecards.com



1B:	11	SF:	0	WP:	0	PA:	43
2B:	2	SAC:	0	PB:	0		
3B:	0	DP:	1	SB:	0		
HR:	1	HBP:	0	CS:	0		

Batter	1	2	3	4	5	6	7	8	9	AB R H RBI BB SO LOB	TOP									
Juan Pierre, L (1, 8) OBP: 0.331, SLG: 0.326	0-1 F8		0-1 1B			0-0 B2-3		2-0 F9		4 0 1 0 0 0 1										
Juan Uribe, R (1, 6) OBP: 0.315, SLG: 0.344	2-1 G4-3		2-2 SF8			0-3 K		2-3 K		3 0 0 1 0 2 1										
Larry Walker, L (1, 10) OBP: 0.404, SLG: 0.545	0-2 G4-3		3-H L3			4-0 BB		0-0 F7		3 0 0 0 1 0 2										
17 Todd Helton, L (1, 3) OBP: 0.430, SLG: 0.645		3-2 L7			0-1 G4-3		1-0 G4-3		2-3 K	4 0 0 0 0 1 1										
Todd Zeile, R (1, 5) OBP: 0.363, SLG: 0.490		3-2 L6			2-2 G6-4-3 1B		2-2 G5-3		0-0 G6-3	4 0 1 0 0 0 0										
Todd Hollandsworth, L (1, 9) OBP: 0.332, SLG: 0.477		1-0 G3			0-0 G6-4-3 1-2f		1-3 K			3 0 0 0 0 1 1										
Benny Agbayani, R (1, 7) OBP: 0.274, SLG: 0.385			3-2 L5			1-2 G5-3		2-3 K		3 0 0 0 0 1 0										
Mark Little, R (8, 7) OBP: 0.293, SLG: 0.300										0 0 0 0 0 0 0										
Jose Ortiz, R (1, 4) OBP: 0.298, SLG: 0.303			0-0 1B SF8 2B			1-2 G5-3		2-1 F8		3 1 1 0 0 0 0										
Gary Bennett, R (1, 2) OBP: 0.292, SLG: 0.291			1-1 1B HBP			0-1 G5-3		0-0 S 1B		2 0 1 0 0 0 0										
Inning Stats	R: 0 E: 0 K: 0 S: 7	H: 0 LOB: 0 BB: 0 P: 9	R: 0 E: 0 K: 0 S: 9	H: 0 LOB: 0 BB: 0 P: 16	R: 1 E: 0 K: 0 S: 17	H: 2 LOB: 2 BB: 0 P: 24	R: 0 E: 0 K: 0 S: 6	H: 1 LOB: 0 BB: 0 P: 8	R: 0 E: 0 K: 1 S: 6	H: 0 LOB: 1 BB: 1 P: 11	R: 0 E: 0 K: 2 S: 11	H: 0 LOB: 0 BB: 0 P: 16	R: 0 E: 0 K: 1 S: 7	H: 1 LOB: 1 BB: 0 P: 13	R: 0 E: 0 K: 1 S: 5	H: 0 LOB: 0 BB: 0 P: 7	1B: 3 2B: 1 3B: 0 HR: 0	SF: 1 SAC: 0 DP: 1 HBP: 1	WP: 0 PB: 0 SB: 1 CS: 0	PA: 32
PITCHER	IP WLS BF H R ER SO BB IBB HBP BLK WP HR S P ERA WHIP																			
Pete Walker, R (1, 1) ERA: 2.2	7.0 W 25 3 1 1 3 1 0 1 0 0 0 64 94 1.29 0.571																			
Cliff Politte, R (8, 1) ERA: 3.28	1.0 H 4 1 0 0 1 0 0 0 0 0 0 7 13 0.00 1.000																			
Kelvim Escobar, R (9, 1) ERA: 4.22	1.0 S 3 0 0 0 1 0 0 0 0 0 0 5 7 0.00 0.000																			

Colorado Rockies @ Toronto Blue Jays
SkyDome, Toronto, ON
Sat Jun 08 2002, 4:05 PM EDT
Att. 21,298 - Cloudy - 78 F

AB	29
R	1
H	4
RBI	1
BB	1
SO	5
LOB	6




Batter	1	2	3	4	5	6	7	8	9	AB R H RBI BB SO LOB	TOP																																			
Juan Pierre, L (1, 8) OBP: 0.325, SLG: 0.320	0-1 P4		1-2 FC6-4			1-2 G5-3		0-1 G4-3	1-1 G1-3	5 0 0 0 0 0 3																																				
Terry Shumpert, R (1, 7) OBP: 0.342, SLG: 0.406	4-1 17 1B S BB			4-2 G5-4-3 17 BB BB		4-1 G1-3 17 1B BB		2-3 K		1 0 0 0 3 1 0																																				
17 Todd Helton, L (1, 3) OBP: 0.435, SLG: 0.646	3-0 SAFE 1B			4-2 G5-4-3 BB		3-0 G1-3 1B		0-3 K		3 0 2 0 1 1 0																																				
Todd Zeile, R (1, 5) OBP: 0.361, SLG: 0.485	1-2 2-4 1B	1-3 K		1-1 G5-4-3 BB		3-2 G1-3 1B		1-1 BB BB 1B		4 1 1 0 0 1 4																																				
Greg Norton, S (1, 10) OBP: 0.267, SLG: 0.388		2-3 K		0-1 L5		4-2 BB		4-1 BB BB 1B		2 1 0 0 2 1 1																																				
Todd Hollandsworth, L (1, 9) OBP: 0.330, SLG: 0.472		2-3 K			0-1 WP 1B	1-3 K		1-0 F7		4 0 1 0 0 2 5																																				
Jose Ortiz, R (1, 4) OBP: 0.297, SLG: 0.297			1-1 G5-3		3-2 F8		1-2 G3	4-0 1B BB		3 0 0 0 1 0 1																																				
Juan Uribe, R (1, 6) OBP: 0.311, SLG: 0.340			3-2 G5-3		2-3 K		1-3 K	1-2 P5		3 0 0 0 0 2 1																																				
Larry Walker, L (9, PH) OBP: 0.402, SLG: 0.543					1-2 K					1 0 0 0 0 0 3																																				
Bobby Estalella, R (9, 2) OBP: 0.346, SLG: 0.594					2-3 K		1-2 G6-3	3-2 1B		0 0 0 0 0 0 0																																				
Gary Bennett, R (1, 2) OBP: 0.293, SLG: 0.292			2-1 FC6-4 1B							3 0 1 0 0 1 1																																				
Benny Agbayani, R (9, PH) OBP: 0.282, SLG: 0.392								1-2 2-H 3-H		1 0 1 2 0 0 0																																				
Inning Stats	R: 0 H: 1 E: 0 LOB: 1 K: 0 BB: 1 S: 6 P: 14	R: 0 H: 0 E: 0 LOB: 0 K: 3 BB: 0 S: 9 P: 14	R: 0 H: 1 E: 0 LOB: 1 K: 0 BB: 0 S: 12 P: 19	R: 0 H: 0 E: 0 LOB: 1 K: 0 BB: 2 S: 11 P: 20	R: 0 H: 1 E: 0 LOB: 1 K: 2 BB: 0 S: 12 P: 19	R: 0 H: 1 E: 0 LOB: 3 K: 1 BB: 2 S: 13 P: 29	R: 0 H: 0 E: 0 LOB: 0 K: 1 BB: 0 S: 9 P: 12	R: 0 H: 0 E: 0 LOB: 0 K: 2 BB: 0 S: 9 P: 11	R: 2 H: 2 E: 0 LOB: 2 K: 0 BB: 2 S: 12 P: 27	1B: 6 SF: 0 2B: 0 SAC: 0 3B: 0 DP: 1 HR: 0 HBP: 0	WP: 1 PA: 37 PB: 0 SB: 1 CS: 0																																			
PITCHER	IP WLS BF H R ER SO BB IBB HBP BLK WP HR S P ERA WHIP											PITCHER	IP WLS BF H R ER SO BB IBB HBP BLK WP HR S P ERA WHIP																																	
Justin Miller, R (1, 1) ERA: 5.21	5.1		3	0	0	5	4	0	0	0	1	0	54	95	0.00	1.312											Kelvim Escobar, R (9, 1) ERA: 4.64	1.0	W	7	2	2	2	0	2	0	0	0	0	12	27	18.00	4.000			
Felix Heredia, L (6, 1) ERA: 4.15	0.0		1	1	0	0	0	0	0	0	0	0	1	4	∞	∞																														
Scott Cassidy, R (6, 1) ERA: 5.32	0.2	H	3	0	0	0	1	1	0	0	0	0	8	16	0.00	1.500																														
Cliff Politte, R (7, 1) ERA: 3.08	1.2	H	5	0	0	0	2	0	0	0	0	0	14	19	0.00	0.000																														
Scott Eyre, L (8, 1) ERA: 5.7	0.1	H	1	0	0	0	1	0	0	0	0	0	4	4	0.00	0.000																														

Colorado Rockies @ Toronto Blue Jays
SkyDome, Toronto, ON
Sun Jun 09 2002, 1:05 PM EDT
Att. 20,328 - Overcast - 72 F

livebaseballscorecards.com

AB	30
R	2
H	6
RBI	2
BB	7
SO	9
LOB	19



Batter	1	2	3	4	5	6	7	8	9	AB	R	H	RBI	BB	SO	LOB
Shannon Stewart, R (1, 7) OBP: 0.343, SLG: 0.428 10 Vernon Wells, R (9, 8) OBP: 0.285, SLG: 0.374	1-1 P1		1-0 E5 FC5 E		1-2 G5-3			2-1 FC4-6 1B		4	0	1	0	0	0	0
José Cruz Jr., S (1, 8) OBP: 0.296, SLG: 0.362	2-3 K		0-0 E3 FC5		2-1 G3			1-2 FC4-6 FC1-2-5 1-2f 2-3		4	0	0	0	0	1	3
Raul Mondesi, R (1, 9) OBP: 0.269, SLG: 0.415	3-2 G5-3		1-0 FC5					1-1 FC1-2-5 1-2 3-H		4	0	0	0	0	1	4
Carlos Delgado, L (1, 3) OBP: 0.408, SLG: 0.559		4-1 BB		3-2 HBP BB G4-6-3 1B		3-2 G5-3		3-2 G5-3		3	1	1	0	1	0	2
Eric Hinske, L (1, 5) OBP: 0.379, SLG: 0.561	1-1 F8		4-1 G4-6-3 HBP 1-2 BB		2-1 P6			0-1 S 2B 1B		3	1	1	0	1	0	1
Tom Wilson, R (1, 10) OBP: 0.379, SLG: 0.429 Chris Woodward, R (9, PR) OBP: 0.267, SLG: 0.400	0-3 K		3-2 G4-6-3 1-2 HBP 2-3				2-3 K	2-1 1B SF9 1-H		3	0	1	1	0	2	1
Felipe Lopez, S (1, 6) OBP: 0.299, SLG: 0.422	0-0 G6-3		3-2 G4-6-3 1-2f 2-3 3-H				0-3 K	0-0 2B 1B		4	0	1	0	0	1	3
Joe Lawrence, R (1, 4) OBP: 0.253, SLG: 0.215			1-0 G6-3		1-0 F3		3-3 K	2-0 SF9 3-H		3	0	0	1	0	1	1
Ken Huckaby, R (1, 2) OBP: 0.387, SLG: 0.379			3-1 F9		0-0 F8			2-2 FC4-6 FC1-2-5 1B 1B		3	0	1	0	0	0	0

Inning Stats	R: 0	H: 0	E: 0	K: 1	S: 9	LOB: 0	BB: 0	P: 15	R: 0	H: 0	E: 0	K: 1	S: 7	LOB: 1	BB: 1	P: 12	R: 0	H: 0	E: 2	K: 0	S: 6	LOB: 2	BB: 0	P: 12	R: 1	H: 1	E: 0	K: 0	S: 13	LOB: 1	BB: 1	P: 27	R: 0	H: 0	E: 0	K: 1	S: 6	LOB: 0	BB: 0	P: 9	R: 0	H: 0	E: 0	K: 3	S: 10	LOB: 0	BB: 0	P: 15	R: 0	H: 2	E: 0	K: 0	S: 15	LOB: 2	BB: 0	P: 24	R: 2	H: 3	E: 0	K: 0	S: 6	LOB: 2	BB: 0	P: 10	1B: 5	SF: 1	2B: 1	SAC: 0	3B: 0	DP: 1	HR: 0	HBP: 1	WP: 0	PA: 35
PITCHER	IP	WLS	BF	H	R	ER	SO	BB	IBB	HBP	BLK	WP	HR	S	P	ERA	WHIP																																																									
Shawn Chacon, R (1, 1) ERA: 4.57	6.0		23	1	1	1	3	2	0	1	0	0	0	49	91	1.50	0.500																																																									
Todd Jones, R (7, 1) ERA: 3.82	1.0		3	0	0	0	3	0	0	0	0	0	0	10	15	0.00	0.000																																																									
Jose Jimenez, R (8, 1) ERA: 2.59	1.1	L	9	5	2	2	0	0	0	0	0	0	0	21	34	13.50	3.750																																																									

BOTTOM

Colorado Rockies @ Toronto Blue Jays
SkyDome, Toronto, ON
Sun Jun 09 2002, 1:05 PM EDT
Att. 20,328 - Overcast - 72 F

livebaseballscorecards.com

AB	31
R	3
H	6
RBI	2
BB	2
SO	6
LOB	15



Batter	1	2	3	4	5	6	7	8	9	AB R H RBI BB SO LOB	TOP
Juan Pierre, L (1, 8) OBP: 0.320, SLG: 0.314	1-0 B2-3		0-1 G1-3		0-0 B5-3		1-2 G1-3		0-1 G4-3	5 0 0 0 0 0 0	
Jose Ortiz, R (1, 4) OBP: 0.302, SLG: 0.303	2-2 G5-3		0-1 1B		0-2 1B			1-2 F8		4 0 2 0 0 0 0	
Larry Walker, L (1, 10) OBP: 0.404, SLG: 0.545	3-2 17 1B 2B		0-1 G1-3		2-3 K			4-1 17 1B BB		3 1 1 0 1 1 2	
17 Todd Helton, L (1, 3) OBP: 0.436, SLG: 0.643	3-2 1B			1-0 G4-6-3 1B		3-1 G1-3		3-2 G4-3		4 0 2 0 0 0 1	
Todd Zeile, R (1, 5) OBP: 0.363, SLG: 0.500	2-2 G3-1			0-2 G4-6-3 1-2f		3-1 HR		0-2 1B 2-H		4 1 2 2 0 0 3	
Todd Hollandsworth, L (1, 9) OBP: 0.333, SLG: 0.475		1-1 G5-3		0-0 1B		0-0 F7		2-1 1B		4 0 2 0 0 0 0	
Benny Agbayani, R (1, 7) OBP: 0.270, SLG: 0.373		0-3 K		0-0 G5-3		2-3 K		1-1 F7		4 0 0 0 0 2 3	
Bobby Estalella, R (1, 2) OBP: 0.341, SLG: 0.616		3-1 G1-3			1-1 HR		2-1 P4		2-2 G6-3	4 1 1 1 0 0 0	
Juan Uribe, R (1, 6) OBP: 0.307, SLG: 0.335			1-2 G5-3		0-0 G6-3		1-2 F7		0-2 G5-3	4 0 0 0 0 0 0	
Inning Stats	R: 0 H: 2 E: 0 LOB: 2 K: 0 BB: 0 S: 13 P: 24	R: 0 H: 0 E: 0 LOB: 0 K: 1 BB: 0 S: 7 P: 11	R: 0 H: 1 E: 0 LOB: 1 K: 0 BB: 0 S: 9 P: 10	R: 0 H: 2 E: 0 LOB: 1 K: 0 BB: 0 S: 6 P: 7	R: 1 H: 2 E: 0 LOB: 1 K: 1 BB: 0 S: 11 P: 14	R: 1 H: 1 E: 0 LOB: 0 K: 1 BB: 0 S: 8 P: 16	R: 0 H: 0 E: 0 LOB: 0 K: 0 BB: 0 S: 9 P: 13	R: 1 H: 2 E: 0 LOB: 2 K: 0 BB: 1 S: 17 P: 28	R: 0 H: 0 E: 0 LOB: 0 K: 0 BB: 0 S: 8 P: 10	1B: 7 SF: 0 2B: 1 SAC: 0 3B: 0 DP: 1 HR: 2 HBP: 0	WP: 0 PA: 37 PB: 0 SB: 0 CS: 0
PITCHER	IP WLS BF H R ER SO BB IBB HBP BLK WP HR S P ERA WHIP										
Derek Lowe, R (1, 1) ERA: 1.89	6.0 W 25 8 2 2 3 0 0 0 0 0 0 2 54 82 3.00 1.333										
49 Tim Wakefield, R (7, 1) ERA: 2.55	3.0 S 12 2 1 1 0 1 0 0 0 0 0 0 34 51 3.00 1.000										

Colorado Rockies @ Boston Red Sox
Fenway Park, Boston, MA
Mon Jun 10 2002, 7:05 PM EDT
Att. 33,508 - Cloudy - 71 F

livebaseballscorecards.com

AB	36
R	3
H	10
RBI	3
BB	1
SO	3
LOB	9



Batter	1	2	3	4	5	6	7	8	9	AB R H RBI BB SO LOB	TOP	
Mark Little, R <small>(1, 8) X OBP: 0.286, SLG: 0.278 (7, 7)</small>	0-0 		3-3 		0-2 			1-0 1-2 2B HBP	1-1 	4 1 0 0 0 1 1		
Terry Shumpert, R <small>(1, 6) B OBP: 0.336, SLG: 0.390 (8, 5) X</small>	2-0 		0-3 			0-1 		4-0 1-2 2-3 SF9 BB	0-2 	4 1 0 0 1 1 1		
Larry Walker, L <small>(1, 10) B OBP: 0.401, SLG: 0.544 X</small>	1-0 		1-3 			1-1 		1-0 1-3 2-H 3-H 2B		4 0 1 2 0 1 0		
17 Todd Helton, L <small>(1, 3) B OBP: 0.440, SLG: 0.652 X</small>		1-1 		2-2 2B		0-0 		4-0 IBB		3 0 2 0 1 0 0		
Greg Norton, S <small>(1, 5) X OBP: 0.266, SLG: 0.386 (8, 6) B</small>		0-1 1B		1-3 		3-2 		1-1 1-2 2-3 3-H		3 0 1 1 0 1 2 0 0 0 0 0 0 0		
Todd Hollandsworth, L <small>(1, 9) X OBP: 0.332, SLG: 0.473</small>		0-0 1-3 2B		1-0 2-3		1-1 		0-3 		4 0 1 0 0 1 3		
Benny Agbayani, R <small>(1, 7) B OBP: 0.272, SLG: 0.365 (7, 8) B</small>		4-0 		1-3 		1-1 		0-1 		2 0 0 0 1 1 1 1 0 0 0 0 0 2		
Bobby Estalella, R <small>(1, 2) F OBP: 0.326, SLG: 0.584 X</small>		0-1 			0-1 		3-3 		1-0 		4 0 0 0 0 1 3	
Jose Ortiz, R <small>(1, 4) X OBP: 0.306, SLG: 0.303</small>		0-2 			0-2 			4-2 2B HBP BB	2-2 	3 1 1 0 1 0 3		
Inning Stats	R: 0 H: 0 E: 0 LOB: 0 K: 0 BB: 0 S: 3 P: 6	R: 0 H: 2 E: 0 LOB: 3 K: 0 BB: 1 S: 10 P: 15	R: 0 H: 0 E: 0 LOB: 0 K: 3 BB: 0 S: 12 P: 16	R: 0 H: 1 E: 0 LOB: 1 K: 2 BB: 0 S: 10 P: 15	R: 0 H: 0 E: 0 LOB: 0 K: 0 BB: 0 S: 8 P: 8	R: 0 H: 1 E: 0 LOB: 1 K: 0 BB: 0 S: 10 P: 14	R: 0 H: 0 E: 0 LOB: 0 K: 1 BB: 0 S: 7 P: 12	R: 3 H: 1 E: 0 LOB: 2 K: 1 BB: 3 S: 10 P: 25	R: 0 H: 1 E: 0 LOB: 1 K: 0 BB: 0 S: 9 P: 13	1B: 2 SF: 1 2B: 4 SAC: 0 3B: 0 DP: 0 HR: 0 HBP: 1	WP: 0 PA: 38 PB: 0 SB: 0 CS: 0	
PITCHER Rolando Arjojo, R <small>(1, 1) ERA: 2.87</small> Casey Fossum, L <small>(8, 1) ERA: 3.76</small> Chris Haney, L <small>(8, 1) ERA: 1.42</small> Ugueth Urbina, R <small>(9, 1) ERA: 2.42</small>	IP WLS BF H R ER SO BB IBB HBP BLK WP HR S P ERA WHIP											PITCHER IP WLS BF H R ER SO BB IBB HBP BLK WP HR S P ERA WHIP

Colorado Rockies @ Boston Red Sox
 Fenway Park, Boston, MA
 Tue Jun 11 2002, 7:05 PM EDT
 Att. 32,340 - Cloudy - 67 F

livebaseballscorecards.com

AB	32
R	3
H	6
RBI	3
BB	4
SO	7
LOB	16



Batter	1	2	3	4	5	6	7	8	9
18 Johnny Damon, L OBP: 0.396, SLG: 0.486 (1, 8)	2-2 G4-3 ①		1-0 F9 ③			2-2 G3 ②		4-0 BB	
Carlos Baerga, S OBP: 0.327, SLG: 0.402 (1, 10)	2-2 G3 ②			1-1 G5-4-3 1B 1B		2-2 G3 ③		0-3 K ②	
Nomar Garciaparra, R OBP: 0.371, SLG: 0.550 (1, 6)	2-1 1B			2-1 G5-4-3 1B 1-2 1B			3-2 F2 ①	0-3 K ③	
Brian Daubach, L OBP: 0.365, SLG: 0.518 (1, 7)	1-3 K ③			0-2 G5-4-3 ① ② 1-2f 2-3			1-3 K ②		1-2 G4-3 ①
Shea Hillenbrand, R OBP: 0.353, SLG: 0.516 (1, 5)		0-3 K ①		2-3 K ③			1-1 G6-3 ③		0-1 G5-3 ②
Jason Varitek, S OBP: 0.310, SLG: 0.380 (1, 2)		0-0 F9 ②			1-2 F9 ①			1-1 1B 2B	1-2 G5-3 ③
Jose Offerman, S OBP: 0.319, SLG: 0.365 (1, 3)		0-1 G4-3 ③			1-2 G4-3 ②			0-2 SH3-4 BB 2-H 1B	
Trot Nixon, L OBP: 0.326, SLG: 0.396 (1, 9)			2-0 G3-1 ①		3-1 G3-1 ③			4-2 SH3-4 1-2 BB	
Lou Merloni, R OBP: 0.382, SLG: 0.424 (1, 4)			1-2 G5-3 ②			2-1 G6-3 ①		0-1 SH3-4 ① 1-2 2-3	


Inning Stats	R: 0	H: 1	E: 0	K: 1	S: 16	LOB: 1	BB: 0	P: 23	R: 0	H: 0	E: 0	K: 1	S: 6	LOB: 0	BB: 0	P: 6	R: 0	H: 0	E: 0	K: 0	S: 5	LOB: 0	BB: 0	P: 9	R: 0	H: 2	E: 0	K: 1	S: 10	LOB: 1	BB: 1	P: 15	R: 0	H: 0	E: 0	K: 0	S: 8	LOB: 0	BB: 0	P: 13	R: 0	H: 0	E: 0	K: 0	S: 8	LOB: 0	BB: 0	P: 14	R: 0	H: 0	E: 0	K: 1	S: 9	LOB: 0	BB: 0	P: 14	R: 1	H: 2	E: 0	K: 2	S: 16	LOB: 3	BB: 2	P: 25	R: 0	H: 0	E: 0	K: 0	S: 9	LOB: 0	BB: 0	P: 11	1B: 4	SF: 0	2B: 1	SAC: 1	3B: 0	DP: 1	HR: 0	HBP: 0
--------------	------	------	------	------	-------	--------	-------	-------	------	------	------	------	------	--------	-------	------	------	------	------	------	------	--------	-------	------	------	------	------	------	-------	--------	-------	-------	------	------	------	------	------	--------	-------	-------	------	------	------	------	------	--------	-------	-------	------	------	------	------	------	--------	-------	-------	------	------	------	------	-------	--------	-------	-------	------	------	------	------	------	--------	-------	-------	-------	-------	-------	--------	-------	-------	-------	--------

PITCHER	IP	WLS	BF	H	R	ER	SO	BB	IBB	HBP	BLK	WP	HR	S	P	ERA	WHIP
Jason Jennings, R ERA: 4.2 (1, 1)	7.0	W	23	3	0	0	4	0	0	0	0	0	0	62	94	0.00	0.429
Todd Jones, R ERA: 3.97 (8, 1)	1.0	H	7	2	1	1	2	2	0	0	0	0	0	16	25	9.00	4.000
Jose Jimenez, R ERA: 2.51 (9, 1)	1.0	S	3	0	0	0	0	0	0	0	0	0	0	9	11	0.00	0.000

BOTTOM

Colorado Rockies @ Boston Red Sox
 Fenway Park, Boston, MA
 Tue Jun 11 2002, 7:05 PM EDT
 Att: 32,340 - Cloudy - 67 F

AB	30
R	1
H	5
RBI	1
BB	2
SO	6
LOB	10



WP	HR	S	P	ERA	WHIP
0	0	0	0	0.00	0.000

Batter	1	2	3	4	5	6	7	8	9	AB R H RBI BB SO LOB	TOP											
Juan Pierre, L (1, 8) OBP: 0.323, SLG: 0.318	1-2 1B S SF9 1B	1-2 1B S			0-2 17 CS S 1B	1-3 K		2-3 K 1-2		5 1 3 1 0 2 2												
Jose Ortiz, R (1, 4) OBP: 0.310, SLG: 0.308 Terry Shumpert, R (1, PR) OBP: 0.325, SLG: 0.375	1-0 17 2B G6-3 1B	1-0 L5 1B			3-3 K 1-2		0-1 G5-3		2-2 P4	1 0 1 0 0 0 0 4 1 0 0 0 1 2												
Larry Walker, L (1, 10) OBP: 0.405, SLG: 0.548	3-2 SF9 1B	1-1 F7 1-2			4-1 17 CS 1B BB		4-1 17 FC4-6 BB		1-0 2B	2 1 1 1 2 0 1												
17 Todd Helton, L (1, 3) OBP: 0.440, SLG: 0.651	1-2 G6-3 1-3 2B				0-2 WP E 1B		3-1 FC4-6 1B 1-2f		2-3 K	5 1 2 1 0 1 2												
Todd Zeile, R (1, 5) OBP: 0.360, SLG: 0.493	1-2 G6-3 2-3 3-H				2-1 E5 WP 1-2		1-1 1B		2-3 K	5 0 1 1 0 2 4												
Todd Hollandsworth, L (1, 9) OBP: 0.335, SLG: 0.476	1-1 2B 3-H				4-0 PO 1-2 2-3 IBB		1-1 F7			3 0 1 1 1 0 2												
Benny Agbayani, R (1, 7) OBP: 0.260, SLG: 0.348	2-1 G6-3				0-0 F9 1 SAFE		2-0 PO 1-2		1-3 K	4 0 0 0 0 1 2												
Juan Uribe, R (1, 6) OBP: 0.306, SLG: 0.337		2-1 F9 1B 2B			1-3 K		0-1 G6-3		0-0 F9	4 1 1 0 0 1 0												
Gary Bennett, R (1, 2) OBP: 0.286, SLG: 0.284 Greg Norton, S (8, PH) OBP: 0.275, SLG: 0.386 Bobby Estalella, R (8, 2) OBP: 0.326, SLG: 0.584		0-1 F9 2-3			1-1 G5-3		0-0 E6		4-2 S BB	3 0 0 0 0 0 1 0 0 0 0 1 0 0 0 0 0 0 0 0 0												
Inning Stats	R: 3 E: 0 K: 0 S: 20	H: 4 LOB: 2 BB: 0 P: 30	R: 1 E: 0 K: 0 S: 10	H: 2 LOB: 1 BB: 0 P: 15	R: 0 E: 0 K: 1 S: 7	H: 0 LOB: 0 BB: 0 P: 8	R: 0 E: 0 K: 1 S: 6	H: 0 LOB: 0 BB: 0 P: 8	R: 1 E: 1 K: 1 S: 12	H: 2 LOB: 2 BB: 2 P: 27	R: 0 E: 1 K: 1 S: 8	H: 0 LOB: 1 BB: 0 P: 10	R: 0 E: 1 K: 0 S: 9	H: 1 LOB: 2 BB: 1 P: 18	R: 0 E: 0 K: 2 S: 11	H: 0 LOB: 1 BB: 1 P: 18	R: 0 E: 0 K: 2 S: 16	H: 1 LOB: 1 BB: 0 P: 23	1B: 6 2B: 4 3B: 0 HR: 0	SF: 1 SAC: 0 DP: 0 HBP: 0	WP: 1 PB: 0 SB: 4 CS: 2	PA: 42
PITCHER	IP WLS BF H R ER SO BB IBB HBP BLK WP HR S P ERA WHIP																					
Frank Castillo, R (1, 1) ERA: 4.58	6.1 W 30 8 5 5 4 2 1 0 0 1 0 66 105 7.11 1.579																					
Casey Fossum, L (7, 1) ERA: 3.67	0.2 H 3 1 0 0 0 0 0 0 0 0 0 6 11 0.00 1.500																					
Ugueth Urbina, R (8, 1) ERA: 2.22	2.0 S 8 1 0 0 4 1 0 0 0 0 0 27 41 0.00 1.000																					

Colorado Rockies @ Boston Red Sox
 Fenway Park, Boston, MA
 Wed Jun 12 2002, 7:05 PM EDT
 Att. 31,583 - Cloudy - 55 F

livebaseballscorecards.com

AB 36
 R 5
 H 10
 RBI 5
 BB 4
 SO 8
 LOB 16



Batter	1	2	3	4	5	6	7	8	9
18 Johnny Damon, L OBP: 0.396, SLG: 0.484 (1, 8)	E4 F9 1B		1B 1B	G4-3	FC6-4 E E		K		
Jose Offerman, S OBP: 0.316, SLG: 0.356 (1, 3)	B1		F9	G5-3 E BB	E6			G6-3	
Shea Hillenbrand, R OBP: 0.351, SLG: 0.510 (1, 5)	F9		F9 FC5-2 1B	G5-3	F9			K	
Nomar Garciaparra, R OBP: 0.372, SLG: 0.551 (1, 6)	F8		FC5-2 BB 1B	E5				L3	
Brian Daubach, L OBP: 0.358, SLG: 0.506 (1, 7)			E6 BB FC5-2	G4-3				F5	
Juan Diaz, R OBP: 0.250, SLG: 0.500 (1, 10)			FC5-2 BB					G1-3	
Doug Mirabelli, R OBP: 0.313, SLG: 0.441 (1, 2)			2B 2B					F5	
Trot Nixon, L OBP: 0.325, SLG: 0.393 (1, 9)			G4-3					F8	
Lou Merloni, R OBP: 0.388, SLG: 0.443 (1, 4)			G1-3					K2-3	

Inning Stats	R: 0	H: 1	E: 1	K: 0	S: 7	R: 1	H: 2	E: 0	K: 1	S: 12	R: 2	H: 3	E: 1	K: 0	S: 10	R: 2	H: 1	E: 2	K: 1	S: 14	R: 0	H: 1	E: 0	K: 0	S: 13	R: 0	H: 0	E: 0	K: 2	S: 10	R: 0	H: 0	E: 0	K: 1	S: 7	

PITCHER	IP	WLS	BF	H	R	ER	SO	BB	IBB	HBP	BLK	WP	HR	S	P	ERA	WHIP
Mike Hampton, L ERA: 6.72 (1, 1)	5.0	L	30	10	7	5	2	2	0	0	0	0	0	61	96	9.00	2.400
Justin Speier, R ERA: 3.52 (6, 1)	2.0		7	1	0	0	2	0	0	0	0	0	0	23	35	0.00	0.500
Dennys Reyes, L ERA: 3.51 (8, 1)	1.0		3	0	0	0	1	0	0	0	0	0	0	7	10	0.00	0.000


BOTTOM

Colorado Rockies @ Boston Red Sox
Fenway Park, Boston, MA

Wed Jun 12 2002, 7:05 PM EDT
Att: 31,583 - Cloudy - 55 F

AB	R	H	RBI	BB	SO	LOB
5	1	2	1	0	1	2
4	1	0	0	1	0	3
5	0	1	1	0	1	4
5	1	2	1	0	0	1
4	0	0	0	0	1	4
4	1	1	0	0	1	4
3	1	2	2	1	0	1
4	1	1	0	0	0	4
4	1	2	1	0	1	1

AB	38
R	7
H	11
RBI	6
BB	2
SO	5
LOB	24



WP	PA
0	40

WP	PA	ERA	WHIP
0	40		

BOTTOM

Cleveland Indians @ Colorado Rockies
Coors Field, Denver, CO

livebaseballscorecards.com

AB	34
R	3
H	9
RBI	3
BB	4
SO	5
LOB	19



WP	2	PA	40
PB	0		
SB	1		
CS	1		

Fri Jun 14 2002, 7:05 PM MDT
Att. 40,156 - Cloudy - 73 F

AB R H RBI BB SO LOB

5	0	2	0	0	1	3
5	0	0	0	0	2	5
5	1	1	1	0	1	2
5	1	2	0	0	0	1
2	0	0	0	2	0	0
3	1	1	0	0	0	4
3	0	1	2	0	1	1
3	0	1	0	0	0	1
0	0	0	0	1	0	0
0	0	0	0	0	0	0
1	0	0	0	0	0	0
1	0	1	0	0	0	0
0	0	0	0	0	0	0
0	0	0	0	0	0	0
0	0	0	0	0	0	0
0	0	0	0	0	0	0
0	0	0	0	0	0	0
1	0	0	0	0	0	2
0	0	0	0	0	0	0

Batter	1	2	3	4	5	6	7	8	9
Juan Pierre, L (1, 8) OBP: 0.325, SLG: 0.319	0-2 CS 1B		0-1 G1-6-3		0-0 L7		1-3 K		1-0 S 1B
Terry Shumpert, R (1, 4) OBP: 0.312, SLG: 0.358	2-3 K2-3 1-2			2-1 L8	2-0 F9		2-2 FC5-4 1-2f		1-3 K 1-2
Larry Walker, L (1, 9) OBP: 0.401, SLG: 0.554	1-3 K			0-0 G3-1		1-0 HR	0-2 G4-3		0-0 L6
17 Todd Helton, L (1, 3) OBP: 0.439, SLG: 0.650		1-1 L5		0-0 WP 2B		0-0 FC4-6 WP SF9 1B		2-2 G4-3	2-1 F8
Todd Zeile, R (1, 5) OBP: 0.362, SLG: 0.488		3-1 G1-3		4-1 WP BB		4-1 FC4-6 BB		2-2 G5-3	
Todd Hollandsworth, L (1, 7) OBP: 0.338, SLG: 0.474		2-2 HBP		2-2 G3-1 1-2 2-3		0-0 FC4-6 1-2f 2-3		1-2 2B 1B	
Juan Uribe, R (1, 6) OBP: 0.305, SLG: 0.341	1-3 K				0-0 F7	1-2 SF9		2-2 1-H 2B	
Gary Bennett, R (1, 2) OBP: 0.287, SLG: 0.286			1-0 L3		0-1 1B	0-0 FC4-6 1-2f		4-1 BB	
Greg Norton, S (8, PH) OBP: 0.284, SLG: 0.386									
Bobby Estalella, R (9, 2) OBP: 0.326, SLG: 0.584									
John Thomson, R Jose Ortiz, R Denny Stark, R Mark Liska, R Chris Nix, R 40 Brian Fuentes, L Justin Speier, R Benji Aguiar, R Jose Jimenez, R			0-0 G4-3		0-2 1B		4-2 FC5-4 BB		3-2 G5-3

Inning Stats	R: 0	H: 1	E: 0	K: 2	S: 9	LOB: 0	BB: 0	P: 12	R: 0	H: 0	E: 0	K: 1	S: 10	LOB: 1	BB: 0	P: 17	R: 0	H: 0	E: 0	K: 0	S: 4	LOB: 0	BB: 0	P: 5	R: 0	H: 1	E: 0	K: 0	S: 9	LOB: 2	BB: 1	P: 17	R: 0	H: 2	E: 0	K: 0	S: 8	LOB: 2	BB: 0	P: 10	R: 2	H: 2	E: 0	K: 0	S: 8	LOB: 1	BB: 1	P: 14	R: 0	H: 0	E: 0	K: 1	S: 12	LOB: 1	BB: 1	P: 19	R: 1	H: 2	E: 0	K: 0	S: 17	LOB: 2	BB: 1	P: 31	R: 0	H: 1	E: 0	K: 1	S: 7	LOB: 1	BB: 0	P: 11	1B: 6	SF: 1	2B: 2	SAC: 0	3B: 0	DP: 0	HR: 1	HBP: 1	WP: 2	PA: 40
--------------	------	------	------	------	------	--------	-------	-------	------	------	------	------	-------	--------	-------	-------	------	------	------	------	------	--------	-------	------	------	------	------	------	------	--------	-------	-------	------	------	------	------	------	--------	-------	-------	------	------	------	------	------	--------	-------	-------	------	------	------	------	-------	--------	-------	-------	------	------	------	------	-------	--------	-------	-------	------	------	------	------	------	--------	-------	-------	-------	-------	-------	--------	-------	-------	-------	--------	-------	--------

PITCHER	IP	WLS	BF	H	R	ER	SO	BB	IBB	HBP	BLK	WP	HR	S	P	ERA	WHIP
Ryan Drese, R (1, 1) ERA: 5.5	6.0	W	27	6	2	2	3	3	0	0	0	2	1	50	81	3.00	1.500
Ricardo Rincon, L (7, 1) ERA: 2.81	1.2	H	6	1	1	1	1	0	0	0	0	0	0	19	27	5.40	0.600
David Riske, R (8, 1) ERA: 5.61	0.0		2	1	0	0	0	1	0	0	0	0	0	5	11	∞	∞
Mark Wohlers, R (8, 1) ERA: 6.83	0.1	H	1	0	0	0	0	0	0	0	0	0	0	3	6	0.00	0.000
Bob Wickman, R (9, 1) ERA: 4.07	1.0	S	4	1	0	0	1	0	0	0	0	0	0	7	11	0.00	1.000

Batter	1	2	3	4	5	6	7	8	9	AB R H RBI BB SO LOB	TOP																
Matt Lawton, L (1, 9) OBP: 0.345, SLG: 0.414	0-2 F7		2-1 F9		1-0 G3-6		1-1 SH5-4	2-2 G6-3		4 0 0 0 0 0 4																	
Omar Vizquel, S (1, 6) OBP: 0.392, SLG: 0.504	2-1 P6		2-3 K		3-1 F7		1-2 BB 1B		3-2 G4-3	5 0 1 0 0 1 1																	
Ellis Burks, R (1, 7) OBP: 0.337, SLG: 0.451	2-2 G6-3			4-0 1B BB		0-1 HR 1B	4-1 BB		3-2 G4-3	3 1 1 0 2 0 0																	
Jim Thome, L (1, 3) OBP: 0.419, SLG: 0.571		3-3 K		1-3 K		4-1 HR BB	1-3 K		1-1 F8	4 1 0 0 1 3 4																	
Milton Bradley, S (1, 8) OBP: 0.347, SLG: 0.407		1-0 G3-1		2-0 F8		1-0 B1	2-0 F5			4 0 0 0 0 0 6																	
Travis Fryman, R (1, 5) OBP: 0.303, SLG: 0.358		4-2 FC5 BB		1-2 1B		0-0 HR		3-1 1B 2B		3 2 3 3 1 0 0																	
Einar Diaz, R (1, 2) OBP: 0.270, SLG: 0.317		0-0 FC6 FC5		1-1 G6-3		1-1 G5-3		3-2 1B HBP		3 0 0 0 0 0 3																	
John McDonald, R (1, 4) OBP: 0.308, SLG: 0.367		1-0 FC5			4-0 G3-6 BB	0-2 F7		2-3 K		3 0 0 0 1 1 4																	
CC Sabathia, L (1, 1) OBP: 0.667, SLG: 0.500			1-0 P6				2-0 1B SH5-4 1B	0-2 G6-3 1B		2 0 1 0 1 0 0																	
Chad Allen, R (7, PR) OBP: 0.100, SLG: 0.200										0 0 0 0 0 0 0																	
Chad Paronto, R (7, 1) OBP: 0.100, SLG: 0.200										0 0 0 0 0 0 0																	
Jerrod Riggan, R (7, 1) OBP: 0.100, SLG: 0.200										0 0 0 0 0 0 0																	
Bill Selby, L (8, PH) OBP: 0.313, SLG: 0.154										1 0 1 1 0 0 0																	
David Riske, R (8, 1) OBP: 0.313, SLG: 0.154										0 0 0 0 0 0 0																	
Inning Stats	R: 0 E: 0 K: 0 S: 9	H: 0 LOB: 0 BB: 0 P: 13	R: 0 E: 1 K: 1 S: 9	H: 0 LOB: 2 BB: 1 P: 18	R: 0 E: 0 K: 1 S: 6	H: 0 LOB: 0 BB: 0 P: 11	R: 0 E: 1 K: 1 S: 10	H: 1 LOB: 2 BB: 1 P: 19	R: 0 E: 0 K: 0 S: 4	H: 0 LOB: 1 BB: 2 P: 16	R: 3 E: 1 K: 0 S: 10	H: 2 LOB: 0 BB: 1 P: 16	R: 0 E: 0 K: 1 S: 11	H: 2 LOB: 3 BB: 1 P: 22	R: 1 E: 0 K: 1 S: 17	H: 2 LOB: 1 BB: 0 P: 27	R: 0 E: 0 K: 0 S: 9	H: 0 LOB: 0 BB: 0 P: 16	1B: 5 2B: 1 3B: 0 HR: 1	SF: 0 SAC: 1 DP: 2 HBP: 1	WP: 0 PB: 0 SB: 0 CS: 0	PA: 40					
PITCHER	IP	WLS	BF	H	R	ER	SO	BB	IBB	HBP	BLK	WP	HR	S	P	ERA	WHIP										
Shawn Chacon, R (1, 1) ERA: 4.56	6.0		26	3	3	3	3	5	0	0	0	0	1	48	93	4.50	1.333										
Dennys Reyes, L (7, 1) ERA: 3.46	0.1		4	2	0	0	0	1	0	0	0	0	0	7	15	0.00	9.000										
Todd Jones, R (7, 1) ERA: 4.11	1.0	W	6	2	1	1	2	0	0	1	0	0	0	18	29	9.00	2.000										
Justin Speier, R (8, 1) ERA: 3.31	0.2	H	1	0	0	0	0	0	0	0	0	0	0	3	5	0.00	0.000										
Jose Jimenez, R (9, 1) ERA: 2.36	1.0	S	3	0	0	0	0	0	0	0	0	0	0	9	16	0.00	0.000										

Cleveland Indians @ Colorado Rockies
Coors Field, Denver, CO
 Sat Jun 15 2002, 6:05 PM MDT
 Att. 41,870 - Cloudy - 73 F

livebaseballscorecards.com

AB	32
R	4
H	7
RBI	4
BB	6
SO	5
LOB	22



BOTTOM

Cleveland Indians @ Colorado Rockies
Coors Field, Denver, CO
Sat Jun 15 2002, 6:05 PM MDT
Att: 41,870 - Cloudy - 73 F

livebaseballscorecards.com

AB 31
R 7
H 11
RBI 7
BB 3
SO 5
LOB 11



WP: 0 PA: 37
PB: 0
SB: 0
CS: 1

AB R H RBI BB SO LOB

3 2 1 1 1 0 0

4 2 2 1 0 1 0

4 2 3 3 0 0 0

4 0 0 0 0 2 3

3 0 3 2 0 0 0

3 0 0 0 0 0 3

0 0 0 0 0 0 0

3 0 0 0 1 1 1

1 0 0 0 0 1 0

2 1 1 0 0 0 1

1B: 7 SF: 1
2B: 3 SAC: 1
3B: 1 DP: 1
HR: 1 HBP: 0

Batter	1	2	3	4	5	6	7	8	9
Mark Little, R OBP: 0.309, SLG: 0.316 (1, 8) (8, 7)	4-1 1B BB		1-2 F8		3-1 G5-3		0-0 1B 3B	2-1 CS	
Juan Uribe, R OBP: 0.308, SLG: 0.344 (1, 6)	1-0 1B SF9 1B		0-3 K			0-1 F9	0-0 HR 1B		
Larry Walker, L OBP: 0.407, SLG: 0.573 (1, 9)	0-0 1-3 3-H 1B		2-0 L6			1-2 2B 1B	1-2 HR		
17 Todd Helton, L OBP: 0.433, SLG: 0.639 (1, 3)	2-3 K		2-2 P6			2-3 K	2-2 G4-3		
Todd Zeile, R OBP: 0.368, SLG: 0.505 (1, 5)	0-1 SF9		1-1 2B			0-0 1-H 2B	1-1 1B		
Benny Agbayani, R OBP: 0.257, SLG: 0.333 Juan Pierre, L OBP: 0.325, SLG: 0.319 (1, 7) (8, 8)	0-0 G4-3		1-1 F8			4-1 BB	2-2 F9		
Jose Ortiz, R Dennys Reyes, R Todd Jones, L Justin Speier, R Greg Norton, S Jose Jimenez, R OBP: 0.309, SLG: 0.306 (7, 1) (7, 1) (8, 1) (8, PH) (8, 1)		0-0 G1-3	0-0 L4			1-1 F8	1-2 CS 1B		
Bobby Estalella, R OBP: 0.323, SLG: 0.563 (1, 2)		4-2 SH1-3-5 BB			3-2 F7		1-3 K	0-2 P4	
Shawn Chacon, R Terry Shumpert, R OBP: 0.333, SLG: 0.333 OBP: 0.315, SLG: 0.360 (1, 1) (7, 4)		0-0 SH1-3-5			0-3 K		1-1 3B 1B	1-1 F8	

Inning Stats	R: 2	H: 2	E: 0	K: 1	S: 9	LOB: 1	BB: 1	P: 16	R: 0	H: 0	E: 0	K: 0	S: 4	LOB: 0	BB: 1	P: 8	R: 0	H: 0	E: 0	K: 1	S: 7	LOB: 0	BB: 0	P: 10	R: 0	H: 1	E: 0	K: 0	S: 9	LOB: 1	BB: 0	P: 13	R: 0	H: 0	E: 0	K: 1	S: 8	LOB: 0	BB: 0	P: 14	R: 1	H: 2	E: 0	K: 1	S: 15	LOB: 2	BB: 1	P: 23	R: 4	H: 5	E: 0	K: 1	S: 19	LOB: 1	BB: 0	P: 27	R: 0	H: 1	E: 0	K: 0	S: 11	LOB: 0	BB: 0	P: 14
--------------	------	------	------	------	------	--------	-------	-------	------	------	------	------	------	--------	-------	------	------	------	------	------	------	--------	-------	-------	------	------	------	------	------	--------	-------	-------	------	------	------	------	------	--------	-------	-------	------	------	------	------	-------	--------	-------	-------	------	------	------	------	-------	--------	-------	-------	------	------	------	------	-------	--------	-------	-------

PITCHER	IP	WLS	BF	H	R	ER	SO	BB	IBB	HBP	BLK	WP	HR	S	P	ERA	WHIP
CC Sabathia, L ERA: 5.12 (1, 1)	6.0		25	5	3	3	4	3	0	0	0	0	0	52	84	4.50	1.333
Chad Paronto, R ERA: 5.73 (7, 1)	0.1	L	5	4	4	4	1	0	0	0	0	0	1	10	13	108.00	12.000
Jerrold Riggan, R ERA: 4.85 (7, 1)	0.2		3	1	0	0	0	0	0	0	0	0	0	9	14	0.00	1.500
David Riske, R ERA: 5.4 (8, 1)	1.0		3	1	0	0	0	0	0	0	0	0	0	11	14	0.00	1.000

Batter	1	2	3	4	5	6	7	8	9	AB R H RBI BB SO LOB	TOP											
Jolbert Cabrera, R (1, 9) OBP: 0.206, SLG: 0.143	4-1 CS BB		2-0 1B		1-2 G5-3		4-1 BB 1-2 BB		1-2 F8	3 0 1 1 2 0 0												
Omar Vizquel, S (1, 6) OBP: 0.390, SLG: 0.506	3-3 K		1-0 F9			1-2 1B SF8 2B	2-1 SF8			3 1 1 1 0 1 2												
Travis Fryman, R (1, 5) OBP: 0.302, SLG: 0.356	2-1 F9			2-2 G6-3		1-1 G6-4-3 1B	1-3 K			4 0 1 0 0 1 2												
Jim Thome, L (1, 3) OBP: 0.417, SLG: 0.566		2-3 K		3-1 1B HBP		0-0 SF8	2-3 K			2 0 0 1 0 2 2												
Milton Bradley, S (1, 8) OBP: 0.336, SLG: 0.393		1-0 G4-3		0-0 P4		2-2 G6-4-3		0-0 G3-1		4 0 0 0 0 0 2												
Chris Magruder, S (1, 7) OBP: 0.274, SLG: 0.379		2-1 F7		1-2 1B			2-2 2B 1B	2-3 K		4 1 2 0 0 1 0												
Eddie Pérez, R (1, 2) OBP: 0.269, SLG: 0.353			0-1 F7	1-0 L7			0-0 2B 2B	1-3 K		4 1 1 0 0 1 2												
John McDonald, R (1, 4) OBP: 0.321, SLG: 0.434			2-0 1B 3B		3-1 G6-3		0-1 1B SF8 2B		0-3 K	4 2 2 2 0 1 0												
Bartolo Colon, R (1, 1) OBP: 0.333, SLG: 0.333			1-1 G1-3		0-1 G6-3		0-0 BB 1B		0-3 K	3 0 1 0 0 0 1												
Ricardo Rincon, L (7, 1)										0 0 0 0 0 0 0												
Mark Wohlers, R (8, 1)										0 0 0 0 0 0 0												
Matt Lawton, L (9, PH) OBP: 0.344, SLG: 0.413										1 0 0 0 0 1 0												
Bob Wickman, R (9, 1)										0 0 0 0 0 0 0												
Inning Stats	R: 0 E: 0 K: 1 S: 10	H: 0 LOB: 0 BB: 1 P: 19	R: 0 E: 0 K: 1 S: 7	H: 0 LOB: 0 BB: 0 P: 12	R: 1 E: 0 K: 0 S: 7	H: 2 LOB: 1 BB: 0 P: 13	R: 0 E: 0 K: 0 S: 9	H: 1 LOB: 2 BB: 0 P: 16	R: 0 E: 0 K: 0 S: 7	H: 0 LOB: 0 BB: 0 P: 11	R: 1 E: 0 K: 2 S: 10	H: 2 LOB: 0 BB: 0 P: 14	R: 3 E: 0 K: 2 S: 16	H: 4 LOB: 2 BB: 1 P: 27	R: 0 E: 0 K: 2 S: 8	H: 0 LOB: 0 BB: 0 P: 11	R: 0 E: 0 K: 2 S: 11	H: 0 LOB: 0 BB: 0 P: 12	1B: 5 2B: 4 3B: 1 HR: 0	SF: 2 SAC: 0 DP: 2 HBP: 1	WP: 0 PB: 0 SB: 0 CS: 1	PA: 37
PITCHER	IP WLS BF H R ER SO BB IBB HBP BLK WP HR S P ERA WHIP																					
Denny Neagle, L (1, 1) ERA: 4.74	6.0 L 26 8 5 5 2 1 0 1 0 0 0 0 56 93 7.50 1.500																					
Denny Stark, R (7, 1) ERA: 3.41	0.2 4 1 0 0 1 1 0 0 0 0 0 0 7 14 0.00 3.000																					
40 Brian Fuentes, L (7, 1) ERA: 4.5	0.1 1 0 0 0 1 0 0 0 0 0 0 0 3 5 0.00 0.000																					
Dennys Reyes, L (8, 1) ERA: 3.33	1.0 3 0 0 0 2 0 0 0 0 0 0 0 8 11 0.00 0.000																					
Todd Jones, R (9, 1) ERA: 4.0	1.0 3 0 0 0 2 0 0 0 0 0 0 0 11 12 0.00 0.000																					

Cleveland Indians @ Colorado Rockies
 Coors Field, Denver, CO
 Sun Jun 16 2002, 1:05 PM MDT
 Att. 40,792 - Sunny - 86 F

livebaseballscorecards.com

AB	32
R	5
H	9
RBI	5
BB	2
SO	8
LOB	11



TOP

New York Yankees @ Colorado Rockies

Coors Field, Denver, CO

Wed Jun 19 2002, 7:05 PM MDT

Att. 48,821 - Cloudy - 81 F

AB	45
R	20
H	18
RBI	19
BB	8
SO	7
LOB	27



WP:	0	PA:	58
PB:	0		
SB:	2		
CS:	0		

AB R H RBI BB SO LOB

6	2	2	2	0	2	5
5	2	2	0	0	1	1
0	0	0	1	0	0	0
3	3	1	2	1	0	2
2	0	1	1	0	0	1
5	3	3	1	2	1	1
6	4	3	1	0	1	5
5	2	2	4	1	0	4
2	2	0	2	3	1	0
2	1	0	0	1	0	1
1	0	0	0	0	1	3
1	0	0	0	0	0	2
0	0	0	0	0	0	0
1	1	1	0	0	0	0
2	0	1	1	0	0	0
0	0	0	0	0	0	0
4	0	2	4	0	0	2

1B:	8	SF:	2
2B:	7	SAC:	0
3B:	0	DP:	0
HR:	3	HBP:	3

Batter	1	2	3	4	5	6	7	8	9
Alfonso Soriano, R (1, 4) OBP: 0.338, SLG: 0.562	2-3 K		1-0 HBP	0-3 K		1-1 HR	1-2 P6		1-0 2B
2 Derek Jeter, R (1, 6) OBP: 0.375, SLG: 0.432 Ron Coomer, R (9, PH) OBP: 0.350, SLG: 0.544	2-2 25 G4-3 1B HBP		3-3 K		0-1 F8	1-1 25 HR 1B	0-1 F8	2-0 2B	3-2 SF8
25 Jason Giambi, L (1, 3) OBP: 0.435, SLG: 0.588 Nick Johnson, L (8, PH) OBP: 0.326, SLG: 0.444	3-2 G4-3		2-2 G4-3		1-0 2B 20 1B HBP	3-2 1-H HR	4-2 20 E BB G3 BB	0-2 G6-3	1-2 2B
Bernie Williams, S (1, 8) OBP: 0.421, SLG: 0.487	3-1 2-H 1B			0-0 G6-3	2-1 20 1B 1B	0-2 20 2B BB 1B	4-2 G3 20 E BB	4-1 BB	0-3 K
20 Jorge Posada, S (1, 2) OBP: 0.358, SLG: 0.485	0-0 G1-3			0-0 HR 1B	0-2 1B SF8 1B	1-1 BB 1B 2B	1-0 E4 E G3 2B	2-3 K	
Robin Ventura, L (1, 5) OBP: 0.361, SLG: 0.529		2-1 F8		3-1 HR	3-2 1-H HR 1B	4-0 BB 1B IBB	1-1 G3	2-2 G3	
Shane Spencer, R (1, 9) OBP: 0.333, SLG: 0.411		0-3 K		0-0 G5-3	0-0 SF8	4-2 1B BB	4-0 E 2B IBB		4-2 1B 2B BB
Rondell White, R (1, 7) OBP: 0.314, SLG: 0.382 Ramiro Mendoza, R (5, 1) Mike Stanton, L (6, 1) Steve Karsay, R (8, 1) Enrique Wilson, S (8, 5) OBP: 0.245, SLG: 0.306		3-2 F9		4-2 2B BB	2-2 FC6-4	0-3 K	0-0 E6 2B		1-0 2B SF8 1B
Andy Pettitte, L (1, 1) OBP: 0.333, SLG: 0.667 Randy Choate, L (4, 1) John Vander Wal, L (5, 9) OBP: 0.340, SLG: 0.419			0-0 G3-1	0-0 1-H 2B		0-3 F8	1-2 2B		2-0 L6

Inning Stats	R: 1 E: 0 K: 1 S: 17	H: 1 LOB: 1 BB: 0 P: 27	R: 0 E: 0 K: 1 S: 10	H: 0 LOB: 0 BB: 0 P: 15	R: 0 E: 0 K: 1 S: 7	H: 0 LOB: 1 BB: 0 P: 13	R: 3 E: 0 K: 1 S: 12	H: 3 LOB: 1 BB: 1 P: 19	R: 3 E: 0 K: 0 S: 16	H: 3 LOB: 1 BB: 0 P: 24	R: 6 E: 0 K: 1 S: 26	H: 6 LOB: 2 BB: 2 P: 44	R: 4 E: 2 K: 0 S: 19	H: 1 LOB: 2 BB: 3 P: 35	R: 0 E: 0 K: 1 S: 11	H: 1 LOB: 2 BB: 1 P: 21	R: 3 E: 0 K: 1 S: 21	H: 3 LOB: 1 BB: 1 P: 32	1B: 8 2B: 7 3B: 0 HR: 3	SF: 2 SAC: 0 DP: 0 HBP: 3	WP: 0 PB: 0 SB: 2 CS: 0	PA: 58
--------------	-------------------------------	----------------------------------	-------------------------------	----------------------------------	------------------------------	----------------------------------	-------------------------------	----------------------------------	-------------------------------	----------------------------------	-------------------------------	----------------------------------	-------------------------------	----------------------------------	-------------------------------	----------------------------------	-------------------------------	----------------------------------	----------------------------------	------------------------------------	----------------------------------	--------

PITCHER	IP	WLS	BF	H	R	ER	SO	BB	IBB	HBP	BLK	WP	HR	S	P	ERA	WHIP
Mike Hampton, L (1, 1) ERA: 7.07	5.0		26	7	7	7	4	1	0	3	0	0	1	62	98	12.60	1.600
Rick White, R (6, 1) ERA: 6.14	0.1	L	4	3	3	3	0	0	0	0	0	0	2	11	17	81.00	9.000
Justin Speier, R (6, 1) ERA: 4.5	0.1		6	3	3	3	1	1	1	0	0	0	0	13	24	81.00	12.000
Denny Stark, R (6, 1) ERA: 3.22	1.1		10	1	4	0	0	2	1	0	0	0	0	21	38	0.00	2.250
Dennys Reyes, L (8, 1) ERA: 3.14	1.0		5	1	0	0	1	1	0	0	0	0	0	11	21	0.00	2.000

PITCHER	IP	WLS	BF	H	R	ER	SO	BB	IBB	HBP	BLK	WP	HR	S	P	ERA	WHIP
Todd Jones, R (9, 1) ERA: 4.62	1.0		7	3	3	3	1	1	0	0	0	0	0	21	32	27.00	4.000

Batter	1	2	3	4	5	6	7	8	9	AB	R	H	RBI	BB	SO	LOB
Mark Little, R OBP: 0.320, SLG: 0.317 (1, 8)	0-1 BB 17 FC3-6 1B 1B		1-2 L6	4-0 1B BB G5-3		0-1 2-3 3-H 1B G5-4-3		1-3 1B G5-4-3		4	2	2	1	1	1	1
Brent Butler, R OBP: 0.360, SLG: 0.604 (1, 4)	2-1 17 FC3-6 BB 1-2 1B		2-0 L4	1-2 1-2 2-3 G5-3		1-1 1-2f 3-H 0-0 L4 G5-4-3		1-0 1-2 L1-3		5	0	1	0	0	0	4
Larry Walker, L OBP: 0.421, SLG: 0.618 Greg Norton, S OBP: 0.284, SLG: 0.368 (1, 9) (9, PH)	4-2 17 FC3-6 1-2 2-3 BB			0-1 HR					1-2 G3	3	1	2	3	1	0	0
17 Todd Helton, L OBP: 0.430, SLG: 0.624 (1, 3)	0-0 FC3-6 1-2f 2-3 3-H G5-4-3			0-0 2B BB G4-3					0-1 G3-1	4	1	0	1	1	0	3
Todd Zeile, R OBP: 0.360, SLG: 0.487 (1, 5)	2-1 G5-4-3 1-2f			1-1 E3 1-3 2B	1-2 G5-3			4-2 1B BB F7	0-0 G4-3	4	1	0	0	1	0	3
Benny Agbayani, R OBP: 0.287, SLG: 0.351 Justin Speier, R OBP: 0.250, SLG: 0.545 Denny Stark, R OBP: 0.310, SLG: 0.354 Terry Shumpert, R OBP: 0.310, SLG: 0.354 Dennys Reyes, R OBP: 0.310, SLG: 0.354 Todd Jones, L OBP: 0.310, SLG: 0.354 (1, 7) (6, 1) (6, 1) (7, PH) (8, 1) (8, 1) (9, 1)		0-1 G6-4-3 1B		1-0 1-H 3-H HR 2B	2-2 G1-3			0-1 F7		3	1	2	2	0	0	0
Juan Uribe, R OBP: 0.312, SLG: 0.362 (1, 6)		1-0 F8		0-0 2-H HR	0-2 G5-3			2-2 1B		4	1	2	2	0	0	1
Gary Bennett, R OBP: 0.287, SLG: 0.286 (1, 2)		0-0 G6-4-3 1-2f		0-0 FC1-6 1B				1-1 E3 2B 1B	0-2 F8	4	1	1	0	0	0	3
Mike Hampton, R OBP: 0.345, SLG: 0.448 Rick White, R OBP: 0.347, SLG: 0.477 Todd Hollandsworth, L OBP: 0.347, SLG: 0.477 (1, 1) (6, 1) (6, 7)			0-1 G6-3	0-2 G5-3 BB 1B 1-2f				1-0 1B G5-4-3 2B	4-2 L1-3 BB	2	1	0	0	0	0	1
										0	0	0	0	0	0	0
										1	1	1	0	1	0	0

Inning Stats	R: 1	H: 2	E: 0	K: 0	S: 11	LOB: 1	BB: 1	P: 19	R: 0	H: 1	E: 0	K: 0	S: 4	LOB: 0	BB: 0	P: 5	R: 0	H: 0	E: 0	K: 0	S: 6	LOB: 0	BB: 0	P: 9	R: 7	H: 5	E: 1	K: 0	S: 17	LOB: 1	BB: 2	P: 28	R: 0	H: 0	E: 0	K: 0	S: 10	LOB: 0	BB: 0	P: 13	R: 2	H: 2	E: 1	K: 0	S: 8	LOB: 0	BB: 11	R: 0	H: 1	E: 0	K: 0	S: 15	LOB: 2	BB: 1	P: 24	R: 0	H: 0	E: 0	K: 1	S: 10	LOB: 0	BB: 1	P: 16	R: 0	H: 0	E: 0	K: 0	S: 6	LOB: 0	BB: 0	P: 7	1B: 7	SF: 0	2B: 3	SAC: 0	3B: 0	DP: 4	HR: 2	HBP: 0	WP: 0	PA: 41
PITCHER	IP	WLS	BF	H	R	ER	SO	BB	IBB	HBP	BLK	WP	HR	S	P	ERA	WHIP																																																																
Andy Pettitte, L ERA: 4.66 (1, 1)	3.2		21	8	8	5	0	3	0	0	0	0	0	37	60	12.27	3.000																																																																
Randy Choate, L ERA: 3.5 (4, 1)	0.1		1	0	0	0	0	0	0	0	0	0	0	1	1	0.00	0.000																																																																
Ramiro Mendoza, R ERA: 3.09 (5, 1)	1.2	W	7	2	2	0	0	0	0	0	0	0	0	17	23	0.00	1.200																																																																
Mike Stanton, L ERA: 2.7 (6, 1)	1.1	H	7	1	0	0	0	2	0	0	0	0	0	19	32	0.00	2.250																																																																
Steve Karsay, R ERA: 1.99 (8, 1)	2.0		5	0	0	0	1	0	0	0	0	0	0	13	16	0.00	0.000																																																																

BOTTOM

New York Yankees @ Colorado Rockies
Coors Field, Denver, CO
Wed Jun 19 2002, 7:05 PM MDT
Att: 48,821 - Cloudy - 81 F

livebaseballscorecards.com

AB	36
R	10
H	11
RBI	9
BB	5
SO	1
LOB	17



New York Yankees @ Colorado Rockies
Coors Field, Denver, CO
 Thu Jun 20 2002, 1:05 PM MDT
 Att: 48,916 - Sunny - 80 F

AB	46
R	11
H	19
RBI	11
BB	0
SO	9
LOB	19



Batter	1	2	3	4	5	6	7	8	9	10	AB	R	H	RBI	BB	SO	LOB
Alfonso Soriano, R OBP: 0.344, SLG: 0.580	0-1 WP 2B		1-2 FC6-4 1B	2-1 1B 25 SF7 2B		2-1 HR		1-3 2		0-0 G5-3	6	2	4	1	0	1	0
2 Derek Jeter, R OBP: 0.377, SLG: 0.436	1-0 F8		1-0 FC6-4 25 HR 1B	2-2 1B		2-1 G4-3		3-2 2B		3-2 25 G4-3 1B	6	1	3	0	0	0	3
25 Jason Giambi, L OBP: 0.430, SLG: 0.592	3-3 K		0-2 HR	3-1 SF7		3-2 L3		1-3 3		2-2 G4-3	5	1	1	4	0	2	3
Bernie Williams, S OBP: 0.421, SLG: 0.485	2-3 K		0-3 K	1-0 G1-3			1-0 F8 F7 1B 1B		0-1 2B 1B		5	2	2	0	0	2	2
Robin Ventura, L OBP: 0.366, SLG: 0.549		1-0 G3	1-1 HR		1-0 WP 1B		2-1 F7		0-0 1B 20 1B 2B		5	1	3	1	0	0	1
Enrique Wilson, S OBP: 0.245, SLG: 0.306							1-2 1B		1-3 2B		0	1	0	0	0	0	0
Shane Spencer, R OBP: 0.325, SLG: 0.399		2-2 L4	1-3 K		2-2 F3		2-2 F8		0-1 G5-3		5	0	0	0	0	1	4
John Vander Wal, L OBP: 0.340, SLG: 0.424		1-0 E6		1-2 3B 2B		0-1 P6		1-2 1B		2-1 20 1B 1B	3	1	1	0	0	0	1
Rondell White, R OBP: 0.317, SLG: 0.385								3-H 1B		2-3 3-H 1B	1	0	1	1	0	0	0
Mike Stanton, L Ron Coomer, R Marcus Thames, R											0	0	0	0	0	0	0
Alberto Castillo, R OBP: 0.200, SLG: 0.276		1-3 K		0-1 SF9 3B		3-3 K		0-1 G6-3		0-0 G3-6-1 1B	3	1	1	1	0	2	2
20 Jorge Posada, S OBP: 0.359, SLG: 0.485										1-2 1B	2	0	1	1	0	0	1
Roger Clemens, R OBP: 0.500, SLG: 1.000			0-0 FC6-4 25 HR 1B	1-1 SF9			0-0 G6-3		0-3 K	0-1 G3-6-1	1	1	1	1	0	0	0
Randy Choate, L										3-H 1B	1	0	0	0	0	0	0
Mike Thurman, R										1-2f	0	0	0	0	0	0	0
Nick Johnson, L OBP: 0.324, SLG: 0.440											0	0	0	0	0	1	2
Steve Karsay, R											0	0	0	0	0	0	0

Inning Stats	R: 0	H: 1	E: 0	LOB: 1	K: 2	S: 9	P: 15	R: 0	H: 0	E: 1	LOB: 1	K: 1	S: 11	P: 16	R: 4	H: 4	E: 0	LOB: 0	K: 2	S: 19	P: 23	R: 3	H: 4	E: 0	LOB: 1	K: 1	S: 10	P: 16	R: 1	H: 1	E: 0	LOB: 0	K: 0	S: 8	P: 15	R: 1	H: 2	E: 0	LOB: 1	K: 0	S: 12	P: 18	R: 0	H: 1	E: 0	LOB: 1	K: 3	S: 14	P: 19	R: 2	H: 4	E: 0	LOB: 1	K: 0	S: 10	P: 12	R: 0	H: 1	E: 0	LOB: 0	K: 0	S: 10	P: 15	1B: 10	SF: 2	2B: 5	SAC: 0	3B: 1	DP: 2	HR: 3	HBP: 0	WP: 2	PA: 48
PITCHER	IP	WLS	BF	H	R	ER	SO	BB	IBB	HBP	BLK	WP	HR	S	P	ERA	WHIP																																																								
John Thomson, R ERA: 5.12	(1, 1)	5.0		26	10	7	7	6	0	0	0	2	2	64	95	12.60	2.000																																																								
Chris Nichting, R ERA: 3.48	(6, 1)	1.0		4	1	1	0	0	0	0	0	0	1	8	15	9.00	1.000																																																								
Rick White, R ERA: 6.35	(7, 1)	0.2	H	3	1	1	0	0	0	0	0	0	0	7	12	13.50	1.500																																																								
Dennys Reyes, L ERA: 3.1	(7, 1)	0.1	H	2	1	0	0	0	0	0	0	0	0	5	6	0.00	3.000																																																								
Todd Jones, R ERA: 4.5	(8, 1)	1.0	H	4	1	0	0	3	0	0	0	0	0	14	19	0.00	1.000																																																								
PITCHER	IP	WLS	BF	H	R	ER	SO	BB	IBB	HBP	BLK	WP	HR	S	P	ERA	WHIP																																																								
Jose Jimenez, R ERA: 3.22	(9, 1)	1.0	B	6	4	2	0	0	0	0	0	0	0	10	12	18.00	4.000																																																								
Denny Stark, R ERA: 3.13	(10, 1)	1.0	W	3	1	0	0	0	0	0	0	0	0	10	15	0.00	1.000																																																								

livebaseballscorecards.com

BOTTOM

New York Yankees @ Colorado Rockies
Coors Field, Denver, CO
Thu Jun 20 2002, 1:05 PM MDT
Att: 48,916 - Sunny - 80 F

livebaseballscorecards.com

AB 41
R 14
H 18
RBI 14
BB 7
SO 6
LOB 17



WP: 1 PA: 50
PB: 1
SB: 0
CS: 0

AB R H RBI BB SO LOB

6 1 4 1 0 0 0

5 2 3 2 0 0 0

5 2 2 2 0 1 3

4 1 1 0 2 2 3

5 2 3 4 1 0 3

4 1 1 4 1 1 1

4 1 2 0 1 0 4

4 1 0 0 1 2 3

1B: 15 SF: 1
2B: 1 SAC: 1
3B: 0 DP: 1
HR: 2 HBP: 0

Batter	1	2	3	4	5	6	7	8	9	10
Juan Pierre, L (1, 8) OBP: 0.324, SLG: 0.319	1-1 1B 1B	0-2 G2-3			1-0 1-2 1B 1B	1-2 1-3 1B 1B	0-0 SH3-4 1B		2-2 G4-3	
Brent Butler, R (1, 4) OBP: 0.382, SLG: 0.604	2-1 17 WP 1B 1B		0-0 G6-3		0-2 1-3 2-H 1B	1-0 1-2 3-H HR 1B	0-0 SH3-4		0-0 F9	
Larry Walker, L (1, 9) OBP: 0.419, SLG: 0.613	1-0 P5		0-0 G3-1		1-3 K	0-1 1-2 2-H HR 1B	1-1 SF9			0-0 17 1B HR 1B
17 Todd Helton, L (1, 3) OBP: 0.431, SLG: 0.618	4-1 1B 1-2 BB		3-3 K2-3		4-2 1-2 BB G6-4-3	2-0 1-2 2-3 G3	2-3 K			0-1 1-3 HR 1B
Todd Zeile, R (1, 5) OBP: 0.367, SLG: 0.502	3-2 1-3 2-H BB 1B			2-1 G6-3	1-1 1-2 G6-4-3	4-2 HR BB		2-0 G4-3 1B		0-2 1-H 3-H HR
Todd Hollandsworth, L (1, 7) OBP: 0.348, SLG: 0.488	4-2 1-2 BB		0-0 G4-3				P5 HR	0-3 K		
Juan Uribe, R (1, 6) OBP: 0.317, SLG: 0.367	0-0 F9		2-0 1B				4-0 1B BB	1-1 G4-3		1-2
Bobby Estalella, R (1, 2) OBP: 0.314, SLG: 0.534		2-2 F9		3-3 K			4-1 1B BB	0-0 F8		
John Thomson, R (1, 15) Mark Little, R (1, 15) Chris Nunez, R (1, 15) Terry Strumpf, R (1, 15) Rick White, R (1, 15) Dennys Reyes, R (1, 15) Mike Hargrett, R (1, 15) Toshi Jorjic, R (1, 15) Jose Jimenez, R (1, 15) Greg Norton, S (1, 15) Denny Stark, R (1, 15)		0-0 G1-3			4-1 1B BB	1-2 1-3 2-H 1B 1B	2-2 SH3-4 1B SF9 1B		3-1 F7	

Inning Stats	R: 1	H: 3	E: 0	K: 0	S: 14	R: 0	H: 0	E: 0	K: 1	S: 6	R: 0	H: 1	E: 0	K: 1	S: 8	R: 1	H: 2	E: 0	K: 1	S: 12	R: 8	H: 6	E: 0	K: 1	S: 27	R: 1	H: 2	E: 0	K: 1	S: 10	R: 0	H: 1	E: 0	K: 1	S: 8	R: 0	H: 0	E: 0	K: 0	S: 6	R: 3	H: 3	E: 0	K: 0	S: 8
	LOB: 3	BB: 2	P: 29	LOB: 0	BB: 0	P: 9	LOB: 1	BB: 0	P: 15	LOB: 2	BB: 2	P: 23	LOB: 1	BB: 3	P: 48	LOB: 1	BB: 0	P: 11	LOB: 1	BB: 0	P: 11	LOB: 0	BB: 0	P: 11	LOB: 0	BB: 0	P: 11	LOB: 3	BB: 0	P: 8	LOB: 0	BB: 0	P: 8	LOB: 0	BB: 0	P: 8	LOB: 0	BB: 0	P: 8	LOB: 0	BB: 0	P: 8			

PITCHER	IP	WLS	BF	H	R	ER	SO	BB	IBB	HBP	BLK	WP	HR	S	P	ERA	WHIP
Roger Clemens, R (1, 1) ERA: 3.76	4.0		19	5	2	2	2	3	0	0	0	1	0	37	69	4.50	2.000
Randy Choate, L (5, 1) ERA: 5.12	1.1		9	3	4	4	1	3	0	0	0	0	0	22	39	27.00	4.500
Mike Thurman, R (6, 1) ERA: 7.62	1.0	B	10	6	5	5	1	1	0	0	0	0	1	20	32	45.00	7.000
Mike Stanton, L (7, 1) ERA: 2.58	1.2		6	1	0	0	2	0	0	0	0	0	0	13	19	0.00	0.600
Steve Karsay, R (9, 1) ERA: 2.53	1.0	L	6	3	3	3	0	0	0	0	0	0	1	14	19	27.00	3.000

Batter	1	2	3	4	5	6	7	8	9	10	11	AB R H RBI BB SO LOB	TOP																	
Randy Winn, S OBP: 0.357, SLG: 0.482 (1, 8)	F8		1-2 1B		1-0 2B		1-0 2B 3B		1-1 G3		2-0 1B	6 1 4 1 0 0 0																		
Brent Abernathy, R OBP: 0.297, SLG: 0.335 (1, 4)	P6		1-1 G4-3		1-1 F9		1-2 SH5-4 2B		0-2 G4-3		1-1 L9	6 0 1 1 0 0 4																		
Greg Vaughn, R OBP: 0.286, SLG: 0.315 Jason Conti, L OBP: 0.310, SLG: 0.342 (1, 7) (5, 7)	F8			2-2 E5		4-1 G4-3 1B SF9 BB	0-0 SH5-4		2-3 K		0-0 FC6-4	2 0 0 0 0 0 0 2 1 0 0 1 1 2																		
Steve Cox, L OBP: 0.332, SLG: 0.429 (1, 3)		2-1 G4-3		0-1 F2		1-0 G4-3 1B	4-2		2-1 F8			4 0 1 0 1 0 1																		
Ben Grieve, L OBP: 0.346, SLG: 0.441 (1, 9)		3-2 2B		1-3 K		0-0 G4-3	3-3		1-2 G4-3			5 0 1 0 0 2 5																		
John Flaherty, R OBP: 0.306, SLG: 0.397 (1, 2)		1-2 F3		3-2 F8		0-0 SF9	3-3		4-2 BB			3 0 0 1 1 1 4																		
Chris Gomez, R OBP: 0.309, SLG: 0.405 (1, 6)		1-1 L7			0-0 HR	0-0 F7		1-2 G4-3		0-0 G1-3		5 1 1 1 0 0 3																		
18 Jared Sandberg, R OBP: 0.255, SLG: 0.426 (1, 5)			1-3 K		0-1 G1-3		4-1 E WP BB	1-3			1-1 L9 1B	4 1 1 0 1 2 0																		
Wilson Alvarez, L Russ Johnson, R Doug Creek, L Travis Harper, L Aubrey Huff, L Steve Kent, S (1, 1) (7, PH) (7, 1) (8, 1) (11, PH) (11, 1)			3-1 G1-3		1-3 K		4-1 1-H 3B BB	3-3			1-3 K	2 0 0 0 0 1 0 0 1 0 0 0 1 0 0 1 0 0 0 0 0 1 0 0 0 0 0 0 0 0 0 1 0 0 0 0 0 1 1 0 0 0 0 0 0 0 0																		
Inning Stats	R: 0 E: 0 K: 0 S: 5	H: 0 LOB: 0 BB: 0 P: 7	R: 0 E: 0 K: 0 S: 10	H: 1 LOB: 1 BB: 0 P: 17	R: 0 E: 0 K: 1 S: 10	H: 1 LOB: 1 BB: 0 P: 16	R: 0 E: 1 K: 1 S: 14	H: 0 LOB: 1 BB: 0 P: 20	R: 1 E: 0 K: 1 S: 9	H: 2 LOB: 1 BB: 0 P: 12	R: 1 E: 0 K: 0 S: 5	H: 1 LOB: 1 BB: 1 P: 10	R: 3 E: 1 K: 2 S: 18	H: 2 LOB: 2 BB: 3 P: 38	R: 0 E: 0 K: 2 S: 11	H: 0 LOB: 0 BB: 0 P: 16	R: 0 E: 0 K: 1 S: 8	H: 0 LOB: 0 BB: 0 P: 11	R: 0 E: 0 K: 0 S: 8	H: 0 LOB: 1 BB: 1 P: 15	R: 0 E: 0 K: 1 S: 10	H: 2 LOB: 2 BB: 0 P: 15	1B: 4 2B: 3 3B: 1 HR: 1	SF: 1 SAC: 1 DP: 0 HBP: 0	WP: 1 PB: 0 SB: 1 CS: 0	PA: 48				
PITCHER	IP WLS BF H R ER SO BB IBB HBP BLK WP HR S P ERA WHIP																													
Denny Neagle, L ERA: 4.83 (1, 1)	6.0	27	5	4	4	3	3	0	0	0	1	1	55	92	6.00	1.333														
Dennys Reyes, L ERA: 3.3 (7, 1)	1.0	6	2	1	1	2	1	0	0	0	0	0	16	28	9.00	3.000														
Justin Speier, R ERA: 4.05 (8, 1)	1.0	3	0	0	0	2	0	0	0	0	0	0	11	16	0.00	0.000														
Todd Jones, R ERA: 4.28 (9, 1)	2.0	7	0	0	0	1	1	0	0	0	0	0	16	26	0.00	0.500														
Jose Jimenez, R ERA: 3.13 (11, 1)	1.0	W	5	2	0	0	1	0	0	0	0	0	10	15	0.00	2.000														

Tampa Bay Devil Rays @ Colorado Rockies
Coors Field, Denver, CO
Sat Jun 22 2002, 6:05 PM MDT
Att: 31,190 - Cloudy - 84 F

AB	41
R	5
H	9
RBI	4
BB	5
SO	9
LOB	20



Batter	1	2	3	4	5	6	7	8	9	AB R H RBI BB SO LOB
--------	---	---	---	---	---	---	---	---	---	----------------------

Mark Little, R OBP: 0.337, SLG: 0.329 (1, 8) (7, 7)	3-1 1B	2-3 		2-1 			1-2 1B			4 1 2 1 0 1 1
Brent Butler, R OBP: 0.366, SLG: 0.588 (1, 4)	0-3 		4-1 BB		2-0 		0-1 			3 1 0 0 1 1 1
17 Todd Helton, L OBP: 0.442, SLG: 0.635 (1, 3)	1-0 2B		1-2 1B		1-0 1B		2-2 			4 2 3 0 0 0 0
Todd Zeile, R OBP: 0.366, SLG: 0.498 (1, 5)	0-0 HR		3-3 1-3 2-H		3-0 		4-0 BB			3 1 1 3 1 1 2
Terry Shumpert, R OBP: 0.333, SLG: 0.376 Todd Hollandsworth, L OBP: 0.353, SLG: 0.500 (1, 9) (8, 9)	2-3 		0-0 2B		4-0 BB		0-1 			2 0 1 1 1 1 0 1 0 0 0 0 0 1
Benny Agbayani, R OBP: 0.265, SLG: 0.337 Rick White, R Justin Speier, R Jose Jimenez, R (1, 7) (7, 1) (8, 1) (9, 1)	2-1 		3-3 		0-2 					3 0 0 0 0 1 2 0
Juan Uribe, R OBP: 0.310, SLG: 0.365 (1, 6)		0-0 	1-2 		1-2 					3 0 0 0 0 0 1
Gary Bennett, R OBP: 0.321, SLG: 0.312 (1, 2)		1-1 		1-0 1B		4-1 BB				2 0 1 0 1 0 0
Jason Jennings, L OBP: 0.310, SLG: 0.370 Denny Stark, R OBP: 0.250, SLG: 0.545 Juan Pierre, L OBP: 0.323, SLG: 0.321 (1, 1) (6, 1) (7, 8)		2-1 1B		0-2 		0-0 1B				2 0 1 0 0 0 1 0 0 0 0 0 0 0 1 1 0 0 0 0 1

Inning Stats	R: 3	H: 3	LOB: 0	K: 2	S: 16	P: 24	R: 0	H: 1	LOB: 1	K: 1	S: 8	P: 13	R: 2	H: 2	LOB: 1	K: 2	S: 16	P: 28	R: 0	H: 1	LOB: 0	K: 0	S: 6	P: 9	R: 0	H: 1	LOB: 0	K: 0	S: 3	P: 9	R: 0	H: 0	LOB: 0	K: 0	S: 6	P: 11	R: 1	H: 1	LOB: 0	K: 0	S: 7	P: 12	R: 0	H: 0	LOB: 0	K: 0	S: 6	P: 12
--------------	------	------	--------	------	-------	-------	------	------	--------	------	------	-------	------	------	--------	------	-------	-------	------	------	--------	------	------	------	------	------	--------	------	------	------	------	------	--------	------	------	-------	------	------	--------	------	------	-------	------	------	--------	------	------	-------

PITCHER	IP	WLS	BF	H	R	ER	SO	BB	IBB	HBP	BLK	WP	HR	S	P	ERA	WHIP
Joe Kennedy, L ERA: 4.26 (1, 1)	8.0	L	32	9	6	5	5	4	0	0	0	0	1	68	118	5.62	1.625

BOTTOM

Tampa Bay Devil Rays @ Colorado Rockies Coors Field, Denver, CO Sun Jun 23 2002, 1:05 PM MDT Att: 31,043 - Sunny - 93 F

AB 28 R 6 H 9 RBI 5 BB 4 SO 5 LOB 10



WP	PA	ERA	WHIP
0	32		

Batter	1	2	3	4	5	6	7	8	9	AB R H RBI BB SO LOB	TOP	
Juan Pierre, L (1, 8) OBP: 0.327, SLG: 0.326	0-0 B5-3	1-2 BB G4-3 1B		X 0-0 17 CS 1B		FC3-6 1-2f		1-2 PO 2-H 1B		5 0 3 1 0 0 1	Colorado Rockies @ Los Angeles Dodgers Dodger Stadium, Los Angeles, CA Mon Jun 24 2002, 7:10 PM PDT Att. 34,641 - Sunny - 70 F	
Brent Butler, R (1, 4) OBP: 0.342, SLG: 0.548	1-2 E6 17 1B 1B	1-1 G4-3		X 0-0 P3		1-1 G5-3		1 SAFE 0-0 PO 1-2	0-0 P6	5 1 0 0 0 0 3		
17 Todd Helton, L (1, 3) OBP: 0.444, SLG: 0.636	1-0 1B 1-3 1B	4-1 FC5 BB BB		B 2-1 F7 1-2			1-2 F8 2B		0-2 G6-3	4 1 2 0 1 0 1		
Todd Zeile, R (1, 5) OBP: 0.366, SLG: 0.494	2-1 BB 1B 1-3 3-H 1B	4-1 FC5 BB		C 1-2 L9			0-1 F8 2-3		3-2 G6-3	4 0 1 1 1 0 1		
Terry Shumpert, R (1, 7) OBP: 0.324, SLG: 0.364 Justin Speier, R (7, 1) Todd Jones, L (8, 1) Jose Jimenez, R (9, 1)	0-3 K	1-2 L6		C 1-2 E5			1-0 P6			4 0 0 0 0 1 6 0		
Juan Uribe, R (1, 6) OBP: 0.309, SLG: 0.363	0-2 BB 1-2 3-H 1B	0-0 FC5 1-2 2-3f		X 0-0 G6-3			1-3 K2-3			4 0 1 1 0 1 5		
Mark Little, R (1, 9) OBP: 0.333, SLG: 0.316 (7, 7)	4-1 BB 1-2 2-3 BB		B 1-0 F3		S 0-3 K			F 3-3 K		3 0 0 0 1 2 1		
Gary Bennett, R (1, 2) OBP: 0.319, SLG: 0.318	2-3 K		C 0-3 K		C 1-1 L3			X 0-0 1B 2B		4 1 1 0 0 2 3		
Mike Hampton, R (1, 1) OBP: 0.394, SLG: 0.563 Todd Hollandsworth, L (7, 9) OBP: 0.352, SLG: 0.498		3-1 HR	S 0-3 K		S 4-2 FC3-6 BB			F 0-3 K		2 1 1 1 1 1 0 1 0 0 0 0 1 1		
Inning Stats	R: 2 H: 3 E: 1 LOB: 3 K: 2 BB: 1 S: 18 P: 28	R: 1 H: 2 E: 0 LOB: 3 K: 0 BB: 2 S: 15 P: 29	R: 0 H: 0 E: 0 LOB: 0 K: 2 BB: 0 S: 7 P: 8	R: 0 H: 1 E: 0 LOB: 0 K: 0 BB: 0 S: 4 P: 6	R: 0 H: 0 E: 1 LOB: 1 K: 1 BB: 0 S: 10 P: 12	R: 0 H: 0 E: 0 LOB: 1 K: 0 BB: 1 S: 10 P: 16	R: 0 H: 1 E: 0 LOB: 1 K: 1 BB: 0 S: 10 P: 13	R: 1 H: 2 E: 0 LOB: 0 K: 2 BB: 0 S: 11 P: 15	R: 0 H: 0 E: 0 LOB: 0 K: 0 BB: 0 S: 7 P: 10	1B: 6 SF: 0 2B: 2 SAC: 0 3B: 0 DP: 0 HR: 1 HBP: 0	WP: 0 PA: 41 PB: 0 SB: 0 CS: 1	
PITCHER	IP WLS BF H R ER SO BB IBB HBP BLK WP HR S P ERA WHIP											
Kaz Ishii, L (1, 1) ERA: 3.36	7.0 L 33 7 3 1 6 4 0 0 0 0 0 1 74 112 1.29 1.571											
Guillermo Mota, R (8, 1) ERA: 3.09	1.0 4 2 1 1 2 0 0 0 0 0 0 0 11 15 9.00 2.000											
Terry Mulholland, L (9, 1) ERA: 9.16	1.0 3 0 0 0 0 0 0 0 0 0 0 0 7 10 0.00 0.000											

livebaseballscorecards.com

AB	36
R	4
H	9
RBI	4
BB	4
SO	8
LOB	22



BOTTOM

Colorado Rockies @ Los Angeles Dodgers
Dodger Stadium, Los Angeles, CA

Mon Jun 24 2002, 7:10 PM PDT
Att. 34,641 - Sunny - 70 F

livebaseballscores.com

AB	28
R	1
H	5
RBI	1
BB	3
SO	5
LOB	11



WP:	0	PA:	31
PB:	0		
SB:	1		
CS:	0		

AB R H RBI BB SO LOB

4	0	1	0	0	0	1
2	0	0	0	0	0	2
1	0	1	0	1	0	0
3	1	1	1	1	0	1
4	0	0	0	0	1	2
3	0	0	0	0	1	0
2	0	1	0	1	0	0
3	0	0	0	0	1	2
3	0	1	0	0	1	1
2	0	0	0	0	1	2
0	0	0	0	0	0	0
1	0	0	0	0	0	0
0	0	0	0	0	0	0

Batter	1	2	3	4	5	6	7	8	9
Cesar Izturis, S OBP: 0.274, SLG: 0.317 (1, 6)	0-1 G6-4-3 1B		0-1 FC4-6 1-2f			3-1 G6-3			3-2 G6-3
Paul Lo Duca, R OBP: 0.363, SLG: 0.420 Chad Kreuter, S OBP: 0.357, SLG: 0.379 (1, 2) (5, 2)	1-2 G6-4-3 1-2f		3-1 F2			2-2 G4-6-3 1B			4-1 S BB
Shawn Green, L OBP: 0.390, SLG: 0.610 (1, 9)	0-0 HR				0-0 G1-3	2-0 G4-6-3 1-2f			4-1 G6-3 BB
Eric Karros, R OBP: 0.342, SLG: 0.436 (1, 3)	0-0 L6				0-1 L8		1-3 K		1-2 G6-3 1-2f
Brian Jordan, R OBP: 0.338, SLG: 0.511 (1, 7)		1-2 G6-3			1-3 K		2-0 F8		
Marquis Grissom, R OBP: 0.318, SLG: 0.510 (1, 8)		4-1 F9-6-3 BB			1-2 G4-3 1B		2-2 L3		
Adrián Beltré, R OBP: 0.291, SLG: 0.373 (1, 5)		0-1 F9-6-3 1-2			1-2 P3			1-3 K	
Mark Grudzielanek, R OBP: 0.277, SLG: 0.335 (1, 4)			0-1 FC4-6 1B		2-2 G4-3			2-3 K	
Kaz Ishii, L OBP: 0.188, SLG: 0.133 Guillermo Mota, R OBP: 0.355, SLG: 0.556 Alex Cora, L OBP: 0.355, SLG: 0.556 Terry Mulholland, R (1, 1) (8, 1) (8, PH) (9, 1)			0-3 K		2-2 G4-3			0-2 G1	

Inning Stats	R: 1	H: 2	E: 0	K: 0	S: 7	LOB: 0	BB: 0	P: 8	R: 0	H: 0	E: 0	K: 0	S: 6	LOB: 0	BB: 1	P: 11	R: 0	H: 1	E: 0	K: 1	S: 9	LOB: 1	BB: 0	P: 12	R: 0	H: 0	E: 0	K: 1	S: 8	LOB: 0	BB: 0	P: 9	R: 0	H: 1	E: 0	K: 0	S: 15	LOB: 1	BB: 0	P: 21	R: 0	H: 1	E: 0	K: 0	S: 6	LOB: 0	BB: 0	P: 13	R: 0	H: 0	E: 0	K: 1	S: 7	LOB: 0	BB: 0	P: 12	R: 0	H: 0	E: 0	K: 2	S: 9	LOB: 0	BB: 0	P: 12	R: 0	H: 0	E: 0	K: 0	S: 9	LOB: 1	BB: 2	P: 21	1B: 4	SF: 0	2B: 1	SAC: 0	3B: 0	DP: 4	HR: 1	HBP: 0	WP: 0	PA: 31
--------------	------	------	------	------	------	--------	-------	------	------	------	------	------	------	--------	-------	-------	------	------	------	------	------	--------	-------	-------	------	------	------	------	------	--------	-------	------	------	------	------	------	-------	--------	-------	-------	------	------	------	------	------	--------	-------	-------	------	------	------	------	------	--------	-------	-------	------	------	------	------	------	--------	-------	-------	------	------	------	------	------	--------	-------	-------	-------	-------	-------	--------	-------	-------	-------	--------	-------	--------

PITCHER	IP	WLS	BF	H	R	ER	SO	BB	IBB	HBP	BLK	WP	HR	S	P	ERA	WHIP
Mike Hampton, L ERA: 6.7 (1, 1)	6.0	W	21	5	1	1	2	1	0	0	0	0	1	51	74	1.50	1.000
Justin Speier, R ERA: 3.68 (7, 1)	1.0	H	3	0	0	0	1	0	0	0	0	0	0	7	12	0.00	0.000
Todd Jones, R ERA: 4.17 (8, 1)	1.0	H	3	0	0	0	2	0	0	0	0	0	0	9	12	0.00	0.000
Jose Jimenez, R ERA: 2.97 (9, 1)	1.0	S	4	0	0	0	0	2	0	0	0	0	0	9	21	0.00	2.000

Batter	1	2	3	4	5	6	7	8	9	AB R H RBI BB SO LOB	TOP											
Juan Pierre, L (1, 8) OBP: 0.323, SLG: 0.322	1-2 G4-3		1-0 G3-1			1-0 6-3-5			0-0 G1-3	4 0 0 0 0 0 1	Colorado Rockies @ Los Angeles Dodgers Dodger Stadium, Los Angeles, CA Tue Jun 25 2002, 7:10 PM PDT Att. 23,635 - Sunny - 69 F											
Brent Butler, R (1, 4) OBP: 0.329, SLG: 0.526	0-0 G6-3			3-1 F3			1-0 G5-3			3 0 0 0 0 0 0												
Larry Walker, L (1, 9) OBP: 0.418, SLG: 0.616	0-3 K			0-0 F5			0-0 G5-3			3 0 0 0 0 1 0												
17 Todd Helton, L (1, 3) OBP: 0.440, SLG: 0.629		0-0 G4-3		1-0 F7			2-2 G3-1			3 0 0 0 0 0 0												
Todd Zeile, R (1, 5) OBP: 0.362, SLG: 0.488		3-2 G6-3			1-2 F9			1-1 P3		3 0 0 0 0 0 0												
Benny Agbayani, R (1, 7) OBP: 0.267, SLG: 0.330		4-2 BB			1-3 K			1-3 K		2 0 0 0 1 2 0												
Juan Uribe, R (1, 6) OBP: 0.307, SLG: 0.359		0-0 F9			0-1 F9			0-0 L9		3 0 0 0 0 0 1												
Bobby Estalella, R (1, 2) OBP: 0.318, SLG: 0.531			0-1 L9			2-2 6-3-5 1B			2-3 K	3 0 1 0 0 1 0												
John Thomson, R (1, 1) OBP: 0.138, SLG: 0.077			0-3 K			1-3 K			1-2 G2-3	2 0 0 0 0 2 1												
Chris Nichting, R (8, 1) OBP: 0.333, SLG: 0.333										0 0 0 0 0 0 0												
Greg Norton, S (9, PH) OBP: 0.272, SLG: 0.350										1 0 0 0 0 0 0												
Inning Stats	R: 0 E: 0 K: 1 S: 8	H: 0 LOB: 0 BB: 0 P: 9	R: 0 E: 0 K: 0 S: 8	H: 0 LOB: 1 BB: 1 P: 15	R: 0 E: 0 K: 1 S: 6	H: 0 LOB: 0 BB: 0 P: 7	R: 0 E: 0 K: 0 S: 4	H: 0 LOB: 0 BB: 0 P: 8	R: 0 E: 0 K: 1 S: 8	H: 0 LOB: 0 BB: 0 P: 10	R: 0 E: 0 K: 0 S: 7	H: 1 LOB: 0 BB: 0 P: 11	R: 0 E: 0 K: 0 S: 6	H: 0 LOB: 0 BB: 0 P: 9	R: 0 E: 0 K: 1 S: 6	H: 0 LOB: 0 BB: 0 P: 8	R: 0 E: 0 K: 1 S: 7	H: 0 LOB: 0 BB: 0 P: 10	1B: 1 2B: 1 3B: 0 HR: 0	SF: 0 SAC: 0 DP: 1 HBP: 0	WP: 0 PB: 0 SB: 0 CS: 0	PA: 28
PITCHER Odalis Perez, L (1, 1) ERA: 2.33	IP: 9.0 WLS: W BF: 28 H: 1 R: 0 ER: 0 SO: 6 BB: 1 IBB: 0 HBP: 0 BLK: 0 WP: 0 HR: 0 S: 60 P: 87 ERA: 0.00 WHIP: 0.222											PITCHER	IP: WLS: BF: H: R: ER: SO: BB: IBB: HBP: BLK: WP: HR: S: P: ERA: WHIP:									

livebaseballscorecards.com

AB	27
R	0
H	1
RBI	0
BB	1
SO	6
LOB	3



Batter	1	2	3	4	5	6	7	8	9
Dave Roberts, L OBP: 0.373, SLG: 0.387 (1, 8) C F B F X	1-2 F5 ①		0-1 G1-3 ③			2-3 K ①		1-1 G4-3 ① 2-3	
Paul Lo Duca, R OBP: 0.365, SLG: 0.438 (1, 2) X	0-0 HR			0-0 G1-3 2B ①		2-2 F9 ②		1-0 SF7 ② 3-H	
Shawn Green, L OBP: 0.388, SLG: 0.603 (1, 9) F B B F X	2-2 G4-3 ②			2-1 G1-3 ① 2-3		4-2 HR BB B		1-3 K ③	
Eric Karros, R OBP: 0.342, SLG: 0.447 (1, 3) B C F B X	3-2 P3 ③			1-2 P5 ②		0-0 HR ①-H			
Brian Jordan, R OBP: 0.335, SLG: 0.504 (1, 7) F B F X		1-2 F3 ①		1-0 F9 ③		1-2 F9 ③			
Adrián Beltré, R OBP: 0.289, SLG: 0.369 (1, 5) F X		0-1 P6 ②			1-1 F7 ①		0-0 F9 ①		
Mark Grudzielanek, R OBP: 0.278, SLG: 0.339 (1, 4) X		0-0 G4-3 ③			2-0 2B B B X		1-0 F9 ②		
Cesar Izturis, S OBP: 0.271, SLG: 0.314 (1, 6) B B F C X			2-2 G6-3 ①		0-2 L8 ②		0-0 G3 ③		
Odalis Perez, L OBP: 0.156, SLG: 0.250 (1, 1) F C X			0-2 P5 ②		0-0 F8 ③			0-2 G4-3 SF7 2B C S C X	

Inning Stats	R: 1	H: 1	E: 0	K: 0	S: 11	LOB: 0	BB: 0	P: 17	R: 0	H: 0	E: 0	K: 0	S: 6	LOB: 0	BB: 0	P: 7	R: 0	H: 0	E: 0	K: 0	S: 8	LOB: 0	BB: 0	P: 10	R: 0	H: 1	E: 0	K: 0	S: 7	LOB: 1	BB: 0	P: 11	R: 0	H: 1	E: 0	K: 0	S: 7	LOB: 1	BB: 0	P: 10	R: 2	H: 1	E: 0	K: 1	S: 17	LOB: 0	BB: 1	P: 26	R: 0	H: 0	E: 0	K: 0	S: 3	LOB: 0	BB: 0	P: 4	R: 1	H: 1	E: 0	K: 1	S: 9	LOB: 0	BB: 0	P: 12
--------------	------	------	------	------	-------	--------	-------	-------	------	------	------	------	------	--------	-------	------	------	------	------	------	------	--------	-------	-------	------	------	------	------	------	--------	-------	-------	------	------	------	------	------	--------	-------	-------	------	------	------	------	-------	--------	-------	-------	------	------	------	------	------	--------	-------	------	------	------	------	------	------	--------	-------	-------

PITCHER		IP	WLS	BF	H	R	ER	SO	BB	IBB	HBP	BLK	WP	HR	S	P	ERA	WHIP
John Thomson, R ERA: 5.03 (1, 1)		7.0	L	26	4	3	3	1	1	0	0	0	0	2	59	85	3.86	0.714
Chris Nething, R ERA: 3.71 (8, 1)		1.0		4	1	1	1	1	0	0	0	0	0	0	9	12	9.00	1.000


BOTTOM

Colorado Rockies @ Los Angeles Dodgers
Dodger Stadium, Los Angeles, CA

Tue Jun 25 2002, 7:10 PM PDT
Att. 23,635 - Sunny - 69 F

AB	R	H	RBI	BB	SO	LOB
4	0	0	0	0	1	1
3	1	2	2	0	0	0
3	1	0	0	1	1	1
3	1	1	2	0	0	1
3	0	0	0	0	0	1
3	0	0	0	0	0	0
3	0	0	0	0	0	1
3	1	1	0	0	0	1

AB	28
R	4
H	5
RBI	4
BB	1
SO	2
LOB	6



1B: 0	SF: 1	WP: 0	PA: 30
2B: 3	SAC: 0	PB: 0	
3B: 0	DP: 0	SB: 0	
HR: 2	HBP: 0	CS: 0	

PITCHER		IP	WLS	BF	H	R	ER	SO	BB	IBB	HBP	BLK	WP	HR	S	P	ERA	WHIP
---------	--	----	-----	----	---	---	----	----	----	-----	-----	-----	----	----	---	---	-----	------

Batter	1	2	3	4	5	6	7	8	9	AB R H RBI BB SO LOB	TOP											
Juan Pierre, L (1, 8) OBP: 0.320, SLG: 0.318	3-2 F7			2-1 G4-3		1-1 G3		0-1 F8		4 0 0 0 0 0 0	Colorado Rockies @ Los Angeles Dodgers Dodger Stadium, Los Angeles, CA Wed Jun 26 2002, 7:10 PM PDT Att. 25,083 - Sunny - 69 F											
Brent Butler, R (1, 4) OBP: 0.325, SLG: 0.525	1-2 G4-3			1-1 F9		2-1 F8		0-0 G3 1B 2B	4 1 1 0 0 0 0													
17 Todd Helton, L (1, 3) OBP: 0.435, SLG: 0.621	3-3 K2-3			3-2 F7		1-1 G4-3		0-1 F7	4 0 0 0 0 1 1													
Todd Zeile, R (1, 5) OBP: 0.361, SLG: 0.496		3-1 F9			2-1 HR		1-3 K	0-2 G3	4 1 1 1 0 1 1													
Todd Hollandsworth, L (1, 9) OBP: 0.350, SLG: 0.493		1-1 F7			0-0 L5		0-3 K	0-0 PB 1B	4 0 1 1 0 1 0													
Greg Norton, S (1, 7) OBP: 0.281, SLG: 0.386		1-3 K			0-0 HR		4-2 BB	2-3 K	3 1 1 1 1 2 1													
Juan Uribe, R (1, 6) OBP: 0.304, SLG: 0.356			2-3 K		0-3 K		1-3 K		3 0 0 0 0 3 1													
Bobby Estalella, R (1, 2) OBP: 0.319, SLG: 0.520			0-1 F8		4-2 BB			1-1 G4-3	2 0 0 0 1 0 0													
Shawn Chacon, R (1, 1) OBP: 0.267, SLG: 0.267			1-3 K		0-1 F8			2-1 F8	2 0 0 0 0 1 1													
Terry Shumpert, R (8, PH) OBP: 0.321, SLG: 0.361									1 0 0 0 0 0 0													
Dennys Reyes, R (8, 1)									0 0 0 0 0 0 0													
Inning Stats	R: 0 E: 0 K: 1 S: 11	H: 0 LOB: 0 BB: 0 P: 18	R: 0 E: 0 K: 1 S: 7	H: 0 LOB: 0 BB: 0 P: 12	R: 0 E: 0 K: 2 S: 8	H: 0 LOB: 0 BB: 0 P: 11	R: 0 E: 0 K: 0 S: 8	H: 0 LOB: 0 BB: 0 P: 14	R: 2 E: 0 K: 1 S: 11	H: 2 LOB: 1 BB: 1 P: 17	R: 0 E: 0 K: 0 S: 6	H: 0 LOB: 0 BB: 0 P: 10	R: 0 E: 0 K: 3 S: 12	H: 0 LOB: 1 BB: 1 P: 18	R: 0 E: 0 K: 0 S: 6	H: 0 LOB: 0 BB: 0 P: 9	R: 1 E: 0 K: 1 S: 10	H: 2 LOB: 1 BB: 0 P: 12	1B: 1 2B: 1 3B: 0 HR: 2	SF: 0 SAC: 0 DP: 0 HBP: 0	WP: 0 PB: 2 SB: 0 CS: 0	PA: 33
PITCHER	IP WLS BF H R ER SO BB IBB HBP BLK WP HR S P ERA WHIP																					
Hideo Nomo, R (1, 1) ERA: 3.55	7.0 W 25 2 2 2 8 2 0 0 0 0 0 2 63 100 2.57 0.571																					
Paul Quantrill, R (8, 1) ERA: 3.4	1.0 H 3 0 0 0 0 0 0 0 0 0 0 0 6 9 0.00 0.000																					
Eric Gagne, R (9, 1) ERA: 1.34	1.0 S 5 2 1 1 1 0 0 0 0 0 0 0 10 12 9.00 2.000																					

AB	31
R	3
H	4
RBI	3
BB	2
SO	9
LOB	5



Batter	1	2	3	4	5	6	7	8	9	AB	R	H	RBI	BB	SO	LOB
Dave Roberts, L (1, 8) OBP: 0.368, SLG: 0.381 C B B F S X	2-3 K		0-1 L9		2-2 G1-3		0-1 SH1-3			3	0	0	0	0	1	1
Paul Lo Duca, R (1, 2) OBP: 0.367, SLG: 0.441 B B C C C X	2-2 G3-1			2-0 HR 1B	0-1 1B		0-1 SF7			3	1	2	1	0	0	0
Shawn Green, L (1, 9) OBP: 0.387, SLG: 0.609 B B X	2-0 G3			1-2 1-H HR	1-0 G4-3		1-0 G6-3			4	1	1	2	0	0	3
Eric Karros, R (1, 3) OBP: 0.340, SLG: 0.444 S B B C X		3-2 F3		0-0 F8		2-0 F8		0-1 G4-3 1B 1B		4	0	1	0	0	0	0
Brian Jordan, R (1, 7) OBP: 0.333, SLG: 0.500 B X		1-0 F2		3-3 K		1-2 F7		3-1 G4-3 1B		4	0	1	0	0	1	0
Adrian Beltré, R (1, 5) OBP: 0.291, SLG: 0.375 C B X		1-1 1B		1-0 F7		2-2 2B		3-3 K		4	0	2	0	0	1	2
Alex Cora, L (1, 4) OBP: 0.350, SLG: 0.533 X		0-0 L8			4-1 G6-3 2B BB	2-0 F7		1-2 G4-3 1-2 2-3		3	1	0	0	1	0	4
Cesar Izturis, S (1, 6) OBP: 0.271, SLG: 0.317 L X			0-1 G3		3-1 G6-3		1-2 E 2B	1-0 G4-3		4	1	1	0	0	0	3
Hideo Nomo, R (1, 1) OBP: 0.148, SLG: 0.083 Jeff Reboulet, R (7, PH) OBP: 0.333, SLG: 0.290 Hiram Bocachica, R (7, PR) OBP: 0.310, SLG: 0.472 Paul Quantrill, L (8, 1) Eric Gagne, R (9, 1) B C B S X			2-2 G3		2-1 1B 2B		0-0 SH1-3 SF7 2-H			2	0	1	1	0	0	0

Inning Stats	R: 0	H: 0	E: 0	K: 1	S: 8	P: 14	R: 0	H: 1	E: 0	K: 0	S: 7	R: 0	H: 0	E: 0	K: 0	S: 7	R: 2	H: 2	E: 0	K: 1	S: 9	R: 1	H: 2	E: 0	K: 0	S: 11	R: 0	H: 1	E: 0	K: 0	S: 8	R: 2	H: 1	E: 1	K: 0	S: 9	R: 0	H: 2	E: 0	K: 1	S: 12
	0	0	0	1	8	14	0	1	0	0	7	0	0	0	0	7	2	2	0	1	9	1	2	0	0	11	0	1	0	0	8	2	1	1	0	9	0	2	0	12	

PITCHER	IP	WLS	BF	H	R	ER	SO	BB	IBB	HBP	BLK	WP	HR	S	P	ERA	WHIP
Shawn Chacon, R (1, 1) ERA: 4.69	7.0	L	30	7	5	4	2	1	0	0	0	0	1	59	100	5.14	1.143
Dennys Reyes, L (8, 1) ERA: 3.19	1.0		5	2	0	0	1	0	0	0	0	0	0	12	20	0.00	2.000

BOTTOM

Colorado Rockies @ Los Angeles Dodgers
Dodger Stadium, Los Angeles, CA

Wed Jun 26 2002, 7:10 PM PDT
Att: 25,083 - Sunny - 69 F

AB	32
R	5
H	9
RBI	4
BB	1
SO	3
LOB	13

livebaseballscorecards.com



WP: 0	PA: 35
PB: 0	
SB: 0	
CS: 0	

Batter	1	2	3	4	5	6	7	8	9	AB R H RBI BB SO LOB	TOP		
Juan Pierre, L (1, 8) OBP: 0.316, SLG: 0.314	3-2 G6-3		0-1 L6		0-0 G1-3			2-3 K		4 0 0 0 0 1 0	Colorado Rockies @ Los Angeles Dodgers Dodger Stadium, Los Angeles, CA Thu Jun 27 2002, 6:10 PM PDT Att. 41,279 - Sunny - 70 F		
Terry Shumpert, R (1, 4) OBP: 0.340, SLG: 0.384	2-1 1B			2-1 FC5-4 1B		1-2 G3-1 2B		4-1 1B BB		3 0 3 0 1 0 0			
Larry Walker, L (1, 9) OBP: 0.412, SLG: 0.606	0-1 F8			1-0 FC5-4 17 BB 1-2f		0-0 G3-1		0-0 F7		4 0 0 0 0 0 4			
17 Todd Helton, L (1, 3) OBP: 0.434, SLG: 0.616 Greg Norton, S (8, PH) OBP: 0.289, SLG: 0.393 (8, 3)	1-3 K			4-2 1-2 BB		3-3 K		1-1 1-3 1B		2 0 0 0 1 2 2 1 0 1 0 0 0 0			
Todd Zeile, R (1, 5) OBP: 0.359, SLG: 0.490		1-1 G4-3		3-1 F9		4-0 BB		2-2 G3		3 0 0 0 1 0 4			
Benny Agbayani, R (1, 7) OBP: 0.267, SLG: 0.336		1-2 F8		1-1 P3		2-2 F8		3-2 G3 2B		4 0 1 0 0 0 4			
Juan Uribe, R (1, 6) OBP: 0.301, SLG: 0.352 Denny Stark, R (7, 1) OBP: 0.250, SLG: 0.545 Justin Speier, R (8, 1) Todd Hollandsworth, L (9, PH) OBP: 0.349, SLG: 0.491		2-3 K			1-0 G6-3		0-1 G1-3		2-3 K	3 0 0 0 0 1 0 0 0 0 0 0 0 0 0 0 0 0 0 0 0 1 0 0 0 0 1 1			
Gary Bennett, R (1, 2) OBP: 0.317, SLG: 0.338			0-0 F8		2-1 HR		0-3 K		3-2 G3	4 1 1 1 0 1 1			
Denny Neagle, L (1, 1) OBP: 0.310, SLG: 0.414 Mark Little, R (5, PH) OBP: 0.330, SLG: 0.312 Rick White, R (5, 1) Brent Butler, R (7, PH) OBP: 0.318, SLG: 0.512 (7, 6)			0-1 G4-3		2-2 F3		2-0 L7		2-0 G6-3	1 0 0 0 0 0 0 1 0 0 0 0 0 0 0 0 0 0 0 0 0 2 0 0 0 0 0 1			
Inning Stats	R: 0 H: 1 E: 0 LOB: 1 K: 1 BB: 0 S: 10 P: 16	R: 0 H: 0 E: 0 LOB: 0 K: 1 BB: 0 S: 10 P: 14	R: 0 H: 0 E: 0 LOB: 0 K: 0 BB: 0 S: 5 P: 5	R: 0 H: 1 E: 0 LOB: 2 K: 0 BB: 1 S: 9 P: 20	R: 1 H: 1 E: 0 LOB: 0 K: 0 BB: 0 S: 7 P: 12	R: 0 H: 1 E: 0 LOB: 2 K: 1 BB: 1 S: 14 P: 24	R: 0 H: 0 E: 0 LOB: 0 K: 1 BB: 0 S: 6 P: 8	R: 0 H: 1 E: 0 LOB: 2 K: 1 BB: 1 S: 12 P: 21	R: 0 H: 1 E: 0 LOB: 1 K: 1 BB: 0 S: 11 P: 21	1B: 3 SF: 0 2B: 2 SAC: 0 3B: 0 DP: 0 HR: 1 HBP: 0		WP: 0 PA: 36 PB: 0 SB: 0 CS: 0	
PITCHER	IP WLS BF H R ER SO BB IBB HBP BLK WP HR S P ERA WHIP											PITCHER	IP WLS BF H R ER SO BB IBB HBP BLK WP HR S P ERA WHIP
Omar Daal, L (1, 1) ERA: 3.63	6.0 W 24 4 1 1 3 2 0 0 0 0 0 1 55 91 1.50 1.000												
Giovanni Carrara, R (7, 1) ERA: 4.12	1.0 3 0 0 0 1 0 0 0 0 0 0 0 6 8 0.00 0.000												
Jesse Orosco, L (8, 1) ERA: 3.55	0.2 4 1 0 0 1 1 0 0 0 0 0 0 8 15 0.00 3.000												
Guillermo Mota, R (8, 1) ERA: 3.04	0.1 1 0 0 0 0 0 0 0 0 0 0 0 4 6 0.00 0.000												
Terry Mulholland, L (9, 1) ERA: 8.69	1.0 4 1 0 0 1 0 0 0 0 0 0 0 11 21 0.00 1.000												

livebaseballscorecards.com

AB	33
R	1
H	6
RBI	1
BB	3
SO	6
LOB	17



Batter	1	2	3	4	5	6	7	8	9	AB R H RBI BB SO LOB	TOP																													
Juan Pierre, L (1, 8) OBP: 0.315, SLG: 0.313	0-2 G6-3 1B			1-1 G4-3		0-1 G2-3		1-1 L5		4 0 1 0 0 0 0																														
Brent Butler, R (1, 4) OBP: 0.315, SLG: 0.500	1-0 P3			2-1 G6-3		2-2 1B 1B		0-0 F9		4 0 1 0 0 0 1																														
Larry Walker, L (1, 10) OBP: 0.413, SLG: 0.615	2-0 G6-3 1-2f			0-0 HR		3-2 F5			4-2 BB G4-6-3	3 1 1 1 1 0 2																														
Todd Zeile, R (1, 5) OBP: 0.361, SLG: 0.490		1-2 F7		1-1 1B		1-2 1B		2-2 G4-6-3 1-2f		4 0 2 0 0 0 1																														
Todd Hollandsworth, L (1, 9) OBP: 0.343, SLG: 0.482		1-1 G1-3		1-0 G4-3		1-0 G4-3		1-3 K		4 0 0 0 0 1 3																														
Greg Norton, S (1, 3) OBP: 0.280, SLG: 0.379		2-1 G4-3			0-1 F8		0-3 K			3 0 0 0 0 1 0																														
Benny Agbayani, R (1, 7) OBP: 0.268, SLG: 0.363			2-2 G5-3		2-1 HR		1-1 G6-3			3 1 1 1 0 0 0																														
Juan Uribe, R (1, 6) OBP: 0.298, SLG: 0.349			1-0 G6-3		1-1 G1-3		1-3 K			3 0 0 0 0 1 0																														
Gary Bennett, R (1, 2) OBP: 0.311, SLG: 0.331			1-2 G3		1-1 G5-3			0-1 F9		3 0 0 0 0 0 0																														
Inning Stats	R: 0 E: 0 K: 0 S: 6	H: 1 LOB: 0 BB: 0 P: 9	R: 0 E: 0 K: 0 S: 7	H: 0 LOB: 0 BB: 0 P: 11	R: 0 E: 0 K: 0 S: 11	H: 0 LOB: 0 BB: 0 P: 15	R: 1 E: 0 K: 0 S: 8	H: 2 LOB: 1 BB: 0 P: 13	R: 1 E: 0 K: 0 S: 8	H: 1 LOB: 0 BB: 0 P: 12	R: 0 E: 0 K: 2 S: 9	H: 2 LOB: 2 BB: 0 P: 23	R: 0 E: 0 K: 2 S: 9	H: 0 LOB: 0 BB: 0 P: 11	R: 0 E: 0 K: 1 S: 5	H: 0 LOB: 0 BB: 0 P: 6	R: 0 E: 0 K: 1 S: 12	H: 0 LOB: 0 BB: 1 P: 19	1B: 4 2B: 0 3B: 0 HR: 2	SF: 0 SAC: 0 DP: 2 HBP: 0	WP: 0 PB: 0 SB: 0 CS: 0	PA: 32																		
PITCHER Joel Pineiro, R (1, 1) ERA: 2.93	IP 9.0	WLS W	BF 32	H 6	R 2	ER 2	SO 3	BB 1	IBB 0	HBP 0	BLK 0	WP 0	HR 2	S 83	P 119	ERA 2.00	WHIP 0.778						PITCHER	IP 9.0	WLS W	BF 32	H 6	R 2	ER 2	SO 3	BB 1	IBB 0	HBP 0	BLK 0	WP 0	HR 2	S 83	P 119	ERA 2.00	WHIP 0.778

Colorado Rockies @ Seattle Mariners
Safeco Field, Seattle, WA
Fri Jun 28 2002, 7:05 PM PDT
Att: 45,118 - Dome - 72 F

livebaseballscorecards.com

AB	31
R	2
H	6
RBI	2
BB	1
SO	3
LOB	7



Batter	1	2	3	4	5	6	7	8	9
51 Ichiro Suzuki, L OBP: 0.429, SLG: 0.460 (1, 9)	3-2 BB 2B 1B		4-2 BB FC4-6 BB	1-1 L7		1-3 K	1-1 L7		
Jeff Cirillo, R OBP: 0.314, SLG: 0.359 (1, 5)	2-3 K		0-0 P6			3-2 K 1-2 1B		2-2 G1-3	
John Olerud, L OBP: 0.422, SLG: 0.527 (1, 3)	4-1 2B 1-2 BB		4-0 FC4-6 1-2 BB			2-1 F8 1-2 BB		1-2 F7	
Edgar Martinez, R OBP: 0.367, SLG: 0.380 (1, 10)	3-2 1-3 2-H 2B		4-2 1-2 2-3 BB			4-1 1B HR BB		1-3 K	
Carlos Guillen, S OBP: 0.369, SLG: 0.482 (1, 6)	1-0 P4		0-1 FC4-6 1-2f 2-3 3-H			0-0 1-2 HR 1B		2-3 K	
Bret Boone, R OBP: 0.303, SLG: 0.384 (1, 4)	1-2 G1-3		0-0 G6-3			0-0 1-H 2-H HR		2-2 1B WP 1B	
Mike Cameron, R OBP: 0.324, SLG: 0.442 (1, 8)						0-1 F7 FC6-4 1B		2-3 K	
Dan Wilson, R OBP: 0.347, SLG: 0.412 (1, 2)						1-2 F9 FC6-4		0-2 WP 1B	
Mark McLemore, S OBP: 0.368, SLG: 0.417 (1, 7)						1-1 E4		4-2 CS 1B 3-H BB	

Inning Stats	R: 1	H: 2	E: 0	K: 1	S: 18	LOB: 2	BB: 1	P: 32	R: 0	H: 0	E: 0	K: 1	S: 8	LOB: 0	BB: 0	P: 13	R: 1	H: 0	E: 0	K: 0	S: 11	LOB: 2	BB: 3	P: 23	R: 0	H: 0	E: 1	K: 0	S: 10	LOB: 1	BB: 0	P: 13	R: 3	H: 3	E: 0	K: 1	S: 11	LOB: 1	BB: 1	P: 18	R: 0	H: 2	E: 0	K: 2	S: 17	LOB: 2	BB: 1	P: 28	R: 1	H: 2	E: 0	K: 2	S: 20	LOB: 2	BB: 1	P: 31	R: 0	H: 0	E: 0	K: 1	S: 9	LOB: 0	BB: 0	P: 13
--------------	------	------	------	------	-------	--------	-------	-------	------	------	------	------	------	--------	-------	-------	------	------	------	------	-------	--------	-------	-------	------	------	------	------	-------	--------	-------	-------	------	------	------	------	-------	--------	-------	-------	------	------	------	------	-------	--------	-------	-------	------	------	------	------	-------	--------	-------	-------	------	------	------	------	------	--------	-------	-------

AB	R	H	RBI	BB	SO	LOB
4	2	1	0	1	1	4
5	0	1	0	0	2	2
2	0	0	0	3	0	0
3	1	1	1	2	2	2
4	1	1	1	0	1	4
4	2	2	3	0	0	4
4	0	1	0	0	2	1
4	0	1	0	0	0	1
3	0	1	0	1	0	0


BOTTOM

Colorado Rockies @ Seattle Mariners
Safeco Field, Seattle, WA

Fri Jun 28 2002, 7:05 PM PDT
Att. 45,118 - Dome - 72 F

livebaseballscorecards.com

AB	33
R	6
H	9
RBI	5
BB	7
SO	8
LOB	18



WP: 1	PA: 40
PB: 0	
SB: 0	
CS: 1	

PITCHER	IP	WLS	BF	H	R	ER	SO	BB	IBB	HBP	BLK	WP	HR	S	P	ERA	WHIP
Jason Jennings, R ERA: 4.77 (1, 1)	5.2	L	29	7	5	5	4	5	0	0	0	0	1	69	115	7.94	2.118
Chris Naching, R ERA: 3.67 (6, 1)	0.1		2	0	0	0	1	1	0	0	0	0	6	12	0.00	3.000	
Todd Jones, R ERA: 4.29 (7, 1)	1.0		6	2	1	1	2	1	0	0	0	1	0	20	31	9.00	3.000
Jose Jimenez, R ERA: 2.9 (8, 1)	1.0		3	0	0	0	1	0	0	0	0	0	9	13	0.00	0.000	

Batter	1	2	3	4	5	6	7	8	9	AB R H RBI BB SO LOB	TOP											
Juan Pierre, L (1, 8) OBP: 0.311, SLG: 0.309	0-2 G3		0-0 B1-3			1-2 F8		0-0 B1-3		4 0 0 0 0 0 2												
Brent Butler, R (1, 4) OBP: 0.301, SLG: 0.478	1-2 G5-3			2-3 K		0-1 G6-3		0-0 L8		4 0 0 0 0 1 2												
Larry Walker, L (1, 10) OBP: 0.418, SLG: 0.614	3-1 HBP			4-2 G5-4-3 BB			0-0 1B FC3-6 1B		2-0 G4-3	2 1 1 0 1 0 0												
Todd Zeile, R (1, 5) OBP: 0.363, SLG: 0.489	3-2 F9			2-1 G5-4-3 1-2f			0-0 FC3-6 1-2 1B		4-2 BB	3 0 1 0 1 0 2												
Todd Hollandsworth, L (1, 9) OBP: 0.346, SLG: 0.482		1-3 K			1-0 G4-6-3 1B		1-2 FC3-6 1-2 2-3 1B		1-3 K	4 0 2 0 0 2 1												
Greg Norton, S (1, 3) OBP: 0.269, SLG: 0.363		1-0 G3			1-0 G4-6-3 1-2f		1-1 FC3-6 G6-4-3 1-2f 2-3 3-H		3-3 K	4 0 0 1 0 1 4												
Benny Agbayani, R (1, 7) OBP: 0.262, SLG: 0.353		1-3 K			1-3 K		1-0 G6-4-3 1-2f			3 0 0 0 0 2 2												
Juan Uribe, R (1, 6) OBP: 0.296, SLG: 0.345			1-3 K			1-1 G6-3		1-2 P6		3 0 0 0 0 1 0												
Gary Bennett, R (1, 2) OBP: 0.318, SLG: 0.345			1-1 G5-3			1-1 1B		1-2 B1-3 2B		3 0 2 0 0 0 0												
Inning Stats	R: 0 E: 0 K: 0 S: 10	H: 0 LOB: 1 BB: 0 P: 17	R: 0 E: 0 K: 2 S: 7	H: 0 LOB: 0 BB: 0 P: 10	R: 0 E: 0 K: 1 S: 6	H: 0 LOB: 0 BB: 0 P: 8	R: 0 E: 0 K: 1 S: 7	H: 0 LOB: 0 BB: 1 P: 15	R: 0 E: 0 K: 1 S: 5	H: 1 LOB: 0 BB: 0 P: 8	R: 0 E: 0 K: 0 S: 9	H: 1 LOB: 1 BB: 0 P: 12	R: 1 E: 0 K: 0 S: 9	H: 3 LOB: 1 BB: 0 P: 12	R: 0 E: 0 K: 0 S: 9	H: 1 LOB: 1 BB: 0 P: 11	R: 0 E: 0 K: 2 S: 13	H: 0 LOB: 1 BB: 1 P: 23	1B: 5 2B: 1 3B: 0 HR: 0	SF: 0 SAC: 0 DP: 3 HBP: 1	WP: 0 PB: 0 SB: 0 CS: 0	PA: 33
PITCHER	IP WLS BF H R ER SO BB IBB HBP BLK WP HR S P ERA WHIP																					
Freddy Garcia, R (1, 1) ERA: 3.56	8.0 W 29 6 1 1 5 1 0 1 0 0 0 0 62 93 1.12 0.875																					
Jeff Nelson, R (9, 1) ERA: 4.26	1.0 4 0 0 0 2 1 0 0 0 0 0 0 13 23 0.00 1.000																					

Colorado Rockies @ Seattle Mariners
Safeco Field, Seattle, WA
Sat Jun 29 2002, 6:05 PM PDT
Att. 45,790 - Cloudy - 70 F

livebaseballscorecards.com

AB	30
R	1
H	6
RBI	1
BB	2
SO	7
LOB	13



Batter	1	2	3	4	5	6	7	8	9
51 Ichiro Suzuki, L OBP: 0.429, SLG: 0.469 (1, 9)	1-0 HR		2-1 G2			1-2 FC5 1B		2-0 L4	
Jeff Cirillo, R OBP: 0.318, SLG: 0.364 (1, 5)	2-2 F9			1-2 FC5-4 1B	1-0 FC5 HR 1B		0-0 F7	2-1 1B	
Bret Boone, R OBP: 0.304, SLG: 0.394 (1, 4)	0-1 F9			0-2 FC5-4 HBP SF9 1-2f	0-0 FC5 HR 1B		0-1 HR	2-0 1B	
Edgar Martinez, R OBP: 0.354, SLG: 0.418 (1, 10)	0-3 K			0-1 E4 HBP 1-2	0-1 HR		2-1 L9	2-3 K	
John Olerud, L OBP: 0.423, SLG: 0.525 (1, 3)		1-3 K		2-1 HBP	2-1 L6		2-0 1B 2B		
Ruben Sierra, S OBP: 0.354, SLG: 0.480 Charles Gipson, R OBP: 0.378, SLG: 0.462 (7, PR) (8, 7)		1-2 G6-3		0-2 SF9 3-H		0-0 2B 1B	0-2 2B 1B		
Mike Cameron, R OBP: 0.323, SLG: 0.443 (1, 8)		0-0 P4		1-2 L4		0-1 F8	0-0 2B		
Dan Wilson, R OBP: 0.344, SLG: 0.414 (1, 2)			2-2 F9		1-3 K	0-0 2B	3-1 G6-3		
Desi Relaford, S OBP: 0.366, SLG: 0.333 (1, 6)			1-3 K		2-1 51 1B	1-0 G4-3		0-2 F9	

Inning Stats	R: 1	H: 1	R: 0	H: 0	R: 0	H: 0	R: 1	H: 1	R: 4	H: 4	R: 0	H: 2	R: 2	H: 4	R: 0	H: 2
	E: 0	LOB: 0	E: 0	LOB: 0	E: 0	LOB: 0	E: 1	LOB: 2	E: 0	LOB: 0	E: 0	LOB: 2	E: 0	LOB: 3	E: 0	LOB: 2
	K: 1	BB: 0	K: 1	BB: 0	K: 0	BB: 0	K: 1	BB: 0	K: 1	BB: 0	K: 0	BB: 0	K: 0	BB: 0	K: 1	BB: 0
	S: 9	P: 12	S: 7	P: 9	S: 8	P: 13	S: 17	P: 21	S: 15	P: 22	S: 8	P: 10	S: 12	P: 19	S: 11	P: 19

PITCHER	IP	WLS	BF	H	R	ER	SO	BB	IBB	HBP	BLK	WP	HR	S	P	ERA	WHIP
Mike Hampton, L ERA: 6.86 (1, 1)	7.0	L	35	12	8	7	4	0	0	1	0	0	3	76	106	9.00	1.714
Dennys Reyes, L ERA: 3.09 (8, 1)	1.0		5	2	0	0	1	0	0	0	0	0	0	11	19	0.00	2.000

BOTTOM

Colorado Rockies @ Seattle Mariners
Safeco Field, Seattle, WA
Sat Jun 29 2002, 6:05 PM PDT
Att: 45,790 - Cloudy - 70 F

AB	R	H	RBI	BB	SO	LOB
5	1	2	1	0	0	2
5	1	3	1	0	0	0
5	3	2	1	0	0	3
5	1	1	3	0	2	3
3	1	1	0	0	1	0
3	0	2	1	0	0	0
0	0	0	0	0	0	0
4	0	1	1	0	0	3
4	0	1	0	0	1	3
4	1	1	0	0	1	2

AB	38
R	8
H	14
RBI	8
BB	0
SO	5
LOB	16

WP: 0 PA: 40
PB: 0
SB: 0
CS: 0



1B	9	SF	1	WP	0	PA	40
2B	2	SAC	0	PB	0		
3B	0	DP	0	SB	0		
HR	3	HBP	1	CS	0		

Batter	1	2	3	4	5	6	7	8	9	AB R H RBI BB SO LOB	TOP																
Juan Pierre, L (1, 8) OBP: 0.313, SLG: 0.308	1-1 F9	0-0 F7		1-1 1B		4-1 BB		0-0 B1		4 0 1 1 1 0 1																	
Terry Shumpert, R (1, 7) OBP: 0.336, SLG: 0.377	1-0 17 1B FC3-2 1B		1-1 F9	0-3 K		1-1 F8		2-2 L5		5 0 1 0 0 1 4																	
Mark Little, R (9, 7) OBP: 0.330, SLG: 0.312										0 0 0 0 0 0 0																	
Larry Walker, L (1, 10) OBP: 0.425, SLG: 0.625	0-0 FC3-2 17 1B 1-2 1B		0-2 PB 2B		0-0 F8		0-1 WP 17 1B 1B		1-2 17 G3 2B	5 1 4 0 0 0 0																	
17 Todd Helton, L (1, 3) OBP: 0.434, SLG: 0.612	2-2 FC3-2 1-2 2-3 1B		0-2 F7		2-2 G4-3		1-2 WP 1B		0-0 G3	5 0 2 0 0 0 2																	
Todd Zeile, R (1, 5) OBP: 0.360, SLG: 0.481	2-2 FC3-2 1-2 2-3 3-H K		1-1 G1-3		1-1 F9		3-2 F3		4-1 2B SF7 BB	4 1 0 0 1 0 6																	
Todd Hollandsworth, L (1, 9) OBP: 0.351, SLG: 0.487	2-3 K			4-0 2B BB		0-2 BB 1B		1-3 K	1-2 17 G3 2B	4 1 2 1 1 2 5																	
Brent Butler, R (1, 4) OBP: 0.327, SLG: 0.495		0-0 P4 1B		2-1 F8 1-H 1B 2B		1-0 P6		4-0 IBB	1-3 3-H 2B	3 1 2 1 2 0 1																	
Bobby Estalella, R (1, 2) OBP: 0.305, SLG: 0.500		2-1 SAFE P4		1-3 K		0-0 F7		2-2 F7	4-0 SF7	4 0 0 1 0 1 6																	
Juan Uribe, R (1, 6) OBP: 0.297, SLG: 0.346		0-0 1B		1-0 F8		0-0 BB 1B		1-2 F9	1-2 3-H P3	5 0 2 0 0 0 3																	
Inning Stats	R: 0 E: 0 K: 1 S: 16	H: 3 LOB: 3 BB: 0 P: 24	R: 0 E: 0 K: 0 S: 6	H: 2 LOB: 1 BB: 0 P: 7	R: 0 E: 0 K: 0 S: 10	H: 1 LOB: 1 BB: 0 P: 12	R: 2 E: 0 K: 2 S: 13	H: 2 LOB: 1 BB: 1 P: 22	R: 0 E: 0 K: 0 S: 8	H: 0 LOB: 0 BB: 0 P: 11	R: 0 E: 0 K: 1 S: 9	H: 2 LOB: 3 BB: 1 P: 15	R: 0 E: 0 K: 1 S: 16	H: 2 LOB: 3 BB: 1 P: 27	R: 0 E: 0 K: 0 S: 8	H: 0 LOB: 0 BB: 0 P: 11	R: 2 E: 0 K: 0 S: 14	H: 2 LOB: 2 BB: 2 P: 25	1B: 10 2B: 4 3B: 0 HR: 0	SF: 1 SAC: 0 DP: 0 HBP: 0	WP: 1 PB: 1 SB: 0 CS: 0	PA: 45					
PITCHER	IP WLS BF H R ER SO BB IBB HBP BLK WP HR S P ERA WHIP																										
James Baldwin, R (1, 1) ERA: 4.55	6.0		29	10	2	2	3	2	0	0	0	0	0	62	91	3.00	2.000										
Arthur Rhodes, L (7, 1) ERA: 3.25	0.2	H	4	2	0	0	1	0	0	0	0	1	0	13	18	0.00	3.000										
Shigetoshi Hasegawa, R (7, 1) ERA: 1.04	1.1	H	5	0	0	0	0	0	1	0	0	0	0	11	20	0.00	0.000										
Kazuhiro Sasaki, R (9, 1) ERA: 0.93	1.0	L	7	2	2	2	0	1	1	0	0	0	0	14	25	18.00	3.000										

Colorado Rockies @ Seattle Mariners
Safeco Field, Seattle, WA
Sun Jun 30 2002, 1:35 PM PDT
Att. 45,928 - Dome - 72 F

AB	39
R	4
H	14
RBI	4
BB	5
SO	4
LOB	28



Batter	1	2	3	4	5	6	7	8	9	AB R H RBI BB SO LOB
51 Ichiro Suzuki, L OBP: 0.431, SLG: 0.467 (1, 9) B X	2-0 F8 ①		4-0 S BB		1-2 F7 ③		4-1 1-2 IBB		1-0 1-2 1B	3 0 1 0 2 0 1
Jeff Cirillo, R OBP: 0.313, SLG: 0.357 (1, 5) X	0-0 L8 ②		2-1 1-2 P3 ②			0-0 G2 ①	1-3 K ③		1-1 L1 ③	5 0 0 0 0 1 5
John Olerud, L OBP: 0.424, SLG: 0.534 (1, 3) C X	0-1 F8 ③		1-1 P5 ③			0-0 HR		4-2 BLK G5-3 BB		3 1 1 1 1 0 1
Edgar Martinez, R OBP: 0.348, SLG: 0.424 (1, 10)			3-2 G4-3 2B ①		0-0 G4-3 ①	3-2 F9 ②		3-2 P3 ①		4 1 1 0 0 0 1
Ruben Sierra, S OBP: 0.354, SLG: 0.489 Mike Cameron, R OBP: 0.322, SLG: 0.442 (1, 7) (8, 8)		2-0 G4-3 ①		0-1 F2 ②		2-1 HR		0-1 G5-3 ②		3 1 1 1 0 0 1 1 0 0 0 0 0 1
Bret Boone, R OBP: 0.304, SLG: 0.395 (1, 4)		1-0 2B ③		3-2 L8 ③		0-0 L3 ③		3-2 F9 ③		4 0 1 1 0 0 1
Carlos Guillen, S OBP: 0.371, SLG: 0.485 23 Luis Ugueto, S OBP: 0.200, SLG: 0.077 (1, 6) (9, PR)		1-3 K ②			2-0 2B		0-1 F7 ①		4-2 51 1B BB	3 0 1 0 1 1 1 0 0 0 0 0 0 0
Ben Davis, S OBP: 0.289, SLG: 0.281 Desi Relaford, S OBP: 0.364, SLG: 0.331 (1, 2) (9, PH)		2-1 G3-1 ③			1-3 K ①		2-0 F8 ②		2-1 F8 ①	3 0 0 0 0 1 2 1 0 0 0 0 0 1
Mark McLemore, S OBP: 0.366, SLG: 0.411 (1, 8) (8, 7)			0-2 P6 ①		0-0 F7 ②		4-2 51 S BB		3-2 F7 ②	3 0 0 0 1 0 2

Inning Stats	R: 0	H: 0	E: 0	K: 4	S: 4	R: 1	H: 2	E: 0	K: 1	S: 10	R: 0	H: 0	E: 0	K: 0	S: 7	R: 0	H: 1	E: 0	K: 1	S: 11	R: 2	H: 2	E: 0	K: 0	S: 13	R: 0	H: 0	E: 0	K: 1	S: 10	R: 0	H: 0	E: 0	K: 0	S: 11	R: 0	H: 1	E: 0	K: 0	S: 11	1B: 1	2B: 3	3B: 0	HR: 2	SF: 0	SAC: 0	DP: 0	HBP: 0	WP: 0	PB: 0	SB: 2	CS: 0	PA: 38
--------------	------	------	------	------	------	------	------	------	------	-------	------	------	------	------	------	------	------	------	------	-------	------	------	------	------	-------	------	------	------	------	-------	------	------	------	------	-------	------	------	------	------	-------	-------	-------	-------	-------	-------	--------	-------	--------	-------	-------	-------	-------	--------

PITCHER	IP	WLS	BF	H	R	ER	SO	BB	IBB	HBP	BLK	WP	HR	S	P	ERA	WHIP
John Thomson, R ERA: 5.0 (1, 1)	6.0		24	5	3	3	2	1	0	0	0	0	2	51	81	4.50	1.000
Denny Stark, R ERA: 2.9 (7, 1)	1.0		5	0	0	0	1	1	0	0	0	0	0	10	21	0.00	1.000
Justin Speier, R ERA: 3.38 (8, 1)	1.0	W	4	0	0	0	0	1	0	0	1	0	0	11	21	0.00	1.000
Jose Jimenez, R ERA: 2.83 (9, 1)	1.0	S	5	1	0	0	0	1	0	0	0	0	0	11	22	0.00	2.000

BOTTOM

Colorado Rockies @ Seattle Mariners
Safeco Field, Seattle, WA
Sun Jun 30 2002, 1:35 PM PDT
Att. 45,928 - Dome - 72 F

livebaseballscores.com

AB	33
R	3
H	6
RBI	3
BB	5
SO	3
LOB	17



BOTTOM

San Francisco Giants @ Colorado Rockies

Coors Field, Denver, CO

Mon Jul 01 2002, 7:05 PM MDT

Att: 31,115 - Overcast - 97 F

livebaseballscores.com

AB	34
R	6
H	8
RBI	5
BB	3
SO	3
LOB	12



WP:	0	PA:	38
PB:	0		
SB:	1		
CS:	1		

AB R H RBI BB SO LOB

5	2	3	0	0	0	0
5	2	2	1	0	0	2
4	1	1	3	0	0	1
2	0	1	0	2	0	0
4	0	0	1	0	1	4
3	0	0	0	0	0	3
0	0	0	0	0	0	0
4	0	0	0	0	1	2
4	0	0	0	0	1	0
2	1	1	0	0	0	0
0	0	0	0	0	0	0
0	0	0	0	1	0	0
0	0	0	0	0	0	0
0	0	0	0	0	0	0
0	0	0	0	0	0	0
0	0	0	0	0	0	0
1	0	0	0	0	0	0

1B: 6 SF: 0
2B: 1 SAC: 0
3B: 0 DP: 1
HR: 1 HBP: 1

Batter	1	2	3	4	5	6	7	8	9
Juan Pierre, L OBP: 0.317, SLG: 0.313 (1, 8)	2-2 1B HR 1B		1-0 G4-3		1-2 1B E 1B	1-2 1B			1-0 L4
Brent Butler, R OBP: 0.330, SLG: 0.490 (1, 4)	2-2 1B HR 1B		1-0 F8		0-0 1B E FC4-6 1B	2-1 F9			0-2 F7
Larry Walker, L OBP: 0.422, SLG: 0.631 (1, 9)	0-0 1B HR		2-2 G3		2-2 1B E6 FC4-6 1B				
17 Todd Helton, L OBP: 0.437, SLG: 0.615 (1, 3)	1-0 G4-3			1-1 2B	4-0 1B FC4-6 IBB			4-1 1B G4-6-3 BB	
Todd Zeile, R OBP: 0.356, SLG: 0.474 (1, 5)	0-1 G6-3			1-3 K	1-1 1B FC4-6			2-0 1B G4-6-3	
Terry Shumpert, R OBP: 0.329, SLG: 0.368 Mark Little, R OBP: 0.337, SLG: 0.312 (1, 7) (6, 7)	1-0 F8			3-0 G5-3	0-0 G1-3			3-2 1B CS HBP	
Juan Uribe, R OBP: 0.294, SLG: 0.342 (1, 6)			1-2 L6		3-1 1B F8			1-3 1B K	
Bobby Estalella, R OBP: 0.295, SLG: 0.481 (1, 2)			3-1 F8		1-0 1B P6			1-3 1B K	
Shawn Chacon, R OBP: 0.284, SLG: 0.294 Rick White, R OBP: 0.288, SLG: 0.353 Benny Agbavani, R OBP: 0.288, SLG: 0.353 Justin Speier, R OBP: 0.288, SLG: 0.353 Todd Jones, L OBP: 0.288, SLG: 0.353 Jose Jimenez, R OBP: 0.288, SLG: 0.353 Todd Hollandsworth, L OBP: 0.349, SLG: 0.485 (1, 1) (6, 1) (6, PH) (7, 1) (8, 1) (9, 1) (9, PH)		2-2 L6			3-2 1B 1B	4-0 1B S BB		0-0 G3-1	

Inning Stats	R: 3	H: 3	E: 0	LOB: 0	K: 0	BB: 0	S: 12	R: 0	H: 0	E: 0	LOB: 0	K: 0	BB: 0	S: 12	R: 0	H: 0	E: 0	LOB: 0	K: 1	BB: 0	S: 8	R: 0	H: 1	E: 0	LOB: 1	K: 0	BB: 0	S: 7	R: 3	H: 3	E: 1	LOB: 2	K: 0	BB: 1	S: 15	R: 0	H: 1	E: 0	LOB: 2	K: 0	BB: 1	S: 13	R: 0	H: 0	E: 0	LOB: 0	K: 0	BB: 1	S: 3	R: 0	H: 0	E: 0	LOB: 0	K: 2	BB: 0	S: 12	R: 0	H: 0	E: 0	LOB: 0	K: 0	BB: 0	S: 5	R: 0	H: 0	E: 0	LOB: 0	K: 0	BB: 0	S: 5
--------------	------	------	------	--------	------	-------	-------	------	------	------	--------	------	-------	-------	------	------	------	--------	------	-------	------	------	------	------	--------	------	-------	------	------	------	------	--------	------	-------	-------	------	------	------	--------	------	-------	-------	------	------	------	--------	------	-------	------	------	------	------	--------	------	-------	-------	------	------	------	--------	------	-------	------	------	------	------	--------	------	-------	------

PITCHER	IP	WLS	BF	H	R	ER	SO	BB	IBB	HBP	BLK	WP	HR	S	P	ERA	WHIP
Kirk Rueter, L ERA: 3.63 (1, 1)	6.0		29	8	6	4	1	1	1	0	0	0	1	67	111	6.00	1.500
41 Chad Zerbe, L ERA: 2.62 (7, 1)	1.0		3	0	0	0	0	1	0	0	0	0	0	3	9	0.00	1.000
Felix Rodriguez, R ERA: 5.14 (8, 1)	1.0	W	3	0	0	0	2	0	0	1	0	0	0	12	16	0.00	0.000
Robb Nen, R ERA: 1.7 (9, 1)	1.0	S	3	0	0	0	0	0	0	0	0	0	0	5	6	0.00	0.000

Batter	1	2	3	4	5	6	7	8	9	AB	R	H	RBI	BB	SO	LOB	TOP					
David Bell, R OBP: 0.329, SLG: 0.448 (1, 5) (7, 4)	F9 HR	P4		G6-3			F9-3 BB	1B 1B		5	1	2	2	1	0	1						
Rich Aurilia, R OBP: 0.303, SLG: 0.427 (1, 6)	1B BB		FC4-6 1B		F9		F9-3	SF8		4	1	2	1	1	0	1						
Jeff Kent, R OBP: 0.378, SLG: 0.525 Shawon Dunston, R OBP: 0.232, SLG: 0.288 (1, 4) (7, 7)	1B 1B		FC4-6		G5-3		1B 2B	1B		4	2	2	0	1	0	1						
Barry Bonds, L OBP: 0.566, SLG: 0.776 Pedro Feliz, R OBP: 0.286, SLG: 0.364 (1, 7) (7, 5)	1B 2B		L7				HR 1B	G6-3		4	2	2	2	1	0	3						
Reggie Sanders, R OBP: 0.328, SLG: 0.440 (1, 9)	P6	F9	G4-3		G1-3		HR		HR	6	2	2	3	0	0	4						
Benito Santiago, R OBP: 0.318, SLG: 0.451 Yorvit Torrealba, R OBP: 0.358, SLG: 0.383 (1, 2) (8, 2)	1B HR IBB	HR 1B		HR 1B		G5-3	L8	F8		4	3	2	0	1	0	0						
Damon Minor, L OBP: 0.386, SLG: 0.592 (1, 3)	HR 1B	HR		HR		G4-3		SF8 2B	F9	6	4	4	5	0	0	0						
Tsuyoshi Shinjo, R OBP: 0.297, SLG: 0.373 (1, 8)	HR	SH1-3 1B		G1-3		HR	1B 1B	2B		6	2	5	5	0	0	0						
Ryan Jensen, R OBP: 0.179, SLG: 0.222 (1, 1)	HR 2B	SH1-3		K		G6-3		K	K	5	1	1	0	0	3	3						
Inning Stats	R: 8 E: 0 K: 0 S: 22	H: 7 LOB: 2 BB: 3 P: 44	R: 2 E: 0 K: 0 S: 9	H: 3 LOB: 1 BB: 0 P: 14	R: 0 E: 0 K: 0 S: 7	H: 1 LOB: 1 BB: 0 P: 11	R: 2 E: 0 K: 1 S: 11	H: 2 LOB: 0 BB: 0 P: 16	R: 0 E: 0 K: 0 S: 7	H: 0 LOB: 1 BB: 1 P: 15	R: 1 E: 0 K: 0 S: 8	H: 1 LOB: 0 BB: 0 P: 14	R: 3 E: 0 K: 0 S: 11	H: 3 LOB: 0 BB: 1 P: 20	R: 1 E: 0 K: 1 S: 17	H: 4 LOB: 3 BB: 0 P: 20	R: 1 E: 0 K: 1 S: 11	H: 2 LOB: 1 BB: 0 P: 13	1B: 11 2B: 6 3B: 0 HR: 7	SF: 1 SAC: 1 DP: 1 HBP: 0	WP: 0 PB: 0 SB: 0 CS: 0	PA: 54
PITCHER	IP	WLS	BF	H	R	ER	SO	BB	IBB	HBP	BLK	WP	HR	S	P	ERA	WHIP					
Denny Neagle, L ERA: 6.05 (1, 1)	2.0	L	19	10	10	10	0	2	1	0	0	0	3	31	58	45.00	6.000					
Denny Stark, R ERA: 3.12 (3, 1)	3.0		13	3	2	2	1	1	0	0	0	0	1	25	42	6.00	1.333					
Chris Nichting, R ERA: 4.46 (6, 1)	2.0		10	4	4	4	0	1	0	0	0	0	2	19	34	18.00	2.500					
Dennys Reyes, L ERA: 3.27 (8, 1)	1.0		7	4	1	1	1	0	0	0	0	0	0	17	20	9.00	4.000					
Rick White, R ERA: 5.83 (9, 1)	1.0		5	2	1	1	1	0	0	0	0	0	1	11	13	9.00	2.000					

San Francisco Giants @ Colorado Rockies
Coors Field, Denver, CO
Tue Jul 02 2002, 7:05 PM MDT
Att. 30,838 - Cloudy - 92 F

AB	47
R	18
H	23
RBI	18
BB	5
SO	3
LOB	16



Batter	1	2	3	4	5	6	7	8	9	AB R H RBI BB SO LOB
Juan Pierre, L OBP: 0.318, SLG: 0.314 (1, 8)	1-1 S 2B 1B		2-2 G4-3		1-2 L6		0-1 F8		3-2 1B	5 1 2 0 0 0 1
Brent Butler, R OBP: 0.343, SLG: 0.534 (1, 4)	3-1 G4-3 1-H 2B		1-0 17 1B 1B		0-0 G6-3		2-0 HR		1-0 L9	5 1 3 3 0 0 1
Larry Walker, L OBP: 0.421, SLG: 0.640 Benny Agbayani, R OBP: 0.266, SLG: 0.350 (7, PH) (8, 7)	0-0 G4-3 2-3		0-0 F8		1-0 HR		3-3 K			3 1 1 1 0 0 2 1 0 0 0 0 1 0
17 Todd Helton, L OBP: 0.436, SLG: 0.612 Dennys Reyes, R Mark Little, R OBP: 0.333, SLG: 0.308 Rick White, R (1, 3) (8, 1) (8, PH) (9, 1)	0-1 P4		1-0 1B		2-2 F9			0-0 F8		3 0 1 0 0 0 1 0 0 0 0 0 0 0 1 0 0 0 0 0 0 0 0 0 0 0 0 0
Todd Zeile, R OBP: 0.351, SLG: 0.467 (1, 5)	0-0 F2		0-1 G5-3			0-2 G4-3		0-0 G4-3		4 0 0 0 0 0 3
Todd Hollandsworth, L OBP: 0.352, SLG: 0.485 (1, 7) (8, 9)		1-0 G4-1		0-1 1B		1-1 G6-4-3 1B		1-3 K		4 0 2 0 0 1 0
Juan Uribe, R OBP: 0.293, SLG: 0.350 (1, 6)		1-1 HR		1-3 K		1-1 G6-4-3 1-2f		0-2 G6-3		4 1 1 1 0 1 3
Gary Bennett, R OBP: 0.316, SLG: 0.343 (1, 2)		0-3 K		3-1 F9			1-2 G4-3 WP HR 1B		1-1 G4-3	4 1 1 0 0 1 1
Denny Neagle, L OBP: 0.313, SLG: 0.414 Mike Hampton, R OBP: 0.362, SLG: 0.545 Denny Stark, R OBP: 0.231, SLG: 0.500 Chris Nix, R OBP: 0.333, SLG: 0.333 Ross Gload, L (1, 1) (2, PH) (3, 1) (6, 1) (7, PH) (8, 3)		1-1 G6-3		0-3 K			1-2 G4-3		0-0 G6-3	0 0 0 0 0 0 0 1 0 0 0 0 0 0 1 0 0 0 0 1 1 0 0 0 0 0 0 0 2 0 0 0 0 0 1

Inning Stats	R: 1 E: 0 K: 0 S: 8	H: 2 LOB: 1 BB: 0 P: 12	R: 1 E: 0 K: 1 S: 8	H: 1 LOB: 0 BB: 0 P: 11	R: 0 E: 0 K: 0 S: 10	H: 2 LOB: 2 BB: 0 P: 14	R: 0 E: 0 K: 2 S: 11	H: 1 LOB: 1 BB: 0 P: 15	R: 1 E: 0 K: 0 S: 9	H: 1 LOB: 0 BB: 0 P: 13	R: 0 E: 0 K: 1 S: 7	H: 1 LOB: 0 BB: 0 P: 9	R: 2 E: 0 K: 1 S: 12	H: 2 LOB: 0 BB: 0 P: 19	R: 0 E: 0 K: 1 S: 8	H: 0 LOB: 1 BB: 0 P: 9	R: 0 E: 0 K: 0 S: 7	H: 1 LOB: 1 BB: 0 P: 12	1B: 7 2B: 1 3B: 0 HR: 3	SF: 0 SAC: 0 DP: 1 HBP: 0
--------------	------------------------------	----------------------------------	------------------------------	----------------------------------	-------------------------------	----------------------------------	-------------------------------	----------------------------------	------------------------------	----------------------------------	------------------------------	---------------------------------	-------------------------------	----------------------------------	------------------------------	---------------------------------	------------------------------	----------------------------------	----------------------------------	------------------------------------

PITCHER	IP	WLS	BF	H	R	ER	SO	BB	IBB	HBP	BLK	WP	HR	S	P	ERA	WHIP
Ryan Jensen, R ERA: 4.6 (1, 1)	9.0	W	38	11	5	5	5	0	0	0	0	2	3	80	114	5.00	1.222


BOTTOM

San Francisco Giants @ Colorado Rockies
Coors Field, Denver, CO

Tue Jul 02 2002, 7:05 PM MDT
Att: 30,838 - Cloudy - 92 F

AB	R	H	RBI	BB	SO	LOB
38	5	11	5	0	5	14

WP: 2 PA: 38
PB: 0
SB: 1 CS: 0



Batter	1	2	3	4	5	6	7	8	9	AB	R	H	RBI	BB	SO	LOB	TOP										
David Bell, R (1, 4) OBP: 0.324, SLG: 0.440	2-2 F7	3-2 G6-3		2-2 P6		0-1 F8		2-1 G6-3		5	0	0	0	0	0	4											
Rich Aurilia, R (1, 6) OBP: 0.301, SLG: 0.423	3-3 K		0-0 P6	0-0 F8		1-3 K			0-0 1B	5	0	1	0	0	2	2											
Barry Bonds, L (1, 7) OBP: 0.564, SLG: 0.766	1-1 1B		4-2 BB		0-0 G6-3		0-0 P2		1-3 K	4	1	1	0	1	1	1											
Reggie Sanders, R (1, 9) OBP: 0.329, SLG: 0.440	1-1 1B		3-2 P4		2-1 L9		3-3 K		1-1 1B	5	0	2	0	0	1	1											
J.T. Snow, L (1, 3) OBP: 0.315, SLG: 0.330	2-2 1B		2-0 G4-3		2-2 WP		4-2 BB		0-3 K	4	0	2	1	1	1	3											
Shawon Dunston, R (1, 8) OBP: 0.230, SLG: 0.274	1-3 K			4-1 1B	2-3 K		0-0 F3		2-0 F9	4	1	0	0	1	2	6											
Pedro Feliz, R (1, 5) OBP: 0.305, SLG: 0.374		2-2 G5-3		0-1 HR		3-2 L1		4-2 G6-3		3	1	2	0	1	0	0											
Yorvit Torrealba, R (1, 2) OBP: 0.380, SLG: 0.444		1-1 G5-3		0-0 HR		4-0 1B		0-0 G6-3		3	1	2	3	1	0	1											
Livan Hernandez, R (1, 1) OBP: 0.290, SLG: 0.400 Jay Witasick, R (2, 1) Tom Goodwin, L (6, PH) 41 Chad Zerbe, L (6, 1) Damon Minor, L (8, PH) Aaron Fultz, L (8, 1)		0-1 F9		0-0 F3		2-1 1B		1-2 G6-3		1	0	0	0	0	0	1											
Inning Stats	R: 1 E: 0 K: 2 S: 23	H: 3 LOB: 2 BB: 0 P: 33	R: 0 E: 0 K: 0 S: 12	H: 1 LOB: 1 BB: 0 P: 18	R: 0 E: 0 K: 0 S: 7	H: 0 LOB: 1 BB: 1 P: 16	R: 3 E: 0 K: 0 S: 9	H: 2 LOB: 0 BB: 1 P: 15	R: 0 E: 0 K: 1 S: 12	H: 1 LOB: 2 BB: 1 P: 22	R: 0 E: 0 K: 1 S: 7	H: 0 LOB: 1 BB: 1 P: 14	R: 0 E: 0 K: 0 S: 12	H: 1 LOB: 1 BB: 1 P: 19	R: 0 E: 0 K: 2 S: 11	H: 2 LOB: 2 BB: 0 P: 15	1B: 9 2B: 1 3B: 0 HR: 1	SF: 0 SAC: 0 DP: 1 HBP: 0	WP: 1 PB: 0 SB: 0 CS: 0	PA: 42							
PITCHER	IP	WLS	BF	H	R	ER	SO	BB	IBB	HBP	BLK	WP	HR	S	P	ERA	WHIP										
Jason Jennings, R (1, 1) ERA: 4.85	6.0	W	29	8	4	4	4	3	0	0	0	1	1	73	120	6.00	1.833										
Justin Speier, R (7, 1) ERA: 3.12	1.0	H	4	0	0	0	1	1	0	0	0	0	0	7	14	0.00	1.000										
Todd Jones, R (8, 1) ERA: 4.09	1.0		4	1	0	0	0	1	0	0	0	0	0	12	19	0.00	2.000										
Rick White, R (9, 1) ERA: 5.64	1.0		5	2	0	0	2	0	0	0	0	0	0	11	15	0.00	2.000										

San Francisco Giants @ Colorado Rockies
 Coors Field, Denver, CO
 Wed Jul 03 2002, 7:05 PM MDT
 Att. 48,504 - Cloudy - 84 F

AB	37
R	4
H	11
RBI	4
BB	5
SO	7
LOB	21

1	0	0	0	0	0	0	1
1	0	0	0	0	0	0	0
1	0	1	0	0	0	0	0
0	0	0	0	0	0	0	0
1	0	0	0	0	0	0	2
0	0	0	0	0	0	0	0

WP: 1	PA: 42
PB: 0	
SB: 0	
CS: 0	

ERA	WHIP
6.00	1.833
0.00	1.000
0.00	2.000
0.00	2.000



BOTTOM

San Francisco Giants @ Colorado Rockies
Coors Field, Denver, CO

livebaseballscorecards.com

AB	40
R	14
H	17
RBI	14
BB	4
SO	5
LOB	17



WP	0	PA	47
PB	0		
SB	1		
CS	0		

ERA WHIP

AB R H RBI BB SO LOB

5	0	0	0	0	1	4
6	2	2	1	0	0	3
5	2	4	4	0	0	0
0	1	0	0	0	0	0
4	3	2	1	1	0	1
0	0	0	0	0	0	0
3	2	1	1	2	0	1
4	1	2	1	1	1	2
3	1	1	4	0	1	2
5	1	3	2	0	1	2
2	1	1	0	0	0	0
1	0	0	0	0	1	0
0	0	0	0	0	0	0
1	0	1	0	0	0	0
0	0	0	0	0	0	0
1	0	0	0	0	0	2
1B	12	SF	2			
2B	2	SAC	0			
3B	1	DP	0			
HR	2	HBP	1			

Batter	1	2	3	4	5	6	7	8	9								
Juan Pierre, L OBP: 0.315, SLG: 0.309 (1, 8)	0-0 B2-3	1-3 K		1-0 G4-3		1-2 G5-3	0-0 G4-3	2-2 HBP									
Brent Butler, R OBP: 0.342, SLG: 0.541 (1, 4)	1-1 G4-3	0-0 HR 1B		2-1 G5-3		0-0 G6-3		1B 3B									
Larry Walker, L OBP: 0.428, SLG: 0.654 Benny Agbayani, R OBP: 0.266, SLG: 0.350 (1, 9) (8, PR) (9, 7)	2-1 FC4-6 1B	3-1 HR		0-0 G4-3			0-2 17 2B 1B	0-0 17 BB 1B									
17 Todd Helton, L OBP: 0.439, SLG: 0.614 Rick White, R (1, 3) (9, 1)	2-0 FC4-6 1-2f	0-0 1B 1B			0-0 G6-3		1-0 G3-1 HR 2B	4-2 1B BB SF8 BB									
Todd Zeile, R OBP: 0.355, SLG: 0.466 (1, 5)					3-2 E4 BB		3-2 G3-1	4-1 SF8 1B 1B BB									
Todd Hollandsworth, L OBP: 0.356, SLG: 0.489 (1, 7) (9, 9)					4-0 FC6-4 BB		0-0 G1-3	1-0 HBP 1B 1B									
Bobby Estalella, R OBP: 0.291, SLG: 0.505 (1, 2)		0-0 SF8	3-1 F7		1-3 K		0-0 HR	2-0 SF8									
Juan Uribe, R OBP: 0.297, SLG: 0.354 (1, 6)		2-2 1B 1B	2-3 K		1-2 FC6-4		0-0 1B 1B	0-0 HBP 1B									
Jason Jennings, L OBP: 0.323, SLG: 0.379 Mark Little, R OBP: 0.320, SLG: 0.304 Justin Speier, R (6, PH) (7, 1) Terry Shumpert, R OBP: 0.333, SLG: 0.373 Todd Jones, L (8, 1) Ross Gload, L (8, PH) (9, 3)		0-1 1B HR 1B	0-0 P4			0-3 K	0-0 1B	0-0 F7									
Inning Stats	R: 0 E: 0 K: 0 S: 6	H: 1 LOB: 1 BB: 0 P: 11	R: 7 E: 0 K: 2 S: 28	H: 7 LOB: 1 BB: 1 P: 41	R: 0 E: 0 K: 1 S: 7	H: 0 LOB: 0 BB: 0 P: 12	R: 0 E: 0 K: 0 S: 4	H: 0 LOB: 0 BB: 0 P: 7	R: 0 E: 1 K: 1 S: 10	H: 0 LOB: 2 BB: 1 P: 19	R: 0 E: 0 K: 1 S: 8	H: 0 LOB: 0 BB: 0 P: 9	R: 3 E: 0 K: 0 S: 12	H: 5 LOB: 2 BB: 0 P: 16	R: 4 E: 0 K: 0 S: 14	H: 4 LOB: 3 BB: 2 P: 30	
PITCHER	IP 1.2	WLS L	BF 14	H 8	R 7	ER 7	SO 1	BB 1	IBB 0	HBP 0	BLK 0	WP 0	HR 1	S 31	P 48	ERA 37.80	WHIP 5.400
Livan Hernandez, R ERA: 4.94 (1, 1)	3.1		12	0	0	0	3	1	0	0	0	0	0	24	42	0.00	0.300
Jay Witasick, R ERA: 1.98 (2, 1)	2.0		11	5	3	3	1	0	0	0	0	0	1	20	25	13.50	2.500
41 Chad Zerbe, L ERA: 3.22 (6, 1)	1.0		10	4	4	4	0	2	0	1	0	0	0	14	30	36.00	6.000
Aaron Fultz, L ERA: 6.6 (8, 1)																	

Wed Jul 03 2002, 7:05 PM MDT
Att: 48,504 - Cloudy - 84 F

Batter	1	2	3	4	5	6	7	8	9	AB R H RBI BB SO LOB	TOP											
Mark Kotsay, L (1, 8) OBP: 0.385, SLG: 0.451	3-2 G5-4-3 1B		1-1 2-H 1B		1-1 FC5-4 1-2f		2-3 K		2-1 E6 1B BB	5 1 2 1 0 1 2												
Deivi Cruz, R (1, 6) OBP: 0.296, SLG: 0.357	0-0 G5-4-3 1-2f		1-1 G4-3		0-1 F9		0-0 F8		4-2 1B 1B BB	4 1 0 0 1 0 3												
Ryan Klesko, L (1, 3) OBP: 0.389, SLG: 0.515	1-3 K			0-0 HR		3-2 G1-3		2-3 K	1-1 1B 1B 1B 2-H 3-H	5 1 2 3 0 2 0												
Ron Gant, R (1, 7) OBP: 0.347, SLG: 0.477		1-1 F8		0-1 G5-3 1B		3-3 K		2-3 K	2-2 DI 1B	5 0 2 1 0 2 0												
Bubba Trammell, R (1, 9) OBP: 0.328, SLG: 0.354		2-1 G5-3		2-0 G5-3 1-2		3-1 1B 2B		3-2 F9	2-2 G5-3 1-2	5 1 1 0 0 0 3												
Julius Matos, R (1, 4) OBP: 0.256, SLG: 0.338		2-3 K		0-0 G6-3		4-2 1B BB		1-3 K2-3		3 0 0 0 1 2 1												
D'Angelo Jimenez, S (1, 5) OBP: 0.308, SLG: 0.315			2-2 G5-3	0-0 G4-3		2-1 BB 1B 1-3 2-H			2-3 K	4 0 1 1 0 1 1												
Tom Lampkin, L (1, 2) OBP: 0.294, SLG: 0.312			0-2 SH1-4 1B 1B		1-1 F8	4-2 BB BB			2-2 BB E 1B 1B	3 2 2 0 1 0 0												
Brett Tomko, R (1, 1) OBP: 0.194, SLG: 0.250			0-1 SH1-4		1-1 FC5-4 1B	2-0 F8			3-1 F9	1 0 1 0 0 0 0 1 0 0 0 0 0 0 3 0 1 0 0 0 0 0 0 1												
Trenidad Hubbard, R (6, PH) OBP: 0.281, SLG: 0.253																						
Rodney Myers, R (6, 1)																						
Mike Holtz, L (6, 1)																						
Jeremy Fikac, R (7, 1)																						
Steve Reed, R (8, 1)																						
Mark Sweeney, L (9, PH) OBP: 0.209, SLG: 0.254																						
Inning Stats	R: 0 E: 0 K: 1 S: 8	H: 1 LOB: 0 BB: 0 P: 12	R: 0 E: 0 K: 1 S: 7	H: 0 LOB: 0 BB: 0 P: 12	R: 1 E: 0 K: 0 S: 14	H: 2 LOB: 1 BB: 0 P: 18	R: 1 E: 0 K: 0 S: 6	H: 2 LOB: 1 BB: 0 P: 8	R: 0 E: 0 K: 0 S: 8	H: 1 LOB: 1 BB: 0 P: 11	R: 1 E: 0 K: 1 S: 18	H: 2 LOB: 3 BB: 2 P: 39	R: 0 E: 0 K: 2 S: 10	H: 0 LOB: 0 BB: 0 P: 14	R: 0 E: 0 K: 2 S: 9	H: 0 LOB: 0 BB: 0 P: 15	R: 3 E: 1 K: 1 S: 25	H: 3 LOB: 2 BB: 1 P: 43	1B: 9 2B: 1 3B: 0 HR: 1	SF: 0 SAC: 1 DP: 1 HBP: 0	WP: 0 PB: 0 SB: 0 CS: 0	PA: 41
PITCHER	IP WLS BF H R ER SO BB IBB HBP BLK WP HR S P ERA WHIP																					
Mike Hampton, L (1, 1) ERA: 6.73	6.0 W 27 8 3 3 3 2 0 0 0 0 0 1 61 100 4.50 1.667																					
Justin Speier, R (7, 1) ERA: 3.0	1.0 3 0 0 0 2 0 0 0 0 0 0 0 10 14 0.00 0.000																					
Dennys Reyes, L (8, 1) ERA: 3.18	1.0 3 0 0 0 2 0 0 0 0 0 0 0 9 15 0.00 0.000																					
Denny Stark, R (9, 1) ERA: 3.07	0.2 7 3 3 0 1 1 0 0 0 0 0 0 21 37 0.00 6.000																					
Jose Jimenez, R (9, 1) ERA: 3.38	0.1 S 1 0 0 0 0 0 0 0 0 0 0 0 4 6 0.00 0.000																					

San Diego Padres @ Colorado Rockies
Coors Field, Denver, CO

Fri Jul 05 2002, 7:05 PM MDT
Att. 48,540 - Cloudy - 78 F

livebaseballscorecards.com

AB	37
R	6
H	11
RBI	6
BB	3
SO	8
LOB	14



Batter	1	2	3	4	5	6	7	8	9	AB	R	H	RBI	BB	SO	LOB
Juan Pierre, L OBP: 0.316, SLG: 0.309 (1, 8)	0-1 G4-3 1B	3-2 F8 1B		0-3 K		1-0 E 1B	4-0 BB			4	1	1	1	1	1	0
Brent Butler, R OBP: 0.353, SLG: 0.553 (1, 4)	1-1 2B 1B	1-1 1B		0-0 G1-3		0-2 E 17 2B 2B	1-3 K			5	2	3	0	0	1	2
Larry Walker, L OBP: 0.427, SLG: 0.652 (1, 9)	1-0 17 E 1B 2B	0-0 G5-3			4-2 G6-3 BB	0-2 E4 17 2B		1-1 G5-3		4	2	1	1	1	0	2
17 Todd Helton, L OBP: 0.438, SLG: 0.614 (1, 3)	1-0 E6 WP 1B 2-3		2-2 G6-3		2-2 F7	2-1 1-H 2B		2-2 1B 1B		5	1	2	2	0	0	2
Todd Zeile, R OBP: 0.362, SLG: 0.470 (1, 5)	1-2 WP E 1B 3-H		1-0 3B 1B		2-1 G6-3	4-0 IBB		2-2 1B		4	2	3	1	1	0	1
Todd Hollandsworth, L OBP: 0.353, SLG: 0.492 (1, 7)	2-3 K		0-0 1-H 3B		0-1 G4-3	0-1 P4		3-2 L4		5	0	1	1	0	1	7
Juan Uribe, R OBP: 0.293, SLG: 0.348 (1, 6)	2-1 E6 1-H 2-H		0-0 L6		0-2 P5	3-2 F3		1-3 K		5	0	0	0	0	1	3
Gary Bennett, R OBP: 0.314, SLG: 0.340 (1, 2)	0-3 K		2-1 F9		3-2 G4-3	3-1 BB 1B				4	0	1	0	0	1	2
Mike Hampton, R OBP: 0.361, SLG: 0.514 (6, PH) Mark Little, R OBP: 0.337, SLG: 0.313 (7, 1) Justin Speier, R (7, PH) Ross Gload, L (7, PH) Dennys Reyes, R (8, 1) Denny Stark, R OBP: 0.231, SLG: 0.500 (9, 1) Jose Jimenez, R (9, 1)		1-1 G1-3		2-1 F8		1-2 WP 1B 1B	1-2 L7			2	0	0	0	0	0	0

Inning Stats	R: 4	H: 3	E: 2	LOB: 1	K: 2	P: 25	R: 0	H: 1	E: 0	LOB: 1	K: 0	P: 16	R: 1	H: 2	E: 0	LOB: 1	K: 0	P: 14	R: 0	H: 0	E: 0	LOB: 0	K: 1	P: 10	R: 0	H: 0	E: 0	LOB: 1	K: 0	P: 17	R: 4	H: 4	E: 2	LOB: 2	K: 0	P: 33	R: 0	H: 1	E: 0	LOB: 2	K: 1	P: 25	R: 0	H: 2	E: 0	LOB: 2	K: 1	P: 26	
	S: 17		S: 11		S: 9		S: 8		S: 22		S: 13		S: 17		S: 17		S: 17		S: 17		S: 17		S: 17		S: 17		S: 17		S: 17		S: 17		S: 17		S: 17		S: 17		S: 17		S: 17		S: 17		S: 17		S: 17		S: 17

PITCHER	IP	WLS	BF	H	R	ER	SO	BB	IBB	HBP	BLK	WP	HR	S	P	ERA	WHIP
Brett Tomko, R ERA: 3.86 (1, 1)	5.0	L	24	6	5	3	3	1	0	0	0	1	0	54	82	5.40	1.400
Rodney Myers, R ERA: 5.68 (6, 1)	0.2		5	3	3	1	0	0	0	0	0	1	0	15	20	13.50	4.500
Mike Holtz, L ERA: 5.87 (6, 1)	0.1		4	1	1	0	0	0	1	0	0	0	0	7	13	0.00	3.000
Jeremy Fikac, R ERA: 4.73 (7, 1)	1.1		8	3	0	0	1	1	0	0	0	0	0	23	40	0.00	3.000
Steve Reed, R ERA: 1.75 (8, 1)	0.2		2	0	0	0	1	0	0	0	0	0	0	7	11	0.00	0.000

BOTTOM

San Diego Padres @ Colorado Rockies
Coors Field, Denver, CO

Fri Jul 05 2002, 7:05 PM MDT
Att: 48,540 - Cloudy - 78 F

AB	40
R	9
H	13
RBI	6
BB	3
SO	5
LOB	20

livebaseballscores.com



1B	9	SF	0
2B	3	SAC	0
3B	1	DP	0
HR	0	HBP	0
WP	2	PA	43
PB	0		
SB	0		
CS	0		

Batter	1	2	3	4	5	6	7	8	9	AB R H RBI BB SO LOB	TOP	
Ramón Vázquez, L (1, 4) OBP: 0.307, SLG: 0.292	3-2 G3-1	2-2 CS	0-1 G3		0-2 G3-1			0-0 F7		4 0 0 0 0 0 0		
D'Angelo Jimenez, S (1, 5) OBP: 0.308, SLG: 0.324	3-2 HR		2-1 G4-3			0-1 F8		1-1 G4-3	4 1 1 1 0 0 0			
Mark Kotsay, L (1, 8) OBP: 0.383, SLG: 0.448	0-1 1B SF8		0-2 L8			1-3 K		0-0 F7	4 1 1 0 0 1 0			
Ryan Klesko, L (1, 3) OBP: 0.390, SLG: 0.514	2-2 1B				0-0 F9	1-0 G6-3		2-2 FC5-4 1B	4 0 2 0 0 0 0			
Ron Gant, R (1, 7) OBP: 0.344, SLG: 0.473	1-1 SF8				0-3 K		1-1 CS 1B	2-0 FC5-4	3 0 1 1 0 1 1			
Bubba Trammell, R (1, 9) OBP: 0.328, SLG: 0.358	3-H 1-0 P4				2-0 2B		3-3 K		3 0 1 0 0 1 2			
Deivi Cruz, R (1, 6) OBP: 0.293, SLG: 0.354		0-0 G5-3			0-0 G6-3		1-3 K		3 0 0 0 0 1 1			
Wiki Gonzalez, R (1, 2) OBP: 0.383, SLG: 0.348		1-1 G4-1			0-1 L8		2-1 G6-3		3 0 0 0 0 0 0			
44 Jake Peavy, R (1, 1) OBP: 0.500, SLG: 0.750		2-2 CS 2B			1-0 G6-3		0-2 L7		2 0 1 0 0 0 0			
Mike Holtz, L (7, 1)									0 0 0 0 0 0 0			
Mark Sweeney, L (8, PH) OBP: 0.206, SLG: 0.250									1 0 0 0 0 0 0			
Steve Reed, R (8, 1)									0 0 0 0 0 0 0			
Inning Stats	R: 2 H: 3 E: 0 LOB: 1 K: 0 BB: 0 S: 16 P: 26	R: 0 H: 1 E: 0 LOB: 0 K: 0 BB: 0 S: 10 P: 15	R: 0 H: 0 E: 0 LOB: 0 K: 1 BB: 0 S: 7 P: 9	R: 0 H: 1 E: 0 LOB: 1 K: 1 BB: 0 S: 6 P: 8	R: 0 H: 0 E: 0 LOB: 0 K: 0 BB: 0 S: 6 P: 7	R: 0 H: 0 E: 0 LOB: 0 K: 1 BB: 0 S: 6 P: 8	R: 0 H: 1 E: 0 LOB: 0 K: 2 BB: 0 S: 8 P: 13	R: 0 H: 0 E: 0 LOB: 0 K: 0 BB: 0 S: 6 P: 8	R: 0 H: 1 E: 0 LOB: 1 K: 0 BB: 0 S: 7 P: 12	1B: 4 SF: 1 2B: 3 SAC: 0 3B: 0 DP: 1 HR: 1 HBP: 0	WP: 0 PA: 33 PB: 0 SB: 0 CS: 2	
PITCHER	IP WLS BF H R ER SO BB IBB HBP BLK WP HR S P ERA WHIP											
John Thomson, R (1, 1) ERA: 4.85	7.0 W 25 6 2 2 4 0 0 0 0 0 0 1 59 86 2.57 0.857											
Todd Jones, R (8, 1) ERA: 4.0	1.0 H 3 0 0 0 0 0 0 0 0 0 0 0 6 8 0.00 0.000											
Jose Jimenez, R (9, 1) ERA: 3.3	1.0 S 4 1 0 0 0 0 0 0 0 0 0 0 7 12 0.00 1.000											

San Diego Padres @ Colorado Rockies
 Coors Field, Denver, CO
 Sat Jul 06 2002, 6:05 PM MDT
 Att. 36,866 - Sunny - 86 F

livebaseballscorecards.com

AB	31
R	2
H	7
RBI	2
BB	0
SO	4
LOB	4



Batter	1	2	3	4	5	6	7	8	9
Juan Pierre, L OBP: 0.315, SLG: 0.310 (1, 8)	0-3 K	2-2 G6-3		1-1 2B		1-0 F9		2-1 G3-1	
Brent Butler, R OBP: 0.341, SLG: 0.534 (1, 4)	1-2 E5 17 BB 1B		1-2 G6-3	3-1 F9		0-1 G6-3			
Larry Walker, L OBP: 0.428, SLG: 0.653 (1, 9)	0-1 F9		1-0 1B 2B		3-2 G3-1		1-1 17 CS 1B		
17 Todd Helton, L OBP: 0.439, SLG: 0.611 (1, 3)	4-0 1B 2B BB		2-1 L9		2-2 G3-1		0-2 1-2 1B		
Todd Zeile, R OBP: 0.367, SLG: 0.477 (1, 5)	0-2 2B 1-3 2-H 1B		3-2 1B		3-0 2B		1-1 F9		
Todd Hollandsworth, L OBP: 0.356, SLG: 0.494 (1, 7)	1-2 1-3 3-H 2B		0-1 G3		4-0 IBB		0-1 G4-3		
Bobby Estalella, R OBP: 0.285, SLG: 0.491 (1, 2)	0-3 K			1-3 K		1-3 K		1-1 SH1-4 1B	
Terry Shumpert, R OBP: 0.338, SLG: 0.378 (8, PH)								0-0 SH1-4	
Gary Bennett, R OBP: 0.314, SLG: 0.340 (9, 2)								1-2 K	
Juan Uribe, R OBP: 0.291, SLG: 0.345 (1, 6)		1-1 F7		1-0 F7		3-1 G6-3			
John Thomson, R OBP: 0.188, SLG: 0.138 (1, 1)		3-2 G6-3		2-0 2B		0-1 1B			
Todd Jones, L (8, 1)									
Ross Gload, L (8, PH)									
Jose Jimenez, R (9, 1)									

AB	R	H	RBI	BB	SO	LOB
5	0	1	0	0	1	2
4	1	0	0	0	0	3
4	1	2	0	0	0	1
3	1	1	0	1	0	1
4	0	3	2	0	0	1
3	0	1	1	1	0	2
3	0	0	0	0	3	4
1	0	1	0	0	0	0
0	0	0	0	0	0	0
3	0	0	0	0	0	0
3	0	2	0	0	0	0
0	0	0	0	0	0	0
1	0	0	0	0	1	1
0	0	0	0	0	0	0

AB	R	H	RBI	BB	SO	LOB
34	3	11	3	2	5	15


Inning Stats		R: 2	H: 2	E: 1	K: 2	S: 18	R: 0	H: 0	E: 0	K: 0	S: 12	R: 1	H: 2	E: 0	K: 0	S: 11	R: 0	H: 2	E: 0	K: 1	S: 9	R: 0	H: 1	E: 0	K: 1	S: 13	R: 0	H: 1	E: 0	K: 0	S: 7	R: 0	H: 2	E: 0	K: 0	S: 9	R: 0	H: 1	E: 0	K: 1	S: 10
LOB: 2		LOB: 0		LOB: 0		LOB: 1		LOB: 2		LOB: 1		LOB: 1		LOB: 2		LOB: 1		LOB: 1		LOB: 1		LOB: 1		LOB: 1		LOB: 1		LOB: 1		LOB: 1		LOB: 1		LOB: 1		LOB: 1		LOB: 1			
BB: 1		BB: 0		BB: 0		BB: 0		BB: 1		BB: 0		BB: 0		BB: 1		BB: 0		BB: 0		BB: 0		BB: 0		BB: 0		BB: 0		BB: 0		BB: 0		BB: 0		BB: 0		BB: 0		BB: 0		BB: 0	
P: 24		P: 18		P: 18		P: 18		P: 26		P: 11		P: 17		P: 11		P: 11		P: 11		P: 11		P: 13		P: 11		P: 11		P: 11		P: 11		P: 11		P: 11		P: 11		P: 11			

PITCHER	IP	WLS	BF	H	R	ER	SO	BB	IBB	HBP	BLK	WP	HR	S	P	ERA	WHIP
44 Jake Peavy, R (1, 1)	6.0	L	29	8	3	1	4	1	1	0	0	0	0	70	114	1.50	1.500
Mike Holtz, L (7, 1)	1.0		4	2	0	0	0	0	0	0	0	0	0	9	11	0.00	2.000
Steve Reed, R (8, 1)	1.0		4	1	0	0	1	0	0	0	0	0	0	10	13	0.00	1.000

PITCHER	IP	WLS	BF	H	R	ER	SO	BB	IBB	HBP	BLK	WP	HR	S	P	ERA	WHIP

San Diego Padres @ Colorado Rockies
Coors Field, Denver, CO
 Sat Jul 06 2002, 6:05 PM MDT
 Att. 36,866 - Sunny - 86 F

livebaseballscores.com



Batter	1	2	3	4	5	6	7	8	9	AB R H RBI BB SO LOB	TOP																	
Juan Pierre, L (1, 8) OBP: 0.314, SLG: 0.309	0-1 P6			1-2 G3-1	3-1 1B 1B		2-3 K			4 0 1 1 0 1 0	Colorado Rockies @ San Francisco Giants PacBell Park, San Francisco, CA Thu Jul 11 2002, 10:15 PM EDT Att. 39,644 - Overcast - 63 F																	
Brent Butler, R (1, 4) OBP: 0.336, SLG: 0.520	1-1 G4-3			1-2 G4-3	0-0 1B 1B			2-1 F3		4 0 1 0 0 0 0																		
Larry Walker, L (1, 9) OBP: 0.427, SLG: 0.651	0-0 F8			1-0 2B	1-3 K			0-0 G1-3		4 0 1 0 0 1 3																		
17 Todd Helton, L (1, 3) OBP: 0.439, SLG: 0.607		4-1 G5-4-3 BB		4-0 IBB	2-0 G3			2-0 G4-3		2 0 0 0 2 0 3																		
Todd Zeile, R (1, 5) OBP: 0.364, SLG: 0.468		2-3 K		0-2 F9		1-1 F8		3-1 F3		4 0 0 0 0 1 3																		
Todd Hollandsworth, L (1, 7) OBP: 0.353, SLG: 0.488		0-0 G5-4-3			1-0 1B 1B	1-0 G6-3		2-3 K		4 1 1 0 0 1 1																		
Juan Uribe, R (1, 6) OBP: 0.285, SLG: 0.337			2-3 K		3-2 F7	1-3 K		3-1 G6-3		4 0 0 0 0 2 1																		
Gary Bennett, R (1, 2) OBP: 0.319, SLG: 0.336			2-0 F8		1-0 1B 1B		2-0 F9			3 1 1 0 0 0 0																		
Jason Jennings, L (1, 1) OBP: 0.333, SLG: 0.387 Denny Stark, R (6, 1) OBP: 0.231, SLG: 0.500 Ben Petrick, R (7, PH) OBP: 0.196, SLG: 0.208 Justin Speier, R (7, 1) Todd Jones, L (8, 1) Jose Jimenez, R (8, 1)			1-0 F2		1-1 1B 1B		1-1 G6-3			2 0 1 1 0 0 0 0 0 0 0 0 0 0 1 0																		
Inning Stats	R: 0 E: 0 K: 0 S: 5	H: 0 LOB: 0 BB: 0 P: 6	R: 0 E: 0 K: 1 S: 5	H: 0 LOB: 0 BB: 1 P: 11	R: 0 E: 0 K: 1 S: 6	H: 0 LOB: 0 BB: 0 P: 11	R: 0 E: 0 K: 0 S: 10	H: 1 LOB: 2 BB: 1 P: 17	R: 2 E: 0 K: 1 S: 18	H: 5 LOB: 3 BB: 0 P: 30	R: 0 E: 0 K: 1 S: 8	H: 0 LOB: 0 BB: 0 P: 11	R: 0 E: 0 K: 1 S: 7	H: 0 LOB: 0 BB: 0 P: 12	R: 0 E: 0 K: 0 S: 4	H: 0 LOB: 0 BB: 0 P: 8	R: 0 E: 0 K: 1 S: 7	H: 0 LOB: 0 BB: 0 P: 15	1B: 5 2B: 1 3B: 0 HR: 0	SF: 0 SAC: 0 DP: 1 HBP: 0	WP: 0 PB: 0 SB: 0 CS: 0	PA: 34						
PITCHER	IP WLS BF H R ER SO BB IBB HBP BLK WP HR S P ERA WHIP																											
Russ Ortiz, R (1, 1) ERA: 3.65	6.0		25	6	2	2	4	1	1	0	0	0	0	0	52	86	3.00	1.167										
Felix Rodriguez, R (7, 1) ERA: 5.35	1.1		4	0	0	0	1	0	0	0	0	0	0	9	16	0.00	0.000											
41 Chad Zerbe, L (8, 1) ERA: 3.13	0.2		2	0	0	0	0	0	0	0	0	0	0	2	4	0.00	0.000											
Tim Worrell, R (9, 1) ERA: 2.01	1.0	W	3	0	0	0	1	0	0	0	0	0	0	7	15	0.00	0.000											

AB	32
R	2
H	6
RBI	2
BB	2
SO	6
LOB	11



WP	0	PA	34
PB	0		
SB	0		
CS	0		

Batter	1	2	3	4	5	6	7	8	9	AB	R	H	RBI	BB	SO	LOB
Tom Goodwin, L (1, 7) OBP: 0.348, SLG: 0.275	3-2 G4-3		1-0 G5-3	3-2 F8			1-1 F9 1B 2B	4-0 S BB		4	1	1	0	1	0	2
Rich Aurilia, R (1, 6) OBP: 0.301, SLG: 0.419	0-0 1B 1B		2-3 K		0-1 G1-3		2-1 F9 2-3	3-2 F9 1-2 2-3		5	0	1	0	0	1	3
Jeff Kent, R (1, 4) OBP: 0.376, SLG: 0.512	3-2 G4-6-3 1-2 1B		3-2 2B 1B		0-0 G6-3		1-1 1B SF7 HBP		0-0 P6	4	1	2	0	0	0	0
J.T. Snow, L (1, 3) OBP: 0.322, SLG: 0.347	0-0 G4-6-3 1-2f		1-0 1-3 2B		0-0 G4-6-3		2-1 1-3 3-H 1B		1-0 1B 3B	5	1	3	1	0	0	2
Reggie Sanders, R (1, 9) OBP: 0.326, SLG: 0.432		2-2 S FC5 1B	0-0 G6-3		1-1 G6-3		0-1 SF7		1-1 3-H 1B	4	0	2	2	0	0	2
David Bell, R (1, 5) OBP: 0.321, SLG: 0.428		4-2 1-2 S BB		2-2 F3		1-2 G3 1B 1B	1-2 F9			3	0	1	0	1	0	1
Tsuyoshi Shinjo, R (1, 8) OBP: 0.300, SLG: 0.378		3-3 K 1-2 2-3		4-2 S BB		2-2 G3 1-2 1B		4-0 FC3-6 BB		2	0	1	0	2	1	2
Yorvit Torrealba, R (1, 2) OBP: 0.360, SLG: 0.418		2-2 FC5 3-H		2-3 K 1-2		1-1 G3 1-2 2-3		0-0 FC3-6 PB G1-3 1-2f		4	0	0	0	0	1	6
Russ Ortiz, R (1, 1) OBP: 0.336, SLG: 0.388 Shawon Dunston, R (6, PH) OBP: 0.226, SLG: 0.267 Felix Rodriguez, R (7, 1) OBP: 1.000, SLG: 1.000 41 Chad Zerbe, L (8, 1) OBP: 0.200, SLG: 0.200 Damon Minor, L (8, PH) OBP: 0.392, SLG: 0.532 Tim Worrell, R (9, 1)		0-1 F9		4-1 BB		3-2 F2		2-2 G1-3		1	0	0	0	1	0	2

Inning Stats	R: 0	H: 2	E: 0	LOB: 1	K: 0	BB: 0	S: 8	R: 0	H: 1	E: 0	LOB: 2	K: 1	BB: 1	S: 15	R: 0	H: 2	E: 0	LOB: 2	K: 1	BB: 0	S: 9	R: 0	H: 0	E: 0	LOB: 2	K: 1	BB: 2	S: 16	R: 0	H: 2	E: 0	LOB: 2	K: 0	BB: 0	S: 4	R: 0	H: 2	E: 0	LOB: 2	K: 0	BB: 0	S: 14	R: 2	H: 2	E: 0	LOB: 1	K: 0	BB: 0	S: 12	R: 0	H: 0	E: 0	LOB: 2	K: 0	BB: 2	S: 8	R: 1	H: 2	E: 0	LOB: 1	K: 0	BB: 0	S: 4	1B: 8	SF: 1	2B: 2	SAC: 0	3B: 1	DP: 1	HR: 0	HBP: 1	WP: 0	PA: 41
--------------	------	------	------	--------	------	-------	------	------	------	------	--------	------	-------	-------	------	------	------	--------	------	-------	------	------	------	------	--------	------	-------	-------	------	------	------	--------	------	-------	------	------	------	------	--------	------	-------	-------	------	------	------	--------	------	-------	-------	------	------	------	--------	------	-------	------	------	------	------	--------	------	-------	------	-------	-------	-------	--------	-------	-------	-------	--------	-------	--------

PITCHER	IP	WLS	BF	H	R	ER	SO	BB	IBB	HBP	BLK	WP	HR	S	P	ERA	WHIP
Jason Jennings, R (1, 1) ERA: 4.59	5.1		25	7	0	0	3	3	0	0	0	0	0	60	103	0.00	1.875
Denny Stark, R (6, 1) ERA: 3.02	0.2	H	2	0	0	0	0	0	0	0	0	0	0	6	10	0.00	0.000
Justin Speier, R (7, 1) ERA: 3.54	1.0	B	6	2	2	2	0	0	0	1	0	0	0	12	19	18.00	2.000
Todd Jones, R (8, 1) ERA: 3.91	1.0		5	0	0	0	0	2	0	0	0	0	0	8	21	0.00	2.000
Jose Jimenez, R (9, 1) ERA: 3.48	0.1	L	3	2	1	1	0	0	0	0	0	0	0	4	6	27.00	6.000

BOTTOM

Colorado Rockies @ San Francisco Giants
PacBell Park, San Francisco, CA

Thu Jul 11 2002, 10:15 PM EDT
Att: 39,644 - Overcast - 63 F

AB	34
R	3
H	11
RBI	3
BB	5
SO	3
LOB	23

livebaseballscorecards.com



Batter	1	2	3	4	5	6	7	8	9	AB R H RBI BB SO LOB	TOP											
Juan Pierre, L (1, 8) OBP: 0.311, SLG: 0.306	2-2 G6-3		0-0 B1-3		0-0 F8		1-1 G4-3			4 0 0 0 0 0 2	Colorado Rockies @ San Francisco Giants PacBell Park, San Francisco, CA Fri Jul 12 2002, 10:35 PM EDT Att. 40,963 - Sunny - 66 F											
Brent Butler, R (1, 4) OBP: 0.333, SLG: 0.512	2-2 G5-3		1-0 1B			0-3 K		0-0 L8		4 0 1 0 0 1 0												
Larry Walker, L (1, 9) OBP: 0.422, SLG: 0.642	2-3 K		2-2 P4			2-2 F8		3-2 F7		4 0 0 0 0 1 1												
17 Todd Helton, L (1, 3) OBP: 0.440, SLG: 0.603		4-0 BB		1-1 G1-3		4-1 1B		1-3 K		2 0 0 0 2 1 0												
Todd Zeile, R (1, 5) OBP: 0.368, SLG: 0.468		4-2 FC5-4		4-2 G1-6-3		1-1 1B		0-2 G1-4-3		2 0 1 0 2 0 0												
Todd Hollandsworth, L (1, 7) OBP: 0.348, SLG: 0.480		1-2 BB		0-0 G1-6-3		1-3 K		0-0 G3-1		4 0 0 0 0 1 5												
Juan Uribe, R (1, 6) OBP: 0.282, SLG: 0.333		3-3 K		1-2 G6-3		3-3 K		2-0 F2		4 0 0 0 0 2 2												
Gary Bennett, R (1, 2) OBP: 0.320, SLG: 0.335		0-1 FC5-4		2-3 K		0-2 FC5-4		1B		3 0 1 0 0 1 2												
Mike Hampton, R (1, 1) OBP: 0.359, SLG: 0.500			1-3 K		1-2 1B		0-0 FC5-4			3 0 1 0 0 1 1												
Rick White, R (8, 1)										0 0 0 0 0 0 0												
Dennys Reyes, R (8, 1)										0 0 0 0 0 0 0												
Inning Stats	R: 0 E: 0 K: 1 S: 12	H: 0 LOB: 0 BB: 0 P: 18	R: 0 E: 0 K: 1 S: 11	H: 0 LOB: 2 BB: 2 P: 23	R: 0 E: 0 K: 1 S: 9	H: 1 LOB: 1 BB: 0 P: 13	R: 0 E: 0 K: 0 S: 5	H: 0 LOB: 0 BB: 1 P: 10	R: 0 E: 0 K: 1 S: 12	H: 1 LOB: 1 BB: 0 P: 16	R: 0 E: 0 K: 2 S: 12	H: 1 LOB: 2 BB: 1 P: 20	R: 0 E: 0 K: 1 S: 9	H: 1 LOB: 1 BB: 0 P: 13	R: 0 E: 0 K: 1 S: 8	H: 0 LOB: 0 BB: 0 P: 12	R: 0 E: 0 K: 0 S: 5	H: 0 LOB: 0 BB: 0 P: 7	1B: 4 2B: 0 3B: 0 HR: 0	SF: 0 SAC: 0 DP: 1 HBP: 0	WP: 0 PB: 0 SB: 0 CS: 0	PA: 34
PITCHER Livan Hernandez, R (1, 1) ERA: 4.57	IP: 9.0 WLS: W BF: 34 H: 4 R: 0 ER: 0 SO: 8 BB: 4 IBB: 0 HBP: 0 BLK: 0 WP: 0 HR: 0 S: 83 P: 132 ERA: 0.00 WHIP: 0.889											PITCHER	IP: 0.0 WLS: 0 BF: 0 H: 0 R: 0 ER: 0 SO: 0 BB: 0 IBB: 0 HBP: 0 BLK: 0 WP: 0 HR: 0 S: 0 P: 0 ERA: 0.00 WHIP: 0.00									

livebaseballscorecards.com

AB	30
R	0
H	4
RBI	0
BB	4
SO	8
LOB	13



Batter	1	2	3	4	5	6	7	8	9
David Bell, R OBP: 0.319, SLG: 0.425 (1, 5)	0-1 F8 G3-2-5 1B		0-0 G5-3		2-2 F8		1-0 F7	0-0 F8	
Rich Aurilia, R OBP: 0.307, SLG: 0.424 (1, 6)	2-0 1-2 1B		3-2 FC5-6 1B			3-1 F9	0-0 2-H 3-H 1B		
Jeff Kent, R OBP: 0.374, SLG: 0.509 Tom Goodwin, L OBP: 0.348, SLG: 0.275 (1, 4) (9, 7)	2-0 F8 2-3		0-1 F9			0-0 P6		1-0 1B SF7 1B	
Barry Bonds, L OBP: 0.558, SLG: 0.771 Ramon Martinez, R OBP: 0.351, SLG: 0.386 (1, 7) (9, 4)	3-1 G3-2-5 3-H		2-1 FC5-6 1-2f			0-1 L8		3-2 3B 1B	
Reggie Sanders, R OBP: 0.331, SLG: 0.434 (1, 9)		1-0 HR 1B		1-1 G6-3 1B			4-0 1B S BB	1-3 K	
Benito Santiago, R OBP: 0.313, SLG: 0.448 (1, 2)		2-0 L5		2-2 G6-3 1-2f			0-0 F8	0-1 SF7 1-2 3-H	
Damon Minor, L OBP: 0.364, SLG: 0.559 (1, 3)		0-0 1-H HR		1-0 F8			4-0 1B 1-2 E BB	4-2 3B BB	
Tsuyoshi Shinjo, R OBP: 0.303, SLG: 0.387 (1, 8)		0-2 G6-3			0-0 E5 G6-4-3		1-0 E 1B 1-3 2-H	2-2 2B 3B 1-H 2-H	
Livan Hernandez, R OBP: 0.286, SLG: 0.412 (1, 1)		1-3 K			0-1 G6-4-3 1-2f		0-2 FC6 1B 2-3 3-H	2-1 2B	

Inning Stats	R: 0	H: 2	E: 0	K: 0	S: 6	LOB: 1	BB: 0	P: 13
	R: 2	H: 2	E: 0	K: 1	S: 9	LOB: 0	BB: 0	P: 13
	R: 0	H: 1	E: 0	K: 0	S: 8	LOB: 1	BB: 0	P: 13
	R: 0	H: 1	E: 0	K: 0	S: 7	LOB: 0	BB: 0	P: 11
	R: 0	H: 0	E: 1	K: 0	S: 6	LOB: 0	BB: 0	P: 8
	R: 0	H: 0	E: 0	K: 0	S: 5	LOB: 0	BB: 0	P: 8
	R: 3	H: 2	E: 1	K: 0	S: 7	LOB: 2	BB: 2	P: 17
	R: 4	H: 4	E: 1	K: 1	S: 19	LOB: 1	BB: 1	P: 32

PITCHER	IP	WLS	BF	H	R	ER	SO	BB	IBB	HBP	BLK	WP	HR	S	P	ERA	WHIP
Mike Hampton, L ERA: 6.55 (1, 1)	7.0	L	29	8	5	3	1	2	0	0	0	0	1	48	83	3.86	1.429
Rick White, R ERA: 5.73 (8, 1)	0.2		4	2	2	2	1	0	0	0	0	0	0	10	15	27.00	3.000
Dennys Reyes, L ERA: 3.67 (8, 1)	0.1		4	2	2	2	0	1	0	0	0	0	0	9	17	54.00	9.000

AB R H RBI BB SO LOB

5	0	1	0	0	0	3
4	0	3	1	0	0	0
4	1	1	0	0	0	3
0	0	0	0	0	0	0
4	1	1	0	0	0	3
0	0	0	0	0	0	0
3	2	2	0	1	1	2
3	0	0	1	0	0	3
2	3	1	2	2	0	0
4	2	2	3	0	0	0
4	0	1	1	0	1	2

AB	R	H	RBI	BB	SO	LOB
33	9	12	8	3	2	16

WP	PA	ERA	WHIP
0	37		

Colorado Rockies @ San Francisco Giants
PacBell Park, San Francisco, CA
Fri Jul 12 2002, 10:35 PM EDT
Att. 40,963 - Sunny - 66 F

livebaseballscorecards.com



Batter	1	2	3	4	5	6	7	8	9	AB R H RBI BB SO LOB	TOP											
Juan Pierre, L (1, 8) OBP: 0.308, SLG: 0.303	1-0 F9		1-2 F9			1-0 F9		3-1 F8		4 0 0 0 0 0 1												
Brent Butler, R (1, 4) OBP: 0.324, SLG: 0.496	0-0 L8			1-0 F8		1-2 G6-3		2-1 F8		4 0 0 0 0 0 1												
Larry Walker, L (1, 9) OBP: 0.426, SLG: 0.646	4-1 BB			2-2 17 PB 1B			2-1 G5-3		0-1 17 1B 2B	3 1 2 0 1 0 0												
17 Todd Helton, L (1, 3) OBP: 0.441, SLG: 0.601	0-2 G6-3			3-2 P6 1-2			4-2 1B BB		2-2 G4-6-3 1B 2-H	3 0 1 1 1 0 2												
Todd Zeile, R (1, 5) OBP: 0.367, SLG: 0.465		0-0 F3		3-3 K2-3			3-2 1-2 1B		1-1 G4-6-3 1-2f	4 0 1 0 0 1 2												
Todd Hollandsworth, L (1, 7) OBP: 0.344, SLG: 0.475		2-3 K			0-1 P6		2-3 K		1-2 F9	3 0 0 0 0 2 2												
Ben Petrick, R (9, PH) OBP: 0.189, SLG: 0.204										1 0 0 0 0 0 0												
Juan Uribe, R (1, 6) OBP: 0.279, SLG: 0.330		3-2 F3			1-1 L4		2-3 K			3 0 0 0 0 1 2												
Gary Bennett, R (1, 2) OBP: 0.314, SLG: 0.329			0-1 F9		1-2 G6-3			0-0 F8		3 0 0 0 0 0 0												
John Thomson, R (1, 1) OBP: 0.182, SLG: 0.133		0-0 L9				2-3 K		1-2 WP 1B		1 0 0 0 0 0 0												
Mark Little, R (8, PH) OBP: 0.317, SLG: 0.291										1 0 0 0 0 1 0												
Denny Neagle, L (6, 1) OBP: 0.317, SLG: 0.414										0 0 0 0 0 0 0												
Ross Gload, L (8, PH) OBP: 0.300, SLG: 0.222										1 0 1 0 0 0 0												
40 Brian Fuentes, L (8, 1) Rick White, R (8, 1)										0 0 0 0 0 0 0												
										0 0 0 0 0 0 0												
Inning Stats	R: 0 E: 0 K: 0 S: 6	H: 0 LOB: 1 BB: 1 P: 11	R: 0 E: 0 K: 1 S: 8	H: 0 LOB: 0 BB: 0 P: 13	R: 0 E: 0 K: 0 S: 7	H: 0 LOB: 0 BB: 0 P: 8	R: 0 E: 0 K: 1 S: 12	H: 1 LOB: 1 BB: 0 P: 21	R: 0 E: 0 K: 0 S: 7	H: 0 LOB: 0 BB: 0 P: 9	R: 0 E: 0 K: 1 S: 8	H: 0 LOB: 0 BB: 0 P: 12	R: 0 E: 0 K: 2 S: 17	H: 1 LOB: 2 BB: 1 P: 30	R: 0 E: 0 K: 0 S: 8	H: 1 LOB: 1 BB: 0 P: 14	R: 1 E: 0 K: 0 S: 10	H: 2 LOB: 0 BB: 0 P: 14	1B: 4 2B: 1 3B: 0 HR: 0	SF: 0 SAC: 0 DP: 1 HBP: 0	WP: 1 PB: 1 SB: 0 CS: 0	PA: 33
PITCHER	IP WLS BF H R ER SO BB IBB HBP BLK WP HR S P ERA WHIP																					
Jason Schmidt, R (1, 1) ERA: 3.42	8.0 W 29 3 0 0 5 2 0 0 0 0 1 0 73 118 0.00 0.625																					
41 Chad Zerbe, L (9, 1) ERA: 3.29	1.0 4 2 1 1 0 0 0 0 0 0 0 0 10 14 9.00 2.000																					

Colorado Rockies @ San Francisco Giants
PacBell Park, San Francisco, CA
Sat Jul 13 2002, 4:05 PM EDT
Att. 41,434 - Cloudy - 66 F

AB	31
R	1
H	5
RBI	1
BB	2
SO	5
LOB	10



Batter	1	2	3	4	5	6	7	8	9	AB R H RBI BB SO LOB	TOP	
Mark Little, R <small>(1, 8) B OBP: 0.330, SLG: 0.308 (6, 7) X</small>	1-0 		0-2 		1-1 	2-1 	0-0 		2-2 	5 1 3 0 0 0 0	Colorado Rockies @ San Francisco Giants PacBell Park, San Francisco, CA Sun Jul 14 2002, 4:05 PM EDT Att. 41,980 - Sunny - 64 F AB 34 R 5 H 8 RBI 5 BB 2 SO 7 LOB 12 	
Brent Butler, R <small>(1, 6) C OBP: 0.326, SLG: 0.500 (6, 7) X</small>	0-2 		0-0 			1-0 	0-0 		0-3 	5 1 2 0 0 1 2		
Larry Walker, L <small>(1, 9) B OBP: 0.420, SLG: 0.637 (9, 1) X</small>	2-1 		2-1 			0-0 	3-3 			4 0 0 1 0 1 3 0 0 0 0 0 0 0		
17 Todd Helton, L <small>(1, 3) C OBP: 0.439, SLG: 0.595 (1, 3) X</small>	0-1 			1-0 		4-0 			0-3 	3 1 0 0 1 1 1		
Todd Zeile, R <small>(1, 5) C OBP: 0.366, SLG: 0.460 (1, 5) X</small>		1-2 		0-0 		4-2 			3-2 	3 1 0 0 1 0 0		
Terry Shumpert, R <small>(1, 4) B OBP: 0.346, SLG: 0.396 (1, 4) X</small>		3-2 		2-2 		2-1 			1-1 	2 1 1 2 0 0 0		
Ben Petrick, R <small>(1, 7) B OBP: 0.179, SLG: 0.192 Juan Pierre, L <small>(6, 8) C OBP: 0.307, SLG: 0.302 (6, 8) X</small> </small>		0-0 			2-1 	2-2 			0-1 	3 0 0 0 0 0 2 1 0 0 0 0 0 1		
Gary Bennett, R <small>(1, 2) B OBP: 0.318, SLG: 0.333 (1, 2) X</small>		1-2 			0-0 	2-2 			1-2 	4 0 2 2 0 0 0		
Shawn Chacon, R <small>(1, 1) S OBP: 0.227, SLG: 0.227 Todd Jones, L <small>(8, 1) S OBP: 0.343, SLG: 0.473 (9, 9) S</small> </small>			0-3 		1-3 	1-3 			0-3 	3 0 0 0 0 3 3 0 0 0 0 0 0 0 1 0 0 0 0 1 0		
Inning Stats	R: 0 H: 0 E: 1 LOB: 1 K: 0 BB: 0 S: 8 P: 11	R: 1 H: 1 E: 0 LOB: 0 K: 0 BB: 0 S: 11 P: 16	R: 0 H: 1 E: 0 LOB: 1 K: 1 BB: 0 S: 10 P: 12	R: 0 H: 0 E: 0 LOB: 0 K: 0 BB: 0 S: 5 P: 8	R: 0 H: 1 E: 0 LOB: 0 K: 1 BB: 0 S: 8 P: 11	R: 4 H: 3 E: 1 LOB: 2 K: 1 BB: 2 S: 19 P: 36	R: 0 H: 1 E: 0 LOB: 1 K: 1 BB: 0 S: 5 P: 8	R: 0 H: 0 E: 0 LOB: 1 K: 1 BB: 0 S: 11 P: 15	R: 0 H: 1 E: 0 LOB: 1 K: 2 BB: 0 S: 14 P: 17	1B: 6 SF: 1 2B: 2 SAC: 0 3B: 0 DP: 1 HR: 1 HBP: 1	WP: 0 PA: 39 PB: 0 SB: 0 CS: 2	
PITCHER Kirk Rueter, L <small>(1, 1) ERA: 3.51 Jay Witasick, R <small>(7, 1) ERA: 1.88 Aaron Fultz, L <small>(9, 1) ERA: 6.12</small> </small></small>	IP WLS BF H R ER SO BB IBB HBP BLK WP HR S P ERA WHIP											PITCHER IP WLS BF H R ER SO BB IBB HBP BLK WP HR S P ERA WHIP
	6.0 L 27 6 5 3 3 1 1 0 0 0 1 61 94 4.50 1.167 2.0 7 1 0 0 2 0 0 1 0 0 0 16 23 0.00 0.500 1.0 4 1 0 0 2 0 0 0 0 0 0 14 17 0.00 1.000											

BOTTOM

Colorado Rockies @ San Francisco Giants
PacBell Park, San Francisco, CA
Sun Jul 14 2002, 4:05 PM EDT
Att. 41,980 - Sunny - 64 F

livebaseballscorecards.com

AB 32
R 3
H 7
RBI 3
BB 1
SO 5
LOB 9



WP: 0 PA: 33
PB: 0
SB: 0
CS: 0

AB R H RBI BB SO LOB

4	1	1	0	0	0	1
4	1	1	2	0	0	0
4	1	3	0	0	0	0
4	0	1	1	0	1	2
4	0	0	0	0	1	2
4	0	1	0	0	1	1
3	0	0	0	0	1	1
3	0	0	0	0	1	1
1	0	0	0	0	0	0
0	0	0	0	1	0	0
0	0	0	0	0	0	0
1	0	0	0	0	0	1
0	0	0	0	0	0	0

2-2	HR	1B
1-1	HR	
2-0	2B	
1-3	K	
2-3	K	
3-3	K	
2-0	F8	
2-3	K	
1-0	F6	

3-1	E7	1B
3-2	G5-4-3	1B
1-1	G5-4-3	
0-0	1B	
2-0	F8	
2-3	K	
1-0	F6	

1-1	G4-3	
3-1	E7	1B
3-2	G5-4-3	1B
1-1	G5-4-3	
0-1	G4-3	
4-2	P1	BB

2-2	P1	
1-1	F5	
1-0	1B	
3-1	P6	
2-1	F8	
0-0	F8	
2-0	L3	
0-1	G4-3	
4-2	P1	BB

0-1	P6	
1-1	F5	
1-0	1B	
3-1	P6	
2-1	F8	
0-0	F8	
2-0	L3	
0-1	G4-3	
4-2	P1	BB

0-1	P6	
1-1	F5	
1-0	1B	
3-1	P6	
2-1	F8	
0-0	F8	
2-0	L3	
0-1	G4-3	
4-2	P1	BB

3-1	F8	
2-0	F8	
2-2	F9	
1-0	F7	
2-2	F3	
2-1	G6-3	
0-3	K	
2-0	P4	
0-1	G4-3	

3-1	F8	
2-0	F8	
2-2	F9	
1-0	F7	
2-2	F3	
2-1	G6-3	
0-3	K	
2-0	P4	
0-1	G4-3	

3-1	F8	
2-0	F8	
2-2	F9	
1-0	F7	
2-2	F3	
2-1	G6-3	
0-3	K	
2-0	P4	
0-1	G4-3	

1, 8	Shawon Dunston, R OBP: 0.227, SLG: 0.266
1, 6	Ramon Martinez, R OBP: 0.353, SLG: 0.410
1, 4	Jeff Kent, R OBP: 0.385, SLG: 0.531
1, 7	Barry Bonds, L OBP: 0.554, SLG: 0.761
1, 9	Reggie Sanders, R OBP: 0.327, SLG: 0.426
1, 2	Benito Santiago, R OBP: 0.311, SLG: 0.455
1, 3	Damon Minor, L OBP: 0.356, SLG: 0.544
1, 5	Pedro Feliz, R OBP: 0.284, SLG: 0.347
1, 1	Kirk Rueter, L OBP: 0.194, SLG: 0.176
6, PH	Tom Goodwin, L OBP: 0.362, SLG: 0.275
7, 1	Jay Witasick, R
8, PH	J.T. Snow, L OBP: 0.324, SLG: 0.343
9, 1	Aaron Fultz, L

Inning Stats

R: 0	H: 0	R: 0	H: 0	R: 0	H: 1	R: 0	H: 0	R: 0	H: 0	R: 1	H: 2	R: 0	H: 1	R: 2	H: 3	1B: 5	SF: 0	WP: 0	PA: 33
E: 0	LOB: 0	E: 0	LOB: 0	E: 0	LOB: 1	E: 0	LOB: 0	E: 0	LOB: 0	E: 1	LOB: 0	E: 0	LOB: 1	E: 0	LOB: 1	2B: 1	SAC: 0	PB: 0	
K: 0	BB: 0	K: 0	BB: 0	K: 1	BB: 0	K: 0	BB: 1	K: 0	BB: 0	K: 0	BB: 1	K: 1	BB: 0	K: 3	BB: 0	3B: 0	DP: 1	SB: 0	
S: 6	P: 13	S: 6	P: 11	S: 6	P: 8	S: 7	P: 12	S: 4	P: 8	S: 7	P: 13	S: 9	P: 17	S: 15	P: 26	HR: 1	HBP: 0	CS: 0	

PITCHER	IP	WLS	BF	H	R	ER	SO	BB	IBB	HBP	BLK	WP	HR	S	P	ERA	WHIP
Shawn Chacon, R	(1, 1)	7.0	23	3	1	0	1	1	0	0	0	0	0	45	82	0.00	0.571
Todd Jones, R	(8, 1)	1.0	4	1	0	0	1	0	0	0	0	0	0	6	11	0.00	1.000
Jose Jimenez, R	(9, 1)	1.0	6	3	2	2	3	0	0	0	0	0	1	15	26	18.00	3.000

Batter	1	2	3	4	5	6	7	8	9	AB	R	H	RBI	BB	SO	LOB
Ramón Vázquez, L (1, 6) OBP: 0.322, SLG: 0.317	3-3 K		0-0 G6-3			2-2 2B		1-2 1B		4	0	2	0	0	1	0
Mark Kotsay, L (1, 8) OBP: 0.381, SLG: 0.436	4-2 BB		1-0 F7			0-0 L8		0-3 K		3	0	0	0	1	1	2
Ryan Klesko, L (1, 3) OBP: 0.392, SLG: 0.527	0-1 F5				3-2 F9	4-1 BB		0-0 F7		3	0	0	0	1	0	2
Phil Nevin, R (1, 5) OBP: 0.343, SLG: 0.426	1-1 P4				1-0 F9	1-3 K		1-3 K		4	0	0	0	0	2	4
Bubba Trammell, R (1, 9) OBP: 0.320, SLG: 0.346		1-1 G4-3			1-1 F3		0-0 F8		2-2 G3	4	0	0	0	0	0	0
Wiki Gonzalez, R (1, 2) OBP: 0.377, SLG: 0.346		1-2 G4-3			3-2 G5-3		4-2 1B BB		2-0 F8	3	0	0	0	1	0	0
Trenidad Hubbard, R (1, 7) OBP: 0.277, SLG: 0.241		4-2 BB			1-3 K		1-3 K		0-1 G6-3	3	0	0	0	1	2	1
Julius Matos, R (1, 4) OBP: 0.273, SLG: 0.341		0-0 L9			0-1 F9		1-2 1B			3	0	1	0	0	0	1
Oliver Pérez, L (1, 1) OBP: 0.071, SLG: 0.071			0-3 K			2-3 K		2-1 F8		2	0	0	0	0	2	0
Jeremy Fikac, R (7, 1)										0	0	0	0	0	0	0
Ron Gant, R (7, PH) OBP: 0.324, SLG: 0.438										1	0	0	0	0	0	2
Kevin Pickford, L (8, 1)										0	0	0	0	0	0	0
Rodney Myers, R (8, 1)										0	0	0	0	0	0	0

Inning Stats	R: 0	H: 0	E: 0	K: 1	S: 11	H: 0	LOB: 1	BB: 1	P: 19	R: 0	H: 0	E: 0	K: 0	S: 9	H: 0	LOB: 1	BB: 1	P: 15	R: 0	H: 0	E: 0	K: 1	S: 5	H: 0	LOB: 0	BB: 0	P: 6	R: 0	H: 0	E: 0	K: 0	S: 7	H: 0	LOB: 0	BB: 0	P: 12	R: 0	H: 1	E: 0	K: 2	S: 13	H: 1	LOB: 2	BB: 1	P: 22	R: 0	H: 1	E: 0	K: 1	S: 13	H: 1	LOB: 2	BB: 1	P: 21	R: 0	H: 1	E: 0	K: 2	S: 12	H: 1	LOB: 1	BB: 0	P: 14	R: 0	H: 0	E: 0	K: 0	S: 6	H: 0	LOB: 0	BB: 0	P: 10	1B: 2	2B: 1	3B: 0	HR: 0	SF: 0	SAC: 0	DP: 0	HBP: 0	WP: 0	PB: 0	SB: 0	CS: 0	PA: 34
--------------	------	------	------	------	-------	------	--------	-------	-------	------	------	------	------	------	------	--------	-------	-------	------	------	------	------	------	------	--------	-------	------	------	------	------	------	------	------	--------	-------	-------	------	------	------	------	-------	------	--------	-------	-------	------	------	------	------	-------	------	--------	-------	-------	------	------	------	------	-------	------	--------	-------	-------	------	------	------	------	------	------	--------	-------	-------	-------	-------	-------	-------	-------	--------	-------	--------	-------	-------	-------	-------	--------

PITCHER	IP	WLS	BF	H	R	ER	SO	BB	IBB	HBP	BLK	WP	HR	S	P	ERA	WHIP
Denny Stark, R (1, 1) ERA: 2.66	6.0	W	22	1	0	0	5	3	0	0	0	0	0	54	87	0.00	0.667
Justin Speier, R (7, 1) ERA: 3.41	1.0	H	5	1	0	0	1	1	0	0	0	0	0	13	21	0.00	2.000
Todd Jones, R (8, 1) ERA: 3.67	2.0		7	1	0	0	2	0	0	0	0	0	0	18	24	0.00	0.500

BOTTOM

Colorado Rockies @ San Diego Padres
Qualcomm Stadium, San Diego, CA

Mon Jul 15 2002, 10:05 PM EDT
Att: 37,827 - Sunny - 74 F

AB	30
R	0
H	3
RBI	0
BB	4
SO	8
LOB	12



PITCHER	IP	WLS	BF	H	R	ER	SO	BB	IBB	HBP	BLK	WP	HR	S	P	ERA	WHIP
---------	----	-----	----	---	---	----	----	----	-----	-----	-----	----	----	---	---	-----	------

Batter	1	2	3	4	5	6	7	8	9	AB R H RBI BB SO LOB	TOP											
Juan Pierre, L (1, 8) OBP: 0.308, SLG: 0.301	0-1 F7		4-2 S BB		1-0 FC4-6 1B			0-2 2B 1B		3 0 1 1 1 0 1												
Brent Butler, R (1, 6) OBP: 0.313, SLG: 0.476	0-1 L9		1-1 G5-3		0-0 1-2 1B			1-0 P6		4 0 1 0 0 0 2												
Larry Walker, L (1, 9) OBP: 0.419, SLG: 0.633	2-0 F7		1-3 K		0-1 G3-1			3-2 1-H 2B		4 0 1 0 0 1 3												
17 Todd Helton, L (1, 3) OBP: 0.442, SLG: 0.595		0-0 G1-3 2B		1-2 F9		2-0 G5-4-3 1B		4-2 BB		3 0 2 0 1 0 0												
Todd Zeile, R (1, 5) OBP: 0.360, SLG: 0.450		0-3 K		0-3 K		2-0 G5-4-3 1-2f		1-3 K		4 0 0 0 0 3 4												
Todd Hollandsworth, L (1, 7) OBP: 0.338, SLG: 0.466		1-1 G1-3 2-3		1-3 K		0-0 L8		0-1 G5-3		4 0 0 0 0 1 1												
Terry Shumpert, R (1, 4) OBP: 0.343, SLG: 0.393		4-2 BB		2-3 K		3-2 G5-3		1-3 K		3 0 0 0 1 2 0												
Walt McKeel, R (1, 2) OBP: 0.500, SLG: 0.500		0-3 K		2-2 1B FC4-6 1B		1-0 L4		2-1 1B		4 1 2 0 0 1 2												
Jason Jennings, L (1, 1) OBP: 0.343, SLG: 0.394			1-0 F8		1-0 FC4-6 1B		3-2 P1		0-0 F8	2 0 1 0 0 0 0												
Mark Little, R (7, PH) OBP: 0.313, SLG: 0.289										1 0 0 0 0 0 0												
Rick White, R (7, 1)										0 0 0 0 0 0 0												
Dennys Reyes, R (8, 1)										0 0 0 0 0 0 0												
Ross Gload, L (9, PH) OBP: 0.333, SLG: 0.273										1 0 0 0 0 0 1												
Inning Stats	R: 0 E: 0 K: 0 S: 5	H: 0 LOB: 0 BB: 0 P: 7	R: 0 E: 0 K: 2 S: 12	H: 1 LOB: 2 BB: 1 P: 17	R: 0 E: 0 K: 1 S: 11	H: 0 LOB: 1 BB: 1 P: 18	R: 0 E: 0 K: 2 S: 9	H: 0 LOB: 0 BB: 0 P: 11	R: 1 E: 0 K: 1 S: 12	H: 3 LOB: 2 BB: 0 P: 18	R: 0 E: 0 K: 0 S: 3	H: 1 LOB: 0 BB: 0 P: 7	R: 0 E: 0 K: 0 S: 7	H: 0 LOB: 0 BB: 0 P: 14	R: 0 E: 0 K: 1 S: 12	H: 2 LOB: 2 BB: 1 P: 21	R: 0 E: 0 K: 1 S: 8	H: 1 LOB: 1 BB: 0 P: 11	1B: 6 2B: 2 3B: 0 HR: 0	SF: 0 SAC: 0 DP: 1 HBP: 0	WP: 0 PB: 0 SB: 1 CS: 0	PA: 36
PITCHER	IP WLS BF H R ER SO BB IBB HBP BLK WP HR S P ERA WHIP																					
44 Jake Peavy, R (1, 1) ERA: 2.86	7.0 W 27 5 1 1 6 2 0 0 0 0 0 0 59 92 1.29 1.000																					
Mike Holtz, L (8, 1) ERA: 4.91	0.2 H 4 2 0 0 0 1 0 0 0 0 0 0 9 17 0.00 4.500																					
Steve Reed, R (8, 1) ERA: 1.85	1.1 S 5 1 0 0 2 0 0 0 0 0 0 0 11 15 0.00 0.750																					

Colorado Rockies @ San Diego Padres
Qualcomm Stadium, San Diego, CA
Tue Jul 16 2002, 10:05 PM EDT
Att. 22,150 - Sunny - 73 F

livebaseballscorecards.com

AB	33
R	1
H	8
RBI	1
BB	3
SO	8
LOB	14



Batter	1	2	3	4	5	6	7	8	9
Ramón Vázquez, L OBP: 0.330, SLG: 0.323 (1, 4)	0-1 2B 1B	4-1 FC6-4 BB			0-1 G6-4-3 1B		1-0 F7		
Mark Kotsay, L OBP: 0.377, SLG: 0.431 (1, 8)	2-3 K	1-2 FC6-4 1-2f			0-0 G6-4-3 1-2f		0-0 F7		
Ryan Klesko, L OBP: 0.394, SLG: 0.530 (1, 3)	0-1 HR 2B		2-1 L3			0-1 F8		1-1 1B SF8 1B	
Phil Nevin, R OBP: 0.346, SLG: 0.421 (1, 5)	4-1 HR BB		1-3 K			4-0 1B BB		2-2 G1-3 1-2	
Ron Gant, R OBP: 0.333, SLG: 0.467 (1, 7)	0-0 HR		2-1 F9			3-2 1B S		2-2 1B 2-3	
Bubba Trammell, R OBP: 0.316, SLG: 0.341 Gene Kingsale, S OBP: 0.286, SLG: 0.346 (1, 9) (9, 9)	3-1 G1-3			0-0 G6-3		2-3 K 1-2		3-1 SF8	
Deivi Cruz, R OBP: 0.284, SLG: 0.343 (1, 6)	2-1 F8		2-2 G6-3		2-2 G6-3		0-1 G5-3	0-0 G5-3	
Wiki Gonzalez, R OBP: 0.368, SLG: 0.336 (1, 2)			0-0 P5		2-3 K		1-1 G6-3		
44 Jake Peavy, R OBP: 0.333, SLG: 0.500 Brian Buchanan, R OBP: 0.289, SLG: 0.400 Mike Holtz, L Steve Reed, R	(1, 1) (7, PH) (8, 1) (8, 1)	0-3 K			1-3 K		4-2 BB		

AB	R	H	RBI	BB	SO	LOB
3	1	2	0	1	0	1
4	0	0	0	0	1	4
4	2	2	1	0	0	0
2	1	0	0	2	1	1
4	1	3	3	0	0	0
3	0	0	1	0	1	2
0	0	0	0	0	0	0
4	0	0	0	0	0	3
3	0	0	0	0	1	0
2	0	0	0	0	2	0
0	0	0	0	1	0	0
0	0	0	0	0	0	0
0	0	0	0	0	0	0

AB	29
R	5
H	7
RBI	5
BB	4
SO	6
LOB	11


Inning Stats		R: 4	H: 3	LOB: 3	E: 0	K: 1	S: 13	P: 24
Inning Stats		R: 0	H: 0	LOB: 1	E: 0	K: 1	S: 9	P: 14
Inning Stats		R: 0	H: 0	LOB: 0	E: 0	K: 1	S: 7	P: 12
Inning Stats		R: 0	H: 0	LOB: 0	E: 0	K: 1	S: 7	P: 11
Inning Stats		R: 0	H: 1	LOB: 0	E: 0	K: 1	S: 6	P: 7
Inning Stats		R: 0	H: 1	LOB: 2	E: 0	K: 1	S: 11	P: 20
Inning Stats		R: 0	H: 0	LOB: 1	E: 0	K: 0	S: 7	P: 13
Inning Stats		R: 1	H: 2	LOB: 1	E: 0	K: 0	S: 11	P: 19

PITCHER	IP	WLS	BF	H	R	ER	SO	BB	IBB	HBP	BLK	WP	HR	S	P	ERA	WHIP
Jason Jennings, R ERA: 4.67 (1, 1)	6.0	L	25	5	4	4	6	3	0	0	0	0	1	53	88	6.00	1.333
Rick White, R ERA: 5.5 (7, 1)	1.0		4	0	0	0	0	1	0	0	0	0	0	7	13	0.00	1.000
Dennys Reyes, L ERA: 3.82 (8, 1)	1.0		5	2	1	1	0	0	0	0	0	0	0	11	19	9.00	2.000

PITCHER	IP	WLS	BF	H	R	ER	SO	BB	IBB	HBP	BLK	WP	HR	S	P	ERA	WHIP

Colorado Rockies @ San Diego Padres
Qualcomm Stadium, San Diego, CA
Tue Jul 16 2002, 10:05 PM EDT
Att. 22,150 - Sunny - 73 F

livebaseballscorecards.com



Batter	1	2	3	4	5	6	7	8	9	AB R H RBI BB SO LOB	TOP											
Quinton McCracken, S OBP: 0.391, SLG: 0.500 (1, 9)	4-2 PB E 1B BB	2-1 SF9 HR 1B	3-2 1B			0-0 BB 1B 1B	4-2 FC6-4 BB		4-2 1B BB	3 3 3 0 3 0 0												
Craig Counsell, L OBP: 0.351, SLG: 0.354 (1, 6)	1-2 E5 PB 1B	0-0 E HR 1B	1-2 F9			0-0 BB 1B 1B	3-1 F5		0-0 G5-4-3 1B	6 3 3 0 0 0 4												
Junior Spivey, R OBP: 0.409, SLG: 0.540 (1, 4)	0-2 1B FC5-2 1B	1-1 SF9				4-1 1B BB	0-1 FC6-4		0-1 G5-4-3	4 1 1 3 1 0 4												
Luis Gonzalez, L OBP: 0.402, SLG: 0.491 (1, 7)	1-1 FC5-2 1B	0-0 HR				0-0 1B S			1-3 K	5 2 3 5 0 1 0												
Greg Colbrunn, R OBP: 0.368, SLG: 0.505 (1, 3)	1-0 FC5-2 1B	1-0 G5-3				2-2 FC6-4 1B			0-2 G5-4-3 1B	2 0 1 0 0 0 0 3 0 3 2 0 0 0												
Mark Grace, L OBP: 0.361, SLG: 0.408 (2, 3)	1-2 2-3 1B					1-1 G5-4-3 1B																
Matt Williams, R OBP: 0.150, SLG: 0.300 (1, 5)	1-1 FC5-2	1-1				2-1 FC6-4			2-3 K	5 0 1 0 0 2 5												
Steve Finley, L OBP: 0.361, SLG: 0.457 (1, 8)	1-3 K	3-2 F7				2-2 G4-3			3-2 G5-4-3	5 1 1 0 0 1 5												
Rod Barajas, R OBP: 0.257, SLG: 0.286 (1, 2)	0-0 P6					2-0 G6-3			1-2 BB 1B	5 0 1 0 0 0 4												
Curt Schilling, R OBP: 0.264, SLG: 0.250 (1, 1)						0-2 G1			0-0 B1	4 1 1 0 0 0 1												
Greg Swindell, L (8, 1)										0 0 0 0 0 0 0												
Chris Donnels, L (9, PH) OBP: 0.294, SLG: 0.467		1B SF9 1B							3-1 HR	1 1 1 2 0 0 0 0 0 0 0 0 0 0												
Mike Fetters, R (9, 1)										0 0 0 0 0 0 0												
Inning Stats	R: 2 E: 1 K: 1 S: 19	H: 3 LOB: 3 BB: 1 P: 28	R: 4 E: 1 K: 0 S: 13	H: 5 LOB: 1 BB: 0 P: 21	R: 0 E: 0 K: 0 S: 8	H: 1 LOB: 1 BB: 0 P: 14	R: 0 E: 0 K: 0 S: 10	H: 1 LOB: 1 BB: 0 P: 17	R: 0 E: 0 K: 0 S: 10	H: 0 LOB: 0 BB: 0 P: 14	R: 4 E: 0 K: 1 S: 12	H: 4 LOB: 0 BB: 1 P: 22	R: 0 E: 0 K: 0 S: 12	H: 1 LOB: 2 BB: 1 P: 20	R: 0 E: 0 K: 2 S: 10	H: 1 LOB: 0 BB: 0 P: 13	R: 2 E: 0 K: 0 S: 11	H: 3 LOB: 1 BB: 1 P: 21	1B: 17 2B: 0 3B: 0 HR: 2	SF: 1 SAC: 0 DP: 2 HBP: 0	WP: 0 PB: 1 SB: 1 CS: 0	PA: 48
PITCHER	IP WLS BF H R ER SO BB IBB HBP BLK WP HR S P ERA WHIP											PITCHER	IP WLS BF H R ER SO BB IBB HBP BLK WP HR S P ERA WHIP									
Mike Hampton, L ERA: 6.96 (1, 1)	5.0 L 31 13 10 9 1 2 0 0 0 0 1 64 102 16.20 3.000																					
Denny Neagle, L ERA: 5.82 (6, 1)	2.0 8 2 0 0 1 1 0 0 0 0 0 0 20 34 0.00 1.500																					
40 Brian Fuentes, L ERA: 11.12 (8, 1)	1.0 3 1 0 0 2 0 0 0 0 0 0 0 10 13 0.00 1.000																					
Dennys Reyes, L ERA: 4.21 (9, 1)	1.0 6 3 2 2 0 1 0 0 0 0 0 1 11 21 18.00 4.000																					

Arizona Diamondbacks @ Colorado Rockies
Coors Field, Denver, CO
Wed Jul 17 2002, 7:05 PM MDT
Att. 39,023 - Sunny - 97 F

AB	43
R	12
H	19
RBI	12
BB	4
SO	4
LOB	23



livebaseballscores.com

Batter	1	2	3	4	5	6	7	8	9	AB R H RBI BB SO LOB
Juan Pierre, L OBP: 0.308, SLG: 0.301 (1, 8)	0-1 B1-3	0-1 1B			0-0 G4-3		0-2 L6			4 0 1 1 0 0 1
Brent Butler, R OBP: 0.305, SLG: 0.463 (1, 6)	1-0 G6-3	0-0 F7			0-3 K		1-3 K			4 0 0 0 0 2 2
Larry Walker, L OBP: 0.417, SLG: 0.628 (1, 9)	0-0 1B				1-2 F8		1-1 G4-3			4 0 1 0 0 1 0
17 Todd Helton, L OBP: 0.446, SLG: 0.600 (1, 3)	2-2 2B				2-2 1B	2-2 1B	2-1 G4-3			4 1 3 0 0 0 0
Todd Zeile, R OBP: 0.356, SLG: 0.444 (1, 5)	0-2 G4-3				3-2 G3	2-3 K	2-1 F8			4 0 0 0 0 1 4
Todd Hollandsworth, L OBP: 0.344, SLG: 0.470 (1, 7)		0-2 1B			2-2 1B	2-2 1B		0-0 G3-1		4 1 3 1 0 0 0
Terry Shumpert, R OBP: 0.341, SLG: 0.396 (1, 4)		0-0 2B			2-3 K	2-2 G5-4-3	2-2 G5-4-3	1-1 F9		4 1 1 0 0 1 2
Gary Bennett, R OBP: 0.321, SLG: 0.335 (1, 2)		1-2 G4-3			1-2 L7		0-0 1B	2-2 F9		4 0 1 1 0 0 1
Mike Hampton, R OBP: 0.341, SLG: 0.475 (1, 1)		0-2 F4			2-3 K2-3		0-0 L8			2 0 0 0 0 1 1
Denny Neagle, L OBP: 0.310, SLG: 0.414 (6, 1)										0 0 0 0 0 0 0
Ross Gload, L OBP: 0.308, SLG: 0.250 (7, PH)										1 0 0 0 0 0 1
40 Brian Fuentes, L (8, 1)										0 0 0 0 0 0 0
Dennys Reyes, R (9, 1)										0 0 0 0 0 0 0

Inning Stats	R: 0	H: 2	E: 0	K: 10	S: 10	R: 2	H: 3	E: 0	K: 15	S: 15	R: 1	H: 2	E: 0	K: 14	S: 14	R: 0	H: 0	E: 0	K: 8	S: 8	R: 0	H: 2	E: 0	K: 16	S: 16	R: 0	H: 1	E: 0	K: 8	S: 8	R: 0	H: 0	E: 0	K: 6	S: 6	R: 0	H: 0	E: 0	K: 6	S: 6	R: 0	H: 0	E: 0	K: 6	S: 6	1B: 8	2B: 2	3B: 0	HR: 0	SF: 0	SAC: 0	DP: 1	HBP: 0	WP: 0	PB: 0	SB: 0	CS: 0	PA: 35
--------------	------	------	------	-------	-------	------	------	------	-------	-------	------	------	------	-------	-------	------	------	------	------	------	------	------	------	-------	-------	------	------	------	------	------	------	------	------	------	------	------	------	------	------	------	------	------	------	------	------	-------	-------	-------	-------	-------	--------	-------	--------	-------	-------	-------	-------	--------

PITCHER	IP	WLS	BF	H	R	ER	SO	BB	IBB	HBP	BLK	WP	HR	S	P	ERA	WHIP
Curt Schilling, R ERA: 3.03 (1, 1)	7.0		29	10	3	3	6	0	0	0	0	0	0	81	107	3.86	1.429
Greg Swindell, L ERA: 5.48 (8, 1)	1.0		3	0	0	0	0	0	0	0	0	0	0	6	11	0.00	0.000
Mike Fetters, R ERA: 2.97 (9, 1)	1.0		3	0	0	0	0	0	0	0	0	0	0	6	9	0.00	0.000

BOTTOM

Arizona Diamondbacks @ Colorado Rockies
Coors Field, Denver, CO
Wed Jul 17 2002, 7:05 PM MDT
Att: 39,023 - Sunny - 97 F

livebaseballscorecards.com

AB	35
R	3
H	10
RBI	3
BB	0
SO	6
LOB	12



Batter	1	2	3	4	5	6	7	8	9	AB R H RBI BB SO LOB	TOP																									
Quinton McCracken, S OBP: 0.391, SLG: 0.503 (1, 8)	2-3 K	1-1 G3		2-2 G6-3 2B		1-0 S 1B			2-1 G4-3	5 0 2 0 0 1 2	Arizona Diamondbacks @ Colorado Rockies Coors Field, Denver, CO Thu Jul 18 2002, 1:05 PM MDT Att. 35,799 - Sunny - 92 F																									
Craig Counsell, L OBP: 0.347, SLG: 0.349 (1, 5)	1-1 G1-3		2-2 G6-3	2-0 G6-3		3-2 L8			1-1 F8	5 0 0 0 0 0 2																										
Junior Spivey, R OBP: 0.408, SLG: 0.536 (1, 4)	1-1 1B		3-2 E6 G3 1B 1B	2-0 F8			2-3 K			4 1 1 0 0 1 1																										
Luis Gonzalez, L OBP: 0.400, SLG: 0.488 (1, 7)	0-1 F8		0-0 G3 1B		1-0 G3		2-1 F8			4 1 1 0 0 0 1																										
Mark Grace, L OBP: 0.356, SLG: 0.400 (1, 3)		1-2 F9	2-2 G3		2-1 G3-1		2-2 G6-3			4 0 0 0 0 0 2																										
David Dellucci, L OBP: 0.359, SLG: 0.468 (1, 9)		4-1 BB 1B BB	4-0 1B IBB		0-0 HR		2-3 K			2 2 1 1 2 1 0																										
Chad Moeller, R OBP: 0.625, SLG: 0.667 (1, 2)		4-2 SH5-4 1B BB	1-1 1B		2-3 K		0-3 K			3 0 1 2 1 2 0																										
Tony Womack, L OBP: 0.301, SLG: 0.310 (1, 6)		0-1 SH5-4 1B	3-2 G3-1			2-2 L3		1-2 P4		4 0 1 1 0 0 2																										
Brian Anderson, R OBP: 0.192, SLG: 0.280 (1, 1)		0-0 SH5-4		1-1 L8		0-0 G6-3			0-3 K	2 0 0 0 0 0 0																										
Greg Swindell, L (7, 1)										0 0 0 0 0 0 0																										
Mike Koplove, R (7, 1)										0 0 0 0 0 0 0																										
Mike Myers, L (8, 1)										0 0 0 0 0 0 0																										
Steve Finley, L (9, PH) OBP: 0.360, SLG: 0.456		1-2 2-3								1 0 0 0 0 1 0																										
Inning Stats	R: 0 E: 0 K: 1 S: 10	H: 1 LOB: 1 BB: 0 P: 14	R: 1 E: 0 K: 0 S: 12	H: 1 LOB: 2 BB: 2 P: 22	R: 2 E: 1 K: 0 S: 20	H: 2 LOB: 2 BB: 1 P: 35	R: 0 E: 0 K: 0 S: 8	H: 1 LOB: 1 BB: 0 P: 15	R: 1 E: 0 K: 1 S: 7	H: 1 LOB: 0 BB: 0 P: 12	R: 0 E: 0 K: 1 S: 9	H: 0 LOB: 0 BB: 0 P: 15	R: 0 E: 0 K: 2 S: 9	H: 0 LOB: 0 BB: 0 P: 12	R: 0 E: 0 K: 1 S: 7	H: 0 LOB: 0 BB: 0 P: 10	1B: 5 2B: 1 3B: 0 HR: 1	SF: 0 SAC: 1 DP: 0 HBP: 0	WP: 0 PB: 0 SB: 1 CS: 0	PA: 38																
PITCHER	IP WLS BF H R ER SO BB IBB HBP BLK WP HR S P ERA WHIP																																			
John Thomson, R (1, 1) ERA: 4.78	6.0		29	7	4	2	2	2	1	0	0	0	1	67	114	3.00	1.500																			
Justin Speier, R (7, 1) ERA: 3.3	1.0	W	3	0	0	0	1	0	0	0	0	0	0	9	15	0.00	0.000																			
Todd Jones, R (8, 1) ERA: 3.6	1.0	H	3	0	0	0	2	0	0	0	0	0	0	9	12	0.00	0.000																			
Jose Jimenez, R (9, 1) ERA: 3.72	1.0	S	3	0	0	0	1	0	0	0	0	0	0	7	10	0.00	0.000																			

livebaseballscores.com

AB	34
R	4
H	7
RBI	4
BB	3
SO	6
LOB	10



Batter	1	2	3	4	5	6	7	8	9	AB R H RBI BB SO LOB	TOP									
Eric Young Sr. R (1, 4) OBP: 0.313, SLG: 0.348	1-0 F7	0-2 P4			1-2 P6		1-1 BB 1B		2-2 G3-1	5 0 1 0 0 0 2										
Tyler Houston, L (1, 5) OBP: 0.349, SLG: 0.467	1-1 F7	1-0 L4-3			0-0 G4-3		4-2 BB		1-3 K	4 0 0 0 1 1 2										
Jeffrey Hammonds, R (1, 8) OBP: 0.345, SLG: 0.426	4-2 BLK BB				3-2 F7		3-2 F7		3-3 K	3 0 0 0 1 0 2										
Nelson Figueroa, R (7, 1) OBP: 0.250, SLG: 0.182										0 0 0 0 0 0 0										
Ray King, L (8, 1) OBP: 0.250, SLG: 0.182										0 0 0 0 0 0 0										
Mark Loretta, R (9, PH) OBP: 0.344, SLG: 0.345										1 0 0 0 0 1 0										
Richie Sexson, R (1, 3) OBP: 0.350, SLG: 0.509	3-3 K				1-3 K		0-2 G6-3		1-1 P5	4 0 0 0 0 2 1										
Matt Stairs, L (1, 9) OBP: 0.317, SLG: 0.505					2-3 K		1-3 K		4-0 BB BB BB	3 1 1 1 1 2 0										
José Hernández, R (1, 6) OBP: 0.365, SLG: 0.516					3-0 HR		3-3 K		4-1 BB BB	2 2 1 1 2 1 0										
Alex Ochoa, R (1, 7) OBP: 0.369, SLG: 0.389					3-1 2B		1-0 HR		4-2 BB BB	2 2 2 1 2 0 0										
Robert Machado, R (1, 2) OBP: 0.346, SLG: 0.438					1-3 K		0-0 G5-3		3-3 K	4 0 1 2 0 2 3										
Ruben Quevedo, R (1, 1) OBP: 0.111, SLG: 0.086					0-2 L6		1-2 P4		1-3 K	2 0 0 0 0 0 1										
Valerio De Los Santos, L (6, 1) OBP: 0.271, SLG: 0.316										0 0 0 0 0 0 0										
Lenny Harris, L (7, PH) OBP: 0.271, SLG: 0.316										1 0 0 0 0 0 0										
Ryan Thompson, R (7, 7) OBP: 0.298, SLG: 0.528										1 0 0 0 0 1 3										
Inning Stats	R: 0 E: 0 K: 1 S: 9	H: 0 LOB: 1 BB: 1 P: 18	R: 3 E: 1 K: 0 S: 10	H: 2 LOB: 1 BB: 2 P: 22	R: 0 E: 0 K: 2 S: 12	H: 0 LOB: 0 BB: 0 P: 18	R: 1 E: 0 K: 1 S: 9	H: 2 LOB: 0 BB: 0 P: 16	R: 0 E: 0 K: 0 S: 9	H: 0 LOB: 0 BB: 0 P: 13	R: 1 E: 0 K: 0 S: 11	H: 2 LOB: 2 BB: 1 P: 19	R: 0 E: 0 K: 2 S: 14	H: 0 LOB: 3 BB: 3 P: 31	R: 0 E: 0 K: 2 S: 11	H: 0 LOB: 0 BB: 0 P: 17	1B: 1 2B: 3 3B: 0 HR: 3	SF: 0 SAC: 0 DP: 1 HBP: 0	WP: 0 PB: 0 SB: 0 CS: 0	PA: 39
PITCHER	IP WLS BF H R ER SO BB IBB HBP BLK WP HR S P ERA WHIP																			
Shawn Chacon, R (1, 1) ERA: 4.7	6.2 W 29 6 5 5 6 4 0 0 1 0 3 68 117 6.75 1.500																			
Rick White, R (7, 1) ERA: 5.4	0.2 H 4 0 0 0 0 2 0 0 0 0 0 4 14 0.00 3.000																			
Justin Speier, R (8, 1) ERA: 3.23	0.2 H 3 0 0 0 2 1 0 0 0 0 0 0 11 19 0.00 1.500																			
Todd Jones, R (9, 1) ERA: 3.53	1.0 3 0 0 0 2 0 0 0 0 0 0 0 11 17 0.00 0.000																			

Milwaukee Brewers @ Colorado Rockies
Coors Field, Denver, CO
Fri Jul 19 2002, 7:05 PM MDT
Att. 34,347 - Sunny - 94 F

livebaseballscorecards.com

AB	32
R	5
H	6
RBI	5
BB	7
SO	10
LOB	14



BOTTOM

Milwaukee Brewers @ Colorado Rockies
Coors Field, Denver, CO

livebaseballscorecards.com

AB	32
R	9
H	11
RBI	9
BB	5
SO	3
LOB	14



WP	0	PA	40
PB	0		
SB	1		
CS	0		

Fri Jul 19 2002, 7:05 PM MDT
Att. 34,347 - Sunny - 94 F

AB R H RBI BB SO LOB


4	0	2	1	0	0	1
4	1	0	0	0	0	3
3	1	1	0	2	1	0
3	0	0	0	1	0	4
3	1	0	0	1	0	3
4	2	3	3	0	0	0
3	2	1	1	1	1	1
4	1	1	3	0	0	1
3	1	2	1	0	1	1
0	0	0	0	0	0	0
0	0	0	0	0	0	0
1	0	1	0	0	0	0
0	0	0	0	0	0	0

1B	6	SF	0
2B	2	SAC	1
3B	1	DP	1
HR	2	HBP	1

Batter	1	2	3	4	5	6	7	8	9
Juan Pierre, L OBP: 0.311, SLG: 0.305 (1, 8)	0-0 G1-3 1B	0-1 G5-4-3 1B			G4-3			0-0 SH1-3 1-2	
Brent Butler, R OBP: 0.299, SLG: 0.443 (1, 4)	2-1 G1-3 1-2	0-0 G5-4-3 1-2f			1-0 BB 1B HBP	0-0 F9		0-0 F8	
Larry Walker, L OBP: 0.427, SLG: 0.632 (1, 9)	1-1 17 CI 1B		2-3 K		4-0 BB 1B BB	1-0 P6		4-0 IBB	
17 Todd Helton, L OBP: 0.442, SLG: 0.589 (1, 3)	3-2 CI 1-2		1-1 F7		0-2 F7	4-0 BB		0-2 G5-3	
Todd Zeile, R OBP: 0.355, SLG: 0.440 (1, 5)	0-2 G1-3		2-1 G4-3		4-0 1B 3B BB	2-2 G4-3			
Todd Hollandsworth, L OBP: 0.351, SLG: 0.489 (1, 7)		1-1 HR		0-1 G3 2B	1-2 3B 1B		1-0 P6		
Juan Uribe, R OBP: 0.285, SLG: 0.340 (1, 6)		0-2 HR		2-3 K	4-2 3B BB		0-1 F2		
Gary Bennett, R OBP: 0.323, SLG: 0.350 (1, 2)		3-2 G6-3		0-1 G3	2-0 1B 3B		0-1 F8		
Shawn Chacon, R OBP: 0.280, SLG: 0.320 (1, 1)		1-0 1B		1-3 K	1-0 1B			2-1 SH1-3 1B	
Rick White, R (7, 1)									
Justin Speier, R (8, 1)									
Ben Petrick, R OBP: 0.206, SLG: 0.322 (8, PH)									
Todd Jones, L (9, 1)									

Inning Stats	R: 0	H: 2	E: 1	K: 0	S: 11	R: 3	H: 4	E: 0	K: 0	S: 15	R: 0	H: 0	E: 0	K: 1	S: 10	R: 0	H: 1	E: 0	K: 2	S: 14	R: 6	H: 3	E: 0	K: 0	S: 15	R: 0	H: 0	E: 0	K: 0	S: 5	R: 0	H: 0	E: 0	K: 0	S: 5	R: 0	H: 1	E: 0	K: 0	S: 8
	LOB: 2	BB: 0				LOB: 0	BB: 0				LOB: 1	BB: 0				LOB: 1	BB: 3				LOB: 1	BB: 3				LOB: 1	BB: 1				LOB: 0	BB: 0				LOB: 2	BB: 1			

PITCHER	IP	WLS	BF	H	R	ER	SO	BB	IBB	HBP	BLK	WP	HR	S	P	ERA	WHIP
Ruben Quevedo, R ERA: 4.89 (1, 1)	5.0	L	28	10	9	9	3	3	0	1	0	0	2	65	103	16.20	2.600
Valerio De Los Santos, L ERA: 2.45 (6, 1)	1.0		4	0	0	0	0	1	0	0	0	0	0	5	12	0.00	1.000
Nelson Figueroa, R ERA: 5.15 (7, 1)	1.2		7	1	0	0	0	0	1	0	0	0	0	9	16	0.00	0.600
Ray King, L ERA: 3.41 (8, 1)	0.1		1	0	0	0	0	0	0	0	0	0	0	4	4	0.00	0.000

Batter	1	2	3	4	5	6	7	8	9	AB R H RBI BB SO LOB	TOP											
Eric Young Sr. R (1, 4) OBP: 0.312, SLG: 0.350	2-2 F8			0-1 G5-3		0-2 G4-6-3		2-2 HR		4 1 1 0 0 0 1												
Jeffrey Hammonds, R (1, 8) OBP: 0.344, SLG: 0.434	1-2 P4			1-1 G4-3		2-2 F8		0-0 HR		4 1 1 2 0 0 0												
Tyler Houston, L (1, 5) OBP: 0.347, SLG: 0.463	1-3 K			2-1 G4-3			1-2 HR	2-3 K		4 1 1 0 0 2 0												
Richie Sexson, R (1, 3) OBP: 0.352, SLG: 0.526		1-1 F9			1-0 HR		1-1 HR	0-1 G5-3		4 2 2 3 0 0 0												
Matt Stairs, L (1, 9) OBP: 0.339, SLG: 0.509		1-1 G4-6-3 HBP			4-2 FC1-6 BB		0-0 FC5-4 1B	4-0 S BB		1 0 1 0 2 0 0												
Alex Sanchez, L (8, PR) OBP: 0.364, SLG: 0.348										0 0 0 0 0 0 0												
José Hernández, R (1, 6) OBP: 0.361, SLG: 0.509		1-2 G4-6-3			2-1 FC1-6		0-3 K	3-2 G4-3		4 0 0 0 0 1 4												
Alex Ochoa, R (1, 7) OBP: 0.367, SLG: 0.386			2-2 F8		1-0 P4		2-0 FC5-4 1B		2-2 G6-3	4 0 1 0 0 0 1	AB 33 R 5 H 8 RBI 5 BB 2 SO 6 LOB 11											
Robert Machado, R (1, 2) OBP: 0.336, SLG: 0.424			3-2 G5-3		1-1 P4		2-2 FC5-4		1-3 K	4 0 0 0 0 1 3												
Jose Cabrera, R (1, 1) Lenny Harris, L (8, PH) Jayson Durocher, R (6, 1) Ryan Thompson, R (7, PH) Luis Vizcaino, R (7, 1) Paul Bako, L (8, PH)			1-3 K			0-0 G4-6-3 1B		1-2 F8	1-3 K	1 0 0 0 0 1 0 1 0 1 0 0 0 0 0 0 0 0 0 0 0 1 0 0 0 0 0 2 0 0 0 0 0 0 0 1 0 0 0 0 1 0												
Inning Stats	R: 0 E: 0 K: 1 S: 13	H: 0 LOB: 0 BB: 0 P: 17	R: 0 E: 0 K: 0 S: 6	H: 0 LOB: 0 BB: 0 P: 9	R: 0 E: 0 K: 1 S: 12	H: 0 LOB: 0 BB: 0 P: 18	R: 0 E: 0 K: 0 S: 6	H: 0 LOB: 0 BB: 0 P: 9	R: 1 E: 0 K: 0 S: 10	H: 1 LOB: 1 BB: 1 P: 19	R: 0 E: 0 K: 0 S: 7	H: 1 LOB: 0 BB: 0 P: 9	R: 2 E: 0 K: 1 S: 16	H: 4 LOB: 2 BB: 0 P: 23	R: 2 E: 0 K: 1 S: 13	H: 2 LOB: 2 BB: 1 P: 24	R: 0 E: 0 K: 2 S: 9	H: 0 LOB: 0 BB: 0 P: 13	1B: 4 2B: 1 3B: 0 HR: 3	SF: 0 SAC: 0 DP: 2 HBP: 1	WP: 0 PB: 0 SB: 1 CS: 0	PA: 36
PITCHER	IP WLS BF H R ER SO BB IBB HBP BLK WP HR S P ERA WHIP																					
Denny Stark, R (1, 1) ERA: 2.84	6.1 W 25 6 3 3 3 1 0 1 0 0 2 64 95 4.26 1.105																					
Denny Neagle, L (7, 1) ERA: 5.78	0.2 H 2 0 0 0 0 0 0 0 0 0 0 6 9 0.00 0.000																					
Todd Jones, R (8, 1) ERA: 3.83	0.2 H 5 2 2 2 1 1 0 0 0 0 1 10 18 27.00 4.500																					
Justin Speier, R (8, 1) ERA: 3.19	0.1 H 1 0 0 0 0 0 0 0 0 0 0 3 6 0.00 0.000																					
Jose Jimenez, R (9, 1) ERA: 3.64	1.0 S 3 0 0 0 2 0 0 0 0 0 0 9 13 0.00 0.000																					

Milwaukee Brewers @ Colorado Rockies
 Coors Field, Denver, CO
 Sat Jul 20 2002, 6:05 PM MDT
 Att. 37,009 - Cloudy - 95 F

livebaseballscores.com

BOTTOM

Milwaukee Brewers @ Colorado Rockies
Coors Field, Denver, CO
 Sat Jul 20 2002, 6:05 PM MDT
 Att: 37,009 - Cloudy - 95 F

livebaseballscorecards.com

AB	34
R	6
H	12
RBI	6
BB	3
SO	4
LOB	12



WP: 0	PA: 38
PB: 1	
SB: 0	
CS: 0	

AB	R	H	RBI	BB	SO	LOB
3	0	0	0	1	0	0
5	2	2	0	0	0	3
3	1	2	2	1	0	1
4	1	1	1	0	0	4
4	1	1	0	0	2	0
3	1	2	3	1	1	0
4	0	1	0	0	0	1
4	0	2	0	0	0	0
3	0	1	0	0	1	2
0	0	0	0	0	0	0
0	0	0	0	0	0	0
0	0	0	0	0	0	0
1	0	0	0	0	0	1
0	0	0	0	0	0	0
1B: 7	SF: 0					
2B: 4	SAC: 1					
3B: 0	DP: 1					
HR: 1	HBP: 0					

Batter	1	2	3	4	5	6	7	8	9
Juan Pierre, L OBP: 0.311, SLG: 0.303 (1, 8)	0-2 G4-3	3-2 F8		0-0 G6-3		4-0 17 FC5 BB		0-0 SH1-3	
Brent Butler, R OBP: 0.302, SLG: 0.448 (1, 4)	3-2 2B	2-0 2B		1-1 E6		0-1 G3		0-0 F9	
Larry Walker, L OBP: 0.430, SLG: 0.639 (1, 9)	2-1 17 1B	3-2 17 PB		2-1 G4-6-3		4-1 BB			
17 Todd Helton, L OBP: 0.440, SLG: 0.585 (1, 3)	3-2 1B	1-2 F7			2-0 F8	2-2 FC5			
Todd Zeile, R OBP: 0.354, SLG: 0.438 (1, 5)	2-1 HR		1-3 K		2-3 K		1-1 G5-3		
Todd Hollandsworth, L OBP: 0.357, SLG: 0.502 (1, 7)	0-0 HR		1-0 1B		4-1 BB		0-3 K		
Juan Uribe, R OBP: 0.285, SLG: 0.339 (1, 6)	0-0 F7		0-1 1B		0-0 P4		1-2 G6-3		
Walt McKeel, R OBP: 0.500, SLG: 0.500 (1, 2)	1-1 G6-3		1-1 1B		2-2 G4-3		2-2 SH1-3		
Denny Stark, R OBP: 0.222, SLG: 0.471 (7, 1)		0-3 K	1-1 FC6-4		0-1 G3		1-2 F9		
Denny Neagle, L OBP: 0.310, SLG: 0.414 (8, 1)									
Todd Jones, L (8, 1)									
Justin Speier, R (8, PH)									
Greg Norton, S OBP: 0.274, SLG: 0.366 (9, 1)									
Jose Jimenez, R (9, 1)									

Inning	R	H	E	K	S	LOB	BB	IBB	HBP	BLK	WP	HR	S	P	ERA	WHIP
1	5	5	0	19	30	0	0	0	0	0	0	1	53	88	10.80	2.200
2	1	2	0	13	22	1	0	0	0	0	0	0	13	25	0.00	3.000
3	0	3	0	10	14	0	0	0	0	0	0	0	19	24	0.00	0.500
4	0	0	1	5	8	0	0	0	0	0	0	1	53	88	10.80	2.200
5	0	0	0	6	14	0	0	0	0	0	0	0	13	25	0.00	3.000
6	0	1	0	13	25	0	0	0	0	0	0	0	19	24	0.00	0.500
7	0	0	0	9	11	0	0	0	0	0	0	0	19	24	0.00	0.500
8	0	1	0	10	13	0	0	0	0	0	0	0	19	24	0.00	0.500
9	0	0	0	0	0	0	0	0	0	0	0	0	0	0	0.00	0.000

PITCHER	IP	WLS	BF	H	R	ER	SO	BB	IBB	HBP	BLK	WP	HR	S	P	ERA	WHIP
Jose Cabrera, R ERA: 5.25 (1, 1)	5.0	L	25	10	6	6	3	1	0	0	0	0	1	53	88	10.80	2.200
Jayson Durocher, R ERA: 2.55 (6, 1)	1.0		6	1	0	0	0	2	0	0	0	0	0	13	25	0.00	3.000
Luis Vizcaino, R ERA: 2.82 (7, 1)	2.0		7	1	0	0	1	0	0	0	0	0	0	19	24	0.00	0.500

Batter	1	2	3	4	5	6	7	8	9	AB R H RBI BB SO LOB	TOP																									
Jeffrey Hammonds, R OBP: 0.345, SLG: 0.443 (1, 8)	3-2 F8 ①			0-1 P6 ①		0-0 G3 1B E 1B HR	0-0		0-1 G6-3 ①	5 2 2 1 0 0 0																										
Mark Loretta, R OBP: 0.346, SLG: 0.347 (1, 4)	0-1 F7 ②			1-1 L4 ②		2-0 E G3 1B 1B	0-0		3-3 K ②	5 1 2 0 0 1 0																										
Tyler Houston, L OBP: 0.344, SLG: 0.458 (1, 5)	0-0 G4-3 ③			3-2 G4-3 ③		0-0 G3 1-2 2-3	0-0		1-2 F8 ③	5 0 1 0 0 0 2																										
Richie Sexson, R OBP: 0.353, SLG: 0.524 (1, 3)						0-0 1B 1B FC6-2 1B	4-2 1B E BB		0-0 F8 ②	3 0 1 0 1 1 2																										
Matt Stairs, L OBP: 0.341, SLG: 0.509 Ryan Thompson, R OBP: 0.298, SLG: 0.509 (6, PH) (6, 7)						3-0 FC6-2 1B FC6-4 1B	4-0 SAFE 1B 1-2 2-3 3-H BB		3-0 G5-3 ③	2 1 1 0 0 0 0 1 0 0 0 1 0 2																										
José Hernández, R OBP: 0.363, SLG: 0.509 (1, 6)						0-1 FC6-4 FC6-2 1B 1-2 2-3	2-0 1-2 2-3 3-H 1B		0-0 G5-3 ①	4 0 2 1 0 1 0																										
Alex Ochoa, R OBP: 0.369, SLG: 0.389 (1, 7) (6, 9)						3-2 FC6-2 FC6-4 1B 1-2 2-3 3-H	0-3 K ②		1-2 S 1B	4 0 2 0 0 1 6																										
Paul Bako, L OBP: 0.331, SLG: 0.376 (1, 2)						0-1 FC6-4 1-2 2-3 3-H K ③	1-2 G4-3 ③		3-3 K ②	4 0 0 1 0 1 7																										
15 Ben Sheets, R OBP: 0.122, SLG: 0.146 Eric Young Sr., R OBP: 0.311, SLG: 0.349 Ray King, L Ronnie Belliard, R OBP: 0.279, SLG: 0.330 Nelson Figueroa, R OBP: 0.250, SLG: 0.182 Mike DeJean, R (7, PH) (7, 1) (8, PH) (8, 1) (8, 1)						0-3 K ③			0-0 F7 ①	2 0 0 0 0 2 2 1 0 0 0 0 0 0 0 0 0 0 0 0 0 1 0 0 0 0 0 1 0 0 0 0 0 0 0 0 0 0 0 0 0 0																										
Inning Stats	R: 0 E: 0 K: 0 S: 8	H: 0 LOB: 0 BB: 0 P: 11	R: 0 E: 0 K: 2 S: 8	H: 0 LOB: 0 BB: 0 P: 9	R: 0 E: 0 K: 1 S: 9	H: 1 LOB: 0 BB: 0 P: 15	R: 0 E: 0 K: 0 S: 7	H: 0 LOB: 0 BB: 0 P: 11	R: 1 E: 0 K: 1 S: 14	H: 3 LOB: 2 BB: 0 P: 20	R: 2 E: 0 K: 1 S: 14	H: 3 LOB: 3 BB: 2 P: 27	R: 1 E: 0 K: 0 S: 6	H: 3 LOB: 2 BB: 0 P: 9	R: 0 E: 0 K: 1 S: 11	H: 1 LOB: 1 BB: 0 P: 17	R: 0 E: 0 K: 1 S: 9	H: 0 LOB: 0 BB: 0 P: 13	1B: 10 2B: 0 3B: 0 HR: 1	SF: 0 SAC: 0 DP: 0 HBP: 0	WP: 0 PB: 0 SB: 1 CS: 1	PA: 39														
PITCHER	IP WLS BF H R ER SO BB IBB HBP BLK WP HR S P ERA WHIP																																			
Jason Jennings, R ERA: 4.69 40 Brian Fuentes, L ERA: 11.12 Rick White, R ERA: 5.3 Denny Neagle, L ERA: 5.75 Jose Jimenez, R ERA: 3.56	(1, 1) (6, 1) (6, 1) (7, 1) (8, 1) (8, 1) (9, 1)	5.1 0.0 0.2 2.0 1.0	W L H H S	22 2 2 10 3	6 1 0 4 0	3 0 0 1 0	3 0 0 1 0	4 0 1 1 1	1 0 0 0 0	0 0 0 0 0	0 0 0 0 0	0 0 0 1 0	0 0 0 17 9	79 7 7 26 13	5.06 ∞ 0.00 4.50 0.00	1.312 ∞ 0.000 2.000 0.000																				

Milwaukee Brewers @ Colorado Rockies
Coors Field, Denver, CO
Sun Jul 21 2002, 1:05 PM MDT
Att. 31,597 - Cloudy - 84 F

AB	37
R	4
H	11
RBI	3
BB	2
SO	7
LOB	22



WP	0	PA	39
PB	0		
SB	1		
CS	1		

livebaseballscorecards.com

Batter	1	2	3	4	5	6	7	8	9
Juan Pierre, L OBP: 0.311, SLG: 0.303 (1, 8)	0-1 G1-3		0-0 G4-3	1-2 1B		2-1 SH1-4			
Brent Butler, R OBP: 0.301, SLG: 0.461 (1, 4)	0-0 P4		2-2 HR	2-1 F9		0-1 L5			
Larry Walker, L OBP: 0.436, SLG: 0.652 (1, 9)	0-0 HR		0-1 1B		2-2 1B		4-2 L4-3 BB		
17 Todd Helton, L OBP: 0.436, SLG: 0.578 (1, 3)	0-0 P2		2-2 G6-3		1-0 P6		0-0 F8		
Todd Zeile, R OBP: 0.353, SLG: 0.435 (1, 5)		2-3 K		0-0 1B	0-3 K		3-2 L4-3		
Todd Hollandsworth, L OBP: 0.359, SLG: 0.502 (1, 7)		2-2 G3-1		0-0 1B	0-2 1B		0-1 F9		
Juan Uribe, R OBP: 0.287, SLG: 0.339 (1, 6)		4-2 BB		1-2 1B	1-2 1B		2-2 G5-3		
Gary Bennett, R OBP: 0.321, SLG: 0.365 (1, 2)		1-3 K		2-3 K	2-2 F9		1-0 HR		
Jason Jennings, L OBP: 0.351, SLG: 0.400 (1, 1)			1-0 P3	0-0 1B		2-2 SH1-4		1-2 F8	
40 Brian Fuentes, L (6, 1)				1-3 2-H					
Rick White, R (6, 1)									
Terry Shumpert, R OBP: 0.337, SLG: 0.396 (6, PH)									
Denny Neagle, L OBP: 0.210, SLG: 0.414 (7, 1)									
Greg Norton, S OBP: 0.271, SLG: 0.362 (8, PH)									
Jose Jimenez, R (9, 1)									

Inning Stats	R: 1	H: 1	E: 0	K: 5	S: 5	LOB: 0	BB: 5	P: 5	R: 0	H: 0	E: 0	K: 2	S: 16	LOB: 1	BB: 1	P: 25	R: 1	H: 2	E: 0	K: 0	S: 12	LOB: 1	BB: 0	P: 17	R: 2	H: 4	E: 0	K: 2	S: 15	LOB: 2	BB: 0	P: 21	R: 1	H: 3	E: 0	K: 1	S: 20	LOB: 2	BB: 0	P: 25	R: 0	H: 1	E: 0	K: 0	S: 8	LOB: 0	BB: 0	P: 12	R: 0	H: 0	E: 0	K: 0	S: 9	LOB: 0	BB: 1	P: 16	R: 1	H: 1	E: 0	K: 0	S: 12	LOB: 0	BB: 0	P: 16
1B: 8	SF: 0	2B: 3	SAC: 1	3B: 0	DP: 2	HR: 3	HBP: 0	WP: 0	PA: 36	PB: 0	SB: 0	CS: 0																																																				

PITCHER	IP	WLS	BF	H	R	ER	SO	BB	IBB	HBP	BLK	WP	HR	S	P	ERA	WHIP
15 Ben Sheets, R ERA: 4.1 (1, 1)	6.0	L	29	11	5	5	5	1	0	0	0	0	2	76	105	7.50	2.000
Ray King, L ERA: 3.32 (7, 1)	1.0		3	0	0	0	0	1	0	0	0	0	0	9	16	0.00	1.000
Nelson Figueroa, R ERA: 5.23 (8, 1)	0.2		3	1	1	1	0	0	0	0	0	0	1	8	11	13.50	1.500
Mike DeJean, R ERA: 3.42 (8, 1)	0.1		1	0	0	0	0	0	0	0	0	0	0	4	5	0.00	0.000

BOTTOM

Milwaukee Brewers @ Colorado Rockies
Coors Field, Denver, CO
Sun Jul 21 2002, 1:05 PM MDT
Att: 31,597 - Cloudy - 84 F

livebaseballscorecards.com

AB	33
R	6
H	12
RBI	6
BB	2
SO	5
LOB	15



Batter	1	2	3	4	5	6	7	8	9	AB R H RBI BB SO LOB	TOP									
Juan Pierre, L (1, 8) OBP: 0.313, SLG: 0.305	0-0 G3 S 1B		0-0 L8		3-2 CS 1-2	1-2 F8		0-2 E G6-3 1B		4 1 2 0 0 0 1										
Brent Butler, R (1, 4) OBP: 0.299, SLG: 0.456	0-2 P6		0-2 F7 1-2			1-1 CS 1B		0-2 F5		4 0 1 0 0 0 3										
Larry Walker, L (1, 9) OBP: 0.434, SLG: 0.647	1-2 G3 1-3		0-3 K			3-3 K 1-2		2-0 E4 G6-3 1-3 1B		4 0 1 0 0 2 3										
17 Todd Helton, L (1, 3) OBP: 0.436, SLG: 0.575	4-2 BB			1-1 G4-3			0-0 F8	4-2 G6-3 BB		2 0 0 0 2 0 0										
Todd Zeile, R (1, 5) OBP: 0.349, SLG: 0.430	1-3 K			0-1 F9			2-3 K	1-1 G6-3 1-2 2-3 3-H		4 0 0 1 0 2 4										
Todd Hollandsworth, L (1, 7) OBP: 0.357, SLG: 0.496		2-3 K		1-3 K			0-0 BB BB 1B	0-0 F8		4 0 1 0 0 2 2										
Juan Uribe, R (1, 6) OBP: 0.286, SLG: 0.336		1-2 F9			2-1 G6-3		4-2 BB BB 1-2 BB	1-1 F4		3 0 0 0 1 0 0										
Gary Bennett, R (1, 2) OBP: 0.318, SLG: 0.361		0-3 K			1-3 K		4-2 BB BB 1-2 BB	0-2 G5-3		2 0 0 0 0 2 0										
Greg Norton, S (7, PH) OBP: 0.278, SLG: 0.362									0 0 0 0 1 0 0											
Walt McKeel, R (7, 2) OBP: 0.444, SLG: 0.444									1 0 0 0 0 0 0											
Mike Hampton, R (1, 1) OBP: 0.372, SLG: 0.500			3-2 S 1B		0-0 CS 1B		2-0 P4	0-0 G1-3		2 0 2 0 0 0 0										
Terry Shumpert, R (7, PH) OBP: 0.335, SLG: 0.394									1 0 0 0 0 0 3											
Dennys Reyes, R (7, 1)									0 0 0 0 0 0 0											
40 Brian Fuentes, L (8, 1)									0 0 0 0 0 0 0											
Mark Little, R (9, PH) OBP: 0.307, SLG: 0.283									1 0 0 0 0 0 0											
Inning Stats	R: 0 E: 0 K: 1 S: 14	H: 1 LOB: 2 BB: 1 P: 20	R: 0 E: 0 K: 2 S: 9	H: 0 LOB: 0 BB: 0 P: 12	R: 0 E: 0 K: 1 S: 11	H: 1 LOB: 1 BB: 0 P: 14	R: 0 E: 0 K: 1 S: 8	H: 1 LOB: 0 BB: 0 P: 14	R: 0 E: 0 K: 1 S: 10	H: 1 LOB: 1 BB: 0 P: 15	R: 0 E: 0 K: 1 S: 12	H: 1 LOB: 3 BB: 2 P: 24	R: 1 E: 1 K: 0 S: 12	H: 2 LOB: 2 BB: 1 P: 19	R: 0 E: 0 K: 0 S: 6	H: 0 LOB: 0 BB: 0 P: 7	1B: 7 2B: 1 3B: 0 HR: 0	SF: 0 SAC: 0 DP: 1 HBP: 0	WP: 0 PB: 0 SB: 2 CS: 2	PA: 37
PITCHER	IP WLS BF H R ER SO BB IBB HBP BLK WP HR S P ERA WHIP																			
Curt Schilling, R (1, 1) ERA: 2.95	7.1 W 30 7 1 1 8 3 0 0 0 0 0 0 78 117 1.23 1.364																			
Mike Myers, L (8, 1) ERA: 3.16	0.0 1 0 0 0 0 1 0 0 0 0 0 0 2 6 ∞ ∞																			
Mike Fetters, R (8, 1) ERA: 2.83	0.2 H 2 0 0 0 0 0 0 0 0 0 0 0 3 4 0.00 0.000																			
Byung-Hyun Kim, R (9, 1) ERA: 2.1	1.0 3 0 0 0 0 0 0 0 0 0 0 0 6 7 0.00 0.000																			

Colorado Rockies @ Arizona Diamondbacks
Bank One Ballpark, Phoenix, AZ
Mon Jul 22 2002, 10:05 PM EDT
Att. 34,516 - Dome - 72 F

AB	32
R	1
H	7
RBI	1
BB	4
SO	8
LOB	16



Batter	1	2	3	4	5	6	7	8	9
Quinton McCracken, S (1, 9) <small>OBP: 0.386, SLG: 0.488</small>	0-1 		2-2 		1-1 			1-1 	
Craig Counsell, L (1, 6) <small>OBP: 0.353, SLG: 0.354</small>	4-2 		1-0 			0-2 		4-0 	
Junior Spivey, R (1, 4) <small>OBP: 0.401, SLG: 0.531</small>	1-1 			2-1 		2-2 		4-1 	
Luis Gonzalez, L (1, 7) <small>OBP: 0.405, SLG: 0.510</small>	3-2 			4-1 		0-0 		1-0 	
Jay Bell, R (1, 3) <small>OBP: 0.250, SLG: 0.143</small> Mark Grace, L (8, 3) <small>OBP: 0.357, SLG: 0.404</small>	1-0 			0-0 		1-3 		1-1 	
Matt Williams, R (1, 5) <small>OBP: 0.182, SLG: 0.344</small>		1-0 			0-0 		3-1 		
Steve Finley, L (1, 8) <small>OBP: 0.364, SLG: 0.463</small>		0-3 			2-1 		2-0 		
Damian Miller, R (1, 2) <small>OBP: 0.348, SLG: 0.455</small>		3-1 			2-2 		0-2 		
Curt Schilling, R (1, 1) <small>OBP: 0.255, SLG: 0.241</small> Mike Myers, L (8, 1) Mike Fetters, R (8, 1) Tony Womack, L (8, PH) <small>OBP: 0.303, SLG: 0.314</small> Byung-Hyun Kim, R (9, 1) <small>OBP: 1.000, SLG: 1.000</small>			1-1 		1-1 			2-1 	

Inning Stats	R: 1	H: 1	E: 0	K: 0	S: 10	R: 0	H: 0	E: 0	K: 1	S: 6	R: 0	H: 0	E: 0	K: 0	S: 6	R: 0	H: 0	E: 0	K: 1	S: 4	R: 1	H: 2	E: 0	K: 0	S: 11	R: 1	H: 1	E: 0	K: 1	S: 13	R: 0	H: 1	E: 0	K: 0	S: 6	R: 2	H: 2	E: 0	K: 0	S: 8
	0	1	0	0	19	0	0	0	1	10	0	0	0	0	10	0	0	0	0	1	0	2	1	0	17	0	1	0	0	16	0	1	0	0	11	2	2	0	0	21

PITCHER	IP	WLS	BF	H	R	ER	SO	BB	IBB	HBP	BLK	WP	HR	S	P	ERA	WHIP
Mike Hampton, L (1, 1) <small>ERA: 6.84</small>	6.0	L	23	5	3	3	2	2	0	0	0	0	2	50	82	4.50	1.167
Dennys Reyes, L (7, 1) <small>ERA: 4.5</small>	1.2		8	3	2	2	0	1	1	0	0	1	0	12	29	10.80	2.400
40 Brian Fuentes, L (8, 1) <small>ERA: 10.5</small>	0.1		1	0	0	0	0	0	0	0	0	1	0	2	3	0.00	0.000

BOTTOM

Colorado Rockies @ Arizona Diamondbacks
 Bank One Ballpark, Phoenix, AZ
 Mon Jul 22 2002, 10:05 PM EDT
 Att: 34,516 - Dome - 72 F

AB	R	H	RBI	BB	SO	LOB
27	5	8	5	4	2	10



WP	PA	3B	DP	HBP
2	32	0	3	0

Batter	1	2	3	4	5	6	7	8	9	AB R H RBI BB SO LOB	TOP																
Juan Pierre, L (1, 8) OBP: 0.311, SLG: 0.303	0-1 L6		0-0 F7		0-1 G4-3			2-2 P6	2-1 FC5-4 1B	5 0 1 0 0 0 0																	
Brent Butler, R (1, 4) OBP: 0.297, SLG: 0.455	2-3 K		0-3 K			2-0 F8		2-1 1B 2B	1-0 FC5-4 1B 1-2f	5 1 1 0 0 2 1																	
Larry Walker, L (1, 9) OBP: 0.439, SLG: 0.651	1-1 G3		4-1 BB			2-1 2B		0-0 FC6-4 2B 17 HBP 2B 1B	1-2 1B	4 1 3 1 1 0 0																	
17 Todd Helton, L (1, 3) OBP: 0.436, SLG: 0.571		0-0 BB 1B	3-3 K			0-3 K		2-2 FC6-4 HBP 1B	3-2 P4	4 1 1 0 0 2 4																	
Todd Zeile, R (1, 5) OBP: 0.348, SLG: 0.426		4-2 1B BB		2-0 G5-3		2-2 P6		2-2 FC6-4 BB 2B 1-2f 2-3		3 0 0 0 1 0 3																	
Mark Little, R (8, PR) OBP: 0.307, SLG: 0.283										0 1 0 0 0 0 0																	
Todd Jones, L (8, 1)										0 0 0 0 0 0 0																	
Ben Petrick, R (1, 7) OBP: 0.212, SLG: 0.323		2-2 F7		2-1 G6-3			0-0 1B	4-2 2B BB		3 0 1 0 0 0 2																	
Todd Hollandsworth, L (8, PH) OBP: 0.359, SLG: 0.498										0 1 0 0 1 0 0																	
Juan Uribe, R (1, 6) OBP: 0.286, SLG: 0.338		1-3 K		1-0 G4-3			1-0 F8	1-2 2B		4 0 1 3 0 1 3																	
Gary Bennett, R (1, 2) OBP: 0.317, SLG: 0.358		1-0 1B			1-1 F8		1-1 P4	0-3 K		4 0 1 1 0 1 2																	
John Thomson, R (1, 1) OBP: 0.216, SLG: 0.176		2-3 K			3-3 K		3-2 G5-3		2-3 K	2 0 0 0 0 2 2																	
Rick White, R (6, 1)										0 0 0 0 0 0 0																	
Terry Shumpert, R (7, PH) OBP: 0.333, SLG: 0.391										1 0 0 0 0 0 1																	
Justin Speier, R (7, 1)										0 0 0 0 0 0 0																	
Greg Norton, S (8, 5) OBP: 0.275, SLG: 0.358										1 0 0 0 0 1 0																	
Inning Stats	R: 0 E: 0 K: 1 S: 8	H: 0 LOB: 0 BB: 0 P: 11	R: 1 E: 0 K: 2 S: 14	H: 2 LOB: 2 BB: 1 P: 24	R: 0 E: 0 K: 2 S: 8	H: 0 LOB: 1 BB: 1 P: 15	R: 0 E: 0 K: 0 S: 4	H: 0 LOB: 0 BB: 0 P: 9	R: 0 E: 0 K: 1 S: 8	H: 0 LOB: 0 BB: 0 P: 12	R: 0 E: 0 K: 1 S: 9	H: 1 LOB: 1 BB: 0 P: 15	R: 0 E: 0 K: 0 S: 8	H: 1 LOB: 1 BB: 0 P: 13	R: 4 E: 0 K: 1 S: 23	H: 3 LOB: 1 BB: 1 P: 36	R: 0 E: 0 K: 1 S: 15	H: 2 LOB: 2 BB: 0 P: 24	1B: 6 2B: 3 3B: 0 HR: 0	SF: 0 SAC: 0 DP: 0 HBP: 1	WP: 0 PB: 0 SB: 0 CS: 0	PA: 40					
PITCHER	IP WLS BF H R ER SO BB IBB HBP BLK WP HR S P ERA WHIP																										
Brian Anderson, L (1, 1) ERA: 5.05	7.1		29	5	2	2	7	2	0	0	0	0	0	67	111	2.46	0.955										
Mike Myers, L (8, 1) ERA: 3.86	0.0		2	1	0	0	0	0	0	1	0	0	0	3	5	∞	∞										
Mike Koplove, R (8, 1) ERA: 2.35	0.1	H	2	0	0	0	0	1	0	0	0	0	0	6	12	0.00	3.000										
Byung-Hyun Kim, R (8, 1) ERA: 2.05	1.1	W	7	3	3	3	2	0	0	0	0	0	0	21	31	20.25	2.250										

Colorado Rockies @ Arizona Diamondbacks
Bank One Ballpark, Phoenix, AZ
Tue Jul 23 2002, 10:05 PM EDT
Att. 37,837 - Dome - 72 F

AB	36
R	5
H	9
RBI	5
BB	3
SO	9
LOB	18



Batter	1	2	3	4	5	6	7	8	9
Tony Womack, L OBP: 0.305, SLG: 0.323 (1, 6)	2-1 G6-3 ①		0-2 G6-3 ①		3-2 2B 1B ②	1-3 K ③		1-0 HR ②	
Craig Counsell, L OBP: 0.354, SLG: 0.353 (1, 5)	3-2 P6 ②		1-1 L6 ②		4-1 2B BB ②		1-0 G4-3 ①	3-2 CS 1B	
Junior Spivey, R OBP: 0.405, SLG: 0.540 (1, 4)	3-1 1B ③		1-2 2B ③		1-1 2B ②		1-0 F9 ②	0-1 CS ③	
Luis Gonzalez, L OBP: 0.403, SLG: 0.506 Byung-Hyun Kim, R OBP: 1.000, SLG: 1.000 (1, 7) (8, 1)	1-1 F8 ③		2-3 K ③		4-0 IBB ②		2-3 K ③		
Mark Grace, L OBP: 0.356, SLG: 0.415 (1, 3)		2-1 HR ①		2-3 K ①	1-1 F9 ②		2-3 K ①		
Damian Miller, R OBP: 0.347, SLG: 0.452 (1, 2)		1-3 K ①		1-2 F8 ②	1-0 G6-3 ③		0-0 1B 1B		
Steve Finley, L OBP: 0.360, SLG: 0.457 (1, 8)		1-3 K ②		1-3 K ③		0-0 G3-1 ①	2-0 P6 ②		
David Dellucci, L OBP: 0.363, SLG: 0.494 (1, 9)		3-2 E7 ③			2-2 1B 1B ②		3-2 G4-3 S 1B	1-0 2B 1B	
Brian Anderson, R OBP: 0.172, SLG: 0.250 Mike Myers, L (8, 1) Mike Koplove, R (8, 1) Quinton McCracken, S OBP: 0.389, SLG: 0.497 (8, 7)		0-1 G1-3 ③			0-0 G5-3 ①	2-1 G4-3 ②		1-0 HR 2B	

Inning Stats	R: 0 E: 0 K: 0 S: 9	H: 1 LOB: 1 BB: 0 P: 18	R: 1 E: 1 K: 2 S: 15	H: 1 LOB: 1 BB: 0 P: 22	R: 0 E: 0 K: 1 S: 12	H: 0 LOB: 0 BB: 0 P: 16	R: 0 E: 0 K: 2 S: 9	H: 0 LOB: 0 BB: 0 P: 13	R: 3 E: 0 K: 0 S: 14	H: 3 LOB: 2 BB: 2 P: 29	R: 0 E: 0 K: 1 S: 9	H: 1 LOB: 1 BB: 0 P: 15	R: 0 E: 0 K: 1 S: 5	H: 0 LOB: 0 BB: 0 P: 9	R: 4 E: 0 K: 1 S: 12	H: 5 LOB: 0 BB: 0 P: 22
--------------	------------------------------	----------------------------------	-------------------------------	----------------------------------	-------------------------------	----------------------------------	------------------------------	----------------------------------	-------------------------------	----------------------------------	------------------------------	----------------------------------	------------------------------	---------------------------------	-------------------------------	----------------------------------

PITCHER										PITCHER																							
IP	WLS	BF	H	R	ER	SO	BB	IBB	HBP	BLK	WP	HR	S	P	ERA	WHIP	IP	WLS	BF	H	R	ER	SO	BB	IBB	HBP	BLK	WP	HR	S	P	ERA	WHIP
John Thomson, R ERA: 4.88 (1, 1)	5.0		6	4	4	5	1	1	0	0	0	1	59	98	7.20	1.400																	
Rick White, R ERA: 5.15 (6, 1)	1.0		4	1	0	1	0	0	0	0	0	0	9	15	0.00	1.000																	
Justin Speier, R ERA: 3.09 (7, 1)	1.0		3	0	0	1	0	0	0	0	0	0	5	9	0.00	0.000																	
Todd Jones, R ERA: 4.44 (8, 1)	1.0	L	7	5	4	4	1	0	0	0	0	1	12	22	36.00	5.000																	

BOTTOM

AB R H RBI BB SO LOB

5	2	2	3	0	1	1
4	1	1	0	1	0	0
4	0	3	2	0	0	0
3	0	0	0	1	2	2
0	0	0	0	0	0	0
4	1	1	1	0	2	2
4	1	1	0	0	1	2
4	0	0	0	0	2	1
4	2	3	0	0	0	0
3	0	0	0	0	0	3
0	0	0	0	0	0	0
0	0	0	0	0	0	0
1	1	1	2	0	0	0


1B: 7 SF: 0
2B: 3 SAC: 0
3B: 0 DP: 0
HR: 2 HBP: 0

WP: 0 PA: 39
PB: 0
SB: 2
CS: 1

Colorado Rockies @ Arizona Diamondbacks
Bank One Ballpark, Phoenix, AZ

Tue Jul 23 2002, 10:05 PM EDT
Att: 37,837 - Dome - 72 F

livebaseballscorecards.com



Batter	1	2	3	4	5	6	7	8	9	AB R H RBI BB SO LOB	TOP
Juan Pierre, L (1, 8) OBP: 0.309, SLG: 0.300	0-1 G4-3		1-0 G4-3		2-2 G6-3			0-2 F7		4 0 0 0 0 0 0	Colorado Rockies @ Arizona Diamondbacks Bank One Ballpark, Phoenix, AZ Wed Jul 24 2002, 10:05 PM EDT Att. 34,743 - Dome - 72 F
Brent Butler, R (1, 4) OBP: 0.296, SLG: 0.450	0-1 G5-3		0-1 1B			0-3 K		2-2 L6		4 0 1 0 0 1 0	
17 Todd Helton, L (1, 3) OBP: 0.437, SLG: 0.579 40 Brian Fuentes, L (7, 1) Jose Jimenez, R (8, 1) Mark Little, R (9, PH) OBP: 0.304, SLG: 0.280	2-2 HR		1-3 K			4-2 G4-3 BB			1-2 F8	2 1 1 1 1 1 1 0 0 0 0 0 0 0 0 0 0 0 0 0 0 1 0 0 0 0 0 0	
Todd Zeile, R (1, 5) OBP: 0.345, SLG: 0.421	3-2 F8			2-3 K		1-2 G4-3			1-3 K	4 0 0 0 0 2 1	
Todd Hollandsworth, L (1, 9) OBP: 0.355, SLG: 0.491		2-0 E3		2-3 K		1-0 G4-3			2-1 G4-3	4 0 0 0 0 1 1	
Greg Norton, S (1, 7) OBP: 0.277, SLG: 0.357 (7, 3)		0-3 K		2-1 1B			2-0 G3-1			3 0 1 0 0 1 1	
Juan Uribe, R (1, 6) OBP: 0.284, SLG: 0.335		1-0 F9		0-1 G5-3			0-0 G6-3			3 0 0 0 0 0 2	
Gary Bennett, R (1, 2) OBP: 0.312, SLG: 0.353		0-1 G5-3			0-0 G6-3		2-2 G3			3 0 0 0 0 0 1	
Shawn Chacon, R (1, 1) OBP: 0.259, SLG: 0.296 Dennys Reyes, R (5, 1) Ben Petrick, R (7, 7) OBP: 0.209, SLG: 0.317			0-3 K		0-0 F9			1-0 G5-3		2 0 0 0 0 1 0 0 0 0 0 0 0 0 1 0 0 0 0 0 0	
Inning Stats	R: 1 H: 1 E: 0 LOB: 0 K: 0 BB: 0 S: 10 P: 15	R: 0 H: 0 E: 1 LOB: 1 K: 1 BB: 0 S: 7 P: 10	R: 0 H: 1 E: 0 LOB: 1 K: 2 BB: 0 S: 9 P: 11	R: 0 H: 1 E: 0 LOB: 1 K: 2 BB: 0 S: 11 P: 17	R: 0 H: 0 E: 0 LOB: 0 K: 0 BB: 0 S: 5 P: 7	R: 0 H: 0 E: 0 LOB: 1 K: 1 BB: 1 S: 9 P: 15	R: 0 H: 0 E: 0 LOB: 0 K: 0 BB: 0 S: 5 P: 9	R: 0 H: 0 E: 0 LOB: 0 K: 0 BB: 0 S: 8 P: 11	R: 0 H: 0 E: 0 LOB: 0 K: 1 BB: 0 S: 11 P: 15	1B: 2 SF: 0 2B: 0 SAC: 0 3B: 0 DP: 0 HR: 1 HBP: 0	
PITCHER Miguel Batista, R (1, 1) ERA: 4.38	IP WLS BF H R ER SO BB IBB HBP BLK WP HR S P ERA WHIP										

AB	31
R	1
H	3
RBI	1
BB	1
SO	7
LOB	7



Batter	1	2	3	4	5	6	7	8	9	AB	R	H	RBI	BB	SO	LOB
Tony Womack, L OBP: 0.308, SLG: 0.335 (1, 6)	G3-1	1B 3B	G6-3		1B 2B		1B			5	2	3	2	0	0	2
Quinton McCracken, S OBP: 0.400, SLG: 0.500 (1, 8)	G3-1 BB	1B		G3 BB	1B		K			3	1	2	2	2	1	1
Junior Spivey, R OBP: 0.406, SLG: 0.538 (1, 4)	G3-1 BB	K		F8	1B			L6		3	0	1	0	1	1	2
Jay Bell, R OBP: 0.222, SLG: 0.125 (8, PH) (9, 4)	G3-1 BB	K		F8	1B			L6		1	0	0	0	0	0	0
Luis Gonzalez, L OBP: 0.403, SLG: 0.501 (1, 7)	G3-1 BB	G3		G3 BB	P4			F7		3	0	0	0	2	0	3
Mark Grace, L OBP: 0.349, SLG: 0.406 (1, 3)	G3-1		P6	G3		G6-3		G4-3		5	0	0	1	0	0	4
Matt Williams, R OBP: 0.189, SLG: 0.361 (1, 5)	G4-3		3B 2B	G6-3		K2-3				4	1	1	0	0	1	4
Chris Donnels, L OBP: 0.290, SLG: 0.459 (9, 5)	G4-3		3B 2B	G6-3		K2-3				0	0	0	0	0	0	0
David Dellucci, L OBP: 0.368, SLG: 0.548 (1, 9)		G4-3	1-2 3B		1-0 HR		G4-3			4	1	2	2	0	0	0
Rod Barajas, R OBP: 0.276, SLG: 0.308 (1, 2)		1B 3B 2B		S BB		G4-3		K		3	1	1	0	1	1	0
Miguel Batista, R OBP: 0.233, SLG: 0.310 (1, 1)		3B 1B	K		G5-3		K			4	1	1	0	0	2	2

Inning Stats	R: 1	H: 0	E: 0	K: 0	S: 7	H: 0	LOB: 2	BB: 3	P: 24	R: 3	H: 4	E: 0	K: 1	S: 17	R: 1	H: 2	E: 0	K: 1	S: 11	R: 0	H: 0	E: 0	K: 0	S: 11	R: 2	H: 4	E: 0	K: 1	S: 14	R: 0	H: 0	E: 0	K: 1	S: 8	R: 0	H: 1	E: 0	K: 3	S: 13	R: 0	H: 0	E: 0	K: 0	S: 6
--------------	------	------	------	------	------	------	--------	-------	-------	------	------	------	------	-------	------	------	------	------	-------	------	------	------	------	-------	------	------	------	------	-------	------	------	------	------	------	------	------	------	------	-------	------	------	------	------	------


PITCHER	IP	WLS	BF	H	R	ER	SO	BB	IBB	HBP	BLK	WP	HR	S	P	ERA	WHIP
Shawn Chacon, R ERA: 5.15 (1, 1)	4.2	L	29	9	7	7	2	6	0	0	0	0	1	54	118	13.50	3.214
Dennys Reyes, L ERA: 4.35 (5, 1)	1.1		5	1	0	0	1	0	0	0	0	0	0	14	24	0.00	0.750
40 Brian Fuentes, L ERA: 9.0 (7, 1)	1.0		4	1	0	0	3	0	0	0	0	0	0	13	18	0.00	1.000
Jose Jimenez, R ERA: 3.49 (8, 1)	1.0		3	0	0	0	0	0	0	0	0	0	0	6	8	0.00	0.000

BOTTOM

Colorado Rockies @ Arizona Diamondbacks
Bank One Ballpark, Phoenix, AZ

Wed Jul 24 2002, 10:05 PM EDT
Att: 34,743 - Dome - 72 F

AB	35
R	7
H	11
RBI	7
BB	6
SO	6
LOB	18



PITCHER	IP	WLS	BF	H	R	ER	SO	BB	IBB	HBP	BLK	WP	HR	S	P	ERA	WHIP
1B	5	SF	0	WP	0	PA	41	2B	3	SAC	0	PB	0	SB	1	CS	0
3B	2	DP	0					HR	1	HBP	0						

Batter	1	2	3	4	5	6	7	8	9	AB R H RBI BB SO LOB	TOP			
Juan Pierre, L (1, 8) OBP: 0.313, SLG: 0.306	0-1 G1-6-3 1B		4-2 CS BB		1-0 1-3 1B 2B		1-0 G2-3			3 1 2 0 1 0 0				
Brent Butler, R (1, 4) OBP: 0.295, SLG: 0.446 Rick White, R (7, 1) Todd Jones, L (8, 1)	1-0 G1-6-3 1-2f		3-1 F8 1-2		0-0 2-H 3-H 1B		1-1 G5-3			4 0 1 2 0 0 2 0 0 0 0 0 0 0 0 0 0 0 0 0 0				
Larry Walker, L (1, 9) OBP: 0.440, SLG: 0.649	0-1 17 WP 1B			1-2 G1-3	1-0 F2			1-0 G6-3 17 1B		4 0 2 0 0 0 1				
17 Todd Helton, L (1, 3) OBP: 0.440, SLG: 0.589	3-1 1-2 HBP		3-2 F8		0-1 HR			3-2 G6-3 1-2 1B		3 1 2 1 0 0 0				
Todd Zeile, R (1, 5) OBP: 0.344, SLG: 0.417	3-2 L3		4-0 BB		1-3 HR			2-1 G6-3 1-2f 2-3		3 0 0 0 1 1 4				
Todd Hollandsworth, L (1, 7) OBP: 0.353, SLG: 0.491			0-1 P6		1-2 CS 2B			2-3 K2-3		4 0 1 0 0 2 2				
Juan Uribe, R (1, 6) OBP: 0.284, SLG: 0.332			3-1 P4		3-2 G4-3			3-2 F8		3 0 0 0 1 0 0				
Walt McKeel, R (1, 2) OBP: 0.308, SLG: 0.308			2-3 K		2-2 G3			0-0 G6-3		4 0 0 0 0 2 2				
Denny Stark, R (1, 1) OBP: 0.211, SLG: 0.444 Mark Little, R (5, PH) 40 Brian Fuentes, L (5, 1) Denny Neagle, L (6, 1) Terry Shumpert, R (7, PH) OBP: 0.330, SLG: 0.386			3-1 L5		4-2 2B 1B BB			2-2 F5		1 0 0 0 0 0 0 0 1 0 0 1 0 0 0 0 0 0 0 0 0 0 0 0 0 0 0 0 2 0 0 0 0 0 0				
Inning Stats	R: 0 H: 2 E: 0 LOB: 2 K: 0 BB: 0 S: 10 P: 17	R: 0 H: 0 E: 0 LOB: 0 K: 2 BB: 0 S: 11 P: 19	R: 0 H: 0 E: 0 LOB: 0 K: 0 BB: 1 S: 8 P: 18	R: 0 H: 0 E: 0 LOB: 1 K: 0 BB: 1 S: 9 P: 17	R: 2 H: 2 E: 0 LOB: 1 K: 0 BB: 1 S: 16 P: 27	R: 1 H: 2 E: 0 LOB: 2 K: 2 BB: 1 S: 16 P: 25	R: 0 H: 0 E: 0 LOB: 0 K: 0 BB: 0 S: 4 P: 6	R: 0 H: 2 E: 0 LOB: 1 K: 1 BB: 0 S: 10 P: 18	R: 0 H: 0 E: 0 LOB: 0 K: 0 BB: 0 S: 9 P: 14	1B: 5 SF: 0 2B: 3 SAC: 0 3B: 0 DP: 3 HR: 1 HBP: 1	WP: 1 PA: 36 PB: 0 SB: 0 CS: 2			
PITCHER	IP WLS BF H R ER SO BB IBB HBP BLK WP HR S P ERA WHIP												PITCHER	IP WLS BF H R ER SO BB IBB HBP BLK WP HR S P ERA WHIP
15 Ben Sheets, R (1, 1) ERA: 4.13	5.1 W 25 6 3 3 3 4 0 1 0 1 1 67 117 5.06 1.875													
Valerio De Los Santos, L (6, 1) ERA: 2.25	1.2 H 4 0 0 0 1 0 0 0 0 0 0 7 12 0.00 0.000													
Ray King, L (8, 1) ERA: 3.23	0.0 2 2 0 0 0 0 0 0 0 0 0 4 8 ∞ ∞													
Luis Vizcaino, R (8, 1) ERA: 2.68	2.0 S 5 0 0 0 1 0 0 0 0 0 0 0 15 24 0.00 0.000													

Colorado Rockies @ Milwaukee Brewers
 Miller Park, Milwaukee, WI
 Fri Jul 26 2002, 7:05 PM CDT
 Att. 29,270 - Sunny - 78 F

livebaseballscorecards.com

AB	31
R	3
H	8
RBI	3
BB	4
SO	5
LOB	11



Batter	1	2	3	4	5	6	7	8	9
Alex Sanchez, L (1, 8) OBP: 0.367, SLG: 0.363	2-2 G5-3	0-1 2B	1-0 L4			0-0 F7		1-0 HR	
Eric Young Sr., R (1, 4) OBP: 0.311, SLG: 0.346	2-3 K	3-2 HBP			0-0 F9	1-2 1B G1-3 1B		0-0 F8	
Jeffrey Hammonds, R (1, 7) Alex Ochoa, R (4, PH) OBP: 0.371, SLG: 0.399	1-2 1B	2-2 P3			2-1 HR	3-2 G1-3 1-2		4-1 HR BB	
Richie Sexson, R (1, 3) Lenny Harris, L (9, 3) OBP: 0.284, SLG: 0.329	2-3 K		1-0 BB 1B HR 1B		3-0 G4-6-3 HBP	1-2 FC3-6 1B		2-0 HR	
Matt Stairs, L (1, 9) OBP: 0.327, SLG: 0.488		1-2 15 1B 2B S 1B	1-2 HR BB 1B		0-0 G4-6-3 1-2f	1-1 FC3-6 1-2f		3-2 F8	
José Hernández, R (1, 6) OBP: 0.358, SLG: 0.496		3-3 K	4-2 HR BB		3-3 K		3-3 K	0-2 G4-3	
Mark Loretta, R (1, 5) OBP: 0.356, SLG: 0.385		1-0 F8	1-1 HR		0-3 K		0-3 K		
Robert Machado, R (1, 2) OBP: 0.347, SLG: 0.446		4-2 15 1B 2B BB	0-1 G6-3		4-2 BB		1-0 FC4-6 1B		
15 Ben Sheets, R (1, 1) Valerio De Los Santos, L (6, 1) Izzy Alcantara, R (7, PH) Ray King, L (8, 1) Luis Vizcaino, R (8, 1)		0-1 2B 1B	2-3 K		2-3 K		1-1 FC4-6 1-2f		

Inning Stats	R: 0 E: 0 K: 2 S: 13	H: 1 LOB: 1 BB: 0 P: 20	R: 2 E: 0 K: 1 S: 20	H: 3 LOB: 3 BB: 1 P: 34	R: 4 E: 0 K: 1 S: 14	H: 3 LOB: 0 BB: 1 P: 24	R: 1 E: 0 K: 0 S: 4	H: 1 LOB: 0 BB: 0 P: 9	R: 0 E: 0 K: 3 S: 17	H: 0 LOB: 1 BB: 1 P: 26	R: 0 E: 0 K: 0 S: 13	H: 2 LOB: 2 BB: 0 P: 19	R: 0 E: 0 K: 2 S: 10	H: 1 LOB: 1 BB: 0 P: 15	R: 3 E: 0 K: 0 S: 11	H: 2 LOB: 0 BB: 1 P: 21
--------------	-------------------------------	----------------------------------	-------------------------------	----------------------------------	-------------------------------	----------------------------------	------------------------------	---------------------------------	-------------------------------	----------------------------------	-------------------------------	----------------------------------	-------------------------------	----------------------------------	-------------------------------	----------------------------------

PITCHER	IP	WLS	BF	H	R	ER	SO	BB	IBB	HBP	BLK	WP	HR	S	P	ERA	WHIP
Denny Stark, R (1, 1) ERA: 3.69	4.0	L	23	8	7	7	4	2	0	0	0	0	2	51	87	15.75	2.500
40 Brian Fuentes, L (5, 1) ERA: 7.88	1.0		4	0	0	0	3	1	0	0	0	0	0	17	26	0.00	1.000
Denny Neagle, L (6, 1) ERA: 5.7	1.0		5	2	0	0	0	0	0	0	0	0	0	13	19	0.00	2.000
Rick White, R (7, 1) ERA: 5.02	1.0		4	1	0	0	2	0	0	0	0	0	0	10	15	0.00	1.000
Todd Jones, R (8, 1) ERA: 4.86	1.0		6	2	3	3	0	1	0	0	0	0	1	11	21	27.00	3.000

BOTTOM

Colorado Rockies @ Milwaukee Brewers
Miller Park, Milwaukee, WI

Fri Jul 26 2002, 7:05 PM CDT
Att: 29,270 - Sunny - 78 F

AB	R	H	RBI	BB	SO	LOB
5	1	2	2	0	0	0
4	0	1	0	0	1	1
2	0	1	0	0	0	3
2	2	1	1	1	0	1
4	2	3	3	0	1	1
0	0	0	0	0	0	0
5	2	2	0	0	0	3
4	1	0	0	1	3	1
4	1	1	4	0	2	1
2	1	1	0	2	0	0
3	0	1	0	0	2	1
0	0	0	0	0	0	0
1	0	0	0	0	0	1
0	0	0	0	0	0	0
0	0	0	0	0	0	0

AB	36
R	10
H	13
RBI	10
BB	4
SO	9
LOB	13

WP: 0 PA: 42
PB: 0
SB: 3
CS: 0




Batter	1	2	3	4	5	6	7	8	9	10	AB	R	H	RBI	BB	SO	LOB	TOP						
Mark Little, R (1, 8) OBP: 0.306, SLG: 0.269 Jose Jimenez, R (9, 1)	0-0 G1-3		4-2 FC4-6 BB	2-1 FC5-4			0-2 P5		0-0 F2		4	0	0	0	1	0	4							
Terry Shumpert, R (1, 4) OBP: 0.321, SLG: 0.374	3-2 G6-3		2-2 FC4-6 17 HR				1-1 F8		2-2 L7		5	1	0	1	0	0	4							
Larry Walker, L (1, 9) OBP: 0.439, SLG: 0.644	1-3 K		1-2 F7				0-3 K		4-1 BB		4	0	1	0	1	2	2							
17 Todd Helton, L (1, 3) OBP: 0.438, SLG: 0.592			1-2 G4-3	0-0 HR			1-1 G3-4		0-0 P4		5	1	1	3	0	0	4							
Todd Zeile, R (1, 5) OBP: 0.339, SLG: 0.411			3-2 F9	1-2 G6-3			2-0 CS		1-3 K		5	0	0	0	0	3	0							
Ben Petrick, R (1, 7) OBP: 0.229, SLG: 0.323 Todd Hollandsworth, L (8, PH) OBP: 0.354, SLG: 0.490			2-1 G6-3				1-2 1B		4-1 FC6-4 BB		2	0	1	0	1	0	0							
Juan Uribe, R (1, 6) OBP: 0.285, SLG: 0.332			2-2 1B	0-3 K			4-2 BB		2-0 FC6-4		4	1	1	0	1	1	2							
Gary Bennett, R (1, 2) OBP: 0.313, SLG: 0.352 Juan Pierre, L (9, PH) OBP: 0.314, SLG: 0.307			1-1 BB	1-2 F7			2-2 P4		1-2 BB		3	1	1	0	0	0	3							
Jason Jennings, L (1, 1) OBP: 0.375, SLG: 0.421 Justin Speier, R (7, 1) Todd Jones, L (8, 1) Greg Norton, S (9, PH) OBP: 0.283, SLG: 0.357 Walt McKeel, R (9, 2) OBP: 0.308, SLG: 0.308			2-0 FC4-6 17 HR	0-0 FC5-4			0-3 K		4-2 BB		3	1	2	1	0	1	2							
Inning Stats	R: 0 E: 0 K: 1 S: 8	H: 0 LOB: 0 BB: 0 P: 12	R: 0 E: 0 K: 0 S: 9	H: 0 LOB: 0 BB: 0 P: 15	R: 5 E: 0 K: 0 S: 22	H: 4 LOB: 0 BB: 1 P: 35	R: 0 E: 0 K: 1 S: 12	H: 2 LOB: 2 BB: 0 P: 16	R: 0 E: 0 K: 0 S: 5	H: 1 LOB: 0 BB: 0 P: 11	R: 0 E: 0 K: 2 S: 13	H: 0 LOB: 2 BB: 2 P: 26	R: 0 E: 0 K: 1 S: 8	H: 0 LOB: 1 BB: 0 P: 9	R: 0 E: 0 K: 1 S: 6	H: 0 LOB: 1 BB: 1 P: 13	R: 0 E: 0 K: 0 S: 12	H: 1 LOB: 3 BB: 2 P: 26	R: 0 E: 0 K: 1 S: 8	H: 0 LOB: 0 BB: 0 P: 13	1B: 7 2B: 0 3B: 0 HR: 1	SF: 0 SAC: 0 DP: 0 HBP: 0	WP: 0 PB: 0 SB: 0 CS: 1	PA: 44
PITCHER	IP	WLS	BF	H	R	ER	SO	BB	IBB	HBP	BLK	WP	HR	S	P	ERA	WHIP							
Glendon Rusch, L (1, 1) ERA: 5.33	7.0		30	7	5	5	5	3	0	0	0	0	0	1	124	6.43	1.429							
Ray King, L (8, 1) ERA: 3.2	0.1		1	0	0	0	0	0	0	0	0	0	0	1	1	0.00	0.000							
Jayson Durocher, R (8, 1) ERA: 2.14	1.1		7	1	0	0	1	2	0	0	0	0	0	14	28	0.00	2.250							
Mike DeJean, R (9, 1) ERA: 3.31	1.1	W	5	0	0	0	1	1	0	0	0	0	0	11	23	0.00	0.750							

Colorado Rockies @ Milwaukee Brewers
Miller Park, Milwaukee, WI
Sat Jul 27 2002, 6:05 PM CDT
Att: 33,497 - Cloudy - 76 F

livebaseballscorecards.com

AB 37
R 5
H 8
RBI 5
BB 6
SO 7
LOB 21



BOTTOM

Colorado Rockies @ Milwaukee Brewers
Miller Park, Milwaukee, WI
Sat Jul 27 2002, 6:05 PM CDT
Att. 33,497 - Cloudy - 76 F

livebaseballscorecards.com

AB 37
R 6
H 13
RBI 6
BB 3
SO 4
LOB 12



WP: 0 PA: 43
PB: 1
SB: 1
CS: 0

AB R H RBI BB SO LOB

4 2 1 0 1 0 3

3 1 1 0 1 1 1

5 0 2 1 0 0 4

3 0 2 2 1 1 0

4 0 1 1 0 0 4

5 1 2 1 0 0 0

5 0 1 1 0 2 0

4 0 1 0 0 0 0

1 0 0 0 0 0 0

1 1 1 0 0 0 0

1 0 0 0 0 0 0

1B: 10 SF: 1
2B: 2 SAC: 1
3B: 0 DP: 1
HR: 1 HBP: 1

Batter	1	2	3	4	5	6	7	8	9	10
Alex Sanchez, L (1, 8) OBP: 0.368, SLG: 0.362	4-0 2B 1B BB	1-0 F9			1-1 F9 2B 1B		1-1 F2		1-1 G6-3	
Ronnie Belliard, R (1, 4) OBP: 0.280, SLG: 0.298	0-1 1B SF8 2B		1-3 K2-3		1-0 P4		4-2 G6-3 1B BB		2-0 PB HBP	
Mark Loretta, R (1, 5) OBP: 0.358, SLG: 0.385	1-1 G4-6-3 1B		3-2 F7 1B		3-2 F9		1-2 G6-3		1-2 F7	
Richie Sexson, R (1, 3) OBP: 0.368, SLG: 0.545	1-1 SF8		0-0 1B		1-2 2B		4-0 1B IBB			2-3 K
Matt Stairs, L (1, 9) OBP: 0.325, SLG: 0.481 Ray King, L (8, 1) Jayson Durocher, R (8, 1) Mike DeJean, R (9, 1) Izzy Alcantara, R (10, PH) Eric Young Sr., R (10, PR) OBP: 0.333, SLG: 0.333 OBP: 0.311, SLG: 0.346	1-1 G4-6-3 1B		0-0 F7		1-2 F8		2-2 1B		2-2 1B 1B	
José Hernández, R (1, 6) OBP: 0.358, SLG: 0.503		1-2 G4-3		0-0 HR		0-0 G4-3		1-2 G1-3		1-2 1B 1B
Alex Ochoa, R (1, 7) OBP: 0.368, SLG: 0.394 (8, 9)		1-2 E3 SH2-4 1B		3-3 K		3-3 K		3-2 G1-3		1-0 1B
Paul Bako, L (1, 2) OBP: 0.331, SLG: 0.365		1-0 SH2-4 1B		2-1 G5-3		2-2 F7		3-2 G4-3		
Glendon Rusch, L (1, 1) OBP: 0.250, SLG: 0.325 Lenny Harris, L (7, PH) OBP: 0.292, SLG: 0.337 Ryan Thompson, R (8, 7) OBP: 0.300, SLG: 0.491		0-0 SH2-4		2-2 G6-3			2-2 G6-3 1B BB 1B		2-1 G5-3	

Inning Stats	R: 2	H: 2	E: 0	K: 0	S: 8	H: 2	LOB: 0	BB: 1	P: 15	R: 0	H: 1	E: 0	K: 1	S: 10	H: 2	LOB: 1	BB: 0	P: 14	R: 0	H: 2	E: 0	K: 1	S: 10	H: 2	LOB: 1	BB: 0	P: 14	R: 1	H: 1	E: 0	K: 1	S: 9	H: 2	LOB: 2	BB: 1	P: 19	R: 0	H: 0	E: 0	K: 1	S: 8	H: 0	LOB: 0	BB: 0	P: 13	R: 1	H: 2	E: 0	K: 0	S: 16	H: 2	LOB: 2	BB: 2	P: 30	R: 0	H: 0	E: 0	K: 0	S: 10	H: 0	LOB: 0	BB: 0	P: 17	R: 0	H: 0	E: 0	K: 0	S: 8	H: 0	LOB: 1	BB: 0	P: 14	R: 1	H: 3	E: 0	K: 1	S: 10	H: 2	LOB: 2	BB: 0	P: 16	1B: 10	SF: 1	2B: 2	SAC: 1	3B: 0	DP: 1	HR: 1	HBP: 1	WP: 0	PA: 43
--------------	------	------	------	------	------	------	--------	-------	-------	------	------	------	------	-------	------	--------	-------	-------	------	------	------	------	-------	------	--------	-------	-------	------	------	------	------	------	------	--------	-------	-------	------	------	------	------	------	------	--------	-------	-------	------	------	------	------	-------	------	--------	-------	-------	------	------	------	------	-------	------	--------	-------	-------	------	------	------	------	------	------	--------	-------	-------	------	------	------	------	-------	------	--------	-------	-------	--------	-------	-------	--------	-------	-------	-------	--------	-------	--------

PITCHER	IP	WLS	BF	H	R	ER	SO	BB	IBB	HBP	BLK	WP	HR	S	P	ERA	WHIP
Jason Jennings, R (1, 1) ERA: 4.76	6.0		26	8	4	4	3	1	0	0	0	0	1	58	91	6.00	1.500
Justin Speier, R (7, 1) ERA: 3.27	1.0	B	6	2	1	1	0	1	1	0	0	0	0	16	30	9.00	3.000
Todd Jones, R (8, 1) ERA: 4.77	1.0		3	0	0	0	0	0	0	0	0	0	0	10	17	0.00	0.000
Jose Jimenez, R (9, 1) ERA: 3.58	1.1	L	8	3	1	1	1	0	0	1	0	0	0	18	30	6.75	2.250

Batter	1	2	3	4	5	6	7	8	9	AB R H RBI BB SO LOB	TOP											
Juan Pierre, L (1, 8) OBP: 0.317, SLG: 0.311	1-0 G1-6-3 1B		2-0 SF8 1B		0-1 G5-3		0-2 1B		1-2 L1	5 0 3 0 0 0 0												
Brent Butler, R (1, 4) OBP: 0.287, SLG: 0.436 (6, 5)	1-2 G1-6-3 1-2f		1-0 SF8		3-2 F9		1-3 K		1-3 K	4 0 0 1 0 2 3												
Larry Walker, L (1, 9) OBP: 0.440, SLG: 0.651	3-1 HR		4-0 IBB		0-3 K		2-0 FC9-2 3-H			3 1 1 1 1 1 2												
17 Todd Helton, L (1, 3) OBP: 0.436, SLG: 0.588	2-1 L8		2-0 SF7 3-H		4-0 FC3-6 BB		1-0 L8			2 0 0 1 1 0 0												
Greg Norton, S (1, 5) OBP: 0.284, SLG: 0.356 Terry Shumpert, R (6, 4) OBP: 0.319, SLG: 0.372		1-0 G4-6-3 1B	0-0 G4-3		1-0 L9		3-2 F8			3 0 1 0 0 0 3 1 0 0 0 0 0 0												
Todd Hollandsworth, L (1, 7) OBP: 0.353, SLG: 0.486		0-0 G4-6-3 1-2f		0-1 G3-1		1-1 FC3-6 1B 1-2f		0-0 1B 1B		4 0 1 0 0 0 2												
Juan Uribe, R (1, 6) OBP: 0.289, SLG: 0.336		1-0 B5-3		0-0 1B 1B		3-2 FC6-4 1B 1-3		0-0 1B 1B		4 0 3 0 0 0 0												
Gary Bennett, R (1, 2) OBP: 0.316, SLG: 0.352			1-1 1B SF8 HBP		0-0 G6-4-3 1B 1-2		1-0 FC6-4 1-2f		3-2 G4-3	3 1 1 0 0 0 4												
Mike Hampton, R (1, 1) OBP: 0.378, SLG: 0.500 Mark Little, R (7, PH) OBP: 0.311, SLG: 0.286 Dennys Reyes, R (7, 1) Rick White, R (8, 1) Ben Petrick, R (9, PH) OBP: 0.225, SLG: 0.318			0-0 SF8 17 SF7 1B		3-1 G6-4-3 1-2f		3-2 FC9-2 1B 2B		1-2 G4-3	2 1 1 0 0 0 2 1 0 1 0 0 0 0 0 0 0 0 0 0 0 0 0 0 0 0 0 0 1 0 0 0 0 0 0												
Inning Stats	R: 1 E: 0 K: 0 S: 8	H: 2 LOB: 0 BB: 0 P: 15	R: 0 E: 0 K: 0 S: 3	H: 1 LOB: 0 BB: 1 P: 5	R: 2 E: 0 K: 0 S: 6	H: 2 LOB: 2 BB: 1 P: 16	R: 0 E: 0 K: 0 S: 6	H: 2 LOB: 1 BB: 0 P: 9	R: 0 E: 0 K: 1 S: 12	H: 0 LOB: 0 BB: 0 P: 15	R: 0 E: 0 K: 1 S: 7	H: 1 LOB: 2 BB: 1 P: 17	R: 0 E: 0 K: 1 S: 13	H: 2 LOB: 1 BB: 0 P: 19	R: 0 E: 0 K: 0 S: 16	H: 2 LOB: 2 BB: 0 P: 23	R: 0 E: 0 K: 1 S: 9	H: 0 LOB: 0 BB: 0 P: 12	1B: 10 2B: 2 3B: 0 HR: 1	SF: 2 SAC: 0 DP: 4 HBP: 1	WP: 0 PB: 0 SB: 0 CS: 0	PA: 38
PITCHER	IP WLS BF H R ER SO BB IBB HBP BLK WP HR S P ERA WHIP																					
Jamey Wright, R (1, 1) ERA: 6.53	6.0 W 26 8 3 3 1 1 1 1 0 0 1 42 77 4.50 1.500																					
Valerio De Los Santos, L (7, 1) ERA: 2.14	1.2 H 7 3 0 0 1 0 0 0 0 0 0 0 25 35 0.00 1.800																					
Luis Vizcaino, R (8, 1) ERA: 2.67	0.1 H 2 1 0 0 0 0 0 0 0 0 0 0 4 7 0.00 3.000																					
Mike DeJean, R (9, 1) ERA: 3.24	1.0 S 3 0 0 0 0 1 0 0 0 0 0 0 9 12 0.00 0.000																					

Colorado Rockies @ Milwaukee Brewers
Miller Park, Milwaukee, WI

Sun Jul 28 2002, 1:05 PM CDT
Att. 26,535 - Cloudy - 85 F

livebaseballscorecards.com

AB 33
R 3
H 12
RBI 3
BB 2
SO 3
LOB 16



Batter	1	2	3	4	5	6	7	8	9	AB	R	H	RBI	BB	SO	LOB
Ronnie Belliard, R OBP: 0.289, SLG: 0.308 (1, 4) C B B X	2-1 G5-3 ①		1-1 1B 1B		1-2 G4-3 1B	1-0 1B ③ 1-3 2-H 3-H				4	0	3	2	0	0	0
Mark Loretta, R OBP: 0.361, SLG: 0.384 (1, 5) C B B B B	4-1 G1-3 BB		1-2 G5-4-3 1B 1-3		1-2 G4-3 1-2f		0-1 F9 ①			3	0	1	0	1	0	1
Alex Ochoa, R OBP: 0.362, SLG: 0.387 (1, 9) C X	0-1 G1-3 ② 1-2		3-2 G5-4-3 ② ③ 1-2f		2-0 F8 ③		2-3 K2-3 ②			4	0	0	0	0	1	3
Richie Sexson, R OBP: 0.369, SLG: 0.547 (1, 3) B S X	1-1 F7 ③			2-2 HR 1B		1-2 G6-3 ① X	0-0 2B ③			4	1	2	0	0	0	1
Ryan Thompson, R OBP: 0.297, SLG: 0.525 (1, 8) (8, 7) X		0-0 P3 ①		0-1 HR ① 1-H		0-0 G6-3 ② X	1-0 L8 ③			4	1	1	2	0	0	1
José Hernández, R OBP: 0.357, SLG: 0.500 (1, 6) G T T B B B B F		3-3 K ②		0-1 F8 ①		2-0 2B 1B		2-1 G6-3 ①		4	1	1	0	0	1	0
Izzy Alcantara, R OBP: 0.500, SLG: 0.667 Alex Sanchez, L OBP: 0.370, SLG: 0.364 (1, 7) (8, 8) X F		0-1 1B		3-1 E5		2-1 BB 1B 2B 1-H		0-0 1B ②		3	1	2	1	0	0	0
Robert Machado, R OBP: 0.344, SLG: 0.436 (1, 2) B X		1-0 F8 ③		3-2 G5-3 ②		4-0 BB 1B IBB		2-3 K ③		3	1	0	0	1	1	2
Jamey Wright, R OBP: 0.217, SLG: 0.348 Jeffrey Hammonds, R OBP: 0.340, SLG: 0.432 Valerio De Los Santos, L Luis Vizcaino, R Mike DeJean, R (1, 1) (6, PH) (7, 1) (8, 1) (9, 1) F S X			0-2 G1-3 ①	2-2 G6-3 ③		4-1 1B BB				2	0	0	0	0	0	1

Inning Stats	R: 0	H: 0	E: 0	K: 0	S: 7	H: 0	LOB: 1	BB: 1	P: 14	R: 0	H: 1	E: 0	K: 1	S: 8	H: 1	LOB: 1	BB: 0	P: 12	R: 0	H: 2	E: 0	K: 0	S: 11	H: 2	LOB: 1	BB: 0	P: 16	R: 2	H: 2	E: 1	K: 0	S: 16	R: 0	H: 1	E: 0	K: 0	S: 8	R: 3	H: 3	E: 0	K: 0	S: 10	H: 3	LOB: 2	BB: 2	P: 24	R: 0	H: 1	E: 0	K: 1	S: 9	H: 1	LOB: 1	BB: 0	P: 12	R: 0	H: 1	E: 0	K: 1	S: 6	H: 1	LOB: 0	BB: 0	P: 10
--------------	------	------	------	------	------	------	--------	-------	-------	------	------	------	------	------	------	--------	-------	-------	------	------	------	------	-------	------	--------	-------	-------	------	------	------	------	-------	------	------	------	------	------	------	------	------	------	-------	------	--------	-------	-------	------	------	------	------	------	------	--------	-------	-------	------	------	------	------	------	------	--------	-------	-------

PITCHER	IP	WLS	BF	H	R	ER	SO	BB	IBB	HBP	BLK	WP	HR	S	P	ERA	WHIP
Mike Hampton, L ERA: 6.87 (1, 1)	6.0	L	28	9	5	5	1	2	1	0	0	0	1	60	104	7.50	1.833
Dennys Reyes, L ERA: 4.24 (7, 1)	1.0		4	1	0	0	1	0	0	0	0	0	0	9	12	0.00	1.000
Rick White, R ERA: 4.89 (8, 1)	1.0		3	1	0	0	1	0	0	0	0	0	0	6	10	0.00	1.000


BOTTOM

Colorado Rockies @ Milwaukee Brewers
Miller Park, Milwaukee, WI

Sun Jul 28 2002, 1:05 PM CDT
Att. 26,535 - Cloudy - 85 F

AB	32
R	5
H	11
RBI	5
BB	3
SO	3
LOB	9

WP: 0 PA: 35
PB: 0
SB: 0
CS: 0



PITCHER	IP	WLS	BF	H	R	ER	SO	BB	IBB	HBP	BLK	WP	HR	S	P	ERA	WHIP
---------	----	-----	----	---	---	----	----	----	-----	-----	-----	----	----	---	---	-----	------

Batter	1	2	3	4	5	6	7	8	9	AB R H RBI BB SO LOB	TOP										
Juan Pierre, L (1, 8) OBP: 0.317, SLG: 0.309	0-1 G5-3			1-1 G4-3		2-3 K		4-2 BB		3 0 0 0 1 1 1											
Brent Butler, R (1, 4) OBP: 0.286, SLG: 0.438	0-0 G6-3			1-0 F9		0-0 2B		0-0 F2		4 0 1 0 0 0 1											
Larry Walker, L (1, 9) OBP: 0.441, SLG: 0.651	2-2 L8			1-0 2B		4-0 IBB		2-3 K		3 0 1 0 1 1 1											
17 Todd Helton, L (1, 3) OBP: 0.434, SLG: 0.585		0-0 F7		4-1 FC5-4 BB		0-0 SF7		1-2 F9		2 0 0 1 1 0 0											
Todd Zeile, R (1, 5) OBP: 0.336, SLG: 0.406		0-1 F9		0-0 FC5-4 1-2f		3-3 K		1-1 G1-4-3		4 0 0 0 0 1 4											
Todd Hollandsworth, L (1, 7) OBP: 0.352, SLG: 0.483		1-2 G5-3			0-0 G4-3		0-0 F8		2-2 DI 1B	4 0 1 0 0 0 0											
Juan Uribe, R (1, 6) OBP: 0.287, SLG: 0.332			0-1 G3-1		2-2 G4-3		3-3 K		3-2 L6	4 0 0 0 0 1 1											
Gary Bennett, R (1, 2) OBP: 0.312, SLG: 0.347			1-1 L6		0-1 G6-3		0-0 G6-3			3 0 0 0 0 0 0											
Shawn Chacon, R (1, 1) OBP: 0.276, SLG: 0.310			0-0 F3			0-0 2B 17 SF7 1B		0-3 K		2 1 1 0 0 0 0											
Ben Petrick, R (8, PH) OBP: 0.222, SLG: 0.313										1 0 0 0 0 1 0											
Denny Neagle, L (8, 1) OBP: 0.310, SLG: 0.414										0 0 0 0 0 0 0											
Justin Speier, R (8, 1)										0 0 0 0 0 0 0											
Inning Stats	R: 0 E: 0 K: 0 S: 7	H: 0 LOB: 0 BB: 0 P: 9	R: 0 E: 0 K: 0 S: 7	H: 0 LOB: 0 BB: 0 P: 8	R: 0 E: 0 K: 0 S: 5	H: 0 LOB: 0 BB: 0 P: 6	R: 0 E: 0 K: 0 S: 6	H: 1 LOB: 2 BB: 1 P: 13	R: 0 E: 0 K: 2 S: 10	H: 0 LOB: 0 BB: 0 P: 8	R: 1 E: 0 K: 2 S: 10	H: 2 LOB: 2 BB: 1 P: 19	R: 0 E: 0 K: 1 S: 9	H: 0 LOB: 0 BB: 0 P: 9	R: 0 E: 0 K: 2 S: 9	H: 0 LOB: 1 BB: 1 P: 15	R: 0 E: 0 K: 0 S: 15	H: 1 LOB: 1 BB: 0 P: 22	1B: 2 2B: 2 3B: 0 HR: 0	SF: 1 SAC: 0 DP: 0 HBP: 0	WP: 0 PA: 34 PB: 0 SB: 1 CS: 0
PITCHER	IP WLS BF H R ER SO BB IBB HBP BLK WP HR S P ERA WHIP																				
Kris Benson, R (1, 1) ERA: 5.59	8.0 W 30 3 1 1 5 2 1 0 0 0 0 0 56 87 1.12 0.625																				
Mike Williams, R (9, 1) ERA: 1.71	1.0 S 4 1 0 0 0 0 0 0 0 0 0 0 15 22 0.00 1.000																				

Colorado Rockies @ Pittsburgh Pirates
 PNC Park, Pittsburgh, PA
 Tue Jul 30 2002, 7:05 PM EDT
 Att. 23,749 - Sunny - 88 F

livebaseballscorecards.com

AB	30
R	1
H	4
RBI	1
BB	3
SO	5
LOB	8



Batter	1	2	3	4	5	6	7	8	9	AB	R	H	RBI	BB	SO	LOB
18 Jason Kendall, R OBP: 0.354, SLG: 0.364 (1, 2)	1-1 F8		4-0 3B BB		0-1 1B			2-2 2B FC3-2 1B		3	1	2	0	1	0	0
2 Jack Wilson, R OBP: 0.323, SLG: 0.354 (1, 6)	2-2 G6-3		0-1 F9		0-0 F9			0-0 F3		4	0	0	0	0	0	3
Brian Giles, L OBP: 0.436, SLG: 0.633 (1, 7)	4-2 BB		3-2 1-H 3B				1-1 G3	2-2 FC3-2 BB 2B		3	1	2	1	1	0	0
Aramis Ramirez, R OBP: 0.260, SLG: 0.341 (1, 5) Mike Williams, R (9, 1)	2-0 F7		2-1 G4-3				2-1 F9	4-0 BB FC3-2 2B IBB		3	1	0	0	1	0	2
Rob Mackowiak, L OBP: 0.288, SLG: 0.417 (1, 9)							2-1 G4-3	0-0 FC3-2 BB 2B		3	1	0	0	1	1	3
Kevin Young, R OBP: 0.325, SLG: 0.437 (1, 3)								1-2 2-3 3-H		3	0	0	1	1	1	1
Adam Hyzdu, R OBP: 0.459, SLG: 0.685 (1, 8)								1-2 2-3 3-H		3	0	2	2	1	0	0
Pokey Reese, R OBP: 0.308, SLG: 0.320 (1, 4)								1-1 F9		4	0	0	0	0	0	5
Kris Benson, R OBP: 0.250, SLG: 0.300 (1, 1) Mike Benjamin, R (9, 5) OBP: 0.219, SLG: 0.182										3	0	0	0	0	3	1

Inning Stats	R: 0	H: 0	E: 0	K: 0	S: 8	R: 0	H: 0	E: 0	K: 0	S: 10	R: 1	H: 1	E: 0	K: 1	S: 11	R: 0	H: 0	E: 0	K: 1	S: 10	R: 0	H: 1	E: 0	K: 1	S: 8	R: 0	H: 0	E: 0	K: 2	S: 10	R: 3	H: 3	E: 0	K: 0	S: 13
	LOB: 1	BB: 1	P: 17	LOB: 1	BB: 2	P: 19	LOB: 1	BB: 1	P: 20	LOB: 0	BB: 0	P: 16	LOB: 1	BB: 0	P: 9	LOB: 0	BB: 0	P: 11	LOB: 1	BB: 0	LOB: 1	BB: 0	P: 14	LOB: 2	BB: 2	P: 28	LOB: 0	BB: 0	LOB: 0	SF: 0	SAC: 0	DP: 1	HBP: 0		


PITCHER	IP	WLS	BF	H	R	ER	SO	BB	IBB	HBP	BLK	WP	HR	S	P	ERA	WHIP
Shawn Chacon, R ERA: 4.88 (1, 1)	7.0		27	3	1	1	5	4	0	0	0	0	0	63	106	1.29	1.000
Denny Neagle, L ERA: 5.92 (8, 1)	0.2	L	7	3	3	3	0	1	1	0	0	0	0	11	25	40.50	6.000
Justin Speier, R ERA: 3.24 (8, 1)	0.1		1	0	0	0	0	0	0	0	0	0	0	2	3	0.00	0.000

BOTTOM

Colorado Rockies @ Pittsburgh Pirates
PNC Park, Pittsburgh, PA
 Tue Jul 30 2002, 7:05 PM EDT
 Att. 23,749 - Sunny - 88 F

livebaseballscorecards.com

AB	29
R	4
H	6
RBI	4
BB	6
SO	5
LOB	15



WP	PA	ERA	WHIP
3	35		

Batter	1	2	3	4	5	6	7	8	9	AB R H RBI BB SO LOB
--------	---	---	---	---	---	---	---	---	---	----------------------

Juan Pierre, L (1, 8) <small>OBP: 0.316, SLG: 0.310</small>	1-1 			1-2 	0-2 	1-2 			0-1 	5 1 1 0 0 0 2
---	---------	--	--	---------	---------	---------	--	--	---------	---------------

Juan Uribe, R (1, 6) <small>OBP: 0.286, SLG: 0.332</small>	1-3 			1-0 		1-1 	1-3 		1-3 	4 1 1 0 0 3 0
--	---------	--	--	---------	--	---------	---------	--	---------	---------------

Larry Walker, L (1, 9) <small>OBP: 0.445, SLG: 0.656</small>	0-0 			0-1 		0-2 	1-1 		0-0 	5 2 4 0 0 0 0
--	---------	--	--	---------	--	---------	---------	--	---------	---------------

17 Todd Helton, L (1, 3) <small>OBP: 0.434, SLG: 0.580</small>		0-0 		4-1 		4-2 	1-1 		3-3 	3 1 0 0 2 1 2
--	--	---------	--	---------	--	---------	---------	--	---------	---------------

Todd Zeile, R (1, 5) <small>OBP: 0.335, SLG: 0.405</small> Todd Jones, L (7, 1)		2-1 		3-2 		0-3 	3-1 			4 0 1 2 0 1 4
---	--	---------	--	---------	--	---------	---------	--	--	---------------

Sandy Alomar Jr., R (1, 2) <small>OBP: 0.313, SLG: 0.491</small>		3-2 		2-2 		2-0 	1-2 			4 1 2 2 0 0 1
--	--	---------	--	---------	--	---------	---------	--	--	---------------

Ben Petrick, R (1, 7) <small>OBP: 0.211, SLG: 0.296</small>			1-3 	0-0 		3-3 	1-0 			4 0 0 0 0 2 5
---	--	--	---------	---------	--	---------	---------	--	--	---------------

Brent Butler, R (1, 4) <small>OBP: 0.286, SLG: 0.431</small>			1-1 		0-2 	4-0 	0-0 			3 0 0 0 1 0 1
--	--	--	---------	--	---------	---------	---------	--	--	---------------

Denny Stark, R (1, 1) <small>OBP: 0.190, SLG: 0.400</small> Greg Norton, S (6, PH) <small>OBP: 0.291, SLG: 0.363</small> Rick White, R (6, 1) Kent Mercker, L (6, 1) Terry Shumpert, R (7, 4) <small>OBP: 0.317, SLG: 0.370</small>		0-0 		2-2 		2-2 	1-0 			2 0 0 0 0 0 0
---	--	---------	--	---------	--	---------	---------	--	--	---------------

Inning Stats	R: 0	H: 0	E: 0	LOB: 0	K: 1	BB: 0	S: 6	P: 8	R: 0	H: 0	E: 0	LOB: 0	K: 0	BB: 0	S: 7	P: 12	R: 0	H: 0	E: 0	LOB: 0	K: 1	BB: 0	S: 6	P: 8	R: 2	H: 3	E: 1	LOB: 2	K: 0	BB: 1	S: 16	P: 27	R: 0	H: 0	E: 0	LOB: 0	K: 0	BB: 0	S: 9	P: 11	R: 4	H: 4	E: 1	LOB: 2	K: 2	BB: 2	S: 23	P: 40	R: 0	H: 1	E: 0	LOB: 1	K: 1	BB: 0	S: 9	P: 15	R: 0	H: 1	E: 0	LOB: 1	K: 0	BB: 0	S: 7	P: 10	R: 0	H: 1	E: 0	LOB: 1	K: 2	BB: 0	S: 12	P: 16	1B: 7	SF: 0	2B: 3	SAC: 1	3B: 0	DP: 0	HR: 0	HBP: 0	WP: 0	PA: 40
--------------	------	------	------	--------	------	-------	------	------	------	------	------	--------	------	-------	------	-------	------	------	------	--------	------	-------	------	------	------	------	------	--------	------	-------	-------	-------	------	------	------	--------	------	-------	------	-------	------	------	------	--------	------	-------	-------	-------	------	------	------	--------	------	-------	------	-------	------	------	------	--------	------	-------	------	-------	------	------	------	--------	------	-------	-------	-------	-------	-------	-------	--------	-------	-------	-------	--------	-------	--------

PITCHER	IP	WLS	BF	H	R	ER	SO	BB	IBB	HBP	BLK	WP	HR	S	P	ERA	WHIP
Josh Fogg, R (1, 1) <small>ERA: 4.1</small>	5.0		22	5	5	5	2	2	0	0	0	0	0	52	79	9.00	1.400
Brian Boehringer, R (6, 1) <small>ERA: 3.81</small>	1.0	W	6	2	1	1	2	0	1	0	0	0	0	15	27	9.00	2.000
Scott Sauerbeck, L (7, 1) <small>ERA: 2.45</small>	1.0	H	4	1	0	0	1	0	0	0	0	0	0	9	15	0.00	1.000
Sean Lowe, R (8, 1) <small>ERA: 4.92</small>	1.0	H	4	1	0	0	0	0	0	0	0	0	0	7	10	0.00	1.000
Mike Williams, R (9, 1) <small>ERA: 1.67</small>	1.0	S	4	1	0	0	2	0	0	0	0	0	0	12	16	0.00	1.000

TOP

Colorado Rockies @ Pittsburgh Pirates
 PNC Park, Pittsburgh, PA
 Wed Jul 31 2002, 7:05 PM EDT
 Att. 18,106 - Sunny - 88 F

AB 36 R 6 H 10 RBI 6 BB 3 SO 7 LOB 16	
--	--

Batter	1	2	3	4	5	6	7	8	9
18 Jason Kendall, R OBP: 0.357, SLG: 0.370	0-1 G1-3		0-0 1B		3-2 2B	3-1 1B		1-2 G6-3	
2 Jack Wilson, R OBP: 0.326, SLG: 0.355	4-0 1B		0-0 1B		0-0 1B	0-1 2B		2-2 G5-3	
Brian Giles, L OBP: 0.436, SLG: 0.639	2-2 2B		3-3 K		2-0 SF7	0-1 2B			
Aramis Ramirez, R OBP: 0.257, SLG: 0.337	3-2 P6		0-0 L8		3-2 F2	2-3 K			
Rob Mackowiak, L OBP: 0.294, SLG: 0.431	2-2 1B		1-3 K		1-0 HR				
Kevin Young, R OBP: 0.321, SLG: 0.431	0-3 K			0-3 K	2-1 G5-3				
Adam Hyzdu, R OBP: 0.446, SLG: 0.672		2-1 P6		0-0 2B		2-2 F9		1-2 F9	
Pokey Reese, R OBP: 0.311, SLG: 0.327		2-1 2B		3-3 K		2-2 1B		2-2 G6-3	
Josh Fogg, R OBP: 0.175, SLG: 0.175		1-0 L3-6		3-2 G4-3		4-1 2B		0-3 K	
Brian Boertringer, S OBP: 0.306, SLG: 0.330									
Abraham Nunez, S OBP: 0.077, SLG: 0.077									
Scott Sauerbeck, R OBP: 0.216, SLG: 0.180									
Sean Lowe, R OBP: 0.077, SLG: 0.077									
Mike Benjamin, R OBP: 0.180, SLG: 0.180									
Mike Williams, R									

Inning Stats	R: 1	H: 2	E: 0	K: 1	S: 16	R: 0	H: 1	E: 0	K: 0	S: 5	R: 0	H: 2	E: 0	K: 2	S: 9	R: 0	H: 1	E: 0	K: 2	S: 10	R: 3	H: 3	E: 0	K: 0	S: 12	R: 3	H: 3	E: 0	K: 1	S: 20	R: 0	H: 0	E: 0	K: 0	S: 7	R: 0	H: 0	E: 0	K: 1	S: 10
	LOB: 2	BB: 1	P: 27			LOB: 0	BB: 0	P: 10			LOB: 1	BB: 0	P: 13			LOB: 0	BB: 0	P: 23			LOB: 1	BB: 1	P: 32			LOB: 1	BB: 1	P: 15			LOB: 0	BB: 0	P: 13			LOB: 0	BB: 0	P: 13		

PITCHER	IP	WLS	BF	H	R	ER	SO	BB	IBB	HBP	BLK	WP	HR	S	P	ERA	WHIP
Denny Stark, R ERA: 3.95	5.0		24	9	4	4	5	1	0	0	0	0	1	52	89	7.20	2.000
Rick White, R ERA: 5.49	0.2	L	5	2	3	3	0	1	0	0	0	0	0	15	25	40.50	4.500
Kent Mercker, L ERA: 4.01	0.2	B	4	1	0	0	1	1	0	0	0	0	0	6	13	0.00	3.000
Todd Jones, R ERA: 4.63	1.2		5	0	0	0	1	0	0	0	0	0	0	16	22	0.00	0.000

AB	R	H	RBI	BB	SO	LOB
5	1	3	1	0	0	0
4	3	2	0	1	0	2
3	0	2	3	0	1	2
4	0	0	0	0	1	6
3	1	2	3	1	1	2
4	0	0	0	0	2	3
4	0	1	0	0	0	1
4	1	2	0	0	1	2
2	0	0	0	0	0	2
0	0	0	0	0	0	0
0	1	0	0	1	0	0
0	0	0	0	0	0	0
0	0	0	0	0	0	0
1	0	0	0	0	1	0
0	0	0	0	0	0	0

WP	PA	3B	HR	DP	HBP
0	38	0	1	1	0
0		0		0	
0		0		0	
0		0		0	
0		0		0	
0		0		0	
0		0		0	
0		0		0	
0		0		0	
0		0		0	

Colorado Rockies @ Pittsburgh Pirates
 PNC Park, Pittsburgh, PA
 Wed Jul 31 2002, 7:05 PM EDT
 Att: 18,106 - Sunny - 88 F

livebaseballscorecards.com

AB	34
R	7
H	12
RBI	7
BB	3
SO	7
LOB	20



Batter	1	2	3	4	5	6	7	8	9	AB R H RBI BB SO LOB	TOP											
Juan Pierre, L (1, 8) OBP: 0.316, SLG: 0.309	1-3 K		0-0 G3		0-1 L8		2-2 17 S 17 2B HBP		1-0 L1-3 1B	4 1 1 0 0 1 0												
Jay Payton, R (1, 7) OBP: 0.337, SLG: 0.414	1-1 17 1B		1-0 L4		1-0 S 2B 1B		1-2 L5		1-0 L5	5 1 2 0 0 0 2												
Larry Walker, L (1, 9) OBP: 0.442, SLG: 0.652	0-1 F5		1-0 G6-3		3-2 1-H 2B		0-1 F9		2-0 L1-3 1-2	5 0 1 1 0 0 3												
17 Todd Helton, L (1, 3) OBP: 0.437, SLG: 0.584	1-2 1-3 1B			3-1 G4-3		4-0 IBB		3-1 1-H 1B 2B		3 0 2 1 1 0 0												
Todd Zeile, R (1, 5) OBP: 0.334, SLG: 0.403	0-1 F9			2-1 G1-3		2-1 G6-3		1-2 2-H 1B		4 0 1 0 0 0 4												
Sandy Alomar Jr., R (1, 2) OBP: 0.317, SLG: 0.491		1-1 F8		0-0 1B		1-0 G4-3		1-2 L5-3 1B		4 0 2 0 0 0 0												
Brent Butler, R (1, 4) OBP: 0.295, SLG: 0.452		2-2 1B		0-1 1-2 1B		2-1 HR		1-1 L5-3 1-2		4 1 3 1 0 0 1												
Juan Uribe, R (1, 6) OBP: 0.286, SLG: 0.331		0-1 F9		0-0 F9		0-3 K		0-0 1B		4 0 1 0 0 1 3												
Jason Jennings, L (1, 1) OBP: 0.349, SLG: 0.390		0-1 F5			0-1 P6		1-2 G4-3		0-3 K	3 0 0 0 0 0 1												
Greg Norton, S (8, PH) OBP: 0.288, SLG: 0.359										1 0 0 0 0 1 1												
Justin Speier, R (8, 1)										0 0 0 0 0 0 0												
Jose Jimenez, R (9, 1)										0 0 0 0 0 0 0												
Inning Stats	R: 0 E: 0 K: 1 S: 12	H: 2 LOB: 2 BB: 0 P: 15	R: 0 E: 0 K: 0 S: 10	H: 1 LOB: 1 BB: 0 P: 13	R: 0 E: 0 K: 0 S: 3	H: 0 LOB: 0 BB: 0 P: 5	R: 0 E: 0 K: 0 S: 8	H: 2 LOB: 2 BB: 0 P: 13	R: 1 E: 0 K: 1 S: 10	H: 2 LOB: 2 BB: 1 P: 20	R: 1 E: 0 K: 1 S: 9	H: 1 LOB: 0 BB: 0 P: 13	R: 1 E: 0 K: 0 S: 12	H: 2 LOB: 2 BB: 0 P: 19	R: 0 E: 0 K: 1 S: 9	H: 2 LOB: 1 BB: 0 P: 11	R: 0 E: 0 K: 0 S: 3	H: 1 LOB: 0 BB: 0 P: 7	1B: 10 2B: 4 3B: 0 HR: 1	SF: 0 SAC: 0 DP: 2 HBP: 1	WP: 0 PB: 0 SB: 2 CS: 0	PA: 39
PITCHER	IP WLS BF H R ER SO BB IBB HBP BLK WP HR S P ERA WHIP																					
Brian Meadows, R (1, 1) ERA: 3.0	6.0 L 27 8 2 2 2 0 1 0 0 0 1 52 79 3.00 1.333																					
Joe Beimel, L (7, 1) ERA: 4.37	0.2 4 1 1 1 0 0 0 0 1 0 0 9 15 13.50 1.500																					
Josias Manzanillo, R (7, 1) ERA: 7.56	1.1 5 3 0 0 1 0 0 0 0 0 0 12 15 0.00 2.250																					
Ron Villone, L (9, 1) ERA: 6.15	1.0 3 1 0 0 0 0 0 0 0 0 0 3 7 0.00 1.000																					

Colorado Rockies @ Pittsburgh Pirates
PNC Park, Pittsburgh, PA
Thu Aug 01 2002, 7:05 PM EDT
Att. 19,075 - Sunny - 93 F

livebaseballscorecards.com

AB	37
R	3
H	13
RBI	3
BB	1
SO	3
LOB	15



Batter	1	2	3	4	5	6	7	8	9	AB	R	H	RBI	BB	SO	LOB
18 Jason Kendall, R OBP: 0.353, SLG: 0.366 (1, 2) C X	0-1 G6-3 ①			2-2 G5-3 ①		1-0 G1-3 ②		0-1 G5-3 ③		4	0	0	0	0	0	1
2 Jack Wilson, R OBP: 0.323, SLG: 0.351 (1, 6) B F X	1-1 G5-3 ②			3-1 P6 ②		1-1 G1-3 ③			2-2 G6-3 ①	4	0	0	0	0	0	0
Brian Giles, L OBP: 0.432, SLG: 0.631 (1, 7) B F B C X	3-2 G5-3 ③			0-1 F7 ③			1-0 F7 ①		0-0 G4-3 ②	4	0	0	0	0	0	0
Aramis Ramirez, R OBP: 0.256, SLG: 0.333 (1, 5)		1-2 F2 ①			4-1 G6-3 BB BB		0-0 G5-3 ②		1-2 G6-3 ③	3	0	0	0	1	0	0
Rob Mackowiak, L OBP: 0.298, SLG: 0.431 (1, 9)		1-0 G3 ②			4-1 G6-3 BB BB		0-1 1B			2	0	1	0	1	0	0
Adam Hyzdu, R OBP: 0.426, SLG: 0.639 (1, 8)		2-3 K ③			3-2 G6-3 ①		0-1 F8 ③			3	0	0	0	0	1	3
Craig Wilson, R OBP: 0.332, SLG: 0.391 (1, 3)			1-3 K ①		3-3 K ②			3-2 G6-3 1B ①		3	0	1	0	0	2	2
Pokey Reese, R OBP: 0.308, SLG: 0.323 (1, 4)		3-2 L9 ②			3-2 F8 ③			2-2 F9 ①		3	0	0	0	0	0	3
Brian Meadows, R Abraham Nunez, S Joe Beitel, L Josias Manzanillo, R Kevin Young, R Ron Villone, L (1, 1) (6, PH) (7, 1) (7, 1) (8, PH) (9, 1)			1-3 K ③			2-2 F5 ①		2-2 G6-3 ②		1	0	0	0	0	1	0

Inning Stats	R: 0	H: 0	E: 0	K: 0	S: 7	R: 0	H: 0	E: 0	K: 1	S: 7	R: 0	H: 0	E: 0	K: 2	S: 9	R: 0	H: 0	E: 0	K: 0	S: 7	R: 0	H: 1	E: 0	K: 0	S: 6	R: 0	H: 1	E: 0	K: 0	S: 13	R: 0	H: 0	E: 0	K: 0	S: 8	1B: 2	2B: 0	3B: 0	HR: 0	SF: 0	SAC: 0	DP: 0	HBP: 0	WP: 0	PB: 0	SB: 0	CS: 0	PA: 31
--------------	------	------	------	------	------	------	------	------	------	------	------	------	------	------	------	------	------	------	------	------	------	------	------	------	------	------	------	------	------	-------	------	------	------	------	------	-------	-------	-------	-------	-------	--------	-------	--------	-------	-------	-------	-------	--------

PITCHER	IP	WLS	BF	H	R	ER	SO	BB	IBB	HBP	BLK	WP	HR	S	P	ERA	WHIP
Jason Jennings, R ERA: 4.49 (1, 1)	7.0	W	24	1	0	0	4	2	0	0	0	0	0	54	94	0.00	0.429
Justin Speier, R ERA: 3.15 (8, 1)	1.0	H	4	1	0	0	0	0	0	0	0	0	0	13	20	0.00	1.000
Jose Jimenez, R ERA: 3.51 (9, 1)	1.0	S	3	0	0	0	0	0	0	0	0	0	0	8	11	0.00	0.000

BOTTOM

Colorado Rockies @ Pittsburgh Pirates
PNC Park, Pittsburgh, PA

Thu Aug 01 2002, 7:05 PM EDT
Att: 19,075 - Sunny - 93 F

AB	29
R	0
H	2
RBI	0
BB	2
SO	4
LOB	10

PITCHER	IP	WLS	BF	H	R	ER	SO	BB	IBB	HBP	BLK	WP	HR	S	P	ERA	WHIP
---------	----	-----	----	---	---	----	----	----	-----	-----	-----	----	----	---	---	-----	------

Batter	1	2	3	4	5	6	7	8	9	10	11	12	AB	R	H	RBI	BB	SO	LOB	TOP						
Juan Pierre, L OBP: 0.315, SLG: 0.306	(1, 8) B F S 1-3 K	(1, 0) B X 1-0 B5-3			X 0-0 F7			C B B B B B 4-2 G5-3 PB BB	2-3 K		B B B F X 2-1 G5-3			5	0	0	0	1	2	4						
Brent Butler, R OBP: 0.291, SLG: 0.449	(1, 4) B X (9, 5) 1B 2B		2-3 K		1-1 FC6-4			3-1 G5-3		3-1 G5-3		1-2 L8	6	1	1	0	0	1	2							
Larry Walker, L OBP: 0.438, SLG: 0.644	(1, 9) F C X 0-2 BB BB 2H 1B		1-2 G6-3			0-3 K		1-3 K		2-1 P6		3-1 L7	6	0	1	1	0	2	1							
17 Todd Helton, L OBP: 0.433, SLG: 0.577	(1, 3) B B C X 2-1 F9		0-3 K			1-3 K2-3		1-2 P6		3-2 P6		3-3 K	6	0	1	0	0	3	2							
Todd Zeile, R OBP: 0.336, SLG: 0.401	(1, 5) B F S B 4-2 BB			3-2 G1-3		2-3 K			4-1 HR BB		0-0 1B		2	0	0	0	2	1	0							
Terry Shumpert, R OBP: 0.321, SLG: 0.373	(9, PR) (9, 4) 1-2 BB										1-2 1B		1	1	1	0	0	0	0							
Jack Cust, L OBP: 0.400, SLG: 1.000	(1, 7) B B B 4-0 BB			3-3 K			3-3 K		3-2 HR		0-3 K		4	1	1	2	1	3	2							
Justin Speier, R	(10, 1) 1-2 2-3 BB								1-H HR				0	0	0	0	0	0	0							
Victor Santos, R	(11, 1) 1-3 K			0-3 K			1-2 HR		0-0 G6-3		2-2 G4-6-3 1B		0	0	0	0	0	0	0							
Juan Uribe, R OBP: 0.287, SLG: 0.339	(1, 6) F S B S 1-3 K										0-0 G4-6-3 1B		5	1	2	1	0	2	4							
Gary Bennett, R OBP: 0.307, SLG: 0.342	(1, 2) F B C X 1-2 G4-3				3-3 K		0-3 K		2-2 2B		X 0-0 G4-6-3 1B		3	0	0	0	0	2	0							
Greg Norton, S OBP: 0.294, SLG: 0.375	(9, PH) (9, 1) 2-2 P4								1-1 P6		0-0 1B		1	0	1	0	0	0	0							
Todd Jones, L	(9, 1) 2-2 FC6-4 1B												0	0	0	0	0	0	0							
Jay Payton, R OBP: 0.336, SLG: 0.413	(10, 7) 2-3 K												1	0	0	0	0	0	1							
Mike Hampton, R OBP: 0.375, SLG: 0.489	(1, 1) B C B B X 2-2 P4												3	0	1	0	0	1	0							
Mark Corey, R	(8, 1) 2-2 FC6-4 1B												0	0	0	0	0	0	0							
Sandy Alomar Jr., R OBP: 0.319, SLG: 0.492	(9, PH) (9, 2) 2-2 FC6-4 1B												2	0	1	0	0	0	2							
Inning Stats	R: 1 E: 0 K: 2 S: 15	H: 2 LOB: 3 BB: 2 P: 28	R: 0 E: 0 K: 0 S: 8	H: 0 LOB: 0 BB: 0 P: 12	R: 0 E: 0 K: 2 S: 11	H: 0 LOB: 0 BB: 0 P: 14	R: 0 E: 0 K: 2 S: 10	H: 0 LOB: 0 BB: 0 P: 16	R: 0 E: 0 K: 1 S: 11	H: 1 LOB: 1 BB: 0 P: 17	R: 0 E: 0 K: 3 S: 11	H: 0 LOB: 0 BB: 0 P: 18	R: 0 E: 0 K: 1 S: 11	H: 0 LOB: 1 BB: 1 P: 20	R: 2 E: 0 K: 1 S: 16	H: 2 LOB: 2 BB: 1 P: 28	R: 0 E: 0 K: 1 S: 11	H: 2 LOB: 2 BB: 0 P: 19	R: 0 E: 0 K: 0 S: 7	H: 2 LOB: 1 BB: 0 P: 11	R: 0 E: 0 K: 1 S: 9	H: 0 LOB: 0 BB: 0 P: 16	1B: 6 2B: 2 3B: 0 HR: 2	SF: 0 SAC: 0 DP: 1 HBP: 0	WP: 0 PB: 1 SB: 0 CS: 0	PA: 49
PITCHER	IP WLS BF H R ER SO BB IBB HBP BLK WP HR S P ERA WHIP																									
34 Kerry Wood, R ERA: 3.83	(1, 1) 7.0 0 27 4 2 2 13 2 0 0 0 0 1 78 119 2.57 0.857																									
Juan Cruz, R ERA: 4.23	(8, 1) 1.0 H 4 0 0 0 1 1 0 0 0 0 0 11 20 0.00 1.000																									
Antonio Alfonseca, R ERA: 3.65	(9, 1) 1.0 B 6 2 2 2 1 1 0 0 0 0 1 16 28 18.00 3.000																									
Jeff Fassero, L ERA: 5.77	(10, 1) 2.0 9 4 0 0 1 0 0 0 0 0 0 18 30 0.00 2.000																									
Joe Borowski, R ERA: 2.71	(12, 1) 1.0 W 3 0 0 0 1 0 0 0 0 0 0 9 16 0.00 0.000																									

Colorado Rockies @ Chicago Cubs
Wrigley Field, Chicago, IL
Fri Aug 02 2002, 2:20 PM CDT
Att. 38,493 - Sunny - 84 F

AB	45
R	4
H	10
RBI	4
BB	4
SO	17
LOB	18



Batter	1	2	3	4	5	6	7	8	9	10	11	12	AB	R	H	RBI	BB	SO	LOB
Mark Bellhorn, S OBP: 0.390, SLG: 0.565	2-1 WP 1B 1B	3-2 F7			4-1 BB		1-2 G5-3		2-2 G3		4-0 DI IBB		4	1	1	0	2	0	0
Corey Patterson, L OBP: 0.300, SLG: 0.394	1-2 1B WP 1B		0-0 FC5-4 BB 1B		0-0 P5		1-1 G5-3		2-3 K		1-1 L8		5	1	2	0	0	1	1
Delino DeShields, L OBP: 0.291, SLG: 0.313													0	0	0	0	0	0	0
Joe Borowski, R OBP: 0.200, SLG: 0.200													1	0	0	0	0	0	2
Sammy Sosa, R OBP: 0.413, SLG: 0.604	2-1 P4		4-0 FC5-4 BB		1-2 G1-3		3-2 HR		2-3 K			4-2 HR BB	4	2	1	1	2	1	3
Moises Alou, R OBP: 0.313, SLG: 0.397	0-0 1B 1B		0-0 FC5-4			1-1 F8		0-0 2B			3-2 P4		6	1	3	3	0	0	2
Fred McGriff, L OBP: 0.355, SLG: 0.497	1-3 K		3-2 G1-3			0-1 1B		1-2 G1-3			2-2 P4		4	0	1	0	0	1	4
Juan Cruz, R OBP: 0.143, SLG: 0.143													0	0	0	0	0	0	0
Antonio Alfonseca, R OBP: 0.667, SLG: 0.667													0	0	0	0	0	0	0
Roosevelt Brown, L OBP: 0.272, SLG: 0.321													1	0	0	0	0	0	0
Chris Stynes, R OBP: 0.329, SLG: 0.397	0-0 FC6-4 1B			2-1 F3		0-0 1B			3-3 K		2-0 G6-3		3	0	2	1	0	0	0
Bill Mueller, S OBP: 0.336, SLG: 0.375													2	0	0	0	0	1	0
Alex Gonzalez, R OBP: 0.290, SLG: 0.403	0-0 FC6-4			2-1 L8		2-0 F3		1-0 F9			1-0 E4 L9 SH3-4		5	0	0	0	0	0	4
Joe Girardi, R OBP: 0.275, SLG: 0.289			0-1 G3-1		1-0 G6-3		1-2 G4-3		4-2 BB		0-0 SH3-4		3	0	0	0	1	0	2
34 Kerry Wood, R OBP: 0.167, SLG: 0.130											1-2 L9		2	0	0	0	0	2	0
Angel Echevarria, R OBP: 0.310, SLG: 0.462												2-3	3	1	1	1	0	1	2

Inning Stats	R: 2	H: 4	E: 0	LOB: 2	K: 1	S: 14	R: 0	H: 0	E: 0	LOB: 0	K: 1	S: 11	R: 0	H: 1	E: 0	LOB: 1	K: 0	S: 5	R: 0	H: 0	E: 0	LOB: 0	K: 0	S: 5	R: 0	H: 0	E: 0	LOB: 1	K: 0	S: 8	R: 0	H: 2	E: 0	LOB: 2	K: 0	S: 10	R: 2	H: 3	E: 0	LOB: 1	K: 0	S: 16	R: 0	H: 0	E: 0	LOB: 1	K: 2	S: 11	R: 0	H: 0	E: 0	LOB: 0	K: 2	S: 10	R: 0	H: 0	E: 0	LOB: 0	K: 0	S: 9	R: 0	H: 0	E: 1	LOB: 2	K: 0	S: 8	R: 2	H: 1	E: 0	LOB: 0	K: 0	S: 3	1B: 7	2B: 1	3B: 0	HR: 3	SF: 0	SAC: 1	DP: 1	HBP: 0	WP: 1	PA: 49
PITCHER	IP	WLS	BF	H	R	ER	SO	BB	IBB	HBP	BLK	WP	HR	S	P	ERA	WHIP																																																																	
Mike Hampton, L ERA: 6.78	(1, 1)	7.0	32	10	4	4	3	2	0	0	0	1	2	69	110	5.14	1.714																																																																	
Mark Corey, R ERA: 4.09	(8, 1)	1.0	4	0	0	0	2	1	0	0	0	0	0	11	20	0.00	1.000																																																																	
Todd Jones, R ERA: 4.55	(9, 1)	1.0	3	0	0	0	2	0	0	0	0	0	0	10	16	0.00	0.000																																																																	
Justin Speier, R ERA: 3.06	(10, 1)	1.0	3	0	0	0	0	0	0	0	0	0	0	9	16	0.00	0.000																																																																	
Victor Santos, R ERA: 18.0	(11, 1)	1.0	L 7	1	2	2	0	1	1	0	0	0	1	11	22	18.00	2.000																																																																	


BOTTOM

Colorado Rockies @ Chicago Cubs
Wrigley Field, Chicago, IL

Fri Aug 02 2002, 2:20 PM CDT
Att: 38,493 - Sunny - 84 F

livebaseballscorecards.com

AB	43
R	6
H	11
RBI	6
BB	5
SO	7
LOB	20



Batter	1	2	3	4	5	6	7	8	9	AB	R	H	RBI	BB	SO	LOB
Mark Bellhorn, S OBP: 0.385, SLG: 0.556 (1, 4)	0-3 K		1-0 G6-3			1-3 K			0-2 L8	4	0	0	0	0	2	0
Corey Patterson, L OBP: 0.300, SLG: 0.393 (1, 8)	0-0 1B		0-2 F8			0-0 G3			0-1 L6	4	0	1	0	0	0	0
Sammy Sosa, R OBP: 0.410, SLG: 0.598 (1, 9)	1-2 F9				0-0 G6-3			0-0 G5-3	1-1 F9	4	0	0	0	0	0	1
Moises Alou, R OBP: 0.310, SLG: 0.393 (1, 7)	1-1 F9				3-3 K			1-2 L7		3	0	0	0	0	1	1
Fred McGriff, L OBP: 0.355, SLG: 0.504 (1, 3)		2-1 HR			0-1 F7			0-0 P6		3	1	1	1	0	0	0
Bill Mueller, S OBP: 0.332, SLG: 0.370 (1, 5)		2-2 P3				2-3 K			3-2 G3-1	3	0	0	0	0	1	0
Alex Gonzalez, R OBP: 0.291, SLG: 0.402 (1, 6)		1-1 G4-3				1-2 P4			0-0 1B	3	0	1	0	0	0	0
Todd Hundley, S OBP: 0.274, SLG: 0.378 (1, 2)		3-3 K				2-1 P6			1-3 K	3	0	0	0	0	2	1
Matt Clement, R OBP: 0.149, SLG: 0.116 (1, 1)			0-3 K				0-0 F8		0-2 P6	2	0	0	0	0	1	0
Chris Stynes, R OBP: 0.327, SLG: 0.394 (8, PH)										1	0	0	0	0	0	1
Joe Borowski, R OBP: 0.200, SLG: 0.200 (9, 1)										0	0	0	0	0	0	0

Inning Stats	R: 0	H: 1	E: 0	K: 1	S: 9	H: 1	LOB: 1	BB: 0	P: 11	R: 1	H: 1	E: 0	K: 1	S: 10	R: 0	H: 0	E: 0	K: 1	S: 7	R: 0	H: 0	E: 0	K: 1	S: 7	R: 0	H: 0	E: 0	K: 1	S: 9	R: 0	H: 0	E: 0	K: 1	S: 5	R: 0	H: 0	E: 0	K: 1	S: 6	R: 0	H: 1	E: 0	K: 1	S: 10	R: 0	H: 0	E: 0	K: 0	S: 7	1B: 2	SF: 0	2B: 0	3B: 0	HR: 1	WP: 0	PA: 30
--------------	------	------	------	------	------	------	--------	-------	-------	------	------	------	------	-------	------	------	------	------	------	------	------	------	------	------	------	------	------	------	------	------	------	------	------	------	------	------	------	------	------	------	------	------	------	-------	------	------	------	------	------	-------	-------	-------	-------	-------	-------	--------


PITCHER	IP	WLS	BF	H	R	ER	SO	BB	IBB	HBP	BLK	WP	HR	S	P	ERA	WHIP
Denny Neagle, L ERA: 5.68 (1, 1)	6.0	W	20	2	1	1	6	0	0	0	0	0	1	47	67	1.50	0.333
Justin Speier, R ERA: 2.97 (7, 1)	1.0	H	3	0	0	0	0	0	0	0	0	0	0	6	7	0.00	0.000
Todd Jones, R ERA: 4.47 (8, 1)	1.0	H	4	1	0	0	1	0	0	0	0	0	0	10	14	0.00	1.000
Jose Jimenez, R ERA: 3.44 (9, 1)	1.0	S	3	0	0	0	0	0	0	0	0	0	0	7	8	0.00	0.000

BOTTOM

Colorado Rockies @ Chicago Cubs
 Wrigley Field, Chicago, IL
 Sat Aug 03 2002, 3:05 PM CDT
 Att: 39,385 - Sunny - 81 F

livebaseballscorecards.com

AB	30
R	1
H	3
RBI	1
BB	0
SO	7
LOB	4



Batter	1	2	3	4	5	6	7	8	9	AB R H RBI BB SO LOB	TOP	
Jay Payton, R (1, 8) OBP: 0.337, SLG: 0.413	0-3 K		0-1 G3			0-3 K		4-1 S BB		3 0 0 0 1 2 1	Colorado Rockies @ Chicago Cubs Wrigley Field, Chicago, IL Sun Aug 04 2002, 1:20 PM CDT Att. 38,474 - Overcast - 85 F	
Terry Shumpert, R (1, 4) OBP: 0.314, SLG: 0.365 Mark Corey, R (8, 1)	3-3 K			1-1 G5-3		0-1 G5-3		3-2 G5-3		4 0 0 0 0 1 1 0 0 0 0 0 0 0		
17 Todd Helton, L (1, 3) OBP: 0.425, SLG: 0.565	3-3 K			1-3 K		2-2 G1-3			2-2 F9	4 0 0 0 0 2 0		
Todd Zeile, R (1, 5) OBP: 0.332, SLG: 0.395		2-2 F9		1-3 K			2-3 K		2-0 L9	4 0 0 0 0 2 0		
Jack Cust, L (1, 7) OBP: 0.250, SLG: 0.400		0-3 K			0-3 K		4-2 G5-4-3 BB		3-3 K	3 0 0 0 1 3 0		
Gabe Kapler, R (1, 9) OBP: 0.269, SLG: 0.335		1-0 G3			2-2 1B 1B		0-1 G5-4-3 1-2f			3 0 1 0 0 0 1		
Juan Uribe, R (1, 6) OBP: 0.287, SLG: 0.341			1-1 G6-3		1-3 K			3-2 1B G5-4-3 1B		3 1 1 0 0 1 1		
Gary Bennett, R (1, 2) OBP: 0.317, SLG: 0.356			1-1 2B		2-0 1B			1-0 G5-4-3 1B		3 0 3 0 0 0 0		
Shawn Chacon, R (1, 1) OBP: 0.267, SLG: 0.300 Greg Norton, S (5, PH) OBP: 0.269, SLG: 0.368 Rick White, R (5, 1) Victor Santos, R (6, 1) Kent Mercker, L (7, 1) Brent Butler, R (8, PH) OBP: 0.266, SLG: 0.440 (8, 4)			1-3 K		2-3 K			2-2 G5-4-3 1-2f 3-H		1 0 0 0 0 1 1 1 0 0 0 0 1 2 0 1 0 0 0 0 0 1		
Inning Stats	R: 0 H: 0 E: 0 LOB: 0 K: 3 BB: 0 S: 11 P: 17	R: 0 H: 0 E: 0 LOB: 0 K: 1 BB: 0 S: 7 P: 10	R: 0 H: 1 E: 0 LOB: 1 K: 1 BB: 0 S: 9 P: 12	R: 0 H: 0 E: 0 LOB: 0 K: 2 BB: 0 S: 8 P: 11	R: 0 H: 2 E: 0 LOB: 2 K: 3 BB: 0 S: 14 P: 21	R: 0 H: 0 E: 0 LOB: 0 K: 1 BB: 0 S: 8 P: 10	R: 0 H: 0 E: 0 LOB: 0 K: 1 BB: 1 S: 7 P: 13	R: 1 H: 2 E: 0 LOB: 1 K: 0 BB: 1 S: 12 P: 25	R: 0 H: 0 E: 0 LOB: 0 K: 1 BB: 0 S: 9 P: 16	1B: 4 SF: 0 2B: 1 SAC: 0 3B: 0 DP: 2 HR: 0 HBP: 0		WP: 0 PA: 32 PB: 0 SB: 1 CS: 0
PITCHER 22 Mark Prior, R (1, 1) ERA: 3.38	IP WLS BF H R ER SO BB IBB HBP BLK WP HR S P ERA WHIP											PITCHER IP WLS BF H R ER SO BB IBB HBP BLK WP HR S P ERA WHIP
	9.0 W 32 5 1 1 13 2 0 0 0 0 0 0 85 135 1.00 0.778											

livebaseballscorecards.com

AB	30
R	1
H	5
RBI	0
BB	2
SO	13
LOB	8



Batter	1	2	3	4	5	6	7	8	9	AB	R	H	RBI	BB	SO	LOB
Mark Bellhorn, S OBP: 0.385, SLG: 0.563 (1, 4)	2-1 L8	2-2 HR		4-1 FC5-4 BB		2-0 F8		0-3 K		4	1	1	2	1	1	0
Bill Mueller, S OBP: 0.333, SLG: 0.368 (1, 5)	3-2 2B	2-1 G4-3		1-2 L9		4-0 BB BB		0-0 P4		4	1	1	0	1	0	2
Sammy Sosa, R OBP: 0.408, SLG: 0.593 (1, 9)	1-3 K			1-1 FC5-4		4-2 BB				3	0	0	0	1	1	3
Fred McGriff, L OBP: 0.354, SLG: 0.504 (1, 3)	1-2 1B 2B			3-3 K		3-3 K		3-3 K		4	1	1	1	0	3	4
Moises Alou, R OBP: 0.312, SLG: 0.392 (1, 7)	1-1 1B			4-0 BB 1B BB		1-0 L7		3-3 K		3	0	1	1	1	1	2
Corey Patterson, L OBP: 0.302, SLG: 0.397 (1, 8)	0-0 P4			0-1 BB 1B		3-2 22 WP 2B		2-2 G4-3		4	0	2	0	0	0	1
Todd Hundley, S OBP: 0.274, SLG: 0.372 (1, 2)				4-0 BB 1-2 2-3 BB		1-3 K		2-3 K		3	0	0	0	1	2	1
Alex Gonzalez, R OBP: 0.293, SLG: 0.400 (1, 6)				4-1 22 SH1-4 HR BB		4-0 22 WP IBB		2-0 F5		2	1	0	0	2	0	3
22 Mark Prior, R OBP: 0.231, SLG: 0.360 (1, 1)				1-1 SH1-4		0-2 FC5-4 BB 1B		1-3 K		3	0	1	0	0	1	2

Inning Stats	R: 2	H: 3	E: 0	K: 1	S: 14	LOB: 1	BB: 0	P: 22	R: 2	H: 1	E: 0	K: 0	S: 10	LOB: 0	BB: 1	P: 19	R: 0	H: 1	E: 0	K: 1	S: 8	LOB: 3	BB: 2	P: 24	R: 0	H: 1	E: 0	K: 1	S: 13	LOB: 2	BB: 1	P: 22	R: 0	H: 0	E: 0	K: 2	S: 15	LOB: 2	BB: 2	P: 31	R: 0	H: 0	E: 0	K: 1	S: 7	LOB: 0	BB: 0	P: 13	R: 0	H: 0	E: 0	K: 2	S: 7	LOB: 0	BB: 0	P: 8
--------------	------	------	------	------	-------	--------	-------	-------	------	------	------	------	-------	--------	-------	-------	------	------	------	------	------	--------	-------	-------	------	------	------	------	-------	--------	-------	-------	------	------	------	------	-------	--------	-------	-------	------	------	------	------	------	--------	-------	-------	------	------	------	------	------	--------	-------	------

PITCHER	IP	WLS	BF	H	R	ER	SO	BB	IBB	HBP	BLK	WP	HR	S	P	ERA	WHIP
Shawn Chacon, R ERA: 5.04 (1, 1)	4.0	L	22	6	4	4	3	4	0	0	0	0	1	45	87	9.00	2.500
Rick White, R ERA: 5.36 (5, 1)	1.0		5	1	0	0	1	0	1	0	0	1	0	9	19	0.00	1.000
Victor Santos, R ERA: 9.0 (6, 1)	1.0		5	0	0	0	2	2	0	0	0	0	0	15	31	0.00	2.000
Kent Mercker, L ERA: 3.86 (7, 1)	1.0		3	0	0	0	1	0	0	0	0	0	0	7	13	0.00	0.000
Mark Corey, R ERA: 3.75 (8, 1)	1.0		3	0	0	0	2	0	0	0	0	0	0	7	8	0.00	0.000

BOTTOM

Colorado Rockies @ Chicago Cubs
Wrigley Field, Chicago, IL

Sun Aug 04 2002, 1:20 PM CDT
Att. 38,474 - Overcast - 85 F

livebaseballscorecards.com

AB	30
R	4
H	7
RBI	4
BB	7
SO	9
LOB	18



1B: 4	SF: 0	WP: 1	PA: 38
2B: 2	SAC: 1	PB: 0	
3B: 0	DP: 0	SB: 0	
HR: 1	HBP: 0	CS: 0	

Batter	1	2	3	4	5	6	7	8	9	AB R H RBI BB SO LOB	TOP			
Todd Walker, L (1, 4) OBP: 0.342, SLG: 0.415	2-2 G4-3 F8 1B		2-1 L7		0-1 F7			2-2 F8	2-1 G3	5 0 1 0 0 0 0				
Aaron Boone, R (1, 5) OBP: 0.316, SLG: 0.422	1-0 F8		1-1 F8			1-2 G6-3		2-2 F8		4 0 0 0 0 0 1				
Ken Griffey Jr., L (1, 8) OBP: 0.370, SLG: 0.416	2-2 G4-3		2-1 F7			1-0 F8			1-0 L8	4 0 0 0 0 0 1				
Adam Dunn, L (1, 3) OBP: 0.446, SLG: 0.540	4-2 BB			1-0 G4-3		0-0 HR			4-1 BB BB 1B	2 2 1 1 2 0 0				
Austin Kearns, R (1, 9) OBP: 0.388, SLG: 0.455	3-2 F9			0-0 G4-3		1-0 G6-3			4-2 BB BB 1B	3 1 0 0 1 0 2				
Russell Bryan, L (1, 7) OBP: 0.330, SLG: 0.466		2-3 K		4-2 BB			3-3 K		4-1 BB BB 1B HR	2 1 0 0 2 2 0				
Barry Larkin, R (1, 6) OBP: 0.312, SLG: 0.371		0-1 G1-3		0-0 F8			3-2 F9		0-2 HR 1B	4 1 1 2 0 0 1				
Jason LaRue, R (1, 2) OBP: 0.310, SLG: 0.353		3-2 1B			1-1 G1-3		2-2 F7		0-3 K	4 0 1 0 0 1 2				
Brian Moehler, R (1, 1) Gabe White, L (6, 1) Jose Rijo, R (7, 1) Brady Clark, R (8, PH) Jared Fernandez, R (8, 1) Reggie Taylor, L (9, PH)		3-2 G5-3			2-2 G5-3			2-2 G6-3	1-0 HR	2 0 0 0 0 0 1 0 0 0 0 0 0 0 0 0 0 0 0 0 0 1 0 0 0 0 0 0 0 0 0 0 0 0 0 1 1 1 3 0 0 0				
Inning Stats	R: 0 H: 1 E: 0 LOB: 2 K: 0 BB: 1 S: 13 P: 25	R: 0 H: 1 E: 0 LOB: 1 K: 1 BB: 0 S: 13 P: 21	R: 0 H: 0 E: 0 LOB: 0 K: 0 BB: 0 S: 6 P: 11	R: 0 H: 0 E: 0 LOB: 1 K: 0 BB: 1 S: 6 P: 11	R: 0 H: 0 E: 0 LOB: 0 K: 0 BB: 0 S: 7 P: 10	R: 1 H: 1 E: 0 LOB: 0 K: 0 BB: 0 S: 8 P: 11	R: 0 H: 0 E: 0 LOB: 0 K: 1 BB: 0 S: 12 P: 20	R: 0 H: 0 E: 0 LOB: 0 K: 0 BB: 0 S: 13 P: 19	R: 5 H: 2 E: 0 LOB: 0 K: 1 BB: 3 S: 14 P: 30	1B: 3 SF: 0 2B: 0 SAC: 0 3B: 0 DP: 0 HR: 2 HBP: 0	WP: 0 PA: 37 PB: 0 SB: 0 CS: 0			
PITCHER	IP WLS BF H R ER SO BB IBB HBP BLK WP HR S P ERA WHIP												PITCHER	IP WLS BF H R ER SO BB IBB HBP BLK WP HR S P ERA WHIP
Denny Stark, R (1, 1) ERA: 3.75	6.0 W 23 3 1 1 1 2 0 0 0 0 0 1 53 89 1.50 0.833													
Justin Speier, R (7, 1) ERA: 2.87	1.1 4 0 0 0 1 0 0 0 0 0 0 0 16 26 0.00 0.000													
Kent Mercker, L (8, 1) ERA: 3.76	0.2 2 0 0 0 0 0 0 0 0 0 0 0 9 13 0.00 0.000													
Rick White, R (9, 1) ERA: 6.2	0.1 5 1 4 4 0 3 0 0 0 0 0 0 8 21 108.00 12.000													
Jose Jimenez, R (9, 1) ERA: 3.57	0.2 S 3 1 1 1 1 0 0 0 0 0 0 1 6 9 13.50 1.500													

Cincinnati Reds @ Colorado Rockies
 Coors Field, Denver, CO
 Tue Aug 06 2002, 7:05 PM MDT
 Att. 32,780 - Overcast - 79 F

livebaseballscorecards.com

AB	32
R	6
H	5
RBI	6
BB	5
SO	3
LOB	8



Batter	1	2	3	4	5	6	7	8	9
Jay Payton, R OBP: 0.341, SLG: 0.420 (1, 8)	0-0 G5-3		2-0 2B		0-1 1B G6-3	1-1 1B 3B		2-2 F7	
Brent Butler, R OBP: 0.297, SLG: 0.455 (1, 5)	1-0 1B		4-2 BB		0-0 1B G6-3	0-0 1B 3B 1-H 2-H		0-1 G5-3	
Larry Walker, L OBP: 0.437, SLG: 0.640 (1, 9)	1-1 G4-3-6-3 1-2f		1-2 G4-3		0-0 G6-3 1-2f 3-H	0-3 K			
17 Todd Helton, L OBP: 0.426, SLG: 0.567 (1, 3)		1-1 G3		1-2 2B 1B	0-2 2B		1-3 K		
Sandy Alomar Jr., R OBP: 0.332, SLG: 0.505 (1, 2)		0-2 G3-1 2B		1-0 2B 1-H	0-0 F9		0-3 K		
Jack Cust, L OBP: 0.267, SLG: 0.462 (1, 7) Gabe Kapler, R OBP: 0.292, SLG: 0.348 (7, PH) (8, 7)		1-1 G3-1 2-3		2-2 2B 2-H		0-3 K	1-0 3B 3B		
Terry Shumpert, R OBP: 0.313, SLG: 0.374 (1, 4)		0-1 G6-3		2-3 K		1-0 G5-3	0-1 3B		
Juan Uribe, R OBP: 0.287, SLG: 0.342 (1, 6)			1-2 G5-3	0-0 G5-3		2-2 1B 2B	1-2 G5-3		
Denny Stark, R OBP: 0.174, SLG: 0.364 (1, 1) Greg Norton, S OBP: 0.296, SLG: 0.374 (6, PH) Justin Speier, R (7, 1) Kent Mercker, L (8, 1) Juan Pierre, L OBP: 0.313, SLG: 0.304 (8, PH) Rick White, R (9, 1) Jose Jimenez, R (9, 1)			1-2 G5-3	1-0 G5-3		0-0 1B 3B 1B 2-H	2-3 K		

Inning Stats	R: 0 E: 0 K: 0 S: 4	H: 1 LOB: 0 BB: 0 P: 6	R: 0 E: 0 K: 0 S: 9	H: 1 LOB: 1 BB: 0 P: 11	R: 0 E: 0 K: 0 S: 14	H: 1 LOB: 2 BB: 1 P: 23	R: 2 E: 0 K: 1 S: 13	H: 3 LOB: 1 BB: 0 P: 20	R: 1 E: 0 K: 0 S: 9	H: 3 LOB: 1 BB: 0 P: 9	R: 3 E: 0 K: 2 S: 16	H: 4 LOB: 1 BB: 0 P: 20	R: 1 E: 0 K: 2 S: 12	H: 2 LOB: 1 BB: 0 P: 15	R: 0 E: 0 K: 1 S: 12	H: 0 LOB: 0 BB: 0 P: 16
--------------	------------------------------	---------------------------------	------------------------------	----------------------------------	-------------------------------	----------------------------------	-------------------------------	----------------------------------	------------------------------	---------------------------------	-------------------------------	----------------------------------	-------------------------------	----------------------------------	-------------------------------	----------------------------------

PITCHER	IP	WLS	BF	H	R	ER	SO	BB	IBB	HBP	BLK	WP	HR	S	P	ERA	WHIP
Brian Moehler, R ERA: 4.71 (1, 1)	5.2	L	29	13	6	6	2	1	0	0	0	0	0	61	85	9.53	2.471
Gabe White, L ERA: 2.76 (6, 1)	1.0		5	2	1	1	3	0	0	0	0	0	0	13	15	9.00	2.000
Jose Rijo, R ERA: 4.92 (7, 1)	0.1		1	0	0	0	0	0	0	0	0	0	0	3	4	0.00	0.000
Jared Fernandez, R ERA: 3.58 (8, 1)	1.0		3	0	0	0	1	0	0	0	0	0	0	12	16	0.00	0.000

AB R H RBI BB SO LOB

5 2 3 0 0 0 0

4 0 3 2 1 0 0

4 0 0 0 0 1 5

4 1 2 0 0 1 0

4 1 2 1 0 1 1

3 0 1 1 0 1 1

1 1 1 0 0 0 0

4 0 1 1 0 1 2

4 1 1 0 0 0 2

2 0 0 0 0 0 1

1 1 1 1 0 0 0

0 0 0 0 0 0 0

0 0 0 0 0 0 0

1 0 0 0 0 0 1

0 0 0 0 0 0 0

0 0 0 0 0 0 0

1B: 6 SF: 0
2B: 6 SAC: 0
3B: 3 DP: 2
HR: 0 HBP: 0

WP: 0 PA: 38
PB: 0
SB: 0
CS: 0

AB 37
R 7
H 15
RBI 6
BB 1
SO 6
LOB 12

CINCINNATI REDS @ COLORADO ROCKIES
Coors Field, Denver, CO
Tue Aug 06 2002, 7:05 PM MDT
Att. 32,780 - Overcast - 79 F



PITCHER	IP	WLS	BF	H	R	ER	SO	BB	IBB	HBP	BLK	WP	HR	S	P	ERA	WHIP
---------	----	-----	----	---	---	----	----	----	-----	-----	-----	----	----	---	---	-----	------

Batter	1	2	3	4	5	6	7	8	9	AB R H RBI BB SO LOB	TOP														
Todd Walker, L (1, 4) OBP: 0.342, SLG: 0.412	1-1 F8		4-2 F9-3 BB		0-0 G4-3			2-3 K		3 0 0 0 1 1 0															
Aaron Boone, R (1, 6) OBP: 0.316, SLG: 0.428	1-2 HR		1-2 F9-3			3-2 L7		3-3 K		4 1 1 1 0 1 1															
Ken Griffey Jr., L (1, 8) OBP: 0.374, SLG: 0.444	0-1 F5		2-2 HR			0-1 1B			0-0 G5-3	4 1 2 1 0 0 0															
Adam Dunn, L (1, 3) OBP: 0.444, SLG: 0.536	4-0 BB		0-0 F9			1-3 K			1-0 F8	3 0 0 0 1 1 1															
Austin Kearns, R (1, 9) OBP: 0.387, SLG: 0.452	3-1 G6-3			3-2 G5-6-3 1B		3-3 K			1-0 L9	4 0 1 0 0 1 2															
Russell Bryanan, L (1, 7) OBP: 0.327, SLG: 0.461		1-0 G1-3		0-0 G5-6-3			1-0 L5			3 0 0 0 0 0 1															
Brandon Larson, R (1, 5) OBP: 0.370, SLG: 0.571		2-2 F8		0-0 G5-3			1-1 G5-3			3 0 0 0 0 0 0															
Kelly Stinnett, R (1, 2) OBP: 0.355, SLG: 0.444		2-2 2B			3-2 P3		2-3 K			3 0 1 0 0 1 0															
Joey Hamilton, R (1, 1) OBP: 0.231, SLG: 0.320		1-3 K			1-3 K			0-2 F7		2 0 0 0 0 2 1															
John Riedling, R (5, 1)										0 0 0 0 0 0 0															
Bruce Chen, L (7, 1) OBP: 0.357, SLG: 0.429										0 0 0 0 0 0 0															
Brady Clark, R (8, PH) OBP: 0.246, SLG: 0.210										1 0 0 0 0 0 0															
Jared Fernandez, R (8, 1) OBP: 0.222, SLG: 0.222										0 0 0 0 0 0 0															
Inning Stats	R: 1 E: 0 K: 0 S: 10	H: 1 LOB: 1 BB: 1 P: 19	R: 0 E: 0 K: 1 S: 10	H: 1 LOB: 1 BB: 0 P: 16	R: 1 E: 0 K: 0 S: 11	H: 1 LOB: 0 BB: 1 P: 18	R: 0 E: 0 K: 0 S: 5	H: 1 LOB: 0 BB: 0 P: 8	R: 0 E: 0 K: 1 S: 7	H: 0 LOB: 0 BB: 0 P: 11	R: 0 E: 0 K: 2 S: 16	H: 1 LOB: 1 BB: 0 P: 23	R: 0 E: 0 K: 1 S: 6	H: 0 LOB: 0 BB: 0 P: 10	R: 0 E: 0 K: 2 S: 11	H: 0 LOB: 0 BB: 0 P: 16	R: 0 E: 0 K: 0 S: 3	H: 0 LOB: 0 BB: 0 P: 5	1B: 2 2B: 2 3B: 0 HR: 2	SF: 0 SAC: 0 DP: 2 HBP: 0	WP: 0 PB: 0 SB: 0 CS: 0	PA: 32			
PITCHER Jason Jennings, R (1, 1) ERA: 4.35 Todd Jones, R (9, 1) ERA: 4.4	IP 8.0 1.0	WLS W 3	BF 29 3	H 5 0	R 2 0	ER 2 0	SO 7 0	BB 2 0	IBB 0 0	HBP 0 0	BLK 0 0	WP 0 0	HR 2 0	S 76 3	P 121 5	ERA 2.25 0.00	WHIP 0.875 0.000								

Cincinnati Reds @ Colorado Rockies
 Coors Field, Denver, CO
 Wed Aug 07 2002, 7:05 PM MDT
 Att. 32,483 - Cloudy - 78 F

livebaseballscorecards.com

AB	30
R	2
H	5
RBI	2
BB	2
SO	7
LOB	6



Batter	1	2	3	4	5	6	7	8	9	AB	R	H	RBI	BB	SO	LOB
Jay Payton, R OBP: 0.346, SLG: 0.429 (1, 8)	F9			HR	HR	FC6-4				3	2	2	0	1	0	0
Brent Butler, R OBP: 0.292, SLG: 0.447 (1, 4)	F9			HR	G6-3	FC6-4				4	1	0	0	0	0	5
Larry Walker, L OBP: 0.438, SLG: 0.645 (1, 9)	F8			HR	HR		F7			3	2	1	3	1	0	0
17 Todd Helton, L OBP: 0.425, SLG: 0.571 (1, 3)		G3		K	HR		L7			4	1	1	4	0	1	0
Sandy Alomar, Jr., R OBP: 0.330, SLG: 0.500 (1, 2)		G5-3		K		G5-4-3	K			4	0	1	0	0	2	0
Gabe Kapler, R OBP: 0.292, SLG: 0.343 (1, 7)		G5-3		BB	G5-4-3		G6-3			3	0	0	0	1	0	1
Todd Zeile, R OBP: 0.333, SLG: 0.394 (1, 5)			G6-3				L3			3	0	1	0	1	0	0
Juan Uribe, R OBP: 0.284, SLG: 0.339 (1, 6)			K	G1-3		G5-4-3	F9			4	0	0	0	0	1	3
Jason Jennings, L OBP: 0.370, SLG: 0.395 (1, 1) Todd Jones, L (9, 1)			G4-3		HR	FC6-4				2	1	1	0	1	0	0
										0	0	0	0	0	0	0

Inning Stats	R: 0	H: 0	E: 0	K: 0	S: 3	LOB: 0	BB: 0	P: 5	R: 0	H: 0	E: 0	K: 0	S: 9	LOB: 0	BB: 0	P: 16	R: 0	H: 0	E: 0	K: 1	S: 6	LOB: 0	BB: 0	P: 8	R: 3	H: 2	E: 1	K: 2	S: 19	LOB: 2	BB: 2	P: 34	R: 4	H: 4	E: 0	K: 0	S: 11	LOB: 0	BB: 1	P: 17	R: 0	H: 1	E: 0	K: 1	S: 9	LOB: 2	BB: 2	P: 20	R: 0	H: 0	E: 0	K: 1	S: 9	LOB: 0	BB: 0	P: 16	R: 0	H: 0	E: 0	K: 0	S: 6	LOB: 0	BB: 0	P: 8
1B: 3	SF: 0	2B: 2	SAC: 0	3B: 0	DP: 2	HR: 2	HBP: 0	WP: 0	PA: 35																																																							

PITCHER	IP	WLS	BF	H	R	ER	SO	BB	IBB	HBP	BLK	WP	HR	S	P	ERA	WHIP
Joey Hamilton, R ERA: 5.56 (1, 1)	4.1	L	22	5	7	6	3	2	1	0	0	0	2	43	74	12.46	1.615
John Riedling, R ERA: 1.91 (5, 1)	1.2		7	2	0	0	0	2	0	0	0	0	0	14	26	0.00	2.400
Bruce Chen, L ERA: 5.58 (7, 1)	1.0		3	0	0	0	1	0	0	0	0	0	0	9	16	0.00	0.000
Jared Fernandez, R ERA: 3.48 (8, 1)	1.0		3	0	0	0	0	0	0	0	0	0	0	6	8	0.00	0.000

BOTTOM

Cincinnati Reds @ Colorado Rockies
Coors Field, Denver, CO
 Wed Aug 07 2002, 7:05 PM MDT
 Att: 32,483 - Cloudy - 78 F

livebaseballscorecards.com

AB	30
R	7
H	7
RBI	7
BB	5
SO	4
LOB	9



Batter	1	2	3	4	5	6	7	8	9	AB R H RBI BB SO LOB	TOP											
Brady Clark, R (1, 8) <small>OBP: 0.233, SLG: 0.197</small> Bruce Chen, L (7, 1) <small>OBP: 0.357, SLG: 0.429</small> Danny Graves, R (7, 1) Russell Branyan, L (9, PH) <small>OBP: 0.326, SLG: 0.460</small>	1-2 G5-3	2-2 F8		2-1 F7			2-3 K		0-3 K	4 0 0 0 0 1 3 0 0 0 0 0 0 0 0 0 0 0 0 0 0 1 0 0 0 0 1 0	Cincinnati Reds @ Colorado Rockies Coors Field, Denver, CO Thu Aug 08 2002, 1:05 PM MDT Att. 30,218 - Sunny - 85 F											
Barry Larkin, R (1, 6) <small>OBP: 0.311, SLG: 0.373</small>	1-1 P4		0-0 E 2B		1-0 G5-3		1-3 K			4 1 1 0 0 1 0												
Aaron Boone, R (1, 5) <small>OBP: 0.317, SLG: 0.426</small>	4-2 BB		3-2 G5-3		4-2 BB		1-0 G6-3			2 0 0 0 2 0 1												
Adam Dunn, L (1, 3) <small>OBP: 0.443, SLG: 0.541</small>	0-0 G4-3		1-2 F9		3-2 P6		1-1 HR			4 1 1 1 0 0 3												
Austin Kearns, R (1, 9) <small>OBP: 0.388, SLG: 0.451</small>		2-1 FC6-4 1B	4-2 E BB		3-3 K		2-1 G4-3			3 0 1 0 1 1 1												
Brandon Larson, R (1, 7) <small>OBP: 0.340, SLG: 0.522</small>		1-0 FC6-4 BB 1B 1-2f	3-2 E5 1-3 2-H		0-0 P1		2-2 G6-3			4 0 0 0 0 0 2												
Todd Walker, L (1, 4) <small>OBP: 0.338, SLG: 0.408</small>		1-3 K	1-2 G6-3		3-1 F8		3-2 G1-3			4 0 0 0 0 1 3												
Jason LaRue, R (1, 2) <small>OBP: 0.309, SLG: 0.351</small>		0-2 BB 1B 1-2		0-2 F8		2-1 G6-3		1-1 G6-3		4 0 1 0 0 0 0												
Jimmy Haynes, R (1, 1) <small>OBP: 0.205, SLG: 0.233</small> Scott Williamson, R (6, 1) Reggie Taylor, L (7, PH) <small>OBP: 0.277, SLG: 0.463</small>		4-2 BB 1-2 2-3	3-1 F7		2-2 HR		2-3 K		1 0 0 0 1 0 0 0 0 0 0 0 0 0 2 1 1 1 0 1 0													
Inning Stats	R: 0 E: 0 K: 0 S: 10	H: 0 LOB: 1 BB: 1 P: 16	R: 0 E: 0 K: 1 S: 18	H: 2 LOB: 3 BB: 1 P: 28	R: 1 E: 1 K: 0 S: 20	H: 1 LOB: 2 BB: 1 P: 32	R: 0 E: 0 K: 0 S: 7	H: 0 LOB: 0 BB: 0 P: 12	R: 0 E: 0 K: 1 S: 11	H: 0 LOB: 1 BB: 1 P: 22	R: 0 E: 0 K: 0 S: 5	H: 0 LOB: 0 BB: 0 P: 10	R: 1 E: 0 K: 2 S: 10	H: 1 LOB: 0 BB: 0 P: 16	R: 1 E: 0 K: 0 S: 11	H: 1 LOB: 0 BB: 0 P: 19	R: 0 E: 0 K: 2 S: 8	H: 0 LOB: 0 BB: 0 P: 11	1B: 2 2B: 1 3B: 0 HR: 2	SF: 0 SAC: 0 DP: 0 HBP: 0	WP: 0 PB: 0 SB: 0 CS: 0	PA: 37
PITCHER	IP WLS BF H R ER SO BB IBB HBP BLK WP HR S P ERA WHIP																					
Mike Hampton, L (1, 1) <small>ERA: 6.5</small> Justin Speier, R (7, 1) <small>ERA: 3.03</small> Kent Mercker, L (8, 1) <small>ERA: 3.95</small> Victor Santos, R (9, 1) <small>ERA: 6.0</small>	6.0 W 26 3 1 0 2 4 0 0 0 0 0 0 71 120 0.00 1.167	1.0 4 1 1 1 2 0 0 0 0 0 0 1 10 9.00 1.000	1.0 4 1 1 1 0 0 0 0 0 0 0 1 11 9.00 1.000	1.0 3 0 0 0 2 0 0 0 0 0 0 0 8 11 0.00 0.000																		

livebaseballscorecards.com

AB	33
R	3
H	5
RBI	2
BB	4
SO	6
LOB	13



Batter	1	2	3	4	5	6	7	8	9
Juan Pierre, L OBP: 0.314, SLG: 0.310 (1, 8)	0-1 G6-3		0-0 FC5-2 17 1B		1-1 G3-6	2-1 F7		0-0 SF9 3B	
Brent Butler, R OBP: 0.294, SLG: 0.452 (1, 4)	1-0 F9		0-0 FC5-2 17 1B			1-2 17 1B 1B	0-1 G6-3 17 1B 2B	1-0 SF9	
Larry Walker, L OBP: 0.435, SLG: 0.639 (1, 9)	0-2 G6-3		0-3 K			0-0 17 1B 1B	1-1 G6-3	0-0 F8	
17 Todd Helton, L OBP: 0.429, SLG: 0.578 (1, 3)		1-0 2B	0-0 1B			2-2 1B E	2-0 1B		
Todd Zeile, R OBP: 0.337, SLG: 0.399 (1, 5)		2-2 1B 2B		4-0 G4-6-3 BB		3-2 E8 2B 1B	2-2 F8		
Jack Cust, L OBP: 0.278, SLG: 0.438 (1, 7)		1-0 1B 2B		1-0 F7		2-3 K	2-0 F8		
Justin Speier, R (7, 1)									
Greg Norton, S (7, PH)									
Kent Mercker, L (8, 1)									
Victor Santos, R (9, 1)									
Juan Uribe, R OBP: 0.284, SLG: 0.340 (1, 6)		0-3 K		1-2 G4-6-3		0-0 G6-3		0-0 S 1B 2B	
Gary Bennett, R OBP: 0.324, SLG: 0.373 (1, 2)		3-2 G6-3			0-1 FC6-5 2B	0-0 2B		2-2 3B 1B	
Mike Hampton, R OBP: 0.380, SLG: 0.510 (1, 1)			2-1 1B FC5-2 2B		0-2 FC6-5	4-2 BB		2-2 F9	
Gabe Kapler, R OBP: 0.294, SLG: 0.341 (6, PH)									

Inning Stats	R: 0	H: 0	E: 0	K: 0	S: 6	R: 1	H: 3	E: 0	K: 1	S: 17	R: 1	H: 3	E: 0	K: 1	S: 8	R: 0	H: 0	E: 0	K: 0	S: 4	R: 0	H: 1	E: 0	K: 0	S: 7	R: 4	H: 5	E: 1	K: 1	S: 19	R: 1	H: 2	E: 0	K: 0	S: 9	R: 3	H: 3	E: 0	K: 0	S: 15	
	LOB: 0	BB: 0	P: 7	ER: 5	SO: 2	LOB: 1	BB: 0	P: 24	ER: 2	SO: 10	LOB: 0	BB: 1	P: 10	LOB: 2	BB: 0	LOB: 0	BB: 1	P: 8	LOB: 0	BB: 0	LOB: 2	BB: 1	P: 33	LOB: 1	BB: 0	P: 16	LOB: 0	BB: 0	P: 20	LOB: 0	BB: 0	P: 2	LOB: 0	BB: 0	P: 2	LOB: 0	BB: 0	P: 0	LOB: 0	BB: 0	P: 0

PITCHER	IP	WLS	BF	H	R	ER	SO	BB	IBB	HBP	BLK	WP	HR	S	P	ERA	WHIP
Jimmy Haynes, R ERA: 4.38 (1, 1)	5.0	L	22	10	5	5	2	1	0	0	0	0	0	49	69	9.00	2.200
Scott Williamson, R ERA: 3.88 (6, 1)	1.0		6	2	1	1	1	1	0	0	0	0	0	12	23	9.00	3.000
Bruce Chen, L ERA: 5.69 (7, 1)	0.1		3	2	1	1	0	0	0	0	0	0	0	5	8	27.00	6.000
Danny Graves, R ERA: 3.34 (7, 1)	1.2		8	3	3	3	0	0	0	0	0	0	0	19	28	16.20	1.800

BOTTOM

Cincinnati Reds @ Colorado Rockies
Coors Field, Denver, CO

Thu Aug 08 2002, 1:05 PM MDT
Att: 30,218 - Sunny - 85 F

AB	R	H	RBI	BB	SO	LOB
5	2	2	1	0	0	3
4	2	2	1	0	0	2
5	1	1	0	0	1	3
4	2	4	2	0	0	0
3	1	2	3	1	0	1
3	0	1	0	0	1	2
0	0	0	0	0	0	0
1	0	0	0	0	0	1
0	0	0	0	0	0	0
0	0	0	0	0	0	0
4	1	1	0	0	1	4
4	1	3	2	0	0	2
2	0	1	0	0	0	1
1	0	0	0	1	0	1

AB	36
R	10
H	17
RBI	9
BB	2
SO	3
LOB	20

WP: 0 PA: 39
PB: 0
SB: 1
CS: 0



PITCHER	IP	WLS	BF	H	R	ER	SO	BB	IBB	HBP	BLK	WP	HR	S	P	ERA	WHIP
Jimmy Haynes, R ERA: 4.38 (1, 1)	5.0	L	22	10	5	5	2	1	0	0	0	0	0	49	69	9.00	2.200
Scott Williamson, R ERA: 3.88 (6, 1)	1.0		6	2	1	1	1	1	0	0	0	0	0	12	23	9.00	3.000
Bruce Chen, L ERA: 5.69 (7, 1)	0.1		3	2	1	1	0	0	0	0	0	0	0	5	8	27.00	6.000
Danny Graves, R ERA: 3.34 (7, 1)	1.2		8	3	3	3	0	0	0	0	0	0	0	19	28	16.20	1.800

Batter	1	2	3	4	5	6	7	8	9	AB R H RBI BB SO LOB	TOP											
Mark Bellhorn, S (1, 4) OBP: 0.381, SLG: 0.546	0-3 K		1-1 F3			1-3 K		1-3 K		4 0 0 0 0 3 1												
Chris Stynes, R (1, 5) OBP: 0.316, SLG: 0.380	3-3 K			0-2 F6		3-3 K			3-2 G5-3	4 0 0 0 0 2 0												
Sammy Sosa, R (1, 9) OBP: 0.415, SLG: 0.609	2-1 1B			4-1 BB			1-3 K		1-1 2B	3 0 2 0 1 1 0												
Fred McGriff, L (1, 3) OBP: 0.351, SLG: 0.503	1-3 K			1-2 P5			0-2 G4-3		3-2 F8	4 0 0 0 0 1 3												
Moises Alou, R (1, 7) OBP: 0.318, SLG: 0.393		1-0 G4-6-3 1B		1-1 G4-3			1-1 2B		1-2 G6-3	4 0 2 0 0 0 2												
Corey Patterson, L (1, 8) OBP: 0.299, SLG: 0.395		0-1 L8			0-1 F8		1-1 G1-6-3			3 0 0 0 0 0 2												
Alex Gonzalez, R (1, 6) OBP: 0.296, SLG: 0.408		1-2 G4-6-3 1-2f			1-2 F8			1-1 3B		3 0 1 0 0 0 1												
Joe Girardi, R (1, 2) OBP: 0.278, SLG: 0.287			3-2 G6-3			2-0 F9		2-3 K		2 0 0 0 0 0 0												
Roosevelt Brown, L (8, PH) OBP: 0.273, SLG: 0.316										1 0 0 0 0 1 1												
Juan Cruz, R (8, 1) OBP: 0.143, SLG: 0.143										0 0 0 0 0 0 0												
38 Carlos Zambrano, S (1, 1) Todd Hundley, S (8, PH) (8, 2) OBP: 0.273, SLG: 0.364			1-3 K			1-3 K		2-2 P6		2 0 0 0 0 2 0												
										1 0 0 0 0 0 1												
Inning Stats	R: 0 E: 0 K: 3 S: 13	H: 1 LOB: 1 BB: 0 P: 19	R: 0 E: 0 K: 0 S: 7	H: 1 LOB: 0 BB: 0 P: 9	R: 0 E: 0 K: 1 S: 9	H: 0 LOB: 0 BB: 0 P: 14	R: 0 E: 0 K: 0 S: 9	H: 0 LOB: 1 BB: 1 P: 15	R: 0 E: 0 K: 0 S: 7	H: 0 LOB: 0 BB: 0 P: 10	R: 0 E: 0 K: 3 S: 10	H: 0 LOB: 0 BB: 0 P: 15	R: 0 E: 0 K: 1 S: 10	H: 1 LOB: 1 BB: 0 P: 13	R: 0 E: 0 K: 2 S: 13	H: 1 LOB: 1 BB: 0 P: 19	R: 0 E: 0 K: 0 S: 15	H: 1 LOB: 1 BB: 0 P: 23	1B: 2 2B: 2 3B: 1 HR: 0	SF: 0 SAC: 0 DP: 1 HBP: 0	WP: 0 PB: 0 SB: 0 CS: 0	PA: 32
PITCHER	IP WLS BF H R ER SO BB IBB HBP BLK WP HR S P ERA WHIP																					
Denny Neagle, L (1, 1) ERA: 5.34	7.0 W 24 3 0 0 8 1 0 0 0 0 0 0 65 95 0.00 0.571																					
Todd Jones, R (8, 1) ERA: 4.33	1.0 H 4 1 0 0 2 0 0 0 0 0 0 0 13 19 0.00 1.000																					
Jose Jimenez, R (9, 1) ERA: 3.5	1.0 S 4 1 0 0 0 0 0 0 0 0 0 0 15 23 0.00 1.000																					

Chicago Cubs @ Colorado Rockies
Coors Field, Denver, CO
Fri Aug 09 2002, 7:05 PM MDT
Att. 41,131 - Sunny - 81 F

livebaseballscorecards.com

AB	31
R	0
H	5
RBI	0
BB	1
SO	10
LOB	11



Batter	1	2	3	4	5	6	7	8	9
Juan Pierre, L OBP: 0.314, SLG: 0.309 (1, 8)	1-1 1B G6-3 1B		3-1 G6-3			0-2 G3		1-1 G6-3	
Jay Payton, R OBP: 0.346, SLG: 0.428 (1, 7)	2-0 1-3 G6-3 1B			1-0 F7		2-1 F9			
Larry Walker, L OBP: 0.432, SLG: 0.634 (1, 9)	0-0 1-2f 3-H G6-3			1-0 G6-3			1-2 G4-3		
17 Todd Helton, L OBP: 0.429, SLG: 0.576 (1, 3)	1-1 G4-3			1-3 K			3-1 FC6-4 1B		
Todd Zeile, R OBP: 0.335, SLG: 0.396 (1, 5)		3-2 G6-3			2-2 G1-3		1-1 F8		
Sandy Alomar, Jr., R OBP: 0.325, SLG: 0.492 (1, 2)		1-2 G6-3			1-2 G6-3		2-0 FC6-4 1-2f		
Brent Butler, R OBP: 0.299, SLG: 0.469 (1, 4)		2-2 L8			1-0 1B			0-0 HR	
Juan Uribe, R OBP: 0.282, SLG: 0.338 (1, 6)			0-3 K		0-0 G5-3			2-3 K	
Denny Neagle, L OBP: 0.273, SLG: 0.364 (1, 1)			2-2 G6-3			0-1 F8		1-2 G4-3	
Todd Jones, L (8, 1)									
Jack Cust, L (8, PH)									
Jose Jimenez, R (9, 1)									

Inning Stats	R: 1	H: 2	E: 0	K: 0	S: 6	LOB: 0	BB: 0	P: 10	R: 0	H: 0	E: 0	K: 0	S: 11	LOB: 0	BB: 0	P: 17	R: 0	H: 0	E: 0	K: 1	S: 8	LOB: 0	BB: 0	P: 13	R: 0	H: 0	E: 0	K: 1	S: 5	LOB: 0	BB: 0	P: 8	R: 0	H: 1	E: 0	K: 0	S: 8	LOB: 1	BB: 0	P: 12	R: 0	H: 0	E: 0	K: 0	S: 8	LOB: 0	BB: 0	P: 10	R: 0	H: 1	E: 0	K: 0	S: 11	LOB: 1	BB: 0	P: 18	R: 1	H: 1	E: 0	K: 1	S: 10	LOB: 0	BB: 0	P: 14
--------------	------	------	------	------	------	--------	-------	-------	------	------	------	------	-------	--------	-------	-------	------	------	------	------	------	--------	-------	-------	------	------	------	------	------	--------	-------	------	------	------	------	------	------	--------	-------	-------	------	------	------	------	------	--------	-------	-------	------	------	------	------	-------	--------	-------	-------	------	------	------	------	-------	--------	-------	-------

PITCHER	IP	WLS	BF	H	R	ER	SO	BB	IBB	HBP	BLK	WP	HR	S	P	ERA	WHIP
38 Carlos Zambrano, R (1, 1)	7.0	L	24	4	1	1	2	0	0	0	0	0	0	57	88	1.29	0.571
Juan Cruz, R (8, 1)	1.0		4	1	1	1	1	0	0	0	0	0	1	10	14	9.00	1.000

BOTTOM


AB R H RBI BB SO LOB

4	1	1	0	0	0	0
3	0	1	0	0	0	0
3	0	0	0	0	0	1
3	0	1	0	0	1	0
3	0	0	0	0	0	1
3	0	0	0	0	0	1
3	1	2	1	0	0	0
3	0	0	0	0	2	1
2	0	0	0	0	0	0
0	0	0	0	0	0	0
1	0	0	0	0	0	0
0	0	0	0	0	0	0

AB 28
R 2
H 5
RBI 1
BB 0
SO 3
LOB 4

WP: 0 PA: 28
PB: 0
SB: 0
CS: 0

livebaseballscorecards.com



Chicago Cubs @ Colorado Rockies
Coors Field, Denver, CO
 Fri Aug 09 2002, 7:05 PM MDT
 Att: 41,131 - Sunny - 81 F

Batter	1	2	3	4	5	6	7	8	9	AB R H RBI BB SO LOB	TOP		
Mark Bellhorn, S (1, 4) OBP: 0.389, SLG: 0.549	2-1 G6-4-3 1B		3-2 HR 1B	3-2 HR HBP 1B	0-0 HR 1B		1-1 F7		4-2 BB BB	4 3 3 1 1 0 1			
Bill Mueller, S (1, 5) OBP: 0.340, SLG: 0.382	1-0 G6-4-3 1-2f		0-3 K	0-0 HR 1B	3-1 HR 1B		0-0 FC4-6 1-2f		2-1 F3	6 2 2 1 0 1 6			
Sammy Sosa, R (1, 9) OBP: 0.418, SLG: 0.633 Chad Hermansen, R (6, 9) OBP: 0.273, SLG: 0.378	1-3 K		3-2 HR 1-H 2-H	2-1 HR 1-H 2-H	3-1 HR		1-1 F3		4-2 BB G6-3 1-2 2-3	4 3 3 9 0 1 0 1 0 0 0 1 0 1			
Fred McGriff, L (1, 3) OBP: 0.352, SLG: 0.510 Angel Echevarria, R (6, 3) OBP: 0.289, SLG: 0.429		2-2 1B 1B	2-0 HR	2-2 P5	3-2 G4-3			3-2 F8	0-1 G6-3 1-2f	4 2 2 1 0 0 0 2 0 0 0 0 0 3			
Moises Alou, R (1, 7) OBP: 0.324, SLG: 0.420 Tom Gordon, R (8, 1) Kyle Farnsworth, R (9, 1)		0-0 F9	2-0 G4-3 2B		1-0 HR	0-2 HR		0-1 BB 1B		5 2 4 2 0 0 1 0 0 0 0 0 0 0 0 0 0 0 0 0 0			
Corey Patterson, L (1, 8) OBP: 0.300, SLG: 0.397		0-0 1B 1-2 1B	1-2 G4-3		0-0 F8 1B 2B	2-2 G1-3		2-1 F9		5 1 2 0 0 0 2			
Alex Gonzalez, R (1, 6) OBP: 0.297, SLG: 0.406		1-0 G1-6-3 1-3 2-H 1B	2-2 G6-3		0-0 F8 2-3	2-2 G6-3		4-1 BB 1-2 BB		4 0 1 1 1 0 2			
Todd Hundley, S (1, 2) OBP: 0.271, SLG: 0.357	2-1 G1-6-3 1-2f			1-2 G3-1	2-2 1B 1B HBP	3-2 F7		2-2 F5		4 1 0 0 0 0 4			
22 Mark Prior, R (1, 1) OBP: 0.241, SLG: 0.357 Joe Borowski, R (7, PH) OBP: 0.333, SLG: 0.333 Roosevelt Brown, L (8, 7) OBP: 0.278, SLG: 0.321			0-0 HR 1B	0-2 G6-3	3-3 K		2-2 FC4-6 1B		1-0 BB BB 1B	3 1 1 0 0 1 2 1 0 1 0 0 0 0 1 0 1 0 0 0 0			
Inning Stats	R: 0 H: 1 E: 0 LOB: 0 K: 1 BB: 0 S: 6 P: 10	R: 1 H: 3 E: 0 LOB: 1 K: 0 BB: 0 S: 8 P: 13	R: 4 H: 5 E: 0 LOB: 1 K: 1 BB: 0 S: 21 P: 34	R: 3 H: 2 E: 0 LOB: 0 K: 0 BB: 0 S: 14 P: 22	R: 6 H: 5 E: 0 LOB: 0 K: 1 BB: 0 S: 16 P: 31	R: 1 H: 1 E: 0 LOB: 0 K: 0 BB: 0 S: 15 P: 22	R: 0 H: 1 E: 0 LOB: 1 K: 0 BB: 0 S: 8 P: 12	R: 0 H: 1 E: 0 LOB: 2 K: 0 BB: 1 S: 13 P: 24	R: 0 H: 1 E: 0 LOB: 2 K: 0 BB: 2 S: 11 P: 22	1B: 12 SF: 0 2B: 2 SAC: 0 3B: 0 DP: 3 HR: 6 HBP: 2	WP: 0 PA: 49 PB: 0 SB: 0 CS: 0		
PITCHER	IP WLS BF H R ER SO BB IBB HBP BLK WP HR S P ERA WHIP											PITCHER	IP WLS BF H R ER SO BB IBB HBP BLK WP HR S P ERA WHIP
Shawn Chacon, R (1, 1) ERA: 5.52	4.0 L 22 11 8 8 2 0 0 1 0 0 0 3 49 79 18.00 2.750												
Mark Corey, R (5, 1) ERA: 7.62	1.0 9 5 6 6 1 0 0 1 0 0 0 2 16 31 54.00 5.000												
28 Aaron Cook, R (6, 1) ERA: 4.5	2.0 8 2 1 1 0 0 0 0 0 0 0 1 23 34 4.50 1.000												
Victor Santos, R (8, 1) ERA: 4.5	1.0 5 1 0 0 0 1 0 0 0 0 0 0 13 24 0.00 2.000												
Kent Mercker, L (9, 1) ERA: 3.81	1.0 5 1 0 0 0 2 0 0 0 0 0 0 11 22 0.00 3.000												

Chicago Cubs @ Colorado Rockies
Coors Field, Denver, CO
Sat Aug 10 2002, 6:05 PM MDT
Att. 45,474 - Sunny - 89 F

livebaseballscorecards.com

AB	44
R	15
H	20
RBI	15
BB	3
SO	3
LOB	22



Batter	1	2	3	4	5	6	7	8	9	AB	R	H	RBI	BB	SO	LOB
Juan Pierre, L OBP: 0.311, SLG: 0.306 (1, 8)	1-3 K		0-3 K		0-0 P4		1-3 K			4	0	0	0	0	3	3
Brent Butler, R OBP: 0.298, SLG: 0.465 (1, 6) (7, 5)	3-1 1B		1-1 G5-3		0-3 K			0-0 L9		4	0	1	0	0	1	2
Larry Walker, L OBP: 0.432, SLG: 0.633 28 Aaron Cook, R Victor Santos, R Jay Payton, R OBP: 0.345, SLG: 0.427 Kent Mercker, L (1, 9) (6, 1) (8, 1) (8, PH) (9, 1)	0-2 F8			1-2 WP 17 1B G6-3		1-1 G4-3		0-2 G5-3		2	1	1	0	0	0	1
17 Todd Helton, L OBP: 0.430, SLG: 0.577 Juan Uribe, R OBP: 0.282, SLG: 0.337 (1, 3) (7, 6)	2-2 F7			0-0 WP 1-2 1B		0-0 FC3-6 1B		2-3 K		1	0	0	0	0	0	0
Greg Norton, S OBP: 0.283, SLG: 0.357 (1, 5) (7, 3)		2-3 K		1-3 K		0-1 FC3-6 1-2f		1-3 K		4	0	0	0	0	3	3
Jack Cust, L OBP: 0.217, SLG: 0.333 (1, 7)		0-1 G1-3		2-2 G6-3 1-2 2-H		1-3 K		1-3 K		4	0	0	1	0	2	2
Gary Bennett, R OBP: 0.319, SLG: 0.366 (1, 2)		2-3 K		0-2 L7			1-2 G4-3		2-2 G6-3		4	0	0	0	0	1
Terry Shumpert, R OBP: 0.313, SLG: 0.369 (1, 4)			2-2 G6-3		3-2 HBP		0-0 G6-3			2	0	0	0	0	0	0
Shawn Chacon, R OBP: 0.290, SLG: 0.323 Mark Corey, R Gabe Kapler, R OBP: 0.295, SLG: 0.343 (1, 1) (5, 1) (5, PH) (6, 9)			0-0 E7 1B		1-3 K		2-2 1B			1	0	1	0	0	0	0

Inning Stats	R: 0	H: 1	E: 0	K: 1	S: 12	H: 0	LOB: 1	BB: 0	P: 18	R: 0	H: 0	E: 0	K: 2	S: 8	H: 0	LOB: 0	BB: 0	P: 12	R: 1	H: 2	E: 0	K: 1	S: 14	H: 0	LOB: 1	BB: 0	P: 18	R: 0	H: 0	E: 0	K: 2	S: 10	H: 1	LOB: 1	BB: 0	P: 14	R: 0	H: 1	E: 0	K: 1	S: 10	H: 0	LOB: 0	BB: 0	P: 10	R: 0	H: 0	E: 0	K: 1	S: 8	H: 0	LOB: 0	BB: 0	P: 10	R: 0	H: 0	E: 0	K: 2	S: 9	H: 0	LOB: 0	BB: 0	P: 13	1B: 6	SF: 0	2B: 0	SAC: 0	3B: 0	DP: 0	HR: 0	HBP: 1
--------------	------	------	------	------	-------	------	--------	-------	-------	------	------	------	------	------	------	--------	-------	-------	------	------	------	------	-------	------	--------	-------	-------	------	------	------	------	-------	------	--------	-------	-------	------	------	------	------	-------	------	--------	-------	-------	------	------	------	------	------	------	--------	-------	-------	------	------	------	------	------	------	--------	-------	-------	-------	-------	-------	--------	-------	-------	-------	--------

PITCHER	IP	WLS	BF	H	R	ER	SO	BB	IBB	HBP	BLK	WP	HR	S	P	ERA	WHIP
22 Mark Prior, R ERA: 3.26	(1, 1)	6.0	24	5	1	1	8	0	0	1	0	1	0	63	86	1.50	0.833
Joe Borowski, R ERA: 2.55	(7, 1)	1.0	4	1	0	0	1	0	0	0	0	0	0	10	14	0.00	1.000
Tom Gordon, R ERA: 5.06	(8, 1)	1.0	3	0	0	0	1	0	0	0	0	0	0	8	10	0.00	0.000
Kyle Farnsworth, R ERA: 5.7	(9, 1)	1.0	3	0	0	0	2	0	0	0	0	0	0	9	13	0.00	0.000


BOTTOM

Chicago Cubs @ Colorado Rockies
Coors Field, Denver, CO

Sat Aug 10 2002, 6:05 PM MDT
Att: 45,474 - Sunny - 89 F

AB	33
R	1
H	6
RBI	1
BB	0
SO	12
LOB	14

WP: 1 PA: 34
PB: 0
SB: 0
CS: 0



PITCHER	IP	WLS	BF	H	R	ER	SO	BB	IBB	HBP	BLK	WP	HR	S	P	ERA	WHIP
---------	----	-----	----	---	---	----	----	----	-----	-----	-----	----	----	---	---	-----	------

Batter	1	2	3	4	5	6	7	8	9	AB R H RBI BB SO LOB	TOP		
Mark Bellhorn, S (1, 4) OBP: 0.383, SLG: 0.540 Antonio Alfonseca, R (8, 1) OBP: 0.667, SLG: 0.667	1-0 F7		2-3 K		1-0 F8		0-0 F5	0-0 L4		5 0 0 0 0 1 3 0 0 0 0 0 0 0			
Bill Mueller, S (1, 5) OBP: 0.347, SLG: 0.388	3-2 F9			4-2 HR BB		0-0 2B 2B	0-1 HR 1B		4-0 1B FC4-6 BB	3 4 2 0 2 0 0			
Sammy Sosa, R (1, 9) OBP: 0.419, SLG: 0.642 Chad Hermansen, R (9, 9) OBP: 0.273, SLG: 0.378	1-2 G5-3			1-1 F7		0-0 HR 2B	2-0 HR		2-2 FC4-6 1B	5 2 3 5 0 0 1 0 0 0 0 0 0 0			
Fred McGriff, L (1, 3) OBP: 0.351, SLG: 0.513 Angel Echevarria, R (9, 3) OBP: 0.289, SLG: 0.429		2-2 F7		3-1 HR		2-2 F7	1-0 F7		3-2 FC4-6	5 1 1 3 0 0 2 0 0 0 0 0 0 0			
Moises Alou, R (1, 7) OBP: 0.321, SLG: 0.415 Jeff Fassero, L (8, 1) Chris Stynes, R (8, 4) OBP: 0.314, SLG: 0.377		0-0 P4		3-2 F7		0-1 G1-3	1-1 E4		1-1 F9	4 0 0 0 0 0 1 0 0 0 0 0 0 0 1 0 0 0 0 0 1			
Corey Patterson, L (1, 8) OBP: 0.301, SLG: 0.411		0-2 HR		2-3 K		0-1 HR	1-3 K		1-2 F7	5 2 2 3 0 2 2			
Alex Gonzalez, R (1, 6) OBP: 0.296, SLG: 0.404		2-1 P4				1-0 1B			0-1 G5-3	4 0 1 0 0 1 0			
Joe Girardi, R (1, 2) OBP: 0.289, SLG: 0.318			3-3 K		3-1 HR		3-2 1B HR 39 1B		3-2 FC3-6 1B	4 2 3 1 0 1 0			
39 Steve Smyth, L (1, 1) OBP: 0.250, SLG: 0.250 Joe Borowski, R (7, 1) OBP: 0.333, SLG: 0.333 Roosevelt Brown, L (8, PH) OBP: 0.276, SLG: 0.319 (8, 7)			0-1 G6-3		1-0 G3-1		0-1 1B HR		1-1 FC3-6	3 1 1 0 0 0 0 0 0 0 0 0 0 0 1 0 0 0 0 0 1			
Inning Stats	R: 0 H: 0 E: 0 LOB: 0 K: 0 BB: 0 S: 7 P: 12	R: 1 H: 1 E: 0 LOB: 0 K: 0 BB: 0 S: 10 P: 14	R: 0 H: 0 E: 0 LOB: 0 K: 2 BB: 0 S: 8 P: 13	R: 2 H: 1 E: 0 LOB: 0 K: 1 BB: 1 S: 13 P: 26	R: 1 H: 2 E: 0 LOB: 0 K: 0 BB: 0 S: 5 P: 11	R: 3 H: 3 E: 0 LOB: 0 K: 1 BB: 0 S: 12 P: 14	R: 4 H: 4 E: 1 LOB: 1 K: 1 BB: 0 S: 15 P: 23	R: 0 H: 1 E: 0 LOB: 1 K: 0 BB: 0 S: 9 P: 13	R: 1 H: 1 E: 0 LOB: 1 K: 0 BB: 1 S: 11 P: 22	1B: 6 SF: 0 2B: 2 SAC: 0 3B: 0 DP: 0 HR: 5 HBP: 0	WP: 0 PA: 42 PB: 0 SB: 0 CS: 0		
PITCHER	IP WLS BF H R ER SO BB IBB HBP BLK WP HR S P ERA WHIP											PITCHER	IP WLS BF H R ER SO BB IBB HBP BLK WP HR S P ERA WHIP
Denny Stark, R (1, 1) ERA: 4.27 Justin Speier, R (7, 1) ERA: 3.86 Victor Santos, R (8, 1) ERA: 4.76 Kent Mercker, L (9, 1) ERA: 3.77	6.0 L 25 7 7 7 4 1 0 0 0 0 0 4 55 90 10.50 1.333												

Chicago Cubs @ Colorado Rockies
 Coors Field, Denver, CO
 Sun Aug 11 2002, 1:05 PM MDT
 Att. 37,016 - Sunny - 91 F

livebaseballscorecards.com

AB	40
R	12
H	13
RBI	12
BB	2
SO	5
LOB	11



BOTTOM

Chicago Cubs @ Colorado Rockies
Coors Field, Denver, CO
Sun Aug 11 2002, 1:05 PM MDT
Att: 37,016 - Sunny - 91 F

livebaseballscorecards.com

AB 36
R 9
H 12
RBI 9
BB 3
SO 3
LOB 16



WP: 0 PA: 42
PB: 0
SB: 0
CS: 0

AB R H RBI BB SO LOB

4	2	2	0	1	0	1
4	2	1	1	0	0	2
4	0	1	2	0	0	1
4	2	2	1	1	1	2
5	1	3	2	0	0	1
4	0	0	0	1	1	4
3	1	1	2	0	1	0
1	0	0	0	0	0	3
3	1	2	1	0	0	0
2	0	0	0	0	0	1
0	0	0	0	0	0	0
1	0	0	0	0	0	0
0	0	0	0	0	0	0
0	0	0	0	0	0	0
1	0	0	0	0	0	1

0-1	F8	1	4-0	FC3-6	BB	1-2	F7	2	1-0	2B	3B	0-1	HBP	17	1B	1B
0-1	F8	2	1-1	P3	1	2-2	G3	3	0-0	1B	2B	2-1	17	1B	2B	HBP
0-1	G1-6-3	3	2-0	FC3-6	2	2-2	G6-3	1	3-1	1B	1B	0-0	SF7	2		
0-0	1B	3B	2B	2B	3-0	F9	3	4-2	BB	2-3	1B	2-0	2B	1B	2	
2-0	3B	1B	2-3	1B	0-1	G6-3	1	1-1	L7	2	2-2	BB	1B	1B	1-H	2-H
2-2	P4	1	0-0	L5	2	2-1	F7	3	4-0	G4-6-3	BB	3-3	K	3		
1-1	SF8	3B	1-H	3-H	0-0	G4-3	3	0-0	G4-3	3	1-1	G4-6-3	2			
0-1	SF8	2	0-0	1B	0-0	F9	2	1-2	F9	2	0-0	HBP	1B	SF7	1B	1B
1-0	P6	3	2-0	F8	1	1-1	G1-3	3	1-1	G1-3	3	3-2	F8	1		

R: 0	H: 0	R: 3	H: 3	R: 0	H: 0	R: 0	H: 1	R: 0	H: 0	R: 0	H: 0	R: 2	H: 4	R: 4	H: 4	1B: 7	SF: 2
E: 0	LOB: 0	E: 0	LOB: 0	E: 0	LOB: 1	E: 0	LOB: 1	E: 0	LOB: 1	E: 0	LOB: 1	E: 0	LOB: 2	E: 0	LOB: 1	2B: 3	SAC: 0
K: 0	BB: 0	K: 0	BB: 0	K: 0	BB: 1	K: 0	BB: 0	K: 1	BB: 1	K: 1	BB: 0	K: 1	BB: 1	K: 1	BB: 0	3B: 2	DP: 1
S: 6	P: 6	S: 12	P: 18	S: 4	P: 14	S: 4	P: 4	S: 8	P: 13	S: 9	P: 18	S: 9	P: 25	S: 17	P: 29	HR: 0	HBP: 1

39 Steve Smyth, L	(1, 1)	6.0	WLS	BF	H	R	ER	SO	BB	IBB	HBP	BLK	WP	HR	S	P	ERA	WHIP
Joe Borowski, R	(7, 1)	1.0	W	3	0	0	0	1	0	0	0	0	0	0	9	13	0.00	0.000
Jeff Fassero, L	(8, 1)	0.1		5	4	2	2	1	0	0	0	0	0	0	10	18	54.00	12.000
Antonio Alfonseca, R	(8, 1)	1.2		10	4	4	4	1	1	0	1	0	0	0	19	36	21.60	3.000

Jay Payton, R	(1, 8)	F8	0-1	1	BBB	4-0	FC3-6	BB	1-2	F7	2	1-0	2B	3B	0-1	HBP	17	1B	1B	
Brent Butler, R	(1, 4)	F8	0-1	2	BCX	1-1	P3	1	2-2	G3	3	0-0	1B	2B	2-1	17	1B	2B	HBP	
Larry Walker, L	(1, 9)	G1-6-3	0-1	3	BBX	2-0	FC3-6	2	2-2	G6-3	1	3-1	1B	1B	0-0	SF7	2			
17 Todd Helton, L	(1, 3)		0-0	X	BBB	3-0	F9	3	4-2	BB	2-3	1B	2-0	2B	1B	2				
Todd Zeile, R	(1, 5)		2-0	BBX	3B	1B	2-3	1B	0-1	G6-3	1	1-1	L7	2	2-2	BB	1B	1B	2-H	2-H
Sandy Alomar Jr., R	(1, 2)		2-2	X	TTT	P4	1	0-0	L5	2	2-1	F7	3	4-0	G4-6-3	BB	3-3	K	3	
Gabe Kapler, R	(1, 7)		1-1	BB	SF8	3B	1-H	3-H	0-0	G4-3	3	1-1	G4-6-3	2						
Jack Cust, L	(8, PH)		0-1	F	SF8	2	0-0	1B	0-0	F9	2	0-0	HBP	1B	SF7	1B	1B			
Juan Uribe, R	(1, 6)		1-0	BBX	P6	3	2-0	F8	1	1-1	G1-3	3	3-2	F8	1					

R: 0	H: 0	R: 3	H: 3	R: 0	H: 0	R: 0	H: 1	R: 0	H: 0	R: 2	H: 4	R: 4	H: 4
E: 0	LOB: 0	E: 0	LOB: 0	E: 0	LOB: 1	E: 0	LOB: 1	E: 0	LOB: 1	E: 0	LOB: 2	E: 0	LOB: 1
K: 0	BB: 0	K: 0	BB: 0	K: 0	BB: 1	K: 0	BB: 0	K: 1	BB: 1	K: 1	BB: 0	K: 1	BB: 0
S: 6	P: 6	S: 12	P: 18	S: 4	P: 14	S: 4	P: 4	S: 8	P: 13	S: 9	P: 18	S: 9	P: 25

39 Steve Smyth, L	(1, 1)	6.0	WLS	BF	H	R	ER	SO	BB	IBB	HBP	BLK	WP	HR	S	P	ERA	WHIP
Joe Borowski, R	(7, 1)	1.0	W	3	0	0	0	1	0	0	0	0	0	0	9	13	0.00	0.000
Jeff Fassero, L	(8, 1)	0.1		5	4	2	2	1	0	0	0	0	0	0	10	18	54.00	12.000
Antonio Alfonseca, R	(8, 1)	1.2		10	4	4	4	1	1	0	1	0	0	0	19	36	21.60	3.000

Batter	1	2	3	4	5	6	7	8	9	AB R H RBI BB SO LOB	TOP																													
Juan Pierre, L (1, 8) OBP: 0.310, SLG: 0.304	1-3 K		3-1 G4-3		4-1 E S BB			0-0 G4-3		3 0 0 0 1 1 0																														
Jay Payton, R (1, 7) OBP: 0.344, SLG: 0.429	2-3 K			0-0 F8	1-2 G6-3			0-0 F9		4 0 0 0 0 1 1																														
Larry Walker, L (1, 9) OBP: 0.428, SLG: 0.624	0-1 P3			4-1 17 2B BB			3-2 F8	0-3 K		3 1 0 0 1 1 0																														
17 Todd Helton, L (1, 3) OBP: 0.435, SLG: 0.584		1-0 FC9-5 2B		0-0 1-H 1B 2B			4-2 G3 BB	2-0 G3		3 0 2 1 1 0 0																														
Todd Zeile, R (1, 5) OBP: 0.337, SLG: 0.398		3-2 FC9-5 2-3		4-2 1B BB			0-0 G3 1-2	1-3 K		3 0 0 0 1 1 2																														
Sandy Alomar Jr., R (1, 2) OBP: 0.325, SLG: 0.462		0-2 WP 1B		1-0 1-3 2-H 1B			0-3 K	1-2 G4-3		4 0 2 0 0 1 1																														
Brent Butler, R (1, 4) OBP: 0.297, SLG: 0.460		2-3 K 1-2		3-2 L8			0-0 F9			3 0 0 0 0 1 3																														
Juan Uribe, R (1, 6) OBP: 0.282, SLG: 0.337			2-3 K		1-3 K		3-2 F8			3 0 0 0 0 2 0																														
Jason Jennings, L (1, 1) OBP: 0.354, SLG: 0.378			1-1 G3-1		0-0 G6-3		1-3 K			2 0 0 0 0 0 0																														
Justin Speier, R (6, 1)										1 0 0 0 0 1 0																														
Todd Jones, L (8, 1)										0 0 0 0 0 0 0																														
Jose Jimenez, R (9, 1)										0 0 0 0 0 0 0																														
Inning Stats	R: 0 E: 0 K: 2 S: 9	H: 0 LOB: 0 BB: 0 P: 12	R: 0 E: 0 K: 1 S: 12	H: 2 LOB: 1 BB: 0 P: 18	R: 0 E: 0 K: 1 S: 8	H: 0 LOB: 0 BB: 0 P: 14	R: 1 E: 0 K: 0 S: 10	H: 2 LOB: 2 BB: 2 P: 22	R: 0 E: 0 K: 1 S: 8	H: 0 LOB: 1 BB: 1 P: 14	R: 0 E: 0 K: 1 S: 9	H: 0 LOB: 1 BB: 1 P: 16	R: 0 E: 0 K: 1 S: 7	H: 0 LOB: 0 BB: 0 P: 11	R: 0 E: 0 K: 1 S: 5	H: 0 LOB: 0 BB: 0 P: 5	R: 0 E: 0 K: 1 S: 7	H: 0 LOB: 0 BB: 0 P: 11	1B: 2 2B: 3 3B: 0 HR: 0	SF: 0 SAC: 0 DP: 1 HBP: 0	WP: 1 PB: 0 SB: 1 CS: 0	PA: 33																		
PITCHER A.J. Burnett, R (1, 1) ERA: 3.41	IP 9.0	WLS L	BF 33	H 4	R 1	ER 1	SO 9	BB 4	IBB 0	HBP 0	BLK 0	WP 1	HR 0	S 75	P 123	ERA 1.00	WHIP 0.889						PITCHER	IP 9.0	WLS L	BF 33	H 4	R 1	ER 1	SO 9	BB 4	IBB 0	HBP 0	BLK 0	WP 1	HR 0	S 75	P 123	ERA 1.00	WHIP 0.889

Colorado Rockies @ Florida Marlins
 Pro Player Stadium, Miami, FL
 Mon Aug 12 2002, 7:05 PM EDT
 Att: 5,090 - Cloudy - 87 F

livebaseballscorecards.com

AB 29
 R 1
 H 4
 RBI 1
 BB 4
 SO 9
 LOB 7



Batter	1	2	3	4	5	6	7	8	9	AB R H RBI BB SO LOB
Luis Castillo, S (1, 4) OBP: 0.373, SLG: 0.379	1-3 K		1-2 G5-3		3-2 G4-6-3 1B		3-2 F7		0-0 G4-3	5 0 1 0 0 1 1
Juan Encarnacion, R (1, 9) OBP: 0.314, SLG: 0.431	4-1 1B BB		1-2 G1-3		2-0 G4-6-3 1-2f		0-1 F7			3 0 0 0 1 0 1
Mike Redmond, R (1, 2) Homer Bush, R (8, PR) Ramon Castro, R (9, 2) OBP: 0.410, SLG: 0.413 OBP: 0.264, SLG: 0.269 OBP: 0.338, SLG: 0.458	0-1 1-2 1B		1-2 BB 1B			1-3 K		4-2 G5-3 BB		3 0 2 0 1 1 0 0 0 0 0 0 0 0 0 0 0 0 0 0 0
Mike Lowell, R (1, 5) OBP: 0.365, SLG: 0.477	2-2 P4		4-1 1-2 BB			4-1 FC4-6 BB		1-3 K		2 0 0 0 2 1 3
Eric Owens, R (1, 7) OBP: 0.332, SLG: 0.361	3-2 G1-3		1-3 K			2-2 FC4-6 PB S 1-2f		1-2 G5-3		4 0 0 0 0 1 6
Preston Wilson, R (1, 8) OBP: 0.339, SLG: 0.437		2-2 G1-3		1-2 G6-3		4-2 BB 1-3 BB		1-3 K		3 0 0 0 1 1 2
Derrek Lee, R (1, 3) OBP: 0.351, SLG: 0.467		3-2 G3 1B		3-3 K		4-1 1-2 BB		1-0 G4-3 SH3 1B		3 0 2 0 1 1 0
Andy Fox, L (1, 6) OBP: 0.340, SLG: 0.328		1-0 G3		1-0 G4-3		3-2 P6		0-0 SH3		3 0 0 0 0 0 4
A.J. Burnett, R (1, 1) Tim Raines, S (9, PH) OBP: 0.148, SLG: 0.196 OBP: 0.352, SLG: 0.269		1-3 K		1-1 G3			0-3 K		1-0 G4-3	3 0 0 0 0 2 1 1 0 0 0 0 0 1

Inning Stats	R: 0 E: 0 K: 13	H: 1 LOB: 2 BB: 23	R: 0 E: 0 K: 10	H: 1 LOB: 1 BB: 0 P: 17	R: 0 E: 0 K: 16	H: 0 LOB: 0 BB: 1 P: 24	R: 0 E: 0 K: 7	H: 1 LOB: 0 BB: 0 P: 12	R: 0 E: 0 K: 15	H: 0 LOB: 3 BB: 3 P: 33	R: 0 E: 0 K: 8	H: 0 LOB: 0 BB: 0 P: 11	R: 0 E: 0 K: 17	H: 0 LOB: 2 BB: 1 P: 24	R: 0 E: 0 K: 4	H: 1 LOB: 1 BB: 0 P: 6	1B: 5 2B: 0 3B: 0 HR: 0	SF: 0 SAC: 1 DP: 1 HBP: 0
--------------	-----------------------	--------------------------	-----------------------	----------------------------------	-----------------------	----------------------------------	----------------------	----------------------------------	-----------------------	----------------------------------	----------------------	----------------------------------	-----------------------	----------------------------------	----------------------	---------------------------------	----------------------------------	------------------------------------


PITCHER	IP	WLS	BF	H	R	ER	SO	BB	IBB	HBP	BLK	WP	HR	S	P	ERA	WHIP
Jason Jennings, R (1, 1) ERA: 4.17	5.2	W	25	4	0	0	5	5	0	0	0	0	0	65	115	0.00	1.588
Justin Speier, R (6, 1) ERA: 3.73	1.1	H	4	0	0	0	1	0	0	0	0	0	0	11	17	0.00	0.000
Todd Jones, R (8, 1) ERA: 4.26	1.0	H	4	0	0	0	2	1	0	0	0	0	0	17	24	0.00	1.000
Jose Jimenez, R (9, 1) ERA: 3.44	1.0	S	4	1	0	0	0	0	0	0	0	0	0	4	6	0.00	1.000

BOTTOM

Colorado Rockies @ Florida Marlins
Pro Player Stadium, Miami, FL
 Mon Aug 12 2002, 7:05 PM EDT
 Att. 5,090 - Cloudy - 87 F

livebaseballscorecards.com

AB	30
R	0
H	5
RBI	0
BB	6
SO	8
LOB	19



Batter	1	2	3	4	5	6	7	8	9	AB R H RBI BB SO LOB	TOP																									
Jay Payton, R OBP: 0.345, SLG: 0.428 (1, 8)	0-0 G5-3		2-2 1B 17 SF9 1B		2-0 P3		2-1 G5-3	1-2 1B		5 1 2 1 0 0 2																										
Brent Butler, R OBP: 0.303, SLG: 0.463 (1, 4)	3-2 1B 17 1B		1-2 L4		0-1 1B		0-0 3B 1B	0-1 L9		5 2 3 0 0 0 4																										
Larry Walker, L OBP: 0.432, SLG: 0.632 (1, 9)	3-2 G4-3 17 1B		1-2 CS 1B		1-1 F7		0-0 1B 3B			5 0 4 2 0 0 2																										
17 Todd Helton, L OBP: 0.432, SLG: 0.581 (1, 3)	1-2 G4-3 1B		1-2 SF9			2-2 F7	0-0 P2			4 0 1 2 0 1 2																										
Todd Zeile, R OBP: 0.336, SLG: 0.395 (1, 5)	2-2 G4-3		1-2 CS	0-1 G6-4-3 1B		2-2 G5-3	2-3 K			5 0 1 0 0 1 4																										
Jack Cust, L OBP: 0.222, SLG: 0.292 (7, 1)	1-2 G1			2-3 K		4-2 BB				2 0 0 0 1 1 3																										
Mark Corey, R OBP: 0.312, SLG: 0.367 (8, PH)										0 0 0 0 0 0 0																										
Terry Shumpert, R OBP: 0.279, SLG: 0.351 (9, PH)										0 0 0 0 0 0 0																										
Greg Norton, S OBP: 0.279, SLG: 0.351 (9, PH)										1 0 0 0 0 1 2																										
Jose Jimenez, R OBP: 0.279, SLG: 0.351 (9, PH)										0 0 0 0 0 0 0																										
Gary Bennett, R OBP: 0.316, SLG: 0.359 (1, 2)		1-0 G4-6-3 HBP		1-0 G6-4-3		0-0 G1-3		0-0 F8	2-2 G4-3	4 0 0 0 0 0 4																										
Juan Uribe, R OBP: 0.284, SLG: 0.339 (1, 6)		1-1 G4-6-3				0-0 G5-3		0-2 1B G5-3 2B	2-0 1B HBP	3 1 1 0 0 0 1																										
Mike Hampton, R OBP: 0.385, SLG: 0.510 (7, PH)		3-2 G5-3				0-0 1B		1-2 1B 3B 1B	1-0 1B HBP	2 0 1 0 0 0 0																										
Gabe Kapler, R OBP: 0.302, SLG: 0.355 (7, 7)										1 1 1 0 0 0 0																										
Inning Stats	R: 1 E: 0 K: 0 S: 16	H: 3 LOB: 2 BB: 0 P: 26	R: 0 E: 0 K: 0 S: 5	H: 0 LOB: 0 BB: 0 P: 10	R: 1 E: 0 K: 0 S: 16	H: 2 LOB: 0 BB: 0 P: 22	R: 0 E: 0 K: 1 S: 7	H: 1 LOB: 0 BB: 0 P: 9	R: 0 E: 0 K: 0 S: 7	H: 2 LOB: 2 BB: 0 P: 10	R: 0 E: 0 K: 0 S: 11	H: 0 LOB: 1 BB: 1 P: 19	R: 3 E: 0 K: 1 S: 15	H: 4 LOB: 1 BB: 0 P: 20	R: 0 E: 0 K: 1 S: 11	H: 1 LOB: 3 BB: 0 P: 15	R: 0 E: 1 K: 2 S: 12	H: 1 LOB: 2 BB: 0 P: 17	1B: 12 2B: 1 3B: 1 HR: 0	SF: 1 SAC: 0 DP: 2 HBP: 3	WP: 0 PA: 44 PB: 0 SB: 1 CS: 1															
PITCHER	IP WLS BF H R ER SO BB IBB HBP BLK WP HR S P ERA WHIP																																			
Julian Tavarez, R ERA: 5.59 (1, 1)	6.0		25	8	2	2	1	1	0	1	0	0	0	62	96	3.00	1.500																			
Vladimir Nunez, R ERA: 3.61 (7, 1)	0.1	L	4	3	3	3	0	0	0	0	0	0	0	9	12	81.00	9.000																			
Armando Almanza, L ERA: 3.82 (7, 1)	0.2	B	3	1	0	0	1	0	0	0	0	0	0	6	8	0.00	1.500																			
Carl Pavano, R ERA: 5.77 (8, 1)	1.0		6	1	0	0	1	0	0	2	0	0	0	11	15	0.00	1.000																			
Braden Loeper, R ERA: 3.56 (9, 1)	1.0		5	1	0	0	2	0	0	0	0	0	0	12	17	0.00	1.000																			

Colorado Rockies @ Florida Marlins
 Pro Player Stadium, Miami, FL
 Tue Aug 13 2002, 7:05 PM EDT
 Att: 4,729 - Cloudy - 88 F

AB	38
R	5
H	14
RBI	5
BB	1
SO	5
LOB	24



BOTTOM

Colorado Rockies @ Florida Marlins
Pro Player Stadium, Miami, FL

livebaseballscorecards.com

AB	36
R	4
H	8
RBI	4
BB	3
SO	6
LOB	18



WP	0	PA	39
PB	0		
SB	0		
CS	0		

Tue Aug 13 2002, 7:05 PM EDT
Att. 4,729 - Cloudy - 88 F

AB	R	H	RBI	BB	SO	LOB
5	0	0	1	0	2	3
5	0	0	0	0	2	3
5	0	2	0	0	0	1
3	0	0	0	1	0	1
4	0	0	0	0	0	4
3	1	0	0	1	0	1
4	2	3	1	0	0	0
3	1	1	1	0	0	2
0	0	0	0	0	0	0
0	0	0	0	0	0	0
0	0	0	0	1	0	0
0	0	0	0	0	0	0
2	0	1	1	0	1	2
0	0	0	0	0	0	0
2	0	1	0	0	1	1

R	H	ER	SO	BB	IBB	HBP	BLK	WP	HR	S	P	ERA	WHIP
0	0	0	0	0	0	0	0	0	0	72	109	4.50	1.167
0.2	H	5	2	0	0	2	0	0	0	12	22	0.00	3.000
0.1	H	1	0	0	0	0	0	0	0	1	3	0.00	0.000
1.0	H	4	0	0	0	1	0	0	0	10	17	0.00	1.000
1.0	S	3	0	0	0	0	0	0	0	5	9	0.00	0.000

R	H	ER	SO	BB	IBB	HBP	BLK	WP	HR	S	P	ERA	WHIP
0	0	0	0	0	0	0	0	0	0	72	109	4.50	1.167
0.2	H	5	2	0	0	2	0	0	0	12	22	0.00	3.000
0.1	H	1	0	0	0	0	0	0	0	1	3	0.00	0.000
1.0	H	4	0	0	0	1	0	0	0	10	17	0.00	1.000
1.0	S	3	0	0	0	0	0	0	0	5	9	0.00	0.000

R	H	ER	SO	BB	IBB	HBP	BLK	WP	HR	S	P	ERA	WHIP
0	0	0	0	0	0	0	0	0	0	72	109	4.50	1.167
0.2	H	5	2	0	0	2	0	0	0	12	22	0.00	3.000
0.1	H	1	0	0	0	0	0	0	0	1	3	0.00	0.000
1.0	H	4	0	0	0	1	0	0	0	10	17	0.00	1.000
1.0	S	3	0	0	0	0	0	0	0	5	9	0.00	0.000

R	H	ER	SO	BB	IBB	HBP	BLK	WP	HR	S	P	ERA	WHIP
0	0	0	0	0	0	0	0	0	0	72	109	4.50	1.167
0.2	H	5	2	0	0	2	0	0	0	12	22	0.00	3.000
0.1	H	1	0	0	0	0	0	0	0	1	3	0.00	0.000
1.0	H	4	0	0	0	1	0	0	0	10	17	0.00	1.000
1.0	S	3	0	0	0	0	0	0	0	5	9	0.00	0.000

R	H	ER	SO	BB	IBB	HBP	BLK	WP	HR	S	P	ERA	WHIP
0	0	0	0	0	0	0	0	0	0	72	109	4.50	1.167
0.2	H	5	2	0	0	2	0	0	0	12	22	0.00	3.000
0.1	H	1	0	0	0	0	0	0	0	1	3	0.00	0.000
1.0	H	4	0	0	0	1	0	0	0	10	17	0.00	1.000
1.0	S	3	0	0	0	0	0	0	0	5	9	0.00	0.000

R	H	ER	SO	BB	IBB	HBP	BLK	WP	HR	S	P	ERA	WHIP
0	0	0	0	0	0	0	0	0	0	72	109	4.50	1.167
0.2	H	5	2	0	0	2	0	0	0	12	22	0.00	3.000
0.1	H	1	0	0	0	0	0	0	0	1	3	0.00	0.000
1.0	H	4	0	0	0	1	0	0	0	10	17	0.00	1.000
1.0	S	3	0	0	0	0	0	0	0	5	9	0.00	0.000

R	H	ER	SO	BB	IBB	HBP	BLK	WP	HR	S	P	ERA	WHIP
0	0	0	0	0	0	0	0	0	0	72	109	4.50	1.167
0.2	H	5	2	0	0	2	0	0	0	12	22	0.00	3.000
0.1	H	1	0	0	0	0	0	0	0	1	3	0.00	0.000
1.0	H	4	0	0	0	1	0	0	0	10	17	0.00	1.000
1.0	S	3	0	0	0	0	0	0	0	5	9	0.00	0.000


R	H	ER	SO	BB	IBB	HBP	BLK	WP	HR	S	P	ERA	WHIP
0	0	0	0	0	0	0	0	0	0	72	109	4.50	1.167
0.2	H	5	2	0	0	2	0	0	0	12	22	0.00	3.000
0.1	H	1	0	0	0	0	0	0	0	1	3	0.00	0.000
1.0	H	4	0	0	0	1	0	0	0	10	17	0.00	1.000
1.0	S	3	0	0	0	0	0	0	0	5	9	0.00	0.000

R	H	ER	SO	BB	IBB	HBP	BLK	WP	HR	S	P	ERA	WHIP
0	0	0	0	0	0	0	0	0	0	72	109	4.50	1.167
0.2	H	5	2	0	0	2	0	0	0	12	22	0.00	3.000
0.1	H	1	0	0	0	0	0	0	0	1	3	0.00	0.000
1.0	H	4	0	0	0	1	0	0	0	10	17	0.00	1.000
1.0	S	3	0	0	0	0	0	0	0	5	9	0.00	0.000

R	H	ER	SO	BB	IBB	HBP	BLK	WP	HR	S	P	ERA	WHIP
0	0	0	0	0	0	0	0	0	0	72	109	4.50	1.167
0.2	H	5	2	0	0	2	0	0	0	12	22	0.00	3.000
0.1	H	1	0	0	0	0	0	0	0	1	3	0.00	0.000
1.0	H	4	0	0	0	1	0	0	0	10	17	0.00	1.000
1.0	S	3	0	0	0	0	0	0	0	5	9	0.00	0.000

R	H	ER	SO	BB	IBB	HBP	BLK	WP	HR	S	P	ERA	WHIP
0	0	0	0	0	0	0	0	0	0	72	109	4.50	1.167
0.2	H	5	2	0	0	2	0	0	0	12	22	0.00	3.000
0.1	H	1	0	0	0	0	0	0	0	1	3	0.00	0.000
1.0	H	4	0	0	0	1	0	0	0	10	17	0.00	1.000
1.0	S	3	0	0	0	0	0	0	0	5	9	0.00	0.000

Batter	1	2	3	4	5	6	7	8	9	AB	R	H	RBI	BB	SO	LOB
Luis Castillo, S	(1, 4)									5	0	0	1	0	2	3
Andy Fox, L	(1, 6)									5	0	0	0	0	2	3
Mike Redmond, R	(1, 2)									5	0	2	0	0	0	1
Derrek Lee, R	(1, 3)									3	0	0	0	1	0	1
Mike Lowell, R	(1, 5)									4	0	0	0	0	0	4
Juan Encarnacion, R	(1, 8)									3	1	0	0	1	0	1
Kevin Millar, R	(1, 7)									4	2	3	1	0	0	0
Eric Owens, R	(1, 9)									3	1	1	1	0	0	2
Armando Almanza, L	(7, 1)									0	0	0	0	0	0	0
Carl Pavano, R	(8, 1)									0	0	0	0	0	0	0
Tim Raines, S	(8, PH)									0	0	0	0	1	0	0
Braden Loper, R	(9, 1)									0	0	0	0	0	0	0
Julian Tavarez, L	(1, 1)									2	0	1	1	0	1	2
Vladimir Nunez, R	(7, 1)									0	0	0	0	0	0	0
Preston Wilson, R	(7, 8)									2	0	1	0	0	1	1

Batter	1	2	3	4	5	6	7	8	9	AB R H RBI BB SO LOB	TOP	
Juan Pierre, L (1, 8) OBP: 0.308, SLG: 0.302 Jay Payton, R (9, PH) OBP: 0.344, SLG: 0.427 (9, 8)	1-2 G6-3		0-1 G1-3			1-1 G6-3			0-0 G4-3	3 0 0 0 0 0 1 1 0 0 0 0 0 0		
Brent Butler, R (1, 4) OBP: 0.302, SLG: 0.459	1-3 K			2-3 K			0-1 FC5 BB 1B		1-2 L4	4 0 1 0 0 2 0		
17 Todd Helton, L (1, 3) OBP: 0.429, SLG: 0.575	0-0 G3			0-1 F8			0-0 F7		3-1 G3	4 0 0 0 0 0 1		
Todd Zeile, R (1, 5) OBP: 0.333, SLG: 0.392		0-1 G5-3		2-2 G3-1			2-0 F3			3 0 0 0 0 0 1		
Jack Cust, L (1, 7) OBP: 0.233, SLG: 0.269		3-3 K			1-1 G4-3		4-0 FC5 1-2 BB			2 0 0 0 1 1 0		
Sandy Alomar Jr., R (1, 2) OBP: 0.321, SLG: 0.475		1-3 K			1-2 G3		0-0 FC5 1-2 2-3f			3 0 0 0 0 1 2		
Gabe Kapler, R (1, 9) OBP: 0.298, SLG: 0.350			3-2 P6		0-0 F7			1-3 K		3 0 0 0 0 1 0	AB 29 R 0 H 2 RBI 0 BB 1 SO 7 LOB 5	
Juan Uribe, R (1, 6) OBP: 0.282, SLG: 0.337			2-3 K			2-0 G6-3		2-1 G6-3		3 0 0 0 0 1 0		
Denny Neagle, L (1, 1) OBP: 0.286, SLG: 0.371 Greg Norton, S (8, PH) OBP: 0.277, SLG: 0.348 Justin Speier, R (8, 1) Victor Santos, R (9, 1)			0-0 1B			0-2 G3-1		2-3 K		2 0 1 0 0 0 0 1 0 0 0 0 1 0 0 0 0 0 0 0 0 0 0 0 0 0 0 0		
Inning Stats	R: 0 E: 0 K: 1 S: 7 H: 0 LOB: 0 BB: 0 P: 9	R: 0 E: 0 K: 2 S: 8 H: 0 LOB: 0 BB: 0 P: 12	R: 0 E: 0 K: 1 S: 10 H: 1 LOB: 1 BB: 0 P: 15	R: 0 E: 0 K: 1 S: 10 H: 0 LOB: 0 BB: 0 P: 14	R: 0 E: 0 K: 0 S: 6 H: 0 LOB: 0 BB: 0 P: 8	R: 0 E: 0 K: 0 S: 6 H: 0 LOB: 0 BB: 0 P: 9	R: 0 E: 0 K: 0 S: 5 H: 1 LOB: 2 BB: 1 P: 11	R: 0 E: 0 K: 2 S: 9 H: 0 LOB: 0 BB: 0 P: 14	R: 0 E: 0 K: 0 S: 6 H: 0 LOB: 0 BB: 0 P: 10	1B: 2 SF: 0 2B: 0 SAC: 0 3B: 0 DP: 0 HR: 0 HBP: 0	WP: 0 PA: 30 PB: 0 SB: 0 CS: 0	
PITCHER	IP WLS BF H R ER SO BB IBB HBP BLK WP HR S P ERA WHIP											
Brad Penny, R (1, 1) ERA: 4.46 Graeme Lloyd, L (9, 1) ERA: 4.57	8.0 27 2 0 0 7 1 0 0 0 0 0 0 61 92 0.00 0.375											

Colorado Rockies @ Florida Marlins
 Pro Player Stadium, Miami, FL
 Wed Aug 14 2002, 7:05 PM EDT
 Att: 4,746 - Cloudy - 87 F

livebaseballscorecards.com

Batter	1	2	3	4	5	6	7	8	9	AB R H RBI BB SO LOB	TOP									
Jay Payton, R (1, 8) OBP: 0.340, SLG: 0.421	1-3 		1-1 G4-3 			1-2 G5-3 		0-3 K 		4 0 0 0 0 2 1										
Brent Butler, R (1, 4) OBP: 0.297, SLG: 0.452	0-1 F9 		2-0 F8 			2-1 G6-3 		0-0 P6 		4 0 0 0 0 0 0										
Larry Walker, L (1, 9) OBP: 0.430, SLG: 0.630	2-1 17 1B 2B			3-2 G4-3 		3-2 F8 		0-2 G4-3 		4 1 1 0 0 0 0										
17 Todd Helton, L (1, 3) OBP: 0.431, SLG: 0.579	0-0 2-H 1B			0-0 P6 			2-1 G6-4-3 1B		0-0 BB 2B	4 0 3 1 0 0 0										
Todd Zeile, R (1, 5) OBP: 0.333, SLG: 0.389	0-3 K 			1-2 G4-3 			1-2 G6-4-3 1-2f		4-1 BB BB	3 0 0 0 1 1 2										
Jack Cust, L (1, 7) OBP: 0.265, SLG: 0.310		1-3 			2-0 FC1-5 2B		2-3 K 		4-2 1-2 2-3 BB	3 0 1 0 1 2 0										
Juan Uribe, R (1, 6) OBP: 0.279, SLG: 0.334			1-3 K 		0-2 FC1-5 2-3			2-2 G6-3 	0-3 K 	4 0 0 0 0 2 4										
Gary Bennett, R (1, 2) OBP: 0.312, SLG: 0.355		0-0 F7 			0-0 F9 			2-1 G4-3 		3 0 0 0 0 0 1										
Shawn Chacon, R (1, 1) OBP: 0.273, SLG: 0.303			0-1 G6-3 			0-1 F8 		2-0 1B		2 0 0 0 0 0 1										
Kent Mercker, L (7, 1)										0 0 0 0 0 0 0										
Greg Norton, S (8, PH) OBP: 0.282, SLG: 0.353										1 0 1 0 0 0 0										
28 Aaron Cook, R (8, 1)										0 0 0 0 0 0 0										
Inning Stats	R: 1 E: 0 K: 2 S: 11	H: 2 LOB: 1 BB: 0 P: 14	R: 0 E: 0 K: 2 S: 8	H: 0 LOB: 0 BB: 0 P: 10	R: 0 E: 0 K: 0 S: 5	H: 0 LOB: 0 BB: 0 P: 8	R: 0 E: 0 K: 0 S: 7	H: 1 LOB: 1 BB: 0 P: 9	R: 0 E: 0 K: 0 S: 8	H: 0 LOB: 0 BB: 0 P: 14	R: 0 E: 0 K: 1 S: 10	H: 1 LOB: 0 BB: 0 P: 15	R: 0 E: 0 K: 1 S: 9	H: 1 LOB: 1 BB: 0 P: 15	R: 0 E: 0 K: 1 S: 12	H: 1 LOB: 3 BB: 2 P: 20	1B: 3 2B: 3 3B: 0 HR: 0	SF: 0 SAC: 0 DP: 1 HBP: 0	WP: 0 PB: 0 SB: 0 CS: 0	PA: 34
PITCHER	IP WLS BF H R ER SO BB IBB HBP BLK WP HR S P ERA WHIP																			
Kevin Millwood, R (1, 1) ERA: 3.27	8.0 W 28 5 1 1 6 0 0 0 0 0 0 0 66 97 1.12 0.625																			
29 John Smoltz, R (9, 1) ERA: 3.72	1.0 S 6 1 0 0 1 2 0 0 0 0 0 0 12 20 0.00 3.000																			

Colorado Rockies @ Atlanta Braves
Turner Field, Atlanta, GA

Fri Aug 16 2002, 7:35 PM EDT
Att. 30,504 - Overcast - 84 F

livebaseballscorecards.com

AB 32
R 1
H 6
RBI 1
BB 2
SO 7
LOB 9




Batter	1	2	3	4	5	6	7	8	9	AB	R	H	RBI	BB	SO	LOB	TOP										
Juan Pierre, L (1, 8) OBP: 0.309, SLG: 0.301	4-2 G4-3 17 2B S BB	1-1 1B		0-3 K			2-1 F8	0-0 FC5-4 2B		4	2	1	0	1	1	1											
Brent Butler, R (1, 4) OBP: 0.299, SLG: 0.452	3-1 G4-3 1-3	0-0 F9 1B			1-0 G5-3		4-2 HBP 1B BB	0-1 3B 2B		4	2	1	1	1	0	2											
Larry Walker, L (1, 9) OBP: 0.432, SLG: 0.633	4-0 17 2B 2B BB	3-2 G3-1 1-2			0-0 F7		4-2 1-2 1B HBP BB	1-2 3B		3	2	1	1	2	0	1											
17 Todd Helton, L (1, 3) OBP: 0.429, SLG: 0.577	1-1 2B 2B 1-3 3-H		0-3 K		3-2 G4-3		1-3 K	1-3 K		5	1	1	1	0	3	3											
Jay Payton, R (1, 7) OBP: 0.344, SLG: 0.435	0-1 HR 2B 2-H 3-H		1-1 HR			1-1 G6-3	1-2 FC5 1B HBP		0-1 G4-3	4	2	2	3	0	0	0											
Todd Zeile, R (1, 5) OBP: 0.336, SLG: 0.399	0-2 HR		0-3 K			3-2 BB 1B	2-1 FC5 1B		1-2 F9	5	1	3	4	0	1	0											
Sandy Alomar Jr., R (1, 2) OBP: 0.318, SLG: 0.469	1-0 G4-3		2-3 K			1-3 K	0-0 FC5		2-2 1B	5	0	1	0	0	2	3											
Juan Uribe, R (1, 6) OBP: 0.281, SLG: 0.333	1-0 F3			0-2 F8		4-2 BB		2-2 FC6-4 1B	1-2 G4-3	4	0	1	0	1	0	1											
Denny Stark, R (1, 1) OBP: 0.148, SLG: 0.308				2-3 K		2-3 K		1-2 FC6-4 FC5-4		2	0	0	0	0	1	0											
Jack Cust, L (8, PH) OBP: 0.267, SLG: 0.300										1	0	0	0	0	1	2											
Mark Corey, R (6, 1)										0	0	0	0	0	0	0											
Victor Santos, R (7, 1)										0	0	0	0	0	0	0											
Gabe Kapler, R (8, PH) OBP: 0.297, SLG: 0.349										1	0	0	0	0	0	1											
Justin Speier, R (8, 1)										0	0	0	0	0	0	0											
Todd Jones, L (9, 1)										0	0	0	0	0	0	0											
Inning Stats	R: 5 E: 0 K: 0 S: 14	H: 3 LOB: 0 BB: 2 P: 28	R: 0 E: 0 K: 0 S: 8	H: 1 LOB: 1 BB: 0 P: 12	R: 1 E: 0 K: 3 S: 14	H: 1 LOB: 0 BB: 0 P: 17	R: 0 E: 0 K: 2 S: 9	H: 0 LOB: 0 BB: 0 P: 11	R: 0 E: 0 K: 0 S: 7	H: 0 LOB: 0 BB: 0 P: 11	R: 0 E: 0 K: 2 S: 13	H: 1 LOB: 2 BB: 1 P: 24	R: 2 E: 0 K: 1 S: 20	H: 1 LOB: 2 BB: 2 P: 34	R: 2 E: 0 K: 1 S: 16	H: 3 LOB: 1 BB: 0 P: 21	R: 0 E: 0 K: 0 S: 11	H: 1 LOB: 1 BB: 0 P: 15	1B: 5 2B: 3 3B: 1 HR: 2	SF: 0 SAC: 0 DP: 0 HBP: 1	WP: 0 PB: 0 SB: 2 CS: 0	PA: 44					
PITCHER	IP	WLS	BF	H	R	ER	SO	BB	IBB	HBP	BLK	WP	HR	S	P	ERA	WHIP										
Jason Marquis, R (1, 1) ERA: 4.52	6.0	L	27	6	6	6	7	3	0	0	0	0	2	65	103	9.00	1.500										
John Foster, L (7, 1) ERA: 10.8	0.2		6	1	2	2	1	2	0	1	0	0	0	19	33	27.00	4.500										
Darren Holmes, R (7, 1) ERA: 2.08	1.1		7	3	2	2	1	0	0	0	0	0	0	17	22	13.50	2.250										
Albie Lopez, R (9, 1) ERA: 5.01	1.0		4	1	0	0	0	0	0	0	0	0	0	11	15	0.00	1.000										

Colorado Rockies @ Atlanta Braves
Turner Field, Atlanta, GA

Sat Aug 17 2002, 7:05 PM EDT
Att. 46,104 - Overcast - 88 F

livebaseballscorecards.com

AB	38
R	10
H	11
RBI	10
BB	5
SO	9
LOB	14




Batter	1	2	3	4	5	6	7	8	9	AB R H RBI BB SO LOB	TOP
Juan Pierre, L (1, 8) OBP: 0.310, SLG: 0.302	1-2 SH1-3 G3-1 1B	2 SAFE 1-0 G4-3 2-3		1-1 1B		0-1 L8		0-0 B5-3		5 1 2 0 0 0 4	
Terry Shumpert, R (1, 4) OBP: 0.311, SLG: 0.365	2-0 SH1-3 1-3		1-2 F7	1-2 G4-3		3-3 K		2-2 HR 1B		4 1 1 0 0 1 3	
Larry Walker, L (1, 9) OBP: 0.434, SLG: 0.648	0-0 G3-1 3-H		0-0 1B S 1B		2-1 G3-1		0-2 HR	1-1 HR 1-H		5 3 3 4 0 0 0	
17 Todd Helton, L (1, 3) OBP: 0.427, SLG: 0.573	0-2 1B 1B		2-1 L4		1-1 G1-3		0-0 G4-3	2-2 L4		5 0 1 0 0 0 1	
Jay Payton, R (1, 7) OBP: 0.350, SLG: 0.450 Jose Jimenez, R (9, 1)	0-0 1-3 1B		3-2 1B 1B		0-0 1B		3-2 HR	2-2 G6-3		5 1 4 1 0 0 0 0 0 0 0 0 0 0	
Brent Butler, R (1, 5) OBP: 0.297, SLG: 0.447	1-0 G5-3		0-0 1-3 3-H 1B		0-2 F9		0-0 L6	1-1 F8		5 0 1 1 0 0 3	
Juan Uribe, R (1, 6) OBP: 0.280, SLG: 0.333			2-1 G6-3	0-0 G1-3		2-2 FC6-4 1B	0-1 G1-3			4 0 1 0 0 0 2	
Gary Bennett, R (1, 2) OBP: 0.311, SLG: 0.353			2-2 G4-3 HBP 1B		0-0 F9		0-2 FC6-4 1B 1-2f	0-1 F3		4 0 1 0 0 0 1	
Jason Jennings, L (1, 1) OBP: 0.373, SLG: 0.383 Kent Mercker, L (7, 1) Justin Speier, R (7, 1) Jack Cust, L (8, PH) OBP: 0.250, SLG: 0.290 Todd Jones, L (8, 1) Gabe Kapler, R (8, 7) OBP: 0.297, SLG: 0.349			2-2 1-2 HBP		1-0 F2		0-1 1-2 1B	1-3 K		2 0 1 0 0 0 0 0 0 0 0 0 0 0 0 0 0 0 0 0 0 1 0 0 0 0 0 1 0 0 0 0 0 0 0 0 0 0 0 0 0 0 0 0 0	
Inning Stats	R: 1 H: 3 E: 0 LOB: 2 K: 0 BB: 0 S: 13 P: 16	R: 0 H: 1 E: 0 LOB: 1 K: 0 BB: 0 S: 9 P: 15	R: 1 H: 3 E: 0 LOB: 2 K: 0 BB: 0 S: 14 P: 19	R: 0 H: 1 E: 0 LOB: 1 K: 0 BB: 0 S: 9 P: 11	R: 0 H: 1 E: 0 LOB: 1 K: 0 BB: 0 S: 9 P: 12	R: 0 H: 2 E: 0 LOB: 2 K: 1 BB: 0 S: 13 P: 18	R: 2 H: 2 E: 0 LOB: 0 K: 0 BB: 0 S: 11 P: 14	R: 0 H: 0 E: 0 LOB: 0 K: 1 BB: 0 S: 6 P: 7	R: 2 H: 2 E: 0 LOB: 0 K: 0 BB: 0 S: 15 P: 22	1B: 12 SF: 0 2B: 0 SAC: 1 3B: 0 DP: 0 HR: 3 HBP: 1	WP: 0 PA: 42 PB: 0 SB: 3 CS: 0
PITCHER	IP WLS BF H R ER SO BB IBB HBP BLK WP HR S P ERA WHIP										
Greg Maddux, R (1, 1) ERA: 2.63	7.0 L 34 13 4 4 1 0 0 1 0 0 2 78 105 5.14 1.857										
Kerry Ligtenberg, R (8, 1) ERA: 2.6	2.0 8 2 2 2 1 0 0 0 0 0 1 21 29 9.00 1.000										

Colorado Rockies @ Atlanta Braves
 Turner Field, Atlanta, GA
 Sun Aug 18 2002, 1:05 PM EDT
 Att. 30,399 - Cloudy - 88 F

livebaseballscorecards.com

AB 40
R 6
H 15
RBI 6
BB 0
SO 2
LOB 14



BOTTOM

Colorado Rockies @ Atlanta Braves

Turner Field, Atlanta, GA

Sun Aug 18 2002, 1:05 PM EDT

Att: 30,399 - Cloudy - 88 F

livebaseballscorecards.com

AB	33
R	3
H	8
RBI	3
BB	3
SO	6
LOB	15



WP	1	PA	38
PB	0		
SB	0		
CS	0		

AB R H RBI BB SO LOB

5	0	3	1	0	0	0
3	0	3	0	0	0	0
2	0	0	0	0	0	2
2	0	1	0	2	0	1
4	0	0	0	0	0	8
4	0	0	0	0	3	3
3	1	0	0	0	0	0
3	1	0	0	1	0	0
1	0	0	0	0	1	0
2	0	0	0	0	1	0
2	0	0	1	0	1	1
1	1	1	1	0	0	0
0	0	0	0	0	0	0
1	0	0	0	0	0	0

Batter	1	2	3	4	5	6	7	8	9
Rafael Furcal, S OBP: 0.335, SLG: 0.399 (1, 6)	0-1 G1-3	1-0 2B 1B		3-2 F7			1-1 FC5-4 1B		1-2 1B
Matt Franco, L OBP: 0.406, SLG: 0.576 Julio Franco, R OBP: 0.350, SLG: 0.396 (7, PH) (8, 3)	1-1 WP 2B	3-1 1-3 2B			0-0 10 G6-4-3 1B		1-1 F9		1-2 G6-3
Gary Sheffield, R OBP: 0.393, SLG: 0.507 (1, 9)	4-0 WP BB	4-0 BB			2-2 10 G6-4-3 1B		1-2 FC5-4 1-2f		
10 Chipper Jones, S OBP: 0.429, SLG: 0.507 (1, 7)	2-1 F9	1-1 L1			1-2 G6-4-3 1-2f 2-3		1-1 F8		
Andruw Jones, R OBP: 0.367, SLG: 0.490 (1, 8)	3-3 K 1-2 2-3		2-1 G5-3		2-3 K		1-3 K		
Vinny Castilla, R OBP: 0.265, SLG: 0.346 (1, 5)		1-1 SH1-4 BB G4-3 HBP	3-2 G4-3		1-2 G5-3		0-1 G3-1		
Keith Lockhart, L OBP: 0.282, SLG: 0.349 (1, 4)		4-0 G4-3 SH1-4 1B BB	1-0 F8		0-0 G1-3		3-2 G3-1		
Steve Torrealba, R OBP: 0.200, SLG: 0.077 Javy Lopez, R OBP: 0.296, SLG: 0.353 (6, PH) (7, 2)		1-1 SH1-4		1-3 K		2-1 G5-3			1-3 K
Greg Maddux, R OBP: 0.222, SLG: 0.289 Marcus Giles, R OBP: 0.313, SLG: 0.401 Kerry Ligtenberg, R (8, 1) Mark DeRosa, R OBP: 0.351, SLG: 0.418 (9, PH)		0-0 G4-3		1-3 K			2-2 HR		1-0 G4-3

Inning Stats	R: 0	H: 1	E: 0	LOB: 2	K: 1	S: 10	R: 2	H: 2	E: 0	LOB: 3	K: 0	S: 10	R: 0	H: 0	E: 0	LOB: 0	K: 0	S: 6	R: 0	H: 0	E: 0	LOB: 0	K: 2	S: 10	R: 0	H: 2	E: 0	LOB: 1	K: 0	S: 12	R: 0	H: 0	E: 0	LOB: 0	K: 0	S: 6	R: 1	H: 2	E: 0	LOB: 1	K: 0	S: 12	R: 0	H: 0	E: 0	LOB: 0	K: 1	S: 11	R: 0	H: 0	E: 0	LOB: 0	K: 1	S: 11	R: 0	H: 1	E: 0	LOB: 1	K: 1	S: 14	1B: 5	SF: 0	2B: 2	SAC: 1	3B: 0	DP: 1	HR: 1	HBP: 1	WP: 1	PA: 38
--------------	------	------	------	--------	------	-------	------	------	------	--------	------	-------	------	------	------	--------	------	------	------	------	------	--------	------	-------	------	------	------	--------	------	-------	------	------	------	--------	------	------	------	------	------	--------	------	-------	------	------	------	--------	------	-------	------	------	------	--------	------	-------	------	------	------	--------	------	-------	-------	-------	-------	--------	-------	-------	-------	--------	-------	--------

PITCHER	IP	WLS	BF	H	R	ER	SO	BB	IBB	HBP	BLK	WP	HR	S	P	ERA	WHIP
Jason Jennings, R ERA: 4.13 (1, 1)	6.0	W	26	5	2	2	4	3	0	1	0	1	0	54	97	3.00	1.333
Kent Mercker, L ERA: 3.94 (7, 1)	0.0		2	2	1	1	0	0	0	0	0	0	1	5	8	∞	∞
Justin Speier, R ERA: 3.48 (7, 1)	1.0	H	3	0	0	0	0	0	0	0	0	0	0	7	10	0.00	0.000
Todd Jones, R ERA: 4.06 (8, 1)	1.0	H	3	0	0	0	1	0	0	0	0	0	0	11	15	0.00	0.000
Jose Jimenez, R ERA: 3.32 (9, 1)	1.0	S	4	1	0	0	1	0	0	0	0	0	0	14	18	0.00	1.000

Batter	1	2	3	4	5	6	7	8	9	AB R H RBI BB SO LOB	TOP														
Jay Payton, R OBP: 0.348, SLG: 0.446 (1, 8) (5, 7)	2-2 G6-3		0-1 CS 2B	0-0 P4			1-0 F9		2-3 K	5 1 1 0 0 1 2															
Gabe Kapler, R OBP: 0.296, SLG: 0.352 (1, 7) (5, 9)	3-2 G6-3		3-2 SAFE G6-3 1-H 17 E 2B		0-3 K			0-1 G6-3		4 1 1 1 0 1 0															
Larry Walker, L OBP: 0.431, SLG: 0.643 Juan Pierre, L OBP: 0.309, SLG: 0.302 (1, 9) (5, 8)	0-3 K		1-0 G6-3		3-2 P6			1-2 G4-3		3 0 0 0 0 1 1 1 0 0 0 0 0 0															
17 Todd Helton, L OBP: 0.427, SLG: 0.572 (1, 3)		2-2 1B 1B G4-3 1B	0-1 FC4 G6-4-3		2-2 G4-3			2-2 1B		4 1 2 0 0 0 0															
Todd Zeile, R OBP: 0.335, SLG: 0.398 Brent Butler, R OBP: 0.297, SLG: 0.447 (1, 5) (8, 5)		1-1 G4-3 1B 1B	3-2 G6-4-3		0-0 G5-3			2-2 G5-3		4 1 1 0 0 0 2 0 0 0 0 0 0 0															
Terry Shumpert, R OBP: 0.310, SLG: 0.362 (1, 4)		0-0 G4-3 1B		2-2 G6-3		2-1 G5-3		1-1 G5-3		4 0 1 0 0 0 0															
Sandy Alomar Jr., R OBP: 0.317, SLG: 0.464 (1, 2)		1-2 G4-3		0-0 G5-3 2B 1B		1-2 G6-3		3-2 G6-3		4 1 1 0 0 0 2															
Juan Uribe, R OBP: 0.282, SLG: 0.334 (1, 6)		1-1 G5-3 1B		2-2 G5-3		1-2 F8		1-1 2B 1B		4 1 2 1 0 0 1															
Mike Hampton, R OBP: 0.382, SLG: 0.519 Justin Speier, R Greg Norton, S OBP: 0.288, SLG: 0.368 Jose Jimenez, R (1, 1) (7, 1) (9, PH) (9, 1)		3-3 K		3-2 2B		1-2 P5		0-1 2B		3 0 1 1 0 1 1 0 0 0 0 0 0 0 1 0 1 1 0 0 0 0 0 0 0 0 0 0															
Inning Stats	R: 0 E: 0 K: 1 S: 10	H: 0 LOB: 0 BB: 0 P: 15	R: 2 E: 0 K: 1 S: 15	H: 4 LOB: 1 BB: 0 P: 23	R: 2 E: 1 K: 0 S: 13	H: 2 LOB: 1 BB: 0 P: 20	R: 1 E: 0 K: 0 S: 13	H: 2 LOB: 1 BB: 0 P: 20	R: 0 E: 0 K: 1 S: 9	H: 0 LOB: 0 BB: 0 P: 14	R: 0 E: 0 K: 0 S: 6	H: 0 LOB: 0 BB: 0 P: 9	R: 0 E: 0 K: 0 S: 8	H: 0 LOB: 0 BB: 0 P: 11	R: 0 E: 0 K: 0 S: 13	H: 1 LOB: 1 BB: 0 P: 18	R: 1 E: 0 K: 1 S: 12	H: 2 LOB: 1 BB: 0 P: 19	1B: 8 2B: 3 3B: 0 HR: 0	SF: 0 SAC: 0 DP: 2 HBP: 0	WP: 0 PB: 0 SB: 0 CS: 1	PA: 37			
PITCHER	IP WLS BF H R ER SO BB IBB HBP BLK WP HR S P ERA WHIP	IP WLS BF H R ER SO BB IBB HBP BLK WP HR S P ERA WHIP	IP WLS BF H R ER SO BB IBB HBP BLK WP HR S P ERA WHIP	IP WLS BF H R ER SO BB IBB HBP BLK WP HR S P ERA WHIP	IP WLS BF H R ER SO BB IBB HBP BLK WP HR S P ERA WHIP	IP WLS BF H R ER SO BB IBB HBP BLK WP HR S P ERA WHIP	IP WLS BF H R ER SO BB IBB HBP BLK WP HR S P ERA WHIP	IP WLS BF H R ER SO BB IBB HBP BLK WP HR S P ERA WHIP	IP WLS BF H R ER SO BB IBB HBP BLK WP HR S P ERA WHIP	IP WLS BF H R ER SO BB IBB HBP BLK WP HR S P ERA WHIP	IP WLS BF H R ER SO BB IBB HBP BLK WP HR S P ERA WHIP	IP WLS BF H R ER SO BB IBB HBP BLK WP HR S P ERA WHIP	IP WLS BF H R ER SO BB IBB HBP BLK WP HR S P ERA WHIP	IP WLS BF H R ER SO BB IBB HBP BLK WP HR S P ERA WHIP	IP WLS BF H R ER SO BB IBB HBP BLK WP HR S P ERA WHIP	IP WLS BF H R ER SO BB IBB HBP BLK WP HR S P ERA WHIP	IP WLS BF H R ER SO BB IBB HBP BLK WP HR S P ERA WHIP	IP WLS BF H R ER SO BB IBB HBP BLK WP HR S P ERA WHIP	IP WLS BF H R ER SO BB IBB HBP BLK WP HR S P ERA WHIP	IP WLS BF H R ER SO BB IBB HBP BLK WP HR S P ERA WHIP	IP WLS BF H R ER SO BB IBB HBP BLK WP HR S P ERA WHIP	IP WLS BF H R ER SO BB IBB HBP BLK WP HR S P ERA WHIP	IP WLS BF H R ER SO BB IBB HBP BLK WP HR S P ERA WHIP	IP WLS BF H R ER SO BB IBB HBP BLK WP HR S P ERA WHIP	IP WLS BF H R ER SO BB IBB HBP BLK WP HR S P ERA WHIP

Colorado Rockies @ Atlanta Braves
Turner Field, Atlanta, GA
Mon Aug 19 2002, 1:05 PM EDT
Att. 24,568 - Cloudy - 86 F

livebaseballscorecards.com

AB	37
R	6
H	11
RBI	4
BB	0
SO	4
LOB	9



Batter	1	2	3	4	5	6	7	8	9	AB	R	H	RBI	BB	SO	LOB
Rafael Furcal, S OBP: 0.336, SLG: 0.399 (1, 6)	0-2 HR 1B	0-0 B3			2-2 G4-3		3-2 BB 1B	0-0 F8 2-3		5	1	2	0	0	0	2
Julio Franco, R OBP: 0.354, SLG: 0.409 (1, 3)	2-0 HR 1-H		1-0 G6-3		2-1 1B		4-0 BB 1-2	1-1 G3		4	1	2	2	1	0	3
Gary Sheffield, R OBP: 0.393, SLG: 0.516 (1, 9)	1-2 G5-3		3-2 2B		3-2 G5-3		2-3 K		2-1 HR	5	1	2	1	0	1	3
10 Chipper Jones, S OBP: 0.431, SLG: 0.521 (1, 7)	4-0 1B BB BB		2-0 F9		1-2 F9			2-2 HR	1-1 HR	4	2	2	2	1	0	1
Andruw Jones, R OBP: 0.368, SLG: 0.488 (1, 8)	4-2 L4-6 1B 1-2 BB		0-0 G6-3		4-2 FC6-4 BB			0-0 G5-3		2	0	0	0	2	0	1
Vinny Castilla, R OBP: 0.265, SLG: 0.345 (1, 5)	1-2 1-2 2-3 1B			1-2 G1-3		1-2 F9		1-0 E4 2B 1B		4	1	1	0	0	0	1
Javy Lopez, R OBP: 0.296, SLG: 0.355 (1, 2)	0-0 L4-6		3-1 G5-3		0-0 FC6-4 1-2f			0-1 1B 2B		4	0	1	0	0	0	4
Darren Bragg, L OBP: 0.331, SLG: 0.365 (8, PR)										0	1	0	0	0	0	0
Keith Lockhart, L OBP: 0.282, SLG: 0.349 (9, 4)										0	0	0	0	0	0	0
Marcus Giles, R OBP: 0.312, SLG: 0.398 (1, 4)		1-2 F9		1-1 F8			1-0 F9	0-0 F8 1B		4	0	1	2	0	0	0
Steve Torrealba, R OBP: 0.200, SLG: 0.077 (9, 2)										0	0	0	0	0	0	0
Tom Glavine, L OBP: 0.127, SLG: 0.130 (1, 1)		1-0 G5-3			1-1 G4-3		0-0 G4-3	4-0 IBB		2	0	0	0	0	0	0
Mark DeRosa, R OBP: 0.348, SLG: 0.414 (7, PH)										1	0	0	0	0	0	0
Tim Spooneybarger, R OBP: 0.410, SLG: 0.576 (8, PH)										0	0	0	0	0	0	0
29 John Smoltz, R OBP: 0.282, SLG: 0.349 (9, 1)										0	0	0	0	0	0	0

Inning Stats	R: 2	H: 3	E: 0	K: 0	S: 16	LOB: 2	BB: 2	P: 28	R: 0	H: 0	E: 0	K: 0	S: 7	LOB: 0	BB: 0	P: 9	R: 0	H: 1	E: 0	K: 0	S: 7	LOB: 1	BB: 0	P: 13	R: 0	H: 0	E: 0	K: 0	S: 8	LOB: 0	BB: 0	P: 13	R: 0	H: 1	E: 0	K: 0	S: 12	LOB: 1	BB: 0	P: 20	R: 0	H: 0	E: 0	K: 0	S: 12	LOB: 1	BB: 1	P: 18	R: 0	H: 1	E: 0	K: 1	S: 11	LOB: 2	BB: 1	P: 21	R: 3	H: 3	E: 1	K: 0	S: 13	LOB: 3	BB: 1	P: 21	R: 2	H: 2	E: 0	K: 0	S: 4	LOB: 0	BB: 0	P: 7	1B: 5	2B: 3	3B: 0	HR: 4	SF: 0	SAC: 0	DP: 1	HBP: 0	WP: 0	PB: 0	SB: 0	CS: 0	PA: 40
--------------	------	------	------	------	-------	--------	-------	-------	------	------	------	------	------	--------	-------	------	------	------	------	------	------	--------	-------	-------	------	------	------	------	------	--------	-------	-------	------	------	------	------	-------	--------	-------	-------	------	------	------	------	-------	--------	-------	-------	------	------	------	------	-------	--------	-------	-------	------	------	------	------	-------	--------	-------	-------	------	------	------	------	------	--------	-------	------	-------	-------	-------	-------	-------	--------	-------	--------	-------	-------	-------	-------	--------

PITCHER	IP	WLS	BF	H	R	ER	SO	BB	IBB	HBP	BLK	WP	HR	S	P	ERA	WHIP
Mike Hampton, L ERA: 6.25 (1, 1)	6.2		29	6	2	2	0	4	0	0	0	0	1	69	116	2.70	1.500
Justin Speier, R ERA: 3.77 (7, 1)	1.1	B	9	3	3	2	1	0	1	0	0	0	1	17	27	13.50	2.250
Jose Jimenez, R ERA: 3.63 (9, 1)	0.0	L	2	2	2	2	0	0	0	0	0	0	2	4	7	∞	∞

BOTTOM

Colorado Rockies @ Atlanta Braves
Turner Field, Atlanta, GA
Mon Aug 19 2002, 1:05 PM EDT
Att. 24,568 - Cloudy - 86 F

livebaseballscores.com

AB	35
R	7
H	11
RBI	7
BB	5
SO	1
LOB	15



Batter	1	2	3	4	5	6	7	8	9	AB R H RBI BB SO LOB	TOP		
Jose Macias, S (1, 5) OBP: 0.301, SLG: 0.389	0-1 G5-3		1-0 E6 2B	0-0 F9		1-2 G1-3		1-2 G3		5 1 0 0 0 0 2			
Jose Vidro, S (1, 4) OBP: 0.372, SLG: 0.477	4-2 BB 1B BB		0-0 F2		1-1 1B 1B	1-2 L3		2-3 K		4 1 1 0 1 1 1			
Vladimir Guerrero, R (1, 9) OBP: 0.410, SLG: 0.603	1-2 P6		2-2 F8		1-0 1B HBP 1B		1-2 E1 G3-1 3B 1B	1-0 G5-3		5 2 2 0 0 0 2			
Wil Cordero, R (1, 3) OBP: 0.355, SLG: 0.432	2-1 BB 1B		1-1 1B 2B		2-1 1B HBP		1-2 L3		3-3 K	4 0 2 1 0 1 1			
Troy O'Leary, L (1, 7) OBP: 0.364, SLG: 0.409	4-2 BB 1B		0-0 F9		1-0 1B		0-0 G3-1		1-1 F7	4 0 1 2 1 0 2			
Orlando Cabrera, R (1, 6) OBP: 0.311, SLG: 0.356	1-2 F8			1-1 F9		2-1 F3		4-2 3B BB	1-2 G6-3	4 1 0 0 1 0 5			
Brad Wilkerson, L (1, 8) OBP: 0.371, SLG: 0.471			1-1 F9		1-1 1B 1B		0-0 1B 3B			4 1 2 2 0 1 2			
Michael Barrett, R (1, 2) OBP: 0.352, SLG: 0.431			1-3 K		0-0 F7		0-1 P3		3-1 1B	4 0 1 1 0 1 3			
Javier Vazquez, R (1, 1) OBP: 0.150, SLG: 0.150			1-2 G3		0-0 1B		1-0 G3-1		3-2 G5-3	1 0 0 0 0 0 0			
Fernando Tatis, R (4, PH) OBP: 0.315, SLG: 0.418										1 0 1 0 0 0 0			
Zach Day, R (4, 1) OBP: 0.460, SLG: 0.250										0 0 0 0 0 0 0			
Wilton Guerrero, S (6, PH) OBP: 0.274, SLG: 0.270										1 0 0 0 0 0 0			
Jim Brower, R (6, 1)										0 0 0 0 0 0 0			
Matt Cepicky, L (7, PH) OBP: 0.231, SLG: 0.462										1 0 0 0 0 0 1			
Dan Smith, R (7, 1)										0 0 0 0 0 0 0			
Inning Stats	R: 0 H: 1 E: 0 LOB: 3 K: 0 BB: 2 S: 16 P: 28	R: 0 H: 0 E: 0 LOB: 0 K: 1 BB: 0 S: 8 P: 11	R: 1 H: 1 E: 1 LOB: 1 K: 0 BB: 0 S: 8 P: 12	R: 0 H: 2 E: 0 LOB: 2 K: 0 BB: 0 S: 7 P: 9	R: 2 H: 3 E: 0 LOB: 2 K: 1 BB: 0 S: 12 P: 20	R: 0 H: 0 E: 0 LOB: 0 K: 0 BB: 0 S: 7 P: 10	R: 3 H: 3 E: 1 LOB: 1 K: 0 BB: 1 S: 16 P: 28	R: 0 H: 0 E: 0 LOB: 0 K: 1 BB: 0 S: 8 P: 13	1B: 8 SF: 0 2B: 1 SAC: 0 3B: 1 DP: 0 HR: 0 HBP: 1	WP: 0 PA: 42 PB: 0 SB: 0 CS: 0			
PITCHER	IP WLS BF H R ER SO BB IBB HBP BLK WP HR S P ERA WHIP											PITCHER	IP WLS BF H R ER SO BB IBB HBP BLK WP HR S P ERA WHIP
Denny Neagle, L (1, 1) ERA: 4.98	5.0 W 26 7 3 2 2 2 2 0 1 0 0 0 51 80 3.60 1.800												
28 Aaron Cook, R (6, 1) ERA: 7.71	1.2 9 3 3 3 0 1 0 0 0 0 0 0 20 32 16.20 2.400												
Todd Jones, R (7, 1) ERA: 3.97	1.1 H 4 0 0 0 1 0 0 0 0 0 0 0 14 21 0.00 0.000												
Jose Jimenez, R (9, 1) ERA: 3.57	1.0 S 3 0 0 0 1 0 0 0 0 0 0 0 8 13 0.00 0.000												

Montreal Expos @ Colorado Rockies
Coors Field, Denver, CO
 Tue Aug 20 2002, 7:05 PM MDT
 Att. 28,278 - Sunny - 82 F

livebaseballscorecards.com

AB 38
R 6
H 10
RBI 6
BB 3
SO 4
LOB 19



Batter	1	2	3	4	5	6	7	8	9	AB R H RBI BB SO LOB	TOP											
Brad Wilkerson, L (1, 8) OBP: 0.376, SLG: 0.492	3-2 L3		2-0 HR		2-1 HR	4-2 FC4-6 BB		0-1 2-H 2B		4 2 3 3 1 0 0												
Jose Vidro, S (1, 4) OBP: 0.373, SLG: 0.481	3-1 G1		2-2 HR		1-2 HBP	1-1 FC4-6		2-1 G4-3		4 1 1 1 0 0 2												
Vladimir Guerrero, R (1, 9) OBP: 0.408, SLG: 0.605	0-3 K		0-1 G1-4-3		0-0 F7		0-0 P4		0-0 HR	5 1 1 1 0 1 1												
Troy O'Leary, L (1, 7) OBP: 0.365, SLG: 0.409		0-1 BB E 1B		1-3 K		1-0 F8	2-3 K		0-1 HR 1B	5 2 2 0 0 2 0												
Wil Cordero, R (1, 3) OBP: 0.363, SLG: 0.463		4-2 FC3-6 1-2 BB		2-1 F8		0-0 2B 2B	2-3 K		2-1 HR 1-H	4 2 2 2 1 1 0												
Fernando Tatis, R (1, 5) OBP: 0.313, SLG: 0.413		0-2 FC3-6 L8-6-5 1-2f 2-H		4-2 FC6-4 BB		0-1 G4-3		0-0 G4-3	0-0 G3-1	4 0 0 0 1 0 2												
Orlando Cabrera, R (1, 6) OBP: 0.312, SLG: 0.362		2-2 L8-6-5		1-2 FC6-4		1-1 2B 2B		0-1 SF7 2B	0-1 G4-3	5 2 2 1 0 0 2												
Michael Barrett, R (1, 2) OBP: 0.355, SLG: 0.439			1-1 L6		2-3 K	0-0 HR 2B		4-2 SF7 2B BB	1-1 2B	4 2 2 1 1 1 0												
Masato Yoshii, R (1, 1) OBP: 0.171, SLG: 0.097			0-3 K		2-2 L9	2-0 HR		1-2 SF7	1-1 G4-3	2 0 0 0 0 1 0												
Matt Cepicky, L (8, PH) OBP: 0.286, SLG: 0.714										1 1 1 2 0 0 0												
Jim Brower, R (6, 1)										0 0 0 0 0 0 0												
Joey Eischen, L (7, 1) OBP: 0.500, SLG: 0.667										0 0 0 0 0 0 0												
Jose Macias, S (8, PH) OBP: 0.300, SLG: 0.389										0 0 0 1 0 0 0												
Dan Smith, R (8, 1)										0 0 0 0 0 0 0												
Wilton Guerrero, S (9, PH) OBP: 0.271, SLG: 0.267										1 0 0 0 0 0 1												
Britt Reames, R (9, 1) OBP: 0.167, SLG: 0.167										0 0 0 0 0 0 0												
Inning Stats	R: 0 E: 0 K: 1 S: 10	H: 0 LOB: 0 BB: 0 P: 16	R: 1 E: 1 K: 0 S: 13	H: 1 LOB: 0 BB: 1 P: 19	R: 2 E: 0 K: 1 S: 11	H: 2 LOB: 0 BB: 0 P: 16	R: 0 E: 0 K: 1 S: 11	H: 0 LOB: 1 BB: 1 P: 19	R: 1 E: 0 K: 1 S: 14	H: 1 LOB: 1 BB: 0 P: 21	R: 4 E: 0 K: 0 S: 12	H: 4 LOB: 1 BB: 1 P: 21	R: 0 E: 0 K: 2 S: 7	H: 0 LOB: 0 BB: 0 P: 11	R: 2 E: 0 K: 0 S: 14	H: 2 LOB: 1 BB: 1 P: 21	R: 3 E: 0 K: 0 S: 12	H: 4 LOB: 1 BB: 0 P: 16	1B: 2 2B: 7 3B: 0 HR: 6	SF: 1 SAC: 0 DP: 1 HBP: 1	WP: 0 PB: 0 SB: 1 CS: 0	PA: 45
PITCHER	IP WLS BF H R ER SO BB IBB HBP BLK WP HR S P ERA WHIP																					
Shawn Chacon, R (1, 1) ERA: 5.73	5.2 L 26 7 7 6 4 2 0 1 0 0 0 3 66 100 9.53 1.588																					
Mark Corey, R (6, 1) ERA: 7.8	0.1 3 1 1 1 0 1 0 0 0 0 0 1 5 12 27.00 6.000																					
Victor Santos, R (7, 1) ERA: 7.71	1.2 7 1 2 2 2 1 0 0 0 0 0 0 17 26 10.80 1.200																					
Kent Mercker, L (8, 1) ERA: 4.65	1.1 9 5 3 3 0 0 0 0 0 0 0 2 16 22 20.25 3.750																					

Montreal Expos @ Colorado Rockies
Coors Field, Denver, CO
 Wed Aug 21 2002, 7:05 PM MDT
 Att. 27,916 - Cloudy - 74 F

livebaseballscorecards.com

AB	39
R	13
H	14
RBI	12
BB	4
SO	6
LOB	8



Batter	1	2	3	4	5	6	7	8	9	AB	R	H	RBI	BB	SO	LOB
Jay Payton, R OBP: 0.351, SLG: 0.455 (1, 8)	1-0 L9 HBP 1B		0-1 G5-3		1-3 K		0-0 F7		2-0 F7	5	0	1	0	0	1	0
Brent Butler, R OBP: 0.300, SLG: 0.443 (1, 4)	1-2 17 G3-6-1 HBP			1-0 17 WP SF7 1B		0-0 17 FC5 BB 1B		0-0 G4-3		3	1	2	0	0	0	0
Larry Walker, L OBP: 0.432, SLG: 0.641 (1, 9)	0-0 L9			1-0 17 WP 1B		4-1 1B 17 FC5 BB		1-3 K		3	1	1	0	1	1	2
17 Todd Helton, L OBP: 0.427, SLG: 0.574 (1, 3)	2-0 G3-6-1			2-3 K		0-0 FC5 BB 1B 3B		4-0 FC5-4 BB		3	1	0	0	1	1	6
Todd Zeile, R OBP: 0.338, SLG: 0.403 (1, 5)		1-1 F9		4-2 BB		3-2 BB 3B 1B		0-2 FC5-4		3	1	1	0	1	0	1
Jack Cust, L OBP: 0.250, SLG: 0.273 (1, 7)		3-3 K		1-0 SF7		4-0 3B BB		3-3 K		2	1	0	2	1	2	1
Sandy Alomar Jr., R OBP: 0.311, SLG: 0.456 (1, 2)		0-1 F7		0-1 G4-3		0-2 L9		3-2 F7		4	0	0	0	0	0	6
Juan Uribe, R OBP: 0.282, SLG: 0.337 (1, 6)		2-2 L5		1-2 F7		2-1 3B		0-1 G5-3		4	0	1	3	0	0	0
Shawn Chacon, R OBP: 0.297, SLG: 0.296 (6, 1)		1-2 G4-3		0-0 F9		0-2 F9		1-0 F9		2	0	0	0	0	0	0
Mark Corey, R OBP: 0.286, SLG: 0.364 (6, PH)										0	0	0	0	0	0	0
Greg Norton, S OBP: 0.286, SLG: 0.364 (7, 1)										0	0	0	0	0	0	1
Victor Santos, R OBP: 0.308, SLG: 0.360 (8, 1)										0	0	0	0	0	0	0
Kent Mercker, L OBP: 0.308, SLG: 0.360 (9, PH)										1	0	0	0	0	0	0

Inning Stats	R: 0	H: 1	E: 0	K: 5	H: 0	LOB: 1	BB: 0	P: 9	R: 0	H: 0	E: 0	K: 10	S: 10	R: 0	H: 0	E: 0	K: 11	S: 11	R: 1	H: 2	E: 0	K: 11	S: 11	R: 0	H: 0	E: 0	K: 7	S: 7	R: 4	H: 3	E: 0	K: 15	S: 15	R: 0	H: 0	E: 0	K: 13	S: 13	R: 0	H: 0	E: 0	K: 4	S: 4	R: 0	H: 0	E: 0	K: 7	S: 7	1B: 5	2B: 0	3B: 0	HR: 0	SF: 1	SAC: 0	DP: 1	HBP: 1	WP: 1	PA: 37
--------------	------	------	------	------	------	--------	-------	------	------	------	------	-------	-------	------	------	------	-------	-------	------	------	------	-------	-------	------	------	------	------	------	------	------	------	-------	-------	------	------	------	-------	-------	------	------	------	------	------	------	------	------	------	------	-------	-------	-------	-------	-------	--------	-------	--------	-------	--------

PITCHER	IP	WLS	BF	H	R	ER	SO	BB	IBB	HBP	BLK	WP	HR	S	P	ERA	WHIP
Masato Yoshii, R ERA: 3.65 (1, 1)	5.0		19	3	1	1	3	1	0	1	0	1	0	44	66	1.80	0.800
Jim Brower, R ERA: 4.71 (6, 1)	1.2		10	3	4	4	0	2	0	0	0	0	0	17	30	21.60	3.000
Joey Eischen, L ERA: 1.38 (7, 1)	0.1		1	0	0	0	1	0	0	0	0	0	0	3	4	0.00	0.000
Dan Smith, R ERA: 2.15 (8, 1)	1.0		4	0	0	0	1	1	0	0	0	0	0	13	23	0.00	1.000
Britt Reames, R ERA: 6.12 (9, 1)	1.0		3	0	0	0	0	0	0	0	0	0	0	4	7	0.00	0.000

BOTTOM

Montreal Expos @ Colorado Rockies
Coors Field, Denver, CO
 Wed Aug 21 2002, 7:05 PM MDT
 Att: 27,916 - Cloudy - 74 F

livebaseballscorecards.com

AB	31
R	5
H	6
RBI	5
BB	4
SO	5
LOB	17



Batter	1	2	3	4	5	6	7	8	9	AB R H RBI BB SO LOB	TOP											
Brad Wilkerson, L (1, 8) OBP: 0.374, SLG: 0.487	0-1 P4	4-2 G6-3 SF7 BB		1-2 G3		0-1 F9		2-1 F8		4 1 0 0 1 0 2												
Jose Vidro, S (1, 4) OBP: 0.373, SLG: 0.486	3-2 HR	2-1 G6-3		0-0 G4-3			1-0 F8		0-1 G6-3 1B	5 1 2 1 0 0 1												
Vladimir Guerrero, R (1, 9) OBP: 0.407, SLG: 0.608	1-2 G3	1-1 SF7			0-0 F8		2-0 HR		2-2 F9	4 1 1 2 0 0 1												
Troy O'Leary, L (1, 7) OBP: 0.366, SLG: 0.403	4-1 1B BB	4-2 BB			3-1 P5		0-0 F9		0-1 G6-3 1-2f	3 1 0 0 2 0 1												
Orlando Cabrera, R (1, 6) OBP: 0.314, SLG: 0.368	2-2 E5 1B	0-1 P4			0-0 HR		4-2 BB			3 2 1 1 1 0 2												
Andres Galarraga, R (1, 3) OBP: 0.348, SLG: 0.374	1-1 2B 1B			1-0 G4-3		0-0 G5-3		0-1 F8		4 0 1 2 0 0 1												
Jose Macias, S (1, 5) OBP: 0.302, SLG: 0.392	0-0 2B			1-1 P6		4-1 FC3-6 BB		3-2 G4-3		3 0 1 0 1 0 0												
Brian Schneider, L (1, 2) OBP: 0.328, SLG: 0.458	4-0 IBB			1-0 F8		1-0 FC3-6 1-2f		2-0 1B		3 0 1 0 1 0 1												
Tony Armas, R (1, 1) OBP: 0.111, SLG: 0.143 Britt Reames, R (2, 1) OBP: 0.143, SLG: 0.143 Matt Cepicky, L (6, PH) OBP: 0.257, SLG: 0.667 Matt Herges, L (6, 1) Wilton Guerrero, S (8, PH) OBP: 0.289, SLG: 0.285 Scott Stewart, R (8, 1)	1-2 G1-3			0-1 G6-3		2-3 K		2-3 K		1 0 0 0 0 0 3 1 0 0 0 0 0 0 1 0 0 0 0 0 1 1 0 0 0 0 0 0 0 1 0 0 0 0 0 1 1 0 0 0 0 0 0 0												
Inning Stats	R: 3 E: 1 K: 0 S: 21	H: 3 LOB: 3 BB: 2 P: 37	R: 1 E: 0 K: 0 S: 14	H: 0 LOB: 1 BB: 2 P: 25	R: 0 E: 0 K: 0 S: 4	H: 0 LOB: 0 BB: 0 P: 7	R: 0 E: 0 K: 0 S: 8	H: 0 LOB: 0 BB: 0 P: 9	R: 1 E: 0 K: 0 S: 5	H: 1 LOB: 0 BB: 0 P: 8	R: 0 E: 0 K: 1 S: 7	H: 0 LOB: 1 BB: 1 P: 14	R: 1 E: 0 K: 0 S: 7	H: 1 LOB: 1 BB: 1 P: 14	R: 0 E: 0 K: 1 S: 9	H: 1 LOB: 1 BB: 0 P: 18	R: 0 E: 0 K: 0 S: 7	H: 1 LOB: 0 BB: 0 P: 9	1B: 3 2B: 1 3B: 0 HR: 3	SF: 1 SAC: 0 DP: 1 HBP: 0	WP: 0 PB: 0 SB: 1 CS: 0	PA: 40
PITCHER	IP WLS BF H R ER SO BB IBB HBP BLK WP HR S P ERA WHIP																					
Denny Stark, R (1, 1) ERA: 4.09	5.0 W 24 4 5 3 0 3 1 0 0 0 2 52 86 5.40 1.400																					
28 Aaron Cook, R (6, 1) ERA: 6.35	1.0 H 4 0 0 0 1 1 0 0 0 0 0 7 14 0.00 1.000																					
Justin Speier, R (7, 1) ERA: 3.88	1.0 5 1 1 1 0 1 0 0 0 0 1 7 14 9.00 2.000																					
Mark Corey, R (8, 1) ERA: 6.88	2.0 7 2 0 0 1 0 0 0 0 0 0 16 27 0.00 1.000																					

Montreal Expos @ Colorado Rockies
Coors Field, Denver, CO
 Thu Aug 22 2002, 1:05 PM MDT
 Att. 27,231 - Sunny - 88 F

livebaseballscorecards.com

AB	33
R	6
H	7
RBI	6
BB	6
SO	2
LOB	14



Batter	1	2	3	4	5	6	7	8	9	AB	R	H	RBI	BB	SO	LOB	TOP
Roberto Alomar, S (1, 4) OBP: 0.348, SLG: 0.392	3-2 G4-3			2-2 1B		2-1 HR		1-1 G6-3		4	1	2	2	0	0	0	
Timo Perez, L (1, 8) OBP: 0.319, SLG: 0.437 Jaime Cerda, L (6, 1) Steve Reed, R (6, 1) Jeff D'Amico, R (7, 1) Raul Gonzalez, R (8, PH) Armando Benitez, R (8, 1)	0-0 G3			1-1 G1-4-6-3 1-2f		0-1 P6		2-3 K		3	0	0	0	0	0	1	
31 Mike Piazza, R (1, 2) OBP: 0.360, SLG: 0.521	2-0 G4-3			0-1 1B		2-1 G5-3		1-0 L3		4	0	1	0	0	0	0	
Mo Vaughn, L (1, 3) OBP: 0.332, SLG: 0.428			1-1 G4-3		1-0 G4-3		2-3 K		4-0 G4-6-3 BB	3	0	0	0	1	1	1	
Jeremy Burnitz, L (1, 9) OBP: 0.310, SLG: 0.325			1-1 F8		2-3 K		4-0 2B BB		2-3 K	3	1	0	0	1	2	1	
Ty Wigginton, R (1, 5) OBP: 0.268, SLG: 0.381			3-2 G2-3		1-0 F7		0-1 F8 1B 2B		3-2 G4-6-3 1-2f	4	1	1	1	0	0	1	
Roger Cedeno, S (1, 7) OBP: 0.308, SLG: 0.338			3-2 G4-6-3 1B		3-1 G6-3		1-0 F8		3-2 G4-6-3 1-2f	3	0	1	0	0	0	1	
Rey Ordonez, R (1, 6) OBP: 0.284, SLG: 0.327 John Valentin, R (7, PH) OBP: 0.347, SLG: 0.374 (7, 6)			2-2 G4-6-3 1-2f		0-3 K		0-2 K		0-2 K	2	0	0	0	0	1	1	
Pedro Astacio, R (1, 1) OBP: 0.151, SLG: 0.154 Tony Tarasco, L (6, PH) OBP: 0.296, SLG: 0.500 (6, 8)			0-2 G1		0-1 HR 2B		3-2 F9		0-1 HR 2B	1	0	0	0	0	0	0	
Inning Stats	R: 0 E: 0 K: 0 S: 6 H: 0 LOB: 0 BB: 0 P: 11	R: 0 E: 0 K: 0 S: 8 H: 0 LOB: 0 BB: 0 P: 13	R: 0 E: 0 K: 0 S: 12 H: 1 LOB: 0 BB: 0 P: 16	R: 0 E: 0 K: 0 S: 8 H: 2 LOB: 1 BB: 0 P: 12	R: 0 E: 0 K: 1 S: 6 H: 0 LOB: 0 BB: 0 P: 12	R: 2 E: 0 K: 1 S: 11 H: 2 LOB: 0 BB: 0 P: 15	R: 2 E: 0 K: 1 S: 12 H: 2 LOB: 1 BB: 1 P: 22	R: 0 E: 0 K: 1 S: 7 H: 0 LOB: 0 BB: 0 P: 11	R: 0 E: 0 K: 1 S: 6 H: 0 LOB: 0 BB: 1 P: 15	1B: 4 2B: 2 3B: 0 HR: 1 SF: 0 SAC: 0 DP: 3 HBP: 0	WP: 0 PB: 0 SB: 0 CS: 0	PA: 33					
PITCHER	IP WLS BF H R ER SO BB IBB HBP BLK WP HR S P ERA WHIP	IP WLS BF H R ER SO BB IBB HBP BLK WP HR S P ERA WHIP	IP WLS BF H R ER SO BB IBB HBP BLK WP HR S P ERA WHIP	IP WLS BF H R ER SO BB IBB HBP BLK WP HR S P ERA WHIP	IP WLS BF H R ER SO BB IBB HBP BLK WP HR S P ERA WHIP	IP WLS BF H R ER SO BB IBB HBP BLK WP HR S P ERA WHIP	IP WLS BF H R ER SO BB IBB HBP BLK WP HR S P ERA WHIP	IP WLS BF H R ER SO BB IBB HBP BLK WP HR S P ERA WHIP	IP WLS BF H R ER SO BB IBB HBP BLK WP HR S P ERA WHIP	IP WLS BF H R ER SO BB IBB HBP BLK WP HR S P ERA WHIP	IP WLS BF H R ER SO BB IBB HBP BLK WP HR S P ERA WHIP	IP WLS BF H R ER SO BB IBB HBP BLK WP HR S P ERA WHIP					
Jason Jennings, R (1, 1) ERA: 4.17	7.0 W	27 7	4 4	4 4	3 3	1 0	0 0	0 0	0 0	0 0	0 0	0 0	0 0	0 0	0 0	0 0	5.14 1.143
Victor Santos, R (8, 1) ERA: 6.97	1.0	3 0	0 0	0 0	1 1	0 1	0 0	0 0	0 0	0 0	0 0	0 0	0 0	0 0	0 0	0 0	0.00 0.000
40 Brian Fuentes, L (9, 1) ERA: 7.0	1.0	3 0	0 0	0 0	1 1	1 0	0 0	0 0	0 0	0 0	0 0	0 0	0 0	0 0	0 0	0 0	0.00 1.000

New York Mets @ Colorado Rockies
Coors Field, Denver, CO
 Fri Aug 23 2002, 7:05 PM MDT
 Att. 29,110 - Cloudy - 87 F

livebaseballscorecards.com

AB	31
R	4
H	7
RBI	4
BB	2
SO	5
LOB	7



BOTTOM

New York Mets @ Colorado Rockies
Coors Field, Denver, CO

Fri Aug 23 2002, 7:05 PM MDT
Att: 29,110 - Cloudy - 87 F

livebaseballscorecards.com

AB	39
R	10
H	14
RBI	9
BB	3
SO	7
LOB	23



WP:	0	PA:	43
PB:	0	SB:	3
CS:	0		

AB	R	H	RBI	BB	SO	LOB
4	1	1	0	1	0	1
5	2	1	0	0	0	5
5	3	3	2	0	0	2
4	2	2	4	0	0	3
3	1	0	0	2	2	2
5	0	2	1	0	1	2
5	0	1	2	0	1	2
4	1	3	0	0	1	2
3	0	0	0	0	2	4
1	0	1	0	0	0	0
0	0	0	0	0	0	0
0	0	0	0	0	0	0
1B:	10	SF:	0			
2B:	3	SAC:	0			
3B:	0	DP:	1			
HR:	2	HBP:	1			

Batter	1	2	3	4	5	6	7	8	9
Juan Pierre, L (1, 8) OBP: 0.312, SLG: 0.306	0-0 B2-3		4-0 17E S 2B BB	0-2 1-3 S 1B		2-2 G4-3	0-2 F7		
Brent Butler, R (1, 4) OBP: 0.303, SLG: 0.446	0-1 F8		1-2 FC5 17E 2B	1-2 G1-3		0-1 17 1B 2B	0-2 F8		
17 Todd Helton, L (1, 3) OBP: 0.430, SLG: 0.587	2-1 G3		0-2 FC1 2B			0-1 1B BB 1B	2-2 FC6-4 1B		
Jay Payton, R (1, 7) OBP: 0.360, SLG: 0.486		0-1 HR	1-0 1-H 2-H 3-H 2B		1-1 1B G5-3 HBP	2-1 P4	1-1 FC6-4		
Todd Zeile, R (1, 5) OBP: 0.339, SLG: 0.408		4-1 FC6-4 BB	2-3 K		2-1 G5-3	4-0 1B 1B BB		2-3 K	
Gabe Kapler, R (1, 9) OBP: 0.308, SLG: 0.369		1-1 FC6-4 L5-3 1-2f	0-0 G6-3		0-0 1B 1B	0-0 1B 1B 1-2 2-3		2-3 K	
Sandy Alomar Jr., R (1, 2) OBP: 0.309, SLG: 0.450	1-0 L5-3 1-2			1-2 F7	2-1 F8	2-0 1B 1-3 2-H 3-H		0-3 K	
Juan Uribe, R (1, 6) OBP: 0.283, SLG: 0.337			1-1 G3 17E S 1B	0-0 1B 1B	0-0 1B 1-2	1-3 2-H 3-H			
Jason Jennings, L (1, 1) OBP: 0.352, SLG: 0.360			1-0 G3	2-3 K	1-3 K		2-2 17 1B 1B		
Jack Cust, L (7, PH) OBP: 0.286, SLG: 0.294									
Victor Santos, R (8, 1)									
40 Brian Fuentes, L (9, 1)									

Inning	R	H	E	K	S	P	W	HR	S	P	ERA	WHIP
1	0	0	0	0	7	27	0	0	53	79	10.80	2.000
2	1	1	0	0	12	7	0	0	7	16	13.50	4.500
3	0	0	0	0	12	7	0	0	15	20	0.00	2.000
4	0	0	0	0	12	7	0	0	9	13	0.00	0.000
5	2	3	0	1	18	10	0	0	26	20	0.00	0.000
6	3	4	0	0	26	14	0	0	20	15	0.00	0.000
7	0	0	0	0	13	9	0	0	13	9	0.00	0.000
8	0	0	0	0	13	9	0	0	13	9	0.00	0.000
9	0	0	0	0	13	9	0	0	13	9	0.00	0.000

PITCHER	IP	WLS	BF	H	R	ER	SO	BB	IBB	HBP	BLK	WP	HR	S	P	ERA	WHIP
Pedro Astacio, R (1, 1) ERA: 3.77	5.0	L	27	8	7	6	3	2	0	1	0	0	0	7	10	54.00	6.000
Jaime Cerda, L (6, 1) ERA: 3.38	0.1		3	2	2	2	0	0	0	0	0	0	0	7	10	54.00	6.000
Steve Reed, R (6, 1) ERA: 2.04	0.2		5	2	1	1	1	1	0	0	0	0	0	7	16	13.50	4.500
Jeff D'Amico, R (7, 1) ERA: 5.02	1.0		5	2	0	0	0	0	0	0	0	0	0	15	20	0.00	2.000
Armando Benitez, R (8, 1) ERA: 2.38	1.0		3	0	0	0	3	0	0	0	0	0	0	9	13	0.00	0.000

Batter	1	2	3	4	5	6	7	8	9	AB R H RBI BB SO LOB	TOP											
Roberto Alomar, S (1, 4) OBP: 0.345, SLG: 0.396	2-3 K		0-1 F9		1-1 L9		3-3 K	3-2 CS	2-2 P3	5 0 0 0 0 2 1												
Timo Perez, L (1, 8) OBP: 0.327, SLG: 0.446	4-1 31 S BB		1-1 G1-3		4-0 31 S 1B BB		1-0 F9		4-1 31 G6-4-3 BB	2 1 0 0 3 0 1												
31 Mike Piazza, R (1, 2) OBP: 0.357, SLG: 0.519 David Weathers, R (9, 1) Armando Benitez, R (9, 1)	2-3 K			2-1 HR 2B	3-2 P5		3-3 K		3-2 G6-4-3	5 1 1 0 0 2 4 0 0 0 0 0 0 0 0 0 0 0 0 0 0												
Edgardo Alfonzo, R (1, 5) OBP: 0.408, SLG: 0.469 Steve Reed, R (8, 1) Vance Wilson, R (9, 2)	3-3 K			0-0 2-H HR	2-0 2-H 1B			4-0 HBP HR BB		3 2 2 3 1 1 1 0 0 0 0 0 0 0 0 0 0 0 0 0 0												
John Valentin, R (1, 3) OBP: 0.348, SLG: 0.367		3-2 P5		2-2 F9	2-3 K			1-1 1-2 HR HBP		3 1 0 0 0 1 1												
Raul Gonzalez, R (1, 7) OBP: 0.381, SLG: 0.525		1-2 G1-3		0-0 HR		3-1 F9		0-0 1-H 2-H HR		4 2 2 4 0 0 0												
Joe McEwing, R (1, 9) OBP: 0.236, SLG: 0.303		1-0 2B		1-1 2B		2-0 G5-3		3-1 G5-3		4 0 2 0 0 0 0												
Rey Ordóñez, R (1, 6) OBP: 0.279, SLG: 0.321		1-1 F8		1-0 F3		0-1 G1-3		2-2 G1-3		4 0 0 0 0 0 2												
Al Leiter, L (1, 1) OBP: 0.245, SLG: 0.163 Tony Tarasco, L (8, PH) OBP: 0.307, SLG: 0.500			0-3 K	0-0 G4-3			4-2 BB	4-2 CS BB		2 0 0 0 1 1 1 0 0 0 0 1 0 0												
Inning Stats	R: 0 E: 0 K: 3 S: 10	H: 0 LOB: 1 BB: 1 P: 21	R: 0 E: 0 K: 0 S: 9	H: 1 LOB: 1 BB: 0 P: 15	R: 0 E: 0 K: 1 S: 7	H: 0 LOB: 0 BB: 0 P: 8	R: 3 E: 0 K: 0 S: 11	H: 4 LOB: 1 BB: 0 P: 17	R: 1 E: 0 K: 1 S: 10	H: 1 LOB: 1 BB: 1 P: 22	R: 0 E: 0 K: 0 S: 5	H: 0 LOB: 0 BB: 0 P: 10	R: 0 E: 0 K: 2 S: 15	H: 0 LOB: 1 BB: 1 P: 26	R: 3 E: 0 K: 0 S: 13	H: 1 LOB: 0 BB: 2 P: 30	R: 0 E: 0 K: 0 S: 9	H: 0 LOB: 0 BB: 1 P: 18	1B: 1 2B: 3 3B: 0 HR: 3	SF: 0 SAC: 0 DP: 1 HBP: 1	WP: 0 PB: 0 SB: 2 CS: 1	PA: 40
PITCHER	IP WLS BF H R ER SO BB IBB HBP BLK WP HR S P ERA WHIP																					
Denny Neagle, L (1, 1) ERA: 5.0	6.2 L 29 6 4 4 6 3 0 0 0 0 0 2 62 111 5.40 1.350																					
Mark Corey, R (7, 1) ERA: 7.79	0.1 3 0 2 2 1 1 0 1 0 0 0 0 6 14 54.00 3.000																					
Victor Santos, R (8, 1) ERA: 7.15	1.0 4 1 1 1 0 1 0 0 0 0 1 12 24 9.00 2.000																					
Kent Mercker, L (9, 1) ERA: 4.6	0.1 1 0 0 0 0 0 0 0 0 0 0 0 5 7 0.00 0.000																					
40 Brian Fuentes, L (9, 1) ERA: 6.52	0.2 2 0 0 0 0 1 0 0 0 0 0 0 4 11 0.00 1.500																					

New York Mets @ Colorado Rockies
Coors Field, Denver, CO
 Sun Aug 25 2002, 1:05 PM MDT
 Att. 27,386 - Sunny - 81 F

livebaseballscorecards.com

AB	32
R	7
H	7
RBI	7
BB	6
SO	7
LOB	11



Batter	1	2	3	4	5	6	7	8	9	AB	R	H	RBI	BB	SO	LOB
Terry Shumpert, R OBP: 0.306, SLG: 0.356 Kent Mercker, L 40 Brian Fuentes, L	1-0 F9		2-2 F9		3-2 G6-3			3-2 P3		4	0	0	0	0	0	1
Brent Butler, R OBP: 0.302, SLG: 0.441	0-3 K		1-2 F7		1-3 K			1-2 FC5-4		4	0	0	0	0	2	1
17 Todd Helton, L OBP: 0.426, SLG: 0.580	1-3 K			0-3 K		3-2 G4-3		1-2 G4-3		4	0	0	0	0	2	1
Jay Payton, R OBP: 0.354, SLG: 0.479		0-0 G1-3		2-2 2B		3-2 G1-3		1-1 G4-3		4	1	1	0	0	0	0
Todd Zeile, R OBP: 0.348, SLG: 0.415		2-2 1B		0-1 1B		1-1 F9		0-1 HR		4	2	3	1	0	0	0
Gabe Kapler, R OBP: 0.314, SLG: 0.383		4-1 1B		0-3 2B		2-2 1B		3-2 HR		3	1	2	2	1	1	1
Sandy Alomar Jr., R OBP: 0.308, SLG: 0.446		2-3 K		1-1 1B		0-1 L5-3		3-1 G6-3		4	0	1	1	0	1	3
Juan Uribe, R OBP: 0.280, SLG: 0.332		1-1 P4		2-2 G1-3		3-2 L4		1-1 HBP		3	0	0	0	0	0	3
Denny Neagle, L OBP: 0.256, SLG: 0.333 Mark Corey, R Victor Santos, R Juan Pierre, L OBP: 0.314, SLG: 0.306			2-3 K		2-3 K			2-2 1B		2	0	0	0	0	2	0
										0	0	0	0	0	0	0
										0	0	0	0	0	0	0
										2	0	1	0	0	0	1

Inning Stats	R: 0	H: 0	E: 0	K: 2	S: 7	H: 0	LOB: 0	BB: 0	P: 9	R: 0	H: 1	E: 0	K: 1	S: 11	H: 0	LOB: 2	BB: 1	P: 20	R: 0	H: 0	E: 0	K: 1	S: 9	H: 0	LOB: 0	BB: 0	P: 14	R: 2	H: 3	E: 0	K: 2	S: 19	H: 0	LOB: 1	BB: 0	P: 24	R: 0	H: 0	E: 0	K: 2	S: 10	H: 0	LOB: 0	BB: 0	P: 16	R: 0	H: 0	E: 0	K: 0	S: 8	H: 0	LOB: 0	BB: 0	P: 15	R: 0	H: 1	E: 0	K: 0	S: 10	H: 1	LOB: 0	BB: 0	P: 15	R: 0	H: 1	E: 0	K: 0	S: 12	H: 1	LOB: 1	BB: 0	P: 19	R: 2	H: 2	E: 0	K: 0	S: 13	H: 2	LOB: 1	BB: 0	P: 22	1B: 5	SF: 0	2B: 3	SAC: 0	3B: 0	DP: 1	HR: 1	HBP: 1	WP: 0	PA: 36
PITCHER	IP	WLS	BF	H	R	ER	SO	BB	IBB	HBP	BLK	WP	HR	S	P	ERA	WHIP																																																																										
Al Leiter, L ERA: 3.36	(1, 1)	7.0	26	5	2	2	8	1	0	0	0	0	0	74	113	2.57	0.857																																																																										
Steve Reed, R ERA: 2.0	(8, 1)	1.0	4	1	0	0	0	0	0	0	0	0	0	12	19	0.00	1.000																																																																										
David Weathers, R ERA: 2.97	(9, 1)	0.2	5	2	2	2	0	0	0	1	0	0	0	10	18	27.00	3.000																																																																										
Armando Benitez, R ERA: 2.32	(9, 1)	0.1	S	1	0	0	0	0	0	0	0	0	0	3	4	0.00	0.000																																																																										

BOTTOM

New York Mets @ Colorado Rockies
Coors Field, Denver, CO

Sun Aug 25 2002, 1:05 PM MDT
Att: 27,386 - Sunny - 81 F

AB	34
R	4
H	8
RBI	4
BB	1
SO	8
LOB	11



Batter	1	2	3	4	5	6	7	8	9	AB R H RBI BB SO LOB	TOP																
Kenny Lofton, L OBP: 0.337, SLG: 0.407 (1, 8) BB BB BB BB	4-1 CS BB		1-2 G6-3		2-2 F8		0-0 L4-6 2-3			3 0 0 0 1 0 2																	
Rich Aurilia, R OBP: 0.292, SLG: 0.398 (1, 6) C B B B B	4-2 1-2 HR BB		1-0 F9		0-0 F8			1-2 F8		3 1 0 0 1 0 0																	
Jeff Kent, R OBP: 0.380, SLG: 0.580 (1, 4) B F B B X	3-1 1-H HR		1-1 G6-3		0-0 G6-3			0-0 G3-1 2B		4 1 2 2 0 0 0																	
Barry Bonds, L OBP: 0.568, SLG: 0.780 (1, 7) C X	0-1 G5-4-3 1B			0-0 F8		1-0 1B 1B		1-1 G3-1 2-3		4 0 2 0 0 0 1																	
Benito Santiago, R OBP: 0.320, SLG: 0.457 (1, 2) C B X	1-1 G5-4-3 1-2f			2-2 1B 1B		0-0 G3-6-1 1B		1-1 F7		4 1 2 0 0 0 2																	
J.T. Snow, L OBP: 0.339, SLG: 0.370 (1, 3) C B B X		2-1 G1-6-3 BB 1B		0-0 1B 1-2 1B		2-0 G3-6-1 1-2f		2-1 G4-3		4 0 2 0 0 0 2																	
Reggie Sanders, R OBP: 0.320, SLG: 0.438 (1, 9) F B B B B		4-1 G1-6-3 1-2 BB		0-0 G5-4-3 1-2 2-H 1B		4-2 L4-6 1B BB		1-0 F8		2 0 1 1 2 0 0																	
David Bell, R OBP: 0.320, SLG: 0.434 (1, 5) B X		1-0 G1-6-3 1-2f 2-3		0-1 G5-4-3 1-2f		1-1 B2		3-1 HR		4 1 2 1 0 0 4																	
Kirk Rueter, L OBP: 0.164, SLG: 0.154 (1, 1) Tim Worrell, R (7, 1) Scott Eyre, L (8, 1) Felix Rodriguez, R OBP: 1.000, SLG: 1.000 (9, PH) Damon Minor, L OBP: 0.339, SLG: 0.488 (9, 1) Robb Nen, R (9, 1)		1-0 G1-3		1-1 G1-3			0-1 B2	3-2 P4		3 0 0 0 0 0 0 3 0 1 0 0 0 0 0 0 0 0 0 0 0 0 0 0 0																	
Inning Stats	R: 2 H: 2 E: 0 LOB: 0 K: 0 BB: 2 S: 9 P: 21	R: 0 H: 1 E: 0 LOB: 1 K: 0 BB: 1 S: 5 P: 13	R: 0 H: 0 E: 0 LOB: 0 K: 0 BB: 0 S: 6 P: 9	R: 1 H: 3 E: 0 LOB: 1 K: 0 BB: 0 S: 9 P: 11	R: 0 H: 0 E: 0 LOB: 0 K: 0 BB: 0 S: 7 P: 10	R: 0 H: 2 E: 0 LOB: 1 K: 0 BB: 0 S: 4 P: 7	R: 0 H: 1 E: 0 LOB: 1 K: 0 BB: 1 S: 7 P: 12	R: 0 H: 1 E: 0 LOB: 1 K: 0 BB: 0 S: 8 P: 11	R: 1 H: 1 E: 0 LOB: 0 K: 0 BB: 0 S: 8 P: 17	1B: 8 SF: 0 2B: 2 SAC: 0 3B: 0 DP: 5 HR: 2 HBP: 0	WP: 0 PA: 36 PB: 0 SB: 0 CS: 1																
PITCHER	IP WLS BF H R ER SO BB IBB HBP BLK WP HR S P ERA WHIP											PITCHER	IP WLS BF H R ER SO BB IBB HBP BLK WP HR S P ERA WHIP														
28 Aaron Cook, R ERA: 5.4 (1, 1)	6.0		26	9	3	3	0	4	0	0	0	0	1	44	80	4.50	2.167										
Justin Speier, R ERA: 3.97 (7, 1)	1.0		2	0	0	0	0	0	0	0	0	0	0	3	3	0.00	0.000										
Mark Corey, R ERA: 7.64 (8, 1)	0.1		2	1	0	0	0	0	0	0	0	0	0	4	5	0.00	3.000										
Kent Mercker, L ERA: 4.5 (8, 1)	0.2		2	0	0	0	0	0	0	0	0	0	0	4	6	0.00	0.000										
Todd Jones, R ERA: 3.99 (9, 1)	1.0	L	4	1	1	1	0	0	0	0	0	0	1	8	17	9.00	1.000										

San Francisco Giants @ Colorado Rockies
Coors Field, Denver, CO
Mon Aug 26 2002, 7:05 PM MDT
Att. 26,877 - Cloudy - 86 F

AB	32
R	4
H	11
RBI	4
BB	4
SO	0
LOB	14



BOTTOM

San Francisco Giants @ Colorado Rockies
Coors Field, Denver, CO
Tue Aug 27 2002, 7:05 PM MDT
Att. 26,592 - Cloudy - 78 F

livebaseballscorecards.com

AB 36
R 4
H 10
RBI 4
BB 2
SO 7
LOB 12



WP: 1 PA: 39
PB: 0
SB: 1
CS: 0

AB R H RBI BB SO LOB

5	1	1	0	0	0	0
5	1	3	1	0	1	2
5	0	2	2	0	1	2
2	0	0	0	2	1	1
4	1	1	0	0	1	4
0	0	0	0	0	0	0
0	0	0	0	0	0	0
4	0	2	0	0	0	0
3	0	0	1	0	0	1
4	0	0	0	0	2	1
2	1	1	0	0	0	1
0	0	0	0	0	0	0
0	0	0	0	0	0	0
2	0	0	0	0	1	0

Batter	1	2	3	4	5	6	7	8	9
Juan Pierre, L OBP: 0.312, SLG: 0.304 (1, 8)	2-1 L8		3-1 1B		1-2 G6-3		1-2 G4-3		0-1 L4
Jay Payton, R OBP: 0.361, SLG: 0.500 (1, 7)	2-2 F3		2-3 K		2-2 FC3-6 1B		1-2 HR		0-0 DI 1B
Larry Walker, L OBP: 0.431, SLG: 0.640 (1, 9)	2-2 F9		3-0 1B		0-1 FC3-6 17 BB		2-1 2B		1-3 K
17 Todd Helton, L OBP: 0.429, SLG: 0.585 (1, 3)		1-3 K	0-0 F7		4-0 BB		4-0 FC6-4 IBB		
Todd Zeile, R OBP: 0.346, SLG: 0.410 Todd Jones, L Victor Santos, R		2-2 F8		0-0 WP 1B SF8 1B		0-3 K	2-2 FC6-4		
Sandy Alomar Jr., R OBP: 0.311, SLG: 0.447 (1, 2)		2-1 1B		0-0 WP 1B		0-1 G5-3		0-2 F9	
Brent Butler, R OBP: 0.293, SLG: 0.429 (1, 4) (8, 5)		1-0 F7		3-2 SF8		1-1 G5-3		1-1 G5-3	
Juan Uribe, R OBP: 0.278, SLG: 0.331 (1, 6)			0-3 K2-3		1-3 K		0-0 G6-3		1-2 F8
Denny Stark, R OBP: 0.194, SLG: 0.367 Kent Mercker, L Justin Speier, R Terry Shumpert, R OBP: 0.306, SLG: 0.356			0-0 1B		1-2 P6		2-2 G4-3		1-3 K

Inning Stats	R: 0	H: 0	E: 0	K: 8	S: 8	H: 0	LOB: 0	BB: 0	P: 14	R: 0	H: 1	E: 0	K: 10	S: 10	R: 2	H: 3	E: 0	K: 2	S: 11	R: 1	H: 2	E: 0	K: 1	S: 12	R: 0	H: 1	E: 0	K: 11	S: 11	R: 0	H: 0	E: 0	K: 5	S: 5	R: 1	H: 2	E: 0	K: 0	S: 15	R: 0	H: 0	E: 0	K: 8	S: 8	R: 0	H: 1	E: 0	K: 2	S: 9	1B: 7	2B: 2	3B: 0	HR: 1	SF: 1	SAC: 0	DP: 0	HBP: 0	WP: 1	PA: 39
--------------	------	------	------	------	------	------	--------	-------	-------	------	------	------	-------	-------	------	------	------	------	-------	------	------	------	------	-------	------	------	------	-------	-------	------	------	------	------	------	------	------	------	------	-------	------	------	------	------	------	------	------	------	------	------	-------	-------	-------	-------	-------	--------	-------	--------	-------	--------

PITCHER	IP	WLS	BF	H	R	ER	SO	BB	IBB	HBP	BLK	WP	HR	S	P	ERA	WHIP
Ryan Jensen, R ERA: 4.65 (1, 1)	5.0		23	7	3	3	5	1	0	0	0	1	0	52	84	5.40	1.600
Jay Witasick, R ERA: 2.88 (6, 1)	1.2		6	1	1	1	0	0	0	0	0	0	1	15	20	5.40	0.600
Scott Eyre, L ERA: 4.91 (7, 1)	0.0		2	1	0	0	0	0	1	0	0	0	0	2	8	∞	∞
Felix Rodriguez, R ERA: 4.55 (7, 1)	1.1	W	4	0	0	0	0	0	0	0	0	0	0	11	15	0.00	0.000
Robb Nen, R ERA: 2.23 (9, 1)	1.0	S	4	1	0	0	2	0	0	0	0	0	0	9	11	0.00	1.000

Batter	1	2	3	4	5	6	7	8	9	AB R H RBI BB SO LOB	TOP	
Kenny Lofton, L (1, 8) OBP: 0.335, SLG: 0.404 Tom Goodwin, L (8, 7) OBP: 0.291, SLG: 0.281	0-1 G1-3	2-2 2B		3-1 G4-3	2-1 G4-3		4-2 BB		0-0 G4-3	4 0 1 2 1 0 3 1 0 0 0 0 0 1		
Rich Aurilia, R (1, 6) OBP: 0.292, SLG: 0.394 Ramon Martinez, R (7, 6) OBP: 0.337, SLG: 0.416	0-0 F9	1-0 F9		4-2 BB		0-0 G6-3	1-3 K			4 0 0 0 1 1 4 0 0 0 0 0 0 0		
Jeff Kent, R (1, 4) OBP: 0.379, SLG: 0.588 Yorvit Torrealba, R (9, 2) OBP: 0.349, SLG: 0.366	1-1 HR		0-0 E9 G4-3	2-0 G5-3		3-1 F8	3-3 K			5 2 1 1 0 1 5 0 0 0 0 0 0 0		
Barry Bonds, L (1, 7) OBP: 0.573, SLG: 0.825 Tsuyoshi Shinjo, R (7, 7) OBP: 0.303, SLG: 0.375	1-1 HR		1-2 G4-3		3-1 G3 1B	2-0 1B		2-1 G6-3		4 2 3 2 0 0 0 1 0 0 0 0 0 0		
Benito Santiago, R (1, 2) OBP: 0.321, SLG: 0.464 Scott Eyre, L (9, 1)	2-0 G6-3		0-0 HR		2-0 1B G3 1B	0-3 K		3-1 G5-3		5 2 2 1 0 1 1 0 0 0 0 0 0 0		
J.T. Snow, L (1, 3) OBP: 0.338, SLG: 0.366		1-2 WP 1B 2B HBP		0-0 F8		3-1 G3	3-2 BB BB SF8 1B	2-2 G3-1		4 2 1 0 0 0 2		
Reggie Sanders, R (1, 9) OBP: 0.323, SLG: 0.439		1-0 WP 2B 1B		2-3 K		1-0 1B 1B	4-2 SF8 BB BB	1-0 P6		4 1 2 1 1 1 0	AB 38 R 9 H 12 RBI 9 BB 4 SO 6 LOB 23	
David Bell, R (1, 5) OBP: 0.323, SLG: 0.435		2-2 F7		1-2 G4-3 SH1-4 HBP		1-2 F9	4-2 SF8 BB	1-1 2B		3 0 1 0 1 0 4		
Russ Ortiz, R (1, 1) OBP: 0.290, SLG: 0.309 Pedro Feliz, R (9, PH) OBP: 0.290, SLG: 0.328		3-3 K		0-1 SH1-4		2-1 1B	3-2 SF8	1-3 K		2 0 1 2 0 1 2 1 0 0 0 0 1 1		
Inning Stats	R: 2 H: 2 E: 0 LOB: 0 K: 0 BB: 0 S: 8 P: 12	R: 2 H: 2 E: 0 LOB: 1 K: 1 BB: 0 S: 15 P: 25	R: 2 H: 1 E: 1 LOB: 0 K: 1 BB: 0 S: 9 P: 12	R: 0 H: 0 E: 0 LOB: 2 K: 0 BB: 1 S: 9 P: 19	R: 2 H: 4 E: 0 LOB: 2 K: 0 BB: 0 S: 13 P: 27	R: 0 H: 1 E: 0 LOB: 1 K: 1 BB: 0 S: 7 P: 12	R: 1 H: 1 E: 0 LOB: 3 K: 2 BB: 3 S: 22 P: 44	R: 0 H: 0 E: 0 LOB: 0 K: 0 BB: 0 S: 8 P: 15	R: 0 H: 1 E: 0 LOB: 1 K: 1 BB: 0 S: 8 P: 11	1B: 6 SF: 1 2B: 3 SAC: 1 3B: 0 DP: 0 HR: 3 HBP: 2	WP: 1 PA: 46 PB: 0 SB: 0 CS: 0	
PITCHER	IP WLS BF H R ER SO BB IBB HBP BLK WP HR S P ERA WHIP											
Jason Jennings, R (1, 1) ERA: 4.46	4.1 L 25 8 8 7 2 1 0 2 0 1 3 47 83 14.54 2.077											
Mark Corey, R (5, 1) ERA: 7.45	1.2 10 3 1 1 1 2 0 0 0 0 0 24 45 5.40 3.000											
40 Brian Fuentes, L (7, 1) ERA: 5.91	1.0 4 0 0 0 2 1 0 0 0 0 0 12 23 0.00 1.000											
Victor Santos, R (8, 1) ERA: 6.23	1.0 3 0 0 0 0 0 0 0 0 0 0 8 15 0.00 0.000											
Jose Jimenez, R (9, 1) ERA: 3.92	1.0 4 1 0 0 1 0 0 0 0 0 0 8 11 0.00 1.000											

San Francisco Giants @ Colorado Rockies
Coors Field, Denver, CO
Wed Aug 28 2002, 7:05 PM MDT
Att. 27,080 - Cloudy - 72 F

livebaseballscorecards.com



Batter	1	2	3	4	5	6	7	8	9	AB	R	H	RBI	BB	SO	LOB
--------	---	---	---	---	---	---	---	---	---	----	---	---	-----	----	----	-----

Jay Payton, R <small>OBP: 0.360, SLG: 0.496</small> (1, 8) (7, 7)	0-0 G1-3 		2-2 L7 		4-2 1B BB 			0-0 G6-3 		3	0	0	0	1	0	1
Terry Shumpert, R <small>OBP: 0.314, SLG: 0.365</small> (1, 4)	0-3 			4-1 2B BB 	2-1 1B 			3-1 F9 2B 		3	0	2	0	1	1	0
Larry Walker, L <small>OBP: 0.431, SLG: 0.641</small> Gabe Kapler, R <small>OBP: 0.308, SLG: 0.376</small> (1, 9) (7, 9)	0-0 G4-3 			1-0 2B 	3-3 			0-0 F9 		3	0	1	0	0	1	3
17 Todd Helton, L <small>OBP: 0.427, SLG: 0.581</small> Brent Butler, R <small>OBP: 0.292, SLG: 0.427</small> (1, 3) (8, 5)		2-3 K 		1-3 K2-3 		2-0 G3 		1-1 G5-3 		3	0	0	0	0	2	2
Greg Norton, S <small>OBP: 0.286, SLG: 0.355</small> (1, 5) (8, 3)		1-1 P6 		2-3 		1-3 		2-2 WP 1B 		4	1	1	0	0	2	2
Jack Cust, L <small>OBP: 0.255, SLG: 0.256</small> Victor Santos, R (8, 1) Jose Jimenez, R (9, 1) Todd Zeile, R <small>OBP: 0.347, SLG: 0.412</small> (9, PH)		3-2 G6-3 		0-2 G6-3 		2-1 F8 		3-2 G6-4-3 1B 		3	0	0	0	0	0	2
Juan Uribe, R <small>OBP: 0.278, SLG: 0.329</small> (1, 6)			4-2 G3 BB 		2-3 K 		2-1 F7 		1-2 F7 		3	0	0	0	1	1
Gary Bennett, R <small>OBP: 0.304, SLG: 0.346</small> (1, 2)			1-1 L4 		0-0 1B 2B 		0-1 F8 		0-1 G6-4-3 		4	0	1	0	0	2
Jason Jennings, L <small>OBP: 0.345, SLG: 0.353</small> Mark Corey, R (5, 1) Juan Pierre, L <small>OBP: 0.311, SLG: 0.304</small> (7, 8) 40 Brian Fuentes, L (7, 1)			0-0 G3 		0-3 K 		1-1 G4-3 			1	0	0	0	0	0	1

Inning Stats	R: 0	H: 0	E: 0	K: 1	S: 5	LOB: 0	BB: 0	P: 5	R: 0	H: 0	E: 0	K: 1	S: 13	LOB: 0	BB: 0	P: 19	R: 0	H: 0	E: 0	K: 0	S: 8	LOB: 1	BB: 1	P: 15	R: 0	H: 1	E: 0	K: 2	S: 16	LOB: 2	BB: 1	P: 24	R: 0	H: 2	E: 0	K: 3	S: 14	LOB: 3	BB: 1	P: 25	R: 0	H: 0	E: 0	K: 1	S: 7	LOB: 0	BB: 0	P: 12	R: 0	H: 0	E: 0	K: 0	S: 6	LOB: 0	BB: 0	P: 9	R: 0	H: 1	E: 0	K: 0	S: 6	LOB: 1	BB: 0	P: 10	R: 1	H: 2	E: 0	K: 0	S: 12	LOB: 0	BB: 0	P: 18	1B: 3	SF: 0	2B: 3	SAC: 0	3B: 0	DP: 1	HR: 0	HBP: 0	WP: 1	PA: 35
--------------	------	------	------	------	------	--------	-------	------	------	------	------	------	-------	--------	-------	-------	------	------	------	------	------	--------	-------	-------	------	------	------	------	-------	--------	-------	-------	------	------	------	------	-------	--------	-------	-------	------	------	------	------	------	--------	-------	-------	------	------	------	------	------	--------	-------	------	------	------	------	------	------	--------	-------	-------	------	------	------	------	-------	--------	-------	-------	-------	-------	-------	--------	-------	-------	-------	--------	-------	--------

PITCHER	IP	WLS	BF	H	R	ER	SO	BB	IBB	HBP	BLK	WP	HR	S	P	ERA	WHIP
Russ Ortiz, R <small>ERA: 3.75</small>	(1, 1)	8.0	31	4	0	0	8	3	0	0	0	0	0	75	119	0.00	0.875
Scott Eyre, L <small>ERA: 4.97</small>	(9, 1)	1.0	4	2	1	1	0	0	0	0	0	1	0	12	18	9.00	2.000

BOTTOM

San Francisco Giants @ Colorado Rockies
 Coors Field, Denver, CO
 Wed Aug 28 2002, 7:05 PM MDT
 Att: 27,080 - Cloudy - 72 F

AB	32
R	1
H	6
RBI	1
BB	3
SO	8
LOB	17



Batter	1	2	3	4	5	6	7	8	9	AB R H RBI BB SO LOB	TOP		
Tsuyoshi Shinjo, R (1, 8) OBP: 0.302, SLG: 0.378	3-3 K		3-2 1B 3B	0-1 E5 BB SF7		0-1 P4		0-0 G6-3		5 2 1 1 0 1 1			
David Bell, R (1, 5) OBP: 0.322, SLG: 0.433	0-2 G6-3		1-2 HR 1B	0-0 E6 BB		3-2 F9		2-2 F8		5 1 1 1 0 0 2			
Jeff Kent, R (1, 4) OBP: 0.383, SLG: 0.603	1-2 2B		2-2 HR 1B	4-2 BB			1-0 HR	0-3 K		4 2 3 4 1 1 0			
Barry Bonds, L (1, 7) OBP: 0.570, SLG: 0.827	0-0 L7		1-0 HR	1-2 SF7			1-0 L4		3-2 F7	4 1 1 2 0 0 1			
Benito Santiago, R (1, 2) OBP: 0.318, SLG: 0.458		0-0 G1-3	0-1 E5	0-0 G1-3			1-2 G6-3		2-0 L8	5 0 0 0 0 0 2			
Reggie Sanders, R (1, 9) OBP: 0.323, SLG: 0.440		2-1 G3-1	0-2 E9 G4-6-3		1-3 K		4-1 2B BB		3-2 2B	4 1 1 0 1 1 1			
Damon Minor, L (1, 3) OBP: 0.335, SLG: 0.465		1-2 G4-3	0-0 G4-6-3		0-1 G1-3		0-0 2B		0-1 L5	4 1 1 1 0 0 2			
Felix Rodriguez, R (7, 1) OBP: 1.000, SLG: 1.000							1-H 2B			0 0 0 0 0 0 0			
Tim Worrell, R (8, 1)							2B			0 0 0 0 0 0 0			
Pedro Feliz, R (9, PH) OBP: 0.288, SLG: 0.326			1-2f							1 0 0 0 0 0 1			
Robb Nen, R (9, 1)										0 0 0 0 0 0 0			
Ramon Martinez, R (1, 6) OBP: 0.341, SLG: 0.421			4-1 SH1-3 3B BB	2-1 G5-3	0-1 G6-3		1-2 2B			3 1 1 1 1 0 0			
Livan Hernandez, R (1, 1) OBP: 0.268, SLG: 0.382			0-1 SH1-3	0-0 E BB 1B		1-1 G6-3		1-3 K		2 1 1 0 0 0 0			
J.T. Snow, L (7, PH) OBP: 0.337, SLG: 0.365										1 0 0 0 0 1 1			
Inning Stats	R: 0 H: 1 E: 0 LOB: 1 K: 1 BB: 0 S: 12 P: 16	R: 0 H: 0 E: 0 LOB: 0 K: 0 BB: 0 S: 6 P: 9	R: 5 H: 4 E: 2 LOB: 1 K: 0 BB: 1 S: 20 P: 31	R: 2 H: 1 E: 2 LOB: 2 K: 0 BB: 1 S: 13 P: 20	R: 0 H: 0 E: 0 LOB: 0 K: 1 BB: 0 S: 7 P: 8	R: 0 H: 0 E: 0 LOB: 0 K: 0 BB: 0 S: 7 P: 11	R: 3 H: 3 E: 0 LOB: 1 K: 1 BB: 1 S: 14 P: 23	R: 0 H: 0 E: 0 LOB: 0 K: 1 BB: 0 S: 8 P: 10	R: 0 H: 1 E: 0 LOB: 1 K: 0 BB: 0 S: 9 P: 17	1B: 2 SF: 1 2B: 4 SAC: 1 3B: 1 DP: 1 HR: 3 HBP: 0	WP: 0 PA: 43 PB: 0 SB: 0 CS: 0		
PITCHER	IP WLS BF H R ER SO BB IBB HBP BLK WP HR S P ERA WHIP											PITCHER	IP WLS BF H R ER SO BB IBB HBP BLK WP HR S P ERA WHIP
Mike Hampton, L (1, 1) ERA: 6.23	6.2 L 35 9 10 8 2 3 0 0 0 0 0 3 76 114 10.80 1.800												
Victor Santos, R (7, 1) ERA: 6.08	0.1 1 0 0 0 1 0 0 0 0 0 0 0 3 4 0.00 0.000												
Justin Speier, R (8, 1) ERA: 4.04	1.0 3 0 0 0 1 0 0 0 0 0 0 0 8 10 0.00 0.000												
Kent Mercker, L (9, 1) ERA: 4.54	1.0 4 1 0 0 0 0 0 0 0 0 0 0 9 17 0.00 1.000												

San Francisco Giants @ Colorado Rockies
 Coors Field, Denver, CO
 Thu Aug 29 2002, 1:05 PM MDT
 Att. 26,330 - Cloudy - 82 F

AB	38
R	10
H	10
RBI	10
BB	3
SO	4
LOB	11



Batter	1	2	3	4	5	6	7	8	9	AB	R	H	RBI	BB	SO	LOB
Juan Pierre, L OBP: 0.311, SLG: 0.303 (1, 8)	1-3 K		0-1 G6-3		0-1 G6-3		1-0 K			4	0	1	0	0	1	0
Brent Butler, R OBP: 0.288, SLG: 0.421 (1, 4)	0-0 F9		2-1 F8		0-1 G6-3		2-3 K			4	0	0	0	0	1	1
Larry Walker, L OBP: 0.429, SLG: 0.636 (1, 9)	4-0 BB			0-0 F7		1-1 L8		2-1 G4-3		3	0	0	0	1	0	0
Jay Payton, R OBP: 0.361, SLG: 0.497 (1, 7)	1-1 F9			2-2 HR		2-1 HR		0-0 F9		3	2	1	0	0	0	1
Todd Zeile, R OBP: 0.349, SLG: 0.418 (1, 5)		3-3 K		4-1 HR		2-2 HR		3-3 K		3	2	1	2	1	2	0
Greg Norton, S OBP: 0.287, SLG: 0.378 (1, 3)		2-0 F3		1-1 HR		3-2 P6		0-1		4	1	1	3	0	0	0
Sandy Alomar Jr., R OBP: 0.307, SLG: 0.442 (1, 2)		1-0 F9		3-2 G4-3		1-2 G6-3				3	0	0	0	0	0	0
Juan Uribe, R OBP: 0.276, SLG: 0.327 (1, 6)			0-2 G4-3		3-2 F9		2-3 K			3	0	0	0	0	1	0
Mike Hampton, R OBP: 0.383, SLG: 0.559 (1, 1)			2-1		2-3 K		1-3 K			2	1	1	1	0	1	0
Victor Santos, R (7, 1)										0	0	0	0	0	0	0
Jack Cust, L (7, PH)										1	0	0	0	0	1	0
Justin Speier, R (8, 1)										0	0	0	0	0	0	0
Kent Mercker, L (9, 1)										0	0	0	0	0	0	0

Inning Stats	R: 0	H: 0	E: 0	K: 1	S: 6	LOB: 1	BB: 1	P: 12	R: 0	H: 0	E: 0	K: 1	S: 7	LOB: 0	BB: 0	P: 13	R: 1	H: 1	E: 0	K: 0	S: 9	LOB: 0	BB: 0	P: 13	R: 3	H: 2	E: 0	K: 0	S: 14	LOB: 0	BB: 1	P: 27	R: 0	H: 0	E: 0	K: 1	S: 7	LOB: 0	BB: 0	P: 9	R: 2	H: 1	E: 0	K: 0	S: 13	LOB: 0	BB: 0	P: 22	R: 0	H: 1	E: 0	K: 3	S: 13	LOB: 1	BB: 0	P: 19	R: 0	H: 0	E: 0	K: 1	S: 6	LOB: 0	BB: 0	P: 11	R: 0	H: 0	E: 0	K: 0	S: 1	LOB: 0	BB: 0	P: 1	1B: 1	SF: 0	2B: 1	SAC: 0	3B: 0	DP: 0	HR: 3	HBP: 1	WP: 0	PA: 33
--------------	------	------	------	------	------	--------	-------	-------	------	------	------	------	------	--------	-------	-------	------	------	------	------	------	--------	-------	-------	------	------	------	------	-------	--------	-------	-------	------	------	------	------	------	--------	-------	------	------	------	------	------	-------	--------	-------	-------	------	------	------	------	-------	--------	-------	-------	------	------	------	------	------	--------	-------	-------	------	------	------	------	------	--------	-------	------	-------	-------	-------	--------	-------	-------	-------	--------	-------	--------

PITCHER	IP	WLS	BF	H	R	ER	SO	BB	IBB	HBP	BLK	WP	HR	S	P	ERA	WHIP
Livan Hernandez, R (1, 1)	6.0	W	25	4	6	6	3	2	0	1	0	0	3	56	96	9.00	1.000
Felix Rodriguez, R (7, 1)	1.0		4	1	0	0	3	0	0	0	0	0	0	13	19	0.00	1.000
Tim Worrell, R (8, 1)	1.0		3	0	0	0	1	0	0	0	0	0	0	6	11	0.00	0.000
Robb Nen, R (9, 1)	0.0		1	0	0	0	0	0	0	0	0	0	0	1	1	∞	∞

BOTTOM

San Francisco Giants @ Colorado Rockies
Coors Field, Denver, CO
 Thu Aug 29 2002, 1:05 PM MDT
 Att. 26,330 - Cloudy - 82 F

AB	30
R	6
H	5
RBI	6
BB	2
SO	7
LOB	2



Batter	1	2	3	4	5	6	7	8	9	AB R H RBI BB SO LOB	TOP											
Juan Pierre, L (1, 8) OBP: 0.308, SLG: 0.301	1-1 F8			0-1 G3		0-0 G4-3			1-3 K	4 0 0 0 0 1 1												
Jay Payton, R (1, 7) OBP: 0.360, SLG: 0.497	3-2 2B			1-1 G6-3			3-1 G6-3		1-2 G4-3	4 0 1 0 0 0 0												
Larry Walker, L (1, 9) OBP: 0.426, SLG: 0.631	0-0 F8			2-0 G6-3			1-0 F8			3 0 0 0 0 0 0												
17 Todd Helton, L (1, 3) OBP: 0.428, SLG: 0.582		0-0 1B			3-2 F7		0-0 1B			3 0 2 0 0 0 0												
Todd Zeile, R (1, 5) OBP: 0.347, SLG: 0.415		2-1 G6-4-3			0-3 K		1-2 L9			3 0 0 0 0 1 2												
Brent Butler, R (1, 4) OBP: 0.285, SLG: 0.417		2-3 K			0-0 F3			0-0 G5-3		3 0 0 0 0 1 0												
Gary Bennett, R (1, 2) OBP: 0.300, SLG: 0.341				0-2 G1-3		3-2 F7		0-2 F3		3 0 0 0 0 0 0												
Juan Uribe, R (1, 6) OBP: 0.274, SLG: 0.325				3-2 G6-3		2-2 F7		2-2 F8		3 0 0 0 0 0 0												
Denny Neagle, L (1, 1) OBP: 0.268, SLG: 0.341				1-0 F8		0-1 1B			2-3 K	2 0 1 0 0 0 0												
Greg Norton, S (9, PH) OBP: 0.285, SLG: 0.375										1 0 0 0 0 1 0												
Inning Stats	R: 0 E: 0 K: 0 S: 8	H: 1 LOB: 0 BB: 0 P: 12	R: 0 E: 0 K: 1 S: 6	H: 1 LOB: 0 BB: 0 P: 10	R: 0 E: 0 K: 0 S: 7	H: 0 LOB: 0 BB: 0 P: 11	R: 0 E: 0 K: 0 S: 5	H: 0 LOB: 0 BB: 0 P: 8	R: 0 E: 0 K: 1 S: 9	H: 0 LOB: 0 BB: 0 P: 12	R: 0 E: 0 K: 0 S: 10	H: 1 LOB: 1 BB: 0 P: 15	R: 0 E: 0 K: 0 S: 7	H: 1 LOB: 1 BB: 0 P: 12	R: 0 E: 0 K: 0 S: 8	H: 0 LOB: 0 BB: 0 P: 10	R: 0 E: 0 K: 2 S: 10	H: 0 LOB: 0 BB: 0 P: 14	1B: 3 2B: 1 3B: 0 HR: 0	SF: 0 SAC: 0 DP: 1 HBP: 0	WP: 0 PB: 0 SB: 0 CS: 0	PA: 29
PITCHER	IP WLS BF H R ER SO BB IBB HBP BLK WP HR S P ERA WHIP																					
Brett Tomko, R (1, 1) ERA: 4.18	8.0 W 26 4 0 0 2 0 0 0 0 0 0 0 60 90 0.00 0.500																					
Trevor Hoffman, R (9, 1) ERA: 2.81	1.0 S 3 0 0 0 2 0 0 0 0 0 0 0 10 14 0.00 0.000																					

Colorado Rockies @ San Diego Padres
Qualcomm Stadium, San Diego, CA

AB	29
R	0
H	4
RBI	0
BB	0
SO	4
LOB	3



Fri Aug 30 2002, 10:05 PM EDT
Att. 15,987 - Sunny - 77 F

livebaseballscorecards.com

Batter	1	2	3	4	5	6	7	8	9	AB R H RBI BB SO LOB
--------	---	---	---	---	---	---	---	---	---	----------------------

Gene Kingsale, S OBP: 0.377, SLG: 0.453 (1, 8)	0-0 1B BB 1B		0-0 B1-3			1-2 G6-4-3 1B		1-1 1B		4 1 3 0 0 0 0
Trenidad Hubbard, R OBP: 0.291, SLG: 0.278 (1, 9)	4-2 1B BB 1-2 BB		0-0 G4-3			0-0 G6-4-3 1-2f		1-3 K		3 0 0 0 1 1 2
Phil Nevin, R OBP: 0.334, SLG: 0.429 (1, 5)	2-1 F9		2-3 K			1-1 G3-1				3 0 0 0 0 1 2
Ron Gant, R OBP: 0.345, SLG: 0.504 (1, 7)	2-1 1-3 1B 2-3 1B		2-3 K			0-0 F3				3 1 1 0 0 1 0
Brian Buchanan, R OBP: 0.317, SLG: 0.443 (1, 3)	1-2 2-H 1B 3-H 1B		1-3 K			2-2 G3				3 0 1 2 0 1 0
Deivi Cruz, R OBP: 0.306, SLG: 0.388 (1, 6)	0-0 L5		0-1 G5-3			0-1 1B				3 0 1 0 0 0 1
Wiki Gonzalez, R OBP: 0.368, SLG: 0.352 (1, 2)			1-1 G4-6-3 1B			0-0 L5		0-2 G4-3		3 0 1 0 0 0 1
Julius Matos, R OBP: 0.295, SLG: 0.305 (1, 4)			1-0 G4-6-3 1-2f			0-2 G5-3		3-2 F3		3 0 0 0 0 0 1
Brett Tomko, R OBP: 0.207, SLG: 0.228 Bubba Trammell, R OBP: 0.333, SLG: 0.408 Trevor Hoffman, R (8, PH) (9, 1)			2-3 K			2-1 F7		1-3 K		2 0 0 0 0 1 0 1 0 0 0 0 1 0 0 0 0 0 0 0 0

Inning Stats	R: 2 E: 0 K: 0 S: 12	H: 3 LOB: 1 BB: 1 P: 21	R: 0 E: 0 K: 1 S: 6	H: 1 LOB: 0 BB: 0 P: 10	R: 0 E: 0 K: 1 S: 6	H: 0 LOB: 0 BB: 0 P: 8	R: 0 E: 0 K: 2 S: 10	H: 0 LOB: 0 BB: 0 P: 13	R: 0 E: 0 K: 0 S: 6	H: 0 LOB: 0 BB: 0 P: 8	R: 0 E: 0 K: 0 S: 8	H: 1 LOB: 0 BB: 0 P: 10	R: 0 E: 0 K: 0 S: 10	H: 1 LOB: 1 BB: 0 P: 12	R: 0 E: 0 K: 2 S: 12	H: 1 LOB: 1 BB: 0 P: 18
--------------	-------------------------------	----------------------------------	------------------------------	----------------------------------	------------------------------	---------------------------------	-------------------------------	----------------------------------	------------------------------	---------------------------------	------------------------------	----------------------------------	-------------------------------	----------------------------------	-------------------------------	----------------------------------

PITCHER	IP	WLS	BF	H	R	ER	SO	BB	IBB	HBP	BLK	WP	HR	S	P	ERA	WHIP
Denny Neagle, L ERA: 4.85 (1, 1)	8.0	L	29	7	2	2	6	1	0	0	0	0	0	70	100	2.25	1.000

BOTTOM

Colorado Rockies @ San Diego Padres
Qualcomm Stadium, San Diego, CA

Fri Aug 30 2002, 10:05 PM EDT
Att. 15,987 - Sunny - 77 F

livebaseballscorecards.com

AB	28
R	2
H	7
RBI	2
BB	1
SO	6
LOB	7



WP	PA
0	29
0	0
0	0
0	0

Batter	1	2	3	4	5	6	7	8	9	AB R H RBI BB SO LOB	TOP											
Jay Payton, R OBP: 0.357, SLG: 0.492 (1, 8) X	0-0 G6-3		1-2 G6-3			2-1 G5-3		2-1 L4		4 0 0 0 0 0 1												
Terry Shumpert, R OBP: 0.308, SLG: 0.358 (1, 4) C X	0-2 G6-3		1-3 K			1-0 L8		2-2 FC6-4		4 0 0 0 0 1 1												
Larry Walker, L OBP: 0.427, SLG: 0.629 (1, 9) B B B	4-0 BB		2-1 F8			1-2 1B				3 0 1 0 1 0 0												
17 Todd Helton, L OBP: 0.425, SLG: 0.577 (1, 3) X	0-0 F7				0-1 G3		0-0 F8			4 0 0 0 0 1 2												
Todd Zeile, R OBP: 0.346, SLG: 0.416 (1, 5) B C C X		1-2 F8			2-3 K		2-1 F8			4 0 1 0 0 1 0												
Jack Cust, L OBP: 0.250, SLG: 0.250 (1, 7) C X		0-2 L8			0-0 CS 1B		1-2 F9			4 0 1 0 0 1 1												
Sandy Alomar Jr., R OBP: 0.307, SLG: 0.440 (1, 2) B B X C B B		2-1 1B 1B			3-2 CS 1-2	0-1 G5-3		0-1 G6-3		3 0 1 0 0 0 0												
Juan Uribe, R OBP: 0.275, SLG: 0.325 (1, 6) B B B X		2-1 1B				0-1 F9		1-2 F8		3 0 1 0 0 0 0												
28 Aaron Cook, R (1, 1) X		0-1 G6-3				0-0 G5-3		4-0 FC6-4 BB		2 0 0 0 0 0 2												
Greg Norton, S (8, PH) OBP: 0.290, SLG: 0.375										0 0 0 0 1 0 0												
Todd Jones, L (8, 1) X										0 0 0 0 0 0 0												
Inning Stats	R: 0 E: 0 K: 0 S: 5	H: 0 LOB: 1 BB: 1 P: 9	R: 0 E: 0 K: 0 S: 12	H: 2 LOB: 2 BB: 0 P: 17	R: 0 E: 0 K: 1 S: 10	H: 0 LOB: 0 BB: 0 P: 14	R: 0 E: 0 K: 1 S: 8	H: 1 LOB: 0 BB: 0 P: 13	R: 0 E: 0 K: 0 S: 5	H: 0 LOB: 0 BB: 0 P: 5	R: 0 E: 0 K: 0 S: 7	H: 1 LOB: 1 BB: 0 P: 11	R: 0 E: 0 K: 0 S: 7	H: 0 LOB: 0 BB: 0 P: 10	R: 0 E: 0 K: 0 S: 8	H: 0 LOB: 1 BB: 1 P: 17	R: 0 E: 0 K: 2 S: 13	H: 1 LOB: 1 BB: 0 P: 23	1B: 4 2B: 1 3B: 0 HR: 0	SF: 0 SAC: 0 DP: 0 HBP: 0	WP: 0 PB: 0 SB: 0 CS: 1	PA: 34
PITCHER	IP WLS BF H R ER SO BB IBB HBP BLK WP HR S P ERA WHIP																					
Clay Condrey, R (1, 1) ERA:	7.1 W 27 4 0 0 2 2 0 0 0 0 0 0 57 87 0.00 0.818																					
Brandon Villafuerte, R (8, 1) ERA: 1.86	0.2 H 2 0 0 0 0 0 0 0 0 0 0 0 5 9 0.00 0.000																					
Trevor Hoffman, R (9, 1) ERA: 2.75	1.0 S 4 1 0 0 2 0 0 0 0 0 0 0 13 23 0.00 1.000																					

Colorado Rockies @ San Diego Padres
Qualcomm Stadium, San Diego, CA
Sat Aug 31 2002, 10:05 PM EDT
Att. 31,043 - Sunny - 79 F

livebaseballscorecards.com

AB	31
R	0
H	5
RBI	0
BB	2
SO	4
LOB	7



Batter	1	2	3	4	5	6	7	8	9	AB R H RBI BB SO LOB	TOP									
Juan Pierre, L (1, 8) OBP: 0.310, SLG: 0.303	1-2 G6-3	1-0 G3		1-1 1B			1-2 F7		2-1 SH1-3 1B	5 0 2 0 0 0 1										
Juan Uribe, R (1, 6) OBP: 0.278, SLG: 0.324	1-3 K	0-2 G4-3		2-2 F7			4-2 G4-3 BB		0-0 SH1-3	3 0 0 0 1 1 3										
Larry Walker, L (1, 9) OBP: 0.422, SLG: 0.629	1-2 G3-1		2-2 G3-1			3-3 K	2-0 G4-3		0-2 P6	5 0 0 0 0 1 2										
17 Todd Helton, L (1, 3) OBP: 0.425, SLG: 0.578		1-2 HR	3-2 F9			0-2 1B	4-0 IBB		3-2 F9	4 1 2 1 1 0 1										
Jay Payton, R (1, 7) OBP: 0.355, SLG: 0.494		2-2 G3-1 3B	3-0 P3			2-3 K	0-2 P5			4 1 1 0 0 1 3										
Greg Norton, S (1, 5) OBP: 0.305, SLG: 0.426		2-1 G3-1		0-1 1B		3-3 K		0-2 G4-3		4 1 1 1 0 1 1										
Brent Butler, R (8, 5) OBP: 0.287, SLG: 0.415										0 0 0 0 0 0 0										
Sandy Alomar Jr., R (1, 2) OBP: 0.310, SLG: 0.441		0-0 2B 1B		0-0 F9		1-3 K		1-0 1B		4 1 2 0 0 1 1										
Jose Ortiz, R (1, 4) OBP: 0.313, SLG: 0.307		4-0 2B BB		2-1 FC3-6 1B		1-3 K		2-0 F2		3 1 1 1 1 1 1										
Jason Jennings, L (1, 1) OBP: 0.345, SLG: 0.370		2-1 2B		1-0 FC3-6 1B		3-3 K		1-3 K		3 0 1 2 0 1 1										
Jack Cust, L (8, PH) OBP: 0.245, SLG: 0.244										1 0 0 0 0 1 1										
Todd Jones, L (8, 1)										0 0 0 0 0 0 0										
Jose Jimenez, R (9, 1)		1-H 2-H 2B								0 0 0 0 0 0 0										
Inning Stats	R: 0 E: 0 K: 1 S: 10	H: 0 LOB: 0 BB: 0 P: 13	R: 4 E: 0 K: 0 S: 16	H: 4 LOB: 1 BB: 1 P: 28	R: 0 E: 0 K: 0 S: 9	H: 0 LOB: 0 BB: 0 P: 17	R: 1 E: 0 K: 0 S: 11	H: 3 LOB: 2 BB: 0 P: 17	R: 0 E: 0 K: 3 S: 9	H: 0 LOB: 0 BB: 0 P: 14	R: 0 E: 0 K: 0 S: 10	H: 0 LOB: 2 BB: 2 P: 21	R: 0 E: 0 K: 1 S: 8	H: 1 LOB: 1 BB: 0 P: 12	R: 0 E: 0 K: 0 S: 12	H: 1 LOB: 1 BB: 0 P: 17	1B: 6 2B: 1 3B: 2 HR: 1	SF: 0 SAC: 1 DP: 0 HBP: 0	WP: 0 PB: 0 SB: 1 CS: 0	PA: 40
PITCHER	IP WLS BF H R ER SO BB IBB HBP BLK WP HR S P ERA WHIP																			
Bobby Jones, R (1, 1) ERA: 5.5	4.0 L 20 7 5 5 1 1 0 0 0 0 0 1 46 75 11.25 2.000																			
Oliver Pérez, L (5, 1) ERA: 3.59	1.0 4 1 0 0 3 0 0 0 0 0 0 0 12 20 0.00 1.000																			
Dennis Tankersley, R (6, 1) ERA: 7.8	2.0 8 0 0 0 3 1 1 0 0 0 0 0 19 35 0.00 0.500																			
Doug Nickle, R (8, 1) ERA: 4.26	1.0 4 1 0 0 1 0 0 0 0 0 0 0 8 12 0.00 1.000																			
Mike Bynum, L (9, 1) ERA: 4.66	1.0 4 1 0 0 0 0 0 0 0 0 0 0 12 17 0.00 1.000																			

Colorado Rockies @ San Diego Padres
Qualcomm Stadium, San Diego, CA

AB	36
R	5
H	10
RBI	5
BB	3
SO	8
LOB	15



WP: 0	PA: 40
PB: 0	
SB: 1	
CS: 0	

Mon Sep 02 2002, 10:05 PM EDT
Att. 31,837 - Sunny - 82 F

livebaseballscorecards.com

Batter	1	2	3	4	5	6	7	8	9	AB	R	H	RBI	BB	SO	LOB
Tsuyoshi Shinjo, R OBP: 0.301, SLG: 0.373 (1, 8)	4-1 P4-3 BB		1-2 BB WP 1B		2-1 G1-3		2-0 SH3	2-0 F9		3	0	1	0	1	0	2
Rich Aurilia, R OBP: 0.295, SLG: 0.397 (1, 6)	3-1 F8		1-1 P6		3-1 SF8		1-0 WP 1B			3	0	1	2	0	0	2
Jeff Kent, R OBP: 0.380, SLG: 0.591 (1, 4)	0-2 P4-3 1-2f		4-0 BB 1-2 BB		3-2 L8		4-2 1-2 BB			2	0	0	0	2	0	1
Barry Bonds, L OBP: 0.576, SLG: 0.816 (1, 7)		3-2 1B HBP	4-0 1-2 2-3 BB		1-1 G6-3		1-0 F7			2	1	0	0	1	0	2
Benito Santiago, R OBP: 0.314, SLG: 0.450 (1, 2)		2-1 F7	1-0 F8		0-0 1B		1-0 F9			4	0	1	0	0	0	6
Reggie Sanders, R OBP: 0.324, SLG: 0.452 (1, 9)		2-0 1B 1-2 1B		0-0 F9		1-0 F7		2-1 HR		4	1	2	1	0	0	1
Damon Minor, L OBP: 0.340, SLG: 0.469 (8, PR) Cody Ransom, R Scott Eyre, L Tim Worrell, R Troy Brohawn, L Tom Goodwin, L Robb Nen, R		1-1 G6-4-3 1-3 2-H 1B		2-1 P6		0-1 1B		4-1 SH1-3 BB		3	0	2	1	0	0	0
David Bell, R OBP: 0.322, SLG: 0.435 (1, 5)		2-1 G6-4-3 1-2f		2-0 F8		1-2 G1-3		0-1 SH1-3		3	0	0	0	0	0	4
Russ Ortiz, R OBP: 0.297, SLG: 0.333 J.T. Snow, L OBP: 0.340, SLG: 0.367 (7, 3)			1-2 G5-3		3-2 WP SF8 2B		4-2 SH3 1B BB		3-3 K	2	1	1	0	0	0	0

Inning Stats	R: 0	H: 0	E: 0	K: 0	S: 6	R: 1	H: 2	E: 0	K: 0	S: 9	R: 0	H: 1	E: 0	K: 0	S: 9	R: 0	H: 0	E: 0	K: 0	S: 4	R: 1	H: 1	E: 0	K: 0	S: 13	R: 0	H: 2	E: 0	K: 0	S: 9	R: 1	H: 1	E: 0	K: 1	S: 9	R: 1	H: 1	E: 0	K: 1	S: 9
	LOB: 0	BB: 1	P: 13			LOB: 1	BB: 0	P: 19			LOB: 3	BB: 2	P: 21			LOB: 2	BB: 0	P: 24			LOB: 1	BB: 1	P: 20			LOB: 2	BB: 2	P: 21			LOB: 0	BB: 0	P: 21			LOB: 1	BB: 1	P: 20		

PITCHER	IP	WLS	BF	H	R	ER	SO	BB	IBB	HBP	BLK	WP	HR	S	P	ERA	WHIP
Mike Hampton, L ERA: 6.12 (1, 1)	6.0	L	26	6	2	2	0	3	0	1	0	2	0	50	97	3.00	1.500
Victor Santos, R ERA: 8.59 (7, 1)	0.1		4	1	1	1	0	2	0	0	0	1	0	6	17	27.00	9.000
40 Brian Fuentes, L ERA: 5.25 (7, 1)	0.1		1	0	0	0	0	0	0	0	0	0	0	1	2	0.00	0.000
Justin Speier, R ERA: 3.96 (7, 1)	0.1		1	0	0	0	0	0	0	0	0	0	0	1	2	0.00	0.000
Mark Corey, R ERA: 7.65 (8, 1)	0.1		3	1	1	1	0	1	0	0	0	0	1	5	11	27.00	6.000

BOTTOM

Colorado Rockies @ San Francisco Giants
PacBell Park, San Francisco, CA

Tue Sep 03 2002, 10:15 PM EDT
Att. 33,483 - Overcast - 60 F

AB	27
R	4
H	8
RBI	4
BB	6
SO	1
LOB	19

livebaseballscorecards.com

GIANTS

1B:	6	SF:	1	WP:	3	PA:	37
2B:	2	SAC:	2	PB:	0	SB:	0
3B:	0	DP:	2	CS:	0		
HR:	1	HBP:	1				

Batter	1	2	3	4	5	6	7	8	9	AB R H RBI BB SO LOB	TOP											
Juan Pierre, L (1, 8) OBP: 0.312, SLG: 0.311	2-2 G5-3			0-1 G1-6-3		0-0 G4-3 1B		1-0 G6-4-3 1-2f		4 1 1 0 0 0 1	Colorado Rockies @ San Francisco Giants PacBell Park, San Francisco, CA Wed Sep 04 2002, 10:15 PM EDT Att. 34,342 - Sunny - 64 F livebaseballscorecards.com											
Jay Payton, R (1, 7) OBP: 0.353, SLG: 0.496	0-1 F7			3-3 K		3-1 G4-3 1-3		0-3 K		4 0 0 0 0 2 1												
Larry Walker, L (1, 9) OBP: 0.420, SLG: 0.624	2-2 G4-3			3-3 K		3-2 G4-3 1B		0-0 G4-3		4 0 1 1 0 1 0												
17 Todd Helton, L (1, 3) OBP: 0.425, SLG: 0.574					2-0 G4-6-3 1B	1-1 G3		3-1 F7		4 1 2 0 0 0 1												
Todd Zeile, R (1, 5) OBP: 0.347, SLG: 0.416					0-0 G4-6-3 1B		1-2 G4-6-3 1B		3 0 2 0 0 1 1													
Sandy Alomar Jr., R (1, 2) OBP: 0.311, SLG: 0.438					4-2 G4-6-3 1B		2-2 G4-6-3 1-2f		2 0 0 0 1 0 2													
Brent Butler, R (1, 6) OBP: 0.284, SLG: 0.411				2-2 F8		2-2 G4-6-3 1-2f		1-2 G6-3		3 0 0 0 0 0 2												
Jose Ortiz, R (1, 4) OBP: 0.319, SLG: 0.309				4-2 G4-3 BB		2-3 K		0-0 G6-4-3 1B		2 0 1 0 1 1 1												
Juan Uribe, R (8, PR) OBP: 0.278, SLG: 0.323										0 0 0 0 0 0 0												
Denny Neagle, L (1, 1) OBP: 0.256, SLG: 0.326				1-1 G4-3		3-2 F8		0-0 P6		2 0 0 0 0 0 1												
Greg Norton, S (8, PH) OBP: 0.301, SLG: 0.420										1 0 0 0 0 0 1												
Todd Jones, L (8, 1)										0 0 0 0 0 0 0												
Jose Jimenez, R (9, 1)										0 0 0 0 0 0 0												
Inning Stats	R: 0 E: 0 K: 0 S: 10	H: 0 LOB: 0 BB: 0 P: 14	R: 0 E: 0 K: 1 S: 6	H: 1 LOB: 0 BB: 0 P: 7	R: 0 E: 0 K: 0 S: 7	H: 0 LOB: 0 BB: 1 P: 14	R: 0 E: 0 K: 2 S: 10	H: 0 LOB: 0 BB: 0 P: 16	R: 1 E: 0 K: 1 S: 14	H: 2 LOB: 1 BB: 1 P: 24	R: 1 E: 0 K: 0 S: 13	H: 2 LOB: 1 BB: 0 P: 22	R: 0 E: 0 K: 0 S: 10	H: 1 LOB: 0 BB: 0 P: 14	R: 0 E: 0 K: 0 S: 3	H: 1 LOB: 1 BB: 0 P: 4	R: 0 E: 0 K: 1 S: 7	H: 0 LOB: 0 BB: 0 P: 10	1B: 7 2B: 0 3B: 0 HR: 0	SF: 0 SAC: 0 DP: 5 HBP: 0	WP: 0 PB: 0 SB: 1 CS: 0	PA: 31
PITCHER	IP WLS BF H R ER SO BB IBB HBP BLK WP HR S P ERA WHIP																					
Livan Hernandez, R (1, 1) ERA: 4.36	7.0 L 25 6 2 2 4 2 0 0 0 0 0 0 70 111 2.57 1.143																					
Jay Witasick, R (8, 1) ERA: 2.73	0.1 2 1 0 0 0 0 0 0 0 0 0 0 2 2 0.00 3.000																					
Aaron Fultz, L (8, 1) ERA: 5.5	0.2 1 0 0 0 0 0 0 0 0 0 0 0 1 2 0.00 0.000																					
Manny Aybar, R (9, 1) ERA: 1.5	0.1 1 0 0 0 0 1 0 0 0 0 0 0 4 4 0.00 0.000																					
Scott Eyre, L (9, 1) ERA: 4.73	0.2 2 0 0 0 0 0 0 0 0 0 0 0 3 6 0.00 0.000																					

AB	29
R	2
H	7
RBI	1
BB	2
SO	5
LOB	11



Batter	1	2	3	4	5	6	7	8	9	AB R H RBI BB SO LOB	TOP		
Ramón Vázquez, L (1, 4) OBP: 0.355, SLG: 0.365 Julius Matos, R (8, PH) OBP: 0.289, SLG: 0.298 (8, 4)	3-1 F7			2-1 G4-3		1-0 1B 1-3 1B		1-3 K		3 0 1 0 0 0 0 1 0 0 0 0 1 0			
Mark Kotsay, L (1, 8) OBP: 0.359, SLG: 0.456 Gene Kingsale, S (8, PH) OBP: 0.374, SLG: 0.427 (8, 8)	2-3 K			2-0 G3 2B		1-0 P6		4-2 BB		3 0 1 0 0 1 2 0 0 0 0 1 0 0			
Ryan Klesko, L (1, 3) OBP: 0.391, SLG: 0.527 Brian Buchanan, R (8, PH) OBP: 0.310, SLG: 0.434 (8, 3)	3-1 G6-3			0-0 G3		3-1 1-2 1B 3-H		1-3 K		3 0 1 1 0 0 1 1 0 0 0 0 1 1			
Phil Nevin, R (1, 5) OBP: 0.337, SLG: 0.431 Dennis Tankersley, R (6, 1) OBP: 0.303, SLG: 0.615 Cesar Crespo, S (9, PH) OBP: 0.238, SLG: 0.167		1-1 G1-6-3 1B		3-3 K		2-3 K			0-0 HR 1B	3 0 1 0 0 2 3 0 0 0 0 0 0 0 1 1 1 0 0 0 0			
Ron Gant, R (1, 7) OBP: 0.344, SLG: 0.509		1-3 K			4-2 G6-3 BB		0-0 F7		1-3 K	3 0 0 0 1 2 2			
Bubba Trammell, R (1, 9) OBP: 0.333, SLG: 0.412		0-0 G1-6-3 1-2f			2-1 F2		2-3 K		1-0 HR	4 1 1 2 0 1 2			
Deivi Cruz, R (1, 6) OBP: 0.302, SLG: 0.381			2-0 G6-3		0-0 G6-3 1-2f		4-0 BB		1-1 P4	3 0 0 0 1 0 1			
Wiki Gonzalez, R (1, 2) OBP: 0.355, SLG: 0.329 Wil Nieves, R (8, 2) OBP: 0.226, SLG: 0.260			1-0 G4-3			1-2 G3		0-1 G1-3	3-1 2B	3 0 0 0 0 0 1 1 0 1 0 0 0 0			
Adam Eaton, R (1, 1) Kevin Walker, L (5, 1) Sean Burroughs, L (6, PH) OBP: 0.283, SLG: 0.303 (6, 5)			3-3 K			3-2 1B 1B		0-3 K	0-0 F8	1 0 0 0 0 1 0 0 0 0 0 0 0 0 3 1 1 0 0 1 1			
Inning Stats	R: 0 E: 0 K: 1 S: 7 H: 0 LOB: 0 BB: 0 P: 15	R: 0 E: 0 K: 1 S: 6 H: 1 LOB: 0 BB: 0 P: 8	R: 0 E: 0 K: 1 S: 6 H: 0 LOB: 0 BB: 0 P: 12	R: 0 E: 0 K: 1 S: 7 H: 1 LOB: 1 BB: 0 P: 14	R: 0 E: 0 K: 0 S: 5 H: 0 LOB: 0 BB: 1 P: 11	R: 1 E: 0 K: 1 S: 13 H: 3 LOB: 2 BB: 0 P: 24	R: 0 E: 0 K: 1 S: 6 H: 0 LOB: 1 BB: 1 P: 12	R: 0 E: 0 K: 3 S: 14 H: 0 LOB: 1 BB: 1 P: 20	R: 2 E: 0 K: 1 S: 10 H: 3 LOB: 1 BB: 0 P: 16	1B: 5 2B: 2 3B: 0 HR: 1 SF: 0 SAC: 0 DP: 2 HBP: 0	WP: 0 PB: 0 SB: 0 CS: 0 PA: 36		
PITCHER	IP WLS BF H R ER SO BB IBB HBP BLK WP HR S P ERA WHIP											PITCHER	IP WLS BF H R ER SO BB IBB HBP BLK WP HR S P ERA WHIP
28 Aaron Cook, R (1, 1) ERA: 3.86	7.0 W 26 5 1 1 6 2 0 0 0 0 0 0 50 96 1.29 1.000												
40 Brian Fuentes, L (8, 1) ERA: 4.85	1.0 4 0 0 0 3 1 0 0 0 0 0 0 14 20 0.00 1.000												
Randy Flores, L (9, 1) ERA: 5.14	1.0 6 3 2 2 1 0 0 0 0 0 0 1 10 16 18.00 3.000												

San Diego Padres @ Colorado Rockies
Coors Field, Denver, CO
Fri Sep 06 2002, 7:05 PM MDT
Att. 26,243 - Overcast - 87 F

livebaseballscorecards.com

AB	33
R	3
H	8
RBI	3
BB	3
SO	10
LOB	14



Batter	1	2	3	4	5	6	7	8	9	AB R H RBI BB SO LOB	TOP																	
Ramón Vázquez, L (1, 4) OBP: 0.357, SLG: 0.363	1-2 L9		4-2 BB		4-1 FC6 BB			1-0 G3		2 0 0 0 2 0 0																		
Mark Kotsay, L (1, 8) OBP: 0.359, SLG: 0.454	1-0 1B		0-0 L8		1-2 FC6			0-0 F7		4 0 1 0 0 0 2																		
Ryan Klesko, L (1, 3) OBP: 0.389, SLG: 0.527	0-1 F8			1-0 HR 2B		0-0 G6-3			0-2 E6 SH1-3 1B G6-3	4 2 1 0 0 0 1																		
Phil Nevin, R (1, 5) OBP: 0.336, SLG: 0.429	2-1 L9			1-3 K		1-0 F8			0-1 G6-3 SH1-3 1B	4 0 1 0 0 1 2																		
Gene Kingsale, S (1, 7) OBP: 0.367, SLG: 0.419		2-3 K		2-3 K		2-2 G3			1-1 SH1-3	3 0 0 0 0 2 1																		
Bubba Trammell, R (1, 9) OBP: 0.337, SLG: 0.422		4-2 G1-6-3 BB		0-0 HR		0-0 G5-4-3 1B			1-0 G6-3	3 1 2 3 1 0 1																		
Deivi Cruz, R (1, 6) OBP: 0.299, SLG: 0.378		1-0 G1-6-3		1-2 G3-1		1-2 G5-4-3			2-2 F9	4 0 0 0 0 0 3																		
Wiki Gonzalez, R (1, 2) OBP: 0.349, SLG: 0.322			1-1 G5-3		0-1 G5-3		0-0 F9			3 0 0 0 0 0 0																		
Oliver Pérez, L (1, 1) OBP: 0.167, SLG: 0.167			1-1 G6-3		0-3 K			2-2 F7		2 0 0 0 0 1 0																		
Sean Burroughs, L (8, PH) OBP: 0.283, SLG: 0.303										0 0 0 0 0 0 0																		
Brian Buchanan, R (8, PH) OBP: 0.330, SLG: 0.432										1 0 0 0 0 0 0																		
Brandon Villafuerte, R (8, 1)										0 0 0 0 0 0 0																		
Mike Holtz, L (8, 1)										0 0 0 0 0 0 0																		
Jonathan Johnson, R (8, 1)										0 0 0 0 0 0 0																		
Mike Bynum, L (8, 1)										0 0 0 0 0 0 0																		
Inning Stats	R: 0 E: 0 K: 0 S: 9	H: 1 LOB: 1 BB: 0 P: 13	R: 0 E: 0 K: 1 S: 7	H: 0 LOB: 0 BB: 1 P: 14	R: 0 E: 0 K: 0 S: 8	H: 0 LOB: 1 BB: 1 P: 14	R: 2 E: 0 K: 2 S: 11	H: 2 LOB: 0 BB: 0 P: 16	R: 0 E: 0 K: 1 S: 9	H: 0 LOB: 1 BB: 1 P: 14	R: 0 E: 0 K: 0 S: 5	H: 0 LOB: 0 BB: 0 P: 8	R: 0 E: 0 K: 0 S: 6	H: 1 LOB: 0 BB: 0 P: 6	R: 0 E: 0 K: 0 S: 5	H: 0 LOB: 0 BB: 0 P: 8	R: 1 E: 1 K: 0 S: 11	H: 1 LOB: 1 BB: 0 P: 15	1B: 3 2B: 1 3B: 0 HR: 1	SF: 0 SAC: 1 DP: 2 HBP: 0	WP: 0 PB: 0 SB: 0 CS: 0	PA: 34						
PITCHER	IP WLS BF H R ER SO BB IBB HBP BLK WP HR S P ERA WHIP																											
Denny Stark, R (1, 1) ERA: 4.05	7.0		26	4	2	2	4	3	0	0	0	0	0	1	55	85	2.57	1.000										
Kent Mercker, L (8, 1) ERA: 4.75	1.0	W	3	0	0	0	0	0	0	0	0	0	0	5	8	0.00	0.000											
Jose Jimenez, R (9, 1) ERA: 3.73	1.0	S	5	1	1	0	0	0	0	0	0	0	0	11	15	0.00	1.000											

San Diego Padres @ Colorado Rockies
 Coors Field, Denver, CO
 Sat Sep 07 2002, 1:05 PM MDT
 Att. 26,444 - Sunny - 88 F

AB	30
R	3
H	5
RBI	3
BB	3
SO	4
LOB	10



Batter	1	2	3	4	5	6	7	8	9	AB R H RBI BB SO LOB	TOP										
Ramón Vázquez, L (1, 6) OBP: 0.359, SLG: 0.363	0-0 G4-3		1-2 FC4-6 1B	4-0 FC4-6 BB		1-1 G3-1	1-1 L8		0-1 2B 2-H 1B	5 0 2 1 1 0 0											
Mark Kotsay, L (1, 8) OBP: 0.358, SLG: 0.452	2-3 K		0-3 K	2-2 FC4-6 1-2f		4-1 HR BB	1-0 1B		0-0 F8	5 1 1 0 1 2 5											
Ryan Klesko, L (1, 3) OBP: 0.392, SLG: 0.542	4-1 BB		1-0 FC4-6 1-2f		0-0 HR	1-0 HR 1-H	0-2 P4		0-0 2B 1-3	5 2 3 3 1 0 2											
Phil Nevin, R (1, 5) OBP: 0.338, SLG: 0.427 Gene Kingsale, S (6, 7) OBP: 0.363, SLG: 0.414 (8, 9)	2-2 F9		2-3 K		4-1 1B BB	4-1 1B S BB	0-1 F8		0-0 G3	2 1 0 0 2 1 2 2 0 0 0 0 0 3											
Ron Gant, R (1, 7) OBP: 0.346, SLG: 0.507 Julius Matos, R (6, 4) OBP: 0.286, SLG: 0.294		0-0 L4		4-1 2B SF7 BB	0-0 P5	0-1 1B S 1B		2-2 G5-3	0-0 P4	3 2 1 0 1 0 1 2 0 0 0 0 0 2											
Bubba Trammell, R (1, 9) OBP: 0.338, SLG: 0.422 Brandon Villafuerte, R (8, 1) Jason Shiell, R (9, 1) Mike Holtz, L (9, 1) Trevor Hoffman, R (9, 1)		0-0 G1-3		2-1 SH1-4 1-3 2B	0-0 P6	3-3 K		2-2 L9		5 0 1 0 0 1 2 0											
Sean Burroughs, L (1, 4) OBP: 0.306, SLG: 0.318 (6, 5)		4-0 BB BB		4-0 SH1-4 IBB	2-0 S 1B	0-1 HR 2-H 1B		0-1 PB 1B		3 1 3 1 2 0 0											
Tom Lampkin, L (1, 2) OBP: 0.310, SLG: 0.365		4-1 BB 1-2 BB		2-1 SF7 3-H IBB	4-2 IBB 1-2 IBB	1-2 HR 1-H HR		1-2 G4-3 1-2		2 1 1 3 2 0 1											
Brian Lawrence, R (1, 1) OBP: 0.169, SLG: 0.133 Kevin Walker, L (8, 1) Cesar Crespo, S (8, 7) OBP: 0.273, SLG: 0.263		1-2 G5-3		0-0 SH1-4 1-2 2-3	0-0 L5	3-3 K		1-1 1B 2B		3 0 0 0 0 1 5 0 0 0 0 0 0 0 1 1 1 0 0 0 0											
Inning Stats	R: 0 E: 0 K: 1 S: 8	H: 0 LOB: 1 BB: 1 P: 16	R: 0 E: 0 K: 0 S: 6	H: 0 LOB: 2 BB: 2 P: 15	R: 0 E: 0 K: 2 S: 12	H: 1 LOB: 1 BB: 0 P: 16	R: 1 E: 0 K: 0 S: 9	H: 1 LOB: 3 BB: 3 P: 27	R: 1 E: 0 K: 0 S: 9	H: 2 LOB: 3 BB: 2 P: 19	R: 6 E: 0 K: 2 S: 22	H: 4 LOB: 0 BB: 2 P: 39	R: 0 E: 0 K: 0 S: 8	H: 1 LOB: 1 BB: 0 P: 10	R: 0 E: 0 K: 0 S: 12	H: 1 LOB: 1 BB: 0 P: 17	R: 1 E: 0 K: 0 S: 8	H: 3 LOB: 2 BB: 0 P: 9	1B: 7 2B: 3 3B: 0 HR: 3	SF: 1 SAC: 1 DP: 0 HBP: 0	WP: 0 PA: 50 PB: 1 SB: 3 CS: 0
PITCHER	IP WLS BF H R ER SO BB IBB HBP BLK WP HR S P ERA WHIP											PITCHER	IP WLS BF H R ER SO BB IBB HBP BLK WP HR S P ERA WHIP								
Jason Jennings, R (1, 1) ERA: 4.51	5.1 L 31 5 5 5 3 8 2 0 0 0 2 49 108 8.44 2.438																				
Victor Santos, R (6, 1) ERA: 9.0	0.1 2 1 0 0 1 0 0 0 0 0 0 0 8 11 0.00 3.000																				
40 Brian Fuentes, L (6, 1) ERA: 5.65	1.1 7 3 3 3 1 0 0 0 0 0 0 1 17 23 20.25 2.250																				
Mark Corey, R (8, 1) ERA: 7.29	1.0 4 1 0 0 0 0 0 0 0 0 0 0 12 17 0.00 1.000																				
Justin Speier, R (9, 1) ERA: 4.06	1.0 6 3 1 1 0 0 0 0 0 0 0 0 8 9 9.00 3.000																				

San Diego Padres @ Colorado Rockies
Coors Field, Denver, CO
Sun Sep 08 2002, 1:05 PM MDT
Att. 25,706 - Cloudy - 84 F

AB	38
R	9
H	13
RBI	8
BB	10
SO	5
LOB	23



WP: 0	PA: 50
PB: 1	
SB: 3	
CS: 0	

BOTTOM

San Diego Padres @ Colorado Rockies

Coors Field, Denver, CO

Sun Sep 08 2002, 1:05 PM MDT

Att: 25,706 - Cloudy - 84 F

livebaseballscorecards.com

AB	34
R	4
H	11
RBI	1
BB	8
SO	4
LOB	15



WP	1	PA	42
PB	0		
SB	0		
CS	1		

AB R H RBI BB SO LOB

4	2	1	0	1	0	0
5	1	4	0	0	1	0
1	0	0	0	3	1	0
1	0	1	1	0	0	0
4	0	0	0	1	0	5
3	0	1	0	2	1	0
4	0	0	0	1	0	5
3	0	2	0	0	0	0
1	0	0	0	0	0	2
0	0	0	0	0	0	0
3	0	0	0	0	1	2
1	0	1	0	0	0	0
2	1	1	0	0	0	0
0	0	0	0	0	0	0
0	0	0	0	0	0	0
1	0	0	0	0	0	0
0	0	0	0	0	0	0
1	0	0	0	0	0	1

Batter	1	2	3	4	5	6	7	8	9
Juan Pierre, L (1, 8) OBP: 0.316, SLG: 0.314	0-1 G4-3		0-1 F8		3-1 E 1B		2-2 G4-3		4-0 1B BB
Gabe Kapler, R (1, 7) OBP: 0.314, SLG: 0.377	0-2 CS 1B			0-0 17 G4-6-3 2B	0-0 E7 BB 1B 1-H 2-H		1-3 K		2-2 17 BB WP 1B 1-2
Larry Walker, L (1, 9) OBP: 0.427, SLG: 0.625	4-0 BB			4-1 17 G4-6-3 BB	4-0 1-2 BB			3-3 K	1-1 17 BB WP 1B 1-2 2-H
Jack Cust, L (9, PH) OBP: 0.255, SLG: 0.255	1-2 BB				1-2 BB				
17 Todd Helton, L (1, 3) OBP: 0.422, SLG: 0.567	1-2 P4			0-0 G4-6-3 1-2f 2-3	1-1 F8			2-2 G1-3	4-2 WP BB 1-2 2-3
Todd Zeile, R (1, 5) OBP: 0.351, SLG: 0.414		0-1 L9		4-1 BB		3-3 K		1-0 E6 1B	4-1 1-2 2-3 3-H BB
Sandy Alomar Jr., R (1, 2) OBP: 0.308, SLG: 0.431		1-0 L9		1-1 G5-3		2-1 G6-3		4-1 BB	2-0 F9
Brent Butler, R (1, 4) OBP: 0.288, SLG: 0.410		2-0 G5-3			0-1 G6-4-3 1B	0-1 1B		1-0 G4-3	
Greg Norton, S (8, PH) OBP: 0.297, SLG: 0.403									
Justin Speier, R (9, 1)									
Juan Uribe, R (1, 6) OBP: 0.275, SLG: 0.324			0-1 L7		2-1 G6-4-3 1-2f	2-3 K			1-0 G6-4-3 1B
Jason Romano, R (7, 6) OBP: 0.281, SLG: 0.293									
Jason Jennings, L (1, 1) OBP: 0.380, SLG: 0.375			0-2 P5		1-2 1B E 1B 1B		2-2 F7		2-1 G6-4-3 1-2f
Victor Santos, R (6, 1)									
40 Brian Fuentes, L (6, 1)									
Ross Gload, L (7, PH) OBP: 0.313, SLG: 0.267									
Mark Corey, R (8, 1)									
Terry Shumpert, R (9, 4) OBP: 0.305, SLG: 0.351									

Inning Stats	R: 0	H: 1	E: 0	LOB: 1	K: 0	BB: 1	S: 11	R: 0	H: 0	E: 0	LOB: 0	K: 0	BB: 0	S: 4	R: 0	H: 0	E: 0	LOB: 0	K: 0	BB: 0	S: 7	R: 0	H: 1	E: 0	LOB: 2	K: 0	BB: 2	S: 6	R: 2	H: 4	E: 1	LOB: 2	K: 0	BB: 1	S: 12	R: 0	H: 1	E: 0	LOB: 1	K: 2	BB: 0	S: 10	R: 0	H: 0	E: 0	LOB: 0	K: 1	BB: 0	S: 11	R: 0	H: 1	E: 1	LOB: 2	K: 1	BB: 1	S: 11	R: 2	H: 3	E: 0	LOB: 3	K: 0	BB: 3	S: 17	1B: 10	2B: 1	3B: 0	HR: 0	SF: 0	SAC: 0	DP: 3	HBP: 0	WP: 1	PA: 42
--------------	------	------	------	--------	------	-------	-------	------	------	------	--------	------	-------	------	------	------	------	--------	------	-------	------	------	------	------	--------	------	-------	------	------	------	------	--------	------	-------	-------	------	------	------	--------	------	-------	-------	------	------	------	--------	------	-------	-------	------	------	------	--------	------	-------	-------	------	------	------	--------	------	-------	-------	--------	-------	-------	-------	-------	--------	-------	--------	-------	--------

PITCHER	IP	WLS	BF	H	R	ER	SO	BB	IBB	HBP	BLK	WP	HR	S	P	ERA	WHIP
Brian Lawrence, R (1, 1) ERA: 3.54	7.0	W	29	7	2	1	3	4	0	0	0	0	0	61	101	1.29	1.571
Kevin Walker, L (8, 1) ERA: 3.6	0.2		4	1	0	0	1	1	0	0	0	0	0	10	20	0.00	3.000
Brandon Villafuerte, R (8, 1) ERA: 2.14	0.1		1	0	0	0	0	0	0	0	0	0	0	1	2	0.00	0.000
Jason Shiel, R (9, 1) ERA: 27.0	0.2		5	3	2	2	0	1	0	0	0	0	0	11	21	27.00	6.000
Mike Holtz, L (9, 1) ERA: 5.35	0.0		2	0	0	0	0	2	0	0	0	1	0	5	13	∞	∞

PITCHER	IP	WLS	BF	H	R	ER	SO	BB	IBB	HBP	BLK	WP	HR	S	P	ERA	WHIP
Trevor Hoffman, R (9, 1) ERA: 2.63	0.1		1	0	0	0	0	0	0	0	0	0	0	1	3	0.00	0.000

BOTTOM

Colorado Rockies @ Houston Astros
Astros Field, Houston, TX
Mon Sep 09 2002, 8:05 PM EDT
Att. 28,330 - Dome - 72 F

livebaseballscorecards.com

AB 34
R 6
H 8
RBI 6
BB 7
SO 5
LOB 11



WP: 1 PA: 41
PB: 0
SB: 0
CS: 0

AB R H RBI BB SO LOB

5 0 0 0 0 0 2

3 1 0 0 2 1 0

4 0 1 0 1 0 1

3 1 1 0 2 1 2

4 1 1 1 1 1 4

4 1 1 0 0 0 1

4 1 1 1 0 1 1

0 0 0 0 0 0 0
1 0 0 0 0 1 1
0 0 0 0 0 0 0
0 0 0 0 0 0 0
1 0 0 0 0 0 0
0 0 0 0 0 0 0
0 0 0 0 0 0 0
0 0 0 0 0 0 0
1 0 0 0 0 0 0
0 0 0 0 0 0 0

1B: 5 SF: 0
2B: 1 SAC: 0
3B: 0 DP: 2
HR: 2 HBP: 0

Batter	1	2	3	4	5	6	7	8	9	10
Brian Hunter, R OBP: 0.340, SLG: 0.447 (1, 8)	L8		G5-4-3		G1-3	G5-3			G4-3	
Craig Biggio, R OBP: 0.342, SLG: 0.414 (1, 4)	F7		G6-3		G1-4-3 BB		K			F8 1B BB
17 Lance Berkman, S OBP: 0.405, SLG: 0.585 (1, 7)	5 1B BB			G6-3	G1-4-3		F8			1B 1B
5 Jeff Bagwell, R OBP: 0.402, SLG: 0.521 (1, 3)	1-3 1B			16 HR BB WP	IBB		K			F8 2-3
Mark Loretta, R OBP: 0.358, SLG: 0.366 (1, 6)	K			16 HR BB	G5-3			F9		1-3 1B 3-H
16 Jason Lane, R OBP: 0.333, SLG: 0.405 (1, 9)		G6-4-3 1B		1-H 2-H HR		G5-3		G3		
Brad Ausmus, R OBP: 0.327, SLG: 0.365 (1, 2)		G6-4-3		G1-3		2B 1B		G6-3		
Geoff Blum, S OBP: 0.368, SLG: 0.447 (1, 5)		K		HR		P4			F8	
Pete Munro, R Brandon Puffer, R Pedro Borbon, R Ricky Stone, R Richard Hidalgo, R Carlos Hernandez, S Tom Gordon, R Billy Wagner, L Daryle Ward, L 54 Brad Lidge, R			G5-4-3 BB		K	1-H 2B			G6-3	

Inning Stats	R: 0	H: 1	R: 0	H: 1	R: 0	H: 0	R: 4	H: 2	R: 0	H: 0	R: 1	H: 2	R: 0	H: 0	R: 0	H: 0	R: 0	H: 0	R: 1	H: 2	1B: 5	SF: 0	WP: 1	PA: 41
E: 0	LOB: 2	E: 0	LOB: 0	E: 0	LOB: 0	E: 0	LOB: 0	E: 0	LOB: 2	E: 0	LOB: 0	E: 0	LOB: 1	E: 0	LOB: 0	E: 0	LOB: 0	E: 0	LOB: 0	E: 0	LOB: 2	2B: 1	SAC: 0	PB: 0
K: 1	BB: 1	K: 1	BB: 0	K: 0	BB: 1	K: 1	BB: 2	K: 0	BB: 2	K: 0	BB: 0	K: 0	BB: 0	K: 2	BB: 0	K: 0	BB: 0	K: 0	BB: 0	K: 0	BB: 1	3B: 0	DP: 2	SB: 0
S: 9	P: 16	S: 9	P: 12	S: 9	P: 14	S: 15	P: 32	S: 6	P: 16	S: 9	P: 17	S: 10	P: 12	S: 9	P: 12	S: 9	P: 10	S: 6	P: 16	HR: 2	HBP: 0	CS: 0		

PITCHER	IP	WLS	BF	H	R	ER	SO	BB	IBB	HBP	BLK	WP	HR	S	P	ERA	WHIP
Mike Hampton, L ERA: 6.15 (1, 1)	5.0		23	4	4	4	3	5	1	0	0	1	2	48	90	7.20	1.800
Kent Mercker, L ERA: 4.86 (6, 1)	1.0	B	5	2	1	1	0	0	0	0	0	0	0	9	17	9.00	2.000
Justin Speier, R ERA: 3.98 (7, 1)	1.0		3	0	0	0	2	0	0	0	0	0	0	10	12	0.00	0.000
Todd Jones, R ERA: 4.07 (8, 1)	1.0		3	0	0	0	0	0	0	0	0	0	0	9	12	0.00	0.000
Jose Jimenez, R ERA: 3.68 (9, 1)	1.0		3	0	0	0	0	0	0	0	0	0	0	9	10	0.00	0.000
PITCHER	IP	WLS	BF	H	R	ER	SO	BB	IBB	HBP	BLK	WP	HR	S	P	ERA	WHIP
Randy Flores, L ERA: 5.65 (10, 1)	0.1	L	4	2	1	1	0	1	0	0	0	0	0	6	16	27.00	9.000

Batter	1	2	3	4	5	6	7	8	9	AB R H RBI BB SO LOB	TOP																									
Juan Pierre, L (1, 8) OBP: 0.320, SLG: 0.325	0-2 1B		0-1 17 BB 2B		1-1 G4-3		3-2 2B		0-1 1B 2B	5 1 4 1 0 0 1																										
Jay Payton, R (1, 7) OBP: 0.359, SLG: 0.501	1-3 K		2-0 17 BB 1B		3-2 FC4-6 1B		1-3 K		0-1 G6-3	5 0 2 1 0 2 3																										
Larry Walker, L (1, 9) OBP: 0.425, SLG: 0.622	1-3 K		2-3 K		2-1 FC4-6 17 1B 1-2f		2-3 K		0-0 2B 1B	2 0 0 0 0 2 2 3 0 1 1 0 1 2																										
Gabe Kapler, R (4, 9) OBP: 0.309, SLG: 0.369																																				
17 Todd Helton, L (1, 3) OBP: 0.425, SLG: 0.571		0-0 F8	4-0 1-2 2-3 BB		3-2 1-3 1B			1-0 F8	0-0 P4	4 0 1 0 1 0 1																										
Greg Norton, S (1, 5) OBP: 0.300, SLG: 0.405		2-1 2B	3-2 G4-3		2-0 F9			4-1 G4-3 BB		3 0 1 0 1 0 5																										
Sandy Alomar Jr., R (1, 2) OBP: 0.303, SLG: 0.425	1-3 K			1-2 G1-3		0-1 G5-3		0-1 G4-3		4 0 0 0 0 1 2																										
Brent Butler, R (1, 6) OBP: 0.285, SLG: 0.405	3-3 K			0-2 F8		0-3 K		0-3 K		4 0 0 0 0 3 2																										
Jose Ortiz, R (1, 4) OBP: 0.323, SLG: 0.314			1-2 SH1-4 2B 1B		0-3 K		3-3 K		2-3 K	3 1 1 0 0 2 0 0 0 0 0 0 0 0 0 0 0 0 0 0 0 1 0 0 0 0 1 0																										
Victor Santos, R (6, 1)																																				
Mark Corey, R (8, 1)																																				
Ross Gload, L (9, PH) OBP: 0.278, SLG: 0.235																																				
Denny Neagle, L (1, 1) OBP: 0.273, SLG: 0.364			0-0 SH1-4		0-0 G4-3 1B 2B		2-2 P6		0-0 HR	1 1 1 0 0 0 0 2 1 1 1 0 0 0																										
Terry Shumpert, R (6, 4) OBP: 0.305, SLG: 0.365																																				
Inning Stats	R: 0 E: 0 K: 2 S: 11	H: 1 LOB: 0 BB: 0 P: 13	R: 0 E: 0 K: 2 S: 9	H: 1 LOB: 1 BB: 0 P: 15	R: 1 E: 0 K: 1 S: 13	H: 3 LOB: 3 BB: 1 P: 25	R: 0 E: 0 K: 1 S: 11	H: 0 LOB: 0 BB: 0 P: 12	R: 1 E: 0 K: 0 S: 15	H: 3 LOB: 2 BB: 0 P: 26	R: 0 E: 0 K: 2 S: 8	H: 0 LOB: 0 BB: 0 P: 11	R: 0 E: 0 K: 2 S: 14	H: 1 LOB: 1 BB: 0 P: 22	R: 0 E: 0 K: 1 S: 8	H: 0 LOB: 1 BB: 1 P: 13	R: 2 E: 0 K: 1 S: 10	H: 3 LOB: 1 BB: 0 P: 12	1B: 6 2B: 5 3B: 0 HR: 1	SF: 0 SAC: 1 DP: 0 HBP: 0	WP: 0 PB: 0 SB: 0 CS: 0	PA: 40														
PITCHER	IP WLS BF H R ER SO BB IBB HBP BLK WP HR S P ERA WHIP																				ERA WHIP															
Wade Miller, R (1, 1) ERA: 3.58	7.0 W	30	9	2	2	10	1	0	0	0	0	0	0	81	124	2.57	1.429																			
Pedro Borbon, L (8, 1) ERA: 4.91	0.1	2	0	0	0	0	1	0	0	0	0	0	0	2	7	0.00	3.000																			
Brandon Puffer, R (8, 1) ERA: 5.34	0.2	2	0	0	0	1	0	0	0	0	0	0	0	6	6	0.00	0.000																			
Nelson Cruz, R (9, 1) ERA: 4.58	1.0	6	3	2	2	1	0	0	0	0	0	0	1	10	12	18.00	3.000																			

Colorado Rockies @ Houston Astros

Astros Field, Houston, TX

Tue Sep 10 2002, 8:05 PM EDT
Att. 24,812 - Dome - 72 F

livebaseballscorecards.com

AB	37
R	4
H	12
RBI	4
BB	2
SO	12
LOB	18



Batter	1	2	3	4	5	6	7	8	9	AB R H RBI BB SO LOB	TOP		
Dave Roberts, L (1, 8) OBP: 0.351, SLG: 0.360 Marquis Grissom, R (9, PH) OBP: 0.320, SLG: 0.497	2-2 1B		1-1 G4-3			1-0 F8			1-0 F8	3 0 1 0 0 0 0 1 0 0 0 0 0 0			
Paul Lo Duca, R (1, 2) OBP: 0.323, SLG: 0.396	2-3 1-2 K			0-1 L7		3-2 L4			1-2 G4-3	4 0 0 0 0 1 1			
Shawn Green, L (1, 9) OBP: 0.382, SLG: 0.581	2-3 K			2-2 F9			0-0 HR		0-0 F7	4 1 1 1 0 1 1			
Brian Jordan, R (1, 7) OBP: 0.318, SLG: 0.439	3-1 G4-3			4-2 BB			0-0 G4-3			2 0 0 0 1 0 1			
Eric Karros, R (1, 3) OBP: 0.326, SLG: 0.391			0-3 K		1-1 G1-3		0-0 G1-3			3 0 0 0 0 1 1			
Adrian Beltré, R (1, 5) OBP: 0.302, SLG: 0.429			1-2 G4-3			1-2 G1-3		2-1 F8		3 0 0 0 0 0 0			
Mark Grudzielanek, R (1, 4) OBP: 0.298, SLG: 0.364			2-2 G6-3			3-1 F8			1-0 G3-6-1 1B	3 0 1 0 0 0 0			
Alex Cora, L (1, 6) OBP: 0.366, SLG: 0.427			1-2 F8			0-0 G4-3			0-1 G3-6-1 1-2f	3 0 0 0 0 0 1			
Omar Daal, L (1, 1) OBP: 0.162, SLG: 0.250 Guillermo Mota, R (4, 1) Joe Thurston, L (6, PH) Giovanni Carrara, R (6, 1) Luke Allen, L (8, PH) Mike Kinkade, R (8, PH) Robert Ellis, R (8, 1) Jeff Williams, R (8, 1) OBP: 0.500, SLG: 0.500			0-2 B1			1-1 G4-3			1-3 K	1 0 0 0 0 0 0 0 0 0 0 0 0 0 1 0 1 0 0 0 0 0 1 0 0 0 0 0 0 0 0 0 0 0 0 0 0 0 0 0			
Inning Stats	R: 0 H: 1 E: 0 LOB: 1 K: 2 BB: 0 S: 14 P: 23	R: 0 H: 0 E: 0 LOB: 0 K: 1 BB: 0 S: 10 P: 13	R: 0 H: 0 E: 0 LOB: 0 K: 0 BB: 0 S: 9 P: 11	R: 0 H: 0 E: 0 LOB: 1 K: 0 BB: 1 S: 10 P: 17	R: 0 H: 0 E: 0 LOB: 0 K: 0 BB: 0 S: 8 P: 12	R: 0 H: 0 E: 0 LOB: 0 K: 0 BB: 0 S: 6 P: 11	R: 1 H: 1 E: 0 LOB: 0 K: 0 BB: 0 S: 5 P: 7	R: 0 H: 1 E: 0 LOB: 0 K: 1 BB: 0 S: 6 P: 8	R: 0 H: 0 E: 0 LOB: 0 K: 0 BB: 0 S: 5 P: 7	1B: 2 SF: 0 2B: 0 SAC: 0 3B: 0 DP: 1 HR: 1 HBP: 0	WP: 0 PA: 30 PB: 0 SB: 1 CS: 0		
PITCHER	IP WLS BF H R ER SO BB IBB HBP BLK WP HR S P ERA WHIP											PITCHER	IP WLS BF H R ER SO BB IBB HBP BLK WP HR S P ERA WHIP
Denny Stark, R (1, 1) ERA: 3.88	7.0 W 24 2 1 1 3 1 0 0 0 0 0 1 62 94 1.29 0.429												
Sean Lowe, R (8, 1) ERA: 5.3	0.2 2 1 0 0 0 0 0 0 0 0 0 0 3 4 0.00 1.500												
40 Brian Fuentes, L (8, 1) ERA: 5.17	1.1 4 0 0 0 1 0 0 0 0 0 0 0 8 11 0.00 0.000												

Los Angeles Dodgers @ Colorado Rockies
Coors Field, Denver, CO
Thu Sep 12 2002, 7:05 PM MDT
Att. 25,593 - Cloudy - 58 F

livebaseballscorecards.com

AB	29
R	1
H	3
RBI	1
BB	1
SO	4
LOB	5




Batter	1	2	3	4	5	6	7	8	9	AB R H RBI BB SO LOB
Jason Romano, R OBP: 0.284, SLG: 0.284 (1, 8) (8, 4)	3-3 K		0-0 B1-3	0-0 SH5-3		1-3 K		1-1 1B		4 1 1 0 0 2 0
Gabe Kapler, R OBP: 0.314, SLG: 0.375 (1, 9)	4-2 17 CS BB		0-0 17 1B	2-2 F9		1-3 K		1-1 1B		4 1 2 1 1 1 1
17 Todd Helton, L OBP: 0.427, SLG: 0.575 (1, 3)	3-3 1-2 K		0-0 BB 1B	2-0 1B HBP		2-3 K		1-2 F9		4 1 1 1 0 2 2
Todd Zeile, R OBP: 0.348, SLG: 0.409 Sean Lowe, R OBP: 0.077, SLG: 0.077 40 Brian Fuentes, L (8, 1)		2-3 K	0-0 F9	1-1 1-2 1B		1-2 F7				4 0 1 1 0 1 1 0 0 0 0 0 0 0 0 0 0 0 0 0 0
Terry Shumpert, R OBP: 0.313, SLG: 0.384 Brent Butler, R OBP: 0.285, SLG: 0.405 (1, 4) (8, 5)		0-0 1B	4-2 1B	1-0 F8		0-0 HR				3 3 2 1 1 0 2 0 0 0 0 0 0 0
Ben Petrick, R OBP: 0.247, SLG: 0.303 (1, 7)		4-1 1B BB	4-2 1B BB		0-0 F9 2B		4-1 G6-4-3 BB			1 0 1 0 3 0 0
Sandy Alomar Jr., R OBP: 0.302, SLG: 0.422 (1, 2)		0-3 K	1-1 1B		1-1 L3		1-1 G6-4-3			4 0 1 2 0 1 4
Juan Uribe, R OBP: 0.274, SLG: 0.321 (1, 6)		0-0 1B	0-0 F9		1-1 F9		0-0 G6-3			4 0 1 1 0 0 3
Denny Stark, R OBP: 0.189, SLG: 0.361 Juan Pierre, L OBP: 0.320, SLG: 0.325 (1, 1) (8, 8)		0-3 K		1-2 SH5-3 1B 2B		0-0 G5-3		3-2 L7		3 1 1 0 0 1 3 1 0 0 0 0 0 0

Inning Stats	R: 0	H: 0	E: 0	K: 2	S: 13	L: 1	LOB: 1	BB: 1	P: 23	R: 1	H: 2	E: 0	K: 3	S: 14	R: 3	H: 3	E: 0	K: 0	S: 12	R: 1	H: 2	E: 0	K: 0	S: 10	R: 0	H: 1	E: 0	K: 3	S: 6	R: 1	H: 1	E: 0	K: 0	S: 8	R: 1	H: 2	E: 0	K: 0	S: 13	R: 1	H: 2	E: 0	K: 0	S: 18	1B: 7	2B: 4	3B: 0	HR: 1	SF: 0	SAC: 1	DP: 2	HBP: 1	WP: 0	PB: 0	SB: 1	CS: 1	PA: 39
--------------	------	------	------	------	-------	------	--------	-------	-------	------	------	------	------	-------	------	------	------	------	-------	------	------	------	------	-------	------	------	------	------	------	------	------	------	------	------	------	------	------	------	-------	------	------	------	------	-------	-------	-------	-------	-------	-------	--------	-------	--------	-------	-------	-------	-------	--------

PITCHER	IP	WLS	BF	H	R	ER	SO	BB	IBB	HBP	BLK	WP	HR	S	P	ERA	WHIP
Omar Daal, L ERA: 3.8 (1, 1)	3.2	L	22	7	5	5	5	4	0	0	0	0	0	48	79	12.27	3.000
Guillermo Mota, R ERA: 4.22 (4, 1)	1.1		5	1	0	0	0	0	0	0	0	0	0	7	10	0.00	0.750
Giovanni Carrara, R ERA: 3.56 (6, 1)	2.0		7	1	1	1	3	1	0	0	0	0	1	18	28	4.50	1.000
Robert Ellis, R ERA: 13.5 (8, 1)	0.2		4	2	1	1	0	0	0	0	0	0	0	9	13	13.50	3.000
Jeff Williams, L ERA: 17.55 (8, 1)	0.1		1	0	0	0	0	0	0	0	0	0	0	4	5	0.00	0.000

Los Angeles Dodgers @ Colorado Rockies
Coors Field, Denver, CO
 Thu Sep 12 2002, 7:05 PM MDT
 Att: 25,593 - Cloudy - 58 F

AB	32
R	7
H	11
RBI	7
BB	5
SO	8
LOB	16



Batter	1	2	3	4	5	6	7	8	9	AB R H RBI BB SO LOB	TOP																	
Dave Roberts, L (1, 8) <small>OBP: 0.351, SLG: 0.362</small> Marquis Grissom, R (7, PH) <small>OBP: 0.322, SLG: 0.498</small>	1-0 G3		3-2 E7 1B 2B		1-2 F7		0-0 1-2 2-H 1B			3 1 1 0 0 0 1 1 0 1 0 0 0 0																		
Paul Lo Duca, R (1, 2) <small>OBP: 0.322, SLG: 0.395</small>	0-1 G1-3		1-1 G5-6-3 1B		1-0 F9		1-1 F8			4 0 1 1 0 0 1																		
Shawn Green, L (1, 9) <small>OBP: 0.383, SLG: 0.580</small>	1-0 HR HBP		1-0 G5-6-3 1-2f		1-1 G6-4-3 1B		0-0 G6-3			3 1 1 0 0 0 1																		
Brian Jordan, R (1, 7) <small>OBP: 0.322, SLG: 0.451</small>	3-2 1-H HR		4-1 G4-6-3 HBP		1-0 G6-4-3 1-2f		1-1 G6-3			3 1 2 2 0 0 1																		
Tyler Houston, L (1, 5) <small>OBP: 0.323, SLG: 0.430</small> Guillermo Mota, R (6, 1) <small>OBP: 0.500, SLG: 0.500</small> Jesse Orosco, R (7, 1) <small>OBP: 0.369, SLG: 0.400</small> Paul Shuey, R (7, 1) <small>OBP: 0.500, SLG: 0.500</small> Dave Hansen, L (8, PH) <small>OBP: 0.369, SLG: 0.400</small> Paul Quantrill, L (8, 1)	1-0 G3-1		0-0 G4-6-3 1-2f		2-3 K		0-2 P6			3 0 0 0 0 0 1 1 0 1 0 0 0 0 0 0 1 0 0 0 0 0 0 0 0																		
Eric Karros, R (1, 3) <small>OBP: 0.327, SLG: 0.398</small> Wilkin Ruan, R (9, PR) <small>OBP: 0.667, SLG: 1.000</small>		1-0 G4-3	3-2 HR		1-1 F9		0-1 G6-4-3 1B			4 1 2 1 0 0 0 0 0 0 0 0 0 0 0																		
Mark Grudzielanek, R (1, 4) <small>OBP: 0.296, SLG: 0.361</small>		0-2 F9	1-1 G1-3		0-3 K		1-1 G6-4-3 1-2f			4 0 0 0 0 0 1 1																		
Alex Cora, L (1, 6) <small>OBP: 0.364, SLG: 0.429</small>		2-0 G4-3			2-2 G6-3		0-0 1B 2B		0-1 G4-3	4 0 1 0 0 0 1																		
Kevin Beirne, L (1, 1) <small>OBP: 0.500, SLG: 0.500</small> Adrián Beltré, R (6, 5) <small>OBP: 0.303, SLG: 0.429</small>			2-2 G6-3		0-1 WP 1B		4-0 1B BB			2 0 1 0 0 0 0 0 0 0 0 0 1 0 0																		
Inning Stats	R: 2 E: 0 K: 0 S: 7	H: 1 LOB: 0 BB: 0 P: 13	R: 0 E: 0 K: 0 S: 6	H: 0 LOB: 0 BB: 0 P: 9	R: 1 E: 1 K: 0 S: 9	H: 2 LOB: 0 BB: 0 P: 16	R: 1 E: 0 K: 0 S: 7	H: 1 LOB: 0 BB: 0 P: 15	R: 0 E: 0 K: 1 S: 8	H: 1 LOB: 0 BB: 0 P: 12	R: 0 E: 0 K: 1 S: 7	H: 2 LOB: 2 BB: 1 P: 12	R: 0 E: 0 K: 1 S: 8	H: 1 LOB: 1 BB: 0 P: 10	R: 0 E: 0 K: 0 S: 6	H: 1 LOB: 1 BB: 0 P: 7	1B: 5 2B: 3 3B: 0 HR: 2	SF: 0 SAC: 0 DP: 4 HBP: 2	WP: 1 PB: 0 SB: 0 CS: 0	PA: 35								
PITCHER	IP WLS BF H R ER SO BB IBB HBP BLK WP HR S P ERA WHIP																											
Jason Jennings, R (1, 1) <small>ERA: 4.54</small>	6.2		27	7	4	4	2	1	0	2	0	1	2	54	91	5.40	1.200											
Kent Mercker, L (7, 1) <small>ERA: 5.26</small>	0.1	W	1	1	0	0	0	0	0	0	0	0	0	1	1	0.00	3.000											
Todd Jones, R (8, 1) <small>ERA: 3.98</small>	1.0	H	4	1	0	0	0	0	0	0	0	0	0	8	10	0.00	1.000											
Jose Jimenez, R (9, 1) <small>ERA: 3.7</small>	1.0	S	3	1	0	0	0	0	0	0	0	0	0	6	7	0.00	1.000											

Los Angeles Dodgers @ Colorado Rockies
 Coors Field, Denver, CO
 Fri Sep 13 2002, 7:05 PM MDT
 Att. 26,441 - Cloudy - 65 F

AB	32
R	4
H	10
RBI	4
BB	1
SO	2
LOB	8



WP: 1	PA: 35
PB: 0	
SB: 0	
CS: 0	

BOTTOM

Los Angeles Dodgers @ Colorado Rockies
Coors Field, Denver, CO
Fri Sep 13 2002, 7:05 PM MDT
Att. 26,441 - Cloudy - 65 F

livebaseballscorecards.com

AB 34
R 5
H 11
RBI 4
BB 5
SO 5
LOB 21



WP: 2 PA: 40
PB: 1
SB: 2
CS: 0

AB	R	H	RBI	BB	SO	LOB	
4	1	1	0	1	0	0	
4	0	2	1	0	0	0	
1	1	0	0	0	1	2	
3	0	0	0	1	0	2	
4	0	0	0	1	0	5	
3	0	2	0	1	0	0	
3	2	2	0	0	1	1	
0	0	0	0	0	0	0	
0	0	0	1	1	0	0	
0	0	0	0	0	0	0	
3	0	0	0	0	0	4	
1	0	0	0	0	1	3	
0	0	0	0	0	0	0	
0	0	0	0	0	0	0	
4	1	4	2	0	0	0	
2	0	0	0	0	2	2	
2	0	0	0	0	0	2	
1B: 9	SF: 0	2B: 2	SAC: 0	3B: 1	DP: 1	HR: 0	HBP: 1

Batter	1	2	3	4	5	6	7	8	9							
Juan Pierre, L OBP: 0.321, SLG: 0.324 (1, 8)	3-2 G4-3		2-2 F8		0-1 L8		4-1 1B E 2-3 BB	2-1 PB 1B								
Brent Butler, R OBP: 0.287, SLG: 0.406 Jason Romano, R OBP: 0.280, SLG: 0.279 (7, PR) (8, 4)	2-0 F7		1-0 1B		0-1 G5-3		0-0 E8 BB 17 S 1-H BB 3-H 1B 0-0	2-3 K 1-2 2-3								
Larry Walker, L OBP: 0.424, SLG: 0.617 (1, 9)	4-2 BB		1-1 F8		2-1 G4-3		2-1 P5	2-2 HBP								
17 Todd Helton, L OBP: 0.425, SLG: 0.571 (1, 3)	3-2 F8		1-2 G6-3		0-1 P6		4-1 BB BB 1-2 IBB	2-2 F9								
Todd Zeile, R OBP: 0.351, SLG: 0.411 (1, 5)		1-1 F8		0-1 1B WP FC9-2 1B		2-1 WP 1B	4-1 BB BB 1-2 2-3									
Jack Cust, L OBP: 0.274, SLG: 0.264 Kent Mercker, L (7, 1)		2-1 G5-3 2B 1B		2-2 3B 1B		1-3 K	4-2 BB									
Greg Norton, S OBP: 0.304, SLG: 0.405 Sandy Alomar Jr., R OBP: 0.302, SLG: 0.422 (8, 2)		2-1 G5-3		0-0 FC9-2		2-2 G6-3	0-3 K 1-2 2-3 3-H									
Gary Bennett, R OBP: 0.301, SLG: 0.338 Ross Gload, L OBP: 0.250, SLG: 0.211 Todd Jones, L (8, 1) Jose Jimenez, R (9, 1)		1-2		3-H 1-0 1-H 3B		0-0 G5-3 1B	1-2 K G5-3 1B									
Juan Uribe, R OBP: 0.279, SLG: 0.332 (1, 6)		0-0 2-H 2B		1-3 K		1-0 G5-3 1B	0-0 G5-3									
Jason Jennings, L OBP: 0.339, SLG: 0.362 Gabe Kapler, R OBP: 0.312, SLG: 0.372 (7, 7)		2-3 K				1-2 G5-3	0-0 G5-3									
Inning Stats	R: 0 E: 0 K: 0 S: 12	H: 0 LOB: 1 BB: 1 P: 24	R: 1 E: 0 K: 1 S: 10	H: 2 LOB: 1 BB: 0 P: 17	R: 0 E: 0 K: 0 S: 9	H: 1 LOB: 1 BB: 0 P: 14	R: 1 E: 0 K: 1 S: 10	H: 3 LOB: 1 BB: 0 P: 14	R: 0 E: 0 K: 0 S: 6	H: 0 LOB: 0 BB: 0 P: 8	R: 0 E: 0 K: 1 S: 11	H: 1 LOB: 1 BB: 0 P: 16	R: 3 E: 1 K: 1 S: 12	H: 2 LOB: 3 BB: 4 P: 29	R: 0 E: 0 K: 1 S: 17	H: 2 LOB: 3 BB: 0 P: 26

PITCHER	IP	WLS	BF	H	R	ER	SO	BB	IBB	HBP	BLK	WP	HR	S	P	ERA	WHIP
Kevin Beime, R ERA: 2.79 (1, 1)	5.1		23	7	2	2	2	1	0	0	0	1	0	51	83	3.38	1.500
Guillermo Mota, R ERA: 4.68 (6, 1)	1.0	L	6	2	3	3	1	1	0	0	0	1	0	11	19	27.00	3.000
Jesse Orosco, L ERA: 2.81 (7, 1)	0.1		2	0	0	0	0	0	1	0	0	0	0	2	6	0.00	0.000
Paul Shuey, R ERA: 3.49 (7, 1)	0.1		3	0	0	0	1	2	0	0	0	0	0	6	14	0.00	6.000
Paul Quantrill, R ERA: 2.65 (8, 1)	1.0		6	2	0	0	1	0	0	1	0	0	0	17	26	0.00	2.000

PITCHER	IP	WLS	BF	H	R	ER	SO	BB	IBB	HBP	BLK	WP	HR	S	P	ERA	WHIP
Kevin Beime, R ERA: 2.79 (1, 1)	5.1		23	7	2	2	2	1	0	0	0	1	0	51	83	3.38	1.500
Guillermo Mota, R ERA: 4.68 (6, 1)	1.0	L	6	2	3	3	1	1	0	0	0	1	0	11	19	27.00	3.000
Jesse Orosco, L ERA: 2.81 (7, 1)	0.1		2	0	0	0	0	0	1	0	0	0	0	2	6	0.00	0.000
Paul Shuey, R ERA: 3.49 (7, 1)	0.1		3	0	0	0	1	2	0	0	0	0	0	6	14	0.00	6.000
Paul Quantrill, R ERA: 2.65 (8, 1)	1.0		6	2	0	0	1	0	0	1	0	0	0	17	26	0.00	2.000

PITCHER	IP	WLS	BF	H	R	ER	SO	BB	IBB	HBP	BLK	WP	HR	S	P	ERA	WHIP
Kevin Beime, R ERA: 2.79 (1, 1)	5.1		23	7	2	2	2	1	0	0	0	1	0	51	83	3.38	1.500
Guillermo Mota, R ERA: 4.68 (6, 1)	1.0	L	6	2	3	3	1	1	0	0	0	1	0	11	19	27.00	3.000
Jesse Orosco, L ERA: 2.81 (7, 1)	0.1		2	0	0	0	0	0	1	0	0	0	0	2	6	0.00	0.000
Paul Shuey, R ERA: 3.49 (7, 1)	0.1		3	0	0	0	1	2	0	0	0	0	0	6	14	0.00	6.000
Paul Quantrill, R ERA: 2.65 (8, 1)	1.0		6	2	0	0	1	0	0	1	0	0	0	17	26	0.00	2.000

Batter	1	2	3	4	5	6	7	8	9	AB R H RBI BB SO LOB	TOP																		
Dave Roberts, L (1, 8) OBP: 0.352, SLG: 0.362 Wilkin Ruan, R (6, PH) OBP: 0.500, SLG: 0.667 (6, 8)	1-1 1B S 1B	2-1 F8	4-0 E HBP 2B BB	0-2 G5-3		2-3 K	1-2 1-2 2-H 1B		2-3 K	3 2 1 0 1 0 1 3 0 1 1 0 2 0	Los Angeles Dodgers @ Colorado Rockies Coors Field, Denver, CO Sat Sep 14 2002, 1:05 PM MDT Att. 28,118 - Sunny - 70 F																		
Paul Lo Duca, R (1, 2) OBP: 0.327, SLG: 0.398 Chin-Feng Chen, R (6, PH) Giovanni Carrara, R (6, 1) 57 Victor Alvarez, L (7, 1) Robert Ellis, R (8, 1) Jeff Williams, R (9, 1) OBP: 0.500, SLG: 0.500	1-2 WP 1B 1-3 1B 1B	1-0 HR 1B	1-1 E 2B HBP	3-2 G3 1B		4-2 2B 2B BB				3 3 3 0 0 0 0 0 1 0 0 1 0 0 1 0 0 0 0 1 2 0																			
Shawn Green, L (1, 9) OBP: 0.382, SLG: 0.577 Luke Allen, L (6, PH) OBP: 0.667, SLG: 1.000 (6, 9)	0-0 1B 1-2 1B 3-H	3-2 F8	0-0 E4 2B 1B	0-2 G3		0-2 2B 1-3 2B			3-3 K	4 2 1 2 0 0 4 2 1 1 0 0 1 2																			
Brian Jordan, R (1, 7) OBP: 0.323, SLG: 0.461 Jolbert Cabrera, R (6, PH) OBP: 0.205, SLG: 0.152 (6, 7)	3-3 K 2-3	0-0 HR	3-2 1B 2B	1-3 K		4-0 2B BB			1-1 L6	4 2 2 4 0 2 3 1 0 0 0 1 0 0																			
Eric Karros, R (1, 3) OBP: 0.331, SLG: 0.400 Mike Kinkade, R (5, 3) OBP: 0.449, SLG: 0.628	2-1 1B 1-2 1B 3-H	4-1 1B BB	1-1 HR 1B			2-3 K 1-3 2-H 3-H			4-1 BB	3 2 2 3 1 1 0 1 0 1 2 1 0 0																			
Adrián Beltré, R (1, 5) OBP: 0.306, SLG: 0.437 Jeff Reboulet, R (6, PH) OBP: 0.291, SLG: 0.271 (6, 5)	3-2 1B 1-3 2-H	0-0 BB 1B	2-2 1-H HR			0-1 G4-3			0-0 F5	4 1 3 3 0 0 0 2 0 0 0 0 1 3																			
Mark Grudzielanek, R (1, 4) OBP: 0.300, SLG: 0.363 Joe Thurston, L (6, 4) OBP: 0.143, SLG: 0.143	0-2 1-3 3-H	4-2 BB	1-3 K			0-0 1B			2-2 F8	3 0 2 1 1 1 0 2 1 1 0 0 0 1																			
Alex Cora, L (1, 6) OBP: 0.358, SLG: 0.421 Cesar Izturis, S (7, PH) OBP: 0.255, SLG: 0.306 (7, 6)	2-2 P4	0-0 L4	3-3 K			2-1 F8			0-0 G6-4-3 1B	4 0 0 0 0 1 6 2 0 2 0 0 0 0																			
Odalis Perez, L (1, 1) OBP: 0.177, SLG: 0.295 Chad Kreuter, S (6, PH) OBP: 0.336, SLG: 0.383 (6, 2) David Ross, R (9, 2) OBP: 0.444, SLG: 0.857	1-0 L4		2-2 G4-3	4-1 1B G5-3 BB		0-3 K			3-1 G6-4-3 1-2f	2 1 0 0 1 0 2 3 0 0 0 0 2 3 0 0 0 0 0 0 0																			
Inning Stats	R: 4 E: 0 K: 1 S: 27	H: 6 LOB: 2 BB: 0 P: 40	R: 2 E: 0 K: 0 S: 15	H: 3 LOB: 3 BB: 2 P: 29	R: 6 E: 1 K: 2 S: 23	H: 3 LOB: 0 BB: 1 P: 40	R: 1 E: 0 K: 1 S: 14	H: 1 LOB: 1 BB: 1 P: 22	R: 0 E: 0 K: 1 S: 8	H: 1 LOB: 1 BB: 0 P: 12		R: 2 E: 0 K: 3 S: 20	H: 2 LOB: 2 BB: 2 P: 34	R: 1 E: 0 K: 3 S: 18	H: 3 LOB: 2 BB: 0 P: 22	R: 0 E: 0 K: 0 S: 7	H: 0 LOB: 1 BB: 1 P: 14	R: 0 E: 0 K: 1 S: 6	H: 1 LOB: 0 BB: 0 P: 11	1B: 15 2B: 3 3B: 0 HR: 2	SF: 0 SAC: 0 DP: 1 HBP: 1	WP: 1 PB: 0 SB: 1 CS: 0	PA: 55						
PITCHER	IP WLS BF H R ER SO BB IBB HBP BLK WP HR S P ERA WHIP	Victor Santos, R (1, 1) ERA: 10.5 Randy Flores, L (2, 1) ERA: 8.04 Sean Lowe, R (4, 1) ERA: 5.27 Kent Mercker, L (6, 1) ERA: 5.59 40 Brian Fuentes, L (7, 1) ERA: 5.4														PITCHER Justin Speier, R (8, 1) ERA: 3.83 Todd Zeile, R (9, 1) ERA:													

livebaseballscorecards.com

AB	47
R	16
H	20
RBI	16
BB	7
SO	12
LOB	27



BOTTOM

Los Angeles Dodgers @ Colorado Rockies
Coors Field, Denver, CO
Sat Sep 14 2002, 1:05 PM MDT
Att. 28,118 - Sunny - 70 F

livebaseballscorecards.com


AB 36
R 3
H 13
RBI 3
BB 0
SO 5
LOB 12



WP: 0 PA: 36
PB: 0
SB: 0
CS: 1

AB	R	H	RBI	BB	SO	LOB
4	1	2	0	0	0	1
4	1	1	0	0	2	2
2	1	2	2	0	0	0
2	0	1	1	0	0	0
2	0	0	0	0	0	1
2	0	2	0	0	0	0
4	0	2	0	0	0	2
3	0	0	0	0	1	3
0	0	0	0	0	0	0
0	0	0	0	0	0	0
1	0	0	0	0	0	0
0	0	0	0	0	0	0
0	0	0	0	0	0	0
2	0	2	0	0	0	0
0	0	0	0	0	0	0
0	0	0	0	0	0	0
4	0	0	0	0	2	3

Batter	1	2	3	4	5	6	7	8	9											
Jason Romano, R OBP: 0.291, SLG: 0.319 (1, 8) (4, 6)	2-2 CS 1B		0-2 F9		0-0 F8			1-0 1B 3B												
Ben Petrick, R OBP: 0.247, SLG: 0.300 (1, 7) (4, 8)	1-3 SAFE K 1-2			3-0 17 HR 1B		2-3 K		1-0 P4												
17 Todd Helton, L OBP: 0.427, SLG: 0.578 Greg Norton, S OBP: 0.306, SLG: 0.407 (1, 3) (5, 3)	1-2 1B			2-2 1-H HR		2-0 F2		0-1 1B 1B												
Larry Walker, L OBP: 0.423, SLG: 0.615 Gabe Kapler, R OBP: 0.316, SLG: 0.376 (1, 9) (5, 9)	0-0 G4-3			1-1 L5		1-2 1B 1B		0-2 1B G6-4-3 1B												
Terry Shumpert, R OBP: 0.316, SLG: 0.386 (1, 4)		1-1 G5-3		1-2 G6-4-3 1B		0-0 1B		3-2 G6-4-3 1-2f												
Sandy Alomar Jr., R OBP: 0.299, SLG: 0.417 Justin Speier, R (8, 1) Todd Zeile, R OBP: 0.351, SLG: 0.411 Ross Glad, L OBP: 0.238, SLG: 0.200 (9, PH)		0-3 K		0-0 G6-4-3 1-2f		1-0 P4		2-1 F8												
Jose Ortiz, R OBP: 0.316, SLG: 0.307 (1, 5)		1-2 G5-3			0-1 F8		1-1 F7	1-1 P4												
Juan Uribe, R OBP: 0.279, SLG: 0.331 Sean Lowe, R OBP: 0.077, SLG: 0.077 Brent Butler, R OBP: 0.290, SLG: 0.408 Kent Mercker, L 40 Brian Fuentes, L Gary Bennett, R OBP: 0.306, SLG: 0.347 (1, 9) (4, 1) (5, PH) (6, 1) (7, 1) (7, PH) (8, 2)			0-1 F9		1-0 FC5-4 1B		0-1 G4-6-3 1B	0-0 2B												
Victor Santos, R Randy Flores, L Jack Cust, L OBP: 0.258, SLG: 0.246 (1, 1) (2, 1) (3, PH) (4, 7)			3-3 K		1-0 FC5-4 1-2f		1-0 G4-6-3 1-2f	2-3 K												
Inning Stats	R: 0 E: 0 K: 1 S: 11	H: 2 LOB: 1 BB: 0 P: 15	R: 0 E: 0 K: 1 S: 9	H: 0 LOB: 0 BB: 0 P: 11	R: 0 E: 0 K: 1 S: 9	H: 0 LOB: 0 BB: 0 P: 12	R: 2 E: 0 K: 0 S: 10	H: 3 LOB: 0 BB: 0 P: 17	R: 0 E: 0 K: 1 S: 5	H: 1 LOB: 1 BB: 0 P: 7	R: 0 E: 0 K: 1 S: 12	H: 2 LOB: 2 BB: 0 P: 18	R: 0 E: 0 K: 0 S: 5	H: 1 LOB: 0 BB: 0 P: 7	R: 1 E: 0 K: 0 S: 12	H: 3 LOB: 1 BB: 0 P: 17	R: 0 E: 0 K: 1 S: 8	H: 1 LOB: 1 BB: 0 P: 13	1B: 10 2B: 1 3B: 1 HR: 1	SF: 0 SAC: 0 DP: 3 HBP: 0
PITCHER	IP WLS BF	H R ER SO	BB IBB HBP BLK	WP HR S P	ERA WHIP	PITCHER	IP WLS BF	H R ER SO	BB IBB HBP BLK	WP HR S P	ERA WHIP									
Odalis Perez, L ERA: 3.07 (1, 1)	5.0 W	6 2 2 3	0 0 0 0	0 1 44 62	3.60 1.200	Giovanni Carrara, R ERA: 3.52 (6, 1)	1.0	2 0 0 1	0 0 0 0	0 0 12 18	0.00 2.000									
57 Victor Alvarez, L ERA: 8.1 (7, 1)	1.0	3 1 0 0	0 0 0 0	0 0 5 7	0.00 1.000	Robert Ellis, R ERA: 10.8 (8, 1)	1.0	3 1 1 0	0 0 0 0	0 0 12 17	9.00 3.000									
Jeff Williams, L ERA: 15.26 (9, 1)	1.0	4 1 0 0	0 0 0 0	0 0 8 13	0.00 1.000															

Batter	1	2	3	4	5	6	7	8	9	AB R H RBI BB SO LOB	TOP																									
Marquis Grissom, R (1, 8) OBP: 0.320, SLG: 0.503	1-1 F7		0-1 L7		0-0 F8		1-0 HR		3-1 F9	5 1 1 1 0 0 0	Los Angeles Dodgers @ Colorado Rockies Coors Field, Denver, CO Sun Sep 15 2002, 1:05 PM MDT Att: 26,011 - Sunny - 81 F																									
Paul Lo Duca, R (1, 2) OBP: 0.327, SLG: 0.403	2-1 HR		4-0 1B BB		1-1 G5-3		2-2 F8		2-2 G6-3	4 1 1 1 1 0 0																										
Shawn Green, L (1, 9) OBP: 0.384, SLG: 0.576	3-3 K		1-2 BB 1-3 1B		2-2 2B 1B		4-0 1B BB		1-0 F8	4 1 2 0 1 1 0																										
Brian Jordan, R (1, 7) OBP: 0.325, SLG: 0.462	0-0 2B		4-2 FC5-4 BB		2-2 F9		0-0 F8			3 0 1 0 1 0 2																										
Eric Karros, R (1, 3) OBP: 0.332, SLG: 0.403	1-1 P4		1-1 FC5-4		1-1 1B 2B		0-1 1B			4 1 2 0 0 0 4																										
Adrian Beltré, R (1, 5) OBP: 0.306, SLG: 0.435		2-1 F8		0-1 F7		0-1 1B 1B		0-0 F8		4 0 1 1 0 0 2																										
Mark Grudzielanek, R (1, 4) OBP: 0.299, SLG: 0.362		0-1 L9		1-0 G6-3		0-0 1B		0-0 G6-3		4 0 1 1 0 0 0																										
Cesar Izturis, S (1, 6) OBP: 0.254, SLG: 0.305		0-0 G6-3		0-1 P6		3-3 K		1-1 G4-3		2 0 0 0 0 0 0																										
Dave Hansen, L (6, PH) OBP: 0.365, SLG: 0.396										1 0 0 0 0 1 2																										
Alex Cora, L (6, 6) OBP: 0.356, SLG: 0.419										1 0 0 0 0 0 0																										
Andy Ashby, R (1, 1) OBP: 0.163, SLG: 0.191			0-3 K		1-3 K		3-1 G4-3		1-0 G6-3	2 0 0 0 0 2 0																										
Guillermo Mota, R (5, 1)										0 0 0 0 0 0 0																										
Tyler Houston, L (6, PH) OBP: 0.302, SLG: 0.429										1 0 0 0 0 0 2																										
Paul Shuey, R (6, 1) OBP: 0.500, SLG: 0.500										0 0 0 0 0 0 0																										
Mike Kinkade, R (8, PH) OBP: 0.440, SLG: 0.614										1 0 0 0 0 0 0																										
Eric Cagne, R (8, 1)										0 0 0 0 0 0 0																										
Inning Stats	R: 1 E: 0 K: 1 S: 11	H: 2 LOB: 1 BB: 0 P: 18	R: 0 E: 0 K: 0 S: 5	H: 0 LOB: 0 BB: 0 P: 7	R: 0 E: 0 K: 1 S: 13	H: 1 LOB: 3 BB: 2 P: 23	R: 0 E: 0 K: 0 S: 5	H: 0 LOB: 0 BB: 0 P: 6	R: 0 E: 0 K: 1 S: 6	H: 0 LOB: 0 BB: 0 P: 8	R: 2 E: 0 K: 1 S: 16	H: 4 LOB: 2 BB: 0 P: 27	R: 1 E: 0 K: 0 S: 12	H: 2 LOB: 2 BB: 1 P: 19	R: 0 E: 0 K: 0 S: 4	H: 0 LOB: 0 BB: 0 P: 6	R: 0 E: 0 K: 0 S: 6	H: 0 LOB: 0 BB: 0 P: 12	1B: 5 2B: 2 3B: 0 HR: 2	SF: 0 SAC: 0 DP: 0 HBP: 0	WP: 0 PB: 0 SB: 0 CS: 0	PA: 39														
PITCHER	IP WLS BF H R ER SO BB IBB HBP BLK WP HR S P ERA WHIP											PITCHER	IP WLS BF H R ER SO BB IBB HBP BLK WP HR S P ERA WHIP																							
Denny Neagle, L (1, 1) ERA: 4.89	2.2		13	3	1	1	2	2	0	0	0	0	1	27	45	3.38	1.875																			
Justin Speier, R (3, 1) ERA: 3.67	2.1	W	7	0	0	0	1	0	0	0	0	0	0	13	17	0.00	0.000																			
Todd Jones, R (6, 1) ERA: 4.26	1.1		9	5	3	3	1	0	0	0	0	0	1	24	38	20.25	3.750																			
Kent Mercker, L (7, 1) ERA: 5.54	0.1	H	3	1	0	0	0	1	0	0	0	0	0	3	7	0.00	6.000																			
Sean Lowe, R (7, 1) ERA: 5.25	0.1	H	1	0	0	0	0	0	0	0	0	0	0	1	1	0.00	0.000																			
											Jose Jimenez, R (8, 1) ERA: 3.59	2.0	S	6	0	0	0	0	0	0	0	0	10	18	0.00	0.000										

livebaseballscorecards.com

AB	36
R	4
H	9
RBI	4
BB	3
SO	4
LOB	12


Batter	1	2	3	4	5	6	7	8	9
Juan Pierre, L OBP: 0.318, SLG: 0.321 (1, 8)	2-1 G4-3		1-2 G4-3	1-0 FC6-4		1-1 G6-3		0-2 F8	
Gabe Kapler, R OBP: 0.316, SLG: 0.372 (1, 7)	2-3 K		4-1 BB 17 S		0-1 L7	1-2 G5-3			
17 Todd Helton, L OBP: 0.429, SLG: 0.578 (1, 3)	2-2 1B		4-1 BB 1-2 BB		4-1 1B HR		2-2 G6-3		
Larry Walker, L OBP: 0.425, SLG: 0.614 (1, 9)		2-1 F5	4-0 1-2 BB 2-3		0-1 HR 1B		4-0 BB		
Todd Zeile, R OBP: 0.352, SLG: 0.420 Jose Jimenez, R (8, 1)		2-1 HR 2B	2-2 G1-3		3-1 HR 1-H 2-H		1-2 F9		
Brent Butler, R OBP: 0.289, SLG: 0.416 (1, 4) (8, 5)		0-1 HR 2-H		2-2 G6-3		0-0 F9		1-1 G5-3	
Gary Bennett, R OBP: 0.310, SLG: 0.348 Terry Shumpert, R OBP: 0.314, SLG: 0.384 Sandy Alomar Jr., R OBP: 0.299, SLG: 0.417 (1, 2) (8, PH) (9, 2)		2-1 F9		3-2 FC6-4 1B		4-2 BB		2-3 K	
Juan Uribe, R OBP: 0.277, SLG: 0.329 (1, 6)		3-2 G5-3		0-0 FC6-4 1B 1-2f		3-1 F9		1-3 K	
Denny Neagle, L OBP: 0.273, SLG: 0.364 Justin Speier, R OBP: 0.333, SLG: 0.333 Todd Jones, L Kent Mercker, L Sean Lowe, R OBP: 0.077, SLG: 0.077 Jason Romano, R OBP: 0.300, SLG: 0.319 (1, 1) (3, 1) (6, 1) (7, 1) (7, 1) (8, 4)			2-3 K	1-0 FC6-4 1B 1-3		0-0 G4-3		4-1 BB	

Inning Stats	R: 0 E: 0 K: 1 S: 11	H: 1 LOB: 1 BB: 0 P: 17	R: 2 E: 0 K: 0 S: 12	H: 2 LOB: 0 BB: 0 P: 21	R: 0 E: 0 K: 1 S: 12	H: 0 LOB: 3 BB: 3 P: 29	R: 0 E: 0 K: 0 S: 9	H: 2 LOB: 2 BB: 0 P: 16	R: 3 E: 0 K: 0 S: 12	H: 2 LOB: 1 BB: 2 P: 26	R: 0 E: 0 K: 0 S: 6	H: 0 LOB: 0 BB: 0 P: 8	R: 0 E: 0 K: 0 S: 9	H: 0 LOB: 1 BB: 1 P: 17	R: 0 E: 0 K: 2 S: 10	H: 0 LOB: 1 BB: 1 P: 17
--------------	-------------------------------	----------------------------------	-------------------------------	----------------------------------	-------------------------------	----------------------------------	------------------------------	----------------------------------	-------------------------------	----------------------------------	------------------------------	---------------------------------	------------------------------	----------------------------------	-------------------------------	----------------------------------

PITCHER	IP	WLS	BF	H	R	ER	SO	BB	IBB	HBP	BLK	WP	HR	S	P	ERA	WHIP
Andy Ashby, R ERA: 3.71 (1, 1)	4.1	L	23	7	5	5	2	4	0	0	0	0	2	51	97	10.38	2.538
Guillermo Mota, R ERA: 4.62 (5, 1)	0.2		3	0	0	0	0	1	0	0	0	0	0	5	12	0.00	1.500
Paul Shuey, R ERA: 3.38 (6, 1)	2.0		7	0	0	0	0	1	0	0	0	0	0	15	25	0.00	0.500
Eric Gagne, R ERA: 2.08 (8, 1)	1.0		4	0	0	0	2	1	0	0	0	0	0	10	17	0.00	1.000

Los Angeles Dodgers @ Colorado Rockies
Coors Field, Denver, CO
 Sun Sep 15 2002, 1:05 PM MDT
 Att: 26,011 - Sunny - 81 F

AB	30
R	5
H	7
RBI	5
BB	7
SO	4
LOB	10



AB	R	H	RBI	BB	SO	LOB
5	0	0	0	0	0	3
3	0	0	0	1	1	0
2	1	1	0	2	0	0
2	1	1	0	2	0	0
4	2	2	3	0	0	4
0	0	0	0	0	0	0
4	1	1	2	0	0	1
2	0	1	0	1	0	0
1	0	0	0	0	1	0
0	0	0	0	0	0	0
4	0	0	0	0	1	2
0	0	0	0	0	0	0
2	0	1	0	0	1	0
1	0	0	0	0	0	0
0	0	0	0	0	0	0
0	0	0	0	0	0	0
0	0	0	0	1	0	0

1B:	4	SF:	0
2B:	1	SAC:	0
3B:	0	DP:	0
HR:	2	HBP:	0
WP:	0	PA:	37
PB:	0		
SB:	1		
CS:	0		

Batter	1	2	3	4	5	6	7	8	9	AB R H RBI BB SO LOB	TOP																									
Miguel Cairo, R (1, 4) OBP: 0.302, SLG: 0.361	0-1 G6-3	1-0 15 BB 1B	0-0 F7			1-1 P6		0-0 15 BB 5 1B 1B	0-1 FC5-4 G4-6-3	6 1 2 0 0 0 4																										
Eduardo Perez, R (1, 9) OBP: 0.295, SLG: 0.476	2-0 G6-3	4-1 15 BB BB			0-1 P6	3-2 F9		0-1 15 BB 5 1B 1B	0-1 G4-6-3	3 0 0 0 1 0 0																										
Eli Marrero, R (6, 9) OBP: 0.316, SLG: 0.423										2 1 1 0 0 0 2																										
15 Jim Edmonds, L (1, 8) OBP: 0.413, SLG: 0.554	4-1 5 2B BB	4-2 1-2 2-3 BB			2-2 G4-3		1-0 CS 5 1B 1B	4-2 5 1B HR BB		2 2 1 0 3 0 0																										
5 Albert Pujols, R (1, 7) OBP: 0.393, SLG: 0.562	0-1 27 HR 2B	0-1 G5-3			0-2 F8		0-1 1-2 1B	1-2 HR 1B		5 2 3 3 0 0 3																										
Steve Kline, S (8, 1)										0 0 0 0 0 0 0																										
Rick White, R (8, 1)										0 0 0 0 0 0 0																										
Mike Crudale, R (9, 1)										0 0 0 0 0 0 0																										
27 Scott Rolen, R (1, 5) OBP: 0.358, SLG: 0.479	1-1 HR 2-H		2-1 G5-3 1B 1B			2-3 K		0-1 P6	4-1 HR BB	4 3 2 2 1 1 2																										
Tino Martinez, L (1, 3) OBP: 0.343, SLG: 0.440	4-0 BB		0-1 G5-3			2-2 1B		3-3 K	0-0 1-H 2-H 3-H HR	4 1 2 4 1 1 3																										
Edgar Renteria, R (1, 6) OBP: 0.359, SLG: 0.436	0-1 G4-3		0-2 FC4-6 1B			1-3 K				5 1 2 1 0 1 2																										
Mike Matheny, R (1, 2) OBP: 0.304, SLG: 0.313			3-1 G6-3			2-3 K		0-0 B1	2-1 FC5-4 1B 1B	5 0 1 0 0 1 3																										
Chuck Finley, L (1, 1) OBP: 0.107, SLG: 0.143								1-2 1B		3 0 1 0 0 0 0																										
Jeff Fassero, L (7, 1) OBP: 0.333, SLG: 0.333			2-0 L6					3-2 2-H 1B	2-0 FC5-4 1B	0 0 0 0 0 0 0																										
So Taguchi, R (8, PH) (8, 7)										2 0 2 1 0 0 0																										
Inning Stats	R: 3 E: 0 K: 0 S: 10	H: 2 LOB: 1 BB: 2 P: 21	R: 0 E: 0 K: 0 S: 10	H: 1 LOB: 3 BB: 2 P: 24	R: 1 E: 0 K: 0 S: 15	H: 3 LOB: 2 BB: 0 P: 20	R: 0 E: 0 K: 0 S: 10	H: 0 LOB: 0 BB: 0 P: 12	R: 0 E: 0 K: 3 S: 15	H: 1 LOB: 1 BB: 0 P: 22	R: 0 E: 0 K: 0 S: 8	H: 0 LOB: 0 BB: 0 P: 12	R: 0 E: 0 K: 1 S: 10	H: 2 LOB: 2 BB: 0 P: 14	R: 7 E: 1 K: 0 S: 22	H: 6 LOB: 0 BB: 2 P: 34	R: 0 E: 0 K: 0 S: 7	H: 2 LOB: 1 BB: 0 P: 11	1B: 14 2B: 2 3B: 0 HR: 2	SF: 0 SAC: 0 DP: 2 HBP: 0	WP: 0 PA: 47															
PITCHER	IP WLS BF H R ER SO BB IBB HBP BLK WP HR S P ERA WHIP																																			
28 Aaron Cook, R (1, 1) ERA: 4.54	4.0		22	6	4	4	0	4	0	0	0	0	1	45	77	9.00	2.500																			
40 Brian Fuentes, L (5, 1) ERA: 5.09	1.0		4	1	0	0	3	0	0	0	0	0	0	15	22	0.00	1.000																			
Victor Santos, R (6, 1) ERA: 9.45	2.0		7	2	0	0	1	0	0	0	0	0	0	18	26	0.00	1.000																			
Kent Mercker, L (8, 1) ERA: 5.9	0.2	L	4	3	2	2	0	0	0	0	0	0	0	9	12	27.00	4.500																			
Sean Lowe, R (8, 1) ERA: 5.85	0.1		6	3	5	5	0	2	0	0	0	0	1	13	22	135.00	15.000																			
PITCHER	IP WLS BF H R ER SO BB IBB HBP BLK WP HR S P ERA WHIP																																			
Randy Flores, L (9, 1) ERA: 7.56	1.0		4	2	0	0	0	0	0	0	0	0	0	7	11	0.00	2.000																			

St. Louis Cardinals @ Colorado Rockies
 Coors Field, Denver, CO
 Tue Sep 17 2002, 7:05 PM MDT
 Att. 25,833 - Overcast - 70 F

AB	41
R	11
H	17
RBI	11
BB	6
SO	4
LOB	19



Batter	1	2	3	4	5	6	7	8	9	AB R H RBI BB SO LOB
Juan Pierre, L OBP: 0.318, SLG: 0.321 Gabe Kapler, R OBP: 0.316, SLG: 0.372 (1, 8) (7, PH) (8, 8)	1-2 CS 1B	2-2 G6-3			1-1 G4-3		1-0 G5-3		0-2 G4-6-3 BB 1B	3 0 1 0 0 0 1 2 0 1 0 0 0 0
Ben Petrick, R OBP: 0.277, SLG: 0.405 (1, 7)	1-0 HR	3-3 K			0-0 G3 CS 2B		3-2 HR		4-2 G4-6-3 BB	4 2 3 3 1 1 1
17 Todd Helton, L OBP: 0.429, SLG: 0.576 (1, 3)	0-0 BB 2B				1-1 G3		2-0 1B		1-1 G4-6-3	5 0 2 0 0 0 3
Larry Walker, L OBP: 0.424, SLG: 0.609 (1, 9)	4-1 BB BB				2-0 P6		0-3 K		0-1 G6-3	3 0 0 0 2 1 2
Todd Zeile, R OBP: 0.349, SLG: 0.415 (1, 5)	3-2 F8				2-2 CS		2-1 F7		0-1 G4-3	4 0 0 0 0 0 2
Jose Ortiz, R OBP: 0.318, SLG: 0.311 (1, 4)	4-1 BB				0-2 F8		2-0 G6-3		0-0 G1-3	3 0 0 0 1 0 0
Gary Bennett, R OBP: 0.306, SLG: 0.343 (1, 2)	1-0 F8				2-0 P6		0-0 F8		1-1 G5-3	4 0 0 0 0 0 3
Juan Uribe, R OBP: 0.280, SLG: 0.334 (1, 6)					0-0 S 1B		2-0 F8		1-1 BB 2B	4 1 3 0 0 0 0
Denny Stark, R OBP: 0.284, SLG: 0.351 40 Brian Fuentes, L OBP: 0.261, SLG: 0.364 Ross Gload, L OBP: 0.333, SLG: 0.333 Justin Speier, R OBP: 0.310, SLG: 0.407 Victor Santos, R OBP: 0.310, SLG: 0.407 Greg Norton, S OBP: 0.310, SLG: 0.407 (1, 1) (7, 1) (7, PH) (8, 1) (9, 1) (9, PH)		0-0 SH2-4 1B			3-2 G3-1		1-1 HR		4-1 BB 1B BB 17 G4-6-3 BB	1 0 0 0 0 0 0 1 0 0 0 0 0 0 0 0 1 1 1 1 0 1 0 0 1 0 0 0

Inning Stats	R: 1	H: 3	E: 0	K: 0	S: 11	H: 3	LOB: 3	BB: 2	P: 25	R: 0	H: 1	E: 0	K: 1	S: 9	R: 0	H: 0	E: 0	K: 0	S: 6	R: 0	H: 1	E: 0	K: 0	S: 8	R: 0	H: 1	E: 0	K: 0	S: 7	R: 0	H: 0	E: 0	K: 0	S: 4	R: 2	H: 3	E: 0	K: 1	S: 12	R: 0	H: 0	E: 0	K: 0	S: 5	R: 2	H: 2	E: 0	K: 0	S: 12	1B: 5	2B: 3	3B: 0	HR: 3	SF: 0	SAC: 1	DP: 1	HBP: 0	WP: 0	PA: 41
--------------	------	------	------	------	-------	------	--------	-------	-------	------	------	------	------	------	------	------	------	------	------	------	------	------	------	------	------	------	------	------	------	------	------	------	------	------	------	------	------	------	-------	------	------	------	------	------	------	------	------	------	-------	-------	-------	-------	-------	-------	--------	-------	--------	-------	--------

PITCHER	IP	WLS	BF	H	R	ER	SO	BB	IBB	HBP	BLK	WP	HR	S	P	ERA	WHIP
Andy Benes, R ERA: 3.18 (1, 1)	6.0		25	6	1	1	1	3	0	0	0	0	1	45	85	1.50	1.500
Gabe Molina, R ERA: 1.8 (7, 1)	0.1	H	2	1	1	1	0	0	0	0	0	0	1	3	6	27.00	3.000
Jeff Fassero, L ERA: 5.37 (7, 1)	0.2	B	4	2	1	1	1	0	0	0	0	0	1	9	15	13.50	3.000
Rick White, R ERA: 4.42 (8, 1)	1.0	W	3	0	0	0	0	0	0	0	0	0	0	5	6	0.00	0.000
Dave Veres, R ERA: 3.66 (9, 1)	0.0		4	2	2	2	0	2	0	0	0	0	0	8	17	∞	∞


BOTTOM

St. Louis Cardinals @ Colorado Rockies
Coors Field, Denver, CO

Wed Sep 18 2002, 7:05 PM MDT
Att: 25,330 - Cloudy - 56 F

livebaseballscores.com

AB	34
R	5
H	11
RBI	4
BB	5
SO	2
LOB	13



Batter	1	2	3	4	5	6	7	8	9	AB	R	H	RBI	BB	SO	LOB	TOP								
Fernando Vina, L OBP: 0.332, SLG: 0.336 (1, 4)	0-1 G6-3	1-0 1B		1-0 E 3B		1-1 B2	0-0 G4-6-3		1-0 G1-6-3 1B	6	1	3	2	0	0	2									
Eli Marrero, R OBP: 0.319, SLG: 0.431 (1, 9)	4-2 27 BB 15 BB E BB	0-3 K		2-0 15 1B E5		2-0 F2		0-1 HR	0-0 G1-6-3 1B	5	2	2	1	1	1	3									
15 Jim Edmonds, L OBP: 0.417, SLG: 0.559 (1, 8)	4-1 27 BB E BB	2-2 G4-3		1-1 5 G6-4-3 1B		2-2 5 BB 1B		2-2 HR	2-3 K	5	2	3	1	1	1	2									
5 Albert Pujols, R OBP: 0.391, SLG: 0.561 Mike Crudale, R (1, 7) (9, 1)	2-1 P6		0-1 F7	0-0 G6-4-3 1B		4-0 27 FC4-6 BB		1-2 HR		4	1	1	1	1	0	4									
27 Scott Rolen, R OBP: 0.360, SLG: 0.497 (1, 5)	4-0 E CS BB		2-2 HR		3-1 G6-3	0-0 FC4-6		2-2 G4-3 2B		4	2	2	1	1	0	2									
Tino Martinez, L OBP: 0.340, SLG: 0.441 (1, 3)	1-1 E4		2-2 G4-3		3-1 F9		1-0 G6-3	3-1 G4-3		5	0	0	0	0	0	2									
Edgar Renteria, R OBP: 0.363, SLG: 0.445 Jeff Fassero, L OBP: 0.333, SLG: 0.333 Eduardo Perez, R OBP: 0.293, SLG: 0.473 Rick White, R (1, 6) (7, 1) (8, PH) (8, 1)	2-2 CS	1-2 1B 1B	1-3 K		0-0 1B		4-0 PB 1B BB	2-3 K		3	2	2	0	1	1	0									
So Taguchi, R OBP: 0.455, SLG: 0.455 (9, 7)	3-1 1B				1-2 1B		4-2 1B BB	4-0 2B IBB		0	0	0	0	0	0	0									
Mike DiFelice, R OBP: 0.297, SLG: 0.356 (1, 2)		0-2 F8		3-3 K	0-2 FC6-4 1B		4-2 1B BB	4-0 2B IBB		3	1	1	0	2	1	1									
Jason Simontacchi, R OBP: 0.280, SLG: 0.250 Ivan Cruz, L OBP: 0.500, SLG: 0.857 Wilson Delgado, S OBP: 0.300, SLG: 0.800 (1, 1) (7, PH) (7, 6)		0-0 1B		1-0 3B 1B	0-2 FC6-4		1-2 G4-6-3 1B	2-1 2B		3	1	2	0	0	0	2									
		1-3 1B			1-2 1B		1-3 2-H 1B	1-H 3-H 2B		1	0	1	1	0	0	0									
					1-2f					1	0	1	2	0	0	0									
Inning Stats	R: 2 E: 1 K: 0 S: 11	H: 0 LOB: 1 BB: 3 P: 28	R: 1 E: 0 K: 1 S: 15	H: 3 LOB: 2 BB: 0 P: 19	R: 1 E: 0 K: 1 S: 14	H: 1 LOB: 0 BB: 0 P: 19	R: 2 E: 1 K: 1 S: 9	H: 4 LOB: 1 BB: 0 P: 17	R: 0 E: 0 K: 0 S: 11	H: 2 LOB: 2 BB: 0 P: 17	R: 0 E: 0 K: 0 S: 7	H: 1 LOB: 2 BB: 1 P: 16	R: 1 E: 0 K: 0 S: 9	H: 1 LOB: 1 BB: 2 P: 18	R: 5 E: 0 K: 1 S: 19	H: 5 LOB: 1 BB: 1 P: 35	R: 0 E: 0 K: 1 S: 5	H: 1 LOB: 0 BB: 0 P: 8	1B: 11 2B: 2 3B: 1 HR: 4	SF: 0 SAC: 0 DP: 3 HBP: 0	WP: 0 PB: 1 SB: 0 CS: 1	PA: 49			
PITCHER	IP	WLS	BF	H	R	ER	SO	BB	IBB	HBP	BLK	WP	HR	S	P	ERA	WHIP								
Jason Jennings, R ERA: 4.62 (1, 1)	5.0	L	27	10	6	4	3	3	0	0	0	0	1	60	100	7.20	2.600								
40 Brian Fuentes, L ERA: 4.58 (6, 1)	1.0		5	1	0	0	0	1	0	0	0	0	0	7	16	0.00	2.000								
Sean Lowe, R ERA: 5.89 (7, 1)	1.0		5	1	1	1	0	2	0	0	0	0	0	9	18	9.00	3.000								
Todd Jones, R ERA: 4.74 (8, 1)	0.0		4	4	4	4	0	0	0	0	0	0	3	11	16	∞	∞								
Kent Mercker, L ERA: 5.98 (8, 1)	1.0		4	1	1	1	1	0	1	0	0	0	0	8	19	9.00	1.000								
PITCHER	IP	WLS	BF	H	R	ER	SO	BB	IBB	HBP	BLK	WP	HR	S	P	ERA	WHIP								
Jose Jimenez, R ERA: 3.54 (9, 1)	1.0		3	1	0	0	1	0	0	0	0	0	0	5	8	0.00	1.000								

St. Louis Cardinals @ Colorado Rockies
Coors Field, Denver, CO
Thu Sep 19 2002, 1:05 PM MDT
Att. 25,567 - Sunny - 63 F

livebaseballscorecards.com

AB	41
R	12
H	18
RBI	9
BB	7
SO	5
LOB	19



Batter	1	2	3	4	5	6	7	8	9	AB R H RBI BB SO LOB
Juan Pierre, L (1, 8) OBP: 0.318, SLG: 0.321 Ben Petrick, R (7, PH) OBP: 0.281, SLG: 0.442 (8, 8)	2-2 F7		2-1 SH1-4 2B 1B	0-2 G4-3			0-0 HR		3-3 K	3 1 1 0 0 0 1 2 1 1 2 0 1 1
Brent Butler, R (1, 4) OBP: 0.286, SLG: 0.410 Todd Jones, L (8, 1) Kent Mercker, L (8, 1) Jose Jimenez, R (9, 1) Jay Payton, R (9, PH) OBP: 0.362, SLG: 0.502	0-1 F8		0-1 SH1-4		1-0 G6-3		1-0 F9		4-1 BB	3 0
17 Todd Helton, L (1, 3) OBP: 0.427, SLG: 0.571 Jose Ortiz, R (9, PH) OBP: 0.317, SLG: 0.309	1-0 L4		3-3 K		0-0 F8		3-1 F8		1-3 K	4 0 0 0 0 1 2 1 0 0 0 0 1 2
Larry Walker, L (1, 9) OBP: 0.426, SLG: 0.612 Gabe Kapler, R (4, 9) OBP: 0.314, SLG: 0.369		3-2 1B 2B	4-2 2B BB		2-1 G5-3			0-3 K		1 2 1 0 1 0 0 2 0 0 0 0 1 0
Greg Norton, S (1, 5) OBP: 0.315, SLG: 0.422		1-3 K	3-2 2B		0-0 G1-3			2-0 2B		4 0 2 3 0 1 1
Jack Cust, L (1, 7) OBP: 0.257, SLG: 0.246 Sean Lowe, R (7, 1) OBP: 0.077, SLG: 0.077 Terry Shumpert, R (8, 4) OBP: 0.313, SLG: 0.382		1-1 1B	2-2 G4-3		2-1 G3-1			2-2 L9		3 0 1 1 0 0 1 0 0 0 0 0 0 0 1 0 0 0 0 0 1
Sandy Alomar Jr., R (1, 2) OBP: 0.294, SLG: 0.408		1-3 K		2-3 K		1-0 G6-3		1-3 K2-3		4 0 0 0 0 3 2
Juan Uribe, R (1, 6) OBP: 0.282, SLG: 0.339		2-3 K		0-2 2B			0-0 G6-3		2-0 E7 2B	4 0 2 0 0 1 1
Jason Jennings, L (1, 1) OBP: 0.344, SLG: 0.367 40 Brian Fuentes, L (6, 1) Ross Gload, L (7, 7) OBP: 0.280, SLG: 0.375			2-2 SH1-4 2B 1B	1-0 L7			0-1 HR 1B		1-3 K	2 1 1 0 0 0 1 0 0 0 0 0 0 0 2 1 1 0 0 1 1

Inning Stats	R: 0	H: 0	E: 0	K: 7	S: 7	LOB: 0	BB: 10	P: 10
	R: 1	H: 2	E: 0	K: 3	S: 14	LOB: 1	BB: 0	P: 22
	R: 3	H: 3	E: 0	K: 1	S: 23	LOB: 1	BB: 1	P: 39
	R: 0	H: 1	E: 0	K: 1	S: 11	LOB: 1	BB: 0	P: 14
	R: 0	H: 0	E: 0	K: 0	S: 4	LOB: 0	BB: 0	P: 7
	R: 0	H: 0	E: 0	K: 0	S: 4	LOB: 0	BB: 0	P: 7
	R: 2	H: 2	E: 0	K: 0	S: 7	LOB: 0	BB: 0	P: 11
	R: 0	H: 1	E: 0	K: 2	S: 12	LOB: 1	BB: 0	P: 17
	R: 0	H: 1	E: 1	K: 3	S: 11	LOB: 2	BB: 1	P: 22
	1B: 4	SF: 0	2B: 5	SAC: 1	3B: 0	DP: 0	HR: 1	HBP: 0

PITCHER	IP	WLS	BF	H	R	ER	SO	BB	IBB	HBP	BLK	WP	HR	S	P	ERA	WHIP
Jason Simontacchi, R (1, 1) ERA: 4.16	6.0	W	25	6	4	4	5	1	0	0	0	0	0	63	99	6.00	1.167
Jeff Fassero, L (7, 1) ERA: 5.57	1.0	H	5	2	2	2	0	0	0	0	0	0	1	7	11	18.00	2.000
Rick White, R (8, 1) ERA: 4.34	1.0		4	1	0	0	2	0	0	0	0	0	0	12	17	0.00	1.000
Mike Crudale, R (9, 1) ERA: 1.99	1.0		5	1	0	0	3	1	0	0	0	0	0	11	22	0.00	2.000

BOTTOM

St. Louis Cardinals @ Colorado Rockies
Coors Field, Denver, CO
Thu Sep 19 2002, 1:05 PM MDT
Att. 25,567 - Sunny - 63 F

livebaseballscorecards.com

AB	36
R	6
H	10
RBI	6
BB	2
SO	10
LOB	14



WP: 0	PA: 39
PB: 0	
SB: 0	
CS: 0	

Batter	1	2	3	4	5	6	7	8	9	AB R H RBI BB SO LOB	TOP																
Tony Womack, L (1, 6) OBP: 0.321, SLG: 0.355	0-2 CS 1B		1-2 F7		0-2 G6-3		1-3 K		1-1 DI 1B	5 0 2 0 0 1 0																	
Greg Colbrunn, R (1, 3) OBP: 0.374, SLG: 0.639	2-2 SAFE P3		3-2 HR 2B		1-0 1B 2B		1-0 F7		2-3 K	4 2 2 0 0 0 1 1 0 0 0 0 1 1																	
Erubiel Durazo, L (9, PH) OBP: 0.395, SLG: 0.567	1-2		2B		2B				1-2																		
Junior Spivey, R (1, 4) OBP: 0.386, SLG: 0.466	3-3 K		3-1 G6-3		4-0 1B BB		1-2 F8		2-2 G4-3	4 0 0 0 1 1 2																	
Luis Gonzalez, L (1, 7) OBP: 0.403, SLG: 0.502		1-0 F8	0-0 HR		1-1 S 1B		1-2 1B 1B			4 1 3 3 0 0 0																	
Matt Williams, R (1, 5) OBP: 0.320, SLG: 0.436		0-0 FC3-6 1B	2-3 K		2-2 G5-3		1-2 F8			4 0 1 0 0 1 3																	
Steve Finley, L (1, 8) OBP: 0.366, SLG: 0.496		1-1 FC3-6 2B		0-1 G4-3		4-0 G3-6 BB		0-2 1B		3 1 1 0 1 0 1																	
Quinton McCracken, S (1, 9) OBP: 0.372, SLG: 0.467		1-1 1-H 2B		3-2 G4-3		0-2 G3-6		0-3 K		4 0 1 1 0 1 3																	
Damian Miller, R (1, 2) OBP: 0.346, SLG: 0.436		4-1 IBB		1-1 G3		1-2 1B		3-1 G3		2 0 1 0 1 0 0 1 0 0 0 0 0 2 0 0 0 0 0 0 0																	
Mark Grace, L (8, PH) OBP: 0.340, SLG: 0.371																											
Rod Barajas, R (8, 2) OBP: 0.263, SLG: 0.307																											
Curt Schilling, R (1, 1) OBP: 0.218, SLG: 0.181		0-0 G4-3		0-1 G4-3		2-1 G1-3			0-0 G1-3	3 0 0 0 0 0 3 0 1 0 0 0 0 0 0																	
Mike Fetters, R (8, 1)																											
Mike Myers, L (8, 1)																											
Matt Mantei, R (8, 1)																											
Chris Donnels, L (9, PH) OBP: 0.295, SLG: 0.429																											
Inning Stats	R: 0 E: 0 K: 1 S: 9	H: 1 LOB: 0 BB: 0 P: 14	R: 1 E: 0 K: 0 S: 8	H: 2 LOB: 2 BB: 1 P: 15	R: 2 E: 0 K: 1 S: 13	H: 2 LOB: 0 BB: 0 P: 22	R: 0 E: 0 K: 0 S: 7	H: 0 LOB: 0 BB: 0 P: 11	R: 1 E: 0 K: 0 S: 12	H: 2 LOB: 2 BB: 1 P: 20	R: 0 E: 0 K: 1 S: 10	H: 1 LOB: 1 BB: 1 P: 17	R: 0 E: 0 K: 1 S: 8	H: 0 LOB: 0 BB: 0 P: 11	R: 0 E: 0 K: 1 S: 15	H: 2 LOB: 2 BB: 0 P: 21	R: 0 E: 0 K: 1 S: 9	H: 1 LOB: 1 BB: 0 P: 14	1B: 7 2B: 3 3B: 0 HR: 1	SF: 0 SAC: 0 DP: 1 HBP: 0	WP: 0 PB: 0 SB: 1 CS: 1	PA: 39					
PITCHER	IP WLS BF H R ER SO BB IBB HBP BLK WP HR S P ERA WHIP																										
Randy Flores, L (1, 1) ERA: 7.59	4.2		22	7	4	4	2	1	1	0	0	0	1	46	77	7.71	1.714										
Sean Lowe, R (5, 1) ERA: 5.79	1.1	W	5	1	0	0	0	1	0	0	0	0	0	13	22	0.00	1.500										
Justin Speier, R (7, 1) ERA: 4.3	1.0	H	3	0	0	0	1	0	0	0	0	0	0	8	11	0.00	0.000										
Todd Jones, R (8, 1) ERA: 4.68	1.0	H	5	2	0	0	1	0	0	0	0	0	0	15	21	0.00	2.000										
Jose Jimenez, R (9, 1) ERA: 3.49	1.0		4	1	0	0	1	0	0	0	0	0	0	9	14	0.00	1.000										

Arizona Diamondbacks @ Colorado Rockies
Coors Field, Denver, CO
Fri Sep 20 2002, 7:05 PM MDT
Att. 37,842 - Sunny - 68 F

AB	36
R	4
H	11
RBI	4
BB	3
SO	5
LOB	16




WP: 0	PA: 39
ERA	WHIP

BOTTOM

Arizona Diamondbacks @ Colorado Rockies
Coors Field, Denver, CO

AB	38
R	9
H	14
RBI	8
BB	2
SO	3
LOB	15



WP	0	PA	41
PB	0		
SB	1		
CS	0		

ERA	WHIP
-----	------

Fri Sep 20 2002, 7:05 PM MDT
Att. 37,842 - Sunny - 68 F

AB	R	H	RBI	BB	SO	LOB	
5	1	4	1	0	0	0	
3	1	0	0	0	0	3	
1	0	0	0	1	0	1	
5	2	2	2	0	0	1	
3	1	0	0	1	0	0	
4	0	2	2	0	1	0	
0	0	0	0	0	0	0	
1	0	0	0	0	0	2	
0	0	0	0	0	0	0	
3	0	0	0	0	0	3	
1	0	0	0	0	0	0	
4	2	3	1	0	1	1	
4	1	2	0	0	0	2	
2	0	0	0	0	1	2	
0	0	0	0	0	0	0	
1	0	0	0	0	0	0	
0	0	0	0	0	0	0	
1	1	1	2	0	0	0	
1B:	12	SF:	0	WP:	0	PA:	41
2B:	1	SAC:	0	PB:	0		
3B:	0	DP:	0	SB:	1		
HR:	1	HBP:	1	CS:	0		

Batter	1	2	3	4	5	6	7	8	9							
Juan Pierre, L OBP: 0.322, SLG: 0.327	0-0 FC6-4 1B	0-2 F7		0-1 1-3 3-H 2B		0-2 1B		1-2 S E 17 G3 1B								
Jay Payton, R OBP: 0.359, SLG: 0.499 Gabe Kapler, R OBP: 0.315, SLG: 0.368	0-0 FC6-4 17 1B 1-2f	0-1 G2-3		0-2 G3		0-0 L9		4-2 17 G3 BB								
17 Todd Helton, L OBP: 0.426, SLG: 0.575	2-2 BB 1-3 1B		1-2 F7		1-2 HR		0-1 F9	0-0 G3								
Larry Walker, L OBP: 0.426, SLG: 0.608	4-2 1B 1-2 BB		0-1 F8		0-2 G4-3		1-2 G3	2-0 HBP								
Todd Zeile, R OBP: 0.350, SLG: 0.416 Todd Jones, L	0-0 1B		1-3 K		1-2 1B		1-2 F8	1-1 F8								
Terry Shumpert, R OBP: 0.312, SLG: 0.381 Jose Jimenez, R	1-3 2-H 3-H 1B															
Jose Ortiz, R OBP: 0.312, SLG: 0.304 Jason Romano, R OBP: 0.282, SLG: 0.299	0-2 F9			1-1 G5-3		0-0 F8		0-0 F9								
Gary Bennett, R OBP: 0.312, SLG: 0.349	1-2 1-3 3-H 1B			0-0 E 1B 2B 1B		1-3 K		0-0 E 1B 1B								
Juan Uribe, R OBP: 0.283, SLG: 0.340	0-0 F8			1-1 E6 2B 1-3 1B		0-2 G4-3		0-2 E8 1-3 1B 1B								
Randy Flores, L Sean Lowe, R OBP: 0.077, SLG: 0.077 Ross Gload, L OBP: 0.269, SLG: 0.360 Justin Speier, R OBP: 0.333, SLG: 0.333 Brent Butler, R OBP: 0.288, SLG: 0.412		1-2 G6-3		1-3 K		0-0 F8		1-2 1B E 1B								
Inning Stats	R: 3 E: 0 K: 0 S: 20	H: 4 LOB: 2 BB: 1 P: 27	R: 0 E: 0 K: 0 S: 8	H: 0 LOB: 0 BB: 0 P: 9	R: 0 E: 0 K: 1 S: 8	H: 0 LOB: 0 BB: 0 P: 10	R: 1 E: 1 K: 1 S: 14	H: 3 LOB: 2 BB: 0 P: 17	R: 1 E: 0 K: 0 S: 15	H: 2 LOB: 1 BB: 0 P: 18	R: 0 E: 0 K: 0 S: 8	H: 1 LOB: 1 BB: 0 P: 8	R: 0 E: 0 K: 0 S: 8	H: 0 LOB: 0 BB: 0 P: 10	R: 4 E: 2 K: 0 S: 18	H: 4 LOB: 2 BB: 1 P: 27

PITCHER	IP	WLS	BF	H	R	ER	SO	BB	IBB	HBP	BLK	WP	HR	S	P	ERA	WHIP
Curt Schilling, R ERA: 3.02	(1, 1)	7.1	L	37	14	9	8	3	1	0	0	0	0	1	114	9.82	2.045
Mike Fetters, R ERA: 2.72	(8, 1)	0.0		1	0	0	0	0	1	0	0	0	0	2	6	∞	∞
Mike Myers, L ERA: 3.89	(8, 1)	0.1		2	0	0	0	0	0	0	1	0	0	1	3	0.00	0.000
Matt Mantei, R ERA: 4.63	(8, 1)	0.1		1	0	0	0	0	0	0	0	0	0	2	3	0.00	0.000

Batter	1	2	3	4	5	6	7	8	9	AB R H RBI BB SO LOB	TOP	
Tony Womack, L (1, 6) OBP: 0.324, SLG: 0.357 Alex Cintron, S (8, 6) OBP: 0.333, SLG: 0.304	2-2 HBP 1B 2B	3-2 HBP 1B	2-3 K		4-0 1B BB			3-2 G6-3		3 2 1 0 1 1 1 0 0 0 0 0 0 0		
Quinton McCracken, S (1, 9) OBP: 0.373, SLG: 0.466	1-1 HBP BB G5-4-3 1B	0-0 E6 G3-1 1B 2B		1-3 K	1-2 1B			0-1 E4		5 2 2 0 0 1 1		
Junior Spivey, R (1, 4) OBP: 0.387, SLG: 0.466	4-2 G5-4-3 HBP 1B BB	0-1 G3-1 2B 1B		1-1 FC4-6 1B	3-1 F7			2-3 K		4 2 2 1 1 1 3		
Luis Gonzalez, L (1, 7) OBP: 0.401, SLG: 0.498	1-0 G5-4-3 HBP 1B BB	2-0 G3-1		0-0 FC4-6 1B		3-2 F2		1-1 G4-3		4 0 0 1 0 0 4		
Matt Williams, R (1, 5) OBP: 0.319, SLG: 0.438 Chris Donnels, L (8, 5) OBP: 0.292, SLG: 0.423	1-1 G5-4-3	0-0 2B		1-0 F8	2-3 K			2-2 G3-1		4 0 1 2 0 1 3 1 0 0 0 0 0 0		
Steve Finley, L (1, 8) OBP: 0.365, SLG: 0.492	4-0 1B BB	2-3 K		1-1 F8	3-3 K			1-3 K		4 0 0 0 1 3 1		
Mark Grace, L (1, 3) OBP: 0.347, SLG: 0.389	1-2 1B		1-0 SH3 1B		2-0 HR		0-3 K	3-2 1B		5 1 4 2 0 1 0		
Damian Miller, R (1, 2) OBP: 0.344, SLG: 0.443 David Dellucci, L (9, PH) OBP: 0.332, SLG: 0.413	1-3 K		2-2 P6		2-1 HR		3-3 K	2-1 1B		4 1 1 1 0 2 3 1 0 1 0 0 0 0		
Brian Anderson, R Bret Prinz, R Greg Swindell, L Jay Bell, R Mike Koplove, R Felipe Lopez, S Mike Fetters, R Armando Reynoso, R Erubiel Durazo, L		0-3 K	0-2 SH3		2-2 F3		0-3 K	3-2 G4-3		1 0 0 0 0 0 1 0 0 0 0 0 0 0 0 0 0 0 0 0 0 0 0 0 1 0 0 0 0 0 1 0 0 0 0 0 0 0 0 0 0 0 0 0 0 0 0 0 1 0 0 0 0 0 0 0 1 0 0 0 0 0 0 2		
Inning Stats	R: 3 H: 3 E: 0 LOB: 2 K: 1 BB: 2 S: 17 P: 32	R: 3 H: 2 E: 1 LOB: 1 K: 2 BB: 0 S: 13 P: 20	R: 0 H: 1 E: 0 LOB: 1 K: 1 BB: 0 S: 11 P: 16	R: 0 H: 1 E: 0 LOB: 1 K: 1 BB: 0 S: 7 P: 10	R: 2 H: 3 E: 0 LOB: 2 K: 0 BB: 1 S: 13 P: 28	R: 0 H: 0 E: 0 LOB: 0 K: 2 BB: 0 S: 15 P: 23	R: 0 H: 0 E: 0 LOB: 0 K: 3 BB: 0 S: 10 P: 13	R: 0 H: 0 E: 1 LOB: 1 K: 1 BB: 0 S: 11 P: 17	R: 0 H: 2 E: 0 LOB: 2 K: 1 BB: 0 S: 19 P: 30	1B: 8 SF: 0 2B: 2 SAC: 1 3B: 0 DP: 1 HR: 2 HBP: 2	WP: 0 PA: 45 PB: 0 SB: 0 CS: 0	
PITCHER	Denny Neagle, L (1, 1) ERA: 4.93 Cory Vance, L (5, 1) ERA: 18.0 40 Brian Fuentes, L (6, 1) ERA: 4.15 Todd Jones, R (8, 1) ERA: 4.56	IP WLS BF H R ER SO BB IBB HBP BLK WP HR S P ERA WHIP				PITCHER IP WLS BF H R ER SO BB IBB HBP BLK WP HR S P ERA WHIP						

Arizona Diamondbacks @ Colorado Rockies
 Coors Field, Denver, CO
 Sat Sep 21 2002, 1:05 PM MDT
 Att. 29,484 - Sunny - 59 F

AB	39
R	8
H	12
RBI	7
BB	3
SO	12
LOB	18

Batter	1	2	3	4	5	6	7	8	9
Juan Pierre, L OBP: 0.327, SLG: 0.333 (1, 8)	2-2 17 1B BLK SF8 1B		0-2 1B 17 2B 1B	0-2 1-3 2-H 1B	2-1 1-2 2-3 FC3-2 1B		1-0 WP BB 1B	0-3 K	
Ben Petrick, R OBP: 0.280, SLG: 0.433 (1, 7)	1-3 K		0-0 17 2B G4-3 1B	2-3 K	0-0 FC3-2		4-2 BB 17 IBB BB 1B	1-2 1B	
Greg Norton, S OBP: 0.318, SLG: 0.422 (7, PH)	1-2		2-2 G4-3		1-2 2-3 3-H 1B		3-H BB 1B	3-1 G4-3	
Juan Uribe, R OBP: 0.285, SLG: 0.341 (8, 6)			2-2 G4-3				4-0 BB 1B		
17 Todd Helton, L OBP: 0.429, SLG: 0.578 (1, 3)	3-2 1B		2-2 G4-3				1-2 E IBB		
Todd Zeile, R OBP: 0.352, SLG: 0.418 (1, 5)	2-2 SF8		2-2 G4-3		3-2 1B 1B	3-2 CS 1B	4-0 E 1B BB		
Brent Butler, R OBP: 0.288, SLG: 0.412 (7, PR)	3-H		2-3 3-H		1-2 1B 1B		1-2 2-3 3-H		
Gabe Kapler, R OBP: 0.313, SLG: 0.365 (1, 9)	0-2 F7		2-0 G6-3		1-0 1B G4-3 1B	1-3 K	2-3 K		
Terry Shumpert, R OBP: 0.313, SLG: 0.381 (1, 4)		0-0 F8		2-2 FC1-6 1B	0-0 G4-3 1B 1B	2-2 L7	1-1 E6 1B		
Todd Jones, L (8, 1)									
Sandy Alomar Jr., R OBP: 0.292, SLG: 0.404 (1, 2)		0-0 P4		2-2 FC1-6 1B	1-0 G4-3		K		
Jason Romano, R OBP: 0.300, SLG: 0.317 (1, 6)		3-3 K		0-0 1B 1B	1-0 1B S FC3-2 1B		1B 1B K2-3		
Denny Neagle, L OBP: 0.267, SLG: 0.356 (1, 1)			1-1 F8		1-3 K		0-0 1B WP 1B	1-1 G4-3	
Ross Gload, L OBP: 0.259, SLG: 0.346 (4, PH)									
Cory Vance, L (5, 1)									
Jack Cust, L OBP: 0.268, SLG: 0.246 (5, PH)									
Jay Payton, R OBP: 0.360, SLG: 0.499 (6, 7)									

Inning Stats	R: 1 E: 0 K: 1 S: 19	H: 2 LOB: 1 BB: 0 P: 27	R: 0 E: 0 K: 1 S: 6	H: 0 LOB: 0 BB: 0 P: 9	R: 2 E: 0 K: 0 S: 13	H: 3 LOB: 1 BB: 0 P: 20	R: 1 E: 0 K: 2 S: 21	H: 3 LOB: 2 BB: 0 P: 28	R: 4 E: 0 K: 0 S: 14	H: 6 LOB: 3 BB: 1 P: 26	R: 0 E: 0 K: 1 S: 10	H: 1 LOB: 0 BB: 0 P: 16	R: 7 E: 1 K: 3 S: 22	H: 4 LOB: 1 BB: 3 P: 44	R: 0 E: 0 K: 1 S: 10	H: 1 LOB: 1 BB: 0 P: 15
--------------	-------------------------------	----------------------------------	------------------------------	---------------------------------	-------------------------------	----------------------------------	-------------------------------	----------------------------------	-------------------------------	----------------------------------	-------------------------------	----------------------------------	-------------------------------	----------------------------------	-------------------------------	----------------------------------

PITCHER	IP	WLS	BF	H	R	ER	SO	BB	IBB	HBP	BLK	WP	HR	S	P	ERA	WHIP
Brian Anderson, L ERA: 4.79 (1, 1)	2.1		11	4	3	3	2	0	0	0	1	0	0	31	43	11.57	1.714
Bret Prinz, R ERA: 9.45 (3, 1)	1.0		6	3	1	1	0	0	0	0	0	0	0	18	28	9.00	3.000
Greg Swindell, L ERA: 4.22 (4, 1)	0.2		3	1	0	0	2	0	0	0	0	0	0	10	13	0.00	1.500
Mike Koplove, R ERA: 2.35 (5, 1)	2.0		13	7	4	4	1	1	0	0	0	0	0	24	42	18.00	4.000
Mike Fetters, R ERA: 3.19 (7, 1)	0.2	L	10	4	7	3	2	2	1	0	0	1	0	17	38	40.50	9.000

AB	R	H	RBI	BB	SO	LOB
6	3	5	2	0	1	0
4	1	1	0	0	2	6
0	0	0	0	0	0	0
0	1	0	0	1	0	0
1	0	1	0	0	0	0
5	2	3	1	1	0	4
3	1	2	3	1	0	1
0	1	0	0	0	0	0
5	1	1	1	0	2	6
5	2	2	1	0	0	2
0	0	0	0	0	0	0
5	1	1	3	0	1	2
5	1	3	1	0	2	1
1	0	0	0	0	0	0
1	0	0	0	0	1	2
0	0	0	0	0	0	0
0	0	0	0	1	0	0
2	1	1	0	0	0	0

WP	HR	S	P	ERA	WHIP
2	0	15	21	0.00	0.750

Arizona Diamondbacks @ Colorado Rockies
 Coors Field, Denver, CO
 Sat Sep 21 2002, 1:05 PM MDT
 Att: 29,484 - Sunny - 59 F

AB	43
R	15
H	20
RBI	12
BB	4
SO	9
LOB	24



Batter	1	2	3	4	5	6	7	8	9	AB	R	H	RBI	BB	SO	LOB	TOP								
Quinton McCracken, S OBP: 0.373, SLG: 0.468 (1, 9)	1-3 					2-2 		0-1 		5	1	2	0	0	1	1									
David Dellucci, L OBP: 0.333, SLG: 0.417 (1, 7)	2-3 		0-0 	2-1 		0-3 		3-3 		5	1	2	1	0	3	2									
Junior Spivey, R OBP: 0.389, SLG: 0.467 (1, 4)	4-2 		2-1 	2-1 		0-1 		0-1 		4	1	2	1	1	0	1									
Steve Finley, L OBP: 0.365, SLG: 0.490 (1, 8)	1-1 		4-0 	3-2 		2-1 		1-0 		4	1	1	0	1	0	5									
Erubiel Durazo, L OBP: 0.394, SLG: 0.563 (1, 3)		4-1 	1-1 	1-3 		1-3 		1-0 		4	1	1	2	1	2	2									
Matt Williams, R OBP: 0.318, SLG: 0.439 (1, 5)		1-0 	0-0 		1-0 		0-0 		2-3 		4	1	1	2	0	0	2								
Mark Grace, L OBP: 0.345, SLG: 0.387 (9, PH)										1	0	0	0	0	1	0									
Alex Cintron, S OBP: 0.333, SLG: 0.306 (1, 6)		0-1 	0-0 		0-0 		1-2 		1-3 		3	0	1	0	0	0	1								
Lyle Overbay, L OBP: 0.143, SLG: 0.143 (9, PH)		1-2 	2-3 							1	0	0	0	0	1	0									
Rod Barajas, R OBP: 0.270, SLG: 0.322 (1, 2)		1-0 	1-1 		1-2 				3-2 		3	0	2	1	0	0	2								
Tony Womack, L OBP: 0.323, SLG: 0.356 (8, PH)										1	0	0	0	0	0	0									
Damian Miller, R OBP: 0.344, SLG: 0.443 (8, 2)			3-H 							0	0	0	0	0	0	0									
Miguel Batista, R OBP: 0.216, SLG: 0.271 (1, 1)		0-3 	2-3 		1-3 				4-2 		3	0	0	0	0	3	4								
Greg Swindell, L (6, 1)										0	0	0	0	0	0	0									
Eddie Oropesa, L (7, 1)										0	0	0	0	0	0	0									
Chris Donnels, L OBP: 0.390, SLG: 0.423 (8, PH)										0	0	0	0	1	0	0									
Mark Little, R OBP: 0.301, SLG: 0.270 (8, PR)										0	1	0	0	0	0	0									
Mike Myers, L (8, 1)										0	0	0	0	0	0	0									
Mike Koplove, R (8, 1)										0	0	0	0	0	0	0									
Inning Stats	R: 0 E: 0 K: 2 S: 11	H: 0 LOB: 1 BB: 1 P: 19	R: 0 E: 0 K: 1 S: 8	H: 1 LOB: 2 BB: 1 P: 14	R: 6 E: 0 K: 1 S: 19	H: 6 LOB: 1 BB: 1 P: 32	R: 0 E: 0 K: 1 S: 13	H: 1 LOB: 1 BB: 0 P: 20	R: 0 E: 0 K: 1 S: 9	H: 1 LOB: 1 BB: 0 P: 12	R: 0 E: 0 K: 1 S: 8	H: 0 LOB: 0 BB: 0 P: 10	R: 0 E: 0 K: 1 S: 11	H: 1 LOB: 1 BB: 0 P: 15	R: 1 E: 0 K: 1 S: 15	H: 2 LOB: 3 BB: 1 P: 26	R: 0 E: 0 K: 2 S: 7	H: 0 LOB: 0 BB: 0 P: 11	1B: 7 2B: 5 3B: 0 HR: 0	SF: 0 SAC: 1 DP: 0 HBP: 0	WP: 1 PB: 1 SB: 0 CS: 0	PA: 43			
PITCHER	IP	WLS	BF	H	R	ER	SO	BB	IBB	HBP	BLK	WP	HR	S	P	ERA	WHIP								
Victor Santos, R ERA: 10.57 (1, 1)	2.1		17	7	6	6	3	3	0	0	0	0	0	31	54	23.14	4.286								
Sean Lowe, R ERA: 5.59 (3, 1)	2.2		10	2	0	0	3	0	0	0	0	0	0	29	43	0.00	0.750								
40 Brian Fuentes, L ERA: 3.8 (6, 1)	2.0	W	7	1	0	0	2	0	0	0	0	0	0	19	25	0.00	0.500								
Justin Speier, R ERA: 4.37 (8, 1)	1.0	H	6	2	1	1	1	1	0	0	0	1	0	15	26	9.00	3.000								
Jose Jimenez, R ERA: 3.44 (9, 1)	1.0		3	0	0	0	2	0	0	0	0	0	0	7	11	0.00	0.000								

Arizona Diamondbacks @ Colorado Rockies

Coors Field, Denver, CO

Sun Sep 22 2002, 1:05 PM MDT

Att. 26,520 - Sunny - 60 F

livebaseballscores.com

AB	38
R	7
H	12
RBI	7
BB	4
SO	11
LOB	20



Batter	1	2	3	4	5	6	7	8	9	AB	R	H	RBI	BB	SO	LOB
Juan Pierre, L OBP: 0.328, SLG: 0.333 (1, 8)	1-1 G4-3	2-1 FC4-6 2B		1-0 2B		0-1 2B 17 HR	1-0 G4-3			5	3	2	0	0	0	2
Jay Payton, R OBP: 0.367, SLG: 0.511 (1, 7)	1-1 1B 17 BB	4-1 2B 1B BB		0-0 G4-3 17 G4-3 1-H		1-1 17 HR		2-2 E		4	4	4	1	1	0	0
Larry Walker, L OBP: 0.425, SLG: 0.608 (1, 9)	2-1 F7	1-1 2B		2-1 G4-3		2-2 F9		0-0 E7 17 2B		5	1	2	2	0	0	4
17 Todd Helton, L OBP: 0.431, SLG: 0.586 (1, 3)	4-2 1B BB	4-1 BB		1-0 G4-3		3-2 HR		3-1 G3 1B 2B		3	2	2	5	2	0	0
Greg Norton, S OBP: 0.322, SLG: 0.424 (1, 5)	1-1 1B	0-1 G3		2-2 CS 1B		0-1 F8		0-0 G3		4	0	2	0	0	0	3
Jason Romano, R OBP: 0.297, SLG: 0.313 (7, 4)	1-2 2-H							2-3		1	0	0	0	0	0	1
Brent Butler, R OBP: 0.290, SLG: 0.411 (1, 4)	1-3 K		2-2 G5-3	2-0 CS	0-1 P4	2-0 1B		1-1 G6-4-3 1B		5	0	2	1	0	1	2
Gary Bennett, R OBP: 0.307, SLG: 0.343 (1, 2)		1-2 G6-3	0-1 G6-3		2-0 G4-3	0-3 K		1-0 G6-4-3		5	0	0	0	0	1	2
Jose Jimenez, R (9, 1)								1-2f		0	0	0	0	0	0	0
Juan Uribe, R OBP: 0.288, SLG: 0.346 (1, 6)		2-2 FC4-6 1B 2B	0-2 1B		1-1 WP 2B		1-0 G5-3			4	1	3	0	0	0	0
Victor Santos, R OBP: 0.279, SLG: 0.500 (1, 1)		1-0 FC4-6 1B	2-3 K		1-1 F7		1-0 P4			1	0	1	0	0	0	0
Sean Lowe, R OBP: 0.071, SLG: 0.071 (3, 1)										1	0	0	0	0	1	1
Jack Cust, L OBP: 0.264, SLG: 0.242 (5, PH)										1	0	0	0	0	0	1
40 Brian Fuentes, L OBP: 0.264, SLG: 0.242 (6, 1)										0	0	0	0	0	0	0
Ben Patrick, R OBP: 0.279, SLG: 0.429 (7, PH)										1	0	0	0	0	0	0
Justin Speier, R OBP: 0.333, SLG: 0.333 (8, 1)										0	0	0	0	0	0	0
Sandy Alomar Jr., R OBP: 0.292, SLG: 0.404 (9, 2)										0	0	0	0	0	0	0

Inning Stats	R: 1	H: 2	E: 0	K: 1	S: 13	H: 2	LOB: 2	BB: 1	P: 23	R: 2	H: 3	E: 0	K: 0	S: 21	H: 1	LOB: 3	BB: 2	P: 36	R: 0	H: 1	E: 0	K: 1	S: 12	R: 2	H: 3	E: 0	K: 0	S: 8	R: 0	H: 1	E: 0	K: 0	S: 7	R: 3	H: 4	E: 0	K: 1	S: 18	R: 0	H: 0	E: 0	K: 0	S: 3	R: 3	H: 4	E: 1	K: 0	S: 11	H: 4	LOB: 0	BB: 0	P: 18
--------------	------	------	------	------	-------	------	--------	-------	-------	------	------	------	------	-------	------	--------	-------	-------	------	------	------	------	-------	------	------	------	------	------	------	------	------	------	------	------	------	------	------	-------	------	------	------	------	------	------	------	------	------	-------	------	--------	-------	-------

PITCHER	IP	WLS	BF	H	R	ER	SO	BB	IBB	HBP	BLK	WP	HR	S	P	ERA	WHIP
Miguel Batista, R ERA: 4.24 (1, 1)	5.0		27	10	5	5	2	3	0	0	0	1	0	61	102	9.00	2.600
Greg Swindell, L ERA: 4.91 (6, 1)	1.0	L	7	4	3	3	1	0	0	0	0	0	1	18	26	27.00	4.000
Eddie Oropesa, L ERA: 10.3 (7, 1)	1.0		3	0	0	0	0	0	0	0	0	0	0	3	6	0.00	0.000
Mike Myers, L ERA: 4.67 (8, 1)	0.0		3	3	3	3	0	0	0	0	0	0	0	7	12	∞	∞
Mike Koplove, R ERA: 2.31 (8, 1)	1.0		3	1	0	0	0	0	0	0	0	0	0	4	6	0.00	1.000

Arizona Diamondbacks @ Colorado Rockies
Coors Field, Denver, CO

Sun Sep 22 2002, 1:05 PM MDT
Att: 26,520 - Sunny - 60 F

AB	40
R	11
H	18
RBI	9
BB	3
SO	3
LOB	16



Batter	1	2	3	4	5	6	7	8	9	AB R H RBI BB SO LOB	TOP		
Gabe Kapler, R OBP: 0.316, SLG: 0.367 (1, 9) X	0-0 1B 1B		0-1 G4-3			1-0 G6-4-3 1B			2-2 G6-3	4 1 2 0 0 0 0	Colorado Rockies @ Los Angeles Dodgers Dodger Stadium, Los Angeles, CA Tue Sep 24 2002, 7:10 PM PDT Att. 30,332 - Cloudy - 74 F livebaseballscorecards.com		
Terry Shumpert, R OBP: 0.310, SLG: 0.376 (1, 4) C Juan Pierre, L OBP: 0.327, SLG: 0.333 (8, 8) F X	1-2 F8		1-2 G6-3			1-1 F9			0-1 F7	3 0 0 0 0 0 2 1 0 0 0 0 0 0			
Jay Payton, R OBP: 0.364, SLG: 0.506 (1, 8) F F X (8, 7) X	0-2 F9				0-1 G1-3	0-0 G6-4-3 1-2f			2-2 G4-3	4 0 0 0 0 0 2			
Todd Zeile, R OBP: 0.352, SLG: 0.417 (1, 5) C X Brent Butler, R OBP: 0.290, SLG: 0.411 (8, 5) X	0-1 FC4-6 1-H 1B				3-2 F9				0-3 K	3 0 1 1 0 1 0 0 0 0 0 0 0 0			
Greg Norton, S OBP: 0.317, SLG: 0.416 (1, 3) S B X	1-1 FC4-6 1-2f				1-1 G6-3				1-3 K	3 0 0 0 0 1 1			
Ben Petrick, R OBP: 0.279, SLG: 0.426 (1, 7) F F B B Todd Jones, L (8, 1) X Jose Jimenez, R (9, 1)			1-3 K			1-2 K 1B			1-3 K	3 0 1 0 0 2 0 0 0 0 0 0 0 0 0 0 0 0 0 0 0			
Sandy Alomar Jr., R OBP: 0.283, SLG: 0.404 (1, 2) B B Jason Romano, R OBP: 0.297, SLG: 0.313 (8, PR) X (8, 4)			2-0 G6-3			1-3 K			0-0 G6-4-3 1B	3 0 1 0 0 1 1 0 0 0 0 0 0 0			
Juan Uribe, R OBP: 0.286, SLG: 0.344 (1, 6) S B F F C S			1-3 K			2-2 F7			1-2 G6-4-3 1-2f	3 0 0 0 0 1 2			
Denny Stark, R OBP: 0.175, SLG: 0.333 (1, 1) S B F F C Jose Ortiz, R OBP: 0.311, SLG: 0.303 (8, PH) X Gary Bennett, R OBP: 0.307, SLG: 0.343 (8, 2)			2-3 K			1-0 F9			2-3 K	2 0 0 0 0 1 1 1 0 0 0 0 1 1 0 0 0 0 0 0 0			
Inning Stats	R: 1 H: 2 E: 0 LOB: 1 K: 0 BB: 0 S: 13 P: 15	R: 0 H: 0 E: 0 LOB: 0 K: 2 BB: 0 S: 9 P: 13	R: 0 H: 0 E: 0 LOB: 0 K: 1 BB: 0 S: 10 P: 13	R: 0 H: 0 E: 0 LOB: 0 K: 0 BB: 0 S: 7 P: 11	R: 0 H: 1 E: 0 LOB: 1 K: 1 BB: 0 S: 10 P: 15	R: 0 H: 1 E: 0 LOB: 0 K: 0 BB: 0 S: 4 P: 6	R: 0 H: 0 E: 0 LOB: 0 K: 3 BB: 0 S: 9 P: 11	R: 0 H: 1 E: 0 LOB: 1 K: 1 BB: 0 S: 12 P: 15	R: 0 H: 0 E: 0 LOB: 0 K: 0 BB: 0 S: 8 P: 12	1B: 5 SF: 0 2B: 0 SAC: 0 3B: 0 DP: 2 HR: 0 HBP: 0		WP: 0 PA: 30 PB: 0 SB: 1 CS: 0	
PITCHER	IP WLS BF H R ER SO BB IBB HBP BLK WP HR S P ERA WHIP											PITCHER	IP WLS BF H R ER SO BB IBB HBP BLK WP HR S P ERA WHIP
Odalis Perez, L ERA: 3.0 (1, 1)	8.0 L 27 5 1 1 8 0 0 0 0 0 0 0 0 74 99 1.12 0.625												
Paul Quantrill, R ERA: 2.74 (9, 1)	1.0 3 0 0 0 0 0 0 0 0 0 0 0 0 8 12 0.00 0.000												

Batter	1	2	3	4	5	6	7	8	9	AB R H RBI BB SO LOB
Marquis Grissom, R OBP: 0.316, SLG: 0.502 (1, 8)	0-1 F9 ①		0-0 L5 ①		1-2 G6-3 ③			1-2 3B ③		4 0 1 0 0 0 0
Paul Lo Duca, R OBP: 0.326, SLG: 0.400 (1, 2)	4-1 FC4-6 BB ②		1-2 F8 ②			0-1 F9 ①		0-3 K ③		3 0 0 0 1 1 1
Shawn Green, L OBP: 0.385, SLG: 0.561 (1, 9)	1-1 FC4-6 1B 1-2f ②		0-2 F8 ③			2-3 K ②		0-1 F7 ①		4 0 0 0 0 1 1
Brian Jordan, R OBP: 0.329, SLG: 0.465 (1, 7)	2-2 1B 1-3 ③			1-1 G4-3 ①		0-0 F9 ③		1-1 G6-3 ②		4 0 1 0 0 0 0
Eric Karros, R OBP: 0.324, SLG: 0.404 Wilkin Ruan, R OBP: 0.500, SLG: 0.667 (1, 3) (9, PR)	3-2 P4 ③			1-0 F9 ②		1-2 G4-3 ①		2-1 2B ③		4 0 1 0 0 0 2 0 0 0 0 0 0 0
Adrian Beltré, R OBP: 0.306, SLG: 0.435 (1, 5)		0-2 G4-3 ①		4-2 BB ③		1-2 E5 G5-3 ②		0-3 K ③		3 0 0 0 1 1 1
Mark Grudzielanek, R OBP: 0.302, SLG: 0.367 (1, 4)		4-1 BB ③		0-0 F8 ③		3-2 G5-3 1-2 ② ③				2 0 0 0 1 0 2
Alex Cora, L OBP: 0.356, SLG: 0.435 (1, 6)		0-1 F8 ②			3-2 F8 ①		2-2 F8 ①			3 0 0 0 0 0 1
Odalis Perez, L OBP: 0.169, SLG: 0.281 Dave Hansen, L OBP: 0.354, SLG: 0.383 Paul Quantrill, L OBP: 0.333, SLG: 0.333 (1, 1) (8, PH) (9, 1)		1-0 G4-3 ③			1-2 L6 ②		3-3 K ②			2 0 0 0 0 0 1 1 0 0 0 0 1 0 0 0 0 0 0 0 0

Inning Stats	R: 0 E: 0 K: 13 S: 13	H: 1 LOB: 2 BB: 1 P: 23	R: 0 E: 0 K: 7 S: 7	H: 0 LOB: 1 BB: 1 P: 12	R: 0 E: 0 K: 7 S: 7	H: 0 LOB: 0 BB: 0 P: 8	R: 0 E: 0 K: 6 S: 6	H: 0 LOB: 1 BB: 1 P: 12	R: 0 E: 0 K: 9 S: 9	H: 0 LOB: 0 BB: 0 P: 14	R: 0 E: 0 K: 7 S: 7	H: 0 LOB: 0 BB: 0 P: 9	R: 0 E: 1 K: 10 S: 10	H: 0 LOB: 1 BB: 0 P: 15	R: 0 E: 0 K: 14 S: 14	H: 1 LOB: 1 BB: 0 P: 20	R: 0 E: 0 K: 9 S: 9	H: 1 LOB: 1 BB: 0 P: 12	1B: 1 2B: 1 3B: 1 HR: 0	SF: 0 SAC: 0 DP: 0 HBP: 0
--------------	--------------------------------	----------------------------------	------------------------------	----------------------------------	------------------------------	---------------------------------	------------------------------	----------------------------------	------------------------------	----------------------------------	------------------------------	---------------------------------	--------------------------------	----------------------------------	--------------------------------	----------------------------------	------------------------------	----------------------------------	----------------------------------	------------------------------------


PITCHER	IP	WLS	BF	H	R	ER	SO	BB	IBB	HBP	BLK	WP	HR	S	P	ERA	WHIP
Denny Stark, R ERA: 3.69 (1, 1)	7.0	W	25	1	0	0	1	3	0	0	0	0	0	59	93	0.00	0.571
Todd Jones, R ERA: 4.5 (8, 1)	1.0	H	4	1	0	0	2	0	0	0	0	0	0	14	20	0.00	1.000
Jose Jimenez, R ERA: 3.39 (9, 1)	1.0	S	4	1	0	0	1	0	0	0	0	0	0	9	12	0.00	1.000

BOTTOM

Colorado Rockies @ Los Angeles Dodgers
Dodger Stadium, Los Angeles, CA

Tue Sep 24 2002, 7:10 PM PDT
Att. 30,332 - Cloudy - 74 F

AB	30
R	0
H	3
RBI	0
BB	3
SO	4
LOB	9



WP	PA	ERA	WHIP
33			

Batter	1	2	3	4	5	6	7	8	9	AB R H RBI BB SO LOB	TOP																
Juan Pierre, L (1, 8) OBP: 0.327, SLG: 0.332	1-0 F8	1-0 G3			1-0 P4		0-1 SH5-4		2-0 1B	4 0 1 0 0 0 2	Colorado Rockies @ Los Angeles Dodgers Dodger Stadium, Los Angeles, CA Wed Sep 25 2002, 7:10 PM PDT Att. 28,189 - Sunny - 71 F																
Gabe Kapler, R (1, 9) OBP: 0.311, SLG: 0.361	1-3 K		2-2 L5		0-1 G3		0-2 G4-3		2-3 K	5 0 0 0 0 2 2																	
Jay Payton, R (1, 7) OBP: 0.361, SLG: 0.501	0-3 K		0-3 K		0-1 G6-3		0-1 G6-3			4 0 0 0 0 2 1																	
Todd Zeile, R (1, 5) OBP: 0.352, SLG: 0.415 Brent Butler, R (8, 5) OBP: 0.290, SLG: 0.411		2-1 G1-3	3-3 K			4-2 SH5-4 FC3-2 BB		2-1 G1-3		3 0 0 0 1 1 0 0 0 0 0 0 0 0																	
Ross Gload, L (1, 3) OBP: 0.290, SLG: 0.379		1-3 K		0-1 G3-1 2B		4-2 FC3-2 SH5-4 BB		1-2 G3-1		3 0 1 0 1 1 0																	
Jose Ortiz, R (1, 4) OBP: 0.316, SLG: 0.314 Jason Romano, R (8, PR) OBP: 0.297, SLG: 0.313		0-1 1B E 1B		2-2 F7		2-1 SH5-4		2-1 2B		3 1 2 0 0 0 1 0 0 0 0 0 0 0																	
Gary Bennett, R (1, 2) OBP: 0.307, SLG: 0.343 Greg Norton, S (8, PH) OBP: 0.316, SLG: 0.414 Sandy Alomar Jr., R (8, 2) OBP: 0.293, SLG: 0.404		0-1 E7 1B 1B		1-2 G3-1		2-2 FC3-2		0-3 K		3 1 1 0 0 0 3 1 0 0 0 0 1 1 0 0 0 0 0 0 0																	
Juan Uribe, R (1, 6) OBP: 0.288, SLG: 0.343		4-0 1B IBB		1-0 HBP		2-2 G5-3			0-3 K	2 0 0 0 1 1 2																	
Jason Jennings, L (1, 1) OBP: 0.348, SLG: 0.371 Jack Cust, L (7, PH) OBP: 0.274, SLG: 0.242 Justin Speier, R (7, 1) OBP: 0.333, SLG: 0.333 Todd Jones, L (8, 1) Larry Walker, L (9, PH) OBP: 0.425, SLG: 0.607 Jose Jimenez, R (9, 1)		1-0 1B 2-H		0-1 G3		4-0 G4-3 SH5-4 BB		3-3 K		2 0 1 1 0 0 2 0 0 0 0 1 0 0 0 0 0 0 0 0 0 0 0 0 0 0 0 0 1 0 0 0 0 1 0 0 0 0 0 0 0 0																	
Inning Stats	R: 0 E: 0 K: 2 S: 8	H: 0 LOB: 0 BB: 0 P: 10	R: 2 E: 1 K: 1 S: 11	H: 3 LOB: 2 BB: 1 P: 20	R: 0 E: 0 K: 2 S: 11	H: 0 LOB: 0 BB: 0 P: 16	R: 0 E: 0 K: 0 S: 10	H: 1 LOB: 2 BB: 0 P: 14	R: 0 E: 0 K: 0 S: 5	H: 0 LOB: 0 BB: 0 P: 6		R: 0 E: 0 K: 0 S: 13	H: 0 LOB: 2 BB: 2 P: 27	R: 0 E: 0 K: 0 S: 7	H: 0 LOB: 1 BB: 1 P: 11	R: 0 E: 0 K: 1 S: 11	H: 1 LOB: 1 BB: 0 P: 16	R: 0 E: 0 K: 3 S: 14	H: 1 LOB: 1 BB: 0 P: 20	1B: 4 2B: 2 3B: 0 HR: 0	SF: 0 SAC: 2 DP: 0 HBP: 1	WP: 0 PB: 0 SB: 1 CS: 0	PA: 38				
PITCHER	IP WLS BF H R ER SO BB IBB HBP BLK WP HR S P ERA WHIP																										
Giovanni Carrara, R (1, 1) ERA: 3.28	5.0		21	4	2	2	5	0	1	1	0	0	0	45	66	3.60	0.800										
Guillermo Mota, R (6, 1) ERA: 4.4	2.0		9	0	0	0	0	3	0	0	0	0	0	20	38	0.00	1.500										
Paul Shuey, R (8, 1) ERA: 3.39	1.0		4	1	0	0	1	0	0	0	0	0	0	11	16	0.00	1.000										
Eric Gagne, R (9, 1) ERA: 2.04	1.0	W	4	1	0	0	3	0	0	0	0	0	0	14	20	0.00	1.000										

livebaseballscorecards.com

AB	31
R	2
H	6
RBI	1
BB	4
SO	9
LOB	14



BOTTOM

Colorado Rockies @ Los Angeles Dodgers
Dodger Stadium, Los Angeles, CA

AB 34
R 3
H 11
RBI 3
BB 3
SO 3
LOB 15



WP: 0 PA: 40
PB: 0
SB: 0
CS: 0

ERA WHIP

Wed Sep 25 2002, 7:10 PM PDT
Att. 28,189 - Sunny - 71 F

AB R H RBI BB SO LOB

5 1 1 1 0 0 3

4 1 1 0 1 0 2

4 0 1 0 1 0 2

5 0 2 2 0 0 1

4 0 2 0 0 1 1
0 0 0 0 0 0 0
0 0 0 0 0 0 0

4 0 1 0 0 1 3

4 0 0 0 0 1 3

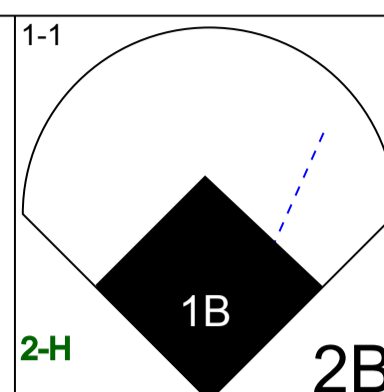
3 1 2 0 1 0 0

0 0 0 0 0 0 0
0 0 0 0 0 0 0
0 0 0 0 0 0 0
1 0 1 0 0 0 0
0 0 0 0 0 0 0
0 0 0 0 0 0 0
0 0 0 0 0 0 0
0 0 0 0 0 0 0

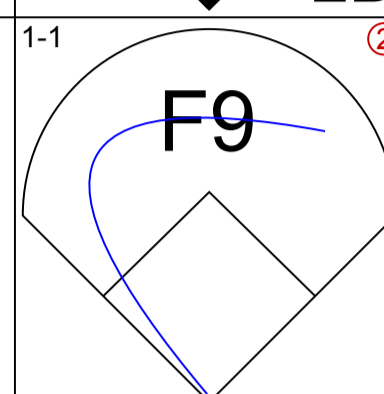
1B: 10 SF: 0
2B: 1 SAC: 3
3B: 0 DP: 0
HR: 0 HBP: 0

IP WLS BF H R ER SO BB IBB HBP BLK WP HR S P ERA WHIP

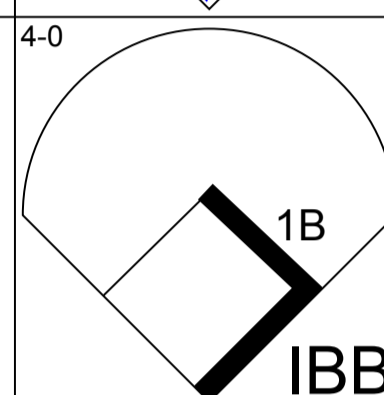
1-1



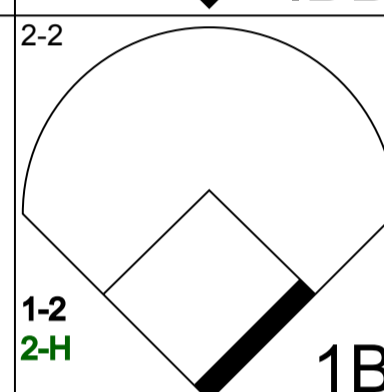
4 1 1 0 1 0 2



4 0 1 0 1 0 2



5 0 2 2 0 0 1



4 0 2 0 0 1 1
0 0 0 0 0 0 0
0 0 0 0 0 0 0

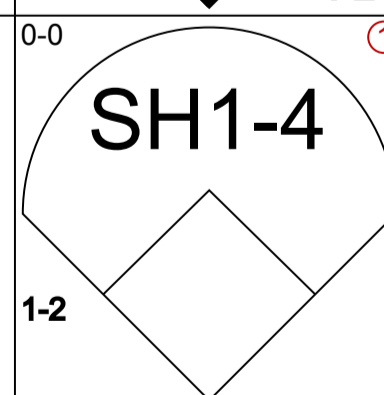
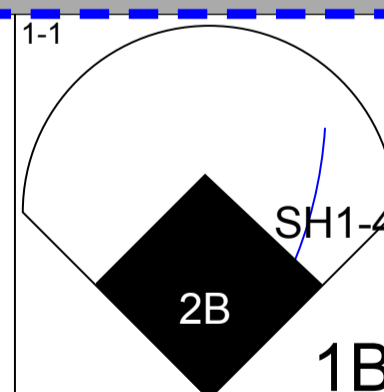
4 0 1 0 0 1 3



4 0 0 0 0 1 3



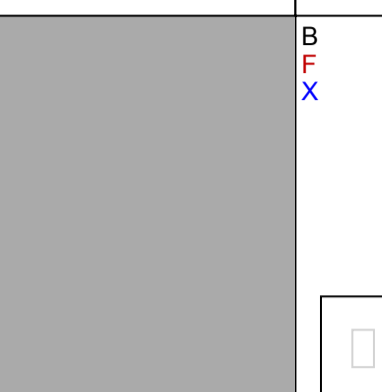
3 1 2 0 1 0 0



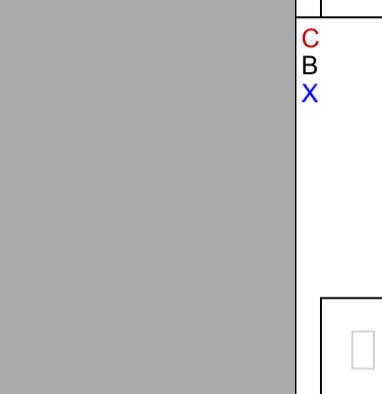
1B: 10 SF: 0
2B: 1 SAC: 3
3B: 0 DP: 0
HR: 0 HBP: 0

IP WLS BF H R ER SO BB IBB HBP BLK WP HR S P ERA WHIP

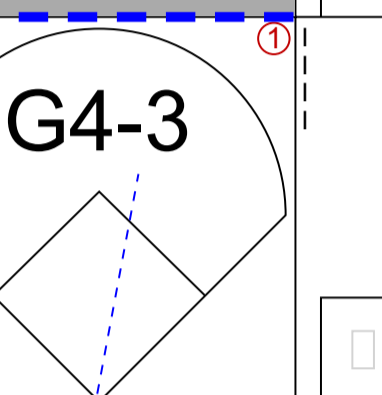
1-2



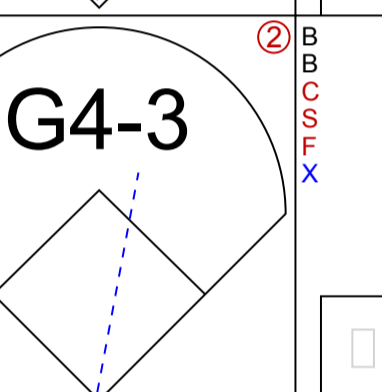
4 1 1 0 1 0 2



4 0 1 0 1 0 2

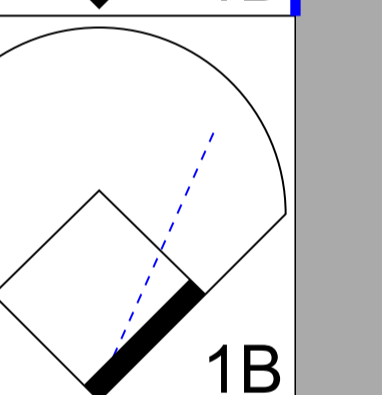


5 0 2 2 0 0 1

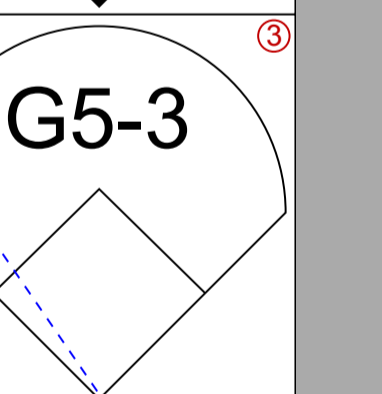


4 0 2 0 0 1 1
0 0 0 0 0 0 0
0 0 0 0 0 0 0

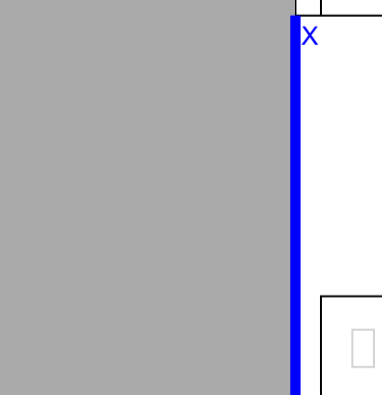
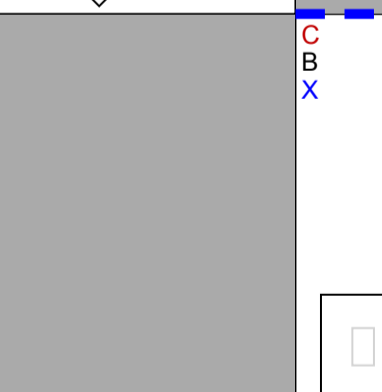
4 0 1 0 0 1 3



4 0 0 0 0 1 3



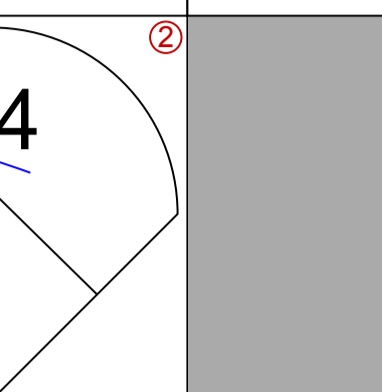
3 1 2 0 1 0 0



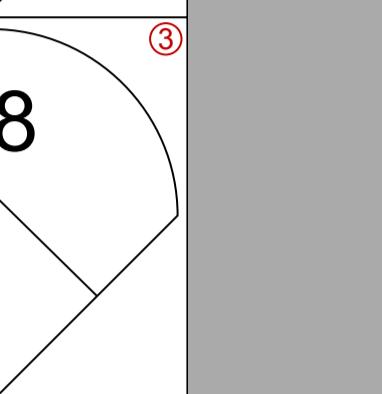
1B: 10 SF: 0
2B: 1 SAC: 3
3B: 0 DP: 0
HR: 0 HBP: 0

IP WLS BF H R ER SO BB IBB HBP BLK WP HR S P ERA WHIP

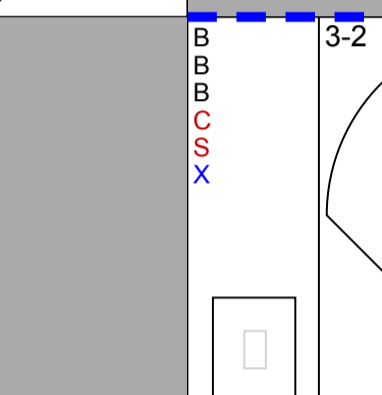
1-2



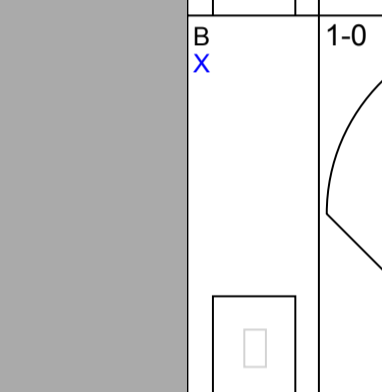
4 1 1 0 1 0 2



4 0 1 0 1 0 2

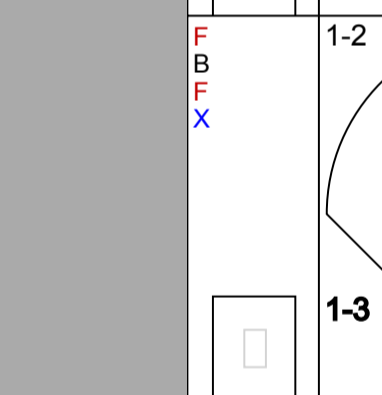


5 0 2 2 0 0 1

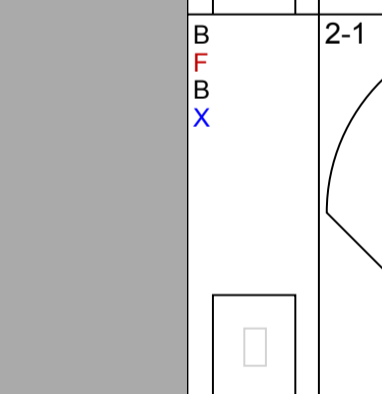


4 0 2 0 0 1 1
0 0 0 0 0 0 0
0 0 0 0 0 0 0

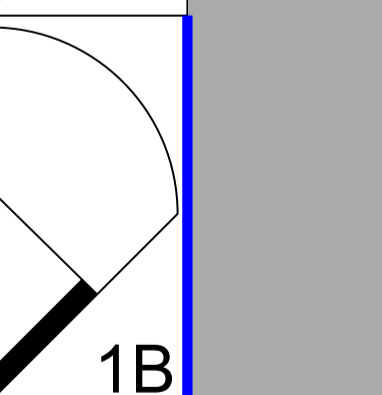
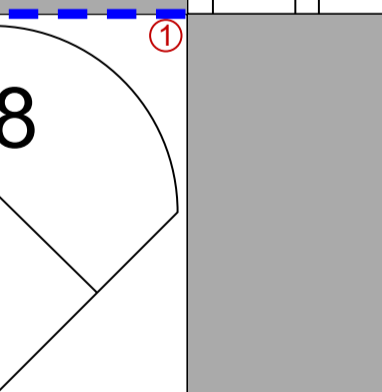
4 0 1 0 0 1 3



4 0 0 0 0 1 3



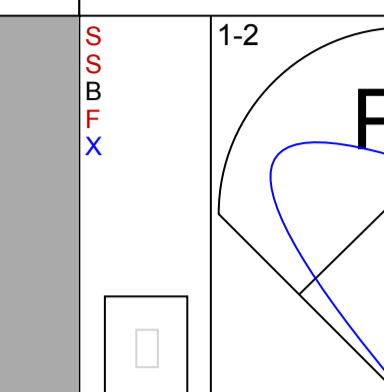
3 1 2 0 1 0 0



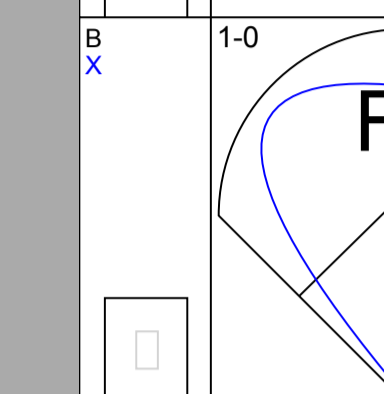
1B: 10 SF: 0
2B: 1 SAC: 3
3B: 0 DP: 0
HR: 0 HBP: 0

IP WLS BF H R ER SO BB IBB HBP BLK WP HR S P ERA WHIP


1-1



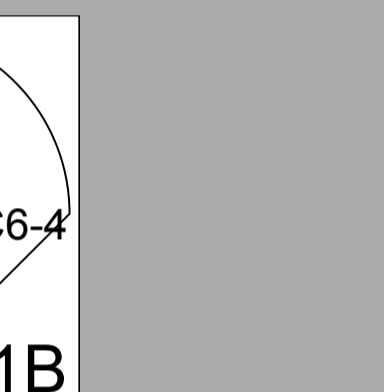
4 1 1 0 1 0 2



4 0 1 0 1 0 2

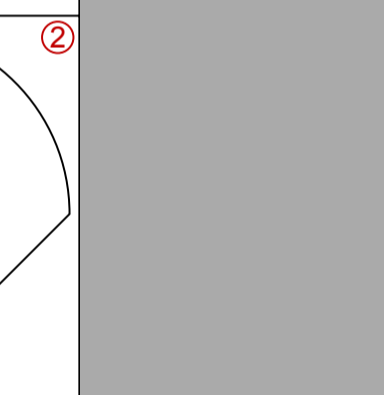


5 0 2 2 0 0 1

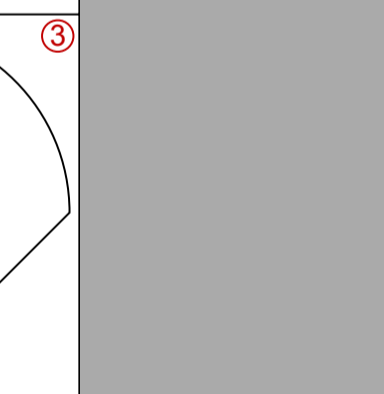


4 0 2 0 0 1 1
0 0 0 0 0 0 0
0 0 0 0 0 0 0

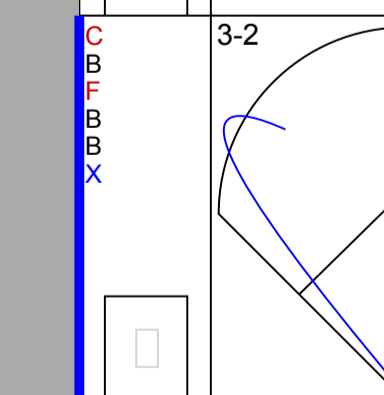
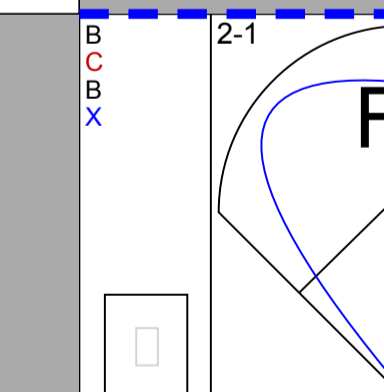
4 0 1 0 0 1 3



4 0 0 0 0 1 3




3 1 2 0 1 0 0



1B: 10 SF: 0
2B: 1 SAC: 3
3B: 0 DP: 0
HR: 0 HBP: 0

IP WLS BF H R ER SO BB IBB HBP BLK WP HR S P ERA WHIP

4-2



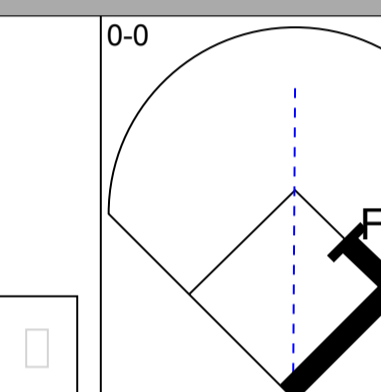
4 1 1 0 1 0 2



4 0 1 0 1 0 2

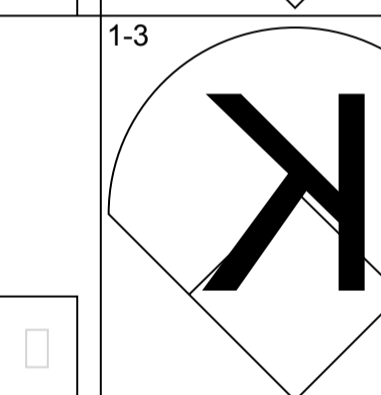


5 0 2 2 0 0 1

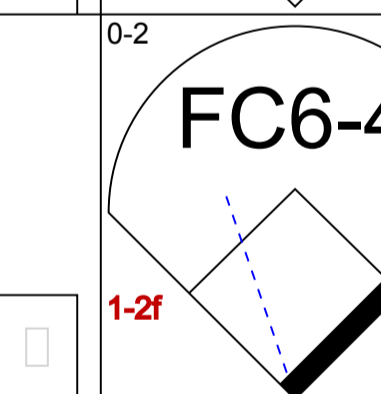


4 0 2 0 0 1 1
0 0 0 0 0 0 0
0 0 0 0 0 0 0

4 0 1 0 0 1 3



4 0 0 0 0 1 3



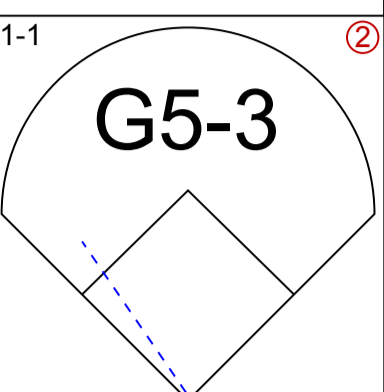
3 1 2 0 1 0 0



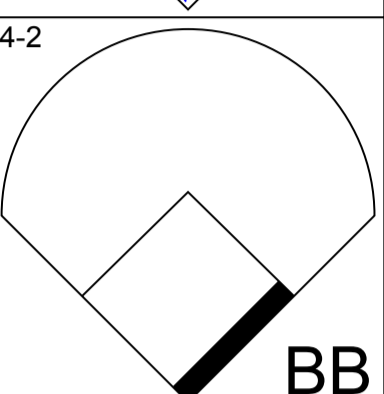
1B: 10 SF: 0
2B: 1 SAC: 3
3B: 0 DP: 0
HR: 0 HBP: 0

IP WLS BF H R ER SO BB IBB HBP BLK WP HR S P ERA WHIP

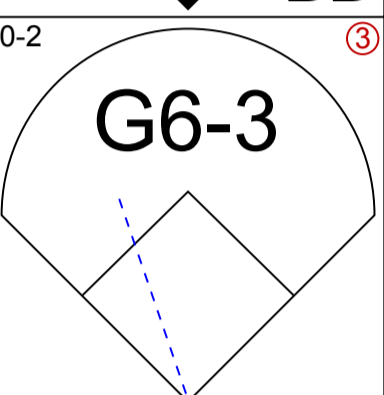
1-1




4 1 1 0 1 0 2



4 0 1 0 1 0 2



5 0 2 2 0 0 1



4 0 2 0 0 1 1
0 0 0 0 0 0 0
0 0 0 0 0 0 0

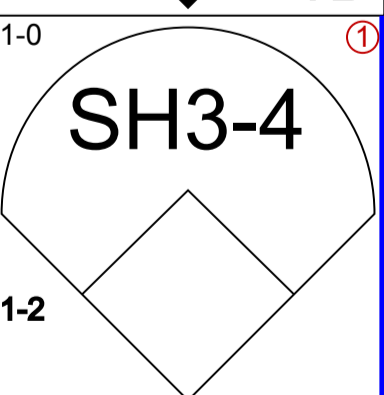
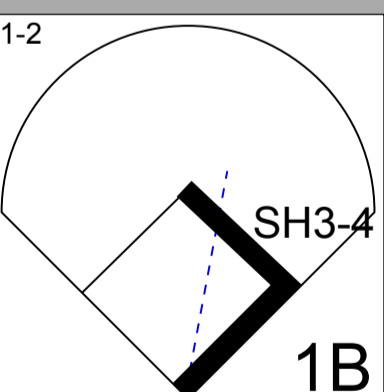
4 0 1 0 0 1 3



4 0 0 0 0 1 3



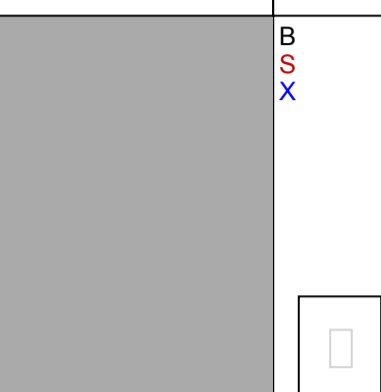
3 1 2 0 1 0 0



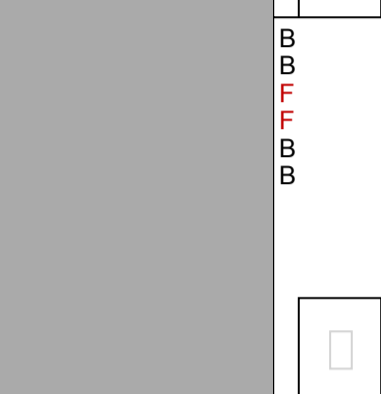
1B: 10 SF: 0
2B: 1 SAC: 3
3B: 0 DP: 0
HR: 0 HBP: 0

IP WLS BF H R ER SO BB IBB HBP BLK WP HR S P ERA WHIP

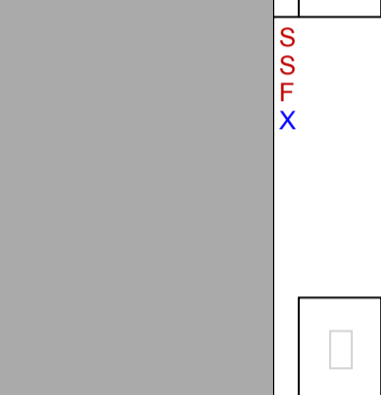
0-1




4 1 1 0 1 0 2



4 0 1 0 1 0 2

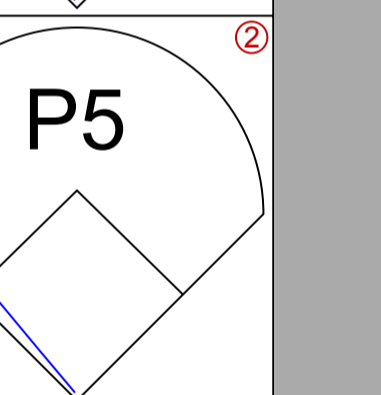


5 0 2 2 0 0 1

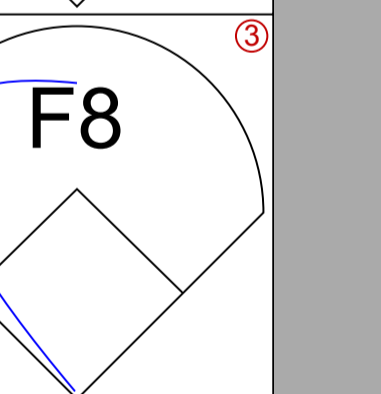


4 0 2 0 0 1 1
0 0 0 0 0 0 0
0 0 0 0 0 0 0

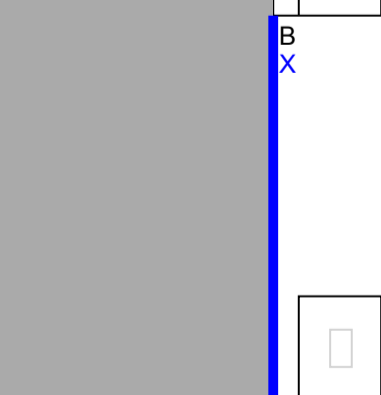
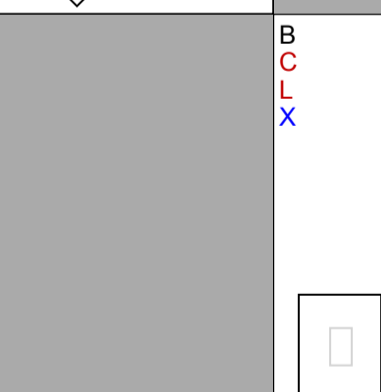
4 0 1 0 0 1 3



4 0 0 0 0 1 3



3 1 2 0 1 0 0



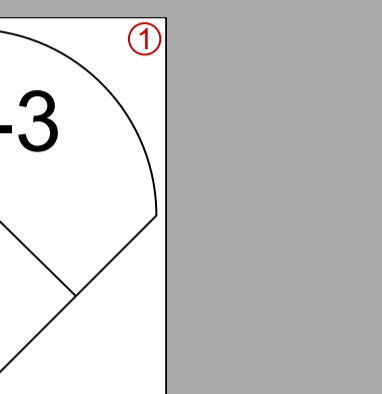
1B: 10 SF: 0
2B: 1 SAC: 3
3B: 0 DP: 0
HR: 0 HBP: 0

IP WLS BF H R ER SO BB IBB HBP BLK WP HR S P ERA WHIP

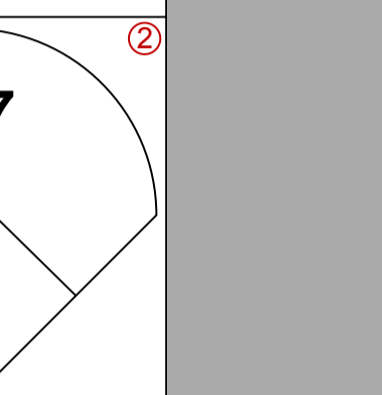
0-1



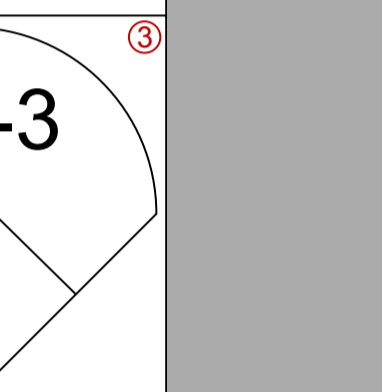
4 1 1 0 1 0 2



4 0 1 0 1 0 2

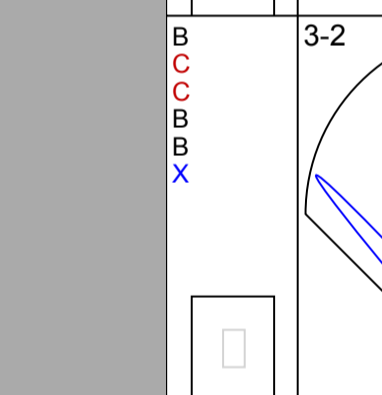


5 0 2 2 0 0 1

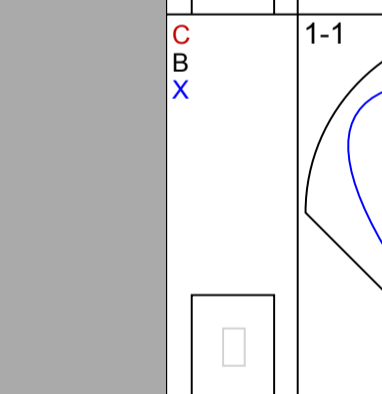


4 0 2 0 0 1 1
0 0 0 0 0 0 0
0 0 0 0 0 0 0


4 0 1 0 0 1 3



4 0 0 0 0 1 3



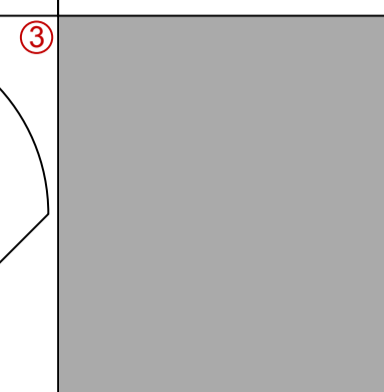
3 1 2 0 1 0 0



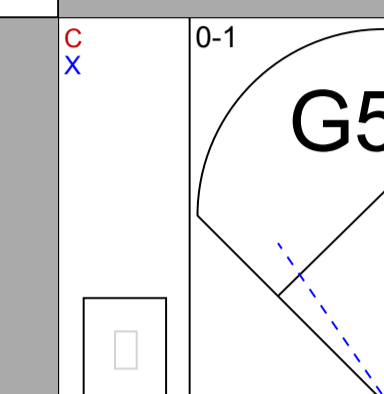
1B: 10 SF: 0
2B: 1 SAC: 3
3B: 0 DP: 0
HR: 0 HBP: 0

IP WLS BF H R ER SO BB IBB HBP BLK WP HR S P ERA WHIP

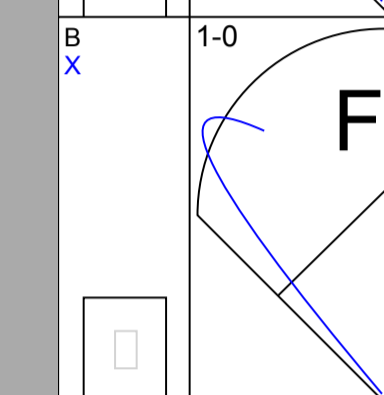
0-0



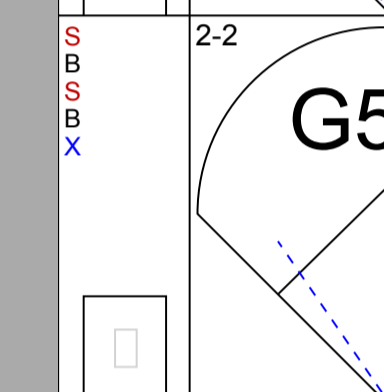
4 1 1 0 1 0 2



4 0 1 0 1 0 2



5 0 2 2 0 0 1

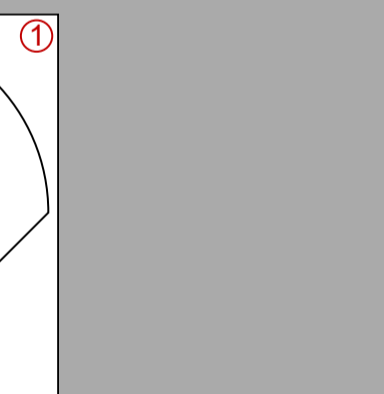


4 0 2 0 0 1 1
0 0 0 0 0 0 0
0 0 0 0 0 0 0

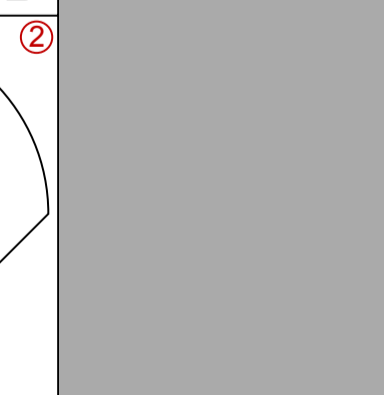
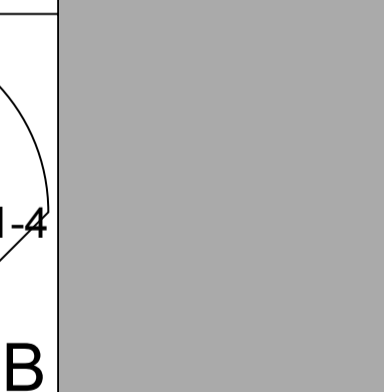
4 0 1 0 0 1 3



4 0 0 0 0 1 3



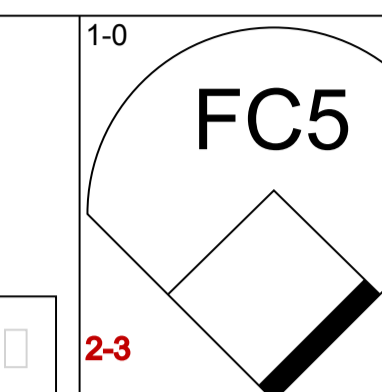
3 1 2 0 1 0 0




1B: 10 SF: 0
2B: 1 SAC: 3
3B: 0 DP: 0
HR: 0 HBP: 0

IP WLS BF H R ER SO BB IBB HBP BLK WP HR S P ERA WHIP

1-0



4 1 1 0 1 0 2



4 0 1 0 1 0 2



5 0 2 2 0 0 1

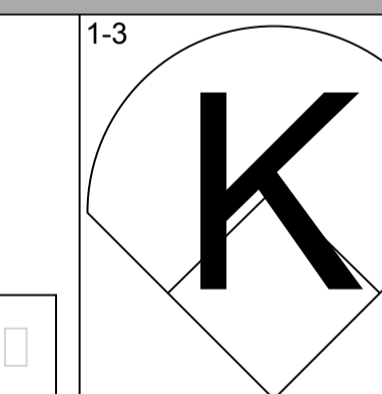


4 0 2 0 0 1 1
0 0 0 0 0 0 0
0 0 0 0 0 0 0

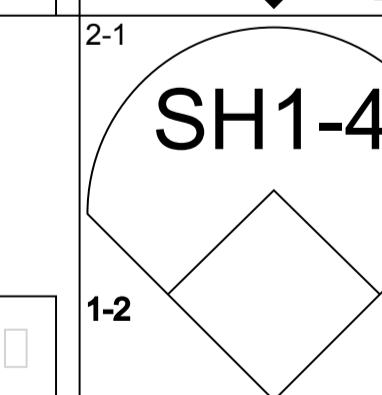
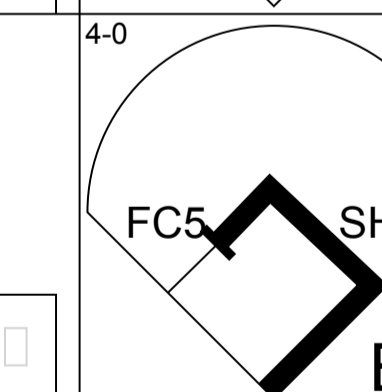
4 0 1 0 0 1 3



4 0 0 0 0 1 3



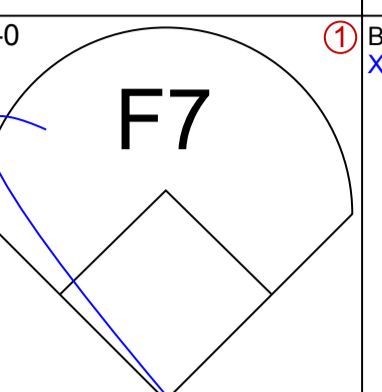
3 1 2 0 1 0 0



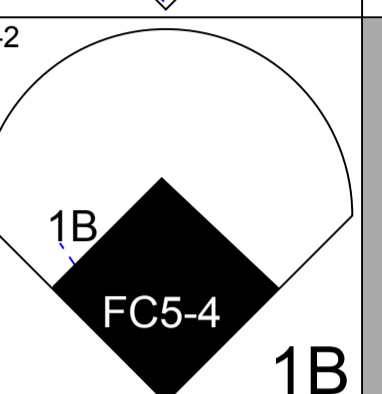
1B: 10 SF: 0
2B: 1 SAC: 3
3B: 0 DP: 0
HR: 0 HBP: 0

IP WLS BF H R ER SO BB IBB HBP BLK WP HR S P ERA WHIP

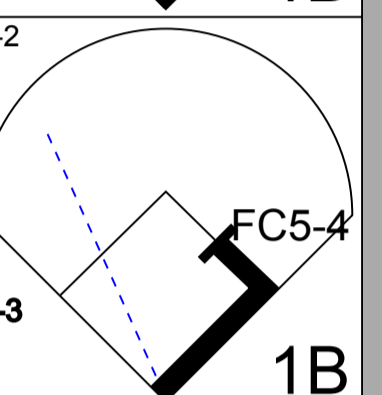
0-0



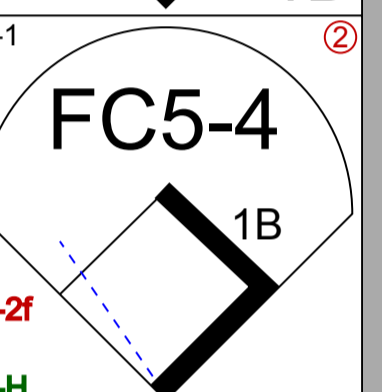
4 1 1 0 1 0 2



4 0 1 0 1 0 2

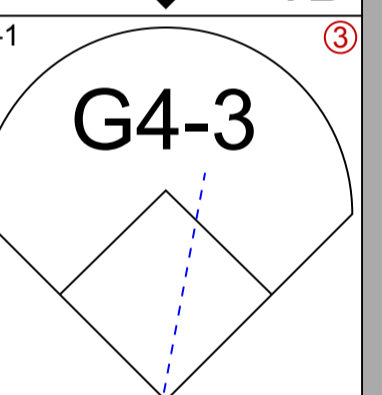


5 0 2 2 0 0 1




4 0 2 0 0 1 1
0 0 0 0 0 0 0
0 0 0 0 0 0 0



4 0 1 0 0 1 3



4 0 0 0 0 1 3



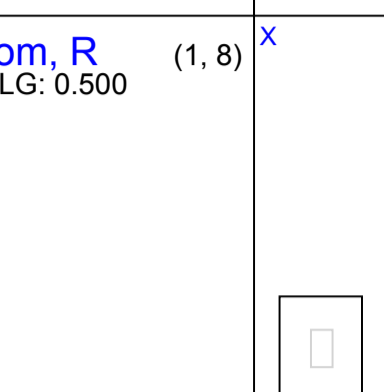
3 1 2 0 1 0 0



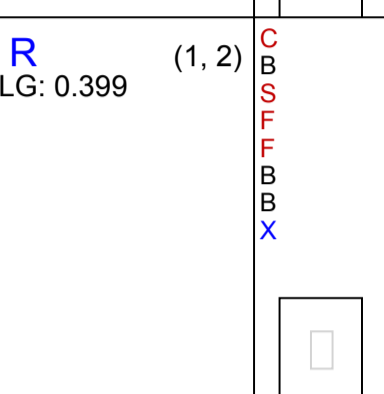
1B: 10 SF: 0
2B: 1 SAC: 3
3B: 0 DP: 0
HR: 0 HBP: 0

IP WLS BF H R ER SO BB IBB HBP BLK WP HR S P ERA WHIP

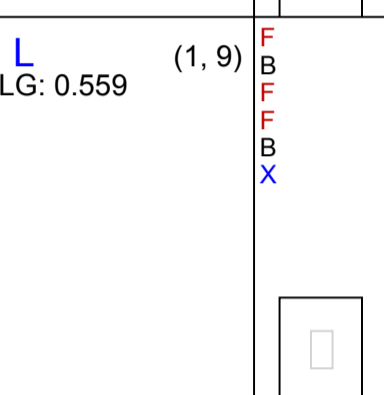
1-1



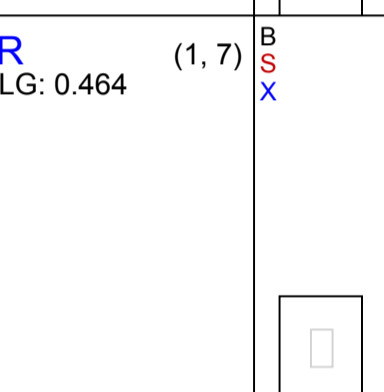
4 1 1 0 1 0 2



4 0 1 0 1 0 2

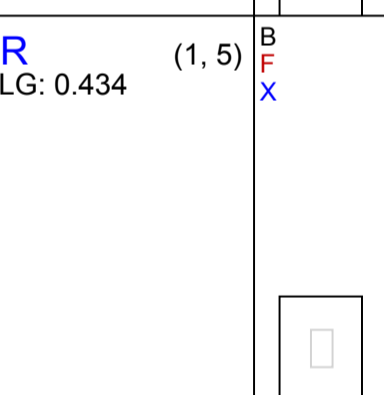


5 0 2 2 0 0 1

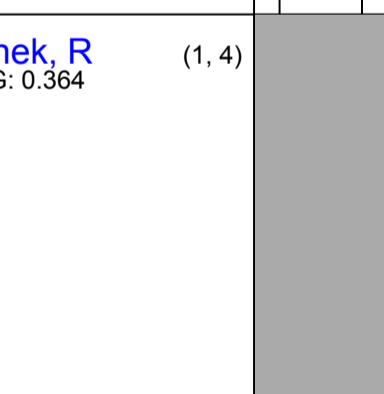


4 0 2 0 0 1 1
0 0 0 0 0 0 0
0 0 0 0 0 0 0



4 0 1 0 0 1 3



4 0 0 0 0 1 3




3 1 2 0 1 0 0




1B: 10 SF: 0
2B: 1 SAC: 3
3B: 0 DP: 0
HR: 0 HBP: 0

IP WLS BF H R ER SO BB IBB HBP BLK WP HR S P ERA WHIP


1-1




4 1 1 0 1 0 2



4 0 1 0 1 0 2




5 0 2 2 0 0 1



4 0 2 0 0 1 1
0 0 0 0 0 0 0
0 0 0 0 0 0 0

4 0 1 0 0 1 3



Batter	1	2	3	4	5	6	7	8	9	AB R H RBI BB SO LOB	TOP											
Juan Pierre, L (1, 8) OBP: 0.326, SLG: 0.330	2-1 G4-3		1-0 HBP			1-0 G4-3		0-1 G6-3	0-1 G4-3	4 0 0 0 0 0 3												
Jay Payton, R (1, 7) OBP: 0.360, SLG: 0.501	1-1 F9		1-2 L7			0-0 E6 17 2B		0-0 2B		4 1 1 0 0 0 1												
Larry Walker, L (1, 9) OBP: 0.423, SLG: 0.604	1-3 K			2-2 G3-1		0-1 17 2B G4-3 1B		0-3 K		4 1 1 0 0 2 1												
17 Todd Helton, L (1, 3) OBP: 0.430, SLG: 0.585		0-1 G6-3		2-2 F7		0-0 G4-3 1B 2B		1-0 G4-3		4 0 1 1 0 0 1												
Todd Zeile, R (1, 5) OBP: 0.353, SLG: 0.415		3-2 F3		1-2 FC5-4 1B		1-1 G4-3			0-1 FC4-6 1B	4 0 2 1 0 0 1												
Sandy Alomar Jr., R (1, 2) OBP: 0.292, SLG: 0.401		2-1 1B		1-1 FC5-4		0-0 G6-3			1-2 FC4-6 BB BB	4 0 1 0 0 0 3												
Gabe Kapler, R (9, PR) OBP: 0.311, SLG: 0.361				1-2f					1-2f	0 0 0 0 0 0 0												
Brent Butler, R (1, 4) OBP: 0.287, SLG: 0.408		0-3 K			2-3 K		0-3 K		0-3 K	3 0 0 0 0 0 3 1												
Jason Romano, R (7, 4) OBP: 0.293, SLG: 0.310										1 0 0 0 0 0 1 1												
Juan Uribe, R (1, 6) OBP: 0.286, SLG: 0.341			0-1 G5-3		0-0 P4		1-0 F8		4-2 BB BB	3 0 0 0 0 0 0												
Greg Norton, S (9, PH) OBP: 0.319, SLG: 0.414									1-2 BB BB	0 0 0 0 1 0 0												
Randy Flores, L (1, 1)			1-3 K		0-3 K		2-0 F8		4-1 BB	2 0 0 0 0 0 2 0												
Terry Shumpert, R (7, PH) OBP: 0.309, SLG: 0.374										1 0 0 0 0 0 0												
Kent Mercker, L (7, 1)										0 0 0 0 0 0 0												
40 Brian Fuentes, L (8, 1)										0 0 0 0 0 0 0												
Ben Petrick, R (9, PH) OBP: 0.286, SLG: 0.426									1-2 2-3 BB	0 0 0 0 1 0 0												
Inning Stats	R: 0 E: 0 K: 1 S: 7	H: 0 LOB: 0 BB: 0 P: 11	R: 0 E: 0 K: 1 S: 10	H: 1 LOB: 1 BB: 0 P: 15	R: 0 E: 0 K: 1 S: 8	H: 0 LOB: 1 BB: 0 P: 11	R: 0 E: 0 K: 0 S: 11	H: 1 LOB: 1 BB: 0 P: 17	R: 0 E: 0 K: 2 S: 7	H: 0 LOB: 0 BB: 0 P: 9	R: 2 E: 1 K: 0 S: 8	H: 2 LOB: 1 BB: 0 P: 10	R: 0 E: 0 K: 1 S: 5	H: 0 LOB: 0 BB: 0 P: 8	R: 0 E: 0 K: 1 S: 7	H: 1 LOB: 1 BB: 0 P: 8	R: 0 E: 0 K: 1 S: 14	H: 1 LOB: 3 BB: 2 P: 23	1B: 4 2B: 2 3B: 0 HR: 0	SF: 0 SAC: 0 DP: 0 HBP: 1	WP: 0 PB: 0 SB: 1 CS: 0	PA: 37
PITCHER Randy Johnson, L (1, 1) ERA: 2.32	IP: 9.0 WLS: W BF: 37 H: 6 R: 2 ER: 0 SO: 8 BB: 2 IBB: 0 HBP: 1 BLK: 0 WP: 0 HR: 0 S: 77 P: 112 ERA: 0.00 WHIP: 0.889																					

Colorado Rockies @ Arizona Diamondbacks
Bank One Ballpark, Phoenix, AZ
Thu Sep 26 2002, 9:35 PM EDT
Att. 33,605 - Dome - 72 F

AB	34
R	2
H	6
RBI	2
BB	2
SO	8
LOB	12



Batter	1	2	3	4	5	6	7	8	9	AB	R	H	RBI	BB	SO	LOB
Tony Womack, L (1, 6) OBP: 0.322, SLG: 0.352	F8		SH5-4 3B 1B		L6		K			4	1	1	0	0	1	0
Quinton McCracken, S (1, 9) OBP: 0.367, SLG: 0.458 Felix Jose, S (7, PH) OBP: 0.267, SLG: 0.167 David Dellucci, L (8, 7) OBP: 0.332, SLG: 0.411	G6-3		SH5-4		F8		K			2	0	0	0	0	0	0
Junior Spivey, R (1, 4) OBP: 0.388, SLG: 0.469			L6		F8					3	0	1	0	1	0	2
Greg Colbrunn, R (1, 3) OBP: 0.382, SLG: 0.640 Mark Grace, L (8, 3) OBP: 0.346, SLG: 0.383	G6-3		3B BB			FC3-6 1B	G6-3			3	1	1	0	1	0	2
Matt Williams, R (1, 5) OBP: 0.309, SLG: 0.448			F3			K				4	0	1	3	0	1	1
Steve Finley, L (1, 8) OBP: 0.364, SLG: 0.482			G3			FC3-6 BB HBP 1-2f	G3-1			4	1	1	0	0	0	2
Mark Little, R (1, 7) OBP: 0.312, SLG: 0.288							K			2	0	1	1	0	1	0
Chad Moeller, R (1, 2) OBP: 0.364, SLG: 0.376			B1-5 3B							2	0	0	0	1	0	2
Randy Johnson, R (1, 1) OBP: 0.161, SLG: 0.169			SH5-4 3B 1B				K			3	1	1	0	0	1	3

Inning Stats	R: 0	H: 1	E: 0	K: 0	S: 12	R: 1	H: 2	E: 0	K: 0	S: 10	R: 3	H: 3	E: 0	K: 0	S: 11	R: 0	H: 0	E: 0	K: 0	S: 3	R: 0	H: 0	E: 0	K: 0	S: 6	R: 0	H: 1	E: 0	K: 2	S: 12	R: 0	H: 0	E: 0	K: 2	S: 12	R: 0	H: 0	E: 0	K: 1	S: 7	1B: 4	2B: 2	3B: 2	HR: 0	SF: 0	SAC: 1	DP: 2	HBP: 2	WP: 0	PB: 0	SB: 0	CS: 0	PA: 34
--------------	------	------	------	------	-------	------	------	------	------	-------	------	------	------	------	-------	------	------	------	------	------	------	------	------	------	------	------	------	------	------	-------	------	------	------	------	-------	------	------	------	------	------	-------	-------	-------	-------	-------	--------	-------	--------	-------	-------	-------	-------	--------

PITCHER	IP	WLS	BF	H	R	ER	SO	BB	IBB	HBP	BLK	WP	HR	S	P	ERA	WHIP
Randy Flores, L (1, 1) ERA: 7.24	6.0	L	27	7	4	4	2	2	0	2	0	0	0	54	88	6.00	1.500
Kent Mercker, L (7, 1) ERA: 5.83	1.0		4	0	0	0	2	1	0	0	0	0	0	12	21	0.00	1.000
40 Brian Fuentes, L (8, 1) ERA: 3.65	1.0		3	0	0	0	1	0	0	0	0	0	0	7	9	0.00	0.000

BOTTOM

Colorado Rockies @ Arizona Diamondbacks
Bank One Ballpark, Phoenix, AZ

Thu Sep 26 2002, 9:35 PM EDT
Att: 33,605 - Dome - 72 F

AB	28
R	4
H	7
RBI	4
BB	3
SO	5
LOB	12



Batter	1	2	3	4	5	6	7	8	9	AB R H RBI BB SO LOB	TOP										
Juan Pierre, L (1, 8) OBP: 0.328, SLG: 0.333	2-2 G4-3		4-1 BB		0-0 L7		2-2 2B 1B	2-1 CS 2B		4 1 2 2 1 0 3											
Jay Payton, R (1, 7) OBP: 0.357, SLG: 0.498 Kent Miercker, L (5, 1) OBP: 0.313, SLG: 0.333 Ross Gload, L (7, PH) OBP: 0.333, SLG: 0.333 Justin Speier, R (7, 1) OBP: 0.353, SLG: 0.415 Todd Zelle, R (8, PH) OBP: 0.353, SLG: 0.415 40 Brian Fuentes, L (8, 1) Terry Shumpert, R (9, PH) OBP: 0.307, SLG: 0.373	2-0 G5-3		2-1 P6		0-2 FC5-4		4-2 2B BB	2-0 CS	3-2 G3	3 0 0 0 0 0 5 0 0 0 0 0 0 0 0 1 0 1 1 0 1 0 0 0 0 0 0											
Larry Walker, L (1, 9) OBP: 0.421, SLG: 0.602	3-1 G6-3				0-0 F7		2-3 K	0-1 2B	0-1 G4-3	5 0 1 3 0 1 0											
17 Todd Helton, L (1, 3) OBP: 0.429, SLG: 0.581		0-2 G4-3		1-0 G3		4-2 BB	3-2 F7	3-2 F7	0-1 G3	4 0 0 0 1 0 1											
Greg Norton, S (1, 5) OBP: 0.313, SLG: 0.404		1-3 K		1-1 P6		3-2 F7	2-2 G5-3			4 0 0 0 0 1 2											
Jose Ortiz, R (1, 4) OBP: 0.315, SLG: 0.313		0-3 K			2-2 L6		2-0 F8	1-0 BB 2B 1B		4 1 1 0 0 1 1											
Gary Bennett, R (1, 2) OBP: 0.309, SLG: 0.343			0-0 G5-3		0-0 BB 1B 1B		4-0 1B BB BB	0-1 P5		3 1 1 0 1 0 1											
Jason Romano, R (1, 6) OBP: 0.313, SLG: 0.330		1-1 G6-3 1B		2-0 BB 1B		1-2 BB 1B	1-2 2B 1B	2-2 F7		4 1 3 0 0 0 1											
Denny Neagle, L (1, 1) OBP: 0.267, SLG: 0.356 Brent Butler, R (3, PH) OBP: 0.287, SLG: 0.407 Victor Santos, R (3, 1) OBP: 0.500, SLG: 0.500 Jack Cust, L (5, PH) OBP: 0.289, SLG: 0.238	0-2 G6-3		0-2 G6-3		4-2 FC5-4 BB		1-3 K	4-2 2B BB		0 0 0 0 0 0 0 1 0 0 0 0 0 1 0 0 0 0 0 0 0 1 1 0 0 2 1 2											
Inning Stats	R: 0 E: 0 K: 0 S: 6	H: 0 LOB: 0 BB: 0 P: 13	R: 0 E: 0 K: 2 S: 10	H: 0 LOB: 0 BB: 0 P: 11	R: 0 E: 0 K: 0 S: 9	H: 1 LOB: 2 BB: 1 P: 16	R: 0 E: 0 K: 0 S: 4	H: 0 LOB: 0 BB: 0 P: 6	R: 0 E: 0 K: 0 S: 12	H: 2 LOB: 3 BB: 1 P: 20	R: 0 E: 0 K: 1 S: 13	H: 0 LOB: 1 BB: 1 P: 24	R: 4 E: 0 K: 1 S: 21	H: 3 LOB: 1 BB: 2 P: 38	R: 2 E: 0 K: 0 S: 10	H: 2 LOB: 0 BB: 1 P: 21	R: 0 E: 0 K: 0 S: 7	H: 0 LOB: 0 BB: 0 P: 10	1B: 6 2B: 2 3B: 0 HR: 0	SF: 0 SAC: 0 DP: 0 HBP: 0	WP: 0 PA: 41 PB: 0 SB: 0 CS: 1
PITCHER	IP WLS BF H R ER SO BB IBB HBP BLK WP HR S P ERA WHIP																				
Miguel Batista, R (1, 1) ERA: 4.29	6.1 W 29 5 4 4 4 5 0 0 0 0 0 0 67 115 5.68 1.579																				
Mike Myers, L (7, 1) ERA: 4.58	0.2 3 1 0 0 0 0 0 0 0 0 0 0 8 13 0.00 1.500																				
Mike Koplove, R (8, 1) ERA: 3.25	1.0 H 5 2 2 2 0 1 0 0 0 0 0 0 10 21 18.00 3.000																				
Byung-Hyun Kim, R (9, 1) ERA: 2.08	1.0 S 3 0 0 0 0 0 0 0 0 0 0 0 7 10 0.00 0.000																				

Colorado Rockies @ Arizona Diamondbacks
Bank One Ballpark, Phoenix, AZ

AB	34
R	6
H	8
RBI	6
BB	6
SO	4
LOB	17



Fri Sep 27 2002, 10:05 PM EDT
Att: 39,693 - Dome - 72 F

WP: 0	PA: 41
PB: 0	
SB: 0	
CS: 1	

Batter	1	2	3	4	5	6	7	8	9	AB	R	H	RBI	BB	SO	LOB
Tony Womack, L OBP: 0.326, SLG: 0.356 (1, 6)	1-1 2B	1-2 G4-3	0-0 1B				1-1 FC6-4 1B			4	1	3	0	1	0	0
Junior Spivey, R OBP: 0.389, SLG: 0.474 (1, 4)	2-2 2B HBP	0-0 HR	2-3 K			1-0 1B	0-0 FC6-4			4	2	2	1	0	1	3
Steve Finley, L OBP: 0.366, SLG: 0.487 (1, 8)	1-1 HBP 1B	1-1 1B	1-1 P6			1-0 P6		2-1 S 2B		5	3	3	1	0	0	4
Matt Williams, R OBP: 0.311, SLG: 0.447 (1, 5)	2-3 K	0-0 1B E				2-0 F8		3-2 P3		5	1	2	0	0	1	3
Mark Grace, L OBP: 0.350, SLG: 0.390 (1, 3)	2-1 FC1 1B	3-1 E8				1-1 1B		0-1 2B		5	1	3	2	0	0	3
Mark Little, R OBP: 0.308, SLG: 0.279 (1, 9)	2-2 1B HBP	0-1 L7				0-0 L7		2-1 F8		4	0	0	1	0	0	4
David Dellucci, L OBP: 0.326, SLG: 0.402 (1, 7)	2-3 K	3-3 K				2-2 G6-3		3-2 G1-3		5	0	0	0	0	2	7
Rod Barajas, R OBP: 0.273, SLG: 0.329 (1, 2)	0-1 1B		3-1 1B 2B			2-0 G5-3		0-0 F7		4	0	2	2	0	0	0
Miguel Batista, R OBP: 0.204, SLG: 0.255 (1, 1)	0-3 K		0-3 K			1-3 K		2-2 F8		3	0	0	0	0	3	3
Mike Myers, L (7, 1)										0	0	0	0	0	0	0
Erubiel Durazo, L (7, PH)										1	0	0	0	0	0	0
Mike Koplove, R (8, 1)										0	0	0	0	0	0	0
Byung-Hyun Kim, R (9, 1)										0	0	0	0	0	0	0

Inning Stats	R: 4	H: 3	LOB: 2	K: 3	P: 34	R: 3	H: 4	LOB: 1	K: 1	P: 22	R: 0	H: 2	LOB: 2	K: 2	P: 17	R: 0	H: 1	LOB: 1	K: 0	P: 14	R: 0	H: 1	LOB: 2	K: 1	P: 15	R: 0	H: 1	LOB: 1	K: 0	P: 9	R: 0	H: 1	LOB: 1	K: 0	P: 10	R: 1	H: 2	LOB: 1	K: 0	P: 22	
1B: 9	SF: 0	2B: 5	SAC: 0	3B: 0	DP: 0	HR: 1	HBP: 2																																		

PITCHER	IP	WLS	BF	H	R	ER	SO	BB	IBB	HBP	BLK	WP	HR	S	P	ERA	WHIP
Denny Neagle, L (1, 1)	2.0	L	16	7	7	7	4	0	0	0	0	0	1	36	56	31.50	3.500
Victor Santos, R (3, 1)	2.0		9	3	0	0	2	0	0	0	0	0	0	20	31	0.00	1.500
Kent Mercker, L (5, 1)	2.0		9	2	0	0	1	1	0	0	0	0	0	11	24	0.00	1.500
Justin Speier, R (7, 1)	1.0		4	1	0	0	0	0	0	0	0	0	0	7	10	0.00	1.000
40 Brian Fuentes, L (8, 1)	1.0		5	2	1	1	0	0	0	0	0	0	0	12	22	9.00	2.000

BOTTOM

Colorado Rockies @ Arizona Diamondbacks
Bank One Ballpark, Phoenix, AZ
 Fri Sep 27 2002, 10:05 PM EDT
 Att: 39,693 - Dome - 72 F

AB	40
R	8
H	15
RBI	7
BB	1
SO	7
LOB	27



WP	PA	ERA	WHIP
0	43		

Batter	1	2	3	4	5	6	7	8	9	AB R H RBI BB SO LOB	TOP											
Juan Pierre, L (1, 8) OBP: 0.330, SLG: 0.337	0-0 B1-3		0-2 HR 1B		0-0 2B		2-2 G6-3	1-1 1B 1B		5 2 3 1 0 0 0	Colorado Rockies @ Arizona Diamondbacks Bank One Ballpark, Phoenix, AZ Sat Sep 28 2002, 4:05 PM EDT Att: 45,052 - Dome - 72 F											
Gabe Kapler, R (1, 9) OBP: 0.312, SLG: 0.371	0-0 P4		2-2 HR 1-H		1-1 G1-3		1-0 G4-3	2-2 1B 1-H 3-H		5 1 2 3 0 0 1												
17 Todd Helton, L (1, 3) OBP: 0.427, SLG: 0.578 40 Brian Fuentes, L (7, 1)	1-0 FC6-4 1B		1-2 G4-3		3-2 F8		1-1 G4-3	1-0 P3		4 0 1 0 0 0 1 0 0 0 0 0 0 0 1 0 0 0 0 0 1 0 0 0 0 0 0 0												
Ben Petrick, R (8, PH) OBP: 0.283, SLG: 0.421 Victor Santos, R (8, 1) OBP: 0.500, SLG: 0.500	0-1 FC6-4 1-2f		0-0 F9		1-0 F9			0-1 G5-3	0-0 P6	5 0 0 0 0 0 2												
Todd Zeile, R (1, 5) OBP: 0.355, SLG: 0.425		1-3 K		3-1 1B 1B		3-2 HR		2-2 1B 2B	1-3 K	5 2 3 1 0 2 0												
Brent Butler, R (1, 4) OBP: 0.285, SLG: 0.404 (6, 6)		1-0 L7		0-1 F7		1-2 F8		0-0 1B 1B	1-1 G1-3	5 1 1 0 0 0 1												
Sandy Alomar Jr., R (1, 2) OBP: 0.302, SLG: 0.410		2-2 1B		1-0 1-3 1B		2-2 1B		2-0 1B 1B		4 1 4 1 0 0 0												
Jason Romano, R (1, 6) OBP: 0.303, SLG: 0.319 Terry Shumpert, R (6, 4) OBP: 0.306, SLG: 0.371		1-3 K		1-3 K		1-3 K		3-3 K		3 0 0 0 0 3 4 1 0 0 0 0 1 2												
Cory Vance, L (1, 1) Ross Gload, L (4, PH) OBP: 0.303, SLG: 0.367 Sean Lowe, R (4, 1) OBP: 0.071, SLG: 0.071 Jack Cust, L (6, PH) OBP: 0.286, SLG: 0.234 Kent Mercker, L (6, 1) Justin Speier, R (6, 1) OBP: 0.333, SLG: 0.333 Greg Norton, S (7, 3) OBP: 0.316, SLG: 0.407			3-3 K	3-1 F7		1-3 K		0-1 1B 1B WP		1 0 0 0 0 1 0 1 0 0 0 0 0 2 0 0 0 0 0 0 0 1 0 0 0 0 1 1 0 0 0 0 0 0 0 0 0 0 0 0 0 0 1 1 1 1 0 0 0												
Inning Stats	R: 0 E: 0 K: 0 S: 5	H: 1 LOB: 1 BB: 0 P: 6	R: 0 E: 0 K: 2 S: 10	H: 1 LOB: 1 BB: 0 P: 15	R: 2 E: 0 K: 1 S: 18	H: 2 LOB: 0 BB: 0 P: 23	R: 0 E: 0 K: 1 S: 10	H: 2 LOB: 2 BB: 0 P: 18	R: 0 E: 0 K: 0 S: 8	H: 1 LOB: 1 BB: 0 P: 13		R: 1 E: 0 K: 2 S: 16	H: 2 LOB: 1 BB: 0 P: 24	R: 0 E: 0 K: 0 S: 8	H: 0 LOB: 0 BB: 0 P: 12	R: 5 E: 0 K: 1 S: 21	H: 6 LOB: 1 BB: 0 P: 32	R: 0 E: 0 K: 1 S: 6	H: 0 LOB: 0 BB: 0 P: 8	1B: 11 2B: 2 3B: 0 HR: 2	SF: 0 SAC: 0 DP: 0 HBP: 0	WP: 1 PB: 0 SB: 0 CS: 0
PITCHER	IP WLS BF H R ER SO BB IBB HBP BLK WP HR S P ERA WHIP																					
Rick Helling, R (1, 1) ERA: 4.51	6.0 W 27 9 3 3 6 0 0 0 0 0 0 2 67 99 4.50 1.500																					
Mike Myers, L (7, 1) ERA: 4.46	1.0 3 0 0 0 0 0 0 0 0 0 0 0 8 12 0.00 0.000																					
Mike Fetters, R (8, 1) ERA: 4.09	0.2 8 6 5 5 1 0 0 0 0 0 1 0 20 30 67.50 9.000																					
Mike Koplove, R (8, 1) ERA: 3.23	0.1 1 0 0 0 0 0 0 0 0 0 0 0 1 2 0.00 0.000																					
Byung-Hyun Kim, R (9, 1) ERA: 2.05	1.0 3 0 0 0 0 1 0 0 0 0 0 0 6 8 0.00 0.000																					

livebaseballscores.com

AB	42
R	8
H	15
RBI	7
BB	0
SO	8
LOB	15



Batter	1	2	3	4	5	6	7	8	9	AB R H RBI BB SO LOB	BOTTOM
--------	---	---	---	---	---	---	---	---	---	----------------------	--------

Tony Womack, L <small>(1, 6) OBP: 0.326, SLG: 0.354</small>										4 2 0 0 1 1 6	Colorado Rockies @ Arizona Diamondbacks Bank One Ballpark, Phoenix, AZ Sat Sep 28 2002, 4:05 PM EDT Att. 45,052 - Dome - 72 F livebaseballscorecards.com
Junior Spivey, R <small>(1, 4) OBP: 0.389, SLG: 0.471</small>										4 2 0 1 2 0 2	
Steve Finley, L <small>(1, 8) OBP: 0.370, SLG: 0.500</small>										5 2 3 5 1 0 1	
Greg Colbrunn, R <small>(1, 3) OBP: 0.375, SLG: 0.624</small>										6 1 1 0 0 0 3	
Matt Williams, R <small>(1, 5) OBP: 0.322, SLG: 0.483</small>										5 3 4 3 0 0 1	
Felix Jose, S <small>(1, 9) OBP: 0.300, SLG: 0.375</small>										4 2 1 1 1 1 2	
Mark Little, R <small>(1, 7) OBP: 0.318, SLG: 0.286</small>										4 3 2 0 1 1 3	
Rod Barajas, R <small>(1, 2) OBP: 0.288, SLG: 0.357</small>										5 2 4 4 0 0 0	
Rick Helling, R <small>(1, 1) OBP: 0.280, SLG: 0.043</small> Lyle Overbay, L <small>(6, PH) OBP: 0.100, SLG: 0.100</small> Mike Myers, L <small>(7, 1)</small> Mike Fetters, R <small>(8, 1)</small> Mike Koplove, R <small>(8, 1)</small> Jay Bell, R <small>(8, PH) OBP: 0.250, SLG: 0.308</small> Chris Donnels, L <small>(8, PR) OBP: 0.315, SLG: 0.430</small> Byung-Hyun Kim, R <small>(9, 1) OBP: 0.500, SLG: 0.500</small>										2 0 0 0 0 1 1 2 1 0 0 0 0 0 0 1 0 1 0 1 1 0	

Inning Stats	R: 1 H: 1 E: 0 K: 14 S: 14	H: 1 LOB: 3 BB: 2 P: 29	R: 0 H: 0 E: 0 K: 1 S: 8	H: 0 LOB: 0 BB: 1 P: 16	R: 0 H: 0 E: 0 K: 5 S: 5	H: 0 LOB: 0 BB: 0 P: 11	R: 4 H: 3 E: 2 K: 1 S: 17	H: 3 LOB: 1 BB: 0 P: 22	R: 2 H: 3 E: 0 K: 13 S: 13	H: 3 LOB: 2 BB: 1 P: 24	R: 4 H: 4 E: 0 K: 1 S: 22	H: 4 LOB: 1 BB: 1 P: 38	R: 3 H: 2 E: 0 K: 0 S: 15	H: 2 LOB: 0 BB: 1 P: 23	R: 3 H: 3 E: 0 K: 0 S: 21	H: 3 LOB: 1 BB: 1 P: 35	1B: 9 SF: 0 2B: 2 SAC: 0 3B: 0 DP: 0 HR: 5 HBP: 1	WP: 0 PA: 50 PB: 0 SB: 1 CS: 1
--------------	----------------------------	-------------------------	--------------------------	-------------------------	--------------------------	-------------------------	---------------------------	-------------------------	----------------------------	-------------------------	---------------------------	-------------------------	---------------------------	-------------------------	---------------------------	-------------------------	--	---

PITCHER	Cory Vance, L <small>(1, 1) ERA: 6.75</small> Sean Lowe, R <small>(4, 1) ERA: 5.79</small> Kent Mercker, L <small>(6, 1) ERA: 6.14</small> Justin Speier, R <small>(6, 1) ERA: 4.33</small> 40 Brian Fuentes, L <small>(7, 1) ERA: 4.73</small>	Victor Santos, R <small>(8, 1) ERA: 10.38</small>	IP WLS BF H R ER SO BB IBB HBP BLK WP HR S P ERA WHIP 3.0 0 13 1 1 1 1 3 0 0 0 0 27 56 3.00 1.333 2.0 L 15 6 6 3 2 1 0 0 0 0 0 30 46 13.50 3.500 0.1 4 2 3 3 0 1 0 0 0 0 2 12 23 81.00 9.000 0.2 4 2 1 1 1 0 0 0 0 0 1 10 15 13.50 3.000 1.0 6 2 3 3 0 1 0 0 0 0 2 15 23 27.00 3.000	IP WLS BF H R ER SO BB IBB HBP BLK WP HR S P ERA WHIP 1.0 0 7 3 3 0 0 1 0 0 0 0 3 35 27.00 4.000
---------	---	---	---	---

