

Colorado Rockies - 2002

Batter	1	2	3	4	5	6	7	8	9	AB	R	H	RBI	BB	SO	LOB	TOP																		
																		Arizona Wildcats @ Colorado Rockies US West Sports Complex, Hi Corbett Field, Tucson, AZ Thu Feb 28 2002, 3:05 PM EST livebaseballscorecards.com																	
Inning Stats																		1B: 0 SF: 0 2B: 0 SAC: 0 3B: 0 DP: 0 HR: 0 HBP: 0	WP: 0 PA: 0 FB: 0 SB: 0 CS: 0																
PITCHER	IP	WLS	BF	H	R	ER	SO	BB	IBB	HBP	BLK	WP	HR	S	P	ERA	WHIP	PITCHER	IP	WLS	BF	H	R	ER	SO	BB	IBB	HBP	BLK	WP	HR	S	P	ERA	WHIP



Batter	1	2	3	4	5	6	7	8	9	AB	R	H	RBI	BB	SO	LOB	BOTTOM																		
																		Arizona Wildcats @ Colorado Rockies US West Sports Complex, Hi Corbett Field, Tucson, AZ Thu Feb 28 2002, 3:05 PM EST livebaseballscorecards.com																	
Inning Stats																		1B: 0 SF: 0 2B: 0 SAC: 0 3B: 0 DP: 0 HR: 0 HBP: 0	WP: 0 PA: 0 FB: 0 SB: 0 CS: 0																
PITCHER	IP	WLS	BF	H	R	ER	SO	BB	IBB	HBP	BLK	WP	HR	S	P	ERA	WHIP	PITCHER	IP	WLS	BF	H	R	ER	SO	BB	IBB	HBP	BLK	WP	HR	S	P	ERA	WHIP



Batter	1	2	3	4	5	6	7	8	9	AB	R	H	RBI	BB	SO	LOB	TOP				
Juan Pierre, L (1.8)	G1-3		K		FC6			L7	K	5	0	0	0	0	2	3					
Juan Uribe, R (1.6) OBP: 0.250, SLG: 0.250	G6-4-3 1B			G4-3		K		K2-3		4	0	1	0	0	2	0					
Larry Walker, L (1.9) OBP: 0.750, SLG: 0.667	G6-4-3			17 1B SF8 1B		FC5-4 BB		17 1B 2B 1B		3	2	2	0	1	0	1					
17 Todd Helton, L (1.3) OBP: 0.500, SLG: 0.500		G4-3		1B		F9		2B 1B		4	0	2	0	0	0	1					
Todd Zeile, R (1.5) OBP: 0.250, SLG: 0.667		G6-3		SF8 1B		FC5-4		1B		3	0	1	2	0	0	1					
Todd Hollandsworth, L (1.7)				K2-3				L8 K		4	0	0	0	0	3	3					
Jose Ortiz, R (1.4) OBP: 0.250, SLG: 0.500				G5-3		K		G4-3 2B	K	4	0	1	0	0	2	0					
Gary Bennett, R (1.2)				G4-3		FC6 BB		G4-3	G6-3	3	0	0	0	1	0	1					
Mike Hampton, R Dennys Reyes, R Benny Aguiar, R Mike James, R Rick White, R Todd Jones, L Jose Jimenez, R Greg Norton, S				1B		K		K	BB	1	0	0	0	0	0	0					
Inning Stats	R: 0 E: 0 K: 0 S: 4	H: 1 LOB: 0 BB: 0 P: 6	R: 0 E: 0 K: 1 S: 8	H: 0 LOB: 0 BB: 0 P: 13	R: 0 E: 0 K: 1 S: 10	H: 1 LOB: 1 BB: 0 P: 11	R: 1 E: 0 K: 1 S: 10	H: 2 LOB: 1 BB: 0 P: 16	R: 0 E: 0 K: 2 S: 9	H: 0 LOB: 1 BB: 1 P: 15	R: 0 E: 0 K: 1 S: 8	H: 1 LOB: 1 BB: 0 P: 12	R: 1 E: 0 K: 2 S: 17	H: 3 LOB: 2 BB: 0 P: 19	R: 0 E: 0 K: 1 S: 12	H: 0 LOB: 1 BB: 1 P: 18	1B: 6 2B: 2 3B: 0 HR: 0	SF: 1 SAC: 0 DP: 1 HBP: 0	WP: 0 PB: 0 SB: 0 CS: 0	PA: 37	
PITCHER	IP WLS BF H R ER SO BB IBB HBP BLK WP HR S P ERA WHIP	IP WLS BF H R ER SO BB IBB HBP BLK WP HR S P ERA WHIP	IP WLS BF H R ER SO BB IBB HBP BLK WP HR S P ERA WHIP	IP WLS BF H R ER SO BB IBB HBP BLK WP HR S P ERA WHIP	IP WLS BF H R ER SO BB IBB HBP BLK WP HR S P ERA WHIP	IP WLS BF H R ER SO BB IBB HBP BLK WP HR S P ERA WHIP	IP WLS BF H R ER SO BB IBB HBP BLK WP HR S P ERA WHIP	IP WLS BF H R ER SO BB IBB HBP BLK WP HR S P ERA WHIP	IP WLS BF H R ER SO BB IBB HBP BLK WP HR S P ERA WHIP	IP WLS BF H R ER SO BB IBB HBP BLK WP HR S P ERA WHIP	IP WLS BF H R ER SO BB IBB HBP BLK WP HR S P ERA WHIP	IP WLS BF H R ER SO BB IBB HBP BLK WP HR S P ERA WHIP	IP WLS BF H R ER SO BB IBB HBP BLK WP HR S P ERA WHIP	IP WLS BF H R ER SO BB IBB HBP BLK WP HR S P ERA WHIP	IP WLS BF H R ER SO BB IBB HBP BLK WP HR S P ERA WHIP	IP WLS BF H R ER SO BB IBB HBP BLK WP HR S P ERA WHIP	IP WLS BF H R ER SO BB IBB HBP BLK WP HR S P ERA WHIP	IP WLS BF H R ER SO BB IBB HBP BLK WP HR S P ERA WHIP	IP WLS BF H R ER SO BB IBB HBP BLK WP HR S P ERA WHIP	IP WLS BF H R ER SO BB IBB HBP BLK WP HR S P ERA WHIP	IP WLS BF H R ER SO BB IBB HBP BLK WP HR S P ERA WHIP

Colorado Rockies @ St. Louis Cardinals
 Busch Stadium, St. Louis, MO
 Mon Apr 01 2002, 3:10 PM CST
 Att: 48,397 - Cloudy - 68 F

AB	33
R	2
H	8
RBI	2
BB	3
SO	11
LOB	12



Batter	1	2	3	4	5	6	7	8	9	AB	R	H	RBI	BB	SO	LOB	BOTTOM				
Fernando Vina, L (1.4) OBP: 0.200, SLG: 0.200	G6-3	P4		5 2B 1B	K			G6-3		5	1	1	0	0	1	3					
Placido Polanco, R (1.5) OBP: 0.400, SLG: 0.400	1B	F9		5 2B 1B	F9			G6-3		5	1	2	0	0	0	3					
J.D. Drew, L (1.9) OBP: 0.400, SLG: 0.500	K			15 1B 2B	5 2B BB			F5		4	2	1	0	1	1	1					
5 Albert Pujols, R (1.7) OBP: 0.600, SLG: 1.000	G4-3			F8	2B			HBP SF9 2B	1B 1B BB	4	3	2	3	1	0	2					
15 Jim Edmonds, L (1.8) OBP: 1.000, SLG: 1.500 Steve Kline, S (8.1)		L8 1B 2B		2B	2B			SF9 HBP IBB	1B 1B	2	1	2	1	2	0	0					
Eli Marrero, R (8.8) OBP: 1.000, SLG: 1.000		L8 2B		1B	BB			SF9 HBP IBB	1B 1B	0	0	0	0	0	0	0					
Edgar Renteria, R (1.6) OBP: 0.600, SLG: 0.750		L8 2B		F9	2B			HBP	G1-3 1B 1B	4	0	2	2	0	0	2					
Tino Martinez, L (1.3) OBP: 0.400, SLG: 0.333		E 1B BB		L8	G5-3			SF9	G1-3 1B	3	0	1	2	1	0	3					
Mike DiFelice, R (1.2) OBP: 0.400, SLG: 1.000		E 1B		P6	HR			F7	G1-3	5	1	2	2	0	0	4					
Matt Morris, R (1.1) Kerry Robinson, L (7.8) 44 Jason Istringhausen, R (9.1)		FC1		F7	K			G6-3	G3	3	0	0	0	0	1	2					
Inning Stats	R: 0 E: 0 K: 1 S: 8	H: 1 LOB: 1 BB: 0 P: 9	R: 1 E: 1 K: 0 S: 17	H: 2 LOB: 3 BB: 1 P: 31	R: 1 E: 0 K: 0 S: 11	H: 2 LOB: 1 BB: 0 P: 20	R: 4 E: 0 K: 0 S: 17	H: 4 LOB: 2 BB: 2 P: 29	R: 1 E: 0 K: 2 S: 8	H: 1 LOB: 0 BB: 0 P: 10	R: 1 E: 0 K: 0 S: 9	H: 1 LOB: 2 BB: 1 P: 17	R: 0 E: 0 K: 0 S: 6	H: 0 LOB: 0 BB: 0 P: 7	R: 2 E: 0 K: 0 S: 12	H: 3 LOB: 2 BB: 1 P: 23	1B: 8 2B: 5 3B: 0 HR: 1	SF: 1 SAC: 0 DP: 0 HBP: 1	WP: 0 PB: 0 SB: 0 CS: 0	PA: 45	
PITCHER	IP WLS BF H R ER SO BB IBB HBP BLK WP HR S P ERA WHIP	IP WLS BF H R ER SO BB IBB HBP BLK WP HR S P ERA WHIP	IP WLS BF H R ER SO BB IBB HBP BLK WP HR S P ERA WHIP	IP WLS BF H R ER SO BB IBB HBP BLK WP HR S P ERA WHIP	IP WLS BF H R ER SO BB IBB HBP BLK WP HR S P ERA WHIP	IP WLS BF H R ER SO BB IBB HBP BLK WP HR S P ERA WHIP	IP WLS BF H R ER SO BB IBB HBP BLK WP HR S P ERA WHIP	IP WLS BF H R ER SO BB IBB HBP BLK WP HR S P ERA WHIP	IP WLS BF H R ER SO BB IBB HBP BLK WP HR S P ERA WHIP	IP WLS BF H R ER SO BB IBB HBP BLK WP HR S P ERA WHIP	IP WLS BF H R ER SO BB IBB HBP BLK WP HR S P ERA WHIP	IP WLS BF H R ER SO BB IBB HBP BLK WP HR S P ERA WHIP	IP WLS BF H R ER SO BB IBB HBP BLK WP HR S P ERA WHIP	IP WLS BF H R ER SO BB IBB HBP BLK WP HR S P ERA WHIP	IP WLS BF H R ER SO BB IBB HBP BLK WP HR S P ERA WHIP	IP WLS BF H R ER SO BB IBB HBP BLK WP HR S P ERA WHIP	IP WLS BF H R ER SO BB IBB HBP BLK WP HR S P ERA WHIP	IP WLS BF H R ER SO BB IBB HBP BLK WP HR S P ERA WHIP	IP WLS BF H R ER SO BB IBB HBP BLK WP HR S P ERA WHIP	IP WLS BF H R ER SO BB IBB HBP BLK WP HR S P ERA WHIP	IP WLS BF H R ER SO BB IBB HBP BLK WP HR S P ERA WHIP

Colorado Rockies @ St. Louis Cardinals
 Busch Stadium, St. Louis, MO
 Mon Apr 01 2002, 3:10 PM CST
 Att: 48,397 - Cloudy - 68 F

AB	38
R	10
H	14
RBI	10
BB	5
SO	3
LOB	22



Batter	1	2	3	4	5	6	7	8	9	AB	R	H	RBI	BB	SO	LOB	TOP			
Juan Pierre, L OBP: 0.200, SLG: 0.111	F7	HR		G5-4-3 HBP			L6		G5-4-3	4	1	1	0	0	0	1				
Juan Uribe, R OBP: 0.250, SLG: 0.143	17 BB 2B	K		G5-4-3			G6-3			3	1	0	0	1	1	4				
Larry Walker, L OBP: 0.500, SLG: 0.857	F7	HR			K		G4-1			4	1	1	3	0	1	1				
17 Todd Helton, L OBP: 0.375, SLG: 0.286	2B	L3			G4-3			P6		3	1	0	0	1	0	0				
Todd Zeile, R OBP: 0.375, SLG: 0.857	2B		G6-3		2B		K			4	1	2	2	0	1	0				
Todd Hollandsworth, L OBP: 0.125, SLG: 0.250	2B		K		F7		E1			4	0	1	1	0	1	1				
Jose Ortiz, R OBP: 0.125, SLG: 0.250	K		F8			G5-3	K2-3			4	0	0	0	0	2	2				
Gary Bennett, R OBP: 0.375, SLG: 0.333		F8		2B		K		G5-4-3 HBP		3	0	1	0	0	1	0				
Denny Neagle, L Mike James, R Kent Mercker, L Todd Jones, L Greg Norton, S Jose Jimenez, R	1B HR 2B		F9		G4-3			K		3	1	1	0	0	0	1				
Inning Stats	R: 3 E: 0 K: 1 S: 16	H: 2 LOB: 1 BB: 2 P: 28	R: 3 E: 0 K: 1 S: 14	H: 3 LOB: 0 BB: 21	R: 0 E: 0 K: 1 S: 7	H: 0 LOB: 0 BB: 0 P: 13	R: 0 E: 0 K: 0 S: 6	H: 1 LOB: 1 BB: 0 P: 8	R: 0 E: 0 K: 1 S: 12	H: 0 LOB: 0 BB: 0 P: 17	R: 0 E: 0 K: 0 S: 5	H: 0 LOB: 0 BB: 0 P: 8	R: 0 E: 1 K: 2 S: 10	H: 0 LOB: 1 BB: 0 P: 12	R: 0 E: 0 K: 1 S: 8	H: 0 LOB: 0 BB: 0 P: 13	1B: 1 2B: 5 3B: 0 HR: 1	SF: 0 SAC: 0 DP: 2 HBP: 2	WP: 0 PB: 0 SB: 0 CS: 0	PA: 37
PITCHER	IP WLS BF H R ER SO BB IBB HBP BLK WP HR S P ERA WHIP																			
Garrett Stephenson, R ERA: 13.5	4.0 L 20 6 6 6 3 2 0 0 0 0 1 43 70 13.50 2.000																			
Mike Matthews, L ERA:	1.0 0 1 0 0 1 0 0 0 0 0 0 12 17 0.00 1.000																			
Gene Stechschulte, R ERA:	2.0 6 0 0 0 1 0 0 0 0 0 0 9 14 0.00 0.000																			
Dave Veres, R ERA:	1.0 4 0 0 0 2 0 0 0 0 0 0 10 12 0.00 0.000																			
Mike Timlin, R ERA:	1.0 3 0 0 0 1 0 0 0 1 0 0 8 13 0.00 0.000																			

Colorado Rockies @ St. Louis Cardinals
 Busch Stadium, St. Louis, MO
 Wed Apr 03 2002, 7:10 PM CST
 Att: 26,557 - Sunny - 45 F


AB 33
R 6
H 7
RBI 6
BB 2
SO 8
LOB 11



Batter	1	2	3	4	5	6	7	8	9	AB	R	H	RBI	BB	SO	LOB	BOTTOM			
Fernando Vina, L OBP: 0.100, SLG: 0.100	G4-3		K		F8		F8	P6		5	0	0	0	0	1	3				
Placido Polanco, R OBP: 0.400, SLG: 0.333	G4-3		1B 5 1B		P6		E6		5 G4-3 BB	4	1	1	0	1	0	1				
J.D. Drew, L OBP: 0.400, SLG: 0.444	F7		1B 5 1B		1B		K		K	5	0	2	0	0	2	3				
5 Albert Pujols, R OBP: 0.500, SLG: 0.625		F9	1B 2H		K		K	15 1B BB	G4-3	4	1	1	1	1	1	2				
15 Jim Edmonds, L OBP: 0.667, SLG: 0.667		E BB	F9			F7		1B FC3-6 1B	F8	4	1	1	0	1	0	3				
Edgar Renteria, R OBP: 0.444, SLG: 0.500		E6		G4-3		G6-3		FC3-6 1B 1B		4	0	1	1	0	0	1				
Tino Martinez, L OBP: 0.333, SLG: 0.286		P4		1B		K		K		4	0	1	0	0	2	4				
Mike Matheny, R OBP: 0.333, SLG: 0.333 Eli Marrero, R OBP: 1.000, SLG: 1.000	F3		K		K		FC3-6 1B	FC3-6 1B		3	0	1	0	0	1	3				
Garrett Stephenson, R Eduardo Perez, R Mike Matthews, L Gene Stechschulte, R Kerry Robinson, L Dave Veres, R Miguel Cairo, R Mike Timlin, R	F9		F9		G5-3		FC3-6 E PB	FC3-6 1B 2H 3H		1	0	0	0	0	0	0				
Inning Stats	R: 0 E: 0 K: 0 S: 9	H: 0 LOB: 0 BB: 0 P: 16	R: 0 E: 1 K: 0 S: 19	H: 0 LOB: 1 BB: 1 P: 31	R: 1 E: 0 K: 1 S: 13	H: 3 LOB: 2 BB: 0 P: 14	R: 0 E: 0 K: 1 S: 16	H: 1 LOB: 1 BB: 0 P: 22	R: 0 E: 0 K: 1 S: 15	H: 0 LOB: 0 BB: 0 P: 23	R: 0 E: 1 K: 1 S: 14	H: 1 LOB: 2 BB: 0 P: 20	R: 2 E: 0 K: 1 S: 15	H: 3 LOB: 2 BB: 1 P: 25	R: 0 E: 0 K: 1 S: 9	H: 0 LOB: 1 BB: 1 P: 14	1B: 9 2B: 0 3B: 0 HR: 0	SF: 0 SAC: 0 DP: 0 HBP: 0	WP: 0 PB: 1 SB: 0 CS: 0	PA: 41
PITCHER	IP WLS BF H R ER SO BB IBB HBP BLK WP HR S P ERA WHIP																			
Denny Neagle, L ERA: 1.5	6.0 W 25 5 1 0 0 0 1 0 0 0 0 85 124 1.50 1.000																			
Mike James, R ERA: 9.0	0.0 1 1 0 0 0 0 0 0 0 0 0 2 3 -- --																			
Kent Mercker, L ERA:	1.0 4 0 0 0 1 0 0 0 0 0 0 12 17 0.00 0.000																			
Todd Jones, R ERA: 9.0	1.0 S 7 3 2 2 1 1 0 0 0 0 0 15 25 18.00 4.000																			
Jose Jimenez, R ERA: 9.0	1.0 S 4 0 0 0 1 1 0 0 0 0 0 9 14 0.00 1.000																			

Colorado Rockies @ St. Louis Cardinals
 Busch Stadium, St. Louis, MO
 Wed Apr 03 2002, 7:10 PM CST
 Att: 26,557 - Sunny - 45 F

AB 38
R 3
H 9
RBI 3
BB 3
SO 7
LOB 24



Batter	1	2	3	4	5	6	7	8	9	AB	R	H	RBI	BB	SO	LOB	TOP										
Juan Pierre, L (1, 8) OBP: 0.222, SLG: 0.125	G5-3			G1-6-3 BB		G1-3			E5	3	0	0	0	1	0	0	Colorado Rockies @ Los Angeles Dodgers Dodger Stadium, Los Angeles, CA Fri Apr 05 2002, 7:10 PM PST Att: 25,091 - Sunny - 57°F										
Juan Uribe, R (1, 6) OBP: 0.333, SLG: 0.462 Rick White, R (6, 1)	G6-3			G1-6-3 1-2		G5-3			F9	3	0	0	0	0	0	1											
Benny Agbavani, R (9, PH) OBP: 0.200, SLG: 0.800										1	0	0	0	0	0	1											
Larry Walker, L (1, 9) OBP: 0.333, SLG: 0.462 Mark Little, R (8, 9)	F8			K					K	3	0	0	0	0	1	0											
17 Todd Helton, L (1, 3) OBP: 0.333, SLG: 0.167 Greg Norton, S (7, 3)				G1-3		G5-3 1B BB			L6	2	0	0	0	1	0	0											
Todd Zeile, R (1, 5) OBP: 0.286, SLG: 0.538 Brent Butler, R (7, PH)	F3					G5-3 1B				1	0	0	0	0	0	0											
Todd Hollandsworth, L (1, 7) OBP: 0.182, SLG: 0.200	G5-3									2	0	0	0	1	1	2											
Jose Ortiz, R (1, 4) OBP: 0.091, SLG: 0.182				F3		G5-3 1-2 2-3			G5-3	3	0	0	0	0	0	3											
Ben Petrick, R (1, 2)				K		G6-3			G6-3	3	0	0	0	0	1	3											
Shawn Chacon, R (1, 1) Dennys Reyes, R (4, 1) Terry Shumpert, R (6, PH)				K					P3	1	0	0	0	0	1	0											
						K				0	0	0	0	0	0	0											
										2	0	0	0	0	1	1											
Inning Stats	R: 0 E: 0 K: 0 S: 10	H: 0 LOB: 0 BB: 0 P: 13	R: 0 E: 0 K: 0 S: 7	H: 0 LOB: 0 BB: 0 P: 13	R: 0 E: 0 K: 2 S: 11	H: 0 LOB: 0 BB: 0 P: 18	R: 0 E: 0 K: 1 S: 5	H: 0 LOB: 0 BB: 1 P: 11	R: 0 E: 0 K: 1 S: 7	H: 0 LOB: 0 BB: 0 P: 9	R: 0 E: 0 K: 0 S: 10	H: 0 LOB: 0 BB: 0 P: 12	R: 0 E: 0 K: 0 S: 5	H: 0 LOB: 1 BB: 1 P: 11	R: 0 E: 1 K: 1 S: 13	H: 0 LOB: 1 BB: 0 P: 15	1B: 1 2B: 0 3B: 0 HR: 0	SF: 0 SAC: 0 DP: 1 HBP: 0	WP: 0 PB: 0 SB: 0 CS: 0	PA: 31							
PITCHER	IP	WLS	BF	H	R	ER	SO	BB	IBB	HBP	BLK	WP	HR	S	P	ERA	WHIP										
Andy Ashby, R (1, 1) ERA: 4.15	7.0	W	23	1	0	0	5	2	0	0	0	0	0	61	95	0.00	0.429										
Omar Daal, L (8, 1) ERA: 4.15	2.0		8	0	0	0	1	1	0	0	0	0	0	18	26	0.00	0.500										

Batter	1	2	3	4	5	6	7	8	9	AB	R	H	RBI	BB	SO	LOB	BOTTOM										
Dave Roberts, L (1, 8) OBP: 0.357, SLG: 0.333	G4-3			2B BB	1B 2B BB			F7		3	2	1	0	2	0	0	Colorado Rockies @ Los Angeles Dodgers Dodger Stadium, Los Angeles, CA Fri Apr 05 2002, 7:10 PM PST Att: 25,091 - Sunny - 57°F										
Cesar Izturis, S (1, 6) OBP: 0.286, SLG: 0.500	F5			1-H 2B	1-2 2-3 1B			G6-3		5	1	3	1	0	0	2											
Paul Lo Duca, R (1, 2) OBP: 0.118, SLG: 0.176	G4-3			2B	2B			G5-3		5	0	1	0	0	0	4											
Shawn Green, L (1, 9) OBP: 0.333, SLG: 0.429				E HR BB	FC6-5-6 2-3 2B			G5-3		3	2	2	3	1	0	1											
Brian Jordan, R (1, 7) OBP: 0.214, SLG: 0.308				F9	1-2 BB			G4-3		3	0	1	1	1	0	1											
Adrián Beltré, R (1, 5) OBP: 0.286, SLG: 0.091				1-3 HR BB	K			G6-3		3	1	0	0	1	1	3											
Eric Karros, R (1, 3) OBP: 0.385, SLG: 0.667 Omar Daal, L (8, 1)				1-H 3-H HR	F8 SH 2B			G6-3		4	2	3	3	0	0	0											
Mark Grudzielanek, R (1, 4) OBP: 0.250, SLG: 0.182				1-3 HR	F9			G6-3		0	0	0	0	0	0	0											
Andy Ashby, R (1, 1) Chad Kreuter, S (8, 2)				P3	F9			P6		4	0	0	0	0	0	2											
				1-1 P3	1-1 SH 1B 2B			F9		2	1	0	1	0	1	1											
										1	0	0	0	0	0	0											
Inning Stats	R: 0 E: 0 K: 0 S: 6	H: 0 LOB: 0 BB: 0 P: 6	R: 3 E: 1 K: 0 S: 12	H: 1 LOB: 0 BB: 2 P: 24	R: 1 E: 0 K: 1 S: 14	H: 2 LOB: 2 BB: 2 P: 25	R: 5 E: 0 K: 0 S: 16	H: 4 LOB: 1 BB: 1 P: 29	R: 0 E: 0 K: 1 S: 13	H: 2 LOB: 2 BB: 0 P: 17	R: 0 E: 0 K: 0 S: 9	H: 1 LOB: 0 BB: 0 P: 11	R: 0 E: 0 K: 0 S: 4	H: 0 LOB: 0 BB: 0 P: 9	R: 0 E: 0 K: 0 S: 7	H: 1 LOB: 1 BB: 0 P: 10	1B: 4 2B: 5 3B: 1 HR: 1	SF: 0 SAC: 1 DP: 0 HBP: 0	WP: 0 PB: 0 SB: 0 CS: 0	PA: 39							
PITCHER	IP	WLS	BF	H	R	ER	SO	BB	IBB	HBP	BLK	WP	HR	S	P	ERA	WHIP										
Shawn Chacon, R (1, 1) ERA: 19.64	3.2	L	21	5	8	8	1	5	0	0	0	0	0	17	26	6.75	3.000										
Dennys Reyes, L (4, 1) ERA: 5.4	1.1		8	4	1	1	1	0	0	0	0	0	0	20	30	0.00	0.667										
Rick White, R (6, 1) ERA: 2.25	3.0		10	2	0	0	0	0	0	0	0	0	0	20	30	0.00	0.667										

AB	28
R	0
H	1
RBI	0
BB	3
SO	6
LOB	13



Batter	1	2	3	4	5	6	7	8	9	AB	R	H	RBI	BB	SO	LOB	TOP								
Mark Little, R OBP: 0.333, SLG: 0.400 Ben Petrick, R (7.2)	P4			1B BB		F8	F8		F3	3	0	0	0	1	0	1	Colorado Rockies @ Los Angeles Dodgers Dodger Stadium, Los Angeles, CA Sat Apr 06 2002, 7:10 PM PST Att: 38,693 - Sunny - 60 F livebaseballscorecards.com								
Juan Uribe, R OBP: 0.368, SLG: 0.438 (1.6)	K			K		17 F8 BB	1B			3	0	1	0	1	2	1									
Larry Walker, L OBP: 0.368, SLG: 0.438 (1.9)	K			1B		17 F8 BB	F9			3	0	1	0	1	1	2									
17 Todd Helton, L OBP: 0.263, SLG: 0.125 (1.3)		K		K		F8			K	4	0	0	0	0	3	4									
Todd Zeile, R OBP: 0.278, SLG: 0.471 (1.5)	G1-3			K		K			1B	4	0	1	0	0	2	4									
Benny Agbayani, R OBP: 0.222, SLG: 0.556 (1.7)						F8			K	4	1	1	0	0	2	1									
Jose Ortiz, R OBP: 0.200, SLG: 0.333 Jose Jimenez, R (8.1)			G6-3			1B			K	4	1	2	0	0	1	1									
Gary Bennett, R OBP: 0.200, SLG: 0.200 Todd Hollandsworth, L OBP: 0.197, SLG: 0.200 Mike James, R (7.1) Kent Mercker, L (7.1) Todd Jones, L (7.1) Terry Shumpert, R (8.4)			F9			K			G6-3	2	0	0	0	0	1	1									
Jason Jennings, L (1.1)										2	0	0	0	0	2	1									
Juan Pierre, L OBP: 0.250, SLG: 0.167 (7.8)			K			K			G1-3	2	0	1	1	0	0	0									
Inning Stats	R: 0 E: 0 K: 2 S: 9	H: 0 LOB: 0 BB: 0 P: 11	R: 0 E: 0 K: 2 S: 8	H: 0 LOB: 0 BB: 0 P: 14	R: 0 E: 0 K: 1 S: 12	H: 0 LOB: 0 BB: 0 P: 17	R: 0 E: 0 K: 3 S: 12	H: 1 LOB: 2 BB: 1 P: 19	R: 0 E: 0 K: 2 S: 9	H: 1 LOB: 1 BB: 0 P: 18	R: 0 E: 0 K: 1 S: 11	H: 0 LOB: 2 BB: 2 P: 21	R: 2 E: 0 K: 0 S: 14	H: 4 LOB: 2 BB: 0 P: 21	R: 0 E: 0 K: 3 S: 12	H: 1 LOB: 1 BB: 0 P: 18	R: 0 E: 0 K: 0 S: 8	H: 0 LOB: 0 BB: 0 P: 11	1B: 6 2B: 1 3B: 0 HR: 0	SF: 1 SAC: 0 DP: 0 HBP: 0	WP: 0 PB: 0 SB: 0 CS: 0	PA: 37			
PITCHER	IP	WLS	BF	H	R	ER	SO	BB	IBB	HBP	BLK	WP	HR	S	P	ERA	WHIP								
Kaz Ishii, L ERA: 4.5 Giovanni Carrara, R ERA: 3.6 Jesse Orosco, L ERA: Eric Gagne, R ERA:	(1.1)	5.2	W 22	2	0	0	10	3	0	0	0	0	0	57	95	0.00	0.882								
	(6.1)	1.0	H 7	4	2	2	1	0	0	0	0	0	0	16	22	18.00	4.000								
	(7.1)	0.1	H 1	0	0	0	0	0	0	0	0	0	0	2	4	0.00	0.000								
	(8.1)	2.0	7	1	0	0	3	0	0	0	0	0	0	20	29	0.00	0.500								

Batter	1	2	3	4	5	6	7	8	9	AB	R	H	RBI	BB	SO	LOB	BOTTOM								
Dave Roberts, L OBP: 0.294, SLG: 0.267 Marquis Grissom, R (7.8)	G1-3		G1-3		P4		P4			3	0	0	0	0	0	1	Colorado Rockies @ Los Angeles Dodgers Dodger Stadium, Los Angeles, CA Sat Apr 06 2002, 7:10 PM PST Att: 38,693 - Sunny - 60 F livebaseballscorecards.com								
Cesar Izturis, S OBP: 0.333, SLG: 0.500 (1.6)	1B		F8		2H 1B		E3 1B HR			4	1	2	1	0	0	2									
Paul Lo Duca, R OBP: 0.238, SLG: 0.333 (1.2)	G4-6-3 1B			1B 2B	F8		1B HR			4	2	3	1	0	0	1									
Shawn Green, L OBP: 0.263, SLG: 0.333 (1.9)	G4-6-3 1-2			K		F7	K			4	0	0	0	0	2	6									
Brian Jordan, R OBP: 0.222, SLG: 0.471 (1.7)		K		F9		G4-3	HR			4	1	1	4	0	1	1									
Eric Karros, R OBP: 0.353, SLG: 0.563 Eric Gagne, R (8.1)		K		1B		G6-3	F9			4	0	1	1	0	1	0									
										0	0	0	0	0	0	0									
Adrian Beltré, R OBP: 0.389, SLG: 0.154 (1.5)		1B					2B HBP		F9	2	2	1	0	1	0	0									
Mark Grudzielanek, R OBP: 0.313, SLG: 0.286 (1.4)		K					1B 2B		G6-3	3	2	1	1	1	1	1									
Kaz Ishii, L Giovanni Carrara, R Jesse Orosco, R Dave Hansen, L (8.3)				K			B2-4		G2-3	2	0	0	0	0	1	1									
										0	0	0	0	0	0	0									
										0	1	0	0	1	0	0									
										1	0	0	0	0	0	0									
Inning Stats	R: 0 E: 0 K: 0 S: 6	H: 2 LOB: 1 BB: 0 P: 7	R: 0 E: 0 K: 3 S: 14	H: 1 LOB: 1 BB: 0 P: 15	R: 0 E: 0 K: 1 S: 7	H: 0 LOB: 0 BB: 0 P: 8	R: 1 E: 0 K: 1 S: 10	H: 2 LOB: 1 BB: 0 P: 14	R: 2 E: 0 K: 0 S: 11	H: 2 LOB: 1 BB: 0 P: 17	R: 0 E: 0 K: 0 S: 4	H: 0 LOB: 0 BB: 0 P: 8	R: 6 E: 1 K: 1 S: 21	H: 2 LOB: 0 BB: 3 P: 38	R: 0 E: 0 K: 0 S: 6	H: 0 LOB: 0 BB: 0 P: 7	1B: 6 2B: 2 3B: 0 HR: 1	SF: 0 SAC: 0 DP: 1 HBP: 1	WP: 0 PB: 0 SB: 0 CS: 0	PA: 36					
PITCHER	IP	WLS	BF	H	R	ER	SO	BB	IBB	HBP	BLK	WP	HR	S	P	ERA	WHIP								
Jason Jennings, R ERA: 4.5 Mike James, R ERA: 9.0 Kent Mercker, L ERA: Todd Jones, R ERA: 11.57 Jose Jimenez, R ERA: 6.0	(1.1)	6.0	L 24	7	3	3	5	0	0	1	0	0	0	3	10	∞	∞								
	(7.1)	0.0	2	0	2	2	0	2	0	0	0	0	0	3	10	∞	∞								
	(7.1)	0.2	5	1	0	0	1	1	0	0	0	0	0	13	22	0.00	3.000								
	(7.1)	0.1	2	1	4	0	0	0	0	0	0	0	1	5	6	0.00	3.000								
	(8.1)	1.0	3	0	0	0	0	0	0	0	0	0	0	6	7	0.00	0.000								

AB	33
R	2
H	7
RBI	2
BB	3
SO	14
LOB	16



AB	32
R	9
H	9
RBI	8
BB	3
SO	6
LOB	16



Batter	1	2	3	4	5	6	7	8	9	AB	R	H	RBI	BB	SO	LOB	TOP								
Juan Pierre, L (1, 8) OBP: 0.250, SLG: 0.182 Dennys Reyes, R (8, 1) Todd Jones, L (8, 1)	0-0 CS 1B		0-2 G4-3			1-3 K2-3		0-2 G1-3		4	0	1	0	0	1	3	Colorado Rockies @ Los Angeles Dodgers Dodger Stadium, Los Angeles, CA Sun Apr 07 2002, 1:10 PM PDT Att: 28,452 - Cloudy - 63 F								
Juan Uribe, R (1, 6) OBP: 0.435, SLG: 0.500	0-1 F9			1-0 CS 1B		1-2 17 G4-6-3 1B		1-2 2H 3H 1B		4	0	3	2	0	0	1									
17 Todd Helton, L (1, 3) OBP: 0.217, SLG: 0.100	0-1 F7			0-3 K		1-0 G4-6-3 1-2		3-2 P6		4	0	0	0	0	1	4									
Greg Norton, S (1, 5)	1-1 CS 1-2	2-3 K		0-3 K		0-1 G4-3		0-1 F8		4	0	0	0	0	2	1									
Todd Hollandsworth, L (1, 9) (8, 8)		2-2 G1-3		1-2 CS 1-2	2-2 G6-3		3-2 1B 1B	0-3 K		4	1	1	0	0	1	0									
Benny Agbayani, R (1, 7)		2-1 F8			3-3 K		1-0 1B 2B	1-2 1B		4	1	2	0	0	1	0									
Terry Shumpert, R (1, 4) OBP: 0.091, SLG: 0.091			0-0 F9		0-1 F8		2-3 2B 1B	1-1 F8		4	1	1	1	0	0	1									
Ben Petrick, R (1, 2)			3-1 2B			0-1 G5-3		1-3 K		3	0	1	0	0	1	2									
Mike Hampton, R (1, 1) OBP: 0.333, SLG: 0.333 Mike James, R (7, 1) Larry Walker, L (8, PH) OBP: 0.400, SLG: 0.529			1-2 P3			1-1 F8		2-0 1B 2B		2	0	0	0	0	0	1									
								1-3 2H 1B 2B		1	1	1	1	0	0	0									
Inning Stats	R: 0 E: 0 K: 0 S: 6	H: 1 LOB: 0 BB: 0 P: 7	R: 0 E: 0 K: 1 S: 8	H: 0 LOB: 0 BB: 0 P: 14	R: 0 E: 0 K: 0 S: 9	H: 1 LOB: 1 BB: 0 P: 13	R: 0 E: 0 K: 2 S: 10	H: 1 LOB: 0 BB: 0 P: 12	R: 0 E: 0 K: 1 S: 9	H: 0 LOB: 0 BB: 0 P: 14	R: 0 E: 0 K: 1 S: 9	H: 0 LOB: 0 BB: 0 P: 11	R: 0 E: 0 K: 0 S: 6	H: 1 LOB: 0 BB: 0 P: 8	R: 4 E: 0 K: 1 S: 28	H: 5 LOB: 1 BB: 0 P: 42	R: 0 E: 0 K: 1 S: 10	H: 1 LOB: 1 BB: 0 P: 12	1B: 7 2B: 3 3B: 0 HR: 0	SF: 0 SAC: 0 DP: 1 HBP: 0	WP: 0 PB: 0 SB: 0 CS: 2	PA: 36			
PITCHER	IP	WLS	BF	H	R	ER	SO	BB	IBB	HBP	BLK	WP	HR	S	P	ERA	WHIP								
Kevin Brown, R (1, 1) ERA: 5.73	7.0	W	22	4	0	0	5	0	0	0	0	0	0	57	79	0.00	0.571								
Paul Quantrill, R (8, 1) ERA: 7.39	0.1		4	3	3	3	1	0	0	0	0	0	0	17	25	81.00	9.000								
Jesse Orosco, L (8, 1) ERA: 4.5	0.2		4	2	1	1	0	0	0	0	0	0	0	11	17	13.50	3.000								
Eric Gagne, R (9, 1) ERA:	1.0	S	4	1	0	0	1	0	0	0	0	0	0	10	12	0.00	1.000								

Batter	1	2	3	4	5	6	7	8	9	AB	R	H	RBI	BB	SO	LOB	BOTTOM								
Cesar Izturis, S (1, 6)	1-2 F8		2-1 HBP 1B	0-0 G6-4-3 1B		1-1 F8	1-0 G4-6-3			5	1	2	0	0	0	3	Colorado Rockies @ Los Angeles Dodgers Dodger Stadium, Los Angeles, CA Sun Apr 07 2002, 1:10 PM PDT Att: 28,452 - Cloudy - 63 F								
Mark Chudzielanski, R (1, 4) OBP: 0.333, SLG: 0.276	2-3 K		3-2 1B BB HBP	0-2 G6-4-3 1B		1-1 E4 G6-4-3		2-1 F8		4	1	1	1	0	1	0									
Paul Lo Duca, R (1, 3) OBP: 0.269, SLG: 0.385	1-2 FC5 BB 1B		1-1 F9	0-0 G6-4-3		0-2 G6-4-3		1-1 WP 2B		5	0	2	0	0	0	5									
Shawn Green, L (1, 9)	4-0 FC5 BB		2-0 BB BB 1B	4-0 IBB		1-0 1B 1B		2-3 K		3	1	2	1	2	1	1									
Brian Jordan, R (1, 7)	1-1 FC5		3-3 K	1-0 F7		2-0 HBP 1B 1B		4-0 IBB		4	1	1	0	1	1	6									
Marquis Grissom, R (1, 8) OBP: 0.444, SLG: 0.286		2-1 G6-3	4-1 BB BB		0-0 G6-3 1B		1-1 1B HBP 1B	2-3 K		4	0	2	1	1	1	2									
Adrián Beltré, R (1, 5) OBP: 0.384, SLG: 0.125		1-1 G4-3	4-1 BB BB		0-0 F7		0-1 L7			3	0	0	1	1	0	3									
Chad Kreuter, S (1, 2)		4-0 BB		1-2 2H 3H BB		2-2 G6-3		1-2 1B HBP		2	0	0	0	1	0	4									
Kevin Brown, R (1, 1) OBP: 0.600, SLG: 1.400 Paul Quantrill, L (8, 1) Jesse Orosco, R (8, 1) Eric Gagne, R (9, 1)		2-3 K		1-0 1B 2B		2-0 HR		1-0 G4-6-3 1B		4	2	3	2	0	1	1									
								1-2 2H 3H 1B		0	0	0	0	0	0	0									
Inning Stats	R: 0 E: 0 K: 1 S: 12	H: 1 LOB: 2 BB: 1 P: 21	R: 0 E: 0 K: 1 S: 7	H: 0 LOB: 1 BB: 1 P: 16	R: 2 E: 0 K: 1 S: 14	H: 2 LOB: 3 BB: 2 P: 33	R: 1 E: 0 K: 0 S: 7	H: 3 LOB: 2 BB: 1 P: 13	R: 0 E: 0 K: 0 S: 5	H: 1 LOB: 0 BB: 0 P: 7	R: 1 E: 1 K: 0 S: 8	H: 1 LOB: 0 BB: 0 P: 12	R: 2 E: 0 K: 0 S: 10	H: 4 LOB: 2 BB: 0 P: 17	R: 0 E: 0 K: 2 S: 12	H: 1 LOB: 2 BB: 1 P: 23	1B: 10 2B: 2 3B: 0 HR: 1	SF: 0 SAC: 0 DP: 4 HBP: 2	WP: 1 PB: 0 SB: 0 CS: 0	PA: 42					
PITCHER	IP	WLS	BF	H	R	ER	SO	BB	IBB	HBP	BLK	WP	HR	S	P	ERA	WHIP								
Mike Hampton, L (1, 1) ERA: 11.17	6.0	L	32	10	6	6	3	4	0	1	0	0	0	55	107	9.00	2.333								
Mike James, R (7, 1) ERA: 6.0	1.0		5	2	0	0	0	0	0	1	0	0	0	8	12	0.00	2.000								
Dennys Reyes, L (8, 1) ERA: 3.86	0.2		4	1	0	0	1	0	1	0	0	1	0	8	17	0.00	1.500								
Todd Jones, R (8, 1) ERA: 10.13	0.1		1	0	0	0	1	0	0	0	0	0	0	4	6	0.00	0.000								



Batter	1	2	3	4	5	6	7	8	9	AB	R	H	RBI	BB	SO	LOB	TOP								
Craig Biggio, R OBP: 0.314, SLG: 0.469	0-3 K		2-2 G3-1		0-0 G5-3	2-3 K			0-0 F7	5	0	0	0	0	2	1									
Brad Ausmus, R OBP: 0.348, SLG: 0.619	0-2 F9		0-0 HR		0-1 FC6-4 1B		2-0 G6-3			4	1	2	1	0	0	0									
5 Jeff Bagwell, R OBP: 0.436, SLG: 0.323	2-3 K		0-0 G5-3		0-1 FC6-4 1-2		2-3 K			4	0	0	0	0	2	1									
17 Lance Berkman, S OBP: 0.436, SLG: 0.719		0-1 2B 1B	2-1 G4-3			4-1 1B 2B BB		2-3 K		3	2	1	0	1	1	0									
Richard Hidalgo, R OBP: 0.333, SLG: 0.371	1-2 F8			2-2 P4		0-1 F9		0-2 F7		4	0	0	0	0	0	2									
Daryle Ward, L OBP: 0.367, SLG: 0.655	2-2 1-H 2B			1-3 K		0-0 2B 1-2 2B 1B		0-1 G1-3		4	1	2	1	0	1	0									
Geoff Blum, S OBP: 0.385, SLG: 0.667	2-3 K			0-0 2B		0-0 2B 1-3 2-H		1-1 G3-1		4	1	2	1	0	1	1									
T.J. Mathews, R (8, 1)										0	0	0	0	0	0	0									
28 Adam Everett, R OBP: 0.333, SLG: 0.176		4-2 BB		0-2 F9		0-3 K			1-1 G5-3	3	0	0	0	1	1	3									
Shane Reynolds, R OBP: 0.260, SLG: 0.400	0-3 K								1-2 G4-3	3	0	1	2	0	1	2									
Carlos Hernández, S OBP: 0.500, SLG: 0.500										0	0	0	0	0	0	0									
Ricky Stone, R (7, 1)										0	0	0	0	0	0	0									
Morgan Ensberg, R OBP: 0.417, SLG: 0.263						2-H 3-H 2B				1	0	0	0	0	0	0									
Inning Stats	R: 0 E: 0 K: 2 S: 14	H: 0 LOB: 0 BB: 0 P: 16	R: 1 E: 0 K: 2 S: 16	H: 2 LOB: 2 BB: 1 P: 25	R: 1 E: 0 K: 0 S: 9	H: 1 LOB: 1 BB: 0 P: 13	R: 0 E: 0 K: 1 S: 10	H: 1 LOB: 1 BB: 0 P: 13	R: 0 E: 0 K: 0 S: 8	H: 1 LOB: 1 BB: 0 P: 8	R: 3 E: 0 K: 2 S: 14	H: 3 LOB: 1 BB: 1 P: 21	R: 0 E: 0 K: 2 S: 8	H: 0 LOB: 0 BB: 0 P: 14	R: 0 E: 0 K: 0 S: 7	H: 0 LOB: 0 BB: 0 P: 8	R: 0 E: 0 K: 0 S: 7	H: 0 LOB: 0 BB: 0 P: 9	1B: 3 2B: 4 3B: 0 HR: 1	SF: 0 SAC: 0 DP: 0 HBP: 0	WP: 0 PB: 0 SB: 0 CS: 0	PA: 37			
PITCHER	IP	WLS	BF	H	R	ER	SO	BB	IBB	HBP	BLK	WP	HR	S	P	ERA	WHIP								
John Thomson, R ERA: 4.15	6.0	W	28	8	5	5	7	2	0	0	0	0	1	71	96	7.50	1.667								
Dennys Reyes, L ERA: 2.7	1.0	H	3	0	0	0	2	0	0	0	0	0	0	8	14	0.00	0.000								
Todd Jones, R ERA: 7.36	1.0		3	0	0	0	0	0	0	0	0	0	0	7	8	0.00	0.000								
Jose Jimenez, R ERA: 4.5	1.0		3	0	0	0	0	0	0	0	0	0	0	7	9	0.00	0.000								

Houston Astros @ Colorado Rockies
Coors Field, Denver, CO
Tue Apr 09 2002, 7:05 PM MDT
Att: 30,153 - Cloudy - 68 F

AB	35
R	5
H	8
RBI	5
BB	2
SO	9
LOB	10



Batter	1	2	3	4	5	6	7	8	9	AB	R	H	RBI	BB	SO	LOB	BOTTOM								
Juan Pierre, L OBP: 0.235, SLG: 0.188	1-2 F7		2-1 CS 1B		1-2 G4-3	1-3 K		0-0 FC5-4 1B		5	0	2	0	0	1	1									
Juan Uribe, R OBP: 0.424, SLG: 0.567	0-0 17 2B 2B		1-2 L5		0-1 G6-3		3-2 1B 17 2B 1B	1-1 FC5-4 S		5	2	2	0	0	0	2									
Larry Walker, L OBP: 0.400, SLG: 0.593	0-0 P5		3-1 BB 17 BB 1B		0-3 K		0-0 17 2B G6-4-3 1B	2-2 F2		5	1	2	0	0	1	2									
17 Todd Helton, L OBP: 0.323, SLG: 0.296	1-1 HR 2B		4-2 BB		1-2 BB		1-1 FC3-6 HR 1B	1-1 G6-4-3 HR 2B		3	3	3	2	1	0	0									
Todd Zeile, R OBP: 0.385, SLG: 0.739	3-2 2H HR		4-2 FC4-6 BB		3-1 F8		3-1 F8	4-0 G6-4-3 IBB		2	1	1	2	2	0	1									
Todd Hollandsworth, L OBP: 0.281, SLG: 0.381	0-0 G4-3		1-0 FC4-6		1-2 2-3 BB		1-2 FC3-6 1B	1-0 G6-4-3		3	0	1	0	0	0	3									
Greg Norton, S (7, PH)										0	0	0	0	0	0	0									
Todd Jones, L (8, 1)										0	0	0	0	0	0	0									
Jose Jimenez, R (9, 1)										0	0	0	0	0	0	0									
Jose Ortiz, R OBP: 0.217, SLG: 0.455		0-1 F8			0-0 G6-3		0-2 FC3-6 HR	0-0 HR		4	2	1	2	0	0	2									
Gary Bennett, R OBP: 0.333, SLG: 0.500		1-2 G1-3			1-2 F9		1-0 1-H HR	2-0 F9		4	1	1	3	0	0	0									
John Thomson, R (1, 1)										2	0	0	0	0	2	0									
Benny Agbavani, R OBP: 0.281, SLG: 0.538										0	0	0	0	1	0	0									
Dennys Reyes, R (7, 1)										0	0	0	0	0	0	0									
Mark Little, R OBP: 0.286, SLG: 0.333										1	0	0	0	0	0	0									
Inning Stats	R: 3 E: 0 K: 0 S: 12	H: 3 LOB: 0 BB: 0 P: 17	R: 0 E: 0 K: 1 S: 8	H: 0 LOB: 0 BB: 0 P: 9	R: 0 E: 0 K: 0 S: 14	H: 2 LOB: 3 BB: 2 P: 28	R: 0 E: 0 K: 1 S: 7	H: 0 LOB: 0 BB: 0 P: 8	R: 0 E: 0 K: 1 S: 9	H: 0 LOB: 0 BB: 0 P: 10	R: 3 E: 0 K: 1 S: 17	H: 3 LOB: 1 BB: 1 P: 28	R: 4 E: 0 K: 0 S: 10	H: 4 LOB: 0 BB: 1 P: 21	R: 0 E: 0 K: 0 S: 8	H: 1 LOB: 1 BB: 0 P: 11	1B: 7 2B: 3 3B: 0 HR: 3	SF: 0 SAC: 0 DP: 1 HBP: 0	WP: 0 PB: 0 SB: 1 CS: 1	PA: 39					
PITCHER	IP	WLS	BF	H	R	ER	SO	BB	IBB	HBP	BLK	WP	HR	S	P	ERA	WHIP								
Shane Reynolds, R ERA: 6.17	5.2	L	27	8	6	6	3	3	0	0	0	0	2	64	96	9.53	1.941								
Carlos Hernández, L ERA: 7.5	1.0		6	3	3	3	1	0	1	0	0	0	0	11	21	27.00	3.000								
Ricky Stone, R ERA: 1.42	0.1		2	1	1	1	0	0	0	0	0	0	1	2	4	27.00	3.000								
T.J. Mathews, R ERA:	1.0		4	1	0	0	0	0	0	0	0	0	0	8	11	0.00	1.000								

Houston Astros @ Colorado Rockies
Coors Field, Denver, CO
Tue Apr 09 2002, 7:05 PM MDT
Att: 30,153 - Cloudy - 68 F

AB	35
R	10
H	13
RBI	9
BB	4
SO	4
LOB	13



Batter	1	2	3	4	5	6	7	8	9	AB	R	H	RBI	BB	SO	LOB	TOP					
Craig Biggio, R (1,4) OBP: 0.308, SLG: 0.429	G1-3		G6-3 HBP			K	L9			3	0	0	0	0	1	2						
Brad Ausmus, R (1,2) OBP: 0.296, SLG: 0.520	G5-3		G6-3			G3-1		F4		4	0	0	0	0	0	1						
Daryle Ward, L (1,7) OBP: 0.392, SLG: 0.636										4	0	2	0	0	1	0						
Brian Hunter, R (8, PR) OBP: 0.429, SLG: 0.429	K									0	0	0	0	0	0	0						
17 Lance Berkman, S (1,8) OBP: 0.419, SLG: 0.694										4	0	1	0	0	1	2						
Richard Hidalgo, R (1,9) OBP: 0.349, SLG: 0.447										3	1	1	1	1	0	1						
Orlando Merced, S (1,3) OBP: 0.250, SLG: 0.250										4	0	0	0	0	2	2						
Morgan Ensberg, R (1,5) OBP: 0.393, SLG: 0.261										4	0	1	0	0	1	2						
28 Adam Everett, R (1,6) OBP: 0.375, SLG: 0.211										2	0	1	0	0	0	2						
Jose Vizcaino, S (9, PH) OBP: 0.357, SLG: 0.500										1	0	1	0	0	0	0						
Dave Micki, R (1,1) OBP: 0.357, SLG: 0.615										2	0	0	0	0	1	1						
Geoff Blum, S (7, PH) OBP: 0.357, SLG: 0.615										1	0	0	0	0	0	2						
Ricky Stone, R (7,1) OBP: 0.357, SLG: 0.615										0	0	0	0	0	0	0						
Octavio Dotel, R (8,1) OBP: 0.357, SLG: 0.615										0	0	0	0	0	0	0						
Gregg Zaun, S (9, PH) OBP: 0.471, SLG: 0.429										1	0	0	0	0	0	1						
Inning Stats	R: 0 E: 0 K: 1 S: 7	H: 0 LOB: 0 BB: 0 P: 8	R: 0 E: 0 K: 1 S: 9	H: 1 LOB: 2 BB: 1 P: 19	R: 0 E: 0 K: 1 S: 6	H: 0 LOB: 0 BB: 0 P: 10	R: 0 E: 0 K: 0 S: 5	H: 0 LOB: 0 BB: 0 P: 6	R: 0 E: 0 K: 1 S: 9	H: 1 LOB: 1 BB: 0 P: 10	R: 0 E: 0 K: 1 S: 10	H: 1 LOB: 1 BB: 0 P: 13	R: 1 E: 0 K: 0 S: 14	H: 2 LOB: 2 BB: 0 P: 23	R: 0 E: 0 K: 1 S: 10	H: 1 LOB: 1 BB: 0 P: 12	R: 0 E: 0 K: 1 S: 12	H: 1 LOB: 1 BB: 0 P: 14	1B: 5 2B: 1 3B: 0 HR: 1	SF: 0 SAC: 0 DP: 1 HBP: 2	WP: 0 PB: 0 SB: 0 CS: 0	PA: 36
PITCHER	IP	WLS	BF	H	R	ER	SO	BB	IBB	HBP	BLK	WP	HR	S	P	ERA	WHIP					
Shawn Chacon, R (1,1) ERA: 8.1	6.1	W	26	5	1	1	5	1	0	2	0	0	1	54	79	1.42	0.947					
Kent Mercker, L (7,1) ERA: 5.4	0.1	H	1	0	0	0	0	0	0	0	0	0	0	3	4	0.00	0.000					
Todd Jones, R (7,1) ERA: 5.4	1.1	H	5	1	0	0	1	0	0	0	0	0	0	13	18	0.00	0.750					
Jose Jimenez, R (9,1) ERA: 3.6	1.0	S	4	1	0	0	1	0	0	0	0	0	0	12	14	0.00	1.000					

Houston Astros @ Colorado Rockies
Coors Field, Denver, CO
Wed Apr 10 2002, 1:05 PM MDT
Att: 29,552 - Cloudy - 73 F

AB	33
R	1
H	7
RBI	1
BB	1
SO	7
LOB	16



Batter	1	2	3	4	5	6	7	8	9	AB	R	H	RBI	BB	SO	LOB	BOTTOM				
Juan Pierre, L (1,8) OBP: 0.237, SLG: 0.194	G4-3		G6-4-3				F5			4	0	1	0	0	0	1					
Juan Uribe, R (1,6) OBP: 0.405, SLG: 0.588	G6-3		G6-3							4	1	1	0	0	1	1					
Larry Walker, L (1,9) OBP: 0.412, SLG: 0.677	G6-3									4	1	2	2	0	0	0					
17 Todd Helton, L (1,3) OBP: 0.343, SLG: 0.300	G1-3									3	1	1	0	1	0	0					
Todd Zeile, R (1,5) OBP: 0.400, SLG: 0.815										4	1	2	2	0	0	0					
Benny Agbayani, R (1,7) OBP: 0.412, SLG: 0.533										2	0	1	0	1	0	0					
Mark Little, R (6, PR) OBP: 0.250, SLG: 0.286										1	0	0	0	0	1	0					
Terry Shumpert, R (1,4) OBP: 0.188, SLG: 0.133										3	0	1	0	1	1	2					
Ben Petrick, R (1,2) OBP: 0.071, SLG: 0.154										3	0	0	0	0	3	4					
Shawn Chacon, R (1,1) OBP: 0.333, SLG: 0.333										2	0	1	0	0	0	0					
Kent Mercker, L (7,1) ERA: 4.91										0	0	0	0	0	0	0					
Todd Jones, L (7,1) ERA: 1.23										1	0	0	0	0	1	0					
Jose Jimenez, R (9,1) ERA: 2.7										0	0	0	0	0	0	0					
Inning Stats	R: 1 E: 0 K: 0 S: 9	H: 1 LOB: 0 BB: 0 P: 16	R: 0 E: 0 K: 1 S: 11	H: 1 LOB: 1 BB: 0 P: 15	R: 0 E: 0 K: 0 S: 3	H: 1 LOB: 0 BB: 0 P: 4	R: 1 E: 1 K: 0 S: 12	H: 3 LOB: 1 BB: 0 P: 17	R: 0 E: 0 K: 1 S: 8	H: 1 LOB: 1 BB: 0 P: 10	R: 0 E: 0 K: 1 S: 11	H: 1 LOB: 3 BB: 2 P: 23	R: 0 E: 0 K: 2 S: 11	H: 0 LOB: 0 BB: 0 P: 12	R: 2 E: 0 K: 2 S: 9	H: 2 LOB: 0 BB: 1 P: 15	1B: 7 2B: 0 3B: 1 HR: 2	SF: 0 SAC: 0 DP: 2 HBP: 0	WP: 0 PB: 0 SB: 0 CS: 2	PA: 34	
PITCHER	IP	WLS	BF	H	R	ER	SO	BB	IBB	HBP	BLK	WP	HR	S	P	ERA	WHIP				
Dave Micki, R (1,1) ERA: 4.91	6.0	L	26	8	2	2	3	2	0	0	0	0	1	54	85	3.00	1.667				
Ricky Stone, R (7,1) ERA: 1.23	1.0		3	0	0	0	2	0	0	0	0	0	0	11	12	0.00	0.000				
Octavio Dotel, R (8,1) ERA: 2.7	1.0		5	2	2	2	2	1	0	0	0	0	1	9	15	18.00	3.000				

Houston Astros @ Colorado Rockies
Coors Field, Denver, CO
Wed Apr 10 2002, 1:05 PM MDT
Att: 29,552 - Cloudy - 73 F

AB	31
R	4
H	10
RBI	4
BB	3
SO	7
LOB	8



Batter	1	2	3	4	5	6	7	8	9	AB	R	H	RBI	BB	SO	LOB	TOP										
Tony Womack , L (1, 6) OBP: 0.286, SLG: 0.324	G3-1	F7			FC6-4 1B	1B		L8		5	1	2	0	0	0	1	Arizona Diamondbacks @ Colorado Rockies Coors Field, Denver, CO Thu Apr 11 2002, 7:05 PM MDT Att: 31,714 - Cloudy - 64 F										
Steve Finley , L (1, 8) OBP: 0.376, SLG: 0.548	1B	BB	G6-3 1B		FC6-4 BB	1B	1B	F8		3	1	2	0	2	0	0											
Luis Gonzalez , L (1, 7) OBP: 0.288, SLG: 0.500	1-2 1B		G6-3 1B		F8		F9		HR	5	1	3	1	0	0	3											
Danny Bautista , R (1, 9) OBP: 0.368, SLG: 0.556	F8		G6-3		FC6-4 1B		G3 3B	G6-3		5	2	1	0	0	0	6											
Mark Grace , L (1, 3) OBP: 0.375, SLG: 0.485	G6-3		G5-3		1B		G3		BB	3	0	0	0	2	0	5											
Damian Miller , R (1, 2) OBP: 0.400, SLG: 0.600		HR			HR		3B		BB	3	3	3	4	2	0	0											
Junior Spivey , R (1, 4) OBP: 0.333, SLG: 0.472	G3 2B		G1-6-3 1B		L8		3B		P4	5	0	3	3	0	0	4											
Craig Counsell , L (1, 5) OBP: 0.324, SLG: 0.343	G3		G1-6-3		B1-6-3 1B		IBB		F9	4	0	1	0	1	0	4											
Randy Johnson , R (1, 1) Eddie Oropesa , L (8, 1) Bret Prinz , R (8, 1) David Dellucci , L (8, PH) Byung-Hyun Kim , R (9, 1)	K		P6		B1-6-3		G6-3		K	4	0	0	0	0	1	4											
Inning Stats	R: 0 E: 0 K: 0 S: 11	H: 1 LOB: 2 BB: 1 P: 22	R: 1 E: 0 K: 1 S: 10	H: 2 LOB: 1 BB: 0 P: 13	R: 0 E: 0 K: 0 S: 6	H: 2 LOB: 1 BB: 0 P: 12	R: 1 E: 0 K: 0 S: 12	H: 2 LOB: 0 BB: 0 P: 18	R: 2 E: 0 K: 0 S: 20	H: 2 LOB: 2 BB: 2 P: 34	R: 0 E: 0 K: 0 S: 4	H: 2 LOB: 1 BB: 0 P: 6	R: 3 E: 0 K: 0 S: 9	H: 3 LOB: 2 BB: 2 P: 21	R: 1 E: 0 K: 0 S: 7	H: 1 LOB: 0 BB: 0 P: 12		R: 0 E: 0 K: 1 S: 9	H: 0 LOB: 0 BB: 2 P: 22	1B: 10 2B: 1 3B: 1 HR: 3	SF: 0 SAC: 0 DP: 3 HBP: 0	WP: 0 PB: 0 SB: 1 CS: 0	PA: 45				
PITCHER	IP	WLS	BF	H	R	ER	SO	BB	IBB	HBP	BLK	WP	HR	S	P	ERA	WHIP										
Jason Jennings , R (1, 1) ERA: 4.5	2.0		11	4	1	1	1	1	0	0	0	0	1	22	37	4.50	2.500										
Chris Nichting , R (3, 1) ERA: 4.5	2.0		7	3	1	1	0	0	0	0	0	0	1	17	28	4.50	1.500										
Dennys Reyes , L (5, 1) ERA: 6.75	0.2	L	5	1	2	2	0	2	0	0	0	0	0	15	27	27.00	4.500										
Rick White , R (5, 1) ERA: 4.7	2.1		13	6	3	3	0	0	2	0	0	0	0	18	34	11.57	2.571										
Mike James , R (8, 1) ERA: 6.0	2.0		9	1	1	1	1	2	0	0	0	0	1	16	34	4.50	1.500										
Batter	1	2	3	4	5	6	7	8	9	AB	R	H	RBI	BB	SO	LOB	BOTTOM										
Juan Pierre , L (1, 8) OBP: 0.233, SLG: 0.175	S 3B	K			L5		K		G6-3	4	1	0	0	0	2	0	Arizona Diamondbacks @ Colorado Rockies Coors Field, Denver, CO Thu Apr 11 2002, 7:05 PM MDT Att: 31,714 - Cloudy - 64 F										
Juan Uribe , R (1, 6) OBP: 0.405, SLG: 0.615	17 E	K			F5		1B		K	5	2	2	1	0	2	0											
Larry Walker , L (1, 9) OBP: 0.421, SLG: 0.676	17 E	BB	G6-3 2B		G3		K		K	3	0	1	0	1	1	1											
Todd Zeile , R (1, 5) OBP: 0.441, SLG: 0.800	17 E	BB	G6-3		G6-3		1B		17 1B	3	1	2	1	1	0	1											
Todd Helton , L (1, 3) OBP: 0.333, SLG: 0.294	E6		P5		K		K		WP	4	0	1	1	0	1	4											
Benny Abavanti , R (1, 7) OBP: 0.260, SLG: 0.444 Todd Hollandsworth , L (8, PH) OBP: 0.250, SLG: 0.364	K		G6-3		K		K		K	3	0	0	0	0	2	5											
Jose Ortiz , R (1, 4) OBP: 0.222, SLG: 0.400	K		P6		L4		BB		BB	3	0	0	0	1	1	4											
Gary Bennett , R (1, 2) OBP: 0.273, SLG: 0.400	G3		G1-3		G4-3		K		K	4	0	0	0	0	1	5											
Jason Jennings , L (1, 1) Chris Nichting , R (3, 1) Mike Hampton , R (4, PH) Dennys Reyes , L (5, 1) Rick White , R (5, 1) Terry Shumpert , R (7, PH) Mike James , R (8, 1) Greg Norton , S (8, PH)	K		K		G1-3		K		K	1	0	0	0	0	1	0											
Inning Stats	R: 2 E: 1 K: 2 S: 20	H: 1 LOB: 3 BB: 2 P: 36	R: 0 E: 0 K: 3 S: 11	H: 0 LOB: 0 BB: 0 P: 17	R: 0 E: 0 K: 0 S: 10	H: 1 LOB: 1 BB: 0 P: 14	R: 0 E: 0 K: 1 S: 6	H: 0 LOB: 0 BB: 0 P: 10	R: 0 E: 0 K: 2 S: 12	H: 1 LOB: 1 BB: 0 P: 15	R: 0 E: 0 K: 1 S: 6	H: 0 LOB: 0 BB: 0 P: 9	R: 0 E: 0 K: 3 S: 19	H: 3 LOB: 2 BB: 1 P: 31	R: 0 E: 0 K: 2 S: 8	H: 0 LOB: 0 BB: 0 P: 10		1B: 4 2B: 1 3B: 1 HR: 0	SF: 0 SAC: 0 DP: 0 HBP: 1	WP: 1 PB: 1 SB: 1 CS: 0	PA: 38						
PITCHER	IP	WLS	BF	H	R	ER	SO	BB	IBB	HBP	BLK	WP	HR	S	P	ERA	WHIP										
Randy Johnson , L (1, 1) ERA: 1.17	7.0		28	3	2	2	9	2	0	0	0	0	0	69	105	2.57	0.714										
Eddie Oropesa , L (8, 1) ERA: 3.0	0.1		4	3	2	2	1	0	0	0	0	0	0	12	17	54.00	9.000										
Bret Prinz , R (8, 1) ERA: 10.13	0.2		3	0	0	0	2	1	0	0	0	1	0	7	14	0.00	1.500										
Byung-Hyun Kim , R (9, 1) ERA:	1.0		3	0	0	0	2	0	0	0	0	0	0	8	10	0.00	0.000										

Batter	1	2	3	4	5	6	7	8	9	AB	R	H	RBI	BB	SO	LOB	TOP								
Tony Womack, L (1, 6) OBP: 0.277, SLG: 0.293	L3	1B		G5-3		G1-4-3		K		4	0	0	0	1	1	2									
Danny Bautista, R (1, 9) OBP: 0.348, SLG: 0.512	G6-3	1B		L6		F3			G5-3	5	0	1	2	0	0	1									
Luis Gonzalez, L (1, 7) OBP: 0.304, SLG: 0.500	G6-3	G1-6-3				BB	1B		G6-3	4	1	2	0	0	0	2									
Greg Colbrunn, R (1, 3) OBP: 0.400, SLG: 0.600		1B		F9		BB	1B		G6-4-3	4	1	2	0	0	0	1									
Mark Grace, L (7, 3) OBP: 0.366, SLG: 0.471		G3	2B			1B	1B		G6-3	1	0	0	0	0	0	1									
Jose Guillen, R (1, 8) OBP: 0.222, SLG: 0.222		G3	BB			F7			G6-3	4	1	1	0	0	0	2									
Steve Finley, L (7, 8) OBP: 0.368, SLG: 0.531		G3	1B						G1-3	1	0	0	0	0	0	1									
Damian Miller, R (1, 2) OBP: 0.436, SLG: 0.625		1B	G3			1B	BB			2	1	1	0	2	0	0									
Junior Spivey, R (1, 4) OBP: 0.349, SLG: 0.500		G3				2B			FC1-5	4	2	2	2	0	0	3									
Craig Counsell, L (1, 5) OBP: 0.366, SLG: 0.436		1B	1B			2B			2B	4	1	3	3	0	1	2									
Curt Schilling, R (1, 1) OBP: 0.250, SLG: 0.250		2B	1B			1B			G4-3	3	1	1	1	0	1	1									
Quinton McCracken, S (8, PH) OBP: 0.167, SLG: 0.167		1B	1B			K			G4-3	1	0	0	0	0	0	1									
Mike Myers, L (8, 1)		1B	1B			K			G4-3	0	0	0	0	0	0	0									
Byung-Hyun Kim, R (9, 1)		1B	1B			K			G4-3	0	0	0	0	0	0	0									
Inning Stats	R: 0 E: 0 K: 0 S: 6	H: 0 LOB: 0 BB: 0 P: 10	R: 5 E: 0 K: 0 S: 14	H: 5 LOB: 1 BB: 2 P: 26	R: 0 E: 0 K: 0 S: 9	H: 0 LOB: 0 BB: 0 P: 12	R: 1 E: 0 K: 1 S: 12	H: 2 LOB: 1 BB: 0 P: 20	R: 1 E: 0 K: 0 S: 13	H: 3 LOB: 2 BB: 1 P: 20	R: 0 E: 0 K: 0 S: 5	H: 0 LOB: 0 BB: 0 P: 6	R: 0 E: 0 K: 0 S: 4	H: 0 LOB: 0 BB: 0 P: 6	R: 1 E: 0 K: 1 S: 9	H: 2 LOB: 1 BB: 0 P: 12	R: 0 E: 0 K: 0 S: 9	H: 1 LOB: 1 BB: 0 P: 15	1B: 8 2B: 5 3B: 0 HR: 0	SF: 0 SAC: 0 DP: 2 HBP: 1	WP: 0 PB: 0 SB: 2 CS: 0	PA: 41			
PITCHER	IP	WLS	BF	H	R	ER	SO	BB	IBB	HBP	BLK	WP	HR	S	P	ERA	WHIP								
Mike Hampton, L (1, 1) ERA: 10.26	7.0	L	32	10	7	7	2	3	0	1	0	0	0	63	100	9.00	1.857								
Dennys Reyes, L (8, 1) ERA: 6.0	2.0		9	3	1	1	1	0	0	0	0	0	0	18	27	4.50	1.500								

Arizona Diamondbacks @ Colorado Rockies
Coors Field, Denver, CO
Fri Apr 12 2002, 7:05 PM MDT
Att. 40,832 - Overcast - 54 F

	AB 37
	R 8
	H 13
	RBI 8
	BB 3
	SO 3
	LOB 17

Batter	1	2	3	4	5	6	7	8	9	AB	R	H	RBI	BB	SO	LOB	BOTTOM								
Juan Pierre, L (1, 8) OBP: 0.234, SLG: 0.182	G4-3					P4			F8	4	0	1	0	0	0	1									
Juan Uribe, R (1, 6) OBP: 0.413, SLG: 0.605	F9					HR			F8	4	1	2	1	0	0	1									
Larry Walker, L (1, 9) OBP: 0.405, SLG: 0.711	G3					HR			G5-3	4	1	1	2	0	0	3									
17 Todd Helton, L (1, 3) OBP: 0.349, SLG: 0.297		K				2B			G6-4-3	3	0	1	0	0	1	0									
Todd Zeile, R (1, 5) OBP: 0.421, SLG: 0.765		G3-4-1				1B			G6-4-3	4	0	1	0	0	1	1									
Todd Hollandsworth, L (1, 7) OBP: 0.214, SLG: 0.308		K				2B			K	4	0	0	0	0	3	2									
Jose Ortiz, R (1, 4) OBP: 0.258, SLG: 0.414						L6			K	4	0	2	0	0	1	2									
Gary Bennett, R (1, 2) OBP: 0.231, SLG: 0.333		FC4-6				G4-3			K	4	1	0	0	0	1	2									
Mike Hampton, R (1, 1) OBP: 0.333, SLG: 0.333		1B				G5-3			K	2	0	1	0	0	0	0									
Terry Shumpert, R (7, PH) OBP: 0.222, SLG: 0.176		1B				G6-3			K	1	0	1	0	0	0	0									
Dennys Reyes, R (8, 1)		1B							K	0	0	0	0	0	0	0									
Greg Norton, S (9, PH)		1B							K	1	0	0	0	0	1	1									
Inning Stats	R: 0 E: 0 K: 0 S: 4	H: 0 LOB: 0 BB: 0 P: 7	R: 0 E: 0 K: 2 S: 8	H: 0 LOB: 0 BB: 0 P: 11	R: 1 E: 0 K: 0 S: 13	H: 4 LOB: 2 BB: 0 P: 14	R: 0 E: 0 K: 1 S: 11	H: 0 LOB: 0 BB: 0 P: 12	R: 0 E: 0 K: 0 S: 8	H: 0 LOB: 0 BB: 0 P: 10	R: 2 E: 0 K: 2 S: 21	H: 4 LOB: 2 BB: 0 P: 31	R: 0 E: 0 K: 0 S: 5	H: 1 LOB: 1 BB: 0 P: 7	R: 0 E: 0 K: 0 S: 6	H: 0 LOB: 0 BB: 0 P: 11	R: 0 E: 0 K: 3 S: 13	H: 1 LOB: 1 BB: 0 P: 19	1B: 8 2B: 1 3B: 0 HR: 1	SF: 0 SAC: 0 DP: 2 HBP: 1	WP: 0 PB: 0 SB: 0 CS: 0	PA: 36			
PITCHER	IP	WLS	BF	H	R	ER	SO	BB	IBB	HBP	BLK	WP	HR	S	P	ERA	WHIP								
Curt Schilling, R (1, 1) ERA: 1.17	7.0	W	29	9	3	3	5	0	0	0	0	0	0	9	14	0.00	0.000								
Mike Myers, L (8, 1) ERA: 3.6	1.1		4	0	0	0	1	0	0	1	0	0	0	9	14	0.00	0.000								
Byung-Hyun Kim, R (9, 1) ERA:	0.2		3	1	0	0	2	0	0	0	0	0	0	10	16	0.00	1.500								

Arizona Diamondbacks @ Colorado Rockies
Coors Field, Denver, CO
Fri Apr 12 2002, 7:05 PM MDT
Att. 40,832 - Overcast - 54 F

	AB 35
	R 3
	H 10
	RBI 3
	BB 0
	SO 8
	LOB 13

Batter	1	2	3	4	5	6	7	8	9	AB	R	H	RBI	BB	SO	LOB	TOP											
Quinton McCracken, S OBP: 0.375, SLG: 0.875	2-1 E 2B	1-3 K			2-2 1-H HR		2-2 SF9 3B		1-2 F8	5	3	3	2	0	1	1												
Junior Salvey, R OBP: 0.346, SLG: 0.500	0-2 E5 2B		1-0 F9		1-1 G6-3		2-1 SF9			3	0	0	1	0	0	1												
Luis Gonzalez, L OBP: 0.309, SLG: 0.480	0-1 1-3 3-H 2B		2-3 K		0-0 G3-1		3-H 1-0 1B			4	0	2	1	0	1	0												
Mark Grace, L OBP: 0.360, SLG: 0.524	2-1 P5		1-2 L6		2-0 E 2B		2-0 F7			4	1	1	0	0	0	3												
Danny Bautista, R OBP: 0.319, SLG: 0.467	2-3 K			1-3 K		2-2 E5 SF8 SF9 2-3		2-2 G4-3		4	1	0	0	0	2	3												
Chris Donnels, L OBP: 0.143, SLG: 0.500	3-2 F7			3-1 G3-1		0-0 SF8		2-3 K		2	0	0	1	0	0	2												
Bret Prinz, R										0	0	0	0	0	0	0												
Jose Guillen, R OBP: 0.200, SLG: 0.200										1	0	0	0	0	1	0												
Mike Myers, L										0	0	0	0	0	0	0												
Byung-Hyun Kim, R										0	0	0	0	0	0	0												
Rod Barajas, R OBP: 0.250, SLG: 0.364		0-2 FC1-5 2B		1-2 P4		2-3 3-H 0-2 SF9		0-0 G5-3		3	0	1	1	0	0	0												
Craig Counsell, L OBP: 0.347, SLG: 0.404		1-3 K		0-1 FC3-6 1B		1-0 L4		3-3 K		4	0	1	0	0	2	1												
Miguel Batista, R			0-0 FC1-5		2-1 FC3-6 HR		3-2 G4-3		3-3 K	2	1	0	0	0	0	2												
Eddie Oropesa, L										0	0	0	0	0	0	0												
Tony Womack, L OBP: 0.278, SLG: 0.313										2	0	0	0	0	1	0												
Inning Stats	R: 1 E: 1 K: 1 S: 16	H: 2 LOB: 2 BB: 0 P: 25	R: 0 E: 0 K: 2 S: 11	H: 1 LOB: 1 BB: 0 P: 13	R: 0 E: 0 K: 1 S: 7	H: 0 LOB: 0 BB: 0 P: 11	R: 0 E: 0 K: 1 S: 8	H: 0 LOB: 0 BB: 0 P: 13	R: 2 E: 0 K: 0 S: 12	H: 2 LOB: 0 BB: 0 P: 17	R: 2 E: 1 K: 0 S: 10	H: 1 LOB: 0 BB: 0 P: 15	R: 1 E: 0 K: 0 S: 11	H: 2 LOB: 1 BB: 0 P: 21	R: 0 E: 0 K: 1 S: 8	H: 0 LOB: 0 BB: 0 P: 12	R: 0 E: 0 K: 2 S: 9	H: 0 LOB: 0 BB: 0 P: 16	1B: 3 2B: 3 3B: 1 HR: 1	SF: 3 SAC: 0 DP: 0 HBP: 0	WP: 0 PA: 37 PB: 0 SB: 0 CS: 0							
PITCHER	IP	WLS	BF	H	R	ER	SO	BB	IBB	HBP	BLK	WP	HR	S	P	ERA	WHIP											
John Thomson, R ERA: 4.12	(1, 1)	6.2	L	30	8	6	3	5	0	0	0	0	0	1	74	112	4.05	1.200										
Dennys Reyes, L ERA: 4.91	(7, 1)	1.1		4	0	0	0	1	0	0	0	0	0	9	15	0.00	0.000											
Kent Mercker, L ERA:	(9, 1)	1.0		3	0	0	0	2	0	0	0	0	0	9	16	0.00	0.000											

Arizona Diamondbacks @ Colorado Rockies
Coors Field, Denver, CO
Sun Apr 14 2002, 1:05 PM MDT
Att: 42,298 - Cloudy - 78 F

AB	34
R	6
H	8
RBI	6
BB	0
SO	8
LOB	13



Batter	1	2	3	4	5	6	7	8	9	AB	R	H	RBI	BB	SO	LOB	BOTTOM										
Juan Pierre, L OBP: 0.298, SLG: 0.231	0-1 G1-3		1-0 1B FC3-6		4-2 1B		4-1 G6-4-3 BB		1-1 F7	3	1	1	0	2	0	1											
Juan Uribe, R OBP: 0.411, SLG: 0.569	0-0 G1-3		0-1 FC3-6 1B		2-2 1-3 1B		2-1 G6-4-3 1-2		1-3 K	5	0	2	0	0	1	2											
Larry Walker, L OBP: 0.362, SLG: 0.628	1-2 G6-3		0-0 FC3-6		0-3 K				1-3 K	4	0	0	1	0	2	3											
17 Todd Helton, L OBP: 0.346, SLG: 0.326		0-0 1B 3B 2B	2-3 K		1-0 G4-3				1-1 F8	4	1	1	0	0	1	3											
Greg Norton, S OBP: 0.188, SLG: 0.071		1-2 3B 1B	2-3 K			0-1 P5		4-0 1B BB		3	1	1	0	1	1	1											
Todd Hollandsworth, L OBP: 0.212, SLG: 0.250		0-3 K		0-0 G6-4-3 1B		1-3 K		1-0 1B		3	0	1	0	0	2	2											
Benny Agbayani, R OBP: 0.340, SLG: 0.417								1-2 1B		1	0	1	0	0	0	0											
Jose Ortiz, R OBP: 0.257, SLG: 0.394		2-0 P6		1-0 G6-4-3		1-1 1B		2-3 K		3	0	1	0	0	0	3											
Dennys Reyes, R										0	0	0	0	0	0	0											
Todd Zeile, R OBP: 0.409, SLG: 0.700										1	0	0	0	0	1	2											
Kent Mercker, L										0	0	0	0	0	0	0											
Ben Petrick, R OBP: 0.130, SLG: 0.273		1-2 1-H 3B		3-1 F8		1-1 F9			0-3 K	4	0	1	2	0	1	1											
John Thomson, R										2	0	0	0	0	0	1											
Terry Shumpert, R OBP: 0.280, SLG: 0.375		1-2 G1-3		0-0 F8		2-1 G6-3			1-0 1B	2	0	1	0	0	0	0											
Inning Stats	R: 0 E: 0 K: 0 S: 6	H: 0 LOB: 0 BB: 0 P: 7	R: 2 E: 0 K: 1 S: 17	H: 3 LOB: 1 BB: 0 P: 22	R: 1 E: 0 K: 2 S: 13	H: 2 LOB: 1 BB: 0 P: 18	R: 0 E: 0 K: 0 S: 4	H: 1 LOB: 0 BB: 0 P: 8	R: 0 E: 0 K: 1 S: 14	H: 1 LOB: 2 BB: 1 P: 19	R: 0 E: 0 K: 1 S: 9	H: 1 LOB: 0 BB: 0 P: 12	R: 0 E: 0 K: 0 S: 5	H: 0 LOB: 0 BB: 1 P: 13	R: 0 E: 0 K: 2 S: 10	H: 1 LOB: 2 BB: 1 P: 19	R: 0 E: 0 K: 2 S: 10	H: 1 LOB: 1 BB: 0 P: 13	1B: 8 2B: 1 3B: 1 HR: 0	SF: 0 SAC: 0 DP: 2 HBP: 0	WP: 0 PA: 38 PB: 0 SB: 0 CS: 0						
PITCHER	IP	WLS	BF	H	R	ER	SO	BB	IBB	HBP	BLK	WP	HR	S	P	ERA	WHIP										
Miguel Batista, R ERA: 3.52	(1, 1)	5.0	W	22	7	3	3	4	1	0	0	0	0	54	74	5.40	1.600										
Eddie Oropesa, L ERA: 2.15	(6, 1)	1.0	H	4	1	0	0	1	0	0	0	0	0	9	12	0.00	1.000										
Bret Prinz, R ERA: 7.36	(7, 1)	1.0	H	3	0	0	0	0	1	0	0	0	0	5	13	0.00	1.000										
Mike Myers, L ERA: 2.35	(8, 1)	0.2	H	3	0	0	0	1	1	0	0	0	0	5	11	0.00	1.500										
Byung-Hyun Kim, R ERA:	(8, 1)	1.1	S	6	2	0	0	3	0	0	0	0	0	15	21	0.00	1.500										

Arizona Diamondbacks @ Colorado Rockies
Coors Field, Denver, CO
Sun Apr 14 2002, 1:05 PM MDT
Att: 42,298 - Cloudy - 78 F

AB	35
R	3
H	10
RBI	3
BB	3
SO	9
LOB	19



Batter	1	2	3	4	5	6	7	8	9	AB	R	H	RBI	BB	SO	LOB	TOP										
Dave Roberts, L OBP: 0.286, SLG: 0.289 (1, 8)	4-1 FC4-6 BB	2-1 G4-3		0-2 CS 1B			2-0 G4-3		1-1 L7	4	0	1	0	1	0	1											
Cesar Izuris, S OBP: 0.292, SLG: 0.348 (1, 6)	1-3 K	3-2 G5-3		1-1 CS 1-2	2-3 K		2-2 G5-3			4	0	0	0	0	2	1											
Paul Lo Duca, R OBP: 0.302, SLG: 0.380 (1, 2)	1-1 FC4-6 1B	1-0 F9			4-0 E BB			1-0 F8		3	1	0	0	1	0	1											
Shawn Green, L OBP: 0.288, SLG: 0.396 (1, 9)	0-1 1B HR 2H		2-0 G6-3		3-1 E4 G6-4-3			1-2 G3-1		4	1	1	1	0	0	1											
Brian Jordan, R OBP: 0.333, SLG: 0.383 (1, 7)	0-0 HR 1B		0-0 G6-3		3-1 G6-4-3			1-0		4	1	2	0	0	0	2											
Eric Karros, R OBP: 0.318, SLG: 0.488 (1, 3)	3-2 HR		0-0				1-0 G3-1		2-3 K	4	1	2	3	0	1	1											
Adrian Beltré, R OBP: 0.380, SLG: 0.405 (1, 5)	3-0 HR		1-3 K		2-1 1B		2-2 F8		2-2 F8	4	1	2	1	0	1	1	AB 34										
Mark Grudzielanek, R OBP: 0.341, SLG: 0.368 (1, 4)	4-1 BB		2-3 K		1-3 K		0-1 G5-3		0-1 G5-3	3	0	0	0	1	2	1	R 5										
Odalis Perez, L OBP: 0.167, SLG: 0.333 (1, 1)	1-0 G4-3		0-0 G3		0-1 G4-3		0-1 G4-3		0-0 2B	4	0	1	0	0	0	1	H 9										
Inning Stats	R: 5 E: 1 K: 1 S: 16	H: 4 LOB: 1 BB: 2 P: 33	R: 0 E: 0 K: 0 S: 8	H: 0 LOB: 0 BB: 0 P: 14	R: 0 E: 0 K: 1 S: 6	H: 1 LOB: 1 BB: 0 P: 9	R: 0 E: 0 K: 1 S: 9	H: 1 LOB: 0 BB: 0 P: 12	R: 0 E: 0 K: 1 S: 7	H: 0 LOB: 1 BB: 1 P: 19	R: 0 E: 0 K: 0 S: 6	H: 0 LOB: 0 BB: 0 P: 10	R: 0 E: 0 K: 1 S: 8	H: 1 LOB: 1 BB: 0 P: 13	R: 0 E: 0 K: 0 S: 8	H: 1 LOB: 1 BB: 0 P: 11	1B: 6 2B: 1 HR: 2	SF: 0 SAC: 0 DP: 1 HBP: 0	WP: 0 PB: 0 SB: 1 CS: 0	PA: 38							
PITCHER	IP	WLS	BF	H	R	ER	SO	BB	IBB	HBP	BLK	WP	HR	S	P	ERA	WHIP										
Shawn Chacon, R ERA: 7.41 (1, 1)	7.0	L	29	7	5	5	5	3	0	0	0	0	2	60	109	6.43	1.429										
Todd Jones, R ERA: 4.05 (8, 1)	1.0		4	1	0	0	1	0	0	0	0	0	0	8	13	0.00	1.000										
Jose Jimenez, R ERA: 4.5 (9, 1)	1.0		4	1	0	0	0	0	0	0	0	0	0	8	11	0.00	1.000										

Los Angeles Dodgers @ Colorado Rockies
Coors Field, Denver, CO
Mon Apr 15 2002, 7:05 PM MDT
Att: 29,763 - Cloudy - 73 F


livebaseballscores.com



Batter	1	2	3	4	5	6	7	8	9	AB	R	H	RBI	BB	SO	LOB	BOTTOM										
Juan Pierre, L OBP: 0.295, SLG: 0.232 (1, 8)	2-2 F7		2-2 G3-1		3-1 S 1B		3-2 G4-3			4	0	1	0	0	0	0											
Juan Uribe, R OBP: 0.383, SLG: 0.527 (1, 6)	1-2 G1-3		2-3 K		1-2 G4-3			0-3 K		4	0	0	0	0	2	1											
Larry Walker, L OBP: 0.333, SLG: 0.574 (1, 9)	2-1 G3-1			0-1 G4-3		0-1 L8		1-3 K		4	0	0	0	0	1	0											
17 Todd Helton, L OBP: 0.357, SLG: 0.400 (1, 3)		0-0 HR		1-0 F8		1-2 G3 2B 1B		2-1 F8		4	2	2	1	0	0	0											
Todd Zeile, R OBP: 0.396, SLG: 0.659 (1, 5)		3-2 G5-3		1-2 BB 1B		0-1 G3		3-2 P5		4	0	1	0	0	0	1											
Benny Agbayani, R OBP: 0.397, SLG: 0.444 (1, 7)		0-1 G5-3		4-0 BB		0-0 BB		3-1 F9		3	0	1	1	1	0	0											
Jose Ortiz, R OBP: 0.237, SLG: 0.361 (1, 4)		0-2 E5		0-1 L7		1-0 P6		2-3 K		3	0	0	0	0	0	3	AB 33										
Todd Jones, L (8, 1)										0	0	0	0	0	0	0	R 2										
Jose Jimenez, R (9, 1)										0	0	0	0	0	0	0	H 5										
Mark Little, R OBP: 0.250, SLG: 0.364 (9, PH)										1	0	0	0	0	1	0	RBI 2										
Ben Petrick, R OBP: 0.115, SLG: 0.240 (1, 2)		2-3 K			3-2 G6-3		0-1 G5-3			3	0	0	0	0	1	1	BB 1										
Shawn Chacon, R OBP: 0.200, SLG: 0.200 (1, 1)					0-2 G6-3		0-2 G4-3			2	0	0	0	0	0	0	SO 5										
Terry Shumpert, R OBP: 0.269, SLG: 0.360 (7, PH) (8, 4)										1	0	0	0	0	0	0	LOB 6										
Inning Stats	R: 0 E: 0 K: 0 S: 8	H: 0 LOB: 0 BB: 0 P: 13	R: 1 E: 1 K: 1 S: 14	H: 1 LOB: 1 BB: 0 P: 19	R: 0 E: 0 K: 1 S: 7	H: 0 LOB: 0 BB: 0 P: 11	R: 0 E: 0 K: 0 S: 8	H: 1 LOB: 2 BB: 1 P: 14	R: 0 E: 0 K: 0 S: 16	H: 1 LOB: 1 BB: 0 P: 23	R: 1 E: 0 K: 0 S: 9	H: 2 LOB: 1 BB: 0 P: 11	R: 0 E: 0 K: 0 S: 8	H: 0 LOB: 0 BB: 0 P: 11	R: 0 E: 0 K: 2 S: 8	H: 0 LOB: 0 BB: 0 P: 11	R: 0 E: 0 K: 1 S: 8	H: 0 LOB: 0 BB: 0 P: 16	1B: 3 2B: 1 HR: 1	SF: 0 SAC: 0 DP: 0 HBP: 0	WP: 0 PB: 0 SB: 1 CS: 0	PA: 34					
PITCHER	IP	WLS	BF	H	R	ER	SO	BB	IBB	HBP	BLK	WP	HR	S	P	ERA	WHIP										
Odalis Perez, L ERA: 2.61 (1, 1)	9.0	W	34	5	2	2	5	1	0	0	0	0	1	86	129	2.00	0.667										

Los Angeles Dodgers @ Colorado Rockies
Coors Field, Denver, CO
Mon Apr 15 2002, 7:05 PM MDT
Att: 29,763 - Cloudy - 73 F

livebaseballscores.com



Batter	1	2	3	4	5	6	7	8	9	AB	R	H	RBI	BB	SO	LOB	TOP									
Cesar Izturis, S OBP: 0.304, SLG: 0.358 (1, 6)	G6-3	BB		1B	FC5		K			4	1	1	0	1	1	3	Los Angeles Dodgers @ Colorado Rockies Coors Field, Denver, CO Wed Apr 17 2002, 1:05 PM MDT Att: 32,878 - Sunny - 68 F									
Mark Grudzielanek, R OBP: 0.331, SLG: 0.348 (1, 4)	BB	BB								4	1	1	1	1	1	2										
Jesse Orosco, R (7, 1)	BB	BB								0	0	0	0	0	0	0										
Giovanni Carrara, R (8, 1)	BB	BB								0	0	0	0	0	0	0										
Eric Gagne, R (9, 1)	BB	BB								0	0	0	0	0	0	0										
Shawn Green, L OBP: 0.295, SLG: 0.375 (1, 9)	FC5	K		BB	K			K		5	0	2	1	0	3	3										
Brian Jordan, R OBP: 0.339, SLG: 0.392 (1, 7)	FC5	FC6-4		BB	G5-3			F9		4	0	1	1	1	0	3										
Marquis Grissom, R OBP: 0.440, SLG: 0.696 (1, 8)	K			G5-3				K		5	1	1	0	0	3	3										
Eric Karros, R OBP: 0.340, SLG: 0.471 (1, 3)	FC5								F7	4	1	0	0	1	0	3										
Adrián Beltré, R OBP: 0.390, SLG: 0.400 (1, 5)		BB		WP	K				F9	4	2	2	0	1	1	1	AB 36 R 6 H 10 RBI 6 BB 7 SO 10 LOB 23									
Chad Kreuter, S (1, 2)		BB			K				L9	2	0	0	1	2	1	1										
Kaz Ishii, L OBP: 0.143, SLG: 0.143 (1, 1)										3	0	1	0	0	0	4										
Dave Hansen, L OBP: 0.222, SLG: 0.333 (7, PH)		B5		G4-3						1	0	1	2	0	0	0										
Alex Cora, L OBP: 0.333, SLG: 0.429 (7, 4)										0	0	0	0	0	0	0										
Inning Stats	R: 1 E: 0 K: 1 S: 16	H: 2 LOB: 2 BB: 1 P: 25	R: 1 E: 0 K: 1 S: 13	H: 1 LOB: 3 BB: 3 P: 28	R: 0 E: 0 K: 1 S: 9	H: 1 LOB: 2 BB: 1 P: 16	R: 1 E: 0 K: 0 S: 9	H: 3 LOB: 1 BB: 0 P: 13	R: 0 E: 0 K: 2 S: 13	H: 1 LOB: 2 BB: 1 P: 18	R: 0 E: 0 K: 1 S: 14	H: 0 LOB: 0 BB: 0 P: 20	R: 3 E: 1 K: 2 S: 18	H: 2 LOB: 1 BB: 1 P: 28	R: 0 E: 0 K: 2 S: 8	H: 0 LOB: 0 BB: 0 P: 11		R: 0 E: 0 K: 0 S: 7	H: 0 LOB: 0 BB: 0 P: 9	1B: 5 2B: 5 3B: 0 HR: 0	SF: 1 SAC: 0 DP: 0 HBP: 0	WP: 1 PB: 0 SB: 0 CS: 0	PA: 44			
PITCHER	IP	WLS	BF	H	R	ER	SO	BB	IBB	HBP	BLK	WP	HR	S	P	ERA		WHIP								
Mike Hampton, L ERA: 8.74 (1, 1)	6.0		31	8	3	3	6	5	1	0	0	1	0	74	120	4.50		2.167								
Rick White, R ERA: 9.23 (7, 1)	0.0	L	3	1	3	2	0	1	0	0	0	0	0	4	10	∞	∞									
Todd Jones, R ERA: 3.12 (7, 1)	1.0		4	1	0	0	2	0	0	0	0	0	0	14	18	0.00	1.000									
Kent Mercker, L ERA: 5.14 (8, 1)	1.0		3	0	0	0	2	0	0	0	0	0	0	8	11	0.00	0.000									
Mike James, R ERA: 5.14 (9, 1)	1.0		3	0	0	0	0	0	0	0	0	0	0	7	9	0.00	0.000									

Batter	1	2	3	4	5	6	7	8	9	AB	R	H	RBI	BB	SO	LOB	BOTTOM								
Juan Pierre, L OBP: 0.304, SLG: 0.250 (1, 8)	CS	F7		K			G4-3			4	0	1	0	0	1	3	Los Angeles Dodgers @ Colorado Rockies Coors Field, Denver, CO Wed Apr 17 2002, 1:05 PM MDT Att: 32,878 - Sunny - 68 F								
Juan Uribe, R OBP: 0.397, SLG: 0.524 (1, 6)	BB			BB	G6-3		G6-3			4	2	3	0	0	0	1									
17 Todd Helton, L OBP: 0.391, SLG: 0.400 (1, 3)	E			BB	G6-3		G6-3			3	1	1	0	1	0	1									
Benny Agbayani, R OBP: 0.361, SLG: 0.406 (1, 7)	E8			SF8			K			3	0	1	1	1	1	0									
Greg Norton, S OBP: 0.217, SLG: 0.150 (1, 5)	G6-3			K			G6-3			4	0	0	1	0	2	4									
Terry Shumpert, R OBP: 0.226, SLG: 0.310 (1, 4)	G4-3			SF8			L7			3	0	0	1	0	1	1									
Mark Little, R OBP: 0.235, SLG: 0.267 (1, 9)				G6-3			K			3	0	0	0	1	2	0									
Gary Bennett, R OBP: 0.281, SLG: 0.367 (1, 2)				G6-3						2	0	1	0	0	0	1									
Ben Petrick, R OBP: 0.143, SLG: 0.259 (7, 2)				BB			G4-3	G3		2	0	1	0	0	0	0									
Mike Hampton, R ERA: 8.74 (7, 1)										2	0	1	0	0	1	1									
Rick White, R ERA: 9.23 (7, 1)										0	0	0	0	0	0	0									
Todd Jones, L ERA: 3.12 (7, 1)										0	0	0	0	0	0	0									
Jose Ortiz, R OBP: 0.233, SLG: 0.341 (7, PH)										1	0	0	0	0	0	1									
Kent Mercker, L ERA: 5.14 (8, 1)										0	0	0	0	0	0	0									
Mike James, R ERA: 5.14 (9, 1)										0	0	0	0	0	0	0									
Inning Stats	R: 2 E: 1 K: 0 S: 13	H: 4 LOB: 1 BB: 0 P: 23	R: 0 E: 0 K: 1 S: 7	H: 2 LOB: 0 BB: 0 P: 11	R: 1 E: 0 K: 1 S: 7	H: 1 LOB: 2 BB: 2 P: 16	R: 0 E: 0 K: 2 S: 9	H: 0 LOB: 1 BB: 1 P: 18	R: 0 E: 0 K: 1 S: 10	H: 1 LOB: 0 BB: 0 P: 13	R: 0 E: 0 K: 1 S: 8	H: 0 LOB: 0 BB: 0 P: 12	R: 0 E: 0 K: 0 S: 6	H: 1 LOB: 1 BB: 0 P: 11	R: 0 E: 0 K: 1 S: 9	H: 0 LOB: 0 BB: 0 P: 18	R: 0 E: 0 K: 1 S: 11	H: 0 LOB: 0 BB: 0 P: 17	1B: 9 2B: 0 3B: 0 HR: 0	SF: 1 SAC: 0 DP: 1 HBP: 0	WP: 0 PB: 0 SB: 0 CS: 1	PA: 35			
PITCHER	IP	WLS	BF	H	R	ER	SO	BB	IBB	HBP	BLK	WP	HR	S	P	ERA	WHIP								
Kaz Ishii, L ERA: 1.53 (1, 1)	6.0		25	8	3	3	6	3	0	0	0	0	0	9	17	0.00	0.750								
Jesse Orosco, L ERA: 2.25 (7, 1)	1.1	H	5	1	0	0	0	0	0	0	0	0	0	6	12	0.00	0.000								
Giovanni Carrara, R ERA: 1.69 (8, 1)	0.2		2	0	0	0	1	0	0	0	0	0	0	11	17	0.00	0.000								
Eric Gagne, R ERA: 1.69 (9, 1)	1.0	S	3	0	0	0	1	0	0	0	0	0	0	11	17	0.00	0.000								



Batter	1	2	3	4	5	6	7	8	9	AB	R	H	RBI	BB	SO	LOB	TOP				
Juan Pierre, L OBP: 0.338, SLG: 0.279	4-0 G5-4-3 BB		1-1 1B 17 SF9				1-2 G5-3	0-0 E1 17 3B	2-0 1B								4 2 3 0 1 0 0				
Juan Uribe, R OBP: 0.397, SLG: 0.507	0-2 G5-4-3		0-1 1B 17 S				1-2 F7	4-0 1B 17 3B	1-1 F7								4 1 1 0 1 0 3				
17 Todd Helton, L OBP: 0.406, SLG: 0.483	3-2 HR		3-2 SF9				4-1 WP SH5-3 FC5-4 BB	2-1 SH3-4									3 3 2 4 1 1 0				
Greg Norton, S OBP: 0.222, SLG: 0.292	2-2 HR		1-1 G4-3				0-1 SH5-3										4 1 1 2 0 2 2				
Todd Hollandsworth, L OBP: 0.244, SLG: 0.289	2-2 G4-3						4-1 FC5-4 BB	2-1 SH3-4									3 0 1 1 1 0 0				
Benny Agbayani, R OBP: 0.325, SLG: 0.361		1-3 K					1-2 FC5-4 BB	0-0 G6-3									4 0 0 1 0 1 2				
Kent Mercker, L																	0 0 0 0 0 0 0				
Todd Jones, L																	0 0 0 0 0 0 0				
Jose Jimenez, R																	0 0 0 0 0 0 0				
Jose Ortiz, R OBP: 0.234, SLG: 0.333		1-2 G6-3					1-2 1B										4 0 1 0 0 1 1				
Ben Petrick, R OBP: 0.156, SLG: 0.233		0-3 K					1-1 G5-3										3 0 0 0 1 2 3				
Denny Neagle, L OBP: 0.500, SLG: 0.875																	2 0 0 0 0 0 0				
Dennys Reyes, R																	0 0 0 0 0 0 0				
Mark Little, R OBP: 0.263, SLG: 0.294																	2 1 1 0 0 0 1				
Inning Stats	R: 2 H: 2 E: 0 K: 0 S: 18	H: 2 R: 0 LOB: 0 BB: 1 P: 29	R: 0 H: 0 E: 0 K: 2 S: 10	H: 0 R: 0 LOB: 0 BB: 0 P: 12	R: 1 H: 2 E: 0 K: 0 S: 16	H: 2 R: 0 LOB: 1 BB: 0 P: 21	R: 0 H: 1 E: 0 K: 2 S: 9	H: 1 R: 0 LOB: 1 BB: 0 P: 20	R: 0 H: 0 E: 0 K: 0 S: 7	H: 0 R: 0 LOB: 0 BB: 0 P: 10	R: 1 H: 1 E: 0 K: 0 S: 11	H: 1 R: 0 LOB: 2 BB: 2 P: 21	R: 4 H: 3 E: 1 K: 1 S: 13	H: 3 R: 0 LOB: 0 BB: 1 P: 24	R: 0 H: 1 E: 0 K: 0 S: 10	H: 1 R: 0 LOB: 2 BB: 1 P: 20	R: 0 H: 0 E: 0 K: 2 S: 9	H: 0 R: 0 LOB: 0 BB: 0 P: 13	1B: 7 2B: 0 3B: 2 HR: 1	SF: 1 SAC: 2 DP: 1 HBP: 0	WP: 1 PA: 41 PB: 0 SB: 2 CS: 0
PITCHER	IP WLS BF H R ER SO BB IBB HBP BLK WP HR S P ERA WHIP	IP WLS BF H R ER SO BB IBB HBP BLK WP HR S P ERA WHIP	IP WLS BF H R ER SO BB IBB HBP BLK WP HR S P ERA WHIP	IP WLS BF H R ER SO BB IBB HBP BLK WP HR S P ERA WHIP	IP WLS BF H R ER SO BB IBB HBP BLK WP HR S P ERA WHIP	IP WLS BF H R ER SO BB IBB HBP BLK WP HR S P ERA WHIP	IP WLS BF H R ER SO BB IBB HBP BLK WP HR S P ERA WHIP	IP WLS BF H R ER SO BB IBB HBP BLK WP HR S P ERA WHIP	IP WLS BF H R ER SO BB IBB HBP BLK WP HR S P ERA WHIP	IP WLS BF H R ER SO BB IBB HBP BLK WP HR S P ERA WHIP	IP WLS BF H R ER SO BB IBB HBP BLK WP HR S P ERA WHIP	IP WLS BF H R ER SO BB IBB HBP BLK WP HR S P ERA WHIP	IP WLS BF H R ER SO BB IBB HBP BLK WP HR S P ERA WHIP	IP WLS BF H R ER SO BB IBB HBP BLK WP HR S P ERA WHIP	IP WLS BF H R ER SO BB IBB HBP BLK WP HR S P ERA WHIP	IP WLS BF H R ER SO BB IBB HBP BLK WP HR S P ERA WHIP	IP WLS BF H R ER SO BB IBB HBP BLK WP HR S P ERA WHIP	IP WLS BF H R ER SO BB IBB HBP BLK WP HR S P ERA WHIP	IP WLS BF H R ER SO BB IBB HBP BLK WP HR S P ERA WHIP	IP WLS BF H R ER SO BB IBB HBP BLK WP HR S P ERA WHIP	IP WLS BF H R ER SO BB IBB HBP BLK WP HR S P ERA WHIP
Todd Stottlemire, R ERA: 7.2	5.0	20	5	3	3	4	1	0	0	0	0	0	0	0	1	60	92	5.40	1.200		
Brian Anderson, L ERA: 7.88	1.0	L	6	1	1	1	0	0	0	0	0	1	0	0	11	21	9.00	3.000			
Eddie Oropesa, L ERA: 5.23	1.0	7	3	4	4	1	1	0	0	0	0	0	0	13	24	36.00	4.000				
Mike Morgan, R ERA: 6.52	2.0	8	1	0	0	2	1	0	0	0	0	0	0	19	33	0.00	1.000				
PITCHER	IP WLS BF H R ER SO BB IBB HBP BLK WP HR S P ERA WHIP	IP WLS BF H R ER SO BB IBB HBP BLK WP HR S P ERA WHIP	IP WLS BF H R ER SO BB IBB HBP BLK WP HR S P ERA WHIP	IP WLS BF H R ER SO BB IBB HBP BLK WP HR S P ERA WHIP	IP WLS BF H R ER SO BB IBB HBP BLK WP HR S P ERA WHIP	IP WLS BF H R ER SO BB IBB HBP BLK WP HR S P ERA WHIP	IP WLS BF H R ER SO BB IBB HBP BLK WP HR S P ERA WHIP	IP WLS BF H R ER SO BB IBB HBP BLK WP HR S P ERA WHIP	IP WLS BF H R ER SO BB IBB HBP BLK WP HR S P ERA WHIP	IP WLS BF H R ER SO BB IBB HBP BLK WP HR S P ERA WHIP	IP WLS BF H R ER SO BB IBB HBP BLK WP HR S P ERA WHIP	IP WLS BF H R ER SO BB IBB HBP BLK WP HR S P ERA WHIP	IP WLS BF H R ER SO BB IBB HBP BLK WP HR S P ERA WHIP	IP WLS BF H R ER SO BB IBB HBP BLK WP HR S P ERA WHIP	IP WLS BF H R ER SO BB IBB HBP BLK WP HR S P ERA WHIP	IP WLS BF H R ER SO BB IBB HBP BLK WP HR S P ERA WHIP	IP WLS BF H R ER SO BB IBB HBP BLK WP HR S P ERA WHIP	IP WLS BF H R ER SO BB IBB HBP BLK WP HR S P ERA WHIP	IP WLS BF H R ER SO BB IBB HBP BLK WP HR S P ERA WHIP	IP WLS BF H R ER SO BB IBB HBP BLK WP HR S P ERA WHIP	IP WLS BF H R ER SO BB IBB HBP BLK WP HR S P ERA WHIP
Tony Womack, L OBP: 0.351, SLG: 0.415	4-2 E S SF7 BB		1-2 G4-3				3-1 G4-3											4 2 1 0 1 0 2			
Junior Spivey, R OBP: 0.357, SLG: 0.538	3-1 SF7		1-1 G6-3 S 1B				1-0 F7											4 0 2 2 0 0 0			
Luis Gonzalez, L OBP: 0.342, SLG: 0.561	2-0 HR		2-2 G6-3				4-2 S BB											4 1 1 1 1 1 2			
Greg Colbrunn, R OBP: 0.500, SLG: 0.667	1-0 L4		1-0 P6				3-2 P5											1 0 0 0 0 0 0			
Mark Grace, L OBP: 0.365, SLG: 0.462																		3 1 0 0 1 0 3			
Danny Bautista, R OBP: 0.375, SLG: 0.550	3-2 F6		2-0 F9				1-0 G6-3											4 1 1 2 0 0 1			
Steve Finley, L OBP: 0.340, SLG: 0.561							2-3 K											4 0 1 0 0 2 0			
Damian Miller, R OBP: 0.345, SLG: 0.542																		4 0 1 0 0 1 1			
Craig Counsell, L OBP: 0.308, SLG: 0.322																		2 0 0 0 2 2 0			
Todd Stottlemire, L ERA: 5.96	5.0	22	4	3	3	4	3	0	0	0	0	0	0	0	9	17	0.00	2.000			
Dennys Reyes, L ERA: 4.32	1.0	H	5	1	0	0	1	0	0	0	0	0	1	21	33	13.50	1.500				
Kent Mercker, L ERA: 2.08	1.1	6	1	2	2	1	1	0	0	0	0	0	0	7	10	0.00	0.000				
Todd Jones, R ERA: 2.89	0.2	2	0	0	0	1	0	0	0	0	0	0	0	11	20	9.00	2.000				
Jose Jimenez, R ERA: 4.5	1.0	S	5	2	1	1	0	0	0	0	0	0	0	11	20	9.00	2.000				
Inning Stats	R: 2 H: 1 E: 0 K: 0 S: 14	H: 1 R: 0 LOB: 2 BB: 1 P: 27	R: 0 H: 1 E: 0 K: 1 S: 10	H: 1 R: 0 LOB: 1 BB: 1 P: 18	R: 0 H: 1 E: 0 K: 3 S: 11	H: 0 R: 0 LOB: 0 BB: 0 P: 17	R: 1 H: 1 E: 0 K: 0 S: 17	H: 1 R: 0 LOB: 1 BB: 1 P: 29	R: 0 H: 1 E: 0 K: 2 S: 9	H: 1 R: 0 LOB: 2 BB: 1 P: 17	R: 0 H: 0 E: 0 K: 1 S: 14	H: 0 R: 0 LOB: 0 BB: 0 P: 20	R: 0 H: 1 E: 0 K: 1 S: 14	H: 1 R: 0 LOB: 1 BB: 1 P: 23	R: 1 H: 2 E: 0 K: 0 S: 11	H: 2 R: 0 LOB: 1 BB: 0 P: 20	1B: 3 2B: 2 3B: 0 HR: 3	SF: 1 SAC: 0 DP: 0 HBP: 0	WP: 0 PA: 40 PB: 0 SB: 3 CS: 0		
PITCHER	IP WLS BF H R ER SO BB IBB HBP BLK WP HR S P ERA WHIP	IP WLS BF H R ER SO BB IBB HBP BLK WP HR S P ERA WHIP	IP WLS BF H R ER SO BB IBB HBP BLK WP HR S P ERA WHIP	IP WLS BF H R ER SO BB IBB HBP BLK WP HR S P ERA WHIP	IP WLS BF H R ER SO BB IBB HBP BLK WP HR S P ERA WHIP	IP WLS BF H R ER SO BB IBB HBP BLK WP HR S P ERA WHIP	IP WLS BF H R ER SO BB IBB HBP BLK WP HR S P ERA WHIP	IP WLS BF H R ER SO BB IBB HBP BLK WP HR S P ERA WHIP	IP WLS BF H R ER SO BB IBB HBP BLK WP HR S P ERA WHIP	IP WLS BF H R ER SO BB IBB HBP BLK WP HR S P ERA WHIP	IP WLS BF H R ER SO BB IBB HBP BLK WP HR S P ERA WHIP	IP WLS BF H R ER SO BB IBB HBP BLK WP HR S P ERA WHIP	IP WLS BF H R ER SO BB IBB HBP BLK WP HR S P ERA WHIP	IP WLS BF H R ER SO BB IBB HBP BLK WP HR S P ERA WHIP	IP WLS BF H R ER SO BB IBB HBP BLK WP HR S P ERA WHIP	IP WLS BF H R ER SO BB IBB HBP BLK WP HR S P ERA WHIP	IP WLS BF H R ER SO BB IBB HBP BLK WP HR S P ERA WHIP	IP WLS BF H R ER SO BB IBB HBP BLK WP HR S P ERA WHIP	IP WLS BF H R ER SO BB IBB HBP BLK WP HR S P ERA WHIP	IP WLS BF H R ER SO BB IBB HBP BLK WP HR S P ERA WHIP	IP WLS BF H R ER SO BB IBB HBP BLK WP HR S P ERA WHIP

Colorado Rockies @ Arizona Diamondbacks
Bank One Ballpark, Phoenix, AZ
Fri Apr 19 2002, 10:05 PM EDT
Att: 37,443 - Sunny - 70 F

AB	33
R	8
H	10
RBI	8
BB	5
SO	7
LOB	12



Colorado Rockies @ Arizona Diamondbacks
Bank One Ballpark, Phoenix, AZ
Fri Apr 19 2002, 10:05 PM EDT
Att: 37,443 - Sunny - 70 F

AB	34
R	6
H	8
RBI	6
BB	5
SO	8
LOB	13



Batter	1	2	3	4	5	6	7	8	9	AB	R	H	RBI	BB	SO	LOB	TOP					
Juan Pierre, L (1, 8) OBP: 0.349, SLG: 0.289	0-1 S PB 1B		0-0 E3			0-0 B4-3		1-2 G1-3		4	1	1	0	0	0	0						
Juan Uribe, R (1, 6) OBP: 0.390, SLG: 0.507	2-3 K		1-0 G5-3			0-1 3B		0-3 K		4	0	1	0	0	2	2						
Todd Zeile, R (1, 5) OBP: 0.370, SLG: 0.592	2-3 K			0-0 G5-3		4-0 BB		0-1 G6-3		3	0	0	0	1	1	0						
17 Todd Helton, L (1, 3) OBP: 0.372, SLG: 0.478	1-2 G5-3			2-3 K		0-0 G3		1-3 K		4	0	0	0	0	2	2						
Benny Agbayani, R (1, 7) OBP: 0.340, SLG: 0.442		2-3 K		3-3 K				2-3 K		3	0	0	0	0	3	0						
Mark Little, R (1, 9) OBP: 0.227, SLG: 0.250		1-3 K			1-0 F8			1-2 F8		3	0	0	0	0	1	0						
Jose Ortiz, R (1, 4) OBP: 0.235, SLG: 0.313		3-3 K			3-3 K			3-3 K		3	0	0	0	0	3	0						
Ben Petrick, R (1, 2) OBP: 0.143, SLG: 0.212			1-3 K		0-3 K			1-0 G5-3		3	0	0	0	0	2	0						
Shawn Chacon, R (1, 1) OBP: 0.167, SLG: 0.167			0-3 K			1-3 K		0-3 K		1	0	0	0	0	1	0						
Terry Shumpert, R (6, PH) OBP: 0.200, SLG: 0.273										1	0	0	0	0	1	0						
Dennys Reyes, R (6, PH) OBP: 0.219, SLG: 0.250										0	0	0	0	0	0	0						
Greg Norton, S (8, PH)										1	0	0	0	0	1	0						
Mike James, R (8, 1)										0	0	0	0	0	0	0						
Inning Stats	R: 1 E: 0 K: 2 S: 11	H: 1 LOB: 0 BB: 0 P: 16	R: 0 E: 0 K: 3 S: 9	H: 0 LOB: 0 BB: 0 P: 15	R: 0 E: 1 K: 2 S: 8	H: 0 LOB: 1 BB: 0 P: 10	R: 0 E: 0 K: 2 S: 9	H: 0 LOB: 0 BB: 0 P: 14	R: 0 E: 0 K: 2 S: 9	H: 0 LOB: 0 BB: 0 P: 13	R: 0 E: 0 K: 1 S: 8	H: 1 LOB: 2 BB: 1 P: 13	R: 0 E: 0 K: 2 S: 12	H: 0 LOB: 0 BB: 0 P: 18	R: 0 E: 0 K: 1 S: 8	H: 0 LOB: 0 BB: 0 P: 10	R: 0 E: 0 K: 2 S: 8	H: 0 LOB: 0 BB: 0 P: 9	1B: 1 2B: 0 3B: 1 HR: 0	SF: 0 SAC: 0 DP: 0 HBP: 0	WP: 0 PB: 2 SB: 1 CS: 0	PA: 31
PITCHER Randy Johnson, L (1, 1) ERA: 1.38	IP: 9.0 WLS: W BF: 31 H: 2 R: 1 ER: 0 SO: 17 BB: 1 IBB: 0 HBP: 0 BLK: 0 WP: 0 HR: 0 S: 82 P: 118 ERA: 0.00 WHIP: 0.333															PITCHER	IP: 9.0 WLS: W BF: 31 H: 2 R: 1 ER: 0 SO: 17 BB: 1 IBB: 0 HBP: 0 BLK: 0 WP: 0 HR: 0 S: 82 P: 118 ERA: 0.00 WHIP: 0.333					

Colorado Rockies @ Arizona Diamondbacks
Bank One Ballpark, Phoenix, AZ
Sun Apr 21 2002, 4:35 PM EDT
Att: 43,891 - Dome - 72 F

livebaseballscorecards.com

AB 30
R 1
H 2
RBI 0
BB 1
SO 17
LOB 4



Batter	1	2	3	4	5	6	7	8	9	AB	R	H	RBI	BB	SO	LOB	BOTTOM			
Tony Womack, L (1, 6) OBP: 0.361, SLG: 0.431	2-1 F8		2-2 E 2B		0-1 G4-3 1B 2B		1-0 F7			4	2	2	0	0	0	0				
Craig Counsell, L (1, 5) OBP: 0.297, SLG: 0.309	1-3 K		3-2 E3 1B BB		0-0 G4-3		0-2 L6			4	1	0	0	0	1	1				
Junior Spivey, R (1, 4) OBP: 0.380, SLG: 0.521	0-1 F9		4-2 1B 1-2 BB		0-1 BB 1B		1-2 L7			3	0	1	1	1	0	0				
Luis Gonzalez, L (1, 7) OBP: 0.354, SLG: 0.534		3-3 K	2-0 1-3 2H 1B		4-1 BB		1-0 F8			3	0	1	1	1	1	0				
Danny Bautista, R (1, 9) OBP: 0.384, SLG: 0.582		2-0 G1-3	1-1 F9		0-0 P3		0-0 1B 2B			4	1	1	0	0	0	4				
Steve Finley, L (1, 8) OBP: 0.345, SLG: 0.625		2-1 HR		1-1 F9	2-2 F9		1-3 K2-3			4	1	1	1	0	1	3				
Mark Grace, L (1, 3) OBP: 0.338, SLG: 0.417	1-1 F8			0-1 G4-3		2-2 G4-3		2-1 2B 1B		4	1	1	1	0	0	0				
Damian Miller, R (1, 2) OBP: 0.356, SLG: 0.615			0-1 G5-3	1-0 HR		1-3 K		1-1 2B		4	1	2	2	0	1	0				
Randy Johnson, R (1, 1) OBP: 0.059, SLG: 0.125			2-3 K	3-3 K		0-1 G6-3		1-3 K		4	0	0	0	0	3	1				
Inning Stats	R: 0 E: 0 K: 1 S: 7	H: 0 LOB: 0 BB: 0 P: 10	R: 1 E: 0 K: 1 S: 13	H: 1 LOB: 0 BB: 0 P: 21	R: 2 E: 1 K: 1 S: 16	H: 2 LOB: 2 BB: 1 P: 30	R: 1 E: 0 K: 1 S: 10	H: 1 LOB: 0 BB: 0 P: 15	R: 1 E: 0 K: 0 S: 10	H: 2 LOB: 2 BB: 1 P: 16	R: 0 E: 0 K: 1 S: 8	H: 0 LOB: 0 BB: 0 P: 11	R: 0 E: 0 K: 0 S: 9	H: 0 LOB: 0 BB: 0 P: 11	R: 2 E: 0 K: 2 S: 14	H: 3 LOB: 1 BB: 0 P: 20	1B: 3 2B: 4 3B: 0 HR: 2	SF: 0 SAC: 0 DP: 0 HBP: 0	WP: 0 PB: 0 SB: 0 CS: 0	PA: 36
PITCHER Shawn Chacon, R (1, 1) ERA: 6.95	IP: 5.0 WLS: L BF: 24 H: 6 R: 5 ER: 3 SO: 4 BB: 2 IBB: 0 HBP: 0 BLK: 0 WP: 0 HR: 2 S: 56 P: 92 ERA: 5.40 WHIP: 1.600															PITCHER	IP: 5.0 WLS: L BF: 24 H: 6 R: 5 ER: 3 SO: 4 BB: 2 IBB: 0 HBP: 0 BLK: 0 WP: 0 HR: 2 S: 56 P: 92 ERA: 5.40 WHIP: 1.600			
Dennys Reyes, L (6, 1) ERA: 5.91	2.0 6 0 0 0 1 0 0 0 0 0 0 17 22 0.00 0.000																			
Mike James, R (8, 1) ERA: 6.75	1.0 6 3 2 2 2 0 0 0 0 0 0 14 20 18.00 3.000																			

Colorado Rockies @ Arizona Diamondbacks
Bank One Ballpark, Phoenix, AZ
Sun Apr 21 2002, 4:35 PM EDT
Att: 43,891 - Dome - 72 F

livebaseballscorecards.com

AB 34
R 7
H 9
RBI 6
BB 2
SO 7
LOB 9



Batter	1	2	3	4	5	6	7	8	9	AB	R	H	RBI	BB	SO	LOB	TOP			
Juan Pierre, L OBP: 0.345, SLG: 0.278 (1, 8)	F7		G4-3				F7			3	0	0	0	1	0	2	Colorado Rockies @ Cincinnati Reds Cinergy Field, Cincinnati, OH Tue Apr 23 2002, 7:10 PM EDT Att: 14,518 - Sunny - 58 F			
Juan Uribe, R OBP: 0.395, SLG: 0.500 (1, 6)	G6-3			17 BB SF8 BB				L7		3	1	1	0	1	0	0				
Larry Walker, L OBP: 0.333, SLG: 0.547 (1, 9)	G4-3			WP 17 BB SF7 1B			F8			4	1	2	0	0	0	2				
17 Todd Helton, L OBP: 0.366, SLG: 0.457 (1, 3)		K		WP BB			F8			3	0	0	0	1	2	1				
Todd Zeile, R OBP: 0.345, SLG: 0.558 (1, 5)	F9			SF8 BB			G6-3			3	0	0	1	0	1	1				
Todd Hollandsworth, L OBP: 0.224, SLG: 0.250 (1, 7)	G1-3			SF7			F9			3	0	0	1	0	0	0				
Jose Ortiz, R OBP: 0.295, SLG: 0.314 (1, 4)				SH2-4 1B			SH2-4 BB			3	0	1	0	1	0	1				
Gary Bennett, R OBP: 0.237, SLG: 0.306 (1, 2)				F9			SH2-4			2	0	0	0	0	1	1				
Terry Shumpert, R OBP: 0.222, SLG: 0.294 (9, PH)							1-2			1	0	1	0	0	0	0				
Jason Jennings, L OBP: 0.167, SLG: 0.333 Greg Norton, S OBP: 0.247, SLG: 0.276 Rick White, R (7, 1) Kent Mercker, L (7, 1) Todd Jones, L (8, 1) Benny Agbayani, R OBP: 0.333, SLG: 0.432 (8, PH)				SH2-4						1	0	0	0	0	1	0				
Inning Stats	R: 0 E: 0 K: 0 S: 8	H: 0 LOB: 0 BB: 0 P: 11	R: 0 E: 0 K: 1 S: 9	H: 0 LOB: 0 BB: 0 P: 15	R: 0 E: 0 K: 0 S: 5	H: 1 LOB: 1 BB: 0 P: 6	R: 2 E: 0 K: 0 S: 12	H: 1 LOB: 1 BB: 2 P: 24	R: 0 E: 0 K: 2 S: 15	H: 0 LOB: 0 BB: 0 P: 19	R: 0 E: 0 K: 0 S: 10	H: 1 LOB: 1 BB: 1 P: 17	R: 0 E: 0 K: 2 S: 18	H: 1 LOB: 1 BB: 0 P: 22	R: 0 E: 0 K: 0 S: 7	H: 1 LOB: 1 BB: 0 P: 8	1B: 6 2B: 0 3B: 0 HR: 0	SF: 2 SAC: 2 DP: 0 HBP: 0	WP: 1 PB: 0 SB: 1 CS: 0	PA: 36
PITCHER	IP WLS BF H R ER SO BB IBB HBP BLK WP HR S P ERA WHIP	IP WLS BF H R ER SO BB IBB HBP BLK WP HR S P ERA WHIP	IP WLS BF H R ER SO BB IBB HBP BLK WP HR S P ERA WHIP	IP WLS BF H R ER SO BB IBB HBP BLK WP HR S P ERA WHIP	IP WLS BF H R ER SO BB IBB HBP BLK WP HR S P ERA WHIP	IP WLS BF H R ER SO BB IBB HBP BLK WP HR S P ERA WHIP	IP WLS BF H R ER SO BB IBB HBP BLK WP HR S P ERA WHIP	IP WLS BF H R ER SO BB IBB HBP BLK WP HR S P ERA WHIP	IP WLS BF H R ER SO BB IBB HBP BLK WP HR S P ERA WHIP	IP WLS BF H R ER SO BB IBB HBP BLK WP HR S P ERA WHIP	IP WLS BF H R ER SO BB IBB HBP BLK WP HR S P ERA WHIP	IP WLS BF H R ER SO BB IBB HBP BLK WP HR S P ERA WHIP	IP WLS BF H R ER SO BB IBB HBP BLK WP HR S P ERA WHIP	IP WLS BF H R ER SO BB IBB HBP BLK WP HR S P ERA WHIP	IP WLS BF H R ER SO BB IBB HBP BLK WP HR S P ERA WHIP	IP WLS BF H R ER SO BB IBB HBP BLK WP HR S P ERA WHIP	IP WLS BF H R ER SO BB IBB HBP BLK WP HR S P ERA WHIP			
Jimmy Haynes, R ERA: 5.95 (1, 1)	6.0 W 24	3 2 2 3	3 2 2 3	3 0 0 0	0 0 0 0	0 0 0 0	0 0 0 0	0 0 3 7	0.00 3.000											
Luis Pineda, R ERA: 3.52 (7, 1)	0.1 H 2	0 0 0 0	0 0 0 1	0 0 0 0	0 0 0 0	0 0 2 26	0.00 1.500													
Gabe White, L ERA: 0.64 (7, 1)	1.1 S 5	1 0 0 1	0 0 0 1	0 0 0 0	0 0 0 0	0 0 12 14	0.00 0.750													
Danny Graves, R ERA: 1.93 (8, 1)	1.1 S 5	1 0 0 1	0 0 0 1	0 0 0 0	0 0 0 0	0 0 12 14	0.00 0.750													

AB 28
R 2
H 6
RBI 2
BB 4
SO 5
LOB 9



Batter	1	2	3	4	5	6	7	8	9	AB	R	H	RBI	BB	SO	LOB	BOTTOM			
Barry Larkin, R OBP: 0.282, SLG: 0.288 (1, 6)	F8		G6-4-3 BB				1B			3	0	2	1	1	0	0	Colorado Rockies @ Cincinnati Reds Cinergy Field, Cincinnati, OH Tue Apr 23 2002, 7:10 PM EDT Att: 14,518 - Sunny - 58 F			
Juan Encarnacion, R OBP: 0.321, SLG: 0.539 (1, 8)			G6-4-3 1-2				K			4	1	1	1	0	2	4				
Sean Casey, L OBP: 0.333, SLG: 0.311 (1, 3)	G4-3		G4-3				1B			4	0	1	1	0	0	1				
Adam Dunn, L OBP: 0.382, SLG: 0.311 Danny Graves, R (8, 1)				F2			G4-3			3	0	0	0	1	1	3				
Aaron Boone, R OBP: 0.338, SLG: 0.433 (1, 5)				F9			E5			4	0	1	0	0	1	1				
Todd Walker, L OBP: 0.257, SLG: 0.352 (1, 4)			E4 G4-6-3 HBP				F7			3	0	0	0	0	0	1				
Austin Kearns, R OBP: 0.429, SLG: 0.588 (1, 9)										2	1	1	0	1	0	1				
Jason LaRue, R OBP: 0.361, SLG: 0.345 (1, 2)			G4-6-3 HBP				2B BB			4	1	1	0	0	2	5				
Jimmy Haynes, R (1, 1)			G4-6-3 1-2 2-3				1B BB			2	0	0	0	0	0	3				
Wilton Guerrero, S OBP: 0.407, SLG: 0.391 (6, PH) Luis Pineda, R (7, 1) Gabe White, L (7, 1) Reggie Taylor, L OBP: 0.250, SLG: 0.300 (8, 7)			G5-3				G5-3			1	0	0	0	0	0	2				
Inning Stats	R: 1 E: 0 K: 1 S: 10	H: 1 LOB: 1 BB: 1 P: 20	R: 0 E: 1 K: 0 S: 10	H: 0 LOB: 1 BB: 0 P: 14	R: 0 E: 0 K: 0 S: 3	H: 0 LOB: 0 BB: 1 P: 8	R: 0 E: 0 K: 0 S: 12	H: 0 LOB: 0 BB: 0 P: 19	R: 2 E: 1 K: 1 S: 17	H: 3 LOB: 2 BB: 1 P: 30	R: 0 E: 1 K: 1 S: 10	H: 1 LOB: 2 BB: 0 P: 14	R: 0 E: 0 K: 2 S: 14	H: 1 LOB: 1 BB: 0 P: 20	R: 0 E: 0 K: 1 S: 9	H: 1 LOB: 1 BB: 0 P: 14	1B: 4 2B: 2 3B: 0 HR: 1	SF: 0 SAC: 1 DP: 2 HBP: 1	WP: 0 PB: 0 SB: 1 CS: 0	PA: 35
PITCHER	IP WLS BF H R ER SO BB IBB HBP BLK WP HR S P ERA WHIP	IP WLS BF H R ER SO BB IBB HBP BLK WP HR S P ERA WHIP	IP WLS BF H R ER SO BB IBB HBP BLK WP HR S P ERA WHIP	IP WLS BF H R ER SO BB IBB HBP BLK WP HR S P ERA WHIP	IP WLS BF H R ER SO BB IBB HBP BLK WP HR S P ERA WHIP	IP WLS BF H R ER SO BB IBB HBP BLK WP HR S P ERA WHIP	IP WLS BF H R ER SO BB IBB HBP BLK WP HR S P ERA WHIP	IP WLS BF H R ER SO BB IBB HBP BLK WP HR S P ERA WHIP	IP WLS BF H R ER SO BB IBB HBP BLK WP HR S P ERA WHIP	IP WLS BF H R ER SO BB IBB HBP BLK WP HR S P ERA WHIP	IP WLS BF H R ER SO BB IBB HBP BLK WP HR S P ERA WHIP	IP WLS BF H R ER SO BB IBB HBP BLK WP HR S P ERA WHIP	IP WLS BF H R ER SO BB IBB HBP BLK WP HR S P ERA WHIP	IP WLS BF H R ER SO BB IBB HBP BLK WP HR S P ERA WHIP	IP WLS BF H R ER SO BB IBB HBP BLK WP HR S P ERA WHIP	IP WLS BF H R ER SO BB IBB HBP BLK WP HR S P ERA WHIP	IP WLS BF H R ER SO BB IBB HBP BLK WP HR S P ERA WHIP			
Jason Jennings, R ERA: 4.95 (1, 1)	6.0 L 27	5 3 3 3	5 3 3 3	3 0 1 0	0 0 1 0	0 0 1 0	0 0 7 10	0.00 3.000												
Rick White, R ERA: 5.4 (7, 1)	0.1 H 2	1 0 0 1	0 0 0 1	0 0 0 0	0 0 0 0	0 0 7 10	0.00 0.000													
Kent Mercker, L ERA: 1.8 (7, 1)	0.2 H 2	0 0 0 1	0 0 0 1	0 0 0 0	0 0 0 0	0 0 7 10	0.00 0.000													
Todd Jones, R ERA: 2.31 (8, 1)	1.0 H 4	1 0 0 1	0 0 0 1	0 0 0 0	0 0 0 0	0 0 9 14	0.00 1.000													

AB 30
R 3
H 7
RBI 3
BB 3
SO 6
LOB 21




Batter	1	2	3	4	5	6	7	8	9	AB	R	H	RBI	BB	SO	LOB	TOP		
Juan Pierre, L (1.8) OBP: 0.340, SLG: 0.264	4-1 1B BB	0-1 BB 1B	0-3 K	0-0 K	0-1 G6-3				3-2 F7	4	1	1	0	1	1	2			
Terry Shumpert, R (1.4) OBP: 0.244, SLG: 0.310	2-1 F2	4-1 BB 1B	1-2 F4	1-2 F4			1-0 1B G4-6-3 2B		2-2 G6-3	4	1	1	0	1	0	2			
17 Todd Helton, L (1.3) OBP: 0.352, SLG: 0.430	0-0 BB 1B FC5-2 1B	1-3 K	1-2 F9	1-2 F9			0-1 G4-6-3 1B		0-0 G4-3	5	0	2	0	0	1	3			
Larry Walker, L (1.9) OBP: 0.354, SLG: 0.550	3-1 FC5-2 BB 1B 3-H		2-2 G3		0-0 CS 1B			0-0 G4-6-3		4	0	2	1	0	0	1			
Todd Zeile, R (1.5) OBP: 0.364, SLG: 0.544	4-1 FC5-2 BB		4-2 2B G5-3 BB		1-2 G6-3			1-2 3-H 2B		2	1	1	0	2	0	1			
Juan Uribe, R (1.6) OBP: 0.415, SLG: 0.518	1-2 FC5-2 BB		0-2 G5-3 2B		1-1 G5-3			0-1 F3		4	0	1	0	0	0	4			
Benny Agbayani, R (1.7) OBP: 0.300, SLG: 0.396	3-3 K		0-0 G5-3		1-0 G6-3			0-2 F8		3	0	0	1	0	1	4	AB 32		
Mark Little, R (7.7) OBP: 0.227, SLG: 0.250			2-3 3-H G5-3							0	0	0	0	0	0	0	R 3		
Todd Hollandsworth, L (8.7) OBP: 0.222, SLG: 0.265										1	0	0	0	0	0	0	H 9		
Gary Bennett, R (1.2) OBP: 0.289, SLG: 0.390		4-0 G4-3 BB	0-1 G1-3		4-2 SH2-4 BB			2-3 K		2	0	0	0	2	1	1	RBI 2		
Denny Neagle, L (1.1) OBP: 0.500, SLG: 0.800		1-1 G4-3			0-0 SH2-4			1-2 G3-1		2	0	1	0	0	0	1	BB 6		
Todd Jones, L (7.1) OBP: 0.229, SLG: 0.258					1-2 1B					0	0	0	0	0	0	0	SO 4		
Kent Mercker, L (8.7) OBP: 0.229, SLG: 0.258										0	0	0	0	0	0	0	LOB 19		
Rick White, R (8.1) OBP: 0.229, SLG: 0.258										0	0	0	0	0	0	0			
Inning Stats	R: 1 E: 0 K: 1 S: 14	H: 2 LOB: 3 BB: 2 P: 31	R: 0 E: 0 K: 1 S: 9	H: 1 LOB: 2 BB: 2 P: 19	R: 1 E: 0 K: 0 S: 11	H: 1 LOB: 1 BB: 1 P: 17	R: 0 E: 0 K: 1 S: 11	H: 1 LOB: 1 BB: 0 P: 13	R: 0 E: 0 K: 0 S: 6	H: 0 LOB: 1 BB: 1 P: 11	R: 1 E: 0 K: 0 S: 8	H: 3 LOB: 0 BB: 0 P: 10	R: 0 E: 0 K: 1 S: 12	H: 0 LOB: 0 BB: 0 P: 15	R: 0 E: 0 K: 0 S: 7	H: 0 LOB: 0 BB: 0 P: 12	1B: 6 2B: 3 3B: 0 HR: 0	SF: 0 SAC: 1 DP: 2 HBP: 0	WP: 0 PA: 39 PB: 0 SB: 0 CS: 1
PITCHER	IP WLS BF H R ER SO BB IBB HBP BLK WP HR S P ERA WHIP	IP WLS BF H R ER SO BB IBB HBP BLK WP HR S P ERA WHIP	IP WLS BF H R ER SO BB IBB HBP BLK WP HR S P ERA WHIP	IP WLS BF H R ER SO BB IBB HBP BLK WP HR S P ERA WHIP	IP WLS BF H R ER SO BB IBB HBP BLK WP HR S P ERA WHIP	IP WLS BF H R ER SO BB IBB HBP BLK WP HR S P ERA WHIP	IP WLS BF H R ER SO BB IBB HBP BLK WP HR S P ERA WHIP	IP WLS BF H R ER SO BB IBB HBP BLK WP HR S P ERA WHIP	IP WLS BF H R ER SO BB IBB HBP BLK WP HR S P ERA WHIP	IP WLS BF H R ER SO BB IBB HBP BLK WP HR S P ERA WHIP	IP WLS BF H R ER SO BB IBB HBP BLK WP HR S P ERA WHIP	IP WLS BF H R ER SO BB IBB HBP BLK WP HR S P ERA WHIP	IP WLS BF H R ER SO BB IBB HBP BLK WP HR S P ERA WHIP	IP WLS BF H R ER SO BB IBB HBP BLK WP HR S P ERA WHIP	IP WLS BF H R ER SO BB IBB HBP BLK WP HR S P ERA WHIP	IP WLS BF H R ER SO BB IBB HBP BLK WP HR S P ERA WHIP	IP WLS BF H R ER SO BB IBB HBP BLK WP HR S P ERA WHIP	IP WLS BF H R ER SO BB IBB HBP BLK WP HR S P ERA WHIP	

Colorado Rockies @ Cincinnati Reds
Cinergy Field, Cincinnati, OH
Thu Apr 25 2002, 7:10 PM EDT
Att: 14,416 - Sunny - 57 F

livebaseballscorecards.com

AB 32
R 3
H 9
RBI 2
BB 6
SO 4
LOB 19




Batter	1	2	3	4	5	6	7	8	9	AB	R	H	RBI	BB	SO	LOB	BOTTOM		
Barry Larkin, R (1.6) OBP: 0.300, SLG: 0.278	2-3 K		2-1 F9		4-1 1B BB				3-2 BB 1B	3	0	1	0	1	1	0			
Juan Encarnacion, R (1.8) OBP: 0.344, SLG: 0.571	2-2 HR		1-1 F2		2-3 K				2-1 BB 1B	4	1	2	1	0	1	2			
Sean Casey, L (1.3) OBP: 0.351, SLG: 0.338	3-1 G6-3 2B		2-1 G3						4-0 1B BB	3	0	1	0	1	1	0			
Aaron Boone, R (1.5) OBP: 0.306, SLG: 0.387	3-2 G6-3			0-0 L7					1-1 G5-3 F8	4	0	0	0	0	0	4			
Austin Kearns, R (1.7) OBP: 0.393, SLG: 0.478	4-1 P5		3-2 P5						1-1 G4-3	2	0	0	0	1	0	0			
Scott Sullivan, R (7.1) OBP: 0.265, SLG: 0.313									1-3 K	0	0	0	0	0	0	0			
Reggie Taylor, L (8.7) OBP: 0.265, SLG: 0.313										1	0	0	0	0	1	0			
Todd Walker, L (1.4) OBP: 0.288, SLG: 0.351	3-3 K				0-0 F5				1-0 SH5-4 1B 1B	3	2	1	0	1	1	2			
Ruben Mateo, R (1.9) OBP: 0.355, SLG: 0.483		1-1 L7			1-0 F8				1-1 SH5-4 1B 1B	4	1	1	0	0	0	0			
Jason LaRue, R (1.2) OBP: 0.365, SLG: 0.339		1-1 F9			2-2 BB HBP				0-0 SH5-4	1	0	0	0	0	0	0			
Wilton Guerrero, S (7.7) OBP: 0.407, SLG: 0.391									2-3 K	0	0	0	0	0	0	0			
Corky Miller, R (8.2) OBP: 0.417, SLG: 0.500									1-2 2-3 1B	1	0	0	0	0	1	1			
Joey Hamilton, R (1.1) OBP: 0.250, SLG: 0.429		0-0 G4-3			0-1 B3				0-2 1B	2	0	0	0	0	0	1			
Gabe White, L (7.1) OBP: 0.273, SLG: 0.158										0	0	0	0	0	0	0			
Brady Clark, R (7.7) OBP: 0.273, SLG: 0.158										2	0	1	2	0	0	1			
Danny Graves, R (9.1) OBP: 0.273, SLG: 0.158										0	0	0	0	0	0	0			
Inning Stats	R: 1 E: 0 K: 2 S: 21	H: 2 LOB: 2 BB: 1 P: 38	R: 0 E: 0 K: 0 S: 5	H: 0 LOB: 0 BB: 0 P: 7	R: 0 E: 0 K: 0 S: 6	H: 0 LOB: 0 BB: 0 P: 11	R: 0 E: 0 K: 0 S: 5	H: 0 LOB: 0 BB: 0 P: 8	R: 0 E: 0 K: 1 S: 9	H: 0 LOB: 2 BB: 1 P: 18	R: 0 E: 0 K: 1 S: 8	H: 0 LOB: 0 BB: 0 P: 13	R: 2 E: 0 K: 0 S: 14	H: 5 LOB: 3 BB: 1 P: 25	R: 1 E: 1 K: 2 S: 12	H: 0 LOB: 1 BB: 1 P: 21	1B: 5 2B: 1 3B: 0 HR: 1	SF: 0 SAC: 1 DP: 0 HBP: 1	WP: 1 PA: 36 PB: 0 SB: 0 CS: 0
PITCHER	IP WLS BF H R ER SO BB IBB HBP BLK WP HR S P ERA WHIP	IP WLS BF H R ER SO BB IBB HBP BLK WP HR S P ERA WHIP	IP WLS BF H R ER SO BB IBB HBP BLK WP HR S P ERA WHIP	IP WLS BF H R ER SO BB IBB HBP BLK WP HR S P ERA WHIP	IP WLS BF H R ER SO BB IBB HBP BLK WP HR S P ERA WHIP	IP WLS BF H R ER SO BB IBB HBP BLK WP HR S P ERA WHIP	IP WLS BF H R ER SO BB IBB HBP BLK WP HR S P ERA WHIP	IP WLS BF H R ER SO BB IBB HBP BLK WP HR S P ERA WHIP	IP WLS BF H R ER SO BB IBB HBP BLK WP HR S P ERA WHIP	IP WLS BF H R ER SO BB IBB HBP BLK WP HR S P ERA WHIP	IP WLS BF H R ER SO BB IBB HBP BLK WP HR S P ERA WHIP	IP WLS BF H R ER SO BB IBB HBP BLK WP HR S P ERA WHIP	IP WLS BF H R ER SO BB IBB HBP BLK WP HR S P ERA WHIP	IP WLS BF H R ER SO BB IBB HBP BLK WP HR S P ERA WHIP	IP WLS BF H R ER SO BB IBB HBP BLK WP HR S P ERA WHIP	IP WLS BF H R ER SO BB IBB HBP BLK WP HR S P ERA WHIP	IP WLS BF H R ER SO BB IBB HBP BLK WP HR S P ERA WHIP	IP WLS BF H R ER SO BB IBB HBP BLK WP HR S P ERA WHIP	

Colorado Rockies @ Cincinnati Reds
Cinergy Field, Cincinnati, OH
Thu Apr 25 2002, 7:10 PM EDT
Att: 14,416 - Sunny - 57 F

livebaseballscorecards.com


AB 30
R 4
H 7
RBI 3
BB 4
SO 6
LOB 11



Batter	1	2	3	4	5	6	7	8	9	AB	R	H	RBI	BB	SO	LOB	TOP								
11 Jimmy Rollins, S OBP: 0.365, SLG: 0.426	0-0 P6		1-3 K			1-2 CS 1B		0-0 P4		4	0	1	0	0	1	2									
Jason Michaels, R OBP: 0.497, SLG: 0.929	2-3 K			2-0 F9		0-0 F8		3-2 1-H FC9-2 3B		4	0	1	1	0	1	1									
Bobby Abreu, L OBP: 0.417, SLG: 0.455	2-1 F7			0-3 K		3-2 F7		4-2 BB		3	0	0	0	1	1	1									
Scott Rolen, R OBP: 0.370, SLG: 0.602		2-3 K		0-0 F8			1-0 F9	1-0 FC9-2		4	0	0	0	0	1	2									
Mike Lieberthal, R OBP: 0.329, SLG: 0.414		0-0 F9			2-0 F8 E 1B		0-2 1B		1-3 K	4	0	2	0	0	1	0									
Travis Lee, L OBP: 0.305, SLG: 0.317		2-3 K			2-0 E5		2-2 1B		0-3 K	4	0	1	0	0	2	1									
Pat Burrell, R OBP: 0.323, SLG: 0.524			2-3 K		1-0 F8		3-3 K		1-2 P4	4	0	0	0	0	2	4									
Marlon Anderson, L OBP: 0.356, SLG: 0.481 Carlos Silva, R (7, 1)			0-0 SH2-4 1B		3-2 F7		0-0 G6-3			3	0	1	0	0	0	4									
Terry Adams, R Rheal Cormier, L Tomas Perez, S OBP: 0.250, SLG: 0.400			0-1 SH2-4		1-3 K			3-2 3B 1B		1	0	0	0	0	1	2									
			1-2							0	0	0	0	0	0	0									
										1	1	1	0	0	0	0									
Inning Stats	R: 0 E: 0 K: 1 S: 6	H: 0 LOB: 0 BB: 0 P: 10	R: 0 E: 0 K: 2 S: 8	H: 0 LOB: 0 BB: 0 P: 12	R: 0 E: 0 K: 2 S: 10	H: 1 LOB: 1 BB: 0 P: 13	R: 0 E: 0 K: 1 S: 5	H: 0 LOB: 0 BB: 0 P: 7	R: 0 E: 1 K: 1 S: 9	H: 1 LOB: 2 BB: 0 P: 18	R: 0 E: 0 K: 1 S: 10	H: 1 LOB: 2 BB: 0 P: 14	R: 0 E: 0 K: 1 S: 11	H: 2 LOB: 2 BB: 0 P: 17	R: 1 E: 0 K: 0 S: 15	H: 2 LOB: 1 BB: 1 P: 26	R: 0 E: 0 K: 2 S: 13	H: 0 LOB: 0 BB: 0 P: 15	1B: 6 2B: 1 3B: 1 HR: 0	SF: 0 SAC: 1 DP: 1 HBP: 0	WP: 0 PB: 0 SB: 1 CS: 1	PA: 34			
PITCHER	IP	WLS	BF	H	R	ER	SO	BB	IBB	HBP	BLK	WP	HR	S	P	ERA	WHIP								
John Thomson, R ERA: 4.91	7.1	W	29	7	1	1	8	0	0	0	0	0	0	70	108	1.23	0.955								
Dennys Reyes, L ERA: 5.91	0.0		1	0	0	0	0	1	0	0	0	0	0	3	7	∞	∞								
Rick White, R ERA: 4.63	0.2	H	1	0	0	0	0	0	0	0	0	0	0	1	2	0.00	0.000								
Jose Jimenez, R ERA: 4.63	1.0	S	3	0	0	0	2	0	0	0	0	0	0	13	15	0.00	0.000								

Philadelphia Phillies @ Colorado Rockies
Coors Field, Denver, CO
Fri Apr 26 2002, 7:05 PM MDT
Att: 37,551 - Overcast - 60 F


AB 32
R 1
H 7
RBI 1
BB 1
SO 10
LOB 17



Batter	1	2	3	4	5	6	7	8	9	AB	R	H	RBI	BB	SO	LOB	BOTTOM								
Juan Pierre, L OBP: 0.353, SLG: 0.267	4-1 2B 1B BB			2-2 L7		0-1 E1		4-2 S 1B BB		3	2	1	0	2	0	1									
Juan Uribe, R OBP: 0.414, SLG: 0.522	1-2 1B 1-3 2B		2-1 L7		1-1 P4		2-3 K	2-1 1-H FC6 1B		5	1	2	1	0	1	3									
Larry Walker, L OBP: 0.329, SLG: 0.508	2-3 K		0-3 K		2-1 G3-1		2-2 G4-3	1-1 FC6		5	0	0	0	0	2	4									
17 Todd Helton, L OBP: 0.379, SLG: 0.457	4-0 1B 1B IBB		1-2 G1-3		3-2 G5-4-3 1B		4-2 WP G4-3 BB			2	1	2	0	2	0	0									
Todd Zeile, R OBP: 0.371, SLG: 0.533	2-2 1B		4-0 G1-3		1-1 G5-4-3		2-1 G4-3			3	0	1	1	1	0	2									
Todd Hollandsworth, L OBP: 0.259, SLG: 0.288	1-2 2-3 3-H 1B		0-1 G1-3		3-1 CS		4-2 1B WP			3	0	2	1	1	0	2									
Jose Ortiz, R OBP: 0.254, SLG: 0.309	1-2 2-3 3-H 1B		0-3 K		2-2 CS		2-1 F3			4	0	1	0	0	2	5									
Gary Bennett, R OBP: 0.327, SLG: 0.395	2-0 G4-3		4-0 IBB		0-0 E 1B		3-2 CS			2	0	1	0	1	0	3									
John Thomson, R Dennys Reyes, R Rick White, R Greg Norton, S (8, PH) Jose Jimenez, R		1-2 G1-3		2-3 K		1-3 K		2-1 G4-6-3		3	0	0	0	0	2	4									
										0	0	0	0	0	0	0									
										0	0	0	0	0	0	0									
										1	0	0	0	0	1										
										0	0	0	0	0	0										
Inning Stats	R: 2 E: 0 K: 2 S: 17	H: 3 LOB: 3 BB: 2 P: 33	R: 0 E: 0 K: 1 S: 9	H: 1 LOB: 1 BB: 0 P: 12	R: 0 E: 0 K: 2 S: 12	H: 1 LOB: 3 BB: 2 P: 23	R: 0 E: 0 K: 0 S: 8	H: 0 LOB: 0 BB: 0 P: 13	R: 0 E: 0 K: 0 S: 10	H: 2 LOB: 0 BB: 0 P: 19	R: 0 E: 1 K: 2 S: 13	H: 1 LOB: 2 BB: 0 P: 18	R: 1 E: 0 K: 0 S: 13	H: 1 LOB: 1 BB: 2 P: 31	R: 1 E: 0 K: 0 S: 8	H: 1 LOB: 1 BB: 1 P: 18	1B: 8 2B: 2 3B: 0 HR: 0	SF: 0 SAC: 0 DP: 2 HBP: 1	WP: 2 PB: 0 SB: 1 CS: 2	PA: 41					
PITCHER	IP	WLS	BF	H	R	ER	SO	BB	IBB	HBP	BLK	WP	HR	S	P	ERA	WHIP								
Terry Adams, R ERA: 5.01	6.0	L	29	8	2	2	7	2	2	0	0	0	0	69	118	3.00	1.667								
Rheal Cormier, L ERA: 11.05	0.2		4	0	1	1	0	2	0	0	0	1	0	9	21	13.50	3.000								
Carlos Silva, R ERA: 2.6	1.1		6	2	1	1	0	1	0	1	0	1	0	12	28	6.75	2.250								

Philadelphia Phillies @ Colorado Rockies
Coors Field, Denver, CO
Fri Apr 26 2002, 7:05 PM MDT
Att: 37,551 - Overcast - 60 F

AB 31
R 4
H 10
RBI 3
BB 7
SO 7
LOB 25



Batter	1	2	3	4	5	6	7	8	9	AB	R	H	RBI	BB	SO	LOB	TOP		
11 Jimmy Rollins, S OBP: 0.376, SLG: 0.434										5	0	3	1	0	0	0	Philadelphia Phillies @ Colorado Rockies Coors Field, Denver, CO Sat Apr 27 2002, 1:05 PM MDT Att: 38,064 - Cloudy - 55 F		
Doug Glavinville, R OBP: 0.297, SLG: 0.259										3	0	0	0	2	0	3			
Bobby Abreu, L OBP: 0.404, SLG: 0.429										4	1	0	0	1	2	6			
Scott Rolen, R OBP: 0.381, SLG: 0.609										4	2	2	1	1	1	2			
Mike Lieberthal, R OBP: 0.346, SLG: 0.446										4	1	2	0	1	0	3			
Pat Burrell, R OBP: 0.327, SLG: 0.528										5	1	2	1	0	2	3			
Marlon Anderson, L OBP: 0.359, SLG: 0.476										5	1	2	2	0	0	2			
John Mabry, L OBP: 0.306, SLG: 0.273										3	0	1	1	1	0	1			
Ricky Bottalico, L										0	0	0	0	0	0	0			
Jason Michaels, R OBP: 0.500, SLG: 0.929										2	0	0	0	0	1	2			
Brandon Duckworth, R										1	0	0	0	0	1	1			
Ricky Ledes, L OBP: 0.176, SLG: 0.133										0	0	0	0	0	0	0			
48 David Coggin, R										0	0	0	0	0	0	0			
Travis Lee, L OBP: 0.299, SLG: 0.310										2	0	0	0	0	2	5			
Inning Stats	R: 0 E: 0 K: 0 S: 5	H: 1 LOB: 0 BB: 0 P: 11	R: 1 E: 0 K: 2 S: 14	H: 1 LOB: 2 BB: 2 P: 26	R: 0 E: 0 K: 2 S: 15	H: 0 LOB: 0 BB: 0 P: 9	R: 0 E: 0 K: 1 S: 6	H: 0 LOB: 1 BB: 1 P: 15	R: 2 E: 0 K: 1 S: 13	H: 2 LOB: 1 BB: 1 P: 23	R: 1 E: 0 K: 0 S: 11	H: 1 LOB: 1 BB: 1 P: 23	R: 2 E: 0 K: 1 S: 21	H: 4 LOB: 2 BB: 1 P: 29	R: 0 E: 0 K: 2 S: 19	H: 2 LOB: 3 BB: 1 P: 29	1B: 8 2B: 4 3B: 0 HR: 0	SF: 0 SAC: 0 DP: 0 HBP: 0	WP: 0 PA: 46 PB: 0 SB: 0 CS: 0
PITCHER	IP WLS BF H R ER SO BB IBB HBP BLK WP HR S P ERA WHIP																		
Shawn Chacon, R ERA: 6.26	5.1 W 25 5 3 2 5 4 1 0 0 0 0 0 54 104 3.38 1.688																		
Chris Nething, R ERA: 1.09	0.2 H 2 0 0 0 1 0 0 0 0 0 0 0 6 8 0.00 0.000																		
Kent Mercker, L ERA: 2.19	0.2 4 1 1 0 0 1 0 0 0 0 0 0 9 20 13.50 3.000																		
Mike James, R ERA: 6.48	0.1 1 0 0 0 0 0 0 0 0 0 0 0 2 3 0.00 0.000																		
Todd Jones, R ERA: 3.21	1.0 7 4 2 2 1 0 0 0 0 0 0 0 21 29 18.00 4.000																		

Batter	1	2	3	4	5	6	7	8	9	AB	R	H	RBI	BB	SO	LOB	BOTTOM		
Juan Pierre, L OBP: 0.355, SLG: 0.266										4	1	1	1	1	1	3	Philadelphia Phillies @ Colorado Rockies Coors Field, Denver, CO Sat Apr 27 2002, 1:05 PM MDT Att: 38,064 - Cloudy - 55 F		
Juan Uribe, R OBP: 0.413, SLG: 0.516										5	2	2	1	0	2	3			
Larry Walker, L OBP: 0.333, SLG: 0.536										4	2	1	2	1	2	3			
17 Todd Helton, L OBP: 0.380, SLG: 0.477										5	0	2	3	0	1	1			
Todd Zeile, R OBP: 0.360, SLG: 0.500										4	0	0	0	1	2	3			
Todd Hollandsworth, L OBP: 0.210, SLG: 0.304										4	1	1	0	1	2	3			
Jose Ortiz, R OBP: 0.254, SLG: 0.293										3	1	0	0	1	0	2			
Ben Petrick, R OBP: 0.205, SLG: 0.229										2	1	1	0	1	0	1			
Shawn Chacon, R OBP: 0.286, SLG: 0.286										1	0	1	1	0	0	0			
Chris Nething, R ERA: 6.61										0	0	0	0	0	0	0			
Greg Norton, R OBP: 0.000, SLG: 0.000										0	0	0	0	0	0	2			
Kent Mercker, L ERA: 2.19										0	0	0	0	0	0	0			
Mike James, R ERA: 6.48										0	0	0	0	0	0	0			
Terry Shumpert, R OBP: 0.208, SLG: 0.302										1	0	0	0	0	1	1			
Todd Jones, L ERA: 3.21										0	0	0	0	0	0	0			
Jose Jimenez, R ERA: 4.26										0	0	0	0	0	0	0			
Inning Stats	R: 0 E: 1 K: 1 S: 9	H: 0 LOB: 2 BB: 1 P: 17	R: 1 E: 0 K: 1 S: 9	H: 2 LOB: 0 BB: 0 P: 11	R: 2 E: 0 K: 1 S: 11	H: 2 LOB: 1 BB: 1 P: 19	R: 1 E: 0 K: 1 S: 11	H: 2 LOB: 1 BB: 0 P: 17	R: 0 E: 0 K: 2 S: 9	H: 0 LOB: 0 BB: 0 P: 14	R: 4 E: 0 K: 1 S: 13	H: 1 LOB: 1 BB: 2 P: 30	R: 0 E: 0 K: 2 S: 9	H: 0 LOB: 1 BB: 1 P: 17	R: 0 E: 0 K: 2 S: 11	H: 2 LOB: 3 BB: 1 P: 23	1B: 6 2B: 1 3B: 1 HR: 1	SF: 0 SAC: 1 DP: 0 HBP: 1	WP: 1 PA: 42 PB: 0 SB: 1 CS: 0
PITCHER	IP WLS BF H R ER SO BB IBB HBP BLK WP HR S P ERA WHIP																		
Brandon Duckworth, R ERA: 6.61	5.0 L 24 6 4 4 6 2 0 0 0 0 0 1 49 78 7.20 1.600																		
48 David Coggin, R ERA: 6.61	2.0 12 1 4 4 3 3 0 1 0 1 0 0 22 47 18.00 2.000																		
Ricky Bottalico, R ERA: 4.7	1.0 6 2 0 0 2 1 0 0 0 0 0 0 11 23 0.00 3.000																		

Batter	1	2	3	4	5	6	7	8	9	AB	R	H	RBI	BB	SO	LOB	TOP								
11 Jimmy Rollins, S OBP: 0.372, SLG: 0.427	1-2 G4-6-3 1B		1-0 F9			0-1 G4-3		1-0 FC6-4		4	0	1	0	0	0	1									
Doug Glanville, R OBP: 0.305, SLG: 0.262	1-2 G4-6-3 1B		0-0 G3			4-1 G4-6-3 BB		2-1 FC5-4		3	0	1	0	1	0	1									
Bobby Abreu, L OBP: 0.409, SLG: 0.446	2-1 G4-6-3				0-0 CS 1B		2-2 G4-6-3		0-1 1B 2B	4	1	2	0	0	0	3									
Scott Rolen, R OBP: 0.385, SLG: 0.600	4-0 BB				3-3 K		0-0 F9		1-1 1B 1B	3	1	1	1	1	1	1									
Mike Lieberthal, R OBP: 0.341, SLG: 0.436	2-2 G6-3				2-1 1B		2-1 F7		1-3 K	4	0	1	0	0	1	3									
Travis Lee, L OBP: 0.297, SLG: 0.299			0-0 G3-1		2-2 F7		4-1 BB		0-3 K	3	0	0	0	1	1	2									
Pat Burrell, R OBP: 0.324, SLG: 0.516	2-2 G5-3				1-0 F9		2-2 F9		0-1 1B 1B	4	0	1	0	0	0	1									
Marlon Anderson, L OBP: 0.365, SLG: 0.477	2-3 K1-3				0-0 G3				0-1 11 FC6-4 1B	4	0	2	1	0	1	0									
Randy Wolf, L OBP: 0.111, SLG: 0.222			2-3 K		0-3 K				1-2 P4	2	0	0	0	0	2	0									
Carlos Silva, R OBP: 0.235, SLG: 0.375									0-0 G6-3	0	0	0	0	0	0	0									
Tomas Perez, S OBP: 0.235, SLG: 0.375									1-3 3-H	1	0	0	0	0	0	1									
Jose Mesa, R OBP: 0.471, SLG: 0.867									0-0 G6-3	0	0	0	0	0	0	0									
Jason Michaels, R OBP: 0.471, SLG: 0.867									1-3 3-H	1	0	0	0	0	0	2									
Inning Stats	R: 0 E: 0 K: 0 S: 12	H: 2 LOB: 2 BB: 1 P: 22	R: 0 E: 0 K: 1 S: 10	H: 0 LOB: 0 BB: 0 P: 14	R: 0 E: 0 K: 1 S: 5	H: 0 LOB: 0 BB: 0 P: 8	R: 0 E: 0 K: 1 S: 9	H: 2 LOB: 1 BB: 0 P: 16	R: 0 E: 0 K: 1 S: 5	H: 0 LOB: 0 BB: 1 P: 6	R: 0 E: 0 K: 0 S: 6	H: 0 LOB: 0 BB: 1 P: 12	R: 0 E: 0 K: 0 S: 7	H: 0 LOB: 1 BB: 1 P: 15	R: 0 E: 0 K: 0 S: 8	H: 1 LOB: 1 BB: 0 P: 12	R: 2 E: 0 K: 2 S: 14	H: 4 LOB: 2 BB: 0 P: 16	1B: 8 2B: 2 3B: 0 HR: 0	SF: 0 SAC: 0 DP: 3 HBP: 0	WP: 0 PB: 0 SB: 1 CS: 1	PA: 36			
PITCHER	IP	WLS	BF	H	R	ER	SO	BB	IBB	HBP	BLK	WP	HR	S	P	ERA	WHIP								
Jason Jennings, R ERA: 3.67	(1, 1)	7.0	W	25	4	0	4	3	0	0	0	0	0	54	93	0.00	1.000								
Kent Mercker, L ERA: 2.7	(8, 1)	1.0		5	2	1	1	0	0	0	0	0	0	10	14	9.00	2.000								
Todd Jones, R ERA: 3.68	(9, 1)	0.2		4	2	0	0	2	0	0	0	0	0	10	12	0.00	3.000								
Jose Jimenez, R ERA: 4.15	(9, 1)	0.1	S	2	1	1	1	0	0	0	0	0	0	2	2	27.00	3.000								

Philadelphia Phillies @ Colorado Rockies
Coors Field, Denver, CO
Sun Apr 28 2002, 1:05 PM MDT
Att: 40,357 - Sunny - 74 F

AB 33
R 2
H 9
RBI 2
BB 3
SO 6
LOB 15



Batter	1	2	3	4	5	6	7	8	9	AB	R	H	RBI	BB	SO	LOB	BOTTOM								
Juan Pierre, L OBP: 0.360, SLG: 0.276	3-2 17 HR G5-3 1B		0-1 G5-3		2-0 L8		1-2 17 G4-6-3 S 1B		4-1 2 2 2 0 2	4	1	2	0	0	0	1									
Juan Uribe, R OBP: 0.417, SLG: 0.510	0-1 G5-3		0-1 17 BB 1B		0-2 P6		4-2 17 G4-6-3 BB		2-1 1 2 2 0 2	3	0	1	0	1	0	2									
17 Todd Helton, L OBP: 0.394, SLG: 0.511	3-2 2-H HR G5-3		4-2 17 G6-4-3 BB		4-2 BB		3-1 G4-6-3		1-2 1 2 2 0 2	2	1	1	2	2	0	2									
Todd Zeile, R OBP: 0.354, SLG: 0.478	1-2 G5-3		0-0 G6-4-3		0-0 F7		4-2 BB		3-0 0 0 0 1 0 4	3	0	0	0	1	0	4									
Benny Agbayani, R OBP: 0.286, SLG: 0.365	3-3 K		2-1 G5-3		2-2 G6-3		1-1 G5-3		4-0 0 0 0 0 1 2	4	0	0	0	0	1	2									
Terry Shumpert, R OBP: 0.280, SLG: 0.340		2-1 CS 1B		1-0 F3		3-2 1B 2B		0-1 G6-3		4	1	2	0	0	0	0									
Mark Little, R OBP: 0.269, SLG: 0.261		4-1 BB		0-0 F9		1-0 2-H 1B		1-3 K		3	0	1	1	1	1	0									
Gary Bennett, R OBP: 0.321, SLG: 0.383		2-1 F7				1-2 P4		0-3 K		4	1	1	0	0	1	2									
Jason Jennings, L OBP: 0.222, SLG: 0.444		1-1 F8				0-0 2B 1B		1-1 F3		3	0	1	1	0	0	2									
Kent Mercker, L ERA: 2.55										0	0	0	0	0	0	0									
Todd Jones, L ERA: 2.61										0	0	0	0	0	0	0									
Jose Jimenez, R ERA: 2.61										0	0	0	0	0	0	0									
Inning Stats	R: 2 E: 0 K: 1 S: 15	H: 2 LOB: 0 BB: 0 P: 25	R: 0 E: 0 K: 0 S: 7	H: 1 LOB: 1 BB: 1 P: 16	R: 0 E: 0 K: 0 S: 9	H: 1 LOB: 1 BB: 1 P: 13	R: 0 E: 0 K: 0 S: 4	H: 0 LOB: 0 BB: 0 P: 7	R: 1 E: 0 K: 0 S: 13	H: 2 LOB: 2 BB: 1 P: 22	R: 1 E: 0 K: 0 S: 14	H: 2 LOB: 1 BB: 0 P: 22	R: 0 E: 0 K: 0 S: 11	H: 1 LOB: 2 BB: 2 P: 24	R: 0 E: 0 K: 2 S: 9	H: 0 LOB: 0 BB: 0 P: 10	1B: 6 2B: 2 3B: 0 HR: 1	SF: 0 SAC: 0 DP: 2 HBP: 0	WP: 0 PB: 0 SB: 1 CS: 1	PA: 35					
PITCHER	IP	WLS	BF	H	R	ER	SO	BB	IBB	HBP	BLK	WP	HR	S	P	ERA	WHIP								
Randy Wolf, L ERA: 6.45	(1, 1)	6.2	L	31	9	4	4	1	0	0	0	0	0	71	126	5.40	2.100								
Carlos Silva, R ERA: 2.55	(7, 1)	0.1		1	0	0	0	0	0	0	0	0	0	2	3	0.00	0.000								
Jose Mesa, R ERA: 2.61	(8, 1)	1.0		3	0	0	0	2	0	0	0	0	0	9	10	0.00	0.000								

Philadelphia Phillies @ Colorado Rockies
Coors Field, Denver, CO
Sun Apr 28 2002, 1:05 PM MDT
Att: 40,357 - Sunny - 74 F

AB 30
R 4
H 9
RBI 4
BB 5
SO 3
LOB 15



Batter	1	2	3	4	5	6	7	8	9	AB	R	H	RBI	BB	SO	LOB	TOP										
Abraham Nunez, S (1.4) OBP: 0.288, SLG: 0.275	1-1 FC1-6 1B		2-2 G5-3		1-1 G4-3			0-3 K		4	0	1	0	0	1	0											
Adrian Brown, S (1.8) OBP: 0.299, SLG: 0.326	0-1 FC1-6 1-2 G4-6-3		3-3 K		1-2 G4-3			2-1 G4-3		4	0	0	0	0	1	1											
Brian Giles, L (1.7) OBP: 0.400, SLG: 0.631	2-0 G4-6-3 1-2		0-0 G6-3		1-1 F7			1-3 K		4	0	0	0	0	1	1											
Craig Wilson, R (1.9) OBP: 0.300, SLG: 0.270		0-1 BB 18 WP 1B		1-2 F8				2-3 K		4	0	1	0	0	2	0											
Rob Mackowiak, L (1.5) OBP: 0.250, SLG: 0.419		2-2 F8		1-2 F8 18 G6-3 18 BLK 1B				1-2 G5-3		4	0	1	0	0	0	1											
18 Jason Kendall, R (1.2) OBP: 0.338, SLG: 0.288 Keith Osik, R (7.2) OBP: 0.261, SLG: 0.333		4-0 BB 1-2 BB		2-2 G6-3 1-3				4-2 FC5-4 BB		1	0	0	0	2	0	1											
Kevin Young, R (1.3) OBP: 0.305, SLG: 0.333		1-1 F9		1-2 G4-3				1-0 FC5-4 FC6-4 1-2		3	0	0	0	0	0	4											
Mike Benjamin, R (1.6) OBP: 0.161, SLG: 0.138		4-2 BB 1-2 2-3 BB						0-0 FC6-4 1-2		2	0	0	0	1	0	1											
Dave Williams, L (1.1) OBP: 0.200, SLG: 0.500 Sean Lowe, R (4.1)		0-3 K						1-3 K		1	0	0	0	0	1	3											
										2	0	0	0	0	1	0											
Inning Stats	R: 0 E: 0 K: 0 S: 5	H: 1 LOB: 0 BB: 0 P: 8	R: 0 E: 0 K: 1 S: 12	H: 1 LOB: 3 BB: 2 P: 23	R: 0 E: 0 K: 1 S: 10	H: 0 LOB: 0 BB: 0 P: 15	R: 0 E: 0 K: 0 S: 14	H: 1 LOB: 1 BB: 0 P: 19	R: 0 E: 0 K: 0 S: 7	H: 0 LOB: 0 BB: 0 P: 12	R: 0 E: 0 K: 1 S: 9	H: 0 LOB: 1 BB: 1 P: 15	R: 0 E: 0 K: 2 S: 9	H: 0 LOB: 0 BB: 0 P: 12	R: 0 E: 0 K: 2 S: 9	H: 0 LOB: 0 BB: 0 P: 13	1B: 3 2B: 0 3B: 0 HR: 0	SF: 0 SAC: 0 DP: 1 HBP: 0	WP: 1 PB: 0 SB: 0 CS: 0	PA: 32							
PITCHER	IP	WLS	BF	H	R	ER	SO	BB	IBB	HBP	BLK	WP	HR	S	P	ERA	WHIP										
Mike Hampton, L (1.1) ERA: 6.96	7.0	W	26	3	0	0	3	3	0	0	1	1	0	66	105	0.00	0.857										
Rick White, R (8.1) ERA: 4.25	1.0		3	0	0	0	2	0	0	0	0	0	0	9	12	0.00	0.000										
Mike James, R (9.1) ERA: 5.79	1.0		3	0	0	0	2	0	0	0	0	0	0	9	13	0.00	0.000										

Pittsburgh Pirates @ Colorado Rockies
Coors Field, Denver, CO
Tue Apr 30 2002, 7:05 PM MDT
Att: 30,759 - Sunny - 74 F

AB 29
R 0
H 3
RBI 0
BB 3
SO 7
LOB 12



Batter	1	2	3	4	5	6	7	8	9	AB	R	H	RBI	BB	SO	LOB	BOTTOM										
Juan Pierre, L (1.8) OBP: 0.371, SLG: 0.284	0-0 B5-3		0-2 L5		1-2 17 HBP 1B			0-0 G6-4-3 1B		4	1	2	0	0	0	0											
Juan Uribe, R (1.6) OBP: 0.416, SLG: 0.510	1-1 1B		1-1 BB		1-0 SF8 G6-4-3			1-0 FC6-4		4	0	2	1	0	0	3											
Lary Walker, L (1.9) OBP: 0.342, SLG: 0.521 Mark Little, R (8.9) OBP: 0.299, SLG: 0.250	0-0 F9		4-2 BB		2-3 3H 2-2 1B			0-0 G4-3		2	1	0	0	1	0	1											
17 Todd Helton, L (1.3) OBP: 0.394, SLG: 0.538	3-2 G4-3		0-1 F8		1-1 1B SF8 1B			0-1 P6		5	2	2	3	0	0	3											
Todd Zeile, R (1.5) OBP: 0.369, SLG: 0.521		2-1 HR	0-2 F7		1-3 2H 3H 2B 1B			4-2 BB		4	2	2	2	1	0	2											
Benny Agbayani, R (1.7) OBP: 0.295, SLG: 0.364	3-2 G1-3				1-1 1B SF8			1-3 K		3	1	1	1	1	1	1											
Jose Ortiz, R (1.4) OBP: 0.294, SLG: 0.317	4-1 BB				1-2 1B SF8 1B			3-1 G5-3		2	1	1	1	2	0	0											
Gary Bennett, R (1.2) OBP: 0.310, SLG: 0.365	1-1 G6-3				1-2 1B G6-3			0-0 F9		5	1	1	1	0	0	4											
Mike Hampton, R (1.1) OBP: 0.364, SLG: 0.364 Greg Norton, S (7, PH) OBP: 0.237, SLG: 0.294 Rick White, R (8.1) Mike James, R (9.1)	1-0 G4-3				2-2 1B SF8 BLK 1B			1-0 G6-3		3	1	1	1	0	0	1											
					1-2 1B					1	0	1	0	0	0	0											
					1-2 1B					0	0	0	0	0	0	0											
					1-2 1B					0	0	0	0	0	0	0											
					1-2 1B					0	0	0	0	0	0	0											
Inning Stats	R: 0 E: 0 K: 0 S: 10	H: 1 LOB: 1 BB: 0 P: 14	R: 1 E: 0 K: 0 S: 9	H: 1 LOB: 1 BB: 1 P: 20	R: 0 E: 0 K: 0 S: 13	H: 1 LOB: 2 BB: 1 P: 18	R: 8 E: 0 K: 0 S: 24	H: 6 LOB: 1 BB: 1 P: 42	R: 0 E: 0 K: 0 S: 3	H: 1 LOB: 0 BB: 0 P: 4	R: 0 E: 0 K: 1 S: 9	H: 0 LOB: 1 BB: 1 P: 14	R: 0 E: 0 K: 0 S: 8	H: 2 LOB: 2 BB: 0 P: 13	R: 1 E: 0 K: 0 S: 16	H: 1 LOB: 2 BB: 1 P: 27	1B: 9 2B: 2 3B: 0 HR: 2	SF: 2 SAC: 0 DP: 1 HBP: 3	WP: 0 PB: 0 SB: 0 CS: 0	PA: 44							
PITCHER	IP	WLS	BF	H	R	ER	SO	BB	IBB	HBP	BLK	WP	HR	S	P	ERA	WHIP										
Dave Williams, L (1.1) ERA: 5.4	3.1	L	22	7	8	8	0	3	0	2	2	0	1	47	79	21.60	3.000										
Sean Lowe, R (4.1) ERA: 6.3	4.2		22	6	2	2	1	2	0	1	0	0	1	45	73	3.86	1.714										

Pittsburgh Pirates @ Colorado Rockies
Coors Field, Denver, CO
Tue Apr 30 2002, 7:05 PM MDT
Att: 30,759 - Sunny - 74 F

AB 34
R 10
H 13
RBI 10
BB 5
SO 1
LOB 15



Batter	1	2	3	4	5	6	7	8	9	AB	R	H	RBI	BB	SO	LOB	TOP								
Abraham Nunez, S OBP: 0.286, SLG: 0.291 (1, 4)	G1-3		2B		FC6-4			F8		4	0	1	0	0	0	1									
2 Jack Wilson, R OBP: 0.325, SLG: 0.314 (1, 6)	K		F3				F7		G5-3	4	0	0	0	0	1	1									
Brian Giles, L OBP: 0.405, SLG: 0.618 (1, 8) (7, 7)	1B			BB			K		G1-4-3	3	0	1	0	1	1	0									
Craig Wilson, R OBP: 0.273, SLG: 0.244 (1, 9)	G5-3			F8			K		G6-3	4	0	0	0	0	1	2									
Armando Rios, L OBP: 0.325, SLG: 0.304 Josias Manzanillo, R OBP: 0.325, SLG: 0.304 Scott Sauerbeck, R OBP: 0.325, SLG: 0.304 (1, 7) (7, 1) (8, 1)		F7		K			K			3	0	0	0	0	2	1									
18 Jason Kendall, R OBP: 0.336, SLG: 0.290 (1, 2)	CS 1B		G6-3				F7			3	0	1	0	0	0	1									
Rob Mackowiak, L OBP: 0.239, SLG: 0.400 (1, 5)	K				F7		L3			3	0	0	0	0	1	1									
Kevin Young, R OBP: 0.306, SLG: 0.324 (1, 3)	CS	F9			FC6-4 BB			G6-3		2	0	0	0	1	0	0									
Josh Fogg, R OBP: 0.111, SLG: 0.111 Adrian Brown, S OBP: 0.296, SLG: 0.322 (1, 1) (7, 8)		G6-3			K			G4-3		2	0	0	0	0	1	1									
										1	0	0	0	0	0	0									
Inning Stats	R: 0 E: 0 K: 1 S: 12	H: 1 LOB: 1 BB: 0 P: 17	R: 0 E: 0 K: 1 S: 8	H: 1 LOB: 0 BB: 0 P: 14	R: 0 E: 0 K: 0 S: 6	H: 1 LOB: 1 BB: 0 P: 9	R: 0 E: 0 K: 1 S: 8	H: 0 LOB: 1 BB: 1 P: 16	R: 0 E: 0 K: 1 S: 11	H: 0 LOB: 0 BB: 1 P: 16	R: 0 E: 0 K: 1 S: 10	H: 0 LOB: 0 BB: 0 P: 14	R: 0 E: 0 K: 1 S: 8	H: 0 LOB: 0 BB: 0 P: 11	R: 0 E: 0 K: 0 S: 6	H: 0 LOB: 0 BB: 0 P: 7	R: 0 E: 0 K: 0 S: 7	H: 0 LOB: 0 BB: 0 P: 10	1B: 2 2B: 1 3B: 0 HR: 0	SF: 0 SAC: 0 DP: 0 HBP: 0	WP: 0 PB: 0 SB: 0 CS: 1	PA: 32			
PITCHER	IP	WLS	BF	H	R	ER	SO	BB	IBB	HBP	BLK	WP	HR	S	P	ERA	WHIP								
Denny Neagle, L ERA: 4.42 Jose Jimenez, R ERA: 3.66	(1, 1) (9, 1)	8.0 3	28 3	3 0	0 0	0 0	7 0	2 0	0 0	0 0	0 0	0 0	0 0	69 7	104 10	0.00 0.00	0.625 0.000								

Pittsburgh Pirates @ Colorado Rockies
Coors Field, Denver, CO
Wed May 01 2002, 7:05 PM MDT
Att: 29,529 - Cloudy - 36 F

AB 29
R 0
H 3
RBI 0
BB 2
SO 7
LOB 8



Batter	1	2	3	4	5	6	7	8	9	AB	R	H	RBI	BB	SO	LOB	BOTTOM								
Juan Pierre, L OBP: 0.383, SLG: 0.295 (1, 8)	2B G3-1 1B	PO	17 2B 1B		G1-6-3		HBP			3	2	2	0	0	0	0									
Juan Uribe, R OBP: 0.410, SLG: 0.509 (1, 6)	G3-1 17 SF9 2B		L7		K		G3-1			4	1	1	0	0	1	2									
Larry Walker, L OBP: 0.337, SLG: 0.547 (1, 9)	G3-1		L8			HR		G4-3		4	1	1	2	0	0	2									
17 Todd Helton, L OBP: 0.389, SLG: 0.542 (1, 3)	2-3 3-H SF9		1-H 2B			L5		G1-3		3	0	1	2	0	0	0									
Todd Zeile, R OBP: 0.375, SLG: 0.520 (1, 5)	G4-3		G6-3			FC5-4 1B		HR 1B		4	1	2	0	0	0	1									
Todd Hollandsworth, L OBP: 0.284, SLG: 0.367 (1, 7)		CS 1B		G4-3		FC5-4 FC5-4		HR 1B		4	1	2	2	0	0	1									
Jose Ortiz, R OBP: 0.278, SLG: 0.297 (1, 4)		F5		G1-3		FC5-4		G1-3		4	0	0	0	0	0	2									
Gary Bennett, R OBP: 0.311, SLG: 0.364 (1, 2)		1B 1B		L4						3	0	1	0	0	0	0									
Denny Neagle, L OBP: 0.462, SLG: 0.692 Jose Jimenez, R ERA: 2.7 (1, 1) (9, 1)		PO 1B		G3				K		3	0	1	0	0	1	0									
										0	0	0	0	0	0	0									
Inning Stats	R: 2 E: 0 K: 0 S: 9	H: 2 LOB: 0 BB: 0 P: 10	R: 0 E: 0 K: 0 S: 12	H: 3 LOB: 1 BB: 0 P: 20	R: 1 E: 0 K: 0 S: 14	H: 2 LOB: 1 BB: 0 P: 20	R: 0 E: 0 K: 0 S: 4	H: 0 LOB: 0 BB: 0 P: 8	R: 0 E: 0 K: 1 S: 11	H: 0 LOB: 0 BB: 0 P: 12	R: 1 E: 0 K: 0 S: 12	H: 2 LOB: 1 BB: 0 P: 25	R: 0 E: 0 K: 1 S: 9	H: 0 LOB: 1 BB: 0 P: 12	R: 2 E: 0 K: 0 S: 14	H: 2 LOB: 0 BB: 0 P: 20	R: 2 E: 0 K: 0 S: 14	H: 2 LOB: 0 BB: 0 P: 20	1B: 7 2B: 2 3B: 0 HR: 2	SF: 1 SAC: 0 DP: 0 HBP: 1	WP: 0 PB: 0 SB: 0 CS: 1	PA: 35			
PITCHER	IP	WLS	BF	H	R	ER	SO	BB	IBB	HBP	BLK	WP	HR	S	P	ERA	WHIP								
Josh Fogg, R ERA: 2.36 Josias Manzanillo, R ERA: 2.7 Scott Sauerbeck, L ERA: 2.7	(1, 1) (7, 1) (8, 1)	6.0 1.0 1.0	L 4 5	25 4 2	25 0 2	4 0 2	1 1 0	4 0 2	1 0 0	0 0 0	0 1 0	0 0 0	0 0 1	9 9 14	12 12 20	0.00 0.00 18.00	0.000 0.000 2.000								

Pittsburgh Pirates @ Colorado Rockies
Coors Field, Denver, CO
Wed May 01 2002, 7:05 PM MDT
Att: 29,529 - Cloudy - 36 F

AB 32
R 6
H 11
RBI 6
BB 0
SO 2
LOB 8



Batter	1	2	3	4	5	6	7	8	9	AB	R	H	RBI	BB	SO	LOB	TOP					
Juan Pierre, L (1, 8) OBP: 0.388, SLG: 0.301	L7		FC4-6						K	5	1	2	0	0	1	1	Colorado Rockies @ Philadelphia Phillies Veterans Stadium, Philadelphia, PA Fri May 03 2002, 7:05 PM EDT Att: 15,257 - Cloudy - 61 F					
Juan Uribe, R (1, 6) OBP: 0.405, SLG: 0.513	G6-3		K						P4	5	0	1	0	0	1	3						
Larry Walker, L (1, 9) OBP: 0.330, SLG: 0.512	F9									3	1	0	1	1	0	2						
17 Todd Helton, L (1, 3) OBP: 0.388, SLG: 0.524		G3								4	0	0	0	0	1	2						
Todd Zeile, R (1, 5) OBP: 0.375, SLG: 0.518	P6									4	0	2	0	0	1	0						
Todd Hollandsworth, L (1, 7) OBP: 0.336, SLG: 0.365										2	0	1	1	2	0	0						
Jose Ortiz, R (1, 4) OBP: 0.276, SLG: 0.284	F7									3	0	0	0	0	1	3						
Gary Bennett, R (1, 2) OBP: 0.292, SLG: 0.339										4	0	0	0	0	2	5						
Shawn Chacon, R (1, 1) OBP: 0.333, SLG: 0.333										2	0	1	0	0	1	0						
Benny Agbavani, R (7, PH) OBP: 0.277, SLG: 0.339										1	0	0	0	0	1	0						
Chris Nix, R (7, PH) OBP: 0.500, SLG: 0.500										0	0	0	0	0	0	0						
Todd Jones, L (8, 1)										0	0	0	0	0	0	0						
Greg Norton, S (9, PH) OBP: 0.286										1	0	0	0	0	1	0						
Inning Stats	R: 0 E: 0 K: 0 S: 6	H: 0 LOB: 0 BB: 0 P: 10	R: 0 E: 0 K: 0 S: 10	H: 0 LOB: 1 BB: 1 P: 20	R: 0 E: 0 K: 1 S: 12	H: 1 LOB: 1 BB: 0 P: 16	R: 1 E: 0 K: 1 S: 13	H: 2 LOB: 2 BB: 1 P: 21	R: 0 E: 0 K: 1 S: 11	H: 1 LOB: 1 BB: 0 P: 15	R: 0 E: 0 K: 1 S: 10	H: 1 LOB: 2 BB: 1 P: 22	R: 1 E: 0 K: 1 S: 10	H: 2 LOB: 0 BB: 0 P: 18	R: 0 E: 0 K: 2 S: 10	H: 0 LOB: 0 BB: 0 P: 17	R: 0 E: 0 K: 3 S: 13	H: 0 LOB: 1 BB: 0 P: 17	1B: 6 2B: 1 3B: 0 HR: 0	SF: 0 SAC: 0 DP: 1 HBP: 1	WP: 1 PB: 0 SB: 1 CS: 0	PA: 38
PITCHER	IP WLS BF H R ER SO BB IBB HBP BLK WP HR S P ERA WHIP																					
Brandon Duckworth, R (1, 1) ERA: 5.08	6.1 W 29 7 2 2 5 3 0 1 0 0 0 67 113 2.84 1.579																					
Rheal Cormier, L (7, 1) ERA: 11.0	0.2 H 2 0 0 0 0 0 0 0 0 0 0 5 9 0.00 0.000																					
Ricky Bottalico, R (8, 1) ERA: 4.22	1.0 H 3 0 0 0 2 0 0 0 0 0 0 10 17 0.00 0.000																					
Jose Mesa, R (9, 1) ERA: 2.92	1.0 S 4 0 0 0 3 0 0 0 0 1 0 13 17 0.00 0.000																					
Batter	1	2	3	4	5	6	7	8	9	AB	R	H	RBI	BB	SO	LOB	BOTTOM					
11 Jimmy Rollins, S (1, 6) OBP: 0.364, SLG: 0.438	S								G4-3	4	0	2	1	1	1	3	Colorado Rockies @ Philadelphia Phillies Veterans Stadium, Philadelphia, PA Fri May 03 2002, 7:05 PM EDT Att: 15,257 - Cloudy - 61 F					
Doug Glanville, R (1, 8) OBP: 0.315, SLG: 0.290	G5-3								K	4	0	0	0	0	1	6						
Bobby Abreu, L (1, 9) OBP: 0.404, SLG: 0.430	P6									3	0	0	0	1	0	1						
Scott Rolen, R (1, 5) OBP: 0.360, SLG: 0.537	G3-1									3	0	0	0	1	1	2						
Mike Lieberthal, R (1, 2) OBP: 0.317, SLG: 0.398	F7									3	0	0	0	1	0	1						
Travis Lee, L (1, 3) OBP: 0.342, SLG: 0.390										2	2	1	1	2	0	0						
Pat Burrell, R (1, 7) OBP: 0.356, SLG: 0.500										2	0	0	0	2	2	0						
Marlon Anderson, L (1, 4) OBP: 0.348, SLG: 0.452										4	1	1	0	0	1	5						
Brandon Duckworth, R (1, 1) OBP: 0.182, SLG: 0.100										2	0	1	1	1	0	0						
Rheal Cormier, L (7, 1) ERA: 0.99										0	0	0	0	0	0	0						
Ricky Bottalico, L (8, 1)										0	0	0	0	0	0	0						
Ricky Ledee, L (8, PH) OBP: 0.189, SLG: 0.152										1	0	0	0	0	1	3						
Jose Mesa, R (9, 1) ERA: 3.45										0	0	0	0	0	0	0						
Inning Stats	R: 0 E: 0 K: 0 S: 15	H: 1 LOB: 1 BB: 0 P: 22	R: 1 E: 0 K: 1 S: 13	H: 0 LOB: 3 BB: 4 P: 31	R: 0 E: 0 K: 0 S: 6	H: 0 LOB: 0 BB: 1 P: 10	R: 1 E: 0 K: 1 S: 17	H: 3 LOB: 2 BB: 0 P: 29	R: 0 E: 0 K: 1 S: 5	H: 0 LOB: 0 BB: 0 P: 8	R: 1 E: 0 K: 1 S: 7	H: 1 LOB: 0 BB: 0 P: 11	R: 0 E: 0 K: 1 S: 9	H: 0 LOB: 1 BB: 1 P: 18	R: 0 E: 0 K: 2 S: 21	H: 0 LOB: 3 BB: 3 P: 38	1B: 4 2B: 0 3B: 0 HR: 1	SF: 0 SAC: 0 DP: 1 HBP: 0	WP: 0 PB: 0 SB: 1 CS: 0	PA: 37		
PITCHER	IP WLS BF H R ER SO BB IBB HBP BLK WP HR S P ERA WHIP																					
Shawn Chacon, R (1, 1) ERA: 5.94	6.0 L 27 5 3 3 4 5 0 0 0 0 0 63 111 4.50 1.667																					
Chris Nix, R (7, 1) ERA: 0.99	1.0 4 0 0 0 1 1 0 0 0 0 0 9 18 0.00 1.000																					
Todd Jones, R (8, 1) ERA: 3.45	1.0 6 0 0 0 2 3 0 0 0 0 0 21 38 0.00 3.000																					

Batter	1	2	3	4	5	6	7	8	9	AB	R	H	RBI	BB	SO	LOB	TOP		
Juan Pierre, L OBP: 0.373, SLG: 0.288	G5-3	F8		G4-3		B1		P4		5	0	0	0	0	0	4	Colorado Rockies @ Philadelphia Phillies Veterans Stadium, Philadelphia, PA Sat May 04 2002, 7:05 PM EDT Att: 16,205 - Cloudy - 62 F		
Juan Uribe, R OBP: 0.397, SLG: 0.500	L5	K			K	G5-4-3			FC4-6 1B	5	0	1	0	0	2	2			
Larry Walker, L OBP: 0.333, SLG: 0.517	17 3B	2B		G3		17 BB 1B		G4-3		5	2	2	0	0	1	1			
17 Todd Helton, L OBP: 0.405, SLG: 0.547	HR	3B		FC4-6 BB		1B		G4-6-3 1B		3	1	2	1	2	0	1			
Todd Zeile, R OBP: 0.376, SLG: 0.545	HR	HR		FC4-6 BB		1B		G4-6-3		5	1	2	3	0	0	3			
Terry Shumpert, R OBP: 0.276, SLG: 0.308	F8								1B HBP	1	0	0	0	2	0	0			
Benny Agbayani, R OBP: 0.293, SLG: 0.333 Todd Hollandsworth, L OBP: 0.301, SLG: 0.359	F8			K		K		F7		3	0	0	0	0	2	5			
Ben Petrick, R OBP: 0.213, SLG: 0.233		2B				G4-3		K		4	1	1	0	0	1	4			
Jason Jennings, L OBP: 0.273, SLG: 0.545 Dennis Reyes, R OBP: 0.345, SLG: 0.350 Mark Little, R OBP: 0.301, SLG: 0.359 Rick White, R OBP: 0.301, SLG: 0.359 Mike James, R OBP: 0.290, SLG: 0.306 Greg Norton, S OBP: 0.276, SLG: 0.308 Kent Mercker, L OBP: 0.276, SLG: 0.308 Jose Jimenez, R OBP: 0.276, SLG: 0.308				G3		G5-4-3 BB			1B	2	0	1	1	0	0	0			
Inning Stats	R: 3 E: 0 K: 0 S: 16	H: 3 LOB: 0 BB: 0 P: 21	R: 1 E: 0 K: 1 S: 12	H: 2 LOB: 1 BB: 0 P: 22	R: 0 E: 0 K: 1 S: 15	H: 0 LOB: 2 BB: 2 P: 27	R: 0 E: 0 K: 0 S: 6	H: 0 LOB: 0 BB: 0 P: 9	R: 1 E: 0 K: 2 S: 15	H: 2 LOB: 3 BB: 2 P: 29	R: 0 E: 0 K: 0 S: 4	H: 1 LOB: 0 BB: 0 P: 8	R: 0 E: 0 K: 1 S: 10	H: 1 LOB: 2 BB: 0 P: 16	R: 0 E: 0 K: 1 S: 11	H: 1 LOB: 1 BB: 0 P: 13		1B: 6 2B: 2 3B: 1 HR: 1	SF: 0 SAC: 0 DP: 2 HBP: 1
PITCHER	IP WLS BF H R ER SO BB IBB HBP BLK WP HR S P ERA WHIP	IP WLS BF H R ER SO BB IBB HBP BLK WP HR S P ERA WHIP	IP WLS BF H R ER SO BB IBB HBP BLK WP HR S P ERA WHIP	IP WLS BF H R ER SO BB IBB HBP BLK WP HR S P ERA WHIP	IP WLS BF H R ER SO BB IBB HBP BLK WP HR S P ERA WHIP	IP WLS BF H R ER SO BB IBB HBP BLK WP HR S P ERA WHIP	IP WLS BF H R ER SO BB IBB HBP BLK WP HR S P ERA WHIP	IP WLS BF H R ER SO BB IBB HBP BLK WP HR S P ERA WHIP	IP WLS BF H R ER SO BB IBB HBP BLK WP HR S P ERA WHIP	IP WLS BF H R ER SO BB IBB HBP BLK WP HR S P ERA WHIP	IP WLS BF H R ER SO BB IBB HBP BLK WP HR S P ERA WHIP	IP WLS BF H R ER SO BB IBB HBP BLK WP HR S P ERA WHIP	IP WLS BF H R ER SO BB IBB HBP BLK WP HR S P ERA WHIP	IP WLS BF H R ER SO BB IBB HBP BLK WP HR S P ERA WHIP	IP WLS BF H R ER SO BB IBB HBP BLK WP HR S P ERA WHIP	IP WLS BF H R ER SO BB IBB HBP BLK WP HR S P ERA WHIP	IP WLS BF H R ER SO BB IBB HBP BLK WP HR S P ERA WHIP	IP WLS BF H R ER SO BB IBB HBP BLK WP HR S P ERA WHIP	
Randy Wolf, L ERA: 7.09	4.1	23	7	5	5	3	3	0	0	0	0	0	0	0	0	0	10.38	2.308	
Jose Santiago, R ERA: 8.53	0.2	4	0	0	0	1	2	0	0	0	0	0	0	0	0	0	0.00	3.000	
Hector Mercado, L ERA: 5.79	1.0	W	2	0	0	0	0	0	0	0	0	0	0	0	2	2	0.00	0.000	
Rheal Cormier, L ERA: 10.61	0.1	H	2	1	0	0	0	0	0	0	0	0	0	3	4	0.00	3.000		
Carlos Silva, R ERA: 2.53	1.2	H	6	1	0	0	1	0	0	0	1	0	0	0	13	21	0.00	0.600	
PITCHER	IP WLS BF H R ER SO BB IBB HBP BLK WP HR S P ERA WHIP	IP WLS BF H R ER SO BB IBB HBP BLK WP HR S P ERA WHIP	IP WLS BF H R ER SO BB IBB HBP BLK WP HR S P ERA WHIP	IP WLS BF H R ER SO BB IBB HBP BLK WP HR S P ERA WHIP	IP WLS BF H R ER SO BB IBB HBP BLK WP HR S P ERA WHIP	IP WLS BF H R ER SO BB IBB HBP BLK WP HR S P ERA WHIP	IP WLS BF H R ER SO BB IBB HBP BLK WP HR S P ERA WHIP	IP WLS BF H R ER SO BB IBB HBP BLK WP HR S P ERA WHIP	IP WLS BF H R ER SO BB IBB HBP BLK WP HR S P ERA WHIP	IP WLS BF H R ER SO BB IBB HBP BLK WP HR S P ERA WHIP	IP WLS BF H R ER SO BB IBB HBP BLK WP HR S P ERA WHIP	IP WLS BF H R ER SO BB IBB HBP BLK WP HR S P ERA WHIP	IP WLS BF H R ER SO BB IBB HBP BLK WP HR S P ERA WHIP	IP WLS BF H R ER SO BB IBB HBP BLK WP HR S P ERA WHIP	IP WLS BF H R ER SO BB IBB HBP BLK WP HR S P ERA WHIP	IP WLS BF H R ER SO BB IBB HBP BLK WP HR S P ERA WHIP	IP WLS BF H R ER SO BB IBB HBP BLK WP HR S P ERA WHIP	IP WLS BF H R ER SO BB IBB HBP BLK WP HR S P ERA WHIP	
11 Jimmy Rollins, S OBP: 0.387, SLG: 0.496	FC6-4 BB			1B		HBP 1B				4	2	4	0	1	0	0	Colorado Rockies @ Philadelphia Phillies Veterans Stadium, Philadelphia, PA Sat May 04 2002, 7:05 PM EDT Att: 16,205 - Cloudy - 62 F		
Doug Glanville, R OBP: 0.319, SLG: 0.298	K			BB 1B		HBP 1B		SF8		4	1	2	2	0	1	3			
Bobby Abreu, L OBP: 0.404, SLG: 0.422	F7			BB 1B		F7		G1-3		4	1	1	0	1	0	3			
Scott Rolen, R OBP: 0.354, SLG: 0.518	FC6-4			K				G1-3		4	0	0	0	0	1	6			
Travis Lee, L OBP: 0.347, SLG: 0.382						G3				2	1	0	0	2	1	3			
Pat Burrell, R OBP: 0.352, SLG: 0.491				K		K		G6-3		4	0	1	0	0	2	4			
Marlon Anderson, L OBP: 0.353, SLG: 0.481						F8		G4-3		4	1	2	4	0	0	1			
Todd Pratt, R OBP: 0.500, SLG: 0.583				K		K		G1-3		4	0	1	0	0	2	2			
Randy Wolf, L OBP: 0.291, SLG: 0.182 Jose Santiago, R OBP: 0.345, SLG: 0.350 Hector Mercado, L OBP: 0.301, SLG: 0.359 John Mabry, L OBP: 0.285, SLG: 0.231 Rheal Cormier, L OBP: 0.276, SLG: 0.308 Carlos Silva, R OBP: 0.276, SLG: 0.308 Jason Michaels, R OBP: 0.276, SLG: 0.308 Jose Mesa, R OBP: 0.276, SLG: 0.308				K		K		K		2	0	0	0	0	2	0			
Inning Stats	R: 0 E: 0 K: 1 S: 10	H: 0 LOB: 1 BB: 1 P: 18	R: 2 E: 0 K: 3 S: 14	H: 1 LOB: 0 BB: 1 P: 21	R: 3 E: 0 K: 3 S: 18	H: 4 LOB: 2 BB: 1 P: 28	R: 0 E: 0 K: 1 S: 9	H: 2 LOB: 3 BB: 0 P: 17	R: 0 E: 0 K: 0 S: 5	H: 0 LOB: 0 BB: 0 P: 9	R: 1 E: 0 K: 1 S: 9	H: 1 LOB: 0 BB: 0 P: 12	R: 0 E: 0 K: 1 S: 11	H: 1 LOB: 1 BB: 0 P: 15	R: 0 E: 0 K: 1 S: 14	H: 2 LOB: 3 BB: 1 P: 23		1B: 7 2B: 1 3B: 2 HR: 1	SF: 1 SAC: 0 DP: 0 HBP: 1
PITCHER	IP WLS BF H R ER SO BB IBB HBP BLK WP HR S P ERA WHIP	IP WLS BF H R ER SO BB IBB HBP BLK WP HR S P ERA WHIP	IP WLS BF H R ER SO BB IBB HBP BLK WP HR S P ERA WHIP	IP WLS BF H R ER SO BB IBB HBP BLK WP HR S P ERA WHIP	IP WLS BF H R ER SO BB IBB HBP BLK WP HR S P ERA WHIP	IP WLS BF H R ER SO BB IBB HBP BLK WP HR S P ERA WHIP	IP WLS BF H R ER SO BB IBB HBP BLK WP HR S P ERA WHIP	IP WLS BF H R ER SO BB IBB HBP BLK WP HR S P ERA WHIP	IP WLS BF H R ER SO BB IBB HBP BLK WP HR S P ERA WHIP	IP WLS BF H R ER SO BB IBB HBP BLK WP HR S P ERA WHIP	IP WLS BF H R ER SO BB IBB HBP BLK WP HR S P ERA WHIP	IP WLS BF H R ER SO BB IBB HBP BLK WP HR S P ERA WHIP	IP WLS BF H R ER SO BB IBB HBP BLK WP HR S P ERA WHIP	IP WLS BF H R ER SO BB IBB HBP BLK WP HR S P ERA WHIP	IP WLS BF H R ER SO BB IBB HBP BLK WP HR S P ERA WHIP	IP WLS BF H R ER SO BB IBB HBP BLK WP HR S P ERA WHIP	IP WLS BF H R ER SO BB IBB HBP BLK WP HR S P ERA WHIP	IP WLS BF H R ER SO BB IBB HBP BLK WP HR S P ERA WHIP	
Jason Jennings, R ERA: 4.7	3.2	22	7	5	5	8	3	0	1	50	8	2	12.27	2.727					
Dennis Reyes, L ERA: 4.85	1.1	4	0	0	0	0	0	0	0	6	11	0.00	0.000						
Rick White, R ERA: 4.61	1.0	L	4	1	1	1	0	0	0	9	12	9.00	1.000						
Mike James, R ERA: 5.23	1.0	4	1	0	0	1	0	0	0	11	15	0.00	1.000						
Kent Mercker, L ERA: 2.45	0.1	3	2	0	0	1	0	0	0	12	16	0.00	6.000						
PITCHER	IP WLS BF H R ER SO BB IBB HBP BLK WP HR S P ERA WHIP	IP WLS BF H R ER SO BB IBB HBP BLK WP HR S P ERA WHIP	IP WLS BF H R ER SO BB IBB HBP BLK WP HR S P ERA WHIP	IP WLS BF H R ER SO BB IBB HBP BLK WP HR S P ERA WHIP	IP WLS BF H R ER SO BB IBB HBP BLK WP HR S P ERA WHIP	IP WLS BF H R ER SO BB IBB HBP BLK WP HR S P ERA WHIP	IP WLS BF H R ER SO BB IBB HBP BLK WP HR S P ERA WHIP	IP WLS BF H R ER SO BB IBB HBP BLK WP HR S P ERA WHIP	IP WLS BF H R ER SO BB IBB HBP BLK WP HR S P ERA WHIP	IP WLS BF H R ER SO BB IBB HBP BLK WP HR S P ERA WHIP	IP WLS BF H R ER SO BB IBB HBP BLK WP HR S P ERA WHIP	IP WLS BF H R ER SO BB IBB HBP BLK WP HR S P ERA WHIP	IP WLS BF H R ER SO BB IBB HBP BLK WP HR S P ERA WHIP	IP WLS BF H R ER SO BB IBB HBP BLK WP HR S P ERA WHIP	IP WLS BF H R ER SO BB IBB HBP BLK WP HR S P ERA WHIP	IP WLS BF H R ER SO BB IBB HBP BLK WP HR S P ERA WHIP	IP WLS BF H R ER SO BB IBB HBP BLK WP HR S P ERA WHIP	IP WLS BF H R ER SO BB IBB HBP BLK WP HR S P ERA WHIP	
Jose Jimenez, R ERA: 3.88	0.2	3	0	0	0	0	0	0	0	6	11	0.00	0.000						

Batter	1	2	3	4	5	6	7	8	9	AB	R	H	RBI	BB	SO	LOB	TOP	
Juan Pierre, L OBP: 0.381, SLG: 0.319	1-2 17 HR	4-1 G5-4-3 BB			2-1 P5	2-2 G4-3 2B	1-2 FC4-6			4	2	2	3	1	0	2		
Juan Uribe, R OBP: 0.377, SLG: 0.457	2-3 K	0-1 G5-4-3			1-2 G6-3	0-0 G4-3		1-3 K		5	0	0	0	0	2	5		
Larry Walker, L OBP: 0.345, SLG: 0.532	0-2 G6-3			0-0 F7	3-1 HBP	2-1 2B		1-3 K		4	0	1	1	0	1	1		
17 Todd Helton, L OBP: 0.416, SLG: 0.603	2-1 HR			2-2 HR	2-1 F8	3-H 2B		0-0 1B		4	2	3	3	1	0	1		
Greg Norton, S Brent Butler, R	3-0 G3			2-2 P4				0-0 P4		4	1	1	0	0	1	2		
Todd Hollandsworth, L OBP: 0.315, SLG: 0.434		0-1 E9 1B	1-2 P6		2-2 1B S	3-2 1B		1-0 G3		5	2	3	0	0	0	0		
Jose Ortiz, R OBP: 0.272, SLG: 0.277	1-2 SH1-4 1B			0-0 G6-3	1-1 2B	3-2 1B		1-1 G6-4-3 1B		5	1	4	2	0	0	0		
Gary Bennett, R OBP: 0.266, SLG: 0.282	3-H E7 SH1-4			2-2 P6	1-3 2B	4-1 2B		0-1 G6-4-3		4	1	0	0	1	1	4		
Jason Jennings, L Kent Mercker, L	0-1 SH1-4			0-2 G1-3	1-3 K	0-2 FC4-6 1B				3	0	1	0	0	1	3		
Chris Nichting, R Jose Jimenez, R	1-2 2-3									0	0	0	0	0	0	0		
Inning Stats	R: 2 E: 0 K: 1 S: 12	H: 2 LOB: 0 BB: 0 P: 20	R: 1 E: 2 K: 0 S: 14	H: 2 LOB: 2 BB: 1 P: 20	R: 1 E: 0 K: 0 S: 11	H: 1 LOB: 0 BB: 0 P: 16	R: 0 E: 0 K: 0 S: 8	H: 0 LOB: 0 BB: 0 P: 10	R: 0 E: 0 K: 1 S: 22	H: 3 LOB: 2 BB: 0 P: 27	R: 0 E: 0 K: 2 S: 8	H: 1 LOB: 1 BB: 0 P: 10	R: 0 E: 0 K: 0 S: 5	H: 1 LOB: 0 BB: 0 P: 7	1B: 10 2B: 3 3B: 0 HR: 2	SF: 0 SAC: 1 DP: 2 HBP: 1	WP: 0 PB: 0 SB: 2 CS: 0	PA: 44
PITCHER	IP WLS BF H R ER SO BB IBB HBP BLK WP HR S P ERA WHIP	IP WLS BF H R ER SO BB IBB HBP BLK WP HR S P ERA WHIP	IP WLS BF H R ER SO BB IBB HBP BLK WP HR S P ERA WHIP	IP WLS BF H R ER SO BB IBB HBP BLK WP HR S P ERA WHIP	IP WLS BF H R ER SO BB IBB HBP BLK WP HR S P ERA WHIP	IP WLS BF H R ER SO BB IBB HBP BLK WP HR S P ERA WHIP	IP WLS BF H R ER SO BB IBB HBP BLK WP HR S P ERA WHIP	IP WLS BF H R ER SO BB IBB HBP BLK WP HR S P ERA WHIP	IP WLS BF H R ER SO BB IBB HBP BLK WP HR S P ERA WHIP	IP WLS BF H R ER SO BB IBB HBP BLK WP HR S P ERA WHIP	IP WLS BF H R ER SO BB IBB HBP BLK WP HR S P ERA WHIP	IP WLS BF H R ER SO BB IBB HBP BLK WP HR S P ERA WHIP	IP WLS BF H R ER SO BB IBB HBP BLK WP HR S P ERA WHIP	IP WLS BF H R ER SO BB IBB HBP BLK WP HR S P ERA WHIP	IP WLS BF H R ER SO BB IBB HBP BLK WP HR S P ERA WHIP	IP WLS BF H R ER SO BB IBB HBP BLK WP HR S P ERA WHIP	IP WLS BF H R ER SO BB IBB HBP BLK WP HR S P ERA WHIP	
Jeff D'Amico, R ERA: 4.03	5.0 L	7 6	6 6	1 1	0 0	0 0	0 0	0 0	0 0	10.80	1.600							
Kane Davis, R ERA: 5.79	1.0	8 3	3 3	3 2	1 1	0 0	0 0	0 0	0 0	27.00	4.000							
Satoru Komiyama, R ERA: 5.4	2.0	9 4	0 0	3 2	0 0	0 0	0 0	0 0	0 0	0.00	2.000							
Grant Roberts, R ERA: 0.95	1.0	3 1	0 0	0 0	0 0	0 0	0 0	0 0	0 0	0.00	1.000							

Colorado Rockies @ New York Mets
Shea Stadium, Flushing, NY
Fri May 10 2002, 7:10 PM EDT
Att: 37,484 - Sunny - 69 F

AB 39
R 9
H 15
RBI 9
BB 3
SO 6
LOB 19



Batter	1	2	3	4	5	6	7	8	9	AB	R	H	RBI	BB	SO	LOB	BOTTOM					
Timo Perez, L OBP: 0.320, SLG: 0.460	1-1 G4-6-3 1B		1-2 G4-3		0-3 K			3-1 F7	3-2 G6-3	3	0	1	0	0	1	1						
Joe McEwing, R OBP: 0.269, SLG: 0.460										2	0	0	0	0	0	0						
Roberto Alomar, S OBP: 0.318, SLG: 0.370	1-1 G4-6-3			1-0 G3		2-2 31 S 1B		1-0 F7	0-2 F7	5	2	2	0	0	0	1						
Mo Vaughn, L OBP: 0.367, SLG: 0.377	3-3 K			4-2 31 HR BB		1-1 F8		0-1 31 1B 1B		3	2	1	0	1	1	1						
31 Mike Piazza, R OBP: 0.367, SLG: 0.553				1-0 HR		2-1 2H 1B		0-0 E 1B	2-3 3H 1B	4	1	3	4	0	0	0						
Jeromy Burnitz, L Satoru Komiyama, R	2-1 F7			3-3 K		1-2 P1		1-1 E9 HBP		3	0	0	0	0	1	1						
Edgardo Alfonzo, R OBP: 0.414, SLG: 0.353								1-3 3H 1B		0	0	0	0	0	0	0						
John Valentin, R OBP: 0.371, SLG: 0.459	4-2 BB			3-2 F8		3-1 F7		1-1 1B		2	0	0	0	1	0	1						
Jay Payton, R OBP: 0.298, SLG: 0.411	2-3 K				0-0 F8			2-1 P4		4	0	0	0	0	1	4						
Rey Ordonez, R OBP: 0.289, SLG: 0.337										4	0	1	0	0	1	3						
Grant Roberts, R OBP: 1.000, SLG: 1.000										0	0	0	0	0	0	0						
Jeff D'Amico, R Kane Davis, R	0-0 G5-3			0-0 SH1-4 1B		1-1 SH1-4		0-0 G3-1		1	0	0	0	0	0	0						
Mark Johnson, L OBP: 0.262, SLG: 0.324										2	0	0	0	0	0	0						
Inning Stats	R: 0 E: 0 K: 1 S: 8	H: 1 LOB: 0 BB: 0 P: 13	R: 0 E: 0 K: 1 S: 10	H: 0 LOB: 1 BB: 1 P: 20	R: 0 E: 0 K: 0 S: 5	H: 0 LOB: 0 BB: 0 P: 6	R: 2 E: 0 K: 1 S: 14	H: 1 LOB: 0 BB: 1 P: 26	R: 0 E: 0 K: 0 S: 10	H: 1 LOB: 1 BB: 0 P: 13	R: 1 E: 0 K: 0 S: 12	H: 2 LOB: 1 BB: 0 P: 21	R: 0 E: 0 K: 1 S: 8	H: 0 LOB: 0 BB: 0 P: 11	R: 2 E: 1 K: 1 S: 14	H: 4 LOB: 3 BB: 0 P: 24	R: 0 E: 0 K: 0 S: 9	H: 0 LOB: 0 BB: 0 P: 14	1B: 6 2B: 2 3B: 0 HR: 1	SF: 0 SAC: 1 DP: 1 HBP: 1	WP: 0 PB: 0 SB: 1 CS: 0	PA: 38
PITCHER	IP WLS BF H R ER SO BB IBB HBP BLK WP HR S P ERA WHIP	IP WLS BF H R ER SO BB IBB HBP BLK WP HR S P ERA WHIP	IP WLS BF H R ER SO BB IBB HBP BLK WP HR S P ERA WHIP	IP WLS BF H R ER SO BB IBB HBP BLK WP HR S P ERA WHIP	IP WLS BF H R ER SO BB IBB HBP BLK WP HR S P ERA WHIP	IP WLS BF H R ER SO BB IBB HBP BLK WP HR S P ERA WHIP	IP WLS BF H R ER SO BB IBB HBP BLK WP HR S P ERA WHIP	IP WLS BF H R ER SO BB IBB HBP BLK WP HR S P ERA WHIP	IP WLS BF H R ER SO BB IBB HBP BLK WP HR S P ERA WHIP	IP WLS BF H R ER SO BB IBB HBP BLK WP HR S P ERA WHIP	IP WLS BF H R ER SO BB IBB HBP BLK WP HR S P ERA WHIP	IP WLS BF H R ER SO BB IBB HBP BLK WP HR S P ERA WHIP	IP WLS BF H R ER SO BB IBB HBP BLK WP HR S P ERA WHIP	IP WLS BF H R ER SO BB IBB HBP BLK WP HR S P ERA WHIP	IP WLS BF H R ER SO BB IBB HBP BLK WP HR S P ERA WHIP	IP WLS BF H R ER SO BB IBB HBP BLK WP HR S P ERA WHIP	IP WLS BF H R ER SO BB IBB HBP BLK WP HR S P ERA WHIP					
Jason Jennings, R ERA: 4.54	0.1	4 3	2 2	0 0	0 0	0 0	0 0	0 0	0 0	54.00	9.000											
Kent Mercker, L ERA: 3.31	0.2	4 1	0 0	1 1	0 0	1 0	0 0	0 0	0 0	0.00	1.500											
Chris Nichting, R ERA: 0.69	1.0	3 0	0 0	0 0	0 0	0 0	0 0	0 0	0 0	0.00	0.000											
Jose Jimenez, R ERA: 3.24																						

Colorado Rockies @ New York Mets
Shea Stadium, Flushing, NY
Fri May 10 2002, 7:10 PM EDT
Att: 37,484 - Sunny - 69 F

AB 34
R 5
H 9
RBI 5
BB 2
SO 5
LOB 12



Batter	1	2	3	4	5	6	7	8	9	AB	R	H	RBI	BB	SO	LOB	TOP										
Juan Pierre, L OBP: 0.371, SLG: 0.310 (1, 8)	F7		B2-3		G4-3			G6-3		4	0	0	0	0	0	0											
Juan Uribe, R OBP: 0.373, SLG: 0.451 (1, 6)	17 HR		K				F8	F7		4	1	1	0	0	1	0											
17 Todd Helton, L OBP: 0.412, SLG: 0.615 (1, 3)	1-H HR		F9				K	F8		4	1	1	2	0	1	0											
Todd Zeile, R OBP: 0.390, SLG: 0.570 (1, 5)	G4-3			F3			F7	BB		3	0	0	0	1	0	1											
Terry Shumpert, R OBP: 0.275, SLG: 0.317 (1, 4) Greg Norton, S OBP: 0.271, SLG: 0.302 (9, PH)	G6-3		FC6-4 1B		F9			K		3	0	1	0	0	0	1											
Benny Abayavani, R OBP: 0.297, SLG: 0.333 (1, 7) Todd Hollandsworth, L OBP: 0.309, SLG: 0.424 (4, 7)	G6-3		FC6-4 1-2					E5		2	0	0	0	0	0	1											
Mark Little, R OBP: 0.263, SLG: 0.273 (1, 9)	G1-3		FC6-4 1-2					K		4	0	0	0	0	2	3											
Bobby Estalella, R (1, 2)	K				F7			K		3	0	0	0	0	2	0											
Mike Hampton, R OBP: 0.313, SLG: 0.500 (1, 1) Rick White, R (7, 1) Brent Butler, R (8, PH) Todd Jones, L (8, 1)			HR		F8			G6-3		2	1	1	1	0	0	0											
Inning Stats	R: 2 E: 0 K: 0 S: 15	H: 2 LOB: 0 BB: 0 P: 20	R: 0 E: 0 K: 1 S: 6	H: 0 LOB: 0 BB: 0 P: 11	R: 1 E: 0 K: 1 S: 10	H: 1 LOB: 0 BB: 0 P: 12	R: 0 E: 0 K: 0 S: 9	H: 1 LOB: 1 BB: 0 P: 14	R: 0 E: 0 K: 1 S: 18	H: 0 LOB: 0 BB: 0 P: 27	R: 0 E: 0 K: 3 S: 9	H: 0 LOB: 0 BB: 0 P: 13	R: 0 E: 0 K: 2 S: 11	H: 0 LOB: 0 BB: 0 P: 17	R: 0 E: 1 K: 2 S: 14	H: 0 LOB: 2 BB: 1 P: 23	1B: 2 2B: 0 3B: 0 HR: 2	SF: 0 SAC: 0 DP: 0 HBP: 0	WP: 1 PB: 0 SB: 1 CS: 0	PA: 34							
PITCHER	IP	WLS	BF	H	R	ER	SO	BB	IBB	HBP	BLK	WP	HR	S	P	ERA	WHIP										
Al Leiter, L ERA: 1.84 (1, 1)	8.0	W	29	4	3	3	6	0	0	0	0	1	2	87	126	3.38	0.500										
Mark Guthrie, L ERA: 4.05 (9, 1)	0.1	H	1	0	0	0	0	0	0	0	0	0	0	4	5	0.00	0.000										
Scott Strickland, R ERA: 3.07 (9, 1)	0.2	S	4	0	0	0	2	1	0	0	0	0	0	10	18	0.00	1.500										

Colorado Rockies @ New York Mets
Shea Stadium, Flushing, NY
Sat May 11 2002, 1:10 PM EDT
Att: 41,605 - Sunny - 61 F

AB 33
R 3
H 4
RBI 3
BB 1
SO 8
LOB 8



Batter	1	2	3	4	5	6	7	8	9	AB	R	H	RBI	BB	SO	LOB	BOTTOM										
Roberto Alomar, S OBP: 0.316, SLG: 0.366 (1, 4)	K		G1-4-3							4	0	1	0	0	2	1											
John Valentin, R OBP: 0.385, SLG: 0.462 (1, 6) Rey Ordonez, R OBP: 0.289, SLG: 0.337 (8, 6)	L4		2B				F8			4	0	1	0	0	1	2											
Mo Vaughn, L OBP: 0.383, SLG: 0.380 (1, 3)	BB		BB				F8			2	0	1	0	2	0	1											
31 Mike Piazza, R OBP: 0.354, SLG: 0.531 (1, 2)	F8		F9				G5-3	G5-4-3		4	0	0	0	0	0	5											
Edgardo Alfonzo, R OBP: 0.410, SLG: 0.344 (1, 5)	FC6-4 1B WP BB		G1-4-3				G4-3			3	1	0	0	1	1	2											
Jeremy Burnitz, L OBP: 0.319, SLG: 0.411 (1, 9)	FC6-4 1B				L6		1B HR BB	F9		3	1	1	0	1	0	0											
Jay Payton, R OBP: 0.296, SLG: 0.405 (1, 8)	FC6-4 WP				G4-3		HR 1B	K		4	1	1	0	0	1	2											
Joe McEwing, R OBP: 0.273, SLG: 0.509 (1, 7)	P6				K		HR			3	1	1	3	0	1	1											
Al Leiter, L OBP: 0.222, SLG: 0.067 (1, 1) Mark Guthrie, R ERA: 4.6 (9, 1) Scott Strickland, R (9, 1)	K						G1-3			2	0	0	0	1	1	1											
Inning Stats	R: 0 E: 0 K: 1 S: 8	H: 0 LOB: 1 BB: 1 P: 15	R: 1 E: 0 K: 1 S: 8	H: 1 LOB: 1 BB: 1 P: 18	R: 0 E: 0 K: 0 S: 10	H: 1 LOB: 2 BB: 1 P: 19	R: 0 E: 0 K: 1 S: 8	H: 0 LOB: 0 BB: 0 P: 12	R: 0 E: 0 K: 2 S: 7	H: 0 LOB: 1 BB: 1 P: 15	R: 3 E: 0 K: 0 S: 11	H: 2 LOB: 0 BB: 1 P: 20	R: 0 E: 0 K: 0 S: 6	H: 2 LOB: 1 BB: 0 P: 12	R: 0 E: 0 K: 2 S: 15	H: 0 LOB: 0 BB: 0 P: 19	1B: 4 2B: 1 3B: 0 HR: 1	SF: 0 SAC: 0 DP: 1 HBP: 0	WP: 1 PB: 0 SB: 0 CS: 0	PA: 34							
PITCHER	IP	WLS	BF	H	R	ER	SO	BB	IBB	HBP	BLK	WP	HR	S	P	ERA	WHIP										
Mike Hampton, L ERA: 6.85 (1, 1)	6.1	L	30	6	4	4	5	5	0	0	0	0	0	56	106	5.68	1.737										
Rick White, R ERA: 4.6 (7, 1)	0.2		1	0	0	0	0	0	0	0	0	0	0	2	5	0.00	0.000										
Todd Jones, R ERA: 2.75 (8, 1)	1.0		3	0	0	0	2	0	0	0	0	0	0	15	19	0.00	0.000										

Colorado Rockies @ New York Mets
Shea Stadium, Flushing, NY
Sat May 11 2002, 1:10 PM EDT
Att: 41,605 - Sunny - 61 F

AB 29
R 4
H 6
RBI 3
BB 5
SO 7
LOB 15



Batter	1	2	3	4	5	6	7	8	9	AB	R	H	RBI	BB	SO	LOB	TOP																			
Andy Fox, L OBP: 0.388, SLG: 0.405 (1, 4)	4-0 BB		4-2 BB			2-2 F8		0-0 P6		2	0	0	0	2	0	0																				
Alex Gonzalez, R OBP: 0.305, SLG: 0.348 (1, 6)	1-2 P4		1-0 CS	0-1 F7		2-3 K		2-0 BB		4	0	1	0	0	1	1																				
Preston Wilson, R OBP: 0.339, SLG: 0.414 (1, 8)	3-3 K			1-0 S			1-0 1B	4-2 BB		3	0	2	0	1	1	1																				
Cliff Floyd, L OBP: 0.455, SLG: 0.664 Tim Raines, S OBP: 0.423, SLG: 0.263 (1, 9) (5, 7)	2-1 P4			2-0 F7			1-2 F8	2-3 K		2	0	0	0	0	0	2																				
Mike Lowell, R OBP: 0.404, SLG: 0.620 (1, 5)		3-2 F8		0-0 P6			0-1 1B		0-0 G6-3	4	0	1	0	0	0	1																				
Derrek Lee, R OBP: 0.335, SLG: 0.483 (1, 3)		3-2 G4-6-3			2-2 G6-3		2-0 F3		2-0 3B	4	1	2	0	0	0	2																				
Eric Owens, R OBP: 0.337, SLG: 0.438 (1, 7) (5, 9)		0-0 G4-6-3			2-1 G4-3		2-2 L9		2-2 G5-3	4	1	1	1	0	0	3																				
Charles Johnson, R OBP: 0.304, SLG: 0.367 (1, 2)			0-0 P3		0-2 G1-3			0-0 HR	0-0 G5-3	4	1	1	2	0	0	0																				
Brad Penny, R OBP: 0.063, SLG: 0.063 Mark Melancon, L OBP: 0.168, SLG: 0.071 Gary Knotts, R OBP: 0.000, SLG: 0.000 Michael Tejera, L OBP: 0.000, SLG: 0.000 Ramon Castro, R OBP: 0.000, SLG: 0.000 Hansel Iztquierdo, R OBP: 0.000, SLG: 0.000 Mike Redmond, R OBP: 0.000, SLG: 0.000 (1, 1) (5, PH) (6, 1) (7, 1) (8, PH) (8, 1) (9, PH)			3-1 G6-3		0-0 B2			1-0 P4	1-1 G5-3	1	0	0	0	0	0	0																				
Inning Stats	R: 0 E: 0 K: 1 S: 8	H: 0 LOB: 1 BB: 1 P: 18	R: 0 E: 0 K: 0 S: 7	H: 1 LOB: 0 BB: 0 P: 13	R: 0 E: 0 K: 0 S: 6	H: 0 LOB: 0 BB: 1 P: 14	R: 0 E: 0 K: 0 S: 5	H: 1 LOB: 1 BB: 0 P: 8	R: 0 E: 0 K: 1 S: 8	H: 0 LOB: 0 BB: 0 P: 12	R: 0 E: 0 K: 0 S: 10	H: 2 LOB: 2 BB: 0 P: 16	R: 1 E: 0 K: 1 S: 10	H: 2 LOB: 2 BB: 1 P: 19	R: 2 E: 0 K: 0 S: 9	H: 2 LOB: 0 BB: 0 P: 14	1B: 6 2B: 0 3B: 1 HR: 1	SF: 0 SAC: 0 DP: 1 HBP: 0	WP: 0 PA: 37 PB: 0 SB: 2 CS: 1																	
PITCHER	IP	WLS	BF	H	R	ER	SO	BB	IBB	HBP	BLK	WP	HR	S	P	ERA	WHIP	PITCHER		IP	WLS	BF	H	R	ER	SO	BB	IBB	HBP	BLK	WP	HR	S	P	ERA	WHIP
Denny Stark, R ERA: 4.86 (1, 1)	6.0	W	20	2	0	0	2	2	0	0	0	0	0	41	76	0.00	0.667																			
Justin Speier, R ERA: 2.25 (7, 1)	2.0		11	4	1	1	1	1	0	0	0	0	1	20	35	4.50	2.500																			
Dennys Reyes, L ERA: 4.86 (9, 1)	1.0		5	2	2	2	0	0	0	0	0	0	0	9	14	18.00	2.000																			

Florida Marlins @ Colorado Rockies
Coors Field, Denver, CO
Mon May 13 2002, 7:05 PM MDT
Att: 29,971 - Sunny - 68 F

AB 33
R 3
H 8
RBI 3
BB 3
SO 3
LOB 13



Batter	1	2	3	4	5	6	7	8	9	AB	R	H	RBI	BB	SO	LOB	BOTTOM																			
Juan Pierre, L OBP: 0.359, SLG: 0.307 (1, 8)	1-0 F7		0-1 F9	0-0 B1-3		2-2 G4-3		2-2 G6-3		5	1	2	0	0	0	2																				
Juan Uribe, R OBP: 0.357, SLG: 0.425 (1, 6)	2-3 K		1-2 F9		3-3 K	3-1 P4				4	0	0	0	0	2	2																				
Larry Walker, L OBP: 0.349, SLG: 0.538 (1, 9)	3-2 F7		0-0 L4		1-0 L4-3		4-0 BB			3	0	1	0	1	0	2																				
17 Todd Helton, L OBP: 0.411, SLG: 0.591 (1, 3)	1-0 E3		4-0 IBB		3-2 L4-3		2-2 F7			3	0	0	0	1	0	2																				
Todd Zeile, R OBP: 0.368, SLG: 0.530 (1, 5)	2-3 K		2-3 K			3-2 F9	3-2 F8			4	0	0	0	0	2	4																				
Todd Hollandsworth, L OBP: 0.298, SLG: 0.394 (1, 7)		2-0 G4-3		1-0 F7		4-2 BB	1-1 G3			3	1	0	0	1	0	1																				
Jose Ortiz, R OBP: 0.297, SLG: 0.289 (1, 4)		4-0 BB		1-0 E		4-0 BB		3-1 L5		2	2	1	0	2	0	0																				
Bobby Estalella, R OBP: 0.214, SLG: 0.385 (1, 2)		0-0 F8		1-2 SF9		4-1 HR		3-2 HR		3	2	2	1	1	0	1																				
Denny Stark, R ERA: 3.72 Greg Norton, S OBP: 0.280, SLG: 0.378 Justin Speier, R ERA: 2.25 Brent Butler, R OBP: 0.333, SLG: 0.333 Dennys Reyes, R ERA: 4.86 (1, 1) (6, PH) (7, 1) (8, PH) (9, 1)		0-3 K		0-1 SF9		2-1 HR		1-1 G6-3		1	0	0	1	0	1	1																				
Inning Stats	R: 1 E: 1 K: 2 S: 11	H: 1 LOB: 1 BB: 0 P: 20	R: 0 E: 0 K: 1 S: 5	H: 0 LOB: 1 BB: 1 P: 11	R: 0 E: 0 K: 1 S: 9	H: 1 LOB: 2 BB: 1 P: 16	R: 1 E: 1 K: 0 S: 8	H: 2 LOB: 1 BB: 0 P: 11	R: 0 E: 0 K: 1 S: 7	H: 1 LOB: 0 BB: 0 P: 14	R: 4 E: 0 K: 0 S: 14	H: 1 LOB: 0 BB: 3 P: 36	R: 0 E: 0 K: 0 S: 9	H: 0 LOB: 1 BB: 1 P: 19	R: 1 E: 0 K: 0 S: 11	H: 2 LOB: 0 BB: 0 P: 20	1B: 5 2B: 2 3B: 0 HR: 2	SF: 1 SAC: 0 DP: 2 HBP: 0	WP: 1 PA: 37 PB: 0 SB: 1 CS: 0																	
PITCHER	IP	WLS	BF	H	R	ER	SO	BB	IBB	HBP	BLK	WP	HR	S	P	ERA	WHIP	PITCHER		IP	WLS	BF	H	R	ER	SO	BB	IBB	HBP	BLK	WP	HR	S	P	ERA	WHIP
Brad Penny, R ERA: 3.72 (1, 1)	5.0	L	22	5	2	0	5	1	1	0	0	0	0	40	72	0.00	1.200																			
Gary Knotts, R ERA: 6.0 (6, 1)	1.0		7	1	4	4	0	3	0	0	0	1	1	14	36	36.00	4.000																			
Michael Tejera, L ERA: 6.0 (7, 1)	1.0		4	0	0	0	0	1	0	0	0	0	0	9	19	0.00	1.000																			
Hansel Iztquierdo, R ERA: 1.15 (8, 1)	1.0		4	2	1	1	0	0	0	0	0	0	1	11	20	9.00	2.000																			

Florida Marlins @ Colorado Rockies
Coors Field, Denver, CO
Mon May 13 2002, 7:05 PM MDT
Att: 29,971 - Sunny - 68 F


AB 30
R 7
H 8
RBI 6
BB 6
SO 5
LOB 15



Batter	1	2	3	4	5	6	7	8	9	AB	R	H	RBI	BB	SO	LOB	TOP										
Luis Castillo, S (1.4) OBP: 0.356, SLG: 0.340										5	0	2	0	0	0	2											
Alex Gonzalez, R (1.6) OBP: 0.297, SLG: 0.338										4	0	0	0	0	1	4											
Preston Wilson, R (1.8) OBP: 0.337, SLG: 0.406										3	1	0	0	1	2	2											
Cliff Floyd, L (1.9) OBP: 0.456, SLG: 0.690										4	2	2	1	0	1	1											
Mike Lowell, R (1.5) OBP: 0.406, SLG: 0.621										3	1	2	1	0	0	0											
Derrek Lee, R (1.3) OBP: 0.333, SLG: 0.490										4	1	1	1	0	1	1											
Eric Owens, R (1.7) OBP: 0.343, SLG: 0.435										3	1	1	0	1	0	0											
Mike Redmond, R (1.2) OBP: 0.412, SLG: 0.424										4	0	2	1	0	0	1											
Josh Beckett, R (1.1) Tim Raines, S (7, PH) Braden Looper, R (7, 1) 46 Oswaldo Mairesna, L (8, 1) Vladimir Nunez, R (8, 1)										2	0	0	0	0	1	1											
Inning Stats	R: 0 E: 0 K: 0 S: 10	H: 1 LOB: 0 BB: 0 P: 13	R: 1 E: 0 K: 0 S: 10	H: 2 LOB: 0 BB: 0 P: 15	R: 0 E: 0 K: 1 S: 6	H: 0 LOB: 0 BB: 0 P: 7	R: 0 E: 0 K: 1 S: 8	H: 0 LOB: 0 BB: 0 P: 12	R: 1 E: 0 K: 0 S: 8	H: 1 LOB: 1 BB: 1 P: 15	R: 0 E: 0 K: 3 S: 12	H: 1 LOB: 1 BB: 0 P: 17	R: 2 E: 0 K: 0 S: 16	H: 4 LOB: 2 BB: 0 P: 26	R: 2 E: 0 K: 1 S: 12	H: 1 LOB: 0 BB: 1 P: 19	R: 0 E: 0 K: 1 S: 8	H: 1 LOB: 0 BB: 0 P: 13	1B: 8 2B: 1 3B: 1 HR: 1	SF: 1 SAC: 0 DP: 2 HBP: 0	WP: 2 PA: 37 PB: 0 SB: 3 CS: 1						
PITCHER	IP	WLS	BF	H	R	ER	SO	BB	IBB	HBP	BLK	WP	HR	S	P	ERA	WHIP										
Denny Neagle, L (1.1) ERA: 5.1	6.0	L	25	8	4	4	5	1	0	0	0	1	1	59	90	6.00	1.500										
Chris Nichting, R (7.1) ERA: 0.6	1.0		4	1	0	0	0	0	0	0	0	0	0	11	15	0.00	1.000										
Rick White, R (8.1) ERA: 4.91	1.0		5	1	2	2	1	1	0	0	0	1	0	12	19	18.00	2.000										
Todd Jones, R (9.1) ERA: 2.45	1.0		3	1	0	0	1	0	0	0	0	0	0	8	13	0.00	1.000										

Florida Marlins @ Colorado Rockies
Coors Field, Denver, CO
Tue May 14 2002, 7:05 PM MDT
Att: 28,651 - Cloudy - 60 F


AB 34
R 6
H 11
RBI 4
BB 2
SO 7
LOB 13



Batter	1	2	3	4	5	6	7	8	9	AB	R	H	RBI	BB	SO	LOB	BOTTOM										
Juan Pierre, L (1.8) OBP: 0.360, SLG: 0.316										5	0	2	0	0	1	1											
Brent Butler, R (1.6) OBP: 0.182, SLG: 0.182										5	0	0	0	0	1	3											
Larry Walker, L (1.9) OBP: 0.351, SLG: 0.529										4	0	1	0	1	0	1											
17 Todd Helton, L (1.3) OBP: 0.413, SLG: 0.610										4	1	2	1	0	0	1											
Todd Zeile, R (1.5) OBP: 0.365, SLG: 0.517										3	0	0	0	1	0	2											
Todd Hollandsworth, L (1.7) OBP: 0.308, SLG: 0.423										3	1	1	1	1	0	2											
Jose Ortiz, R (1.4) OBP: 0.305, SLG: 0.290										3	0	1	0	1	1	3											
Gary Bennett, R (1.2) OBP: 0.287, SLG: 0.295										3	0	1	0	0	0	2											
Terry Shumpert, R (8, PH) ERA: 3.05 Todd Jones, L (9.1)										1	0	0	0	0	0	3											
Denny Neagle, L (1.1) OBP: 0.412, SLG: 0.588										2	0	0	0	0	0	1											
Chris Nichting, R (7.1) ERA: 0.500, SLG: 0.500										0	0	0	0	0	0	0											
Greg Norton, S (7, PH) OBP: 0.275, SLG: 0.370										1	0	0	0	0	0	1											
Rick White, R (8.1) Bobby Estelella, R (9.2) OBP: 0.200, SLG: 0.357										0	0	0	0	0	0	0											
Inning Stats	R: 0 E: 0 K: 1 S: 7	H: 0 LOB: 0 BB: 0 P: 10	R: 1 E: 0 K: 0 S: 10	H: 1 LOB: 1 BB: 1 P: 20	R: 0 E: 0 K: 1 S: 7	H: 0 LOB: 0 BB: 0 P: 8	R: 0 E: 0 K: 0 S: 8	H: 0 LOB: 0 BB: 0 P: 11	R: 1 E: 0 K: 0 S: 8	H: 2 LOB: 1 BB: 0 P: 11	R: 0 E: 0 K: 0 S: 6	H: 0 LOB: 2 BB: 2 P: 14	R: 0 E: 0 K: 0 S: 11	H: 2 LOB: 2 BB: 0 P: 18	R: 0 E: 0 K: 1 S: 14	H: 2 LOB: 3 BB: 1 P: 26	R: 0 E: 1 K: 1 S: 9	H: 1 LOB: 1 BB: 0 P: 11	1B: 5 2B: 1 3B: 0 HR: 2	SF: 0 SAC: 0 DP: 0 HBP: 0	WP: 0 PA: 39 PB: 0 SB: 1 CS: 0						
PITCHER	IP	WLS	BF	H	R	ER	SO	BB	IBB	HBP	BLK	WP	HR	S	P	ERA	WHIP										
Josh Beckett, R (1.1) ERA: 3.44	6.0	W	24	3	2	2	2	3	0	0	0	0	2	46	74	3.00	1.000										
Braden Looper, R (7.1) ERA: 3.05	1.0	H	5	2	0	0	0	0	0	0	0	0	0	11	18	0.00	2.000										
46 Oswaldo Mairesna, L (8.1) ERA: 1.69	0.1		4	2	0	0	0	1	0	0	0	0	0	6	12	0.00	9.000										
Vladimir Nunez, R (8.1) ERA: 1.88	1.2	S	6	1	0	0	2	0	0	0	0	0	0	17	25	0.00	0.600										

Florida Marlins @ Colorado Rockies
Coors Field, Denver, CO
Tue May 14 2002, 7:05 PM MDT
Att: 28,651 - Cloudy - 60 F

AB 35
R 2
H 8
RBI 2
BB 4
SO 4
LOB 20



Batter	1	2	3	4	5	6	7	8	9	AB	R	H	RBI	BB	SO	LOB	TOP										
Andy Fox, L OBP: 0.370, SLG: 0.383 (1, 4)	G4-3		1-2 3-H 1B		K		G3-1		G4-3	5	0	1	1	0	1	0	Florida Marlins @ Colorado Rockies Coors Field, Denver, CO Wed May 15 2002, 7:05 PM MDT Att: 27,898 - Cloudy - 68 F										
Alex Gonzalez, R OBP: 0.330, SLG: 0.336 (1, 6)	K		L7		L7		BB		F8	4	0	1	0	1	1	2											
Preston Wilson, R OBP: 0.335, SLG: 0.403 (1, 8)	K		G3		1-2 1B		BB		K	4	0	1	0	0	2	3											
Cliff Floyd, L OBP: 0.451, SLG: 0.684 (1, 9)		F5		1-0 1B SF9 2B	K				K	4	1	1	0	0	2	2											
Mike Lowell, R OBP: 0.408, SLG: 0.618 (1, 5)	L7		1-1 1B		K		2B 1B		2B 1B	4	0	2	0	0	1	0											
Derrek Lee, R OBP: 0.337, SLG: 0.497 (1, 3)	K		3-1 SF9		BB		2B		2B	2	0	1	1	1	1	0											
Eric Owens, R OBP: 0.350, SLG: 0.432 (1, 7)			4-2 WP 1B BB		F9		K		K	3	1	1	0	1	1	3											
Charles Johnson, R OBP: 0.288, SLG: 0.344 (1, 2)			1-0 F7		G5-4-3		L6		L6	4	0	0	0	0	1	6											
A.J. Burnett, R OBP: 0.174, SLG: 0.190 Vic Darenbourg, L (7, 1)			4-2 1B		K		F3		G4-3	2	0	0	0	1	1	0											
Tim Raines, S OBP: 0.429, SLG: 0.286 (9, PH)			1-3 BB							0	0	0	0	0	0	0											
Inning Stats	R: 0 E: 0 K: 2 S: 8	H: 0 LOB: 0 BB: 0 P: 12	R: 0 E: 0 K: 1 S: 6	H: 0 LOB: 0 BB: 0 P: 7	R: 1 E: 0 K: 0 S: 10	H: 1 LOB: 2 BB: 2 P: 20	R: 1 E: 0 K: 0 S: 8	H: 3 LOB: 1 BB: 0 P: 16	R: 0 E: 0 K: 3 S: 14	H: 2 LOB: 2 BB: 0 P: 14	R: 0 E: 0 K: 2 S: 10	H: 0 LOB: 1 BB: 1 P: 19	R: 0 E: 0 K: 1 S: 7	H: 0 LOB: 1 BB: 1 P: 14	R: 0 E: 0 K: 2 S: 10	H: 2 LOB: 2 BB: 0 P: 15	R: 0 E: 0 K: 0 S: 5	H: 0 LOB: 0 BB: 0 P: 5	1B: 6 2B: 2 3B: 0 HR: 0	SF: 1 SAC: 0 DP: 1 HBP: 0	WP: 1 PB: 0 SB: 1 CS: 0	PA: 38					
PITCHER	IP	WLS	BF	H	R	ER	SO	BB	IBB	HBP	BLK	WP	HR	S	P	ERA	WHIP										
Jason Jennings, R ERA: 4.23 (1, 1)	7.0	W	30	6	2	2	9	4	0	0	0	1	0	63	102	2.57	1.429										
Kent Mercker, L ERA: 3.09 (8, 1)	1.0		5	2	0	0	2	0	0	0	0	0	0	10	15	0.00	2.000										
Jose Jimenez, R ERA: 3.38 (9, 1)	1.0		3	0	0	0	0	0	0	0	0	0	0	5	5	0.00	0.000										

Batter	1	2	3	4	5	6	7	8	9	AB	R	H	RBI	BB	SO	LOB	BOTTOM										
Juan Pierre, L OBP: 0.358, SLG: 0.315 (1, 8)	G1-3		K		G1-6-3		BB 17 1B S			4	1	1	0	0	1	1	Florida Marlins @ Colorado Rockies Coors Field, Denver, CO Wed May 15 2002, 7:05 PM MDT Att: 27,898 - Cloudy - 68 F										
Juan Uribe, R OBP: 0.366, SLG: 0.426 (1, 6)	K		BB		BB		BB			2	1	1	0	2	1	0											
Larry Walker, L OBP: 0.362, SLG: 0.532 (1, 9)	1B		G4-3		BB		BB			3	1	2	0	1	0	1											
17 Todd Helton, L OBP: 0.409, SLG: 0.600 (1, 3)	F8		G3-1		K		BB 2B			4	1	1	2	0	1	3											
Greg Norton, S OBP: 0.278, SLG: 0.354 Brent Butler, R OBP: 0.250, SLG: 0.333 (7, 5)	G4-3		G3		G6-4-3		BB			2	0	0	0	1	0	0											
Todd Hollandsworth, L OBP: 0.304, SLG: 0.416 (1, 7)	CS 1B		K		G6-4-3		BB		F7	4	0	1	0	0	1	3											
Jose Ortiz, R OBP: 0.294, SLG: 0.278 (1, 4)	G6-3		HR		F7		L9		P3	4	0	0	0	0	0	1											
Bobby Estalella, R OBP: 0.263, SLG: 0.722 (1, 2)			HR		HR		P3		K	4	2	2	2	0	1	0											
Jason Jennings, L OBP: 0.313, SLG: 0.467 Terry Shumpert, R OBP: 0.282, SLG: 0.369 Kent Mercker, L (8, 1)			K		G1-6-3		HR			1	0	0	0	1	1	0											
Jose Jimenez, R (9, 1)					BB		HR			0	0	0	0	0	0	0											
Inning Stats	R: 0 E: 0 K: 1 S: 11	H: 1 LOB: 1 BB: 0 P: 15	R: 0 E: 0 K: 0 S: 6	H: 1 LOB: 0 BB: 0 P: 10	R: 1 E: 0 K: 2 S: 9	H: 1 LOB: 1 BB: 1 P: 15	R: 0 E: 0 K: 1 S: 10	H: 0 LOB: 0 BB: 0 P: 14	R: 1 E: 0 K: 0 S: 7	H: 1 LOB: 0 BB: 1 P: 12	R: 0 E: 0 K: 1 S: 17	H: 2 LOB: 2 BB: 1 P: 29	R: 5 E: 0 K: 0 S: 19	H: 4 LOB: 1 BB: 2 P: 36	R: 0 E: 0 K: 1 S: 8	H: 0 LOB: 0 BB: 0 P: 11	1B: 6 2B: 1 3B: 0 HR: 3	SF: 0 SAC: 0 DP: 2 HBP: 0	WP: 0 PB: 0 SB: 1 CS: 1	PA: 35							
PITCHER	IP	WLS	BF	H	R	ER	SO	BB	IBB	HBP	BLK	WP	HR	S	P	ERA	WHIP										
A.J. Burnett, R ERA: 2.94 (1, 1)	6.2	L	29	8	5	5	5	4	0	0	0	0	0	73	117	6.75	1.800										
Vic Darenbourg, L ERA: 4.2 (7, 1)	1.1		6	2	2	2	1	1	0	0	0	0	0	14	25	13.50	2.250										

AB	33
R	2
H	8
RBI	2
BB	4
SO	11
LOB	16



Batter	1	2	3	4	5	6	7	8	9	AB	R	H	RBI	BB	SO	LOB	TOP											
Eric Owens, R OBP: 0.355, SLG: 0.434 (1, 7)	G6-3		L9			FC5-4 1B		E9 G5-3 2H 1B		4	0	2	0	0	0	0	Florida Marlins @ Colorado Rockies Coors Field, Denver, CO Thu May 16 2002, 1:05 PM MDT Att: 28,197 - Overcast - 52 F											
Alex Gonzalez, R OBP: 0.299, SLG: 0.329 (1, 6)	G6-3			BB BB	FC5-4 G5-3		F8		3	0	0	0	1	0	3													
Preston Wilson, R OBP: 0.339, SLG: 0.398 (1, 8)				BB BB	G6-4-3 BB	G5-3		G5-3		2	0	0	1	2	0													
Cliff Floyd, L OBP: 0.446, SLG: 0.674 Tim Raines, S OBP: 0.400, SLG: 0.261 (6, PH) (6, 7)	CS	K		K		L1		K		2	0	0	0	0	2													
Mike Lowell, R OBP: 0.404, SLG: 0.606 (1, 5)				G6-4-3				G5-3	F9	3	0	0	0	1	0													
Derrek Lee, R OBP: 0.330, SLG: 0.484 (1, 3)		F9			F7			K	K	4	0	0	0	0	2													
Mike Redmond, R OBP: 0.400, SLG: 0.410 (1, 2)		F8			L9			K	K	2	0	0	0	0	1													
Andy Fox, L OBP: 0.368, SLG: 0.380 (1, 4)			G6-3		F7				2B 1B	3	1	1	0	0	0													
Julian Tavarez, L OBP: 0.143, SLG: 0.143 Ramon Castro, R OBP: 0.379, SLG: 0.652 56 Kevin Olsen, R Charles Johnson, R OBP: 0.297, SLG: 0.369 Marty Maltby, L OBP: 0.176, SLG: 0.067 (9, PH)			K		FC5-4 G5-3 BB			1H E 2B		1	0	0	0	0	1													
Inning Stats	R: 0 E: 0 K: 0 S: 9	H: 0 LOB: 0 BB: 1 P: 18	R: 0 E: 0 K: 1 S: 9	H: 0 LOB: 1 BB: 1 P: 18	R: 0 E: 0 K: 1 S: 8	H: 0 LOB: 0 BB: 2 P: 12	R: 0 E: 0 K: 1 S: 8	H: 0 LOB: 1 BB: 2 P: 19	R: 0 E: 0 K: 0 S: 5	H: 0 LOB: 0 BB: 0 P: 8	R: 1 E: 0 K: 0 S: 11	H: 1 LOB: 1 BB: 1 P: 17	R: 0 E: 0 K: 2 S: 7	H: 0 LOB: 0 BB: 0 P: 11	R: 2 E: 1 K: 1 S: 12	H: 3 LOB: 1 BB: 0 P: 17		R: 0 E: 0 K: 2 S: 7	H: 0 LOB: 0 BB: 0 P: 10	1B: 3 2B: 1 3B: 0 HR: 0	SF: 0 SAC: 0 DP: 1 HBP: 0	WP: 1 PB: 0 SB: 0 CS: 1	PA: 35					
PITCHER	IP	WLS	BF	H	R	ER	SO	BB	IBB	HBP	BLK	WP	HR	S	P	ERA	WHIP											
Mike Hampton, L ERA: 6.32 Dennys Reyes, L ERA: 4.55	(1, 1)	8.0	W	31	4	3	3	6	5	0	0	0	0	0	69	120	3.38	1.125										
PITCHER	IP	WLS	BF	H	R	ER	SO	BB	IBB	HBP	BLK	WP	HR	S	P	ERA	WHIP											

Batter	1	2	3	4	5	6	7	8	9	AB	R	H	RBI	BB	SO	LOB	BOTTOM											
Juan Pierre, L OBP: 0.359, SLG: 0.323 (1, 8)				F7			E4			5	1	2	1	0	0	1	Florida Marlins @ Colorado Rockies Coors Field, Denver, CO Thu May 16 2002, 1:05 PM MDT Att: 28,197 - Overcast - 52 F											
Juan Uribe, R OBP: 0.358, SLG: 0.415 (1, 6)	SH3	L8		G6-3	G2-3		P6			4	0	0	0	0	0	3												
Lary Walker, L OBP: 0.366, SLG: 0.535 Mark Little, R OBP: 0.256, SLG: 0.265 (7, 9)			K		17 BB HR BB		F8	G4-3		3	2	1	1	1	1	0												
17 Todd Helton, L OBP: 0.423, SLG: 0.603 Greg Norton, S OBP: 0.273, SLG: 0.347 (8, 3)				1B BB		HR BB	FC6-4 1B BB	L3		1	2	1	0	3	0	0												
Todd Zeile, R OBP: 0.373, SLG: 0.544 (1, 5)			K			HR 1B	FC6-4 1B	K		5	2	3	4	0	2	1												
Todd Hollandsworth, L OBP: 0.310, SLG: 0.413 (1, 7)			K			HR 1B	FC6-4 2B BB			3	2	1	1	1	1	2												
Bobby Estalella, R OBP: 0.261, SLG: 0.773 (1, 2)			P5			F8	G4-3			4	1	1	3	0	0	3												
Brent Butler, R OBP: 0.250, SLG: 0.313 (1, 4)		G5-3				F8		F7		4	0	1	0	0	0	1												
Mike Hampton, R OBP: 0.350, SLG: 0.500 Dennys Reyes, R (9, 1)				F7		2B 1B		F7		4	0	2	0	0	0	0												
Inning Stats	R: 6 E: 0 K: 0 S: 20	H: 6 LOB: 1 BB: 1 P: 33	R: 0 E: 0 K: 2 S: 12	H: 1 LOB: 0 BB: 0 P: 18	R: 0 E: 0 K: 1 S: 5	H: 1 LOB: 1 BB: 0 P: 8	R: 0 E: 0 K: 0 S: 5	H: 0 LOB: 0 BB: 0 P: 8	R: 4 E: 0 K: 0 S: 17	H: 3 LOB: 2 BB: 3 P: 36	R: 0 E: 0 K: 0 S: 10	H: 1 LOB: 2 BB: 1 P: 14	R: 0 E: 1 K: 1 S: 8	H: 0 LOB: 1 BB: 0 P: 11	R: 0 E: 0 K: 1 S: 9	H: 0 LOB: 0 BB: 0 P: 11		1B: 8 2B: 2 3B: 0 HR: 2	SF: 0 SAC: 1 DP: 0 HBP: 0	WP: 0 PB: 0 SB: 1 CS: 0	PA: 41							
PITCHER	IP	WLS	BF	H	R	ER	SO	BB	IBB	HBP	BLK	WP	HR	S	P	ERA	WHIP											
Julian Tavarez, R ERA: 11.12 56 Kevin Olsen, R ERA: 3.55	(1, 1)	4.0	L	24	9	10	10	3	4	0	0	0	0	0	38	52	0.00	1.000										
PITCHER	IP	WLS	BF	H	R	ER	SO	BB	IBB	HBP	BLK	WP	HR	S	P	ERA	WHIP											

Batter	1	2	3	4	5	6	7	8	9	AB	R	H	RBI	BB	SO	LOB	TOP				
Rafael Furcal, S (1,4) OBP: 0.297, SLG: 0.335	G6-3		G4-3	FC5			G4-3 2B 1B		G6-3	5	1	1	0	0	0	2					
Mark DeRosa, R (1,6) OBP: 0.377, SLG: 0.448			F8				F9		G6-3	3	0	2	0	0	0	0					
Marcus Giles, R (5,FR) OBP: 0.340, SLG: 0.422	10 FC6-4 1B								G6-3	2	1	0	0	0	0	1					
Gary Sheffield, R (1,9) OBP: 0.333, SLG: 0.406	10 FC6-4 1B						G4-3		P4	4	0	2	1	1	0	1					
10 Chipper Jones, S (1,7) OBP: 0.412, SLG: 0.481	FC6-4		F8				G6-4-3			3	0	0	0	1	0	5					
Andruw Jones, R (1,8) OBP: 0.372, SLG: 0.530	K						FC1-4 1B			3	0	2	1	1	1	2					
Vinny Castilla, R (1,5)		K					FC1-4 FC6-4 1B		F9	4	0	0	0	0	1	5					
Javy Lopez, R (1,2) OBP: 0.268, SLG: 0.320		K					FC6-4 BB 1B		L9	4	1	0	0	0	2	1					
Wes Helms, R (1,3) OBP: 0.314, SLG: 0.474		HR					FC5 1B BB		L8	3	1	1	1	1	0	0					
Tom Glavine, L (1,1) OBP: 0.120, SLG: 0.160		G6-3					FC5 1B		G2-3	3	0	1	1	0	1	0					
Mike Remlinger, L (7,1)							FC5 1B			1	0	0	0	0	0	0					
29 John Smoltz, R (9,1)							FC5 1B			0	0	0	0	0	0	0					
Inning Stats	R: 0 E: 0 K: 1 S: 13	H: 2 LOB: 2 BB: 0 P: 21	R: 1 E: 0 K: 2 S: 11	H: 1 LOB: 0 BB: 0 P: 14	R: 0 E: 0 K: 0 S: 6	H: 0 LOB: 1 BB: 1 P: 12	R: 1 E: 0 K: 0 S: 15	H: 2 LOB: 2 BB: 1 P: 22	R: 1 E: 0 K: 2 S: 7	H: 0 LOB: 0 BB: 0 P: 10	R: 1 E: 0 K: 0 S: 13	H: 2 LOB: 2 BB: 1 P: 20	R: 0 E: 0 K: 0 S: 7	H: 0 LOB: 0 BB: 0 P: 9	R: 0 E: 0 K: 0 S: 11	H: 0 LOB: 0 BB: 0 P: 18	1B: 6 2B: 2 3B: 0 HR: 1	SF: 0 SAC: 0 DP: 1 HBP: 0	WP: 0 PB: 0 SB: 0 CS: 0	PA: 39	
PITCHER	IP WLS BF H R ER SO BB IBB HBP BLK WP HR S P ERA WHIP	IP WLS BF H R ER SO BB IBB HBP BLK WP HR S P ERA WHIP	IP WLS BF H R ER SO BB IBB HBP BLK WP HR S P ERA WHIP	IP WLS BF H R ER SO BB IBB HBP BLK WP HR S P ERA WHIP	IP WLS BF H R ER SO BB IBB HBP BLK WP HR S P ERA WHIP	IP WLS BF H R ER SO BB IBB HBP BLK WP HR S P ERA WHIP	IP WLS BF H R ER SO BB IBB HBP BLK WP HR S P ERA WHIP	IP WLS BF H R ER SO BB IBB HBP BLK WP HR S P ERA WHIP	IP WLS BF H R ER SO BB IBB HBP BLK WP HR S P ERA WHIP	IP WLS BF H R ER SO BB IBB HBP BLK WP HR S P ERA WHIP	IP WLS BF H R ER SO BB IBB HBP BLK WP HR S P ERA WHIP	IP WLS BF H R ER SO BB IBB HBP BLK WP HR S P ERA WHIP	IP WLS BF H R ER SO BB IBB HBP BLK WP HR S P ERA WHIP	IP WLS BF H R ER SO BB IBB HBP BLK WP HR S P ERA WHIP	IP WLS BF H R ER SO BB IBB HBP BLK WP HR S P ERA WHIP	IP WLS BF H R ER SO BB IBB HBP BLK WP HR S P ERA WHIP	IP WLS BF H R ER SO BB IBB HBP BLK WP HR S P ERA WHIP	IP WLS BF H R ER SO BB IBB HBP BLK WP HR S P ERA WHIP	IP WLS BF H R ER SO BB IBB HBP BLK WP HR S P ERA WHIP	IP WLS BF H R ER SO BB IBB HBP BLK WP HR S P ERA WHIP	IP WLS BF H R ER SO BB IBB HBP BLK WP HR S P ERA WHIP

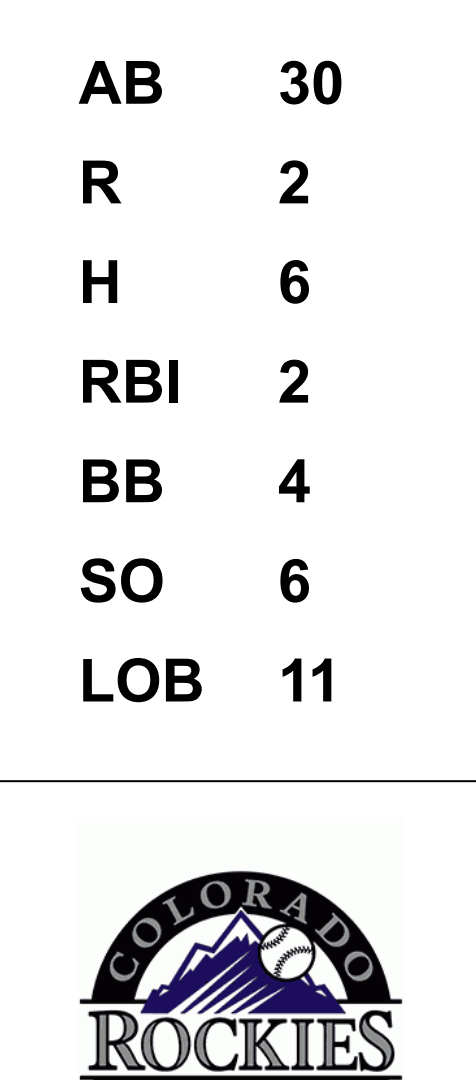
Atlanta Braves @ Colorado Rockies
Coors Field, Denver, CO
Fri May 17 2002, 7:05 PM MDT
Att: 40,357 - Cloudy - 57 F

AB	35
R	4
H	9
RBI	4
BB	4
SO	5
LOB	17



Batter	1	2	3	4	5	6	7	8	9	AB	R	H	RBI	BB	SO	LOB	BOTTOM					
Juan Pierre, L (1,8) OBP: 0.351, SLG: 0.316	G1-3		G4-3				G6-3		G6-3	4	0	0	0	0	0	3						
Juan Uribe, R (1,6) OBP: 0.350, SLG: 0.405	F8		G6-3				F8		K	4	0	0	0	0	1	1						
Larry Walker, L (1,9) OBP: 0.363, SLG: 0.523	F5						F8		BB BB	3	0	0	0	1	0	0						
17 Todd Helton, L (1,3) OBP: 0.419, SLG: 0.593		K					BB 1B		K	4	0	1	0	0	2	1						
Todd Zeile, R (1,5) OBP: 0.384, SLG: 0.540		FC6-4 BB					G1-6-3 BB		FC6-4 BB	1	0	0	0	3	1	0						
Mark Little, R (1,7) OBP: 0.233, SLG: 0.237	FC6-4		G1-6-3				G5-3		FC6-4	4	0	0	0	0	0	5						
Jose Ortiz, R (1,4) OBP: 0.292, SLG: 0.287	F8						K		F9	4	1	1	0	0	1	1						
Gary Bennett, R (1,2) OBP: 0.311, SLG: 0.321			G4-3				BB 1B		K	3	1	3	1	0	0	0						
Brent Butler, R (7,FR) OBP: 0.250, SLG: 0.313			SH1-4				SH3-1 1B		K	0	0	0	0	0	0	0						
Bobby Estalella, R (8,2) OBP: 0.250, SLG: 0.739			SH1-4				SH3-1 1B		K	1	0	0	0	0	1	0						
John Thomson, R (1,1) OBP: 0.176, SLG: 0.067			SH1-4				SH3-1		G3	0	0	0	1	0	0	0						
Terry Shumpert, R (7,PH) OBP: 0.292, SLG: 0.379			SH1-4				SH3-1		G3	1	0	1	0	0	0	0						
Justin Speier, R (8,1)			SH1-4				SH3-1		G3	0	0	0	0	0	0	0						
Todd Jones, L (9,1)			SH1-4				SH3-1		G3	0	0	0	0	0	0	0						
Greg Norton, S (9,PH) OBP: 0.298, SLG: 0.340			SH1-4				SH3-1		G3	1	0	0	0	0	0	0						
Inning Stats	R: 0 E: 0 K: 0 S: 6	H: 0 LOB: 0 BB: 0 P: 9	R: 0 E: 0 K: 1 S: 11	H: 0 LOB: 1 BB: 1 P: 22	R: 0 E: 0 K: 0 S: 13	H: 1 LOB: 1 BB: 0 P: 16	R: 0 E: 0 K: 0 S: 7	H: 1 LOB: 1 BB: 1 P: 13	R: 1 E: 1 K: 1 S: 8	H: 1 LOB: 0 BB: 0 P: 13	R: 0 E: 0 K: 0 S: 5	H: 0 LOB: 0 BB: 0 P: 11	R: 1 E: 0 K: 1 S: 15	H: 3 LOB: 2 BB: 0 P: 22	R: 0 E: 0 K: 2 S: 11	H: 0 LOB: 2 BB: 2 P: 23	R: 0 E: 0 K: 1 S: 7	H: 0 LOB: 0 BB: 0 P: 13	1B: 5 2B: 1 3B: 0 HR: 0	SF: 0 SAC: 2 DP: 1 HBP: 0	WP: 0 PB: 0 SB: 1 CS: 0	PA: 36
PITCHER	IP WLS BF H R ER SO BB IBB HBP BLK WP HR S P ERA WHIP	IP WLS BF H R ER SO BB IBB HBP BLK WP HR S P ERA WHIP	IP WLS BF H R ER SO BB IBB HBP BLK WP HR S P ERA WHIP	IP WLS BF H R ER SO BB IBB HBP BLK WP HR S P ERA WHIP	IP WLS BF H R ER SO BB IBB HBP BLK WP HR S P ERA WHIP	IP WLS BF H R ER SO BB IBB HBP BLK WP HR S P ERA WHIP	IP WLS BF H R ER SO BB IBB HBP BLK WP HR S P ERA WHIP	IP WLS BF H R ER SO BB IBB HBP BLK WP HR S P ERA WHIP	IP WLS BF H R ER SO BB IBB HBP BLK WP HR S P ERA WHIP	IP WLS BF H R ER SO BB IBB HBP BLK WP HR S P ERA WHIP	IP WLS BF H R ER SO BB IBB HBP BLK WP HR S P ERA WHIP	IP WLS BF H R ER SO BB IBB HBP BLK WP HR S P ERA WHIP	IP WLS BF H R ER SO BB IBB HBP BLK WP HR S P ERA WHIP	IP WLS BF H R ER SO BB IBB HBP BLK WP HR S P ERA WHIP	IP WLS BF H R ER SO BB IBB HBP BLK WP HR S P ERA WHIP	IP WLS BF H R ER SO BB IBB HBP BLK WP HR S P ERA WHIP	IP WLS BF H R ER SO BB IBB HBP BLK WP HR S P ERA WHIP	IP WLS BF H R ER SO BB IBB HBP BLK WP HR S P ERA WHIP	IP WLS BF H R ER SO BB IBB HBP BLK WP HR S P ERA WHIP	IP WLS BF H R ER SO BB IBB HBP BLK WP HR S P ERA WHIP	IP WLS BF H R ER SO BB IBB HBP BLK WP HR S P ERA WHIP	

Atlanta Braves @ Colorado Rockies
Coors Field, Denver, CO
Fri May 17 2002, 7:05 PM MDT
Att: 40,357 - Cloudy - 57 F



Batter	1	2	3	4	5	6	7	8	9	AB	R	H	RBI	BB	SO	LOB	TOP				
Rafael Furcal, S OBP: 0.295, SLG: 0.331 (1, 6)	3-2 FC4-6 1B		1-3 K		1-1 L8			1-3 K	2-2 FC5-4	5	0	1	0	0	2	1					
Marcus Giles, R OBP: 0.338, SLG: 0.417 (1, 4)	2-2 FC4-6 G6-4-3 1-2		0-0 L4					1-0 1B 10 1B		4	1	1	0	0	0	1					
Gary Sheffield, R OBP: 0.331, SLG: 0.401 (1, 9)	0-1 G6-4-3 1-2			2-1 G5-3				0-0 10 1B	1-3 1B	4	0	1	0	0	0	0					
10 Chipper Jones, S OBP: 0.414, SLG: 0.479 (1, 7)		3-2 G4-3		4-1 1B BB				1-0 F8	1-3 1B	3	0	1	1	1	0	1					
Andruw Jones, R OBP: 0.370, SLG: 0.524 (1, 8)		0-2 1B		0-2 F8				1-1 F8	1-1 G4-3	4	0	1	0	0	0	4					
Vinny Castilla, R OBP: 0.250, SLG: 0.363 (1, 5)		0-3 K		0-0 FC5-4 1B				2-0 L8	3-1 F9	4	0	1	0	0	1	1					
Javy Lopez, R OBP: 0.267, SLG: 0.318 (1, 2)		1-3 K		0-0 FC5-4 1-2				0-0 F9	0-0 DI E 1B	4	1	1	0	0	1	3					
Wes Helms, R OBP: 0.300, SLG: 0.451 (1, 3)				0-0 F8				0-0 P4	1-3 K	4	0	0	0	0	1	1					
Kevin Millwood, R OBP: 0.238, SLG: 0.471 (5, 1)				2-0 HR				3-3 K	2-2 G4-3	2	1	1	1	0	1	0					
Darren Holmes, R OBP: 0.263, SLG: 0.344 (8, PH)									2-1 E3 FC5-4	0	0	0	0	0	0	0					
Keith Lockhart, L OBP: 0.188, SLG: 0.244 (8, PH)										0	0	0	0	0	0	0					
Kerry Ligtenberg, R OBP: 0.142, SLG: 0.328 (8, PH)										0	0	0	0	0	0	0					
Darren Bragg, L OBP: 0.142, SLG: 0.328 (8, PH)										0	0	0	0	0	0	0					
Inning Stats	R: 0 E: 0 K: 0 S: 8	H: 1 LOB: 0 BB: 0 P: 13	R: 0 E: 0 K: 2 S: 14	H: 1 LOB: 1 BB: 0 P: 18	R: 1 E: 0 K: 1 S: 6	H: 1 LOB: 0 BB: 0 P: 9	R: 0 E: 0 K: 0 S: 8	H: 0 LOB: 2 BB: 1 P: 14	R: 0 E: 0 K: 1 S: 6	H: 0 LOB: 0 BB: 0 P: 10	R: 0 E: 0 K: 0 S: 3	H: 0 LOB: 0 BB: 0 P: 5	R: 1 E: 0 K: 0 S: 11	H: 3 LOB: 2 BB: 0 P: 17	R: 1 E: 1 K: 1 S: 14	H: 1 LOB: 1 BB: 0 P: 22	1B: 7 2B: 0 3B: 0 HR: 1	SF: 0 SAC: 0 DP: 1 HBP: 0	WP: 0 PA: 37 PB: 0 SB: 0 CS: 0		
PITCHER	IP WLS BF H R ER SO BB IBB HBP BLK WP HR S P ERA WHIP	IP WLS BF H R ER SO BB IBB HBP BLK WP HR S P ERA WHIP	IP WLS BF H R ER SO BB IBB HBP BLK WP HR S P ERA WHIP	IP WLS BF H R ER SO BB IBB HBP BLK WP HR S P ERA WHIP	IP WLS BF H R ER SO BB IBB HBP BLK WP HR S P ERA WHIP	IP WLS BF H R ER SO BB IBB HBP BLK WP HR S P ERA WHIP	IP WLS BF H R ER SO BB IBB HBP BLK WP HR S P ERA WHIP	IP WLS BF H R ER SO BB IBB HBP BLK WP HR S P ERA WHIP	IP WLS BF H R ER SO BB IBB HBP BLK WP HR S P ERA WHIP	IP WLS BF H R ER SO BB IBB HBP BLK WP HR S P ERA WHIP	IP WLS BF H R ER SO BB IBB HBP BLK WP HR S P ERA WHIP	IP WLS BF H R ER SO BB IBB HBP BLK WP HR S P ERA WHIP	IP WLS BF H R ER SO BB IBB HBP BLK WP HR S P ERA WHIP	IP WLS BF H R ER SO BB IBB HBP BLK WP HR S P ERA WHIP	IP WLS BF H R ER SO BB IBB HBP BLK WP HR S P ERA WHIP	IP WLS BF H R ER SO BB IBB HBP BLK WP HR S P ERA WHIP	IP WLS BF H R ER SO BB IBB HBP BLK WP HR S P ERA WHIP	IP WLS BF H R ER SO BB IBB HBP BLK WP HR S P ERA WHIP	IP WLS BF H R ER SO BB IBB HBP BLK WP HR S P ERA WHIP		
Denny Stark, R ERA: 0.69 (1, 1)	7.0 W 26	4 1 1 5	1 1 1 5	0 0 0 0	0 0 0 0	0 0 0 0	0 0 0 0	0 0 0 0	0 0 0 0	0 0 0 0	0 0 0 0	0 0 0 0	0 0 0 0	0 0 0 0	0 0 0 0	0 0 0 0	0 0 0 0	0 0 0 0	0 0 0 0	0 0 0 0	
Chris Nething, R ERA: 1.15 (8, 1)	0.2 4	2 1	1 0	1 0	1 0	1 0	1 0	1 0	1 0	1 0	1 0	1 0	1 0	1 0	1 0	1 0	1 0	1 0	1 0	1 0	1 0
Kent Mercker, L ERA: 3.0 (8, 1)	0.1 2	1 0	0 0	0 0	0 0	0 0	0 0	0 0	0 0	0 0	0 0	0 0	0 0	0 0	0 0	0 0	0 0	0 0	0 0	0 0	0 0
Jose Jimenez, R ERA: 3.2 (9, 1)	1.0 5	1 1	0 0	1 0	1 0	1 0	1 0	1 0	1 0	1 0	1 0	1 0	1 0	1 0	1 0	1 0	1 0	1 0	1 0	1 0	1 0

Atlanta Braves @ Colorado Rockies
Coors Field, Denver, CO
Sat May 18 2002, 1:05 PM MDT
Att: 42,780 - Cloudy - 72 F

AB 36
R 3
H 8
RBI 2
BB 1
SO 7
LOB 13



Batter	1	2	3	4	5	6	7	8	9	AB	R	H	RBI	BB	SO	LOB	BOTTOM				
Juan Pierre, L OBP: 0.352, SLG: 0.330 (1, 8)	1-1 G6-3	3-2 L7		1-2 G1-3		0-0 S 1B		0-0 FC4-2 3B		5	0	2	0	0	0	1					
Juan Uribe, R OBP: 0.346, SLG: 0.395 (1, 6)	4-0 S WP BB		1-2 F8	0-3 K		0-3 K		2-2 G5-3		4	0	0	0	1	2	2					
Larry Walker, L OBP: 0.364, SLG: 0.530 (1, 9)	4-1 17 BB 1-3 BB		1-2 P5		0-1 17 E 3B	0-2 F5		2-1 FC4-2		4	1	1	0	1	0	2					
17 Todd Helton, L OBP: 0.413, SLG: 0.578 (1, 3)	4-1 1-2 BB		1-1 L5		1-1 E3 2B 1B	3-2 G6-3		3-2 G4-3		4	1	0	1	1	0	2					
Todd Zeile, R OBP: 0.380, SLG: 0.538 (1, 5)	1-3 K			2-2 G5-3	2-1 1B SF8 2B			2-3 K		4	1	1	0	0	2	3					
Todd Hollandsworth, L OBP: 0.308, SLG: 0.407 (1, 7)	0-0 L7			1-2 1B 2B 1B	0-0 G1-3			0-1 F8		4	1	1	0	0	0	5					
Jose Ortiz, R OBP: 0.316, SLG: 0.314 (1, 4)		2-2 E S 1B		3-1 2B 1B	0-1 2-3 3-H 1B			2-1 1B		4	1	4	1	0	0	0					
Bobby Estalella, R OBP: 0.286, SLG: 0.769 (1, 2)		3-3 K		2-1 1-H HR 2B	2-1 SF8			1-1 1B		3	1	2	3	0	1	1					
Denny Stark, R OBP: 0.200, SLG: 1.000 (7, PH)		0-1 G5-3		0-1 HR				3-1 F8		3	1	1	2	0	1	2					
Greg Norton, S OBP: 0.263, SLG: 0.333 (8, 1)				1-3 2B				1-3 1B		1	0	0	0	0	0	2					
Chris Nething, R OBP: 0.500, SLG: 0.500 (8, 1)				2-H HR				1-3 1B		0	0	0	0	0	0	0					
Kent Mercker, L (8, 1)										0	0	0	0	0	0	0					
Jose Jimenez, R (9, 1)										0	0	0	0	0	0	0					
Inning Stats	R: 0 E: 0 K: 1 S: 8	H: 0 LOB: 3 BB: 3 P: 22	R: 0 E: 0 K: 1 S: 16	H: 1 LOB: 1 BB: 0 P: 24	R: 0 E: 0 K: 0 S: 9	H: 0 LOB: 0 BB: 0 P: 12	R: 4 E: 0 K: 1 S: 20	H: 4 LOB: 0 BB: 0 P: 29	R: 3 E: 1 K: 1 S: 14	H: 3 LOB: 1 BB: 0 P: 20	R: 0 E: 0 K: 1 S: 12	H: 1 LOB: 1 BB: 0 P: 15	R: 0 E: 0 K: 1 S: 14	H: 2 LOB: 2 BB: 0 P: 22	R: 0 E: 0 K: 0 S: 11	H: 1 LOB: 1 BB: 0 P: 18	1B: 7 2B: 2 3B: 2 HR: 1	SF: 1 SAC: 0 DP: 0 HBP: 0	WP: 1 PA: 40 PB: 0 SB: 3 CS: 0		
PITCHER	IP WLS BF H R ER SO BB IBB HBP BLK WP HR S P ERA WHIP	IP WLS BF H R ER SO BB IBB HBP BLK WP HR S P ERA WHIP	IP WLS BF H R ER SO BB IBB HBP BLK WP HR S P ERA WHIP	IP WLS BF H R ER SO BB IBB HBP BLK WP HR S P ERA WHIP	IP WLS BF H R ER SO BB IBB HBP BLK WP HR S P ERA WHIP	IP WLS BF H R ER SO BB IBB HBP BLK WP HR S P ERA WHIP	IP WLS BF H R ER SO BB IBB HBP BLK WP HR S P ERA WHIP	IP WLS BF H R ER SO BB IBB HBP BLK WP HR S P ERA WHIP	IP WLS BF H R ER SO BB IBB HBP BLK WP HR S P ERA WHIP	IP WLS BF H R ER SO BB IBB HBP BLK WP HR S P ERA WHIP	IP WLS BF H R ER SO BB IBB HBP BLK WP HR S P ERA WHIP	IP WLS BF H R ER SO BB IBB HBP BLK WP HR S P ERA WHIP	IP WLS BF H R ER SO BB IBB HBP BLK WP HR S P ERA WHIP	IP WLS BF H R ER SO BB IBB HBP BLK WP HR S P ERA WHIP	IP WLS BF H R ER SO BB IBB HBP BLK WP HR S P ERA WHIP	IP WLS BF H R ER SO BB IBB HBP BLK WP HR S P ERA WHIP	IP WLS BF H R ER SO BB IBB HBP BLK WP HR S P ERA WHIP	IP WLS BF H R ER SO BB IBB HBP BLK WP HR S P ERA WHIP	IP WLS BF H R ER SO BB IBB HBP BLK WP HR S P ERA WHIP		
Kevin Millwood, R ERA: 4.92 (5, 1)	4.0 L 23	7 7	5 5	3 3	0 0	0 0	0 0	0 0	0 0	0 0	0 0	0 0	0 0	0 0	0 0	0 0	0 0	0 0	0 0	0 0	0 0
Chris Hammond, L ERA: 2.38 (7, 1)	2.0 8	2 0	0 0	2 2	0 0	0 0	0 0	0 0	0 0	0 0	0 0	0 0	0 0	0 0	0 0	0 0	0 0	0 0	0 0	0 0	0 0
Darren Holmes, R ERA: 1.25 (8, 1)	1.0 5	2 0	0 0	1 1	0 0	0 0	0 0	0 0	0 0	0 0	0 0	0 0	0 0	0 0	0 0	0 0	0 0	0 0	0 0	0 0	0 0
Kerry Ligtenberg, R ERA: 2.6 (8, 1)	1.0 4	1 0	0 0	0 0	0 0	0 0	0 0	0 0	0 0	0 0	0 0	0 0	0 0	0 0	0 0	0 0	0 0	0 0	0 0	0 0	0 0

Atlanta Braves @ Colorado Rockies
Coors Field, Denver, CO
Sat May 18 2002, 1:05 PM MDT
Att: 42,780 - Cloudy - 72 F

AB 36
R 7
H 12
RBI 7
BB 3
SO 6
LOB 20



Batter	1	2	3	4	5	6	7	8	9	AB	R	H	RBI	BB	SO	LOB	TOP										
Rafael Furcal, S OBP: 0.289, SLG: 0.324	1-3 K		3-3 K			3-2 G4-3		0-0 L8		4	0	0	0	0	2	1	Atlanta Braves @ Colorado Rockies Coors Field, Denver, CO Sun May 19 2002, 1:05 PM MDT Att: 43,151 - Cloudy - 59 F										
Marcus Giles, R OBP: 0.329, SLG: 0.404 29 John Smoltz, R (8, 1)	2-1 G4-3			3-2 F7		0-0 G6-3		1-1 G5-3		4	0	0	0	0	0	0											
Gary Sheffield, R OBP: 0.335, SLG: 0.400	1-2 F8			4-2 S BB			1-1 SF8 1B	1-0 F8		3	1	1	0	1	0	0											
10 Chipper Jones, S OBP: 0.410, SLG: 0.473		0-1 G5-3		0-0 F8			0-0 E6	3-2 G6-4-3 1B		4	0	1	0	0	0	2											
Andruw Jones, R OBP: 0.363, SLG: 0.515		0-3 K		3-1 G6-3			2-1 SF8	1-0 G6-4-3		3	0	0	1	0	1	2											
Vinny Castilla, R OBP: 0.250, SLG: 0.356		2-2 L8			1-0 L7		3-H 4-0 IBB	1-2 G6-3		3	0	0	0	1	0	0											
Javy Lopez, R OBP: 0.269, SLG: 0.318 Henry Blanco, R OBP: 0.226, SLG: 0.246			0-0 FC5-4 1B		1-0 P4		1-3 K			3	0	1	0	0	1	2											
Wes Helms, R OBP: 0.290, SLG: 0.435 Mike Remlinger, L (7, 1) Keith Lockhart, L OBP: 0.188, SLG: 0.244			3-2 FC5-4 FC3-6 1-2		3-3 K		0-1 G1-3			3	0	0	0	0	1	3											
Damian Moss, R OBP: 0.125, SLG: 0.067 Julio Franco, R OBP: 0.301, SLG: 0.250			0-2 FC3-6 1-2		0-3 K			3-2 HR		2	0	0	0	0	1	1											
Inning Stats	R: 0 E: 0 K: 1 S: 8	H: 0 LOB: 0 BB: 0 P: 12	R: 0 E: 0 K: 1 S: 8	H: 0 LOB: 0 BB: 0 P: 10	R: 0 E: 0 K: 1 S: 17	H: 1 LOB: 1 BB: 0 P: 23	R: 0 E: 0 K: 0 S: 10	H: 0 LOB: 1 BB: 1 P: 20	R: 0 E: 0 K: 1 S: 5	H: 0 LOB: 0 BB: 0 P: 10	R: 1 E: 0 K: 1 S: 10	H: 1 LOB: 2 BB: 1 P: 18	R: 1 E: 0 K: 0 S: 7	H: 1 LOB: 0 BB: 0 P: 12	R: 0 E: 0 K: 0 S: 7	H: 1 LOB: 0 BB: 0 P: 12		1B: 3 2B: 0 3B: 0 HR: 1	SF: 1 SAC: 0 DP: 1 HBP: 0	WP: 0 PA: 33 PB: 0 SB: 1 CS: 0							
PITCHER	IP	WLS	BF	H	R	ER	SO	BB	IBB	HBP	BLK	WP	HR	S	P	ERA	WHIP										
Denny Neagle, L ERA: 4.45	(1, 1)	7.0	26	2	1	0	6	1	1	0	0	0	0	67	105	0.00	0.429										
Chris Nichting, R ERA: 1.52	(8, 1)	1.0	L	4	1	1	0	0	0	0	0	0	1	7	12	9.00	1.000										
Dennys Reyes, L ERA: 4.34	(9, 1)	1.0		3	1	0	0	0	0	0	0	0	0	7	12	0.00	1.000										

Batter	1	2	3	4	5	6	7	8	9	AB	R	H	RBI	BB	SO	LOB	BOTTOM										
Juan Pierre, L OBP: 0.350, SLG: 0.328	1-0 G4-3		2-2 G6-3		1-0 S 1B		1-1 FC1-6 FC5-4			4	0	1	0	0	0	1	Atlanta Braves @ Colorado Rockies Coors Field, Denver, CO Sun May 19 2002, 1:05 PM MDT Att: 43,151 - Cloudy - 59 F										
Juan Uribe, R OBP: 0.344, SLG: 0.388	0-1 G5-3		4-2 S 17 BB		1-3 K		2-2 FC5-4 1-2			3	0	0	0	1	1	2											
17 Todd Helton, L OBP: 0.410, SLG: 0.570	0-0 1B		3-3 K		0-0 F7			1-0 F7		4	0	1	0	0	1	2											
Todd Zeile, R OBP: 0.377, SLG: 0.526 Brent Butler, R OBP: 0.250, SLG: 0.313	3-2 G6-3		1-2 F8			1-1 G5-3		4-1 BB BB		3	0	0	0	1	0	2											
Bobby Estalella, R OBP: 0.313, SLG: 0.714		4-2 E FC5-2 BB		0-0 F7		1-0 G6-3		4-2 #43-64 BB		2	0	0	0	2	0	0											
Terry Shumpert, R OBP: 0.303, SLG: 0.386		1-2 E7 FC5-2		1-1 F9		2-2 1B		2-2 G4-3-6-4 1-2		4	0	2	0	0	0	2											
Jose Ortiz, R OBP: 0.322, SLG: 0.339		3-1 FC5-2 2-3 3-H		0-2 3B			0-0 SH1-4 1B		2-2 G4-3	4	1	2	0	0	0	2											
Mark Little, R OBP: 0.222, SLG: 0.225 Todd Hollandsworth, L OBP: 0.306, SLG: 0.404			1-3 K		1-3 K		1-0 SH1-4		1-3 K	2	0	0	0	0	2	3											
Denny Neagle, L OBP: 0.368, SLG: 0.526 Larry Walker, L OBP: 0.369, SLG: 0.533 Chris Nichting, R OBP: 0.500, SLG: 0.500 Dennys Reyes, R (9, 1) Greg Norton, S OBP: 0.259, SLG: 0.327		2-2 L7			0-0 G4-3		1-0 FC1-6 2-H 1B		2-3 K	2	0	0	0	0	0	2											
Inning Stats	R: 0 E: 0 K: 0 S: 7	H: 1 LOB: 1 BB: 0 P: 11	R: 0 E: 1 K: 1 S: 15	H: 1 LOB: 2 BB: 1 P: 27	R: 0 E: 0 K: 1 S: 14	H: 0 LOB: 1 BB: 1 P: 24	R: 0 E: 0 K: 1 S: 10	H: 1 LOB: 1 BB: 0 P: 12	R: 0 E: 0 K: 1 S: 8	H: 1 LOB: 1 BB: 0 P: 10	R: 1 E: 0 K: 0 S: 6	H: 2 LOB: 1 BB: 0 P: 13	R: 0 E: 0 K: 0 S: 8	H: 0 LOB: 1 BB: 2 P: 19	R: 0 E: 0 K: 2 S: 9	H: 0 LOB: 0 BB: 0 P: 14		1B: 6 2B: 0 3B: 1 HR: 0	SF: 0 SAC: 1 DP: 1 HBP: 0	WP: 0 PA: 36 PB: 0 SB: 2 CS: 0							
PITCHER	IP	WLS	BF	H	R	ER	SO	BB	IBB	HBP	BLK	WP	HR	S	P	ERA	WHIP										
Damian Moss, L ERA: 2.54	(1, 1)	6.2	28	7	1	1	4	2	0	0	0	0	0	65	102	1.35	1.350										
Mike Remlinger, L ERA: 2.31	(7, 1)	0.2	W	4	0	0	0	2	0	0	0	0	0	7	18	0.00	3.000										
29 John Smoltz, R ERA: 4.78	(8, 1)	1.2	S	4	0	0	2	0	0	0	0	0	0	13	20	0.00	0.000										



Batter	1	2	3	4	5	6	7	8	9	AB	R	H	RBI	BB	SO	LOB	TOP			
D'Angelo Jimenez, S OBP: 0.317, SLG: 0.322	(1,4) C F3	(1,1) C G4-6-3		(1,2) C G3		(1,2) X L9			(1,0) B F8	5	0	0	1	0	0	3	San Diego Padres @ Colorado Rockies Coors Field, Denver, CO Wed May 22 2002, 7:05 PM MDT Att: 29,204 - Cloudy - 64 F			
Mark Kotsay, L OBP: 0.376, SLG: 0.423	(1,8) B 1B			(1,2) C K		(1,0) X L6			(1,0) X G3-1	5	1	2	0	0	1	2				
Ron Gant, R Trenidad Hubbard, R OBP: 0.237, SLG: 0.410 OBP: 0.274, SLG: 0.268	(1,7) B 2B			(1,2) C K					(1,3) C K	2	0	1	1	1	1	1				
Ryan Klesko, L OBP: 0.431, SLG: 0.562	(1,3) B BB			(1,2) C K						2	0	0	0	2	2	2				
Bubba Trammell, R OBP: 0.339, SLG: 0.385	(1,9) B K			(1,2) C K						3	1	1	0	1	2	4				
Deivi Cruz, R OBP: 0.285, SLG: 0.416	(1,6) B BB			(1,3) F FC5-4						3	0	1	1	1	0	4				
Wiki Gonzalez, R OBP: 0.273, SLG: 0.300	(1,2) C L1			(1,2) C K						4	1	1	0	0	0	4				
Sean Burroughs, L OBP: 0.274, SLG: 0.305	(1,5) C G6-3			(1,2) C F7						4	0	0	0	0	1	1				
Brian Lawrence, R Jeremy Fikac, R OBP: 0.321, SLG: 0.292 ERA: 2.7	(1,1) B G4-6-3			(1,0) B G3						3	0	2	0	1	0	0				
Inning Stats	R: 1 E: 0 K: 1 S: 11	H: 2 LOB: 3 BB: 2 P: 28	R: 0 E: 0 K: 0 S: 6	H: 0 LOB: 0 BB: 1 P: 12	R: 0 E: 0 K: 2 S: 12	H: 1 LOB: 2 BB: 1 P: 18	R: 1 E: 0 K: 1 S: 11	H: 2 LOB: 1 BB: 0 P: 15	R: 1 E: 0 K: 0 S: 10	H: 2 LOB: 1 BB: 2 P: 21	R: 0 E: 0 K: 1 S: 4	H: 0 LOB: 2 BB: 2 P: 14	R: 0 E: 0 K: 1 S: 5	H: 0 LOB: 0 BB: 0 P: 6	R: 0 E: 0 K: 1 S: 5	H: 0 LOB: 0 BB: 0 P: 9	1B: 5 2B: 5 3B: 0 HR: 0	SF: 0 SAC: 0 DP: 3 HBP: 0	WP: 2 PB: 0 SB: 0 CS: 1	PA: 39
PITCHER	IP WLS BF H R ER SO BB IBB HBP BLK WP HR S P ERA WHIP	6.0 29 8 3 3 5 5 0 0 0 1 0 57 103 4.50 2.167	2.0 7 0 0 0 2 1 1 0 0 1 0 9 20 0.00 0.500	1.0 3 0 0 0 1 0 0 0 0 0 0 5 9 0.00 0.000	PITCHER															

Batter	1	2	3	4	5	6	7	8	9	AB	R	H	RBI	BB	SO	LOB	BOTTOM			
Juan Pierre, L OBP: 0.348, SLG: 0.326	(1,8) B 1B			(1,0) B G3					(1,0) C G2-3	5	1	2	0	0	1	3	San Diego Padres @ Colorado Rockies Coors Field, Denver, CO Wed May 22 2002, 7:05 PM MDT Att: 29,204 - Cloudy - 64 F			
Juan Uribe, R OBP: 0.342, SLG: 0.390	(1,6) B 1B			(1,2) C G6-4-3					(1,0) X G5-3	4	1	2	0	0	0	1				
Larry Walker, L OBP: 0.394, SLG: 0.567	(1,9) X 1B			(1,2) C 1B					(1,1) B FC6	3	1	3	1	1	0	0				
17 Todd Helton, L OBP: 0.413, SLG: 0.579	(1,3) X 1B			(1,2) C 1B					(1,0) C K	3	0	1	1	1	1	3				
Todd Zeile, R Mark Little, R Jose Jimenez, R OBP: 0.364, SLG: 0.504 OBP: 0.222, SLG: 0.225 ERA: 2.91	(1,5) C G4-6-3			(1,2) C K					(1,1) B E5	4	0	0	0	0	1	5				
Todd Hollandsworth, L OBP: 0.318, SLG: 0.436	(1,7) B 1B			(1,2) C BB					(1,1) C F8	0	1	0	0	0	0	0				
Brent Butler, R OBP: 0.364, SLG: 0.429	(1,4) B CS			(1,2) C K					(1,0) X G4-3	3	1	1	1	0	2	1				
Gary Bennett, R OBP: 0.309, SLG: 0.318	(1,2) C K			(1,2) C K					(1,0) B G4-3	4	0	1	0	0	1	3				
Mike Hampton, R Greg Norton, S Kent Mercker, L Jose Ortiz, R OBP: 0.364, SLG: 0.500 OBP: 0.254, SLG: 0.321 OBP: 0.325, SLG: 0.336	(1,1) B K			(1,2) C 1B					(1,0) B G4-3	2	0	1	0	0	1	0				
Inning Stats	R: 3 E: 1 K: 0 S: 16	H: 5 LOB: 0 BB: 0 P: 25	R: 0 E: 0 K: 3 S: 9	H: 0 LOB: 0 BB: 0 P: 10	R: 0 E: 0 K: 1 S: 9	H: 2 LOB: 1 BB: 1 P: 13	R: 0 E: 0 K: 0 S: 12	H: 2 LOB: 2 BB: 0 P: 20	R: 0 E: 0 K: 0 S: 5	H: 1 LOB: 1 BB: 1 P: 13	R: 0 E: 0 K: 1 S: 11	H: 1 LOB: 1 BB: 0 P: 16	R: 0 E: 0 K: 2 S: 13	H: 1 LOB: 1 BB: 0 P: 18	R: 2 E: 1 K: 0 S: 7	H: 2 LOB: 1 BB: 0 P: 11	1B: 12 2B: 3 3B: 0 HR: 0	SF: 0 SAC: 0 DP: 3 HBP: 1	WP: 0 PB: 0 SB: 0 CS: 2	PA: 38
PITCHER	IP WLS BF H R ER SO BB IBB HBP BLK WP HR S P ERA WHIP	7.0 31 12 3 3 7 2 0 1 0 0 0 75 115 3.86 2.000	1.0 6 2 2 0 0 0 0 0 0 0 0 7 11 0.00 2.000	PITCHER																



Batter	1	2	3	4	5	6	7	8	9	AB	R	H	RBI	BB	SO	LOB	TOP			
Ramón Vázquez, L OBP: 0.247, SLG: 0.207 Jason Middlebrook, R (7, 1)	K	K			G4-3		F7			4	0	0	0	0	2	1				
Mark Kotsay, L OBP: 0.307, SLG: 0.412	G3-1		G6-3			K		P3		4	0	0	0	0	1	0				
Ryan Klesko, L OBP: 0.409, SLG: 0.558 Trenidad Hubbard, R (8, 9)	1B BB		F8			S BB		FC5 BB		1	0	0	0	3	0	0				
Ray Lankford, L OBP: 0.387, SLG: 0.345	1B		G4-3			F7		FC5 BB		3	0	1	0	1	0	1				
Bubba Trammell, R OBP: 0.331, SLG: 0.374 Jason Boyd, R (6, 1)	F9				P4		F8		F7	3	0	0	0	0	0	3				
Sean Burroughs, L OBP: 0.272, SLG: 0.303										0	0	0	0	0	0	0				
Deivi Cruz, R OBP: 0.284, SLG: 0.418		G4-3		G1-3			G4-3 HR	FC5		4	1	1	0	0	0	2				
D'Angelo Jimenez, S OBP: 0.315, SLG: 0.320		E 1B G4-3 1B		K			G4-3		F7	4	1	1	0	0	1	1	AB 32			
Tom Lampkin, L OBP: 0.282, SLG: 0.305	E5 G4-3 1B				G4-3		L4		P6	4	0	1	0	0	0	1	R 3			
Brett Tomko, R OBP: 0.200, SLG: 0.280 Tom Davey, R (5, 1)	G4-3				G1-3				K	2	0	0	1	0	0	1	H 5			
Mark Sweeney, L OBP: 0.302, SLG: 0.385 (8, 3)							HR			2	1	1	2	0	1	0	RBI 3			
										0	0	0	0	0	0	0	BB 4			
										2	1	1	2	0	1	0	SO 5			
																	LOB 12			
Inning Stats	R: 0 E: 0 K: 1 S: 14	H: 1 LOB: 2 BB: 1 P: 23	R: 1 E: 1 K: 1 S: 14	H: 2 LOB: 1 BB: 0 P: 17	R: 0 E: 0 K: 0 S: 11	H: 0 LOB: 0 BB: 0 P: 13	R: 0 E: 0 K: 1 S: 11	H: 0 LOB: 0 BB: 0 P: 15	R: 0 E: 0 K: 0 S: 7	H: 0 LOB: 1 BB: 1 P: 10	R: 2 E: 0 K: 0 S: 6	H: 2 LOB: 0 BB: 0 P: 10	R: 0 E: 0 K: 1 S: 11	H: 0 LOB: 0 BB: 2 P: 24	R: 0 E: 0 K: 1 S: 8	H: 0 LOB: 0 BB: 0 P: 12	1B: 3 2B: 1 3B: 0 HR: 1	SF: 0 SAC: 0 DP: 0 HBP: 0	WP: 0 PB: 0 SB: 1 CS: 0	PA: 36
PITCHER	IP WLS BF H R ER SO BB IBB HBP BLK WP HR S P ERA WHIP																			
John Thomson, R ERA: 4.0	(1, 1) 7.0 W 28 5 3 2 4 2 0 0 0 0 0 1 72 105 2.57 1.000																			
Dennys Reyes, L ERA: 4.12	(8, 1) 1.0 5 0 0 0 0 2 0 0 0 0 0 0 11 24 0.00 2.000																			
Chris Nichting, R ERA: 1.53	(9, 1) 1.0 3 0 0 0 1 0 0 0 0 0 0 0 8 12 0.00 0.000																			

San Diego Padres @ Colorado Rockies
Coors Field, Denver, CO
Thu May 23 2002, 1:05 PM MDT
Att: 30,701 - Cloudy - 69 F

AB 32
R 3
H 5
RBI 3
BB 4
SO 5
LOB 12



Batter	1	2	3	4	5	6	7	8	9	AB	R	H	RBI	BB	SO	LOB	BOTTOM			
Juan Pierre, L OBP: 0.352, SLG: 0.337	G6-3 2B	F7		K		G6-3	SH1-3 1B	BB 1B		6	3	3	2	0	1	3				
Juan Uribe, R OBP: 0.343, SLG: 0.387 Brent Butler, R OBP: 0.364, SLG: 0.429	G6-3		G1-3	G2-3		WP G3 2B 1B	SH1-3	1B SF9 BB		4	2	1	0	1	0	3				
Lary Walker, L OBP: 0.406, SLG: 0.597 Dennys Reyes, R (8, PH)	G5-3 17 BB					HR	G3	1B SF9 SF8 1B		3	2	2	1	2	0	1				
Terry Shumpert, R OBP: 0.312, SLG: 0.394 Chris Nichting, R OBP: 0.500, SLG: 0.500						HR	HR	1B IBB		0	0	0	0	0	0	0				
17 Todd Helton, L OBP: 0.421, SLG: 0.600	G5-3 BB					HR	S 2B IBB	SF7 SF9		1	2	1	3	3	0	0				
Todd Zeile, R OBP: 0.369, SLG: 0.514	G5-3		K		G4-3 2B 1B	PB 2B	HR 1B	SF8		5	2	3	5	0	1	4				
Todd Hollandsworth, L OBP: 0.318, SLG: 0.451	K		K		K	BB 2B	HR	K		5	1	1	3	1	4	5				
Jose Ortiz, R OBP: 0.328, SLG: 0.333		E7 F9 1B		F9	G4-3	G4-3				4	0	1	0	1	0	3	AB 38			
Bobby Estalella, R OBP: 0.341, SLG: 0.722		F9		1B 2B	1B 2B					5	1	3	1	0	1	2	R 16			
John Thomson, R OBP: 0.200, SLG: 0.111 Mark Little, R OBP: 0.255, SLG: 0.268 (7, PH)	K				G5-3			SH1-3 17 SF7 BB	WP 1B 2B	3	0	1	0	0	1	2	H 18			
										1	2	1	0	1	0	0	RBI 16			
																	BB 9			
																	SO 8			
																	LOB 23			
Inning Stats	R: 1 E: 0 K: 1 S: 12	H: 1 LOB: 2 BB: 2 P: 22	R: 0 E: 1 K: 1 S: 8	H: 1 LOB: 0 BB: 0 P: 12	R: 0 E: 0 K: 2 S: 13	H: 1 LOB: 2 BB: 1 P: 24	R: 0 E: 0 K: 1 S: 11	H: 2 LOB: 2 BB: 0 P: 17	R: 3 E: 0 K: 1 S: 15	H: 4 LOB: 1 BB: 0 P: 21	R: 2 E: 0 K: 0 S: 13	H: 2 LOB: 2 BB: 2 P: 30	R: 6 E: 0 K: 1 S: 15	H: 4 LOB: 1 BB: 3 P: 30	R: 4 E: 0 K: 1 S: 15	H: 3 LOB: 0 BB: 1 P: 25	1B: 8 2B: 7 3B: 0 HR: 3	SF: 3 SAC: 1 DP: 0 HBP: 0	WP: 2 PB: 2 SB: 1 CS: 0	PA: 51
PITCHER	IP WLS BF H R ER SO BB IBB HBP BLK WP HR S P ERA WHIP																			
Brett Tomko, R ERA: 3.71	(1, 1) 4.0 L 23 8 4 4 5 2 1 0 0 0 0 1 0 20 39 9.00 2.500																			
Tom Davey, R ERA: 7.2	(5, 1) 1.2 10 3 2 2 1 1 1 0 0 0 1 0 20 39 10.80 2.400																			
Jason Boyd, R ERA: 7.61	(6, 1) 1.0 10 4 6 6 0 2 1 0 0 0 0 1 14 31 54.00 6.000																			
Jason Middlebrook, R ERA: 7.84	(7, 1) 1.1 8 3 4 4 2 1 0 0 0 0 1 0 18 28 27.00 3.000																			

San Diego Padres @ Colorado Rockies
Coors Field, Denver, CO
Thu May 23 2002, 1:05 PM MDT
Att: 30,701 - Cloudy - 69 F

AB 38
R 16
H 18
RBI 16
BB 9
SO 8
LOB 23



Batter	1	2	3	4	5	6	7	8	9	AB	R	H	RBI	BB	SO	LOB	TOP					
David Bell, R (1,5) OBP: 0.333, SLG: 0.453										3	1	2	1	1	0	0	San Francisco Giants @ Colorado Rockies Coors Field, Denver, CO Sun May 26 2002, 1:05 PM MDT Att: 48,073 - Cloudy - 75 F					
Ramon Martinez, R (1,6) OBP: 0.395, SLG: 0.448										4	0	1	0	0	1	3						
Barry Bonds, L (1,7) OBP: 0.571, SLG: 0.851										3	1	0	0	1	1	3						
Jeff Kent, R (1,4) OBP: 0.321, SLG: 0.429										4	1	1	0	0	1	1						
J.T. Snow, L (1,3) OBP: 0.346, SLG: 0.344										4	2	2	2	0	2	1						
Reggie Sanders, R (1,9) OBP: 0.339, SLG: 0.418										4	0	1	1	0	0	0						
41 Chad Zerbe, L (8,1) OBP: 0.333, SLG: 0.333										0	0	0	0	0	0	0						
Tsuyoshi Shinjo, R (1,8) OBP: 0.306, SLG: 0.351										3	0	0	0	0	1	1						
Jay Witasick, R (6,1) OBP: 0.318, SLG: 0.333										0	0	0	0	0	0	0						
Marvin Benard, L (8,9) OBP: 0.318, SLG: 0.333										0	0	0	0	1	0	0						
Yorvit Torrealba, R (1,2) OBP: 0.225, SLG: 0.189										4	1	1	0	0	0	1						
Ryan Jensen, R (1,1) OBP: 0.125, SLG: 0.125										1	0	0	0	0	0	0						
Tom Goodwin, L (6,8) OBP: 0.364, SLG: 0.300										1	0	1	0	0	0	0						
Shawon Dunston, R (9,PH) OBP: 0.103, SLG: 0.214										1	0	0	0	0	0	0						
Inning Stats	R: 0 E: 0 K: 1 S: 7	H: 1 LOB: 0 BB: 0 P: 11	R: 1 E: 0 K: 0 S: 9	H: 1 LOB: 0 BB: 0 P: 18	R: 5 E: 1 K: 0 S: 21	H: 5 LOB: 1 BB: 1 P: 32	R: 0 E: 0 K: 0 S: 9	H: 0 LOB: 0 BB: 0 P: 11	R: 0 E: 1 K: 2 S: 10	H: 1 LOB: 1 BB: 0 P: 16	R: 0 E: 0 K: 1 S: 8	H: 0 LOB: 0 BB: 0 P: 11	R: 0 E: 0 K: 13 S: 13	H: 1 LOB: 1 BB: 1 P: 18	R: 0 E: 0 K: 1 S: 9	H: 0 LOB: 0 BB: 1 P: 15	R: 0 E: 0 K: 0 S: 5	H: 0 LOB: 0 BB: 1 P: 12	1B: 6 2B: 3 3B: 0 HR: 0	SF: 0 SAC: 1 DP: 1 HBP: 0	WP: 1 PB: 1 SB: 1 CS: 0	PA: 36
PITCHER	IP WLS BF H R ER SO BB IBB HBP BLK WP HR S P ERA WHIP																					
Jason Jennings, R (1,1) ERA: 4.97	5.0 W 23 8 6 5 3 1 0 0 0 0 0 0 20 27 9.00 1.800																					
Rick White, R (6,1) ERA: 4.98	1.2 H 6 1 0 0 2 1 0 0 0 0 0 0 20 27 0.00 1.200																					
Kent Mercker, L (7,1) ERA: 3.0	0.1 H 1 0 0 0 0 0 0 0 0 0 0 0 1 2 0.00 0.000																					
Todd Jones, R (8,1) ERA: 2.03	1.0 H 3 0 0 0 1 0 0 0 0 0 0 0 9 15 0.00 0.000																					
Dennys Reyes, L (9,1) ERA: 4.35	1.0 3 0 0 0 0 1 0 0 0 0 0 0 5 12 0.00 1.000																					

Batter	1	2	3	4	5	6	7	8	9	AB	R	H	RBI	BB	SO	LOB	BOTTOM			
Juan Pierre, L (1,8) OBP: 0.352, SLG: 0.348										5	1	2	0	0	1	0	San Francisco Giants @ Colorado Rockies Coors Field, Denver, CO Sun May 26 2002, 1:05 PM MDT Att: 48,073 - Cloudy - 75 F			
Juan Uribe, R (1,6) OBP: 0.341, SLG: 0.383										5	1	2	1	0	1					
Larry Walker, L (1,9) OBP: 0.404, SLG: 0.577										5	2	2	0	0	2					
17 Todd Helton, L (1,3) OBP: 0.435, SLG: 0.646										4	2	3	3	0	1	0				
Todd Zeile, R (1,5) OBP: 0.378, SLG: 0.510										3	1	1	0	1	1	2				
Todd Hollandsworth, L (1,7) OBP: 0.333, SLG: 0.477										3	1	1	1	1	1	2				
Bobby Estalella, R (1,2) OBP: 0.408, SLG: 0.833										2	1	1	2	2	1	2				
Jose Ortiz, R (1,4) OBP: 0.317, SLG: 0.317										2	0	0	1	0	0	2				
Rick White, R (6,1) ERA: 4.98										0	0	0	0	0	0	0				
Kent Mercker, L (7,1) ERA: 3.0										0	0	0	0	0	0	0				
Todd Jones, L (8,1) ERA: 2.03										0	0	0	0	0	0	0				
Brent Butler, R (8,PH) OBP: 0.364, SLG: 0.429										0	0	0	0	0	0	0				
Dennys Reyes, R (9,1) ERA: 4.35										0	0	0	0	0	0	0				
Jason Jennings, L (1,1) OBP: 0.300, SLG: 0.421										2	0	0	0	0	0	0				
Terry Shumpert, R (6,4) OBP: 0.318, SLG: 0.443										2	1	1	1	0	0	0				
Inning Stats	R: 3 E: 0 K: 1 S: 16	H: 4 LOB: 1 BB: 1 P: 27	R: 0 E: 0 K: 0 S: 8	H: 0 LOB: 0 BB: 0 P: 11	R: 2 E: 0 K: 0 S: 13	H: 3 LOB: 2 BB: 1 P: 25	R: 0 E: 0 K: 1 S: 6	H: 0 LOB: 0 BB: 0 P: 8	R: 3 E: 0 K: 0 S: 13	H: 3 LOB: 0 BB: 1 P: 19	R: 0 E: 0 K: 3 S: 10	H: 1 LOB: 1 BB: 0 P: 12	R: 0 E: 0 K: 10 S: 10	H: 0 LOB: 0 BB: 0 P: 16	R: 2 E: 0 K: 0 S: 10	H: 2 LOB: 1 BB: 1 P: 18	1B: 8 2B: 5 3B: 0 HR: 1	SF: 1 SAC: 1 DP: 1 HBP: 0	WP: 0 PB: 0 SB: 1 CS: 1	PA: 39
PITCHER	IP WLS BF H R ER SO BB IBB HBP BLK WP HR S P ERA WHIP																			
Ryan Jensen, R (1,1) ERA: 4.09	5.0 L 26 10 8 8 2 3 0 0 0 0 0 0 22 38 7.71 1.286																			
Jay Witasick, R (6,1) ERA: 2.05	2.1 10 2 2 2 3 1 0 0 0 0 0 0 22 38 0.00 1.500																			
41 Chad Zerbe, L (8,1) ERA: 3.44	0.2 3 1 0 0 0 0 0 0 0 0 0 0 5 8 0.00 1.500																			

Batter	1	2	3	4	5	6	7	8	9	AB	R	H	RBI	BB	SO	LOB	TOP		
Juan Pierre, L (1.8)	F8		K		G5-3		1B		K	5	0	1	1	0	2	0	Colorado Rockies @ San Diego Padres Qualcomm Stadium, San Diego, CA Mon May 27 2002, 10:05 PM EDT Att: 15,666 - Sunny - 68 F		
Juan Uribe, R (1.6)	1B			G1-3	L4		F7		L7	5	0	1	0	0	0	2			
Larry Walker, L (1.9)	K			G4-1		G3-1				4	0	1	0	0	1	1			
17 Todd Helton, L (1.3)	P6			HR		F7			K	4	1	1	0	0	1	4			
Todd Zeile, R (1.5)		G6-3		HR		G6-3			G4-3	3	1	0	0	1	0	0			
Todd Hollandsworth, L (1.7)		F7		HR					B5	4	2	2	3	0	0	0			
Bobby Estalella, R (1.2)		L7			E5		1B			2	1	0	0	2	0	0			
Jose Ortiz, R (1.4)			G5-3		F8		K		F7	4	0	0	0	0	1	4			
Mike Hampton, R (1.1)			K				1B			2	0	0	0	0	2	0			
Justin Speier, R (5.1)									L5	0	0	0	0	0	0	0			
Greg Norton, S (7.9)										1	0	1	1	0	0	0			
Chris Nichting, R (7.1)										0	0	0	0	0	0	0			
Kent Mercker, L (7.1)										0	0	0	0	0	0	0			
Terry Shumpert, R (6.9)										1	0	0	0	0	0	0			
Inning Stats	R: 0 E: 0 K: 1 S: 9	H: 1 LOB: 1 BB: 0 P: 13	R: 0 E: 0 K: 0 S: 9	H: 0 LOB: 0 BB: 0 P: 11	R: 0 E: 0 K: 2 S: 8	H: 0 LOB: 0 BB: 0 P: 14	R: 3 E: 1 K: 0 S: 12	H: 2 LOB: 1 BB: 0 P: 21	R: 0 E: 0 K: 0 S: 5	H: 0 LOB: 0 BB: 0 P: 8	R: 2 E: 0 K: 2 S: 18	H: 4 LOB: 3 BB: 1 P: 31	R: 0 E: 0 K: 0 S: 8	H: 0 LOB: 1 BB: 0 P: 14	R: 0 E: 0 K: 1 S: 10	H: 0 LOB: 0 BB: 0 P: 13	1B: 5 2B: 1 3B: 0 HR: 1	SF: 0 SAC: 0 DP: 0 HBP: 0	WP: 0 PA: 38 PB: 0 SB: 0 CS: 0
PITCHER	IP WLS BF H R ER SO BB IBB HBP BLK WP HR S P ERA WHIP																		
Brian Lawrence, R (1.1)	6.1 W 27 5 5 5 5 2 0 0 0 0 0 1 59 96 7.11 1.105																		
Steve Reed, R (7.1)	0.1 H 3 2 0 0 0 0 0 0 0 0 0 0 0 5 9 0.00 6.000																		
Alan Embree, L (7.1)	1.0 H 4 0 0 0 1 1 0 0 0 0 0 0 0 10 17 0.00 1.000																		
Jeremy Fikac, R (8.1)	0.1 H 1 0 0 0 0 0 0 0 0 0 0 0 0 2 2 0.00 0.000																		
Trevor Hoffman, R (9.1)	1.0 S 3 0 0 0 1 0 0 0 0 0 0 0 0 10 13 0.00 0.000																		

Batter	1	2	3	4	5	6	7	8	9	AB	R	H	RBI	BB	SO	LOB	BOTTOM		
D'Angelo Jimenez, S (1.4)	FC6-4		G5-3	G4-3	F8		FC4-6			3	0	0	0	2	0	5	Colorado Rockies @ San Diego Padres Qualcomm Stadium, San Diego, CA Mon May 27 2002, 10:05 PM EDT Att: 15,666 - Sunny - 68 F		
Jeremy Fikac, R (8.1)	BB						BB			0	0	0	0	0	0	0			
Trevor Hoffman, R (9.1)										0	0	0	0	0	0	0			
Mark Kotsay, L (1.8)	1B		G6-3		2B		FC4-6			5	1	2	1	0	0	2			
Phil Nevin, R (1.5)	F9			F8	1B		K			5	2	2	0	0	1	4			
Ryan Klesko, L (1.3)	FC6-4			HR	1B		P6		G4-3	5	2	2	2	0	0	3			
Ron Gant, R (1.7)	L8			BB	1B		F9			5	1	3	2	0	0	2			
Bubba Trammell, R (1.9)			K		FC5-4				G1-3	3	1	0	0	1	2	3			
Alan Embree, L (7.1)				1B	BB		K			0	0	0	0	0	0	0			
Ramón Vázquez, L (8.4)				G3	BB					1	0	0	0	0	0	0			
Deivi Cruz, R (1.6)		G5-4-3		G3	1B		F9			3	0	1	0	1	0	2			
Wiki Gonzalez, R (1.2)		G5-4-3		G3	BB					3	1	2	1	1	0	1			
Brian Lawrence, R (1.1)			F8		G3					2	0	0	2	1	0	2			
Steve Reed, R (7.1)										0	0	0	0	0	0	0			
Trenidad Hubbard, R (7.9)							FC4-6			1	0	1	0	0	0	0			
Inning Stats	R: 0 E: 0 K: 0 S: 10	H: 1 LOB: 2 BB: 1 P: 20	R: 0 E: 0 K: 1 S: 7	H: 1 LOB: 0 BB: 0 P: 11	R: 0 E: 0 K: 0 S: 7	H: 0 LOB: 0 BB: 0 P: 10	R: 3 E: 0 K: 0 S: 18	H: 3 LOB: 2 BB: 2 P: 35	R: 3 E: 0 K: 0 S: 9	H: 4 LOB: 3 BB: 2 P: 19	R: 1 E: 0 K: 1 S: 13	H: 2 LOB: 1 BB: 0 P: 17	R: 1 E: 0 K: 1 S: 14	H: 2 LOB: 2 BB: 1 P: 24	R: 0 E: 0 K: 0 S: 9	H: 0 LOB: 0 BB: 0 P: 15	1B: 10 2B: 2 3B: 0 HR: 1	SF: 0 SAC: 0 DP: 1 HBP: 0	WP: 0 PA: 42 PB: 0 SB: 0 CS: 0
PITCHER	IP WLS BF H R ER SO BB IBB HBP BLK WP HR S P ERA WHIP																		
Mike Hampton, L (1.1)	4.2 L 27 6 6 6 1 1 0 0 0 0 0 0 0 15 21 6.75 1.500																		
Justin Speier, R (5.1)	1.1 6 2 1 1 1 0 0 0 0 0 0 0 15 21 6.75 1.500																		
Chris Nichting, R (7.1)	0.1 4 2 1 1 0 1 0 0 0 0 0 0 10 18 27.00 9.000																		
Kent Mercker, L (7.1)	1.2 5 0 0 0 1 0 0 0 0 0 0 0 13 21 0.00 0.000																		


Batter	1	2	3	4	5	6	7	8	9	10	11	12	AB	R	H	RBI	BB	SO	LOB					
Juan Pierre, L (1.8) OBP: 0.342, SLG: 0.336	F8		G4-3		G4-3			B5-3			F7		5	0	0	0	0	0	0					
Juan Uribe, R (1.6) OBP: 0.330, SLG: 0.369	E5 SF8		P4			G4-3		F3			K		5	1	0	0	0	1	0					
Larry Walker, L (1.9) OBP: 0.401, SLG: 0.571	SF8			1B 2B		K		G4-3					3	0	1	1	1	1	0					
17 Todd Helton, L (1.3) OBP: 0.422, SLG: 0.625	L9			K		F7					K		5	0	0	0	0	2	2					
Todd Zelle, R (1.5) OBP: 0.370, SLG: 0.491		G1-3					G5-3			G3-1			5	0	1	0	0	0	0					
Todd Hollandsworth, L (1.7) OBP: 0.327, SLG: 0.482		K				K		G6-3					5	0	0	0	0	3	2					
Bobby Estalella, R (1.2) OBP: 0.414, SLG: 0.813		K			G1-3						F8		4	1	1	1	1	1	2					
Brent Butler, R (1.4) OBP: 0.407, SLG: 0.615				SF9 3B							L8		5	1	3	0	0	1	0					
John Thomson, R (1.1) OBP: 0.308, SLG: 0.100 Todd Jones, L (1.1) OBP: 0.274, SLG: 0.269 Greg Norton, S (10.1PH) Jose Jimenez, R (10.1) Terry Shumpert, R (12.1PH) Dennys Reyes, R (12.1) Justin Speier, R (12.1)				SF9		F8		G1-3			K2-3		2	0	0	1	0	0	2					
Inning Stats	R: 1 E: 1 K: 0 S: 9	H: 0 LOB: 0 BB: 0 P: 12	R: 0 E: 0 K: 2 S: 8	H: 0 LOB: 0 BB: 0 P: 13	R: 1 E: 0 K: 0 S: 12	H: 1 LOB: 0 BB: 0 P: 19	R: 0 E: 0 K: 2 S: 13	H: 2 LOB: 2 BB: 0 P: 22	R: 0 E: 0 K: 1 S: 7	H: 0 LOB: 0 BB: 0 P: 11	R: 0 E: 0 K: 1 S: 8	H: 0 LOB: 0 BB: 0 P: 12	R: 0 E: 0 K: 2 S: 9	H: 0 LOB: 0 BB: 0 P: 12	R: 0 E: 0 K: 1 S: 6	H: 0 LOB: 0 BB: 0 P: 9	R: 0 E: 0 K: 1 S: 9	H: 0 LOB: 1 BB: 1 P: 19	R: 1 E: 0 K: 0 S: 11	H: 2 LOB: 1 BB: 0 P: 18	1B: 2 2B: 1 3B: 2 HR: 1	SF: 2 SAC: 0 DP: 0 HBP: 0	WP: 0 PB: 0 SB: 0 CS: 0	PA: 45
PITCHER	IP WLS BF H R ER SO BB IBB HBP BLK WP HR S P ERA WHIP	PITCHER												IP WLS BF H R ER SO BB IBB HBP BLK WP HR S P ERA WHIP										
Brett Tomko, R (1.1) ERA: 3.42	3.0	30	4	2	1	6	1	0	0	0	0	0	0	0	0	9	12	0.00	0.000					
Alan Embree, L (9.1) ERA: 1.96	1.0	3	0	0	0	2	0	0	0	0	0	0	0	0	0	6	9	0.00	0.000					
Trevor Hoffman, R (10.1) ERA: 1.42	1.0	3	0	0	0	1	0	0	0	0	0	0	0	0	1	17	32	5.40	1.800					
Jeremy Fikac, R (11.1) ERA: 3.67	1.2	L	8	2	1	1	1	0	0	0	0	0	0	0	0	3	5	0.00	0.000					
Jason Boyd, R (12.1) ERA: 6.52	0.1	1	0	0	0	0	0	0	0	0	0	0	0	0	0	0	0	0.00	0.000					

TOP

Colorado Rockies @ San Diego Padres
Qualcomm Stadium, San Diego, CA

Tue May 28 2002, 10:05 PM EDT
Alt. 13,998 - Cloudy - 68 F

AB 41
R 3
H 6
RBI 3
BB 2
SO 10
LOB 9



Batter	1	2	3	4	5	6	7	8	9	10	11	12	AB	R	H	RBI	BB	SO	LOB									
Mark Kotsay, L (1.8) OBP: 0.373, SLG: 0.432	G3		F7		F8			F7			B1-3		6	0	1	0	0	0	3									
Ramón Vázquez, L (1.4) OBP: 0.276, SLG: 0.237	G4-3		F8			2B 1B		G3			G4-3		6	0	2	0	0	0	2									
Ryan Klecko, L (1.3) OBP: 0.431, SLG: 0.591	G6-3			2B							G6-3		5	0	2	0	1	0	0									
Phil Nevin, R (1.5) OBP: 0.346, SLG: 0.451		K						F3			F8		6	0	0	0	0	3	5									
Ray Lankford, L (1.7) OBP: 0.350, SLG: 0.311		G5-3						F5					5	0	1	0	0	1	3									
Ron Gant, R (12.1PH) OBP: 0.327, SLG: 0.444													0	0	0	0	1	0	0									
Mark Sweeney, L (1.9) OBP: 0.280, SLG: 0.348													5	0	1	0	0	0	4									
Jeremy Fikac, R (11.1) ERA: 1.88													0	0	0	0	0	0	0									
Jason Boyd, R (12.1) ERA: 6.52													0	0	0	0	0	0	0									
Wiki Gonzalez, R (12.1PH) OBP: 0.324, SLG: 0.200													0	0	0	0	0	1	0									
Trevor Hubbard, R (12.1PH) OBP: 0.287, SLG: 0.293													0	0	0	0	0	0	0									
Delvi Cruz, R (1.6) OBP: 0.285, SLG: 0.408		L9						P6			F9		6	1	1	0	0	1	4									
Tom Lampkin, L (1.2) OBP: 0.305, SLG: 0.347													3	1	3	2	2	0	0									
Brett Tomko, R (1.1) ERA: 3.86													3	0	1	0	0	1	2									
Sean Burroughs, L (8.1PH) OBP: 0.281, SLG: 0.282													1	0	0	0	0	1	2									
Alan Embree, L (9.1) ERA: 1.96													0	0	0	0	0	0	0									
Trevor Hoffman, R (10.1) ERA: 1.42													0	0	0	0	0	0	0									
Bubba Trammell, R (11.9) OBP: 0.319, SLG: 0.339													1	0	0	0	0	1	1									
Inning Stats	R: 0 E: 0 K: 0 S: 8	H: 0 LOB: 0 BB: 0 P: 11	R: 0 E: 0 K: 1 S: 11	H: 1 LOB: 1 BB: 0 P: 16	R: 0 E: 0 K: 0 S: 11	H: 0 LOB: 1 BB: 1 P: 12	R: 0 E: 0 K: 1 S: 13	H: 1 LOB: 1 BB: 0 P: 14	R: 0 E: 0 K: 1 S: 13	H: 1 LOB: 1 BB: 0 P: 19	R: 0 E: 0 K: 0 S: 13	H: 2 LOB: 2 BB: 0 P: 18	R: 2 E: 0 K: 0 S: 13	H: 3 LOB: 2 BB: 1 P: 24	R: 0 E: 0 K: 1 S: 11	H: 1 LOB: 2 BB: 1 P: 19	R: 0 E: 0 K: 2 S: 7	H: 0 LOB: 0 BB: 0 P: 10	R: 0 E: 0 K: 2 S: 7	H: 0 LOB: 0 BB: 0 P: 12	R: 0 E: 0 K: 2 S: 10	H: 3 LOB: 2 BB: 0 P: 16	R: 0 E: 0 K: 0 S: 6	H: 0 LOB: 2 BB: 2 P: 15	1B: 8 2B: 3 3B: 0 HR: 1	SF: 0 SAC: 0 DP: 0 HBP: 0	WP: 1 PB: 0 SB: 1 CS: 0	PA: 52
PITCHER	IP WLS BF H R ER SO BB IBB HBP BLK WP HR S P ERA WHIP	PITCHER												IP WLS BF H R ER SO BB IBB HBP BLK WP HR S P ERA WHIP														
John Thomson, R (1.1) ERA: 3.86	7.0	31	8	2	2	3	1	1	0	0	0	0	0	0	1	78	114	2.57	1.286									
Todd Jones, R (8.1) ERA: 1.88	2.0	8	1	0	0	1	0	0	0	0	0	0	0	0	0	18	29	0.00	0.500									
Jose Jimenez, R (10.1) ERA: 1.88	2.0	W	8	3	0	0	4	0	0	0	0	0	0	0	17	28	0.00	1.500										
Dennys Reyes, L (12.1) ERA: 4.22	0.2	H	4	0	0	0	0	2	0	0	0	0	1	0	5	14	0.00	3.000										
Justin Speier, R (12.1) ERA: 1.8	0.1	S	1	0	0	0	0	0	0	0	0	0	0	0	1	1	0.00	0.000										

BOTTOM

Colorado Rockies @ San Diego Padres
Qualcomm Stadium, San Diego, CA

Tue May 28 2002, 10:05 PM EDT
Alt. 13,998 - Cloudy - 68 F

AB 47
R 2
H 12
RBI 2
BB 5
SO 8
LOB 26



Batter	1	2	3	4	5	6	7	8	9	AB	R	H	RBI	BB	SO	LOB	TOP																
Juan Pierre, L (1, 8) OBP: 0.335, SLG: 0.329	P5	FC4-6		K		F8			G3	5	0	0	0	0	1	2	Colorado Rockies @ San Diego Padres Qualcomm Stadium, San Diego, CA Wed May 29 2002, 10:05 PM EDT Att: 13,421 - Sunny - 70 F																
Juan Uribe, R (1, 6) OBP: 0.336, SLG: 0.372	1B		SF8	1B	FC4-6	G5-3			F7	4	1	2	0	1	0	1																	
Larry Walker, L (1, 9) Mark Little, R (9, PH) OBP: 0.245, SLG: 0.256	1B		SF8	1B	FC4-6		K		K	2	1	0	0	2	1	1																	
17 Todd Helton, L (1, 3) OBP: 0.423, SLG: 0.620	1B		1B			G3			F3	3	0	1	0	1	0	0																	
Todd Zeile, R (1, 5) Chris Nichting, R (7, 1) OBP: 0.368, SLG: 0.488 OBP: 0.500, SLG: 0.500	G5-4-3		SF8			K			1B	3	0	1	1	0	1	3																	
Todd Hollandsworth, L (1, 7) OBP: 0.336, SLG: 0.463									G4-3	3	1	2	1	1	0	1																	
Brent Butler, R (1, 4) OBP: 0.387, SLG: 0.567		G5-3		K		F8			G4-6-3	4	0	1	0	0	1	3																	
Gary Bennett, R (1, 2) OBP: 0.304, SLG: 0.312									G4-6-3	4	0	1	0	0	0	3																	
Denny Stark, R (1, 1) 40 Brian Fuentes, L (6, 1) Terry Shumpert, R (7, 4) OBP: 0.200, SLG: 0.556 OBP: 0.307, SLG: 0.427						SH1-4			G6-3	2	0	1	0	0	1	0																	
				K		SH1-4			G6-3	0	0	0	0	0	0	0																	
Inning Stats	R: 0 E: 0 K: 0 S: 13	H: 1 LOB: 2 BB: 2 P: 23	R: 1 E: 1 K: 0 S: 9	H: 2 LOB: 1 BB: 0 P: 16	R: 2 E: 0 K: 1 S: 13	H: 3 LOB: 2 BB: 1 P: 22	R: 0 E: 0 K: 2 S: 10	H: 0 LOB: 1 BB: 1 P: 18	R: 0 E: 0 K: 1 S: 8	H: 0 LOB: 1 BB: 0 P: 16	R: 0 E: 0 K: 0 S: 8	H: 1 LOB: 1 BB: 0 P: 9	R: 0 E: 0 K: 1 S: 8	H: 1 LOB: 1 BB: 0 P: 9	R: 0 E: 0 K: 0 S: 8	H: 1 LOB: 0 BB: 0 P: 13	R: 0 E: 0 K: 1 S: 11	H: 0 LOB: 0 BB: 0 P: 13	1B: 8 2B: 1 3B: 0 HR: 0	SF: 1 SAC: 1 DP: 2 HBP: 0	WP: 0 PA: 39 PB: 0 SB: 1 CS: 0												
PITCHER	IP WLS BF H R ER SO BB IBB HBP BLK WP HR S P ERA WHIP																																
Brian Tollberg, R (1, 1) ERA: 6.13	2.0	13	5	3	3	0	3	0	0	0	0	0	0	27	50	13.50	4.000																
Jason Middlebrook, R (3, 1) ERA: 3.98	7.0	W	26	4	0	0	6	2	0	0	0	0	0	61	89	0.00	0.857																


Batter	1	2	3	4	5	6	7	8	9	AB	R	H	RBI	BB	SO	LOB	BOTTOM																
Mark Kotsay, L (1, 8) OBP: 0.383, SLG: 0.453	BB		F8			BB			2B	3	4	2	3	2	0	1	Colorado Rockies @ San Diego Padres Qualcomm Stadium, San Diego, CA Wed May 29 2002, 10:05 PM EDT Att: 13,421 - Sunny - 70 F																
Ramón Vázquez, L (1, 4) OBP: 0.273, SLG: 0.227	F7	G6-3		K		1B			K	4	0	0	0	1	2	3																	
Ryan Klesko, L (1, 3) OBP: 0.435, SLG: 0.593	BB			G4-3		K			1B	3	1	1	1	2	1	3																	
Phil Nevin, R (1, 5) D'Angelo Jimenez, S (7, 4) OBP: 0.352, SLG: 0.449 OBP: 0.311, SLG: 0.313	BB	FC6-4		G4-3		1B			1B	3	0	1	2	1	0	1																	
Ray Lankford, L (1, 7) OBP: 0.344, SLG: 0.299				G4-3		1B			1B	1	0	1	2	0	0	0																	
Ray Lankford, L (1, 7) OBP: 0.344, SLG: 0.299				E6		F7			K	4	1	0	1	1	2	3																	
Bubba Trammell, R (1, 9) OBP: 0.308, SLG: 0.325	G6-4-3		F8		G6-3				K	5	0	0	0	0	1	5																	
Deivi Cruz, R (1, 6) OBP: 0.284, SLG: 0.416					G5-3				K	4	2	1	1	0	1	0																	
Wiki Gonzalez, R (1, 2) OBP: 0.342, SLG: 0.324						F8			L4	4	1	2	1	0	0	0																	
Brian Tollberg, R (1, 1) Jason Middlebrook, R (3, 1) OBP: 0.238, SLG: 0.211 OBP: 0.500, SLG: 0.500						BB			1B	0	0	0	0	0	0	0																	
						1B			2B	2	2	2	0	0	0	0																	
Inning Stats	R: 1 E: 0 K: 0 S: 11	H: 0 LOB: 2 BB: 4 P: 30	R: 3 E: 1 K: 0 S: 10	H: 2 LOB: 1 BB: 1 P: 16	R: 2 E: 1 K: 0 S: 14	H: 2 LOB: 1 BB: 0 P: 19	R: 0 E: 0 K: 1 S: 8	H: 0 LOB: 0 BB: 0 P: 10	R: 0 E: 0 K: 1 S: 7	H: 0 LOB: 0 BB: 0 P: 9	R: 2 E: 0 K: 1 S: 13	H: 2 LOB: 2 BB: 2 P: 27	R: 0 E: 0 K: 2 S: 11	H: 0 LOB: 0 BB: 0 P: 14	R: 3 E: 0 K: 2 S: 15	H: 4 LOB: 1 BB: 0 P: 20	1B: 7 2B: 1 3B: 1 HR: 1	SF: 0 SAC: 2 DP: 1 HBP: 0	WP: 0 PA: 42 PB: 0 SB: 0 CS: 0														
PITCHER	IP WLS BF H R ER SO BB IBB HBP BLK WP HR S P ERA WHIP																																
Denny Stark, R (1, 1) ERA: 3.47	5.1	L	29	5	8	6	2	7	0	0	0	0	0	55	99	10.12	2.250																
40 Brian Fuentes, L (6, 1) ERA: 3.27	0.2		3	1	0	0	1	0	0	0	0	0	0	8	12	0.00	1.500																
Chris Nichting, R (7, 1) ERA: 3.27	2.0		10	4	3	3	4	0	0	0	0	0	0	26	34	13.50	2.000																


AB	32
R	3
H	9
RBI	2
BB	5
SO	6
LOB	14



Batter	1	2	3	4	5	6	7	8	9	AB	R	H	RBI	BB	SO	LOB	TOP		
Juan Pierre, L (1, 8) OBP: 0.332, SLG: 0.326										5	0	1	0	0	1	2	Colorado Rockies @ San Diego Padres Qualcomm Stadium, San Diego, CA Thu May 30 2002, 5:05 PM EDT Att: 18,755 - Cloudy - 75 F		
Juan Uribe, R (1, 6) OBP: 0.339, SLG: 0.374										4	1	2	0	0	1	0			
Larry Walker, L (1, 9) OBP: 0.400, SLG: 0.554										3	1	0	0	1	1	0			
17 Todd Helton, L (1, 3) OBP: 0.429, SLG: 0.626										3	1	2	0	1	0	0			
Greg Norton, S (1, 5) OBP: 0.273, SLG: 0.433 Kent Mercker, L (8, 1)										4	1	1	4	0	1	2			
Todd Jones, L (8, 1)										0	0	0	0	0	0	0			
Jose Jimenez, R (9, 1)										0	0	0	0	0	0	0			
Todd Hollandsworth, L (1, 7) OBP: 0.335, SLG: 0.486										4	0	1	0	0	0	1			
Bobby Estalella, R (1, 2) OBP: 0.403, SLG: 0.765										3	0	0	0	1	0	2			
Jose Ortiz, R (1, 4) OBP: 0.301, SLG: 0.300 Justin Speier, R (6, 1)										3	0	0	0	0	1	3			
Brent Butler, R (8, 5) OBP: 0.406, SLG: 0.567										0	0	0	0	0	0	0			
Denny Neagle, L (1, 1) OBP: 0.364, SLG: 0.500 Terry Shumpert, R (6, 4) OBP: 0.300, SLG: 0.417										2	0	0	0	0	1	0			
										2	0	0	0	0	1	2			
Inning Stats	R: 4 H: 4 E: 1 K: 1 S: 17	H: 4 R: 1 BB: 1 P: 28	R: 0 H: 1 E: 0 K: 1 S: 9	H: 1 R: 0 BB: 0 P: 11	R: 0 H: 0 E: 0 K: 1 S: 10	H: 0 R: 0 BB: 1 P: 18	R: 0 H: 0 E: 0 K: 0 S: 5	H: 0 R: 0 BB: 0 P: 9	R: 0 H: 0 E: 0 K: 0 S: 6	H: 2 R: 0 BB: 2 P: 15	R: 0 H: 0 E: 0 K: 1 S: 9	H: 0 R: 0 BB: 0 P: 10	R: 0 H: 0 E: 0 K: 1 S: 6	H: 0 R: 0 BB: 0 P: 8	R: 0 H: 0 E: 0 K: 2 S: 11	H: 0 R: 0 BB: 2 P: 25	1B: 5 2B: 1 3B: 0 HR: 1	SF: 0 SAC: 0 DP: 0 HBP: 0	WP: 1 PA: 38 PB: 0 SB: 0 CS: 1
PITCHER	IP WLS BF H R ER SO BB IBB HBP BLK WP HR S P ERA WHIP																		
Bobby Jones, R (1, 1) ERA: 5.64	7.0 L 29 7 4 4 4 2 0 0 0 0 1 67 101 5.14 1.286																		
Kevin Pickford, L (8, 1) ERA: 2.25	1.1 6 0 0 0 1 2 0 0 0 0 0 11 23 0.00 1.500																		
Jason Boyd, R (9, 1) ERA: 6.75	0.2 2 0 0 0 2 0 0 0 0 1 0 6 10 0.00 0.000																		

Batter	1	2	3	4	5	6	7	8	9	AB	R	H	RBI	BB	SO	LOB	BOTTOM
Trenidad Hubbard, R (1, 5) OBP: 0.290, SLG: 0.274										4	0	0	0	1	0	1	Colorado Rockies @ San Diego Padres Qualcomm Stadium, San Diego, CA Thu May 30 2002, 5:05 PM EDT Att: 18,755 - Cloudy - 75 F
Mark Kotsay, L (1, 8) OBP: 0.385, SLG: 0.459										4	1	2	0	1	1	1	
Deivi Cruz, R (1, 6) OBP: 0.287, SLG: 0.412										4	0	1	0	1	1	3	
Ryan Klesko, L (1, 3) OBP: 0.429, SLG: 0.578										4	0	0	0	1	1	5	
Ron Gant, R (1, 7) OBP: 0.304, SLG: 0.417										3	0	0	1	0	1	0	
Bubba Trammell, R (1, 9) OBP: 0.307, SLG: 0.318										3	0	0	0	1	1	2	
Wiki Gonzalez, R (1, 2) OBP: 0.333, SLG: 0.297										3	0	0	0	1	1	3	
D'Angelo Jimenez, S (1, 4) OBP: 0.319, SLG: 0.327										4	1	3	0	0	1	0	
Bobby Jones, R (1, 1) OBP: 0.067, SLG: 0.067 Mark Sweeney, L (7, PH) OBP: 0.275, SLG: 0.340 Kevin Pickford, L (8, 1)										2	0	0	0	0	2	4	
Jason Boyd, R (9, 1)										1	0	0	0	0	0	0	
Ray Lankford, L (9, PH) OBP: 0.341, SLG: 0.296										0	0	0	0	0	0	1	
Inning Stats	R: 0 H: 0 E: 0 K: 1 S: 10	H: 1 R: 0 BB: 1 P: 18	R: 0 H: 1 E: 0 K: 1 S: 19	H: 1 R: 0 BB: 1 P: 28	R: 0 H: 0 E: 0 K: 2 S: 19	H: 1 R: 0 BB: 1 P: 28	R: 0 H: 0 E: 0 K: 1 S: 8	H: 0 R: 0 BB: 0 P: 13	R: 0 H: 0 E: 0 K: 1 S: 7	H: 0 R: 0 BB: 0 P: 11	R: 1 H: 2 E: 1 K: 1 S: 18	H: 2 R: 0 BB: 1 P: 33	R: 1 H: 2 E: 1 K: 0 S: 12	H: 2 R: 0 BB: 0 P: 18	1B: 4 2B: 2 3B: 0 HR: 0	SF: 1 SAC: 0 DP: 0 HBP: 0	WP: 0 PA: 40 PB: 0 SB: 2 CS: 0
PITCHER	IP WLS BF H R ER SO BB IBB HBP BLK WP HR S P ERA WHIP																
Denny Neagle, L (1, 1) ERA: 3.96	5.0 W 22 2 0 0 6 5 0 0 0 0 0 67 106 0.00 1.400																
Justin Speier, R (6, 1) ERA: 1.5	2.0 6 0 0 0 2 0 0 0 0 0 0 15 23 0.00 0.000																
Kent Mercker, L (8, 1) ERA: 3.18	0.0 3 2 1 1 0 1 0 0 0 0 0 6 14 ∞ ∞																
Todd Jones, R (8, 1) ERA: 1.82	1.0 H 3 0 0 0 1 0 0 0 0 0 0 12 19 0.00 0.000																
Jose Jimenez, R (9, 1) ERA: 2.36	1.0 S 6 2 1 0 0 0 0 0 0 0 0 12 18 0.00 2.000																

Batter	1	2	3	4	5	6	7	8	9	AB R H RBI BB SO LOB	TOP											
Juan Pierre, L (1,8) OBP: 0.337, SLG: 0.326	2-2 1B 17 SF9 1B		0-0 G4-3		0-0 SH1-3	1-2 P6			2-3 K	4 1 1 0 0 1 2	Colorado Rockies @ San Francisco Giants PacBell Park, San Francisco, CA Sat Jun 01 2002, 4:05 PM EDT Att: 40,893 - Sunny - 58 F livebaseballscores.com AB 35 R 5 H 12 RBI 5 BB 2 SO 10 LOB 15 											
Juan Uribe, R (1,6) OBP: 0.333, SLG: 0.365	0-0 G5-4-3 1B		3-2 G4-3		2-2 E1 17 2B SF8		1-2 G4-3		1-3 K	5 1 1 0 0 1 1												
17 Todd Helton, L (1,3) OBP: 0.436, SLG: 0.652	0-0 SF9			2-2 2B 1B	2-2 SF8		1-1 FC5		2-1 1B	4 1 4 2 0 0 0												
Todd Zeile, R (1,5) OBP: 0.374, SLG: 0.497	2-1 G5-4-3			1-1 1B SF9	1-3 SF8		2-3 K		1-1 1B	4 1 2 1 0 1 2												
Todd Hollandsworth, L (1,7) OBP: 0.339, SLG: 0.484		3-3 K		1-1 SF9 1B	0-1 G6-3		4-0 FC5 IBB		3-3 K	4 0 1 1 1 2 3												
Terry Shumpert, R (1,4) OBP: 0.316, SLG: 0.416		2-3 K		0-0 SF9		4-1 1B BB				2 0 0 1 1 1 2												
Mark Little, R (1,9) OBP: 0.298, SLG: 0.306		1-0 1B		3-H K		0-0 P3		1-3 K		4 0 1 0 0 2 2												
Gary Bennett, R (1,2) OBP: 0.292, SLG: 0.299		1-0 G1-3		1-2 G4-3		1-1 P5		3-3 K		4 0 0 0 0 1 3												
Mike Hampton, R (1,1) OBP: 0.370, SLG: 0.481					1-0 E 17 2B SH1-3 1B		0-0 1B		0-3 K	3 1 2 0 0 0 0												
Brent Butler, R (8, PH) OBP: 0.394, SLG: 0.548										1 0 0 0 0 1 0												
Justin Speier, R (8, 1) OBP: 0.292, SLG: 0.299										0 0 0 0 0 0 0												
Kent Mercker, L (8, 1)										0 0 0 0 0 0 0												
Jose Jimenez, R (9, 1)										0 0 0 0 0 0 0												
Inning Stats	R: 1 E: 0 K: 0 S: 7	H: 2 LOB: 0 BB: 0 P: 11	R: 0 E: 0 K: 2 S: 11	H: 1 LOB: 1 BB: 0 P: 18	R: 0 E: 0 K: 0 S: 6	H: 0 LOB: 0 BB: 0 P: 11	R: 2 E: 0 K: 1 S: 14	H: 3 LOB: 1 BB: 0 P: 19	R: 2 E: 1 K: 0 S: 11	H: 2 LOB: 1 BB: 0 P: 17	R: 0 E: 0 K: 0 S: 9	H: 1 LOB: 2 BB: 1 P: 14	R: 0 E: 0 K: 1 S: 10	H: 1 LOB: 2 BB: 1 P: 19	R: 0 E: 0 K: 3 S: 12	H: 0 LOB: 0 BB: 0 P: 16	R: 0 E: 0 K: 3 S: 13	H: 2 LOB: 2 BB: 0 P: 22	1B: 9 2B: 3 3B: 0 HR: 0	SF: 3 SAC: 1 DP: 1 HBP: 0	WP: 0 PB: 0 SB: 0 CS: 0	PA: 41
PITCHER	IP WLS BF H R ER SO BB IBB HBP BLK WP HR S P ERA WHIP											IP WLS BF H R ER SO BB IBB HBP BLK WP HR S P ERA WHIP										
Livan Hernandez, R (1, 1) ERA: 3.92	8.0 L 36 10 5 4 7 1 1 0 0 0 0 0 80 125 4.50 1.375																					
Felix Rodriguez, R (9, 1) ERA: 4.81	1.0 5 2 0 0 3 0 0 0 0 0 0 0 13 22 0.00 2.000																					

Batter	1	2	3	4	5	6	7	8	9	AB R H RBI BB SO LOB	BOTTOM											
David Bell, R (1,6) OBP: 0.315, SLG: 0.426	0-1 G1-3		4-0 BB		0-0 1B	1-1 F8			1-2 G6-3	4 0 1 0 1 0 1	Colorado Rockies @ San Francisco Giants PacBell Park, San Francisco, CA Sat Jun 01 2002, 4:05 PM EDT Att: 40,893 - Sunny - 58 F livebaseballscores.com AB 36 R 4 H 12 RBI 3 BB 1 SO 3 LOB 15 											
Shawon Dunston, R (1, 7) OBP: 0.135, SLG: 0.222	1-0 F8		1-3 K		0-1 FC6-4 1B		0-1 L5-3 1B		2-1 G4-3	4 0 2 0 0 1 1												
Marvin Benard, L (9, PH) OBP: 0.293, SLG: 0.304										1 0 0 0 0 0 0												
Benito Santiago, R (1, 2) OBP: 0.341, SLG: 0.494	0-1 F9		2-1 G4-3		0-0 FC6-4		0-0 F9			4 0 0 0 0 0 4												
Jeff Kent, R (1, 4) OBP: 0.323, SLG: 0.420		1-0 1B G6-3 1B		2-1 L8		0-0 1B SF9 1B		3-1 L5-3		4 2 2 0 0 0 1												
Reggie Sanders, R (1, 9) OBP: 0.333, SLG: 0.418		2-1 G6-3 1B		3-1 F8		2-0 SF9 1B		2-1 P4		4 1 2 0 0 0 0												
Tsuyoshi Shinjo, R (1, 8) OBP: 0.305, SLG: 0.341					1-0 S		0-0 G5-3 1B			4 1 4 0 0 0 0												
Damon Minor, L (1, 3) OBP: 0.324, SLG: 0.483		0-2 G6-3		2-2 G3		0-0 SF9		1-2 F9		3 0 0 1 0 0 4												
Pedro Feliz, R (1, 5) OBP: 0.291, SLG: 0.346		1-0 F8			0-2 G5-3		0-0 G5-3		3-3 K	4 0 0 0 0 1 4												
Livan Hernandez, R (1, 1) OBP: 0.321, SLG: 0.444					2-1 G3		0-0 1B		1-3 K	3 0 1 2 0 0 0												
Felix Rodriguez, R (9, 1) OBP: 0.551, SLG: 0.803										0 0 0 0 0 0 0												
Barry Bonds, L (9, PH) ERA: 2.28										1 0 0 0 0 1 0												
Inning Stats	R: 0 E: 0 K: 0 S: 5	H: 0 LOB: 0 BB: 0 P: 6	R: 1 E: 0 K: 0 S: 8	H: 3 LOB: 1 BB: 0 P: 12	R: 0 E: 0 K: 1 S: 7	H: 0 LOB: 1 BB: 1 P: 14	R: 0 E: 0 K: 0 S: 8	H: 1 LOB: 1 BB: 0 P: 16	R: 0 E: 0 K: 0 S: 10	H: 2 LOB: 2 BB: 0 P: 12	R: 3 E: 0 K: 0 S: 8	H: 4 LOB: 1 BB: 0 P: 11	R: 0 E: 0 K: 1 S: 5	H: 1 LOB: 1 BB: 0 P: 8	R: 0 E: 0 K: 1 S: 9	H: 1 LOB: 1 BB: 0 P: 15	R: 0 E: 0 K: 1 S: 10	H: 0 LOB: 0 BB: 0 P: 14	1B: 12 2B: 1 3B: 0 HR: 0	SF: 1 SAC: 0 DP: 2 HBP: 0	WP: 0 PB: 0 SB: 1 CS: 0	PA: 38
PITCHER	IP WLS BF H R ER SO BB IBB HBP BLK WP HR S P ERA WHIP											IP WLS BF H R ER SO BB IBB HBP BLK WP HR S P ERA WHIP										
Mike Hampton, L (1, 1) ERA: 6.4	7.0 W 31 11 4 4 4 1 0 0 0 0 0 0 51 79 5.14 1.714																					
Justin Speier, R (8, 1) ERA: 1.45	0.1 H 2 1 0 0 0 0 0 0 0 0 0 0 3 5 0.00 3.000																					
Kent Mercker, L (8, 1) ERA: 3.09	0.2 H 2 0 0 0 1 0 0 0 0 0 0 0 6 10 0.00 0.000																					
Jose Jimenez, R (9, 1) ERA: 2.28	1.0 S 3 0 0 0 1 0 0 0 0 0 0 0 10 14 0.00 0.000																					

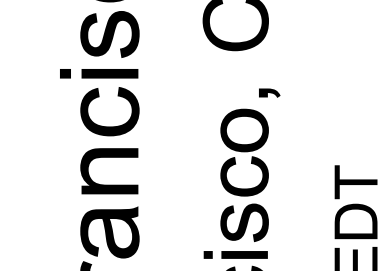
Batter	1	2	3	4	5	6	7	8	9	AB	R	H	RBI	BB	SO	LOB	TOP															
Juan Pierre, L OBP: 0.336, SLG: 0.325 (1, 8)										4	0	1	0	0	2	0	Colorado Rockies @ San Francisco Giants PacBell Park, San Francisco, CA Sun Jun 02 2002, 8:05 PM EDT Att: 40,651 - Sunny - 61 F															
Juan Uribe, R OBP: 0.328, SLG: 0.359 (1, 6)										4	0	0	0	0	1	1																
Larry Walker, L OBP: 0.404, SLG: 0.553 Mark Little, R OBP: 0.293, SLG: 0.300 (8, PH) (8, 9)										2	1	1	0	1	1	1																
17 Todd Helton, L OBP: 0.434, SLG: 0.652 Greg Norton, S OBP: 0.295, SLG: 0.419 (8, PH) (8, 3)										3	0	1	1	0	0	2																
Todd Zeile, R OBP: 0.377, SLG: 0.503 (1, 5)										4	1	2	0	0	1	1																
Todd Hollandsworth, L OBP: 0.337, SLG: 0.478 (1, 7)										4	0	1	0	0	2	3																
Terry Shumpert, R OBP: 0.314, SLG: 0.402 (1, 4)										3	0	0	0	1	0	3																
Bobby Estalella, R OBP: 0.386, SLG: 0.690 (1, 2)										3	0	1	1	1	1	1																
John Thomson, R OBP: 0.165, SLG: 0.091 Dennis Reyes, R OBP: 0.352, SLG: 0.631 40 Brian Fuentes, L OBP: 0.299, SLG: 0.500 Chris Nichting, R OBP: 0.299, SLG: 0.298 (1, 1) (5, 1) (7, PH) (7, 1) (8, 1) (8, PH)										2	0	0	0	0	1	2																
Inning Stats	R: 0 E: 0 K: 1 S: 8	H: 1 LOB: 1 BB: 0 P: 14	R: 0 E: 0 K: 2 S: 11	H: 1 LOB: 2 BB: 1 P: 19	R: 0 E: 0 K: 1 S: 11	H: 1 LOB: 0 BB: 0 P: 16	R: 0 E: 0 K: 2 S: 13	H: 1 LOB: 1 BB: 0 P: 20	R: 0 E: 0 K: 1 S: 8	H: 0 LOB: 0 BB: 0 P: 9	R: 1 E: 0 K: 1 S: 16	H: 1 LOB: 1 BB: 1 P: 25	R: 0 E: 0 K: 0 S: 7	H: 0 LOB: 0 BB: 0 P: 10	R: 0 E: 0 K: 0 S: 3	H: 0 LOB: 0 BB: 0 P: 3		R: 1 E: 0 K: 0 S: 10	H: 2 LOB: 1 BB: 1 P: 18	1B: 5 2B: 2 3B: 0 HR: 0	SF: 0 SAC: 0 DP: 1 HBP: 0	WP: 0 PB: 0 SB: 2 CS: 0	PA: 36									
PITCHER	IP WLS BF H R ER SO BB IBB HBP BLK WP HR S P ERA WHIP																															
Jason Schmidt, R ERA: 3.57 41 Chad Zerbe, L ERA: 3.35	(1, 1) (8, 1)	7.0 8	W 28	5 2	1 1	1 1	9 0	2 1	0 0	0 0	0 0	0 0	0 13	113 21	1.29 4.50	1.000 1.500																

Batter	1	2	3	4	5	6	7	8	9	AB	R	H	RBI	BB	SO	LOB	BOTTOM										
Reggie Sanders, R OBP: 0.332, SLG: 0.414 Marvin Benard, L OBP: 0.289, SLG: 0.300 (1, 9) (8, PH) (9, 9)										4	0	1	1	0	1	1	Colorado Rockies @ San Francisco Giants PacBell Park, San Francisco, CA Sun Jun 02 2002, 8:05 PM EDT Att: 40,651 - Sunny - 61 F										
David Bell, R OBP: 0.318, SLG: 0.428 (1, 6)										4	2	2	0	0	1	1											
Barry Bonds, L OBP: 0.555, SLG: 0.823 41 Chad Zerbe, L OBP: 0.333, SLG: 0.333 (1, 7) (8, 1)										4	3	3	1	0	0	1											
Jeff Kent, R OBP: 0.326, SLG: 0.431 (1, 4)										4	1	2	2	0	0	1											
Benito Santiago, R OBP: 0.345, SLG: 0.509 (1, 2)										3	2	1	3	1	0	1											
Damon Minor, L OBP: 0.342, SLG: 0.500 (1, 3)										3	0	1	1	0	0	1											
Tsuyoshi Shinjo, R OBP: 0.300, SLG: 0.335 Tom Goodwin, L OBP: 0.333, SLG: 0.250 (1, 8) (7, PH) (8, 8)										3	0	0	1	0	0	1											
Pedro Feliz, R OBP: 0.271, SLG: 0.321 (1, 5)									4	0	0	0	0	1	1												
Jason Schmidt, R OBP: 0.182, SLG: 0.273 Shawon Dunston, R OBP: 0.132, SLG: 0.216 (1, 1) (8, 7)										3	1	1	0	0	2	0											
Inning Stats	R: 4 E: 0 K: 0 S: 12	H: 4 LOB: 0 BB: 0 P: 18	R: 0 E: 0 K: 2 S: 7	H: 0 LOB: 0 BB: 0 P: 13	R: 1 E: 0 K: 0 S: 12	H: 2 LOB: 1 BB: 0 P: 24	R: 1 E: 0 K: 1 S: 16	H: 2 LOB: 1 BB: 0 P: 22	R: 2 E: 0 K: 0 S: 9	H: 2 LOB: 1 BB: 1 P: 18	R: 0 E: 0 K: 2 S: 7	H: 0 LOB: 0 BB: 0 P: 10	R: 1 E: 0 K: 1 S: 14	H: 1 LOB: 1 BB: 0 P: 22	R: 0 E: 0 K: 0 S: 6	H: 0 LOB: 0 BB: 0 P: 8		R: 0 E: 0 K: 0 S: 6	H: 0 LOB: 0 BB: 0 P: 8	1B: 5 2B: 4 3B: 0 HR: 2	SF: 0 SAC: 0 DP: 1 HBP: 1	WP: 1 PB: 0 SB: 0 CS: 0	PA: 37				
PITCHER	IP WLS BF H R ER SO BB IBB HBP BLK WP HR S P ERA WHIP																										
John Thomson, R ERA: 4.6 Dennis Reyes, L ERA: 3.91 40 Brian Fuentes, L ERA: 5.4 Chris Nichting, R ERA: 3.04	(1, 1) (5, 1) (7, 1) (8, 1)	1.0 5 1.0 1.0	L 5	0 0 1 0	0 0 1 0	0 0 1 0	2 2 1 0	0 0 1 0	0 1 14 6	0 0 22 8	0.00 0.00 9.00 0.00																

AB 33
R 2
H 7
RBI 2
BB 3
SO 9
LOB 16



AB 35
R 9
H 11
RBI 9
BB 1
SO 6
LOB 9



Batter	1	2	3	4	5	6	7	8	9	AB	R	H	RBI	BB	SO	LOB	TOP				
Dave Roberts, L (1,8) OBP: 0.409, SLG: 0.409 Dave Hansen, L (8,PH) OBP: 0.277, SLG: 0.317 Guillermo Mota, R (8,1)	G4-3 1B		G5-3				FC6-4 1B	K 1B		4	1	3	0	0	0	0	Los Angeles Dodgers @ Colorado Rockies Coors Field, Denver, CO Wed Jun 05 2002, 1:05 PM MDT Att: 31,793 - Sunny - 86 F				
Alex Cora, L (1,6) OBP: 0.362, SLG: 0.537	G5-3		1B			FC6-4	1B	FC6-4		5	1	2	1	0	0	4					
Shawn Green, L (1,9) OBP: 0.381, SLG: 0.528	G4-3		FC6-4			L9		G5-3	G3-1	5	0	1	1	0	0	3					
Eric Karros, R (1,3)	F7		K					K 1B	G6-3	5	1	1	0	0	2	2					
Adrián Beltré, R (1,5) OBP: 0.312, SLG: 0.410		G5-4-3 1B	FC6-4					K 1B	G1-3	5	2	3	0	0	0	1					
Marquis Grissom, R (1,7) OBP: 0.333, SLG: 0.530		G5-4-3 1B				G5-3		K SF8 HBP		3	1	1	0	0	1	1					
Mark Grudzielanek, R (1,4) OBP: 0.289, SLG: 0.335		G5-4-3				F8		F7		4	0	1	2	0	0	3					
Chad Kreuter, S (1,2) OBP: 0.304, SLG: 0.319		L6				L6		G3	SF8	3	0	1	2	0	0	0					
Omar Daal, L (1,1) Jeff Reboulet, R (7,PH) OBP: 0.265, SLG: 0.320 Terry Mulholland, R (7,1) Paul Lo Duca, R (8,PH) OBP: 0.367, SLG: 0.411		F8				K		F9	FC6-4 1B	2	0	0	0	0	1	1					
Inning Stats	R: 0 E: 0 K: 0 S: 11	H: 1 LOB: 1 BB: 0 P: 18	R: 1 E: 0 K: 0 S: 8	H: 3 LOB: 1 BB: 0 P: 15	R: 1 E: 0 K: 1 S: 16	H: 2 LOB: 1 BB: 0 P: 22	R: 0 E: 0 K: 0 S: 3	H: 0 LOB: 0 BB: 0 P: 5	R: 0 E: 0 K: 2 S: 11	H: 1 LOB: 1 BB: 0 P: 18	R: 0 E: 0 K: 2 S: 11	H: 1 LOB: 1 BB: 0 P: 18	R: 1 E: 0 K: 0 S: 8	H: 2 LOB: 1 BB: 0 P: 15	R: 3 E: 0 K: 1 S: 14	H: 4 LOB: 2 BB: 0 P: 22	R: 0 E: 0 K: 0 S: 8	H: 0 LOB: 0 BB: 0 P: 11	1B: 12 2B: 2 3B: 0 HR: 0	SF: 1 SAC: 0 DP: 1 HBP: 1	WP: 0 PA: 41 PB: 0 SB: 0 CS: 0
PITCHER	IP	WLS	BF	H	R	ER	SO	BB	IBB	HBP	BLK	WP	HR	S	P	ERA	WHIP				
Jason Jennings, R (1,1) ERA: 4.63	6.2	W	29	10	3	3	4	0	0	0	0	0	0	65	106	4.05	1.500				
Kent Mercker, L (7,1) ERA: 4.13	0.1	H	5	3	3	3	0	0	0	1	0	0	0	7	13	81.00	9.000				
Jose Jimenez, R (8,1) ERA: 2.1	2.0	S	7	1	0	0	1	0	0	0	0	0	0	18	25	0.00	0.500				

Batter	1	2	3	4	5	6	7	8	9	AB	R	H	RBI	BB	SO	LOB	BOTTOM				
Juan Pierre, L (1,8) OBP: 0.337, SLG: 0.332			G4-3	FC6-4			B1-3	FC1-4-6		5	0	1	0	0	0	2	Los Angeles Dodgers @ Colorado Rockies Coors Field, Denver, CO Wed Jun 05 2002, 1:05 PM MDT Att: 31,793 - Sunny - 86 F				
Juan Uribe, R (1,6)	L9		F9			F8		G6-3		4	0	0	0	0	1						
Larry Walker, L (1,9) OBP: 0.408, SLG: 0.560		K				17 1B HR		17 2B HR		3	3	2	0	1	1						
17 Todd Helton, L (1,3) OBP: 0.440, SLG: 0.665		G3				1B		1B		4	2	3	3	0	0	1					
Todd Zeile, R (1,5) OBP: 0.370, SLG: 0.503		F9				P6		F8		4	0	0	0	0	1	3					
Terry Shumpert, R (1,4) OBP: 0.321, SLG: 0.411		G1-3				1B		G1-3		3	2	1	0	1	0	0					
Benny Agbayani, R (1,7) OBP: 0.292, SLG: 0.399 Todd Hollandsworth, L (7,7) OBP: 0.342, SLG: 0.494		1B				HR		K		3	1	2	4	0	0	0					
Gary Bennett, R (1,2) OBP: 0.282, SLG: 0.287		G1-3				F7		G3-1		4	0	0	0	0	2						
Jason Jennings, L (1,1) OBP: 0.308, SLG: 0.375 Kent Mercker, L (7,1) Brent Butler, R (8,5) OBP: 0.371, SLG: 0.515 Jose Jimenez, R (8,1)			G3-1			FC6-4 BB		G4-3	E6	2	0	0	0	1	0	0					
Inning Stats	R: 0 E: 0 K: 1 S: 7	H: 1 LOB: 1 BB: 0 P: 11	R: 0 E: 0 K: 0 S: 12	H: 1 LOB: 1 BB: 0 P: 17	R: 0 E: 0 K: 0 S: 5	H: 0 LOB: 0 BB: 0 P: 8	R: 4 E: 0 K: 0 S: 12	H: 3 LOB: 1 BB: 2 P: 26	R: 2 E: 0 K: 1 S: 12	H: 1 LOB: 0 BB: 1 P: 20	R: 0 E: 0 K: 0 S: 6	H: 0 LOB: 0 BB: 0 P: 10	R: 1 E: 0 K: 0 S: 12	H: 2 LOB: 1 BB: 0 P: 16	R: 1 E: 1 K: 1 S: 12	H: 1 LOB: 1 BB: 0 P: 15	1B: 5 2B: 2 3B: 0 HR: 2	SF: 0 SAC: 0 DP: 0 HBP: 0	WP: 0 PA: 37 PB: 0 SB: 0 CS: 0		
PITCHER	IP	WLS	BF	H	R	ER	SO	BB	IBB	HBP	BLK	WP	HR	S	P	ERA	WHIP				
Omar Daal, L (1,1) ERA: 2.72	6.0	L	27	6	6	6	2	3	0	0	0	0	0	54	92	9.00	1.500				
Terry Mulholland, L (7,1) ERA: 10.66	1.0		5	2	1	1	0	0	0	0	0	0	0	12	16	9.00	2.000				
Guillermo Mota, R (8,1) ERA: 2.57	1.0		5	1	1	0	1	0	0	0	0	0	0	12	15	0.00	1.000				



Batter	1	2	3	4	5	6	7	8	9	AB	R	H	RBI	BB	SO	LOB	TOP					
Juan Pierre, L (1, 8) OBP: 0.332, SLG: 0.327	G6-3			G4-3		K			G1-3	4	0	0	0	0	1	1	Colorado Rockies @ Toronto Blue Jays SkyDome, Toronto, ON Fri Jun 07 2002, 7:05 PM EDT Att: 20,032 - Sunny - 65 F					
Juan Uribe, R (1, 6) OBP: 0.319, SLG: 0.349 Terry Shumpert, R (9, PH) OBP: 0.327, SLG: 0.411	K			G1-5-3			G5-3		G4-3 HBP	3	0	0	0	0	1	0						
Larry Walker, L (1, 9) OBP: 0.407, SLG: 0.554 Greg Norton, S (9, PH) OBP: 0.254, SLG: 0.400	G4-3			G4-3			17 1B HBP		G4-3	2	0	0	0	0	0	0						
17 Todd Helton, L (1, 3) OBP: 0.437, SLG: 0.657		G4-3			L8				G3-1	4	0	1	0	0	0	1						
Todd Zeile, R (1, 5) OBP: 0.365, SLG: 0.495		P3			F9					3	0	0	0	0	1	2						
Todd Hollandsworth, L (1, 7) OBP: 0.337, SLG: 0.485		F9			G6-3					3	0	0	0	0	0	2						
Benny Agbavani, R (1, 10) OBP: 0.284, SLG: 0.400				F8					F9	3	0	1	0	0	0	0						
Bobby Estalella, R (1, 2) OBP: 0.346, SLG: 0.594				G5-3		K			G4-3	3	0	0	0	0	1	1						
Jose Ortiz, R (1, 4) OBP: 0.297, SLG: 0.296				F9		F8			G5-3	3	0	0	0	0	0	1						
Inning Stats	R: 0 E: 0 K: 1 S: 7	H: 0 LOB: 0 BB: 0 P: 10	R: 0 E: 0 K: 0 S: 9	H: 0 LOB: 0 BB: 0 P: 14	R: 0 E: 0 K: 0 S: 6	H: 0 LOB: 0 BB: 0 P: 8	R: 0 E: 0 K: 0 S: 6	H: 0 LOB: 0 BB: 0 P: 8	R: 0 E: 0 K: 0 S: 9	H: 0 LOB: 0 BB: 0 P: 11	R: 0 E: 0 K: 2 S: 10	H: 1 LOB: 1 BB: 0 P: 14	R: 0 E: 0 K: 1 S: 11	H: 1 LOB: 2 BB: 0 P: 15	R: 0 E: 0 K: 0 S: 6	H: 0 LOB: 0 BB: 0 P: 10	R: 0 E: 0 K: 0 S: 9	H: 0 LOB: 1 BB: 0 P: 16	1B: 1 2B: 1 3B: 0 HR: 0	SF: 0 SAC: 0 DP: 0 HBP: 2	WP: 0 PB: 0 SB: 0 CS: 0	PA: 31
PITCHER 32 Roy Halladay, R (1, 1) ERA: 3.14	IP: 9.0 WLS: W BF: 31 H: 2 R: 0 ER: 0 SO: 4 BB: 0 IBB: 0 HBP: 2 BLK: 0 WP: 0 HR: 0 S: 73 P: 106 ERA: 0.00 WHIP: 0.222															PITCHER						

Batter	1	2	3	4	5	6	7	8	9	AB	R	H	RBI	BB	SO	LOB	BOTTOM			
Shannon Stewart, R (1, 10) OBP: 0.347, SLG: 0.439	F9	FC3-6 BB 1B		E 1B BB	FC6		G1-3			4	2	0	1	1	0	4	Colorado Rockies @ Toronto Blue Jays SkyDome, Toronto, ON Fri Jun 07 2002, 7:05 PM EDT Att: 20,032 - Sunny - 65 F			
Dave Berg, R (1, 4) OBP: 0.266, SLG: 0.373	F8	BB 1B BB		FC5 1B		F8		F9 BB 1B	4	1	1	0	1	0	1					
Raul Mondesi, R (1, 9) OBP: 0.298, SLG: 0.429		BB 1B BB		P4		1B		1B BB	2	0	1	0	3	0	2					
Carlos Delgado, L (1, 3) OBP: 0.405, SLG: 0.551	P6	1B		1B		F5		K	5	0	2	2	0	1	4					
José Cruz Jr., S (1, 7) OBP: 0.306, SLG: 0.375		K		G3-6-3 1B		F9		G6-3	5	0	1	0	0	1	5					
Eric Hinske, L (1, 5) OBP: 0.379, SLG: 0.566		10 BB 1B 2B		G3-6-3 1B		HR		P4	5	2	3	2	0	0	1					
Chris Woodward, R (1, 6) OBP: 0.267, SLG: 0.490		10 BB 1B BB		L5		K		1B 2B K	4	1	1	0	1	2	2					
10 Vernon Wells, R (1, 8) OBP: 0.284, SLG: 0.361		1B FC3-6 BB		G5-3		1B		K	3	1	1	0	1	1	1					
Ken Huckaby, R (1, 2) OBP: 0.393, SLG: 0.385		1B FC3-6 1B		FC5 BB 1B		FC6 1B		1B	4	1	4	2	0	0	0					
Inning Stats	R: 0 E: 0 K: 0 S: 12	H: 0 LOB: 1 BB: 1 P: 23	R: 4 E: 0 K: 1 S: 18	H: 3 LOB: 2 BB: 4 P: 40	R: 0 E: 0 K: 0 S: 6	H: 1 LOB: 0 BB: 0 P: 9	R: 2 E: 1 K: 0 S: 15	H: 2 LOB: 2 BB: 1 P: 29	R: 1 E: 0 K: 1 S: 11	H: 3 LOB: 1 BB: 0 P: 17	R: 0 E: 0 K: 0 S: 7	H: 1 LOB: 1 BB: 0 P: 12	R: 0 E: 0 K: 1 S: 11	H: 2 LOB: 2 BB: 0 P: 18	R: 1 E: 0 K: 2 S: 12	H: 2 LOB: 2 BB: 1 P: 22	1B: 11 2B: 2 3B: 0 HR: 1	SF: 0 SAC: 0 DP: 1 HBP: 0	WP: 0 PB: 0 SB: 0 CS: 0	PA: 43
PITCHER Mike Hampton, L (1, 1) ERA: 6.57 Chris Niching, R (6, 1) ERA: 3.04 40 Brian Fuentes, L (8, 1) ERA: 6.0	IP: 5.0 WLS: L BF: 28 H: 9 R: 3 ER: 0 SO: 1 BB: 0 IBB: 0 HBP: 0 BLK: 0 WP: 0 HR: 1 S: 62 P: 118 ERA: 9.00 WHIP: 3.000															PITCHER				

AB	29
R	0
H	2
RBI	0
BB	0
SO	4
LOB	9

AB	36
R	8
H	14
RBI	7
BB	7
SO	5
LOB	20



Batter	1	2	3	4	5	6	7	8	9	AB	R	H	RBI	BB	SO	LOB	TOP										
Juan Pierre, L (1, 8) OBP: 0.331, SLG: 0.326	F8					B2-3		F9		4	0	1	0	0	0	1	Colorado Rockies @ Toronto Blue Jays SkyDome, Toronto, ON Sat Jun 08 2002, 4:05 PM EDT Att: 21,298 - Cloudy - 78 F										
Juan Uribe, R (1, 6) OBP: 0.315, SLG: 0.344	G4-3		SF8			K		K		3	0	0	1	0	2	1											
Larry Walker, L (1, 10) OBP: 0.404, SLG: 0.545	G4-3		L3						F7	3	0	0	0	1	0	2											
17 Todd Helton, L (1, 3) OBP: 0.430, SLG: 0.645		L7			G4-3				K	4	0	0	0	0	1	1											
Todd Zeile, R (1, 5) OBP: 0.363, SLG: 0.490		L6			G6-4-3 1B		G5-3		G6-3	4	0	1	0	0	0	0											
Todd Hollandsworth, L (1, 9) OBP: 0.332, SLG: 0.477		G3			G6-4-3 1-2f		K			3	0	0	0	0	1	1											
Benny Agbayani, R (1, 7) OBP: 0.274, SLG: 0.385			L5			G5-3				3	0	0	0	0	1	0											
Mark Little, R (8, 7) OBP: 0.293, SLG: 0.300							K			0	0	0	0	0	0	0											
Jose Ortiz, R (1, 4) OBP: 0.298, SLG: 0.303						G5-3		F8		3	1	1	0	0	0	0											
Gary Bennett, R (1, 2) OBP: 0.292, SLG: 0.291						G5-3				2	0	1	0	0	0	0											
Inning Stats	R: 0 H: 0 E: 0 K: 0 S: 7	H: 0 LOB: 0 BB: 0 P: 9	R: 0 H: 0 E: 0 K: 0 S: 9	H: 0 LOB: 0 BB: 0 P: 16	R: 1 H: 2 E: 0 K: 0 S: 17	H: 2 LOB: 2 BB: 0 P: 24	R: 0 H: 1 E: 0 K: 0 S: 6	H: 0 LOB: 0 BB: 0 P: 8	R: 0 H: 0 E: 0 K: 1 S: 6	H: 0 LOB: 1 BB: 1 P: 11	R: 0 H: 0 E: 0 K: 2 S: 11	H: 0 LOB: 0 BB: 0 P: 16	R: 0 H: 1 E: 0 K: 1 S: 7	H: 1 LOB: 1 BB: 0 P: 13	R: 0 H: 0 E: 0 K: 1 S: 5	H: 0 LOB: 0 BB: 0 P: 7	1B: 3 2B: 1 3B: 0 HR: 0	SF: 1 SAC: 0 DP: 1 HBP: 1	WP: 0 PA: 32 PB: 0 SB: 1 CS: 0								
PITCHER	IP	WLS	BF	H	R	ER	SO	BB	IBB	HBP	BLK	WP	HR	S	P	ERA	WHIP										
Pete Walker, R (1, 1) ERA: 2.2	7.0	W	25	3	1	1	3	1	0	1	0	0	0	64	94	1.29	0.571										
Cliff Poitte, R (8, 1) ERA: 3.29	1.0	H	4	1	0	0	1	0	0	0	0	0	0	7	13	0.00	1.000										
Kelvin Escobar, R (9, 1) ERA: 4.22	1.0	S	3	0	0	0	1	0	0	0	0	0	0	5	7	0.00	0.000										

Batter	1	2	3	4	5	6	7	8	9	AB	R	H	RBI	BB	SO	LOB	BOTTOM										
Shannon Stewart, R (1, 10) OBP: 0.345, SLG: 0.432	F8		F9			G1-3		FC5-4 BB		3	0	0	0	1	0	2	Colorado Rockies @ Toronto Blue Jays SkyDome, Toronto, ON Sat Jun 08 2002, 4:05 PM EDT Att: 21,298 - Cloudy - 78 F										
José Cruz Jr., S (1, 7) OBP: 0.301, SLG: 0.368	F8				G4-3		F8		F2	4	0	0	0	0	0	3											
Raul Mondesi, R (1, 9) OBP: 0.293, SLG: 0.422	P4				L5		P3		FC5-4 BB	4	0	0	0	0	0	2											
Carlos Delgado, L (1, 3) OBP: 0.406, SLG: 0.563		P4			G3					3	1	1	1	1	0	0											
Eric Hinske, L (1, 5) OBP: 0.377, SLG: 0.564		F7				G4-3			F9	4	1	1	0	0	0	3											
10 Vernon Wells, R (1, 8) OBP: 0.285, SLG: 0.374		G6-3				K				3	1	1	2	0	1	0											
Darrin Fletcher, L (1, 2) OBP: 0.245, SLG: 0.316										3	0	1	0	0	1	0											
Ken Huckaby, R (8, 2) OBP: 0.393, SLG: 0.385										0	0	0	0	0	0	0											
Joe Lawrence, R (1, 4) OBP: 0.268, SLG: 0.226										3	0	1	0	0	0	1											
Felipe Lopez, S (1, 6) OBP: 0.300, SLG: 0.426										2	0	1	0	0	1	1											
Inning Stats	R: 0 H: 0 E: 0 K: 0 S: 10	H: 0 LOB: 0 BB: 0 P: 17	R: 0 H: 0 E: 0 K: 0 S: 5	H: 0 LOB: 0 BB: 0 P: 7	R: 0 H: 1 E: 0 K: 1 S: 10	H: 1 LOB: 1 BB: 0 P: 16	R: 0 H: 0 E: 0 K: 0 S: 7	H: 0 LOB: 0 BB: 0 P: 13	R: 0 H: 0 E: 0 K: 2 S: 9	H: 0 LOB: 0 BB: 0 P: 12	R: 0 H: 1 E: 0 K: 0 S: 8	H: 1 LOB: 1 BB: 0 P: 16	R: 3 H: 3 E: 0 K: 0 S: 9	H: 3 LOB: 0 BB: 0 P: 14	R: 0 H: 1 E: 0 K: 0 S: 10	H: 1 LOB: 3 BB: 2 P: 22	1B: 2 2B: 2 3B: 0 HR: 2	SF: 0 SAC: 1 DP: 0 HBP: 0	WP: 0 PA: 32 PB: 0 SB: 0 CS: 0								
PITCHER	IP	WLS	BF	H	R	ER	SO	BB	IBB	HBP	BLK	WP	HR	S	P	ERA	WHIP										
John Thomson, R (1, 1) ERA: 4.54	7.0	L	26	5	3	3	3	0	0	0	0	0	2	58	95	3.86	0.714										
Dennys Reyes, L (8, 1) ERA: 3.65	0.2	5	1	0	0	0	0	2	0	0	0	0	0	9	21	0.00	4.500										
Justin Speier, R (8, 1) ERA: 4.05	0.1	1	0	0	0	0	0	0	0	0	0	0	0	1	1	0.00	0.000										

Batter	1	2	3	4	5	6	7	8	9	AB	R	H	RBI	BB	SO	LOB	TOP					
Juan Pierre, L OBP: 0.325, SLG: 0.320 (1, 8)	P4		FC6-4			G5-3		G4-3	G1-3	5	0	0	0	0	0	3	Colorado Rockies @ Toronto Blue Jays SkyDome, Toronto, ON Sun Jun 09 2002, 1:05 PM EDT Att: 20,328 - Overcast - 72 F					
Terry Shumert, R OBP: 0.342, SLG: 0.406 (1, 7)	BB			G5-4-3		G1-3		K		1	0	0	0	3	1	0						
17 Todd Helton, L OBP: 0.435, SLG: 0.646 (1, 3)	1B				G5-4-3		G1-3	K		3	0	2	0	1	1	0						
Todd Zeile, R OBP: 0.361, SLG: 0.485 (1, 5)	2-4			G5-4-3		G1-3			BB	4	1	1	0	0	1	4						
Greg Norton, S OBP: 0.267, SLG: 0.388 (1, 10)		K		L5					BB	2	1	0	0	2	1	1						
Todd Hollandsworth, L OBP: 0.330, SLG: 0.472 (1, 9)		K							BB	4	0	1	0	0	2	5						
Jose Ortiz, R OBP: 0.297, SLG: 0.297 (1, 4)				G5-3		F8		G3	BB	3	0	0	0	1	0	1						
Juan Uribe, R OBP: 0.311, SLG: 0.340 (1, 6)				G5-3		K			BB	3	0	0	0	0	2	1						
Larry Walker, L OBP: 0.402, SLG: 0.543 (9, PH)						K				1	0	0	0	0	0	3						
Bobby Estalella, R OBP: 0.346, SLG: 0.594 (9, 2)						K				0	0	0	0	0	0	0						
Gary Bennett, R OBP: 0.293, SLG: 0.292 (1, 2)				FC6-4		K		G6-3		3	0	1	0	0	1	1						
Benny Agbavani, R OBP: 0.282, SLG: 0.392 (9, PH)									BB	1	0	1	2	0	0	0						
Inning Stats	R: 0 E: 0 K: 0 S: 6	H: 1 LOB: 1 BB: 1 P: 14	R: 0 E: 0 K: 3 S: 9	H: 0 LOB: 0 BB: 0 P: 14	R: 0 E: 0 K: 0 S: 12	H: 1 LOB: 1 BB: 0 P: 19	R: 0 E: 0 K: 0 S: 11	H: 0 LOB: 1 BB: 2 P: 20	R: 0 E: 0 K: 2 S: 13	H: 1 LOB: 3 BB: 2 P: 29	R: 0 E: 0 K: 1 S: 9	H: 0 LOB: 0 BB: 0 P: 12	R: 0 E: 0 K: 2 S: 9	H: 0 LOB: 2 BB: 2 P: 11	R: 2 E: 0 K: 0 S: 12	H: 2 LOB: 2 BB: 2 P: 27	1B: 6 2B: 0 3B: 0 HR: 0	SF: 0 SAC: 0 DP: 1 HBP: 0	WP: 1 PA: 37 PB: 0 SB: 1 CS: 0			
PITCHER	IP WLS BF H R ER SO BB IBB HBP BLK WP HR S P ERA WHIP	IP WLS BF H R ER SO BB IBB HBP BLK WP HR S P ERA WHIP	IP WLS BF H R ER SO BB IBB HBP BLK WP HR S P ERA WHIP	IP WLS BF H R ER SO BB IBB HBP BLK WP HR S P ERA WHIP	IP WLS BF H R ER SO BB IBB HBP BLK WP HR S P ERA WHIP	IP WLS BF H R ER SO BB IBB HBP BLK WP HR S P ERA WHIP	IP WLS BF H R ER SO BB IBB HBP BLK WP HR S P ERA WHIP	IP WLS BF H R ER SO BB IBB HBP BLK WP HR S P ERA WHIP	IP WLS BF H R ER SO BB IBB HBP BLK WP HR S P ERA WHIP	IP WLS BF H R ER SO BB IBB HBP BLK WP HR S P ERA WHIP	IP WLS BF H R ER SO BB IBB HBP BLK WP HR S P ERA WHIP	IP WLS BF H R ER SO BB IBB HBP BLK WP HR S P ERA WHIP	IP WLS BF H R ER SO BB IBB HBP BLK WP HR S P ERA WHIP	IP WLS BF H R ER SO BB IBB HBP BLK WP HR S P ERA WHIP	IP WLS BF H R ER SO BB IBB HBP BLK WP HR S P ERA WHIP	IP WLS BF H R ER SO BB IBB HBP BLK WP HR S P ERA WHIP	IP WLS BF H R ER SO BB IBB HBP BLK WP HR S P ERA WHIP					
Justin Miller, R ERA: 5.21 (1, 1)	5.1	21	3	0	0	5	4	0	0	0	0	0	0	0	0	0	1	0	54	95	0.00	1.312
Felix Heredia, L ERA: 4.15 (6, 1)	0.0	1	1	0	0	0	0	0	0	0	0	0	0	0	0	0	0	0	1	4	∞	∞
Scott Cassidy, R ERA: 5.32 (6, 1)	0.2	H	3	0	0	1	1	0	0	0	0	0	0	0	0	0	0	0	8	16	0.00	1.500
Cliff Politte, R ERA: 3.08 (7, 1)	1.2	H	5	0	0	2	0	0	0	0	0	0	0	0	0	0	0	0	14	19	0.00	0.000
Scott Eyre, L ERA: 5.7 (8, 1)	0.1	H	1	0	0	1	0	0	0	0	0	0	0	0	0	0	0	0	4	4	0.00	0.000

Batter	1	2	3	4	5	6	7	8	9	AB	R	H	RBI	BB	SO	LOB	BOTTOM					
Shannon Stewart, R OBP: 0.343, SLG: 0.428 (1, 7)	P1		E5			G5-3				4	0	1	0	0	0	0	Colorado Rockies @ Toronto Blue Jays SkyDome, Toronto, ON Sun Jun 09 2002, 1:05 PM EDT Att: 20,328 - Overcast - 72 F					
10 Vernon Wells, R OBP: 0.285, SLG: 0.374 (9, 8)										0	0	0	0	0	0	0						
Jose Cruz Jr., S OBP: 0.296, SLG: 0.362 (1, 8)	K		E3			G3		FC4-6		4	0	0	0	0	1	3						
Raul Mondesi, R OBP: 0.289, SLG: 0.415 (1, 9)	G5-3		FC5					FC1-2-5		4	0	0	0	0	1	4						
Carlos Delgado, L OBP: 0.408, SLG: 0.559 (1, 3)										3	1	1	0	1	0	2						
Eric Hinske, L OBP: 0.379, SLG: 0.561 (1, 5)										3	1	1	0	1	0	1						
Tom Wilson, R OBP: 0.375, SLG: 0.429 (1, 10)										3	0	1	1	0	2	1						
Chris Woodward, R OBP: 0.267, SLG: 0.400 (9, FR)										0	1	0	0	0	0	0						
Felipe Lopez, S OBP: 0.299, SLG: 0.422 (1, 6)										4	0	1	0	0	1	3						
Joe Lawrence, R OBP: 0.253, SLG: 0.215 (1, 4)										3	0	0	1	0	1	1						
Ken Huckaby, R OBP: 0.387, SLG: 0.379 (1, 2)										3	0	1	0	0	0	0						
Inning Stats	R: 0 E: 0 K: 1 S: 9	H: 0 LOB: 0 BB: 0 P: 15	R: 0 E: 0 K: 1 S: 7	H: 0 LOB: 1 BB: 1 P: 12	R: 0 E: 2 K: 0 S: 6	H: 0 LOB: 2 BB: 0 P: 12	R: 1 E: 0 K: 0 S: 13	H: 1 LOB: 1 BB: 1 P: 27	R: 0 E: 0 K: 1 S: 8	H: 0 LOB: 0 BB: 0 P: 16	R: 0 E: 0 K: 3 S: 10	H: 0 LOB: 0 BB: 0 P: 15	R: 0 E: 0 K: 0 S: 15	H: 2 LOB: 2 BB: 0 P: 24	R: 2 E: 0 K: 0 S: 6	H: 3 LOB: 2 BB: 0 P: 10	1B: 5 2B: 1 3B: 0 HR: 0	SF: 1 SAC: 0 DP: 1 HBP: 1	WP: 0 PA: 35 PB: 0 SB: 1 CS: 0			
PITCHER	IP WLS BF H R ER SO BB IBB HBP BLK WP HR S P ERA WHIP	IP WLS BF H R ER SO BB IBB HBP BLK WP HR S P ERA WHIP	IP WLS BF H R ER SO BB IBB HBP BLK WP HR S P ERA WHIP	IP WLS BF H R ER SO BB IBB HBP BLK WP HR S P ERA WHIP	IP WLS BF H R ER SO BB IBB HBP BLK WP HR S P ERA WHIP	IP WLS BF H R ER SO BB IBB HBP BLK WP HR S P ERA WHIP	IP WLS BF H R ER SO BB IBB HBP BLK WP HR S P ERA WHIP	IP WLS BF H R ER SO BB IBB HBP BLK WP HR S P ERA WHIP	IP WLS BF H R ER SO BB IBB HBP BLK WP HR S P ERA WHIP	IP WLS BF H R ER SO BB IBB HBP BLK WP HR S P ERA WHIP	IP WLS BF H R ER SO BB IBB HBP BLK WP HR S P ERA WHIP	IP WLS BF H R ER SO BB IBB HBP BLK WP HR S P ERA WHIP	IP WLS BF H R ER SO BB IBB HBP BLK WP HR S P ERA WHIP	IP WLS BF H R ER SO BB IBB HBP BLK WP HR S P ERA WHIP	IP WLS BF H R ER SO BB IBB HBP BLK WP HR S P ERA WHIP	IP WLS BF H R ER SO BB IBB HBP BLK WP HR S P ERA WHIP						
Shawn Chacon, R ERA: 4.57 (1, 1)	6.0	23	1	1	3	2	0	0	0	0	0	0	0	0	0	0	1	0	49	91	1.50	0.500
Todd Jones, R ERA: 3.92 (7, 1)	1.0	3	0	0	0	3	0	0	0	0	0	0	0	0	0	0	0	0	10	15	0.00	0.000
Jose Jimenez, R ERA: 2.59 (8, 1)	1.1	L	9	5	2	2	0	0	0	0	0	0	0	0	0	0	0	0	21	34	13.50	3.750

Batter	1	2	3	4	5	6	7	8	9	AB	R	H	RBI	BB	SO	LOB	TOP										
Juan Pierre, L OBP: 0.320, SLG: 0.314 (1, 8)	B2-3		G1-3		B5-3		G1-3		G4-3	5	0	0	0	0	0	0											
Jose Ortiz, R OBP: 0.302, SLG: 0.303 (1, 4)	G5-3		1B		1B			F8		4	0	2	0	0	0	0											
Larry Walker, L OBP: 0.404, SLG: 0.545 (1, 10)	2B		G1-3		K			17 G4-3 1B BB		3	1	1	0	1	1	2											
17 Todd Helton, L OBP: 0.436, SLG: 0.643 (1, 3)	1B				G4-6-3 1B		G1-3		G4-3	4	0	2	0	0	0	1											
Todd Zeile, R OBP: 0.363, SLG: 0.500 (1, 5)	G3-1				G4-6-3 1-2		HR		1B 1B	4	1	2	2	0	0	3											
Todd Hollandsworth, L OBP: 0.333, SLG: 0.473 (1, 9)		G5-3			1B		F7		1B	4	0	2	0	0	0	0											
Benny Agbavani, R OBP: 0.270, SLG: 0.373 (1, 7)	K		G5-3		G5-3		K		F7	4	0	0	0	0	2	3											
Bobby Estalella, R OBP: 0.341, SLG: 0.616 (1, 2)	G1-3						HR		G6-3	4	1	1	1	0	0	0											
Juan Uribe, R OBP: 0.307, SLG: 0.335 (1, 6)			G5-3		G6-3		F7		G5-3	4	0	0	0	0	0	0											
Inning Stats	R: 0 E: 0 K: 0 S: 13	H: 2 LOB: 2 BB: 0 P: 24	R: 0 E: 0 K: 1 S: 7	H: 0 LOB: 0 BB: 11	R: 0 E: 0 K: 0 S: 9	H: 1 LOB: 1 BB: 0 P: 10	R: 0 E: 0 K: 0 S: 6	H: 2 LOB: 1 BB: 0 P: 7	R: 1 E: 0 K: 1 S: 11	H: 2 LOB: 1 BB: 0 P: 14	R: 1 E: 0 K: 0 S: 8	H: 0 LOB: 0 BB: 0 P: 13	R: 1 E: 0 K: 0 S: 17	H: 2 LOB: 2 BB: 1 P: 28	R: 0 E: 0 K: 0 S: 8	H: 0 LOB: 0 BB: 0 P: 10	1B: 7 2B: 1 3B: 0 HR: 2	SF: 0 SAC: 0 DP: 1 HBP: 0	WP: 0 PB: 0 SB: 0 CS: 0	PA: 37							
PITCHER	IP	WLS	BF	H	R	ER	SO	BB	IBB	HBP	BLK	WP	HR	S	P	ERA	WHIP										
Derek Lowe, R ERA: 1.89 49 Tim Wakefield, R ERA: 2.55	6.0	W	25	8	2	2	3	0	0	0	0	0	2	54	82	3.00	1.333										

Colorado Rockies @ Boston Red Sox
Fenway Park, Boston, MA
Mon Jun 10 2002, 7:05 PM EDT
Att: 33,508 - Cloudy - 71 F

AB	36
R	3
H	10
RBI	3
BB	1
SO	3
LOB	9



Batter	1	2	3	4	5	6	7	8	9	AB	R	H	RBI	BB	SO	LOB	BOTTOM										
18 Johnny Damon, L OBP: 0.399, SLG: 0.492 (1, 8)	G6-3 1B BB				1B		WP S 1B BB		F9	4	2	2	1	1	0	3											
Jose Offerman, S OBP: 0.318, SLG: 0.365 (1, 10)	G6-3 BB		G4-3		1B		F7		F5	4	0	1	0	1	0	1											
Nomar Garciaparra, R OBP: 0.369, SLG: 0.550 (1, 6)	G6-3		G5-3		HR		S 1B		G6-3	5	1	2	1	0	0	2											
Brian Daubach, L OBP: 0.373, SLG: 0.531 (1, 7)	HBP 1B		G1-3		HR		K		BB	4	1	2	3	1	1	1											
Shea Hillenbrand, R OBP: 0.359, SLG: 0.525 (1, 5)	HBP				G6-3		G3-1		F9	4	1	1	0	0	0	2											
Jason Varitek, S OBP: 0.312, SLG: 0.377 (1, 2)	G4-3				S 1B BB		F7		G3	3	1	0	0	1	0	3											
Tony Clark, S OBP: 0.262, SLG: 0.301 (1, 3)			G5-3		K		K		1B PB BB	3	0	0	0	1	2	2											
Trot Nixon, L OBP: 0.326, SLG: 0.400 (1, 9)			K		1B 1B BB		S 1B		P6	3	1	1	1	1	1	1											
Lou Merloni, R OBP: 0.392, SLG: 0.438 (1, 4)					1B 1B BB		K		1B	3	0	2	1	1	1	1											
Inning Stats	R: 1 E: 0 K: 0 S: 14	H: 2 LOB: 2 BB: 1 P: 21	R: 0 E: 0 K: 1 S: 11	H: 0 LOB: 1 BB: 1 P: 18	R: 0 E: 0 K: 0 S: 5	H: 0 LOB: 0 BB: 0 P: 8	R: 2 E: 0 K: 1 S: 21	H: 3 LOB: 2 BB: 2 P: 34	R: 3 E: 0 K: 2 S: 18	H: 4 LOB: 1 BB: 0 P: 20	R: 1 E: 0 K: 1 S: 9	H: 1 LOB: 1 BB: 1 P: 19	R: 0 E: 0 K: 0 S: 11	H: 1 LOB: 2 BB: 1 P: 24	R: 0 E: 0 K: 0 S: 11	H: 0 LOB: 1 BB: 1 P: 17	1B: 8 2B: 2 3B: 0 HR: 1	SF: 0 SAC: 0 DP: 1 HBP: 1	WP: 1 PB: 1 SB: 4 CS: 0	PA: 41							
PITCHER	IP	WLS	BF	H	R	ER	SO	BB	IBB	HBP	BLK	WP	HR	S	P	ERA	WHIP										
Denny Neagle, L ERA: 4.52 Denny Stark, R ERA: 3.41 Chris Nichting, R ERA: 2.96 40 Brian Fuentes, L ERA: 5.4	5.0	L	27	9	6	6	4	4	0	1	0	1	0	20	43	4.50	2.000										

Colorado Rockies @ Boston Red Sox
Fenway Park, Boston, MA
Mon Jun 10 2002, 7:05 PM EDT
Att: 33,508 - Cloudy - 71 F

AB	33
R	7
H	11
RBI	7
BB	7
SO	5
LOB	16



Batter	1	2	3	4	5	6	7	8	9	AB	R	H	RBI	BB	SO	LOB	TOP								
Jolbert Cabrera, R OBP: 0.206, SLG: 0.143	4-1 CS BB		2-0 3-H 1B		1-2 G5-3		4-1 1-2 BB		1-2 F8	3	0	1	1	2	0	0									
Omar Vizquel, S OBP: 0.390, SLG: 0.506	3-3 K		F9			1-2 1B SF8 2B	2-1 SF8			3	1	1	1	0	1	2									
Travis Fryman, R OBP: 0.302, SLG: 0.356	2-1 F9			2-2 G6-3		1-1 G6-4-3 1B	3-H K			4	0	1	0	0	1	2									
Jim Thome, L OBP: 0.417, SLG: 0.566		2-3 K		3-1 1B HBP		0-0 SF8	2-3 K			2	0	0	1	0	2	2									
Milton Bradley, S OBP: 0.336, SLG: 0.393		1-0 G4-3		0-0 P4		3-H G6-4-3		0-0 G3-1		4	0	0	0	0	0	2									
Chris Magruder, S OBP: 0.274, SLG: 0.379		2-1 F7		1-2 1B			2-2 2B 1B	2-3 K		4	1	2	0	0	1	0									
Eddie Pérez, R OBP: 0.269, SLG: 0.353			0-1 F7	1-0 L7			0-0 2B 1B	1-3 K		4	1	1	0	0	1	2									
John McDonald, R OBP: 0.321, SLG: 0.434			2-0 1B 3B		3-1 G6-3		0-1 1B SF8 2B	0-3 K		4	2	2	2	0	1	0									
Bartolo Colon, R OBP: 0.333, SLG: 0.333			1-1 G1-3		0-1 G6-3		2-H 3-H 0-0 BB	0-3 K		3	0	1	0	0	0	1									
Ricardo Rincon, L OBP: 0.344, SLG: 0.413							2-3 1B			0	0	0	0	0	0	0									
Mark Wohlers, R OBP: 0.344, SLG: 0.413										0	0	0	0	0	0	0									
Matt Lawton, L OBP: 0.344, SLG: 0.413										1	0	0	0	0	1	0									
Bob Wickman, R OBP: 0.344, SLG: 0.413										0	0	0	0	0	0	0									
Inning Stats	R: 0 E: 0 K: 1 S: 10	H: 0 LOB: 0 BB: 1 P: 19	R: 0 E: 0 K: 1 S: 7	H: 0 LOB: 0 BB: 0 P: 12	R: 1 E: 0 K: 0 S: 7	H: 2 LOB: 1 BB: 0 P: 13	R: 0 E: 0 K: 0 S: 9	H: 1 LOB: 2 BB: 0 P: 16	R: 0 E: 0 K: 0 S: 7	H: 0 LOB: 0 BB: 0 P: 11	R: 1 E: 0 K: 0 S: 10	H: 2 LOB: 0 BB: 0 P: 14	R: 3 E: 0 K: 2 S: 16	H: 4 LOB: 2 BB: 1 P: 27	R: 0 E: 0 K: 2 S: 8	H: 0 LOB: 0 BB: 0 P: 11	R: 0 E: 0 K: 2 S: 11	H: 0 LOB: 0 BB: 0 P: 12	1B: 5 2B: 4 3B: 1 HR: 0	SF: 2 SAC: 0 DP: 2 HBP: 1	WP: 0 PB: 0 SB: 0 CS: 1	PA: 37			
PITCHER	IP	WLS	BF	H	R	ER	SO	BB	IBB	HBP	BLK	WP	HR	S	P	ERA	WHIP								
Denny Neagle, L ERA: 4.74	6.0	L	26	8	5	5	2	1	0	1	0	0	0	56	93	7.50	1.500								
Denny Stark, R ERA: 3.41	0.2		4	1	0	0	1	1	0	0	0	0	0	7	14	0.00	3.000								
40 Brian Fuentes, L ERA: 4.5	0.1		1	0	0	0	1	0	0	0	0	0	0	3	5	0.00	0.000								
Dennys Reyes, L ERA: 3.33	1.0		3	0	0	0	2	0	0	0	0	0	0	8	11	0.00	0.000								
Todd Jones, R ERA: 4.0	1.0		3	0	0	0	2	0	0	0	0	0	0	11	12	0.00	0.000								

Cleveland Indians @ Colorado Rockies
Coors Field, Denver, CO
Sun Jun 16 2002, 1:05 PM MDT
Att: 40,792 - Sunny - 86 F

AB 32
R 5
H 9
RBI 5
BB 2
SO 8
LOB 11



Batter	1	2	3	4	5	6	7	8	9	AB	R	H	RBI	BB	SO	LOB	BOTTOM								
Juan Pierre, L OBP: 0.322, SLG: 0.317	0-0 B2-3	0-0 F7		0-1 F7			1-2 E8 1B 1B		0-0 FC1-6	5	1	1	0	0	0	3									
Brent Butler, R OBP: 0.350, SLG: 0.474	0-3 K		0-3 K		2-1 F9		3-2 HR 1B		0-0 F9	5	1	1	1	0	2	1									
Larry Walker, L OBP: 0.412, SLG: 0.589	4-1 1B BB		2-2 1B		0-0 L7		0-1 HR			3	1	2	2	1	0	0									
17 Todd Helton, L OBP: 0.431, SLG: 0.633	2-2 BB 1B		3-1 F8		1-2 F7		1-3 K			4	0	1	0	0	1	1									
Greg Norton, S OBP: 0.291, SLG: 0.378	4-2 BB		1-3 K			3-2 G4-3		0-0 G4-3		3	0	0	0	1	1	1									
Todd Hollandsworth, L OBP: 0.338, SLG: 0.472					3-2 E8 1B 1B			2-2 G4-3		3	1	1	0	0	0	3									
Benny Agbayani, R OBP: 0.295, SLG: 0.330								2-3 K		1	0	0	0	0	1	0									
Juan Uribe, R OBP: 0.307, SLG: 0.346					1-3 K			0-0 G4-3		4	0	1	0	0	2	1									
Gary Bennett, R OBP: 0.288, SLG: 0.287					1-1 K				1-0 P4	3	0	1	1	0	2	1									
Terry Shumpert, R OBP: 0.315, SLG: 0.357					SH1-3 1B					1	0	0	0	0	0	0									
Denny Neagle, L ERA: 4.74					0-0 SH1-3			1-0 G5-3		1	0	0	0	0	1	1									
Denny Stark, R ERA: 3.41									1-2 FC1-6 1B	0	0	0	0	0	0	0									
40 Brian Fuentes, L ERA: 4.5										0	0	0	0	0	0	0									
Mark Little, R OBP: 0.344, SLG: 0.413										1	0	0	0	0	0	0									
Dennys Reyes, R ERA: 3.33										0	0	0	0	0	0	0									
Todd Jones, R ERA: 4.0										1	0	1	0	0	0	0									
Inning Stats	R: 0 E: 0 K: 1 S: 13	H: 1 LOB: 3 BB: 2 P: 23	R: 0 E: 0 K: 2 S: 10	H: 1 LOB: 1 BB: 0 P: 12	R: 0 E: 0 K: 2 S: 11	H: 1 LOB: 1 BB: 0 P: 17	R: 1 E: 0 K: 1 S: 15	H: 2 LOB: 1 BB: 0 P: 20	R: 0 E: 0 K: 0 S: 6	H: 0 LOB: 0 BB: 0 P: 9	R: 0 E: 0 K: 1 S: 9	H: 0 LOB: 0 BB: 0 P: 15	R: 3 E: 1 K: 2 S: 18	H: 3 LOB: 0 BB: 0 P: 24	R: 0 E: 0 K: 1 S: 5	H: 0 LOB: 0 BB: 0 P: 7	R: 0 E: 0 K: 0 S: 6	H: 1 LOB: 1 BB: 0 P: 8	1B: 7 2B: 1 3B: 0 HR: 1	SF: 0 SAC: 1 DP: 0 HBP: 0	WP: 0 PB: 0 SB: 0 CS: 0	PA: 38			
PITCHER	IP	WLS	BF	H	R	ER	SO	BB	IBB	HBP	BLK	WP	HR	S	P	ERA	WHIP								
Bartolo Colon, R ERA: 2.58	6.2	W	29	7	3	2	8	2	0	0	0	0	0	77	114	2.70	1.350								
Ricardo Rincon, L ERA: 3.08	0.2	H	3	1	1	1	1	0	0	0	0	0	1	6	7	13.50	1.500								
Mark Wohlers, R ERA: 6.67	0.2	H	2	0	0	0	1	0	0	0	0	0	0	4	6	0.00	0.000								
Bob Wickman, R ERA: 3.91	1.0	S	4	1	0	0	0	0	0	0	0	0	0	6	8	0.00	1.000								

Cleveland Indians @ Colorado Rockies
Coors Field, Denver, CO
Sun Jun 16 2002, 1:05 PM MDT
Att: 40,792 - Sunny - 86 F

AB 35
R 4
H 9
RBI 4
BB 2
SO 10
LOB 12



Batter	1	2	3	4	5	6	7	8	9	10	AB	R	H	RBI	BB	SO	LOB	TOP																		
Alfonso Soriano, R OBP: 0.344, SLG: 0.580 (1.4)											6	2	4	1	0	1	0	New York Yankees @ Colorado Rockies Coors Field, Denver, CO Thu Jun 20 2002, 1:05 PM MDT Att. 48,916 - Sunny - 80 F																		
2 Derek Jeter, R OBP: 0.377, SLG: 0.436 (1.6)											6	1	3	0	0	0	3																			
25 Jason Giambi, L OBP: 0.430, SLG: 0.592 (1.3)											5	1	1	4	0	2	3																			
Bernie Williams, S OBP: 0.421, SLG: 0.485 (1.8)											5	2	2	0	0	2	2																			
Robin Ventura, L OBP: 0.366, SLG: 0.549 (9, PR)											5	1	3	1	0	0	1																			
Enrique Wilson, S OBP: 0.245, SLG: 0.306 (9, 5)											0	1	0	0	0	0	0																			
Shane Spencer, R OBP: 0.325, SLG: 0.399 (7, 9)											5	0	0	0	0	1	4																			
John Vander Wal, L OBP: 0.340, SLG: 0.424 (7, 9)											3	1	1	0	0	0	1																			
Mike Stanton, L OBP: 0.307, SLG: 0.503 (9, 9)											0	0	0	0	0	0	0																			
Alberto Castillo, R OBP: 0.200, SLG: 0.276 (7, PH)											3	1	1	1	0	2	2																			
Roger Clemens, R OBP: 0.500, SLG: 1.000 (5, 1)											2	0	1	1	0	0	1																			
Randy Choate, L (6, 1)											1	0	0	0	0	0	0																			
Mike Thurman, R (6, 1)											0	0	0	0	0	0	0																			
Nick Johnson, L OBP: 0.324, SLG: 0.440 (7, 7)											2	0	0	0	0	1	2																			
Steve Karsay, R (9, 1)											0	0	0	0	0	0	0																			
Inning Stats	R: 0 E: 0 K: 2 S: 9	H: 1 LOB: 1 P: 15	R: 0 E: 1 K: 1 S: 11	H: 0 LOB: 1 P: 16	R: 4 E: 0 K: 2 S: 19	H: 4 LOB: 0 P: 23	R: 3 E: 0 K: 1 S: 15	H: 1 LOB: 1 P: 16	R: 1 E: 0 K: 0 S: 8	H: 1 LOB: 0 P: 15	R: 1 E: 0 K: 0 S: 12	H: 2 LOB: 1 P: 18	R: 0 E: 0 K: 3 S: 14	H: 1 LOB: 1 P: 19	R: 2 E: 0 K: 0 S: 10	H: 4 LOB: 0 P: 12	R: 0 E: 0 K: 0 S: 10	H: 1 LOB: 0 P: 15	1B: 10 2B: 5 3B: 1 HR: 3	SF: 2 SAC: 0 DP: 2 HBP: 0	WP: 2 PB: 0 SB: 0 CS: 0	PA: 48														
PITCHER	IP 5.0	WLS 26	BF 10	H 7	R 7	ER 6	SO 6	BB 0	IBB 0	HBP 0	BLK 0	WP 2	HR 2	S 64	P 95	ERA 12.60	WHIP 2.000	PITCHER	IP 1.0	WLS B	BF 6	H 4	R 2	ER 2	SO 0	BB 0	IBB 0	HBP 0	BLK 0	WP 0	HR 0	S 10	P 12	ERA 18.00	WHIP 4.000	
John Thomson, R ERA: 5.12																		Jose Jimenez, R ERA: 3.22																		
Chris Nichting, R ERA: 3.48																		Denny Stark, R ERA: 3.13																		
Rick White, R ERA: 6.35																																				
Dennys Reyes, L ERA: 3.1																																				
Todd Jones, R ERA: 4.5																																				

AB	46
R	11
H	19
RBI	11
BB	0
SO	9
LOB	19



Batter	1	2	3	4	5	6	7	8	9	10	AB	R	H	RBI	BB	SO	LOB	BOTTOM																		
Juan Pierre, L OBP: 0.324, SLG: 0.319 (1.8)											6	1	4	1	0	0	0	New York Yankees @ Colorado Rockies Coors Field, Denver, CO Thu Jun 20 2002, 1:05 PM MDT Att. 48,916 - Sunny - 80 F																		
Brent Butler, R OBP: 0.362, SLG: 0.604 (1.4)											5	2	3	2	0	0	0																			
Larry Walker, L OBP: 0.419, SLG: 0.613 (1.9)											5	2	2	2	0	1	3																			
17 Todd Helton, L OBP: 0.431, SLG: 0.618 (1.3)											4	1	1	0	2	2	3																			
Todd Zeile, R OBP: 0.367, SLG: 0.502 (1.5)											5	2	3	4	1	0	3																			
Todd Hollandsworth, L OBP: 0.348, SLG: 0.485 (1.7)											4	1	1	4	1	1	1																			
Juan Uribe, R OBP: 0.317, SLG: 0.367 (1.6)											4	1	2	0	1	0	4																			
Bobby Estalella, R OBP: 0.314, SLG: 0.534 (1.2)											4	1	0	0	1	2	3																			
John Thomson, R ERA: 5.12																																				
Mark Lutz, R ERA: 5.12																																				
Chris Nichting, R ERA: 3.48																																				
Tony Stewart, R ERA: 3.48																																				
Rocky Elsom, R ERA: 3.48																																				
Dennis Reyes, L ERA: 3.1																																				
Mike Stanton, L ERA: 2.58																																				
Todd Jones, R ERA: 4.5																																				
Jose Jimenez, R ERA: 3.22																																				
Steve Karsay, R ERA: 2.53																																				
Inning Stats	R: 1 E: 0 K: 0 S: 14	H: 3 LOB: 3 BB: 2 P: 29	R: 0 E: 0 K: 0 S: 7	H: 0 LOB: 0 BB: 0 P: 9	R: 0 E: 0 K: 1 S: 6	H: 0 LOB: 0 BB: 0 P: 9	R: 0 E: 0 K: 1 S: 8	H: 1 LOB: 1 BB: 0 P: 15	R: 1 E: 0 K: 1 S: 12	H: 2 LOB: 2 BB: 2 P: 23	R: 8 E: 0 K: 1 S: 27	H: 6 LOB: 3 BB: 3 P: 48	R: 1 E: 0 K: 1 S: 10	H: 2 LOB: 1 BB: 0 P: 15	R: 0 E: 0 K: 0 S: 6	H: 0 LOB: 0 BB: 0 P: 11	R: 3 E: 0 K: 0 S: 8	H: 3 LOB: 0 BB: 0 P: 8	1B: 15 2B: 1 3B: 0 HR: 2	SF: 1 SAC: 1 DP: 1 HBP: 0	WP: 1 PB: 1 SB: 0 CS: 0	PA: 50														
PITCHER	IP 4.0	WLS 19	BF 5	H 2	R 2	ER 2	SO 2	BB 3	IBB 0	HBP 0	BLK 0	WP 1	HR 0	S 37	P 69	ERA 4.50	WHIP 2.000	PITCHER	IP 1.0	WLS B	BF 6	H 4	R 2	ER 2	SO 0	BB 0	IBB 0	HBP 0	BLK 0	WP 0	HR 0	S 10	P 12	ERA 18.00	WHIP 4.000	
Roger Clemens, R ERA: 3.76																		Jose Jimenez, R ERA: 3.22																		
Randy Choate, L ERA: 5.12																		Denny Stark, R ERA: 3.13																		
Mike Thurman, R ERA: 7.62																																				
Mike Stanton, L ERA: 2.58																																				
Steve Karsay, R ERA: 2.53																																				

AB	41
R	14
H	18
RBI	14
BB	7
SO	6
LOB	17



Batter	1	2	3	4	5	6	7	8	9	10	11	AB	R	H	RBI	BB	SO	LOB	TOP								
Randy Winn, S OBP: 0.357, SLG: 0.482	F8		1B				2B		G3		1B	6	1	4	1	0	0	0									
Brent Abernathy, R OBP: 0.297, SLG: 0.335	P6		G4-3				F9		G4-3		L9	6	0	1	1	0	0	4									
Greg Vaughn, R OBP: 0.286, SLG: 0.315	F8											2	0	0	0	0	0	0									
Jason Conti, L OBP: 0.310, SLG: 0.342											FC6-4	2	1	0	0	1	1	2									
Sieve Cox, L OBP: 0.332, SLG: 0.429		G4-3										4	0	1	0	1	0	1									
Ben Grievie, L OBP: 0.340, SLG: 0.441												5	0	1	0	0	2	5									
John Flaherty, R OBP: 0.297, SLG: 0.397												3	0	0	1	1	1	4									
Chris Gomez, R OBP: 0.309, SLG: 0.405												5	1	1	1	0	0	3									
18 Jared Sandberg, R OBP: 0.255, SLG: 0.426												4	1	1	0	1	2	0									
Wilson Alvarez, L OBP: 0.310, SLG: 0.318												2	0	0	0	0	1	0									
Russ Johnson, R OBP: 0.287, SLG: 0.318												0	1	0	0	0	1	0									
Travis Harper, L OBP: 0.310, SLG: 0.478												1	0	0	0	0	0	0									
Aubrey Huff, L OBP: 0.310, SLG: 0.478												1	0	0	0	0	1	1									
Steve Kent, S OBP: 0.310, SLG: 0.478												0	0	0	0	0	0	0									
Inning Stats	R: 0 E: 0 K: 0 S: 5	H: 0 LOB: 0 BB: 0 P: 7	R: 0 E: 0 K: 0 S: 10	H: 1 LOB: 1 BB: 0 P: 17	R: 0 E: 0 K: 1 S: 10	H: 1 LOB: 1 BB: 0 P: 16	R: 0 E: 1 K: 1 S: 14	H: 0 LOB: 1 BB: 0 P: 20	R: 1 E: 0 K: 1 S: 9	H: 2 LOB: 1 BB: 0 P: 12	R: 1 E: 0 K: 2 S: 18	H: 2 LOB: 2 BB: 3 P: 38	R: 0 E: 0 K: 2 S: 11	H: 0 LOB: 0 BB: 0 P: 16	R: 0 E: 0 K: 1 S: 8	H: 0 LOB: 0 BB: 0 P: 11	R: 0 E: 0 K: 0 S: 8	H: 0 LOB: 1 BB: 1 P: 15	R: 0 E: 0 K: 1 S: 10	H: 2 LOB: 2 BB: 0 P: 15	1B: 4 2B: 3 3B: 1 HR: 1	SF: 1 SAC: 1 DP: 0 HBP: 0	WP: 1 PB: 0 SB: 1 CS: 0	PA: 48			
PITCHER	IP ERA WHIP	WLS 6.0	BF 27	H 5	R 4	ER 4	SO 3	BB 3	IBB 0	HBP 0	BLK 0	WP 0	HR 0	S 55	P 92	ERA 6.00	WHIP 1.333										
Denny Neagle, L ERA: 4.83																											
Dennys Reyes, L ERA: 3.3																											
Justin Speier, R ERA: 4.05																											
Todd Jones, R ERA: 4.28																											
Jose Jimenez, R ERA: 3.13																											

Tampa Bay Devil Rays @ Colorado Rockies
Coors Field, Denver, CO
Sat Jun 22 2002, 6:05 PM MDT
Att: 31,190 - Cloudy - 84 F

livebaseballscores.com

AB 41
R 5
H 9
RBI 4
BB 5
SO 9
LOB 20



Batter	1	2	3	4	5	6	7	8	9	10	11	AB	R	H	RBI	BB	SO	LOB	BOTTOM								
Mark Little, R OBP: 0.329, SLG: 0.319	G4-3											5	0	1	1	0	1	2									
Greg Norton, S OBP: 0.275, SLG: 0.354												1	0	0	0	0	1	2									
Jose Jimenez, R OBP: 0.313, SLG: 0.615												6	1	2	2	0	0	2									
Brent Butler, R OBP: 0.373, SLG: 0.615	F2											6	1	2	2	0	0	2									
Larry Walker, L OBP: 0.423, SLG: 0.624												6	1	3	1	0	0	2									
17 Todd Helton, L OBP: 0.438, SLG: 0.629												4	2	2	1	2	1	1									
Todd Zeile, R OBP: 0.364, SLG: 0.488												4	0	1	0	2	1	2									
Benny Abayavari, R OBP: 0.273, SLG: 0.347												3	1	0	0	1	0	4									
Todd Hollandsworth, L OBP: 0.355, SLG: 0.592												2	0	2	1	0	0	0									
Juan Uribe, R OBP: 0.313, SLG: 0.368												5	0	0	0	0	1	2									
Gary Bennett, R OBP: 0.313, SLG: 0.309												4	0	4	0	1	0	0									
Mike Hampton, R OBP: 0.367, SLG: 0.467												0	0	0	0	0	0	0									
Bobby Estalella, R OBP: 0.318, SLG: 0.538												0	0	0	0	0	0	0									
Denny Neagle, L OBP: 0.310, SLG: 0.429												2	0	0	0	0	2	2									
Dennys Reyes, R OBP: 0.310, SLG: 0.365												0	0	0	0	0	0	0									
Justin Speier, R OBP: 0.310, SLG: 0.365												0	0	0	0	0	0	0									
Terry Shumpert, R OBP: 0.310, SLG: 0.365												0	0	0	0	0	0	0									
Todd Jones, L OBP: 0.310, SLG: 0.365												0	0	0	0	0	0	0									
Juan Pierre, L OBP: 0.310, SLG: 0.365												0	0	0	0	0	0	0									
Inning Stats	R: 0 E: 0 K: 0 S: 12	H: 1 LOB: 3 BB: 2 P: 28	R: 0 E: 0 K: 2 S: 13	H: 1 LOB: 1 BB: 0 P: 14	R: 0 E: 0 K: 0 S: 9	H: 1 LOB: 1 BB: 0 P: 10	R: 0 E: 0 K: 1 S: 9	H: 1 LOB: 1 BB: 0 P: 13	R: 3 E: 0 K: 0 S: 15	H: 3 LOB: 0 BB: 1 P: 25	R: 0 E: 0 K: 0 S: 5	H: 1 LOB: 1 BB: 0 P: 10	R: 0 E: 0 K: 0 S: 11	H: 1 LOB: 1 BB: 0 P: 13	R: 2 E: 0 K: 1 S: 13	H: 2 LOB: 2 BB: 3 P: 25	R: 0 E: 0 K: 2 S: 15	H: 1 LOB: 1 BB: 0 P: 20	R: 0 E: 0 K: 1 S: 10	H: 1 LOB: 2 BB: 1 P: 15	R: 1 E: 0 K: 0 S: 6	H: 2 LOB: 2 BB: 1 P: 13	1B: 11 2B: 1 3B: 0 HR: 3	SF: 0 SAC: 2 DP: 1 HBP: 0	WP: 1 PB: 0 SB: 0 CS: 0	PA: 51	
PITCHER	IP ERA WHIP	WLS 6.0	BF 28	H 8	R 3	ER 3	SO 3	BB 3	IBB 0	HBP 0	BLK 0	WP 0	HR 3	S 63	P 100	ERA 4.50	WHIP 1.833										
Wilson Alvarez, L ERA: 5.3																											
Doug Creek, L ERA: 4.5																											
Travis Harper, R ERA: 2.75																											
Steve Kent, L ERA: 4.02																											

Tampa Bay Devil Rays @ Colorado Rockies
Coors Field, Denver, CO
Sat Jun 22 2002, 6:05 PM MDT
Att: 31,190 - Cloudy - 84 F

livebaseballscores.com

AB 42
R 6
H 15
RBI 6
BB 7
SO 7
LOB 19



Batter	1	2	3	4	5	6	7	8	9	AB	R	H	RBI	BB	SO	LOB	TOP
Juan Pierre, L OBP: 0.327, SLG: 0.326	B5-3	BB G4-3 1B				FC3-6				5	0	3	1	0	0	1	Colorado Rockies @ Los Angeles Dodgers Dodger Stadium, Los Angeles, CA Mon Jun 24 2002, 7:10 PM PDT Att: 34,641 - Sunny - 70 F
Brent Butler, R OBP: 0.342, SLG: 0.548	E6 1B	G4-3		P3		G5-3		PO	P6	5	1	0	0	0	0	3	
17 Todd Helton, L OBP: 0.444, SLG: 0.636	1B	FC5 BB 1B		F7				F8 2B	G6-3	4	1	2	0	1	0	1	
Todd Zeile, R OBP: 0.366, SLG: 0.494	BB 1B 1B	FC5 BB		L9				F8 2-3	G6-3	4	0	1	1	1	0	1	
Terry Shumpert, R Justin Speier, R Todd Jones, L Jose Jimenez, R	K	L6		E5				P6		4	0	0	0	0	0	16	
Juan Uribe, R OBP: 0.309, SLG: 0.363	BB 1B	FC5		G6-3				K2-3		4	0	1	1	0	1	5	
Mark Little, R OBP: 0.333, SLG: 0.316	BB 1B			F3				K		3	0	0	0	1	2	1	
Gary Bennett, R OBP: 0.319, SLG: 0.318	K			K				L3		4	1	1	0	0	2	3	
Mike Hampton, R Todd Hollandsworth, L		HR		K				FC3-6 BB		2	1	1	1	1	1	0	
										1	0	0	0	0	1	1	
Inning Stats	R: 2 H: 3 E: 1 K: 2 S: 18	H: 3 R: 1 ER: 0 LOB: 3 BB: 1 P: 28	H: 2 R: 0 ER: 0 LOB: 3 BB: 2 P: 29	H: 0 R: 0 ER: 0 LOB: 0 BB: 0 P: 8	H: 1 R: 0 ER: 0 LOB: 0 BB: 0 P: 6	H: 0 R: 0 ER: 1 LOB: 1 BB: 0 P: 12	H: 0 R: 0 ER: 0 LOB: 1 BB: 1 P: 16	H: 1 R: 0 ER: 0 LOB: 1 BB: 0 P: 13	H: 2 R: 1 ER: 0 LOB: 0 BB: 0 P: 15	H: 0 R: 0 ER: 0 LOB: 0 BB: 2 P: 10	1B: 6 2B: 2 3B: 0 HR: 1	SF: 0 SAC: 0 DP: 0 HBP: 0	WP: 0 PB: 0 SB: 0 CS: 1	PA: 41			
PITCHER	IP WLS BF H R ER SO BB IBB HBP BLK WP HR S P ERA WHIP																
Kaz Ishii, L ERA: 3.36	(1, 1) 7.0 L 33 7 3 1 6 4 0 0 0 0 0 1 74 112 1.29 1.571																
Guillermo Mota, R ERA: 3.09	(8, 1) 1.0 4 2 1 1 2 0 0 0 0 0 0 0 11 15 9.00 2.000																
Terry Mulholland, L ERA: 9.16	(9, 1) 1.0 3 0 0 0 0 0 0 0 0 0 0 0 7 10 0.00 0.000																

AB	36
R	4
H	9
RBI	4
BB	4
SO	8
LOB	22



Batter	1	2	3	4	5	6	7	8	9	AB	R	H	RBI	BB	SO	LOB	BOTTOM
Cesar Izturis, S OBP: 0.274, SLG: 0.317	G6-4-3 1B		FC4-6			G6-3			G6-3	4	0	1	0	0	0	1	Colorado Rockies @ Los Angeles Dodgers Dodger Stadium, Los Angeles, CA Mon Jun 24 2002, 7:10 PM PDT Att: 34,641 - Sunny - 70 F
Paul Lo Duca, R Chad Kreuter, S	G6-4-3 1B		F2			G4-6-3 1B			S BB	2	0	0	0	0	0	2	
Shawn Green, L OBP: 0.390, SLG: 0.610	HR				G1-3			G4-6-3 1B	G6-3 BB	3	1	1	1	1	0	1	
Eric Karros, R OBP: 0.342, SLG: 0.436	L6				L8			K	G6-3	4	0	0	0	0	1	2	
Brian Jordan, R OBP: 0.338, SLG: 0.511		G6-3			K			F8		3	0	0	0	0	1	0	
Marquis Grissom, R OBP: 0.318, SLG: 0.510		F9-6-3 BB			G4-3 1B			L3		2	0	1	0	1	0	0	
Adrian Beltré, R OBP: 0.291, SLG: 0.373		F9-6-3			P3			K		3	0	0	0	0	1	2	
Mark Grudzielanek, R OBP: 0.277, SLG: 0.335					FC4-6 1B			K		3	0	1	0	0	1	1	
Kaz Ishii, L Guillermo Mota, R Alex Cora, L Terry Mulholland, R					K			G4-3	G1	2	0	0	0	0	1	2	
										0	0	0	0	0	0	0	
										1	0	0	0	0	0	0	
										0	0	0	0	0	0	0	
Inning Stats	R: 1 H: 2 E: 0 K: 0 S: 7	H: 2 R: 0 ER: 0 LOB: 0 BB: 1 P: 11	H: 0 R: 0 ER: 0 LOB: 1 BB: 0 P: 12	H: 1 R: 0 ER: 0 LOB: 1 BB: 0 P: 12	H: 0 R: 0 ER: 0 LOB: 0 BB: 0 P: 9	H: 1 R: 0 ER: 0 LOB: 1 BB: 0 P: 21	H: 1 R: 0 ER: 0 LOB: 0 BB: 0 P: 13	H: 0 R: 0 ER: 0 LOB: 0 BB: 0 P: 12	H: 0 R: 0 ER: 0 LOB: 1 BB: 0 P: 12	H: 0 R: 0 ER: 0 LOB: 1 BB: 2 P: 21	1B: 4 2B: 1 3B: 0 HR: 1	SF: 0 SAC: 0 DP: 4 HBP: 0	WP: 0 PB: 0 SB: 1 CS: 0	PA: 31			
PITCHER	IP WLS BF H R ER SO BB IBB HBP BLK WP HR S P ERA WHIP																
Mike Hampton, L ERA: 6.7	(1, 1) 6.0 W 21 5 1 1 2 1 0 0 0 0 0 0 7 74 1.50 1.000																
Justin Speier, R ERA: 3.68	(7, 1) 1.0 H 3 0 0 0 1 0 0 0 0 0 0 0 7 12 0.00 0.000																
Todd Jones, R ERA: 4.17	(8, 1) 1.0 H 3 0 0 0 2 0 0 0 0 0 0 0 9 12 0.00 0.000																
Jose Jimenez, R ERA: 2.97	(9, 1) 1.0 S 4 0 0 0 0 2 0 0 0 0 0 0 9 21 0.00 2.000																

AB	28
R	1
H	5
RBI	1
BB	3
SO	5
LOB	11




Batter	1	2	3	4	5	6	7	8	9	AB	R	H	RBI	BB	SO	LOB	TOP			
Juan Pierre, L OBP: 0.323, SLG: 0.322	1-2 G4-3		1-0 G3-1			1-0 6-3-5			0-0 G1-3	4	0	0	0	0	0	1				
Brent Butler, R OBP: 0.329, SLG: 0.526	0-0 G6-3			3-1 F3			1-0 G5-3			3	0	0	0	0	0	0				
Larry Walker, L OBP: 0.418, SLG: 0.616	0-3 K			0-0 F5			0-0 G5-3			3	0	0	0	0	1	0				
17 Todd Helton, L OBP: 0.440, SLG: 0.629		0-0 G4-3		1-0 F7			2-2 G3-1			3	0	0	0	0	0	0				
Todd Zeile, R OBP: 0.362, SLG: 0.488		3-2 G6-3			1-2 F9			1-1 P3		3	0	0	0	0	0	0				
Benny Agbayani, R OBP: 0.297, SLG: 0.330		4-2 BB			1-3 K			1-3 K		2	0	0	0	1	2	0				
Juan Uribe, R OBP: 0.307, SLG: 0.359		0-0 F9			0-1 F9			0-0 L9		3	0	0	0	0	0	1				
Bobby Estalella, R OBP: 0.318, SLG: 0.531			0-1 L9			2-2 6-3-5 1B			2-3 K	3	0	1	0	0	1	0				
John Thomson, R OBP: 0.138, SLG: 0.077			0-3 K						1-2 G2-3	2	0	0	0	0	2	1				
Chris Nichting, R OBP: 0.333, SLG: 0.333										0	0	0	0	0	0	0				
Greg Norton, S OBP: 0.272, SLG: 0.350										1	0	0	0	0	0	0				
Inning Stats	R: 0 E: 0 K: 1 S: 8	H: 0 LOB: 0 BB: 0 P: 9	R: 0 E: 0 K: 0 S: 8	H: 0 LOB: 1 BB: 1 P: 15	R: 0 E: 0 K: 1 S: 6	H: 0 LOB: 0 BB: 0 P: 7	R: 0 E: 0 K: 0 S: 4	H: 0 LOB: 0 BB: 0 P: 8	R: 0 E: 0 K: 1 S: 8	H: 1 LOB: 0 BB: 0 P: 10	R: 0 E: 0 K: 0 S: 6	H: 0 LOB: 0 BB: 0 P: 9	R: 0 E: 0 K: 1 S: 6	H: 0 LOB: 0 BB: 0 P: 8	R: 0 E: 0 K: 1 S: 7	H: 0 LOB: 0 BB: 0 P: 10	1B: 1 2B: 1 3B: 0 HR: 0	SF: 0 SAC: 0 DP: 1 HBP: 0	WP: 0 PB: 0 SB: 0 CS: 0	PA: 28
PITCHER Odalis Perez, L ERA: 2.33	IP: 9.0 WLS: W BF: 28 H: 1 R: 0 ER: 0 SO: 6 BB: 1 IBB: 0 HBP: 0 BLK: 0 WP: 0 HR: 0 S: 60 P: 87 ERA: 0.00 WHIP: 0.222																			

Colorado Rockies @ Los Angeles Dodgers
 Dodger Stadium, Los Angeles, CA
 Tue Jun 25 2002, 7:10 PM PDT
 Att: 23,635 - Sunny - 69 F

livebaseballscores.com

AB 27
 R 0
 H 1
 RBI 0
 BB 1
 SO 6
 LOB 3




Batter	1	2	3	4	5	6	7	8	9	AB	R	H	RBI	BB	SO	LOB	BOTTOM	
Dave Roberts, L OBP: 0.373, SLG: 0.387	1-2 F5		0-1 G1-3			2-3 K		1-1 G4-3		4	0	0	0	0	1	1		
Paul Lo Duca, R OBP: 0.365, SLG: 0.438	0-0 HR			0-0 G1-3 2B		2-2 F9		1-0 SF7		3	1	2	2	0	0	0		
Shawn Green, L OBP: 0.388, SLG: 0.603	2-2 G4-3			2-1 G1-3		4-2 HR BB		3-H K		3	1	0	0	1	1	1		
Eric Karros, R OBP: 0.342, SLG: 0.447	3-2 P3			1-2 P5		0-0 HR BB		1-H HR		3	1	1	2	0	0	1		
Brian Jordan, R OBP: 0.335, SLG: 0.504		1-2 F3		1-0 F9		1-2 F9				3	0	0	0	0	0	1		
Adrián Beltré, R OBP: 0.289, SLG: 0.369		0-1 P6			1-1 F7		0-0 F9			3	0	0	0	0	0	0		
Mark Grudzielanek, R OBP: 0.279, SLG: 0.339		0-0 G4-3			2-0 2B		1-0 F9			3	0	1	0	0	0	0		
Cesar Izturis, S OBP: 0.271, SLG: 0.314			2-2 G6-3		0-2 L8		0-0 G3			3	0	0	0	0	0	1		
Odalis Perez, L OBP: 0.156, SLG: 0.250			0-2 P5		0-0 F8			0-2 G4-3 SF7 2B		3	1	1	0	0	0	1		
Inning Stats	R: 1 E: 0 K: 0 S: 11	H: 1 LOB: 0 BB: 0 P: 17	R: 0 E: 0 K: 0 S: 6	H: 0 LOB: 0 BB: 0 P: 7	R: 0 E: 0 K: 0 S: 8	H: 0 LOB: 0 BB: 0 P: 10	R: 0 E: 0 K: 0 S: 7	H: 1 LOB: 1 BB: 0 P: 11	R: 0 E: 0 K: 1 S: 17	H: 1 LOB: 1 BB: 1 P: 26	R: 0 E: 0 K: 0 S: 3	H: 0 LOB: 0 BB: 0 P: 4	R: 1 E: 0 K: 1 S: 9	H: 1 LOB: 0 BB: 0 P: 12	1B: 0 2B: 3 3B: 0 HR: 2	SF: 1 SAC: 0 DP: 0 HBP: 0	WP: 0 PB: 0 SB: 0 CS: 0	PA: 30
PITCHER John Thomson, R ERA: 5.03 Chris Nichting, R ERA: 3.71	IP: 7.0 WLS: L BF: 26 H: 4 R: 3 ER: 3 SO: 1 BB: 1 IBB: 3 HBP: 3 BLK: 1 WP: 0 HR: 2 S: 59 P: 85 ERA: 3.86 WHIP: 0.714																	

Colorado Rockies @ Los Angeles Dodgers
 Dodger Stadium, Los Angeles, CA
 Tue Jun 25 2002, 7:10 PM PDT
 Att: 23,635 - Sunny - 69 F

livebaseballscores.com


AB 28
 R 4
 H 5
 RBI 4
 BB 1
 SO 2
 LOB 6



Batter	1	2	3	4	5	6	7	8	9	AB	R	H	RBI	BB	SO	LOB	TOP								
Juan Pierre, L (1, 8) OBP: 0.320, SLG: 0.318	F7			G4-3		G3		F8		4	0	0	0	0	0	0									
Brent Butler, R (1, 4) OBP: 0.325, SLG: 0.525	G4-3			F9		F8			G3 1B 2B	4	1	1	0	0	0	0									
17 Todd Helton, L (1, 3) OBP: 0.435, SLG: 0.621	K2-3			F7		G4-3			F7	4	0	0	0	0	1	1									
Todd Zeile, R (1, 5) OBP: 0.361, SLG: 0.496		F9			HR				G3	4	1	1	1	0	1	1									
Todd Hollandsworth, L (1, 9) OBP: 0.350, SLG: 0.493	F7			L5						4	0	1	1	0	1	0									
Greg Norton, S (1, 7) OBP: 0.281, SLG: 0.386	K				HR				PB 1B	3	1	1	1	1	2	1									
Juan Uribe, R (1, 6) OBP: 0.304, SLG: 0.356			K							3	0	0	0	0	3	1									
Bobby Estalella, R (1, 2) OBP: 0.319, SLG: 0.520			F8						G4-3	2	0	0	0	1	0	0									
Shawn Chacon, R (1, 1) OBP: 0.267, SLG: 0.267									F8	2	0	0	0	0	1	1									
Terry Shumpert, R (8, PH) OBP: 0.321, SLG: 0.361										1	0	0	0	0	0	0									
Dennys Reyes, R (8, 1)										0	0	0	0	0	0	0									
Inning Stats	R: 0 E: 0 K: 1 S: 11	H: 0 LOB: 0 BB: 0 P: 18	R: 0 E: 0 K: 1 S: 7	H: 0 LOB: 0 BB: 0 P: 12	R: 0 E: 0 K: 2 S: 8	H: 0 LOB: 0 BB: 0 P: 11	R: 0 E: 0 K: 0 S: 8	H: 0 LOB: 0 BB: 0 P: 14	R: 2 E: 0 K: 1 S: 11	H: 2 LOB: 1 BB: 1 P: 17	R: 0 E: 0 K: 0 S: 6	H: 0 LOB: 0 BB: 0 P: 10	R: 0 E: 0 K: 3 S: 12	H: 0 LOB: 1 BB: 1 P: 18	R: 0 E: 0 K: 0 S: 6	H: 0 LOB: 0 BB: 0 P: 9	R: 1 E: 0 K: 1 S: 10	H: 2 LOB: 1 BB: 0 P: 12	1B: 1 2B: 1 3B: 0 HR: 2	SF: 0 SAC: 0 DP: 0 HBP: 0	WP: 0 PB: 2 SB: 0 CS: 0	PA: 33			
PITCHER	IP	WLS	BF	H	R	ER	SO	BB	IBB	HBP	BLK	WP	HR	S	P	ERA	WHIP								
Hideo Nomo, R (1, 1) ERA: 3.55	7.0	W	25	2	2	2	8	2	0	0	0	0	2	63	100	2.57	0.571								
Paul Quantrill, R (8, 1) ERA: 3.4	1.0	H	3	0	0	0	0	0	0	0	0	0	0	6	9	0.00	0.000								
Eric Gagne, R (9, 1) ERA: 1.34	1.0	S	5	2	1	1	1	0	0	0	0	0	0	10	12	9.00	2.000								

Colorado Rockies @ Los Angeles Dodgers
Dodger Stadium, Los Angeles, CA
 Wed Jun 26 2002, 7:10 PM PDT
 Att: 25,083 - Sunny - 69 F


AB 31
 R 3
 H 4
 RBI 3
 BB 2
 SO 9
 LOB 5



Batter	1	2	3	4	5	6	7	8	9	AB	R	H	RBI	BB	SO	LOB	BOTTOM								
Dave Roberts, L (1, 8) OBP: 0.368, SLG: 0.381	K		L9		G1-3		SH1-3			3	0	0	0	0	1	1									
Paul Lo Duca, R (1, 2) OBP: 0.367, SLG: 0.441	G3-1			HR			SF7			3	1	2	1	0	0	0									
Shawn Green, L (1, 9) OBP: 0.387, SLG: 0.609	G3			HR	G4-3		G6-3			4	1	1	2	0	0	3									
Eric Karros, R (1, 3) OBP: 0.340, SLG: 0.444		F3			F8		F8		G4-3 1B 1B	4	0	1	0	0	0	0									
Brian Jordan, R (1, 7) OBP: 0.333, SLG: 0.500		F2					F7		G4-3 1B	4	0	1	0	0	1	0									
Adrian Beltré, R (1, 5) OBP: 0.291, SLG: 0.375					F7				K	4	0	2	0	0	1	2									
Alex Cora, L (1, 4) OBP: 0.350, SLG: 0.533							F7		G4-3	3	1	0	0	1	0	4									
Cesar Izturis, S (1, 6) OBP: 0.271, SLG: 0.317			G3						G4-3	4	1	1	0	0	0	3									
Hideo Nomo, R (1, 1) OBP: 0.148, SLG: 0.083					G3					2	0	1	1	0	0	0									
Jeff Reboulet, R (7, PH) OBP: 0.333, SLG: 0.290										1	0	0	0	0	0	0									
Hiram Bocachica, R (7, PR) OBP: 0.310, SLG: 0.472										0	1	0	0	0	0	0									
Paul Quantrill, L (8, 1)										0	0	0	0	0	0	0									
Eric Gagne, R (9, 1)										0	0	0	0	0	0	0									
Inning Stats	R: 0 E: 0 K: 1 S: 8	H: 0 LOB: 0 BB: 0 P: 14	R: 0 E: 0 K: 0 S: 7	H: 1 LOB: 1 BB: 0 P: 12	R: 0 E: 0 K: 0 S: 7	H: 0 LOB: 0 BB: 0 P: 9	R: 2 E: 0 K: 1 S: 9	H: 2 LOB: 0 BB: 0 P: 16	R: 1 E: 0 K: 0 S: 11	H: 2 LOB: 2 BB: 1 P: 23	R: 0 E: 0 K: 0 S: 8	H: 1 LOB: 1 BB: 0 P: 15	R: 2 E: 1 K: 0 S: 9	H: 1 LOB: 1 BB: 0 P: 11	R: 0 E: 0 K: 1 S: 12	H: 2 LOB: 2 BB: 0 P: 20	1B: 5 2B: 3 3B: 0 HR: 1	SF: 1 SAC: 1 DP: 0 HBP: 0	WP: 0 PB: 0 SB: 0 CS: 0	PA: 35					
PITCHER	IP	WLS	BF	H	R	ER	SO	BB	IBB	HBP	BLK	WP	HR	S	P	ERA	WHIP								
Shawn Chacon, R (1, 1) ERA: 4.69	7.0	L	30	7	5	4	2	1	0	0	0	0	0	12	20	0.00	1.143								
Dennys Reyes, L (8, 1) ERA: 3.19	1.0		5	2	0	0	1	0	0	0	0	0	0	12	20	0.00	2.000								

Colorado Rockies @ Los Angeles Dodgers
Dodger Stadium, Los Angeles, CA
 Wed Jun 26 2002, 7:10 PM PDT
 Att: 25,083 - Sunny - 69 F

AB 32
 R 5
 H 9
 RBI 4
 BB 1
 SO 3
 LOB 13



Batter	1	2	3	4	5	6	7	8	9	AB	R	H	RBI	BB	SO	LOB	TOP										
Juan Pierre, L OBP: 0.316, SLG: 0.314 (1, 8)	G6-3		L6		G1-3			K		4	0	0	0	0	1	0	Colorado Rockies @ Los Angeles Dodgers Dodger Stadium, Los Angeles, CA Thu Jun 27 2002, 6:10 PM PDT Att: 41,279 - Sunny - 70 F										
Terry Shumpert, R OBP: 0.340, SLG: 0.384 (1, 4)	1B			1B	2B			BB		3	0	3	0	1	0	0											
Larry Walker, L OBP: 0.412, SLG: 0.606 (1, 9)	F8		FC5-4 17 BB 1-2		G3-1			F7		4	0	0	0	0	0	4											
17 Todd Helton, L OBP: 0.434, SLG: 0.616 (8, PH) Greg Norton, S OBP: 0.299, SLG: 0.393 (8, 3)	K			BB				1B		2	0	0	0	1	2	2											
Todd Zeile, R OBP: 0.359, SLG: 0.490 (1, 5)		G4-3		F9				G3		3	0	0	0	1	0	4											
Benny Agbayani, R OBP: 0.297, SLG: 0.336 (1, 7)	F8		P3		F8			G3 2B		4	0	1	0	0	0	4											
Juan Uribe, R OBP: 0.301, SLG: 0.352 (7, 1) Denny Stark, R OBP: 0.250, SLG: 0.545 (8, 1) Justin Speier, R OBP: 0.349, SLG: 0.491 (8, PH)	K			G6-3				G1-3		3	0	0	0	0	1	0											
Gary Bennett, R OBP: 0.317, SLG: 0.338 (1, 2)			F8		HR			K		4	1	1	1	0	1	1											
Denny Neagle, L OBP: 0.310, SLG: 0.414 (1, 1) Mark Little, R OBP: 0.330, SLG: 0.312 (5, PH) Rick White, R OBP: 0.318, SLG: 0.512 (7, PH)	G4-3		G4-3		F3			L7		1	0	0	0	0	0	0											
Brent Butler, R OBP: 0.318, SLG: 0.512 (7, 6)								G6-3		1	0	0	0	0	0	0											
Inning Stats	R: 0 E: 0 K: 1 S: 10	H: 1 LOB: 1 BB: 0 P: 16	R: 0 E: 0 K: 1 S: 10	H: 0 LOB: 0 BB: 0 P: 14	R: 0 E: 0 K: 0 S: 5	H: 0 LOB: 0 BB: 0 P: 5	R: 0 E: 0 K: 0 S: 9	H: 1 LOB: 2 BB: 1 P: 20	R: 1 E: 0 K: 0 S: 7	H: 1 LOB: 0 BB: 0 P: 12	R: 0 E: 0 K: 1 S: 14	H: 1 LOB: 0 BB: 1 P: 24	R: 0 E: 0 K: 1 S: 6	H: 0 LOB: 0 BB: 0 P: 8	R: 0 E: 0 K: 1 S: 12	H: 1 LOB: 2 BB: 1 P: 21	R: 0 E: 0 K: 1 S: 11	H: 1 LOB: 1 BB: 0 P: 21	1B: 3 2B: 2 3B: 0 HR: 1	SF: 0 SAC: 0 DP: 0 HBP: 0	WP: 0 PB: 0 SB: 0 CS: 0	PA: 36					
PITCHER	IP	WLS	BF	H	R	ER	SO	BB	IBB	HBP	BLK	WP	HR	S	P	ERA	WHIP										
Omar Daal, L ERA: 3.63 Giovanni Carrara, R ERA: 4.12 Jesse Orosco, L ERA: 3.95 Guillermo Mota, R ERA: 3.04 Terry Mulholland, L ERA: 5.69	6.0	W	24	4	1	1	3	2	0	0	0	0	1	55	91	1.50	1.000										


Batter	1	2	3	4	5	6	7	8	9	AB	R	H	RBI	BB	SO	LOB	BOTTOM										
Cesar Izturis, S OBP: 0.266, SLG: 0.311 (1, 6)	G5-3		F8		K			FC6-4 1B		5	0	0	0	0	1	5	Colorado Rockies @ Los Angeles Dodgers Dodger Stadium, Los Angeles, CA Thu Jun 27 2002, 6:10 PM PDT Att: 41,279 - Sunny - 70 F										
Paul Lo Duca, R OBP: 0.368, SLG: 0.440 (1, 2)	P4		2-3		F9			G1-3		5	0	2	2	0	0	2											
Shawn Green, L OBP: 0.385, SLG: 0.614 (1, 9)	HR		3-H		G1-3			F7		4	1	1	1	0	1	3											
Eric Karros, R OBP: 0.339, SLG: 0.441 (1, 3)	F7				HR			G6-3		4	1	1	0	0	0	0											
Brian Jordan, R OBP: 0.339, SLG: 0.516 (1, 7)		F8		1-H	HR			1B		4	1	3	2	0	0	0											
Marquis Grissom, R OBP: 0.317, SLG: 0.524 (1, 8)	K				HR			G1-3		4	1	1	1	0	1	2											
Adrián Beltré, R OBP: 0.288, SLG: 0.369 (1, 5)	F8				G2			F7		4	0	0	0	0	0	1											
Mark Grudzielanek, R OBP: 0.285, SLG: 0.347 (1, 4)			F8 SH2-4 1B		2B			FC6-4 1B		3	3	2	0	1	0	0											
Omar Daal, L ERA: 3.63 Alex Cora, L ERA: 3.28 Giovanni Carrara, R ERA: 4.12 Jesse Orosco, R ERA: 3.95 Guillermo Mota, R ERA: 3.04 Dave Hansen, L ERA: 3.45 Terry Mulholland, R ERA: 5.69	4.0	L	20	7	6	6	2	1	0	0	0	0	0	0	0	0											
Inning Stats	R: 1 E: 0 K: 0 S: 13	H: 1 LOB: 0 BB: 0 P: 21	R: 0 E: 0 K: 1 S: 6	H: 0 LOB: 0 BB: 0 P: 8	R: 1 E: 0 K: 0 S: 10	H: 1 LOB: 1 BB: 1 P: 19	R: 4 E: 0 K: 1 S: 17	H: 5 LOB: 1 BB: 0 P: 23	R: 0 E: 0 K: 0 S: 9	H: 1 LOB: 1 BB: 0 P: 16	R: 1 E: 0 K: 1 S: 11	H: 3 LOB: 2 BB: 0 P: 16	R: 0 E: 0 K: 0 S: 11	H: 1 LOB: 1 BB: 0 P: 13	R: 0 E: 0 K: 0 S: 9	H: 1 LOB: 1 BB: 0 P: 12		1B: 8 2B: 2 3B: 0 HR: 3	SF: 0 SAC: 1 DP: 0 HBP: 0	WP: 0 PB: 0 SB: 0 CS: 0	PA: 38						
PITCHER	IP	WLS	BF	H	R	ER	SO	BB	IBB	HBP	BLK	WP	HR	S	P	ERA	WHIP										
Denny Neagle, L ERA: 5.2 Rick White, R ERA: 5.99 Denny Stark, R ERA: 2.97 Justin Speier, R ERA: 3.52	4.0	L	10	4	1	1	1	0	0	0	0	0	0	20	32	4.50	2.000										



Batter	1	2	3	4	5	6	7	8	9	AB	R	H	RBI	BB	SO	LOB	TOP				
Juan Pierre, L OBP: 0.311, SLG: 0.309 (1, 8)	G3		B1-3			F8		B1-3		4	0	0	0	0	0	2					
Brent Butler, R OBP: 0.301, SLG: 0.478 (1, 4)	G5-3			K		G6-3		L8		4	0	0	0	0	1	2					
Larry Walker, L OBP: 0.418, SLG: 0.614 (1, 10)	HBP			G5-4-3 BB			1B FC3-6 1B		G4-3	2	1	1	0	1	0	0					
Todd Zeile, R OBP: 0.363, SLG: 0.489 (1, 5)	F9			G5-4-3			FC3-6 1B		BB	3	0	1	0	1	0	2					
Todd Hollandsworth, L OBP: 0.346, SLG: 0.462 (1, 9)		K				G4-6-3 1B	FC3-6 1B		K	4	0	2	0	0	2	1					
Greg Norton, S OBP: 0.289, SLG: 0.363 (1, 3)	G3			G4-6-3			FC3-6 G6-4-3		K	4	0	0	1	0	1	4					
Benny Agbavani, R OBP: 0.262, SLG: 0.353 (1, 7)				K			G6-4-3			3	0	0	0	0	2	2					
Juan Uribe, R OBP: 0.296, SLG: 0.345 (1, 6)			K			G6-3		P6		3	0	0	0	0	1	0					
Gary Bennett, R OBP: 0.318, SLG: 0.345 (1, 2)	G5-3							B1-3 2B		3	0	2	0	0	0	0					
Inning Stats	R: 0 E: 0 K: 0 S: 10	H: 0 LOB: 1 BB: 0 P: 17	R: 0 E: 0 K: 2 S: 7	H: 0 LOB: 0 BB: 0 P: 10	R: 0 E: 0 K: 1 S: 6	H: 0 LOB: 0 BB: 1 P: 8	R: 0 E: 0 K: 1 S: 7	H: 0 LOB: 1 BB: 0 P: 15	R: 0 E: 0 K: 0 S: 5	H: 1 LOB: 0 BB: 0 P: 8	R: 1 E: 0 K: 0 S: 9	H: 3 LOB: 1 BB: 0 P: 12	R: 0 E: 0 K: 0 S: 9	H: 1 LOB: 1 BB: 1 P: 11	R: 0 E: 0 K: 2 S: 13	H: 0 LOB: 1 BB: 1 P: 23	1B: 5 2B: 1 3B: 0 HR: 0	SF: 0 SAC: 0 DP: 3 HBP: 1	WP: 0 PB: 0 SB: 0 CS: 0	PA: 33	
PITCHER	IP	WLS	BF	H	R	ER	SO	BB	IBB	HBP	BLK	WP	HR	S	P	ERA	WHIP				
Freddy Garcia, R ERA: 3.56 (1, 1)	8.0	W	29	6	1	1	5	1	0	1	0	0	0	62	93	1.12	0.875				
Jeff Nelson, R ERA: 4.26 (9, 1)	1.0		4	0	0	0	2	1	0	0	0	0	0	13	23	0.00	1.000				

Colorado Rockies @ Seattle Mariners
Safeco Field, Seattle, WA
Sat Jun 29 2002, 6:05 PM PDT
Att: 45,790 - Cloudy - 70 F


AB 30
R 1
H 6
RBI 1
BB 2
SO 7
LOB 13



Batter	1	2	3	4	5	6	7	8	9	AB	R	H	RBI	BB	SO	LOB	BOTTOM				
51 Ichiro Suzuki, L OBP: 0.429, SLG: 0.469 (1, 9)	HR		G2			G5-3		L4		5	1	2	1	0	0	2					
Jeff Cirillo, R OBP: 0.318, SLG: 0.364 (1, 5)	F9			FC5-4 1B		FC5 HR 1B		F7		5	1	3	1	0	0	0					
Bret Boone, R OBP: 0.304, SLG: 0.394 (1, 4)	F9			FC5-4 HBP SF9		FC5 HR 1B		HR		5	3	2	1	0	0	3					
Edgar Martinez, R OBP: 0.354, SLG: 0.418 (1, 10)	K			E4 HBP		HR		L9		5	1	1	3	0	2	3					
John Olerud, L OBP: 0.423, SLG: 0.525 (1, 3)		K		HBP		L6		2B 1B		3	1	1	0	0	1	0					
Ruben Sierra, S OBP: 0.354, SLG: 0.480 Charles Gipson, R OBP: 0.378, SLG: 0.462 (7, FR) (8, 7)	G6-3			SF9				2B 1B		3	0	2	1	0	0	0					
Mike Cameron, R OBP: 0.323, SLG: 0.443 (1, 8)	P4			L4				F8		4	0	1	1	0	0	3					
Dan Wilson, R OBP: 0.344, SLG: 0.414 (1, 2)			F9			K		G6-3		4	0	1	0	0	1	3					
Desi Relaford, S OBP: 0.366, SLG: 0.333 (1, 6)		K				G4-3		F9		4	1	1	0	0	1	2					
Inning Stats	R: 1 E: 0 K: 1 S: 9	H: 1 LOB: 0 BB: 0 P: 12	R: 0 E: 0 K: 1 S: 7	H: 0 LOB: 0 BB: 0 P: 9	R: 0 E: 0 K: 1 S: 8	H: 0 LOB: 0 BB: 0 P: 13	R: 1 E: 1 K: 0 S: 17	H: 1 LOB: 2 BB: 0 P: 21	R: 4 E: 0 K: 1 S: 15	H: 4 LOB: 0 BB: 0 P: 22	R: 0 E: 0 K: 0 S: 8	H: 2 LOB: 2 BB: 0 P: 10	R: 2 E: 0 K: 0 S: 12	H: 4 LOB: 3 BB: 0 P: 19	R: 0 E: 0 K: 1 S: 11	H: 2 LOB: 2 BB: 0 P: 19	1B: 9 2B: 2 3B: 0 HR: 3	SF: 1 SAC: 0 DP: 0 HBP: 1	WP: 0 PB: 0 SB: 0 CS: 0	PA: 40	
PITCHER	IP	WLS	BF	H	R	ER	SO	BB	IBB	HBP	BLK	WP	HR	S	P	ERA	WHIP				
Mike Hampton, L ERA: 6.86 (1, 1)	7.0	L	35	12	8	7	4	0	0	1	0	0	0	11	19	9.00	1.714				
Dennys Reyes, L ERA: 3.09 (8, 1)	1.0		5	2	0	0	1	0	0	0	0	0	0	11	19	0.00	2.000				

Colorado Rockies @ Seattle Mariners
Safeco Field, Seattle, WA
Sat Jun 29 2002, 6:05 PM PDT
Att: 45,790 - Cloudy - 70 F

AB 38
R 8
H 14
RBI 8
BB 0
SO 5
LOB 16




Batter	1	2	3	4	5	6	7	8	9	AB	R	H	RBI	BB	SO	LOB	TOP					
Juan Pierre, L OBP: 0.313, SLG: 0.308	F9	F7		1B		BB		B1		4	0	1	1	1	0	1						
Terry Shumbert, R OBP: 0.336, SLG: 0.377 Mark Little, R OBP: 0.330, SLG: 0.312	FC3-2 1B		F9	K		F8		L5		5	0	1	0	0	1	4						
Larry Walker, L OBP: 0.425, SLG: 0.625	FC3-2 1B		PB	2B		F8		WP 1B		5	1	4	0	0	0	0						
17 Todd Helton, L OBP: 0.434, SLG: 0.612	FC3-2 1B		F7			G4-3		WP 1B		5	0	2	0	0	0	2						
Todd Zeile, R OBP: 0.360, SLG: 0.481	FC3-2		G1-3			F9		F3		4	1	0	0	1	0	6						
Todd Hollandsworth, L OBP: 0.351, SLG: 0.467	K			2B		BB 1B		K		4	1	2	1	1	2	5						
Brent Butler, R OBP: 0.327, SLG: 0.495				F8 1B		P6				3	1	2	1	2	0	1						
Bobby Estalella, R OBP: 0.305, SLG: 0.500			P4	K		F7		F7		4	0	0	1	0	1	6						
Juan Uribe, R OBP: 0.297, SLG: 0.346				F8				F9		5	0	2	0	0	0	3						
Inning Stats	R: 0 E: 0 K: 1 S: 16	H: 3 LOB: 3 BB: 0 P: 24	R: 0 E: 0 K: 0 S: 6	H: 2 LOB: 1 BB: 0 P: 7	R: 0 E: 0 K: 0 S: 10	H: 1 LOB: 1 BB: 0 P: 12	R: 2 E: 0 K: 2 S: 13	H: 2 LOB: 1 BB: 1 P: 22	R: 0 E: 0 K: 0 S: 8	H: 0 LOB: 0 BB: 0 P: 11	R: 0 E: 0 K: 1 S: 9	H: 2 LOB: 3 BB: 1 P: 15	R: 0 E: 0 K: 1 S: 16	H: 2 LOB: 3 BB: 1 P: 27	R: 0 E: 0 K: 0 S: 8	H: 0 LOB: 0 BB: 0 P: 11	R: 2 E: 0 K: 0 S: 14	H: 2 LOB: 2 BB: 2 P: 25	1B: 10 2B: 4 3B: 0 HR: 0	SF: 1 SAC: 0 DP: 0 HBP: 0	WP: 1 PB: 1 SB: 0 CS: 0	PA: 45
PITCHER	IP	WLS	BF	H	R	ER	SO	BB	IBB	HBP	BLK	WP	HR	S	P	ERA	WHIP					
James Baldwin, R ERA: 4.55	6.0		29	10	2	2	3	2	0	0	0	0	0	62	91	3.00	2.000					
Arthur Rhodes, L ERA: 3.25	0.2	H	4	2	0	0	1	0	0	0	0	1	0	13	18	0.00	3.000					
Shigetoshi Hasegawa, R ERA: 1.04	1.1	H	5	0	0	0	0	0	1	0	0	0	0	11	20	0.00	0.000					
Kazuhiro Sasaki, R ERA: 0.93	1.0	L	7	2	2	2	0	1	1	0	0	0	0	14	25	18.00	3.000					

Colorado Rockies @ Seattle Mariners
Safeco Field, Seattle, WA
Sun Jun 30 2002, 1:35 PM PDT
Att: 45,928 - Dome - 72 F

livebaseballscores.com

AB 39
R 4
H 14
RBI 4
BB 5
SO 4
LOB 28




Batter	1	2	3	4	5	6	7	8	9	AB	R	H	RBI	BB	SO	LOB	BOTTOM					
51 Ichiro Suzuki, L OBP: 0.431, SLG: 0.467	F8		S BB							3	0	1	0	2	0	1						
Jeff Cirillo, R OBP: 0.313, SLG: 0.357	L8		P3			G2		K		5	0	0	0	0	1	5						
John Olerud, L OBP: 0.424, SLG: 0.534	F8		P5			HR		BLK G5-3 BB		3	1	1	1	1	0	1						
Edgar Martinez, R OBP: 0.348, SLG: 0.424		G4-3 2B		G4-3		F9		P3		4	1	1	0	0	0	1						
Ruben Sierra, S OBP: 0.354, SLG: 0.489 Mike Cameron, R OBP: 0.322, SLG: 0.442		G4-3		F2		HR		G5-3		3	1	1	1	0	0	1						
Bret Boone, R OBP: 0.304, SLG: 0.395				L8		L3		F9		4	0	1	1	0	0	1						
Carlos Guillen, S OBP: 0.371, SLG: 0.485 23 Luis Ugueto, S OBP: 0.200, SLG: 0.077		K				F7				3	0	1	0	1	1	1						
Ben Davis, S OBP: 0.289, SLG: 0.281 Dest Relaford, S OBP: 0.364, SLG: 0.331		G3-1				K		F8		3	0	0	0	0	1	2						
Mark McLemore, S OBP: 0.366, SLG: 0.411				P6		F7				3	0	0	0	1	0	2						
Inning Stats	R: 0 E: 0 K: 0 S: 4	H: 0 LOB: 0 BB: 0 P: 6	R: 1 E: 0 K: 1 S: 10	H: 2 LOB: 1 BB: 0 P: 19	R: 0 E: 0 K: 0 S: 7	H: 0 LOB: 1 BB: 1 P: 14	R: 0 E: 0 K: 0 S: 6	H: 0 LOB: 0 BB: 0 P: 9	R: 0 E: 0 K: 1 S: 11	H: 1 LOB: 1 BB: 0 P: 15	R: 2 E: 0 K: 0 S: 13	H: 2 LOB: 0 BB: 0 P: 18	R: 0 E: 0 K: 1 S: 10	H: 0 LOB: 2 BB: 2 P: 21	R: 0 E: 0 K: 0 S: 11	H: 0 LOB: 1 BB: 1 P: 21	R: 0 E: 0 K: 0 S: 11	H: 1 LOB: 2 BB: 1 P: 22	1B: 1 2B: 3 3B: 0 HR: 2	SF: 0 SAC: 0 DP: 0 HBP: 0	WP: 0 PB: 0 SB: 2 CS: 0	PA: 38
PITCHER	IP	WLS	BF	H	R	ER	SO	BB	IBB	HBP	BLK	WP	HR	S	P	ERA	WHIP					
John Thomson, R ERA: 5.0	6.0		24	5	3	3	2	1	0	0	0	0	0	10	21	0.00	1.000					
Denny Stark, R ERA: 2.5	1.0	W	4	0	0	0	0	1	0	0	0	1	0	11	21	0.00	1.000					
Justin Speier, R ERA: 3.38	1.0	S	5	1	0	0	0	1	0	0	0	0	0	11	22	0.00	2.000					
Jose Jimenez, R ERA: 2.83	1.0	S	5	1	0	0	0	1	0	0	0	0	0	11	22	0.00	2.000					

Colorado Rockies @ Seattle Mariners
Safeco Field, Seattle, WA
Sun Jun 30 2002, 1:35 PM PDT
Att: 45,928 - Dome - 72 F

livebaseballscores.com

AB 33
R 3
H 6
RBI 3
BB 5
SO 3
LOB 17



Batter	1	2	3	4	5	6	7	8	9	AB	R	H	RBI	BB	SO	LOB	TOP			
David Bell, R OBP: 0.324, SLG: 0.440 (1,4)	F7	G6-3		P6		F8		G6-3		5	0	0	0	0	0	4				
Rich Aurilia, R OBP: 0.301, SLG: 0.423 (1,6)	K		P6	F8		K		1B	1B	5	0	1	0	0	2	2				
Barry Bonds, L OBP: 0.564, SLG: 0.766 (1,7)	1B	1B		BB		G6-3		P2		4	1	1	0	1	1	1				
Reggie Sanders, R OBP: 0.329, SLG: 0.440 (1,9)	1B	1B	P4		L9		K		1B	5	0	2	0	0	1	1				
J.T. Snow, L OBP: 0.315, SLG: 0.330 (1,3)	1B		G4-3		WP	2B		BB		4	0	2	1	1	1	3				
Shawon Dunston, R OBP: 0.230, SLG: 0.274 (1,8)	K			1B	HR	K		F3		4	1	0	0	1	2	6				
Pedro Feliz, R OBP: 0.305, SLG: 0.374 (1,5)		G5-3	1B		HR	1B		L1		3	1	2	0	1	0	0				
Yorvit Torrealba, R OBP: 0.380, SLG: 0.444 (1,2)		G5-3				1B		BB		3	1	2	3	1	0	1				
Livan Hernandez, R OBP: 0.296, SLG: 0.400 (1,1)										1	0	0	0	0	0	1				
Jay Witasick, R OBP: 0.300, SLG: 0.265 (2,1)										1	0	0	0	0	0	0				
Tom Goodwin, L OBP: 0.288, SLG: 0.285 (6, PR)										1	0	0	0	0	0	0				
41 Chad Zerbe, L OBP: 0.300, SLG: 0.300 (6, PR)										1	0	0	0	0	0	0				
Damon Minor, L OBP: 0.300, SLG: 0.300 (6, PR)										1	0	0	0	0	0	2				
Aaron Fultz, L OBP: 0.300, SLG: 0.300 (6, PR)										0	0	0	0	0	0	0				
Inning Stats	R: 1 E: 0 K: 2 S: 23	H: 3 LOB: 2 BB: 0 P: 33	R: 0 E: 0 K: 0 S: 12	H: 1 LOB: 1 BB: 0 P: 18	R: 0 E: 0 K: 0 S: 7	H: 0 LOB: 1 BB: 1 P: 16	R: 3 E: 0 K: 0 S: 9	H: 2 LOB: 0 BB: 1 P: 15	R: 0 E: 0 K: 1 S: 10	H: 1 LOB: 1 BB: 0 P: 16	R: 0 E: 0 K: 1 S: 12	H: 0 LOB: 1 BB: 1 P: 14	R: 0 E: 0 K: 0 S: 12	H: 1 LOB: 1 BB: 1 P: 19	R: 0 E: 0 K: 2 S: 11	H: 2 LOB: 2 BB: 0 P: 15	1B: 9 2B: 1 3B: 0 HR: 1	SF: 0 SAC: 0 DP: 1 HBP: 0	WP: 1 PB: 0 SB: 0 CS: 0	PA: 42
PITCHER	IP WLS BF H R ER SO BB IBB HBP BLK WP HR S P ERA WHIP																			
Jason Jennings, R ERA: 4.85 (1,1)	6.0 W 29 8 4 4 4 3 0 0 0 0 1 1 73 120 6.00 1.833																			
Justin Speier, R ERA: 3.12 (7,1)	1.0 H 4 0 0 0 1 1 0 0 0 0 0 0 7 14 0.00 1.000																			
Todd Jones, R ERA: 4.09 (8,1)	1.0 4 1 0 0 0 1 0 0 0 0 0 0 12 19 0.00 2.000																			
Rick White, R ERA: 5.64 (9,1)	1.0 5 2 0 0 2 0 0 0 0 0 0 0 11 15 0.00 2.000																			

San Francisco Giants @ Colorado Rockies
Coors Field, Denver, CO
Wed Jul 03 2002, 7:05 PM MDT
Att: 48,504 - Cloudy - 84 F

AB	37
R	4
H	11
RBI	4
BB	5
SO	7
LOB	21



Batter	1	2	3	4	5	6	7	8	9	AB	R	H	RBI	BB	SO	LOB	BOTTOM			
Juan Pierre, L OBP: 0.315, SLG: 0.309 (1,8)	B2-3	K		G4-3		G5-3	G4-3			5	0	0	0	0	1	4				
Brent Butler, R OBP: 0.342, SLG: 0.541 (1,4)	G4-3			G5-3		G6-3		HBP		6	2	2	1	0	0	3				
Lary Walker, L OBP: 0.428, SLG: 0.654 (1,9)										5	2	4	4	0	0	0				
Benny Agbayani, R OBP: 0.266, SLG: 0.350 (6, PR)										0	1	0	0	0	0	0				
17 Todd Helton, L OBP: 0.439, SLG: 0.614 (1,3)										4	3	2	1	1	0	1				
Rick White, R ERA: 5.64 (9,1)	FC4-6	1B								0	0	0	0	0	0	0				
Todd Zeile, R OBP: 0.355, SLG: 0.466 (1,5)										3	2	1	1	2	0	1				
Todd Hollandsworth, L OBP: 0.356, SLG: 0.489 (1,7)										4	1	2	1	1	1	2				
Bobby Estalella, R OBP: 0.291, SLG: 0.505 (1,2)										3	1	1	4	0	1	2				
Juan Uribe, R OBP: 0.297, SLG: 0.354 (1,6)										5	1	3	2	0	1	2				
Jason Jennings, L ERA: 4.94 (1,1)										2	1	1	0	0	0	0				
Mark Little, R ERA: 3.06, SLG: 0.304 (6, PR)										1	0	0	0	0	0	0				
Justin Speier, R ERA: 3.12 (7,1)										0	0	0	0	0	0	0				
Terry Shumpert, R ERA: 3.22 (6, PR)										1	0	1	0	0	0	0				
Todd Jones, L ERA: 4.09 (8,1)										0	0	0	0	0	0	0				
Ross Gloud, L ERA: 6.6 (8,3)										1	0	0	0	0	0	2				
Inning Stats	R: 0 E: 0 K: 0 S: 6	H: 1 LOB: 1 BB: 0 P: 11	R: 7 E: 0 K: 2 S: 28	H: 7 LOB: 1 BB: 1 P: 41	R: 0 E: 0 K: 1 S: 7	H: 0 LOB: 0 BB: 0 P: 12	R: 0 E: 0 K: 0 S: 4	H: 0 LOB: 0 BB: 0 P: 7	R: 0 E: 1 K: 1 S: 10	H: 0 LOB: 2 BB: 1 P: 19	R: 0 E: 0 K: 1 S: 8	H: 0 LOB: 0 BB: 0 P: 9	R: 3 E: 0 K: 0 S: 12	H: 5 LOB: 2 BB: 0 P: 16	R: 4 E: 0 K: 0 S: 14	H: 4 LOB: 3 BB: 2 P: 30	1B: 12 2B: 2 3B: 1 HR: 2	SF: 2 SAC: 0 DP: 0 HBP: 1	WP: 0 PB: 0 SB: 1 CS: 0	PA: 47
PITCHER	IP WLS BF H R ER SO BB IBB HBP BLK WP HR S P ERA WHIP																			
Livan Hernandez, R ERA: 4.94 (1,1)	1.2 L 14 8 0 0 0 3 1 0 0 0 0 0 24 48 37.80 5.400																			
Jay Witasick, R ERA: 1.98 (2,1)	3.1 12 0 0 0 3 1 0 0 0 0 0 0 24 42 0.00 0.300																			
41 Chad Zerbe, L ERA: 3.22 (6,1)	2.0 11 5 3 3 1 0 0 0 0 0 0 1 20 25 13.50 2.500																			
Aaron Fultz, L ERA: 6.6 (8,1)	1.0 10 4 4 4 0 2 0 1 0 0 0 0 14 30 36.00 6.000																			

San Francisco Giants @ Colorado Rockies
Coors Field, Denver, CO
Wed Jul 03 2002, 7:05 PM MDT
Att: 48,504 - Cloudy - 84 F

AB	40
R	14
H	17
RBI	14
BB	4
SO	5
LOB	17



Batter	1	2	3	4	5	6	7	8	9	AB R H RBI BB SO LOB	TOP										
Ramón Vázquez, L (1,4) OBP: 0.307, SLG: 0.292	3-2 G3-1	2-2 CS	0-1 G3		0-2 G3-1			0-0 F7		4 0 0 0 0 0 0	San Diego Padres @ Colorado Rockies Coors Field, Denver, CO Sat Jul 06 2002, 6:05 PM MDT Att: 36,866 - Sunny - 86 F										
D'Angelo Jimenez, S (1,5) OBP: 0.368, SLG: 0.334	3-2 HR		2-1 G4-3			0-1 F8		1-1 G4-3	4 1 1 1 0 0 0												
Mark Kotsay, L (1,8) OBP: 0.383, SLG: 0.448	0-1 1B SF8		0-2 L8			1-3 K		0-0 F7	4 1 1 0 0 1 0												
Ryan Klesko, L (1,3) OBP: 0.390, SLG: 0.514	2-2 1B				0-0 F9		1-0 G6-3	2-2 FC5-4 1B	4 0 2 0 0 0 0												
Ron Gant, R (1,7) OBP: 0.344, SLG: 0.473	1-1 SF8				0-3 K		1-1 CS 1B	2-0 FC5-4	3 0 1 1 0 1 1												
Bubba Trammell, R (1,9) OBP: 0.328, SLG: 0.358	1-0 P4				2-0 2B		3-3 K 1-2		3 0 1 0 0 1 2												
Deivi Cruz, R (1,6) OBP: 0.293, SLG: 0.354			0-0 G5-3		0-0 G6-3		1-3 K		3 0 0 0 0 1 1												
Wiki Gonzalez, R (1,2) OBP: 0.383, SLG: 0.348			1-1 G4-1		0-1 L8		2-1 G6-3		3 0 0 0 0 0 0												
44 Jake Peavy, R (1,1) OBP: 0.500, SLG: 0.750			2-2 CS		1-0 G6-3		0-2 L7		2 0 1 0 0 0 0												
Mike Holtz, L (7,1)									0 0 0 0 0 0 0												
Mark Sweeney, L (8, PH) OBP: 0.206, SLG: 0.250									1 0 0 0 0 0 0												
Steve Reed, R (8,1)									0 0 0 0 0 0 0												
Inning Stats	R: 2 H: 3 E: 0 K: 0 S: 16	H: 3 LOB: 1 BB: 0 P: 26	R: 0 H: 1 E: 0 K: 0 S: 10	LOB: 0 BB: 0 P: 15	R: 0 H: 0 E: 0 K: 1 S: 7	LOB: 0 BB: 0 P: 9	R: 0 H: 1 E: 0 K: 1 S: 6	LOB: 1 BB: 0 P: 8	R: 0 H: 0 E: 0 K: 2 S: 6	LOB: 0 BB: 0 P: 7	R: 0 H: 0 E: 0 K: 1 S: 6	LOB: 0 BB: 0 P: 8	R: 0 H: 1 E: 0 K: 2 S: 8	LOB: 0 BB: 0 P: 13	R: 0 H: 0 E: 0 K: 0 S: 6	LOB: 0 BB: 0 P: 8	R: 0 H: 1 E: 0 K: 0 S: 7	LOB: 1 BB: 0 P: 12	1B: 4 2B: 3 3B: 0 HR: 1	SF: 1 SAC: 0 DP: 1 HBP: 0	WP: 0 PA: 33 PB: 0 SB: 0 CS: 2
PITCHER	IP WLS BF H R ER SO BB IBB HBP BLK WP HR S P ERA WHIP											IP WLS BF H R ER SO BB IBB HBP BLK WP HR S P ERA WHIP									
John Thomson, R (1,1) ERA: 4.85	7.0 W 25 6 2 2 4 0 0 0 0 0 1 59 86 2.57 0.857																				
Todd Jones, R (8,1) ERA: 4.0	1.0 H 3 0 0 0 0 0 0 0 0 0 0 6 8 0.00 0.000																				
Jose Jimenez, R (9,1) ERA: 3.3	1.0 S 4 1 0 0 0 0 0 0 0 0 0 7 12 0.00 1.000																				

AB	31
R	2
H	7
RBI	2
BB	0
SO	4
LOB	4



Batter	1	2	3	4	5	6	7	8	9	AB R H RBI BB SO LOB	BOTTOM								
Juan Pierre, L (1,8) OBP: 0.315, SLG: 0.310	0-3 K	2-2 G6-3		1-1 2B		1-0 F9		2-1 G3-1		5 0 1 0 0 1 2	San Diego Padres @ Colorado Rockies Coors Field, Denver, CO Sat Jul 06 2002, 6:05 PM MDT Att: 36,866 - Sunny - 86 F								
Brent Butler, R (1,4) OBP: 0.341, SLG: 0.534	1-2 E5 17 BB 1B		1-2 G6-3	3-1 F9		0-1 G6-3				4 1 0 0 0 0 3									
Larry Walker, L (1,9) OBP: 0.428, SLG: 0.653	0-1 F9		1-0 1B 2B		3-2 G3-1		1-1 CS 17 1B			4 1 2 0 0 0 1									
17 Todd Helton, L (1,3) OBP: 0.439, SLG: 0.611	4-0 1B 2B BB		2-1 L9		2-2 G3-1		0-2 1B	1-2 1B		3 1 1 0 1 0 1									
Todd Zeile, R (1,5) OBP: 0.367, SLG: 0.477	0-2 2B		3-2 1B		3-0 2B		1-1 F9			4 0 3 2 0 0 1									
Todd Hollandsworth, L (1,7) OBP: 0.358, SLG: 0.464	1-3 2H 1B		1-2 G3		4-0 IBB		0-1 G4-3			3 0 1 1 1 0 2									
Bobby Estalella, R (1,2) OBP: 0.285, SLG: 0.491	1-3 3H 2B				1-3 K		1-1 SH1-4 1B			3 0 0 0 0 3 4									
Terry Shumpert, R (8, PH) OBP: 0.338, SLG: 0.378										1 0 1 0 0 0 0									
Gary Bennett, R (9,2) OBP: 0.314, SLG: 0.340										0 0 0 0 0 0 0									
Juan Uribe, R (1,6) OBP: 0.291, SLG: 0.345			1-1 F7		1-0 F7		3-1 G6-3	0-0 SH1-4		3 0 0 0 0 0 0									
John Thomson, R (1,1) OBP: 0.188, SLG: 0.138			3-2 G6-3		2-0 2B		0-1 1B			3 0 2 0 0 0 0									
Todd Jones, L (8,1)										0 0 0 0 0 0 0									
Ross Gload, L (8, PH)										1 0 0 0 0 1 1									
Jose Jimenez, R (9,1)										0 0 0 0 0 0 0									
Inning Stats	R: 2 H: 2 E: 1 K: 2 S: 18	H: 2 LOB: 2 BB: 1 P: 24	R: 0 H: 0 E: 0 K: 0 S: 12	H: 0 LOB: 0 BB: 0 P: 18	R: 1 H: 2 E: 0 K: 0 S: 11	LOB: 1 BB: 0 P: 18	R: 0 H: 2 E: 0 K: 1 S: 9	LOB: 2 BB: 0 P: 17	R: 0 H: 1 E: 0 K: 1 S: 13	LOB: 1 BB: 1 P: 26	R: 0 H: 1 E: 0 K: 0 S: 7	LOB: 1 BB: 0 P: 11	R: 0 H: 2 E: 0 K: 0 S: 9	LOB: 1 BB: 0 P: 11	R: 0 H: 1 E: 0 K: 1 S: 10	LOB: 1 BB: 0 P: 13	1B: 7 2B: 4 3B: 0 HR: 0	SF: 0 SAC: 1 DP: 0 HBP: 0	WP: 0 PA: 37 PB: 0 SB: 0 CS: 1
PITCHER	IP WLS BF H R ER SO BB IBB HBP BLK WP HR S P ERA WHIP											IP WLS BF H R ER SO BB IBB HBP BLK WP HR S P ERA WHIP							
44 Jake Peavy, R (1,1) ERA: 3.6	6.0 L 29 8 3 1 4 1 1 0 0 0 0 0 70 114 1.50 1.500																		
Mike Holtz, L (7,1) ERA: 5.51	1.0 4 2 0 0 0 0 0 0 0 0 0 9 11 0.00 2.000																		
Steve Reed, R (8,1) ERA: 1.7	1.0 4 1 0 0 1 0 0 0 0 0 0 10 13 0.00 1.000																		

AB	34
R	3
H	11
RBI	3
BB	2
SO	5
LOB	15



Batter	1	2	3	4	5	6	7	8	9	AB	R	H	RBI	BB	SO	LOB	TOP					
Juan Pierre, L OBP: 0.311, SLG: 0.306 (1, 8)	G6-3		B1-3		F8		G4-3			4	0	0	0	0	0	2	Colorado Rockies @ San Francisco Giants PacBell Park, San Francisco, CA Fri Jul 12 2002, 10:35 PM EDT Att: 40,963 - Sunny - 66 F					
Brent Butler, R OBP: 0.333, SLG: 0.512 (1, 4)	G5-3		1B				L8			4	0	1	0	0	1	0						
Larry Walker, L OBP: 0.422, SLG: 0.642 (1, 9)	K		P4		F8		F7			4	0	0	0	0	1	1						
17 Todd Helton, L OBP: 0.440, SLG: 0.603 (1, 3)					G1-3					2	0	0	0	2	1	0						
Todd Zeile, R OBP: 0.368, SLG: 0.468 (1, 5)										2	0	1	0	2	0	0						
Todd Hollandsworth, L OBP: 0.346, SLG: 0.460 (1, 7)					G1-6-3					4	0	0	0	0	1	5						
Juan Uribe, R OBP: 0.282, SLG: 0.333 (1, 6)										4	0	0	0	0	2	2						
Gary Bennett, R OBP: 0.320, SLG: 0.335 (1, 2)										3	0	1	0	0	1	2						
Mike Hampton, R OBP: 0.374, SLG: 0.500 Rick White, R Dennys Reyes, R										3	0	1	0	0	1	1	ROCKIES					
										0	0	0	0	0	0	0						
Inning Stats	R: 0 E: 0 K: 1 S: 12	H: 0 LOB: 0 BB: 0 P: 18	R: 0 E: 0 K: 1 S: 11	H: 0 LOB: 2 BB: 2 P: 23	R: 0 E: 0 K: 1 S: 9	H: 1 LOB: 1 BB: 0 P: 13	R: 0 E: 0 K: 0 S: 5	H: 0 LOB: 0 BB: 1 P: 10	R: 0 E: 0 K: 1 S: 12	H: 1 LOB: 1 BB: 0 P: 16	R: 0 E: 0 K: 2 S: 12	H: 1 LOB: 2 BB: 1 P: 20	R: 0 E: 0 K: 1 S: 9	H: 1 LOB: 1 BB: 0 P: 13	R: 0 E: 0 K: 1 S: 8	H: 0 LOB: 0 BB: 0 P: 12	R: 0 E: 0 K: 0 S: 5	H: 0 LOB: 0 BB: 0 P: 7	1B: 4 2B: 0 3B: 0 HR: 0	SF: 0 SAC: 0 DP: 1 HBP: 0	WP: 0 PB: 0 SB: 0 CS: 0	PA: 34
PITCHER Livan Hernandez, R ERA: 4.57	IP: 9.0 WLS: W BF: 34 H: 4 R: 0 ER: 0 SO: 8 BB: 4 IBB: 0 HBP: 0 BLK: 0 WP: 0 HR: 0 S: 83 P: 132 ERA: 0.00 WHIP: 0.889																					

Batter	1	2	3	4	5	6	7	8	9	AB	R	H	RBI	BB	SO	LOB	BOTTOM			
David Bell, R OBP: 0.319, SLG: 0.425 (1, 5)	F8 G3-2-5 1B		G5-3		F8		F7	F8		5	0	1	0	0	0	3	Colorado Rockies @ San Francisco Giants PacBell Park, San Francisco, CA Fri Jul 12 2002, 10:35 PM EDT Att: 40,963 - Sunny - 66 F			
Rich Aurilia, R OBP: 0.307, SLG: 0.424 (1, 6)	1B		FC5-6 1B				F9			4	0	3	1	0	0	0				
Jeff Kent, R OBP: 0.509 Tom Goodwin, L OBP: 0.348, SLG: 0.275	F8		F9				P6			4	1	1	0	0	0	3				
Barry Bonds, L OBP: 0.558, SLG: 0.771 Ramon Martinez, R OBP: 0.351, SLG: 0.386	G3-2-5		FC5-6 1-2				L8			4	1	1	0	0	0	3				
Reggie Sanders, R OBP: 0.331, SLG: 0.434										3	2	2	0	1	1	2				
Benito Santiago, R OBP: 0.313, SLG: 0.448										3	0	0	1	0	0	3				
Damon Minor, L OBP: 0.364, SLG: 0.559										2	3	1	2	2	0	0				
Tsuyoshi Shinjo, R OBP: 0.303, SLG: 0.387										4	2	2	3	0	0	0				
Livan Hernandez, R OBP: 0.286, SLG: 0.412										4	0	1	1	0	1	2				
Inning Stats	R: 0 E: 0 K: 0 S: 6	H: 2 LOB: 1 BB: 0 P: 13	R: 2 E: 0 K: 1 S: 9	H: 2 LOB: 0 BB: 0 P: 13	R: 0 E: 0 K: 0 S: 8	H: 1 LOB: 1 BB: 0 P: 13	R: 0 E: 0 K: 0 S: 7	H: 1 LOB: 0 BB: 0 P: 11	R: 0 E: 1 K: 0 S: 6	H: 0 LOB: 0 BB: 0 P: 8	R: 0 E: 0 K: 0 S: 5	H: 0 LOB: 0 BB: 0 P: 8	R: 3 E: 1 K: 0 S: 7	H: 2 LOB: 2 BB: 2 P: 17	R: 4 E: 1 K: 1 S: 19	H: 4 LOB: 1 BB: 1 P: 32	1B: 9 2B: 2 3B: 1 HR: 1	SF: 1 SAC: 0 DP: 3 HBP: 0	WP: 0 PB: 0 SB: 1 CS: 0	PA: 37
PITCHER Mike Hampton, L ERA: 6.55 Rick White, R ERA: 5.73 Dennys Reyes, L ERA: 3.67	IP: 7.0 WLS: L BF: 29 H: 8 R: 5 ER: 3 SO: 1 BB: 2 IBB: 0 HBP: 0 BLK: 0 WP: 0 HR: 1 S: 48 P: 83 ERA: 3.86 WHIP: 1.429																			

Batter	1	2	3	4	5	6	7	8	9	AB	R	H	RBI	BB	SO	LOB	TOP				
Juan Pierre, L (1, 8) OBP: 0.308, SLG: 0.303	F9		F9			F9		F8		4	0	0	0	0	0	1	Colorado Rockies @ San Francisco Giants PacBell Park, San Francisco, CA Sat Jul 13 2002, 4:05 PM EDT Att: 41,434 - Cloudy - 66 F				
Brent Butler, R (1, 4) OBP: 0.324, SLG: 0.496	L8			F8		G6-3		F8		4	0	0	0	0	0	1					
Larry Walker, L (1, 9) OBP: 0.426, SLG: 0.646		BB		17 PB 1B			G5-3		17 1B 2B	3	1	2	0	1	0	0					
17 Todd Helton, L (1, 3) OBP: 0.441, SLG: 0.601	G6-3			P6			1B BB		G4-6-3 1B	3	0	1	1	1	0	2					
Todd Zeile, R (1, 5) OBP: 0.367, SLG: 0.465		F3		K2-3			1B		G4-6-3 1B	4	0	1	0	0	1	2					
Todd Hollandsworth, L (1, 7) OBP: 0.344, SLG: 0.475					P6				F9	3	0	0	0	0	2	2					
Ben Petrick, R (9, PH) OBP: 0.189, SLG: 0.204							K			1	0	0	0	0	0	0					
Juan Uribe, R (1, 6) OBP: 0.279, SLG: 0.330			F3		L4					3	0	0	0	0	1	2					
Gary Bennett, R (1, 2) OBP: 0.314, SLG: 0.329			F9		G6-3			F8		3	0	0	0	0	0	0					
John Thomson, R (1, 1) OBP: 0.185, SLG: 0.133										1	0	0	0	0	0	0					
Mark Little, P (6, PH) OBP: 0.317, SLG: 0.291										1	0	0	0	0	1	0					
Denny Neagle, L (8, PH) OBP: 0.339, SLG: 0.414										0	0	0	0	0	0	0					
Ross Gload, L (8, PH) OBP: 0.339, SLG: 0.429										1	0	1	0	0	0	0					
40 Brian Fuentes, L (8, 1) OBP: 0.339, SLG: 0.429										0	0	0	0	0	0	0					
Rick White, R (8, 1) OBP: 0.339, SLG: 0.429								WP 1B		0	0	0	0	0	0	0					
Inning Stats	R: 0 H: 0 E: 0 K: 0 S: 6	H: 0 LOB: 1 BB: 1 P: 11	R: 0 H: 0 E: 0 K: 1 S: 8	H: 0 LOB: 0 BB: 0 P: 13	R: 0 H: 0 E: 0 K: 0 S: 7	H: 1 LOB: 1 BB: 0 P: 8	R: 0 H: 0 E: 0 K: 1 S: 12	H: 0 LOB: 0 BB: 0 P: 21	R: 0 H: 0 E: 0 K: 0 S: 7	H: 0 LOB: 0 BB: 0 P: 9	R: 0 H: 0 E: 0 K: 1 S: 8	H: 0 LOB: 0 BB: 0 P: 12	R: 0 H: 1 E: 0 K: 2 S: 17	H: 1 LOB: 2 BB: 1 P: 30	R: 0 H: 1 E: 0 K: 0 S: 8	H: 1 LOB: 1 BB: 0 P: 14	R: 1 H: 2 E: 0 K: 0 S: 10	H: 2 LOB: 0 BB: 0 P: 14	1B: 4 2B: 1 3B: 0 HR: 0	SF: 0 SAC: 0 DP: 1 HBP: 0	WP: 1 PA: 33 PB: 1 SB: 0 CS: 0
PITCHER	IP WLS BF H R ER SO BB IBB HBP BLK WP HR S P ERA WHIP																				
Jason Schmidt, R (1, 1) ERA: 3.42	8.0 W 29 3 0 0 5 2 0 0 0 0 1 0 73 118 0.00 0.625																				
41 Chad Zerbe, L (9, 1) ERA: 3.29	1.0 4 2 1 1 0 0 0 0 0 0 0 0 10 14 9.00 2.000																				

Batter	1	2	3	4	5	6	7	8	9	AB	R	H	RBI	BB	SO	LOB	BOTTOM		
David Bell, R (1, 5) OBP: 0.318, SLG: 0.424	SH1-3 3B 2B	F9			F9		F7	K		5	1	1	0	0	1	5	Colorado Rockies @ San Francisco Giants PacBell Park, San Francisco, CA Sat Jul 13 2002, 4:05 PM EDT Att: 41,434 - Cloudy - 66 F		
Rich Aurilia, R (1, 6) OBP: 0.308, SLG: 0.423	SH1-3 2-3	FC6-4			E 1B		G6-4-3			3	1	1	0	0	0	2			
Jeff Kent, R (1, 4) OBP: 0.381, SLG: 0.526					E6 1H 2B			2B 2B	4	2	4	2	0	0	0				
Shawon Dunston, R (9, 7) OBP: 0.226, SLG: 0.267									0	0	0	0	0	0	0	0			
Barry Bonds, L (1, 7) OBP: 0.558, SLG: 0.770	3H 3B				F7 1B		F7	1B 2B	3	1	1	1	1	0	1				
41 Chad Zerbe, L (9, 1) OBP: 0.200, SLG: 0.200		S IBB							0	0	0	0	0	0	0				
Reggie Sanders, R (1, 9) OBP: 0.330, SLG: 0.431	K				F8 1B		F8	SF9 BB 1B	4	0	1	0	0	1	3				
J.T. Snow, L (1, 3) OBP: 0.325, SLG: 0.345	P4				F8		G1-6-3 BB	BB BB	2	0	0	0	2	0	3				
Benito Santiago, R (1, 2) OBP: 0.312, SLG: 0.458									3	1	1	2	0	0	1				
Yorvit Torrealba, R (9, 2) OBP: 0.360, SLG: 0.418					G5-3		G1-6-3	SF9	0	0	0	0	0	0	0				
Tsuyoshi Shinjo, R (1, 8) OBP: 0.302, SLG: 0.383					F9		P4	F3	3	0	0	0	1	0	2				
Jason Schmidt, R (1, 1) OBP: 0.125, SLG: 0.130									2	0	0	0	1	0	1				
Ramon Martinez, R (8, PH) OBP: 0.357, SLG: 0.386					G4-3				0	0	0	0	1	0	0				
Inning Stats	R: 1 H: 2 E: 0 K: 1 S: 13	H: 2 LOB: 2 BB: 1 P: 28	R: 1 H: 1 E: 0 K: 0 S: 9	H: 1 LOB: 1 BB: 1 P: 16	R: 0 H: 1 E: 0 K: 0 S: 12	H: 1 LOB: 1 BB: 0 P: 18	R: 0 H: 0 E: 0 K: 0 S: 6	H: 0 LOB: 0 BB: 0 P: 8	R: 2 H: 2 E: 1 K: 0 S: 13	H: 2 LOB: 0 BB: 0 P: 23	R: 0 H: 0 E: 0 K: 0 S: 6	H: 0 LOB: 0 BB: 1 P: 12	R: 0 H: 0 E: 0 K: 0 S: 6	H: 1 LOB: 1 BB: 1 P: 13	R: 2 H: 3 E: 0 K: 1 S: 22	H: 3 LOB: 3 BB: 2 P: 34	1B: 3 2B: 4 3B: 1 HR: 1	SF: 1 SAC: 1 DP: 2 HBP: 0	WP: 0 PA: 37 PB: 0 SB: 1 CS: 0
PITCHER	IP WLS BF H R ER SO BB IBB HBP BLK WP HR S P ERA WHIP																		
John Thomson, R (1, 1) ERA: 4.87	5.0 L 23 6 4 0 3 1 0 0 0 0 0 0 12 25 0.00 1.000																		
Denny Neagle, L (6, 1) ERA: 5.94	2.0 6 0 0 0 0 2 0 0 0 0 0 0 12 25 0.00 1.000																		
40 Brian Fuentes, L (8, 1) ERA: 13.5	0.2 7 3 2 2 0 2 0 0 0 0 0 0 18 29 27.00 7.500																		
Rick White, R (8, 1) ERA: 5.67	0.1 1 0 0 0 1 0 0 0 0 0 0 0 4 5 0.00 0.000																		



Batter	1	2	3	4	5	6	7	8	9	AB	R	H	RBI	BB	SO	LOB	TOP								
Juan Pierre, L (1, 8) OBP: 0.308, SLG: 0.301	F7		S BB		FC4-6 1B			2B 1B		3	0	1	1	1	0	1	Colorado Rockies @ San Diego Padres Qualcomm Stadium, San Diego, CA Tue Jul 16 2002, 10:05 PM EDT Att: 22,150 - Sunny - 73 F								
Brent Butler, R (1, 6) OBP: 0.313, SLG: 0.476	L9		G5-3					P6 1B		4	0	1	0	0	0	2									
Larry Walker, L (1, 9) OBP: 0.419, SLG: 0.633	F7		K		G3-1			2B 1-H		4	0	1	0	0	1	3									
17 Todd Helton, L (1, 3) OBP: 0.442, SLG: 0.595										3	0	2	0	1	0	0									
Todd Zeile, R (1, 5) OBP: 0.360, SLG: 0.450										4	0	0	0	0	3	4									
Todd Hollandsworth, L (1, 7) OBP: 0.336, SLG: 0.466										4	0	0	0	0	1	1									
Terry Shumpert, R (1, 4) OBP: 0.343, SLG: 0.393										3	0	0	0	1	2	0									
Walt McKeel, R (1, 2) OBP: 0.500, SLG: 0.500										4	1	2	0	0	1	2									
Jason Jennings, L (1, 1) OBP: 0.343, SLG: 0.394										2	0	1	0	0	0	0									
Mark Little, R (7, PH) OBP: 0.313, SLG: 0.289										1	0	0	0	0	0	0									
Rick White, R (7, 1) Dennys Reyes, R (8, 1) Ross Gload, L (9, PH) OBP: 0.333, SLG: 0.273										1	0	0	0	0	0	0									
										1	0	0	0	0	0	1									
Inning Stats	R: 0 E: 0 K: 0 S: 5	H: 0 LOB: 0 BB: 0 P: 7	R: 0 E: 0 K: 2 S: 12	H: 1 LOB: 2 BB: 1 P: 17	R: 0 E: 0 K: 1 S: 11	H: 0 LOB: 1 BB: 1 P: 18	R: 0 E: 0 K: 2 S: 9	H: 0 LOB: 0 BB: 0 P: 11	R: 1 E: 0 K: 1 S: 12	H: 3 LOB: 2 BB: 0 P: 18	R: 0 E: 0 K: 0 S: 3	H: 1 LOB: 0 BB: 0 P: 7	R: 0 E: 0 K: 0 S: 7	H: 0 LOB: 0 BB: 0 P: 14	R: 0 E: 0 K: 1 S: 12	H: 2 LOB: 2 BB: 1 P: 21	R: 0 E: 0 K: 1 S: 8	H: 1 LOB: 1 BB: 0 P: 11	1B: 6 2B: 2 3B: 0 HR: 0	SF: 0 SAC: 0 DP: 1 HBP: 0	WP: 0 PB: 0 SB: 1 CS: 0	PA: 36			
PITCHER	IP	WLS	BF	H	R	ER	SO	BB	IBB	HBP	BLK	WP	HR	S	P	ERA	WHIP								
44 Jake Peavy, R (1, 1) ERA: 2.86	7.0	W	27	5	1	1	6	2	0	0	0	0	0	59	92	1.29	1.000								
Mike Holtz, L (8, 1) ERA: 4.51	0.2	H	4	2	0	0	0	1	0	0	0	0	0	9	17	0.00	4.500								
Steve Reed, R (8, 1) ERA: 1.85	1.1	S	5	1	0	0	2	0	0	0	0	0	0	11	15	0.00	0.750								

AB	33
R	1
H	8
RBI	1
BB	3
SO	8
LOB	14



Batter	1	2	3	4	5	6	7	8	9	AB	R	H	RBI	BB	SO	LOB	BOTTOM								
Ramón Vázquez, L (1, 4) OBP: 0.330, SLG: 0.323	2B 1B							F7		3	1	2	0	1	0	1	Colorado Rockies @ San Diego Padres Qualcomm Stadium, San Diego, CA Tue Jul 16 2002, 10:05 PM EDT Att: 22,150 - Sunny - 73 F								
Mark Kotsay, L (1, 8) OBP: 0.377, SLG: 0.431	K							F7		4	0	0	0	0	1	4									
Ryan Klesko, L (1, 3) OBP: 0.394, SLG: 0.530	1-H HR							F8		4	2	2	1	0	0	0									
Phil Nevin, R (1, 5) OBP: 0.346, SLG: 0.421	HR							G1-3		2	1	0	0	2	1	1									
Ron Gant, R (1, 7) OBP: 0.333, SLG: 0.467	HR							G1-3		4	1	3	3	0	0	0									
Bubba Trammell, R (1, 9) OBP: 0.316, SLG: 0.341	G1-3							SF8		3	0	0	1	0	1	2									
Gene Kingsale, S (9, 9) OBP: 0.286, SLG: 0.346	G1-3							SF8		0	0	0	0	0	0	0									
Deivi Cruz, R (1, 6) OBP: 0.284, SLG: 0.343	F8							G5-3		4	0	0	0	0	0	3									
Wiki Gonzalez, R (1, 2) OBP: 0.368, SLG: 0.336								G6-3		3	0	0	0	0	1	0									
44 Jake Peavy, R (1, 1) OBP: 0.333, SLG: 0.500										2	0	0	0	0	2	0									
Brian Buchanan, R (7, PH) OBP: 0.289, SLG: 0.400										0	0	0	0	1	0	0									
Mike Holtz, L (8, 1) Steve Reed, R (8, 1)										0	0	0	0	0	0	0									
										0	0	0	0	0	0	0									
Inning Stats	R: 4 E: 0 K: 1 S: 13	H: 3 LOB: 0 BB: 1 P: 24	R: 0 E: 0 K: 1 S: 9	H: 0 LOB: 1 BB: 1 P: 14	R: 0 E: 0 K: 1 S: 7	H: 0 LOB: 0 BB: 0 P: 12	R: 0 E: 0 K: 1 S: 7	H: 0 LOB: 0 BB: 0 P: 11	R: 0 E: 0 K: 1 S: 6	H: 1 LOB: 0 BB: 0 P: 7	R: 0 E: 0 K: 1 S: 11	H: 1 LOB: 2 BB: 1 P: 20	R: 0 E: 0 K: 0 S: 7	H: 0 LOB: 1 BB: 1 P: 13	R: 1 E: 0 K: 0 S: 11	H: 2 LOB: 1 BB: 0 P: 19	1B: 5 2B: 1 3B: 0 HR: 1	SF: 1 SAC: 0 DP: 1 HBP: 0	WP: 0 PB: 0 SB: 2 CS: 0	PA: 34					
PITCHER	IP	WLS	BF	H	R	ER	SO	BB	IBB	HBP	BLK	WP	HR	S	P	ERA	WHIP								
Jason Jennings, R (1, 1) ERA: 4.67	6.0	L	25	5	4	4	6	3	0	0	0	0	0	53	88	6.00	1.333								
Rick White, R (7, 1) ERA: 5.5	1.0		4	0	0	0	0	1	0	0	0	0	0	7	13	0.00	1.000								
Dennys Reyes, L (8, 1) ERA: 3.82	1.0		5	2	1	1	0	0	0	0	0	0	0	11	19	9.00	2.000								



Batter	1	2	3	4	5	6	7	8	9	AB	R	H	RBI	BB	SO	LOB	TOP	
Quinton McCracken, S OBP: 0.391, SLG: 0.500	4-2 PB 1B BB	2-1 SF9 HR 1B	3-2 1B			0-0 BB 1B	4-2 FC6-4 BB		4-2 1B BB	3	3	3	0	3	0	0		
Craig Counsell, L OBP: 0.351, SLG: 0.354	1-2 E5 PB 1B	0-0 E HR 1B	1-2 F9			0-0 BB 1B	3-1 F5		0-0 G5-4-3 1B	6	3	3	0	0	0	4		
Junior Spivey, R OBP: 0.409, SLG: 0.540	0-2 1B FC5-2 1B	1-1 SF9		3-2 F7		4-1 1B BB	0-1 FC6-4		0-1 G5-4-3 1B	4	1	1	3	1	0	4		
Luis Gonzalez, L OBP: 0.402, SLG: 0.491	1-1 FC5-2 1B	0-0 HR		0-1 G6-3		0-0 S 1B		1-3 K		5	2	3	5	0	1	0		
Greg Colbrunn, R OBP: 0.368, SLG: 0.505	1-0 FC5-2 1B	1-0 G5-3		2-2 FC6-4 1B		1-1 G5-4-3 1B		0-2 1B		2	0	1	0	0	0	0		
Mark Grace, L OBP: 0.361, SLG: 0.408	1-2 FC5-2 1B			2-1 FC6-4 1B		1-1 G5-4-3 1B		0-2 1B		3	0	3	2	0	0	0		
Matt Williams, R OBP: 0.150, SLG: 0.300	1-1 FC5-2 1B	1-1 1B		2-1 FC6-4		2-3 K		2-3 K		5	0	1	0	0	2	5		
Steve Finley, L OBP: 0.361, SLG: 0.457	1-3 K	3-2 F7		2-2 G4-3		3-2 G5-4-3			2-1 HR 1B	5	1	1	0	0	1	5		
Rod Barajas, R OBP: 0.257, SLG: 0.286	0-0 P6		2-0 F7		2-0 G6-3		1-2 BB 1B		1-1 P6	5	0	1	0	0	0	4		
Curt Schilling, R OBP: 0.264, SLG: 0.250			0-0 G3		0-2 G1		0-0 B1		3-1 HR	4	1	1	0	0	0	1		
Greg Swindell, L										0	0	0	0	0	0	0		
Chris Donnels, L OBP: 0.294, SLG: 0.467		1B SF9 1B								1	1	1	2	0	0	0		
Mike Fetters, R										0	0	0	0	0	0	0		
Inning Stats	R: 2 E: 1 K: 1 S: 19	H: 3 LOB: 3 BB: 1 P: 28	R: 4 E: 1 K: 0 S: 13	H: 5 LOB: 1 BB: 0 P: 21	R: 0 E: 0 K: 0 S: 8	H: 1 LOB: 1 BB: 0 P: 14	R: 0 E: 0 K: 0 S: 10	H: 0 LOB: 0 BB: 0 P: 14	R: 4 E: 0 K: 1 S: 12	H: 4 LOB: 0 BB: 1 P: 22	R: 0 E: 0 K: 2 S: 10	H: 1 LOB: 0 BB: 0 P: 13	R: 2 E: 0 K: 0 S: 11	H: 3 LOB: 1 BB: 1 P: 21	1B: 17 2B: 0 3B: 0 HR: 2	SF: 1 SAC: 0 DP: 2 HBP: 0	WP: 0 PB: 1 SB: 1 CS: 0	PA: 48
PITCHER	IP WLS BF H R ER SO BB IBB HBP BLK WP HR S P ERA WHIP	IP WLS BF H R ER SO BB IBB HBP BLK WP HR S P ERA WHIP	IP WLS BF H R ER SO BB IBB HBP BLK WP HR S P ERA WHIP	IP WLS BF H R ER SO BB IBB HBP BLK WP HR S P ERA WHIP	IP WLS BF H R ER SO BB IBB HBP BLK WP HR S P ERA WHIP	IP WLS BF H R ER SO BB IBB HBP BLK WP HR S P ERA WHIP	IP WLS BF H R ER SO BB IBB HBP BLK WP HR S P ERA WHIP	IP WLS BF H R ER SO BB IBB HBP BLK WP HR S P ERA WHIP	IP WLS BF H R ER SO BB IBB HBP BLK WP HR S P ERA WHIP	IP WLS BF H R ER SO BB IBB HBP BLK WP HR S P ERA WHIP	IP WLS BF H R ER SO BB IBB HBP BLK WP HR S P ERA WHIP	IP WLS BF H R ER SO BB IBB HBP BLK WP HR S P ERA WHIP	IP WLS BF H R ER SO BB IBB HBP BLK WP HR S P ERA WHIP	IP WLS BF H R ER SO BB IBB HBP BLK WP HR S P ERA WHIP	IP WLS BF H R ER SO BB IBB HBP BLK WP HR S P ERA WHIP	IP WLS BF H R ER SO BB IBB HBP BLK WP HR S P ERA WHIP	IP WLS BF H R ER SO BB IBB HBP BLK WP HR S P ERA WHIP	IP WLS BF H R ER SO BB IBB HBP BLK WP HR S P ERA WHIP

Arizona Diamondbacks @ Colorado Rockies
Coors Field, Denver, CO
Wed Jul 17 2002, 7:05 PM MDT
Att: 39,023 - Sunny - 97 F

AB	43
R	12
H	19
RBI	12
BB	4
SO	4
LOB	23



Batter	1	2	3	4	5	6	7	8	9	AB	R	H	RBI	BB	SO	LOB	BOTTOM	
Juan Pierre, L OBP: 0.308, SLG: 0.301	0-1 B1-3	0-1 1B			0-0 G4-3		0-2 L6			4	0	1	1	0	0	1		
Brent Butler, R OBP: 0.305, SLG: 0.463	1-0 G6-3	3-H F7			0-3 K		1-3 K			4	0	0	0	0	2	2		
Lary Walker, L OBP: 0.417, SLG: 0.628	0-0 1B		0-3 K		1-2 F8			1-1 G4-3		4	0	1	0	0	1	0		
17 Todd Helton, L OBP: 0.446, SLG: 0.600	2-2 2B		2-2 G3 1B		2-2 G5-4-3 1B		2-1 G4-3		2-1 G4-3	4	1	3	0	0	0	0		
Todd Zeile, R OBP: 0.356, SLG: 0.444	0-2 G4-3		3-2 G3		2-3 K		2-1 F8		2-1 F8	4	0	0	0	0	1	4		
Todd Hollandsworth, L OBP: 0.344, SLG: 0.470		0-2 2B G4-3 1B	2-2 1B		2-2 G5-4-3 1B			0-0 G3-1		4	1	3	1	0	0	0		
Terry Shumpert, R OBP: 0.341, SLG: 0.396		0-0 G4-3 1B 2B		2-3 K		2-2 G5-4-3		1-1 F9		4	1	1	0	0	1	2		
Gary Bennett, R OBP: 0.321, SLG: 0.335		1-2 G4-3		1-2 L7			0-0 1B		2-2 F9	4	0	1	1	0	0	1		
Mike Hampton, R OBP: 0.341, SLG: 0.475		2-3 3-H F4		2-3 K2-3			0-0 L8			2	0	0	0	0	1	1		
Denny Neagle, L OBP: 0.310, SLG: 0.414										0	0	0	0	0	0	0		
Ross Gload, L OBP: 0.308, SLG: 0.250										1	0	0	0	0	0	1		
40 Brian Fuentes, L										0	0	0	0	0	0	0		
Dennys Reyes, R										0	0	0	0	0	0	0		
Inning Stats	R: 0 E: 0 K: 0 S: 10	H: 2 LOB: 2 BB: 0 P: 13	R: 2 E: 0 K: 0 S: 15	H: 3 LOB: 1 BB: 0 P: 16	R: 1 E: 0 K: 1 S: 14	H: 2 LOB: 1 BB: 0 P: 21	R: 0 E: 0 K: 2 S: 10	H: 0 LOB: 0 BB: 0 P: 15	R: 0 E: 0 K: 1 S: 8	H: 1 LOB: 1 BB: 0 P: 9	R: 0 E: 0 K: 0 S: 6	H: 0 LOB: 0 BB: 0 P: 11	R: 0 E: 0 K: 0 S: 6	H: 0 LOB: 0 BB: 0 P: 9	1B: 8 2B: 2 3B: 0 HR: 0	SF: 0 SAC: 0 DP: 1 HBP: 0	WP: 0 PB: 0 SB: 0 CS: 0	PA: 35
PITCHER	IP WLS BF H R ER SO BB IBB HBP BLK WP HR S P ERA WHIP	IP WLS BF H R ER SO BB IBB HBP BLK WP HR S P ERA WHIP	IP WLS BF H R ER SO BB IBB HBP BLK WP HR S P ERA WHIP	IP WLS BF H R ER SO BB IBB HBP BLK WP HR S P ERA WHIP	IP WLS BF H R ER SO BB IBB HBP BLK WP HR S P ERA WHIP	IP WLS BF H R ER SO BB IBB HBP BLK WP HR S P ERA WHIP	IP WLS BF H R ER SO BB IBB HBP BLK WP HR S P ERA WHIP	IP WLS BF H R ER SO BB IBB HBP BLK WP HR S P ERA WHIP	IP WLS BF H R ER SO BB IBB HBP BLK WP HR S P ERA WHIP	IP WLS BF H R ER SO BB IBB HBP BLK WP HR S P ERA WHIP	IP WLS BF H R ER SO BB IBB HBP BLK WP HR S P ERA WHIP	IP WLS BF H R ER SO BB IBB HBP BLK WP HR S P ERA WHIP	IP WLS BF H R ER SO BB IBB HBP BLK WP HR S P ERA WHIP	IP WLS BF H R ER SO BB IBB HBP BLK WP HR S P ERA WHIP	IP WLS BF H R ER SO BB IBB HBP BLK WP HR S P ERA WHIP	IP WLS BF H R ER SO BB IBB HBP BLK WP HR S P ERA WHIP	IP WLS BF H R ER SO BB IBB HBP BLK WP HR S P ERA WHIP	IP WLS BF H R ER SO BB IBB HBP BLK WP HR S P ERA WHIP

Arizona Diamondbacks @ Colorado Rockies
Coors Field, Denver, CO
Wed Jul 17 2002, 7:05 PM MDT
Att: 39,023 - Sunny - 97 F

AB	35
R	3
H	10
RBI	3
BB	0
SO	6
LOB	12



Batter	1	2	3	4	5	6	7	8	9	AB	R	H	RBI	BB	SO	LOB	TOP										
Quinton McCracken, S OBP: 0.391, SLG: 0.503	2-3 K	1-1 G3		2-2 G6-3 2B		1-0 S 1B			2-1 G4-3	5	0	2	0	0	1	2											
Craig Counsell, L OBP: 0.347, SLG: 0.349	1-1 G1-3		2-2 G6-3	2-0 G6-3		3-2 L8			1-1 F8	5	0	0	0	0	0	2											
Junior Spivey, R OBP: 0.408, SLG: 0.536	1-1 1B		3-2 E6 G3 1B 1B	2-0 F8			2-3 K			4	1	1	0	0	1	1											
Luis Gonzalez, L OBP: 0.400, SLG: 0.488	0-1 F8		0-0 1B 1B		1-0 G3			2-1 F8		4	1	1	0	0	0	1											
Mark Grace, L OBP: 0.356, SLG: 0.400		1-2 F9	2-2 G3		2-1 G3-1			2-2 G6-3		4	0	0	0	0	0	2											
David Dellucci, L OBP: 0.355, SLG: 0.468		4-1 BB 1B	4-0 1B IBB		0-0 HR			2-3 K		2	2	1	1	2	1	0											
Chad Moeller, R OBP: 0.625, SLG: 0.667		4-2 SH5-4 1B BB	1-1 1B		2-3 K			0-3 K		3	0	1	2	1	2	0											
Tony Womack, L OBP: 0.301, SLG: 0.310	0-1 SH5-4 1B		3-2 G3-1		2-2 L3			1-2 P4		4	0	1	1	0	0	2											
Brian Anderson, R OBP: 0.192, SLG: 0.280		0-0 SH5-4		1-1 L8		0-0 G6-3			0-3 K	2	0	0	0	0	0	0											
Greg Swindell, L ERA: 3.3										0	0	0	0	0	0	0											
Mike Koplove, R ERA: 3.6										0	0	0	0	0	0	0											
Mike Myers, L ERA: 3.72										0	0	0	0	0	0	0											
Steve Finley, L ERA: 3.72										1	0	0	0	0	1	0											
Inning Stats	R: 0 E: 0 K: 1 S: 10	H: 1 LOB: 1 BB: 0 P: 14	R: 1 E: 0 K: 0 S: 12	H: 1 LOB: 2 BB: 2 P: 22	R: 2 E: 1 K: 0 S: 20	H: 2 LOB: 2 BB: 1 P: 35	R: 0 E: 0 K: 0 S: 8	H: 1 LOB: 1 BB: 0 P: 15	R: 1 E: 0 K: 1 S: 7	H: 1 LOB: 0 BB: 0 P: 12	R: 0 E: 0 K: 0 S: 10	H: 1 LOB: 1 BB: 0 P: 16	R: 0 E: 0 K: 1 S: 9	H: 0 LOB: 0 BB: 0 P: 15	R: 0 E: 0 K: 2 S: 9	H: 0 LOB: 0 BB: 0 P: 12	R: 0 E: 0 K: 1 S: 7	H: 0 LOB: 0 BB: 0 P: 10	1B: 5 2B: 1 3B: 0 HR: 1	SF: 0 SAC: 1 DP: 0 HBP: 0	WP: 0 PB: 0 SB: 1 CS: 0	PA: 38					
PITCHER	IP	WLS	BF	H	R	ER	SO	BB	IBB	HBP	BLK	WP	HR	S	P	ERA	WHIP										
John Thomson, R ERA: 4.78	6.0		29	7	4	2	2	2	1	0	0	0	1	67	114	3.00	1.500										
Justin Speier, R ERA: 3.3	1.0	W	3	0	0	0	1	0	0	0	0	0	0	9	15	0.00	0.000										
Todd Jones, R ERA: 3.6	1.0	H	3	0	0	0	2	0	0	0	0	0	0	9	12	0.00	0.000										
Jose Jimenez, R ERA: 3.72	1.0	S	3	0	0	0	1	0	0	0	0	0	0	7	10	0.00	0.000										

Arizona Diamondbacks @ Colorado Rockies
Coors Field, Denver, CO
Thu Jul 18 2002, 1:05 PM MDT
Att: 35,799 - Sunny - 92 F

AB	34
R	4
H	7
RBI	4
BB	3
SO	6
LOB	10



Batter	1	2	3	4	5	6	7	8	9	AB	R	H	RBI	BB	SO	LOB	BOTTOM										
Juan Pierre, L OBP: 0.310, SLG: 0.303	1-1 2B 1B	1-1 1B 1B	1-1 G1-3			3-1 G1-3		0-0 SH1-4		4	1	2	1	0	0	2											
Brent Butler, R OBP: 0.302, SLG: 0.455	1-0 F9	0-0 L9		2-1 17 G1-6-3 BB 1B		0-0 L4		1-2 P3		5	0	1	0	0	0	4											
Larry Walker, L OBP: 0.424, SLG: 0.635	0-0 1H 2B	0-0 1-3 2H 1B		4-1 17 G1-6-3 BB		3-2 17 G4-3 S 1B				3	1	3	2	1	0	0											
17 Todd Helton, L OBP: 0.444, SLG: 0.595	4-2 BB	3-3 K		3-1 G1-6-3		2-2 G4-3		1-3 L5		3	0	0	0	1	1	5											
Terry Shumpert, R OBP: 0.333, SLG: 0.386	0-3 K		2-2 F7	1-0 G5-3		0-0 L5				4	0	0	0	0	1	4											
Ben Petrick, R OBP: 0.184, SLG: 0.310	0-0 G1-3		1-2 HR		2-1 G6-3		4-0 S 1B IBB			3	1	1	1	0	0	2											
Todd Hollandsworth, L OBP: 0.340, SLG: 0.470										0	1	0	0	1	0	0											
Juan Uribe, R OBP: 0.283, SLG: 0.331		1-2 G3	1-2 F4		2-2 CS 1B		2-2 FC6-4 1B			4	0	2	2	0	0	0											
Gary Bennett, R OBP: 0.324, SLG: 0.341		1-0 1B 2B	4-1 1B BB		2-2 P6		2-2 FC6-4			3	1	1	0	1	0	2											
John Thomson, R OBP: 0.223, SLG: 0.188		0-0 1B	0-1 1B		1-0 G5-3			1-1 CS SH1-4 1B		2	1	2	0	0	0	0											
Mark Little, R OBP: 0.310, SLG: 0.286										1	0	0	0	0	0	0											
Justin Speier, R ERA: 3.3										0	0	0	0	0	0	0											
Todd Jones, L ERA: 3.6										0	0	0	0	0	0	0											
Greg Norton, S OBP: 0.280, SLG: 0.370										1	0	1	0	0	0	0											
Jose Jimenez, R ERA: 3.72										0	0	0	0	0	0	0											
Inning Stats	R: 1 E: 0 K: 1 S: 12	H: 2 LOB: 2 BB: 1 P: 18	R: 2 E: 0 K: 1 S: 15	H: 4 LOB: 2 BB: 0 P: 21	R: 1 E: 0 K: 0 S: 14	H: 2 LOB: 2 BB: 1 P: 23	R: 0 E: 0 K: 0 S: 6	H: 1 LOB: 1 BB: 1 P: 16	R: 0 E: 0 K: 0 S: 4	H: 1 LOB: 0 BB: 0 P: 8	R: 2 E: 0 K: 0 S: 12	H: 2 LOB: 1 BB: 1 P: 24	R: 0 E: 0 K: 0 S: 8	H: 1 LOB: 0 BB: 0 P: 10	1B: 10 2B: 2 3B: 0 HR: 1	SF: 0 SAC: 1 DP: 1 HBP: 0	WP: 0 PB: 0 SB: 2 CS: 2	PA: 38									
PITCHER	IP	WLS	BF	H	R	ER	SO	BB	IBB	HBP	BLK	WP	HR	S	P	ERA	WHIP										
Brian Anderson, L ERA: 5.24	6.0		29	10	4	4	2	3	0	0	0	0	1	59	100	6.00	2.167										
Greg Swindell, L ERA: 5.82	0.1	L	2	1	1	1	0	0	0	0	0	0	0	6	11	27.00	3.000										
Mike Koplove, R ERA: 2.14	0.2		4	1	1	1	0	0	1	0	0	0	0	6	13	13.50	1.500										
Mike Myers, L ERA: 3.47	1.0		3	1	0	0	0	0	0	0	0	0	0	8	10	0.00	1.000										

Arizona Diamondbacks @ Colorado Rockies
Coors Field, Denver, CO
Thu Jul 18 2002, 1:05 PM MDT
Att: 35,799 - Sunny - 92 F

AB	33
R	6
H	13
RBI	6
BB	4
SO	2
LOB	19



Batter	1	2	3	4	5	6	7	8	9	AB	R	H	RBI	BB	SO	LOB	TOP				
Eric Young Sr. R OBP: 0.313, SLG: 0.348 (1, 4)	F7	P4			P6		BB 1B		G3-1	5	0	1	0	0	0	2					
Tyler Houston L OBP: 0.349, SLG: 0.467 (1, 5)	F7	L4-3			G4-3		BB		K	4	0	0	0	1	1	2					
Jeffrey Hammonds R OBP: 0.349, SLG: 0.426 (7, 1)					F7		BB		K	3	0	0	0	1	0	2					
Nelson Figueroa R OBP: 0.290, SLG: 0.182 (8, 1)					F7				K	0	0	0	0	0	0	0					
Ray King L (9, PH)									K	0	0	0	0	0	0	0					
Mark Loretta R OBP: 0.344, SLG: 0.345 (9, PH)	BLK BB									1	0	0	0	0	1	0					
Richie Sexson R OBP: 0.350, SLG: 0.509 (1, 3)	K				K					4	0	0	0	0	2	1					
Matt Stairs L OBP: 0.317, SLG: 0.505 (1, 9)					K					3	1	1	1	1	2	0					
José Hernández R OBP: 0.385, SLG: 0.516 (1, 6)										2	2	1	1	2	1	0					
Alex Ochoa R OBP: 0.369, SLG: 0.389 (7, 8)										2	2	2	1	2	0	0					
Robert Machado R OBP: 0.346, SLG: 0.438 (1, 2)										4	0	1	2	0	2	3					
Ruben Quevedo R OBP: 0.111, SLG: 0.086 (6, 1)										2	0	0	0	0	0	1					
Valerio De Los Santos L (7, PH)										0	0	0	0	0	0	0					
Lenny Harris L OBP: 0.271, SLG: 0.316 (7, 7)										1	0	0	0	0	0	0					
Ryan Thompson R OBP: 0.296, SLG: 0.528 (7, 7)										1	0	0	0	0	1	3					
Inning Stats	R: 0 E: 0 K: 1 S: 9	H: 0 LOB: 1 BB: 1 P: 18	R: 3 E: 1 K: 0 S: 10	H: 2 LOB: 1 BB: 2 P: 22	R: 0 E: 0 K: 2 S: 12	H: 0 LOB: 0 BB: 0 P: 18	R: 1 E: 0 K: 1 S: 9	H: 2 LOB: 0 BB: 0 P: 16	R: 0 E: 0 K: 2 S: 9	H: 0 LOB: 0 BB: 0 P: 13	R: 1 E: 0 K: 0 S: 11	H: 2 LOB: 2 BB: 1 P: 19	R: 0 E: 0 K: 2 S: 14	H: 0 LOB: 3 BB: 3 P: 31	R: 0 E: 0 K: 2 S: 11	H: 0 LOB: 0 BB: 0 P: 17	1B: 1 2B: 3 3B: 0 HR: 3	SF: 0 SAC: 0 DP: 1 HBP: 0	WP: 0 PB: 0 SB: 0 CS: 0	PA: 39	
PITCHER	IP	WLS	BF	H	R	ER	SO	BB	IBB	HBP	BLK	WP	HR	S	P	ERA	WHIP				
Shawn Chacon R ERA: 4.7	6.2	W	29	6	5	5	6	4	0	0	1	0	3	68	117	6.75	1.500				
Rick White R ERA: 5.4	0.2	H	4	0	0	0	0	2	0	0	0	0	0	4	14	0.00	3.000				
Justin Speier R ERA: 3.23	0.2	H	3	0	0	0	2	1	0	0	0	0	0	11	19	0.00	1.500				
Todd Jones R ERA: 3.53	1.0		3	0	0	0	2	0	0	0	0	0	0	11	17	0.00	0.000				

Milwaukee Brewers @ Colorado Rockies
Coors Field, Denver, CO
Fri Jul 19, 2002, 7:05 PM MDT
Att: 34,347 - Sunny - 94 F

AB 32
R 5
H 6
RBI 5
BB 7
SO 10
LOB 14



Batter	1	2	3	4	5	6	7	8	9	AB	R	H	RBI	BB	SO	LOB	BOTTOM				
Juan Pierre L OBP: 0.311, SLG: 0.305 (1, 8)	G1-3	G5-4-3			G4-3			SH1-3		4	0	2	1	0	0	1					
Brent Butler R OBP: 0.299, SLG: 0.443 (1, 4)	G1-3	G5-4-3					BB 1B HBP	F8		4	1	0	0	0	0	3					
Larry Walker L OBP: 0.427, SLG: 0.632 (1, 9)	17 CI 1B						BB 1B BB	P6		3	1	1	0	2	1	0					
17 Todd Helton L OBP: 0.442, SLG: 0.589 (1, 3)	CI						F7	F7		3	0	0	0	1	0	4					
Todd Zeile R OBP: 0.355, SLG: 0.440 (1, 5)	G1-3						F7	BB		3	1	0	0	1	0	3					
Todd Hollandsworth L OBP: 0.351, SLG: 0.489 (1, 7)							G3	P6		4	2	3	3	0	0	0					
Juan Uribe R OBP: 0.285, SLG: 0.340 (1, 6)							K	F2		3	2	1	1	1	1	1					
Gary Bennett R OBP: 0.323, SLG: 0.350 (1, 2)							G6-3	F8		4	1	1	3	0	0	1					
Shawn Chacon R OBP: 0.280, SLG: 0.320 (7, 1)							G3			3	1	2	1	0	1	1					
Rick White R (7, 1)										0	0	0	0	0	0	0					
Justin Speier R (8, 1)										0	0	0	0	0	0	0					
Ben Petrick R OBP: 0.206, SLG: 0.322 (8, PH)										1	0	1	0	0	0	0					
Todd Jones L (9, 1)										0	0	0	0	0	0	0					
Inning Stats	R: 0 E: 1 K: 0 S: 11	H: 2 LOB: 2 BB: 0 P: 17	R: 3 E: 0 K: 0 S: 15	H: 4 LOB: 0 BB: 0 P: 20	R: 0 E: 0 K: 1 S: 10	H: 0 LOB: 0 BB: 0 P: 15	R: 0 E: 0 K: 2 S: 14	H: 1 LOB: 1 BB: 0 P: 17	R: 6 E: 0 K: 0 S: 15	H: 3 LOB: 1 BB: 3 P: 34	R: 0 E: 0 K: 0 S: 5	H: 0 LOB: 1 BB: 1 P: 12	R: 0 E: 0 K: 0 S: 5	H: 0 LOB: 0 BB: 0 P: 6	R: 0 E: 0 K: 0 S: 8	H: 1 LOB: 2 BB: 1 P: 14	1B: 6 2B: 2 3B: 1 HR: 2	SF: 0 SAC: 1 DP: 1 HBP: 1	WP: 0 PB: 0 SB: 1 CS: 0	PA: 40	
PITCHER	IP	WLS	BF	H	R	ER	SO	BB	IBB	HBP	BLK	WP	HR	S	P	ERA	WHIP				
Ruben Quevedo R ERA: 4.89	5.0	L	28	10	9	9	3	3	0	1	0	0	2	65	103	16.20	2.600				
Valerio De Los Santos L ERA: 2.45	1.0		4	0	0	0	0	1	0	0	0	0	0	5	12	0.00	1.000				
Nelson Figueroa R ERA: 5.15	1.2		7	1	0	0	0	0	1	0	0	0	0	9	16	0.00	0.600				
Ray King L ERA: 3.41	0.1		1	0	0	0	0	0	0	0	0	0	0	4	4	0.00	0.000				

Milwaukee Brewers @ Colorado Rockies
Coors Field, Denver, CO
Fri Jul 19, 2002, 7:05 PM MDT
Att: 34,347 - Sunny - 94 F

AB 32
R 9
H 11
RBI 9
BB 5
SO 3
LOB 14



Batter	1	2	3	4	5	6	7	8	9	AB	R	H	RBI	BB	SO	LOB	TOP																										
Jeffrey Hammonds, R OBP: 0.345, SLG: 0.443 (1, 8)	F8			P6		G3 1B E	HR		G6-3	5	2	2	1	0	0	0																											
Mark Loretta, R OBP: 0.346, SLG: 0.347 (1, 4)	F7			L4		F 1B G3	F8 1B		K	5	1	2	0	0	1	0																											
Tyler Houston, L OBP: 0.344, SLG: 0.458 (1, 5)	G4-3			G4-3		G3	1B		F8	5	0	1	0	0	0	2																											
Richie Sexson, R OBP: 0.353, SLG: 0.524 (1, 3)		K				1B FC6-2	1B E		F8	3	0	1	0	1	1	2																											
Matt Stairs, L OBP: 0.341, SLG: 0.509 Ryan Thompson, R (6, PH) OBP: 0.298, SLG: 0.509 (6, 7)	F8					FC6-2 1B FC6-4	1B		G5-3	2	1	1	0	0	0	0																											
José Hernández, R OBP: 0.383, SLG: 0.509 (1, 6)	K					FC6-4 FC6-2	1B		G5-3	4	0	2	1	0	1	0																											
Alex Ochoa, R OBP: 0.369, SLG: 0.389 (6, 9)				CS 1B		FC6-2 FC6-4	K		S 1B	4	0	2	0	0	1	6																											
Paul Bako, L OBP: 0.331, SLG: 0.376 (1, 2)	G6-3			G6-3		FC6-4	G4-3		K	4	0	0	1	0	1	7																											
15 Ben Sheets, R Eric Young, Jr., R Ray King, L Ronnie Bellard, R Nelson Figueroa, R Mike DeJean, R (1, 1) (7, PH) (7, 1) (8, PH) (8, 1) (8, 1)	K			K		K			F7	2	0	0	0	0	2	2																											
Inning Stats	R: 0 E: 0 K: 0 S: 8	H: 0 LOB: 0 BB: 0 P: 11	R: 0 E: 0 K: 2 S: 8	H: 0 LOB: 0 BB: 0 P: 9	R: 0 E: 0 K: 1 S: 9	H: 1 LOB: 0 BB: 0 P: 15	R: 0 E: 0 K: 0 S: 7	H: 0 LOB: 0 BB: 0 P: 11	R: 1 E: 0 K: 1 S: 14	H: 3 LOB: 2 BB: 0 P: 20	R: 2 E: 1 K: 1 S: 14	H: 3 LOB: 3 BB: 2 P: 27	R: 1 E: 0 K: 0 S: 6	H: 3 LOB: 2 BB: 0 P: 9	R: 0 E: 0 K: 1 S: 11	H: 1 LOB: 1 BB: 0 P: 17	R: 0 E: 0 K: 1 S: 9	H: 0 LOB: 0 BB: 0 P: 13	1B: 10 2B: 0 3B: 0 HR: 1	SF: 0 SAC: 0 DP: 0 HBP: 0	WP: 0 PB: 0 CS: 1	PA: 39																					
PITCHER	IP	WLS	BF	H	R	ER	SO	BB	IBB	HBP	BLK	WP	HR	S	P	ERA	WHIP	PITCHER					IP	WLS	BF	H	R	ER	SO	BB	IBB	HBP	BLK	WP	HR	S	P	ERA	WHIP				
Jason Jennings, R ERA: 4.69 40 Brian Fuentes, L ERA: 11.12 Rick White, R ERA: 5.3 Denny Neagle, L ERA: 5.75 Jose Jimenez, R ERA: 3.59	5.1	W	22	6	3	3	4	1	0	0	0	0	0	53	79	5.06	1.312						0.0		2	1	0	0	0	1	0	0	0	0	1	7	∞	∞					
0.2	H	2	0	0	0	1	0	0	0	0	0	0	0	6	7	0.00	0.000						2.0	H	10	4	1	1	1	0	0	0	0	1	17	26	4.50	2.000					
1.0	S	3	0	0	0	1	0	0	0	0	0	0	0	9	13	0.00	0.000																										

Milwaukee Brewers @ Colorado Rockies
Coors Field, Denver, CO
Sun Jul 21 2002, 1:05 PM MDT
Att: 31,597 - Cloudy - 84 F

AB 37
R 4
H 11
RBI 3
BB 2
SO 7
LOB 22



Batter	1	2	3	4	5	6	7	8	9	AB	R	H	RBI	BB	SO	LOB	BOTTOM																										
Juan Pierre, L OBP: 0.311, SLG: 0.303 (1, 8)	G1-3		G4-3	1-2 3H 1B		SH1-4				3	0	1	1	0	0	0																											
Brent Butler, R OBP: 0.301, SLG: 0.461 (1, 4)	P4		HR	F9		L5				4	1	1	1	0	0	3																											
Larry Walker, L OBP: 0.436, SLG: 0.652 (1, 9)	HR		1B			1B				3	2	3	1	1	0	0																											
17 Todd Helton, L OBP: 0.436, SLG: 0.578 (1, 3)	P2		G6-3			P6				4	0	0	0	0	0	3																											
Todd Zeile, R OBP: 0.353, SLG: 0.435 (1, 5)		K		1B 1B		K			L4-3	4	1	1	0	0	2	2																											
Todd Hollandsworth, L OBP: 0.358, SLG: 0.502 (1, 7)	G3-1			1B 1B		1B 1B			F9	4	1	2	0	0	0	0																											
Juan Uribe, R OBP: 0.287, SLG: 0.339 (1, 6)				K		1-3 2H 1B			G5-3	3	0	1	1	1	1	2																											
Gary Bennett, R OBP: 0.321, SLG: 0.365 (1, 2)		K		K		F9			HR	4	1	1	1	0	2	5																											
Jason Jennings, L 40 Brian Fuentes, L Rick White, R Terry Shumpert, R Denny Neagle, L Greg Norton, S Jose Jimenez, R (1, 1) (6, 1) (6, 1) (6, PH) (7, 1) (8, PH) (8, 1)				1B		SH1-4 L5			F8	2	0	1	1	0	0	0																											
Inning Stats	R: 1 E: 0 K: 0 S: 5	H: 1 LOB: 0 BB: 0 P: 5	R: 0 E: 0 K: 2 S: 16	H: 0 LOB: 1 BB: 1 P: 25	R: 1 E: 0 K: 0 S: 12	H: 2 LOB: 1 BB: 0 P: 17	R: 2 E: 0 K: 2 S: 15	H: 4 LOB: 2 BB: 0 P: 21	R: 1 E: 0 K: 1 S: 20	H: 3 LOB: 2 BB: 0 P: 25	R: 0 E: 0 K: 0 S: 8	H: 1 LOB: 0 BB: 0 P: 12	R: 0 E: 0 K: 0 S: 9	H: 0 LOB: 0 BB: 1 P: 16	R: 1 E: 0 K: 0 S: 12	H: 1 LOB: 0 BB: 0 P: 16	1B: 8 2B: 3 3B: 0 HR: 3	SF: 0 SAC: 1 DP: 2 HBP: 0	WP: 0 PB: 0 CS: 0	PA: 36																							
PITCHER	IP	WLS	BF	H	R	ER	SO	BB	IBB	HBP	BLK	WP	HR	S	P	ERA	WHIP	PITCHER					IP	WLS	BF	H	R	ER	SO	BB	IBB	HBP	BLK	WP	HR	S	P	ERA	WHIP				
15 Ben Sheets, R ERA: 4.1 Ray King, L ERA: 3.32 Nelson Figueroa, R ERA: 5.23 Mike DeJean, R ERA: 3.42	6.0	L	29	11	5	5	5	1	0	0	0	0	0	9	16	0.00	1.000						0.2		3	1	1	1	0	0	0	0	0	1	8	11	13.50	1.500					
0.1		1	0	0	0	0	0	0	0	0	0	0	0	4	5	0.00	0.000																										

Milwaukee Brewers @ Colorado Rockies
Coors Field, Denver, CO
Sun Jul 21 2002, 1:05 PM MDT
Att: 31,597 - Cloudy - 84 F

AB 33
R 6
H 12
RBI 6
BB 2
SO 5
LOB 15



Batter	1	2	3	4	5	6	7	8	9	AB	R	H	RBI	BB	SO	LOB	TOP					
Juan Pierre, L (1,8) OBP: 0.313, SLG: 0.305										4	1	2	0	0	0	1						
Brent Butler, R (1,4) OBP: 0.299, SLG: 0.456										4	0	1	0	0	0	3						
Larry Walker, L (1,9) OBP: 0.434, SLG: 0.647										4	0	1	0	0	2	3						
17 Todd Helton, L (1,3) OBP: 0.436, SLG: 0.575										2	0	0	0	2	0	0						
Todd Zeile, R (1,5) OBP: 0.349, SLG: 0.430										4	0	0	1	0	2	4						
Todd Hollandsworth, L (1,7) OBP: 0.357, SLG: 0.468										4	0	1	0	0	2	2						
Juan Uribe, R (1,6) OBP: 0.286, SLG: 0.336										3	0	0	0	1	0	0						
Gary Bennett, R (1,2) OBP: 0.318, SLG: 0.361										2	0	0	0	0	2	0						
Greg Norton, S (7, PH) OBP: 0.278, SLG: 0.362										0	0	0	0	1	0	0						
Walt McKeel, R (7, 2) OBP: 0.444, SLG: 0.444										1	0	0	0	0	0	0						
Mike Hampton, R (1, 1) OBP: 0.372, SLG: 0.500										2	0	2	0	0	0	0						
Terry Shumpert, R (7, PH) OBP: 0.335, SLG: 0.394										1	0	0	0	0	0	3						
Dennys Reyes, R (7, 1) OBP: 0.307, SLG: 0.283										0	0	0	0	0	0	0						
40 Brian Fuentes, L (8, 1)										0	0	0	0	0	0	0						
Mark Little, R (9, PH)										1	0	0	0	0	0	0						
Inning Stats	R: 0 E: 0 K: 1 S: 14	H: 1 LOB: 2 BB: 1 P: 20	R: 0 E: 0 K: 2 S: 9	H: 0 LOB: 0 BB: 0 P: 12	R: 0 E: 0 K: 1 S: 11	H: 1 LOB: 1 BB: 0 P: 14	R: 0 E: 0 K: 1 S: 7	H: 0 LOB: 0 BB: 0 P: 9	R: 0 E: 0 K: 1 S: 8	H: 1 LOB: 0 BB: 0 P: 14	R: 0 E: 0 K: 1 S: 10	H: 1 LOB: 1 BB: 0 P: 15	R: 0 E: 0 K: 1 S: 12	H: 1 LOB: 3 BB: 2 P: 24	R: 1 E: 1 K: 0 S: 12	H: 2 LOB: 2 BB: 1 P: 19	R: 0 E: 0 K: 0 S: 6	H: 0 LOB: 0 BB: 0 P: 7	1B: 7 2B: 1 3B: 0 HR: 0	SF: 0 SAC: 0 DP: 1 HBP: 0	WP: 0 PB: 0 SB: 2 CS: 2	PA: 37
PITCHER	IP WLS BF H R ER SO BB IBB HBP BLK WP HR S P ERA WHIP																					
Curt Schilling, R (1, 1) ERA: 2.95	7.1 W 30 7 1 1 8 3 0 0 0 0 0 0 0 78 117 1.23 1.364																					
Mike Myers, L (8, 1) ERA: 3.16	0.0 1 0 0 0 0 1 0 0 0 0 0 0 0 2 6 ∞ ∞																					
Mike Fetters, R (8, 1) ERA: 2.83	0.2 H 2 0 0 0 0 0 0 0 0 0 0 0 0 3 4 0.00 0.000																					
Byung-Hyun Kim, R (9, 1) ERA: 2.1	1.0 3 0 0 0 0 0 0 0 0 0 0 0 0 6 7 0.00 0.000																					


Colorado Rockies @ Arizona Diamondbacks
Bank One Ballpark, Phoenix, AZ
Mon Jul 22 2002, 10:05 PM EDT
Att: 34,516 - Dome - 72 F


AB 32
R 1
H 7
RBI 1
BB 4
SO 8
LOB 16

Batter	1	2	3	4	5	6	7	8	9	AB	R	H	RBI	BB	SO	LOB	BOTTOM			
Quinton McCracken, S (1,9) OBP: 0.386, SLG: 0.488										4	1	2	0	0	0	2				
Craig Counsell, L (1,6) OBP: 0.353, SLG: 0.354										2	1	0	0	2	0	1				
Junior Spivey, R (1,4) OBP: 0.401, SLG: 0.531										3	0	0	0	1	0	2				
Luis Gonzalez, L (1,7) OBP: 0.405, SLG: 0.510										2	1	2	4	1	0	0				
Jay Bell, R (1,3) OBP: 0.250, SLG: 0.143										3	0	0	0	0	1	2				
Mark Grace, L (8, 3) OBP: 0.357, SLG: 0.404										1	0	0	0	0	0	1				
Matt Williams, R (1,5) OBP: 0.182, SLG: 0.344										3	1	1	1	0	0	0				
Steve Finley, L (1,8) OBP: 0.364, SLG: 0.463										3	0	1	0	0	1	0				
Damian Miller, R (1,2) OBP: 0.348, SLG: 0.455										3	0	1	0	0	0	1				
Curt Schilling, R (1, 1) OBP: 0.255, SLG: 0.241										2	0	0	0	0	0	1				
Mike Myers, L (8, 1)										0	0	0	0	0	0	0				
Mike Fetters, R (8, 1)										0	0	0	0	0	0	0				
Tony Womack, L (8, PH) OBP: 0.303, SLG: 0.314										1	1	1	0	0	0	0				
Byung-Hyun Kim, R (9, 1) OBP: 1.000, SLG: 1.000										0	0	0	0	0	0	0				
Inning Stats	R: 1 E: 0 K: 0 S: 10	H: 1 LOB: 1 BB: 1 P: 19	R: 0 E: 0 K: 1 S: 6	H: 0 LOB: 0 BB: 0 P: 10	R: 0 E: 0 K: 0 S: 6	H: 1 LOB: 0 BB: 0 P: 10	R: 0 E: 0 K: 0 S: 4	H: 0 LOB: 0 BB: 1 P: 10	R: 1 E: 0 K: 0 S: 11	H: 2 LOB: 1 BB: 0 P: 17	R: 1 E: 0 K: 1 S: 13	H: 1 LOB: 0 BB: 0 P: 16	R: 0 E: 0 K: 0 S: 6	H: 1 LOB: 0 BB: 0 P: 11	R: 2 E: 0 K: 0 S: 8	H: 2 LOB: 1 BB: 2 P: 21	1B: 5 2B: 1 3B: 0 HR: 2	SF: 1 SAC: 0 DP: 3 HBP: 0	WP: 2 PB: 0 SB: 1 CS: 0	PA: 32
PITCHER	IP WLS BF H R ER SO BB IBB HBP BLK WP HR S P ERA WHIP																			
Mike Hampton, L (1, 1) ERA: 6.84	6.0 L 23 5 3 3 2 2 0 0 0 0 0 0 0 50 82 4.50 1.167																			
Dennys Reyes, L (7, 1) ERA: 4.5	1.2 8 3 2 2 0 1 1 0 0 0 1 0 0 12 29 10.80 2.400																			
40 Brian Fuentes, L (8, 1) ERA: 10.5	0.1 1 0 0 0 0 0 0 0 0 0 0 0 0 2 3 0.00 0.000																			

Colorado Rockies @ Arizona Diamondbacks
Bank One Ballpark, Phoenix, AZ
Mon Jul 22 2002, 10:05 PM EDT
Att: 34,516 - Dome - 72 F

AB 27
R 5
H 8
RBI 5
BB 4
SO 2
LOB 10

Batter	1	2	3	4	5	6	7	8	9	AB	R	H	RBI	BB	SO	LOB	TOP				
Juan Pierre, L OBP: 0.311, SLG: 0.303 (1, 8)	L6		F7		G4-3			P6	FC5-4 1B	5	0	1	0	0	0	0	Colorado Rockies @ Arizona Diamondbacks Bank One Ballpark, Phoenix, AZ Tue Jul 23 2002, 10:05 PM EDT Att: 37,837 - Dome - 72 F livebaseballscores.com AB 36 R 5 H 9 RBI 5 BB 3 SO 9 LOB 18 				
Brent Butler, R OBP: 0.297, SLG: 0.455 (1, 4)	K		K			F8		1B 2B	FC5-4 1B	5	1	1	0	0	2	1					
Larry Walker, L OBP: 0.439, SLG: 0.651 (1, 9)	G3							FC6-4 2B 1B		4	1	3	1	1	0	0					
17 Todd Helton, L OBP: 0.436, SLG: 0.571 (1, 3)		BB 1B	K					FC6-4 HBP 1B	P4	4	1	1	0	0	2	4					
Todd Zeile, R OBP: 0.348, SLG: 0.426 Mark Little, R OBP: 0.307, SLG: 0.283 Todd Jones, L (8, 1)		1B BB			G5-3			FC6-4 BB 2B		3	0	0	0	1	0	3					
Ben Petrick, R OBP: 0.212, SLG: 0.323 Todd Hollandsworth, L OBP: 0.359, SLG: 0.498 (8, 7)		F7			G6-3			2B BB		3	0	1	0	0	0	2					
Juan Uribe, R OBP: 0.286, SLG: 0.338 (1, 6)	K				G4-3			1B 2B		4	0	1	3	0	1	3					
Gary Bennett, R OBP: 0.317, SLG: 0.358 (1, 2)		1B				F8		K		4	0	1	1	0	1	2					
John Thomson, R OBP: 0.216, SLG: 0.176 Rick White, R (6, 1)										2	0	0	0	0	2	2					
Terry Shumpert, R OBP: 0.333, SLG: 0.391 Justin Speier, R (7, 1)	K					K				1	0	0	0	0	0	1					
Greg Norton, S OBP: 0.275, SLG: 0.358 (8, 5)										1	0	0	0	0	1	0					
Inning Stats	R: 0 E: 0 K: 1 S: 8	H: 0 LOB: 0 BB: 0 P: 11	R: 1 E: 0 K: 2 S: 14	H: 2 LOB: 2 BB: 1 P: 24	R: 0 E: 0 K: 2 S: 8	H: 0 LOB: 0 BB: 1 P: 15	R: 0 E: 0 K: 0 S: 4	H: 0 LOB: 0 BB: 0 P: 9	R: 0 E: 0 K: 1 S: 9	H: 1 LOB: 1 BB: 0 P: 15	R: 0 E: 0 K: 1 S: 8	H: 1 LOB: 1 BB: 0 P: 13	R: 4 E: 0 K: 1 S: 23	H: 3 LOB: 1 BB: 1 P: 36	R: 0 E: 0 K: 1 S: 15	H: 2 LOB: 2 BB: 0 P: 24	1B: 6 2B: 3 3B: 0 HR: 0	SF: 0 SAC: 0 DP: 0 HBP: 1	WP: 0 PB: 0 SB: 0 CS: 0	PA: 40	
PITCHER	IP WLS BF H R ER SO	IP WLS BF H R ER SO	IP WLS BF H R ER SO	IP WLS BF H R ER SO	IP WLS BF H R ER SO	IP WLS BF H R ER SO	IP WLS BF H R ER SO	IP WLS BF H R ER SO	IP WLS BF H R ER SO	IP WLS BF H R ER SO	IP WLS BF H R ER SO	IP WLS BF H R ER SO	IP WLS BF H R ER SO	IP WLS BF H R ER SO	IP WLS BF H R ER SO	IP WLS BF H R ER SO	ERA WHIP	ERA WHIP			
Brian Anderson, L ERA: 5.05 (1, 1)	7.1	29	5	2	2	7	2	0	0	0	0	0	0	0	0	0	0	2.46	0.955		
Mike Myers, L ERA: 3.89 (8, 1)	0.0	2	1	0	0	0	0	0	1	0	0	0	0	0	0	0	0	∞	∞		
Mike Koplove, R ERA: 2.35 (8, 1)	0.1	H	2	0	0	0	1	0	0	0	0	0	0	0	0	0	0	0.00	3.000		
Byung-Hyun Kim, R ERA: 2.05 (8, 1)	1.1	W	7	3	3	3	2	0	0	0	0	0	0	0	0	0	0	20.25	2.250		

Batter	1	2	3	4	5	6	7	8	9	AB	R	H	RBI	BB	SO	LOB	BOTTOM			
Tony Womack, L OBP: 0.305, SLG: 0.323 (1, 6)	G6-3		G6-3		S 2B 1B	K		HR		5	2	2	3	0	1	1	Colorado Rockies @ Arizona Diamondbacks Bank One Ballpark, Phoenix, AZ Tue Jul 23 2002, 10:05 PM EDT Att: 37,837 - Dome - 72 F livebaseballscores.com AB 36 R 8 H 12 RBI 8 BB 2 SO 8 LOB 11 			
Craig Counsell, L OBP: 0.354, SLG: 0.353 (1, 5)	P6		L6		2B BB		G4-3	CS 1B		4	1	1	0	1	0	0				
Junior Spivey, R OBP: 0.405, SLG: 0.540 (1, 4)	1B		2B		1B 2B		F9	CS		4	0	3	2	0	0	0				
Luis Gonzalez, L OBP: 0.403, SLG: 0.506 Byung-Hyun Kim, R OBP: 1.000, SLG: 1.000 (8, 1)	F8		K		IBB		K			3	0	0	0	1	2	2				
Mark Grace, L OBP: 0.356, SLG: 0.415 (1, 3)		HR			K		F9	K		4	1	1	1	0	2	2				
Damian Miller, R OBP: 0.347, SLG: 0.452 (1, 2)		K			F8		G6-3	1B 1B		4	1	1	0	0	1	2				
Steve Finley, L OBP: 0.360, SLG: 0.457 (1, 8)	K				K		G3-1	P6		4	0	0	0	0	2	1				
David Dellucci, L OBP: 0.363, SLG: 0.494 (1, 9)		E7			G5-3 1B		G4-3 1B	2B 1B		4	2	3	0	0	0	0				
Brian Anderson, R OBP: 0.172, SLG: 0.250 Mike Myers, L (8, 1)		G1-3			G5-3		G4-3	1B		3	0	0	0	0	0	3				
Mike Koplove, R OBP: 0.389, SLG: 0.497 (8, 7)					1-2		1-3	HR 2B		0	0	0	0	0	0	0				
Inning Stats	R: 0 E: 0 K: 0 S: 9	H: 1 LOB: 1 BB: 0 P: 18	R: 1 E: 1 K: 2 S: 15	H: 1 LOB: 1 BB: 0 P: 22	R: 0 E: 0 K: 1 S: 12	H: 1 LOB: 1 BB: 0 P: 16	R: 0 E: 0 K: 2 S: 9	H: 0 LOB: 0 BB: 0 P: 13	R: 3 E: 0 K: 0 S: 14	H: 3 LOB: 2 BB: 2 P: 29	R: 0 E: 0 K: 1 S: 9	H: 1 LOB: 1 BB: 0 P: 15	R: 0 E: 0 K: 1 S: 5	H: 0 LOB: 0 BB: 0 P: 9	R: 4 E: 0 K: 1 S: 12	H: 5 LOB: 0 BB: 0 P: 22	1B: 7 2B: 3 3B: 0 HR: 2	SF: 0 SAC: 0 DP: 0 HBP: 0	WP: 0 PB: 0 SB: 2 CS: 1	PA: 39
PITCHER	IP WLS BF H R ER SO	IP WLS BF H R ER SO	IP WLS BF H R ER SO	IP WLS BF H R ER SO	IP WLS BF H R ER SO	IP WLS BF H R ER SO	IP WLS BF H R ER SO	IP WLS BF H R ER SO	IP WLS BF H R ER SO	IP WLS BF H R ER SO	IP WLS BF H R ER SO	IP WLS BF H R ER SO	IP WLS BF H R ER SO	IP WLS BF H R ER SO	IP WLS BF H R ER SO	IP WLS BF H R ER SO	ERA WHIP	ERA WHIP		
John Thomson, R ERA: 4.88 (1, 1)	5.0	24	6	4	4	5	1	1	0	0	0	0	0	0	0	0	7.20	1.400		
Rick White, R ERA: 5.15 (8, 1)	1.0	4	1	0	0	1	0	0	0	0	0	9	15	0.00	1.000					
Justin Speier, R ERA: 3.09 (7, 1)	1.0	3	0	0	0	1	0	0	0	0	0	5	9	0.00	0.000					
Todd Jones, R ERA: 4.44 (8, 1)	1.0	L	7	5	4	4	1	0	0	0	1	12	22	36.00	5.000					

Batter	1	2	3	4	5	6	7	8	9	AB	R	H	RBI	BB	SO	LOB	TOP			
Juan Pierre, L OBP: 0.309, SLG: 0.300	G4-3		G4-3		G6-3			F7		4	0	0	0	0	0	0	Colorado Rockies @ Arizona Diamondbacks Bank One Ballpark, Phoenix, AZ Wed Jul 24 2002, 10:05 PM EDT Att: 34,743 - Dome - 72 F livebaseballscorecards.com			
Brent Butler, R OBP: 0.296, SLG: 0.450	G5-3		1B			K		L6		4	0	1	0	0	1	0				
17 Todd Helton, L OBP: 0.437, SLG: 0.579 40 Brian Fuentes, L OBP: 0.284, SLG: 0.335 Jose Jimenez, R OBP: 0.304, SLG: 0.280									F8	2	1	1	1	1	1	1				
Mark Little, R OBP: 0.304, SLG: 0.280	HR									0	0	0	0	0	0	0				
Todd Zeile, R OBP: 0.345, SLG: 0.421	F8									1	0	0	0	0	0	0				
Todd Hollandsworth, L OBP: 0.355, SLG: 0.491		E3								4	0	0	0	0	2	1				
Greg Norton, S OBP: 0.277, SLG: 0.357										4	0	0	0	0	1	1				
Juan Uribe, R OBP: 0.284, SLG: 0.335										3	0	1	0	0	1	1				
Gary Bennett, R OBP: 0.312, SLG: 0.353										3	0	0	0	0	0	1				
Shawn Chacon, R OBP: 0.259, SLG: 0.296 Dennys Reyes, R OBP: 0.209, SLG: 0.317										2	0	0	0	0	1	0				
Inning Stats	R: 1 E: 0 K: 0 S: 10	H: 1 LOB: 0 BB: 0 P: 15	R: 0 E: 1 K: 1 S: 7	H: 0 LOB: 1 BB: 0 P: 10	R: 0 E: 0 K: 2 S: 9	H: 1 LOB: 1 BB: 0 P: 11	R: 0 E: 0 K: 2 S: 11	H: 0 LOB: 0 BB: 0 P: 17	R: 0 E: 0 K: 1 S: 5	H: 0 LOB: 1 BB: 1 P: 15	R: 0 E: 0 K: 0 S: 5	H: 0 LOB: 0 BB: 0 P: 9	R: 0 E: 0 K: 0 S: 8	H: 0 LOB: 0 BB: 0 P: 11	R: 0 E: 0 K: 1 S: 11	H: 0 LOB: 0 BB: 0 P: 15	1B: 2 2B: 0 3B: 0 HR: 1	SF: 0 SAC: 0 DP: 0 HBP: 0	WP: 0 PB: 0 SB: 0 CS: 0	PA: 32
PITCHER Miguel Batista, R ERA: 4.38	IP: 9.0 WLS: W BF: 32 H: 3 R: 1 ER: 1 SO: 7 BB: 1 IBB: 0 HBP: 0 BLK: 0 WP: 0 HR: 1 S: 75 P: 110 ERA: 1.00 WHIP: 0.444															PITCHER				

Batter	1	2	3	4	5	6	7	8	9	AB	R	H	RBI	BB	SO	LOB	BOTTOM			
Tony Womack, L OBP: 0.308, SLG: 0.335	G3-1		G6-3							5	2	3	2	0	0	2	Colorado Rockies @ Arizona Diamondbacks Bank One Ballpark, Phoenix, AZ Wed Jul 24 2002, 10:05 PM EDT Att: 34,743 - Dome - 72 F livebaseballscorecards.com			
Quinton McCracken, S OBP: 0.400, SLG: 0.500										3	1	2	2	2	1	1				
Junior Spivey, R OBP: 0.406, SLG: 0.538 Jay Bell, R OBP: 0.222, SLG: 0.125										3	0	1	0	1	1	2				
Luis Gonzalez, L OBP: 0.403, SLG: 0.501										1	0	0	0	0	0	0				
Mark Grace, L OBP: 0.349, SLG: 0.406										3	0	0	0	2	0	3				
Matt Williams, R OBP: 0.189, SLG: 0.361 Chris Donnels, L OBP: 0.290, SLG: 0.459										5	0	0	1	0	0	4				
David Dellucci, L OBP: 0.368, SLG: 0.548										4	1	1	0	0	1	4				
Rod Barajas, R OBP: 0.276, SLG: 0.308										4	1	2	2	0	0	0				
Miguel Batista, R OBP: 0.233, SLG: 0.310										4	1	1	0	0	2	2				
Inning Stats	R: 1 E: 0 K: 0 S: 7	H: 0 LOB: 2 BB: 3 P: 24	R: 3 E: 0 K: 1 S: 17	H: 4 LOB: 1 BB: 0 P: 29	R: 1 E: 0 K: 1 S: 11	H: 2 LOB: 2 BB: 1 P: 22	R: 0 E: 0 K: 0 S: 11	H: 0 LOB: 2 BB: 2 P: 26	R: 2 E: 0 K: 0 S: 14	H: 4 LOB: 2 BB: 0 P: 27	R: 0 E: 0 K: 1 S: 8	H: 0 LOB: 0 BB: 0 P: 14	R: 0 E: 0 K: 3 S: 13	H: 1 LOB: 1 BB: 0 P: 18	R: 0 E: 0 K: 0 S: 6	H: 0 LOB: 0 BB: 0 P: 8		1B: 5 2B: 3 3B: 2 HR: 1	SF: 0 SAC: 0 DP: 0 HBP: 0	WP: 0 PB: 0 SB: 1 CS: 0
PITCHER Shawn Chacon, R ERA: 5.15 Dennys Reyes, L ERA: 4.35 40 Brian Fuentes, L ERA: 9.0 Jose Jimenez, R ERA: 3.49	IP: 4.2 WLS: L BF: 29 H: 9 R: 7 ER: 7 SO: 2 BB: 6 IBB: 0 HBP: 0 BLK: 0 WP: 0 HR: 1 S: 54 P: 118 ERA: 13.50 WHIP: 3.214															PITCHER				

Batter	1	2	3	4	5	6	7	8	9	AB	R	H	RBI	BB	SO	LOB	TOP					
Juan Pierre, L (1.8) OBP: 0.313, SLG: 0.306	0-1 G1-6-3 1B		4-2 CS BB		1-0 1-3 1B 2B		1-0 G2-3			3	1	2	0	1	0	0						
Brent Butler, R (1.4) OBP: 0.295, SLG: 0.446	1-0 G1-6-3		3-1 F8		0-0		1-1 G5-3			4	0	1	2	0	0	2						
Rick White, R (7.1)										0	0	0	0	0	0	0						
Todd Jones, L (8.1)	1-2		1-2		2-H 3-H 1B					0	0	0	0	0	0	0						
Larry Walker, L (1.9) OBP: 0.440, SLG: 0.649	0-1 17 WP 1B			1-2 G1-3	1-0 F2			1-0 G6-3 17 1B 1B		4	0	2	0	0	0	1						
17 Todd Helton, L (1.3) OBP: 0.440, SLG: 0.589	3-1 1B			3-2 F8		0-1 HR		3-2 G6-3 1B		3	1	2	1	0	0	0						
Todd Zeile, R (1.5)	1-2 HBP			4-0 BB		1-3 HR		2-1 G6-3 1B		3	0	0	0	1	1	4						
Todd Helton, L (1.7) OBP: 0.353, SLG: 0.491				0-1 P6		1-2 CS 2B		2-3 K2-3		4	0	1	0	0	2	2						
Juan Uribe, R (1.6)				3-1 P4		3-2 G4-3		3-2 F8		3	0	0	0	1	0	0						
Walt McKeel, R (1.2) OBP: 0.308, SLG: 0.308				2-3 K		2-2 G3		0-0 G6-3		4	0	0	0	0	2	2						
Denny Stark, R (1.1) OBP: 0.211, SLG: 0.444				3-1 L5		4-2 2B 1B BB		2-2 F5		1	0	0	0	0	0	0						
Mark Little, R (5. PH) 40 Brian Fuentes, L (5.1)										0	1	0	0	0	1	0						
Denny Neagle, L (6.1) OBP: 0.310, SLG: 0.414										0	0	0	0	0	0	0						
Terry Shumpert, R (7. PH) OBP: 0.338, SLG: 0.388										0	0	0	0	0	0	0						
										2	0	0	0	0	0	0						
Inning Stats	R: 0 E: 0 K: 0 S: 10	H: 2 LOB: 2 BB: 0 P: 17	R: 0 E: 0 K: 2 S: 11	H: 0 LOB: 0 BB: 0 P: 19	R: 0 E: 0 K: 0 S: 8	H: 0 LOB: 0 BB: 1 P: 18	R: 0 E: 0 K: 0 S: 9	H: 0 LOB: 1 BB: 1 P: 17	R: 2 E: 0 K: 0 S: 16	H: 2 LOB: 1 BB: 1 P: 27	R: 1 E: 0 K: 2 S: 16	H: 2 LOB: 0 BB: 0 P: 25	R: 0 E: 0 K: 1 S: 10	H: 2 LOB: 1 BB: 0 P: 18	R: 0 E: 0 K: 0 S: 9	H: 0 LOB: 0 BB: 0 P: 14	1B: 5 2B: 3 3B: 0 HR: 1	SF: 0 SAC: 0 DP: 3 HBP: 1	WP: 1 PB: 0 SB: 0 CS: 2	PA: 36		
PITCHER	IP WLS BF H R ER SO BB IBB HBP BLK WP HR S P ERA WHIP	5.1 W 25 6 3 3 3 4 0 1 0 1 1 67 117 5.06 1.875	1.2 H 4 0 0 0 1 0 0 0 0 0 0 7 12 0.00 0.000	0.0 S 2 2 0 0 0 0 0 0 0 0 0 4 8 ∞ ∞	2.0 S 5 0 0 0 1 0 0 0 0 0 0 15 24 0.00 0.000																	

Colorado Rockies @ Milwaukee Brewers
Miller Park, Milwaukee, WI
Fri Jul 26, 2002, 7:05 PM CDT
Att: 29,270 - Sunny - 78 F

AB 31
R 3
H 8
RBI 3
BB 4
SO 5
LOB 11



Batter	1	2	3	4	5	6	7	8	9	AB	R	H	RBI	BB	SO	LOB	BOTTOM				
Alex Sanchez, L (1.8) OBP: 0.367, SLG: 0.363	2-2 G5-3	0-1 1-3 2-H 3-H 2B	1-0 L4			0-0 F7		1-0 S HR 1B		5	1	2	2	0	0	0					
Eric Young Sr., R (1.4) OBP: 0.311, SLG: 0.346	2-3 K	3-2 HBP		0-0 F9		1-2 1B G1-3 1B		0-0 F8		4	0	1	0	0	1	1					
Jeffrey Hammonds, R (1.7) OBP: 0.338, SLG: 0.432	1-2 1B	2-2 P3		2-1 HR		3-2 G1-3		4-1 HR BB		2	0	1	0	0	0	3					
Alex Ochoa, R (4. PH) OBP: 0.371, SLG: 0.399						1-2		1-3 HR		2	2	1	1	1	0	1					
Richie Sexson, R (1.3) OBP: 0.365, SLG: 0.541	2-3 K		1-0 BB HR 1B	3-0 HBP		1-2 FC3-6 1B		2-0 HR		4	2	3	3	0	1	1					
Lenny Harris, L (9.3) OBP: 0.294, SLG: 0.329						2-3 FC3-6 1B		1-H 3-H HR		0	0	0	0	0	0	0					
Matt Stairs, L (1.9) OBP: 0.327, SLG: 0.488		1-2 15 1B 2B 1B	1-2 HR 1B	0-0 G4-6-3		1-1 FC3-6		3-2 F8		5	2	2	0	0	0	3					
José Hernández, R (1.6) OBP: 0.358, SLG: 0.496		3-3 K	4-2 HR BB		3-3 K		3-3 K	0-2 G4-3		4	1	0	0	1	3	1					
Mark Loretta, R (1.5) OBP: 0.356, SLG: 0.385	1-0 F8		1-1 1-H 2-H 3-H HR		0-3 K		0-3 K			4	1	1	4	0	2	1					
Robert Machado, R (1.2) OBP: 0.347, SLG: 0.446		4-2 15 1B 2B BB	0-1 G6-3		4-2 BB		1-0 FC4-6 1B			2	1	1	0	2	0	0					
15 Ben Sheets, R (1.1) OBP: 0.136, SLG: 0.159	0-1 2B		2-3 K		2-3 K		1-1 FC4-6			3	0	1	0	0	2	1					
Valerio De Los Santos, L (6.1)										0	0	0	0	0	0	0					
Izzy Alcantara, R (7. PH)										0	0	0	0	0	0	1					
Ray King, L (8.1)										0	0	0	0	0	0	0					
Luis Vizcaino, R (8.1)										0	0	0	0	0	0	0					
Inning Stats	R: 0 E: 0 K: 2 S: 13	H: 1 LOB: 1 BB: 0 P: 20	R: 2 E: 0 K: 1 S: 20	H: 3 LOB: 3 BB: 1 P: 34	R: 4 E: 0 K: 1 S: 14	H: 3 LOB: 0 BB: 1 P: 24	R: 1 E: 0 K: 0 S: 4	H: 1 LOB: 0 BB: 0 P: 9	R: 0 E: 0 K: 3 S: 17	H: 0 LOB: 1 BB: 1 P: 26	R: 0 E: 0 K: 0 S: 13	H: 2 LOB: 2 BB: 0 P: 19	R: 0 E: 0 K: 2 S: 10	H: 1 LOB: 1 BB: 0 P: 15	R: 3 E: 0 K: 0 S: 11	H: 2 LOB: 0 BB: 1 P: 21	1B: 9 2B: 1 3B: 0 HR: 3	SF: 0 SAC: 0 DP: 1 HBP: 2	WP: 0 PB: 0 SB: 3 CS: 0	PA: 42	
PITCHER	IP WLS BF H R ER SO BB IBB HBP BLK WP HR S P ERA WHIP	4.0 L 23 8 7 7 4 2 0 2 0 0 2 51 26 15.75 2.500	1.0 L 4 0 0 0 3 1 0 0 0 0 0 17 26 0.00 1.000	1.0 L 5 2 0 0 0 0 0 0 0 0 0 13 19 0.00 2.000	1.0 L 4 1 0 0 2 0 0 0 0 0 0 10 15 0.00 1.000	1.0 L 6 2 3 3 0 1 0 0 0 0 0 1 11 21 27.00 3.000															

Colorado Rockies @ Milwaukee Brewers
Miller Park, Milwaukee, WI
Fri Jul 26, 2002, 7:05 PM CDT
Att: 29,270 - Sunny - 78 F

AB 36
R 10
H 13
RBI 10
BB 4
SO 9
LOB 13



Batter	1	2	3	4	5	6	7	8	9	AB	R	H	RBI	BB	SO	LOB	TOP										
Juan Pierre, L (1,8) OBP: 0.317, SLG: 0.311										5	0	3	0	0	0	0	Colorado Rockies @ Milwaukee Brewers Miller Park, Milwaukee, WI Sun Jul 28 2002, 1:05 PM CDT Att: 26,535 - Cloudy - 85 F										
Brent Butler, R (1,4) OBP: 0.297, SLG: 0.436										4	0	0	1	0	2	3											
Larry Walker, L (1,9) OBP: 0.440, SLG: 0.651										3	1	1	1	1	1	2											
17 Todd Helton, L (1,3) OBP: 0.436, SLG: 0.588										2	0	0	1	1	0	0											
Greg Norton, S (1,5) OBP: 0.284, SLG: 0.356										3	0	1	0	0	0	3											
Terry Shumpert, R (6,4) OBP: 0.319, SLG: 0.372										1	0	0	0	0	0	0											
Todd Hollandsworth, L (1,7) OBP: 0.353, SLG: 0.466										4	0	1	0	0	0	2											
Juan Uribe, R (1,6) OBP: 0.289, SLG: 0.336										4	0	3	0	0	0	0											
Gary Bennett, R (1,2) OBP: 0.316, SLG: 0.352										3	1	1	0	0	0	4											
Mike Hampton, R (1,1) OBP: 0.378, SLG: 0.500										2	1	1	0	0	0	2											
Mark Little, R (7, PH) OBP: 0.311, SLG: 0.286										1	0	1	0	0	0	0											
Dennys Reyes, R (7, 1) OBP: 0.225, SLG: 0.318										0	0	0	0	0	0	0											
Rick White, R (8, 1) OBP: 0.225, SLG: 0.318										0	0	0	0	0	0	0											
Ben Petrick, R (9, PH) OBP: 0.225, SLG: 0.318										1	0	0	0	0	0	0											
Inning Stats	R: 1 E: 0 K: 0 S: 8	H: 2 LOB: 0 BB: 0 P: 15	R: 0 E: 0 K: 0 S: 3	H: 1 LOB: 0 BB: 0 P: 5	R: 2 E: 0 K: 0 S: 6	H: 2 LOB: 2 BB: 1 P: 16	R: 0 E: 0 K: 0 S: 6	H: 2 LOB: 1 BB: 0 P: 9	R: 0 E: 0 K: 1 S: 12	H: 0 LOB: 0 BB: 0 P: 15	R: 0 E: 0 K: 0 S: 7	H: 1 LOB: 2 BB: 1 P: 17	R: 0 E: 0 K: 1 S: 13	H: 2 LOB: 1 BB: 0 P: 19	R: 0 E: 0 K: 0 S: 16	H: 2 LOB: 2 BB: 0 P: 23	R: 0 E: 0 K: 1 S: 9	H: 0 LOB: 0 BB: 0 P: 12	1B: 10 2B: 2 3B: 0 HR: 1	SF: 2 SAC: 0 DP: 4 HBP: 1	WP: 0 PB: 0 SB: 0 CS: 0	PA: 38					
PITCHER	IP	WLS	BF	H	R	ER	SO	BB	IBB	HBP	BLK	WP	HR	S	P	ERA	WHIP										
Jamey Wright, R (1, 1) ERA: 6.53	6.0	W	26	8	3	3	1	1	1	1	0	0	1	42	77	4.50	1.500										
Valerio De Los Santos, L (7, 1) ERA: 2.14	1.2	H	7	3	0	0	1	0	0	0	0	0	0	25	35	0.00	1.800										
Luis Vizcaino, R (8, 1) ERA: 2.67	0.1	H	2	1	0	0	0	0	0	0	0	0	0	4	7	0.00	3.000										
Mike DeJean, R (9, 1) ERA: 3.24	1.0	S	3	0	0	0	1	0	0	0	0	0	0	9	12	0.00	0.000										

Batter	1	2	3	4	5	6	7	8	9	AB	R	H	RBI	BB	SO	LOB	BOTTOM										
Ronnie Belliard, R (1,4) OBP: 0.289, SLG: 0.308										4	0	3	2	0	0	0	Colorado Rockies @ Milwaukee Brewers Miller Park, Milwaukee, WI Sun Jul 28 2002, 1:05 PM CDT Att: 26,535 - Cloudy - 85 F										
Mark Loretta, R (1,5) OBP: 0.361, SLG: 0.384										3	0	1	0	1	0	1											
Alex Ochoa, R (1,9) OBP: 0.362, SLG: 0.387										4	0	0	0	0	1	3											
Richie Sexson, R (1,3) OBP: 0.369, SLG: 0.547										4	1	2	0	0	0	1											
Ryan Thompson, R (1,8) OBP: 0.297, SLG: 0.525										4	1	1	2	0	0	1											
José Hernández, R (1,6) OBP: 0.357, SLG: 0.500										4	1	1	0	0	1	0											
Izzy Alcantara, R (1,7) OBP: 0.500, SLG: 0.667										3	1	2	1	0	0	0											
Alex Sanchez, L (8, 8) OBP: 0.370, SLG: 0.364										3	1	0	0	1	1	2											
Robert Machado, R (1,2) OBP: 0.344, SLG: 0.436										2	0	0	0	0	0	1											
Jamey Wright, R (1, 1) OBP: 0.217, SLG: 0.348										0	0	0	0	1	0	0											
Jeffrey Hammonds, R (6, PH) OBP: 0.350, SLG: 0.432										0	0	0	0	0	0	0											
Valerio De Los Santos, L (7, 1) ERA: 4.24										0	0	0	0	0	0	0											
Luis Vizcaino, R (8, 1) ERA: 4.89										0	0	0	0	0	0	0											
Mike DeJean, R (9, 1) ERA: 4.89										0	0	0	0	0	0	0											
Inning Stats	R: 0 E: 0 K: 0 S: 7	H: 0 LOB: 1 BB: 1 P: 14	R: 0 E: 0 K: 1 S: 8	H: 1 LOB: 1 BB: 0 P: 12	R: 0 E: 0 K: 0 S: 11	H: 2 LOB: 1 BB: 0 P: 16	R: 2 E: 1 K: 0 S: 16	H: 2 LOB: 1 BB: 0 P: 26	R: 0 E: 0 K: 0 S: 8	H: 1 LOB: 0 BB: 0 P: 12	R: 3 E: 0 K: 0 S: 10	H: 3 LOB: 2 BB: 2 P: 24	R: 0 E: 0 K: 1 S: 9	H: 1 LOB: 1 BB: 0 P: 12	R: 0 E: 0 K: 1 S: 6	H: 1 LOB: 0 BB: 0 P: 10	1B: 8 2B: 2 3B: 0 HR: 1	SF: 0 SAC: 0 DP: 2 HBP: 0	WP: 0 PB: 0 SB: 0 CS: 0	PA: 35							
PITCHER	IP	WLS	BF	H	R	ER	SO	BB	IBB	HBP	BLK	WP	HR	S	P	ERA	WHIP										
Mike Hampton, L (1, 1) ERA: 6.87	6.0	L	28	9	5	5	1	2	1	0	0	0	0	9	12	0.00	1.000										
Dennys Reyes, L (7, 1) ERA: 4.24	1.0		4	1	0	0	1	0	0	0	0	0	0	6	10	0.00	1.000										
Rick White, R (8, 1) ERA: 4.89	1.0		3	1	0	0	1	0	0	0	0	0	0	6	10	0.00	1.000										

Batter	1	2	3	4	5	6	7	8	9	AB	R	H	RBI	BB	SO	LOB	TOP																			
Juan Pierre, L (1,8) OBP: 0.317, SLG: 0.309	G5-3			G4-3		K		BB		3	0	0	0	1	1	1	Colorado Rockies @ Pittsburgh Pirates PNC Park, Pittsburgh, PA Tue Jul 30 2002, 7:05 PM EDT Att: 23,749 - Sunny - 88 F																			
Brent Butler, R (1,4) OBP: 0.286, SLG: 0.438	G6-3			F9				F2		4	0	1	0	0	0	1																				
Larry Walker, L (1,9) OBP: 0.441, SLG: 0.651	L8							K		3	0	1	0	1	1	1																				
17 Todd Helton, L (1,3) OBP: 0.434, SLG: 0.585		F7							F9	2	0	0	1	1	0	0																				
Todd Zeile, R (1,5) OBP: 0.336, SLG: 0.406	F9			FC5-4					G1-4-3	4	0	0	0	0	1	4																				
Todd Hollandsworth, L (1,7) OBP: 0.352, SLG: 0.483	G5-3									4	0	1	0	0	0	0																				
Juan Uribe, R (1,6) OBP: 0.287, SLG: 0.332			G3-1		G4-3		K		L6	4	0	0	0	0	1	1																				
Gary Bennett, R (1,2) OBP: 0.312, SLG: 0.347			L6		G6-3		G6-3			3	0	0	0	0	0	0																				
Shawn Chacon, R (1,1) OBP: 0.276, SLG: 0.310			F3					K		2	1	1	0	0	0	0																				
Ben Petrick, R (8, PH) OBP: 0.222, SLG: 0.313										1	0	0	0	0	1	0																				
Denny Neagle, L (8, 1) OBP: 0.310, SLG: 0.414										0	0	0	0	0	0	0																				
Justin Speier, R (8, 1)										0	0	0	0	0	0	0																				
Inning Stats	R: 0 H: 0 E: 0 K: 0 S: 7	H: 0 LOB: 0 BB: 0 P: 9	R: 0 H: 0 E: 0 K: 0 S: 7	H: 0 LOB: 0 BB: 0 P: 8	R: 0 H: 0 E: 0 K: 0 S: 5	H: 0 LOB: 0 BB: 0 P: 6	R: 0 H: 1 E: 0 K: 0 S: 6	H: 2 LOB: 2 BB: 1 P: 13	R: 0 H: 0 E: 0 K: 1 S: 10	H: 0 LOB: 0 BB: 0 P: 8	R: 0 H: 0 E: 0 K: 2 S: 9	H: 0 LOB: 1 BB: 1 P: 15	R: 0 H: 1 E: 0 K: 0 S: 15	H: 1 LOB: 1 BB: 0 P: 22	1B: 2 2B: 2 3B: 0 HR: 0	SF: 1 SAC: 0 DP: 0 HBP: 0	WP: 0 PA: 34 PB: 0 SB: 1 CS: 0																			
PITCHER	IP	WLS	BF	H	R	ER	SO	BB	IBB	HBP	BLK	WP	HR	S	P	ERA	WHIP	PITCHER		IP	WLS	BF	H	R	ER	SO	BB	IBB	HBP	BLK	WP	HR	S	P	ERA	WHIP
Kris Benson, R (1, 1) ERA: 5.59	8.0	W	30	3	1	1	5	2	1	0	0	0	0	56	87	1.12	0.625																			
Mike Williams, R (9, 1) ERA: 1.71	1.0	S	4	1	0	0	0	0	0	0	0	0	0	15	22	0.00	1.000																			


AB	30
R	1
H	4
RBI	1
BB	3
SO	5
LOB	8




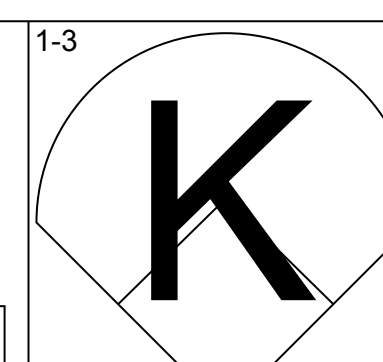
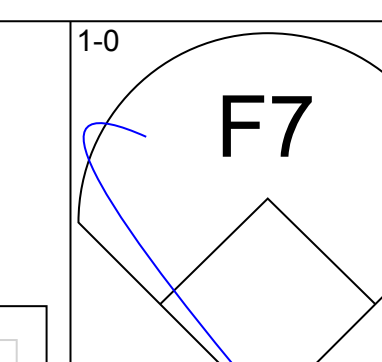
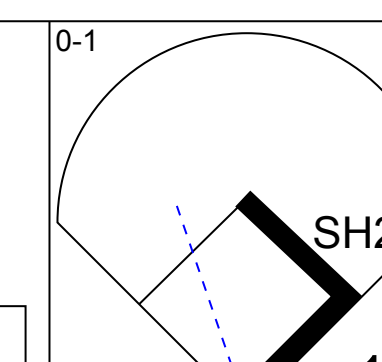
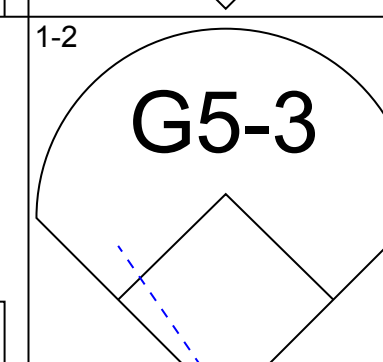
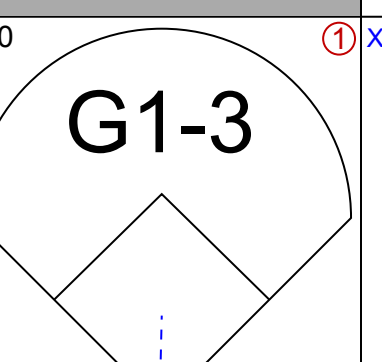
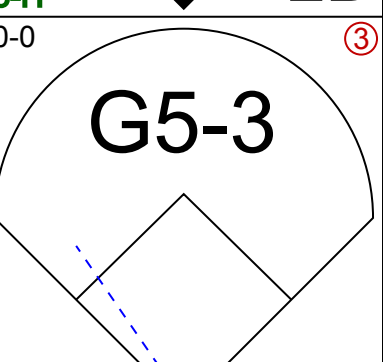
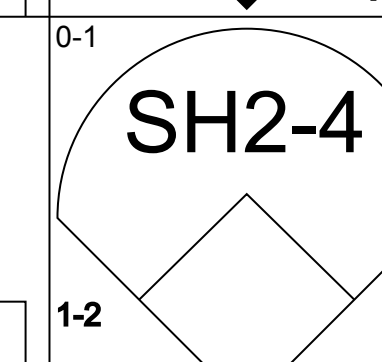
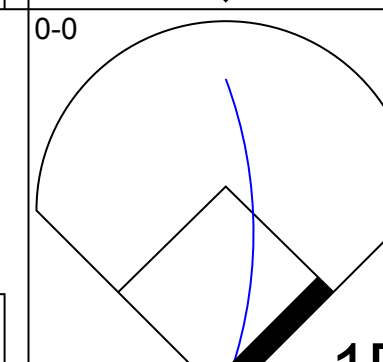
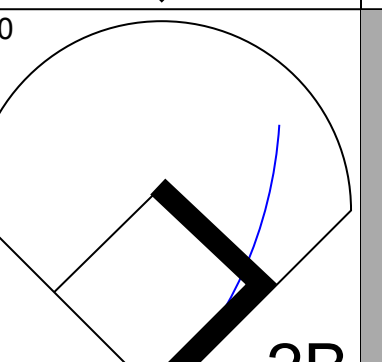
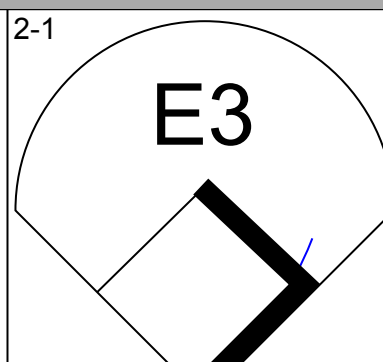
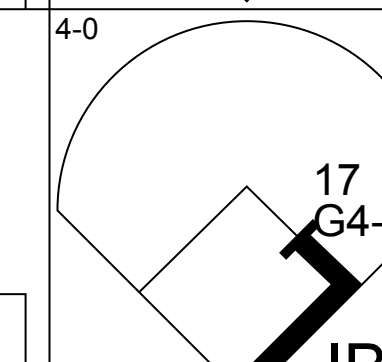
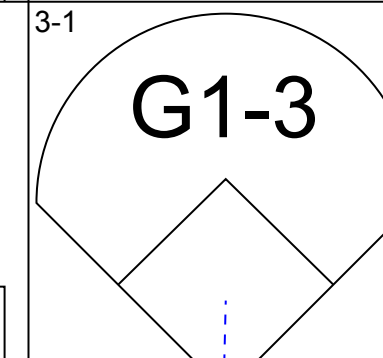

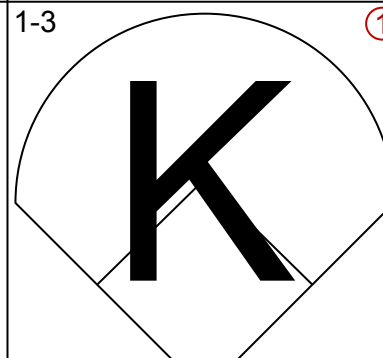
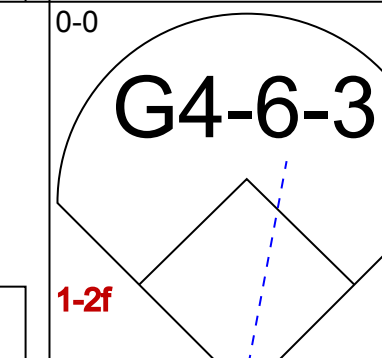
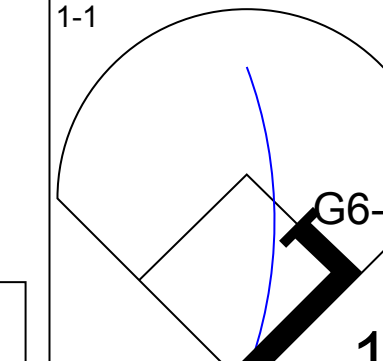
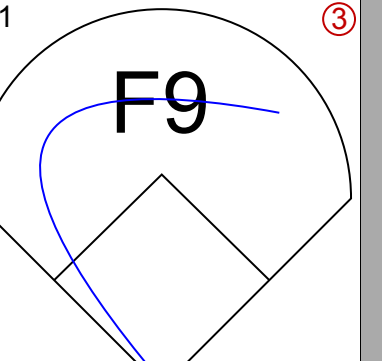
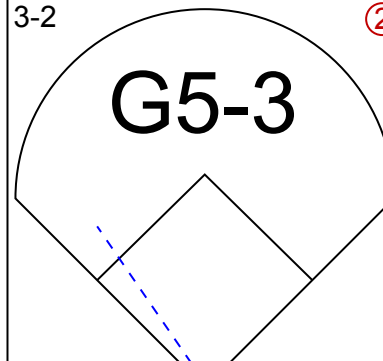
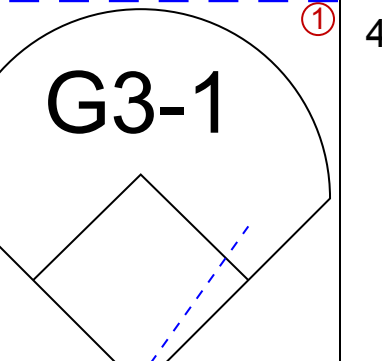

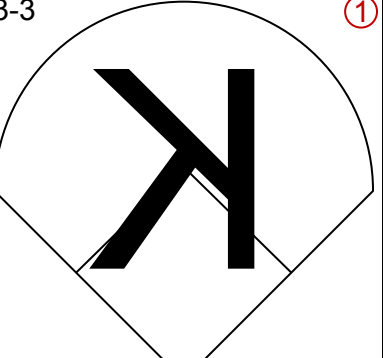
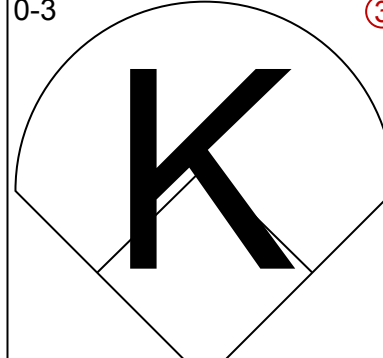
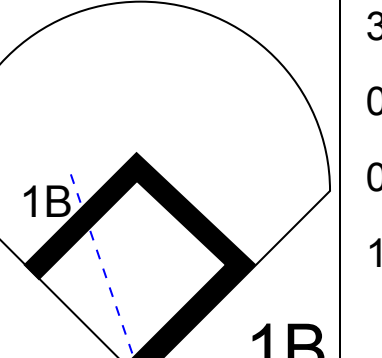

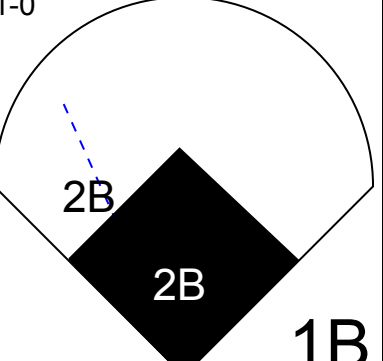
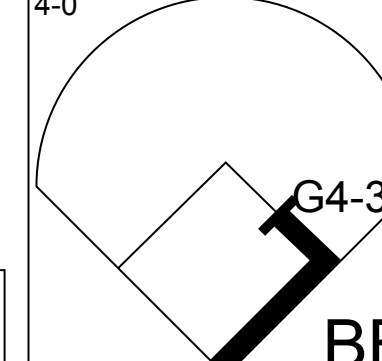
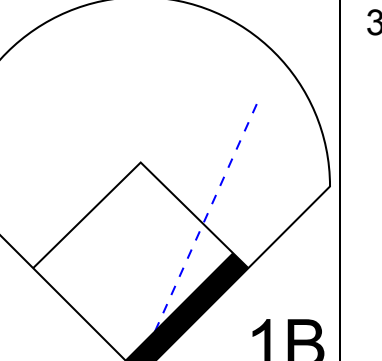
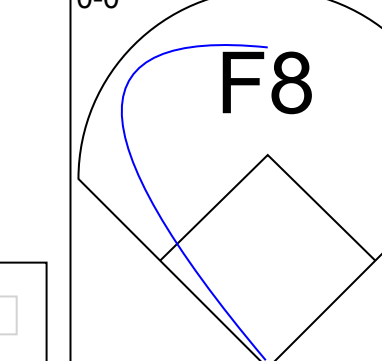
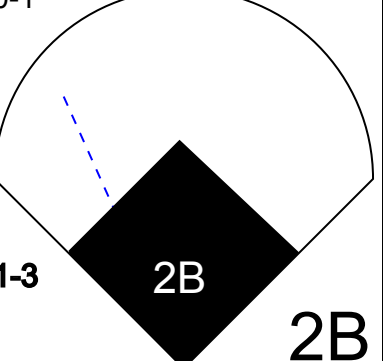
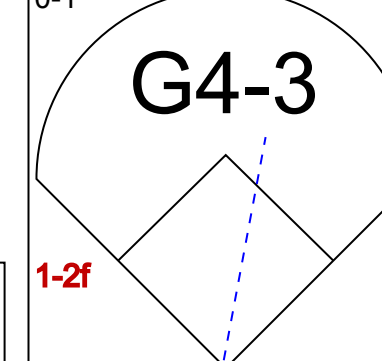
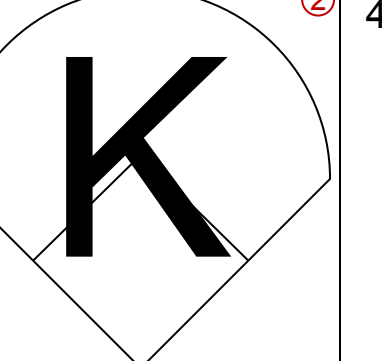
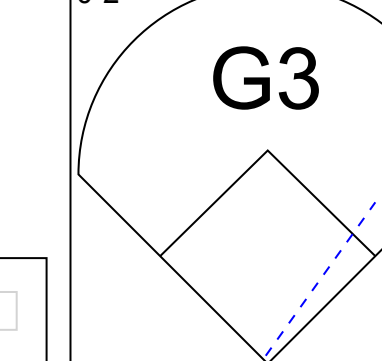
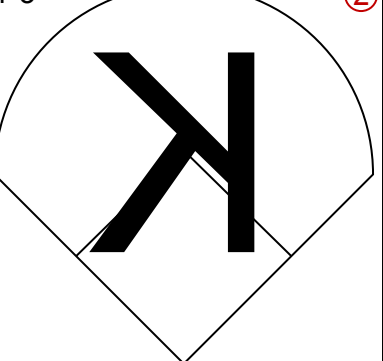
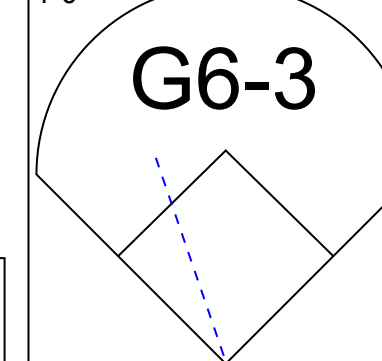
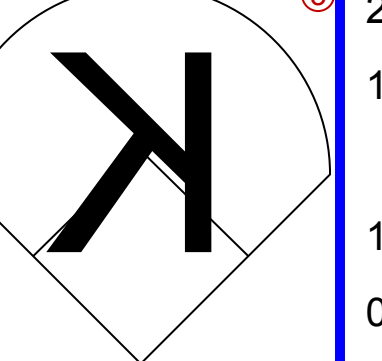
Batter	1	2	3	4	5	6	7	8	9	AB	R	H	RBI	BB	SO	LOB	BOTTOM																			
18 Jason Kendall, R (1,2) OBP: 0.354, SLG: 0.364	F8									3	1	2	0	1	0	0	Colorado Rockies @ Pittsburgh Pirates PNC Park, Pittsburgh, PA Tue Jul 30 2002, 7:05 PM EDT Att: 23,749 - Sunny - 88 F																			
2 Jack Wilson, R (1,6) OBP: 0.323, SLG: 0.354	G6-3									4	0	0	0	0	0	3																				
Brian Giles, L (1,7) OBP: 0.436, SLG: 0.633										3	1	2	1	1	0	0																				
Aramis Ramirez, R (1,5) OBP: 0.260, SLG: 0.341	F7									3	1	0	0	1	0	2																				
Mike Williams, R (9, 1)										0	0	0	0	0	0	0																				
Rob Mackowiak, L (1,9) OBP: 0.288, SLG: 0.417										3	1	0	0	1	1	3																				
Kevin Young, R (1,3) OBP: 0.325, SLG: 0.437	F8									3	0	0	1	1	1	1																				
Adam Hyzdu, R (1,8) OBP: 0.459, SLG: 0.685										3	0	2	2	1	0	0																				
Pokey Reese, R (1,4) OBP: 0.308, SLG: 0.320	G5-4-3									4	0	0	0	0	0	5																				
Kris Benson, R (1, 1) ERA: 4.88										3	0	0	0	0	3	1																				
Mike Benjamin, R (9, 5) ERA: 5.92										0	0	0	0	0	0	0																				
Justin Speier, R (8, 1) ERA: 3.24										0	0	0	0	0	0	0																				
Inning Stats	R: 0 H: 0 E: 0 K: 0 S: 8	H: 0 LOB: 1 BB: 1 P: 17	R: 0 H: 0 E: 0 K: 0 S: 10	H: 0 LOB: 2 BB: 2 P: 19	R: 1 H: 1 E: 0 K: 1 S: 11	H: 1 LOB: 1 BB: 1 P: 20	R: 0 H: 0 E: 0 K: 1 S: 10	H: 0 LOB: 0 BB: 0 P: 16	R: 0 H: 1 E: 0 K: 1 S: 8	H: 1 LOB: 1 BB: 0 P: 9	R: 0 H: 0 E: 0 K: 0 S: 6	H: 0 LOB: 0 BB: 0 P: 11	R: 0 H: 1 E: 0 K: 2 S: 10	H: 1 LOB: 1 BB: 0 P: 14	R: 3 H: 3 E: 0 K: 0 S: 13	H: 3 LOB: 2 BB: 2 P: 28	1B: 3 2B: 2 3B: 1 HR: 0	SF: 0 SAC: 0 DP: 1 HBP: 0	WP: 0 PA: 35 PB: 0 SB: 1 CS: 0																	
PITCHER	IP	WLS	BF	H	R	ER	SO	BB	IBB	HBP	BLK	WP	HR	S	P	ERA	WHIP	PITCHER		IP	WLS	BF	H	R	ER	SO	BB	IBB	HBP	BLK	WP	HR	S	P	ERA	WHIP
Shawn Chacon, R (1, 1) ERA: 4.88	7.0	L	27	3	1	1	5	4	0	0	0	0	0	63	106	1.29	1.000																			
Denny Neagle, L (8, 1) ERA: 5.92	0.2	L	7	3	3	3	0	1	1	0	0	0	0	11	25	40.50	6.000																			
Justin Speier, R (8, 1) ERA: 3.24	0.1		1	0	0	0	0	0	0	0	0	0	0	2	3	0.00	0.000																			

AB	29
R	4
H	6
RBI	4
BB	6
SO	5
LOB	15



Batter	1	2	3	4	5	6	7	8	9	AB	R	H	RBI	BB	SO	LOB	TOP																		
Juan Pierre, L OBP: 0.316, SLG: 0.310	F7			SH1-3 1B 2B	G3-1	G1-3			G3	5	1	1	0	0	0	2	Colorado Rockies @ Pittsburgh Pirates PNC Park, Pittsburgh, PA Wed Jul 31 2002, 7:05 PM EDT Att: 18,106 - Sunny - 88 F AB 36 R 6 H 10 RBI 6 BB 3 SO 7 LOB 16 																		
Juan Uribe, R OBP: 0.286, SLG: 0.332	K			SH1-3					K	4	1	1	0	0	3	0																			
Larry Walker, L OBP: 0.445, SLG: 0.656	F9			17 BB 1B						5	2	4	0	0	0	0																			
17 Todd Helton, L OBP: 0.434, SLG: 0.580		P5		1B 1-2 BB					K	3	1	0	0	2	1	2																			
Todd Zeile, R OBP: 0.335, SLG: 0.405 Todd Jones, L (7.1)	G5-3			BB						4	0	1	2	0	1	4																			
Sandy Alomar Jr., R OBP: 0.313, SLG: 0.491	F9			1-3 2H 3H 1B						0	0	0	0	0	0	0																			
Ben Petrick, R OBP: 0.211, SLG: 0.296				G5-3						4	1	2	2	0	0	1																			
Brent Butler, R OBP: 0.286, SLG: 0.431				F7						4	0	0	0	0	2	5																			
Denny Stark, R OBP: 0.190, SLG: 0.400 Greg Norton, S OBP: 0.291, SLG: 0.363 Rick White, R Kent Mercker, L Terry Shumpert, R OBP: 0.317, SLG: 0.370	P4			G5-3						3	0	0	0	1	0	1																			
Inning Stats	R: 0 E: 0 K: 1 S: 6	H: 0 LOB: 0 BB: 0 P: 8	R: 0 E: 0 K: 0 S: 7	H: 0 LOB: 0 BB: 0 P: 12	R: 0 E: 0 K: 1 S: 6	H: 0 LOB: 0 BB: 0 P: 8	R: 2 E: 1 K: 0 S: 16	H: 3 LOB: 2 BB: 1 P: 27	R: 0 E: 0 K: 0 S: 9	H: 0 LOB: 0 BB: 0 P: 11	R: 4 E: 1 K: 2 S: 23	H: 4 LOB: 2 BB: 2 P: 40	R: 0 E: 0 K: 1 S: 9	H: 1 LOB: 1 BB: 0 P: 15	R: 0 E: 0 K: 0 S: 7	H: 1 LOB: 1 BB: 0 P: 10		R: 0 E: 0 K: 2 S: 12	H: 1 LOB: 1 BB: 0 P: 16	1B: 7 2B: 3 3B: 0 HR: 0	SF: 0 SAC: 1 DP: 0 HBP: 0	WP: 0 PB: 0 SB: 0 CS: 0	PA: 40												
PITCHER	IP WLS BF H R ER SO BB IBB HBP BLK WP HR S P ERA WHIP																																		
Josh Fogg, R ERA: 4.1	(1.1) 5.0	22	5	5	5	2	2	0	0	0	0	0	0	52	79	9.00		1.400																	
Brian Boehringer, R ERA: 3.81	(6.1) 1.0	W	6	2	1	1	2	0	1	0	0	0	0	0	15	27		9.00	2.000																
Scott Sauerbeck, L ERA: 2.45	(7.1) 1.0	H	4	1	0	0	1	0	0	0	0	0	0	9	15	0.00		1.000																	
Sean Lowe, R ERA: 4.92	(8.1) 1.0	H	4	1	0	0	0	0	0	0	0	0	0	7	10	0.00		1.000																	
Mike Williams, R ERA: 1.67	(9.1) 1.0	S	4	1	0	0	2	0	0	0	0	0	0	12	16	0.00	1.000																		

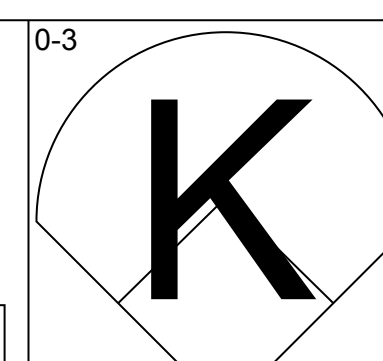
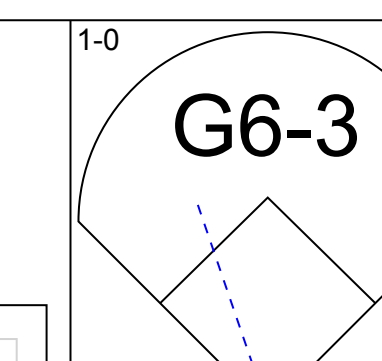
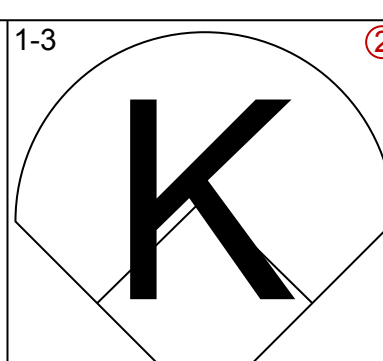
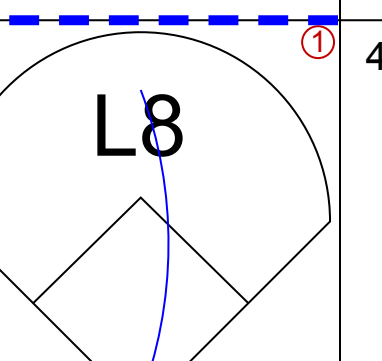
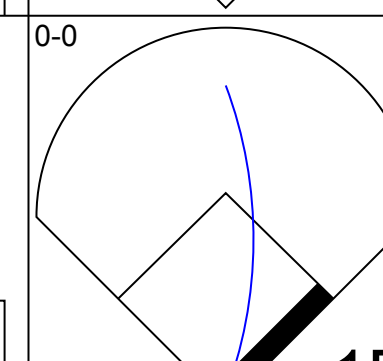
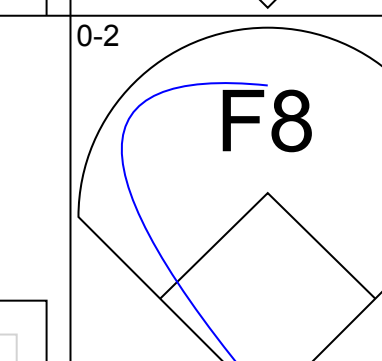
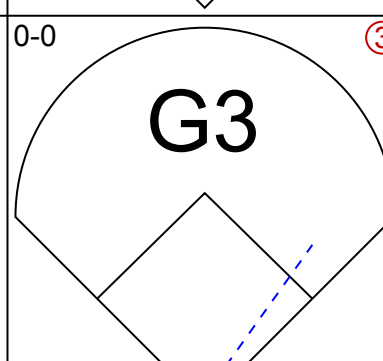
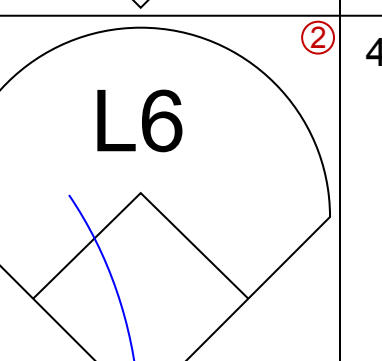
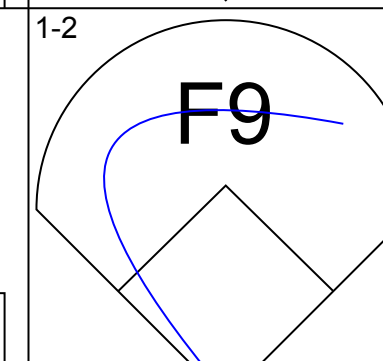
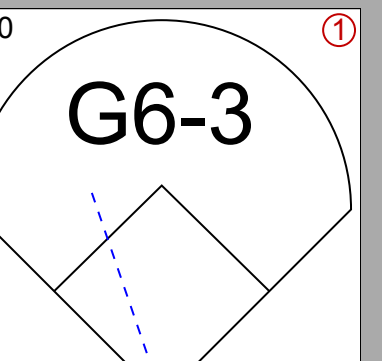
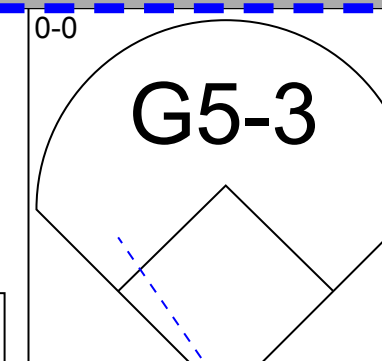
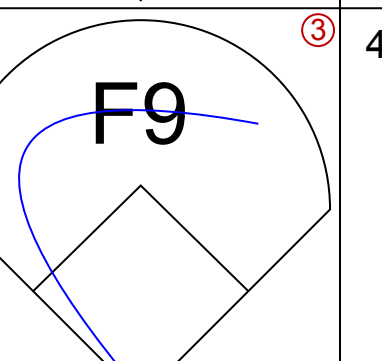
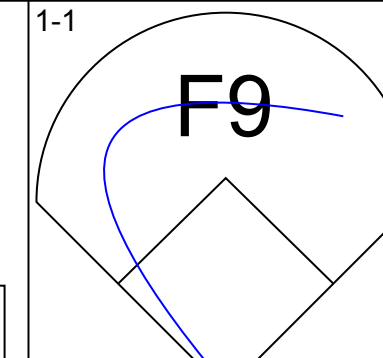

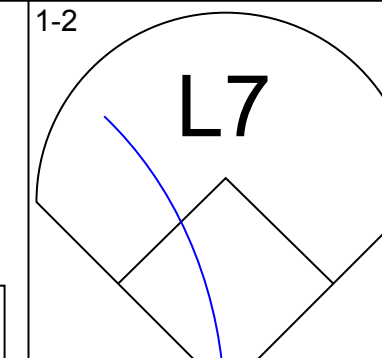
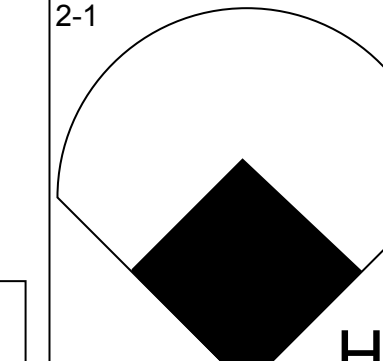
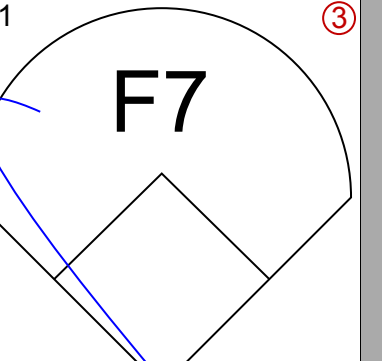
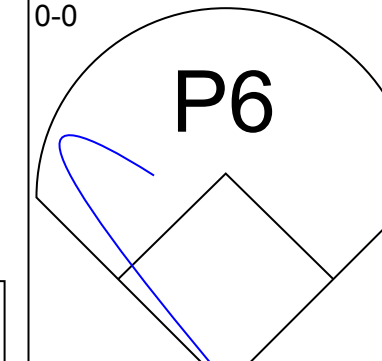

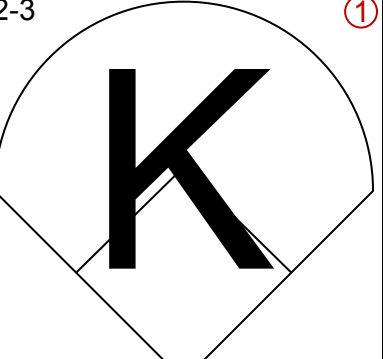
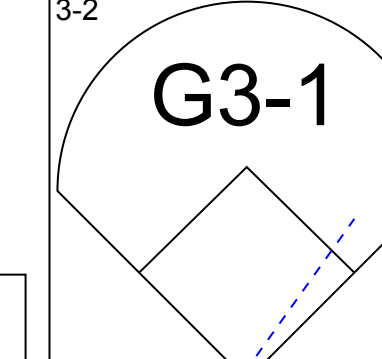

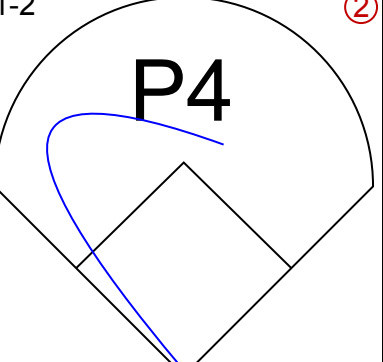
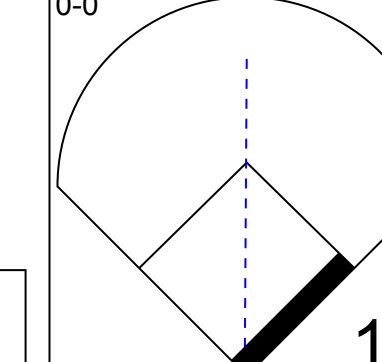

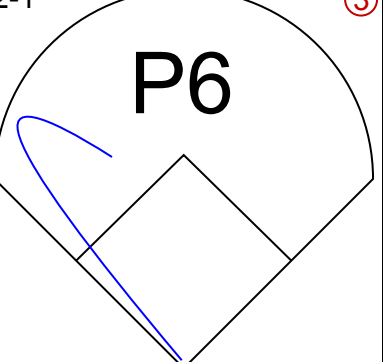
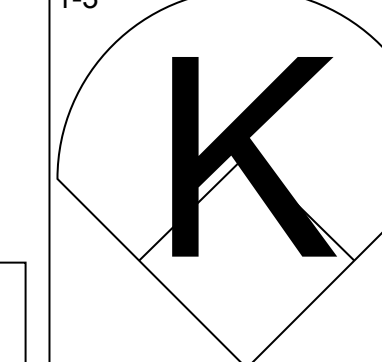
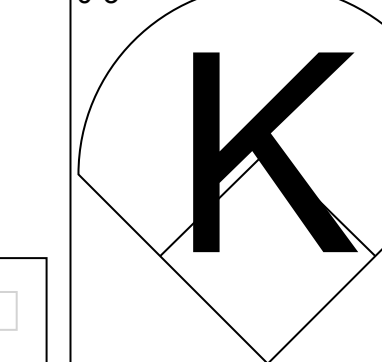
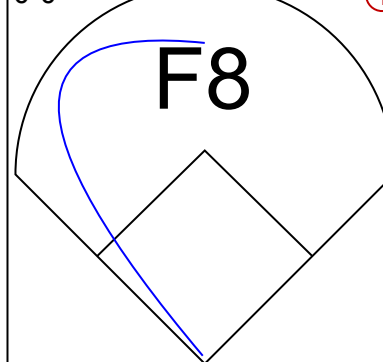
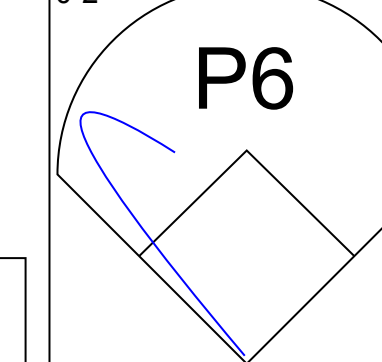
Batter	1	2	3	4	5	6	7	8	9	AB	R	H	RBI	BB	SO	LOB	BOTTOM																	
18 Jason Kendall, R OBP: 0.397, SLG: 0.370	G1-3									5	1	3	1	0	0	0	Colorado Rockies @ Pittsburgh Pirates PNC Park, Pittsburgh, PA Wed Jul 31 2002, 7:05 PM EDT Att: 18,106 - Sunny - 88 F AB 34 R 7 H 12 RBI 7 BB 3 SO 7 LOB 20 																	
2 Jack Wilson, R OBP: 0.326, SLG: 0.355	2B 1B BB									4	3	2	0	1	0	2																		
Brian Giles, L OBP: 0.436, SLG: 0.639	1B 2B									3	0	2	3	0	1	2																		
Aramis Ramirez, R OBP: 0.257, SLG: 0.337	P6									4	0	0	0	0	1	6																		
Rob Mackowiak, L OBP: 0.294, SLG: 0.431	1B									3	1	2	3	1	1	2																		
Kevin Young, R OBP: 0.321, SLG: 0.431	K									4	0	0	0	0	2	3																		
Adam Hyzdu, R OBP: 0.446, SLG: 0.672										4	0	1	0	0	0	1																		
Pokey Reese, R OBP: 0.311, SLG: 0.327	L3-6 2B									4	1	2	0	0	1	2																		
Josh Fogg, R ERA: 4.1 Brian Boehringer, R ERA: 3.81 Abraham Nunez, S ERA: 5.49 Scott Sauerbeck, R Sean Lowe, R ERA: 4.92 Mike Benjamin, R OBP: 0.315, SLG: 0.390 Mike Williams, R ERA: 1.67	L3-6 2B									2	0	0	0	0	0	2																		
Inning Stats	R: 1 E: 0 K: 1 S: 16	H: 2 LOB: 2 BB: 1 P: 27	R: 0 E: 0 K: 0 S: 5	H: 1 LOB: 0 BB: 0 P: 10	R: 0 E: 0 K: 2 S: 10	H: 2 LOB: 2 BB: 0 P: 13	R: 0 E: 0 K: 2 S: 10	H: 1 LOB: 1 BB: 0 P: 16	R: 3 E: 0 K: 1 S: 20	H: 3 LOB: 1 BB: 1 P: 32	R: 0 E: 0 K: 0 S: 7	H: 0 LOB: 1 BB: 1 P: 15	R: 0 E: 0 K: 1 S: 10	H: 0 LOB: 0 BB: 0 P: 13	R: 0 E: 0 K: 1 S: 10	H: 0 LOB: 0 BB: 0 P: 13		1B: 6 2B: 6 3B: 0 HR: 1	SF: 1 SAC: 0 DP: 1 HBP: 0	WP: 0 PB: 0 SB: 1 CS: 0	PA: 38													
PITCHER	IP WLS BF H R ER SO BB IBB HBP BLK WP HR S P ERA WHIP																																	
Denny Stark, R ERA: 3.95	(1.1) 5.0	L	5	2	3	3	0	1	0	0	0	0	0	15	25	40.50		4.500																
Rick White, R ERA: 5.49	(6.1) 0.2	B	4	1	0	0	1	1	0	0	0	0	0	6	13	0.00		3.000																
Kent Mercker, L ERA: 4.01	(6.1) 0.2	B	4	1	0	0	1	1	0	0	0	0	0	6	13	0.00		3.000																
Todd Jones, R ERA: 4.63	(7.1) 1.2		5	0	0	0	1	0	0	0	0	0	0	16	22	0.00		0.000																

Batter	1	2	3	4	5	6	7	8	9	AB	R	H	RBI	BB	SO	LOB	TOP			
Jay Payton, R OBP: 0.338, SLG: 0.418 (1, 8)										4	0	2	2	0	1	0				
Brent Butler, R OBP: 0.287, SLG: 0.442 (1, 4)										3	0	0	0	0	0	1				
Larry Walker, L OBP: 0.441, SLG: 0.647 (1, 9)										3	0	2	0	1	0	0				
17 Todd Helton, L OBP: 0.429, SLG: 0.571 (1, 3)										4	0	0	0	0	2	5				
Todd Zeile, R OBP: 0.335, SLG: 0.399 (1, 5)										4	0	1	0	0	0	2				
Jack Cust, L OBP: 0.250, SLG: 0.371 Justin Speier, R (7, 1)										3	0	0	0	0	3	2				
Todd Jones, L (8, 1)										0	0	0	0	0	0	0				
Gabe Kapler, R OBP: 0.288, SLG: 0.335 (9, PH)										1	0	1	0	0	0	0				
Sandy Alomar Jr., R OBP: 0.329, SLG: 0.494 (1, 2)										3	1	2	0	1	0	1				
Juan Uribe, R OBP: 0.287, SLG: 0.341 (1, 6)										4	1	1	0	0	1	3				
Denny Neagle, L OBP: 0.290, SLG: 0.387 Juan Pierre, L OBP: 0.314, SLG: 0.305 (7, PH)										2	0	0	0	0	1	2				
Greg Norton, S OBP: 0.292, SLG: 0.371 Jose Jimenez, R (9, 1)										1	0	0	0	0	1	2				
										0	0	0	0	0	0	0				
Inning Stats	R: 0 E: 0 K: 1 S: 9	H: 1 LOB: 1 BB: 0 P: 14	R: 0 E: 0 K: 1 S: 6	H: 1 LOB: 0 BB: 0 P: 9	R: 0 E: 0 K: 1 S: 6	H: 0 LOB: 0 BB: 0 P: 7	R: 0 E: 0 K: 1 S: 8	H: 1 LOB: 1 BB: 0 P: 11	R: 2 E: 1 K: 2 S: 12	H: 3 LOB: 1 BB: 0 P: 18	R: 0 E: 0 K: 0 S: 3	H: 0 LOB: 0 BB: 1 P: 8	R: 0 E: 0 K: 0 S: 5	H: 1 LOB: 1 BB: 1 P: 9	R: 0 E: 0 K: 2 S: 14	H: 2 LOB: 2 BB: 0 P: 19	1B: 6 2B: 3 3B: 0 HR: 0	SF: 0 SAC: 1 DP: 3 HBP: 0	WP: 0 PB: 0 SB: 0 CS: 0	PA: 36
PITCHER	IP WLS BF H R ER SO BB IBB HBP BLK WP HR S P ERA WHIP																			
Matt Clement, R ERA: 3.7 Joe Borowski, R ERA: 2.67	(1, 1) 8.0 L 31 7 2 2 7 1 1 0 0 0 0 0 0 61 94 2.25 1.000																			
(9, 1) 1.0 5 2 0 0 2 0 0 0 0 0 0 0 0 14 19 0.00 2.000																				

Colorado Rockies @ Chicago Cubs
Wrigley Field, Chicago, IL
Sat Aug 03 2002, 3:05 PM CDT
Att: 39,385 - Sunny - 81 F

AB 33
R 2
H 9
RBI 2
BB 2
SO 9
LOB 18

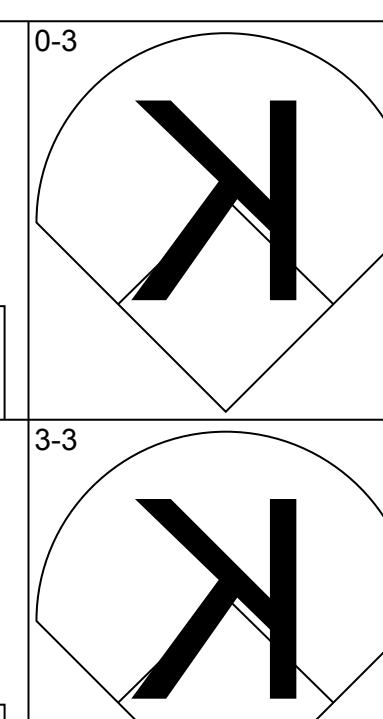
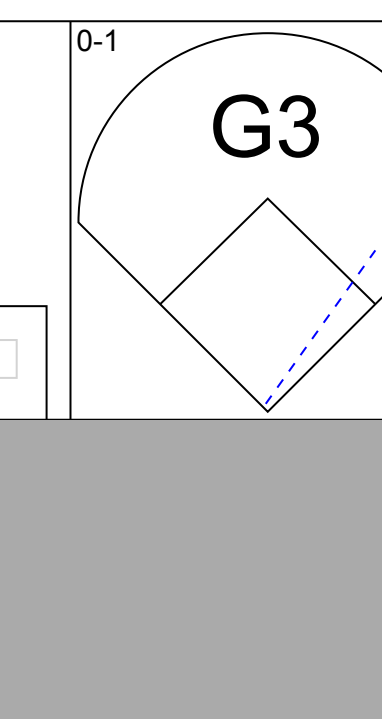
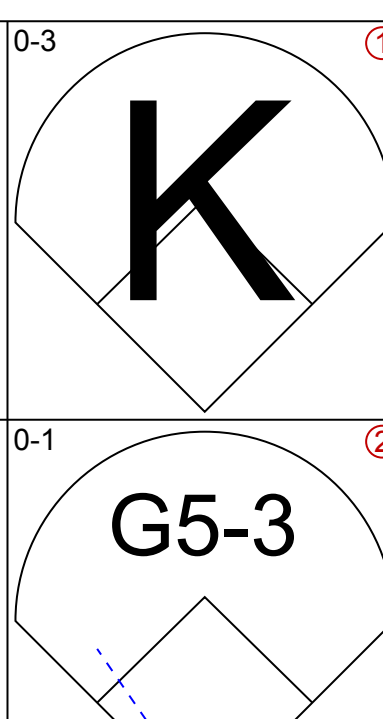
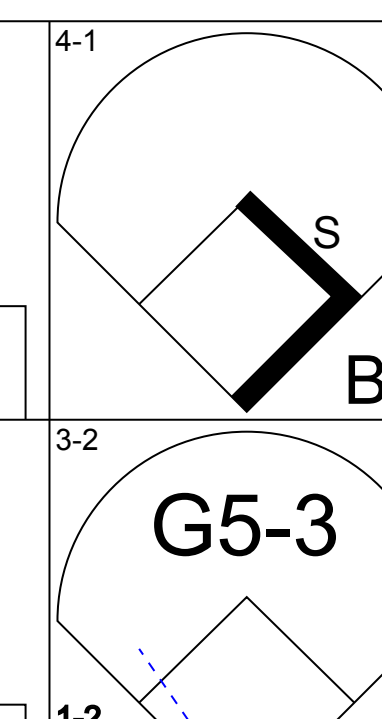
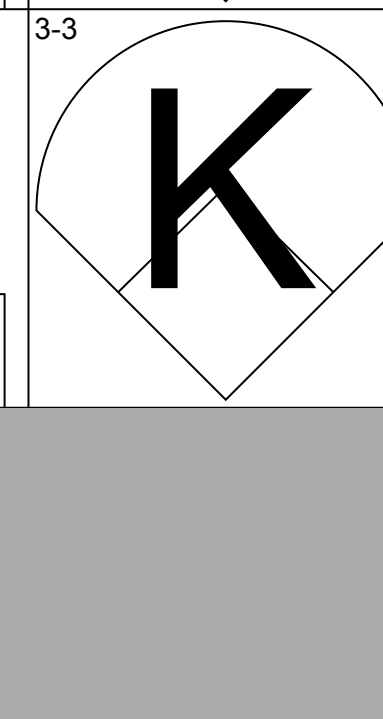
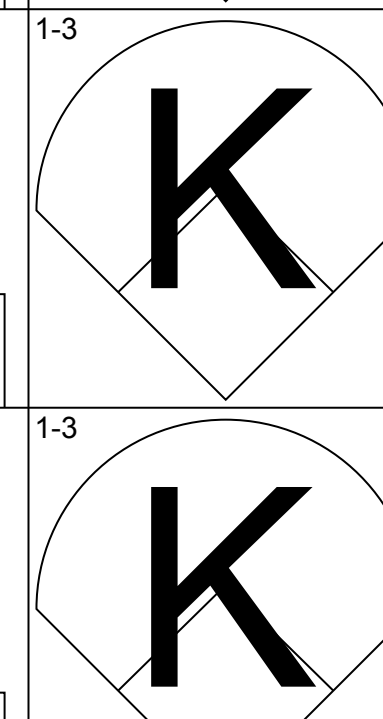
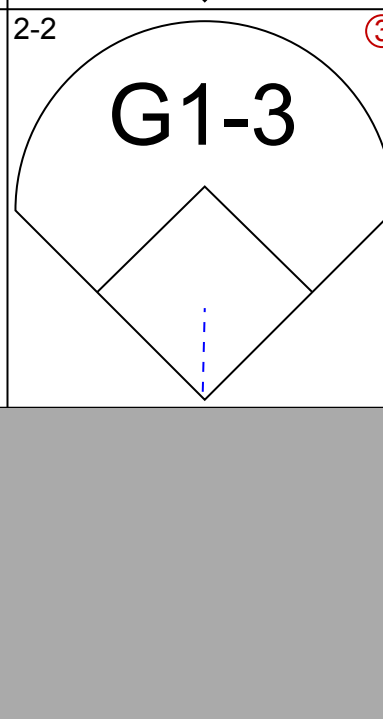





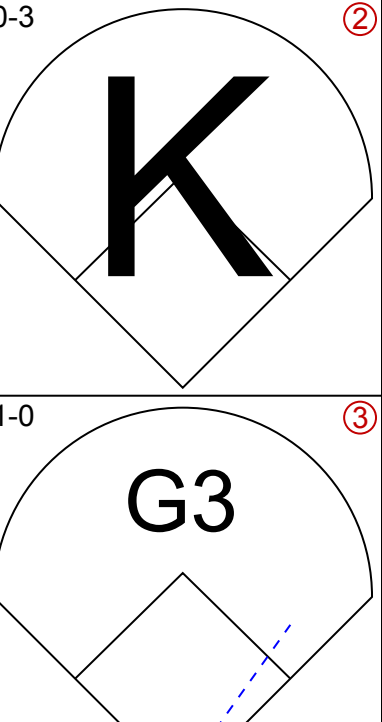

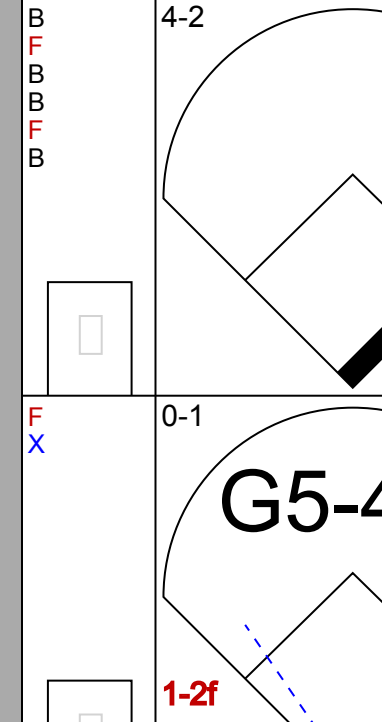

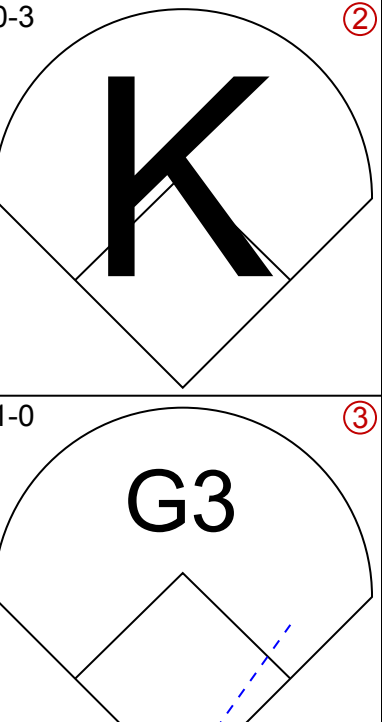
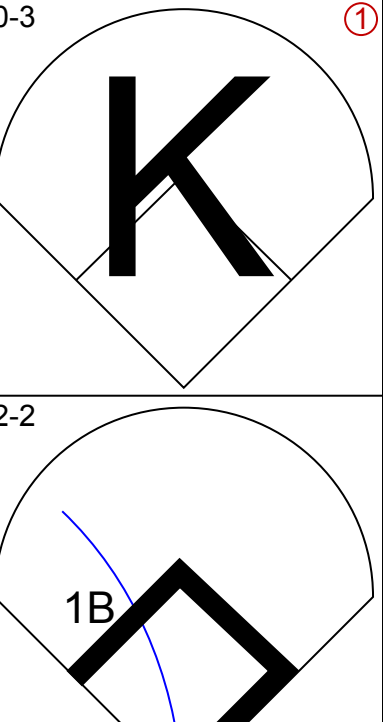
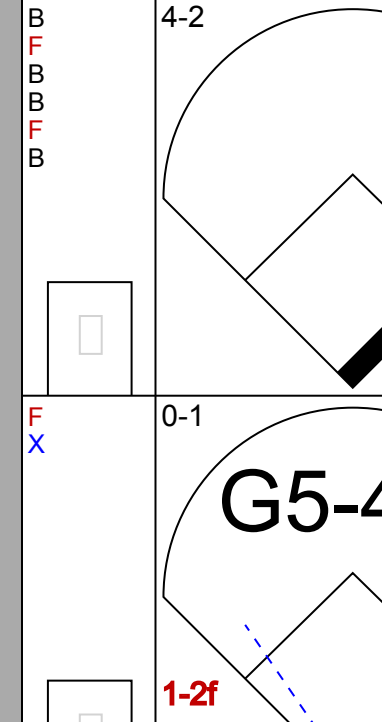


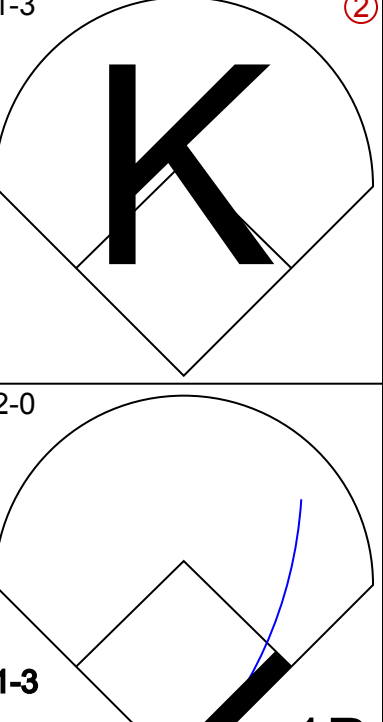

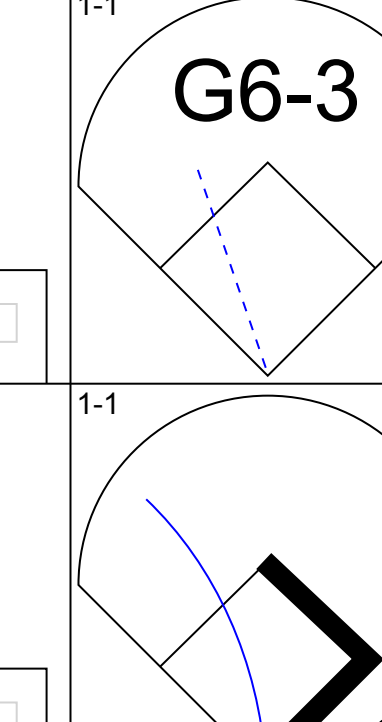
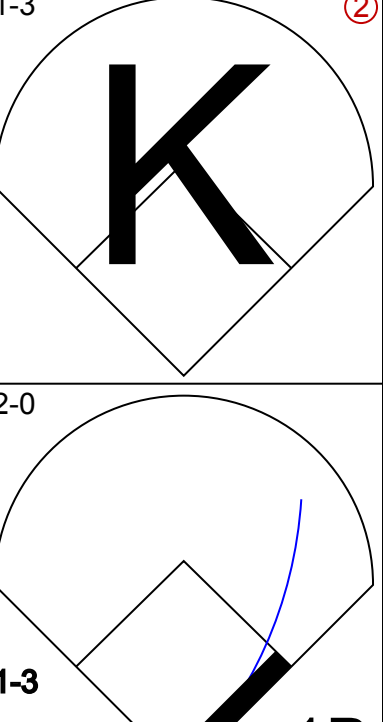
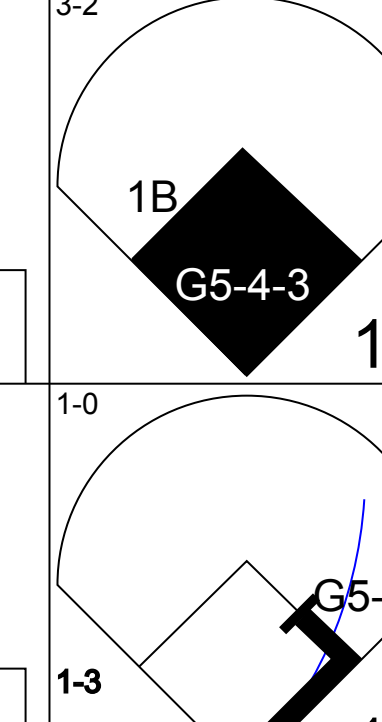
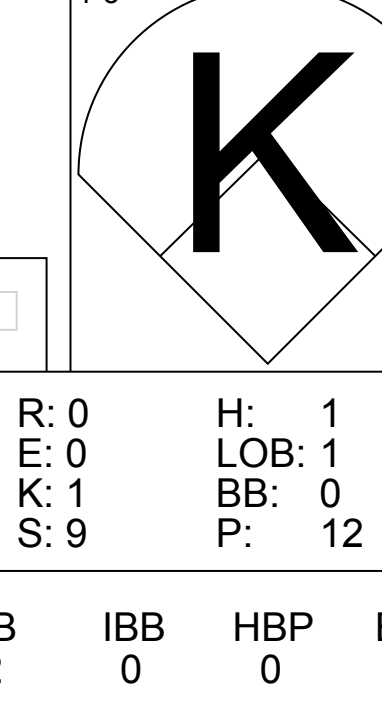
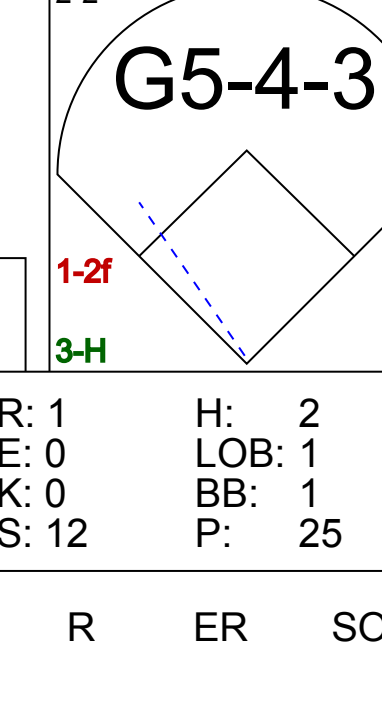
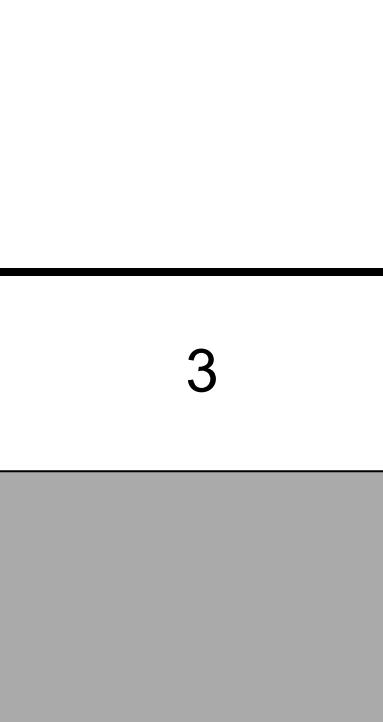
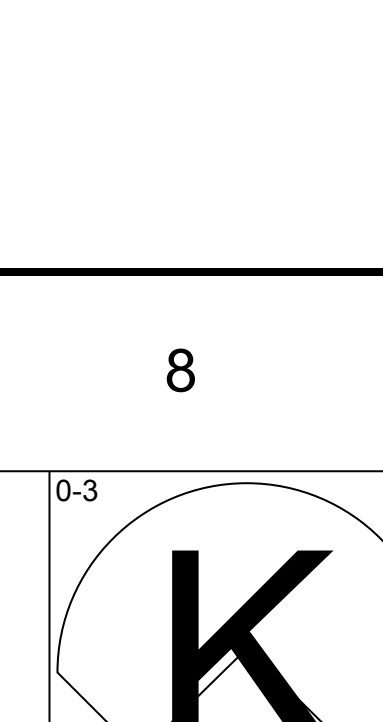


Batter	1	2	3	4	5	6	7	8	9	AB	R	H	RBI	BB	SO	LOB	BOTTOM			
Mark Bellhorn, S OBP: 0.385, SLG: 0.556 (1, 4)										4	0	0	0	0	2	0				
Corey Patterson, L OBP: 0.300, SLG: 0.393 (1, 8)										4	0	1	0	0	0	0				
Sammy Sosa, R OBP: 0.410, SLG: 0.598 (1, 9)										4	0	0	0	0	0	1				
Moises Alou, R OBP: 0.310, SLG: 0.393 (1, 7)										3	0	0	0	0	1	1				
Fred McGriff, L OBP: 0.355, SLG: 0.504 (1, 3)										3	1	1	1	0	0	0				
Bill Mueller, S OBP: 0.332, SLG: 0.370 (1, 5)										3	0	0	0	0	1	0				
Alex Gonzalez, R OBP: 0.291, SLG: 0.402 (1, 6)										3	0	1	0	0	0	0				
Todd Hundley, S OBP: 0.274, SLG: 0.378 (1, 2)										3	0	0	0	0	2	1				
Matt Clement, R OBP: 0.149, SLG: 0.116 Chris Stynes, R OBP: 0.327, SLG: 0.394 Joe Borowski, R OBP: 0.200, SLG: 0.200 (8, PH)										2	0	0	0	0	1	0				
										0	0	0	0	0	0	0				
Inning Stats	R: 0 E: 0 K: 1 S: 9	H: 1 LOB: 1 BB: 0 P: 11	R: 1 E: 0 K: 1 S: 10	H: 1 LOB: 0 BB: 0 P: 18	R: 0 E: 0 K: 1 S: 7	H: 0 LOB: 0 BB: 0 P: 8	R: 0 E: 0 K: 1 S: 7	H: 0 LOB: 0 BB: 0 P: 10	R: 0 E: 0 K: 1 S: 5	H: 0 LOB: 0 BB: 0 P: 6	R: 0 E: 0 K: 0 S: 6	H: 0 LOB: 0 BB: 0 P: 7	R: 0 E: 0 K: 1 S: 10	H: 1 LOB: 1 BB: 0 P: 14	R: 0 E: 0 K: 0 S: 7	H: 0 LOB: 0 BB: 0 P: 8	1B: 2 2B: 0 3B: 0 HR: 1	SF: 0 SAC: 0 DP: 0 HBP: 0	WP: 0 PB: 0 SB: 0 CS: 0	PA: 30
PITCHER	IP WLS BF H R ER SO BB IBB HBP BLK WP HR S P ERA WHIP																			
Denny Neagle, L ERA: 5.68 Justin Speier, R ERA: 2.97 Todd Jones, R ERA: 4.47 Jose Jimenez, R ERA: 3.44	(1, 1) 6.0 W 20 2 1 1 6 0 0 0 0 0 0 0 0 47 67 1.50 0.333																			
(7, 1) 1.0 H 3 0 0 0 0 0 0 0 0 0 0 0 6 7 0.00 0.000																				
(8, 1) 1.0 H 4 1 0 0 1 0 0 0 0 0 0 0 10 14 0.00 1.000																				
(9, 1) 1.0 S 3 0 0 0 0 0 0 0 0 0 0 0 7 8 0.00 0.000																				

Colorado Rockies @ Chicago Cubs
Wrigley Field, Chicago, IL
Sat Aug 03 2002, 3:05 PM CDT
Att: 39,385 - Sunny - 81 F

AB 30
R 1
H 3
RBI 1
BB 0
SO 7
LOB 4

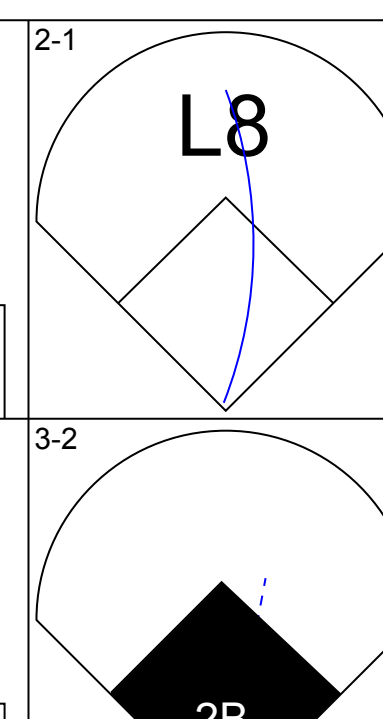
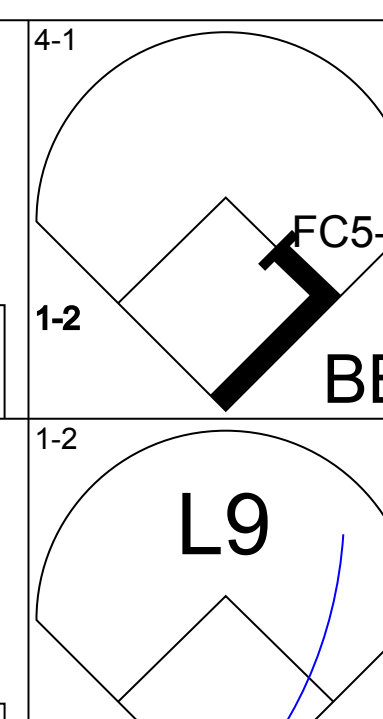
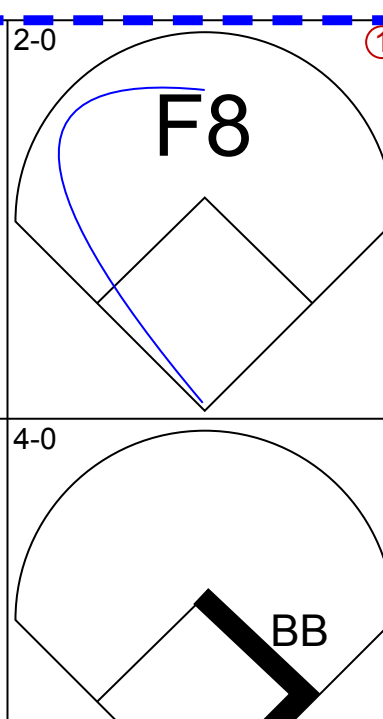
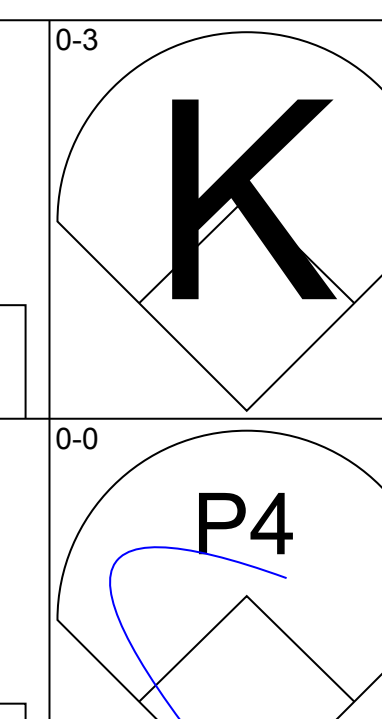
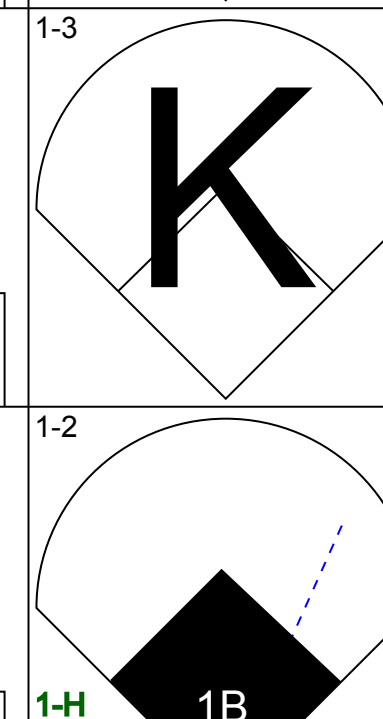

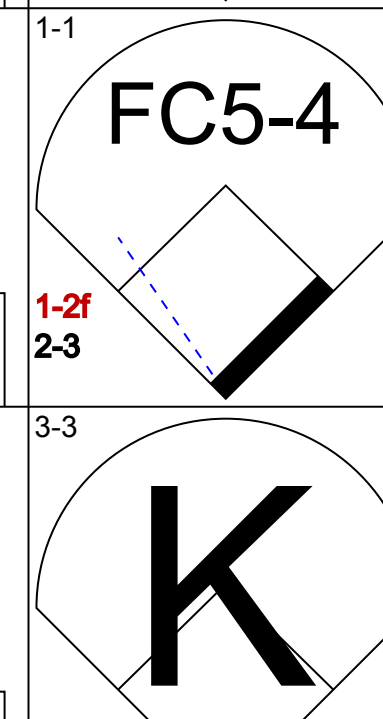
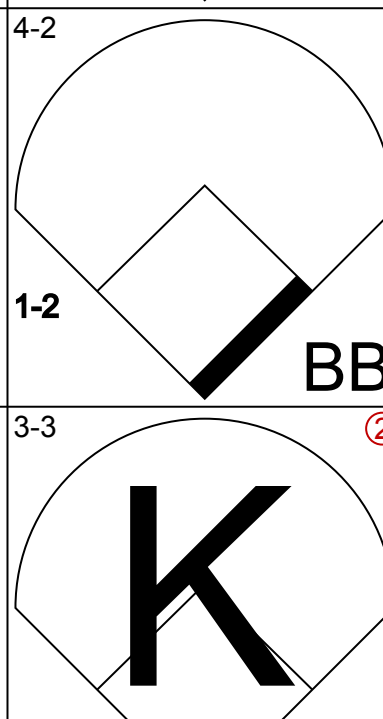

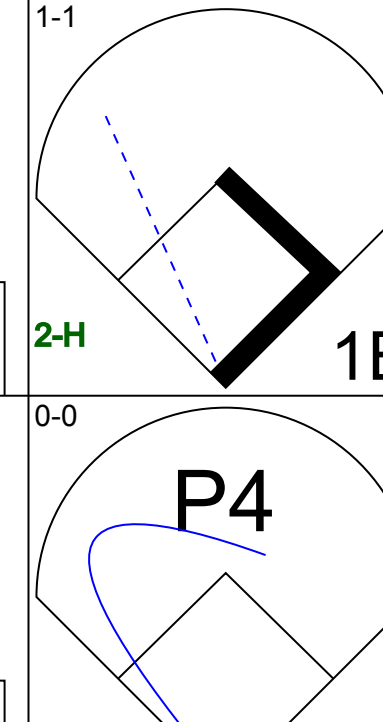
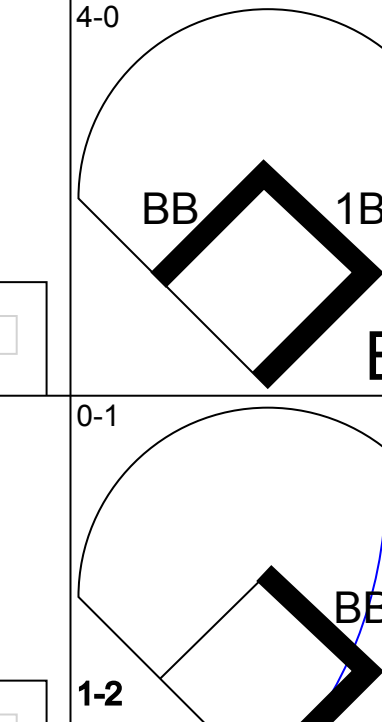




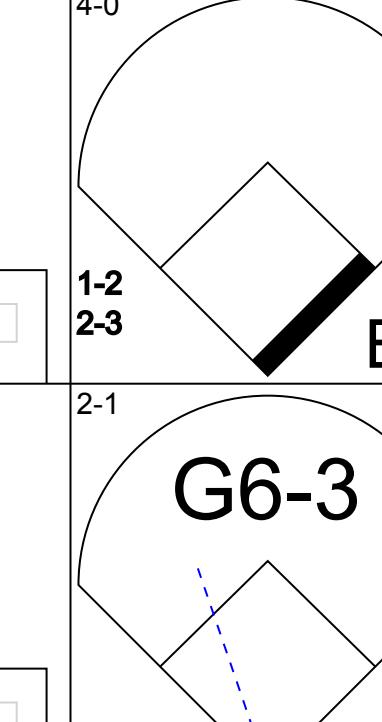



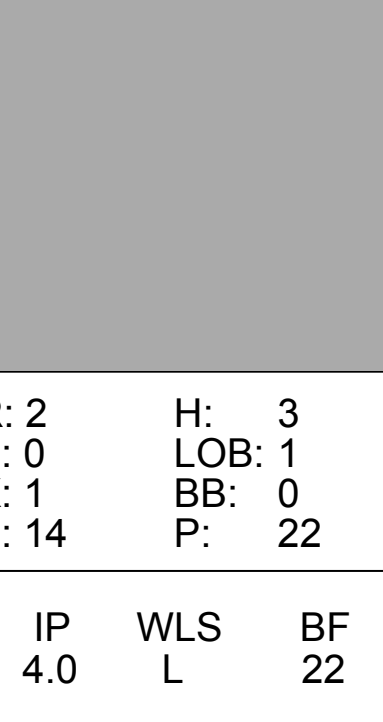
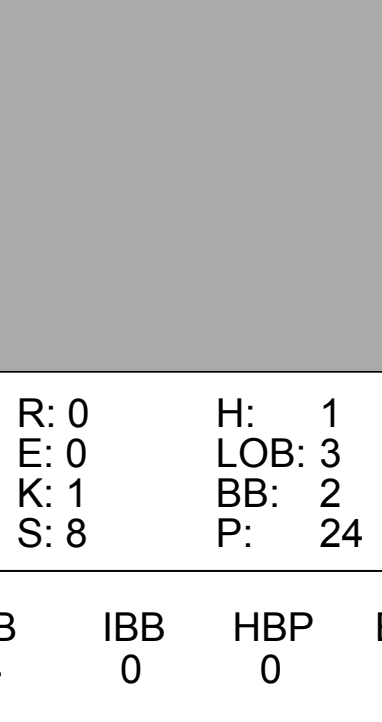
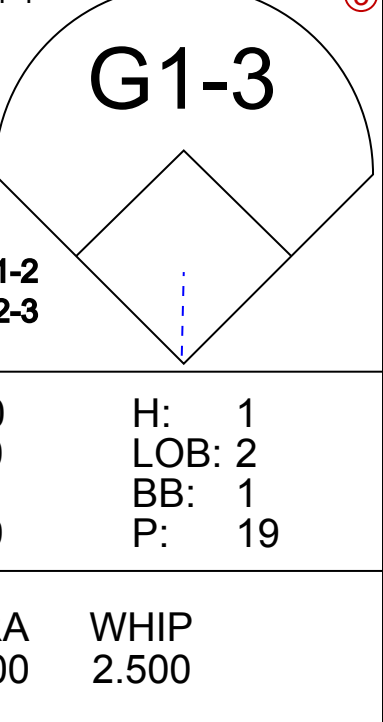




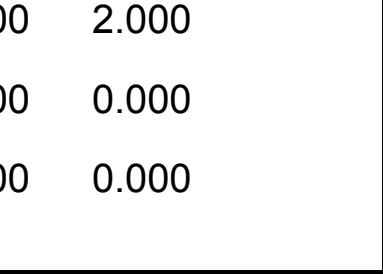




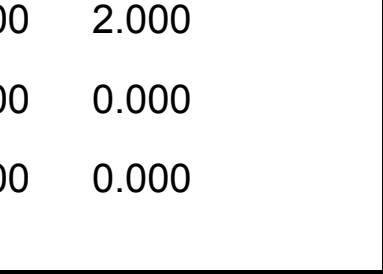



Batter	1	2	3	4	5	6	7	8	9	AB	R	H	RBI	BB	SO	LOB	TOP		
Jay Payton, R OBP: 0.337, SLG: 0.413 (1, 8)										3	0	0	0	1	2	1			
Terry Shumert, R OBP: 0.314, SLG: 0.365 Mark Corey, R (8, 1)										4	0	0	0	0	1	1			
17 Todd Helton, L OBP: 0.425, SLG: 0.565 (1, 3)										4	0	0	0	0	2	0			
Todd Zeile, R OBP: 0.332, SLG: 0.395 (1, 5)										4	0	0	0	0	2	0			
Jack Cust, L OBP: 0.250, SLG: 0.400 (1, 7)										3	0	0	0	1	3	0			
Gabe Kapler, R OBP: 0.289, SLG: 0.335 (1, 9)										3	0	1	0	0	0	1			
Juan Uribe, R OBP: 0.287, SLG: 0.341 (1, 6)										3	1	1	0	0	1	1			
Gary Bennett, R OBP: 0.317, SLG: 0.356 (1, 2)										3	0	3	0	0	0	0			
Shawn Chacon, R OBP: 0.287, SLG: 0.300 Greg Norton, S OBP: 0.289, SLG: 0.368 Rick White, R (5, 1) Victor Santos, R (6, 1) Kent Mercker, L (7, 1) Brent Butler, R OBP: 0.296, SLG: 0.440 (8, 4)										1	0	0	0	0	1	1			
Inning Stats	R: 0 E: 0 K: 3 S: 11	H: 0 LOB: 0 BB: 0 P: 17	R: 0 E: 0 K: 1 S: 7	H: 0 LOB: 0 BB: 0 P: 10	R: 0 E: 0 K: 1 S: 9	H: 1 LOB: 1 BB: 0 P: 12	R: 0 E: 0 K: 2 S: 8	H: 0 LOB: 0 BB: 0 P: 11	R: 0 E: 0 K: 3 S: 14	H: 2 LOB: 2 BB: 0 P: 21	R: 0 E: 0 K: 1 S: 8	H: 0 LOB: 0 BB: 1 P: 13	R: 0 E: 0 K: 0 S: 12	H: 2 LOB: 1 BB: 1 P: 25	R: 0 E: 0 K: 1 S: 9	H: 0 LOB: 0 BB: 0 P: 16	1B: 4 2B: 1 3B: 0 HR: 0	SF: 0 SAC: 0 DP: 2 HBP: 0	WP: 0 PA: 32 PB: 0 SB: 1 CS: 0
PITCHER 22 Mark Prior, R ERA: 3.38 (1, 1)	IP: 9.0 WLS: W BF: 32 H: 5 R: 1 ER: 1 SO: 13 BB: 2 IBB: 0 HBP: 0 BLK: 0 WP: 0 HR: 0 S: 85 P: 135 ERA: 1.00 WHIP: 0.778															PITCHER IP: WLS: BF: H: R: ER: SO: BB: IBB: HBP: BLK: WP: HR: S: P: ERA: WHIP			

Colorado Rockies @ Chicago Cubs
Wrigley Field, Chicago, IL
Sun Aug 04 2002, 1:20 PM CDT
Att: 38,474 - Overcast - 85 F

AB	30
R	1
H	5
RBI	0
BB	2
SO	13
LOB	8



Batter	1	2	3	4	5	6	7	8	9	AB	R	H	RBI	BB	SO	LOB	BOTTOM		
Mark Bellhorn, S OBP: 0.385, SLG: 0.563 (1, 4)										4	1	1	2	1	1	0			
Bill Mueller, S OBP: 0.333, SLG: 0.368 (1, 5)										4	1	1	0	1	0	2			
Sammy Sosa, R OBP: 0.408, SLG: 0.593 (1, 9)										3	0	0	0	1	1	3			
Fred McGriff, L OBP: 0.354, SLG: 0.504 (1, 3)										4	1	1	1	0	3	4			
Moises Alou, R OBP: 0.312, SLG: 0.392 (1, 7)										3	0	1	1	1	1	2			
Corey Patterson, L OBP: 0.302, SLG: 0.397 (1, 8)										4	0	2	0	0	0	1			
Todd Hundley, S OBP: 0.274, SLG: 0.372 (1, 2)										3	0	0	0	1	2	1			
Alex Gonzalez, R OBP: 0.293, SLG: 0.400 (1, 6)										2	1	0	0	2	0	3			
22 Mark Prior, R OBP: 0.231, SLG: 0.360 (1, 1)										3	0	1	0	0	1	2			
Inning Stats	R: 2 E: 0 K: 1 S: 14	H: 3 LOB: 1 BB: 0 P: 22	R: 2 E: 0 K: 0 S: 10	H: 1 LOB: 1 BB: 1 P: 19	R: 0 E: 0 K: 1 S: 8	H: 1 LOB: 3 BB: 2 P: 24	R: 0 E: 0 K: 1 S: 13	H: 1 LOB: 2 BB: 1 P: 22	R: 0 E: 0 K: 2 S: 15	H: 0 LOB: 2 BB: 2 P: 31	R: 0 E: 0 K: 1 S: 7	H: 0 LOB: 0 BB: 0 P: 13	R: 0 E: 0 K: 2 S: 7	H: 0 LOB: 0 BB: 0 P: 8	R: 0 E: 0 K: 1 S: 9	H: 0 LOB: 0 BB: 0 P: 16	1B: 4 2B: 2 3B: 0 HR: 1	SF: 0 SAC: 1 DP: 0 HBP: 0	WP: 1 PA: 38 PB: 0 SB: 0 CS: 0
PITCHER Shawn Chacon, R ERA: 5.04 Rick White, R ERA: 5.98 Victor Santos, R ERA: 9.0 Kent Mercker, L ERA: 3.86 Mark Corey, R ERA: 3.75 (5, 1)	IP: 4.0 WLS: L BF: 22 H: 6 R: 4 ER: 4 SO: 4 BB: 4 IBB: 0 HBP: 0 BLK: 0 WP: 1 HR: 1 S: 45 P: 87 ERA: 9.00 WHIP: 2.500															PITCHER IP: WLS: BF: H: R: ER: SO: BB: IBB: HBP: BLK: WP: HR: S: P: ERA: WHIP			

Colorado Rockies @ Chicago Cubs
Wrigley Field, Chicago, IL
Sun Aug 04 2002, 1:20 PM CDT
Att: 38,474 - Overcast - 85 F

AB	30
R	4
H	7
RBI	4
BB	7
SO	9
LOB	18



Batter	1	2	3	4	5	6	7	8	9	AB	R	H	RBI	BB	SO	LOB	TOP											
Todd Walker, L OBP: 0.342, SLG: 0.415										5	0	1	0	0	0	0												
Aaron Boone, R OBP: 0.316, SLG: 0.422										4	0	0	0	0	0	1												
Ken Griffey Jr., L OBP: 0.370, SLG: 0.416										4	0	0	0	0	0	1												
Adam Dunn, L OBP: 0.446, SLG: 0.540										2	2	1	1	2	0	0												
Austin Kearns, R OBP: 0.388, SLG: 0.455										3	1	0	0	1	0	2												
Russell Branyan, L OBP: 0.330, SLG: 0.466										2	1	0	0	2	2	0												
Barry Larkin, R OBP: 0.312, SLG: 0.371										4	1	1	2	0	0	1												
Jason LaRue, R OBP: 0.310, SLG: 0.353										4	0	1	0	0	1	2												
Brian Moehler, R Gabe White, L Jose Rijo, R Brady Clark, R Jared Fernandez, R Reggie Taylor, L										2	0	0	0	0	0	1												
Inning Stats	R: 0 E: 0 K: 0 S: 13	H: 1 LOB: 2 BB: 1 P: 25	R: 0 E: 0 K: 1 S: 13	H: 1 LOB: 1 BB: 0 P: 21	R: 0 E: 0 K: 0 S: 6	H: 0 LOB: 1 BB: 1 P: 11	R: 0 E: 0 K: 0 S: 6	H: 0 LOB: 0 BB: 0 P: 10	R: 1 E: 0 K: 1 S: 8	H: 1 LOB: 0 BB: 0 P: 11	R: 0 E: 0 K: 1 S: 12	H: 0 LOB: 0 BB: 0 P: 20	R: 0 E: 0 K: 0 S: 13	H: 0 LOB: 0 BB: 0 P: 19	R: 5 E: 0 K: 1 S: 14	H: 2 LOB: 0 BB: 3 P: 30	1B: 3 2B: 0 3B: 0 HR: 2	SF: 0 SAC: 0 DP: 0 HBP: 0	WP: 0 PB: 0 SB: 0 CS: 0	PA: 37								
PITCHER	IP	WLS	BF	H	R	ER	SO	BB	IBB	HBP	BLK	WP	HR	S	P	ERA	WHIP											
Denny Stark, R ERA: 3.75	(1, 1)	6.0	W	23	3	1	1	1	2	0	0	0	0	1	53	89	1.50	0.833										
Justin Speier, R ERA: 2.97	(7, 1)	1.1		4	0	0	0	1	0	0	0	0	0	0	16	26	0.00	0.000										
Kent Mercker, L ERA: 3.76	(8, 1)	0.2		2	0	0	0	0	0	0	0	0	0	9	13	0.00	0.000											
Rick White, R ERA: 6.2	(9, 1)	0.1	S	5	1	4	4	0	3	0	0	0	0	8	21	108.00	12.000											
Jose Jimenez, R ERA: 3.97	(9, 1)	0.2	S	3	1	1	1	1	0	0	0	0	0	1	6	9	13.50	1.500										

Cincinnati Reds @ Colorado Rockies
Coors Field, Denver, CO
Tue Aug 06 2002, 7:05 PM MDT
Att: 32,780 - Overcast - 79 F

AB 32
R 6
H 5
RBI 6
BB 5
SO 3
LOB 8



Batter	1	2	3	4	5	6	7	8	9	AB	R	H	RBI	BB	SO	LOB	BOTTOM											
Jay Payton, R OBP: 0.341, SLG: 0.420										5	2	3	0	0	0	0												
Brent Butler, R OBP: 0.297, SLG: 0.455										4	0	3	2	1	0	0												
Larry Walker, L OBP: 0.437, SLG: 0.640										4	0	0	0	0	1	5												
17 Todd Helton, L OBP: 0.426, SLG: 0.567										4	1	2	0	0	1	0												
Sandy Alomar Jr., R OBP: 0.332, SLG: 0.505										4	1	2	1	0	1	1												
Jack Cust, L OBP: 0.267, SLG: 0.462										3	0	1	1	0	1	1												
Gabe Kapler, R OBP: 0.292, SLG: 0.348										1	1	1	0	0	0	0												
Terry Shumpert, R OBP: 0.313, SLG: 0.374										4	0	1	1	0	1	2												
Juan Uribe, R OBP: 0.287, SLG: 0.342										4	1	1	0	0	0	2												
Denny Stark, R Greg Norton, S Justin Speier, R Kent Mercker, L Juan Pierre, R Rick White, R Jose Jimenez, R										2	0	0	0	0	0	1												
Inning Stats	R: 0 E: 0 K: 0 S: 4	H: 1 LOB: 0 BB: 0 P: 6	R: 0 E: 0 K: 0 S: 9	H: 1 LOB: 1 BB: 0 P: 11	R: 0 E: 0 K: 0 S: 14	H: 1 LOB: 2 BB: 1 P: 23	R: 2 E: 0 K: 1 S: 13	H: 3 LOB: 1 BB: 0 P: 20	R: 1 E: 0 K: 2 S: 9	H: 3 LOB: 1 BB: 0 P: 9	R: 3 E: 0 K: 2 S: 16	H: 4 LOB: 1 BB: 0 P: 20	R: 1 E: 0 K: 2 S: 12	H: 2 LOB: 1 BB: 0 P: 15	R: 0 E: 0 K: 1 S: 12	H: 0 LOB: 0 BB: 0 P: 16	1B: 6 2B: 6 3B: 3 HR: 0	SF: 0 SAC: 0 DP: 2 HBP: 0	WP: 0 PB: 0 SB: 0 CS: 0	PA: 38								
PITCHER	IP	WLS	BF	H	R	ER	SO	BB	IBB	HBP	BLK	WP	HR	S	P	ERA	WHIP											
Brian Moehler, R ERA: 4.71	(1, 1)	5.2	L	29	13	6	6	2	1	0	0	0	0	0	61	85	9.53	2.471										
Gabe White, L ERA: 2.79	(6, 1)	1.0		5	2	1	1	3	0	0	0	0	0	13	15	9.00	2.000											
Jose Rijo, R ERA: 4.92	(7, 1)	0.1		1	0	0	0	0	0	0	0	0	0	3	4	0.00	0.000											
Jared Fernandez, R ERA: 3.58	(8, 1)	1.0		3	0	0	0	1	0	0	0	0	0	12	16	0.00	0.000											

Cincinnati Reds @ Colorado Rockies
Coors Field, Denver, CO
Tue Aug 06 2002, 7:05 PM MDT
Att: 32,780 - Overcast - 79 F

AB 37
R 7
H 15
RBI 6
BB 1
SO 6
LOB 12



Batter	1	2	3	4	5	6	7	8	9	AB	R	H	RBI	BB	SO	LOB	TOP										
Todd Walker, L OBP: 0.342, SLG: 0.412 (1, 4)	F8		F9-3 BB		G4-3			K		3	0	0	0	1	1	0	Cincinnati Reds @ Colorado Rockies Coors Field, Denver, CO Wed Aug 07 2002, 7:05 PM MDT Att: 32,483 - Cloudy - 78 F										
Aaron Boone, R OBP: 0.316, SLG: 0.428 (1, 6)	HR		F9-3			L7		K		4	1	1	1	0	1	1											
Ken Griffey Jr., L OBP: 0.374, SLG: 0.444 (1, 8)	F5		HR			1B			G5-3	4	1	2	1	0	0	0											
Adam Dunn, L OBP: 0.444, SLG: 0.536 (1, 3)	BB		F9			K			F8	3	0	0	0	1	1	1											
Austin Kearns, R OBP: 0.387, SLG: 0.452 (1, 9)	G6-3					K			L9	4	0	1	0	0	1	2											
Russell Branyan, L OBP: 0.231, SLG: 0.320 (1, 7)		G1-3			G5-6-3				L5	3	0	0	0	0	0	1											
Brandon Larson, R OBP: 0.370, SLG: 0.571 (1, 5)		F8			G5-3			G5-3		3	0	0	0	0	0	0											
Kelly Stinnett, R OBP: 0.355, SLG: 0.444 (1, 2)						P3		K		3	0	1	0	0	1	0											
Joey Hamilton, R OBP: 0.231, SLG: 0.320 John Riedling, R (5, 1)										2	0	0	0	0	2	1											
Bruce Chen, L OBP: 0.357, SLG: 0.429 Brady Clark, R OBP: 0.246, SLG: 0.210 Jared Fernandez, R OBP: 0.222, SLG: 0.222 (8, 1)								F7		0	0	0	0	0	0	0											
Inning Stats	R: 1 E: 0 K: 0 S: 10	H: 1 LOB: 1 BB: 1 P: 19	R: 0 E: 0 K: 1 S: 10	H: 1 LOB: 1 BB: 0 P: 16	R: 1 E: 0 K: 0 S: 11	H: 1 LOB: 0 BB: 1 P: 18	R: 0 E: 0 K: 0 S: 5	H: 1 LOB: 0 BB: 0 P: 8	R: 0 E: 0 K: 1 S: 7	H: 0 LOB: 0 BB: 0 P: 11	R: 0 E: 0 K: 2 S: 16	H: 1 LOB: 1 BB: 0 P: 23	R: 0 E: 0 K: 1 S: 6	H: 0 LOB: 0 BB: 0 P: 10	R: 0 E: 0 K: 2 S: 11	H: 0 LOB: 0 BB: 0 P: 16	R: 0 E: 0 K: 0 S: 3	H: 0 LOB: 0 BB: 0 P: 5	1B: 2 2B: 2 3B: 0 HR: 2	SF: 0 SAC: 0 DP: 2 HBP: 0	WP: 0 PB: 0 SB: 0 CS: 0	PA: 32					
PITCHER	IP	WLS	BF	H	R	ER	SO	BB	IBB	HBP	BLK	WP	HR	S	P	ERA	WHIP										
Jason Jennings, R ERA: 4.35 Todd Jones, R ERA: 4.4	(1, 1)	8.0	W	29	5	2	7	2	0	0	0	0	2	76	121	2.25	0.875										
(9, 1)	1.0		3	0	0	0	0	0	0	0	0	0	0	3	5	0.00	0.000										

Batter	1	2	3	4	5	6	7	8	9	AB	R	H	RBI	BB	SO	LOB	BOTTOM										
Jay Payton, R OBP: 0.346, SLG: 0.429 (1, 8)	F9			HR 2B	17 HR 2B	FC6-4 BB				3	2	2	0	1	0	0	Cincinnati Reds @ Colorado Rockies Coors Field, Denver, CO Wed Aug 07 2002, 7:05 PM MDT Att: 32,483 - Cloudy - 78 F										
Brent Butler, R OBP: 0.292, SLG: 0.447 (1, 4)	F9			HR	G6-3	FC6-4				4	1	0	0	0	5	5											
Larry Walker, L OBP: 0.438, SLG: 0.645 (1, 9)	F8			HR	17 HR IBB		F7			3	2	1	3	1	0	0											
17 Todd Helton, L OBP: 0.425, SLG: 0.571 (1, 3)		G3		K	HR		L7			4	1	1	4	0	1	0											
Sandy Alomar Jr., R OBP: 0.330, SLG: 0.500 (1, 2)		G5-3		K			K			4	0	1	0	0	2	0											
Gabe Kapler, R OBP: 0.292, SLG: 0.343 (1, 7)		G5-3		BB BB	G5-4-3		G6-3			3	0	0	0	1	0	1											
Todd Zeile, R OBP: 0.333, SLG: 0.394 (1, 5)			G6-3				L3			3	0	1	0	1	0	0											
Juan Uribe, R OBP: 0.284, SLG: 0.339 (1, 6)			K	G1-3			F9			4	0	0	0	0	1	3											
Jason Jennings, L OBP: 0.370, SLG: 0.395 Todd Jones, L (9, 1)			G4-3		2B 17 HR 1B	FC6-4 BB				2	1	1	0	1	0	0											
Inning Stats	R: 0 E: 0 K: 0 S: 3	H: 0 LOB: 0 BB: 0 P: 5	R: 0 E: 0 K: 0 S: 9	H: 0 LOB: 0 BB: 0 P: 16	R: 0 E: 0 K: 1 S: 6	H: 0 LOB: 0 BB: 0 P: 8	R: 3 E: 1 K: 2 S: 19	H: 2 LOB: 2 BB: 2 P: 34	R: 4 E: 0 K: 0 S: 11	H: 4 LOB: 0 BB: 1 P: 17	R: 0 E: 0 K: 0 S: 9	H: 1 LOB: 2 BB: 2 P: 20	R: 0 E: 0 K: 1 S: 9	H: 0 LOB: 0 BB: 0 P: 16	R: 0 E: 0 K: 0 S: 6	H: 0 LOB: 0 BB: 0 P: 8		1B: 3 2B: 2 3B: 0 HR: 2	SF: 0 SAC: 0 DP: 2 HBP: 0	WP: 0 PB: 0 SB: 0 CS: 0	PA: 35						
PITCHER	IP	WLS	BF	H	R	ER	SO	BB	IBB	HBP	BLK	WP	HR	S	P	ERA	WHIP										
Joey Hamilton, R ERA: 5.58 John Riedling, R ERA: 1.91 Bruce Chen, L ERA: 5.58 Jared Fernandez, R ERA: 3.48	(1, 1)	4.1	L	22	5	7	6	3	2	0	0	0	0	14	26	0.00	2.400										
(5, 1)	1.2		7	2	0	0	0	2	0	0	0	0	0	9	16	0.00	0.000										
(7, 1)	1.0		3	0	0	0	1	0	0	0	0	0	0	6	8	0.00	0.000										
(8, 1)	1.0		3	0	0	0	0	0	0	0	0	0	0	6	8	0.00	0.000										

Batter	1	2	3	4	5	6	7	8	9	AB	R	H	RBI	BB	SO	LOB	TOP										
Brady Clark, R OBP: 0.233, SLG: 0.197	G5-3	F8		F7			K		K	4	0	0	0	0	1	3	Cincinnati Reds @ Colorado Rockies Coors Field, Denver, CO Thu Aug 08 2002, 1:05 PM MDT Att: 30,218 - Sunny - 85 F										
Bruce Chen, L OBP: 0.357, SLG: 0.429										0	0	0	0	0	0												
Danny Graves, R OBP: 0.326, SLG: 0.460										0	0	0	0	0	0												
Russell Branyan, L OBP: 0.311, SLG: 0.373	P4			E	G5-3		K			4	1	1	0	0	1												
Bary Larkin, R OBP: 0.317, SLG: 0.426										2	0	0	0	2	0												
Adam Dunn, L OBP: 0.443, SLG: 0.541	G4-3			F9						4	1	1	1	0	0												
Austin Kearns, R OBP: 0.388, SLG: 0.451										3	0	1	0	1	1												
Brandon Larson, R OBP: 0.340, SLG: 0.522										4	0	0	0	0	0												
Todd Walker, L OBP: 0.338, SLG: 0.408										4	0	0	0	0	1												
Jason LaRue, R OBP: 0.309, SLG: 0.351										4	0	1	0	0	0												
Jimmy Haynes, R OBP: 0.295, SLG: 0.233										1	0	0	0	1	0												
Scott Williamson, R OBP: 0.277, SLG: 0.463										2	1	1	1	0	1												
Reggie Taylor, L OBP: 0.277, SLG: 0.463										0	0	0	0	0	0												
Inning Stats	R: 0 E: 0 K: 0 S: 10	H: 0 LOB: 1 BB: 1 P: 16	R: 0 E: 0 K: 1 S: 18	H: 2 LOB: 3 BB: 1 P: 28	R: 1 E: 1 K: 0 S: 20	H: 1 LOB: 2 BB: 1 P: 32	R: 0 E: 0 K: 0 S: 7	H: 0 LOB: 0 BB: 0 P: 12	R: 0 E: 0 K: 1 S: 11	H: 0 LOB: 1 BB: 1 P: 22	R: 0 E: 0 K: 0 S: 5	H: 0 LOB: 0 BB: 0 P: 10	R: 1 E: 0 K: 2 S: 10	H: 1 LOB: 0 BB: 0 P: 16	R: 1 E: 0 K: 0 S: 11	H: 1 LOB: 0 BB: 0 P: 19	R: 0 E: 0 K: 2 S: 8	H: 0 LOB: 0 BB: 0 P: 11	1B: 2 2B: 1 3B: 0 HR: 2	SF: 0 SAC: 0 DP: 0 HBP: 0	WP: 0 PB: 0 SB: 0 CS: 0	PA: 37					
PITCHER	IP	WLS	BF	H	R	ER	SO	BB	IBB	HBP	BLK	WP	HR	S	P	ERA	WHIP										
Mike Hampton, L ERA: 6.5	6.0	W	26	3	1	0	2	4	0	0	0	0	0	71	120	0.00	1.167										
Justin Speier, R ERA: 3.93	1.0		4	1	1	1	2	0	0	0	0	0	1	10	16	9.00	1.000										
Kent Mercker, L ERA: 3.95	1.0		4	1	1	1	0	0	0	0	0	0	1	11	19	9.00	1.000										
Victor Santos, R ERA: 6.0	1.0		3	0	0	0	2	0	0	0	0	0	0	8	11	0.00	0.000										

AB 33
R 3
H 5
RBI 2
BB 4
SO 6
LOB 13



Batter	1	2	3	4	5	6	7	8	9	AB	R	H	RBI	BB	SO	LOB	BOTTOM										
Juan Pierre, L OBP: 0.314, SLG: 0.310	G6-3									5	2	2	1	0	0	3	Cincinnati Reds @ Colorado Rockies Coors Field, Denver, CO Thu Aug 08 2002, 1:05 PM MDT Att: 30,218 - Sunny - 85 F										
Brent Butler, R OBP: 0.294, SLG: 0.452	F9									4	2	2	1	0	0	2											
Larry Walker, L OBP: 0.435, SLG: 0.639	G6-3									5	1	1	0	0	1	3											
17 Todd Helton, L OBP: 0.429, SLG: 0.578										4	2	4	2	0	0	0											
Todd Zeile, R OBP: 0.337, SLG: 0.399										3	1	2	3	1	0	1											
Jack Cust, L OBP: 0.276, SLG: 0.438										3	0	1	0	0	1	2											
Justin Speier, R ERA: 3.93										0	0	0	0	0	0	0											
Greg Norton, S OBP: 0.293, SLG: 0.370										1	0	0	0	0	0	1											
Kent Mercker, L ERA: 3.95										0	0	0	0	0	0	0											
Victor Santos, R ERA: 6.0										0	0	0	0	0	0	0											
Juan Uribe, R OBP: 0.294, SLG: 0.340										4	1	1	0	0	1	4											
Gary Bennett, R OBP: 0.324, SLG: 0.373										4	1	3	2	0	0	2											
Mike Hampton, R ERA: 6.5										2	0	1	0	0	0	1											
Gabe Kapler, R OBP: 0.294, SLG: 0.341										1	0	0	0	1	0	1											
Inning Stats	R: 0 E: 0 K: 0 S: 6	H: 0 LOB: 0 BB: 0 P: 7	R: 1 E: 0 K: 1 S: 17	H: 3 LOB: 1 BB: 0 P: 24	R: 1 E: 0 K: 1 S: 8	H: 3 LOB: 2 BB: 0 P: 10	R: 0 E: 0 K: 0 S: 4	H: 0 LOB: 0 BB: 1 P: 10	R: 0 E: 0 K: 0 S: 7	H: 1 LOB: 0 BB: 0 P: 8	R: 4 E: 1 K: 1 S: 19	H: 5 LOB: 2 BB: 1 P: 33	R: 1 E: 0 K: 0 S: 9	H: 2 LOB: 1 BB: 0 P: 16	R: 3 E: 0 K: 0 S: 15	H: 3 LOB: 0 BB: 0 P: 20	1B: 9 2B: 7 3B: 1 HR: 0	SF: 1 SAC: 0 DP: 3 HBP: 0	WP: 0 PB: 0 SB: 1 CS: 0	PA: 39							
PITCHER	IP	WLS	BF	H	R	ER	SO	BB	IBB	HBP	BLK	WP	HR	S	P	ERA	WHIP										
Jimmy Haynes, R ERA: 4.38	5.0	L	22	10	5	5	2	1	0	0	0	0	0	49	69	9.00	2.200										
Scott Williamson, R ERA: 3.88	1.0		6	2	1	1	1	1	0	0	0	0	0	12	23	9.00	3.000										
Bruce Chen, L ERA: 5.69	0.1		3	2	1	1	0	0	0	0	0	0	0	5	8	27.00	6.000										
Danny Graves, R ERA: 3.34	1.2		8	3	3	3	0	0	0	0	0	0	0	19	28	16.20	1.800										

AB 36
R 10
H 17
RBI 9
BB 2
SO 3
LOB 20



Batter	1	2	3	4	5	6	7	8	9	AB	R	H	RBI	BB	SO	LOB	TOP										
Mark Bellhorn, S (1,4) OBP: 0.381, SLG: 0.546										4	0	0	0	0	3	1											
Chris Stynes, R (1,5) OBP: 0.316, SLG: 0.380										4	0	0	0	0	2	0											
Sammy Sosa, R (1,9) OBP: 0.415, SLG: 0.609										3	0	2	0	1	1	0											
Fred McGriff, L (1,3) OBP: 0.351, SLG: 0.503										4	0	0	0	0	1	3											
Moises Alou, R (1,7) OBP: 0.318, SLG: 0.393										4	0	2	0	0	0	2											
Corey Patterson, L (1,8) OBP: 0.299, SLG: 0.395										3	0	0	0	0	0	2											
Alex Gonzalez, R (1,6) OBP: 0.296, SLG: 0.408										3	0	1	0	0	0	1											
Joe Girardi, R (1,2) OBP: 0.278, SLG: 0.287										2	0	0	0	0	0	0											
Roosevelt Brown, L (8, PH) OBP: 0.273, SLG: 0.316										1	0	0	0	0	1	1											
Juan Cruz, R (8, 1) OBP: 0.143, SLG: 0.143										0	0	0	0	0	0	0											
38 Carlos Zambrano, S (1, 1) OBP: 0.273, SLG: 0.364										2	0	0	0	0	2	0											
Todd Hundley, S (8, PH) OBP: 0.273, SLG: 0.364										1	0	0	0	0	0	1											
Inning Stats	R: 0 H: 1 E: 0 K: 3 S: 13	H: 1 LOB: 1 BB: 0 P: 19	R: 0 H: 1 E: 0 K: 0 S: 7	H: 0 LOB: 0 BB: 0 P: 9	R: 0 H: 0 E: 0 K: 1 S: 9	H: 0 LOB: 0 BB: 1 P: 14	R: 0 H: 0 E: 0 K: 0 S: 9	H: 0 LOB: 0 BB: 0 P: 15	R: 0 H: 0 E: 0 K: 3 S: 10	H: 0 LOB: 0 BB: 0 P: 15	R: 0 H: 1 E: 0 K: 1 S: 10	H: 1 LOB: 1 BB: 0 P: 13	R: 0 H: 1 E: 0 K: 2 S: 13	H: 1 LOB: 1 BB: 0 P: 19	R: 0 H: 1 E: 0 K: 0 S: 15	H: 1 LOB: 1 BB: 0 P: 23	1B: 2 2B: 2 3B: 1 HR: 0	SF: 0 SAC: 0 DP: 1 HBP: 0	WP: 0 PA: 32 PB: 0 SB: 0 CS: 0								
PITCHER	IP	WLS	BF	H	R	ER	SO	BB	IBB	HBP	BLK	WP	HR	S	P	ERA	WHIP										
Denny Neagle, L (1, 1) ERA: 5.34	7.0	W	24	3	0	0	8	1	0	0	0	0	0	65	95	0.00	0.571										
Todd Jones, R (8, 1) ERA: 4.33	1.0	H	4	1	0	0	2	0	0	0	0	0	0	13	19	0.00	1.000										
Jose Jimenez, R (9, 1) ERA: 3.5	1.0	S	4	1	0	0	0	0	0	0	0	0	0	15	23	0.00	1.000										

Chicago Cubs @ Colorado Rockies
Coors Field, Denver, CO
Fri Aug 09 2002, 7:05 PM MDT
Att: 41,131 - Sunny - 81 F

AB	31
R	0
H	5
RBI	0
BB	1
SO	10
LOB	11



Batter	1	2	3	4	5	6	7	8	9	AB	R	H	RBI	BB	SO	LOB	BOTTOM										
Juan Pierre, L (1,8) OBP: 0.314, SLG: 0.309										4	1	1	0	0	0	0											
Jay Payton, R (1,7) OBP: 0.346, SLG: 0.428										3	0	1	0	0	0	0											
Larry Walker, L (1,9) OBP: 0.432, SLG: 0.634										3	0	0	0	0	0	1											
17 Todd Helton, L (1,3) OBP: 0.429, SLG: 0.576										3	0	1	0	0	1	0											
Todd Zeile, R (1,5) OBP: 0.335, SLG: 0.396										3	0	0	0	0	0	1											
Sandy Alomar Jr., R (1,2) OBP: 0.325, SLG: 0.492										3	0	0	0	0	0	1											
Brent Butler, R (1,4) OBP: 0.299, SLG: 0.469										3	1	2	1	0	0	0											
Juan Uribe, R (1,6) OBP: 0.282, SLG: 0.338										3	0	0	0	0	2	1											
Denny Neagle, L (1, 1) OBP: 0.273, SLG: 0.364										2	0	0	0	0	0	0											
Todd Jones, L (8, 1) ERA: 4.16										0	0	0	0	0	0	0											
Jack Cust, L (8, PH) OBP: 0.263, SLG: 0.412										1	0	0	0	0	0	0											
Jose Jimenez, R (9, 1) ERA: 3.5										0	0	0	0	0	0	0											
Inning Stats	R: 1 H: 2 E: 0 K: 0 S: 6	H: 0 LOB: 0 BB: 0 P: 10	R: 0 H: 0 E: 0 K: 0 S: 11	H: 0 LOB: 0 BB: 0 P: 17	R: 0 H: 0 E: 0 K: 1 S: 8	H: 0 LOB: 0 BB: 0 P: 13	R: 0 H: 0 E: 0 K: 1 S: 5	H: 0 LOB: 0 BB: 0 P: 8	R: 0 H: 1 E: 0 K: 0 S: 8	H: 1 LOB: 1 BB: 0 P: 12	R: 0 H: 0 E: 0 K: 0 S: 8	H: 0 LOB: 0 BB: 0 P: 10	R: 0 H: 1 E: 0 K: 0 S: 11	H: 1 LOB: 1 BB: 0 P: 18	R: 1 H: 1 E: 0 K: 1 S: 10	H: 1 LOB: 0 BB: 0 P: 14	1B: 4 2B: 0 3B: 0 HR: 1	SF: 0 SAC: 0 DP: 1 HBP: 0	WP: 0 PA: 28 PB: 0 SB: 0 CS: 0								
PITCHER	IP	WLS	BF	H	R	ER	SO	BB	IBB	HBP	BLK	WP	HR	S	P	ERA	WHIP										
38 Carlos Zambrano, R (1, 1) ERA: 3.27	7.0	L	24	4	1	1	2	0	0	0	0	0	1	10	14	9.00	1.000										
Juan Cruz, R (8, 1) ERA: 4.16	1.0		4	1	1	1	1	0	0	0	0	0	1	10	14	9.00	1.000										

Chicago Cubs @ Colorado Rockies
Coors Field, Denver, CO
Fri Aug 09 2002, 7:05 PM MDT
Att: 41,131 - Sunny - 81 F

AB	28
R	2
H	5
RBI	1
BB	0
SO	3
LOB	4



Batter	1	2	3	4	5	6	7	8	9	AB	R	H	RBI	BB	SO	LOB	TOP					
Mark Bellhorn, S OBP: 0.389, SLG: 0.549	2-1 G6-4-3 1B		3-2 HR 1B	3-2 HR HBP	0-0 HR 1B		1-1 F7		4-2 BB BB	4	3	3	1	1	0	1						
Bill Mueller, S OBP: 0.340, SLG: 0.382	1-0 G6-4-3		0-3 K	0-0 HR 1B	3-1 HR 1B		0-0 FC4-6		2-1 F3	6	2	2	1	0	1	6						
Sammy Sosa, R OBP: 0.418, SLG: 0.633	1-3 K		3-2 HR	2-1 HR	3-1 HR		1-1 F3		4-2 BB BB	4	3	3	9	0	1	0						
Chad Hermansen, R OBP: 0.273, SLG: 0.378			1-H 2-H HR	1-H 2-H HR	1-H 2-H HR				1-2 2-3 BB	1	0	0	0	1	0	1						
Fred McGriff, L OBP: 0.352, SLG: 0.610		2-2 1B 1B	2-0 HR	2-2 P5	3-2 G4-3				3-2 F8	4	2	2	1	0	0	0						
Angel Echevarria, R OBP: 0.289, SLG: 0.429									0-1 G6-3	2	0	0	0	0	0	3						
Moises Alou, R OBP: 0.324, SLG: 0.420	0-0 F9		2-0 G4-3 2B		1-0 HR		0-2 HR		0-1 BB 1B	5	2	4	2	0	0	1						
Tom Gordon, R										0	0	0	0	0	0	0						
Kyle Farnsworth, R										0	0	0	0	0	0	0						
Corey Patterson, L OBP: 0.300, SLG: 0.397	0-0 1B		1-2 G4-3		0-0 F8 1B		2-2 G1-3		2-1 F9	5	1	2	0	0	0	2						
Alex Gonzalez, R OBP: 0.297, SLG: 0.406	1-0 1B		2-2 G6-3		0-0 F8		2-2 G6-3		4-1 BB	4	0	1	1	1	0	2						
Todd Hundley, S OBP: 0.271, SLG: 0.357	2-1 G1-6-3			1-2 G3-1	2-2 1B HBP		3-2 F7		2-2 F5	4	1	0	0	0	0	4						
22 Mark Prior, R OBP: 0.241, SLG: 0.357										3	1	1	0	0	1	2						
Joe Borowski, R OBP: 0.333, SLG: 0.333										1	0	1	0	0	0	0						
Roosevelt Brown, L OBP: 0.278, SLG: 0.321										1	0	1	0	0	0	0						
Inning Stats	R: 0 E: 0 K: 1 S: 6	H: 1 LOB: 0 BB: 0 P: 10	R: 1 E: 0 K: 0 S: 8	H: 3 LOB: 1 BB: 0 P: 13	R: 4 E: 0 K: 1 S: 21	H: 5 LOB: 1 BB: 0 P: 34	R: 3 E: 0 K: 0 S: 14	H: 2 LOB: 0 BB: 0 P: 22	R: 6 E: 0 K: 1 S: 16	H: 5 LOB: 0 BB: 0 P: 31	R: 1 E: 0 K: 0 S: 15	H: 1 LOB: 0 BB: 0 P: 22	R: 0 E: 0 K: 0 S: 8	H: 1 LOB: 1 BB: 0 P: 12	R: 0 E: 0 K: 0 S: 13	H: 1 LOB: 2 BB: 2 P: 24	R: 0 E: 0 K: 0 S: 11	H: 1 LOB: 2 BB: 2 P: 22	1B: 12 2B: 2 3B: 0 HR: 6	SF: 0 SAC: 0 DP: 3 HBP: 2	WP: 0 PB: 0 SB: 0 CS: 0	PA: 49
PITCHER	IP	WLS	BF	H	R	ER	SO	BB	IBB	HBP	BLK	WP	HR	S	P	ERA	WHIP					
Shawn Chacon, R ERA: 5.52	4.0	L	22	11	8	8	2	0	0	1	0	0	3	49	79	18.00	2.750					
Mark Corey, R ERA: 7.52	1.0		9	5	6	6	1	0	0	1	0	0	2	16	31	54.00	5.000					
28 Aaron Cook, R ERA: 4.5	2.0		8	2	1	1	0	0	0	0	0	0	1	23	34	4.50	1.000					
Victor Santos, R ERA: 4.5	1.0		5	1	0	0	0	1	0	0	0	0	0	13	24	0.00	2.000					
Kent Mercker, L ERA: 3.81	1.0		5	1	0	0	0	2	0	0	0	0	0	11	22	0.00	3.000					

Chicago Cubs @ Colorado Rockies
Coors Field, Denver, CO
Sat Aug 10 2002, 6:05 PM MDT
Att: 45,474 - Sunny - 89 F

AB	44
R	15
H	20
RBI	15
BB	3
SO	3
LOB	22



Batter	1	2	3	4	5	6	7	8	9	AB	R	H	RBI	BB	SO	LOB	BOTTOM					
Juan Pierre, L OBP: 0.311, SLG: 0.306	1-3 K		0-3 K		0-0 P4		1-3 K		4 0 0 0 0 3 3													
Brent Butler, R OBP: 0.298, SLG: 0.465	3-1 1B		1-1 G5-3		0-3 K		0-0 L9		4 0 1 0 0 1 2													
Lary Walker, L OBP: 0.432, SLG: 0.633	0-2 F8			1-2 WP 17 1B G6-3		1-1 G4-3		0-2 G5-3	2 1 1 0 0 0 1													
28 Aaron Cook, R									1 0 0 0 0 0 0													
Victor Santos, R									0 0 0 0 0 0 0													
Jay Payton, R OBP: 0.345, SLG: 0.427									1 0 0 0 0 0 0													
Kent Mercker, L									0 0 0 0 0 0 0													
17 Todd Helton, L OBP: 0.430, SLG: 0.577	2-2 F7			0-0 WP 1B		0-0 FC3-6 1B		2-3 K	3 0 2 0 0 0 1													
Juan Uribe, R OBP: 0.292, SLG: 0.337									1 0 0 0 0 1 0													
Greg Norton, S OBP: 0.283, SLG: 0.357			2-3 K		1-3 K		0-1 FC3-6		1-3 K	4 0 0 0 0 3 3												
Jack Cust, L OBP: 0.217, SLG: 0.333			0-1 G1-3		2-2 G6-3		1-3 K		1-3 K	4 0 0 1 0 2 2												
Gary Bennett, R OBP: 0.319, SLG: 0.366			2-3 K		0-2 L7		1-2 G4-3		2-2 G6-3	4 0 0 0 0 1 1												
Terry Shumpert, R OBP: 0.313, SLG: 0.369					2-2 G6-3		0-0 G6-3			2 0 0 0 0 0 0												
Shawn Chacon, R OBP: 0.290, SLG: 0.323										1 0 1 0 0 0 0												
Mark Corey, R										0 0 0 0 0 0 0												
Gabe Kapler, R OBP: 0.295, SLG: 0.343										2 0 1 0 0 1 1												
Inning Stats	R: 0 E: 0 K: 1 S: 12	H: 1 LOB: 1 BB: 0 P: 18	R: 0 E: 0 K: 2 S: 8	H: 0 LOB: 0 BB: 0 P: 12	R: 0 E: 1 K: 1 S: 11	H: 1 LOB: 1 BB: 0 P: 14	R: 1 E: 0 K: 0 S: 14	H: 2 LOB: 1 BB: 0 P: 18	R: 0 E: 0 K: 2 S: 10	H: 0 LOB: 1 BB: 0 P: 14	R: 0 E: 0 K: 1 S: 8	H: 1 LOB: 1 BB: 0 P: 10	R: 0 E: 0 K: 1 S: 10	H: 1 LOB: 1 BB: 0 P: 14	R: 0 E: 0 K: 1 S: 8	H: 0 LOB: 0 BB: 0 P: 10	R: 0 E: 0 K: 2 S: 9	H: 0 LOB: 0 BB: 0 P: 13	1B: 6 2B: 0 3B: 0 HR: 0	SF: 0 SAC: 0 DP: 0 HBP: 1	WP: 1 PB: 0 SB: 0 CS: 0	PA: 34
PITCHER	IP	WLS	BF	H	R	ER	SO	BB	IBB	HBP	BLK	WP	HR	S	P	ERA	WHIP					
22 Mark Prior, R ERA: 3.26	6.0	W	24	5	1	1	8	0	0	1	0	0	1	10	14	0.00	1.000					
Joe Borowski, R ERA: 2.55	1.0		4	1	0	0	1	0	0	0	0	0	0	8	10	0.00	0.000					
Tom Gordon, R ERA: 5.06	1.0		3	0	0	0	1	0	0	0	0	0	0	9	13	0.00	0.000					
Kyle Farnsworth, R ERA: 5.7	1.0		3	0	0	0	2	0	0	0	0	0	0	9	13	0.00	0.000					

Chicago Cubs @ Colorado Rockies
Coors Field, Denver, CO
Sat Aug 10 2002, 6:05 PM MDT
Att: 45,474 - Sunny - 89 F

AB	33
R	1
H	6
RBI	1
BB	0
SO	12
LOB	14



Batter	1	2	3	4	5	6	7	8	9	AB	R	H	RBI	BB	SO	LOB	TOP					
Mark Bellhorn, S OBP: 0.383, SLG: 0.540 Antonio Alfonseca, R OBP: 0.667, SLG: 0.667	(1,4) F7 (8,1)		(2,3) K		(1,0) F8		(0,0) F5	(0,0) L4		5	0	0	0	0	1	3						
Bill Mueller, S OBP: 0.347, SLG: 0.388	(1,5) F9			(4,2) HR BB		(0,0) 2B 2B	(1,2) HR 1B		(4,0) 1B FC4-6 BB	3	4	2	0	2	0	0						
Sammy Sosa, R OBP: 0.419, SLG: 0.642 Chad Hermansen, R OBP: 0.273, SLG: 0.378	(1,9) G5-3 (9,9)		(1,1) F7		(0,0) HR 2B	(2,0) HR		(2,2) FC4-6 1B		5	2	3	5	0	0	1						
Fred McGriff, L OBP: 0.351, SLG: 0.513 Angel Echevarria, R OBP: 0.289, SLG: 0.429		(2,2) F7		(3,1) HR		(2,2) F7	(1,0) F7		(3,2) FC4-6 1B	5	1	1	3	0	0	2						
Moises Alou, R OBP: 0.321, SLG: 0.415 Jeff Fassero, L Chris Stynes, R OBP: 0.314, SLG: 0.377	(1,7) P4 (8,1) (8,4)	(0,0) P4		(3,2) F7		(0,1) G1-3	(1,1) E4		(1,1) F9	4	0	0	0	0	0	1						
Corey Patterson, L OBP: 0.301, SLG: 0.411	(1,8) HR	(0,2) HR		(2,3) K		(0,1) HR	(1,3) K		(1,2) F7	5	2	2	3	0	2	2						
Alex Gonzalez, R OBP: 0.296, SLG: 0.404	(1,6) P4			(1,0) 1B		(0,3) K		(0,1) G5-3		4	0	1	0	0	1	0						
Joe Girardi, R OBP: 0.289, SLG: 0.318	(1,2)		(3,3) K		(3,1) HR		(3,2) 1B HR 39 1B		(3,2) FC3-6 1B	4	2	3	1	0	1	0						
39 Steve Smyth, L OBP: 0.250, SLG: 0.250 Joe Borowski, R OBP: 0.333, SLG: 0.333 Roosevelt Brown, L OBP: 0.276, SLG: 0.319	(1,1) (7,1) (8,7) (8,7)		(0,1) G6-3		(1,0) G3-1		(0,1) HR 1B	(1,1) FC3-6		3	1	1	0	0	0	0						
Inning Stats	R: 0 E: 0 K: 0 S: 7	H: 0 LOB: 0 BB: 0 P: 12	R: 1 E: 0 K: 0 S: 10	H: 1 LOB: 0 BB: 0 P: 14	R: 0 E: 0 K: 2 S: 8	H: 0 LOB: 0 BB: 0 P: 13	R: 2 E: 0 K: 1 S: 13	H: 1 LOB: 0 BB: 1 P: 26	R: 1 E: 0 K: 0 S: 5	H: 2 LOB: 0 BB: 0 P: 11	R: 3 E: 0 K: 1 S: 12	H: 3 LOB: 0 BB: 0 P: 14	R: 4 E: 1 K: 1 S: 15	H: 4 LOB: 1 BB: 0 P: 23	R: 0 E: 0 K: 0 S: 9	H: 1 LOB: 1 BB: 0 P: 13	R: 1 E: 0 K: 0 S: 11	H: 1 LOB: 1 BB: 1 P: 22	1B: 6 2B: 2 3B: 0 HR: 5	SF: 0 SAC: 0 DP: 0 HBP: 0	WP: 0 PB: 0 SB: 0 CS: 0	PA: 42
PITCHER	IP WLS BF H R ER SO BB IBB HBP BLK WP HR S P ERA WHIP																					
Denny Stark, R ERA: 4.27	(1,1) 6.0 L 25 7 7 4 4 1 0 0 0 0 0 4 55 90 10.50 1.333																					
Justin Speier, R ERA: 3.89	(7,1) 1.0 8 4 4 4 1 0 0 0 0 0 1 15 23 36.00 4.000																					
Victor Santos, R ERA: 4.76	(8,1) 1.2 8 2 1 1 0 1 0 0 0 0 0 0 17 31 5.40 1.800																					
Kent Mercker, L ERA: 3.77	(9,1) 0.1 1 0 0 0 0 0 0 0 0 0 0 0 3 4 0.00 0.000																					

Chicago Cubs @ Colorado Rockies
Coors Field, Denver, CO
Sun Aug 11 2002, 1:05 PM MDT
Att: 37,016 - Sunny - 91 F

AB	40
R	12
H	13
RBI	12
BB	2
SO	5
LOB	11

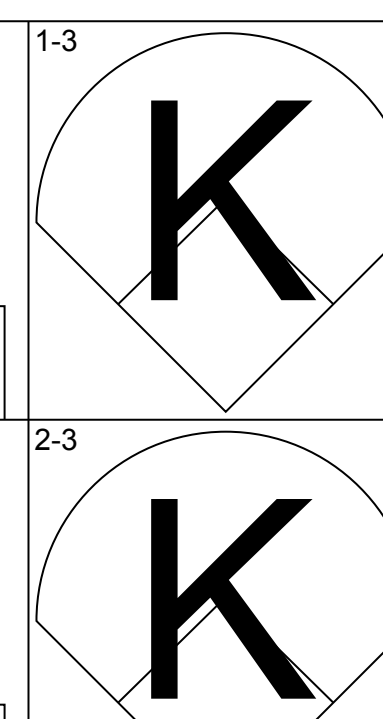
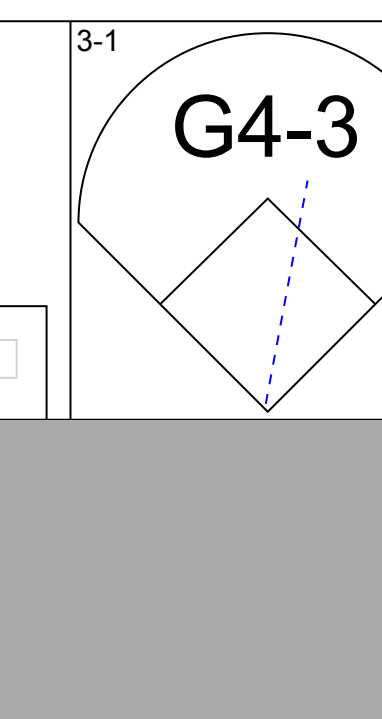
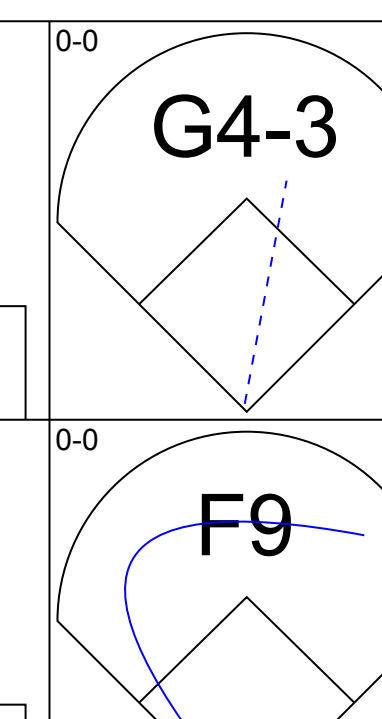
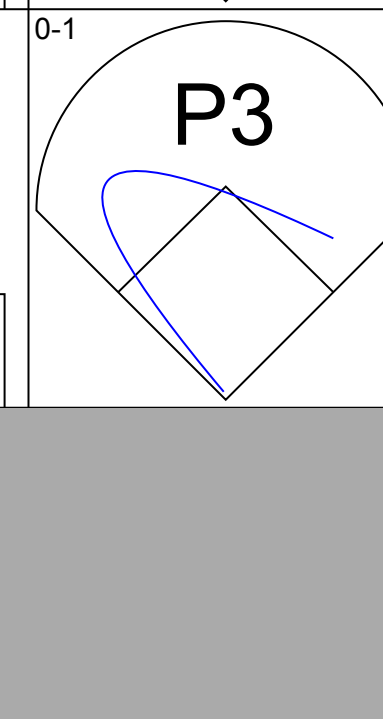
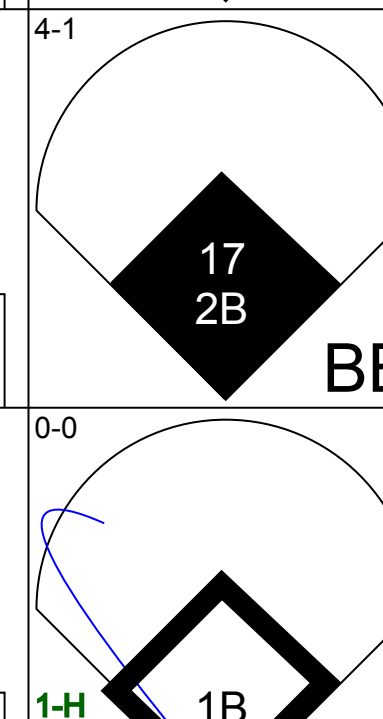

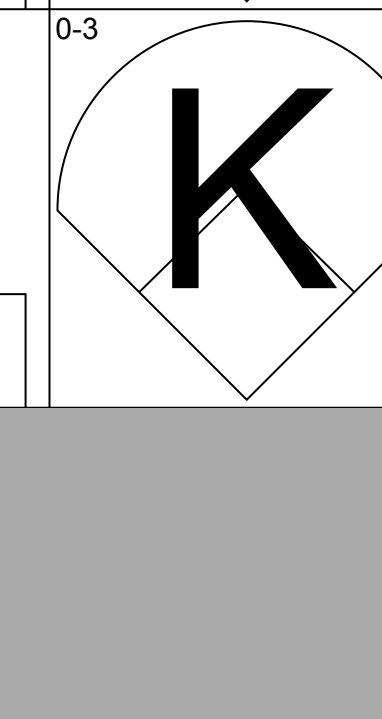

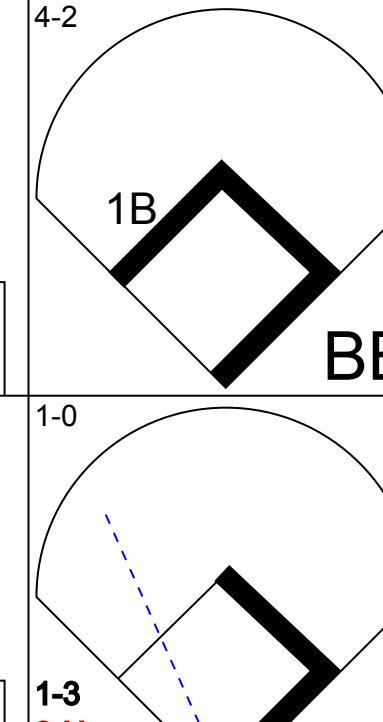
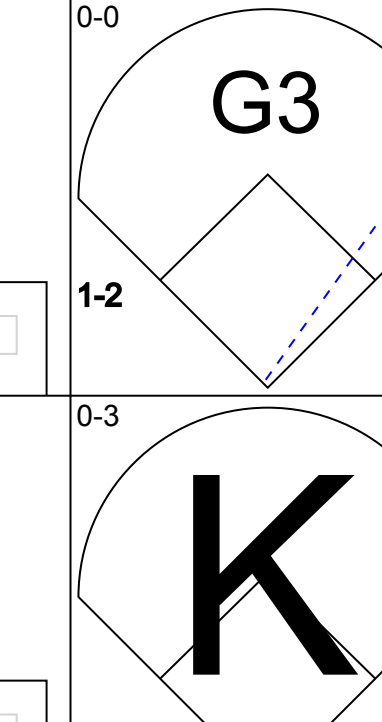

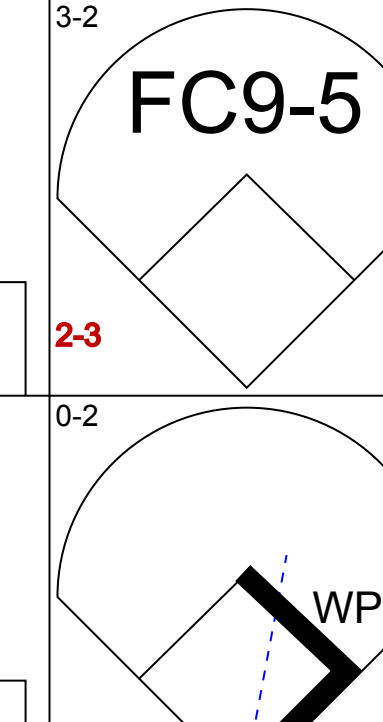
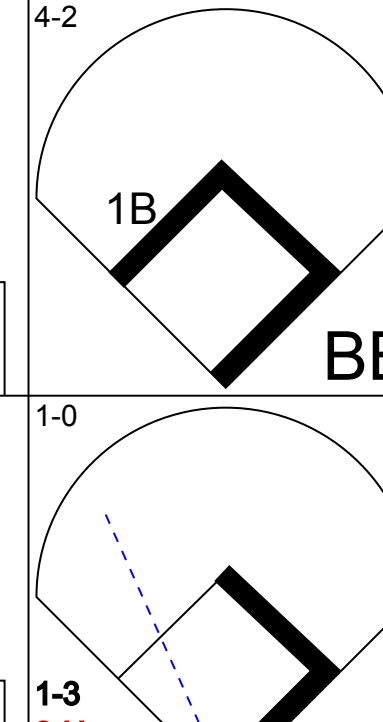
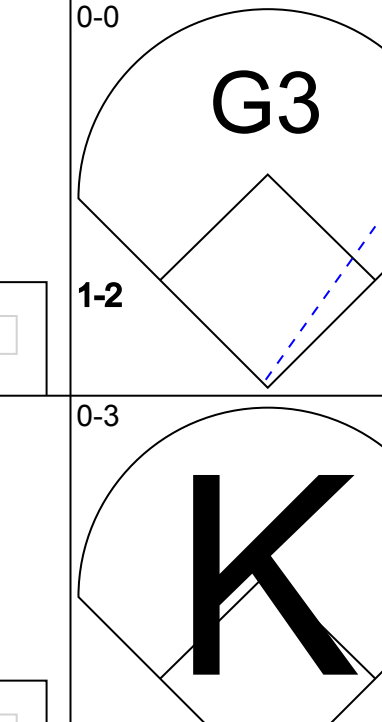
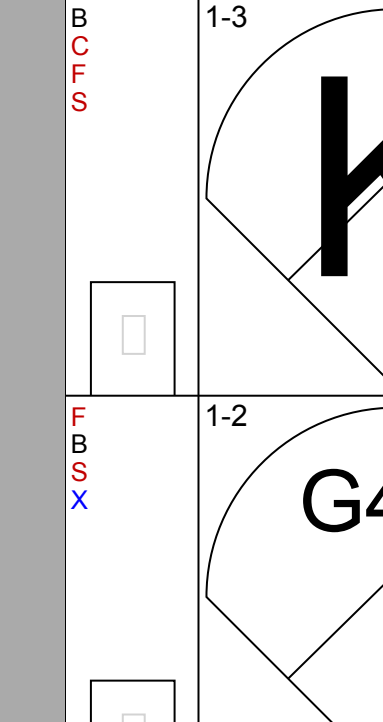
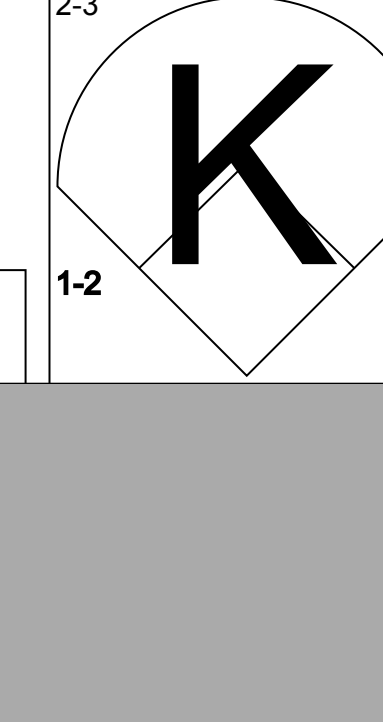
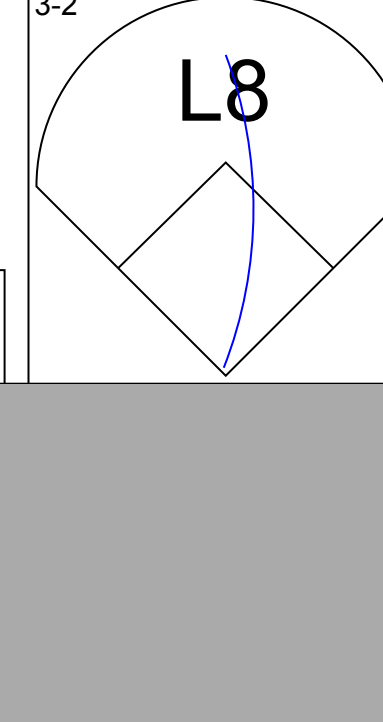


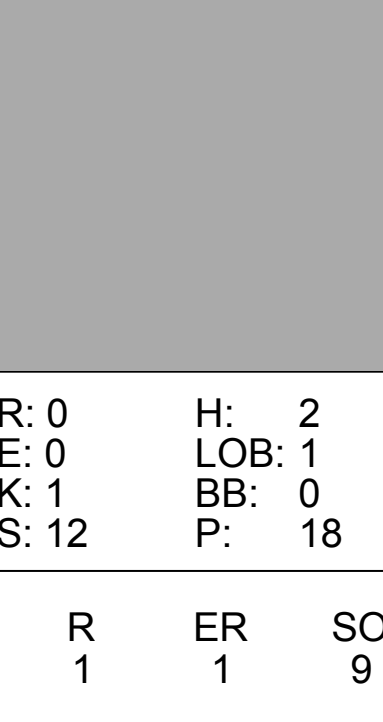
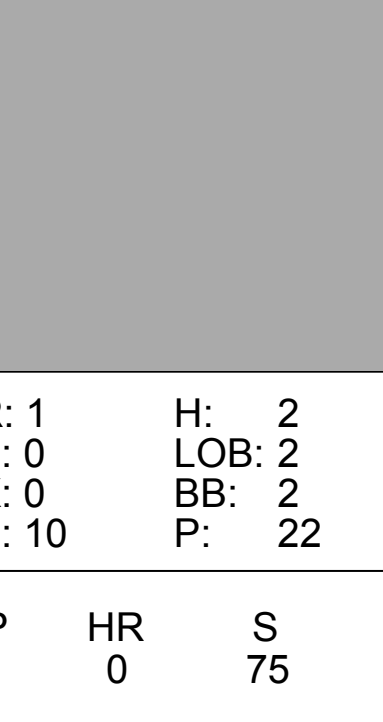
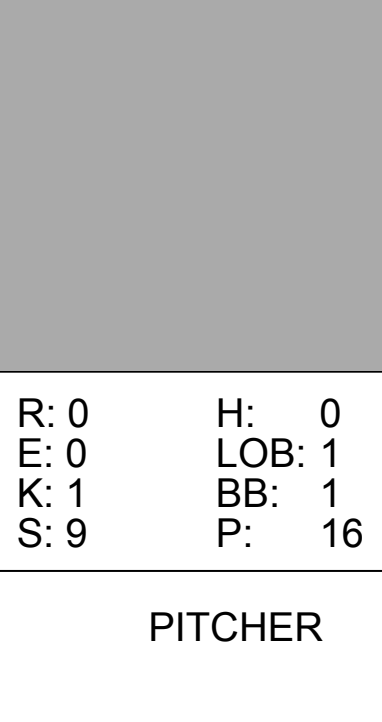
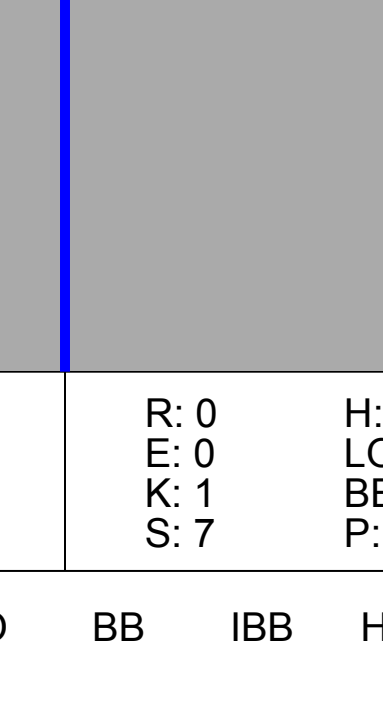
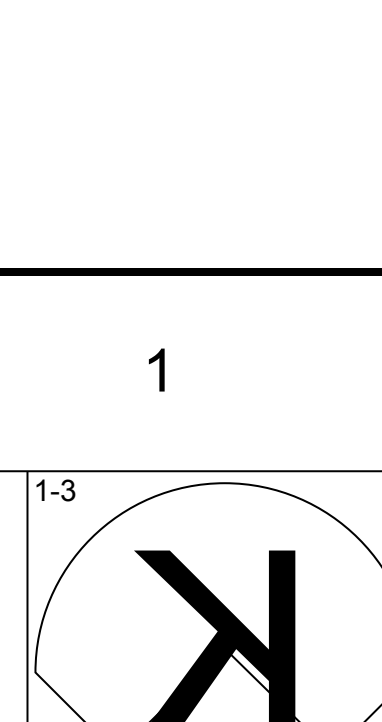
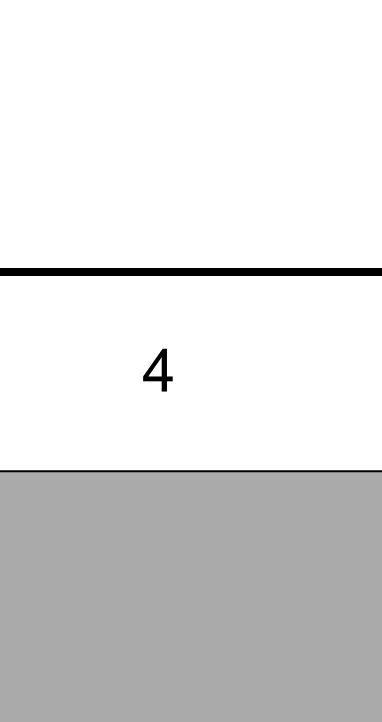
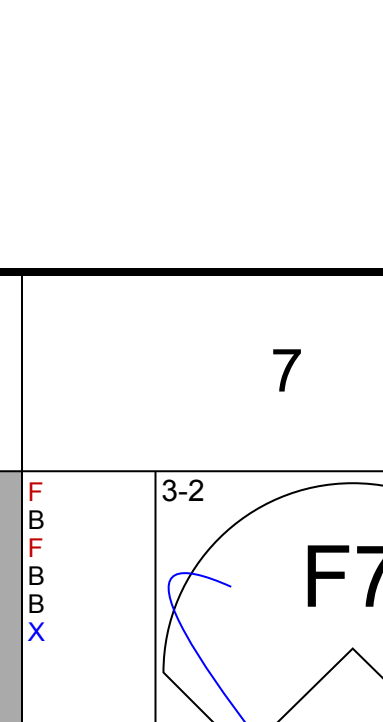
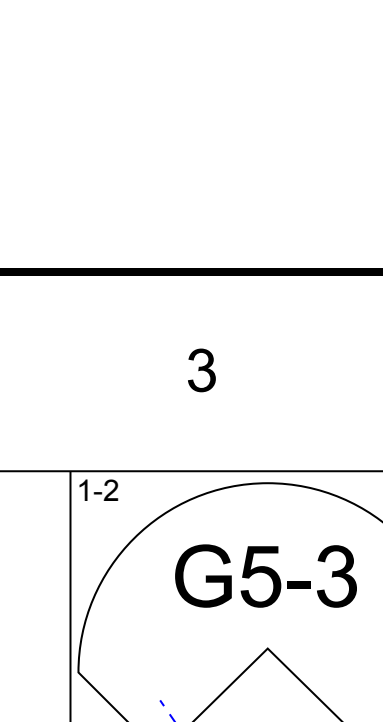
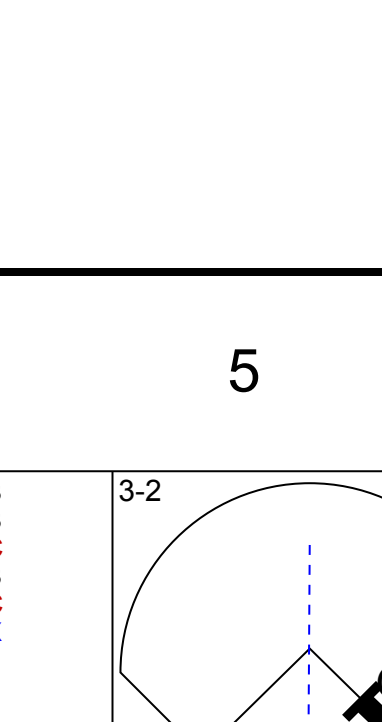
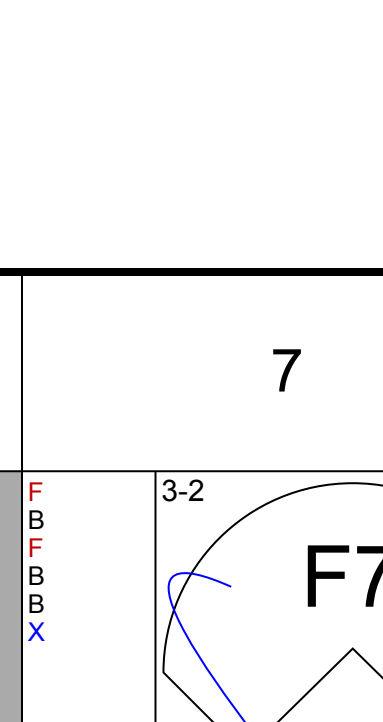
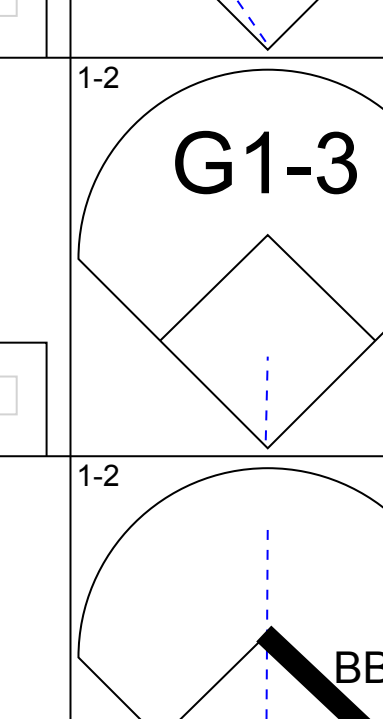
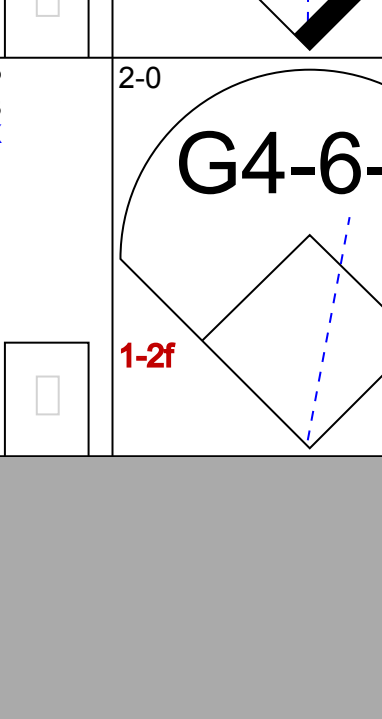
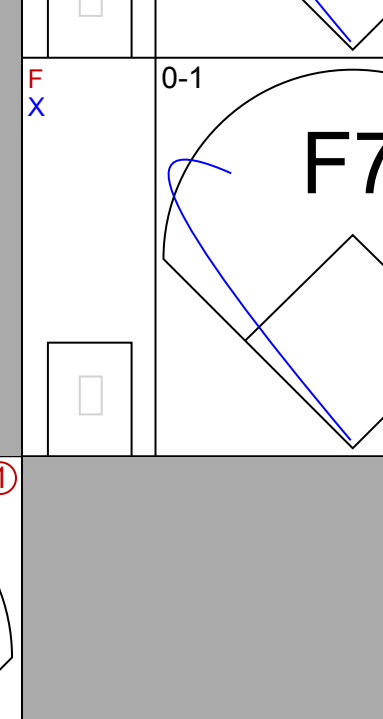


Batter	1	2	3	4	5	6	7	8	9	AB	R	H	RBI	BB	SO	LOB	BOTTOM					
Jay Payton, R OBP: 0.348, SLG: 0.434	(1,8) F8		(4,0) FC3-6 BB		(1,2) F7			(1,0) 2B 3B	(0,1) 17 1B HBP	4	2	2	0	1	0	1						
Brent Butler, R OBP: 0.300, SLG: 0.466	(1,4) F8		(1,1) P3		(2,2) G3			(0,0) 1B 2B	(2,1) 17 1B 2B HBP	4	2	1	1	0	0	2						
Larry Walker, L OBP: 0.429, SLG: 0.629	(1,9) G1-6-3		(2,0) FC3-6			(2,2) G6-3		(3,1) 1B 2B	(0,0) SF7	4	0	1	2	0	0	1						
17 Todd Helton, L OBP: 0.432, SLG: 0.579		(0,0) 1B 3B 2B	(3,0) F9			(4,2) BB		(2,3) K	(2,0) 2B 1B	4	2	2	1	1	1	2						
Todd Zeile, R OBP: 0.338, SLG: 0.401	(1,5) 3B 1B	(2,0) 3B 1B		(0,1) G6-3		(1,1) L7		(2,2) BB	(2,2) 1B 2B	5	1	3	2	0	0	1						
Sandy Alomar Jr., R OBP: 0.322, SLG: 0.482	(1,2) P4	(2,2) P4		(0,0) L5		(2,1) F7		(4,0) G4-6-3 BB	(3,3) K	4	0	0	0	1	1	4						
Gabe Kapler, R OBP: 0.352, SLG: 0.352 Jack Cust, L OBP: 0.208, SLG: 0.318	(1,7) (8,7) (9,7)	(1,1) SF8 3B		(0,0) G4-3		(2,3) K		(1,1) G4-6-3		3	1	1	2	0	1	0						
Juan Uribe, R OBP: 0.284, SLG: 0.340	(1,6) SF8	(0,1) SF8			(0,0) 1B		(1,2) F9		(0,0) HBP 1B SF7 1B	3	1	2	1	0	0	0						
Denny Stark, R ERA: 10.0 Justin Speier, R ERA: 2.51 Juan Pierre, L OBP: 0.363, SLG: 0.308 Victor Santos, R OBP: 0.314, SLG: 0.377 Kent Mercker, L OBP: 0.201, SLG: 0.354	(1,1) (7,1) (8,1) (9,1) (9,7)	(1,0) P6			(2,0) F8			(1,1) G1-3		2	0	0	0	0	0	1						
Inning Stats	R: 0 E: 0 K: 0 S: 6	H: 0 LOB: 0 BB: 0 P: 6	R: 3 E: 0 K: 0 S: 12	H: 3 LOB: 0 BB: 0 P: 18	R: 0 E: 0 K: 0 S: 4	H: 0 LOB: 1 BB: 1 P: 14	R: 0 E: 0 K: 0 S: 4	H: 0 LOB: 0 BB: 0 P: 4	R: 0 E: 0 K: 0 S: 8	H: 1 LOB: 1 BB: 0 P: 13	R: 0 E: 0 K: 0 S: 9	H: 0 LOB: 1 BB: 1 P: 18	R: 0 E: 0 K: 1 S: 9	H: 0 LOB: 0 BB: 0 P: 13	R: 2 E: 0 K: 1 S: 12	H: 4 LOB: 2 BB: 1 P: 25	R: 4 E: 0 K: 1 S: 17	H: 4 LOB: 1 BB: 0 P: 29	1B: 7 2B: 3 3B: 2 HR: 0	SF: 2 SAC: 0 DP: 1 HBP: 1	WP: 0 PB: 0 SB: 0 CS: 0	PA: 42
PITCHER	IP WLS BF H R ER SO BB IBB HBP BLK WP HR S P ERA WHIP																					
39 Steve Smyth, L ERA: 10.0	(1,1) 6.0 W 24 4 3 3 0 0 0 0 0 0 0 43 73 4.50 1.000																					
Joe Borowski, R ERA: 2.51	(7,1) 1.0 3 0 0 0 0 1 0 0 0 0 0 0 9 13 0.00 0.000																					
Jeff Fassero, L ERA: 6.46	(8,1) 0.1 5 4 2 2 1 0 0 0 0 0 0 0 10 18 54.00 12.000																					
Antonio Alfonseca, R ERA: 4.3	(8,1) 1.2 10 4 4 4 1 1 0 0 0 0 0 0 19 36 21.60 3.000																					

Chicago Cubs @ Colorado Rockies
Coors Field, Denver, CO
Sun Aug 11 2002, 1:05 PM MDT
Att: 37,016 - Sunny - 91 F

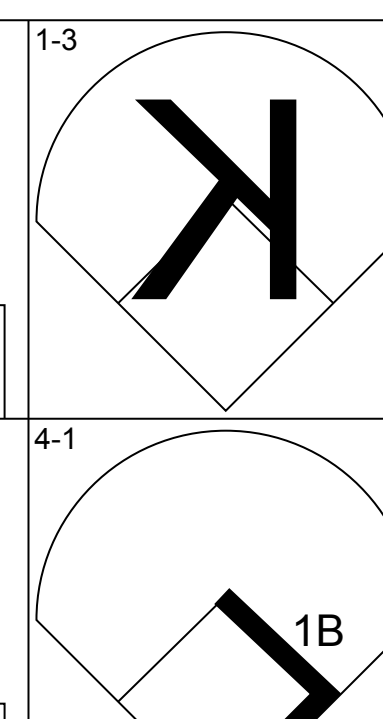
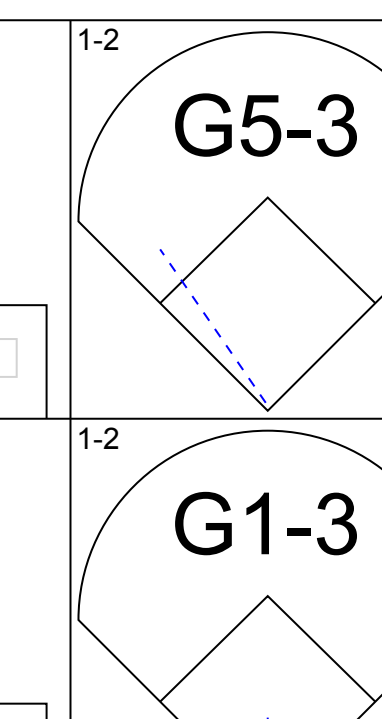
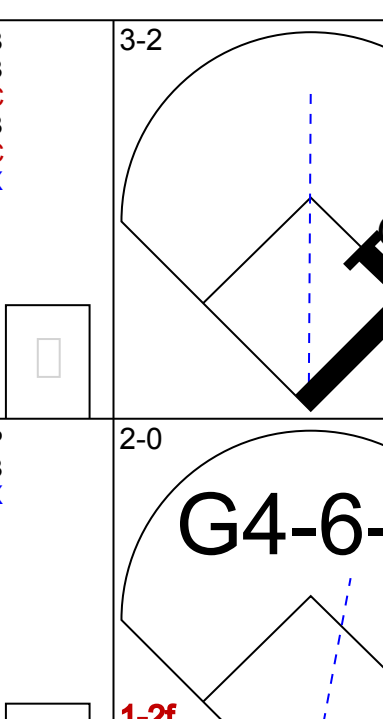
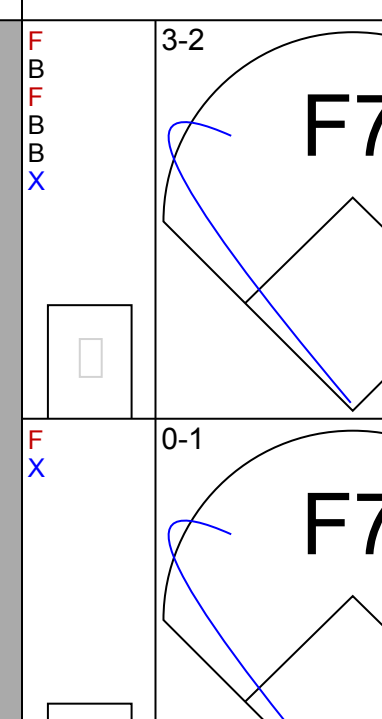
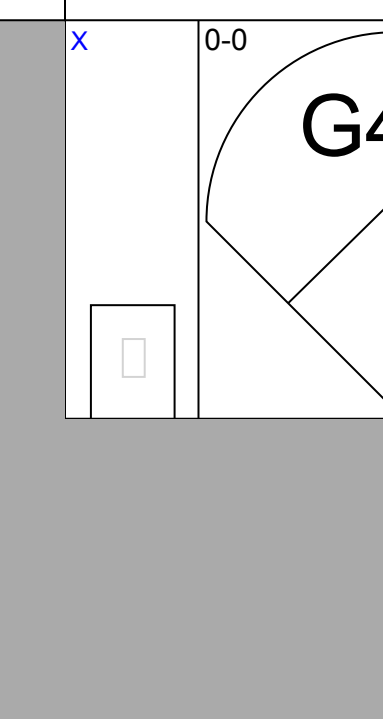
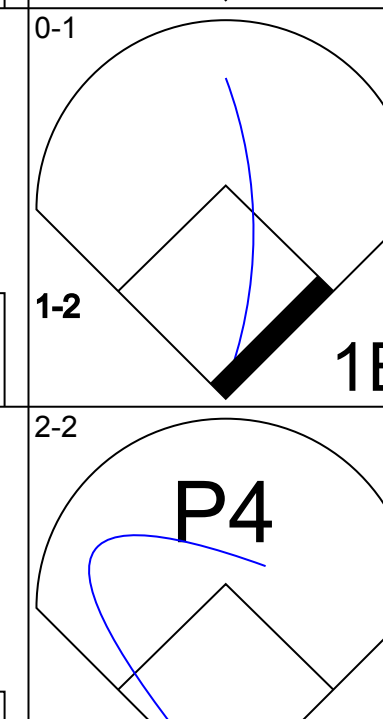
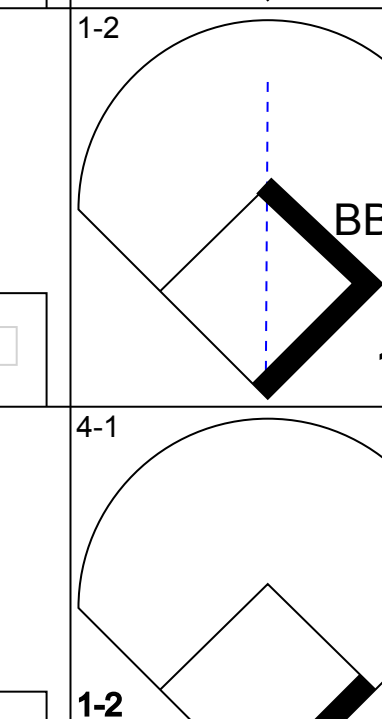


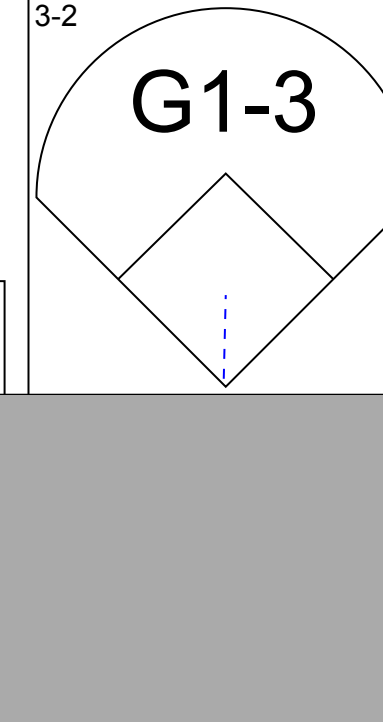

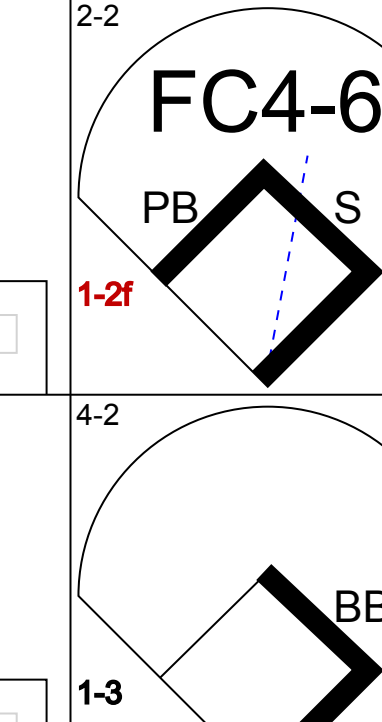
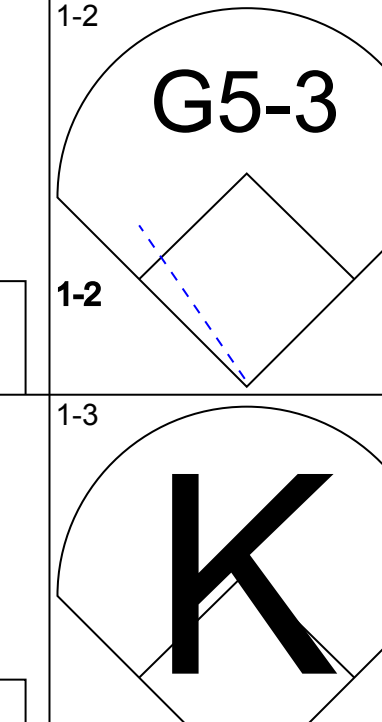

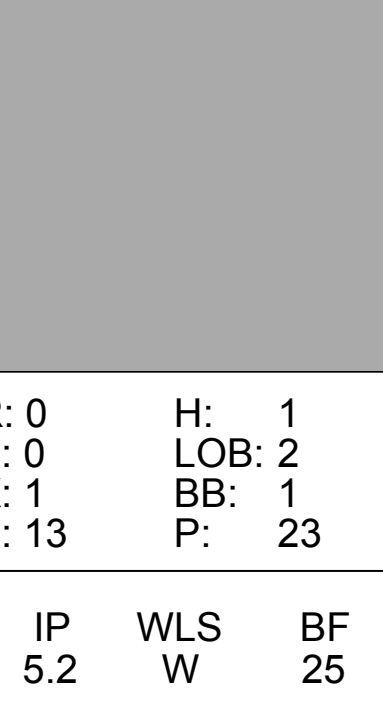
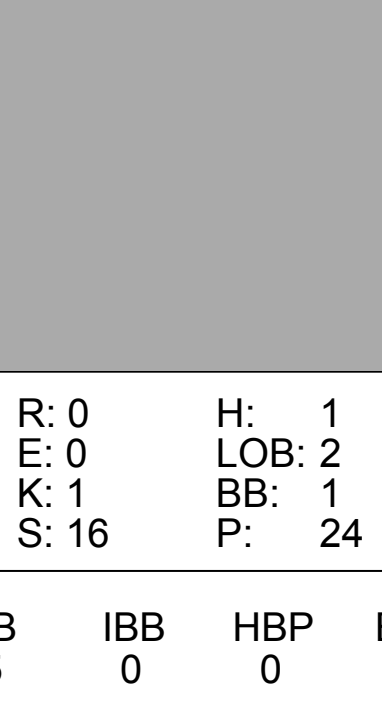
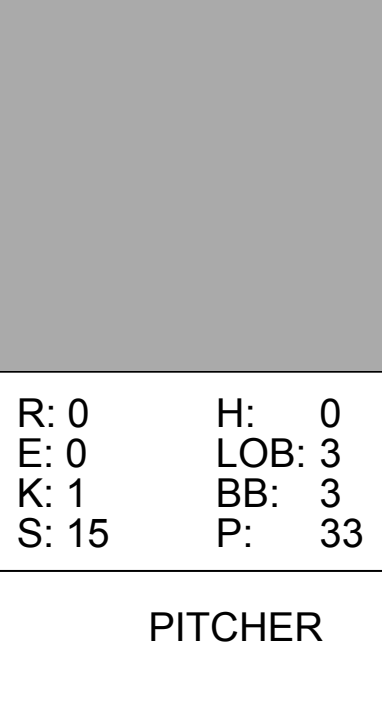
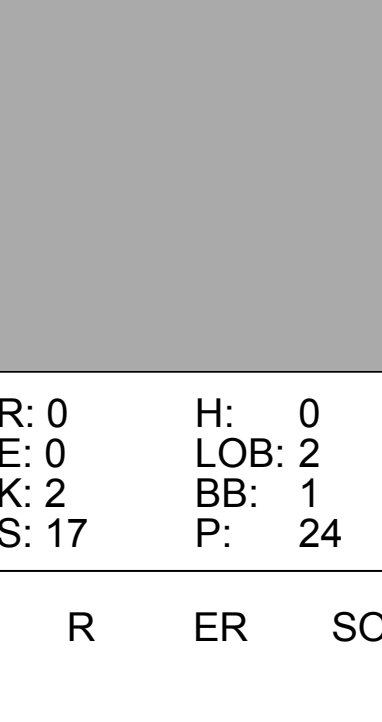
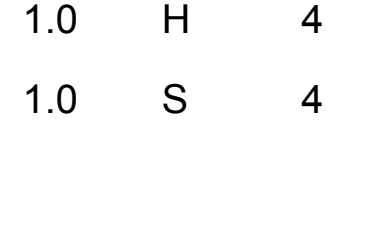



AB	36
R	9
H	12
RBI	9
BB	3
SO	3
LOB	16



Batter	1	2	3	4	5	6	7	8	9	AB	R	H	RBI	BB	SO	LOB	TOP					
Juan Pierre, L OBP: 0.310, SLG: 0.304 (1, 8)										3	0	0	0	1	1	0	Colorado Rockies @ Florida Marlins Pro Player Stadium, Miami, FL Mon Aug 12 2002, 7:05 PM EDT Att: 5,090 - Cloudy - 87 F					
Jay Payton, R OBP: 0.344, SLG: 0.429 (1, 7)										4	0	0	0	0	1	1						
Larry Walker, L OBP: 0.428, SLG: 0.624 (1, 9)										3	1	0	0	1	1	0						
17 Todd Helton, L OBP: 0.435, SLG: 0.584 (1, 3)										3	0	2	1	1	0	0						
Todd Zeile, R OBP: 0.337, SLG: 0.398 (1, 5)										3	0	0	0	1	1	2						
Sandy Alomar Jr, R OBP: 0.325, SLG: 0.462 (1, 2)										4	0	2	0	0	1	1						
Brent Butler, R OBP: 0.297, SLG: 0.460 (1, 4)										3	0	0	0	0	1	3						
Juan Uribe, R OBP: 0.282, SLG: 0.337 (1, 6)										3	0	0	0	0	2	0						
Jason Jennings, L OBP: 0.354, SLG: 0.378 (1, 1)										2	0	0	0	0	0	0						
Justin Speier, R (6, 1)										1	0	0	0	0	1	0						
Todd Jones, L (8, 1)										0	0	0	0	0	0	0						
Jose Jimenez, R (9, 1)										0	0	0	0	0	0	0						
Inning Stats	R: 0 E: 0 K: 2 S: 9	H: 0 LOB: 0 BB: 0 P: 12	R: 0 E: 0 K: 1 S: 12	H: 2 LOB: 1 BB: 0 P: 18	R: 0 E: 0 K: 1 S: 8	H: 0 LOB: 0 BB: 0 P: 14	R: 1 E: 0 K: 0 S: 10	H: 2 LOB: 2 BB: 2 P: 22	R: 0 E: 0 K: 1 S: 8	H: 0 LOB: 1 BB: 1 P: 14	R: 0 E: 0 K: 1 S: 9	H: 0 LOB: 0 BB: 0 P: 16	R: 0 E: 0 K: 1 S: 7	H: 0 LOB: 0 BB: 0 P: 11	R: 0 E: 0 K: 1 S: 5	H: 0 LOB: 0 BB: 0 P: 5	R: 0 E: 0 K: 1 S: 7	H: 0 LOB: 0 BB: 0 P: 11	1B: 2 2B: 3 3B: 0 HR: 0	SF: 0 SAC: 0 DP: 1 HBP: 0	WP: 1 PB: 0 SB: 1 CS: 0	PA: 33
PITCHER A.J. Burnett, R ERA: 3.41 (1, 1)	IP: 9.0 WLS: L BF: 33	H: 4 R: 1 ER: 1 SO: 9	BB: 4 IBB: 0 HBP: 0 BLK: 0	WP: 1 HR: 0 S: 75 P: 123	ERA: 1.00 WHIP: 0.889	PITCHER																

AB	29
R	1
H	4
RBI	1
BB	4
SO	9
LOB	7



Batter	1	2	3	4	5	6	7	8	9	AB	R	H	RBI	BB	SO	LOB	BOTTOM					
Luis Castillo, S OBP: 0.373, SLG: 0.379 (1, 4)										5	0	1	0	0	1	1	Colorado Rockies @ Florida Marlins Pro Player Stadium, Miami, FL Mon Aug 12 2002, 7:05 PM EDT Att: 5,090 - Cloudy - 87 F					
Juan Encarnacion, R OBP: 0.314, SLG: 0.431 (1, 9)										3	0	0	0	1	0	1						
Mike Redmond, R OBP: 0.410, SLG: 0.413 (1, 2)										3	0	2	0	1	1	0						
Homer Bush, R OBP: 0.264, SLG: 0.269 (6, PR)										0	0	0	0	0	0	0						
Ramon Castro, R OBP: 0.338, SLG: 0.458 (9, 2)										0	0	0	0	0	0	0						
Mike Lowell, R OBP: 0.365, SLG: 0.477 (1, 5)										2	0	0	0	2	1	3						
Eric Owens, R OBP: 0.332, SLG: 0.361 (1, 7)										4	0	0	0	0	1	6						
Preston Wilson, R OBP: 0.339, SLG: 0.437 (1, 8)										3	0	0	0	1	1	2						
Derrek Lee, R OBP: 0.351, SLG: 0.467 (1, 3)										3	0	2	0	1	1	0						
Andy Fox, L OBP: 0.340, SLG: 0.328 (1, 6)										3	0	0	0	0	0	4						
A.J. Burnett, R OBP: 0.148, SLG: 0.196 (1, 1)										3	0	0	0	0	2	1						
Tim Raines, S OBP: 0.352, SLG: 0.269 (9, PH)										1	0	0	0	0	0	1						
Inning Stats	R: 0 E: 0 K: 1 S: 13	H: 1 LOB: 2 BB: 1 P: 23	R: 0 E: 0 K: 1 S: 10	H: 1 LOB: 0 BB: 0 P: 17	R: 0 E: 0 K: 1 S: 16	H: 1 LOB: 2 BB: 1 P: 24	R: 0 E: 0 K: 1 S: 7	H: 0 LOB: 0 BB: 0 P: 12	R: 0 E: 0 K: 0 S: 7	H: 1 LOB: 0 BB: 0 P: 12	R: 0 E: 0 K: 1 S: 15	H: 0 LOB: 3 BB: 3 P: 33	R: 0 E: 0 K: 1 S: 8	H: 0 LOB: 0 BB: 0 P: 11	R: 0 E: 0 K: 2 S: 17	H: 0 LOB: 2 BB: 1 P: 24	R: 0 E: 0 K: 0 S: 4	H: 1 LOB: 1 BB: 0 P: 6	1B: 5 2B: 0 3B: 0 HR: 0	SF: 0 SAC: 1 DP: 1 HBP: 0	WP: 0 PB: 1 SB: 1 CS: 0	PA: 37
PITCHER Jason Jennings, R ERA: 4.17 (1, 1)	IP: 5.2 WLS: W BF: 25	H: 4 R: 0 ER: 0 SO: 5	BB: 5 IBB: 0 HBP: 0 BLK: 0	WP: 0 HR: 0 S: 65 P: 115	ERA: 0.00 WHIP: 1.588	PITCHER																
Justin Speier, R ERA: 3.73 (6, 1)	1.1 H: 4	0 R: 0 ER: 0 SO: 1	0 BB: 0 HBP: 0 BLK: 0	0 WP: 0 HR: 0 S: 11 P: 17	0.00 0.000																	
Todd Jones, R ERA: 4.26 (8, 1)	1.0 H: 4	0 R: 0 ER: 0 SO: 2	1 BB: 0 HBP: 0 BLK: 0	0 WP: 0 HR: 0 S: 17 P: 24	0.00 1.000																	
Jose Jimenez, R ERA: 3.44 (9, 1)	1.0 S: 4	1 R: 0 ER: 0 SO: 0	0 BB: 0 HBP: 0 BLK: 0	0 WP: 0 HR: 0 S: 4 P: 6	0.00 1.000																	

AB	30
R	0
H	5
RBI	0
BB	6
SO	8
LOB	19




Batter	1	2	3	4	5	6	7	8	9	AB	R	H	RBI	BB	SO	LOB	TOP		
Juan Pierre, L OBP: 0.308, SLG: 0.302 Jay Payton, R OBP: 0.344, SLG: 0.427	G6-3		G1-3			G6-3			G4-3	3	0	0	0	0	0	1			
Brent Butler, R OBP: 0.302, SLG: 0.459	K								L4	4	0	1	0	0	0	2			
17 Todd Helton, L OBP: 0.429, SLG: 0.575	G3								G3	4	0	0	0	0	0	1			
Todd Zeile, R OBP: 0.333, SLG: 0.392		G5-3								3	0	0	0	0	0	1			
Jack Cust, L OBP: 0.233, SLG: 0.269	K									2	0	0	0	0	1	1			
Sandy Alomar Jr., R OBP: 0.321, SLG: 0.475	K									3	0	0	0	0	0	2			
Gabe Kapler, R OBP: 0.298, SLG: 0.350										3	0	0	0	0	0	1			
Juan Uribe, R OBP: 0.282, SLG: 0.337										3	0	0	0	0	0	1			
Denny Neagle, L OBP: 0.286, SLG: 0.371 Greg Norton, S OBP: 0.277, SLG: 0.348 Justin Speier, R Victor Santos, R										2	0	1	0	0	0	0			
										1	0	0	0	0	0	1			
										0	0	0	0	0	0	0			
										0	0	0	0	0	0	0			
Inning Stats	R: 0 H: 0 E: 0 K: 1 S: 7	H: 0 LOB: 0 BB: 0 P: 9	R: 0 H: 0 E: 0 K: 2 S: 8	H: 0 LOB: 0 BB: 0 P: 12	R: 0 H: 1 E: 0 K: 1 S: 10	H: 1 LOB: 1 BB: 0 P: 15	R: 0 H: 0 E: 0 K: 1 S: 10	H: 0 LOB: 0 BB: 0 P: 14	R: 0 H: 0 E: 0 K: 0 S: 6	H: 0 LOB: 0 BB: 0 P: 8	R: 0 H: 0 E: 0 K: 0 S: 6	H: 1 LOB: 2 BB: 1 P: 11	R: 0 H: 0 E: 0 K: 2 S: 9	H: 0 LOB: 0 BB: 0 P: 14	R: 0 H: 0 E: 0 K: 0 S: 6	H: 0 LOB: 0 BB: 0 P: 10	1B: 2 2B: 0 3B: 0 HR: 0	SF: 0 SAC: 0 DP: 0 HBP: 0	WP: 0 PA: 30 PB: 0 SB: 0 CS: 0
PITCHER	IP	WLS	BF	H	R	ER	SO	BB	IBB	HBP	BLK	WP	HR	S	P	ERA	WHIP		
Brad Penny, R ERA: 4.46 Graeme Lloyd, L ERA: 4.57	8.0		27	2	0	0	7	1	0	0	0	0	0	61	92	0.00	0.375		
	1.0	W	3	0	0	0	0	0	0	0	0	0	0	6	10	0.00	0.000		

Colorado Rockies @ Florida Marlins
Pro Player Stadium, Miami, FL
Wed Aug 14 2002, 7:05 PM EDT
Att: 4,746 - Cloudy - 87 F

livebaseballscorecards.com

AB 29
R 0
H 2
RBI 0
BB 1
SO 7
LOB 5




Batter	1	2	3	4	5	6	7	8	9	AB	R	H	RBI	BB	SO	LOB	BOTTOM		
Luis Castillo, S OBP: 0.369, SLG: 0.373	G3		P6						G6-3	4	0	1	0	0	0	0			
Preston Wilson, R OBP: 0.337, SLG: 0.433	G5-3								G5-3	4	0	0	0	0	0	1			
Mike Redmond, R OBP: 0.406, SLG: 0.411 Homer Bush, R OBP: 0.264, SLG: 0.269	F8									3	0	0	0	0	1	0			
										0	1	0	0	0	0	0			
Kevin Millar, R OBP: 0.340, SLG: 0.453		F8								4	0	2	0	0	0	0			
Mike Lowell, R OBP: 0.360, SLG: 0.468		G6-3								4	0	0	0	0	0	1			
Derrek Lee, R OBP: 0.355, SLG: 0.464										0	0	0	0	4	0	0			
Juan Encarnacion, R OBP: 0.313, SLG: 0.425										3	0	0	1	1	1	5			
Mike Mordecai, R OBP: 0.278, SLG: 0.267										3	0	0	0	0	2	3			
Brad Penny, R OBP: 0.161, SLG: 0.194 Andy Fox, L OBP: 0.334, SLG: 0.322 Graeme Lloyd, L										2	0	0	0	0	0	0			
										1	0	0	0	0	1	0			
										0	0	0	0	0	0	0			
Inning Stats	R: 0 H: 0 E: 0 K: 0 S: 10	H: 0 LOB: 0 BB: 0 P: 15	R: 0 H: 0 E: 0 K: 1 S: 6	H: 0 LOB: 1 BB: 1 P: 17	R: 0 H: 0 E: 0 K: 1 S: 9	H: 0 LOB: 0 BB: 0 P: 12	R: 0 H: 0 E: 0 K: 0 S: 10	H: 0 LOB: 0 BB: 0 P: 15	R: 0 H: 1 E: 0 K: 0 S: 5	H: 1 LOB: 1 BB: 0 P: 6	R: 0 H: 1 E: 0 K: 1 S: 10	H: 1 LOB: 2 BB: 1 P: 19	R: 0 H: 0 E: 0 K: 1 S: 7	H: 0 LOB: 0 BB: 0 P: 10	R: 1 H: 1 E: 0 K: 1 S: 8	H: 1 LOB: 3 BB: 2 P: 19	1B: 3 2B: 0 3B: 0 HR: 0	SF: 0 SAC: 0 DP: 0 HBP: 0	WP: 0 PA: 34 PB: 0 SB: 1 CS: 1
PITCHER	IP	WLS	BF	H	R	ER	SO	BB	IBB	HBP	BLK	WP	HR	S	P	ERA	WHIP		
Denny Neagle, L ERA: 5.04 Justin Speier, R ERA: 3.64 Victor Santos, R ERA: 5.4	7.0		26	2	0	0	3	4	0	0	0	0	0	7	109	0.00	0.857		
	1.0		3	0	0	0	1	0	0	0	0	0	0	7	10	0.00	0.000		
	0.2	L	5	1	1	1	1	2	0	0	0	0	0	8	19	13.50	4.500		

Colorado Rockies @ Florida Marlins
Pro Player Stadium, Miami, FL
Wed Aug 14 2002, 7:05 PM EDT
Att: 4,746 - Cloudy - 87 F

livebaseballscorecards.com

AB 28
R 1
H 3
RBI 1
BB 6
SO 5
LOB 13



Batter	1	2	3	4	5	6	7	8	9	AB	R	H	RBI	BB	SO	LOB	TOP					
Jay Payton, R OBP: 0.340, SLG: 0.421 (1, 8)										4	0	0	0	0	2	1						
Brent Butler, R OBP: 0.297, SLG: 0.452 (1, 4)										4	0	0	0	0	0	0						
Larry Walker, L OBP: 0.430, SLG: 0.630 (1, 9)										4	1	1	0	0	0	0						
17 Todd Helton, L OBP: 0.431, SLG: 0.579 (1, 3)										4	0	3	1	0	0	0						
Todd Zeile, R OBP: 0.333, SLG: 0.389 (1, 5)										3	0	0	0	1	1	2						
Jack Cust, L OBP: 0.265, SLG: 0.310 (1, 7)										3	0	1	0	1	2	0						
Juan Uribe, R OBP: 0.279, SLG: 0.334 (1, 6)										4	0	0	0	0	2	4						
Gary Bennett, R OBP: 0.312, SLG: 0.355 (1, 2)										3	0	0	0	0	0	1						
Shawn Chacon, R OBP: 0.273, SLG: 0.303 Kent Mercker, L (7, 1)										2	0	0	0	0	0	1						
Greg Norton, S OBP: 0.282, SLG: 0.353 2B Aaron Cook, R (8, 1)										0	0	0	0	0	0	0						
										0	0	0	0	0	0	0						
										0	0	0	0	0	0	0						
Inning Stats	R: 1 E: 0 K: 2 S: 11	H: 2 LOB: 1 BB: 0 P: 14	R: 0 E: 0 K: 2 S: 8	H: 0 LOB: 0 BB: 0 P: 10	R: 0 E: 0 K: 0 S: 5	H: 0 LOB: 0 BB: 0 P: 8	R: 0 E: 0 K: 0 S: 8	H: 0 LOB: 0 BB: 0 P: 12	R: 0 E: 0 K: 0 S: 7	H: 1 LOB: 1 BB: 0 P: 9	R: 0 E: 0 K: 0 S: 8	H: 0 LOB: 0 BB: 0 P: 14	R: 0 E: 0 K: 1 S: 10	H: 1 LOB: 0 BB: 0 P: 15	R: 0 E: 0 K: 1 S: 9	H: 1 LOB: 1 BB: 0 P: 15	R: 0 E: 0 K: 1 S: 12	H: 1 LOB: 3 BB: 2 P: 20	1B: 3 2B: 3 3B: 0 HR: 0	SF: 0 SAC: 0 DP: 1 HBP: 0	WP: 0 PB: 0 CS: 0	PA: 34
PITCHER	IP	WLS	BF	H	R	ER	SO	BB	IBB	HBP	BLK	WP	HR	S	P	ERA	WHIP					
Kevin Millwood, R ERA: 3.27 29 John Smoltz, R ERA: 3.72	(1, 1)	8.0	W	28	5	1	1	6	0	0	0	0	0	66	97	1.12	0.625					
	(9, 1)	1.0	S	6	1	0	0	1	2	0	0	0	0	12	20	0.00	3.000					

Colorado Rockies @ Atlanta Braves
Turner Field, Atlanta, GA
Fri Aug 16 2002, 7:35 PM EDT
Att: 30,504 - Overcast - 84 F

AB 32
R 1
H 6
RBI 1
BB 2
SO 7
LOB 9



Batter	1	2	3	4	5	6	7	8	9	AB	R	H	RBI	BB	SO	LOB	BOTTOM					
Rafael Furcal, S OBP: 0.334, SLG: 0.399 (1, 6)										4	1	2	1	0	0	0						
Julio Franco, R OBP: 0.352, SLG: 0.402 (1, 3)										3	0	0	0	1	0	2						
Gary Sheffield, R OBP: 0.389, SLG: 0.509 (1, 9)										1	1	0	0	2	0	0						
10 Chipper Jones, S OBP: 0.429, SLG: 0.512 (1, 7)										3	1	1	2	1	1	2						
Andrew Jones, R OBP: 0.369, SLG: 0.489 (1, 8)										3	0	1	1	0	0	2						
Vinny Castilla, R OBP: 0.281, SLG: 0.345 (1, 5)										3	0	0	0	0	0	3						
Javy Lopez, R OBP: 0.292, SLG: 0.348 (1, 2)										4	0	0	0	0	1	2						
Keith Lockhart, L OBP: 0.283, SLG: 0.355 (1, 4)										3	1	1	0	1	0	1						
Kevin Millwood, R OBP: 0.200, SLG: 0.320 Darren Bragg, L OBP: 0.331, SLG: 0.365 29 John Smoltz, R (9, 1)										2	0	0	0	0	0	2						
										1	0	0	0	0	0	1						
										0	0	0	0	0	0	0						
Inning Stats	R: 1 E: 0 K: 0 S: 12	H: 1 LOB: 2 BB: 2 P: 25	R: 0 E: 0 K: 0 S: 9	H: 0 LOB: 0 BB: 0 P: 13	R: 0 E: 0 K: 0 S: 6	H: 0 LOB: 0 BB: 0 P: 10	R: 0 E: 0 K: 0 S: 8	H: 0 LOB: 0 BB: 0 P: 16	R: 1 E: 0 K: 0 S: 11	H: 2 LOB: 1 BB: 0 P: 16	R: 2 E: 0 K: 0 S: 11	H: 2 LOB: 2 BB: 2 P: 21	R: 0 E: 0 K: 1 S: 13	H: 0 LOB: 1 BB: 1 P: 26	R: 0 E: 0 K: 1 S: 8	H: 0 LOB: 1 BB: 0 P: 15	R: 0 E: 0 K: 1 S: 8	H: 0 LOB: 1 BB: 0 P: 15	1B: 4 2B: 0 3B: 0 HR: 1	SF: 1 SAC: 1 DP: 0 HBP: 2	WP: 0 PB: 0 CS: 0	PA: 36
PITCHER	IP	WLS	BF	H	R	ER	SO	BB	IBB	HBP	BLK	WP	HR	S	P	ERA	WHIP					
Shawn Chacon, R ERA: 5.54 Kent Mercker, L ERA: 3.64 2B Aaron Cook, R ERA: 3.0	(1, 1)	6.0	L	27	5	4	4	0	3	1	0	0	0	57	101	6.00	1.333					
	(7, 1)	1.0		5	0	0	0	1	1	0	1	0	0	13	26	0.00	1.000					
	(8, 1)	1.0		4	0	0	0	1	0	0	1	0	0	8	15	0.00	0.000					

Colorado Rockies @ Atlanta Braves
Turner Field, Atlanta, GA
Fri Aug 16 2002, 7:35 PM EDT
Att: 30,504 - Overcast - 84 F


AB 27
R 4
H 5
RBI 4
BB 5
SO 2
LOB 15



Batter	1	2	3	4	5	6	7	8	9	AB	R	H	RBI	BB	SO	LOB	TOP			
Juan Pierre, L OBP: 0.309, SLG: 0.301	4-2 G4-3 17 2B BB	1-1 1B		0-3 K			2-1 F8	0-0 FC5-4 2B		4	2	1	0	1	1	1				
Brent Butler, R OBP: 0.299, SLG: 0.452	3-1 G4-3	0-0 F9			1-0 G5-3		4-2 HBP 1B BB	0-1 3B 2B		4	2	1	1	1	0	2				
Larry Walker, L OBP: 0.432, SLG: 0.633	4-0 17 2B BB	3-2 G3-1			0-0 F7		4-2 1-2 1B BB	1-2 3B		3	2	1	1	2	0	1				
17 Todd Helton, L OBP: 0.429, SLG: 0.577	1-1 2B 2B		0-3 K		3-2 G4-3		1-3 K	1-3 K		5	1	1	1	0	3	3				
Jay Payton, R OBP: 0.344, SLG: 0.435	0-1 HR 2B		1-1 HR		1-1 G6-3		1-2 FC5 1B HBP		0-1 G4-3	4	2	3	0	0	0					
Todd Zeile, R OBP: 0.336, SLG: 0.399	0-2 HR		0-3 K		3-2 BB 1B		2-1 FC5 1B		1-2 F9	5	1	3	4	0	1	0				
Sandy Alomar Jr., R OBP: 0.319, SLG: 0.499	1-0 G4-3		2-3 K		1-3 K		1-3 FC5		2-2 1B	5	0	1	0	0	2	3				
Juan Uribe, R OBP: 0.281, SLG: 0.333	1-0 F3		0-2 F8		4-2 BB		2-2 FC6-4 1B		1-2 G4-3	4	0	1	0	1	0	1				
Denny Stark, R OBP: 0.148, SLG: 0.308		1-0 G6-3		2-3 K		2-3 K		1-2 FC6-4 FC5-4		2	0	0	0	0	1	0				
Jack Gault, L OBP: 0.297, SLG: 0.300										1	0	0	0	0	1	2				
Mark Coffey, R OBP: 0.287, SLG: 0.300										0	0	0	0	0	0	0				
Victor Santos, R OBP: 0.297, SLG: 0.349										0	0	0	0	0	0	0				
Gabe Kapler, R OBP: 0.297, SLG: 0.349										0	0	0	0	0	0	1				
Justin Speier, R OBP: 0.285, SLG: 0.143										0	0	0	0	0	0	0				
Todd Jones, L										0	0	0	0	0	0	0				
Inning Stats	R: 5 E: 0 K: 0 S: 14	H: 3 LOB: 0 BB: 2 P: 28	R: 0 E: 0 K: 0 S: 8	H: 1 LOB: 1 BB: 0 P: 12	R: 1 E: 0 K: 3 S: 14	H: 1 LOB: 0 BB: 0 P: 17	R: 0 E: 0 K: 2 S: 9	H: 0 LOB: 0 BB: 0 P: 11	R: 0 E: 0 K: 2 S: 7	H: 1 LOB: 2 BB: 1 P: 24	R: 2 E: 0 K: 1 S: 20	H: 1 LOB: 2 BB: 2 P: 34	R: 2 E: 0 K: 1 S: 16	H: 3 LOB: 1 BB: 0 P: 21	R: 0 E: 0 K: 0 S: 11	H: 1 LOB: 1 BB: 0 P: 15	1B: 5 2B: 3 3B: 1 HR: 2	SF: 0 SAC: 0 DP: 0 HBP: 1	WP: 0 PB: 0 SB: 2 CS: 0	PA: 44
PITCHER	IP WLS BF H R ER SO BB IBB HBP BLK WP HR S P ERA WHIP																			
Jason Marquis, R ERA: 4.52	(1, 1) 6.0 L 27 6 6 6 7 3 0 0 0 0 2 65 103 9.00 1.500																			
John Foster, L ERA: 10.8	(7, 1) 0.2 6 1 2 2 1 2 0 0 1 0 0 0 19 33 27.00 4.500																			
Darren Holmes, R ERA: 2.08	(7, 1) 1.1 7 3 2 2 1 0 0 0 0 0 0 0 17 22 13.50 2.250																			
Albie Lopez, R ERA: 5.01	(9, 1) 1.0 4 1 0 0 0 0 0 0 0 0 0 0 11 15 0.00 1.000																			

Colorado Rockies @ Atlanta Braves
Turner Field, Atlanta, GA
Sat Aug 17 2002, 7:05 PM EDT
Att. 46,104 - Overcast - 88 F


AB 38
R 10
H 11
RBI 10
BB 5
SO 9
LOB 14



Batter	1	2	3	4	5	6	7	8	9	AB	R	H	RBI	BB	SO	LOB	BOTTOM					
Rafael Furcal, S OBP: 0.333, SLG: 0.397	1-1 G1-3		3-2 10 BB 1B	1-2 G1-3			1-3 K	0-1 G4-3		5	0	1	0	0	1	1						
Julio Franco, R OBP: 0.353, SLG: 0.399	4-2 10 BB 1B BB		2-3 K		1-2 G4-3		0-0 10 BB 1B	0-0 G6-3		4	1	1	0	1	1	1						
Gary Sheffield, R OBP: 0.390, SLG: 0.507	1-1 10 BB 1B		4-1 10 BB BB		2-2 F2		3-3 K		0-1 G5-3	3	0	1	0	1	1	1						
Mark DeRosa, R OBP: 0.355, SLG: 0.423	1-2 1B		1-2 BB		3-1 P6		4-2 1B 1B BB		1-1 G5-3 1B	1	0	0	0	0	0	0						
10 Chipper Jones, S OBP: 0.432, SLG: 0.512	4-0 BB		4-0 BB		3-1 BB		1-2 1B BB		1-1 1B	2	1	1	0	3	0	0						
Andruw Jones, R OBP: 0.369, SLG: 0.494	0-3 K		2-3 K		3-2 HR		3-2 BB 1B		3-3 K	5	1	2	2	0	3	7						
Vinny Castilla, R OBP: 0.285, SLG: 0.348	0-1 L6		3-3 K		2-1 G5-3 1B		1-1 BB 1B		2-0 1B	5	0	3	1	0	1	6						
Javy Lopez, R OBP: 0.298, SLG: 0.356		3-2 F8		0-0 2B		2-2 G5-3 1B		1-2 FC5-4 BB		1-3 K	3	0	2	0	1	0						
Steve Torrealba, R OBP: 0.214, SLG: 0.083						1-2 1B		1-2 2-3 BB		1	0	0	0	0	1	2						
Marcus Giles, R OBP: 0.309, SLG: 0.379		0-1 F7		1-1 F8		2-2 G5-3		1-1 FC5-4		4	0	0	0	0	0	6						
Jason Marquis, L OBP: 0.148, SLG: 0.287			2-3 K		1-3 K		2-3 K		1-2 F7	2	0	0	0	0	2	1						
Matt Franco, L OBP: 0.297, SLG: 0.300										1	0	0	0	0	1	1						
John Foster, L ERA: 10.8										0	0	0	0	0	0	0						
Darren Holmes, R ERA: 2.08										0	0	0	0	0	0	0						
Keith Lockhart, L OBP: 0.297, SLG: 0.349										0	0	0	0	0	0	0						
Albie Lopez, R ERA: 5.01										0	0	0	0	0	0	0						
Inning Stats	R: 0 E: 1 K: 1 S: 14	H: 1 LOB: 3 BB: 2 P: 24	R: 0 E: 1 K: 1 S: 9	H: 0 LOB: 0 BB: 0 P: 14	R: 0 E: 0 K: 3 S: 15	H: 1 LOB: 3 BB: 2 P: 33	R: 0 E: 0 K: 1 S: 9	H: 1 LOB: 1 BB: 0 P: 12	R: 0 E: 0 K: 0 S: 8	H: 0 LOB: 0 BB: 0 P: 14	R: 1 E: 0 K: 1 S: 14	H: 3 LOB: 1 BB: 0 P: 25	R: 2 E: 0 K: 2 S: 21	H: 3 LOB: 3 BB: 2 P: 38	R: 0 E: 0 K: 0 S: 7	H: 0 LOB: 0 BB: 0 P: 8	R: 0 E: 0 K: 2 S: 12	H: 2 LOB: 2 BB: 0 P: 19	1B: 9 2B: 1 3B: 0 HR: 1	SF: 0 SAC: 0 DP: 1 HBP: 0	WP: 0 PB: 0 SB: 0 CS: 0	PA: 43
PITCHER	IP WLS BF H R ER SO BB IBB HBP BLK WP HR S P ERA WHIP																					
Denny Stark, R ERA: 4.01	(1, 1) 5.0 W 22 3 0 0 0 6 4 0 0 0 0 1 55 97 0.00 1.400																					
Mark Corey, R ERA: 7.36	(6, 1) 1.0 5 3 1 1 1 1 0 0 0 0 0 0 1 14 25 9.00 3.000																					
Victor Santos, R ERA: 7.04	(7, 1) 1.0 8 3 2 2 2 2 0 0 0 0 0 0 21 38 18.00 5.000																					
Justin Speier, R ERA: 3.56	(8, 1) 1.0 3 0 0 0 0 0 0 0 0 0 0 0 7 8 0.00 0.000																					
Todd Jones, R ERA: 4.12	(9, 1) 1.0 5 2 0 0 2 0 0 0 0 0 0 0 12 19 0.00 2.000																					

Colorado Rockies @ Atlanta Braves
Turner Field, Atlanta, GA
Sat Aug 17 2002, 7:05 PM EDT
Att. 46,104 - Overcast - 88 F

AB 37
R 3
H 11
RBI 3
BB 6
SO 11
LOB 26



Batter	1	2	3	4	5	6	7	8	9	AB	R	H	RBI	BB	SO	LOB	TOP		
Juan Pierre, L OBP: 0.310, SLG: 0.302	1-2 SH1-3 G3-1 1B	2 SAFE 1-0 G4-3		1-1 1B		0-1 L8		0-0 B5-3		5	1	2	0	0	0	4			
Terry Shumpert, R OBP: 0.311, SLG: 0.365	2-0 SH1-3		1-2 F7	1-2 G4-3		3-3 K			2-2 HR 1B	4	1	1	0	0	1	3			
Larry Walker, L OBP: 0.434, SLG: 0.648	0-0 G3-1		0-0 1B S 1B		2-1 G3-1		0-2 HR		1-1 HR	5	3	3	4	0	0	0			
17 Todd Helton, L OBP: 0.427, SLG: 0.573	0-2 1B		2-1 L4		1-1 G1-3		0-0 G4-3		2-2 L4	5	0	1	0	0	0	1			
Jay Payton, R OBP: 0.350, SLG: 0.450	0-0 1B		3-2 1B		0-0 1B		3-2 HR		2-2 G6-3	5	1	4	1	0	0	0			
Jose Jimenez, R (9, 1)	1-3 1B		1-3 1B		1-3 1B		0-0 HR		2-2 G6-3	0	0	0	0	0	0	0			
Brent Butler, R OBP: 0.297, SLG: 0.447	1-0 G5-3		0-0 1B		0-2 F9		0-0 L6		1-1 F8	5	0	1	1	0	0	3			
Juan Uribe, R OBP: 0.280, SLG: 0.333		2-1 G6-3		0-0 G1-3		2-2 FC6-4 1B		0-1 G1-3		4	0	1	0	0	0	2			
Gary Bennett, R OBP: 0.311, SLG: 0.353		2-2 G4-3 HBP 1B		0-0 F9		0-2 FC6-4 1B		0-1 F3		4	0	1	0	0	0	1			
Jason Jennings, L OBP: 0.373, SLG: 0.383		2-2 1B		1-0 F2		0-1 1B		1-3 K		2	0	1	0	0	0	0			
Kent Mercker, L (7, 1)										0	0	0	0	0	0	0			
Justin Speier, R (7, 1)										0	0	0	0	0	0	0			
Jack Cust, L OBP: 0.265, SLG: 0.290										1	0	0	0	0	1	0			
Todd Jones, L (8, PH)										0	0	0	0	0	0	0			
Gabe Kapler, R OBP: 0.297, SLG: 0.349										0	0	0	0	0	0	0			
Inning Stats	R: 1 E: 0 K: 0 S: 13	H: 3 LOB: 2 BB: 0 P: 16	R: 0 E: 0 K: 0 S: 9	H: 1 LOB: 0 BB: 0 P: 15	R: 1 E: 0 K: 0 S: 14	H: 3 LOB: 2 BB: 0 P: 19	R: 0 E: 0 K: 0 S: 9	H: 1 LOB: 1 BB: 0 P: 11	R: 0 E: 0 K: 1 S: 13	H: 2 LOB: 2 BB: 0 P: 18	R: 2 E: 0 K: 0 S: 11	H: 2 LOB: 0 BB: 0 P: 14	R: 0 E: 0 K: 1 S: 6	H: 0 LOB: 0 BB: 0 P: 7	R: 2 E: 0 K: 0 S: 15	H: 2 LOB: 0 BB: 0 P: 22	1B: 12 2B: 0 3B: 0 HR: 3	SF: 0 SAC: 1 DP: 0 HBP: 1	WP: 0 PA: 42 SB: 0 CS: 0
PITCHER	IP WLS BF H R ER SO BB IBB HBP BLK WP HR S P ERA WHIP	7.0 L 34 13 4 4 1 0 0 0 0 0 2 78 105 5.14 1.857	2.0 8 2 2 2 1 0 0 0 0 0 1 21 29 9.00 1.000																

Colorado Rockies @ Atlanta Braves
Turner Field, Atlanta, GA
Sun Aug 18 2002, 1:05 PM EDT
Att: 30,399 - Cloudy - 88 F

AB	40
R	6
H	15
RBI	6
BB	0
SO	2
LOB	14



Batter	1	2	3	4	5	6	7	8	9	AB	R	H	RBI	BB	SO	LOB	BOTTOM				
Rafael Furcal, S OBP: 0.335, SLG: 0.399	0-1 G1-3	1-0 2B 1B		3-2 F7			1-1 FC5-4 1B		1-2 1B	5	0	3	1	0	0	0					
Matt Franco, L OBP: 0.406, SLG: 0.576	1-1 WP	3-1 2B		0-0 G6-4-3 1B		1-1 F9		1-2 G6-3		3	0	3	0	0	0	0					
Julio Franco, R OBP: 0.350, SLG: 0.396	(8, 3)	1-3 2B		2-2 G6-4-3 1B		1-2 FC5-4		1-2 G6-3		2	0	0	0	0	0	2					
Gary Sheffield, R OBP: 0.393, SLG: 0.507	4-0 WP BB	4-0 BB		1-2 G6-4-3 1B		1-2 FC5-4		1-2 G6-3		2	0	1	0	2	0	1					
10 Chipper Jones, S OBP: 0.429, SLG: 0.507	2-1 F9	1-1 L1		1-2 G6-4-3		1-1 F8		1-3 K		4	0	0	0	0	0	8					
Andruw Jones, R OBP: 0.367, SLG: 0.490	3-3 K		2-1 G5-3		2-3 K		1-3 K		1-3 K	4	0	0	0	0	3	3					
Vinny Castilla, R OBP: 0.285, SLG: 0.346		1-1 SH1-4 BB G4-3 HBP		3-2 G4-3		1-2 G5-3		0-1 G3-1		3	1	0	0	0	0	0					
Keith Lockhart, L OBP: 0.282, SLG: 0.349		4-0 G4-3 SH1-4 1B BB		1-0 F8		0-0 G1-3		3-2 G3-1		3	1	0	0	1	0	0					
Steve Torrealba, R OBP: 0.200, SLG: 0.077		1-1 SH1-4		1-3 K		2-1 G5-3		1-3 K		1	0	0	0	0	1	0					
Javy Lopez, R OBP: 0.296, SLG: 0.353		1-2 2-3		1-3 K		0-0 G1-3		0-1 G3-1		2	0	0	0	0	1	0					
Greg Maddux, R OBP: 0.222, SLG: 0.289		0-0 G4-3		1-3 K		2-2 HR		1-0 G4-3		2	0	0	1	0	1	1					
Marcus Giles, R OBP: 0.313, SLG: 0.401										1	1	1	1	0	0	0					
Kerry Ligtenberg, R (8, 1)										0	0	0	0	0	0	0					
Mark DeRosa, R OBP: 0.351, SLG: 0.418										1	0	0	0	0	0	0					
Inning Stats	R: 0 E: 0 K: 1 S: 10	H: 1 LOB: 2 BB: 1 P: 20	R: 2 E: 0 K: 0 S: 10	H: 2 LOB: 3 BB: 2 P: 24	R: 0 E: 0 K: 2 S: 10	H: 0 LOB: 0 BB: 0 P: 12	R: 0 E: 0 K: 2 S: 10	H: 0 LOB: 0 BB: 0 P: 15	R: 0 E: 0 K: 1 S: 12	H: 2 LOB: 1 BB: 0 P: 17	R: 0 E: 0 K: 0 S: 6	H: 0 LOB: 0 BB: 0 P: 9	R: 1 E: 0 K: 0 S: 12	H: 2 LOB: 1 BB: 0 P: 18	R: 0 E: 0 K: 1 S: 11	H: 0 LOB: 0 BB: 0 P: 15	R: 0 E: 0 K: 1 S: 14	H: 1 LOB: 1 BB: 0 P: 18	1B: 5 2B: 2 3B: 0 HR: 1	SF: 0 SAC: 1 DP: 1 HBP: 1	WP: 1 PA: 38 SB: 0 CS: 0
PITCHER	IP WLS BF H R ER SO BB IBB HBP BLK WP HR S P ERA WHIP	6.0 W 26 2 2 1 0 0 0 0 0 1 5 8 3.00 1.333	0.0 2 2 1 1 0 0 0 0 0 0 1 5 8 - -	1.0 H 3 0 0 0 0 0 0 0 0 0 7 10 0.00 0.000	1.0 H 3 0 0 0 1 0 0 0 0 0 11 15 0.00 0.000	1.0 S 4 1 0 0 1 0 0 0 0 0 14 18 0.00 1.000															

Colorado Rockies @ Atlanta Braves
Turner Field, Atlanta, GA
Sun Aug 18 2002, 1:05 PM EDT
Att: 30,399 - Cloudy - 88 F

AB	33
R	3
H	8
RBI	3
BB	3
SO	6
LOB	15



Batter	1	2	3	4	5	6	7	8	9	AB	R	H	RBI	BB	SO	LOB	TOP								
Brad Wilkerson, L OBP: 0.376, SLG: 0.492 (1, 8)	L3		HR		HR	FC4-6 BB		2H 2B		4	2	3	3	1	0	0	Montreal Expos @ Colorado Rockies Coors Field, Denver, CO Wed Aug 21 2002, 7:05 PM MDT Att: 27,916 - Cloudy - 74 F								
Jose Vidro, S OBP: 0.373, SLG: 0.481 (1, 4)	G1		HR		HBP	FC4-6 1-2f		G4-3		4	1	1	1	0	0	2									
Vladimir Guerrero, R OBP: 0.499, SLG: 0.695 (1, 9)	K		G1-4-3		F7		P4		HR	5	1	1	1	0	1	1									
Troy O'Leary, L OBP: 0.365, SLG: 0.409 (1, 7)					K		F8		K	5	2	2	0	0	2	0									
Wil Cordero, R OBP: 0.363, SLG: 0.463 (1, 3)					F8		2B		K	4	2	2	2	1	1	0									
Fernando Tatis, R OBP: 0.313, SLG: 0.413 (1, 5)					FC3-6 BB		G4-3		G4-3	4	0	0	0	1	0	2									
Orlando Cabrera, R OBP: 0.312, SLG: 0.362 (1, 6)					FC6-4 BB		G4-3		G4-3	5	2	2	1	0	0	2									
Michael Barrett, R OBP: 0.355, SLG: 0.439 (1, 2)					L6		K		HR	4	2	2	1	1	1	0									
Masato Yoshii, R OBP: 0.111, SLG: 0.097 (5, PH)					K		L9		HR	2	0	0	0	0	0	1									
Matt Capps, L OBP: 0.288, SLG: 0.174 (5, PH)					K		L9		HR	1	1	1	2	0	0	0									
Joe Eischen, L OBP: 0.266, SLG: 0.097 (7, PH)										0	0	0	0	0	0	0									
Jose Macias, S OBP: 0.260, SLG: 0.389 (8, PH)										0	0	0	0	0	0	0									
Dan Smith, R OBP: 0.271, SLG: 0.287 (8, PH)										0	0	0	0	0	0	0									
Wilton Guerrero, S OBP: 0.197, SLG: 0.167 (9, PH)										1	0	0	0	0	0	1									
Inning Stats	R: 0 E: 0 K: 1 S: 10	H: 0 LOB: 0 BB: 0 P: 16	R: 1 E: 1 K: 0 S: 13	H: 1 LOB: 0 BB: 1 P: 19	R: 2 E: 0 K: 1 S: 11	H: 2 LOB: 0 BB: 0 P: 16	R: 0 E: 0 K: 1 S: 11	H: 0 LOB: 1 BB: 0 P: 19	R: 1 E: 0 K: 1 S: 14	H: 1 LOB: 1 BB: 0 P: 21	R: 4 E: 0 K: 0 S: 12	H: 4 LOB: 1 BB: 1 P: 21	R: 0 E: 0 K: 2 S: 7	H: 0 LOB: 0 BB: 0 P: 11	R: 2 E: 0 K: 0 S: 14	H: 2 LOB: 1 BB: 1 P: 21	R: 3 E: 0 K: 0 S: 12	H: 4 LOB: 1 BB: 0 P: 16	1B: 2 2B: 7 3B: 0 HR: 6	SF: 1 SAC: 0 DP: 1 HBP: 1	WP: 0 PB: 0 SB: 1 CS: 0	PA: 45			
PITCHER	IP	WLS	BF	H	R	ER	SO	BB	IBB	HBP	BLK	WP	HR	S	P	ERA	WHIP								
Shawn Chacon, R ERA: 5.73 (1, 1)	5.2	L	26	7	7	6	4	2	0	1	0	0	3	66	100	9.53	1.588								
Mark Corey, R ERA: 7.5 (6, 1)	0.1		3	1	1	1	0	1	0	0	0	0	1	5	12	27.00	6.000								
Victor Santos, R ERA: 7.71 (7, 1)	1.2		7	1	2	2	2	1	0	0	0	0	0	17	26	10.80	1.200								
Kent Mercker, L ERA: 4.65 (8, 1)	1.1		9	5	3	3	0	0	0	0	0	0	2	16	22	20.25	3.750								

AB	39
R	13
H	14
RBI	12
BB	4
SO	6
LOB	8



Batter	1	2	3	4	5	6	7	8	9	AB	R	H	RBI	BB	SO	LOB	BOTTOM								
Jay Payton, R OBP: 0.351, SLG: 0.455 (1, 8)	L9 HBP		G5-3		K		F7		F7	5	0	1	0	0	1	0	Montreal Expos @ Colorado Rockies Coors Field, Denver, CO Wed Aug 21 2002, 7:05 PM MDT Att: 27,916 - Cloudy - 74 F								
Brent Butler, R OBP: 0.300, SLG: 0.443 (1, 4)	G3-6 HBP				17 WP 1B SF7		17 FC5 BB		G4-3	3	1	2	0	0	0	0									
Larry Walker, L OBP: 0.432, SLG: 0.641 (1, 9)	L9				17 WP 1B		17 FC5 BB		K	3	1	1	0	1	1	2									
17 Todd Helton, L OBP: 0.427, SLG: 0.574 (1, 3)	G3-6-1				K		FC5 BB 1B		FC5-4 BB	3	1	0	0	1	1	6									
Todd Zeile, R OBP: 0.338, SLG: 0.403 (1, 5)	F9				BB		BB 1B		FC5-4	3	1	1	0	1	0	1									
Jack Cust, L OBP: 0.250, SLG: 0.273 (1, 7)	K				SF7		BB 1B		K	2	1	0	2	1	2	1									
Sandy Alomar Jr., R OBP: 0.311, SLG: 0.456 (1, 2)	F7				G4-3		L9		F7	4	0	0	0	0	0	6									
Juan Uribe, R OBP: 0.282, SLG: 0.337 (1, 6)			L5		F7		3B		G5-3	4	0	1	3	0	0	0									
Shawn Chacon, R ERA: 3.65 (5, PH)			G4-3		F9		F9		F9	2	0	0	0	0	0	0									
Mark Corey, R ERA: 4.71 (6, PH)					F9		F9		F9	1	0	0	0	0	0	1									
Greg Norton, S OBP: 0.266, SLG: 0.364 (7, PH)										0	0	0	0	0	0	0									
Victor Santos, R ERA: 1.38 (8, PH)										0	0	0	0	0	0	0									
Dan Smith, R ERA: 2.15 (9, PH)										0	0	0	0	0	0	0									
Britt Reames, R ERA: 6.12 (9, PH)										1	0	0	0	0	0	0									
Inning Stats	R: 0 E: 0 K: 0 S: 5	H: 1 LOB: 1 BB: 0 P: 9	R: 0 E: 0 K: 1 S: 10	H: 0 LOB: 0 BB: 0 P: 14	R: 0 E: 0 K: 0 S: 11	H: 0 LOB: 0 BB: 0 P: 14	R: 1 E: 0 K: 1 S: 11	H: 2 LOB: 2 BB: 1 P: 20	R: 0 E: 0 K: 1 S: 7	H: 0 LOB: 0 BB: 0 P: 9	R: 4 E: 0 K: 0 S: 15	H: 3 LOB: 1 BB: 2 P: 28	R: 0 E: 0 K: 1 S: 5	H: 0 LOB: 0 BB: 0 P: 6	R: 0 E: 0 K: 1 S: 13	H: 0 LOB: 1 BB: 1 P: 23	R: 0 E: 0 K: 0 S: 4	H: 0 LOB: 0 BB: 0 P: 7	1B: 5 2B: 0 3B: 1 HR: 0	SF: 1 SAC: 0 DP: 1 HBP: 1	WP: 1 PB: 0 SB: 0 CS: 0	PA: 37			
PITCHER	IP	WLS	BF	H	R	ER	SO	BB	IBB	HBP	BLK	WP	HR	S	P	ERA	WHIP								
Masato Yoshii, R ERA: 3.65 (1, 1)	5.0	W	19	3	1	1	3	1	0	1	0	0	0	17	30	21.60	3.000								
Jim Brower, R ERA: 4.71 (6, 1)	1.2		10	3	4	4	0	2	0	0	0	0	0	3	4	0.00	0.000								
Joey Eischen, L ERA: 1.38 (7, 1)	0.1		1	0	0	0	1	0	0	0	0	0	0	3	4	0.00	0.000								
Dan Smith, R ERA: 2.15 (8, 1)	1.0		4	0	0	0	1	1	0	0	0	0	0	13	23	0.00	1.000								
Britt Reames, R ERA: 6.12 (9, 1)	1.0		3	0	0	0	0	0	0	0	0	0	0	4	7	0.00	0.000								



Batter	1	2	3	4	5	6	7	8	9	AB	R	H	RBI	BB	SO	LOB	TOP																							
Brad Wilkerson, L OBP: 0.374, SLG: 0.487 (1, 8)	0-1 P4	4-2 G6-3 S SF7 BB		1-2 G3		0-1 F9		2-1 F8		4	1	0	0	1	0	2																								
Jose Vidro, S OBP: 0.373, SLG: 0.486 (1, 4)	3-2 HR	2-1 G6-3		0-0 G4-3			1-0 F8		0-1 G6-3 1B	5	1	2	1	0	0	1																								
Vladimir Guerrero, R OBP: 0.497, SLG: 0.688 (1, 9)	1-2 G3	1-1 SF7			0-0 F8		2-0 HR		2-2 F9	4	1	1	2	0	0	1																								
Troy O'Leary, L OBP: 0.366, SLG: 0.403 (1, 7)	4-1 1B BB	4-2 BB			3-1 P5		0-0 F9		0-1 G6-3	3	1	0	0	2	0	1																								
Orlando Cabrera, R OBP: 0.314, SLG: 0.368 (1, 6)	2-2 E5 1B	0-1 P4			0-0 HR		4-2 BB			3	2	1	1	1	0	2																								
Andres Galarraga, R OBP: 0.366, SLG: 0.374 (1, 3)	1-1 2B 1B			1-0 G4-3		0-0 G5-3		0-1 F8		4	0	1	2	0	0	1																								
Jose Macias, S OBP: 0.302, SLG: 0.392 (1, 5)	0-0 1B 2B			1-1 P6		4-1 FC3-6 BB		3-2 G4-3		3	0	1	0	1	0	0																								
Brian Schneider, L OBP: 0.328, SLG: 0.458 (1, 2)	4-0 IBB			1-0 F8		1-0 FC3-6		2-0 1B		3	0	1	0	1	0	1																								
Tony Armas, R OBP: 0.115, SLG: 0.143 Britt Rasmussen, R OBP: 0.143, SLG: 0.143 Matt Caproni, R OBP: 0.247, SLG: 0.267 Matt Herge, L OBP: 0.298, SLG: 0.298 Wilton Guerrero, S OBP: 0.298, SLG: 0.298 Scott Stewart, R OBP: 0.298, SLG: 0.298 (1, 1) (2, 1) (5, PH) (6, 1) (8, PH) (8, 1)	1-2 G1-3			0-1 G6-3		2-3 K		2-3 K		1	0	0	0	0	0	3																								
Inning Stats	R: 3 E: 1 K: 0 S: 21	H: 3 LOB: 3 BB: 2 P: 37	R: 1 E: 0 K: 0 S: 14	H: 0 LOB: 1 BB: 2 P: 25	R: 0 E: 0 K: 0 S: 4	H: 0 LOB: 0 BB: 0 P: 7	R: 0 E: 0 K: 0 S: 8	H: 0 LOB: 0 BB: 0 P: 9	R: 1 E: 0 K: 0 S: 5	H: 1 LOB: 0 BB: 0 P: 8	R: 0 E: 0 K: 1 S: 7	H: 0 LOB: 1 BB: 1 P: 14	R: 1 E: 0 K: 0 S: 7	H: 1 LOB: 1 BB: 1 P: 14	R: 0 E: 0 K: 1 S: 9	H: 1 LOB: 1 BB: 0 P: 18	R: 0 E: 0 K: 0 S: 7	H: 1 LOB: 0 BB: 0 P: 9	1B: 3 2B: 1 3B: 0 HR: 3	SF: 1 SAC: 0 DP: 1 HBP: 0	WP: 0 PB: 0 CS: 1	PA: 40																		
PITCHER	IP	WLS	BF	H	R	ER	SO	BB	IBB	HBP	BLK	WP	HR	S	P	ERA	WHIP	PITCHER				IP	WLS	BF	H	R	ER	SO	BB	IBB	HBP	BLK	WP	HR	S	P	ERA	WHIP		
Denny Stark, R ERA: 4.09	(1, 1)	5.0	W	24	4	5	3	0	3	1	0	0	0	2	52	86	5.40	1.400																						
28 Aaron Cook, R ERA: 6.35	(6, 1)	1.0	H	4	0	0	0	1	1	0	0	0	0	0	7	14	0.00	1.000																						
Justin Speier, R ERA: 3.88	(7, 1)	1.0		5	1	1	0	0	1	0	0	0	0	1	7	14	9.00	2.000																						
Mark Corey, R ERA: 6.88	(8, 1)	2.0		7	2	0	0	1	0	0	0	0	0	0	16	27	0.00	1.000																						

Montreal Expos @ Colorado Rockies
Coors Field, Denver, CO
Thu Aug 22 2002, 1:05 PM MDT
Att: 27,231 - Sunny - 88 F

AB	33
R	6
H	7
RBI	6
BB	6
SO	2
LOB	14



Batter	1	2	3	4	5	6	7	8	9	AB	R	H	RBI	BB	SO	LOB	BOTTOM																							
Juan Pierre, L OBP: 0.312, SLG: 0.307 (1, 8)	2-1 G1-3	2-2 2B	0-0 G6-3			1-2 17 CS 17 HR 1B	0-2 WP HR 1B			5	3	3	0	0	0	0																								
Brent Butler, R OBP: 0.305, SLG: 0.447 (1, 4)	4-2 17 WP 3B BB	0-0 1B 2B		3-2 F8		4-0 17 CS BB	1-1 SF7			2	2	1	3	2	0	0																								
17 Todd Helton, L OBP: 0.428, SLG: 0.580 (1, 3)	1-3 K	4-0 1B 1B BB		3-3 K		2-2 1-2 2H HR	4-0 HR IBB			3	3	1	2	2	2	1																								
Jay Payton, R OBP: 0.357, SLG: 0.474 (1, 7)	1-1 HR 3B	0-2 1B FC5-4 1B		0-1 G5-3		0-0 1B 1B	0-1 1B HR			5	3	4	5	0	0	0																								
Todd Zeile, R OBP: 0.338, SLG: 0.411 (1, 5)	1-2 HR	1-1 FC5-4 1B			0-2 G4-3	2-2 F7	1-1 G4-3			5	1	2	3	0	0	1																								
Gabe Kapler, R OBP: 0.306, SLG: 0.368 (1, 9)	3-2 3B	1-2 FC5-4 1B			2-1 1B	0-0 1B	0-1 G4-3			5	0	3	1	0	0	1																								
Juan Uribe, R OBP: 0.279, SLG: 0.333 (1, 6)	2-3 K	2-3 K			0-3 K	2-2 F8	0-0 G1-3			5	0	0	0	0	3	5																								
Gary Bennett, R OBP: 0.308, SLG: 0.348 (1, 2)		1-1 L6	3-1 G5-3		0-1 1B		0-0 G4-3	0-0 G6-3		5	0	1	0	0	0	0																								
Denny Stark, R ERA: 4.9 Greg Norton, S ERA: 5.7 28 Aaron Cook, R ERA: 6.35 Justin Speier, R ERA: 3.88 Jack Cust, L ERA: 0.273 Mark Corey, R ERA: 2.94 (1, 1) (5, PH) (6, 1) (7, 1) (8, 1)	1-1 2B 2B 1B	1-1 K	1-3 K		1-3 K		4-0 WP 1B SF7 BB			2	1	1	0	0	1	0																								
Inning Stats	R: 3 E: 0 K: 2 S: 18	H: 3 LOB: 1 BB: 1 P: 32	R: 5 E: 0 K: 1 S: 21	H: 5 LOB: 1 BB: 1 P: 33	R: 0 E: 0 K: 1 S: 6	H: 0 LOB: 0 BB: 0 P: 10	R: 0 E: 0 K: 1 S: 12	H: 0 LOB: 0 BB: 0 P: 18	R: 0 E: 0 K: 2 S: 14	H: 2 LOB: 2 BB: 0 P: 17	R: 2 E: 0 K: 0 S: 17	H: 4 LOB: 2 BB: 1 P: 28	R: 4 E: 0 K: 0 S: 10	H: 2 LOB: 2 BB: 2 P: 20	R: 0 E: 0 K: 0 S: 4	H: 0 LOB: 0 BB: 0 P: 4	1B: 9 2B: 2 3B: 2 HR: 3	SF: 1 SAC: 0 DP: 0 HBP: 0	WP: 2 PB: 0 CS: 2	PA: 44																				
PITCHER	IP	WLS	BF	H	R	ER	SO	BB	IBB	HBP	BLK	WP	HR	S	P	ERA	WHIP	PITCHER				IP	WLS	BF	H	R	ER	SO	BB	IBB	HBP	BLK	WP	HR	S	P	ERA	WHIP		
Tony Armas, R ERA: 4.9	(1, 1)	1.1	L	13	7	8	8	2	0	0	0	0	0	1	31	53	54.00	6.750																						
Britt Rasmussen, R ERA: 5.7	(2, 1)	3.2		14	3	0	0	5	0	0	0	0	0	40	57	0.00	0.818																							
Matt Herge, R ERA: 4.18	(6, 1)	2.0		14	6	6	6	0	2	1	0	0	1	2	27	48	27.00	4.000																						
Scott Stewart, L ERA: 2.94	(8, 1)	1.0		3	0	0	0	0	0	0	0	0	0	4	4	0.00	0.000																							

Montreal Expos @ Colorado Rockies
Coors Field, Denver, CO
Thu Aug 22 2002, 1:05 PM MDT
Att: 27,231 - Sunny - 88 F

AB	38
R	14
H	16
RBI	14
BB	5
SO	7
LOB	10



Batter	1	2	3	4	5	6	7	8	9	AB	R	H	RBI	BB	SO	LOB	TOP				
Roberto Alomar, S (1, 4) OBP: 0.348, SLG: 0.392	G4-3			1B		2H		G6-3		4	1	2	2	0	0	0					
Timo Perez, L (1, 8) OBP: 0.235, SLG: 0.437 Jimmi Casto, L (8, 5) Steve Reed, R (8, 5) Jeff D'Amico, R (7, 1) Raul Gonzalez, R (8, PH) Armando Benitez, R (8, 1)	G3			G1-4-6-3		P6		K		3	0	0	0	0	0	1					
31 Mike Piazza, R (1, 2) OBP: 0.360, SLG: 0.521	G4-3			1B		G5-3		L3		4	0	1	0	0	0	0					
Mo Vaughn, L (1, 3) OBP: 0.332, SLG: 0.428		G4-3		G4-3				K		3	0	0	0	1	1	1					
Jeremy Burnitz, L (1, 9) OBP: 0.310, SLG: 0.325	F8					K		K		3	1	0	0	1	2	1					
Ty Wigington, R (1, 5) OBP: 0.288, SLG: 0.381	G2-3					F7		G4-6-3		4	1	1	1	0	0	1					
Roger Cedeno, S (1, 7) OBP: 0.308, SLG: 0.338				G4-6-3		G6-3		F8		3	0	1	0	0	0	1					
Rey Ordenez, R (1, 6) OBP: 0.284, SLG: 0.327 John Valentin, R (7, PH) OBP: 0.347, SLG: 0.374				G4-6-3		K		K		2	0	0	0	0	1	1					
Pedro Astacio, R (1, 1) OBP: 0.151, SLG: 0.154 Tony Tarasco, L (6, PH) OBP: 0.296, SLG: 0.500				G1		HR		F9		1	0	0	0	0	0	0					
Inning Stats	R: 0 E: 0 K: 0 S: 6	H: 0 LOB: 0 BB: 0 P: 11	R: 0 E: 0 K: 0 S: 8	H: 0 LOB: 0 BB: 0 P: 13	R: 0 E: 0 K: 0 S: 12	H: 1 LOB: 0 BB: 0 P: 16	R: 0 E: 0 K: 0 S: 8	H: 2 LOB: 1 BB: 0 P: 12	R: 0 E: 0 K: 1 S: 11	H: 0 LOB: 0 BB: 0 P: 12	R: 2 E: 0 K: 1 S: 12	H: 2 LOB: 1 BB: 1 P: 22	R: 0 E: 0 K: 1 S: 7	H: 0 LOB: 0 BB: 1 P: 15	R: 0 E: 0 K: 1 S: 6	H: 0 LOB: 0 BB: 1 P: 15	1B: 4 2B: 2 3B: 0 HR: 1	SF: 0 SAC: 0 DP: 3 HBP: 0	WP: 0 PB: 0 SB: 0 CS: 0	PA: 33	
PITCHER	IP	WLS	BF	H	R	ER	SO	BB	IBB	HBP	BLK	WP	HR	S	P	ERA	WHIP				
Jason Jennings, R (1, 1) ERA: 4.17	7.0	W	27	7	4	4	3	1	0	0	0	0	1	63	101	5.14	1.143				
Victor Santos, R (8, 1) ERA: 6.97	1.0		3	0	0	0	1	0	0	0	0	0	0	7	11	0.00	0.000				
40 Brian Fuentes, L (9, 1) ERA: 7.0	1.0		3	0	0	0	1	1	0	0	0	0	0	6	15	0.00	1.000				

New York Mets @ Colorado Rockies
Coors Field, Denver, CO
Fri Aug 23 2002, 7:05 PM MDT
Att: 29,110 - Cloudy - 87 F

AB	31
R	4
H	7
RBI	4
BB	2
SO	5
LOB	7

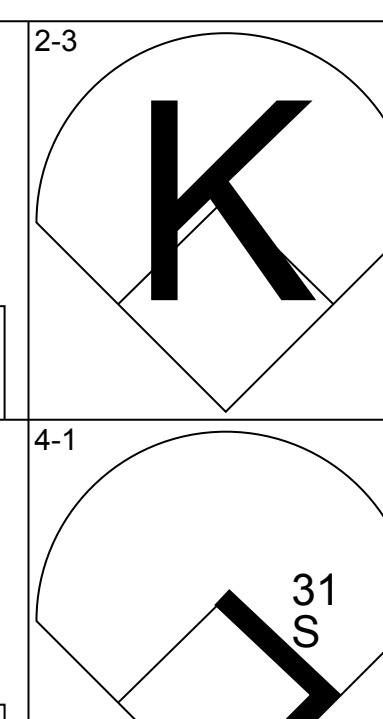
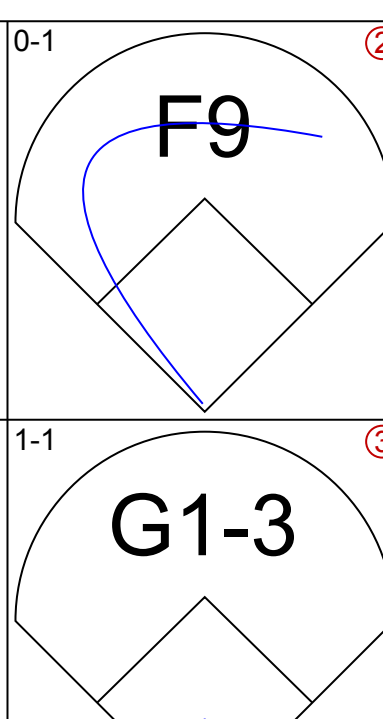
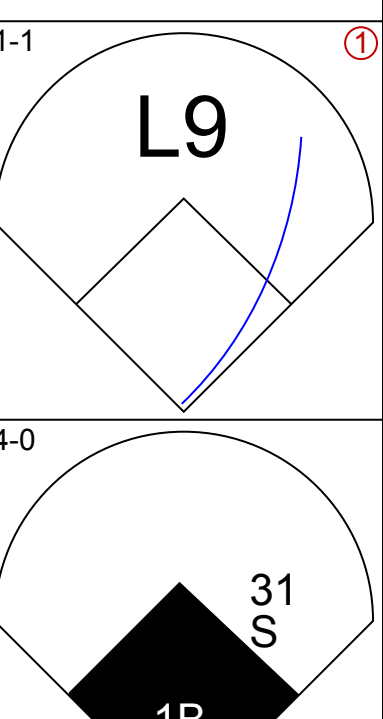
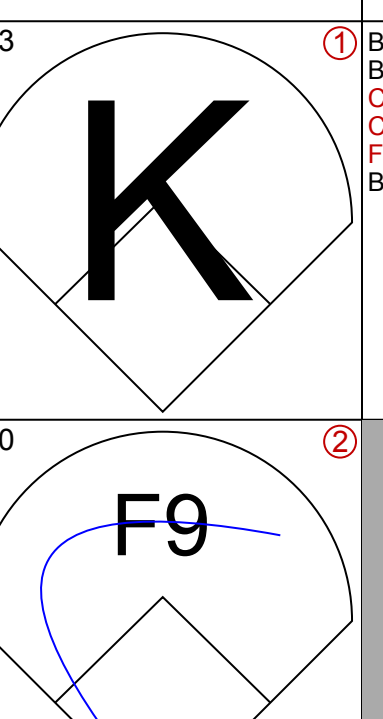
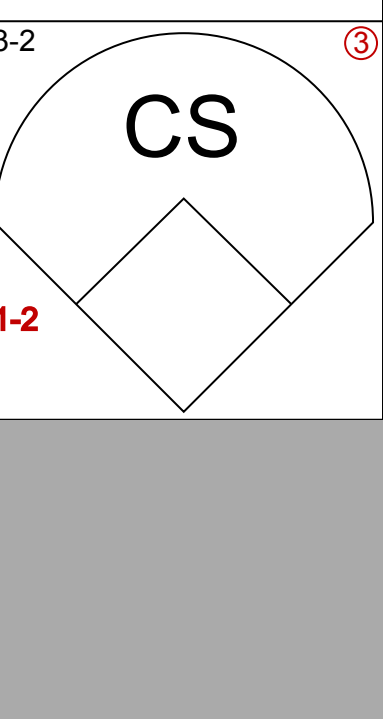
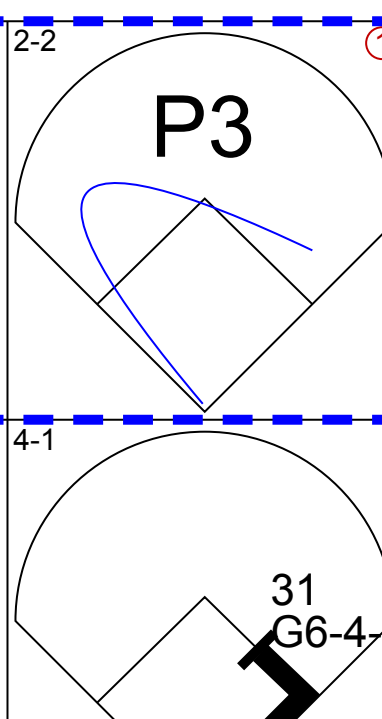
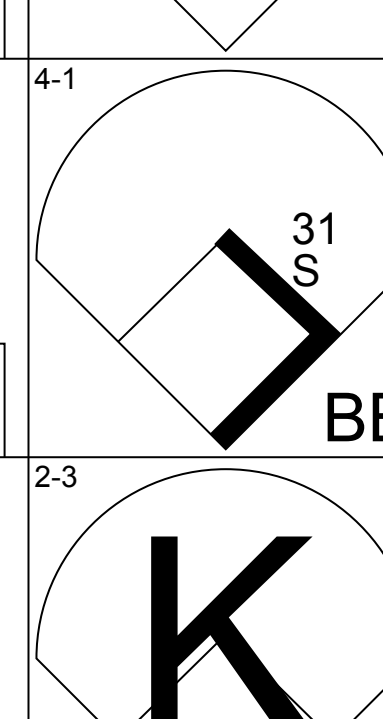
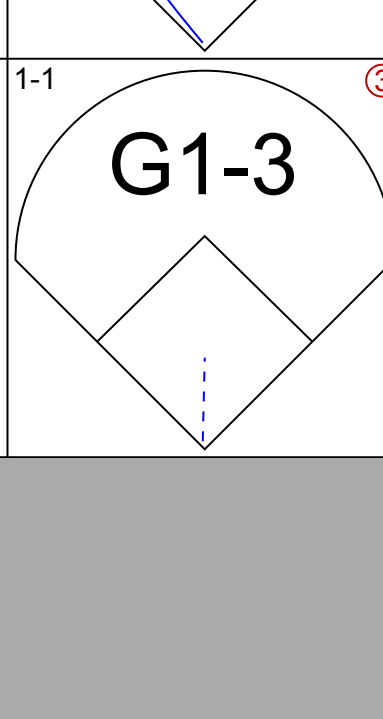
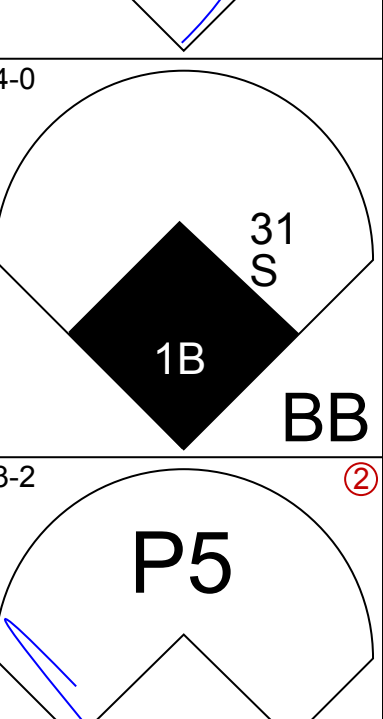
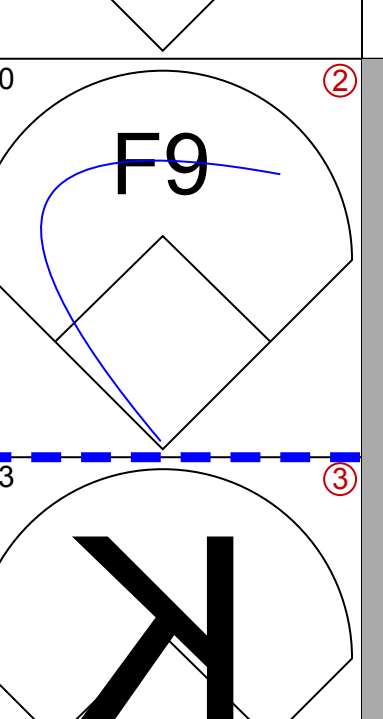
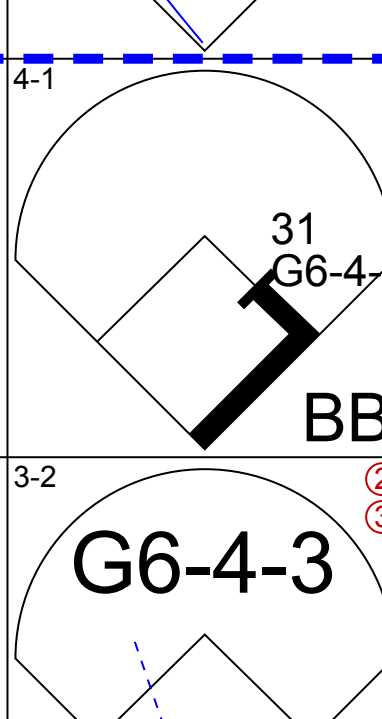
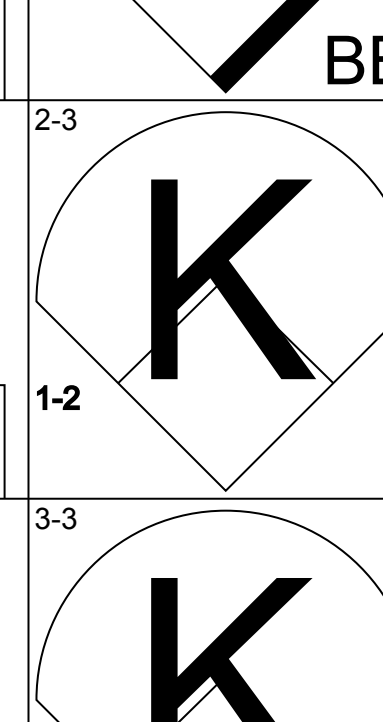
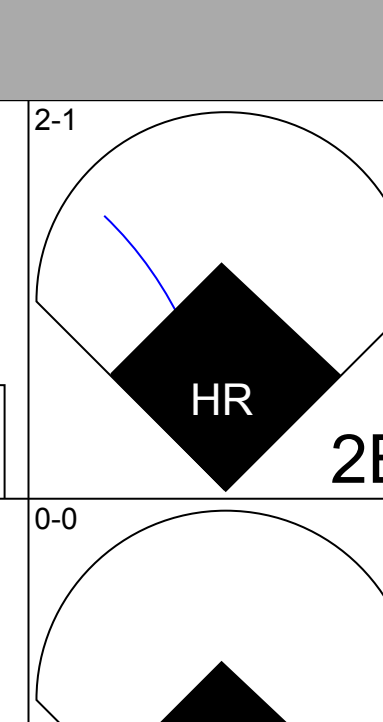
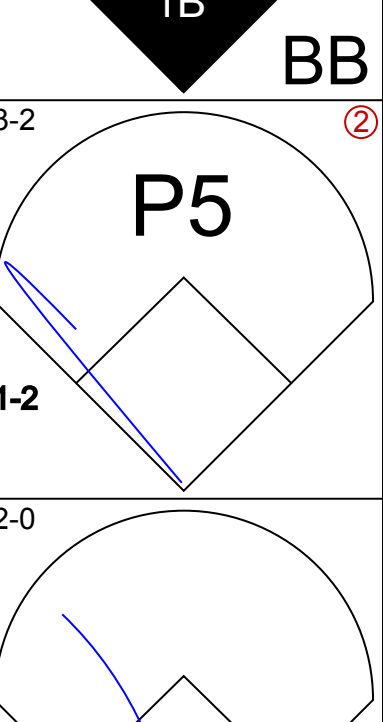
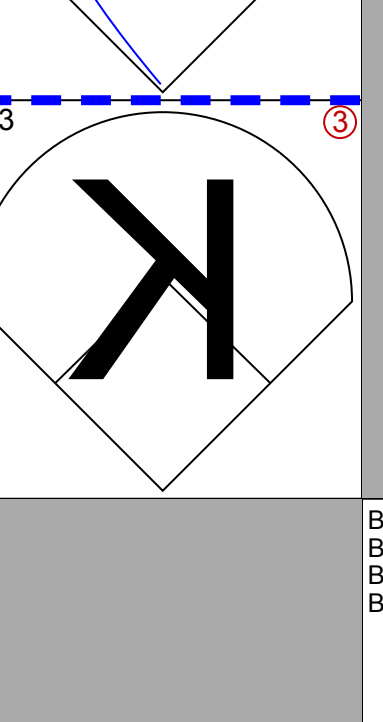
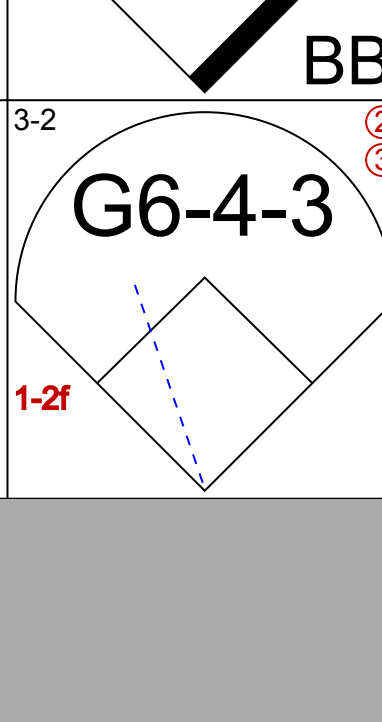
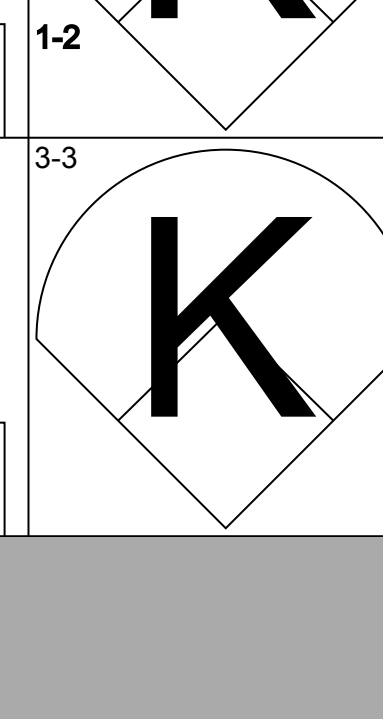
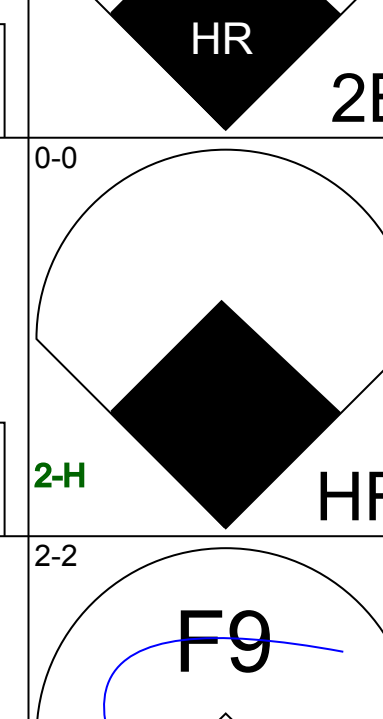
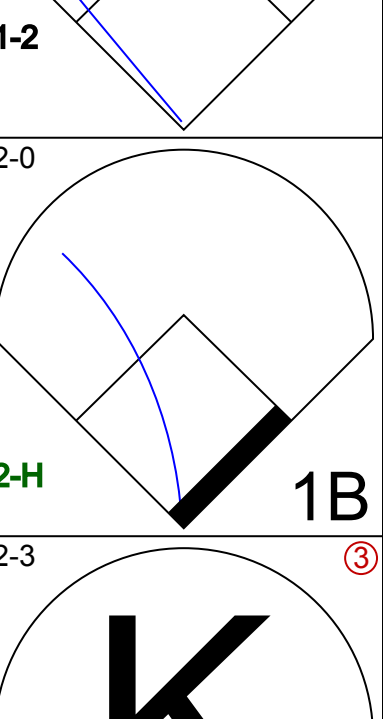
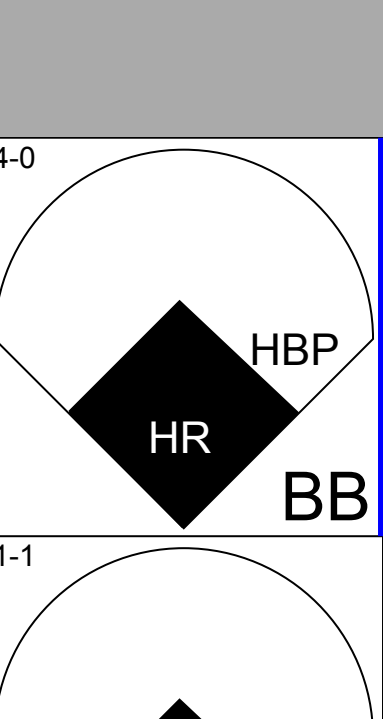
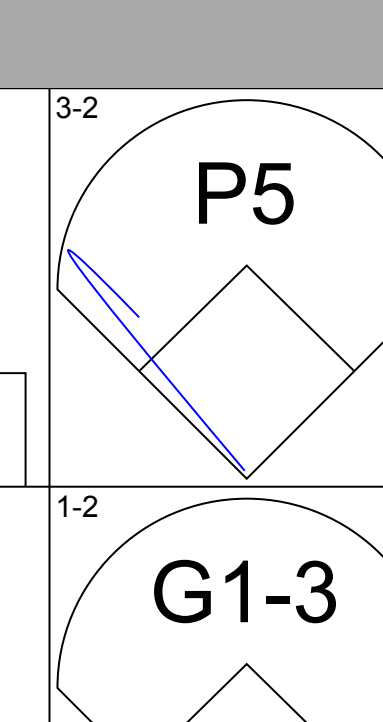
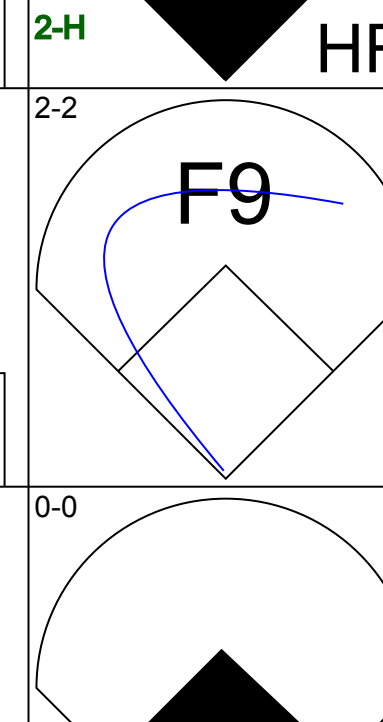
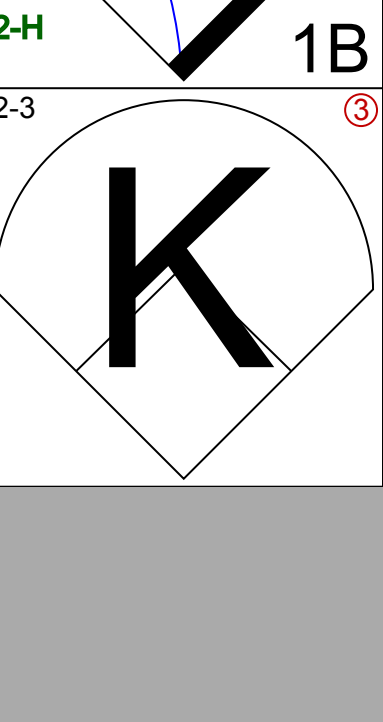
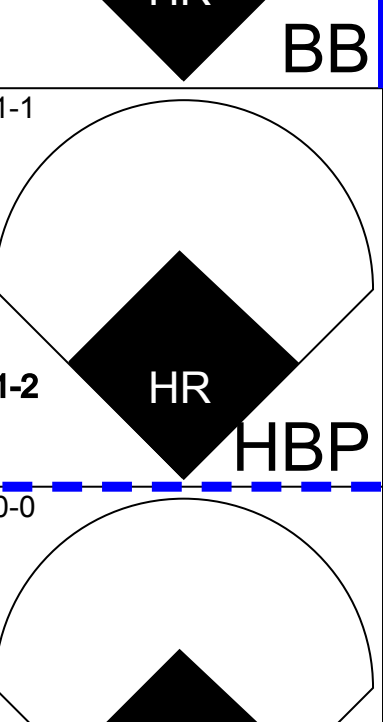
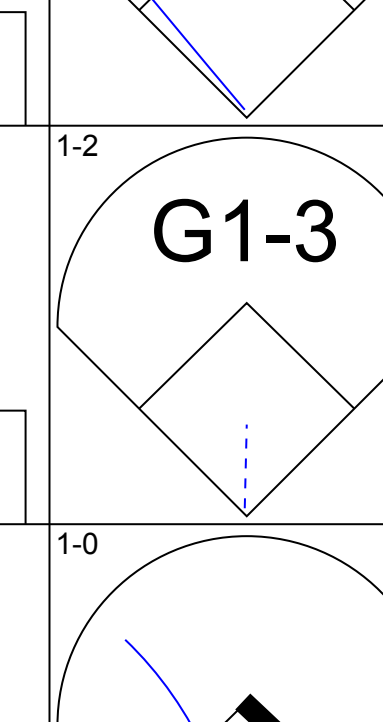
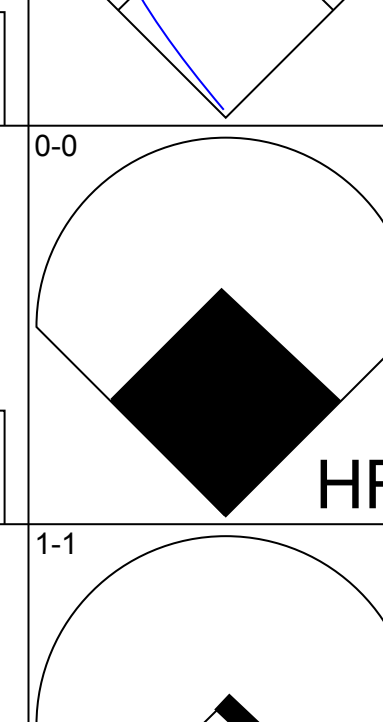
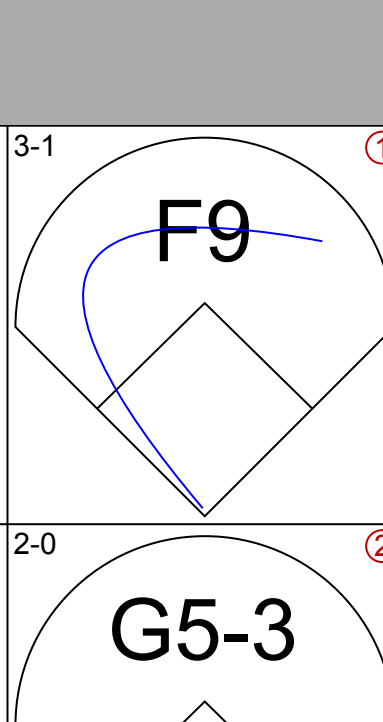
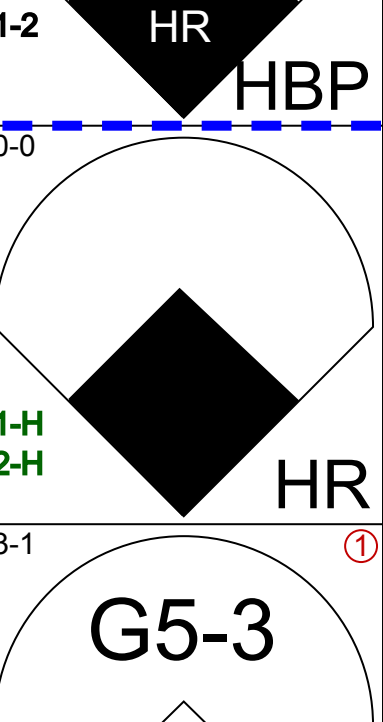
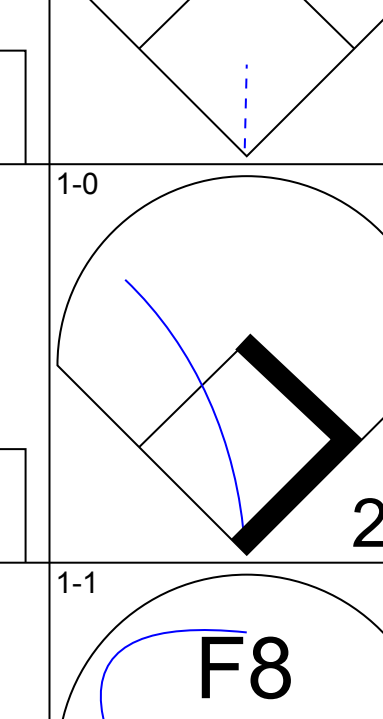
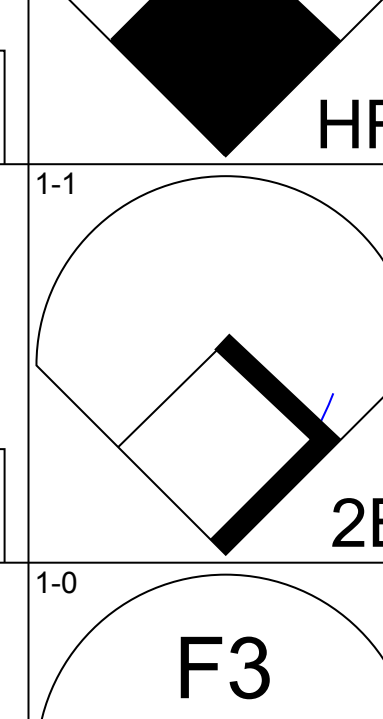
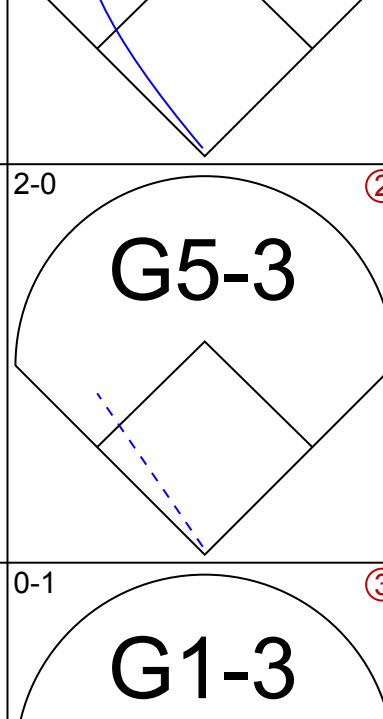
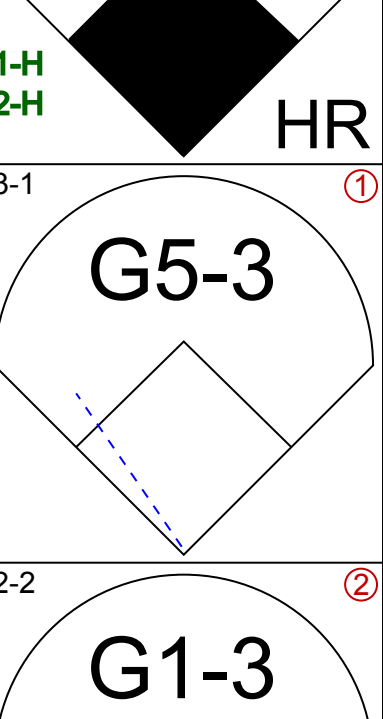
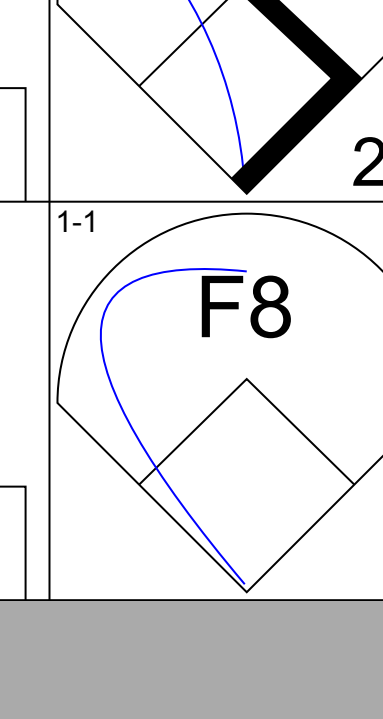
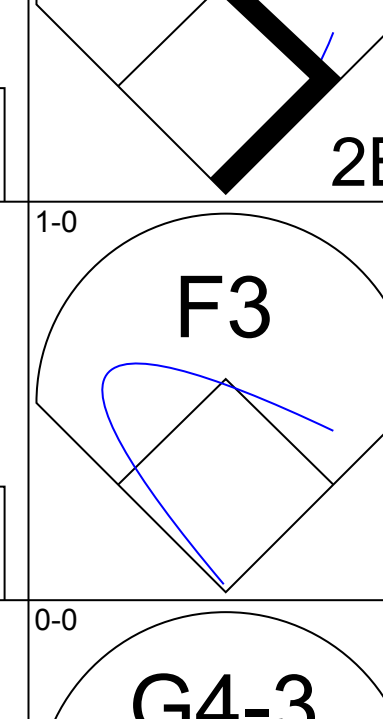
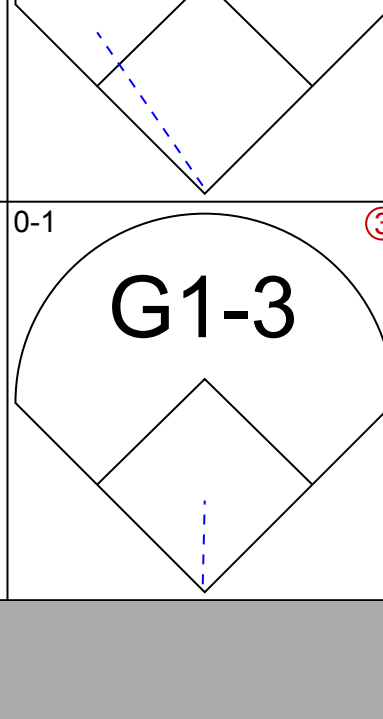
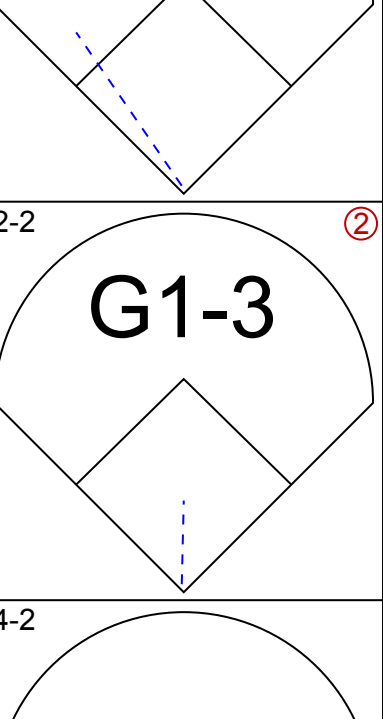
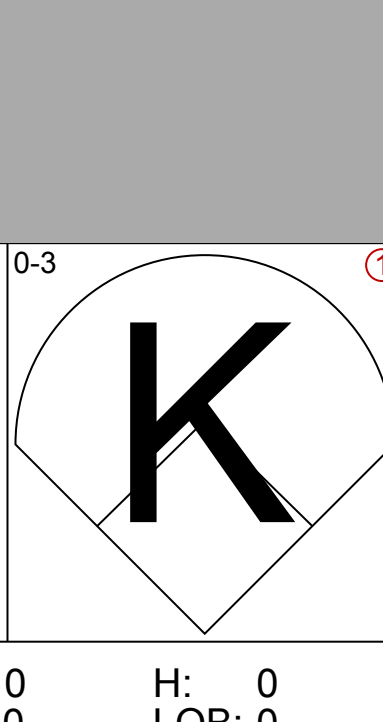
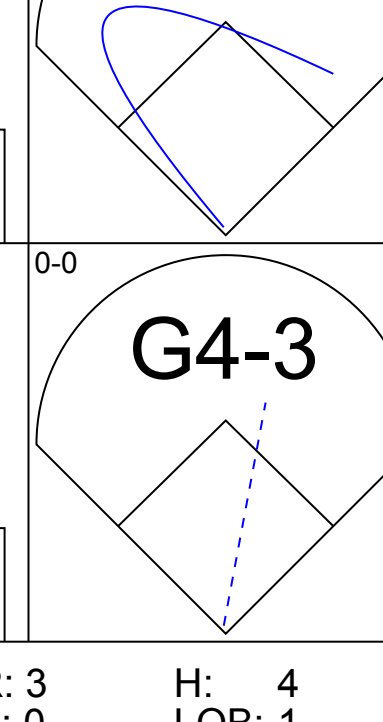
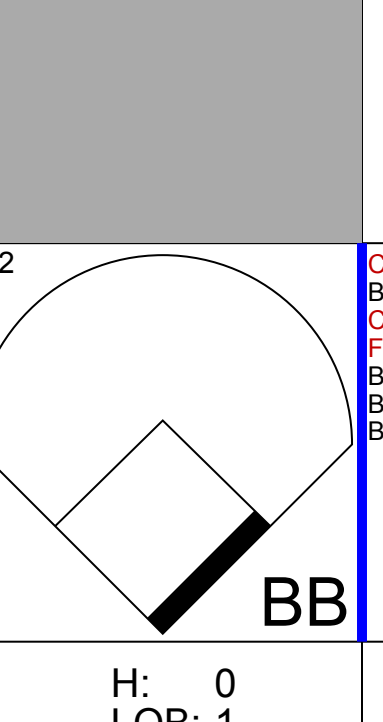
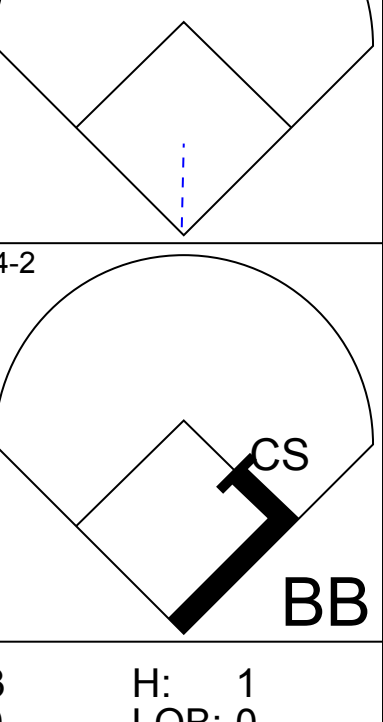


Batter	1	2	3	4	5	6	7	8	9	AB	R	H	RBI	BB	SO	LOB	BOTTOM				
Juan Pierre, L (1, 8) OBP: 0.312, SLG: 0.306	B2-3			2B		G4-3		F7		4	1	1	0	1	0	1					
Brent Butler, R (1, 4) OBP: 0.303, SLG: 0.446	F8			FC5		G1-3		F8		5	2	1	0	0	0	5					
17 Todd Helton, L (1, 3) OBP: 0.430, SLG: 0.587	G3			FC1		HR		FC6-4		5	3	3	2	0	0	2					
Jay Payton, R (1, 7) OBP: 0.360, SLG: 0.486				HR		G5-3		FC6-4		4	2	2	4	0	0	3					
Todd Zeile, R (1, 5) OBP: 0.339, SLG: 0.408				FC6-4		G5-3		K		3	1	0	0	2	2	2					
Gabe Kapler, R (1, 9) OBP: 0.308, SLG: 0.369				FC6-4		G6-3		K		5	0	2	1	0	1	2					
Sandy Alomar Jr., R (1, 2) OBP: 0.309, SLG: 0.450				L5-3		F7		K		5	0	1	2	0	1	2					
Juan Uribe, R (1, 6) OBP: 0.283, SLG: 0.337				G3		F7		K		4	1	3	0	0	1	2					
Jason Jennings, L (1, 1) ERA: 3.77 Jack Cust, L (7, PH) OBP: 0.286, SLG: 0.294 Victor Santos, R (8, 1) ERA: 6.97 40 Brian Fuentes, L (9, 1) ERA: 7.0				G3		K		K		3	0	0	0	0	2	4					
Inning Stats	R: 0 E: 0 K: 0 S: 5	H: 0 LOB: 0 BB: 0 P: 7	R: 1 E: 0 K: 0 S: 7	H: 1 LOB: 0 BB: 1 P: 12	R: 4 E: 0 K: 1 S: 15	H: 2 LOB: 1 BB: 1 P: 25	R: 0 E: 0 K: 1 S: 14	H: 2 LOB: 2 BB: 0 P: 17	R: 2 E: 0 K: 1 S: 12	H: 3 LOB: 2 BB: 0 P: 18	R: 3 E: 0 K: 1 S: 14	H: 4 LOB: 2 BB: 1 P: 26	R: 0 E: 0 K: 3 S: 9	H: 0 LOB: 0 BB: 0 P: 13	R: 0 E: 0 K: 3 S: 9	H: 0 LOB: 0 BB: 0 P: 13	1B: 10 2B: 3 3B: 0 HR: 2	SF: 0 SAC: 0 DP: 1 HBP: 1	WP: 0 PB: 0 SB: 3 CS: 0	PA: 43	
PITCHER	IP	WLS	BF	H	R	ER	SO	BB	IBB	HBP	BLK	WP	HR	S	P	ERA	WHIP				
Pedro Astacio, R (1, 1) ERA: 3.77	5.0	L	27	8	7	6	3	2	0	0	0	0	0	7	10	10.80	2.000				
Jaime Cerda, L (6, 1) ERA: 3.38	0.1		3	2	2	2	0	0	0	0	0	0	0	7	10	54.00	6.000				
Steve Reed, R (6, 1) ERA: 2.04	0.2		5	2	1	1	1	1	0	0	0	0	0	7	16	13.50	4.500				
Jeff D'Amico, R (7, 1) ERA: 5.02	1.0		5	2	0	0	0	0	0	0	0	0	0	15	20	0.00	2.000				
Armando Benitez, R (8, 1) ERA: 2.38	1.0		3	0	0	0	3	0	0	0	0	0	0	9	13	0.00	0.000				

New York Mets @ Colorado Rockies
Coors Field, Denver, CO
Fri Aug 23 2002, 7:05 PM MDT
Att: 29,110 - Cloudy - 87 F

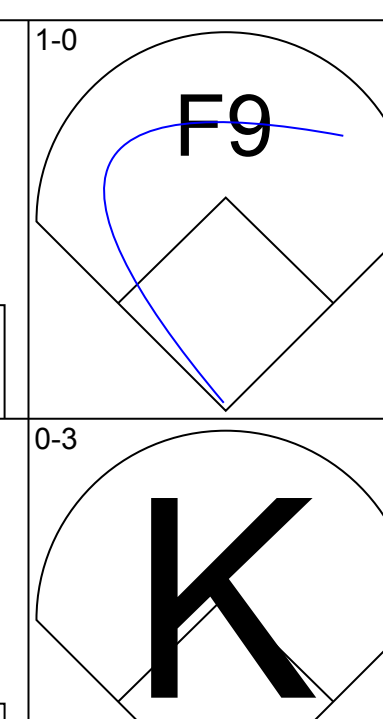
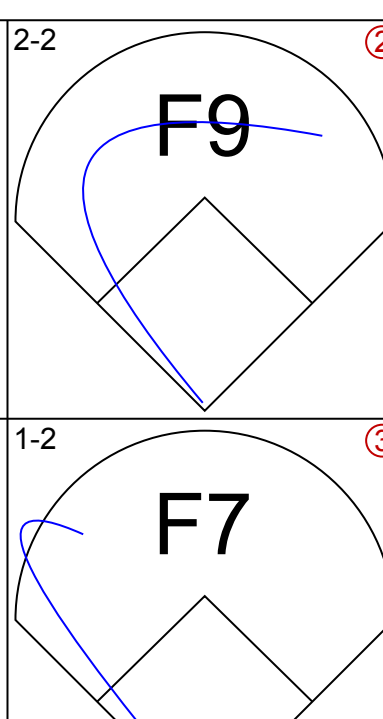
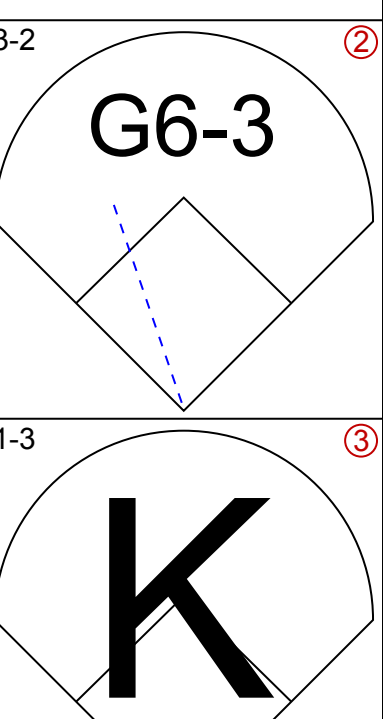
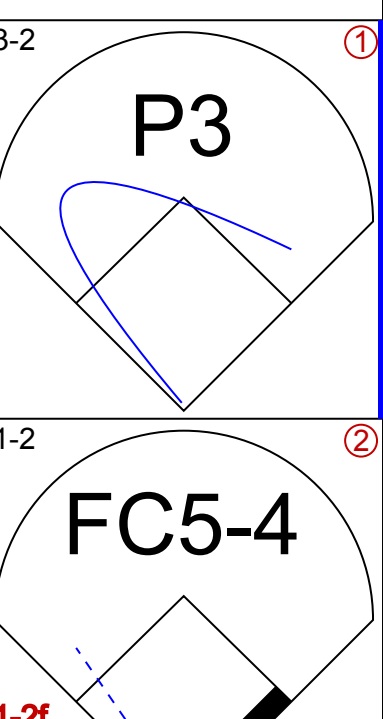
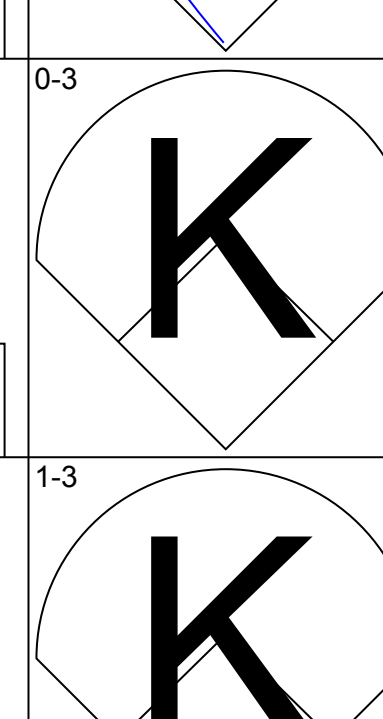
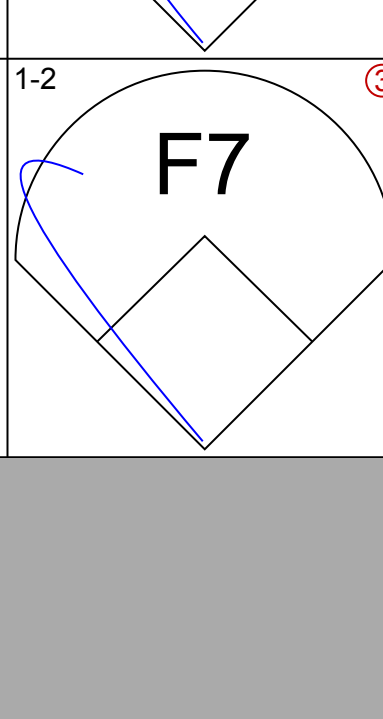
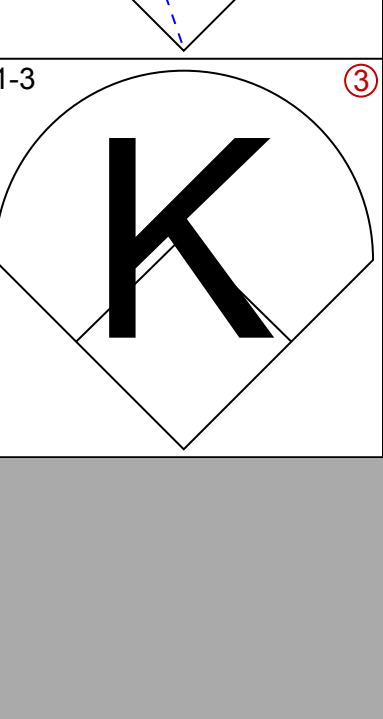
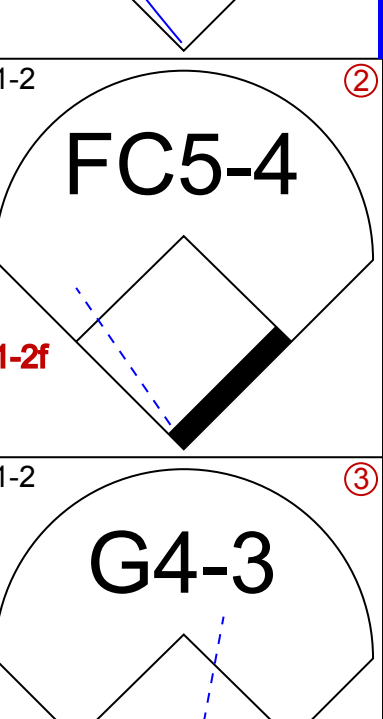
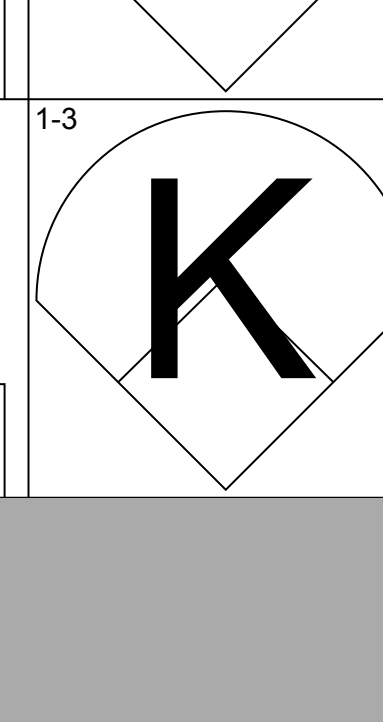
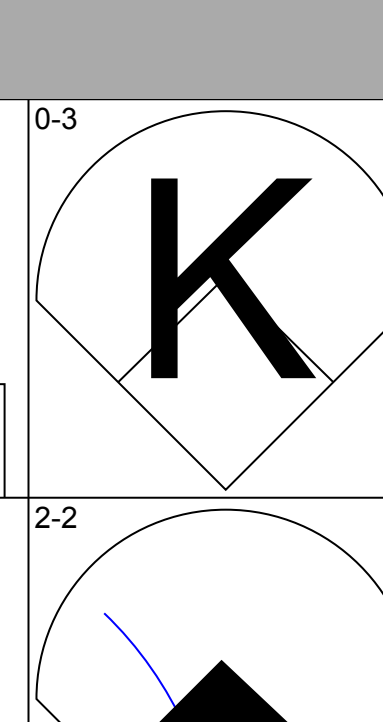
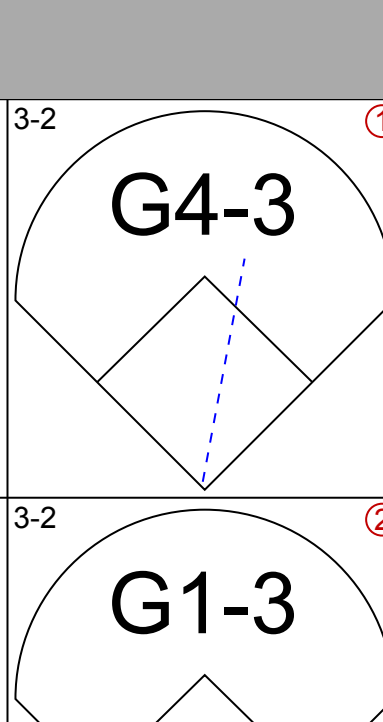
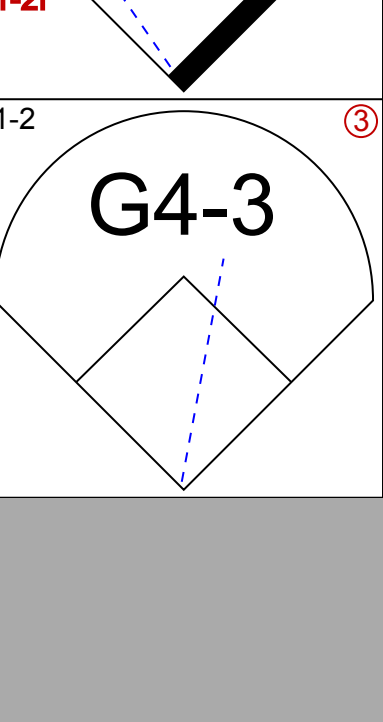
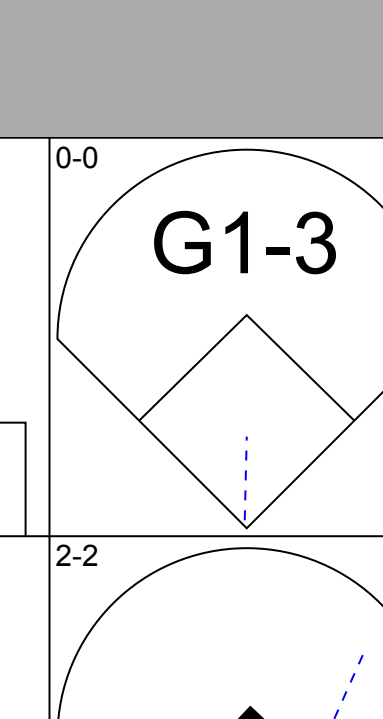
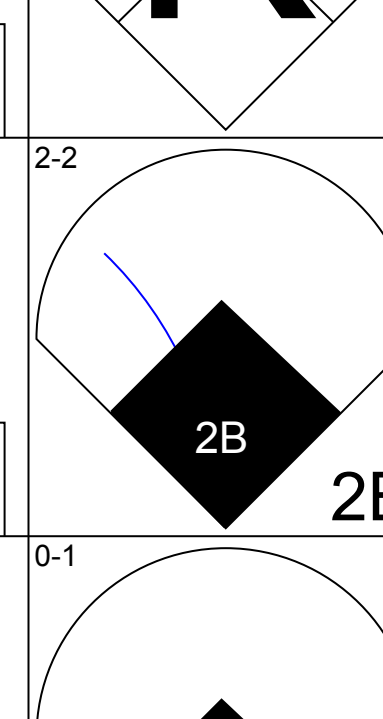

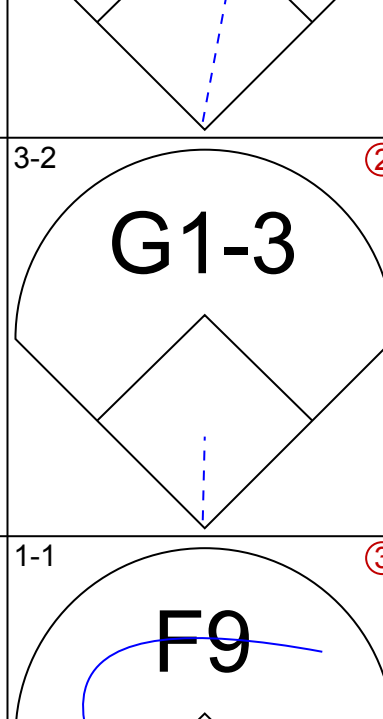
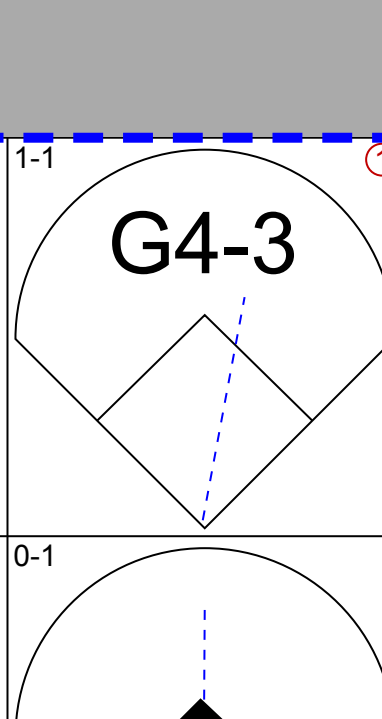
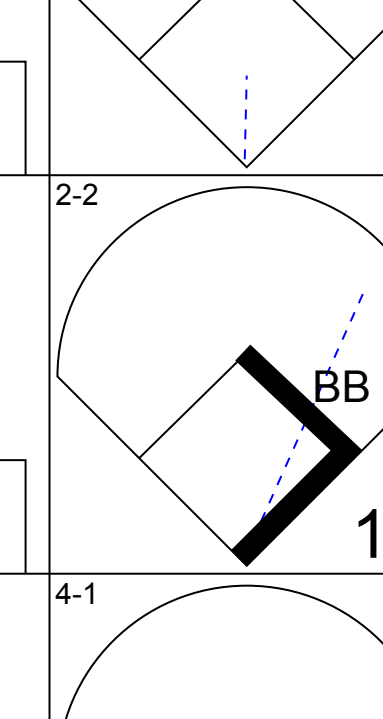
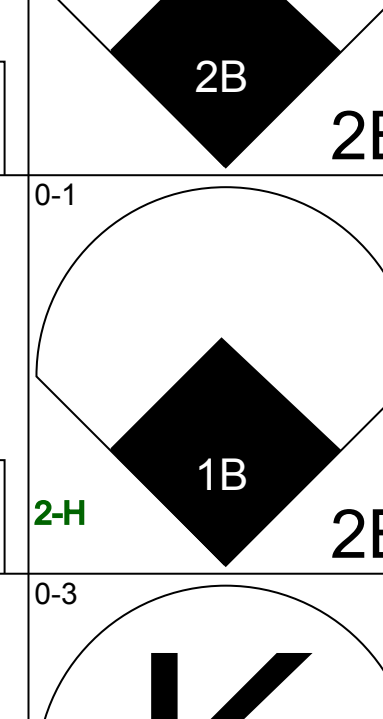

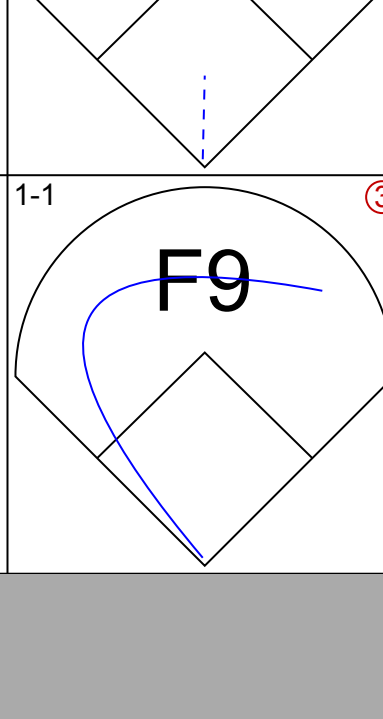
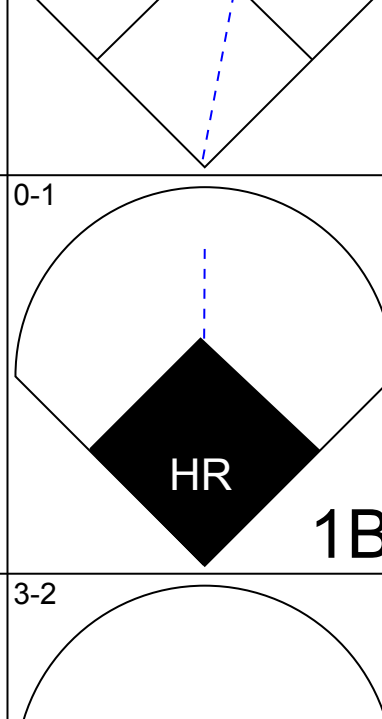
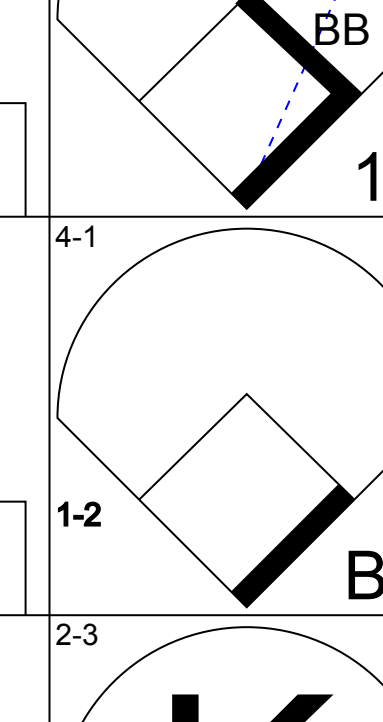
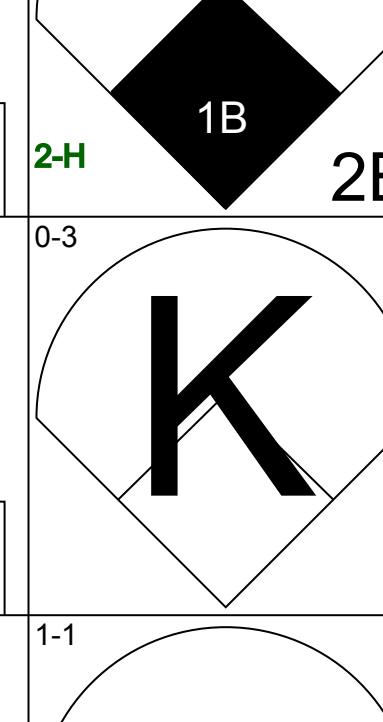
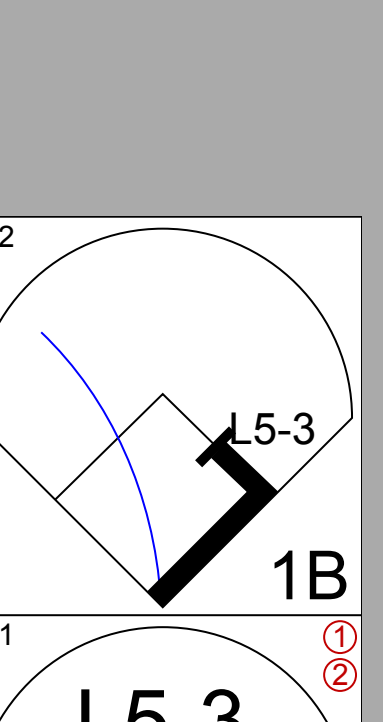


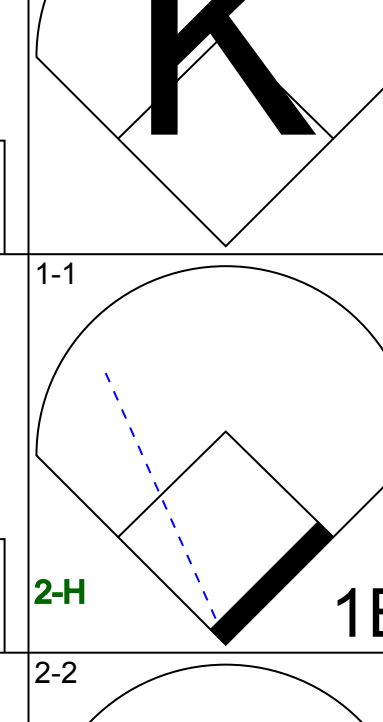
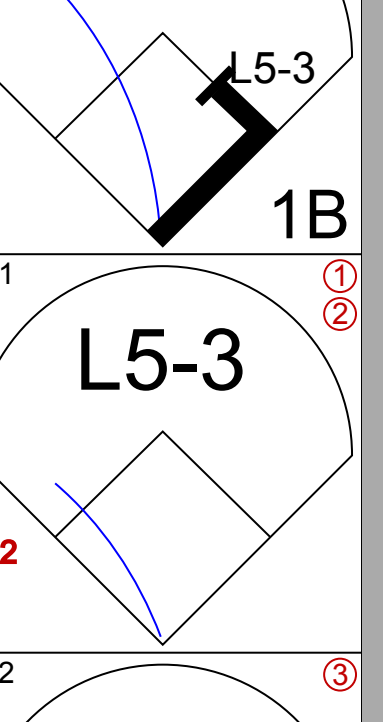
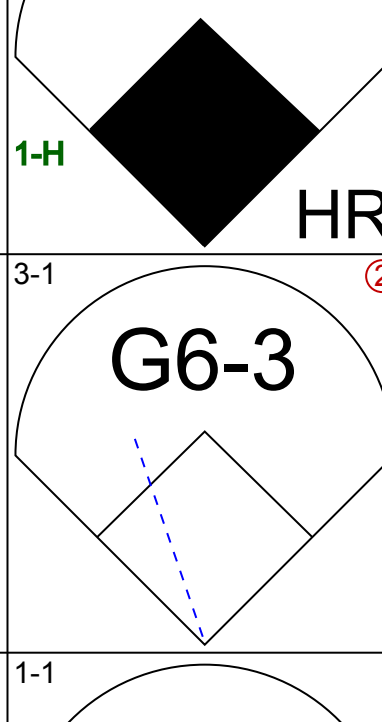
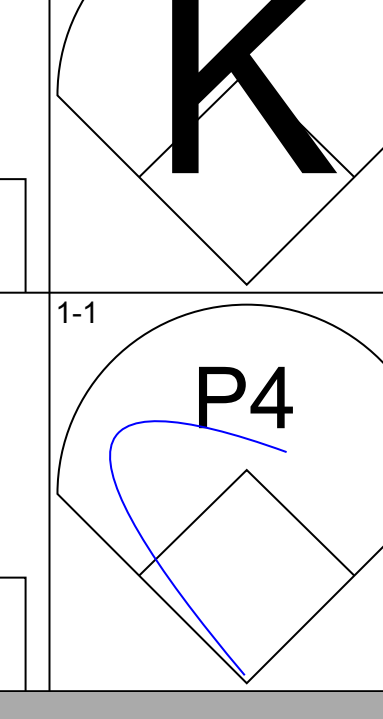
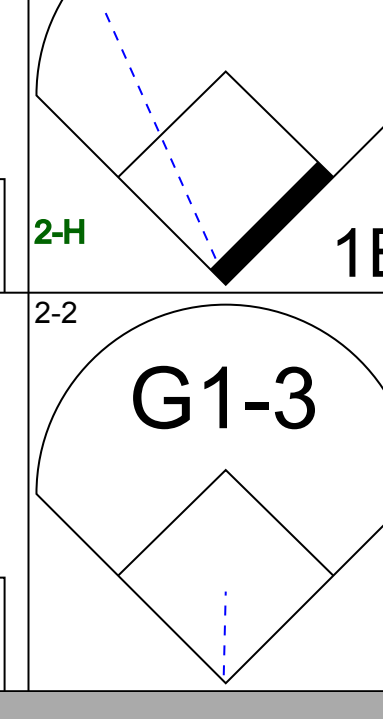
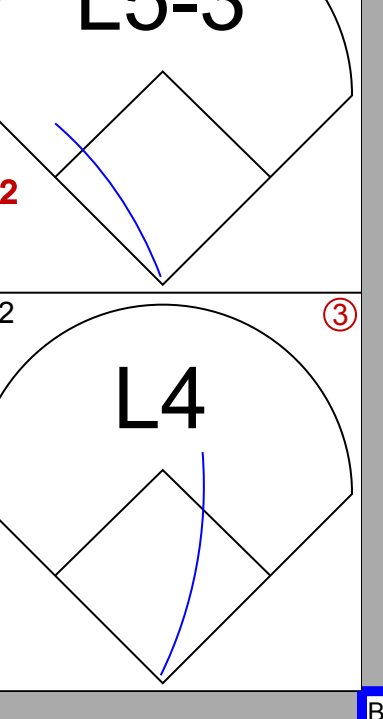
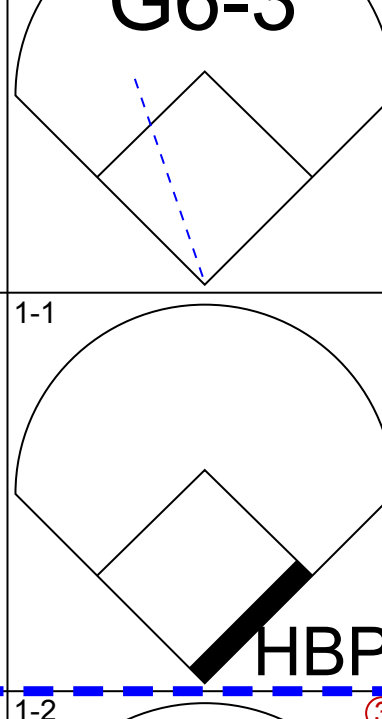
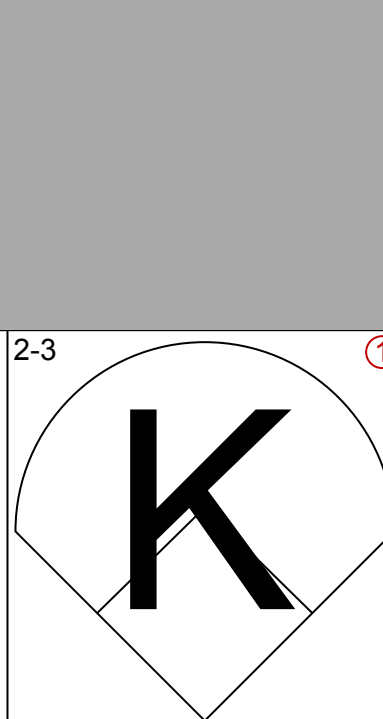
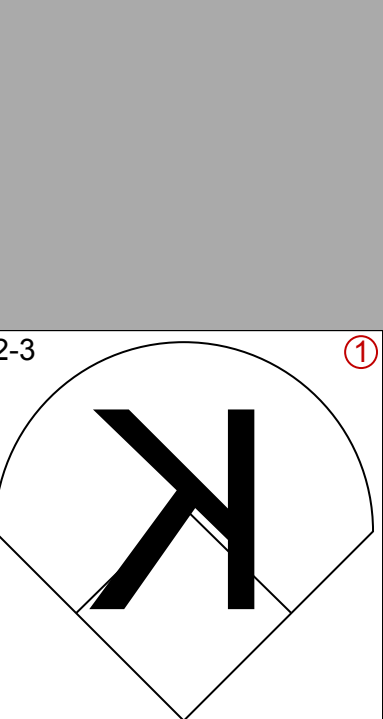
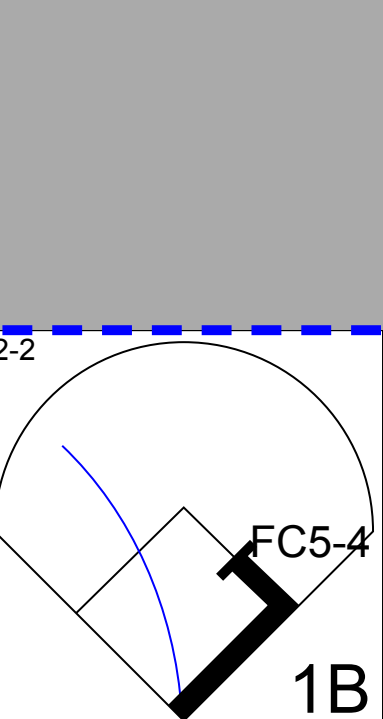
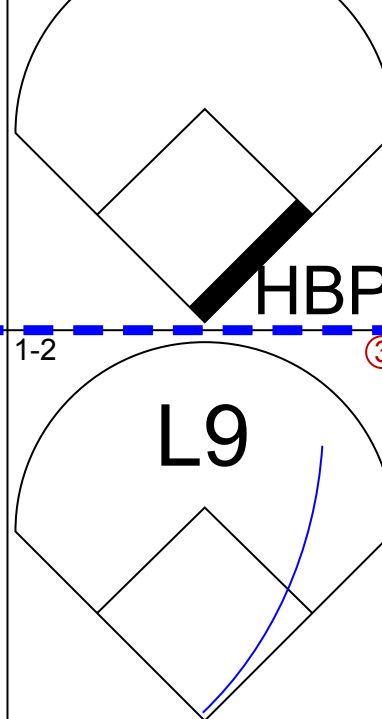
AB	39
R	10
H	14
RBI	9
BB	3
SO	7
LOB	23



Batter	1	2	3	4	5	6	7	8	9	AB	R	H	RBI	BB	SO	LOB	TOP							
Roberto Alomar, S OBP: 0.345, SLG: 0.396 (1, 4)										5	0	0	0	0	2	1	New York Mets @ Colorado Rockies Coors Field, Denver, CO Sun Aug 25 2002, 1:05 PM MDT Att: 27,386 - Sunny - 81 F							
Timo Perez, L OBP: 0.327, SLG: 0.446 (1, 8)										2	1	0	0	3	0	1								
31 Mike Piazza, R David Weathers, R Armando Benitez, R (1, 2) (9, 1) (9, 1)										5	1	1	0	0	2	4								
Eduardo Alfonso, R Steve Reed, R Vance Wilson, R (1, 5) (8, 1) (9, 2)										3	2	2	3	1	1	1								
John Valentin, R OBP: 0.348, SLG: 0.367 (1, 3)										3	1	0	0	0	1	1								
Raul Gonzalez, R OBP: 0.381, SLG: 0.525 (1, 7)										4	2	2	4	0	0	0								
Joe McEwing, R OBP: 0.236, SLG: 0.303 (1, 9) (8, 5)										4	0	2	0	0	0	0								
Rey Ordenez, R OBP: 0.279, SLG: 0.321 (1, 6)										4	0	0	0	0	0	2								
Al Leiter, L OBP: 0.245, SLG: 0.163 Tony Tarasco, L (8, PH) OBP: 0.307, SLG: 0.500 (8, 9)										2	0	0	0	1	1	1								
										0	0	0	0	1	0	0								
Inning Stats	R: 0 E: 0 K: 3 S: 10	H: 0 LOB: 1 BB: 1 P: 21	R: 0 E: 0 K: 0 S: 9	H: 1 LOB: 1 BB: 0 P: 15	R: 0 E: 0 K: 1 S: 7	H: 0 LOB: 0 BB: 0 P: 8	R: 3 E: 0 K: 0 S: 11	H: 4 LOB: 1 BB: 0 P: 17	R: 1 E: 0 K: 1 S: 10	H: 1 LOB: 1 BB: 1 P: 22	R: 0 E: 0 K: 0 S: 5	H: 0 LOB: 0 BB: 0 P: 10	R: 0 E: 0 K: 2 S: 15	H: 0 LOB: 1 BB: 1 P: 26	R: 3 E: 0 K: 0 S: 13	H: 1 LOB: 0 BB: 2 P: 30	R: 0 E: 0 K: 0 S: 9	H: 0 LOB: 0 BB: 1 P: 18	1B: 1 2B: 3 3B: 0 HR: 3	SF: 0 SAC: 0 DP: 1 HBP: 1	WP: 0 PB: 0 SB: 2 CS: 1	PA: 40		
PITCHER	IP WLS BF H R ER SO BB IBB HBP BLK WP HR S P ERA WHIP	IP WLS BF H R ER SO BB IBB HBP BLK WP HR S P ERA WHIP	IP WLS BF H R ER SO BB IBB HBP BLK WP HR S P ERA WHIP	IP WLS BF H R ER SO BB IBB HBP BLK WP HR S P ERA WHIP	IP WLS BF H R ER SO BB IBB HBP BLK WP HR S P ERA WHIP	IP WLS BF H R ER SO BB IBB HBP BLK WP HR S P ERA WHIP	IP WLS BF H R ER SO BB IBB HBP BLK WP HR S P ERA WHIP	IP WLS BF H R ER SO BB IBB HBP BLK WP HR S P ERA WHIP	IP WLS BF H R ER SO BB IBB HBP BLK WP HR S P ERA WHIP	IP WLS BF H R ER SO BB IBB HBP BLK WP HR S P ERA WHIP	IP WLS BF H R ER SO BB IBB HBP BLK WP HR S P ERA WHIP	IP WLS BF H R ER SO BB IBB HBP BLK WP HR S P ERA WHIP	IP WLS BF H R ER SO BB IBB HBP BLK WP HR S P ERA WHIP	IP WLS BF H R ER SO BB IBB HBP BLK WP HR S P ERA WHIP	IP WLS BF H R ER SO BB IBB HBP BLK WP HR S P ERA WHIP	IP WLS BF H R ER SO BB IBB HBP BLK WP HR S P ERA WHIP	IP WLS BF H R ER SO BB IBB HBP BLK WP HR S P ERA WHIP	IP WLS BF H R ER SO BB IBB HBP BLK WP HR S P ERA WHIP	IP WLS BF H R ER SO BB IBB HBP BLK WP HR S P ERA WHIP	IP WLS BF H R ER SO BB IBB HBP BLK WP HR S P ERA WHIP	IP WLS BF H R ER SO BB IBB HBP BLK WP HR S P ERA WHIP	IP WLS BF H R ER SO BB IBB HBP BLK WP HR S P ERA WHIP	IP WLS BF H R ER SO BB IBB HBP BLK WP HR S P ERA WHIP	IP WLS BF H R ER SO BB IBB HBP BLK WP HR S P ERA WHIP

AB	32
R	7
H	7
RBI	7
BB	6
SO	7
LOB	11



Batter	1	2	3	4	5	6	7	8	9	AB	R	H	RBI	BB	SO	LOB	BOTTOM						
Terry Shupert, R OBP: 0.306, SLG: 0.356 Kent Mercker, L 40 Brian Fuentes, L (1, 7) (9, 1) (9, 1)										4	0	0	0	0	0	1	New York Mets @ Colorado Rockies Coors Field, Denver, CO Sun Aug 25 2002, 1:05 PM MDT Att: 27,386 - Sunny - 81 F						
Brent Butler, R OBP: 0.302, SLG: 0.441 (1, 4)									4	0	0	0	0	2	1								
17 Todd Helton, L OBP: 0.426, SLG: 0.580 (1, 3)										4	0	0	0	0	2	1							
Jay Payton, R OBP: 0.354, SLG: 0.479 (1, 8) (9, 7)										4	1	1	0	0	0	0							
Todd Zeile, R OBP: 0.348, SLG: 0.415 (1, 5)										4	2	3	1	0	0	0							
Gabe Kapler, R OBP: 0.314, SLG: 0.383 (1, 9)										3	1	2	2	1	1	1							
Sandy Alomar Jr., R OBP: 0.309, SLG: 0.446 (1, 2)										4	0	1	1	0	1	3							
Juan Uribe, R OBP: 0.280, SLG: 0.332 (1, 6)										3	0	0	0	0	0	3							
Denny Neagle, L OBP: 0.256, SLG: 0.333 Mark Corey, R Victor Santos, R Juan Pierre, L (1, 1) (7, 1) (8, 1) (8, PH) OBP: 0.314, SLG: 0.306 (9, 8)										2	0	0	0	0	2	0							
										0	0	0	0	0	0	0							
										0	0	0	0	0	0	0							
										2	0	1	0	0	0	1							
Inning Stats	R: 0 E: 0 K: 2 S: 7	H: 0 LOB: 0 BB: 0 P: 9	R: 0 E: 0 K: 1 S: 11	H: 1 LOB: 2 BB: 1 P: 20	R: 0 E: 0 K: 1 S: 9	H: 0 LOB: 0 BB: 0 P: 14	R: 2 E: 0 K: 2 S: 19	H: 3 LOB: 1 BB: 0 P: 24	R: 0 E: 0 K: 0 S: 8	H: 0 LOB: 0 BB: 0 P: 15	R: 0 E: 0 K: 0 S: 10	H: 0 LOB: 0 BB: 0 P: 15	R: 0 E: 0 K: 0 S: 12	H: 1 LOB: 1 BB: 0 P: 19	R: 2 E: 0 K: 0 S: 13	H: 2 LOB: 1 BB: 0 P: 22	R: 0 E: 0 K: 0 S: 9	H: 0 LOB: 0 BB: 0 P: 18	1B: 5 2B: 3 3B: 0 HR: 1	SF: 0 SAC: 0 DP: 1 HBP: 1	WP: 0 PB: 0 SB: 0 CS: 0	PA: 36	
PITCHER	IP WLS BF H R ER SO BB IBB HBP BLK WP HR S P ERA WHIP	IP WLS BF H R ER SO BB IBB HBP BLK WP HR S P ERA WHIP	IP WLS BF H R ER SO BB IBB HBP BLK WP HR S P ERA WHIP	IP WLS BF H R ER SO BB IBB HBP BLK WP HR S P ERA WHIP	IP WLS BF H R ER SO BB IBB HBP BLK WP HR S P ERA WHIP	IP WLS BF H R ER SO BB IBB HBP BLK WP HR S P ERA WHIP	IP WLS BF H R ER SO BB IBB HBP BLK WP HR S P ERA WHIP	IP WLS BF H R ER SO BB IBB HBP BLK WP HR S P ERA WHIP	IP WLS BF H R ER SO BB IBB HBP BLK WP HR S P ERA WHIP	IP WLS BF H R ER SO BB IBB HBP BLK WP HR S P ERA WHIP	IP WLS BF H R ER SO BB IBB HBP BLK WP HR S P ERA WHIP	IP WLS BF H R ER SO BB IBB HBP BLK WP HR S P ERA WHIP	IP WLS BF H R ER SO BB IBB HBP BLK WP HR S P ERA WHIP	IP WLS BF H R ER SO BB IBB HBP BLK WP HR S P ERA WHIP	IP WLS BF H R ER SO BB IBB HBP BLK WP HR S P ERA WHIP	IP WLS BF H R ER SO BB IBB HBP BLK WP HR S P ERA WHIP	IP WLS BF H R ER SO BB IBB HBP BLK WP HR S P ERA WHIP	IP WLS BF H R ER SO BB IBB HBP BLK WP HR S P ERA WHIP	IP WLS BF H R ER SO BB IBB HBP BLK WP HR S P ERA WHIP	IP WLS BF H R ER SO BB IBB HBP BLK WP HR S P ERA WHIP	IP WLS BF H R ER SO BB IBB HBP BLK WP HR S P ERA WHIP	IP WLS BF H R ER SO BB IBB HBP BLK WP HR S P ERA WHIP	IP WLS BF H R ER SO BB IBB HBP BLK WP HR S P ERA WHIP

AB	34
R	4
H	8
RBI	4
BB	1
SO	8
LOB	11



Batter	1	2	3	4	5	6	7	8	9	AB	R	H	RBI	BB	SO	LOB	TOP			
Kenny Lofton, L OBP: 0.337, SLG: 0.407	4-1 CS BB		1-2 G6-3		2-2 F8		0-0 L4-6			3	0	0	0	1	0	2				
Rich Aurilia, R OBP: 0.292, SLG: 0.398	4-2 HR BB		1-0 F9		0-0 F8			1-2 F8		3	1	0	0	1	0	0				
Jeff Kent, R OBP: 0.380, SLG: 0.580	3-1 HR		1-1 G6-3		0-0 G6-3			0-0 G3-1 2B		4	1	2	2	0	0	0				
Barry Bonds, L OBP: 0.568, SLG: 0.780	0-1 G5-4-3 1B				0-0 F8			1-1 G3-1		4	0	2	0	0	0	1				
Benito Santiago, R OBP: 0.320, SLG: 0.457	1-1 G5-4-3				2-2 1B 1B			1-1 F7		4	1	2	0	0	0	2				
J.T. Snow, L OBP: 0.339, SLG: 0.370		2-1 G1-6-3 BB 1B			0-0 1B 1-2 1B			2-0 G3-6-1		4	0	2	0	0	0	2				
Reggie Sanders, R OBP: 0.320, SLG: 0.438		4-1 G1-6-3 BB			0-0 G5-4-3 1B			4-2 L4-6 BB		2	0	1	1	2	0	0				
David Bell, R OBP: 0.320, SLG: 0.434		1-0 G1-6-3			0-1 G5-4-3			1-1 1B		4	1	2	1	0	0	4				
Kirk Rueter, L OBP: 0.164, SLG: 0.154		1-0 G1-3			1-1 G1-3			0-1 B2		3	0	0	0	0	0	3				
Inning Stats	R: 2 E: 0 K: 0 S: 9	H: 2 LOB: 0 BB: 2 P: 21	R: 0 E: 0 K: 0 S: 5	H: 1 LOB: 1 BB: 1 P: 13	R: 0 E: 0 K: 0 S: 6	H: 0 LOB: 0 BB: 0 P: 9	R: 1 E: 0 K: 0 S: 9	H: 3 LOB: 1 BB: 0 P: 11	R: 0 E: 0 K: 0 S: 4	H: 2 LOB: 1 BB: 0 P: 7	R: 0 E: 0 K: 0 S: 7	H: 1 LOB: 1 BB: 1 P: 12	R: 0 E: 0 K: 0 S: 8	H: 1 LOB: 1 BB: 0 P: 11	R: 1 E: 0 K: 0 S: 8	H: 1 LOB: 0 BB: 0 P: 17	1B: 8 2B: 2 3B: 0 HR: 2	SF: 0 SAC: 0 DP: 5 HBP: 0	WP: 0 PA: 36 PB: 0 SB: 0 CS: 1	
PITCHER	IP WLS BF H R ER SO BB IBB HBP BLK WP HR S P ERA WHIP																			
28 Aaron Cook, R ERA: 5.4	6.0	26	9	3	3	0	4	0	0	0	0	0	0	0	0	0	4.50	2.167		
Justin Speier, R ERA: 3.97	1.0	2	0	0	0	0	0	0	0	0	0	0	0	0	3	3	0.00	0.000		
Mark Corey, R ERA: 7.64	0.1	2	1	0	0	0	0	0	0	0	0	0	0	4	5	0.00	3.000			
Kent Mercker, L ERA: 4.5	0.2	2	0	0	0	0	0	0	0	0	0	0	0	4	6	0.00	0.000			
Todd Jones, R ERA: 3.99	1.0	L 4	1	1	1	0	0	0	0	0	0	0	1	8	17	9.00	1.000			
Batter	1	2	3	4	5	6	7	8	9	AB	R	H	RBI	BB	SO	LOB	BOTTOM			
Juan Pierre, L OBP: 0.313, SLG: 0.305	3-2 CS 1B		1-0 G5-3			0-1 B1-3	0-2 FC3-6		0-1 L8	5	0	1	0	0	0	4				
Brent Butler, R OBP: 0.297, SLG: 0.433	3-2 F8			2-0 G5-3		1-0 G4-3	1-0 F9		1-0 G5-3	5	0	0	0	0	0	4				
17 Todd Helton, L OBP: 0.429, SLG: 0.588	2-0 G4-3			2-1 FC6-4 1B		0-1 HR		0-0 HR 1B		4	2	3	1	0	0	1				
Jay Payton, R OBP: 0.358, SLG: 0.490		2-1 G4-3		2-1 FC6-4 1B		2-2 BB 1B		3-2 HR 1B		4	1	3	2	0	0	0				
Todd Zeile, R OBP: 0.347, SLG: 0.412		0-2 G5-3		1-2 FC6-4		4-1 BB		0-2 F9		3	0	0	0	1	0	2				
Todd Jones, L				1-2 2-3		1-2 BB				0	0	0	0	0	0	0				
Gabe Kapler, R OBP: 0.309, SLG: 0.377		2-2 F7		3-2 F9		1-1 L9		2-2 F8		4	0	0	0	0	0	4				
Juan Uribe, R OBP: 0.280, SLG: 0.333			2-3 K		3-2 P5		1-2 G6-3 2B	1-3 K		4	0	1	0	0	2	0				
Gary Bennett, R OBP: 0.305, SLG: 0.343			1-2 SH3-4 1B		0-1 G5-3		3-2 G6-3		3-3 K	3	0	1	0	0	0	1				
Jack Cust, L OBP: 0.273, SLG: 0.278					0-1 G5-3		2-3 G6-3			1	0	0	0	0	1	0				
28 Aaron Cook, R Justin Speier, R Greg Norton, S Mark Corey, R Kent Mercker, L Terry Shumpert, R			0-0 SH3-4		0-1 G4-3		4-1 FC3-6 BB		0-0 1B	1	0	0	0	0	0	0				
Inning Stats	R: 0 E: 0 K: 0 S: 7	H: 1 LOB: 0 BB: 0 P: 15	R: 0 E: 0 K: 0 S: 8	H: 0 LOB: 0 BB: 0 P: 12	R: 0 E: 0 K: 1 S: 8	H: 1 LOB: 1 BB: 0 P: 12	R: 0 E: 0 K: 0 S: 12	H: 2 LOB: 2 BB: 0 P: 22	R: 0 E: 0 K: 0 S: 7	H: 0 LOB: 0 BB: 0 P: 10	R: 1 E: 0 K: 0 S: 12	H: 2 LOB: 2 BB: 1 P: 20	R: 0 E: 0 K: 1 S: 14	H: 2 LOB: 0 BB: 0 P: 20	R: 0 E: 0 K: 1 S: 7	H: 1 LOB: 1 BB: 0 P: 11	1B: 7 2B: 1 3B: 0 HR: 2	SF: 0 SAC: 1 DP: 0 HBP: 0	WP: 0 PA: 38 PB: 0 SB: 0 CS: 1	
PITCHER	IP WLS BF H R ER SO BB IBB HBP BLK WP HR S P ERA WHIP																			
Kirk Rueter, L ERA: 3.3	6.0	24	6	1	1	1	1	0	0	0	0	0	0	0	0	0	1.50	1.167		
Tim Worrell, R ERA: 2.99	1.0	H 5	1	0	0	0	1	0	0	0	0	0	0	12	21	0.00	2.000			
Scott Eyre, L ERA: 4.91	0.0	1	1	1	1	0	0	0	0	0	0	0	0	1	1	∞	∞			
Felix Rodriguez, R ERA: 4.66	1.0	W 4	1	1	1	1	0	0	0	0	0	1	13	19	9.00	1.000				
Robb Nen, R ERA: 2.26	1.0	S 4	1	0	0	1	0	0	0	0	0	0	7	11	0.00	1.000				

San Francisco Giants @ Colorado Rockies
Coors Field, Denver, CO
 Mon Aug 26 2002, 7:05 PM MDT
 Att: 26,877 - Cloudy - 86 F

San Francisco Giants @ Colorado Rockies
Coors Field, Denver, CO
 Mon Aug 26 2002, 7:05 PM MDT
 Att: 26,877 - Cloudy - 86 F

AB	32
R	4
H	11
RBI	4
BB	4
SO	0
LOB	14



Batter	1	2	3	4	5	6	7	8	9	AB R H RBI BB SO LOB	TOP										
Kenny Lofton, L OBP: 0.335, SLG: 0.403 (1, 8)	G6-3		G4-3		F8		K		SH1-3	4 0 0 0 0 1 0	San Francisco Giants @ Colorado Rockies Coors Field, Denver, CO Tue Aug 27 2002, 7:05 PM MDT Att: 26,592 - Cloudy - 78 F										
Rich Aurilia, R OBP: 0.293, SLG: 0.398 Robb Nen, R (9, 1)	G5-3		BB 1B		F9		F9		2B 2B 1B	5 1 2 1 0 0 0 0 0 0 0 0 0 0											
Barry Bonds, L OBP: 0.572, SLG: 0.814 (1, 7)	HR		BB		HR		HR		2B 2B	4 4 4 3 1 0 0											
Jeff Kent, R OBP: 0.380, SLG: 0.586 (1, 4)	F9		L8		F8		HR		2B	5 1 2 3 0 0 2											
J.T. Snow, L OBP: 0.337, SLG: 0.367 (1, 3)		F7		L5		FC5-4 1B	K		K	5 0 1 0 0 2 1											
David Bell, R OBP: 0.320, SLG: 0.434 (1, 5)	G4-3		1B		FC5-4 1B			G1-6-3 1B	K2-3	5 0 2 0 0 1 2											
Tsuyoshi Shinjo, R OBP: 0.304, SLG: 0.376 (1, 9)	1B		P4		BB 1B		G1-6-3			4 0 2 0 0 0 2											
Yorvit Torrealba, R OBP: 0.349, SLG: 0.366 (1, 2)	F8		P5		BB		G3			3 0 0 0 1 0 2											
Ryan Jensen, R OBP: 0.125, SLG: 0.149 Damon Morris, L OBP: 0.337, SLG: 0.465 Jay Witasick, R Scott Eyre, L Felix Rodriguez, R Tom Goodwin, L Robb Nen, R Ramon Martinez, R			K		G6-3		G3		SH1-3 1B 1B	2 0 0 0 0 1 0 1 0 0 0 0 0 3 0 1 1 1 0 0 0 0 0 0 0 0 0 0 0											
Inning Stats	R: 1 E: 0 K: 0 S: 8	H: 1 LOB: 0 BB: 0 P: 14	R: 0 E: 0 K: 0 S: 10	H: 1 LOB: 1 BB: 0 P: 16	R: 0 E: 0 K: 1 S: 13	H: 1 LOB: 2 BB: 1 P: 23	R: 0 E: 0 K: 0 S: 4	H: 1 LOB: 1 BB: 0 P: 7	R: 0 E: 0 K: 0 S: 5	H: 0 LOB: 0 BB: 0 P: 9		R: 1 E: 0 K: 0 S: 12	H: 3 LOB: 3 BB: 1 P: 23	R: 2 E: 0 K: 2 S: 14	H: 2 LOB: 0 BB: 0 P: 20	R: 0 E: 0 K: 0 S: 5	H: 1 LOB: 0 BB: 0 P: 8	R: 3 E: 0 K: 2 S: 16	H: 4 LOB: 1 BB: 0 P: 26	1B: 8 2B: 2 3B: 0 HR: 4	SF: 0 SAC: 1 DP: 1 HBP: 0
PITCHER	IP WLS BF H R ER SO BB IBB HBP BLK WP HR S P ERA WHIP											PITCHER	IP WLS BF H R ER SO BB IBB HBP BLK WP HR S P ERA WHIP								
Denny Stark, R ERA: 4.02	(1, 1) 6.0 27 7 2 2 1 2 0 0 0 0 0 2 52 92 3.00 1.500																				
Kent Mercker, L ERA: 4.89	(7, 1) 0.2 B 3 1 1 1 1 0 0 0 0 0 1 8 11 13.50 1.500																				
Justin Speier, R ERA: 4.13	(7, 1) 0.1 2 1 1 1 1 0 0 0 0 0 0 1 6 9 27.00 3.000																				
Todd Jones, R ERA: 4.3	(8, 1) 1.1 L 8 5 3 3 0 0 0 0 0 0 0 0 15 24 20.25 3.750																				
Victor Santos, R ERA: 6.75	(9, 1) 0.2 2 0 0 0 2 0 0 0 0 0 0 0 6 10 0.00 0.000																				

AB	39
R	7
H	14
RBI	7
BB	2
SO	5
LOB	12



Batter	1	2	3	4	5	6	7	8	9	AB R H RBI BB SO LOB	BOTTOM								
Juan Pierre, L OBP: 0.312, SLG: 0.304 (1, 8)	L8		S 1B 1B		G6-3		G4-3		L4	5 1 1 0 0 0 0	San Francisco Giants @ Colorado Rockies Coors Field, Denver, CO Tue Aug 27 2002, 7:05 PM MDT Att: 26,592 - Cloudy - 78 F								
Jay Payton, R OBP: 0.361, SLG: 0.500 (1, 7)	F3		K		FC3-6 1B		HR		DI 1B	5 1 3 1 0 1 2									
Larry Walker, L OBP: 0.431, SLG: 0.640 (1, 9)	F9		BB 1B		FC3-6 1B BB		2B		K	5 0 2 2 0 1 2									
17 Todd Helton, L OBP: 0.429, SLG: 0.585 (1, 3)		K	F7		BB		FC6-4 1B			2 0 0 0 2 1 1									
Todd Zeile, R OBP: 0.346, SLG: 0.410 Todd Jones, L Victor Santos, R		F8		WP 1B SF8 1B	K		FC6-4			4 1 1 0 0 1 4 0 0 0 0 0 0 0 0 0 0 0 0 0 0									
Sandy Alomar Jr., R OBP: 0.311, SLG: 0.447 (1, 2)	1B		WP 1B		G5-3		F9			4 0 2 0 0 0 0									
Brent Butler, R OBP: 0.293, SLG: 0.429 (8, 5)	F7		SF8		G5-3		G5-3			3 0 0 1 0 0 1									
Juan Uribe, R OBP: 0.278, SLG: 0.331 (1, 6)			K2-3		K		F8			4 0 0 0 0 2 1									
Denny Stark, R OBP: 0.194, SLG: 0.367 Kent Mercker, L Justin Speier, R Terry Shumpert, R			1B 2B		P6		G4-3		K	2 1 1 0 0 0 1 0 0 0 0 0 0 0 0 0 0 0 0 0 0 2 0 0 0 0 1 0									
Inning Stats	R: 0 E: 0 K: 0 S: 8	H: 0 LOB: 0 BB: 0 P: 14	R: 0 E: 0 K: 1 S: 10	H: 1 LOB: 1 BB: 0 P: 16	R: 2 E: 0 K: 2 S: 11	H: 3 LOB: 1 BB: 0 P: 19	R: 1 E: 0 K: 1 S: 12	H: 2 LOB: 1 BB: 0 P: 17	R: 0 E: 0 K: 0 S: 5	H: 0 LOB: 0 BB: 0 P: 6		R: 1 E: 0 K: 0 S: 15	H: 2 LOB: 2 BB: 1 P: 27	R: 0 E: 0 K: 0 S: 8	H: 0 LOB: 0 BB: 0 P: 10	R: 0 E: 0 K: 2 S: 9	H: 1 LOB: 1 BB: 0 P: 11	1B: 7 2B: 2 3B: 0 HR: 1	SF: 1 SAC: 0 DP: 0 HBP: 0
PITCHER	IP WLS BF H R ER SO BB IBB HBP BLK WP HR S P ERA WHIP											PITCHER	IP WLS BF H R ER SO BB IBB HBP BLK WP HR S P ERA WHIP						
Ryan Jensen, R ERA: 4.65	(1, 1) 5.0 23 7 3 3 5 1 0 0 0 0 0 1 15 20 5.40 0.600																		
Jay Witasick, R ERA: 2.89	(6, 1) 1.2 6 1 1 1 0 0 0 0 0 0 0 1 15 20 5.40 0.600																		
Scott Eyre, L ERA: 4.91	(7, 1) 0.0 2 1 0 0 0 0 0 1 0 0 0 0 2 8 ∞ ∞																		
Felix Rodriguez, R ERA: 4.55	(7, 1) 1.1 W 4 0 0 0 0 0 0 0 0 0 0 0 11 15 0.00 0.000																		
Robb Nen, R ERA: 2.23	(9, 1) 1.0 S 4 1 0 0 2 0 0 0 0 0 0 0 9 11 0.00 1.000																		



Batter	1	2	3	4	5	6	7	8	9	AB	R	H	RBI	BB	SO	LOB	TOP										
Kenny Lofton, L OBP: 0.335, SLG: 0.404 Tom Goodwin, L OBP: 0.291, SLG: 0.281	G1-3		G4-3	G4-3					G4-3	4	0	1	2	1	0	3	San Francisco Giants @ Colorado Rockies Coors Field, Denver, CO Wed Aug 28 2002, 7:05 PM MDT Att: 27,080 - Cloudy - 72 F										
Rich Aurilia, R OBP: 0.292, SLG: 0.394 Ramon Martinez, R OBP: 0.337, SLG: 0.416	F9	F9				G6-3	K			4	0	0	0	1	1	4											
Jeff Kent, R OBP: 0.379, SLG: 0.588 Yorvit Torrealba, R OBP: 0.349, SLG: 0.366	HR		E9	G5-3		F8	K			5	2	1	1	0	1	5											
Barry Bonds, L OBP: 0.573, SLG: 0.825 Tsuyoshi Shinjo, R OBP: 0.303, SLG: 0.375	HR		G4-3		G3			G6-3		4	2	3	2	0	0	0											
Benito Santiago, R OBP: 0.321, SLG: 0.464 Scott Eyre, L	G6-3							G5-3		5	2	2	1	0	1	1											
J.T. Snow, L OBP: 0.336, SLG: 0.366		WP	F8		G3			G3-1		4	2	1	0	0	0	2											
Reggie Sanders, R OBP: 0.323, SLG: 0.439		WP							P6	4	1	2	1	1	1	0											
David Bell, R OBP: 0.323, SLG: 0.435	F7				F9					3	0	1	0	1	0	4											
Russ Ortiz, R OBP: 0.290, SLG: 0.309 Pedro Feliz, R OBP: 0.290, SLG: 0.328	K			SH1-4					K	2	0	1	2	0	1	2											
Inning Stats	R: 2 E: 0 K: 0 S: 8	H: 2 LOB: 0 BB: 0 P: 12	R: 2 E: 0 K: 1 S: 15	H: 2 LOB: 1 BB: 0 P: 25	R: 2 E: 1 K: 1 S: 9	H: 1 LOB: 0 BB: 0 P: 12	R: 0 E: 0 K: 0 S: 9	H: 0 LOB: 2 BB: 1 P: 19	R: 2 E: 0 K: 3 S: 13	H: 4 LOB: 2 BB: 0 P: 27	R: 0 E: 0 K: 1 S: 7	H: 1 LOB: 1 BB: 0 P: 12	R: 1 E: 0 K: 2 S: 22	H: 1 LOB: 3 BB: 3 P: 44	R: 0 E: 0 K: 0 S: 8	H: 0 LOB: 0 BB: 0 P: 15		R: 0 E: 0 K: 1 S: 8	H: 1 LOB: 1 BB: 0 P: 11	1B: 6 2B: 3 3B: 0 HR: 3	SF: 1 SAC: 1 DP: 0 HBP: 2	WP: 1 PB: 0 SB: 0 CS: 0	PA: 46				
PITCHER	IP	WLS	BF	H	R	ER	SO	BB	IBB	HBP	BLK	WP	HR	S	P	ERA	WHIP										
Jason Jennings, R ERA: 4.46	4.1	L	25	8	8	7	2	1	0	2	0	1	3	47	83	14.54	2.077										
Mark Corey, R ERA: 7.45	1.2		10	3	1	1	1	2	0	0	0	0	0	24	45	5.40	3.000										
40 Brian Fuentes, L ERA: 5.91	1.0		4	0	0	0	2	1	0	0	0	0	0	12	23	0.00	1.000										
Victor Santos, R ERA: 6.23	1.0		3	0	0	0	0	0	0	0	0	0	0	8	15	0.00	0.000										
Jose Jimenez, R ERA: 3.92	1.0		4	1	0	0	1	0	0	0	0	0	0	8	11	0.00	1.000										

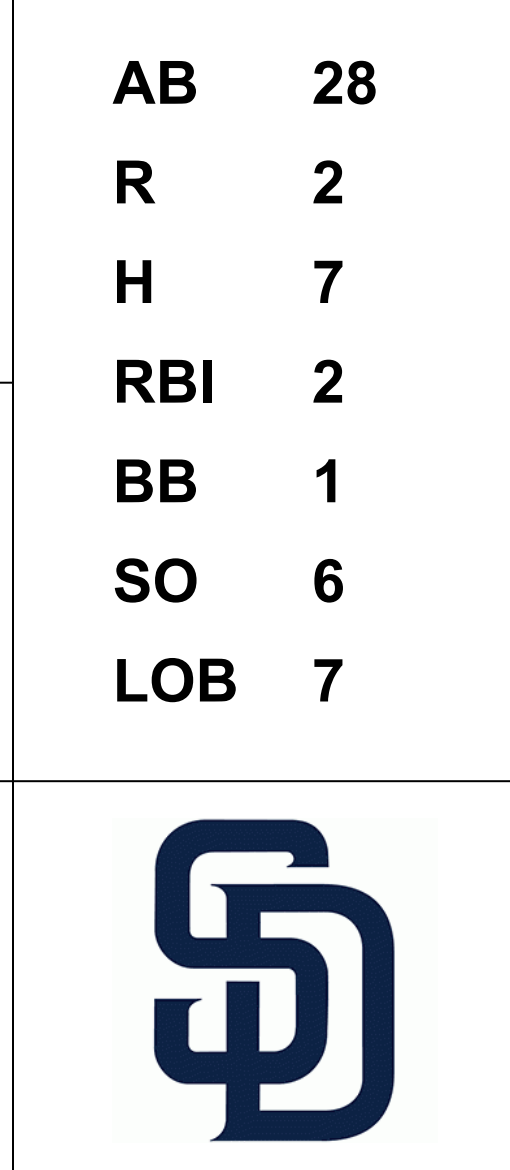
Batter	1	2	3	4	5	6	7	8	9	AB	R	H	RBI	BB	SO	LOB	BOTTOM										
Jay Payton, R OBP: 0.360, SLG: 0.496	G1-3		L7						G6-3	3	0	0	0	1	0	1	San Francisco Giants @ Colorado Rockies Coors Field, Denver, CO Wed Aug 28 2002, 7:05 PM MDT Att: 27,080 - Cloudy - 72 F										
Terry Shumpert, R OBP: 0.314, SLG: 0.365	K			2B				F9		3	0	2	0	1	1	0											
Larry Walker, L OBP: 0.431, SLG: 0.641 Gabe Kapler, R OBP: 0.308, SLG: 0.376	G4-3							F9		3	0	1	0	0	1	3											
17 Todd Helton, L OBP: 0.427, SLG: 0.581 Brent Butler, R OBP: 0.292, SLG: 0.427		K		K2-3		G3		G5-3		3	0	0	0	0	2	2											
Greg Norton, S OBP: 0.286, SLG: 0.355		P6							WP	4	1	1	0	0	2	2											
Jack Cust, L OBP: 0.255, SLG: 0.256 Victor Santos, R	G6-3			G6-3		F8				3	0	0	0	0	0	2											
Jose Jimenez, R Todd Zeile, R OBP: 0.347, SLG: 0.412									G6-4-3	0	0	0	0	0	0	0											
Juan Uribe, R OBP: 0.276, SLG: 0.329									F7	3	0	0	0	1	1	1											
Gary Bennett, R OBP: 0.304, SLG: 0.346			L4						F8	4	0	1	0	0	0	2											
Jason Jennings, L OBP: 0.345, SLG: 0.353 Mark Corey, R	G3									1	0	0	0	0	0	1											
Juan Pierre, L OBP: 0.311, SLG: 0.304 40 Brian Fuentes, L									G4-3	1	0	0	0	0	0	0											
Inning Stats	R: 0 E: 0 K: 1 S: 5	H: 0 LOB: 0 BB: 0 P: 5	R: 0 E: 0 K: 1 S: 13	H: 0 LOB: 0 BB: 0 P: 19	R: 0 E: 0 K: 2 S: 16	H: 1 LOB: 2 BB: 1 P: 24	R: 0 E: 0 K: 3 S: 14	H: 2 LOB: 3 BB: 1 P: 25	R: 0 E: 0 K: 1 S: 7	H: 0 LOB: 0 BB: 0 P: 12	R: 0 E: 0 K: 0 S: 6	H: 0 LOB: 0 BB: 0 P: 9	R: 0 E: 0 K: 0 S: 6	H: 1 LOB: 1 BB: 0 P: 10	R: 1 E: 0 K: 0 S: 12	H: 2 LOB: 0 BB: 0 P: 18	1B: 3 2B: 3 3B: 0 HR: 0	SF: 0 SAC: 0 DP: 1 HBP: 0	WP: 1 PB: 0 SB: 0 CS: 0	PA: 35							
PITCHER	IP	WLS	BF	H	R	ER	SO	BB	IBB	HBP	BLK	WP	HR	S	P	ERA	WHIP										
Russ Ortiz, R ERA: 3.75	8.0	W	31	4	0	0	8	3	0	0	0	0	0	75	119	0.00	0.875										
Scott Eyre, L ERA: 4.97	1.0		4	2	1	1	0	0	0	0	0	1	0	12	18	9.00	2.000										



Batter	1	2	3	4	5	6	7	8	9	AB	R	H	RBI	BB	SO	LOB	TOP						
Juan Pierre, L OBP: 0.308, SLG: 0.301 (1, 8)	1-1 F8			0-1 G3		0-0 G4-3			1-3 K	4	0	0	0	0	1	1	Colorado Rockies @ San Diego Padres Qualcomm Stadium, San Diego, CA Fri Aug 30, 2002, 10:05 PM EDT Att: 15,987 - Sunny - 77 F						
Jay Payton, R OBP: 0.360, SLG: 0.497 (1, 7)	3-2 2B			1-1 G6-3			3-1 G6-3		1-2 G4-3	4	0	1	0	0	0	0							
Larry Walker, L OBP: 0.426, SLG: 0.631 (1, 9)	0-0 F8			2-0 G6-3			1-0 F8			3	0	0	0	0	0	0							
17 Todd Helton, L OBP: 0.428, SLG: 0.582 (1, 3)		0-0 1B			3-2 F7			0-0 1B		3	0	2	0	0	0	0							
Todd Zeile, R OBP: 0.347, SLG: 0.415 (1, 5)		2-1 G6-4-3			0-3 K			1-2 L9		3	0	0	0	0	1	2							
Brent Butler, R OBP: 0.285, SLG: 0.417 (1, 4)		2-3 K			0-0 F3			0-0 G5-3		3	0	0	0	0	1	0							
Gary Bennett, R OBP: 0.300, SLG: 0.341 (1, 2)			0-2 G1-3			3-2 F7		0-2 F3		3	0	0	0	0	0	0							
Juan Uribe, R OBP: 0.274, SLG: 0.325 (1, 6)			3-2 G6-3			2-2 F7		2-2 F8		3	0	0	0	0	0	0							
Denny Neagle, L OBP: 0.268, SLG: 0.341 Greg Norton, S (9, PH) OBP: 0.285, SLG: 0.375			1-0 F8			0-1 1B		2-3 K		2	0	1	0	0	0	0							
										1	0	0	0	0	1	0							
Inning Stats	R: 0 E: 0 K: 0 S: 8	H: 1 LOB: 0 BB: 0 P: 12	R: 0 E: 0 K: 1 S: 6	H: 1 LOB: 0 BB: 0 P: 10	R: 0 E: 0 K: 0 S: 7	H: 0 LOB: 0 BB: 0 P: 11	R: 0 E: 0 K: 0 S: 5	H: 0 LOB: 0 BB: 0 P: 8	R: 0 E: 0 K: 1 S: 9	H: 0 LOB: 0 BB: 0 P: 12	R: 0 E: 0 K: 0 S: 10	H: 1 LOB: 1 BB: 0 P: 15	R: 0 E: 0 K: 0 S: 7	H: 1 LOB: 1 BB: 0 P: 12	R: 0 E: 0 K: 0 S: 8	H: 0 LOB: 0 BB: 0 P: 10	R: 0 E: 0 K: 2 S: 10	H: 0 LOB: 0 BB: 0 P: 14	1B: 3 2B: 1 3B: 0 HR: 0	SF: 0 SAC: 0 DP: 1 HBP: 0	WP: 0 PA: 29 PB: 0 SB: 0 CS: 0		
PITCHER	IP WLS BF H R ER SO BB IBB HBP BLK WP HR S P ERA WHIP	8.0 W 26 4 0 0 2 0 0 0 0 0 0 60 90 0.00 0.500	1.0 S 3 0 0 0 2 0 0 0 0 0 0 10 14 0.00 0.000																				

Batter	1	2	3	4	5	6	7	8	9	AB	R	H	RBI	BB	SO	LOB	BOTTOM					
Gene Kingsale, S OBP: 0.377, SLG: 0.453 (1, 8)	0-0 1B		0-0 B1-3			1-2 1B		1-1 1B		4	1	3	0	0	0	0	Colorado Rockies @ San Diego Padres Qualcomm Stadium, San Diego, CA Fri Aug 30, 2002, 10:05 PM EDT Att: 15,987 - Sunny - 77 F					
Trenidad Hubbard, R OBP: 0.291, SLG: 0.278 (1, 9)	4-2 1B		0-0 G4-3			0-0 G6-4-3		1-3 K		3	0	0	0	1	1	2						
Phil Nevin, R OBP: 0.334, SLG: 0.429 (1, 5)	2-1 F9		2-3 K			1-1 G3-1				3	0	0	0	0	1	2						
Ron Gant, R OBP: 0.345, SLG: 0.504 (1, 7)	2-1 1B			2-3 K			0-0 F3			3	1	1	0	0	1	0						
Brian Buchanan, R OBP: 0.317, SLG: 0.443 (1, 3)	1-2 1B			1-3 K			2-2 G3			3	0	1	2	0	1	0						
Deivi Cruz, R OBP: 0.506, SLG: 0.388 (1, 6)	2-H 3-H 0-0 L5			0-1 G5-3			0-1 1B			3	0	1	0	0	0	1						
Wiki Gonzalez, R OBP: 0.368, SLG: 0.352 (1, 2)		1-1 1B			0-0 L5			0-2 G4-3		3	0	1	0	0	0	1						
Julius Matos, R OBP: 0.295, SLG: 0.305 (1, 4)		1-0 G4-6-3			0-2 G5-3			3-2 F3		3	0	0	0	0	0	1						
Brett Tomko, R OBP: 0.207, SLG: 0.228 Bubba Trammell, R (8, PH) OBP: 0.333, SLG: 0.408 Trevor Hoffman, R (9, 1)		2-3 K			2-1 F7			1-3 K		2	0	0	0	0	1	0						
										1	0	0	0	0	1	0						
										0	0	0	0	0	0	0						
Inning Stats	R: 2 E: 0 K: 0 S: 12	H: 3 LOB: 1 BB: 1 P: 21	R: 0 E: 0 K: 1 S: 6	H: 1 LOB: 0 BB: 0 P: 10	R: 0 E: 0 K: 1 S: 6	H: 0 LOB: 0 BB: 0 P: 8	R: 0 E: 0 K: 2 S: 10	H: 0 LOB: 0 BB: 0 P: 13	R: 0 E: 0 K: 0 S: 6	H: 0 LOB: 0 BB: 0 P: 8	R: 0 E: 0 K: 0 S: 8	H: 1 LOB: 0 BB: 0 P: 10	R: 0 E: 0 K: 0 S: 10	H: 1 LOB: 1 BB: 0 P: 12	R: 0 E: 0 K: 2 S: 12	H: 1 LOB: 1 BB: 0 P: 18	1B: 7 2B: 0 3B: 0 HR: 0	SF: 0 SAC: 0 DP: 2 HBP: 0	WP: 0 PA: 29 PB: 0 SB: 0 CS: 0			
PITCHER	IP WLS BF H R ER SO BB IBB HBP BLK WP HR S P ERA WHIP	8.0 L 29 7 2 2 6 1 0 0 0 0 0 70 100 2.25 1.000																				

AB	29
R	0
H	4
RBI	0
BB	0
SO	4
LOB	3



Batter	1	2	3	4	5	6	7	8	9	AB	R	H	RBI	BB	SO	LOB	TOP			
Juan Pierre, L (1, 8) OBP: 0.310, SLG: 0.303	1-2 G6-3	1-0 G3		1-1			1-2 F7		2-1 SH1-3	5	0	2	0	0	0	1	Colorado Rockies @ San Diego Padres Qualcomm Stadium, San Diego, CA Mon Sep 02 2002, 10:05 PM EDT Att: 31,837 - Sunny - 82 F			
Juan Uribe, R (1, 6) OBP: 0.278, SLG: 0.324	1-3 K	0-2 G4-3		2-2 F7			4-2 G4-3		0-0 SH1-3	3	0	0	0	1	1	3				
Larry Walker, L (1, 9) OBP: 0.422, SLG: 0.629	1-2 G3-1		2-2 G3-1		3-3 K		2-0 G4-3		0-2 P6	5	0	0	0	0	1	2				
17 Todd Helton, L (1, 3) OBP: 0.425, SLG: 0.578		1-2	3-2 F9		0-2		4-0		3-2 F9	4	1	2	1	1	0	1				
Jay Payton, R (1, 7) OBP: 0.355, SLG: 0.494		2-2	3-0 P3		2-3		0-2		2-3	4	1	1	0	0	1	3				
Greg Norton, S (1, 5) OBP: 0.305, SLG: 0.426		2-1		0-1	3-3				0-2	4	1	1	1	0	1	1				
Brent Butler, R (8, 5) OBP: 0.287, SLG: 0.415		G3-1			K				G4-3	0	0	0	0	0	0	0				
Sandy Alomar Jr., R (1, 2) OBP: 0.310, SLG: 0.441		3-H		0-0					1-0	4	1	2	0	0	1	1				
Jose Ortiz, R (1, 4) OBP: 0.313, SLG: 0.307		4-0		2-1					2-0	3	1	1	1	1	1	1				
Jason Jennings, L (1, 1) OBP: 0.345, SLG: 0.370		1-2		2-1					1-3	3	0	1	2	0	1	1				
Jack Cust, L (8, PH) OBP: 0.245, SLG: 0.244				1-0					K	1	0	0	0	0	1	1				
Todd Jones, L (8, 1)				1-2					K	0	0	0	0	0	0	0				
Jose Jimenez, R (9, 1)		1-H		1-2					K	0	0	0	0	0	0	0				
Inning Stats	R: 0 E: 0 K: 1 S: 10	H: 0 LOB: 0 BB: 0 P: 13	R: 4 E: 0 K: 0 S: 16	H: 4 LOB: 1 BB: 1 P: 28	R: 0 E: 0 K: 0 S: 9	H: 0 LOB: 0 BB: 0 P: 17	R: 1 E: 0 K: 0 S: 11	H: 3 LOB: 2 BB: 0 P: 17	R: 0 E: 0 K: 3 S: 12	H: 0 LOB: 1 BB: 0 P: 20	R: 0 E: 0 K: 0 S: 10	H: 0 LOB: 2 BB: 2 P: 21	R: 0 E: 0 K: 1 S: 8	H: 1 LOB: 1 BB: 0 P: 12	R: 0 E: 0 K: 0 S: 12	H: 1 LOB: 1 BB: 0 P: 17	1B: 6 2B: 1 3B: 2 HR: 1	SF: 0 SAC: 1 DP: 0 HBP: 0	WP: 0 PB: 0 SB: 1 CS: 0	PA: 40
PITCHER	IP WLS BF H R ER SO BB IBB HBP BLK WP HR S P ERA WHIP																			
Bobby Jones, R (1, 1) ERA: 5.5	4.0 L 20 7 5 5 1 1 0 0 0 0 0 1 46 75 11.25 2.000																			
Oliver Pérez, L (5, 1) ERA: 3.59	1.0 4 1 0 0 3 0 0 0 0 0 0 0 12 20 0.00 1.000																			
Dennis Tankersley, R (6, 1) ERA: 7.8	2.0 8 0 0 0 3 1 1 0 0 0 0 0 19 35 0.00 0.500																			
Doug Nickle, R (8, 1) ERA: 4.26	1.0 4 1 0 0 1 0 0 0 0 0 0 0 8 12 0.00 1.000																			
Mike Bynum, L (9, 1) ERA: 6.86	1.0 4 1 0 0 0 0 0 0 0 0 0 0 12 17 0.00 1.000																			

AB	36
R	5
H	10
RBI	5
BB	3
SO	8
LOB	15



Batter	1	2	3	4	5	6	7	8	9	AB	R	H	RBI	BB	SO	LOB	BOTTOM			
Ramón Vázquez, L (1, 4) OBP: 0.349, SLG: 0.352	1-1 G4-3		0-0		1-2 G6-3			1-1 G6-3		4	0	1	0	0	0	1	Colorado Rockies @ San Diego Padres Qualcomm Stadium, San Diego, CA Mon Sep 02 2002, 10:05 PM EDT Att: 31,837 - Sunny - 82 F			
Mark Kotsay, L (1, 8) OBP: 0.395, SLG: 0.454	2-2 L5		2 SAFE	0-1			2-0	1-1	2-0	4	1	1	1	0	0	1				
Ryan Klesko, L (1, 3) OBP: 0.391, SLG: 0.530	1-2		3-2				3-2	1-1	3-2	4	1	1	1	0	0	0				
Phil Nevin, R (1, 5) OBP: 0.336, SLG: 0.434	0-0			1-3			0-3	2-3	0-0	4	0	1	0	0	3	0				
Ron Gant, R (1, 7) OBP: 0.341, SLG: 0.506	0-0			3-3			0-1	0-0	0-0	4	0	1	0	0	1	1				
Gene Kingsale, S (1, 9) OBP: 0.374, SLG: 0.439		1-0		1-3			1-0	0-3	0-3	4	0	1	0	0	2	1				
Deivi Cruz, R (1, 6) OBP: 0.308, SLG: 0.391		0-0		2-2			1-3			3	0	1	0	0	1	0				
Wiki Gonzalez, R (1, 2) OBP: 0.361, SLG: 0.344		1-1		0-1			0-0			3	0	0	0	0	0	2				
Bobby Jones, R (1, 1) ERA: 5.5		1-3		0-0			2-3			1	0	0	0	0	1	1				
Oliver Pérez, L (5, 1) ERA: 3.59										0	0	0	0	0	0	0				
Trenidad Hudson, S (5, PH) OBP: 0.287, SLG: 0.279										0	0	0	0	0	0	0				
Dennis Tankersley, R (6, 1) ERA: 7.8										0	0	0	0	0	0	0				
Brian Buchanan, R (7, PH) OBP: 0.102, SLG: 0.048										0	0	0	0	0	1	0				
Doug Nickle, R (8, 1) ERA: 4.26										0	0	0	0	0	0	0				
Mike Bynum, L (9, 1) ERA: 6.86										0	0	0	0	0	0	0				
Inning Stats	R: 1 E: 0 K: 0 S: 11	H: 2 LOB: 1 BB: 0 P: 15	R: 0 E: 0 K: 1 S: 7	H: 2 LOB: 0 BB: 0 P: 10	R: 0 E: 0 K: 3 S: 10	H: 0 LOB: 0 BB: 0 P: 15	R: 0 E: 0 K: 0 S: 9	H: 0 LOB: 1 BB: 0 P: 12	R: 1 E: 0 K: 1 S: 11	H: 2 LOB: 1 BB: 0 P: 17	R: 0 E: 0 K: 2 S: 7	H: 0 LOB: 0 BB: 0 P: 10	R: 0 E: 0 K: 0 S: 6	H: 0 LOB: 0 BB: 0 P: 9	R: 0 E: 0 K: 2 S: 8	H: 0 LOB: 0 BB: 0 P: 10	1B: 4 2B: 1 3B: 0 HR: 2	SF: 0 SAC: 0 DP: 1 HBP: 0	WP: 0 PB: 0 SB: 0 CS: 0	PA: 33
PITCHER	IP WLS BF H R ER SO BB IBB HBP BLK WP HR S P ERA WHIP																			
Jason Jennings, R (1, 1) ERA: 4.38	7.0 W 27 7 2 2 7 0 0 0 0 0 0 2 61 88 2.57 1.000																			
Todd Jones, R (8, 1) ERA: 4.18	1.0 H 3 0 0 0 0 0 0 0 0 0 0 0 6 9 0.00 0.000																			
Jose Jimenez, R (9, 1) ERA: 3.86	1.0 S 3 0 0 0 2 0 0 0 0 0 0 0 8 10 0.00 0.000																			

AB	33
R	2
H	7
RBI	2
BB	0
SO	9
LOB	7




Batter	1	2	3	4	5	6	7	8	9	AB	R	H	RBI	BB	SO	LOB	TOP		
Juan Pierre, L OBP: 0.313, SLG: 0.311 (1, 8)			G4-3		F9		G5-4-3		G6-3	5	1	3	0	0	0	0	Colorado Rockies @ San Francisco Giants PacBell Park, San Francisco, CA Tue Sep 03 2002, 10:15 PM EDT Att: 33,483 - Overcast - 60 F		
Terry Shumpert, R OBP: 0.305, SLG: 0.353 (1, 4)					G6-3		G5-4-3		G6-3	3	0	0	1	1	0	2			
17 Todd Helton, L OBP: 0.425, SLG: 0.575 (1, 3)			F8		F8		K		K	4	0	1	0	1	2	2			
Jay Payton, R OBP: 0.356, SLG: 0.501 (1, 7)			F8		FC6-4					4	1	2	1	0	0	2			
Todd Zeile, R OBP: 0.345, SLG: 0.414 (1, 5)						L9		F8		4	0	1	0	0	0	2			
Gabe Kapler, R OBP: 0.302, SLG: 0.365 (8, PH)				F3		K				3	0	0	0	0	1	3			
Ross Gload, L OBP: 0.333, SLG: 0.286 (8, 7)						K		1B		1	0	1	0	0	0	0			
Juan Uribe, R OBP: 0.302, SLG: 0.323 (8, PH)		K		F9				F7		2	0	0	0	1	1	1			
Greg Norton, S OBP: 0.303, SLG: 0.423 (8, 6)						1B				1	0	0	0	0	0	1			
Brent Butler, R OBP: 0.287, SLG: 0.415 (8, 6)						BB				0	0	0	0	0	0	0			
Gary Bennett, R OBP: 0.307, SLG: 0.347 (8, PH)		G5-3						F9		2	0	0	0	1	0	0			
Larry Walker, L OBP: 0.422, SLG: 0.627 (8, 2)										1	0	0	0	0	0	1			
Sandy Alomar Jr., R OBP: 0.310, SLG: 0.441 (8, 2)										0	0	0	0	0	0	0			
Mike Hampton, R OBP: 0.365, SLG: 0.532 (7, 1)										3	0	0	0	0	0	4			
Victor Santos, R OBP: 0.305, SLG: 0.373 (7, 1)										0	0	0	0	0	0	0			
40 Brian Fuentes, L OBP: 0.295, SLG: 0.397 (7, 1)										0	0	0	0	0	0	0			
Justin Speier, R OBP: 0.297, SLG: 0.333 (8, 1)										0	0	0	0	0	0	0			
Mark Corey, R OBP: 0.297, SLG: 0.333 (8, 1)										0	0	0	0	0	0	0			
Kent Mercker, L OBP: 0.297, SLG: 0.333 (8, PH)										0	0	0	0	0	0	0			
Jack Cust, L OBP: 0.281, SLG: 0.239 (8, PH)										1	0	0	0	0	0	0			
Inning Stats	R: 1 E: 0 K: 0 S: 15	H: 2 LOB: 2 BB: 1 P: 23	R: 0 E: 0 K: 1 S: 8	H: 0 LOB: 0 BB: 0 P: 15	R: 0 E: 1 K: 0 S: 16	H: 0 LOB: 1 BB: 1 P: 23	R: 0 E: 0 K: 0 S: 13	H: 1 LOB: 2 BB: 1 P: 24	R: 0 E: 0 K: 1 S: 11	H: 1 LOB: 1 BB: 1 P: 20	R: 0 E: 0 K: 1 S: 6	H: 1 LOB: 0 BB: 0 P: 7	R: 1 E: 0 K: 0 S: 11	H: 2 LOB: 1 BB: 0 P: 15	R: 0 E: 0 K: 1 S: 12	H: 1 LOB: 1 BB: 0 P: 17	1B: 6 2B: 1 3B: 1 HR: 1	SF: 1 SAC: 0 DP: 1 HBP: 0	WP: 0 PA: 39 PB: 0 SB: 0 CS: 0
PITCHER	IP WLS BF H R ER SO BB IBB HBP BLK WP HR S P ERA WHIP																		
Russ Ortiz, R ERA: 3.68 (1, 1)	6.0 W 27 5 1 1 2 4 0 0 0 0 0 0 69 115 1.50 1.500																		
Scott Eyre, L ERA: 4.79 (7, 1)	1.0 H 3 1 0 0 1 0 0 0 0 0 0 0 6 7 0.00 1.000																		
Tim Worrell, R ERA: 2.42 (8, 1)	0.2 H 4 2 1 1 0 0 0 0 0 0 0 1 7 10 13.50 3.000																		
Troy Brohawn, L ERA: 7.2 (8, 1)	0.1 H 1 0 0 0 0 0 0 0 0 0 0 0 4 5 0.00 0.000																		
Robb Nen, R ERA: 2.39 (9, 1)	1.0 S 4 1 0 0 1 0 0 0 0 0 0 0 12 17 0.00 1.000																		
Batter	1	2	3	4	5	6	7	8	9	AB	R	H	RBI	BB	SO	LOB	BOTTOM		
Tsuyoshi Shinjo, R OBP: 0.301, SLG: 0.373 (1, 8)					G1-3		SH3		F9	3	0	1	0	1	0	2	Colorado Rockies @ San Francisco Giants PacBell Park, San Francisco, CA Tue Sep 03 2002, 10:15 PM EDT Att: 33,483 - Overcast - 60 F		
Rich Aurilia, R OBP: 0.295, SLG: 0.397 (1, 6)			P6		SF8		WP			3	0	1	2	0	0	2			
Jeff Kent, R OBP: 0.380, SLG: 0.591 (1, 4)					L8					2	0	0	0	2	0	1			
Barry Bonds, L OBP: 0.576, SLG: 0.816 (1, 7)										2	1	0	0	1	0	2			
Bento Santiago, R OBP: 0.314, SLG: 0.450 (1, 2)		F7		F8						4	0	1	0	0	0	6			
Reggie Sanders, R OBP: 0.324, SLG: 0.452 (1, 9)					F9		F7			4	1	2	1	0	0	1			
Damon Minor, L OBP: 0.365, SLG: 0.469 (8, PH)										3	0	2	1	0	0	0			
Cody Ransom, R ERA: 8.59 (7, 1)					P6					0	0	0	0	0	0	0			
Tim Worrell, R ERA: 5.25 (8, 1)										0	0	0	0	0	0	0			
Troy Brohawn, L OBP: 0.297, SLG: 0.333 (8, 1)										0	0	0	0	0	0	0			
Tom Goodwin, L OBP: 0.297, SLG: 0.281 (8, 1)										0	0	0	0	0	0	0			
Robb Nen, R ERA: 2.39 (8, 1)										0	0	0	0	0	0	0			
David Bell, R OBP: 0.322, SLG: 0.435 (1, 5)		G6-4-3			F8					3	0	0	0	0	0	4			
Russ Ortiz, R OBP: 0.297, SLG: 0.333 (1, 1)										2	1	1	0	0	0	0			
J.T. Snow, L OBP: 0.340, SLG: 0.367 (7, 3)					G5-3					1	1	0	0	1	1	1			
Inning Stats	R: 0 E: 0 K: 0 S: 6	H: 0 LOB: 0 BB: 1 P: 13	R: 1 E: 0 K: 0 S: 9	H: 2 LOB: 1 BB: 0 P: 19	R: 0 E: 0 K: 0 S: 9	H: 1 LOB: 3 BB: 2 P: 21	R: 0 E: 0 K: 0 S: 4	H: 0 LOB: 0 BB: 0 P: 8	R: 1 E: 0 K: 0 S: 13	H: 1 LOB: 0 BB: 0 P: 24	R: 0 E: 0 K: 0 S: 9	H: 2 LOB: 2 BB: 0 P: 12	R: 1 E: 0 K: 0 S: 8	H: 1 LOB: 1 BB: 2 P: 21	R: 1 E: 0 K: 1 S: 9	H: 1 LOB: 1 BB: 1 P: 20	1B: 6 2B: 2 3B: 0 HR: 1	SF: 1 SAC: 2 DP: 2 HBP: 1	WP: 3 PA: 37 PB: 0 SB: 0 CS: 0
PITCHER	IP WLS BF H R ER SO BB IBB HBP BLK WP HR S P ERA WHIP																		
Mike Hampton, L ERA: 6.12 (1, 1)	6.0 L 26 6 2 2 2 3 0 0 0 0 1 0 6 17 27.00 9.000																		
Victor Santos, R ERA: 8.59 (7, 1)	0.1 4 1 1 1 0 2 0 0 0 0 1 0 6 17 27.00 9.000																		
40 Brian Fuentes, L ERA: 5.25 (7, 1)	0.1 1 0 0 0 0 0 0 0 0 0 0 0 1 2 0.00 0.000																		
Justin Speier, R ERA: 3.96 (7, 1)	0.1 1 0 0 0 0 0 0 0 0 0 0 0 1 2 0.00 0.000																		
Mark Corey, R ERA: 7.65 (8, 1)	0.1 3 1 1 1 0 1 0 0 0 0 0 1 5 11 27.00 6.000																		
PITCHER	IP WLS BF H R ER SO BB IBB HBP BLK WP HR S P ERA WHIP																		
Kent Mercker, L ERA: 4.89 (8, 1)	0.2 2 0 0 0 0 0 0 0 0 0 0 0 2 11 27.00 6.000																		

Batter	1	2	3	4	5	6	7	8	9	AB	R	H	RBI	BB	SO	LOB	TOP										
Juan Pierre, L (1, 8) OBP: 0.312, SLG: 0.311	G5-3			G1-6-3		G4-3		G6-4-3		4	1	1	0	0	0	1											
Jay Payton, R (1, 7) OBP: 0.353, SLG: 0.496	F7			K		G4-3			K	4	0	0	0	0	2	1											
Larry Walker, L (1, 9) OBP: 0.420, SLG: 0.624	G4-3			K					G4-3	4	0	1	1	0	1	0											
17 Todd Helton, L (1, 3) OBP: 0.425, SLG: 0.574						G3			F7	4	1	2	0	0	0	1											
Todd Zeile, R (1, 5) OBP: 0.347, SLG: 0.416										3	0	2	0	0	1	1											
Sandy Alomar Jr., R (1, 2) OBP: 0.311, SLG: 0.438	G6-4-3									2	0	0	0	1	0	2											
Brent Butler, R (1, 6) OBP: 0.284, SLG: 0.411										3	0	0	0	0	0	2											
Jose Ortiz, R (1, 4) OBP: 0.319, SLG: 0.309										2	0	1	0	1	1	1											
Juan Uribe, R (8, PR) OBP: 0.276, SLG: 0.323										0	0	0	0	0	0	0											
Denny Neagle, L (1, 1) OBP: 0.256, SLG: 0.326										2	0	0	0	0	0	1											
Greg Norton, S (8, PH) OBP: 0.301, SLG: 0.420										1	0	0	0	0	0	1											
Todd Jones, L (8, 1) OBP: 0.301, SLG: 0.420										0	0	0	0	0	0	0											
Jose Jimenez, R (9, 1) OBP: 0.256, SLG: 0.326										0	0	0	0	0	0	0											
Inning Stats	R: 0 E: 0 K: 0 S: 10	H: 0 LOB: 0 BB: 0 P: 14	R: 0 E: 0 K: 1 S: 6	H: 1 LOB: 0 BB: 0 P: 7	R: 0 E: 0 K: 0 S: 7	H: 0 LOB: 0 BB: 1 P: 14	R: 0 E: 0 K: 2 S: 10	H: 0 LOB: 0 BB: 0 P: 16	R: 1 E: 0 K: 1 S: 14	H: 2 LOB: 1 BB: 1 P: 24	R: 0 E: 0 K: 0 S: 10	H: 1 LOB: 0 BB: 0 P: 14	R: 0 E: 0 K: 0 S: 3	H: 1 LOB: 1 BB: 0 P: 4	R: 0 E: 0 K: 1 S: 7	H: 0 LOB: 0 BB: 0 P: 10	1B: 7 2B: 0 3B: 0 HR: 0	SF: 0 SAC: 0 DP: 5 HBP: 0	WP: 0 PB: 0 SB: 1 CS: 0	PA: 31							
PITCHER	IP	WLS	BF	H	R	ER	SO	BB	IBB	HBP	BLK	WP	HR	S	P	ERA	WHIP										
Livan Hernandez, R (1, 1) ERA: 4.36	7.0	L	25	6	2	2	4	2	0	0	0	0	0	70	111	2.57	1.143										
Jay Witasick, R (8, 1) ERA: 2.73	0.1		2	1	0	0	0	0	0	0	0	0	0	2	2	0.00	3.000										
Aaron Fultz, L (8, 1) ERA: 5.5	0.2		1	0	0	0	0	0	0	0	0	0	0	1	2	0.00	0.000										
Manny Aybar, R (9, 1) ERA: 1.5	0.1		1	0	0	0	1	0	0	0	0	0	0	4	4	0.00	0.000										
Scott Eyre, L (9, 1) ERA: 4.73	0.2		2	0	0	0	0	0	0	0	0	0	0	3	6	0.00	0.000										

Colorado Rockies @ San Francisco Giants
PacBell Park, San Francisco, CA
Wed Sep 04 2002, 10:15 PM EDT
Att: 34,342 - Sunny - 64 F

livebaseballscorecards.com

AB 29
R 2
H 7
RBI 1
BB 2
SO 5
LOB 11




Batter	1	2	3	4	5	6	7	8	9	AB	R	H	RBI	BB	SO	LOB	BOTTOM										
Kenny Lofton, L (1, 8) OBP: 0.339, SLG: 0.413	G6-3				G4-3			P6		4	0	1	0	0	0	0											
Rich Aurilia, R (1, 6) OBP: 0.293, SLG: 0.393	F7			G1-3	F8			L7		4	0	0	0	0	0	1											
Jeff Kent, R (1, 4) OBP: 0.381, SLG: 0.590	P4					G5-3				3	1	1	0	1	0	1											
Barry Bonds, L (1, 7) OBP: 0.573, SLG: 0.809	F7					G3		L7		4	0	1	0	0	0	2											
Benito Santiago, R (1, 2) OBP: 0.311, SLG: 0.447									K	3	0	0	1	0	1	0											
Reggie Sanders, R (1, 9) OBP: 0.325, SLG: 0.450									G5-3	2	0	0	0	2	1	0											
J.T. Snow, L (1, 3) OBP: 0.296, SLG: 0.281										2	0	0	0	2	0	1											
Tom Goodwin, L (9, PR) OBP: 0.296, SLG: 0.281										0	0	0	0	0	0	0											
David Bell, R (1, 5) OBP: 0.322, SLG: 0.433										4	0	1	0	0	1	4											
Cody Ransom, R (9, PR) OBP: 0.322, SLG: 0.433										0	0	0	0	0	0	0											
Livan Hernandez, R (1, 1) ERA: 4.36										2	0	0	0	0	0	0											
Shawon Dunston, R (7, PH) ERA: 2.29										1	0	0	0	0	0	1											
Jay Witasick, R (8, 1) ERA: 2.73										0	0	0	0	0	0	0											
Aaron Fultz, L (8, 1) ERA: 5.5										0	0	0	0	0	0	0											
Manny Aybar, R (9, 1) ERA: 1.5										0	0	0	0	0	0	0											
Scott Eyre, L (9, 1) ERA: 4.73										1	0	0	0	0	0	0											
Bill Mueller, S (9, PH) ERA: 0.56										0	0	0	0	0	0	2											
Inning Stats	R: 0 E: 0 K: 0 S: 6	H: 1 LOB: 1 BB: 0 P: 7	R: 0 E: 0 K: 1 S: 7	H: 0 LOB: 0 BB: 0 P: 10	R: 0 E: 0 K: 0 S: 5	H: 0 LOB: 0 BB: 0 P: 8	R: 1 E: 0 K: 1 S: 15	H: 2 LOB: 2 BB: 2 P: 28	R: 0 E: 0 K: 0 S: 4	H: 0 LOB: 0 BB: 0 P: 8	R: 0 E: 0 K: 1 S: 5	H: 0 LOB: 1 BB: 1 P: 11	R: 0 E: 0 K: 0 S: 4	H: 0 LOB: 1 BB: 1 P: 13	R: 0 E: 0 K: 1 S: 15	H: 1 LOB: 2 BB: 1 P: 21	1B: 4 2B: 0 3B: 0 HR: 0	SF: 1 SAC: 0 DP: 0 HBP: 0	WP: 0 PB: 0 SB: 1 CS: 0	PA: 36							
PITCHER	IP	WLS	BF	H	R	ER	SO	BB	IBB	HBP	BLK	WP	HR	S	P	ERA	WHIP										
Denny Neagle, L (1, 1) ERA: 4.68	7.0	W	27	3	1	1	3	3	0	0	0	0	0	47	78	1.29	0.857										
Todd Jones, R (8, 1) ERA: 4.13	1.0	H	4	0	0	0	0	1	0	0	0	0	0	4	13	0.00	1.000										
Jose Jimenez, R (9, 1) ERA: 3.79	1.0	S	5	1	0	0	1	1	0	0	0	0	0	15	21	0.00	2.000										

Colorado Rockies @ San Francisco Giants
PacBell Park, San Francisco, CA
Wed Sep 04 2002, 10:15 PM EDT
Att: 34,342 - Sunny - 64 F

livebaseballscorecards.com

AB 30
R 1
H 4
RBI 1
BB 5
SO 4
LOB 12



Batter	1	2	3	4	5	6	7	8	9	AB	R	H	RBI	BB	SO	LOB	TOP					
Ramón Vázquez, L (1,4) OBP: 0.395, SLG: 0.365 Julius Matos, R (8,PH) OBP: 0.289, SLG: 0.298 (8,4)	F7			G4-3				K		3	0	1	0	0	0	0	San Diego Padres @ Colorado Rockies Coors Field, Denver, CO Fri Sep 06 2002, 7:05 PM MDT Att: 26,243 - Overcast - 87 F					
Mark Kotsay, L (1,8) OBP: 0.395, SLG: 0.456 Gene Kingsale, S (8,PH) OBP: 0.374, SLG: 0.427 (8,8)	K			G3		P6				3	0	1	0	0	1	2						
Ryan Klesko, L (1,3) OBP: 0.391, SLG: 0.527 Brian Buchanan, R (8,PH) OBP: 0.310, SLG: 0.434 (8,3)	G6-3			G3				K		3	0	1	1	0	0	1						
Phil Nevin, R (1,5) OBP: 0.337, SLG: 0.431 Dennis Tankersley, R (6,1) OBP: 0.308, SLG: 0.615 Cesar Crespo, S (9,PH) OBP: 0.236, SLG: 0.167 (9,PH)	G1-6-3			K				K		3	0	1	0	0	2	3						
Ron Gant, R (1,7) OBP: 0.344, SLG: 0.509	K							K		3	0	0	0	1	2	2						
Bubba Trammell, R (1,9) OBP: 0.333, SLG: 0.412	G1-6-3									4	1	1	2	0	1	2						
Deivi Cruz, R (1,6) OBP: 0.302, SLG: 0.381										3	0	0	0	1	0	1						
Wiki Gonzalez, R (1,2) OBP: 0.355, SLG: 0.329 Wil Nieves, R (8,2) OBP: 0.226, SLG: 0.260				G4-3						3	0	0	0	0	0	1						
Adam Eaton, R (1,1) Kevin Walker, L (5,1) Sean Burroughs, L (6,PH) OBP: 0.283, SLG: 0.303 (6,5)										1	0	0	0	0	1	0						
Inning Stats	R: 0 E: 0 K: 1 S: 7	H: 0 LOB: 0 BB: 0 P: 15	R: 0 E: 0 K: 1 S: 6	H: 1 LOB: 0 BB: 0 P: 8	R: 0 E: 0 K: 1 S: 6	H: 0 LOB: 0 BB: 0 P: 12	R: 0 E: 0 K: 1 S: 7	H: 1 LOB: 1 BB: 0 P: 14	R: 0 E: 0 K: 0 S: 5	H: 0 LOB: 0 BB: 1 P: 11	R: 1 E: 0 K: 1 S: 13	H: 3 LOB: 2 BB: 0 P: 24	R: 0 E: 0 K: 1 S: 6	H: 0 LOB: 1 BB: 1 P: 12	R: 0 E: 0 K: 3 S: 14	H: 0 LOB: 1 BB: 0 P: 20		R: 2 E: 0 K: 1 S: 10	H: 3 LOB: 1 BB: 0 P: 16	1B: 5 2B: 2 3B: 0 HR: 1	SF: 0 SAC: 0 DP: 2 HBP: 0	WP: 0 PB: 0 SB: 0 CS: 0
PITCHER	IP WLS BF H R ER SO BB IBB HBP BLK WP HR S P ERA WHIP																					
28 Aaron Cook, R (1,1) ERA: 3.86	7.0 W 26 5 1 1 6 2 0 0 0 0 0 0 50 96 1.29 1.000																					
40 Brian Fuentes, L (8,1) ERA: 4.85	1.0 4 0 0 0 3 1 0 0 0 0 0 0 14 20 0.00 1.000																					
Randy Flores, L (9,1) ERA: 5.14	1.0 6 3 2 2 1 0 0 0 0 0 0 1 10 16 18.00 3.000																					

Batter	1	2	3	4	5	6	7	8	9	AB	R	H	RBI	BB	SO	LOB	BOTTOM			
Juan Pierre, L (1,8) OBP: 0.314, SLG: 0.315	WP			G4-3				G4-3		3	2	1	0	1	0	0	San Diego Padres @ Colorado Rockies Coors Field, Denver, CO Fri Sep 06 2002, 7:05 PM MDT Att: 26,243 - Overcast - 87 F			
Jay Payton, R (1,7) OBP: 0.357, SLG: 0.503	WP			CS				G4-3		3	1	2	1	1	0	0				
Larry Walker, L (1,9) OBP: 0.423, SLG: 0.623	WP			CS						2	1	1	1	2	0	0				
17 Todd Helton, L (1,3) OBP: 0.424, SLG: 0.572	P4			CS						4	1	1	0	0	1	3				
Greg Norton, S (1,5) OBP: 0.294, SLG: 0.411 Jason Romano, R (9,4) OBP: 0.254, SLG: 0.278	G6-3			SF7						3	0	0	1	0	1	3				
Sandy Alomar Jr, R (1,2) OBP: 0.310, SLG: 0.439	G6-3			HR				F8		4	0	1	0	0	0	1				
Brent Butler, R (1,4) OBP: 0.285, SLG: 0.408 (9,5)	F9			SF7						2	1	0	0	0	0	0				
Juan Uribe, R (1,6) OBP: 0.278, SLG: 0.329	K			HR				F7		3	1	1	3	0	1	0				
2B Aaron Cook, R (1,1) 40 Brian Fuentes, L (8,1) Randy Flores, L (9,1)				L8				F8		3	0	0	0	0	0	0				
Inning Stats	R: 1 E: 0 K: 0 S: 12	H: 1 LOB: 1 BB: 2 P: 22	R: 0 E: 0 K: 1 S: 9	H: 0 LOB: 0 BB: 0 P: 12	R: 0 E: 0 K: 0 S: 9	H: 1 LOB: 0 BB: 0 P: 14	R: 4 E: 0 K: 0 S: 15	H: 2 LOB: 0 BB: 1 P: 29	R: 2 E: 0 K: 2 S: 11	H: 3 LOB: 2 BB: 1 P: 20	R: 0 E: 0 K: 0 S: 5	H: 0 LOB: 0 BB: 0 P: 7	R: 0 E: 0 K: 0 S: 5	H: 0 LOB: 0 BB: 0 P: 7	R: 0 E: 0 K: 0 S: 4	H: 0 LOB: 0 BB: 0 P: 9		1B: 3 2B: 1 3B: 2 HR: 1	SF: 1 SAC: 0 DP: 1 HBP: 1	WP: 1 PB: 0 SB: 0 CS: 1
PITCHER	IP WLS BF H R ER SO BB IBB HBP BLK WP HR S P ERA WHIP																			
Adam Eaton, R (1,1) ERA: 14.73	4.0 L 20 5 7 7 1 4 0 1 0 0 0 0 9 12 0.00 2.000																			
Kevin Walker, L (5,1) ERA: 4.15	1.0 4 2 0 0 2 0 0 0 0 0 0 0 9 12 0.00 2.000																			
Dennis Tankersley, R (6,1) ERA: 7.29	3.0 9 0 0 0 0 0 0 0 0 0 0 0 14 23 0.00 0.000																			



Batter	1	2	3	4	5	6	7	8	9	AB	R	H	RBI	BB	SO	LOB	TOP										
Ramón Vázquez, L (1,4) OBP: 0.397, SLG: 0.363	L9		BB		FC6			G3		2	0	0	0	2	0	0	San Diego Padres @ Colorado Rockies Coors Field, Denver, CO Sat Sep 07 2002, 1:05 PM MDT Att: 26,444 - Sunny - 88 F										
Mark Kotsay, L (1,8) OBP: 0.355, SLG: 0.454	1B		L8		FC6			F7		4	0	1	0	0	0	2											
Ryan Klesko, L (1,3) OBP: 0.389, SLG: 0.527	F8				HR			G6-3		4	2	1	0	0	0	1											
Phil Nevin, R (1,5) OBP: 0.336, SLG: 0.429	L9				K			F8		4	0	1	0	0	1	2											
Gene Kingsale, S (1,7)					K			G3		3	0	0	0	0	2	1											
Bubba Trammell, R (1,9) OBP: 0.337, SLG: 0.422	G1-6-3 BB				HR			G6-3		3	1	2	3	1	0	1											
Deivi Cruz, R (1,6) OBP: 0.299, SLG: 0.378	G1-6-3				G3-1			G5-4-3		4	0	0	0	0	0	3											
Wiki Gonzalez, R (1,2) OBP: 0.349, SLG: 0.322					G5-3			F9		3	0	0	0	0	0	0											
Oliver Pérez, L (1,1) Sean Burroughs, L (8,PH) Brian Buchanan, R (8,PH) Brandon Villafuerte, R (8,1) Mike Holtz, L (8,1) Jonathan Johnson, R (8,1) Mike Bynum, L (8,1)	G6-3				G5-3			F7		2	0	0	0	0	1	0											
Inning Stats	R: 0 E: 0 K: 0 S: 9	H: 1 LOB: 1 BB: 0 P: 13	R: 0 E: 0 K: 1 S: 7	H: 0 LOB: 0 BB: 1 P: 14	R: 0 E: 0 K: 2 S: 8	H: 0 LOB: 1 BB: 1 P: 14	R: 2 E: 0 K: 2 S: 11	H: 2 LOB: 0 BB: 0 P: 16	R: 0 E: 0 K: 1 S: 9	H: 0 LOB: 1 BB: 1 P: 14	R: 0 E: 0 K: 0 S: 6	H: 1 LOB: 0 BB: 0 P: 6	R: 0 E: 0 K: 0 S: 5	H: 0 LOB: 0 BB: 0 P: 8	R: 1 E: 1 K: 0 S: 11	H: 1 LOB: 1 BB: 0 P: 15		1B: 3 2B: 1 3B: 0 HR: 1	SF: 0 SAC: 1 DP: 2 HBP: 0	WP: 0 PB: 0 SB: 0 CS: 0	PA: 34						
PITCHER	IP	WLS	BF	H	R	ER	SO	BB	IBB	HBP	BLK	WP	HR	S	P	ERA	WHIP										
Denny Stark, R (1,1) ERA: 4.05	7.0		26	4	2	2	4	3	0	0	0	0	1	55	85	2.57	1.000										
Kent Mercker, L (8,1) ERA: 4.75	1.0	W	3	0	0	0	0	0	0	0	0	0	0	5	8	0.00	0.000										
Jose Jimenez, R (9,1) ERA: 3.73	1.0	S	5	1	1	0	0	0	0	0	0	0	0	11	15	0.00	1.000										

AB 30
R 3
H 5
RBI 3
BB 3
SO 4
LOB 10



Batter	1	2	3	4	5	6	7	8	9	AB	R	H	RBI	BB	SO	LOB	BOTTOM										
Jason Romano, R (1,4) OBP: 0.270, SLG: 0.281	G5-4-3 PB BB		G6-3			B3		BB 2B 1B		3	2	1	0	1	0	0	San Diego Padres @ Colorado Rockies Coors Field, Denver, CO Sat Sep 07 2002, 1:05 PM MDT Att: 26,444 - Sunny - 88 F										
Gabe Kapler, R (1,9) OBP: 0.305, SLG: 0.365	G5-4-3 1B		K			L8		2B BB BB		3	1	1	0	1	1	0											
Jay Payton, R (1,8) OBP: 0.358, SLG: 0.505	G5-4-3				G6-4-3 1B			BB G5-2-3 2B		4	0	2	2	0	0	2											
Todd Zeile, R (1,5) OBP: 0.348, SLG: 0.414	G6-4-3				G6-4-3			G5-2-3 BB IBB		2	0	0	0	2	0	1											
Brent Butler, R (8,PR) OBP: 0.295, SLG: 0.408	BB				G6-4-3			G5-2-3 BB IBB		0	0	0	0	0	0	0											
Greg Norton, S (1,3) OBP: 0.299, SLG: 0.406	F3				BB			G5-2-3 BB		2	0	0	1	2	1	1											
17 Todd Helton, L (9,3) OBP: 0.424, SLG: 0.572					BB			G5-2-3 BB		0	0	0	0	0	0	0											
Ben Petrick, R (1,7) OBP: 0.213, SLG: 0.284	F9				P3			G5-2-3 BB		3	0	0	0	1	0	4											
Juan Uribe, R (1,6) OBP: 0.276, SLG: 0.326	L4				K			F7 F7		4	0	0	0	0	1	4											
Gary Bennett, R (1,2) OBP: 0.305, SLG: 0.344	G5-3				F9			2B BB		2	0	0	0	0	0	0											
Juan Pierre, L (8,PH) OBP: 0.315, SLG: 0.315					F9			2B BB		0	1	0	0	1	0	0											
Sandy Alomar Jr., R (9,2) OBP: 0.310, SLG: 0.439								2B BB		0	0	0	0	0	0	0											
Denny Stark, R (1,1) OBP: 0.176, SLG: 0.333					K			1B 2B 2B		2	0	0	0	0	2	0											
Kent Mercker, L (8,1)										0	0	0	0	0	0	0											
Larry Walker, L (8,PH) OBP: 0.424, SLG: 0.626										1	1	1	1	0	0	0											
Jose Jimenez, R (9,1)										0	0	0	0	0	0	0											
Inning Stats	R: 1 E: 0 K: 0 S: 9	H: 1 LOB: 2 BB: 2 P: 19	R: 0 E: 0 K: 0 S: 5	H: 0 LOB: 0 BB: 0 P: 8	R: 0 E: 0 K: 2 S: 9	H: 0 LOB: 0 BB: 0 P: 11	R: 0 E: 0 K: 0 S: 5	H: 1 LOB: 1 BB: 1 P: 13	R: 0 E: 0 K: 2 S: 8	H: 0 LOB: 0 BB: 0 P: 10	R: 0 E: 0 K: 0 S: 5	H: 0 LOB: 0 BB: 0 P: 5	R: 0 E: 0 K: 1 S: 9	H: 0 LOB: 1 BB: 1 P: 18	R: 4 E: 0 K: 0 S: 17	H: 3 LOB: 3 BB: 4 P: 38	1B: 3 2B: 2 3B: 0 HR: 0	SF: 0 SAC: 0 DP: 3 HBP: 0	WP: 0 PB: 1 SB: 0 CS: 0	PA: 34							
PITCHER	IP	WLS	BF	H	R	ER	SO	BB	IBB	HBP	BLK	WP	HR	S	P	ERA	WHIP										
Oliver Pérez, L (1,1) ERA: 3.23	7.0		25	2	1	0	5	4	0	0	0	0	0	1	5	*	*										
Brandon Villafuerte, R (8,1) ERA: 2.18	0.0	L	3	2	0	0	0	1	0	0	0	0	0	8	13	*	*										
Mike Holtz, L (8,1) ERA: 5.35	0.0		2	1	2	2	0	0	1	0	0	0	0	1	6	*	*										
Jonathan Johnson, R (8,1) ERA: 3.38	1.0		3	0	1	1	0	1	0	0	0	0	0	7	14	9.00	1.000										
Mike Bynum, L (8,1) ERA: 4.28	1.0		3	0	1	1	0	1	0	0	0	0	0	7	14	9.00	1.000										

AB 26
R 5
H 5
RBI 4
BB 8
SO 5
LOB 12



Batter	1	2	3	4	5	6	7	8	9	AB	R	H	RBI	BB	SO	LOB	TOP										
Ramón Vázquez, L OBP: 0.359, SLG: 0.363	G4-3		FC4-6 1B	FC4-6 BB		G3-1	L8		2B 2H 1B	5	0	2	1	1	0	0	San Diego Padres @ Colorado Rockies Coors Field, Denver, CO Sun Sep 08 2002, 1:05 PM MDT Att: 25,706 - Cloudy - 84 F										
Mark Kotsay, L OBP: 0.355, SLG: 0.452	K		K	FC4-6 1-2		HR BB			F8	5	1	1	0	1	2	5											
Ryan Klesko, L OBP: 0.392, SLG: 0.542			FC4-6 1-2			HR				5	2	3	3	1	0	2											
Phil Nevin, R Gene Kingsale, S OBP: 0.338, SLG: 0.427 OBP: 0.353, SLG: 0.414	F9		K			1B BB			G3	2	1	0	0	2	1	2											
Ron Gant, R Julius Matos, R OBP: 0.346, SLG: 0.507 OBP: 0.286, SLG: 0.294		L4				P5			P4	3	2	1	0	1	0	1											
Bubba Tramell, R Brandon Villafuerte, R Jason Shiell, R Mike Holtz, L Trevor Hoffman, R		G1-3				2B SF7 BB			L9	5	0	1	0	0	1	2											
Sean Burroughs, L OBP: 0.306, SLG: 0.318						SH1-4 2B				0	0	0	0	0	0	0											
Tom Lampkin, L OBP: 0.310, SLG: 0.365						SH1-4 IBB				3	1	3	1	2	0	0											
Brian Lawrence, R Kevin Walker, L Cesar Crespo, S OBP: 0.169, SLG: 0.133 OBP: 0.273, SLG: 0.263						SF7			G4-3	2	1	1	3	2	0	1											
						SH1-4				3	0	0	0	0	1	5											
						L5			1B 2B	0	0	0	0	0	0	0											
										1	1	1	0	0	0	0											
Inning Stats	R: 0 E: 0 K: 1 S: 8	H: 0 LOB: 1 BB: 1 P: 16	R: 0 E: 0 K: 0 S: 6	H: 0 LOB: 2 BB: 2 P: 15	R: 0 E: 0 K: 2 S: 12	H: 1 LOB: 1 BB: 0 P: 16	R: 1 E: 0 K: 0 S: 9	H: 1 LOB: 3 BB: 3 P: 27	R: 1 E: 0 K: 0 S: 9	H: 2 LOB: 3 BB: 2 P: 19	R: 6 E: 0 K: 2 S: 22	H: 4 LOB: 0 BB: 2 P: 39	R: 0 E: 0 K: 0 S: 8	H: 1 LOB: 1 BB: 0 P: 10	R: 0 E: 0 K: 0 S: 12	H: 1 LOB: 1 BB: 0 P: 17	R: 1 E: 0 K: 0 S: 8	H: 3 LOB: 2 BB: 0 P: 9	1B: 7 2B: 3 3B: 0 HR: 3	SF: 1 SAC: 1 DP: 0 HBP: 0	WP: 0 PA: 50 PB: 1 SB: 3 CS: 0						
PITCHER	IP	WLS	BF	H	R	ER	SO	BB	IBB	HBP	BLK	WP	HR	S	P	ERA	WHIP										
Jason Jennings, R ERA: 4.51	5.1	L	31	5	5	5	3	8	2	0	0	0	2	49	108	8.44	2.438										
Victor Santos, R ERA: 9.0	0.1		2	1	0	0	1	0	0	0	0	0	0	8	11	0.00	3.000										
40 Brian Fuentes, L ERA: 5.65	1.1		7	3	3	3	1	0	0	0	0	0	1	17	23	20.25	2.250										
Mark Corey, R ERA: 7.29	1.0		4	1	0	0	0	0	0	0	0	0	0	12	17	0.00	1.000										
Justin Speier, R ERA: 4.09	1.0		6	3	1	1	0	0	0	0	0	0	0	8	9	9.00	3.000										

Batter	1	2	3	4	5	6	7	8	9	AB	R	H	RBI	BB	SO	LOB	BOTTOM										
Juan Pierre, L OBP: 0.316, SLG: 0.314	G4-3		F8							4	2	1	0	1	0	0	San Diego Padres @ Colorado Rockies Coors Field, Denver, CO Sun Sep 08 2002, 1:05 PM MDT Att: 25,706 - Cloudy - 84 F										
Gabe Kapler, R OBP: 0.314, SLG: 0.377	CS 1B									5	1	4	0	0	1	0											
Larry Walker, L Jack Cust, L OBP: 0.255, SLG: 0.625 OBP: 0.255, SLG: 0.255										1	0	0	0	3	1	0											
17 Todd Helton, L OBP: 0.422, SLG: 0.567										1	0	1	1	0	0	0											
Todd Zeile, R OBP: 0.351, SLG: 0.414										4	0	0	0	1	0	5											
Sandy Alomar Jr., R OBP: 0.308, SLG: 0.431										3	0	1	0	2	1	0											
Brent Butler, R Greg Norton, S Justin Speier, R OBP: 0.286, SLG: 0.410 OBP: 0.297, SLG: 0.403										3	0	2	0	0	0	0											
Juan Uribe, R Jason Romano, R OBP: 0.275, SLG: 0.324 OBP: 0.291, SLG: 0.293										1	0	0	0	0	0	2											
Jason Jennings, L Victor Santos, R 40 Brian Fuentes, L Ross Gload, L Mark Corey, R Terry Shumpert, R OBP: 0.305, SLG: 0.375 OBP: 0.286, SLG: 0.287 OBP: 0.308, SLG: 0.391										2	1	1	0	0	0	0											
										0	0	0	0	0	0	0											
										0	0	0	0	0	0	0											
										1	0	0	0	0	0	1											
Inning Stats	R: 0 E: 0 K: 0 S: 11	H: 1 LOB: 1 BB: 1 P: 16	R: 0 E: 0 K: 0 S: 4	H: 0 LOB: 0 BB: 0 P: 7	R: 0 E: 0 K: 0 S: 7	H: 0 LOB: 0 BB: 0 P: 7	R: 0 E: 0 K: 0 S: 6	H: 1 LOB: 2 BB: 2 P: 15	R: 2 E: 1 K: 0 S: 12	H: 4 LOB: 2 BB: 1 P: 23	R: 0 E: 0 K: 2 S: 10	H: 1 LOB: 1 BB: 0 P: 17	R: 0 E: 0 K: 1 S: 11	H: 0 LOB: 0 BB: 0 P: 16	R: 0 E: 0 K: 1 S: 11	H: 1 LOB: 2 BB: 1 P: 22	R: 2 E: 0 K: 0 S: 17	H: 3 LOB: 3 BB: 3 P: 37	1B: 10 2B: 1 3B: 0 HR: 0	SF: 0 SAC: 0 DP: 3 HBP: 0	WP: 1 PA: 42 PB: 0 SB: 0 CS: 1						
PITCHER	IP	WLS	BF	H	R	ER	SO	BB	IBB	HBP	BLK	WP	HR	S	P	ERA	WHIP										
Brian Lawrence, R Kevin Walker, L Brandon Villafuerte, R Jason Shiell, R Mike Holtz, L ERA: 3.6 ERA: 2.14 ERA: 27.0 ERA: 5.35	7.0	W	29	7	2	1	3	4	0	0	0	0	0	10	20	0.00	3.000										
40 Brian Fuentes, L Jason Shiell, R Mike Holtz, L ERA: 2.14 ERA: 27.0 ERA: 5.35	0.1		1	0	0	0	0	0	0	0	0	0	0	1	2	0.00	6.000										
40 Brian Fuentes, L Jason Shiell, R Mike Holtz, L ERA: 2.14 ERA: 27.0 ERA: 5.35	0.2		5	3	2	2	0	1	0	0	0	0	0	11	21	27.00	6.000										
40 Brian Fuentes, L Jason Shiell, R Mike Holtz, L ERA: 2.14 ERA: 27.0 ERA: 5.35	0.0		2	0	0	0	0	2	0	0	0	1	0	5	13	"	"										
PITCHER	IP	WLS	BF	H	R	ER	SO	BB	IBB	HBP	BLK	WP	HR	S	P	ERA	WHIP										
Trevor Hoffman, R ERA: 2.63	0.1	S	1	0	0	0	0	0	0	0	0	0	0	1	3	0.00	0.000										



Batter	1	2	3	4	5	6	7	8	9	AB	R	H	RBI	BB	SO	LOB	TOP										
Juan Pierre, L (1,8) OBP: 0.321, SLG: 0.325	G4-3			G5-3	FC6-4		17 HR		E S	5	1	2	1	0	0	1											
Jason Romano, R (1,4) OBP: 0.286, SLG: 0.286	G1-3			G5-3	17 S		F8		G3	4	2	1	0	1	0	2											
17 Todd Helton, L (1,3) OBP: 0.427, SLG: 0.578 Greg Norton, S (8,3) OBP: 0.300, SLG: 0.405	G4-3			G5-3	1B		1B			3	2	2	2	1	0	0											
Jay Payton, R (1,9) OBP: 0.360, SLG: 0.502 Gabe Kapler, R (3,9) OBP: 0.309, SLG: 0.369		G1-6-3		G5-3	1B		L8			1	0	1	0	0	0	0											
Todd Zeile, R (1,5) OBP: 0.349, SLG: 0.411 Brent Butler, R (8,5) OBP: 0.285, SLG: 0.405		P3		G5-3	S				G5-3	4	0	1	1	0	1	2											
Jack Cust, L (1,7) OBP: 0.254, SLG: 0.240 Kent Mercker, L (8,1) Todd Jones, L (8,1) Jose Jimenez, R (9,1)		G1-6-3		G5-3	1B		P6		G1-3	3	1	0	0	1	0	1											
Gary Bennett, R (1,2) OBP: 0.305, SLG: 0.342				G5-3	1B		G6-3		F9	4	1	1	0	0	0	0											
Juan Uribe, R (1,6) OBP: 0.274, SLG: 0.322				G6-3	1B		G4-3		K	4	1	1	1	0	1	0											
2B Aaron Cook, R (1,1) OBP: 0.100, SLG: 0.100 Ross Gload, L (7,PH) OBP: 0.263, SLG: 0.222 Justin Speier, R (7,1) Ben Petrick, R (8,7) OBP: 0.210, SLG: 0.280				L1	1B		K		K	2	0	1	1	0	0	0											
Inning Stats	R: 0 E: 0 K: 0 S: 5	H: 0 LOB: 0 BB: 0 P: 5	R: 0 E: 0 K: 0 S: 8	H: 1 LOB: 0 BB: 0 P: 9	R: 0 E: 0 K: 0 S: 5	H: 0 LOB: 0 BB: 0 P: 7	R: 1 E: 0 K: 0 S: 12	H: 2 LOB: 2 BB: 1 P: 19	R: 5 E: 0 K: 1 S: 19	H: 5 LOB: 1 BB: 2 P: 36	R: 0 E: 0 K: 0 S: 6	H: 0 LOB: 0 BB: 0 P: 7	R: 2 E: 0 K: 1 S: 15	H: 2 LOB: 0 BB: 0 P: 21	R: 0 E: 0 K: 0 S: 8	H: 0 LOB: 0 BB: 0 P: 13	R: 0 E: 0 K: 2 S: 11	H: 1 LOB: 1 BB: 0 P: 16	1B: 10 2B: 0 3B: 0 HR: 1	SF: 0 SAC: 0 DP: 1 HBP: 0	WP: 0 PB: 0 SB: 5 CS: 0	PA: 38					
PITCHER	IP	WLS	BF	H	R	ER	SO	BB	IBB	HBP	BLK	WP	HR	S	P	ERA	WHIP										
Kirk Saarloos, R (1,1) ERA: 5.82	4.2	L	21	7	6	5	0	3	0	0	0	0	0	42	65	9.64	2.143										
Brandon Puffer, R (5,1) ERA: 5.31	0.1		2	1	0	0	1	0	0	0	0	0	0	7	11	0.00	3.000										
Dave Mickl, R (6,1) ERA: 5.38	1.0		3	0	0	0	0	0	0	0	0	0	0	6	7	0.00	0.000										
Pedro Borbon, L (7,1) ERA: 5.18	1.0		5	2	2	2	1	0	0	0	0	0	1	15	21	18.00	2.000										
Nelson Cruz, R (8,1) ERA: 4.52	1.0		3	0	0	0	0	0	0	0	0	0	0	8	13	0.00	0.000										
PITCHER	IP	WLS	BF	H	R	ER	SO	BB	IBB	HBP	BLK	WP	HR	S	P	ERA	WHIP										
Ricky Stone, R (9,1) ERA: 3.99	0.2		2	0	0	0	2	0	0	0	0	0	0	6	9	0.00	0.000										
Jerome Robertson, L (9,1) ERA: 6.0	0.1		2	1	0	0	0	0	0	0	0	0	0	5	7	0.00	3.000										

Colorado Rockies @ Houston Astros
Astros Field, Houston, TX
Wed Sep 11, 2002, 8:05 PM EDT
Att: 29,185 - Cloudy - 92 F

AB	35
R	8
H	11
RBI	7
BB	3
SO	4
LOB	8



Batter	1	2	3	4	5	6	7	8	9	AB	R	H	RBI	BB	SO	LOB	BOTTOM										
Brian Hunter, R (1,8) OBP: 0.362, SLG: 0.480	K		G1-6-3							4	1	3	0	1	1	0											
Craig Biggio, R (1,4) OBP: 0.341, SLG: 0.411	G6-3		G1-6-3		G6-3		G4-3		17 DI	5	1	1	0	0	0	3											
17 Lance Berkman, S (1,9) OBP: 0.409, SLG: 0.594			PO				5 HR		5 HR	4	2	4	1	1	0	0											
5 Jeff Bagwell, R (1,3) OBP: 0.405, SLG: 0.539	FC5-4						1B		P3	5	2	3	5	0	0	2											
Daryle Ward, L (1,7) OBP: 0.328, SLG: 0.414		G3	PO		P5		P1		K	4	0	1	0	0	1	0											
Jose Vizcaino, S (1,5) OBP: 0.343, SLG: 0.406		G3			F8		F7		1B	4	0	1	0	0	0	1											
Brad Ausmus, R (1,2) OBP: 0.324, SLG: 0.360		K			K2-3		G6-3		F9	4	0	0	0	0	2	2											
2B Adam Everett, R (1,6) OBP: 0.291, SLG: 0.227 Orlando Merced, S (8,PH) OBP: 0.354, SLG: 0.453 Morgan Ensberg, R (9,5) OBP: 0.336, SLG: 0.386			K2-3		G6-3		F3		K	3	0	0	0	0	1	1											
Kirk Saarloos, R (1,1) Brandon Puffer, R (5,1) Dave Mickl, R (6,1) Pedro Borbon, L (7,1) Nelson Cruz, R (8,1) Ricky Stone, R (9,1) Jerome Robertson, L (9,1) Mark Lorenz, R (9,1)			G6-3		G4-3		F9		F9	1	0	0	0	0	0	0											
Inning Stats	R: 0 E: 0 K: 1 S: 9	H: 1 LOB: 1 BB: 0 P: 14	R: 0 E: 0 K: 2 S: 9	H: 1 LOB: 0 BB: 0 P: 14	R: 1 E: 0 K: 0 S: 8	H: 2 LOB: 1 BB: 1 P: 14	R: 0 E: 0 K: 1 S: 7	H: 0 LOB: 0 BB: 0 P: 10	R: 0 E: 0 K: 0 S: 6	H: 1 LOB: 1 BB: 0 P: 7	R: 2 E: 0 K: 0 S: 12	H: 2 LOB: 0 BB: 0 P: 17	R: 0 E: 0 K: 0 S: 15	H: 0 LOB: 1 BB: 1 P: 24	R: 2 E: 0 K: 2 S: 20	H: 3 LOB: 1 BB: 0 P: 28	R: 1 E: 0 K: 0 S: 13	H: 3 LOB: 1 BB: 0 P: 17	1B: 8 2B: 3 3B: 0 HR: 2	SF: 0 SAC: 0 DP: 0 HBP: 0	WP: 0 PB: 0 SB: 0 CS: 0	PA: 41					
PITCHER	IP	WLS	BF	H	R	ER	SO	BB	IBB	HBP	BLK	WP	HR	S	P	ERA	WHIP										
2B Aaron Cook, R (1,1) ERA: 3.98	6.0	W	25	7	3	3	4	1	0	0	0	0	0	15	24	0.00	1.000										
Justin Speier, R (7,1) ERA: 3.91	1.0		4	0	0	0	0	1	0	0	0	0	0	11	17	54.00	6.000										
Kent Mercker, L (8,1) ERA: 5.3	0.1		3	2	2	2	1	0	0	0	0	0	0	9	11	0.00	1.500										
Todd Jones, R (8,1) ERA: 4.03	0.2	H	3	1	0	0	1	0	0	0	0	0	0	9	11	0.00	1.500										
Jose Jimenez, R (9,1) ERA: 3.76	1.0	S	5	3	1	1	0	0	0	0	0	0	0	13	17	9.00	3.000										

Colorado Rockies @ Houston Astros
Astros Field, Houston, TX
Wed Sep 11, 2002, 8:05 PM EDT
Att: 29,185 - Cloudy - 92 F

AB	38
R	6
H	13
RBI	6
BB	2
SO	6
LOB	10



Batter	1	2	3	4	5	6	7	8	9	AB	R	H	RBI	BB	SO	LOB	TOP		
Dave Roberts, L (1,8) OBP: 0.351, SLG: 0.360 Marquis Grissom, R (9, PH) OBP: 0.320, SLG: 0.497	2-2 1B		1-1 G4-3			1-0 F8		1-0 F8	3 0 1 0 0 0 0 1 0 0 0 0 0 0										
Paul Lo Duca, R (1,2) OBP: 0.323, SLG: 0.396	2-3 K			0-1 L7		3-2 L4		1-2 G4-3	4 0 0 0 0 1 1										
Shawn Green, L (1,9) OBP: 0.382, SLG: 0.581	2-3 K			2-2 F9			0-0 HR	0-0 F7	4 1 1 1 0 1 1										
Brian Jordan, R (1,7) OBP: 0.318, SLG: 0.439	3-1 G4-3			4-2 BB			0-0 G4-3		2 0 0 0 1 0 1										
Eric Karros, R (1,3)		0-3 K		1-1 G1-3			0-0 G1-3		3 0 0 0 0 1 1										
Adrian Beltré, R (1,5) OBP: 0.302, SLG: 0.429	1-2 G4-3				1-2 G1-3		2-1 F8		3 0 0 0 0 0 0										
Mark Grudzielanek, R (1,4) OBP: 0.289, SLG: 0.364	2-2 G6-3				3-1 F8			1-0 G3-6-1 1B	3 0 1 0 0 0 0										
Alex Cora, L (1,6) OBP: 0.366, SLG: 0.427			1-2 F8		0-0 G4-3			0-1 G3-6-1 1B	3 0 0 0 0 0 1										
Omar Daal, L (1,1) Guillermo Mota, R (4,1) Joe Thurston, L (6, PH) Giovanni Carrara, R (6,1) Luke Allen, L (6, PH) Mike Kinkade, R (6, PH) Robert Ellis, R (8,1) Jeff Williams, R (8,1)			0-2 B1			1-1 G4-3		1-3 K	1 0 0 0 0 0 0 0 0 0 0 0 0 0 1 0 1 0 0 0 0 0 1 0 0 0 0 0 0 0										
Inning Stats	R: 0 H: 1 E: 0 K: 2 S: 14	H: 1 LOB: 1 BB: 0 P: 23	R: 0 H: 0 E: 0 K: 1 S: 10	H: 0 LOB: 0 BB: 0 P: 13	R: 0 H: 0 E: 0 K: 0 S: 9	H: 0 LOB: 1 BB: 1 P: 11	R: 0 H: 0 E: 0 K: 0 S: 10	H: 0 LOB: 0 BB: 0 P: 17	R: 0 H: 0 E: 0 K: 0 S: 6	H: 0 LOB: 0 BB: 0 P: 12	R: 1 H: 1 E: 0 K: 0 S: 5	H: 1 LOB: 0 BB: 0 P: 7	R: 0 H: 1 E: 0 K: 1 S: 6	H: 1 LOB: 0 BB: 0 P: 8	R: 0 H: 0 E: 0 K: 0 S: 5	H: 0 LOB: 0 BB: 0 P: 7	1B: 2 2B: 0 3B: 0 HR: 1	SF: 0 SAC: 0 DP: 1 HBP: 0	WP: 0 PA: 30 PB: 0 SB: 1 CS: 0
PITCHER	IP WLS BF H R ER SO BB IBB HBP BLK WP HR S P ERA WHIP																		
Denny Stark, R (1,1) ERA: 3.88	7.0 W 24 2 1 1 3 1 0 0 0 0 1 62 94 1.29 0.429																		
Sean Lowe, R (8,1) ERA: 5.3	0.2 2 1 0 0 0 0 0 0 0 0 0 3 4 0.00 1.500																		
40 Brian Fuentes, L (8,1) ERA: 5.17	1.1 4 0 0 0 1 0 0 0 0 0 0 8 11 0.00 0.000																		

Los Angeles Dodgers @ Colorado Rockies
Coors Field, Denver, CO
Thu Sep 12 2002, 7:05 PM MDT
Att: 25,993 - Cloudy - 58 F

AB	29
R	1
H	3
RBI	1
BB	1
SO	4
LOB	5



Batter	1	2	3	4	5	6	7	8	9	AB	R	H	RBI	BB	SO	LOB	BOTTOM		
Jason Romano, R (1,8) OBP: 0.284, SLG: 0.284	3-3 K		0-0 B1-3	0-0 SH5-3		1-3 K		1-1 S 1B	4 1 1 0 0 2 0										
Gabe Kapler, R (1,9) OBP: 0.314, SLG: 0.375	4-2 CS BB		0-0 17 1B	2-3 F9		1-3 K		1-1 1B	4 1 2 1 1 1 1										
17 Todd Helton, L (1,3) OBP: 0.427, SLG: 0.575	3-3 K		0-0 BB 1B	2-0 1B HBP		2-3 K		1-2 F9	4 1 1 1 0 2 2										
Todd Zeile, R (1,5) OBP: 0.348, SLG: 0.409		2-3 K	0-0 F9	1-1 1B			1-2 F7		4 0 1 1 0 1 1										
Sean Lowe, R (8,1) OBP: 0.077, SLG: 0.077									0 0 0 0 0 0 0										
40 Brian Fuentes, L (8,1) ERA: 5.17									0 0 0 0 0 0 0										
Terry Shumpert, R (1,4) OBP: 0.313, SLG: 0.384		0-0 BB 1B	4-2 BB 1B	1-2 BB			0-0 HR		3 3 2 1 1 0 2										
Brent Butler, R (8,5) OBP: 0.285, SLG: 0.405									0 0 0 0 0 0 0										
Ben Petrick, R (1,7) OBP: 0.247, SLG: 0.303		4-1 1B BB	4-2 1B BB		0-0 F9 2B		4-1 G6-4-3 BB		1 0 1 0 3 0 0										
Sandy Alomar Jr., R (1,2) OBP: 0.302, SLG: 0.422		0-3 K	1-1 1B	1-1 1B		1-1 L3		1-1 G6-4-3	4 0 1 2 0 1 4										
Juan Uribe, R (1,6) OBP: 0.274, SLG: 0.321		0-0 1B	0-0 F9		1-1 F9			0-0 G6-3	4 0 1 1 0 0 3										
Denny Stark, R (1,1) OBP: 0.189, SLG: 0.361		0-3 K		1-2 SH5-3 1B 2B				3-2 L7	3 1 1 0 0 1 3										
Juan Pierre, L (8,8) OBP: 0.320, SLG: 0.325									1 0 0 0 0 0 0										
Inning Stats	R: 0 H: 0 E: 0 K: 2 S: 13	H: 2 LOB: 2 BB: 1 P: 23	R: 1 H: 2 E: 0 K: 3 S: 14	H: 2 LOB: 1 BB: 1 P: 20	R: 3 H: 3 E: 0 K: 0 S: 12	H: 3 LOB: 2 BB: 2 P: 21	R: 1 H: 2 E: 0 K: 0 S: 10	H: 2 LOB: 0 BB: 0 P: 17	R: 0 H: 1 E: 0 K: 0 S: 6	H: 1 LOB: 1 BB: 0 P: 8	R: 0 H: 0 E: 0 K: 3 S: 10	H: 0 LOB: 0 BB: 0 P: 14	R: 1 H: 1 E: 0 K: 0 S: 8	H: 1 LOB: 0 BB: 1 P: 14	R: 1 H: 2 E: 0 K: 0 S: 13	H: 2 LOB: 1 BB: 0 P: 18	1B: 7 2B: 4 3B: 0 HR: 1	SF: 0 SAC: 1 DP: 2 HBP: 1	WP: 0 PA: 39 PB: 0 SB: 1 CS: 1
PITCHER	IP WLS BF H R ER SO BB IBB HBP BLK WP HR S P ERA WHIP																		
Omar Daal, L (1,1) ERA: 3.8	3.2 L 22 7 5 5 5 4 0 0 0 0 0 0 48 79 12.27 3.000																		
Guillermo Mota, R (4,1) ERA: 4.22	1.1 5 1 0 0 0 0 0 0 0 0 0 7 10 0.00 0.750																		
Giovanni Carrara, R (6,1) ERA: 3.56	2.0 7 1 1 1 3 1 0 0 0 0 0 1 18 28 4.50 1.000																		
Robert Ellis, R (8,1) ERA: 13.5	0.2 4 2 1 1 0 0 0 0 0 0 0 9 13 13.50 3.000																		
Jeff Williams, L (8,1) ERA: 17.55	0.1 1 0 0 0 0 0 0 0 0 0 0 4 5 0.00 0.000																		

Los Angeles Dodgers @ Colorado Rockies
Coors Field, Denver, CO
Thu Sep 12 2002, 7:05 PM MDT
Att: 25,993 - Cloudy - 58 F

AB	32
R	7
H	11
RBI	7
BB	5
SO	8
LOB	16



Batter	1	2	3	4	5	6	7	8	9	AB	R	H	RBI	BB	SO	LOB	TOP										
Dave Roberts, L (1.8) OBP: 0.351, SLG: 0.362 Marquis Grissom, R (7, PH) OBP: 0.322, SLG: 0.498	G3		E7 1B 2B		F7		1-2 2-H 1B			3	1	1	0	0	0	1											
Paul Lo Duca, R (1.2) OBP: 0.322, SLG: 0.395	G1-3		G5-6-3 1B		F9			F8		4	0	1	1	0	0	1											
Shawn Green, L (1.9) OBP: 0.383, SLG: 0.580	HR HBP		G5-6-3 1B			G6-4-3 1B		G6-3		3	1	1	0	0	0	1											
Brian Jordan, R (1.7) OBP: 0.322, SLG: 0.451	1-H HR			G4-6-3 HBP		G6-4-3 1B				3	1	2	2	0	0	1											
Tyler Houston, L (1.9) OBP: 0.322, SLG: 0.450 Guillermo Mota, R (6.1) Jesse Orosco, R (7.1) Paul Shuey, R (7.1) Dave Hansen, L (8.1) Paul Quantrill, L (8.1)	G3-1		G4-6-3 1-2f		K			P6		3	0	0	0	0	0	1											
Eric Karros, R (1.3) OBP: 0.327, SLG: 0.398 Wilkin Ruan, R (9, FR) OBP: 0.667, SLG: 1.000		G4-3		HR			F9		G6-4-3 1B	4	1	2	1	0	0	0											
Mark Grudzielanek, R (1.4) OBP: 0.299, SLG: 0.361		F9		G1-3			K		G6-4-3 1-2f	4	0	0	0	0	1	1											
Alex Cora, L (1.6) OBP: 0.364, SLG: 0.429		G4-3			G6-3				G4-3	4	0	1	0	0	0	1											
Kevin Beirne, L (1.1) OBP: 0.500, SLG: 0.500 Adrián Beltré, R (6.5) OBP: 0.303, SLG: 0.429			G6-3		WP 1B					2	0	1	0	0	0	0											
Inning Stats	R: 2 E: 0 K: 0 S: 7	H: 1 LOB: 0 BB: 0 P: 13	R: 0 E: 0 K: 0 S: 6	H: 0 LOB: 0 BB: 0 P: 9	R: 1 E: 1 K: 0 S: 9	H: 2 LOB: 0 BB: 0 P: 16	R: 1 E: 0 K: 0 S: 7	H: 1 LOB: 0 BB: 0 P: 15	R: 0 E: 0 K: 1 S: 8	H: 1 LOB: 1 BB: 0 P: 15	R: 0 E: 0 K: 1 S: 7	H: 2 LOB: 2 BB: 1 P: 12	R: 0 E: 0 K: 0 S: 8	H: 1 LOB: 1 BB: 0 P: 10	R: 0 E: 0 K: 0 S: 6	H: 1 LOB: 1 BB: 0 P: 7	1B: 5 2B: 3 3B: 0 HR: 2	SF: 0 SAC: 0 DP: 4 HBP: 2	WP: 1 PA: 35 PB: 0 SB: 0 CS: 0								
PITCHER	IP	WLS	BF	H	R	ER	SO	BB	IBB	HBP	BLK	WP	HR	S	P	ERA	WHIP										
Jason Jennings, R (1.1) ERA: 4.54	6.2		27	7	4	4	2	1	0	2	0	1	2	54	91	5.40	1.200										
Kent Mercker, L (7.1) ERA: 5.29	0.1	W	1	1	0	0	0	0	0	0	0	0	0	1	1	0.00	3.000										
Todd Jones, R (8.1) ERA: 3.98	1.0	H	4	1	0	0	0	0	0	0	0	0	0	8	10	0.00	1.000										
Jose Jimenez, R (9.1) ERA: 3.7	1.0	S	3	1	0	0	0	0	0	0	0	0	0	6	7	0.00	1.000										

Los Angeles Dodgers @ Colorado Rockies
Coors Field, Denver, CO
Fri Sep 13 2002, 7:05 PM MDT
Att: 26,441 - Cloudy - 65 F

AB 32
R 4
H 10
RBI 4
BB 1
SO 2
LOB 8



Batter	1	2	3	4	5	6	7	8	9	AB	R	H	RBI	BB	SO	LOB	BOTTOM										
Juan Pierre, L (1.8) OBP: 0.321, SLG: 0.324	G4-3		F8		L8		1B E BB	PB 1B		4	1	1	0	1	0	0											
Brent Butler, R (1.4) OBP: 0.287, SLG: 0.406 Jason Romano, R (7, FR) OBP: 0.280, SLG: 0.279	F7		1B		G5-3		E8 BB 1B	K		4	0	2	1	0	0	0											
Larry Walker, L (1.9) OBP: 0.424, SLG: 0.617	BB		F8		G4-3		P5			3	0	0	0	1	0	2											
17 Todd Helton, L (1.3) OBP: 0.425, SLG: 0.571	F8		G6-3			P6	BB BB IBB	F9		4	0	0	0	1	0	5											
Todd Zeile, R (1.5) OBP: 0.351, SLG: 0.411		F8		1B WP FC9-2 1B			WP 1B	BB BB		3	0	2	0	1	0	0											
Jack Cust, L (1.7) OBP: 0.274, SLG: 0.264 Kent Mercker, L (7.1) Greg Norton, S (7, PH) OBP: 0.394, SLG: 0.405 Sandy Alomar Jr., R (8.2) OBP: 0.302, SLG: 0.422		2-1 G5-3 2B 1B		3B 1B		K		BB BB		3	2	2	0	0	1	1											
Gary Bennett, R (1.2) OBP: 0.301, SLG: 0.338 Ross Gload, L (7, PH) OBP: 0.250, SLG: 0.211 Todd Jones, L (8.1) Jose Jimenez, R (9.1)		2-1 G5-3		FC9-2		G6-3		K		3	0	0	0	0	0	4											
Juan Uribe, R (1.6) OBP: 0.279, SLG: 0.332		2-H 2B		3-H 1-H 3B				S G5-3 1B	K G5-3 1B	4	1	4	2	0	0	0											
Jason Jennings, L (1.1) OBP: 0.339, SLG: 0.362 Gabe Kapler, R (7.7) OBP: 0.312, SLG: 0.372		K		K				G5-3	G5-3	2	0	0	0	0	2	2											
Inning Stats	R: 0 E: 0 K: 0 S: 12	H: 0 LOB: 1 BB: 1 P: 24	R: 1 E: 0 K: 1 S: 10	H: 2 LOB: 1 BB: 0 P: 17	R: 0 E: 0 K: 0 S: 9	H: 1 LOB: 1 BB: 0 P: 14	R: 1 E: 0 K: 1 S: 10	H: 3 LOB: 1 BB: 0 P: 14	R: 0 E: 0 K: 0 S: 6	H: 0 LOB: 0 BB: 0 P: 8	R: 0 E: 0 K: 1 S: 11	H: 1 LOB: 1 BB: 0 P: 16	R: 3 E: 1 K: 1 S: 12	H: 2 LOB: 3 BB: 4 P: 29	R: 0 E: 0 K: 1 S: 17	H: 2 LOB: 3 BB: 0 P: 26	1B: 9 2B: 2 3B: 1 HR: 0	SF: 0 SAC: 0 DP: 1 HBP: 1	WP: 2 PA: 40 PB: 1 SB: 2 CS: 0								
PITCHER	IP	WLS	BF	H	R	ER	SO	BB	IBB	HBP	BLK	WP	HR	S	P	ERA	WHIP										
Kevin Beirne, R (1.1) ERA: 2.79	5.1		23	7	2	2	2	1	0	0	0	1	0	11	19	27.00	3.000										
Guillermo Mota, R (6.1) ERA: 4.69	1.0	L	6	2	3	3	1	1	0	0	0	0	0	2	6	0.00	0.000										
Jesse Orosco, L (7.1) ERA: 2.81	0.1		2	0	0	0	0	0	1	0	0	0	0	2	6	0.00	0.000										
Paul Shuey, R (7.1) ERA: 3.49	0.1		3	0	0	0	1	2	0	0	0	0	0	6	14	0.00	6.000										
Paul Quantrill, R (8.1) ERA: 2.65	1.0		6	2	0	0	1	0	0	1	0	0	0	17	26	0.00	2.000										

Los Angeles Dodgers @ Colorado Rockies
Coors Field, Denver, CO
Fri Sep 13 2002, 7:05 PM MDT
Att: 26,441 - Cloudy - 65 F

AB 34
R 5
H 11
RBI 4
BB 5
SO 5
LOB 21



Batter	1	2	3	4	5	6	7	8	9	AB	R	H	RBI	BB	SO	LOB	TOP										
Fernando Vina, L OBP: 0.331, SLG: 0.330 (1, 4)	F7		F8		G4-6-3			G3		5	0	1	1	0	0	2											
J.D. Drew, L OBP: 0.357, SLG: 0.422 (1, 9)	F9		G4-3		L4			P6		5	0	0	0	0	0	2											
15 Jim Edmonds, L OBP: 0.414, SLG: 0.552 (1, 8)		BB	F8							2	1	0	0	2	1	0											
5 Albert Pujols, R OBP: 0.391, SLG: 0.558 (1, 7) (7, 3)	G6-3				F8			G6-3		4	0	0	0	0	0	2											
27 Scott Rolen, R OBP: 0.358, SLG: 0.490 (1, 5)			P3							4	2	2	3	0	0	0											
Tino Martinez, L OBP: 0.345, SLG: 0.445 (7, 1) (8, 1) Rick White, R OBP: 0.333, SLG: 0.333 (8, PH) Ivan Cruz, L OBP: 0.429, SLG: 0.833 (8, PH) Dave Veres, R OBP: 0.333, SLG: 0.333 (8, PH) Steve Kline, S (8, PH)					F8			G3-1		3	1	1	1	0	0	0											
Edgar Renteria, R OBP: 0.360, SLG: 0.444 (1, 6)			HR							4	2	2	1	0	0	0											
Mike Matheny, R OBP: 0.306, SLG: 0.316 (1, 2)			F8							3	1	1	1	0	1	0											
Andy Benes, R OBP: 0.219, SLG: 0.344 Gabe Molina, R (7, 1) So Taguchi, R OBP: 0.455, SLG: 0.455 Kerry Robinson, L OBP: 0.298, SLG: 0.361 (8, PH)										2	0	0	0	0	0	1											
			G6-3		E6			F9		0	0	0	0	0	0	0											
										2	0	0	0	0	0	1											
Inning Stats	R: 0 E: 0 K: 0 S: 8	H: 0 LOB: 1 BB: 1 P: 16	R: 2 E: 0 K: 0 S: 15	H: 2 LOB: 0 BB: 0 P: 22	R: 0 E: 0 K: 0 S: 13	H: 0 LOB: 0 BB: 0 P: 19	R: 1 E: 0 K: 0 S: 8	H: 1 LOB: 0 BB: 0 P: 13	R: 0 E: 1 K: 1 S: 7	H: 0 LOB: 1 BB: 0 P: 12	R: 0 E: 0 K: 1 S: 9	H: 0 LOB: 0 BB: 0 P: 15	R: 0 E: 0 K: 0 S: 5	H: 0 LOB: 0 BB: 0 P: 7	R: 5 E: 0 K: 0 S: 12	H: 5 LOB: 1 BB: 1 P: 21	1B: 0 2B: 3 3B: 0 HR: 5	SF: 0 SAC: 0 DP: 1 HBP: 1	WP: 0 PA: 38 PB: 0 SB: 0 CS: 0								
PITCHER	IP	WLS	BF	H	R	ER	SO	BB	IBB	HBP	BLK	WP	HR	S	P	ERA	WHIP										
Denny Stark, R ERA: 3.91	(1, 1)	6.0	23	3	3	3	1	1	0	1	0	0	3	59	95	4.50	0.667										
40 Brian Fuentes, L ERA: 4.82	(7, 1)	1.0	3	0	0	0	1	0	0	0	0	0	0	9	15	0.00	0.000										
Justin Speier, R ERA: 4.37	(8, 1)	1.1	L	9	4	5	5	0	0	0	0	0	2	11	19	33.75	3.750										
Victor Santos, R ERA: 9.15	(9, 1)	0.2	3	1	0	0	0	0	0	0	0	0	0	6	9	0.00	1.500										

St. Louis Cardinals @ Colorado Rockies
Coors Field, Denver, CO
Wed Sep 18 2002, 7:05 PM MDT
Att: 25,330 - Cloudy - 56 F

AB 35
R 8
H 8
RBI 8
BB 2
SO 2
LOB 8



Batter	1	2	3	4	5	6	7	8	9	AB	R	H	RBI	BB	SO	LOB	BOTTOM											
Juan Pierre, L OBP: 0.318, SLG: 0.321 Gabe Kapler, R OBP: 0.316, SLG: 0.372 (7, PH)					G4-3					3	0	1	0	0	0	1												
Ben Petrick, R OBP: 0.277, SLG: 0.405 (1, 7)										4	2	3	3	1	1	1												
17 Todd Helton, L OBP: 0.429, SLG: 0.576 (1, 3)										5	0	2	0	0	0	3												
Larry Walker, L OBP: 0.424, SLG: 0.609 (1, 9)										3	0	0	0	2	1	2												
Todd Zeile, R OBP: 0.349, SLG: 0.415 (1, 5)										4	0	0	0	0	0	2												
Jose Ortiz, R OBP: 0.318, SLG: 0.311 (1, 4)										3	0	0	0	1	0	0												
Gary Bennett, R OBP: 0.306, SLG: 0.343 (1, 2)										4	0	0	0	0	0	3												
Juan Uribe, R OBP: 0.280, SLG: 0.334 (1, 6)										4	1	3	0	0	0	0												
Denny Stark, R ERA: 3.18 Gabe Molina, R ERA: 1.8 Jeff Fassero, L ERA: 5.37 Rick White, R ERA: 4.42 Dave Veres, R ERA: 3.69	(1, 1) (7, 1) (8, 1) (8, 1) (9, 1) (9, PH)	6.0 0.1 0.2 1.0 0.0	WLS H B W	BF 2 4 3 4	H 1 2 0 2	R 1 1 0 2	ER 1 1 1 2	SO 0 1 1 0	BB 0 0 0 2	IBB 0 0 0 0	HBP 0 0 0 0	BLK 0 0 0 0	WP 0 0 0 0	HR 1 3 9 5	S 25 6 3 8	P 14 13 15 6 17	ERA 1.50 27.00 13.50 0.00 ∞	WHIP 1.500 3.000 3.000 0.000 ∞										
Inning Stats	R: 1 E: 0 K: 0 S: 11	H: 3 LOB: 3 BB: 2 P: 25	R: 0 E: 0 K: 1 S: 9	H: 1 LOB: 0 BB: 0 P: 14	R: 0 E: 0 K: 0 S: 6	H: 0 LOB: 0 BB: 0 P: 10	R: 0 E: 0 K: 0 S: 8	H: 1 LOB: 1 BB: 0 P: 13	R: 0 E: 0 K: 0 S: 4	H: 0 LOB: 0 BB: 0 P: 8	R: 2 E: 0 K: 1 S: 12	H: 3 LOB: 1 BB: 0 P: 21	R: 0 E: 0 K: 0 S: 5	H: 0 LOB: 0 BB: 0 P: 6	R: 2 E: 0 K: 0 S: 12	H: 2 LOB: 1 BB: 2 P: 22	1B: 5 2B: 3 3B: 0 HR: 3	SF: 0 SAC: 1 DP: 1 HBP: 0	WP: 0 PA: 41 PB: 0 SB: 1 CS: 2									
PITCHER	IP	WLS	BF	H	R	ER	SO	BB	IBB	HBP	BLK	WP	HR	S	P	ERA	WHIP											
Steve Kline, L ERA: 3.78	(9, 1)	1.0	S	2	0	0	0	0	0	0	0	0	0	4	5	0.00	0.000											

St. Louis Cardinals @ Colorado Rockies
Coors Field, Denver, CO
Wed Sep 18 2002, 7:05 PM MDT
Att: 25,330 - Cloudy - 56 F

AB 34
R 5
H 11
RBI 4
BB 5
SO 2
LOB 13



Batter	1	2	3	4	5	6	7	8	9	AB	R	H	RBI	BB	SO	LOB	TOP					
Quinton McCracken, S OBP: 0.373, SLG: 0.468										5	1	2	0	0	1	1						
David Dellucci, L OBP: 0.333, SLG: 0.417										5	1	2	1	0	3	2						
Junior Spivey, R OBP: 0.389, SLG: 0.467										4	1	2	1	1	0	1						
Steve Finley, L OBP: 0.365, SLG: 0.490										4	1	1	0	1	0	5						
Erubiel Durazo, L OBP: 0.394, SLG: 0.563										4	1	1	2	1	2	2						
Matt Williams, R OBP: 0.318, SLG: 0.439										4	1	1	2	0	0	2						
Mark Grace, L OBP: 0.345, SLG: 0.387										1	0	0	0	0	1	0						
Alex Cintron, S OBP: 0.333, SLG: 0.306										3	0	1	0	0	0	1						
Lyle Overbay, L OBP: 0.143, SLG: 0.143										1	0	0	0	0	1	0						
Rod Barajas, R OBP: 0.270, SLG: 0.322										3	0	2	1	0	0	2						
Tony Womack, L OBP: 0.323, SLG: 0.356										1	0	0	0	0	0	0						
Damian Miller, R OBP: 0.344, SLG: 0.443										0	0	0	0	0	0	0						
Miguel Batista, R OBP: 0.216, SLG: 0.271										3	0	0	0	0	0	3						
Greg Swindell, L OBP: 0.271, SLG: 0.271										0	0	0	0	0	0	0						
Eddie Oropesa, L OBP: 0.271, SLG: 0.271										0	0	0	0	0	0	0						
Chris Donnels, L OBP: 0.271, SLG: 0.271										0	0	0	0	0	0	0						
Mark Little, R OBP: 0.331, SLG: 0.270										0	0	0	0	0	0	0						
Mike Myers, L OBP: 0.331, SLG: 0.270										0	0	0	0	0	0	0						
Mike Koplove, R OBP: 0.331, SLG: 0.270										0	0	0	0	0	0	0						
Inning Stats	R: 0 E: 0 K: 2 S: 11	H: 0 LOB: 1 BB: 1 P: 19	R: 0 E: 0 K: 1 S: 8	H: 1 LOB: 2 BB: 1 P: 14	R: 6 E: 0 K: 1 S: 19	H: 6 LOB: 1 BB: 1 P: 32	R: 0 E: 0 K: 1 S: 13	H: 1 LOB: 1 BB: 0 P: 20	R: 0 E: 0 K: 1 S: 9	H: 1 LOB: 1 BB: 0 P: 12	R: 0 E: 0 K: 1 S: 8	H: 0 LOB: 0 BB: 0 P: 10	R: 0 E: 0 K: 1 S: 11	H: 1 LOB: 1 BB: 0 P: 15	R: 1 E: 0 K: 1 S: 15	H: 2 LOB: 3 BB: 1 P: 26	R: 0 E: 0 K: 2 S: 7	H: 0 LOB: 0 BB: 0 P: 11	1B: 7 2B: 5 3B: 0 HR: 0	SF: 0 SAC: 1 DP: 0 HBP: 0	WP: 1 PB: 1 SB: 0 CS: 0	PA: 43
PITCHER	IP WLS BF H R ER SO BB IBB HBP BLK WP HR S P ERA WHIP																					
Victor Santos, R ERA: 10.57	(1, 1) 2.1 17 7 6 6 3 3 0 0 0 0 0 0 31 54 23.14 4.286																					
Sean Lowe, R ERA: 5.59	(3, 1) 2.2 10 2 0 0 3 0 0 0 0 0 0 29 43 0.00 0.750																					
40 Brian Fuentes, L ERA: 3.8	(6, 1) 2.0 W 7 1 0 0 2 0 0 0 0 0 0 19 25 0.00 0.500																					
Justin Speier, R ERA: 4.37	(8, 1) 1.0 H 6 2 1 1 1 1 0 0 0 1 0 15 26 9.00 3.000																					
Jose Jimenez, R ERA: 3.44	(9, 1) 1.0 3 0 0 0 2 0 0 0 0 0 0 7 11 0.00 0.000																					

Arizona Diamondbacks @ Colorado Rockies
Coors Field, Denver, CO
Sun Sep 22 2002, 1:05 PM MDT
Att: 26,520 - Sunny - 60 F

AB	38
R	7
H	12
RBI	7
BB	4
SO	11
LOB	20



Batter	1	2	3	4	5	6	7	8	9	AB	R	H	RBI	BB	SO	LOB	BOTTOM			
Juan Pierre, L OBP: 0.326, SLG: 0.333										5	3	2	0	0	0	2				
Jay Payton, R OBP: 0.367, SLG: 0.511										4	4	4	1	1	0	0				
Larry Walker, L OBP: 0.425, SLG: 0.608										5	1	2	2	0	0	4				
17 Todd Helton, L OBP: 0.431, SLG: 0.586										3	2	2	5	2	0	0				
Greg Norton, S OBP: 0.307, SLG: 0.424										4	0	2	0	0	0	3				
Jason Romano, R OBP: 0.297, SLG: 0.313										1	0	0	0	0	0	1				
Brent Butler, R OBP: 0.290, SLG: 0.411										5	0	2	1	0	1	2				
Gary Bennett, R OBP: 0.307, SLG: 0.343										5	0	0	0	0	1	2				
Jose Jimenez, R OBP: 0.307, SLG: 0.343										0	0	0	0	0	0	0				
Juan Uribe, R OBP: 0.288, SLG: 0.346										4	1	3	0	0	0	0				
Victor Santos, R ERA: 4.24	(1, 1) 5.0 27 10 8 5 5 2 3 0 0 0 0 0 1 61 102 9.00 2.600																			
Sean Lowe, R ERA: 4.91	(6, 1) 1.0 L 7 4 3 3 1 0 0 0 0 0 1 18 26 27.00 4.000																			
Jack Garber, L ERA: 4.91	(7, 1) 1.0 3 0 0 0 0 0 0 0 0 0 3 6 0.00 0.000																			
Eddie Oropesa, L ERA: 10.3	(8, 1) 0.0 3 3 3 3 0 0 0 0 0 0 7 12 ∞ ∞																			
Mike Myers, L ERA: 4.67	(8, 1) 1.0 3 1 0 0 0 0 0 0 0 0 4 6 0.00 1.000																			
Mike Koplove, R ERA: 2.31	(8, 1) 1.0 3 1 0 0 0 0 0 0 0 0 4 6 0.00 1.000																			
Inning Stats	R: 1 E: 0 K: 1 S: 13	H: 2 LOB: 2 BB: 1 P: 23	R: 2 E: 0 K: 0 S: 21	H: 3 LOB: 3 BB: 2 P: 36	R: 0 E: 0 K: 1 S: 12	H: 1 LOB: 1 BB: 0 P: 16	R: 2 E: 0 K: 0 S: 8	H: 3 LOB: 0 BB: 0 P: 16	R: 0 E: 0 K: 0 S: 7	H: 1 LOB: 1 BB: 0 P: 11	R: 3 E: 0 K: 1 S: 18	H: 4 LOB: 1 BB: 0 P: 26	R: 0 E: 0 K: 0 S: 3	H: 0 LOB: 0 BB: 0 P: 6	R: 3 E: 1 K: 0 S: 11	H: 4 LOB: 0 BB: 0 P: 18	1B: 11 2B: 6 3B: 0 HR: 1	SF: 0 SAC: 0 DP: 1 HBP: 0	WP: 1 PB: 0 SB: 1 CS: 1	PA: 44
PITCHER	IP WLS BF H R ER SO BB IBB HBP BLK WP HR S P ERA WHIP																			
Miguel Batista, R ERA: 4.24	(1, 1) 5.0 27 10 8 5 5 2 3 0 0 0 0 0 1 61 102 9.00 2.600																			
Greg Swindell, L ERA: 4.91	(6, 1) 1.0 L 7 4 3 3 1 0 0 0 0 0 1 18 26 27.00 4.000																			
Eddie Oropesa, L ERA: 10.3	(7, 1) 1.0 3 0 0 0 0 0 0 0 0 0 3 6 0.00 0.000																			
Mike Myers, L ERA: 4.67	(8, 1) 0.0 3 3 3 3 0 0 0 0 0 0 7 12 ∞ ∞																			
Mike Koplove, R ERA: 2.31	(8, 1) 1.0 3 1 0 0 0 0 0 0 0 0 4 6 0.00 1.000																			

Arizona Diamondbacks @ Colorado Rockies
Coors Field, Denver, CO
Sun Sep 22 2002, 1:05 PM MDT
Att: 26,520 - Sunny - 60 F

AB	40
R	11
H	18
RBI	9
BB	3
SO	3
LOB	16



Batter	1	2	3	4	5	6	7	8	9	AB	R	H	RBI	BB	SO	LOB	TOP							
Gabe Kapler, R OBP: 0.316, SLG: 0.367 (1, 9)										4	1	2	0	0	0	0	Colorado Rockies @ Los Angeles Dodgers Dodger Stadium, Los Angeles, CA Tue Sep 24 2002, 7:10 PM PDT Att: 30,332 - Cloudy - 74 F							
Terry Shumert, R OBP: 0.310, SLG: 0.376 Juan Pierre, L OBP: 0.327, SLG: 0.333 (1, 4) (8, 8)										3	0	0	0	0	0	2								
Jay Payton, R OBP: 0.364, SLG: 0.506 (1, 8) (8, 7)										4	0	0	0	0	0	2								
Todd Zeile, R OBP: 0.352, SLG: 0.417 Brent Butler, R OBP: 0.290, SLG: 0.404 OBP: 0.290, SLG: 0.411 (1, 5) (8, 5)										3	0	1	1	0	1	0								
Greg Norton, S OBP: 0.317, SLG: 0.416 (1, 3) (8, 1)										3	0	0	0	0	1	1								
Ben Petrick, R OBP: 0.279, SLG: 0.426 Todd Jones, L OBP: 0.311, SLG: 0.303 Jose Jimenez, R OBP: 0.307, SLG: 0.343 (1, 7) (8, 1) (9, 1)											3	0	1	0	0	2								
Sandy Alomar Jr., R OBP: 0.299, SLG: 0.404 Jason Romano, R OBP: 0.297, SLG: 0.313 (1, 2) (8, PR) (8, 4)											3	0	1	0	0	1								
Juan Uribe, R OBP: 0.286, SLG: 0.344 (1, 6)											3	0	0	0	1	2								
Denny Stark, R OBP: 0.175, SLG: 0.333 Jose Ortiz, R OBP: 0.311, SLG: 0.303 Gary Bennett, R OBP: 0.307, SLG: 0.343 (1, 1) (8, PH) (8, 2)												2	0	0	0	1								
Inning Stats	R: 1 E: 0 K: 0 S: 13	H: 2 LOB: 1 BB: 0 P: 15	R: 0 E: 0 K: 2 S: 9	H: 0 LOB: 0 BB: 0 P: 13	R: 0 E: 0 K: 1 S: 10	H: 0 LOB: 0 BB: 0 P: 13	R: 0 E: 0 K: 0 S: 7	H: 0 LOB: 0 BB: 0 P: 11	R: 0 E: 0 K: 1 S: 10	H: 1 LOB: 1 BB: 0 P: 15	R: 0 E: 0 K: 3 S: 4	H: 0 LOB: 0 BB: 0 P: 6	R: 0 E: 0 K: 3 S: 9	H: 0 LOB: 0 BB: 0 P: 11	R: 0 E: 0 K: 1 S: 12	H: 1 LOB: 1 BB: 0 P: 15		R: 0 E: 0 K: 0 S: 8	H: 0 LOB: 0 BB: 0 P: 12	1B: 5 2B: 0 3B: 0 HR: 0	SF: 0 SAC: 0 DP: 2 HBP: 0	WP: 0 PB: 0 SB: 1 CS: 0	PA: 30	
PITCHER	IP WLS BF H R ER SO BB IBB HBP BLK WP HR S P ERA WHIP	8.0 L 27 5 1 1 8 0 0 0 0 0 0 8 99 1.12 0.625	1.0 3 0 0 0 0 0 0 0 0 0 0 0 8 12 0.00 0.000																					

AB	30
R	1
H	5
RBI	1
BB	0
SO	8
LOB	10



Batter	1	2	3	4	5	6	7	8	9	AB	R	H	RBI	BB	SO	LOB	BOTTOM						
Marquis Grissom, R OBP: 0.316, SLG: 0.502 (1, 8)										4	0	1	0	0	0	0	Colorado Rockies @ Los Angeles Dodgers Dodger Stadium, Los Angeles, CA Tue Sep 24 2002, 7:10 PM PDT Att: 30,332 - Cloudy - 74 F						
Paul Lo Duca, R OBP: 0.326, SLG: 0.400 (1, 2)										3	0	0	0	1	1	1							
Shawn Green, L OBP: 0.385, SLG: 0.561 (1, 9)										4	0	0	0	0	1	1							
Brian Jordan, R OBP: 0.329, SLG: 0.465 (1, 7)										4	0	1	0	0	0	0							
Eric Karros, R OBP: 0.324, SLG: 0.404 Wilkin Ruan, R OBP: 0.500, SLG: 0.667 (1, 3) (8, PR) (8, 6)										4	0	1	0	0	0	2							
Adrian Beltré, R OBP: 0.306, SLG: 0.435 (1, 5)										3	0	0	0	1	1	1							
Mark Grudzielanek, R OBP: 0.302, SLG: 0.367 (1, 4)										2	0	0	0	1	0	2							
Alex Cora, L OBP: 0.356, SLG: 0.435 (1, 6)										3	0	0	0	0	0	1							
Odalis Perez, L OBP: 0.169, SLG: 0.281 Dave Hansen, L OBP: 0.354, SLG: 0.383 Paul Quantrill, L OBP: 0.333, SLG: 0.333 (1, 1) (8, PH) (9, 1)										2	0	0	0	0	0	1							
Inning Stats	R: 0 E: 0 K: 0 S: 13	H: 1 LOB: 2 BB: 1 P: 23	R: 0 E: 0 K: 0 S: 7	H: 0 LOB: 1 BB: 1 P: 12	R: 0 E: 0 K: 0 S: 7	H: 0 LOB: 0 BB: 0 P: 8	R: 0 E: 0 K: 0 S: 6	H: 0 LOB: 1 BB: 1 P: 12	R: 0 E: 0 K: 1 S: 9	H: 0 LOB: 0 BB: 0 P: 9	R: 0 E: 1 K: 0 S: 10	H: 0 LOB: 1 BB: 0 P: 15	R: 0 E: 0 K: 2 S: 14	H: 1 LOB: 1 BB: 0 P: 20	R: 0 E: 0 K: 1 S: 9	H: 1 LOB: 1 BB: 0 P: 12		1B: 1 2B: 1 3B: 1 HR: 0	SF: 0 SAC: 0 DP: 0 HBP: 0	WP: 0 PB: 0 SB: 0 CS: 0	PA: 33		
PITCHER	IP WLS BF H R ER SO BB IBB HBP BLK WP HR S P ERA WHIP	7.0 W 25 1 0 0 2 3 0 0 0 0 0 14 20 0.00 1.000	1.0 H 4 1 0 0 2 0 0 0 0 0 0 9 12 0.00 1.000	1.0 S 4 1 0 0 1 0 0 0 0 0 0 9 12 0.00 1.000																			

AB	30
R	0
H	3
RBI	0
BB	3
SO	4
LOB	9



Batter	1	2	3	4	5	6	7	8	9	AB	R	H	RBI	BB	SO	LOB	TOP			
Juan Pierre, L OBP: 0.327, SLG: 0.332 (1, 8)	F8	G3			P4		SH5-4			4	0	1	0	0	0	2	Colorado Rockies @ Los Angeles Dodgers Dodger Stadium, Los Angeles, CA Wed Sep 25 2002, 7:10 PM PDT Att: 28,189 - Sunny - 71 F			
Gabe Kapler, R OBP: 0.311, SLG: 0.361 (1, 9)	K		L5		G3		G4-3		K	5	0	0	0	0	2	2				
Jay Payton, R OBP: 0.361, SLG: 0.501 (1, 7)	K		K		G6-3		G6-3			4	0	0	0	0	2	1				
Todd Zeile, R OBP: 0.352, SLG: 0.415 Brent Butler, R OBP: 0.290, SLG: 0.411 (8, 5)		G1-3	K			SH5-4 FC3-2 BB		G1-3		3	0	0	0	1	1	0				
Ross Gload, L OBP: 0.290, SLG: 0.379 (1, 3)		K			G3-1 2B	SH5-4 FC3-2 BB		G3-1		3	0	1	0	1	1	0				
Jose Ortiz, R OBP: 0.316, SLG: 0.314 Jason Romano, R OBP: 0.297, SLG: 0.313 (8, 4)		E 1B			F7	SH5-4				3	1	2	0	0	0	1				
Gary Bennett, R OBP: 0.343, SLG: 0.343 Greg Norton, S OBP: 0.316, SLG: 0.414 Sandy Alomar Jr., R OBP: 0.293, SLG: 0.404 (8, 2)		E7 1B			G3-1	FC3-2		K		3	1	1	0	0	0	3				
Juan Uribe, R OBP: 0.288, SLG: 0.343 (1, 6)		1B IBB				G5-3				2	0	0	0	1	1	2				
Jason Jennings, L OBP: 0.348, SLG: 0.371 Jack Cust, L OBP: 0.274, SLG: 0.242 Justin Speier, L OBP: 0.333, SLG: 0.533 Todd Jones, L OBP: 0.355, SLG: 0.512 Larry Walker, L OBP: 0.425, SLG: 0.607 Jose Jimenez, R OBP: 0.321, SLG: 0.271 (9, 1)					G3		G4-3 SH5-4 BB		K	2	0	1	1	0	0	2				
Inning Stats	R: 0 E: 0 K: 2 S: 8	H: 0 LOB: 0 BB: 0 P: 10	R: 2 E: 1 K: 1 S: 11	H: 3 LOB: 2 BB: 1 P: 20	R: 0 E: 0 K: 2 S: 11	H: 0 LOB: 0 BB: 0 P: 16	R: 0 E: 0 K: 0 S: 10	H: 1 LOB: 2 BB: 0 P: 14	R: 0 E: 0 K: 0 S: 13	H: 0 LOB: 2 BB: 2 P: 27	R: 0 E: 0 K: 0 S: 7	H: 0 LOB: 1 BB: 1 P: 11	R: 0 E: 0 K: 1 S: 11	H: 1 LOB: 1 BB: 0 P: 16	R: 0 E: 0 K: 3 S: 14	H: 1 LOB: 1 BB: 0 P: 20		1B: 4 2B: 2 3B: 0 HR: 0	SF: 0 SAC: 2 DP: 0 HBP: 1	WP: 0 PB: 0 SB: 1 CS: 0
PITCHER	IP WLS BF H R ER SO BB IBB HBP BLK WP HR S P ERA WHIP	IP WLS BF H R ER SO BB IBB HBP BLK WP HR S P ERA WHIP	IP WLS BF H R ER SO BB IBB HBP BLK WP HR S P ERA WHIP	IP WLS BF H R ER SO BB IBB HBP BLK WP HR S P ERA WHIP	IP WLS BF H R ER SO BB IBB HBP BLK WP HR S P ERA WHIP	IP WLS BF H R ER SO BB IBB HBP BLK WP HR S P ERA WHIP	IP WLS BF H R ER SO BB IBB HBP BLK WP HR S P ERA WHIP	IP WLS BF H R ER SO BB IBB HBP BLK WP HR S P ERA WHIP	IP WLS BF H R ER SO BB IBB HBP BLK WP HR S P ERA WHIP	IP WLS BF H R ER SO BB IBB HBP BLK WP HR S P ERA WHIP	IP WLS BF H R ER SO BB IBB HBP BLK WP HR S P ERA WHIP	IP WLS BF H R ER SO BB IBB HBP BLK WP HR S P ERA WHIP	IP WLS BF H R ER SO BB IBB HBP BLK WP HR S P ERA WHIP	IP WLS BF H R ER SO BB IBB HBP BLK WP HR S P ERA WHIP	IP WLS BF H R ER SO BB IBB HBP BLK WP HR S P ERA WHIP	IP WLS BF H R ER SO BB IBB HBP BLK WP HR S P ERA WHIP	IP WLS BF H R ER SO BB IBB HBP BLK WP HR S P ERA WHIP			

AB	31
R	2
H	6
RBI	1
BB	4
SO	9
LOB	14



Batter	1	2	3	4	5	6	7	8	9	AB	R	H	RBI	BB	SO	LOB	BOTTOM			
Marquis Grissom, R OBP: 0.315, SLG: 0.500 (1, 8)	F7	FC5			G5-3		P4			5	1	1	1	0	0	3	Colorado Rockies @ Los Angeles Dodgers Dodger Stadium, Los Angeles, CA Wed Sep 25 2002, 7:10 PM PDT Att: 28,189 - Sunny - 71 F			
Paul Lo Duca, R OBP: 0.327, SLG: 0.399 (1, 2)	1B FC5-4		G5-3				F8		F9	4	1	1	0	1	0	2				
Shawn Green, L OBP: 0.385, SLG: 0.559 (1, 9)	FC5-4 1B		F7		G6-3				G4-3	4	0	1	0	1	0	2				
Brian Jordan, R OBP: 0.329, SLG: 0.464 (1, 7)	FC5-4 1B		G5-3						G4-3	5	0	2	2	0	0	1				
Eric Karros, R OBP: 0.326, SLG: 0.404 Wilkin Ruan, R OBP: 0.500, SLG: 0.667 Eric Gagne, R OBP: 0.306, SLG: 0.434 (9, 1)					F9		K		1B	4	0	2	0	0	1	1				
Adrian Beltré, R OBP: 0.306, SLG: 0.434 (1, 5)					G4-3		P5			4	0	1	0	0	1	3				
Mark Grudzielanek, R OBP: 0.300, SLG: 0.364 (1, 4)			K		F8		FC6-4		G5-3	4	0	0	0	0	1	3				
Alex Cora, L OBP: 0.362, SLG: 0.438 (1, 6)		FC5 SH1-4 BB							F8	3	1	2	0	1	0	0				
Giovanni Carrara, R OBP: 0.328, SLG: 0.404 Joe Thurston, L OBP: 0.143, SLG: 0.143 Guillermo Mota, R OBP: 0.329, SLG: 0.464 Tyler Houston, L OBP: 0.329, SLG: 0.478 Jobert Cabrera, R OBP: 0.333, SLG: 0.512 Paul Shuey, R OBP: 0.355, SLG: 0.512 Dave Hansen, L OBP: 0.383, SLG: 0.512 Jeff Reboletto, R OBP: 0.321, SLG: 0.271 (9, 1)									SH1-4 2B 1B	0	0	0	0	0	0	0				
Inning Stats	R: 1 E: 0 K: 0 S: 19	H: 3 LOB: 2 BB: 0 P: 29	R: 0 E: 0 K: 1 S: 6	H: 0 LOB: 1 BB: 1 P: 14	R: 0 E: 0 K: 0 S: 6	H: 0 LOB: 0 BB: 0 P: 9	R: 0 E: 0 K: 0 S: 6	H: 0 LOB: 0 BB: 0 P: 10	R: 0 E: 0 K: 2 S: 10	H: 1 LOB: 2 BB: 1 P: 19	R: 0 E: 0 K: 0 S: 10	H: 1 LOB: 1 BB: 0 P: 17	R: 0 E: 0 K: 0 S: 12	H: 2 LOB: 2 BB: 0 P: 22	R: 2 E: 0 K: 0 S: 11	H: 3 LOB: 2 BB: 1 P: 20		1B: 10 2B: 1 3B: 0 HR: 0	SF: 0 SAC: 3 DP: 0 HBP: 0	WP: 0 PB: 0 SB: 0 CS: 0
PITCHER	IP WLS BF H R ER SO BB IBB HBP BLK WP HR S P ERA WHIP	IP WLS BF H R ER SO BB IBB HBP BLK WP HR S P ERA WHIP	IP WLS BF H R ER SO BB IBB HBP BLK WP HR S P ERA WHIP	IP WLS BF H R ER SO BB IBB HBP BLK WP HR S P ERA WHIP	IP WLS BF H R ER SO BB IBB HBP BLK WP HR S P ERA WHIP	IP WLS BF H R ER SO BB IBB HBP BLK WP HR S P ERA WHIP	IP WLS BF H R ER SO BB IBB HBP BLK WP HR S P ERA WHIP	IP WLS BF H R ER SO BB IBB HBP BLK WP HR S P ERA WHIP	IP WLS BF H R ER SO BB IBB HBP BLK WP HR S P ERA WHIP	IP WLS BF H R ER SO BB IBB HBP BLK WP HR S P ERA WHIP	IP WLS BF H R ER SO BB IBB HBP BLK WP HR S P ERA WHIP	IP WLS BF H R ER SO BB IBB HBP BLK WP HR S P ERA WHIP	IP WLS BF H R ER SO BB IBB HBP BLK WP HR S P ERA WHIP	IP WLS BF H R ER SO BB IBB HBP BLK WP HR S P ERA WHIP	IP WLS BF H R ER SO BB IBB HBP BLK WP HR S P ERA WHIP	IP WLS BF H R ER SO BB IBB HBP BLK WP HR S P ERA WHIP				

AB	34
R	3
H	11
RBI	3
BB	3
SO	3
LOB	15



Batter	1	2	3	4	5	6	7	8	9	AB	R	H	RBI	BB	SO	LOB	TOP					
Juan Pierre, L (1, 8) OBP: 0.326, SLG: 0.330	G4-3		HBP			G4-3		G6-3	G4-3	4	0	0	0	0	0	3	Colorado Rockies @ Arizona Diamondbacks Bank One Ballpark, Phoenix, AZ Thu Sep 26 2002, 9:35 PM EDT Att: 33,605 - Dome - 72 F livebaseballscorecards.com					
Jay Payton, R (1, 7) OBP: 0.360, SLG: 0.501	F9		L7			E6 1B 17 2B				4	1	1	0	0	0	1						
Larry Walker, L (1, 9) OBP: 0.423, SLG: 0.604	K				G3-1			K		4	1	1	0	0	2	1						
17 Todd Helton, L (1, 3) OBP: 0.430, SLG: 0.585		G6-3			F7			G4-3		4	0	1	1	0	0	1						
Todd Zeile, R (1, 5) OBP: 0.353, SLG: 0.415		F3			FC5-4 1B			G4-3		4	0	2	1	0	0	1						
Sandy Alomar Jr, R (1, 2) OBP: 0.292, SLG: 0.401 Gabe Kapler, R (9, PR) OBP: 0.311, SLG: 0.361					FC5-4 1B			G6-3		4	0	1	0	0	0	3						
Brent Butler, R (1, 4) OBP: 0.287, SLG: 0.408 Jason Romano, R (7, 4) OBP: 0.293, SLG: 0.310								K		3	0	0	0	0	3	1						
Juan Uribe, R (1, 6) OBP: 0.286, SLG: 0.341 Greg Norton, S (9, PH) OBP: 0.319, SLG: 0.414					G5-3			P4		3	0	0	0	0	0	0						
Randy Flores, L (1, 1) Terry Shumpert, R (7, PH) OBP: 0.309, SLG: 0.374 Kent Mercker, L (7, 1) 40 Brian Fuentes, L (8, 1) Ben Petrick, R (9, PH) OBP: 0.286, SLG: 0.426					K			F8		2	0	0	0	0	2	0						
								F8		1	0	0	0	0	0	0						
Inning Stats	R: 0 E: 0 K: 1 S: 7	H: 0 LOB: 0 BB: 0 P: 11	R: 0 E: 0 K: 1 S: 10	H: 1 LOB: 1 BB: 0 P: 15	R: 0 E: 0 K: 1 S: 8	H: 0 LOB: 1 BB: 0 P: 11	R: 0 E: 0 K: 0 S: 11	H: 1 LOB: 1 BB: 0 P: 17	R: 0 E: 0 K: 2 S: 7	H: 0 LOB: 0 BB: 0 P: 9	R: 2 E: 1 K: 0 S: 8	H: 2 LOB: 1 BB: 0 P: 10	R: 0 E: 0 K: 1 S: 5	H: 0 LOB: 0 BB: 0 P: 8	R: 0 E: 0 K: 1 S: 7	H: 1 LOB: 1 BB: 0 P: 8	R: 0 E: 0 K: 1 S: 14	H: 1 LOB: 3 BB: 2 P: 23	1B: 4 2B: 2 3B: 0 HR: 0	SF: 0 SAC: 0 DP: 0 HBP: 1	WP: 0 PB: 0 SB: 1 CS: 0	PA: 37
PITCHER Randy Johnson, L (1, 1) ERA: 2.32	IP: 9.0 WLS: W BF: 37 H: 6 R: 2 ER: 0 SO: 8 BB: 2 IBB: 0 HBP: 1 BLK: 0 WP: 0 HR: 0 S: 77 P: 112 ERA: 0.00 WHIP: 0.889											PITCHER	IP: 9.0 WLS: W BF: 37 H: 6 R: 2 ER: 0 SO: 8 BB: 2 IBB: 0 HBP: 1 BLK: 0 WP: 0 HR: 0 S: 77 P: 112 ERA: 0.00 WHIP: 0.889									

Batter	1	2	3	4	5	6	7	8	9	AB	R	H	RBI	BB	SO	LOB	BOTTOM	
Tony Womack, L (1, 6) OBP: 0.322, SLG: 0.352	F8		SH5-4 3B 1B			L6				4	1	1	0	0	1	0	Colorado Rockies @ Arizona Diamondbacks Bank One Ballpark, Phoenix, AZ Thu Sep 26 2002, 9:35 PM EDT Att: 33,605 - Dome - 72 F livebaseballscorecards.com	
Quinton McCracken, S (1, 9) OBP: 0.367, SLG: 0.408 Felix Jose, S (7, PH) OBP: 0.267, SLG: 0.167 David Dellucci, L (8, 7) OBP: 0.332, SLG: 0.411	G6-3		SH5-4			F8				2	0	0	0	0	0	0		
Junior Spivey, R (1, 4) OBP: 0.388, SLG: 0.469			L6			F8				3	0	1	0	1	0	2		
Greg Colbrunn, R (1, 3) OBP: 0.382, SLG: 0.640 Mark Grace, L (8, 3) OBP: 0.346, SLG: 0.383	G6-3					FC3-6 1B		G6-3		3	1	1	0	1	0	2		
Matt Williams, R (1, 5) OBP: 0.309, SLG: 0.448			F3			K				4	0	1	3	0	1	1		
Steve Finley, L (1, 8) OBP: 0.384, SLG: 0.482								P4		4	1	1	0	0	0	2		
Mark Little, R (1, 7) OBP: 0.312, SLG: 0.288 (8, 9)						FC3-6 HBP		G3-1		4	1	1	0	0	0	2		
Chad Moeller, R (1, 2) OBP: 0.364, SLG: 0.376										2	0	1	1	0	1	0		
Randy Johnson, R (1, 1) OBP: 0.161, SLG: 0.169										3	1	1	0	0	1	3		
Inning Stats	R: 0 E: 0 K: 0 S: 12	H: 1 LOB: 1 BB: 0 P: 21	R: 1 E: 0 K: 0 S: 10	H: 2 LOB: 0 BB: 0 P: 13	R: 3 E: 0 K: 0 S: 11	H: 3 LOB: 1 BB: 1 P: 18	R: 0 E: 0 K: 0 S: 3	H: 0 LOB: 0 BB: 0 P: 5	R: 0 E: 0 K: 2 S: 12	H: 1 LOB: 3 BB: 1 P: 22	R: 0 E: 0 K: 2 S: 12	H: 0 LOB: 1 BB: 1 P: 21	R: 0 E: 0 K: 1 S: 7	H: 0 LOB: 0 BB: 0 P: 9	1B: 4 2B: 2 3B: 2 HR: 0	SF: 0 SAC: 1 DP: 2 HBP: 2		WP: 0 PB: 0 SB: 0 CS: 0
PITCHER Randy Flores, L (1, 1) ERA: 7.24 Kent Mercker, L (7, 1) ERA: 5.83 40 Brian Fuentes, L (8, 1) ERA: 3.65	IP: 6.0 WLS: L BF: 27 H: 7 R: 4 ER: 4 SO: 2 BB: 2 IBB: 0 HBP: 2 BLK: 0 WP: 0 HR: 0 S: 44 P: 88 ERA: 6.00 WHIP: 1.500											PITCHER	IP: 6.0 WLS: L BF: 27 H: 7 R: 4 ER: 4 SO: 2 BB: 2 IBB: 0 HBP: 2 BLK: 0 WP: 0 HR: 0 S: 44 P: 88 ERA: 6.00 WHIP: 1.500					

Batter	1	2	3	4	5	6	7	8	9	AB	R	H	RBI	BB	SO	LOB	TOP										
Juan Pierre, L (1, 8) OBP: 0.328, SLG: 0.333	G4-3		BB		L7		BB	CS		4	1	2	2	1	0	3											
Jay Payton, R (1, 7) OBP: 0.307, SLG: 0.498	G5-3				FC5-4		BB	CS		3	0	0	0	0	0	5											
Kent Mercker, L (5, 1) OBP: 0.313, SLG: 0.379										0	0	0	1	1	0	0											
Justin Speier, L (7, 1) OBP: 0.333, SLG: 0.333										0	0	0	0	0	0	0											
Todd Helton, L (8, 1) OBP: 0.203, SLG: 0.415										0	0	0	0	0	0	0											
40 Brian Fuentes, L (8, 1) OBP: 0.203, SLG: 0.415										0	0	0	0	0	0	0											
Terry Shumpert, R (9, PH) OBP: 0.207, SLG: 0.373										1	0	0	0	0	0	0											
Larry Walker, L (1, 9) OBP: 0.421, SLG: 0.602	G6-3				F7		K		G4-3	5	0	1	3	0	1	0											
17 Todd Helton, L (1, 3) OBP: 0.429, SLG: 0.581		G4-3			G3			F7	G3	4	0	0	0	1	0	1											
Greg Norton, S (1, 5) OBP: 0.313, SLG: 0.404			K		P6		F7	G5-3		4	0	0	0	0	1	2											
Jose Ortiz, R (1, 4) OBP: 0.315, SLG: 0.313						L6	F8			4	1	1	0	0	1	1											
Gary Bennett, R (1, 2) OBP: 0.309, SLG: 0.343				G5-3				P5		3	1	1	0	1	0	1											
Jason Romano, R (1, 6) OBP: 0.313, SLG: 0.330								F7		4	1	3	0	0	0	1											
Denny Neagle, L (1, 1) OBP: 0.267, SLG: 0.356					G6-3					0	0	0	0	0	0	0											
Brent Butler, R (3, PH) OBP: 0.287, SLG: 0.407										1	0	0	0	0	0	1											
Victor Santos, R (3, 1) OBP: 0.500, SLG: 0.500										0	0	0	0	0	0	0											
Jack Cust, L (5, PH) OBP: 0.289, SLG: 0.238										1	1	0	0	2	1	2											
Inning Stats	R: 0 E: 0 K: 0 S: 6	H: 0 LOB: 0 BB: 0 P: 13	R: 0 E: 0 K: 2 S: 10	H: 0 LOB: 0 BB: 0 P: 11	R: 0 E: 0 K: 2 S: 9	H: 1 LOB: 2 BB: 1 P: 16	R: 0 E: 0 K: 0 S: 4	H: 0 LOB: 0 BB: 0 P: 6	R: 0 E: 0 K: 0 S: 12	H: 2 LOB: 3 BB: 1 P: 20	R: 0 E: 0 K: 1 S: 13	H: 0 LOB: 1 BB: 0 P: 24	R: 4 E: 0 K: 1 S: 21	H: 3 LOB: 1 BB: 2 P: 38	R: 2 E: 0 K: 0 S: 10	H: 2 LOB: 0 BB: 1 P: 21	R: 0 E: 0 K: 0 S: 7	H: 0 LOB: 0 BB: 0 P: 10	1B: 6 2B: 2 3B: 0 HR: 0	SF: 0 SAC: 0 DP: 0 HBP: 0	WP: 0 PA: 41 PB: 0 SB: 0 CS: 1						
PITCHER	IP	WLS	BF	H	R	ER	SO	BB	IBB	HBP	BLK	WP	HR	S	P	ERA	WHIP										
Miguel Batista, R (1, 1) ERA: 4.29	6.1	W	29	5	4	4	4	5	0	0	0	0	0	67	115	5.68	1.579										
Mike Myers, L (7, 1) ERA: 4.59	0.2		3	1	0	0	0	0	0	0	0	0	0	8	13	0.00	1.500										
Mike Koplove, R (8, 1) ERA: 3.25	1.0	H	5	2	2	2	0	1	0	0	0	0	0	10	21	18.00	3.000										
Byung-Hyun Kim, R (9, 1) ERA: 2.08	1.0	S	3	0	0	0	0	0	0	0	0	0	0	7	10	0.00	0.000										

Colorado Rockies @ Arizona Diamondbacks
Bank One Ballpark, Phoenix, AZ
Fri Sep 27 2002, 10:05 PM EDT
Att: 39,693 - Dome - 72 F

livebaseballscorecards.com

AB 34
R 6
H 8
RBI 6
BB 6
SO 4
LOB 17



Batter	1	2	3	4	5	6	7	8	9	AB	R	H	RBI	BB	SO	LOB	BOTTOM										
Tony Womack, L (1, 6) OBP: 0.326, SLG: 0.356	2B	G4-3	1B		1B		FC6-4			4	1	3	0	1	0	0											
Junior Spivey, R (1, 4) OBP: 0.385, SLG: 0.474	HBP		K			FC6-4				4	2	2	1	0	1	3											
Steve Finley, L (1, 8) OBP: 0.366, SLG: 0.487	HBP	1B	1B		P6			S		5	3	3	1	0	0	4											
Matt Williams, R (1, 5) OBP: 0.311, SLG: 0.447	K	E				F8		P3		5	1	2	0	0	1	3											
Mark Grace, L (1, 3) OBP: 0.350, SLG: 0.390	FC1	E8			F9					5	1	3	2	0	0	3											
Mark Little, R (1, 9) OBP: 0.308, SLG: 0.279	1B	L7			L7		F9			4	0	0	1	0	0	4											
David Dellucci, L (1, 7) OBP: 0.326, SLG: 0.402	K	K			G6-3		G3			5	0	0	0	0	2	7											
Rod Barajas, R (1, 2) OBP: 0.273, SLG: 0.329	1B		1B			G5-3		F7		4	0	2	2	0	0	0											
Miguel Batista, R (1, 1) OBP: 0.204, SLG: 0.255	K							F8		3	0	0	0	0	3	3											
Mike Myers, L (7, 1) ERA: 9.72										0	0	0	0	0	0	0											
Erubiel Durazo, L (7, PH) OBP: 0.395, SLG: 0.550										1	0	0	0	0	0	0											
Mike Koplove, R (8, 1) ERA: 4.23										0	0	0	0	0	0	0											
Byung-Hyun Kim, R (9, 1) OBP: 0.500, SLG: 0.500										0	0	0	0	0	0	0											
Inning Stats	R: 4 E: 0 K: 3 S: 22	H: 3 LOB: 2 BB: 0 P: 34	R: 3 E: 1 K: 1 S: 14	H: 4 LOB: 1 BB: 0 P: 22	R: 0 E: 0 K: 2 S: 11	H: 2 LOB: 2 BB: 0 P: 17	R: 0 E: 0 K: 0 S: 9	H: 1 LOB: 1 BB: 0 P: 14	R: 0 E: 0 K: 1 S: 6	H: 1 LOB: 2 BB: 1 P: 15	R: 0 E: 0 K: 0 S: 5	H: 1 LOB: 1 BB: 0 P: 9	R: 0 E: 0 K: 0 S: 7	H: 1 LOB: 1 BB: 0 P: 10	R: 1 E: 0 K: 0 S: 12	H: 2 LOB: 1 BB: 0 P: 22	R: 0 E: 0 K: 0 S: 7	H: 0 LOB: 0 BB: 0 P: 10	1B: 9 2B: 5 3B: 0 HR: 1	SF: 0 SAC: 0 DP: 0 HBP: 2	WP: 0 PA: 43 PB: 0 SB: 1 CS: 0						
PITCHER	IP	WLS	BF	H	R	ER	SO	BB	IBB	HBP	BLK	WP	HR	S	P	ERA	WHIP										
Denny Neagle, L (1, 1) ERA: 5.26	2.0	L	16	7	7	7	4	0	0	2	0	0	0	20	31	31.50	3.500										
Victor Santos, R (3, 1) ERA: 9.72	2.0		9	3	0	0	2	0	0	0	0	0	0	7	10	0.00	1.000										
Kent Mercker, L (5, 1) ERA: 5.56	2.0		9	2	0	0	1	1	0	0	0	0	0	11	24	0.00	1.500										
Justin Speier, R (7, 1) ERA: 4.23	1.0		4	1	0	0	0	0	0	0	0	0	0	7	10	0.00	1.000										
40 Brian Fuentes, L (8, 1) ERA: 3.86	1.0		5	2	1	1	0	0	0	0	0	0	0	12	22	9.00	2.000										

Colorado Rockies @ Arizona Diamondbacks
Bank One Ballpark, Phoenix, AZ
Fri Sep 27 2002, 10:05 PM EDT
Att: 39,693 - Dome - 72 F

livebaseballscorecards.com

AB 40
R 8
H 15
RBI 7
BB 1
SO 7
LOB 27



Batter	1	2	3	4	5	6	7	8	9	AB	R	H	RBI	BB	SO	LOB	TOP			
Juan Pierre, L (1, 8) OBP: 0.332, SLG: 0.343	1-3 K		0-0 HR		1-1 1B		4-1 1B BB	1-1 G4-3		4	2	2	1	1	1	0	Colorado Rockies @ Arizona Diamondbacks Bank One Ballpark, Phoenix, AZ Sun Sep 29 2002, 4:35 PM EDT Att: 45,553 - Dome - 72 F livebaseballscorecards.com			
Gabe Kapler, R (1, 9) OBP: 0.313, SLG: 0.375	0-0 2B		1-1 F7		2-3 K		0-1 1B	0-0 G5-3		5	0	2	0	0	1					
17 Todd Helton, L (1, 3) OBP: 0.429, SLG: 0.577	2-2 HBP		2-2 G1-3		2-2 G1-3		1-2 1B			3	1	1	1	1	0	1				
Todd Zeile, R (1, 5) OBP: 0.353, SLG: 0.425	2-2 F7			1-1 G3-1 1B 2B			1-2 F8			5	1	1	0	0	1	6				
Jay Payton, R (1, 7) OBP: 0.351, SLG: 0.488 Ross Gload, L (9, PH) OBP: 0.324, SLG: 0.387	0-3 K			1-2 G3-1			0-0 G6-3			4	0	0	0	0	2	5				
Terry Shumpert, R (1, 4) OBP: 0.304, SLG: 0.372		2-3 K		2-3 K			2-3 K			5	0	1	1	0	4	1				
Gary Bennett, R (1, 2) OBP: 0.314, SLG: 0.354		3-1 F8		2-1 WP 1B			0-2 3B			5	1	3	1	0	0	1				
Juan Uribe, R (1, 6) OBP: 0.286, SLG: 0.341 Todd Jones, L (6, PH) OBP: 0.295, SLG: 0.246 Jose Jimenez, R (8, 1) OBP: 0.314, SLG: 0.405		1-1 P4		1-2 WP 1B			1-3 K			3	0	1	0	0	1	1				
Denny Stark, R (1, 1) OBP: 0.167, SLG: 0.317 Randy Flores, L (5, 1) OBP: 0.287, SLG: 0.413			1-3 K		1-3 K					2	0	0	0	0	2	2				
Inning Stats	R: 0 E: 0 K: 2 S: 15	H: 1 LOB: 2 BB: 0 P: 20	R: 0 E: 0 K: 1 S: 7	H: 0 LOB: 0 BB: 0 P: 13	R: 1 E: 0 K: 1 S: 9	H: 1 LOB: 0 BB: 0 P: 13	R: 1 E: 0 K: 2 S: 23	H: 3 LOB: 2 BB: 0 P: 33	R: 0 E: 0 K: 2 S: 11	H: 1 LOB: 1 BB: 0 P: 16	R: 1 E: 0 K: 2 S: 15	H: 2 LOB: 2 BB: 1 P: 21	R: 3 E: 0 K: 1 S: 14	H: 3 LOB: 0 BB: 0 P: 15	R: 2 E: 0 K: 1 S: 16	H: 2 LOB: 1 BB: 1 P: 25		1B: 8 2B: 3 3B: 1 HR: 2	SF: 0 SAC: 0 DP: 0 HBP: 1	WP: 2 PA: 44 PB: 0 SB: 1 CS: 0
PITCHER	IP	WLS	BF	H	R	ER	SO	BB	IBB	HBP	BLK	WP	HR	S	P	ERA		WHIP		
John Patterson, R (1, 1) ERA: 3.23	5.0	W	22	6	2	2	8	0	0	1	0	1	1	65	95	3.60		1.200		
Matt Mantel, R (6, 1) ERA: 4.73	1.0		4	1	0	0	2	0	0	0	0	0	0	11	14	0.00		1.000		
Mike Koplove, R (7, 1) ERA: 3.36	0.1		3	1	1	1	1	1	0	0	0	0	0	6	10	27.00		6.000		
Mike Myers, L (7, 1) ERA: 4.38	0.2		3	1	0	0	1	0	0	0	0	0	0	9	11	0.00		1.500		
Curt Schilling, R (8, 1) ERA: 3.23	1.0		6	3	3	3	1	0	0	0	0	0	1	14	15	27.00		3.000		
Armando Reynoso, R (9, 1) ERA: 10.8	0.1		4	2	2	0	1	0	0	0	0	0	0	0	18	54.00	9.000			
Byung-Hyun Kim, R (9, 1) ERA: 2.04	0.2	S	2	0	0	0	1	0	0	0	0	0	0	7	7	0.00	0.000			

Batter	1	2	3	4	5	6	7	8	9	AB	R	H	RBI	BB	SO	LOB	BOTTOM			
Tony Womack, L (1, 6) OBP: 0.325, SLG: 0.353	1-2 G3-1	2-1 F9		2-1 F8		1-0 FC6-4 1B	2-2 1B			5	0	1	1	0	0	1	Colorado Rockies @ Arizona Diamondbacks Bank One Ballpark, Phoenix, AZ Sun Sep 29 2002, 4:35 PM EDT Att: 45,553 - Dome - 72 F livebaseballscorecards.com			
Junior Spivey, R (1, 4) OBP: 0.385, SLG: 0.476	0-2 1B	1-0 F7		1-0 HR		2-0 F7	2-2 F8			5	2	2	1	0	0	2				
Steve Finley, L (1, 8) OBP: 0.370, SLG: 0.499	1-2 1B BB SF8 1B		0-3 K	0-1 L9		1-1 WP 1B	0-2 F9			5	1	2	0	0	1	1				
Mark Grace, L (1, 3) OBP: 0.351, SLG: 0.386	4-1 HBP 1B BB		1-1 F8		0-1 G6-3	4-0 1B	1-2 G3-1			3	1	0	0	2	0	0				
Matt Williams, R (1, 5) OBP: 0.324, SLG: 0.479	3-2 HBP 1B 1B		4-1 1B		3-1 G6-3	0-0 G6-3	1-0 G5-3			4	0	1	1	1	0	3				
Felix Jose, S (1, 9) OBP: 0.360, SLG: 0.579	1-1 SF8		1-2 P6		0-1 HR		4-1 1B BB			3	2	2	2	1	0	1				
Mark Little, R (1, 7) OBP: 0.327, SLG: 0.292	3-H 1B HBP		2-2 HR 1B		0-1 G5-3		2-2 2B 1B			4	2	2	0	0	1	1				
Chad Moeller, R (1, 2) OBP: 0.385, SLG: 0.467 Damian Miller, R (8, 2) OBP: 0.340, SLG: 0.434	2-1 1B HBP		1-2 HR		1-2 HR		2-2 F8 1B 2B			4	3	4	6	0	0	0				
Inning Stats	R: 3 E: 0 K: 0 S: 20	H: 4 LOB: 2 BB: 1 P: 34	R: 0 E: 0 K: 0 S: 6	H: 0 LOB: 0 BB: 0 P: 11	R: 0 E: 0 K: 1 S: 10	H: 0 LOB: 1 BB: 1 P: 16	R: 3 E: 0 K: 0 S: 15	H: 3 LOB: 0 BB: 0 P: 21	R: 1 E: 0 K: 0 S: 8	H: 1 LOB: 0 BB: 0 P: 11	R: 1 E: 0 K: 0 S: 11	H: 3 LOB: 3 BB: 1 P: 23	R: 3 E: 0 K: 0 S: 22	H: 3 LOB: 1 BB: 1 P: 34	R: 0 E: 0 K: 1 S: 8	H: 1 LOB: 0 BB: 0 P: 12		1B: 10 2B: 1 3B: 0 HR: 4	SF: 1 SAC: 0 DP: 0 HBP: 1	WP: 1 PA: 43 PB: 0 SB: 0 CS: 0
PITCHER	IP	WLS	BF	H	R	ER	SO	BB	IBB	HBP	BLK	WP	HR	S	P	ERA		WHIP		
Denny Stark, R (1, 1) ERA: 4.0	4.0	L	21	7	6	6	1	2	0	1	0	1	2	51	82	13.50		2.250		
Randy Flores, L (5, 1) ERA: 7.45	1.2		10	4	2	2	0	1	0	0	0	1	2	18	33	10.80		3.000		
Todd Jones, R (6, 1) ERA: 4.7	1.1		8	3	3	3	0	1	0	0	0	0	0	23	35	20.25		3.000		
Jose Jimenez, R (8, 1) ERA: 3.56	1.0		4	1	0	0	1	0	0	0	0	0	0	8	12	0.00		1.000		