

Colorado Rockies - 2003

Batter	1	2	3	4	5	6	7	8	9	AB R H RBI BB SO LOB	TOP
--------	---	---	---	---	---	---	---	---	---	----------------------	-----

Colorado Rockies @ Tulsa Drillers
 Drillers Stadium, Tulsa, OK
 Sun Mar 30 2003, 3:00 PM EST

livebaseballscorecards.com

AB	0
R	0
H	0
RBI	0
BB	0
SO	0
LOB	0



1B: 0	SF: 0	WP: 0	PA: 0
2B: 0	SAC: 0	PB: 0	
3B: 0	DP: 0	SB: 0	
HR: 0	HBP: 0	CS: 0	

Inning Stats	PITCHER																	
	IP	WLS	BF	H	R	ER	SO	BB	IBB	HBP	BLK	WP	HR	S	P	ERA	WHIP	

PITCHER																	
IP	WLS	BF	H	R	ER	SO	BB	IBB	HBP	BLK	WP	HR	S	P	ERA	WHIP	

Batter	1	2	3	4	5	6	7	8	9	AB R H RBI BB SO LOB	BOTTOM
--------	---	---	---	---	---	---	---	---	---	----------------------	--------

												<p style="text-align: center;">Colorado Rockies @ Tulsa Drillers Drillers Stadium, Tulsa, OK Sun Mar 30 2003, 3:00 PM EST</p> <p style="text-align: right;">livebaseballscorecards.com</p> <p>AB 0 R 0 H 0 RBI 0 BB 0 SO 0 LOB 0</p> 

Inning Stats	1B: 0	SF: 0	WP: 0	PA: 0
	2B: 0	SAC: 0	PB: 0	
	3B: 0	DP: 0	SB: 0	
	HR: 0	HBP: 0	CS: 0	

PITCHER	IP	WLS	BF	H	R	ER	SO	BB	IBB	HBP	BLK	WP	HR	S	P	ERA	WHIP	PITCHER	IP	WLS	BF	H	R	ER	SO	BB	IBB	HBP	BLK	WP	HR	S	P	ERA	WHIP
---------	----	-----	----	---	---	----	----	----	-----	-----	-----	----	----	---	---	-----	------	---------	----	-----	----	---	---	----	----	----	-----	-----	-----	----	----	---	---	-----	------

Batter	1	2	3	4	5	6	7	8	9	AB R H RBI BB SO LOB	TOP											
Ronnie Belliard, R (1, 4) OBP: 0.200, SLG: 0.200	2-2 G3		1-0 G3			3-2 17 1B	2-1 F7		2-1 G5-3	5 0 1 0 0 0 3												
Jay Payton, R (1, 7) OBP: 0.500, SLG: 0.750	3-1 P3		0-1 E4 17 S			1-1 P2		1-0 P3	0-2 G4-3	5 0 0 0 0 0 1												
17 Todd Helton, L (1, 3) OBP: 0.400, SLG: 0.600	1-2 G4-3		3-1 P6			1-2 1B		2-1 3B 2B	0-2 F7	5 1 2 0 0 0 1												
Larry Walker, L (1, 9) OBP: 0.500, SLG: 1.000		0-0 F7		4-1 G5-4-3 BB		0-0 F7		0-1 1B 3B		3 1 1 1 1 0 2												
Preston Wilson, R (1, 8) OBP: 0.500, SLG: 0.750		0-1 1B 2B		0-0 G5-4-3 1-2f		1-2 G6-3		0-0 BB 1B 1B		4 1 2 1 0 0 3												
José Hernández, R (1, 6) OBP: 0.500, SLG: 0.500		2-1 CS 1B		1-0 G5-3			0-1 G6-3	0-1 BB 1B		4 0 2 1 0 0 0												
Charles Johnson, R (1, 2)		3-3 K			0-0 G4-3		0-1 G4-3	0-3 K		4 0 0 0 0 2 3												
Chris Stynes, R (1, 5)			2-0 E6 G3 SH1-4 E		0-2 P5		0-0 E6 BB	4-1 BB		3 1 0 0 1 0 0												
Jason Jennings, L (1, 1) Dan Miceli, R (5, 1) Chris Richard, L (7, PH) Justin Speier, R (7, 1) Greg Norton, S (8, PH) Javier López, L (8, 1)			0-1 SH1-4		2-1 F7		4-2 BB	1-1 G1-3		1 0 0 0 0 0 0 0 0 0 0 0 0 0 0 0 0 0 1 0 0 0 0 0 0 0 0 0 1 0 0 0 0 0 3 0 0 0 0 0 0 0												
Inning Stats	R: 0 E: 0 K: 0 S: 8	H: 0 LOB: 0 BB: 0 P: 14	R: 1 E: 0 K: 1 S: 10	H: 2 LOB: 1 BB: 0 P: 15	R: 1 E: 2 K: 0 S: 8	H: 0 LOB: 1 BB: 0 P: 14	R: 0 E: 0 K: 0 S: 3	H: 0 LOB: 0 BB: 1 P: 8	R: 0 E: 0 K: 0 S: 6	H: 0 LOB: 0 BB: 0 P: 8	R: 0 E: 0 K: 0 S: 16	H: 2 LOB: 2 BB: 0 P: 22	R: 0 E: 1 K: 0 S: 9	H: 0 LOB: 2 BB: 1 P: 15	R: 2 E: 0 K: 1 S: 14	H: 4 LOB: 3 BB: 1 P: 22	R: 0 E: 0 K: 0 S: 9	H: 0 LOB: 0 BB: 0 P: 11	1B: 5 2B: 3 3B: 1 HR: 0	SF: 0 SAC: 1 DP: 2 HBP: 0	WP: 0 PB: 0 SB: 1 CS: 1	PA: 39
PITCHER	IP WLS BF H R ER SO BB IBB HBP BLK WP HR S P ERA WHIP																					
44 Roy Oswalt, R (1, 1) ERA: 1.29	7.0 W 28 4 2 1 1 2 0 0 0 0 0 0 60 96 1.29 0.857																					
Bruce Chen, L (8, 1) ERA: 54.0	0.1 4 3 2 2 0 0 0 0 0 0 0 0 6 9 54.00 9.000																					
Ricky Stone, R (8, 1) ERA:	0.2 4 1 0 0 1 1 0 0 0 0 0 0 8 13 0.00 3.000																					
Octavio Dotel, R (9, 1) ERA:	1.0 3 0 0 0 0 0 0 0 0 0 0 0 9 11 0.00 0.000																					

Colorado Rockies @ Houston Astros
Minute Maid Park, Houston, TX
Tue Apr 01 2003, 6:05 PM CST
Att: 43,241 - Dome - 72 F

AB	35
R	4
H	8
RBI	3
BB	3
SO	2
LOB	16



Batter	1	2	3	4	5	6	7	8	9	AB	R	H	RBI	BB	SO	LOB
Craig Biggio, R OBP: 0.200, SLG: 0.200 (1, 8)	2-1 G5-3		1-0 2B 1B	2-3 K	3-3 K		1-2 F8			5	1	1	0	0	2	3
Geoff Blum, S OBP: 0.400, SLG: 1.200 (1, 5)	3-2 G4-3		1-0 5 HR 1-H 2-H	0-3 K		0-0 HR		0-1 F7		5	2	2	3	0	1	0
5 Jeff Bagwell, R OBP: 0.600, SLG: 2.000 (1, 3)	1-2 F7		2-1 HR 2-H	3-0 HR		0-0 G5-3		4-1 17 G5-3 BB		4	2	2	3	1	0	0
17 Lance Berkman, S (1, 7)		1-3 K	4-1 1B 2B BB	3-1 G4-3		2-1 G5-3		0-1 G5-3 1-2		4	1	0	0	1	1	1
Jeff Kent, R OBP: 0.600, SLG: 1.200 (1, 4)		2-1 HR	2-2 2B 1B SF8		0-0 F8	0-0 1B		0-1 G6-3		5	2	3	1	0	0	1
Richard Hidalgo, R OBP: 0.500, SLG: 0.750 (1, 9)		2-3 K	3-2 2B 1-3 2-H		0-0 1B WP 1B	2-2 F8				4	1	2	1	0	1	1
Brad Ausmus, R OBP: 0.750, SLG: 1.000 (1, 2)		0-1 FC6-4 1B	1-1 SF8		1-2 44 SH3-4 1B		4-2 BB			2	0	2	1	1	0	0
Julio Lugo, R OBP: 0.250, SLG: 0.250 (1, 6)		1-2 FC6-4 1-2f	3-2 F9		2-2 44 SH3-4 1B		1-0 F7			4	0	1	1	0	0	3
44 Roy Oswalt, R OBP: 0.500, SLG: 0.500 Orlando Merced, S (7, PH)			1-2 1B 2B 1B		0-1 SH3-4		0-1 F9			2	1	1	0	0	1	1
Bruce Chen, L (8, 1)										1	0	0	0	0	0	1
Ricky Stone, R (8, 1)										0	0	0	0	0	0	0
Octavio Dotel, R (9, 1)										0	0	0	0	0	0	0

Inning Stats	R: 0	H: 0	E: 0	K: 10	S: 10	R: 1	H: 2	E: 0	K: 2	S: 13	R: 6	H: 6	E: 0	K: 1	S: 24	R: 1	H: 1	E: 0	K: 2	S: 10	R: 1	H: 3	E: 0	K: 1	S: 15	R: 1	H: 2	E: 0	K: 0	S: 9	R: 0	H: 0	E: 0	K: 0	S: 10	R: 0	H: 0	E: 0	K: 0	S: 7	1B: 8	SF: 1	2B: 2	SAC: 1	3B: 0	DP: 0	HR: 4	HBP: 0	WP: 1	PA: 41
--------------	------	------	------	-------	-------	------	------	------	------	-------	------	------	------	------	-------	------	------	------	------	-------	------	------	------	------	-------	------	------	------	------	------	------	------	------	------	-------	------	------	------	------	------	-------	-------	-------	--------	-------	-------	-------	--------	-------	--------

PITCHER	IP	WLS	BF	H	R	ER	SO	BB	IBB	HBP	BLK	WP	HR	S	P	ERA	WHIP
Jason Jennings, R ERA: 18.0 (1, 1)	4.0	L	22	9	8	8	5	1	0	0	0	0	3	57	95	18.00	2.500
Dan Miceli, R ERA: 9.0 (5, 1)	2.0		11	5	2	2	1	0	0	0	0	1	1	24	34	9.00	2.500
Justin Speier, R ERA: (7, 1)	1.0		4	0	0	0	0	1	0	0	0	0	0	10	16	0.00	1.000
Javier López, L ERA: (8, 1)	1.0		4	0	0	0	0	1	0	0	0	0	0	7	11	0.00	1.000


BOTTOM

Colorado Rockies @ Houston Astros
Minute Maid Park, Houston, TX

Tue Apr 01 2003, 6:05 PM CST
Att: 43,241 - Dome - 72 F

livebaseballscorecards.com

AB	36
R	10
H	14
RBI	10
BB	3
SO	6
LOB	11



BOTTOM

Colorado Rockies @ Houston Astros
Minute Maid Park, Houston, TX
Wed Apr 02 2003, 7:05 PM CST
Att. 21,082 - Cloudy - 67 F

livebaseballscorecards.com

AB 39
R 8
H 15
RBI 7
SO 6
LOB 25



WP: 2 PA: 46
PB: 0
SB: 1
CS: 0

AB R H RBI BB SO LOB

4 1 2 3 1 1 1

5 0 0 0 0 0 4

4 1 3 1 1 0 0

3 1 2 0 2 0 2

4 0 2 0 1 1 3

5 1 2 2 0 1 5

5 2 1 0 0 0 4

4 1 1 0 0 1 2

0 0 0 0 0 0 0

0 0 0 0 0 0 0

1 0 1 1 0 0 0

0 1 0 0 0 0 0

2 0 0 0 0 2 4

0 0 0 0 0 0 0

1 0 1 0 0 0 0

0 0 0 0 0 0 0

1 0 0 0 1 0 0

1B: 12 SF: 0

2B: 3 SAC: 0

3B: 0 DP: 1

HR: 0 HBP: 1

1B: 12 SF: 0

2B: 3 SAC: 0

3B: 0 DP: 1

HR: 0 HBP: 1

1B: 12 SF: 0

2B: 3 SAC: 0

3B: 0 DP: 1

HR: 0 HBP: 1

1B: 12 SF: 0

2B: 3 SAC: 0

3B: 0 DP: 1

HR: 0 HBP: 1

1B: 12 SF: 0

2B: 3 SAC: 0

3B: 0 DP: 1

HR: 0 HBP: 1

1B: 12 SF: 0

2B: 3 SAC: 0

3B: 0 DP: 1

HR: 0 HBP: 1

1B: 12 SF: 0

2B: 3 SAC: 0

3B: 0 DP: 1

HR: 0 HBP: 1

1B: 12 SF: 0

2B: 3 SAC: 0

3B: 0 DP: 1

HR: 0 HBP: 1

1B: 12 SF: 0

2B: 3 SAC: 0

3B: 0 DP: 1

HR: 0 HBP: 1

1B: 12 SF: 0

2B: 3 SAC: 0

3B: 0 DP: 1

HR: 0 HBP: 1

1B: 12 SF: 0

2B: 3 SAC: 0

3B: 0 DP: 1

HR: 0 HBP: 1

1B: 12 SF: 0

2B: 3 SAC: 0

3B: 0 DP: 1

HR: 0 HBP: 1

1B: 12 SF: 0

2B: 3 SAC: 0

3B: 0 DP: 1

HR: 0 HBP: 1

1B: 12 SF: 0

2B: 3 SAC: 0

3B: 0 DP: 1

HR: 0 HBP: 1

1B: 12 SF: 0

2B: 3 SAC: 0

3B: 0 DP: 1

HR: 0 HBP: 1

1B: 12 SF: 0

2B: 3 SAC: 0

3B: 0 DP: 1

HR: 0 HBP: 1

1B: 12 SF: 0

2B: 3 SAC: 0

3B: 0 DP: 1

HR: 0 HBP: 1

1B: 12 SF: 0

2B: 3 SAC: 0

3B: 0 DP: 1

HR: 0 HBP: 1

1B: 12 SF: 0

2B: 3 SAC: 0

3B: 0 DP: 1

HR: 0 HBP: 1

1B: 12 SF: 0

2B: 3 SAC: 0

3B: 0 DP: 1

HR: 0 HBP: 1

1B: 12 SF: 0

2B: 3 SAC: 0

3B: 0 DP: 1

HR: 0 HBP: 1

1B: 12 SF: 0

2B: 3 SAC: 0

3B: 0 DP: 1

HR: 0 HBP: 1

1B: 12 SF: 0

2B: 3 SAC: 0

3B: 0 DP: 1

HR: 0 HBP: 1

1B: 12 SF: 0

2B: 3 SAC: 0

3B: 0 DP: 1

HR: 0 HBP: 1

1B: 12 SF: 0

2B: 3 SAC: 0

3B: 0 DP: 1

HR: 0 HBP: 1

1B: 12 SF: 0

2B: 3 SAC: 0

3B: 0 DP: 1

HR: 0 HBP: 1

1B: 12 SF: 0

2B: 3 SAC: 0

3B: 0 DP: 1

HR: 0 HBP: 1

1B: 12 SF: 0

2B: 3 SAC: 0

3B: 0 DP: 1

HR: 0 HBP: 1

1B: 12 SF: 0

2B: 3 SAC: 0

3B: 0 DP: 1

HR: 0 HBP: 1

1B: 12 SF: 0

2B: 3 SAC: 0

3B: 0 DP: 1

HR: 0 HBP: 1

1B: 12 SF: 0

2B: 3 SAC: 0

3B: 0 DP: 1

HR: 0 HBP: 1

1B: 12 SF: 0

2B: 3 SAC: 0

3B: 0 DP: 1

HR: 0 HBP: 1

1B: 12 SF: 0

2B: 3 SAC: 0

3B: 0 DP: 1

HR: 0 HBP: 1

1B: 12 SF: 0

2B: 3 SAC: 0

3B: 0 DP: 1

HR: 0 HBP: 1

1B: 12 SF: 0

2B: 3 SAC: 0

3B: 0 DP: 1

HR: 0 HBP: 1

1B: 12 SF: 0

2B: 3 SAC: 0

3B: 0 DP: 1

HR: 0 HBP: 1

1B: 12 SF: 0

2B: 3 SAC: 0

3B: 0 DP: 1

HR: 0 HBP: 1

1B: 12 SF: 0

2B: 3 SAC: 0

3B: 0 DP: 1

HR: 0 HBP: 1

1B: 12 SF: 0

2B: 3 SAC: 0

3B: 0 DP: 1

HR: 0 HBP: 1

1B: 12 SF: 0

2B: 3 SAC: 0

3B: 0 DP: 1

HR: 0 HBP: 1

1B: 12 SF: 0

2B: 3 SAC: 0

3B: 0 DP: 1

HR: 0 HBP: 1

1B: 12 SF: 0

2B: 3 SAC: 0

3B: 0 DP: 1

HR: 0 HBP: 1

1B: 12 SF: 0

2B: 3 SAC: 0

3B: 0 DP: 1

HR: 0 HBP: 1

1B: 12 SF: 0

2B: 3 SAC: 0

3B: 0 DP: 1

HR: 0 HBP: 1

1B: 12 SF: 0

2B: 3 SAC: 0

3B: 0 DP: 1

HR: 0 HBP: 1

1B: 12 SF: 0

2B: 3 SAC: 0

3B: 0 DP: 1

HR: 0 HBP: 1

1B: 12 SF: 0

2B: 3 SAC: 0

3B: 0 DP: 1

HR: 0 HBP: 1

1B: 12 SF: 0

2B: 3 SAC: 0

3B: 0 DP: 1

HR: 0 HBP: 1

1B: 12 SF: 0

2B: 3 SAC: 0

3B: 0 DP: 1

HR: 0 HBP: 1

1B: 12 SF: 0

2B: 3 SAC: 0

3B: 0 DP: 1

HR: 0 HBP: 1

1B: 12 SF: 0

2B: 3 SAC: 0

3B: 0 DP: 1

HR: 0 HBP: 1

1B: 12 SF: 0

2B: 3 SAC: 0

3B: 0 DP: 1

HR: 0 HBP: 1

1B: 12 SF: 0

2B: 3 SAC: 0

3B: 0 DP: 1

HR: 0 HBP: 1

1B: 12 SF: 0

2B: 3 SAC: 0

3B: 0 DP: 1

HR: 0 HBP: 1

1B: 12 SF: 0

2B: 3 SAC: 0

3B: 0 DP: 1

HR: 0 HBP: 1

1B: 12 SF: 0

2B: 3 SAC: 0

3B: 0 DP: 1

HR: 0 HBP: 1

1B: 12 SF: 0

2B: 3 SAC: 0

3B: 0 DP: 1

HR: 0 HBP: 1

1B: 12 SF: 0

2B: 3 SAC: 0

3B: 0 DP: 1

HR: 0 HBP: 1

1B: 12 SF: 0

2B: 3 SAC: 0

3B: 0 DP: 1

HR: 0 HBP: 1

1B: 12 SF: 0

2B: 3 SAC: 0

3B: 0 DP: 1

HR: 0 HBP: 1

1B: 12 SF: 0

2B: 3 SAC: 0

3B: 0 DP: 1

HR: 0 HBP: 1

HR: 0 HBP: 1

HR: 0 HBP: 1

HR: 0 HBP: 1

Colorado Rockies @ Houston Astros

Minute Maid Park, Houston, TX

Thu Apr 03 2003, 1:05 PM CST
 Att. 21,171 - Overcast - 75 F

livebaseballscorecards.com



AB	39
R	10
H	14
RBI	10
BB	1
SO	7
LOB	11

WP:	0	PA:	43
PB:	0		
SB:	1		
CS:	0		

Batter	1	2	3	4	5	6	7	8	9	AB	R	H	RBI	BB	SO	LOB
Ronnie Belliard, R (1, 4) OBP: 0.400, SLG: 0.357	G1-3		G6-3					F9		5	1	2	2	0	0	0
Jay Payton, R (1, 7) OBP: 0.467, SLG: 0.462	2B		K					1B		5	1	3	0	0	1	2
17 Todd Helton, L (1, 3) OBP: 0.467, SLG: 0.692	F8							1B		3	1	1	3	1	0	1
Preston Wilson, R (1, 8) OBP: 0.357, SLG: 0.385	F9							1B		5	1	1	0	0	1	4
Larry Walker, L (1, 9) OBP: 0.214, SLG: 0.462			K					F8		5	0	1	2	0	1	0
José Hernández, R (1, 6) OBP: 0.429, SLG: 0.333			K					K		5	1	2	0	0	3	1
Bobby Estalella, R (1, 2) OBP: 0.400, SLG: 1.600								1B		5	2	2	3	0	1	2
Chris Stynes, R (1, 5) OBP: 0.462, SLG: 0.667										4	2	2	0	0	0	1
Dan Miceli, R (7, 1)										0	0	0	0	0	0	0
Steve Reed, R (9, 1)										0	0	0	0	0	0	0
Nelson Cruz, R (1, 1)										1	1	0	0	0	0	0
40 Brian Fuentes, L (6, 1)										0	0	0	0	0	0	0
Brent Butler, R (7, 5)										1	0	0	0	0	0	0

Batter	1	2	3	4	5	6	7	8	9
Ronnie Belliard, R (1, 4) OBP: 0.400, SLG: 0.357	3-2 G1-3		1-1 G6-3		3-0 1B 2B	1-2 FC6-4 1B		0-0 F9	
Jay Payton, R (1, 7) OBP: 0.467, SLG: 0.462	1-2 2B		0-3 K		0-0 1B 2B	0-0 FC6-4		1-1 1B	
17 Todd Helton, L (1, 3) OBP: 0.467, SLG: 0.692	2-2 F8			0-0 G4-3	0-1 1B 3B 2B	0-2 SF8		4-2 1B	
Preston Wilson, R (1, 8) OBP: 0.357, SLG: 0.385	1-1 F9			0-0 G6-3	1-2 3B 1B	1-3 K		0-0 P4	
Larry Walker, L (1, 9) OBP: 0.214, SLG: 0.462		1-3 K		1-0 G3	0-0 3B		0-2 G6-3		3-2 F8
José Hernández, R (1, 6) OBP: 0.429, SLG: 0.333		2-3 K			HR 1B		2-1 1B		0-3 K
Bobby Estalella, R (1, 2) OBP: 0.400, SLG: 1.600					HR		1-3 K		1-1 G5-3
Chris Stynes, R (1, 5) OBP: 0.462, SLG: 0.667									
Dan Miceli, R (7, 1)									
Steve Reed, R (9, 1)									
Nelson Cruz, R (1, 1)									
40 Brian Fuentes, L (6, 1)									
Brent Butler, R (7, 5)									

Inning Stats	R: 0	H: 1	E: 0	K: 0	S: 15	P: 22	R: 1	H: 1	E: 0	K: 2	S: 10	P: 14	R: 0	H: 0	E: 0	K: 1	S: 7	P: 8	R: 0	H: 0	E: 0	K: 0	S: 3	P: 4	R: 7	H: 8	E: 0	K: 1	S: 22	P: 33	R: 2	H: 2	E: 0	K: 1	S: 19	P: 24	R: 0	H: 1	E: 0	K: 1	S: 10	P: 15	R: 0	H: 1	E: 0	K: 0	S: 7	P: 13	R: 0	H: 0	E: 0	K: 1	S: 10	P: 14	1B: 7	2B: 4	3B: 1	HR: 2	SF: 1	SAC: 2	DP: 0	HBP: 0	WP: 0	PA: 43
--------------	------	------	------	------	-------	-------	------	------	------	------	-------	-------	------	------	------	------	------	------	------	------	------	------	------	------	------	------	------	------	-------	-------	------	------	------	------	-------	-------	------	------	------	------	-------	-------	------	------	------	------	------	-------	------	------	------	------	-------	-------	-------	-------	-------	-------	-------	--------	-------	--------	-------	--------

PITCHER	IP	WLS	BF	H	R	ER	SO	BB	IBB	HBP	BLK	WP	HR	S	P	ERA	WHIP
Jerome Robertson, L (1, 1) ERA: 16.62	4.1	L	23	10	8	8	3	0	0	0	0	0	2	51	73	16.61	2.308
Bruce Chen, L (5, 1) ERA: 12.0	2.2		12	3	2	2	3	0	0	0	0	0	0	35	47	6.75	1.125
54 Brad Lidge, R (8, 1) ERA:	2.0		8	1	0	0	1	0	1	0	0	0	0	17	27	0.00	0.500

PITCHER	IP	WLS	BF	H	R	ER	SO	BB	IBB	HBP	BLK	WP	HR	S	P	ERA	WHIP
---------	----	-----	----	---	---	----	----	----	-----	-----	-----	----	----	---	---	-----	------

BOTTOM

Colorado Rockies @ Houston Astros
Minute Maid Park, Houston, TX
Thu Apr 03 2003, 1:05 PM CST
Att. 21,171 - Overcast - 75 F

livebaseballscorecards.com

AB	34
R	5
H	9
RBI	4
BB	3
SO	2
LOB	11



WP:	0	PA:	39
PB:	0		
SB:	1		
CS:	0		

AB R H RBI BB SO LOB

4	1	1	1	0	0	2
4	0	2	1	1	1	0
5	0	0	0	0	0	5
4	0	0	0	0	1	1
4	1	1	0	0	0	1
2	2	1	0	2	0	0
3	0	1	2	0	0	1
4	1	1	0	0	0	1
1	0	0	0	0	0	0
1	0	0	0	0	0	0
0	0	0	0	0	0	0
1	0	1	0	0	0	0
0	0	0	0	0	0	0
1	0	1	0	0	0	0

Batter	1	2	3	4	5	6	7	8	9
Craig Biggio, R OBP: 0.438, SLG: 0.538 (1, 8)	1-1 G5-3		0-2 HR			1-2 G4-3	0-1 FC6-4		2-1 1B HBP
Geoff Blum, S OBP: 0.333, SLG: 0.571 (1, 5)	2-3 K		2-2 G3-1			4-2 5 G5-4-3 BB		0-0 1B	1-0 1B
5 Jeff Bagwell, R OBP: 0.467, SLG: 0.846 (1, 3)	2-1 G5-3		3-2 G6-3			2-2 G5-4-3		1-1 F8	1-2 L5
17 Lance Berkman, S OBP: 0.357, SLG: 0.182 (1, 7)		1-1 P5		1-1 G3			2-3 K	0-0 P4	
Jeff Kent, R OBP: 0.500, SLG: 0.769 (1, 4)		1-1 G5-3		1-1 L5			2-2 1B SF9 2B	0-0 F8	
Richard Hidalgo, R OBP: 0.538, SLG: 0.545 (1, 9)		4-1 S 2B BB		2-2 F8			0-1 SF9 E 1B	4-2 G6-4-3 BB	
Gregg Zaun, S OBP: 0.400, SLG: 1.000 (1, 2)		1-0 SAFE SAFE 1B 2B		1-2 G3			1-1 SF9	0-1 G6-4-3	
Julio Lugo, R OBP: 0.250, SLG: 0.250 (1, 6)		0-1 G5-3		2-1 F7			1-2 E5 1B	1-1 1B 1B	
Jeriome Robertson, L Bruce Chen, L Morgan Ensberg, R Jose Vizcaino, S 54 Brad Lidge, R Orlando Merced, S			0-1 G6-3		1-2 G4-3		0-1 FC6-4 1B	1-2 1B HBP 1B	

Inning Stats	R: 0	H: 0	R: 1	H: 1	R: 1	H: 1	R: 0	H: 0	R: 0	H: 0	R: 2	H: 3	R: 0	H: 1	R: 1	H: 3	1B: 6	SF: 1
	E: 0	LOB: 0	E: 0	LOB: 1	E: 0	LOB: 0	E: 0	LOB: 0	E: 0	LOB: 0	E: 1	LOB: 2	E: 0	LOB: 1	E: 0	LOB: 3	2B: 2	SAC: 0
	K: 1	BB: 0	K: 0	BB: 1	K: 0	BB: 0	K: 0	BB: 0	K: 0	BB: 1	K: 1	BB: 0	K: 0	BB: 0	K: 0	BB: 1	3B: 0	DP: 2
	S: 7	P: 12	S: 8	P: 15	S: 13	P: 18	S: 7	P: 11	S: 8	P: 12	S: 17	P: 23	S: 5	P: 6	S: 15	P: 25	HR: 1	HBP: 1

PITCHER	IP	WLS	BF	H	R	ER	SO	BB	IBB	HBP	BLK	WP	HR	S	P	ERA	WHIP
Nelson Cruz, R ERA: 3.6 (1, 1)	5.0		18	2	2	2	1	1	0	0	0	0	1	43	68	3.60	0.600
40 Brian Fuentes, L ERA: 5.4 (6, 1)	1.2		8	2	2	1	1	1	0	0	0	0	0	22	35	5.40	1.800
Dan Miceli, R ERA: 5.4 (7, 1)	1.1		6	2	0	0	0	0	0	0	0	0	0	9	10	0.00	1.500
Steve Reed, R ERA: 4.5 (9, 1)	1.0		7	3	1	1	0	1	0	1	0	0	0	15	25	9.00	4.000

Batter	1	2	3	4	5	6	7	8	9	AB R H RBI BB SO LOB	TOP	
Tony Womack, L (1, 6) OBP: 0.125, SLG: 0.133	2-2 F7			3-2 L3		2-3 K			1-0 SH5-4	3 0 0 0 0 1 1	Arizona Diamondbacks @ Colorado Rockies Coors Field, Denver, CO Fri Apr 04 2003 2:05 PM MST Att. 48,087 - Sunny - 48 F livebaseballscorecards.com	
Steve Finley, L (1, 8) OBP: 0.313, SLG: 0.429	3-2 K			3-3 K			0-2 HR	1-0 G3-1	4 1 1 1 0 2 1			
Junior Spivey, R (1, 4) OBP: 0.294, SLG: 0.313	0-0 F8			0-1 P4			3-2 K	0-3 K	4 0 0 0 0 2 1			
Luis Gonzalez, L (1, 7) OBP: 0.154, SLG: 0.154		2-0 L3			1-3 K		2-0 G5-3		3 0 0 0 0 1 0			
Danny Bautista, R (1, 9) OBP: 0.091, SLG: 0.091		0-1 G4-3			1-0 L5		1-2 G1-3		3 0 0 0 0 0 0			
Matt Williams, R (1, 5) OBP: 0.222, SLG: 0.222 Craig Counsell, L (8, PH) (8, 5)		1-1 P4			2-3 K			3-2 L8	2 0 0 0 0 1 0 1 0 0 0 0 0 0			
Lyle Overbay, L (1, 3) OBP: 0.100, SLG: 0.200 Rod Barajas, R (8, 2) (8, 3)			1-2 G3		1-3 K			0-2 G4-3	3 0 0 0 0 1 0 0 0 0 0 0 0 0			
Chad Moeller, R (1, 2) OBP: 0.200, SLG: 0.400 Mark Grace, L (8, PH) (8, 3)			0-3 K		0-0 G3-1 2B			0-0 G3-1	2 0 1 0 0 1 0 1 0 0 0 0 0 0			
Byung-Hyun Kim, R (1, 1) Oscar Villarreal, L (6, 1) Stephen Randolph, L (8, 1) Carlos Baerga, S (9, PH) (9, PH)			0-0 F9		1-1 G3-1 2-3			1-2 G3-1 SH5-4 1B	2 0 0 0 0 0 1 0 0 0 0 0 0 0 0 0 0 0 0 0 0 1 0 1 0 0 0 0			
Inning Stats	R: 0 H: 0 E: 0 LOB: 0 K: 1 BB: 0 S: 9 P: 14	R: 0 H: 0 E: 0 LOB: 0 K: 0 BB: 0 S: 5 P: 8	R: 0 H: 0 E: 0 LOB: 0 K: 1 BB: 0 S: 7 P: 8	R: 0 H: 0 E: 0 LOB: 0 K: 1 BB: 0 S: 9 P: 15	R: 0 H: 0 E: 0 LOB: 0 K: 2 BB: 0 S: 8 P: 12	R: 0 H: 1 E: 0 LOB: 1 K: 2 BB: 0 S: 10 P: 14	R: 1 H: 1 E: 0 LOB: 0 K: 1 BB: 0 S: 10 P: 16	R: 0 H: 0 E: 0 LOB: 0 K: 0 BB: 0 S: 9 P: 12	R: 0 H: 1 E: 0 LOB: 1 K: 1 BB: 0 S: 8 P: 11	1B: 1 SF: 0 2B: 1 SAC: 1 3B: 0 DP: 0 HR: 1 HBP: 0		WP: 0 PA: 30 PB: 0 SB: 0 CS: 0
PITCHER Shawn Chacon, R (1, 1) ERA: 1.29 Todd Jones, R (8, 1) ERA: Jose Jimenez, R (9, 1) ERA: 33.75	IP WLS BF H R ER SO BB IBB HBP BLK WP HR S P ERA WHIP											PITCHER IP WLS BF H R ER SO BB IBB HBP BLK WP HR S P ERA WHIP
	7.0 W 23 2 1 1 8 0 0 0 0 0 0 1 58 87 1.29 0.286											
	1.0 H 3 0 0 0 0 0 0 0 0 0 0 0 9 12 0.00 0.000											
	1.0 S 4 1 0 0 1 0 0 0 0 0 0 0 8 11 0.00 1.000											



Batter	1	2	3	4	5	6	7	8	9
Ronnie Belliard, R OBP: 0.316, SLG: 0.278 (1, 4)	2-2 G4-3		3-2 G4-3		1-2 F9		2-1 G1-3		
Jay Payton, R OBP: 0.421, SLG: 0.471 (1, 7)	1-0 G1-4-3		2-2 F8			0-1 17 1B		2-1 P3	
17 Todd Helton, L OBP: 0.421, SLG: 0.588 (1, 3)	0-0 G1-3			2-2 L8		2-1 G1-3 HBP		2-1 G1	
Larry Walker, L OBP: 0.222, SLG: 0.375 (1, 9)		0-3 K		0-3 K		1-1 G1-3 HBP		3-3 K	
Preston Wilson, R OBP: 0.412, SLG: 0.500 (1, 8)		3-2 S		0-0 FC6-4		2-2 P6			
José Hernández, R OBP: 0.353, SLG: 0.267 (1, 6)		2-3 K		1-0 FC6-4		1-2 G1-3			
Charles Johnson, R OBP: 0.083, SLG: 0.083 (1, 2)		1-2 F9		1-2 F9		3-2 F9		1-2 P2	
Chris Stynes, R OBP: 0.500, SLG: 0.857 Brent Butler, R (8, 5)			4-1 G4-3 SH1-4 BB		3-2 HR		2-3 K		
Shawn Chacon, R Greg Norton, S Todd Jones, L Jose Jimenez, R (1, 1) (7, PH) (8, 1) (9, 1)			1-0 SH1-4		0-1 G1-3		1-0 F7		

AB	R	H	RBI	BB	SO	LOB
4	0	0	0	0	0	1
4	1	1	0	0	0	1
4	0	1	1	0	0	0
3	0	0	0	0	3	0
3	0	2	0	0	0	2
3	0	0	0	0	1	4
3	0	0	0	0	0	3
2	1	1	1	1	1	0
0	0	0	0	0	0	0
1	0	0	0	0	0	0
1	0	0	0	0	0	0
0	0	0	0	0	0	0
0	0	0	0	0	0	0

BOTTOM

Arizona Diamondbacks @ Colorado Rockies
Coors Field, Denver, CO

Fri Apr 04 2003, 2:05 PM MST
Att: 48,087 - Sunny - 48 F

livebaseballscorecards.com

AB	28
R	2
H	5
RBI	2
BB	1
SO	5
LOB	11



Inning Stats		R: 0	H: 0	E: 0	LOB: 0	K: 0	S: 5	R: 0	H: 1	E: 0	LOB: 1	K: 2	S: 15	R: 0	H: 0	E: 0	LOB: 1	K: 0	S: 12	R: 0	H: 1	E: 0	LOB: 1	K: 1	S: 10	R: 1	H: 1	E: 0	LOB: 0	K: 0	S: 13	R: 1	H: 2	E: 0	LOB: 2	K: 0	S: 14	R: 0	H: 0	E: 0	LOB: 0	K: 1	S: 6	R: 0	H: 0	E: 0	LOB: 0	K: 1	S: 7		
IP	WLS	BF	H	R	ER	SO	BB	IBB	HBP	BLK	WP	HR	S	P	ERA	WHIP	IP	WLS	BF	H	R	ER	SO	BB	IBB	HBP	BLK	WP	HR	S	P	ERA	WHIP	IP	WLS	BF	H	R	ER	SO	BB	IBB	HBP	BLK	WP	HR	S	P	ERA	WHIP	
Byung-Hyun Kim, R ERA: 3.6 (1, 1)	5.0	L	22	5	2	2	3	1	0	0	0	1	60	92	3.60	1.200																																			
Oscar Villarreal, R ERA: (6, 1)	2.0		6	0	0	0	1	0	0	0	0	0	15	24	0.00	0.000																																			
Stephen Randolph, L ERA: 8.1 (8, 1)	1.0		3	0	0	0	1	0	0	0	0	0	7	14	0.00	0.000																																			

WP: 0	PA: 31
PB: 0	
SB: 1	
CS: 0	

Batter	1	2	3	4	5	6	7	8	9	10	AB R H RBI BB SO LOB	TOP												
Tony Womack, L OBP: 0.143, SLG: 0.150 Rod Barajas, R OBP: 0.143, SLG: 0.286	0-1 SF8 1B		0-2 FC5-4 BB 1-2f	1-2 FC6-4 1-2f		1-3 K		0-0 FC6-4 1-2f		0-2 G6-4-3 1-2f	5 1 1 0 0 1 6 1 0 0 0 0 0 2													
Quinton McCracken, S (1, 9) SAFE SAFE SAFE SAFE SAFE SAFE	1-2 SF8 1-H		4-2 SAFE SAFE SAFE SAFE SAFE SAFE SAFE SAFE 1-2 BB		3-1 F8	2-0 FC4-6 1-2f			1-2 G5-3		3 0 0 1 1 0 2													
Junior Spivey, R OBP: 0.273, SLG: 0.286	0-0 G5-3		1-0 F8		2-1 2B SF8 1B		1-3 K		1-1 G5-3		5 1 1 0 0 1 2													
Luis Gonzalez, L OBP: 0.278, SLG: 0.294	0-1 G6-3		2-3 K		0-1 SF8 1-3 2B		4-2 BB		0-1 BB 1B		4 0 2 0 1 1 2													
Matt Williams, R OBP: 0.357, SLG: 0.417		2-1 G3-1 2B		2-1 1B 1B		1-2 SF8		0-1 L6	4-1 BB 1-2 BB		3 1 2 1 1 0 1													
Steve Finley, L OBP: 0.250, SLG: 0.333 Mike Koplove, R (7, 1) Mark Grace, L OBP: 0.333, SLG: 0.400 Oscar Villarreal, L (9, 1) Miguel Batista, R (10, 1)		1-1 L8		0-3 K		0-1 G1-3		2-3 K2-3	0-1 F8		4 0 0 0 0 2 4 0 0 0 0 0 0 0 1 0 0 0 0 0 2 0 0 0 0 0 0 0 0 0 0 0 0 0 0													
Lyle Overbay, L OBP: 0.133, SLG: 0.200		1-1 G3-1		1-0 F7		3-2 FC5-6 1B 1B		0-2 G3-1		2-1 G4-3	5 0 1 0 0 0 2													
Chad Moeller, R OBP: 0.444, SLG: 0.556 Craig Counsell, L (8, PR) (8, 6)		3-3 K		2-2 1B 1-2 1B		1-0 FC5-6 1-2 1B		0-1 FC6-4 1B		4-2 BB BB	4 0 3 0 0 1 1 0 0 0 0 1 0 0													
Randy Johnson, R OBP: 0.400, SLG: 0.400 David Dellucci, L OBP: 0.500, SLG: 0.667			2-1 FC5-4 1B	3-2 FC6-4 1-3 2-H 1B		1-0 FC5-6 1-2 2-3f 1B		1-2 F8		4-2 SAFE SAFE SAFE SAFE SAFE SAFE 1-2 G6-4-3 BB	3 0 2 1 0 0 2 1 0 0 0 1 0 1													
Inning Stats	R: 1 E: 0 K: 0 S: 8	H: 1 LOB: 0 BB: 0 P: 9	R: 0 E: 0 K: 1 S: 9	H: 1 LOB: 1 BB: 0 P: 16	R: 0 E: 0 K: 1 S: 13	H: 1 LOB: 2 BB: 1 P: 22	R: 1 E: 0 K: 1 S: 18	H: 3 LOB: 2 BB: 0 P: 27	R: 1 E: 0 K: 0 S: 13	H: 2 LOB: 1 BB: 0 P: 19	R: 0 E: 0 K: 2 S: 10	H: 0 LOB: 1 BB: 1 P: 17	R: 0 E: 0 K: 0 S: 10	H: 1 LOB: 1 BB: 0 P: 11	R: 0 E: 0 K: 0 S: 10	H: 1 LOB: 2 BB: 1 P: 16	R: 0 E: 0 K: 0 S: 14	H: 0 LOB: 1 BB: 2 P: 24	1B: 10 2B: 2 3B: 0 HR: 0	SF: 2 SAC: 0 DP: 1 HBP: 0	WP: 0 PB: 0 SB: 1 CS: 0	PA: 46		
PITCHER	IP WLS BF H R ER SO BB IBB HBP BLK WP HR S P ERA WHIP	IP WLS BF H R ER SO BB IBB HBP BLK WP HR S P ERA WHIP	IP WLS BF H R ER SO BB IBB HBP BLK WP HR S P ERA WHIP	IP WLS BF H R ER SO BB IBB HBP BLK WP HR S P ERA WHIP	IP WLS BF H R ER SO BB IBB HBP BLK WP HR S P ERA WHIP	IP WLS BF H R ER SO BB IBB HBP BLK WP HR S P ERA WHIP	IP WLS BF H R ER SO BB IBB HBP BLK WP HR S P ERA WHIP	IP WLS BF H R ER SO BB IBB HBP BLK WP HR S P ERA WHIP	IP WLS BF H R ER SO BB IBB HBP BLK WP HR S P ERA WHIP	IP WLS BF H R ER SO BB IBB HBP BLK WP HR S P ERA WHIP	IP WLS BF H R ER SO BB IBB HBP BLK WP HR S P ERA WHIP	IP WLS BF H R ER SO BB IBB HBP BLK WP HR S P ERA WHIP	IP WLS BF H R ER SO BB IBB HBP BLK WP HR S P ERA WHIP	IP WLS BF H R ER SO BB IBB HBP BLK WP HR S P ERA WHIP	IP WLS BF H R ER SO BB IBB HBP BLK WP HR S P ERA WHIP	IP WLS BF H R ER SO BB IBB HBP BLK WP HR S P ERA WHIP	IP WLS BF H R ER SO BB IBB HBP BLK WP HR S P ERA WHIP	IP WLS BF H R ER SO BB IBB HBP BLK WP HR S P ERA WHIP	IP WLS BF H R ER SO BB IBB HBP BLK WP HR S P ERA WHIP	IP WLS BF H R ER SO BB IBB HBP BLK WP HR S P ERA WHIP	IP WLS BF H R ER SO BB IBB HBP BLK WP HR S P ERA WHIP	IP WLS BF H R ER SO BB IBB HBP BLK WP HR S P ERA WHIP	IP WLS BF H R ER SO BB IBB HBP BLK WP HR S P ERA WHIP	IP WLS BF H R ER SO BB IBB HBP BLK WP HR S P ERA WHIP
Darren Oliver, L ERA: 3.6	(1, 1) 5.0																							
Javier López, L ERA:	(6, 1) 1.0																							
Justin Speier, R ERA:	(7, 1) 1.0																							
Todd Jones, R ERA:	(8, 1) 2.0																							
Steve Reed, R ERA: 3.0	(10, 1) 1.0	W																						

Arizona Diamondbacks @ Colorado Rockies
Coors Field, Denver, CO
Sat Apr 05 2003, 1:05 PM MST
Att: 25,197 - Cloudy - 39 F

AB	39
R	3
H	12
RBI	3
BB	5
SO	6
LOB	27



Batter	1	2	3	4	5	6	7	8	9	10	AB	R	H	RBI	BB	SO	LOB
Chris Stynes, R (1, 5) OBP: 0.476, SLG: 0.706 Steve Reed, R (10, 1)	3-1 G4-6-3 HBP			2-3 K		4-0 HR BB		1-0 G6-3	1-1 FC6-4		3 0	1 0	0 0	0 0	1 0	1 0	2 0
Jay Payton, R (1, 7) OBP: 0.375, SLG: 0.545	2-1 G4-6-3 1-2f			0-3 K		1-1 HR 1-H		0-1 F8		0-0 G6-3	5	1	1	2	0	1	1
17 Todd Helton, L (1, 3) OBP: 0.417, SLG: 0.500	2-3 K			2-1 G6-3		2-1 F7		4-0 1B BB		4-1 2B BB	3	1	0	0	2	1	0
Preston Wilson, R (1, 8) OBP: 0.409, SLG: 0.524				0-3 K		2-3 K		1-3 K	2-1 1B	0-0 2B	5	0	2	1	0	3	0
Larry Walker, L (1, 9) OBP: 0.227, SLG: 0.350				1-3 K		2-2 P6		0-1 1B	0-0 L4		4	0	1	0	0	1	2
José Hernández, R (1, 6) OBP: 0.381, SLG: 0.474				2-3 K		3-1 HR		1 SAFE 0-0 HBP 1B	2-2 G1-3		4	1	2	1	0	1	0
Bobby Estalella, R (1, 2) OBP: 0.222, SLG: 0.889				0-3 K		1-3 K		1-0 F9	3-3 K		4	0	0	0	0	3	2
Brent Butler, R (1, 4) (10, 5)				2-1 L8		2-2 F7		1-1 HBP	4-0 1B BB		2	0	0	0	1	0	0
Darren Oliver, R (1, 1) Javier López, L (6, 1) Greg Norton, S (6, PH) Justin Speier, R (7, 1) Chris Richard, L (7, PH) Todd Jones, L (8, 1) Ronnie Belliard, R (9, PH) OBP: 0.350, SLG: 0.316 (10, 4)				3-2 G5-3		1-3 K		2-2 G4-3	0-1 FC6-4 1B		1	0	0	0	0	0	0

Inning Stats	R: 0	H: 0	R: 0	H: 0	R: 0	H: 0	R: 1	H: 1	R: 2	H: 1	R: 0	H: 2	R: 0	H: 1	R: 0	H: 1	R: 1	H: 1	1B: 4	SF: 0	WP: 0	PA: 40
	E: 0	LOB: 0	E: 0	LOB: 0	E: 0	LOB: 0	E: 0	LOB: 0	E: 0	LOB: 0	E: 0	LOB: 3	E: 0	LOB: 2	E: 0	LOB: 2	E: 0	LOB: 1	2B: 1	SAC: 0	PB: 0	
	K: 1	BB: 0	K: 3	BB: 0	K: 1	BB: 0	K: 2	BB: 0	K: 1	BB: 1	K: 1	BB: 0	K: 0	BB: 1	K: 1	BB: 1	K: 0	BB: 1	3B: 0	DP: 1	SB: 0	
	S: 6	P: 13	S: 11	P: 14	S: 10	P: 15	S: 8	P: 12	S: 13	P: 21	S: 11	P: 16	S: 6	P: 13	S: 10	P: 20	S: 3	P: 7	HR: 2	HBP: 2	CS: 0	

PITCHER	IP	WLS	BF	H	R	ER	SO	BB	IBB	HBP	BLK	WP	HR	S	P	ERA	WHIP
Randy Johnson, L (1, 1) ERA: 4.26	6.0		21	2	3	3	10	1	0	1	0	0	2	59	96	4.50	0.500
Mike Koplove, R (7, 1) ERA:	2.0		11	3	0	0	1	1	0	1	0	0	0	17	29	0.00	2.000
Oscar Villarreal, R (9, 1) ERA:	1.0		5	1	0	0	1	1	0	0	0	0	0	10	20	0.00	2.000
Miguel Batista, R (10, 1) ERA: 9.0	0.1	L	3	1	1	1	0	1	0	0	0	0	0	3	7	27.00	6.000

BOTTOM

Arizona Diamondbacks @ Colorado Rockies
Coors Field, Denver, CO

Sat Apr 05 2003, 1:05 PM MST
Att. 25,197 - Cloudy - 39 F

livebaseballscorecards.com

AB	34
R	4
H	7
RBI	4
BB	4
SO	12
LOB	10



Batter	1	2	3	4	5	6	7	8	9	AB R H RBI BB SO LOB	TOP									
Quinton McCracken, S OBP: 0.182, SLG: 0.111 (1, 8)	2-2 L7		1-0 G4-3			2-1 1B	2-3 K			4 1 1 0 0 1 2										
Craig Counsell, L (1, 6)	3-1 L8		2-2 G4-3			4-1 1B		0-1 G1-3		3 0 0 0 1 0 0										
Danny Bautista, R OBP: 0.133, SLG: 0.133 (1, 9)	2-2 G4-3		3-2 G6-3			1-0 1B		0-2 P4		4 0 1 1 0 0 0										
Luis Gonzalez, L OBP: 0.364, SLG: 0.400 (1, 7)		3-2 2B		0-1 P6		2-1 1B		4-1 BB		3 1 2 0 1 0 0										
Matt Williams, R OBP: 0.333, SLG: 0.375 (1, 5)		0-3 K		2-3 K		0-1 1B		1-2 G5-3		4 0 1 0 0 2 2										
Mark Grace, L OBP: 0.300, SLG: 0.444 (1, 3)		2-0 2B		2-1 L4		3-1 L9-2-6-2		3-2 G5-3		4 1 1 1 0 0 3										
Carlos Baerga, S OBP: 0.667, SLG: 0.833 (1, 4)		1-0 2B		0-1 F7-3		2-2 L1		1-0 FC5-4		4 0 3 1 0 0 0										
Rod Barajas, R OBP: 0.200, SLG: 0.300 (1, 2)		2-3 K		1-1 F7-3		0-1 G3		1-0 FC5-4		3 0 1 0 0 1 2										
Chad Moeller, R OBP: 0.400, SLG: 0.500 (7, PR)		1-3 K		1-1 K2-3		0-0 G3		0-3 K		1 0 0 0 0 0 1										
Curt Schilling, R (1, 1)										2 0 0 0 0 0 2 1										
Scott Service, R (6, 1)										0 0 0 0 0 0 0 0										
David Dellucci, L (7, PH)										1 0 0 0 0 0 0 1										
Stephen Randolph, L (7, 1)										0 0 0 0 0 0 0 0										
Miguel Batista, R (7, 1)										0 0 0 0 0 0 0 0										
Mike Myers, L (8, 1)										0 0 0 0 0 0 0 0										
Steve Finley, L (9, PH)										1 0 0 0 0 0 1 1										
Inning Stats	R: 0 E: 0 K: 0 S: 9	H: 0 LOB: 0 BB: 0 P: 16	R: 2 E: 0 K: 3 S: 16	H: 3 LOB: 1 BB: 0 P: 25	R: 0 E: 0 K: 0 S: 7	H: 0 LOB: 0 BB: 0 P: 13	R: 0 E: 0 K: 1 S: 7	H: 1 LOB: 0 BB: 0 P: 9	R: 1 E: 0 K: 0 S: 10	H: 4 LOB: 2 BB: 1 P: 22	R: 0 E: 0 K: 1 S: 9	H: 1 LOB: 2 BB: 0 P: 13	R: 0 E: 0 K: 0 S: 9	H: 0 LOB: 1 BB: 1 P: 14	R: 0 E: 0 K: 1 S: 8	H: 1 LOB: 1 BB: 0 P: 13	1B: 7 2B: 5 3B: 0 HR: 0	SF: 0 SAC: 0 DP: 2 HBP: 0	WP: 0 PB: 0 SB: 0 CS: 0	PA: 36
PITCHER	IP WLS BF H R ER SO BB IBB HBP BLK WP HR S P ERA WHIP																			
Jason Jennings, R (1, 1)	5.0 W 21 6 3 3 5 1 0 0 0 0 0 0 50 85 5.40 1.400																			
40 Brian Fuentes, L (6, 1)	1.0 H 3 2 0 0 0 0 0 0 0 0 0 0 6 11 0.00 2.000																			
Dan Miceli, R (7, 1)	2.0 H 8 1 0 0 1 1 0 0 0 0 0 0 18 27 0.00 1.000																			
Jose Jimenez, R (9, 1)	1.0 4 1 0 0 1 0 0 0 0 0 0 0 8 13 0.00 1.000																			

Arizona Diamondbacks @ Colorado Rockies
Coors Field, Denver, CO
Sun Apr 06 2003, 1:05 PM MDT
Att. 25,443 - Cloudy - 38 F

AB	34
R	3
H	10
RBI	3
BB	2
SO	7
LOB	13



Batter	1	2	3	4	5	6	7	8	9	AB R H RBI BB SO LOB	TOP											
Fernando Vina, L (1, 4) OBP: 0.289, SLG: 0.303	0-1 G6-3		0-1 F8		2-2 G6-3		4-2 2B BB		0-3 K	4 1 0 0 1 1 3												
Edgar Renteria, R (1, 6) OBP: 0.405, SLG: 0.559	2-2 G6-3		3-1 1B		0-1 P6		1-0 2B			4 0 2 3 0 0 1												
15 Jim Edmonds, L (1, 8) OBP: 0.579, SLG: 1.294 Kerry Robinson, L (5, 8) OBP: 0.375, SLG: 0.333 Jeff Fassero, L (7, 1) Kiko Calero, R (8, 1)	2-0 HBP		2-2 G3		1-0 1B		2-0 G3-1			1 0 0 0 0 0 2 2 0 1 0 0 0 1 0 0 0 0 0 0 0 0 0 0 0 0 0 0												
5 Albert Pujols, R (1, 7) OBP: 0.414, SLG: 0.667 Eduardo Perez, R (6, 7) OBP: 0.385, SLG: 0.364	3-0 P5			1-2 G5-3		0-0 L9		4-1 BB		3 0 0 0 0 0 2 0 0 0 0 1 0 0												
27 Scott Rolen, R (1, 5) OBP: 0.471, SLG: 0.630		2-2 G5-3		3-1 HR		0-0 G6-4-3		1-1 G6-4-3		4 1 1 1 0 0 2												
Tino Martinez, L (1, 3) OBP: 0.303, SLG: 0.379		0-1 G3		1-2 G4-1			1-1 BB 1B HBP	3-1 P6		3 1 0 0 0 0 0												
Orlando Palmeiro, L (1, 9) OBP: 0.533, SLG: 0.615		0-2 F7		0-0 F8			1-2 BB 2B 1B		1-2 L7	4 1 1 0 0 0 0												
Mike Matheny, R (1, 2) OBP: 0.484, SLG: 0.633			1-1 P6		3-1 G6-3 2B		2-3 K		0-3 K	4 0 1 0 0 2 2												
Brett Tomko, R (1, 1) OBP: 0.250, SLG: 0.250 Miguel Cairo, R (7, PH) OBP: 0.100, SLG: 0.200			2-2 1B		2-1 F8		1-0 P6		1-2 2B	2 0 1 0 0 0 1 2 0 1 0 0 0 2												
Inning Stats	R: 0 E: 0 K: 0 S: 8	H: 0 LOB: 1 BB: 0 P: 15	R: 0 E: 0 K: 0 S: 8	H: 0 LOB: 0 BB: 0 P: 10	R: 0 E: 0 K: 0 S: 12	H: 2 LOB: 2 BB: 0 P: 20	R: 1 E: 0 K: 0 S: 9	H: 1 LOB: 0 BB: 0 P: 14	R: 0 E: 0 K: 0 S: 10	H: 1 LOB: 1 BB: 0 P: 17	R: 0 E: 0 K: 0 S: 3	H: 1 LOB: 0 BB: 0 P: 4	R: 3 E: 0 K: 1 S: 14	H: 2 LOB: 1 BB: 1 P: 26	R: 0 E: 0 K: 0 S: 5	H: 0 LOB: 0 BB: 1 P: 13	R: 0 E: 0 K: 2 S: 20	H: 1 LOB: 1 BB: 0 P: 22	1B: 4 2B: 3 3B: 0 HR: 1	SF: 0 SAC: 0 DP: 2 HBP: 2	WP: 0 PB: 0 SB: 0 CS: 0	PA: 37
PITCHER	IP WLS BF H R ER SO BB IBB HBP BLK WP HR S P ERA WHIP																					
Nelson Cruz, R (1, 1) ERA: 3.27	6.0 W 24 5 2 2 0 0 0 0 2 0 0 1 51 82 3.00 0.833																					
40 Brian Fuentes, L (7, 1) ERA: 7.36	1.0 6 2 2 2 1 1 0 0 0 0 0 0 13 24 18.00 3.000																					
Steve Reed, R (8, 1) ERA: 1.5	2.0 7 1 0 0 0 2 1 0 0 0 0 0 25 35 0.00 1.000																					

St. Louis Cardinals @ Colorado Rockies
Coors Field, Denver, CO
Wed Apr 09 2003, 7:05 PM MDT
Att. 24,110 - Sunny - 70 F

livebaseballscorecards.com

AB	33
R	4
H	8
RBI	4
BB	2
SO	3
LOB	16



St. Louis Cardinals @ Colorado Rockies
 Coors Field, Denver, CO
 Thu Apr 10 2003, 1:05 PM MDT
 Att. 24,586 - Sunny - 74 F

livebaseballscorecards.com



WP: 0 PA: 44
 PB: 0
 SB: 0
 CS: 0

Batter	1	2	3	4	5	6	7	8	9	AB	R	H	RBI	BB	SO	LOB	TOP										
Fernando Vina, L (1, 4) OBP: 0.302, SLG: 0.297	1-0 G3-1		4-0 BB 15 1B BB		0-0 G3-1		0-1 15 BB 1B	0-1 L6		4	1	1	0	1	0	2											
Edgar Renteria, R (1, 6) OBP: 0.429, SLG: 0.553	1-1 F8		4-2 15 1B BB 1-2 2-3		1-1 G6-3		1-1 15 BB 1B	1-1 1B		4	0	2	1	1	0	0											
15 Jim Edmonds, L (1, 8) OBP: 0.609, SLG: 1.200 Miguel Cairo, R (8, PH) OBP: 0.091, SLG: 0.182 28 Lance Painter, L (8, 1) Steve Kline, S (8, 1)	0-0 G4-3		1-1 5 FC6-4 1B 1-3 2-H 3-H		3-2 5 FC5-4 1B		4-2 1B	0-0 P4		3	0	2	2	1	0	0											
5 Albert Pujols, R (1, 7) OBP: 0.353, SLG: 0.552		0-0 G5-3	0-2 FC6-4 1B 1-2f		1-2 FC5-4 1B		1-1 F9	3-2 G5-3		5	0	0	0	0	0	8											
27 Scott Rolen, R (1, 5) OBP: 0.487, SLG: 0.645		1-1 P6		0-0 G5-3		4-1 L3-6 1B BB		1-0 1B 1B	1-2 2B	4	1	2	0	1	0	0											
Tino Martinez, L (1, 3) OBP: 0.342, SLG: 0.441		2-1 G3		0-0 G3 2B		0-0 L3-6 1B		0-1 E 1B 1B	2-0 L9	5	1	3	0	0	0	1											
Orlando Palmeiro, L (1, 9) OBP: 0.500, SLG: 0.529			0-1 G4-3	2-1 G3		3-2 L3-6 1B		0-0 E E 1B	4-0 G6-4-3 BB	4	1	1	1	1	0	3											
Mike Matheny, R (1, 2) OBP: 0.472, SLG: 0.618			2-2 BB 15 1B 2B	4-0 IBB		0-2 G4-3		1-0 E 1B	2-1 G6-4-3	4	2	1	0	1	0	4											
Garrett Stephenson, R (1, 1) Eduardo Perez, R (7, PH) OBP: 0.357, SLG: 0.333 Cal Eldred, R (7, 1) Eli Marrero, R (8, PH) OBP: 0.231, SLG: 0.091			3-3 K	1-0 L8		1-2 P6		2-2 E5 1B		2	0	0	0	0	1	3											
Inning Stats	R: 0 E: 0 K: 0 S: 4	H: 0 LOB: 0 BB: 0 P: 6	R: 0 E: 0 K: 0 S: 5	H: 0 LOB: 0 BB: 0 P: 8	R: 2 E: 0 K: 1 S: 17	H: 2 LOB: 2 BB: 2 P: 31	R: 0 E: 0 K: 0 S: 5	H: 1 LOB: 2 BB: 1 P: 12	R: 0 E: 0 K: 0 S: 12	H: 1 LOB: 1 BB: 0 P: 17	R: 0 E: 0 K: 0 S: 5	H: 1 LOB: 0 BB: 1 P: 12	R: 0 E: 0 K: 0 S: 14	H: 2 LOB: 3 BB: 1 P: 21	R: 4 E: 2 K: 0 S: 16	H: 4 LOB: 2 BB: 0 P: 24	R: 0 E: 0 K: 0 S: 7	H: 1 LOB: 1 BB: 1 P: 16	1B: 9 2B: 3 3B: 1 HR: 0	SF: 0 SAC: 0 DP: 1 HBP: 0	WP: 0 PA: 44 PB: 0 SB: 0 CS: 0						
PITCHER	IP	WLS	BF	H	R	ER	SO	BB	IBB	HBP	BLK	WP	HR	S	P	ERA	WHIP										
Shawn Chacon, R (1, 1) ERA: 1.98	6.2		29	7	2	2	1	3	1	0	0	0	0	58	98	2.70	1.500										
Justin Speier, R (7, 1) ERA: 9.0	0.1	H	2	0	0	0	0	1	0	0	0	0	0	4	9	0.00	3.000										
Todd Jones, R (8, 1) ERA: 1.5	0.1	B	7	4	4	1	0	0	0	0	0	0	0	12	17	27.00	12.000										
Javier López, L (8, 1) ERA:	0.2	W	2	0	0	0	0	0	0	0	0	0	0	4	7	0.00	0.000										
Jose Jimenez, R (9, 1) ERA: 8.44	1.0	S	4	1	0	0	0	1	0	0	0	0	0	7	16	0.00	2.000										

Batter	1	2	3	4	5	6	7	8	9
Ronnie Belliard, R OBP: 0.345, SLG: 0.296 (1, 4)	4-1 BB		1-3 K		0-0 1B		2-3 K2-3		
Jay Payton, R OBP: 0.375, SLG: 0.514 (1, 7)	0-1 F7			1-3 K	0-0 L7			0-3 K	
17 Todd Helton, L OBP: 0.523, SLG: 0.857 (1, 3)	0-2 F9			1-2 2B	1 SAFE 2-2 F7			1-0 HR	
Larry Walker, L OBP: 0.317, SLG: 0.514 (1, 9)	3-2 G1-3			1-0 2B		0-1 SF9		1-0 G1-3	
Preston Wilson, R OBP: 0.415, SLG: 0.649 (1, 8)		0-1 L6		2-2 1B		0-0 F8		4-2 HR	
José Hernández, R OBP: 0.375, SLG: 0.500 (1, 6)		2-2 G1-3		2-2 1B		1-1 SF9		3-1 HR	
Charles Johnson, R OBP: 0.222, SLG: 0.261 Jose Jimenez, R (9, 1)		2-3 K		1-1 SF7		3-1 P2		4-2 BB	
Greg Norton, S Brent Butler, R OBP: 0.333, SLG: 0.143 (8, 5)			1-3 K	1-3 K			0-1 G3-1	0-0 F9	
Shawn Chacon, R Justin Speier, R Chris Richard, L Todd Jones, L Javier López, L Bobby Estalella, R OBP: 0.308, SLG: 1.000 (8, 1)			0-0 F7		1-0 P6		0-3 K		

Inning Stats	R: 0	H: 0	E: 0	K: 0	S: 9	R: 0	H: 0	E: 0	K: 1	S: 9	R: 0	H: 0	E: 0	K: 2	S: 7	R: 3	H: 4	E: 0	K: 2	S: 18	R: 0	H: 1	E: 0	K: 0	S: 7	R: 1	H: 1	E: 0	K: 0	S: 7	R: 0	H: 0	E: 0	K: 2	S: 8	R: 3	H: 2	E: 0	K: 1	S: 12
	LOB: 1	BB: 1	P: 16			LOB: 0	BB: 0	P: 13			LOB: 1	BB: 0	P: 27	LOB: 0	BB: 0	LOB: 0	BB: 0	P: 10			LOB: 0	BB: 0	P: 11	LOB: 0	BB: 0	LOB: 0	BB: 0	P: 10		LOB: 1	BB: 2	P: 25			LOB: 1	BB: 2	P: 25			

PITCHER	IP	WLS	BF	H	R	ER	SO	BB	IBB	HBP	BLK	WP	HR	S	P	ERA	WHIP
Garrett Stephenson, R ERA: 3.65 (1, 1)	6.0		25	6	4	4	5	1	0	0	0	0	0	57	86	6.00	1.167
Cal Eldred, R ERA: 13.5 (7, 1)	1.0		3	0	0	0	2	0	0	0	0	0	0	8	10	0.00	0.000
28 Lance Painter, L ERA: 4.5 (8, 1)	0.2	H	3	1	1	1	1	0	0	0	0	0	1	5	7	13.50	1.500
Steve Kline, L ERA: 1.5 (8, 1)	0.1	L	4	1	2	2	0	2	0	0	0	0	1	7	18	54.00	9.000

BOTTOM


St. Louis Cardinals @ Colorado Rockies
Coors Field, Denver, CO

Thu Apr 10 2003, 1:05 PM MDT
Att: 24,586 - Sunny - 74 F

AB	R	H	RBI	BB	SO	LOB
3	0	1	0	1	2	0
4	0	0	0	0	2	2
4	2	2	1	0	0	2
4	2	2	1	0	0	1
3	2	1	1	1	0	1
3	1	2	3	0	0	0
2	0	0	1	1	1	0
0	0	0	0	0	0	0
3	0	0	0	0	2	1
1	0	0	0	0	0	1
2	0	0	0	0	0	0
0	0	0	0	0	0	0
0	0	0	0	0	0	0
0	0	0	0	0	0	0
0	0	0	0	0	0	0

AB	30
R	7
H	8
RBI	7
BB	3
SO	8
LOB	8

livebaseballscorecards.com



WP: 0	PA: 35
PB: 0	
SB: 0	
CS: 0	

Batter	1	2	3	4	5	6	7	8	9	AB R H RBI BB SO LOB	TOP			
Ronnie Belliard, R (1, 4) OBP: 0.353, SLG: 0.344	3-2 1B 17 SF7 2B		3-3 K		1-1 G4-3		1-1 1B	2-3 K		5 1 2 0 0 2 2				
Jay Payton, R (1, 7) OBP: 0.378, SLG: 0.500	2-0 17 SF7 1B		0-0 G4-3		0-2 G1-3		0-1 P2		0-2 FC4-6 1B	5 0 2 0 0 0 1				
17 Todd Helton, L (1, 3) OBP: 0.490, SLG: 0.872	1-2 SF7			0-0 HR	0-1 P5		2-0 F7		0-3 K	4 1 1 2 0 1 2				
Larry Walker, L (1, 9) OBP: 0.370, SLG: 0.513	4-0 G6-4-3 IBB			4-2 G1-3 1B BB		3-2 1B WP HBP		0-0 BB 1B BB	2-0 FC4-6	2 1 1 0 2 0 1				
Preston Wilson, R (1, 8) OBP: 0.413, SLG: 0.610	1-0 G6-4-3 1-2f			1-1 G1-3 1B		2-3 K		4-0 BB 1B BB	1-3 K	4 1 1 0 1 2 4				
José Hernández, R (1, 6) OBP: 0.386, SLG: 0.487		1-2 K		0-3 K		0-0 1B		4-1 1B BB		3 0 1 0 1 2 2				
Charles Johnson, R (1, 2) OBP: 0.194, SLG: 0.222		0-3 K		0-1 G1-3		2-3 K		0-0 F5		4 0 0 0 0 2 7				
Chris Stynes, R (1, 5) OBP: 0.366, SLG: 0.457		2-3 K		4-0 FC6-4 IBB		1-1 G1-3		1-2 1B		3 0 1 2 1 1 2				
Darren Oliver, R (1, 1) 40 Brian Fuentes, L (5, 1) Chris Richard, L (7, PH) Dan Miceli, R (7, 1) Greg Norton, S (8, PH) Javier López, L (8, 1)			0-3 K	2-2 FC6-4			2-3 K	2-0 F7		2 0 0 0 0 1 3 0 0 0 0 0 0 0 1 0 0 0 0 1 0 0 0 0 0 0 0 0 1 0 0 0 0 0 2 0 0 0 0 0 0 0				
Inning Stats	R: 1 H: 2 E: 0 LOB: 1 K: 0 BB: 1 S: 8 P: 19	R: 0 H: 0 E: 0 LOB: 0 K: 3 BB: 0 S: 10 P: 13	R: 0 H: 0 E: 0 LOB: 0 K: 2 BB: 0 S: 8 P: 11	R: 1 H: 2 E: 0 LOB: 3 K: 1 BB: 2 S: 13 P: 24	R: 0 H: 0 E: 0 LOB: 0 K: 0 BB: 0 S: 8 P: 9	R: 0 H: 1 E: 0 LOB: 2 K: 2 BB: 0 S: 12 P: 20	R: 0 H: 1 E: 0 LOB: 1 K: 1 BB: 0 S: 8 P: 13	R: 2 H: 2 E: 0 LOB: 2 K: 1 BB: 2 S: 11 P: 24	R: 0 H: 1 E: 0 LOB: 1 K: 2 BB: 0 S: 11 P: 14	1B: 7 SF: 1 2B: 1 SAC: 0 3B: 0 DP: 1 HR: 1 HBP: 1	WP: 1 PA: 41 PB: 0 SB: 0 CS: 0			
PITCHER	IP WLS BF H R ER SO BB IBB HBP BLK WP HR S P ERA WHIP												PITCHER	IP WLS BF H R ER SO BB IBB HBP BLK WP HR S P ERA WHIP
Brian Lawrence, R (1, 1) ERA: 1.71	6.0 W 26 5 2 2 8 1 2 1 0 1 1 59 96 3.00 1.000													
Matt Herges, R ERA:	0.2 3 1 0 0 1 0 0 0 0 0 0 7 10 0.00 1.500													
Jesse Orosco, L ERA: 3.6	0.1 2 1 1 1 0 0 0 0 0 0 0 2 4 27.00 3.000													
Luther Hackman, R ERA: 1.42	0.1 4 1 1 1 0 2 0 0 0 0 0 6 15 27.00 9.000													
Brandon Villafuerte, R ERA: 2.25	1.2 S 6 1 0 0 3 0 0 0 0 0 0 0 15 22 0.00 0.600													

Colorado Rockies @ San Diego Padres
Qualcomm Stadium, San Diego, CA

AB	34
R	4
H	9
RBI	4
BB	5
SO	12
LOB	26



Fri Apr 11 2003, 10:05 PM EDT
Att. 21,190 - Cloudy - 67 F

livebaseballscorecards.com

Batter	1	2	3	4	5	6	7	8	9
Mark Loretta, R OBP: 0.295, SLG: 0.381 (1, 4)	0-1 G3	0-1 L6		4-1 1B BB		3-2 F8		2-2 G5-4-3 1-2f	
Mark Kotsay, L OBP: 0.396, SLG: 0.378 (1, 8)	0-1 BB 1B BB	2-2 G4-3		1-2 1B		1-3 K		0-0 G1-6-3	
Rondell White, R OBP: 0.302, SLG: 0.400 Shane Victorino, S (6, PR) (7, 7)	0-0 BB 1B BB		1-2 G2	2-2 F9		0-1 CS 1B			
Brian Buchanan, R OBP: 0.462, SLG: 0.444 Brandon Villafuerte, R (8, 1)	4-0 BB BB SF9 BB		2-1 F8		0-0 FC6-4 1B	2-1 CS	4-2 1B BB		
Xavier Nady, R OBP: 0.408, SLG: 0.600 (1, 9)	4-2 BB BB		2-2 FC6-4 1B		0-0 FC6-4 2B		1-3 K		
Lou Merloni, R OBP: 0.550, SLG: 0.600 (1, 5)	4-1 BB BB		0-0 FC6-4		3-1 2B		0-1 F7		
Gary Bennett, R OBP: 0.303, SLG: 0.419 (1, 2)	0-1 SF9			2-1 FC3-5 2B	1-0 2B		0-0 1B		
Ramón Vázquez, L OBP: 0.383, SLG: 0.289 (1, 6)	3-3 K			0-1 FC3-5 CS	2-1 F8		2-2 F8		
Brian Lawrence, R OBP: 0.250, SLG: 0.625 Matt Herges, L (7, 1) Jesse Orosco, R (7, 1) Luther Hackman, R (8, 1) Dave Hansen, L (8, 3)		0-1 G1-3		0-2 HR	0-3 K		0-0 G5-4-3 1B		

AB	R	H	RBI	BB	SO	LOB
4	0	0	0	1	0	1
5	1	2	0	0	1	0
4	1	2	0	0	0	2
0	0	0	0	0	0	0
2	1	1	0	2	0	0
0	0	0	0	0	0	0
3	1	1	1	1	1	2
3	1	1	1	1	0	2
3	0	3	3	0	0	0
4	0	0	0	0	1	6
3	1	1	1	0	1	1
0	0	0	0	0	0	0
0	0	0	0	0	0	0
0	0	0	0	0	0	0
1	0	1	0	0	0	0

WP	PA
0	39

Inning Stats	R	H	E	K	S	R	H	E	K	S	R	H	E	K	S	R	H	E	K	S	R	H	E	K	S	
	3	2	0	13	28	0	0	0	9	11	0	1	0	0	15	0	3	0	0	19	28	0	1	0	0	17

WP	PA	ERA	WHIP
0	39	12.46	3.000

PITCHER	IP	WLS	BF	H	R	ER	SO	BB	IBB	HBP	BLK	WP	HR	S	P	ERA	WHIP
Darren Oliver, L ERA: 7.71	4.1	L	25	9	6	6	1	4	0	0	0	0	1	56	91	12.46	3.000
40 Brian Fuentes, L ERA: 5.06	1.2		5	1	0	0	2	0	0	0	0	0	0	16	24	0.00	0.600
Dan Miceli, R ERA: 5.4	1.0		5	1	0	0	1	1	0	0	0	0	0	12	19	0.00	2.000
Javier López, L ERA:	1.0		3	1	0	0	0	0	0	0	0	0	0	7	9	0.00	1.000

Colorado Rockies @ San Diego Padres
Qualcomm Stadium, San Diego, CA
Fri Apr 11 2003, 10:05 PM EDT
Att. 21,190 - Cloudy - 67 F

livebaseballscorecards.com

AB	R	H	RBI	BB	SO	LOB
32	6	12	6	5	4	14



Batter	1	2	3	4	5	6	7	8	9	AB R H RBI BB SO LOB	TOP																
Ronnie Belliard, R OBP: 0.333, SLG: 0.306 (1, 4) C B X	1-1 F9 ①		0-0 G4-3 ②		3-3 K ③			2-3 K ①	4-1 BB 1-2 2-3	4 0 0 0 1 2 2																	
Jay Payton, R OBP: 0.360, SLG: 0.468 Jose Jimenez, R (1, 7) B F B X (9, 1)	3-2 F8-3 17 1B		0-1 G1-3 ③		2-3 K ①			2-3 K ②	F9 ③	5 0 1 0 0 2 4 0 0 0 0 0 0 0																	
17 Todd Helton, L OBP: 0.472, SLG: 0.810 (1, 3) X	0-0 F8-3 ② ③			2-2 G4-3 ①		1-0 P6 ②		4-1 BB		3 0 0 0 1 0 1																	
Larry Walker, L OBP: 0.360, SLG: 0.476 (1, 9)		4-0 G6-4-3 BB		2-2 G3-1 ②		0-0 G1-3 ③		2-1 G1-3 ③		3 0 0 0 1 0 1																	
Preston Wilson, R OBP: 0.400, SLG: 0.644 (1, 8)		2-0 G6-4-3 1-2f		1-3 K ③			0-0 L6 ①		2-0 HR	4 1 1 1 0 1 1																	
José Hernández, R OBP: 0.417, SLG: 0.524 (1, 6)		1-0 2B			0-0 1B SF7 1B		1-2 G3-1 ②		4-2 1B FC6-2-5 BB	3 1 2 0 1 0 0																	
Bobby Estalella, R OBP: 0.353, SLG: 0.867 (1, 2)		2-3 K ③			2-3 K ①		4-1 2B BB		0-1 BB FC6-2-5 1B 1-3	3 1 1 0 1 2 2																	
Chris Stynes, R OBP: 0.378, SLG: 0.487 (1, 5)			0-2 G5-3 ①		3-1 SF7 1B 1-3		2-0 2B		3-1 FC6-2-5 BB 1-2 3-H	4 0 2 1 0 0 2																	
Jason Jennings, L OBP: 0.400, SLG: 1.000 Steve Reed, R Greg Norton, S Justin Speier, R Gabe Kapler, R OBP: 0.500, SLG: 0.625 (1, 1) (6, 1) (7, PH) (7, 1) (9, PH) (9, 7)			3-2 G4-3 2B		3-2 SF7 ②		2-2 G3 ③		1-3 K ②	1 0 1 1 0 0 0 0 0 0 0 0 0 0 1 0 0 0 0 0 1 0 0 0 0 0 0 0 1 0 0 0 0 1 2																	
Inning Stats	R: 0 E: 0 K: 0 S: 6	H: 1 LOB: 0 BB: 0 P: 10	R: 0 E: 0 K: 1 S: 6	H: 1 LOB: 1 BB: 1 P: 15	R: 0 E: 0 K: 0 S: 9	H: 1 LOB: 1 BB: 0 P: 12	R: 0 E: 0 K: 1 S: 9	H: 0 LOB: 0 BB: 0 P: 14	R: 1 E: 0 K: 2 S: 17	H: 2 LOB: 1 BB: 0 P: 28	R: 0 E: 0 K: 1 S: 7	H: 0 LOB: 0 BB: 0 P: 10	R: 1 E: 0 K: 0 S: 9	H: 1 LOB: 1 BB: 1 P: 18	R: 0 E: 0 K: 2 S: 9	H: 0 LOB: 1 BB: 1 P: 19	R: 1 E: 0 K: 1 S: 15	H: 2 LOB: 3 BB: 2 P: 31	1B: 4 2B: 4 3B: 0 HR: 1	SF: 1 SAC: 0 DP: 2 HBP: 0	WP: 0 PB: 0 SB: 0 CS: 0	PA: 38					
PITCHER	IP	WLS	BF	H	R	ER	SO	BB	IBB	HBP	BLK	WP	HR	S	P	ERA	WHIP										
Adam Eaton, R ERA: 4.12 (1, 1)	6.2		26	6	2	2	5	2	0	0	0	0	0	60	102	2.70	1.200										
Jaret Wright, R ERA: 3.86 (7, 1)	0.1		1	0	0	0	0	0	0	0	0	0	0	3	5	0.00	0.000										
Luther Hackman, R ERA: 1.23 (8, 1)	1.0		4	0	0	0	2	1	0	0	0	0	0	9	19	0.00	1.000										
Brandon Villafuerte, R ERA: 3.38 (9, 1)	0.0	L	3	2	1	1	0	1	0	0	0	0	1	5	11	∞	∞										
Matt Herges, R ERA: (9, 1)	1.0		4	0	0	0	1	1	0	0	0	0	0	10	20	0.00	1.000										

Colorado Rockies @ San Diego Padres
Qualcomm Stadium, San Diego, CA

AB	32
R	3
H	8
RBI	3
BB	5
SO	8
LOB	16



Sat Apr 12 2003, 10:05 PM EDT
Att. 30,830 - Cloudy - 66 F

WP: 0	PA: 38
PB: 0	
SB: 0	
CS: 0	

Batter	1	2	3	4	5	6	7	8	9	AB	R	H	RBI	BB	SO	LOB
Ramón Vázquez, L OBP: 0.412, SLG: 0.300 (1, 6)	4-1 BB G4-6-3		4-2 BB		0-2 K		1-2 CS 1B			2	0	1	0	2	1	1
Mark Loretta, R OBP: 0.292, SLG: 0.370 (1, 4)	1-1 SAFE G4-6-3 1-2f		3-1 SAFE F9		1-3 K		3-2 SAFE 1B			4	0	1	0	0	1	3
Mark Kotsay, L OBP: 0.404, SLG: 0.375 (1, 8)	0-0 1B			0-1 F7		4-0 E 1B BB	0-2 F7			3	1	1	0	1	0	1
Ryan Klesko, L OBP: 0.310, SLG: 0.333 (1, 3)	2-0 F9			4-2 1B BB		3-2 F7		0-0 FC4-6 1B		3	0	1	0	1	0	2
Rondell White, R OBP: 0.340, SLG: 0.432 Shane Victorino, S (8, PR) (9, 7)		0-0 1B G6-4-3		0-2 1-2 1B		1-1 SAFE E8 1B 1B		2-1 FC4-6 CS 1-2f		4	1	3	0	0	0	1
Xavier Nady, R OBP: 0.377, SLG: 0.551 (1, 9)		2-1 G6-4-3 1-2f		1-3 K		1-3 K		0-0 P4		4	0	0	0	0	2	6
Sean Burroughs, L OBP: 0.303, SLG: 0.214 (1, 5)		2-3 K		3-1 G6-3		3-2 1B		2-2 CS 1-2	2-2 G3	4	0	1	2	0	1	2
Gary Bennett, R OBP: 0.270, SLG: 0.371 (1, 2)			1-0 F8		3-2 E6 SH3		2-2 G1-3		0-2 P6	4	0	0	0	0	0	1
Adam Eaton, R Jaret Wright, R Dave Hansen, L Luther Hackman, R Brandon Villafuerte, R Matt Herges, L Keith Lockhart, L OBP: 0.357, SLG: 0.308 (1, 1) (7, 1) (7, PH) (8, 1) (9, 1) (9, 1) (9, PH)			1-3 K		0-0 SH3		2-2 G4-3		0-0 G3	1	0	0	0	0	1	0

Inning Stats	R: 0	H: 1	E: 0	LOB: 1	K: 0	BB: 1	S: 5	P: 12	R: 0	H: 1	E: 0	LOB: 0	K: 1	BB: 0	S: 7	P: 11	R: 0	H: 0	E: 0	LOB: 1	K: 1	BB: 1	S: 8	P: 17	R: 0	H: 1	E: 0	LOB: 2	K: 1	BB: 1	S: 14	P: 22	R: 0	H: 0	E: 1	LOB: 1	K: 2	BB: 0	S: 10	P: 14	R: 2	H: 2	E: 1	LOB: 1	K: 1	BB: 1	S: 16	P: 30	R: 0	H: 2	E: 0	LOB: 1	K: 0	BB: 0	S: 12	P: 18	R: 0	H: 1	E: 0	LOB: 1	K: 0	BB: 0	S: 7	P: 10	R: 0	H: 0	E: 0	LOB: 0	K: 0	BB: 0	S: 10	P: 12	1B: 8	SF: 0	2B: 0	SAC: 1	3B: 0	DP: 2	HR: 0	HBP: 0	WP: 0	PA: 37
PITCHER	IP	WLS	BF	H	R	ER	SO	BB	IBB	HBP	BLK	WP	HR	S	P	ERA	WHIP																																																																	
Jason Jennings, R ERA: 7.36 (1, 1)	5.2		25	5	2	1	6	4	0	0	0	0	0	57	101	1.59	1.588																																																																	
Steve Reed, R ERA: 1.42 (6, 1)	0.1		1	0	0	0	0	0	0	0	0	0	0	3	5	0.00	0.000																																																																	
Justin Speier, R ERA: 6.43 (7, 1)	2.0	W	7	3	0	0	0	0	0	0	0	0	0	19	28	0.00	1.500																																																																	
Jose Jimenez, R ERA: 7.11 (9, 1)	1.0	S	3	0	0	0	0	0	0	0	0	0	0	10	12	0.00	0.000																																																																	

BOTTOM

Colorado Rockies @ San Diego Padres
Qualcomm Stadium, San Diego, CA
Sat Apr 12 2003, 10:05 PM EDT
Att: 30,830 - Cloudy - 66 F

livebaseballscores.com

AB	31
R	2
H	8
RBI	2
BB	4
SO	6
LOB	17



Batter	1	2	3	4	5	6	7	8	9	AB R H RBI BB SO LOB	TOP																									
Ronnie Belliard, R (1, 4) OBP: 0.364, SLG: 0.350	4-2 BB		1-2 F8	0-1 2B		1-2 E 2-H 1B		0-1 G1-3		4 0 2 1 1 0 0																										
Jay Payton, R (1, 7) OBP: 0.382, SLG: 0.460	2-2 1B		4-1 BB 17 BB	4-0 BB		1-2 E1 FC5-4		1-3 K	3 0 1 0 2 1 1																											
17 Todd Helton, L (1, 3) OBP: 0.448, SLG: 0.739	1-3 K		4-1 FC5 BB	2-2 G4-3		0-3 K		3-3 K	4 0 0 0 1 3 7																											
Preston Wilson, R (1, 8) OBP: 0.418, SLG: 0.633	2-3 K		4-0 BB		2-0 CS 1B	2-1 FC5-4 1-2f		1-0 FC6-4 1B	4 0 2 0 1 1 4																											
José Hernández, R (1, 6) OBP: 0.396, SLG: 0.553	0-0 L8		3-3 K		3-2 SAFE 1-2 HR		3-2 K	2-2 FC6-4 1-2f	5 1 1 1 0 2 6																											
Gabe Kapler, R (1, 9) OBP: 0.333, SLG: 0.417		3-3 K	0-0 FC5 2-3f		3-1 G6-3		1-3 K		4 0 0 0 0 2 3																											
Charles Johnson, R (1, 2) OBP: 0.171, SLG: 0.194		0-1 G6-3		3-2 F7		0-3 K		2-1 G4-3	4 0 0 0 0 1 0																											
Chris Stynes, R (1, 5) OBP: 0.429, SLG: 0.487		4-0 28 WP BB		4-2 2B BB		4-2 28 SH3-4 1B HBP		4-2 G4-6-3 BB	0 1 0 0 3 0 0																											
28 Aaron Cook, R (1, 1) OBP: 0.400, SLG: 0.400		2-3 K		0-0 B2		1-1 SH3-4		1-1 G4-6-3	2 0 0 0 0 1 2																											
Javier López, L (7, 1)									0 0 0 0 0 0 0																											
Todd Jones, L (7, 1)									0 0 0 0 0 0 0																											
Chris Richard, L (8, PH) OBP: 0.250, SLG: 0.429									1 0 0 0 0 0 1																											
40 Brian Fuentes, L (8, 1)									0 0 0 0 0 0 0																											
Inning Stats	R: 0 E: 0 K: 2 S: 12	H: 1 LOB: 2 BB: 1 P: 21	R: 0 E: 0 K: 2 S: 10	H: 0 LOB: 1 BB: 1 P: 19	R: 0 E: 0 K: 1 S: 9	H: 1 LOB: 3 BB: 2 P: 25	R: 1 E: 0 K: 1 S: 11	H: 2 LOB: 0 BB: 0 P: 19	R: 1 E: 1 K: 2 S: 19	H: 1 LOB: 2 BB: 0 P: 28	R: 0 E: 0 K: 2 S: 8	H: 0 LOB: 0 BB: 0 P: 14	R: 0 E: 0 K: 0 S: 6	H: 0 LOB: 0 BB: 1 P: 11	R: 0 E: 0 K: 2 S: 14	H: 1 LOB: 1 BB: 0 P: 21	1B: 4 2B: 1 3B: 0 HR: 1	SF: 0 SAC: 1 DP: 1 HBP: 1	WP: 1 PB: 0 SB: 0 CS: 1	PA: 41																
PITCHER	IP WLS BF H R ER SO BB IBB HBP BLK WP HR S P ERA WHIP																																			
Oliver Pérez, L (1, 1) ERA: 6.75	4.1		23	4	1	1	5	7	0	0	0	1	1	48	100	2.08	2.538																			
Clay Condrey, R (5, 1) ERA: 7.27	1.2		8	1	1	1	2	0	0	1	0	0	0	24	36	5.40	0.600																			
Jaret Wright, R (7, 1) ERA: 3.0	2.0	W	6	0	0	0	2	1	0	0	0	0	0	14	25	0.00	0.500																			
Mike Matthews, L (9, 1) ERA: 3.6	1.0		4	1	0	0	2	0	0	0	0	0	0	14	21	0.00	1.000																			

Colorado Rockies @ San Diego Padres
Qualcomm Stadium, San Diego, CA

AB	31
R	2
H	6
RBI	2
BB	8
SO	11
LOB	24



Sun Apr 13 2003, 5:00 PM EDT
Att. 20,316 - Cloudy - 74 F

WP: 1	PA: 41
PB: 0	
SB: 0	
CS: 1	

Batter	1	2	3	4	5	6	7	8	9
Ramón Vázquez, L (1, 6) OBP: 0.429, SLG: 0.364	1-3 K		0-0 L8		0-0 1B 3B		1-1 2B E 1B	4-1 BB	
Keith Lockhart, L (1, 4) OBP: 0.316, SLG: 0.333	2-2 L7		1-0 F8		1-2 P4		1-0 E 2B	2-2 F9	
Mark Kotsay, L (1, 8) OBP: 0.403, SLG: 0.377	1-0 BB 1B		2-2 G6-3		0-1 S 1B		0-0 E4 HR	2-2 G3	
Ryan Klesko, L (1, 3) OBP: 0.326, SLG: 0.359	4-0 BB			1-0 FC6-5 2B	1-1 G3-1		3-3 K		
Rondell White, R (1, 7) Shane Victorino, S (8, 7) OBP: 0.333, SLG: 0.479	2-2 G1-3			0-0 G1-3		2-2 F9	2-1 HR		
Sean Burroughs, L (1, 5) Clay Condrey, R (5, 1) Brian Buchanan, R (6, PH) Jaret Wright, R (7, 1) Mike Matthews, L (9, 1) OBP: 0.286, SLG: 0.200		1-2 K		0-1 FC6-5		0-1 G4-3	3-2 2B		
Xavier Nady, R (1, 9) OBP: 0.368, SLG: 0.528		1-0 G1-3		1-0 G3		0-0 1B 1B	3-3 K		
Wiki Gonzalez, R (1, 2) OBP: 0.474, SLG: 0.529		0-0 1B			0-2 G1-3	2-1 1B	3-2 G5-3		
Oliver Pérez, L (1, 1) Lou Merloni, R (5, 5) OBP: 0.522, SLG: 0.556		0-0 G1-4-3			0-1 3B 1B	0-2 G4-3		0-1 G1-3	

Inning Stats	R: 0	H: 1	E: 0	LOB: 2	K: 1	P: 20	R: 0	H: 1	E: 0	LOB: 1	K: 1	P: 8	R: 0	H: 0	E: 0	LOB: 0	K: 0	P: 9	R: 0	H: 1	E: 0	LOB: 1	K: 0	P: 7	R: 2	H: 3	E: 0	LOB: 1	K: 0	P: 18	R: 0	H: 2	E: 0	LOB: 2	K: 0	P: 15	R: 4	H: 4	E: 1	LOB: 1	K: 2	P: 39	R: 0	H: 0	E: 0	LOB: 1	K: 0	P: 21
1B: 7	SF: 0	2B: 3	SAC: 0	3B: 1	DP: 0	HR: 1	HBP: 0	WP: 0	PA: 39																																							

PITCHER	IP	WLS	BF	H	R	ER	SO	BB	IBB	HBP	BLK	WP	HR	S	P	ERA	WHIP
28 Aaron Cook, R (1, 1) ERA: 7.8	6.0	L	29	10	4	4	2	1	0	0	0	0	0	57	82	6.00	1.833
Javier López, L (7, 1) ERA:	0.1		2	0	0	0	1	0	0	0	0	0	0	4	7	0.00	0.000
Todd Jones, R (7, 1) ERA: 2.7	0.2		4	2	2	1	1	0	0	0	0	0	1	16	27	13.50	3.000
40 Brian Fuentes, L (8, 1) ERA: 4.26	1.0		4	0	0	0	0	1	0	0	0	0	0	14	21	0.00	1.000

BOTTOM

Colorado Rockies @ San Diego Padres
Qualcomm Stadium, San Diego, CA

Sun Apr 13 2003, 5:00 PM EDT
Att: 20,316 - Cloudy - 74 F

AB	R	H	RBI	BB	SO	LOB
4	2	2	1	1	1	0
5	1	1	0	0	0	2
5	1	2	2	0	0	1
3	0	1	0	1	1	2
4	1	1	2	0	0	3
0	0	0	0	0	0	0
2	0	0	0	0	1	1
0	0	0	0	0	0	0
1	0	0	0	0	0	0
1	0	1	0	0	0	0
0	0	0	0	0	0	0
4	0	1	0	0	1	2
4	0	2	0	0	0	1
1	0	0	0	0	0	1
3	1	1	0	0	0	2

AB 37
R 6
H 12
RBI 5
BB 2
SO 4
LOB 15



WP	PA	ERA	WHIP
0	39		

Batter	1	2	3	4	5	6	7	8	9	AB R H RBI BB SO LOB	TOP											
Chris Stynes, R (1, 5) OBP: 0.389, SLG: 0.432	3-3 K		0-1 G1-3		0-2 G4-3		1-1 G6-3	3-2 G4-3		5 0 0 0 0 1 5												
Jay Payton, R (1, 7) OBP: 0.350, SLG: 0.418 Jose Jimenez, R (9, 1)	0-0 F7		3-2 G6-3		3-1 P3		1-1 G6-3		2-2 G5-3	5 0 0 0 0 0 3 0 0 0 0 0 0 0												
17 Todd Helton, L (1, 3) OBP: 0.444, SLG: 0.694	2-2 G4-3		3-3 K		1-0 HBP		4-0 HR IBB		2-1 F8	3 1 0 0 1 1 0												
Larry Walker, L (1, 9) OBP: 0.364, SLG: 0.596		1-1 G3		1-3 K	0-3 K		0-1 HR		0-0 HR	5 2 2 4 0 2 3												
Preston Wilson, R (1, 8) OBP: 0.417, SLG: 0.667		0-2 HR		0-1 G5-3 1B		0-2 G6-3	0-1 G5-3		1-3 K	5 1 2 1 0 1 0												
José Hernández, R (1, 6) OBP: 0.386, SLG: 0.529		3-2 G1-3		1 SAFE G5-3 1-2		B X 1-0 1B		B X 1-0 L4		4 0 1 0 0 0 1												
Bobby Estalella, R (1, 2) OBP: 0.381, SLG: 0.778		4-1 1B BB		3-3 K		B C F S 2-3 K		X 0-0 1B 1B		3 0 1 0 1 2 2												
Brent Butler, R (1, 4) OBP: 0.364, SLG: 0.222		0-1 1-2 1B			X 0-0 G4-3 E 1B	C X 0-1 G6-3		1 SAFE X 0-0 F7		4 0 2 0 0 0 2												
Nelson Cruz, R (1, 1) Javier López, L (6, 1) Chris Richard, L (7, PH) Steve Reed, R (7, 1) Greg Norton, S (8, PH) Justin Speier, R (8, 1) Dan Miceli, R (9, 1) Gabe Kapler, R (9, 7) OBP: 0.330, SLG: 0.417		2-1 G4-3		L 1 SAFE X 0-1 E1 G4-3		B S X 1-1 G6-3 HR G6-3 1B	B X 1-0 1-2 1B		2 0 0 0 0 0 3 0 0 0 0 0 0 0 1 1 1 0 0 0 0 0 0 0 0 0 0 0 1 0 1 0													
Inning Stats	R: 0 E: 0 K: 1 S: 7	H: 0 LOB: 0 BB: 0 P: 12	R: 1 E: 0 K: 0 S: 13	H: 2 LOB: 2 BB: 1 P: 23	R: 0 E: 0 K: 1 S: 9	H: 1 LOB: 1 BB: 0 P: 14	R: 0 E: 1 K: 1 S: 11	H: 1 LOB: 3 BB: 0 P: 15	R: 0 E: 0 K: 1 S: 9	H: 1 LOB: 1 BB: 0 P: 12	R: 3 E: 0 K: 0 S: 10	H: 2 LOB: 0 BB: 1 P: 17	R: 0 E: 0 K: 0 S: 7	H: 2 LOB: 2 BB: 0 P: 12	R: 1 E: 0 K: 1 S: 9	H: 1 LOB: 0 BB: 0 P: 14	1B: 7 2B: 0 3B: 0 HR: 3	SF: 0 SAC: 0 DP: 0 HBP: 1	WP: 0 PB: 0 SB: 0 CS: 0	PA: 41		
PITCHER	IP WLS BF H R ER SO BB IBB HBP BLK WP HR S P ERA WHIP	IP WLS BF H R ER SO BB IBB HBP BLK WP HR S P ERA WHIP	IP WLS BF H R ER SO BB IBB HBP BLK WP HR S P ERA WHIP	IP WLS BF H R ER SO BB IBB HBP BLK WP HR S P ERA WHIP	IP WLS BF H R ER SO BB IBB HBP BLK WP HR S P ERA WHIP	IP WLS BF H R ER SO BB IBB HBP BLK WP HR S P ERA WHIP	IP WLS BF H R ER SO BB IBB HBP BLK WP HR S P ERA WHIP	IP WLS BF H R ER SO BB IBB HBP BLK WP HR S P ERA WHIP	IP WLS BF H R ER SO BB IBB HBP BLK WP HR S P ERA WHIP	IP WLS BF H R ER SO BB IBB HBP BLK WP HR S P ERA WHIP	IP WLS BF H R ER SO BB IBB HBP BLK WP HR S P ERA WHIP	IP WLS BF H R ER SO BB IBB HBP BLK WP HR S P ERA WHIP	IP WLS BF H R ER SO BB IBB HBP BLK WP HR S P ERA WHIP	IP WLS BF H R ER SO BB IBB HBP BLK WP HR S P ERA WHIP	IP WLS BF H R ER SO BB IBB HBP BLK WP HR S P ERA WHIP	IP WLS BF H R ER SO BB IBB HBP BLK WP HR S P ERA WHIP	IP WLS BF H R ER SO BB IBB HBP BLK WP HR S P ERA WHIP	IP WLS BF H R ER SO BB IBB HBP BLK WP HR S P ERA WHIP	IP WLS BF H R ER SO BB IBB HBP BLK WP HR S P ERA WHIP	IP WLS BF H R ER SO BB IBB HBP BLK WP HR S P ERA WHIP	IP WLS BF H R ER SO BB IBB HBP BLK WP HR S P ERA WHIP	
Byung-Hyun Kim, R (1, 1) ERA: 3.71	6.0 L 26 5 1 1 6 1 0 1 0 0 1 59 91 1.50 1.000																					
Oscar Villarreal, R (7, 1) ERA: 4.66	0.2 4 1 2 0 0 0 0 1 0 0 0 6 13 27.00 1.500																					
Stephen Randolph, L (7, 1) ERA: 6.75	0.1 2 1 1 1 0 0 0 0 0 0 1 4 4 27.00 3.000																					
Mike Koplove, R (8, 1) ERA: 0.96	2.0 9 3 1 1 1 1 0 0 0 0 0 1 16 26 4.50 1.500																					

Colorado Rockies @ Arizona Diamondbacks
Bank One Ballpark, Phoenix, AZ

AB	38
R	5
H	10
RBI	5
BB	2
SO	7
LOB	19



Mon Apr 14 2003, 9:35 PM EDT
Att. 25,688 - Cloudy - 81 F

WP: 0	PA: 41
PB: 0	
SB: 0	
CS: 0	

Batter	1	2	3	4	5	6	7	8	9	AB R H RBI BB SO LOB
Tony Womack, L (1, 6) OBP: 0.205, SLG: 0.279	1-1 CS 1B		2-3 K		2-0 G3		1-0 G6-3		0-1 1B SF7 1B	5 1 2 0 0 1 1
Craig Counsell, L (1, 5) OBP: 0.333, SLG: 0.290	1 SAFE 1-2 F9		4-1 BB		2-2 P4			1-1 G4-3	3-1 BB 1B 1B	4 0 1 1 1 0 1
Junior Spivey, R (1, 4) OBP: 0.239, SLG: 0.195 Mark Grace, L (9, PH) OBP: 0.200, SLG: 0.278	4-2 WP BB		3-3 K			3-2 G5-3		2-2 F9	2-0 SF7	3 0 0 0 1 1 1 0 0 0 1 0 0 0
Luis Gonzalez, L (1, 7) OBP: 0.426, SLG: 0.633	2-1 F8			1-0 G4-3		2-2 G3		0-0 BB 1B	0-0 BB 1B	5 0 2 0 0 0 1
Danny Bautista, R (1, 9) OBP: 0.289, SLG: 0.265		1-2 G6-3		1-0 F7		3-2 2B		4-2 BB 1B	4-2 BB	3 0 1 0 2 0 0
Steve Finley, L (1, 8) OBP: 0.280, SLG: 0.304		3-1 1B		4-2 1B BB		2-2 F9		0-3 K	0-3 K	4 0 1 0 1 2 6
Lyle Overbay, L (1, 3) OBP: 0.382, SLG: 0.613		2-1 L7		2-1 1B			4-2 G3 BB		2-1 HR	3 1 2 1 1 0 1
Chad Moeller, R (1, 2) OBP: 0.371, SLG: 0.594		1-3 K		2-0 F8			1-2 P6		3-1 1B 2B	4 1 1 0 0 1 4
Byung-Hyun Kim, R (1, 1) Oscar Villarreal, L (7, 1) Stephen Randolph, L (7, 1) Carlos Baerga, S (7, PH) Mike Koplove, R (8, 1) David Dellucci, L (9, PH) OBP: 0.353, SLG: 0.357			1-1 G4-3		1-2 G3		1-1 G3		1-3 K	2 0 1 0 0 0 0 0 1 0 0 0 0 0 0 0 1 0 0 0 0 1 1

Inning Stats	R: 0 E: 0 K: 9	H: 1 LOB: 1 BB: 17	R: 0 E: 0 K: 13	H: 1 LOB: 1 BB: 20	R: 0 E: 0 K: 11	H: 0 LOB: 1 BB: 21	R: 0 E: 0 K: 8	H: 1 LOB: 2 BB: 18	R: 0 E: 0 K: 7	H: 0 LOB: 0 BB: 12	R: 0 E: 0 K: 14	H: 1 LOB: 1 BB: 24	R: 0 E: 0 K: 8	H: 0 LOB: 1 BB: 15	R: 0 E: 0 K: 12	H: 1 LOB: 2 BB: 19	R: 3 E: 0 K: 19	H: 5 LOB: 3 BB: 34	1B: 7 2B: 2 3B: 0 HR: 1	SF: 1 SAC: 0 DP: 0 HBP: 0
--------------	----------------------	--------------------------	-----------------------	--------------------------	-----------------------	--------------------------	----------------------	--------------------------	----------------------	--------------------------	-----------------------	--------------------------	----------------------	--------------------------	-----------------------	--------------------------	-----------------------	--------------------------	----------------------------------	------------------------------------


PITCHER	IP	WLS	BF	H	R	ER	SO	BB	IBB	HBP	BLK	WP	HR	S	P	ERA	WHIP
Nelson Cruz, R (1, 1) ERA: 2.16	5.2	W	23	4	0	0	3	3	0	0	0	1	0	59	107	0.00	1.235
Javier López, L (6, 1) ERA:	0.1	H	1	0	0	0	0	0	0	0	0	0	0	3	5	0.00	0.000
Steve Reed, R (7, 1) ERA: 1.23	1.0		4	0	0	0	0	1	0	0	0	0	0	8	15	0.00	1.000
Justin Speier, R (8, 1) ERA: 5.63	1.0		5	1	0	0	1	1	0	0	0	0	0	12	19	0.00	2.000
Dan Miceli, R (9, 1) ERA: 8.31	0.1		4	3	3	3	1	0	0	0	0	0	1	9	15	81.00	9.000

BOTTOM

Colorado Rockies @ Arizona Diamondbacks
Bank One Ballpark, Phoenix, AZ

Mon Apr 14 2003, 9:35 PM EDT
Att: 25,688 - Cloudy - 81 F

AB	35
R	3
H	10
RBI	3
BB	6
SO	6
LOB	17



PITCHER	IP	WLS	BF	H	R	ER	SO	BB	IBB	HBP	BLK	WP	HR	S	P	ERA	WHIP
Jose Jimenez, R (9, 1) ERA: 6.43	0.2	S	5	2	0	0	1	1	0	0	0	0	0	10	19	0.00	4.500

Batter	1	2	3	4	5	6	7	8	9	AB R H RBI BB SO LOB	TOP										
Ronnie Belliard, R (1, 4) OBP: 0.420, SLG: 0.422	2-2 G1-3	1-2 1B		4-0 L6-3 BB		1 SAFE 3-1 CS	0-1 1B		1-2 1B	5 1 4 2 1 0 0											
Greg Norton, S (1, 5) OBP: 0.133, SLG: 0.071	2-3 K	4-1 17 BB BB		0-1 L6-3		1 SAFE 3-3 K2	0-1 1B		F8	3 0 0 0 1 2 2											
Brent Butler, R (7, 5) OBP: 0.333, SLG: 0.200				1-1		1 SAFE 3-3 K2	1-2f		G6-3	2 0 0 0 0 0 4											
17 Todd Helton, L (1, 3) OBP: 0.485, SLG: 0.712	4-2 WP 2B	4-2 1B				1-2 1B	3-2 1B		1-2 2B	3 2 3 1 2 0 0											
Larry Walker, L (1, 9) OBP: 0.367, SLG: 0.588	4-0 2B 1B	3-1 G4-3				1-3 K	0-0 G4-3		1-2 2B	4 2 1 2 1 1 4											
Preston Wilson, R (1, 8) OBP: 0.415, SLG: 0.655	1-0 1B 2B			2-1 F7		1 SAFE 2-3 K			1-2 2B	4 1 1 1 1 1 2 1											
José Hernández, R (1, 6) OBP: 0.371, SLG: 0.500	1-1 FC3-6 1B			2-3 K		1 SAFE 3-2 G6-3			FC6-4 BB	5 1 1 2 0 2 3											
Charles Johnson, R (1, 2) OBP: 0.200, SLG: 0.176	1-2 FC3-6			0-0 F8		3-2 F7			1-2f BB	3 1 0 0 2 0 1											
Chris Richard, L (1, 7) OBP: 0.385, SLG: 0.750				0-0 HR		3-2 CS 1B			1-2 2B	4 1 2 1 0 0 1											
Justin Speier, R (8, 1)									1-2 2B	0 0 0 0 0 0 0											
Jay Payton, R (9, PH) OBP: 0.361, SLG: 0.418									1-2 2B	0 1 0 1 0 0 0											
Todd Jones, L (9, 1)									1-2 2B	0 0 0 0 0 0 0											
Shawn Chacon, R (1, 1) OBP: 0.167, SLG: 0.667									1-2 2B	3 1 1 1 0 2 1											
40 Brian Fuentes, L (8, 1)									1-2 2B	0 0 0 0 0 0 0											
Gabe Kapler, R (8, 7) OBP: 0.429, SLG: 0.462									1-2 2B	1 1 1 1 1 0 0											
Inning Stats	R: 3 E: 0 K: 1 S: 18	H: 2 LOB: 1 BB: 2 P: 33	R: 1 E: 0 K: 0 S: 10	H: 2 LOB: 2 BB: 2 P: 24	R: 0 E: 0 K: 1 S: 6	H: 0 LOB: 0 BB: 0 P: 10	R: 1 E: 0 K: 1 S: 6	H: 1 LOB: 0 BB: 1 P: 10	R: 0 E: 0 K: 2 S: 13	H: 1 LOB: 1 BB: 0 P: 20	R: 0 E: 0 K: 1 S: 11	H: 1 LOB: 0 BB: 0 P: 20	R: 0 E: 0 K: 2 S: 9	H: 2 LOB: 1 BB: 0 P: 15	R: 0 E: 0 K: 1 S: 10	H: 0 LOB: 1 BB: 1 P: 20	R: 7 E: 0 K: 0 S: 26	H: 5 LOB: 2 BB: 3 P: 47	1B: 9 2B: 5 3B: 0 HR: 2	SF: 0 SAC: 0 DP: 2 HBP: 1	WP: 1 PA: 48
PITCHER	IP WLS BF H R ER SO BB IBB HBP BLK WP HR S P ERA WHIP																				
John Patterson, R (1, 1) ERA: 11.25	4.0 L 20 5 5 5 3 5 0 0 0 1 2 40 77 11.25 2.500																				
Stephen Randolph, L (5, 1) ERA: 4.66	3.0 11 4 0 0 4 0 0 0 0 0 0 33 55 0.00 1.333																				
Oscar Villarreal, R (8, 1) ERA: 4.22	1.0 4 0 0 0 2 1 0 0 0 0 0 10 20 0.00 1.000																				
Matt Mantei, R (9, 1) ERA: 5.06	0.1 3 2 2 2 0 0 0 0 0 0 0 7 11 54.00 6.000																				
Mike Myers, L (9, 1) ERA: 9.64	0.2 9 3 5 5 0 3 0 1 0 0 0 19 36 67.50 9.000																				

Colorado Rockies @ Arizona Diamondbacks
Bank One Ballpark, Phoenix, AZ

AB	37
R	12
H	14
RBI	12
BB	9
SO	9
LOB	17



Tue Apr 15 2003, 9:35 PM EDT
Att. 31,182 - Sunny - 66 F

livebaseballscores.com

Batter	1	2	3	4	5	6	7	8	9	AB R H RBI BB SO LOB	TOP																
Ronnie Belliard, R (1, 4) OBP: 0.418, SLG: 0.440	3-2 G6-3		3-2 G6-4-3 1B			2-1 1B 2B		0-1 G4-3	1 SAFE 2-3 K	5 1 2 0 0 1 1																	
Jay Payton, R (1, 7) OBP: 0.338, SLG: 0.390	1-1 G5-3		0-1 G6-4-3 1-2f			1-0 L9		2-2 F8		4 0 0 0 0 0 2																	
17 Todd Helton, L (1, 3) OBP: 0.486, SLG: 0.745	0-0 G4-3				2-2 L7	4-0 1B IBB		3-2 HR		3 1 1 1 1 0 0																	
Larry Walker, L (1, 9) OBP: 0.391, SLG: 0.593		4-1 G6-4-3 BB			0-0 G3	0-2 G6-4-3 1-3 2-H 1B		3-2 BB 1B		3 0 2 1 1 0 0																	
José Hernández, R (1, 6) OBP: 0.364, SLG: 0.475		1-1 G6-4-3 1-2f			2-2 K	2-2 1 SAFE G6-4-3 1-2f		4-2 BB		3 0 0 0 1 1 3																	
Gabe Kapler, R (1, 8) OBP: 0.412, SLG: 0.400		0-1 CI			0-1 G6-3		4-1 G6-3 SH1-3 BB	3-3 K		2 1 0 0 1 1 2																	
Todd Jones, L (8, 1)										0 0 0 0 0 0 0																	
Jose Jimenez, R (9, 1)										0 0 0 0 0 0 0																	
Bobby Estelella, R (1, 2) OBP: 0.375, SLG: 0.700		4-0 2B BB			1-1 F9		1 SAFE 0-0 SH1-3		2-3 K	2 0 0 0 1 1 0																	
Chris Stynes, R (1, 5) OBP: 0.397, SLG: 0.479		3-2 2B			2-2 2B		BB 3-1 G6-3		0-0 G6-3	4 0 2 1 0 0 1																	
Darren Oliver, R (1, 1)			0-1 G6-3				0-1 G1-3		1-1 1B	2 0 0 0 0 0 1																	
Chris Richard, L (7, PH) OBP: 0.357, SLG: 0.692										1 0 0 0 0 0 1																	
Steve Reed, R (7, 1)										0 0 0 0 0 0 0																	
Preston Wilson, R (8, 8) OBP: 0.424, SLG: 0.661										1 0 1 0 0 0 0																	
Inning Stats	R: 0 E: 0 K: 0 S: 7	H: 0 LOB: 0 BB: 0 P: 11	R: 1 E: 1 K: 0 S: 9	H: 1 LOB: 2 BB: 2 P: 21	R: 0 E: 0 K: 0 S: 9	H: 1 LOB: 0 BB: 0 P: 12	R: 0 E: 0 K: 1 S: 7	H: 0 LOB: 0 BB: 0 P: 11	R: 0 E: 0 K: 0 S: 9	H: 1 LOB: 1 BB: 0 P: 13	R: 1 E: 0 K: 0 S: 14	H: 2 LOB: 1 BB: 1 P: 22	R: 0 E: 0 K: 0 S: 6	H: 0 LOB: 1 BB: 1 P: 13	R: 1 E: 0 K: 1 S: 20	H: 2 LOB: 2 BB: 1 P: 35	R: 0 E: 0 K: 2 S: 13	H: 1 LOB: 1 BB: 0 P: 18	1B: 4 2B: 3 3B: 0 HR: 1	SF: 0 SAC: 1 DP: 3 HBP: 0	WP: 0 PB: 0 SB: 0 CS: 0	PA: 37					
PITCHER	IP WLS BF H R ER SO BB IBB HBP BLK WP HR S P ERA WHIP																										
Miguel Batista, R (1, 1) ERA: 4.11	6.0		23	5	2	1	1	2	1	0	0	0	0	55	90	1.50	1.167										
Mike Koplove, R (7, 1) ERA: 1.59	2.0		10	2	1	1	1	2	0	0	0	0	1	26	48	4.50	2.000										
Matt Mantei, R (9, 1) ERA: 4.26	1.0	W	4	1	0	0	2	0	0	0	0	0	0	13	18	0.00	1.000										

Colorado Rockies @ Arizona Diamondbacks
Bank One Ballpark, Phoenix, AZ
 Wed Apr 16 2003, 9:35 PM EDT
 Att. 28,588 - Sunny - 74 F

AB	30
R	3
H	8
RBI	3
BB	5
SO	4
LOB	11



Batter	1	2	3	4	5	6	7	8	9	AB R H RBI BB SO LOB
Craig Counsell, L OBP: 0.370, SLG: 0.308 (1, 6) (7, 4)	1-1 G3 SH5-3 2B 1B	4-1 BB BB			1-2 G5-3		3-2 1B 1B		4-1 1B 1B BB	3 2 2 0 2 0 0
Danny Bautista, R OBP: 0.326, SLG: 0.270 David Dellucci, L OBP: 0.350, SLG: 0.353 (1, 9) (9, 9)	1-1 SH5-3 1-2	4-0 BB BB			1-0 F7		1-1 L4-3 1-3 1B		1-2 1B 1B BB	2 0 1 0 1 0 0 1 0 1 2 0 0 0
Luis Gonzalez, L OBP: 0.397, SLG: 0.561 (1, 7)	1-0 G3 2-3	3-2 F7			2-3 K		3-2 L4-3 1-1		1-0 1B 1B 2-H	5 0 1 1 0 1 6
Matt Williams, R OBP: 0.283, SLG: 0.317 (1, 5)	4-0 2B BB		1-0 F7			1-1 L7		1-1 G6-3		3 0 0 0 1 0 0
Lyle Overbay, L OBP: 0.429, SLG: 0.658 (1, 3)	3-1 2B 3-H		0-0 F8			0-0 E3 BB		0-0 G5-4-3 1B		4 0 2 1 0 0 0
Junior Spivey, R OBP: 0.224, SLG: 0.182 Mike Koplove, R Mark Grace, L OBP: 0.227, SLG: 0.300 Matt Mantei, R (1, 4) (7, 1) (8, PH) (9, 1)	1-1 G1-3		2-2 F9			1-3 K		0-0 G5-4-3 1-2f		3 0 0 0 0 1 3 0 0 0 0 0 0 0 1 0 0 0 0 0 1 0 0 0 0 0 0 0
Steve Finley, L OBP: 0.310, SLG: 0.358 (1, 8)		0-0 SH1-3 G3 1B		1-2 G4-3		4-1 BB 1-2 BB		1-1 BB 1B 1B		3 1 2 0 1 0 0
Chad Moeller, R OBP: 0.333, SLG: 0.528 (1, 2)		2-2 G3 1-2		0-0 L4		3-3 K		0-3 K		4 0 0 0 0 2 4
Miguel Batista, R Tony Womack, L OBP: 0.216, SLG: 0.265 (1, 1) (7, 6)		0-0 SH1-3 2-3		3-3 K		1-2 L8		0-0 BB 1B 1B		1 0 0 0 0 1 0 2 1 1 0 0 0 0


Inning Stats	R: 1 E: 0 K: 0 S: 9	H: 2 LOB: 2 BB: 1 P: 20	R: 0 E: 0 K: 0 S: 9	H: 1 LOB: 3 BB: 2 P: 22	R: 0 E: 0 K: 0 S: 6	H: 0 LOB: 0 BB: 0 P: 9	R: 0 E: 0 K: 1 S: 7	H: 0 LOB: 0 BB: 0 P: 11	R: 0 E: 0 K: 1 S: 9	H: 0 LOB: 0 BB: 0 P: 13	R: 0 E: 1 K: 2 S: 11	H: 0 LOB: 2 BB: 1 P: 20	R: 0 E: 0 K: 0 S: 14	H: 2 LOB: 1 BB: 0 P: 22	R: 0 E: 0 K: 0 S: 4	H: 1 LOB: 0 BB: 0 P: 5	R: 3 E: 0 K: 1 S: 12	H: 4 LOB: 2 BB: 1 P: 19	1B: 9 2B: 2 3B: 0 HR: 0	SF: 0 SAC: 2 DP: 2 HBP: 0
--------------	------------------------------	----------------------------------	------------------------------	----------------------------------	------------------------------	---------------------------------	------------------------------	----------------------------------	------------------------------	----------------------------------	-------------------------------	----------------------------------	-------------------------------	----------------------------------	------------------------------	---------------------------------	-------------------------------	----------------------------------	----------------------------------	------------------------------------

BOTTOM

Colorado Rockies @ Arizona Diamondbacks
Bank One Ballpark, Phoenix, AZ

Wed Apr 16 2003, 9:35 PM EDT
Att: 28,588 - Sunny - 74 F

AB	32
R	4
H	10
RBI	4
BB	5
SO	5
LOB	14



PITCHER	IP	WLS	BF	H	R	ER	SO	BB	IBB	HBP	BLK	WP	HR	S	P	ERA	WHIP
Darren Oliver, L ERA: 5.28 (1, 1)	6.0		26	3	1	1	4	4	0	0	0	0	0	51	95	1.50	1.167
Steve Reed, R ERA: 1.08 (7, 1)	1.0	H	4	2	0	0	0	0	0	0	0	0	0	14	22	0.00	2.000
Todd Jones, R ERA: 2.08 (8, 1)	1.0	H	3	1	0	0	0	0	0	0	0	0	0	4	5	0.00	1.000
Jose Jimenez, R ERA: 9.82 (9, 1)	0.1	L	6	4	3	3	1	1	0	0	0	0	0	12	19	81.00	15.000

Batter	1	2	3	4	5	6	7	8	9	AB R H RBI BB SO LOB	TOP	
Ronnie Belliard, R OBP: 0.407, SLG: 0.444 (1, 4)	2-1 G4-3 17 G4-3 2B		0-3 K			0-1 F9			1-2 G5-3	4 1 1 0 0 1 0		
Jay Payton, R OBP: 0.333, SLG: 0.429 (1, 7)	1-1 G4-3 2-3			1-0 G4-3			1-2 G4-3		0-0 HR	4 1 1 1 0 0 1		
17 Todd Helton, L OBP: 0.473, SLG: 0.719 Chris Richard, L OBP: 0.375, SLG: 0.667 (1, 3) (6, 3)	1-2 G4-3 3-H			0-2 F8			2-1 FC6-4 1B		1-0 F8	2 0 0 1 0 0 0 2 0 1 0 0 0 0		
Larry Walker, L OBP: 0.379, SLG: 0.571 Gabe Kapler, R OBP: 0.368, SLG: 0.353 (1, 9) (6, 9)	0-0 F7			0-1 P5			2-3 K		0-3 K	2 0 0 0 0 0 0 2 0 0 0 0 2 1		
Preston Wilson, R OBP: 0.406, SLG: 0.629 (1, 8)							0-1 FC6-4 1-2f			3 0 0 0 0 0 1		
José Hernández, R OBP: 0.353, SLG: 0.459 Dan Miceli, R (5, 1) Jose Jimenez, R (7, 1) Greg Norton, S OBP: 0.188, SLG: 0.133 (8, PH) (8, 5)										2 0 0 0 0 2 0 0 0 0 0 0 0 0 0 0 0 0 0 0 0 1 0 1 0 0 0 0		
Charles Johnson, R OBP: 0.186, SLG: 0.162 (1, 2)										3 0 0 0 0 1 1		
Chris Stynes, R OBP: 0.377, SLG: 0.451 Javier López, L (8, 1)										3 0 0 0 0 2 1 0 0 0 0 0 0 0		
Jason Jennings, L OBP: 0.333, SLG: 0.800 Brent Butler, R OBP: 0.308, SLG: 0.182 (1, 1) (5, 6)										1 0 0 0 0 1 0 2 0 0 0 0 1 1		
Inning Stats	R: 1 H: 1 E: 0 LOB: 0 K: 0 BB: 0 S: 9 P: 13	R: 0 H: 0 E: 0 LOB: 0 K: 2 BB: 0 S: 10 P: 12	R: 0 H: 0 E: 0 LOB: 0 K: 2 BB: 0 S: 10 P: 12	R: 0 H: 0 E: 0 LOB: 0 K: 0 BB: 0 S: 6 P: 7	R: 0 H: 0 E: 0 LOB: 0 K: 1 BB: 0 S: 6 P: 8	R: 0 H: 0 E: 0 LOB: 0 K: 1 BB: 0 S: 6 P: 7	R: 0 H: 1 E: 0 LOB: 1 K: 1 BB: 0 S: 12 P: 17	R: 0 H: 1 E: 0 LOB: 1 K: 2 BB: 0 S: 11 P: 16	R: 1 H: 1 E: 0 LOB: 0 K: 1 BB: 0 S: 8 P: 10	1B: 2 SF: 0 2B: 1 SAC: 0 3B: 0 DP: 0 HR: 1 HBP: 0	WP: 1 PA: 31 PB: 0 SB: 0 CS: 0	
PITCHER Curt Schilling, R ERA: 4.28 (1, 1)	IP WLS BF H R ER SO BB IBB HBP BLK WP HR S P ERA WHIP	9.0 W 31 4 2 2 10 0 0 0 0 1 1 78 102 2.00 0.444										

Colorado Rockies @ Arizona Diamondbacks
Bank One Ballpark, Phoenix, AZ
Thu Apr 17 2003, 6:05 PM EDT
Att: 32,507 - Dome - 72 F

AB	31
R	2
H	4
RBI	2
BB	0
SO	10
LOB	6



Batter	1	2	3	4	5	6	7	8	9	AB	R	H	RBI	BB	SO	LOB
Craig Counsell, L OBP: 0.373, SLG: 0.326 (1, 5)	0-2 G3-1 1B 2B	1-3 K		2-3 K	4-2 BB		0-0 G6-4-3 1-2f 2-3			4	1	1	0	1	2	6
Carlos Baerga, S OBP: 0.440, SLG: 0.870 (1, 4)	1-0 F7	0-0 HR 1-H 2-H 3-H		0-1 HR 1-H	1-2 G3		0-1 1B 2B 3-H			5	2	3	7	0	0	4
Luis Gonzalez, L OBP: 0.403, SLG: 0.623 Quinton McCracken, S OBP: 0.182, SLG: 0.056 (1, 7) (7, 7) (9, 8)	1-0 G3-1	0-0 2B		3-2 F9		1-2 HR	4-1 1B BB			4	1	2	1	0	0	1
David Dellucci, L OBP: 0.360, SLG: 0.364 (1, 9)	1-0 FC4-6 1B 3-H	2-2 P5			0-1 P3	1-2 P5	1-0 1B 2-3			5	0	2	1	0	0	1
Lyle Overbay, L OBP: 0.426, SLG: 0.651 (1, 3)	0-2 FC4-6 1-2f		0-0 G4-3		1-0 1B 2B	0-1 2B	2-0 G3			5	1	2	0	0	0	4
Steve Finley, L OBP: 0.323, SLG: 0.368 Robby Hammock, R OBP: 0.455, SLG: 0.818 (8, PH) (9, 7)		2-2 E 1B HR 1B	3-1 P4		1-2 2B 1B 1B	2-2 F9		2-2 F7		4	2	2	0	0	0	1
Tony Womack, L OBP: 0.214, SLG: 0.278 (1, 6)		0-3 K	1-3 K		1-0 1B 2B 1-3 2-H	0-0 F7		0-0 G1-3		5	0	1	1	0	2	2
Chad Moeller, R OBP: 0.386, SLG: 0.550 (1, 2)		3-2 E HR 1B		4-2 FC6 BB	2-1 BB 1B		3-2 G6-4-3 E 2B 1B	0-3 K		4	2	3	1	1	1	0
Curt Schilling, R (1, 1)		0-0 E1 HR		0-0 FC6 HR 1-2f	1-3 K		0-1 E1 G6-4-3			4	2	0	0	0	1	6

Inning Stats	R: 1	H: 2	E: 0	K: 0	S: 9	LOB: 1	BB: 0	P: 12	R: 4	H: 4	E: 1	K: 2	S: 20	LOB: 1	BB: 0	P: 28	R: 0	H: 0	E: 0	K: 1	S: 6	LOB: 0	BB: 0	P: 10	R: 2	H: 1	E: 0	K: 1	S: 12	LOB: 0	BB: 1	P: 21	R: 2	H: 4	E: 0	K: 1	S: 17	LOB: 3	BB: 1	P: 28	R: 1	H: 2	E: 0	K: 0	S: 12	LOB: 1	BB: 0	P: 16	R: 1	H: 3	E: 1	K: 0	S: 11	LOB: 3	BB: 1	P: 21	R: 0	H: 0	E: 0	K: 1	S: 9	LOB: 0	BB: 0	P: 11
--------------	------	------	------	------	------	--------	-------	-------	------	------	------	------	-------	--------	-------	-------	------	------	------	------	------	--------	-------	-------	------	------	------	------	-------	--------	-------	-------	------	------	------	------	-------	--------	-------	-------	------	------	------	------	-------	--------	-------	-------	------	------	------	------	-------	--------	-------	-------	------	------	------	------	------	--------	-------	-------

PITCHER	IP	WLS	BF	H	R	ER	SO	BB	IBB	HBP	BLK	WP	HR	S	P	ERA	WHIP
Jason Jennings, R ERA: 8.05 (1, 1)	4.1	L	26	11	9	5	4	1	0	0	0	0	1	20	30	5.40	1.800
Dan Miceli, R ERA: 7.84 (5, 1)	1.2		8	2	1	1	1	1	0	0	0	0	0	11	21	9.00	4.000
Jose Jimenez, R ERA: 9.72 (7, 1)	1.0		7	3	1	1	0	1	0	0	0	0	0	9	11	0.00	0.000
Javier López, L ERA: (8, 1)	1.0		3	0	0	0	1	0	0	0	0	0	0	9	11	0.00	0.000


BOTTOM

Colorado Rockies @ Arizona Diamondbacks
Bank One Ballpark, Phoenix, AZ

Thu Apr 17 2003, 6:05 PM EDT
Att: 32,507 - Dome - 72 F

AB	41
R	11
H	16
RBI	11
BB	3
SO	6
LOB	25

livebaseballscorecards.com



WP: 0	PA: 44
PB: 0	
SB: 0	
CS: 0	

BOTTOM

San Diego Padres @ Colorado Rockies
Coors Field, Denver, CO

AB	39
R	10
H	14
RBI	10
BB	6
SO	9
LOB	24



WP	1	PA	46
PB	0		
SB	0		
CS	0		

Sat Apr 19 2003, 1:05 PM MDT
Att: 27,031 - Cloudy - 45 F

livebaseballscorecards.com

AB R H RBI BB SO LOB

4	1	1	1	1	1	0
4	2	3	0	1	0	2
3	1	0	0	2	0	3
5	1	3	3	0	2	2
4	1	0	0	1	3	6
4	1	2	0	1	1	3
5	2	2	3	0	2	2
4	0	1	1	0	0	2
1	1	0	0	0	0	2
3	0	1	1	0	0	1
0	0	0	0	0	0	0
0	0	0	0	0	0	0
1	0	0	0	0	0	1
0	0	0	0	0	0	0
0	0	0	0	0	0	0
1	0	1	1	0	0	0

Batter	1	2	3	4	5	6	7	8	9													
Ronnie Belliard, R OBP: 0.391, SLG: 0.403 (1, 4)	4-1 17 BB 1B BB	1-1 G4-3	1-0 1-2 1B			0-2 G6-3		1-3 K	0-0 SH													
Jay Payton, R OBP: 0.367, SLG: 0.528 (1, 7)	2-1 17 BB 1B 1B	2-2 3B 1B	0-1 F8			4-1 1B BB		0-1 2B														
17 Todd Helton, L OBP: 0.464, SLG: 0.677 (1, 3)	4-1 1B 2B BB	0-2 F9		4-1 FC6-4 BB		1-1 F8		2-1 F8														
Larry Walker, L OBP: 0.413, SLG: 0.619 (1, 9)	0-0 2B 1B	2-1 1-H 3B		1-3 K		2-1 1B		2-3 K														
Preston Wilson, R OBP: 0.405, SLG: 0.643 (1, 8)	1-3 K	2-3 K		2-3 K		2-2 G6-3			4-2 1B E BB													
José Hernández, R OBP: 0.372, SLG: 0.486 (1, 6)	0-3 K		4-2 1B BB	2-2 FC6-4		2-2 F9 WP 1B		2-1 FC1-6 E 1B														
Bobby Estalella, R OBP: 0.379, SLG: 0.680 (1, 2)	2-1 1-H 2B 2B		1-2 1B 1B		3-3 K		1-3 SAFE K	0-1 E4 FC1-6 1B														
Greg Norton, S OBP: 0.200, SLG: 0.211 Brent Butler, R OBP: 0.296, SLG: 0.174 (8, 5)	1-2 2B		0-0 G1-3		2-2 L9		1-1 F9	1-0 FC1-6 SH														
Nelson Cruz, R OBP: 0.311, SLG: 0.111 40 Brian Fuentes, L Justin Speier, R Chris Richard, L OBP: 0.353, SLG: 0.625 Javier López, L Todd Jones, L Steve Reed, R Chris Stynes, R OBP: 0.403, SLG: 0.518 (9, PH)	2-2 F8 1B		1-0 1B 1B		1-1 G6-3		1-2 P4	3-2 SH 1B														
Inning Stats	R: 5 E: 0 K: 2 S: 20	H: 4 LOB: 1 BB: 2 P: 36	R: 1 E: 0 K: 1 S: 15	H: 2 LOB: 1 BB: 0 P: 22	R: 1 E: 0 K: 0 S: 10	H: 3 LOB: 2 BB: 1 P: 17	R: 0 E: 0 K: 2 S: 12	H: 0 LOB: 1 BB: 1 P: 21	R: 0 E: 0 K: 1 S: 8	H: 0 LOB: 0 BB: 0 P: 14	R: 0 E: 0 K: 0 S: 11	H: 1 LOB: 2 BB: 1 P: 20	R: 0 E: 0 K: 1 S: 11	H: 1 LOB: 1 BB: 0 P: 16	R: 0 E: 0 K: 2 S: 11	H: 1 LOB: 1 BB: 0 P: 16	R: 3 E: 1 K: 0 S: 11	H: 2 LOB: 2 BB: 1 P: 21	1B: 10 2B: 3 3B: 1 HR: 0	SF: 0 SAC: 1 DP: 0 HBP: 0	WP: 1 PB: 0 SB: 0 CS: 0	PA: 46
PITCHER	IP WLS BF H R ER SO BB IBB HBP BLK WP HR S P ERA WHIP	IP WLS BF H R ER SO BB IBB HBP BLK WP HR S P ERA WHIP	IP WLS BF H R ER SO BB IBB HBP BLK WP HR S P ERA WHIP	IP WLS BF H R ER SO BB IBB HBP BLK WP HR S P ERA WHIP	IP WLS BF H R ER SO BB IBB HBP BLK WP HR S P ERA WHIP	IP WLS BF H R ER SO BB IBB HBP BLK WP HR S P ERA WHIP	IP WLS BF H R ER SO BB IBB HBP BLK WP HR S P ERA WHIP	IP WLS BF H R ER SO BB IBB HBP BLK WP HR S P ERA WHIP	IP WLS BF H R ER SO BB IBB HBP BLK WP HR S P ERA WHIP													
Clay Condry, R ERA: 9.95 (1, 1)	4.0 24 9 7 7 5 4 0 0 0 0 0 0 57 96 15.75 3.250	2.0 8 1 0 0 1 1 0 0 0 0 0 0 19 34 0.00 1.000	1.1 6 2 0 0 2 0 0 0 0 1 0 0 16 22 0.00 1.500	0.2 H 2 0 0 0 1 0 0 0 0 0 0 6 10 0.00 0.000	0.1 L 6 2 3 2 0 1 0 0 0 0 0 11 21 54.00 9.000																	

Batter	1	2	3	4	5	6	7	8	9	AB R H RBI BB SO LOB	TOP											
Ramón Vázquez, L (1, 6) OBP: 0.432, SLG: 0.375	4-2 L3 BB		2-1 G3-1			1-0 FC9-6 1B		1-0 F7		3 0 1 0 1 0 1												
Mark Loretta, R (1, 4) OBP: 0.319, SLG: 0.364	2-2 SAFE L3			1-1 FC4-6 1B		2-2 FC9-6 1B		3-1 P3		4 0 1 0 0 0 2												
Mark Kotsay, L (1, 8) OBP: 0.368, SLG: 0.377	2-2 G4-3			1-3 K		1-0 BB 1B			2-0 L7	4 0 1 0 0 1 1												
Ryan Klesko, L (1, 3) OBP: 0.353, SLG: 0.467		2-3 K		0-1 P5		4-1 BB 1B			0-0 BB 1B	3 0 1 0 1 1 1												
Sean Burroughs, L (1, 5) OBP: 0.259, SLG: 0.292		1-0 G4-3		0-0 FC4-6		2-3 K			0-2 L9	4 0 0 0 0 1 5												
Xavier Nady, R (1, 9) OBP: 0.325, SLG: 0.411		2-3 K		1-2 G6-3			3-2 G5-3		0-2 BB 1B	4 0 1 0 0 1 0												
Wiki Gonzalez, R (1, 2) OBP: 0.300, SLG: 0.321			2-1 P6		2-3 K		0-0 G6-3		4-0 BB	3 0 0 0 0 1 0												
Mike Matthews, L (7, 1)									1-2 2-3 BB	0 0 0 0 0 0 0												
Dave Hansen, L (9, PH) OBP: 0.529, SLG: 0.333										0 0 0 0 1 0 0												
Shane Victorino, S (1, 7) OBP: 0.143, SLG: 0.083			2-2 SH3-4 44 1B		1-0 P4		3-3 K		1-2 L7	4 0 1 0 0 1 3												
44 Jake Peavy, R (1, 1) OBP: 0.250, SLG: 0.143			0-1 SAFE SH3-4		0-2 G4-3					1 0 0 0 0 0 0												
Mike Rivera, R (7, 2) OBP: 0.200, SLG: 0.400								2-1 G5-3		1 0 0 0 0 0 0												
Inning Stats	R: 0 E: 0 K: 0 S: 11	H: 0 LOB: 0 BB: 1 P: 19	R: 0 E: 0 K: 2 S: 7	H: 0 LOB: 0 BB: 0 P: 12	R: 0 E: 0 K: 0 S: 9	H: 1 LOB: 1 BB: 0 P: 15	R: 0 E: 0 K: 1 S: 9	H: 1 LOB: 1 BB: 0 P: 11	R: 0 E: 0 K: 1 S: 7	H: 0 LOB: 0 BB: 0 P: 11	R: 0 E: 0 K: 1 S: 13	H: 2 LOB: 3 BB: 1 P: 23	R: 0 E: 0 K: 1 S: 8	H: 0 LOB: 0 BB: 0 P: 14	R: 0 E: 0 K: 0 S: 5	H: 0 LOB: 0 BB: 0 P: 11	R: 0 E: 0 K: 0 S: 12	H: 2 LOB: 3 BB: 1 P: 19	1B: 6 2B: 1 3B: 0 HR: 0	SF: 0 SAC: 1 DP: 1 HBP: 0	WP: 0 PB: 0 SB: 0 CS: 0	PA: 35
PITCHER	IP WLS BF H R ER SO BB IBB HBP BLK WP HR S P ERA WHIP																					
Shawn Chacon, R (1, 1) ERA: 0.98	7.0 W 26 4 0 0 6 2 0 0 0 0 0 0 64 105 0.00 0.857																					
40 Brian Fuentes, L (8, 1) ERA: 3.0	1.0 3 0 0 0 0 0 0 0 0 0 0 0 5 11 0.00 0.000																					
Jose Jimenez, R (9, 1) ERA: 8.68	1.0 6 2 0 0 0 0 1 0 0 0 0 0 12 19 0.00 3.000																					

San Diego Padres @ Colorado Rockies
Coors Field, Denver, CO
Sun Apr 20 2003, 1:05 PM MDT
Att. 28,005 - Sunny - 52 F

AB	31
R	0
H	6
RBI	0
BB	3
SO	6
LOB	13



Batter	1	2	3	4	5	6	7	8	9
Ronnie Belliard, R OBP: 0.397, SLG: 0.400 (1, 4)	2-1 G4-3		1-1 L8	0-1 1B			4-1 HR		
Jay Payton, R OBP: 0.373, SLG: 0.573 (1, 7)	3-1 L7		1-0 1B	1-1 SF8			2-2 HR		
17 Todd Helton, L OBP: 0.455, SLG: 0.647 (1, 3)	3-1 F7		4-0 1B	1-3 K			2-1 F8		
Larry Walker, L OBP: 0.397, SLG: 0.591 Gabe Kapler, R OBP: 0.361, SLG: 0.333 (7, PH) (8, 9)			2-0 F8		0-2 G4-3		2-2 G6-3		
Preston Wilson, R OBP: 0.410, SLG: 0.635 (1, 8)			1-1 F8	1-2 1B			3-1 1B		
José Hernández, R OBP: 0.366, SLG: 0.466 (1, 6)			0-0 F9		0-0 L9		0-1 L9		
Charles Johnson, R OBP: 0.269, SLG: 0.356 (1, 2)			0-1 HR		2-1 1B		4-2 BB		2-3 K
Chris Stynes, R OBP: 0.408, SLG: 0.559 (1, 5)			1-2 HR		4-2 1B		1-2 G6-4-3		3-2 G6-3
Shawn Chacon, R OBP: 0.111, SLG: 0.444 40 Brian Fuentes, L Greg Norton, S OBP: 0.190, SLG: 0.200 Jose Jimenez, R (8, PH) (9, 1)			0-1 F8		2-3 K		3-2 G6-3		3-2 K

Inning Stats	R: 0	H: 0	E: 0	K: 0	S: 6	LOB: 0	BB: 0	P: 14
	R: 3	H: 2	E: 0	K: 0	S: 19	LOB: 0	BB: 1	P: 26
	R: 1	H: 2	E: 0	K: 0	S: 7	LOB: 2	BB: 1	P: 16
	R: 2	H: 2	E: 0	K: 2	S: 16	LOB: 1	BB: 1	P: 26
	R: 0	H: 0	E: 0	K: 0	S: 5	LOB: 0	BB: 0	P: 5
	R: 0	H: 0	E: 0	K: 0	S: 9	LOB: 0	BB: 1	P: 17
	R: 2	H: 2	E: 0	K: 0	S: 13	LOB: 1	BB: 1	P: 26
	R: 0	H: 0	E: 0	K: 2	S: 9	LOB: 0	BB: 0	P: 17

PITCHER										PITCHER																								
IP	WLS	BF	H	R	ER	SO	BB	IBB	HBP	BLK	WP	HR	S	P	ERA	WHIP	IP	WLS	BF	H	R	ER	SO	BB	IBB	HBP	BLK	WP	HR	S	P	ERA	WHIP	
44 Jake Peavy, R ERA: 4.3 (1, 1)	6.0	L	27	6	6	6	2	4	0	0	0	2	62	104	9.00	1.667																		
Mike Matthews, L ERA: 3.52 (7, 1)	2.0		9	2	2	2	1	0	0	0	0	1	22	43	9.00	1.500																		

BOTTOM

San Diego Padres @ Colorado Rockies
Coors Field, Denver, CO

Sun Apr 20 2003, 1:05 PM MDT
Att. 28,005 - Sunny - 52 F

AB	R	H	RBI	BB	SO	LOB
3	1	1	1	1	0	0
3	2	2	3	0	0	0
3	0	0	0	1	1	1
3	0	0	0	0	0	2
1	0	0	0	0	0	0
4	0	2	1	0	0	0
3	1	0	0	1	0	3
3	2	2	2	1	1	0
3	2	1	1	1	0	1
3	0	0	0	0	1	2
0	0	0	0	0	0	0
1	0	0	0	0	1	0
0	0	0	0	0	0	0

livebaseballscorecards.com

AB	30
R	8
H	8
RBI	8
BB	5
SO	4
LOB	9



WP: 0	PA: 36
PB: 0	
SB: 0	
CS: 0	


Batter	1	2	3	4	5	6	7	8	9	AB R H RBI BB SO LOB	TOP											
Ronnie Belliard, R (1, 4) OBP: 0.385, SLG: 0.377	3-2 F9		1-2 F9		1-3 K		0-1 G6-3		4-1 BB	4 0 0 0 1 1 3												
Jay Payton, R (1, 7) OBP: 0.352, SLG: 0.538	0-0 G1-3		1-1 FC6-4			2-0 G6-3	2-2 P6		1-3 K	5 0 0 0 0 1 4												
17 Todd Helton, L (1, 3) OBP: 0.452, SLG: 0.625	2-3 K			1-1 F7		4-0 BB 1B BB		1-1 BB FC5-4 1B	1-2 F7	4 2 1 0 0 1 1 2												
Larry Walker, L (1, 9) OBP: 0.410, SLG: 0.574		2-2 G4-3		4-2 PB S BB		4-2 S 1B BB		1-0 FC5-4 BB HBP	0-0 G4-3	2 0 0 0 2 0 2												
Preston Wilson, R (1, 8) OBP: 0.414, SLG: 0.623		2-2 F8		1-0 F8		2-2 S 1B		4-0 FC5-4 BB		3 0 1 1 1 0 1												
José Hernández, R (1, 6) OBP: 0.372, SLG: 0.474		3-2 2B		1 SAFE 4-2 PB BB		3-3 K		2-2 FC5-4		3 0 1 1 1 1 4												
Charles Johnson, R (1, 2) OBP: 0.250, SLG: 0.327		2-3 K		1-2 BB		1-2 2-3 F9		1-2 2-3 3-H P6		4 0 0 0 0 0 1 7												
Chris Stynes, R (1, 5) OBP: 0.400, SLG: 0.532			1-0 P4		1-1 F8		1-2 G6-3 BB HBP	1-1 F9		3 0 0 0 0 0 2												
Darren Oliver, R (1, 1) OBP: 0.167, SLG: 0.167			1-0 FC6-4 1B			0-0 P2		4-2 G6-3 BB	2-1 BB 1B	1 0 1 0 0 0 0 0 1 0 1 0 0 0 0 0 0 0 0 0 0 0 0 0 0 0 0 0 0 1 0 1 0 0 0 0 0												
Chris Richard, L (5, PH) OBP: 0.333, SLG: 0.588																						
Dan Miceli, R (5, 1)																						
Greg Norton, S (7, PH) OBP: 0.227, SLG: 0.200																						
Javier López, L (7, 1)																						
Todd Jones, L (8, 1)																						
Gabe Kapler, R (9, PH) OBP: 0.409, SLG: 0.368																						
Inning Stats	R: 0 E: 0 K: 1 S: 9	H: 0 LOB: 0 BB: 0 P: 14	R: 0 E: 0 K: 1 S: 12	H: 1 LOB: 1 BB: 0 P: 21	R: 0 E: 0 K: 0 S: 7	H: 1 LOB: 1 BB: 0 P: 11	R: 0 E: 0 K: 0 S: 12	H: 0 LOB: 2 BB: 2 P: 25	R: 0 E: 0 K: 1 S: 6	H: 0 LOB: 0 BB: 0 P: 8	R: 1 E: 0 K: 1 S: 17	H: 1 LOB: 2 BB: 2 P: 34	R: 0 E: 0 K: 0 S: 10	H: 0 LOB: 1 BB: 1 P: 17	R: 1 E: 0 K: 0 S: 11	H: 1 LOB: 2 BB: 1 P: 23	R: 0 E: 0 K: 1 S: 12	H: 1 LOB: 2 BB: 1 P: 20	1B: 4 2B: 1 3B: 0 HR: 0	SF: 0 SAC: 0 DP: 1 HBP: 2	WP: 0 PB: 1 SB: 3 CS: 0	PA: 40
PITCHER	IP WLS BF H R ER SO BB IBB HBP BLK WP HR S P ERA WHIP																					
Kevin Millwood, R (1, 1) ERA: 4.74	6.0 W 25 3 1 1 4 4 0 0 0 0 0 0 63 113 1.50 1.167																					
Carlos Silva, R (7, 1) ERA: 2.3	1.0 4 0 0 0 0 1 0 1 0 0 0 0 10 17 0.00 1.000																					
Dan Plesac, L (8, 1) ERA: 2.25	0.0 2 1 1 1 0 0 0 0 1 0 0 0 2 4 ∞ ∞																					
Turk Wendell, R (8, 1) ERA:	1.0 H 4 0 0 0 0 1 0 0 0 0 0 0 9 19 0.00 1.000																					
Jose Mesa, R (9, 1) ERA: 4.0	1.0 S 5 1 0 0 1 1 0 0 0 0 0 0 12 20 0.00 2.000																					

Colorado Rockies @ Philadelphia Phillies
Veterans Stadium, Philadelphia, PA

Tue Apr 22 2003, 7:05 PM EDT
Att. 13,431 - Cloudy - 61 F

livebaseballscorecards.com


AB	31
R	2
H	5
RBI	2
BB	7
SO	5
LOB	25



Batter	1	2	3	4	5	6	7	8	9	AB R H RBI BB SO LOB	TOP											
Chris Richard, L (1, 7) OBP: 0.261, SLG: 0.455	3-2 G4-3	0-0 F9			0-0 P5		3-2 P2		1-1 L8	5 0 0 0 0 0 1												
Greg Norton, S (1, 5) OBP: 0.231, SLG: 0.174	1-0 L7		0-3 K		1-3 K			4-2 17 2B PB BB		3 1 0 0 1 2 0												
17 Todd Helton, L (1, 3) OBP: 0.464, SLG: 0.635	4-2 BB 1B BB		1-0 P5			4-2 FC4-6 BB		3-1 PB 1B 2B		2 1 1 0 2 0 0												
Larry Walker, L (1, 9) OBP: 0.414, SLG: 0.569	3-1 BB 1-2 1B		1-3 K			3-1 FC4-6 G1-4-3 1-2f		0-2 FC6-4 1B		4 0 2 1 0 1 1												
Preston Wilson, R (1, 8) OBP: 0.407, SLG: 0.600	4-1 1-2 2-3 BB			2-3 K2-3		1-1 G1-4-3 1-2f		0-3 K		3 0 0 0 1 2 2												
José Hernández, R (1, 6) OBP: 0.378, SLG: 0.475	3-2 K			3-2 1B			3-2 HR 1B	2-3 SAFE K		4 1 2 0 0 2 4												
Bobby Estelella, R (1, 2) OBP: 0.364, SLG: 0.724		0-1 E6		3-3 SAFE K			2-2 1-H HR	1-2 FC6-4		4 1 1 2 0 1 2												
Brent Butler, R (1, 4) OBP: 0.258, SLG: 0.148		1-3 K		1-2 SAFE G6-3			3-2 G6-3		2-2 F7	4 0 0 0 0 1 2												
Jason Jennings, L (1, 1) OBP: 0.290, SLG: 0.571 Chris Stynes, R (7, PH) OBP: 0.395, SLG: 0.524 Justin Speier, R (7, 1) 40 Brian Fuentes, L (7, 1) Steve Reed, R (8, 1) Gabe Kapler, R (9, PH) OBP: 0.391, SLG: 0.350		1-3 K		3-3 K			0-0 G4-3		1-3 K	2 0 0 0 0 0 2 1 1 0 1 0 0 0 0 0 1 0												
Inning Stats	R: 0 E: 0 K: 1 S: 16	H: 1 LOB: 3 BB: 2 P: 34	R: 0 E: 1 K: 2 S: 9	H: 0 LOB: 1 BB: 0 P: 11	R: 0 E: 0 K: 2 S: 7	H: 0 LOB: 0 BB: 0 P: 9	R: 0 E: 0 K: 2 S: 14	H: 1 LOB: 1 BB: 0 P: 23	R: 0 E: 0 K: 2 S: 7	H: 0 LOB: 0 BB: 0 P: 11	R: 0 E: 0 K: 0 S: 10	H: 0 LOB: 0 BB: 1 P: 18	R: 2 E: 0 K: 0 S: 13	H: 2 LOB: 0 BB: 0 P: 24	R: 2 E: 0 K: 2 S: 19	H: 2 LOB: 1 BB: 1 P: 29	R: 0 E: 0 K: 1 S: 8	H: 0 LOB: 0 BB: 0 P: 12	1B: 4 2B: 1 3B: 0 HR: 1	SF: 0 SAC: 0 DP: 1 HBP: 0	WP: 0 PB: 1 SB: 0 CS: 0	PA: 37
39 Brett Myers, R (1, 1) ERA: 2.88 Carlos Silva, R (7, 1) ERA: 2.7 Terry Adams, R (8, 1) ERA: 3.24 Jose Mesa, R (9, 1) ERA: 3.6	IP WLS BF H R ER SO BB IBB HBP BLK WP HR S P ERA WHIP	6.0 W 24 3 1 1 9 3 0 0 0 0 0 1 66 112 1.50 1.000	1.0 4 1 1 1 0 0 0 0 0 0 0 1 10 18 9.00 1.000	1.0 6 2 2 2 2 1 0 0 0 0 0 0 19 29 18.00 3.000	1.0 S 3 0 0 0 1 0 0 0 0 0 0 0 8 12 0.00 0.000											PITCHER IP WLS BF H R ER SO BB IBB HBP BLK WP HR S P ERA WHIP						

Colorado Rockies @ Philadelphia Phillies
Veterans Stadium, Philadelphia, PA
 Wed Apr 23 2003, 7:05 PM EDT
 Att. 13,444 - Overcast - 55 F

AB	33
R	4
H	6
RBI	3
BB	4
SO	12
LOB	13



Batter	1	2	3	4	5	6	7	8	9
11 Jimmy Rollins, S OBP: 0.376, SLG: 0.398	2-1 2B 1B	2-3 K			1-0 G5-3		3-2 1B FC3-6		
2 Tyler Houston, L OBP: 0.417, SLG: 0.455 Terry Adams, R Jose Mesa, R	3-2 2B SF9 1B	3-2 G4-6-3 1B			0-1 P5		1 SAFE 1 SAFE 1 SAFE 1 SAFE FC3-6 1B 1-2 BB		
Bobby Abreu, L OBP: 0.365, SLG: 0.346	2-2 SF9 2B 1-3 2-H	1-1 G4-6-3			1-1 L4		1-2 FC3-6 1B 1-2 2-3		
Pat Burrell, R OBP: 0.319, SLG: 0.422	1-1 F9				2-1 G5-3 2B		1-1 FC3-6		
Jim Thome, L OBP: 0.387, SLG: 0.443	4-0 2B IBB				4-2 G5-3 BB		1-2 2-3 3-H 1-3 K		
David Bell, R OBP: 0.304, SLG: 0.279	1-0 SF9				0-0 G5-3		1-2 K		
Mike Lieberthal, R OBP: 0.432, SLG: 0.492	2-0 2B 1-3 3-H				4-2 P5 BB		1-1 G6-3		
Ricky Ledee, L OBP: 0.378, SLG: 0.561	0-1 2B 2-H 3-H				3-3 K		1-2 L5		
39 Brett Myers, R OBP: 0.125, SLG: 0.125 Carlos Silva, R Tomas Perez, S	1-2 L7				3-3 K		0-2 L9		

AB	R	H	RBI	BB	SO	LOB
4	2	2	0	0	1	0
3	1	2	0	1	0	0
0	0	0	0	0	0	0
0	0	0	0	0	0	0
4	1	2	1	0	0	1
4	0	1	1	0	1	4
2	1	0	0	2	2	2
3	0	0	1	0	2	2
3	1	1	1	1	0	0
4	0	1	2	0	1	2
2	0	0	0	0	1	1
0	0	0	0	0	0	0
1	0	0	0	0	0	0

BOTTOM	
Colorado Rockies @ Philadelphia Phillies	
Veterans Stadium, Philadelphia, PA	
Wed Apr 23 2003, 7:05 PM EDT	
Att. 13,444 - Overcast - 55 F	
AB	30
R	6
H	9
RBI	6
BB	4
SO	8
LOB	12
WP: 0	PA: 35
PB: 0	SB: 0
CS: 0	

Inning Stats		R	H	E	K	S	H	LOB	BB	P	R	H	E	K	S	H	LOB	BB	P
R: 5		5	5	0	18	34	0	1	0	15	0	0	0	9	17	0	0	0	7
E: 0		0	0	0	0	0	0	0	0	0	0	0	0	0	0	0	0	0	0
K: 0		0	0	0	0	0	0	0	0	0	0	0	0	0	0	0	0	0	0
S: 18		18	34	0	18	34	0	1	0	15	0	0	0	9	17	0	0	0	7

PITCHER		IP	WLS	BF	H	R	ER	SO	BB	IBB	HBP	BLK	WP	HR	S	P	ERA	WHIP
Jason Jennings, R	(1, 1)	6.0	L	26	7	5	5	6	2	1	0	0	0	0	58	109	7.50	1.500
Justin Speier, R	(7, 1)	0.2		5	2	1	1	0	1	0	0	0	0	0	16	25	13.50	4.500
40 Brian Fuentes, L	(7, 1)	0.1		1	0	0	0	1	0	0	0	0	0	0	3	4	0.00	0.000
Steve Reed, R	(8, 1)	1.0		3	0	0	0	1	0	0	0	0	0	0	8	11	0.00	0.000

PITCHER		IP	WLS	BF	H	R	ER	SO	BB	IBB	HBP	BLK	WP	HR	S	P	ERA	WHIP
R: 1		1	2	2	0	0	0	0	1	0	0	0	0	0	29	29	0.00	0.000
E: 0		0	0	0	0	0	0	0	0	0	0	0	0	0	0	0	0.00	0.000
K: 1		1	1	1	1	1	1	1	1	1	1	1	1	1	1	1	0.00	0.000
S: 19		19	29	29	19	29	19	29	19	29	19	29	19	29	19	29	0.00	0.000



BOTTOM

Chicago Cubs @ Colorado Rockies
Coors Field, Denver, CO

livebaseballscores.com

AB	39
R	7
H	11
RBI	7
BB	1
SO	13
LOB	16



WP	0	PA	41
PB	0		
SB	1		
CS	0		

Fri Apr 25 2003, 7:05 PM MDT
Att: 32,162 - Cloudy - 61 F

AB R H RBI BB SO LOB

4	2	1	0	1	1	1
4	2	1	1	0	2	3
5	1	3	4	0	0	1
5	1	1	1	0	2	3
5	0	1	1	0	2	2
3	0	1	0	0	1	2
0	0	0	0	0	0	0
1	0	1	0	0	0	0
0	0	0	0	0	0	0
4	0	1	0	0	2	2
3	0	0	0	0	1	1
1	0	0	0	0	1	0
2	0	0	0	0	0	1
0	0	0	0	0	0	0
2	1	1	0	0	1	0

1B	8	SF	0
2B	1	SAC	0
3B	0	DP	0
HR	2	HBP	1

WP	0	PA	41
PB	0		
SB	1		
CS	0		

Batter	1	2	3	4	5	6	7	8	9
Ronnie Belliard, R OBP: 0.368, SLG: 0.351 (1, 4)	2-1 G6-3 ①		1-3 K ③		2-2 1-2 1B			4-2 17 HR BB	3-2 E5 1B 17 2B
Jay Payton, R OBP: 0.351, SLG: 0.545 (1, 7)	2-1 G1-3 ②			3-2 G4-3 17 F7 1B HBP	1-3 K ③			2-3 K BB	1-2 17 2B 1B
17 Todd Helton, L OBP: 0.462, SLG: 0.659 (1, 3)	2-2 F9 ③			1-1 F7 1-2		0-2 1B		1-1 1-H HR	2-2 1-H 3-H 2B
Larry Walker, L OBP: 0.402, SLG: 0.584 (1, 9)		1-2 F8 ①		1-2 G4-3 ②		0-3 K ①		2-2 HR	3-3 K ②
Preston Wilson, R OBP: 0.400, SLG: 0.584 (1, 8)		2-0 G5-3 ②		0-1 S 1B		2-0 P4 ②		1-3 K ②	0-3 K2-3 ③
José Hernández, R OBP: 0.381, SLG: 0.465 40 Brian Fuentes, L (7, 1)		0-2 1B		2-2 G6-3 ③		0-3 K ③		3-2 1B	
Gabe Kapler, R OBP: 0.393, SLG: 0.333 Todd Jones, L (8, PH) (9, 1)				1-2 1B					
Bobby Estalella, R OBP: 0.351, SLG: 0.667 (1, 2)		0-3 K ③			0-2 FC3-6 1B		1-2 G5-3 ①	1-3 K ③	
Chris Stynes, R OBP: 0.361, SLG: 0.471 Greg Norton, S OBP: 0.214, SLG: 0.160 (9, PH) (1, 5)			0-3 K ①		3-2 F8 ①		3-2 G5-3 ②		1-3 K ①
Nelson Cruz, R OBP: 0.091, SLG: 0.091 Justin Speier, R (6, 1)		2-2 G6-3 ②			1-1 FC3-6 1B		1-3 K ③		2-2 E 1B 1B
Brent Butler, R OBP: 0.265, SLG: 0.167 (7, 6)					1-2 1B				

Inning Stats	R: 0	H: 0	E: 0	K: 7	S: 7	R: 0	H: 1	E: 0	K: 10	S: 10	R: 0	H: 0	E: 0	K: 2	S: 9	R: 0	H: 0	E: 0	K: 2	S: 9	R: 1	H: 1	E: 0	K: 0	S: 12	R: 0	H: 2	E: 0	K: 1	S: 17	R: 0	H: 1	E: 0	K: 2	S: 10	R: 0	H: 0	E: 0	K: 1	S: 12	R: 3	H: 3	E: 0	K: 3	S: 20	R: 3	H: 3	E: 1	K: 3	S: 26	1B: 8	2B: 1	3B: 0	HR: 2	SF: 0	SAC: 0	DP: 0	HBP: 1
--------------	------	------	------	------	------	------	------	------	-------	-------	------	------	------	------	------	------	------	------	------	------	------	------	------	------	-------	------	------	------	------	-------	------	------	------	------	-------	------	------	------	------	-------	------	------	------	------	-------	------	------	------	------	-------	-------	-------	-------	-------	-------	--------	-------	--------

PITCHER	IP	WLS	BF	H	R	ER	SO	BB	IBB	HBP	BLK	WP	HR	S	P	ERA	WHIP
22 Mark Prior, R ERA: 1.7 (1, 1)	7.0		28	5	2	2	7	1	0	1	0	0	0	79	116	2.57	0.857
Mike Remlinger, L ERA: 5.19 (8, 1)	0.2		5	3	2	2	2	0	0	0	0	0	2	14	23	27.00	4.500
Kyle Farnsworth, R ERA: 1.86 (8, 1)	0.1		1	0	0	0	1	0	0	0	0	0	0	4	5	0.00	0.000
Joe Borowski, R ERA: 2.13 (9, 1)	1.0		7	3	3	2	3	0	0	0	0	0	0	26	38	18.00	3.000

PITCHER	IP	WLS	BF	H	R	ER	SO	BB	IBB	HBP	BLK	WP	HR	S	P	ERA	WHIP
---------	----	-----	----	---	---	----	----	----	-----	-----	-----	----	----	---	---	-----	------

Batter	1	2	3	4	5	6	7	8	9	AB R H RBI BB SO LOB	TOP																
Corey Patterson, L (1, 8) OBP: 0.337, SLG: 0.556	0-0 E4 1B FC5-4		2-3 K		2-0 F7			1-0 HR		4 2 1 1 0 1 0																	
Alex Gonzalez, R (1, 6) OBP: 0.375, SLG: 0.404	0-0 FC5-4 1-3 1B		3-2 1B HBP		2-2 G5-3			2-2 HR HBP		2 1 1 0 0 0 0																	
Sammy Sosa, R (1, 9) OBP: 0.490, SLG: 0.638	3-2 FC5-4 1-2f 2B		0-0 1-3 1B			3-3 K		0-1 F9		4 1 1 1 0 1 2																	
Moises Alou, R (1, 7) OBP: 0.366, SLG: 0.413	2-2 1-H 2B		2-3 K			3-1 F9		0-0 F8		4 0 1 1 0 1 3																	
Hee-Seop Choi, L (1, 3) OBP: 0.452, SLG: 0.593	1-2 G4-3		3-2 K			2-1 F7		3-1 1-H HR		4 1 1 2 0 1 2																	
Mark Bellhorn, S (1, 5) OBP: 0.348, SLG: 0.290		4-2 BB		0-3 K			1-2 E3 G6-3 S	1-3 K		3 0 0 0 1 2 0																	
Ramon Martinez, R (1, 4) OBP: 0.308, SLG: 0.333		1 SAFE 0-1 L5		0-0 F7			3-3 K	4-1 G6-4-3 BB		3 0 0 0 1 1 2																	
Paul Bako, L (1, 2) OBP: 0.435, SLG: 0.474		0-2 K		1-0 F8			2-2 G6-3	1-3 K		3 0 0 0 0 1 2																	
Troy O'Leary, L (9, PH) OBP: 0.250, SLG: 0.250							2-3 K		1 0 0 0 0 1 1																		
Shawn Estes, R (1, 1) Alan Benes, R (3, 1) Lenny Harris, L (7, PH) Kyle Farnsworth, R (7, 1) Mark Guthrie, R (8, 1) Eric Karros, R (9, PH) OBP: 0.362, SLG: 0.310		2-3 K		0-0 G1-3			2-1 F7	1-0 G6-4-3 1-2f		1 0 0 0 0 0 1 1 1 0 0 0 0 0 0 0 1 0 0 0 0 0 0 1 0 0 0 0 0 0 0 0 0 0 0 0 0 0 0 0 1 0 0 0 0 0 0 1																	
Inning Stats	R: 2 E: 1 K: 0 S: 11	H: 2 LOB: 0 BB: 0 P: 17	R: 0 E: 0 K: 2 S: 10	H: 0 LOB: 1 BB: 1 P: 16	R: 0 E: 0 K: 3 S: 13	H: 1 LOB: 2 BB: 0 P: 23	R: 0 E: 0 K: 1 S: 5	H: 0 LOB: 0 BB: 0 P: 6	R: 0 E: 0 K: 0 S: 5	H: 0 LOB: 0 BB: 0 P: 9	R: 0 E: 0 K: 1 S: 7	H: 0 LOB: 0 BB: 0 P: 15	R: 0 E: 1 K: 1 S: 11	H: 0 LOB: 1 BB: 0 P: 19	R: 3 E: 0 K: 1 S: 12	H: 2 LOB: 0 BB: 0 P: 19	R: 0 E: 0 K: 1 S: 5	H: 0 LOB: 0 BB: 1 P: 11	1B: 2 2B: 1 3B: 0 HR: 2	SF: 0 SAC: 0 DP: 1 HBP: 2	WP: 0 PB: 0 SB: 1 CS: 0	PA: 36					
PITCHER	IP	WLS	BF	H	R	ER	SO	BB	IBB	HBP	BLK	WP	HR	S	P	ERA	WHIP										
Shawn Chacon, R (1, 1) ERA: 1.04	7.0	W	27	3	2	1	8	1	0	1	0	0	0	62	105	1.29	0.571										
Steve Reed, R (8, 1) ERA: 4.09	0.2		5	2	3	3	0	0	0	1	0	0	2	9	15	40.50	3.000										
Javier López, L (8, 1) ERA: 2.08	0.1	H	1	0	0	0	1	0	0	0	0	0	0	3	4	0.00	0.000										
Jose Jimenez, R (9, 1) ERA: 8.74	1.0	S	3	0	0	0	1	1	0	0	0	0	0	5	11	0.00	1.000										

Chicago Cubs @ Colorado Rockies
Coors Field, Denver, CO
 Sat Apr 26 2003, 1:05 PM MDT
 Att. 35,604 - Cloudy - 66 F

livebaseballscorecards.com

AB	32
R	5
H	5
RBI	5
BB	2
SO	10
LOB	15



Batter	1	2	3	4	5	6	7	8	9	AB	R	H	RBI	BB	SO	LOB
Ronnie Belliard, R OBP: 0.359, SLG: 0.354 (1, 4)	1-2 G5-3	0-0 1B 2B	1-3 K		1-2 FC3-2-5-1 1B		3-3 K			5	1	1	1	0	2	5
Jay Payton, R OBP: 0.363, SLG: 0.548 (1, 7)	0-0 G1-3 1B	1-1 17 2B 1B	2-3 K		0-2 17 G6-3 1B			2-0 G4-3		5	1	3	2	0	1	2
17 Todd Helton, L OBP: 0.468, SLG: 0.678 (1, 3)	1-1 G1-3 1B	0-0 1B 2B		2-2 2B	0-0 G6-3			2-2 L3		5	2	3	1	0	0	3
Preston Wilson, R OBP: 0.390, SLG: 0.574 (1, 8)	0-0 G1-3	0-3 K		1-0 G3 2B		2-0 P3		1-0 G5-3		5	0	1	1	0	1	3
Larry Walker, L OBP: 0.396, SLG: 0.568 (1, 9)	1-0 G4-3	1-2 1B		2-2 G3		0-0 P5				4	0	1	1	0	0	3
José Hernández, R OBP: 0.386, SLG: 0.461 (1, 6)		4-1 1B 1B BB	2-1 1B 1B	1-3 K		0-1 F9				3	2	1	0	1	1	1
Charles Johnson, R OBP: 0.266, SLG: 0.321 (1, 2)		0-2 1B 1B 1B	0-1 1B 1B	2-2 L9			1-0 G5-3			4	0	2	0	0	0	1
Chris Stynes, R OBP: 0.391, SLG: 0.493 (1, 5)		0-0 1B 2B 1B	3-2 1B 1B		4-2 1B FC3-2-5-1 BB		2-2 E S 1B			3	1	3	2	1	0	0
Shawn Chacon, R OBP: 0.250, SLG: 0.500 Chris Richard, L OBP: 0.250, SLG: 0.435 Steve Reed, R Javier López, L Jose Jimenez, R	(1, 1) (7, PH) (8, 1) (8, 1) (9, 1)	1-2 2B 1B 1B	1-3 K		3-2 1B FC3-2-5-1 1B		1-3 K			3	1	2	0	0	1	2

Inning Stats	R: 0	H: 2	E: 0	K: 8	S: 8	R: 6	H: 7	E: 0	K: 1	S: 18	R: 1	H: 3	E: 0	K: 3	S: 20	R: 1	H: 2	E: 0	K: 1	S: 15	R: 0	H: 2	E: 0	K: 0	S: 15	R: 0	H: 0	E: 0	K: 4	S: 13	R: 0	H: 0	E: 0	K: 8	S: 8	R: 0	H: 0	E: 0	K: 0	S: 8	R: 0	H: 0	E: 0	K: 0	S: 8
	LOB: 2	BB: 11	LOB: 1	BB: 1	P: 25	LOB: 2	BB: 0	P: 29	LOB: 1	BB: 23	LOB: 2	BB: 1	P: 23	LOB: 1	BB: 20	LOB: 1	BB: 0	P: 6	LOB: 1	BB: 13	LOB: 0	BB: 0	LOB: 0	BB: 0	P: 13	LOB: 0	BB: 0	LOB: 0	BB: 0	P: 13	LOB: 0	BB: 0	LOB: 0	BB: 0	P: 13	LOB: 0	BB: 0	LOB: 0	BB: 0	P: 13	LOB: 0	BB: 0	LOB: 0	BB: 0	P: 13

PITCHER	IP	WLS	BF	H	R	ER	SO	BB	IBB	HBP	BLK	WP	HR	S	P	ERA	WHIP
Shawn Estes, L ERA: 7.43	(1, 1)	2.0	17	12	7	7	1	1	0	0	0	0	0	34	49	31.50	6.500
Alan Benes, R ERA: 1.29	(3, 1)	4.0	16	4	1	1	4	1	0	0	0	0	0	46	68	2.25	1.250
Kyle Farnsworth, R ERA: 1.64	(7, 1)	1.1	5	1	0	0	2	0	0	0	0	0	0	14	23	0.00	0.750
Mark Guthrie, L ERA: 1.35	(8, 1)	0.2	2	0	0	0	0	0	0	0	0	0	0	7	10	0.00	0.000


BOTTOM

Chicago Cubs @ Colorado Rockies
Coors Field, Denver, CO

Sat Apr 26 2003, 1:05 PM MDT
Att: 35,604 - Cloudy - 66 F

AB	38
R	8
H	17
RBI	8
BB	2
SO	7
LOB	21

livebaseballscorecards.com



WP	PA	ERA	WHIP
0	40		

Batter	1	2	3	4	5	6	7	8	9	AB R H RBI BB SO LOB	TOP											
Mark Grudzielanek, R (1, 4) OBP: 0.343, SLG: 0.396	1-3 K		2-2 G4-6-3 1-2f		4-0 BB		1-2 G6-3			3 0 0 0 1 1 1												
Alex Gonzalez, R (1, 6) OBP: 0.370, SLG: 0.398	0-3 K			2-0 PB HBP BB 1B	0-0 P4			0-0 P5		4 1 1 0 0 1 1												
Sammy Sosa, R (1, 9) OBP: 0.472, SLG: 0.607	3-1 F8			1-0 P4	1-3 K			3-1 G5-3		4 0 0 0 0 1 2												
Moises Alou, R (1, 7) OBP: 0.361, SLG: 0.398		1-2 P4		1-1 BB PB SF7 HBP		0-0 G5-3		3-2 G5-3		3 1 0 0 0 0 0												
Eric Karros, R (1, 3) OBP: 0.395, SLG: 0.406		2-0 G5-3		4-1 BB 1-2 2-3 BB		1-0 HR		2-1 G5-3		3 1 1 1 1 0 0												
Corey Patterson, L (1, 8) OBP: 0.343, SLG: 0.570		1-2 3B		4-1 BB 1-2 2-3 3-H BB		1-1 G1-3		1-1 P6		3 0 1 1 1 0 0												
Ramon Martinez, R (1, 5) OBP: 0.276, SLG: 0.304		1-0 P6		2-2 SF7		1-3 K		1-0 DI 1B		2 0 0 1 0 1 1												
Lenny Harris, L (9, PH) OBP: 0.286, SLG: 0.400										1 0 1 0 0 0 0												
Damian Miller, R (1, 2) OBP: 0.351, SLG: 0.484			0-0 G4-3		0-0 P3		3-2 38 G3-6-4 1B		2-1 G6-3	3 0 1 0 0 0 2												
Troy O'Leary, L (9, PH) OBP: 0.240, SLG: 0.238										1 0 0 0 0 0 1												
38 Carlos Zambrano, S (1, 1) OBP: 0.182, SLG: 0.273			0-1 G4-6-3 1B		1-3 K		0-0 G3-6-4			3 0 1 0 0 1 1												
Mark Guthrie, R (7, 1)										0 0 0 0 0 0 0												
Kyle Farnsworth, R (8, 1)										0 0 0 0 0 0 0												
Inning Stats	R: 0 E: 0 K: 2 S: 10	H: 0 LOB: 0 BB: 0 P: 14	R: 0 E: 0 K: 0 S: 9	H: 1 LOB: 1 BB: 0 P: 14	R: 0 E: 0 K: 0 S: 6	H: 1 LOB: 0 BB: 0 P: 8	R: 2 E: 0 K: 0 S: 13	H: 1 LOB: 2 BB: 2 P: 27	R: 0 E: 0 K: 1 S: 8	H: 0 LOB: 1 BB: 1 P: 14	R: 1 E: 0 K: 1 S: 7	H: 1 LOB: 0 BB: 0 P: 10	R: 0 E: 0 K: 0 S: 8	H: 1 LOB: 0 BB: 0 P: 12	R: 0 E: 0 K: 0 S: 6	H: 0 LOB: 0 BB: 0 P: 12	R: 0 E: 0 K: 0 S: 7	H: 1 LOB: 1 BB: 0 P: 13	1B: 4 2B: 0 3B: 1 HR: 1	SF: 1 SAC: 0 DP: 2 HBP: 1	WP: 0 PB: 1 SB: 0 CS: 0	PA: 35
PITCHER	IP WLS BF H R ER SO BB IBB HBP BLK WP HR S P ERA WHIP																					
Darren Oliver, L (1, 1) ERA: 5.81	7.0 W 28 5 3 3 5 3 0 1 0 0 0 1 61 99 3.86 1.143																					
Justin Speier, R (8, 1) ERA: 5.25	1.0 H 3 0 0 0 0 0 0 0 0 0 0 0 6 12 0.00 0.000																					
Jose Jimenez, R (9, 1) ERA: 8.03	1.0 S 4 1 0 0 0 0 0 0 0 0 0 0 7 13 0.00 1.000																					

Chicago Cubs @ Colorado Rockies
Coors Field, Denver, CO
Sun Apr 27 2003, 1:05 PM MDT
Att. 35,070 - Sunny - 61 F

livebaseballscorecards.com

AB	30
R	3
H	6
RBI	3
BB	3
SO	5
LOB	9



Batter	1	2	3	4	5	6	7	8	9
Ronnie Belliard, R OBP: 0.358, SLG: 0.353 (1, 4)	G4-3		FC6-4				SH5-3		
Jay Payton, R OBP: 0.358, SLG: 0.536 (1, 7)	G6-3			G5-3	FC1-6-4				
17 Todd Helton, L OBP: 0.461, SLG: 0.656 (1, 3)	F7			G3 2B	K		F7		
Larry Walker, L OBP: 0.380, SLG: 0.541 (1, 9)			K	G3				K	
Preston Wilson, R OBP: 0.385, SLG: 0.571 (1, 8)		L8		L8 2B		G5-3		G5-3	
José Hernández, R OBP: 0.390, SLG: 0.457 (1, 6)		G1-3		G1-3 2B		K		HR	
Charles Johnson, R OBP: 0.279, SLG: 0.400 (1, 2)			G3	G3		G6-3		HR	
Greg Norton, S OBP: 0.219, SLG: 0.207 (1, 5)			G4-3	F8		SH5-3 1B		L9	
Darren Oliver, R OBP: 0.250, SLG: 0.143 Chris Richard, L OBP: 0.280, SLG: 0.435 Justin Speier, R Jose Jimenez, R			FC6-4 BB		K		1B SH5-3 BB		

Inning Stats	R: 0	H: 0	E: 0	K: 0	S: 7	R: 0	H: 0	E: 0	K: 1	S: 9	R: 0	H: 0	E: 0	K: 0	S: 13	R: 3	H: 2	E: 0	K: 0	S: 15	R: 0	H: 1	E: 0	K: 2	S: 10	R: 0	H: 0	E: 0	K: 2	S: 8	R: 1	H: 2	E: 0	K: 0	S: 9	R: 2	H: 2	E: 0	K: 1	S: 10
	0	0	0	0	11	0	0	0	1	14	0	0	0	0	22	0	1	0	0	13	0	0	0	0	16	0	0	0	0	18	2	2	0	1	13	0	0	0	0	13

PITCHER	IP	WLS	BF	H	R	ER	SO	BB	IBB	HBP	BLK	WP	HR	S	P	ERA	WHIP
38 Carlos Zambrano, R ERA: 2.61	6.2	L	29	5	4	4	5	4	0	0	0	0	0	69	121	5.40	1.350
Mark Guthrie, L ERA: 1.23	0.2		2	0	0	0	1	0	0	0	0	0	0	5	6	0.00	0.000
Kyle Farnsworth, R ERA: 3.09	0.2		4	2	2	2	0	0	0	0	0	0	1	7	10	27.00	3.000

BOTTOM

Chicago Cubs @ Colorado Rockies
Coors Field, Denver, CO


Sun Apr 27 2003, 1:05 PM MDT
Att: 35,070 - Sunny - 61 F

AB	R	H	RBI	BB	SO	LOB
3	0	1	0	0	0	1
4	0	1	1	0	0	1
3	1	0	0	1	1	3
4	0	0	0	0	3	1
4	1	1	1	0	0	0
3	2	1	0	1	1	0
4	1	2	4	0	0	0
4	1	1	0	0	0	1
1	0	0	0	1	1	0
0	0	0	0	1	0	0
0	0	0	0	0	0	0
0	0	0	0	0	0	0

1B	2B	3B	HR	SF	SAC	DP	HBP
3	3	0	1	0	0	0	0
0	0	0	0	0	0	0	0
0	0	0	0	0	0	0	0
0	0	0	0	0	0	0	0

WP	PA
0	35

livebaseballscorecards.com



Batter	1	2	3	4	5	6	7	8	9	AB R H RBI BB SO LOB	TOP											
Felipe Lopez, S (1, 6) OBP: 0.322, SLG: 0.338	2-1 G6-3		0-0 1B	2-1 G3			2-2 F8		3-2 F7	5 0 1 1 0 0 2												
Aaron Boone, R (1, 5) OBP: 0.298, SLG: 0.404	2-1 F7		1-1 L7	4-2 FC4-6 BB			2-2 P4		4-2 DI HR BB	3 1 0 0 2 0 1												
Sean Casey, L (1, 3) OBP: 0.394, SLG: 0.500	2-0 G4-3		1-0 1B	0-2 FC4-6			0-2 HR		2-2 1-H HR	5 2 3 3 0 0 3												
Austin Kearns, R (1, 8) OBP: 0.407, SLG: 0.602		4-1 E BB	1-2 G5-3		3-2 G6-3		1-3 K		1-3 K	4 0 0 0 1 2 2												
Adam Dunn, L (1, 7) OBP: 0.350, SLG: 0.549		0-3 K		3-2 1B 1B	3-3 K			3-2 G4-3		4 1 1 0 0 2 1												
Jose Guillen, R (1, 9) OBP: 0.327, SLG: 0.478		0-1 FC1		0-1 HBP 1B G3 1B	1-1 P4			1-1 G6-3		4 1 1 0 0 0 1												
Juan Castro, R (1, 4) OBP: 0.316, SLG: 0.429		2-2 F6		2-2 G3 HBP 1B		0-0 L6		4-1 BB		3 0 1 1 1 0 2												
Jason LaRue, R (1, 2) OBP: 0.359, SLG: 0.349		3-3 K		2-1 G3 HBP		2-3 K		1-3 K		3 0 0 0 0 3 3												
Chris Reitsma, R (1, 1) OBP: 0.200, SLG: 0.200			0-0 G4-3		0-3 K		0-3 K		1-2 G6-3	2 0 0 0 0 1 3												
Wily Mo Peña, R (8, PH) OBP: 0.077, SLG: 0.077										1 0 0 0 0 1 0												
Kent Mercker, L (6, 1)										0 0 0 0 0 0 0												
Brian Reith, R (6, 1)										0 0 0 0 0 0 0												
Felix Heredia, L (8, 1)										0 0 0 0 0 0 0												
6 Ryan Freel, R (9, PH) OBP: 0.333, SLG: 0.111										1 0 0 0 0 0 0												
Inning Stats	R: 0 E: 0 K: 0 S: 5	H: 0 LOB: 0 BB: 0 P: 11	R: 0 E: 1 K: 2 S: 12	H: 0 LOB: 2 BB: 1 P: 21	R: 0 E: 0 K: 0 S: 8	H: 2 LOB: 2 BB: 0 P: 11	R: 2 E: 0 K: 1 S: 21	H: 3 LOB: 3 BB: 1 P: 34	R: 0 E: 0 K: 1 S: 9	H: 0 LOB: 0 BB: 0 P: 16	R: 0 E: 0 K: 2 S: 7	H: 0 LOB: 0 BB: 0 P: 9	R: 1 E: 0 K: 1 S: 13	H: 1 LOB: 0 BB: 0 P: 18	R: 0 E: 0 K: 1 S: 9	H: 0 LOB: 1 BB: 1 P: 18	R: 2 E: 0 K: 1 S: 17	H: 1 LOB: 0 BB: 1 P: 28	1B: 5 2B: 0 3B: 0 HR: 2	SF: 0 SAC: 0 DP: 0 HBP: 1	WP: 0 PB: 0 SB: 0 CS: 0	PA: 40
PITCHER	IP WLS BF H R ER SO BB IBB HBP BLK WP HR S P ERA WHIP																					
Jason Jennings, R (1, 1) ERA: 6.97	6.0 W 27 5 2 2 6 2 0 1 0 0 0 0 62 102 3.00 1.167																					
Dan Miceli, R (7, 1) ERA: 6.46	1.0 4 1 1 1 1 0 0 0 0 0 0 1 13 18 9.00 1.000																					
40 Brian Fuentes, L (8, 1) ERA: 2.31	1.0 4 0 0 0 1 1 0 0 0 0 0 0 9 18 0.00 1.000																					
Steve Reed, R (9, 1) ERA: 5.25	1.0 5 1 2 2 1 1 0 0 0 0 0 1 17 28 18.00 2.000																					

Cincinnati Reds @ Colorado Rockies

Coors Field, Denver, CO

Tue Apr 29 2003, 7:05 PM MDT
Att. 26,206 - Overcast - 60 F

livebaseballscorecards.com

AB	35
R	5
H	7
RBI	5
BB	4
SO	9
LOB	18



Batter	1	2	3	4	5	6	7	8	9
Ronnie Belliard, R OBP: 0.350, SLG: 0.378 (1, 4)	0-1 G5-3	0-0 FC6-4 17 BB		1-0 G5-3	0-2 G5-3			2-0 HR	
Jay Payton, R OBP: 0.360, SLG: 0.529 (1, 7)	2-2 17 1B 1B	0-1 P6		0-1 17 1B HR 1B		0-2 K		0-1 G6-3	
17 Todd Helton, L OBP: 0.475, SLG: 0.656 (1, 3)	2-1 1B 1-3 G6-3 1B	4-1 1-2 BB		3-2 SAFE 1-3 HR 1B		4-2 BB BB		0-0 G6-3	
Preston Wilson, R OBP: 0.395, SLG: 0.598 (1, 8)	0-2 1-3 3-H 1B 1B	1-3 K		0-1 2-H 3-H HR		4-0 1-2 BB		0-1 F9	
Larry Walker, L OBP: 0.375, SLG: 0.562 (1, 9)	0-1 G6-3 3-H		1-1 L9	0-0 HR		2-3 K			
José Hernández, R OBP: 0.394, SLG: 0.453 (1, 6)	2-1 2-H 1B		4-2 2B BB	1-1 G6-3		3-2 F9			
Charles Johnson, R OBP: 0.292, SLG: 0.469 (1, 2)	2-0 F9		0-1 1-H 2B		2-1 HR		1-3 K		
Chris Stynes, R OBP: 0.385, SLG: 0.481 (1, 5)		1-1 1B FC6-4 1B	2-1 G5-3		0-1 G4-3		3-2 G5-3		
Jason Jennings, L OBP: 0.273, SLG: 0.500 Dan Miceli, R (7, 1) Chris Richard, L OBP: 0.269, SLG: 0.417 40 Brian Fuentes, L (8, 1) Steve Reed, R (9, 1)		1-0 FC6-4 1B		2-2 G4-3	2-3 K		3-3 K		

Inning Stats	R: 3	H: 4	E: 0	LOB: 1	K: 0	S: 17	R: 1	H: 2	E: 0	LOB: 2	K: 1	S: 11	R: 0	H: 1	E: 0	LOB: 1	K: 0	S: 9	R: 4	H: 4	E: 0	LOB: 0	K: 0	S: 15	R: 1	H: 1	E: 0	LOB: 0	K: 1	S: 11	R: 0	H: 0	E: 0	LOB: 2	K: 2	S: 12	R: 0	H: 0	E: 0	LOB: 0	K: 2	S: 10	R: 1	H: 1	E: 0	LOB: 0	K: 0	S: 6	

PITCHER	IP	WLS	BF	H	R	ER	SO	BB	IBB	HBP	BLK	WP	HR	S	P	ERA	WHIP
Chris Reitsma, R ERA: 6.23 (1, 1)	5.0	L	28	12	9	9	2	2	0	0	0	0	0	63	96	16.20	2.800
Kent Mercker, L ERA: 2.45 (6, 1)	0.2		4	0	0	0	2	2	0	0	0	0	0	9	19	0.00	3.000
Brian Reith, R ERA: 7.36 (6, 1)	1.2		6	1	1	1	2	0	0	0	0	0	1	16	28	5.40	0.600
Felix Heredia, L ERA: 1.98 (8, 1)	0.2		2	0	0	0	0	0	0	0	0	0	0	3	3	0.00	0.000

AB R H RBI BB SO LOB

5	1	1	2	0	0	1
5	2	2	0	0	1	1
3	2	2	0	2	0	0
4	2	2	4	1	1	2
4	1	1	2	0	1	3
3	0	1	1	1	0	2
4	1	2	1	0	1	1
4	1	1	0	0	0	1
3	0	1	0	0	1	0
1	0	0	0	0	1	0
0	0	0	0	0	0	0
0	0	0	0	0	0	0
0	0	0	0	0	0	0

WP	PA	ERA	WHIP
0	40		
0			
0			

Cincinnati Reds @ Colorado Rockies
Coors Field, Denver, CO
 Tue Apr 29 2003, 7:05 PM MDT
 Att. 26,206 - Overcast - 60 F

AB	36
R	10
H	13
RBI	10
BB	4
SO	6
LOB	11



Batter	1	2	3	4	5	6	7	8	9	AB	R	H	RBI	BB	SO	LOB
Ronnie Belliard, R OBP: 0.352, SLG: 0.366 (1, 4)	1-1 G5-3	4-2 17 G5-3 2B BB	2-1 FC6-4			4-2 17 G3 1B BB		1-1 F8		3	2	0	1	2	0	2
Chris Richard, L OBP: 0.300, SLG: 0.444 Todd Jones, L (7, 1)	1-3 K	4-2 17 G5-3 2B BB		1-1 17 G3-1 2B		1-2 G3		0-1 G6-3		3	1	1	1	1	1	2
Javier López, L (8, 1)										0	0	0	0	0	0	0
Chris Stynes, R OBP: 0.380, SLG: 0.474 Jose Jimenez, R (9, 1)										0	0	0	0	0	0	0
17 Todd Helton, L OBP: 0.464, SLG: 0.633 (1, 3)	0-0 F8	2-2 G5-3		0-0 G3-1		1-0 WP 1B		1-0 G3		5	0	1	3	0	0	3
Preston Wilson, R OBP: 0.395, SLG: 0.594 (1, 8)		4-0 1B BB		1-2 F9		0-0 F9			3-1 F7	4	1	1	2	1	0	2
Larry Walker, L OBP: 0.385, SLG: 0.554 (1, 9)		4-0 FC5-4 BB	4-2 G4-1 E BB	0-0 G3-1		2-1 P2			2-1 DI 2B 1B	3	3	1	0	2	0	2
José Hernández, R OBP: 0.395, SLG: 0.460 (1, 6)		3-2 FC5-4 BB 1B	2-3 K		0-2 G5-3		1-0 F9 2B		2-3 K	5	1	2	1	0	2	2
Charles Johnson, R OBP: 0.325, SLG: 0.493 (1, 2)		4-1 FC5-4 BB	4-0 E G4-1 BB		3-1 G4-6-3 1B		0-2 G1-3		0-0 2B	3	0	2	1	2	0	1
Greg Norton, S OBP: 0.189, SLG: 0.176 (1, 5)		2-1 FC5-4 BB 2B	0-0 G4-1		0-2 G4-6-3		1-0 F9		0-2 G4-3	5	1	0	1	0	0	7
28 Aaron Cook, R OBP: 0.090, SLG: 0.455 Brent Butler, R OBP: 0.257, SLG: 0.161 Dan Miceli, R 40 Brian Fuentes, L Gabe Kapler, R OBP: 0.400, SLG: 0.320 (1, 1) (3, PH) (4, 1) (6, 1) (7, 7)		4-1 BB 17 G5-3 BB	0-0 E6 FC6-4		4-2 G3 17 1B BB		2-3 K			0	1	0	0	1	0	0

Inning Stats	R: 0	H: 0	E: 0	K: 1	S: 6	LOB: 0	BB: 0	P: 8	R: 7	H: 2	E: 0	K: 0	S: 18	LOB: 0	BB: 6	P: 50	R: 1	H: 0	E: 1	K: 1	S: 11	LOB: 2	BB: 2	P: 23	R: 0	H: 1	E: 0	K: 0	S: 7	LOB: 1	BB: 0	P: 9	R: 0	H: 1	E: 0	K: 0	S: 8	LOB: 0	BB: 0	P: 11	R: 2	H: 1	E: 0	K: 0	S: 11	LOB: 1	BB: 2	P: 23	R: 0	H: 1	E: 0	K: 1	S: 9	LOB: 1	BB: 0	P: 13	R: 0	H: 0	E: 0	K: 0	S: 5	LOB: 0	BB: 0	P: 7	R: 1	H: 2	E: 0	K: 1	S: 15	LOB: 1	BB: 0	P: 22	1B: 4	SF: 0	2B: 4	SAC: 0	3B: 0	DP: 1	HR: 0	HBP: 0	WP: 1	PA: 45
--------------	------	------	------	------	------	--------	-------	------	------	------	------	------	-------	--------	-------	-------	------	------	------	------	-------	--------	-------	-------	------	------	------	------	------	--------	-------	------	------	------	------	------	------	--------	-------	-------	------	------	------	------	-------	--------	-------	-------	------	------	------	------	------	--------	-------	-------	------	------	------	------	------	--------	-------	------	------	------	------	------	-------	--------	-------	-------	-------	-------	-------	--------	-------	-------	-------	--------	-------	--------

PITCHER	IP	WLS	BF	H	R	ER	SO	BB	IBB	HBP	BLK	WP	HR	S	P	ERA	WHIP
Ryan Dempster, R ERA: 7.02 (1, 1)	1.1		11	1	7	7	1	6	0	0	0	0	0	19	50	47.25	5.250
John Riedling, R ERA: 5.4 (2, 1)	3.2		17	3	3	2	1	4	0	0	0	0	0	35	63	4.91	1.909
Felix Heredia, L ERA: 1.84 (6, 1)	1.0	H	4	1	0	0	0	0	0	0	0	1	0	7	11	0.00	1.000
Scott Sullivan, R ERA: 3.52 (7, 1)	2.0	W	7	1	0	0	1	0	0	0	0	0	0	14	20	0.00	0.500
Scott Williamson, R ERA: 2.25 (9, 1)	1.0	S	5	2	1	1	1	0	0	0	0	0	0	15	22	9.00	2.000

BOTTOM

Cincinnati Reds @ Colorado Rockies
Coors Field, Denver, CO
Wed Apr 30 2003, 7:05 PM MDT
Att. 26,436 - Overcast - 56 F

livebaseballscores.com

AB	34
R	11
H	8
RBI	10
BB	10
SO	4
LOB	23



Batter	1	2	3	4	5	6	7	8	9	AB	R	H	RBI	BB	SO	LOB
Gabe Kapler, R OBP: 0.353, SLG: 0.276 (1, 9)	1-0 F7 ①		1-0 G6-3 ②		2-1 L5 ②		1-3 K ②			4	0	0	0	0	1	1
Jay Payton, R OBP: 0.357, SLG: 0.514 (1, 7)	1-1 F9 ②		4-1 17 BB BB ②		2-1 F9 ③		3-3 K ③			3	0	0	0	1	1	1
17 Todd Helton, L OBP: 0.465, SLG: 0.620 (1, 3)	4-2 BB ②		4-0 1-2 BB ②		3-3 K ①		0-1 F9 ①			2	0	0	0	2	1	0
Preston Wilson, R OBP: 0.382, SLG: 0.573 (1, 8)	1-2 K ③		1-0 F8 ③		1-3 K2-3 ②		3-2 L5 ②			4	0	0	0	0	2	3
José Hernández, R OBP: 0.390, SLG: 0.452 (1, 6)		0-0 1B ①		1-2 G1-3 ①		1-2 G6-3 ③		1-2 G4-3 ③		4	0	1	0	0	0	0
Chris Stynes, R OBP: 0.385, SLG: 0.469 (1, 5)		2-0 F7 ①		0-1 1B ①		4-0 BB 2B BB ②		0-1 F8 ①		3	1	1	0	1	0	1
Bobby Estalella, R OBP: 0.341, SLG: 0.611 (1, 2)		3-2 SAFE P3 SAFE ②		2-1 F8 ②		4-2 BB 2B BB ②		3-1 G5-3 ②		3	1	0	0	1	0	2
Brent Butler, R OBP: 0.231, SLG: 0.143 (1, 4)		0-0 P4 ③		1-3 K ③		1-2 F8 ①		2-3 K ③		4	0	0	0	0	2	4
Nelson Cruz, R OBP: 0.083, SLG: 0.083 (5, PH) Mark Swesney, L (6, 1) Justin Speier, R (7, PH) Greg Norton, S OBP: 0.211, SLG: 0.229 (8, 1) Steve Reed, R (9, 1) Javier López, L			0-0 G6-3 ①		1-0 F8 ①		0-1 1-H 2-H 2B ①			1	0	0	0	0	0	0

Inning Stats	R: 0	H: 0	E: 0	K: 1	S: 8	LOB: 1	BB: 1	P: 15	R: 0	H: 1	E: 0	K: 0	S: 6	LOB: 1	BB: 0	P: 11	R: 0	H: 0	E: 0	K: 0	S: 4	LOB: 2	BB: 2	P: 14	R: 0	H: 1	E: 0	K: 1	S: 10	LOB: 1	BB: 0	P: 14	R: 0	H: 0	E: 0	K: 0	S: 5	LOB: 0	BB: 0	P: 10	R: 0	H: 0	E: 0	K: 2	S: 12	LOB: 0	BB: 0	P: 17	R: 2	H: 1	E: 0	K: 2	S: 18	LOB: 1	BB: 2	P: 31	R: 0	H: 0	E: 0	K: 0	S: 9	LOB: 0	BB: 0	P: 13	R: 0	H: 0	E: 0	K: 1	S: 7	LOB: 0	BB: 0	P: 12	1B: 2	2B: 1	3B: 0	HR: 0	SF: 0	SAC: 0	DP: 0	HBP: 0	WP: 0	PA: 35
--------------	------	------	------	------	------	--------	-------	-------	------	------	------	------	------	--------	-------	-------	------	------	------	------	------	--------	-------	-------	------	------	------	------	-------	--------	-------	-------	------	------	------	------	------	--------	-------	-------	------	------	------	------	-------	--------	-------	-------	------	------	------	------	-------	--------	-------	-------	------	------	------	------	------	--------	-------	-------	------	------	------	------	------	--------	-------	-------	-------	-------	-------	-------	-------	--------	-------	--------	-------	--------

PITCHER	IP	WLS	BF	H	R	ER	SO	BB	IBB	HBP	BLK	WP	HR	S	P	ERA	WHIP
Jeff Austin, R ERA: 4.5 (1, 1)	6.0	W	25	2	2	2	4	5	0	0	0	0	0	49	93	3.00	1.167
Gabe White, L ERA: 2.25 (7, 1)	1.1		5	1	0	0	2	0	0	0	0	0	0	16	21	0.00	0.750
Brian Reith, R ERA: 5.06 (8, 1)	1.2		5	0	0	0	1	0	0	0	0	0	0	14	23	0.00	0.000

BOTTOM

Cincinnati Reds @ Colorado Rockies
Coors Field, Denver, CO
Thu May 01 2003, 1:05 PM MDT
Att. 28,788 - Cloudy - 60 F

livebaseballscores.com

AB	30
R	2
H	3
RBI	2
BB	5
SO	7
LOB	12



Batter	1	2	3	4	5	6	7	8	9	AB R H RBI BB SO LOB	TOP			
Ronnie Belliard, R (1, 4) OBP: 0.358, SLG: 0.365	4-0 17 G4-6-3 1B BB		0-2 G4-3			0-2 G1-3		0-2 E 17 SF7 1B		3 1 1 1 1 0 1				
Jay Payton, R (1, 7) OBP: 0.370, SLG: 0.523	1-2 17 G4-6-3 1B		2-3			0-0 17 1B		0-0 E8 17 SF7 1B		4 0 3 0 0 1 0				
17 Todd Helton, L (1, 3) OBP: 0.459, SLG: 0.612	0-1 G4-6-3 1-2f 2-3			0-2 G3-1		2-2 G3-6-1 1B		2-2 SF7		3 0 1 2 0 0 2				
Preston Wilson, R (1, 8) OBP: 0.370, SLG: 0.553	2-2 P4			1-0 G6-3		0-0 G3-6-1		3-3 K		4 0 0 0 0 1 4				
Larry Walker, L (1, 9) OBP: 0.389, SLG: 0.547		0-0 G4-3		1-1 P5			0-1 G4-6-3 1B	4-2 BB		3 0 1 0 1 0 0				
José Hernández, R (1, 6) OBP: 0.377, SLG: 0.435		2-3 K			2-2 G1-3		0-0 G4-6-3 1-2f	1-0 L9		4 0 0 0 0 1 3				
Charles Johnson, R (1, 2) OBP: 0.333, SLG: 0.493		1-1 1B			3-2 G6-4-3 1B		0-0 G5-3		1-3 K	4 0 2 0 0 1 0				
Chris Stynes, R (1, 5) OBP: 0.380, SLG: 0.452		3-1 G4-3			0-1 G6-4-3 1-2f			4-2 1B WP 1B BB	0-2 G1-3	3 1 0 0 1 0 2				
Shawn Chacon, R (1, 1) OBP: 0.231, SLG: 0.462			0-0 G6-3			0-0 1B 17 1B 2B		2-2 1B 1B E 1B	2-2 F8	1 0 0 0 0 0 0 1 1 1 0 0 0 0 0 0 0 0 0 0 0 0 0 0 0 0 0 0 1 1 1 0 0 0 0 0 0 0 0 0 0 0 1 0 0 0 0 0 0				
Gabe Kapler, R (8, PH) OBP: 0.371, SLG: 0.333														
Dan Miceli, R (6, 1)														
Todd Jones, L (7, 1)														
Brent Butler, R (8, PH) OBP: 0.250, SLG: 0.167														
Jose Jimenez, R (8, 1)														
Greg Norton, S (9, PH) OBP: 0.205, SLG: 0.222														
Inning Stats	R: 0 H: 1 E: 0 LOB: 1 K: 0 BB: 1 S: 9 P: 16	R: 0 H: 1 E: 0 LOB: 1 K: 1 BB: 0 S: 10 P: 16	R: 0 H: 0 E: 0 LOB: 0 K: 1 BB: 0 S: 8 P: 10	R: 0 H: 0 E: 0 LOB: 0 K: 0 BB: 0 S: 6 P: 8	R: 0 H: 1 E: 0 LOB: 0 K: 0 BB: 0 S: 11 P: 16	R: 1 H: 3 E: 0 LOB: 1 K: 0 BB: 0 S: 9 P: 11	R: 0 H: 1 E: 0 LOB: 0 K: 0 BB: 0 S: 4 P: 4	R: 3 H: 3 E: 1 LOB: 2 K: 1 BB: 2 S: 27 P: 43	R: 0 H: 0 E: 0 LOB: 0 K: 1 BB: 0 S: 10 P: 13	1B: 9 SF: 1 2B: 1 SAC: 0 3B: 0 DP: 4 HR: 0 HBP: 0	WP: 2 PA: 36 PB: 0 SB: 0 CS: 0			
PITCHER	IP WLS BF H R ER SO BB IBB HBP BLK WP HR S P ERA WHIP												PITCHER	IP WLS BF H R ER SO BB IBB HBP BLK WP HR S P ERA WHIP
Shawn Estes, L (1, 1) ERA: 6.53	7.1 W 30 10 4 3 2 2 0 0 0 0 1 0 76 108 3.68 1.636													
Kyle Farnsworth, R (8, 1) ERA: 2.77	0.1 H 1 0 0 0 1 0 0 0 0 0 1 0 5 8 0.00 0.000													
Mark Guthrie, L (8, 1) ERA: 0.96	0.0 1 0 0 0 0 1 0 0 0 0 0 0 2 6 ∞ ∞													
Joe Borowski, R (8, 1) ERA: 1.8	1.1 S 4 0 0 0 1 0 0 0 0 0 0 0 11 15 0.00 0.000													

Colorado Rockies @ Chicago Cubs
Wrigley Field, Chicago, IL
Fri May 02 2003, 2:20 PM CDT
Att. 29,236 - Sunny - 47 F

livebaseballscorecards.com

AB 32
R 4
H 10
RBI 3
BB 3
SO 4
LOB 12



Batter	1	2	3	4	5	6	7	8	9
Corey Patterson, L (1, 8) OBP: 0.330, SLG: 0.532	0-2 1B	3-3 K		1-0 F8		1-0 G3-1		2-0 1B	
Alex Gonzalez, R (1, 6) OBP: 0.370, SLG: 0.439	4-0 1B		1-0 2B	0-2 G1-3		3-2 K		0-1 G5-4-3	
Sammy Sosa, R (1, 9) Troy O'Leary, L (8, 9) Tom Goodwin, L (9, 9) OBP: 0.468, SLG: 0.616 OBP: 0.231, SLG: 0.227 OBP: 0.235, SLG: 0.235	1-3 K		1-0 2B		1-0 1B		4-2 2B	2-2 G3	
Moises Alou, R (1, 7) OBP: 0.351, SLG: 0.404	0-2 G5-4-3		2-2 P5		1-2 G5-3		0-3 K		
Hee-Seop Choi, L (1, 3) OBP: 0.446, SLG: 0.581		0-0 2B	4-2 2B		2-2 G3-1		1-0 2B		
Mark Bellhorn, S (1, 5) OBP: 0.372, SLG: 0.333		3-1 2B	4-2 2B		0-2 1B		1-0 SF8		
Ramon Martinez, R (1, 4) OBP: 0.366, SLG: 0.323		2-3 K	1-1 G1-3		1-1 HBP		4-0 BB		
Paul Bako, L (1, 2) OBP: 0.367, SLG: 0.360		4-1 1B	0-1 P6		0-2 FC5		2-3 K		
Shawn Estes, R (1, 1) Kyle Farnsworth, R (8, 1) Mark Guthrie, R (8, 1) Joe Borowski, R (8, 1) Damian Miller, R (8, 2) OBP: 0.100, SLG: 0.100 OBP: 0.361, SLG: 0.472		0-1 1B		0-1 G5-3		1-3 K		4-2 1B	

Inning Stats	R: 0	H: 1	E: 0	K: 1	S: 9	H: 1	LOB: 1	BB: 1	P: 14	R: 2	H: 3	E: 0	K: 2	S: 12	H: 2	LOB: 1	BB: 2	P: 24	R: 3	H: 2	E: 0	K: 0	S: 14	R: 1	H: 2	E: 0	K: 0	S: 16	R: 0	H: 0	E: 0	K: 2	S: 8	R: 1	H: 1	E: 0	K: 2	S: 11	R: 0	H: 1	E: 0	K: 0	S: 9
--------------	------	------	------	------	------	------	--------	-------	-------	------	------	------	------	-------	------	--------	-------	-------	------	------	------	------	-------	------	------	------	------	-------	------	------	------	------	------	------	------	------	------	-------	------	------	------	------	------

PITCHER	IP	WLS	BF	H	R	ER	SO	BB	IBB	HBP	BLK	WP	HR	S	P	ERA	WHIP
Shawn Chacon, R (1, 1) ERA: 2.27	5.0	L	26	8	6	6	3	4	0	0	0	2	0	58	94	10.80	2.400
Dan Miceli, R (6, 1) ERA: 6.38	1.0		3	0	0	0	2	0	0	0	0	0	0	8	13	0.00	0.000
Todd Jones, R (7, 1) ERA: 6.08	1.0		6	1	1	1	2	2	0	0	0	0	0	11	23	9.00	3.000
Jose Jimenez, R (8, 1) ERA: 8.16	1.0		4	1	0	0	0	1	0	0	0	0	0	9	17	0.00	2.000

AB R H RBI BB SO LOB

5	0	2	0	0	1	1
4	1	1	0	1	1	2
3	3	2	1	1	1	2
1	0	0	0	0	0	1
0	0	0	0	0	0	0
4	0	0	0	0	1	5
3	2	2	0	1	0	1
2	0	2	3	1	0	0
2	0	0	1	1	1	3
3	1	0	0	1	1	5
3	0	1	1	0	1	0
0	0	0	0	0	0	0
0	0	0	0	0	0	0
0	0	0	0	0	0	0
0	0	0	0	1	0	0

AB	R	H	RBI	BB	SO	LOB
30	7	10	6	7	7	20

Colorado Rockies @ Chicago Cubs
Wrigley Field, Chicago, IL
Fri May 02 2003, 2:20 PM CDT
Att. 29,236 - Sunny - 47 F

livebaseballscores.com

WP: 2	PA: 39
PB: 0	
SB: 1	
CS: 2	



BOTTOM

Colorado Rockies @ Chicago Cubs
Wrigley Field, Chicago, IL
Sat May 03 2003, 1:20 PM CDT
Att. 38,332 - Sunny - 50 F

livebaseballscores.com

AB 35
R 4
H 8
RBI 4
BB 6
SO 7
LOB 17



WP: 0 PA: 41
PB: 0
SB: 1
CS: 0

AB R H RBI BB SO LOB
4 0 0 0 0 0 2
1 0 1 0 0 0 0

4 0 0 0 1 0 1

2 0 1 1 3 0 0

5 0 1 0 0 2 5

5 1 1 0 0 2 2

3 1 2 0 1 0 0
0 0 0 0 0 0 0

4 0 1 0 0 1 2
0 0 0 0 0 0 0
0 0 0 0 0 0 0

3 1 0 1 1 1 2

3 1 1 2 0 1 3
0 0 0 0 0 0 0
1 0 0 0 0 0 0

1B: 7 SF: 0
2B: 0 SAC: 0
3B: 0 DP: 0
HR: 1 HBP: 0

Batter	1	2	3	4	5	6	7	8	9
Tom Goodwin, L (1, 8) Corey Patterson, L (8, PH) OBP: 0.190, SLG: 0.190 OBP: 0.336, SLG: 0.536	G4-3	FC1-2		L8		F8		FC6-4	
Mark Grudzielanek, R (1, 4) OBP: 0.322, SLG: 0.368	G1-3			G6-3		F9		FC6-4	
Alex Gonzalez, R (1, 6) OBP: 0.386, SLG: 0.440									G6-3
Sammy Sosa, R (1, 9) OBP: 0.458, SLG: 0.596	K	K				P6			G1-3
Moises Alou, R (1, 7) OBP: 0.345, SLG: 0.394									K
Eric Karros, R (1, 3) Hee-Seop Choi, L (8, 3) OBP: 0.417, SLG: 0.400 OBP: 0.446, SLG: 0.581									
Mark Bellhorn, S (1, 5) Kyle Farnsworth, R (8, 1) Mark Guthrie, R (8, 1) Juan Cruz, R (9, 1)									
Damian Miller, R (1, 2) OBP: 0.356, SLG: 0.453									
38 Carlos Zambrano, S (1, 1) Mike Remlinger, L (7, 1) Ramon Martinez, R (8, 5) OBP: 0.214, SLG: 0.500 OBP: 0.357, SLG: 0.313									

Inning Stats	R: 0	H: 0	E: 0	K: 1	S: 9	H: 0	LOB: 1	BB: 1	P: 16	R: 3	H: 3	E: 0	K: 1	S: 24	R: 0	H: 0	E: 0	K: 1	S: 14	R: 1	H: 3	E: 0	K: 1	S: 12	R: 0	H: 1	E: 0	K: 2	S: 12	R: 0	H: 0	E: 0	K: 0	S: 4	R: 0	H: 1	E: 0	K: 0	S: 10	R: 0	H: 0	E: 0	K: 1	S: 9	R: 0	H: 0	E: 0	K: 1	S: 17
--------------	------	------	------	------	------	------	--------	-------	-------	------	------	------	------	-------	------	------	------	------	-------	------	------	------	------	-------	------	------	------	------	-------	------	------	------	------	------	------	------	------	------	-------	------	------	------	------	------	------	------	------	------	-------

PITCHER	IP	WLS	BF	H	R	ER	SO	BB	IBB	HBP	BLK	WP	HR	S	P	ERA	WHIP
Darren Oliver, L (1, 1) ERA: 6.03	5.0		27	7	4	4	6	5	0	0	0	0	1	71	110	7.20	2.400
Justin Speier, R (6, 1) ERA: 3.94	2.0	W	7	0	0	0	0	1	0	0	0	0	0	20	28	0.00	0.500
Steve Reed, R (8, 1) ERA: 4.5	1.0	H	4	1	0	0	0	0	0	0	0	0	0	10	17	0.00	1.000
Jose Jimenez, R (9, 1) ERA: 7.63	1.0	S	3	0	0	0	1	0	0	0	0	0	0	9	17	0.00	0.000

Batter	1	2	3	4	5	6	7	8	9	10	AB	R	H	RBI	BB	SO	LOB
Mark Grudzielanek, R OBP: 0.317, SLG: 0.356 (1, 4)	K	BB			G6-3	FC3-6		K			4	0	0	0	1	2	4
Ramon Martinez, R OBP: 0.362, SLG: 0.405 (1, 6)	BB	BB			G6-3		HR		E5		5	2	2	1	0	1	2
Joe Borowski, R (10, 1)	2B	1B	K		G6-3				G6-4-3		0	0	0	0	0	0	0
Sammy Sosa, R OBP: 0.449, SLG: 0.574 (1, 9)	K		K		G4-3		FC6-4		G6-4-3		4	0	0	0	1	2	2
Moises Alou, R OBP: 0.347, SLG: 0.383 (1, 7)	2B	BB	F8			1B	BB		P5		3	2	0	0	2	0	1
Hee-Seop Choi, L OBP: 0.455, SLG: 0.585 (1, 3)	2B		E	S	BB	BB	1B		P4		3	0	1	2	2	1	1
Corey Patterson, L OBP: 0.333, SLG: 0.526 (1, 8)	K		K			BB	BB		FC6-4		4	0	1	0	0	2	3
Mike Remlinger, L (8, 1)	K		K			BB	1B				0	0	0	0	0	0	0
Alex Gonzalez, R OBP: 0.391, SLG: 0.470 (10, 6)	K		K			1B			HR		1	1	1	1	0	0	0
Mark Bellhorn, S OBP: 0.363, SLG: 0.316 (1, 5)		F7			K						3	0	0	0	1	2	3
Damian Miller, R OBP: 0.344, SLG: 0.436 (1, 2)		K			K						3	0	0	0	0	3	3
34 Kerry Wood, R OBP: 0.235, SLG: 0.412 (1, 1)		BB			G6-3						2	0	1	0	0	0	0
Eric Karros, R OBP: 0.429, SLG: 0.400 (6, PH)						FC3-6					0	0	0	1	1	0	0
Alan Benes, R (7, 1)		BB				BB					0	0	0	0	0	0	0
Tom Goodwin, L OBP: 0.182, SLG: 0.182 (8, 8)		1B				BB					1	0	0	0	0	0	1

Inning Stats	R: 2	H: 2	E: 0	K: 3	S: 14	H: 2	LOB: 1	BB: 1	P: 23	R: 0	H: 0	E: 0	K: 2	S: 15	H: 1	LOB: 2	BB: 1	P: 27	R: 0	H: 0	E: 0	K: 2	S: 14	H: 0	LOB: 1	BB: 1	P: 24	R: 0	H: 0	E: 0	K: 2	S: 8	H: 0	LOB: 0	BB: 0	P: 9	R: 0	H: 0	E: 0	K: 0	S: 5	H: 1	LOB: 1	K: 1	S: 13	H: 1	LOB: 1	K: 1	S: 9	H: 0	LOB: 1	K: 1	S: 7	H: 0	LOB: 0	K: 0	S: 11	R: 1	H: 1	E: 0	K: 0	S: 3	H: 1	LOB: 0	K: 0	S: 6	1B: 3	SF: 0	2B: 1	SAC: 1	3B: 0	DP: 1	HR: 2	HBP: 0	WP: 0	PA: 42
--------------	------	------	------	------	-------	------	--------	-------	-------	------	------	------	------	-------	------	--------	-------	-------	------	------	------	------	-------	------	--------	-------	-------	------	------	------	------	------	------	--------	-------	------	------	------	------	------	------	------	--------	------	-------	------	--------	------	------	------	--------	------	------	------	--------	------	-------	------	------	------	------	------	------	--------	------	------	-------	-------	-------	--------	-------	-------	-------	--------	-------	--------


PITCHER	IP	WLS	BF	H	R	ER	SO	BB	IBB	HBP	BLK	WP	HR	S	P	ERA	WHIP
Jason Jennings, R ERA: 6.75 (1, 1)	5.0		22	3	3	3	9	4	0	0	0	0	0	60	99	5.40	1.400
40 Brian Fuentes, L ERA: 3.38 (6, 1)	0.2	B	5	1	0	0	2	2	0	0	0	0	0	14	23	0.00	4.500
Dan Miceli, R ERA: 6.27 (6, 1)	0.1		1	0	0	0	0	0	0	0	0	0	0	2	3	0.00	0.000
Todd Jones, R ERA: 5.87 (7, 1)	2.0	B	9	1	1	1	2	2	0	0	0	0	1	22	34	4.50	1.500
Steve Reed, R ERA: 4.7 (9, 1)	1.1	L	5	1	1	1	0	0	0	0	0	0	1	10	17	6.75	0.750

BOTTOM

Colorado Rockies @ Chicago Cubs
 Wrigley Field, Chicago, IL
 Sun May 04 2003, 1:20 PM CDT
 Att: 37,223 - Overcast - 58 F

livebaseballscorecards.com

AB	33
R	5
H	6
RBI	5
BB	8
SO	13
LOB	20



Batter	1	2	3	4	5	6	7	8	9	AB R H RBI BB SO LOB	TOP																
Ronnie Belliard, R (1, 4) OBP: 0.363, SLG: 0.361	0-1 G6-3		1-2 F9		1-2 G6-3		4-2 SAFE 1-2 SAFE BB		1-3 K	4 0 0 0 1 1 0																	
Jay Payton, R (1, 7) OBP: 0.381, SLG: 0.504	0-2 G4-3		1-1 G5-3		2-1 L6		0-0 G6-3		0-1 17 G4-3 1B	5 0 1 0 0 0 2																	
17 Todd Helton, L (1, 3) OBP: 0.466, SLG: 0.596	0-2 BB 1B		4-2 BB		1-1 F9			4-1 1B 2B BB	2-2 G4-3	3 1 1 0 2 0 1																	
Preston Wilson, R (1, 8) OBP: 0.376, SLG: 0.583	4-0 1-2 BB		2-2 G1-3			1-0 P4		2-2 2B 1-2 G6-3 1B		3 1 1 0 1 0 1																	
Larry Walker, L (1, 9) OBP: 0.402, SLG: 0.543	2-2 G6-3			1-1 F9 BB HBP		4-1 BB		1-1 G6-3 1-3 2-H 2B		2 0 1 1 1 0 2																	
José Hernández, R (1, 6)		0-0 G4-3		0-1 F9		2-2 F9		4-1 G6-3 BB		3 0 0 0 1 0 2																	
Charles Johnson, R (1, 2)		2-1 F8		4-1 SAFE 1-2 BB		3-1 F9		3-3 K		3 0 0 0 1 1 4																	
Chris Stynes, R (1, 5)		3-2 1B		1-0 F9			0-0 F8	1-1 G6-3		4 0 1 1 0 0 4																	
28 Aaron Cook, R (1, 1) OBP: 0.429, SLG: 0.385		2-3 K		0-0 G1-3			2-1 BB 1B	1-0 G4-3		2 0 0 0 0 1 3																	
Gabe Kapler, R (7, PH) OBP: 0.389, SLG: 0.355										1 0 1 0 0 0 0																	
Justin Speier, R (7, 1)										0 0 0 0 0 0 0																	
Greg Norton, S (8, PH) OBP: 0.213, SLG: 0.209										1 0 0 0 0 0 2																	
Todd Jones, L (8, 1)										0 0 0 0 0 0 0																	
Inning Stats	R: 0 E: 0 K: 0 S: 11	H: 1 LOB: 2 BB: 1 P: 17	R: 0 E: 0 K: 1 S: 12	H: 1 LOB: 1 BB: 0 P: 19	R: 0 E: 0 K: 0 S: 10	H: 0 LOB: 1 BB: 1 P: 18	R: 0 E: 0 K: 0 S: 6	H: 0 LOB: 2 BB: 1 P: 12	R: 0 E: 0 K: 0 S: 7	H: 0 LOB: 0 BB: 0 P: 11	R: 0 E: 0 K: 0 S: 8	H: 0 LOB: 1 BB: 1 P: 18	R: 0 E: 0 K: 0 S: 6	H: 1 LOB: 1 BB: 1 P: 12	R: 2 E: 0 K: 1 S: 14	H: 2 LOB: 2 BB: 2 P: 30	R: 0 E: 0 K: 1 S: 8	H: 1 LOB: 0 BB: 0 P: 11	1B: 5 2B: 1 3B: 0 HR: 0	SF: 0 SAC: 0 DP: 2 HBP: 1	WP: 0 PB: 0 SB: 0 CS: 0	PA: 39					
PITCHER	IP WLS BF H R ER SO BB IBB HBP BLK WP HR S P ERA WHIP																										
Mike Hampton, L (1, 1) ERA: 2.52	7.0		29	3	0	0	1	5	0	1	0	0	0	60	107	0.00	1.143										
Roberto Hernandez, R (8, 1) ERA: 3.32	1.0	W	7	2	2	2	1	2	0	0	0	0	0	14	30	18.00	4.000										
29 John Smoltz, R (9, 1) ERA: 1.02	1.0	S	3	1	0	0	1	0	0	0	0	0	0	8	11	0.00	1.000										

Colorado Rockies @ Atlanta Braves

Turner Field, Atlanta, GA

Tue May 06 2003, 7:35 PM EDT
Att. 18,108 - Overcast - 67 F

livebaseballscorecards.com

AB	31
R	2
H	6
RBI	2
BB	7
SO	3
LOB	21



Batter	1	2	3	4	5	6	7	8	9
Rafael Furcal, S OBP: 0.373, SLG: 0.468 (1, 6)	G1-3		FC3-6 2-H 1B		G3		F8		
Marcus Giles, R OBP: 0.405, SLG: 0.532 (1, 4)	4-1 10 PO BB		1 SAFE 1 SAFE 1 SAFE E6 FC3-6 1-2		G4-3			F9	
Gary Sheffield, R OBP: 0.427, SLG: 0.642 (1, 9)	1-2 P5		0-0 FC3-6 1-2 2-3			1-1 G5-3		1-1 G1-3	
10 Chipper Jones, S OBP: 0.375, SLG: 0.469 (1, 7)	2-2 PO	2-0 F7	1 SAFE 1-0 P4		2-1 G3-1			4-2 HR BB	
Darren Bragg, L OBP: 0.220, SLG: 0.135 (9, 7)	1-2								
Andruw Jones, R OBP: 0.370, SLG: 0.579 (1, 8)		2-2 P4		0-0 P6		0-0 G6-3		1-1 HR	
Robert Fick, L OBP: 0.397, SLG: 0.536 (1, 3)		3-2 1B		0-2 P5			2-2 1B FC4-2 2B	1-1 G4-3	
29 John Smoltz, R (9, 1)									
Vinny Castilla, R OBP: 0.317, SLG: 0.372 (1, 5)		0-3 K		1-2 G6-3			3-2 F8 FC4-2 1B		
Javy Lopez, R OBP: 0.273, SLG: 0.429 (1, 2)			3-2 SH5-4 1B		1-1 F9		0-0 FC4-2		
Mike Hampton, R OBP: 0.429, SLG: 0.500 (1, 1)			0-1 SH5-4		1-2 G3		1-1 F8		
Matt Franco, L OBP: 0.316, SLG: 0.361 (7, PH)									
Roberto Hernandez, R (8, 1)									
Julio Franco, R OBP: 0.448, SLG: 0.429 (9, 3)									

Inning Stats	R: 0	H: 0	E: 0	K: 10	S: 10	R: 0	H: 1	E: 0	K: 1	S: 10	R: 1	H: 2	E: 1	K: 0	S: 13	R: 0	H: 0	E: 0	K: 0	S: 7	R: 0	H: 1	E: 0	K: 0	S: 11	R: 0	H: 0	E: 0	K: 0	S: 5	R: 0	H: 2	E: 0	K: 0	S: 13	R: 2	H: 1	E: 0	K: 0	S: 10	
	0	0	0	1	10	0	1	0	1	10	0	2	1	0	13	0	0	0	0	7	0	0	1	0	0	11	0	0	0	0	5	0	2	0	0	13	2	1	0	0	10
	0	0	0	1	10	0	1	0	1	10	0	2	1	0	13	0	0	0	0	7	0	0	1	0	0	11	0	0	0	0	5	0	2	0	0	13	2	1	0	0	10

PITCHER	IP	WLS	BF	H	R	ER	SO	BB	IBB	HBP	BLK	WP	HR	S	P	ERA	WHIP
28 Aaron Cook, R ERA: 6.32 (1, 1)	6.0		23	4	1	1	1	1	0	0	0	0	0	56	87	1.50	0.833
Justin Speier, R ERA: 3.71 (7, 1)	1.0		5	2	0	0	0	0	0	0	0	0	0	13	20	0.00	2.000
Todd Jones, R ERA: 6.61 (8, 1)	1.0	L	5	1	2	2	0	1	0	0	0	0	1	10	17	18.00	2.000

AB	R	H	RBI	BB	SO	LOB
4	0	1	1	0	0	3
3	0	0	0	1	0	2
4	0	0	0	0	0	3
3	1	0	0	1	0	2
0	0	0	0	0	0	0
4	1	1	2	0	0	0
4	0	2	0	0	0	0
0	0	0	0	0	0	0
3	0	1	0	0	1	1
3	1	1	0	0	0	2
1	0	1	0	0	0	0
1	0	0	0	0	0	2
0	0	0	0	0	0	0
0	0	0	0	0	0	0

AB	30	R	3	H	7	RBI	3	BB	2	SO	1	LOB	15
WP: 0	PA: 34	PB: 0	SB: 0	CS: 0	SF: 0	SAC: 1	DP: 0	HBP: 0	HR: 1	1B: 4	2B: 2	3B: 0	HR: 1

Colorado Rockies @ Atlanta Braves
 Turner Field, Atlanta, GA
 Tue May 06 2003, 7:35 PM EDT
 Att. 18,108 - Overcast - 67 F

livebaseballscorecards.com



Batter	1	2	3	4	5	6	7	8	9	AB R H RBI BB SO LOB	TOP		
Ronnie Belliard, R (1, 4) OBP: 0.357, SLG: 0.348	2-3 		4-1 			3-2 		2-3 	0-0 	4 0 0 0 1 2 0			
Jay Payton, R (1, 7) OBP: 0.391, SLG: 0.516	2-2 		1-1 	1-1 		0-3 		4-1 		3 2 2 0 1 1 0			
17 Todd Helton, L (1, 3) OBP: 0.467, SLG: 0.598	1-0 			1-0 		3-2 		4-1 		3 1 1 0 1 0 1			
Preston Wilson, R (1, 8) OBP: 0.379, SLG: 0.605		2-2 		2-1 			0-0 	4-2 		2 2 1 2 1 0 0			
Larry Walker, L (1, 9) OBP: 0.397, SLG: 0.528		0-0 		3-1 			3-1 	4-1 		3 1 0 1 1 0 1			
Chris Stynes, R (1, 5) OBP: 0.366, SLG: 0.448		2-1 		0-2 			3-1 	3-2 		4 0 2 3 0 0 1			
Charles Johnson, R (1, 2) OBP: 0.316, SLG: 0.434			2-3 		0-0 		1-0 	3-3 		4 0 0 0 0 2 2			
Brent Butler, R (1, 6) OBP: 0.227, SLG: 0.150			0-0 		0-3 		1-1 		0-3 	4 0 0 0 0 2 1			
Nelson Cruz, R (1, 1) OBP: 0.154, SLG: 0.231			1-1 		2-1 			0-0 	1-0 	1 0 1 0 0 0 0			
Mark Sweeney, L (5, PH)										1 0 0 0 0 0 0			
Dan Miceli, R (5, 1)										0 0 0 0 0 0 0			
Javier López, L (7, 1)										0 0 0 0 0 0 0			
Gabe Kapler, R (8, PH)										1 0 0 0 0 0 0			
Todd Jones, L (8, 1)										0 0 0 0 0 0 0			
40 Brian Fuentes, L (8, PH)										0 0 0 0 0 0 0			
Greg Norton, S (9, PH)										1 0 0 0 0 0 0			
Inning Stats	R: 0 H: 1 E: 0 LOB: 0 K: 1 BB: 0 S: 8 P: 13	R: 0 H: 0 E: 0 LOB: 0 K: 0 BB: 0 S: 7 P: 11	R: 0 H: 1 E: 0 LOB: 1 K: 1 BB: 1 S: 9 P: 17	R: 1 H: 2 E: 0 LOB: 1 K: 0 BB: 0 S: 10 P: 17	R: 0 H: 0 E: 0 LOB: 0 K: 1 BB: 0 S: 6 P: 8	R: 0 H: 0 E: 0 LOB: 0 K: 1 BB: 0 S: 13 P: 19	R: 1 H: 2 E: 0 LOB: 1 K: 0 BB: 0 S: 8 P: 16	R: 4 H: 1 E: 0 LOB: 1 K: 2 BB: 4 S: 15 P: 39	R: 0 H: 0 E: 0 LOB: 0 K: 1 BB: 0 S: 5 P: 6	1B: 1 SF: 1 2B: 5 SAC: 0 3B: 0 DP: 0 HR: 1 HBP: 0	WP: 0 PA: 38 PB: 0 SB: 0 CS: 1		
PITCHER	IP WLS BF H R ER SO BB IBB HBP BLK WP HR S P ERA WHIP											PITCHER	IP WLS BF H R ER SO BB IBB HBP BLK WP HR S P ERA WHIP
Shane Reynolds, R (1, 1) ERA: 5.6	6.1 W 24 6 2 2 4 1 0 0 0 0 1 58 96 2.84 1.105												
Kevin Gryboski, R (7, 1) ERA: 7.24	1.1 7 0 3 3 1 3 0 0 0 0 0 0 11 27 20.25 2.250												
Ray King, L (8, 1) ERA: 3.86	0.0 1 0 0 0 0 1 0 0 0 0 0 0 1 5 ∞ ∞												
Roberto Hernandez, R (8, 1) ERA: 3.32	0.0 1 1 1 1 0 0 0 0 0 0 0 0 3 6 ∞ ∞												
29 John Smoltz, R (8, 1) ERA: 0.95	1.1 S 4 0 0 0 2 0 0 0 0 0 0 0 8 12 0.00 0.000												

Colorado Rockies @ Atlanta Braves
Turner Field, Atlanta, GA
Thu May 08 2003, 4:35 PM EDT
Cloudy - 83 F

livebaseballscorecards.com

AB	31
R	6
H	7
RBI	6
BB	5
SO	7
LOB	6



Batter	1	2	3	4	5	6	7	8	9
Rafael Furcal, S OBP: 0.387, SLG: 0.493 (1, 6)	1-2 F7 HBP 1B	2-3 K		2-2 HR			4-0 BB 1B BB	4-1 2B BB	
Mark DeRosa, R OBP: 0.211, SLG: 0.250 (1, 4)	2-2 1B F7 HR HBP	2-2 K		1-3 K			3-2 BB 1-2 1B	4-0 2B BB	
Gary Sheffield, R OBP: 0.434, SLG: 0.645 (1, 9)	1-0 F7		2-0 1B SF8 1B		1-3 K		4-2 BB 1-2 2-3	2-1 10 HR 2B	
10 Chipper Jones, S OBP: 0.383, SLG: 0.491 Darren Bragg, L OBP: 0.220, SLG: 0.135 (1, 7) (9, 7)	4-1 1B HR IBB		0-0 F9		4-2 BB		0-1 F9	2-2 HR	
Andruw Jones, R OBP: 0.371, SLG: 0.571 (1, 8)	0-2 HR 1B		1-2 1B		1-3 K		2-3 K	2-3 K	
Robert Fick, L OBP: 0.390, SLG: 0.569 (1, 3)	0-0 HR		2-0 SF8		2-0 F8		2-0 G6-3		
Vinny Castilla, R OBP: 0.307, SLG: 0.359 (1, 5)	1-1 F9		0-2 F9			0-0 P6		0-0 G6-3	
Javy Lopez, R OBP: 0.261, SLG: 0.409 (1, 2)	0-0 G6-3			2-0 F9		1-0 P2		2-0 G6-3	
Shane Reynolds, R Kevin Gryboski, R Ray King, L Roberto Hernandez, R 29 John Smoltz, R Julio Franco, R OBP: 0.458, SLG: 0.429 (1, 1) (7, 1) (8, 1) (8, 1) (8, 1) (8, 3)		1-3 K		2-3 K		1-3 K		4-0 2B BB	

Inning Stats	R: 5 E: 0 K: 0 S: 14	H: 3 LOB: 0 BB: 1 P: 23	R: 0 E: 0 K: 3 S: 9	H: 0 LOB: 0 BB: 0 P: 14	R: 1 E: 0 K: 0 S: 9	H: 2 LOB: 1 BB: 0 P: 14	R: 1 E: 0 K: 2 S: 10	H: 1 LOB: 0 BB: 0 P: 17	R: 0 E: 0 K: 2 S: 10	H: 0 LOB: 1 BB: 1 P: 18	R: 0 E: 0 K: 1 S: 5	H: 0 LOB: 0 BB: 0 P: 7	R: 0 E: 0 K: 1 S: 14	H: 1 LOB: 3 BB: 2 P: 29	R: 5 E: 1 K: 1 S: 11	H: 2 LOB: 0 BB: 3 P: 31
--------------	-------------------------------	----------------------------------	------------------------------	----------------------------------	------------------------------	----------------------------------	-------------------------------	----------------------------------	-------------------------------	----------------------------------	------------------------------	---------------------------------	-------------------------------	----------------------------------	-------------------------------	----------------------------------

PITCHER	IP	WLS	BF	H	R	ER	SO	BB	IBB	HBP	BLK	WP	HR	S	P	ERA	WHIP
Nelson Cruz, R ERA: 6.94 (1, 1)	4.0	L	20	6	7	7	5	0	0	0	0	0	2	42	68	15.75	1.500
Dan Miceli, R ERA: 5.66 (5, 1)	2.0		10	1	0	0	3	3	0	0	0	0	0	23	44	0.00	2.000
Javier López, L ERA: 1.54 (7, 1)	1.0		3	0	0	0	1	0	0	0	0	0	0	6	10	0.00	0.000
Todd Jones, R ERA: 8.47 (8, 1)	0.2		6	1	4	4	0	3	0	0	0	0	0	5	21	54.00	6.000
40 Brian Fuentes, L ERA: 3.95 (8, 1)	0.1		2	1	1	1	1	0	0	0	0	0	1	6	10	27.00	3.000


BOTTOM

Colorado Rockies @ Atlanta Braves
Turner Field, Atlanta, GA
Thu May 08 2003, 4:35 PM EDT
Cloudy - 83 F

AB	R	H	RBI	BB	SO	LOB
3	3	2	1	2	1	0
3	2	1	0	1	2	0
4	2	2	3	1	1	2
3	2	1	2	2	0	4
0	0	0	0	0	0	0
5	1	2	1	0	3	4
3	1	1	5	0	0	4
4	0	0	0	0	0	1
4	0	0	0	0	0	0
3	0	0	0	0	3	0
0	0	0	0	0	0	0
0	0	0	0	0	0	0
0	0	0	0	0	0	0
0	1	0	0	1	0	0

AB	32
R	12
H	9
RBI	12
BB	7
SO	10
LOB	15

WP: 0 PA: 41
PB: 0
SB: 0
CS: 0




1B	SF	WP	PA
5	1	0	41
1	0	0	
0	0	0	
0	0	0	
3	0	0	
0	1	0	

Batter	1	2	3	4	5	6	7	8	9	AB	R	H	RBI	BB	SO	LOB	TOP										
Gabe Kapler, R OBP: 0.357, SLG: 0.306 (1, 7) (2, 9)	1-3 K		1-2 G4-3		2-0 F8			4-1 17 G4-3 1B BB	3-2 F9	4	1	0	0	1	1	1											
Mark Sweeney, L OBP: 0.286, SLG: 0.167 (1, 9) (2, 7)	3-1 G4-3		3-2 F8			0-1 F9		0-1 SAFE 17 G4-3 1B		4	1	1	0	0	0	0											
17 Todd Helton, L OBP: 0.455, SLG: 0.579 (1, 3)	2-3 K		3-3 K			2-2 F7		3-2 G4-3		4	0	0	0	0	2	2											
Preston Wilson, R OBP: 0.383, SLG: 0.606 (1, 8)		3-2 G4-3 2B			0-3 K		2-1 F8	4-1 1B BB		3	0	1	0	1	1	0											
Greg Norton, S OBP: 0.235, SLG: 0.234 Chris Stynes, R OBP: 0.372, SLG: 0.454 (8, PH) (8, 5)		2-2 P6			0-1 WP G6-3 1B		1-0 1B	0-0 FC6-4 1B		3	0	2	0	0	0	1											
José Hernández, R OBP: 0.357, SLG: 0.390 (1, 6)		0-1 G4-3			3-2 G6-3		2-3 K	2-0 FC6-4		4	0	0	0	0	1	5											
Bobby Estalella, R OBP: 0.340, SLG: 0.535 (1, 2)		4-2 BB BB			2-3 K		2-1 F9		2-2 G4-3	3	0	0	0	1	1	2											
Ronnie Belliard, R OBP: 0.359, SLG: 0.345 Brent Butler, R OBP: 0.239, SLG: 0.167 (7, PH) (7, 4)		4-2 BB			1-1 F9		0-0 F7		1-1 1B	1	0	0	0	1	0	0											
Shawn Chacon, R OBP: 0.200, SLG: 0.400 Steve Reed, R OBP: 0.388, SLG: 0.512 Jose Jimenez, R OBP: 0.394, SLG: 0.523 (9, PH)		1-0 P4			0-0 G6-3			2-1 P4	1-1 F7	2	0	0	0	0	0	3											
Inning Stats	R: 0 E: 0 K: 2 S: 9	H: 0 LOB: 0 BB: 0 P: 15	R: 0 E: 0 K: 0 S: 13	H: 1 LOB: 3 BB: 2 P: 27	R: 0 E: 0 K: 1 S: 10	H: 0 LOB: 0 BB: 0 P: 17	R: 0 E: 0 K: 2 S: 12	H: 1 LOB: 1 BB: 0 P: 17	R: 0 E: 0 K: 0 S: 4	H: 0 LOB: 0 BB: 0 P: 7	R: 0 E: 0 K: 0 S: 7	H: 0 LOB: 0 BB: 0 P: 11	R: 0 E: 0 K: 1 S: 8	H: 1 LOB: 1 BB: 0 P: 13	R: 2 E: 0 K: 0 S: 13	H: 2 LOB: 2 BB: 2 P: 28	R: 0 E: 0 K: 0 S: 11	H: 1 LOB: 1 BB: 0 P: 18	1B: 5 2B: 1 3B: 0 HR: 0	SF: 0 SAC: 0 DP: 0 HBP: 0	WP: 1 PB: 0 SB: 0 CS: 0	PA: 37					
PITCHER	IP	WLS	BF	H	R	ER	SO	BB	IBB	HBP	BLK	WP	HR	S	P	ERA	WHIP										
Russ Ortiz, R ERA: 3.6 (1, 1)	7.2	W	31	4	2	2	6	4	0	0	0	1	0	74	131	2.35	1.043										
Ray King, L ERA: 3.86 (8, 1)	0.0		1	1	0	0	0	0	0	0	0	0	0	1	1	∞	∞										
Roberto Hernandez, R ERA: 3.26 (8, 1)	0.1	H	1	0	0	0	0	0	0	0	0	0	0	1	3	0.00	0.000										
29 John Smoltz, R ERA: 0.9 (9, 1)	1.0	S	4	1	0	0	0	0	0	0	0	0	0	11	18	0.00	1.000										

Colorado Rockies @ Atlanta Braves
 Turner Field, Atlanta, GA
 Thu May 08 2003, 4:40 PM EDT
 Att. 22,829 - Cloudy - 81 F

livebaseballscorecards.com

AB	33
R	2
H	6
RBI	2
BB	4
SO	6
LOB	16



Batter	1	2	3	4	5	6	7	8	9
Rafael Furcal, S OBP: 0.384, SLG: 0.486 (1, 6)	2-2 G5-3		1-0 G6-3 2B	2-0 F7		1-1 G3			
Marcus Giles, R OBP: 0.400, SLG: 0.531 (1, 4)	1-3 K		0-0 G6-3	2-2 2B			1-2 G1-3		
Gary Sheffield, R OBP: 0.436, SLG: 0.646 (1, 9)	4-0 1B BB		0-1 10 WP 10 SF9 2B	1-2 F8			1-3 K		
10 Chipper Jones, S OBP: 0.380, SLG: 0.487 (1, 7)	2-2 SAFE 1B		2-1 SF9		1-1 G3		0-2 F8		
Andruw Jones, R OBP: 0.367, SLG: 0.562 (1, 8)	3-1 1B		0-1 G3-1		1-2 F7		3-2 G5-3		
Julio Franco, R OBP: 0.429, SLG: 0.396 (1, 3)	1-3 K			0-1 G6-3	0-1 F8		3-2 G6-3		
Mark DeRosa, R OBP: 0.238, SLG: 0.282 (1, 5)		1-3 K		0-1 1B 2B		4-2 SH3-4 BB		0-0 F9	
Henry Blanco, R OBP: 0.294, SLG: 0.313 (1, 2)		0-2 P4		3-2 1B 2B 1B		0-0 P5			
Russ Ortiz, R OBP: 0.250, SLG: 0.368 (1, 1)		2-2 L4		0-1 2B 1B		0-0 SH3-4			
Ray King, L (8, 1)				1-2 3-H 1B					
Roberto Hernandez, R (8, 1)									
29 John Smoltz, R (9, 1)									

AB	R	H	RBI	BB	SO	LOB
4	1	1	0	0	0	3
4	0	1	1	0	1	1
3	2	1	1	1	1	2
3	0	1	1	0	0	0
4	0	1	1	0	0	0
4	0	0	0	0	1	2
3	1	1	0	1	1	0
3	1	1	0	0	0	1
2	0	1	1	0	0	0
0	0	0	0	0	0	0
0	0	0	0	0	0	0
0	0	0	0	0	0	0

AB	R	H	RBI	BB	SO	LOB
30	5	8	5	2	4	9


Inning Stats		R: 1	H: 2	E: 0	K: 2	S: 14	R: 0	H: 0	E: 0	K: 1	S: 10	R: 2	H: 2	E: 0	K: 0	S: 8	R: 0	H: 0	E: 0	K: 0	S: 7	R: 0	H: 0	E: 0	K: 1	S: 9	R: 0	H: 0	E: 0	K: 0	S: 10	R: 0	H: 0	E: 0	K: 0	S: 10
PITCHER		IP	WLS	BF	H	R	ER	SO	BB	IBB	HBP	BLK	WP	HR	S	P	ERA	WHIP																		
Shawn Chacon, R (1, 1)	ERA: 2.96	6.0	L	28	8	5	5	3	2	0	0	0	1	0	70	104	7.50	1.667																		
Steve Reed, R (7, 1)	ERA: 4.41	1.0		3	0	0	0	1	0	0	0	0	0	9	11		0.00	0.000																		
Jose Jimenez, R (8, 1)	ERA: 7.16	1.0		3	0	0	0	0	0	0	0	0	0	10	16		0.00	0.000																		

Colorado Rockies @ Atlanta Braves
Turner Field, Atlanta, GA

Thu May 08 2003, 4:40 PM EDT
Att. 22,829 - Cloudy - 81 F

livebaseballscorecards.com

AB 30
R 5
H 8
RBI 5
BB 2
SO 4
LOB 9



WP: 1 PA: 34
PB: 0
SB: 0
CS: 0

Batter	1	2	3	4	5	6	7	8	9	AB	R	H	RBI	BB	SO	LOB
Luis Castillo, S OBP: 0.353, SLG: 0.369 (1, 4)	1-1 F7		1-2 G5-3		0-0 F7		1-2 F8			4	0	0	0	0	0	0
Juan Pierre, L OBP: 0.324, SLG: 0.338 (1, 8)	2-2 P5		0-1 F7			2-2 G1-3		1-0 B5-3		4	0	0	0	0	0	0
Mike Lowell, R OBP: 0.344, SLG: 0.556 (1, 5)	2-1 HR		2-3 K			1-2 G6-3		2-2 G5-3 WP 2B		4	2	2	1	0	1	0
Ivan Rodriguez, R OBP: 0.371, SLG: 0.433 (1, 2)	1-2 F9			0-2 F7		1-0 1B 2B 1B		0-0 G5-3		4	1	1	0	0	0	1
Derrek Lee, R OBP: 0.356, SLG: 0.437 (1, 3)		2-1 F9 S 1B		1-3 K		1-0 2B 1B		4-2 CS BB		3	1	2	0	1	1	0
Juan Encarnacion, R OBP: 0.309, SLG: 0.462 (1, 9)		1 SAFE 1 SAFE 0-2 F9		0-2 E9		0-0 1-H 3-H 2B		0-1 CS	1-2 HR	4	1	2	3	0	0	1
Brian Banks, S OBP: 0.275, SLG: 0.324 (1, 7)		3-2 G6-3		0-1 F8		0-0 L6				3	0	0	0	0	0	3
Allen Levrault, R (7, 1)										0	0	0	0	0	0	0
Armando Almanza, L (8, 1)										0	0	0	0	0	0	0
Tim Spooneybarger, R (8, 1)										0	0	0	0	0	0	0
Braden Looper, R (9, 1)										0	0	0	0	0	0	0
Mike Mordecai, R OBP: 0.333, SLG: 0.280 (1, 6)		4-1 S IBB			1-1 F7		1-1 F8			2	0	0	0	1	0	0
Dontrelle Willis, L (1, 1)		2-0 G6-3			0-1 F7		0-3 K			2	0	0	0	0	0	2
Todd Hollandsworth, L OBP: 0.333, SLG: 0.437 (7, 7)										1	0	0	0	0	1	0

Inning Stats	R: 1	H: 1	E: 0	LOB: 0	K: 0	S: 10	P: 16	R: 0	H: 1	E: 0	LOB: 2	K: 0	S: 10	P: 21	R: 0	H: 0	E: 0	LOB: 0	K: 1	S: 12	R: 0	H: 0	E: 1	LOB: 1	K: 1	S: 11	R: 0	H: 0	E: 0	LOB: 0	K: 0	S: 5	R: 2	H: 3	E: 0	LOB: 1	K: 0	S: 14	R: 0	H: 0	E: 0	LOB: 0	K: 1	S: 8	R: 1	H: 1	E: 0	LOB: 0	K: 0	S: 8	R: 1	H: 1	E: 0	LOB: 0	K: 0	S: 3	R: 1	H: 1	E: 0	LOB: 0	K: 0	S: 3	1B: 3	SF: 0	2B: 2	SAC: 0	3B: 0	DP: 0	HR: 2	HBP: 0	WP: 1	PA: 34
Darren Oliver, L (1, 1) ERA: 5.79	IP	WLS	BF	H	R	ER	SO	BB	IBB	HBP	BLK	WP	HR	S	P	ERA	WHIP																																																							
Javier López, L (7, 1) ERA: 1.38	1.1		4	0	0	0	1	0	0	0	0	0	0	9	12	0.00	0.000																																																							
Steve Reed, R (8, 1) ERA: 4.76	0.2	B	3	1	1	1	0	1	0	0	0	1	0	7	13	13.50	3.000																																																							
Justin Speier, R (9, 1) ERA: 4.24	0.0	L	1	1	1	1	0	0	0	0	0	0	1	3	4	∞	∞																																																							

BOTTOM

Colorado Rockies @ Florida Marlins
Pro Player Stadium, Miami, FL
 Fri May 09 2003, 7:35 PM EDT
 Att: 10,272 - Sunny - 86 F

livebaseballscores.com

AB	31
R	5
H	7
RBI	4
BB	2
SO	3
LOB	7




Batter	1	2	3	4	5	6	7	8	9	AB R H RBI BB SO LOB	TOP										
Ronnie Belliard, R (1, 4) OBP: 0.350, SLG: 0.336	2-3 K		3-1 F9	1-3 K			2-2 L6 1B		2-3 K	5 0 1 0 0 3 2											
Jay Payton, R (1, 7) OBP: 0.401, SLG: 0.515	0-1 F8		0-0 17 1B HR 1B		4-2 17 G6-3 17 PB SF9 BB		0-2 1B			3 2 2 0 1 0 0											
17 Todd Helton, L (1, 3) OBP: 0.451, SLG: 0.559	4-2 BB		1-2 HR 1B		2-1 G6-3		0-0 L6			3 1 1 1 1 0 4											
Preston Wilson, R (1, 8) OBP: 0.382, SLG: 0.640	3-2 F8		1-0 HR		0-1 SF9		0-1 F8			3 1 1 4 0 0 3											
Larry Walker, L (1, 9) OBP: 0.379, SLG: 0.504		0-0 G5-3 2B	3-1 G4-3		1-1 G3-1			3-2 G4-3		4 0 1 0 0 0 0											
José Hernández, R (1, 6) OBP: 0.351, SLG: 0.382		1-0 G5-3	1-1 F8			3-2 P4		2-3 K		4 0 0 0 0 1 1											
Charles Johnson, R (1, 2) OBP: 0.311, SLG: 0.429		2-3 K		1-1 F7		2-0 P5		0-0 G6-3		4 0 0 0 0 1 1											
Chris Stynes, R (1, 5) OBP: 0.352, SLG: 0.419		2-3 K		2-0 G5-3		2-2 G4-3			0-0 G4-3	4 0 0 0 0 1 1											
Jason Jennings, L (1, 1) OBP: 0.471, SLG: 0.538			4-2 17 1B BB		4-1 BB		2-2 1B 1B 1B		1-3 K	1 1 1 0 2 0 0											
Steve Reed, R (8, 1)										0 0 0 0 0 0 0											
Mark Sweeney, L (9, PH) OBP: 0.333, SLG: 0.143										1 0 0 0 0 1 0											
Jose Jimenez, R (9, 1)										0 0 0 0 0 0 0											
Inning Stats	R: 0 E: 0 K: 1 S: 14	H: 0 LOB: 1 BB: 1 P: 23	R: 0 E: 0 K: 2 S: 9	H: 1 LOB: 1 BB: 0 P: 14	R: 4 E: 0 K: 0 S: 13	H: 3 LOB: 0 BB: 1 P: 26	R: 0 E: 0 K: 1 S: 7	H: 0 LOB: 1 BB: 1 P: 15	R: 1 E: 0 K: 0 S: 8	H: 0 LOB: 0 BB: 1 P: 15	R: 0 E: 0 K: 0 S: 9	H: 0 LOB: 0 BB: 0 P: 16	R: 0 E: 0 K: 0 S: 14	H: 3 LOB: 2 BB: 0 P: 18	R: 0 E: 0 K: 1 S: 7	H: 0 LOB: 0 BB: 0 P: 12	R: 0 E: 0 K: 2 S: 8	H: 0 LOB: 0 BB: 0 P: 11	1B: 5 2B: 2 3B: 0 HR: 1	SF: 1 SAC: 0 DP: 1 HBP: 0	WP: 0 PA: 37 PB: 1 SB: 0 CS: 0
PITCHER	IP WLS BF H R ER SO BB IBB HBP BLK WP HR S P ERA WHIP																				
Michael Tejera, L (1, 1) ERA: 5.79	3.0 L 15 4 4 4 3 2 0 0 0 0 1 36 63 12.00 2.000																				
Toby Borland, R (4, 1) ERA: 2.08	2.0 8 0 1 0 1 2 0 0 0 0 0 15 30 0.00 1.000																				
Blaine Neal, R (6, 1) ERA: 7.59	1.0 6 3 0 0 0 0 0 0 0 0 0 20 31 0.00 3.000																				
Juan Alvarez, L (7, 1) ERA: 3.0	1.0 2 0 0 0 0 0 0 0 0 0 0 3 3 0.00 0.000																				
Tim Spooneybarger, R (8, 1) ERA: 5.06	2.0 6 0 0 0 0 3 0 0 0 0 0 15 23 0.00 0.000																				

Colorado Rockies @ Florida Marlins
 Pro Player Stadium, Miami, FL
 Sat May 10 2003, 6:05 PM EDT
 Att. 16,543 - Sunny - 87 F

livebaseballscorecards.com

AB	32
R	5
H	7
RBI	5
BB	4
SO	7
LOB	12



BOTTOM

Colorado Rockies @ Florida Marlins
Pro Player Stadium, Miami, FL

livebaseballscores.com

AB	34
R	4
H	13
RBI	3
BB	4
SO	4
LOB	14



WP:	0	PA:	39
PB:	1	SB:	0
CS:	0		

Sat May 10 2003, 6:05 PM EDT
Att. 16,543 - Sunny - 87 F

AB R H RBI BB SO LOB

4	0	2	0	1	0	0
3	0	2	0	2	0	1
5	0	0	0	0	1	6
2	0	0	0	0	1	1
2	0	0	0	0	0	0
4	0	0	0	0	1	1
3	2	3	0	1	0	0
4	2	4	0	0	0	0
3	0	2	1	0	1	2
1	0	0	0	0	0	1
0	0	0	0	0	0	0
1	0	0	1	0	0	1
0	0	0	0	0	0	0
0	0	0	0	0	0	0
1	0	0	0	0	0	1
0	0	0	0	0	0	0
1	0	0	1	0	0	0

Batter	1	2	3	4	5	6	7	8	9											
Juan Pierre, L OBP: 0.331, SLG: 0.341 (1, 8)	0-2 F7 ①		3-2 G4-3 ③		4-1 PB BB		0-2 1B		1-2 1B 1B											
Luis Castillo, S OBP: 0.367, SLG: 0.375 (1, 4)	4-0 G5-4-3 BB			2-2 1B	4-1 BB 1-2 BB		1-0 G6-3 ③		1-1 SAFE 1-1 SAFE 1-2 FC6-4 1B											
Mike Lowell, R OBP: 0.333, SLG: 0.537 (1, 5)	3-1 G5-4-3 1-2f			0-3 SAFE K	1-2 G1-3 ③			2-2 G6-3 ①	1-1 FC6-4 ③ 1-2f											
Ivan Rodriguez, R OBP: 0.386, SLG: 0.426 Ramon Castro, R OBP: 0.421, SLG: 0.529 (1, 2) (6, 2)		1-3 K ①		1-0 SAFE L9 ②		2-1 F8 ①		0-0 P3 ②												
Derrek Lee, R OBP: 0.348, SLG: 0.424 (1, 3)		3-2 K ②		0-0 G5-3 ③		2-1 G6-3 ②		2-2 G6-3 ③												
Juan Encarnacion, R OBP: 0.327, SLG: 0.479 (1, 9)		3-1 2B 1B			4-1 2B G4-3 BB		0-0 1B 2B		2-1 2B SF8 1B											
Todd Hollandsworth, L OBP: 0.355, SLG: 0.486 (1, 7)		1-1 SAFE 1-1 SAFE 1-H 2B			2-2 G4-3 PB 2B		1-1 2B 1B		1-0 SF8 1-3 G5-3 2B											
Alex Gonzalez, R OBP: 0.385, SLG: 0.664 (1, 6)			0-1 G6-4-3 1B		0-3 K1-3 ①		0-1 G3-6 1B		0-0 SF8 ① 2-3 3-H											
Michael Tejera, L OBP: 0.187, SLG: 0.167 Toby Borland, R (4, 1) Mike Redmond, R OBP: 0.290, SLG: 0.448 Blaine Neal, L (8, 1) Juan Alvarez, L (7, 1) Andy Fox, L OBP: 0.325, SLG: 0.333 Tim Spooneybarger, R (8, 1) Brian Banks, S OBP: 0.268, SLG: 0.314 (9, PH)			0-0 G6-4-3 1-2f		2-0 G4-3 ② 2-3 3-H		1-1 G3-6 ① ② 1-2f		2-1 G5-3 ② 3-H											
Inning Stats	R: 0 E: 0 K: 5	H: 0 LOB: 0 BB: 1 P: 12	R: 0 E: 0 K: 2 S: 10	H: 2 LOB: 2 BB: 0 P: 18	R: 0 E: 0 K: 0 S: 6	H: 1 LOB: 1 BB: 0 P: 9	R: 0 E: 0 K: 1 S: 9	H: 1 LOB: 1 BB: 0 P: 12	R: 2 E: 0 K: 1 S: 16	H: 1 LOB: 2 BB: 3 P: 33	R: 0 E: 0 K: 0 S: 7	H: 2 LOB: 2 BB: 0 P: 12	R: 0 E: 0 K: 0 S: 8	H: 2 LOB: 1 BB: 0 P: 10	R: 0 E: 0 K: 0 S: 7	H: 0 LOB: 0 BB: 0 P: 11	R: 2 E: 0 K: 0 S: 14	H: 4 LOB: 2 BB: 0 P: 21	1B: 9 2B: 4 3B: 0 HR: 0	SF: 1 SAC: 0 DP: 3 HBP: 0
PITCHER	IP WLS BF H R ER SO	IP WLS BF H R ER SO	IP WLS BF H R ER SO	IP WLS BF H R ER SO	IP WLS BF H R ER SO	IP WLS BF H R ER SO	IP WLS BF H R ER SO	IP WLS BF H R ER SO	IP WLS BF H R ER SO	IP WLS BF H R ER SO	IP WLS BF H R ER SO	IP WLS BF H R ER SO	IP WLS BF H R ER SO	IP WLS BF H R ER SO	IP WLS BF H R ER SO	IP WLS BF H R ER SO	IP WLS BF H R ER SO	IP WLS BF H R ER SO	IP WLS BF H R ER SO	IP WLS BF H R ER SO
Jason Jennings, R ERA: 5.86 (1, 1)	7.0 W 29	1.0 H 3	1.0 S 7	2.0 R 2	2.0 R 2	2.0 R 2	2.0 R 2	2.0 R 2	2.0 R 2	2.0 R 2	2.0 R 2	2.0 R 2	2.0 R 2	2.0 R 2	2.0 R 2	2.0 R 2	2.0 R 2	2.0 R 2	2.0 R 2	2.0 R 2
Steve Reed, R ERA: 4.5 (8, 1)	1.0 H 3	1.0 S 7	2.0 R 2	2.0 R 2	2.0 R 2	2.0 R 2	2.0 R 2	2.0 R 2	2.0 R 2	2.0 R 2	2.0 R 2	2.0 R 2	2.0 R 2	2.0 R 2	2.0 R 2	2.0 R 2	2.0 R 2	2.0 R 2	2.0 R 2	2.0 R 2
Jose Jimenez, R ERA: 7.79 (9, 1)	1.0 S 7	2.0 R 2	2.0 R 2	2.0 R 2	2.0 R 2	2.0 R 2	2.0 R 2	2.0 R 2	2.0 R 2	2.0 R 2	2.0 R 2	2.0 R 2	2.0 R 2	2.0 R 2	2.0 R 2	2.0 R 2	2.0 R 2	2.0 R 2	2.0 R 2	2.0 R 2

WP: 0 PA: 39

ERA	WHIP
S	P

Batter	1	2	3	4	5	6	7	8	9	AB R H RBI BB SO LOB	TOP									
Gabe Kapler, R (1, 9) OBP: 0.340, SLG: 0.293	2-1 SH5-3 1B		1-3 K	1-3 K			3-2 F8		2-1 G6-3 1-2f	5 1 1 0 0 2 3										
Jay Payton, R (1, 7) OBP: 0.397, SLG: 0.507	1-1 SH5-3 1-3		0-0 G6-3	0-2 F9			1-2 1B 1B		2-2 G5-3	4 0 1 0 0 0 2										
17 Todd Helton, L (1, 3) OBP: 0.446, SLG: 0.550	0-3 K		1-2 2B 1B			2-1 F9	0-2 F7			4 0 1 0 0 1 2										
Preston Wilson, R (1, 8) OBP: 0.391, SLG: 0.650	3-2 1B		0-0 1-3 2B			1-3 K	0-2 1-2 1B			4 0 3 1 0 1 0										
Greg Norton, S (1, 5) OBP: 0.214, SLG: 0.212	1 SAFE F7		2-1 F8			1-2 G6-3	0-1 G4-3			4 0 0 0 0 0 5										
José Hernández, R (1, 6) OBP: 0.349, SLG: 0.378		0-1 G1-3		1-2 1B 28 FC3-6 1B		0-0 L4		3-3 K		4 1 1 0 0 1 0										
Bobby Estalella, R (1, 2) OBP: 0.352, SLG: 0.553		1-1 1B 2B		1-1 28 FC3-6 1B 1-3 1B		1-2 K		2-3 K		4 0 2 0 0 2 0										
Ronnie Belliard, R (1, 4) OBP: 0.362, SLG: 0.350		2-2 28 G3-6-3 1B 2-3 1B		0-0 28 FC3-6 1-2 1B		0-0 1B		3-2 F8		4 0 3 0 0 0 0										
28 Aaron Cook, R (1, 1) OBP: 0.375, SLG: 0.333		1-0 G3-6-3		0-0 FC3-6		1-3 K		4-1 G6-3 BB		2 0 0 1 0 0 4										
Mark Sweeney, L (6, PH) OBP: 0.300, SLG: 0.125										1 0 0 0 0 1 1										
40 Brian Fuentes, L (6, 1)										0 0 0 0 0 0 0										
Todd Jones, L (6, 1)										0 0 0 0 0 0 0										
Chris Stynes, R (9, PH) OBP: 0.358, SLG: 0.419										0 0 0 0 1 0 0										
Inning Stats	R: 1 E: 0 K: 1 S: 12	H: 2 LOB: 1 BB: 0 P: 18	R: 0 E: 0 K: 0 S: 9	H: 2 LOB: 1 BB: 0 P: 13	R: 0 E: 0 K: 1 S: 11	H: 2 LOB: 2 BB: 0 P: 15	R: 1 E: 0 K: 1 S: 14	H: 3 LOB: 2 BB: 0 P: 17	R: 0 E: 0 K: 1 S: 9	H: 1 LOB: 1 BB: 0 P: 11	R: 0 E: 0 K: 0 S: 15	H: 2 LOB: 2 BB: 0 P: 19	R: 0 E: 0 K: 2 S: 10	H: 0 LOB: 0 BB: 0 P: 18	R: 0 E: 0 K: 0 S: 6	H: 0 LOB: 0 BB: 1 P: 14	1B: 10 2B: 2 3B: 0 HR: 0	SF: 0 SAC: 1 DP: 2 HBP: 0	WP: 0 PA: 38 PB: 0 SB: 1 CS: 0	
PITCHER	IP WLS BF H R ER SO BB IBB HBP BLK WP HR S P ERA WHIP																			
Carl Pavano, R (1, 1) ERA: 4.14	7.0 W 32 12 2 2 6 0 0 0 0 0 0 0 79 106 2.57 1.714																			
Allen Levraut, R (8, 1) ERA: 1.04	1.0 H 3 0 0 0 2 0 0 0 0 0 0 0 10 18 0.00 0.000																			
Juan Alvarez, L (9, 1) ERA: 2.25	1.0 3 0 0 0 0 1 0 0 0 0 0 0 6 14 0.00 1.000																			

Colorado Rockies @ Florida Marlins
 Pro Player Stadium, Miami, FL
 Sun May 11 2003, 1:35 PM EDT
 Att: 9,205 - Sunny - 89 F

livebaseballscorecards.com

AB 36
 R 2
 H 12
 RBI 2
 BB 1
 SO 8
 LOB 17



BOTTOM

Colorado Rockies @ Florida Marlins
Pro Player Stadium, Miami, FL

Sun May 11 2003, 1:35 PM EDT
Att. 9,205 - Sunny - 89 F

livebaseballscorecards.com

AB	30
R	7
H	8
RBI	6
BB	7
SO	3
LOB	20



WP:	0	PA:	40
PB:	0	SB:	4
CS:	0		

AB R H RBI BB SO LOB

2	4	1	0	3	0	2
5	2	4	2	0	0	1
4	1	3	3	1	0	1
2	0	0	0	3	0	2
4	0	0	0	0	0	8
3	0	0	1	0	1	2
3	0	0	0	0	0	2
3	0	0	0	0	1	0
3	0	0	0	0	1	2
0	0	0	0	0	0	0
1	0	0	0	0	0	0
0	0	0	0	0	0	0

1B:	6	SF:	1
2B:	0	SAC:	0
3B:	0	DP:	1
HR:	2	HBP:	2

WP HR S P ERA WHIP

IP	WLS	BF	H	R	ER	SO	BB	IBB	HBP	BLK	WP	HR	S	P	ERA	WHIP
5.0	L	25	5	3	3	2	4	0	0	0	0	0	42	71	5.40	1.800
0.2		4	1	2	2	1	1	0	0	0	0	1	9	16	27.00	3.000
2.1		11	2	2	2	0	2	0	0	0	0	1	26	40	7.71	1.714

Batter	1	2	3	4	5	6	7	8	9
Juan Pierre, L OBP: 0.344, SLG: 0.343 (1, 8)	4-0 1B S G6-4-3 BB	0-1 F9			1-1 1B S 1B	4-0 HR BB		4-2 HR BB	
Luis Castillo, S OBP: 0.380, SLG: 0.409 (1, 4)	3-2 1B G6-4-3		0-0 FC6-4 1B		0-1 BB 1B SF7 1B	0-1 HR		0-2 P4	
Mike Lowell, R OBP: 0.347, SLG: 0.562 (1, 5)	0-1 G6-4-3		4-1 FC6-4 BB		2-1 BB 1B	0-1 BB 1B		1-0 HR	
Derrek Lee, R OBP: 0.355, SLG: 0.418 (1, 3)	4-2 FC5-4 BB		0-0 FC6-4		4-0 BB 1B	4-2 BB		1-0 G6-3	
Juan Encarnacion, R OBP: 0.319, SLG: 0.467 (1, 9)	0-0 FC5-4		0-0 P3		1-0 F4	2-2 F8			
Todd Hollandsworth, L OBP: 0.344, SLG: 0.473 (1, 7)		0-0 G6-3	2-3 K		0-0 SF7		1-0 F8		
Alex Gonzalez, R OBP: 0.381, SLG: 0.647 (1, 6)		1-1 HBP HBP		3-2 P3	0-1 G6-3		0-1 G5-3		
Mike Redmond, R OBP: 0.286, SLG: 0.406 (1, 2)		1-1 HBP		0-3 K		1-1 G3	0-2 F9		
Carl Pavano, R OBP: 0.200, SLG: 0.286 Allen Levraut, R (8, 1)		0-1 B1		0-0 G1-3		2-3 K		1-0 L3	
Andy Fox, L OBP: 0.317, SLG: 0.324 Juan Alvarez, L (9, 1)									

Inning Stats	R: 1	H: 1	E: 0	K: 0	S: 10	R: 0	H: 0	E: 0	K: 0	S: 7	R: 0	H: 1	E: 0	K: 1	S: 8	R: 0	H: 0	E: 0	K: 1	S: 7	R: 2	H: 3	E: 0	K: 0	S: 10	R: 2	H: 2	E: 0	K: 1	S: 18	R: 0	H: 0	E: 0	K: 0	S: 6	R: 2	H: 1	E: 0	K: 0	S: 11
--------------	------	------	------	------	-------	------	------	------	------	------	------	------	------	------	------	------	------	------	------	------	------	------	------	------	-------	------	------	------	------	-------	------	------	------	------	------	------	------	------	------	-------

PITCHER	IP	WLS	BF	H	R	ER	SO	BB	IBB	HBP	BLK	WP	HR	S	P	ERA	WHIP
28 Aaron Cook, R ERA: 6.21 (1, 1)	5.0	L	25	5	3	3	2	4	0	0	0	0	0	42	71	5.40	1.800
40 Brian Fuentes, L ERA: 5.02 (6, 1)	0.2		4	1	2	2	1	1	0	0	0	0	1	9	16	27.00	3.000
Todd Jones, R ERA: 8.38 (6, 1)	2.1		11	2	2	2	0	2	0	0	0	0	1	26	40	7.71	1.714

Batter	1	2	3	4	5	6	7	8	9	AB	R	H	RBI	BB	SO	LOB	TOP										
Roberto Alomar, S (1, 4) OBP: 0.358, SLG: 0.384	4-1 31 F9 2B BB		2-2 G4-3		1-2 HR	2-2 F7		4-1 31 1B BB		3	2	1	1	2	0	1											
Jay Bell, R (1, 3) OBP: 0.453, SLG: 0.243	3-2 G5-3		1-3 K		4-2 31 1B HR BB		2-2 E4 F9 31 HBP 3B	2-3 K		1	0	0	0	0	0	1											
Tony Clark, S (1, 3) OBP: 0.265, SLG: 0.508	1-2									3	2	0	0	1	2	1											
31 Mike Piazza, R (1, 2) OBP: 0.395, SLG: 0.510	0-0 F9		1-2 2B 1B		1-1 HR 1B		2-2 HBP 3B HBP	1-1 1B		4	2	3	0	0	0	1											
Armando Benitez, R (9, 1)	2-3									0	0	0	0	0	0	0											
Cliff Floyd, L (1, 7) OBP: 0.338, SLG: 0.496	2-0 2B		2-1 2B		0-0 HR		1-1 F9	0-0 L6		5	1	3	4	0	0	4											
Timo Perez, L (1, 8) OBP: 0.300, SLG: 0.278	0-2 G5-3		2-3 K		0-1 G3		1-1 3B HBP	2-0 P6		3	1	0	0	0	1	3											
Tsuyoshi Shinjo, R (8, PH) OBP: 0.235, SLG: 0.229										1	0	0	0	0	0	2											
Ty Wigginton, R (1, 5) OBP: 0.340, SLG: 0.415		2-3 K		0-2 G4-3	0-1 F8		0-1 1B 3B	1-2 P3		5	1	1	3	0	1	0											
Roger Cedeno, S (1, 9) OBP: 0.292, SLG: 0.313		2-3 K		2-2 G6-4-3 1B		1-2 G6-3	2-3 K	4-1 BB		4	0	1	0	1	2	1											
Joe McEwing, R (1, 6) OBP: 0.278, SLG: 0.265		1-2 1B		1-2 G6-4-3 1-2f		0-1 F8	1-0 1B	1-3 K		5	0	2	1	0	1	2											
Steve Trachsel, R (1, 1) OBP: 0.154, SLG: 0.167		0-3 K			2-1 F9	4-2 BB	1-3 K	0-0 F8		2	0	0	0	1	1	1											
Raul Gonzalez, R (7, PH) OBP: 0.346, SLG: 0.435										1	0	0	0	0	1	1											
Mike Stanton, L (7, 1)										0	0	0	0	0	0	0											
David Weathers, R (7, 1)										0	0	0	0	0	0	0											
Graeme Lloyd, L (8, 1)										0	0	0	0	0	0	0											
Vance Wilson, R (8, PH) OBP: 0.293, SLG: 0.541										1	0	0	0	0	0	1											
Inning Stats	R: 1 E: 0 K: 0 S: 10	H: 1 LOB: 1 BB: 1 P: 19	R: 0 E: 0 K: 3 S: 14	H: 1 LOB: 1 BB: 0 P: 19	R: 0 E: 0 K: 2 S: 17	H: 2 LOB: 2 BB: 0 P: 25	R: 0 E: 0 K: 0 S: 11	H: 1 LOB: 0 BB: 0 P: 14	R: 4 E: 0 K: 0 S: 14	H: 3 LOB: 0 BB: 1 P: 22	R: 0 E: 0 K: 0 S: 14	H: 0 LOB: 1 BB: 1 P: 21	R: 4 E: 1 K: 2 S: 18	H: 2 LOB: 1 BB: 0 P: 28	R: 0 E: 0 K: 1 S: 8	H: 1 LOB: 2 BB: 1 P: 17	R: 0 E: 0 K: 1 S: 11	H: 0 LOB: 1 BB: 1 P: 17	1B: 6 2B: 2 3B: 1 HR: 2	SF: 0 SAC: 0 DP: 1 HBP: 2	WP: 0 PB: 0 SB: 0 CS: 0	PA: 45					
PITCHER	IP	WLS	BF	H	R	ER	SO	BB	IBB	HBP	BLK	WP	HR	S	P	ERA	WHIP										
Jason Young, R (1, 1) ERA: 9.0	5.0	L	24	8	5	5	5	2	0	0	0	0	2	66	99	9.00	2.000										
Javier López, L (6, 1) ERA: 1.29	1.0		4	0	0	0	0	1	0	0	0	0	0	14	21	0.00	1.000										
Justin Speier, R (7, 1) ERA: 5.0	1.0		8	2	4	2	2	0	0	2	0	0	0	18	28	18.00	2.000										
40 Brian Fuentes, L (8, 1) ERA: 4.41	2.0		9	1	0	0	2	2	0	0	0	0	0	19	34	0.00	1.500										

New York Mets @ Colorado Rockies
Coors Field, Denver, CO
 Mon May 12 2003, 7:05 PM MDT
 Att. 25,433 - Cloudy - 72 F

livebaseballscorecards.com

AB	38
R	9
H	11
RBI	9
BB	5
SO	9
LOB	19



BOTTOM

New York Mets @ Colorado Rockies
Coors Field, Denver, CO
Mon May 12 2003, 7:05 PM MDT
Att. 25,433 - Cloudy - 72 F

livebaseballscorecards.com

AB	35
R	6
H	11
RBI	5
BB	4
SO	6
LOB	19



WP:	1	PA:	42
PB:	0		
SB:	0		
CS:	0		

AB R H RBI BB SO LOB

4	0	1	0	1	1	1
5	0	0	0	0	2	2
5	2	2	0	0	0	2
5	2	3	2	0	1	1
3	2	2	0	1	0	0
5	0	2	1	0	2	4
1	0	0	1	2	0	0
3	0	0	1	0	0	3
2	0	0	0	0	0	3
0	0	0	0	0	0	0
1	0	1	0	0	0	0
0	0	0	0	0	0	3
0	0	0	0	0	0	0

1B:	8	SF:	2
2B:	3	SAC:	0
3B:	0	DP:	2
HR:	1	HBP:	1

R:	0	H:	1	R:	0	H:	0
E:	0	LOB:	0	E:	0	LOB:	0
K:	1	BB:	0	K:	1	BB:	0
S:	7	P:	11	S:	9	P:	14

1B:	8	SF:	2
2B:	3	SAC:	0
3B:	0	DP:	2
HR:	1	HBP:	1

WP:	1	PA:	42
PB:	0		
SB:	0		
CS:	0		

R:	0	H:	1	R:	0	H:	0
E:	1	LOB:	3	E:	0	LOB:	0
K:	1	BB:	1	K:	1	BB:	0
S:	12	P:	19	S:	9	P:	14

IP:	6.0	WLS:	W	IP:	0.2	WLS:	H
W:	28	BF:	5	H:	5	BF:	1
H:	7	R:	3	R:	0	R:	0
R:	4	ER:	2	ER:	0	ER:	0
ER:	4	SO:	1	SO:	0	SO:	0
SO:	3	BB:	0	BB:	0	BB:	0
BB:	2	IBB:	0	IBB:	0	IBB:	0
IBB:	1	HBP:	0	HBP:	0	HBP:	0
HBP:	1	BLK:	0	BLK:	0	BLK:	0
BLK:	0	WP:	0	WP:	0	WP:	0
WP:	1	HR:	0	HR:	0	HR:	0
HR:	1	S:	10	S:	7	S:	14
S:	63	P:	103	P:	15	P:	14
P:	103	ERA:	6.00	ERA:	0.00	ERA:	0.00
ERA:	6.00	WHIP:	1.500	WHIP:	3.000	WHIP:	0.000
WHIP:	1.500						

IP:	6.0	WLS:	W	IP:	0.2	WLS:	H
W:	28	BF:	5	H:	5	BF:	1
H:	7	R:	3	R:	0	R:	0
R:	4	ER:	2	ER:	0	ER:	0
ER:	4	SO:	1	SO:	0	SO:	0
SO:	3	BB:	0	BB:	0	BB:	0
BB:	2	IBB:	0	IBB:	0	IBB:	0
IBB:	1	HBP:	0	HBP:	0	HBP:	0
HBP:	1	BLK:	0	BLK:	0	BLK:	0
BLK:	0	WP:	0	WP:	0	WP:	0
WP:	1	HR:	0	HR:	0	HR:	0
HR:	1	S:	10	S:	7	S:	14
S:	63	P:	103	P:	15	P:	14
P:	103	ERA:	6.00	ERA:	0.00	ERA:	0.00
ERA:	6.00	WHIP:	1.500	WHIP:	3.000	WHIP:	0.000
WHIP:	1.500						

IP:	6.0	WLS:	W	IP:	0.2	WLS:	H
W:	28	BF:	5	H:	5	BF:	1
H:	7	R:	3	R:	0	R:	0
R:	4	ER:	2	ER:	0	ER:	0
ER:	4	SO:	1	SO:	0	SO:	0
SO:	3	BB:	0	BB:	0	BB:	0
BB:	2	IBB:	0	IBB:	0	IBB:	0
IBB:	1	HBP:	0	HBP:	0	HBP:	0
HBP:	1	BLK:	0	BLK:	0	BLK:	0
BLK:	0	WP:	0	WP:	0	WP:	0
WP:	1	HR:	0	HR:	0	HR:	0
HR:	1	S:	10	S:	7	S:	14
S:	63	P:	103	P:	15	P:	14
P:	103	ERA:	6.00	ERA:	0.00	ERA:	0.00
ERA:	6.00	WHIP:	1.500	WHIP:	3.000	WHIP:	0.000
WHIP:	1.500						

IP:	6.0	WLS:	W	IP:	0.2	WLS:	H
W:	28	BF:	5	H:	5	BF:	1
H:	7	R:	3	R:	0	R:	0
R:	4	ER:	2	ER:	0	ER:	0
ER:	4	SO:	1	SO:	0	SO:	0
SO:	3	BB:	0	BB:	0	BB:	0
BB:	2	IBB:	0	IBB:	0	IBB:	0
IBB:	1	HBP:	0	HBP:	0	HBP:	0
HBP:	1	BLK:	0	BLK:	0	BLK:	0
BLK:	0	WP:	0	WP:	0	WP:	0
WP:	1	HR:	0	HR:	0	HR:	0
HR:	1	S:	10	S:	7	S:	14
S:	63	P:	103	P:	15	P:	14
P:	103	ERA:	6.00	ERA:	0.00	ERA:	0.00
ERA:	6.00	WHIP:	1.500	WHIP:	3.000	WHIP:	0.000
WHIP:	1.500						

IP:	6.0	WLS:	W	IP:	0.2	WLS:	H
W:	28	BF:	5	H:	5	BF:	1
H:	7	R:	3	R:	0	R:	0
R:	4	ER:	2	ER:	0	ER:	0
ER:	4	SO:	1	SO:	0	SO:	0
SO:	3	BB:	0	BB:	0	BB:	0
BB:	2	IBB:	0	IBB:	0	IBB:	0
IBB:	1	HBP:	0	HBP:	0	HBP:	0
HBP:	1	BLK:	0	BLK:	0	BLK:	0
BLK:	0	WP:	0	WP:	0	WP:	0
WP:	1	HR:	0	HR:	0	HR:	0
HR:	1	S:	10	S:	7	S:	14
S:	63	P:	103	P:	15	P:	14
P:	103	ERA:	6.00	ERA:	0.00	ERA:	0.00
ERA:	6.00	WHIP:	1.500	WHIP:	3.000	WHIP:	0.000
WHIP:	1.500						

IP:	6.0	WLS:	W	IP:	0.2	WLS:	H
W:	28	BF:	5	H:	5	BF:	1
H:	7	R:	3	R:	0	R:	0
R:	4	ER:	2	ER:	0	ER:	0
ER:	4	SO:	1	SO:	0	SO:	0
SO:	3	BB:	0	BB:	0	BB:	0
BB:	2	IBB:	0	IBB:	0	IBB:	0
IBB:	1	HBP:	0	HBP:	0	HBP:	0
HBP:	1	BLK:	0	BLK:	0	BLK:	0
BLK:	0	WP:	0	WP:	0	WP:	0
WP:	1	HR:	0	HR:	0	HR:	0
HR:	1	S:	10	S:	7	S:	14
S:	63	P:	103	P:	15	P:	14
P:	103	ERA:	6.00	ERA:	0.00	ERA:	0.00
ERA:	6.00	WHIP:	1.500	WHIP:	3.000	WHIP:	0.000
WHIP:	1.500						

IP:	6.0	WLS:	W	IP:	0.2	WLS:	H
W:	28	BF:	5	H:	5	BF:	1
H:	7	R:	3	R:	0	R:	0
R:	4	ER:	2	ER:	0	ER:	0
ER:	4	SO:	1	SO:	0	SO:	0
SO:	3	BB:	0	BB:	0	BB:	0
BB:	2	IBB:	0	IBB:	0	IBB:	0
IBB:	1	HBP:	0	HBP:	0	HBP:	0
HBP:	1	BLK:	0	BLK:	0	BLK:	0
BLK:	0	WP:	0	WP:	0	WP:	0
WP:	1	HR:	0	HR:	0	HR:	0
HR:	1	S:	10	S:	7	S:	14
S:	63	P:	103	P:	15	P:	14
P:	103	ERA:	6.00	ERA:	0.00	ERA:	0.00
ERA:	6.00	WHIP:	1.500	WHIP:	3.000	WHIP:	0.000
WHIP:	1.500						

IP:	6.0	WLS:	W	IP:	0.2	WLS:	H
W:	28	BF:	5	H:	5	BF:	1
H:	7	R:	3	R:	0	R:	0
R:	4	ER:	2	ER:	0	ER:	0
ER:	4	SO:	1	SO:	0	SO:	0
SO:	3	BB:	0	BB:	0	BB:	0
BB:	2	IBB:	0	IBB:	0	IBB:	0
IBB:	1	HBP:	0	HBP:	0	HBP:	0
HBP:	1	BLK:	0	BLK:	0	BLK:	0
BLK:	0	WP:	0	WP:	0	WP:	0
WP:	1	HR:	0	HR:	0	HR:	0
HR:	1	S:	10	S:	7	S:	14
S:	63	P:	103	P:	15	P:	14
P:	103	ERA:	6.00	ERA:	0.00	ERA:	0.00
ERA:	6.00	WHIP:	1.500	WHIP:	3.000	WHIP:	0.000
WHIP:	1.500						

IP:	6.0	WLS:	W	IP:	0.2	WLS:	H
W:	28	BF:	5	H:	5	BF:	1
H:	7	R:	3	R:	0	R:	0
R:	4	ER:	2	ER:	0	ER:	0
ER:	4	SO:	1	SO:	0	SO:	0
SO:	3	BB:	0	BB:	0	BB:	0
BB:	2	IBB:	0	IBB:	0	IBB:	0
IBB:	1	HBP:	0	HBP:	0	HBP:	0
HBP:	1	BLK:	0	BLK:	0	BLK:	0
BLK:	0	WP:	0	WP:	0	WP:	0
WP:	1	HR:	0	HR:	0	HR:	0
HR:	1	S:	10	S:	7	S:	14
S:	63	P:	103	P:	15	P:	14
P:	103	ERA:	6.00	ERA:	0.00	ERA:	0.00
ERA:	6.00	WHIP:	1.500	WHIP:	3.000	WHIP:	0.000
WHIP:	1.500						

IP:	6.0	WLS:	W	IP:	0.2	WLS:	H
W:	28	BF:	5	H:	5	BF:	1
H:	7	R:	3	R:	0	R:	0
R:	4	ER:	2	ER:	0	ER:	0
ER:	4	SO:	1	SO:	0	SO:	0
SO:	3	BB:	0	BB:	0	BB:	0
BB:	2	IBB:	0	IBB:	0	IBB:	0
IBB:	1	HBP:	0	HBP:	0	HBP:	0
HBP:	1	BLK:	0	BLK:	0	BLK:	0
BLK:	0	WP:	0	WP:	0	WP:	0
WP:	1	HR:	0	HR:	0	HR:	0
HR:	1	S:	10	S:	7	S:	14
S:	63	P:	103	P:	15	P:	14
P:	103	ERA:	6.00	ERA:	0.00	ERA:	0.00
ERA:	6.00	WHIP:	1.500	WHIP:	3.000	WHIP:	0.000
WHIP:	1.500						

IP:	6.0	WLS:	W	IP:	0.2	WLS:	H
W:	28	BF:	5	H:	5	BF:	1
H:	7	R:	3	R:	0	R:	0
R:	4	ER:	2	ER:	0	ER:	0
ER:	4	SO:	1	SO:	0	SO:	0
SO:	3	BB:	0	BB:	0	BB:	0
BB:	2	IBB:	0	IBB:	0	IBB:	0
IBB:	1	HBP:	0	HBP:	0	HBP:	0
HBP:	1	BLK:	0	BLK:	0	BLK:	0
BLK:	0	WP:	0	WP:	0	WP:	0
WP:	1	HR:	0	HR:	0	HR:	0
HR:	1	S:	10	S:	7	S:	14
S:	63	P:	103	P:	15	P:	14
P:	103	ERA:	6.00	ERA:	0.00	ERA:	0.00
ERA:	6.00	WHIP:	1.500	WHIP:	3.000	WHIP:	0.000
WHIP:	1.500						

IP:	6.0	WLS:	W	IP:	0.2	WLS:	H
W:	28	BF:	5	H:	5		

Batter	1	2	3	4	5	6	7	8	9	AB R H RBI BB SO LOB	TOP																
Roberto Alomar, S (1, 4) OBP: 0.371, SLG: 0.401	3-2 G4-6-3 1B	0-2 2-H 31 HR 2B		2-2 1B		1-2 P6		4-0 FC6 IBB		4 1 3 1 1 0 0																	
Roger Cedeno, S (1, 9) OBP: 0.288, SLG: 0.317	1-0 G4-6-3 1-2f	2-0 L3		1-1 G4-3			3-2 G3 2B	2-1 FC6		5 0 1 0 0 0 5																	
31 Mike Piazza, R (1, 2) OBP: 0.403, SLG: 0.567	4-1 BB 3B BB	0-0 2-H HR			0-1 HR		2-3 K		1-0 F9	4 3 2 3 1 1 1																	
Cliff Floyd, L (1, 7) OBP: 0.333, SLG: 0.480	4-0 1-2 3B BB	2-2 G3			0-3 K		2-2 G3		3-2 G3	4 1 0 0 1 1 1																	
Timo Perez, L (1, 8) OBP: 0.318, SLG: 0.289	4-2 1-2 2-3 3B BB		1-0 G6-4-3 1B		0-0 F7		1-2 F9		1-1 1B	4 1 2 0 1 0 1 0 0 0 0 0 0 0																	
Tsuyoshi Shinjo, R (9, PR) OBP: 0.235, SLG: 0.229																											
Ty Wigginton, R (1, 5) OBP: 0.349, SLG: 0.437	0-0 1-H 2-H 3-H 3B		2-2 F7		0-0 1B			3-1 2B 1B	0-1 G5-3	5 1 3 3 0 0 2																	
Tony Clark, S (1, 3) OBP: 0.264, SLG: 0.507	1-3 K		1-1 G6-4-3 1-2f		0-2 G1-4-3			0-0 1-H 2B		4 0 1 1 0 1 3																	
Joe McEwing, R (1, 6) OBP: 0.250, SLG: 0.237		2-2 F9		2-0 G5-3		2-2 G5-3		0-2 K		4 0 0 0 0 1 1																	
Tom Glavine, L (1, 1) OBP: 0.222, SLG: 0.278																											
38 Pat Strange, R (7, 1) OBP: 0.350, SLG: 0.426		0-0 2B 2B		2-0 G4-3		1-2 F9		3-3 K		3 1 1 0 0 0 0 0 0 0 0 0 0 0 1 0 0 0 0 1 1 0																	
Raul Gonzalez, R (8, PH)																											
Jason Middlebrook, R (8, 1)																											
David Weathers, R (8, 1)																											
Jaime Cerda, L (8, 1)																											
Inning Stats	R: 3 E: 0 K: 1 S: 12	H: 2 LOB: 1 BB: 3 P: 29	R: 3 E: 0 K: 0 S: 12	H: 3 LOB: 0 BB: 0 P: 18	R: 0 E: 0 K: 0 S: 7	H: 1 LOB: 0 BB: 0 P: 11	R: 0 E: 0 K: 0 S: 8	H: 1 LOB: 1 BB: 0 P: 15	R: 1 E: 0 K: 1 S: 10	H: 2 LOB: 1 BB: 0 P: 10	R: 0 E: 0 K: 0 S: 9	H: 0 LOB: 0 BB: 0 P: 13	R: 0 E: 0 K: 1 S: 14	H: 1 LOB: 1 BB: 0 P: 22	R: 1 E: 0 K: 2 S: 12	H: 2 LOB: 2 BB: 1 P: 24	R: 0 E: 0 K: 0 S: 10	H: 1 LOB: 1 BB: 0 P: 15	1B: 6 2B: 4 3B: 1 HR: 2	SF: 0 SAC: 0 DP: 2 HBP: 0	WP: 0 PB: 0 SB: 0 CS: 0	PA: 42					
PITCHER	IP WLS BF H R ER SO BB IBB HBP BLK WP HR S P ERA WHIP																										
Shawn Chacon, R (1, 1) ERA: 3.91	5.0		25	9	7	7	2	3	0	0	0	0	2	49	83	12.60	2.400										
Nelson Cruz, R (6, 1) ERA: 6.57	2.0		7	1	0	0	1	0	0	0	0	0	0	23	35	0.00	0.500										
Steve Reed, R (8, 1) ERA: 4.74	1.0	W	6	2	1	1	2	0	1	0	0	0	0	12	24	9.00	2.000										
Jose Jimenez, R (9, 1) ERA: 7.36	1.0	S	4	1	0	0	0	0	0	0	0	0	0	10	15	0.00	1.000										

New York Mets @ Colorado Rockies
Coors Field, Denver, CO
 Tue May 13 2003, 7:05 PM MDT
 Att. 25,043 - Cloudy - 70 F

livebaseballscorecards.com

AB 38
R 8
H 13
RBI 8
BB 4
SO 5
LOB 15



Batter	1	2	3	4	5	6	7	8	9	AB R H RBI BB SO LOB	TOP																	
Roberto Alomar, S OBP: 0.380, SLG: 0.414 (1, 4)	4-0 FC5-4 BB		2-0 G6-4-3 1-2f			0-1 31 2B		3-1 2B 1B		3 2 2 0 1 0 1																		
Raul Gonzalez, R OBP: 0.333, SLG: 0.431 (1, 9) (6, 7)	0-2 FC5-4 31 S 1-2f HR		0-2 F8			0-0 G3		3-2 1B 2B		4 2 1 1 0 0 2																		
31 Mike Piazza, R OBP: 0.415, SLG: 0.607 (1, 2)	2-2 SAFE HR			2-1 P4		0-1 2B		4-0 1B IBB		3 1 2 3 1 0 0																		
Cliff Floyd, L OBP: 0.327, SLG: 0.469 Roger Cedeño, S OBP: 0.295, SLG: 0.324 (1, 7) (6, 9)	2-2 F9			2-1 G4-3		0-3 K		1-2 1-2 2-H 1B		3 0 0 0 0 1 1 1 0 1 1 0 0 0																		
Ty Wigginton, R OBP: 0.340, SLG: 0.424 (1, 5)	2-1 G5-3			0-3 K			1-0 F8	0-2 P6		4 0 0 0 0 1 2																		
Tony Clark, S OBP: 0.250, SLG: 0.479 (1, 3)		1-1 G5-3			2-2 G6-3		1-3 K		2-2 L8	4 0 0 0 0 1 0																		
Tsuyoshi Shinjo, R OBP: 0.218, SLG: 0.212 (1, 8)		2-0 G3			1-3 K		0-0 G5-3		0-2 G5-3	4 0 0 0 0 1 0																		
Joe McEwing, R OBP: 0.227, SLG: 0.214 (1, 6)		3-1 G6-3			2-3 K			1-3 K	2-1 L4	4 0 0 0 0 2 0																		
Jae Weong Seo, R OBP: 0.250, SLG: 0.143 Timo Perez, L OBP: 0.314, SLG: 0.286 Mike Stanton, L (8, PH) (8, 1)			4-2 G6-4-3 BB			1-2 G3		0-2 G4-3		1 0 0 0 1 0 0 1 0 0 0 0 0 0 0 0 0 0 0 0 0																		
Inning Stats	R: 2 E: 0 K: 0 S: 14	H: 1 LOB: 0 BB: 1 P: 24	R: 0 E: 0 K: 0 S: 5	H: 0 LOB: 0 BB: 0 P: 11	R: 0 E: 0 K: 0 S: 10	H: 0 LOB: 0 BB: 1 P: 16	R: 0 E: 0 K: 1 S: 7	H: 0 LOB: 0 BB: 0 P: 11	R: 0 E: 0 K: 1 S: 10	H: 0 LOB: 0 BB: 0 P: 15	R: 1 E: 0 K: 1 S: 11	H: 2 LOB: 1 BB: 0 P: 12	R: 0 E: 0 K: 1 S: 5	H: 0 LOB: 0 BB: 0 P: 7	R: 2 E: 0 K: 1 S: 17	H: 3 LOB: 2 BB: 1 P: 29	R: 0 E: 0 K: 0 S: 8	H: 0 LOB: 0 BB: 0 P: 12	1B: 2 2B: 3 3B: 0 HR: 1	SF: 0 SAC: 0 DP: 1 HBP: 0	WP: 0 PB: 0 SB: 2 CS: 0	PA: 35						
PITCHER	IP WLS BF H R ER SO BB IBB HBP BLK WP HR S P ERA WHIP																											
Darren Oliver, L ERA: 5.65 (1, 1)	5.2		21	3	3	3	3	2	0	0	0	0	0	1	54	86	4.76	0.882										
Javier López, L ERA: 1.17 (6, 1)	1.1	H	4	0	0	0	2	0	0	0	0	0	0	0	8	10	0.00	0.000										
Justin Speier, R ERA: 5.79 (8, 1)	0.2	H	5	2	2	2	1	0	1	0	0	0	0	0	11	22	27.00	3.000										
Steve Reed, R ERA: 4.66 (8, 1)	0.1	W	2	1	0	0	0	0	0	0	0	0	0	0	6	7	0.00	3.000										
Jose Jimenez, R ERA: 6.98 (9, 1)	1.0	S	3	0	0	0	0	0	0	0	0	0	0	0	8	12	0.00	0.000										

New York Mets @ Colorado Rockies
Coors Field, Denver, CO
Wed May 14 2003, 1:05 PM MDT
Att. 26,755 - Sunny - 68 F

livebaseballscorecards.com

AB	32
R	5
H	6
RBI	5
BB	3
SO	6
LOB	6



Batter	1	2	3	4	5	6	7	8	9
Chris Stynes, R OBP: 0.348, SLG: 0.400 (1, 5)	F8		G1-3		FC4-6 3B	L5		1B	
Jay Payton, R OBP: 0.373, SLG: 0.483 Jose Jimenez, R (9, 1)	F9		K		1B 3B		F8 1B	K	
17 Todd Helton, L OBP: 0.440, SLG: 0.535 (1, 3)	G6-3			F9	1B BB		F7		
Preston Wilson, R OBP: 0.406, SLG: 0.684 (1, 8)		1-1 CS 1B		P6	1B BB		F8		
Larry Walker, L OBP: 0.396, SLG: 0.496 (1, 9)		1-3 SAFE K		1B	E8 1B		1B		
José Hernández, R OBP: 0.358, SLG: 0.381 (1, 6)		0-1 FC5-4 1B		G6-3	G1-3		G1-3		
Charles Johnson, R OBP: 0.322, SLG: 0.414 Gabe Kapler, R OBP: 0.354, SLG: 0.310 (8, PR) (9, 7)		0-0 FC5-4			G6-3		FC1-6 1B	WP 1B BB	
Brent Butler, R OBP: 0.263, SLG: 0.245 Bobby Estalella, R OBP: 0.352, SLG: 0.553 (1, 4) (9, 2)			1-1 F7		1B FC4-6 2B		F9	K	
Darren Oliver, R OBP: 0.357, SLG: 0.308 Javier López, L Justin Speier, R Steve Reed, R Ronnie Belliard, R OBP: 0.369, SLG: 0.362 (1, 1) (6, 1) (8, 1) (8, 1) (8, PH) (9, 4)			1-0 G1-3 1B		1B		FC1-6	K	

Inning Stats	R: 0 E: 0 K: 0 S: 8	H: 0 LOB: 0 BB: 0 P: 15	R: 0 E: 0 K: 1 S: 8	H: 2 LOB: 1 BB: 0 P: 10	R: 0 E: 0 K: 1 S: 9	H: 1 LOB: 1 BB: 0 P: 15	R: 0 E: 0 K: 0 S: 8	H: 1 LOB: 1 BB: 0 P: 11	R: 5 E: 1 K: 0 S: 16	H: 4 LOB: 1 BB: 2 P: 35	R: 0 E: 0 K: 0 S: 8	H: 1 LOB: 1 BB: 0 P: 8	R: 0 E: 0 K: 0 S: 11	H: 1 LOB: 2 BB: 1 P: 22	R: 1 E: 0 K: 3 S: 13	H: 1 LOB: 2 BB: 1 P: 21
--------------	------------------------------	----------------------------------	------------------------------	----------------------------------	------------------------------	----------------------------------	------------------------------	----------------------------------	-------------------------------	----------------------------------	------------------------------	---------------------------------	-------------------------------	----------------------------------	-------------------------------	----------------------------------

PITCHER	IP	WLS	BF	H	R	ER	SO	BB	IBB	HBP	BLK	WP	HR	S	P	ERA	WHIP
Jae Weong Seo, R ERA: 3.69 (1, 1)	7.0		33	10	5	4	2	2	1	0	0	0	0	68	116	5.14	1.714
Mike Stanton, L ERA: 4.34 (8, 1)	1.0	L	5	1	1	1	3	1	0	0	0	1	0	13	21	9.00	2.000

BOTTOM

New York Mets @ Colorado Rockies
Coors Field, Denver, CO


Wed May 14 2003, 1:05 PM MDT
Att. 26,755 - Sunny - 68 F

AB	R	H	RBI	BB	SO	LOB
5	1	1	2	0	0	3
5	1	2	1	0	2	3
0	0	0	0	0	0	0
3	1	0	0	1	0	1
3	1	1	0	1	0	1
3	0	2	2	1	1	1
4	0	1	0	0	0	4
3	0	1	0	1	0	1
0	1	0	0	0	0	0
4	1	1	0	0	1	2
0	0	0	0	0	0	0
2	0	2	0	0	0	0
1	0	0	0	0	0	1
0	0	0	0	0	0	0
0	0	0	0	0	0	0
1	0	0	0	0	1	1

AB	34
R	6
H	11
RBI	5
BB	4
SO	5
LOB	18

livebaseballscorecards.com

1B	9	SF	0
2B	2	SAC	0
3B	1	DP	1
HR	0	HBP	0
WP	1	PA	38
PB	0	ERA	
SB	1	WHIP	
CS	1		



Batter	1	2	3	4	5	6	7	8	9	AB R H RBI BB SO LOB	TOP									
Endy Chavez, L (1, 8) OBP: 0.302, SLG: 0.371 Jose Macias, S (7, PH) OBP: 0.319, SLG: 0.357 (7, 8)	0-2 G3		1-0 G4-3		2-2 FC4-6		0-0 1B			3 0 0 1 0 0 2 1 0 1 0 0 0 0										
Orlando Cabrera, R (1, 6) OBP: 0.365, SLG: 0.473	0-3 K		2-3 3-H 4-2 BB		1 SAFE 2-2 1 SAFE F9		0-1 F8			3 0 0 0 1 1 3										
Jose Vidro, S (1, 4) OBP: 0.404, SLG: 0.535	1-2 F7		0-0 F8			1-1 F7		2-2 F8		4 0 0 0 0 0 2										
Vladimir Guerrero, R (1, 9) OBP: 0.405, SLG: 0.515		1-1 F9		0-0 L6		1-2 2B		0-1 HR		4 1 2 1 0 0 0										
Jeff Liefer, L (1, 3) OBP: 0.234, SLG: 0.365		2-0 G4-3		2-2 2B		0-2 F9		0-0 P5		4 0 1 0 0 0 1										
Fernando Tatis, R (1, 5) OBP: 0.290, SLG: 0.288		2-2 F8		3-2 G5-3		1-2 G5-3		2-2 F7		4 0 0 0 0 0 2										
Ronald Calloway, L (1, 7) OBP: 0.304, SLG: 0.387			0-0 1B G4-3 1B		0-2 G4-3		1-3 K		2-2 G4-3	4 1 1 0 0 1 1										
Michael Barrett, R (1, 2) OBP: 0.223, SLG: 0.276 Brian Schneider, L (9, PH) OBP: 0.328, SLG: 0.446			3-2 G4-3 SH2-4 1B		0-2 52 FC3-6 1B		2-3 K		2-3 K	3 0 2 0 0 1 0 1 0 0 0 0 1 0										
Javier Vazquez, R (1, 1) OBP: 0.176, SLG: 0.176 52 T.J. Tucker, R (4, 1) Joey Eischen, L (6, 1) Jamey Carroll, R (7, PH) Dan Smith, R (7, 1) Henry Mateo, S (9, PH) OBP: 0.394, SLG: 0.367			0-0 SH2-4		0-0 FC3-6		3-2 1B		1-2 G5-3	0 0 0 0 0 0 0 1 0 0 0 0 0 0 0 0 0 0 0 0 0 1 0 1 0 0 0 0 0 0 0 0 0 0 0 1 0 0 0 0 0 0										
Inning Stats	R: 0 E: 0 K: 1 S: 9	H: 0 LOB: 0 BB: 0 P: 10	R: 0 E: 0 K: 0 S: 7	H: 0 LOB: 0 BB: 0 P: 12	R: 1 E: 0 K: 0 S: 9	H: 2 LOB: 2 BB: 1 P: 17	R: 0 E: 0 K: 0 S: 14	H: 1 LOB: 1 BB: 0 P: 19	R: 0 E: 0 K: 2 S: 13	H: 1 LOB: 1 BB: 0 P: 16	R: 0 E: 0 K: 2 S: 13	H: 2 LOB: 2 BB: 0 P: 19	R: 1 E: 0 K: 0 S: 10	H: 1 LOB: 0 BB: 0 P: 14	R: 0 E: 0 K: 1 S: 10	H: 0 LOB: 0 BB: 0 P: 15	1B: 5 2B: 2 3B: 0 HR: 1	SF: 0 SAC: 1 DP: 0 HBP: 0	WP: 0 PB: 0 SB: 1 CS: 0	PA: 36
PITCHER	IP WLS BF H R ER SO BB IBB HBP BLK WP HR S P ERA WHIP																			
Jason Jennings, R (1, 1) ERA: 5.55 Todd Jones, R (5, 1) ERA: 7.59 40 Brian Fuentes, L (7, 1) ERA: 4.42 Jose Jimenez, R (9, 1) ERA: 6.64	4.0 W 2.0 H 2.0 S	16 8 9 3	3 2 3 0	1 0 1 0	1 0 1 1	1 0 2 1	1 0 0 0	0 0 0 0	0 0 0 0	0 0 0 0	0 0 1 0	39 27 23 10	58 34 33 15	2.25 0.00 4.50 0.00	1.000 1.000 1.500 0.000					

Montreal Expos @ Colorado Rockies
 Coors Field, Denver, CO
 Thu May 15 2003, 7:05 PM MDT
 Att. 23,197 - Cloudy - 64 F

livebaseballscorecards.com

AB	34
R	2
H	8
RBI	2
BB	1
SO	4
LOB	12



Batter	1	2	3	4	5	6	7	8	9	AB	R	H	RBI	BB	SO	LOB
Ronnie Belliard, R OBP: 0.377, SLG: 0.367 (1, 4)	0-1 1B 17 BB	3-1 G5-3 2-3f			3-2 G1-3		0-2 F9 1 SAFE		4-1 BB 1-2 BB	4	1	1	0	1	0	3
Gabe Kapler, R OBP: 0.346, SLG: 0.304 Jay Payton, R OBP: 0.368, SLG: 0.474 (1, 7) (9, PH)	2-2 L5		0-0 BLK 1B		0-0 G4-3			3-2 P2	1-2 F9 BB	4	0	1	0	0	0	1
17 Todd Helton, L OBP: 0.442, SLG: 0.536 (1, 3)	4-1 G4-3 1-2 BB		0-0 F7			1-0 P4		2-2 2B		3	0	1	0	1	0	1
Preston Wilson, R OBP: 0.410, SLG: 0.669 (1, 8)	0-0 G4-3 1-2 2-H 1B		2-2 G1-6-3 1-2 HBP			0-0 G6-3		4-0 IBB		2	0	1	1	1	0	0
Larry Walker, L OBP: 0.389, SLG: 0.474 (1, 9)	0-0 G4-3 1-2 2-3		2-0 G1-6-3 1-2f			4-1 BB		0-3 K		3	0	0	0	1	1	6
José Hernández, R OBP: 0.347, SLG: 0.364 (1, 6)	3-2 G4-3				2-3 K		1 SAFE 1 SAFE L9	2-2 G3-1		4	0	0	0	0	1	5
Bobby Estalella, R OBP: 0.328, SLG: 0.510 (1, 2)		0-1 F9			3-2 G6-3		0-3 K		2-3 K	4	0	0	0	0	2	0
Greg Norton, S OBP: 0.231, SLG: 0.230 (1, 5)		1-0 G5-3 28 SH 1B			2-2 G1-3		2-0 G3		1-3 K	4	0	1	0	0	1	0
28 Aaron Cook, R OBP: 0.353, SLG: 0.313 Javier López, L (7, 1)		0-1 SH				0-0 F9		0-1 1B		1	0	0	0	0	0	0
Mark Sweeney, L OBP: 0.429, SLG: 0.417 Nelson Cruz, R OBP: 0.154, SLG: 0.231 Chris Stynes, R OBP: 0.358, SLG: 0.400 (7, PH) (8, 1) (9, PH)		1-2 BB							4-2 DI BB	0	0	0	0	0	0	0

Inning Stats	R: 1	H: 2	E: 0	K: 0	S: 11	H: 2	LOB: 2	BB: 1	P: 20	R: 0	H: 1	E: 0	K: 0	S: 7	H: 1	LOB: 1	BB: 0	P: 11	R: 0	H: 0	E: 0	K: 0	S: 6	H: 0	LOB: 0	BB: 0	P: 10	R: 0	H: 0	E: 0	K: 0	S: 5	H: 0	LOB: 0	BB: 0	P: 8	R: 0	H: 0	E: 0	K: 1	S: 9	H: 1	LOB: 1	BB: 0	P: 11	R: 0	H: 1	E: 0	K: 1	S: 13	H: 1	LOB: 2	BB: 1	P: 24	R: 0	H: 0	E: 0	K: 2	S: 12	H: 0	LOB: 2	BB: 2	P: 24	1B: 5	2B: 1	3B: 0	HR: 0	SF: 0	SAC: 1	DP: 2	HBP: 1	WP: 0	PB: 0	SB: 0	CS: 0	PA: 38
--------------	------	------	------	------	-------	------	--------	-------	-------	------	------	------	------	------	------	--------	-------	-------	------	------	------	------	------	------	--------	-------	-------	------	------	------	------	------	------	--------	-------	------	------	------	------	------	------	------	--------	-------	-------	------	------	------	------	-------	------	--------	-------	-------	------	------	------	------	-------	------	--------	-------	-------	-------	-------	-------	-------	-------	--------	-------	--------	-------	-------	-------	-------	--------

PITCHER	IP	WLS	BF	H	R	ER	SO	BB	IBB	HBP	BLK	WP	HR	S	P	ERA	WHIP
Livan Hernandez, R ERA: 3.73 (1, 1)	7.1		29	5	1	1	2	2	0	1	1	0	0	57	94	1.23	0.955
Scott Stewart, L ERA: 2.25 (8, 1)	0.1		3	1	0	0	1	0	1	0	0	0	0	6	12	0.00	3.000
Luis Ayala, R ERA: 3.86 (8, 1)	0.1	W	1	0	0	0	0	0	0	0	0	0	0	3	5	0.00	0.000
Rocky Biddle, R ERA: 4.24 (9, 1)	1.0	S	5	0	0	0	2	2	0	0	0	0	0	12	24	0.00	2.000

BOTTOM

Montreal Expos @ Colorado Rockies
Coors Field, Denver, CO
 Fri May 16 2003, 7:05 PM MDT
 Att: 27,117 - Cloudy - 78 F

AB	31
R	1
H	6
RBI	1
BB	5
SO	5
LOB	18



WP: 0	PA: 38
PB: 0	
SB: 0	
CS: 0	

livebaseballscorecards.com

Batter	1	2	3	4	5	6	7	8	9	10	AB R H RBI BB SO LOB	TOP												
Endy Chavez, L (1, 8) OBP: 0.296, SLG: 0.360	1-0 		0-0 		2-0 		0-1 		2-2 	0-1 	5 1 1 0 0 0 1													
Orlando Cabrera, R (1, 6) OBP: 0.378, SLG: 0.474	2-1 		4-2 		0-1 		0-3 		4-1 		3 1 2 0 2 1 0													
Jose Vidro, S (1, 4) OBP: 0.415, SLG: 0.530	4-2 		2-2 		1-0 		2-2 		3-2 		3 0 1 0 1 0 1													
Vladimir Guerrero, R (1, 9) OBP: 0.407, SLG: 0.593	0-0 		1-1 		4-2 			0-0 	1-0 		4 0 2 1 1 0 2													
Brad Wilkerson, L (1, 7) OBP: 0.414, SLG: 0.537	2-3 		0-1 		1-3 			2-1 		4-2 	3 1 0 1 1 2 3													
Wil Cordero, R (1, 3) OBP: 0.357, SLG: 0.443		2-1 	1-2 			1-3 		0-1 		1-0 	5 1 2 0 0 1 2													
Fernando Tatis, R (1, 5) OBP: 0.287, SLG: 0.285 Jose Macias, S (5, 5) OBP: 0.347, SLG: 0.419		1-2 		1-1 		2-2 		4-0 		0-0 	2 0 0 0 0 0 0 1 1 1 0 1 0 0	AB 35 R 6 H 11 RBI 4 BB 7 SO 5 LOB 15												
Michael Barrett, R (1, 2) OBP: 0.228, SLG: 0.301 Jeff Liefer, L (8, PH) OBP: 0.231, SLG: 0.360 Luis Ayala, R (8, 1) Henry Mateo, S (10, PH) OBP: 0.412, SLG: 0.387 Rocky Biddle, R (10, 1)		0-0 		1-2 		1-2 		2-1 		0-2 	3 0 0 0 0 0 1 1 0 0 0 0 0 2 0 0 0 0 0 0 0 1 0 1 2 0 0 0 0 0 0 0 0 0 0													
Zach Day, R (1, 1) OBP: 0.091, SLG: 0.048 Claudio Vargas, R (3, 1) Dan Smith, R (4, 1) Ronald Calloway, L (6, PH) OBP: 0.319, SLG: 0.391 52 T.J. Tucker, R (6, 1) Joey Eischen, L (7, 1) Brian Schneider, L (8, PH) OBP: 0.333, SLG: 0.439			0-1 	0-0 		0-2 		1-3 		4-1 	1 1 1 0 0 0 0 1 0 0 0 0 0 0 0 0 0 0 0 0 0 1 0 0 0 0 0 1 0 0 0 0 0 0 0 0 0 0 0 0 0 0 1 0 0 0 1 1 2													
Inning Stats	R: 0 H: 2 E: 0 LOB: 2 K: 1 BB: 1 S: 9 P: 18	R: 0 H: 0 E: 0 LOB: 0 K: 0 BB: 0 S: 6 P: 9	R: 2 H: 2 E: 0 LOB: 2 K: 0 BB: 1 S: 16 P: 24	R: 0 H: 0 E: 0 LOB: 0 K: 0 BB: 0 S: 6 P: 8	R: 1 H: 2 E: 0 LOB: 1 K: 1 BB: 1 S: 9 P: 17	R: 0 H: 1 E: 0 LOB: 1 K: 1 BB: 0 S: 17 P: 21	R: 0 H: 0 E: 0 LOB: 0 K: 1 BB: 0 S: 10 P: 12	R: 1 H: 1 E: 2 LOB: 2 K: 1 BB: 1 S: 10 P: 19	R: 0 H: 1 E: 0 LOB: 1 K: 0 BB: 1 S: 9 P: 19	R: 2 H: 2 E: 0 LOB: 1 K: 0 BB: 2 S: 12 P: 20	1B: 9 SF: 1 2B: 1 SAC: 2 3B: 1 DP: 2 HR: 0 HBP: 1	WP: 0 PA: 46 PB: 0 SB: 0 CS: 5												
PITCHER	IP WLS BF H R ER SO BB IBB HBP BLK WP HR S P ERA WHIP																							
Jason Young, R (1, 1) ERA: 6.75	5.2																							
Javier López, L (6, 1) ERA: 1.08	0.1	1	0	0	0	0	0	0	0	0	0	0	0	4	4	0.00	0.000							
Justin Speier, R (7, 1) ERA: 5.23	2.0	9	1	1	0	2	0	1	0	0	0	0	0	20	31	0.00	0.500							
Steve Reed, R (9, 1) ERA: 4.43	1.0	4	1	0	0	0	1	0	0	0	0	0	0	9	19	0.00	2.000							
Todd Jones, R (10, 1) ERA: 8.06	1.0	L 6	2	2	2	0	2	0	0	0	0	0	0	12	20	18.00	4.000							

Montreal Expos @ Colorado Rockies
 Coors Field, Denver, CO
 Sat May 17 2003, 1:05 PM MDT
 Att: 30,052 - Cloudy - 80 F

livebaseballscorecards.com



BOTTOM

Montreal Expos @ Colorado Rockies
 Coors Field, Denver, CO
 Sat May 17 2003, 1:05 PM MDT
 Att. 30,052 - Cloudy - 80 F

livebaseballscorecards.com

AB	35
R	4
H	9
RBI	4
BB	6
SO	4
LOB	14



WP:	0	PA:	42
PB:	0		
SB:	0		
CS:	1		

Batter	1	2	3	4	5	6	7	8	9	10	AB	R	H	RBI	BB	SO	LOB
Ronnie Belliard, R OBP: 0.378, SLG: 0.364 (1, 4)	L8		CS BB	K			BB 17 1B		F9		4	1	1	0	1	1	2
Jay Payton, R OBP: 0.375, SLG: 0.468 (1, 7)	G6-3		BB			17 G4-6-3 BB	BB		G4-3		2	0	0	0	3	0	0
17 Todd Helton, L OBP: 0.446, SLG: 0.538 (1, 3)	1B		F7		G4-6-3		FC4 1B			FC5-4 1B	5	0	3	1	0	0	2
Preston Wilson, R OBP: 0.404, SLG: 0.655 (1, 8)	1B		F7		P4		F8			K	5	0	1	0	0	1	3
Mark Sweeney, L OBP: 0.412, SLG: 0.400 Gabe Kapler, R OBP: 0.333, SLG: 0.292 (1, 9) (7, PH) (8, 9)	F8			1B SF8 1B		F7	FC4			FC5-4	3	1	1	0	0	0	2
José Hernández, R OBP: 0.343, SLG: 0.358 (1, 6)	G6-3		G4-1 1B		K				G4-3		5	0	1	0	0	2	1
Charles Johnson, R OBP: 0.341, SLG: 0.433 (1, 2)	G1-3		SF8		HR 1B		G6-3				3	1	1	1	0	0	0
Chris Stynes, R OBP: 0.362, SLG: 0.424 (1, 5)	BB		G4-1		HR		G1-3				3	1	1	2	1	0	1
Jason Young, R Javier López, L Brent Butler, R Justin Speier, R Steve Reed, R Greg Norton, S Todd Jones, L (1, 1) (6, 1) (6, PH) (7, 1) (9, 1) (9, PH) (10, 1)	G6-3		BB		G5-3		F9				1	0	0	0	1	0	1

Batter	1	2	3	4	5	6	7	8	9	10
Ronnie Belliard, R OBP: 0.378, SLG: 0.364 (1, 4)	L8		CS BB	K			BB 17 1B		F9	
Jay Payton, R OBP: 0.375, SLG: 0.468 (1, 7)	G6-3		BB			17 G4-6-3 BB	BB		G4-3	
17 Todd Helton, L OBP: 0.446, SLG: 0.538 (1, 3)	1B		F7		G4-6-3		FC4 1B			FC5-4 1B
Preston Wilson, R OBP: 0.404, SLG: 0.655 (1, 8)	1B		F7		P4		F8			K
Mark Sweeney, L OBP: 0.412, SLG: 0.400 Gabe Kapler, R OBP: 0.333, SLG: 0.292 (1, 9) (7, PH) (8, 9)	F8			1B SF8 1B		F7	FC4			FC5-4
José Hernández, R OBP: 0.343, SLG: 0.358 (1, 6)	G6-3		G4-1 1B		K				G4-3	
Charles Johnson, R OBP: 0.341, SLG: 0.433 (1, 2)	G1-3		SF8		HR 1B		G6-3			
Chris Stynes, R OBP: 0.362, SLG: 0.424 (1, 5)	BB		G4-1		HR		G1-3			
Jason Young, R Javier López, L Brent Butler, R Justin Speier, R Steve Reed, R Greg Norton, S Todd Jones, L (1, 1) (6, 1) (6, PH) (7, 1) (9, 1) (9, PH) (10, 1)	G6-3		BB		G5-3		F9			

Inning Stats	R: 0	H: 2	R: 0	H: 0	R: 0	H: 0	R: 1	H: 2	R: 0	H: 0	R: 2	H: 2	R: 0	H: 0	R: 0	H: 0	R: 0	H: 0	R: 0	H: 1	R: 0	H: 0	R: 0	H: 1	1B: 8	SF: 1	WP: 0	PA: 42
	E: 0	LOB: 2	E: 0	LOB: 1	E: 0	LOB: 1	E: 0	LOB: 2	E: 0	LOB: 0	E: 0	LOB: 0	E: 0	LOB: 0	E: 0	LOB: 0	E: 0	LOB: 0	E: 0	LOB: 1	E: 0	LOB: 0	E: 0	LOB: 0	2B: 0	SAC: 0	PB: 0	
	K: 0	BB: 0	K: 0	BB: 1	K: 0	BB: 2	K: 1	BB: 1	K: 0	BB: 1	K: 1	BB: 0	K: 0	BB: 1	K: 0	BB: 0	K: 0	BB: 0	K: 0	BB: 0	K: 2	BB: 0	K: 0	BB: 0	3B: 0	DP: 1	SB: 0	
	S: 11	P: 20	S: 6	P: 12	S: 10	P: 23	S: 17	P: 31	S: 8	P: 14	S: 16	P: 24	S: 11	P: 19	S: 9	P: 14	S: 6	P: 8	S: 13	P: 16	S: 13	P: 16	S: 6	P: 8	HR: 1	HBP: 0	CS: 1	

PITCHER	IP	WLS	BF	H	R	ER	SO	BB	IBB	HBP	BLK	WP	HR	S	P	ERA	WHIP
Zach Day, R ERA: 2.63 (1, 1)	2.0		10	2	0	0	0	2	0	0	0	0	0	19	38	0.00	2.000
Claudio Vargas, R ERA: 3.29 (3, 1)	1.2		8	2	1	1	0	2	0	0	0	0	0	22	44	5.40	2.400
Dan Smith, R ERA: 3.57 (4, 1)	1.1		4	0	0	0	1	1	0	0	0	0	0	11	18	0.00	0.750
52 T.J. Tucker, R ERA: 5.24 (6, 1)	1.0	B	7	3	3	3	1	1	0	0	0	0	1	22	36	27.00	4.000
Joey Eischen, L ERA: 1.72 (7, 1)	1.0		3	1	0	0	0	0	0	0	0	0	0	5	7	0.00	1.000

PITCHER	IP	WLS	BF	H	R	ER	SO	BB	IBB	HBP	BLK	WP	HR	S	P	ERA	WHIP
Luis Ayala, R ERA: 3.48 (8, 1)	2.0		6	0	0	0	0	0	0	0	0	0	0	15	22	0.00	0.000
Rocky Biddle, R ERA: 4.07 (10, 1)	1.0	S	4	1	0	0	2	0	0	0	0	0	0	13	16	0.00	1.000

Batter	1	2	3	4	5	6	7	8	9	AB R H RBI BB SO LOB	TOP													
Endy Chavez, L (1, 8) OBP: 0.291, SLG: 0.354 Jose Vidro, S (7, PH) OBP: 0.418, SLG: 0.533 Scott Stewart, R (7, 1) Dan Smith, R (8, 1) Joey Eischen, L (9, PH)	0-1 F7		1-0 G6-3		1-1 FC1-6 G4-3		1-0 FC5-4 1B		1-3 K	3 0 0 0 0 0 1 1 0 1 0 0 0 0 0 0 0 0 0 0 0 0 0 0 0 0 0 0 1 0 0 0 0 1 0														
Orlando Cabrera, R (1, 6) OBP: 0.378, SLG: 0.472	1-2 FC3-6 1B		3-1 E 1B		1-0 G4-3		1-0 FC5-4 S		2-1 P4	5 0 2 0 0 0 3														
Henry Mateo, S (1, 4) OBP: 0.395, SLG: 0.371	2-1 FC3-6 1B		1-0 G3-1		0-0 B2-3		1-3 K			4 0 1 0 0 1 4														
Vladimir Guerrero, R (1, 9) OBP: 0.414, SLG: 0.507	2-0 FC3-6			0-0 HBP 1B		4-2 G3 BB		0-1 G3 BLK 1B		3 0 2 0 1 0 2														
Brad Wilkerson, L (1, 7) OBP: 0.403, SLG: 0.520	0-1 G1-3			1-3 K		3-2 G3		2-3 K		4 0 0 0 0 2 5														
Wil Cordero, R (1, 3) OBP: 0.361, SLG: 0.435				3-1 HBP		1-0 L5		4-2 G3 HBP		2 0 0 0 0 1 1														
Brian Schneider, L (1, 2) OBP: 0.319, SLG: 0.417 Michael Barrett, R (8, PH) OBP: 0.225, SLG: 0.298 (8, 2)				1-2 F7		1-0 G1-3		1-2 G3		3 0 0 0 0 0 3 1 0 0 0 0 0 2														
Jamey Carroll, R (1, 5) OBP: 0.360, SLG: 0.458 Jeff Liefer, L (8, PH) OBP: 0.228, SLG: 0.355 Ronald Calloway, L (8, 8) OBP: 0.310, SLG: 0.391				2-3 K				1-3 K		3 0 0 0 0 2 2 1 0 0 0 0 1 2 0 0 0 0 0 0 0														
Tomo Ohka, S (1, 1) OBP: 0.375, SLG: 0.286 Jose Macias, S (7, PH) OBP: 0.353, SLG: 0.409 (7, 8) (8, 5)				1-2 F9		4-2 FC1-6 BB		3-2 FC5-4 1B HBP		1 0 0 0 1 0 0 1 0 0 0 0 0 0														
Inning Stats	R: 0 E: 0 K: 0 S: 10	H: 2 LOB: 2 BB: 0 P: 15	R: 0 E: 0 K: 1 S: 9	H: 0 LOB: 0 BB: 0 P: 14	R: 0 E: 1 K: 0 S: 7	H: 1 LOB: 1 BB: 0 P: 13	R: 0 E: 0 K: 2 S: 11	H: 1 LOB: 2 BB: 0 P: 18	R: 0 E: 0 K: 0 S: 6	H: 0 LOB: 1 BB: 1 P: 12	R: 0 E: 0 K: 0 S: 7	H: 0 LOB: 1 BB: 1 P: 16	R: 0 E: 0 K: 2 S: 11	H: 1 LOB: 2 BB: 0 P: 19	R: 0 E: 0 K: 2 S: 14	H: 1 LOB: 2 BB: 0 P: 22	R: 0 E: 0 K: 1 S: 6	H: 0 LOB: 0 BB: 0 P: 10	1B: 6 2B: 0 3B: 0 HR: 0	SF: 0 SAC: 0 DP: 0 HBP: 3	WP: 0 PB: 0 SB: 1 CS: 0	PA: 38		
PITCHER	IP WLS BF H R ER SO BB IBB HBP BLK WP HR S P ERA WHIP	IP WLS BF H R ER SO BB IBB HBP BLK WP HR S P ERA WHIP	IP WLS BF H R ER SO BB IBB HBP BLK WP HR S P ERA WHIP	IP WLS BF H R ER SO BB IBB HBP BLK WP HR S P ERA WHIP	IP WLS BF H R ER SO BB IBB HBP BLK WP HR S P ERA WHIP	IP WLS BF H R ER SO BB IBB HBP BLK WP HR S P ERA WHIP	IP WLS BF H R ER SO BB IBB HBP BLK WP HR S P ERA WHIP	IP WLS BF H R ER SO BB IBB HBP BLK WP HR S P ERA WHIP	IP WLS BF H R ER SO BB IBB HBP BLK WP HR S P ERA WHIP	IP WLS BF H R ER SO BB IBB HBP BLK WP HR S P ERA WHIP	IP WLS BF H R ER SO BB IBB HBP BLK WP HR S P ERA WHIP	IP WLS BF H R ER SO BB IBB HBP BLK WP HR S P ERA WHIP	IP WLS BF H R ER SO BB IBB HBP BLK WP HR S P ERA WHIP	IP WLS BF H R ER SO BB IBB HBP BLK WP HR S P ERA WHIP	IP WLS BF H R ER SO BB IBB HBP BLK WP HR S P ERA WHIP	IP WLS BF H R ER SO BB IBB HBP BLK WP HR S P ERA WHIP	IP WLS BF H R ER SO BB IBB HBP BLK WP HR S P ERA WHIP	IP WLS BF H R ER SO BB IBB HBP BLK WP HR S P ERA WHIP	IP WLS BF H R ER SO BB IBB HBP BLK WP HR S P ERA WHIP	IP WLS BF H R ER SO BB IBB HBP BLK WP HR S P ERA WHIP	IP WLS BF H R ER SO BB IBB HBP BLK WP HR S P ERA WHIP	IP WLS BF H R ER SO BB IBB HBP BLK WP HR S P ERA WHIP	IP WLS BF H R ER SO BB IBB HBP BLK WP HR S P ERA WHIP	
Shawn Chacon, R (1, 1) ERA: 3.49 40 Brian Fuentes, L (7, 1) ERA: 4.34 Justin Speier, R (7, 1) ERA: 5.06 Javier López, L (8, 1) ERA: 1.06 Steve Reed, R (8, 1) ERA: 4.29	Jose Jimenez, R (9, 1) ERA: 6.33																							

Montreal Expos @ Colorado Rockies
 Coors Field, Denver, CO
 Sun May 18 2003, 1:05 PM MDT
 Att. 30,720 - Sunny - 70 F

AB	33
R	0
H	6
RBI	0
BB	2
SO	8
LOB	25



Batter	1	2	3	4	5	6	7	8	9
Ronnie Belliard, R OBP: 0.391, SLG: 0.381 (1, 4)	1-1 F8 G3-1 1B		0-0 F8		4-1 1B 1B BB		2-2 F8 FC8-2 1B	2-2 2B 1-3 2-H 3-H	
Jay Payton, R OBP: 0.381, SLG: 0.488 (1, 7)	0-2 G3-1 1-2		0-1 HR		2-0 1B 1-3		1 SAFE 4-2 SAFE 1 SAFE 1-2 BB	0-1 L8	
17 Todd Helton, L OBP: 0.442, SLG: 0.531 (1, 3)	1-1 F8 2-3		2-3 K		2-2 1B 1-2 3-H		0-0 F8 2-3		
Preston Wilson, R OBP: 0.396, SLG: 0.639 (1, 8)	2-3 K		0-1 G5-3		0-0 F8		1-2 FC8-2 3-H		
Mark Sweeney, L OBP: 0.450, SLG: 0.412 Gabe Kapler, R OBP: 0.345, SLG: 0.306 (6, PR) (7, 9)		4-0 FC5-4 1B BB		3-2 G4-3		1-2 G6-3 1B		1-2 SH1-4 FC5-2 1B	
Chris Stynes, R OBP: 0.366, SLG: 0.426 (1, 5)		2-2 SAFE 1-2 FC5-4 1B		3-2 G5-3		1 SAFE 0-0 G6-3 1-2		0-1 FC5-2 SH1-4 2B 1B	
Bobby Estalella, R OBP: 0.311, SLG: 0.481 (1, 2)		0-1 F8		0-0 F8		0-3 K		1-0 SH1-4 1-2 2-3	
Brent Butler, R OBP: 0.274, SLG: 0.232 Jose Jimenez, R (9, 1)		1-1 FC5-4 1-2f 2-3		2-1 G3-1		4-0 IBB		4-0 FC5-2 2B IBB	
Shawn Chacon, R OBP: 0.167, SLG: 0.333 Greg Norton, S OBP: 0.224, SLG: 0.222 40 Brian Fuentes, L Justin Speier, R Javier Lopez, L Steve Reed, R Jose Hernandez, R OBP: 0.341, SLG: 0.356 (8, PH) (8, PH) (8, 6)		1-1 G1-3		1-3 K		3-3 K		2-2 FC5-2 2B 1-2 2-3 3-H	


AB	R	H	RBI	BB	SO	LOB
4	1	3	2	1	0	0
4	1	2	1	1	0	3
4	0	1	1	0	1	3
4	0	0	0	0	1	5
2	0	1	0	1	0	0
1	0	1	0	0	0	0
4	1	2	0	0	0	1
3	0	0	0	0	1	4
2	1	0	0	2	0	2
0	0	0	0	0	0	0
2	0	0	0	0	1	2
1	0	0	0	0	1	2
0	0	0	0	0	0	0
0	0	0	0	0	0	0
0	0	0	0	0	0	0
0	0	0	0	0	0	0
1	0	0	0	0	0	3

BOTTOM

Montreal Expos @ Colorado Rockies
Coors Field, Denver, CO
 Sun May 18 2003, 1:05 PM MDT
 Att: 30,720 - Sunny - 70 F

livebaseballscores.com

AB	32
R	4
H	10
RBI	4
BB	5
SO	5
LOB	25



1B:	8	SF:	0
2B:	2	SAC:	1
3B:	0	DP:	1
HR:	1	HBP:	0

WP:	0	PA:	38
PB:	0		
SB:	0		
CS:	0		

Inning Stats	R	H	E	K	S	H	LOB	BB	P	R	H	ER	SO	BB	IBB	HBP	BLK	WP	HR	S	P	ERA	WHIP
	0	1	0	1	14	1	0	0	14	0	1	0	5	2	1	0	0	0	1	60	99	3.00	1.333
	0	1	0	1	17	1	2	1	17	0	1	0	0	2	0	0	0	0	0	16	25	13.50	3.000
	0	1	0	1	11	0	0	0	11	0	0	0	0	1	0	0	0	0	10	18	0.00	1.500	

PITCHER	IP	WLS	BF	H	R	ER	SO	BB	IBB	HBP	BLK	WP	HR	S	P	ERA	WHIP
Tomo Ohka, R ERA: 4.56 (1, 1)	6.0	L	27	6	2	2	5	2	1	0	0	0	0	60	99	3.00	1.333
Scott Stewart, L ERA: 2.95 (7, 1)	1.1		7	3	2	2	0	1	0	0	0	0	0	16	25	13.50	3.000
Dan Smith, R ERA: 3.47 (8, 1)	0.2		4	1	0	0	0	0	1	0	0	0	0	10	18	0.00	1.500

Batter	1	2	3	4	5	6	7	8	9	AB R H RBI BB SO LOB	TOP
Ronnie Belliard, R (1, 4) OBP: 0.387, SLG: 0.373	4-1 FC5-4 1B BB		2-3 K		1 SAFE 0-3 K			1-3 K		3 0 0 0 1 3 1	Colorado Rockies @ Los Angeles Dodgers Dodger Stadium, Los Angeles, CA Tue May 20 2003, 7:10 PM PDT Att. 27,251 - Sunny - 72 F
Jay Payton, R (1, 7) OBP: 0.378, SLG: 0.482	0-0 FC5-4 1-2 1B		1-2 F9		1 SAFE 0-1 PO 1-2	2-1 G4-3		1-2 G6-3		4 0 1 0 0 0 0	
17 Todd Helton, L (1, 3) OBP: 0.438, SLG: 0.524	1-0 L8		3-2 G6-3			1-0 G4-3		0-0 1B		4 0 1 0 0 0 2	
Preston Wilson, R (1, 8) OBP: 0.388, SLG: 0.624	2-1 FC5-4 1-2f 2-3			0-2 F9		1-3 K		0-2 F7		4 0 0 0 0 1 3	
Larry Walker, L (1, 9) OBP: 0.380, SLG: 0.460	3-3 K			3-1 G6-3		0-3 K		1-3 K		4 0 0 0 0 3 2	
José Hernández, R (1, 6) OBP: 0.344, SLG: 0.374		2-2 L9		4-2 BB		0-1 HR		0-3 K		3 1 1 1 1 1 0	
Charles Johnson, R (1, 2) OBP: 0.331, SLG: 0.417		0-0 E5 G4-3		2-3 K		0-0 G5-3		2-3 K		4 0 0 0 0 2 1	
Chris Stynes, R (1, 5) OBP: 0.372, SLG: 0.427		2-0 G4-3			4-2 PO BB	1-0 E S 1B				2 0 1 0 1 0 1	
Darren Oliver, R (1, 1) OBP: 0.294, SLG: 0.250 Justin Speier, R (7, 1) Javier López, L (8, 1)		0-3 K			0-3 K					3 0 0 0 0 3 3 0 0 0 0 0 0 0 0 0 0 0 0 0 0	
Inning Stats	R: 0 H: 1 E: 0 LOB: 2 K: 1 BB: 1 S: 8 P: 18	R: 0 H: 0 E: 1 LOB: 1 K: 1 BB: 0 S: 8 P: 12	R: 0 H: 0 E: 0 LOB: 0 K: 1 BB: 1 S: 12 P: 18	R: 0 H: 0 E: 0 LOB: 1 K: 1 BB: 1 S: 12 P: 21	R: 0 H: 0 E: 0 LOB: 0 K: 2 BB: 1 S: 9 P: 13	R: 0 H: 0 E: 0 LOB: 0 K: 1 BB: 0 S: 6 P: 10	R: 1 H: 2 E: 0 LOB: 1 K: 2 BB: 0 S: 10 P: 12	R: 0 H: 1 E: 0 LOB: 1 K: 1 BB: 0 S: 10 P: 12	R: 0 H: 0 E: 0 LOB: 0 K: 3 BB: 0 S: 9 P: 12	1B: 3 SF: 0 2B: 0 SAC: 0 3B: 0 DP: 0 HR: 1 HBP: 0	WP: 0 PA: 35 PB: 0 SB: 1 CS: 0
PITCHER	IP WLS BF H R ER SO BB IBB HBP BLK WP HR S P ERA WHIP										
Kevin Brown, R (1, 1) ERA: 2.38	7.0 W 27 3 1 1 9 3 0 0 0 0 1 65 104 1.29 0.857										
Paul Quantrill, R (8, 1) ERA: 1.77	1.0 H 4 1 0 0 1 0 0 0 0 0 0 10 12 0.00 1.000										
Eric Gagne, R (9, 1) ERA: 1.96	1.0 S 3 0 0 0 3 0 0 0 0 0 0 9 12 0.00 0.000										

livebaseballscorecards.com

AB	31
R	1
H	4
RBI	1
BB	3
SO	13
LOB	13



Batter	1	2	3	4	5	6	7	8	9	AB R H RBI BB SO LOB	TOP									
Chris Stynes, R (1, 5) OBP: 0.373, SLG: 0.430	3-3 K		4-1 CS BB		2-0 2B		1-0 G5-3		2-3 K	4 0 1 1 1 2 2	Colorado Rockies @ Los Angeles Dodgers Dodger Stadium, Los Angeles, CA Wed May 21 2003, 7:10 PM PDT Att. 25,332 - Sunny - 73 F									
Ronnie Belliard, R (1, 4) OBP: 0.395, SLG: 0.375	1-2 17 BB 1B		4-2 17 F7 BB		4-1 BB		3-3 K			2 0 1 0 2 1 1										
17 Todd Helton, L (1, 3) OBP: 0.440, SLG: 0.518	4-1 BB		0-0 F7		1-3 K			4-2 FC6-4 BB		2 0 0 0 2 1 3										
Preston Wilson, R (1, 8) OBP: 0.380, SLG: 0.610	1-0 L8		0-0 F7		1-0 G6-3		0-1 FC6-4 G4-6-3			4 0 0 0 0 0 4										
Jay Payton, R (1, 7) OBP: 0.370, SLG: 0.471	2-3 K		0-0 P3		0-1 F8		2-2 G4-6-3			4 0 0 0 0 1 3										
José Hernández, R (1, 6) OBP: 0.342, SLG: 0.389		3-2 HR	2-3 K		2-3 K		0-3 K			4 1 1 1 0 3 1										
Charles Johnson, R (1, 2) OBP: 0.331, SLG: 0.409		2-3 K	0-0 G4-3		4-2 SH2-4 BB G5-3 BB		1-3 K			2 1 0 0 1 1 0										
Mark Sweeney, L (9, PH) OBP: 0.429, SLG: 0.389										1 0 0 0 0 1 0										
Gabe Kapler, R (1, 9) OBP: 0.345, SLG: 0.294		2-2 P3			0-0 P6		4-1 G5-3 SH2-4 BB			2 0 0 0 1 0 0										
Larry Walker, L (9, PH) OBP: 0.377, SLG: 0.457							1-2 BB			1 0 0 0 0 1 0										
Jason Jennings, L (1, 1) OBP: 0.400, SLG: 0.438		3-3 K			1-3 K		0-0 SH2-4			2 0 0 0 0 2 0										
Greg Norton, S (9, PH) OBP: 0.235, SLG: 0.234							1-2 2-3		1-1 1B	1 0 1 0 0 0 0										
Inning Stats	R: 0 E: 0 K: 2 S: 14	H: 1 LOB: 2 BB: 1 P: 25	R: 1 E: 0 K: 2 S: 14	H: 1 LOB: 0 BB: 0 P: 24	R: 0 E: 0 K: 0 S: 5	H: 0 LOB: 1 BB: 2 P: 13	R: 0 E: 0 K: 1 S: 5	H: 0 LOB: 0 BB: 0 P: 7	R: 0 E: 0 K: 1 S: 6	H: 0 LOB: 0 BB: 0 P: 9	R: 1 E: 0 K: 1 S: 10	H: 0 LOB: 1 BB: 2 P: 22	R: 0 E: 0 K: 1 S: 11	H: 0 LOB: 1 BB: 1 P: 17	R: 0 E: 0 K: 3 S: 11	H: 1 LOB: 1 BB: 0 P: 15	1B: 2 2B: 1 3B: 0 HR: 1	SF: 0 SAC: 1 DP: 0 HBP: 0	WP: 0 PB: 0 SB: 0 CS: 1	PA: 37
PITCHER	IP WLS BF H R ER SO BB IBB HBP BLK WP HR S P ERA WHIP																			
Kaz Ishii, L (1, 1) ERA: 2.79	6.0 W 26 3 2 2 8 6 0 0 0 0 0 1 60 110 3.00 1.500																			
Paul Shuey, R (7, 1) ERA: 0.63	1.0 H 3 0 0 0 1 0 0 0 0 0 0 0 5 9 0.00 0.000																			
Tom Martin, L (8, 1) ERA: 3.38	0.0 1 0 0 0 0 1 0 0 0 0 0 0 3 7 ∞ ∞																			
Paul Quantrill, R (8, 1) ERA: 1.69	1.0 H 3 0 0 0 1 0 0 0 0 0 0 0 8 10 0.00 0.000																			
Eric Gagne, R (9, 1) ERA: 1.88	1.0 S 4 1 0 0 3 0 0 0 0 0 0 0 11 15 0.00 1.000																			

livebaseballscorecards.com

AB	29
R	2
H	4
RBI	2
BB	7
SO	13
LOB	14



Batter	1	2	3	4	5	6	7	8	9	AB	R	H	RBI	BB	SO	LOB
Alex Cora, L OBP: 0.355, SLG: 0.379 (1, 4)	0-1 FC3-6 1B 2B	0-2 P3		1-0 2-H 1B		0-2 P2		2-0 F8 1-2		5	1	2	1	0	0	2
Paul Lo Duca, R OBP: 0.376, SLG: 0.418 (1, 2)	4-2 FC3-6 BB		0-0 L7	0-0 1B 1B		2-2 G4-6-3 1B				3	0	2	0	1	0	0
Shawn Green, L OBP: 0.332, SLG: 0.450 (1, 9)	0-1 FC3-6 FC6-4 1B 1-2f 2-3		0-2 2B 3B	0-0 1-2 1B		2-0 G4-6-3 1-2f				4	1	2	0	0	0	3
Fred McGriff, L OBP: 0.331, SLG: 0.435 (1, 3)	0-1 FC6-4 1B 1-2 3-H		4-1 2B BB	0-0 F7		1-1 L9				3	0	1	1	1	0	2
Brian Jordan, R OBP: 0.361, SLG: 0.390 (1, 8) (8, 7)	0-0 FC6-4 1-2f 2-3		1-0 1-3 3-H 2B		0-1 G6-3		2-2 P2			4	0	1	1	0	0	2
Daryle Ward, L OBP: 0.206, SLG: 0.180 Jason Romano, R OBP: 0.091, SLG: 0.091 (1, 7) (8, 8)	1-0 P6		0-2 F7		1-3 K		0-3 K			4	0	0	0	0	2	4
Adrian Beltré, R OBP: 0.244, SLG: 0.349 (1, 5)		4-1 SH3-4 BB	0-2 P6		2-1 2B		2-1 F9			3	0	1	0	1	0	2
Cesar Izturis, S OBP: 0.295, SLG: 0.295 (1, 6)		0-3 K		0-0 SH2-4 1B		4-0 IBB		1-1 S 1B		3	1	2	0	1	1	1
Kaz Ishii, L Paul Shuey, R Tom Martin, L Paul Quantrill, L Mike Kinkade, R Eric Gagne, R (1, 1) (7, 1) (8, 1) (8, 1) (8, PH) (9, 1)		1-1 SH3-4		0-0 SH2-4 1-2		0-2 G1-3		1-3 K		1	0	0	0	0	0	2

Inning Stats	R: 1	H: 2	E: 0	K: 0	S: 14	H: 2	LOB: 2	BB: 1	P: 19	R: 0	H: 0	E: 0	K: 1	S: 10	R: 1	H: 2	E: 0	K: 0	S: 13	R: 1	H: 4	E: 0	K: 0	S: 6	R: 0	H: 1	E: 0	K: 1	S: 10	R: 0	H: 1	E: 0	K: 0	S: 8	R: 0	H: 0	E: 0	K: 1	S: 8	R: 0	H: 1	E: 0	K: 1	S: 8	R: 0	H: 1	E: 0	K: 1	S: 8
	1	2	0	0	14	2	2	1	19	0	0	0	1	10	1	2	0	0	13	1	4	0	0	6	0	1	0	1	0	1	0	0	1	8	0	0	0	8	0	1	0	1	8	0	1	0	1	8	


PITCHER	IP	WLS	BF	H	R	ER	SO	BB	IBB	HBP	BLK	WP	HR	S	P	ERA	WHIP	PITCHER	IP	WLS	BF	H	R	ER	SO	BB	IBB	HBP	BLK	WP	HR	S	P	ERA	WHIP															
Jason Jennings, R ERA: 5.24 (1, 1)	8.0	L	37	11	3	3	4	3	1	0	0	0	0	77	113	3.38	1.750																																	

BOTTOM

Colorado Rockies @ Los Angeles Dodgers
Dodger Stadium, Los Angeles, CA

Wed May 21 2003, 7:10 PM PDT
Att. 25,332 - Sunny - 73 F

AB	31
R	3
H	11
RBI	3
BB	4
SO	4
LOB	19



1B: 7	SF: 0	WP: 0	PA: 37
2B: 3	SAC: 2	PB: 0	
3B: 1	DP: 1	SB: 1	
HR: 0	HBP: 0	CS: 0	

Batter	1	2	3	4	5	6	7	8	9	AB R H RBI BB SO LOB	TOP											
Jay Payton, R (1, 7) OBP: 0.363, SLG: 0.460	0-2 E5 2B	2-1 E4 1-3		0-1 G3-1 2-3			3-3 K 2			4 1 0 0 0 1 2	Colorado Rockies @ Los Angeles Dodgers Dodger Stadium, Los Angeles, CA Thu May 22 2003, 12:10 PM PDT Att. 27,461 - Sunny - 76 F											
Greg Norton, S (1, 5) (8, 3)	0-3 K 1	2-3 K 3		2-2 F8 3			2-2 L6 3			4 0 0 0 0 2 4												
Larry Walker, L (1, 9) OBP: 0.386, SLG: 0.453	4-0 2B BB		4-1 2B BB		4-2 G5-4-3 BB			1-2 E4 S		1 2 0 0 3 0 0												
Preston Wilson, R (1, 8) OBP: 0.373, SLG: 0.597	3-3 K 2		0-1 F9 1		0-0 G5-4-3 1-2f 2			1-2 F8 1		4 0 0 0 0 1 5												
Mark Sweeney, L (1, 3) OBP: 0.458, SLG: 0.524 Ronnie Belliard, R (8, PH) OBP: 0.393, SLG: 0.373	0-0 WP 1-H 2-H 2B		0-2 1-H 2B		2-3 K 3			2-3 K 2		3 0 2 2 0 1 0 1 0 0 0 0 1 1												
José Hernández, R (1, 6) OBP: 0.335, SLG: 0.380	2-3 K 3		0-1 G5-3 2			1-3 K 1		2-0 F9 3		4 0 0 0 0 2 3												
Bobby Estalella, R (1, 2) OBP: 0.297, SLG: 0.456 Gabe Kapler, R (9, PH) OBP: 0.339, SLG: 0.288		1-3 K 1	3-3 K 3			3-3 K 2		3-3 K 1		3 0 0 0 0 3 1 1 0 0 0 0 1 0												
Brent Butler, R (1, 4) OBP: 0.273, SLG: 0.220		2-3 K 2		4-1 G3-1 28 SH1 BB		1-3 K 3		2-3 K 2		3 0 0 0 1 3 0												
28 Aaron Cook, R (1, 1) OBP: 0.333, SLG: 0.294 Chris Stynes, R (7, PH) OBP: 0.370, SLG: 0.426 40 Brian Fuentes, L (7, 1) Steve Reed, R (7, 1) 17 Todd Helton, L (9, PH) OBP: 0.438, SLG: 0.515		1-3 K E 1		0-0 SH1 1			0-1 G4-3 1		1-2 G4-3 3	1 0 0 0 0 1 0 1 0 1 0 0 0 0 0 0												
Inning Stats	R: 2 E: 1 K: 3 S: 14	H: 1 LOB: 1 BB: 1 P: 23	R: 0 E: 1 K: 4 S: 19	H: 0 LOB: 2 BB: 0 P: 27	R: 1 E: 0 K: 1 S: 11	H: 1 LOB: 1 BB: 1 P: 18	R: 0 E: 0 K: 0 S: 7	H: 0 LOB: 1 BB: 1 P: 13	R: 0 E: 0 K: 1 S: 8	H: 0 LOB: 0 BB: 1 P: 14	R: 0 E: 0 K: 3 S: 10	H: 0 LOB: 0 BB: 0 P: 15	R: 0 E: 0 K: 1 S: 10	H: 0 LOB: 0 BB: 0 P: 15	R: 0 E: 1 K: 1 S: 14	H: 0 LOB: 1 BB: 0 P: 20	R: 0 E: 0 K: 2 S: 10	H: 0 LOB: 0 BB: 0 P: 16	1B: 0 2B: 2 3B: 0 HR: 0	SF: 0 SAC: 1 DP: 1 HBP: 0	WP: 2 PB: 0 SB: 1 CS: 0	PA: 36
PITCHER	IP WLS BF H R ER SO BB IBB HBP BLK WP HR S P ERA WHIP																					
37 Darren Dreifort, R (1, 1) ERA: 3.3	6.0 W 26 2 3 1 12 4 0 0 0 2 0 69 110 1.50 1.000																					
Paul Shuey, R (7, 1) ERA: 0.59	1.0 H 3 0 0 0 1 0 0 0 0 0 0 10 15 0.00 0.000																					
Tom Martin, L (8, 1) ERA: 3.21	0.2 H 3 0 0 0 1 0 0 0 0 0 0 13 17 0.00 0.000																					
Paul Quantrill, R (8, 1) ERA: 1.66	0.1 H 1 0 0 0 0 0 0 0 0 0 0 1 3 0.00 0.000																					
Eric Gagne, R (9, 1) ERA: 1.8	1.0 S 3 0 0 0 2 0 0 0 0 0 0 10 16 0.00 0.000																					

AB	31
R	3
H	2
RBI	2
BB	4
SO	16
LOB	16



Batter	1	2	3	4	5	6	7	8	9	AB R H RBI BB SO LOB	TOP		
Marquis Grissom, R (1, 8) OBP: 0.322, SLG: 0.482	2-3 K	3-3 K		4-2 BB		1-1 HR 1B		1-2 1B		4 1 2 0 1 2 1	San Francisco Giants @ Colorado Rockies Coors Field, Denver, CO Fri May 23 2003, 7:05 PM MDT Att. 30,043 - Sunny - 80 F		
Rich Aurilia, R (1, 6) OBP: 0.342, SLG: 0.424	2-3 K		3-2 F7	1-1 F7		3-3 K 1B		2-1 P4		5 0 0 0 0 2 5			
Barry Bonds, L (1, 7) OBP: 0.489, SLG: 0.633 Pedro Feliz, R (5, PR) OBP: 0.242, SLG: 0.375	2-2 2B 1B		3-2 F9		1-0 HR 1B	0-0 2-H HR		1-3 K		3 1 2 0 0 0 0 2 2 1 2 0 1 2			
Benito Santiago, R (1, 2) OBP: 0.383, SLG: 0.537	0-1 1-H 2B		1-1 1B 1B		2-2 1-H HR	1-3 K		0-0 L9		5 1 3 3 0 1 2			
J.T. Snow, L (1, 3) OBP: 0.377, SLG: 0.436	4-2 BB		0-0 1B		1-0 G4-3 SF8 2B		4-0 FC6-4 1B BB		1-1 FC1-6 1B	3 1 3 0 2 0 0			
Edgardo Alfonzo, R (1, 5) OBP: 0.316, SLG: 0.353	0-1 F9		1-0 F7		2-2 G4-3		1 SAFE 3-2 1 SAFE 1-2 FC6-4 1B		0-2 FC1-6 2B	5 1 1 0 0 0 7			
José Cruz Jr., S (1, 9) OBP: 0.403, SLG: 0.491 41 Chad Zerbe, L (7, 1) Andres Galarraga, R (9, PH) OBP: 0.400, SLG: 0.564		1-3 K		0-1 SH5-4 1B	2-1 SF8		0-0 FC6-4 G6-4-3		0-0 G1-3	3 0 1 1 0 1 2 0 0 0 0 0 0 0 1 0 0 0 0 0 1			
Neifi Perez, S (1, 4) OBP: 0.279, SLG: 0.325		3-2 SH1-4 1B		2-1 L9	3-H K		0-0 G6-4-3		1-0 2B	5 0 2 1 0 1 4			
Damian Moss, R (1, 1) OBP: 0.211, SLG: 0.167 Manny Aybar, R (4, 1) Cody Ransom, R (6, PH) Jim Brower, R (6, 1) OBP: 0.667, SLG: 0.667 Ruben Rivera, R (7, 9) OBP: 0.208, SLG: 0.267		0-0 SH1-4		0-1 SH5-4		2-3 K		0-0 1B 1B	2-2 L4	0 0 0 0 0 0 0 0 0 0 0 0 0 0 1 0 0 0 0 1 0 0 0 0 0 0 0 0 2 0 1 0 0 0 1			
Inning Stats	R: 1 H: 2 E: 0 LOB: 2 K: 2 BB: 1 S: 15 P: 25	R: 0 H: 1 E: 0 LOB: 1 K: 2 BB: 0 S: 14 P: 21	R: 0 H: 2 E: 0 LOB: 2 K: 0 BB: 0 S: 14 P: 22	R: 0 H: 1 E: 0 LOB: 2 K: 0 BB: 1 S: 10 P: 17	R: 3 H: 3 E: 0 LOB: 1 K: 1 BB: 0 S: 13 P: 23	R: 2 H: 2 E: 0 LOB: 0 K: 3 BB: 0 S: 12 P: 19	R: 0 H: 1 E: 0 LOB: 1 K: 0 BB: 1 S: 5 P: 12	R: 0 H: 2 E: 0 LOB: 2 K: 1 BB: 0 S: 10 P: 14	R: 1 H: 2 E: 0 LOB: 1 K: 0 BB: 0 S: 10 P: 14	1B: 11 SF: 1 2B: 3 SAC: 2 3B: 0 DP: 1 HR: 2 HBP: 0		WP: 0 PA: 45 PB: 0 SB: 1 CS: 0	
PITCHER	IP WLS BF H R ER SO BB IBB HBP BLK WP HR S P ERA WHIP											PITCHER	IP WLS BF H R ER SO BB IBB HBP BLK WP HR S P ERA WHIP
Shawn Chacon, R (1, 1) ERA: 3.79	5.0 W 26 9 4 4 5 2 0 0 0 0 0 1 66 108 7.20 2.200												
Todd Jones, R (6, 1) ERA: 8.49	1.0 5 2 2 2 3 0 0 0 0 0 0 1 12 19 18.00 2.000												
Javier López, L (7, 1) ERA: 0.95	1.0 4 1 0 0 0 1 0 0 0 0 0 0 5 12 0.00 2.000												
Justin Speier, R (8, 1) ERA: 4.76	1.0 5 2 0 0 1 0 0 0 0 0 0 0 10 14 0.00 2.000												
Jose Jimenez, R (9, 1) ERA: 6.45	1.0 5 2 1 1 0 0 0 0 0 0 0 0 10 14 9.00 2.000												

livebaseballscorecards.com

AB	39
R	7
H	16
RBI	7
BB	3
SO	9
LOB	25



Batter	1	2	3	4	5	6	7	8	9	AB	R	H	RBI	BB	SO	LOB
Ronnie Belliard, R OBP: 0.388, SLG: 0.363 (1, 4)	4-2 1B 1B BB	2-2 P6		2-3 K	1-3 K		1-3 K			4	1	0	0	1	3	3
Jay Payton, R OBP: 0.364, SLG: 0.455 Justin Speier, R (8, 1)	2-2 1B 1B	4-1 1B 2B BB		0-0 P3	0-1 FC6-4		0-2 G6-3			4	2	1	0	1	0	3
Jose Jimenez, R (9, 1)	1-2 1B 1B									0	0	0	0	0	0	0
17 Todd Helton, L OBP: 0.446, SLG: 0.547 (1, 3)	1-2 FC6-4 1B 1B	1 SAFE 2-0 1-H 2B		3-2 2B 1B		0-0 HR	0-0 P6			5	3	4	4	0	0	1
Preston Wilson, R OBP: 0.373, SLG: 0.597 (1, 8)	2-2 1B 1B			1-1 2B		1-2 G6-3		1-2 G6-3		5	0	2	2	0	0	1
Larry Walker, L OBP: 0.398, SLG: 0.450 (1, 9)	2-0 FC6-4 HR		4-1 2-0 WP BLK BB	4-1 BB		4-2 WP BB		4-1 F9 BB		1	1	0	0	4	0	2
José Hernández, R OBP: 0.332, SLG: 0.392 (1, 6)	2-0 HR		1-1 P3	0-1 F9		2-3 K		2-0 F9		5	1	1	3	0	1	5
Charles Johnson, R OBP: 0.326, SLG: 0.395 (1, 2)	0-1 G4-3		1-1 F7		3-2 G6-3	4-2 FC6-4 BB		0-2 F8		4	0	0	0	1	0	2
Chris Stynes, R OBP: 0.367, SLG: 0.444 (1, 5)	3-2 F8		1-2 L6		2-2 HR	1-1 FC6-4				4	1	1	1	0	0	3
Shawn Chacon, R OBP: 0.200, SLG: 0.400 Greg Norton, S OBP: 0.233, SLG: 0.221 Todd Jones, L Javier López, L Gabe Kapler, R OBP: 0.350, SLG: 0.302 (1, 1) (5, PH) (6, 1) (7, 1) (7, PH) (8, 7)		2-2 G6-3		0-1 1B 2B	4-2 FC6-4 BB		0-2 G6-3 1B			2	1	1	0	0	0	0
										0	0	0	0	1	0	0
										0	0	0	0	0	0	0
										0	0	0	0	0	0	0
										1	0	1	0	0	0	0

Inning Stats	R: 5	H: 4	E: 0	K: 0	S: 22	L: 0	LOB: 0	BB: 1	P: 38	R: 1	H: 1	E: 0	K: 0	S: 10	R: 0	H: 0	E: 0	K: 0	S: 9	R: 2	H: 3	E: 0	K: 1	S: 14	R: 1	H: 1	E: 0	K: 1	S: 15	R: 1	H: 1	E: 0	K: 1	S: 17	R: 0	H: 1	E: 0	K: 1	S: 11	R: 0	H: 0	E: 0	K: 0	S: 12	1B: 5	2B: 3	3B: 0	HR: 3	SF: 0	SAC: 0	DP: 0	HBP: 0	WP: 2	PA: 43
--------------	------	------	------	------	-------	------	--------	-------	-------	------	------	------	------	-------	------	------	------	------	------	------	------	------	------	-------	------	------	------	------	-------	------	------	------	------	-------	------	------	------	------	-------	------	------	------	------	-------	-------	-------	-------	-------	-------	--------	-------	--------	-------	--------

PITCHER	IP	WLS	BF	H	R	ER	SO	BB	IBB	HBP	BLK	WP	HR	S	P	ERA	WHIP
Damian Moss, L ERA: 3.51 (1, 1)	3.2	L	21	7	8	8	1	3	0	0	1	1	1	50	88	19.64	2.727
Manny Aybar, R ERA: 6.75 (4, 1)	1.1		8	2	1	1	1	2	0	0	0	0	1	20	35	6.75	3.000
Jim Brower, R ERA: 5.2 (6, 1)	1.0		6	1	1	1	1	2	0	0	0	1	1	17	29	9.00	3.000
41 Chad Zerbe, L ERA: 7.11 (7, 1)	2.0		8	1	0	0	1	1	0	0	0	0	0	23	31	0.00	1.000


BOTTOM

San Francisco Giants @ Colorado Rockies
Coors Field, Denver, CO

Fri May 23 2003, 7:05 PM MDT
Att: 30,043 - Sunny - 80 F

livebaseballscores.com

AB	35
R	10
H	11
RBI	10
BB	8
SO	4
LOB	20



Batter	1	2	3	4	5	6	7	8	9	AB R H RBI BB SO LOB	TOP			
Marquis Grissom, R (1, 8) OBP: 0.335, SLG: 0.509	0-1 G3-4-1 1B		0-1 G3-1 2B		0-0 3B		2-1 G4-3 1B	1-2 F7		5 1 4 0 0 0 2				
José Cruz Jr., S (1, 9) OBP: 0.394, SLG: 0.477	3-2 G3-4-1 1-2		0-0 G3-1 2-3		0-0 P4		3-2 G4-3 1-2	0-1 G3-1		5 0 0 0 0 0 6				
Rich Aurilia, R (1, 6) OBP: 0.333, SLG: 0.412	1-3 K		1-0 FC5-2-5 3-H			2-0 F9	2-1 FC1		3-3 K	5 0 0 0 0 2 2				
J.T. Snow, L (1, 3) OBP: 0.365, SLG: 0.420	2-2 P5		0-1 G3			3-2 F7	1-1 F7		3-3 K	5 0 0 0 0 1 3				
Edgardo Alfonzo, R (1, 5) OBP: 0.318, SLG: 0.366		2-2 F8 S 1B		0-1 F7		0-1 HR 3B	2-2 F9		2-1 G1-3	5 1 2 0 0 0 1				
Neifi Perez, S (1, 4) OBP: 0.286, SLG: 0.325		0-1 P6		1-2 G1-3		4-2 HR BB		0-0 1B 1B		3 2 1 0 1 0 1				
Pedro Feliz, R (1, 7) OBP: 0.250, SLG: 0.457		3-2 F8		1-0 L8		0-0 HR		1-3 K		3 1 1 3 0 0 1				
Ruben Rivera, R (6, 7) OBP: 0.204, SLG: 0.261		1-3 1B				1-H 3-H HR				1 0 0 0 0 1 1				
Yorvit Torrealba, R (1, 2) OBP: 0.357, SLG: 0.519		4-0 IBB				2-0 G6-3	0-2 1B	2-2 1B 1B		3 0 2 0 1 0 0				
Kurt Ainsworth, R (1, 1) OBP: 0.053, SLG: 0.053		1-1 F9				1-2 L5	0-1 F9	1-1 1B		3 0 0 0 0 0 3				
Andres Galarraga, R (8, PH) OBP: 0.410, SLG: 0.571								1-2 2-H		1 0 1 1 0 0 0				
Felix Rodriguez, R (8, 1) OBP: 1.000, SLG: 1.000										0 0 0 0 0 0 0				
Tim Worrell, R (9, 1)										0 0 0 0 0 0 0				
Inning Stats	R: 0 H: 1 E: 0 LOB: 1 K: 1 BB: 0 S: 15 P: 21	R: 0 H: 1 E: 0 LOB: 2 K: 0 BB: 1 S: 13 P: 23	R: 0 H: 1 E: 0 LOB: 1 K: 0 BB: 0 S: 6 P: 7	R: 0 H: 0 E: 0 LOB: 0 K: 0 BB: 0 S: 6 P: 8	R: 0 H: 1 E: 0 LOB: 1 K: 0 BB: 0 S: 6 P: 9	R: 3 H: 3 E: 1 LOB: 1 K: 0 BB: 1 S: 16 P: 25	R: 1 H: 1 E: 1 LOB: 1 K: 0 BB: 0 S: 17 P: 27	R: 1 H: 3 E: 0 LOB: 2 K: 1 BB: 0 S: 15 P: 20	R: 0 H: 0 E: 0 LOB: 0 K: 2 BB: 0 S: 9 P: 17	1B: 7 SF: 0 2B: 1 SAC: 0 3B: 2 DP: 0 HR: 1 HBP: 0	WP: 0 PA: 41 PB: 0 SB: 2 CS: 0			
PITCHER	IP WLS BF H R ER SO BB IBB HBP BLK WP HR S P ERA WHIP												PITCHER	IP WLS BF H R ER SO BB IBB HBP BLK WP HR S P ERA WHIP
Scott Elarton, R (1, 1) ERA: 4.5	6.0 L 27 7 3 3 1 1 1 0 0 0 0 1 62 93 4.50 1.333													
Vic Darensbourg, L (7, 1) ERA:	1.0 5 1 1 0 0 0 0 0 0 0 0 0 17 27 0.00 1.000													
Todd Jones, R (8, 1) ERA: 8.51	1.0 6 3 1 1 1 1 0 0 0 0 0 0 15 20 9.00 3.000													
40 Brian Fuentes, L (9, 1) ERA: 3.98	1.0 3 0 0 0 0 2 0 0 0 0 0 0 9 17 0.00 0.000													

San Francisco Giants @ Colorado Rockies
 Coors Field, Denver, CO
 Sat May 24 2003, 2:05 PM MDT
 Att. 31,475 - Overcast - 67 F

AB	39
R	5
H	11
RBI	4
BB	2
SO	4
LOB	20



BOTTOM

San Francisco Giants @ Colorado Rockies
Coors Field, Denver, CO
Sat May 24 2003, 2:05 PM MDT
Att. 31,475 - Overcast - 67 F

livebaseballscores.com

AB 30
R 1
H 4
RBI 1
BB 2
SO 6
LOB 7



WP: 0 PA: 33
PB: 0
SB: 0
CS: 1

AB R H RBI BB SO LOB

4 0 0 0 0 0 0

4 0 0 0 0 1 0

4 0 2 0 0 2 0

3 0 0 0 0 0 1

2 1 1 0 2 0 2

4 0 1 1 0 2 2

3 0 0 0 0 0 1

2 0 0 0 0 0 0

1 0 0 0 0 0 1

2 0 0 0 0 1 0

0 0 0 0 0 0 0

0 0 0 0 0 0 0

1 0 0 0 0 0 0

0 0 0 0 0 0 0

1B: 3 SF: 0
2B: 0 SAC: 0
3B: 1 DP: 0
HR: 0 HBP: 1

Batter	1	2	3	4	5	6	7	8	9
Chris Stynes, R OBP: 0.358, SLG: 0.431 (1, 5) (8, 4)	0-1 G4-3 ①		0-1 G3-1 ②			0-0 P4 ①		1-1 G1-3 ②	
Jay Payton, R OBP: 0.356, SLG: 0.445 (1, 7)	0-0 G5-3 ②		2-1 G4-3 ③			1-3 K ②		0-1 G4-3 ③	
17 Todd Helton, L OBP: 0.447, SLG: 0.545 (1, 3)	1-0 HBP 1B			1-1 CS 1B		1-2 K ③		2-3 K ①	
Preston Wilson, R OBP: 0.371, SLG: 0.587 (1, 8)	2-2 1-2 HBP		3-2 G5-3 ① ② 1-2			1-1 G5-3 ①		3-2 F9 ②	
Larry Walker, L OBP: 0.406, SLG: 0.465 (1, 9)	0-2 G4-3 ③		4-0 BB			3-2 1B 3B		4-1 DI BB	
José Hernández, R OBP: 0.330, SLG: 0.389 (1, 6)		2-0 G6-3 ①		1-3 K ③ 1 SAFE 1 SAFE 1 SAFE		0-0 1B		1-3 K ③ 1-2	
Bobby Estalella, R OBP: 0.284, SLG: 0.433 (1, 2)		1-1 F8 ②		2-1 F9 ①		2-2 F7 ②			
Brent Butler, R OBP: 0.265, SLG: 0.213 Greg Norton, S OBP: 0.230, SLG: 0.217 (7, PH) (8, 5)		2-2 G5-3 ③		1-1 G1-3 ②		1-0 G6-3 ③			
Scott Elarton, R Vic Darenbourg, L Todd Jones, L Gabe Kapler, R OBP: 0.344, SLG: 0.296 40 Brian Fuentes, L (9, 1)			1-3 K ①		3-2 L4 ③		0-0 P3 ①		

Inning Stats	R: 0	H: 1	E: 0	K: 0	S: 9	H: 0	LOB: 2	BB: 0	P: 12	R: 0	H: 0	E: 0	K: 0	S: 7	H: 0	LOB: 0	BB: 0	P: 12	R: 0	H: 0	E: 0	K: 1	S: 7	H: 0	LOB: 0	BB: 0	P: 10	R: 0	H: 1	E: 0	K: 1	S: 8	H: 0	LOB: 1	BB: 1	P: 17	R: 0	H: 0	E: 0	K: 0	S: 8	H: 0	LOB: 0	BB: 0	P: 14	R: 0	H: 0	E: 0	K: 2	S: 7	H: 0	LOB: 0	BB: 0	P: 9	R: 1	H: 2	E: 0	K: 0	S: 11	H: 0	LOB: 1	BB: 0	P: 18	R: 0	H: 0	E: 0	K: 0	S: 5	H: 0	LOB: 0	BB: 0	P: 6	R: 0	H: 0	E: 0	K: 2	S: 10	H: 0	LOB: 1	BB: 1	P: 20	1B: 3	SF: 0	2B: 0	SAC: 0	3B: 1	DP: 0	HR: 0	HBP: 1	WP: 0	PA: 33
--------------	------	------	------	------	------	------	--------	-------	-------	------	------	------	------	------	------	--------	-------	-------	------	------	------	------	------	------	--------	-------	-------	------	------	------	------	------	------	--------	-------	-------	------	------	------	------	------	------	--------	-------	-------	------	------	------	------	------	------	--------	-------	------	------	------	------	------	-------	------	--------	-------	-------	------	------	------	------	------	------	--------	-------	------	------	------	------	------	-------	------	--------	-------	-------	-------	-------	-------	--------	-------	-------	-------	--------	-------	--------

PITCHER	IP	WLS	BF	H	R	ER	SO	BB	IBB	HBP	BLK	WP	HR	S	P	ERA	WHIP
Kurt Ainsworth, R ERA: 4.1 (1, 1)	7.0		26	4	1	1	4	1	0	1	0	0	0	57	92	1.29	0.714
Felix Rodriguez, R ERA: 4.76 (8, 1)	1.0		3	0	0	0	0	0	0	0	0	0	0	5	6	0.00	0.000
Tim Worrell, R ERA: 1.37 (9, 1)	1.0		4	0	0	0	2	1	0	0	0	0	0	10	20	0.00	1.000

PITCHER	IP	WLS	BF	H	R	ER	SO	BB	IBB	HBP	BLK	WP	HR	S	P	ERA	WHIP
---------	----	-----	----	---	---	----	----	----	-----	-----	-----	----	----	---	---	-----	------

Batter	1	2	3	4	5	6	7	8	9	AB R H RBI BB SO LOB	TOP									
Marquis Grissom, R (1, 8) OBP: 0.339, SLG: 0.509	0-0 G4-3 1B		0-1 FC5-4 FC5 S 1-2f 2-3		0-0 G6-4-3 1B		1-0 G6-4-3 1-2f			4 0 2 0 0 0 4	San Francisco Giants @ Colorado Rockies Coors Field, Denver, CO Sun May 25 2003, 1:05 PM MDT Att. 33,723 - Overcast - 70 F									
José Cruz Jr., S (1, 9) OBP: 0.386, SLG: 0.467	0-0 F8		3-3 K 1-2		0-0 F8			1-1 G3-1		4 0 0 0 0 1 4										
Rich Aurilia, R (1, 6) OBP: 0.332, SLG: 0.406	3-2 G4-3 1-2f		4-0 BB		2-2 G6-4-3 1-2f			0-0 G6-3		3 0 0 0 1 0 2										
Benito Santiago, R (1, 2) OBP: 0.379, SLG: 0.536		2-2 2B	0-0 FC5 2-3f		3-2 G5-3			0-0 P3		4 0 1 0 0 0 3										
Andres Galarraga, R (1, 3) OBP: 0.431, SLG: 0.583		0-2 L5		3-1 1B 1B		0-0 G1-6-3 1B		3-2 3B 1B		4 1 3 0 0 0 1										
Edgardo Alfonzo, R (1, 5) OBP: 0.318, SLG: 0.366		0-0 F8		1-0 1B		3-2 G1-6-3 1-2f		0-0 F8		3 0 1 0 0 0 2										
Jim Brower, R (6, 1) OBP: 0.667, SLG: 0.667				1-2 1B						0 0 0 0 0 0 0										
Manny Aybar, R (8, 1) OBP: 0.363, SLG: 0.417										0 0 0 0 0 0 0										
J.T. Snow, L (9, PH)										1 0 0 0 0 0 1										
Pedro Feliz, R (1, 7) OBP: 0.225, SLG: 0.410		0-1 G4-3		1-3 K			2-3 K		1-1 P5	4 0 0 0 0 2 4										
Neifi Perez, S (1, 4) OBP: 0.300, SLG: 0.371			1-1 FC5-4 2B		2-2 L7		3-2 1B 2B		0-1 3B	4 0 3 1 0 0 2										
Jesse Foppert, R (1, 1) OBP: 0.216, SLG: 0.271			1-1 FC5-4 HBP		1-1 G3		0-0 G6-4-3 1B		1-2 P3	1 0 0 0 0 0 2										
Scott Eyre, L (5, 1)										0 0 0 0 0 0 0										
Ruben Rivera, R (6, 7)										2 0 1 0 0 0 1										
Inning Stats	R: 0 E: 0 K: 0 S: 5	H: 1 LOB: 0 BB: 0 P: 8	R: 0 E: 0 K: 0 S: 9	H: 1 LOB: 1 BB: 0 P: 11	R: 0 E: 0 K: 1 S: 12	H: 1 LOB: 3 BB: 1 P: 21	R: 0 E: 0 K: 1 S: 12	H: 2 LOB: 2 BB: 0 P: 20	R: 0 E: 0 K: 0 S: 10	H: 1 LOB: 0 BB: 0 P: 16	R: 0 E: 0 K: 1 S: 15	H: 2 LOB: 1 BB: 0 P: 21	R: 0 E: 0 K: 0 S: 4	H: 0 LOB: 0 BB: 0 P: 5	R: 1 E: 0 K: 0 S: 13	H: 2 LOB: 1 BB: 0 P: 18	1B: 7 2B: 3 3B: 1 HR: 0	SF: 0 SAC: 0 DP: 4 HBP: 1	WP: 0 PB: 0 SB: 1 CS: 0	PA: 36
PITCHER	IP WLS BF H R ER SO BB IBB HBP BLK WP HR S P ERA WHIP																			
Darren Oliver, L (1, 1) ERA: 4.85	6.0 W 24 7 0 0 2 1 0 1 0 0 0 0 53 83 0.00 1.333																			
Justin Speier, R (7, 1) ERA: 4.56	1.0 H 4 2 0 0 1 0 0 0 0 0 0 0 15 21 0.00 2.000																			
Steve Reed, R (8, 1) ERA: 3.86	1.0 3 0 0 0 0 0 0 0 0 0 0 0 4 5 0.00 0.000																			
Jose Jimenez, R (9, 1) ERA: 6.56	1.0 5 2 1 1 0 0 0 0 0 0 0 0 13 18 9.00 2.000																			

AB	34
R	1
H	11
RBI	1
BB	1
SO	3
LOB	26



BOTTOM

San Francisco Giants @ Colorado Rockies
Coors Field, Denver, CO
Sun May 25 2003, 1:05 PM MDT
Att. 33,723 - Overcast - 70 F

AB	29
R	5
H	7
RBI	5
BB	6
SO	1
LOB	15



WP	2	PA	37
PB	0		
SB	1		
CS	0		

AB	R	H	RBI	BB	SO	LOB	
4	1	1	1	0	0	2	
4	0	2	0	0	0	1	
4	1	1	0	0	0	3	
1	1	0	0	3	0	0	
2	0	0	1	1	1	3	
4	0	1	2	0	0	3	
0	0	0	0	0	0	0	
0	0	0	0	0	0	0	
3	1	0	0	1	0	2	
4	0	1	0	0	0	1	
2	1	1	1	1	0	0	
0	0	0	0	0	0	0	
1	0	0	0	0	0	0	
1B:	4	SF:	2	WP:	2	PA:	37
2B:	3	SAC:	0	PB:	0		
3B:	0	DP:	1	SB:	1		
HR:	0	HBP:	0	CS:	0		

Batter	1	2	3	4	5	6	7	8	9
Ronnie Belliard, R OBP: 0.383, SLG: 0.360 (1, 4)	2-2 E4 1B SF8	3-1 SF9 2-H		1-2 1B		1-1 L9		1-0 F7	
Jay Payton, R OBP: 0.359, SLG: 0.446 (1, 7)	1-0 SF8 2-3 1B	0-1 1B		1-1 G4-3			2-0 G6-3		
17 Todd Helton, L OBP: 0.443, SLG: 0.544 (1, 3)	2-2 F7	1 SAFE 2-2 F8			0-0 F8		0-0 2B		
Larry Walker, L OBP: 0.413, SLG: 0.462 (1, 9)	4-2 1-2 BB		0-0 F9		4-2 G6-4-3 BB		4-1 2B BB		
José Hernández, R OBP: 0.328, SLG: 0.385 (1, 6)	0-0 SF8 2-3 3-H		4-2 G4-3 BB		0-1 G6-4-3 1-2f		3-3 K		
Greg Norton, S OBP: 0.231, SLG: 0.233 Steve Reed, R Jose Jimenez, R	0-0 G4-3		3-2 G4-3			3-2 P3	0-0 1-H 2-H 2B		
Charles Johnson, R OBP: 0.324, SLG: 0.385 (1, 2)		4-2 2B BB	3-1 F8			0-0 G6-3	1-0 F8		
Gabe Kapler, R OBP: 0.338, SLG: 0.293 (1, 8)		2-2 F7		2-1 F9		0-1 1B		0-0 F7	
Darren Oliver, R OBP: 0.350, SLG: 0.333 Justin Speier, R Chris Stynes, R OBP: 0.356, SLG: 0.428		1-1 WP SF9 1-H 2B		1-0 L9		4-2 1-2 BB		0-0 F7	

Inning Stats	R	H	E	K	S	R	H	E	K	S	R	H	E	K	S	R	H	E	K	S	R	H	E	K	S
	1	1	0	0	11	2	2	0	0	19	0	0	0	0	10	0	0	0	0	8	0	0	0	0	0
	1	1	0	0	11	2	2	0	0	19	0	0	0	0	10	0	0	0	0	8	0	0	0	0	0
	1	1	0	0	11	2	2	0	0	19	0	0	0	0	10	0	0	0	0	8	0	0	0	0	0
	1	1	0	0	11	2	2	0	0	19	0	0	0	0	10	0	0	0	0	8	0	0	0	0	0

PITCHER	IP	WLS	BF	H	R	ER	SO	BB	IBB	HBP	BLK	WP	HR	S	P	ERA	WHIP
Jesse Foppert, R ERA: 4.83 (1, 1)	4.0	L	20	4	3	2	0	3	0	0	0	2	0	48	84	4.50	1.750
Scott Eyre, L ERA: 3.66 (5, 1)	1.2		7	1	0	0	0	2	0	0	0	0	0	17	28	0.00	1.800
Jim Brower, R ERA: 5.59 (6, 1)	1.1		7	2	2	2	1	1	0	0	0	0	0	10	21	13.50	2.250
Manny Aybar, R ERA: 3.86 (8, 1)	1.0		3	0	0	0	0	0	0	0	0	0	0	3	4	0.00	0.000

livebaseballscores.com

Batter	1	2	3	4	5	6	7	8	9	AB	R	H	RBI	BB	SO	LOB
Ronnie Belliard, R OBP: 0.394, SLG: 0.386 (1, 4)	3-2 SH1-3 17 1B 2B	2-2 F7			1-0 F9 17 1B 2B	2-2 E4 HR 1B	1-0 SAFE 1-2 1B			5	3	4	0	0	0	1
Jay Payton, R OBP: 0.357, SLG: 0.442 (1, 7)	0-0 SH1-3 2-3		2-2 G4-6-3 1B		2-1 F9 2-3	0-0 B2	0-3 K			4	0	1	0	0	1	4
17 Todd Helton, L OBP: 0.447, SLG: 0.543 (1, 3)	0-1 1B 3-H 1B		0-1 F7		0-0 1B 1B	4-0 HR IBB	1-3 K			4	2	2	2	1	1	3
Preston Wilson, R OBP: 0.376, SLG: 0.603 (1, 8)	0-1 L4 1-3 1B		1-1 G4-6-3 1-2f		2-1 1B 1-2 1B	0-0 HR 1-H 2-H		1-1 P2		5	2	3	3	0	0	1
Larry Walker, L OBP: 0.423, SLG: 0.476 (1, 9)	4-1 1-2 BB			1-1 F8 2B	2-2 HR 1B	1-2 K		1-1 FC5-4 1B		4	1	3	1	1	1	0
José Hernández, R OBP: 0.325, SLG: 0.380 (1, 6)	1-0 L4 2-2			1-3 K	0-1 HR 1B	3-3 K		2-2 FC5-4 1B 2B		5	2	1	1	0	2	5
Charles Johnson, R OBP: 0.340, SLG: 0.417 (1, 2)		2-1 G6-3		4-2 FC6-4 BB	2-1 HR 1-H 2-H		4-2 1B SF8 BB	0-0 2B 1-2 1B		3	2	2	3	2	0	0
Chris Stynes, R OBP: 0.363, SLG: 0.437 (1, 5)		4-2 SH1-4 BB		3-1 F8 2-3	2-3 K		1-0 SAFE 3-2 1B 1-3 1B	1-0 1-3 2-H 2B		4	0	2	1	1	1	2
Jason Jennings, L OBP: 0.400, SLG: 0.438 Greg Norton, S OBP: 0.228, SLG: 0.230 Todd Jones, L OBP: 0.333, SLG: 0.316 Darren Oliver, R OBP: 0.333, SLG: 0.316 40 Brian Fuentes, L OBP: 0.333, SLG: 0.288 Steve Reed, R OBP: 0.333, SLG: 0.288 Gabe Kapler, R OBP: 0.333, SLG: 0.288 Justin Speier, R OBP: 0.333, SLG: 0.288		0-1 SH1-4		2-2 FC6-4 1-2f	3-2 G4-3		0-0 SF8 3-H	1-3 K		0	0	0	0	0	0	0

Inning Stats	R: 1	H: 3	E: 0	K: 0	S: 10	H: 0	LOB: 2	BB: 1	P: 18	R: 0	H: 0	E: 0	K: 0	S: 10	R: 0	H: 1	E: 0	K: 0	S: 7	R: 0	H: 1	E: 0	K: 0	S: 14	R: 6	H: 6	E: 0	K: 1	S: 19	R: 3	H: 2	E: 1	K: 2	S: 11	R: 1	H: 2	E: 0	K: 2	S: 15	R: 1	H: 3	E: 0	K: 1	S: 15	R: 1	H: 3	E: 0	K: 1	S: 15
	1	3	0	0	10	0	2	1	18	0	0	0	0	10	0	1	0	0	7	0	1	0	0	14	6	6	0	1	19	3	2	1	11	1	2	0	2	15	1	3	0	1	15	1	3	0	1	15	

PITCHER	IP	WLS	BF	H	R	ER	SO	BB	IBB	HBP	BLK	WP	HR	S	P	ERA	WHIP
Kirk Rueter, L ERA: 3.7	(1, 1)	4.1	24	10	6	6	1	3	0	0	0	0	0	52	89	12.46	3.000
Joe Nathan, R ERA: 3.64	(5, 1)	1.2	9	3	4	4	3	0	1	0	0	0	2	19	36	21.60	1.800
Manny Aybar, R ERA: 6.0	(7, 1)	0.2	5	2	1	1	1	1	0	0	0	0	0	11	19	13.50	4.500
41 Chad Zerbe, L ERA: 7.07	(7, 1)	1.1	7	3	1	1	2	0	0	0	0	0	0	19	26	6.75	2.250


BOTTOM

San Francisco Giants @ Colorado Rockies
Coors Field, Denver, CO

Mon May 26 2003, 1:05 PM MDT
Att. 28,340 - Cloudy - 74 F

livebaseballscores.com

AB	37
R	12
H	18
RBI	12
BB	5
SO	7
LOB	20



WP: 0	PA: 45
PB: 0	
SB: 0	
CS: 0	

Batter	1	2	3	4	5	6	7	8	9	AB R H RBI BB SO LOB	TOP											
Alex Cora, L (1, 4) OBP: 0.331, SLG: 0.356	1-1 G1-3		0-3 K		0-0 G4-3		1-2 G4-3		3-2 DI 1B	5 0 1 0 0 1 0	Los Angeles Dodgers @ Colorado Rockies Coors Field, Denver, CO Tue May 27 2003, 7:05 PM MDT Att. 26,465 - Overcast - 80 F											
Paul Lo Duca, R (1, 2) OBP: 0.381, SLG: 0.439	1-0 G1-3		1-2 G3		2-2 G4-3		2-1 1B		2-1 G6-3	5 0 1 0 0 0 1												
Shawn Green, L (1, 9) OBP: 0.339, SLG: 0.458	0-1 G1-3			0-0 1B 1B	2-0 FC6 1B		1-0 F7			4 1 2 0 0 0 1												
Fred McGriff, L (1, 3) OBP: 0.323, SLG: 0.443		1-0 G3-1		2-3 K 1-2f	2-1 FC6		3-3 K			4 0 0 0 0 2 3												
Brian Jordan, R (1, 8) OBP: 0.395, SLG: 0.409		4-1 G5-3 1B BB		0-0 F9		1-0 FC1-4 1B		3-2 G4-3		3 1 1 0 1 0 1												
Mike Kinkade, R (1, 7) OBP: 0.393, SLG: 0.462		0-1 G5-3		1 SAFE 0-0 E 1-2 1B 1B		1 SAFE 0-1 FC1-4 1B G3 1-2f		1-3 K		4 1 1 0 0 1 2												
Adrián Beltré, R (1, 5) OBP: 0.256, SLG: 0.339		0-1 2-H 1B		1-0 E8 FC5 1-3 2-H 1B		1-2 G3 1-3 1B		2-1 F7		4 0 3 2 0 0 0												
Cesar Izturis, S (1, 6) OBP: 0.289, SLG: 0.284		2-3 K 1 SAFE		4-0 IBB		0-0 G3 1-2 3-H			0-1 G4-3	3 0 0 1 1 1 2												
Kaz Ishii, L (1, 1) Ron Coomer, R (6, PH) Guillermo Mota, R (6, 1) Andy Ashby, R (8, 1) Jolbert Cabrera, R (9, PH) OBP: 0.338, SLG: 0.543			1-1 G4-3		2-2 FC5 2-3f		0-2 G5-3		2-3 K	2 0 0 0 0 0 3 1 0 0 0 0 0 1 0 0 0 0 0 0 0 0 0 0 0 0 0 0 1 0 0 0 0 1 0												
Inning Stats	R: 0 E: 0 K: 0 S: 5	H: 0 LOB: 0 BB: 0 P: 7	R: 1 E: 0 K: 1 S: 9	H: 1 LOB: 1 BB: 1 P: 16	R: 0 E: 0 K: 1 S: 8	H: 0 LOB: 0 BB: 0 P: 10	R: 1 E: 1 K: 1 S: 11	H: 3 LOB: 3 BB: 1 P: 20	R: 0 E: 0 K: 0 S: 7	H: 1 LOB: 1 BB: 0 P: 13		R: 1 E: 0 K: 0 S: 10	H: 2 LOB: 1 BB: 0 P: 12	R: 0 E: 0 K: 1 S: 10	H: 1 LOB: 1 BB: 0 P: 17	R: 0 E: 0 K: 1 S: 12	H: 0 LOB: 0 BB: 0 P: 18	R: 0 E: 0 K: 1 S: 10	H: 1 LOB: 1 BB: 0 P: 17	1B: 9 2B: 0 3B: 0 HR: 0	SF: 0 SAC: 0 DP: 0 HBP: 0	WP: 0 PB: 0 SB: 0 CS: 0
PITCHER	IP WLS BF H R ER SO BB IBB HBP BLK WP HR S P ERA WHIP																					
28 Aaron Cook, R (1, 1) ERA: 5.22	6.1 W 29 8 3 3 3 1 1 0 0 0 0 55 86 4.26 1.421																					
Javier López, L (7, 1) ERA: 0.92	0.2 H 2 0 0 0 1 0 0 0 0 0 0 5 9 0.00 0.000																					
Justin Speier, R (8, 1) ERA: 4.56	1.0 3 0 0 0 1 0 0 0 0 0 0 12 18 0.00 0.000																					
Jose Jimenez, R (9, 1) ERA: 6.29	1.0 4 1 0 0 1 0 0 0 0 0 0 10 17 0.00 1.000																					

livebaseballscorecards.com

AB	36
R	3
H	9
RBI	3
BB	2
SO	6
LOB	14



Batter	1	2	3	4	5	6	7	8	9
Ronnie Belliard, R OBP: 0.391, SLG: 0.388 (1, 4)	1-1 2B 2B	2-2 F8		2-2 G6-3			0-2 G4-3		
Jay Payton, R OBP: 0.360, SLG: 0.454 Justin Speier, R (8, 1) Jose Jimenez, R (9, 1)	3-2 FC6-4 2B 2B	3-2 F8		1-0 L8			1-2 BB 1B 2B		
17 Todd Helton, L OBP: 0.448, SLG: 0.538 (1, 3)	4-1 FC6-4 BB	3-2 F9			3-1 P2		4-0 BB 1B IBB		
Preston Wilson, R OBP: 0.374, SLG: 0.594 (1, 8)	1-1 FC6-4 3B		1-3 K		1-3 K		4-1 1B BB		
Larry Walker, L OBP: 0.430, SLG: 0.493 (1, 9)	1-1 E 3B		4-2 FC5 BB BB		1-0 P6		1-2 FC1-6-4 1B		
José Hernández, R OBP: 0.324, SLG: 0.374 (1, 6)	4-2 E BB		0-3 K		2-2 K		3-1 FC1-6-4		
Charles Johnson, R OBP: 0.345, SLG: 0.415 (1, 2)	1-3 K		4-0 BB		1-0 CS 1B		0-1 F8		
Chris Stynes, R OBP: 0.355, SLG: 0.425 (1, 5)	3-2 E3		1-2 FC5		3-3 K		0-3 K		
28 Aaron Cook, R OBP: 0.300, SLG: 0.263 Javier López, L (7, 1) Mark Sweeney, L OBP: 0.440, SLG: 0.500 Gabe Kapler, R OBP: 0.328, SLG: 0.283 (8, 7)	0-2 G5-3			0-0 F8			2-3 K	3-2 G6-3	

Inning Stats	R: 5 E: 1 K: 1 S: 25	H: 3 LOB: 1 BB: 2 P: 43	R: 0 E: 0 K: 9 S: 9	H: 0 LOB: 0 BB: 0 P: 17	R: 0 E: 0 K: 2 S: 11	H: 0 LOB: 2 BB: 2 P: 21	R: 0 E: 0 K: 0 S: 5	H: 0 LOB: 0 BB: 0 P: 8	R: 0 E: 0 K: 1 S: 6	H: 0 LOB: 0 BB: 0 P: 11	R: 0 E: 0 K: 2 S: 9	H: 1 LOB: 1 BB: 0 P: 15	R: 2 E: 0 K: 1 S: 17	H: 2 LOB: 2 BB: 2 P: 32	R: 0 E: 0 K: 1 S: 8	H: 0 LOB: 0 BB: 0 P: 11
--------------	-------------------------------	----------------------------------	------------------------------	----------------------------------	-------------------------------	----------------------------------	------------------------------	---------------------------------	------------------------------	----------------------------------	------------------------------	----------------------------------	-------------------------------	----------------------------------	------------------------------	----------------------------------

PITCHER	IP	WLS	BF	H	R	ER	SO	BB	IBB	HBP	BLK	WP	HR	S	P	ERA	WHIP
Kaz Ishii, L ERA: 3.02 (1, 1)	5.0	L	23	3	5	3	4	4	0	0	0	0	0	56	100	5.40	1.400
Guillermo Mota, R ERA: 1.47 (6, 1)	2.0		10	3	2	2	3	1	1	0	0	0	0	26	47	9.00	2.000
Andy Ashby, R ERA: 7.71 (8, 1)	1.0		3	0	0	0	1	0	0	0	0	0	0	8	11	0.00	0.000

AB R H RBI BB SO LOB

4 1 1 0 0 0 0

4 2 2 1 0 0 0

0 0 0 0 0 0 0

0 0 0 0 0 0 0

2 1 0 0 2 0 0

3 1 0 0 1 2 2

3 1 2 4 1 0 0

3 1 0 0 1 2 3

3 0 1 0 1 1 2

4 0 0 0 0 2 3

2 0 0 0 0 0 1

0 0 0 0 0 0 0

1 0 0 0 0 1 0


1 0 0 0 0 0 0

1B: 2 SF: 0
2B: 4 SAC: 0
3B: 1 DP: 1
HR: 0 HBP: 0

WP: 0 PA: 36
PB: 0
SB: 1
CS: 1

AB 30
R 7
H 6
RBI 5
BB 6
SO 8
LOB 11

Los Angeles Dodgers @ Colorado Rockies
Coors Field, Denver, CO
Tue May 27 2003, 7:05 PM MDT
Att. 26,465 - Overcast - 80 F



livebaseballscorecards.com

Batter	1	2	3	4	5	6	7	8	9	AB R H RBI BB SO LOB	TOP											
Alex Cora, L (1, 4) OBP: 0.324, SLG: 0.347	0-1 F9			3-2 G5-3		1-2 L8		2-1 G4-3		4 0 0 0 0 0 0												
Paul Lo Duca, R (1, 2) OBP: 0.383, SLG: 0.440	0-1 G6-3			0-0 1B		3-2 1B			0-1 G3-1	4 0 2 0 0 0 0												
Shawn Green, L (1, 9) OBP: 0.342, SLG: 0.456	2-3 K			1-1 F8		4-2 1B			2-1 1B 1B	3 0 1 0 1 1 1												
Fred McGriff, L (1, 3) OBP: 0.317, SLG: 0.433		1-1 F9		3-2 G6-3		2-2 G4-3			3-1 F8	4 0 0 0 0 0 4												
Brian Jordan, R (1, 8) OBP: 0.397, SLG: 0.407		2-2 G6-3			1-0 HBP		0-1 F8		2-2 1B	1 0 0 0 0 0 0 2 0 1 0 0 0 0												
Jolbert Cabrera, R (5, PR) OBP: 0.341, SLG: 0.542									1-2 1B													
Adrian Beltré, R (1, 5) OBP: 0.250, SLG: 0.331		1-1 F8			1-3 K		2-3 K		1-0 L1	4 0 0 0 0 2 3												
Mike Kinkade, R (1, 7) OBP: 0.375, SLG: 0.436				3-1 F8		1-2 P4		0-1 F9		3 0 0 0 0 0 1												
Cesar Izturis, S (1, 6) OBP: 0.284, SLG: 0.279				0-0 F7		1-2 P6			0-3 K	3 0 0 0 0 1 1												
37 Darren Dreifort, R (1, 1) OBP: 0.188, SLG: 0.200				2-3 K					2-3 K	1 0 0 0 0 1 0 0 0 0 0 0 0 0 1 0 0 0 0 1 0 0 0 0 0 0 0 0 1 0 0 0 0 1 0 0 0 0 0 0 0 0												
Steve Colyer, L (4, 1) OBP: 0.077, SLG: 0.077																						
Jason Romano, R (6, PH)																						
Andy Ashby, R (6, 1)																						
Daryle Ward, L (8, PH)																						
Paul Shuey, R (8, 1)																						
Inning Stats	R: 0 E: 0 K: 1 S: 7	H: 0 LOB: 0 BB: 0 P: 9	R: 0 E: 0 K: 0 S: 8	H: 0 LOB: 0 BB: 0 P: 12	R: 0 E: 0 K: 1 S: 6	H: 0 LOB: 0 BB: 0 P: 11	R: 0 E: 0 K: 0 S: 10	H: 1 LOB: 1 BB: 0 P: 17	R: 0 E: 0 K: 1 S: 10	H: 0 LOB: 1 BB: 0 P: 14	R: 0 E: 0 K: 1 S: 20	H: 1 LOB: 2 BB: 1 P: 30	R: 0 E: 0 K: 1 S: 8	H: 0 LOB: 0 BB: 0 P: 10	R: 0 E: 0 K: 2 S: 10	H: 0 LOB: 0 BB: 0 P: 14	R: 0 E: 0 K: 0 S: 10	H: 2 LOB: 2 BB: 0 P: 18	1B: 4 2B: 0 3B: 0 HR: 0	SF: 0 SAC: 0 DP: 0 HBP: 1	WP: 0 PB: 0 SB: 0 CS: 0	PA: 33
PITCHER	IP WLS BF H R ER SO BB IBB HBP BLK WP HR S P ERA WHIP																					
Shawn Chacon, R (1, 1) ERA: 3.36	8.0 W 28 2 0 0 7 1 0 1 0 0 0 0 79 117 0.00 0.375																					
Vic Darensbourg, L (9, 1) ERA:	1.0 5 2 0 0 0 0 0 0 0 0 0 0 10 18 0.00 2.000																					

Los Angeles Dodgers @ Colorado Rockies
 Coors Field, Denver, CO
 Wed May 28 2003, 7:05 PM MDT
 Att. 27,108 - Cloudy - 81 F

AB	31
R	0
H	4
RBI	0
BB	1
SO	7
LOB	10



Batter	1	2	3	4	5	6	7	8	9
Ronnie Belliard, R OBP: 0.386, SLG: 0.389 (1, 4)	0-1 HR 2B	1-1 G6-3	2-2 L4		1-0 P4			0-1 F9	
Mark Sweeney, L OBP: 0.483, SLG: 0.640 Gabe Kapler, R OBP: 0.324, SLG: 0.279 (1, 7) (8, 7)	2-0 HR 2-H	4-0 2B 1B BB	2-3 K 1-2			0-0 17 FC3-6 1B		3-1 P4	
17 Todd Helton, L OBP: 0.443, SLG: 0.529 (1, 3)	0-0 G6-4-3 1B	2-2 F9		2-2 E8		0-0 FC3-6 1-2f BB		3-3 K	
Preston Wilson, R OBP: 0.372, SLG: 0.592 (1, 8)	1-0 G6-4-3 1-2f	0-1 1B 2B		1-3 K		0-0 F9			
Larry Walker, L OBP: 0.442, SLG: 0.497 (1, 9)	4-2 1B BB	1-2 2-H 3-H 1B		4-2 CS BB		4-2 1-2 BB			
José Hernández, R OBP: 0.327, SLG: 0.376 (1, 6)	0-2 BB 1B		3-2 2B 1B 1B		3-3 K 1-2		1-3 K		
Charles Johnson, R OBP: 0.349, SLG: 0.413 (1, 2)	4-0 BB 1-2 BB		1-0 F9		0-0 FC5-4 1B		2-2 F9		
Greg Norton, S OBP: 0.241, SLG: 0.247 (1, 5)	4-2 1-2 2-3 3-H BB		3-1 1B 2B		0-0 FC5-4 SH1-4 1-2f		2-0 F8		
Shawn Chacon, R OBP: 0.217, SLG: 0.391 Vic Darenbourg, L (9, 1)	2-3 K		1-1 WP 1B 2-H 3-H		0-0 SH1-4		1-3 K		

Inning Stats	R: 3 E: 0 K: 1 S: 17	H: 4 LOB: 3 BB: 3 P: 34	R: 1 E: 0 K: 0 S: 10	H: 2 LOB: 2 BB: 1 P: 18	R: 2 E: 0 K: 1 S: 16	H: 3 LOB: 1 BB: 0 P: 28	R: 0 E: 1 K: 2 S: 15	H: 0 LOB: 2 BB: 1 P: 25	R: 0 E: 1 K: 0 S: 4	H: 1 LOB: 1 BB: 0 P: 5	R: 0 E: 0 K: 1 S: 8	H: 1 LOB: 2 BB: 1 P: 13	R: 0 E: 0 K: 1 S: 8	H: 0 LOB: 0 BB: 0 P: 13	R: 0 E: 0 K: 1 S: 8	H: 0 LOB: 0 BB: 0 P: 14
--------------	-------------------------------	----------------------------------	-------------------------------	----------------------------------	-------------------------------	----------------------------------	-------------------------------	----------------------------------	------------------------------	---------------------------------	------------------------------	----------------------------------	------------------------------	----------------------------------	------------------------------	----------------------------------


PITCHER	IP	WLS	BF	H	R	ER	SO	BB	IBB	HBP	BLK	WP	HR	S	P	ERA	WHIP
37 Darren Dreifort, R ERA: 4.03 (1, 1)	3.0	L	20	9	6	6	2	4	0	0	0	1	1	43	80	18.00	4.333
Steve Colyer, L ERA: 1.93 (4, 1)	2.0		8	1	0	0	2	1	0	0	0	0	0	19	30	0.00	1.000
Andy Ashby, R ERA: 6.59 (6, 1)	2.0		8	1	0	0	2	1	0	0	0	0	0	16	26	0.00	1.000
Paul Shuey, R ERA: 0.55 (8, 1)	1.0		3	0	0	0	1	0	0	0	0	0	0	8	14	0.00	0.000

Los Angeles Dodgers @ Colorado Rockies
Coors Field, Denver, CO
 Wed May 28 2003, 7:05 PM MDT
 Att. 27,108 - Cloudy - 81 F

AB	R	H	RBI	BB	SO	LOB
5	1	1	0	0	0	2
3	2	2	2	1	1	1
1	0	0	0	0	0	0
5	0	1	0	0	1	2
4	0	1	0	0	1	3
1	1	1	1	3	0	0
4	1	2	0	0	2	4
3	0	1	0	1	0	1
3	1	1	1	1	0	1
3	0	1	2	0	2	3
0	0	0	0	0	0	0

AB	32
R	6
H	11
RBI	6
BB	6
SO	7
LOB	17

WP	PA
1	39
PB	0
SB	0
CS	1



Los Angeles Dodgers @ Colorado Rockies
 Coors Field, Denver, CO
 Thu May 29 2003, 1:05 PM MDT
 Att. 27,007 - Sunny - 92 F

AB	38
R	5
H	14
RBI	5
BB	3
SO	8
LOB	20



WP:	0	PA:	45
PB:	0		
SB:	1		
CS:	0		

AB R H RBI BB SO LOB

5	1	2	1	0	1	2
4	1	2	1	1	0	1
5	1	2	0	0	1	2
5	0	3	1	0	1	3
3	1	1	0	0	0	2
3	0	0	1	1	0	3
0	0	0	0	0	0	0
5	0	0	0	0	3	4
4	1	3	0	1	1	0
1	0	0	0	0	0	2
1	0	0	0	0	1	1
1	0	1	1	0	0	0
0	0	0	0	0	0	0
1	0	0	0	0	0	0

1B:	10	SF:	1
2B:	2	SAC:	1
3B:	2	DP:	0
HR:	0	HBP:	2

Batter	1	2	3	4	5	6	7	8	9
Alex Cora, L (1, 4) OBP: 0.326, SLG: 0.360	2-2 G3	1-0 FC6-4 1B		3-2 G6-3		3-2 G4-3 3B	1-3 K		
Adrián Beltré, R (1, 5) OBP: 0.259, SLG: 0.341	2-1 1B 2B	1-2 FC6-4 1B		4-2 1B BB		1-2 G4-3		3-2 E9 G3-1 1B	
Shawn Green, L (1, 9) OBP: 0.343, SLG: 0.455	2-2 HBP SF7 1B	0-0 1-2 1B		0-2 P6		0-0 G4-3		0-3 K	
Fred McGriff, L (1, 3) OBP: 0.324, SLG: 0.438	0-0 HBP 1-2 3-H 1B	3-3 K		1-1 1-3 1B		3-1 1B		1-1 G3-1	
Mike Kinkade, R (1, 7) OBP: 0.391, SLG: 0.431	2-2 1-2 2-3 HBP		X	0-0 F9		0-0 F7		1-1 1B 1B	1-0 FC6-3 HBP
Jolbert Cabrera, R (1, 8) OBP: 0.333, SLG: 0.520	0-0 SF7		C	4-2 S BB		1-0 G6-3		0-0 L9	0-0 FC6-3
Eric Gagne, R (8, 1)									
David Ross, R (1, 2) OBP: 0.276, SLG: 0.438	2-3 K		1 SAFE 1 SAFE 1 SAFE 1 SAFE 1 SAFE	3-3 K		2-3 K		0-0 F9	0-1 P3
Cesar Izturis, S (1, 6) OBP: 0.297, SLG: 0.306		0-2 SH1-4 1B 2B		4-0 IBB		0-0 3B		1-0 1B 1B	2-3 K
Odalis Perez, L (1, 1)									
Guillermo Mota, R (4, 1) OBP: 0.250, SLG: 0.250		0-1 SH1-4		0-1 G6-3		2-3 K			0-2 L8
Bubba Crosby, L (7, PH) OBP: 1.000, SLG: 1.000									
Paul Quantrill, L (7, 1)									
Jason Romano, R (8, 8) OBP: 0.071, SLG: 0.071		2-3						1-2 2-H 1B	

Inning Stats	R: 2	H: 3	E: 0	K: 1	S: 16	P: 26	R: 1	H: 3	E: 0	K: 1	S: 15	P: 20	R: 0	H: 0	E: 0	K: 1	S: 9	P: 20	R: 0	H: 1	E: 0	K: 0	S: 12	P: 20	R: 0	H: 1	E: 0	K: 2	S: 9	P: 14	R: 1	H: 2	E: 0	K: 0	S: 12	P: 19	R: 1	H: 3	E: 0	K: 1	S: 10	P: 13	R: 0	H: 1	E: 1	K: 1	S: 9	P: 14	R: 0	H: 0	E: 0	K: 1	S: 8	P: 10	1B: 10	SF: 1	2B: 2	SAC: 1	3B: 2	DP: 0	HR: 0	HBP: 2	WP: 0	PA: 45
--------------	------	------	------	------	-------	-------	------	------	------	------	-------	-------	------	------	------	------	------	-------	------	------	------	------	-------	-------	------	------	------	------	------	-------	------	------	------	------	-------	-------	------	------	------	------	-------	-------	------	------	------	------	------	-------	------	------	------	------	------	-------	--------	-------	-------	--------	-------	-------	-------	--------	-------	--------

PITCHER	IP	WLS	BF	H	R	ER	SO	BB	IBB	HBP	BLK	WP	HR	S	P	ERA	WHIP
Scott Elarton, R (1, 1) ERA: 4.91	5.0	W	27	8	3	3	5	2	1	1	0	0	0	61	100	5.40	2.000
40 Brian Fuentes, L (6, 1) ERA: 3.91	1.0		4	2	1	1	0	0	0	0	0	0	0	12	19	9.00	2.000
Todd Jones, R (7, 1) ERA: 8.54	1.0		6	3	1	1	1	0	0	0	0	0	0	10	13	9.00	3.000
Javier López, L (8, 1) ERA: 0.87	1.0		5	1	0	0	1	0	0	1	0	0	0	9	14	0.00	1.000
Steve Reed, R (9, 1) ERA: 3.51	1.0		3	0	0	0	1	0	0	0	0	0	0	8	10	0.00	0.000

PITCHER	IP	WLS	BF	H	R	ER	SO	BB	IBB	HBP	BLK	WP	HR	S	P	ERA	WHIP
---------	----	-----	----	---	---	----	----	----	-----	-----	-----	----	----	---	---	-----	------

BOTTOM

Los Angeles Dodgers @ Colorado Rockies
Coors Field, Denver, CO
Thu May 29 2003, 1:05 PM MDT
Att. 27,007 - Sunny - 92 F

livebaseballscorecards.com

AB	40
R	12
H	16
RBI	12
BB	1
SO	10
LOB	10



WP	0	PA	41
PB	0		
SB	0		
CS	0		

AB R H RBI BB SO LOB

5	4	5	0	0	0	0
5	2	2	3	0	0	3
5	4	4	6	0	0	1
5	0	0	0	0	4	1
5	1	1	0	0	2	0
4	1	3	2	0	0	0
4	0	1	1	0	1	2
3	0	0	0	1	1	0
3	0	0	0	0	1	3
0	0	0	0	0	0	0
0	0	0	0	0	0	0
0	0	0	0	0	0	0
0	0	0	0	0	0	0
0	0	0	0	0	0	0
1B	8	SF	0			
2B	3	SAC	0			
3B	1	DP	1			
HR	4	HBP	0			

Batter	1	2	3	4	5	6	7	8	9
Ronnie Belliard, R OBP: 0.401, SLG: 0.417 (1, 4)	1-2 FC6-4 1B		0-1 G4-3 1B 2B	1-2 HR 1B	1-0 3B 1B			1-2 17 HR 2B	
Jay Payton, R OBP: 0.361, SLG: 0.477 (1, 7)	0-2 FC6-4 17 HR		0-0 G4-3 2-3	1-0 HR 1-H	1-2 3B 1-H			0-2 G5-3	
17 Todd Helton, L OBP: 0.450, SLG: 0.582 (1, 3)	1-2 HR 1-H		0-1 1B E 3-H	3-2 HR	1-2 G4-3			1-0 HR 2-H	
Preston Wilson, R OBP: 0.364, SLG: 0.578 (1, 8)	2-3 K		0-3 K	1-3 K		1-3 K		0-0 G1-3	
José Hernández, R OBP: 0.324, SLG: 0.372 (1, 6)	2-0 G6-3		0-0 E 1B 1-3	1-0 G1-3		1-2 K		3-3 K	
Chris Stynes, R OBP: 0.364, SLG: 0.433 (1, 5)		0-1 G5-4-3 1B	2-1 E7 2B 2-H 3-H	1-1 1B		0-0 P6			
Bobby Estalella, R OBP: 0.282, SLG: 0.438 (1, 2)		0-1 G5-4-3 1-2f	1-0 2B 2-H	3-3 K			0-2 P3		
Gabe Kapler, R OBP: 0.319, SLG: 0.266 (1, 9)		2-2 E5	4-0 IBB		0-3 K		1-1 G4-3		
Scott Elarton, R 40 Brian Fuentes, L Todd Jones, L Greg Norton, S Javier López, L Steve Reed, R (1, 1) (6, 1) (7, 1) (7, PH) (8, 1) (9, 1)		0-2 G4-3	2-2 G3		0-3 K		2-3 K		

Inning Stats	R: 2 E: 0 K: 1 S: 16	H: 2 LOB: 0 BB: 0 P: 22	R: 0 E: 1 K: 0 S: 11	H: 1 LOB: 1 BB: 0 P: 13	R: 4 E: 1 K: 1 S: 17	H: 5 LOB: 2 BB: 1 P: 26	R: 3 E: 0 K: 2 S: 19	H: 4 LOB: 1 BB: 0 P: 30	R: 1 E: 0 K: 2 S: 15	H: 2 LOB: 1 BB: 0 P: 18	R: 0 E: 0 K: 2 S: 7	H: 0 LOB: 0 BB: 0 P: 9	R: 0 E: 0 K: 1 S: 8	H: 0 LOB: 0 BB: 0 P: 11	R: 2 E: 0 K: 1 S: 15	H: 2 LOB: 0 BB: 0 P: 20
--------------	-------------------------------	----------------------------------	-------------------------------	----------------------------------	-------------------------------	----------------------------------	-------------------------------	----------------------------------	-------------------------------	----------------------------------	------------------------------	---------------------------------	------------------------------	----------------------------------	-------------------------------	----------------------------------

PITCHER	IP	WLS	BF	H	R	ER	SO	BB	IBB	HBP	BLK	WP	HR	S	P	ERA	WHIP
Odalis Perez, L ERA: 4.34 (1, 1)	3.0	L	21	11	9	9	2	0	0	0	0	0	3	54	76	27.00	3.667
Guillermo Mota, R ERA: 1.6 (4, 1)	3.0		12	3	1	1	6	0	0	0	0	0	0	31	42	3.00	1.000
Paul Quantrill, R ERA: 1.59 (7, 1)	1.0		3	0	0	0	1	0	0	0	0	0	0	8	11	0.00	0.000
Eric Gagne, R ERA: 2.42 (8, 1)	1.0		5	2	2	2	1	0	0	0	0	0	1	15	20	18.00	2.000

Batter	1	2	3	4	5	6	7	8	9	AB R H RBI BB SO LOB	TOP											
Ronnie Belliard, R (1, 4) OBP: 0.389, SLG: 0.402	2-2 F9		0-0 F7		1-2 G6-3			2-2 L8		4 0 0 0 0 0 0												
Jay Payton, R (1, 7) OBP: 0.364, SLG: 0.473	4-2 BB		0-2 1B			1-2 L7		0-0 P3		3 0 1 0 1 0 0												
Jose Jimenez, R (8, 1)										0 0 0 0 0 0 0												
17 Todd Helton, L (1, 3) OBP: 0.446, SLG: 0.569	0-2 K		2-1 F7			1-2 F8		2-3 K		4 0 0 0 0 2 2												
Preston Wilson, R (1, 8) OBP: 0.354, SLG: 0.556	2-2 F8		0-3 K			1-3 K			1-0 G4-3	4 0 0 0 0 2 2												
Larry Walker, L (1, 9) OBP: 0.434, SLG: 0.491		1-0 E5		2-0 G6-3			1-0 2B 1B		1-2 F7	4 1 1 0 0 0 0												
José Hernández, R (1, 6) OBP: 0.322, SLG: 0.367		2-3 K		2-1 G6-3		1-2 SAFE K		2-3 K		4 0 0 0 0 3 2												
Bobby Estalella, R (1, 2) OBP: 0.270, SLG: 0.418		0-3 K		1-1 P4		3-3 K		1-2 K		3 0 0 0 0 2 2												
Greg Norton, S (1, 5) OBP: 0.250, SLG: 0.259		4-0 BB			2-1 G3-1		1-1 2B			2 0 1 1 1 0 0												
Jason Jennings, L (1, 1) OBP: 0.364, SLG: 0.389		2-2 K			2-2 L4		2-0 P4			2 0 0 0 0 1 2												
Mark Sweeney, L (7, PH) OBP: 0.452, SLG: 0.593										1 0 0 0 0 0 1												
Justin Speier, R (7, 1)										0 0 0 0 0 0 0												
Javier López, L (7, 1)										0 0 0 0 0 0 0												
Gabe Kapler, R (8, 7) OBP: 0.319, SLG: 0.266										0 0 0 0 0 0 0												
Inning Stats	R: 0 E: 0 K: 1 S: 13	H: 0 LOB: 1 BB: 1 P: 21	R: 0 E: 1 K: 3 S: 12	H: 0 LOB: 2 BB: 1 P: 21	R: 0 E: 0 K: 1 S: 10	H: 1 LOB: 1 BB: 0 P: 12	R: 0 E: 0 K: 0 S: 5	H: 0 LOB: 0 BB: 0 P: 10	R: 0 E: 0 K: 0 S: 9	H: 0 LOB: 0 BB: 0 P: 14	R: 0 E: 0 K: 1 S: 11	H: 0 LOB: 0 BB: 0 P: 14	R: 1 E: 0 K: 2 S: 10	H: 2 LOB: 1 BB: 0 P: 18	R: 0 E: 0 K: 1 S: 7	H: 0 LOB: 0 BB: 0 P: 11	R: 0 E: 0 K: 1 S: 7	H: 0 LOB: 0 BB: 0 P: 11	1B: 2 2B: 1 3B: 0 HR: 0	SF: 0 SAC: 0 DP: 0 HBP: 0	WP: 0 PB: 0 SB: 1 CS: 0	PA: 33
PITCHER	IP WLS BF H R ER SO BB IBB HBP BLK WP HR S P ERA WHIP																					
Jesse Foppert, R (1, 1) ERA: 4.31	7.0 W 27 3 1 1 8 2 0 0 0 0 0 0 70 110 1.29 0.714																					
Felix Rodriguez, R (8, 1) ERA: 4.33	1.0 H 3 0 0 0 1 0 0 0 0 0 0 0 7 11 0.00 0.000																					
Tim Worrell, R (9, 1) ERA: 1.48	1.0 S 3 0 0 0 1 0 0 0 0 0 0 0 7 11 0.00 0.000																					

Colorado Rockies @ San Francisco Giants
PacBell Park, San Francisco, CA
Sat May 31 2003, 10:15 PM EDT
Att. 40,256 - Sunny - 59 F

AB	31
R	1
H	3
RBI	1
BB	2
SO	10
LOB	11



Batter	1	2	3	4	5	6	7	8	9
Marquis Grissom, R OBP: 0.340, SLG: 0.497 (1, 8)	0-3 K		1-1 G5-3		1-0 G5-3		0-0 1B		
Ray Durham, S OBP: 0.422, SLG: 0.477 (1, 4)	0-0 G4-3		2-2 G1-3		3-1 FC5-4 1B		1-1 1B		
Rich Aurilia, R OBP: 0.327, SLG: 0.408 (1, 6)	1-0 2B 1B		2-3 K		0-0 FC5-4 1-2f		1-0 F6		
Barry Bonds, L OBP: 0.492, SLG: 0.631 (1, 7)	2-1 1-3 2B			2-2 G3		4-2 FC6-4 BB		1-3 K	
Benito Santiago, R OBP: 0.369, SLG: 0.543 (1, 2)	0-0 G6-3			1-1 L9		1-1 FC6-4 1B 1-2f		1-1 G6-3	
J.T. Snow, L OBP: 0.369, SLG: 0.408 (1, 3)		4-2 G4-6-3 BB BB		0-0 G4-3		3-1 1B		2-2 F8	
Edgardo Alfonzo, R OBP: 0.315, SLG: 0.354 (1, 5)		1 SAFE 4-1 G4-6-3 1-2 BB			3-2 3B 3B		2-3 K		2-3 K
José Cruz Jr., S OBP: 0.382, SLG: 0.449 (1, 9)		1-0 G4-6-3 1-2f 2-3			2-1 G3		1-0 F8		
Jesse Foppert, R OBP: 0.118, SLG: 0.188 Marvin Benard, L OBP: 0.226, SLG: 0.222 Felix Rodriguez, R OBP: 1.000, SLG: 1.000 Tim Worrell, R (8, 1) (9, 1)		1-3 K			0-0 1B 3B		0-0 P6		

Inning Stats	R: 0	H: 2	E: 0	K: 1	S: 9	LOB: 2	BB: 0	P: 12
	R: 0	H: 0	E: 0	K: 1	S: 7 <td>LOB: 1</td> <td>BB: 2</td> <td>P: 17 </td>	LOB: 1	BB: 2	P: 17
	R: 0	H: 0	E: 0	K: 1	S: 10 <td>LOB: 0</td> <td>BB: 0</td> <td>P: 15 </td>	LOB: 0	BB: 0	P: 15
	R: 0	H: 0	E: 0	K: 0	S: 6 <td>LOB: 0</td> <td>BB: 0</td> <td>P: 9 </td>	LOB: 0	BB: 0	P: 9
	R: 2	H: 3	E: 0	K: 0	S: 11 <td>LOB: 1</td> <td>BB: 0</td> <td>P: 20 </td>	LOB: 1	BB: 0	P: 20
	R: 0	H: 1	E: 0	K: 1	S: 12 <td>LOB: 2</td> <td>BB: 1</td> <td>P: 23 </td>	LOB: 2	BB: 1	P: 23
	R: 0	H: 2	E: 0	K: 1	S: 8 <td>LOB: 2</td> <td>BB: 0</td> <td>P: 11 </td>	LOB: 2	BB: 0	P: 11
	R: 0	H: 0	E: 0	K: 1	S: 8 <td>LOB: 0</td> <td>BB: 0</td> <td>P: 13 </td>	LOB: 0	BB: 0	P: 13

PITCHER	IP	WLS	BF	H	R	ER	SO	BB	IBB	HBP	BLK	WP	HR	S	P	ERA	WHIP
Jason Jennings, R ERA: 5.4 (1, 1)	6.0	L	26	6	2	2	4	3	0	0	0	0	0	55	96	3.00	1.500
Justin Speier, R ERA: 4.44 (7, 1)	0.2		4	2	0	0	0	0	0	0	0	0	0	5	7	0.00	3.000
Javier López, L ERA: 0.83 (7, 1)	1.0		3	0	0	0	1	0	0	0	0	0	0	8	12	0.00	0.000
Jose Jimenez, R ERA: 6.2 (8, 1)	0.1		1	0	0	0	1	0	0	0	0	0	0	3	5	0.00	0.000

BOTTOM


Colorado Rockies @ San Francisco Giants
PacBell Park, San Francisco, CA

Sat May 31 2003, 10:15 PM EDT
Att: 40,256 - Sunny - 59 F

AB	R	H	RBI	BB	SO	LOB
4	0	1	0	0	1	1
4	0	2	1	0	0	0
4	0	1	0	0	1	3
3	0	1	0	1	1	2
4	0	0	0	0	0	3
3	0	1	0	1	0	0
3	1	1	0	1	2	2
3	0	0	0	0	0	5
2	1	1	1	0	1	1
1	0	0	0	0	0	0
0	0	0	0	0	0	0
0	0	0	0	0	0	0

AB	31
R	2
H	8
RBI	2
BB	3
SO	6
LOB	17

WP: 0 PA: 34
PB: 0
SB: 0
CS: 0



PITCHER	IP	WLS	BF	H	R	ER	SO	BB	IBB	HBP	BLK	WP	HR	S	P	ERA	WHIP
Jason Jennings, R ERA: 5.4 (1, 1)	6.0	L	26	6	2	2	4	3	0	0	0	0	0	55	96	3.00	1.500
Justin Speier, R ERA: 4.44 (7, 1)	0.2		4	2	0	0	0	0	0	0	0	0	0	5	7	0.00	3.000
Javier López, L ERA: 0.83 (7, 1)	1.0		3	0	0	0	1	0	0	0	0	0	0	8	12	0.00	0.000
Jose Jimenez, R ERA: 6.2 (8, 1)	0.1		1	0	0	0	1	0	0	0	0	0	0	3	5	0.00	0.000

Batter	1	2	3	4	5	6	7	8	9	AB R H RBI BB SO LOB	TOP											
Ronnie Belliard, R (1, 4) OBP: 0.393, SLG: 0.406 Brent Butler, R (6, 4) OBP: 0.261, SLG: 0.210	1-1 G6-3		3-2 1B			2-1 G6-4-3 1B		1 SAFE 3-1 P4		3 0 2 0 0 0 0 1 0 0 0 0 0 1	Colorado Rockies @ San Francisco Giants PacBell Park, San Francisco, CA Sun Jun 01 2003, 4:05 PM EDT Att. 41,404 - Sunny - 70 F											
Jay Payton, R (1, 7) OBP: 0.358, SLG: 0.464	2-1 G5-3		0-0 L9			1-1 G6-4-3 1-2f		0-1 F8		4 0 0 0 0 0 3												
17 Todd Helton, L (1, 3) OBP: 0.439, SLG: 0.558	1-2 K					1-2 L7		3-3 K2-3		4 0 0 0 0 2 1												
Preston Wilson, R (1, 8) OBP: 0.357, SLG: 0.555		2-1 G1-3 1B				2-2 G6-3		0-1 F9		4 0 2 0 0 0 0												
Chris Stynes, R (1, 5) OBP: 0.359, SLG: 0.420		2-2 F8				4-2 BB		1-1 G4-3 1B		3 0 1 0 1 0 2												
José Hernández, R (1, 6) OBP: 0.321, SLG: 0.365		2-1 G1-3				1-3 K		2-2 G4-3		4 0 1 0 0 1 3												
Charles Johnson, R (1, 2) OBP: 0.344, SLG: 0.403		1-2 G4-3						1-2 1B														
Gabe Kapler, R (1, 9) OBP: 0.311, SLG: 0.258 Larry Walker, L (7, PH) OBP: 0.432, SLG: 0.488		2-1 G4-3				0-0 G4-6-3 1B		2-1 F8		4 0 1 0 0 0 4												
28 Aaron Cook, R (1, 1) OBP: 0.273, SLG: 0.238 40 Brian Fuentes, L (7, 1) Greg Norton, S (8, PH) OBP: 0.258, SLG: 0.268 Steve Reed, R (8, 1)		2-1 G5-3				2-1 G4-6-3 1-2f		3-1 G6-3		2 0 0 0 0 0 1 1 0 0 0 0 0 2												
		2-2 G3				0-3 K		2-2 1B		2 0 0 0 0 1 0 0 0 0 0 0 0 0 1 0 1 0 0 0 0 0 0 0 0 0 0 0												
Inning Stats	R: 0 E: 0 K: 1 S: 8	H: 0 LOB: 0 BB: 0 P: 12	R: 0 E: 0 K: 0 S: 9	H: 1 LOB: 1 BB: 0 P: 17	R: 0 E: 0 K: 0 S: 10	H: 1 LOB: 1 BB: 0 P: 17	R: 0 E: 0 K: 1 S: 12	H: 0 LOB: 1 BB: 1 P: 22	R: 0 E: 0 K: 1 S: 6	H: 1 LOB: 0 BB: 0 P: 8	R: 0 E: 0 K: 0 S: 7	H: 1 LOB: 0 BB: 0 P: 11	R: 0 E: 0 K: 0 S: 13	H: 2 LOB: 2 BB: 0 P: 23	R: 0 E: 0 K: 1 S: 16	H: 1 LOB: 1 BB: 0 P: 24	R: 0 E: 0 K: 0 S: 9	H: 1 LOB: 1 BB: 0 P: 14	1B: 8 2B: 0 3B: 0 HR: 0	SF: 0 SAC: 0 DP: 2 HBP: 0	WP: 0 PB: 0 SB: 0 CS: 0	PA: 34
PITCHER	IP WLS BF H R ER SO BB IBB HBP BLK WP HR S P ERA WHIP																					
Kirk Rueter, L (1, 1) ERA: 3.33	7.1 W 28 7 0 0 3 1 0 0 0 0 0 0 71 121 0.00 1.091																					
Joe Nathan, R (8, 1) ERA: 3.6	0.1 1 0 0 0 0 0 0 0 0 0 0 0 2 2 0.00 0.000																					
Scott Eyre, L (8, 1) ERA: 3.32	0.1 1 0 0 0 1 0 0 0 0 0 0 0 8 11 0.00 0.000																					
Felix Rodriguez, R (9, 1) ERA: 4.18	1.0 4 1 0 0 0 0 0 0 0 0 0 0 9 14 0.00 1.000																					

livebaseballscorecards.com

AB	33
R	0
H	8
RBI	0
BB	1
SO	4
LOB	17



Batter	1	2	3	4	5	6	7	8	9	AB	R	H	RBI	BB	SO	LOB
Marquis Grissom, R OBP: 0.338, SLG: 0.493 (1, 8)	1-1 G6-3	0-0 S 1B		1-2 G3-1		1-1 G4-3				4	0	1	0	0	0	0
J.T. Snow, L OBP: 0.377, SLG: 0.416 (1, 3)	4-2 1B 2B BB	4-1 1-2 BB		0-0 G6-3 2B		2-0 G3-1				2	1	1	0	2	0	0
Rich Aurilia, R OBP: 0.326, SLG: 0.405 (1, 6)	2-1 2B 1B	0-0 P3		3-2 G6-3		0-0 G5-3				4	1	1	0	0	0	3
Barry Bonds, L OBP: 0.492, SLG: 0.632 (1, 7)	3-2 E 2B 1-H 2-H		0-0 G4-3	4-0 BB IBB		3-3 K				3	0	1	2	1	1	0
Ray Durham, S OBP: 0.430, SLG: 0.485 Joe Nathan, R (8, 1) Scott Eyre, L (8, 1) Felix Rodriguez, R OBP: 1.000, SLG: 1.000 (9, 1)	4-2 E BB		2-2 2B	4-1 1-2 BB		3-3 K				2	1	1	0	2	1	0
Edgardo Alfonzo, R OBP: 0.309, SLG: 0.347 (1, 5)	1-1 E4 G4-6-3 1-2 2-3		1-0 L7	0-0 G4-3		1-0 F8				4	0	0	0	0	0	6
José Cruz Jr., S OBP: 0.384, SLG: 0.444 (1, 9)	1-0 G4-6-3 1-2f		4-2 2B BB		1-1 L8		4-2 L5-3 BB			2	1	0	0	2	0	3
Yorvit Torrealba, R OBP: 0.350, SLG: 0.518 (1, 2)		0-2 P4	1-0 WP 2B 1-H 2-H		1-2 L9		1-1 L5-3			4	0	1	2	0	0	1
Kirk Rueter, L OBP: 0.194, SLG: 0.167 Neifi Perez, S OBP: 0.305, SLG: 0.370 (8, 4)		0-0 G1-3	2-2 K 2-3		0-0 G1-3		1-1 G3			3	0	0	0	0	1	1

Inning Stats	R: 2	H: 2	E: 1	K: 0	S: 15	LOB: 2	BB: 2	P: 31	R: 0	H: 1	E: 0	K: 0	S: 7	LOB: 2	BB: 1	P: 11	R: 2	H: 2	E: 0	K: 1	S: 11	LOB: 1	BB: 1	P: 21	R: 0	H: 1	E: 0	K: 0	S: 9	LOB: 3	BB: 2	P: 21	R: 0	H: 0	E: 0	K: 0	S: 6	LOB: 0	BB: 0	P: 8	R: 0	H: 0	E: 0	K: 2	S: 7	LOB: 0	BB: 0	P: 14	R: 0	H: 0	E: 0	K: 0	S: 7	LOB: 0	BB: 1	P: 13
PITCHER	IP	WLS	BF	H	R	ER	SO	BB	IBB	HBP	BLK	WP	HR	S	P	ERA	WHIP																																							
28 Aaron Cook, R ERA: 5.29 (1, 1)	6.0	L	30	6	4	4	1	5	1	0	0	1	0	52	99	6.00	1.833																																							
40 Brian Fuentes, L ERA: 3.75 (7, 1)	1.0		3	0	0	0	2	0	0	0	0	0	0	7	14	0.00	0.000																																							
Steve Reed, R ERA: 3.38 (8, 1)	1.0		3	0	0	0	0	1	0	0	0	0	0	7	13	0.00	1.000																																							


BOTTOM

Colorado Rockies @ San Francisco Giants
PacBell Park, San Francisco, CA

Sun Jun 01 2003, 4:05 PM EDT
Att. 41,404 - Sunny - 70 F

AB	29
R	4
H	6
RBI	4
BB	7
SO	3
LOB	14

WP: 1 PA: 36
PB: 0 SB: 1 CS: 0



WP	HR	S	P	ERA	WHIP
1	0	2	1	6.00	1.833
0	0	0	0	0.00	0.000
0	0	0	0	0.00	1.000

Batter	1	2	3	4	5	6	7	8	9	AB R H RBI BB SO LOB	TOP											
Mark Sweeney, L (1, 7) <small>OBP: 0.400, SLG: 0.516</small> Gabe Kapler, R (7, 7) <small>OBP: 0.307, SLG: 0.254</small>	3-3 		1-1 G4-6-3 <small>1-2f</small>		0-1 B1		3-3 SAFE 		1-3 	4 0 0 0 0 2 3 1 0 0 0 0 1 1	Colorado Rockies @ San Francisco Giants PacBell Park, San Francisco, CA Mon Jun 02 2003, 10:15 PM EDT Att. 34,231 - Sunny - 67 F											
Greg Norton, S (1, 5) <small>OBP: 0.269, SLG: 0.314</small>	0-1 		3-2 L6		2-1 P4			2-0 17 G3 		4 2 2 1 0 0 1												
17 Todd Helton, L (1, 3) <small>OBP: 0.432, SLG: 0.547</small>	1-2 G6-3			0-1 F7	0-0 F9			2-0 G3		4 0 0 0 0 0 2												
Preston Wilson, R (1, 8) <small>OBP: 0.355, SLG: 0.552</small>	2-3 			3-2 		0-3 		0-1 SF7		3 1 1 1 0 2 0												
Larry Walker, L (1, 9) <small>OBP: 0.429, SLG: 0.479</small>		2-3 		4-0 1 SAFE 1 SAFE 1 SAFE 		1-1 F8		1-2 G4-3		3 0 0 0 1 1 0												
José Hernández, R (1, 6) <small>OBP: 0.324, SLG: 0.377</small>		0-1 		2-1 		2-1 G6-3		3-3 		4 0 2 1 0 1 0												
Bobby Estelella, R (1, 2) <small>OBP: 0.269, SLG: 0.400</small>		3-3 		0-0 L5		0-3 		4-0 		3 1 0 0 1 2 3												
Brent Butler, R (1, 4) <small>OBP: 0.260, SLG: 0.212</small>	0-1 G5-3			3-3 		1-2 		1-1 F9		4 0 1 0 0 1 4												
Shawn Chacon, R (1, 1) <small>OBP: 0.269, SLG: 0.423</small> Javier López, L (8, 1) <small>OBP: 0.361, SLG: 0.472</small> Jay Payton, R (9, PH) <small>OBP: 0.361, SLG: 0.472</small> Jose Jimenez, R (9, 1)			0-0 		2-2 		1 SAFE 1-3 	2-2 		3 0 2 0 0 1 1 0 0 0 0 0 0 0 1 0 1 1 0 0 0 0 0 0 0 0 0 0												
Inning Stats	R: 1 H: 1 E: 0 LOB: 0 K: 2 BB: 0 S: 13 P: 19	R: 0 H: 1 E: 0 LOB: 1 K: 2 BB: 0 S: 10 P: 15	R: 0 H: 1 E: 0 LOB: 0 K: 0 BB: 0 S: 6 P: 10	R: 1 H: 2 E: 0 LOB: 2 K: 1 BB: 1 S: 13 P: 25	R: 0 H: 1 E: 0 LOB: 1 K: 0 BB: 0 S: 8 P: 12	R: 0 H: 0 E: 0 LOB: 0 K: 1 BB: 0 S: 7 P: 10	R: 0 H: 1 E: 0 LOB: 1 K: 3 BB: 0 S: 18 P: 23	R: 1 H: 1 E: 0 LOB: 0 K: 0 BB: 0 S: 8 P: 13	R: 1 H: 1 E: 0 LOB: 1 K: 2 BB: 1 S: 11 P: 22	1B: 5 SF: 1 2B: 3 SAC: 0 3B: 0 DP: 1 HR: 1 HBP: 0	WP: 1 PA: 37 PB: 0 SB: 1 CS: 0											
PITCHER Jason Schmidt, R (1, 1) <small>ERA: 2.54</small> Scott Eyre, L (8, 1) <small>ERA: 3.57</small> Joe Nathan, R (9, 1) <small>ERA: 3.77</small>	IP WLS BF H R ER SO BB IBB HBP BLK WP HR S P ERA WHIP 7.0 L 28 7 2 2 9 1 0 0 0 0 0 1 0 8 13 2.57 1.143																					

livebaseballscorecards.com

AB	34
R	4
H	9
RBI	4
BB	2
SO	11
LOB	15



Batter	1	2	3	4	5	6	7	8	9	AB	R	H	RBI	BB	SO	LOB
Marquis Grissom, R OBP: 0.336, SLG: 0.488	1-0 F8		1-2 PB BB 1B	1-3 K			0-3 K			4	0	1	0	0	2	2
Ray Durham, S OBP: 0.432, SLG: 0.481	3-2 F8		4-1 PB BB 1-2		1-0 G3-1		0-0 1B			3	0	1	0	1	0	0
Rich Aurilia, R OBP: 0.329, SLG: 0.409	1-1 1B 2B		1-3 K	1-2 2-3	4-0 G4-1 BB		3-2 G6-3			3	1	1	0	1	1	3
Barry Bonds, L OBP: 0.493, SLG: 0.626	0-0 1B		4-0 IBB		3-2 G4-1		0-0 G4-3			3	0	1	1	1	0	1
Benito Santiago, R OBP: 0.361, SLG: 0.530	0-0 P4		1-2 L6		1-3 K		2-3 K			4	0	0	0	0	2	5
J.T. Snow, L OBP: 0.374, SLG: 0.411		1-0 P6		0-1 F8 BB 1B		1-0 G4-3		1-1 F7		4	0	1	0	0	0	0
Edgardo Alfonzo, R OBP: 0.313, SLG: 0.347		0-0 G4-6-3 1B		4-1 SH3-4 BB		2-1 F9		2-2 P4		3	0	1	0	1	0	0
José Cruz Jr., S OBP: 0.378, SLG: 0.436		0-1 G4-6-3		2-0 F8		2-2 G4-3		2-3 K		4	0	0	0	0	1	3
Jason Schmidt, R Marvin Benard, L Scott Eyre, L Joe Nathan, R Neifi Perez, S			0-0 G4-3	1-0 SH3-4		1-2 K		1-0 G4-3		1	0	0	0	0	0	0

Inning Stats	R: 1	H: 2	E: 0	K: 0	S: 9	H: 2	LOB: 1	BB: 0	P: 14	R: 0	H: 1	E: 0	K: 0	S: 4	R: 0	H: 1	E: 0	K: 1	S: 13	R: 0	H: 1	E: 0	K: 1	S: 8	R: 0	H: 0	E: 0	K: 1	S: 8	R: 0	H: 0	E: 0	K: 0	S: 7	R: 0	H: 1	E: 0	K: 2	S: 12	R: 0	H: 0	E: 0	K: 1	S: 7	R: 0	H: 0	E: 0	K: 1	S: 7	R: 0	H: 0	E: 0	K: 1	S: 7	1B: 5	SF: 0	2B: 1	SAC: 1	3B: 0	DP: 1	HR: 0	HBP: 0	WP: 0	PA: 36
--------------	------	------	------	------	------	------	--------	-------	-------	------	------	------	------	------	------	------	------	------	-------	------	------	------	------	------	------	------	------	------	------	------	------	------	------	------	------	------	------	------	-------	------	------	------	------	------	------	------	------	------	------	------	------	------	------	------	-------	-------	-------	--------	-------	-------	-------	--------	-------	--------

PITCHER	IP	WLS	BF	H	R	ER	SO	BB	IBB	HBP	BLK	WP	HR	S	P	ERA	WHIP
Shawn Chacon, R ERA: 3.17	(1, 1)	7.0	W	30	6	1	1	5	3	1	0	0	0	61	104	1.29	1.286
Javier López, L ERA: 0.79	(8, 1)	1.0	H	3	0	0	1	0	0	0	0	0	0	7	10	0.00	0.000
Jose Jimenez, R ERA: 5.96	(9, 1)	1.0	S	3	0	0	1	0	0	0	0	0	0	7	12	0.00	0.000

BOTTOM

Colorado Rockies @ San Francisco Giants
PacBell Park, San Francisco, CA
Mon Jun 02 2003, 10:15 PM EDT
Att. 34,231 - Sunny - 67 F

livebaseballscorecards.com

AB	31
R	1
H	6
RBI	1
BB	4
SO	7
LOB	14



Batter	1	2	3	4	5	6	7	8	9	AB R H RBI BB SO LOB	TOP																
Matt Lawton, L OBP: 0.317, SLG: 0.388 (1, 7) B X	1-0 F8		4-2 1B BB		1-2 F7		3-2 P6		4-1 G3-6 BB	3 0 0 0 2 0 0																	
Omar Vizquel, S OBP: 0.341, SLG: 0.367 (1, 6) B B X	2-1 1B G3 1B		1-2 G4-6-3 1B		4-2 3B BB		2-2 2B		2-1 G3-6 1-2f	4 2 3 0 1 0 1																	
Jody Gerut, L OBP: 0.295, SLG: 0.516 (1, 9) B F X	1-1 G3 1-3 1B		0-0 G4-6-3 1-2f		3-2 3B 1-H		1-1 P4			4 0 2 1 0 0 3																	
Milton Bradley, S OBP: 0.441, SLG: 0.519 (1, 8) X	0-0 G3 2-3 3-H				0-1 F8		2-2 G1-6-3		1-2 1B 1B	4 0 1 1 0 0 2																	
Ben Broussard, L OBP: 0.359, SLG: 0.569 (1, 3) C B X	1-1 G3				1-2 1B BB G3-2-3 1B		1-1 P6		1-3 K	4 0 1 0 0 1 2																	
Casey Blake, R OBP: 0.322, SLG: 0.389 (1, 5) B B X		2-0 G5-3			4-1 1B BB 1-2		2-0 L7		1-2 1B 1-2	3 0 1 0 1 0 0																	
Josh Bard, S OBP: 0.276, SLG: 0.333 (1, 2) C X		0-1 P4			1-2 1B 1-2 2-3		3-2 HR		1-0 P3	4 1 2 1 0 0 2																	
Brandon Phillips, R OBP: 0.238, SLG: 0.324 (1, 4) X		0-0 G1-3			2-2 G3-2-3 3-Hf		1-0 F9		1-2 G3	4 0 0 0 0 0 5																	
Ricardo Rodriguez, L (1, 1) F L B S			1-3 K		0-0 G4-3		3-2 F7		0-1 P3	2 0 0 0 0 1 0																	
Zach Sorensen, S (7, PH)										1 0 0 0 0 0 0																	
Terry Mulholland, R (7, 1)										0 0 0 0 0 0 0																	
Brian Tallet, L (8, 1)										0 0 0 0 0 0 0																	
John McDonald, R OBP: 0.304, SLG: 0.378 (9, PH)										1 0 0 0 0 0 0																	
Inning Stats	R: 1 E: 0 K: 0 S: 8	H: 2 LOB: 1 BB: 0 P: 13	R: 0 E: 0 K: 0 S: 4	H: 0 LOB: 0 BB: 0 P: 6	R: 0 E: 0 K: 1 S: 10	H: 1 LOB: 1 BB: 1 P: 16	R: 0 E: 0 K: 0 S: 12	H: 2 LOB: 2 BB: 1 P: 20	R: 1 E: 0 K: 0 S: 14	H: 1 LOB: 1 BB: 1 P: 24	R: 1 E: 0 K: 0 S: 7	H: 1 LOB: 0 BB: 0 P: 14	R: 0 E: 0 K: 0 S: 19	H: 1 LOB: 1 BB: 0 P: 28	R: 0 E: 0 K: 1 S: 15	H: 2 LOB: 2 BB: 0 P: 20	R: 0 E: 0 K: 0 S: 5	H: 0 LOB: 0 BB: 1 P: 11	1B: 7 2B: 1 3B: 1 HR: 1	SF: 0 SAC: 0 DP: 3 HBP: 0	WP: 0 PB: 0 SB: 0 CS: 0	PA: 38					
PITCHER	IP	WLS	BF	H	R	ER	SO	BB	IBB	HBP	BLK	WP	HR	S	P	ERA	WHIP										
Scott Elarton, R ERA: 4.76 (1, 1)	6.0	W	26	7	3	3	1	3	0	0	0	0	1	55	93	4.50	1.667										
Justin Speier, R ERA: 4.28 (7, 1)	1.0		4	1	0	0	0	0	0	0	0	0	0	19	28	0.00	1.000										
40 Brian Fuentes, L ERA: 3.6 (8, 1)	1.0		5	2	0	0	1	0	0	0	0	0	0	15	20	0.00	2.000										
Steve Reed, R ERA: 3.25 (9, 1)	1.0		3	0	0	0	0	1	0	0	0	0	0	5	11	0.00	1.000										

Cleveland Indians @ Colorado Rockies
Coors Field, Denver, CO
 Tue Jun 03 2003, 7:05 PM MDT
 Att. 22,326 - Overcast - 63 F

AB	34
R	3
H	10
RBI	3
BB	4
SO	2
LOB	15



WP	0	PA	38
PB	0		
SB	0		
CS	0		

BOTTOM

Cleveland Indians @ Colorado Rockies
Coors Field, Denver, CO

livebaseballscorecards.com

AB	33
R	7
H	9
RBI	7
BB	4
SO	3
LOB	11



WP	0	PA	37
PB	0		
SB	0		
CS	0		

Tue Jun 03 2003, 7:05 PM MDT
Att. 22,326 - Overcast - 63 F

AB	R	H	RBI	BB	SO	LOB
5	2	2	4	0	0	0
4	1	1	0	0	0	0
4	1	2	1	0	0	0
3	1	2	1	1	0	0
2	0	0	1	2	0	2
3	0	0	0	1	1	3
4	0	0	0	0	2	5
4	0	1	0	0	0	0
3	2	1	0	0	0	1
0	0	0	0	0	0	0
0	0	0	0	0	0	0
1	0	0	0	0	0	0
0	0	0	0	0	0	0
1B:	4	SF:	0			
2B:	1	SAC:	0			
3B:	0	DP:	0			
HR:	4	HBP:	0			

Batter	1	2	3	4	5	6	7	8	9	AB	R	H	RBI	BB	SO	LOB											
Juan Uribe, R OBP: 0.400, SLG: 1.600 (1, 4)	2-2 G4-3 1-H		0-1 HR	0-1 G6-3		0-0 HR		1-0 G5-3		5	2	2	4	0	0	0											
Jay Payton, R OBP: 0.359, SLG: 0.468 (1, 7)	1-2 G4-3		0-1 BB FC4 1B		0-0 F8	3-1 G5-3				4	1	1	0	0	0	0											
17 Todd Helton, L OBP: 0.433, SLG: 0.560 (1, 3)	1-2 P6		1-2 FC4 BB 1B		3-2 HR		1-1 F8			4	1	2	1	0	0	0											
Preston Wilson, R OBP: 0.361, SLG: 0.567 (1, 8)		3-2 HR	4-2 FC4 BB		0-0 G6-3		0-1 FC6-4 BB 1B			3	1	2	1	1	0	0											
Larry Walker, L OBP: 0.430, SLG: 0.473 (1, 9)		0-1 F8	0-0 FC4 BB		4-2 BB		4-1 FC6-4 BB			2	0	0	1	2	0	2											
José Hernández, R OBP: 0.322, SLG: 0.372 (1, 6)		1-3 SAFE	4-1 BB		0-0 G4-3		1-2 FC6-4 FC6-4			3	0	0	0	1	1	3											
Charles Johnson, R OBP: 0.335, SLG: 0.391 (1, 2)		0-3 SAFE	1-3 K		0-0 F9		0-0 FC6-4			4	0	0	0	0	2	5											
Greg Norton, S OBP: 0.268, SLG: 0.322 (1, 5)		1-1 FC2-5 2B	1-1 F7		1-2 G4-3		3-2 G5-3			4	0	1	0	0	0	0											
Scott Elarton, R OBP: 0.125, SLG: 0.125 (1, 1)		0-0 FC2-5	0-0 HR		2-1 F9		2-1 G5-3			3	2	1	0	0	0	1											
Justin Speier, R (7, 1)										0	0	0	0	0	0	0											
40 Brian Fuentes, L (8, 1)										0	0	0	0	0	0	0											
Chris Stynes, R OBP: 0.357, SLG: 0.418 (8, PH)										1	0	0	0	0	0	0											
Steve Reed, R (9, 1)										0	0	0	0	0	0	0											
Inning Stats	R: 0 E: 0 K: 0 S: 9	H: 0 LOB: 0 BB: 0 P: 13	R: 1 E: 0 K: 2 S: 14	H: 1 LOB: 0 BB: 0 P: 18	R: 3 E: 0 K: 1 S: 18	H: 4 LOB: 3 BB: 2 P: 29	R: 0 E: 0 K: 0 S: 7	H: 0 LOB: 0 BB: 0 P: 10	R: 1 E: 0 K: 0 S: 11	H: 1 LOB: 1 BB: 1 P: 18	R: 2 E: 0 K: 0 S: 7	H: 2 LOB: 0 BB: 0 P: 12	R: 0 E: 0 K: 0 S: 10	H: 1 LOB: 2 BB: 1 P: 16	R: 0 E: 0 K: 0 S: 6	H: 0 LOB: 0 BB: 0 P: 12	1B: 4 2B: 1 3B: 0 HR: 4	SF: 0 SAC: 0 DP: 0 HBP: 0	WP: 0 PB: 0 SB: 0 CS: 0	PA: 37							
PITCHER	IP	WLS	BF	H	R	ER	SO	BB	IBB	HBP	BLK	WP	HR	S	P	ERA	WHIP										
Ricardo Rodriguez, R ERA: 4.98 (1, 1)	6.0	L	29	8	7	7	3	3	0	0	0	0	4	66	100	10.50	1.833										
Terry Mulholland, L ERA: 3.04 (7, 1)	1.0		5	1	0	0	0	1	0	0	0	0	0	10	16	0.00	2.000										
Brian Tallet, L ERA: (8, 1)	1.0		3	0	0	0	0	0	0	0	0	0	0	6	12	0.00	0.000										

Batter	1	2	3	4	5	6	7	8	9	AB R H RBI BB SO LOB	TOP														
Matt Lawton, L (1, 7) OBP: 0.317, SLG: 0.383	3-2 F9		3-3 K		0-1 FC6-4 2B 1-2f G1-3		4-1 S BB		1-0 L9	4 1 0 0 1 1 2															
Omar Vizquel, S (1, 6) OBP: 0.338, SLG: 0.368	1-1 L9		1-1 G5-3		0-0 G1-3 WP 2B		0-2 G3-1			4 1 1 0 0 0 1															
Jody Gerut, L (1, 9) OBP: 0.291, SLG: 0.535	2-1 G3-1			3-2 HR	2-0 G1-3		0-3 K			4 1 1 2 0 1 1															
Milton Bradley, S (1, 8) OBP: 0.439, SLG: 0.515		1-1 L6		2-3 K	2-3 K		4-0 FC4 BB			3 0 0 0 1 2 0															
Ben Broussard, L (1, 3) OBP: 0.362, SLG: 0.541		4-1 F8 BB BB		4-0 WP 2B G4-3 BB		2-0 G4-3	0-3 K			2 1 0 0 2 1 1															
Josh Bard, S (1, 2) OBP: 0.276, SLG: 0.327		4-1 BB		0-0 G4-3		0-3 K	0-0 FC4			3 0 0 0 1 1 2															
John McDonald, R (1, 5) OBP: 0.302, SLG: 0.383		3-1 F8		2-2 2B		0-0 L6		1-3 K		4 0 1 1 0 1 2															
Zach Sorensen, S (1, 4) OBP: 0.359, SLG: 0.420		0-3 K		1-2 G1-3		0-0 G4-3		1-3 K		4 0 0 0 0 2 3															
CC Sabathia, L (1, 1) OBP: 0.500, SLG: 0.500			1-0 F7		0-0 FC6-4 1B		1-3 K		1-0 HBP	2 0 1 0 0 0 0															
Terry Mulholland, R (5, 1) OBP: 0.231, SLG: 0.315										0 0 0 0 0 0 0															
Brandon Phillips, R (7, PH) OBP: 0.231, SLG: 0.315										1 0 0 0 0 1 0															
Dan Miceli, R (7, 1) OBP: 0.231, SLG: 0.315										0 0 0 0 0 0 0															
Ellis Burks, R (9, PH) OBP: 0.359, SLG: 0.420										0 0 0 0 0 0 0															
Inning Stats	R: 0 E: 0 K: 0 S: 9	H: 0 LOB: 0 BB: 0 P: 15	R: 0 E: 0 K: 1 S: 9	H: 0 LOB: 2 BB: 2 P: 21	R: 0 E: 0 K: 1 S: 7	H: 0 LOB: 0 BB: 0 P: 12	R: 2 E: 0 K: 1 S: 14	H: 2 LOB: 1 BB: 1 P: 26	R: 2 E: 0 K: 1 S: 8	H: 2 LOB: 0 BB: 0 P: 12	R: 0 E: 0 K: 1 S: 5	H: 0 LOB: 0 BB: 0 P: 7	R: 0 E: 0 K: 1 S: 8	H: 0 LOB: 1 BB: 1 P: 13	R: 0 E: 0 K: 2 S: 7	H: 0 LOB: 1 BB: 1 P: 11	R: 0 E: 0 K: 2 S: 7	H: 0 LOB: 1 BB: 0 P: 11	1B: 1 2B: 2 3B: 0 HR: 1	SF: 0 SAC: 0 DP: 0 HBP: 1	WP: 2 PB: 0 SB: 1 CS: 0	PA: 37			
PITCHER	IP	WLS	BF	H	R	ER	SO	BB	IBB	HBP	BLK	WP	HR	S	P	ERA	WHIP								
Jason Jennings, R (1, 1) ERA: 5.38	7.0	W	29	4	4	4	6	4	0	0	0	2	1	60	106	5.14	1.143								
40 Brian Fuentes, L (8, 1) ERA: 3.46	1.0	H	4	0	0	0	2	1	0	0	0	0	0	7	11	0.00	1.000								
Jose Jimenez, R (9, 1) ERA: 5.53	1.0	S	4	0	0	0	2	0	0	1	0	0	0	7	11	0.00	0.000								

Cleveland Indians @ Colorado Rockies
Coors Field, Denver, CO
 Thu Jun 05 2003, 1:05 PM MDT
 Att. 25,221 - Cloudy - 61 F

AB	31
R	4
H	4
RBI	3
BB	5
SO	10
LOB	12



WP: 2	PA: 37
PB: 0	
SB: 1	
CS: 0	

ERA	WHIP
5.14	1.143

livebaseballscorecards.com

Batter	1	2	3	4	5	6	7	8	9
Juan Uribe, R OBP: 0.231, SLG: 0.692 (1, 6)	2-2 E 1B	0-1 F9		0-1 G2-3		2-2 F8			
Jay Payton, R OBP: 0.367, SLG: 0.473 (1, 7)	2-2 L5 1-2		0-1 17 G4-6-3 1B		4-2 1B 17 BLK 1B BB	0-1 G4-3			
17 Todd Helton, L OBP: 0.428, SLG: 0.545 (1, 3)	4-2 1B BB		2-1 G4-6-3 1-2f		4-0 1B 1-2 BB		1-0 P6		
Preston Wilson, R OBP: 0.365, SLG: 0.578 (1, 8)	2-3 K		0-2 F8		1-2 1-2 2-3 CS 1B		2-3 K		
Larry Walker, L OBP: 0.432, SLG: 0.474 (1, 9)	0-0 1-3 2-H 1B			1-0 G4-3	3-2 1-2 2-H 3-H 3B 1B		0-0 G4-3		
Chris Stynes, R OBP: 0.359, SLG: 0.430 (1, 5)	2-0 F7			1-0 HR 1B	2-2 2-H SF7 3B		0-1 G6-3		
Bobby Estalella, R OBP: 0.268, SLG: 0.438 (1, 2)		2-2 G6-3		2-2 1-H HR	0-0 3-H SF7		2-3 K		
Brent Butler, R OBP: 0.260, SLG: 0.243 (1, 4)		0-0 F7		2-2 G6-3	0-0 F8		2-0 3B		
Jason Jennings, L OBP: 0.360, SLG: 0.381 (1, 1)		3-2 E3		2-2 1B		1-2 G5-3		3-3 K	
40 Brian Fuentes, L (8, 1)									
Greg Vaughn, R (8, PH)									
Jose Jimenez, R (9, 1)									


AB	R	H	RBI	BB	SO	LOB
4	1	1	0	0	0	2
3	1	1	0	1	0	1
2	1	0	0	2	0	1
4	0	1	0	0	2	2
4	1	2	3	0	0	0
4	2	2	1	0	0	2
3	1	1	3	0	1	0
4	0	1	0	0	0	0
3	0	1	0	0	0	0
0	0	0	0	0	0	0
1	0	0	0	0	1	1
0	0	0	0	0	0	0

BOTTOM

Cleveland Indians @ Colorado Rockies
Coors Field, Denver, CO
 Thu Jun 05 2003, 1:05 PM MDT
 Att. 25,221 - Cloudy - 61 F


livebaseballscorecards.com

AB	32
R	7
H	10
RBI	7
BB	3
SO	4
LOB	9



Inning Stats		R: 1	H: 2	E: 1	K: 1	S: 14	L	LOB: 2	BB: 1	P: 26								
R: 0 H: 0 E: 1 K: 0 S: 10		R: 0 H: 1 E: 0 K: 0 S: 7		R: 2 H: 3 E: 0 K: 0 S: 13		R: 4 H: 3 E: 0 K: 1 S: 16		R: 0 H: 0 E: 0 K: 2 S: 11		R: 0 H: 1 E: 0 K: 2 S: 18								
PITCHER		IP	WLS	BF	H	R	ER	SO	BB	IBB	HBP	BLK	WP	HR	S	P	ERA	WHIP
CC Sabathia, L (1, 1)	4.1	L	24	9	7	7	1	1	3	0	0	1	0	1	58	99	14.54	2.769
Terry Mulholland, L (5, 1)	1.2		5	0	0	0	0	0	0	0	0	0	0	0	11	14	0.00	0.000
Dan Miceli, R (7, 1)	2.0		7	1	0	0	3	0	0	0	0	0	0	0	17	27	0.00	0.500

WP	HR	S	P	ERA	WHIP
0	0	0	0	0	0
0	0	0	0	0	0
0	0	0	0	0	0
0	0	0	0	0	0

Batter	1	2	3	4	5	6	7	8	9	AB R H RBI BB SO LOB	TOP											
Brent Abernathy, R (1, 4) OBP: 0.080, SLG: 0.042	1-1 F8	4-1 29 HR 1B BB		L4		0-1 F8			0-2 G4-3	5 1 0 0 1 0 5												
Desi Relaford, S (1, 5) OBP: 0.355, SLG: 0.436 (8, 6)	0-1 2B	2-1 29 HR 1B		1-2 WP 3B	2-1 G3		1-3 K		1-3 K	6 2 3 1 0 2 0												
29 Mike Sweeney, R (1, 3) OBP: 0.434, SLG: 0.528	4-2 BB	3-1 HR		4-1 WP 1B BB	2-1 G5-3		2-1 1B			3 2 2 4 2 0 0												
Raul Ibanez, L (1, 7) OBP: 0.336, SLG: 0.457	2-2 F7	0-3 K		1-0 3B 1B	3-2 K		0-3 K			5 1 1 1 0 3 3												
Carlos Beltrán, S (1, 8) OBP: 0.376, SLG: 0.500	2-3 K		4-1 4 G6-4-3 BB	1-2 4 2B 3B		2-3 K	0-1 F7			4 1 1 1 1 2 3												
Michael Tucker, L (1, 9) OBP: 0.310, SLG: 0.436		0-2 G4-3	1-0 P6	4-1 4 2B 1B BB		0-0 4 1B 2B		2-2 G4-3		4 2 1 0 1 0 1												
4 Angel Berroa, R (1, 6) OBP: 0.324, SLG: 0.427 Mike MacDougal, S (9, 1)		1-2 HR	1 SAFE 0-1 G6-4-3	0-2 1B WP 2B		1-2 1B 1B		0-1 G6-3		5 2 3 2 0 0 1 0 0 0 0 0 0 0	AB 38 R 13 H 14 RBI 11 BB 7 SO 8 LOB 15											
Mike DiFelice, R (1, 2) OBP: 0.345, SLG: 0.481		0-0 1B 29 HR 1B		SH1-3 3B BB		0-1 1B 1B		0-1 G5-3		3 2 2 1 2 0 0												
Chris George, L (1, 1) OBP: 1.000, SLG: 1.000 Aaron Guiel, L (6, PH) OBP: 0.143, SLG: 0.143 Sean Lowe, R (6, 1) Jason Grimsley, R (8, 1) Mendy López, R (8, 5) OBP: 0.243, SLG: 0.306		0-0 SH5-4		SH1-3		0-3 K		2-2 F7		1 0 1 1 0 0 0 1 0 0 0 0 1 2 0 0 0 0 0 0 0 0 0 0 0 0 0 0 1 0 0 0 0 0 0												
Inning Stats	R: 0 E: 0 K: 1 S: 16	H: 1 LOB: 2 BB: 1 P: 25	R: 5 E: 0 K: 1 S: 16	H: 4 LOB: 0 BB: 1 P: 26	R: 0 E: 0 K: 0 S: 4	H: 0 LOB: 0 BB: 1 P: 9	R: 7 E: 0 K: 0 S: 28	H: 5 LOB: 2 BB: 4 P: 52	R: 0 E: 0 K: 1 S: 7	H: 0 LOB: 0 BB: 0 P: 14	R: 1 E: 0 K: 2 S: 15	H: 3 LOB: 2 BB: 0 P: 18	R: 0 E: 0 K: 2 S: 10	H: 1 LOB: 1 BB: 0 P: 13	R: 0 E: 0 K: 0 S: 7	H: 0 LOB: 0 BB: 0 P: 9	R: 0 E: 0 K: 1 S: 9	H: 0 LOB: 0 BB: 0 P: 12	1B: 7 2B: 3 3B: 2 HR: 2	SF: 0 SAC: 2 DP: 1 HBP: 0	WP: 2 PB: 0 SB: 0 CS: 0	PA: 47
PITCHER	IP WLS BF H R ER SO BB IBB HBP BLK WP HR S P ERA WHIP																				PITCHER	IP WLS BF H R ER SO BB IBB HBP BLK WP HR S P ERA WHIP
Shawn Chacon, R (1, 1) ERA: 4.37	3.2 L 25 9 12 12 2 6 0 0 0 1 2 55 96 29.45 4.091																					
Nelson Cruz, R (4, 1) ERA: 6.7	1.1 6 1 0 0 1 1 0 0 0 1 0 16 30 0.00 1.500																					
Justin Speier, R (6, 1) ERA: 4.15	2.0 10 4 1 1 4 0 0 0 0 0 0 25 31 4.50 2.000																					
Javier López, L (8, 1) ERA: 0.75	1.0 3 0 0 0 0 0 0 0 0 0 0 7 9 0.00 0.000																					
Steve Reed, R (9, 1) ERA: 3.14	1.0 3 0 0 0 1 0 0 0 0 0 0 9 12 0.00 0.000																					

Kansas City Royals @ Colorado Rockies
Coors Field, Denver, CO
 Sat Jun 07 2003, 1:05 PM MDT
 Att. 25,421 - Cloudy - 52 F

livebaseballscorecards.com

Batter	1	2	3	4	5	6	7	8	9	AB R H RBI BB SO LOB	TOP											
Aaron Guiel, L (1, 9) OBP: 0.385, SLG: 0.462	3-1 FC3-6 1B	1-3 K			0-1 1B 2B	0-1 PB 1B		1-0 L6-3 1-1	1-2 G5-4-3 1B	6 2 4 2 0 1 1												
Joe Randa, R (1, 5) OBP: 0.303, SLG: 0.410	0-1 FC3-6 1B		1-2 G5-3		2-2 2B	3-1 L4		1-0 2B 1B	1-2 G5-4-3 1B	6 2 3 0 0 0 4												
29 Mike Sweeney, R (1, 3) OBP: 0.442, SLG: 0.536	0-0 FC3-6 1B		0-2 G4-3		1-1 HR			4-1 BB		3 1 2 2 2 0 0												
Raul Ibanez, L (1, 7) OBP: 0.329, SLG: 0.447	1-1 FC3-6 1B		0-0 G5-3		1-2 P2	3-2 L3		0-1 F8		5 0 0 1 0 0 8												
Carlos Beltrán, S (1, 8) OBP: 0.376, SLG: 0.523	0-1 FC6-4 1B			1-0 G3	0-1 HR			0-1 F8	0-0 SH FC6-2 2B	5 1 2 3 0 0 1												
4 Angel Berroa, R (1, 6) OBP: 0.327, SLG: 0.434	1-2 1B		2-2 G3 2B		1-0 E5			0-0 L6	0-1 SH FC6-2 1B	4 1 2 0 0 0 0												
Brent Mayne, L (1, 2) OBP: 0.298, SLG: 0.362	1-2 G4-3		0-1 G3		2-3 K			4-0 BB	0-0 FC6-2 1B	4 1 0 0 1 1 6												
Mendy López, R (1, 4) OBP: 0.268, SLG: 0.325			1-2 L4					1-0 F8	4-0 SH 1B	4 0 2 0 0 0 2												
Jason Gilfillan, R (8, 1)									1-3 3-H 1B	0 0 0 0 0 0 0												
Michael Tucker, L (9, PH) OBP: 0.313, SLG: 0.436			1-1 B3-6-4 1B						1-2 PB 1B	0 1 0 0 1 0 0												
Mike MacDougal, S (9, 1)									1-2 1B	0 0 0 0 0 0 0												
D.J. Carrasco, R (1, 1)			0-0 B3-6-4						4-2 L6-3 BB	2 0 0 0 0 1 1												
Brad Voyles, R (5, 1)									3-1 1B	1 0 0 0 0 1 1												
Desi Relaford, S (8, PH) OBP: 0.362, SLG: 0.439			1-2 1B		1-3 K	0-3 K			1-2 2-3 3-H 1B	1 0 1 1 1 0 0												
Inning Stats	R: 2 E: 0 K: 0 S: 19	H: 4 LOB: 2 BB: 0 P: 25	R: 0 E: 0 K: 1 S: 6	H: 1 LOB: 0 BB: 0 P: 8	R: 0 E: 0 K: 0 S: 8	H: 0 LOB: 0 BB: 0 P: 9	R: 0 E: 0 K: 0 S: 9	H: 1 LOB: 1 BB: 0 P: 11	R: 4 E: 1 K: 2 S: 20	H: 4 LOB: 1 BB: 0 P: 28	R: 0 E: 0 K: 1 S: 13	H: 2 LOB: 3 BB: 1 P: 24	R: 0 E: 0 K: 0 S: 4	H: 0 LOB: 1 BB: 1 P: 9	R: 0 E: 0 K: 0 S: 9	H: 1 LOB: 2 BB: 2 P: 19	R: 3 E: 1 K: 0 S: 13	H: 3 LOB: 1 BB: 1 P: 22	1B: 11 2B: 5 3B: 0 HR: 1	SF: 0 SAC: 1 DP: 3 HBP: 0	WP: 0 PB: 1 SB: 0 CS: 0	PA: 47
PITCHER	IP WLS BF H R ER SO BB IBB HBP BLK WP HR S P ERA WHIP																					
Todd Jones, R (1, 1) ERA: 8.47	4.1 L 21 9 5 5 2 0 0 0 0 0 0 0 52 67 10.38 2.077																					
Darren Oliver, L (5, 1) ERA: 4.67	2.2 14 3 1 1 2 1 1 0 0 0 1 27 47 3.38 1.500																					
40 Brian Fuentes, L (8, 1) ERA: 3.33	1.0 5 1 0 0 0 2 0 0 0 0 0 9 19 0.00 3.000																					
Jose Jimenez, R (9, 1) ERA: 5.97	1.0 7 3 3 2 0 0 0 1 0 0 0 0 13 22 18.00 3.000																					

Kansas City Royals @ Colorado Rockies
 Coors Field, Denver, CO
 Sat Jun 07 2003, 6:05 PM MDT
 Att. 26,435 - Cloudy - 56 F

AB	41
R	9
H	16
RBI	9
BB	5
SO	4
LOB	24



Batter	1	2	3	4	5	6	7	8	9	AB R H RBI BB SO LOB
Mark Sweeney, L (1, 9) OBP: 0.381, SLG: 0.444	3-1 F8 ①		4-1 1B BB		2-0 F7 ②		1-1 F7 ②		4-2 17 DI 1B BB	3 1 0 0 2 0 1
Juan Uribe, R (1, 4) OBP: 0.348, SLG: 0.571	1-2 G5-3 ②		1-2 1B		4-1 17 2B BB		4-2 17 1B BB		1-2 K ②	3 1 1 0 2 1 1
17 Todd Helton, L (1, 3) OBP: 0.430, SLG: 0.558	2-2 F8 ③		0-0 F8 ③		1-0 1B 2B		1-1 1B		3-1 1B DI 1B	5 1 3 3 0 0 2
Preston Wilson, R (1, 8) OBP: 0.366, SLG: 0.575		2-0 L6 ①		1-2 F9 ①	2-2 1B			1-0 G4-3 2B	1-2 DI 1B	5 0 3 1 0 0 0
Greg Vaughn, R (1, 7) OBP: 0.333, SLG: 0.266		3-2 F8 ②		2-1 G6-3 ②	1 SAFE 2-3 K ③			2-1 G4-3 ①	4-2 FC5-4 BB	4 0 0 0 1 1 2
Greg Norton, S (1, 5) OBP: 0.272, SLG: 0.333		0-0 1B		2-0 G3 ③		1-0 L3 ①		1-0 P2 ②	1-2 FC5-4 ③	5 0 1 0 0 0 4
José Hernández, R (1, 6) OBP: 0.327, SLG: 0.383		2-2 K ③			0-1 1B 2B	0-3 K		4-2 BB		3 1 1 0 1 2 1
Bobby Estalella, R (1, 2) OBP: 0.271, SLG: 0.434			3-3 K ①		2-0 17 2B BB 1B	1-2 G5-3 ③		2-2 P4 ③		3 1 1 1 0 1 0
Larry Walker, L (8, PH) OBP: 0.430, SLG: 0.483										1 0 0 0 0 0 2
Charles Johnson, R (9, 2) OBP: 0.339, SLG: 0.410										0 0 0 0 0 0 0
Todd Jones, L (1, 1) OBP: 0.308, SLG: 0.333			1-3 K ②		1-2 L5 ①		1-1 F7 ①		2-3 K ①	1 0 0 0 0 0 1 0
Darren Oliver, R (5, 1) OBP: 0.256, SLG: 0.239										1 0 0 0 0 0 0 1
Brent Butler, R (7, PH) OBP: 0.256, SLG: 0.239										1 0 0 0 0 0 0 0
40 Brian Fuentes, L (8, 1) OBP: 0.364, SLG: 0.433										0 0 0 0 0 0 0 0
Jose Jimenez, R (9, 1) OBP: 0.364, SLG: 0.433										0 0 0 0 0 0 0 0
Chris Stynes, R (9, PH) OBP: 0.364, SLG: 0.433										1 0 0 0 0 0 1 0

Inning Stats	R: 0	H: 0	E: 0	K: 10	S: 10	H: 1	LOB: 1	BB: 0	P: 16	R: 0	H: 1	E: 0	K: 1	S: 10	R: 0	H: 0	E: 0	K: 7	S: 7	R: 4	H: 4	E: 0	K: 1	S: 19	R: 0	H: 0	E: 0	K: 1	S: 7	R: 0	H: 1	E: 0	K: 0	S: 9	R: 0	H: 1	E: 0	K: 0	S: 9	R: 1	H: 2	E: 0	K: 2	S: 19	1B: 7	2B: 3	3B: 0	HR: 0	SF: 0	SAC: 0	DP: 0	HBP: 0	WP: 0	PA: 42
--------------	------	------	------	-------	-------	------	--------	-------	-------	------	------	------	------	-------	------	------	------	------	------	------	------	------	------	-------	------	------	------	------	------	------	------	------	------	------	------	------	------	------	------	------	------	------	------	-------	-------	-------	-------	-------	-------	--------	-------	--------	-------	--------

PITCHER	IP	WLS	BF	H	R	ER	SO	BB	IBB	HBP	BLK	WP	HR	S	P	ERA	WHIP
D.J. Carrasco, R (1, 1) ERA: 3.74	4.1		18	4	2	2	3	1	0	0	0	0	0	49	79	4.15	1.154
Brad Voyles, R (5, 1) ERA: 3.6	2.2		12	3	2	2	2	2	0	0	0	0	0	25	45	6.75	1.875
Jason Giffilan, R (8, 1) ERA: 9.45	1.0	W	5	1	0	0	0	1	0	0	0	0	0	9	19	0.00	2.000
Mike MacDougal, R (9, 1) ERA: 3.04	1.0		7	2	1	1	2	2	0	0	0	0	0	19	35	9.00	4.000

BOTTOM

Kansas City Royals @ Colorado Rockies
Coors Field, Denver, CO
Sat Jun 07 2003, 6:05 PM MDT
Att. 26,435 - Cloudy - 56 F

livebaseballscores.com

AB	36
R	5
H	10
RBI	5
BB	6
SO	7
LOB	14



Kansas City Royals @ Colorado Rockies
Coors Field, Denver, CO
 Sun Jun 08 2003, 1:05 PM MDT
 Att. 30,084 - Sunny - 77 F

AB	42
R	7
H	15
RBI	7
BB	2
SO	6
LOB	21



WP:	0	PA:	46
PB:	0		
SB:	0		
CS:	0		

AB R H RBI BB SO LOB

6	1	2	0	0	0	1
5	1	3	0	0	1	2
5	0	1	0	0	0	4
4	1	2	0	1	0	3
4	1	1	3	0	2	4
0	0	0	0	0	0	0
0	0	0	0	0	0	0
0	0	0	0	0	0	0
4	1	1	1	0	1	0
5	1	2	1	0	1	4
0	0	0	0	0	0	0
4	1	2	1	1	0	0
2	0	1	1	0	0	2
1	0	0	0	0	1	0
0	0	0	0	0	0	0
2	0	0	0	0	0	1

Batter	1	2	3	4	5	6	7	8	9
Desi Relaford, S (1, 4) OBP: 0.361, SLG: 0.441 (8, 9)	3-2 F7 1X	0-0 G3 3		0-0 FC3-6 29 1B 1B		0-1 F8 1		2-1 29 G1-3 4 HBP 2B	2-2 P3 3
Joe Randa, R (1, 5) OBP: 0.310, SLG: 0.420	1-2 2B		3-2 1B HR 1B	2-2 1 SAFE 1 SAFE 1 SAFE 1 SAFE 1 SAFE 1 B	2-2 1 SAFE L9 1	3-1 1B 1B		2-3 K 1	
29 Mike Sweeney, R (1, 3) OBP: 0.437, SLG: 0.527	2-0 G6-3 2		1-2 P4 1	0-2 FC3-6 1-2 1B		0-0 F7 2		3-2 G1-3 2	
Carlos Beltrán, S (1, 8) OBP: 0.383, SLG: 0.522	0-2 G3 3		1-1 1B HR 1B	0-1 FC3-6 1-2f 2-3 2		1-0 1B 1-2 1B		4-2 4 HBP HBP BB	
Michael Tucker, L (1, 7) OBP: 0.312, SLG: 0.447 Les Walrond, L (6, 1) Ken Harvey, R (8, PH) OBP: 0.280, SLG: 0.369 Brent Abernathy, R (8, PR) OBP: 0.080, SLG: 0.042 (8, 4)		3-3 K 1	1-0 HR 1-H 2-H	3-2 F7 3		1-3 K 3		2-0 4 HBP 1-2 HBP	
4 Angel Berroa, R (1, 6) OBP: 0.329, SLG: 0.440		1-0 3B X	0-0 G1-3 2		0-3 K 1		1-0 G6-3 1	2-2 1-2 2-3 3-H HBP	
Aaron Guiel, L (1, 9) OBP: 0.389, SLG: 0.667 Darrell May, L (8, 1)		2-3 K 2	2-0 2B		2-1 HR X		1-2 F7 2	0-0 P5 3	
Brent Mayne, L (1, 2) OBP: 0.308, SLG: 0.380		0-0 1B 3B 3-H	4-0 IBB		0-1 G3 2		2-2 1B X	2-2 G4-3 1	
Jeremy Affeldt, L (1, 1) OBP: 0.250, SLG: 0.250 Rick DeHart, L (4, 1) Jason Giffilan, R (5, 1) Raul Ibanez, L (6, 7) OBP: 0.327, SLG: 0.443		1-2 1B 3-H	3-2 G1-3 3		1-3 K 3		2-0 G6-3 3	0-0 F7 2	

Inning Stats	R: 0 E: 0 K: 0 S: 10	H: 1 LOB: 1 BB: 0 P: 16	R: 2 E: 0 K: 2 S: 12	H: 3 LOB: 1 BB: 0 P: 19	R: 3 E: 0 K: 0 S: 15	H: 4 LOB: 2 BB: 1 P: 30	R: 0 E: 0 K: 2 S: 12	H: 2 LOB: 2 BB: 0 P: 17	R: 1 E: 0 K: 2 S: 12	H: 1 LOB: 0 BB: 0 P: 15	R: 0 E: 0 K: 1 S: 9	H: 2 LOB: 2 BB: 0 P: 14	R: 0 E: 0 K: 0 S: 9	H: 1 LOB: 1 BB: 0 P: 15	R: 1 E: 0 K: 1 S: 16	H: 1 LOB: 3 BB: 1 P: 31	R: 0 E: 0 K: 0 S: 8	H: 0 LOB: 0 BB: 0 P: 12	1B: 8 2B: 3 3B: 2 HR: 2	SF: 0 SAC: 0 DP: 0 HBP: 2
--------------	-------------------------------	----------------------------------	-------------------------------	----------------------------------	-------------------------------	----------------------------------	-------------------------------	----------------------------------	-------------------------------	----------------------------------	------------------------------	----------------------------------	------------------------------	----------------------------------	-------------------------------	----------------------------------	------------------------------	----------------------------------	----------------------------------	------------------------------------

PITCHER	IP	WLS	BF	H	R	ER	SO	BB	IBB	HBP	BLK	WP	HR	S	P	ERA	WHIP
Scott Elarton, R ERA: 6.14	(1, 1)	5.0	W	27	11	6	6	4	0	1	0	0	2	61	97	10.80	2.200
Justin Speier, R ERA: 4.02	(6, 1)	1.0	H	5	2	0	0	1	0	0	0	0	0	9	14	0.00	2.000
Javier López, L ERA: 0.72	(7, 1)	1.0	H	4	1	0	0	0	0	0	0	0	0	9	15	0.00	1.000
Steve Reed, R ERA: 3.38	(8, 1)	0.2	H	6	1	1	1	1	0	2	0	0	0	15	30	13.50	3.000
40 Brian Fuentes, L ERA: 3.29	(8, 1)	0.1	H	1	0	0	0	0	0	0	0	0	0	1	1	0.00	0.000

PITCHER	IP	WLS	BF	H	R	ER	SO	BB	IBB	HBP	BLK	WP	HR	S	P	ERA	WHIP
Jose Jimenez, R ERA: 5.76	(9, 1)	1.0	S	3	0	0	0	0	0	0	0	0	0	8	12	0.00	0.000

Batter	1	2	3	4	5	6	7	8	9	AB R H RBI BB SO LOB	TOP													
Juan Uribe, R (1, 4) OBP: 0.344, SLG: 0.533	1-1 17 PB HR 1B	0-2 F8			2-2 G5-3		0-1 F8			4 1 1 0 0 0 1														
Jay Payton, R (1, 7) OBP: 0.363, SLG: 0.457	2-1 17 PB HR 1B	1-1 L4			0-0 G1-3		2-2 CS 1-2	2-0 F7		4 1 1 0 0 0 0														
17 Todd Helton, L (1, 3) OBP: 0.424, SLG: 0.549	2-1 P3 1-2 2-3			0-0 G3-1		2-2 G4-3		2-1 F8		4 0 0 0 0 0 2														
Preston Wilson, R (1, 8) OBP: 0.366, SLG: 0.583	0-0 HR 2-H 3-H			1-3 K		1-1 F8		0-1 F7		4 1 1 3 0 1 0														
Larry Walker, L (1, 9) OBP: 0.428, SLG: 0.476	3-3 K			4-1 BB		1-2 G5-3		1-1 G3		3 0 0 0 1 1 0														
Greg Vaughn, R (1, 10) OBP: 0.385, SLG: 0.727	0-1 2B			2-3 K		0-0 HR		1-1 P4		4 1 2 1 0 1 1														
José Hernández, R (1, 6) OBP: 0.321, SLG: 0.372	1-3 K			1-3 K		1-3 K		1-0 F8		4 0 0 0 0 3 1														
Charles Johnson, R (1, 2) OBP: 0.343, SLG: 0.437		0-0 HR		0-0 F9		2-3 K				3 1 1 1 0 1 0														
Greg Norton, S (1, 5) OBP: 0.280, SLG: 0.340		1-2 K		1-1 P3		0-0 CS 1B				3 0 1 0 0 1 0														
Inning Stats	R: 3 E: 0 K: 2 S: 15	H: 4 LOB: 1 BB: 0 P: 24	R: 1 E: 0 K: 1 S: 9	H: 1 LOB: 0 BB: 0 P: 11	R: 0 E: 0 K: 2 S: 10	H: 0 LOB: 1 BB: 1 P: 17	R: 0 E: 0 K: 1 S: 6	H: 0 LOB: 0 BB: 0 P: 8	R: 0 E: 0 K: 0 S: 7	H: 0 LOB: 0 BB: 0 P: 11	R: 1 E: 0 K: 1 S: 10	H: 1 LOB: 0 BB: 0 P: 13	R: 0 E: 0 K: 1 S: 10	H: 1 LOB: 0 BB: 0 P: 13	R: 0 E: 0 K: 0 S: 5	H: 0 LOB: 0 BB: 0 P: 9	R: 0 E: 0 K: 0 S: 5	H: 0 LOB: 0 BB: 0 P: 8	R: 0 E: 0 K: 0 S: 5	H: 0 LOB: 0 BB: 0 P: 8	1B: 3 2B: 1 3B: 0 HR: 3	SF: 0 SAC: 0 DP: 0 HBP: 0	WP: 0 PB: 1 SB: 0 CS: 1	PA: 35
PITCHER	IP WLS BF H R ER SO BB IBB HBP BLK WP HR S P ERA WHIP																							
Brad Radke, R (1, 1) ERA: 5.61	7.0 L 28 7 5 5 8 1 0 0 0 0 3 67 97 6.43 1.143																							
Tony Fiore, R (8, 1) ERA: 5.06	1.0 3 0 0 0 0 0 0 0 0 0 0 5 9 0.00 0.000																							
Micheal Nakamura, R (9, 1) ERA: 6.0	1.0 3 0 0 0 0 0 0 0 0 0 0 5 8 0.00 0.000																							

Colorado Rockies @ Minnesota Twins
 Hubert H. Humphrey Metrodome, Minneapolis, MN

Tue Jun 10 2003, 8:05 PM EDT
 Att. 18,886 - Dome - 72 F

AB	33
R	5
H	7
RBI	5
BB	1
SO	8
LOB	5



Batter	1	2	3	4	5	6	7	8	9	AB R H RBI BB SO LOB	TOP											
Juan Uribe, R (1, 4) OBP: 0.324, SLG: 0.514	0-3 K		1-3 K		3-2 P2		3-2 1B 17 1B 2B	1-0 L8		5 1 1 0 0 2 2												
Jay Payton, R (1, 7) OBP: 0.364, SLG: 0.469	1-2 G6-3			0-1 HR		1-1 F7	1-2 17 1B 1B		3-2 F7	5 2 2 2 0 0 0												
17 Todd Helton, L (1, 3) OBP: 0.424, SLG: 0.546	1-2 L9			1-1 FC6-4 1B		0-0 G3	1-2 1B 1B		2-3 K	5 0 2 1 0 1 0												
Preston Wilson, R (1, 8) OBP: 0.370, SLG: 0.583		0-1 FC5-4 1B		1-3 K		1-1 1B 1B	0-3 K		2-2 DI 1B	5 0 3 0 0 2 3												
Larry Walker, L (1, 9) OBP: 0.427, SLG: 0.474		1-2 FC5-4 1-2f		2-3 K		2-2 BB 1B	2-2 1B 1B		2-2 L4	5 0 2 1 0 1 3												
Greg Vaughn, R (1, 10) OBP: 0.353, SLG: 0.571		1-2 F8		0-2 FC6-4 1-2f		4-0 BB	0-3 K			3 0 0 0 1 1 4												
José Hernández, R (1, 6) OBP: 0.316, SLG: 0.366		1 SAFE 3-2 G1-3			0-3 K	0-3 K		0-3 K		4 0 0 0 0 3 4												
Charles Johnson, R (1, 2) OBP: 0.341, SLG: 0.429			2-2 P6		2-1 G6-3		4-2 FC1-6 BB	1-1 G5-3		3 0 0 0 1 0 0												
Chris Stynes, R (1, 5) OBP: 0.374, SLG: 0.449			2-3 K		1-2 1B		1-2 FC1-6 2B 1B 1-2f	1-2 1B		4 1 2 0 0 1 1												
Inning Stats	R: 0 E: 0 K: 1 S: 10	H: 0 LOB: 0 BB: 0 P: 12	R: 0 E: 0 K: 0 S: 12	H: 1 LOB: 1 BB: 0 P: 17	R: 0 E: 0 K: 2 S: 13	H: 0 LOB: 0 BB: 0 P: 18	R: 1 E: 0 K: 2 S: 14	H: 2 LOB: 1 BB: 0 P: 18	R: 0 E: 0 K: 1 S: 12	H: 1 LOB: 1 BB: 0 P: 18	R: 0 E: 0 K: 1 S: 11	H: 2 LOB: 3 BB: 1 P: 19	R: 3 E: 0 K: 2 S: 29	H: 4 LOB: 2 BB: 1 P: 41	R: 0 E: 0 K: 1 S: 11	H: 1 LOB: 1 BB: 0 P: 14	R: 0 E: 0 K: 1 S: 14	H: 1 LOB: 1 BB: 0 P: 23	1B: 10 2B: 1 3B: 0 HR: 1	SF: 0 SAC: 0 DP: 0 HBP: 0	WP: 0 PB: 0 SB: 0 CS: 0	PA: 41
PITCHER	IP WLS BF H R ER SO BB IBB HBP BLK WP HR S P ERA WHIP																					
Kyle Lohse, R (1, 1) ERA: 2.91	6.0 W 25 6 1 1 7 1 0 0 0 0 1 72 102 1.50 1.167																					
Juan Rincon, R (7, 1) ERA: 3.91	0.1 5 3 3 0 1 0 0 0 0 0 0 19 29 81.00 12.000																					
Micheal Nakamura, R (7, 1) ERA: 5.4	0.1 H 2 1 0 0 1 0 0 0 0 0 0 6 8 0.00 3.000																					
LaTroy Hawkins, R (7, 1) ERA: 2.35	1.1 H 5 1 0 0 2 0 0 0 0 0 0 15 18 0.00 0.750																					
Eddie Guardado, L (9, 1) ERA: 2.6	1.0 S 4 1 0 0 1 0 0 0 0 0 0 0 14 23 0.00 1.000																					

Colorado Rockies @ Minnesota Twins
 Hubert H. Humphrey Metrodome, Minneapolis, MN
 Wed Jun 11 2003, 8:05 PM EDT
 Att. 17,942 - Dome - 72 F

AB	39
R	4
H	12
RBI	4
BB	2
SO	11
LOB	17



Batter	1	2	3	4	5	6	7	8	9
Jacque Jones, L (1, 7) OBP: 0.331, SLG: 0.494	2-3 K		1 SAFE 1 SAFE 0-0 1B 2B	4-2 BB		3-2 2B 2B		0-2 K	
Cristian Guzman, S (1, 6) OBP: 0.287, SLG: 0.363	3-2 33 1B WP 1B		0-0 1B FC5-4 1B	0-2 P5		2-3 K		1-3 K2-3	
Corey Koskie, L (1, 5) OBP: 0.374, SLG: 0.430	4-2 33 1B 1-2 BB		1 SAFE 1-0 FC5-4 1-3 1B CS 1B		1-0 33 1B 1B	1-2 2B		2-2 33 1B 2B	
33 Justin Morneau, L (1, 10) OBP: 0.667, SLG: 0.625	2-2 G6-4-3 1-2 2-H 1B		4-0 FC5-4 IBB		0-2 1B WP 1B	1-2 F7		3-2 2-3 1B	
Torii Hunter, R (1, 8) OBP: 0.337, SLG: 0.437	1-1 G6-4-3 1-2f		0-0 FC5-4		1-1 WP 1B	3-3 K		0-0 G4-3	
Doug Mientkiewicz, L (1, 3) OBP: 0.358, SLG: 0.506		1-1 G4-3	1 SAFE 3-0 P5		0-1 WP 1B		1-1 G4-3		
Dustan Mohr, R (1, 9) OBP: 0.324, SLG: 0.485		3-1 G5-3	0-1 CS	0-0 P4	3-3 K		3-2 G5-3		
A.J. Pierzynski, L (1, 2) OBP: 0.327, SLG: 0.460		0-3 K		0-1 F9	1-2 F9		4-2 FC6-4 BB		
Luis Rivas, R (1, 4) OBP: 0.298, SLG: 0.342			2-2 2B 1B	1-0 2B	1-2 G6-3		2-2 FC6-4		

Inning Stats	R: 1 E: 0 K: 1 S: 14	H: 2 LOB: 1 BB: 1 P: 26	R: 0 E: 0 K: 1 S: 7	H: 0 LOB: 0 BB: 0 P: 11	R: 3 E: 0 K: 0 S: 9	H: 4 LOB: 1 BB: 1 P: 19	R: 0 E: 0 K: 0 S: 9	H: 1 LOB: 2 BB: 1 P: 14	R: 2 E: 0 K: 1 S: 17	H: 4 LOB: 2 BB: 0 P: 24	R: 1 E: 0 K: 2 S: 17	H: 2 LOB: 1 BB: 0 P: 27	R: 0 E: 0 K: 0 S: 10	H: 0 LOB: 1 BB: 1 P: 20	R: 0 E: 0 K: 2 S: 13	H: 2 LOB: 2 BB: 0 P: 19
--------------	-------------------------------	----------------------------------	------------------------------	----------------------------------	------------------------------	----------------------------------	------------------------------	----------------------------------	-------------------------------	----------------------------------	-------------------------------	----------------------------------	-------------------------------	----------------------------------	-------------------------------	----------------------------------

PITCHER	IP	WLS	BF	H	R	ER	SO	BB	IBB	HBP	BLK	WP	HR	S	P	ERA	WHIP
28 Aaron Cook, R (1, 1) ERA: 5.76	4.0	L	24	11	6	6	2	2	1	0	0	1	0	47	80	13.50	3.250
Nelson Cruz, R (5, 1) ERA: 6.6	2.0		8	2	1	1	3	0	0	0	0	1	0	26	41	4.50	1.000
Todd Jones, R (7, 1) ERA: 8.23	1.0		4	0	0	0	0	1	0	0	0	0	0	10	20	0.00	1.000
Justin Speier, R (8, 1) ERA: 3.9	1.0		5	2	0	0	2	0	0	0	0	0	0	13	19	0.00	2.000

BOTTOM


Colorado Rockies @ Minnesota Twins
 Hubert H. Humphrey Metrodome, Minneapolis, MN

Wed Jun 11 2003, 8:05 PM EDT
 Att. 17,942 - Dome - 72 F

AB	R	H	RBI	BB	SO	LOB
4	2	2	0	1	2	0
5	2	2	2	0	2	3
4	1	4	1	1	0	0
4	1	3	1	1	0	1
5	0	1	1	0	1	7
4	0	1	1	0	0	2
4	0	0	0	0	1	2
3	0	0	0	1	1	2
4	1	2	0	0	0	3

AB	37
R	7
H	15
RBI	6
BB	4
SO	7
LOB	20

livebaseballscorecards.com



1B:	10	SF:	0	WP:	2	PA:	42
2B:	5	SAC:	0	PB:	0		
3B:	0	DP:	1	SB:	0		
HR:	0	HBP:	0	CS:	1		

Batter	1	2	3	4	5	6	7	8	9	AB R H RBI BB SO LOB	TOP										
Juan Uribe, R (1, 6) OBP: 0.357, SLG: 0.525	2-2 FC5 G4-3 1B	1-1 1-2 1B			1-1 G6-3		0-1 G5-4-3 1-2f		2-1 1-2 1B	5 0 3 0 0 0 1											
Jay Payton, R (1, 7) OBP: 0.357, SLG: 0.459	0-0 G4-3 1-2	2-0 F9			1-0 F7		2-1 F7		1-1 G5-3	5 0 0 0 0 0 5											
17 Todd Helton, L (1, 3) OBP: 0.430, SLG: 0.554 Greg Norton, S (8, PH) OBP: 0.278, SLG: 0.337	4-1 BB				3-2 F8 G3 2B		2-1 1B		0-1 G1	2 1 2 0 1 0 0 1 0 0 0 0 0 0											
Preston Wilson, R (1, 8) OBP: 0.370, SLG: 0.580 Mark Sweeney, L (8, PH) OBP: 0.364, SLG: 0.421	3-2 F8				1-0 F8 2-3		1-2 1-3 1B		1-3 K	3 0 1 0 0 0 3 1 0 0 0 0 1 0											
Larry Walker, L (1, 10) OBP: 0.424, SLG: 0.485	1-2 FC5 2-3f				1-0 G3 3-H		1-1 G3		0-2 HR	4 1 1 2 0 0 4											
Greg Vaughn, R (1, 9) OBP: 0.333, SLG: 0.556					1-1 G5-3 1B 2B		2-3 K		3-1 P5	4 1 1 0 0 1 0											
Chris Stynes, R (1, 5) OBP: 0.367, SLG: 0.440					0-1 F7		1-1 L6		2-0 F8	4 0 0 0 0 0 1											
Bobby Estalella, R (1, 2) OBP: 0.270, SLG: 0.425					1-3 K		0-0 G5-3		2-3 K	4 0 1 1 0 2 0											
Brent Butler, R (1, 4) OBP: 0.256, SLG: 0.231					0-0 G1-3		0-0 G5-4-3 1B		4-0 1B BB	3 0 1 0 1 0 1											
Inning Stats	R: 0 E: 0 K: 0 S: 12	H: 1 LOB: 2 BB: 1 P: 22	R: 1 E: 0 K: 0 S: 10	H: 3 LOB: 2 BB: 0 P: 15	R: 1 E: 0 K: 0 S: 7	H: 1 LOB: 0 BB: 0 P: 13	R: 0 E: 0 K: 1 S: 6	H: 0 LOB: 0 BB: 0 P: 7	R: 0 E: 0 K: 1 S: 6	H: 0 LOB: 0 BB: 0 P: 9	R: 0 E: 0 K: 0 S: 5	H: 1 LOB: 0 BB: 0 P: 7	R: 1 E: 0 K: 1 S: 10	H: 1 LOB: 0 BB: 0 P: 14	R: 0 E: 0 K: 1 S: 8	H: 1 LOB: 2 BB: 1 P: 19	1B: 7 2B: 2 3B: 0 HR: 1	SF: 0 SAC: 0 DP: 1 HBP: 0	WP: 0 PB: 0 SB: 0 CS: 0	PA: 38	
PITCHER Kenny Rogers, L (1, 1) ERA: 4.67 Tony Fiore, R (9, 1) ERA: 4.91	IP 8.0	WLS W	BF 33	H 9	R 3	ER 3	SO 3	BB 1	IBB 0	HBP 0	BLK 0	WP 0	HR 1	S 66	P 103	ERA 3.38	WHIP 1.250				
PITCHER	IP	WLS	BF	H	R	ER	SO	BB	IBB	HBP	BLK	WP	HR	S	P	ERA	WHIP				

Colorado Rockies @ Minnesota Twins
 Hubert H. Humphrey Metrodome, Minneapolis, MN

Thu Jun 12 2003, 8:05 PM EDT
 Att. 18,003 - Dome - 72 F

livebaseballscorecards.com

AB 36
 R 3
 H 10
 RBI 3
 BB 2
 SO 4
 LOB 15



Batter	1	2	3	4	5	6	7	8	9	AB R H RBI BB SO LOB	TOP	
Juan Uribe, R (1, 4) OBP: 0.362, SLG: 0.578	3-2 G6-3		3-2 17 BB 1B		0-0 FC1-5	3-2 HR			1-2 P6-4	5 1 2 1 0 0 3		
Jay Payton, R (1, 7) OBP: 0.354, SLG: 0.454	1-0 E5		0-0 17 BB 1B		2-2 G6-4-3	2-2 P6			0-0 G4-3	5 0 1 0 0 0 2		
17 Todd Helton, L (1, 3) OBP: 0.431, SLG: 0.555	2-2 G1-6-3		4-0 G5-4-3 BB			1-0 1B 2B			2-0 G4-3	3 1 1 0 1 0 1		
Preston Wilson, R (1, 8) OBP: 0.372, SLG: 0.579		2-1 FC5-4 1B	0-0 G5-4-3			1-2 BB 1B			0-0 P4	4 1 2 0 0 0 3		
Larry Walker, L (1, 9) OBP: 0.422, SLG: 0.477		0-0 FC5-4 2B		2-1 G5-3		4-1 1B HR BB			3-1 F7	3 2 0 0 1 0 1		
Chris Stynes, R (1, 5) OBP: 0.374, SLG: 0.452		0-2 1-H 2B		1-2 F9 1B		1-0 HR 1B			0-1 G6-3	4 1 3 3 0 0 0		
Mark Sweeney, L (1, 10) OBP: 0.354, SLG: 0.476		1-3 K		3-2 F9		0-2 1-H 3-H HR			1-1 G4-3	4 1 1 3 0 1 2		
Charles Johnson, R (1, 2) OBP: 0.339, SLG: 0.430		2-1 G5-3			0-1 FC1-5 2B	1-3 K			1-2 P6	4 0 1 0 0 1 1		
José Hernández, R (1, 6) OBP: 0.319, SLG: 0.365			3-2 F9		4-2 FC1-5 BB	1-3 K			3-2 P6-4 1B	3 0 1 0 1 1 0		
Inning Stats	R: 0 E: 1 K: 0 S: 7 H: 0 LOB: 0 BB: 0 P: 13	R: 1 E: 0 K: 1 S: 12 H: 2 LOB: 1 BB: 0 P: 17	R: 0 E: 0 K: 0 S: 12 H: 2 LOB: 2 BB: 1 P: 22	R: 0 E: 0 K: 0 S: 8 H: 1 LOB: 0 BB: 0 P: 14	R: 0 E: 0 K: 0 S: 9 H: 1 LOB: 1 BB: 1 P: 15	R: 6 E: 0 K: 2 S: 28 H: 5 LOB: 0 BB: 1 P: 42	R: 0 E: 0 K: 0 S: 4 H: 0 LOB: 0 BB: 0 P: 9	R: 0 E: 0 K: 0 S: 7 H: 0 LOB: 0 BB: 0 P: 9	R: 0 E: 0 K: 0 S: 8 H: 1 LOB: 0 BB: 0 P: 12	1B: 7 2B: 4 3B: 0 HR: 2 SF: 0 SAC: 0 DP: 4 HBP: 0	WP: 0 PB: 0 SB: 0 CS: 0 PA: 38	
PITCHER	IP WLS BF H R ER SO BB IBB HBP BLK WP HR S P ERA WHIP											
34 Nate Cornejo, R (1, 1) ERA: 3.61	5.0 L 25 10 6 6 1 3 0 0 0 0 0 1 60 100 10.80 2.600											
Chris Spurling, R (6, 1) ERA: 3.72	2.0 7 1 1 1 2 0 0 0 0 0 0 1 20 32 4.50 0.500											
Steve Avery, L (8, 1) ERA: 3.72	1.0 3 0 0 0 0 0 0 0 0 0 0 0 7 9 0.00 0.000											
Franklyn German, R (9, 1) ERA: 2.6	1.0 3 1 0 0 0 0 0 0 0 0 0 0 8 12 0.00 1.000											

Colorado Rockies @ Detroit Tigers
Comerica Park, Detroit, MI

Fri Jun 13 2003, 7:05 PM EDT
Att. 19,212 - Overcast - 74 F

livebaseballscorecards.com

AB	35
R	7
H	12
RBI	7
BB	3
SO	3
LOB	13



BOTTOM

Colorado Rockies @ Detroit Tigers
Comerica Park, Detroit, MI
Fri Jun 13 2003, 7:05 PM EDT
Att: 19,212 - Overcast - 74 F

livebaseballscorecards.com

AB	34
R	2
H	8
RBI	2
BB	2
SO	6
LOB	19



WP:	0	PA:	38
PB:	0		
SB:	1		
CS:	0		

AB R H RBI BB SO LOB

5	0	1	0	0	0	1
4	0	0	0	0	0	1
3	0	0	1	0	0	0
3	1	3	0	1	0	0
3	0	2	0	1	0	1
4	0	0	1	0	2	7
4	0	0	0	0	2	5
3	0	0	0	0	1	2
1	0	0	0	0	1	2
0	0	0	0	0	0	0
4	1	2	0	0	0	0

Batter	1	2	3	4	5	6	7	8	9
Alex Sanchez, L OBP: 0.307, SLG: 0.357 (1, 8) C X	0-1 G1-3 ①		1-0 F7 ②		0-1 SF8 SH1-4 1-2 1B		1-0 F7 ①		3-1 G4-3 ②
Warren Morris, L OBP: 0.077, SLG: 0.077 (1, 4) X	0-0 F9 ②		1-2 G4-3 ③		0-0 SH1-4 ①		0-0 F8 ②		0-1 G6-3 ③
Bobby Higginson, L OBP: 0.342, SLG: 0.350 (1, 10) B X	1-0 F8 ③			2-1 F7 ①	1-1 SF8 ②		3-2 G1-3 ③		
Dmitri Young, S OBP: 0.353, SLG: 0.516 (1, 7) B B B X		2-0 G3-1 2B		1-2 1B E 2B	4-0 BB IBB		0-0 1B		
Kevin Witt, L OBP: 0.318, SLG: 0.443 (1, 3) B X		1-0 G3-1 ①		0-1 E 1B	4-1 BB		1-1 1B		
Craig Monroe, R OBP: 0.283, SLG: 0.375 (1, 9) C C C C C C C C C C		2-3 K		2-3 1B	1-2 BB		1-2 1B		
Eric Munson, L OBP: 0.305, SLG: 0.353 (1, 5) C C C C C C C C C C		1-3 K ②		0-0 E6 1-2 3-H	2-3 K ③		0-0 L9 ①		
Matt Walbeck, S OBP: 0.094, SLG: 0.113 Ernie Young, R (8, PH) 15 Brandon Inge, R OBP: 0.225, SLG: 0.283 (9, 2) C C C C C C C C C C		1-3 K ③		3-1 F8 ②		1-1 L4 ①		0-3 K ②	
20 Omar Infante, R OBP: 0.286, SLG: 0.251 (1, 6) C C C C C C C C C C			1-1 G3-1 ①	2-2 G3-1 ③		1-3 K ②		3-3 K ③	
			0-2 S 1B		2-2 SH1-4 SF8 1B	3-2 L7 ③		2-1 F9 ①	

Inning Stats	R: 0	H: 0	E: 0	K: 0	S: 4	R: 0	H: 1	E: 0	K: 2	S: 8	R: 0	H: 1	E: 0	K: 0	S: 9	R: 1	H: 2	E: 1	K: 0	S: 13	R: 1	H: 2	E: 0	K: 1	S: 13	R: 0	H: 0	E: 0	K: 1	S: 8	R: 0	H: 2	E: 0	K: 2	S: 10	R: 0	H: 0	E: 0	K: 0	S: 6
	LOB: 0	BB: 0	P: 5	LOB: 1	BB: 0	P: 13	LOB: 1	BB: 0	P: 12	LOB: 2	BB: 0	P: 21	LOB: 3	BB: 2	P: 26	LOB: 0	BB: 0	P: 13	LOB: 2	BB: 0	P: 14	LOB: 0	BB: 11	P: 11	LOB: 0	BB: 0	P: 0	LOB: 0	BB: 0	P: 0	LOB: 0	BB: 0	P: 0	LOB: 0	BB: 0	P: 0				


PITCHER	IP	WLS	BF	H	R	ER	SO	BB	IBB	HBP	BLK	WP	HR	S	P	ERA	WHIP
Shawn Chacon, R ERA: 4.21 40 Brian Fuentes, L ERA: 2.97	7.1	W	33	8	2	2	4	1	1	0	0	0	0	64	104	2.46	1.227
	1.2		5	0	0	0	2	0	0	0	0	0	0	12	20	0.00	0.000


Batter	1	2	3	4	5	6	7	8	9	AB R H RBI BB SO LOB	TOP														
Juan Uribe, R (1, 4) OBP: 0.365, SLG: 0.571	1-2 SH5-3 17 SF7 2B		2-2 F8		2-2 E6		1-2 G3		4-1 BB	4 1 1 0 1 0 0															
Jay Payton, R (1, 7) OBP: 0.353, SLG: 0.451	0-1 SH5-3 2-3		2-2 17 G4-6-3 1B		0-1 F8		0-0 L4		1-0 P5	4 0 1 0 0 0 2															
17 Todd Helton, L (1, 3) OBP: 0.425, SLG: 0.548	0-2 SF7 3-H		3-1 G4-6-3 1-2f		1-1 G3			2-1 F7		3 0 0 1 0 0 2															
Preston Wilson, R (1, 8) OBP: 0.373, SLG: 0.576	2-0 G5-3			0-0 1B FC6-4 1B		4-1 S HR BB		0-1 P5		3 2 1 0 1 0 0															
Larry Walker, L (1, 9) OBP: 0.423, SLG: 0.478		0-1 CS 1B		3-1 1 SAFE FC6-4 1-3 1B		3-2 F8		2-2 G6-3		4 0 2 0 0 0 1															
Chris Stynes, R (1, 5) OBP: 0.372, SLG: 0.444		4-2 SAFE F8 1-2 BB		1-0 SAFE FC6-4 1-2f 3-H		2-3 K			1-3 K	3 0 0 1 1 2 2															
Greg Vaughn, R (1, 10) OBP: 0.360, SLG: 0.682		3-1 F8 1-2		0-3 K		1-0 1 SAFE HR			2-2 HR 1B	4 2 2 2 0 1 2															
Charles Johnson, R (1, 2) OBP: 0.337, SLG: 0.444		1-0 G6-3		2-3 K		3-2 G6-3			2-2 HR	4 1 1 2 0 1 2															
José Hernández, R (1, 6) OBP: 0.318, SLG: 0.376			3-2 HR		0-0 F9		0-3 K		0-2 F8	4 1 1 1 0 1 0															
Inning Stats	R: 1 E: 0 K: 0 S: 9	H: 1 LOB: 0 BB: 0 P: 12	R: 0 E: 0 K: 0 S: 9	H: 1 LOB: 1 BB: 1 P: 17	R: 1 E: 0 K: 0 S: 16	H: 2 LOB: 0 BB: 0 P: 26	R: 1 E: 0 K: 2 S: 10	H: 2 LOB: 1 BB: 0 P: 16	R: 0 E: 1 K: 0 S: 8	H: 0 LOB: 1 BB: 0 P: 11	R: 2 E: 0 K: 1 S: 14	H: 1 LOB: 0 BB: 1 P: 27	R: 0 E: 0 K: 1 S: 7	H: 0 LOB: 0 BB: 0 P: 8	R: 0 E: 0 K: 0 S: 8	H: 0 LOB: 0 BB: 0 P: 12	R: 2 E: 0 K: 1 S: 15	H: 2 LOB: 1 BB: 1 P: 25	1B: 5 2B: 1 3B: 0 HR: 3	SF: 1 SAC: 1 DP: 1 HBP: 0	WP: 0 PB: 0 SB: 1 CS: 1	PA: 38			
PITCHER	IP WLS BF H R ER SO BB IBB HBP BLK WP HR S P ERA WHIP																								
Mike Maroth, L (1, 1) ERA: 5.35	5.0		21	6	3	3	2	1	0	0	0	0	1	52	82	5.40	1.400								
Wilfredo Ledezma, L (6, 1) ERA: 3.49	3.0	W	11	1	2	2	2	1	0	0	0	0	1	29	47	6.00	0.667								
Franklyn German, R (9, 1) ERA: 3.18	0.2		5	2	2	2	1	1	0	0	0	0	1	14	23	27.00	4.500								
Chris Spurling, R (9, 1) ERA: 3.68	0.1	S	1	0	0	0	0	0	0	0	0	0	0	1	2	0.00	0.000								

Colorado Rockies @ Detroit Tigers
Comerica Park, Detroit, MI
Sat Jun 14 2003, 7:05 PM EDT
Att. 19,260 - Cloudy - 76 F

livebaseballscorecards.com

AB 33
R 7
H 9
RBI 7
BB 3
SO 5
LOB 11



Batter	1	2	3	4	5	6	7	8	9	AB R H RBI BB SO LOB	TOP																	
Gary Matthews, S (1, 7) OBP: 0.286, SLG: 0.347	2-2 G3			0-1 HR 1B	3-2 G4-3		0-3 K		1-1 HR 1B	5 2 2 0 0 1 2																		
Mark Kotsay, L (1, 8) OBP: 0.354, SLG: 0.347	2-2 G3			1-0 HR 1B		3-2 G4-3	0-1 F9		4-1 HR BB	4 2 1 2 1 0 2																		
Mark Loretta, R (1, 4) OBP: 0.383, SLG: 0.458	2-1 G4-3			2-2 2B 1B		1-1 L8		2-1 G1-3	3-1 HR 1B	5 2 2 3 0 0 0																		
Ryan Klesko, L (1, 3) OBP: 0.364, SLG: 0.492			0-0 P4	0-1 F7		0-1 1B 1B		3-2 G5-3	3-2 S 1B	5 0 2 0 0 0 1																		
Sean Burroughs, L (1, 5) OBP: 0.346, SLG: 0.412			3-1 G4-3	1-1 WP 1B 2B		0-0 1B 1B		0-0 1B 1B	1-3 K 1B	5 1 3 1 0 1 1																		
Xavier Nady, R (1, 9) OBP: 0.321, SLG: 0.421 Rod Beck, R (9, 1)			1-1 G4-3	4-2 G6-4-3 BB		0-3 K		1-1 1B 1B	4-0 IBB	3 0 1 0 0 1 1 2 0 0 0 0 0 0 0 0																		
Gary Bennett, R (1, 2) OBP: 0.290, SLG: 0.316			3-1 G4-3	1-0 G6-4-3 1-2f			2-1 BB 1B	0-1 1B	2-1 P4	5 0 2 1 0 0 4	AB 39 R 7 H 13 RBI 7 BB 4 SO 5 LOB 15																	
Donaldo Mendez, R (1, 6) OBP: 0.379, SLG: 0.333			1-0 G6-3		0-0 G5-3		0-3 K	1-3 K		4 0 0 0 0 2 3																		
Adam Eaton, R (1, 1) OBP: 0.391, SLG: 0.750 Jesse Orosco, R (8, 1) Matt Herges, L (8, 1) Mike Matthews, L (8, 1) Jay Witasick, R (8, 1) Brian Buchanan, R (8, 9) Dave Hansen, L (9, PH) OBP: 0.350, SLG: 0.519 OBP: 0.407, SLG: 0.318			2-2 G6-3		3-1 G6-3		4-2 BB		2-0 G6-3	2 0 0 0 0 1 0 1 0 0 0 0 0 0 0 0 0 0 0 0 1 0 0																		
Inning Stats	R: 0 E: 0 K: 0 S: 13	H: 0 LOB: 0 BB: 0 P: 19	R: 0 E: 0 K: 0 S: 5	H: 0 LOB: 0 BB: 0 P: 9	R: 0 E: 0 K: 0 S: 6	H: 0 LOB: 0 BB: 0 P: 12	R: 3 E: 0 K: 0 S: 15	H: 4 LOB: 1 BB: 1 P: 24	R: 0 E: 0 K: 1 S: 13	H: 2 LOB: 2 BB: 0 P: 17	R: 0 E: 0 K: 2 S: 12	H: 1 LOB: 2 BB: 1 P: 18	R: 1 E: 0 K: 1 S: 16	H: 3 LOB: 2 BB: 0 P: 23	R: 3 E: 0 K: 1 S: 15	H: 3 LOB: 2 BB: 2 P: 35	1B: 10 2B: 1 3B: 0 HR: 2	SF: 0 SAC: 0 DP: 1 HBP: 0	WP: 1 PB: 0 SB: 1 CS: 0	PA: 43								
PITCHER	IP WLS BF H R ER SO BB IBB HBP BLK WP HR S P ERA WHIP																											
28 Aaron Cook, R (1, 1) ERA: 5.63	6.1		27	7	3	3	2	2	0	0	0	1	1	66	107	4.26	1.421											
Nelson Cruz, R (7, 1) ERA: 6.55	1.2		8	3	1	1	2	0	0	0	0	0	0	21	28	5.40	1.800											
Jose Jimenez, R (9, 1) ERA: 6.19	0.1	L	5	3	3	3	0	1	0	0	0	0	1	9	22	81.00	12.000											
Justin Speier, R (9, 1) ERA: 3.97	0.2		3	0	0	0	1	0	1	0	0	0	0	6	13	0.00	0.000											

San Diego Padres @ Colorado Rockies
Coors Field, Denver, CO
Mon Jun 16 2003, 7:05 PM MDT
Att. 22,716 - Overcast - 77 F

livebaseballscorecards.com

BOTTOM

San Diego Padres @ Colorado Rockies
Coors Field, Denver, CO
Mon Jun 16 2003, 7:05 PM MDT
Att. 22,716 - Overcast - 77 F

livebaseballscorecards.com

AB 38
R 5
H 11
RBI 5
BB 0
SO 9
LOB 15



WP: 0 PA: 38
PB: 0
SB: 0
CS: 0

AB R H RBI BB SO LOB

5 0 0 0 0 2 2

5 1 2 0 0 1 1

4 1 2 1 0 0 1

4 2 3 1 0 0 1

4 0 2 2 0 0 2

4 0 0 1 0 1 3

4 0 0 0 0 1 3

4 0 1 0 0 2 1

2 0 0 0 0 1 0
0 0 0 0 0 0 0
1 1 1 0 0 0 0
0 0 0 0 0 0 0
0 0 0 0 0 0 0
1 0 0 0 0 1 1

1B: 7 SF: 0
2B: 4 SAC: 0
3B: 0 DP: 0
HR: 0 HBP: 0

Table with 9 columns (Batter 1-9) and 10 rows (Juan Uribe, Jay Payton, 17 Todd Helton, Preston Wilson, Larry Walker, Chris Stynes, Charles Johnson, José Hernández, 28 Aaron Cook, Inning Stats). Each cell contains a diamond diagram with pitch counts, strike balls, and hit data.

PITCHER stats for Adam Eaton, Jesse Orosco, Matt Herges, Mike Matthews, Jay Witasick.

PITCHER stats for Rod Beck.

Batter	1	2	3	4	5	6	7	8	9	AB R H RBI BB SO LOB	TOP												
Gary Matthews, S (1, 7) OBP: 0.285, SLG: 0.344	1-3 K		2-0 G4-6-3 1-2f			2-1 2B 1B		2-3 K		4 1 1 0 0 2 1													
Mark Kotsay, L (1, 8) OBP: 0.351, SLG: 0.350	0-0 G4-3			1-0 F7		0-1 SF8 1-H 2B		0-1 F8		4 1 1 1 0 0 0													
Mark Loretta, R (1, 4) OBP: 0.379, SLG: 0.455 (7, 6)	3-2 F9			2-2 P4		1-2 SF8		1-1 L5		3 0 0 1 0 0 0													
Ryan Klesko, L (1, 3) OBP: 0.365, SLG: 0.522		1-0 P6		2-1 P6		1-1 F9			0-0 1B 2B	4 1 1 0 0 0 0													
Sean Burroughs, L (1, 5) OBP: 0.355, SLG: 0.417		1-1 1B			1-0 1B		1-2 G4-3		4-0 FC6-5 1B BB	3 0 2 0 1 0 0													
Xavier Nady, R (1, 9) OBP: 0.326, SLG: 0.425		1-0 F8			0-3 K		0-0 G5-3 2B		0-0 FC6-5 1B	4 0 2 1 0 1 2													
Gary Bennett, R (1, 2) OBP: 0.288, SLG: 0.300 Adam Eaton, R (9, PR) OBP: 0.391, SLG: 0.750		1-1 F7			2-2 L9		4-0 G5-3 BB		0-0 FC6-5	3 0 0 0 1 0 4 0 0 0 0 0 0 0													
Donaldo Mendez, R (1, 6) OBP: 0.343, SLG: 0.276 Keith Lockhart, L (7, PH) OBP: 0.337, SLG: 0.410 (7, 4)			2-3 K		3-1 P6		2-2 G5-3		2-3 K	2 0 0 0 0 1 1 2 0 0 0 0 1 4													
Kevin Jarvis, L (1, 1) Scott Linebrink, R (6, 1) Dave Hansen, L (7, PH) Brian Buchanan, R (7, PH) Matt Herges, L (7, 1) Rondell White, R (9, PH) OBP: 0.350, SLG: 0.489			4-2 G4-6-3 BB			2-3 K	2-3 K		0-3 K	1 0 0 0 0 1 1 0 0 0 0 0 0 0 0 0 0 0 0 0 0 0 0 0 1 0 0 0 0 0 1 2 0 0 0 0 0 0 0 0 1 0 0 0 0 0 1 2													
Inning Stats	R: 0 E: 0 K: 1 S: 9	H: 0 LOB: 0 BB: 0 P: 13	R: 0 E: 0 K: 0 S: 6	H: 1 LOB: 1 BB: 0 P: 10	R: 0 E: 0 K: 1 S: 6	H: 0 LOB: 0 BB: 1 P: 14	R: 0 E: 0 K: 0 S: 6	H: 0 LOB: 0 BB: 0 P: 11	R: 0 E: 0 K: 1 S: 10	H: 1 LOB: 1 BB: 0 P: 16	R: 2 E: 0 K: 1 S: 13	H: 2 LOB: 0 BB: 0 P: 19	R: 0 E: 0 K: 1 S: 13	H: 1 LOB: 2 BB: 1 P: 22	R: 0 E: 0 K: 1 S: 8	H: 0 LOB: 0 BB: 0 P: 11	R: 1 E: 0 K: 2 S: 11	H: 2 LOB: 2 BB: 1 P: 17	1B: 4 2B: 3 3B: 0 HR: 0	SF: 1 SAC: 0 DP: 1 HBP: 0	WP: 0 PB: 0 SB: 0 CS: 0	PA: 36	
PITCHER	IP WLS BF H R ER SO BB IBB HBP BLK WP HR S P ERA WHIP																					PITCHER	IP WLS BF H R ER SO BB IBB HBP BLK WP HR S P ERA WHIP
Shawn Chacon, R (1, 1) ERA: 4.1	6.2 W 26 5 2 2 4 2 0 0 0 0 0 0 60 100 2.70 1.050																						
40 Brian Fuentes, L (7, 1) ERA: 2.73	1.1 H 4 0 0 0 2 0 0 0 0 0 0 0 11 16 0.00 0.000																						
Jose Jimenez, R (9, 1) ERA: 6.47	0.0 3 2 1 1 0 1 0 0 0 0 0 0 2 6 ∞ ∞																						
Justin Speier, R (9, 1) ERA: 3.86	1.0 S 3 0 0 0 2 0 0 0 0 0 0 0 9 11 0.00 0.000																						

San Diego Padres @ Colorado Rockies
Coors Field, Denver, CO
Wed Jun 18 2003, 7:05 PM MDT
Att. 22,033 - Overcast - 66 F

AB	32
R	3
H	7
RBI	3
BB	3
SO	8
LOB	16



Batter	1	2	3	4	5	6	7	8	9
Juan Uribe, R OBP: 0.338, SLG: 0.470 (1, 6)	4-2 G6-4-3 BB		0-3 K		2-2 1B 17 SF9 1B		4-0 1B BB	1 SAFE 0-0 L7	
Jay Payton, R OBP: 0.348, SLG: 0.454 (1, 7)	1-0 G6-4-3 1-2f			0-3 K	2-0 1B		0-2 F9		
17 Todd Helton, L OBP: 0.429, SLG: 0.570 (1, 3)	0-1 G6-3			0-0 3B	0-0 SF9		0-0 F7		
Preston Wilson, R OBP: 0.372, SLG: 0.569 (1, 8)		0-0 G4-3		2-3 K	0-3 K		1-1 HBP 1B		
Larry Walker, L OBP: 0.425, SLG: 0.488 (1, 9)		1-1 FC6-4 1B		0-0 G3-1		3-2 1B SF9 2B	1-1 HBP		
Chris Stynes, R OBP: 0.370, SLG: 0.455 (1, 5)		3-2 F8			1-1 HR	3-2 WP E 1B	2-1 F8		
Charles Johnson, R OBP: 0.328, SLG: 0.432 (1, 2)		1 SAFE 2-1 FC6-4 1-2f		1-2 FC5-6 1B	2-0 SF9		3-2 P6		
Brent Butler, R OBP: 0.266, SLG: 0.256 (1, 4)			1-0 G6-3		0-0 FC5-6 1B	1-0 F9	2-0 F7		
Shawn Chacon, R OBP: 0.233, SLG: 0.367 (1, 1)			0-0 G4-3		1-2 FC5-6 1B	2-2 G6-3	4-2 BB		
40 Brian Fuentes, L (7, 1)					1-2 1B				
Greg Vaughn, R (8, PH)									
Jose Jimenez, R (9, 1)									
Justin Speier, R (9, 1)									

Inning Stats	R: 0	H: 0	E: 0	K: 5	S: 5	R: 0	H: 1	E: 0	K: 8	S: 8	R: 0	H: 1	E: 0	K: 2	S: 8	R: 4	H: 5	E: 0	K: 17	S: 17	R: 1	H: 2	E: 1	K: 11	S: 11	R: 0	H: 1	E: 0	K: 9	S: 9	R: 0	H: 0	E: 0	K: 9	S: 9	
	0	0	0	5	5	0	1	0	8	8	0	1	0	2	8	4	5	0	17	17	1	2	1	0	11	11	0	1	0	0	0	0	0	0	0	0

PITCHER	IP	WLS	BF	H	R	ER	SO	BB	IBB	HBP	BLK	WP	HR	S	P	ERA	WHIP
Kevin Jarvis, R (1, 1) ERA: 6.3	5.0	L	24	9	5	5	4	1	0	0	0	0	1	49	76	9.00	2.000
Scott Linebrink, R (6, 1) ERA: 3.61	1.0		3	0	0	0	0	0	0	0	0	1	0	5	10	0.00	0.000
Matt Herges, R (7, 1) ERA: 2.62	2.0		10	1	0	0	0	2	0	1	0	0	0	18	35	0.00	1.500

BOTTOM

AB	R	H	RBI	BB	SO	LOB
3	1	1	1	2	1	1
4	0	1	1	0	1	2
3	0	1	1	0	0	1
4	0	1	0	0	2	2
3	1	2	0	0	0	1
4	1	2	1	0	0	4
3	0	1	1	0	0	1
4	1	1	0	0	0	1
3	1	0	0	0	0	3
0	0	0	0	0	0	0
0	0	0	0	1	0	0
0	0	0	0	0	0	0
0	0	0	0	0	0	0

AB	31
R	5
H	10
RBI	5
BB	3
SO	4
LOB	16



WP	PA	ERA	WHIP
1	37		
0			
0			

San Diego Padres @ Colorado Rockies
Coors Field, Denver, CO
 Wed Jun 18 2003, 7:05 PM MDT
 Att: 22,033 - Overcast - 66 F

livebaseballscorecards.com

Batter	1	2	3	4	5	6	7	8	9	AB R H RBI BB SO LOB	TOP											
Mark Kotsay, L (1, 8) OBP: 0.348, SLG: 0.352	0-1 F8		1-2 G4-3		1-1 P4		1-0 2B		3-1 G3-1	5 0 1 2 0 0 0												
Gary Bennett, R (1, 2) OBP: 0.279, SLG: 0.290	0-1 F9		1-0 F7			3-2 G5-3	2-3 K			4 0 0 0 0 1 1												
Mark Loretta, R (1, 4) OBP: 0.381, SLG: 0.454	2-2 P3		4-2 BB			3-1 F7		3-2 G1-6-3 1B		3 0 1 0 1 0 0												
Ryan Klesko, L (1, 3)		1-2 P6	2-0 G4-3			2-0 1B		1-2 G1-6-3 1-2f		4 0 1 0 0 0 2												
Rondell White, R (1, 7)		0-1 F8		3-1 G6-3 1B		0-0 F7		0-1 G6-3		4 0 1 0 0 0 1												
Xavier Nady, R (1, 9)		1-0 2B 1B		1-2 G6-3 1-2f			1-2 F9		1-0 HR 1B	4 2 2 0 0 0 1												
Donaldo Mendez, R (1, 6)		0-0 2B		0-2 P3			1-3 K		0-2 HR	4 1 2 3 0 1 0												
Keith Lockhart, L (1, 5)		4-0 FC5-4 BB			0-0 G4-3		4-2 2B BB		0-1 G5-4-3 1B	2 1 1 0 2 0 0												
Brian Lawrence, R (1, 1) Adam Eaton, R (5, PH) Scott Linebrink, R (5, 1) Brian Buchanan, R (7, PH) Jesse Orosco, R (7, 1) Luther Hackman, R (7, 1) Mike Matthews, L (8, 1) Gary Matthews, S (9, PH)		0-0 FC5-4			0-3 K		4-1 2B BB		3-1 G5-4-3 1-2f	1 0 0 0 0 0 2 1 0 0 0 0 1 0 0 0 0 0 0 0 0 0 0 1 0 0 1 0 1 0 0 0 0 0 0 1												
Inning Stats	R: 0 E: 0 K: 0 S: 7	H: 0 LOB: 0 BB: 0 P: 9	R: 1 E: 0 K: 0 S: 9	H: 2 LOB: 2 BB: 1 P: 15	R: 0 E: 0 K: 0 S: 7	H: 0 LOB: 1 BB: 1 P: 15	R: 0 E: 0 K: 0 S: 8	H: 1 LOB: 0 BB: 0 P: 12	R: 0 E: 0 K: 1 S: 6	H: 0 LOB: 0 BB: 0 P: 7	R: 0 E: 0 K: 0 S: 7	H: 1 LOB: 1 BB: 0 P: 15	R: 2 E: 0 K: 2 S: 16	H: 1 LOB: 1 BB: 2 P: 29	R: 0 E: 0 K: 0 S: 8	H: 1 LOB: 0 BB: 0 P: 12	R: 2 E: 0 K: 0 S: 11	H: 3 LOB: 0 BB: 0 P: 18	1B: 6 2B: 2 3B: 0 HR: 1	SF: 0 SAC: 0 DP: 3 HBP: 0	WP: 0 PB: 0 SB: 0 CS: 0	PA: 37
PITCHER	IP WLS BF H R ER SO BB IBB HBP BLK WP HR S P ERA WHIP																					
Darren Oliver, L (1, 1) ERA: 5.11	6.2 W 28 5 3 3 2 4 0 0 0 0 0 0 55 95 4.05 1.350																					
Nelson Cruz, R (7, 1) ERA: 6.36	1.1 H 4 1 0 0 1 0 0 0 0 0 0 0 13 19 0.00 0.750																					
Todd Jones, R (9, 1) ERA: 8.05	0.0 3 3 2 2 0 0 0 0 0 0 0 1 7 8 ∞ ∞																					
Javier López, L (9, 1) ERA: 3.62	1.0 2 0 0 0 0 0 0 0 0 0 0 0 4 10 0.00 0.000																					

San Diego Padres @ Colorado Rockies
 Coors Field, Denver, CO
 Thu Jun 19 2003, 7:05 PM MDT
 Att. 23,515 - Cloudy - 72 F

livebaseballscorecards.com

AB	33
R	5
H	9
RBI	5
BB	4
SO	3
LOB	8



Detroit Tigers @ Colorado Rockies
Coors Field, Denver, CO

Fri Jun 20 2003, 7:05 PM MDT
Att. 29,603 - Overcast - 68 F

livebaseballscorecards.com

AB	38
R	7
H	13
RBI	6
BB	0
SO	5
LOB	12



WP:	0	PA:	40
PB:	0		
SB:	1		
CS:	0		

Batter	1	2	3	4	5	6	7	8	9	AB	R	H	RBI	BB	SO	LOB
Alex Sanchez, L (1, 8) OBP: 0.302, SLG: 0.345	F8	2B			F7		1B		E	5	1	3	1	0	0	0
Warren Morris, L (1, 4) OBP: 0.297, SLG: 0.514	P4	L9			G6-3		K		FC1-5	5	0	0	0	0	1	4
Bobby Higginson, L (1, 9) OBP: 0.337, SLG: 0.352	HR				K		K		FC3-6	5	1	1	1	0	2	2
Dmitri Young, S (1, 7) OBP: 0.350, SLG: 0.520	L8				F8		HR		F9	5	1	1	0	0	0	1
Eric Munson, L (1, 5) OBP: 0.330, SLG: 0.453					F8		HR			4	1	2	2	0	1	0
Kevin Witt, L (1, 3) OBP: 0.333, SLG: 0.474					P6		1B			4	1	2	1	0	1	1
Shane Halter, R (1, 6) OBP: 0.270, SLG: 0.359					G6-3		L5-3			4	1	2	0	0	0	1
20 Omar Infante, R (8, 6) OBP: 0.279, SLG: 0.246		1B			G6-3		L5-3		1B	0	0	0	0	0	0	0
A.J. Hinch, R (1, 2) OBP: 0.182, SLG: 0.300		SH3-4			G6-3		G6-3		F7	4	1	2	1	0	0	2
Mike Maroth, L (1, 1) OBP: 0.667, SLG: 0.500		SH3-4			G1-3		G5-3			1	0	0	0	0	0	1
Andres Torres, S (7, PH) OBP: 0.263, SLG: 0.289									FC1-5	1	0	0	0	0	0	0
Chris Spurling, R (7, 1)									1B	0	0	0	0	0	0	0
Ramon Santiago, S (9, PH) OBP: 0.298, SLG: 0.275									HBP	0	0	0	0	0	0	0
Franklyn German, R (9, 1)										0	0	0	0	0	0	0

Inning Stats	R: 1	H: 1	E: 0	K: 0	S: 8	LOB: 0	BB: 0	P: 16	R: 3	H: 4	E: 0	K: 1	S: 10	LOB: 1	BB: 0	P: 14	R: 0	H: 0	E: 0	K: 0	S: 7	LOB: 0	BB: 0	P: 14	R: 0	H: 1	E: 0	K: 0	S: 10	LOB: 1	BB: 0	P: 15	R: 0	H: 0	E: 0	K: 1	S: 7	LOB: 0	BB: 0	P: 10	R: 2	H: 3	E: 0	K: 0	S: 12	LOB: 0	BB: 0	P: 20	R: 0	H: 1	E: 0	K: 2	S: 12	LOB: 1	BB: 0	P: 17	R: 0	H: 2	E: 0	K: 1	S: 10	LOB: 2	BB: 0	P: 15	R: 1	H: 1	E: 1	K: 0	S: 8	LOB: 1	BB: 0	P: 14	1B: 7	SF: 0	2B: 3	SAC: 1	3B: 1	DP: 1	HR: 3	HBP: 1	WP: 0	PA: 40
--------------	------	------	------	------	------	--------	-------	-------	------	------	------	------	-------	--------	-------	-------	------	------	------	------	------	--------	-------	-------	------	------	------	------	-------	--------	-------	-------	------	------	------	------	------	--------	-------	-------	------	------	------	------	-------	--------	-------	-------	------	------	------	------	-------	--------	-------	-------	------	------	------	------	-------	--------	-------	-------	------	------	------	------	------	--------	-------	-------	-------	-------	-------	--------	-------	-------	-------	--------	-------	--------

PITCHER	IP	WLS	BF	H	R	ER	SO	BB	IBB	HBP	BLK	WP	HR	S	P	ERA	WHIP
Scott Elarton, R (1, 1) ERA: 7.59	5.0	L	24	9	6	6	2	0	0	0	0	0	3	47	78	10.80	1.800
Todd Jones, R (6, 1) ERA: 7.85	1.0		2	0	0	0	0	0	0	0	0	0	0	7	11	0.00	0.000
40 Brian Fuentes, L (7, 1) ERA: 2.6	1.2		8	3	0	0	3	0	0	0	0	0	0	20	29	0.00	1.800
Steve Reed, R (8, 1) ERA: 3.55	1.1		6	1	1	0	0	0	0	1	0	0	0	10	17	0.00	0.750

BOTTOM

Detroit Tigers @ Colorado Rockies
Coors Field, Denver, CO
Fri Jun 20 2003, 7:05 PM MDT
Att. 29,603 - Overcast - 68 F

livebaseballscores.com

AB 35
R 5
H 11
RBI 4
BB 4
SO 3
LOB 20



WP: 0 PA: 40
PB: 0
SB: 0
CS: 0

AB R H RBI BB SO LOB

5	1	2	0	0	1	3
5	1	2	0	0	2	3
4	0	1	1	1	0	2
4	0	0	0	1	0	4
3	0	1	1	1	0	2
4	0	1	0	0	0	2
4	1	1	0	0	0	1
3	1	2	0	1	0	1
1	0	0	0	0	0	1
0	0	0	0	0	0	0
1	0	0	0	0	0	1
0	0	0	0	0	0	0
0	0	0	0	0	0	0
0	0	0	0	0	0	0
1	1	1	2	0	0	0

1B: 9 SF: 0
2B: 0 SAC: 1
3B: 1 DP: 3
HR: 1 HBP: 0

Batter	1	2	3	4	5	6	7	8	9
Juan Uribe, R OBP: 0.333, SLG: 0.440 (1, 6)	2-1 1B 1B	1-1 G1-3		2-2 F8			2-3 K		1-2 17 G4-3 1B
Jay Payton, R OBP: 0.353, SLG: 0.466 (1, 7)	0-1 G6-4-3 1B 1B		0-0 17 F8 1B	0-3 K			0-0 F8		0-3 K
17 Todd Helton, L OBP: 0.434, SLG: 0.577 (1, 3)	0-0 G6-4-3 1B		2-0 F8				4-0 BB		1-2 G4-3
Preston Wilson, R OBP: 0.376, SLG: 0.572 (1, 8)	0-0 G6-4-3 1-2f 2-3		4-1 G4-6-3 BB				1-2 F8		1-2 P6
Larry Walker, L OBP: 0.427, SLG: 0.484 (1, 9)	2-1 FC5-4 1B		0-0 G4-6-3 1-2f					4-1 G4-6-3 BB	
Chris Stynes, R OBP: 0.366, SLG: 0.471 (1, 5)	2-0 FC5-4 1-2f		0-1 F8				0-0 FC5-2 3B		0-1 G4-6-3 1-2f
Charles Johnson, R OBP: 0.325, SLG: 0.426 (1, 2)		1-0 F9		1-0 1B E 1B			0-0 FC5-2		2-0 P3
Mark Bellhorn, S OBP: 0.350, SLG: 0.324 (1, 4)		3-1 SH1-4 1B		1-2 F8 E 1B			1-0 L5		4-2 HR BB
Scott Elarton, R OBP: 0.180, SLG: 0.100 (6, 1) Todd Jones, L (6, PH) Greg Vaughn, R OBP: 0.345, SLG: 0.600 (7, 1) 40 Brian Fuentes, L (8, 1) Steve Reed, R (9, PH) Greg Norton, S OBP: 0.299, SLG: 0.370		0-0 SH1-4		2-2 E2			0-0 P4		0-1 HR 1-H

Inning Stats	R: 2	H: 4	E: 0	LOB: 1	K: 0	P: 15	R: 0	H: 1	E: 0	LOB: 1	K: 0	P: 11	R: 0	H: 1	E: 0	LOB: 1	K: 0	P: 10	R: 1	H: 2	E: 1	LOB: 2	K: 1	P: 22	R: 0	H: 0	E: 0	LOB: 0	K: 0	P: 8	R: 0	H: 1	E: 0	LOB: 1	K: 0	P: 5	R: 0	H: 0	E: 0	LOB: 1	K: 1	P: 16	R: 0	H: 0	E: 0	LOB: 0	K: 0	P: 10	R: 2	H: 2	E: 0	LOB: 1	K: 1	P: 27	1B: 9	SF: 0	2B: 0	SAC: 1	3B: 1	DP: 3	HR: 1	HBP: 0	WP: 0	PA: 40
--------------	------	------	------	--------	------	-------	------	------	------	--------	------	-------	------	------	------	--------	------	-------	------	------	------	--------	------	-------	------	------	------	--------	------	------	------	------	------	--------	------	------	------	------	------	--------	------	-------	------	------	------	--------	------	-------	------	------	------	--------	------	-------	-------	-------	-------	--------	-------	-------	-------	--------	-------	--------

PITCHER	IP	WLS	BF	H	R	ER	SO	BB	IBB	HBP	BLK	WP	HR	S	P	ERA	WHIP
Mike Maroth, L ERA: 5.19 (1, 1)	6.0	W	27	9	3	2	1	1	0	0	0	0	0	45	71	3.00	1.667
Chris Spurling, R ERA: 3.55 (7, 1)	2.0	H	7	0	0	0	1	2	0	0	0	0	0	13	26	0.00	1.000
Franklyn German, R ERA: 3.56 (9, 1)	1.0		6	2	2	2	1	1	0	0	0	0	1	20	27	18.00	3.000

Batter	1	2	3	4	5	6	7	8	9	AB R H RBI BB SO LOB	TOP																
Alex Sanchez, L (1, 8) OBP: 0.304, SLG: 0.350	0-1 G6-3 1B 2B		3-1 FC1-6 G4-6-3 1-2f		1-2 F9		0-0 G4-3		2-2 HR 1B	5 2 2 0 0 0 1																	
Warren Morris, L (1, 4) OBP: 0.333, SLG: 0.595	2-1 G6-3 2-3		0-0 G4-6-3 1-2f		3-2 G3-6-1 1B		2-1 E6 1B		2-1 HR 1-H 2-H	5 1 3 3 0 0 2																	
Bobby Higginson, L (1, 9) OBP: 0.339, SLG: 0.355 Craig Monroe, R (8, 9) OBP: 0.279, SLG: 0.362	2-0 G3-6-3 1B 3-H			1-0 2B BB 1B	2-2 G3-6-1 1-2f		1-3 K		1-3 K	4 1 2 1 0 1 2 1 0 0 0 0 1 0																	
Dmitri Young, S (1, 7) OBP: 0.356, SLG: 0.526	1-1 G3-6-3 1-2f			0-0 BB 1-3 2B		0-0 1B 1B		1-0 G6-4-3 HBP		3 0 2 0 0 0 1																	
Eric Munson, L (1, 5) OBP: 0.324, SLG: 0.443				1-3 K		1-0 F7		1-0 G6-4-3 1-2f		4 0 0 0 0 1 4																	
Kevin Witt, L (1, 3) OBP: 0.330, SLG: 0.463				0-0 G3		1-0 1-2 1B		1-2 G1-3		4 0 1 0 0 0 2																	
Shane Halter, R (1, 6) OBP: 0.275, SLG: 0.378				4-1 BB BB		3-3 K SAFE			2-2 G6-3	3 1 1 1 1 1 2																	
A.J. Hinch, R (1, 2) OBP: 0.214, SLG: 0.250 Matt Walbeck, S (8, 2) OBP: 0.091, SLG: 0.109				4-1 SAFE BB		0-3 K			2-1 F7	2 0 0 1 1 2 2 1 0 0 0 0 0 0																	
Matt Roney, R (1, 1) OBP: 0.500, SLG: 0.500 Steve Sparks, R (4, 1) Andres Torres, S (7, PH) OBP: 0.250, SLG: 0.286 Gary Knotts, R (7, 1) Jamie Walker, L (8, 1) Ramon Santiago, S (9, PH) OBP: 0.302, SLG: 0.275				0-3 K			1-3 K		4-1 HR 1B BB	2 0 1 0 0 1 3 0 0 0 0 0 0 0 1 0 0 0 0 1 0 0 0 0 0 0 0 0 0 0 0 0 0 0 0 0 1 0 0 1 0 0																	
Inning Stats	R: 1 E: 0 K: 0 S: 7	H: 2 LOB: 0 BB: 0 P: 12	R: 1 E: 0 K: 1 S: 7	H: 1 LOB: 0 BB: 0 P: 13	R: 0 E: 0 K: 0 S: 6	H: 1 LOB: 0 BB: 0 P: 12	R: 1 E: 0 K: 2 S: 11	H: 2 LOB: 3 BB: 2 P: 21	R: 0 E: 0 K: 0 S: 11	H: 1 LOB: 0 BB: 0 P: 17	R: 0 E: 0 K: 2 S: 9	H: 2 LOB: 2 BB: 0 P: 14	R: 0 E: 1 K: 2 S: 11	H: 1 LOB: 1 BB: 0 P: 15	R: 0 E: 0 K: 0 S: 4	H: 0 LOB: 0 BB: 0 P: 7	R: 3 E: 0 K: 1 S: 16	H: 2 LOB: 0 BB: 1 P: 29	1B: 8 2B: 2 3B: 0 HR: 2	SF: 0 SAC: 0 DP: 4 HBP: 1	WP: 0 PB: 0 SB: 0 CS: 0	PA: 39					
PITCHER	IP	WLS	BF	H	R	ER	SO	BB	IBB	HBP	BLK	WP	HR	S	P	ERA	WHIP										
Jason Jennings, R (1, 1) ERA: 4.76	7.0	W	30	10	3	3	7	2	0	0	0	0	1	62	104	3.86	1.714										
Javier López, L (8, 1) ERA: 3.49	1.0		3	0	0	0	0	0	0	1	0	0	0	4	7	0.00	0.000										
Jose Jimenez, R (9, 1) ERA: 7.09	1.0		6	2	3	3	1	1	0	0	0	0	1	16	29	27.00	3.000										

Detroit Tigers @ Colorado Rockies
Coors Field, Denver, CO
Sat Jun 21 2003, 6:05 PM MDT
Att. 35,660 - Cloudy - 80 F

livebaseballscorecards.com

AB	35
R	6
H	12
RBI	6
BB	3
SO	8
LOB	19



BOTTOM

Detroit Tigers @ Colorado Rockies
Coors Field, Denver, CO
 Sat Jun 21 2003, 6:05 PM MDT
 Att: 35,660 - Cloudy - 80 F

livebaseballscorecards.com

AB	32
R	9
H	10
RBI	8
BB	7
SO	5
LOB	19



WP: 1	PA: 40
PB: 0	
SB: 0	
CS: 0	

AB	R	H	RBI	BB	SO	LOB
4	1	1	1	1	0	1
3	1	1	0	2	0	1
3	2	1	1	2	1	3
5	2	3	4	0	1	4
3	2	2	0	1	0	0
2	1	0	0	1	0	2
1	0	1	0	0	0	0
3	0	0	1	0	1	4
4	0	0	1	0	1	4
3	0	1	0	0	1	0
0	0	0	0	0	0	0
1	0	0	0	0	0	0
0	0	0	0	0	0	0
1B: 6	SF: 1					
2B: 0	SAC: 0					
3B: 0	DP: 2					
HR: 4	HBP: 0					

Batter	1	2	3	4	5	6	7	8	9							
Juan Uribe, R (1, 6) OBP: 0.337, SLG: 0.468	0-2 G4-3		1-2 E6 17 BB	3-2 G4-3		2-0 HR		4-1 BB								
Mark Bellhorn, S (1, 4) OBP: 0.357, SLG: 0.324	3-2 17 G6-4-3 1B		0-1 F8		4-1 17 BB HR	0-0 G3-1		4-2 1-2 BB								
17 Todd Helton, L (1, 3) OBP: 0.436, SLG: 0.585	0-0 G6-4-3 1-2f		4-0 1-2 BB		4-1 1-2 HR BB		0-0 HR	2-3 K								
Preston Wilson, R (1, 8) OBP: 0.379, SLG: 0.594		1-2 1B	0-1 F9		1-0 1-1 HR		1-1 HR	2-3 K								
Larry Walker, L (1, 9) OBP: 0.432, SLG: 0.486		2-2 1B		4-1 G5-3 G3-1 BB	0-1 L5		0-0 1B SF7									
Greg Vaughn, R (1, 7) OBP: 0.344, SLG: 0.556		0-0 F6		4-2 G3-1 G5-3 WP BB	1-0 P4		2-0 G3-6-3 1B									
Jay Payton, R (7, 7) OBP: 0.355, SLG: 0.468																
Bobby Estalella, R (1, 2) OBP: 0.280, SLG: 0.409		2-3 K		1-0 G5-3	2-2 G5-3		1-0 SF7									
Greg Norton, S (1, 5) OBP: 0.289, SLG: 0.357		1-1 F7		1-1 G3-1		1-3 K	1-1 G3-6-3									
Jason Jennings, L (1, 1) OBP: 0.357, SLG: 0.375			2-1 G4-3			2-3 K		3-1 F9								
Javier López, L (8, 1)																
Mark Sweeney, L (8, PH) OBP: 0.362, SLG: 0.490																
Jose Jimenez, R (9, 1)																
Inning Stats	R: 0 E: 0 K: 0 S: 7	H: 1 LOB: 0 BB: 0 P: 10	R: 0 E: 0 K: 1 S: 15	H: 2 LOB: 2 BB: 0 P: 21	R: 0 E: 1 K: 0 S: 9	H: 0 LOB: 2 BB: 1 P: 16	R: 2 E: 0 K: 0 S: 10	H: 1 LOB: 1 BB: 2 P: 25	R: 3 E: 0 K: 0 S: 9	H: 1 LOB: 0 BB: 2 P: 21	R: 1 E: 0 K: 2 S: 10	H: 1 LOB: 0 BB: 0 P: 15	R: 3 E: 0 K: 0 S: 8	H: 4 LOB: 0 BB: 0 P: 13	R: 0 E: 0 K: 2 S: 19	H: 0 LOB: 2 BB: 2 P: 34

PITCHER	IP	WLS	BF	H	R	ER	SO	BB	IBB	HBP	BLK	WP	HR	S	P	ERA	WHIP
Matt Roney, R (1, 1) ERA: 3.18	3.2		18	4	2	2	1	3	0	0	0	1	0	38	66	4.91	1.909
Steve Sparks, R (4, 1) ERA: 4.0	2.1	L	11	2	4	4	2	2	0	0	0	0	2	22	42	15.43	1.714
Gary Knotts, R (7, 1) ERA: 5.04	1.1		9	4	3	3	0	2	0	0	0	0	2	19	35	20.25	4.500
Jamie Walker, L (8, 1) ERA: 3.86	0.2		2	0	0	0	2	0	0	0	0	0	0	8	12	0.00	0.000

Batter	1	2	3	4	5	6	7	8	9	AB R H RBI BB SO LOB	TOP											
Alex Sanchez, L (1, 8) OBP: 0.303, SLG: 0.349	1-1 G3		1-3 K			1-0 G1-6-3 1B		1-2 G5-3		4 0 1 0 0 1 0												
Shane Halter, R (1, 3) OBP: 0.269, SLG: 0.369	2-3 K		3-1 F8			2-2 F8		2-1 F8		4 0 0 0 0 1 1												
Warren Morris, L (1, 4) OBP: 0.348, SLG: 0.587	0-0 1B		1-3 K			0-0 G1-6-3 1-2f		2-0 BB 1B		4 0 2 0 0 1 1												
Dmitri Young, S (1, 7) OBP: 0.358, SLG: 0.535	1-0 F9			0-0 P6			3-2 HR	4-2 BB		3 1 1 1 1 0 1												
Craig Monroe, R (1, 9) OBP: 0.279, SLG: 0.371		1-3 K		3-2 L9			3-2 G6-3 3B	3-3 K		4 1 1 0 0 2 2												
Eric Munson, L (1, 5) OBP: 0.323, SLG: 0.444		3-2 2B		2-2 G3			2-2 G6-3	0-3 K		4 1 1 1 0 1 0												
Ramon Santiago, S (1, 6) OBP: 0.305, SLG: 0.272		3-1 F8		0-1 G5-3			3-H 2-2 HBP	4-1 L1-3 BB		2 0 0 0 1 0 1												
Matt Walbeck, S (1, 2) OBP: 0.105, SLG: 0.140		3-0 2B		1-2 K			1-0 F9	2-1 L1-3		2 0 1 1 0 1 0												
Kevin Witt, L (7, PH) OBP: 0.326, SLG: 0.458		2-H		1-0 K				1-1		1 0 0 0 0 0 1												
A.J. Hinch, R (7, 2) OBP: 0.200, SLG: 0.231		1-3 K		1-0 G3-1			0-1 P6			1 0 0 0 0 0 1												
Adam Bernero, R (1, 1) Bobby Higginson, L (7, PH) Wilfredo Ledezma, L (7, 1)										2 0 0 0 0 1 1 1 0 0 0 0 0 1 0 0 0 0 0 0 0												
Inning Stats	R: 0 E: 0 K: 1 S: 8	H: 1 LOB: 1 BB: 0 P: 12	R: 1 E: 0 K: 2 S: 14	H: 2 LOB: 1 BB: 0 P: 25	R: 0 E: 0 K: 2 S: 10	H: 0 LOB: 0 BB: 0 P: 15	R: 0 E: 0 K: 0 S: 7	H: 0 LOB: 0 BB: 0 P: 12	R: 0 E: 0 K: 1 S: 7	H: 0 LOB: 0 BB: 0 P: 9	R: 0 E: 0 K: 0 S: 5	H: 1 LOB: 0 BB: 0 P: 8	R: 2 E: 0 K: 0 S: 17	H: 2 LOB: 1 BB: 0 P: 28	R: 0 E: 0 K: 1 S: 14	H: 1 LOB: 2 BB: 1 P: 26	R: 0 E: 0 K: 1 S: 6	H: 0 LOB: 0 BB: 1 P: 12	1B: 3 2B: 3 3B: 1 HR: 1	SF: 0 SAC: 0 DP: 2 HBP: 1	WP: 0 PB: 0 SB: 0 CS: 0	PA: 35
PITCHER	IP WLS BF H R ER SO BB IBB HBP BLK WP HR S P ERA WHIP																					
Denny Neagle, L (1, 1) ERA: 5.11	6.1 W 24 6 3 3 6 0 0 0 0 0 1 61 99 4.26 0.947																					
Justin Speier, R (7, 1) ERA: 3.72	1.1 H 6 1 0 0 0 0 0 0 1 0 0 0 13 21 0.00 0.750																					
40 Brian Fuentes, L (8, 1) ERA: 2.57	0.1 H 2 0 0 0 1 1 0 0 0 0 0 0 8 15 0.00 3.000																					
Jose Jimenez, R (9, 1) ERA: 6.88	1.0 S 3 0 0 0 1 1 0 0 0 0 0 0 6 12 0.00 1.000																					

Detroit Tigers @ Colorado Rockies
Coors Field, Denver, CO
Sun Jun 22 2003, 1:05 PM MDT
Att. 34,723 - Sunny - 73 F

livebaseballscorecards.com

AB	32
R	3
H	7
RBI	3
BB	2
SO	8
LOB	10



Batter	1	2	3	4	5	6	7	8	9	AB	R	H	RBI	BB	SO	LOB
Juan Uribe, R OBP: 0.322, SLG: 0.446 (1, 6)	3-1 G4-3	1-3 K		X 0-0 G5-3			0-3 K			4	0	0	0	0	2	0
Jay Payton, R OBP: 0.354, SLG: 0.465 (1, 7)	0-0 17 2B	0-0 P5		1-1 P6			2-3 K			4	1	1	0	0	1	0
17 Todd Helton, L OBP: 0.437, SLG: 0.588 (1, 3)	0-2 1B	3-2 L8		0-0 L9			2-2 WP 1B			4	1	2	1	0	0	0
Preston Wilson, R OBP: 0.378, SLG: 0.588 (1, 8)	3-3 K		2-2 PB 1B 1B HBP		1-3 K		1-1 G5-3			3	1	0	0	0	2	2
Larry Walker, L OBP: 0.429, SLG: 0.482 (1, 9)	2-1 2B E		1 SAFE 0-1 P6		1-3 K		1-2 K			4	1	1	1	0	2	1
Chris Stynes, R OBP: 0.368, SLG: 0.476 (1, 5)	0-1 E8		0-0 1B BB		1-1 F8		1-2 G6-3			4	1	2	0	0	0	0
Mark Bellhorn, S OBP: 0.360, SLG: 0.320 (1, 4)	1-1 BB HBP		4-1 1B BB		1-1 F8		1-2 P4			2	0	0	0	1	0	0
Charles Johnson, R OBP: 0.330, SLG: 0.427 (1, 2)	4-1 BB		1-2 G4-6-3 1B		1-2 G1-3		1-2 G1-3			2	0	1	2	1	0	0
Denny Neagle, L (1, 1)	0-3 K		0-0 G4-6-3		1-1 G4-3					3	0	0	0	0	1	5
Justin Speier, R (7, 1)										0	0	0	0	0	0	0
40 Brian Fuentes, L (8, 1)										0	0	0	0	0	0	0
Jose Jimenez, R (9, 1)										0	0	0	0	0	0	0

Inning Stats	R: 3	H: 4	R: 0	H: 0	R: 2	H: 2	R: 0	H: 0	R: 0	H: 0	R: 0	H: 1	R: 0	H: 0	R: 0	H: 0
	E: 1	LOB: 3	E: 0	LOB: 0	E: 0	LOB: 1	E: 0	LOB: 0	E: 0	LOB: 0	E: 0	LOB: 1	E: 0	LOB: 0	E: 0	LOB: 0
	K: 2	BB: 1	K: 1	BB: 0	K: 0	BB: 1	K: 0	BB: 0	K: 2	BB: 0	K: 1	BB: 0	K: 1	BB: 0	K: 2	BB: 0
	S: 19	P: 32	S: 7	P: 11	S: 10	P: 17	S: 4	P: 5	S: 8	P: 11	S: 7	P: 10	S: 13	P: 18	S: 11	P: 14


PITCHER	IP	WLS	BF	H	R	ER	SO	BB	IBB	HBP	BLK	WP	HR	S	P	ERA	WHIP
Adam Bernero, R (1, 1)	6.0	L	27	6	5	5	5	2	0	2	0	0	0	55	86	7.50	1.333
Wilfredo Ledezma, L (7, 1)	2.0		7	1	0	0	3	0	0	0	0	1	0	24	32	0.00	0.500

DETROIT TIGERS @ COLORADO ROCKIES
Coors Field, Denver, CO

Sun Jun 22 2003, 1:05 PM MDT
Att: 34,723 - Sunny - 73 F

AB	30
R	5
H	7
RBI	4
BB	2
SO	8
LOB	8

livebaseballscorecards.com



WP	PA	1B	SF	2B	SAC	3B	DP	HR	HBP	CS
1	34	5	0	2	0	0	1	0	2	0

Batter	1	2	3	4	5	6	7	8	9	AB	R	H	RBI	BB	SO	LOB	
Gary Matthews, S OBP: 0.285, SLG: 0.340 (1, 9) C B B B B B	3-3 K ①		0-3 K ②			1-2 P4 ①		2-0 L1-5-3 1B ①		4	0	1	0	0	2	1	
Mark Kotsay, L OBP: 0.344, SLG: 0.342 (1, 8) B F B B X	3-1 F7 ②		1-0 FC6 ③ 1-2f			1-2 G3 ②		0-0 L1-5-3 ② ③ 1-1		4	0	0	0	0	0	2	
Mark Loretta, R OBP: 0.370, SLG: 0.442 (1, 4) B X	1-0 L5 ③				0-1 P4 ①	1-3 K ③			0-1 G6-3 ①	4	0	0	0	0	1	0	
Ryan Klesko, L OBP: 0.365, SLG: 0.518 (1, 3)			0-3 K ①		2-2 L7 ②		0-0 HR ①		1-0 FC6-4 1B ①	4	1	2	1	0	1	0	
Rondell White, R OBP: 0.343, SLG: 0.482 (1, 7)			3-1 G4-3 ②		2-0 G5-3 ③		4-2 BB ①		1-2 FC6-4 FC4-6 ② 1-2f	3	0	0	0	1	0	1	
Dave Hansen, L OBP: 0.404, SLG: 0.329 (1, 5)			0-2 1B ③			3-2 G1-3 ①		3-3 K ①		1-2 FC4-6 ③ 1-2f	4	0	1	0	0	1	2
Gary Bennett, R OBP: 0.260, SLG: 0.269 (1, 2)			3-2 G6-3 ③			0-0 G4-3 ②		1-3 K ②		3	0	0	0	0	1	2	
Donaldo Mendez, R OBP: 0.346, SLG: 0.413 (1, 6)			2-3 K ①			2-0 1B ③		0-3 K ③		3	0	1	0	0	2	1	
Kevin Jarvis, L OBP: 0.500, SLG: 0.333 (1, 1) Luther Hackman, R (7, 1) Sean Burroughs, L OBP: 0.354, SLG: 0.416 (8, PH) Matt Herges, L (9, 1)			1-1 FC6 1B ③			0-0 G4-3 ③			1-1 F8 ①	2	0	1	0	0	0	1	
										0	0	0	0	0	0	0	
										1	0	0	0	0	0	0	
										0	0	0	0	0	0	0	

Inning Stats	R: 0	H: 0	E: 0	K: 1	S: 6	LOB: 0	BB: 0	P: 13	R: 0	H: 1	E: 0	K: 1	S: 13	LOB: 1	BB: 0	P: 19	R: 0	H: 1	E: 0	K: 2	S: 10	LOB: 1	BB: 0	P: 14	R: 0	H: 0	E: 0	K: 0	S: 7	LOB: 0	BB: 0	P: 11	R: 0	H: 1	E: 0	K: 0	S: 7	LOB: 1	BB: 0	P: 12	R: 0	H: 0	E: 0	K: 1	S: 10	LOB: 0	BB: 0	P: 13	R: 1	H: 1	E: 0	K: 3	S: 14	LOB: 1	BB: 1	P: 22	R: 0	H: 1	E: 0	K: 0	S: 4	LOB: 0	BB: 0	P: 7	R: 0	H: 1	E: 0	K: 0	S: 9	LOB: 1	BB: 0	P: 12	1B: 5	SF: 0	2B: 1	SAC: 0	3B: 0	DP: 1	HR: 1	HBP: 0	WP: 0	PA: 33	PB: 0	SB: 0	CS: 0
--------------	------	------	------	------	------	--------	-------	-------	------	------	------	------	-------	--------	-------	-------	------	------	------	------	-------	--------	-------	-------	------	------	------	------	------	--------	-------	-------	------	------	------	------	------	--------	-------	-------	------	------	------	------	-------	--------	-------	-------	------	------	------	------	-------	--------	-------	-------	------	------	------	------	------	--------	-------	------	------	------	------	------	------	--------	-------	-------	-------	-------	-------	--------	-------	-------	-------	--------	-------	--------	-------	-------	-------

BOTTOM

Colorado Rockies @ San Diego Padres
Qualcomm Stadium, San Diego, CA

Mon Jun 23 2003, 10:05 PM EDT
Att: 18,072 - Sunny - 70 F

livebaseballscorecards.com

AB	32
R	1
H	6
RBI	1
BB	1
SO	8
LOB	10



PITCHER	IP	WLS	BF	H	R	ER	SO	BB	IBB	HBP	BLK	WP	HR	S	P	ERA	WHIP
Shawn Chacon, R ERA: 3.91 (1, 1)	7.0	W	26	4	1	1	8	1	0	0	0	0	1	67	104	1.29	0.714
Nelson Cruz, R ERA: 6.23 (8, 1)	1.0		3	1	0	0	0	0	0	0	0	0	0	4	7	0.00	1.000
Steve Reed, R ERA: 3.44 (9, 1)	1.0		4	1	0	0	0	0	0	0	0	0	0	9	12	0.00	1.000

PITCHER	IP	WLS	BF	H	R	ER	SO	BB	IBB	HBP	BLK	WP	HR	S	P	ERA	WHIP
---------	----	-----	----	---	---	----	----	----	-----	-----	-----	----	----	---	---	-----	------

Batter	1	2	3	4	5	6	7	8	9	AB R H RBI BB SO LOB	TOP											
Juan Uribe, R (1, 6) OBP: 0.340, SLG: 0.473	0-2 17 G5-4-3 1B		2-3 K		2-2 2B		0-0 P4		1-1 WP 17 BB 1B	5 0 3 1 0 1 2												
Ronnie Belliard, R (1, 4) OBP: 0.393, SLG: 0.411	0-1 17 G5-4-3 1B		0-0 G6-3		0-0 G5-3		3-2 1-H 2B		3-3 K	5 0 2 1 0 1 4												
17 Todd Helton, L (1, 3) OBP: 0.439, SLG: 0.587	2-2 G5-4-3 1-2f 2-3			3-1 G5-3		0-0 HR 2B	4-0 IBB		4-1 WP BB	3 1 1 0 2 0 2												
Preston Wilson, R (1, 8) OBP: 0.373, SLG: 0.575	0-0 F8		2-3 K		1-0 G5-3		1-1 G6-3		1-2 F8	5 0 0 0 0 1 6												
Larry Walker, L (1, 9) OBP: 0.434, SLG: 0.511		2-3 K		2-1 1B		1-1 2-H HR		1-1 F8		4 1 2 2 0 1 0												
Chris Stynes, R (1, 5) OBP: 0.368, SLG: 0.468		2-1 G5-3		2-3 K		0-2 F9		1-0 G5-3		4 0 0 0 0 1 1												
Mark Sweeney, L (1, 7) OBP: 0.333, SLG: 0.446		0-1 G1-3			1-3 K		0-2 F7		3-1 P5	4 0 0 0 0 1 0												
Javier López, L (8, 1)										0 0 0 0 0 0 0												
Jose Jimenez, R (9, 1)										0 0 0 0 0 0 0												
Bobby Estalella, R (1, 2) OBP: 0.308, SLG: 0.422			4-2 BB		4-2 2B BB		1-2 FC5-6 1B		0-0 1B SH1-3 WP 1B	2 2 2 0 2 0 0												
Darren Oliver, R (1, 1) OBP: 0.250, SLG: 0.267			1-2 F8		0-0 G4-3		0-1 FC5-6 2B		0-0 SH1-3	3 1 0 0 0 0 3												
Justin Speier, R (7, 1)										0 0 0 0 0 0 0												
Jay Payton, R (8, 7) OBP: 0.348, SLG: 0.457										0 0 0 0 0 0 0												
Inning Stats	R: 0 E: 0 K: 0 S: 10	H: 2 LOB: 1 BB: 0 P: 12	R: 0 E: 0 K: 1 S: 7	H: 0 LOB: 0 BB: 0 P: 11	R: 0 E: 0 K: 1 S: 11	H: 0 LOB: 1 BB: 1 P: 18	R: 0 E: 0 K: 2 S: 13	H: 1 LOB: 1 BB: 0 P: 22	R: 1 E: 0 K: 1 S: 11	H: 1 LOB: 1 BB: 1 P: 18	R: 2 E: 0 K: 0 S: 11	H: 2 LOB: 0 BB: 0 P: 13	R: 1 E: 0 K: 0 S: 15	H: 2 LOB: 2 BB: 1 P: 24	R: 0 E: 0 K: 0 S: 5	H: 0 LOB: 0 BB: 0 P: 10	R: 1 E: 0 K: 1 S: 14	H: 2 LOB: 2 BB: 1 P: 23	1B: 6 2B: 3 3B: 0 HR: 1	SF: 0 SAC: 1 DP: 1 HBP: 0	WP: 1 PB: 0 SB: 0 CS: 0	PA: 40
PITCHER	IP WLS BF H R ER SO BB IBB HBP BLK WP HR S P ERA WHIP																					
Brian Lawrence, R (1, 1) ERA: 4.84	6.0 L 25 6 3 3 5 2 0 0 0 0 1 63 94 4.50 1.333																					
Scott Linebrink, R (7, 1) ERA: 3.38	2.0 9 2 1 1 0 0 0 1 0 0 0 20 34 4.50 1.000																					
Jay Witasick, R (9, 1) ERA: 6.35	0.2 4 2 1 1 1 0 0 0 0 0 0 7 11 13.50 3.000																					
Jesse Orosco, L (9, 1) ERA: 8.14	0.1 2 0 0 0 0 1 0 0 0 1 0 7 12 0.00 3.000																					

Colorado Rockies @ San Diego Padres
Qualcomm Stadium, San Diego, CA
Tue Jun 24 2003, 10:05 PM EDT
Att. 15,915 - Sunny - 68 F

livebaseballscorecards.com

AB	35
R	5
H	10
RBI	4
BB	4
SO	6
LOB	18




Batter	1	2	3	4	5	6	7	8	9	AB R H RBI BB SO LOB	TOP			
Juan Uribe, R (1, 6) OBP: 0.327, SLG: 0.447	1-1 1B	3-2 F7			0-1 F8	2-3 K		2-1 F9		5 0 1 0 0 1 2				
Ronnie Belliard, R (1, 4) OBP: 0.393, SLG: 0.415	0-2 1B		3-2 1B		0-2 F8 17 1B		3-2 G6-3		1-2 G6-3	5 0 3 0 0 0 0				
17 Todd Helton, L (1, 3) OBP: 0.432, SLG: 0.574	3-1 F6		2-0 F9		2-2 1B		3-3 K		1-1 F7	5 0 1 0 0 1 3				
Preston Wilson, R (1, 8) OBP: 0.368, SLG: 0.565	2-3 K		1-1 F7		1-0 F8		2-1 1B 2B		3-2 F8	5 1 1 0 0 1 5				
Larry Walker, L (1, 9) OBP: 0.434, SLG: 0.506	2-1 G1-4-3		0-0 G4-3		3-2 L8		0-0 2B 1B			4 0 1 0 0 0 5				
Jay Payton, R (1, 7) OBP: 0.352, SLG: 0.473			1-3 K		2-3 K		0-0 1B 2B		1-1 2B	4 1 2 1 0 2 0				
Mark Bellhorn, S (1, 5) OBP: 0.356, SLG: 0.312			3-1 F8		4-2 BB		1-1 F7		2-2 P3	3 0 0 0 1 0 3				
Charles Johnson, R (1, 2) OBP: 0.317, SLG: 0.423			1-1 HR		1-2 F8		0-2 G6-3		1-0 F9	4 1 1 1 0 0 2				
Jason Jennings, L (1, 1) OBP: 0.367, SLG: 0.385 Greg Norton, S (8, PH) OBP: 0.501, SLG: 0.377 Matt Miller, R (6, 1) 40 Brian Fuentes, L (7, 1) Greg Vaughn, R (8, PH) OBP: 0.351, SLG: 0.517 Steve Reed, R (8, 1)			1-2 1B		2-0 G4-3		2-1 S 1B		2-1 G5-3	2 0 1 0 0 0 1 1 0 1 1 0 0 0 0 0 0 0 0 0 0 0 0 0 0 0 0 0 1 0 0 0 0 0 0 0 0 0 0 0 0 0				
Inning Stats	R: 0 H: 2 E: 0 LOB: 2 K: 1 BB: 0 S: 12 P: 20	R: 1 H: 2 E: 0 LOB: 1 K: 1 BB: 0 S: 14 P: 23	R: 0 H: 1 E: 0 LOB: 1 K: 0 BB: 0 S: 7 P: 13	R: 0 H: 0 E: 0 LOB: 1 K: 1 BB: 1 S: 9 P: 18	R: 0 H: 2 E: 0 LOB: 2 K: 0 BB: 0 S: 12 P: 18	R: 1 H: 2 E: 0 LOB: 1 K: 1 BB: 0 S: 11 P: 16	R: 1 H: 3 E: 0 LOB: 2 K: 1 BB: 0 S: 14 P: 25	R: 0 H: 0 E: 0 LOB: 0 K: 0 BB: 0 S: 5 P: 10	R: 0 H: 0 E: 0 LOB: 0 K: 0 BB: 0 S: 10 P: 15	1B: 8 SF: 0 2B: 3 SAC: 0 3B: 0 DP: 0 HR: 1 HBP: 0	WP: 0 PA: 40 PB: 0 SB: 1 CS: 0			
PITCHER	IP WLS BF H R ER SO BB IBB HBP BLK WP HR S P ERA WHIP												PITCHER	IP WLS BF H R ER SO BB IBB HBP BLK WP HR S P ERA WHIP
Josh Fogg, R (1, 1) ERA: 4.35	5.2 W 27 9 2 2 3 1 0 0 0 0 0 1 62 103 3.18 1.765													
16 Salomon Torres, R (6, 1) ERA: 4.71	0.1 H 1 0 0 0 1 0 0 0 0 0 0 0 3 5 0.00 0.000													
Scott Sauerbeck, L (7, 1) ERA: 4.46	0.2 H 4 2 1 1 1 0 0 0 0 0 0 0 9 17 13.50 3.000													
Brian Boehringer, R (7, 1) ERA: 7.42	1.1 H 5 1 0 0 0 0 0 0 0 0 0 0 10 18 0.00 0.750													
Mike Williams, R (9, 1) ERA: 5.58	1.0 S 3 0 0 0 0 0 0 0 0 0 0 0 10 15 0.00 0.000													

Colorado Rockies @ Pittsburgh Pirates
PNC Park, Pittsburgh, PA
Fri Jun 27 2003, 7:05 PM EDT
Att. 37,566 - Sunny - 73 F

livebaseballscorecards.com

AB	39
R	3
H	12
RBI	3
BB	1
SO	5
LOB	21




Batter	1	2	3	4	5	6	7	8	9	AB R H RBI BB SO LOB	TOP	
Juan Uribe, R (1, 6) OBP: 0.311, SLG: 0.420	2-2 F9		0-2 K		2-2 G5-3			1-3 K		4 0 0 0 0 2 3		
Ronnie Belliard, R (1, 4) OBP: 0.387, SLG: 0.405	0-0 L9		4-2 BB			1-3 K		0-2 G5-3		3 0 0 0 1 1 0		
17 Todd Helton, L (1, 3) OBP: 0.428, SLG: 0.569 Mark Bellhorn, S (8, 3) OBP: 0.354, SLG: 0.310	2-2 1B		2-1 F7			2-2 F8		0-3 K		3 0 1 0 0 0 3 1 0 0 0 0 1 0		
Preston Wilson, R (1, 8) OBP: 0.366, SLG: 0.560 Ben Petrick, R (7, 8)		2-2 G6-3		3-2 F9		3-2 F8		1-1 F8		3 0 0 0 0 0 0 1 0 0 0 0 0 0		
Larry Walker, L (1, 9) OBP: 0.439, SLG: 0.504 Matt Miller, R (7, 1)		1-3 K		3-2 1B			0-0 1B			3 0 2 0 0 1 0 0 0 0 0 0 0 0		
Chris Stynes, R (1, 5) OBP: 0.364, SLG: 0.458		2-0 G5-3		1-2 G6-4-3			0-1 G5-4-3			3 0 0 0 0 0 2		
Mark Sweeney, L (1, 7) OBP: 0.328, SLG: 0.424			1-1 G6-3			1-2 G3		1-3 K		3 0 0 0 0 1 0		
Bobby Estalella, R (1, 2) OBP: 0.318, SLG: 0.435			0-0 BB			4-2 BB		1-2 G5-3		2 0 1 0 1 0 0		
Shawn Chacon, R (1, 1) OBP: 0.206, SLG: 0.324 Greg Vaughn, R (5, PH) OBP: 0.342, SLG: 0.500 Nelson Cruz, R (5, 1) OBP: 0.154, SLG: 0.231 Greg Norton, S (7, 9) OBP: 0.298, SLG: 0.374			0-1 E5			0-1 P4		1-2 F7		1 0 0 0 0 0 1 1 0 0 0 0 0 1 0 0 0 0 0 0 0 1 0 0 0 0 0 0		
Inning Stats	R: 0 H: 1 E: 0 LOB: 1 K: 0 BB: 0 S: 10 P: 14	R: 0 H: 0 E: 0 LOB: 0 K: 1 BB: 0 S: 7 P: 12	R: 0 H: 1 E: 1 LOB: 3 K: 1 BB: 1 S: 13 P: 20	R: 0 H: 1 E: 0 LOB: 0 K: 0 BB: 0 S: 11 P: 18	R: 0 H: 0 E: 0 LOB: 1 K: 0 BB: 1 S: 11 P: 18	R: 0 H: 0 E: 0 LOB: 0 K: 1 BB: 0 S: 12 P: 18	R: 0 H: 1 E: 0 LOB: 0 K: 1 BB: 0 S: 7 P: 8	R: 0 H: 0 E: 0 LOB: 0 K: 1 BB: 0 S: 9 P: 12	R: 0 H: 0 E: 0 LOB: 0 K: 1 BB: 0 S: 8 P: 9	1B: 3 SF: 0 2B: 1 SAC: 0 3B: 0 DP: 2 HR: 0 HBP: 0	WP: 0 PA: 31 PB: 0 SB: 0 CS: 0	
PITCHER Jeff Suppan, R (1, 1) ERA: 3.78	IP WLS BF H R ER SO BB IBB HBP BLK WP HR S P ERA WHIP	9.0 W 31 4 0 0 6 2 0 0 0 0 0 0 88 129 0.00 0.667										

Colorado Rockies @ Pittsburgh Pirates
PNC Park, Pittsburgh, PA
Sun Jun 29 2003, 1:35 PM EDT
Att. 20,475 - Sunny - 83 F

livebaseballscorecards.com

AB	29
R	0
H	4
RBI	0
BB	2
SO	6
LOB	10



Batter	1	2	3	4	5	6	7	8	9
Kenny Lofton, L OBP: 0.341, SLG: 0.441 (1, 8)	1-2 F7 18 1B FC6-4 1B		1-2 18 1B E 2B	4-2 18 2B BB		1-0 P6		2-1 G5-3	
18 Jason Kendall, R OBP: 0.384, SLG: 0.391 (1, 2)	1-0 FC6-4 1B		1-1 S HR 1B	2-1 1-H 2B			3-2 1B SF8 1B	1-3 K	
Brian Giles, L OBP: 0.445, SLG: 0.485 (1, 7)	0-0 F7		1-0 P6	1-0 F9			1-0 PB 2B 1B	1-0 G3-1	
Aramis Ramirez, R OBP: 0.344, SLG: 0.431 (1, 5)	0-0 FC6-4 BB		2-1 HR HBP		3-2 G6-3		0-1 SF8		
Matt Stairs, L OBP: 0.345, SLG: 0.472 (1, 9)	4-1 BB		2-2 HR		1-3 K		3-2 2B 1B 2B		
Adam Hyzdu, R OBP: 0.346, SLG: 0.372 (7, PR) (8, 9)	1-2 BB		1-H 3-H HR		2-3 K		4-2 2B 1B BB		
Carlos Rivera, L OBP: 0.357, SLG: 0.500 (1, 3)	1-0 F8		1-2 F7						
2 Jack Wilson, R OBP: 0.287, SLG: 0.343 (1, 6)		1-1 F8	0-0 L4			0-0 F8	1-0 1B		
Jeff Reboulet, R OBP: 0.390, SLG: 0.400 (1, 4)		1-2 P4		2-1 F9		2-1 E6 SH3-4	2-3 K		
Jeff Suppan, R OBP: 0.333, SLG: 0.286 (1, 1)		2-3 K		1-0 F9		0-2 SH3-4	1-1 1B		

Inning Stats	R: 1 E: 0 K: 0 S: 8	H: 2 LOB: 2 BB: 1 P: 15	R: 0 E: 0 K: 1 S: 13	H: 0 LOB: 0 BB: 0 P: 17	R: 4 E: 0 K: 0 S: 15	H: 3 LOB: 0 BB: 0 P: 23	R: 1 E: 0 K: 0 S: 8	H: 1 LOB: 1 BB: 1 P: 18	R: 0 E: 0 K: 2 S: 11	H: 0 LOB: 0 BB: 0 P: 17	R: 0 E: 1 K: 0 S: 7	H: 0 LOB: 1 BB: 0 P: 10	R: 3 E: 0 K: 1 S: 20	H: 5 LOB: 3 BB: 1 P: 34	R: 0 E: 0 K: 1 S: 6	H: 0 LOB: 0 BB: 0 P: 10
--------------	------------------------------	----------------------------------	-------------------------------	----------------------------------	-------------------------------	----------------------------------	------------------------------	----------------------------------	-------------------------------	----------------------------------	------------------------------	----------------------------------	-------------------------------	----------------------------------	------------------------------	----------------------------------

PITCHER	IP	WLS	BF	H	R	ER	SO	BB	IBB	HBP	BLK	WP	HR	S	P	ERA	WHIP
Shawn Chacon, R ERA: 4.27 (1, 1)	4.0	L	21	6	6	6	1	2	0	1	0	0	1	44	73	13.50	2.000
Nelson Cruz, R ERA: 6.48 (5, 1)	2.1		11	3	3	3	2	0	0	0	0	0	0	29	44	11.57	1.286
Matt Miller, R ERA: (7, 1)	1.2		7	2	0	0	2	1	0	0	0	0	0	15	27	0.00	1.800

AB	R	H	RBI	BB	SO	LOB
4	3	2	0	1	0	1
5	2	4	1	0	1	0
5	1	1	0	0	0	5
2	1	0	2	0	0	1
3	1	2	4	1	1	0
0	1	0	0	0	0	0
3	0	0	0	1	1	2
4	0	1	0	0	0	0
4	0	0	0	0	1	3
3	0	1	1	0	1	0

WP	PA	ERA	WHIP
0	39		
1			
2			
0			



Colorado Rockies @ Pittsburgh Pirates
PNC Park, Pittsburgh, PA
 Sun Jun 29 2003, 1:35 PM EDT
 Att. 20,475 - Sunny - 83 F

livebaseballscorecards.com

Batter	1	2	3	4	5	6	7	8	9	10	11	12	AB R H RBI BB SO LOB	TOP	
Matt Kata, S OBP: 0.455, SLG: 0.667 (1, 4)	G6-3 G4-3 1B		F9			HR	2B 1B			1B 1B		1B 2B HR	6 3 5 2 0 0 1	Arizona Diamondbacks @ Colorado Rockies Coors Field, Denver, CO Mon Jun 30 2003, 7:05 PM MDT Att. 33,533 - Cloudy - 87 F	
Carlos Baerga, S OBP: 0.357, SLG: 0.476 Jose Valverde, R (12, 1)	G4-3 1-2		G4-6-3 1-2f			G4-3	1-H 2B			1 SAFE 1 SAFE 1-2 1B		2-2 HR 1B	6 1 3 1 0 0 2 0 0 0 0 0 0 0		
Alex Cintron, S OBP: 0.347, SLG: 0.522 (1, 6)	G6-3 2-3					HR 1B	F9			2 SAFE 0-2 F8		1-2 P3	6 1 1 0 0 0 6		
Luis Gonzalez, L OBP: 0.394, SLG: 0.580 (1, 7)	P5					1-H HR				1-0 1-2f G4-6-3		1-1 1-H HR	5 2 2 5 1 0 3		
Shea Hillenbrand, R OBP: 0.331, SLG: 0.452 (1, 5)			P3			G6-4-3 BB				0-1 G6-3		0-2 G6-3	6 0 1 0 0 0 1		
Steve Finley, L OBP: 0.382, SLG: 0.506 (1, 8)						G6-4-3 1-2f				0-2 G4-6-3 1B			4 0 1 0 1 1 1		
Robby Hammock, R Oscar Villarreal, L Ernie Ornes, L Matt Mantel, R Quinton McCracken, S Brady Riggie, R Mark Capen, L Stephen Kendrick, L Lyle Overbay, L			K			FC6-4 1B				0-0 F7			3 0 0 1 0 0 0 1 2 0 0 0 0 0 0 0 0 0 0 0 0 0 0 0 0 0 0 1 0 0 0 0 0 0 0 0 1 0 0 0 0 0 0 0 0 0 0 0 0 0 0 0 0 0		
Rod Barajas, R OBP: 0.263, SLG: 0.377 (1, 2)	G6-3					F7				2-3 K		G6-3	5 0 0 0 0 1 2		
Elmer Dessens, R OBP: 0.259, SLG: 0.269 David Dellucci, L OBP: 0.356, SLG: 0.457 (6, 9)			G4-6-3 1B			FC6-4 1-2f				3-1 P6		4-1 S 2B BB	2 0 1 0 0 0 1 2 1 0 0 1 1 0		
Inning Stats	R: 0 H: 1 E: 0 LOB: 1 K: 0 BB: 0 S: 6 P: 10	R: 0 H: 0 E: 0 LOB: 1 K: 1 BB: 1 S: 9 P: 17	R: 0 H: 1 E: 0 LOB: 0 K: 0 BB: 0 S: 4 P: 6	R: 0 H: 0 E: 0 LOB: 0 K: 0 BB: 1 S: 5 P: 11	R: 0 H: 1 E: 0 LOB: 1 K: 1 BB: 0 S: 11 P: 15	R: 3 H: 4 E: 0 LOB: 1 K: 0 BB: 0 S: 15 P: 22	R: 1 H: 2 E: 0 LOB: 1 K: 1 BB: 0 S: 12 P: 18	R: 0 H: 0 E: 0 LOB: 0 K: 0 BB: 0 S: 7 P: 9	R: 0 H: 0 E: 0 LOB: 0 K: 1 BB: 0 S: 6 P: 11	R: 0 H: 2 E: 0 LOB: 1 K: 0 BB: 0 S: 8 P: 11	R: 0 H: 1 E: 0 LOB: 0 K: 0 BB: 0 S: 8 P: 9	R: 4 H: 3 E: 0 LOB: 0 K: 0 BB: 1 S: 16 P: 25	1B: 10 SF: 0 2B: 2 SAC: 0 3B: 0 DP: 4 HR: 3 HBP: 0		WP: 0 PA: 50 PB: 0 SB: 1 CS: 0
PITCHER	IP WLS BF H R ER SO BB IBB HBP BLK WP HR S P ERA WHIP														
Darren Oliver, L ERA: 4.84 (1, 1)	6.0														
40 Brian Fuentes, L ERA: 2.54 (7, 1)	2.0	B	8	2	1	1	1	0	0	0	0	0	0	0	19 27 4.50 1.000
Justin Speier, R ERA: 3.4 (9, 1)	1.0		3	0	0	0	1	0	0	0	0	0	0	0	6 11 0.00 0.000
Steve Reed, R ERA: 3.25 (10, 1)	1.0		4	2	0	0	0	0	0	0	0	0	0	0	8 11 0.00 2.000
Jose Jimenez, R ERA: 7.11 (11, 1)	2.0	L	10	4	4	4	0	1	0	0	0	0	0	0	24 34 18.00 2.500

AB	47
R	8
H	15
RBI	8
BB	3
SO	4
LOB	20



Batter	1	2	3	4	5	6	7	8	9	10	11	12	AB	R	H	RBI	BB	SO	LOB
Juan Uribe, R OBP: 0.301, SLG: 0.405 (1, 6)	G3		P3		G3-1		SH3-4		SH5-4		F9		4	0	0	1	0	0	3
Mark Bellhorn, S OBP: 0.343, SLG: 0.298 (1, 4) (7, 5)	F7			P6	F7		F9		F7		F8		6	0	0	0	0	0	5
17 Todd Helton, L OBP: 0.432, SLG: 0.577 (1, 3)	F8					HR							3	1	1	1	3	0	0
Preston Wilson, R OBP: 0.360, SLG: 0.550 (1, 8)		G6-3											6	0	0	0	0	1	5
Larry Walker, L OBP: 0.440, SLG: 0.502 (1, 9)													5	2	2	0	1	0	0
Jay Payton, R OBP: 0.348, SLG: 0.464 (1, 7)													4	2	1	0	1	1	2
Greg Norton, S OBP: 0.207, SLG: 0.376 (1, 5)													2	1	1	1	1	1	1
40 Brian Fuentes, L OBP: 0.333, SLG: 0.484 (8, PH)													0	0	0	0	0	0	0
Greg Vaughn, R OBP: 0.324, SLG: 0.417 (10, PH)													0	0	0	0	0	0	0
Justin Speier, R OBP: 0.367, SLG: 0.473 (9, 1)													0	0	0	0	0	0	0
Steve Reed, R OBP: 0.324, SLG: 0.417 (10, PH)													0	0	0	0	0	0	0
Mark Sweeney, L OBP: 0.324, SLG: 0.417 (11, 1)													0	0	0	0	0	0	0
Jose Jimenez, R OBP: 0.367, SLG: 0.473 (12, PH)													0	0	0	0	0	0	0
Chris Stynes, R OBP: 0.367, SLG: 0.473 (12, PH)													1	1	1	3	0	0	0
Charles Johnson, R OBP: 0.323, SLG: 0.426 (1, 2)													4	0	1	1	1	2	3
Ben Petrick, R (11, PR) (12, 2)													1	0	0	0	0	1	0
Darren Oliver, R OBP: 0.235, SLG: 0.250 (1, 1)													2	0	0	0	0	0	2
Ronnie Belliard, R OBP: 0.392, SLG: 0.405 (7, 4)													0	0	0	0	2	0	0


Inning Stats	R: 0	H: 0	E: 0	K: 8	S: 8	R: 0	H: 0	E: 0	K: 11	S: 11	R: 0	H: 0	E: 0	K: 11	S: 11	R: 0	H: 0	E: 0	K: 7	S: 7	R: 3	H: 3	E: 1	K: 14	S: 14	R: 1	H: 2	E: 0	K: 18	S: 18	R: 0	H: 0	E: 0	K: 7	S: 7	R: 0	H: 1	E: 0	K: 7	S: 7	R: 0	H: 0	E: 0	K: 8	S: 8	R: 0	H: 0	E: 0	K: 11	S: 11	R: 0	H: 0	E: 0	K: 9	S: 9	R: 3	H: 1	E: 1	K: 16	S: 16
--------------	------	------	------	------	------	------	------	------	-------	-------	------	------	------	-------	-------	------	------	------	------	------	------	------	------	-------	-------	------	------	------	-------	-------	------	------	------	------	------	------	------	------	------	------	------	------	------	------	------	------	------	------	-------	-------	------	------	------	------	------	------	------	------	-------	-------

PITCHER	IP	WLS	BF	H	R	ER	SO	BB	IBB	HBP	BLK	WP	HR	S	P	ERA	WHIP
Elmer Dessens, R ERA: 5.08 (1, 1)	5.2		25	5	4	2	2	3	0	0	0	0	1	66	112	3.18	1.412
Oscar Villarreal, R ERA: 3.19 (6, 1)	1.1		6	0	0	0	1	1	1	0	0	0	0	10	23	0.00	0.750
Eddie Oropesa, L ERA: 2.82 (8, 1)	0.1		2	1	0	0	0	0	0	0	0	1	0	2	4	0.00	3.000
Matt Mantei, R ERA: 4.24 (8, 1)	0.2		2	0	0	0	1	0	0	0	0	0	0	5	11	0.00	0.000
Brady Raggio, R ERA: (9, 1)	2.0		8	0	0	0	2	1	1	0	0	0	0	19	33	0.00	0.500

Arizona Diamondbacks @ Colorado Rockies
Coors Field, Denver, CO
 Mon Jun 30 2003, 7:05 PM MDT
 Att: 33,533 - Cloudy - 87 F

AB	40
R	7
H	7
RBI	7
BB	9
SO	8
LOB	22

WP: 1 PA: 53
 PB: 0 SB: 0 CS: 0



PITCHER	IP	WLS	BF	H	R	ER	SO	BB	IBB	HBP	BLK	WP	HR	S	P	ERA	WHIP
Stephen Randolph, L ERA: 3.71 (11, 1)	1.0	W	4	0	0	0	0	1	0	0	0	0	0	9	16	0.00	1.000
Jose Valverde, R ERA: 1.29 (12, 1)	1.0		6	1	3	0	2	1	0	0	0	0	1	16	26	0.00	2.000

Batter	1	2	3	4	5	6	7	8	9	AB R H RBI BB SO LOB	TOP	
Matt Kata, S (1, 4) OBP: 0.446, SLG: 0.614	0-1 G6-3		4-0 1B BB		2-2 G6-3			1-0 F8	0-0 1B	4 0 1 1 1 0 0		
Steve Finley, L (1, 8) OBP: 0.394, SLG: 0.541	1-1 G4-3		2-0 S 1B		4-2 G5-3 BB			2-0 HR	0-0 F3	4 1 2 1 1 0 3		
Alex Cintron, S (1, 6) OBP: 0.344, SLG: 0.503	1-2 G4-3		4-1 1B BB		3-2 G5-3 1-2			0-1 G5-3	1-2 G6-3	4 0 0 0 1 0 4		
Luis Gonzalez, L (1, 7) OBP: 0.395, SLG: 0.580		3-2 WP 2B	3-2 F7		3-1 P5			2-0 2B		4 0 2 0 0 0 4		
Shea Hillenbrand, R (1, 5) OBP: 0.324, SLG: 0.441	0-1 G5-3			3-2 F7		3-2 G6-3		1-1 P6		4 0 0 0 0 0 3		
Lyle Overbay, L (1, 3) OBP: 0.370, SLG: 0.429		2-3 K		0-1 G1-3			1-2 G4-3		3-1 1B BB 1B	4 1 1 0 0 1 1		
Chad Moeller, R (1, 2) OBP: 0.362, SLG: 0.475		2-2 G5-3 2-3		3-3 K			4-1 G3 BB		3-3 K	3 0 0 0 1 2 2		
Quinton McCracken, S (1, 9) OBP: 0.252, SLG: 0.241			0-1 G6-3		0-1 F9		0-1 G3		4-1 1B 1B BB	3 0 0 0 1 0 1		
John Patterson, R (1, 1) OBP: 0.091, SLG: 0.091 David Dellucci, L (7, PH) OBP: 0.351, SLG: 0.443 Stephen Randolph, L (7, 1) Oscar Villarreal, L (7, 1) Eddie Oropesa, L (8, 1) Carlos Baerga, S (9, PH) OBP: 0.358, SLG: 0.476			1-3 K		0-0 G6-3		0-3 K		2-2 1B 1B	2 0 0 0 0 1 0 1 0 0 0 0 1 1 0 1 0 1 0 0 0 0		
Inning Stats	R: 0 E: 0 K: 0 S: 7 H: 0 LOB: 0 BB: 0 P: 9	R: 0 E: 0 K: 1 S: 11 H: 1 LOB: 1 BB: 0 P: 18	R: 0 E: 0 K: 1 S: 11 H: 1 LOB: 3 BB: 2 P: 25	R: 0 E: 0 K: 1 S: 9 H: 0 LOB: 0 BB: 0 P: 15	R: 0 E: 0 K: 0 S: 6 H: 0 LOB: 0 BB: 0 P: 8	R: 0 E: 0 K: 0 S: 12 H: 0 LOB: 1 BB: 1 P: 25	R: 0 E: 0 K: 1 S: 9 H: 0 LOB: 1 BB: 1 P: 14	R: 1 E: 0 K: 0 S: 7 H: 2 LOB: 1 BB: 0 P: 13	R: 1 E: 0 K: 1 S: 21 H: 3 LOB: 3 BB: 1 P: 34	1B: 4 2B: 2 3B: 0 HR: 1 SF: 0 SAC: 0 DP: 0 HBP: 0	WP: 1 PB: 0 SB: 1 CS: 0 PA: 39	
PITCHER	IP WLS BF H R ER SO BB IBB HBP BLK WP HR S P ERA WHIP											
Jason Jennings, R (1, 1) ERA: 4.4	6.2 W 26 2 0 0 3 4 0 0 0 1 0 62 111 0.00 0.900											
Javier López, L (7, 1) ERA: 4.02	1.0 H 5 2 1 1 1 0 0 0 0 0 1 8 13 9.00 2.000											
Matt Miller, R (8, 1) ERA: 2.7	0.2 5 2 1 1 1 1 0 0 0 0 0 18 31 13.50 4.500											
40 Brian Fuentes, L (9, 1) ERA: 2.48	0.2 S 3 1 0 0 0 0 0 0 0 0 0 5 6 0.00 1.500											

Arizona Diamondbacks @ Colorado Rockies

Coors Field, Denver, CO

Wed Jul 02 2003, 6:05 PM MDT

Att. 47,032 - Sunny - 94 F

livebaseballscores.com

AB	34
R	2
H	7
RBI	2
BB	5
SO	5
LOB	19



Batter	1	2	3	4	5	6	7	8	9	AB	R	H	RBI	BB	SO	LOB
Juan Uribe, R OBP: 0.293, SLG: 0.389 (1, 6)	2-3 K		2-2 F7		0-1 F8	0-0 L6	1-3 K			5	0	0	0	0	2	3
Ronnie Belliard, R OBP: 0.396, SLG: 0.424 (1, 4)	0-0 G4-3		4-1 17 1B BB		1-2 S 2B 1B	2-2 G5-3		1-2 L6		4	1	1	0	1	0	1
17 Todd Helton, L OBP: 0.431, SLG: 0.574 (1, 3)	3-3 K		1-0 BB 1B		1-0 P3		2-3 K	0-0 BB 1B		5	0	2	0	0	2	1
Preston Wilson, R OBP: 0.363, SLG: 0.556 (1, 8)		1-1 P4	4-2 BB		1-1 1B 2B		0-1 F8	4-2 G1-6-3 BB		3	1	1	1	2	0	0
Larry Walker, L OBP: 0.443, SLG: 0.522 (1, 9)		0-0 2B	0-0 P4		4-0 1B IBB		1-2 1B 2B	0-2 G1-6-3 1-2f		4	2	2	0	1	0	5
Jay Payton, R OBP: 0.355, SLG: 0.481 (1, 7)		1-1 2B		0-2 P3	1-1 1B		0-1 BB E 1B			4	1	3	3	0	0	0
Chris Stynes, R OBP: 0.367, SLG: 0.466 (1, 5)		2-3 K		1-1 F7	1-0 F9		4-2 SAFE 1B BB			3	1	0	0	1	1	3
Bobby Estalella, R OBP: 0.315, SLG: 0.438 (1, 2)		2-2 F7		0-0 2B		0-3 K	2-2 E5 1B			4	0	1	0	0	1	2
Jason Jennings, L OBP: 0.364, SLG: 0.357 (1, 1)			1-1 G6-3		2-2 G4-3		4-0 BB			2	0	0	0	1	0	1
Javier López, L OBP: 0.500, SLG: 0.500 (7, 1)										1	0	1	1	0	0	0
Matt Miller, R (8, 1)										0	0	0	0	0	0	0
40 Brian Fuentes, L (9, 1)										0	0	0	0	0	0	0

Inning Stats	R: 0	H: 0	E: 0	K: 2	S: 7	LOB: 0	BB: 0	P: 12	R: 1	H: 2	E: 0	K: 1	S: 12	LOB: 1	BB: 0	P: 18	R: 0	H: 1	E: 0	K: 0	S: 10	LOB: 3	BB: 2	P: 22	R: 0	H: 1	E: 0	K: 0	S: 9	LOB: 1	BB: 0	P: 12	R: 2	H: 3	E: 0	K: 0	S: 11	LOB: 2	BB: 1	P: 20	R: 0	H: 0	E: 0	K: 1	S: 7	LOB: 1	BB: 1	P: 13	R: 3	H: 3	E: 1	K: 2	S: 21	LOB: 2	BB: 1	P: 31	R: 0	H: 1	E: 0	K: 0	S: 10	LOB: 1	BB: 1	P: 15
1B: 6	SF: 0	2B: 5	SAC: 0	3B: 0	DP: 1	HR: 0	HBP: 0	WP: 0	PA: 41	1B: 6	SF: 0	2B: 5	SAC: 0	3B: 0	DP: 1	HR: 0	HBP: 0	WP: 0	PA: 41	1B: 6	SF: 0	2B: 5	SAC: 0	3B: 0	DP: 1	HR: 0	HBP: 0	WP: 0	PA: 41	1B: 6	SF: 0	2B: 5	SAC: 0	3B: 0	DP: 1	HR: 0	HBP: 0	WP: 0	PA: 41	1B: 6	SF: 0	2B: 5	SAC: 0	3B: 0	DP: 1	HR: 0	HBP: 0	WP: 0	PA: 41															

PITCHER	IP	WLS	BF	H	R	ER	SO	BB	IBB	HBP	BLK	WP	HR	S	P	ERA	WHIP
John Patterson, R ERA: 6.45 (1, 1)	6.0	L	29	7	3	3	4	3	1	0	0	0	0	56	97	4.50	1.667
Stephen Randolph, L ERA: 4.23 (7, 1)	0.2		3	1	1	1	1	0	0	0	0	0	0	9	12	13.50	1.500
Oscar Villarreal, R ERA: 3.12 (7, 1)	0.2		6	2	2	0	1	1	0	0	0	0	0	15	23	0.00	4.500
Eddie Ortopesa, L ERA: 2.74 (8, 1)	0.2		3	1	0	0	0	1	0	0	0	0	0	7	11	0.00	3.000

BOTTOM

Arizona Diamondbacks @ Colorado Rockies
Coors Field, Denver, CO
Wed Jul 02 2003, 6:05 PM MDT
Att: 47,032 - Sunny - 94 F

AB	35
R	6
H	11
RBI	5
BB	6
SO	6
LOB	16



WP	PA	ERA	WHIP
0	41		

Batter	1	2	3	4	5	6	7	8	9	AB R H RBI BB SO LOB	TOP											
Matt Kata, S (1, 4) OBP: 0.457, SLG: 0.629	2-2 L5		1-1 HR 2B	2-1 1B	1-2 1B			0-3 K		5 1 3 0 0 1 0												
Steve Finley, L (1, 8) OBP: 0.390, SLG: 0.546	2-2 G4-3		0-1 HR 2-H	0-3 K	2-2 G3			2-2 P4		5 1 1 2 0 1 3												
Alex Cintron, S (1, 6) OBP: 0.341, SLG: 0.500	2-3 K		0-0 2B	0-1 F7				3-2 G4-3		5 1 1 0 0 1 1												
Luis Gonzalez, L (1, 7) OBP: 0.395, SLG: 0.580		2-1 F7	1-2 1B 2B	1-0 1B				0-2 G6-3		5 1 2 1 0 1 0												
Shea Hillenbrand, R (1, 3) OBP: 0.321, SLG: 0.448		2-0 HR	1-1 F7	2-3 K				0-3 K		5 1 1 1 0 2 3												
Robby Hammock, R (1, 5) OBP: 0.348, SLG: 0.598		1-1 HR	2-1 1B S		0-2 G4-3			2-2 G6-3		5 2 2 1 0 0 0												
Chad Moeller, R (1, 2) OBP: 0.370, SLG: 0.497		2-0 F8	3-2 1B 1B 1-H 3-H		1-1 HR			4-1 BB		3 1 2 3 1 0 0												
Quinton McCracken, S (1, 9) OBP: 0.260, SLG: 0.250		0-2 G5-3	2-0 1B		1-1 1B 1B			3-2 F8		4 0 2 0 0 0 1												
17 Brandon Webb, R (1, 1) OBP: 0.091, SLG: 0.048			G6-3		2-0 F8			1-3 K		4 0 0 0 0 1 4												
Mike Myers, L (8, 1)										0 0 0 0 0 0 0												
Brady Raggio, R (9, 1)			P2							0 0 0 0 0 0 0												
Inning Stats	R: 0 E: 0 K: 1 S: 14	H: 0 LOB: 0 BB: 0 P: 20	R: 2 E: 0 K: 0 S: 10	H: 2 LOB: 0 BB: 0 P: 17	R: 5 E: 0 K: 0 S: 23	H: 7 LOB: 2 BB: 0 P: 35	R: 0 E: 0 K: 2 S: 13	H: 2 LOB: 2 BB: 0 P: 18	R: 1 E: 0 K: 0 S: 16	H: 3 LOB: 2 BB: 0 P: 23	R: 0 E: 0 K: 1 S: 7	H: 0 LOB: 0 BB: 0 P: 11	R: 0 E: 0 K: 1 S: 9	H: 0 LOB: 1 BB: 1 P: 19	R: 0 E: 0 K: 1 S: 10	H: 0 LOB: 0 BB: 0 P: 15	R: 0 E: 0 K: 1 S: 9	H: 0 LOB: 0 BB: 0 P: 11	1B: 7 2B: 3 3B: 0 HR: 4	SF: 0 SAC: 0 DP: 0 HBP: 0	WP: 0 PB: 0 SB: 1 CS: 0	PA: 42
PITCHER	IP WLS BF H R ER SO BB IBB HBP BLK WP HR S P ERA WHIP																					
Denny Neagle, L (1, 1) ERA: 6.75	3.0 L 18 9 7 7 1 0 0 0 0 0 0 3 47 72 21.00 3.000																					
Jason Young, R (4, 1) ERA: 5.52	4.0 18 5 1 1 4 1 0 0 0 0 0 1 45 71 2.25 1.500																					
Nelson Cruz, R (8, 1) ERA: 6.19	1.0 3 0 0 0 1 0 0 0 0 0 0 0 10 15 0.00 0.000																					
Matt Miller, R (9, 1) ERA: 2.08	1.0 3 0 0 0 1 0 0 0 0 0 0 0 9 11 0.00 0.000																					

Arizona Diamondbacks @ Colorado Rockies

Coors Field, Denver, CO

Thu Jul 03 2003, 6:05 PM MDT

Att. 48,560 - Sunny - 93 F

AB	41
R	8
H	14
RBI	8
BB	1
SO	7
LOB	12



livebaseballscores.com

Batter	1	2	3	4	5	6	7	8	9	AB	R	H	RBI	BB	SO	LOB
Ronnie Belliard, R OBP: 0.400, SLG: 0.428 (1, 4)	G1-3 ①		1-2 1B		0-1 1B		0-1 FC4-6 1B		2-2 F8 ①	5	0	3	1	0	0	1
Mark Bellhorn, S OBP: 0.340, SLG: 0.295 (1, 5)	0-1 1B		3-3 K		2-2 K		1-0 FC4-6 ②		0-3 K	5	0	1	0	0	3	6
17 Todd Helton, L OBP: 0.427, SLG: 0.567 Nelson Cruz, R OBP: 0.154, SLG: 0.231 Matt Miller, R Chris Stynes, R OBP: 0.369, SLG: 0.468 (1, 3) (8, 1) (9, 1) (9, PH)	0-0 F9 ②		2-2 G1-3 ③		3-1 P5		2-1 F8 ③		3-2 1B ③	4	0	0	0	0	0	6
Preston Wilson, R OBP: 0.360, SLG: 0.551 Greg Vaughn, R OBP: 0.350, SLG: 0.594 (1, 8) (7, 7)	2-2 L5 ③			0-3 K	3-2 G4-3 ③			2-2 HR		3	0	0	0	0	1	2
Larry Walker, L OBP: 0.442, SLG: 0.518 Mark Sweeney, L OBP: 0.314, SLG: 0.403 (1, 9) (7, 9)		0-0 G5-3 ①		4-1 1B G4-3 BB		1-2 G1-3 ①		2-1 G5-3 ①		2	0	0	0	1	0	0
Jay Payton, R OBP: 0.351, SLG: 0.475 (1, 7) (7, 8)		0-1 L1 ②		2-1 G4-3 ②		1-3 K		0-0 G5-3 ②		4	0	0	0	0	1	1
Juan Uribe, R OBP: 0.292, SLG: 0.385 (1, 6)		0-0 G5-3 ③		0-1 1B		0-1 G6-3 ③		2-2 G5-3 ③		4	0	1	0	0	0	0
Charles Johnson, R OBP: 0.321, SLG: 0.433 (1, 2)			1-0 1B	1-3 K			1-1 G5-3 ①		3-2 HR	4	1	2	1	0	1	2
Denny Neagle, L Jason Young, R OBP: 0.500, SLG: 0.600 Greg Norton, S OBP: 0.318, SLG: 0.387 (1, 1) (4, 1) (8, 3)			3-3 K		0-1 1B		0-1 FC4-6 1B		1-2 1B	1	0	0	0	0	1	1

Inning Stats	R: 0	H: 1	E: 0	K: 0	S: 11	R: 0	H: 0	E: 0	K: 0	S: 4	R: 0	H: 2	E: 0	K: 2	S: 13	R: 0	H: 1	E: 0	K: 2	S: 11	R: 1	H: 2	E: 0	K: 1	S: 12	R: 0	H: 0	E: 0	K: 1	S: 9	R: 0	H: 2	E: 0	K: 0	S: 9	R: 1	H: 1	E: 0	K: 0	S: 10	R: 2	H: 3	E: 0	K: 1	S: 17	1B: 9	2B: 1	3B: 0	HR: 2	SF: 0	SAC: 0	DP: 0	HBP: 0	WP: 0	PA: 39
--------------	------	------	------	------	-------	------	------	------	------	------	------	------	------	------	-------	------	------	------	------	-------	------	------	------	------	-------	------	------	------	------	------	------	------	------	------	------	------	------	------	------	-------	------	------	------	------	-------	-------	-------	-------	-------	-------	--------	-------	--------	-------	--------

PITCHER	IP	WLS	BF	H	R	ER	SO	BB	IBB	HBP	BLK	WP	HR	S	P	ERA	WHIP
17 Brandon Webb, R ERA: 2.04 (1, 1)	7.0		30	8	1	1	6	1	0	0	0	0	0	69	105	1.29	1.286
Mike Myers, L ERA: 5.16 (8, 1)	1.0		4	1	1	1	0	0	0	0	0	0	1	10	16	9.00	1.000
Brady Raggio, R ERA: 4.26 (9, 1)	1.0		5	3	2	2	1	0	0	0	0	0	1	17	26	18.00	3.000

BOTTOM

Arizona Diamondbacks @ Colorado Rockies
Coors Field, Denver, CO
Thu Jul 03 2003, 6:05 PM MDT
Att. 48,560 - Sunny - 93 F

AB	38
R	4
H	12
RBI	4
BB	1
SO	7
LOB	19



WP	HR	S	P	ERA	WHIP
0	0	0	0	0	0

Batter	1	2	3	4	5	6	7	8	9	AB R H RBI BB SO LOB	TOP																								
Ronnie Belliard, R (1, 4) OBP: 0.391, SLG: 0.417	3-2 L3	0-0 P4		0-1 G6-3		1-0 F7		2-2 G6-3	3-2 P6	6 0 0 0 0 0 1																									
Chris Stynes, R (1, 5) OBP: 0.372, SLG: 0.468	3-2 PB 17 1B	4-2		1-0 P3		0-1		0-0 BB 2B	0-2 17 1B	0 1 0 0 0 0 0																									
Mark Bellhorn, S (2, PH) OBP: 0.351, SLG: 0.312	HBP	BB				1B				4 1 3 0 1 0 0																									
17 Todd Helton, L (1, 3) OBP: 0.428, SLG: 0.564	1-2 PB 2B	3-1 L9		2-2 P4		1-0 F9		4-0 BB BB IBB	3-2 1B	5 2 2 0 1 0 3																									
Preston Wilson, R (1, 8) OBP: 0.363, SLG: 0.561	1-1 1B 2B			2-2 P4		2-1 HR		4-0 BB BB	2-3 K	5 2 2 3 1 2 3																									
Larry Walker, L (1, 9) OBP: 0.439, SLG: 0.515	3-2 F7			0-0 BB 2B		3-1 G4-3		1-1 F7		5 0 1 0 0 1 4																									
Jay Payton, R (1, 7) OBP: 0.357, SLG: 0.477	1-2 1B			2-2 F8		0-1 1B E		4-2 BB	4-0 BB	3 1 2 2 2 0 1																									
Juan Uribe, R (1, 6) OBP: 0.303, SLG: 0.383	1-3 K			4-2 BB BB		3-2 1B S		3-2 P6	4-2 BB	3 0 1 1 2 1 2																									
Bobby Estalella, R (1, 2) OBP: 0.319, SLG: 0.424		4-2 28 SH1-4 BB		4-2 1B 2B		3-3 K		3-3 K	3-2 F7	3 0 0 0 2 2 5																									
28 Aaron Cook, R Greg Vaughn, R Jose Jimenez, R Javier Lopez, L Steve Reed, R Greg Netton, S 40 Brian Fuentes, L Mark Sweeney, L Justin Speier, R		1-2 SH1-4		1-3 K		0-3 K		2-2 HR	1-3 K	1 0 0 0 0 0 1 3 1 0 0 0 0 0 1 1 0 1 1 1 1 0 0 0 0 0 0 0 0 0 0 0 0 1 0 0 0 0 0 1 0 0 0 0 0 0 0 0 0																									
Inning Stats	R: 3 E: 0 K: 1 S: 23	H: 3 LOB: 1 BB: 0 P: 36	R: 0 E: 0 K: 0 S: 15	H: 0 LOB: 2 BB: 2 P: 27	R: 0 E: 0 K: 1 S: 19	H: 1 LOB: 3 BB: 2 P: 32	R: 0 E: 0 K: 0 S: 6	H: 0 LOB: 0 BB: 0 P: 9	R: 2 E: 1 K: 2 S: 15	H: 3 LOB: 1 BB: 0 P: 26	R: 0 E: 0 K: 1 S: 7	H: 1 LOB: 1 BB: 0 P: 9	R: 0 E: 0 K: 2 S: 14	H: 0 LOB: 1 BB: 1 P: 26	R: 3 E: 0 K: 0 S: 16	H: 2 LOB: 3 BB: 4 P: 40	R: 0 E: 0 K: 2 S: 19	H: 2 LOB: 2 BB: 0 P: 28	1B: 7 2B: 3 3B: 0 HR: 2	SF: 0 SAC: 1 DP: 0 HBP: 1	WP: 0 PA: 49 PB: 1 SB: 1 CS: 0														
PITCHER	IP WLS BF H R ER SO BB IBB HBP BLK WP HR S P ERA WHIP																																		
Dave Burba, R (1, 1) ERA: 5.59	4.0	21	4	3	3	2	4	0	1	0	0	0	63	104	6.75	2.000																			
Shane Nance, L (5, 1) ERA: 7.45	0.1	4	3	2	1	0	0	0	0	0	0	1	9	17	27.00	9.000																			
Brooks Kieschnick, R (5, 1) ERA: 5.0	1.2	6	1	0	0	3	0	0	0	0	0	0	13	18	0.00	0.600																			
Valerio De Los Santos, L (7, 1) ERA: 3.81	1.0	H	4	0	0	2	1	0	0	0	0	0	14	26	0.00	1.000																			
Leo Estrella, R (8, 1) ERA: 2.08	0.2	L	8	2	3	3	0	3	1	0	0	0	13	34	40.50	7.500																			
PITCHER	IP WLS BF H R ER SO BB IBB HBP BLK WP HR S P ERA WHIP																																		
Luis Vizcaino, R (8, 1) ERA: 8.37	1.1	6	2	0	0	2	0	0	0	0	0	0	22	34	0.00	1.500																			

Colorado Rockies @ Milwaukee Brewers
Miller Park, Milwaukee, WI
Fri Jul 04 2003, 4:05 PM CDT
Att. 21,144 - Sunny - 91 F

livebaseballscorecards.com

AB	38
R	8
H	12
RBI	7
BB	9
SO	9
LOB	23



Batter	1	2	3	4	5	6	7	8	9	AB	R	H	RBI	BB	SO	LOB	BOTTOM																		
Eric Young Sr., R OBP: 0.345, SLG: 0.433 (1, 4)	4-1 FC6-4 1B HR BB	0-1 1B		2-0 G5-3	1-3 K		0-1 G1-3			4	1	1	0	1	1	1	Colorado Rockies @ Milwaukee Brewers Miller Park, Milwaukee, WI Fri Jul 04 2003, 4:05 PM CDT Att: 21,144 - Sunny - 91 F																		
Scott Podsednik, L OBP: 0.403, SLG: 0.451 (1, 8)	1-0 FC6-4 1B	2-1 G5-3		2-2 1B 2B	0-1 F7		2-3 K			5	1	2	0	0	1	2																			
Geoff Jenkins, L OBP: 0.357, SLG: 0.539 (1, 7)	0-1 FC6-4 BB HR		0-0 G6-4-3 1B	3-2 2B 1B		1-0 BB 1B 1B		3-1 1B		5	1	4	1	0	0	2																			
Richie Sexson, R OBP: 0.373, SLG: 0.513 (1, 3)	4-2 HR BB		2-2 G6-4-3 1-2f	1-0 1-3 2B		0-0 L4		1-3 K		4	1	1	0	1	1	3																			
John Vander Wal, L OBP: 0.380, SLG: 0.513 (1, 9)	1-2 HR		3-2 1B HBP 1B	4-0 IBB		0-3 SAFE K		3-3 K		4	1	2	4	1	2	2																			
Wes Helms, R OBP: 0.321, SLG: 0.430 (1, 5)	3-2 G6-3		1-1 1B HBP	0-2 G4-3		2-0 1-2 BB 1B		1-3 K		4	0	1	0	0	1	4																			
Eddie Pérez, R OBP: 0.335, SLG: 0.465 (1, 2)	0-1 G6-3		0-2 1-2 2-3 1B		2-2 G6-3		4-2 1-2 2-3 BB		2-2 G6-3	4	0	1	0	1	0	0																			
Royce Clayton, R OBP: 0.300, SLG: 0.357 (1, 6)			0-0 G5-3	1-2 L7		1-1 HR		0-1 G1-3		1-1 F9	5	1	1	1	0	0		6																	
Dave Burba, R Keith Ginter, R Shane Nance, L Brooks Kieschnick, L Valerio De Los Santos, L Enrique Cruz, R Leo Estrella, R Luiz Vizcaino, R Grady Clark, R		3-2 K		2-2 G5-3	0-0 1B		2-3 K		3-2 F9	1	0	0	0	0	0	1		0																	
Inning Stats	R: 4 E: 0 K: 0 S: 18	H: 2 LOB: 0 BB: 2 P: 31	R: 0 E: 0 K: 1 S: 9	H: 1 LOB: 1 BB: 0 P: 13	R: 0 E: 0 K: 0 S: 15	H: 3 LOB: 3 BB: 0 P: 22	R: 1 E: 0 K: 0 S: 16	H: 3 LOB: 3 BB: 1 P: 30	R: 1 E: 0 K: 1 S: 11	H: 2 LOB: 1 BB: 0 P: 15	R: 0 E: 0 K: 1 S: 11	H: 2 LOB: 3 BB: 0 P: 18	R: 0 E: 0 K: 2 S: 10	H: 0 LOB: 0 BB: 0 P: 14	R: 0 E: 0 K: 3 S: 11	H: 1 LOB: 1 BB: 0 P: 19		R: 0 E: 0 K: 0 S: 8	H: 0 LOB: 0 BB: 0 P: 14	1B: 10 2B: 2 3B: 0 HR: 2	SF: 0 SAC: 0 DP: 1 HBP: 1	WP: 0 PB: 0 SB: 0 CS: 0	PA: 45												
PITCHER 28 Aaron Cook, R ERA: 5.91 Jose Jimenez, R ERA: 7.09 Javier López, L ERA: 3.94 Steve Reed, R ERA: 3.08 40 Brian Fuentes, L ERA: 2.41	IP 4.0 1.0 0.2 1.1 1.0	WLS 5 5 W H	BF 24 5 4 5 4	H 9 2 2 0 1	R 5 1 0 0 0	ER 5 1 0 0 0	SO 1 1 1 2 3	BB 1 0 0 0 0	IBB 1 0 0 0 0	HBP 1 0 0 0 0	BLK 0 0 0 0 0	WP 0 0 0 0 0	HR 1 1 0 14 11	S 58 11 7 14 19	P 96 15 10 22 19	ERA 11.25 9.00 0.00 0.00 0.00	WHIP 2.750 2.000 3.000 0.750 1.000	PITCHER Justin Speier, R ERA: 3.3 (9, 1)	IP 1.0	WLS S	BF 3	H 0	R 0	ER 0	SO 0	BB 0	IBB 0	HBP 0	BLK 0	WP 0	HR 0	S 8	P 14	ERA 0.00	WHIP 0.000

livebaseballscores.com

AB	40
R	6
H	14
RBI	6
BB	4
SO	8
LOB	20



Batter	1	2	3	4	5	6	7	8	9	AB R H RBI BB SO LOB	TOP										
Ronnie Belliard, R (1, 4) OBP: 0.391, SLG: 0.414	4-2 BB 17 3B	1-1 F9		1-0 1B		1-2 FC5-4 17 HR		3-3 K		4 2 1 0 1 1 2											
Chris Stynes, R (1, 5) OBP: 0.372, SLG: 0.462	4-1 BB 17 3B		1-1 G6-3	1-2 F7		1-3 K		4-1 BB		3 1 0 0 2 1 2											
17 Todd Helton, L (1, 3) OBP: 0.430, SLG: 0.580	0-0 3B 1-H 2-H		2-1 1B		0-1 F9	1-0 HR		0-3 K		5 1 3 4 0 1 1											
Preston Wilson, R (1, 8) OBP: 0.363, SLG: 0.558	2-3 K		0-0 F8		1-1 1B 2B	1-0 1B			2-2 F9	5 1 2 0 0 1 2											
Larry Walker, L (1, 9) OBP: 0.435, SLG: 0.509	0-0 G5-3		2-3 K		0-1 2B 1B	3-3 K			0-1 G6-3	5 1 1 0 0 2 3											
Jay Payton, R (1, 7) OBP: 0.358, SLG: 0.488	0-2 P3			0-0 P3	0-1 2B		0-0 P2		1-0 HR	5 1 2 3 0 0 1											
Mark Bellhorn, S (1, 6) OBP: 0.349, SLG: 0.316		3-2 2B		2-1 E6 HR	2-3 K		1-1 F8		0-3 K	4 1 1 0 0 1 1											
Justin Speier, R (8, 1)										0 0 0 0 0 0 0											
Greg Norton, S (9, PH) OBP: 0.321, SLG: 0.413										1 0 0 0 0 1 0											
40 Brian Fuentes, L (9, 1)										0 0 0 0 0 0 0											
Charles Johnson, R (1, 2) OBP: 0.320, SLG: 0.444		0-3 K		1-1 HR	2-1 G5-3		3-1 G5-3			4 1 1 2 0 1 2											
Darren Oliver, R (1, 1) OBP: 0.243, SLG: 0.257		1-2 G5-3		0-0 P3		2-1 FC5-4 1B		0-3 K		3 0 1 0 0 0 1											
Javier López, L (7, 1) OBP: 0.500, SLG: 0.500										0 0 0 0 0 0 0											
Nelson Cruz, R (7, 1) OBP: 0.154, SLG: 0.231										0 0 0 0 0 0 0											
Greg Vaughn, R (8, PH) OBP: 0.333, SLG: 0.559										1 0 0 0 0 1 0											
Juan Uribe, R (8, 6) OBP: 0.303, SLG: 0.383										0 0 0 0 0 0 0											
Inning Stats	R: 2 E: 0 K: 1 S: 13	H: 1 LOB: 1 BB: 2 P: 23	R: 0 E: 0 K: 1 S: 11	H: 1 LOB: 1 BB: 0 P: 16	R: 0 E: 0 K: 1 S: 8	H: 1 LOB: 1 BB: 0 P: 13	R: 2 E: 1 K: 0 S: 10	H: 2 LOB: 1 BB: 0 P: 15	R: 2 E: 0 K: 1 S: 14	H: 3 LOB: 1 BB: 0 P: 19	R: 2 E: 1 K: 2 S: 13	H: 3 LOB: 1 BB: 0 P: 22	R: 0 E: 0 K: 0 S: 5	H: 0 LOB: 0 BB: 0 P: 9	R: 0 E: 0 K: 3 S: 11	H: 0 LOB: 1 BB: 1 P: 18	R: 1 E: 0 K: 1 S: 9	H: 1 LOB: 0 BB: 0 P: 12	1B: 6 2B: 2 3B: 1 HR: 3	SF: 0 SAC: 0 DP: 0 HBP: 0	WP: 0 PA: 43 PB: 0 SB: 0 CS: 0
PITCHER	IP WLS BF H R ER SO BB IBB HBP BLK WP HR S P ERA WHIP																				
Matt Ford, L (1, 1) ERA: 3.16	4.2 L 25 8 6 5 4 2 0 0 0 0 0 1 54 82 9.64 2.143																				
Luis Vizcaino, R (5, 1) ERA: 8.29	0.1 1 0 0 0 0 0 0 0 0 0 0 0 2 4 0.00 0.000																				
John Foster, L (6, 1) ERA: 4.71	1.0 6 3 2 2 2 0 0 0 0 0 0 1 13 22 18.00 3.000																				
Brooks Kieschnick, R (7, 1) ERA: 4.82	1.0 3 0 0 0 0 0 0 0 0 0 0 0 5 9 0.00 0.000																				
Shane Nance, L (8, 1) ERA: 6.94	2.0 8 1 1 1 4 1 0 0 0 0 0 1 20 30 4.50 1.000																				

Colorado Rockies @ Milwaukee Brewers
 Miller Park, Milwaukee, WI
 Sat Jul 05 2003, 6:35 PM CDT
 Att. 30,731 - Cloudy - 88 F

AB	40
R	9
H	12
RBI	9
BB	3
SO	10
LOB	15



BOTTOM

Colorado Rockies @ Milwaukee Brewers
Miller Park, Milwaukee, WI
Sat Jul 05 2003, 6:35 PM CDT
Att: 30,731 - Cloudy - 88 F

livebaseballscores.com

AB 34
R 8
H 8
RBI 8
BB 5
SO 8
LOB 11



WP: 0 PA: 39
PB: 0
SB: 0
CS: 0

AB R H RBI BB SO LOB

4	2	1	1	1	0	3
4	1	0	0	1	1	0
5	1	1	4	0	2	0
3	1	1	0	1	1	0
4	1	1	0	0	2	1
4	1	3	1	0	1	0
3	0	0	1	1	0	1
4	1	1	0	0	0	4
1	0	0	1	1	0	1
0	0	0	0	0	0	0
0	0	0	0	0	0	0
0	0	0	0	0	0	0
1	0	0	0	0	0	1
0	0	0	0	0	0	0
1	0	0	0	0	1	0

Batter	1	2	3	4	5	6	7	8	9
Eric Young Sr., R (1, 4) OBP: 0.346, SLG: 0.441	1-2 G4-3	0-0 G6-4-3			0-1 G6-3		4-1 HR BB		2-1 HR
Scott Podsednik, L (1, 8) OBP: 0.399, SLG: 0.444	2-2 F8		1-0 G3		1-0 G3		4-0 HR BB		0-3 K
Geoff Jenkins, L (1, 7) OBP: 0.354, SLG: 0.543	2-1 G3		1-3 K		0-0 G3-1		1-2 HR		0-3 K
Richie Sexson, R (1, 3) OBP: 0.374, SLG: 0.511		0-1 1B BB 1B	4-1		1-2 F9		3-3 K		
Brady Clark, R (1, 9) OBP: 0.279, SLG: 0.310		2-0 BB 1B 1B	3-3 K		0-1 L7		1-3 K		
Wes Helms, R (1, 5) OBP: 0.326, SLG: 0.448		0-0 BB BB 1B		2-2 G4-3		3-2 HR		1-3 K	
Keith Osik, R (1, 2) OBP: 0.329, SLG: 0.292		4-1 BB BB		2-2 G4-3		0-0 G4-3		0-1 P2	
Royce Clayton, R (1, 6) OBP: 0.300, SLG: 0.356		2-2 L1		2-2 L3		1-0 BB BB HR 1B		0-0 F9	
Matt Ford, S (1, 1)		4-1		1-0 G6-3		1-1 L8		2-3 K	
Luis Vizcaino, R (5, 1)									
John Foster, L (6, 1)									
Brooks Kieschnick, L (7, 1) OBP: 0.333, SLG: 0.643									
Keith Ginter, R (7, PH) OBP: 0.337, SLG: 0.338									
Shane Nance, L (8, 1)									
Eddie Pérez, R (9, PH) OBP: 0.333, SLG: 0.463		1-2 2-3 3-H BB							

Inning Stats	R: 0	H: 0	E: 0	K: 8	S: 8	H: 0	LOB: 0	BB: 0	P: 13	R: 2	H: 3	E: 0	K: 10	S: 10	R: 0	H: 0	E: 0	K: 9	S: 9	R: 0	H: 0	E: 0	K: 4	S: 4	R: 1	H: 1	E: 0	K: 11	S: 11	R: 4	H: 2	E: 0	K: 14	S: 14	R: 0	H: 0	E: 0	K: 7	S: 7	R: 1	H: 1	E: 0	K: 12	S: 12	1B: 4	SF: 0	2B: 1	SAC: 0	3B: 0	DP: 1	HR: 3	HBP: 0	WP: 0	PA: 39
--------------	------	------	------	------	------	------	--------	-------	-------	------	------	------	-------	-------	------	------	------	------	------	------	------	------	------	------	------	------	------	-------	-------	------	------	------	-------	-------	------	------	------	------	------	------	------	------	-------	-------	-------	-------	-------	--------	-------	-------	-------	--------	-------	--------

PITCHER	IP	WLS	BF	H	R	ER	SO	BB	IBB	HBP	BLK	WP	HR	S	P	ERA	WHIP
Darren Oliver, L (1, 1) ERA: 4.82	6.0	W	25	5	3	3	2	3	0	0	0	0	1	52	90	4.50	1.333
Javier López, L (7, 1) ERA: 4.73	0.1		4	1	3	3	0	2	0	0	0	0	4	14	81.00	9.000	
Nelson Cruz, R (7, 1) ERA: 6.28	0.2	H	3	1	1	1	2	0	0	0	0	0	1	10	15	13.50	1.500
Justin Speier, R (8, 1) ERA: 3.22	1.0	H	3	0	0	0	1	0	0	0	0	0	7	8	0.00	0.000	
40 Brian Fuentes, L (9, 1) ERA: 2.57	1.0	S	4	1	1	1	3	0	0	0	0	0	1	12	16	9.00	1.000

Batter	1	2	3	4	5	6	7	8	9	AB R H RBI BB SO LOB	TOP													
Mark Bellhorn, S (1, 4) OBP: 0.347, SLG: 0.315	3-2 F7		2-2 G4-3			1-0 WP SH2-3 1B		2-1 G3-1		4 0 1 0 0 0 0														
Juan Uribe, R (1, 6) OBP: 0.303, SLG: 0.390	2-2 17 WP 17 2B		2-2 G6-3			0-0 1 SAFE SH2-3		2-3 K		3 1 1 0 0 1 0														
17 Todd Helton, L (1, 3) OBP: 0.431, SLG: 0.581	2-2 G5-3 2-H 2B				2-1 G4-3		4-0 WP IBB	2-2 K		3 0 1 1 1 1 0														
Preston Wilson, R (1, 8) OBP: 0.359, SLG: 0.552	0-2 G5-3				2-3 K		1-3 K		2-3 K	4 0 0 0 0 3 3														
Greg Norton, S (1, 5) OBP: 0.311, SLG: 0.400	2-3 K				3-3 K		3-2 G3-1		2-3 K	4 0 0 0 0 3 3														
Jay Payton, R (1, 7) OBP: 0.354, SLG: 0.482		2-0 F7			1-0 F9		0-0 G2-3		1-1 F7	4 0 0 0 0 0 0														
Mark Sweeney, L (1, 9) OBP: 0.297, SLG: 0.379		1-0 G5-3			0-1 G4-3		1-3 K			3 0 0 0 0 1 0														
Bobby Estalella, R (1, 2) OBP: 0.319, SLG: 0.431		0-0 L6			1-2 2B		2-2 E5			3 0 1 0 0 0 0														
Denny Stark, R (1, 1) Greg Vaughn, R (7, PH) Jose Jimenez, R (7, 1) Joe Roa, R (8, 1) OBP: 0.250, SLG: 0.250			1-2 L9		0-3 K		1-1 F9			2 0 0 0 0 1 1 1 0 0 0 0 0 1 0 0 0 0 0 0 0 0 0 0 0 0 0 0														
Inning Stats	R: 1 E: 0 K: 1 S: 16	H: 2 LOB: 1 BB: 0 P: 25	R: 0 E: 0 K: 0 S: 3	H: 0 LOB: 0 BB: 0 P: 6	R: 0 E: 0 K: 0 S: 9	H: 0 LOB: 0 BB: 0 P: 14	R: 0 E: 0 K: 2 S: 8	H: 0 LOB: 0 BB: 0 P: 15	R: 0 E: 0 K: 1 S: 10	H: 1 LOB: 1 BB: 0 P: 12	R: 0 E: 0 K: 1 S: 9	H: 1 LOB: 2 BB: 1 P: 18	R: 0 E: 1 K: 1 S: 9	H: 0 LOB: 1 BB: 0 P: 13	R: 0 E: 0 K: 2 S: 8	H: 0 LOB: 0 BB: 0 P: 14	R: 0 E: 0 K: 2 S: 8	H: 0 LOB: 0 BB: 0 P: 13	R: 0 E: 0 K: 2 S: 8	H: 0 LOB: 0 BB: 0 P: 13	1B: 1 2B: 3 3B: 0 HR: 0	SF: 0 SAC: 1 DP: 0 HBP: 0	WP: 2 PB: 0 SB: 0 CS: 0	PA: 33
PITCHER	IP WLS BF H R ER SO BB IBB HBP BLK WP HR S P ERA WHIP																							
15 Ben Sheets, R (1, 1) ERA: 4.08	7.0 W 27 4 1 1 6 0 1 0 0 2 0 64 103 1.29 0.571																							
Dan Kolb, R (8, 1) ERA: 4.32	1.0 H 3 0 0 0 2 0 0 0 0 0 0 8 14 0.00 0.000																							
Mike DeJean, R (9, 1) ERA: 4.68	1.0 S 3 0 0 0 2 0 0 0 0 0 0 8 13 0.00 0.000																							

Colorado Rockies @ Milwaukee Brewers
Miller Park, Milwaukee, WI
Sun Jul 06 2003, 1:05 PM CDT
Att. 21,623 - Dome - 72 F

livebaseballscorecards.com

AB	31
R	1
H	4
RBI	1
BB	1
SO	10
LOB	8



Batter	1	2	3	4	5	6	7	8	9
Scott Podsednik, L (1, 8) OBP: 0.401, SLG: 0.445	0-2 F7		2-1 SF7 1B		3-2 L6		2-1 S 2B 1B		
Keith Ginter, R (1, 4) OBP: 0.335, SLG: 0.336	1-2 F9		1-2 E 1B 1-3		0-2 F9		1-3 K		
Geoff Jenkins, L (1, 7) OBP: 0.359, SLG: 0.543	4-2 FC6-4 BB		3-2 SF7		4-2 BB		4-0 2B IBB		
Richie Sexson, R (1, 3) OBP: 0.373, SLG: 0.511	0-2 FC6-4		1-0 E5		0-1 P3		3-2 2B		
John Vander Wal, L (1, 9) OBP: 0.382, SLG: 0.510 Mike DeJean, R (9, 1)		3-2 1B	2-2 G3		1-0 G3		4-1 BB		
Wes Helms, R (1, 5) OBP: 0.322, SLG: 0.442		1-0 F9		3-1 G6-3		0-0 G3-1	0-1 G4-3		
Keith Osik, R (1, 2) OBP: 0.333, SLG: 0.306		0-2 L7		0-1 G4-3 2B		0-0 1B		2-0 F7	
Enrique Cruz, R (1, 6) OBP: 0.175, SLG: 0.115		0-3 K		0-0 G4-3		1-1 G5-3		0-3 K	
15 Ben Sheets, R (1, 1) OBP: 0.095, SLG: 0.073 Eric Young Sr., R (7, PH) OBP: 0.345, SLG: 0.440 Dan Kolb, R (8, 1) Brady Clark, R (8, PH) OBP: 0.277, SLG: 0.307			2-2 K		0-0 G3		2-2 G4-3	1-0 G6-3	

AB	R	H	RBI	BB	SO	LOB
4	2	2	0	0	0	0
4	0	1	0	0	1	1
0	1	0	1	3	0	0
4	0	1	2	0	0	3
3	0	1	0	1	0	2
0	0	0	0	0	0	0
4	0	0	0	0	0	3
4	0	2	0	0	0	1
4	0	0	0	0	2	3
2	0	0	0	0	1	1
1	0	0	0	0	0	0
0	0	0	0	0	0	0
1	0	0	0	0	0	0


BOTTOM

Colorado Rockies @ Milwaukee Brewers
Miller Park, Milwaukee, WI

Sun Jul 06 2003, 1:05 PM CDT
Att: 21,623 - Dome - 72 F

livebaseballscorecards.com

AB	31
R	3
H	7
RBI	3
BB	4
SO	4
LOB	14



Inning Stats	R: 0	H: 0	E: 0	K: 0	S: 13	H: 0	LOB: 1	BB: 1	P: 18	R: 0	H: 1	E: 0	K: 1	S: 11	R: 1	H: 2	E: 1	K: 1	S: 17	R: 0	H: 1	E: 0	K: 0	S: 6	R: 0	H: 0	E: 0	K: 0	S: 13	R: 0	H: 1	E: 0	K: 0	S: 5	R: 2	H: 2	E: 0	K: 1	S: 15	R: 0	H: 0	E: 0	K: 1	S: 5
PITCHER	IP	WLS	BF	H	R	ER	SO	BB	IBB	HBP	BLK	WP	HR	S	P	ERA	WHIP																											
Denny Stark, R (1, 1) ERA: 4.22	6.0		26	5	1	1	2	2	0	0	0	0	0	65	97	1.50	1.167																											
Jose Jimenez, R (7, 1) ERA: 7.36	1.0	L	7	2	2	2	1	1	1	0	0	0	0	15	31	18.00	3.000																											
Joe Roa, R (8, 1) ERA: 5.75	1.0		3	0	0	0	1	0	0	0	0	0	0	5	8	0.00	0.000																											

WP	PA	ERA	WHIP
0	36		
0			
1			

Batter	1	2	3	4	5	6	7	8	9	AB R H RBI BB SO LOB	TOP														
Ronnie Belliard, R (1, 4) OBP: 0.384, SLG: 0.406	0-1 F9		1-2 G6-3	2-3 K		0-2 G5-3			1-0 F8	5 0 0 0 0 1 1															
Chris Stynes, R (1, 5) OBP: 0.373, SLG: 0.463	3-1 G5-3		3-2 HR 2B		4-1 BB FC3-6 BB	0-1 G5-3			1-3 K	4 2 1 0 1 1 1															
17 Todd Helton, L (1, 3) OBP: 0.434, SLG: 0.589 Mark Sweeney, L (8, 3) OBP: 0.297, SLG: 0.379	2-1 HR		4-0 HR IBB		4-1 FC3-6 BB FC3-2 BB		1-0 G4-3			2 2 1 1 2 0 0 0 0 0 0 0 0 0															
Preston Wilson, R (1, 8) OBP: 0.361, SLG: 0.559 Mark Bellhorn, S (8, 8) OBP: 0.347, SLG: 0.315	0-3 K		0-0 HR		4-2 FC3-6 BB		0-0 P4			3 1 1 3 1 1 0 0 0 0 0 0 0 0															
Larry Walker, L (1, 9) OBP: 0.433, SLG: 0.504 Greg Norton, S (8, 9) OBP: 0.311, SLG: 0.400		4-1 S 2B BB	0-1 G4-3		0-0 FC3-6 FC3-2		1-2 F7			3 1 0 1 1 0 2 0 0 0 0 0 0 0															
Jay Payton, R (1, 7) OBP: 0.353, SLG: 0.482	2-1 F9		1-2 2B		1 SAFE 0-1 FC3-2 FC6-4		1-0 G6-3			4 0 1 0 0 0 3															
Charles Johnson, R (1, 2) OBP: 0.318, SLG: 0.445		3-1 2B	2-1 F9		0-1 FC6-4		2-2 G5-3			4 0 1 1 0 0 3															
Juan Uribe, R (1, 6) OBP: 0.295, SLG: 0.379	1-1 F8			2-0 G5-3		2-3 K SH1-4		1-3 K		4 0 0 0 0 2 1															
Jason Jennings, L (1, 1) OBP: 0.343, SLG: 0.333 Nelson Cruz, R (6, 1) OBP: 0.154, SLG: 0.231 Javier López, L (7, 1) OBP: 0.500, SLG: 0.500 Joe Roa, R (7, 1) OBP: 0.250, SLG: 0.250 Greg Vaughn, R (9, PH) OBP: 0.318, SLG: 0.528	1-1 F9		3-2 G3-1		1 SAFE 0-1 SH1-4			3-3 K		2 0 0 0 0 0 1 0 1 0 0 0 0 1 0															
Inning Stats	R: 1 E: 0 K: 1 S: 10	H: 1 LOB: 0 BB: 0 P: 15	R: 1 E: 0 K: 0 S: 9	H: 1 LOB: 1 BB: 1 P: 20	R: 3 E: 0 K: 0 S: 14	H: 3 LOB: 1 BB: 1 P: 25	R: 0 E: 0 K: 1 S: 8	H: 0 LOB: 0 BB: 0 P: 15	R: 1 E: 0 K: 0 S: 9	H: 0 LOB: 2 BB: 3 P: 21	R: 0 E: 0 K: 1 S: 11	H: 0 LOB: 1 BB: 0 P: 13	R: 0 E: 0 K: 0 S: 5	H: 0 LOB: 0 BB: 0 P: 7	R: 0 E: 0 K: 1 S: 7	H: 0 LOB: 0 BB: 0 P: 11	R: 0 E: 0 K: 2 S: 7	H: 0 LOB: 0 BB: 0 P: 12	1B: 0 2B: 3 3B: 0 HR: 2	SF: 0 SAC: 1 DP: 0 HBP: 0	WP: 1 PB: 0 SB: 1 CS: 0	PA: 38			
PITCHER	IP WLS BF H R ER SO BB IBB HBP BLK WP HR S P ERA WHIP																								
John Patterson, R (1, 1) ERA: 6.91	4.0		19	5	5	5	2	1	1	0	0	0	2	41	75	11.25	1.500								
Stephen Randolph, L (5, 1) ERA: 4.11	3.0	W	13	0	1	1	1	3	0	0	0	1	0	25	41	3.00	1.000								
Oscar Villarreal, R (8, 1) ERA: 2.94	1.0		3	0	0	0	1	0	0	0	0	0	0	7	11	0.00	0.000								
Brady Raggio, R (9, 1) ERA: 3.68	1.0		3	0	0	0	2	0	0	0	0	0	0	7	12	0.00	0.000								

Colorado Rockies @ Arizona Diamondbacks
Bank One Ballpark, Phoenix, AZ

AB	32
R	6
H	5
RBI	6
BB	5
SO	6
LOB	12



Mon Jul 07 2003, 9:37 PM EDT
Att. 32,019 - Sunny - 83 F

livebaseballscorecards.com

BOTTOM

Colorado Rockies @ Arizona Diamondbacks
Bank One Ballpark, Phoenix, AZ

livebaseballscores.com

AB	39
R	14
H	18
RBI	14
BB	5
SO	3
LOB	13



WP:	0	PA:	45
PB:	0	SB:	0
CS:	1		

Mon Jul 07 2003, 9:37 PM EDT
Att. 32,019 - Sunny - 83 F

AB R H RBI BB SO LOB

4 1 1 1 1 0 0

4 2 2 0 1 0 0

4 2 1 1 1 0 3

5 4 5 7 0 0 0

4 1 2 1 1 0 0

5 1 1 1 0 2 3

5 1 2 0 0 0 3

4 2 2 1 1 0 1

1B:	11	SF:	0
2B:	3	SAC:	1
3B:	1	DP:	0
HR:	3	HBP:	0

Batter	1	2	3	4	5	6	7	8	9
Craig Counsell, L OBP: 0.387, SLG: 0.350 (1, 6)	1-2 P6		1-0 F8	0-1 1B		3-2 G6-3	4-1 1B		
Matt Kata, S OBP: 0.432, SLG: 0.595 (1, 4)	1-2 G3		3-1 L7	2-2 1B		4-2 HR	2-1 1B		
Luis Gonzalez, L OBP: 0.397, SLG: 0.566 (1, 7)	0-1 G1-3		2-1 G6-3	2-0 G3		4-2 HR	0-2 2B		
Shea Hillenbrand, R OBP: 0.348, SLG: 0.512 (1, 5)		3-1 G4-3		0-0 HR	1-0 HR	1-1 HR	0-2 1B		
Steve Finley, L OBP: 0.387, SLG: 0.534 (1, 8)		3-2 G4-3		4-0 2B	1-1 P5	1-2 G4-3	2-2 1B		
Chad Moeller, R OBP: 0.363, SLG: 0.483 (1, 2)		0-3 K		0-1 G1-3	1-2 P4				
Lyle Overbay, L OBP: 0.372, SLG: 0.426 (1, 3)		2-0 G4-3		0-0 F7	2-0 G4-3		0-2 3B		
Quinton McCracken, S OBP: 0.270, SLG: 0.280 (1, 9)		4-0 IBB		0-0 G1-3		2-1 SH3-4	1-0 1B		
John Patterson, R OBP: 0.083, SLG: 0.083 (1, 1)		0-3 K		1-1 1B		1-1 SH3-4	3-2 CS		
Mark Graczyk, L OBP: 0.302, SLG: 0.333 (4, PH)									
Stephen Randolph, L OBP: 0.346, SLG: 0.430 (7, PH)									
David Dellucci, L OBP: 0.346, SLG: 0.430 (7, PH)									
Carlos Baerga, S OBP: 0.360, SLG: 0.477 (8, 1)									
Oscar Villarreal, L OBP: 0.342, SLG: 0.486 (8, PH)									
Alex Cintron, S OBP: 0.342, SLG: 0.486 (9, 1)									
Brady Raggio, R (9, 1)									

Inning Stats	R: 0 E: 0 K: 8	H: 0 LOB: 0 BB: 0 P: 10	R: 0 E: 0 K: 13	H: 2 LOB: 3 BB: 1 P: 25	R: 0 E: 0 K: 5	H: 0 LOB: 0 BB: 0 P: 11	R: 3 E: 0 K: 13	H: 5 LOB: 3 BB: 1 P: 22	R: 1 E: 0 K: 7	H: 1 LOB: 0 BB: 0 P: 12	R: 4 E: 0 K: 17	H: 2 LOB: 0 BB: 2 P: 33	R: 6 E: 0 K: 25	H: 7 LOB: 1 BB: 1 P: 38	R: 0 E: 0 K: 6	H: 1 LOB: 0 BB: 0 P: 7
---------------------	----------------------	----------------------------------	-----------------------	----------------------------------	----------------------	----------------------------------	-----------------------	----------------------------------	----------------------	----------------------------------	-----------------------	----------------------------------	-----------------------	----------------------------------	----------------------	---------------------------------

PITCHER	IP	WLS	BF	H	R	ER	SO	BB	IBB	HBP	BLK	WP	HR	S	P	ERA	WHIP
Jason Jennings, R ERA: 4.66 (1, 1)	5.2		29	9	6	6	2	2	1	0	0	0	2	56	100	9.53	1.941
Nelson Cruz, R ERA: 6.88 (6, 1)	0.2	L	6	3	4	4	0	1	0	0	0	0	1	12	19	54.00	6.000
Javier López, L ERA: 5.51 (7, 1)	0.1		4	3	1	1	0	1	0	0	0	0	0	11	20	27.00	12.000
Joe Roa, R ERA: 5.82 (7, 1)	1.1		6	3	3	3	1	0	0	0	0	0	0	15	19	20.25	2.250

WP:	0	PA:	45
PB:	0	SB:	0
CS:	1		

Batter	1	2	3	4	5	6	7	8	9	AB R H RBI BB SO LOB	TOP											
Ronnie Belliard, R (1, 4) OBP: 0.379, SLG: 0.399	0-1 G5-3		1-3 K		2-2 K		1-1 G4-3-6-2 2-Hr			4 0 0 0 0 2 3												
Chris Stynes, R (1, 5) OBP: 0.375, SLG: 0.463	0-1 S 1B		1-0 17 HR 1B			2-1 G5-3		1-3 K		4 1 2 1 0 1 0												
17 Todd Helton, L (1, 3) OBP: 0.437, SLG: 0.603	1-2 L8		2-2 1-H HR			0-0 1B 2B		2-1 FC6-4 1B		4 1 3 2 0 0 1												
Preston Wilson, R (1, 8) OBP: 0.357, SLG: 0.552	2-3 K 1-2		2-3 K			0-3 K		1-2 FC6-4 1-2f		4 0 0 0 0 3 3												
Larry Walker, L (1, 9) OBP: 0.431, SLG: 0.500		2-3 K		2-2 K		1-0 2-3 1B		2-2 G3		4 0 1 0 0 2 1												
Jay Payton, R (1, 7) OBP: 0.351, SLG: 0.478		2-3 K		3-2 G6-3		0-0 P3		4-2 DI BB		3 0 0 0 1 1 2												
Charles Johnson, R (1, 2) OBP: 0.313, SLG: 0.437		3-2 G6-3		1-3 K		3-2 G5-3		3-2 F8		4 0 0 0 0 1 1												
Juan Uribe, R (1, 6) OBP: 0.301, SLG: 0.382			0-1 SH3-4 1B 1B		3-2 G6-3		1-1 S G4-3-6-2 1B		2-2 K	4 1 2 0 0 1 1												
Denny Neagle, L (1, 1)			0-1 SH3-4		0-1 G5-3		4-0 BB		3-2 P4	1 0 0 0 0 0 0												
Greg Norton, S (7, PH) OBP: 0.316, SLG: 0.400										0 0 0 0 1 0 0												
Steve Reed, R (7, 1)										0 0 0 0 0 0 0												
40 Brian Fuentes, L (8, 1)										0 0 0 0 0 0 0												
Mark Sweeney, L (9, PH) OBP: 0.293, SLG: 0.373										1 0 0 0 0 0 1												
Inning Stats	R: 0 E: 0 K: 1 S: 10	H: 1 LOB: 1 BB: 0 P: 13	R: 0 E: 0 K: 2 S: 12	H: 0 LOB: 0 BB: 0 P: 19	R: 3 E: 0 K: 2 S: 14	H: 3 LOB: 0 BB: 0 P: 20	R: 0 E: 0 K: 2 S: 12	H: 0 LOB: 0 BB: 0 P: 18	R: 0 E: 0 K: 1 S: 8	H: 2 LOB: 2 BB: 0 P: 11	R: 0 E: 0 K: 0 S: 7	H: 1 LOB: 1 BB: 1 P: 16	R: 0 E: 0 K: 1 S: 11	H: 1 LOB: 1 BB: 0 P: 17	R: 0 E: 0 K: 1 S: 18	H: 0 LOB: 1 BB: 1 P: 30	1B: 6 2B: 2 3B: 0 HR: 1	SF: 0 SAC: 1 DP: 1 HBP: 0	WP: 0 PB: 0 SB: 2 CS: 0	PA: 36		
PITCHER	IP WLS BF H R ER SO BB IBB HBP BLK WP HR S P ERA WHIP	IP WLS BF H R ER SO BB IBB HBP BLK WP HR S P ERA WHIP	IP WLS BF H R ER SO BB IBB HBP BLK WP HR S P ERA WHIP	IP WLS BF H R ER SO BB IBB HBP BLK WP HR S P ERA WHIP	IP WLS BF H R ER SO BB IBB HBP BLK WP HR S P ERA WHIP	IP WLS BF H R ER SO BB IBB HBP BLK WP HR S P ERA WHIP	IP WLS BF H R ER SO BB IBB HBP BLK WP HR S P ERA WHIP	IP WLS BF H R ER SO BB IBB HBP BLK WP HR S P ERA WHIP	IP WLS BF H R ER SO BB IBB HBP BLK WP HR S P ERA WHIP	IP WLS BF H R ER SO BB IBB HBP BLK WP HR S P ERA WHIP	IP WLS BF H R ER SO BB IBB HBP BLK WP HR S P ERA WHIP	IP WLS BF H R ER SO BB IBB HBP BLK WP HR S P ERA WHIP	IP WLS BF H R ER SO BB IBB HBP BLK WP HR S P ERA WHIP	IP WLS BF H R ER SO BB IBB HBP BLK WP HR S P ERA WHIP	IP WLS BF H R ER SO BB IBB HBP BLK WP HR S P ERA WHIP	IP WLS BF H R ER SO BB IBB HBP BLK WP HR S P ERA WHIP	IP WLS BF H R ER SO BB IBB HBP BLK WP HR S P ERA WHIP	IP WLS BF H R ER SO BB IBB HBP BLK WP HR S P ERA WHIP	IP WLS BF H R ER SO BB IBB HBP BLK WP HR S P ERA WHIP	IP WLS BF H R ER SO BB IBB HBP BLK WP HR S P ERA WHIP	IP WLS BF H R ER SO BB IBB HBP BLK WP HR S P ERA WHIP	
17 Brandon Webb, R (1, 1) ERA: 2.18	7.0 W 28 7 3 3 9 1 0 0 0 0 1 71 110 3.86 1.143	1.0 H 4 1 0 0 1 0 0 0 0 0 0 11 17 0.00 1.000	1.0 H 4 0 0 0 1 1 0 0 0 0 0 18 30 0.00 1.000																			

Colorado Rockies @ Arizona Diamondbacks
Bank One Ballpark, Phoenix, AZ
Tue Jul 08 2003, 9:37 PM EDT
Att. 36,436 - Sunny - 80 F

AB	33
R	3
H	8
RBI	3
BB	2
SO	11
LOB	13



Batter	1	2	3	4	5	6	7	8	9	AB R H RBI BB SO LOB	TOP	
Ray Durham, S (1, 4) OBP: 0.387, SLG: 0.434	3-2 G3	2-0 WP G4-3 2B		0-1 F9			3-2 L9		0-3 K	5 1 1 1 0 1 2		
J.T. Snow, L (1, 3) OBP: 0.388, SLG: 0.437	0-0 1B 1B	3-2 G4-3			0-0 G4-3		0-1 1B HR 2B		2-3 K	5 2 2 2 0 1 0		
Marquis Grissom, R (1, 8) OBP: 0.332, SLG: 0.481	0-0 BB 1B 1B	3-1 G6-3			1-0 F7		1-0 HR 1B		0-1 P6	5 1 2 0 0 0 0		
Barry Bonds, L (1, 7) OBP: 0.494, SLG: 0.697	1-0 BB 1B		2-1 G4-3		3-2 WP 1B		2-2 HR			4 1 3 4 0 0 0		
Benito Santiago, R (1, 2) OBP: 0.332, SLG: 0.453	1-0 F9		0-0 G4-3		2-2 F7		1-2 G6-3			4 0 0 0 0 0 3		
José Cruz Jr., S (1, 9) OBP: 0.377, SLG: 0.465	4-0 BB		0-1 F8		0-2 G4-3		1-0 G6-3			3 0 0 0 1 0 0		
Rich Aurilia, R (1, 6) OBP: 0.310, SLG: 0.399	3-2 P3		0-0 G6-3		0-1 G1-3			2-2 G5-3		4 0 0 0 0 0 3		
Edgardo Alfonzo, R (1, 5) OBP: 0.316, SLG: 0.336		1-1 2B HBP		1-0 41 SH3-4 1B		0-0 G6-3		1-2 G6-3		3 1 1 0 0 0 0		
Jesse Foppert, R (1, 1) OBP: 0.120, SLG: 0.167 41 Chad Zerbe, L (3, 1) Alberto Castillo, R (7, PH) Jason Christiansen, R (7, 1) Neifi Perez, S (8, PH) Scott Eyre, L (8, 1)		1-3 K		2-2 SH3-4		2-2 WP 2B		2-2 G4-3		1 0 0 0 0 0 1 1 0 0 0 0 0 0 0 0 1 1 1 0 0 0 0 0 0 0 0 0 0 0 0 0 1 0 0 0 0 0 0 0 0 0 0 0 0 0 0 0		
Inning Stats	R: 1 H: 3 E: 0 LOB: 3 K: 0 BB: 1 S: 10 P: 22	R: 2 H: 1 E: 0 LOB: 0 K: 1 BB: 0 S: 10 P: 20	R: 0 H: 0 E: 0 LOB: 0 K: 0 BB: 0 S: 5 P: 7	R: 0 H: 1 E: 0 LOB: 1 K: 0 BB: 0 S: 7 P: 10	R: 0 H: 1 E: 0 LOB: 1 K: 0 BB: 0 S: 12 P: 18	R: 0 H: 0 E: 0 LOB: 0 K: 0 BB: 0 S: 9 P: 9	R: 4 H: 4 E: 0 LOB: 0 K: 0 BB: 0 S: 16 P: 26	R: 0 H: 0 E: 0 LOB: 0 K: 0 BB: 0 S: 13 P: 18	R: 0 H: 0 E: 0 LOB: 0 K: 2 BB: 0 S: 8 P: 10	1B: 6 SF: 0 2B: 3 SAC: 1 3B: 0 DP: 0 HR: 1 HBP: 1	WP: 3 PA: 39 PB: 0 SB: 0 CS: 0	
PITCHER	IP WLS BF H R ER SO BB IBB HBP BLK WP HR S P ERA WHIP											
28 Aaron Cook, R (1, 1) ERA: 6.0	6.1 W 29 8 5 5 1 1 0 1 0 3 0 61 99 7.11 1.421											
Nelson Cruz, R (7, 1) ERA: 7.21	0.0 2 2 2 2 0 0 0 0 0 0 0 1 4 7 ∞ ∞											
Jose Jimenez, R (7, 1) ERA: 7.07	1.2 H 5 0 0 0 0 0 0 0 0 0 0 0 17 24 0.00 0.000											
Justin Speier, R (9, 1) ERA: 3.15	1.0 3 0 0 0 0 2 0 0 0 0 0 0 8 10 0.00 0.000											

San Francisco Giants @ Colorado Rockies
Coors Field, Denver, CO
Wed Jul 09 2003, 7:05 PM MDT
Att. 31,139 - Sunny - 88 F

AB	36
R	7
H	10
RBI	7
BB	1
SO	3
LOB	9



livebaseballscorecards.com

Batter	1	2	3	4	5	6	7	8	9	AB R H RBI BB SO LOB	TOP	
Ray Durham, S (1, 4) <small>OBP: 0.385, SLG: 0.429</small> 32 Kevin Correia, R (7, 1) J.T. Snow, L (9, PH) <small>OBP: 0.387, SLG: 0.435</small>	4-0 		1-3 		1-2 		0-1 		2-2 	3 0 0 0 1 1 3 0 0 0 0 0 0 0 1 0 0 0 0 0 1	San Francisco Giants @ Colorado Rockies Coors Field, Denver, CO Thu Jul 10 2003, 7:05 PM MDT Att. 30,954 - Sunny - 90 F	
José Cruz Jr., S (1, 9) <small>OBP: 0.376, SLG: 0.462</small>	0-1 			0-0 		0-1 		0-0 		4 0 1 0 0 0 1		
Marquis Grissom, R (1, 8) <small>OBP: 0.334, SLG: 0.493</small>	3-2 			0-0 		1-3 		1-2 		4 1 2 1 0 1 1		
Barry Bonds, L (1, 7) <small>OBP: 0.493, SLG: 0.704</small> Damian Moss, R (6, 1) <small>OBP: 0.296, SLG: 0.269</small> Neifi Perez, S (7, 4) <small>OBP: 0.306, SLG: 0.369</small>	0-0 			2-1 		1-3 		1-0 		3 1 1 1 0 1 2 0 0 0 0 0 0 0 1 0 0 0 0 0 0		
Andres Galarraga, R (1, 3) <small>OBP: 0.343, SLG: 0.523</small>		2-1 		1-0 		0-1 		0-0 		4 0 1 0 0 0 1		
Rich Aurilia, R (1, 6) <small>OBP: 0.312, SLG: 0.410</small>		1-1 			0-1 		0-0 	2-1 		4 1 2 1 0 0 1		
Edgardo Alfonzo, R (1, 5) <small>OBP: 0.315, SLG: 0.338</small>		1-1 			2-2 		0-2 		2-2 	4 0 1 0 0 0 1		
Yorvit Torrealba, R (1, 2) <small>OBP: 0.309, SLG: 0.408</small>			1-3 		4-1 		1-2 		0-3 	3 0 1 0 1 2 1		
Brian Powell, R (1, 1) Jason Christiansen, R (5, 1) Pedro Feliz, R (6, 7) <small>OBP: 0.265, SLG: 0.480</small>			2-2 		0-0 		3-2 		0-1 	2 0 0 0 0 0 2 0 0 0 0 0 0 0 2 0 0 0 0 0 2		
Inning Stats	R: 0 H: 1 E: 0 LOB: 1 K: 0 BB: 1 S: 6 P: 13	R: 0 H: 0 E: 0 LOB: 0 K: 0 BB: 0 S: 6 P: 10	R: 0 H: 0 E: 0 LOB: 0 K: 2 BB: 0 S: 11 P: 15	R: 1 H: 1 E: 0 LOB: 0 K: 0 BB: 0 S: 5 P: 8	R: 0 H: 1 E: 0 LOB: 2 K: 0 BB: 1 S: 11 P: 18	R: 0 H: 1 E: 0 LOB: 1 K: 2 BB: 0 S: 14 P: 16	R: 1 H: 2 E: 0 LOB: 1 K: 0 BB: 0 S: 14 P: 18	R: 1 H: 2 E: 0 LOB: 1 K: 0 BB: 0 S: 9 P: 13	R: 0 H: 1 E: 0 LOB: 1 K: 1 BB: 0 S: 11 P: 15	1B: 2 SF: 0 2B: 5 SAC: 0 3B: 0 DP: 1 HR: 3 HBP: 0	WP: 0 PA: 37 PB: 0 SB: 0 CS: 0	
PITCHER Darren Oliver, L (1, 1) <small>ERA: 4.67</small> Joe Roa, R (8, 1) <small>ERA: 5.7</small>	IP WLS BF H R ER SO BB IBB HBP BLK WP HR S P ERA WHIP 7.0 W 28 6 2 2 4 2 0 0 0 0 0 2 67 98 2.57 1.143											PITCHER IP WLS BF H R ER SO BB IBB HBP BLK WP HR S P ERA WHIP 2.0 9 3 1 1 1 0 0 0 0 0 0 1 20 28 4.50 1.500

livebaseballscorecards.com

AB	35
R	3
H	9
RBI	3
BB	2
SO	5
LOB	16



Batter	1	2	3	4	5	6	7	8	9
Mark Bellhorn, S <small>OBP: 0.354, SLG: 0.323</small> (1, 4) <small>(9, 8)</small>	1-1 		1-2 		1-3 		0-1 	4-2 	
Chris Stynes, R <small>OBP: 0.379, SLG: 0.469</small> (1, 5) <small>(9, 8)</small>	2-1 		1-2 		2-2 		1-0 	1-1 	
17 Todd Helton, L <small>OBP: 0.437, SLG: 0.602</small> Mark Sweeney, L <small>OBP: 0.289, SLG: 0.368</small> (8, PH) <small>(9, 3)</small>	0-0 		4-2 		1-1 		0-1 	0-1 	
Preston Wilson, R <small>OBP: 0.367, SLG: 0.580</small> Ronnie Belliard, R <small>OBP: 0.379, SLG: 0.399</small> (1, 8) <small>(9, 4)</small>		3-2 	1-0 		0-0 		1-2 		
Larry Walker, L <small>OBP: 0.428, SLG: 0.500</small> Joe Roa, R <small>OBP: 0.250, SLG: 0.250</small> (1, 9) <small>(8, 1)</small>		0-1 	2-2 		3-H 		2-2 		
Jay Payton, R <small>OBP: 0.352, SLG: 0.475</small> (1, 7) <small>(8, 9)</small>		2-2 		1-1 		2-1 	0-1 		
Charles Johnson, R <small>OBP: 0.308, SLG: 0.429</small> (1, 2)		0-3 		0-0 		2-1 		3-1 	
Juan Uribe, R <small>OBP: 0.304, SLG: 0.397</small> (1, 6)		1-1 		1-1 		1-2 		1-2 	
Darren Oliver, R <small>OBP: 0.256, SLG: 0.351</small> Greg Vaughn, R <small>OBP: 0.326, SLG: 0.514</small> (7, PH) <small>(8, 7)</small>			0-1 		0-0 		4-2 	2-3 	

AB	R	H	RBI	BB	SO	LOB
4	2	2	1	1	1	0
5	2	3	1	0	1	1
3	1	1	1	1	0	1
1	0	0	0	0	0	2
4	3	3	6	0	0	1
0	0	0	0	0	0	0
4	0	0	0	0	0	2
0	0	0	0	0	0	0
4	0	2	1	0	0	1
4	0	0	0	0	1	2
4	1	1	0	0	1	1
2	1	1	1	0	0	0
1	1	0	0	1	1	1

BOTTOM	
San Francisco Giants @ Colorado Rockies Coors Field, Denver, CO Thu Jul 10 2003, 7:05 PM MDT Att: 30,954 - Sunny - 90 F	AB 36 R 11 H 13 RBI 11 BB 3 SO 5 LOB 12
WP: 0 PA: 39 PB: 0 SB: 0 CS: 0	

Inning Stats		R: 0	H: 0	E: 0	K: 5	S: 5	R: 1	H: 2	E: 0	K: 13	S: 13	R: 3	H: 2	E: 0	K: 16	S: 16	R: 0	H: 1	E: 0	K: 5	S: 5	R: 3	H: 3	E: 0	K: 16	S: 16	R: 0	H: 0	E: 0	K: 7	S: 7	R: 3	H: 3	E: 0	K: 18	S: 18	R: 1	H: 2	E: 0	K: 15	S: 15
PITCHER Brian Powell, R <small>ERA: 13.5</small> (1, 1) Jason Christiansen, L <small>ERA: 4.35</small> (5, 1) Damian Moss, L <small>ERA: 5.06</small> (6, 1) 32 Kevin Correia, R <small>ERA: 6.75</small> (7, 1)	IP 4.2 0.1 1.2 1.1	WLS L	BF 22 1 9 7	H 8 0 3 2	R 7 0 3 1	ER 7 0 3 1	SO 3 0 1 1	BB 1 0 1 0	IBB 0 0 0 0	HBP 0 0 0 0	BLK 0 0 0 0	WP 0 0 0 0	HR 3 0 0 0	S 53 2 23 17	P 77 4 36 28	ERA 13.50 0.00 16.20 6.75	WHIP 1.929 0.000 2.400 2.250	PITCHER IP 4.2 0.1 1.2 1.1	WLS L	BF 22 1 9 7	H 8 0 3 2	R 7 0 3 1	ER 7 0 3 1	SO 3 0 1 1	BB 1 0 1 0	IBB 0 0 0 0	HBP 0 0 0 0	BLK 0 0 0 0	WP 0 0 0 0	HR 3 0 0 0	S 53 2 23 17	P 77 4 36 28	ERA 13.50 0.00 16.20 6.75	WHIP 1.929 0.000 2.400 2.250							

Batter	1	2	3	4	5	6	7	8	9	AB R H RBI BB SO LOB	TOP																									
Cesar Izturis, S OBP: 0.292, SLG: 0.295 (1, 6) B C X	2-1 L9 FC3-6 1B		0-1 G3		3-2 E G4-3 G3 1B	1-0 WP 1B	0-1 F9			5 2 3 0 0 0 2																										
Alex Cora, L OBP: 0.276, SLG: 0.304 (1, 4) C B SAFE X	2-2 FC3-6 1B		2-1 F8		1-0 G4-3	1-0 WP 1B		0-0 F7		5 0 2 0 0 0 1																										
Shawn Green, L OBP: 0.314, SLG: 0.429 (1, 9) X	0-0 L9		3-2 FC6-4 1B		0-0 E4 G3 BB 2B	2-3 K		1-3 K		5 1 1 0 0 2 6																										
Paul Lo Duca, R OBP: 0.377, SLG: 0.445 (1, 7) D C X	1-1 FC3-6		0-0 FC6-4		4-1 G3 BB 2B	2-2 G4-3		3-2 G6-3		4 1 0 1 1 0 4																										
Daryle Ward, L OBP: 0.207, SLG: 0.189 Mike Kinkade, R OBP: 0.350, SLG: 0.413 (1, 3) (9, PH) B SAFE X	3-2 G5-3				0-1 F8	3-0 G3		0-0 L9		4 0 0 1 0 0 3 1 0 0 0 0 0 0																										
Adrian Beltré, R OBP: 0.284, SLG: 0.352 (1, 5) X		0-0 P4			0-1 1B	0-2 2B		2-1 WP E 2B		5 1 3 2 0 0 0																										
David Ross, R OBP: 0.338, SLG: 0.583 (1, 2) C SAFE X		0-2 F9			1-3 K	1-3 K		3-2 G5-3		5 0 0 0 0 2 3																										
Wilkin Ruan, R OBP: 0.207, SLG: 0.310 (1, 8) B X		1-0 1B			0-0 1B			0-1 E3 1B		4 0 2 0 0 0 0																										
Hideo Nomo, R OBP: 0.182, SLG: 0.122 Larry Barnes, L OBP: 0.167, SLG: 0.167 Paul Shuey, R Tom Martin, L Paul Quantrill, L	1-2 G1-3		1-0 G3-1		1-0 G3-1			1-2 1B WP 1B		3 1 1 0 0 0 3 1 0 1 0																										
Inning Stats	R: 1 E: 0 K: 0 S: 11	H: 2 LOB: 1 BB: 0 P: 19	R: 0 E: 0 K: 0 S: 9	H: 1 LOB: 1 BB: 0 P: 11	R: 0 E: 0 K: 1 S: 9	H: 1 LOB: 1 BB: 0 P: 14	R: 0 E: 0 K: 1 S: 10	H: 2 LOB: 2 BB: 0 P: 12	R: 3 E: 1 K: 1 S: 13	H: 2 LOB: 1 BB: 1 P: 25	R: 1 E: 0 K: 1 S: 12	H: 3 LOB: 2 BB: 0 P: 19	R: 1 E: 1 K: 0 S: 11	H: 2 LOB: 2 BB: 0 P: 17	R: 0 E: 0 K: 1 S: 8	H: 0 LOB: 0 BB: 0 P: 12	R: 0 E: 0 K: 0 S: 8	H: 0 LOB: 0 BB: 0 P: 13	1B: 11 2B: 2 3B: 0 HR: 0	SF: 0 SAC: 0 DP: 0 HBP: 0	WP: 2 PB: 0 SB: 0 CS: 0	PA: 43														
PITCHER	IP WLS BF H R ER SO BB IBB HBP BLK WP HR S P ERA WHIP																																			
Denny Stark, R ERA: 3.94 Javier López, L ERA: 5.45 Jose Jimenez, R ERA: 6.85 40 Brian Fuentes, L ERA: 3.07 Justin Speier, R ERA: 3.09	(1, 1) (6, 1) (6, 1) (8, 1) (9, 1)	5.1 0.1 1.1 1.0 1.0	WLS H B W S	28 2 7 3 3	H R ER SO	10 1 2 0 0	R ER SO	5 2 0 1 0	BB IBB HBP BLK	1 0 0 0 0	WP HR S P	0 0 4 7 8	14 22 12 13	ERA WHIP	3.38 2.062 0.00 3.000 0.00 1.500 0.00 0.000 0.00 0.000	PITCHER	IP WLS BF H R ER SO BB IBB HBP BLK WP HR S P ERA WHIP																			

Los Angeles Dodgers @ Colorado Rockies
Coors Field, Denver, CO
Fri Jul 11 2003, 7:05 PM MDT
Att. 34,150 - Cloudy - 86 F

AB	42
R	6
H	13
RBI	4
BB	1
SO	4
LOB	22



BOTTOM

Los Angeles Dodgers @ Colorado Rockies
Coors Field, Denver, CO

AB	28
R	7
H	7
RBI	6
BB	7
SO	6
LOB	13



WP	0	PA	36
PB	0		
SB	1		
CS	1		

Fri Jul 11 2003, 7:05 PM MDT
Att. 34,150 - Cloudy - 86 F

AB	R	H	RBI	BB	SO	LOB
3	1	0	0	1	0	2
4	1	1	0	0	1	1
3	3	2	2	1	0	2
4	0	1	0	0	2	2
3	1	0	0	1	0	2
3	0	1	3	1	0	0
2	0	0	0	1	2	1
0	0	0	1	1	0	0
0	0	0	0	0	0	0
4	1	1	0	0	1	3
1	0	0	0	1	0	0
0	0	0	0	0	0	0
0	0	0	0	0	0	0
1	0	1	0	0	0	0
0	0	0	0	0	0	0
0	0	0	0	0	0	0
1B	2	SF	0			
2B	3	SAC	0			
3B	0	DP	2			
HR	2	HBP	0			

Batter	1	2	3	4	5	6	7	8	9								
Ronnie Belliard, R OBP: 0.377, SLG: 0.394 (1, 4)	4-2 17 G4-3 2B BB	1-2 G6-4-3 1-2f 3-H			0-2 P2		1-0 G4-3 2-3										
Chris Stynes, R OBP: 0.377, SLG: 0.465 (1, 5)	1-2 17 G4-3 2B 1B	2-2 G5-3			2-3 K		2-2 G1-3										
17 Todd Helton, L OBP: 0.440, SLG: 0.620 (1, 3)	0-0 G4-3 1-2 2-3		1-1 HR		1-2 HR		4-0 G3 1B BB										
Preston Wilson, R OBP: 0.365, SLG: 0.577 (1, 8)	1-3 K		0-0 G4-3		1-3 K		1-2 BB G3 1B										
Larry Walker, L OBP: 0.426, SLG: 0.495 (1, 9)	4-0 2B BB		2-2 F7		2-0 G3-1		0-1 G3 1-2 2-3										
Jay Payton, R OBP: 0.354, SLG: 0.477 (1, 7)	3-2 2B		0-0 P5		0-1 P3		4-0 BB IBB										
Charles Johnson, R OBP: 0.309, SLG: 0.425 (1, 2)	1-3 K		0-3 K		4-2 CS BB		4-2 G6-4-3 BB 1-2 2-3 3-H										
Greg Norton, S OBP: 0.321, SLG: 0.400 (8, PH)																	
Bobby Estalella, R OBP: 0.309, SLG: 0.415 (9, 2)																	
Juan Uribe, R OBP: 0.303, SLG: 0.400 (1, 6)		1-1 S G6-4-3 2B		1-0 F9		3-2 CS 1-2	3-3 K	0-0 G6-4-3 1-2f									
Denny Stark, R (1, 1)		4-2 G6-4-3 BB		1-0 G5-3			1-0 G4-3 2B										
Javier López, L OBP: 0.500, SLG: 0.500 (6, 1)																	
Jose Jimenez, R (6, 1)																	
Mark Sweeney, L OBP: 0.299, SLG: 0.391 (7, PH)																	
40 Brian Fuentes, L (8, 1)																	
Justin Speier, R (9, 1)																	
Inning Stats	R: 3 E: 0 K: 2 S: 16	H: 2 LOB: 1 BB: 2 P: 30	R: 1 E: 0 K: 0 S: 11	H: 1 LOB: 0 BB: 1 P: 19	R: 1 E: 0 K: 0 S: 9	H: 1 LOB: 0 BB: 0 P: 12	R: 0 E: 0 K: 1 S: 5	H: 0 LOB: 0 BB: 0 P: 7	R: 1 E: 0 K: 2 S: 13	H: 1 LOB: 0 BB: 0 P: 17	R: 0 E: 0 K: 0 S: 7	H: 0 LOB: 0 BB: 1 P: 16	R: 0 E: 0 K: 1 S: 11	H: 1 LOB: 1 BB: 0 P: 18	R: 1 E: 0 K: 0 S: 13	H: 1 LOB: 2 BB: 3 P: 26	
PITCHER	IP WLS BF H R ER SO	WLS BF H R ER SO	IP WLS BF H R ER SO	IP WLS BF H R ER SO	IP WLS BF H R ER SO	IP WLS BF H R ER SO	IP WLS BF H R ER SO	IP WLS BF H R ER SO	IP WLS BF H R ER SO	IP WLS BF H R ER SO	IP WLS BF H R ER SO	IP WLS BF H R ER SO	IP WLS BF H R ER SO	IP WLS BF H R ER SO	IP WLS BF H R ER SO	IP WLS BF H R ER SO	
Hideo Nomo, R ERA: 2.97 (1, 1)	6.0		6.0		6.0		6.0		6.0		6.0		6.0		6.0		6.0
Paul Shuey, R ERA: 1.66 (7, 1)	1.0	L	6.0		6.0		6.0		6.0		6.0		6.0		6.0		6.0
Tom Martin, L ERA: 4.28 (8, 1)	0.1		6.0		6.0		6.0		6.0		6.0		6.0		6.0		6.0
Paul Quantrill, R ERA: 1.47 (8, 1)	0.2		6.0		6.0		6.0		6.0		6.0		6.0		6.0		6.0

WP	HR	S	P	ERA	WHIP
0	0	0	0	9.00	1.500
0	0	0	0	9.00	3.000
0	0	0	0	0.00	0.000
0	0	0	0	0.00	1.500


Batter	1	2	3	4	5	6	7	8	9
Ronnie Belliard, R OBP: 0.378, SLG: 0.408 (1, 4)	1-1 3B		3-2 F9		1-1 SAFE WP 17 1B 2B		0-3 K		
Mark Bellhorn, S OBP: 0.352, SLG: 0.321 (1, 5)	2-1 2B 1B		3-2 K		3-3 K			3-3 K	
17 Todd Helton, L OBP: 0.441, SLG: 0.627 (1, 3)	1-3 K		0-0 HR		1-2 CS 1B			0-3 K	
Preston Wilson, R OBP: 0.367, SLG: 0.586 (1, 8)	2-2 1-H 2B		1-1 F8		0-1 CS 1-2		2-3 K	0-0 HR	
Larry Walker, L OBP: 0.424, SLG: 0.491 (1, 9)	2-1 G4-3			1-0 1B		1-2 F8		0-0 G3-1	
Jay Payton, R OBP: 0.353, SLG: 0.476 (1, 7)		0-2 1B		0-0 G6-4-3 1-2f		3-3 K			
Bobby Estalella, R OBP: 0.302, SLG: 0.404 (1, 2)		3-3 SAFE 1 SAFE 1		2-3 K			2-3 K		
Juan Uribe, R OBP: 0.304, SLG: 0.395 (1, 6)		3-2 F8			4-1 2B BB		0-2 K		
Jason Jennings, L OBP: 0.324, SLG: 0.313 Steve Reed, R (7, 1)		0-0 G4-3			2-3 SAFE 1 SAFE 1		0-2 K		
Mark Sweeney, L OBP: 0.308, SLG: 0.400 40 Brian Fuentes, L Justin Speier, R (8, 1)								1B	

Inning Stats	R: 1 E: 0 K: 15 S: 15	H: 3 LOB: 1 BB: 0 P: 23	R: 0 E: 0 K: 13 S: 13	H: 1 LOB: 1 BB: 0 P: 19	R: 1 E: 0 K: 10 S: 10	H: 1 LOB: 0 BB: 0 P: 17	R: 0 E: 0 K: 5 S: 5	H: 1 LOB: 0 BB: 0 P: 8	R: 2 E: 0 K: 14 S: 14	H: 2 LOB: 0 BB: 1 P: 24	R: 0 E: 0 K: 11 S: 11	H: 0 LOB: 0 BB: 0 P: 17	R: 0 E: 0 K: 3 S: 14	H: 1 LOB: 1 BB: 0 P: 16	R: 1 E: 0 K: 9 S: 9	H: 1 LOB: 0 BB: 0 P: 12
--------------	--------------------------------	----------------------------------	--------------------------------	----------------------------------	--------------------------------	----------------------------------	------------------------------	---------------------------------	--------------------------------	----------------------------------	--------------------------------	----------------------------------	-------------------------------	----------------------------------	------------------------------	----------------------------------

PITCHER	IP	WLS	BF	H	R	ER	SO	BB	IBB	HBP	BLK	WP	HR	S	P	ERA	WHIP
Andy Ashby, R ERA: 5.57 (1, 1)	5.0	L	21	8	4	4	6	1	0	0	0	1	1	57	91	7.20	1.800
Guillermo Mota, R ERA: 1.62 (6, 1)	1.0		3	0	0	0	2	0	0	0	0	0	0	11	17	0.00	0.000
Paul Quantrill, R ERA: 1.43 (7, 1)	1.0		4	1	0	0	3	0	0	0	0	0	0	14	16	0.00	1.000
Tom Martin, L ERA: 4.18 (8, 1)	0.2		2	0	0	0	2	0	0	0	0	0	0	7	10	0.00	0.000
Paul Shuey, R ERA: 1.88 (8, 1)	0.1		2	1	1	1	0	0	0	0	0	0	1	2	2	27.00	3.000

Los Angeles Dodgers @ Colorado Rockies
Coors Field, Denver, CO
 Sat Jul 12 2003, 6:05 PM MDT
 Att: 41,696 - Sunny - 92 F

AB	31
R	5
H	10
RBI	5
BB	1
SO	13
LOB	9



AB	R	H	RBI	BB	SO	LOB
4	1	2	1	0	1	1
4	1	1	0	0	3	1
4	1	2	2	0	2	1
4	1	2	2	0	1	0
4	0	1	0	0	0	1
3	0	1	0	0	1	1
3	0	0	0	0	3	1
2	1	0	0	1	1	1
2	0	0	0	0	1	2
0	0	0	0	0	0	0
1	0	1	0	0	0	0
0	0	0	0	0	0	0
0	0	0	0	0	0	0

1B:	5	SF:	0
2B:	2	SAC:	0
3B:	1	DP:	1
HR:	2	HBP:	0

WP:	1	PA:	33
PB:	0		
SB:	2		
CS:	1		

AB	36
R	9
H	12
RBI	8
BB	3
SO	4
LOB	15



WP:	0	PA:	42
PB:	0		
SB:	0		
CS:	1		

Batter	1	2	3	4	5	6	7	8	9	AB R H RBI BB SO LOB
Cesar Izturis, S OBP: 0.290, SLG: 0.302 (1, 6)										5 2 2 1 0 1 3
Alex Cora, L OBP: 0.281, SLG: 0.319 (1, 4)										4 1 2 1 0 0 1
Shawn Green, L OBP: 0.317, SLG: 0.429 (1, 9)										4 1 1 2 0 0 1
Paul Lo Duca, R OBP: 0.374, SLG: 0.438 (1, 7) (8, 3)										4 1 0 0 1 0 2
Mike Kinkade, R OBP: 0.352, SLG: 0.408 (8, 1) Paul Quantrill, L (9, PH) Chin-Feng Chen, R (9, 1) Eric Gagne, R (9, 1)										3 1 1 0 1 1 0 0 0 0 0 0 0 0 1 0 0 0 0 0 1 0 0 0 0 0 0 0
Jolbert Cabrera, R OBP: 0.333, SLG: 0.473 (1, 8) (8, 7)										3 0 1 3 1 0 1
Adrián Beltré, R OBP: 0.286, SLG: 0.356 (1, 5)										4 0 1 0 0 0 2
David Ross, R OBP: 0.315, SLG: 0.544 (1, 2)										4 1 1 0 0 2 2
Wilson Alvarez, L OBP: 0.143, SLG: 0.143 (1, 1) Guillermo Mota, R OBP: 0.333, SLG: 0.833 (6, 1) Tom Martin, L (7, 1) Wilkin Ruan, R OBP: 0.233, SLG: 0.333 (8, 8)										2 0 1 0 0 0 2 1 1 1 1 0 0 0 0 0 0 0 0 0 0 1 1 1 0 0 0 0

Inning Stats	R: 5 E: 0 K: 1 S: 18	H: 5 LOB: 2 BB: 2 P: 32	R: 0 E: 0 K: 0 S: 8	H: 1 LOB: 0 BB: 0 P: 13	R: 0 E: 0 K: 1 S: 8	H: 0 LOB: 0 BB: 1 P: 16	R: 0 E: 0 K: 1 S: 8	H: 1 LOB: 1 BB: 0 P: 12	R: 0 E: 0 K: 0 S: 7	H: 0 LOB: 0 BB: 0 P: 11	R: 0 E: 0 K: 0 S: 5	H: 0 LOB: 0 BB: 0 P: 9	R: 1 E: 0 K: 1 S: 9	H: 1 LOB: 0 BB: 0 P: 15	R: 0 E: 0 K: 0 S: 8	H: 1 LOB: 1 BB: 0 P: 13	R: 3 E: 0 K: 0 S: 11	H: 3 LOB: 1 BB: 0 P: 20	1B: 5 2B: 5 3B: 1 HR: 1	SF: 0 SAC: 0 DP: 2 HBP: 2	WP: 0 PA: 42
--------------	-------------------------------	----------------------------------	------------------------------	----------------------------------	------------------------------	----------------------------------	------------------------------	----------------------------------	------------------------------	----------------------------------	------------------------------	---------------------------------	------------------------------	----------------------------------	------------------------------	----------------------------------	-------------------------------	----------------------------------	----------------------------------	------------------------------------	-----------------

PITCHER	IP	WLS	BF	H	R	ER	SO	BB	IBB	HBP	BLK	WP	HR	S	P	ERA	WHIP
Denny Neagle, L ERA: 6.89 (1, 1)	4.0	L	20	7	5	5	3	3	0	0	0	0	0	42	73	11.25	2.500
Joe Roa, R ERA: 5.54 (5, 1)	2.1		8	1	1	1	1	0	0	0	0	0	1	16	27	3.86	0.429
Javier López, L ERA: 5.35 (7, 1)	0.2		2	0	0	0	0	0	0	0	0	0	0	5	8	0.00	0.000
28 Aaron Cook, R ERA: 6.14 (8, 1)	1.0		6	3	2	2	0	0	0	0	0	0	0	11	18	18.00	3.000
40 Brian Fuentes, L ERA: 3.22 (9, 1)	0.0		3	1	0	0	0	0	0	2	0	0	0	3	6	∞	∞

PITCHER	IP	WLS	BF	H	R	ER	SO	BB	IBB	HBP	BLK	WP	HR	S	P	ERA	WHIP
Jose Jimenez, R ERA: 6.7 (9, 1)	1.0		2	0	1	1	0	0	0	0	0	0	0	5	9	9.00	0.000

BOTTOM

Los Angeles Dodgers @ Colorado Rockies
Coors Field, Denver, CO

AB	33
R	3
H	7
RBI	3
BB	4
SO	5
LOB	12



WP	0	PA	38
PB	0		
SB	0		
CS	0		

ERA	1.800	WHIP	1.200	0.000	0.000	0.000	0.000
-----	-------	------	-------	-------	-------	-------	-------

Sun Jul 13 2003, 1:05 PM MDT
Att. 32,483 - Cloudy - 97 F

AB	R	H	RBI	BB	SO	LOB
3	0	0	0	0	2	3
0	0	0	0	0	0	0
0	0	0	0	0	0	0
1	0	1	0	0	0	0
0	0	0	0	0	0	0
0	0	0	0	0	0	0
0	0	0	0	0	0	0
1	0	0	0	0	0	0
5	0	0	0	0	0	1
4	2	2	1	0	1	1
4	0	1	0	0	1	1
3	1	2	0	1	0	2
3	0	0	0	1	1	2
3	0	1	1	0	0	0
3	0	0	0	1	0	2
1	0	0	0	0	0	0
2	0	0	1	1	0	0
1B	5	SF	1			
2B	1	SAC	0			
3B	0	DP	0			
HR	1	HBP	0			

Batter	1	2	3	4	5	6	7	8	9
Ronnie Belliard, R Joe Roa, R Javier Lopez, L Mark Sweeney, L 28 Aaron Cook, R 40 Brian Fuentes, L Jose Jimenez, R Luke Allen, L	3-3 K		0-1 F9	2-3 K			0-1 1B		0-0 G4-3
Chris Stynes, R	1-1 F9		0-0 P6		3-1 F7		2-1 F9		2-1 L7
17 Todd Helton, L	3-2 G3-1			1-0 1B SF8 2B	0-1 HR		3-3 K		
Preston Wilson, R		3-3 K		0-0 L7	1-2 F8		1-0 1B		
Larry Walker, L		4-1 1B BB		0-2 BB 1B	3-2 1B		1-1 P6		
Jay Payton, R		0-3 K		4-0 BB 1B	1-1 P5		0-1 G6-3		
Charles Johnson, R		0-1 1B		0-1 SF8		0-2 G5-3		0-0 G6-3	
Juan Uribe, R		0-1 FC1-6-4		4-0 BB BB		0-1 F9		2-2 F9	
Denny Neagle, L Mark Bellhorn, S			2-2 G6-3	4-1 BB		0-2 P4		1-2 G4-3	

Inning Stats	R: 0 E: 0 K: 1 S: 15	H: 0 LOB: 0 BB: 0 P: 22	R: 0 E: 0 K: 2 S: 11	H: 1 LOB: 2 BB: 1 P: 18	R: 0 E: 0 K: 0 S: 7	H: 0 LOB: 0 BB: 0 P: 9	R: 2 E: 0 K: 1 S: 13	H: 2 LOB: 3 BB: 3 P: 28	R: 1 E: 0 K: 0 S: 13	H: 2 LOB: 1 BB: 0 P: 21	R: 0 E: 0 K: 1 S: 8	H: 0 LOB: 0 BB: 0 P: 8	R: 0 E: 0 K: 1 S: 10	H: 2 LOB: 2 BB: 0 P: 17	R: 0 E: 0 K: 0 S: 6	H: 0 LOB: 0 BB: 0 P: 8	R: 0 E: 0 K: 0 S: 6	H: 0 LOB: 0 BB: 0 P: 9
---------------------	-------------------------------	----------------------------------	-------------------------------	----------------------------------	------------------------------	---------------------------------	-------------------------------	----------------------------------	-------------------------------	----------------------------------	------------------------------	---------------------------------	-------------------------------	----------------------------------	------------------------------	---------------------------------	------------------------------	---------------------------------

PITCHER	IP	WLS	BF	H	R	ER	SO	BB	IBB	HBP	BLK	WP	HR	S	P	ERA	WHIP
Wilson Alvarez, L ERA: 4.18	(1, 1)	5.0	W	24	5	3	3	4	4	0	0	0	0	16	22	0.00	1.800
Guillermo Mota, R ERA: 1.57	(6, 1)	1.2	H	7	2	0	1	0	0	0	0	0	0	2	3	0.00	0.000
Tom Martin, L ERA: 4.13	(7, 1)	0.1	H	1	0	0	0	0	0	0	0	0	0	6	8	0.00	0.000
Paul Quantrill, R ERA: 1.4	(8, 1)	1.0	H	3	0	0	0	0	0	0	0	0	0	6	9	0.00	0.000
Eric Gagne, R ERA: 1.99	(9, 1)	1.0		3	0	0	0	0	0	0	0	0	0	6	9	0.00	0.000

Batter	1	2	3	4	5	6	7	8	9	AB R H RBI BB SO LOB	TOP
--------	---	---	---	---	---	---	---	---	---	----------------------	-----

Ronnie Belliard, R <small>(1, 4)</small> <small>OBP: 0.375, SLG: 0.401</small>	4-2 G4-3 WP 17 1B BB	3-3 K		2-2 F8		0-0 FC5-4 1-2f		2-2 1B		4 1 1 0 1 1 4	
---	-----------------------------	--------------	--	---------------	--	-----------------------	--	---------------	--	---------------	--

Chris Stynes, R <small>(1, 5)</small> <small>OBP: 0.368, SLG: 0.449</small>	2-1 G4-3 1-3		1-3 K		1-1 L4		4-1 17 2B BB	1-2 G1-3		4 1 0 0 1 1 2	
--	---------------------	--	--------------	--	---------------	--	---------------------	-----------------	--	---------------	--

17 Todd Helton, L <small>(1, 3)</small> <small>OBP: 0.445, SLG: 0.645</small>	1-0 1B 3-H		2-2 F8 2B		0-0 2B G3-1 1B		1-2 1B E 2B 1-H		1-3 K	5 2 4 2 0 1 0	
--	-------------------	--	------------------	--	-----------------------	--	------------------------	--	--------------	---------------	--

Preston Wilson, R <small>(1, 8)</small> <small>OBP: 0.366, SLG: 0.583</small>	1-3 K		0-1 F8 2-3		0-0 G3-1 1-3 2B		0-1 FC4-6 E 2B 2-3 1B		3-2 F9	5 0 2 0 0 1 2	
--	--------------	--	-------------------	--	------------------------	--	------------------------------	--	---------------	---------------	--

Larry Walker, L <small>(1, 9)</small> <small>OBP: 0.425, SLG: 0.486</small>	2-3 K		4-2 BB		1-0 G3-1 2-3 3-H 0-0		0-1 E6 FC4-6 1-2 3-H 0-2		0-3 K	4 0 0 2 1 2 3	
--	--------------	--	---------------	--	-----------------------------	--	---------------------------------	--	--------------	---------------	--

Jay Payton, R <small>(1, 7)</small> <small>OBP: 0.351, SLG: 0.469</small>		2-2 1B 1B	0-2 G4-3		0-0 L7		0-2 FC4-6 1-2f 2-3 G6-4-3			4 0 1 0 0 0 5	
--	--	------------------	-----------------	--	---------------	--	----------------------------------	--	--	---------------	--

Charles Johnson, R <small>(1, 2)</small> <small>OBP: 0.307, SLG: 0.419</small>		0-2 F7		1-3 K		4-0 FC4-6 BB		3-2 G6-4-3 1-2f		3 0 0 0 1 1 3	
---	--	---------------	--	--------------	--	---------------------	--	------------------------	--	---------------	--

Juan Uribe, R <small>(1, 6)</small> <small>OBP: 0.301, SLG: 0.384</small>		1-2 F8		3-1 F9		1-2 FC4-6 FC5-4 1-2f		3-2 G4-6-3 1B		4 0 1 0 0 0 2	
--	--	---------------	--	---------------	--	-----------------------------	--	----------------------	--	---------------	--

Jason Jennings, L <small>(1, 1)</small> <small>OBP: 0.333, SLG: 0.324</small> Adam Benigno, R <small>(5, 1)</small> Greg Norton, S <small>(6, PH)</small> <small>OBP: 0.231, SLG: 0.397</small> 28 Aaron Cook, R <small>(6, 1)</small> <small>OBP: 0.259, SLG: 0.200</small> Luke Allen, L <small>(8, PH)</small> Jose Jimenez, R <small>(8, 1)</small>		0-0 1B 1-3		3-1 E8		2-1 P5		0-2 G4-6-3 1-2f		2 0 1 0 0 0 0	
---	--	-------------------	--	---------------	--	---------------	--	------------------------	--	---------------	--

Inning Stats	R: 1	H: 1	E: 0	K: 2	S: 16	P: 26	R: 0	H: 2	E: 0	K: 1	S: 14	P: 20	R: 0	H: 1	E: 0	K: 1	S: 13	P: 20	R: 0	H: 0	E: 1	K: 1	S: 10	P: 19	R: 1	H: 2	E: 0	K: 0	S: 6	P: 8	R: 0	H: 0	E: 0	K: 0	S: 6	P: 13	R: 2	H: 2	E: 1	K: 0	S: 15	P: 23	R: 0	H: 2	E: 0	K: 0	S: 13	P: 19	R: 0	H: 0	E: 0	K: 2	S: 12	P: 16	1B: 7	2B: 3	3B: 0	HR: 0	SF: 0	SAC: 0	DP: 2	HBP: 0	WP: 1	PB: 0	SB: 0	CS: 0	PA: 41
--------------	------	------	------	------	-------	-------	------	------	------	------	-------	-------	------	------	------	------	-------	-------	------	------	------	------	-------	-------	------	------	------	------	------	------	------	------	------	------	------	-------	------	------	------	------	-------	-------	------	------	------	------	-------	-------	------	------	------	------	-------	-------	-------	-------	-------	-------	-------	--------	-------	--------	-------	-------	-------	-------	--------

PITCHER	IP	WLS	BF	H	R	ER	SO	BB	IBB	HBP	BLK	WP	HR	S	P	ERA	WHIP
Damian Moss, L <small>(1, 1)</small> <small>ERA: 4.99</small>	5.0	W	24	6	2	2	5	2	0	0	0	1	0	59	93	3.60	1.600
Joe Nathan, R <small>(6, 1)</small> <small>ERA: 3.83</small>	1.0		5	0	1	1	0	2	0	0	0	0	0	7	18	9.00	2.000
Scott Eyre, L <small>(7, 1)</small> <small>ERA: 3.55</small>	0.0		3	2	1	1	0	0	0	0	0	0	0	7	8	∞	∞
Matt Herges, R <small>(7, 1)</small> <small>ERA: 2.74</small>	2.0	H	6	2	0	0	0	0	0	0	0	0	0	20	29	0.00	1.000
Tim Worrell, R <small>(9, 1)</small> <small>ERA: 2.08</small>	1.0		3	0	0	0	2	0	0	0	0	0	0	12	16	0.00	0.000

Colorado Rockies @ San Francisco Giants
 PacBell Park, San Francisco, CA
 Thu Jul 17 2003, 10:15 PM EDT
 Att. 41,052 - Sunny - 68 F

AB	37
R	4
H	10
RBI	4
BB	4
SO	7
LOB	23



PITCHER	IP	WLS	BF	H	R	ER	SO	BB	IBB	HBP	BLK	WP	HR	S	P	ERA	WHIP
---------	----	-----	----	---	---	----	----	----	-----	-----	-----	----	----	---	---	-----	------

Batter	1	2	3	4	5	6	7	8	9	AB R H RBI BB SO LOB	TOP		
Mark Bellhorn, S <small>(1, 4) OBP: 0.350, SLG: 0.316</small> <small>(7, 6)</small>	2-3 		3-2 			2-1 		2-3 		4 0 1 0 0 2 0	Colorado Rockies @ San Francisco Giants PacBell Park, San Francisco, CA Fri Jul 18 2003, 10:15 PM EDT Att. 41,690 - Sunny - 65 F		
Chris Stynes, R <small>(1, 5) OBP: 0.368, SLG: 0.448</small> Greg Norton, S <small>(8, PH) OBP: 0.317, SLG: 0.394</small> <small>(8, 5)</small>	1-1 		2-3 			1-2 		3-3 		3 0 1 0 0 1 1 1 0 0 0 0 1 0			
17 Todd Helton, L <small>(1, 3) OBP: 0.446, SLG: 0.645</small>	0-0 				3-1 		4-2 		0-0 	3 0 1 0 1 0 0			
Preston Wilson, R <small>(1, 8) OBP: 0.363, SLG: 0.577</small>		3-2 		0-2 		1-1 		0-3 		4 0 0 0 0 1 3			
Larry Walker, L <small>(1, 9) OBP: 0.421, SLG: 0.482</small> Mark Sweeney, L <small>(9, PH) OBP: 0.313, SLG: 0.403</small>		2-3 		0-0 			2-2 		1-3 	3 0 0 0 0 2 0 1 0 0 0 0 1 1			
Jay Payton, R <small>(1, 7) OBP: 0.353, SLG: 0.472</small>		2-2 			2-1 		0-1 		0-0 	4 0 2 0 0 0 1			
Bobby Estelella, R <small>(1, 2) OBP: 0.302, SLG: 0.396</small>		2-3 			1-2 		4-1 			2 0 0 0 1 1 1			
Juan Uribe, R <small>(1, 6) OBP: 0.296, SLG: 0.377</small> 40 Brian Fuentes, L <small>(7, 1)</small> Justin Speier, R <small>(8, 1)</small>			2-2 		2-3 		0-0 			3 0 0 0 0 2 2 0 0 0 0 0 0 0 0 0 0 0 0 0 0			
Darren Oliver, R <small>(1, 1) OBP: 0.244, SLG: 0.333</small> Steve Reed, R <small>(6, 1)</small> Ronnie Belliard, R <small>(7, 4) OBP: 0.374, SLG: 0.399</small>			0-3 			1-1 		1-2 		2 0 0 0 0 1 0 0 0 0 0 0 0 0 1 0 0 0 0 0 0			
Inning Stats	R: 0 H: 0 E: 0 LOB: 0 K: 1 BB: 0 S: 7 P: 10	R: 0 H: 1 E: 0 LOB: 1 K: 2 BB: 0 S: 12 P: 21	R: 0 H: 1 E: 0 LOB: 1 K: 3 BB: 0 S: 12 P: 19	R: 0 H: 0 E: 0 LOB: 0 K: 0 BB: 0 S: 7 P: 10	R: 0 H: 0 E: 0 LOB: 0 K: 1 BB: 0 S: 8 P: 13	R: 0 H: 1 E: 0 LOB: 2 K: 0 BB: 1 S: 13 P: 22	R: 0 H: 1 E: 0 LOB: 1 K: 1 BB: 1 S: 8 P: 14	R: 0 H: 0 E: 0 LOB: 0 K: 2 BB: 0 S: 14 P: 20	R: 0 H: 1 E: 0 LOB: 1 K: 2 BB: 0 S: 8 P: 9	1B: 3 SF: 0 2B: 3 SAC: 0 3B: 0 DP: 1 HR: 0 HBP: 0		WP: 0 PA: 33 PB: 0 SB: 0 CS: 0	
PITCHER	IP WLS BF H R ER SO BB IBB HBP BLK WP HR S P ERA WHIP											PITCHER	IP WLS BF H R ER SO BB IBB HBP BLK WP HR S P ERA WHIP
Jim Brower, R <small>(1, 1) ERA: 4.04</small>	6.0 W 22 3 0 0 7 1 0 0 0 0 0 0 59 95 0.00 0.667												
Jason Christiansen, L <small>(7, 1) ERA: 3.65</small>	0.1 3 1 0 0 1 1 0 0 0 0 0 0 7 13 0.00 6.000												
Joe Nathan, R <small>(7, 1) ERA: 3.71</small>	1.2 4 0 0 0 2 0 0 0 0 0 0 0 15 21 0.00 0.000												
Felix Rodriguez, R <small>(9, 1) ERA: 3.4</small>	1.0 4 1 0 0 2 0 0 0 0 0 0 0 8 9 0.00 1.000												

AB	31
R	0
H	5
RBI	0
BB	2
SO	12
LOB	9



Batter	1	2	3	4	5	6	7	8	9
Ray Durham, S OBP: 0.386, SLG: 0.441 Felix Rodriguez, R OBP: 1.000, SLG: 1.000	1-2 G4-6-3 1B		1-0 HR 2B		0-0 F9	1-0 F8		2-2 HBP	
Pedro Feliz, R OBP: 0.261, SLG: 0.488	0-0 G4-6-3 1-2f		0-1 HR 2-H		0-0 G5-3	1-0 L6		0-1 G6-3	
Marquis Grissom, R OBP: 0.332, SLG: 0.492	2-2 P3		0-0 G5-3			0-1 2B 3B 1B	0-3 K		
Barry Bonds, L OBP: 0.501, SLG: 0.725		1-2 G6-3	1-0 2B			3-1 3B 2B	2-2 1B		
José Cruz Jr., S OBP: 0.380, SLG: 0.465		1-0 FC6-4 1B	1-2 P3			4-0 3B IBB	1-3 K		
Rich Aurilia, R OBP: 0.314, SLG: 0.418		2-2 FC6-4 1B 1-2f		2-1 G5-3		1-1 1B 3B 1-H 2-H 3-H	1-3 K		
Andres Galarraga, R OBP: 0.349, SLG: 0.526		0-2 SAFE SAFE SAFE SAFE 1B		1-2 G6-3		0-1 G3 2B 1B 3-H	1-1 G6-3		
Yorvit Torrealba, R OBP: 0.282, SLG: 0.355		1-2 1B		2-0 F9		1-2 G3	3-2 L1		
Jim Brower, R OBP: 0.306, SLG: 0.250 Tony Torcato, L OBP: 0.333, SLG: 0.667 Jason Christiansen, R Joe Nathan, R Neifi Perez, S OBP: 0.304, SLG: 0.373			0-1 F8		0-1 B1-3	1-0 2B	2-2 E3 HBP		

AB	R	H	RBI	BB	SO	LOB
4	1	2	0	0	0	1
0	0	0	0	0	0	0
5	1	1	2	0	0	4
4	1	1	0	0	1	0
4	1	3	0	0	0	0
3	1	1	0	1	1	2
4	1	1	3	0	1	2
4	1	2	1	0	0	0
4	0	0	0	0	0	3
2	0	0	0	0	0	0
1	0	1	1	0	0	0
0	0	0	0	0	0	0
0	0	0	0	0	0	0
1	0	0	0	0	0	0

BOTTOM

Colorado Rockies @ San Francisco Giants
PacBell Park, San Francisco, CA

Fri Jul 18 2003, 10:15 PM EDT
Att. 41,690 - Sunny - 65 F

livebaseballscorecards.com

AB	36
R	7
H	12
RBI	7
BB	1
SO	3
LOB	12

GIANTS

1B: 6	SF: 0	WP: 0	PA: 38
2B: 4	SAC: 0	PB: 0	
3B: 1	DP: 1	SB: 0	
HR: 1	HBP: 1	CS: 0	

Inning Stats	R	H	E	K	S	H	LOB	BB	P	R	H	E	K	S	R	H	E	K	S	R	H	E	K	S	R	H	E	K	S
	0	1	0	7	10	2	2	12	17	0	0	0	7	12	0	0	0	7	12	0	0	0	7	12	0	0	0	7	12
	0	0	0	0	0	0	0	0	0	0	0	0	0	0	0	0	0	0	0	0	0	0	0	0	0	0	0	0	0
	0	0	0	0	0	0	0	0	0	0	0	0	0	0	0	0	0	0	0	0	0	0	0	0	0	0	0	0	0
	0	0	0	0	0	0	0	0	0	0	0	0	0	0	0	0	0	0	0	0	0	0	0	0	0	0	0	0	0

PITCHER	IP	WLS	BF	H	R	ER	SO	BB	IBB	HBP	BLK	WP	HR	S	P	ERA	WHIP
Darren Oliver, L ERA: 4.95	(1, 1)	5.0	L	24	9	6	6	0	0	0	0	0	1	47	71	10.80	1.800
Steve Reed, R ERA: 3.76	(6, 1)	1.0		5	2	1	1	0	0	0	0	0	0	8	12	9.00	2.000
40 Brian Fuentes, L ERA: 3.15	(7, 1)	1.0		4	1	0	3	0	0	0	0	0	0	13	17	0.00	1.000
Justin Speier, R ERA: 3.12	(8, 1)	1.0		5	0	0	0	0	0	1	0	0	0	13	21	0.00	0.000

Batter	1	2	3	4	5	6	7	8	9	AB	R	H	RBI	BB	SO	LOB
Ray Durham, S OBP: 0.387, SLG: 0.439 (1, 4)	0-0 CS WP 1B		2-1 F7		4-2 BB		3-3 K			3	0	1	0	1	1	1
J.T. Snow, L OBP: 0.384, SLG: 0.433 (1, 3)	0-1 F7		2-3 K		2-3 K			0-1 2B		4	1	1	0	0	2	2
Marquis Grissom, R OBP: 0.332, SLG: 0.492 (1, 8)	3-3 K		0-3 K		3-2 F9			0-1 1B 2B		4	0	1	1	0	2	2
Barry Bonds, L OBP: 0.504, SLG: 0.736 (1, 7)		4-1 1B BB		2-1 HR		0-3 K		1-2 1B		3	2	2	1	1	1	0
José Cruz Jr., S OBP: 0.379, SLG: 0.461 (1, 9)		4-2 1B FC4-6 BB		3-3 K		1-1 P6		0-0 F7		3	1	0	0	1	1	1
Rich Aurilia, R OBP: 0.312, SLG: 0.414 (1, 6)		3-1 F4		1-3 K		0-0 F9		1-2 G6-3		3	0	0	0	0	1	2
Tim Worrell, R (9, 1)										0	0	0	0	0	0	0
Edgardo Alfonzo, R OBP: 0.316, SLG: 0.345 (1, 5)		0-0 FC4-6 1B		1-2 F8		1-1 F9				3	0	1	1	0	0	0
Yorvit Torrealba, R OBP: 0.284, SLG: 0.379 (1, 2)		0-0 FC4-6 WP 1B		1-1 HR		1-2 L9				3	1	1	2	0	0	1
Jason Schmidt, R OBP: 0.086, SLG: 0.073 (1, 1)		1-1 G5-3		1-3 K		0-1 E3				2	0	0	0	0	1	1
Matt Herge, L (6, 1)										0	0	0	0	0	0	0
Scott Eyre, L (7, 1)										0	0	0	0	0	0	0
Felix Rodriguez, R OBP: 1.000, SLG: 1.000 (7, 1)										0	0	0	0	0	0	0
Neil Pérez, S OBP: 0.393, SLG: 0.371 (7, 6)										1	0	0	0	0	0	0
Andrés Galarraga, R OBP: 0.347, SLG: 0.522 (8, PH)										1	0	0	0	0	0	1

Inning Stats	R: 0	H: 1	E: 0	LOB: 0	K: 1	P: 10	R: 2	H: 1	E: 0	LOB: 1	K: 0	P: 9	R: 0	H: 0	E: 0	LOB: 0	K: 2	P: 8	R: 1	H: 1	E: 0	LOB: 0	K: 2	P: 12	R: 1	H: 1	E: 0	LOB: 1	K: 2	P: 14	R: 0	H: 0	E: 0	LOB: 0	K: 1	P: 7	R: 0	H: 0	E: 1	LOB: 1	K: 1	P: 11	R: 1	H: 3	E: 0	LOB: 1	K: 0	P: 14
	7	10	5	0	1	10	9	21	8	0	12	12	6	0	0	0	19	25	11	16	12	14	7	16	12	14	3	0	0	0	0	0	0	0	0	11	16	12	14	3	0	0	0	0	0	0	14	

PITCHER	IP	WLS	BF	H	R	ER	SO	BB	IBB	HBP	BLK	WP	HR	S	P	ERA	WHIP
Shawn Chacon, R ERA: 4.43 (1, 1)	4.1	L	19	4	4	4	6	3	0	0	0	2	2	44	76	8.31	1.615
Javier López, L ERA: 5.19 (5, 1)	1.0		3	0	0	0	2	0	0	0	0	0	0	9	14	0.00	0.000
Adam Bernero, R ERA: 5.98 (6, 1)	0.2		2	0	0	0	0	0	0	0	0	0	0	3	4	0.00	0.000
Jose Jimenez, R ERA: 6.41 (7, 1)	1.0		4	0	0	0	1	0	0	0	0	0	0	11	16	0.00	0.000
40 Brian Fuentes, L ERA: 3.33 (8, 1)	0.1		3	3	1	1	0	0	0	0	0	0	0	8	9	27.00	9.000

BOTTOM

Colorado Rockies @ San Francisco Giants
PacBell Park, San Francisco, CA

Sat Jul 19 2003, 4:05 PM EDT
Att: 42,607 - Cloudy - 73 F

AB	30
R	5
H	7
RBI	5
BB	3
SO	9
LOB	11

livebaseballscorecards.com



PITCHER	IP	WLS	BF	H	R	ER	SO	BB	IBB	HBP	BLK	WP	HR	S	P	ERA	WHIP
Steve Reed, R ERA: 3.7 (8, 1)	0.2		2	0	0	0	0	0	0	0	0	0	0	4	5	0.00	0.000

Batter	1	2	3	4	5	6	7	8	9	AB	R	H	RBI	BB	SO	LOB	TOP					
Tony Womack, L (1, 4) OBP: 0.273, SLG: 0.339	1-3 K		2-1 P2			0-1 P2		2-2 BB 17 1B		4	0	1	0	0	1	0						
Chris Stynes, R (1, 5) OBP: 0.365, SLG: 0.442	0-1 G5-3			4-1 17 WP BB		2-3 K		1-2 F7		3	0	0	0	1	1	1						
17 Todd Helton, L (1, 3) OBP: 0.447, SLG: 0.649	3-2 HR			2-3 K2-3			4-1 HR BB	2-2 BB 1B		3	2	2	1	1	1	1						
Preston Wilson, R (1, 8) OBP: 0.360, SLG: 0.578	3-3 K			0-0 L4			3-2 1-H HR BB	0-0 L8 1B		4	1	1	2	0	1	3						
Jay Payton, R (1, 7) OBP: 0.353, SLG: 0.474		1-3 K		2-3 K			0-0 2B E 2B	4-1 1-2 2-3 BB		3	1	1	0	1	2	1						
Mark Sweeney, L (1, 9) OBP: 0.310, SLG: 0.405		2-1 F8			1-3 K		1-3 K	3-3 K		3	0	0	0	0	2	1						
Mark Bellhorn, S (8, PH) OBP: 0.347, SLG: 0.313										1	0	0	0	0	1	3						
Juan Uribe, R (1, 6) OBP: 0.295, SLG: 0.380		0-3 K			0-0 P5		2-2 E7 2B		3-2 F8	4	0	1	0	0	1	0						
Bobby Estalella, R (1, 2) OBP: 0.301, SLG: 0.386			1-3 K		1-2 G5-3		1-1 F8		4-2 G5-4-3 BB	3	0	0	0	1	1	1						
Denny Neagle, L (1, 1) Adam Bernero, R (5, 1) Greg Norton, S (6, PH) 28 Aaron Cook, R (6, 1) Larry Walker, L (7, PH) Jose Jimenez, R (7, 1) Javier Lopez, L (8, 1) Ronnie Belliard, R (9, PH)			2-3 K			2-1 F8	3-3 K		0-2 G5-4-3	1	0	0	0	0	1	0						
Inning Stats	R: 1 E: 0 K: 2 S: 13	H: 1 LOB: 0 BB: 0 P: 20	R: 0 E: 0 K: 2 S: 8	H: 0 LOB: 0 BB: 0 P: 11	R: 0 E: 0 K: 2 S: 9	H: 0 LOB: 0 BB: 0 P: 14	R: 0 E: 0 K: 2 S: 8	H: 0 LOB: 1 BB: 1 P: 16	R: 0 E: 0 K: 1 S: 8	H: 0 LOB: 0 BB: 0 P: 10	R: 0 E: 0 K: 1 S: 7	H: 0 LOB: 0 BB: 0 P: 11	R: 3 E: 1 K: 2 S: 17	H: 3 LOB: 1 BB: 1 P: 31	R: 0 E: 0 K: 1 S: 18	H: 2 LOB: 3 BB: 1 P: 30	R: 0 E: 0 K: 0 S: 10	H: 0 LOB: 0 BB: 1 P: 17	1B: 2 2B: 2 3B: 0 HR: 2	SF: 0 SAC: 0 DP: 1 HBP: 0	WP: 1 PB: 0 SB: 0 CS: 0	PA: 36
PITCHER	IP WLS BF H R ER SO BB IBB HBP BLK WP HR S P ERA WHIP	IP WLS BF H R ER SO BB IBB HBP BLK WP HR S P ERA WHIP															IP WLS BF H R ER SO BB IBB HBP BLK WP HR S P ERA WHIP					
Jesse Foppert, R (1, 1) ERA: 5.53	6.0 W 23 3 4 4 10 2 0 0 0 1 2 58 94 6.00 0.833															Tim Worrell, R (9, 1) ERA: 1.99						
Scott Eyre, L (7, 1) ERA: 3.52	0.1 2 1 0 0 1 0 0 0 0 0 0 0 7 10 0.00 3.000																					
Joe Nathan, R (7, 1) ERA: 3.67	0.2 H 2 0 0 0 1 0 0 0 0 0 0 5 9 0.00 0.000																					
Felix Rodriguez, R (8, 1) ERA: 3.25	0.2 5 2 0 0 0 0 1 0 0 0 0 0 14 23 0.00 4.500																					
Jason Christiansen, L (8, 1) ERA: 3.55	0.1 H 1 0 0 0 1 0 0 0 0 0 0 4 7 0.00 0.000																					

Colorado Rockies @ San Francisco Giants
PacBell Park, San Francisco, CA
Sun Jul 20 2003, 4:05 PM EDT
Att. 42,620 - Sunny - 75 F

AB	32
R	4
H	6
RBI	3
BB	4
SO	13
LOB	13



Batter	1	2	3	4	5	6	7	8	9	AB	R	H	RBI	BB	SO	LOB
Ray Durham, S OBP: 0.382, SLG: 0.432 Tim Worrell, R	2-2 G6-3		1-1 L8	0-0 L9		2-1 G6-3		0-0 G3		5	0	0	0	0	0	0
José Cruz Jr., S OBP: 0.381, SLG: 0.469	1-0 F7		1-1 F7		2-1 HR		2-0 1B	2-2 2B		5	2	3	0	0	0	0
Marquis Grissom, R OBP: 0.334, SLG: 0.501 Tony Torcato, L OBP: 0.200, SLG: 0.400	0-0 1B		0-1 G5-3		1-0 HR		0-0 F7	1-1 F7		3	2	2	2	0	0	0
Andres Galarraga, R OBP: 0.358, SLG: 0.518	4-0 1B			4-2 BB	4-1 FC5-4		2-3 K			1	1	0	0	3	1	1
Rich Aurilia, R OBP: 0.319, SLG: 0.421	1-0 1B		1-2 HR	1-2 BB	0-0 FC5-4		1-2 HBP	1-2 1B		4	1	4	2	0	0	0
Edgardo Alfonzo, R OBP: 0.318, SLG: 0.345	1-1 P5		4-0 HR	2-2 BB	2-2 FC5-4		0-2 HBP	1-2 1B		3	1	1	0	1	0	4
Pedro Feliz, R OBP: 0.261, SLG: 0.477		1-2 G6-3	0-0 F4	1-0 G6-4-3		1-2 HBP	1-2 HBP			3	0	0	0	0	0	5
Alberto Castillo, R OBP: 0.400, SLG: 1.200		0-1 P3	1-2 HR		3-2 G6-3		1-0 FC6-4			4	1	1	4	0	0	3
Jesse Foppert, R OBP: 0.187, SLG: 0.148 Scott Eyre, L Joe Nathan, R Felix Rodriguez, R OBP: 1.000, SLG: 1.000 Jason Christiansen, R Neif Perez, S OBP: 0.501, SLG: 0.370		1-2 K	2-3 K		0-0 G4-3		2-0 P2			3	0	0	0	0	2	0

Inning Stats	R: 1	H: 2	E: 0	K: 0	S: 9	LOB: 2	BB: 1	P: 18	R: 0	H: 0	E: 0	K: 1	S: 10	LOB: 0	BB: 0	P: 12	R: 0	H: 0	E: 0	K: 0	S: 6	LOB: 0	BB: 0	P: 8	R: 2	H: 3	E: 0	K: 0	S: 9	LOB: 1	BB: 1	P: 19	R: 0	H: 0	E: 0	K: 0	S: 6	LOB: 0	BB: 0	P: 11	R: 1	H: 3	E: 0	K: 1	S: 14	LOB: 3	BB: 0	P: 21	R: 0	H: 1	E: 0	K: 0	S: 9	LOB: 1	BB: 0	P: 14
--------------	------	------	------	------	------	--------	-------	-------	------	------	------	------	-------	--------	-------	-------	------	------	------	------	------	--------	-------	------	------	------	------	------	------	--------	-------	-------	------	------	------	------	------	--------	-------	-------	------	------	------	------	-------	--------	-------	-------	------	------	------	------	------	--------	-------	-------

PITCHER	IP	WLS	BF	H	R	ER	SO	BB	IBB	HBP	BLK	WP	HR	S	P	ERA	WHIP
Denny Neagle, L ERA: 7.9	4.0	L	23	7	7	7	2	4	0	0	0	0	2	46	78	15.75	2.750
Adam Bernero, R ERA: 5.92	1.0		2	0	0	0	0	0	0	0	0	0	0	4	7	0.00	0.000
28 Aaron Cook, R ERA: 5.93	1.0		3	0	0	0	0	0	0	0	0	0	0	6	11	0.00	0.000
Jose Jimenez, R ERA: 6.46	1.0		7	3	1	1	1	0	0	1	0	0	0	14	21	9.00	3.000
Javier López, L ERA: 5.05	1.0		4	1	0	0	0	0	0	0	0	0	0	9	14	0.00	1.000

BOTTOM

Colorado Rockies @ San Francisco Giants
PacBell Park, San Francisco, CA

Sun Jul 20 2003, 4:05 PM EDT
Att. 42,620 - Sunny - 75 F

AB	34
R	8
H	11
RBI	8
BB	4
SO	3
LOB	15

livebaseballscorecards.com



WP	HR	S	P	ERA	WHIP
0	0	0	0	0	0

Batter	1	2	3	4	5	6	7	8	9	AB R H RBI BB SO LOB	TOP		
Tony Womack, L (1, 6) OBP: 0.276, SLG: 0.338	1-1 1B 17 G6-3 1B	3-3 SAFE K			1-0 17 WP 1B HBP	0-0 F7			0-1 G5-3 1-2	4 1 1 0 0 1 4			
Ronnie Belliard, R (1, 4) OBP: 0.370, SLG: 0.395	1-0 G5-3 17 G6-3 1B		1-2 G5-3		0-2 17 WP 1B		2-2 G4-1			4 1 2 0 0 0 0			
17 Todd Helton, L (1, 3) OBP: 0.445, SLG: 0.644	1-1 G6-3		1-2 F7		4-2 G5-4-3 BB		0-2 G1-3			3 0 0 1 1 0 1			
Preston Wilson, R (1, 8) OBP: 0.357, SLG: 0.572	3-2 G5-3		1-1 G4-3		0-0 G5-4-3 1-2f		2-2 F8			4 0 0 0 0 0 4			
Larry Walker, L (1, 9) OBP: 0.424, SLG: 0.482	2-2 1B			1-3 K		0-0 1B FC6-4 1B		4-2 G5-4-3 BB		3 1 2 1 1 1 0			
Jay Payton, R (1, 7) OBP: 0.355, SLG: 0.475	0-0 F9			2-0 CS 1B		0-1 FC6-4 1B		2-2 G5-4-3 1-2f		4 0 2 0 0 0 2			
Chris Stynes, R (1, 5) OBP: 0.361, SLG: 0.435		2-2 G4-3		2-0 F9		0-0 FC6-4 1B SH3-4 1-2f 3-H		1-0 G6-3		4 0 0 1 0 0 2			
40 Brian Fuentes, L (8, 1) Justin Speier, R (9, 1)										0 0 0 0 0 0 0			
Bobby Estalella, R (1, 2) OBP: 0.314, SLG: 0.419		4-1 BB		0-1 CS 1-2	1-2 HR	2-2 SH3-4 1B		0-0 L1		3 1 2 1 1 0 0			
Denny Stark, R (1, 1) Mark Bellhorn, S (8, 5) OBP: 0.350, SLG: 0.313		2-3 K			1-0 P4	0-2 SH3-4		4-0 CS BB		2 0 0 0 0 1 1			
										0 0 0 0 1 0 0			
Inning Stats	R: 2 H: 3 E: 0 LOB: 1 K: 0 BB: 0 S: 14 P: 22	R: 0 H: 0 E: 0 LOB: 1 K: 2 BB: 1 S: 11 P: 22	R: 0 H: 0 E: 0 LOB: 0 K: 0 BB: 0 S: 8 P: 11	R: 0 H: 1 E: 0 LOB: 0 K: 1 BB: 0 S: 6 P: 11	R: 1 H: 2 E: 0 LOB: 2 K: 0 BB: 1 S: 11 P: 18	R: 1 H: 3 E: 0 LOB: 2 K: 0 BB: 0 S: 11 P: 13	R: 0 H: 0 E: 0 LOB: 0 K: 0 BB: 0 S: 10 P: 14	R: 0 H: 0 E: 0 LOB: 0 K: 0 BB: 1 S: 6 P: 13	R: 0 H: 0 E: 0 LOB: 0 K: 0 BB: 1 S: 3 P: 7	1B: 8 SF: 0 2B: 0 SAC: 1 3B: 0 DP: 2 HR: 1 HBP: 1	WP: 1 PA: 38 PB: 0 SB: 1 CS: 2		
PITCHER	IP WLS BF H R ER SO BB IBB HBP BLK WP HR S P ERA WHIP											PITCHER	IP WLS BF H R ER SO BB IBB HBP BLK WP HR S P ERA WHIP
Andy Ashby, R (1, 1) ERA: 5.66	5.2 L 27 9 4 4 3 2 0 1 0 0 1 1 60 96 6.35 1.941												
Guillermo Mota, R (6, 1) ERA: 1.73	0.1 1 0 0 0 0 0 0 0 0 0 0 0 1 1 0.00 0.000												
Tom Martin, L (7, 1) ERA: 3.69	2.0 6 0 0 0 0 1 0 0 0 0 0 0 16 27 0.00 0.500												
Paul Quantrill, R (9, 1) ERA: 1.69	1.0 3 0 0 0 0 1 0 0 0 0 0 0 3 7 0.00 1.000												

Colorado Rockies @ Los Angeles Dodgers
Dodger Stadium, Los Angeles, CA

Mon Jul 21 2003, 7:10 PM PDT
Att. 27,243 - Sunny - 78 F

livebaseballscorecards.com

AB	31
R	4
H	9
RBI	4
BB	4
SO	3
LOB	14



Batter	1	2	3	4	5	6	7	8	9	AB	R	H	RBI	BB	SO	LOB
Rickey Henderson, R OBP: 0.278, SLG: 0.611 (1, 7)	G5-3		G6-3			L8		G5-3		4	0	0	0	0	0	2
Alex Cora, L OBP: 0.276, SLG: 0.319 Jolbert Cabrera, R OBP: 0.333, SLG: 0.474 (8, PH) (9, 4)	G4-3			G4-3		L3		K		3	0	0	0	0	0	1
Shawn Green, L OBP: 0.320, SLG: 0.436 (1, 9)	G3-1			HR		BB			K	3	1	1	1	1	1	0
Paul Lo Duca, R OBP: 0.365, SLG: 0.424 (1, 3)			F8		F9	F9			FC6-4 1B	4	0	1	0	0	0	2
Jeremy Burnitz, L OBP: 0.344, SLG: 0.583 (1, 8)			F8		F7				FC6-4 1B	4	0	1	0	0	0	0
Adrian Beltré, R OBP: 0.284, SLG: 0.369 (1, 5)			P2		F7				FC6-4	4	0	0	0	0	0	2
David Ross, R OBP: 0.307, SLG: 0.549 (1, 2)			K		K				K	4	0	1	0	0	3	2
Cesar Izturis, S OBP: 0.288, SLG: 0.306 (1, 6)					G4-3				K	3	0	1	0	0	0	1
Andy Ashby, R Guillermo Mota, R OBP: 0.333, SLG: 0.833 Larry Eyring, L OBP: 0.217, SLG: 0.261 Tom Martin, L Mike Kinkade, R OBP: 0.342, SLG: 0.395 Paul Quantrill, L (1, 1) (6, 1) (6, PH) (7, 1) (8, PH) (9, 1)			L7						G5-3	1	0	0	0	0	0	1

Inning Stats	R: 0	H: 0	E: 0	K: 0	S: 8	R: 0	H: 0	E: 0	K: 0	S: 7	R: 0	H: 1	E: 0	K: 1	S: 11	R: 1	H: 1	E: 0	K: 0	S: 6	R: 0	H: 0	E: 0	K: 1	S: 7	R: 0	H: 1	E: 0	K: 0	S: 7	R: 0	H: 1	E: 0	K: 0	S: 6	R: 0	H: 1	E: 0	K: 1	S: 9	R: 0	H: 0	E: 0	K: 1	S: 11	R: 0	H: 2	E: 0	K: 2	S: 11	1B: 2	2B: 2	3B: 1	SF: 0	SAC: 0	DP: 0	HBP: 0	WP: 0	PB: 0	SB: 0	CS: 0	PA: 34
--------------	------	------	------	------	------	------	------	------	------	------	------	------	------	------	-------	------	------	------	------	------	------	------	------	------	------	------	------	------	------	------	------	------	------	------	------	------	------	------	------	------	------	------	------	------	-------	------	------	------	------	-------	-------	-------	-------	-------	--------	-------	--------	-------	-------	-------	-------	--------

PITCHER	IP	WLS	BF	H	R	ER	SO	BB	IBB	HBP	BLK	WP	HR	S	P	ERA	WHIP
Denny Stark, R ERA: 3.13 (1, 1)	7.0	W	26	4	1	1	2	1	0	0	0	0	1	52	85	1.29	0.714
40 Brian Fuentes, L ERA: 3.23 (8, 1)	1.1	H	4	0	0	0	2	0	0	0	0	0	0	13	19	0.00	0.000
Justin Speier, R ERA: 3.08 (9, 1)	0.2		4	2	0	0	1	0	0	0	0	0	0	7	10	0.00	3.000

BOTTOM

Colorado Rockies @ Los Angeles Dodgers
Dodger Stadium, Los Angeles, CA

Mon Jul 21 2003, 7:10 PM PDT
Att. 27,243 - Sunny - 78 F

livebaseballscores.com

AB	33
R	1
H	6
RBI	1
BB	1
SO	5
LOB	11



Batter	1	2	3	4	5	6	7	8	9	AB R H RBI BB SO LOB	TOP											
Tony Womack, L (1, 6) OBP: 0.275, SLG: 0.336	1-1 1B 17 1B S	2-1 FC4-6 1-2f			0-1 P6		0-0 B2-3			4 1 1 0 0 0 1	Colorado Rockies @ Los Angeles Dodgers Dodger Stadium, Los Angeles, CA Tue Jul 22 2003, 7:10 PM PDT Att. 30,416 - Cloudy - 75 F											
Ronnie Belliard, R (1, 4) OBP: 0.369, SLG: 0.393	1-2 FC6-4 1B 1-3		0-0 G6-3		1-3 K		1-0 P2			4 0 1 0 0 1 0												
17 Todd Helton, L (1, 3) OBP: 0.446, SLG: 0.641	0-2 FC6-4 1B 1-2 3-H		4-2 BB		0-0 F9		1-1 G4-1			3 0 1 1 1 0 0												
Preston Wilson, R (1, 8) OBP: 0.356, SLG: 0.569	2-2 FC6-4 S 1-2f 2-3		2-3 K		1-0 E S 1B		1-3 K			4 1 1 0 0 2 3												
Jay Payton, R (1, 7) OBP: 0.356, SLG: 0.473	3-2 P3		0-0 P2		4-1 1B E BB		1-2 1B			3 0 1 0 1 0 3												
Rene Reyes, S (1, 9) OBP: 0.250, SLG: 0.250	2-2 G5-3 1-2		1-0 2-6 1B		2-1 E5 1B 1-2 2-3		3-2 F7			4 0 1 0 0 0 5												
Chris Stynes, R (1, 5) OBP: 0.359, SLG: 0.433		2-1 G5-3	1-0 SAFE F9		0-1 G5-4-3 1B 1-2 2-3 3-H		2-2 G5-3			4 0 1 1 0 0 1												
Bobby Estalella, R (1, 2) OBP: 0.307, SLG: 0.408		1-2 F8	0-0 SAFE P5		1-0 G5-4-3		1-1 P5			3 0 0 0 0 0 4												
Greg Norton, S (9, PH) OBP: 0.310, SLG: 0.379					1-2f					1 0 0 0 0 0 0												
Jason Jennings, L (1, 1) OBP: 0.341, SLG: 0.314		4-2 FC4-6 BB	1-1 2-6	1-1 F8		0-2 F8		2-3 K		1 0 0 0 0 1 0 0 1 0 1 0 0 0 0 0 1 0												
Mark Sweeney, L (7, PH) OBP: 0.307, SLG: 0.400																						
28 Aaron Cook, R (7, 1) OBP: 0.250, SLG: 0.200																						
Javier Lopez, L (8, 1) OBP: 0.500, SLG: 0.500																						
Steve Reed, R (8, 1) OBP: 0.348, SLG: 0.312																						
Mark Bellhorn, S (9, PH) OBP: 0.348, SLG: 0.312																						
Inning Stats	R: 1 E: 0 K: 0 S: 21	H: 3 LOB: 2 BB: 0 P: 30	R: 0 E: 0 K: 0 S: 9	H: 0 LOB: 1 BB: 1 P: 18	R: 0 E: 0 K: 1 S: 12	H: 0 LOB: 1 BB: 1 P: 18	R: 0 E: 0 K: 0 S: 4	H: 1 LOB: 1 BB: 0 P: 7	R: 0 E: 0 K: 1 S: 9	H: 0 LOB: 0 BB: 0 P: 11	R: 1 E: 1 K: 0 S: 8	H: 2 LOB: 2 BB: 1 P: 16	R: 0 E: 0 K: 0 S: 5	H: 0 LOB: 0 BB: 0 P: 6	R: 0 E: 0 K: 1 S: 13	H: 1 LOB: 1 BB: 0 P: 19	R: 0 E: 0 K: 1 S: 8	H: 0 LOB: 0 BB: 0 P: 13	1B: 7 2B: 0 3B: 0 HR: 0	SF: 0 SAC: 0 DP: 1 HBP: 0	WP: 0 PB: 0 SB: 3 CS: 0	PA: 36
PITCHER	IP WLS BF H R ER SO BB IBB HBP BLK WP HR S P ERA WHIP																					
Hideo Nomo, R (1, 1) ERA: 2.78	7.0 W 30 6 2 1 2 3 0 0 0 0 0 0 68 106 1.29 1.286																					
Tom Martin, L (8, 1) ERA: 3.66	0.1 H 1 0 0 0 0 0 0 0 0 0 0 0 2 3 0.00 0.000																					
Paul Quantrill, R (8, 1) ERA: 1.66	0.2 H 3 1 0 0 1 0 0 0 0 0 0 0 11 16 0.00 1.500																					
Eric Gagne, R (9, 1) ERA: 1.89	1.0 S 3 0 0 0 1 0 0 0 0 0 0 0 8 13 0.00 0.000																					

AB	33
R	2
H	7
RBI	2
BB	3
SO	4
LOB	17



Batter	1	2	3	4	5	6	7	8	9	AB	R	H	RBI	BB	SO	LOB
Rickey Henderson, R (1, 7) Tom Martin, L (8, 1) Paul Quantrill, L (8, 1) Eric Gagne, R (9, 1)	G5-3		F7		E5 1B 2B		G5-3			4	1	0	0	0	0	0
Alex Cora, L (1, 4) OBP: 0.276, SLG: 0.318	G6-3			P5	2B 1B		F7			4	1	1	0	0	0	0
Shawn Green, L (1, 9) OBP: 0.324, SLG: 0.444	FC6-4 1B			1B 2B	F8			1B 2B		4	2	3	0	0	0	2
Paul Lo Duca, R (1, 2) OBP: 0.369, SLG: 0.431	FC6-4 1-2f			1B SF8 1B	CS 2B			1B 1B FC3-2 1B		4	1	3	3	0	0	1
Jeremy Burnitz, L (1, 8) (8, 7) OBP: 0.350, SLG: 0.584		P5		SF8 1B	IBB			FC3-2 1B 1B		3	0	2	1	1	0	0
Adrian Beltré, R (1, 5) OBP: 0.281, SLG: 0.366		L8		SF8	CS	F7		K		3	0	0	1	0	1	2
Larry Barnes, L (1, 3) OBP: 0.259, SLG: 0.269		F7		FC6 BB		G3		FC3-2 1B		3	0	1	0	1	0	0
Cesar Izturis, S (1, 6) OBP: 0.285, SLG: 0.302			G4-3	FC6		G2		FC3-2		4	0	0	0	0	0	5
Hideo Nomo, R (1, 1) Wilkin Ruan, R (7, PH) OBP: 0.208, SLG: 0.244 OBP: 0.242, SLG: 0.364			F8		G5-3		G5-3	F7		2	0	0	0	0	0	0
										2	0	0	0	0	0	3

Inning Stats	R: 0	H: 1	E: 0	K: 0	S: 11	LOB: 1	BB: 0	P: 17	R: 0	H: 0	E: 0	K: 0	S: 7	LOB: 0	BB: 0	P: 12	R: 0	H: 0	E: 0	K: 0	S: 7	LOB: 0	BB: 0	P: 8	R: 2	H: 3	E: 0	K: 0	S: 13	LOB: 2	BB: 1	P: 20	R: 2	H: 2	E: 1	K: 0	S: 9	LOB: 1	BB: 1	P: 19	R: 0	H: 0	E: 0	K: 0	S: 5	LOB: 0	BB: 0	P: 6	R: 0	H: 0	E: 0	K: 0	S: 7	LOB: 0	BB: 0	P: 8	R: 1	H: 4	E: 0	K: 1	S: 14	LOB: 3	BB: 0	P: 21
1B: 7	SF: 1	2B: 3	SAC: 0	3B: 0	DP: 0	HR: 0	HBP: 0																																																									


BOTTOM

Colorado Rockies @ Los Angeles Dodgers
Dodger Stadium, Los Angeles, CA


Tue Jul 22 2003, 7:10 PM PDT
Att: 30,416 - Cloudy - 75 F

AB	33
R	5
H	10
RBI	5
BB	2
SO	1
LOB	13

WP: 0 PA: 37
PB: 0
SB: 0
CS: 1



PITCHER	IP	WLS	BF	H	R	ER	SO	BB	IBB	HBP	BLK	WP	HR	S	P	ERA	WHIP
Jason Jennings, R (1, 1) ERA: 4.84	6.0	L	26	6	4	2	0	0	1	0	0	0	0	52	82	3.00	1.167
28 Aaron Cook, R (7, 1) ERA: 5.97	1.0		5	2	1	1	0	0	0	0	0	0	0	9	10	9.00	2.000
Javier López, L (8, 1) ERA: 5.05	0.0		1	1	0	0	0	0	0	0	0	0	0	1	1	∞	∞
Steve Reed, R (8, 1) ERA: 3.61	1.0		4	1	0	0	1	0	0	0	0	0	0	11	18	0.00	1.000

Batter	1	2	3	4	5	6	7	8	9	AB R H RBI BB SO LOB	TOP	
Ronnie Belliard, R (1, 4) OBP: 0.373, SLG: 0.394	0-1 F7-4-6 1B		2-3 K	3-2 HBP		0-0 1B 2B	1-3 K			4 1 2 2 0 2 0		
Juan Uribe, R (1, 6) OBP: 0.303, SLG: 0.383	0-3 K		1-1 FC6-4 1B	0-0 F7		0-0 1B 2B	2-2 HBP			4 1 2 1 0 1 4		
17 Todd Helton, L (1, 3) OBP: 0.441, SLG: 0.633 Mark Sweeney, L (9, 3) OBP: 0.307, SLG: 0.400	0-2 F7-4-6 1-1		1-1 L7		0-0 G4-3	1-1 G4-3	2-3 K			5 0 0 0 0 1 5 0 0 0 0 0 0 0		
Preston Wilson, R (1, 8) OBP: 0.357, SLG: 0.568		2-3 K	1-0 FC6-4		2-2 P5	0-0 1B 2B		4-2 BB		4 1 1 2 1 1 1		
Larry Walker, L (1, 9) OBP: 0.424, SLG: 0.479 Jay Payton, R (8, PH) OBP: 0.355, SLG: 0.472		1-3 K2-3		1-0 HBP	2-3 K	4-1 1B BB		0-2 G6-4-3		2 1 0 0 1 2 0 1 0 0 0 0 0 1		
Rene Reyes, S (1, 7) OBP: 0.444, SLG: 0.444		0-1 BB 1B		0-0 F8		0-2 1B		0-2 F8		5 1 3 1 0 0 1		
Mark Bellhorn, S (1, 5) OBP: 0.351, SLG: 0.312		0-1 BB		2-2 HBP BB		0-2 SH 1B			0-1 P4	3 1 1 0 0 1 2	AB 36 R 8 H 11 RBI 8 BB 4 SO 10 LOB 21	
Charles Johnson, R (1, 2) OBP: 0.308, SLG: 0.410		4-2 BB		0-0 F9		0-1 1B 2B			0-0 F9	4 1 1 0 1 1 4		
Darren Oliver, R (1, 1) OBP: 0.267, SLG: 0.357 Adam Bernero, R (8, 1)		0-0 F7		4-0 HBP BB		1-0 1B 2B	0-0 G3		1-3 K	3 1 1 2 1 0 3 1 0 0 0 0 1 0		
Inning Stats	R: 0 H: 1 E: 0 LOB: 0 K: 1 BB: 0 S: 8 P: 8	R: 0 H: 2 E: 0 LOB: 3 K: 2 BB: 1 S: 16 P: 23	R: 0 H: 1 E: 0 LOB: 1 K: 1 BB: 0 S: 8 P: 13	R: 1 H: 0 E: 0 LOB: 3 K: 0 BB: 1 S: 7 P: 17	R: 0 H: 0 E: 0 LOB: 0 K: 1 BB: 0 S: 7 P: 11	R: 7 H: 7 E: 1 LOB: 2 K: 2 BB: 1 S: 22 P: 32	R: 0 H: 0 E: 0 LOB: 1 K: 2 BB: 0 S: 10 P: 15	R: 0 H: 0 E: 0 LOB: 0 K: 0 BB: 1 S: 11 P: 15	R: 0 H: 0 E: 0 LOB: 0 K: 1 BB: 0 S: 8 P: 9	1B: 9 SF: 0 2B: 3 SAC: 1 3B: 0 DP: 2 HR: 0 HBP: 4	WP: 0 PA: 45 PB: 0 SB: 1 CS: 0	
PITCHER	IP WLS BF H R ER SO BB IBB HBP BLK WP HR S P ERA WHIP											
Kaz Ishii, L (1, 1) ERA: 3.37	5.0 L 28 8 6 5 5 2 0 3 0 0 0 0 55 83 9.00 2.000											
Guillermo Mota, R (6, 1) ERA: 2.01	0.1 5 3 2 2 0 1 0 0 0 0 0 0 6 12 54.00 12.000											
Wilson Alvarez, L (6, 1) ERA: 3.58	1.2 6 0 0 0 4 0 0 1 0 0 0 0 17 24 0.00 0.000											
Steve Colyer, L (8, 1) ERA: 3.12	2.0 6 0 0 0 1 1 0 0 0 0 0 0 19 24 0.00 0.500											

Colorado Rockies @ Los Angeles Dodgers
Dodger Stadium, Los Angeles, CA
Wed Jul 23 2003, 7:10 PM PDT
Att. 33,589 - Sunny - 74 F

livebaseballscorecards.com

BOTTOM

Colorado Rockies @ Los Angeles Dodgers
Dodger Stadium, Los Angeles, CA

Wed Jul 23 2003, 7:10 PM PDT
Att. 33,589 - Sunny - 74 F

livebaseballscores.com

AB	32
R	3
H	6
RBI	3
BB	1
SO	13
LOB	8



WP:	0	PA:	33
PB:	0		
SB:	0		
CS:	0		

AB R H RBI BB SO LOB

4 0 0 0 0 2 0

4 2 2 0 0 0 0

4 1 2 2 0 2 0

4 0 1 1 0 1 1

4 0 1 0 0 2 2

3 0 0 0 0 2 2

0 0 0 0 0 0 0

1 0 0 0 0 0 1

3 0 0 0 0 2 1

2 0 0 0 1 0 0

2 0 0 0 0 1 1

0 0 0 0 0 0 0

0 0 0 0 0 0 0

1 0 0 0 0 1 0

1B: 5 SF: 0

2B: 2 SAC: 0

3B: 0 DP: 1

HR: 0 HBP: 0

Batter	1	2	3	4	5	6	7	8	9
Rickey Henderson, R (1, 7) OBP: 0.192, SLG: 0.423	1-2 G4-3 ①			3-2 F8 ①		1-3 K ①		1-3 K ③	
Jolbert Cabrera, R (1, 4) OBP: 0.337, SLG: 0.475	1-1 L6 ②			2-1 E7 1B		0-0 F8 ②		2-2 1B 1B	
Shawn Green, L (1, 9) OBP: 0.326, SLG: 0.445	2-3 K ③			0-1 2B 1B		0-3 K ③		1-2 1B 1B	
Paul Lo Duca, R (1, 3) OBP: 0.367, SLG: 0.431		1-0 L9 ①		0-0 1-H 2B		0-2 G4-3 ①		0-3 K ①	
Jeremy Burnitz, L (1, 8) OBP: 0.348, SLG: 0.579		1-1 L9 ②		3-3 K ②		3-2 1B		3-3 K ②	
Adrián Beltré, R (1, 5) OBP: 0.278, SLG: 0.363		0-0 G5-3 ③		0-3 K ③		1-3 K ②		0-0 P6 ③	
Steve Colyer, L (8, 1)									
Larry Barnes, L (9, PH) OBP: 0.250, SLG: 0.259									
David Ross, R (1, 2) OBP: 0.297, SLG: 0.529			1-3 K ①		2-3 K ①		0-0 P4 ③		
Cesar Izturis, S (1, 6) OBP: 0.285, SLG: 0.300			1-2 G4-3 ②		4-0 B2-6 BB			0-1 G1-3 ①	
Kaz Ishii, L (1, 1)			0-3 K ③		0-1 B2-6 ②			1-3 K ②	
Guillermo Mota, R (6, 1) OBP: 0.333, SLG: 0.833					1-2f				
Wilson Alvarez, L (6, 1) OBP: 0.250, SLG: 0.250									
Mike Kinkade, R (8, 5) OBP: 0.340, SLG: 0.392									

Inning Stats	R: 0	H: 0	E: 0	K: 1	S: 9	LOB: 0	BB: 0	P: 13	R: 0	H: 0	E: 0	K: 0	S: 4	LOB: 0	BB: 0	P: 6	R: 0	H: 0	E: 0	K: 2	S: 12	LOB: 0	BB: 0	P: 14	R: 2	H: 3	E: 1	K: 2	S: 17	LOB: 1	BB: 0	P: 25	R: 0	H: 0	E: 0	K: 1	S: 5	LOB: 0	BB: 1	P: 11	R: 0	H: 0	E: 0	K: 2	S: 8	LOB: 0	BB: 0	P: 9	R: 0	H: 1	E: 0	K: 1	S: 14	LOB: 1	BB: 0	P: 18	R: 0	H: 0	E: 0	K: 2	S: 9	LOB: 0	BB: 0	P: 11	R: 1	H: 2	E: 0	K: 2	S: 17	LOB: 1	BB: 0	P: 23	1B: 5	SF: 0	2B: 2	SAC: 0	3B: 0	DP: 1	HR: 0	HBP: 0	WP: 0	PA: 33
--------------	------	------	------	------	------	--------	-------	-------	------	------	------	------	------	--------	-------	------	------	------	------	------	-------	--------	-------	-------	------	------	------	------	-------	--------	-------	-------	------	------	------	------	------	--------	-------	-------	------	------	------	------	------	--------	-------	------	------	------	------	------	-------	--------	-------	-------	------	------	------	------	------	--------	-------	-------	------	------	------	------	-------	--------	-------	-------	-------	-------	-------	--------	-------	-------	-------	--------	-------	--------

PITCHER	IP	WLS	BF	H	R	ER	SO	BB	IBB	HBP	BLK	WP	HR	S	P	ERA	WHIP
Darren Oliver, L (1, 1) ERA: 4.81	7.0	W	25	4	2	2	9	1	0	0	0	0	0	69	96	2.57	0.714
Adam Bernero, R (8, 1) ERA: 5.9	2.0		8	2	1	1	4	0	0	0	0	0	0	26	34	4.50	1.000

PITCHER	IP	WLS	BF	H	R	ER	SO	BB	IBB	HBP	BLK	WP	HR	S	P	ERA	WHIP
---------	----	-----	----	---	---	----	----	----	-----	-----	-----	----	----	---	---	-----	------

Batter	1	2	3	4	5	6	7	8	9	10	11	AB R H RBI BB SO LOB	TOP
Tony Womack, L OBP: 0.274, SLG: 0.333 (1, 4) C B F K (8, 6)	1-2 SH1-3 1B		1-1 B2-3		2-1 G4-3 2-3			3-2 G3		2-2 G4-3		5 0 1 0 0 0 1	
Juan Uribe, R OBP: 0.300, SLG: 0.379 (8, PH) 40 Brian Fuentes, L Steve Reed, R Preston Wilson, R OBP: 0.356, SLG: 0.567 (11, 8)	2-0 SH1-3 1-2		0-0 F9		1-2 G1-3			0-1 G1-3			2-3 K	2 0 0 0 0 0 1 1 0 1 0 0 0 0 0 1 0	
17 Todd Helton, L OBP: 0.438, SLG: 0.627 (1, 3)	0-0 L6		1-3 K				0-0 G1-4-3				1-3 K	5 0 1 0 0 2 1	
Larry Walker, L OBP: 0.424, SLG: 0.474 Javier López, L OBP: 0.500, SLG: 0.500 (1, 9) (11, 1)	4-1 BB			2-2 L7			2-3 K			4-2 BB	0-3 K	3 0 0 0 2 2 1 0 0 0 0 0 0 0	
Jay Payton, R OBP: 0.352, SLG: 0.467 (1, 8) (11, 7)	1-1 G5-3			0-1 G6-3			0-0 G1-3			0-0 E5	1-2 2-4	4 0 0 0 0 0 3	
Rene Reyes, S OBP: 0.385, SLG: 0.385 (1, 7) (11, 9)		0-2 F7		2-2 1B				0-1 G3		1-3 K		4 0 1 0 0 1 2	
Chris Stynes, R OBP: 0.361, SLG: 0.432 (1, 5)		4-2 BB		1 SAFE 0-1 G1-3				0-1 G6-4-3 1B		0-3 K		3 0 1 0 1 1 3	
Bobby Estalella, R OBP: 0.301, SLG: 0.398 Mark Sweeney, L OBP: 0.303, SLG: 0.395 Charles Johnson, R OBP: 0.308, SLG: 0.410 (1, 2) (10, PH) (10, 2)		1-3 K					0-0 E5 G4-3				0-2 F7	3 0 0 0 0 1 2 1 0 0 0 0 0 0 0 0 0 0 0 0 0	
Shawn Chacon, R OBP: 0.211, SLG: 0.342 Mark Bellhorn, S OBP: 0.348, SLG: 0.309 (1, 1) (8, PH) (8, 4)		2-3 K					0-3 K				1-3 K	2 0 0 0 0 2 2 2 0 0 0 0 2 0	
Inning Stats	R: 0 H: 1 E: 0 LOB: 2 K: 0 BB: 1 S: 8 P: 16	R: 0 H: 0 E: 0 LOB: 1 K: 2 BB: 1 S: 14 P: 21	R: 0 H: 0 E: 0 LOB: 0 K: 1 BB: 0 S: 6 P: 8	R: 0 H: 1 E: 0 LOB: 1 K: 0 BB: 0 S: 11 P: 15	R: 0 H: 0 E: 1 LOB: 1 K: 1 BB: 0 S: 10 P: 13	R: 0 H: 0 E: 0 LOB: 0 K: 1 BB: 0 S: 6 P: 8	R: 0 H: 1 E: 0 LOB: 0 K: 0 BB: 0 S: 5 P: 5	R: 0 H: 0 E: 0 LOB: 0 K: 1 BB: 0 S: 8 P: 13	R: 0 H: 0 E: 1 LOB: 2 K: 3 BB: 1 S: 12 P: 18	R: 0 H: 0 E: 0 LOB: 0 K: 1 BB: 0 S: 13 P: 16	R: 0 H: 1 E: 0 LOB: 1 K: 2 BB: 0 S: 18 P: 21	1B: 4 SF: 0 2B: 0 SAC: 1 3B: 0 DP: 1 HR: 0 HBP: 0	WP: 0 PA: 40 PB: 0 SB: 0 CS: 0
PITCHER	IP WLS BF H R ER SO BB IBB HBP BLK WP HR S P ERA WHIP												
Kevin Brown, R ERA: 2.12 (1, 1)	8.0 29 3 0 0 6 2 0 0 0 0 0 0 68 99 0.00 0.625												
Eric Gagne, R ERA: 1.85 (9, 1)	1.0 5 0 0 0 3 1 0 0 0 0 0 0 12 18 0.00 1.000												
Paul Quantrill, R ERA: 1.63 (10, 1)	1.0 3 0 0 0 1 0 0 0 0 0 0 0 13 16 0.00 0.000												
Tom Martin, L ERA: 3.58 (11, 1)	0.2 3 1 0 0 2 0 0 0 0 0 0 0 16 18 0.00 1.500												
Paul Shuey, R ERA: 1.96 (11, 1)	0.1 W 1 0 0 0 0 0 0 0 0 0 0 0 2 3 0.00 0.000												

Colorado Rockies @ Los Angeles Dodgers
Dodger Stadium, Los Angeles, CA
Thu Jul 24 2003, 12:10 PM PDT
Att: 33,144 - Sunny - 78 F

AB	36
R	0
H	4
RBI	0
BB	3
SO	12
LOB	16



Batter	1	2	3	4	5	6	7	8	9	AB R H RBI BB SO LOB	TOP											
Eric Young Sr. R (1, 4) OBP: 0.336, SLG: 0.421	1-0 HR	1-1 F8		1-1 B1-3			3-2 BLK 1B		4-1 DI BB	4 1 2 1 1 0 3												
Scott Podsednik, L (1, 8) OBP: 0.375, SLG: 0.404	1-1 F8	0-3 K				1-1 F8	3-2 L4		3-2 P5	5 0 0 0 0 1 4												
Geoff Jenkins, L (1, 7) OBP: 0.353, SLG: 0.511	1-2 1B			1-1 F7		1-2 F7	3-3 K			4 0 1 0 0 1 1												
Richie Sexson, R (1, 3) OBP: 0.370, SLG: 0.505	2-3 K			0-0 F9		0-0 P4		4-2 BB		3 0 0 0 1 1 1												
John Vander Wal, L (1, 9) OBP: 0.373, SLG: 0.498	1-3 K			4-2 BB		2-1 HR		1-1 F8		3 1 1 1 1 1 2												
Wes Helms, R (1, 5) OBP: 0.328, SLG: 0.453				3-2 F8		2-3 K		0-0 F9		4 0 0 0 0 1 2												
Eddie Pérez, R (1, 2) OBP: 0.331, SLG: 0.469				1-0 G6-3		2-0 G2-3		1-1 G4-3		4 1 1 0 0 0 1												
Royce Clayton, R (1, 6) OBP: 0.282, SLG: 0.327				1B 1B 2B		1-0 P4			1-3 K	4 0 2 0 0 1 0												
Wes Obermueller, R (1, 1) OBP: 0.500, SLG: 0.500				2-1 K		1-3 K		1-1 F9		2 0 1 1 0 1 1												
Keith Ginter, R (7, PH) OBP: 0.340, SLG: 0.417									0-3 K	1 0 0 0 0 0 0												
Luis Vizcaino, R (7, 1) OBP: 0.340, SLG: 0.417										0 0 0 0 0 0 0												
Valerio De Los Santos, L (7, 1) OBP: 0.340, SLG: 0.417										0 0 0 0 0 0 0												
Brooks Kieschnick, L (8, 1) OBP: 0.385, SLG: 0.612				1-2 3-H 1B						1 0 0 0 0 1 0												
Inning Stats	R: 1 E: 0 K: 2 S: 13	H: 2 LOB: 1 BB: 0 P: 19	R: 1 E: 0 K: 1 S: 16	H: 3 LOB: 2 BB: 0 P: 25	R: 0 E: 0 K: 0 S: 6	H: 0 LOB: 1 BB: 1 P: 11	R: 0 E: 0 K: 1 S: 8	H: 1 LOB: 1 BB: 0 P: 11	R: 0 E: 0 K: 0 S: 9	H: 0 LOB: 0 BB: 0 P: 11	R: 1 E: 0 K: 1 S: 7	H: 1 LOB: 0 BB: 0 P: 13	R: 0 E: 0 K: 1 S: 11	H: 1 LOB: 1 BB: 0 P: 21	R: 0 E: 0 K: 0 S: 8	H: 0 LOB: 1 BB: 1 P: 14	R: 0 E: 0 K: 2 S: 12	H: 0 LOB: 1 BB: 1 P: 20	1B: 5 2B: 1 3B: 0 HR: 2	SF: 0 SAC: 0 DP: 0 HBP: 0	WP: 0 PB: 0 SB: 0 CS: 0	PA: 38
PITCHER	IP WLS BF H R ER SO BB IBB HBP BLK WP HR S P ERA WHIP																					
Chin-hui Tsao, R (1, 1) ERA: 4.26	6.1 W 28 8 3 3 5 1 0 0 0 0 2 64 99 4.26 1.421																					
Javier López, L (7, 1) ERA: 5.15	0.2 H 2 0 0 0 1 0 0 0 0 1 0 0 6 12 0.00 0.000																					
Adam Bernero, R (8, 1) ERA: 5.84	1.0 4 0 0 0 0 1 0 0 0 0 0 0 8 14 0.00 1.000																					
Justin Speier, R (9, 1) ERA: 3.02	1.0 4 0 0 0 0 2 1 0 0 0 0 0 12 20 0.00 1.000																					

Milwaukee Brewers @ Colorado Rockies
Coors Field, Denver, CO

Fri Jul 25 2003, 7:05 PM MDT
Att. 39,013 - Cloudy - 86 F

livebaseballscores.com

AB 35
R 3
H 8
RBI 3
BB 3
SO 8
LOB 15



Batter	1	2	3	4	5	6	7	8	9
Tony Womack, L OBP: 0.272, SLG: 0.331 (1, 6)	2-2 G4-3		1-0 B5-3		0-1 G1-3		0-0 17 2B SF8 2-3 1B	0-3 K2-3	
Ronnie Belliard, R OBP: 0.368, SLG: 0.389 (1, 4)	0-0 G6-3		1-2 G1-3		0-2 F9		1 SAFE 1 SAFE 1 SAFE 1 SAFE 1 SAFE 1 SAFE K		
17 Todd Helton, L OBP: 0.439, SLG: 0.628 (1, 3)	1-2 K			4-2 HR BB	0-1 L3		1-1 SF8 1-3 3-H 2B		
Preston Wilson, R OBP: 0.357, SLG: 0.572 (1, 8)		1-0 F9		2-2 1-H HR		3-0 G6-3	4-2 FC5-4 BB		
Larry Walker, L OBP: 0.427, SLG: 0.490 (1, 9)		2-1 1B E HBP		3-2 HR		2-2 G6-3 2B	3-2 SF8		
Jay Payton, R OBP: 0.351, SLG: 0.470 (1, 7)		0-2 L9		3-2 3B		1-2 G6-3	0-0 FC5-4		
Chris Stynes, R OBP: 0.360, SLG: 0.429 (1, 5)		1-0 E8 1-H 1B		0-0 P4		1-3 K		0-1 G2	
Charles Johnson, R OBP: 0.307, SLG: 0.412 (1, 2)		0-2 L6		2-3 K			2-2 2B 2B	3-3 K	
Chin-hui Tsao, R OBP: 0.500, SLG: 0.500 (7, 1)			1-0 G1-3		1-1 F9		0-1 1B 17 2B 2-H 2B	2-0 3B	

Inning Stats	R: 0	H: 0	E: 0	K: 1	S: 7	H: 0	LOB: 0	BB: 0	P: 10	R: 1	H: 1	E: 1	K: 0	S: 9	R: 0	H: 0	E: 0	K: 0	S: 7	R: 3	H: 3	E: 0	K: 1	S: 19	R: 0	H: 0	E: 0	K: 0	S: 7	R: 0	H: 1	E: 0	K: 1	S: 11	R: 3	H: 4	E: 0	K: 1	S: 21	R: 0	H: 1	E: 0	K: 2	S: 9	H: 1	LOB: 1	BB: 0	P: 14
	0	0	0	1	7	0	0	0	10	1	1	1	0	9	0	0	0	0	7	0	0	0	0	19	0	0	0	0	7	0	1	0	1	11	3	4	0	1	21	0	1	0	9	0	1	0	14	

PITCHER	IP	WLS	BF	H	R	ER	SO	BB	IBB	HBP	BLK	WP	HR	S	P	ERA	WHIP
Wes Obermueller, R ERA: 4.5 (1, 1)	6.0	L	25	5	4	3	3	1	0	0	0	0	2	60	92	4.50	1.000
Luis Vizcaino, R ERA: 9.0 (7, 1)	0.1		4	3	3	3	1	0	0	0	0	0	0	11	15	81.00	9.000
Valerio De Los Santos, L ERA: 3.51 (7, 1)	0.2		4	1	0	0	0	1	0	0	0	0	0	10	18	0.00	3.000
Brooks Kieschnick, R ERA: 4.54 (8, 1)	1.0		4	1	0	0	2	0	0	0	0	0	0	9	14	0.00	1.000

BOTTOM

Milwaukee Brewers @ Colorado Rockies
Coors Field, Denver, CO

Fri Jul 25 2003, 7:05 PM MDT
Att: 39,013 - Cloudy - 86 F

AB	R	H	RBI	BB	SO	LOB
5	1	1	0	0	1	1
4	0	0	0	0	1	2
3	1	1	1	1	1	0
3	1	1	2	1	0	0
2	2	2	2	0	0	0
4	0	1	0	0	0	4
4	0	1	0	0	1	2
4	1	1	0	0	2	2
2	0	0	0	0	0	1
0	0	0	0	0	0	0
1	1	1	1	0	0	0
0	0	0	0	0	0	0
1	0	1	0	0	0	0
0	0	0	0	0	0	0

AB	33
R	7
H	10
RBI	6
BB	2
SO	6
LOB	12

WP: 0 PA: 37
PB: 0
SB: 0
CS: 0



Milwaukee Brewers @ Colorado Rockies
 Coors Field, Denver, CO

Sat Jul 26 2003, 6:05 PM MDT
 Att. 40,675 - Cloudy - 90 F

livebaseballscorecards.com

AB	37
R	8
H	14
RBI	8
BB	1
SO	4
LOB	9



Batter	1	2	3	4	5	6	7	8	9	AB	R	H	RBI	BB	SO	LOB
Eric Young Sr. R (1, 4) OBP: 0.337, SLG: 0.420	0-1 1B 1B	1-2 G5-3		1-2 FC3-6 1B HR		2-2 G6-3 1-2f			1-3 K2-3	5	2	2	0	0	1	1
Brady Clark R (1, 8) OBP: 0.320, SLG: 0.386	0-1 1B 1B 1-2 BB 1B	2-1 1B 1B		0-0 FC3-6 1-2 1B		2-2 G6-3			1-1 2B	5	2	4	0	0	0	0
Geoff Jenkins L (1, 7) OBP: 0.354, SLG: 0.509	3-2 BB 1B 1-2 SF8 2-H	0-1 1B 1-2 1B		1-0 FC3-6 1-2f HR					2-2 G3	5	2	2	1	0	1	3
Richie Sexson R (1, 3) OBP: 0.376, SLG: 0.518	0-0 SF8 1-2 2-3 1B	1-0 1-3 2-H		0-2 1-H 3-H HR					0-1 G6-4-3 1B	4	1	4	4	0	0	0
John Vander Wal L (1, 9) OBP: 0.375, SLG: 0.508	4-2 1-2 2-3 3-H BB		1-1 HR	0-0 G6-3					2-2 G6-4-3 1-2f	3	1	1	2	1	0	1
Wes Helms R (1, 5) OBP: 0.325, SLG: 0.449	0-0 SF8 2-3 3-H		1-0 G5-3		0-3 K				1-2 G5-3	3	0	0	1	0	1	0
Eddie Pérez R (1, 2) OBP: 0.325, SLG: 0.461	0-0 G2-3		0-1 F9		0-1 P3				2-2 G5-3	4	0	0	0	0	0	2
Royce Clayton R (1, 6) OBP: 0.279, SLG: 0.323	1-2 G4-3		3-2 F8		3-2 G6-3				2-2 G6-3	4	0	0	0	0	0	2
Matt Kinney R (1, 1) OBP: 0.029, SLG: 0.057		0-0 G1-3		1-3 K		2-0 G6-3 1B			3-1 F8	1	0	0	0	0	0	0
Dave Burba R (3, 1)										1	0	0	0	0	0	0
2 Bill Hall R (6, PH)										1	0	0	0	0	1	0
Valerio De Los Santos L (6, 1)										1	0	1	0	0	0	0
Mike DeJean R (6, 1)										0	0	0	0	0	0	0
Leo Estrella R (8, 1)										0	0	0	0	0	0	0
Scott Podsednik L (9, PH)										1	0	0	0	0	0	0

Inning Stats	R: 3	H: 4	E: 0	K: 0	S: 16	P: 24	R: 1	H: 3	E: 0	K: 0	S: 9	P: 13	R: 1	H: 1	E: 0	K: 0	S: 8	P: 13	R: 3	H: 3	E: 0	K: 1	S: 13	P: 16	R: 0	H: 0	E: 0	K: 1	S: 8	P: 11	R: 0	H: 1	E: 0	K: 0	S: 8	P: 13	R: 0	H: 1	E: 0	K: 1	S: 8	P: 11	R: 0	H: 0	E: 0	K: 0	S: 10	P: 15	R: 0	H: 1	E: 0	K: 1	S: 10	P: 17	1B: 11	SF: 1	2B: 1	SAC: 0	3B: 0	DP: 2	HR: 2	HBP: 0	WP: 0	PA: 39
--------------	------	------	------	------	-------	-------	------	------	------	------	------	-------	------	------	------	------	------	-------	------	------	------	------	-------	-------	------	------	------	------	------	-------	------	------	------	------	------	-------	------	------	------	------	------	-------	------	------	------	------	-------	-------	------	------	------	------	-------	-------	--------	-------	-------	--------	-------	-------	-------	--------	-------	--------

PITCHER	IP	WLS	BF	H	R	ER	SO	BB	IBB	HBP	BLK	WP	HR	S	P	ERA	WHIP
Denny Stark R (1, 1) ERA: 5.4	3.2		22	11	8	8	1	1	0	0	0	0	2	45	65	19.64	3.273
28 Aaron Cook R (4, 1) ERA: 5.82	2.1	W	7	1	0	0	1	0	0	0	0	0	0	17	25	0.00	0.429
40 Brian Fuentes L (7, 1) ERA: 3.06	1.0	H	3	1	0	0	1	0	0	0	0	0	0	8	11	0.00	1.000
Steve Reed R (8, 1) ERA: 3.43	1.0	H	3	0	0	0	0	0	0	0	0	0	0	10	15	0.00	0.000
Adam Bernero R (9, 1) ERA: 5.79	1.0		4	1	0	0	1	0	0	0	0	0	0	10	17	0.00	1.000

PITCHER	IP	WLS	BF	H	R	ER	SO	BB	IBB	HBP	BLK	WP	HR	S	P	ERA	WHIP
---------	----	-----	----	---	---	----	----	----	-----	-----	-----	----	----	---	---	-----	------

BOTTOM

Milwaukee Brewers @ Colorado Rockies
Coors Field, Denver, CO
Sat Jul 26 2003, 6:05 PM MDT
Att: 40,675 - Cloudy - 90 F

livebaseballscorecards.com

AB 36
R 13
H 16
RBI 12
BB 12
SO 5
LOB 27



WP: 2 PA: 51
PB: 0
SB: 1
CS: 0

AB R H RBI BB SO LOB

6	0	1	0	0	1	7
4	3	2	1	2	0	0
4	2	2	1	1	0	1
5	3	3	3	1	0	3
2	3	2	1	4	0	0
4	0	2	2	2	0	5
5	0	2	0	0	2	6
0	0	0	0	0	0	0
0	0	0	0	0	0	0
3	1	1	1	1	2	3
0	0	0	2	1	0	0
1	0	0	0	0	0	0
1	0	0	0	0	0	2
0	0	0	0	0	0	0
1	1	1	1	0	0	0

1B: 10 SF: 3
2B: 3 SAC: 0
3B: 1 DP: 1
HR: 2 HBP: 0

Batter	1	2	3	4	5	6	7	8	9							
Tony Womack, L OBP: 0.270, SLG: 0.327 (1, 4)	K	L3	G6-3		G3-1	G4-3		G5-2-3 2B 1B								
Juan Uribe, R OBP: 0.311, SLG: 0.398 (1, 6)	17 SF9 3B		P6	G4-3		17 1B BB 1B	1B WP BB	G5-2-3 2B 1-3 3-H								
17 Todd Helton, L OBP: 0.439, SLG: 0.626 (1, 3)	SF9 3-H		HR 1B	G4-1		1B BB 1B	F8	G5-2-3 IBB								
Preston Wilson, R OBP: 0.361, SLG: 0.587 (1, 8)	F9		HR 1-H	HR		1B BB 1B	WP 1B	G5-2-3 1-2 2-3 3-H								
Larry Walker, L OBP: 0.436, SLG: 0.494 (1, 9)		1B SF8 BB	1B BB 1B	BB BB		1B SF8 1B	1-2 2-3 3-H IBB	FC5-4 IBB								
Jay Payton, R OBP: 0.355, SLG: 0.470 (1, 7)	SF8 WP 1B	SAFE	BB 1B BB	BB BB		1B 1B	F8	FC5-4 1-2								
Greg Norton, S OBP: 0.316, SLG: 0.388 (1, 5)	K		BB 1B	P5		1B 1B										
Steve Reed, R (8, 1)																
Adam Bernero, R (9, 1)																
Bobby Estalella, R OBP: 0.304, SLG: 0.405 (1, 2)	S BB		K		K	SF8		2B 2B								
Denny Stark, R (1, 1)																
28 Aaron Cook, R OBP: 0.250, SLG: 0.192 (4, 1)	SF8				G4-3	L3		1B 2B 2B								
Rene Reyes, S OBP: 0.400, SLG: 0.533 ERA: 4.59 (6, PH)																
40 Brian Fuentes, L (7, 1)																
Chris Stynes, R OBP: 0.361, SLG: 0.434 (8, 5)																
Inning Stats	R: 1 E: 0 K: 1 S: 8	H: 1 LOB: 0 BB: 0 P: 12	R: 1 E: 0 K: 1 S: 12	H: 1 LOB: 2 BB: 2 P: 24	R: 3 E: 0 K: 1 S: 23	H: 4 LOB: 3 BB: 2 P: 40	R: 1 E: 0 K: 0 S: 14	H: 1 LOB: 2 BB: 2 P: 29	R: 0 E: 0 K: 1 S: 10	H: 0 LOB: 0 BB: 0 P: 18	R: 4 E: 0 K: 0 S: 16	H: 4 LOB: 2 BB: 2 P: 26	R: 1 E: 0 K: 1 S: 10	H: 1 LOB: 2 BB: 2 P: 22	R: 2 E: 0 K: 0 S: 8	H: 4 LOB: 3 BB: 2 P: 19

PITCHER	IP	WLS	BF	H	R	ER	SO	BB	IBB	HBP	BLK	WP	HR	S	P	ERA	WHIP
Matt Kinney, R ERA: 5.26 (1, 1)	2.2		18	6	5	5	3	4	0	0	0	1	1	42	74	16.88	3.750
Dave Burba, R ERA: 3.72 (3, 1)	2.1		10	1	1	1	1	2	0	0	0	0	1	25	49	3.86	1.286
Valerio De Los Santos, L ERA: 4.59 (6, 1)	0.0	L	4	2	4	4	0	2	0	0	0	0	0	6	14	∞	∞
Mike DeJean, R ERA: 4.99 (6, 1)	2.0	B	11	3	1	1	1	1	1	0	0	1	0	20	34	4.50	2.000
Leo Estrella, R ERA: 3.27 (8, 1)	1.0		8	4	2	2	0	0	2	0	0	0	0	8	19	18.00	4.000

PITCHER	IP	WLS	BF	H	R	ER	SO	BB	IBB	HBP	BLK	WP	HR	S	P	ERA	WHIP
Matt Kinney, R ERA: 5.26 (1, 1)	2.2		18	6	5	5	3	4	0	0	0	1	1	42	74	16.88	3.750
Dave Burba, R ERA: 3.72 (3, 1)	2.1		10	1	1	1	1	2	0	0	0	0	1	25	49	3.86	1.286
Valerio De Los Santos, L ERA: 4.59 (6, 1)	0.0	L	4	2	4	4	0	2	0	0	0	0	0	6	14	∞	∞
Mike DeJean, R ERA: 4.99 (6, 1)	2.0	B	11	3	1	1	1	1	1	0	0	1	0	20	34	4.50	2.000
Leo Estrella, R ERA: 3.27 (8, 1)	1.0		8	4	2	2	0	0	2	0	0	0	0	8	19	18.00	4.000

Batter	1	2	3	4	5	6	7	8	9	AB R H RBI BB SO LOB	TOP	
Scott Podsednik, L (1, 8) OBP: 0.372, SLG: 0.399	1-1 F9		1-1 G3		1-1 FC6-4 WP 1B S		2-2 1B		2-2 G1-3	5 1 1 0 0 0 1		
Keith Ginter, R (1, 4) OBP: 0.341, SLG: 0.410	4-1 1B HBP		4-1 BB		2-2 P3		2-0 P3		1-2 G6-3	3 0 0 0 1 0 2		
Geoff Jenkins, L (1, 7) OBP: 0.359, SLG: 0.512	2-2 1B		4-1 BB		1-0 FC6-4 1B		1-1 1B		0-3 K	4 0 3 1 1 1 0		
Richie Sexson, R (1, 3) OBP: 0.374, SLG: 0.514	2-2 G5-3		4-2 BB		0-0 FC6-4		2-2 F9			3 0 0 0 1 0 4		
Brady Clark, R (1, 9) OBP: 0.324, SLG: 0.391		0-2 2B	3-2 F9			4-1 BB		2-3 K		3 0 1 0 1 1 3		
Wes Helms, R (1, 5) OBP: 0.324, SLG: 0.445		3-1 L6		0-3 K		2-2 G5-4-3		4-0 HBP BB		3 0 0 0 1 1 2		
Keith Osik, R (1, 2) OBP: 0.333, SLG: 0.296		1-2 P3		0-0 G6-3		3-2 FC6-4 1B		2-0 HBP		3 0 1 0 0 0 1		
2 Bill Hall, R (1, 6) OBP: 0.214, SLG: 0.429		1-3 K		1-0 G4-3		1-1 FC6-4		1-1 F7		4 0 0 0 0 1 4		
Wayne Franklin, L (1, 1) Eric Young Sr., R (7, PH) Brooks Kieschnick, L (7, 1) Luis Vizcaino, R (8, 1)			0-0 G4-3		2-1 FC6-4 1B		2-2 E5		0-2 G3-1	2 0 1 0 0 0 0 1 0 0 0 0 0 0 1 0 0 0 0 0 2 0 0 0 0 0 0 0		
Inning Stats	R: 0 H: 1 E: 0 LOB: 1 K: 0 BB: 0 S: 9 P: 18	R: 0 H: 1 E: 0 LOB: 1 K: 1 BB: 0 S: 11 P: 16	R: 0 H: 0 E: 0 LOB: 3 K: 0 BB: 3 S: 11 P: 27	R: 0 H: 0 E: 0 LOB: 0 K: 1 BB: 0 S: 5 P: 6	R: 1 H: 2 E: 0 LOB: 1 K: 0 BB: 0 S: 10 P: 16	R: 0 H: 1 E: 0 LOB: 1 K: 0 BB: 1 S: 10 P: 20	R: 0 H: 2 E: 1 LOB: 2 K: 0 BB: 0 S: 14 P: 23	R: 0 H: 0 E: 0 LOB: 2 K: 1 BB: 1 S: 11 P: 20	R: 0 H: 0 E: 0 LOB: 0 K: 1 BB: 0 S: 9 P: 12	1B: 6 SF: 0 2B: 1 SAC: 0 3B: 0 DP: 1 HR: 0 HBP: 2	WP: 1 PA: 39 PB: 0 SB: 1 CS: 1	
PITCHER	IP WLS BF H R ER SO BB IBB HBP BLK WP HR S P ERA WHIP											
Jason Jennings, R (1, 1) ERA: 4.69	6.0 W 26 5 1 1 2 4 0 1 0 1 0 56 103 1.50 1.500											
40 Brian Fuentes, L (7, 1) ERA: 3.02	0.2 H 4 2 0 0 0 0 0 0 0 0 0 0 10 17 0.00 3.000											
Steve Reed, R (7, 1) ERA: 3.35	1.0 H 5 0 0 0 1 1 0 1 0 0 0 11 22 0.00 1.000											
Javier López, L (8, 1) ERA: 4.97	1.1 4 0 0 0 1 0 0 0 0 0 0 13 16 0.00 0.000											

Milwaukee Brewers @ Colorado Rockies
 Coors Field, Denver, CO
 Sun Jul 27 2003, 1:05 PM MDT
 Att. 30,108 - Sunny - 86 F

livebaseballscorecards.com

AB	32
R	1
H	7
RBI	1
BB	5
SO	4
LOB	19




Batter	1	2	3	4	5	6	7	8	9	AB R H RBI BB SO LOB	TOP		
Tony Womack, L (1, 6) OBP: 0.266, SLG: 0.322	1-2 F8	0-2 F9		3-1 G4-6-3 1-2f		2-2 F7		0-0 SH5-3 1-2		4 0 0 0 0 0 5			
Ronnie Belliard, R (1, 4) OBP: 0.365, SLG: 0.385	3-2 E6 S		1-1 G6-3		3-1 E6 1B		2-1 E6 1B S WP	0-2 F9		5 2 1 0 0 0 1			
17 Todd Helton, L (1, 3) OBP: 0.438, SLG: 0.619	3-1 F7		1-0 G1-4-3 1B		2-2 F9		1-0 P4		1-3 K	5 0 1 0 0 1 3			
Preston Wilson, R (1, 8) OBP: 0.361, SLG: 0.583	3-2 G4-3 1-2		2-0 G1-4-3 1-2f		0-2 1B 3-H		4-2 WP 1B 1-2 BB		1-3 K	4 0 1 1 1 1 2			
Jay Payton, R (1, 7) OBP: 0.366, SLG: 0.482		1-1 FC6-4 1B		1-0 1B E	1-0 G4-6-3 1-3 1B		3-1 WP 1-2 2-3 1B		2-0 G4-3	5 1 4 0 0 0 0			
Rene Reyes, S (1, 9) OBP: 0.348, SLG: 0.409		2-3 K 1 SAFE		0-1 E2 G3 1-H 2B 1B	2-0 G4-6-3 1-2f		0-3 K 1-2 2-3 3-H			4 1 1 0 0 2 5			
Chris Stynes, R (1, 5) OBP: 0.358, SLG: 0.435 40 Brian Fuentes, L (8, 1) Justin Speier, R (9, 1)		1-0 FC6-4 1-2f 1B BB		0-0 G3 2-3		0-2 2B		G4-3		4 1 1 0 0 0 4 0 0 0 0 0 0 0 0 0 0 0 0 0 0	AB 38 R 5 H 13 RBI 3 BB 2 SO 5 LOB 22		
Charles Johnson, R (1, 2) OBP: 0.316, SLG: 0.420		4-2 1B 1-2 BB		1-1 1B 3-H 2B		1-3 K		3-2 F9		3 0 1 1 1 1 1			
Darren Oliver, R (1, 1) OBP: 0.292, SLG: 0.378 Adam Bernero, R (7, 1) Mark Bellhorn, S (7, 5) OBP: 0.344, SLG: 0.305		3-2 1B 1-2 2-H		0-0 G4-6-3 2-3 1B		1-0 F7		1-1 SH5-3 1B		3 0 2 1 0 0 1 0 0 0 0 0 0 0 1 0 1 0 0 0 0			
Inning Stats	R: 0 H: 0 E: 1 LOB: 1 K: 0 BB: 0 S: 12 P: 22	R: 1 H: 2 E: 0 LOB: 2 K: 1 BB: 1 S: 17 P: 28	R: 0 H: 1 E: 0 LOB: 0 K: 0 BB: 0 S: 4 P: 8	R: 2 H: 4 E: 1 LOB: 1 K: 0 BB: 0 S: 9 P: 14	R: 1 H: 3 E: 1 LOB: 1 K: 0 BB: 0 S: 10 P: 18	R: 0 H: 1 E: 0 LOB: 1 K: 1 BB: 0 S: 12 P: 16	R: 1 H: 1 E: 1 LOB: 2 K: 1 BB: 1 S: 11 P: 21	R: 0 H: 1 E: 0 LOB: 1 K: 0 BB: 0 S: 9 P: 13	R: 0 H: 0 E: 0 LOB: 0 K: 2 BB: 0 S: 9 P: 13	1B: 11 SF: 0 2B: 2 SAC: 1 3B: 0 DP: 3 HR: 0 HBP: 0	WP: 1 PA: 41 PB: 0 SB: 2 CS: 0		
PITCHER	IP WLS BF H R ER SO BB IBB HBP BLK WP HR S P ERA WHIP											PITCHER	IP WLS BF H R ER SO BB IBB HBP BLK WP HR S P ERA WHIP
Jimmy Haynes, R (1, 1) ERA: 5.89	4.1 L 23 10 4 3 1 1 0 0 0 0 0 0 51 87 6.23 2.538												
Brian Reith, R (5, 1) ERA: 3.82	2.0 9 2 1 0 1 1 0 0 0 0 0 0 20 36 0.00 1.500												
Ryan Wagner, R (7, 1) ERA:	0.2 2 0 0 0 1 0 0 0 0 0 1 0 4 4 0.00 0.000												
Kent Mercker, L (8, 1) ERA: 2.67	1.1 5 1 0 0 1 0 0 0 0 0 0 0 14 19 0.00 0.750												
Chris Reitsma, R (9, 1) ERA: 4.47	0.2 2 0 0 0 1 0 0 0 0 0 0 0 4 7 0.00 0.000												

Colorado Rockies @ Cincinnati Reds
Great American Ball Park, Cincinnati, OH


Tue Jul 29 2003, 7:10 PM EDT
Att. 25,663 - Sunny - 79 F

livebaseballscorecards.com



Batter	1	2	3	4	5	6	7	8	9	10	AB R H RBI BB SO LOB	TOP													
Tony Womack, L (1, 4) OBP: 0.261, SLG: 0.315	3-2 L7		2-2 F7		0-1 FC6-4			0-3 K		1-2 G6-3	5 0 0 0 0 1 1	Colorado Rockies @ Cincinnati Reds Great American Ball Park, Cincinnati, OH Wed Jul 30 2003, 7:10 PM EDT Att: 23,962 - Cloudy - 83 F													
Chris Stynes, R (1, 5) OBP: 0.354, SLG: 0.429	2-1 P6			1-2 G5-3		0-2 P3		0-0 G6-3			4 0 0 0 0 0 0														
17 Todd Helton, L (1, 3) OBP: 0.442, SLG: 0.622	1-1 1B			0-1 E9 1B		1-2 2B 1B		4-2 FC6-4 BB			3 1 3 0 1 0 0														
Preston Wilson, R (1, 8) OBP: 0.358, SLG: 0.578	1-0 F8			0-3 K		1-3 K		0-1 FC6-4			4 0 0 0 0 2 4														
Jay Payton, R (1, 7) OBP: 0.365, SLG: 0.483		0-1 F7		1-1 G5-3		1-0 2B		2-1 G5-3			4 0 1 1 0 0 1														
Rene Reyes, S (1, 9) OBP: 0.296, SLG: 0.346		1-2 G3			1-2 G3		0-0 F7		1-1 F8		4 0 0 0 0 0 1														
Charles Johnson, R (1, 2) OBP: 0.318, SLG: 0.433		1-0 CS 1B			1-0 HR		2-3 K		2-2 F8		4 1 2 1 0 1 0														
Juan Uribe, R (1, 6) OBP: 0.304, SLG: 0.383		2-2 CS	0-1 L7		0-0 P3		0-1 G4-3		0-1 F8		4 0 0 0 0 0 0														
Shawn Chacon, R (1, 1) OBP: 0.220, SLG: 0.341			1-1 G1-3		0-2 FC6-4 1B		0-0 G6-3		2-3 K		3 0 1 0 0 0 0														
Javier López, L (8, 1) OBP: 0.333, SLG: 0.333											0 0 0 0 0 0 0														
Justin Speier, R (9, 1)											0 0 0 0 0 0 0														
Greg Norton, S (10, PH) OBP: 0.314, SLG: 0.386											1 0 0 0 0 1 0														
Jose Jimenez, R (10, 1)											0 0 0 0 0 0 0														
Inning Stats	R: 0 E: 0 K: 0 S: 9	H: 1 LOB: 1 BB: 0 P: 16	R: 0 E: 0 K: 0 S: 8	H: 1 LOB: 0 BB: 0 P: 12	R: 0 E: 0 K: 0 S: 10	H: 1 LOB: 0 BB: 0 P: 13	R: 0 E: 1 K: 1 S: 11	H: 1 LOB: 1 BB: 0 P: 13	R: 1 E: 0 K: 1 S: 12	H: 2 LOB: 1 BB: 0 P: 15	R: 0 E: 0 K: 1 S: 6	H: 0 LOB: 0 BB: 0 P: 8	R: 0 E: 0 K: 1 S: 8	H: 0 LOB: 1 BB: 1 P: 12	R: 0 E: 0 K: 0 S: 9	H: 0 LOB: 0 BB: 0 P: 14	R: 0 E: 0 K: 1 S: 8	H: 0 LOB: 0 BB: 0 P: 11	1B: 5 2B: 1 3B: 0 HR: 1	SF: 0 SAC: 0 DP: 0 HBP: 0	WP: 0 PB: 0 SB: 0 CS: 1	PA: 38			
PITCHER	IP WLS BF H R ER SO BB IBB HBP BLK WP HR S P ERA WHIP																								
Danny Graves, R (1, 1) ERA: 5.31	7.0																								
Felix Heredia, L (8, 1) ERA: 2.64	2.0																								
Chris Reitsma, R (10, 1) ERA: 4.4	1.0	W																							

AB	36
R	2
H	7
RBI	2
BB	1
SO	5
LOB	7



Batter	1	2	3	4	5	6	7	8	9	10	AB	R	H	RBI	BB	SO	LOB
D'Angelo Jimenez, S OBP: 0.348, SLG: 0.415 (1, 4)	F8	BB 1B			HBP 1B 1B		K		CS BB		4	0	2	1	1	1	0
Barry Larkin, R OBP: 0.333, SLG: 0.361 (1, 6)	G6-3	3-H 4-0 1-2 BB			K		G3-1		1-2 P3		4	0	0	0	1	1	2
Sean Casey, L OBP: 0.361, SLG: 0.425 6 Ryan Freel, R OBP: 0.348, SLG: 0.293 (1, 3) (9, PR) (10, 5)	G4-3	1-2 G3-1			HBP 1B		1B BB		4-2 BB		3	0	1	0	2	0	2
Adam Dunn, L OBP: 0.358, SLG: 0.488 (1, 7) (10, 3)		1-1 HR 2B			1-0 F8		1-2 2-3 HBP 1B		0-0 FC5-4 1B		4	1	2	0	0	1	1
Jason LaRue, R OBP: 0.339, SLG: 0.481 (1, 2)		1-1 HR HBP			3-2 2B HBP		3-3 K		1-0 FC5-4		3	2	1	1	0	1	5
Russell Branyan, L OBP: 0.375, SLG: 0.545 (1, 5) (10, 7)		0-0 HR			1-0 2B		1-1 G3-1		0-0 G4-3		4	1	2	3	0	0	3
Wily Mo Peña, R OBP: 0.125, SLG: 0.179 (1, 8)		1-0 1B 2B			1-2 G6-3		0-3 K		0-1 G5-3		4	1	1	0	0	1	0
Ruben Mateo, R OBP: 0.300, SLG: 0.385 (1, 9)		2-2 B1-6-4 1B			1-0 F7		1-1 G6-3		0-0 2B		4	0	2	0	0	0	0
Jose Acevedo, R Ryan Wagner, R Reggie Taylor, L John Riedling, R (1, 1) (8, 1) (8, PH) (9, 1)		0-0 B1-6-4			0-2 G6-3		1-0 P3		1-2 G4-3		3	0	0	0	0	0	2

Inning Stats	R: 0	H: 0	E: 0	K: 0	S: 7	R: 4	H: 5	E: 0	K: 0	S: 16	R: 0	H: 1	E: 0	K: 0	S: 4	R: 0	H: 0	E: 0	K: 0	S: 9	R: 0	H: 2	E: 0	K: 2	S: 16	R: 0	H: 1	E: 0	K: 1	S: 6	R: 0	H: 1	E: 0	K: 1	S: 14	R: 0	H: 1	E: 0	K: 0	S: 8	R: 0	H: 0	E: 0	K: 15	S: 15	R: 1	H: 1	E: 0	K: 0	S: 4	1B: 5	2B: 4	3B: 0	HR: 2	SF: 0	SAC: 0	DP: 1	HBP: 3	WP: 0	PA: 41
--------------	------	------	------	------	------	------	------	------	------	-------	------	------	------	------	------	------	------	------	------	------	------	------	------	------	-------	------	------	------	------	------	------	------	------	------	-------	------	------	------	------	------	------	------	------	-------	-------	------	------	------	------	------	-------	-------	-------	-------	-------	--------	-------	--------	-------	--------

PITCHER	IP	WLS	BF	H	R	ER	SO	BB	IBB	HBP	BLK	WP	HR	S	P	ERA	WHIP
Chin-hui Tsao, R ERA: 5.91 (1, 1)	4.1		22	8	4	4	1	1	0	3	0	0	1	46	70	8.31	2.077
28 Aaron Cook, R ERA: 5.72 (5, 1)	1.2		5	0	0	0	2	0	0	0	0	0	0	12	18	0.00	0.000
Adam Bernero, R ERA: 5.7 (7, 1)	0.2		3	0	0	0	1	1	0	0	0	0	0	12	17	0.00	1.500
Javier López, L ERA: 4.76 (7, 1)	0.2		3	1	0	0	0	0	0	0	0	0	0	3	4	0.00	1.500
Jose Jimenez, R ERA: 6.52 (8, 1)	0.2		3	1	0	0	0	0	0	0	0	0	0	7	8	0.00	1.500

PITCHER	IP	WLS	BF	H	R	ER	SO	BB	IBB	HBP	BLK	WP	HR	S	P	ERA	WHIP
40 Brian Fuentes, L ERA: 3.06 (9, 1)	1.0		5	1	1	1	1	2	0	0	0	0	1	19	31	9.00	3.000

BOTTOM

Colorado Rockies @ Cincinnati Reds
Great American Ball Park, Cincinnati, OH
Thu Jul 31 2003, 7:10 PM EDT
Att. 24,861 - Cloudy - 78 F

livebaseballscorecards.com

AB	34
R	5
H	11
RBI	5
BB	4
SO	5
LOB	16



BOTTOM

Colorado Rockies @ Pittsburgh Pirates
PNC Park, Pittsburgh, PA

AB	36
R	12
H	13
RBI	10
BB	9
SO	5
LOB	17



WP:	0	PA:	47
PB:	1	SB:	0
CS:	0		

ERA	WHIP
6.03	2.571
5.58	0.857
3.28	1.000
3.91	7.500
5.78	∞

Fri Aug 01 2003, 7:05 PM EDT
Att. 22,413 - Sunny - 79 F

livebaseballscorecards.com

AB R H RBI BB SO LOB

4	2	2	2	2	1	1
4	1	1	1	2	0	2
4	1	1	1	1	1	3
3	1	1	1	0	1	2
2	1	1	0	0	1	0
4	2	3	1	0	0	0
4	1	1	0	1	1	4
5	1	2	2	0	0	2
4	1	1	2	1	0	2
1	0	0	0	0	0	0
1	0	0	0	0	0	1
0	0	0	0	0	0	0
0	0	0	0	0	0	0
0	0	0	0	1	0	0
0	0	0	0	0	0	0
0	1	0	0	1	0	0

1B:	9	SF:	1
2B:	2	SAC:	1
3B:	2	DP:	1
HR:	1	HBP:	0

IP	WLS	BF	H	R	ER	SO	BB	IBB	HBP	BLK	WP	HR	S	P	ERA	WHIP
4.2		26	7	6	5	2	5	0	0	0	0	0	17	26	0.00	0.857
2.1		8	1	0	0	1	1	0	0	0	0	0	9	14	0.00	1.000
1.0		4	0	0	0	1	2	0	0	0	0	0	13	27	67.50	7.500
0.2		7	3	5	5	1	2	0	0	0	0	0	9	11	∞	∞

Batter 1 2 3 4 5 6 7 8 9

Tike Redman, L OBP: 0.667, SLG: 1.500 (1, 8)	2-1 FC3-6 3B	4-0 18 BB BB		3-2 G1-3		4-1 18 L4-3 BB		0-3 SAFE SAFE	2-2 X 18 BB 3B
18 Jason Kendall, R OBP: 0.391, SLG: 0.389 (1, 2)	4-2 FC3-6 BB SF7 BB	4-1 1-2 2-3 BB		0-1 G6-3	0-1 L4-3 1-1		1-2 FC6-4 1-2f	0-1 3-H 2-3 1B	
Brian Giles, L OBP: 0.436, SLG: 0.518 (1, 7)	4-1 FC3-6 1-2 BB	0-1 L6		2-0 HR	0-0 F8			2-3 2-3 SAFE	
Matt Stairs, L OBP: 0.392, SLG: 0.580 Craig Wilson, R OBP: 0.340, SLG: 0.427 (1, 3) (6, 3)	0-1 FC3-6 1-2f 2-3 3-H		2-3 K	3-2 1B 2 1B 1B		2-3 K		0-1 2B 2 1B 1B	
Reggie Sanders, R OBP: 0.315, SLG: 0.539 (1, 9)	1-2 SF7 3-H		1-0 FC4-6 1B	0-0 1B 1B		3-2 F8		0-0 1B 1-3 FC6-4 2B	
José Hernández, R OBP: 0.295, SLG: 0.373 (1, 5)	2-2 F8 SAFE		2-3 K	1-0 F9		0-1 1B		4-0 FC6-4 2 1B PB BB	
2 Jack Wilson, R OBP: 0.293, SLG: 0.332 (1, 6)		1-1 G4-3 SAFE	0-1 FC4-6 1-2f	0-1 1B E 1B		2-0 L5		1-1 FC6-4 1-2 2-3 3-H 1B	
Abraham Nunez, S OBP: 0.314, SLG: 0.301 (1, 4)		4-2 18 BB 16 SH3-4 BB		0-0 G3	3-2 E7 1-H 2-H 1B		0-0 F8	3-2 FC6-4 1-2f 2-3 3-H 3B	
16 Salomon Torres, R OBP: 0.167, SLG: 0.048 Randal Simon, L OBP: 0.309, SLG: 0.410 Jim Manti, R OBP: 0.309, SLG: 0.410 Julian Tavarez, L OBP: 0.233, SLG: 0.237 Carlos Rivera, L OBP: 0.233, SLG: 0.237 Duaner Sanchez, R OBP: 0.360, SLG: 0.346 (1, 1) (5, PH) (6, 1) (6, 1) (8, PH) (9, 1) (9, PH)	0-0 SH3-4 1-2		0-2 G4-3	0-1 G6-3		4-0 FC6-4 BB	4-1 3B BB		

R: 2	H: 1	R: 0	H: 0	R: 0	H: 0	R: 4	H: 5	R: 0	H: 0	R: 0	H: 1	R: 0	H: 0	R: 6	H: 5	1B: 9	SF: 1
E: 0	LOB: 1	E: 0	LOB: 3	E: 0	LOB: 1	E: 1	LOB: 1	E: 0	LOB: 0	E: 0	LOB: 1	E: 0	LOB: 1	E: 0	LOB: 1	2B: 2	SAC: 1
K: 0	BB: 2	K: 0	BB: 3	K: 2	BB: 0	K: 0	BB: 0	K: 1	BB: 1	K: 1	BB: 0	K: 1	BB: 1	K: 1	BB: 2	3B: 2	DP: 1
S: 14	P: 27	S: 9	P: 22	S: 9	P: 14	S: 14	P: 25	S: 4	P: 8	S: 11	P: 16	S: 9	P: 14	S: 22	P: 38	HR: 1	HBP: 0


PITCHER	IP	WLS	BF	H	R	ER	SO	BB	IBB	HBP	BLK	WP	HR	S	P	ERA	WHIP
Denny Stark, R ERA: 6.03 (1, 1)	4.2		26	7	6	5	2	5	0	0	0	0	0	17	26	0.00	0.857
28 Aaron Cook, R ERA: 5.58 (5, 1)	2.1		8	1	0	0	1	1	0	0	0	0	0	9	14	0.00	1.000
Steve Reed, R ERA: 3.28 (8, 1)	1.0		4	0	0	0	1	1	0	0	0	0	0	13	27	67.50	7.500
Justin Speier, R ERA: 3.91 (9, 1)	0.2		7	3	5	5	1	2	0	0	0	0	0	9	11	∞	∞
Adam Bemero, R ERA: 5.78 (9, 1)	0.0	L	2	2	1	1	0	0	0	0	0	0	0	9	11	∞	∞

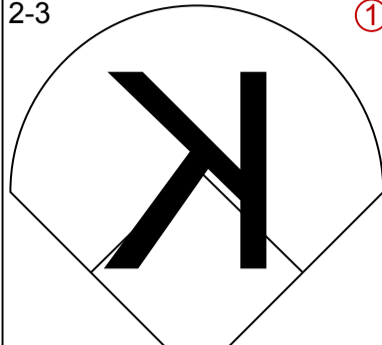
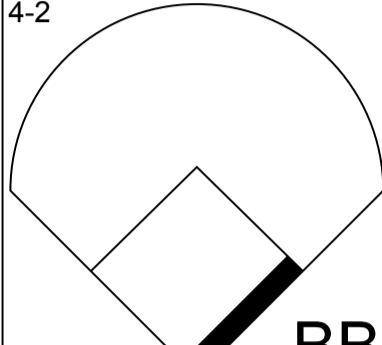
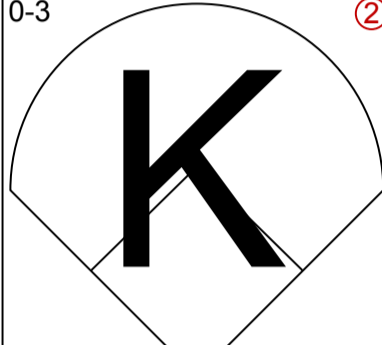
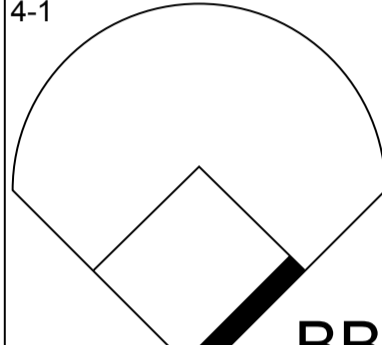
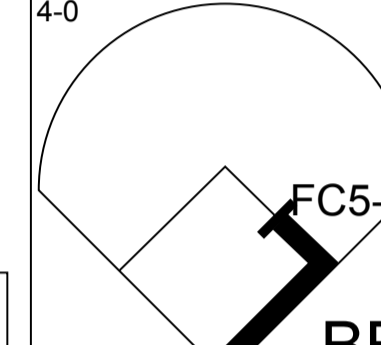
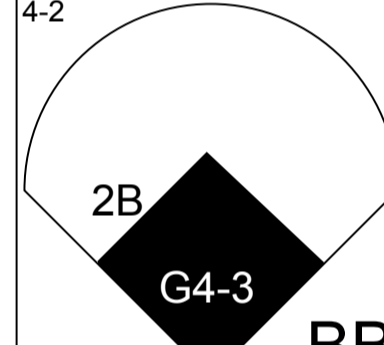
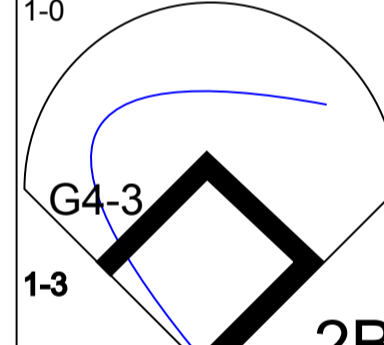
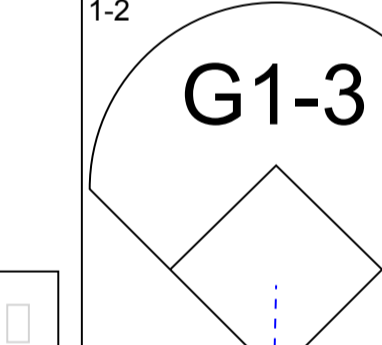
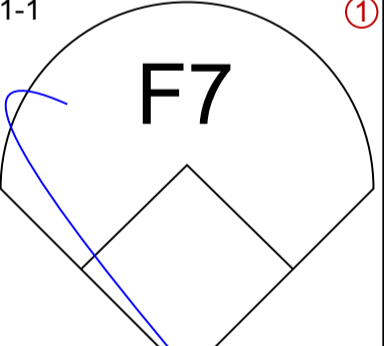
Batter	1	2	3	4	5	6	7	8	9	AB R H RBI BB SO LOB	TOP										
Tony Womack, L (1, 6) OBP: 0.260, SLG: 0.312	2-2 F7		0-0 P3		1-1 F8			2-2 G6-3		4 0 0 0 0 0 3											
Ronnie Belliard, R (1, 4) OBP: 0.366, SLG: 0.383	0-1 1B		2-2 L6			1-2 F9		2-2 F8		4 0 1 0 0 0 1											
17 Todd Helton, L (1, 3) OBP: 0.439, SLG: 0.618	4-2 BB			2-2 F7		3-1 F8			3-3 K	3 0 0 0 1 1 0											
Preston Wilson, R (1, 8) OBP: 0.358, SLG: 0.579	2-0 G4-3			0-0 G6-3		1-3 K			4-2 1B BB	3 0 0 0 1 1 1											
Larry Walker, L (1, 9) OBP: 0.427, SLG: 0.478 Juan Uribe, R (9, PR) OBP: 0.303, SLG: 0.391		1-3 K		0-1 F7			0-0 G3-1		3-2 1B 1-3 1B	4 0 1 0 0 1 0 0 0 0 0 0 0 0											
Jay Payton, R (1, 7) OBP: 0.366, SLG: 0.479		0-0 F8			0-1 G5-3		2-0 1B		0-0 G6-4-3 1-2f	4 0 1 0 0 0 2											
Chris Stynes, R (1, 5) OBP: 0.353, SLG: 0.424		0-1 G4-3			1-1 1B 1B		1 SAFE 1-2 F9			3 0 1 0 0 0 1											
Charles Johnson, R (1, 2) OBP: 0.327, SLG: 0.449			0-1 1B		2-2 1B 1-3 1B		0-0 G3			3 0 2 0 0 0 1											
Jason Jennings, L (1, 1) OBP: 0.326, SLG: 0.300 Rene Reyes, S (8, PH) OBP: 0.286, SLG: 0.333 40 Brian Fuentes, L (8, 1)			2-2 F9		0-3 K			3-2 G4-3		2 0 0 0 0 1 3 1 0 0 0 0 0 0 0 0 0 0 0 0 0											
Inning Stats	R: 0 E: 0 K: 0 S: 9	H: 1 LOB: 1 BB: 1 P: 17	R: 0 E: 0 K: 1 S: 6	H: 0 LOB: 0 BB: 0 P: 7	R: 0 E: 0 K: 0 S: 12	H: 1 LOB: 1 BB: 0 P: 15	R: 0 E: 0 K: 0 S: 7	H: 0 LOB: 0 BB: 0 P: 9	R: 0 E: 0 K: 1 S: 12	H: 2 LOB: 2 BB: 0 P: 16	R: 0 E: 0 K: 1 S: 13	H: 0 LOB: 0 BB: 0 P: 18	R: 0 E: 0 K: 0 S: 8	H: 1 LOB: 1 BB: 0 P: 10	R: 0 E: 0 K: 0 S: 10	H: 0 LOB: 0 BB: 0 P: 17	R: 0 E: 0 K: 1 S: 15	H: 1 LOB: 2 BB: 1 P: 25	1B: 6 2B: 0 3B: 0 HR: 0	SF: 0 SAC: 0 DP: 1 HBP: 0	WP: 0 PA: 33 PB: 0 SB: 0 CS: 0
PITCHER	IP WLS BF H R ER SO BB IBB HBP BLK WP HR S P ERA WHIP																				
Brian Meadows, R (1, 1) ERA: 4.46	7.0 W 26 5 0 0 3 1 0 0 0 0 0 0 67 92 0.00 0.857																				
Brian Boehringer, R (8, 1) ERA: 5.52	1.1 H 6 1 0 0 1 1 0 0 0 0 0 0 24 41 0.00 1.500																				
Mike Lincoln, R (9, 1) ERA: 4.96	0.2 S 1 0 0 0 0 0 0 0 0 0 0 0 1 1 0.00 0.000																				

Colorado Rockies @ Pittsburgh Pirates
PNC Park, Pittsburgh, PA
Sat Aug 02 2003, 6:35 PM EDT
Att. 37,820 - Cloudy - 79 F

livebaseballscorecards.com

AB 31
R 0
H 6
RBI 0
BB 2
SO 4
LOB 12



Batter	1	2	3	4	5	6	7	8	9
Tike Redman, L (1, 8) OBP: 0.400, SLG: 0.750	2-3 		0-0 B2-3		0-0 G3-1			1-2 F8	
18 Jason Kendall, R (1, 2) OBP: 0.389, SLG: 0.386	4-2 		1-1 F8			2-1 F8		1-2 G5-3	
Brian Giles, L (1, 7) OBP: 0.437, SLG: 0.514	0-3 		1-1 G1-3			4-1 		4-0 	
Reggie Sanders, R (1, 9) OBP: 0.312, SLG: 0.532	0-2 SAFE G1-3			1-1 G5-3		1-3 K		1-1 FC5-4	
Randall Simon, L (1, 3) OBP: 0.304, SLG: 0.407		4-2 		0-0 P6		2-1 F8			
Carlos Rivera, L (9, 3) OBP: 0.233, SLG: 0.237									
José Hernández, R (1, 5) OBP: 0.295, SLG: 0.376	1-0 SAFE G4-3			2-1 F8			1-2 G1-3		
2 Jack Wilson, R (1, 6) OBP: 0.294, SLG: 0.335		1-2 			1-1 F7		0-0 		
Abraham Nunez, S (1, 4) OBP: 0.314, SLG: 0.302		1-2 G4-3			0-0 		0-0 P5		
Brian Meadows, R (1, 1)		2-1 F9			1-2 SH3-4		2-0 F9		
Matt Stairs, L (7, PH) OBP: 0.360, SLG: 0.577									
Brian Boehringer, S (8, 1)									
Mike Lincoln, R (9, 1)									

AB	R	H	RBI	BB	SO	LOB
4	0	0	0	0	1	1
3	0	0	0	1	0	0
2	0	0	0	2	1	1
4	0	0	0	0	1	3
2	1	0	0	1	0	1
0	0	0	0	0	0	0
3	0	1	0	0	0	0
3	0	1	0	0	1	2
3	0	1	1	0	0	2
1	0	0	0	0	0	1
1	0	0	0	0	0	1
0	0	0	0	0	0	0
0	0	0	0	0	0	0

BOTTOM

Colorado Rockies @ Pittsburgh Pirates
PNC Park, Pittsburgh, PA
Sat Aug 02 2003, 6:35 PM EDT
Att: 37,820 - Cloudy - 79 F

AB	26
R	1
H	3
RBI	1
BB	4
SO	4
LOB	12



1B:	1	SF:	0
2B:	2	SAC:	1
3B:	0	DP:	0
HR:	0	HBP:	0

WP:	0	PA:	31
PB:	0		
SB:	0		
CS:	0		

Inning Stats	R	H	E	K	S	R	H	E	K	S	R	H	E	K	S	R	H	E	K	S
Jason Jennings, R (1, 1) ERA: 4.52	0	0	0	2	14	1	1	0	1	12	0	0	0	0	5	0	0	0	0	7
40 Brian Fuentes, L (8, 1) ERA: 3.0	0	0	0	1	14	0	0	0	0	5	0	0	0	0	5	0	0	0	0	8

PITCHER	IP	WLS	BF	H	R	ER	SO	BB	IBB	HBP	BLK	WP	HR	S	P	ERA	WHIP
Jason Jennings, R (1, 1) ERA: 4.52	7.0	L	27	3	1	1	4	3	0	0	0	0	0	58	92	1.29	0.857
40 Brian Fuentes, L (8, 1) ERA: 3.0	1.0		4	0	0	0	0	1	0	0	0	0	0	9	16	0.00	1.000

Batter	1	2	3	4	5	6	7	8	9	AB	R	H	RBI	BB	SO	LOB
Tike Redman, L OBP: 0.400, SLG: 0.692 (1, 8)	0-1 F7 18 S 1B	3-1 2B			0-1 P4	0-1 E4		1-0 G1-3		5	0	2	1	0	0	3
18 Jason Kendall, R OBP: 0.390, SLG: 0.385 Mark Corey, R (7, 1)	4-2 SAFE 1B	3-2 F9			2-0 1B 2B 1B	1-1 G5-3		0-0 G1-3		3	1	1	0	1	0	3
Randall Simon, L OBP: 0.303, SLG: 0.405 (9, PH)	1-2 BB				1-2 2B 1B					1	0	0	0	0	0	0
Brian Giles, L OBP: 0.438, SLG: 0.517 Adam Hyzdu, R OBP: 0.320, SLG: 0.333 (1, 7)	1-1 F7				2-2 2B 1B			0-2 F8		4	0	2	1	0	0	2
Reggie Sanders, R OBP: 0.311, SLG: 0.532 Carlos Rivera, L OBP: 0.227, SLG: 0.231 (1, 9)	2-2 P2				2-1 2B			1-1 G6-3		1	0	0	0	0	0	0
Craig Wilson, R OBP: 0.333, SLG: 0.417 (1, 3)	0-3 SAFE K				1-3 2B			1-1 G5-3		4	0	0	0	0	1	4
José Hernández, R OBP: 0.295, SLG: 0.375 Duaner Sanchez, R (6, 1)		0-2 FC4-6 1B			0-0 P6			1-0 FC1-6 1B		3	0	1	0	0	1	2
11 Humberto Cota, R OBP: 0.333, SLG: 0.200 (7, 2)					1-3 K					0	0	0	0	0	0	0
2 Jack Wilson, R OBP: 0.293, SLG: 0.334 (1, 6)		0-0 FC4-6 2B			0-1 G6-3			1-1 G6-3 1B		4	1	1	0	0	0	2
Jeff Reboulet, R OBP: 0.352, SLG: 0.337 (1, 4)		3-2 G3			3-2 F7			3-2 G6-3		4	0	0	0	0	0	3
Jeff D'Amico, R OBP: 0.222, SLG: 0.182 Abraham Nunez, S OBP: 0.324, SLG: 0.325 (5, PH)		1-2 G3						1-2f FC3-6 1B								
		4-2 2B BB			4-2 1B 18 1B BB			2-1 1B		0	0	0	0	1	0	0
								1-2 1B		2	2	2	1	1	0	0


Inning Stats	R: 0	H: 1	E: 0	K: 1	S: 13	R: 1	H: 2	E: 0	K: 0	S: 16	R: 0	H: 1	E: 0	K: 0	S: 5	R: 0	H: 0	E: 0	K: 1	S: 10	R: 2	H: 3	E: 0	K: 0	S: 18	R: 1	H: 2	E: 1	K: 0	S: 12	R: 0	H: 0	E: 0	K: 0	S: 7	R: 0	H: 2	E: 0	K: 0	S: 8	R: 0	H: 0	E: 0	K: 1	S: 6	R: 0	H: 0	E: 0	K: 1	S: 6	1B: 7	2B: 3	3B: 0	HR: 1	SF: 0	SAC: 0	DP: 1	HBP: 0	WP: 0	PB: 0	SB: 1	CS: 1	PA: 40
--------------	------	------	------	------	-------	------	------	------	------	-------	------	------	------	------	------	------	------	------	------	-------	------	------	------	------	-------	------	------	------	------	-------	------	------	------	------	------	------	------	------	------	------	------	------	------	------	------	------	------	------	------	------	-------	-------	-------	-------	-------	--------	-------	--------	-------	-------	-------	-------	--------

PITCHER	IP	WLS	BF	H	R	ER	SO	BB	IBB	HBP	BLK	WP	HR	S	P	ERA	WHIP
Darren Oliver, L ERA: 4.81 (1, 1)	5.0	W	24	7	3	3	2	3	0	0	0	0	0	62	102	5.40	2.000
Jose Jimenez, R ERA: 6.19 (6, 1)	4.0	S	16	4	1	1	1	0	0	0	0	0	1	33	48	2.25	1.000

BOTTOM

Colorado Rockies @ Pittsburgh Pirates
PNC Park, Pittsburgh, PA
 Sun Aug 03 2003, 1:35 PM EDT
 Att: 16,839 - Cloudy - 75 F

AB	37
R	4
H	11
RBI	4
BB	3
SO	3
LOB	22



PITCHER	IP	WLS	BF	H	R	ER	SO	BB	IBB	HBP	BLK	WP	HR	S	P	ERA	WHIP
---------	----	-----	----	---	---	----	----	----	-----	-----	-----	----	----	---	---	-----	------

Batter	1	2	3	4	5	6	7	8	9	AB R H RBI BB SO LOB	TOP											
Marlon Byrd, R (1, 8) OBP: 0.377, SLG: 0.438	3-2 HR		2-1 P3		0-3 K			2-1 FC6-4 1B		4 1 2 1 0 1 0												
Placido Polanco, R (1, 4) OBP: 0.368, SLG: 0.465	3-2 G5-3		0-1 G1-3		1-0 G6-3			1-2 FC6-4 1-2f		4 0 0 0 0 0 1												
Jim Thome, L (1, 3) OBP: 0.379, SLG: 0.527	2-3 K		4-0 BB BB		1-0 G6-3			1-0 F8		3 0 0 0 1 1 1												
Bobby Abreu, L (1, 9) OBP: 0.407, SLG: 0.495	1-1 1B		4-2 BB BB		2-3 K			3-2 G4-3		3 0 1 0 1 1 1												
Mike Lieberthal, R (1, 2) OBP: 0.380, SLG: 0.430	0-3 K		2-1 P4		0-1 P4			0-2 1B 2B		4 0 1 0 0 1 3												
2 Tyler Houston, L (1, 5) OBP: 0.310, SLG: 0.405		0-0 G4-3		1-2 F7		2-1 G5-3		0-3 K		4 0 0 0 0 1 1												
Pat Burrell, R (1, 7) OBP: 0.311, SLG: 0.383		2-2 G4-3		1-1 P4		4-0 WP BB		3-2 1B		3 0 1 0 1 0 0												
11 Jimmy Rollins, S (1, 6) OBP: 0.314, SLG: 0.374		4-0 BB		0-0 G4-3		1-1 F7		3-2 F7		3 0 0 0 1 0 3												
Brandon Duckworth, R (1, 1) OBP: 0.231, SLG: 0.200 Ricky Ledee, L (7, PH) OBP: 0.326, SLG: 0.446 Dan Plesac, L (7, 1) Mike Williams, R (7, 1) Tomas Perez, S (9, PH) OBP: 0.338, SLG: 0.394		3-3 K		0-2 G1-4-3		3-3 K 1-2		1-3 K		2 0 0 0 0 1 1 1 0 0 0 0 1 1 0 0 0 0 0 0 0 0 0 0 0 0 0 0 1 0 0 0 0 1 2												
Inning Stats	R: 1 E: 0 K: 2 S: 14	H: 2 LOB: 1 BB: 0 P: 23	R: 0 E: 0 K: 1 S: 8	H: 0 LOB: 1 BB: 1 P: 17	R: 0 E: 0 K: 0 S: 11	H: 0 LOB: 2 BB: 2 P: 23	R: 0 E: 0 K: 0 S: 6	H: 0 LOB: 0 BB: 0 P: 8	R: 0 E: 0 K: 1 S: 10	H: 0 LOB: 0 BB: 0 P: 11	R: 0 E: 0 K: 1 S: 7	H: 0 LOB: 0 BB: 0 P: 10	R: 0 E: 0 K: 1 S: 10	H: 0 LOB: 1 BB: 1 P: 20	R: 0 E: 0 K: 0 S: 12	H: 1 LOB: 1 BB: 0 P: 19	R: 0 E: 0 K: 2 S: 17	H: 2 LOB: 2 BB: 0 P: 24	1B: 3 2B: 1 3B: 0 HR: 1	SF: 0 SAC: 0 DP: 0 HBP: 0	WP: 1 PB: 0 SB: 0 CS: 0	PA: 36
PITCHER	IP WLS BF H R ER SO BB IBB HBP BLK WP HR S P ERA WHIP																					
Chin-hui Tsao, R (1, 1) ERA: 4.32	6.0 W 23 2 1 1 5 3 0 0 0 0 1 56 92 1.50 0.833																					
28 Aaron Cook, R (7, 1) ERA: 5.51	1.1 6 1 0 0 1 1 0 0 0 1 0 15 28 0.00 1.500																					
40 Brian Fuentes, L (8, 1) ERA: 2.96	0.2 2 0 0 0 0 0 0 0 0 0 0 7 11 0.00 0.000																					
Justin Speier, R (9, 1) ERA: 3.83	1.0 5 2 0 0 2 0 0 0 0 0 0 17 24 0.00 2.000																					

Philadelphia Phillies @ Colorado Rockies
 Coors Field, Denver, CO
 Wed Aug 06 2003, 7:05 PM MDT
 Att. 27,599 - Cloudy - 91 F

AB	32
R	1
H	5
RBI	1
BB	4
SO	8
LOB	14



Batter	1	2	3	4	5	6	7	8	9
Ronnie Belliard, R OBP: 0.358, SLG: 0.375 (1, 4)	1-2 SH3-4 WP 2B		1-1 P6		2-2 F8	1-2 FC6-4 1-2f 2-3		2-1 G3-1	
Juan Uribe, R OBP: 0.312, SLG: 0.424 (1, 6)	1-1 SH3-4 2-3		1-1 P5		1-0 F6	0-3 K 1 SAFE			
17 Todd Helton, L OBP: 0.447, SLG: 0.628 (1, 3)	4-1 WP BB			2-1 F8	3-1 HR 1-H 2-H		1-0 F7		
Preston Wilson, R OBP: 0.359, SLG: 0.576 (1, 8)	1-3 K 1-2 3-H			0-2 P3	1-0 1B		1-3 K		
Larry Walker, L OBP: 0.427, SLG: 0.477 (1, 9)	1-2 K			1-1 1B 1 SAFE 1 SAFE 1 SAFE	1-2 F8		1-1 1B		
Jay Payton, R OBP: 0.368, SLG: 0.494 40 Brian Fuentes, L Justin Speier, R		2-2 G5-3		4-0 1B 1-2 BB		0-0 FC4-5 2B 27	0-1 F7		
27 Garrett Atkins, R OBP: 0.182, SLG: 0.273 (1, 5)		0-1 G5-3		2-0 F8		0-0 FC4-5 2B 2-3	0-0 E5 G4-3 1B		
Charles Johnson, R OBP: 0.326, SLG: 0.446 (1, 2)		3-2 L7			4-2 SH 17 HR BB	1-0 FC6-4 1-H 2B	1-1 P4		
Chin-hui Tsao, R Greg Norton, S 28 Aaron Cook, R Rene Reyes, S			1-1 F9		0-1 SH 17 HR	4-0 FC6-4 BB	0-1 G4-3		

Inning Stats	R: 1 E: 0 K: 2 S: 12	H: 1 LOB: 1 BB: 1 P: 20	R: 0 E: 0 K: 0 S: 8	H: 0 LOB: 0 BB: 0 P: 13	R: 0 E: 0 K: 0 S: 6	H: 0 LOB: 0 BB: 0 P: 9	R: 0 E: 0 K: 0 S: 8	H: 1 LOB: 2 BB: 1 P: 17	R: 3 E: 1 K: 0 S: 14	H: 2 LOB: 1 BB: 1 P: 26	R: 1 E: 0 K: 1 S: 9	H: 2 LOB: 2 BB: 1 P: 15	R: 0 E: 0 K: 1 S: 10	H: 1 LOB: 1 BB: 0 P: 13	R: 0 E: 1 K: 0 S: 7	H: 1 LOB: 1 BB: 0 P: 10
1B: 4 2B: 3 3B: 0 HR: 1	SF: 0 SAC: 2 DP: 0 HBP: 0	WP: 1 PB: 0 SB: 1 CS: 0	PA: 37													

PITCHER	IP	WLS	BF	H	R	ER	SO	BB	IBB	HBP	BLK	WP	HR	S	P	ERA	WHIP
Brandon Duckworth, R ERA: 4.65 (1, 1)	6.0	L	29	6	5	2	3	4	0	0	0	1	1	57	100	3.00	1.667
Dan Plesac, L ERA: 1.5 (7, 1)	0.2		3	1	0	0	1	0	0	0	0	0	0	8	11	0.00	1.500
Mike Williams, R ERA: 5.94 (7, 1)	1.1		5	1	0	0	0	0	0	0	0	0	0	9	12	0.00	0.750

BOTTOM

Philadelphia Phillies @ Colorado Rockies
Coors Field, Denver, CO
Wed Aug 06 2003, 7:05 PM MDT
Att: 27,599 - Cloudy - 91 F

livebaseballscorecards.com

AB	31
R	5
H	8
RBI	4
BB	4
SO	4
LOB	18



Batter	1	2	3	4	5	6	7	8	9	AB R H RBI BB SO LOB	TOP														
Tike Redman, L (1, 8) OBP: 0.333, SLG: 0.433	4-0 FC3-6 1B BB	3-2 FC4-6 1B		3-2 G4-3		1-1 L5-6			1-3 K	4 1 1 0 1 1 2															
18 Jason Kendall, R (1, 2) OBP: 0.386, SLG: 0.381	1-2 FC3-6 1B	0-2 FC4-6			3-1 1B FC3-6 HBP	1-0 G6-4-3			1-1 G5-3	4 1 1 0 0 0 4															
Brian Giles, L (1, 7) OBP: 0.440, SLG: 0.515	2-1 FC3-6 1B HR	0-0 G1-3			0-0 FC3-6 1B G5-3		0-2 G6-4-3 1B		3-3 K	5 2 2 0 0 1 4															
Reggie Sanders, R (1, 9) OBP: 0.321, SLG: 0.537	0-1 HR 1B		3-1 G5-3		3-2 FC3-6 1B		0-0 G6-4-3			4 1 2 1 0 0 1															
Randall Simon, L (1, 3) OBP: 0.304, SLG: 0.414	0-0 HR		0-1 G4-3		0-0 FC3-6 G5-3		0-1 G3-1			4 1 1 4 0 0 2															
José Hernández, R (1, 5) OBP: 0.269, SLG: 0.364	1-2 F8		4-2 FC6-4 BB		2-1 G5-3			0-2 G6-3		3 0 0 1 1 0 1															
2 Jack Wilson, R (1, 6) OBP: 0.292, SLG: 0.339	1-2 L7		1-2 FC6-4		1-1 G5-3			1-0 G3 HBP		3 0 0 0 0 0 2															
Abraham Nunez, S (1, 4) OBP: 0.320, SLG: 0.313		0-0 G4-3		2-1 G3		3-1 E 1B		0-0 G3		4 0 1 0 0 0 1															
Brian Meadows, R (1, 1) Kip Wells, R (2, PH) Pat Mahomes, R (2, 1) 11 Humberto Cota, R (6, PH) Brian Boehringer, S (6, 1) Carlos Rivera, L (8, PH) Mark Corey, R (8, 1)		1-1 FC4-6 1B		3-2 G6-3		1-0 SAFE 1B		3-3 K		0 0 0 0 0 0 0 1 0 1 0 0 0 0 1 0 0 0 0 0 0 1 0 1 0 0 0 0 0 0 0 0 0 0 0 1 0 0 0 0 1 1 0 0 0 0 0 0 0															
Inning Stats	R: 4 E: 0 K: 0 S: 14	H: 3 LOB: 0 BB: 1 P: 23	R: 0 E: 0 K: 0 S: 12	H: 2 LOB: 2 BB: 0 P: 16	R: 0 E: 0 K: 0 S: 9	H: 0 LOB: 1 BB: 1 P: 17	R: 0 E: 0 K: 0 S: 10	H: 0 LOB: 0 BB: 0 P: 18	R: 2 E: 0 K: 0 S: 11	H: 2 LOB: 1 BB: 0 P: 20	R: 0 E: 1 K: 0 S: 6	H: 2 LOB: 1 BB: 0 P: 12	R: 0 E: 0 K: 0 S: 7	H: 1 LOB: 0 BB: 0 P: 7	R: 0 E: 0 K: 1 S: 9	H: 0 LOB: 1 BB: 0 P: 13	R: 0 E: 0 K: 2 S: 9	H: 0 LOB: 0 BB: 0 P: 14	1B: 9 2B: 0 3B: 0 HR: 1	SF: 0 SAC: 0 DP: 2 HBP: 2	WP: 0 PB: 0 SB: 0 CS: 0	PA: 39			
PITCHER	IP WLS BF H R ER SO BB IBB HBP BLK WP HR S P ERA WHIP																								
Jason Jennings, R (1, 1) ERA: 4.75	1.0		7	3	4	4	0	1	0	0	0	0	1	14	23	36.00	4.000								
Jose Jimenez, R (2, 1) ERA: 6.0	4.0	W	18	4	2	2	0	1	0	1	0	0	0	42	71	4.50	1.250								
28 Aaron Cook, R (6, 1) ERA: 5.4	2.0	H	7	3	0	0	0	0	0	0	0	0	0	13	19	0.00	1.500								
Adam Bernero, R (8, 1) ERA: 5.59	1.0		4	0	0	0	1	0	0	1	0	0	0	9	13	0.00	0.000								
40 Brian Fuentes, L (9, 1) ERA: 2.91	1.0		3	0	0	0	2	0	0	0	0	0	0	9	14	0.00	0.000								

Pittsburgh Pirates @ Colorado Rockies
Coors Field, Denver, CO
 Fri Aug 08 2003, 7:05 PM MDT
 Att. 28,362 - Cloudy - 87 F

livebaseballscorecards.com

AB	35
R	6
H	10
RBI	6
BB	2
SO	3
LOB	18



Batter	1	2	3	4	5	6	7	8	9
Tony Womack, L OBP: 0.265, SLG: 0.319 (1, 6)	1-1 E3 1B 1B	2-2 E 1B		0-2 HR 2B	0-1 F9 2-3		0-1 G6-4-3 1B		
Ronnie Belliard, R OBP: 0.361, SLG: 0.376 (1, 4)	1-2 WP 1B 1B	2 SAFE 0-0 17 G6-3 1B		4-1 HR BB	2-3 K		1 SAFE 1-1 G6-4-3 1-2f		
17 Todd Helton, L OBP: 0.451, SLG: 0.639 (1, 3)	0-1 WP 1B 1B	3-1 G6-3 1-2f		1-3 K		0-0 FC6-4 1B		3-2 SF8 3B	
Preston Wilson, R OBP: 0.357, SLG: 0.575 (1, 8)	2-1 G5-3 1-2 2-3	1-1 P6		0-0 HR		0-0 FC6-4 1-2f		0-1 G5-3	
Larry Walker, L OBP: 0.430, SLG: 0.475 (1, 9)	0-2 1B G3 1B		0-1 G6-3	4-2 WP BB		2-3 K 1-2		4-0 BB IBB	
40 Brian Fuentes, L (9, 1)									
Jay Payton, R OBP: 0.366, SLG: 0.491 (1, 7)	1-0 G3 1B 1B		3-1 1B 1B	0-3 K			1-1 G5-3	3-2 SF8	
Chris Stynes, R OBP: 0.355, SLG: 0.430 (1, 5)	0-2 G3 1-2 3-H		0-0 1B 1B	1-2 G4-3			4-2 1B BB	4-2 BB	
Charles Johnson, R OBP: 0.324, SLG: 0.442 (1, 2)	3-3 K		3-3 K		1-1 E6 F9 S		2-2 2B 1B 1B	1-0 F7	
Jason Jennings, L OBP: 0.340, SLG: 0.317 (1, 1)		0-2 E 1B 1B	3-3 K		1-1 G1-4		0-1 1B 2B		
Jose Jimenez, R OBP: 0.400, SLG: 0.400 (2, 1)									
Darren Oliver, R OBP: 0.358, SLG: 0.388 (5, PH)									
28 Aaron Cook, R OBP: 0.233, SLG: 0.179 (6, 1)									
Greg Norton, S OBP: 0.327, SLG: 0.407 (7, PH)									
Adam Bernero, R OBP: 0.350, SLG: 0.395 (8, 1)									
Rene Reyes, S OBP: 0.350, SLG: 0.395 (9, 9)									

Inning Stats	R: 4	H: 4	E: 1	LOB: 1	K: 1	S: 20	P: 28	R: 2	H: 3	E: 1	LOB: 0	K: 0	BB: 0	S: 12	P: 18	R: 0	H: 2	E: 0	LOB: 2	K: 2	BB: 0	S: 12	P: 21	R: 3	H: 2	E: 0	LOB: 1	K: 2	BB: 2	S: 23	P: 33	R: 0	H: 0	E: 1	LOB: 1	K: 1	BB: 0	S: 9	P: 13	R: 0	H: 1	E: 0	LOB: 0	K: 1	BB: 0	S: 5	P: 7	R: 3	H: 3	E: 0	LOB: 0	K: 0	BB: 1	S: 14	P: 22	R: 1	H: 1	E: 0	LOB: 2	K: 0	BB: 2	S: 12	P: 27
--------------	------	------	------	--------	------	-------	-------	------	------	------	--------	------	-------	-------	-------	------	------	------	--------	------	-------	-------	-------	------	------	------	--------	------	-------	-------	-------	------	------	------	--------	------	-------	------	-------	------	------	------	--------	------	-------	------	------	------	------	------	--------	------	-------	-------	-------	------	------	------	--------	------	-------	-------	-------

PITCHER	IP	WLS	BF	H	R	ER	SO	BB	IBB	HBP	BLK	WP	HR	S	P	ERA	WHIP
Brian Meadows, R ERA: 4.78 (1, 1)	1.0		8	4	4	2	1	0	0	0	0	1	0	20	28	18.00	4.000
Pat Mahomes, R ERA: 6.0 (2, 1)	4.0	L	21	7	5	4	5	2	0	0	0	1	1	56	85	9.00	2.250
Brian Boehringer, R ERA: 6.0 (6, 1)	2.0		9	4	3	3	1	1	0	0	0	0	0	19	29	13.50	2.500
Mark Corey, R ERA: 10.8 (8, 1)	1.0		6	1	1	1	0	1	1	0	0	0	0	12	27	9.00	2.000

BOTTOM

Pittsburgh Pirates @ Colorado Rockies
Coors Field, Denver, CO

Fri Aug 08 2003, 7:05 PM MDT
Att: 28,362 - Cloudy - 87 F

AB	R	H	RBI	BB	SO	LOB
5	3	3	2	0	0	1
4	2	2	2	1	1	2
5	2	3	1	0	1	3
5	1	1	3	0	0	4
3	1	1	2	2	1	1
0	0	0	0	0	0	0
4	0	2	1	0	1	1
3	1	1	1	2	0	2
5	1	1	0	0	2	5
0	0	0	0	0	0	0
2	1	1	0	0	1	2
1	0	0	0	0	0	1
0	0	0	0	0	0	0
0	0	0	0	0	0	0
1	1	1	1	0	0	0
0	0	0	0	0	0	0
0	0	0	0	0	0	0

AB	38	R	13	H	16	RBI	13	BB	5	SO	7	LOB	22
----	----	---	----	---	----	-----	----	----	---	----	---	-----	----

1B	12	SF	1	2B	2	SAC	0	3B	1	DP	2	HR	1	HBP	0
----	----	----	---	----	---	-----	---	----	---	----	---	----	---	-----	---

WP	2	PA	44	PB	0	SB	1	CS	1
----	---	----	----	----	---	----	---	----	---

livebaseballscorecards.com



Batter	1	2	3	4	5	6	7	8	9	AB	R	H	RBI	BB	SO	LOB	TOP								
Tike Redman, L (1, 8) OBP: 0.316, SLG: 0.429	1-2 G4-3			0-1 18 2B	1-3 K	3-3 K		3-1 G4-3		5	1	1	0	0	2	3									
18 Jason Kendall, R (1, 2) OBP: 0.390, SLG: 0.387	1-1 G1-4-3 1B			2-1 G4-3 2-H 2B		3-1 HR 1B		1-2 G1-3		4	2	3	2	0	0	0									
Brian Giles, L (1, 7) OBP: 0.438, SLG: 0.520	1-0 G1-4-3 1-2f			1-0 G4-3 2-3		0-0 HR			0-1 F8	5	1	1	2	0	0	5									
Reggie Sanders, R (1, 9) OBP: 0.322, SLG: 0.547		2-3 K		0-1 HR		0-0 G3-1 1B 2B		1-1 G5-3	1-2 G1-3	5	2	2	2	0	1	0									
Craig Wilson, R (1, 3) OBP: 0.333, SLG: 0.427		1-2 G6-3		1-0 1B 3B		0-0 G3-1 2-3		3-2 HR	3-2 G4-3	3	1	1	0	0	0	1									
Carlos Rivera, L (7, PH) OBP: 0.234, SLG: 0.310										2	1	1	1	0	0	0									
José Hernández, R (1, 5) OBP: 0.294, SLG: 0.367		1-0 L8		2-2 2 FC6-4 1B		0-0 E BB 1B		4-1 FC6-4 BB		3	1	2	2	1	0	0									
2 Jack Wilson, R (1, 6) OBP: 0.292, SLG: 0.336			2-0 L1	0-1 FC6-4 CS 1-2f		4-0 BB E 18 HBP BB		2-1 F7		3	1	0	0	1	0	2									
Jeff Reboulet, R (1, 4) OBP: 0.338, SLG: 0.322			2-2 F7	0-1 CS	1-0 F8	1-2 E5 18 HBP BB		0-0 FC6-4		4	0	0	0	0	0	3									
Joe Beimel, L (7, 1)			1 SAFE							0	0	0	0	0	0	0									
Julian Tavarez, L (9, 1)				1-2		1-2 2-3				0	0	0	0	0	0	0									
Mike Lincoln, R (9, 1)										0	0	0	0	0	0	0									
Jeff D'Amico, R (1, 1) OBP: 0.231, SLG: 0.171			0-0 P3		1-2 F7	4-1 18 HBP BB			0-1 F9	2	0	0	1	1	0	0									
Abraham Nunez, S (7, 4) OBP: 0.319, SLG: 0.312										1	0	0	0	0	0	0									
Inning Stats	R: 0 E: 0 K: 0 S: 6	H: 1 LOB: 0 BB: 0 P: 9	R: 0 E: 0 K: 1 S: 7	H: 0 LOB: 0 BB: 0 P: 11	R: 0 E: 0 K: 0 S: 5	H: 0 LOB: 0 BB: 0 P: 9	R: 4 E: 0 K: 0 S: 16	H: 5 LOB: 0 BB: 0 P: 22	R: 0 E: 0 K: 1 S: 8	H: 0 LOB: 0 BB: 0 P: 11	R: 5 E: 1 K: 1 S: 16	H: 4 LOB: 3 BB: 2 P: 35	R: 1 E: 0 K: 0 S: 12	H: 1 LOB: 1 BB: 1 P: 22	R: 0 E: 0 K: 0 S: 7	H: 0 LOB: 0 BB: 0 P: 11	R: 0 E: 0 K: 0 S: 10	H: 0 LOB: 0 BB: 0 P: 14	1B: 4 2B: 3 3B: 1 HR: 3	SF: 0 SAC: 0 DP: 1 HBP: 1	WP: 0 PB: 0 SB: 0 CS: 1	PA: 42			
PITCHER	IP	WLS	BF	H	R	ER	SO	BB	IBB	HBP	BLK	WP	HR	S	P	ERA	WHIP								
Darren Oliver, L (1, 1) ERA: 5.16	5.1	L	25	10	9	8	2	1	0	0	0	0	2	48	77	13.50	2.062								
Steve Reed, R (6, 1) ERA: 3.6	1.2		10	1	1	1	1	2	0	1	0	0	1	22	42	5.40	1.800								
Javier López, L (8, 1) ERA: 4.43	1.1		4	0	0	0	0	0	0	0	0	0	0	9	13	0.00	0.000								
Justin Speier, R (9, 1) ERA: 3.72	0.2		2	0	0	0	0	0	0	0	0	0	0	8	12	0.00	0.000								

Pittsburgh Pirates @ Colorado Rockies
 Coors Field, Denver, CO
 Sat Aug 09 2003, 6:05 PM MDT
 Att. 34,611 - Sunny - 90 F

AB	37
R	10
H	11
RBI	10
BB	3
SO	3
LOB	14



1B	4	SF	0
2B	3	SAC	0
3B	1	DP	1
HR	3	HBP	1

WP	0	PA	42
PB	0		
SB	0		
CS	1		

Batter	1	2	3	4	5	6	7	8	9	AB	R	H	RBI	BB	SO	LOB
Tony Womack, L OBP: 0.264, SLG: 0.322 (1, 6) (8, 4)	3-2 F9 17 SF5 2B	0-3 K			1-1 G5-3		1-3 K			4	1	1	0	0	2	2
Ronnie Belliard, R OBP: 0.360, SLG: 0.373 Javier López, L OBP: 0.250, SLG: 0.250 Rene Reyes, S OBP: 0.350, SLG: 0.395 (1, 4) (8, 1) (9, 7)	3-2 F9 2-3		1-2 F8		3-3 K		4-1 BB			3	0	0	0	1	1	1
17 Todd Helton, L OBP: 0.447, SLG: 0.635 (1, 3)	0-2 SF5 3-H		2-2 G4-3		0-0 G3		1-0 G4-3			3	0	0	1	0	0	1
Preston Wilson, R OBP: 0.354, SLG: 0.570 (1, 8)	1-0 F8		1-3 K		3-1 F8		2-2 F8			4	0	0	0	0	1	0
Larry Walker, L OBP: 0.428, SLG: 0.475 (1, 9)		1-0 27 E G6-3 2B		3-1 F8		1-3 K		1-0 G6-3		4	1	1	0	0	1	0
Jay Payton, R OBP: 0.367, SLG: 0.500 Justin Speier, R (1, 7) (9, 1)		0-0 G3 2-3		0-1 HR		0-0 2B		0-1 L5		4	1	2	1	0	0	1
27 Garrett Atkins, R OBP: 0.200, SLG: 0.267 (1, 5)		1-1 FC5 G6-3		0-0 G1-3 1B		1-0 F9		1-1 G6-3		4	0	1	0	0	0	2
Charles Johnson, R OBP: 0.326, SLG: 0.451 (1, 2)		4-0 G6-3 IBB		1-2 G1-3		0-1 HR		1-3 K		3	1	1	1	1	1	1
Darren Oliver, R OBP: 0.296, SLG: 0.373 Steve Reed, R Juan Uribe, R OBP: 0.304, SLG: 0.412 (1, 1) (6, 1) (7, PH) (8, 6)		1-1 G6-3		1-2 F7		0-0 G6-3		2-3 K		2	0	0	1	0	0	3
		1-2 2-3 3-H								0	0	0	0	0	0	0
										2	0	0	0	0	1	0

Inning Stats	R: 1	H: 1	E: 0	LOB: 0	K: 0	S: 17	R: 1	H: 1	E: 1	LOB: 2	K: 1	S: 9	R: 0	H: 0	E: 0	LOB: 0	K: 1	S: 11	R: 1	H: 2	E: 0	LOB: 1	K: 0	S: 11	R: 0	H: 0	E: 0	LOB: 0	K: 1	S: 6	R: 0	H: 1	E: 0	LOB: 1	K: 1	S: 7	R: 1	H: 1	E: 0	LOB: 1	K: 1	S: 9	R: 0	H: 0	E: 0	LOB: 0	K: 0	S: 10	R: 0	H: 0	E: 0	LOB: 0	K: 2	S: 10	R: 0	H: 0	E: 0	LOB: 0	K: 2	S: 14	1B: 1	SF: 1	2B: 3	SAC: 0	3B: 0	DP: 0	HR: 2	HBP: 0	WP: 0	PA: 36
--------------	------	------	------	--------	------	-------	------	------	------	--------	------	------	------	------	------	--------	------	-------	------	------	------	--------	------	-------	------	------	------	--------	------	------	------	------	------	--------	------	------	------	------	------	--------	------	------	------	------	------	--------	------	-------	------	------	------	--------	------	-------	------	------	------	--------	------	-------	-------	-------	-------	--------	-------	-------	-------	--------	-------	--------

PITCHER	IP	WLS	BF	H	R	ER	SO	BB	IBB	HBP	BLK	WP	HR	S	P	ERA	WHIP
Jeff D'Amico, R ERA: 4.2 (1, 1)	6.2		29	6	4	3	5	1	1	0	0	0	2	69	106	4.05	1.050
Joe Beimel, L ERA: 3.99 (7, 1)	1.1		4	0	0	0	0	0	0	0	0	0	0	11	15	0.00	0.000
Julian Tavarez, R ERA: 3.81 (9, 1)	0.1		1	0	0	0	0	0	0	0	0	0	0	2	3	0.00	0.000
Mike Lincoln, R ERA: 4.5 (9, 1)	0.2		2	0	0	0	2	0	0	0	0	0	0	8	11	0.00	0.000

BOTTOM

Pittsburgh Pirates @ Colorado Rockies
Coors Field, Denver, CO
 Sat Aug 09 2003, 6:05 PM MDT
 Att. 34,611 - Sunny - 90 F

livebaseballscores.com

AB	33
R	4
H	6
RBI	4
BB	2
SO	7
LOB	11



Batter	1	2	3	4	5	6	7	8	9	AB R H RBI BB SO LOB	TOP														
Tike Redman, L (1, 8) OBP: 0.302, SLG: 0.450	2-2 L4		0-2 P6			1-0 G4-3	0-0 F7		3-2 SH3-4 3B	5 1 1 1 0 0 2															
2 Jack Wilson, R (1, 6) OBP: 0.291, SLG: 0.335	2-1 P5			0-0 F9		1-0 1B		3-1 G6-3	0-1 SH3-4	4 0 1 1 0 0 0															
Brian Giles, L (1, 7) OBP: 0.435, SLG: 0.518	0-1 P6			1-2 F7		0-0 F8		0-0 F7	1-0 2B	5 0 1 0 0 0 1															
Matt Stairs, L (1, 9) OBP: 0.393, SLG: 0.579		2-1		4-2 HR		3-2 F7		2-1 BB E	0-3 K	2 1 1 0 1 0 1															
Reggie Sanders, R (8, PH) OBP: 0.323, SLG: 0.546										2 0 1 0 0 1 1															
Randall Simon, L (1, 3) OBP: 0.303, SLG: 0.422		1-1 F7		2-2 HR			2-3 K	0-1 E6		4 1 1 2 0 1 2															
José Hernández, R (1, 5) OBP: 0.296, SLG: 0.366		1-3 K		0-1 F8			0-0 E	4-2 BB		3 1 1 0 1 1 1															
11 Humberto Cota, R (1, 2) OBP: 0.308, SLG: 0.333		3-3 K2-3			0-1 F9		3-3 K	0-3 K		4 0 0 0 0 3 5															
Abraham Nunez, S (1, 4) OBP: 0.317, SLG: 0.311			1-0 G3		3-1 F8		0-0 E6		2-1 L5	4 0 1 0 0 0 0															
Nelson Figueroa, R (1, 1)			0-2 G6-3		2-2 G6-3		4-1 BB		0-0 PB	2 0 0 0 0 0 0															
Craig Wilson, R (7, PH) OBP: 0.337, SLG: 0.427										0 0 0 0 0 1 0 0															
Brian Meadows, R (7, 1)										0 0 0 0 0 0 0 0															
Joe Beimel, L (7, 1)										0 0 0 0 0 0 0 0															
Mike Lincoln, R (8, 1)										0 0 0 0 0 0 0 0															
Carlos Rivera, L (8, 3)										1 1 1 0 0 0 0 0															
Inning Stats	R: 0 E: 0 K: 0 S: 7	H: 0 LOB: 0 BB: 0 P: 11	R: 0 E: 0 K: 2 S: 14	H: 1 LOB: 1 BB: 0 P: 21	R: 0 E: 0 K: 0 S: 8	H: 0 LOB: 0 BB: 0 P: 9	R: 2 E: 0 K: 0 S: 13	H: 1 LOB: 0 BB: 1 P: 20	R: 0 E: 0 K: 0 S: 7	H: 0 LOB: 0 BB: 0 P: 12	R: 0 E: 0 K: 0 S: 6	H: 1 LOB: 1 BB: 0 P: 11	R: 1 E: 1 K: 2 S: 10	H: 2 LOB: 2 BB: 1 P: 19	R: 0 E: 1 K: 1 S: 12	H: 1 LOB: 3 BB: 1 P: 21	R: 2 E: 0 K: 1 S: 12	H: 3 LOB: 1 BB: 0 P: 18	1B: 5 2B: 2 3B: 1 HR: 1	SF: 0 SAC: 1 DP: 0 HBP: 0	WP: 1 PB: 1 SB: 1 CS: 0	PA: 40			
PITCHER	IP	WLS	BF	H	R	ER	SO	BB	IBB	HBP	BLK	WP	HR	S	P	ERA	WHIP								
Shawn Chacon, R (1, 1) ERA: 4.11	7.0	L	28	5	3	2	4	2	0	0	0	1	1	65	103	2.57	1.000								
40 Brian Fuentes, L (8, 1) ERA: 2.86	1.0		6	1	0	0	1	1	0	0	0	0	0	12	21	0.00	2.000								
28 Aaron Cook, R (9, 1) ERA: 5.52	1.0		6	3	2	2	1	0	0	0	0	0	0	12	18	18.00	3.000								

Pittsburgh Pirates @ Colorado Rockies
Coors Field, Denver, CO
 Sun Aug 10 2003, 1:05 PM MDT
 Att. 26,904 - Sunny - 82 F

livebaseballscorecards.com

AB	36
R	5
H	9
RBI	4
BB	3
SO	6
LOB	13



BOTTOM

Pittsburgh Pirates @ Colorado Rockies
Coors Field, Denver, CO
 Sun Aug 10 2003, 1:05 PM MDT
 Att. 26,904 - Sunny - 82 F

livebaseballscorecards.com

AB	35
R	3
H	11
RBI	3
BB	3
SO	6
LOB	11



WP: 0	PA: 38
PB: 0	
SB: 0	
CS: 0	

AB	R	H	RBI	BB	SO	LOB
4	1	1	1	1	1	1
3	0	1	0	0	0	0
1	0	1	0	0	0	0
0	0	0	0	0	0	0
0	0	0	0	0	0	0
1	0	0	0	0	1	1
3	0	1	0	1	0	1
4	0	2	0	0	1	1
4	0	1	0	0	1	3
4	1	2	1	0	0	2
3	0	0	0	1	0	1
2	0	0	0	0	1	1
2	0	0	0	0	0	0
2	0	0	0	0	1	0
1	0	1	0	0	0	0
1	1	1	1	0	0	0

Batter	1	2	3	4	5	6	7	8	9
Ronnie Belliard, R (1, 4) OBP: 0.361, SLG: 0.380	2-3 K		3-2 HR		0-0 P4		3-2 F9		4-1 BB
Juan Uribe, R (1, 6) OBP: 0.304, SLG: 0.411	1-1 L6		1-2 G5-3		1-1 1B		1-1 2B		0-3 K
Larry Walker, L (7, PH) OBP: 0.429, SLG: 0.479									
40 Brian Fuentes, L (8, 1)									
28 Aaron Cook, R (9, 1) OBP: 0.233, SLG: 0.179									
Greg Norton, S (9, PH) OBP: 0.325, SLG: 0.404									
17 Todd Helton, L (1, 3) OBP: 0.448, SLG: 0.633	3-1 G5-3		0-0 1B		1-0 G1-3			4-1 1B	
Preston Wilson, R (1, 8) OBP: 0.355, SLG: 0.570		3-2 G4-3	0-2 FC5-4		1-1 G6-4-3			3-3 K	
Jay Payton, R (1, 7) OBP: 0.366, SLG: 0.498		0-3 K	0-1 FC5-4		2-1 G6-4-3			0-0 G6-3	
Rene Reyes, S (1, 9) OBP: 0.364, SLG: 0.476		0-0 HR			1-0 1B			1-2 G6-3	
Chris Stynes, R (1, 5) OBP: 0.354, SLG: 0.426		4-1 BB			1-1 G5-3			0-1 G3-1	
Bobby Estalella, R (1, 2) OBP: 0.294, SLG: 0.400		2-2 K			3-2 F7			0-2 F8	
Tony Womack, L (7, PH) OBP: 0.263, SLG: 0.319									
Shawn Chacon, R (1, 1) OBP: 0.200, SLG: 0.311					2-2 G5-3			2-1 HR	
27 Garrett Atkins, R (7, PH) OBP: 0.250, SLG: 0.313									
Charles Johnson, R (8, 2) OBP: 0.328, SLG: 0.465									

Inning	R	H	E	K	S	H	LOB	BB	P
1	0	0	0	7	13	1	1	0	23
2	1	1	0	14	23	1	1	0	19
3	1	3	0	15	19	1	2	0	18
4	0	0	0	11	18	0	0	0	12
5	0	1	0	8	12	0	1	0	17
6	0	2	0	9	12	0	1	0	17
7	0	2	0	10	17	0	1	0	18
8	0	1	0	9	17	0	1	0	18
9	1	1	0	12	18	1	1	0	10

PITCHER	IP	WLS	BF	H	R	ER	SO	BB	IBB	HBP	BLK	WP	HR	S	P	ERA	WHIP
Nelson Figueroa, R (1, 1) ERA: 3.0	6.0	W	25	7	2	2	4	1	0	0	0	0	2	64	97	3.00	1.333
Brian Meadows, R (7, 1) ERA: 4.7	0.2	H	3	1	0	0	0	0	0	0	0	0	0	8	14	0.00	1.500
Joe Beimel, L (7, 1) ERA: 3.96	0.1	H	2	1	0	0	0	1	0	0	0	0	0	3	8	0.00	6.000
Mike Lincoln, R (8, 1) ERA: 4.5	2.0	S	8	2	1	1	2	1	0	0	0	0	1	20	30	4.50	1.500

Batter	1	2	3	4	5	6	7	8	9	AB R H RBI BB SO LOB	TOP									
Ronnie Belliard, R (1, 4) OBP: 0.362, SLG: 0.383	4-1 L4 S BB		0-1 2B		2-2 G5-3		3-2 G5-3			3 1 1 0 1 0 0										
Chris Stynes, R (1, 5) OBP: 0.356, SLG: 0.428	1-3 K		0-0 2B		4-1 17 FC6-4 BB			3-2 P2		3 0 1 1 1 1 1										
17 Todd Helton, L (1, 3) OBP: 0.446, SLG: 0.628	4-1 BB		0-3 K		1-2 FC6-4 CS			3-1 G6-3		3 0 0 0 1 1 2										
Preston Wilson, R (1, 8) OBP: 0.354, SLG: 0.567	3-2 L4		0-0 G6-3		3-2 CS	0-3 K2-3		2-0 1B		4 0 1 0 0 1 3										
Larry Walker, L (1, 9) OBP: 0.428, SLG: 0.477		3-1 WP 1B		3-2 F7		2-1 L3		1-1 G5-3		4 0 1 0 0 0 1										
Jay Payton, R (1, 7) OBP: 0.365, SLG: 0.495		1-3 K		1-3 K		1-0 FC5-6 1B		0-0 P6		4 0 1 0 0 2 1										
Charles Johnson, R (1, 2) OBP: 0.327, SLG: 0.460		1-3 K		4-2 2B BB		0-1 FC5-6		2-2 G1-3		3 0 0 0 1 1 2										
Juan Uribe, R (1, 6) OBP: 0.308, SLG: 0.417		0-1 P6		2-2 2B		1-1 F9		2-2 1B		4 0 2 0 0 0 1										
Jason Jennings, L (1, 1) OBP: 0.327, SLG: 0.302			2-2 F7		1-3 K		0-2 G4-3		2-0 G5-3	2 0 0 0 0 1 2										
Rene Reyes, S (7, PH) OBP: 0.356, SLG: 0.465										1 0 0 0 0 0 0										
Javier López, L (7, 1) OBP: 0.250, SLG: 0.250										0 0 0 0 0 0 0										
Adam Bernero, R (8, 1)										0 0 0 0 0 0 0										
Greg Norton, S (9, PH) OBP: 0.323, SLG: 0.401										1 0 0 0 0 0 1										
Inning Stats	R: 0 E: 0 K: 1 S: 10	H: 0 LOB: 1 BB: 2 P: 22	R: 0 E: 0 K: 2 S: 10	H: 1 LOB: 1 BB: 0 P: 15	R: 1 E: 0 K: 1 S: 11	H: 2 LOB: 1 BB: 0 P: 13	R: 0 E: 0 K: 2 S: 14	H: 1 LOB: 2 BB: 1 P: 25	R: 0 E: 0 K: 1 S: 9	H: 1 LOB: 1 BB: 0 P: 12	R: 0 E: 0 K: 0 S: 10	H: 0 LOB: 0 BB: 1 P: 14	R: 0 E: 0 K: 0 S: 9	H: 1 LOB: 1 BB: 0 P: 18	R: 0 E: 0 K: 0 S: 9	H: 1 LOB: 1 BB: 0 P: 15	1B: 4 2B: 4 3B: 0 HR: 0	SF: 0 SAC: 0 DP: 1 HBP: 0	WP: 1 PB: 0 SB: 1 CS: 1	PA: 37
PITCHER	IP WLS BF H R ER SO BB IBB HBP BLK WP HR S P ERA WHIP																			
Zach Day, R (1, 1) ERA: 3.69	6.0 W 25 5 1 1 7 4 0 0 0 1 0 66 109 1.50 1.500																			
Luis Ayala, R (7, 1) ERA: 3.69	1.1 H 4 0 0 0 0 0 0 0 0 0 0 0 14 21 0.00 0.000																			
Joey Eischen, L (8, 1) ERA: 3.12	0.2 H 3 1 0 0 0 0 0 0 0 0 0 0 5 11 0.00 1.500																			
Rocky Biddle, R (9, 1) ERA: 3.9	1.0 S 4 1 0 0 0 0 0 0 0 0 0 0 9 15 0.00 1.000																			

Colorado Rockies @ Montreal Expos
Olympic Stadium, Montreal, QB
Mon Aug 11 2003, 7:05 PM EDT
Att. 6,401 - Dome - 72 F

livebaseballscorecards.com

AB	32
R	1
H	7
RBI	1
BB	4
SO	7
LOB	14



Batter	1	2	3	4	5	6	7	8	9	AB R H RBI BB SO LOB	TOP											
Tony Womack, L (1, 6) OBP: 0.257, SLG: 0.313	L8	F8-2			FC1-6 17 HR		L9		G3-1	5 1 0 0 0 0 5												
Ronnie Belliard, R (1, 4) OBP: 0.360, SLG: 0.382	K		P6		G5-4-3		1B		G1-3	5 0 1 1 0 1 1												
17 Todd Helton, L (1, 3) OBP: 0.447, SLG: 0.631	F7		K		HR		1B		F7	5 1 2 2 0 1 0												
Preston Wilson, R (1, 8) OBP: 0.356, SLG: 0.572		HR	2B		K		G6-3			4 1 2 1 0 1 2												
Larry Walker, L (1, 9) OBP: 0.430, SLG: 0.477		1B BB 2B	P4			G4-6-3 HBP		CS BB		2 1 1 0 1 0 1												
Jay Payton, R (1, 7) OBP: 0.364, SLG: 0.492		BB BB F8-2 1B	P3		G4-6-3		27 1B			4 0 2 0 0 0 1												
27 Garrett Atkins, R (1, 5) OBP: 0.250, SLG: 0.300		P3	F9		F9		1B			4 0 1 0 0 0 2												
Charles Johnson, R (1, 2) OBP: 0.327, SLG: 0.455		BB BB	K				1B 2B		K	3 1 1 0 1 2 2												
Denny Stark, R (1, 1)					E6		G1-3		K	1 0 0 1 1 0 0												
Rene Reyes, S (7, PH) OBP: 0.340, SLG: 0.444										1 0 0 0 0 0 1												
Jose Jimenez, R (7, 1) OBP: 0.400, SLG: 0.400										0 0 0 0 0 0 0												
Greg Norton, S (8, PH) OBP: 0.325, SLG: 0.423										1 0 0 0 0 1 2												
40 Brian Fuentes, L (8, 1)										0 0 0 0 0 0 0												
Inning Stats	R: 0 E: 0 K: 1 S: 11	H: 0 LOB: 0 BB: 0 P: 16	R: 2 E: 0 K: 0 S: 11	H: 3 LOB: 2 BB: 2 P: 23	R: 0 E: 0 K: 1 S: 12	H: 1 LOB: 1 BB: 0 P: 17	R: 0 E: 0 K: 1 S: 6	H: 0 LOB: 0 BB: 0 P: 9	R: 2 E: 1 K: 1 S: 12	H: 1 LOB: 0 BB: 0 P: 15	R: 0 E: 0 K: 0 S: 8	H: 0 LOB: 0 BB: 0 P: 13	R: 1 E: 0 K: 0 S: 11	H: 3 LOB: 2 BB: 0 P: 21	R: 0 E: 0 K: 2 S: 14	H: 2 LOB: 2 BB: 1 P: 26	R: 0 E: 0 K: 0 S: 9	H: 0 LOB: 0 BB: 0 P: 13	1B: 5 2B: 4 3B: 0 HR: 2	SF: 0 SAC: 0 DP: 2 HBP: 1	WP: 0 PB: 0 SB: 0 CS: 1	PA: 39
PITCHER	IP WLS BF H R ER SO BB IBB HBP BLK WP HR S P ERA WHIP																					
Javier Vazquez, R (1, 1) ERA: 3.62	6.0 W 26 6 5 3 4 2 0 1 0 0 0 2 61 95 4.50 1.333																					
Joey Eischen, L (7, 1) ERA: 3.0	0.2 H 2 0 0 0 0 0 0 0 0 0 0 0 5 10 0.00 0.000																					
52 T.J. Tucker, R (7, 1) ERA: 5.16	0.0 1 1 0 0 0 0 0 0 0 0 0 0 2 3 ∞ ∞																					
Eric Knott, L (7, 1) ERA: 4.7	0.0 1 1 0 0 0 0 0 0 0 0 0 0 2 4 ∞ ∞																					
Hector Almonte, R (7, 1) ERA: 7.97	1.1 H 6 2 0 0 2 1 0 0 0 0 0 0 15 28 0.00 2.250																					
PITCHER	IP WLS BF H R ER SO BB IBB HBP BLK WP HR S P ERA WHIP																					
Luis Ayala, R (9, 1) ERA: 3.61	1.0 S 3 0 0 0 0 0 0 0 0 0 0 0 9 13 0.00 0.000																					

Colorado Rockies @ Montreal Expos
Olympic Stadium, Montreal, QB
Wed Aug 13 2003, 7:05 PM EDT
Att. 6,724 - Dome - 72 F

livebaseballscorecards.com

AB	35
R	5
H	10
RBI	5
BB	3
SO	6
LOB	17



Batter	1	2	3	4	5	6	7	8	9	AB R H RBI BB SO LOB	TOP											
Ronnie Belliard, R (1, 4) OBP: 0.360, SLG: 0.383	3-2 F8		3-1 17 G3 G6-3 1B		0-0 F9 1B		1-0 G6-3		1-2 G4-3	5 0 2 0 0 0 2												
Juan Uribe, R (1, 6) OBP: 0.296, SLG: 0.401	1-3 K		3-2 G6-3 1-2		2-2 F9 1-2		0-1 F8			4 0 0 0 0 1 2												
17 Todd Helton, L (1, 3) OBP: 0.446, SLG: 0.626	4-1 FC5 BB BB		3-2 G3 2-3		0-1 L8			0-3 K		3 0 0 0 1 1 2												
Preston Wilson, R (1, 8) OBP: 0.355, SLG: 0.569	4-2 1-2 BB		0-0 P4		0-0 G6-3			0-1 G5-3		3 0 0 0 1 0 1												
Larry Walker, L (1, 9) OBP: 0.431, SLG: 0.474	3-2 FC5 2-3f			4-2 BB BB		4-2 1B BB		0-1 P6		2 0 0 0 2 0 2												
Rene Reyes, S (1, 7)		1-2 G3-1		1-1 P4 BB		0-0 1-2 1B		1-1 2B		4 0 2 0 0 0 1												
Chris Stynes, R (1, 5)		0-2 E7		2-1 L9		3-2 F9		2-3 K		4 0 0 0 0 1 4												
Charles Johnson, R (1, 2)		0-0 F7		1-3 K		2-1 F9		4-2 BB		3 0 0 0 1 1 4												
Darren Oliver, R (1, 1) OBP: 0.286, SLG: 0.358		1-3 K				1-0 G4-3			0-1 P3	2 0 0 0 0 1 1												
Steve Reed, R (6, 1)										0 0 0 0 0 0 0												
27 Garrett Atkins, R (7, PH) OBP: 0.238, SLG: 0.286										1 0 0 0 0 0 0												
28 Aaron Cook, R (7, 1) OBP: 0.233, SLG: 0.179										0 0 0 0 0 0 0												
Jay Payton, R (9, PH) OBP: 0.364, SLG: 0.491										1 0 0 0 0 0 2												
Inning Stats	R: 0 E: 0 K: 1 S: 13	H: 0 LOB: 2 BB: 2 P: 28	R: 0 E: 1 K: 1 S: 14	H: 0 LOB: 1 BB: 0 P: 16	R: 0 E: 0 K: 0 S: 13	H: 1 LOB: 1 BB: 0 P: 22	R: 0 E: 0 K: 1 S: 9	H: 0 LOB: 1 BB: 1 P: 17	R: 0 E: 0 K: 0 S: 7	H: 1 LOB: 1 BB: 0 P: 10	R: 0 E: 0 K: 0 S: 9	H: 1 LOB: 2 BB: 1 P: 18	R: 0 E: 0 K: 0 S: 7	H: 0 LOB: 0 BB: 0 P: 11	R: 0 E: 0 K: 1 S: 7	H: 0 LOB: 0 BB: 0 P: 9	R: 0 E: 0 K: 1 S: 12	H: 1 LOB: 2 BB: 1 P: 20	1B: 3 2B: 1 3B: 0 HR: 0	SF: 0 SAC: 0 DP: 0 HBP: 0	WP: 0 PB: 0 SB: 0 CS: 0	PA: 37
PITCHER	IP WLS BF H R ER SO BB IBB HBP BLK WP HR S P ERA WHIP																					
Tom Glavine, L (1, 1) ERA: 4.71	6.0 W 26 3 0 0 3 4 0 0 0 0 0 0 65 111 0.00 1.167																					
Grant Roberts, R (7, 1) ERA:	1.0 3 0 0 0 0 0 0 0 0 0 0 0 7 11 0.00 0.000																					
Mike Stanton, L (8, 1) ERA: 4.46	2.0 8 1 0 0 2 1 0 0 0 0 0 0 19 29 0.00 1.000																					

Colorado Rockies @ New York Mets
Shea Stadium, Flushing, NY
Fri Aug 15 2003, 7:10 PM EDT
Att. 28,081 - Sunny - 89 F

livebaseballscorecards.com

AB	32
R	0
H	4
RBI	0
BB	5
SO	5
LOB	21



BOTTOM

Colorado Rockies @ New York Mets
Shea Stadium, Flushing, NY
Fri Aug 15 2003, 7:10 PM EDT
Att. 28,081 - Sunny - 89 F

livebaseballscorecards.com

AB	32
R	5
H	10
RBI	5
BB	1
SO	3
LOB	10



WP:	0	PA:	34
PB:	0	SB:	1
CS:	0		

AB	R	H	RBI	BB	SO	LOB
4	0	0	0	0	0	0
0	0	0	0	0	0	0
4	1	2	1	0	1	0
4	0	1	0	0	0	0
0	1	0	0	0	0	0
3	2	3	0	0	0	0
0	0	0	0	0	0	0
4	1	1	2	0	0	4
3	0	2	2	1	1	0
4	0	1	0	0	0	4
3	0	0	0	0	0	2
2	0	0	0	0	0	0
0	0	0	0	0	0	0
1	0	0	0	0	1	0

1B:	5	SF:	0
2B:	3	SAC:	0
3B:	0	DP:	1
HR:	2	HBP:	1

Batter	1	2	3	4	5	6	7	8	9
Roger Cedeno, S OBP: 0.318, SLG: 0.376 Mike Stanton, L (1, 9) (8, 1)	L9		G6-3		G1-3		G6-3		
7 José Reyes, S OBP: 0.321, SLG: 0.416 (1, 6)	K		F8			HR		1B	
31 Mike Piazza, R OBP: 0.423, SLG: 0.625 Marco Scutaro, R OBP: 0.325, SLG: 0.371 (1, 2) (8, PR) (9, 4)	F9			P4		G6-3		1B 2B 1B	
Cliff Floyd, L OBP: 0.383, SLG: 0.513 Vance Wilson, R OBP: 0.288, SLG: 0.378 (1, 7) (8, PR) (9, 2)		G6-4-3 1B		E S 2B HBP		HR 2B		1B 2B 1B	
Jason Phillips, R OBP: 0.392, SLG: 0.477 (1, 3)		G6-4-3		G5-3		HR		P3	
Ty Wigginton, R OBP: 0.325, SLG: 0.416 (1, 5)		1B BB		2B		K		2B	
Raul Gonzalez, R OBP: 0.337, SLG: 0.345 (1, 8) (8, 9)		1B		G6-3		G5-3		G4-3	
Joe McEwing, R OBP: 0.323, SLG: 0.320 (1, 4) (9, 7)		L5			F9		G6-3		
Tom Glavine, L OBP: 0.175, SLG: 0.158 Grant Roberts, R (1, 1) (7, 1)			G4-3		G1-3				
Timo Perez, L OBP: 0.322, SLG: 0.364 (7, PH) (8, 8)							K		

Inning Stats	R: 0	H: 0	E: 0	K: 1	S: 11	H: 0	LOB: 0	BB: 0	P: 15	R: 0	H: 2	E: 0	K: 0	S: 11	H: 0	LOB: 0	BB: 0	P: 20	R: 1	H: 1	E: 0	K: 0	S: 12	H: 0	LOB: 0	BB: 0	P: 15	R: 3	H: 3	E: 0	K: 1	S: 20	H: 0	LOB: 0	BB: 0	P: 26	R: 0	H: 0	E: 0	K: 1	S: 11	H: 4	LOB: 3	BB: 0	P: 20
--------------	------	------	------	------	-------	------	--------	-------	-------	------	------	------	------	-------	------	--------	-------	-------	------	------	------	------	-------	------	--------	-------	-------	------	------	------	------	-------	------	--------	-------	-------	------	------	------	------	-------	------	--------	-------	-------

PITCHER	IP	WLS	BF	H	R	ER	SO	BB	IBB	HBP	BLK	WP	HR	S	P	ERA	WHIP
Darren Oliver, L ERA: 5.16 (1, 1)	5.1	L	22	5	3	3	1	1	0	0	0	0	1	58	92	5.06	1.125
Steve Reed, R ERA: 3.73 (6, 1)	0.2		3	1	1	1	1	0	0	0	0	0	1	11	13	13.50	1.500
28 Aaron Cook, R ERA: 5.43 (7, 1)	2.0		9	4	1	1	1	0	0	0	0	0	0	23	33	4.50	2.000

PITCHER	IP	WLS	BF	H	R	ER	SO	BB	IBB	HBP	BLK	WP	HR	S	P	ERA	WHIP
---------	----	-----	----	---	---	----	----	----	-----	-----	-----	----	----	---	---	-----	------

Batter	1	2	3	4	5	6	7	8	9	AB R H RBI BB SO LOB	TOP											
Tony Womack, L OBP: 0.254, SLG: 0.308 (1, 6) (7, 4)	0-1 P6		3-2 G3-1		0-1 P3		0-3 K			4 0 0 0 0 1 1												
Ronnie Belliard, R OBP: 0.362, SLG: 0.390 Adam Bernero, R 40 Brian Fuentes, L Rene Reyes, S OBP: 0.353, SLG: 0.469 (1, 4) (7, 1) (7, 1) (8, 8)	2-1 17 1B G4-3 1B		0-2 G1-3		0-1 17 2B 3B		2-2 F9			4 2 2 1 0												
17 Todd Helton, L OBP: 0.447, SLG: 0.629 Greg Norton, S OBP: 0.323, SLG: 0.420 (1, 3) (5, PR) (5, 3)	1-2 G4-3 1-3 1B		2-1 F8		2-2 3B 2B			2-0 G4-3		3 0 2 1 0 0 0 1 0 0 0 0 0 0												
Preston Wilson, R OBP: 0.352, SLG: 0.564 Justin Speier, R (1, 8) (8, 1)	3-2 G4-3			0-1 G5-3		0-0 F9		3-1 G6-3		4 0 0 1 0 0 2 0 0 0 0 0 0 0												
Larry Walker, L OBP: 0.431, SLG: 0.482 (1, 9)	2-3 3-H 2-3 K			1-0 HR		4-1 27 G1-3 G6-3 BB		2-2 G4-3		3 1 1 1 1 1 1												
Jay Payton, R OBP: 0.365, SLG: 0.493 (1, 7)		0-0 27 G3-1 FC5-2-5 2B		0-0 F8		1-2 G6-3		2-2 1B		4 0 2 0 0 0 1												
27 Garrett Atkins, R OBP: 0.200, SLG: 0.240 (1, 5)		1-0 G3-1		0-1 G5-3		2-2 G1-3		1-0 L7		4 0 0 0 0 0 3												
Charles Johnson, R OBP: 0.322, SLG: 0.444 (1, 2)		3-2 FC5-2-5		0-0 F9		0-1 G6-3		3-2 F7		4 0 0 0 0 0 3												
Shawn Chacon, R OBP: 0.196, SLG: 0.304 Jose Jimenez, R OBP: 0.500, SLG: 0.500 Javier López, L OBP: 0.250, SLG: 0.250 Juan Uribe, R OBP: 0.294, SLG: 0.397 (1, 1) (2, 1) (6, 1) (7, PH) (7, 6)		0-0 G5-3		2-2 3B 1B		3-2 F8		1-1 G4-3		1 0 0 0 0 0 1 1 1 1 0 0 0 0 0 0 0 0 0 0 0 2 0 0 0 0 0 1												
Inning Stats	R: 1 E: 0 K: 1 S: 17	H: 2 LOB: 1 BB: 0 P: 25	R: 0 E: 0 K: 0 S: 6	H: 1 LOB: 1 BB: 0 P: 10	R: 0 E: 0 K: 0 S: 10	H: 0 LOB: 0 BB: 0 P: 15	R: 1 E: 0 K: 0 S: 6	H: 1 LOB: 0 BB: 0 P: 7	R: 2 E: 0 K: 0 S: 15	H: 3 LOB: 1 BB: 0 P: 19	R: 0 E: 0 K: 0 S: 9	H: 0 LOB: 1 BB: 1 P: 16	R: 0 E: 0 K: 1 S: 11	H: 0 LOB: 0 BB: 0 P: 16	R: 0 E: 0 K: 0 S: 7	H: 0 LOB: 0 BB: 0 P: 14	R: 0 E: 0 K: 0 S: 11	H: 1 LOB: 1 BB: 0 P: 18	1B: 4 2B: 2 3B: 1 HR: 1	SF: 0 SAC: 0 DP: 0 HBP: 0	WP: 0 PB: 0 SB: 0 CS: 0	PA: 36
PITCHER	IP WLS BF H R ER SO BB IBB HBP BLK WP HR S P ERA WHIP																					
Jae Weong Seo, R ERA: 4.32 (1, 1)	5.0 W 22 7 4 4 1 0 0 0 0 0 1 54 76 7.20 1.400																					
Dan Wheeler, R ERA: 3.86 (6, 1)	2.0 7 0 0 0 1 1 0 0 0 0 0 20 32 0.00 0.500																					
John Franco, L ERA: 3.13 (8, 1)	1.0 3 0 0 0 0 0 0 0 0 0 0 7 14 0.00 0.000																					
David Weathers, R ERA: 3.57 (9, 1)	1.0 4 1 0 0 0 0 0 0 0 0 0 11 18 0.00 1.000																					

Colorado Rockies @ New York Mets
Shea Stadium, Flushing, NY

Sat Aug 16 2003, 7:10 PM EDT
Att. 28,233 - Overcast - 82 F

livebaseballscorecards.com

AB	35
R	4
H	8
RBI	4
BB	1
SO	2
LOB	13



Batter	1	2	3	4	5	6	7	8	9	AB R H RBI BB SO LOB	TOP											
Ronnie Belliard, R (1, 4) OBP: 0.359, SLG: 0.385	2-3 K		4-2 FC5-4 BB		3-2 L4		0-1 G5-3		2-2 F8	4 0 0 0 1 1 3												
Chris Stynes, R (1, 5) OBP: 0.348, SLG: 0.419	3-3 K		0-0 FC5-4		1-3 K			0-0 F9	1-2 F7	5 0 0 0 0 2 5												
17 Todd Helton, L (1, 3) OBP: 0.450, SLG: 0.632 Tony Womack, L (9, PR) OBP: 0.254, SLG: 0.308	3-2 L5			3-2 1B		4-1 WP 2B BB		1-2 2B	1-2 1B	4 2 3 1 1 0 0 0 0 0 0 0 0 0												
Preston Wilson, R (1, 8) OBP: 0.353, SLG: 0.564		4-2 G4-6-3 BB		3-3 K		2-3 K		1-1 1B 2B	2-1 G6-3	4 1 1 1 1 2 4												
Jay Payton, R (1, 7) OBP: 0.364, SLG: 0.491		0-0 G4-6-3		3-2 1B		1-3 K		3-2 G1-3		4 0 1 0 0 1 3												
Rene Reyes, S (1, 9) OBP: 0.352, SLG: 0.481 28 Aaron Cook, R (6, 1) OBP: 0.233, SLG: 0.179 Larry Walker, L (8, PH) OBP: 0.433, SLG: 0.483 Steve Reed, R (8, 1)		3-3 K		1-2 P1		1-2 2B		3-1 1B		3 0 1 1 0 1 2 0 0 0 0 0 0 0 1 0 1 1 0 0 0 0 0 0 0 0 0 0												
Juan Uribe, R (1, 6) OBP: 0.289, SLG: 0.391			2-1 L5		1-3 K		1-3 K		0-3 K	4 0 0 0 0 3 4												
Mandy Romero, S (1, 2) OBP: 0.750, SLG: 0.500			1-1 BB HBP		1-2 SH1-4 1B		0-2 G5-3		1-2 17 1B BB HBP	2 1 1 0 0 0 0												
Jason Jennings, L (1, 1) OBP: 0.320, SLG: 0.295 Greg Norton, S (6, 9) OBP: 0.325, SLG: 0.417			1-3 K		1-2 SH1-4		3-1 P4		4-1 17 1B BB	1 0 0 0 0 1 1 1 0 0 0 1 0 0												
Inning Stats	R: 0 E: 0 K: 2 S: 10	H: 0 LOB: 0 BB: 0 P: 18	R: 0 E: 0 K: 1 S: 6	H: 0 LOB: 0 BB: 1 P: 13	R: 0 E: 0 K: 1 S: 10	H: 0 LOB: 2 BB: 1 P: 18	R: 0 E: 0 K: 2 S: 19	H: 2 LOB: 2 BB: 0 P: 30	R: 0 E: 0 K: 1 S: 13	H: 1 LOB: 1 BB: 0 P: 19	R: 1 E: 0 K: 3 S: 16	H: 1 LOB: 1 BB: 1 P: 25	R: 0 E: 0 K: 0 S: 7	H: 0 LOB: 0 BB: 0 P: 10	R: 2 E: 0 K: 1 S: 15	H: 3 LOB: 1 BB: 0 P: 23	R: 1 E: 0 K: 0 S: 15	H: 1 LOB: 2 BB: 1 P: 26	1B: 5 2B: 3 3B: 0 HR: 0	SF: 0 SAC: 1 DP: 1 HBP: 2	WP: 1 PB: 0 SB: 0 CS: 0	PA: 40
PITCHER	IP WLS BF H R ER SO BB IBB HBP BLK WP HR S P ERA WHIP																					
Al Leiter, L (1, 1) ERA: 4.53	6.0 W 25 4 1 1 10 3 0 1 0 1 0 74 123 1.50 1.167																					
Grant Roberts, R (7, 1) ERA: 2.7	1.2 7 2 2 2 0 0 0 0 0 0 0 17 25 10.80 1.200																					
Mike Stanton, L (8, 1) ERA: 4.58	1.0 H 7 2 1 1 1 1 0 1 0 0 0 18 30 9.00 3.000																					
David Weathers, R (9, 1) ERA: 3.56	0.1 S 1 0 0 0 0 0 0 0 0 0 0 2 4 0.00 0.000																					

Colorado Rockies @ New York Mets

Shea Stadium, Flushing, NY

Sun Aug 17 2003, 1:10 PM EDT
Att. 28,393 - Overcast - 75 F

livebaseballscorecards.com

AB	33
R	4
H	8
RBI	4
BB	4
SO	11
LOB	22




Batter	1	2	3	4	5	6	7	8	9	AB R H RBI BB SO LOB	TOP	
Ronnie Belliard, R (1, 4) OBP: 0.356, SLG: 0.381	2-2 F7			0-3 K		3-2 F9			3-1 F7	4 0 0 0 0 1 2		
Rene Reyes, S (1, 7) OBP: 0.328, SLG: 0.446	1-1 L7			1-1 G3-1			1-2 G5-3		0-1 G6-3	4 0 0 0 0 0 1		
17 Todd Helton, L (1, 3) OBP: 0.448, SLG: 0.628 40 Brian Fuentes, L (8, 1)	2-1 F7			0-0 F7			3-2 G6-3			3 0 0 0 0 0 0 0 0 0 0 0 0 0		
Larry Walker, L (1, 9) OBP: 0.430, SLG: 0.479		1-1 F7		1-3 K			1-2 P4			3 0 0 0 0 1 0		
Jay Payton, R (1, 8) OBP: 0.362, SLG: 0.488		0-0 F8		0-1 F9			0-0 F9			3 0 0 0 0 0 0		
27 Garrett Atkins, R (1, 5) OBP: 0.179, SLG: 0.214		2-2 F9		1-0 L4			3-2 P4			3 0 0 0 0 0 0		
Charles Johnson, R (1, 2) OBP: 0.320, SLG: 0.439			2-2 P3		0-0 G5-3		3-3 K			3 0 0 0 0 1 0		
Tony Womack, L (1, 6) OBP: 0.252, SLG: 0.305			1-1 G3		1-0 B1-3			1-1 G1-3		3 0 0 0 0 0 0		
Chin-hui Tsao, R (1, 1) OBP: 0.111, SLG: 0.222 Adam Bernero, R (6, 1) Greg Norton, S (8, 3) OBP: 0.323, SLG: 0.414			0-0 G4-3		0-0 2B			0-1 E3		2 0 1 0 0 0 0 0 0 0 0 0 0 0 1 0 0 0 0 0 0		
Inning Stats	R: 0 H: 0 E: 0 LOB: 0 K: 0 BB: 0 S: 9 P: 14	R: 0 H: 0 E: 0 LOB: 0 K: 0 BB: 0 S: 7 P: 10	R: 0 H: 0 E: 0 LOB: 0 K: 0 BB: 0 S: 7 P: 10	R: 0 H: 0 E: 0 LOB: 0 K: 1 BB: 0 S: 6 P: 7	R: 0 H: 0 E: 0 LOB: 0 K: 1 BB: 0 S: 6 P: 8	R: 0 H: 1 E: 0 LOB: 1 K: 0 BB: 0 S: 7 P: 11	R: 0 H: 0 E: 0 LOB: 0 K: 0 BB: 0 S: 11 P: 16	R: 0 H: 0 E: 0 LOB: 0 K: 1 BB: 0 S: 9 P: 15	R: 0 H: 0 E: 1 LOB: 1 K: 0 BB: 0 S: 8 P: 12	1B: 0 SF: 0 2B: 1 SAC: 0 3B: 0 DP: 0 HR: 0 HBP: 0	WP: 0 PA: 29 PB: 0 SB: 0 CS: 0	
PITCHER Steve Trachsel, R (1, 1) ERA: 4.2	IP WLS BF H R ER SO BB IBB HBP BLK WP HR S P ERA WHIP	9.0 W 29 1 0 0 3 0 0 0 0 0 0 0 70 103 0.00 0.111										

Colorado Rockies @ New York Mets
Shea Stadium, Flushing, NY
Mon Aug 18 2003, 1:10 PM EDT
Att. 23,865 - Cloudy - 77 F

livebaseballscorecards.com

AB 29
R 0
H 1
RBI 0
BB 0
SO 3
LOB 3



Batter	1	2	3	4	5	6	7	8	9
Roger Cedeno, S OBP: 0.326, SLG: 0.380 (1, 9)	0-2 G3-1	0-2 G1-3		1-1 FC4-6 1B		1-2 FC5 31 E 1B		2-2 P4	
7 José Reyes, S OBP: 0.335, SLG: 0.430 (1, 6)	1-0 31 HR 1B		1-1 31 F9 31 S HR 1B	0-0 FC4-6 1-2f		4-0 31 E 1B BB		2-3 K	
31 Mike Piazza, R OBP: 0.435, SLG: 0.635 (1, 2)	0-1 1-H HR		1 SAFE F9 1-3		4-2 G1-6-3 BB	2-2 FC5 1B		4-2 BB	
Cliff Floyd, L OBP: 0.376, SLG: 0.518 (1, 7)	4-1 L4-6 1B BB		2-2 G3		0-0 G1-6-3 1-2f	0-1 1-2 1B		0-3 K	
Raul Gonzalez, R OBP: 0.339, SLG: 0.347 (9, 7)									
Jason Phillips, R OBP: 0.399, SLG: 0.490 (1, 3)	3-1 1-2 1B		0-1 HR		2-1 G6-3	0-2 L5			
Timo Perez, L OBP: 0.321, SLG: 0.368 (1, 8)	1-2 L4-6 2-2		3-2 G3			0-0 P5	3-2 WP 1B		
Ty Wigginton, R OBP: 0.323, SLG: 0.411 (1, 5)			4-2 SH3-4 BB		0-0 F9	3-1 F8	3-3 K		
Joe McEwing, R OBP: 0.319, SLG: 0.312 (1, 4)			1-2 F7		0-1 G5-3	1-2 1B 1B	1-2 F7		
Steve Trachsel, R OBP: 0.149, SLG: 0.178 (1, 1)			0-0 SH3-4		2-1 1B 1B	0-2 7 BB 31 FC5 1B	0-3 K		

AB	R	H	RBI	BB	SO	LOB
5	1	2	1	0	0	1
4	3	2	0	1	1	2
3	1	1	3	2	0	2
4	0	1	1	1	1	3
0	0	0	0	0	0	0
4	1	2	2	0	0	2
4	0	1	0	0	0	2
3	0	0	0	1	1	1
4	1	1	0	0	0	2
3	1	2	0	0	1	1
1B: 10	SF: 0	2B: 1	SAC: 1	3B: 0	DP: 2	HR: 2

BOTTOM

Colorado Rockies @ New York Mets
 Shea Stadium, Flushing, NY
 Mon Aug 18 2003, 1:10 PM EDT
 Att: 23,865 - Cloudy - 77 F

livebaseballscorecards.com

AB	34
R	8
H	12
RBI	7
BB	5
SO	4
LOB	16



Inning	R	H	E	K	S	R	H	E	K	S	R	H	E	K	S	R	H	E	K	S
1	2	3	0	0	13	0	0	0	0	16	0	0	0	0	12	0	2	0	0	8
2	0	0	0	0	16	0	0	0	0	21	0	0	0	0	11	0	0	0	0	23
3	0	0	0	0	16	2	2	0	0	18	0	0	0	0	11	0	0	0	0	23
4	0	0	0	0	16	0	0	0	0	18	0	0	0	0	11	0	0	0	0	23
5	0	0	0	0	16	0	0	0	0	18	0	0	0	0	11	0	0	0	0	23
6	0	0	0	0	16	0	0	0	0	18	0	0	0	0	11	0	0	0	0	23
7	0	0	0	0	16	0	0	0	0	18	0	0	0	0	11	0	0	0	0	23
8	0	0	0	0	16	0	0	0	0	18	0	0	0	0	11	0	0	0	0	23
9	0	0	0	0	16	0	0	0	0	18	0	0	0	0	11	0	0	0	0	23

PITCHER	IP	WLS	BF	H	R	ER	SO	BB	IBB	HBP	BLK	WP	HR	S	P	ERA	WHIP
Chin-hui Tsao, R ERA: 5.86 (1, 1)	5.2	L	28	10	7	7	0	3	0	0	0	0	2	69	103	11.12	2.294
Adam Bernero, R ERA: 5.66 (6, 1)	1.1		8	2	1	1	2	1	0	0	0	1	0	26	39	6.75	2.250
40 Brian Fuentes, L ERA: 2.69 (8, 1)	1.0		4	0	0	0	2	1	0	0	0	0	0	15	23	0.00	1.000


WP	HR	S	P	ERA	WHIP
2	0	0	40		
0	0	0	0		
1	0	0	0		
0	0	0	0		

Batter	1	2	3	4	5	6	7	8	9	AB R H RBI BB SO LOB	TOP									
Juan Pierre, L (1, 8) OBP: 0.362, SLG: 0.360	3-2 F7		0-0 SH5-3		2-3 K			0-1 1B FC6-4 2B		3 1 1 0 0 1 0										
Luis Castillo, S (1, 4) OBP: 0.387, SLG: 0.414	2-1 CS 1B		2-2 1B		1-1 F7			3-2 FC6-4 1B		4 0 3 1 0 0 0										
Ivan Rodriguez, R (1, 2) OBP: 0.393, SLG: 0.517	4-2 1-2 BB		0-1 L4			1-2 P3		0-1 FC6-4		1 0 0 0 1 0 1										
Mike Redmond, R (4, 2) OBP: 0.308, SLG: 0.324								1-2f FC6-4		2 0 0 1 0 0 1										
Mike Lowell, R (1, 5) OBP: 0.359, SLG: 0.558	1-2 P3		1-2 F7			0-1 F8		3-H FC6-4		4 0 0 0 0 0 3										
Juan Encarnacion, R (1, 9) OBP: 0.318, SLG: 0.439		1-2 F8 HBP		2-3 K		0-2 G4-3			1-0 L9	3 0 0 0 0 1 0										
Derrek Lee, R (1, 3) OBP: 0.359, SLG: 0.469		3-1 F8		3-1 G5-3			0-1 F9		1-3 K	4 0 0 0 0 1 1										
Miguel Cabrera, R (1, 7) OBP: 0.325, SLG: 0.495		0-0 L9		2-2 3B			1-3 K		0-0 P6	4 0 1 0 0 1 1										
Alex Gonzalez, R (1, 6) OBP: 0.313, SLG: 0.457		1-1 G6-3		1-2 P3			2-2 P3			3 0 0 0 0 0 2										
Armando Almanza, L (7, 1)										0 0 0 0 0 0 0										
Carl Pavano, R (1, 1) OBP: 0.102, SLG: 0.146			2-1 SH5-3 1B		0-3 K			1-2 F8		2 1 1 0 0 1 0										
Andy Fox, L (7, 6) OBP: 0.276, SLG: 0.274										1 0 0 0 0 0 0										
Inning Stats	R: 0 E: 0 K: 0 S: 12	H: 1 LOB: 1 BB: 1 P: 22	R: 0 E: 0 K: 0 S: 7	H: 0 LOB: 1 BB: 0 P: 12	R: 1 E: 0 K: 0 S: 13	H: 2 LOB: 1 BB: 0 P: 18	R: 0 E: 0 K: 1 S: 12	H: 1 LOB: 1 BB: 0 P: 20	R: 0 E: 0 K: 2 S: 9	H: 0 LOB: 0 BB: 0 P: 12	R: 0 E: 0 K: 1 S: 8	H: 0 LOB: 0 BB: 0 P: 11	R: 1 E: 0 K: 0 S: 14	H: 2 LOB: 1 BB: 0 P: 18	R: 0 E: 0 K: 1 S: 5	H: 0 LOB: 0 BB: 0 P: 7	1B: 3 2B: 2 3B: 1 HR: 0	SF: 0 SAC: 1 DP: 0 HBP: 1	WP: 0 PB: 0 SB: 0 CS: 1	PA: 34
PITCHER	IP WLS BF H R ER SO BB IBB HBP BLK WP HR S P ERA WHIP																			
Denny Stark, R (1, 1) ERA: 5.44	7.0 W 26 4 1 1 4 1 0 1 0 0 0 0 69 104 1.29 0.714																			
Javier López, L (8, 1) ERA: 4.27	1.0 5 2 1 1 0 0 0 0 0 0 0 0 14 18 9.00 2.000																			
Justin Speier, R (9, 1) ERA: 3.49	1.0 3 0 0 0 0 1 0 0 0 0 0 0 5 7 0.00 0.000																			

Florida Marlins @ Colorado Rockies
 Coors Field, Denver, CO
 Tue Aug 19 2003, 7:05 PM MDT
 Att. 25,889 - Cloudy - 84 F

livebaseballscorecards.com

AB 31
 R 2
 H 6
 RBI 2
 BB 1
 SO 5
 LOB 9



Batter	1	2	3	4	5	6	7	8	9
Pablo Ozuna, R OBP: 0.200, SLG: 0.200 (1, 4)	1-1 FC1-5 1B	3-3 K			0-0 G6-3	2-2 G6-3		1-3 K	
Chris Stynes, R OBP: 0.347, SLG: 0.417 27 Garrett Atkins, R OBP: 0.172, SLG: 0.207 (8, PH) (9, 5)	2-2 FC1-5 17 2B		0-2 G6-3		2-1 G5-3		2-2 F9 17 BB 2B	3-2 F8	
17 Todd Helton, L OBP: 0.450, SLG: 0.630 Greg Norton, S OBP: 0.321, SLG: 0.412 (8, PH) (9, 3)	0-2 1B 2B		3-2 P4		1-2 BB 1B		4-1 2B BB	1-3 K	
Preston Wilson, R OBP: 0.354, SLG: 0.562 (1, 8)	2-1 HR 1B		1-1 P3		4-2 BB		2-0 F9		
Larry Walker, L OBP: 0.428, SLG: 0.485 Javier López, L OBP: 0.250, SLG: 0.250 Justin Speier, R (8, 1) (9, 1)	0-0 HR			1-1 L8	0-1 G4-3		1-3 K		
Jay Payton, R OBP: 0.367, SLG: 0.501 (1, 7)	1-2 G6-4-3 1B			1-0 E 1B		1-1 HR	0-1 1B 2B		
Charles Johnson, R OBP: 0.322, SLG: 0.444 (1, 2)	1-2 G6-4-3		1-1 E5 SF8 2B		2-3 K	2-1 1B	2-1 1B		
Juan Uribe, R OBP: 0.289, SLG: 0.390 (1, 6)		2-1 F9		0-0 SF8		1-0 S 1B	2-1 F8		
Denny Stark, R Rene Reyes, S OBP: 0.339, SLG: 0.446 (8, 9) (1, 1)		0-0 G5-3		1-1 G6-3		2-3 K		4-1 BB	


AB	R	H	RBI	BB	SO	LOB
5	0	1	0	0	2	2
4	2	1	0	0	0	1
1	0	0	0	0	0	1
3	2	2	1	1	0	0
1	0	0	0	0	1	1
3	1	1	1	1	0	2
4	1	1	2	0	1	4
0	0	0	0	0	0	0
0	0	0	0	0	0	0
4	3	4	3	0	0	0
4	1	2	2	0	1	1
3	0	1	1	0	0	1
3	0	0	0	0	1	1
0	0	0	0	1	0	0

AB	R	H	RBI	BB	SO	LOB
35	10	13	10	3	6	14

Inning	R	H	E	K	S	IP	WLS	BF	H	R	ER	SO	BB	IBB	HBP	BLK	WP	HR	S	P	ERA	WHIP
1	4	5	0	19	26	6.0		28	10	7	6	3	1	0	0	0	0	2	71	106	9.00	1.833
2	0	0	0	8	13	2.0		11	3	3	3	3	2	0	0	0	0	0	28	50	13.50	2.500

Florida Marlins @ Colorado Rockies
Coors Field, Denver, CO
 Tue Aug 19 2003, 7:05 PM MDT
 Att: 25,889 - Cloudy - 84 F

WP: 0 PA: 39
 PB: 0
 SB: 3
 CS: 0



Batter	1	2	3	4	5	6	7	8	9	AB R H RBI BB SO LOB	TOP																
Juan Pierre, L (1, 8) OBP: 0.361, SLG: 0.359	0-2 K			0-0 B1-3		0-2 G1-3		2-1 1B		4 0 1 0 0 1 0																	
Luis Castillo, S (1, 4) OBP: 0.385, SLG: 0.412	1-0 G1-3			1-1 G4-6-3 1B		0-0 F7		0-1 F8		4 0 1 0 0 0 1																	
Ivan Rodriguez, R (1, 2) OBP: 0.390, SLG: 0.512	1-0 L4			0-0 G4-6-3 1-2f			1-2 F9	1-3 K		4 0 0 0 0 1 2																	
Mike Lowell, R (1, 5) OBP: 0.358, SLG: 0.556		2-1 G6-3			2-1 F9		2-0 2B 1B	1-1 F9		4 1 1 0 0 0 1																	
Juan Encarnacion, R (1, 9) OBP: 0.317, SLG: 0.440		0-1 F8			3-1 G5-3		0-0 1B 1B 2B	0-2 G6-3		4 1 1 1 0 0 0																	
Derrek Lee, R (1, 3) OBP: 0.360, SLG: 0.472		3-3 K			3-1 1B 2B		2-1 FC4-6 1B 2-3 1B	0-2 G6-3		4 1 2 0 0 1 0																	
Miguel Cabrera, R (1, 7) OBP: 0.333, SLG: 0.500			3-1 G6-4-3 1B		1-1 1B		0-2 FC4-6 1B 1-2 3-H 1B	0-2 G5-3		4 0 3 2 0 0 0																	
Alex Gonzalez, R (1, 6) OBP: 0.311, SLG: 0.454			1-1 G6-4-3 1-2f		2-0 P6		0-0 FC4-6 FC6-4 1-2f 2-3			3 0 0 0 0 0 4																	
Mark Redman, L (1, 1) OBP: 0.021, SLG: 0.021			0-0 G6-3			0-0 G4-3		2-1 FC6-4		2 0 0 0 0 0 0																	
Chad Fox, R (6, 1)										0 0 0 0 0 0 0																	
Brian Banks, S (7, PH) OBP: 0.348, SLG: 0.397										1 0 0 0 0 0 2																	
40 Nate Bump, L (7, 1)										0 0 0 0 0 0 0																	
Michael Tejera, L (8, 1) OBP: 0.067, SLG: 0.067										0 0 0 0 0 0 0																	
Inning Stats	R: 0 E: 0 K: 1 S: 7	H: 0 LOB: 0 BB: 0 P: 9	R: 0 E: 0 K: 1 S: 8	H: 0 LOB: 0 BB: 0 P: 13	R: 0 E: 0 K: 0 S: 5	H: 1 LOB: 0 BB: 0 P: 9	R: 0 E: 0 K: 0 S: 4	H: 1 LOB: 0 BB: 0 P: 5	R: 1 E: 0 K: 0 S: 9	H: 2 LOB: 1 BB: 0 P: 20	R: 0 E: 0 K: 0 S: 7	H: 0 LOB: 0 BB: 0 P: 7	R: 2 E: 0 K: 0 S: 13	H: 4 LOB: 2 BB: 0 P: 20	R: 0 E: 0 K: 1 S: 9	H: 1 LOB: 1 BB: 0 P: 13	R: 0 E: 0 K: 0 S: 9	H: 0 LOB: 0 BB: 0 P: 9	1B: 7 2B: 2 3B: 0 HR: 0	SF: 0 SAC: 0 DP: 2 HBP: 0	WP: 0 PA: 34 PB: 0 SB: 0 CS: 0						
PITCHER	IP WLS BF H R ER SO BB IBB HBP BLK WP HR S P ERA WHIP																										
Darren Oliver, L (1, 1) ERA: 5.13	0.2		2	0	0	0	1	0	0	0	0	0	0	6	7	0.00	0.000										
Cory Vance, L (1, 1) ERA: 1.69	5.1	W	18	4	1	1	1	0	0	0	0	0	0	34	56	1.69	0.750										
28 Aaron Cook, R (7, 1) ERA: 5.47	0.2		6	4	2	2	0	0	0	0	0	0	0	11	16	27.00	6.000										
40 Brian Fuentes, L (7, 1) ERA: 2.63	1.1		5	1	0	0	1	0	0	0	0	0	0	11	17	0.00	0.750										
Steve Reed, R (9, 1) ERA: 3.76	1.0		3	0	0	0	0	0	0	0	0	0	0	9	9	0.00	0.000										

Florida Marlins @ Colorado Rockies
Coors Field, Denver, CO
Wed Aug 20 2003, 7:05 PM MDT
Att. 23,534 - Sunny - 90 F

livebaseballscorecards.com

AB	34
R	3
H	9
RBI	3
BB	0
SO	3
LOB	10



Batter	1	2	3	4	5	6	7	8	9
Ronnie Belliard, R OBP: 0.356, SLG: 0.380 (1, 4)	G5-6-3		K		WP SH3-4 2B 1B	3B BB	G4-3		
Chris Stynes, R OBP: 0.352, SLG: 0.431 28 Aaron Cook, R OBP: 0.233, SLG: 0.179 40 Brian Fuentes, L Steve Reed, R (9, 1)	17 2B 1B		17 G4-3 2B		SH3-4	17 1B 3B	G4-3		
17 Todd Helton, L OBP: 0.451, SLG: 0.631 (1, 3)	1-3 2B		G4-3		WP 2B IBB	FC5-4 1B		L1-6	
Preston Wilson, R OBP: 0.352, SLG: 0.560 (1, 8)	L6		G6-3		G6-3 2B	FC5-4		K	
Jay Payton, R OBP: 0.363, SLG: 0.496 (1, 7)	K			K	G6-3	F7		G4-3	
Rene Reyes, S OBP: 0.317, SLG: 0.417 (1, 9)		G3		G5-3	G6-3		G4-3		
Charles Johnson, R OBP: 0.324, SLG: 0.446 (1, 2)		F8		F7		2B 2B	27 HBP G4-3 BB		
Juan Uribe, R OBP: 0.300, SLG: 0.406 (1, 6)		1B			SH 1B 2B	27 G4-3 3B 2B	G4-3 27 HBP HBP		
Darren Oliver, R OBP: 0.286, SLG: 0.358 Cory Vance, L 27 Garrett Atkins, R OBP: 0.194, SLG: 0.200 (7, 5)	G1-3				SH3-4 1B WP	G4-3	G4-3 HBP		

Inning Stats	R: 0 E: 0 K: 13	H: 2 LOB: 2 BB: 0 P: 20	R: 0 E: 0 K: 9	H: 1 LOB: 1 BB: 0 P: 16	R: 0 E: 0 K: 15	H: 1 LOB: 1 BB: 0 P: 21	R: 0 E: 0 K: 9	H: 0 LOB: 0 BB: 0 P: 11	R: 4 E: 0 K: 13	H: 3 LOB: 1 BB: 1 P: 22	R: 4 E: 0 K: 28	H: 4 LOB: 1 BB: 1 P: 39	R: 1 E: 0 K: 12	H: 0 LOB: 2 BB: 1 P: 21	R: 0 E: 0 K: 6	H: 0 LOB: 0 BB: 0 P: 10
1B: 4 2B: 6 3B: 1 HR: 0	SF: 0 SAC: 2 DP: 0 HBP: 2	WP: 1 PB: 0 SB: 0 CS: 0	PA: 41													

PITCHER	IP	WLS	BF	H	R	ER	SO	BB	IBB	HBP	BLK	WP	HR	S	P	ERA	WHIP
Mark Redman, L ERA: 3.35 (1, 1)	5.1	L	30	11	8	8	3	1	1	0	0	1	0	77	118	13.50	2.250
Chad Fox, R ERA: 3.57 (6, 1)	0.2		2	0	0	0	0	0	0	0	0	0	0	10	11	0.00	0.000
40 Nate Bump, R ERA: 4.74 (7, 1)	1.0		6	0	1	1	0	1	0	2	0	0	0	12	21	9.00	1.000
Michael Tejera, L ERA: 4.46 (8, 1)	1.0		3	0	0	0	1	0	0	0	0	0	0	6	10	0.00	0.000

BOTTOM

Florida Marlins @ Colorado Rockies
Coors Field, Denver, CO
 Wed Aug 20 2003, 7:05 PM MDT
 Att: 23,534 - Sunny - 90 F

livebaseballscorecards.com

AB	34
R	9
H	11
RBI	8
BB	3
SO	4
LOB	16



Batter	1	2	3	4	5	6	7	8	9	AB R H RBI BB SO LOB	TOP																									
Juan Pierre, L (1, 8) OBP: 0.360, SLG: 0.358	1-1 G4-3		1-0 B2-3		0-1 G4-6-3 1B		1-0 G4-6-3		0-0 SH3	4 0 1 0 0 0 1																										
Luis Castillo, S (1, 4) OBP: 0.386, SLG: 0.411	4-2 E G6-3 BB		3-2 G4-3		1-1 G4-6-3		1-2 1-2f 2-3	2-2 1B BLK 1B	1-1 F8	4 2 1 0 1 0 3																										
Ivan Rodriguez, R (1, 2) OBP: 0.394, SLG: 0.514	0-0 E8 FC5 1-3 1B		0-1 BB 1B		0-1 L6			1-2 G6-3 BLK SF8 1B	4-0 IBB	4 1 3 0 1 0 1																										
Mike Lowell, R (1, 5) OBP: 0.356, SLG: 0.551	2-1 G6-3		4-0 FC6-4 BB		1-2 G5-3			1-1 G6-3	2-3 K	4 0 0 1 1 1 4																										
Juan Encarnacion, R (1, 9) OBP: 0.317, SLG: 0.438	4-2 BB		1-1 FC6-4		0-2 G5-3			0-1 SF8		2 0 0 1 1 0 2																										
Derrek Lee, R (1, 3) OBP: 0.361, SLG: 0.474	1-0 FC5		2-1 G5-3		1-0 2B			3-2 FC6-4 1B		4 0 2 0 0 0 2																										
Miguel Cabrera, R (1, 7) OBP: 0.327, SLG: 0.489		3-2 G3-1		1-0 G6-3		1-1 F9		0-0 FC6-4		4 0 0 0 0 0 2																										
Alex Gonzalez, R (1, 6) OBP: 0.313, SLG: 0.460		1-2 F7		0-2 G6-3			4-2 G4-6-3 BB		2-2 HR	3 1 1 1 1 0 0																										
Brad Penny, R (1, 1) OBP: 0.145, SLG: 0.291		1-2 G5-3			2-2 G4-6-3 1B		1-3 K		0-1 SH3 1B	2 0 1 0 0 0 0																										
Ramon Castro, R (7, PH) OBP: 0.333, SLG: 0.500										1 0 0 0 0 0 1 1																										
Ugueth Urbina, R (7, 1)										0 0 0 0 0 0 0 0																										
Brian Banks, S (9, PH) OBP: 0.352, SLG: 0.402										1 0 1 0 0 0 0 0																										
Braden Loooper, R (9, 1) OBP: 1.000, SLG: 1.000										0 0 0 0 0 0 0 0																										
Inning Stats	R: 1 E: 1 K: 0 S: 10	H: 1 LOB: 2 BB: 2 P: 22	R: 0 E: 0 K: 0 S: 9	H: 0 LOB: 0 BB: 0 P: 14	R: 0 E: 0 K: 0 S: 9	H: 1 LOB: 2 BB: 1 P: 18	R: 0 E: 0 K: 0 S: 7	H: 0 LOB: 0 BB: 0 P: 10	R: 0 E: 0 K: 0 S: 9	H: 2 LOB: 1 BB: 0 P: 12	R: 0 E: 0 K: 1 S: 7	H: 0 LOB: 0 BB: 1 P: 13	R: 2 E: 0 K: 0 S: 19	H: 3 LOB: 1 BB: 0 P: 26	R: 1 E: 0 K: 1 S: 14	H: 2 LOB: 2 BB: 1 P: 23	1B: 8 2B: 1 3B: 0 HR: 1	SF: 1 SAC: 1 DP: 2 HBP: 0	WP: 0 PB: 0 SB: 0 CS: 0	PA: 40																
PITCHER	IP WLS BF H R ER SO BB IBB HBP BLK WP HR S P ERA WHIP																																			
Jose Jimenez, R (1, 1) ERA: 5.43	6.0		25	5	1	1	0	3	0	0	0	0	0	53	88	1.50	1.333																			
Adam Bernero, R (7, 1) ERA: 5.77	1.0	H	5	2	2	2	1	1	0	0	0	0	0	15	24	18.00	3.000																			
Steve Reed, R (8, 1) ERA: 3.69	1.0	H	4	1	0	0	0	0	0	0	1	0	0	11	15	0.00	1.000																			
Justin Speier, R (9, 1) ERA: 3.58	1.0	W	6	2	1	1	1	0	1	0	0	0	1	14	23	9.00	2.000																			

Florida Marlins @ Colorado Rockies
 Coors Field, Denver, CO
 Thu Aug 21 2003, 7:05 PM MDT
 Att: 23,846 - Overcast - 85 F

livebaseballscorecards.com

AB 33
 R 4
 H 10
 RBI 3
 BB 5
 SO 2
 LOB 16



Batter	1	2	3	4	5	6	7	8	9	AB	R	H	RBI	BB	SO	LOB
Ronnie Belliard, R OBP: 0.353, SLG: 0.375 (1, 4)	0-1 L8 1-2	1-2 CS 2-3	0-1 G6-3		0-0 F8			0-1 F8		4	0	0	0	0	0	1
Chris Stynes, R OBP: 0.353, SLG: 0.443 (1, 5)	1-1 2B 17 2B		2-1 F9			0-1 HR		0-3 K		4	2	2	1	0	1	0
17 Todd Helton, L OBP: 0.453, SLG: 0.641 (1, 3)	0-2 HR 2B 2-H		0-1 G3			2-1 G6-3 1B			1-0 HR	4	2	3	2	0	0	0
Preston Wilson, R OBP: 0.352, SLG: 0.565 (1, 8)	0-1 HR 2-H			2-0 G6-3		2-2 L8				3	1	1	2	0	0	1
Larry Walker, L OBP: 0.428, SLG: 0.482 (1, 9)	1-0 F7			4-0 G6-3 BB		0-2 G6-3 1-2f				2	0	0	0	1	0	1
Jay Payton, R OBP: 0.361, SLG: 0.493 (1, 7)	0-1 G4-3			0-1 G6-3 1-2f			2-3 K			3	0	0	0	0	1	1
Charles Johnson, R OBP: 0.321, SLG: 0.441 (1, 2)			1-1 G6-3		1-2 F9			1-0 P6		3	0	0	0	0	0	0
Juan Uribe, R OBP: 0.304, SLG: 0.407 (1, 6)			4-1 CS SH3-4 BB		0-0 SH1-4 1B			1-2 F8		2	0	1	0	1	0	0
Jose Jimenez, R OBP: 0.500, SLG: 0.500 Adam Bernero, R Steve Reed, R Greg Norton, S Justin Speier, R			0-0 SH3-4		0-0 SH1-4			1-3 K		0	0	0	0	0	0	0

Inning Stats	R: 3	H: 3	E: 0	LOB: 0	K: 0	S: 12	P: 14	R: 0	H: 0	E: 0	LOB: 0	K: 0	S: 6	P: 12	R: 0	H: 0	E: 0	LOB: 0	K: 0	S: 6	P: 8	R: 0	H: 0	E: 0	LOB: 0	K: 0	S: 3	P: 9	R: 0	H: 1	E: 0	LOB: 1	K: 0	S: 7	P: 8	R: 1	H: 2	E: 0	LOB: 0	K: 0	S: 13	P: 17	R: 0	H: 0	E: 0	LOB: 0	K: 1	S: 8	P: 12	R: 0	H: 0	E: 0	LOB: 0	K: 2	S: 9	P: 10	R: 1	H: 1	E: 0	LOB: 0	K: 0	S: 1	P: 2	1B: 2	2B: 2	3B: 0	HR: 3	SF: 0	SAC: 2	DP: 2	HBP: 0	WP: 0	PA: 31
--------------	------	------	------	--------	------	-------	-------	------	------	------	--------	------	------	-------	------	------	------	--------	------	------	------	------	------	------	--------	------	------	------	------	------	------	--------	------	------	------	------	------	------	--------	------	-------	-------	------	------	------	--------	------	------	-------	------	------	------	--------	------	------	-------	------	------	------	--------	------	------	------	-------	-------	-------	-------	-------	--------	-------	--------	-------	--------

PITCHER	IP	WLS	BF	H	R	ER	SO	BB	IBB	HBP	BLK	WP	HR	S	P	ERA	WHIP
Brad Penny, R ERA: 4.07 (1, 1)	6.0		23	6	4	4	0	2	0	0	0	0	2	47	68	6.00	1.333
Ugueth Urbina, R ERA: 3.1 (7, 1)	2.0		6	0	0	0	3	0	0	0	0	0	0	17	22	0.00	0.000
Braden Loeper, R ERA: 2.91 (9, 1)	0.0	L	1	1	1	0	0	0	0	0	0	0	1	1	2	∞	∞

BOTTOM

Florida Marlins @ Colorado Rockies
Coors Field, Denver, CO
 Thu Aug 21 2003, 7:05 PM MDT
 Att. 23,846 - Overcast - 85 F

livebaseballscorecards.com

AB	26
R	5
H	7
RBI	5
BB	2
SO	3
LOB	4



Batter	1	2	3	4	5	6	7	8	9	AB R H RBI BB SO LOB	TOP											
Rafael Furcal, S (1, 6) OBP: 0.346, SLG: 0.443 Mark DeRosa, R (6, PR) OBP: 0.287, SLG: 0.339 (6, 6)	1-1 2B 10 2B 1B	3-1 2-H HR		1-1 G5-4-3 1B		1-0 10 HR HBP		2-1 G5-3	0-1 G4-6-3 1-2f	3 2 3 2 0 0 0 2 1 0 0 0 0 2												
Marcus Giles, R (1, 4) OBP: 0.387, SLG: 0.540	1-1 10 2B 2B	1-0 F9		1-0 G5-4-3 1-2f		2-1 P3		1-0 G4-3		5 1 1 0 0 0 2												
Gary Sheffield, R (1, 9) OBP: 0.429, SLG: 0.607 Darren Bragg, L (1, 9) OBP: 0.309, SLG: 0.286	1-3 K	0-0 10 2B 2B			1-1 10 G4-3 1B 2B	1-1 P2		4-2 10 BB BB		1 0 0 0 0 1 2 3 2 2 0 1 0 1												
10 Chipper Jones, S (1, 7) OBP: 0.391, SLG: 0.505	3-2 2-H 3-H 2B 2B	2-1 2B			0-0 G4-3	0-0 1-H HR		4-2 1-2 BB		4 1 3 5 1 0 1												
Andruw Jones, R (1, 8) OBP: 0.345, SLG: 0.521	1-2 P2	0-1 F7			0-0 L5	0-0 F9		1-2 F9		5 0 0 0 0 0 6												
Robert Fick, L (1, 3) OBP: 0.350, SLG: 0.449	4-2 BB			2-1 G6-4-3 1B		4-2 BB 1B BB		2-1 G4-3	1-2 1B 1B 1B SF7	3 1 2 0 2 0 0												
Vinny Castilla, R (1, 5) OBP: 0.316, SLG: 0.476	1-0 P3			2-0 G6-4-3 1-2f		1-1 BB 1B		1-2 E6 1B	0-1 1B 1B	5 0 2 1 0 0 3												
Henry Blanco, R (1, 2) OBP: 0.255, SLG: 0.276				2-0 G3		4-2 FC6-4 BB		3-2 G4-3 1B	2-2 G4-6-3 1B	4 0 2 0 1 0 0												
Greg Maddux, R (1, 1) OBP: 0.145, SLG: 0.204 Mike Hessman, R (7, PH) Kevin Gryboski, R (7, 1) Ray King, L (8, 1) Matt Franco, L (9, PH) 29 John Smoltz, R (9, 1)		2-0 HR 2B			0-3 K	0-0 FC6-4		2-1 G4-3	0-0 SF7	3 1 1 0 0 1 3 1 0 0 0 0 0 2 0 0 0 0 0 0 0 0 0 0 0 0 0 0 0 0 0 1 0 0 0 0 0 0 0 0 0 0												
Inning Stats	R: 2 E: 0 K: 1 S: 18	H: 3 LOB: 2 BB: 1 P: 30	R: 3 E: 0 K: 0 S: 12	H: 4 LOB: 1 BB: 0 P: 23	R: 0 E: 0 K: 0 S: 4	H: 1 LOB: 0 BB: 0 P: 10	R: 0 E: 0 K: 1 S: 6	H: 1 LOB: 0 BB: 0 P: 8	R: 1 E: 0 K: 0 S: 15	H: 2 LOB: 3 BB: 2 P: 25	R: 2 E: 0 K: 0 S: 6	H: 1 LOB: 1 BB: 0 P: 10	R: 0 E: 1 K: 0 S: 10	H: 1 LOB: 1 BB: 0 P: 18	R: 0 E: 0 K: 0 S: 14	H: 0 LOB: 2 BB: 2 P: 26	R: 1 E: 0 K: 0 S: 12	H: 3 LOB: 1 BB: 0 P: 15	1B: 8 2B: 6 3B: 0 HR: 2	SF: 1 SAC: 0 DP: 4 HBP: 1	WP: 0 PB: 0 SB: 0 CS: 0	PA: 46
PITCHER	IP WLS BF H R ER SO BB IBB HBP BLK WP HR S P ERA WHIP																			IP WLS BF H R ER SO BB IBB HBP BLK WP HR S P ERA WHIP		
Jason Jennings, R (1, 1) ERA: 5.15	6.0 L 32 12 8 8 2 3 0 1 0 0 2 61 106 12.00 2.500																					
Javier López, L (7, 1) ERA: 4.18	1.0 4 1 0 0 0 0 0 0 0 0 0 0 10 18 0.00 1.000																					
28 Aaron Cook, R (8, 1) ERA: 5.45	2.0 10 3 1 1 0 0 2 0 0 0 0 0 26 41 4.50 2.500																					

Atlanta Braves @ Colorado Rockies
 Coors Field, Denver, CO
 Fri Aug 22 2003, 7:05 PM MDT
 Att. 35,578 - Cloudy - 78 F

livebaseballscorecards.com

AB 39
 R 9
 H 16
 RBI 9
 BB 5
 SO 2
 LOB 22



BOTTOM

Atlanta Braves @ Colorado Rockies
Coors Field, Denver, CO
Fri Aug 22 2003, 7:05 PM MDT
Att: 35,578 - Cloudy - 78 F

livebaseballscorecards.com

AB 31
R 3
H 4
RBI 2
BB 3
SO 5
LOB 12



WP: 0 PA: 35
PB: 0
SB: 1
CS: 0

AB R H RBI BB SO LOB

4	0	1	0	0	0	0
4	0	0	0	0	1	1
3	0	0	0	1	0	1
3	1	0	0	1	1	1
3	1	1	0	1	0	1
3	0	1	0	0	1	3
3	1	1	2	0	0	3
1	0	0	0	0	0	1
3	0	0	0	0	0	1
1	0	0	0	0	1	0
2	0	0	0	0	1	0
0	0	0	0	0	0	0
1	0	0	0	0	0	0
0	0	0	0	0	0	0

Batter	1	2	3	4	5	6	7	8	9
Ronnie Belliard, R OBP: 0.352, SLG: 0.374 (1, 4)	0-0 G4-3 ①		1-1 G5-3 ①		0-1 FC3-6 1B ①		3-2 G6-3 ③		
Chris Stynes, R OBP: 0.350, SLG: 0.438 (1, 5)	3-3 K ②		2-2 P6 ②		0-1 FC3-6 1-2f ②			1-0 G6-3 ①	
17 Todd Helton, L OBP: 0.452, SLG: 0.637 (1, 3)	4-2 BB ③		0-1 F8 ③		1-1 G4-3 ③			0-0 G6-3 ②	
Preston Wilson, R OBP: 0.351, SLG: 0.562 (1, 8)	2-3 K ③			0-0 E9 G5-4-3 ①		2-2 G6-3 ①		4-1 BB ③	
Larry Walker, L OBP: 0.428, SLG: 0.481 (1, 9)		0-0 HR 1B ①		4-2 G5-4-3 1-2 BB ①		1-2 G4-3 ②		0-1 L8 ③	
Jay Payton, R OBP: 0.362, SLG: 0.492 (1, 7)		2-3 K ①		1-0 E4 G5-4-3 1-2 2-3 ②		1-0 FC5-4 HBP ③		1-0 G6-4-3 1B ②	
Charles Johnson, R OBP: 0.321, SLG: 0.450 Mandy Romero, S OBP: 0.600, SLG: 0.333 (9, PH)		0-0 HR ①		3-2 G5-4-3 1-2f 2-3 3-H ②		1-1 FC5-4 1-2f ③		1-0 G6-4-3 1-2f ②	
Juan Uribe, R OBP: 0.300, SLG: 0.402 Greg Norton, S OBP: 0.318, SLG: 0.406 (9, PH)		1-1 G6-3 ②		0-1 G5-3 ③			2-1 L6 ①	3-3 K ③	
Jason Jennings, L OBP: 0.308, SLG: 0.283 Javier López, L OBP: 0.250, SLG: 0.250 27 Garrett Atkins, R OBP: 0.188, SLG: 0.194 28 Aaron Cook, R OBP: 0.233, SLG: 0.179 (8, 1)		0-3 K ③			1-2 G4-3 ①		1-0 G6-3 ②		

Inning Stats	R: 0	H: 0	E: 0	K: 2	S: 12	H: 0	LOB: 1	BB: 1	P: 21	R: 2	H: 2	E: 0	K: 2	S: 10	R: 0	H: 0	E: 0	K: 0	S: 8	R: 1	H: 0	E: 2	K: 0	S: 17	R: 0	H: 1	E: 0	K: 0	S: 9	R: 0	H: 0	E: 0	K: 0	S: 9	R: 0	H: 0	E: 0	K: 0	S: 5	R: 0	H: 0	E: 0	K: 1	S: 7	R: 0	H: 1	E: 0	K: 1	S: 7	1B: 3	2B: 0	3B: 0	HR: 1	SF: 0	SAC: 0	DP: 2	HBP: 1	WP: 0	PA: 35
--------------	------	------	------	------	-------	------	--------	-------	-------	------	------	------	------	-------	------	------	------	------	------	------	------	------	------	-------	------	------	------	------	------	------	------	------	------	------	------	------	------	------	------	------	------	------	------	------	------	------	------	------	------	-------	-------	-------	-------	-------	--------	-------	--------	-------	--------

PITCHER	IP	WLS	BF	H	R	ER	SO	BB	IBB	HBP	BLK	WP	HR	S	P	ERA	WHIP
Greg Maddux, R ERA: 4.19 (1, 1)	6.0		25	3	3	2	4	2	0	1	0	0	1	65	95	3.00	0.833
Kevin Gryboski, R ERA: 4.17 (7, 1)	1.0		3	0	0	0	0	0	0	0	0	0	0	8	14	0.00	0.000
Ray King, L ERA: 3.65 (8, 1)	1.0		4	0	0	0	0	1	0	0	0	0	0	5	10	0.00	1.000
29 John Smoltz, R ERA: 0.9 (9, 1)	1.0		3	1	0	0	1	0	0	0	0	0	0	7	12	0.00	1.000

Batter	1	2	3	4	5	6	7	8	9	AB R H RBI BB SO LOB	TOP											
Rafael Furcal, S OBP: 0.345, SLG: 0.440 (1, 6)	1-2 G4-3		3-1 F8		1-2 2B 1B	2-2 L3			2-3 K	5 1 1 1 0 1 4												
Marcus Giles, R OBP: 0.384, SLG: 0.535 (1, 4)	3-3 K			1-0 P2	3-3 K			1-0 G6-3		4 0 0 0 0 2 3												
Gary Sheffield, R OBP: 0.428, SLG: 0.607 (1, 9)	0-0 G4-3			2-2 G5-3	0-0 2B			2-1 G3		4 0 1 3 0 0 0												
10 Chipper Jones, S OBP: 0.390, SLG: 0.501 (1, 7)		2-3 K		0-1 F7	4-0 IBB			1-2 G4-3		3 0 0 0 1 1 0												
Andruw Jones, R OBP: 0.345, SLG: 0.525 (1, 8)		3-3 K			HR G1-3			1-0 F9		4 1 1 1 0 1 2												
Robert Fick, L OBP: 0.349, SLG: 0.445 (1, 3)		2-1 F7			3-1 F9	4-2 BB 1B FC1-2 BB		3-3 K		3 0 0 0 1 1 0												
Javy Lopez, R OBP: 0.377, SLG: 0.671 (1, 2)			3-2 SH1-4 1B		0-0 BB 1B 1B	1-1 FC1-2 BB 1B		2-1 P3		4 1 3 0 0 0 0												
Vinny Castilla, R OBP: 0.317, SLG: 0.475 (1, 5)			1-0 F9		0-1 1B BB 1B	4-1 FC1-2 BB			3-2 F9	3 1 1 0 1 0 1												
Mike Hampton, R OBP: 0.280, SLG: 0.356 (1, 1)			0-0 SH1-4		4-1 1B BB	0-2 FC1-2			1-2 G5-3	1 1 0 0 1 0 3												
Trey Hodges, R (7, 1)					1-2 2B BB	1-2 2-3 3-H				0 0 0 0 0 0 0												
Kent Mercker, L (8, 1)										0 0 0 0 0 0 0												
Mark DeRosa, R OBP: 0.286, SLG: 0.337 (9, PH)										1 0 0 0 0 0 0												
29 John Smoltz, R (9, 1)										0 0 0 0 0 0 0												
Inning Stats	R: 0 E: 0 K: 1 S: 11	H: 0 LOB: 0 BB: 0 P: 15	R: 0 E: 0 K: 2 S: 12	H: 0 LOB: 0 BB: 0 P: 19	R: 0 E: 0 K: 0 S: 7	H: 1 LOB: 1 BB: 0 P: 14	R: 0 E: 0 K: 0 S: 6	H: 0 LOB: 0 BB: 0 P: 9	R: 5 E: 0 K: 1 S: 16	H: 5 LOB: 2 BB: 2 P: 34	R: 0 E: 0 K: 0 S: 13	H: 1 LOB: 2 BB: 2 P: 24	R: 0 E: 0 K: 0 S: 6	H: 0 LOB: 0 BB: 0 P: 10	R: 0 E: 0 K: 1 S: 6	H: 0 LOB: 0 BB: 0 P: 12	R: 0 E: 0 K: 1 S: 11	H: 0 LOB: 0 BB: 0 P: 17	1B: 5 2B: 2 3B: 0 HR: 1	SF: 0 SAC: 1 DP: 1 HBP: 0	WP: 0 PB: 0 SB: 0 CS: 0	PA: 37
PITCHER	IP WLS BF H R ER SO BB IBB HBP BLK WP HR S P ERA WHIP																					
Chin-hui Tsao, R ERA: 6.4 (1, 1)	4.2 L 22 6 5 5 4 1 1 0 0 0 1 51 89 9.64 1.500																					
Steve Reed, R ERA: 3.6 (5, 1)	1.1 6 1 0 0 0 2 0 0 0 0 0 0 14 26 0.00 2.250																					
Adam Bernero, R ERA: 5.72 (7, 1)	1.0 3 0 0 0 0 0 0 0 0 0 0 0 6 10 0.00 0.000																					
40 Brian Fuentes, L ERA: 2.54 (8, 1)	2.0 6 0 0 0 0 2 0 0 0 0 0 0 0 17 29 0.00 0.000																					

Atlanta Braves @ Colorado Rockies
 Coors Field, Denver, CO
 Sat Aug 23 2003, 6:05 PM MDT
 Att. 42,303 - Cloudy - 82 F

livebaseballscorecards.com

AB	32
R	5
H	7
RBI	5
BB	4
SO	6
LOB	13



BOTTOM

Atlanta Braves @ Colorado Rockies
Coors Field, Denver, CO
Sat Aug 23 2003, 6:05 PM MDT
Att. 42,303 - Cloudy - 82 F

livebaseballscorecards.com

AB	39
R	4
H	12
RBI	4
BB	2
SO	8
LOB	21



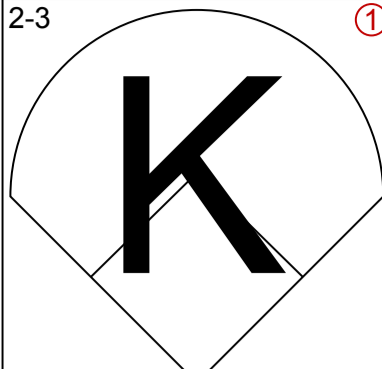
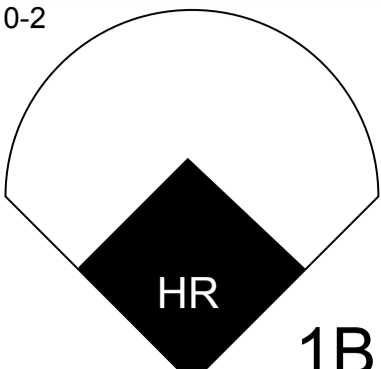
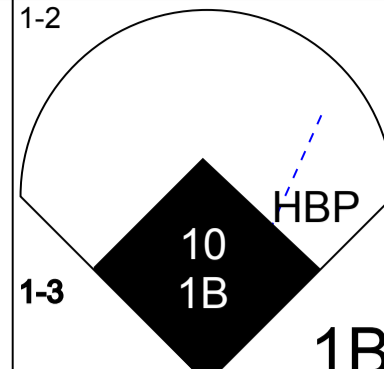
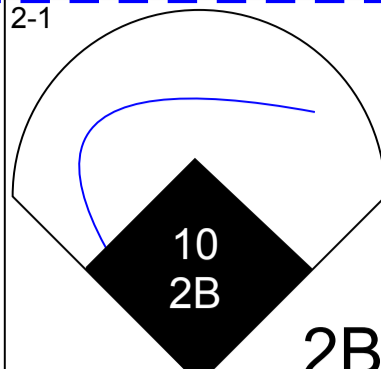
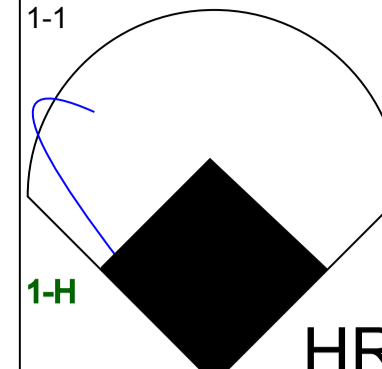
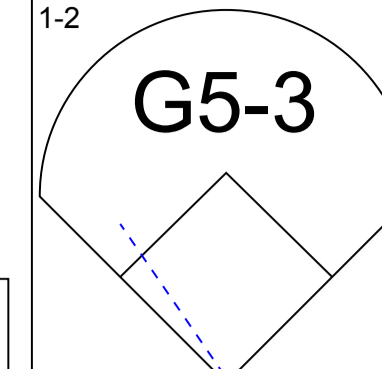
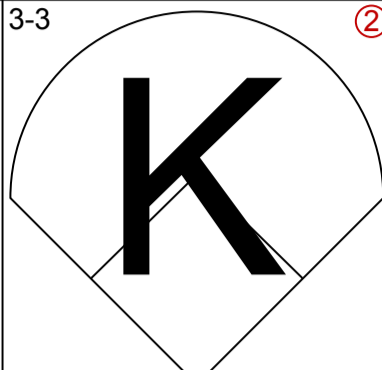
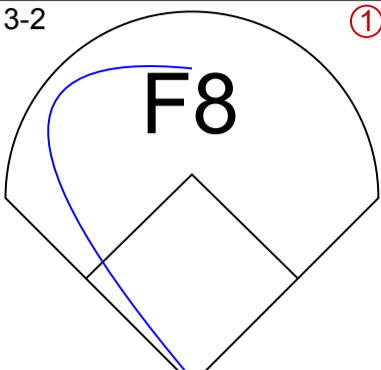
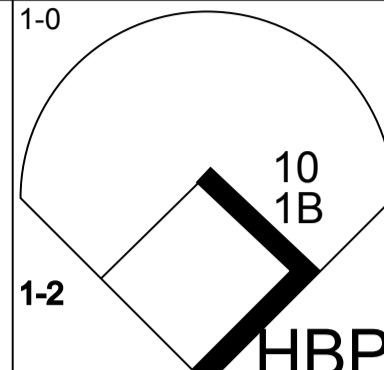
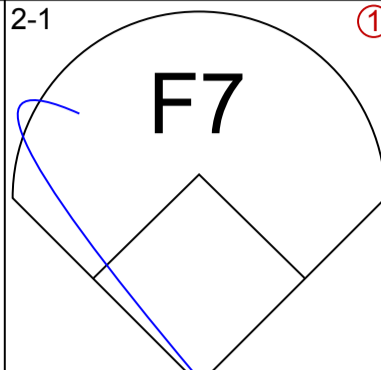
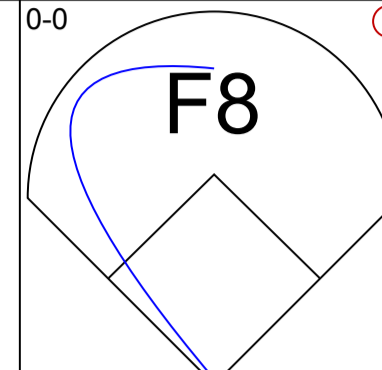
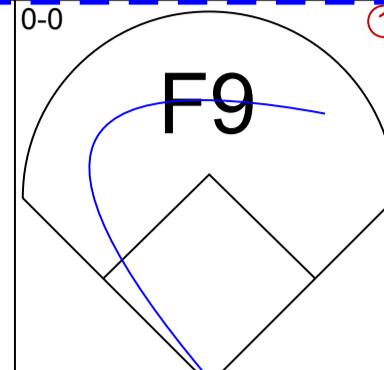
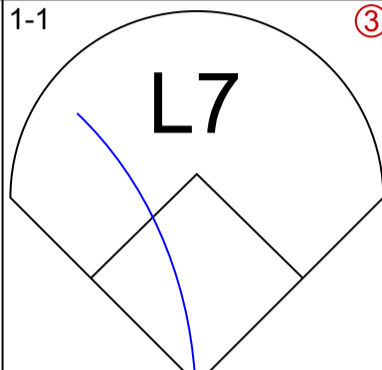
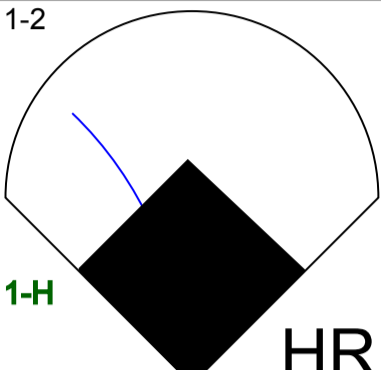
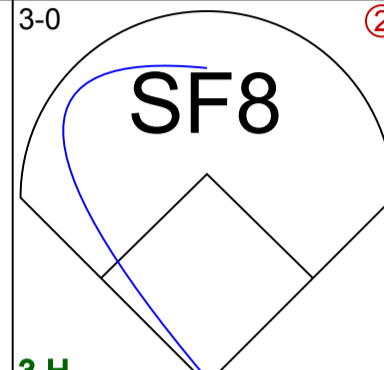
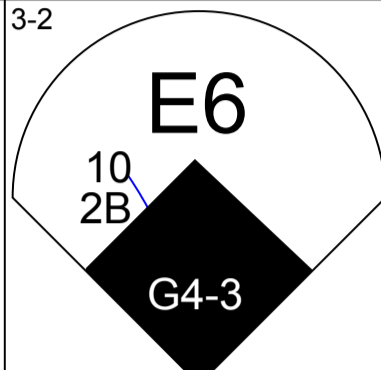
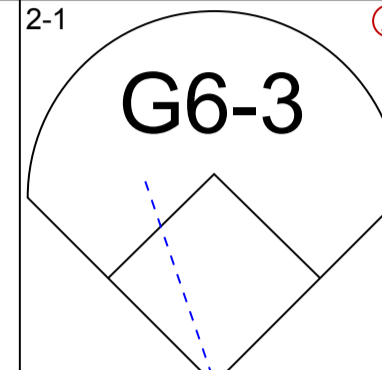
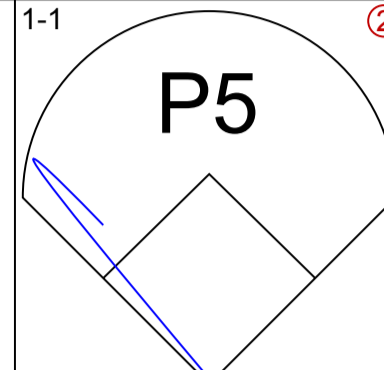
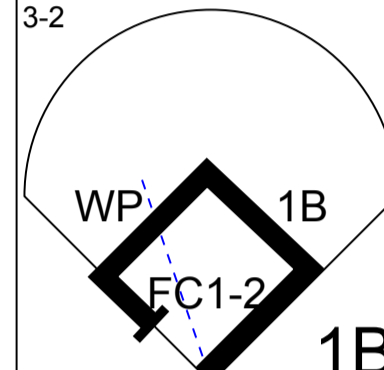
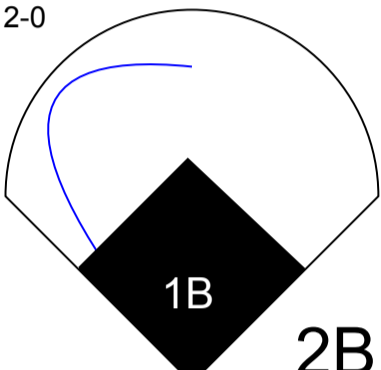
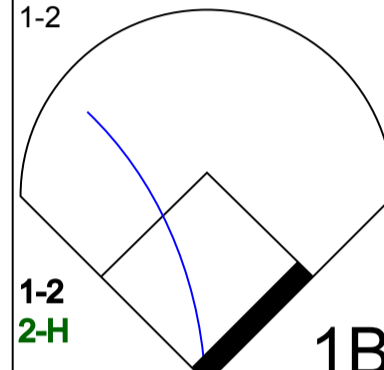
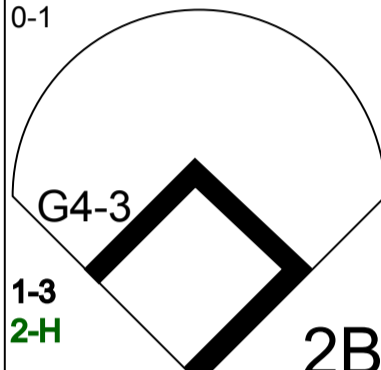
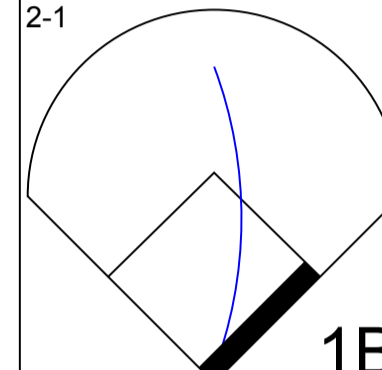
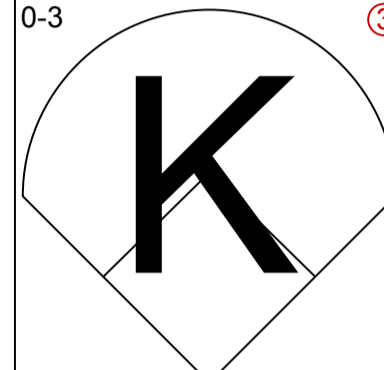
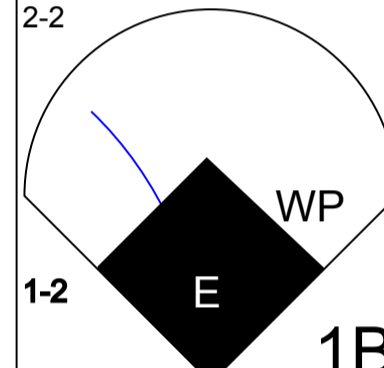
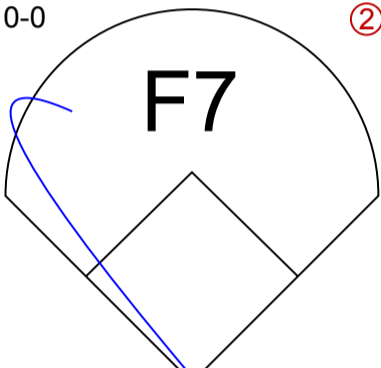
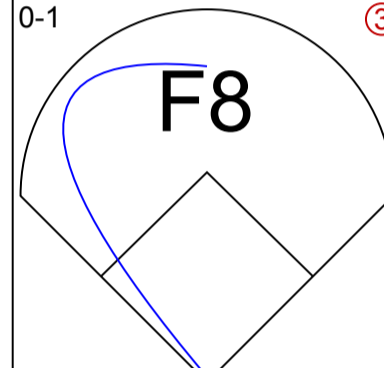
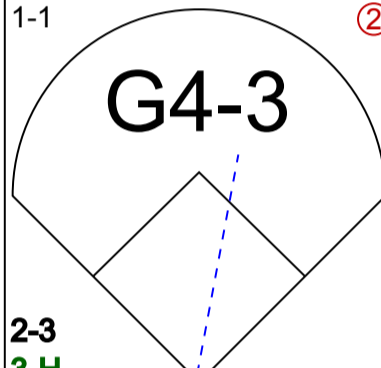
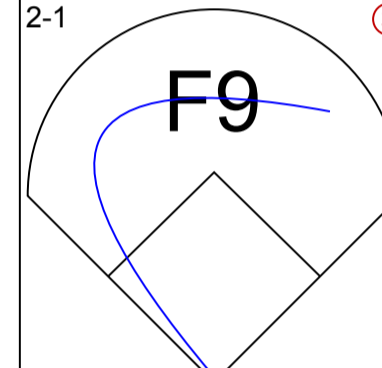
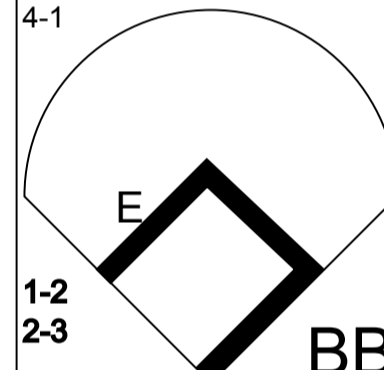
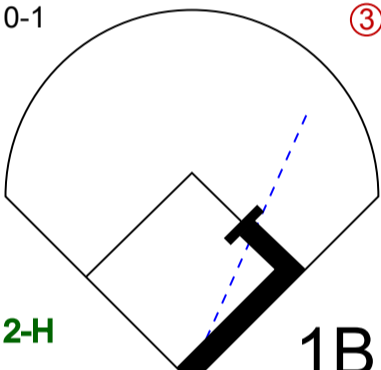
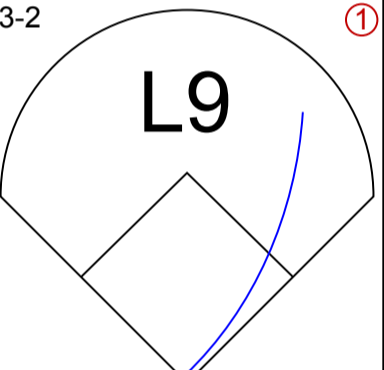
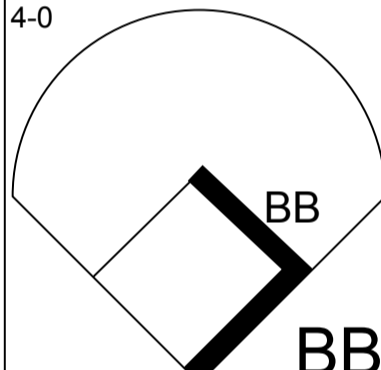
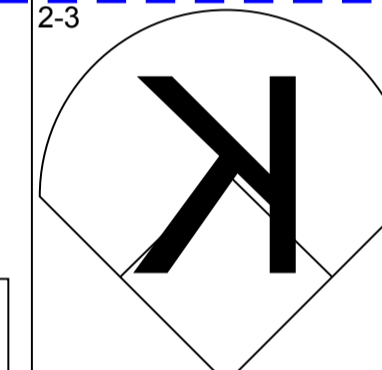
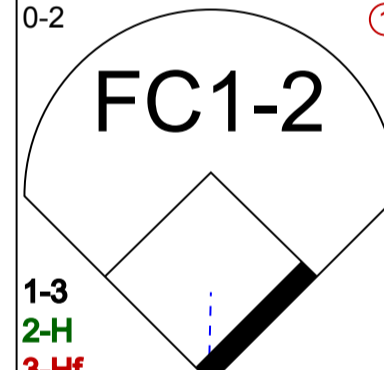
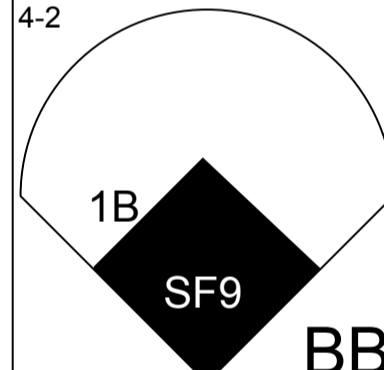
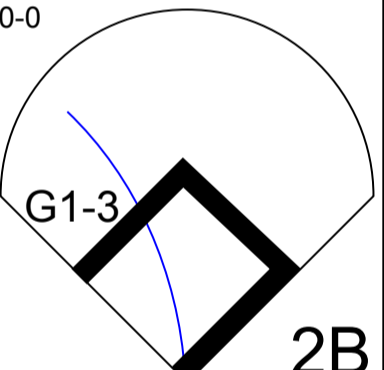
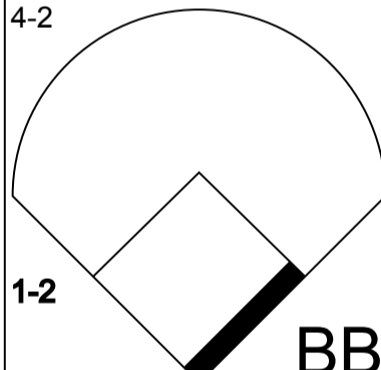
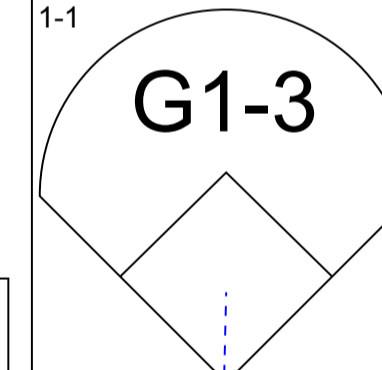
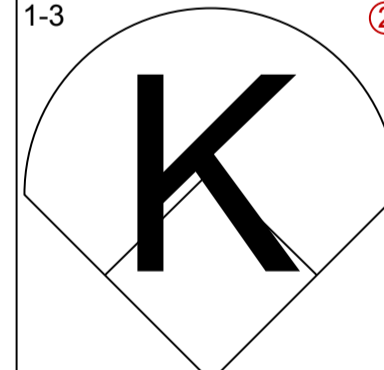
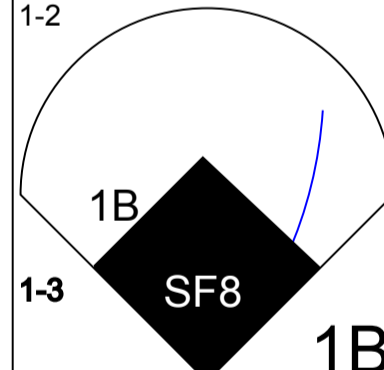
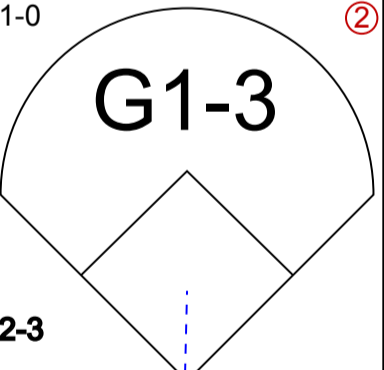
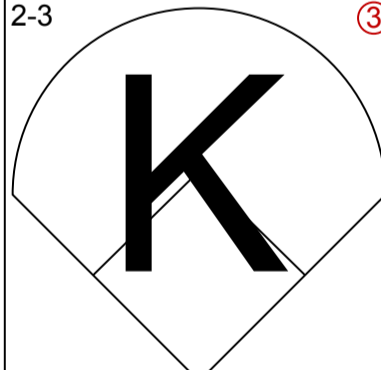
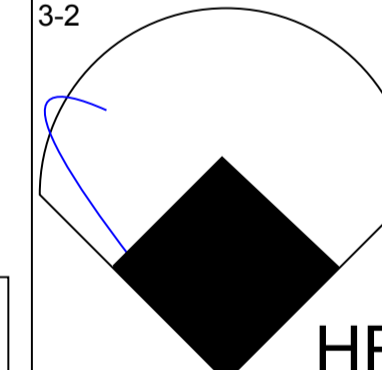
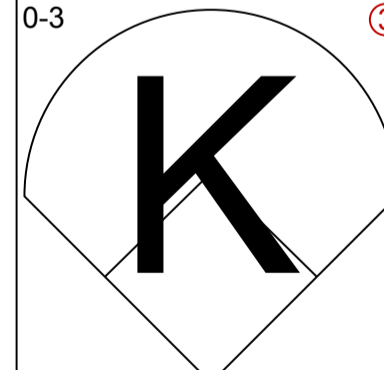
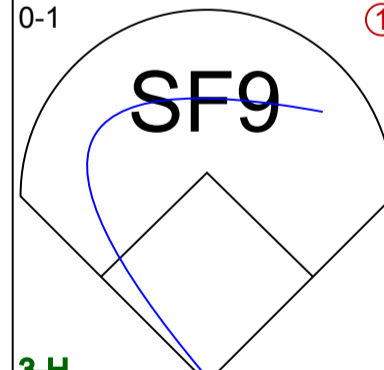
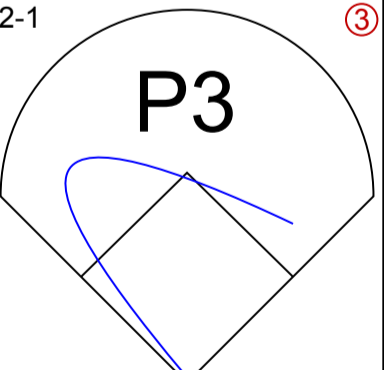

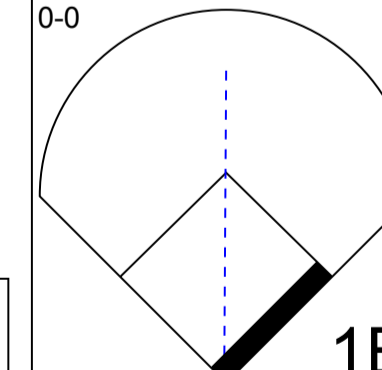
WP	0	PA	43
PB	0		
SB	0		
CS	0		

AB	R	H	RBI	BB	SO	LOB
5	0	2	2	0	0	2
5	0	1	0	0	1	2
4	1	1	0	1	1	2
5	0	2	0	0	2	4
5	0	1	0	0	1	2
4	1	2	2	0	1	2
4	1	1	0	1	1	1
3	0	1	0	0	0	2
0	0	0	0	0	0	0
0	0	0	0	0	0	0
2	1	1	0	0	0	1
0	0	0	0	0	0	0
1	0	0	0	0	0	0
0	0	0	0	0	0	0
1	0	0	0	0	1	3

Batter	1	2	3	4	5	6	7	8	9
Ronnie Belliard, R OBP: 0.353, SLG: 0.380 (1, 4)	1-2 G4-3 2B	1-0 G4-3		0-0 1-H 3-H 2B		3-2 G5-3		1-1 G3	
Chris Stynes, R OBP: 0.348, SLG: 0.435 (1, 5)	0-0 G4-3 2-3		1-2 F8	0-3 2B		2-2 P6		1-1 1B	
17 Todd Helton, L OBP: 0.452, SLG: 0.634 (1, 3)	1-2 F8		0-3 K	4-1 BB		1-2 FC4-6 1B SF9		3-2 F9	
Preston Wilson, R OBP: 0.352, SLG: 0.560 (1, 8)	2-3 K		0-2 1B	2-2 G1-3		3-2 1-2 FC4-6 1B		0-3 K	
Larry Walker, L OBP: 0.426, SLG: 0.477 (1, 9)		0-0 L4	0-0 1B		3-2 G4-3		0-1 FC4-6 HBP BB 1-2 2-3		1-3 K
Jay Payton, R OBP: 0.362, SLG: 0.498 (1, 7)		2-0 HR	1-2 G4-3		0-1 1B		2-2 SAFE SF9		0-3 K
Charles Johnson, R OBP: 0.322, SLG: 0.451 (1, 2)		1-1 F7		0-0 1B 2B	1-2 P6		4-2 HBP BB		2-3 K
Juan Uribe, R OBP: 0.301, SLG: 0.401 Greg Norton, S OBP: 0.322, SLG: 0.406 (7, PH) 40 Brian Fuentes, L (8, 1)	1-1 E 1B		2-1 G1-3	0-0 G4-3		3-2 1-2 2-3 HBP			
Chin-hui Tsao, R OBP: 0.182, SLG: 0.273 Steve Reed, R (5, 1) Rene Reyes, S OBP: 0.313, SLG: 0.410 Adam Benero, R (7, 1) Mark Bellhorn, S OBP: 0.337, SLG: 0.298 (7, PH) (8, 8)	0-0 E1		1-0 2B 1B			1-0 L5		2-3 K	

Inning Stats	R: 0	H: 1	E: 0	K: 1	S: 10	LOB: 1	BB: 0	P: 14
	R: 1	H: 2	E: 1	K: 0	S: 8	LOB: 2	BB: 0	P: 13
	R: 0	H: 2	E: 0	K: 1	S: 17	LOB: 2	BB: 0	P: 19
	R: 2	H: 3	E: 0	K: 1	S: 12	LOB: 2	BB: 1	P: 21
	R: 0	H: 1	E: 0	K: 0	S: 9	LOB: 1	BB: 0	P: 13
	R: 0	H: 0	E: 0	K: 0	S: 9	LOB: 0	BB: 0	P: 15
	R: 1	H: 2	E: 0	K: 1	S: 22	LOB: 3	BB: 1	P: 37
	R: 0	H: 1	E: 0	K: 1	S: 10	LOB: 1	BB: 0	P: 15
	R: 0	H: 0	E: 0	K: 3	S: 12	LOB: 0	BB: 0	P: 15
	1B: 8	SF: 1	2B: 3	SAC: 0	3B: 0	DP: 0	HR: 1	HBP: 1

PITCHER	IP	WLS	BF	H	R	ER	SO	BB	IBB	HBP	BLK	WP	HR	S	P	ERA	WHIP
Mike Hampton, L ERA: 4.1 (1, 1)	6.2	W	34	11	4	4	3	2	0	0	0	0	1	80	120	5.40	1.950
Trey Hodges, R ERA: 4.2 (7, 1)	0.1	H	2	0	0	0	1	0	0	1	0	0	0	7	12	0.00	0.000
Kent Mercker, L ERA: 2.27 (8, 1)	1.0	H	4	1	0	0	1	0	0	0	0	0	0	10	15	0.00	1.000
29 John Smoltz, R ERA: 0.89 (9, 1)	1.0	S	3	0	0	0	3	0	0	0	0	0	0	12	15	0.00	0.000

Batter	1	2	3	4	5	6	7	8	9	AB	R	H	RBI	BB	SO	LOB	TOP					
Rafael Furcal, S OBP: 0.348, SLG: 0.450 (1, 6)			 1B	 1B		 2B	 1-H			6	4	4	2	0	1	1						
Marcus Giles, R OBP: 0.382, SLG: 0.529 (1, 4)			 1 SAFE	 1-2		 1-1	 0-0		 0-0	5	0	0	0	0	1	2						
Gary Sheffield, R OBP: 0.425, SLG: 0.609 (1, 9)			 1-H	 3-0		 3-2	 2-1		 1-1	5	2	1	3	0	0	1						
10 Chipper Jones, S OBP: 0.395, SLG: 0.510 Darren Bragg, L OBP: 0.312, SLG: 0.289 (6, PR) (6, 7)			 2-0	 1-2		 0-1	 2-1		 0-3	4	1	4	2	0	0	0						
Andrew Jones, R OBP: 0.343, SLG: 0.522 (1, 8)			 0-0	 0-1		 1-1	 2-1			5	1	1	1	0	0	5						
Javy Lopez, R OBP: 0.379, SLG: 0.668 (1, 2)			 2-H		 3-2	 4-0		 2-3		3	0	1	1	2	1	0						
Matt Franco, L OBP: 0.342, SLG: 0.393 (1, 3)				 4-2		 0-0	 4-2		 1-1	3	1	1	0	2	0	2						
Vinny Castilla, R OBP: 0.318, SLG: 0.481 (1, 5)				 1-2		 1-0	 2-3		 3-2	5	2	2	1	0	2	6						
Russ Ortiz, R OBP: 0.273, SLG: 0.393 Ray King, L OBP: 0.289, SLG: 0.340 Mark DeRosa, R OBP: 0.289, SLG: 0.340 Jason Marquis, L OBP: 0.500, SLG: 1.000 (8, 1)				 0-1		 2-1	 2-2		 0-0	3	1	1	1	0	1	3						
Inning Stats	R: 0 E: 0 K: 2 S: 9	H: 0 LOB: 0 BB: 0 P: 15	R: 1 E: 1 K: 2 S: 16	H: 2 LOB: 2 BB: 1 P: 26	R: 3 E: 0 K: 0 S: 14	H: 4 LOB: 1 BB: 0 P: 20	R: 3 E: 0 K: 0 S: 17	H: 3 LOB: 2 BB: 1 P: 28	R: 0 E: 0 K: 0 S: 8	H: 1 LOB: 1 BB: 0 P: 14	R: 2 E: 1 K: 1 S: 18	H: 2 LOB: 3 BB: 2 P: 36	R: 2 E: 0 K: 0 S: 13	H: 3 LOB: 1 BB: 0 P: 22	R: 1 E: 0 K: 1 S: 12	H: 2 LOB: 1 BB: 0 P: 19	R: 0 E: 0 K: 1 S: 7	H: 0 LOB: 0 BB: 0 P: 8	1B: 10 2B: 4 3B: 0 HR: 3	SF: 2 SAC: 0 DP: 0 HBP: 1	WP: 1 PB: 0 SB: 0 CS: 0	PA: 49
PITCHER	IP	WLS	BF	H	R	ER	SO	BB	IBB	HBP	BLK	WP	HR	S	P	ERA	WHIP					
Denny Stark, R ERA: 5.93 (1, 1)	5.0	L	27	10	7	6	4	2	0	1	0	1	1	64	103	10.80	2.400					
Cory Vance, L ERA: 4.91 (6, 1)	2.0		14	5	4	3	1	2	0	0	0	0	1	31	58	13.50	3.500					
Javier López, L ERA: 4.28 (8, 1)	1.0		5	2	1	1	1	0	0	0	0	0	1	12	19	9.00	2.000					
Justin Speier, R ERA: 3.52 (9, 1)	1.0		3	0	0	0	1	0	0	0	0	0	0	7	8	0.00	0.000					

Atlanta Braves @ Colorado Rockies
Coors Field, Denver, CO
Sun Aug 24 2003, 1:05 PM MDT
Att. 31,227 - Cloudy - 85 F

livebaseballscorecards.com

AB	42
R	12
H	17
RBI	11
BB	4
SO	7
LOB	20



BOTTOM

Atlanta Braves @ Colorado Rockies
Coors Field, Denver, CO
 Sun Aug 24 2003, 1:05 PM MDT
 Att. 31,227 - Cloudy - 85 F

livebaseballscorecards.com

AB	37
R	6
H	11
RBI	6
BB	1
SO	5
LOB	17



WP: 0	PA: 40
PB: 0	
SB: 1	
CS: 0	

AB R H RBI BB SO LOB

4	3	3	0	0	0	0
5	0	1	1	0	2	5
3	0	1	1	0	0	2
1	0	1	3	0	0	0
3	0	0	0	0	1	1
2	0	0	0	0	0	2
4	1	1	1	0	0	1
3	0	1	0	1	0	0
4	0	0	0	0	0	2
4	1	2	0	0	1	1
1	0	0	0	0	0	1
1	0	0	0	0	1	1
1	0	0	0	0	0	1
0	0	0	0	0	0	0
0	0	0	0	0	0	0
1	1	1	0	0	0	0

Batter	1	2	3	4	5	6	7	8	9
Pablo Ozuna, R OBP: 0.500, SLG: 0.556 (1, 6) HBP	2-1 S 17 1B		1-2 G5-3		0-1 1-2 1B		0-0 2-3 2B 1B		0-1 1-3 SF7 2B
Ronnie Belliard, R OBP: 0.351, SLG: 0.377 (1, 4) SAFE	2-3 K		3-1 G6-3		1-2 L9		2-3 K		0-0 2-3 3-H 1B
17 Todd Helton, L OBP: 0.451, SLG: 0.632 Greg Norton, S OBP: 0.324, SLG: 0.417 (7, PH) (8, 3) 2-H 1B	1-1 1B		2-0 G5-3		2-2 G6-3		3-2 1-H 3-H 2B		3-2 SF7
Preston Wilson, R OBP: 0.350, SLG: 0.557 Juan Uribe, R OBP: 0.299, SLG: 0.398 (1, 8) (7, 6) SAFE	1-3 K		1-1 G6-3		1-1 F8		1-1 G5-3		2-0 P3
Jay Payton, R OBP: 0.362, SLG: 0.502 (1, 7) SAFE	0-0 F9		1-1 F8		3-2 HR		0-0 G6-3		
Mark Bellhorn, S OBP: 0.340, SLG: 0.298 (1, 5) SAFE		1-2 FC6-4 1B	4-1 BB		1-0 L1		2-0 F7		
Rene Reyes, S OBP: 0.294, SLG: 0.385 (1, 9) SAFE		0-0 FC6-4 1-2f FC6-4	3-2 G4-3		3-2 G6-3		0-0 G1-3		
Mandy Romero, S OBP: 0.556, SLG: 0.571 (1, 2) SAFE		1-3 K	2-2 1B 1B		2-2 1B 2B		1-0 1B 2B		0-2 G4-3
Denny Stark, R Chris Stynes, R OBP: 0.347, SLG: 0.434 Cory Vance, L Javier López, L OBP: 0.250, SLG: 0.250 Justin Speier, R Larry Walker, L OBP: 0.427, SLG: 0.479 (1, 1) (5, PH) (6, 1) (8, 1) (9, 1) (9, PH) SAFE		2-2 FC6-4 1-2f	2-3 K		2-3 K		2-2 P2		1-2 2B 1B 1B

Inning Stats	R: 1	H: 1	E: 0	K: 2	S: 10	H: 1	LOB: 1	BB: 0	P: 16	R: 0	H: 1	E: 0	K: 1	S: 12	R: 0	H: 0	E: 0	K: 0	S: 7	R: 0	H: 0	E: 0	K: 0	S: 7	R: 0	H: 2	E: 0	K: 1	S: 18	R: 1	H: 1	E: 0	K: 0	S: 9	R: 2	H: 3	E: 0	K: 1	S: 14	R: 0	H: 0	E: 0	K: 0	S: 3	R: 2	H: 3	E: 0	K: 0	S: 14	R: 0	H: 3	E: 0	K: 0	S: 14	1B: 7	2B: 3	3B: 0	HR: 1	SF: 1	SAC: 0	DP: 0	HBP: 1	WP: 0	PA: 40
--------------	------	------	------	------	-------	------	--------	-------	-------	------	------	------	------	-------	------	------	------	------	------	------	------	------	------	------	------	------	------	------	-------	------	------	------	------	------	------	------	------	------	-------	------	------	------	------	------	------	------	------	------	-------	------	------	------	------	-------	-------	-------	-------	-------	-------	--------	-------	--------	-------	--------

PITCHER	IP	WLS	BF	H	R	ER	SO	BB	IBB	HBP	BLK	WP	HR	S	P	ERA	WHIP
Russ Ortiz, R ERA: 3.56 (1, 1)	6.2	W	29	7	4	4	5	1	0	1	0	0	1	73	118	5.40	1.200
Ray King, L ERA: 3.62 (7, 1)	0.1		2	1	0	0	0	0	0	0	0	0	0	5	9	0.00	3.000
Jason Marquis, R ERA: 6.49 (8, 1)	2.0		9	3	2	2	0	0	0	0	0	0	0	17	25	9.00	1.500

Batter	1	2	3	4	5	6	7	8	9	AB R H RBI BB SO LOB	TOP											
José Cruz Jr., S OBP: 0.364, SLG: 0.418 (1, 9)	4-1 BB E BB		0-1 G6-3		2-3 K		1-0 F8		1-0 CS 1-2	3 0 0 0 1 1 2												
Neifi Perez, S OBP: 0.288, SLG: 0.347 (1, 4)	2-2 SAFE E6 FC5-4 1-2		1-1 F8		2-2 1B		2-2 2B			4 0 2 1 0 0 1												
Marquis Grissom, R OBP: 0.316, SLG: 0.461 (1, 8)	2-3 K			3-2 F9	2-2 SAFE P6		0-2 F9			4 0 0 0 0 1 5												
Jeffrey Hammonds, R OBP: 0.315, SLG: 0.392 (1, 7)	0-0 F9			4-2 1B BB		1-0 1B S G6-4-3 1B		3-2 G4-3		3 2 1 0 1 0 2												
Benito Santiago, R OBP: 0.331, SLG: 0.437 (1, 2)	2-2 FC5-4 1-2f			0-0 1B 1-2 1B		2-2 G6-4-3 1B		0-0 G5-3		4 0 2 0 0 0 2												
Rich Aurilia, R OBP: 0.317, SLG: 0.395 (1, 6)		0-2 F8		0-1 F8		2-2 G6-4-3		1-1 L5		4 0 0 0 0 0 3												
Andres Galarraga, R OBP: 0.352, SLG: 0.486 (1, 3)		1-3 K		1-1 1B 1-3 2-H		0-0 G6-3		2-2 G5-3		4 0 1 1 0 1 0												
Pedro Feliz, R OBP: 0.256, SLG: 0.453 (1, 5)		0-1 P6			0-1 SH3-4 1B 2B		0-2 G5-3		1-2 K	4 1 1 0 0 1 0												
Jason Schmidt, R OBP: 0.098, SLG: 0.080 Jason Christiansen, R Joe Nathan, R Eric Young Sr., R OBP: 0.345, SLG: 0.419 Tim Worrell, R			2-3 K		0-0 SH3-4		2-2 2B 1B		1-2 CS 1B	2 0 1 0 0 1 0												
Inning Stats	R: 0 E: 1 K: 1 S: 13	H: 0 LOB: 2 BB: 1 P: 23	R: 0 E: 0 K: 1 S: 8	H: 0 LOB: 0 BB: 0 P: 9	R: 0 E: 0 K: 1 S: 7	H: 0 LOB: 0 BB: 0 P: 10	R: 1 E: 0 K: 0 S: 12	H: 2 LOB: 2 BB: 1 P: 20	R: 1 E: 0 K: 1 S: 15	H: 2 LOB: 1 BB: 0 P: 21	R: 1 E: 0 K: 0 S: 12	H: 2 LOB: 0 BB: 0 P: 17	R: 0 E: 0 K: 0 S: 14	H: 2 LOB: 2 BB: 0 P: 19	R: 0 E: 0 K: 0 S: 9	H: 0 LOB: 0 BB: 0 P: 13	R: 0 E: 0 K: 1 S: 9	H: 1 LOB: 0 BB: 0 P: 14	1B: 7 2B: 2 3B: 0 HR: 0	SF: 0 SAC: 1 DP: 1 HBP: 0	WP: 0 PB: 0 SB: 1 CS: 1	PA: 37
PITCHER	IP WLS BF H R ER SO BB IBB HBP BLK WP HR S P ERA WHIP																				PITCHER	IP WLS BF H R ER SO BB IBB HBP BLK WP HR S P ERA WHIP
Darren Oliver, L ERA: 5.1 (1, 1)	6.0 L 25 6 3 3 4 2 0 0 0 0 0 67 100 4.50 1.333																					
Steve Reed, R ERA: 3.54 (7, 1)	1.0 5 2 0 0 0 0 0 0 0 0 0 0 14 19 0.00 2.000																					
28 Aaron Cook, R ERA: 5.4 (8, 1)	1.0 3 0 0 0 0 0 0 0 0 0 0 0 9 13 0.00 0.000																					
40 Brian Fuentes, L ERA: 2.51 (9, 1)	1.0 3 1 0 0 0 1 0 0 0 0 0 0 9 14 0.00 1.000																					

San Francisco Giants @ Colorado Rockies
Coors Field, Denver, CO
Tue Aug 26 2003, 7:05 PM MDT
Att. 24,100 - Sunny - 86 F

livebaseballscorecards.com

AB	33
R	3
H	9
RBI	2
BB	2
SO	5
LOB	15



BOTTOM

San Francisco Giants @ Colorado Rockies
Coors Field, Denver, CO

AB	32
R	1
H	5
RBI	0
BB	2
SO	6
LOB	14



WP	0	PA	34
PB	0		
SB	0		
CS	0		

ERA	0.00	WHIP	0.783
ERA	0.00	WHIP	0.000
ERA	0.00	WHIP	1.000

Tue Aug 26 2003, 7:05 PM MDT
Att. 24,100 - Sunny - 86 F

AB R H RBI BB SO LOB

4	0	0	0	0	0	3
3	0	0	0	0	2	1
0	0	0	0	0	0	0
0	0	0	0	0	0	0
1	0	1	0	0	0	0
0	0	0	0	0	0	0
4	0	0	0	0	0	2
3	0	0	0	1	0	2
4	0	0	0	0	0	1
4	0	2	0	0	0	0
4	0	1	0	0	1	2
3	1	1	0	0	1	1
1	0	0	0	0	1	1
1	0	0	0	1	1	1

Batter	1	2	3	4	5	6	7	8	9
Ronnie Belliard, R OBP: 0.347, SLG: 0.373 (1, 4)	0-1 P3 ①		3-2 F8 ③			3-2 G5-3 ① 1-2		2-2 L6 ②	
Chris Stynes, R OBP: 0.345, SLG: 0.430 Steve Reed, R (7, 1)	1-2 K ②			1-3 K ①		0-0 G5-3 ②		1-0 17 E 1B 1-2	
28 Aaron Cook, R OBP: 0.233, SLG: 0.179 Greg Norton, S OBP: 0.328, SLG: 0.420 40 Brian Fuentes, L (8, PH) (9, 1)				0-2 G3-1 ②		0-0 F7 ③		1-2 E9 1-3 2-H	
17 Todd Helton, L OBP: 0.448, SLG: 0.627 (1, 3)	0-1 F7 ③			4-2 FC4-6 BB ③		2-2 G6-3 ①		1-2 F7 ③	
Preston Wilson, R OBP: 0.349, SLG: 0.554 (1, 8)		2-2 F8 ①		0-0 FC4-6 1-2f ③		1-2 P3 ②		2-2 G3 ①	
Larry Walker, L OBP: 0.423, SLG: 0.474 (1, 9)		2-0 F8 ②		2-2 G4-3 ①		0-0 2B ③		0-0 G6-4-3 1B	
Jay Payton, R OBP: 0.363, SLG: 0.504 (1, 7)		0-0 F9 ③		0-0 G1-3 ②		3-3 K ③		0-1 G6-4-3 ② ③	
Charles Johnson, R OBP: 0.321, SLG: 0.452 (1, 2)			1-0 2B ①		0-1 F8 ③		2-2 1B 17 E 1B ①		
Juan Uribe, R OBP: 0.299, SLG: 0.397 (1, 6)			2-3 K ①		4-1 G5-3 BB		0-3 K ①		
Darren Oliver, R OBP: 0.281, SLG: 0.352 Mark Bellhorn, S OBP: 0.341, SLG: 0.297 (6, PH) (7, 5)			2-3 K ②						

Inning Stats	R: 0	H: 0	E: 0	K: 1	S: 7	R: 0	H: 0	E: 0	K: 0	S: 5	R: 0	H: 1	E: 0	K: 2	S: 13	R: 0	H: 0	E: 0	K: 1	S: 10	R: 0	H: 0	E: 0	K: 0	S: 7	R: 0	H: 1	E: 0	K: 1	S: 11	R: 1	H: 2	E: 1	K: 1	S: 22	R: 0	H: 1	E: 0	K: 0	S: 6
	LOB: 0	BB: 0	P: 8	LOB: 0	BB: 0	P: 9	LOB: 1	BB: 0	P: 21	LOB: 1	BB: 1	P: 15	LOB: 0	BB: 0	P: 9	LOB: 1	BB: 1	P: 13	LOB: 2	BB: 0	P: 29	LOB: 0	BB: 0	P: 8	LOB: 0	BB: 0	P: 8	LOB: 0	BB: 0	P: 8	LOB: 0	BB: 0	P: 8	LOB: 0	BB: 0	P: 8				

PITCHER	IP	WLS	BF	H	R	ER	SO	BB	IBB	HBP	BLK	WP	HR	S	P	ERA	WHIP
Jason Schmidt, R ERA: 2.26 (1, 1)	7.2	W	29	4	1	0	6	2	0	0	0	0	0	73	111	0.00	0.783
Jason Christiansen, L ERA: 3.92 (8, 1)	0.0		1	0	0	0	0	0	0	0	0	0	0	4	5	∞	∞
Joe Nathan, R ERA: 3.04 (8, 1)	0.1	H	1	0	0	0	0	0	0	0	0	0	0	4	5	0.00	0.000
Tim Worrell, R ERA: 2.38 (9, 1)	1.0	S	3	1	0	0	0	0	0	0	0	0	0	6	8	0.00	1.000

Batter	1	2	3	4	5	6	7	8	9	AB R H RBI BB SO LOB	TOP											
Eric Young Sr., R (1, 4) OBP: 0.344, SLG: 0.415	1-3 K		1-1 G3		1-1 HR HBP		0-3 K		1-1 FC6-4 1-2f	4 1 0 0 0 2 1												
Jeffrey Hammonds, R (1, 7) OBP: 0.320, SLG: 0.440	3-3 K			2-1 1B 2B	0-0 HR		2-1 G1-3		0-2 P4	5 2 2 2 0 1 1												
Marquis Grissom, R (1, 8) OBP: 0.319, SLG: 0.465	0-2 1B			1-2 1B 2B	2-0 2B		1-1 G6-3		2-1 G4-3	5 1 3 0 0 0 1												
Andres Galarraga, R (1, 3) OBP: 0.351, SLG: 0.481	1-0 F7			1-2 1B 1B	1-2 G5-3			1-3 K		4 1 1 1 0 1 2												
Benito Santiago, R (1, 2) OBP: 0.331, SLG: 0.435				1-2 1B		2-0 G5-3		1-3 K		4 0 1 1 0 1 0												
Edgardo Alfonzo, R (1, 5) OBP: 0.323, SLG: 0.360				2-1 G6-4-3 1-2f 2-3		0-1 F9		2-2 2B		4 1 1 0 0 0 2												
Rich Aurilia, R (1, 6) OBP: 0.321, SLG: 0.403				2-0 1B CS		1-0 2B		1-1 2B		4 0 3 2 0 0 0												
José Cruz Jr., S (1, 9) OBP: 0.363, SLG: 0.415				3-2 CS 1-2	2-3 K	4-0 IBB		0-0 P4		3 0 0 0 1 1 1												
Sidney Ponson, R (1, 1) Joe Nathan, R (8, 1) Todd Linden, S (9, PH) Matt Herges, L (9, 1) Jason Christiansen, R (9, 1) Tim Worrell, R (9, 1) Neifi Perez, S (9, 4) OBP: 0.288, SLG: 0.347				3-3 K		1-2 G1-3	2-1 G4-3		0-0 FC6-4 1B	3 0 0 0 0 0 1 2 0 0 0 0 0 0 0 0 1 0 0 1 0												
Inning Stats	R: 0 E: 0 K: 2 S: 10	H: 1 LOB: 1 BB: 0 P: 15	R: 0 E: 0 K: 0 S: 6	H: 0 LOB: 0 BB: 0 P: 8	R: 0 E: 0 K: 1 S: 8	H: 0 LOB: 0 BB: 0 P: 12	R: 3 E: 0 K: 0 S: 16	H: 5 LOB: 0 BB: 0 P: 28	R: 2 E: 0 K: 1 S: 12	H: 2 LOB: 1 BB: 0 P: 19	R: 0 E: 0 K: 0 S: 6	H: 1 LOB: 2 BB: 1 P: 15	R: 0 E: 0 K: 1 S: 7	H: 0 LOB: 0 BB: 0 P: 10	R: 1 E: 0 K: 2 S: 12	H: 2 LOB: 1 BB: 0 P: 17	R: 0 E: 1 K: 0 S: 8	H: 1 LOB: 1 BB: 0 P: 11	1B: 6 2B: 5 3B: 0 HR: 1	SF: 0 SAC: 0 DP: 1 HBP: 1	WP: 0 PB: 0 SB: 0 CS: 1	PA: 40
PITCHER	IP WLS BF H R ER SO BB IBB HBP BLK WP HR S P ERA WHIP																					
Jose Jimenez, R (1, 1) ERA: 5.67	5.0 L 22 8 5 5 4 0 0 1 0 0 0 1 52 82 9.00 1.600																					
Jesus Sanchez, L (6, 1) ERA:	1.0 5 1 0 0 0 0 0 1 0 0 0 0 6 15 0.00 1.000																					
Adam Bernero, R (7, 1) ERA: 5.7	2.0 8 2 1 1 3 0 0 0 0 0 0 0 19 27 4.50 1.000																					
Justin Speier, R (9, 1) ERA: 3.47	1.0 4 1 0 0 0 0 0 0 0 0 0 0 8 11 0.00 1.000																					

San Francisco Giants @ Colorado Rockies
Coors Field, Denver, CO
Wed Aug 27 2003, 7:05 PM MDT
Att. 24,972 - Cloudy - 75 F

AB	37
R	6
H	12
RBI	6
BB	1
SO	7
LOB	10



BOTTOM

San Francisco Giants @ Colorado Rockies
Coors Field, Denver, CO
Wed Aug 27 2003, 7:05 PM MDT
Att. 24,972 - Cloudy - 75 F

livebaseballscorecards.com

AB 33
R 4
H 8
RBI 4
BB 3
SO 4
LOB 12



WP: 0 PA: 36
PB: 0
SB: 0
CS: 0

AB R H RBI BB SO LOB

4 0 0 0 0 0 2

0 0 0 0 0 0 0

3 0 0 0 1 1 0

4 1 2 0 0 0 1

3 1 0 0 1 1 1

3 1 1 0 1 0 0

4 1 2 2 0 0 1

4 0 1 0 0 0 4

3 0 0 0 0 0 1

1 0 1 2 0 0 0

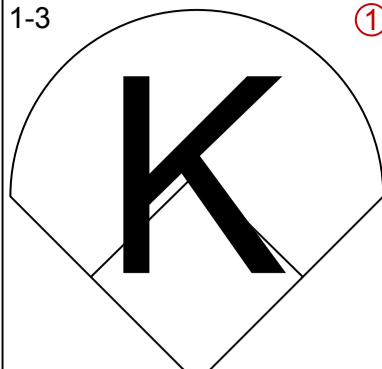
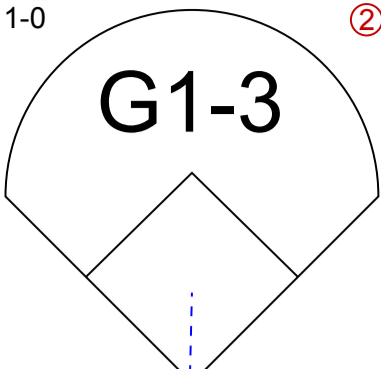
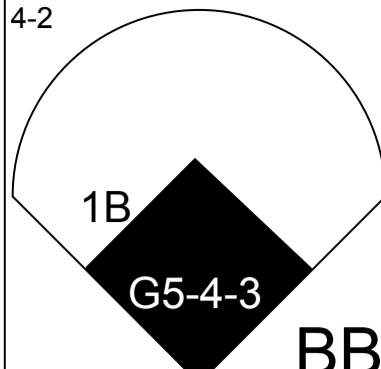
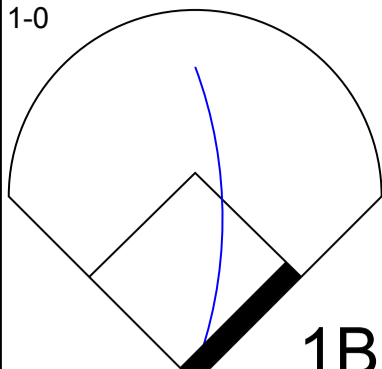
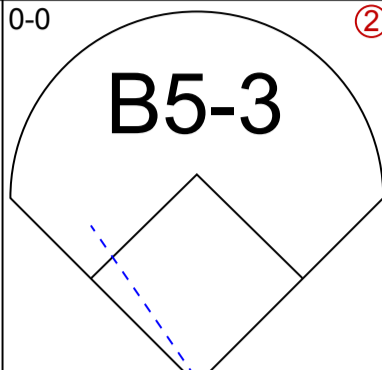
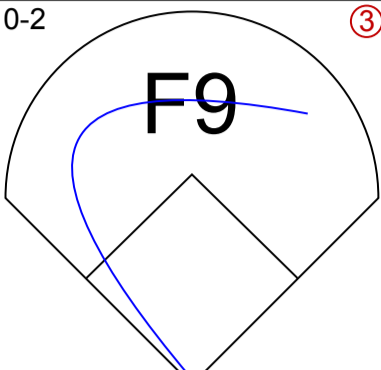
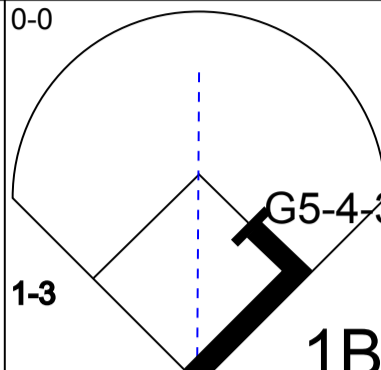
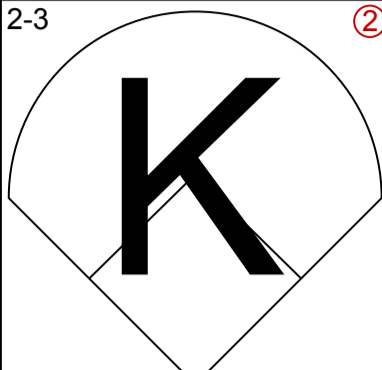
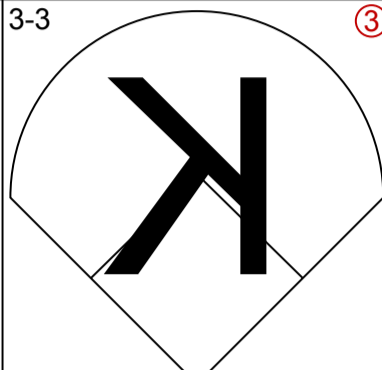
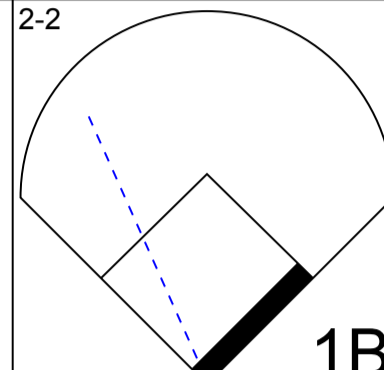
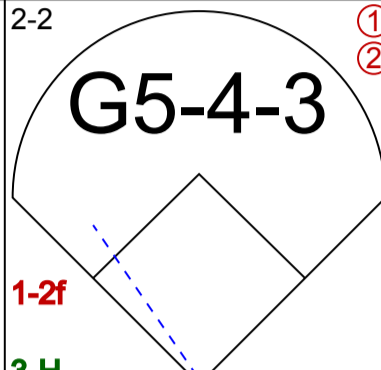
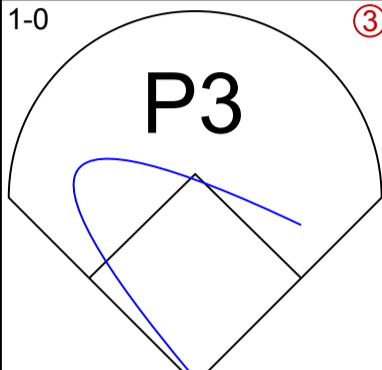
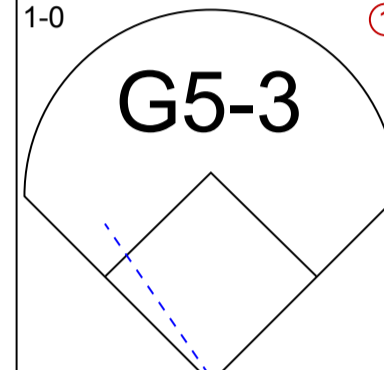
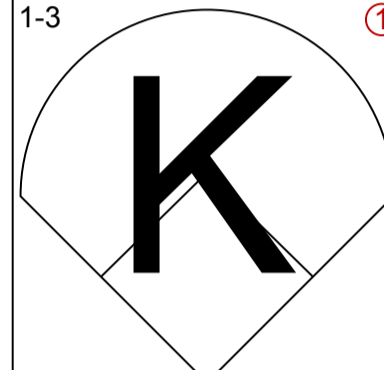
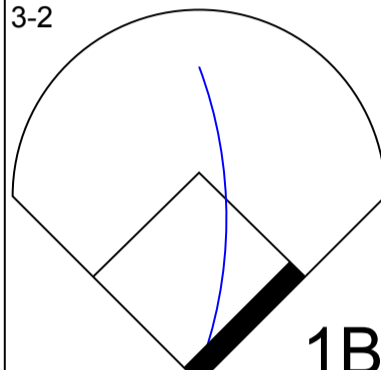
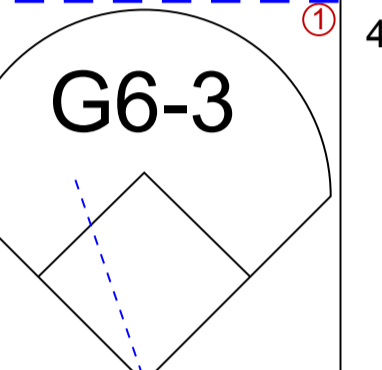
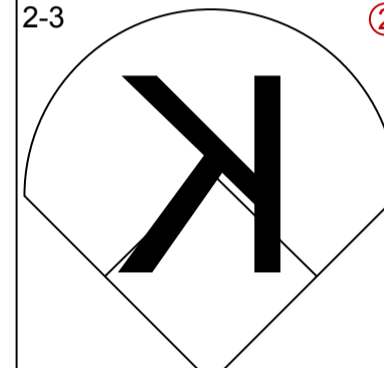
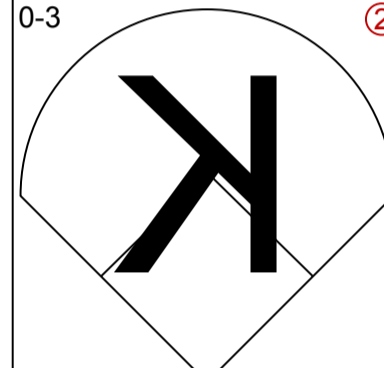
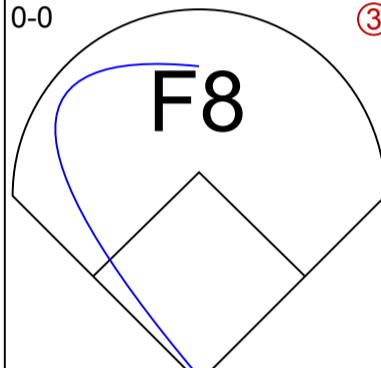
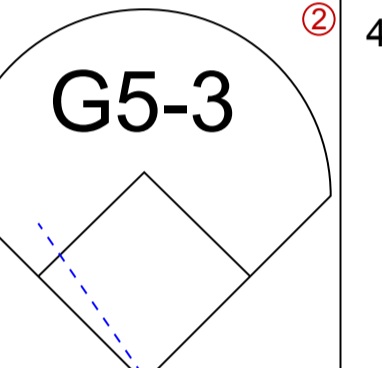
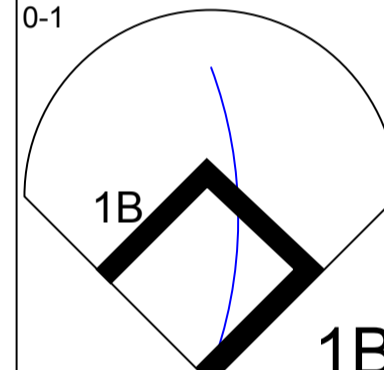
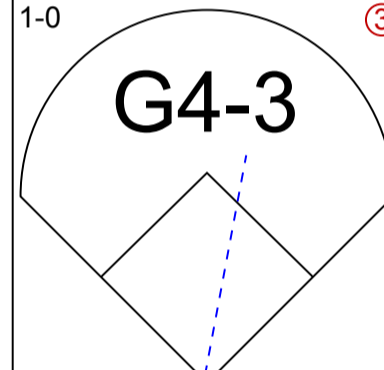
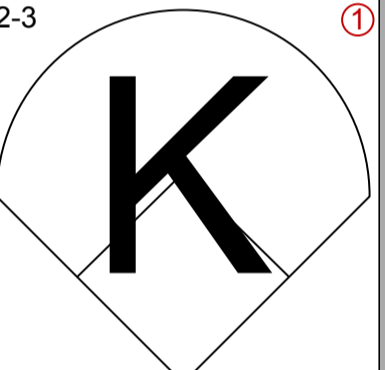
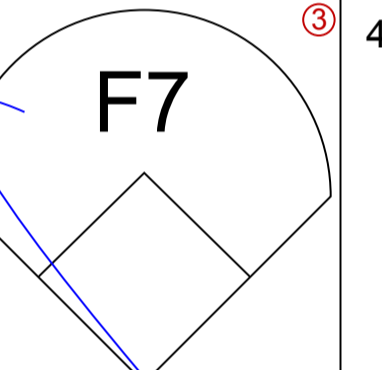
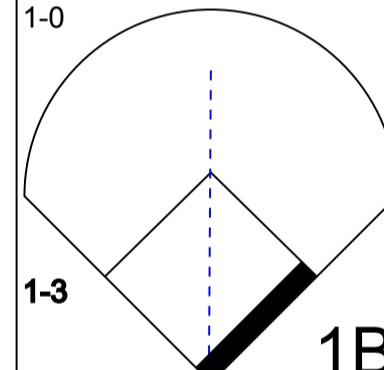
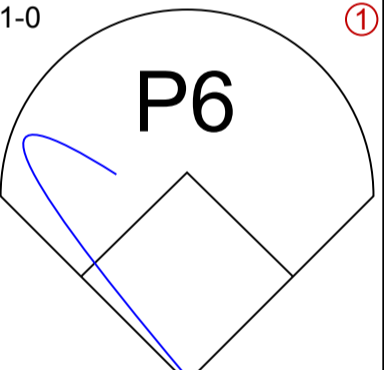
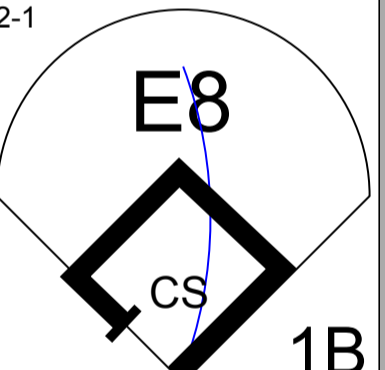
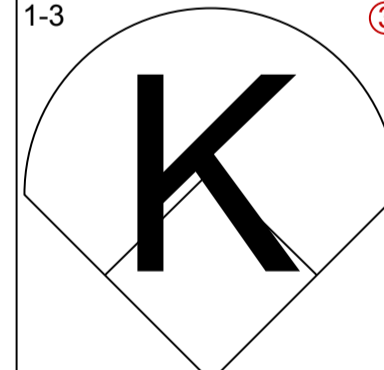
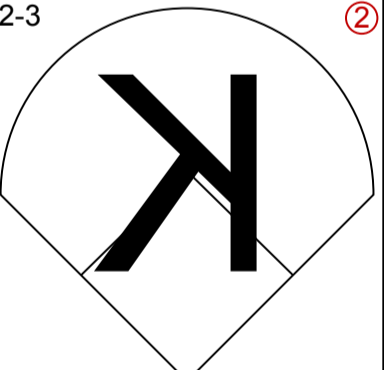
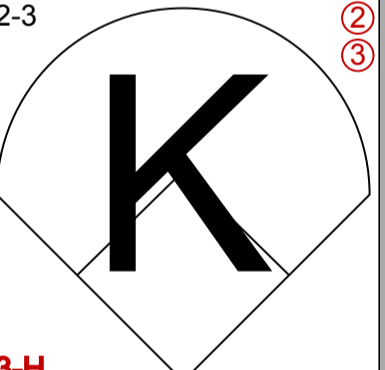
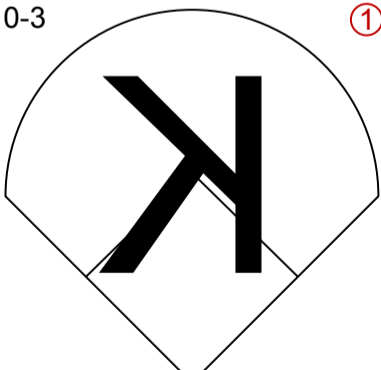
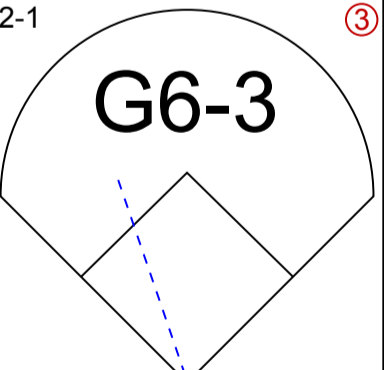
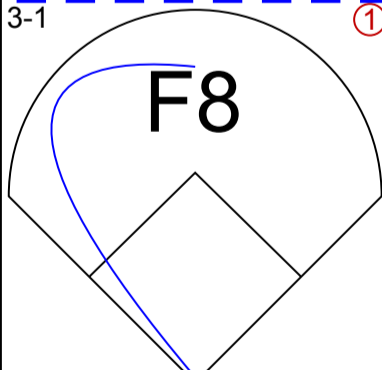
1 0 0 0 0 1 0
0 0 0 0 0 0 0
1 0 0 0 0 0 0
0 0 0 0 0 0 0
2 0 1 0 0 1 2

1B: 5 SF: 0
2B: 2 SAC: 0
3B: 0 DP: 2
HR: 1 HBP: 0

Batter	1	2	3	4	5	6	7	8	9
Pablo Ozuna, R OBP: 0.357, SLG: 0.385 Justin Speier, R (1, 4) (9, 1)	3-2 F9			2-2 F8		0-0 F9		1-0 F7	
Mark Bellhorn, S OBP: 0.339, SLG: 0.293 (1, 5) (9, 4)	4-2 G6-4-3 BB			1-1 G4-3			3-1 G4-3		2-3 K
17 Todd Helton, L OBP: 0.448, SLG: 0.626 (1, 3)	0-0 G6-4-3 1-2f			1-2 G6-3			0-0 G4-6-3 1B		1-2 BB 1B
Preston Wilson, R OBP: 0.349, SLG: 0.550 (1, 8)			3-2 F7		0-3 K		1-0 G4-6-3 1-2f		4-1 1B 1B BB
Larry Walker, L OBP: 0.424, SLG: 0.475 (1, 9)			1-1 G3-1		0-0 G4-3 2B			0-1 G4-3	4-0 1B 1B BB
Jay Payton, R OBP: 0.364, SLG: 0.510 (1, 7)			2-2 G4-3		0-1 G4-3 2-3			0-2 HR	1-1 1B 1B
Gregg Zaun, S OBP: 0.298, SLG: 0.298 (1, 2)				0-1 G4-3		0-1 F8		0-0 FC6-4 1B	1-0 F7
Juan Uribe, R OBP: 0.296, SLG: 0.392 Chris Stynes, R (9, PH) OBP: 0.346, SLG: 0.432				1-2 G3-1			0-1 F9	3-1 FC6-4 2B 1-2f	2-2 1B
Jose Jimenez, R OBP: 0.429, SLG: 0.429 Jesus Sanchez, L (6, 1) Rene Reyes, S OBP: 0.290, SLG: 0.379 Adam Berero, R (7, 1) Greg Norton, S OBP: 0.330, SLG: 0.428 (8, PH) (9, 5)				1-3 K			1-0 P5	0-0 2B	1-3 K

Inning Stats	R: 0	H: 0	E: 0	LOB: 0	K: 0	S: 8	R: 0	H: 0	E: 0	LOB: 0	K: 0	S: 10	R: 0	H: 0	E: 0	LOB: 0	K: 1	S: 9	R: 0	H: 1	E: 0	LOB: 1	K: 1	S: 9	R: 0	H: 0	E: 0	LOB: 0	K: 0	S: 4	R: 0	H: 1	E: 0	LOB: 0	K: 0	S: 4	R: 1	H: 3	E: 0	LOB: 2	K: 0	S: 10	R: 3	H: 3	E: 0	LOB: 2	K: 2	S: 19	1B: 5	SF: 0	2B: 2	SAC: 0	3B: 0	DP: 2	HR: 1	HBP: 0	WP: 0	PA: 36
--------------	------	------	------	--------	------	------	------	------	------	--------	------	-------	------	------	------	--------	------	------	------	------	------	--------	------	------	------	------	------	--------	------	------	------	------	------	--------	------	------	------	------	------	--------	------	-------	------	------	------	--------	------	-------	-------	-------	-------	--------	-------	-------	-------	--------	-------	--------

PITCHER	IP	WLS	BF	H	R	ER	SO	BB	IBB	HBP	BLK	WP	HR	S	P	ERA	WHIP	
Sidney Ponson, R ERA: 3.67 (1, 1)	7.2	W	27	5	1	1	2	1	0	0	0	0	0	1	61	88	1.17	0.783
Joe Nathan, R ERA: 3.03 (8, 1)	0.1		1	0	0	0	0	0	0	0	0	0	0	1	2	0.00	0.000	
Matt Herges, R ERA: 2.08 (9, 1)	0.1		3	1	2	2	1	1	0	0	0	0	0	8	15	54.00	6.000	
Jason Christiansen, L ERA: 4.35 (9, 1)	0.0		1	0	0	0	0	1	0	0	0	0	0	4				
Tim Worrell, R ERA: 2.35 (9, 1)	0.2	S	4	2	1	1	1	0	0	0	0	0	0	11	16	13.50	3.000	

Batter	1	2	3	4	5	6	7	8	9	AB R H RBI BB SO LOB	TOP											
José Cruz Jr., S (1, 9) OBP: 0.364, SLG: 0.415	1-3 		1-0 			4-2 		1-0 		3 1 1 0 1 1 0												
Neifi Perez, S (1, 4) OBP: 0.288, SLG: 0.346	0-0 		0-2 			0-0 		2-3 		4 0 1 0 0 1 1												
Jeffrey Hammonds, R (1, 8) OBP: 0.317, SLG: 0.432 Scott Eyre, L (8, 1) OBP: 0.500, SLG: 0.500	3-3 			2-2 		2-2 		1-0 		4 0 1 0 0 1 2 0 0 0 0 0 0 0												
Edgardo Alfonzo, R (1, 5) OBP: 0.322, SLG: 0.359		1-0 		1-3 		3-2 		1-1 		4 0 1 0 0 1 1												
Rich Aurilia, R (1, 6) OBP: 0.318, SLG: 0.399		2-3 		0-3 		0-0 		1-0 		4 0 0 0 0 2 2												
Todd Linden, S (1, 7) OBP: 0.286, SLG: 0.357		0-1 		1-0 			2-3 		1-1 	4 0 1 0 0 1 1												
Pedro Feliz, R (1, 3) OBP: 0.261, SLG: 0.456		1-0 			1-0 		2-1 			3 0 2 0 0 0 0												
Alberto Castillo, R (1, 2) OBP: 0.231, SLG: 0.538		1-3 			2-3 		2-3 			3 0 0 0 0 3 3												
32 Kevin Correia, R (1, 1) Jim Brower, R (6, 1) OBP: 0.235, SLG: 0.188 Andres Galarraga, R (8, PH) OBP: 0.349, SLG: 0.479 Eric Young Sr., R (8, 8) OBP: 0.344, SLG: 0.415			0-3 		2-1 			3-1 		2 0 0 0 0 1 0 0 0 0 0 0 0 0 1 0 0 0 0 0 0 0 0 0 0 0 0 0												
Inning Stats	R: 0 E: 0 K: 2 S: 11	H: 0 LOB: 0 BB: 0 P: 15	R: 0 E: 0 K: 2 S: 10	H: 2 LOB: 2 BB: 0 P: 15	R: 0 E: 0 K: 1 S: 7	H: 0 LOB: 0 BB: 0 P: 8	R: 0 E: 0 K: 2 S: 11	H: 1 LOB: 1 BB: 0 P: 15	R: 0 E: 0 K: 1 S: 6	H: 0 LOB: 0 BB: 0 P: 11	R: 1 E: 0 K: 0 S: 12	H: 2 LOB: 1 BB: 1 P: 21	R: 0 E: 1 K: 2 S: 10	H: 1 LOB: 1 BB: 0 P: 16	R: 0 E: 0 K: 1 S: 7	H: 1 LOB: 1 BB: 0 P: 14	R: 0 E: 0 K: 0 S: 5	H: 0 LOB: 0 BB: 0 P: 8	1B: 7 2B: 1 3B: 0 HR: 0	SF: 0 SAC: 0 DP: 2 HBP: 0	WP: 0 PB: 0 SB: 0 CS: 1	PA: 33
PITCHER	IP WLS BF H R ER SO BB IBB HBP BLK WP HR S P ERA WHIP																					
Jason Jennings, R (1, 1) ERA: 4.98	7.0 W 26 6 1 1 10 1 0 0 0 0 0 0 67 101 1.29 1.000																					
40 Brian Fuentes, L (8, 1) ERA: 2.47	1.0 4 1 0 0 1 0 0 0 0 0 0 0 7 14 0.00 1.000																					
28 Aaron Cook, R (9, 1) ERA: 5.35	1.0 3 0 0 0 0 0 0 0 0 0 0 0 5 8 0.00 0.000																					

San Francisco Giants @ Colorado Rockies
Coors Field, Denver, CO
 Thu Aug 28 2003, 1:05 PM MDT
 Att. 23,645 - Cloudy - 79 F

AB	32
R	1
H	7
RBI	0
BB	1
SO	11
LOB	10



Batter	1	2	3	4	5	6	7	8	9	AB R H RBI BB SO LOB	TOP										
Pablo Ozuna, R (1, 6) OBP: 0.294, SLG: 0.313 Greg Norton, S (8, PH) OBP: 0.328, SLG: 0.425 Jesus Sanchez, L (8, 1)	1-1 G4-3		1-2 G5-3		2-2 G5-3			0-1 G4-3		3 0 0 0 0 0 0 1 0 0 0 0 0 1 0 0 0 0 0 0 0	Colorado Rockies @ Los Angeles Dodgers Dodger Stadium, Los Angeles, CA Fri Aug 29 2003, 7:10 PM PDT Att. 39,092 - Sunny - 75 F										
Gregg Zaun, S (1, 2) OBP: 0.290, SLG: 0.289	1-3 K2-3		0-0 G3			2-1 G3-1		2-3 K		4 0 0 0 0 2 1											
17 Todd Helton, L (1, 3) OBP: 0.449, SLG: 0.621	3-3 K			4-2 CS BB		3-2 G4-3			2-1 1B	3 0 1 0 1 1 0											
Preston Wilson, R (1, 8) OBP: 0.349, SLG: 0.552		1-0 G5-3		3-3 K		1-3 K			2-3 K	4 0 0 0 0 3 2											
Larry Walker, L (1, 9) OBP: 0.423, SLG: 0.470		4-2 HR BB		0-2 HR 1B		4-2 G5-4-3 BB			1-3 K	2 2 1 0 2 1 1											
Jay Payton, R (1, 7) OBP: 0.367, SLG: 0.526		2-2 1-H HR		0-2 1-H HR		1-2 G5-4-3			1-3 K	4 2 2 4 0 1 2											
Chris Stynes, R (1, 5) OBP: 0.344, SLG: 0.426		0-2 G6-3		1-3 K		3-3 K				3 0 0 0 0 2 0											
Ronnie Belliard, R (1, 4) OBP: 0.346, SLG: 0.369 Mark Bellhorn, S (8, PH) OBP: 0.337, SLG: 0.291 (8, 4)		0-3 K			0-3 K			3-3 K		2 0 0 0 0 2 0 1 0 0 0 0 1 0											
Cory Vance, L (1, 1) Adam Bernero, R (8, 1) Javier López, L (8, 1) Steve Reed, R (7, 1) Rene Reyes, S (8, PH) Juan Uribe, R (8, 6)			0-3 K		0-1 G4-3			1-2 G4-3 2B		2 0 0 0 0 1 0 1 0 1 0 0 0 0 0 0 0 0 0 0 0											
Inning Stats	R: 0 E: 0 K: 2 S: 9	H: 0 LOB: 0 BB: 0 P: 14	R: 2 E: 0 K: 1 S: 12	H: 1 LOB: 0 BB: 1 P: 19	R: 0 E: 0 K: 1 S: 7	H: 0 LOB: 0 BB: 0 P: 8	R: 2 E: 0 K: 2 S: 14	H: 2 LOB: 0 BB: 1 P: 22	R: 0 E: 0 K: 1 S: 9	H: 0 LOB: 0 BB: 0 P: 11	R: 0 E: 0 K: 1 S: 8	H: 0 LOB: 0 BB: 0 P: 14	R: 0 E: 0 K: 1 S: 9	H: 0 LOB: 0 BB: 1 P: 17	R: 0 E: 0 K: 2 S: 12	H: 1 LOB: 1 BB: 0 P: 17	R: 0 E: 0 K: 3 S: 12	H: 1 LOB: 1 BB: 0 P: 18	1B: 2 2B: 2 3B: 0 HR: 2	SF: 0 SAC: 0 DP: 2 HBP: 0	WP: 0 PA: 33 PB: 0 SB: 0 CS: 1
PITCHER	IP WLS BF H R ER SO BB IBB HBP BLK WP HR S P ERA WHIP																				
Kevin Brown, R (1, 1) ERA: 2.26	7.0 W 25 3 4 4 9 3 0 0 0 0 0 2 68 105 5.14 0.857																				
Paul Quantrill, R (8, 1) ERA: 1.74	1.0 H 4 1 0 0 2 0 0 0 0 0 0 0 12 17 0.00 1.000																				
Eric Gagne, R (9, 1) ERA: 1.45	1.0 S 4 1 0 0 3 0 0 0 0 0 0 0 12 18 0.00 1.000																				

AB	30
R	4
H	5
RBI	4
BB	3
SO	14
LOB	7



Batter	1	2	3	4	5	6	7	8	9	AB R H RBI BB SO LOB	TOP																	
Ronnie Belliard, R (1, 4) OBP: 0.345, SLG: 0.369	1-1 L9		0-2 G6-3		1-1 17 BB 2B		0-0 G4-3		3-2 G4-3	5 0 1 0 0 0 0	Colorado Rockies @ Los Angeles Dodgers Dodger Stadium, Los Angeles, CA Sat Aug 30 2003, 7:10 PM PDT Att. 35,136 - Sunny - 70 F																	
Juan Uribe, R (1, 6) OBP: 0.295, SLG: 0.390	2-1 F8		0-3 K		0-1 17 BB 1B		2-3 K			4 0 1 0 0 2 0																		
17 Todd Helton, L (1, 3) OBP: 0.453, SLG: 0.621	4-2 BB		4-1 BB		4-1 SAFE BB			4-2 G3 1B BB		0 0 0 0 4 0 0																		
Preston Wilson, R (1, 8) OBP: 0.348, SLG: 0.549	1-3 K		2-2 G1-3		1-2 P3			0-0 G3 1B		4 0 1 0 0 1 5																		
Larry Walker, L (1, 9) OBP: 0.422, SLG: 0.468		2-1 P4		0-0 G3-6-3 1B		2-3 K		1-0 G3		4 0 1 0 0 1 5																		
Jay Payton, R (1, 7) OBP: 0.365, SLG: 0.522		3-3 K		1-2 G3-6-3 1-2f		0-1 F8		0-3 K		4 0 0 0 0 2 3																		
Charles Johnson, R (1, 2) OBP: 0.322, SLG: 0.446		4-0 BB BB		4-0 FC5-4 BB		1-3 K		2-3 K		2 0 0 0 2 2 2																		
Mark Bellhorn, S (1, 5) OBP: 0.337, SLG: 0.288		4-1 BB		3-1 FC5-4 1-2f		3-3 K			1-2 G4-3	2 0 0 0 1 1 1																		
28 Aaron Cook, R (6, 1) OBP: 0.233, SLG: 0.179		1-2 BB								0 0 0 0 0 0 0																		
40 Brian Fuentes, L (7, 1)										0 0 0 0 0 0 0																		
Justin Speier, R (8, 1)										0 0 0 0 0 0 0																		
Rene Reyes, S (9, PH) OBP: 0.301, SLG: 0.414										1 0 0 0 0 0 0																		
Denny Stark, R (1, 1)		0-3 K			0-2 G6-3				1-1 G6-3	2 0 0 0 0 1 2																		
Chris Stynes, R (6, 5) OBP: 0.342, SLG: 0.424										2 0 0 0 0 1 0																		
Inning Stats	R: 0 E: 0 K: 1 S: 10	H: 0 LOB: 1 BB: 1 P: 18	R: 0 E: 0 K: 2 S: 9	H: 0 LOB: 2 BB: 2 P: 22	R: 0 E: 0 K: 1 S: 11	H: 1 LOB: 1 BB: 1 P: 17	R: 0 E: 0 K: 0 S: 9	H: 2 LOB: 3 BB: 1 P: 22	R: 0 E: 0 K: 2 S: 9	H: 0 LOB: 0 BB: 0 P: 13	R: 0 E: 0 K: 2 S: 8	H: 0 LOB: 0 BB: 0 P: 11	R: 0 E: 0 K: 2 S: 10	H: 1 LOB: 2 BB: 1 P: 17	R: 0 E: 0 K: 0 S: 8	H: 0 LOB: 0 BB: 0 P: 13	1B: 3 2B: 1 3B: 0 HR: 0	SF: 0 SAC: 0 DP: 1 HBP: 0	WP: 0 PB: 0 SB: 0 CS: 0	PA: 37								
PITCHER	IP WLS BF H R ER SO BB IBB HBP BLK WP HR S P ERA WHIP																											
Kaz Ishii, L (1, 1) ERA: 3.21	5.0		23	3	0	0	5	6	0	0	0	0	0	53	96	0.00	1.800											
Guillermo Mota, R (6, 1) ERA: 1.55	2.0	W	6	0	0	0	4	0	0	0	0	0	0	17	24	0.00	0.000											
Tom Martin, L (8, 1) ERA: 3.21	1.0		5	1	0	0	2	1	0	0	0	0	0	10	17	0.00	2.000											
Paul Shuey, R (9, 1) ERA: 2.48	1.0		3	0	0	0	0	0	0	0	0	0	0	8	13	0.00	0.000											

livebaseballscorecards.com

AB	30
R	0
H	4
RBI	0
BB	7
SO	11
LOB	18



Batter	1	2	3	4	5	6	7	8	9	AB R H RBI BB SO LOB	TOP											
Ronnie Belliard, R (1, 4) OBP: 0.344, SLG: 0.366	4-2 CS BB		1-1 P5			0-0 L7	1-2 F9			3 0 0 0 1 0 2												
Chris Stynes, R (1, 5) OBP: 0.339, SLG: 0.419	3-3 K		2-1 FC5-4			2-3 K		1-1 G6-3		4 0 0 0 0 2 2												
17 Todd Helton, L (1, 3) OBP: 0.453, SLG: 0.620	4-1 FC6-4 BB			1-2 G1-3		0-1 1B E 1B		0-0 G6-3		3 0 1 0 1 0 0												
Preston Wilson, R (1, 8) OBP: 0.346, SLG: 0.545	1-1 FC6-4			3-3 K		1-0 E5 1B		0-3 K		4 0 0 0 0 2 2												
Jay Payton, R (1, 7) OBP: 0.364, SLG: 0.520		1-1 G6-3		3-2 G1-6-3		0-0 1B			3-3 K	4 0 1 0 0 1 0												
Rene Reyes, S (1, 9) OBP: 0.299, SLG: 0.405		2-1 L9			0-0 L9	2-1 F7			1-0 1B	4 0 1 0 0 0 3												
Charles Johnson, R (1, 2) OBP: 0.320, SLG: 0.442		0-2 F8			1-3 K		3-1 G5-3		1-3 K	3 0 0 0 0 1 0 1 0 0 0 0 1 1	AB 33 R 0 H 6 RBI 0 BB 2 SO 7 LOB 12											
Greg Norton, S (9, PH) OBP: 0.326, SLG: 0.422																						
Juan Uribe, R (1, 6) OBP: 0.295, SLG: 0.389			2-1 L4		1-2 1B		0-1 F8		0-0 G6-3	3 0 1 0 0 0 0 1 0 0 0 0 0 1												
Larry Walker, L (9, PH) OBP: 0.421, SLG: 0.467																						
Darren Oliver, R (1, 1) OBP: 0.300, SLG: 0.368			1-2 FC5-4 1B		0-1 G5-3		0-0 1B			3 0 2 0 0 0 1												
Inning Stats	R: 0 E: 0 K: 1 S: 10	H: 0 LOB: 1 BB: 2 P: 22	R: 0 E: 0 K: 0 S: 7	H: 0 LOB: 0 BB: 0 P: 10	R: 0 E: 0 K: 0 S: 9	H: 1 LOB: 1 BB: 0 P: 15	R: 0 E: 0 K: 1 S: 12	H: 0 LOB: 0 BB: 0 P: 19	R: 0 E: 0 K: 1 S: 10	H: 1 LOB: 1 BB: 0 P: 12	R: 0 E: 1 K: 1 S: 11	H: 2 LOB: 3 BB: 0 P: 16	R: 0 E: 0 K: 0 S: 8	H: 1 LOB: 1 BB: 0 P: 12	R: 0 E: 0 K: 1 S: 6	H: 0 LOB: 0 BB: 0 P: 7	R: 0 E: 0 K: 2 S: 9	H: 1 LOB: 1 BB: 0 P: 14	1B: 6 2B: 1 3B: 0 HR: 0	SF: 0 SAC: 0 DP: 1 HBP: 0	WP: 0 PB: 0 SB: 0 CS: 1	PA: 35
PITCHER	IP WLS BF H R ER SO BB IBB HBP BLK WP HR S P ERA WHIP																					
Odalis Perez, L (1, 1) ERA: 4.57	7.0 W 28 5 0 0 4 2 0 0 0 0 0 0 67 106 0.00 1.000																					
Tom Martin, L (8, 1) ERA: 3.14	1.0 H 3 0 0 0 1 0 0 0 0 0 0 0 6 7 0.00 0.000																					
Eric Gagne, R (9, 1) ERA: 1.43	1.0 S 4 1 0 0 2 0 0 0 0 0 0 0 9 14 0.00 1.000																					

Colorado Rockies @ Los Angeles Dodgers
Dodger Stadium, Los Angeles, CA

Sun Aug 31 2003, 5:10 PM PDT
Att. 41,146 - Sunny - 74 F

livebaseballscorecards.com



Batter	1	2	3	4	5	6	7	8	9
Rickey Henderson, R (1, 7) OBP: 0.321, SLG: 0.313 Alex Cora, L (8, 4) OBP: 0.272, SLG: 0.311	0-0 G5-3		2-2 P3			1-3 K		0-0 G4-3	
Paul Lo Duca, R (1, 2) OBP: 0.345, SLG: 0.396	3-2 F9			3-2 F9			0-2 E6 1B 2B	1-2 G4-3	
Shawn Green, L (1, 9) OBP: 0.349, SLG: 0.437	1-1 G4-3			0-0 F7			0-0 2B 1-3 2B 1B		
Adrián Beltré, R (1, 5) OBP: 0.278, SLG: 0.396		1-0 G6-3		1-1 G4-3			2-1 P6		
Ron Coomer, R (1, 3) OBP: 0.313, SLG: 0.330 Tom Martin, L (8, 1) Eric Gagne, R (9, 1)		2-2 F8			0-0 G6-3		2-1 P6		
Jeromy Burnitz, L (1, 8) OBP: 0.326, SLG: 0.527		1-0 G3-1			1-2 E4 G6-3		0-0 2B 1-3 2B		
Jolbert Cabrera, R (1, 4) OBP: 0.331, SLG: 0.436			0-1 E4 G1-3 1B		1-1 G6-3 1-2f		1-0 2B 2H 3-H 2B		
Cesar Izturis, S (1, 6) OBP: 0.281, SLG: 0.311		1-0 G1-4-3				2-1 G4-3	0-0 G6-3		
Odalis Perez, L (1, 1) OBP: 0.082, SLG: 0.063 Robin Ventura, L (8, 3) OBP: 0.347, SLG: 0.398			0-2 G1-3			0-0 G4-3		2-3 K	

AB	R	H	RBI	BB	SO	LOB
3	0	0	0	0	1	1
1	0	0	0	0	0	0
4	1	0	0	0	0	0
3	1	1	0	0	0	0
3	0	0	0	0	0	2
3	0	0	0	0	0	2
0	0	0	0	0	0	0
0	0	0	0	0	0	0
3	1	1	1	0	0	0
3	0	2	2	0	0	1
3	0	0	0	0	0	2
2	0	0	0	0	0	1
1	0	0	0	0	1	0

BOTTOM

Colorado Rockies @ Los Angeles Dodgers
Dodger Stadium, Los Angeles, CA
 Sun Aug 31 2003, 5:10 PM PDT
 Att: 41,146 - Sunny - 74 F

AB	29
R	3
H	4
RBI	3
BB	0
SO	2
LOB	9



Inning Stats	R: 0	H: 0	E: 0	LOB: 0	K: 0	BB: 0	S: 8	P: 12
R: 0	H: 0	E: 0	LOB: 0	K: 0	BB: 0	S: 5	P: 9	
R: 0	H: 1	E: 1	LOB: 1	K: 0	BB: 0	S: 9	P: 12	
R: 0	H: 0	E: 0	LOB: 0	K: 0	BB: 0	S: 6	P: 10	
R: 0	H: 0	E: 1	LOB: 0	K: 0	BB: 0	S: 7	P: 9	
R: 0	H: 0	E: 0	LOB: 0	K: 1	BB: 0	S: 6	P: 9	
R: 3	H: 3	E: 1	LOB: 1	K: 0	BB: 0	S: 11	P: 16	
R: 0	H: 0	E: 0	LOB: 0	K: 1	BB: 0	S: 8	P: 11	

PITCHER	IP	WLS	BF	H	R	ER	SO	BB	IBB	HBP	BLK	WP	HR	S	P	ERA	WHIP
Darren Oliver, L (1, 1) ERA: 4.84	8.0	L	29	4	3	0	2	0	0	0	0	0	0	60	88	0.00	0.500

PITCHER	IP	WLS	BF	H	R	ER	SO	BB	IBB	HBP	BLK	WP	HR	S	P	ERA	WHIP

WP: 0	PA: 29
PB: 0	
SB: 0	
CS: 0	

Batter	1	2	3	4	5	6	7	8	9	AB R H RBI BB SO LOB	TOP																
Pablo Ozuna, R OBP: 0.238, SLG: 0.250 (1, 4)	3-2 F9		3-3 K			3-2 F9		0-2 G5-3		4 0 0 0 0 1 0																	
Chris Stynes, R OBP: 0.338, SLG: 0.420 (1, 5)	3-2 P5			0-1 G5-3		0-1 2B		1-2 F8		4 0 1 0 0 0 0																	
17 Todd Helton, L OBP: 0.452, SLG: 0.616 (1, 3)	2-3 K FC5-4			0-1 F8		3-2 F7		4-2 BB		3 0 0 0 1 1 1																	
Jay Payton, R OBP: 0.361, SLG: 0.516 (1, 8)	0-1 FC5-4 1-2f			0-0 P4		1-3 K		3-1 G4-3		4 0 0 0 0 1 3																	
Larry Walker, L OBP: 0.420, SLG: 0.472 (1, 9)		1-1 G3-1			2-1 HR		0-0 G6-3		1-3 K	4 1 1 1 0 1 0																	
Rene Reyes, S OBP: 0.296, SLG: 0.397 (1, 7)		1-2 G4-3			0-0 G6-3		0-1 1B 1B		0-0 G4-3	4 0 1 0 0 0 0																	
Gregg Zaun, S OBP: 0.295, SLG: 0.295 (1, 2)		2-1 F8			0-1 1B		1 SAFE 0-0 1-2 1B		1-1 G3	4 0 2 0 0 0 0																	
Juan Uribe, R OBP: 0.292, SLG: 0.385 (1, 6)			2-2 F9		1 SAFE 2-3 K		2-0 P2			3 0 0 0 0 1 3																	
Jose Jimenez, R OBP: 0.333, SLG: 0.333 (1, 1)			0-3 K		0-2 K		0-3 K			2 0 0 0 0 2 1																	
Greg Norton, S OBP: 0.324, SLG: 0.420 (7, PH)										1 0 0 0 0 1 2																	
Adam Bernero, R (7, 1)										0 0 0 0 0 0 0																	
Javier López, L OBP: 0.250, SLG: 0.250 (8, 1)										0 0 0 0 0 0 0																	
Steve Reed, R (8, 1)										0 0 0 0 0 0 0																	
Inning Stats	R: 0 E: 0 K: 1 S: 12	H: 0 LOB: 1 BB: 0 P: 20	R: 0 E: 0 K: 0 S: 7	H: 0 LOB: 0 BB: 0 P: 11	R: 0 E: 0 K: 2 S: 13	H: 0 LOB: 0 BB: 0 P: 18	R: 0 E: 0 K: 0 S: 5	H: 0 LOB: 0 BB: 0 P: 5	R: 1 E: 0 K: 2 S: 11	H: 2 LOB: 1 BB: 0 P: 15	R: 0 E: 0 K: 1 S: 12	H: 1 LOB: 1 BB: 0 P: 19	R: 0 E: 0 K: 1 S: 8	H: 2 LOB: 2 BB: 0 P: 10	R: 0 E: 0 K: 0 S: 11	H: 0 LOB: 1 BB: 1 P: 19	R: 0 E: 0 K: 1 S: 6	H: 0 LOB: 0 BB: 0 P: 8	1B: 3 2B: 1 3B: 0 HR: 1	SF: 0 SAC: 0 DP: 0 HBP: 0	WP: 1 PB: 0 SB: 0 CS: 0	PA: 34					
PITCHER	IP WLS BF H R ER SO BB IBB HBP BLK WP HR S P ERA WHIP																										
32 Kevin Correia, R ERA: 2.05 (1, 1)	6.0		22	3	1	1	6	0	0	0	0	1	1	60	88	1.50	0.500										
Jason Christiansen, L ERA: 4.29 (7, 1)	0.1		3	2	0	0	0	0	0	0	0	0	0	4	4	0.00	6.000										
Matt Herges, R ERA: 2.87 (7, 1)	0.2	W	2	0	0	0	1	0	0	0	0	0	0	4	6	0.00	0.000										
Joe Nathan, R ERA: 2.94 (8, 1)	1.0	H	4	0	0	0	0	1	0	0	0	0	0	11	19	0.00	1.000										
Tim Worrell, R ERA: 2.24 (9, 1)	1.0	S	3	0	0	0	1	0	0	0	0	0	0	6	8	0.00	0.000										

Colorado Rockies @ San Francisco Giants
PacBell Park, San Francisco, CA
Tue Sep 02 2003, 10:15 PM EDT
Att. 39,419 - Cloudy - 66 F

AB	33
R	1
H	5
RBI	1
BB	1
SO	8
LOB	10



Batter	1	2	3	4	5	6	7	8	9
Eric Young Sr., R OBP: 0.336, SLG: 0.402 Joe Nathan, R Tim Worrell, R	0-1 G6-3		1-0 F9		0-2 F9		0-0 G6-3		
J.T. Snow, L OBP: 0.379, SLG: 0.408	2-1 G1-6-3		0-2 G3-1		4-2 FC4 BB		4-2 BB		
Marquis Grissom, R OBP: 0.316, SLG: 0.458	0-0 G4-3		1-1 G1-3		0-1 FC4 1-2f		1-3 K		
Barry Bonds, L OBP: 0.526, SLG: 0.761		1-0 G6-3 1B 2B		4-2 G4-6-3 BB		4-2 G4-6-3 BB		2-3 K	
Benito Santiago, R OBP: 0.322, SLG: 0.426		0-0 G6-3		1-1 G4-6-3 1-2f		0-0 G4-6-3 1-2f		1-1 P4	
Rich Aurilia, R OBP: 0.320, SLG: 0.405		1-1 G5-3 BB 3-H 1B		1-0 1B 1B		1-0 1B		2-2 1B	
José Cruz Jr., S OBP: 0.366, SLG: 0.408		4-1 G5-3 BB 1-2		3-2 1B 1-3		2-1 G4-3		2-0 F7	
Pedro Feliz, R OBP: 0.260, SLG: 0.464		2-2 G5-3 1-2 2-3		0-0 G5-3			3-1 HR		
32 Kevin Correia, R Jason Christiansen, R Matt Herges, L Ray Durham, S		0-0 G6-3			0-0 G6-3		0-1 P5		

Inning Stats	R: 0 E: 0 K: 0 S: 5	H: 0 LOB: 0 BB: 0 P: 7	R: 1 E: 0 K: 0 S: 10	H: 2 LOB: 2 BB: 1 P: 18	R: 0 E: 0 K: 0 S: 6	H: 0 LOB: 0 BB: 0 P: 8	R: 0 E: 0 K: 0 S: 10	H: 2 LOB: 2 BB: 1 P: 19	R: 0 E: 0 K: 0 S: 9	H: 0 LOB: 1 BB: 1 P: 13	R: 0 E: 0 K: 0 S: 6	H: 1 LOB: 1 BB: 1 P: 13	R: 1 E: 0 K: 1 S: 10	H: 1 LOB: 1 BB: 1 P: 18	R: 0 E: 0 K: 1 S: 13	H: 1 LOB: 1 BB: 0 P: 20
--------------	------------------------------	---------------------------------	-------------------------------	----------------------------------	------------------------------	---------------------------------	-------------------------------	----------------------------------	------------------------------	----------------------------------	------------------------------	----------------------------------	-------------------------------	----------------------------------	-------------------------------	----------------------------------

PITCHER	IP	WLS	BF	H	R	ER	SO	BB	IBB	HBP	BLK	WP	HR	S	P	ERA	WHIP
Jose Jimenez, R ERA: 5.35	(1, 1)	6.0	25	5	1	1	0	4	0	0	0	0	0	46	78	1.50	1.500
Adam Bernero, R ERA: 5.77	(7, 1)	1.0	5	1	1	1	1	1	0	0	0	0	1	10	18	9.00	2.000
Javier López, L ERA: 4.22	(8, 1)	0.1	1	0	0	0	1	0	0	0	0	0	0	4	6	0.00	0.000
Steve Reed, R ERA: 3.43	(8, 1)	0.2	3	1	0	0	0	0	0	0	0	0	0	9	14	0.00	1.500

BOTTOM


Colorado Rockies @ San Francisco Giants
PacBell Park, San Francisco, CA

Tue Sep 02 2003, 10:15 PM EDT
Att: 39,419 - Cloudy - 66 F

AB	R	H	RBI	BB	SO	LOB
4	0	0	0	0	0	0
0	0	0	0	0	0	0
0	0	0	0	0	0	0
2	0	0	0	2	0	0
4	0	0	0	0	1	2
2	1	1	0	2	1	0
4	0	0	0	0	0	3
4	0	4	1	0	0	0
3	0	1	0	1	0	2
3	1	1	1	0	0	4
2	0	0	0	0	0	2
0	0	0	0	0	0	0
0	0	0	0	0	0	0
1	0	0	0	0	0	0

AB	29
R	2
H	7
RBI	2
BB	5
SO	2
LOB	13

WP: 0 PA: 34
PB: 0
SB: 0
CS: 0



Batter	1	2	3	4	5	6	7	8	9	AB R H RBI BB SO LOB	TOP																										
Ronnie Belliard, R (1, 4) OBP: 0.345, SLG: 0.368	1-1 G6-3		2-1 17 E 2B		4-0 1B 17 HR BB	1-3 K			3-2 F8 1-2	4 2 1 0 1 1 1																											
Chris Stynes, R (1, 5) OBP: 0.339, SLG: 0.429	3-1 HR		1-3 K		1-1 1B			3-3 K		4 1 2 1 0 2 1																											
17 Todd Helton, L (1, 3) OBP: 0.450, SLG: 0.619	2-2 P6		2-2 E3 1B 2-H		2-0 HR			1-0 G4-3		4 1 1 2 0 0 0																											
Preston Wilson, R (1, 8) OBP: 0.347, SLG: 0.544	4-2 BB		0-0 G3-6-1 1B 1-2		3-2 L9			0-1 G5-3		3 0 1 0 1 0 0																											
Larry Walker, L (1, 9) OBP: 0.418, SLG: 0.469	3-3 K		0-0 G3-6-1 1-2f		4-0 BB BB			2-2 G6-3		3 0 0 0 1 1 3																											
Jay Payton, R (1, 7) OBP: 0.364, SLG: 0.528		2-1 HR		2-1 HR	4-1 BB			2-3 K		3 2 2 2 1 1 0																											
Charles Johnson, R (1, 2) OBP: 0.316, SLG: 0.437		1-2 F9		0-0 L7	0-1 G5-3			1-3 K		4 0 0 0 0 1 2																											
Juan Uribe, R (1, 6) OBP: 0.289, SLG: 0.381		2-2 F7		0-1 L7				2-1 F8		3 0 0 0 0 0 0																											
Greg Norton, S (9, PH) OBP: 0.322, SLG: 0.417									2-3 K	1 0 0 0 0 1 0																											
40 Brian Fuentes, L (9, 1)										0 0 0 0 0 0 0																											
Jason Jennings, L (1, 1) OBP: 0.298, SLG: 0.294		1-3 K		2-1 G3				0-1 G2-3		3 0 0 0 0 1 0																											
Javier López, L (7, 1) OBP: 0.250, SLG: 0.250									4-2 CS BB	0 0 0 0 0 0 0																											
28 Aaron Cook, R (7, 1) OBP: 0.233, SLG: 0.179										0 0 0 0 0 0 0																											
Justin Speier, R (8, 1)										0 0 0 0 0 0 0																											
Mark Bellhorn, S (9, PH) OBP: 0.339, SLG: 0.288										0 0 0 0 1 0 0																											
Inning Stats	R: 1 E: 0 K: 1 S: 14	H: 1 LOB: 1 BB: 1 P: 27	R: 1 E: 0 K: 1 S: 14	H: 1 LOB: 0 BB: 0 P: 20	R: 1 E: 1 K: 1 S: 13	H: 2 LOB: 1 BB: 0 P: 18	R: 1 E: 0 K: 0 S: 7	H: 1 LOB: 0 BB: 0 P: 11	R: 2 E: 0 K: 0 S: 10	H: 2 LOB: 2 BB: 3 P: 27	R: 0 E: 0 K: 1 S: 7	H: 0 LOB: 0 BB: 0 P: 10	R: 0 E: 0 K: 1 S: 7	H: 0 LOB: 0 BB: 0 P: 11	R: 0 E: 0 K: 2 S: 9	H: 0 LOB: 0 BB: 0 P: 14	R: 0 E: 0 K: 1 S: 8	H: 0 LOB: 0 BB: 1 P: 17	1B: 2 2B: 1 3B: 0 HR: 4	SF: 0 SAC: 0 DP: 1 HBP: 0	WP: 0 PB: 0 SB: 0 CS: 1	PA: 37															
PITCHER	IP WLS BF H R ER SO BB IBB HBP BLK WP HR S P ERA WHIP																																				
Kirk Rueter, L (1, 1) ERA: 4.99	4.1		21	7	6	6	3	2	0	0	0	0	4	52	86	12.46	2.077																				
Jim Brower, R (5, 1) ERA: 3.93	1.2		7	0	0	0	1	2	0	0	0	0	0	13	27	0.00	1.200																				
Scott Eyre, L (7, 1) ERA: 3.55	1.1		4	0	0	0	1	0	0	0	0	0	0	10	16	0.00	0.000																				
Felix Rodríguez, R (8, 1) ERA: 3.33	0.2		2	0	0	0	2	0	0	0	0	0	0	6	9	0.00	0.000																				
Joe Nathan, R (9, 1) ERA: 2.9	1.0	W	3	0	0	0	1	1	0	0	0	0	0	8	17	0.00	1.000																				

Colorado Rockies @ San Francisco Giants
PacBell Park, San Francisco, CA
Wed Sep 03 2003, 3:35 PM EDT
Att. 38,490 - Cloudy - 73 F

AB	32
R	6
H	7
RBI	5
BB	5
SO	8
LOB	7



Batter	1	2	3	4	5	6	7	8	9	AB	R	H	RBI	BB	SO	LOB
Jeffrey Hammonds, R OBP: 0.331, SLG: 0.441 (1, 8)	1-1 1B HR 2B	2-1 G5-3		0-0 2B		2-1 G4-3		3-3 K		5	1	2	0	0	1	1
J.T. Snow, L OBP: 0.382, SLG: 0.411 Eric Young Sr., R OBP: 0.336, SLG: 0.402 (1, 3) (9, PR)	2-1 HR 1B	1-0 G4-3		0-0 P4		1-1 1B		2-0 1B SF9		5	1	3	1	0	0	1
José Cruz Jr., S OBP: 0.362, SLG: 0.404 (1, 9)	0-0 G3		2-1 G1-3	0-0 G4-3			0-1 G5-3		2-3 K	5	0	0	0	0	1	4
Barry Bonds, L OBP: 0.527, SLG: 0.758 (1, 7)	4-0 HR IBB		1-1 F8		3-1 G5-3		2-2 1B		1-1 1B	4	1	2	0	1	0	0
Edgardo Alfonzo, R OBP: 0.321, SLG: 0.356 (1, 5)	2-2 K		1-0 1B 1B		4-1 BB		4-0 1B BB		1-2 SF9	2	1	1	1	2	1	3
Rich Aurilia, R OBP: 0.324, SLG: 0.415 (1, 6)	1-1 HR		2-2 1B 1B		1-0 F7		0-0 1B			4	1	3	4	0	0	1
Neifi Perez, S OBP: 0.289, SLG: 0.349 Felix Rodriguez, R OBP: 1.000, SLG: 1.000 Joe Nathan, R (8, 1) (9, 1)	1-0 2B		1-2 1B 1B		2-0 G4-3		3-1 G4-3			4	0	2	1	0	0	3
Yorvit Torrealba, R OBP: 0.295, SLG: 0.366 (1, 2)	1-3 K		2-1 F8			0-0 G4-3 SH2-4 1B		1-1 F8		4	1	1	0	0	1	3
Kirk Rueter, L OBP: 0.174, SLG: 0.136 Jim Brower, R OBP: 0.235, SLG: 0.188 Marvin Benard, L OBP: 0.233, SLG: 0.255 Scott Eyre, L OBP: 0.500, SLG: 0.500 Ray Durham, S OBP: 0.367, SLG: 0.423 (1, 1) (5, 1) (6, PH) (7, 1) (8, 4)		0-0 G3-1		1-1 L6				2-2 P5		2	0	0	0	0	0	0

Inning Stats	R: 4	H: 4	E: 0	K: 2	S: 14	LOB: 1	BB: 1	P: 26	R: 0	H: 0	E: 0	K: 0	S: 4	LOB: 0	BB: 0	P: 7	R: 1	H: 3	E: 0	K: 0	S: 14	LOB: 2	BB: 0	P: 23	R: 0	H: 1	E: 0	K: 0	S: 5	LOB: 1	BB: 0	P: 6	R: 0	H: 0	E: 0	K: 0	S: 5	LOB: 1	BB: 1	P: 15	R: 1	H: 2	E: 0	K: 0	S: 7	LOB: 1	BB: 0	P: 11	R: 0	H: 2	E: 0	K: 0	S: 10	LOB: 2	BB: 1	P: 19	R: 0	H: 0	E: 0	K: 1	S: 12	LOB: 0	BB: 0	P: 18	R: 1	H: 2	E: 0	K: 1	S: 10	LOB: 2	BB: 0	P: 16	1B: 10	2B: 3	3B: 0	HR: 1	SF: 1	SAC: 1	DP: 0	HBP: 0	WP: 0	PB: 0	SB: 0	CS: 0	PA: 41
--------------	------	------	------	------	-------	--------	-------	-------	------	------	------	------	------	--------	-------	------	------	------	------	------	-------	--------	-------	-------	------	------	------	------	------	--------	-------	------	------	------	------	------	------	--------	-------	-------	------	------	------	------	------	--------	-------	-------	------	------	------	------	-------	--------	-------	-------	------	------	------	------	-------	--------	-------	-------	------	------	------	------	-------	--------	-------	-------	--------	-------	-------	-------	-------	--------	-------	--------	-------	-------	-------	-------	--------

PITCHER	IP	WLS	BF	H	R	ER	SO	BB	IBB	HBP	BLK	WP	HR	S	P	ERA	WHIP
Jason Jennings, R ERA: 5.13 (1, 1)	6.0		29	10	6	6	2	1	1	0	0	0	1	49	88	9.00	1.833
Javier López, L ERA: 4.17 (7, 1)	0.2		3	1	0	0	0	1	0	0	0	0	0	7	13	0.00	3.000
28 Aaron Cook, R ERA: 5.35 (7, 1)	0.1		2	1	0	0	0	0	0	0	0	0	0	3	6	0.00	3.000
Justin Speier, R ERA: 3.36 (8, 1)	1.0		3	0	0	0	1	0	0	0	0	0	0	12	18	0.00	0.000
40 Brian Fuentes, L ERA: 2.57 (9, 1)	0.2	L	4	2	1	1	1	0	0	0	0	0	0	10	16	13.50	3.000

BOTTOM

Colorado Rockies @ San Francisco Giants
PacBell Park, San Francisco, CA

Wed Sep 03 2003, 3:35 PM EDT
Att: 38,490 - Cloudy - 73 F

livebaseballscorecards.com

AB	36
R	7
H	14
RBI	7
BB	3
SO	4
LOB	16



Batter	1	2	3	4	5	6	7	8	9	AB	R	H	RBI	BB	SO	LOB	TOP										
Cesar Izturis, S (1, 6) OBP: 0.275, SLG: 0.305	1-1 F8		3-2 F7	0-0 2B	2-0 P6		4-0 IBB		2-1 P5	5	0	1	0	1	0	0											
Paul Lo Duca, R (1, 2) OBP: 0.347, SLG: 0.400	1-2 2B		2-1 G6-3	1-2 SF9		3-1 G4-3	0-0 L7			4	0	1	1	0	0	3											
Shawn Green, L (1, 9) OBP: 0.346, SLG: 0.430	3-1 F8		0-0 1B	4-2 BB		2-2 F7	2-0 G1-3			4	1	1	0	1	0	4											
Fred McGriff, L (1, 3) OBP: 0.322, SLG: 0.446 Robin Ventura, L (8, 3) OBP: 0.350, SLG: 0.398	3-2 G3		0-0 1B	0-0 L3		0-0 F9		2-3 K		5	0	1	0	0	1	3											
Adrián Beltré, R (1, 5) OBP: 0.281, SLG: 0.408		0-0 HR	2-0 1B		2-2 HR		2-0 HR	3-2 G6-3		5	3	4	3	0	0	0											
Jeremy Burnitz, L (1, 7) OBP: 0.324, SLG: 0.518 Wilkin Ruan, R (9, 8) OBP: 0.242, SLG: 0.364		3-2 P6	2-2 1B		0-1 P6		0-3 K	1-0 WP		5	0	2	0	0	1	1											
Jolbert Cabrera, R (1, 8) OBP: 0.338, SLG: 0.443		0-1 1B	0-2 G1-3		0-0 HR		0-0 1B	3-2 F8		5	2	3	0	0	0	4											
Alex Cora, L (1, 4) OBP: 0.274, SLG: 0.324	1-1 F8		1-1 G6-3		0-0 F8	1-1 F7	1-2 2B		0-2 G3	5	0	1	1	0	0	3											
Kaz Ishii, L Joe Thurston, L Steve Colyer, L Todd Hundley, S Guillermo Mota, R Koyie Hill, S Paul Sherry, R Tom Martin, L Paul Quantrill, L Ron Coomer, R Eric Gagne, R	1-1 G6-3		2-1 2B	0-1 HR		1-0 2B		0-1 F8		1	0	0	0	0	0	1											
Inning Stats	R: 0 E: 0 K: 0 S: 11	H: 1 LOB: 1 BB: 0 P: 19	R: 1 E: 0 K: 0 S: 13	H: 2 LOB: 1 BB: 0 P: 18	R: 1 E: 0 K: 0 S: 17	H: 4 LOB: 3 BB: 0 P: 26	R: 1 E: 1 K: 0 S: 10	H: 2 LOB: 2 BB: 1 P: 17	R: 3 E: 0 K: 0 S: 11	H: 3 LOB: 0 BB: 0 P: 16	R: 0 E: 0 K: 0 S: 6	H: 0 LOB: 0 BB: 0 P: 11	R: 2 E: 0 K: 1 S: 11	H: 4 LOB: 3 BB: 1 P: 21	R: 0 E: 0 K: 1 S: 13	H: 1 LOB: 1 BB: 0 P: 22	R: 0 E: 0 K: 0 S: 7	H: 0 LOB: 0 BB: 0 P: 9	1B: 10 2B: 4 3B: 0 HR: 3	SF: 1 SAC: 0 DP: 0 HBP: 0	WP: 1 PB: 0 SB: 0 CS: 0	PA: 46					
PITCHER	IP	WLS	BF	H	R	ER	SO	BB	IBB	HBP	BLK	WP	HR	S	P	ERA	WHIP										
Denny Stark, R (1, 1) ERA: 6.37	5.0		28	12	6	6	0	1	0	0	0	0	2	62	96	10.80	2.600										
Cory Vance, L (6, 1) ERA: 6.59	1.1	B	5	1	1	1	1	0	0	0	0	0	1	10	17	6.75	0.750										
Steve Reed, R (7, 1) ERA: 3.57	0.1	L	5	3	1	1	0	0	1	0	0	0	0	6	12	27.00	9.000										
Javier López, L (7, 1) ERA: 4.14	0.1		1	0	0	0	0	0	0	0	0	0	0	1	3	0.00	0.000										
40 Brian Fuentes, L (8, 1) ERA: 2.53	1.0		4	1	0	0	1	0	0	0	0	1	0	13	22	0.00	1.000										
PITCHER	IP	WLS	BF	H	R	ER	SO	BB	IBB	HBP	BLK	WP	HR	S	P	ERA	WHIP										
Justin Speier, R (9, 1) ERA: 3.31	1.0		3	0	0	0	0	0	0	0	0	0	0	7	9	0.00	0.000										

Los Angeles Dodgers @ Colorado Rockies
Coors Field, Denver, CO
Fri Sep 05 2003, 7:05 PM MDT
Att. 26,828 - Cloudy - 82 F

AB	43
R	8
H	17
RBI	8
BB	2
SO	2
LOB	19



BOTTOM

Los Angeles Dodgers @ Colorado Rockies
Coors Field, Denver, CO
Fri Sep 05 2003, 7:05 PM MDT
Att. 26,828 - Cloudy - 82 F

livebaseballscorecards.com

AB 39
R 7
H 14
RBI 6
BB 6
SO 9
LOB 30



WP: 1 PA: 46
PB: 0
SB: 2
CS: 0

AB R H RBI BB SO LOB

5 2 1 0 1 1 5

5 1 2 2 0 2 4

5 1 2 0 0 1 2

5 1 2 1 0 1 4

5 0 2 1 0 1 4

4 0 1 1 1 0 4

3 1 1 1 1 1 3
1 0 1 0 0 0 0

3 0 1 0 0 1 2
1 0 1 0 0 0 0
0 0 0 0 0 0 0

1 1 0 0 0 1 0 1
0 0 0 0 0 1 0 0
0 0 0 0 0 0 0 0
0 0 0 0 0 0 0 0
0 0 0 0 0 0 0 0
0 0 0 0 0 1 0 0
0 0 0 0 0 0 0 0
0 0 0 0 0 0 0 0
1 0 0 0 0 0 1 1

1B: 11 SF: 0
2B: 2 SAC: 1
3B: 0 DP: 3
HR: 1 HBP: 0

Table with 10 columns (Batter 1-9) and 10 rows of player statistics and game events. Batter 1: Ronnie Belliard, 27 Garrett Atkins, 17 Todd Helton, Preston Wilson, Larry Walker, Jay Payton, Charles Johnson, Rene Reyes, 12 Clint Barnes, Mark Sweeney, Pablo Ozuna. Batter 2: E6, G4-3, F7, G4-3, F7, G6-3, G4-3, SH3-4, F9, B2-6-4, 27 WP, 27 E, 27 BB. Batter 3: 27 S, K, K, K, K, P4, G4-3, K, B2-6-4, B2-6-4. Batter 4: FC5-4, FC6-4, E1, FC6-4, FC6-4, P6, G4-3, K, FC5-4. Batter 5: K, G6-4-3, K, K, K, IBB, K, K, FC5-4. Batter 6: K, K, K, K, K, K, K, K, K. Batter 7: G5-3, G6-4-3, K, K, K, G4-6-3, SH3-4, K. Batter 8: K, K, K, K, K, K, K, K, K. Batter 9: G5-3, G6-4-3, K, K, K, G4-6-3, SH3-4, K.

Inning Stats table with columns for R, H, E, K, S, P, LOB, BB, P, and rows for each inning (1-9) and pitcher statistics for Kaz Ishii, Steve Colyer, Guillermo Mota, Paul Shuey, Tom Martin, Paul Quantrill, and Eric Gagne.

Batter	1	2	3	4	5	6	7	8	9	AB R H RBI BB SO LOB	TOP											
Cesar Izturis, S OBP: 0.274, SLG: 0.304 (1, 6)	1-1 F7		1-3 K		0-0 2B 1B	0-0 FC3-2 E		0-0 FC3-6 1B		5 1 1 0 0 1 4												
Paul Lo Duca, R OBP: 0.350, SLG: 0.401 (1, 2)	4-1 HR		3-2 G6-3		1-0 2B 1B	2-1 E5		1-1 G4-6-3 1B		4 2 2 0 1 0 1												
Todd Hundley, S OBP: 0.400, SLG: 0.481 (8, 2)	BB				1-2 2B 1B	1-3 2-H 3-H		1-2 1B		0 0 0 0 0 0 0												
Shawn Green, L OBP: 0.346, SLG: 0.438 (1, 9)	2-2 HR		1-2 G2-3		2-1 2B	2-2 G4-3		0-0 G4-6-3		5 1 2 5 0 0 4												
Joe Thurston, L OBP: 0.333, SLG: 0.333 (9, 4)	1-H				1-H 2-H 3-H			1-2f		0 0 0 0 0 0 0												
Adrian Beltré, R OBP: 0.280, SLG: 0.405 (1, 5)	2-2 G1-3				0-1 G5-3	1-1 F7		1-2 HR 1B		5 1 1 0 0 1 1												
Ron Coomer, R OBP: 0.314, SLG: 0.387 (1, 3)	0-0 P6				0-1 HR	0-0 F7		3-1 HR		4 2 2 3 0 0 1												
Robin Ventura, L OBP: 0.349, SLG: 0.397 (7, 3)								1-H		1 0 0 0 0 0 0												
Jeremy Burnitz, L OBP: 0.322, SLG: 0.513 (1, 7)					1-1 G4-3	4-1 1B BB FC3-2 BB		3-2 G4-3		4 0 0 0 1 0 0												
Jolbert Cabrera, R OBP: 0.340, SLG: 0.442 (1, 4)					0-1 G5-3	4-0 FC3-2 1B E BB		0-1 F7		3 1 1 0 1 0 0												
Jason Romano, R OBP: 0.114, SLG: 0.088 (1, 8)					1-2 CS 1B	0-1 G5-3		3-1 G5-3		4 0 1 0 0 1 2												
Steve Colyer, L OBP: 0.115, SLG: 0.098 (7, 1)					1-2 CS 1B	1-3 K				0 0 0 0 0 0 0												
Rodney Myers, R OBP: 0.265, SLG: 0.382 (9, 1)					1-2 CS 1B	0-1 G5-3				0 0 0 0 0 0 0												
Odalis Perez, L OBP: 0.115, SLG: 0.098 (1, 1)					0-1 F8	0-0 1B 2B 1B		0-0 FC3-2 E 1B		3 2 2 0 0 0 1												
Wilkin Ruan, R OBP: 0.265, SLG: 0.382 (7, 8)								1-2 FC3-6 1B		1 0 1 0 0 0 0												
Inning Stats	R: 2 E: 0 K: 0 S: 11	H: 1 LOB: 0 BB: 1 P: 20	R: 0 E: 0 K: 0 S: 8	H: 1 LOB: 1 BB: 0 P: 9	R: 0 E: 0 K: 1 S: 9	H: 0 LOB: 0 BB: 0 P: 14	R: 1 E: 0 K: 0 S: 12	H: 2 LOB: 0 BB: 0 P: 14	R: 3 E: 0 K: 0 S: 10	H: 4 LOB: 1 BB: 0 P: 14	R: 2 E: 1 K: 1 S: 11	H: 1 LOB: 2 BB: 2 P: 24	R: 2 E: 0 K: 0 S: 14	H: 2 LOB: 0 BB: 0 P: 24	R: 0 E: 0 K: 0 S: 10	H: 2 LOB: 1 BB: 0 P: 12	R: 0 E: 0 K: 1 S: 10	H: 0 LOB: 0 BB: 0 P: 14	1B: 9 2B: 1 3B: 0 HR: 3	SF: 0 SAC: 0 DP: 1 HBP: 0	WP: 0 PB: 0 SB: 0 CS: 1	PA: 43
PITCHER	IP WLS BF H R ER SO BB IBB HBP BLK WP HR S P ERA WHIP	IP WLS BF H R ER SO BB IBB HBP BLK WP HR S P ERA WHIP																			IP WLS BF H R ER SO BB IBB HBP BLK WP HR S P ERA WHIP	
Darren Oliver, L ERA: 5.05 (1, 1)	4.1 L 21 8 6 6 1 1 0 0 0 0 2 47 67 12.46 2.077	0.2 2 0 0 0 0 0 0 0 0 0 0 0 3 4 0.00 0.000																			1.0 3 0 0 0 1 0 0 0 0 0 0 10 12 0.00 2.000	
28 Aaron Cook, R ERA: 5.32 (5, 1)	0.2 2 0 0 0 0 0 0 0 0 0 0 0 3 4 0.00 0.000	1.0 7 1 2 0 1 2 0 0 0 0 0 0 11 24 0.00 3.000																			1.0 5 2 2 2 0 0 0 0 0 0 0 1 14 24 18.00 2.000	
Scott Elarton, R ERA: 6.63 (6, 1)	1.0 7 1 2 0 1 2 0 0 0 0 0 0 11 24 0.00 3.000	1.0 5 2 2 2 0 0 0 0 0 0 0 0 14 24 18.00 2.000																			1.0 4 2 0 0 0 0 0 0 0 0 0 0 10 12 0.00 2.000	
Jesus Sanchez, L ERA: 6.0 (7, 1)	1.0 5 2 2 2 0 0 0 0 0 0 0 0 14 24 18.00 2.000	1.0 4 2 0 0 0 0 0 0 0 0 0 0 10 12 0.00 2.000																			1.0 4 2 0 0 0 0 0 0 0 0 0 0 10 12 0.00 2.000	
Jason Young, R ERA: 5.17 (8, 1)	1.0 4 2 0 0 0 0 0 0 0 0 0 0 10 12 0.00 2.000																			1.0 4 2 0 0 0 0 0 0 0 0 0 0 10 12 0.00 2.000		

Los Angeles Dodgers @ Colorado Rockies
Coors Field, Denver, CO
Sat Sep 06 2003, 1:05 PM MDT
Att. 24,393 - Cloudy - 74 F

AB	39
R	10
H	13
RBI	8
BB	3
SO	3
LOB	14



WP: 0	PA: 43
PB: 0	
SB: 0	
CS: 1	

BOTTOM

Los Angeles Dodgers @ Colorado Rockies
 Coors Field, Denver, CO

livebaseballscorecards.com

AB	31
R	2
H	6
RBI	2
BB	3
SO	4
LOB	18



WP: 0	PA: 35
PB: 0	
SB: 0	
CS: 1	

Sat Sep 06 2003, 1:05 PM MDT
 Att. 24,393 - Cloudy - 74 F

AB	R	H	RBI	BB	SO	LOB
3	1	1	0	1	1	2
4	0	0	0	0	1	3
4	0	1	0	0	0	1
3	0	1	1	1	0	2
4	0	0	0	0	0	2
3	1	0	0	1	1	2
4	0	0	0	0	0	3
3	0	3	1	0	0	0
1	0	0	0	0	0	1
0	0	0	0	0	0	0
1	0	0	0	0	1	1
0	0	0	0	0	0	0
0	0	0	0	0	0	0
0	0	0	0	0	0	0
1	0	0	0	0	0	1
0	0	0	0	0	0	0

Batter	1	2	3	4	5	6	7	8	9
Rene Reyes, S (1, 9) OBP: 0.314, SLG: 0.402	0-1 17 1B FC5-4 1B		2-3 K		0-0 P3			4-0 BB	
Chris Stynes, R (1, 4) OBP: 0.336, SLG: 0.423	0-1 F8		2-3 K			2-2 E6 G5-4-3		1-0 P6	
17 Todd Helton, L (1, 3) OBP: 0.449, SLG: 0.614	0-0 FC5-4 1-3 1B			1-2 L5		2-1 F8		0-2 G5-3	
Preston Wilson, R (1, 8) OBP: 0.348, SLG: 0.542	0-0 FC5-4 CS 1-2f 3-H			2-2 G6-4-3 1B		0-1 G5-4-3 1-2f		4-2 E BB	
Jay Payton, R (1, 7) OBP: 0.362, SLG: 0.522	0-1 CS 1-2	1-0 L6		1-0 G6-4-3 1-2f			0-0 P6	1-1 E4 1-2	
27 Garrett Atkins, R (1, 5) OBP: 0.220, SLG: 0.231		0-1 F9			4-0 12 2B BB G4-3		3-2 G5-3	1-3 K	
Gregg Zaun, S (1, 2) OBP: 0.288, SLG: 0.287		0-1 G6-3			1-2 G4-3 1-2		0-0 G6-3	0-0 G4-3	
12 Clint Barnes, R (1, 6) OBP: 0.667, SLG: 0.833			1-2 E7 1B		0-2 2B 2-H		1-2 G1-6-3 1B		
Darren Oliver, R (1, 1) OBP: 0.256, SLG: 0.362 28 Aaron Cook, R (5, 1) OBP: 0.233, SLG: 0.179 Kit Pellow, R (5, PH) Scott Elarton, R (6, 1) OBP: 0.167, SLG: 0.091 Jesus Sanchez, L (7, 1) Jason Young, R (8, 1) OBP: 0.500, SLG: 0.600 Greg Norton, S (8, PH) OBP: 0.324, SLG: 0.415 Adam Bernero, R (9, 1)			0-0 B1-2-4		1-3 K		0-0 G1-6-3 1-2f		

Inning Stats	R: 1	H: 2	E: 0	K: 0	S: 7	LOB: 0	BB: 0	P: 7	R: 0	H: 0	E: 0	K: 0	S: 5	LOB: 0	BB: 0	P: 6	R: 0	H: 1	E: 1	K: 2	S: 11	LOB: 1	BB: 0	P: 16	R: 0	H: 1	E: 0	K: 0	S: 8	LOB: 0	BB: 0	P: 12	R: 1	H: 1	E: 0	K: 1	S: 11	LOB: 1	BB: 1	P: 17	R: 0	H: 0	E: 1	K: 0	S: 7	LOB: 0	BB: 0	P: 11	R: 0	H: 0	E: 0	K: 0	S: 5	LOB: 0	BB: 0	P: 8	R: 0	H: 1	E: 0	K: 0	S: 5	LOB: 1	BB: 1	P: 11	R: 0	H: 0	E: 1	K: 1	S: 12	LOB: 2	BB: 1	P: 18	1B: 5	SF: 0	2B: 1	SAC: 0	3B: 0	DP: 3	HR: 0	HBP: 0	WP: 0	PA: 35
--------------	------	------	------	------	------	--------	-------	------	------	------	------	------	------	--------	-------	------	------	------	------	------	-------	--------	-------	-------	------	------	------	------	------	--------	-------	-------	------	------	------	------	-------	--------	-------	-------	------	------	------	------	------	--------	-------	-------	------	------	------	------	------	--------	-------	------	------	------	------	------	------	--------	-------	-------	------	------	------	------	-------	--------	-------	-------	-------	-------	-------	--------	-------	-------	-------	--------	-------	--------

PITCHER	IP	WLS	BF	H	R	ER	SO	BB	IBB	HBP	BLK	WP	HR	S	P	ERA	WHIP
Odalys Perez, L (1, 1) ERA: 4.52	6.0		22	5	2	2	3	1	0	0	0	0	0	49	69	3.00	1.000
Steve Colyer, L (7, 1) ERA: 2.84	2.0		7	1	0	0	0	1	0	0	0	0	0	10	19	0.00	1.000
Rodney Myers, R (9, 1) ERA: 18.0	1.0		5	0	0	0	1	1	0	0	0	0	0	12	18	0.00	1.000

Batter	1	2	3	4	5	6	7	8	9	AB R H RBI BB SO LOB	TOP										
Cesar Izturis, S OBP: 0.276, SLG: 0.305 (1, 6) C X	0-1 1B 1B	1-1 F7		0-0 G6-4-3 1B		2-1 G4-3		0-1 F9		5 1 2 1 0 0 2											
Paul Lo Duca, R OBP: 0.348, SLG: 0.399 (1, 2) B C X	1-1 FC3-6 1B 1-2 1B		1-2 G1-3	1-0 G6-4-3 1-2f			2-3 K		0-0 G5-3	5 1 1 0 0 1 2											
Shawn Green, L OBP: 0.347, SLG: 0.443 (1, 9) B B F F F X	2-2 FC3-6 1B 1-2 2-H		0-0 G4-3		0-0 G4-3		2-2 G4-3		2-1 HR	5 1 2 2 0 0 0											
Fred McGriff, L OBP: 0.328, SLG: 0.454 Wilkin Ruan, R OBP: 0.257, SLG: 0.371 (1, 3) (7, PR) (7, 8) B X	1-0 FC3-6 F8 1B 1-2f 2-3		0-0 2B		0-0 3B 1B		2-0 1B		0-1 G4-3	4 2 3 0 0 0 2 1 0 0 0 0 0 0											
Adrián Beltré, R OBP: 0.285, SLG: 0.416 (1, 5) X	0-0 F8 1B 1-2 3-H		0-0 2B		0-1 3B		3-3 K		1-2 1B	5 0 4 3 0 1 1											
Jeremy Burnitz, L OBP: 0.319, SLG: 0.508 Robin Ventura, L OBP: 0.348, SLG: 0.396 (1, 7) (8, 3) B F B F X	2-2 F8 1B 1-2 2-3		0-2 F9		1-1 L1			2-2 G4-3	2-2 F7	4 0 0 0 0 0 4 1 0 0 0 0 0 1											
Jolbert Cabrera, R OBP: 0.335, SLG: 0.436 (1, 8) (7, 3) (8, 7) F S B S	1-3 K			0-2 E1 1B 1B		0-2 P6		1-0 F7		4 1 0 0 0 1 3											
Alex Cora, L OBP: 0.276, SLG: 0.326 (1, 4) B C X		1-1 G4-3		0-2 1B SH1-4 1B 1-3		0-0 L1		1-2 1B 1B		4 0 2 0 0 0 0											
Wilson Alvarez, L OBP: 0.190, SLG: 0.190 Mike Kinkade, R OBP: 0.324, SLG: 0.350 Tom Martin, L Paul Quantrill, L Paul Shuey, R Eric Gagne, R (1, 1) (8, PH) (8, 1) (8, 1) (9, 1) (9, 1) B S C S		2-3 K		0-0 SH1-4 1-2		2-2 G1		0-1 1B		2 0 0 0 0 0 1 0 1 0 1 0											
Inning Stats	R: 2 E: 0 K: 1 S: 17	H: 4 LOB: 2 BB: 0 P: 24	R: 0 E: 0 K: 1 S: 7	H: 0 LOB: 0 BB: 0 P: 11	R: 1 E: 0 K: 0 S: 11	H: 2 LOB: 1 BB: 0 P: 12	R: 1 E: 1 K: 0 S: 10	H: 2 LOB: 1 BB: 0 P: 11	R: 1 E: 0 K: 0 S: 9	H: 2 LOB: 1 BB: 0 P: 10	R: 0 E: 0 K: 0 S: 6	H: 0 LOB: 0 BB: 0 P: 10	R: 0 E: 0 K: 2 S: 12	H: 1 LOB: 1 BB: 0 P: 21	R: 0 E: 0 K: 0 S: 12	H: 2 LOB: 2 BB: 0 P: 16	R: 1 E: 0 K: 0 S: 11	H: 2 LOB: 1 BB: 0 P: 16	1B: 11 2B: 2 3B: 1 HR: 1	SF: 0 SAC: 1 DP: 1 HBP: 0	WP: 0 PA: 42 PB: 0 SB: 0 CS: 0
PITCHER	IP WLS BF H R ER SO BB IBB HBP BLK WP HR S P ERA WHIP																				
Jose Jimenez, R ERA: 5.46 (1, 1)	5.0 L 25 10 5 4 2 0 0 0 0 0 0 0 54 68 7.20 2.000																				
28 Aaron Cook, R ERA: 5.23 (6, 1)	2.0 7 1 0 0 2 0 0 0 0 0 0 0 18 31 0.00 0.500																				
Javier López, L ERA: 4.06 (8, 1)	1.0 5 2 0 0 0 0 0 0 0 0 0 0 12 16 0.00 2.000																				
Justin Speier, R ERA: 3.39 (9, 1)	1.0 5 2 1 1 0 0 0 0 0 0 0 0 11 16 9.00 2.000																				

Los Angeles Dodgers @ Colorado Rockies
Coors Field, Denver, CO
Sun Sep 07 2003, 1:05 PM MDT
Att. 24,553 - Overcast - 59 F

AB	41
R	6
H	15
RBI	6
BB	0
SO	4
LOB	15



WP: 0	PA: 42
PB: 0	
SB: 0	
CS: 0	

BOTTOM

Los Angeles Dodgers @ Colorado Rockies
Coors Field, Denver, CO

livebaseballscorecards.com

AB	37
R	2
H	10
RBI	2
BB	2
SO	5
LOB	22



WP	0	PA	39
PB	0		
SB	0		
CS	0		

Sun Sep 07 2003, 1:05 PM MDT
Att. 24,553 - Overcast - 59 F

Batter	1	2	3	4	5	6	7	8	9	AB	R	H	RBI	BB	SO	LOB
Pablo Ozuna, R OBP: 0.240, SLG: 0.250 Mark Sweeney, L OBP: 0.308, SLG: 0.410	1-2 2B 1B		1-0 F9	0-1 L6			0-2 F9		1-3 K	4	1	1	0	0	0	2
Chris Stynes, R OBP: 0.337, SLG: 0.426 Javier López, L OBP: 0.250, SLG: 0.250 Justin Speier, R OBP: 0.250, SLG: 0.250 Gregg Zaun, S OBP: 0.286, SLG: 0.285	1-2 2B 1B		2-2 1B 1B		1-0 F7		0-1 G5-3		0-3 K	4	0	2	1	0	0	0
17 Todd Helton, L OBP: 0.447, SLG: 0.616	0-0 G5-3		1-2 F7		0-0 G4-3			1-0 HR	0-0 L8	5	1	1	1	0	0	4
Preston Wilson, R OBP: 0.349, SLG: 0.541 Rene Reyes, S OBP: 0.307, SLG: 0.393	0-1 P6		0-1 1B		2-3 K			3-3 K		2	0	1	0	0	0	1
Larry Walker, L OBP: 0.415, SLG: 0.463	1-2 G6-3		1-1 P5		0-2 F7			2-1 E4		4	0	0	0	0	0	3
Jay Payton, R OBP: 0.361, SLG: 0.520		2-1 1B B1-4-2 1B		0-1 G6-3		1-1 G6-3		0-0 F7		4	0	1	0	0	0	1
Charles Johnson, R OBP: 0.321, SLG: 0.445 Greg Norton, S OBP: 0.322, SLG: 0.412 Kit Pellow, R		2-2 K		1-2 FC5-6 1B		4-2 BB		1-1 F8		2	0	1	0	1	1	1
Juan Uribe, R OBP: 0.296, SLG: 0.390		0-0 1B		0-1 E 1B		2-1 G3			1-1 2B	4	0	3	0	0	0	1
Jose Jimenez, R OBP: 0.273, SLG: 0.273 28 Aaron Cook, R OBP: 0.233, SLG: 0.179 Mark Bellhorn, S OBP: 0.343, SLG: 0.287		0-0 B1-4-2		0-1 FC5-6			1-0 F9		4-2 BB	2	0	0	0	0	0	4

Inning Stats	R: 1	H: 2	E: 0	K: 0	S: 13	H: 2	LOB: 1	BB: 0	P: 16	R: 0	H: 2	E: 0	K: 1	S: 10	H: 2	LOB: 2	BB: 0	P: 16	R: 0	H: 2	E: 1	K: 0	S: 11	H: 2	LOB: 2	BB: 0	P: 12	R: 0	H: 0	E: 0	K: 1	S: 5	H: 0	LOB: 0	BB: 0	P: 8	R: 0	H: 0	E: 0	K: 0	S: 10	H: 0	LOB: 1	BB: 1	P: 17	R: 0	H: 0	E: 0	K: 0	S: 6	H: 0	LOB: 0	BB: 0	P: 7	R: 1	H: 1	E: 1	K: 1	S: 9	H: 1	LOB: 1	BB: 0	P: 16	R: 0	H: 1	E: 0	K: 2	S: 13	H: 1	LOB: 2	BB: 1	P: 19	1B: 7	2B: 3	3B: 0	HR: 1	SF: 0	SAC: 0	DP: 1	HBP: 0	WP: 0	PA: 39
--------------	------	------	------	------	-------	------	--------	-------	-------	------	------	------	------	-------	------	--------	-------	-------	------	------	------	------	-------	------	--------	-------	-------	------	------	------	------	------	------	--------	-------	------	------	------	------	------	-------	------	--------	-------	-------	------	------	------	------	------	------	--------	-------	------	------	------	------	------	------	------	--------	-------	-------	------	------	------	------	-------	------	--------	-------	-------	-------	-------	-------	-------	-------	--------	-------	--------	-------	--------

PITCHER	IP	WLS	BF	H	R	ER	SO	BB	IBB	HBP	BLK	WP	HR	S	P	ERA	WHIP
Wilson Alvarez, L ERA: 2.44	(1, 1)	7.0	29	8	1	1	2	1	0	0	0	0	0	66	90	1.29	1.286
Tom Martin, L ERA: 3.27	(8, 1)	0.1	3	1	1	1	1	0	0	0	0	0	1	6	12	27.00	3.000
Paul Quantrill, R ERA: 1.67	(8, 1)	0.2	H	2	0	0	0	0	0	0	0	0	0	3	4	0.00	0.000
Paul Shuey, R ERA: 3.0	(9, 1)	0.0		2	1	0	0	1	0	0	0	0	0	4	9	∞	∞
Eric Gagne, R ERA: 1.36	(9, 1)	1.0	S	3	0	0	2	0	0	0	0	0	0	9	10	0.00	0.000

Batter	1	2	3	4	5	6	7	8	9	AB R H RBI BB SO LOB	TOP		
Ronnie Belliard, R (1, 4) OBP: 0.341, SLG: 0.362 Javier López, L (7, 1) OBP: 0.250, SLG: 0.250 Justin Speier, R (8, 1) Mark Sweeney, L (9, PH) OBP: 0.304, SLG: 0.405 Steve Reed, R (9, 1)	2-2 G6-3		2-1 G6-3		1-2 G6-3		0-0 L7		3-2 F7	4 0 1 0 0 0 0 0 0 0 0 0 0 0 0 0			
Chris Stynes, R (1, 5) OBP: 0.338, SLG: 0.423	2-1 P2		2-3 K		2-2 17 BB HBP		1-1 G4-3		4-0 FC6-4 BB	3 0 0 0 1 1 0			
17 Todd Helton, L (1, 3) OBP: 0.448, SLG: 0.622	0-0 F7		0-0 HR		4-0 G5-4-3 BB			0-0 G1 1B 2B	0-0 F9	4 2 2 1 1 0 1			
Preston Wilson, R (1, 8) OBP: 0.348, SLG: 0.538		2-2 HR 1B	0-1 F9		2-2 G5-4-3			0-3 SAFE K	1-1 FC6-4	5 1 1 0 0 1 4			
Larry Walker, L (1, 9) OBP: 0.413, SLG: 0.461 Rene Reyes, S (9, 9) OBP: 0.307, SLG: 0.393		3-2 F8		1-0 P5		3-2 1B		1-1 G1		4 0 1 0 0 0 2 0 0 0 0 0 0 0			
Jay Payton, R (1, 7) OBP: 0.364, SLG: 0.521		4-2 SAFE HR BB		0-1 2B 1B		1-0 SAFE P3		1-2 PB E 1B		3 3 2 1 1 0 1			
Gregg Zaun, S (1, 2) OBP: 0.297, SLG: 0.321		1-1 HR		3-1 2B		3-2 F9		4-2 E BB		3 2 2 4 1 0 1			
Juan Uribe, R (1, 6) OBP: 0.293, SLG: 0.385 Greg Norton, S (8, PH) OBP: 0.326, SLG: 0.422 12 Clint Barnes, R (8, 6) OBP: 0.667, SLG: 0.833		2-2 G5-3		0-3 K2-3		2-3 K		0-1 E4 2B		3 0 0 0 0 2 2 1 0 1 2 0 0 0 0 0 0 0 0 0 0			
Jason Jennings, L (1, 1) OBP: 0.288, SLG: 0.283 Mark Bellhorn, S (7, PH) OBP: 0.340, SLG: 0.284 (7, 4)		0-0 F9		0-0 L6			1-3 K	2-3 K		2 0 0 0 0 0 1 2 0 0 0 0 2 1			
Inning Stats	R: 0 H: 0 E: 0 LOB: 0 K: 0 BB: 0 S: 7 P: 11	R: 3 H: 2 E: 0 LOB: 0 K: 0 BB: 1 S: 16 P: 28	R: 1 H: 1 E: 0 LOB: 0 K: 1 BB: 0 S: 9 P: 13	R: 1 H: 2 E: 0 LOB: 1 K: 1 BB: 0 S: 9 P: 13	R: 0 H: 0 E: 0 LOB: 1 K: 0 BB: 1 S: 14 P: 23	R: 0 H: 1 E: 0 LOB: 1 K: 1 BB: 0 S: 12 P: 21	R: 0 H: 0 E: 0 LOB: 0 K: 1 BB: 0 S: 6 P: 8	R: 3 H: 3 E: 1 LOB: 1 K: 2 BB: 1 S: 18 P: 26	R: 0 H: 0 E: 0 LOB: 1 K: 0 BB: 1 S: 6 P: 14	1B: 4 SF: 0 2B: 3 SAC: 0 3B: 0 DP: 1 HR: 2 HBP: 1	WP: 0 PA: 40 PB: 1 SB: 1 CS: 0		
PITCHER	IP WLS BF H R ER SO BB IBB HBP BLK WP HR S P ERA WHIP											PITCHER	IP WLS BF H R ER SO BB IBB HBP BLK WP HR S P ERA WHIP
Dan Haren, R (1, 1) ERA: 4.83	3.0 L 13 3 4 4 1 1 0 0 0 0 2 32 52 12.00 1.333											Jimmy Journell, R (9, 1) ERA: 2.7	1.0 4 0 0 0 0 1 0 0 0 0 0 6 14 0.00 1.000
54 Josh Pearce, R (4, 1) ERA: 3.18	2.0 9 2 1 1 1 1 0 1 0 0 0 23 36 4.50 1.500												
Garrett Stephenson, R (6, 1) ERA: 4.54	2.0 7 1 0 0 2 0 0 0 0 0 0 18 29 0.00 0.500												
28 Lance Painter, L (8, 1) ERA: 5.5	0.0 1 1 1 1 0 0 0 0 0 0 0 1 1 ∞ ∞												
Russ Springer, R (8, 1) ERA: 8.04	1.0 6 2 2 2 2 1 0 0 0 0 0 0 17 25 18.00 3.000												

Colorado Rockies @ St. Louis Cardinals
 Busch Stadium, St. Louis, MO
 Tue Sep 09 2003, 7:10 PM CDT
 Att. 27,591 - Cloudy - 81 F

AB	35
R	8
H	9
RBI	8
BB	4
SO	6
LOB	13



BOTTOM

Colorado Rockies @ St. Louis Cardinals
Busch Stadium, St. Louis, MO

livebaseballscorecards.com

AB	36
R	1
H	9
RBI	1
BB	2
SO	4
LOB	25



WP:	0	PA:	38
PB:	0		
SB:	0		
CS:	0		

Tue Sep 09 2003, 7:10 PM CDT
Att. 27,591 - Cloudy - 81 F

AB R H RBI BB SO LOB

5 0 0 0 0 0 4
2 0 1 0 1 0 0
2 0 0 0 0 0 2

4 0 2 0 0 0 2

4 0 0 0 0 2 3

3 0 1 0 1 1 3

4 0 1 0 0 0 4

3 1 1 0 0 0 3
1 0 1 0 0 0 0

3 0 0 0 0 1 3
1 0 0 0 0 0 1

0 0 0 0 0 0 0
1 0 0 0 0 0 0
0 0 0 0 0 0 0
0 0 0 0 0 0 0
0 0 0 0 0 0 0
1 0 0 0 0 0 0
0 0 0 0 0 0 0
0 0 0 0 0 0 0
0 0 0 0 0 0 0
1 0 1 0 0 0 0

1B: 8 SF: 0
2B: 1 SAC: 0
3B: 0 DP: 1
HR: 0 HBP: 0

Batter	1	2	3	4	5	6	7	8	9
Fernando Vina, L (1, 4) OBP: 0.330, SLG: 0.434	3-2 G4-3		2-1 G4-3		2-1 G1-6-3		2-2 G4-3		0-0 L4
J.D. Drew, L (1, 9) OBP: 0.361, SLG: 0.516 So Taguchi, R (7, PH) OBP: 0.297, SLG: 0.417	0-0 P6			1-1 5 1B	4-1 BB		1-1 G6-3		1-0 FC6-4
5 Albert Pujols, R (1, 7) OBP: 0.442, SLG: 0.680	1-0 G5-3			0-0 1B	0-0 L8			1-2 2B	
15 Jim Edmonds, L (1, 8) OBP: 0.391, SLG: 0.625		2-2 G4-3		2-3 K		0-1 F9		0-3 K	
27 Scott Rolen, R (1, 5) OBP: 0.379, SLG: 0.528		4-2 FC3-6 BB		3-3 K		2-1 1B 1B		0-1 F8	
Tino Martinez, L (1, 3) OBP: 0.354, SLG: 0.431		1-1 FC3-6		0-0 G3		1-0 1B		0-2 G4-3	
Edgar Renteria, R (1, 6) OBP: 0.385, SLG: 0.479 Kerry Robinson, L (9, PH) OBP: 0.291, SLG: 0.328		0-0 P4			1-0 1B 1B	2-2 F9			0-1 FC3-6 1B
Mike Matheny, R (1, 2) OBP: 0.315, SLG: 0.341 Orlando Palmeiro, L (9, PH) OBP: 0.334, SLG: 0.338			1-3 K		1-2 E4 1B	1-2 F8			0-1 FC3-6 1B
Dan Haren, R (1, 1) Eli Marrero, R (1, 1) 54 Josh Pearce, R (1, 1) Miguel Cairo, R (1, 1) Garrett Stephenson, R (1, 1) Bo Hart, R (1, 1) 28 Lance Painter, L (1, 1) Russ Springer, R (1, 1) Jimmy Journell, R (1, 1) Eduardo Perez, R (1, 1)			2-2 P3		1-0 G1-6-3 1B		0-1 G6-3		1-1 FC6-4 1B


Inning Stats	R: 0	H: 0	E: 0	LOB: 0	K: 0	S: 6	R: 0	H: 0	E: 0	LOB: 1	K: 0	S: 9	R: 0	H: 0	E: 0	LOB: 0	K: 1	S: 9	R: 0	H: 2	E: 0	LOB: 2	K: 2	S: 12	R: 1	H: 2	E: 1	LOB: 2	K: 0	S: 9	R: 0	H: 2	E: 0	LOB: 2	K: 0	S: 13	R: 0	H: 0	E: 0	LOB: 0	K: 0	S: 7	R: 0	H: 1	E: 0	LOB: 1	K: 1	S: 11	R: 0	H: 2	E: 0	LOB: 2	K: 0	S: 8	1B: 8	SF: 0	2B: 1	SAC: 0	3B: 0	DP: 1	HR: 0	HBP: 0	WP: 0	PA: 38
--------------	------	------	------	--------	------	------	------	------	------	--------	------	------	------	------	------	--------	------	------	------	------	------	--------	------	-------	------	------	------	--------	------	------	------	------	------	--------	------	-------	------	------	------	--------	------	------	------	------	------	--------	------	-------	------	------	------	--------	------	------	-------	-------	-------	--------	-------	-------	-------	--------	-------	--------

PITCHER	IP	WLS	BF	H	R	ER	SO	BB	IBB	HBP	BLK	WP	HR	S	P	ERA	WHIP
Jason Jennings, R (1, 1) ERA: 5.0	6.0		26	6	1	1	3	2	0	0	0	0	0	58	95	1.50	1.333
Javier López, L (7, 1) ERA: 3.96	1.1		5	1	0	0	1	0	0	0	0	0	0	13	17	0.00	0.750
Justin Speier, R (8, 1) ERA: 3.36	0.2		2	0	0	0	0	0	0	0	0	0	0	5	5	0.00	0.000
Steve Reed, R (9, 1) ERA: 3.51	1.0		5	2	0	0	0	0	0	0	0	0	0	8	10	0.00	2.000

Batter	1	2	3	4	5	6	7	8	9	AB R H RBI BB SO LOB	TOP											
Pablo Ozuna, R (1, 4) OBP: 0.207, SLG: 0.214	1-3 K			2-2 G6-3	1-2 G6-3			0-1 G6-3		4 0 0 0 0 1 1												
27 Garrett Atkins, R (1, 5) OBP: 0.222, SLG: 0.233	0-1 G1-3			1-2 17 1B E			1-1 G1-3	1-3 K		4 1 1 0 0 1 0												
17 Todd Helton, L (1, 3) OBP: 0.447, SLG: 0.621 Mark Sweeney, L (8, PH) OBP: 0.301, SLG: 0.400 (8, 3)	1-1 F8			0-0 E 1B			0-0 L7	1-0 G3		3 0 1 0 0 0 0 1 0 0 0 0 0 0												
Preston Wilson, R (1, 8) OBP: 0.347, SLG: 0.538		2-2 L7		1-2 E4 G3-6-3			0-0 2B		0-1 F9	4 0 1 1 0 0 1												
Larry Walker, L (1, 9) OBP: 0.410, SLG: 0.457		0-0 G4-3		3-1 G3-6-3 1-2f			0-3 K		0-1 G4-3	4 0 0 0 0 1 3												
Jay Payton, R (1, 7) OBP: 0.363, SLG: 0.521		1-3 K			0-0 P3		1-2 2B		0-2 L8	4 0 1 0 0 1 0												
Charles Johnson, R (1, 2) OBP: 0.321, SLG: 0.453 Kit Pellow, R (8, 2)			1-2 F8		0-1 HR		0-1 G5-3			3 1 1 1 0 0 1 0 0 0 0 0 0 0												
12 Clint Barmes, R (1, 6) OBP: 0.444, SLG: 0.556			1-3 K		0-1 G6-3		0-3 K			3 0 0 0 0 2 1												
Scott Elarton, R (1, 1) OBP: 0.154, SLG: 0.083 Jesus Sanchez, L (4, 1) Mark Bellhorn, S (5, PH) OBP: 0.343, SLG: 0.288 Denny Stark, R (5, 1) Rene Reyes, S (7, PH) OBP: 0.303, SLG: 0.388 Adam Bernero, R (7, 1) Cory Vance, L (7, 1) 40 Brian Fuentes, L (8, 1)			2-3 K		3-1 1B		1-3 K			1 0 0 0 0 0 1 0 0 0 0 0 0 0 0 0 1 0 1 0 0 0 0 0 0 0 0 0 0 0 0 0 1 0 0 0 0 0 1 1 0												
Inning Stats	R: 0 E: 0 K: 1 S: 7	H: 0 LOB: 0 BB: 0 P: 9	R: 0 E: 0 K: 1 S: 8	H: 0 LOB: 0 BB: 0 P: 11	R: 0 E: 0 K: 2 S: 9	H: 0 LOB: 0 BB: 0 P: 13	R: 1 E: 1 K: 0 S: 14	H: 2 LOB: 1 BB: 0 P: 21	R: 1 E: 0 K: 0 S: 10	H: 2 LOB: 1 BB: 0 P: 14	R: 0 E: 0 K: 1 S: 7	H: 1 LOB: 1 BB: 0 P: 8	R: 0 E: 0 K: 2 S: 14	H: 1 LOB: 1 BB: 0 P: 16	R: 0 E: 0 K: 1 S: 7	H: 0 LOB: 0 BB: 0 P: 9	R: 0 E: 0 K: 0 S: 8	H: 0 LOB: 0 BB: 0 P: 8	1B: 3 2B: 2 3B: 0 HR: 1	SF: 0 SAC: 0 DP: 1 HBP: 0	WP: 0 PB: 0 SB: 0 CS: 0	PA: 33
PITCHER Brett Tomko, R (1, 1) ERA: 5.4	IP: 9.0 WLS: W BF: 33 H: 6 R: 2 ER: 2 SO: 8 BB: 0 IBB: 0 HBP: 0 BLK: 0 WP: 0 HR: 1 S: 84 P: 109 ERA: 2.00 WHIP: 0.667																					

Colorado Rockies @ St. Louis Cardinals
 Busch Stadium, St. Louis, MO
 Wed Sep 10 2003, 7:10 PM CDT
 Att. 25,396 - Cloudy - 86 F

AB	33
R	2
H	6
RBI	2
BB	0
SO	8
LOB	8



BOTTOM

Colorado Rockies @ St. Louis Cardinals
Busch Stadium, St. Louis, MO
Wed Sep 10 2003, 7:10 PM CDT
Att: 25,396 - Cloudy - 86 F

livebaseballscores.com

AB 32
R 10
H 11
RBI 10
BB 6
SO 2
LOB 20



WP: 0 PA: 41
PB: 1
SB: 2
CS: 0

AB R H RBI BB SO LOB
5 2 1 1 0 0 3
0 0 0 0 0 0 0

4 0 0 0 0 0 3
0 0 0 0 1 0 0

4 2 2 3 0 0 2
0 0 0 0 0 0 0

3 2 2 2 1 0 0
1 0 0 0 0 0 1

4 1 1 0 1 0 3

3 1 1 0 1 1 1
0 0 0 0 0 0 0

2 1 1 2 2 1 3
0 0 0 0 0 0 0

3 1 1 1 0 0 3

3 0 2 1 0 0 1

1B: 7 SF: 1
2B: 1 SAC: 1
3B: 0 DP: 2
HR: 4 HBP: 1

Batter	1	2	3	4	5	6	7	8	9
Fernando Vina, L (1, 4) Bo Hart, R (9, 4) OBP: 0.328, SLG: 0.429 OBP: 0.329, SLG: 0.410	3-2 F7		0-2 E4 27 HR	2-0 5 HR 15 S 1B		0-2 L7	1-1 FC4-6 1-2f		
15 Jim Edmonds, L (1, 8) So Taguchi, R (8, PH) OBP: 0.388, SLG: 0.619 OBP: 0.316, SLG: 0.417	0-0 L7		2-2 P5	2-2 P6 1-2		2-0 G3-6-3 1-2f		PB BB	
5 Albert Pujols, R (1, 7) Eli Marrero, R (9, 7) OBP: 0.444, SLG: 0.690 OBP: 0.283, SLG: 0.393	1-2 27 1B HBP		0-0 F8	1-2 HR 2-H			3-2 HR	2-1 F9	
27 Scott Rolen, R (1, 5) Miguel Cairo, R (8, PH) OBP: 0.382, SLG: 0.535 OBP: 0.294, SLG: 0.384	3-2 1B SAFE		0-0 HR	3-2 G6-3			4-2 BB SF9 BB	3-2 F7 1-2	
Edgar Renteria, R (1, 6) OBP: 0.385, SLG: 0.477	3-2 G4-3		2-2 F9		2-2 L4-6 S 1B		4-2 BB 1B BB	1-0 L8	
Tino Martinez, L (1, 3) Mike Matheny, R (9, 3) OBP: 0.355, SLG: 0.430 OBP: 0.315, SLG: 0.341		1-0 P6		1-1 HR 1B	1-3 K		4-2 1B BB 1-2 2-3		
J.D. Drew, L (1, 9) Orlando Palmeiro, L (9, 9) OBP: 0.367, SLG: 0.528 OBP: 0.334, SLG: 0.338		4-0 BB		3-2 HR 1-H 1B	4-0 BB		0-3 K		
Chris Widger, R (1, 2) OBP: 0.227, SLG: 0.235		0-0 P6		2-1 SH3-4 1B	0-1 L4-6 2-2		0-1 SF9		
Brett Tomko, R (1, 1) OBP: 0.339, SLG: 0.309		0-0 F9		0-0 SH3-4 1-2		0-0 G3-6-3 1B	1-2 FC4-6 1-3 2-H 1B		

Inning Stats	R: 0	H: 1	E: 0	LOB: 2	K: 0	BB: 0	S: 19	R: 0	H: 0	E: 0	LOB: 1	K: 0	BB: 1	S: 3	R: 2	H: 1	E: 1	LOB: 0	K: 0	BB: 0	S: 11	R: 5	H: 5	E: 0	LOB: 0	K: 0	BB: 0	S: 24	R: 0	H: 1	E: 0	LOB: 1	K: 1	BB: 1	S: 8	R: 0	H: 1	E: 0	LOB: 0	K: 0	BB: 0	S: 5	R: 3	H: 2	E: 0	LOB: 2	K: 1	BB: 3	S: 21	R: 0	H: 0	E: 0	LOB: 1	K: 0	BB: 1	S: 9
--------------	------	------	------	--------	------	-------	-------	------	------	------	--------	------	-------	------	------	------	------	--------	------	-------	-------	------	------	------	--------	------	-------	-------	------	------	------	--------	------	-------	------	------	------	------	--------	------	-------	------	------	------	------	--------	------	-------	-------	------	------	------	--------	------	-------	------

PITCHER	IP	WLS	BF	H	R	ER	SO	BB	IBB	HBP	BLK	WP	HR	S	P	ERA	WHIP
Scott Elarton, R (1, 1) ERA: 7.13	3.2	L	21	7	7	5	0	1	0	0	0	0	0	3	84	12.27	2.182
Jesus Sanchez, L (4, 1) ERA: 5.4	0.1		1	0	0	0	0	0	0	0	0	0	0	3	6	0.00	0.000
Denny Stark, R (5, 1) ERA: 6.18	2.0		7	2	0	0	1	1	0	0	0	0	0	13	22	0.00	1.500
Adam Bernero, R (7, 1) ERA: 5.94	0.0		3	1	3	3	0	2	0	0	0	0	1	9	20	∞	∞
Cory Vance, L (7, 1) ERA: 6.14	1.0		5	1	0	0	1	1	0	0	0	0	0	12	18	0.00	2.000

PITCHER	IP	WLS	BF	H	R	ER	SO	BB	IBB	HBP	BLK	WP	HR	S	P	ERA	WHIP
40 Brian Fuentes, L (8, 1) ERA: 2.49	1.0		4	0	0	0	0	1	0	0	0	0	0	9	19	0.00	1.000

BOTTOM

Colorado Rockies @ St. Louis Cardinals
Busch Stadium, St. Louis, MO
Thu Sep 11 2003, 12:40 PM CDT
Att: 28,801 - Cloudy - 86 F

livebaseballscorecards.com

AB	32
R	4
H	7
RBI	4
BB	5
SO	7
LOB	16

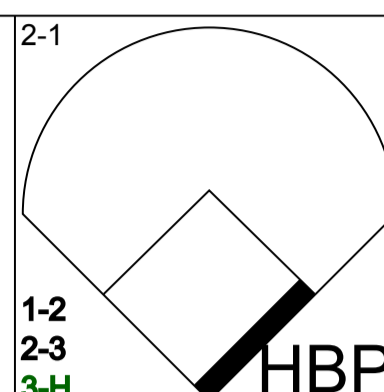


WP:	0	PA:	38
PB:	0		
SB:	3		
CS:	0		

AB R H RBI BB SO LOB

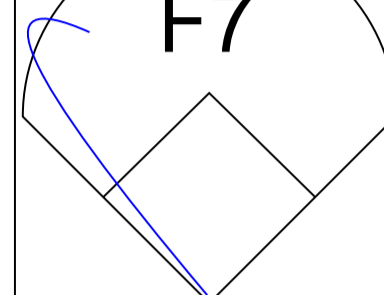
4	1	1	1	0	1	2
5	1	2	2	0	1	3
3	0	1	0	1	1	1
4	0	0	0	0	1	2
2	2	1	0	2	1	0
4	0	0	0	0	1	3
3	0	1	0	0	0	1
0	0	0	0	0	0	0
0	0	0	0	0	0	0
0	0	0	0	0	0	0
0	0	0	0	0	0	0
0	0	0	0	0	0	0
1	0	1	1	0	0	0
0	0	0	0	1	0	0

2-1



HBP

1-2
2-3
3-H



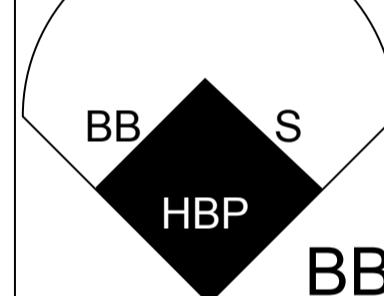
0-2



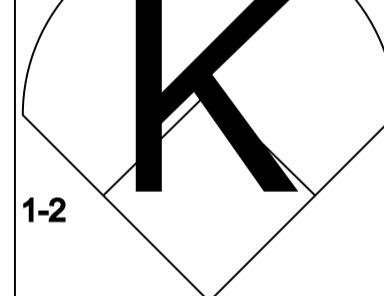
4-0



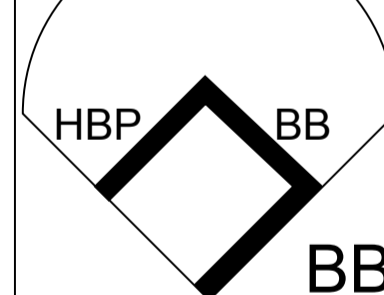
1-1



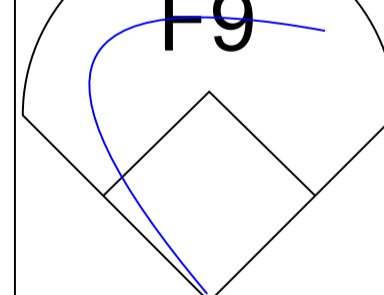
3-3



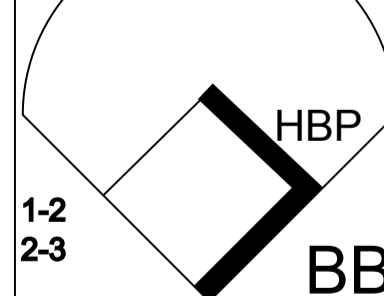
1-0



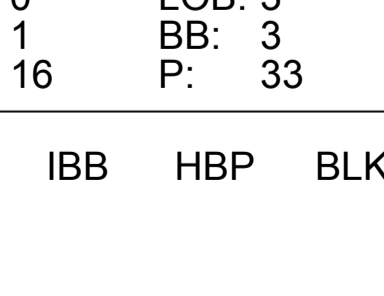
4-1



0-1



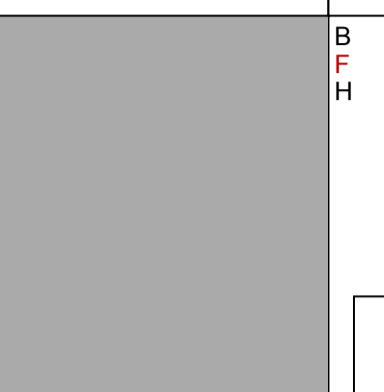
4-1



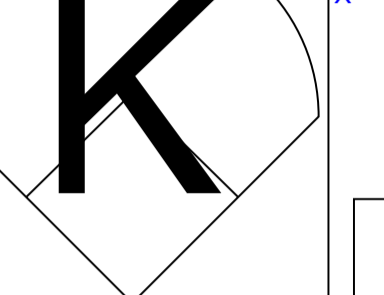
1-2
2-3



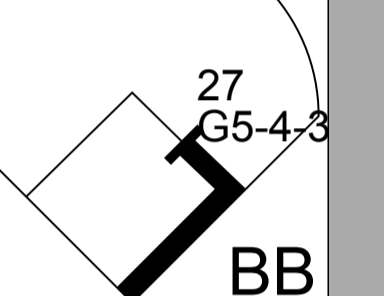
1-1



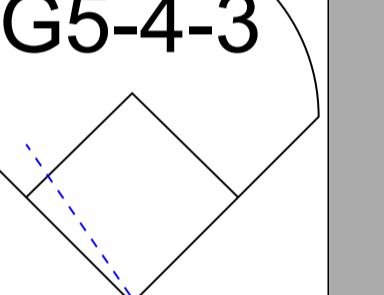
0-1




0-0



2-1




0-0



0-2




1-0



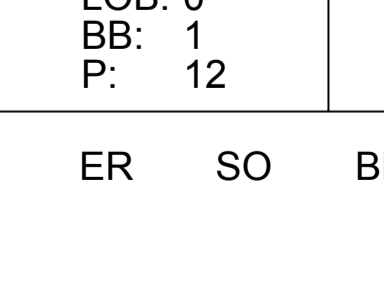
0-3



3-1



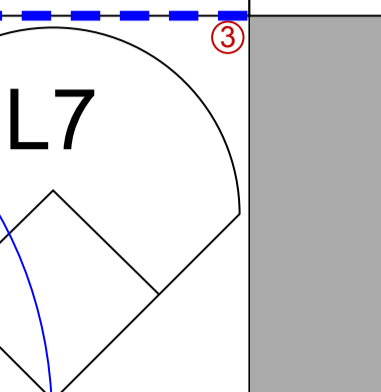
1-3
2-H



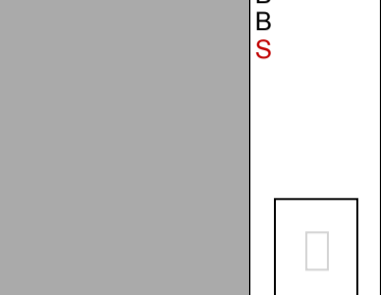
1-3
2-H




1-1



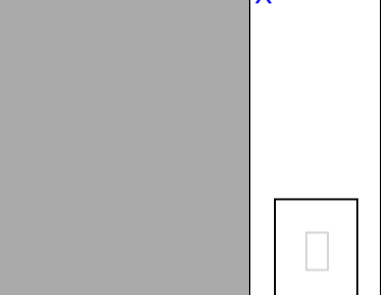
0-1



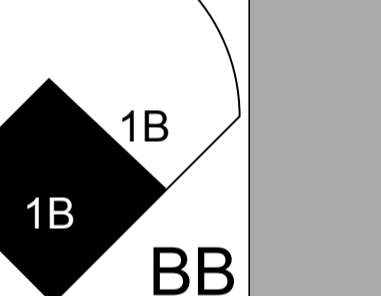
0-0



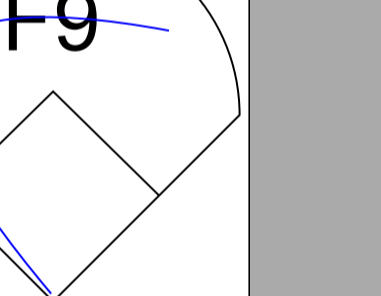
2-1



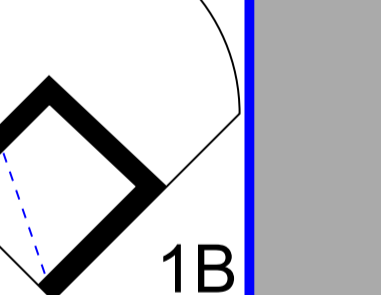
0-0



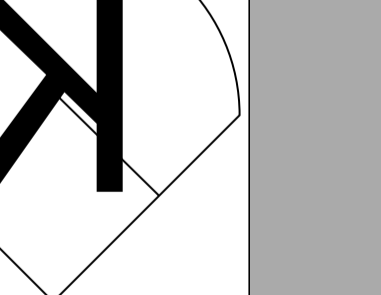
0-2



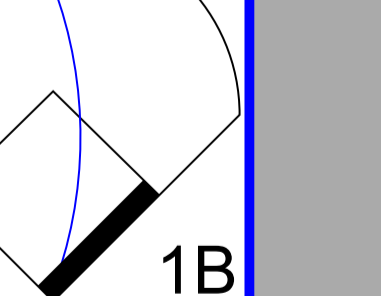
1-0



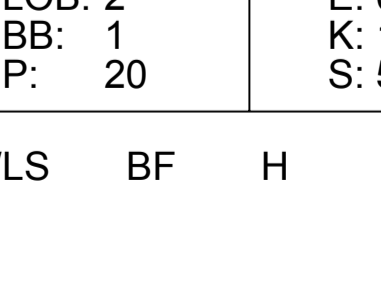
0-3



3-1



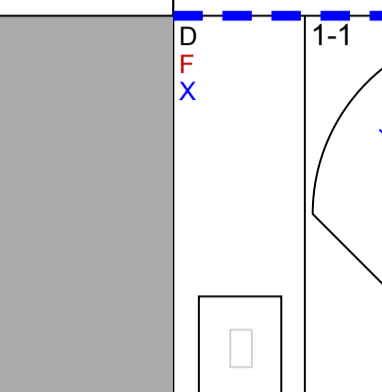
1-3
2-H



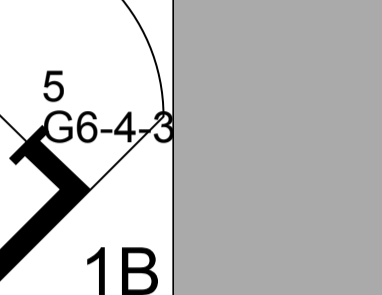
1-3
2-H



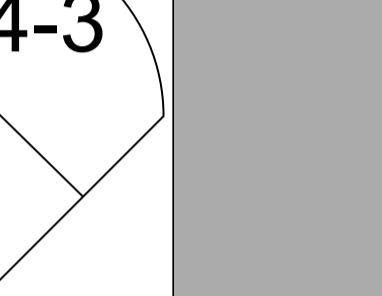
0-0



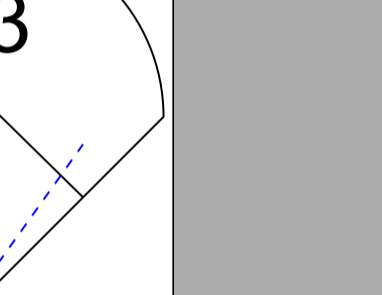
0-1



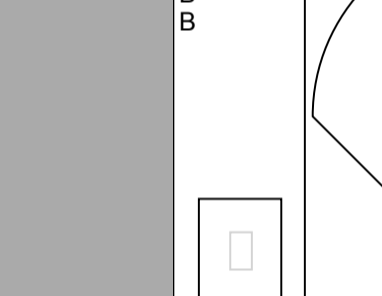
0-0



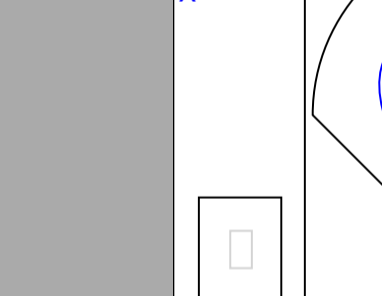
2-1



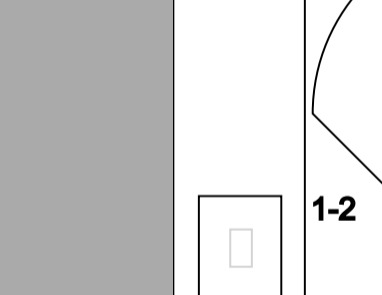
0-0



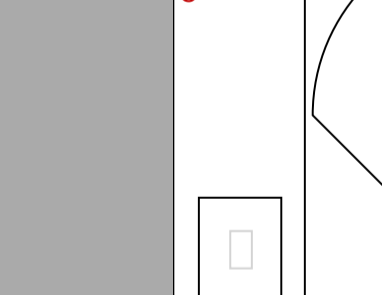
0-2



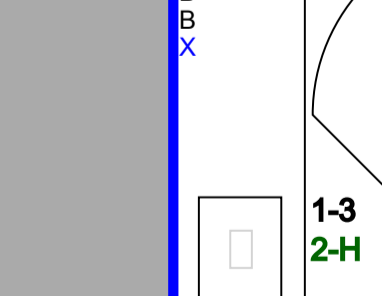
1-0



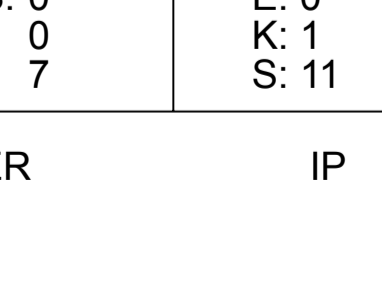
0-3



3-1



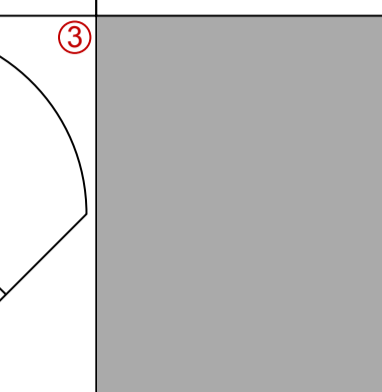
1-3
2-H



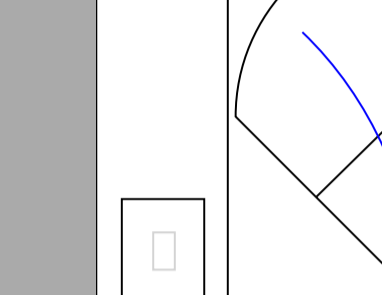
1-3
2-H



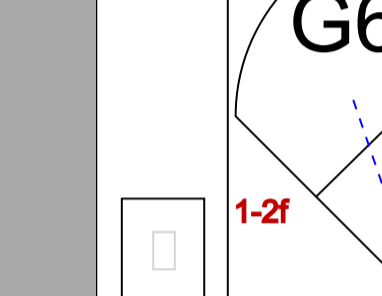
0-0



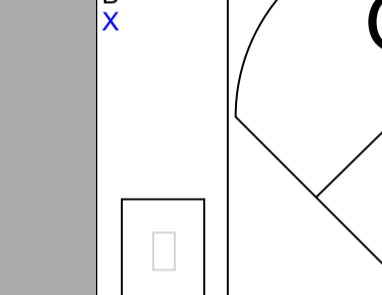
0-1



0-0



2-1



0-0




0-2



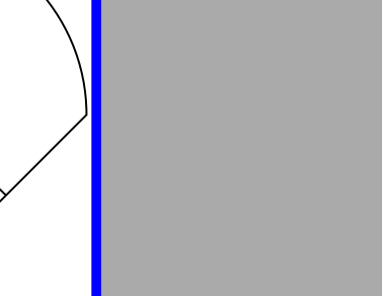
1-0



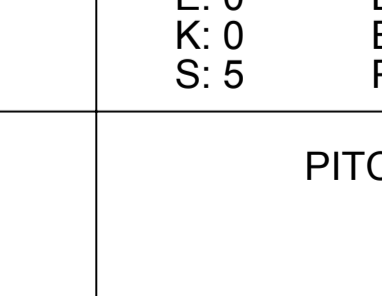
0-3



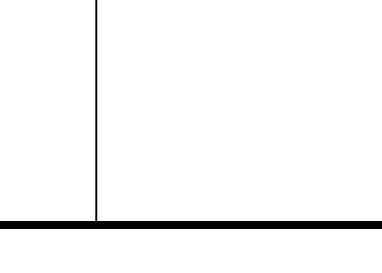
3-1



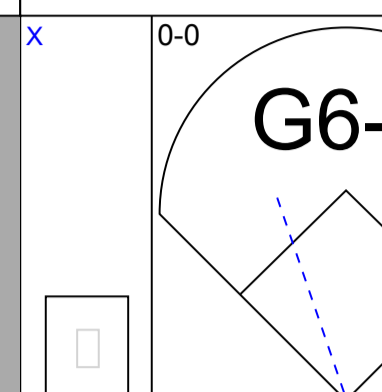
1-3
2-H



1-3
2-H



0-0



0-1



0-0



2-1



0-0



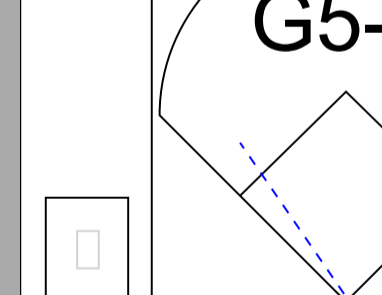
0-2



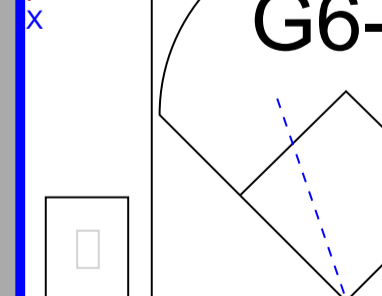
1-0



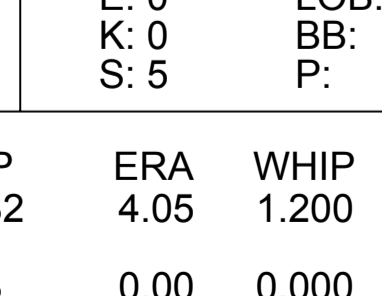
0-3



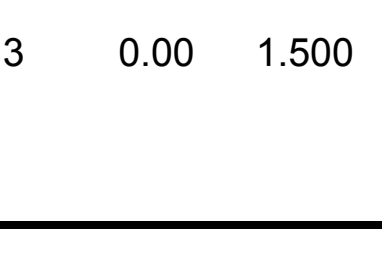
3-1




1-3
2-H



1-3
2-H



0-0



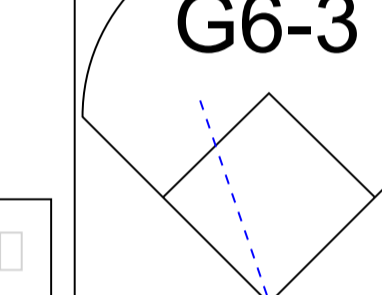
0-1



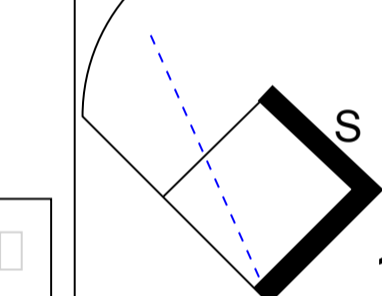
0-0



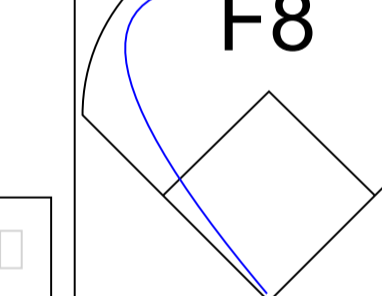
2-1



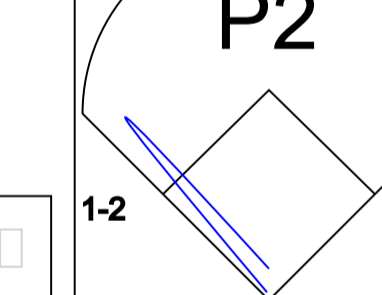
0-0



0-2



1-0



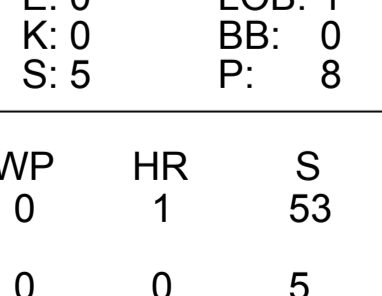
0-3



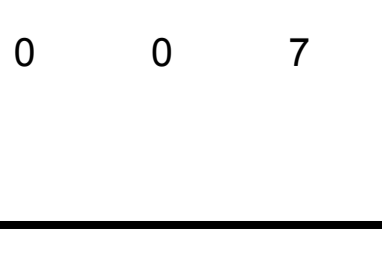
3-1



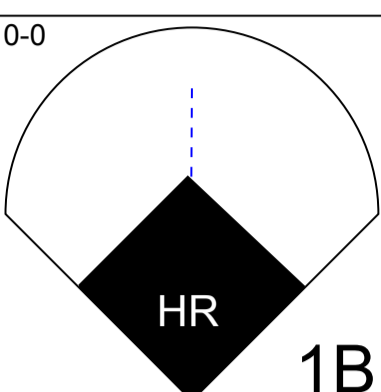
1-3
2-H



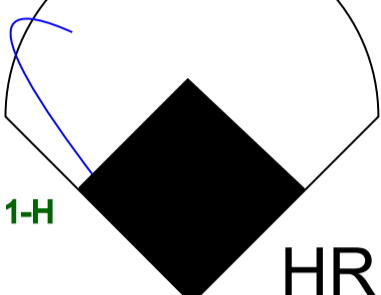
1-3
2-H



0-0



0-1



0-0



2-1



0-0



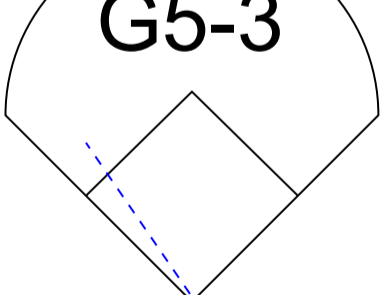
0-2



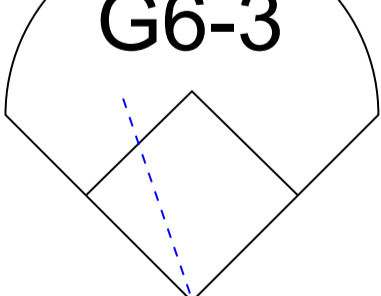
1-0



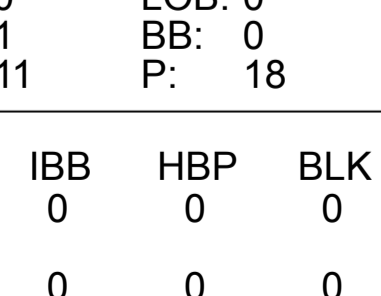
0-3



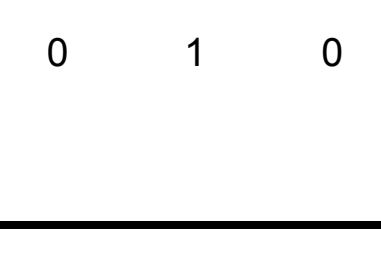
3-1




1-3
2-H




1-3
2-H




0-0



0-1



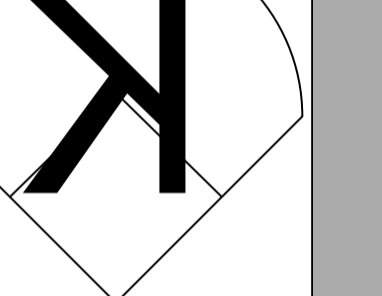
0-0



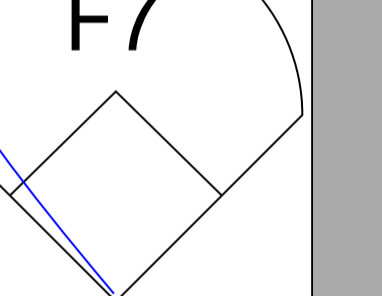
2-1



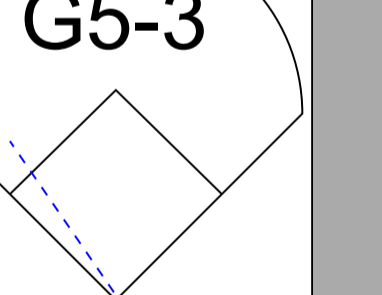
0-0




0-2




1-0



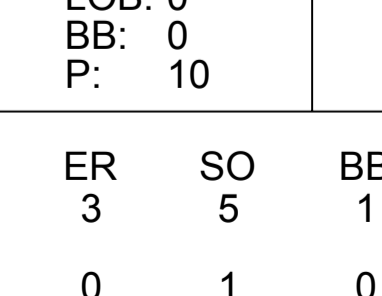
0-3



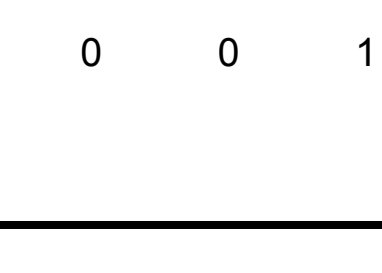
3-1



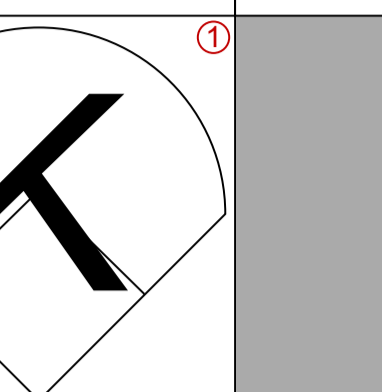
1-3
2-H



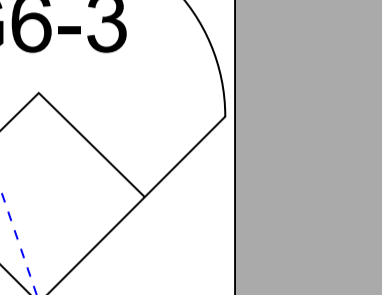
1-3
2-H



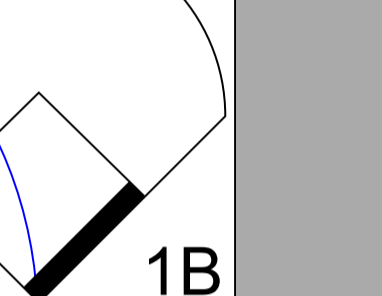
0-3




2-2




0-0




2-3




0-0



0-1



1-0



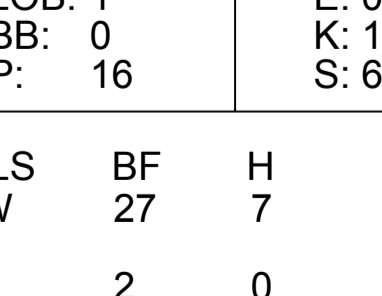
0-3



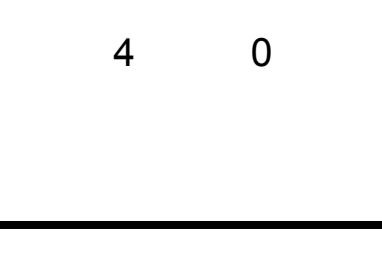
3-1



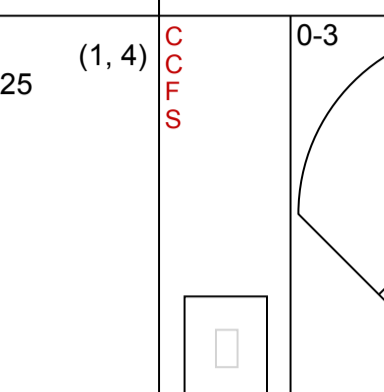
1-3
2-H



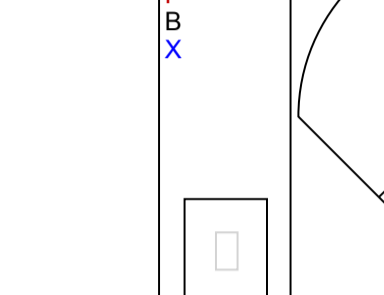
1-3
2-H



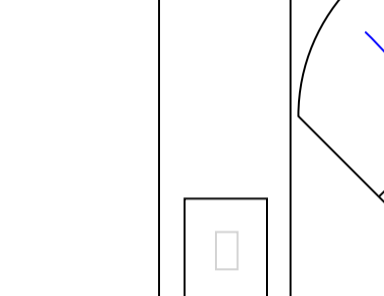
(1, 4)



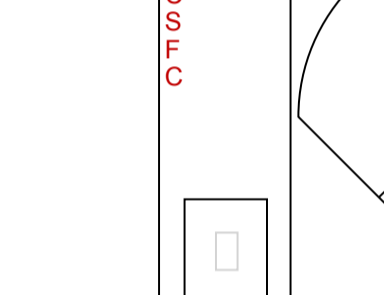
(1, 7)




(1, 3)




(1, 5)




(1, 6)




(1, 9)




(1, 2)



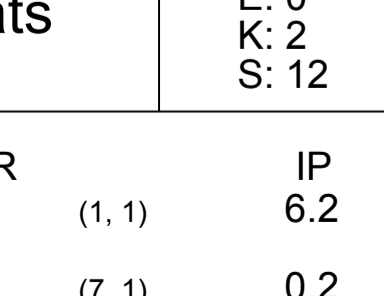
(8, 1)



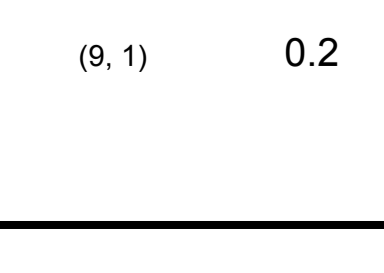
(9, 1)



(9, PH)



(1, 8)



Batter

Fernando Vina, L	(1, 4)
Miguel Cairo, R	(1, 7)
5 Albert Pujols, R	(1, 3)
27 Scott Rolen, R	(1, 5)
Edgar Renteria, R	(1, 6)
Eli Marrero, R	(1, 9)
Mike Matheny, R	(1, 2)
Steve Kline, S	(8, 1)
44 Jason Istringhausen, R	(9, 1)
Kerry Robinson, L	(9, PH)
So Taguchi, R	(1, 8)
J.D. Drew, L	(9, PH)
Bo Hart, R	(9, PH)
Sterling Hitchcock, L	(1, 1)
Jason Simontacchi, R	(4, 1)
Orlando Palmeiro, L	(5, PH)
Cal Eldred, R	(8, 1)
Mike DeJean, R	(7, 1)
Eduardo Perez, R	(7, PH)
Chris Widger, R	(8, 2)


Inning Stats

R: 0	H: 1
E: 0	LOB: 1
K: 2	BB: 0
S: 12	P: 16
R: 0	H: 0
E: 0	LOB: 0
K: 1	BB: 0
S: 6	P: 10
R: 2	H: 2
E: 0	LOB: 0
K: 1	BB: 0
S: 11	P: 18
R: 0	H: 1
E: 0	LOB: 1
K: 0	BB: 0
S: 5	P: 8
R: 0	H: 0
E: 0	LOB: 0
K: 0	BB: 0
S: 5	P: 6
R: 1	H: 2
E: 0	LOB: 2
K: 1	BB: 1
S: 11	P: 20
R: 0	H: 0
E: 0	LOB: 0
K: 1	BB: 1
S: 5	P: 7
R: 0	H: 0
E: 0	LOB: 0
K: 1	BB: 1
S: 5	P: 12
R: 1	H: 0
E: 0</	

Batter	1	2	3	4	5	6	7	8	9	AB R H RBI BB SO LOB	TOP													
Ronnie Belliard, R OBP: 0.343, SLG: 0.368 (1, 4)	1-2 P4		1-1 G5-3		2-3 K		1-1 SH2-3		1-0 G5-3	4 0 0 0 0 1 1														
Chris Stynes, R OBP: 0.341, SLG: 0.428 (1, 5)	1-1 17 2B 1B		2-2 P3			3-2 17 2B 1B	1-0 SF8		2-2 F9	4 2 2 1 0 0 1														
17 Todd Helton, L OBP: 0.449, SLG: 0.621 (1, 3)	3-2 1-H 2B		0-0 G4-3			1-0 1-H HR 2B	1-3 K		4-2 2B BB	4 2 2 2 1 1 0														
Preston Wilson, R OBP: 0.349, SLG: 0.551 (1, 8)	2-3 K			0-0 HR		0-0 2-H HR		1-1 G5-3	1-2 1-H 2-H 2B	5 2 3 5 0 1 1														
Larry Walker, L OBP: 0.414, SLG: 0.461 (1, 9)	0-1 P4			0-0 G4-6-3 1B		2-1 2B		4-2 BB BB	4-0 IBB	3 0 2 0 2 0 1														
Jay Payton, R OBP: 0.364, SLG: 0.525 (1, 7)				1 SAFE 2-1 G4-6-3 1B 1-2f		1-2 P4		4-2 BB BB	2-3 K	4 0 1 0 1 1 4														
Charles Johnson, R OBP: 0.318, SLG: 0.448 (1, 2)				SAFE 1-0 F8		0-1 F7		1-3 K		4 0 0 0 0 2 4														
Juan Uribe, R OBP: 0.294, SLG: 0.398 (1, 6)						2-2 CS 1B		0-1 G5-3		4 0 1 0 0 1 4														
Jose Jimenez, R OBP: 0.231, SLG: 0.231 Cory Vance, L OBP: 0.200, SLG: 0.400 Steve Reed, R Javier López, L OBP: 0.200, SLG: 0.200 Justin Speier, R	1-2 G5-3		1-2 G5-3		1-3 K		0-0 SH2-3 SF8 2B		2-2 E4 G5-3 2B	2 0 0 0 0 1 2 1 1 1 0 0 0 0 0 0 0 0 0 0 0 1 1 0 0 0 0 0 0 0 0 0 0 0 0														
Inning Stats	R: 1 E: 0 K: 1 S: 15	H: 2 LOB: 1 BB: 0 P: 22	R: 0 E: 0 K: 1 S: 12	H: 1 LOB: 1 BB: 0 P: 21	R: 0 E: 0 K: 0 S: 6	H: 0 LOB: 0 BB: 0 P: 9	R: 1 E: 0 K: 0 S: 5	H: 2 LOB: 0 BB: 0 P: 8	R: 0 E: 0 K: 2 S: 12	H: 1 LOB: 0 BB: 0 P: 17	R: 3 E: 0 K: 1 S: 19	H: 4 LOB: 1 BB: 0 P: 29	R: 1 E: 0 K: 1 S: 7	H: 1 LOB: 0 BB: 0 P: 10	R: 0 E: 0 K: 1 S: 12	H: 0 LOB: 2 BB: 2 P: 22	R: 2 E: 1 K: 1 S: 23	H: 1 LOB: 2 BB: 2 P: 39	1B: 5 2B: 6 3B: 0 HR: 2	SF: 1 SAC: 1 DP: 2 HBP: 0	WP: 1 PB: 0 SB: 0 CS: 1	PA: 42		
PITCHER	IP WLS BF H R ER SO BB IBB HBP BLK WP HR S P ERA WHIP																							
Elmer Dessens, R ERA: 5.16 Stephen Randolph, L ERA: 4.31 31 Edgar Gonzalez, R ERA: 5.14 John Patterson, R ERA: 5.92	(1, 1) 5.0 L 22 9 5 5 4 0 0 0 0 1 2 57 88 9.00 1.800	(6, 1) 1.0 4 1 0 0 1 0 0 0 0 0 0 12 18 0.00 1.000	(7, 1) 2.0 9 1 1 1 2 2 0 0 0 0 0 19 32 4.50 1.500	(9, 1) 1.0 7 1 2 0 1 1 1 0 0 0 0 23 39 0.00 2.000																				

Colorado Rockies @ Arizona Diamondbacks
Bank One Ballpark, Phoenix, AZ

AB	36
R	8
H	12
RBI	8
BB	4
SO	8
LOB	18



Fri Sep 12 2003, 10:07 PM EDT
Att. 32,922 - Sunny - 100 F

livebaseballscores.com

Batter	1	2	3	4	5	6	7	8	9	AB R H RBI BB SO LOB
Steve Finley, L OBP: 0.362, SLG: 0.500 (1, 8)	0-1 HBP 1B 1B	2-1 G3		2-1 G3		1-1 G1-3		1-3 K		5 0 1 0 0 1 6
Alex Cintron, S OBP: 0.350, SLG: 0.469 (1, 6)	0-1 HBP 1-2 1B		3-2 G3		0-0 L5		1-0 HR	0-0 P3		5 1 2 1 0 0 2
Luis Gonzalez, L OBP: 0.391, SLG: 0.523 (1, 7)	0-1 F7		1-1 1B 1B		3-2 2B		2-3 K	0-1 G4-3		5 0 2 0 0 1 2
Shea Hillenbrand, R OBP: 0.313, SLG: 0.462 (1, 5)	2-2 G6-4-3 1-2 2-3 HBP		1-2 1B		1-0 P5		2-2 G1-3	4-1 BB		3 0 1 0 1 0 1
Carlos Baerga, S OBP: 0.383, SLG: 0.458 (1, 3)	0-1 G6-4-3 1-2f		0-2 P2		0-1 G3-1		0-1 FC6-4 1B	2-3 K		5 0 1 0 0 1 7
Danny Bautista, R OBP: 0.333, SLG: 0.367 (1, 9)		4-0 G1-3 1B BB	0-0 F9		0-1 G6-3		0-1 FC6-4 1-2f	3-3 K		4 1 0 0 1 1 4
Matt Kata, S OBP: 0.318, SLG: 0.425 (1, 4)		0-1 SAFE G3 1-2		2-2 F7		4-1 1B BB		3-2 1B 1B		3 0 1 0 1 0 1
Robby Hammock, R OBP: 0.352, SLG: 0.521 (1, 2)		2-2 G1-3 2-3		0-1 SH2-4 1B		0-2 1B		1 SAFE 3-3 K		4 0 2 0 0 1 2
Elmer Dessens, R OBP: 0.250, SLG: 0.288 Stephen Randolph, L (6, 1) Quinton McCracken, S OBP: 0.265, SLG: 0.262 31 Edgar González, R OBP: 0.259, SLG: 0.250 Felix Jose, S OBP: 0.667, SLG: 0.875 John Patterson, R OBP: 0.083, SLG: 0.083 (9, 1)		0-0 3-H 1B		0-0 SH2-4		1-2 F7		0-2 1B		1 0 1 1 0 0 0 0 0 0 0 0 0 0 1 0 0 0 0 0 2 0 0 0 0 0 0 0 1 0 1 0 0 0 0 0 0 0 0 0 0 0

Inning Stats	R: 0	H: 2	E: 0	K: 10	S: 10	LOB: 2	BB: 0	P: 12	R: 1	H: 1	E: 0	K: 0	S: 8	LOB: 1	BB: 1	P: 16	R: 0	H: 2	E: 0	K: 0	S: 13	LOB: 2	BB: 0	P: 18	R: 0	H: 1	E: 0	K: 0	S: 8	LOB: 1	BB: 0	P: 12	R: 0	H: 1	E: 0	K: 0	S: 13	LOB: 2	BB: 1	P: 19	R: 1	H: 2	E: 0	K: 1	S: 12	LOB: 1	BB: 0	P: 17	R: 0	H: 2	E: 0	K: 2	S: 13	LOB: 2	BB: 0	P: 20	R: 0	H: 0	E: 0	K: 2	S: 10	LOB: 1	BB: 1	P: 19	1B: 10	SF: 0	2B: 1	SAC: 1	3B: 0	DP: 1	HR: 1	HBP: 1	WP: 0	PA: 42
--------------	------	------	------	-------	-------	--------	-------	-------	------	------	------	------	------	--------	-------	-------	------	------	------	------	-------	--------	-------	-------	------	------	------	------	------	--------	-------	-------	------	------	------	------	-------	--------	-------	-------	------	------	------	------	-------	--------	-------	-------	------	------	------	------	-------	--------	-------	-------	------	------	------	------	-------	--------	-------	-------	--------	-------	-------	--------	-------	-------	-------	--------	-------	--------

PITCHER	IP	WLS	BF	H	R	ER	SO	BB	IBB	HBP	BLK	WP	HR	S	P	ERA	WHIP
Jose Jimenez, R ERA: 5.22 (1, 1)	5.2	W	27	8	1	1	0	2	0	0	0	0	0	58	86	1.59	1.765
Cory Vance, L ERA: 6.46 (6, 1)	0.2	H	3	1	1	1	0	0	0	0	0	0	1	6	10	13.50	1.500
Steve Reed, R ERA: 3.45 (7, 1)	1.0		5	2	0	0	1	0	0	0	0	0	0	14	22	0.00	2.000
Javier López, L ERA: 3.83 (8, 1)	1.0		4	1	0	0	1	0	0	0	0	0	0	9	10	0.00	1.000
Justin Speier, R ERA: 3.33 (9, 1)	0.2		3	0	0	0	2	1	0	0	0	0	0	8	17	0.00	1.500

BOTTOM

Colorado Rockies @ Arizona Diamondbacks
Bank One Ballpark, Phoenix, AZ
Fri Sep 12 2003, 10:07 PM EDT
Att. 32,922 - Sunny - 100 F

livebaseballscorecards.com

AB	37
R	2
H	12
RBI	2
BB	3
SO	5
LOB	27



Batter	1	2	3	4	5	6	7	8	9
Steve Finley, L (1, 8) OBP: 0.364, SLG: 0.498	4-1 S HR BB	2-0 BB 1B 1-2 2-3	G1-3			1-1 G6-3	4-1 HR BB	3-1 G3-1	
Junior Spivey, R (1, 4) OBP: 0.331, SLG: 0.447 Matt Kata, S (8, 4) OBP: 0.317, SLG: 0.424	0-3 SAFE K	0-1 BB 1B 1-2 2-3 3-H	P4			3-2 FC4-6 2B	2-3 K	1-1 G6-3	
Luis Gonzalez, L (1, 7) OBP: 0.392, SLG: 0.527	3-3 SAFE K	4-2 1B PB BB 1-2 2-3 3-H			2-0 F7	4-2 FC4-6 BB	3-1 HR	0-0 G3-1	
Raul Mondesi, R (1, 9) OBP: 0.344, SLG: 0.477	3-2 HR	1-0 PB SF8 1B 1-3 2-H 3-H			2-3 K	2-2 FC4-6 2B 1-2f 2-3	0-1 2B 1B		
Alex Cintron, S (1, 6) OBP: 0.357, SLG: 0.480	2-1 2B	4-1 1B BB 2-3 3-H			1-0 1B	2-0 2B 1-3 3-H	2-2 2B 1B		
Shea Hillenbrand, R (1, 5) OBP: 0.313, SLG: 0.464 Stephen Randolph, L (8, 1) Mike Myers, L (9, 1)	2-1 F8	2-1 SF8			0-2 P4	4-0 2B IBB	1-1 1B 2B 1-3 2-H		
Lyle Overbay, L (1, 3) OBP: 0.360, SLG: 0.394 Felix Jose, S (6, PH) OBP: 0.692, SLG: 1.000 Mark Grace, L (7, 3) OBP: 0.272, SLG: 0.289		K FC1-5 1B				0-0 G4-3	0-1 2B 1B BB 1-H 2-H 3-H		
Rod Barajas, R (1, 2) OBP: 0.244, SLG: 0.320		E5 FC1-5 1B				1-1 F8	0-1 G3-1		
Miguel Batista, R (1, 1) OBP: 0.093, SLG: 0.094 Quinton McCracken, S (5, PH) OBP: 0.263, SLG: 0.261 Oscar Villarreal, L (6, 1) Craig Counsell, L (7, PH) OBP: 0.324, SLG: 0.297		L9				3-3 K	G4-3		
		FC1-5 1B BB 1-2 2-3f	G3						

AB	R	H	RBI	BB	SO	LOB
4	3	1	0	2	0	0
5	2	2	1	0	2	2
1	0	0	0	0	0	0
4	2	1	3	2	1	1
5	4	3	4	0	1	2
4	2	4	1	1	0	0
3	1	1	2	1	0	2
0	0	0	0	0	0	0
0	0	0	0	0	0	0
3	0	1	0	0	1	0
1	0	1	3	0	0	0
0	0	0	0	1	0	0
5	1	1	1	0	0	4
2	1	0	0	0	0	2
1	0	0	0	0	1	0
0	0	0	0	0	0	0
2	0	0	0	0	0	3

BOTTOM	
AB	40
R	16
H	15
RBI	15
BB	7
SO	6
LOB	16
WP	1
PA	48

PITCHER	
Jason Young, R (1, 1) ERA: 7.41	IP: 1.1, WLS: L, BF: 11, H: 4, R: 6, ER: 5, SO: 3, BB: 1, IBB: 0, HBP: 0, BLK: 0, WP: 1, HR: 1, S: 30, P: 47, ERA: 33.75, WHIP: 3.750
Denny Stark, R (2, 1) ERA: 6.2	IP: 2.2, WLS: L, BF: 13, H: 3, R: 2, ER: 2, SO: 1, BB: 2, IBB: 0, HBP: 0, BLK: 0, WP: 0, HR: 0, S: 28, P: 50, ERA: 6.75, WHIP: 1.875
Jesus Sanchez, L (5, 1) ERA: 10.8	IP: 1.2, WLS: L, BF: 10, H: 3, R: 4, ER: 4, SO: 1, BB: 1, IBB: 1, HBP: 0, BLK: 0, WP: 0, HR: 0, S: 20, P: 40, ERA: 21.60, WHIP: 2.400
Adam Bernero, R (6, 1) ERA: 5.93	IP: 0.1, WLS: L, BF: 1, H: 0, R: 0, ER: 0, SO: 0, BB: 0, IBB: 0, HBP: 0, BLK: 0, WP: 0, HR: 0, S: 2, P: 3, ERA: 0.00, WHIP: 0.000
28 Aaron Cook, R (7, 1) ERA: 5.52	IP: 1.0, WLS: L, BF: 10, H: 5, R: 4, ER: 4, SO: 1, BB: 2, IBB: 0, HBP: 0, BLK: 0, WP: 0, HR: 1, S: 24, P: 42, ERA: 36.00, WHIP: 7.000
Cory Vance, L (8, 1) ERA: 6.06	IP: 1.0, WLS: L, BF: 3, H: 0, R: 0, ER: 0, SO: 0, BB: 0, IBB: 0, HBP: 0, BLK: 0, WP: 0, HR: 0, S: 5, P: 9, ERA: 0.00, WHIP: 0.000

Colorado Rockies @ Arizona Diamondbacks
Bank One Ballpark, Phoenix, AZ

Sat Sep 13 2003, 10:05 PM EDT
Att. 37,139 - Sunny - 101 F

livebaseballscores.com



Batter	1	2	3	4	5	6	7	8	9	AB R H RBI BB SO LOB	TOP											
Chris Stynes, R (1, 4) OBP: 0.338, SLG: 0.423	3-2 G5-3			3-2 F7		3-3 K			0-3 K	4 0 0 0 0 2 0												
27 Garrett Atkins, R (1, 5) OBP: 0.245, SLG: 0.224	0-1 P3			4-2 BB			2-2 G6-3			2 0 0 0 1 0 0												
Preston Wilson, R (1, 8) OBP: 0.350, SLG: 0.548	1-3 K			2-3 K			0-3 K			3 0 0 0 0 3 1												
Jay Payton, R (1, 7) OBP: 0.362, SLG: 0.526		1-2 F8		1-2 G6-3			1-3 K			3 0 0 0 0 1 1												
Kit Pellow, R (1, 3) OBP: 0.333, SLG: 0.625		0-1 F8			2-2 P3			2-1 F9		3 0 0 0 0 0 0												
Rene Reyes, S (1, 9) OBP: 0.306, SLG: 0.383		1-1 L9			0-2 12 CS 1B			0-1 G6-3		3 0 1 0 0 0 0												
Charles Johnson, R (1, 2) OBP: 0.316, SLG: 0.444			1-2 G5-6-3		0-3 K			0-0 G1-3		3 0 0 0 0 1 1												
12 Clint Barmes, R (1, 6) OBP: 0.308, SLG: 0.385			0-3 K		1-2 CS	0-0 F9			3-3 K	3 0 0 0 0 2 0												
Jason Jennings, L (1, 1) OBP: 0.283, SLG: 0.278			0-3 K			1-3 K			1-3 K	1 0 0 0 0 1 0												
Ronnie Belliard, R (6, PH) OBP: 0.342, SLG: 0.368										1 0 0 0 0 1 0												
Adam Bernero, R (6, 1)										0 0 0 0 0 0 0												
40 Brian Fuentes, L (8, 1)										0 0 0 0 0 0 0												
Greg Norton, S (9, PH) OBP: 0.323, SLG: 0.417										1 0 0 0 0 1 0												
Inning Stats	R: 0 E: 0 K: 1 S: 9	H: 0 LOB: 0 BB: 0 P: 13	R: 0 E: 0 K: 0 S: 7	H: 0 LOB: 0 BB: 0 P: 9	R: 0 E: 0 K: 2 S: 10	H: 0 LOB: 0 BB: 0 P: 11	R: 0 E: 0 K: 1 S: 13	H: 0 LOB: 1 BB: 1 P: 23	R: 0 E: 0 K: 1 S: 15	H: 1 LOB: 0 BB: 0 P: 18	R: 0 E: 0 K: 2 S: 7	H: 0 LOB: 0 BB: 0 P: 11	R: 0 E: 0 K: 2 S: 12	H: 0 LOB: 0 BB: 0 P: 15	R: 0 E: 0 K: 2 S: 5	H: 0 LOB: 0 BB: 0 P: 7	R: 0 E: 0 K: 3 S: 12	H: 0 LOB: 0 BB: 0 P: 16	1B: 1 2B: 0 3B: 0 HR: 0	SF: 0 SAC: 0 DP: 0 HBP: 0	WP: 0 PB: 0 SB: 0 CS: 1	PA: 29
PITCHER Randy Johnson, L (1, 1) ERA: 4.41	IP: 9.0 WLS: W BF: 28 H: 1 R: 0 ER: 0 SO: 12 BB: 1 IBB: 0 HBP: 0 BLK: 0 WP: 0 HR: 0 S: 90 P: 123 ERA: 0.00 WHIP: 0.222											PITCHER	IP: WLS: BF: H: R: ER: SO: BB: IBB: HBP: BLK: WP: HR: S: P: ERA: WHIP:									

Colorado Rockies @ Arizona Diamondbacks
Bank One Ballpark, Phoenix, AZ
Sun Sep 14 2003, 4:37 PM EDT
Att. 35,153 - Dome - 72 F

AB	27
R	0
H	1
RBI	0
BB	1
SO	12
LOB	3



Batter	1	2	3	4	5	6	7	8	9
Steve Finley, L OBP: 0.362, SLG: 0.495 (1, 8) C S F X	0-2 P3		1-1 2B 1B F9		2-0 P3			1-0 F8	
Craig Counsell, L OBP: 0.326, SLG: 0.300 (1, 4) B B C X	2-1 L5		1-0 2B 1B 1-2 2-3	0-1 1B 1B		0-1 G3			
Luis Gonzalez, L OBP: 0.392, SLG: 0.526 (1, 7) B X	1-0 G4-3		2-0 HR 2B 1-H 2-H 3-H	1-1 F8		3-1 G1-3			
Raul Mondesi, R OBP: 0.347, SLG: 0.485 Danny Bautista, R OBP: 0.332, SLG: 0.365 (1, 9) (5, 9) F B B B B B		4-2 CS 1B BB	0-0 HR 2-H	2-1 1B 1-3		0-1 G6-3			
Alex Cintron, S OBP: 0.356, SLG: 0.477 (1, 6) C 1 SAFE F SAFE X	0-2 CS 1B 1-2		1-1 G4-3	2-2 G6-3		1-0 L5			
Shea Hillenbrand, R OBP: 0.313, SLG: 0.462 (1, 5) C T C C T C C	0-3 K 1B		2-1 BB 1B 1B		3-2 F8		0-0 P4		
Mark Grace, L OBP: 0.272, SLG: 0.288 (1, 3) C F B B B SAFE S T B SAFE	3-3 K2 1-2 2-3		1-2 BB 1B		0-0 L3		2-1 F7		
Robby Hammock, R OBP: 0.355, SLG: 0.518 (1, 2) B C C C C C	1-3 K 1B 1-2 2-3		4-2 BB		0-0 1B 1B		3-2 L6		
Randy Johnson, R OBP: 0.156, SLG: 0.156 (1, 1) S B X			1-1 2B 1B F9		1-1 1B		3-2 F9		

Inning Stats	R: 0	H: 0	E: 0	K: 0	S: 7	R: 0	H: 1	E: 0	K: 3	S: 15	R: 5	H: 7	E: 0	K: 0	S: 23	R: 0	H: 2	E: 0	K: 0	S: 9	R: 0	H: 2	E: 0	K: 0	S: 10	R: 0	H: 0	E: 0	K: 0	S: 6	R: 0	H: 0	E: 0	K: 0	S: 4	R: 0	H: 0	E: 0	K: 0	S: 8
	LOB: 0	BB: 0	P: 10	ER: 0	SO: 3	LOB: 2	BB: 1	P: 23	ER: 0	SO: 3	LOB: 3	BB: 1	P: 38	ER: 0	SO: 0	LOB: 1	BB: 0	P: 14	ER: 0	SO: 2	LOB: 2	BB: 0	P: 16	ER: 0	SO: 0	LOB: 0	BB: 0	P: 7	ER: 0	SO: 0	LOB: 0	BB: 0	P: 15	ER: 0	SO: 0	LOB: 0	BB: 0	P: 15		

PITCHER										PITCHER																														
IP	WLS	BF	H	R	ER	SO	BB	IBB	HBP	BLK	WP	HR	S	P	ERA	WHIP	IP	WLS	BF	H	R	ER	SO	BB	IBB	HBP	BLK	WP	HR	S	P	ERA	WHIP							
Jason Jennings, R ERA: 5.11 (1, 1)	5.0	L	28	12	5	5	3	2	0	0	0	1	64	101	9.00	2.800																								
Adam Bernero, R ERA: 5.83 (6, 1)	2.0		6	0	0	0	0	0	0	0	0	0	10	16	0.00	0.000																								
40 Brian Fuentes, L ERA: 2.43 (8, 1)	1.0		3	0	0	0	0	0	0	0	0	0	8	15	0.00	0.000																								

AB R H RBI BB SO LOB

5	1	1	0	0	0	5
4	1	2	0	0	0	0
4	1	1	3	0	0	1
2	1	2	2	1	0	0
1	0	0	0	0	0	0
4	0	1	0	0	0	1
4	0	1	0	0	1	2
4	0	1	0	0	1	2
3	0	1	0	1	1	2
4	1	2	0	0	0	3

1B: 10	SF: 0	WP: 0	PA: 37
2B: 1	SAC: 0	PB: 0	
3B: 0	DP: 0	SB: 0	
HR: 1	HBP: 0	CS: 2	

Colorado Rockies @ Arizona Diamondbacks
Bank One Ballpark, Phoenix, AZ

livebaseballscorecards.com

AB	35
R	5
H	12
RBI	5
BB	2
SO	3
LOB	16



Sun Sep 14 2003, 4:37 PM EDT
Att. 35,153 - Dome - 72 F

Batter	1	2	3	4	5	6	7	8	9	AB	R	H	RBI	BB	SO	LOB	TOP
Craig Biggio, R (1, 8) OBP: 0.351, SLG: 0.413 Colin Porter, L (8, 8) OBP: 0.233, SLG: 0.207	1-2 F7		1-2 P6		4-1 G6-4-3 1B HBP	0-0 G5-4-3 1B	2-1 G5-3			4	1	1	1	0	0	1	
Morgan Ensberg, R (1, 5) OBP: 0.369, SLG: 0.513	2-2 F9		0-1 G6-3		0-0 E5 G6-4-3 1B	1-0 F8		0-0 HR		5	1	1	1	0	0	2	
5 Jeff Bagwell, R (1, 3) OBP: 0.370, SLG: 0.510	4-2 BB		0-0 F9		1-0 G6-4-3 1-2f 2-3	2-2 G5-4-3 1-2f		0-0 G5-3		4	0	0	0	1	0	3	
Jeff Kent, R (1, 4) OBP: 0.353, SLG: 0.527 Jose Vizcaino, S (8, PH) OBP: 0.277, SLG: 0.372 (8, 4)	1-0 P2			3-2 FC5 G3 1B	0-0 HR 1B		0-1 HR	3-1 G1-3		4	2	3	2	0	0	1	
17 Lance Berkman, S (1, 7) OBP: 0.405, SLG: 0.504 Kirk Bullinger, R (8, 1) Jared Fernandez, R (9, 1)				0-1 G3 1-2	4-2 SAFE G3 1-2 HR BB		1-2 P2	0-1 G3		4	1	0	0	1	0	1	
Richard Hidalgo, R (1, 9) OBP: 0.369, SLG: 0.566		2-1 HR		4-1 FC5 28 HR BB	1-2 HR 1-H 2-H		0-0 HR		2-3 K	4	4	3	5	1	1	0	
Raul Chavez, R (1, 2) OBP: 0.231, SLG: 0.360		1-1 FC4-6 1B		2-1 FC5 28 HR 1-2 2-3f	1-2 G4-3		1-0 G6-3		1-2 F8	5	1	1	0	0	0	2	
28 Adam Everett, R (1, 6) OBP: 0.314, SLG: 0.375		2-3 K		2-2 HR 1-H 2-H		0-0 SH 1B	1-1 E6 3B		3-3 K	5	3	2	3	0	2	1	
Jerome Robertson, L (1, 1) OBP: 0.173, SLG: 0.196 16 Jason Lane, R (8, 7) OBP: 0.222, SLG: 0.444		0-0 FC4-6 1-2f		0-2 G6-3		0-0 SH 1B	0-1 3B			3	1	1	1	0	0	1	
Inning Stats	R: 0 E: 0 K: 0 S: 10 H: 0 LOB: 1 BB: 1 P: 18	R: 1 E: 0 K: 1 S: 10 H: 2 LOB: 1 BB: 0 P: 15	R: 0 E: 0 K: 0 S: 8 H: 0 LOB: 0 BB: 0 P: 9	R: 3 E: 0 K: 0 S: 17 H: 2 LOB: 0 BB: 1 P: 28	R: 4 E: 1 K: 0 S: 12 H: 2 LOB: 0 BB: 1 P: 23	R: 2 E: 1 K: 0 S: 7 H: 2 LOB: 0 BB: 0 P: 10	R: 3 E: 1 K: 0 S: 15 H: 3 LOB: 1 BB: 0 P: 20	R: 1 E: 0 K: 0 S: 6 H: 1 LOB: 0 BB: 0 P: 9	R: 0 E: 0 K: 2 S: 10 H: 0 LOB: 0 BB: 0 P: 16	1B: 5 2B: 0 3B: 1 HR: 6 SF: 0 SAC: 1 DP: 2 HBP: 1	WP: 0 PA: 44 PB: 0 SB: 0 CS: 0						
PITCHER	IP WLS BF H R ER SO BB IBB HBP BLK WP HR S P ERA WHIP	IP WLS BF H R ER SO BB IBB HBP BLK WP HR S P ERA WHIP	IP WLS BF H R ER SO BB IBB HBP BLK WP HR S P ERA WHIP	IP WLS BF H R ER SO BB IBB HBP BLK WP HR S P ERA WHIP	IP WLS BF H R ER SO BB IBB HBP BLK WP HR S P ERA WHIP	IP WLS BF H R ER SO BB IBB HBP BLK WP HR S P ERA WHIP	IP WLS BF H R ER SO BB IBB HBP BLK WP HR S P ERA WHIP	IP WLS BF H R ER SO BB IBB HBP BLK WP HR S P ERA WHIP	IP WLS BF H R ER SO BB IBB HBP BLK WP HR S P ERA WHIP	IP WLS BF H R ER SO BB IBB HBP BLK WP HR S P ERA WHIP	IP WLS BF H R ER SO BB IBB HBP BLK WP HR S P ERA WHIP	IP WLS BF H R ER SO BB IBB HBP BLK WP HR S P ERA WHIP	IP WLS BF H R ER SO BB IBB HBP BLK WP HR S P ERA WHIP	IP WLS BF H R ER SO BB IBB HBP BLK WP HR S P ERA WHIP	IP WLS BF H R ER SO BB IBB HBP BLK WP HR S P ERA WHIP	IP WLS BF H R ER SO BB IBB HBP BLK WP HR S P ERA WHIP	IP WLS BF H R ER SO BB IBB HBP BLK WP HR S P ERA WHIP
Chin-hui Tsao, R (1, 1) ERA: 6.69	4.0 L																
28 Aaron Cook, R (5, 1) ERA: 5.7	1.0																
Adam Bernero, R (6, 1) ERA: 5.95	2.0																
Javier López, L (8, 1) ERA: 3.93	1.0																
Justin Speier, R (9, 1) ERA: 3.28	1.0																

Houston Astros @ Colorado Rockies
Coors Field, Denver, CO
 Tue Sep 16 2003, 7:05 PM MDT
 Att. 22,328 - Cloudy - 77 F

livebaseballscorecards.com

AB	39
R	14
H	12
RBI	13
BB	3
SO	3
LOB	12



BOTTOM

Houston Astros @ Colorado Rockies
Coors Field, Denver, CO
Tue Sep 16 2003, 7:05 PM MDT
Att. 22,328 - Cloudy - 77 F

livebaseballscorecards.com

AB 35
R 4
H 9
RBI 4
BB 3
SO 2
LOB 14



WP: 0 PA: 38
PB: 0
SB: 0
CS: 0

AB R H RBI BB SO LOB

5 2 3 1 0 0 1

3 0 0 0 0 0 1

2 1 1 0 0 0 1

3 0 2 1 0 0 0

1 1 1 2 0 0 0

3 0 0 0 0 0 2

1 0 0 0 0 0 0

2 0 0 0 1 0 0

1 0 0 0 0 0 0

3 0 0 0 1 0 2

1 0 0 0 1 0 1

2 0 1 0 0 0 1

4 0 1 0 0 1 4

1 0 0 0 0 0 0

0 0 0 0 0 0 0

1 0 0 0 0 0 0

0 0 0 0 0 0 0

1 0 0 0 0 1 1

0 0 0 0 0 0 0

0 0 0 0 0 0 0

1 0 0 0 0 0 0

1 0 0 0 0 0 0

1B: 4 SF: 0
2B: 3 SAC: 0
3B: 0 DP: 1
HR: 2 HBP: 0

Table with 10 columns (Batter, 1-9) and 10 rows of player data. Each cell contains a batting order diagram with pitch counts, hit types (e.g., HR, BB, FC6-4), and player names. Batter names include Ronnie Belliard, Chris Stynes, Mark Sweeney, Todd Helton, Greg Norton, Preston Wilson, Mark Bellhorn, Larry Walker, Rene Reyes, Jay Payton, Gregg Zaun, Kit Pellow, Clint Barmes, Chin-hui Tsao, Aaron Cook, Pablo Ozuna, Adam Benero, Garrett Atkins, Javier Lopez, Justin Speier, and Juan Uribe.

Inning Stats table with columns for R, H, E, K, S, LOB, BB, P, and rows for each of the 9 innings.

Pitcher stats table with columns for IP, WLS, BF, H, R, ER, SO, BB, IBB, HBP, BLK, WP, HR, S, P, ERA, WHIP, and rows for Jerome Robertson, Kirk Bullinger, and Jared Fernandez.

Batter	1	2	3	4	5	6	7	8	9	AB R H RBI BB SO LOB	TOP									
Craig Biggio, R (1, 8) OBP: 0.351, SLG: 0.413	1-1 F9	0-0 E5		3-2 L5		2-2 1B		0-0 FC5 BB		5 0 2 1 0 0 1										
Morgan Ensberg, R (1, 5) OBP: 0.374, SLG: 0.517	0-1 PB	1-0 FC5-4			3-2 FC5-4	1-2 G3		4-2 BB		3 0 3 1 0 0 0										
Jose Vizcaino, S (6, PH) OBP: 0.279, SLG: 0.370										1 0 0 0 1 0 2										
Colin Porter, L (8, PR) OBP: 0.233, SLG: 0.207		1-2 1B						1-2		0 0 0 0 0 0 0										
54 Brad Lidge, R (8, 1)										0 0 0 0 0 0 0										
5 Jeff Bagwell, R (1, 3) OBP: 0.367, SLG: 0.505	1-2 F7	0-1 FC5-4			1 SAFE FC5-4		2-3 K	3-2 FC5		5 0 0 0 0 1 7										
Jeff Kent, R (1, 4) OBP: 0.354, SLG: 0.527	4-2 FC6-4 BB		2-1 L6		1 SAFE K		2-3 K		1-0 E	4 1 1 0 1 2 1										
Richard Hidalgo, R (1, 9) OBP: 0.389, SLG: 0.584	0-0 FC6-4		1-3 K		1 SAFE FC6-4		0-3 K		0-0 E8 SF9	5 1 2 1 0 2 2										
17 Lance Berkman, S (1, 7) OBP: 0.406, SLG: 0.504		2-2 E	3-1 1B		1-2 FC6-4			4-1 BB	0-3 K	4 2 2 0 1 1 3										
Brad Ausmus, R (1, 2) OBP: 0.304, SLG: 0.295		1-1 P3	0-0 G3		1-2 FC6-4			4-2 BB	2-2 SF9	3 0 0 0 1 0 2										
Mitch Meluskey, S (9, PH)								1-2 BB	3-H	0 0 0 1 0 0 0										
28 Adam Everett, R (1, 6) OBP: 0.316, SLG: 0.376		1-1 E		2-1 P3		1-1 1B		1-2 P4	3-3 K	4 1 2 0 0 0 2										
Orlando Merced, S (9, PH) OBP: 0.285, SLG: 0.374		2-3 SH1-4				1-2 1B				1 0 0 0 0 1 0										
Ron Villone, L (1, 1) OBP: 0.184, SLG: 0.270		1 SAFE		1-3 K		0-1 F8		2-1 L8		1 0 0 0 0 1 0										
Ricky Stone, R (5, 1)										0 0 0 0 0 0 0										
16 Jason Lane, R (6, PH) OBP: 0.271, SLG: 0.421		0-0 SH1-4								0 0 0 0 0 0 0										
Dan Miceli, R (6, 1)										1 0 0 0 0 0 1										
Raul Chavez, R (8, PH) OBP: 0.222, SLG: 0.346										0 0 0 0 0 0 0										
Geoff Blum, S (8, 5) OBP: 0.306, SLG: 0.396										1 0 0 0 0 0 2										
										0 0 0 0 0 0 0										
Inning Stats	R: 0 E: 0 K: 0 S: 11	H: 1 LOB: 2 BB: 1 P: 17	R: 2 E: 1 K: 0 S: 13	H: 3 LOB: 2 BB: 0 P: 18	R: 0 E: 0 K: 1 S: 9	H: 1 LOB: 1 BB: 0 P: 15	R: 0 E: 0 K: 1 S: 8	H: 0 LOB: 0 BB: 0 P: 14	R: 0 E: 0 K: 1 S: 12	H: 2 LOB: 2 BB: 0 P: 20	R: 0 E: 0 K: 3 S: 11	H: 0 LOB: 0 BB: 0 P: 15	R: 1 E: 0 K: 0 S: 20	H: 1 LOB: 3 BB: 3 P: 38	R: 2 E: 1 K: 2 S: 13	H: 2 LOB: 0 BB: 0 P: 19	1B: 11 2B: 1 3B: 0 HR: 0	SF: 1 SAC: 1 DP: 0 HBP: 0	WP: 0 PB: 1 SB: 2 CS: 0	PA: 44
PITCHER	IP WLS BF H R ER SO BB IBB HBP BLK WP HR S P ERA WHIP																			
Darren Oliver, L (1, 1) ERA: 4.84	5.2 W 28 9 2 0 3 1 0 0 0 0 0 0 64 100 0.00 1.765																			
Steve Reed, R (6, 1) ERA: 3.38	1.1 H 4 0 0 0 3 0 0 0 0 0 0 0 14 19 0.00 0.000																			
40 Brian Fuentes, L (8, 1) ERA: 2.54	0.2 H 4 0 1 1 0 2 0 0 0 0 0 0 12 23 13.50 3.000																			
Justin Speier, R (8, 1) ERA: 3.34	1.1 S 8 3 2 1 2 1 0 0 0 0 0 0 21 34 6.75 3.000																			

Houston Astros @ Colorado Rockies
Coors Field, Denver, CO
Wed Sep 17 2003, 7:05 PM MDT
Att. 22,454 - Overcast - 45 F

livebaseballscorecards.com

AB	38
R	5
H	12
RBI	4
BB	4
SO	8
LOB	23



Batter	1	2	3	4	5	6	7	8	9
Ronnie Belliard, R (1, 4) OBP: 0.343, SLG: 0.379	4-0 HBP BB BB	0-0 G4-6-3 1-2f		3-2 G4-3		1-1 P4		0-2 G5-3	
27 Garrett Atkins, R (1, 5) OBP: 0.224, SLG: 0.204 Chris Stynes, R (7, 5) OBP: 0.337, SLG: 0.424	0-3 SAFE K		0-3 K	2-3 K		2-2 L7		0-0 2B	
17 Todd Helton, L (1, 3) OBP: 0.452, SLG: 0.627	2-3 K		1-3 K		2-0 HR	0-2 G6-3		4-0 FC5-4 IBB	
Preston Wilson, R (1, 8) OBP: 0.349, SLG: 0.543	4-2 HBP 1-2 BB		0-1 1B 1B		0-0 P6		0-0 G6-3	0-0 FC5-4 1-2f	
Larry Walker, L (1, 9) OBP: 0.416, SLG: 0.459	2-1 HBP		2-0 1B 1B		3-1 1B 1B 2B		1-3 K		
Jay Payton, R (1, 7) OBP: 0.364, SLG: 0.523 Justin Speier, R (8, 1)	0-2 K		3-2 E 1B		4-0 1B 1B IBB		4-2 CS BB		
Charles Johnson, R (1, 2) OBP: 0.317, SLG: 0.453		0-1 P6	0-2 E5 1-2 2-3		0-1 FC3-6-5 1B 1B		1-1 CS	1-1 HR	
Juan Uribe, R (1, 6) OBP: 0.290, SLG: 0.399 Mark Sweeney, L (5, PH) OBP: 0.309, SLG: 0.404 12 Clint Barnes, R (6, 6) OBP: 0.333, SLG: 0.444		2-1 1B 3B	2-3 K		0-1 FC3-6-5 1B		0-0 SH1-4 2B 1B		
Darren Oliver, R (1, 1) OBP: 0.299, SLG: 0.359 Steve Reed, R (6, 1) 40 Brian Fuentes, L (8, 1) Rene Reyes, S (8, 7) OBP: 0.303, SLG: 0.379		2-1 G4-6-3 1B 3-H		2-3 K		1-0 FC3-6-5 1-2 2-3		1-1 SH1-4 1-2	

Inning Stats	R: 0 E: 0 K: 3 S: 13	H: 0 LOB: 3 BB: 2	R: 1 E: 0 K: 0 S: 7	H: 2 LOB: 0 BB: 0 P: 11	R: 1 E: 1 K: 3 S: 21	H: 3 LOB: 3 BB: 0 P: 29	R: 0 E: 0 K: 2 S: 11	H: 0 LOB: 0 BB: 0 P: 18	R: 3 E: 0 K: 0 S: 9	H: 4 LOB: 1 BB: 1 P: 19	R: 0 E: 0 K: 0 S: 9	H: 0 LOB: 0 BB: 0 P: 12	R: 0 E: 0 K: 1 S: 8	H: 0 LOB: 0 BB: 1 P: 13	R: 2 E: 0 K: 0 S: 10	H: 3 LOB: 2 BB: 1 P: 16
--------------	-------------------------------	-------------------------	------------------------------	----------------------------------	-------------------------------	----------------------------------	-------------------------------	----------------------------------	------------------------------	----------------------------------	------------------------------	----------------------------------	------------------------------	----------------------------------	-------------------------------	----------------------------------

PITCHER	IP	WLS	BF	H	R	ER	SO	BB	IBB	HBP	BLK	WP	HR	S	P	ERA	WHIP
Ron Villone, L (1, 1) ERA: 3.99	4.1	L	24	7	5	5	8	2	1	1	0	0	1	56	96	10.38	2.077
Ricky Stone, R (5, 1) ERA: 3.3	0.2		3	2	0	0	0	0	0	0	0	0	0	5	6	0.00	3.000
Dan Miceli, R (6, 1) ERA: 3.17	2.0		6	0	0	0	1	1	0	0	0	0	0	17	25	0.00	0.500
54 Brad Lidge, R (8, 1) ERA: 3.68	1.0		7	3	2	2	0	0	1	0	0	0	1	10	16	18.00	3.000

BOTTOM

Houston Astros @ Colorado Rockies
Coors Field, Denver, CO

Wed Sep 17 2003, 7:05 PM MDT
Att: 22,454 - Overcast - 45 F

AB	R	H	RBI	BB	SO	LOB
4	0	0	0	1	0	2
4	0	0	0	0	3	1
1	0	1	1	0	0	0
4	1	1	1	1	2	1
4	1	1	0	1	0	2
3	1	2	0	0	1	0
2	1	1	1	2	1	3
0	0	0	0	0	0	0
4	1	2	1	0	0	2
2	1	1	0	0	1	3
1	0	1	2	0	0	0
1	1	1	0	0	0	0
3	0	1	1	0	1	2
0	0	0	0	0	0	0
0	0	0	0	0	0	0
0	0	0	0	0	0	0

AB	33
R	7
H	12
RBI	7
BB	5
SO	9
LOB	16

livebaseballscorecards.com

AB 33
R 7
H 12
RBI 7
BB 5
SO 9
LOB 16

WP: 0	PA: 41
PB: 0	
SB: 0	
CS: 1	

Batter	1	2	3	4	5	6	7	8	9	AB	R	H	RBI	BB	SO	LOB
Rene Reyes, S OBP: 0.291, SLG: 0.364 (1, 9)	0-1 G6-3		2-2 G3-1		0-0 G5-3			1-0 F7		4	0	0	0	0	0	0
Chris Stynes, R OBP: 0.340, SLG: 0.424 (1, 4)	4-0 17 BB BB		4-0 17 2B BB		0-3 K			0-2 17 G4-3 1B		2	0	1	0	2	1	0
17 Todd Helton, L OBP: 0.452, SLG: 0.627 (1, 3)	4-1 1-2 BB		0-0 1-3 2B				1-3 K	2-2 G4-3		3	0	1	0	1	1	1
Preston Wilson, R OBP: 0.347, SLG: 0.539 (1, 8)	3-3 K		0-1 G4-3				0-0 G5-3	2-3 K		4	0	0	0	0	2	5
Greg Norton, S OBP: 0.319, SLG: 0.428 (1, 5)	0-1 G3-1				2-3 K		1-2 P6		2-3 K	4	0	0	0	0	2	2
Jay Payton, R OBP: 0.363, SLG: 0.521 (1, 7)		2-1 G6-3		3-1 F8 1B			1-2 G6-3		2-2 F9	4	0	1	0	0	0	0
Gregg Zaun, S OBP: 0.302, SLG: 0.336 (1, 2)		2-2 G4-3		2-2 F8 1-2			4-1 BB BB		2-3 K	2	0	0	0	1	0	1
Kit Pellow, R OBP: 0.333, SLG: 0.545 (9, PH)				1-2 K						1	0	0	0	0	1	0
12 Clint Barmes, R OBP: 0.300, SLG: 0.400 (1, 6)		1-3 K		0-3 K			4-2 G4-6-3 BB			2	0	0	0	0	2	1
Mark Bellhorn, S OBP: 0.352, SLG: 0.291 (7, PH) (8, 6)							1-2 BB			0	0	0	0	1	0	0
Jose Jimenez, R OBP: 0.200, SLG: 0.200 (1, 1)			0-0 G6-3		1-3 K		2-0 G4-6-3			2	0	0	0	0	1	0
Denny Stark, R (7, 1)										0	0	0	0	0	0	0
Mark Sweeney, L OBP: 0.306, SLG: 0.400 (7, PH)										1	0	0	0	0	0	2
Jason Young, R OBP: 0.429, SLG: 0.500 (8, 1)										0	0	0	0	0	0	0
Jesus Sanchez, L (9, 1)										0	0	0	0	0	0	0

Inning Stats	R: 0	H: 0	E: 0	K: 1	S: 8	R: 0	H: 0	E: 0	K: 1	S: 9	R: 0	H: 1	E: 0	K: 0	S: 8	R: 0	H: 1	E: 0	K: 2	S: 14	R: 0	H: 0	E: 0	K: 1	S: 7	R: 0	H: 0	E: 0	K: 0	S: 7	R: 0	H: 1	E: 0	K: 1	S: 11	R: 0	H: 0	E: 0	K: 2	S: 9	R: 0	H: 0	E: 0	K: 2	S: 9	1B: 2	2B: 1	3B: 0	HR: 0	SF: 0	SAC: 0	DP: 1	HBP: 0	WP: 0	PB: 0	SB: 0	CS: 0	PA: 34
--------------	------	------	------	------	------	------	------	------	------	------	------	------	------	------	------	------	------	------	------	-------	------	------	------	------	------	------	------	------	------	------	------	------	------	------	-------	------	------	------	------	------	------	------	------	------	------	-------	-------	-------	-------	-------	--------	-------	--------	-------	-------	-------	-------	--------

PITCHER	IP	WLS	BF	H	R	ER	SO	BB	IBB	HBP	BLK	WP	HR	S	P	ERA	WHIP
Wade Miller, R ERA: 3.97 (1, 1)	6.1	W	26	2	0	0	7	5	0	0	0	0	0	59	100	0.00	1.105
Octavio Dotel, R ERA: 2.68 (7, 1)	1.2	H	5	1	0	0	1	0	0	0	0	0	0	12	19	0.00	0.600
Mike Gallo, L ERA: 3.33 (9, 1)	1.0		3	0	0	0	2	0	0	0	0	0	0	9	15	0.00	0.000

BOTTOM

Houston Astros @ Colorado Rockies
Coors Field, Denver, CO
Thu Sep 18 2003, 1:05 PM MDT
Att: 21,718 - Sunny - 55 F

livebaseballscorecards.com

AB	29
R	0
H	3
RBI	0
BB	5
SO	10
LOB	12



Batter	1	2	3	4	5	6	7	8	9	AB R H RBI BB SO LOB	TOP	
Sean Burroughs, L (1, 5) <small>OBP: 0.359, SLG: 0.410</small> Xavier Nady, R (8, PH) <small>OBP: 0.309, SLG: 0.369</small> Trevor Hoffman, R (8, 1) Gary Bennett, R (9, PH) <small>OBP: 0.285, SLG: 0.287</small>	1-1 G4-3 		1-2 F7 			2-1 G3 		4-1 1B BLK BB 	2-1 F8 	3 0 0 0 0 0 0 0 0 0 0 1 0 0 0 0 0 0 0 0 0 1 0 0 0 0 0 1	San Diego Padres @ Colorado Rockies Coors Field, Denver, CO Fri Sep 19 2003, 6:05 PM MDT Att. 31,976 - Sunny - 68 F	
Mark Loretta, R (1, 4) <small>OBP: 0.380, SLG: 0.450</small>	1-2 P3 			1-1 F9 		2-2 G4-3 		0-2 		4 0 1 0 0 0 0		
24 Brian Giles, L (1, 7) <small>OBP: 0.423, SLG: 0.508</small>	1-1 P6 			2-3 K 		0-0 G6-3 		1-3 3-H 1B G4-3 		4 0 0 0 0 1 2		
Phil Nevin, R (1, 3) <small>OBP: 0.321, SLG: 0.472</small>		1-2 		1-1 P6 			1-0 G1-3 		2-2 	4 1 2 1 0 0 0		
Mark Kotsay, L (1, 8) <small>OBP: 0.349, SLG: 0.386</small>		1-0 F7 			2-1 		2-1 F7 		3-2 G3-1 3 HR 2B 	4 2 2 1 0 0 1		
Brian Buchanan, R (1, 9) <small>OBP: 0.345, SLG: 0.451</small>		2-1 F7 			0-0 P3 		1-3 K 		1-2 G3-1 	4 0 0 0 0 1 2		
3 Khalil Greene, R (1, 6) <small>OBP: 0.313, SLG: 0.477</small>		1-2 FC6-4 			1-2 F7 			1-3 K 	1-0 	4 1 1 2 0 1 1		
Humberto Quintero, R (1, 2) <small>OBP: 0.333, SLG: 0.294</small> Todd Sears, L (8, PH) <small>OBP: 0.333, SLG: 0.391</small> Ramón Vázquez, L (8, 5) <small>OBP: 0.333, SLG: 0.335</small> Gary Matthews, S (9, PH) <small>OBP: 0.308, SLG: 0.355</small>			0-2 G1-3 			3-1 		3-2 G4-3 BLK 2B 	3-H 0-3 K 	2 0 1 0 0 0 0 1 1 1 0 0 0 0 0 0 0 0 0 0 0 1 0 0 0 0 1 0		
Ben Howard, R (1, 1) <small>OBP: 0.111, SLG: 0.111</small> Brandon Villafuerte, R (6, 1) Kevin Walker, L (7, 1) Dave Hansen, L (8, PH) <small>OBP: 0.348, SLG: 0.316</small> Miguel Ojeda, R (8, PH) <small>OBP: 0.338, SLG: 0.375</small>			1-0 G6-3 		0-2 G5-3 			0-1 G4-3 	2-1 	2 0 0 0 0 0 1 0 2 0 1 0 0 0 1		
Inning Stats	R: 0 H: 0 E: 0 LOB: 0 K: 0 BB: 0 S: 7 P: 10	R: 0 H: 1 E: 0 LOB: 1 K: 0 BB: 0 S: 9 P: 14	R: 0 H: 0 E: 0 LOB: 0 K: 0 BB: 0 S: 7 P: 9	R: 0 H: 0 E: 0 LOB: 0 K: 1 BB: 0 S: 8 P: 12	R: 1 H: 2 E: 0 LOB: 1 K: 0 BB: 0 S: 15 P: 21	R: 0 H: 0 E: 0 LOB: 0 K: 0 BB: 0 S: 6 P: 10	R: 0 H: 0 E: 0 LOB: 0 K: 1 BB: 0 S: 6 P: 10	R: 1 H: 2 E: 0 LOB: 2 K: 1 BB: 1 S: 19 P: 30	R: 3 H: 4 E: 0 LOB: 1 K: 1 BB: 0 S: 20 P: 31	1B: 4 SF: 0 2B: 2 SAC: 0 3B: 0 DP: 0 HR: 3 HBP: 0		WP: 0 PA: 37 PB: 0 SB: 0 CS: 0
PITCHER Scott Elarton, R (1, 1) <small>ERA: 6.42</small> Adam Bernero, R (7, 1) <small>ERA: 5.96</small> Javier López, L (8, 1) <small>ERA: 3.88</small> Justin Speier, R (9, 1) <small>ERA: 3.71</small> 40 Brian Fuentes, L (9, 1) <small>ERA: 2.51</small>	IP WLS BF H R ER SO BB IBB HBP BLK WP HR S P ERA WHIP											PITCHER IP WLS BF H R ER SO BB IBB HBP BLK WP HR S P ERA WHIP

livebaseballscorecards.com

AB	36
R	5
H	9
RBI	4
BB	1
SO	4
LOB	9



BOTTOM

San Diego Padres @ Colorado Rockies
Coors Field, Denver, CO

livebaseballscorecards.com

AB	30
R	6
H	8
RBI	6
BB	5
SO	6
LOB	16



WP	0	PA	36
PB	0		
SB	0		
CS	0		

Fri Sep 19 2003, 6:05 PM MDT
Att: 31,976 - Sunny - 68 F

AB R H RBI BB SO LOB

2 1 1 2 2 0 0
4 0 0 0 0 1 3
0 0 0 0 0 0 0

3 0 1 1 1 0 0

3 0 0 0 1 1 3

4 0 0 0 0 1 4

3 1 0 0 1 0 0

4 3 4 0 0 0 0

4 1 2 2 0 2 3

2 0 0 0 0 1 2
0 0 0 1 0 0 0
0 0 0 0 0 0 0
0 0 0 0 0 0 0
1 0 0 0 0 0 1
0 0 0 0 0 0 0
0 0 0 0 0 0 0

1B: 3 SF: 1
2B: 5 SAC: 0
3B: 0 DP: 1
HR: 1 HBP: 0

Batter	1	2	3	4	5	6	7	8	9				
Pablo Ozuna, R OBP: 0.250, SLG: 0.212 (1, 4)	4-1 BB BB	0-0 B2		0-1 1B			4-1 1B BB						
27 Garrett Atkins, R OBP: 0.210, SLG: 0.190 Chris Stynes, R OBP: 0.340, SLG: 0.424 (1, 5) (8, 5)	1-2 F8		2-2 G4-3	2-3 K			3-1 G5-3						
17 Todd Helton, L OBP: 0.453, SLG: 0.625 (1, 3)	4-1 BB		2-1 G6-3			0-2 F7	3-2 1B						
Preston Wilson, R OBP: 0.346, SLG: 0.536 (1, 8)	0-2 L9		4-2 BB			0-0 P6	1-3 K						
Larry Walker, L OBP: 0.413, SLG: 0.455 (1, 9)	1-3 K		0-0 G3			0-2 G4-3	0-0 F8						
Jay Payton, R OBP: 0.362, SLG: 0.519 (1, 7)		0-0 F8		4-1 1B BB			0-0 F8	0-2 F8					
Kit Pellow, R OBP: 0.500, SLG: 0.867 (1, 2)		1-2 HR		0-1 1B 2B			0-1 2B	3-2 2B					
Juan Uribe, R OBP: 0.293, SLG: 0.414 (1, 6)		1-1 HR		2-3 K			3-1 2B	1-3 K					
Scott Elarton, R OBP: 0.133, SLG: 0.071 Rene Reyes, S OBP: 0.288, SLG: 0.364 Adam Berro, R (7, 1) Javier López, L OBP: 0.200, SLG: 0.200 Greg Norton, S OBP: 0.316, SLG: 0.425 Justin Speier, R (9, 1) 40 Brian Fuentes, L (9, 1)		2-2 F7		0-3 K			2-2 SF8-3-5	1-2 G4-3					
Inning Stats	R: 0 H: 0 E: 0 LOB: 2 K: 1 BB: 2 S: 12 P: 22	R: 2 H: 2 E: 0 LOB: 0 K: 0 BB: 0 S: 12 P: 16	R: 0 H: 0 E: 0 LOB: 1 K: 0 BB: 1 S: 8 P: 16	R: 2 H: 2 E: 0 LOB: 1 K: 3 BB: 1 S: 15 P: 23	R: 0 H: 0 E: 0 LOB: 0 K: 0 BB: 0 S: 8 P: 8	R: 1 H: 2 E: 0 LOB: 0 K: 0 BB: 0 S: 9 P: 14	R: 1 H: 1 E: 0 LOB: 1 K: 1 BB: 1 S: 12 P: 23	R: 0 H: 1 E: 0 LOB: 1 K: 1 BB: 0 S: 14 P: 19					
PITCHER	IP WLS BF H R ER SO BB IBB HBP BLK WP HR S P ERA WHIP											PITCHER	IP WLS BF H R ER SO BB IBB HBP BLK WP HR S P ERA WHIP
Ben Howard, R ERA: 4.23 (1, 1)	5.1 L												
Brandon Villafuerte, R ERA: 4.42 (6, 1)	1.0												
Kevin Walker, L ERA: 5.4 (7, 1)	0.2												
Trevor Hoffman, R ERA: (8, 1)	1.0												

Batter	1	2	3	4	5	6	7	8	9	AB R H RBI BB SO LOB	TOP											
Ramón Vázquez, L (1, 5) OBP: 0.333, SLG: 0.334	0-1 F7	0-1 SF8			3-2 G3		0-0 K		4-2 BB	4 1 1 1 1 1 2												
Mark Loretta, R (1, 4) OBP: 0.379, SLG: 0.451	1-2 G4-3	0-1 G4-3			0-0 1B		0-0 HBP	1-0 P4	1-2 F8	6 1 2 1 0 0 3												
24 Brian Giles, L (1, 7) OBP: 0.424, SLG: 0.506	0-2 1B			0-0 F7	1-2 FC6-4		4-0 HBP	4-1 BB		3 1 1 0 2 0 1												
Phil Nevin, R (1, 3) OBP: 0.327, SLG: 0.487	4-1 BB			2-0 L6	2-2 HR		0-0 FC3-2	2-1 G6-4-3		4 2 2 3 1 0 1												
Xavier Nady, R (1, 9) OBP: 0.313, SLG: 0.372	4-2 BB			0-2 2B	0-0 F9		2-1 FC3-2		1-3 K	3 1 1 1 1 1 0												
Mark Kotsay, L (1, 8) OBP: 0.348, SLG: 0.386	0-0 G1-3			2-0 G3		1-1 F8	3-1 FC3-2		1-0 1B	5 2 1 0 0 0 7												
3 Khalil Greene, R (1, 6) OBP: 0.302, SLG: 0.490		0-0 2B		2-3 K		0-0 G5-3	1-2 P2		0-0 G6-3	5 1 1 0 0 1 4												
Gary Bennett, R (1, 2) OBP: 0.290, SLG: 0.299		2-1 2B		2-0 F7		0-0 F7	0-0 1B		0-0 1B	5 1 3 5 0 0 0												
Brian Lawrence, R (1, 1) OBP: 0.265, SLG: 0.308		1-1 F9		1-3 K					0-0 BB	4 1 2 0 0 1 1												
Scott Linebrink, R (8, 1) OBP: 0.167, SLG: 0.250										0 0 0 0 0 0 0												
Mike Matthews, L (8, 1)										0 0 0 0 0 0 0												
Brian Buchanan, R (9, PH) OBP: 0.348, SLG: 0.454		2-3							1-2 1B	1 0 1 0 0 0 0												
Rod Beck, R (9, 1)										0 0 0 0 0 0 0												
Inning Stats	R: 0 E: 0 K: 0 S: 12	H: 1 LOB: 3 BB: 2 P: 21	R: 2 E: 0 K: 0 S: 9	H: 2 LOB: 0 BB: 0 P: 12	R: 0 E: 0 K: 0 S: 6	H: 1 LOB: 1 BB: 0 P: 10	R: 0 E: 0 K: 2 S: 7	H: 0 LOB: 0 BB: 0 P: 12	R: 2 E: 0 K: 0 S: 11	H: 2 LOB: 0 BB: 0 P: 17	R: 0 E: 0 K: 0 S: 4	H: 0 LOB: 0 BB: 0 P: 5	R: 6 E: 0 K: 1 S: 19	H: 6 LOB: 2 BB: 1 P: 33	R: 0 E: 0 K: 0 S: 4	H: 0 LOB: 0 BB: 1 P: 11	R: 1 E: 0 K: 1 S: 13	H: 3 LOB: 3 BB: 1 P: 20	1B: 8 2B: 5 3B: 1 HR: 1	SF: 1 SAC: 0 DP: 1 HBP: 1	WP: 0 PB: 0 SB: 0 CS: 0	PA: 47
PITCHER	IP WLS BF H R ER SO BB IBB HBP BLK WP HR S P ERA WHIP																					
Cory Vance, L (1, 1) ERA: 6.33	5.0 L 23 6 4 4 2 2 0 0 0 0 0 1 45 72 7.20 1.600																					
28 Aaron Cook, R (6, 1) ERA: 6.1	1.0 9 4 6 6 0 0 0 1 1 0 0 0 12 21 54.00 4.000																					
Denny Stark, R (7, 1) ERA: 6.07	2.0 8 2 0 0 1 1 0 0 0 0 0 0 15 28 0.00 1.500																					
Jesus Sanchez, L (9, 1) ERA: 9.45	1.0 7 3 1 1 1 1 0 0 0 0 0 0 13 20 9.00 4.000																					

San Diego Padres @ Colorado Rockies
Coors Field, Denver, CO
Sat Sep 20 2003, 1:05 PM MDT
Att. 28,028 - Cloudy - 75 F

AB	40
R	11
H	15
RBI	11
BB	5
SO	4
LOB	19



BOTTOM

San Diego Padres @ Colorado Rockies
 Coors Field, Denver, CO
 Sat Sep 20 2003, 1:05 PM MDT
 Att. 28,028 - Cloudy - 75 F

livebaseballscorecards.com

AB	33
R	3
H	8
RBI	3
BB	1
SO	5
LOB	11



WP: 0	PA: 34
PB: 0	
SB: 0	
CS: 0	

AB	R	H	RBI	BB	SO	LOB
3	0	0	0	0	1	1
1	0	1	0	0	0	0

4	0	0	0	0	1	2
0	0	0	0	0	0	0

3	0	0	0	1	0	3
---	---	---	---	---	---	---

4	1	1	1	0	1	1
---	---	---	---	---	---	---

4	1	2	0	0	1	0
---	---	---	---	---	---	---

4	1	2	2	0	0	1
---	---	---	---	---	---	---

4	0	0	0	0	1	2
---	---	---	---	---	---	---

3	0	1	0	0	0	0
---	---	---	---	---	---	---

1	0	1	0	0	0	0
1	0	0	0	0	0	0
0	0	0	0	0	0	0
0	0	0	0	0	0	0
1	0	0	0	0	0	1

1B:	5	SF:	0
2B:	1	SAC:	0
3B:	0	DP:	3
HR:	2	HBP:	0

Batter	1	2	3	4	5	6	7	8	9
Pablo Ozuna, R (1, 4) OBP: 0.231, SLG: 0.194 Greg Norton, S (8, PH) OBP: 0.321, SLG: 0.429 (9, 5)	0-1 B1-3		0-0 G4-6-3			3-3 K		0-1 1-2 1B	
Chris Stynes, R (1, 5) OBP: 0.338, SLG: 0.420 Jesus Sanchez, L (9, 1)	0-1 E5 17 G4-6-3			2-3 K		0-1 F7		0-2 P4	
17 Todd Helton, L (1, 3) OBP: 0.452, SLG: 0.622	3-2 G4-6-3			4-1 G1-4-3 BB		1-0 L9		1-2 G4-3	
Preston Wilson, R (1, 8) OBP: 0.345, SLG: 0.540			1-3 K		0-0 G1-4-3		1-2 HR		1-2 P3
Larry Walker, L (1, 9) OBP: 0.413, SLG: 0.457			0-1 2B		0-0 HR		1-3 K		1-1 P5
Jay Payton, R (1, 7) OBP: 0.363, SLG: 0.524			0-0 G6-3		2-2 1-H HR		1-0 G6-3		0-2 1B
Charles Johnson, R (1, 2) OBP: 0.314, SLG: 0.448			1-0 L7		1-3 K		3-1 F8		1-2 G3
Juan Uribe, R (1, 6) OBP: 0.293, SLG: 0.413			1-0 L6		0-0 G6-3		2-2 FC4-6 1B		
Cory Vance, L (1, 1) OBP: 0.333, SLG: 0.500 Mark Swesney, L (5, PH) OBP: 0.303, SLG: 0.396 28 Aaron Cook, R OBP: 0.226, SLG: 0.172 Denny Stark, R (7, 1) OBP: 0.226, SLG: 0.172 Mark Bellhorn, S (8, PH) OBP: 0.390, SLG: 0.290 (9, 4)			0-0 G4-6-3 1B		2-1 F8		2-2 FC4-6 1B		

Inning Stats	R: 0	H: 0	LOB: 0	R: 0	H: 1	LOB: 1	R: 0	H: 1	LOB: 0	R: 0	H: 0	LOB: 0	R: 2	H: 2	LOB: 0	R: 0	H: 0	LOB: 0	R: 1	H: 1	LOB: 0	R: 0	H: 2	LOB: 2	R: 0	H: 1	LOB: 1	
E: 1	K: 0	S: 7	BB: 0	E: 0	K: 1	S: 8	BB: 0	E: 0	K: 1	S: 6	BB: 1	P: 12	E: 0	K: 1	S: 11	BB: 0	E: 0	K: 1	S: 11	BB: 0	P: 17	E: 0	K: 0	S: 14	BB: 0	E: 0	K: 0	S: 13

PITCHER	IP	WLS	BF	H	R	ER	SO	BB	IBB	HBP	BLK	WP	HR	S	P	ERA	WHIP
Brian Lawrence, R (1, 1) ERA: 4.33	7.1	W	28	7	3	3	5	1	0	0	0	0	2	60	91	3.68	1.091
Scott Linebrink, R (8, 1) ERA: 3.11	0.1		1	0	0	0	0	0	0	0	0	0	0	3	3	0.00	0.000
Mike Matthews, L (8, 1) ERA: 4.45	0.1		1	0	0	0	0	0	0	0	0	0	0	3	4	0.00	0.000
Rod Beck, R (9, 1) ERA: 1.71	1.0		4	1	0	0	0	0	0	0	0	0	0	13	16	0.00	1.000

PITCHER	IP	WLS	BF	H	R	ER	SO	BB	IBB	HBP	BLK	WP	HR	S	P	ERA	WHIP
Brian Lawrence, R (1, 1) ERA: 4.33	7.1	W	28	7	3	3	5	1	0	0	0	0	2	60	91	3.68	1.091
Scott Linebrink, R (8, 1) ERA: 3.11	0.1		1	0	0	0	0	0	0	0	0	0	0	3	3	0.00	0.000
Mike Matthews, L (8, 1) ERA: 4.45	0.1		1	0	0	0	0	0	0	0	0	0	0	3	4	0.00	0.000
Rod Beck, R (9, 1) ERA: 1.71	1.0		4	1	0	0	0	0	0	0	0	0	0	13	16	0.00	1.000

Batter	1	2	3	4	5	6	7	8	9	AB	R	H	RBI	BB	SO	LOB	TOP										
Steve Finley, L (1, 8) Quinton McCracken, S (7, 8) OBP: 0.368, SLG: 0.504 OBP: 0.264, SLG: 0.262	4-2 FC5 S BB		0-1 3B		0-1 G3		4-1 FC6 1B BB	2-0 G4-3		2	0	1	0	2	0	0											
Junior Spivey, R (1, 4) OBP: 0.330, SLG: 0.441	1-0 F9 1-2		3-1 G5-3		2-2 G4-3		1-1 F7		4-1 HR BB	4	1	0	0	1	0	3											
Luis Gonzalez, L (1, 7) Chad Moeller, R (7, 2) OBP: 0.400, SLG: 0.532 OBP: 0.335, SLG: 0.435	4-2 SAFE BB		0-1 L6		4-1 HR BB		0-2 FC6 1B		1-0 1-H HR	2	1	1	0	2	0	1											
Raul Mondesi, R (1, 9) John Patterson, R (7, 1) Stephen Randolph, L (8, 1) Felix Jose, S (9, PH) OBP: 0.344, SLG: 0.483 OBP: 0.077, SLG: 0.077	1-2 F6			1-3 K	2-1 HR		2-2 FC6		3-2 L7	4	1	1	2	0	1	4											
Alex Cintron, S (1, 6) OBP: 0.351, SLG: 0.475	1-2 FC5 2-3f			1-0 1B 2B	2-2 FC6-4 1B			1-2 HR	0-0 E4 2B	5	3	3	1	0	0	2											
Shea Hillenbrand, R (1, 3) OBP: 0.315, SLG: 0.466		2-1 L5		1-2 2B 1B	1-0 FC6-4			0-0 HR	1-3 K	5	2	2	1	0	1	2											
Matt Kata, S (1, 5) OBP: 0.319, SLG: 0.429		2-2 L6		0-0 2B		1-1 G4-3		4-1 G5-4-3 E BB	0-0 1-H 2B	4	0	2	3	1	0	0											
Robby Hammock, R (1, 2) OBP: 0.337, SLG: 0.486		3-3 K		1-1 2B		2-3 K		1-2 E5 G5-4-3	3-3 K	5	0	1	0	0	3	2											
17 Brandon Webb, R (1, 1) 31 Edgar Gonzalez, R (5, 1) Lyle Overbay, L (6, PH) Eddie Oropesa, L (6, 1) Danny Bautista, R (7, 9) OBP: 0.137, SLG: 0.122 OBP: 0.250, SLG: 0.250 OBP: 0.359, SLG: 0.393			0-3 K	1-3 K		2-2 P6		1-2 G5-4-3 1-2f 2-3		2	0	0	0	0	2	1											
Inning Stats	R: 0 E: 0 K: 0 S: 11	H: 0 LOB: 2 BB: 2 P: 22	R: 0 E: 0 K: 1 S: 14	H: 0 LOB: 0 BB: 0 P: 21	R: 0 E: 0 K: 1 S: 9	H: 1 LOB: 1 BB: 0 P: 12	R: 2 E: 0 K: 2 S: 13	H: 4 LOB: 1 BB: 0 P: 18	R: 2 E: 0 K: 0 S: 12	H: 2 LOB: 1 BB: 1 P: 23	R: 0 E: 0 K: 1 S: 10	H: 0 LOB: 0 BB: 0 P: 15	R: 0 E: 0 K: 0 S: 9	H: 1 LOB: 1 BB: 1 P: 16	R: 2 E: 1 K: 0 S: 13	H: 2 LOB: 1 BB: 1 P: 22	R: 3 E: 1 K: 2 S: 14	H: 2 LOB: 1 BB: 1 P: 26	1B: 4 2B: 3 3B: 1 HR: 4	SF: 0 SAC: 0 DP: 2 HBP: 0	WP: 0 PB: 0 SB: 1 CS: 0	PA: 44					
PITCHER	IP	WLS	BF	H	R	ER	SO	BB	IBB	HBP	BLK	WP	HR	S	P	ERA	WHIP										
Darren Oliver, L (1, 1) ERA: 4.91	5.0	W	24	7	4	4	4	3	0	0	0	0	1	59	96	7.20	2.000										
Adam Bernero, R (6, 1) ERA: 5.85	2.0		7	1	0	0	1	1	0	0	0	0	0	19	31	0.00	1.000										
Jason Young, R (8, 1) ERA: 8.85	2.0		13	4	5	4	2	2	0	0	0	0	3	27	48	18.00	3.000										

Arizona Diamondbacks @ Colorado Rockies
Coors Field, Denver, CO
Tue Sep 23 2003, 7:05 PM MDT
Att. 22,686 - Sunny - 82 F

AB	38
R	9
H	12
RBI	9
BB	6
SO	7
LOB	18



Batter	1	2	3	4	5	6	7	8	9
Ronnie Belliard, R OBP: 0.349, SLG: 0.400									
Chris Stynes, R OBP: 0.331, SLG: 0.411									
17 Todd Helton, L OBP: 0.454, SLG: 0.630									
Jason Young, R OBP: 0.375, SLG: 0.429									
Preston Wilson, R OBP: 0.345, SLG: 0.538									
Mark Bellhorn, S OBP: 0.354, SLG: 0.295									
Larry Walker, L OBP: 0.417, SLG: 0.472									
Rene Reyes, S OBP: 0.309, SLG: 0.413									
Jay Payton, R OBP: 0.363, SLG: 0.523									
Mark Sweeney, L OBP: 0.307, SLG: 0.398									
Charles Johnson, R OBP: 0.316, SLG: 0.449									
Kit Pellow, R OBP: 0.471, SLG: 0.867									
Juan Uribe, R OBP: 0.295, SLG: 0.411									
Darren Oliver, R OBP: 0.304, SLG: 0.354									
27 Garrett Atkins, R OBP: 0.197, SLG: 0.177									
Adam Bernero, R									
Pablo Ozuna, R OBP: 0.250, SLG: 0.194									

Inning Stats	R: 6	H: 4	E: 0	LOB: 2	K: 1	S: 20	R: 0	H: 0	E: 0	LOB: 0	K: 0	S: 7	R: 0	H: 1	E: 0	LOB: 1	K: 0	S: 7	R: 4	H: 2	E: 3	LOB: 1	K: 1	S: 25	R: 2	H: 2	E: 0	LOB: 0	K: 1	S: 17	R: 5	H: 3	E: 1	LOB: 1	K: 0	S: 16	R: 3	H: 4	E: 0	LOB: 2	K: 1	S: 17	R: 0	H: 1	E: 0	LOB: 1	K: 1	S: 9		

PITCHER	IP	WLS	BF	H	R	ER	SO	BB	IBB	HBP	BLK	WP	HR	S	P	ERA	WHIP
17 Brandon Webb, R ERA: 2.75	(1, 1)	4.0	L	26	7	10	6	2	3	1	0	1	1	59	101	13.50	2.500
31 Edgar Gonzalez, R ERA: 5.63	(5, 1)	1.0		5	2	2	1	0	0	0	0	0	2	17	24	18.00	2.000
Eddie Oropesa, L ERA: 5.12	(6, 1)	1.0		8	3	5	4	0	1	0	0	0	1	16	25	36.00	4.000
John Patterson, R ERA: 6.45	(7, 1)	1.0		8	4	3	3	1	0	0	1	0	0	17	23	27.00	4.000
Stephen Randolph, L ERA: 4.11	(8, 1)	1.0		4	1	0	1	0	0	0	0	0	0	9	12	0.00	1.000

AB	R	H	RBI	BB	SO	LOB
5	3	4	8	1	0	0
6	2	0	0	0	1	7
3	3	1	1	2	0	1
1	0	0	0	0	0	0
4	2	1	1	0	0	2
2	1	1	0	0	0	0
3	1	2	6	1	0	0
2	2	2	0	0	0	0
4	1	2	1	0	0	0
2	1	1	0	0	1	1
4	1	2	0	0	0	4
0	0	0	1	0	0	0
4	2	1	1	1	2	4
1	0	0	0	0	0	1
1	0	0	0	0	1	0
1	1	0	0	0	0	1
0	0	0	0	0	0	0

WP	PA	ERA	WHIP
1	51		
0			
0			
0			

Arizona Diamondbacks @ Colorado Rockies
 Coors Field, Denver, CO
 Tue Sep 23 2003, 7:05 PM MDT
 Att. 22,686 - Sunny - 82 F

AB	43
R	20
H	17
RBI	19
BB	5
SO	5
LOB	21



Batter	1	2	3	4	5	6	7	8	9	AB R H RBI BB SO LOB	TOP		
Steve Finley, L (1, 8) OBP: 0.365, SLG: 0.499	1-2 F7	3-3 K		3-2 L1			1-3 K	0-2 F7		5 0 0 0 0 2 5			
Matt Kata, S (1, 4) OBP: 0.317, SLG: 0.425	3-2 F9		1-2 K		1-0 F7		1-0 FC3-6 1-2 1B		3-2 G6-3	5 0 1 0 0 1 0			
Luis Gonzalez, L (1, 7) OBP: 0.398, SLG: 0.531	1-0 G4-3		2-1		3-3 K		0-0 FC3-6 1-2f 2-3		3-2 F7	5 0 1 0 0 1 2			
Shea Hillenbrand, R (1, 3) OBP: 0.314, SLG: 0.465		2-1	2-0		0-2 F8		0-1 G5-3		1-0 F8	5 1 1 0 0 0 3			
Alex Cintron, S (1, 6) OBP: 0.352, SLG: 0.478		0-0	2-2			0-2 G6-3		3-2		4 2 2 1 0 0 1			
Danny Bautista, R (1, 9) OBP: 0.331, SLG: 0.392		1-3			0-0	0-2	0-0	3-2		4 3 3 3 0 1 1			
Craig Counsell, L (1, 5) OBP: 0.325, SLG: 0.304		1-1			1-1	0-0	0-0	1-2		3 0 1 1 0 0 1			
Robby Hammock, R (1, 2) OBP: 0.340, SLG: 0.481		4-0			0-0	2-2	1-1	1-1		2 0 0 0 1 1 1			
Randy Johnson, R (1, 1) Quinton McCracken, S (7, PH) Oscar Villarreal, L (7, 1) Carlos Baerga, S (8, PH) Jose Valverde, R (8, 1) Matt Mantel, R (8, 1)		1-1			1-2	1-2	1-0	1-0		2 0 1 1 0 0 1 1 0 1 0 0 0 0 0 0 0 0 0 0 0 1 0 0 0 0 0 1 0 0 0 0 0 0 0 0 0 0 0 0 0 0			
Inning Stats	R: 0 H: 0 E: 0 LOB: 0 K: 0 BB: 0 S: 9 P: 14	R: 2 H: 3 E: 0 LOB: 2 K: 2 BB: 1 S: 14 P: 26	R: 0 H: 1 E: 0 LOB: 1 K: 1 BB: 0 S: 9 P: 16	R: 1 H: 2 E: 0 LOB: 1 K: 0 BB: 0 S: 11 P: 16	R: 0 H: 0 E: 0 LOB: 0 K: 1 BB: 0 S: 9 P: 13	R: 1 H: 1 E: 0 LOB: 0 K: 1 BB: 0 S: 10 P: 12	R: 0 H: 2 E: 0 LOB: 2 K: 1 BB: 0 S: 10 P: 13	R: 2 H: 2 E: 0 LOB: 1 K: 0 BB: 0 S: 14 P: 20	R: 0 H: 0 E: 0 LOB: 0 K: 0 BB: 0 S: 8 P: 15	1B: 5 SF: 1 2B: 3 SAC: 0 3B: 1 DP: 0 HR: 2 HBP: 1	WP: 0 PA: 40 PB: 0 SB: 0 CS: 0		
PITCHER	IP WLS BF H R ER SO BB IBB HBP BLK WP HR S P ERA WHIP											PITCHER	IP WLS BF H R ER SO BB IBB HBP BLK WP HR S P ERA WHIP
Jose Jimenez, R (1, 1) ERA: 5.22	6.0 L 26 7 4 4 5 0 1 0 0 0 0 1 62 97 6.00 1.167												
Javier Lopez, L (7, 1) ERA: 3.81	0.2 4 2 0 0 1 0 0 0 0 0 0 0 8 11 0.00 3.000												
Steve Reed, R (7, 1) ERA: 3.32	0.1 1 0 0 0 0 0 0 0 0 0 0 0 2 2 0.00 0.000												
Justin Speier, R (8, 1) ERA: 3.91	1.0 6 2 2 2 0 0 0 0 1 0 0 1 14 20 18.00 2.000												
Jesus Sanchez, L (9, 1) ERA: 8.22	1.0 3 0 0 0 0 0 0 0 0 0 0 0 8 15 0.00 0.000												

Arizona Diamondbacks @ Colorado Rockies
Coors Field, Denver, CO
Wed Sep 24 2003, 7:05 PM MDT
Att. 24,465 - Sunny - 63 F

AB	37
R	6
H	11
RBI	6
BB	1
SO	6
LOB	16



Batter	1	2	3	4	5	6	7	8	9	AB	R	H	RBI	BB	SO	LOB
Ronnie Belliard, R OBP: 0.350, SLG: 0.403 (1, 4)	2-1 G5-3		1-1 HR 2B	2-2 CS 1-2	0-1 G1-3		2-1 1B			4	1	2	0	0	0	0
Juan Uribe, R OBP: 0.294, SLG: 0.418 (1, 6)	1-3 K		0-0 HR 2-H		3-2 G4-3		0-3 K			4	1	1	2	0	2	1
17 Todd Helton, L OBP: 0.456, SLG: 0.636 (1, 3)	4-2 1B BB		2-2 FC4-6 1B		3-1 P2			2-0 HR		3	1	2	1	1	0	0
Preston Wilson, R OBP: 0.346, SLG: 0.537 (1, 8)	2-2 HBP 1-3 1B		2-3 K		0-1 G4-6-3 1B 1B			1-3 K		4	0	2	0	0	2	1
Larry Walker, L OBP: 0.417, SLG: 0.471 (1, 9)	2-1 FC6-4 HBP 1-2		0-2 FC4-6 1-2f		0-2 G4-6-3 1B			3-3 K		3	0	1	0	0	1	1
Jay Payton, R OBP: 0.361, SLG: 0.520 (1, 7)	2-2 FC6-4 1-2f		1-1 G4-3		3-2 G4-6-3 1-2f 2-3			2-2 F7		4	0	0	0	0	0	6
Gregg Zaun, S OBP: 0.300, SLG: 0.331 (1, 2)		2-2 G5-3		0-2 CS 1B		3-1 P4			2-1 G3-1	4	0	1	0	0	0	1
27 Garrett Atkins, R OBP: 0.188, SLG: 0.169 Mark Bellhorn, S OBP: 0.352, SLG: 0.293 (9, PH)		1-1 G5-3		0-2 F9			1-2 G5-3		1-0 G4-3	3	0	0	0	0	0	1
Jose Jimenez, R OBP: 0.176, SLG: 0.176 Javier Lopez, L OBP: 0.200, SLG: 0.200 Steve Reed, R OBP: 0.304, SLG: 0.394 Mark Sweeney, L OBP: 0.304, SLG: 0.394 Justin Speier, R OBP: 0.304, SLG: 0.394 Jesus Sanchez, L OBP: 0.306, SLG: 0.410 (1, 1) (7, 1) (7, 1) (7, PH) (8, 1) (9, 1) (9, PH)		0-3 K		0-3 K			2-0 G6-3		0-3 K	2	0	0	0	0	2	1

Inning Stats	R: 0	H: 1	E: 0	K: 1	S: 18	H: 1	LOB: 3	BB: 1	P: 31	R: 0	H: 0	E: 0	K: 1	S: 9	R: 2	H: 3	E: 0	K: 1	S: 15	R: 0	H: 1	E: 0	K: 1	S: 13	R: 0	H: 2	E: 0	K: 0	S: 10	R: 0	H: 1	E: 0	K: 1	S: 9	R: 1	H: 1	E: 0	K: 2	S: 12	R: 0	H: 0	E: 0	K: 1	S: 6	1B: 6	SF: 0	2B: 1	SAC: 0	3B: 0	DP: 1	HR: 2	HBP: 1	WP: 0	PA: 37
--------------	------	------	------	------	-------	------	--------	-------	-------	------	------	------	------	------	------	------	------	------	-------	------	------	------	------	-------	------	------	------	------	-------	------	------	------	------	------	------	------	------	------	-------	------	------	------	------	------	-------	-------	-------	--------	-------	-------	-------	--------	-------	--------

PITCHER	IP	WLS	BF	H	R	ER	SO	BB	IBB	HBP	BLK	WP	HR	S	P	ERA	WHIP
Randy Johnson, L ERA: 4.26 (1, 1)	6.0	W	25	7	2	2	4	1	0	0	0	0	1	73	109	3.00	1.333
Oscar Villarreal, R ERA: 2.65 (7, 1)	1.0	H	4	1	0	0	1	0	0	0	0	0	0	9	14	0.00	1.000
Jose Valverde, R ERA: 1.84 (8, 1)	1.0		4	1	1	1	2	0	0	0	0	0	1	12	20	9.00	1.000
Matt Mantei, R ERA: 2.55 (9, 1)	1.0	S	3	0	0	0	1	0	0	0	0	0	0	6	9	0.00	0.000

BOTTOM

Arizona Diamondbacks @ Colorado Rockies
Coors Field, Denver, CO
Wed Sep 24 2003, 7:05 PM MDT
Att: 24,465 - Sunny - 63 F

livebaseballscorecards.com

AB	34
R	3
H	9
RBI	3
BB	1
SO	8
LOB	12



Batter	1	2	3	4	5	6	7	8	9	AB R H RBI BB SO LOB	TOP																
Craig Counsell, L OBP: 0.331, SLG: 0.307 (1, 5)	4-1 1B WP E BB	1-1 B1-3		1-2 G3 S SF7 1B		4-1 E 1B BB	0-0 1B		1-0 SAFE G6-3	4 3 2 0 2 0 1																	
Quinton McCracken, S OBP: 0.274, SLG: 0.269 (1, 7)	4-0 E 1B SF9 BB	0-0 HBP 1B		1-2 G3		1-0 E1 1B	2-2 G4-3		2-0 2-H 1B	5 2 2 1 1 0 4																	
Junior Spivey, R OBP: 0.330, SLG: 0.439 (1, 4)	3-3 K	3-2 HBP		3-2 SF7		1-2 FC4-6 1B		2-2 P4	2-3 K	4 0 1 3 0 2 3																	
Raul Mondesi, R OBP: 0.343, SLG: 0.481 (1, 9)	2-0 SF9 E 1B 2-3	1-3 HBP		0-0 F7		0-2 P5		2-2 G4-3		5 1 1 0 0 1 3																	
Alex Cintron, S OBP: 0.350, SLG: 0.477 (1, 6)	1-1 E4 1B 1-2 2-3 3-H			1-1 F8		2-2 G5-3	0-0 FC4-6		0-0 1B 2B	5 0 1 1 0 0 3																	
Danny Bautista, R OBP: 0.332, SLG: 0.397 (1, 8)	0-0 SF9			2-1 G4-3		1-3 K		2-2 G1-4-3 1B 2B	2-2 1B	4 1 2 1 0 1 0																	
Lyle Overbay, L OBP: 0.363, SLG: 0.392 Oscar Villarreal, L Matt Mantei, R	2-2 S 1B 1-3 3-H			4-2 1B BB		4-1 BB		3-2 G1-4-3	0-3 K	3 0 1 1 2 1 3 0 0 0 0 0 0 0 0 0 0 0 0 0 0																	
Rod Barajas, R OBP: 0.265, SLG: 0.332 Carlos Baerga, S OBP: 0.388, SLG: 0.459 Robby Hammock, R OBP: 0.343, SLG: 0.481	3-3 K			0-2 FC6-4 1B		1-1 P4		0-0 1B 1B	4-1 G6-3 1B BB	3 0 1 0 0 1 3 1 0 1 1 0 0 0 0 1 0 0 1 0 0																	
Miguel Batista, R OBP: 0.086, SLG: 0.088 Eddie Oropesa, L 31 Edgar Gonzalez, R OBP: 0.250, SLG: 0.250 Felix Jose, S OBP: 0.594, SLG: 0.625 John Patterson, R OBP: 0.077, SLG: 0.077 Shea Hillenbrand, R OBP: 0.314, SLG: 0.464		3-3 HBP		0-0 FC6-4		2-2 G3	0-1 P5		3-3 SAFE K	3 0 0 0 0 0 1 2 0 0 0 0 0 0 0 0 0 0 0 0 0 0 0 0 1 0 0 0 0 0 0 1 0 0 0 0 0 0 0 0 1 0 0 0 0 0 1 1																	
Inning Stats	R: 3 E: 1 K: 2 S: 15	H: 2 LOB: 2 BB: 2 P: 34	R: 0 E: 0 K: 2 S: 12	H: 1 LOB: 2 BB: 1 P: 19	R: 0 E: 0 K: 0 S: 11	H: 1 LOB: 0 BB: 1 P: 18	R: 1 E: 0 K: 0 S: 12	H: 1 LOB: 0 BB: 0 P: 17	R: 0 E: 0 K: 1 S: 9	H: 0 LOB: 1 BB: 1 P: 17	R: 2 E: 1 K: 0 S: 12	H: 1 LOB: 1 BB: 1 P: 20	R: 1 E: 0 K: 0 S: 15	H: 3 LOB: 2 BB: 0 P: 22	R: 0 E: 0 K: 1 S: 14	H: 2 LOB: 2 BB: 0 P: 20	R: 1 E: 0 K: 2 S: 13	H: 1 LOB: 1 BB: 1 P: 24	1B: 10 2B: 2 3B: 0 HR: 0	SF: 2 SAC: 0 DP: 0 HBP: 1	WP: 1 PB: 0 SB: 2 CS: 0	PA: 48					
SCOUTING																											
PITCHER	IP	WLS	BF	H	R	ER	SO	BB	IBB	HBP	BLK	WP	HR	S	P	ERA	WHIP										
Scott Elarton, R ERA: 6.27 (1, 1)	4.0		22	5	4	2	4	3	0	1	0	1	0	50	88	4.50	2.000										
28 Aaron Cook, R ERA: 6.07 (5, 1)	2.0		10	1	2	1	1	2	0	0	0	0	0	21	37	4.50	1.500										
Jesus Sanchez, L ERA: 9.0 (7, 1)	0.1	H	2	1	1	1	0	0	0	0	0	0	0	8	13	27.00	3.000										
Adam Bernero, R ERA: 5.78 (7, 1)	1.2	B	9	4	0	0	1	0	0	0	0	0	0	21	29	0.00	2.400										
40 Brian Fuentes, L ERA: 2.66 (9, 1)	1.0	L	5	1	1	1	2	1	0	0	0	0	0	13	24	9.00	2.000										

Arizona Diamondbacks @ Colorado Rockies
 Coors Field, Denver, CO
 Thu Sep 25 2003, 1:05 PM MDT
 Att. 23,056 - Sunny - 84 F

AB	39
R	8
H	12
RBI	8
BB	6
SO	8
LOB	24



BOTTOM

Arizona Diamondbacks @ Colorado Rockies
Coors Field, Denver, CO
Thu Sep 25 2003, 1:05 PM MDT
Att. 23,056 - Sunny - 84 F

livebaseballscorecards.com

AB 34
R 7
H 9
RBI 7
BB 11
SO 8
LOB 26



WP: 1 PA: 46
PB: 0
SB: 2
CS: 0

AB R H RBI BB SO LOB

5 1 2 2 1 1 3

3 1 1 2 2 0 2

4 1 1 0 1 1 4

4 0 1 1 1 1 2

2 1 1 0 3 0 0

5 0 0 1 0 1 8

3 2 1 0 0 1 2
0 0 0 0 0 0 0
0 0 0 0 0 0 0
1 0 0 0 0 1 0

4 1 2 1 1 1 0

0 0 0 0 1 0 0
1 0 0 0 0 1 3
0 0 0 0 0 0 0
1 0 0 0 0 0 1
1 0 0 0 1 0 1
0 0 0 0 0 0 0

1B: 5 SF: 0
2B: 3 SAC: 0
3B: 1 DP: 2
HR: 0 HBP: 1

Main table containing batter names, statistics, and play diagrams for each batter across 9 innings.


Inning Stats table with columns for R, H, E, K, S, LOB, BB, P, IBB, HBP, BLK, WP, HR, S, P, ERA, WHIP.

Pitcher stats table with columns for PITCHER, IP, WLS, BF, H, R, ER, SO, BB, IBB, HBP, BLK, WP, HR, S, P, ERA, WHIP.

Batter	1	2	3	4	5	6	7	8	9	AB R H RBI BB SO LOB	TOP											
Pablo Ozuna, R (1, 4) OBP: 0.273, SLG: 0.225	1-2 WP 17 S 1B		3-2 G6-3			0-1 17 BB 1B		1-0 FC6-4 17 WP 1B 1-2f		4 0 2 0 0 0 2												
Juan Uribe, R (1, 6) OBP: 0.296, SLG: 0.419 Greg Norton, S (8, PH) OBP: 0.321, SLG: 0.427 12 Clint Barmes, R (8, PR) OBP: 0.304, SLG: 0.381	1-3 K		1-2 P3			1-1 P2		1-0 17 WP 1B 1-2		3 0 0 0 0 1 3 1 0 1 0 0 0 0 0 0 0 0 0 0 0												
17 Todd Helton, L (1, 3) OBP: 0.456, SLG: 0.631	3-3 K 1-2			1-2 1B		4-2 FC6-4 1-2 BB		2-3 K 1-2 2-3		3 0 1 0 1 2 3												
Preston Wilson, R (1, 8) OBP: 0.344, SLG: 0.534	3-2 F9 2-3			0-2 F8		2-3 K		0-2 G6-3		4 0 0 0 0 1 7												
Jay Payton, R (1, 7) OBP: 0.358, SLG: 0.514		0-1 G4-3		0-0 F9		1-1 FC6-4 1-2f			1-2 27 1B 27 DI 1B	4 0 1 0 0 0 3												
Rene Reyes, S (1, 9) OBP: 0.293, SLG: 0.391		3-2 G5-3		2-0 G5-3			1-3 K		0-3 K	4 0 0 0 0 2 2												
Charles Johnson, R (1, 2) OBP: 0.313, SLG: 0.444			0-0 F8		3-2 P4		2-2 F8		1-1 F8	4 0 0 0 0 0 1												
27 Garrett Atkins, R (1, 5) OBP: 0.205, SLG: 0.188			0-1 SH1-4 1B		0-2 F9		0-1 G6-3		2-2 1-3 1B	4 0 2 0 0 0 0												
Cory Vance, L (1, 1) OBP: 0.286, SLG: 0.429 Javier López, L (7, 1) OBP: 0.200, SLG: 0.200 Steve Reed, R (7, 1) Mark Sweeney, L (8, PH) OBP: 0.396, SLG: 0.396 Justin Speier, R (8, 1) Mark Bellhorn, S (8, PH) OBP: 0.354, SLG: 0.294			0-0 SH1-4		0-0 F8			0-2 FC6-4 1B	3-3 K	1 0 1 0 1 0 0 0 0 0 0 0 0 0 0 0 1 0 0 0 0 1 2												
Inning Stats	R: 0 E: 0 K: 2 S: 13	H: 1 LOB: 1 BB: 0 P: 21	R: 0 E: 0 K: 0 S: 10	H: 0 LOB: 0 BB: 0 P: 13	R: 0 E: 0 K: 0 S: 10	H: 1 LOB: 1 BB: 0 P: 14	R: 0 E: 0 K: 0 S: 9	H: 1 LOB: 1 BB: 0 P: 12	R: 0 E: 0 K: 0 S: 7	H: 0 LOB: 0 BB: 0 P: 10	R: 0 E: 0 K: 1 S: 13	H: 1 LOB: 2 BB: 1 P: 21	R: 0 E: 0 K: 1 S: 10	H: 0 LOB: 0 BB: 0 P: 13	R: 0 E: 0 K: 1 S: 12	H: 2 LOB: 3 BB: 0 P: 16	R: 0 E: 0 K: 2 S: 16	H: 2 LOB: 2 BB: 0 P: 23	1B: 8 2B: 0 3B: 0 HR: 0	SF: 0 SAC: 1 DP: 0 HBP: 0	WP: 2 PB: 0 SB: 1 CS: 0	PA: 36
PITCHER	IP WLS BF H R ER SO BB IBB HBP BLK WP HR S P ERA WHIP																					
Adam Eaton, R (1, 1) ERA: 4.08	7.0 W 26 4 0 0 4 1 0 0 0 1 0 72 104 0.00 0.714																					
Scott Linebrink, R (8, 1) ERA: 3.04	0.1 H 3 2 0 0 0 0 0 0 0 0 0 5 7 0.00 6.000																					
Mike Matthews, L (8, 1) ERA: 4.31	0.1 H 1 0 0 0 1 0 0 0 0 1 0 4 6 0.00 0.000																					
Jay Witasick, R (8, 1) ERA: 4.0	0.1 H 1 0 0 0 0 0 0 0 0 0 0 3 3 0.00 0.000																					
Brandon Villafuerte, R (8, 1) ERA: 4.31	1.0 5 2 0 0 2 0 0 0 0 0 0 16 23 0.00 2.000																					

Colorado Rockies @ San Diego Padres
Qualcomm Stadium, San Diego, CA

AB	34
R	0
H	8
RBI	0
BB	1
SO	7
LOB	23



Fri Sep 26 2003, 10:05 PM EDT
Att. 45,588 - Overcast - 66 F

livebaseballscorecards.com

Batter	1	2	3	4	5	6	7	8	9
Sean Burroughs, L OBP: 0.354, SLG: 0.407 (1, 5)	3-1 24 BB 1B	0-1 G3-1		0-1 FC4-6 1-2f 2-3			1-0 G6-3	4-0 IBB	
Mark Loretta, R OBP: 0.374, SLG: 0.441 (1, 4)	4-2 24 BB 1-2 BB		0-1 F8	1-1 G4-6-3 1-2f			1-2 G6-3	0-0 F9	
24 Brian Giles, L OBP: 0.426, SLG: 0.506 (1, 7)	4-1 G6-4-3 1-2 2-3 BB		2-1 S 1B 2B				3-2 G6-3	1-2 G4-3	
Phil Nevin, R OBP: 0.329, SLG: 0.479 (1, 3)	0-0 P4		0-2 E1 BB 3 1B FC7-4-6 2-3				1-1 F8		
Xavier Nady, R OBP: 0.321, SLG: 0.384 (1, 9)	2-0 G6-4-3 1-2f		0-0 3 FC7-4-6 BB 1-2 1B				3-2 2B 1B		
Gary Matthews, S OBP: 0.314, SLG: 0.362 (1, 8)		0-0 3 1B FC5-4 1B	4-1 3 FC7-4-6 1-2 2-3 BB				0-2 G6-3	2-2 1-3 2B 2B	
3 Khalil Greene, R OBP: 0.297, SLG: 0.441 (1, 6)		0-0 FC5-4 1B	1-2 FC7-4-6 1-2 2-3 3-H				1-1 F7	1-3 K	
Gary Bennett, R OBP: 0.291, SLG: 0.300 (1, 2)		2-2 FC5-4 BLK		1-1 FC4-6 2B			4-1 BB	4-0 2B IBB	
Dave Hansen, L OBP: 0.358, SLG: 0.333 (8, PH)		2-3 K		2-2 FC4-6 HBP			3-2 P4	1-0 2B	
Adam Eaton, R OBP: 0.292, SLG: 0.357 (8, 1)									
Scott Linebrink, R OBP: 0.167, SLG: 0.250 (8, 1)									
Mike Matthews, L OBP: 0.329, SLG: 0.364 (9, 2)									
Jay Witasick, R OBP: 0.329, SLG: 0.364 (9, 2)									
Mark Kotsay, L OBP: 0.345, SLG: 0.396 (8, PH)									
Brandon Villaluerte, R OBP: 0.345, SLG: 0.396 (9, 1)									

Inning Stats	R: 0	H: 1	E: 0	LOB: 2	K: 0	P: 20	R: 1	H: 2	E: 0	LOB: 1	K: 1	P: 14	R: 2	H: 2	E: 1	LOB: 1	K: 0	P: 21	R: 0	H: 1	E: 0	LOB: 1	K: 0	P: 12	R: 0	H: 0	E: 0	LOB: 0	K: 1	P: 20	R: 0	H: 0	E: 0	LOB: 1	K: 0	P: 15	R: 2	H: 3	E: 0	LOB: 3	K: 1	P: 31
	0	1	0	2	0	20	1	2	0	1	1	14	2	2	1	1	0	21	0	1	0	1	0	12	0	0	0	0	0	1	20	0	0	0	1	15	2	3	0	3	1	31

PITCHER	IP	WLS	BF	H	R	ER	SO	BB	IBB	HBP	BLK	WP	HR	S	P	ERA	WHIP
Cory Vance, L ERA: 5.6 (1, 1)	6.0	L	27	6	3	2	2	4	0	1	1	0	0	63	107	3.00	1.667
Javier López, L ERA: 3.77 (7, 1)	0.2		3	1	0	0	0	0	0	0	0	0	0	7	12	0.00	1.500
Steve Reed, R ERA: 3.3 (7, 1)	0.1		1	0	0	0	0	0	0	0	0	0	0	2	3	0.00	0.000
Justin Speier, R ERA: 4.11 (8, 1)	1.0		8	3	2	2	1	0	2	0	0	0	0	15	31	18.00	3.000

BOTTOM

Colorado Rockies @ San Diego Padres
Qualcomm Stadium, San Diego, CA

Fri Sep 26 2003, 10:05 PM EDT
Att: 45,588 - Overcast - 66 F

AB	R	H	RBI	BB	SO	LOB
4	0	1	0	1	0	3
4	0	0	0	1	0	5
4	1	2	0	1	0	3
4	1	0	0	0	0	5
4	1	2	1	0	1	3
3	2	2	0	1	0	0
4	0	1	0	0	1	4
2	0	1	1	1	0	1
0	0	0	0	1	0	0
0	0	0	0	0	0	0
0	0	0	0	0	0	0
1	0	1	2	0	0	0
0	0	0	0	0	0	0

1B:	6	SF:	0
2B:	5	SAC:	0
3B:	0	DP:	3
HR:	0	HBP:	1

WP:	0	PA:	39
PB:	0		
SB:	1		
CS:	0		

AB 32
R 5
H 10
RBI 4
BB 6
SO 3
LOB 26



PITCHER	IP	WLS	BF	H	R	ER	SO	BB	IBB	HBP	BLK	WP	HR	S	P	ERA	WHIP
Cory Vance, L ERA: 5.6 (1, 1)	6.0	L	27	6	3	2	2	4	0	1	1	0	0	63	107	3.00	1.667
Javier López, L ERA: 3.77 (7, 1)	0.2		3	1	0	0	0	0	0	0	0	0	0	7	12	0.00	1.500
Steve Reed, R ERA: 3.3 (7, 1)	0.1		1	0	0	0	0	0	0	0	0	0	0	2	3	0.00	0.000
Justin Speier, R ERA: 4.11 (8, 1)	1.0		8	3	2	2	1	0	2	0	0	0	0	15	31	18.00	3.000

Batter	1	2	3	4	5	6	7	8	9	AB	R	H	RBI	BB	SO	LOB
Sean Burroughs, L OBP: 0.354, SLG: 0.405 (1, 5)	1-3 K		3-1 FC6-4 1B			0-2 F8		0-1 E6 WP		4	0	1	0	0	1	1
Mark Loretta, R OBP: 0.374, SLG: 0.438 Brandon Villaflorte, R (1, 4) (9, 1)	4-0 FC6-4 BB		2-1 FC6-4 1-2f			1-0 L9		3-2 L9 1-2		3	0	0	0	1	0	3
24 Brian Giles, L OBP: 0.425, SLG: 0.511 Brian Buchanan, R OBP: 0.346, SLG: 0.455 (1, 7) (9, 7)	0-1 F8			2-1 F7		3-2 HR		2-2 G6-3		3	1	1	2	0	0	1
Phil Nevin, R OBP: 0.325, SLG: 0.473 Keith Lockhart, L OBP: 0.339, SLG: 0.411 (1, 3) (9, 4)	1-2 FC6-4 1-2f			3-1 G5-3		0-0 G5-3		4-2 BB		3	0	0	0	0	0	1
Mark Kotsay, L OBP: 0.342, SLG: 0.383 (1, 8)		0-0 G4-3		2-2 G3			2-2 G4-3		0-2 L9	4	0	0	0	0	0	1
Xavier Nady, R OBP: 0.317, SLG: 0.380 (1, 9)		2-2 P3			2-0 G6-3		2-1 G6-3		2-2 K	4	0	0	0	0	1	1
3 Khalil Greene, R OBP: 0.284, SLG: 0.419 (1, 6)		0-1 G5-3			1-3 K		0-3 K			3	0	0	0	0	2	0
Humberto Quintero, R OBP: 0.250, SLG: 0.217 Luther Hackman, R (6, 1) Kevin Walker, L (7, 1) Todd Sears, L OBP: 0.317, SLG: 0.370 (8, PH) (9, 3)			1-3 K		3-2 K			0-0 F9		2	0	0	0	0	2	0
Mike Bynum, L OBP: 0.300, SLG: 0.300 Joe Roa, R OBP: 0.286, SLG: 0.286 Miguel Ojeda, R OBP: 0.331, SLG: 0.362 (1, 1) (4, 1) (6, 2)			1-1 F7			4-2 24 HR BB		1-3 K		1	0	0	0	0	0	0

Inning Stats	R: 0	H: 0	E: 0	K: 1	S: 8	H: 0	LOB: 1	BB: 1	P: 14	R: 0	H: 0	E: 0	K: 0	S: 6	H: 0	LOB: 0	BB: 0	P: 8	R: 0	H: 1	E: 0	K: 1	S: 9	H: 0	LOB: 1	BB: 0	P: 16	R: 0	H: 0	E: 0	K: 0	S: 7	H: 0	LOB: 0	BB: 0	P: 14	R: 0	H: 0	E: 0	K: 2	S: 7	H: 0	LOB: 0	BB: 0	P: 13	R: 2	H: 1	E: 0	K: 0	S: 10	H: 1	LOB: 0	BB: 1	P: 18	R: 0	H: 0	E: 0	K: 1	S: 9	H: 0	LOB: 0	BB: 0	P: 13	R: 0	H: 0	E: 1	K: 1	S: 10	H: 0	LOB: 1	BB: 0	P: 14	R: 0	H: 0	E: 0	K: 1	S: 12	H: 0	LOB: 1	BB: 1	P: 20	1B: 1	SF: 0	2B: 0	SAC: 0	3B: 0	DP: 0	HR: 1	HBP: 0
--------------	------	------	------	------	------	------	--------	-------	-------	------	------	------	------	------	------	--------	-------	------	------	------	------	------	------	------	--------	-------	-------	------	------	------	------	------	------	--------	-------	-------	------	------	------	------	------	------	--------	-------	-------	------	------	------	------	-------	------	--------	-------	-------	------	------	------	------	------	------	--------	-------	-------	------	------	------	------	-------	------	--------	-------	-------	------	------	------	------	-------	------	--------	-------	-------	-------	-------	-------	--------	-------	-------	-------	--------

PITCHER	IP	WLS	BF	H	R	ER	SO	BB	IBB	HBP	BLK	WP	HR	S	P	ERA	WHIP
Denny Stark, R ERA: 5.83 (1, 1)	6.0		22	2	2	2	4	2	0	0	0	0	1	47	83	3.00	0.667
28 Aaron Cook, R ERA: 6.02 (7, 1)	1.0		3	0	0	0	1	0	0	0	0	0	0	9	13	0.00	0.000
Jason Young, R ERA: 8.44 (8, 1)	1.0		4	0	0	0	1	0	0	0	0	1	0	10	14	0.00	0.000
Chin-hui Tsao, R ERA: 6.02 (9, 1)	1.0		4	0	0	0	1	1	0	0	0	0	0	12	20	0.00	1.000

BOTTOM

Colorado Rockies @ San Diego Padres
Qualcomm Stadium, San Diego, CA

Sat Sep 27 2003, 10:05 PM EDT
Att. 42,479 - Sunny - 67 F

livebaseballscorecards.com

AB	30
R	2
H	2
RBI	2
BB	3
SO	7
LOB	8



WP	PA	ERA	WHIP
1	33		
0			
0			
0			

Colorado Rockies @ San Diego Padres
Qualcomm Stadium, San Diego, CA

Sun Sep 28 2003, 5:00 PM EDT
Att. 60,988 - Cloudy - 66 F

AB	37
R	10
H	11
RBI	10
BB	5
SO	11
LOB	10



Batter	1	2	3	4	5	6	7	8	9	AB R H RBI BB SO LOB
Ronnie Belliard, R (1, 4) OBP: 0.351, SLG: 0.409	1-2 G4-3	3-3 K			4-2 FC4-6 BB		1-2 FC4-6 1B	0-1 G6-3		4 0 1 0 1 1 2
Chris Stynes, R (1, 5) OBP: 0.335, SLG: 0.413	0-1 F8		0-3 K		0-1 F7		0-2 FC4-6 17 1B HR	0-1 1B		5 1 1 2 0 1 2
17 Todd Helton, L (1, 3) OBP: 0.458, SLG: 0.630	1-1 1B		3-2 F7		1-0 FC4-6 1-2f		0-1 SAFE HR 1B	4-0 IBB		4 1 2 0 1 0 1
Jay Payton, R (1, 7) OBP: 0.354, SLG: 0.512	2-3 K		2-3 K			0-0 F9	1-2 HR 1B	0-0 F7		5 1 1 3 0 2 3
Larry Walker, L (1, 9) OBP: 0.422, SLG: 0.476		2-3 K		0-0 G3		3-2 F7	1-0 1B	0-0 G6-3		5 0 1 0 0 1 0
Rene Reyes, S (1, 8) OBP: 0.287, SLG: 0.388		1-0 1B 2B		0-0 F8		2-2 G1-3	0-1 G4-3	1-3 K		5 1 1 0 0 1 1
Charles Johnson, R (1, 2) OBP: 0.320, SLG: 0.455		2-1 HR 1B		4-2 BB		1-0 HR	4-1 G6-3 SH1-4 1B BB	1-3 K		2 2 2 2 2 0 0 1 1 0 0 0 1 0
Gregg Zaun, S (8, PR) OBP: 0.309, SLG: 0.349										
Juan Uribe, R (1, 6) OBP: 0.297, SLG: 0.427		2-2 1-H HR		0-3 K		1-3 K	0-0 SH1-4			3 1 1 2 0 2 1
Darren Oliver, R (1, 1) OBP: 0.296, SLG: 0.343		1-3 K			2-3 K		1-0 HR	4-2 G6-3 1B BB		2 0 0 0 0 0 2 0 0 0 0 0 0 0 0 0 0 0 0 0 0 0 0 0 1 1 1 1 0 0 0 0 0 0 0 0 0 0 0 0 0 0 1 0 0 1 0 0 0 0 0 0 0 0 0 0 0 0 0 0 0 0 0 0
Steve Reed, R (6, 1) OBP: 0.200, SLG: 0.200										
Javier Lopez, L (6, 1) OBP: 0.323, SLG: 0.447										
Greg Norton, S (7, PH) OBP: 0.323, SLG: 0.447										
Adam Bernero, R (7, 1) OBP: 0.323, SLG: 0.447										
Mark Sweeney, L (8, PH) OBP: 0.321, SLG: 0.412										
40 Brian Fuentes, L (8, 1) OBP: 0.321, SLG: 0.412										
Justin Speier, R (9, 1) OBP: 0.321, SLG: 0.412										

Inning Stats	R: 0 E: 0 K: 1 S: 11	H: 1 LOB: 1 BB: 0 P: 15	R: 3 E: 0 K: 3 S: 18	H: 3 LOB: 0 BB: 0 P: 29	R: 0 E: 0 K: 2 S: 12	H: 0 LOB: 0 BB: 0 P: 17	R: 0 E: 0 K: 1 S: 7	H: 0 LOB: 1 BB: 1 P: 11	R: 0 E: 0 K: 1 S: 9	H: 0 LOB: 1 BB: 1 P: 16	R: 0 E: 0 K: 0 S: 9	H: 0 LOB: 0 BB: 0 P: 14	R: 5 E: 0 K: 1 S: 21	H: 6 LOB: 1 BB: 0 P: 27	R: 2 E: 0 K: 0 S: 10	H: 1 LOB: 2 BB: 3 P: 22	R: 0 E: 0 K: 2 S: 8	H: 0 LOB: 0 BB: 0 P: 10	1B: 6 2B: 1 3B: 0 HR: 4	SF: 0 SAC: 1 DP: 0 HBP: 0	WP: 0 PB: 0 SB: 0 CS: 0	PA: 43
--------------	-------------------------------	----------------------------------	-------------------------------	----------------------------------	-------------------------------	----------------------------------	------------------------------	----------------------------------	------------------------------	----------------------------------	------------------------------	----------------------------------	-------------------------------	----------------------------------	-------------------------------	----------------------------------	------------------------------	----------------------------------	----------------------------------	------------------------------------	----------------------------------	--------

PITCHER	IP	WLS	BF	H	R	ER	SO	BB	IBB	HBP	BLK	WP	HR	S	P	ERA	WHIP
44 Jake Peavy, R (1, 1) ERA: 4.11	6.0		24	4	3	3	8	2	0	0	0	0	1	66	102	4.50	1.000
Jay Witasick, R (7, 1) ERA: 4.53	0.2	L	5	3	3	3	1	0	0	0	0	0	2	12	16	40.50	4.500
Mike Matthews, L (7, 1) ERA: 4.45	0.0		1	1	0	0	0	0	0	0	0	0	0	2	2	∞	∞
Scott Linebrink, R (7, 1) ERA: 3.31	0.2		6	2	4	4	0	2	0	0	0	0	1	12	22	54.00	6.000
Rod Beck, R (8, 1) ERA: 1.78	0.2		4	1	0	0	0	0	1	0	0	0	0	5	9	0.00	1.500

PITCHER	IP	WLS	BF	H	R	ER	SO	BB	IBB	HBP	BLK	WP	HR	S	P	ERA	WHIP
Trevor Hoffman, R (9, 1) ERA: 2.0	1.0		3	0	0	0	2	0	0	0	0	0	0	8	10	0.00	0.000

BOTTOM

Colorado Rockies @ San Diego Padres
Qualcomm Stadium, San Diego, CA

Sun Sep 28 2003, 5:00 PM EDT
Att: 60,988 - Cloudy - 66 F

livebaseballscorecards.com

AB	37
R	8
H	13
RBI	8
BB	3
SO	5
LOB	19



WP:	0	PA:	44
PB:	0		
SB:	1		
CS:	0		

AB R H RBI BB SO LOB

4	0	0	0	0	0	2
5	1	1	1	0	0	2
3	2	1	0	1	0	0
4	2	4	1	1	0	0
4	0	2	1	0	0	3
5	3	3	3	0	1	4
3	0	0	0	0	1	2
2	0	0	0	0	2	2
4	0	2	1	1	1	2
2	0	0	1	0	0	2
0	0	0	0	0	0	0
0	0	0	0	0	0	0
0	0	0	0	0	0	0
0	0	0	0	0	0	0
1	0	0	0	0	0	0
0	0	0	0	0	0	0

Batter	1	2	3	4	5	6	7	8	9
Sean Burroughs, L (1, 5) OBP: 0.352, SLG: 0.402	0-2 G4-3	0-0 G4-6-3		HBP		2-1 G4-3		0-0 G4-3	
Mark Loretta, R (1, 4) OBP: 0.372, SLG: 0.441	1-0 G5-3		L9	F9		1-2 L9		1-2 HR	
24 Brian Giles, L (1, 7) OBP: 0.427, SLG: 0.514	2-1 1B		1B	HBP		4-2 2B		1-0 G6-3	
Phil Nevin, R (1, 3) OBP: 0.339, SLG: 0.487	0-0 E		2-0 G4-3	1-3 1B		1-0 SF9		4-1 G1-3	1-0 1B
Mark Kotsay, L (1, 8) OBP: 0.343, SLG: 0.384	1-0 E9		1-0 G4-3	1-2 1B		1-1 SF9		0-0 G1-3	2-1 1B
Xavier Nady, R (1, 9) OBP: 0.321, SLG: 0.391	0-0 G4-3			0-0 2B		3-2 1B		2-2 HR	1-3 K
3 Khalil Greene, R (1, 6) OBP: 0.271, SLG: 0.400		3-2 G4-3		0-1 P4		1-3 K		1-3 K	1-3 K
Ramón Vázquez, L (7, PH) OBP: 0.342, SLG: 0.341				1-2 K		1-2 K		1-1 G6-3	3-3 K
Gary Bennett, R (1, 2) OBP: 0.296, SLG: 0.306				2-2 2B		1-2 1B			
44 Jake Peavy, R (1, 1) OBP: 0.150, SLG: 0.073				0-0 G5-3		2-2 G1-3			
Jay Witasick, R (7, 1)									
Mike Matthews, L (7, 1)									
Scott Linebrink, R (7, 1) OBP: 0.107, SLG: 0.250									
Rod Beck, R (8, 1)									
Gary Matthews, S (8, PH) OBP: 0.314, SLG: 0.381									
Trevor Hoffman, R (9, 1)									

Inning Stats	R: 1	H: 3	E: 1	K: 0	S: 9	R: 0	H: 0	E: 0	K: 0	S: 4	R: 0	H: 1	E: 0	K: 0	S: 6	R: 1	H: 2	E: 0	K: 0	S: 9	R: 3	H: 3	E: 0	K: 1	S: 17	R: 0	H: 0	E: 0	K: 0	S: 8	R: 2	H: 1	E: 0	K: 1	S: 10	R: 1	H: 1	E: 0	K: 0	S: 6	R: 0	H: 2	E: 0	K: 3	S: 15	1B: 8	2B: 2	3B: 1	HR: 2	SF: 1	SAC: 0	DP: 2	HBP: 3	WP: 0	PA: 44
--------------	------	------	------	------	------	------	------	------	------	------	------	------	------	------	------	------	------	------	------	------	------	------	------	------	-------	------	------	------	------	------	------	------	------	------	-------	------	------	------	------	------	------	------	------	------	-------	-------	-------	-------	-------	-------	--------	-------	--------	-------	--------

PITCHER	IP	WLS	BF	H	R	ER	SO	BB	IBB	HBP	BLK	WP	HR	S	P	ERA	WHIP
Darren Oliver, L (1, 1) ERA: 5.04	4.1		24	8	5	5	5	2	0	3	0	0	0	36	70	10.38	2.308
Steve Reed, R (5, 1) ERA: 3.27	0.2		3	1	0	0	1	0	0	0	0	0	0	9	13	0.00	1.500
Javier López, L (6, 1) ERA: 3.7	1.0	W	3	0	0	0	0	0	0	0	0	0	0	8	14	0.00	0.000
Adam Bernero, R (7, 1) ERA: 5.87	1.0	H	5	1	2	2	1	1	0	0	0	0	1	10	18	18.00	2.000
40 Brian Fuentes, L (8, 1) ERA: 2.75	1.0	H	6	3	1	1	0	0	0	0	0	0	1	9	14	9.00	3.000

PITCHER	IP	WLS	BF	H	R	ER	SO	BB	IBB	HBP	BLK	WP	HR	S	P	ERA	WHIP
Justin Speier, R (9, 1) ERA: 4.05	1.0		3	0	0	0	3	0	0	0	0	0	0	12	17	0.00	0.000