



Colorado Rockies - 2004

Batter	1	2	3	4	5	6	7	8	9	AB R H RBI BB SO LOB	TOP																								
											<p>Colorado Rockies @ Sacramento River Cats Raley Field, Sacramento, CA Sun Apr 04 2004, 4:30 PM EDT</p> <p>livebaseballscorecards.com</p> <p>AB 0 R 0 H 0 RBI 0 BB 0 SO 0 LOB 0</p>  <p>1B: 0 SF: 0 WP: 0 PA: 0 2B: 0 SAC: 0 FB: 0 3B: 0 DP: 0 SB: 0 HR: 0 HBP: 0 CS: 0</p>																								
Inning Stats																																			
PITCHER	IP	WLS	BF	H	R	ER	SO	BB	IBB	HBP	BLK	WP	HR	S	P	ERA	WHIP	PITCHER	IP	WLS	BF	H	R	ER	SO	BB	IBB	HBP	BLK	WP	HR	S	P	ERA	WHIP


Batter	1	2	3	4	5	6	7	8	9	AB R H RBI BB SO LOB	BOTTOM																								
											<p>Colorado Rockies @ Sacramento River Cats Raley Field, Sacramento, CA Sun Apr 04 2004, 4:30 PM EDT</p> <p>livebaseballscorecards.com</p> <p>AB 0 R 0 H 0 RBI 0 BB 0 SO 0 LOB 0</p>  <p>1B: 0 SF: 0 WP: 0 PA: 0 2B: 0 SAC: 0 FB: 0 3B: 0 DP: 0 SB: 0 HR: 0 HBP: 0 CS: 0</p>																								
Inning Stats																																			
PITCHER	IP	WLS	BF	H	R	ER	SO	BB	IBB	HBP	BLK	WP	HR	S	P	ERA	WHIP	PITCHER	IP	WLS	BF	H	R	ER	SO	BB	IBB	HBP	BLK	WP	HR	S	P	ERA	WHIP

Batter	1	2	3	4	5	6	7	8	9	AB	R	H	RBI	BB	SO	LOB	TOP				
Aaron Miles, S OBP: 0.400, SLG: 0.400	1-1 FC1-6 1B		2-2 WP SH3-4 1B		1-2 F7		2-3 K	0-3 K		5	0	2	0	0	2	2					
Royce Clayton, R OBP: 0.222, SLG: 0.125	1-0 FC1-6 17 2B		0-0 SH3-4		2-1 G4-3		0-1 L5		4-0 BB 17 1B	3	1	0	0	1	0	2					
17 Todd Helton, L OBP: 0.800, SLG: 1.000	1-1 1-H 2B		4-0 WP IBB		1-3 K			2-1 F7	2-1 BB 1B	4	0	2	1	1	1	0					
Preston Wilson, R OBP: 0.500, SLG: 0.500 Rene Reyes, S (6, PR)	3-3 K2-3		1-3 K		1-2 G5-3 1B			0-1 F7	4-2 BB 1B	3	0	1	0	0	2	3					
Jeremy Burnitz, L (1, 9)	0-0 F9		0-0 G4-3		3-2 F8			4-2 BB HR BB	1-3 K	4	1	0	0	1	1	7					
Vinny Castilla, R OBP: 0.300, SLG: 0.250		2-3 K		2-2 G6-3		2-0 G5-3		4-1 BB HR BB	2-3 K	4	1	0	0	1	2	4					
Luis Gonzalez, R OBP: 0.300, SLG: 0.556		0-1 G6-3		1-3 K		1-3 K2-3		4-1 BB HR BB	2-1 G1-3	4	1	0	0	1	2	5					
Charles Johnson, R OBP: 0.750, SLG: 1.857		3-2 2B		4-0 BB			0-0 F9 2B	0-1 HR		3	1	3	4	1	0	0					
Jason Jennings, L Jeff Fassero, L Mark Sweeney, L Javier López, L Todd Greene, R Steve Reed, R	1-1 L7		2-3 K		3-2 F9 2B		3-2 F9 1B	1-0 1B		2	0	0	0	0	1	2					
Inning Stats	R: 1 E: 0 K: 1 S: 9	H: 2 LOB: 1 BB: 0 P: 15	R: 0 E: 0 K: 1 S: 11	H: 1 LOB: 1 BB: 0 P: 17	R: 0 E: 0 K: 1 S: 9	H: 1 LOB: 2 BB: 1 P: 16	R: 0 E: 0 K: 2 S: 9	H: 0 LOB: 1 BB: 1 P: 18	R: 0 E: 0 K: 1 S: 11	H: 1 LOB: 2 BB: 0 P: 18	R: 0 E: 0 K: 1 S: 9	H: 1 LOB: 1 BB: 0 P: 14	R: 4 E: 0 K: 1 S: 14	H: 2 LOB: 1 BB: 3 P: 29	R: 0 E: 0 K: 2 S: 12	H: 1 LOB: 3 BB: 2 P: 27	1B: 5 2B: 3 3B: 0 HR: 1	SF: 0 SAC: 1 DP: 0 HBP: 0	WP: 1 PB: 0 SB: 0 CS: 0	PA: 43	
PITCHER	IP WLS BF H R ER SO BB IBB HBP BLK WP HR S P ERA WHIP	IP WLS BF H R ER SO BB IBB HBP BLK WP HR S P ERA WHIP	IP WLS BF H R ER SO BB IBB HBP BLK WP HR S P ERA WHIP	IP WLS BF H R ER SO BB IBB HBP BLK WP HR S P ERA WHIP	IP WLS BF H R ER SO BB IBB HBP BLK WP HR S P ERA WHIP	IP WLS BF H R ER SO BB IBB HBP BLK WP HR S P ERA WHIP	IP WLS BF H R ER SO BB IBB HBP BLK WP HR S P ERA WHIP	IP WLS BF H R ER SO BB IBB HBP BLK WP HR S P ERA WHIP	IP WLS BF H R ER SO BB IBB HBP BLK WP HR S P ERA WHIP	IP WLS BF H R ER SO BB IBB HBP BLK WP HR S P ERA WHIP	IP WLS BF H R ER SO BB IBB HBP BLK WP HR S P ERA WHIP	IP WLS BF H R ER SO BB IBB HBP BLK WP HR S P ERA WHIP	IP WLS BF H R ER SO BB IBB HBP BLK WP HR S P ERA WHIP	IP WLS BF H R ER SO BB IBB HBP BLK WP HR S P ERA WHIP	IP WLS BF H R ER SO BB IBB HBP BLK WP HR S P ERA WHIP	IP WLS BF H R ER SO BB IBB HBP BLK WP HR S P ERA WHIP	IP WLS BF H R ER SO BB IBB HBP BLK WP HR S P ERA WHIP	IP WLS BF H R ER SO BB IBB HBP BLK WP HR S P ERA WHIP	IP WLS BF H R ER SO BB IBB HBP BLK WP HR S P ERA WHIP	IP WLS BF H R ER SO BB IBB HBP BLK WP HR S P ERA WHIP	IP WLS BF H R ER SO BB IBB HBP BLK WP HR S P ERA WHIP

Colorado Rockies @ Arizona Diamondbacks
Bank One Ballpark, Phoenix, AZ
Wed Apr 07 2004, 9:35 PM EDT
Att: 25,918 - Dome - 77 F

livebaseballscorecards.com

AB 35
R 5
H 9
RBI 5
BB 7
SO 11
LOB 26




Batter	1	2	3	4	5	6	7	8	9	AB	R	H	RBI	BB	SO	LOB	BOTTOM				
Steve Finley, L OBP: 0.222, SLG: 0.125	2-1 G3		2-2 L8	4-0 3B BB	1-2 P5		0-1 F8			4	1	0	0	1	0	1					
Roberto Alomar, S OBP: 0.333, SLG: 0.429	3-2 G4-3		3-2 G1-3	1-2 1B 3B	0-2 P3		1-3 K			5	1	1	2	0	1	1					
Luis Gonzalez, L OBP: 0.556, SLG: 1.429	1-1 2B		3-2 P6	4-0 1B IBB	4-1 BB		1-0 G1-3			3	0	1	0	2	0	0					
Richie Sexson, R OBP: 0.222, SLG: 0.500	1-0 P3			HR K	4-1 BB			0-1 G5-3		4	1	1	1	1	1	3					
Alex Cintron, S OBP: 0.556, SLG: 0.429		4-0 FC5-4 BB		1B	0-2 F8			0-0 G6-4-3 1B		4	1	3	1	1	0	3					
Shea Hillenbrand, R OBP: 0.222, SLG: 0.125		4-2 FC5-4 BB		1B	0-2 F8			2-0 G6-4-3		4	1	1	0	1	0	3					
Danny Bautista, R OBP: 0.143, SLG: 0.286		1-2 FC5-4		0-1 F7	0-0 2B		0-1 G6-3			4	1	1	0	0	0	4					
Brent Mayne, L OBP: 0.500, SLG: 1.000		0-0 L6		0-1 17 1B	2-1 2B		4-2 BB			3	2	2	3	1	0	2					
17 Brandon Webb, R Greg Colbrunn, R Andrew Good, R Stephen Randolph, L Matt Mantei, R	1-1 K		1-3 K	0-0 3B 1B	0-2 BB 1B		3-2 G5-3			3	1	2	2	0	1	2					
Inning Stats	R: 0 E: 0 K: 0 S: 8	H: 1 LOB: 1 BB: 0 P: 15	R: 0 E: 0 K: 1 S: 11	H: 0 LOB: 2 BB: 2 P: 21	R: 0 E: 0 K: 0 S: 12	H: 0 LOB: 0 BB: 0 P: 20	R: 7 E: 0 K: 1 S: 23	H: 7 LOB: 2 BB: 2 P: 42	R: 2 E: 0 K: 0 S: 20	H: 3 LOB: 3 BB: 2 P: 31	R: 0 E: 0 K: 0 S: 12	H: 0 LOB: 1 BB: 1 P: 22	R: 0 E: 0 K: 1 S: 6	H: 0 LOB: 0 BB: 0 P: 8	R: 0 E: 0 K: 0 S: 4	H: 1 LOB: 0 BB: 0 P: 6	1B: 6 2B: 3 3B: 2 HR: 1	SF: 0 SAC: 0 DP: 1 HBP: 0	WP: 0 PB: 0 SB: 0 CS: 0	PA: 42	
PITCHER	IP WLS BF H R ER SO BB IBB HBP BLK WP HR S P ERA WHIP	IP WLS BF H R ER SO BB IBB HBP BLK WP HR S P ERA WHIP	IP WLS BF H R ER SO BB IBB HBP BLK WP HR S P ERA WHIP	IP WLS BF H R ER SO BB IBB HBP BLK WP HR S P ERA WHIP	IP WLS BF H R ER SO BB IBB HBP BLK WP HR S P ERA WHIP	IP WLS BF H R ER SO BB IBB HBP BLK WP HR S P ERA WHIP	IP WLS BF H R ER SO BB IBB HBP BLK WP HR S P ERA WHIP	IP WLS BF H R ER SO BB IBB HBP BLK WP HR S P ERA WHIP	IP WLS BF H R ER SO BB IBB HBP BLK WP HR S P ERA WHIP	IP WLS BF H R ER SO BB IBB HBP BLK WP HR S P ERA WHIP	IP WLS BF H R ER SO BB IBB HBP BLK WP HR S P ERA WHIP	IP WLS BF H R ER SO BB IBB HBP BLK WP HR S P ERA WHIP	IP WLS BF H R ER SO BB IBB HBP BLK WP HR S P ERA WHIP	IP WLS BF H R ER SO BB IBB HBP BLK WP HR S P ERA WHIP	IP WLS BF H R ER SO BB IBB HBP BLK WP HR S P ERA WHIP	IP WLS BF H R ER SO BB IBB HBP BLK WP HR S P ERA WHIP	IP WLS BF H R ER SO BB IBB HBP BLK WP HR S P ERA WHIP	IP WLS BF H R ER SO BB IBB HBP BLK WP HR S P ERA WHIP	IP WLS BF H R ER SO BB IBB HBP BLK WP HR S P ERA WHIP	IP WLS BF H R ER SO BB IBB HBP BLK WP HR S P ERA WHIP	IP WLS BF H R ER SO BB IBB HBP BLK WP HR S P ERA WHIP

Colorado Rockies @ Arizona Diamondbacks
Bank One Ballpark, Phoenix, AZ
Wed Apr 07 2004, 9:35 PM EDT
Att: 25,918 - Dome - 77 F

livebaseballscorecards.com

AB 35
R 9
H 12
RBI 9
BB 7
SO 3
LOB 20



Batter	1	2	3	4	5	6	7	8	9	10	11	AB	R	H	RBI	BB	SO	LOB	TOP							
Aaron Miles, S OBP: 0.200, SLG: 0.200 Shawn Chacon, R	(1.4) 2-1 G3		(2.2) 2-2 G3-1		(1.2) 1-2 G5-3		(1.1) 1-1 SH2-4		(0.0) 0-0 G4-3		(2.2) 2-2 F7	5	0	0	0	0	0	0								
Royce Clayton, R OBP: 0.357, SLG: 0.308	(1.6) 0-1 P4			(1.1) 1-1 1B			(0.0) 0-0 1B		(2.2) 2-2 1B			5	1	3	0	0	0	0								
17 Todd Helton, L OBP: 0.533, SLG: 0.615	(1.3) 2-3 K			(2.1) 2-1 1B			(0.3) 0-3 K		(3.0) 3-0 G3-6-3			5	1	0	0	0	2	4								
Preston Wilson, R OBP: 0.538, SLG: 0.636		(1.2) 1-2 P4		(1.2) 1-2 1B			(0.2) 0-2 1B			(0.0) 0-0 P3		5	1	3	2	0	0	0								
Jeromy Burnitz, L OBP: 0.357, SLG: 0.100		(4.2) 4-2 BB		(3.2) 3-2 K			(3.2) 3-2 K			(1.3) 1-3 K		4	0	1	0	1	3	4								
Vinny Castilla, R OBP: 0.333, SLG: 0.333 Javier López, L Kit Pellow, R	(1.5) 0-1 F8			(2.1) 2-1 F9			(4.2) 4-2 BB			(0.0) 0-0 G5-4-3		4	0	1	0	1	0	4								
Todd Greene, R OBP: 0.667, SLG: 1.167	(1.2) 1 SAFE K			(1.1) 1-1 1B			(1.2) 1-2 1B					5	1	3	3	0	2	2								
Denny Hocking, S	(1.7) 1-2 G4-3			(3.2) 3-2 K			(3.2) 3-2 G1-3					5	0	0	0	0	2	5								
Joe Kennedy, R Rene Reyes, S Turk Wendell, L Mark Sweeney, L 40 Brian Fuentes, L Vladimir Nunez, R Luis Gonzalez, R	(1.1) 0-1 F8			(0.1) 0-1 K			(4.2) 4-2 1B			(0.1) 0-1 F7		2	0	0	0	0	1	0								
Inning Stats	R: 0 E: 0 K: 1 S: 7	H: 0 LOB: 0 BB: 0 P: 11	R: 0 E: 0 K: 1 S: 12	H: 0 LOB: 1 BB: 1 P: 18	R: 0 E: 0 K: 0 S: 8	H: 0 LOB: 0 BB: 0 P: 11	R: 2 E: 1 K: 2 S: 18	H: 3 LOB: 2 BB: 0 P: 30	R: 0 E: 0 K: 1 S: 9	H: 0 LOB: 0 BB: 0 P: 11	R: 1 E: 0 K: 0 S: 14	H: 3 LOB: 2 BB: 1 P: 25	R: 1 E: 0 K: 2 S: 15	H: 2 LOB: 2 BB: 1 P: 22	R: 0 E: 0 K: 2 S: 12	H: 1 LOB: 1 BB: 0 P: 15	R: 0 E: 0 K: 0 S: 6	H: 1 LOB: 0 BB: 0 P: 11	R: 0 E: 0 K: 1 S: 5	H: 0 LOB: 0 BB: 0 P: 6	R: 1 E: 0 K: 0 S: 12	H: 1 LOB: 0 BB: 0 P: 17	1B: 8 2B: 2 3B: 0 HR: 1	SF: 0 SAC: 1 DP: 2 HBP: 0	WP: 1 PB: 0 SB: 0 CS: 0	PA: 46
PITCHER	IP ERA WLS BF H R ER SO BB IBB HBP BLK WP HR S P ERA WHIP	5.2 1.59 0.2 4 1 1 1 5 2 0 0 0 0 0 8 13 13.50 3.000	6.1 1.59 0.2 3 1 0 0 2 0 0 0 0 0 0 10 12 0.00 1.500	8.1 2.00 2.0 7 2 0 0 2 0 0 0 0 0 0 18 26 0.00 1.000	10.1 1.00 1.0 3 0 0 0 1 0 0 0 0 1 0 5 6 0.00 0.000	11.1 6.75 1.0 4 1 1 1 1 1 0 0 0 0 0 8 13 13.50 3.000	6.75 1.59 1.0 4 1 1 1 1 1 0 0 0 0 0 8 13 13.50 3.000																			

Colorado Rockies @ Arizona Diamondbacks
Bank One Ballpark, Phoenix, AZ
Thu Apr 08 2004, 9:35 PM EDT
Att: 26,448 - Sunny - 78 F


AB 42
R 5
H 11
RBI 5
BB 3
SO 10
LOB 20



Batter	1	2	3	4	5	6	7	8	9	10	11	AB	R	H	RBI	BB	SO	LOB	BOTTOM					
Steve Finley, L OBP: 0.143, SLG: 0.077	(1.8) 2-2 G3		(2.1) 2-1 F8		(3.2) 3-2 G4-3			(2.1) 2-1 B1-3		(3.1) 3-1 P2		5	0	0	0	0	0	1						
Matt Kata, S OBP: 0.500, SLG: 0.500	(1.4) 2-1 G6-3		(1.0) 1-0 FC5-4			(1.1) 1-1 WP		(2.1) 2-1 L4			(2.2) 2-2 F8	5	1	3	0	0	0	0						
Luis Gonzalez, L OBP: 0.357, SLG: 0.833	(1.7) 1-0 P5		(1.0) 1-0 F8			(0.1) 0-1 F7		(3.1) 3-1 P5			(2.1) 2-1 F8	5	0	0	0	0	0	3						
Richie Sexson, R OBP: 0.286, SLG: 0.667		(4.2) 4-2 2B		(1.0) 1-0 FC5-4			(1.3) 1-3 K				(1.0) 1-0 K	4	2	1	2	1	1	2						
Alex Cintron, S OBP: 0.385, SLG: 0.273		(0.2) 0-2 L7			(2.2) 2-2 G5-3			(0.0) 0-0 G5-3				4	0	0	0	0	1	2						
Shea Hillenbrand, R OBP: 0.231, SLG: 0.417		(0.1) 0-1 L7			(0.2) 0-2 P3							4	1	1	1	0	0	1						
Danny Bautista, R OBP: 0.273, SLG: 0.455		(2.1) 2-1 HR			(2.1) 2-1 G6-3							4	1	2	0	0	0	0						
Bobby Estalella, R OBP: 0.333, SLG: 1.333 Brent Mayne, L Stephen Randolph, L	(1.2) 1-1 HR											3	1	1	3	0	0	0						
Elmer Dessens, R Mike Koplove, R Randy Choate, L Carlos Baerga, S Oscar Villarreal, L Jose Valverde, R Roberto Alomar, S Stephen Randolph, L	(1.1) 0-2 K				(0.2) 0-2 G5-3							2	0	0	0	0	1	0						
Inning Stats	R: 0 E: 0 K: 0 S: 6	H: 0 LOB: 0 BB: 0 P: 11	R: 3 E: 0 K: 1 S: 16	H: 2 LOB: 0 BB: 1 P: 25	R: 0 E: 0 K: 0 S: 6	H: 1 LOB: 1 BB: 0 P: 10	R: 0 E: 0 K: 0 S: 9	H: 0 LOB: 0 BB: 0 P: 13	R: 0 E: 0 K: 1 S: 8	H: 1 LOB: 1 BB: 0 P: 10	R: 1 E: 0 K: 0 S: 11	H: 1 LOB: 0 BB: 0 P: 18	R: 0 E: 0 K: 0 S: 6	H: 0 LOB: 0 BB: 0 P: 13	R: 0 E: 0 K: 1 S: 8	H: 1 LOB: 1 BB: 0 P: 13	R: 0 E: 0 K: 0 S: 9	H: 1 LOB: 1 BB: 0 P: 13	R: 2 E: 0 K: 0 S: 6	H: 2 LOB: 0 BB: 0 P: 11	1B: 4 2B: 1 3B: 0 HR: 3	SF: 0 SAC: 1 DP: 0 HBP: 0	WP: 2 PB: 0 SB: 0 CS: 0	PA: 40
PITCHER	IP ERA WLS BF H R ER SO BB IBB HBP BLK WP HR S P ERA WHIP	6.0 4.5 1.0 23 4 1 1 2 1 0 0 0 0 0 6 13 4.50 0.833	7.1 9.0 1.0 3 0 0 0 0 0 0 0 0 0 0 6 13 0.00 0.000	8.1 9.0 1.1 5 1 0 0 1 0 0 0 0 0 0 14 20 0.00 0.750	10.1 1.00 0.2 3 0 0 0 0 0 0 0 0 0 0 3 6 0.00 0.000	11.1 4.5 0.1 4 1 1 1 1 1 0 0 0 0 0 8 13 4.50 0.833	6.25 1.59 1.0 4 1 1 1 1 1 0 0 0 0 0 8 13 13.50 3.000																	

Colorado Rockies @ Arizona Diamondbacks
Bank One Ballpark, Phoenix, AZ
Thu Apr 08 2004, 9:35 PM EDT
Att: 26,448 - Sunny - 78 F

AB 38
R 6
H 8
RBI 6
BB 1
SO 3
LOB 10



Batter	1	2	3	4	5	6	7	8	9	AB	R	H	RBI	BB	SO	LOB	TOP					
Aaron Miles, S OBP: 0.188, SLG: 0.133										4	1	0	1	1	2	1	Colorado Rockies @ Los Angeles Dodgers Dodger Stadium, Los Angeles, CA Sat Apr 10 2004, 7:10 PM PDT Att: 35,318 - Sunny - 60 F					
Royce Clayton, R OBP: 0.391, SLG: 0.381										5	1	2	1	0	2	3						
17 Todd Helton, L OBP: 0.458, SLG: 0.524										4	0	1	0	1	0	2						
Preston Wilson, R OBP: 0.368, SLG: 0.412										2	0	0	0	0	1	1						
Rene Reyes, S OBP: 0.400, SLG: 0.143										3	0	1	1	0	1	2						
Jeremy Burnitz, L OBP: 0.368, SLG: 0.357										4	2	1	1	1	2	4						
Vinny Castilla, R OBP: 0.391, SLG: 0.421										3	0	1	0	1	0	0						
Mark Sweeney, L OBP: 0.143, SLG: 0.143										4	0	1	0	0	1	1						
Todd Greene, R OBP: 0.500, SLG: 0.900										4	0	1	0	0	2	4						
Denny Stark, R (7, PH)										2	0	0	0	0	1	4						
Denny Hocking, S OBP: 0.143, SLG: 0.143										1	0	1	0	0	0	0						
Jeff Fassero, L OBP: 0.615, SLG: 1.545										0	0	0	0	0	0	0						
Charles Johnson, R OBP: 0.615, SLG: 1.545										1	0	0	0	0	1	1						
Turk Wendell, L OBP: 0.500, SLG: 0.900										0	0	0	0	0	0	0						
Inning Stats	R: 0 E: 1 K: 1 S: 12	H: 1 LOB: 1 BB: 0 P: 16	R: 1 E: 0 K: 2 S: 25	H: 1 LOB: 3 BB: 3 P: 41	R: 0 E: 0 K: 2 S: 8	H: 0 LOB: 0 BB: 0 P: 10	R: 0 E: 0 K: 1 S: 8	H: 1 LOB: 1 BB: 0 P: 11	R: 0 E: 0 K: 1 S: 7	H: 0 LOB: 0 BB: 0 P: 12	R: 1 E: 0 K: 0 S: 11	H: 1 LOB: 0 BB: 0 P: 18	R: 2 E: 0 K: 1 S: 11	H: 3 LOB: 2 BB: 1 P: 18	R: 0 E: 0 K: 3 S: 10	H: 1 LOB: 1 BB: 0 P: 16	R: 0 E: 0 K: 2 S: 13	H: 1 LOB: 2 BB: 0 P: 21	1B: 6 2B: 2 3B: 0 HR: 1	SF: 0 SAC: 0 DP: 0 HBP: 0	WP: 1 PB: 1 SB: 1 CS: 0	PA: 41
PITCHER	IP WLS BF H R ER SO BB IBB HBP BLK WP HR S P ERA WHIP																					
Hideo Nomo, R ERA: 7.36	(1, 1) 6.0 W 25 4 2 2 7 3 0 0 0 0 0 1 71 108 3.00 1.167																					
Jose Lima, R ERA: 8.0	(7, 1) 1.0 7 3 2 2 1 1 0 0 0 0 0 0 11 18 18.00 4.000																					
Guillermo Mota, R ERA:	(8, 1) 1.0 H 4 1 0 0 3 0 0 0 0 0 0 0 10 16 0.00 1.000																					
Eric Gagne, R ERA:	(9, 1) 1.0 S 5 1 0 0 2 0 0 0 0 0 1 0 13 21 0.00 1.000																					

AB	37
R	4
H	9
RBI	4
BB	4
SO	13
LOB	23



Batter	1	2	3	4	5	6	7	8	9	AB	R	H	RBI	BB	SO	LOB	BOTTOM					
Dave Roberts, L OBP: 0.455, SLG: 0.250										4	1	1	0	0	0	1	Colorado Rockies @ Los Angeles Dodgers Dodger Stadium, Los Angeles, CA Sat Apr 10 2004, 7:10 PM PDT Att: 35,318 - Sunny - 60 F					
Cesar Izturis, S OBP: 0.333, SLG: 0.300										4	1	1	0	0	0	1						
Milton Bradley, S OBP: 0.409, SLG: 0.526										4	2	2	2	0	1	0						
Shawn Green, L OBP: 0.273, SLG: 0.350										4	1	1	1	0	1	0						
Paul Lo Duca, R OBP: 0.591, SLG: 0.700										3	1	1	0	1	0	2						
Juan Encarnacion, R OBP: 0.238, SLG: 0.300										4	0	1	1	0	0	2						
Adrián Beltré, R OBP: 0.476, SLG: 0.947										3	1	2	3	0	0	0						
Alex Cora, L OBP: 0.211, SLG: 0.278										4	0	1	0	0	0	2						
Hideo Nomo, R ERA: 10.5	(1, 1) 6.0 L 29 10 7 7 1 1 0 0 0 0 0 0 2 55 93 10.50 1.833																					
Jason Grabowski, L ERA: 5.4	(6, PH) 1.0 3 0 0 0 2 0 0 0 0 0 0 0 11 15 0.00 0.000																					
Jose Lima, R ERA: 8.0	(7, 1) 1.0 7 3 2 2 1 1 0 0 0 0 0 0 11 18 18.00 4.000																					
Guillermo Mota, R ERA:	(8, 1) 1.0 H 4 1 0 0 3 0 0 0 0 0 0 0 10 16 0.00 1.000																					
Eric Gagne, R ERA:	(9, 1) 1.0 S 5 1 0 0 2 0 0 0 0 0 1 0 13 21 0.00 1.000																					
Inning Stats	R: 1 E: 0 K: 0 S: 9	H: 1 LOB: 0 BB: 0 P: 17	R: 1 E: 0 K: 0 S: 12	H: 2 LOB: 1 BB: 0 P: 20	R: 4 E: 0 K: 0 S: 10	H: 5 LOB: 1 BB: 0 P: 14	R: 0 E: 0 K: 1 S: 9	H: 0 LOB: 0 BB: 0 P: 13	R: 0 E: 0 K: 0 S: 7	H: 0 LOB: 1 BB: 1 P: 17	R: 1 E: 0 K: 0 S: 8	H: 2 LOB: 1 BB: 0 P: 12	R: 0 E: 0 K: 2 S: 11	H: 0 LOB: 0 BB: 0 P: 15	R: 0 E: 0 K: 0 S: 8	H: 0 LOB: 0 BB: 0 P: 13	R: 0 E: 0 K: 2 S: 13	H: 0 LOB: 0 BB: 0 P: 13	1B: 7 2B: 1 3B: 0 HR: 2	SF: 1 SAC: 0 DP: 0 HBP: 0	WP: 0 PB: 0 SB: 1 CS: 0	PA: 35
PITCHER	IP WLS BF H R ER SO BB IBB HBP BLK WP HR S P ERA WHIP																					
Denny Stark, R ERA: 10.5	(1, 1) 6.0 L 29 10 7 7 1 1 0 0 0 0 0 0 2 55 93 10.50 1.833																					
Jeff Fassero, L ERA: 5.4	(7, 1) 1.0 3 0 0 0 2 0 0 0 0 0 0 0 11 15 0.00 0.000																					
Turk Wendell, R ERA: 4.5	(8, 1) 1.0 3 0 0 0 0 0 0 0 0 0 0 0 8 13 0.00 0.000																					

AB	33
R	7
H	10
RBI	7
BB	1
SO	3
LOB	10



Batter	1	2	3	4	5	6	7	8	9	AB R H RBI BB SO LOB	TOP											
Luis Gonzalez, R (1.4) OBP: 0.300, SLG: 0.444	F7		G5-3		G5-3		2B		1B	5 0 2 1 0 0 2	Colorado Rockies @ Los Angeles Dodgers Dodger Stadium, Los Angeles, CA Sun Apr 11 2004, 1:10 PM PDT Att: 27,076 - Sunny - 79 F AB 36 R 4 H 9 RBI 4 BB 2 SO 13 LOB 15											
Royce Clayton, R (1.6) OBP: 0.429, SLG: 0.400	P4			1B		1B			1B	4 1 2 0 1 1 2												
17 Todd Helton, L (1.3) OBP: 0.379, SLG: 0.423	F8			G4-3		F9			1B	5 0 0 0 0 1 6												
Vinny Castilla, R (1.5) OBP: 0.370, SLG: 0.522		K		F9		HR			F8	4 1 1 2 0 1 1												
Charles Johnson, R (1.2) OBP: 0.471, SLG: 1.133		K		K		K			K	4 0 0 0 0 4 1												
Jeremy Burnitz, L (1.9) OBP: 0.391, SLG: 0.611					K	HR			K	4 1 2 1 0 2 0												
Kit Pellow, R (1.7) Denny Hocking, S (7.7) OBP: 0.100, SLG: 0.100 OBP: 0.250, SLG: 0.250		K			1B	F8			1B	3 0 1 0 0 1 1 1 1 1 0 0 0 0												
Rene Reyes, S (1.8) OBP: 0.286, SLG: 0.091			F8		K				B1	4 0 0 0 0 2 2												
Shawn Estes, R (1.1) 40 Brian Fuentes, L (8.1) Mark Sweeney, L (9. PH) Shawn Chacon, R (9.1)			K				P5		1B	2 0 0 0 1 1 0 0 0 0 0 0 0 0 0 0 0 0 0 0 0												
Inning Stats	R: 0 E: 0 K: 0 S: 7	H: 0 LOB: 0 BB: 0 P: 13	R: 0 E: 0 K: 3 S: 11	H: 1 LOB: 1 BB: 0 P: 16	R: 0 E: 0 K: 1 S: 6	H: 0 LOB: 0 BB: 0 P: 10	R: 0 E: 0 K: 1 S: 11	H: 1 LOB: 1 BB: 0 P: 19	R: 0 E: 0 K: 2 S: 14	H: 1 LOB: 2 BB: 1 P: 24		R: 3 E: 0 K: 1 S: 18	H: 3 LOB: 0 BB: 1 P: 33	R: 0 E: 0 K: 1 S: 15	H: 1 LOB: 2 BB: 1 P: 24	R: 0 E: 0 K: 2 S: 9	H: 0 LOB: 0 BB: 0 P: 15	R: 1 E: 0 K: 2 S: 15	H: 2 LOB: 2 BB: 0 P: 24	1B: 5 2B: 2 3B: 0 HR: 2	SF: 0 SAC: 0 DP: 0 HBP: 1	WP: 0 PB: 0 SB: 1 CS: 0
PITCHER	IP WLS BF H R ER SO BB IBB HBP BLK WP HR S P ERA WHIP											PITCHER	IP WLS BF H R ER SO BB IBB HBP BLK WP HR S P ERA WHIP									
Odalis Perez, L (1.1) ERA: 5.4	6.0 L 25 6 3 3 8 1 0 0 0 0 0 2 67 115 4.50 1.167																					
37 Darren Dreifort, R (7.1) ERA:	0.2 4 1 0 0 1 1 0 0 0 0 0 0 13 22 0.00 3.000																					
Tom Martin, L (7.1) ERA:	0.1 1 0 0 0 0 0 0 0 0 0 0 0 2 2 0.00 0.000																					
Duaner Sanchez, R (8.1) ERA: 2.7	2.0 9 2 1 1 4 0 0 1 0 0 0 0 24 39 4.50 1.000																					

Batter	1	2	3	4	5	6	7	8	9	AB R H RBI BB SO LOB	BOTTOM							
Cesar Izturis, S (1.6) OBP: 0.320, SLG: 0.292	G5-3			G1-3	1B			K		4 0 1 0 0 1 0	Colorado Rockies @ Los Angeles Dodgers Dodger Stadium, Los Angeles, CA Sun Apr 11 2004, 1:10 PM PDT Att: 27,076 - Sunny - 79 F AB 32 R 2 H 6 RBI 1 BB 3 SO 4 LOB 11							
Paul Lo Duca, R (1.7) OBP: 0.577, SLG: 0.696	F8			F8	BB			2B		3 0 1 0 1 0 0								
Milton Bradley, S (1.8) OBP: 0.385, SLG: 0.455	G1-3			HBP 1B	F7			K		3 1 0 0 1 1 3								
Shawn Green, L (1.3) OBP: 0.269, SLG: 0.304		G4-3		1B	HBP			F7		3 0 0 0 0 0 1								
Adrian Beltré, R (1.5) OBP: 0.480, SLG: 0.913		G5-3		BB	1B			WP 2B		4 1 2 1 0 0 0								
Juan Encarnacion, R (1.9) OBP: 0.240, SLG: 0.261	F7			BB	P4			G6-3		3 0 0 0 1 0 1								
José Hernández, R (1.4) OBP: 0.200, SLG: 0.200			F9	F9				DI 1B		4 0 1 0 0 0 3								
David Ross, R (1.2) OBP: 0.250, SLG: 0.250			G4-3		G3-6-4 1B			P3		4 0 1 0 0 1 1								
Odalis Perez, L (1.1) 37 Darren Dreifort, R (7.1) Tom Martin, L (7.1) Jason Grabowski, L (7. PH) Duaner Sanchez, R (8.1) Robin Ventura, L (8. PH) OBP: 0.333, SLG: 0.333			G4-3		G3-6-4 1B			K		2 0 0 0 0 0 1 0 0 0 0 0 0 0 0 0 0 0 0 0 0 1 0 0 0 0 0 0 0 0 0 0 0 0 0 1 0 0 0 0 1 1								
Inning Stats	R: 0 E: 0 K: 0 S: 5	H: 0 LOB: 0 BB: 0 P: 10	R: 0 E: 0 K: 0 S: 4	H: 0 LOB: 0 BB: 0 P: 8	R: 1 E: 0 K: 0 S: 15	H: 1 LOB: 3 BB: 2 P: 32	R: 0 E: 0 K: 0 S: 7	H: 0 LOB: 0 BB: 0 P: 10	R: 0 E: 0 K: 1 S: 8	H: 0 LOB: 0 BB: 0 P: 14		R: 0 E: 0 K: 2 S: 12	H: 1 LOB: 1 BB: 0 P: 20	R: 1 E: 0 K: 1 S: 15	H: 2 LOB: 1 BB: 0 P: 26	1B: 4 2B: 2 3B: 0 HR: 0	SF: 0 SAC: 0 DP: 1 HBP: 1	WP: 2 PB: 0 SB: 2 CS: 0
PITCHER	IP WLS BF H R ER SO BB IBB HBP BLK WP HR S P ERA WHIP											PITCHER	IP WLS BF H R ER SO BB IBB HBP BLK WP HR S P ERA WHIP					
Shawn Estes, L (1.1) ERA: 1.29	7.0 W 27 3 1 1 1 1 3 0 0 0 0 0 0 53 100 1.29 0.857																	
40 Brian Fuentes, L (8.1) ERA:	1.0 H 4 1 0 0 2 0 0 0 0 0 0 0 12 20 0.00 1.000																	
Shawn Chacon, R (9.1) ERA: 15.43	1.0 S 5 2 1 1 1 0 0 0 0 0 1 0 15 26 9.00 2.000																	

Batter	1	2	3	4	5	6	7	8	9	AB	R	H	RBI	BB	SO	LOB	TOP								
Steve Finley, L (1.8) OBP: 0.219, SLG: 0.310	G1-3		F8			L8		G6-3		5	0	1	1	0	0	1									
Roberto Alomar, S (1.4) OBP: 0.281, SLG: 0.250	F7			G1-3			K		G6-3	4	0	0	0	1	1	3									
Luis Gonzalez, L (1.7) OBP: 0.344, SLG: 0.679	G4-3		FC3-6							5	1	2	0	0	0	1									
Richie Sexson, R (1.3) OBP: 0.281, SLG: 0.407		2B	FC6-4							4	1	1	1	1	1	2									
Alex Cintron, S (1.6) OBP: 0.400, SLG: 0.462										4	1	2	0	1	1	1									
Shea Hillenbrand, R (1.5) OBP: 0.238, SLG: 0.273										4	0	1	1	0	0	3									
Danny Bautista, R (1.9) OBP: 0.308, SLG: 0.385										4	1	1	0	0	2	5									
Jose Valverde, R (7.1)	K									0	0	0	0	0	0	0									
Brent Mayne, L (1.2) OBP: 0.476, SLG: 0.667										2	0	1	1	2	0	0									
17 Brandon Webb, R (1.1) OBP: 0.333, SLG: 0.333										3	0	0	0	0	2	6									
Mike Koplove, R (7.1)	G3									0	0	0	0	0	0	0									
Donnie Sadler, R (7.9)										1	0	0	0	0	1	0									
Inning Stats	R: 0 E: 0 K: 0 S: 8	H: 0 LOB: 0 BB: 0 P: 13	R: 1 E: 0 K: 1 S: 9	H: 1 LOB: 2 BB: 2 P: 19	R: 0 E: 0 K: 0 S: 10	H: 0 LOB: 1 BB: 1 P: 21	R: 1 E: 0 K: 1 S: 11	H: 3 LOB: 3 BB: 1 P: 19	R: 0 E: 0 K: 0 S: 5	H: 0 LOB: 0 BB: 0 P: 5	R: 1 E: 0 K: 1 S: 10	H: 2 LOB: 1 BB: 0 P: 13	R: 1 E: 0 K: 2 S: 18	H: 2 LOB: 2 BB: 1 P: 29	R: 0 E: 0 K: 1 S: 6	H: 0 LOB: 0 BB: 0 P: 9	R: 0 E: 0 K: 2 S: 18	H: 1 LOB: 1 BB: 0 P: 23	1B: 5 2B: 3 3B: 1 HR: 0	SF: 0 SAC: 0 DP: 0 HBP: 0	WP: 0 PB: 0 SB: 0 CS: 0	PA: 41			
PITCHER	IP	WLS	BF	H	R	ER	SO	BB	IBB	HBP	BLK	WP	HR	S	P	ERA	WHIP								
Jason Jennings, R (1.1) ERA: 9.31	6.0		28	6	3	3	3	2	2	0	0	0	0	53	90	4.50	1.333								
Jeff Fassero, L (7.1) ERA: 7.36	0.1	4	2	1	1	1	1	1	0	0	0	0	0	10	17	27.00	9.000								
Vladimir Nunez, R (7.1) ERA: 7.36	0.2	W	2	0	0	0	1	0	0	0	0	0	0	8	12	0.00	0.000								
Javier López, L (8.1) ERA: 10.8	1.0	H	3	0	0	0	1	0	0	0	0	0	0	6	9	0.00	0.000								
Shawn Chacon, R (9.1) ERA: 10.8	1.0	S	4	1	0	0	2	0	0	0	0	0	0	18	23	0.00	1.000								

Arizona Diamondbacks @ Colorado Rockies
Coors Field, Denver, CO
Mon Apr 12 2004, 2:05 PM MDT
Att: 48,013 - Cloudy - 37 F

AB	36
R	4
H	9
RBI	4
BB	5
SO	8
LOB	22



Batter	1	2	3	4	5	6	7	8	9	AB	R	H	RBI	BB	SO	LOB	BOTTOM								
Aaron Miles, S (1.4) OBP: 0.238, SLG: 0.158	P5		P6					L6		4	1	1	0	1	0	0									
Royce Clayton, R (1.6) OBP: 0.406, SLG: 0.379										4	0	1	0	0	2	2									
17 Todd Helton, L (1.3) OBP: 0.412, SLG: 0.414										3	2	1	0	2	1	0									
Vinny Castilla, R (1.5) OBP: 0.406, SLG: 0.480										2	1	0	0	3	0	1									
Jeromy Burnitz, L (1.8) OBP: 0.464, SLG: 0.650										2	2	1	1	3	0	0									
Charles Johnson, R (1.2) OBP: 0.500, SLG: 1.053										4	1	2	3	0	0	6									
Rene Reyes, S (1.9) OBP: 0.278, SLG: 0.071										3	0	0	0	1	1	2									
Kit Pellow, R (1.7) OBP: 0.214, SLG: 0.214										4	0	2	1	0	0	2									
Denny Hocking, S (9.7) OBP: 0.250, SLG: 0.250										0	0	0	0	0	0	0									
Jason Jennings, L (1.1) ERA: 9.31										1	0	0	0	0	0	0									
Mark Swenney, L (6.1) ERA: 9.31										1	0	0	0	0	0	1									
Jeff Fassero, L (7.1) ERA: 7.36										0	0	0	0	0	0	0									
Vladimir Nunez, R (7.1) ERA: 7.36										0	0	0	0	0	0	0									
Preston Wilson, R (7.1) ERA: 7.36										1	0	0	0	0	0	1									
Javier López, L (8.1) ERA: 10.8										0	0	0	0	0	0	0									
Shawn Chacon, R (9.1) ERA: 10.8										0	0	0	0	0	0	0									
Inning Stats	R: 0 E: 0 K: 0 S: 16	H: 2 LOB: 3 BB: 2 P: 30	R: 0 E: 0 K: 0 S: 6	H: 0 LOB: 0 BB: 0 P: 8	R: 0 E: 0 K: 2 S: 9	H: 0 LOB: 0 BB: 0 P: 12	R: 0 E: 0 K: 1 S: 8	H: 1 LOB: 1 BB: 0 P: 12	R: 0 E: 0 K: 0 S: 8	H: 1 LOB: 1 BB: 1 P: 15	R: 3 E: 1 K: 0 S: 16	H: 3 LOB: 1 BB: 1 P: 31	R: 4 E: 0 K: 1 S: 14	H: 1 LOB: 2 BB: 4 P: 40	R: 0 E: 1 K: 1 S: 16	H: 0 LOB: 3 BB: 2 P: 30	1B: 6 2B: 2 3B: 0 HR: 0	SF: 0 SAC: 2 DP: 1 HBP: 1	WP: 3 PB: 0 SB: 0 CS: 1	PA: 42					
PITCHER	IP	WLS	BF	H	R	ER	SO	BB	IBB	HBP	BLK	WP	HR	S	P	ERA	WHIP								
17 Brandon Webb, R (1.1) ERA: 2.25	6.0		27	7	3	2	3	4	0	0	0	0	0	63	108	3.00	1.833								
Mike Koplove, R (7.1) ERA: 15.0	0.1	L	5	1	4	4	0	2	1	0	0	0	0	7	22	108.00	9.000								
Jose Valverde, R (7.1) ERA: 5.79	1.2		10	0	0	0	2	3	0	1	0	2	0	23	48	0.00	1.800								

Arizona Diamondbacks @ Colorado Rockies
Coors Field, Denver, CO
Mon Apr 12 2004, 2:05 PM MDT
Att: 48,013 - Cloudy - 37 F

AB	29
R	7
H	8
RBI	5
BB	10
SO	5
LOB	16



Batter	1	2	3	4	5	6	7	8	9	AB	R	H	RBI	BB	SO	LOB	TOP								
Steve Finley, L (1,8) OBP: 0.270, SLG: 0.333	1-3 K		1-0 F9			0-1 HR	0-2 1B		4-0 BB	4	1	2	0	1	1	0	Arizona Diamondbacks @ Colorado Rockies Coors Field, Denver, CO Wed Apr 14 2004, 7:05 PM MDT Att: 23,128 - Overcast - 64 F livebaseballscorecards.com								
Matt Kata, S (1,4) OBP: 0.276, SLG: 0.333	1-0 F9			1-1 G4-3		1-0 P5	2-2 P4		3-2 F8	5	0	0	0	0	0	4									
Luis Gonzalez, L (1,7) OBP: 0.333, SLG: 0.719	2-0 P5			2-1 P6		2-2 HR		2-3 K		4	1	1	2	0	1	0									
Richie Sexson, R (1,3)		2-1 G5-4-3 1B		2-0 1B		1-2 HR		1-2 F9		4	0	3	0	0	0	0									
Alex Cintron, S (1,6) OBP: 0.382, SLG: 0.433		2-2 G5-4-3 1-2		3-2 1B		2-1 F8		0-2 G6-3		4	0	1	0	0	0	2									
Shea Hillenbrand, R (1,5) OBP: 0.250, SLG: 0.400		4-2 BB		2-3 K		3-3 K			1-1 HR	3	1	1	1	1	2	3									
Danny Bautista, R (1,9) OBP: 0.300, SLG: 0.467		2-2 G6-3			0-2 P4		0-0 G1-3		1-1 HR	4	1	1	1	0	0	1									
Bobby Estalella, R (1,2) OBP: 0.143, SLG: 0.571			0-3 K		0-1 G6-3		2-2 F8		3-3 K	4	0	0	0	0	2	0									
Elmer Dessens, R (1,1)			3-2 G3		2-2 G1-3		4-2 1B		2-2 F8	2	0	0	0	0	0	0									
Stephen Randolph, L (5,1)										0	0	0	0	0	0	0									
Roberto Alomar, S (7,PH) OBP: 0.292, SLG: 0.250										0	0	0	0	1	0	0									
Steve Sparks, R (7,1)										0	0	0	0	0	0	0									
Carlos Baerga, S (9,PH) OBP: 0.250, SLG: 0.250										1	0	0	0	0	0	0									
Inning Stats	R: 0 E: 0 K: 1 S: 6	H: 0 LOB: 0 BB: 0 P: 10	R: 0 E: 0 K: 0 S: 10	H: 1 LOB: 1 BB: 1 P: 20	R: 0 E: 0 K: 1 S: 8	H: 0 LOB: 0 BB: 0 P: 12	R: 0 E: 0 K: 1 S: 11	H: 2 LOB: 2 BB: 0 P: 21	R: 0 E: 0 K: 0 S: 8	H: 0 LOB: 0 BB: 0 P: 10	R: 2 E: 0 K: 1 S: 16	H: 3 LOB: 1 BB: 0 P: 25	R: 0 E: 0 K: 0 S: 14	H: 1 LOB: 2 BB: 1 P: 22	R: 0 E: 0 K: 1 S: 10	H: 0 LOB: 0 BB: 0 P: 13	R: 2 E: 0 K: 1 S: 16	H: 2 LOB: 1 BB: 1 P: 30	1B: 5 2B: 1 3B: 0 HR: 3	SF: 0 SAC: 0 DP: 1 HBP: 0	WP: 0 PB: 0 SB: 0 CS: 0	PA: 38			
PITCHER	IP	WLS	BF	H	R	ER	SO	BB	IBB	HBP	BLK	WP	HR	S	P	ERA	WHIP								
Joe Kennedy, L (1,1) ERA: 3.75	6.0	W	24	6	2	2	4	1	0	0	0	0	1	59	98	3.00	1.167								
Steve Reed, R (7,1) ERA:	1.0		5	1	0	0	0	1	0	0	0	0	0	14	22	0.00	2.000								
40 Brian Fuentes, L (8,1) ERA:	1.0		3	0	0	0	1	0	0	0	0	0	0	10	13	0.00	0.000								
Turk Wendell, R (9,1) ERA: 9.0	1.0		6	2	2	2	1	1	0	0	0	0	2	16	30	18.00	3.000								

Batter	1	2	3	4	5	6	7	8	9	AB	R	H	RBI	BB	SO	LOB	BOTTOM								
Aaron Miles, S (1,4) OBP: 0.308, SLG: 0.542	2-2 HR	0-0 G5-3		2-2 2B	1-1 HR		0-0 G6-3			5	2	3	6	0	0	1	Arizona Diamondbacks @ Colorado Rockies Coors Field, Denver, CO Wed Apr 14 2004, 7:05 PM MDT Att: 23,128 - Overcast - 64 F livebaseballscorecards.com								
Royce Clayton, R (1,6) OBP: 0.376, SLG: 0.333	0-0 G3	1-1 G3		0-2 G3	1-0 F9		2-3 17 2B BB			4	1	0	0	1	0	1									
17 Todd Helton, L (1,3) OBP: 0.436, SLG: 0.590	2-0 HR		2-1 G3-1		1-0 2B	1-0 P4	3-2 2B			5	2	3	1	0	0	0									
40 Brian Fuentes, L (8,1) Turk Wendell, L (9,1)					1-2 2B		1-3 K			0	0	0	0	0	0	0									
Vinny Castilla, R (1,5) OBP: 0.432, SLG: 0.586	0-0 HR		1-1 1B		4-0 2B	3-2 G5-3	1-3 K			4	2	2	2	1	1	1									
Jeremy Burnitz, L (1,8) OBP: 0.469, SLG: 0.667	1-0 1B		3-2 P2		0-0 1B	2-3 K		0-1 G4-3		4	1	2	2	0	1	1									
Denny Hocking, S (8,8) OBP: 0.222, SLG: 0.222			1-1 SAFE		1-2 2B					1	0	0	0	0	0	0									
Charles Johnson, R (1,2) OBP: 0.481, SLG: 0.913	0-1 1B		3-2 P3		3-1 F7		4-1 1B	1-1 F8		4	1	1	0	1	0	2									
Kit Pellow, R (1,7) OBP: 0.158, SLG: 0.158	2-3 K			0-0 G6-3	1-2 F9		2-1 F9	0-0 G5-3		5	0	0	0	0	1	4									
Rene Reyes, S (1,9) OBP: 0.364, SLG: 0.235	1-2 L6			2-0 G4-3 2B	4-0 1B		1-2 2B	1-2 G6-3 1B		3	3	2	0	1	0	2									
Joe Kennedy, R (1,1) OBP: 0.200, SLG: 0.200		1-2 G3-4-1		0-2 G4-3	3-2 HR		0-0 G6-3			3	1	1	1	0	0	1									
Steve Reed, R (7,1)										0	0	0	0	0	0	0									
Mark Sweeney, L (7,PH) OBP: 0.300, SLG: 0.333					1-3 2H HR		1-3 2H WP			1	1	1	1	0	0	0									
Inning Stats	R: 3 E: 0 K: 1 S: 16	H: 5 LOB: 2 BB: 0 P: 24	R: 0 E: 0 K: 0 S: 6	H: 0 LOB: 0 BB: 0 P: 8	R: 0 E: 0 K: 0 S: 12	H: 1 LOB: 1 BB: 0 P: 21	R: 1 E: 0 K: 0 S: 13	H: 2 LOB: 1 BB: 0 P: 17	R: 6 E: 0 K: 0 S: 14	H: 4 LOB: 0 BB: 2 P: 32	R: 0 E: 0 K: 1 S: 8	H: 0 LOB: 0 BB: 0 P: 14	R: 4 E: 0 K: 1 S: 16	H: 3 LOB: 1 BB: 2 P: 31	R: 0 E: 0 K: 0 S: 5	H: 0 LOB: 0 BB: 0 P: 6	R: 0 E: 0 K: 0 S: 5	H: 0 LOB: 0 BB: 0 P: 6	1B: 6 2B: 6 3B: 0 HR: 3	SF: 0 SAC: 0 DP: 0 HBP: 0	WP: 1 PB: 0 SB: 0 CS: 0	PA: 43			
PITCHER	IP	WLS	BF	H	R	ER	SO	BB	IBB	HBP	BLK	WP	HR	S	P	ERA	WHIP								
Elmer Dessens, R (1,1) ERA: 8.71	4.2	L	27	11	9	9	1	1	0	0	0	0	2	58	97	17.36	2.571								
Stephen Randolph, L (5,1) ERA: 4.91	1.1		5	1	1	1	1	0	0	0	0	0	1	11	19	6.75	0.750								
Steve Sparks, R (7,1) ERA: 10.13	2.0		11	3	4	4	1	2	0	0	0	1	0	21	37	18.00	2.500								



Batter	1	2	3	4	5	6	7	8	9	AB	R	H	RBI	BB	SO	LOB	TOP		
Steve Finley, L (1, 8) OBP: 0.286, SLG: 0.324	2-2 HR 1B		4-2 1B BB	2-1 G1-3		0-0 F7		1-2 L8		4	2	1	0	1	0	1			
Roberto Alomar, S (1, 4) OBP: 0.286, SLG: 0.250	0-0 B1		0-0 BB 1B SF8	2-2 P5		0-1 SH2-3		2-2 G4-3		4	1	1	1	0	0	1			
Luis Gonzalez, L (1, 7) OBP: 0.366, SLG: 0.686	2-2 P3		2-1 SF8 BB WP		4-0 HR BB		0-2 P2		4-0 G6-4-3 BB	3	2	1	1	2	0	1			
Richie Sexson, R (1, 3) OBP: 0.341, SLG: 0.543	2-2 1-H HR		4-2 WP 1B BB		2-2 F7		2-3 K		0-0 G6-4-3	4	2	1	3	1	1	2			
Alex Cintron, S (1, 6) OBP: 0.342, SLG: 0.382	1-3 K		0-3 K		1-0 F7		2-3 K G5-4-3			4	0	0	0	0	3	4			
Shea Hillenbrand, R (1, 5) Jose Valverde, R (7, 1) Matt Mantei, R (8, 1)		3-2 L6	2-2 SF8		1-0 HR		1-0 G5-4-3			3	1	1	3	0	0	1			
Danny Bautista, R (1, 9) OBP: 0.353, SLG: 0.545		0-3 K	2-3 1-H 3-H 1B		4-1 S BB		0-0 SF8 3B			3	1	2	1	1	1	0			
Brent Mayne, L (1, 2) OBP: 0.400, SLG: 0.571		2-1 F7	0-1 F8		1-3 K		3-2 SF8			3	0	0	1	0	1	2			
Casey Daigle, R (1, 1) Mike Koplove, R (5, 1) Donnie Sadler, R (6, PH) Oscar Villarreal, L (8, 1) Randy Choate, L (7, 1) Matt Kata, S (7, 9) OBP: 0.353, SLG: 0.316			0-2 1B 2B		2-2 G4-3		1-0 F7 SH2-3 2B		2-1 F8	2	1	1	0	0	0	0			
Inning Stats	R: 2 E: 0 K: 1 S: 15	H: 2 LOB: 0 BB: 0 P: 22	R: 0 E: 0 K: 1 S: 8	H: 0 LOB: 0 BB: 0 P: 13	R: 5 E: 0 K: 1 S: 25	H: 4 LOB: 1 BB: 2 P: 38	R: 0 E: 0 K: 0 S: 8	H: 0 LOB: 0 BB: 0 P: 14	R: 2 E: 0 K: 1 S: 10	H: 1 LOB: 1 BB: 2 P: 23	R: 0 E: 0 K: 2 S: 8	H: 0 LOB: 0 BB: 0 P: 13	R: 1 E: 0 K: 0 S: 10	H: 1 LOB: 0 BB: 0 P: 16	R: 0 E: 0 K: 0 S: 4	H: 0 LOB: 0 BB: 1 P: 10	1B: 4 2B: 2 3B: 1 HR: 2	SF: 2 SAC: 1 DP: 2 HBP: 0	WP: 2 PA: 40 PB: 0 SB: 1 CS: 0
PITCHER	IP WLS BF H R ER SO BB IBB HBP BLK WP HR S P ERA WHIP	IP WLS BF H R ER SO BB IBB HBP BLK WP HR S P ERA WHIP																	
Scott Elarton, R (1, 1) ERA: 12.6	4.2 L 25 7 9 9 3 4 0 0 0 1 2 63 106 17.36 2.357																		
Jeff Fassero, L (5, 1) ERA: 7.2	1.1 5 1 1 1 1 0 0 0 0 0 0 0 10 12 6.75 0.750																		
Vladimir Nunez, R (7, 1) ERA: 2.25	2.0 7 1 1 1 2 0 0 0 0 1 0 18 29 4.50 0.500																		
Javier López, L (9, 1) ERA:	1.0 3 0 0 0 0 1 0 0 0 0 0 4 10 0.00 1.000																		

Arizona Diamondbacks @ Colorado Rockies
Coors Field, Denver, CO
Thu Apr 15 2004, 1:05 PM MDT
Att: 22,320 - Cloudy - 64 F

AB	32
R	11
H	9
RBI	10
BB	5
SO	6
LOB	12

livebaseballscorecards.com

Batter	1	2	3	4	5	6	7	8	9	AB	R	H	RBI	BB	SO	LOB	BOTTOM				
Aaron Miles, S (1, 4) OBP: 0.267, SLG: 0.464	2-2 G5-3					1-0 L8		0-0 2B 2B		4	0	0	0	0	2	1					
Vladimir Nunez, R (7, 1)								2-H 3-H 2B 2B		0	0	0	0	0	0	0					
Mark Sweeney, L (8, PH) OBP: 0.364, SLG: 0.500								1-1 2 2B		1	1	1	2	0	0	0					
Royce Clayton, R (1, 6) OBP: 0.405, SLG: 0.333	2-1 17 2B HBP		1-0 17 BB 2B 1B		1-1 G3		4-1 17 WP BB		0-2 G6-3	3	3	1	0	1	0	1					
17 Todd Helton, L (1, 3) OBP: 0.500, SLG: 0.556	3-2 1-H 3B 2B		4-1 1-2 2B BB		4-0 BB BB G1-6-3 BB		1-0 1-H 1B		4-1 2B BB	2	3	2	2	3	0	0					
Vinny Castilla, R (1, 5) OBP: 0.429, SLG: 0.576	2-3 K		1-2 F6		4-1 G1-6-3 BB 1-2 BB		1-0 P3		3-1 1-3 2-H 2B	4	0	1	1	1	1	4					
Jeromy Burnitz, L (1, 8) OBP: 0.514, SLG: 0.778	2-1 2-H 3B		1-0 1-H 2-H 1B 2B		4-1 G1-6-3 BB 1-2 2-3 BB		0-3 K		4-0 IBB	3	1	2	3	2	1	1					
Javier López, L (9, 1)										0	0	0	0	0	0	0					
Todd Greene, R (1, 2) OBP: 0.333, SLG: 0.600	0-2 F9		1-0 L8		1-0 G1-6-3		2-0 P5		3-2 G5-3	5	0	0	0	0	0	8					
Luis Gonzalez, R (1, 7) OBP: 0.320, SLG: 0.435		0-2 F9	0-1 2-H 1B		0-1 G5-3		2-1 E 2B 1B		2-3 K	5	1	2	1	0	1	1					
Rene Reyes, S (1, 9) OBP: 0.333, SLG: 0.227		0-0 SH1-4 1B	1 SAFE 3-3 SAFE SAFE K		0-0 F8		1-3 K		1-3 K	5	0	1	0	0	3	2					
Scott Elarton, R (1, 1) Jeff Fassero, L (5, 1) Denny Hocking, S (6, PH) OBP: 0.167, SLG: 0.167		1 SAFE 0-1 SAFE SH1-4	1 SAFE 0-1 SAFE SAFE 1B		0-0 G6-3		3-2 F9		2-1 E1 2B	1	0	0	0	0	0	0					
Inning Stats	R: 2 E: 0 K: 1 S: 17	H: 2 LOB: 1 BB: 0 P: 28	R: 0 E: 0 K: 1 S: 9	H: 1 LOB: 0 BB: 0 P: 11	R: 3 E: 0 K: 1 S: 14	H: 3 LOB: 1 BB: 1 P: 25	R: 0 E: 0 K: 1 S: 6	H: 0 LOB: 0 BB: 0 P: 8	R: 1 E: 0 K: 0 S: 5	H: 0 LOB: 1 BB: 3 P: 20	R: 0 E: 0 K: 0 S: 6	H: 0 LOB: 0 BB: 0 P: 10	R: 1 E: 0 K: 1 S: 7	H: 1 LOB: 1 BB: 1 P: 15	R: 3 E: 1 K: 1 S: 17	H: 3 LOB: 3 BB: 2 P: 36	R: 0 E: 0 K: 3 S: 11	H: 0 LOB: 0 BB: 0 P: 16	1B: 5 2B: 4 3B: 1 HR: 0	SF: 0 SAC: 1 DP: 1 HBP: 1	WP: 1 PA: 45 PB: 0 SB: 0 CS: 0
PITCHER	IP WLS BF H R ER SO BB IBB HBP BLK WP HR S P ERA WHIP	IP WLS BF H R ER SO BB IBB HBP BLK WP HR S P ERA WHIP																			
Casey Daigle, R (1, 1) ERA: 18.3	4.0 W 2 6 6 6 4 4 0 0 0 0 0 3 6 0.00 0.000																				
Mike Koplove, R (5, 1) ERA: 11.25	1.0 6 1 1 1 0 1 0 0 0 0 1 0 9 19 6.75 1.500																				
Oscar Villarreal, R (6, 1) ERA: 4.76	1.1 H 1 0 0 0 1 0 0 0 0 0 0 3 3 0.00 0.000																				
Randy Choate, L (7, 1) ERA: 16.88	0.1 H 7 2 3 1 1 1 0 0 0 0 0 13 24 9.00 3.000																				
Jose Valverde, R (7, 1) ERA: 6.35	1.0 H 7 2 3 1 1 1 0 0 0 0 0 13 24 9.00 3.000																				

Arizona Diamondbacks @ Colorado Rockies
Coors Field, Denver, CO
Thu Apr 15 2004, 1:05 PM MDT
Att: 22,320 - Cloudy - 64 F

AB	36
R	10
H	10
RBI	9
BB	7
SO	9
LOB	19

livebaseballscorecards.com

Batter	1	2	3	4	5	6	7	8	9	AB	R	H	RBI	BB	SO	LOB	TOP										
Aaron Miles, S OBP: 0.325, SLG: 0.553	G5-3		G5-4-3		L3		P4			5	0	1	1	0	0	3	Colorado Rockies @ St. Louis Cardinals Busch Stadium, St. Louis, MO Sun Apr 18 2004, 1:15 PM CDT Att: 34,697 - Sunny - 83 F										
Royce Clayton, R OBP: 0.373, SLG: 0.311	G4-3			P3		FC4-6	P4		K	5	0	1	0	0	1												
17 Todd Helton, L OBP: 0.500, SLG: 0.711	P4			HR		FC4-6	F8			4	1	1	1	0	0												
Vinny Castilla, R OBP: 0.396, SLG: 0.651		HR		F7		FC5-4		G5-3		4	2	1	1	0	0												
Jeromy Burnitz, L OBP: 0.458, SLG: 0.611	L8			F8		BB		F8		3	1	0	0	1	0												
Charles Johnson, R OBP: 0.486, SLG: 0.828				G6-4-3		BB		K		2	1	0	0	2	1												
Kit Pellow, R OBP: 0.310, SLG: 0.464	G6-4-3					BB				3	3	2	3	0	0												
5 Matt Holliday, R OBP: 0.364, SLG: 0.400						BB				3	0	3	1	0	0												
Denny Hocking, S OBP: 0.333, SLG: 0.389						BB		SH5-3		0	0	0	0	0	0												
Jason Jennings, L OBP: 0.167, SLG: 0.167										3	0	1	1	0	0	2											
Steve Reed, R ERA: 7.98										0	0	0	0	0	0	0											
40 Brian Fuentes, L ERA: 5.79										0	0	0	0	0	0	0											
Mark Sweeney, L OBP: 0.250, SLG: 0.333										1	0	0	0	0	1	1											
Shawn Chacon, R ERA: 6.0										0	0	0	0	0	0	0											
Inning Stats	R: 0 E: 0 K: 0 S: 7	H: 0 LOB: 0 BB: 0 P: 12	R: 1 E: 0 K: 0 S: 13	H: 1 LOB: 0 BB: 1 P: 21	R: 0 E: 0 K: 0 S: 5	H: 1 LOB: 0 BB: 0 P: 7	R: 1 E: 0 K: 0 S: 8	H: 1 LOB: 0 BB: 0 P: 14	R: 1 E: 0 K: 0 S: 7	H: 2 LOB: 1 BB: 0 P: 13	R: 4 E: 0 K: 0 S: 24	H: 3 LOB: 1 BB: 2 P: 43	R: 0 E: 0 K: 1 S: 10	H: 0 LOB: 0 BB: 0 P: 15	R: 0 E: 0 K: 1 S: 7	H: 0 LOB: 0 BB: 0 P: 12	R: 1 E: 0 K: 2 S: 10	H: 2 LOB: 0 BB: 0 P: 15	1B: 6 2B: 3 3B: 0 HR: 2	SF: 0 SAC: 1 DP: 3 HBP: 1	WP: 0 PB: 0 SB: 0 CS: 0	PA: 38					
PITCHER	IP	WLS	BF	H	R	ER	SO	BB	IBB	HBP	BLK	WP	HR	S	P	ERA	WHIP										
Woody Williams, R	5.2	L	26	8	7	7	0	3	0	1	0	0	2	61	105	11.12	1.941										
Ray King, L	0.1		1	0	0	0	0	0	0	0	0	0	0	3	5	0.00	0.000										
Steve Kline, L	1.0		3	0	0	0	0	0	0	0	0	0	0	10	15	0.00	0.000										
Mike Lincoln, R	1.0		3	0	0	0	1	0	0	0	0	0	0	7	12	0.00	0.000										
44 Jason Istringhausen, R	1.0		5	2	1	1	2	0	0	0	0	0	0	10	15	9.00	2.000										

Batter	1	2	3	4	5	6	7	8	9	AB	R	H	RBI	BB	SO	LOB	BOTTOM										
Tony Womack, L OBP: 0.415, SLG: 0.522	G3-1	FC6-4			G3		G5-3			5	0	1	0	0	0	1	Colorado Rockies @ St. Louis Cardinals Busch Stadium, St. Louis, MO Sun Apr 18 2004, 1:15 PM CDT Att: 34,697 - Sunny - 83 F										
Reggie Sanders, R OBP: 0.358, SLG: 0.633	K		G6-3		G6-3		G6-4-3		2B	4	0	2	0	1	1	0											
5 Albert Pujols, R OBP: 0.426, SLG: 0.714	G1-3				G6-3		G6-4-3		BB	5	0	1	0	0	0	5											
15 Jim Edmonds, L OBP: 0.415, SLG: 0.628		G4-3			P6				K	3	0	0	0	1	1	1											
27 Scott Rolen, R OBP: 0.404, SLG: 0.811		2B			P6		G5-3		P2	4	1	1	0	0	0	1											
Edgar Renteria, R OBP: 0.377, SLG: 0.465		1B			K		HR		F7	4	2	2	1	0	1	0											
Marlon Anderson, L OBP: 0.400, SLG: 0.739		2B			G3-1		HR		G1-3	4	2	2	3	0	0	0											
Mike Matheny, R OBP: 0.354, SLG: 0.533		F8					K		2B	4	0	2	0	0	1	1											
Woody Williams, R										2	0	0	0	0	1	1											
Ray King, L										0	0	0	0	0	0	0											
Bo Hart, R										1	0	0	0	0	0	0											
Steve Kline, S										0	0	0	0	0	0	0											
Mike Lincoln, R										0	0	0	0	0	0	0											
44 Jason Istringhausen, R										0	0	0	0	0	0	0											
Ray Lankford, L										1	0	0	0	0	1	1											
Inning Stats	R: 0 E: 0 K: 1 S: 10	H: 0 LOB: 0 BB: 0 P: 11	R: 3 E: 1 K: 0 S: 15	H: 3 LOB: 1 BB: 0 P: 28	R: 0 E: 0 K: 2 S: 10	H: 1 LOB: 1 BB: 0 P: 14	R: 0 E: 0 K: 1 S: 10	H: 2 LOB: 0 BB: 0 P: 14	R: 0 E: 0 K: 1 S: 5	H: 1 LOB: 0 BB: 0 P: 6	R: 0 E: 0 K: 1 S: 8	H: 0 LOB: 0 BB: 0 P: 12	R: 0 E: 0 K: 1 S: 17	H: 2 LOB: 3 BB: 1 P: 26	1B: 6 2B: 4 3B: 0 HR: 1	SF: 0 SAC: 0 DP: 1 HBP: 0	WP: 0 PB: 0 SB: 2 CS: 1	PA: 39									
PITCHER	IP	WLS	BF	H	R	ER	SO	BB	IBB	HBP	BLK	WP	HR	S	P	ERA	WHIP										
Jason Jennings, R	6.0	W	27	8	5	4	0	1	0	0	0	0	0	5	6	0.00	1.000										
Steve Reed, R	1.0	H	3	1	0	0	0	0	0	0	0	0	0	8	12	0.00	0.000										
40 Brian Fuentes, L	1.0	H	3	0	0	0	1	0	0	0	0	0	0	17	26	0.00	3.000										
Shawn Chacon, R	1.0	S	6	2	0	0	1	1	0	0	0	0	0	17	26	0.00	3.000										



Batter	1	2	3	4	5	6	7	8	9	AB	R	H	RBI	BB	SO	LOB	TOP										
Dave Roberts, L (1, 7) OBP: 0.441, SLG: 0.302	L9 1B	2B			G6-3 2B	1B	L7-4 BB			3	3	3	0	2	0	0											
Cesar Izturis, S (1, 6) OBP: 0.296, SLG: 0.291	L9				G6-3	SF9 1B				4	1	1	1	1	1	3											
Milton Bradley, S (1, 8) OBP: 0.365, SLG: 0.473	1B BB			G6-3	G1-3 2B	SF9 1B	L7-4 BB			4	2	2	2	1	0	2											
Shawn Green, L (1, 3) OBP: 0.404, SLG: 0.479	L5			F8	G1-3	1B BB			G6-4-3 BB	3	1	0	0	2	0	3											
Paul Lo Duca, R (1, 2) OBP: 0.509, SLG: 0.588	1B			FC6-4 1B		SF9			G6-4-3	4	0	3	3	0	0	1											
Juan Encarnacion, R (1, 9) OBP: 0.276, SLG: 0.389	F9			FC6-4		1B			F9	4	0	1	1	1	0	3											
Adrian Beltré, R (1, 5) OBP: 0.379, SLG: 0.750		HR			G4-3	K			G6-3	5	1	2	2	0	1	2											
Alex Cora, L (1, 4) OBP: 0.268, SLG: 0.324	P5				G3				G5-4-3 BB	4	1	1	0	1	0	2											
Hideo Nomo, R (1, 1)	G1-3								G5-4-3	2	0	0	0	0	1	0											
Jason Grabowski, L (7, PH) OBP: 0.100, SLG: 0.100						SH3-4				1	0	0	0	0	1	0											
37 Darren Dreifort, R (7, 1)						K				0	0	0	0	0	0	0											
Chin-Feng Chen, R (9, PH)										1	0	0	0	0	0	1											
Tom Martin, L (9, 1)										0	0	0	0	0	0	0											
Inning Stats	R: 1 E: 0 K: 0 S: 8	H: 1 LOB: 2 BB: 2 P: 19	R: 1 E: 0 K: 1 S: 18	H: 2 LOB: 1 BB: 0 P: 24	R: 0 E: 0 K: 0 S: 9	H: 1 LOB: 1 BB: 0 P: 11	R: 0 E: 0 K: 1 S: 5	H: 0 LOB: 0 BB: 0 P: 7	R: 2 E: 0 K: 1 S: 14	H: 3 LOB: 2 BB: 1 P: 24	R: 5 E: 0 K: 0 S: 18	H: 6 LOB: 2 BB: 1 P: 28	R: 0 E: 0 K: 1 S: 9	H: 0 LOB: 1 BB: 2 P: 19	R: 0 E: 0 K: 0 S: 5	H: 0 LOB: 0 BB: 1 P: 13	1B: 9 2B: 4 3B: 0 HR: 1	SF: 1 SAC: 1 DP: 3 HBP: 0	WP: 0 PB: 0 SB: 3 CS: 0	PA: 45							
PITCHER	IP	WLS	BF	H	R	ER	SO	BB	IBB	HBP	BLK	WP	HR	S	P	ERA	WHIP										
Scott Elarton, R (1, 1) ERA: 11.15	5.1	L	27	8	5	5	3	3	0	0	0	0	1	57	90	8.44	2.062										
Javier López, L (6, 1) ERA: 6.75	0.0		4	3	1	1	0	1	0	0	0	0	0	7	14	∞	∞										
Steve Reed, R (6, 1) ERA:	0.2		4	2	3	3	0	0	0	0	0	0	0	8	9	40.50	3.000										
Vladimir Nunez, R (7, 1) ERA: 2.57	2.0		7	0	0	0	1	3	0	0	0	0	0	14	28	0.00	1.500										
Turk Wendell, R (9, 1) ERA: 6.43	1.0		3	0	0	0	0	1	0	0	0	0	0	7	13	0.00	1.000										

Los Angeles Dodgers @ Colorado Rockies
 Coors Field, Denver, CO
 Wed Apr 21 2004, 7:05 PM MDT
 Att: 21,685 - Overcast - 37 F

AB	35
R	9
H	13
RBI	9
BB	8
SO	4
LOB	17



Batter	1	2	3	4	5	6	7	8	9	AB	R	H	RBI	BB	SO	LOB	BOTTOM										
Aaron Miles, S (1, 4) OBP: 0.333, SLG: 0.522	17 FC4-6 1B				G6-3	G5-3			17 G4-3 2B	4	0	2	1	0	0	0											
Vladimir Nunez, R (7, 1)										0	0	0	0	0	0	0											
Turk Wendell, L (9, 1)										0	0	0	0	0	0	0											
Rene Reyes, S (9, PH) OBP: 0.323, SLG: 0.269										1	0	1	0	0	0	0											
Denny Hocking, S (1, 6) OBP: 0.348, SLG: 0.364	17 FC4-6 1B				G5-3	17 G1-3 2B			K	4	1	1	0	1	1	2											
17 Todd Helton, L (1, 3) OBP: 0.492, SLG: 0.654	FC4-6 G1-4-3				G1-3				G4-3	4	0	0	0	1	0	4											
Vinny Castilla, R (1, 5) OBP: 0.371, SLG: 0.654	G1-4-3								K	5	0	1	1	0	3	5											
Jeremy Burnitz, L (1, 8) OBP: 0.446, SLG: 0.628		F7			F9 1B	F9			K	4	0	1	0	0	1	1											
5 Matt Holliday, R (1, 7) OBP: 0.474, SLG: 0.500		K2-3			WP 1B				G4-3	4	1	2	0	0	1	0											
Mark Sweeney, L (1, 9) OBP: 0.250, SLG: 0.278					F9	G3-1			PB BB	3	0	0	0	1	0	3											
Todd Greene, R (1, 2) OBP: 0.292, SLG: 0.500					P3	SF8			BB	2	1	1	1	1	0	2											
Scott Elarton, R (1, 1)					SH2-4 1B				L4	1	0	0	0	0	0	2											
Javier López, L (6, 1)					SH2-4					0	0	0	0	0	0	0											
Steve Reed, R (6, 1)										0	0	0	0	0	0	0											
Luis Gonzalez, R (6, PH) OBP: 0.273, SLG: 0.452						HR				2	1	1	1	0	0	2											
Inning Stats	R: 0 E: 0 K: 0 S: 7	H: 2 LOB: 0 BB: 0 P: 11	R: 0 E: 0 K: 1 S: 13	H: 0 LOB: 0 BB: 0 P: 18	R: 1 E: 0 K: 1 S: 11	H: 2 LOB: 2 BB: 1 P: 20	R: 0 E: 0 K: 0 S: 13	H: 2 LOB: 0 BB: 0 P: 22	R: 1 E: 0 K: 0 S: 9	H: 1 LOB: 1 BB: 1 P: 22	R: 2 E: 0 K: 0 S: 7	H: 2 LOB: 0 BB: 0 P: 11	R: 0 E: 0 K: 1 S: 6	H: 0 LOB: 0 BB: 0 P: 8	R: 0 E: 0 K: 1 S: 10	H: 0 LOB: 2 BB: 2 P: 22	R: 0 E: 0 K: 2 S: 17	H: 1 LOB: 1 BB: 0 P: 23	1B: 5 2B: 4 3B: 0 HR: 1	SF: 1 SAC: 1 DP: 1 HBP: 0	WP: 1 PB: 1 SB: 0 CS: 0	PA: 40					
PITCHER	IP	WLS	BF	H	R	ER	SO	BB	IBB	HBP	BLK	WP	HR	S	P	ERA	WHIP										
Hideo Nomo, R (1, 1) ERA: 6.55	6.0	W	28	9	4	4	2	2	0	0	0	0	1	60	104	6.00	1.833										
37 Darren Dreifort, R (7, 1) ERA: 3.12	2.0		8	0	0	0	2	2	0	0	0	0	0	16	30	0.00	1.000										
Tom Martin, L (9, 1) ERA: 6.0	1.0		4	1	0	0	2	0	0	0	0	0	0	17	23	0.00	1.000										

Los Angeles Dodgers @ Colorado Rockies
 Coors Field, Denver, CO
 Wed Apr 21 2004, 7:05 PM MDT
 Att: 21,685 - Overcast - 37 F

AB	34
R	4
H	10
RBI	4
BB	4
SO	6
LOB	21



Batter	1	2	3	4	5	6	7	8	9	AB	R	H	RBI	BB	SO	LOB	TOP					
Craig Biggio, R (1, 8) OBP: 0.380, SLG: 0.606 Chad Harville, R (8, 1) 54 Brad Lidge, R (8, 1)										5	2	2	2	0	1	0						
28 Adam Everett, R (1, 6) OBP: 0.380, SLG: 0.397										5	1	1	0	0	0	0						
5 Jeff Bagwell, R (1, 3) OBP: 0.481, SLG: 0.641										4	2	1	1	1	2	0						
Jeff Kent, R (1, 4) OBP: 0.338, SLG: 0.478										5	2	2	0	0	1	2						
17 Lance Berkman, S (1, 7) OBP: 0.440, SLG: 0.518										2	2	0	0	3	1	1						
Mike Lamb, L (1, 5) OBP: 0.393, SLG: 0.769										5	1	4	6	0	0	0						
Brad Ausmus, R (1, 2) OBP: 0.328, SLG: 0.404										3	2	0	0	2	0	4						
Orlando Palmeiro, L (1, 9) OBP: 0.300, SLG: 0.474										4	1	1	2	0	0	2						
Brandon Duckworth, R (1, 1) Mike Gallo, L (6, 1) 41 Brandon Backe, R (6, 1) 16 Jason Lane, R (8, PH) OBP: 0.667, SLG: 0.714										3	0	0	0	0	1	1						
Inning Stats	R: 3 E: 1 K: 1 S: 13	H: 4 LOB: 1 BB: 1 P: 21	R: 0 E: 0 K: 1 S: 8	H: 0 LOB: 0 BB: 0 P: 9	R: 0 E: 0 K: 0 S: 5	H: 0 LOB: 0 BB: 0 P: 7	R: 1 E: 0 K: 0 S: 7	H: 1 LOB: 1 BB: 1 P: 13	R: 6 E: 1 K: 1 S: 19	H: 3 LOB: 3 BB: 3 P: 39	R: 0 E: 0 K: 1 S: 8	H: 0 LOB: 0 BB: 0 P: 10	R: 0 E: 0 K: 1 S: 7	H: 0 LOB: 0 BB: 0 P: 11	R: 2 E: 0 K: 0 S: 11	H: 1 LOB: 1 BB: 1 P: 22	R: 1 E: 0 K: 1 S: 10	H: 2 LOB: 1 BB: 0 P: 16	1B: 5 2B: 3 3B: 1 HR: 2	SF: 0 SAC: 0 DP: 1 HBP: 0	WP: 0 PB: 0 SB: 0 CS: 0	PA: 43
PITCHER	IP WLS BF H R ER SO BB IBB HBP BLK WP HR S P ERA WHIP																					
Jason Jennings, R (1, 1) ERA: 10.45	5.0 L 27 8 10 10 3 5 0 0 0 0 0 1 52 89 18.00 2.600																					
Tim Harikkala, R (6, 1) ERA:	2.0 6 0 0 0 2 0 0 0 0 0 0 0 15 21 0.00 0.000																					
40 Brian Fuentes, L (8, 1) ERA: 2.57	1.0 5 1 2 2 0 1 0 0 0 0 0 1 11 22 18.00 2.000																					
Shawn Chacon, R (9, 1) ERA: 7.11	1.0 5 2 1 1 1 0 0 0 0 0 0 0 10 16 9.00 2.000																					

Houston Astros @ Colorado Rockies
Coors Field, Denver, CO
Fri Apr 23 2004, 7:05 PM MDT
Att: 23,719 - Overcast - 43 F

AB 37
R 13
H 11
RBI 11
BB 6
SO 6
LOB 11

Batter	1	2	3	4	5	6	7	8	9	AB	R	H	RBI	BB	SO	LOB	BOTTOM					
Aaron Miles, S (1, 4) OBP: 0.308, SLG: 0.480 40 Brian Fuentes, L (8, 1) Shawn Chacon, R (9, 1) Mark Sweeney, L (9, PH) OBP: 0.238, SLG: 0.263										4	0	0	0	0	2	4						
Royce Clayton, R (1, 6) OBP: 0.375, SLG: 0.397										5	2	2	2	0	2	2						
17 Todd Helton, L (1, 3) OBP: 0.466, SLG: 0.593										4	0	0	0	0	1	1						
Vinny Castilla, R (1, 5) OBP: 0.406, SLG: 0.746										4	1	2	1	0	0	0						
Jeromy Burnitz, L (1, 8) OBP: 0.429, SLG: 0.592										4	0	0	0	0	1	2						
Charles Johnson, R (1, 2) OBP: 0.457, SLG: 0.842										2	2	1	1	2	0	0						
5 Matt Holliday, R (1, 7) OBP: 0.500, SLG: 0.696										4	1	2	1	0	0	2						
Kit Pellow, R (1, 9) OBP: 0.351, SLG: 0.471										4	1	2	1	0	1	1						
Jason Jennings, L (1, 1) OBP: 0.143, SLG: 0.143 Rene Reyes, S (5, PH) OBP: 0.286, SLG: 0.233 Tim Harikkala, R (6, 1) Luis Gonzalez, R (7, PH) OBP: 0.256, SLG: 0.405										1	0	0	0	0	1	1						
Inning Stats	R: 0 E: 0 K: 2 S: 10	H: 0 LOB: 0 BB: 0 P: 16	R: 0 E: 0 K: 0 S: 7	H: 0 LOB: 0 BB: 0 P: 11	R: 3 E: 0 K: 1 S: 14	H: 3 LOB: 0 BB: 0 P: 19	R: 1 E: 0 K: 0 S: 10	H: 1 LOB: 0 BB: 0 P: 16	R: 0 E: 0 K: 1 S: 8	H: 1 LOB: 1 BB: 0 P: 14	R: 0 E: 0 K: 0 S: 9	H: 1 LOB: 2 BB: 1 P: 15	R: 0 E: 0 K: 0 S: 6	H: 1 LOB: 0 BB: 0 P: 10	R: 3 E: 0 K: 3 S: 19	H: 3 LOB: 1 BB: 1 P: 37	R: 0 E: 0 K: 3 S: 10	H: 0 LOB: 0 BB: 0 P: 15	1B: 4 2B: 4 3B: 0 HR: 2	SF: 0 SAC: 0 DP: 2 HBP: 0	WP: 2 PB: 0 SB: 0 CS: 0	PA: 38
PITCHER	IP WLS BF H R ER SO BB IBB HBP BLK WP HR S P ERA WHIP																					
Brandon Duckworth, R (1, 1) ERA: 6.89	5.0 W 20 5 4 4 4 4 0 0 0 0 0 0 2 49 76 7.20 1.000																					
Mike Gallo, L (6, 1) ERA:	0.2 3 1 0 0 0 0 0 0 0 0 0 0 6 8 0.00 1.500																					
41 Brandon Backe, R (6, 1) ERA: 5.0	1.1 5 1 0 0 0 1 0 0 0 0 0 0 9 17 0.00 1.500																					
Chad Harville, R (8, 1) ERA: 5.4	0.2 6 3 3 3 2 1 0 0 0 0 2 0 16 31 40.50 6.000																					
54 Brad Lidge, R (8, 1) ERA: 9.9	1.1 4 0 0 0 4 0 0 0 0 0 0 0 13 21 0.00 0.000																					

Houston Astros @ Colorado Rockies
Coors Field, Denver, CO
Fri Apr 23 2004, 7:05 PM MDT
Att: 23,719 - Overcast - 43 F

AB 36
R 7
H 10
RBI 6
BB 2
SO 10
LOB 14

Batter	1	2	3	4	5	6	7	8	9	AB	R	H	RBI	BB	SO	LOB	TOP								
Craig Biggio, R (1, 8) OBP: 0.395, SLG: 0.600 16 Jason Lane, R (9, 8) OBP: 0.667, SLG: 0.714	0-0 28 2B 1B																4 2 2 0 0 1 3 0 0 0 0 0 0 0								
28 Adam Everett, R (1, 6) OBP: 0.367, SLG: 0.408	1-1 5 F8 SF7 2B																3 2 1 1 1 1 1 0								
5 Jeff Bagwell, R (1, 3) OBP: 0.488, SLG: 0.621	2-1 F8																2 1 0 0 2 0 1								
Richard Hidalgo, R (1, 9) OBP: 0.403, SLG: 0.682	2-2 SF7																4 1 2 3 0 1 4								
17 Lance Berkman, S (1, 7) OBP: 0.450, SLG: 0.559	2-1 P6																3 2 1 1 2 0 3								
Morgan Ensberg, R (1, 5) OBP: 0.289, SLG: 0.205																	5 0 1 0 0 1 5								
Jose Vizcaino, S (1, 4) OBP: 0.208, SLG: 0.182																	5 0 1 1 0 0 1								
Brad Ausmus, R (1, 2) OBP: 0.303, SLG: 0.371																	5 0 0 0 0 1 4								
Roger Clemens, R (1, 1) OBP: 0.400, SLG: 0.333 Dan Miceli, R (6, 1) OBP: 1.000, SLG: 1.000 Octavio Dotel, R (9, 1)																	2 0 1 2 1 0 1 1 0 1 0 0 0 0 0 0 0 0 0 0 0								
Inning Stats	R: 2 E: 0 K: 0 S: 10	H: 2 LOB: 0 BB: 0 P: 17	R: 0 E: 0 K: 1 S: 13	H: 1 LOB: 1 BB: 0 P: 19	R: 5 E: 1 K: 1 S: 17	H: 4 LOB: 2 BB: 3 P: 38	R: 0 E: 0 K: 0 S: 10	H: 1 LOB: 2 BB: 1 P: 21	R: 0 E: 0 K: 1 S: 9	H: 0 LOB: 1 BB: 1 P: 17	R: 0 E: 0 K: 2 S: 10	H: 0 LOB: 0 BB: 0 P: 14	R: 1 E: 0 K: 0 S: 11	H: 1 LOB: 0 BB: 0 P: 18	R: 0 E: 0 K: 0 S: 9	H: 1 LOB: 3 BB: 1 P: 16	R: 0 E: 0 K: 0 S: 4	H: 0 LOB: 0 BB: 0 P: 5	1B: 7 2B: 2 3B: 0 HR: 1	SF: 1 SAC: 1 DP: 0 HBP: 2	WP: 0 PB: 0 SB: 1 CS: 1	PA: 44			
PITCHER	IP	WLS	BF	H	R	ER	SO	BB	IBB	HBP	BLK	WP	HR	S	P	ERA	WHIP								
Jeff Fassero, L (1, 1) ERA: 9.28	3.0	L	19	7	7	7	2	2	1	0	0	0	0	40	74	21.00	3.000								
Turk Wendell, R (4, 1) ERA: 4.5	3.0		12	1	0	0	3	1	1	1	0	0	0	29	52	0.00	0.667								
Steve Reed, R (7, 1) ERA: 1.13	1.2		9	2	1	1	0	0	1	1	0	0	1	17	31	5.40	1.200								
Javier López, L (8, 1) ERA: 5.4	1.1		4	0	0	0	0	0	0	0	0	0	0	7	8	0.00	0.000								

Houston Astros @ Colorado Rockies
Coors Field, Denver, CO
Sat Apr 24 2004, 1:05 PM MDT
Att: 35,260 - Sunny - 47 F

AB	34
R	8
H	10
RBI	8
BB	6
SO	5
LOB	22



Batter	1	2	3	4	5	6	7	8	9	AB	R	H	RBI	BB	SO	LOB	BOTTOM								
Denny Hocking, S (1, 4) OBP: 0.321, SLG: 0.308	1-3 K																4 0 0 0 1 1 2								
Royce Clayton, R (1, 6) OBP: 0.377, SLG: 0.397	3-2 17 CS 1B																5 0 2 0 0 1 2								
17 Todd Helton, L (1, 3) OBP: 0.462, SLG: 0.619	4-1 1B 1-2 BB																4 1 1 1 1 1 3								
Jeremy Burnitz, L (1, 8) OBP: 0.412, SLG: 0.556	2-2 1B																5 0 1 0 0 3 0								
Charles Johnson, R (1, 2) OBP: 0.460, SLG: 0.878	3-1 L4																3 2 1 1 1 1 2								
5 Matt Holliday, R (1, 7) OBP: 0.533, SLG: 0.808																	3 1 2 2 1 1 0								
Kit Pellow, R (1, 9) OBP: 0.341, SLG: 0.474 Javier López, L (8, 1)																	4 1 1 0 0 3 2 0 0 0 0 0 0 0								
Luis Gonzalez, R (1, 5) OBP: 0.279, SLG: 0.415																	4 0 2 0 0 1 1								
Jeff Fassero, L (1, 1) OBP: 0.500, SLG: 0.500 Turk Wendell, L (4, 1) Rene Reyes, S (6, PH) OBP: 0.278, SLG: 0.226 Steve Reed, R (7, 1) Mark Sweeney, L (8, 9) OBP: 0.227, SLG: 0.250																	1 0 1 0 0 0 0 1 0 0 0 0 0 0 1 0 0 0 0 0 1 0 0 0 0 0 0 0 1 0 0 0 0 0 1								
Inning Stats	R: 0 E: 1 K: 1 S: 14	H: 2 LOB: 2 BB: 1 P: 27	R: 1 E: 1 K: 2 S: 16	H: 2 LOB: 0 BB: 0 P: 23	R: 2 E: 0 K: 2 S: 11	H: 3 LOB: 1 BB: 0 P: 16	R: 0 E: 0 K: 0 S: 5	H: 0 LOB: 0 BB: 0 P: 9	R: 0 E: 0 K: 1 S: 8	H: 0 LOB: 0 BB: 0 P: 13	R: 2 E: 0 K: 1 S: 17	H: 3 LOB: 3 BB: 2 P: 29	R: 0 E: 0 K: 3 S: 15	H: 0 LOB: 1 BB: 1 P: 22	R: 0 E: 0 K: 0 S: 5	H: 1 LOB: 0 BB: 0 P: 7	R: 0 E: 0 K: 2 S: 9	H: 0 LOB: 0 BB: 0 P: 14	1B: 7 2B: 2 3B: 0 HR: 3	SF: 0 SAC: 0 DP: 2 HBP: 0	WP: 0 PB: 0 SB: 0 CS: 2	PA: 40			
PITCHER	IP	WLS	BF	H	R	ER	SO	BB	IBB	HBP	BLK	WP	HR	S	P	ERA	WHIP								
Roger Clemens, R (1, 1) ERA: 2.05	5.2	W	28	9	5	4	7	3	0	0	0	0	0	67	112	6.35	2.118								
Dan Miceli, R (6, 1) ERA: 0.73	2.1	H	9	2	0	0	3	1	0	0	0	0	0	24	34	0.00	1.286								
Octavio Dotel, R (9, 1) ERA: 2.89	1.0	S	3	0	0	0	2	0	0	0	0	0	0	9	14	0.00	0.000								

Houston Astros @ Colorado Rockies
Coors Field, Denver, CO
Sat Apr 24 2004, 1:05 PM MDT
Att: 35,260 - Sunny - 47 F

AB	36
R	5
H	11
RBI	4
BB	4
SO	12
LOB	14



Batter	1	2	3	4	5	6	7	8	9	AB	R	H	RBI	BB	SO	LOB	TOP										
Craig Biggio, R (1, 8) OBP: 0.388, SLG: 0.575	1-1 G6-3		0-0 P5		1-2 HBP		1-0 G5-3			3	0	0	0	0	0	2											
28 Adam Everett, R (1, 6) OBP: 0.349, SLG: 0.387	1-3 K2-3			0-2 P4	2-3 K		1-1 P5			4	0	0	0	0	2	4											
5 Jeff Bagwell, R (1, 3) OBP: 0.467, SLG: 0.586	2-0 F9			0-0 P4		1-3 K		3-3 K		4	0	0	0	0	2	0											
Richard Hidalgo, R (1, 9) OBP: 0.395, SLG: 0.671		1-3 K		1-0 L6		1-2 2B		3-2 P5		4	0	1	0	0	1	0											
16 Jason Lane, R (1, 7) OBP: 0.600, SLG: 0.556	0-1 G1-3				0-1 G1-3		4-1 BB		3-3 K	2	0	0	0	1	0	0											
17 Lance Berkman, S (8, PH) OBP: 0.444, SLG: 0.550										1	0	0	0	0	1	0											
Morgan Ensberg, R (1, 5) OBP: 0.288, SLG: 0.229	0-0 G5-3				1-0 1B 2B		0-0 L9		1-1 F7	4	1	1	0	0	0	2											
Jose Vizcaino, S (1, 4) OBP: 0.179, SLG: 0.154			3-2 G4-3		0-2 G4-3		1-0 G4-3		2-2 F7	4	0	0	0	0	0	3											
Brad Ausmus, R (1, 2) OBP: 0.319, SLG: 0.375			0-0 G3		4-0 HBP 1B IBB		1-0 SH5-4 1B		0-3 K	2	0	1	0	1	0	0											
Jeff Kent, R (9, PH) OBP: 0.333, SLG: 0.471										1	0	0	0	0	1	0											
Wade Miller, R (1, 1) OBP: 0.250, SLG: 0.250			0-0 1B		2-0 HBP 1B		1-1 SH5-4			2	0	2	1	0	0	0											
54 Brad Lidge, R (8, 1)										0	0	0	0	0	0	0											
41 Brandon Backe, R (8, 1)										0	0	0	0	0	0	0											
Mike Gallo, L (8, 1)					1-2 2H 1B		1-2			0	0	0	0	0	0	0											
Inning Stats	R: 0 E: 0 K: 1 S: 6	H: 0 LOB: 0 BB: 0 P: 10	R: 0 E: 0 K: 1 S: 7	H: 0 LOB: 0 BB: 0 P: 8	R: 0 E: 0 K: 0 S: 6	H: 1 LOB: 1 BB: 0 P: 9	R: 0 E: 0 K: 0 S: 5	H: 0 LOB: 0 BB: 0 P: 6	R: 1 E: 0 K: 1 S: 14	H: 2 LOB: 3 BB: 1 P: 24	R: 0 E: 0 K: 1 S: 9	H: 1 LOB: 2 BB: 1 P: 16	R: 0 E: 0 K: 0 S: 6	H: 1 LOB: 1 BB: 0 P: 10	R: 0 E: 0 K: 2 S: 13	H: 0 LOB: 0 BB: 0 P: 22	R: 0 E: 0 K: 1 S: 10	H: 0 LOB: 0 BB: 0 P: 13	1B: 3 2B: 2 3B: 0 HR: 0	SF: 0 SAC: 1 DP: 0 HBP: 1	WP: 0 PB: 0 SB: 0 CS: 0	PA: 35					
PITCHER	IP	WLS	BF	H	R	ER	SO	BB	IBB	HBP	BLK	WP	HR	S	P	ERA	WHIP										
Joe Kennedy, L (1, 1) ERA: 2.49	6.1	W	27	5	1	1	4	1	1	1	0	0	0	50	78	1.42	0.947										
Tim Harikkala, R (7, 1) ERA:	0.2	H	2	0	0	0	0	0	0	0	0	0	0	3	5	0.00	0.000										
Vladimir Nunez, R (8, 1) ERA: 2.35	0.2	H	2	0	0	0	1	0	0	0	0	0	0	10	16	0.00	0.000										
40 Brian Fuentes, L (8, 1) ERA: 2.45	0.1	H	1	0	0	0	1	0	0	0	0	0	0	3	6	0.00	0.000										
Shawn Chacon, R (9, 1) ERA: 6.14	1.0	S	3	0	0	0	1	0	0	0	0	0	0	10	13	0.00	0.000										

Houston Astros @ Colorado Rockies
Coors Field, Denver, CO
Sun Apr 25 2004, 1:05 PM MDT
Att: 30,912 - Unknown - 45 F

AB	31
R	1
H	5
RBI	1
BB	2
SO	7
LOB	11



Batter	1	2	3	4	5	6	7	8	9	AB	R	H	RBI	BB	SO	LOB	BOTTOM										
Aaron Miles, S (1, 4) OBP: 0.304, SLG: 0.463	1-2 G5-3		2-1 F7		0-1 1B		1-2 L8			4	0	1	0	0	0	2											
Vladimir Nunez, R (8, 1)										0	0	0	0	0	0	0											
40 Brian Fuentes, L (8, 1)										0	0	0	0	0	0	0											
Shawn Chacon, R (9, 1)										0	0	0	0	0	0	0											
Royce Clayton, R (1, 6) OBP: 0.394, SLG: 0.409	3-2 K			1-2 2B	2-1 F8			4-2 17 2B BB		3	1	1	0	1	1	2											
17 Todd Helton, L (1, 3) OBP: 0.451, SLG: 0.612	0-3 K			0-0 G1-3		2-2 F7		0-0 1B 2B		4	1	1	0	0	1	1											
Vinny Castilla, R (1, 5) OBP: 0.411, SLG: 0.730		0-1 1B G5-4-3 1B		0-0 G5-3		1-3 K		1-0 G6-4-3 1B		4	1	2	2	0	1	1											
Jeremy Burnitz, L (1, 8) OBP: 0.417, SLG: 0.552		1-0 G5-4-3 1B		1-0 F8		1-3 K		0-0 G6-4-3 1B		4	0	2	0	0	1	1											
Charles Johnson, R (1, 2) OBP: 0.444, SLG: 0.818		1-2 G5-4-3		1-2 F9		4-0 FC9-6 BB		0-2 G6-4-3		3	0	0	0	1	0	3											
5 Matt Holliday, R (1, 7) OBP: 0.485, SLG: 0.724		1-2 3H 2-0		0-0 P3		2-2 FC9-6 1B		0-0 F8		3	0	0	0	0	0	1											
Denny Hocking, S (8, 7) OBP: 0.310, SLG: 0.296										1	0	0	0	0	0	1											
Mark Sweeney, L (1, 9) OBP: 0.240, SLG: 0.391			1-3 K2-3		2-0 HR		2-3 K			3	1	1	1	0	2	1											
Rene Reyes, S (9, 8) OBP: 0.278, SLG: 0.226										0	0	0	0	0	0	0											
Joe Kennedy, R (1, 1) OBP: 0.222, SLG: 0.125			2-0 F9		4-2 BB		0-1 1B			1	0	0	0	1	0	0											
Tim Harikkala, R (7, 1) ERA:										0	0	0	0	0	0	0											
Luis Gonzalez, R (7, PH) OBP: 0.295, SLG: 0.429										1	0	1	0	0	0	0											
Inning Stats	R: 0 E: 0 K: 2 S: 9	H: 0 LOB: 0 BB: 0 P: 13	R: 1 E: 0 K: 0 S: 7	H: 2 LOB: 0 BB: 0 P: 11	R: 0 E: 0 K: 1 S: 6	H: 0 LOB: 0 BB: 0 P: 11	R: 0 E: 0 K: 0 S: 6	H: 1 LOB: 1 BB: 0 P: 8	R: 1 E: 0 K: 0 S: 14	H: 2 LOB: 2 BB: 1 P: 24	R: 0 E: 0 K: 2 S: 11	H: 0 LOB: 0 BB: 0 P: 15	R: 0 E: 0 K: 1 S: 13	H: 1 LOB: 2 BB: 1 P: 22	R: 2 E: 0 K: 0 S: 10	H: 3 LOB: 1 BB: 1 P: 15	1B: 6 2B: 2 3B: 0 HR: 1	SF: 0 SAC: 0 DP: 2 HBP: 0	WP: 0 PB: 0 SB: 0 CS: 0	PA: 34							
PITCHER	IP	WLS	BF	H	R	ER	SO	BB	IBB	HBP	BLK	WP	HR	S	P	ERA	WHIP										
Wade Miller, R (1, 1) ERA: 3.12	7.0	L	28	6	2	2	6	2	0	0	0	0	0	5	10	∞	∞										
54 Brad Lidge, R (8, 1) ERA: 2.7	0.0		3	2	2	2	0	1	0	0	0	0	0	4	4	0.00	1.500										
41 Brandon Backe, R (8, 1) ERA: 2.79	0.2		2	1	0	0	0	0	0	0	0	0	0	4	4	0.00	1.500										
Mike Gallo, L (8, 1) ERA:	0.1		1	0	0	0	0	0	0	0	0	0	0	1	1	0.00	0.000										

Houston Astros @ Colorado Rockies
Coors Field, Denver, CO
Sun Apr 25 2004, 1:05 PM MDT
Att: 30,912 - Unknown - 45 F


AB	31
R	4
H	9
RBI	3
BB	3
SO	6
LOB	13



Batter	1	2	3	4	5	6	7	8	9	AB	R	H	RBI	BB	SO	LOB	TOP		
Juan Pierre, L (1.8) OBP: 0.360, SLG: 0.372	1-1 1B	0-1 P6		1-0 P5			2-1 G4-3		0-1 L5-3	5	1	1	0	0	0	1			
Luis Castillo, S (1.4) OBP: 0.305, SLG: 0.329	3-1 HR	1-1 G4-3			2-3 K		2-1 G4-3			4	1	1	1	0	1	0			
Miguel Cabrera, R (1.9) OBP: 0.378, SLG: 0.616	1-1 HR	2-2 G6-3			3-2 L8			0-0 G6-3		4	1	1	2	0	0	0			
Mike Lowell, R (1.5) OBP: 0.350, SLG: 0.562	1-2 G4-3		3-1 F8		3-1 G5-3			0-0 F7		4	0	0	0	0	0	0			
Hee-Seop Choi, L (1.3) OBP: 0.410, SLG: 0.647	1-0 HR		3-2 G3-1			0-1 1B		1-0 1B		3	1	2	1	0	0	0			
Jeff Conine, R (1.7) OBP: 0.306, SLG: 0.345	0-1 HR		0-1			0-0 P6		1-0 1B		4	1	3	0	0	0	1			
Ramon Castro, R (1.2) OBP: 0.231, SLG: 0.250	0-0 F7		1-0 F8			0-1 F7		3-3 K		4	0	0	0	0	1	5			
Alex Gonzalez, R (1.6) OBP: 0.212, SLG: 0.270	2-1 HR		1-3 K		3-1 P5			2-1 L5-3		4	1	2	2	0	1	1			
Carl Pavano, R (1.1) OBP: 0.143, SLG: 0.143	0-0 G1-3		1-3 K			2-3 K		0-0 L4		3	0	0	0	0	2	0			
Lenny Harris, L (9, PH)										0	0	0	0	0	0	0			
Damon Easley, R (9, PH) OBP: 0.273, SLG: 0.600										1	0	0	0	0	0	1			
Chad Fox, R (9, 1)										0	0	0	0	0	0	0			
Armando Benitez, R (9, 1)										0	0	0	0	0	0	0			
Inning Stats	R: 6 E: 0 K: 0 S: 16	H: 6 LOB: 0 BB: 0 P: 25	R: 0 E: 0 K: 0 S: 7	H: 0 LOB: 0 BB: 0 P: 10	R: 0 E: 0 K: 0 S: 8	H: 1 LOB: 1 BB: 0 P: 15	R: 0 E: 0 K: 2 S: 10	H: 0 LOB: 0 BB: 0 P: 13	R: 0 E: 0 K: 1 S: 11	H: 1 LOB: 1 BB: 0 P: 19	R: 0 E: 0 K: 1 S: 7	H: 0 LOB: 0 BB: 0 P: 13	R: 0 E: 0 K: 1 S: 6	H: 1 LOB: 2 BB: 0 P: 11	R: 0 E: 0 K: 0 S: 5	H: 1 LOB: 0 BB: 0 P: 7	1B: 5 2B: 2 3B: 1 HR: 3	SF: 0 SAC: 0 DP: 1 HBP: 1	WP: 0 PA: 37 PB: 0 SB: 0 CS: 0
PITCHER	IP WLS BF H R ER SO BB IBB HBP BLK WP HR S P ERA WHIP																		
Scott Elarton, R (1, 1) ERA: 10.55	6.0 L 26 8 6 6 3 0 0 0 0 0 0 3 59 92 9.00 1.333																		
Tim Harikkala, R (7, 1) ERA:	1.0 3 0 0 0 1 0 0 0 0 0 0 0 7 13 0.00 0.000																		
Steve Reed, R (8, 1) ERA: 1.0	1.0 6 2 0 0 1 0 0 0 1 0 0 0 8 15 0.00 2.000																		
Javier López, L (9, 1) ERA: 4.7	1.0 2 0 0 0 0 0 0 0 0 0 0 0 3 3 0.00 0.000																		

Florida Marlins @ Colorado Rockies
Coors Field, Denver, CO
Mon Apr 26 2004, 7:05 PM MDT
Att: 20,009 - Sunny - 63 F


AB 36
R 6
H 10
RBI 6
BB 0
SO 5
LOB 9



Batter	1	2	3	4	5	6	7	8	9	AB	R	H	RBI	BB	SO	LOB	BOTTOM				
Luis Gonzalez, R (1.4) OBP: 0.313, SLG: 0.422	0-2 F7	3-2 HBP			1-0 G6-4-3			0-0 F9		3	0	1	0	0	0	0					
Royce Clayton, R (1.6) OBP: 0.377, SLG: 0.414	2-0 2B	3-2 G5-3			0-2 G6-4-3			3-2 G6-3		4	1	1	0	0	0	3					
17 Todd Helton, L (1.3) OBP: 0.442, SLG: 0.606	1-1 2B		1-2 G4-3		0-0 F7			1-2 L8		4	0	1	1	0	0	0					
Vinny Castilla, R (1.5) OBP: 0.403, SLG: 0.697	4-1 BB		1-1 G5-3			1-0 G6-3		0-1 G6-3		3	0	0	0	1	0	0					
Jeremy Burnitz, L (1.8) OBP: 0.421, SLG: 0.613	1-0 F7		2-1 HR			2-1 G4-3		0-2 1B		4	2	2	1	0	0	2					
5 Matt Holliday, R (1.7) OBP: 0.432, SLG: 0.636	1-1 F9		0-1 F8			0-0 L9		3-3 K		4	0	0	0	0	1	3					
Kit Pellow, R (1.9) OBP: 0.333, SLG: 0.452		0-1 P3		3-2 F9			0-0 G6-3		2-2 BB	4	0	1	1	0	0	0					
Todd Greene, R (1, 2) OBP: 0.259, SLG: 0.440		0-0 F8		2-2 G5-3			1-2 G5-3		4-2 1B	3	0	0	0	0	0	0					
Mark Sweeney, L (9, PH) OBP: 0.269, SLG: 0.391								1-2 BB		0	0	0	0	1	0	0					
Scott Elarton, R (1, 1) HBP: 0.167, SLG: 0.167								3-3 K		2	0	1	0	0	0	0					
Tim Harikkala, R (7, 1) ERA:										0	0	0	0	0	0	0					
Rene Reyes, S (7, PH) OBP: 0.270, SLG: 0.219										1	0	0	0	0	0	0					
Steve Reed, R (8, 1) ERA: 1.0										0	0	0	0	0	0	0					
Javier López, L (9, 1) ERA: 4.7										1	0	0	0	0	1	2					
Charles Johnson, R (9, PH) OBP: 0.206, SLG: 0.300										0	0	0	0	0	0	0					
Inning Stats	R: 1 E: 0 K: 0 S: 10	H: 2 LOB: 2 BB: 1 P: 19	R: 0 E: 0 K: 0 S: 14	H: 1 LOB: 0 BB: 0 P: 20	R: 1 E: 0 K: 0 S: 9	H: 1 LOB: 0 BB: 0 P: 13	R: 0 E: 0 K: 0 S: 9	H: 0 LOB: 0 BB: 0 P: 14	R: 0 E: 0 K: 0 S: 5	H: 1 LOB: 0 BB: 0 P: 6	R: 0 E: 0 K: 0 S: 4	H: 0 LOB: 0 BB: 0 P: 7	R: 0 E: 0 K: 0 S: 6	H: 0 LOB: 0 BB: 0 P: 7	R: 0 E: 0 K: 0 S: 8	H: 0 LOB: 0 BB: 0 P: 12	R: 1 E: 0 K: 2 S: 17	H: 2 LOB: 2 BB: 1 P: 29	1B: 3 2B: 3 3B: 0 HR: 1	SF: 0 SAC: 0 DP: 1 HBP: 1	WP: 0 PA: 36 PB: 0 SB: 0 CS: 0
PITCHER	IP WLS BF H R ER SO BB IBB HBP BLK WP HR S P ERA WHIP																				
Carl Pavano, R (1, 1) ERA: 3.33	8.0 W 30 5 2 2 2 0 1 0 0 0 0 1 65 98 2.25 0.750																				
Chad Fox, R (9, 1) ERA: 4.22	0.2 S 5 2 1 1 1 1 0 0 0 0 0 0 13 22 13.50 4.500																				
Armando Benitez, R (9, 1) ERA: 0.71	0.1 S 1 0 0 0 0 1 0 0 0 0 0 0 4 7 0.00 0.000																				

Florida Marlins @ Colorado Rockies
Coors Field, Denver, CO
Mon Apr 26 2004, 7:05 PM MDT
Att: 20,009 - Sunny - 63 F

AB 33
R 3
H 7
RBI 3
BB 2
SO 2
LOB 10



Batter	1	2	3	4	5	6	7	8	9	AB	R	H	RBI	BB	SO	LOB	TOP					
Juan Pierre, L OBP: 0.385, SLG: 0.390 (1, 8)	0-1 1B 2B	3-2 G6-3		3-2 1B	4-2 1B BB			2-2 G4-3 HR 1B		4	2	3	0	1	0	0	Florida Marlins @ Colorado Rockies Coors Field, Denver, CO Tue Apr 27 2004, 7:05 PM MDT Att: 20,615 - Sunny - 75 F					
Luis Castillo, S OBP: 0.310, SLG: 0.333 (1, 4)	0-0 2B 1B		2-2 G6-3	2-0 G4-3	2-1 1B		1-0 G4-3		5	1	2	1	0	0	3							
Miguel Cabrera, R OBP: 0.391, SLG: 0.662 (1, 9)	0-1 CS 1H 2H		0-0 F8		4-2 1B BB	1-3 K		0-1 HR	4	2	2	4	1	1	0							
Mike Lowell, R OBP: 0.365, SLG: 0.553 (1, 5)	4-0 1B BB		4-2 BB		1-1 1B 2B	1-2 F8		0-2 F8	3	2	1	0	2	0	0							
Wil Cordero, R OBP: 0.242, SLG: 0.387 (1, 3)	0-1 1B		1-3 K		0-0 1B	1-3 K			5	1	2	1	0	2	1							
Jeff Conine, R OBP: 0.343, SLG: 0.413 (1, 7)	0-1 G3-6 1B			1-1 G4-3 2B	1-1 1B 2B		F9		5	1	4	3	0	0	0							
Mike Redmond, R OBP: 0.386, SLG: 0.462 (1, 2)	1-0 G3-6			2-0 G4-3	4-0 1B BB		2-2 P6		4	1	0	0	1	0	4							
Alex Gonzalez, R OBP: 0.214, SLG: 0.284 (1, 6)			1-3 K		0-1 1B 2B	3-3 K		0-1 G6-3	4	0	1	1	0	2	2							
Darren Oliver, R ERA: 5.72 Matt Perisho, L ERA: 1.93 Justin Wayne, R ERA: 1.69 Abraham Nunez, S ERA: 8.75 Chad Fox, R ERA: 8.75 40 Nate Bump, L ERA: 8.75	3-2 F9		2-3 K	2-3 K	0-2 1B BB		1-3 K	1-3 K	3	0	1	0	0	1	1							
Inning Stats	R: 3 E: 0 K: 0 S: 10	H: 5 LOB: 1 BB: 1 P: 15	R: 0 E: 0 K: 1 S: 10	H: 0 LOB: 0 BB: 0 P: 17	R: 0 E: 0 K: 1 S: 10	H: 0 LOB: 1 BB: 1 P: 17	R: 1 E: 0 K: 1 S: 13	H: 3 LOB: 2 BB: 0 P: 23	R: 4 E: 0 K: 1 S: 17	H: 5 LOB: 2 BB: 3 P: 36	R: 0 E: 0 K: 2 S: 9	H: 0 LOB: 0 BB: 0 P: 12	R: 0 E: 0 K: 0 S: 8	H: 0 LOB: 0 BB: 0 P: 11	R: 2 E: 0 K: 1 S: 14	H: 2 LOB: 0 BB: 0 P: 18	R: 0 E: 0 K: 0 S: 7	H: 1 LOB: 0 BB: 0 P: 12	1B: 11 2B: 4 3B: 0 HR: 1	SF: 0 SAC: 0 DP: 2 HBP: 0	WP: 0 PB: 0 SB: 0 CS: 1	PA: 43
PITCHER	IP WLS BF H R ER SO BB IBB HBP BLK WP HR S P ERA WHIP	IP WLS BF H R ER SO BB IBB HBP BLK WP HR S P ERA WHIP	IP WLS BF H R ER SO BB IBB HBP BLK WP HR S P ERA WHIP	IP WLS BF H R ER SO BB IBB HBP BLK WP HR S P ERA WHIP	IP WLS BF H R ER SO BB IBB HBP BLK WP HR S P ERA WHIP	IP WLS BF H R ER SO BB IBB HBP BLK WP HR S P ERA WHIP	IP WLS BF H R ER SO BB IBB HBP BLK WP HR S P ERA WHIP	IP WLS BF H R ER SO BB IBB HBP BLK WP HR S P ERA WHIP	IP WLS BF H R ER SO BB IBB HBP BLK WP HR S P ERA WHIP	IP WLS BF H R ER SO BB IBB HBP BLK WP HR S P ERA WHIP	IP WLS BF H R ER SO BB IBB HBP BLK WP HR S P ERA WHIP	IP WLS BF H R ER SO BB IBB HBP BLK WP HR S P ERA WHIP	IP WLS BF H R ER SO BB IBB HBP BLK WP HR S P ERA WHIP	IP WLS BF H R ER SO BB IBB HBP BLK WP HR S P ERA WHIP	IP WLS BF H R ER SO BB IBB HBP BLK WP HR S P ERA WHIP	IP WLS BF H R ER SO BB IBB HBP BLK WP HR S P ERA WHIP						

AB 38
R 10
H 16
RBI 10
BB 5
SO 7
LOB 11



Batter	1	2	3	4	5	6	7	8	9	AB	R	H	RBI	BB	SO	LOB	BOTTOM					
Luis Gonzalez, R OBP: 0.288, SLG: 0.388 Aaron Miles, S OBP: 0.298, SLG: 0.455 (8, PH)	2-3 K		1-1 G5-3	1-1 P4		2-3 K		1-3 K		4	0	0	0	0	2	2	Florida Marlins @ Colorado Rockies Coors Field, Denver, CO Tue Apr 27 2004, 7:05 PM MDT Att: 20,615 - Sunny - 75 F					
Royce Clayton, R OBP: 0.378, SLG: 0.413 (1, 6)	3-2 G6-3		2-1 17 HR 1B	1-0 G6-3		1-1 F9		3-2 17 IBB 2B 1B	5	2	2	3	0	0	1							
17 Todd Helton, L OBP: 0.462, SLG: 0.649 (1, 3)	0-3 K		0-2 HR		0-0 2B G4-3 1B		4-1 G6-4-3 BB	4-0 2B IBB	3	3	2	2	2	1	0							
Vinny Castilla, R OBP: 0.402, SLG: 0.704 (1, 5)		2-1 G5-3	3-1 G5-3		0-0 G4-3 2B		1-2 G6-4-3	1-2 2B	5	0	2	3	0	0	1							
Jeromy Burnitz, L OBP: 0.420, SLG: 0.687 (6, 9)		0-1 HR		0-0 HR	1-1 G4-3		3-2 G1-3	2-3 K	5	2	2	3	0	1	2							
Charles Johnson, R OBP: 0.458, SLG: 0.875 (1, 2)		1-3 K		1-0 HR	4-0 BB			3-1 5 WP 1B 2B	3	2	2	1	1	1	0							
5 Matt Holliday, R OBP: 0.439, SLG: 0.694 Denny Hocking, S OBP: 0.310, SLG: 0.296 (9, 7)	1-0 F9		0-1 HR	2-3 HR	2-3 K			3-0 1B HBP	3	2	1	1	0	1	2							
Kit Pellow, R OBP: 0.333, SLG: 0.432 Vladimir Nunez, R OBP: 0.296, SLG: 0.391 Shawn Chacon, R OBP: 0.256, SLG: 0.206 (8, PH)			4-0 SH5-3 1B BB	2-3 K2-3	3-3 K			4-0 1B 2B BB	2	1	0	0	1	2	2							
Shawn Estes, R OBP: 0.167, SLG: 0.091 Turk Wendell, L OBP: 0.256, SLG: 0.206 (5, 1)		0-1 SH5-3		0-1 1B		0-1 F8		1-3 K	1	0	1	0	0	0	0							
Inning Stats	R: 0 E: 0 K: 2 S: 12	H: 0 LOB: 0 BB: 0 P: 17	R: 1 E: 0 K: 1 S: 8	H: 1 LOB: 0 BB: 0 P: 12	R: 3 E: 0 K: 1 S: 11	H: 2 LOB: 1 BB: 1 P: 21	R: 3 E: 0 K: 1 S: 13	H: 4 LOB: 1 BB: 0 P: 18	R: 1 E: 0 K: 2 S: 16	H: 2 LOB: 2 BB: 1 P: 26	R: 0 E: 0 K: 1 S: 7	H: 0 LOB: 0 BB: 0 P: 10	R: 0 E: 0 K: 0 S: 9	H: 0 LOB: 1 BB: 1 P: 17	R: 5 E: 0 K: 3 S: 20	H: 3 LOB: 1 BB: 2 P: 42	R: 0 E: 0 K: 0 S: 7	H: 1 LOB: 1 BB: 0 P: 12	1B: 4 2B: 3 3B: 0 HR: 5	SF: 0 SAC: 1 DP: 1 HBP: 1	WP: 1 PB: 0 SB: 0 CS: 0	PA: 41
PITCHER	IP WLS BF H R ER SO BB IBB HBP BLK WP HR S P ERA WHIP	IP WLS BF H R ER SO BB IBB HBP BLK WP HR S P ERA WHIP	IP WLS BF H R ER SO BB IBB HBP BLK WP HR S P ERA WHIP	IP WLS BF H R ER SO BB IBB HBP BLK WP HR S P ERA WHIP	IP WLS BF H R ER SO BB IBB HBP BLK WP HR S P ERA WHIP	IP WLS BF H R ER SO BB IBB HBP BLK WP HR S P ERA WHIP	IP WLS BF H R ER SO BB IBB HBP BLK WP HR S P ERA WHIP	IP WLS BF H R ER SO BB IBB HBP BLK WP HR S P ERA WHIP	IP WLS BF H R ER SO BB IBB HBP BLK WP HR S P ERA WHIP	IP WLS BF H R ER SO BB IBB HBP BLK WP HR S P ERA WHIP	IP WLS BF H R ER SO BB IBB HBP BLK WP HR S P ERA WHIP	IP WLS BF H R ER SO BB IBB HBP BLK WP HR S P ERA WHIP	IP WLS BF H R ER SO BB IBB HBP BLK WP HR S P ERA WHIP	IP WLS BF H R ER SO BB IBB HBP BLK WP HR S P ERA WHIP	IP WLS BF H R ER SO BB IBB HBP BLK WP HR S P ERA WHIP							

AB 34
R 13
H 12
RBI 13
BB 5
SO 10
LOB 16



Batter	1	2	3	4	5	6	7	8	9	AB	R	H	RBI	BB	SO	LOB	TOP				
Juan Pierre, L OBP: 0.375, SLG: 0.372	F7			G3		K		G4-3		4	0	0	0	1	1	3					
Luis Castillo, S OBP: 0.315, SLG: 0.321	1B HR	F7		K					K	3	2	0	0	2	2	1					
Miguel Cabrera, R OBP: 0.391, SLG: 0.683	1B HR		G5-3		HR	F8			K	5	2	2	1	0	1	3					
Mike Lowell, R OBP: 0.378, SLG: 0.582	HR			F8	FC4-6 BB		G1-4-3		HR	3	2	1	3	2	0	0					
Hee-Seop Choi, L OBP: 0.409, SLG: 0.673	K			E	K	K		F9	HR	4	2	1	3	1	2	1					
Jeff Conine, R OBP: 0.347, SLG: 0.426	1B		E7	2B	FC4-6		G3-1		P4	5	0	2	1	0	0	1					
Ramon Castro, R OBP: 0.205, SLG: 0.220	F7		G5-3		P4			P2	L6	5	0	0	0	0	0	3					
Alex Gonzalez, R OBP: 0.243, SLG: 0.343		G5-3		HR		SH3-4 1B				3	1	2	1	1	0	0					
Josh Beckett, R OBP: 0.250, SLG: 0.250										2	0	0	0	0	1	0					
Mike Mordecai, R OBP: 0.333, SLG: 0.333						SH3-4				1	0	1	0	0	0	0					
Tommy Phelps, L OBP: 0.333, SLG: 0.333										0	0	0	0	0	0	0					
Armando Benitez, R OBP: 0.333, SLG: 0.333										0	0	0	0	0	0	0					
Inning Stats	R: 3 E: 0 K: 1 S: 14	H: 3 LOB: 1 BB: 1 P: 23	R: 0 E: 0 K: 1 S: 12	H: 0 LOB: 1 BB: 2 P: 22	R: 1 E: 1 K: 0 S: 7	H: 1 LOB: 1 BB: 1 P: 15	R: 1 E: 0 K: 1 S: 11	H: 1 LOB: 0 BB: 0 P: 14	R: 1 E: 0 K: 0 S: 12	H: 1 LOB: 2 BB: 1 P: 24	R: 0 E: 0 K: 0 S: 8	H: 0 LOB: 0 BB: 0 P: 14	R: 0 E: 0 K: 0 S: 11	H: 1 LOB: 1 BB: 1 P: 18	R: 3 E: 0 K: 2 S: 12	H: 1 LOB: 0 BB: 1 P: 17	1B: 4 2B: 1 3B: 0 HR: 4	SF: 0 SAC: 1 DP: 1 HBP: 0	WP: 0 PB: 1 SB: 2 CS: 0	PA: 43	
PITCHER	IP	WLS	BF	H	R	ER	SO	BB	IBB	HBP	BLK	WP	HR	S	P	ERA	WHIP				
Jason Jennings, R ERA: 10.52	(1, 1)	5.0	L	25	6	6	4	4	0	0	0	0	3	56	92	10.80	2.000				
Steve Reed, R ERA: 0.9	(6, 1)	1.0		5	1	0	0	1	0	0	0	0	0	12	24	0.00	2.000				
Tim Harikkala, R ERA: 0.9	(7, 1)	1.0		3	0	0	0	0	0	0	0	0	0	8	14	0.00	0.000				
40 Brian Fuentes, L ERA: 3.86	(8, 1)	2.0		10	2	3	2	1	1	0	0	0	1	23	35	9.00	1.500				

Florida Marlins @ Colorado Rockies
Coors Field, Denver, CO
Wed Apr 28 2004, 1:05 PM MDT
Att: 27,402 - Cloudy - 72 F

AB 35
R 9
H 9
RBI 9
BB 7
SO 7
LOB 12



Batter	1	2	3	4	5	6	7	8	9	AB	R	H	RBI	BB	SO	LOB	BOTTOM				
Denny Hocking, S OBP: 0.294, SLG: 0.281	E5	G3-1		K		L8			DI 1B	5	0	1	0	0	1	1					
Royce Clayton, R OBP: 0.366, SLG: 0.413	FC4-6 1B 2B		K				B1-3		L4	5	0	1	0	0	1	2					
17 Todd Helton, L OBP: 0.463, SLG: 0.649	2B		2B				K			3	1	1	0	1	2	1					
Vinny Castilla, R OBP: 0.395, SLG: 0.693	K		2B		F8		G6-3			4	1	1	1	0	1	3					
Jeremy Burnitz, L OBP: 0.412, SLG: 0.676	G4-3		1B 2B			F9		G4-3		4	1	1	1	0	0	2					
5 Matt Holliday, R OBP: 0.444, SLG: 0.675		E 1B WP	L4			F7-4 1B		G6-3		4	1	2	0	0	0	1					
Mark Sweeney, L OBP: 0.333, SLG: 0.400		F8 1B		1B		F7-4		K		2	0	1	1	1	0	1					
Kit Pellow, R OBP: 0.327, SLG: 0.422										1	0	0	0	0	1	0					
Todd Greene, R OBP: 0.258, SLG: 0.414	F8					P4			K	4	0	1	1	0	1	1					
Jason Jennings, L OBP: 0.111, SLG: 0.111										2	0	0	0	0	2	3					
Steve Reed, R OBP: 0.111, SLG: 0.111										0	0	0	0	0	0	0					
Aaron Miles, S OBP: 0.333, SLG: 0.444										1	0	0	0	0	0	0					
Tim Harikkala, R OBP: 0.333, SLG: 0.444										0	0	0	0	0	0	0					
40 Brian Fuentes, L OBP: 0.333, SLG: 0.444										0	0	0	0	0	0	0					
Rene Reyes, S OBP: 0.250, SLG: 0.250										1	0	0	0	0	0	0					
Inning Stats	R: 0 E: 1 K: 1 S: 10	H: 1 LOB: 2 BB: 0 P: 12	R: 1 E: 1 K: 1 S: 10	H: 2 LOB: 1 BB: 0 P: 15	R: 3 E: 0 K: 2 S: 20	H: 3 LOB: 2 BB: 2 P: 34	R: 0 E: 0 K: 2 S: 14	H: 1 LOB: 1 BB: 0 P: 18	R: 0 E: 0 K: 0 S: 4	H: 0 LOB: 0 BB: 0 P: 5	R: 0 E: 0 K: 1 S: 8	H: 0 LOB: 0 BB: 0 P: 12	R: 0 E: 0 K: 1 S: 8	H: 0 LOB: 0 BB: 0 P: 14	R: 0 E: 0 K: 1 S: 18	H: 1 LOB: 1 BB: 0 P: 27	1B: 5 2B: 5 3B: 0 HR: 0	SF: 0 SAC: 0 DP: 1 HBP: 0	WP: 1 PB: 0 SB: 0 CS: 0	PA: 38	
PITCHER	IP	WLS	BF	H	R	ER	SO	BB	IBB	HBP	BLK	WP	HR	S	P	ERA	WHIP				
Josh Beckett, R ERA: 4.18	(1, 1)	7.0		31	8	4	4	7	2	0	0	0	0	77	114	5.14	1.429				
Tommy Phelps, L ERA: 1.35	(8, 1)	1.0	H	3	0	0	0	1	0	0	0	0	0	8	14	0.00	0.000				
Armando Benitez, R ERA: 0.66	(9, 1)	1.0		4	1	0	0	1	0	0	0	0	0	18	27	0.00	1.000				

Florida Marlins @ Colorado Rockies
Coors Field, Denver, CO
Wed Apr 28 2004, 1:05 PM MDT
Att: 27,402 - Cloudy - 72 F

AB 36
R 4
H 9
RBI 4
BB 2
SO 9
LOB 15



Batter	1	2	3	4	5	6	7	8	9	AB	R	H	RBI	BB	SO	LOB	TOP					
Aaron Miles, S OBP: 0.297, SLG: 0.417	F9		P3				F7		G3-1	5	0	1	0	0	0	2	Colorado Rockies @ Montreal Expos Olympic Stadium, Montreal, QB Tue May 04 2004, 7:05 PM EDT Att. 4,001 - Unknown - 68 F					
Royce Clayton, R OBP: 0.371, SLG: 0.415	FC6-4 BB		G6-3			1B	HR		BB	3	1	1	2	2	1	1						
17 Todd Helton, L OBP: 0.470, SLG: 0.604	K			G3		BB	BB		BB	3	0	1	0	2	1	1						
Vinny Castilla, R OBP: 0.390, SLG: 0.674	FC6-4			F8		P6	FC5-4		F8	5	0	0	0	0	6							
Jeremy Burnitz, L OBP: 0.378, SLG: 0.631		K		HR		L7			G3	4	1	1	1	0	1	1						
Charles Johnson, R OBP: 0.417, SLG: 0.733	K			BB		FC5-4			G4-3	3	0	0	0	1	1							
5 Matt Holliday, R OBP: 0.444, SLG: 0.607				F8			HR		P4	4	1	2	0	0	0	1						
11 Brad Hawpe, L OBP: 0.600, SLG: 1.100		L4				K	HR		G3-1 G4-3	4	1	2	1	0	1	1						
Jason Jennings, L OBP: 0.091, SLG: 0.091			K		G3		K		G4-3	2	0	0	0	0	1	0						
Turk Wendell, L OBP: 0.300, SLG: 0.439										0	0	0	0	0	0	0						
Luis Gonzalez, R OBP: 0.300, SLG: 0.439										1	0	0	0	0	1	1						
Javier López, L OBP: 0.333, SLG: 0.407										0	0	0	0	0	0	0						
Mark Sweeney, L OBP: 0.333, SLG: 0.407										1	0	0	0	0	0	1						
Inning Stats	R: 0 E: 0 K: 1 S: 17	H: 0 LOB: 1 BB: 1 P: 26	R: 0 E: 0 K: 2 S: 10	H: 1 LOB: 1 BB: 0 P: 14	R: 0 E: 0 K: 1 S: 13	H: 0 LOB: 0 BB: 0 P: 18	R: 1 E: 0 K: 0 S: 14	H: 1 LOB: 1 BB: 1 P: 23	R: 0 E: 0 K: 2 S: 13	H: 0 LOB: 1 BB: 1 P: 17	R: 0 E: 0 K: 0 S: 8	H: 0 LOB: 1 BB: 1 P: 14	R: 3 E: 0 K: 1 S: 15	H: 4 LOB: 1 BB: 0 P: 22	R: 0 E: 0 K: 0 S: 5	H: 0 LOB: 0 BB: 0 P: 9	R: 0 E: 0 K: 0 S: 9	H: 1 LOB: 3 BB: 2 P: 21	1B: 5 2B: 1 3B: 0 HR: 2	SF: 0 SAC: 0 DP: 0 HBP: 0	WP: 0 PB: 0 SB: 0 CS: 0	PA: 40
PITCHER	IP WLS BF H R ER SO BB IBB HBP BLK WP HR S P ERA WHIP																					
Claudio Vargas, R ERA: 5.22	6.2 W 29 6 4 4 7 3 0 0 0 0 0 2 84 125 5.40 1.350																					
Chad Bentz, L ERA: 8.49	0.0 1 1 0 0 0 0 0 0 0 0 0 0 3 5 ∞ ∞																					
Luis Ayala, R ERA: 5.02	1.1 4 0 0 0 0 0 0 0 0 0 0 0 8 13 0.00 0.000																					
32 Chad Cordero, R ERA: 2.03	1.0 6 1 0 0 0 2 0 0 0 0 0 0 9 21 0.00 3.000																					

AB	35
R	4
H	8
RBI	4
BB	5
SO	7
LOB	16



Batter	1	2	3	4	5	6	7	8	9	AB	R	H	RBI	BB	SO	LOB	BOTTOM					
Endy Chavez, L OBP: 0.292, SLG: 0.311	G4-3		F7						1B	4	1	2	3	1	0	0	Colorado Rockies @ Montreal Expos Olympic Stadium, Montreal, QB Tue May 04 2004, 7:05 PM EDT Att. 4,001 - Unknown - 68 F					
Jose Vidro, S OBP: 0.330, SLG: 0.394	HR			BB	G6-3	G4-3			1B	4	2	2	1	1	0	1						
Brad Wilkerson, L OBP: 0.350, SLG: 0.368	L5			K	BB				L7	5	2	2	0	0	1	3						
Orlando Cabrera, R OBP: 0.309, SLG: 0.406	G3-1			CS	1B	G1-3			G6-4-3	5	0	2	2	0	0	3						
Tony Batista, R OBP: 0.269, SLG: 0.322		F8		1B	P6				G3-1 WP 1B IBB	3	1	1	0	1	0	1						
Brian Schneider, L OBP: 0.295, SLG: 0.425		P6		F8					G3-1	3	1	0	0	1	0	2						
Juan Rivera, R OBP: 0.316, SLG: 0.358		K			1B	HR			F9	4	1	2	1	0	1	1						
Termel Sledge, L OBP: 0.236, SLG: 0.302			G4-3						1B	4	2	3	2	0	0	0						
Claudio Vargas, R OBP: 0.111, SLG: 0.111			G5-3						F9	2	0	0	0	0	0	0						
Chad Bentz, R ERA: 4.85					SH3-4	G5-3				0	0	0	0	0	0	0						
Luis Ayala, R OBP: 0.500, SLG: 0.500										1	0	0	0	0	0	2						
32 Chad Cordero, R ERA: 6.52										0	0	0	0	0	0	0						
Inning Stats	R: 1 E: 0 K: 0 S: 7	H: 1 LOB: 0 BB: 0 P: 9	R: 0 E: 0 K: 1 S: 8	H: 0 LOB: 0 BB: 0 P: 12	R: 0 E: 0 K: 0 S: 5	H: 0 LOB: 0 BB: 0 P: 8	R: 1 E: 0 K: 1 S: 16	H: 2 LOB: 1 BB: 1 P: 26	R: 4 E: 0 K: 0 S: 17	H: 5 LOB: 1 BB: 0 P: 26	R: 2 E: 0 K: 0 S: 10	H: 1 LOB: 2 BB: 2 P: 18	R: 2 E: 0 K: 0 S: 14	H: 3 LOB: 2 BB: 1 P: 26	R: 0 E: 0 K: 0 S: 8	H: 2 LOB: 1 BB: 0 P: 9	R: 0 E: 0 K: 0 S: 8	H: 2 LOB: 1 BB: 0 P: 9	1B: 9 2B: 2 3B: 0 HR: 3	SF: 0 SAC: 1 DP: 1 HBP: 0	WP: 1 PB: 1 SB: 1 CS: 1	PA: 40
PITCHER	IP WLS BF H R ER SO BB IBB HBP BLK WP HR S P ERA WHIP																					
Jason Jennings, R ERA: 10.57	5.0 L 23 8 6 6 2 1 0 0 0 0 0 1 10 18 18.00 3.000																					
Turk Wendell, R ERA: 4.85	1.0 6 1 2 2 0 2 0 0 0 0 0 1 10 18 18.00 3.000																					
Javier López, L ERA: 6.52	2.0 11 5 2 2 0 0 1 0 0 0 1 0 22 35 9.00 2.500																					



Batter	1	2	3	4	5	6	7	8	9	AB	R	H	RBI	BB	SO	LOB	TOP					
Aaron Miles, S OBP: 0.278, SLG: 0.390 (1, 4)	B1-3		G1-3		G4-6-3		G3-1		G1-3	5	0	0	0	0	0	4	Colorado Rockies @ Montreal Expos Olympic Stadium, Montreal, QB Wed May 05 2004, 7:05 PM EDT Alt. 3,609 - Unknown - 70 F					
Royce Clayton, R OBP: 0.356, SLG: 0.398 (1, 6)	F8		G4-3			G6-3	K			4	0	0	0	0	1	2						
17 Todd Helton, L OBP: 0.471, SLG: 0.596 (1, 3)					F8		G3-1			3	0	1	0	1	0	0						
Vinny Castilla, R OBP: 0.394, SLG: 0.667 (1, 5)	K				G5-3					4	0	2	0	0	1	1						
Jeremy Burnitz, L OBP: 0.373, SLG: 0.614 (1, 8)			K							4	0	1	0	0	1	3						
Charles Johnson, R OBP: 0.395, SLG: 0.688 (1, 2)	F7				F7					4	0	0	0	0	0	3						
5 Matt Holliday, R Denny Hocking, S OBP: 0.300, SLG: 0.270 (7, 7)	G6-3									3	1	1	0	0	0	0						
11 Brad Hawpe, L Shawn Chacon, R (9, 1)										3	1	2	0	1	1	0						
Joe Kennedy, R Mark Cowens, L Tim Harikala, R 40 Brian Fuentes, L Vladimir Nunez, R Kit Pellow, R OBP: 0.322, SLG: 0.399 (9, 9)			K							2	0	1	0	0	1	1						
Inning Stats	R: 0 E: 0 K: 1 S: 9	H: 0 LOB: 1 BB: 1 P: 15	R: 0 E: 0 K: 1 S: 8	H: 0 LOB: 0 BB: 0 P: 12	R: 0 E: 0 K: 1 S: 8	H: 1 LOB: 1 BB: 0 P: 12	R: 0 E: 0 K: 0 S: 7	H: 1 LOB: 1 BB: 0 P: 10	R: 0 E: 0 K: 0 S: 5	H: 2 LOB: 1 BB: 0 P: 10	R: 0 E: 0 K: 0 S: 5	H: 1 LOB: 1 BB: 0 P: 6	R: 2 E: 0 K: 1 S: 11	H: 2 LOB: 1 BB: 1 P: 19	R: 0 E: 0 K: 0 S: 10	H: 2 LOB: 2 BB: 0 P: 14		R: 0 E: 0 K: 1 S: 6	H: 0 LOB: 0 BB: 0 P: 9	1B: 7 2B: 2 3B: 0 HR: 0	SF: 0 SAC: 0 DP: 1 HBP: 0	WP: 0 PB: 0 SB: 0 CS: 0
PITCHER	IP WLS BF H R ER SO BB IBB HBP BLK WP HR S P ERA WHIP																					
Zach Day, R ERA: 3.18 Luis Ayala, R ERA: 4.7 Chad Bentz, L ERA: 5.79	(1, 1) (8, 1) (9, 1)	7.0 1.0 1.0	L 5 3	29 2 0	7 0 0	2 0 0	4 0 1	1 0 0	1 0 0	0 0 0	0 0 0	0 0 0	0 10 6	55 14 9	84 14 9	2.57 0.00 0.00	1.143 2.000 0.000					


AB 35
R 2
H 9
RBI 2
BB 2
SO 5
LOB 16




Batter	1	2	3	4	5	6	7	8	9	AB	R	H	RBI	BB	SO	LOB	BOTTOM					
Endy Chavez, L OBP: 0.264, SLG: 0.280 (1, 8)	E4 SH1-3 SH1-3		G2-3			P6		F8	F7	5	0	0	0	0	0	3	Colorado Rockies @ Montreal Expos Olympic Stadium, Montreal, QB Wed May 05 2004, 7:05 PM EDT Alt. 3,609 - Unknown - 70 F					
Jose Vidro, S OBP: 0.339, SLG: 0.406 (1, 4)	SH1-3		G5-3			FC6-4 BB				2	0	1	0	1	0	0						
Orlando Cabrera, R OBP: 0.310, SLG: 0.398 (1, 6)	SH1-3				G5-3	FC6-4				2	0	0	0	1	0	1						
Tony Batista, R Chad Bentz, R OBP: 0.258, SLG: 0.308 (9, 1)	K				F7		F8	P5		4	0	0	0	0	1	4						
Brad Wilkerson, L OBP: 0.355, SLG: 0.360 (1, 3)			K			PO BB		F7		2	0	0	0	2	1	3						
Juan Rivera, R OBP: 0.344, SLG: 0.375 (8, 9)					PO		F8			3	0	2	0	1	0	0						
Valentino Pascucci, R Terrel Sledge, L OBP: 0.246, SLG: 0.309 (7, PH) (8, 7)			K				K			2	0	1	0	0	1	2						
Einar Diaz, R Andy Fox, L OBP: 0.292, SLG: 0.333 OBP: 0.267, SLG: 0.467 (9, PH) (9, PH)			G1-3				G4-3			3	0	0	0	0	0	3						
Zach Day, R Luis Ayala, R Jamey Carroll, R Matt Capiccky, L OBP: 0.200, SLG: 0.241 (9, PH) (8, 1) (8, PH) (9, PH)					K					1	0	0	0	0	0	0						
Inning Stats	R: 0 E: 1 K: 1 S: 8	H: 0 LOB: 1 BB: 0 P: 8	R: 0 E: 0 K: 2 S: 9	H: 1 LOB: 0 BB: 0 P: 13	R: 0 E: 0 K: 1 S: 9	H: 0 LOB: 0 BB: 0 P: 12	R: 0 E: 0 K: 0 S: 11	H: 0 LOB: 0 BB: 1 P: 19	R: 0 E: 0 K: 1 S: 5	H: 0 LOB: 1 BB: 0 P: 7	R: 0 E: 0 K: 1 S: 12	H: 0 LOB: 1 BB: 1 P: 21	R: 0 E: 0 K: 1 S: 17	H: 0 LOB: 2 BB: 2 P: 30	R: 0 E: 0 K: 0 S: 10	H: 2 LOB: 3 BB: 1 P: 19		R: 0 E: 0 K: 2 S: 19	H: 2 LOB: 2 BB: 0 P: 27	1B: 4 2B: 1 3B: 0 HR: 0	SF: 0 SAC: 2 DP: 0 HBP: 0	WP: 0 PB: 0 SB: 0 CS: 0
PITCHER	IP WLS BF H R ER SO BB IBB HBP BLK WP HR S P ERA WHIP																					
Joe Kennedy, L Tim Harikala, R 40 Brian Fuentes, L Vladimir Nunez, R Shawn Chacon, R ERA: 2.23 ERA: 3.18 ERA: 4.26 ERA: 4.35	(1, 1) (7, 1) (7, 1) (8, 1) (9, 1)	6.0 0.1 1.0 0.2 1.0	W H H H S	21 3 5 3 5	0 0 2 0 2	0 0 0 0 0	0 0 1 0 2	0 0 0 0 0	0 0 0 0 0	0 0 0 0 0	0 0 0 0 0	0 0 0 2 19	11 14 6 27	21 22 6 27	0.00 0.00 0.00 0.00	6.000 2.000 1.500 2.000						

AB 30
R 0
H 5
RBI 0
BB 5
SO 9
LOB 21



Batter	1	2	3	4	5	6	7	8	9	AB	R	H	RBI	BB	SO	LOB	TOP					
Luis Gonzalez, R (1, 4) OBP: 0.297, SLG: 0.426	2-1 FC6-4 1B			0-0 B3		1-3 K			1-2 G1-3	4	0	1	0	0	1	0	Colorado Rockies @ Montreal Expos Olympic Stadium, Montreal, QB Thu May 06 2004, 7:05 PM EDT Att: 8,851 - Unknown - 70 F livebaseballscorecards.com AB 31 R 1 H 5 RBI 1 BB 1 SO 7 LOB 7 					
Denny Hocking, S (1, 6) OBP: 0.273, SLG: 0.244	0-1 FC6-4 17 F7-4			1-1 P4		1-3 K			2-1 F8	4	0	0	0	0	1	1						
17 Todd Helton, L (1, 3) OBP: 0.472, SLG: 0.602	1-2 F7-4			0-0 P6			1-1 2B		0-1 2B 1B	4	0	2	0	0	0	1						
Vinny Castilla, R (1, 5) OBP: 0.389, SLG: 0.660 Royce Clayton, R (9, PR) OBP: 0.356, SLG: 0.398			2-1 F9		0-1 G6-3		2-1 P3		1-1 2B 1B	4	0	1	0	0	0	1						
Jeromy Burnitz, L (1, 8) OBP: 0.368, SLG: 0.593			2-3 K		0-1 G3-1		4-0 IBB		3-3 K	3	0	0	0	1	2	2						
5 Matt Holliday, R (1, 7) OBP: 0.420, SLG: 0.581			3-3 K		1-3 K		1-2 G4-3			3	0	0	0	0	2	2						
11 Brad Hawpe, L (1, 9) OBP: 0.588, SLG: 1.000				2-2 G4-3		1-0 G4-3 3B		0-2 G2-3		3	1	1	0	0	0	0						
Todd Greene, R (1, 2) OBP: 0.282, SLG: 0.432			0-3 K		3-2 G4-3		1-1 G5-3			3	0	0	1	0	1	0						
Scott Elarton, R (1, 1) OBP: 0.143, SLG: 0.143 Aaron Miles, S (6, PH) OBP: 0.275, SLG: 0.385 Jeff Fassero, L (6, PH) OBP: 0.500, SLG: 0.500 Mark Sweeney, L (8, PH) OBP: 0.343, SLG: 0.448 Steve Reed, R (8, 1)			0-0 L8		1-0 P6		1-1 P5			1	0	0	0	0	0	0						
Inning Stats	R: 0 E: 0 K: 0 S: 9	H: 1 LOB: 0 BB: 0 P: 12	R: 0 E: 0 K: 2 S: 8	H: 0 LOB: 0 BB: 0 P: 15	R: 0 E: 0 K: 1 S: 7	H: 0 LOB: 0 BB: 0 P: 9	R: 0 E: 0 K: 0 S: 4	H: 0 LOB: 0 BB: 0 P: 5	R: 0 E: 0 K: 1 S: 7	H: 0 LOB: 0 BB: 0 P: 8	R: 1 E: 0 K: 1 S: 8	H: 1 LOB: 0 BB: 0 P: 14	R: 0 E: 0 K: 1 S: 11	H: 1 LOB: 2 BB: 1 P: 20	R: 0 E: 0 K: 0 S: 7	H: 0 LOB: 0 BB: 0 P: 9		R: 0 E: 0 K: 1 S: 13	H: 2 LOB: 2 BB: 0 P: 20	1B: 2 2B: 3 3B: 1 HR: 0	SF: 0 SAC: 0 DP: 1 HBP: 0	WP: 0 PB: 0 SB: 0 CS: 0
PITCHER Livan Hernandez, R (1, 1) ERA: 2.94	IP: 9.0 WLS: W BF: 32	H: 5 R: 1 ER: 1 SO: 7	BB: 0 IBB: 1 HBP: 0 BLK: 0	WP: 0 HR: 0 S: 74 P: 112	ERA: 1.00 WHIP: 0.556	PITCHER														IP: WLS: BF: H: R: ER: SO: BB: IBB: HBP: BLK: WP: HR: S: P: ERA: WHIP		

Batter	1	2	3	4	5	6	7	8	9	AB	R	H	RBI	BB	SO	LOB	BOTTOM			
Endy Chavez, L (1, 8) OBP: 0.281, SLG: 0.296	3-2 G6-3		2-2 F8		2-2 F7 FC4-2 1B		3-2 G6-4-3 1B			4	0	2	0	0	0	0	Colorado Rockies @ Montreal Expos Olympic Stadium, Montreal, QB Thu May 06 2004, 7:05 PM EDT Att: 8,851 - Unknown - 70 F livebaseballscorecards.com AB 30 R 3 H 8 RBI 3 BB 5 SO 3 LOB 21 			
Jose Vidro, S (1, 4) OBP: 0.328, SLG: 0.390	2-2 P4		2-2 L8		1-3 F7		1-2 G6-4-3			4	0	0	0	0	0	2				
Orlando Cabrera, R (1, 6) OBP: 0.299, SLG: 0.384	0-3 K		2-1 G4-3		2-2 FC4-2 1B		0-2 F9			4	0	0	0	0	1	1				
Brad Wilkerson, L (1, 3) OBP: 0.369, SLG: 0.380		0-2 SH5-3 2B		1-2 G5-3		1-2 1B		4-2 E 1B BB		3	2	2	0	1	0	0				
Tony Batista, R (1, 5) OBP: 0.267, SLG: 0.309		4-1 SH5-3 2B BB		1-0 2B		2-0 P5		0-0 E1 1B		3	1	1	0	1	0	3				
Termel Sledge, L (1, 7) OBP: 0.267, SLG: 0.345		0-0 SH5-3		3-2 2B		3-3 K		2-0 G5-3 1B		3	0	2	1	0	1	0				
Juan Rivera, R (1, 9) OBP: 0.369, SLG: 0.397		2-0 2B		4-0 FC6-4 IBB		4-2 BB		1-2 G5-3		2	0	1	2	2	0	2				
Brian Schneider, L (1, 2) OBP: 0.293, SLG: 0.408		1-2 2B		1-2 F4		3-2 P2		4-0 G4-6-3 IBB		3	0	0	0	1	1	5				
Livan Hernandez, R (1, 1) OBP: 0.063, SLG: 0.063		1-1 G6-3		1-0 FC6-4		1-2 G1-3		0-2 G4-6-3		4	0	0	0	0	0	8				
Inning Stats	R: 0 E: 0 K: 1 S: 10	H: 0 LOB: 0 BB: 0 P: 15	R: 2 E: 0 K: 1 S: 12	H: 2 LOB: 1 BB: 1 P: 21	R: 0 E: 0 K: 0 S: 9	H: 0 LOB: 0 BB: 0 P: 15	R: 0 E: 0 K: 0 S: 12	H: 2 LOB: 3 BB: 1 P: 23	R: 0 E: 0 K: 0 S: 14	H: 2 LOB: 2 BB: 0 P: 24	R: 0 E: 0 K: 1 S: 16	H: 0 LOB: 1 BB: 1 P: 27	R: 0 E: 0 K: 0 S: 9	H: 1 LOB: 0 BB: 0 P: 12	R: 1 E: 1 K: 0 S: 11	H: 1 LOB: 2 BB: 2 P: 22		1B: 5 2B: 3 3B: 0 HR: 0	SF: 0 SAC: 1 DP: 2 HBP: 0	WP: 0 PB: 0 SB: 1 CS: 0
PITCHER Scott Elarton, R (1, 1) ERA: 8.91 Jeff Fassero, L (6, 1) ERA: 6.75 Steve Reed, R (8, 1) ERA: 1.54	IP: 5.0 WLS: L BF: 23	H: 6 R: 2 ER: 2 SO: 2	BB: 1 IBB: 0 HBP: 0 BLK: 0	WP: 0 HR: 0 S: 25 P: 39	ERA: 3.60 WHIP: 1.400	PITCHER														IP: WLS: BF: H: R: ER: SO: BB: IBB: HBP: BLK: WP: HR: S: P: ERA: WHIP

Batter	1	2	3	4	5	6	7	8	9	AB	R	H	RBI	BB	SO	LOB	TOP				
Aaron Miles, S OBP: 0.274, SLG: 0.378	G5-3			K		G5-3			G4-6-3	4	0	1	0	0	1	0	Colorado Rockies @ Chicago Cubs Wrigley Field, Chicago, IL Fri May 07 2004, 2:20 PM CDT Att: 37,307 - Overcast - 50 F				
Royce Clayton, R OBP: 0.345, SLG: 0.382	K			K			G5-3		G4-6-3	4	0	0	0	0	2	2					
17 Todd Helton, L OBP: 0.460, SLG: 0.584 Javier López, L	G5-3			G6-3			G4-3			3	0	0	0	0	0	0					
Vladimir Nunez, R										0	0	0	0	0	0	0					
Charles Johnson, R OBP: 0.385, SLG: 0.667 Kit FELLOW, R OBP: 0.317, SLG: 0.382		G6-3			G5-3		K			2	0	0	0	0	0	0					
Jeromy Burnitz, L OBP: 0.361, SLG: 0.581 Denny Hocking, S OBP: 0.267, SLG: 0.238		F8			G3-1			G4-3		2	0	0	0	0	0	0					
5 Matt Holliday, R OBP: 0.417, SLG: 0.569		G6-3						L3		3	0	1	0	0	0	0					
11 Brad Hawpe, L OBP: 0.500, SLG: 0.842				G5-3					F9	3	0	0	0	0	1	1					
Luis Gonzalez, R OBP: 0.299, SLG: 0.413				G4-3		E6			1B HBP	2	0	0	0	0	0	0					
Shawn Estes, R OBP: 0.235, SLG: 0.188 Turk Wendell, L				G6-3		G6-3			F7	1	0	0	0	0	0	0					
Mark Sweeney, L OBP: 0.333, SLG: 0.433										1	0	0	0	0	0	1					
Inning Stats	R: 0 E: 0 K: 1 S: 9	H: 0 LOB: 0 BB: 0 P: 13	R: 0 E: 0 K: 0 S: 6	H: 0 LOB: 0 BB: 0 P: 7	R: 0 E: 0 K: 0 S: 8	H: 0 LOB: 0 BB: 0 P: 13	R: 0 E: 0 K: 2 S: 10	H: 0 LOB: 0 BB: 0 P: 12	R: 0 E: 0 K: 1 S: 9	H: 1 LOB: 1 BB: 0 P: 17	R: 0 E: 1 K: 0 S: 8	H: 0 LOB: 0 BB: 0 P: 11	R: 0 E: 0 K: 1 S: 7	H: 0 LOB: 0 BB: 0 P: 11	R: 0 E: 0 K: 0 S: 5	H: 0 LOB: 0 BB: 0 P: 7	R: 0 E: 0 K: 0 S: 3	H: 1 LOB: 1 BB: 0 P: 6	1B: 2 2B: 0 3B: 0 HR: 0	SF: 0 SAC: 0 DP: 2 HBP: 1	WP: 0 PA: 29 PB: 0 SB: 0 CS: 0
PITCHER 38 Carlos Zambrano, R ERA: 2.18	IP: 9.0 WLS: W BF: 29 H: 2 R: 0 ER: 0 SO: 5 BB: 0 IBB: 0 HBP: 1 BLK: 0 WP: 0 HR: 0 S: 65 P: 97 ERA: 0.00 WHIP: 0.222															PITCHER IP: 9.0 WLS: W BF: 29 H: 2 R: 0 ER: 0 SO: 5 BB: 0 IBB: 0 HBP: 1 BLK: 0 WP: 0 HR: 0 S: 65 P: 97 ERA: 0.00 WHIP: 0.222					

Batter	1	2	3	4	5	6	7	8	9	AB	R	H	RBI	BB	SO	LOB	BOTTOM		
Todd Walker, L OBP: 0.413, SLG: 0.484 Damian Jackson, R	G6-3	2B HBP	G4-3		G4-3		G6-3			2	2	1	0	1	0	0	Colorado Rockies @ Chicago Cubs Wrigley Field, Chicago, IL Fri May 07 2004, 2:20 PM CDT Att: 37,307 - Overcast - 50 F		
Corey Patterson, L OBP: 0.317, SLG: 0.432	G4-3	1B	G4-3		K		K			5	1	1	4	0	2	3			
Sammy Sosa, R OBP: 0.398, SLG: 0.587 Tom Goodwin, L OBP: 0.130, SLG: 0.182	G6-3	1B 16 1B	G4-3				P4			3	1	2	2	1	0	1			
Moises Alou, R OBP: 0.348, SLG: 0.598 Todd Hollandsworth, L OBP: 0.452, SLG: 0.846	G6-3	1B 16 2H	K		F7					4	0	1	1	0	1	3			
16 Aramis Ramirez, R OBP: 0.344, SLG: 0.570 Jose Macias, S OBP: 0.158, SLG: 0.158		1B 16 2H							G2	1	2	1	1	1	0	0			
25 Derek Lee, R OBP: 0.379, SLG: 0.490										2	1	2	0	0	0	0			
Michael Barrett, R OBP: 0.348, SLG: 0.543										3	0	0	0	2	1	4			
Ramon Martinez, R OBP: 0.359, SLG: 0.324										5	2	2	0	0	1	5			
38 Carlos Zambrano, S OBP: 0.200, SLG: 0.200										2	2	2	2	1	0	0			
Inning Stats	R: 0 E: 0 K: 0 S: 6	H: 1 LOB: 1 BB: 0 P: 12	R: 6 E: 0 K: 0 S: 12	H: 3 LOB: 2 BB: 4 P: 33	R: 3 E: 0 K: 1 S: 17	H: 3 LOB: 1 BB: 1 P: 33	R: 1 E: 0 K: 0 S: 4	H: 1 LOB: 1 BB: 1 P: 12	R: 0 E: 0 K: 1 S: 12	H: 1 LOB: 1 BB: 0 P: 21	R: 1 E: 0 K: 0 S: 16	H: 2 LOB: 1 BB: 0 P: 18	R: 0 E: 0 K: 1 S: 8	H: 0 LOB: 0 BB: 0 P: 13	R: 0 E: 0 K: 1 S: 10	H: 1 LOB: 1 BB: 0 P: 13		1B: 10 2B: 2 3B: 0 HR: 0	SF: 1 SAC: 2 DP: 1 HBP: 2
PITCHER Shawn Estes, L ERA: 7.34 Turk Wendell, R ERA: 4.96 Javier López, L ERA: 5.91 Vladimir Nunez, R ERA: 3.95	IP: 2.2 WLS: L BF: 21 H: 4 R: 2 ER: 2 SO: 3 BB: 1 IBB: 0 HBP: 1 BLK: 0 WP: 0 HR: 0 S: 30 P: 70 ERA: 30.38 WHIP: 4.125															PITCHER IP: 2.2 WLS: L BF: 21 H: 4 R: 2 ER: 2 SO: 3 BB: 1 IBB: 0 HBP: 1 BLK: 0 WP: 0 HR: 0 S: 30 P: 70 ERA: 30.38 WHIP: 4.125			



Batter	1	2	3	4	5	6	7	8	9	AB	R	H	RBI	BB	SO	LOB	TOP										
Tike Redman, L (1, 8) OBP: 0.250, SLG: 0.328	G4-3	G1-3			1B				G4-3	5	0	2	0	0	0	2	Pittsburgh Pirates @ Colorado Rockies Coors Field, Denver, CO Thu May 13 2004, 1:05 PM MDT Overcast - 41 F										
2 Jack Wilson, R (1, 6) OBP: 0.366, SLG: 0.531	BB		F9		CS	G3-1	P4			3	0	0	0	1	0	1											
18 Jason Kendall, R (1, 2) OBP: 0.363, SLG: 0.330	FC6-4		F9					WP		4	1	1	0	0	0	1											
Craig Wilson, R (1, 3) OBP: 0.412, SLG: 0.653	K		G6-3					2B		4	0	1	1	0	2	1											
Jason Bay, R (1, 7) OBP: 0.350, SLG: 0.235		S		CS				F8		2	2	1	0	1	0	1											
Chris Stynes, R (1, 5) OBP: 0.256, SLG: 0.282	G5-3							L4		4	0	0	0	0	1	4											
J.J. Davis, R (1, 9) OBP: 0.333, SLG: 0.095								G4-3		0	0	0	0	1	0	0											
Rob Mackowiak, L (3, 9) OBP: 0.333, SLG: 0.400										3	1	1	0	0	1	2											
Jose Castillo, R (1, 4) OBP: 0.345, SLG: 0.408										3	1	1	2	0	2	2											
Bobby Hill, S (9, PH) OBP: 0.353, SLG: 0.408										1	0	0	0	0	0	0											
Kris Benson, R (1, 1) OBP: 0.333, SLG: 0.273										3	0	1	2	0	0	0											
37 Mike Johnston, L (7, 1)										0	0	0	0	0	0	0											
Jason Boyd, R (8, 1)										0	0	0	0	0	0	0											
Daryle Ward, L (9, PH) OBP: 0.400, SLG: 0.600										1	0	0	0	0	0	0											
Inning Stats	R: 0 E: 0 K: 1 S: 8	H: 0 LOB: 1 BB: 1 P: 17	R: 1 E: 1 K: 1 S: 10	H: 1 LOB: 2 BB: 1 P: 19	R: 0 E: 0 K: 0 S: 8	H: 0 LOB: 0 BB: 0 P: 13	R: 0 E: 0 K: 2 S: 6	H: 0 LOB: 1 BB: 1 P: 12	R: 0 E: 0 K: 1 S: 7	H: 1 LOB: 0 BB: 0 P: 11	R: 0 E: 0 K: 1 S: 8	H: 0 LOB: 0 BB: 0 P: 10	R: 3 E: 1 K: 0 S: 13	H: 4 LOB: 1 BB: 0 P: 16	R: 1 E: 0 K: 0 S: 12	H: 2 LOB: 1 BB: 0 P: 17	R: 0 E: 0 K: 0 S: 11	H: 0 LOB: 0 BB: 0 P: 18	1B: 6 2B: 3 HR: 0	SF: 0 SAC: 0 DP: 1	WP: 1 PB: 0 SB: 3 CS: 2	PA: 38					
PITCHER	IP	WLS	BF	H	R	ER	SO	BB	IBB	HBP	BLK	WP	HR	S	P	ERA	WHIP										
Shawn Estes, L (1, 1) ERA: 6.7	6.1	W	24	3	2	2	6	3	0	1	0	0	0	51	86	2.84	0.947										
Jeff Fassero, L (7, 1) ERA: 7.13	0.1		4	3	2	2	0	0	0	0	0	0	0	6	8	54.00	9.000										
Tim Lincecum, R (7, 1) ERA: 1.59	0.1	H	2	1	1	1	0	0	0	0	0	0	0	5	7	27.00	3.000										
40 Brian Fuentes, L (8, 1) ERA: 2.25	1.0	H	4	1	0	0	0	0	0	0	0	1	0	10	14	0.00	1.000										
Shawn Chacon, R (9, 1) ERA: 3.69	1.0	S	3	0	0	0	0	0	0	0	0	0	0	11	18	0.00	0.000										
Luis Gonzalez, R (1, 4) OBP: 0.317, SLG: 0.487	F9																5	1	2	2	0	1	3				
Royce Clayton, R (1, 6) OBP: 0.354, SLG: 0.450	K																4	1	2	1	0	1	0				
17 Todd Helton, L (1, 3) OBP: 0.456, SLG: 0.573	F7																4	0	1	0	0	0	2				
Vinny Castilla, R (1, 5) OBP: 0.388, SLG: 0.636																	4	1	1	0	0	1	1				
Jeremy Burnitz, L (1, 8) OBP: 0.375, SLG: 0.606																	2	3	2	2	1	0	0				
5 Matt Holliday, R (7, 7) OBP: 0.391, SLG: 0.550																	3	0	0	0	0	1	2				
Jeff Fassero, L (7, 1) OBP: 0.220, SLG: 0.500																	0	0	0	0	0	0	0				
Tim Lincecum, R (7, 1) OBP: 0.328, SLG: 0.500																	0	0	0	0	0	0	0				
40 Brian Fuentes, L (8, 1) ERA: 2.25																	0	0	0	0	0	0	0				
Todd Greene, R (8, PH) OBP: 0.300, SLG: 0.432																	0	0	0	0	1	0	0				
Shawn Chacon, R (9, 1) ERA: 3.69																	0	0	0	0	0	0	0				
Mark Sweeney, L (1, 9) OBP: 0.378, SLG: 0.541																	2	0	0	1	0	1	1				
Kit Pellow, R (8, PH) OBP: 0.292, SLG: 0.350																	1	0	0	0	0	1	2				
Charles Johnson, R (1, 2) OBP: 0.394, SLG: 0.590																	2	1	1	0	2	0	0				
Shawn Estes, R (1, 1) OBP: 0.211, SLG: 0.167																	2	0	0	0	0	0	1				
Denny Hocking, S (7, 7) OBP: 0.255, SLG: 0.213																	0	0	0	1	1	0	0				
Inning Stats	R: 0 E: 0 K: 1 S: 5	H: 0 LOB: 0 BB: 0 P: 7	R: 2 E: 0 K: 0 S: 10	H: 2 LOB: 1 BB: 1 P: 18	R: 1 E: 0 K: 0 S: 12	H: 1 LOB: 0 BB: 0 P: 16	R: 1 E: 0 K: 1 S: 15	H: 1 LOB: 0 BB: 0 P: 21	R: 1 E: 0 K: 0 S: 11	H: 2 LOB: 1 BB: 0 P: 16	R: 0 E: 0 K: 1 S: 8	H: 0 LOB: 0 BB: 0 P: 12	R: 1 E: 0 K: 0 S: 16	H: 3 LOB: 1 BB: 0 P: 21	R: 1 E: 0 K: 3 S: 16	H: 0 LOB: 3 BB: 4 P: 37	1B: 4 2B: 2 3B: 0 HR: 3	SF: 1 SAC: 1 DP: 1 HBP: 1	WP: 0 PB: 0 SB: 0 CS: 1	PA: 37							
PITCHER	IP	WLS	BF	H	R	ER	SO	BB	IBB	HBP	BLK	WP	HR	S	P	ERA	WHIP										
Kris Benson, R (1, 1) ERA: 4.64	6.1	L	29	9	6	6	3	1	0	1	0	0	0	3	68	8.53	1.579										
37 Mike Johnston, L (7, 1) ERA: 0.93	1.1		5	0	1	1	2	2	0	0	0	0	0	19	32	6.75	1.500										
Jason Boyd, R (8, 1) ERA: 5.54	0.1		3	0	0	0	1	2	0	0	0	0	0	6	16	0.00	6.000										
AB	R	H	RBI	BB	SO	LOB											WP	PA									
33	5	8	5	3	6	14											1	38									
29	7	9	7	5	6	12											0	37									

Batter	1	2	3	4	5	6	7	8	9	AB	R	H	RBI	BB	SO	LOB	TOP	
2 Jack Wilson, R OBP: 0.380, SLG: 0.559	0-2 G4-6-3 1B	1-1 FC4-6 1B		0-0 1B 2B		2-2 1B 3B	0-1 G5-3	1-1 G6-3		6	1	4	1	0	0	1		
Bobby Hill, S OBP: 0.403, SLG: 0.436	0-1 G4-6-3 1-2f	1-0 FC4-6 1-2f		3-2 BB 1B		1-0 3B 1B	2-2 L8	3-2 2B		6	1	3	2	0	0	2		
Craig Wilson, R OBP: 0.430, SLG: 0.656	1-2 2B 1B		1-0 G1-3 1B	4-1 BB		4-1 3B BB	2-2 1B	0-3 K		4	2	3	0	2	1	1		
Rob Mackowiak, L OBP: 0.342, SLG: 0.438	1-1 HR 2B		3-1 G1-3 1B	1-3 K		1-2 WP 3B	1-0 G4-3		1-0 G6-3	6	2	3	3	0	1	4		
Daryle Ward, L OBP: 0.455, SLG: 0.909	1-1 HR		0-0 G1-3		0-0 G5-3 1B	1-2 G3-1		3-1 11 1B 2B	1-0 F8	6	2	3	2	0	0	2		
11 Humberto Cota, R OBP: 0.360, SLG: 0.591	4-1 BB		0-3 K	4-1 P6	1-0 1B	0-0 1B		0-0 BB 1B	2-0 2B	5	1	3	1	1	1	3		
Abraham Nunez, S OBP: 0.286, SLG: 0.308	1-3 K		0-0 F8		1-0 G5-3	0-0 1B		1-2 E BB 2B	2-2 L4	5	1	2	0	0	1	4		
Chris Stynes, R OBP: 0.253, SLG: 0.279					1-2 1B	1-2 1B				1	0	0	0	0	0	1		
Tike Redman, L OBP: 0.255, SLG: 0.321		3-3 K		0-0 F8	4-1 IBB	1-0 F8		4-0 G6-3 2B E		3	1	0	0	2	1	2		
Oliver Pérez, L OBP: 0.286, SLG: 0.231		0-0 G2		3-3 K	3-2 F8	0-2 G3-1		0-0 L1		5	0	0	0	0	1	6		
Inning Stats	R: 3 H: 4 E: 0 K: 1 S: 18	H: 4 LOB: 1 BB: 1 P: 26	R: 0 H: 1 E: 0 K: 1 S: 7	LOB: 1 BB: 0 P: 12	R: 0 H: 2 E: 0 K: 1 S: 8	LOB: 2 BB: 1 P: 12	R: 0 H: 2 E: 0 K: 2 S: 13	LOB: 3 BB: 1 P: 24	R: 0 H: 1 E: 0 K: 0 S: 9	LOB: 1 BB: 0 P: 14	R: 4 H: 4 E: 1 K: 1 S: 16	H: 4 LOB: 1 BB: 1 P: 28	R: 0 H: 1 E: 0 K: 0 S: 6	LOB: 1 BB: 0 P: 12	1B: 13 2B: 5 3B: 2 HR: 1	SF: 0 SAC: 0 DP: 1 HBP: 0	WP: 1 PA: 52 PB: 0 CS: 0	
PITCHER	IP	WLS	BF	H	R	ER	SO	BB	IBB	HBP	BLK	WP	HR	S	P	ERA	WHIP	
Jason Jennings, R ERA: 9.07	(1, 1)	5.0	L	27	10	3	3	5	2	1	0	0	1	55	92	5.40	2.400	
Turk Wendell, R ERA: 7.02	(6, 1)	0.1		6	4	4	4	0	1	0	0	0	0	13	22	108.00	15.000	
Jeff Fassero, L ERA: 6.52	(6, 1)	1.2		7	2	0	0	0	0	0	0	0	0	14	20	0.00	1.200	
Javier López, L ERA: 11.08	(8, 1)	1.0		8	4	4	4	1	1	0	0	0	0	16	28	36.00	5.000	
Steve Reed, R ERA: 1.89	(9, 1)	1.0		4	1	0	0	0	0	0	0	0	0	6	12	0.00	1.000	

Pittsburgh Pirates @ Colorado Rockies
Coors Field, Denver, CO
Thu May 13 2004, 1:10 PM MDT
Att: 20,041 - Overcast - 39 F

AB 47
R 11
H 21
RBI 9
BB 5
SO 6
LOB 26

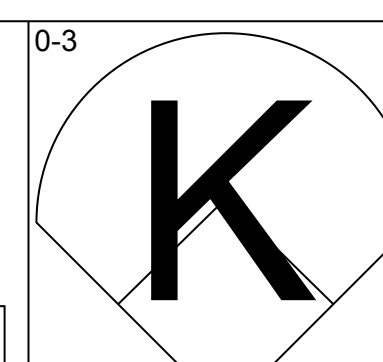
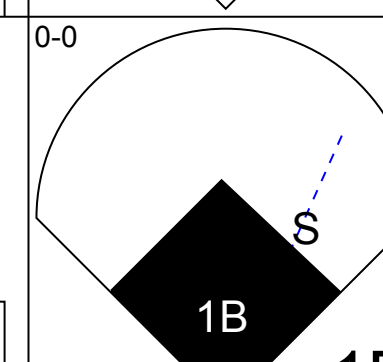
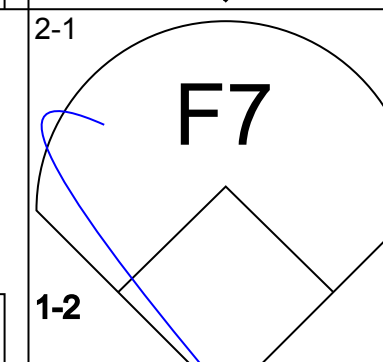
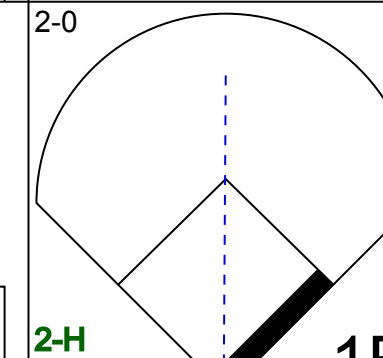
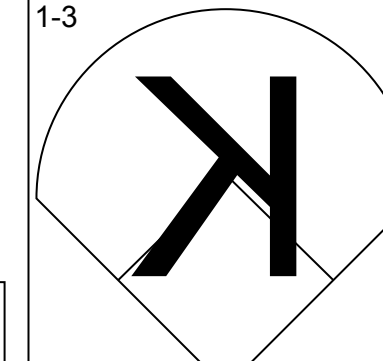


Batter	1	2	3	4	5	6	7	8	9	AB	R	H	RBI	BB	SO	LOB	BOTTOM				
Aaron Miles, S OBP: 0.271, SLG: 0.376	1-1 G6-4-3 1B		1-1 SF7		0-2 G5-3			1-3 K		2	0	1	1	0	0	1					
Royce Clayton, R OBP: 0.353, SLG: 0.435	1-1 G6-4-3 1-2f		3-H FC5-4 1-2f		1-0 G3	1-2 G3		1-1 G5-3		4	0	0	0	0	0	2					
17 Todd Helton, L OBP: 0.450, SLG: 0.562	2-3 K			2-1 L7		1-0 G4-3		1-2 1B		4	0	1	0	0	1	0					
Vinny Castilla, R OBP: 0.384, SLG: 0.623		2-1 G6-3		1-3 K		0-1 1B		1-0 F9		4	0	1	0	0	1	1					
5 Matt Holliday, R OBP: 0.374, SLG: 0.536		1-3 K		1-3 K		2-2 G3		2-2 F8		4	0	0	0	0	2	1					
Todd Greene, R OBP: 0.318, SLG: 0.463		0-1 G6-3			0-1 SH5-3 G1-3 2B		0-0 FC6-4 1B		2-3 K	4	1	2	0	0	1	0					
Kit Pellow, R OBP: 0.304, SLG: 0.349			1-1 1B SF7 1B		4-2 G1-3 SH5-3 BB		1-1 FC6-4 FC6-4		0-0 G6-3	3	1	1	0	1	0	1					
Denny Hocking, S OBP: 0.264, SLG: 0.224			2-2 FC1-6 1B		0-0 SH5-3		1-3 K			2	0	1	0	0	1	1					
Jason Jennings, L OBP: 0.188, SLG: 0.375			0-1 FC1-6 1B		1-2 2-3 G1-3		0-0 FC6-4			1	0	0	0	0	0	2					
Luis Gonzalez, R OBP: 0.310, SLG: 0.475			1-2f FC5-4		2-3 3H		1-2f			2	0	0	1	0	0	2					
Inning Stats	R: 0 H: 1 E: 0 K: 1 S: 7	H: 0 LOB: 0 BB: 0 P: 11	R: 0 H: 0 E: 0 K: 1 S: 7	LOB: 0 BB: 0 P: 10	R: 1 H: 2 E: 0 K: 0 S: 10	LOB: 1 BB: 0 P: 15	R: 0 H: 0 E: 0 K: 2 S: 8	LOB: 0 BB: 0 P: 12	R: 0 H: 1 E: 0 K: 0 S: 14	LOB: 1 BB: 1 P: 19	R: 0 H: 1 E: 0 K: 0 S: 12	LOB: 1 BB: 0 P: 16	R: 0 H: 1 E: 0 K: 1 S: 7	LOB: 1 BB: 0 P: 9	R: 0 H: 1 E: 0 K: 1 S: 9	LOB: 0 BB: 0 P: 13	R: 0 H: 0 E: 0 K: 1 S: 7	LOB: 0 BB: 0 P: 11	1B: 6 2B: 1 3B: 0 HR: 0	SF: 1 SAC: 1 DP: 1 HBP: 0	WP: 0 PA: 34 PB: 0 CS: 0
PITCHER	IP	WLS	BF	H	R	ER	SO	BB	IBB	HBP	BLK	WP	HR	S	P	ERA	WHIP				
Oliver Pérez, L ERA: 3.16	(1, 1)	9.0	W	34	7	2	2	7	1	0	0	0	0	81	116	2.00	0.889				

Pittsburgh Pirates @ Colorado Rockies
Coors Field, Denver, CO
Thu May 13 2004, 1:10 PM MDT
Att: 20,041 - Overcast - 39 F

AB 31
R 2
H 7
RBI 2
BB 1
SO 7
LOB 11



Batter	1	2	3	4	5	6	7	8	9	AB	R	H	RBI	BB	SO	LOB	TOP										
Doug Glanville, R (1.8) OBP: 0.265, SLG: 0.313			G1-3		F8		G6-3		P4	5	0	0	0	0	1	1	Philadelphia Phillies @ Colorado Rockies Coors Field, Denver, CO Fri May 14 2004, 7:05 PM MDT Att: 32,171 - Cloudy - 57 F										
11 Jimmy Rollins, S (1.6) OBP: 0.277, SLG: 0.300			FC6-5-4		HR		2B		G4-3	5	3	3	0	0	0	1											
Bobby Abreu, L (1.9) OBP: 0.371, SLG: 0.551			S		HR		2B			3	2	2	2	2	0	1											
Pat Burrell, R (1.7) OBP: 0.419, SLG: 0.535			BB		HR		2B		BB	4	1	3	4	1	0	1											
Jim Thome, L (1.3) OBP: 0.410, SLG: 0.664			IBB		HR		2B		G4-3	4	0	1	0	0	1	4											
Mike Lieberthal, R (1.2) OBP: 0.298, SLG: 0.385		G5-3		G1-3	F8					3	0	0	0	0	0	1											
David Bell, R (1.5) OBP: 0.331, SLG: 0.421		P3		G1-3					HBP	4	0	0	0	0	0	1											
Tomas Perez, S (1.4) OBP: 0.250, SLG: 0.486		G5-3		G3-1						4	0	0	0	0	2	1											
Eric Milton, L (1.1) OBP: 0.200, SLG: 0.143										3	0	1	0	0	2	0											
Rheal Cormier, L (7.1)										1	0	0	0	0	1	1											
Tim Worrell, R (9.1)										0	0	0	0	0	0	0											
Inning Stats	R: 1 E: 0 K: 2 S: 10	H: 2 LOB: 1 BB: 0 P: 15	R: 0 E: 0 K: 0 S: 5	H: 0 LOB: 0 BB: 0 P: 6	R: 0 E: 0 K: 0 S: 12	H: 1 LOB: 3 BB: 2 P: 23	R: 0 E: 0 K: 0 S: 4	H: 0 LOB: 0 BB: 0 P: 8	R: 3 E: 0 K: 1 S: 17	H: 4 LOB: 1 BB: 0 P: 25	R: 0 E: 0 K: 2 S: 7	H: 0 LOB: 0 BB: 0 P: 8	R: 2 E: 0 K: 0 S: 12	H: 3 LOB: 0 BB: 0 P: 18	R: 0 E: 0 K: 2 S: 12	H: 0 LOB: 1 BB: 0 P: 17	R: 0 E: 0 K: 0 S: 7	H: 0 LOB: 1 BB: 1 P: 11	1B: 7 2B: 1 3B: 0 HR: 2	SF: 0 SAC: 0 DP: 0 HBP: 1	WP: 0 PB: 0 CS: 3 SB: 0	PA: 40					
PITCHER	IP	WLS	BF	H	R	ER	SO	BB	IBB	HBP	BLK	WP	HR	S	P	ERA	WHIP										
Joe Kennedy, L (1.1) ERA: 2.85	6.0	L	27	7	4	4	5	1	1	0	0	0	2	55	85	6.00	1.333										
Tim Hankkala, R (7.1) ERA: 3.0	0.2		4	3	2	2	0	0	0	0	0	0	0	10	15	27.00	4.500										
Javier López, L (7.1) ERA: 10.8	0.1		1	0	0	0	0	0	0	0	0	0	0	2	3	0.00	0.000										
Vladimir Nunez, R (8.1) ERA: 4.86	1.0		4	0	0	0	2	0	0	1	0	0	0	12	17	0.00	0.000										
Steve Reed, R (9.1) ERA: 1.79	1.0		4	0	0	0	0	1	0	0	0	0	0	7	11	0.00	1.000										

Batter	1	2	3	4	5	6	7	8	9	AB	R	H	RBI	BB	SO	LOB	BOTTOM										
Aaron Miles, S (1.4) OBP: 0.277, SLG: 0.361	G6-3		F9		SH5-3		G1-3		G6-3	4	0	0	0	1	0	0	Philadelphia Phillies @ Colorado Rockies Coors Field, Denver, CO Fri May 14 2004, 7:05 PM MDT Att: 32,171 - Cloudy - 57 F										
Royce Clayton, R (1.6) OBP: 0.357, SLG: 0.453	K		17 PB		SH5-3		G1-3		17 F7	4	0	2	0	0	1	0											
17 Todd Helton, L (1.3) OBP: 0.449, SLG: 0.548	F7		BB		F7		BB		F7	3	1	0	0	1	0	2											
Vinny Castilla, R (1.5) OBP: 0.399, SLG: 0.648		HR					BB			3	1	2	1	2	0	2											
Denny Hocking, S (9. PR) OBP: 0.294, SLG: 0.224			G5-4-3				1B			0	0	0	0	0	0	0											
Jeromy Burnitz, L (1.8) OBP: 0.383, SLG: 0.640		1B			HR		BB		G3	5	2	3	2	0	0	3											
Charles Johnson, R (1.2) OBP: 0.404, SLG: 0.586		G4-6-3					FC6-4			3	0	2	0	1	0	2											
5 Matt Holliday, R (1.7) OBP: 0.368, SLG: 0.517					G4-3		F8		G6-3	3	0	0	0	1	0	3											
Kit Pellow, R (1.9) OBP: 0.301, SLG: 0.333		G4-6-3			P6		BB		G5-3	3	0	0	0	1	0	2											
Joe Kennedy, R (1.1) OBP: 0.256, SLG: 0.200										2	0	0	0	0	0	1											
Todd Helton, R (6. PR) OBP: 0.311, SLG: 0.452										1	0	0	0	0	0	3											
Tim Hankkala, R (7.1) ERA: 3.72										0	0	0	0	0	0	0											
Javier López, L (7.1) ERA: 10.8										0	0	0	0	0	0	0											
Vladimir Nunez, R (8.1) ERA: 4.86										0	0	0	0	0	0	0											
Luis Gonzalez, R (8. PR) OBP: 0.309, SLG: 0.489										1	0	0	0	0	0	0											
Steve Reed, R (9.1) ERA: 1.79										0	0	0	0	0	0	0											
Inning Stats	R: 0 E: 0 K: 1 S: 9	H: 0 LOB: 0 BB: 0 P: 12	R: 2 E: 0 K: 0 S: 12	H: 3 LOB: 1 BB: 1 P: 21	R: 0 E: 0 K: 0 S: 7	H: 1 LOB: 1 BB: 1 P: 12	R: 1 E: 0 K: 0 S: 11	H: 1 LOB: 0 BB: 1 P: 17	R: 0 E: 0 K: 0 S: 7	H: 0 LOB: 1 BB: 1 P: 13	R: 0 E: 0 K: 0 S: 10	H: 2 LOB: 3 BB: 1 P: 20	R: 1 E: 0 K: 0 S: 11	H: 1 LOB: 2 BB: 1 P: 20	R: 0 E: 0 K: 0 S: 8	H: 0 LOB: 0 BB: 0 P: 11	R: 0 E: 0 K: 0 S: 8	H: 1 LOB: 2 BB: 1 P: 13	1B: 4 2B: 3 3B: 0 HR: 2	SF: 0 SAC: 1 DP: 3 HBP: 1	WP: 0 PB: 1 CS: 0	PA: 41					
PITCHER	IP	WLS	BF	H	R	ER	SO	BB	IBB	HBP	BLK	WP	HR	S	P	ERA	WHIP										
Eric Milton, L (1.1) ERA: 4.38	6.0	W	27	7	3	3	1	5	0	0	0	0	2	56	95	4.50	2.000										
Rheal Cormier, L (7.1) ERA: 3.72	2.0	H	9	1	1	1	0	1	0	1	0	0	0	19	31	4.50	1.000										
Tim Worrell, R (9.1) ERA: 2.37	1.0	S	5	1	0	0	0	1	0	0	0	0	0	8	13	0.00	2.000										

Batter	1	2	3	4	5	6	7	8	9	AB	R	H	RBI	BB	SO	LOB	TOP						
Marlon Byrd, R <small>(1, 8)</small> <small>OBP: 0.328, SLG: 0.347</small>										6	3	3	2	0	1	1	Philadelphia Phillies @ Colorado Rockies Coors Field, Denver, CO Sat May 15 2004, 1:05 PM MDT Att: 33,629 - Cloudy - 63 F						
11 Jimmy Rollins, S <small>(1, 6)</small> <small>OBP: 0.294, SLG: 0.325</small>										6	4	4	1	0	0	3							
Bobby Abreu, L <small>(1, 9)</small> <small>OBP: 0.389, SLG: 0.595</small>										3	4	3	5	2	0	0							
Jim Thome, L <small>(1, 3)</small> <small>OBP: 0.414, SLG: 0.650</small>										4	0	1	3	2	0	3							
Shawn Wooten, R <small>(8, PR)</small> <small>OBP: 0.316, SLG: 0.316</small>										0	0	0	0	0	0	0							
Pat Burrell, R <small>(1, 7)</small> <small>OBP: 0.408, SLG: 0.521</small>										5	1	1	2	0	4	4							
Jim Crowell, L <small>(8, 1)</small>										0	0	0	0	0	0	0							
Brian Powell, R <small>(9, 1)</small>										0	0	0	0	0	0	0							
Mike Lieberthal, R <small>(1, 2)</small> <small>OBP: 0.300, SLG: 0.382</small>										6	1	2	1	0	1	3							
David Bell, R <small>(1, 5)</small> <small>OBP: 0.353, SLG: 0.432</small>										4	0	3	1	2	0	2							
26 Chase Utley, L <small>(1, 4)</small> <small>OBP: 0.156, SLG: 0.211</small>										6	1	0	0	0	0	8							
39 Brett Myers, R <small>(1, 1)</small> <small>OBP: 0.357, SLG: 0.462</small>										3	1	1	0	0	2	2							
Amaury Telemaco, R <small>(7, 1)</small>										0	0	0	0	0	0	0							
Ricky Ledee, L <small>(8, PH)</small> <small>OBP: 0.429, SLG: 0.600</small>										1	1	0	0	1	0	1							
Inning Stats	R: 2 H: 4 E: 0 K: 2 S: 26	WLS: 4 BF: 24 LOB: 2 P: 38	R: 0 H: 0 E: 0 K: 1 S: 8	H: 0 R: 7 ER: 7 SO: 5 LOB: 0 BB: 0 P: 11	R: 2 H: 1 E: 0 K: 0 S: 14	H: 1 R: 7 ER: 2 SO: 3 LOB: 2 BB: 3 P: 30	R: 3 H: 4 E: 0 K: 2 S: 20	H: 4 R: 7 ER: 1 SO: 27 LOB: 1 BB: 0 P: 27	R: 0 H: 0 E: 0 K: 0 S: 10	H: 0 R: 0 ER: 0 SO: 18 LOB: 0 BB: 1 P: 18	R: 3 H: 3 E: 1 K: 1 S: 18	H: 3 R: 3 ER: 2 SO: 26 LOB: 2 BB: 1 P: 26	R: 1 H: 1 E: 1 K: 1 S: 11	H: 1 R: 1 ER: 0 SO: 17 LOB: 1 BB: 0 P: 17	R: 5 H: 4 E: 0 K: 1 S: 23	H: 4 R: 1 ER: 1 SO: 36 LOB: 1 BB: 2 P: 36	R: 0 H: 1 E: 0 K: 0 S: 9	H: 1 R: 1 ER: 0 SO: 12 LOB: 1 BB: 0 P: 12	1B: 13 2B: 4 3B: 0 HR: 1	SF: 2 SAC: 1 DP: 0 HBP: 0	WP: 3 PA: 54 PB: 0 SB: 1 CS: 0		
PITCHER	IP: 4.0 WLS: L BF: 24 ERA: 9.8	H: 9 R: 7 ER: 7 SO: 5	BB: 3 IBB: 0 HBP: 0 BLK: 0	WP: 2 HR: 0 S: 68 P: 106	ERA: 15.75 WHIP: 3.000	PITCHER	IP: 2.0 WLS: 12 BF: 3 ERA: 9.0	H: 3 R: 3 ER: 2 SO: 1	BB: 0 IBB: 0 HBP: 0 BLK: 0	WP: 0 HR: 1 S: 28 P: 44	ERA: 9.00 WHIP: 2.500	PITCHER	IP: 1.2 WLS: 5 BF: 6 ERA: 7.36	H: 6 R: 6 ER: 6 SO: 1	BB: 2 IBB: 0 HBP: 0 BLK: 0	WP: 1 HR: 1 S: 31 P: 49	ERA: 32.40 WHIP: 4.200	PITCHER	IP: 1.1 WLS: 1 BF: 5 ERA: 6.1	H: 1 R: 0 ER: 0 SO: 1	BB: 0 IBB: 0 HBP: 0 BLK: 0	WP: 0 HR: 0 S: 12 P: 16	ERA: 0.00 WHIP: 0.750

Batter	1	2	3	4	5	6	7	8	9	AB	R	H	RBI	BB	SO	LOB	BOTTOM
Luis Gonzalez, R <small>(1, 4)</small> <small>OBP: 0.300, SLG: 0.447</small>										4	0	0	1	1	0	0	Philadelphia Phillies @ Colorado Rockies Coors Field, Denver, CO Sat May 15 2004, 1:05 PM MDT Att: 33,629 - Cloudy - 63 F
Royce Clayton, R <small>(1, 6)</small> <small>OBP: 0.396, SLG: 0.492</small>										4	2	2	1	1	0	1	
17 Todd Helton, L <small>(1, 3)</small> <small>OBP: 0.450, SLG: 0.570</small>									4	1	2	2	0	0	1		
Aaron Miles, S <small>(9, 4)</small> <small>OBP: 0.277, SLG: 0.361</small>									0	0	0	0	0	0	0	0	
Vinny Castilla, R <small>(1, 5)</small> <small>OBP: 0.395, SLG: 0.659</small>									4	1	1	1	0	0	1		
Jeff Fassero, L <small>(8, 1)</small> <small>OBP: 0.500, SLG: 0.500</small>									0	0	0	0	0	0	0		
Jeremy Burnitz, L <small>(1, 8)</small> <small>OBP: 0.382, SLG: 0.632</small>										3	0	1	0	0	0	0	
5 Matt Holliday, R <small>(8, PH)</small> <small>OBP: 0.365, SLG: 0.511</small>										1	0	0	0	0	0	0	
Mark Sweeney, L <small>(1, 7)</small> <small>OBP: 0.388, SLG: 0.513</small>										2	0	0	0	2	0	0	
11 Brad Hawpe, L <small>(1, 9)</small> <small>OBP: 0.324, SLG: 0.515</small>										3	0	0	0	0	1	4	
Vladimir Nunez, R <small>(7, 1)</small>										0	0	0	0	0	0	0	
Kit Pellow, R <small>(8, 5)</small> <small>OBP: 0.297, SLG: 0.328</small>										1	0	0	0	0	1	0	
Todd Greene, R <small>(1, 2)</small> <small>OBP: 0.306, SLG: 0.435</small>										4	1	1	0	0	2		
Scott Elarton, R <small>(1, 1)</small> <small>OBP: 0.300, SLG: 0.222</small>										1	0	0	0	1	0		
Scott Dohmann, R <small>(5, 1)</small>										0	0	0	0	0	0		
Denny Hocking, S <small>(7, 8)</small> <small>OBP: 0.255, SLG: 0.216</small>										2	0	0	0	0	0		
Inning Stats	R: 1 H: 1 E: 0 K: 0 S: 11	WLS: W BF: 26 LOB: 0 P: 12	R: 0 H: 1 E: 0 K: 0 S: 4	H: 1 R: 4 ER: 4 SO: 2 LOB: 1 BB: 1 P: 9	R: 0 H: 0 E: 0 K: 1 S: 12	H: 0 R: 4 ER: 4 SO: 2 LOB: 1 BB: 1 P: 19	R: 0 H: 0 E: 0 K: 1 S: 11	H: 0 R: 0 ER: 0 SO: 15 LOB: 0 BB: 0 P: 15	R: 2 H: 2 E: 0 K: 0 S: 9	H: 2 R: 3 ER: 1 SO: 13 LOB: 0 BB: 0 P: 13	R: 1 H: 1 E: 0 K: 0 S: 9	H: 1 R: 3 ER: 1 SO: 19 LOB: 1 BB: 1 P: 19	R: 1 H: 2 E: 0 K: 0 S: 11	H: 2 R: 3 ER: 2 SO: 17 LOB: 1 BB: 0 P: 17	R: 0 H: 0 E: 0 K: 1 S: 7		


Batter	1	2	3	4	5	6	7	8	9	10	AB	R	H	RBI	BB	SO	LOB	TOP			
Luis Gonzalez, R OBP: 0.288, SLG: 0.414	P3		K		G6-3			G4-3		K	5	0	0	0	0	2	1				
Royce Clayton, R OBP: 0.370, SLG: 0.493	17 2B 1B		1B			K		WP 17 G3 HR BB		G4-3	4	1	2	0	1	1	0				
17 Todd Helton, L OBP: 0.461, SLG: 0.570	2B		K			F8 2B		G3		G1-3	5	0	2	0	0	1	2				
Vinny Castilla, R OBP: 0.366, SLG: 0.653	K				K	F8 2-3		2-H HR			4	1	1	2	0	2	3				
Jeremy Burnitz, L OBP: 0.363, SLG: 0.674	G4-3		G4-3		G4-3	K		HR			4	1	1	1	0	1	3				
5 Matt Holliday, R OBP: 0.363, SLG: 0.577			K								3	0	0	0	0	3	0				
Tim Harikkala, R (8, 1)											0	0	0	0	0	0	0				
40 Brian Fuentes, L (10, 1)											0	0	0	0	0	0	0				
Charles Johnson, R OBP: 0.378, SLG: 0.569	G5-3					K		F8		G6-3	4	0	0	0	0	1	1				
11 Brad Hawpe, L OBP: 0.391, SLG: 0.535	G3							F7		K	4	0	1	0	0	1	1				
Jason Jennings, L OBP: 0.167, SLG: 0.333								F7			2	0	0	0	0	1	1				
Mark Sweeney, L OBP: 0.392, SLG: 0.500											1	0	0	0	0	1	1				
Vladimir Nunez, R (7, 1)											0	0	0	0	0	0	0				
Jeff Fassero, L OBP: 0.500, SLG: 0.500											0	0	0	0	0	0	0				
Denny Hocking, S OBP: 0.262, SLG: 0.228											1	0	0	0	0	1	0				
Inning Stats	R: 0 E: 0 K: 1 S: 10	H: 2 LOB: 2 BB: 0 P: 12	R: 0 E: 0 K: 1 S: 6	H: 0 LOB: 0 BB: 0 P: 10	R: 0 E: 0 K: 3 S: 14	H: 1 LOB: 1 BB: 0 P: 16	R: 0 E: 0 K: 2 S: 7	H: 0 LOB: 0 BB: 0 P: 11	R: 0 E: 0 K: 1 S: 7	H: 1 LOB: 1 BB: 0 P: 13	R: 0 E: 0 K: 2 S: 10	H: 0 LOB: 1 BB: 0 P: 15	R: 3 E: 0 K: 1 S: 17	H: 2 LOB: 0 BB: 1 P: 26	R: 0 E: 0 K: 2 S: 9	H: 0 LOB: 0 BB: 0 P: 16	R: 0 E: 0 K: 1 S: 8	H: 0 LOB: 0 BB: 0 P: 11	1B: 2 2B: 3 3B: 0 HR: 2	SF: 0 SAC: 0 DP: 0 HBP: 1	WP: 1 PA: 39
PITCHER	IP 7.0	WLS 27	BF 5	H 0	R 0	ER 0	SO 11	BB 0	IBB 0	HBP 1	BLK 0	WP 0	HR 0	S 63	P 90	ERA 0.00	WHIP 0.714				
Jose Acevedo, R ERA: 4.72	(1, 1)																				
Todd Jones, R ERA: 5.24	(8, 1)	0.2	H 4	1	2	2	0	1	0	0	0	1	1	12	20	27.00	3.000				
Danny Graves, R ERA: 3.13	(8, 1)	1.1	B 5	1	1	1	3	0	0	0	0	0	1	14	22	6.75	0.750				
John Riedling, R ERA: 0.45	(10, 1)	1.0	W 3	0	0	0	1	0	0	0	0	0	0	8	11	0.00	0.000				

Colorado Rockies @ Cincinnati Reds
Great American Ball Park, Cincinnati, OH
Wed May 19 2004, 7:10 PM EDT
Att. 16,410 - Cloudy - 79 F

AB 37
R 3
H 7
RBI 3
BB 1
SO 15
LOB 13

WP: 1 PA: 39
PB: 0
SB: 0
CS: 0

livebaseballscorecards.com



Batter	1	2	3	4	5	6	7	8	9	10	AB	R	H	RBI	BB	SO	LOB	BOTTOM					
6 Ryan Freel, R OBP: 0.347, SLG: 0.409	F8				G6-3			G6-3			4	0	0	1	0	0	1						
Todd Jones, L (8, 1)											0	0	0	0	0	0	0						
Danny Graves, R (8, 1)											0	0	0	0	0	0	0						
Jacob Cruz, L OBP: 0.343, SLG: 0.300											1	0	0	0	0	0	0						
John Riedling, R (10, 1)											0	0	0	0	0	0	0						
Barry Larkin, R OBP: 0.331, SLG: 0.360	BB BB BB				G1-3			P3		K	3	0	0	0	2	1	0						
Sean Casey, L OBP: 0.406, SLG: 0.565	F7							F9			5	1	2	1	0	0	1						
Ken Griffey Jr., L OBP: 0.346, SLG: 0.471	BB BB										4	0	0	0	1	1	3						
Austin Kearns, R OBP: 0.299, SLG: 0.315											3	0	0	0	2	1	0						
Adam Dunn, L OBP: 0.482, SLG: 0.628	P5										4	1	2	0	0	1	3						
D'Angelo Jimenez, S OBP: 0.339, SLG: 0.345											5	1	4	2	0	0	0						
Jason LaRue, R OBP: 0.317, SLG: 0.304											3	1	1	0	1	1	3						
Jose Acevedo, R OBP: 0.200, SLG: 0.143											2	0	0	0	0	1	1						
Juan Castro, R OBP: 0.306, SLG: 0.373											1	0	0	0	0	0	0						
Inning Stats	R: 0 E: 0 K: 0 S: 13	H: 0 LOB: 3 BB: 3 P: 30	R: 2 E: 0 K: 1 S: 14	H: 2 LOB: 2 BB: 2 P: 30	R: 1 E: 0 K: 1 S: 11	H: 2 LOB: 0 BB: 0 P: 19	R: 0 E: 0 K: 1 S: 8	H: 0 LOB: 0 BB: 0 P: 13	R: 0 E: 0 K: 1 S: 8	H: 0 LOB: 0 BB: 0 P: 16	R: 0 E: 0 K: 1 S: 11	H: 1 LOB: 1 BB: 0 P: 18	R: 0 E: 0 K: 0 S: 9	H: 0 LOB: 0 BB: 0 P: 13	R: 0 E: 0 K: 0 S: 11	H: 2 LOB: 2 BB: 0 P: 21	R: 0 E: 0 K: 1 S: 15	H: 0 LOB: 0 BB: 0 P: 23	R: 1 E: 0 K: 0 S: 13	H: 2 LOB: 3 BB: 1 P: 22	1B: 7 2B: 2 3B: 0 HR: 0	SF: 0 SAC: 1 DP: 0 HBP: 1	WP: 0 PA: 43 PB: 0 SB: 0 CS: 1
PITCHER	IP 6.0	WLS 27	BF 5	H 3	R 3	ER 3	SO 5	BB 5	IBB 0	HBP 0	BLK 0	WP 0	HR 0	S 65	P 126	ERA 4.50	WHIP 1.667						
Jason Jennings, R ERA: 8.5	(1, 1)																						
Vladimir Nunez, R ERA: 6.98	(7, 1)	1.0	3	0	0	0	0	0	0	0	0	0	0	9	13	0.00	0.000						
Jeff Fassero, L ERA: 5.56	(8, 1)	0.2	4	2	0	0	0	0	0	0	0	0	0	7	15	0.00	3.000						
Tim Harikkala, R ERA: 2.57	(8, 1)	1.1	4	0	0	0	1	0	0	0	0	0	0	19	29	0.00	0.000						
40 Brian Fuentes, L ERA: 2.6	(10, 1)	0.1	L 5	2	1	1	0	1	0	1	0	0	0	13	22	27.00	9.000						

Colorado Rockies @ Cincinnati Reds
Great American Ball Park, Cincinnati, OH
Wed May 19 2004, 7:10 PM EDT
Att. 16,410 - Cloudy - 79 F

AB 35
R 4
H 9
RBI 4
BB 6
SO 6
LOB 12

WP: 0 PA: 43
PB: 0
SB: 0
CS: 1

livebaseballscorecards.com



Batter	1	2	3	4	5	6	7	8	9	AB	R	H	RBI	BB	SO	LOB	TOP				
Denny Hocking, S (1,4) OBP: 0.246, SLG: 0.213	F7		L9			F8			K	4	0	0	0	0	1	1					
Royce Clayton, R (1,6) OBP: 0.361, SLG: 0.481	F9			K		G6-3			G1-4-3	4	0	0	0	0	1	0					
17 Todd Helton, L (1,3) OBP: 0.457, SLG: 0.562	F7			P3					G1-3	4	0	1	0	0	0	0					
Vinny Castilla, R (1,5) OBP: 0.385, SLG: 0.667		G5-3		HR				F8		3	1	1	1	0	0	1					
Jeremy Burnitz, L (1,8) OBP: 0.376, SLG: 0.659		G4-3		F8				G3		3	0	0	0	0	0	1					
5 Matt Holliday, R (1,7) OBP: 0.353, SLG: 0.561						K			K	3	0	0	0	0	3	1					
11 Brad Hawpe, L (1,9) OBP: 0.367, SLG: 0.500									G3-1	3	0	0	0	0	1	0					
Charles Johnson, R (1,2) OBP: 0.369, SLG: 0.552				P3					F7	3	0	0	0	0	0	0					
Joe Kennedy, R (1,1) OBP: 0.278, SLG: 0.235										2	0	1	0	0	0	0					
Luis Gonzalez, R (8, PH) OBP: 0.286, SLG: 0.410										1	0	0	0	0	1	0					
Steve Reed, R (8, 1)										0	0	0	0	0	0	0					
Inning Stats	R: 0 E: 0 K: 0 S: 5	H: 0 LOB: 0 BB: 0 P: 5	R: 0 E: 0 K: 1 S: 5	H: 0 LOB: 0 BB: 0 P: 9	R: 0 E: 0 K: 0 S: 9	H: 1 LOB: 1 BB: 0 P: 13	R: 1 E: 0 K: 1 S: 11	H: 1 LOB: 0 BB: 0 P: 15	R: 0 E: 0 K: 2 S: 11	H: 0 LOB: 0 BB: 0 P: 15	R: 0 E: 0 K: 1 S: 7	H: 1 LOB: 1 BB: 0 P: 12	R: 0 E: 0 K: 1 S: 8	H: 0 LOB: 0 BB: 0 P: 10	R: 0 E: 0 K: 1 S: 6	H: 0 LOB: 0 BB: 0 P: 10	1B: 2 2B: 0 3B: 0 HR: 1	SF: 0 SAC: 0 DP: 0 HBP: 0	WP: 0 PB: 0 SB: 0 CS: 0	PA: 30	
PITCHER	IP	WLS	BF	H	R	ER	SO	BB	IBB	HBP	BLK	WP	HR	S	P	ERA	WHIP				
Paul Wilson, R (1,1) ERA: 3.59	8.0	W	27	3	1	1	6	0	0	0	0	0	1	62	89	1.12	0.375				
Danny Graves, R (9,1) ERA: 3.0	1.0	S	3	0	0	0	1	0	0	0	0	0	0	6	10	0.00	0.000				

Colorado Rockies @ Cincinnati Reds
Great American Ball Park, Cincinnati, OH

AB 30
R 1
H 3
RBI 1
BB 0
SO 7
LOB 4



Thu May 20 2004, 7:10 PM EDT
Att: 21,576 - Overcast - 82 F

Batter	1	2	3	4	5	6	7	8	9	AB	R	H	RBI	BB	SO	LOB	BOTTOM				
6 Ryan Freel, R (1,5) OBP: 0.344, SLG: 0.404	P4		K			E1		G6-3		4	1	1	0	0	1	0					
Danny Graves, R (9,1)						SF8				0	0	0	0	0	0	0					
Barry Larkin, R (1,6) OBP: 0.329, SLG: 0.355	PB			G6-3		SF8		G6-3		2	0	0	1	1	0	0					
Sean Casey, L (1,3) OBP: 0.402, SLG: 0.556	BB									4	0	1	1	0	2	1					
Ken Griffey Jr., L (1,8) OBP: 0.340, SLG: 0.460	K			K		G6-3		G4-3		3	0	0	0	0	1	2					
Austin Kearns, R (1,9) OBP: 0.300, SLG: 0.316				F7		G6-3				3	0	1	0	0	1	0					
Adam Dunn, L (1,7) OBP: 0.473, SLG: 0.613						G4-3		HBP		3	0	0	0	0	2	1					
D'Angelo Jimenez, S (1,4) OBP: 0.333, SLG: 0.338				L7				K		3	0	0	0	0	2	1					
Jason LaRue, R (1,2) OBP: 0.329, SLG: 0.310				G1-3				L9		3	0	0	0	0	0	1					
Paul Wilson, R (1,1) OBP: 0.190, SLG: 0.200										2	1	1	0	0	0	0					
Juan Castro, R (9,5) OBP: 0.306, SLG: 0.373				F9				HBP		3	1	1	0	0	2	2					
										0	0	0	0	0	0	0					
Inning Stats	R: 0 E: 0 K: 2 S: 12	H: 0 LOB: 1 BB: 1 P: 19	R: 0 E: 0 K: 2 S: 8	H: 0 LOB: 0 BB: 0 P: 10	R: 0 E: 0 K: 2 S: 9	H: 0 LOB: 0 BB: 0 P: 10	R: 0 E: 0 K: 1 S: 5	H: 0 LOB: 0 BB: 0 P: 6	R: 0 E: 0 K: 0 S: 9	H: 0 LOB: 0 BB: 0 P: 14	R: 3 E: 1 K: 0 S: 12	H: 4 LOB: 0 BB: 0 P: 16	R: 0 E: 0 K: 2 S: 11	H: 1 LOB: 2 BB: 0 P: 14	R: 0 E: 0 K: 0 S: 6	H: 0 LOB: 0 BB: 0 P: 7	1B: 5 2B: 0 3B: 0 HR: 0	SF: 1 SAC: 0 DP: 1 HBP: 1	WP: 0 PB: 1 SB: 0 CS: 0	PA: 30	
PITCHER	IP	WLS	BF	H	R	ER	SO	BB	IBB	HBP	BLK	WP	HR	S	P	ERA	WHIP				
Joe Kennedy, L (1,1) ERA: 2.82	7.0	L	27	5	3	2	9	1	0	1	0	0	0	66	89	2.57	0.857				
Steve Reed, R (8,1) ERA: 1.99	1.0		3	0	0	0	0	0	0	0	0	0	0	6	7	0.00	0.000				

Colorado Rockies @ Cincinnati Reds
Great American Ball Park, Cincinnati, OH

AB 27
R 3
H 5
RBI 2
BB 1
SO 9
LOB 7




Thu May 20 2004, 7:10 PM EDT
Att: 21,576 - Overcast - 82 F

Batter	1	2	3	4	5	6	7	8	9	AB	R	H	RBI	BB	SO	LOB	TOP					
Luis Gonzalez, R OBP: 0.273, SLG: 0.390	1-1 G6-3	0-3 K		3-1 P3			1-1 G5-3		2-3 K	5	0	0	0	0	2	1						
Royce Clayton, R OBP: 0.374, SLG: 0.503	2-2 BB 1B		1-3 K		0-1 HR 2B		1-1 FC6-4 2B		0-2 1B 1B	5	2	4	0	0	1	0						
Mark Sweeney, L OBP: 0.429, SLG: 0.581	2-1 F8		1-1 2B 1B		2-0 HR		4-2 FC6-4 BB		4-1 1B BB	3	3	2	2	2	0	1						
Vinny Castilla, R OBP: 0.391, SLG: 0.669	4-1 1-2 BB		1-1 1B 2B		0-2 G6-3		0-2 FC6-4 2-1 2-3		0-0 1B 1B	4	1	2	0	1	0	2						
Jeremy Burnitz, L OBP: 0.370, SLG: 0.643	0-3 K		1-1 P6		2-2 G5-3		2-1 G4-3		2-1 1-2 2-H 3-H 2-2 1B	5	0	1	2	0	1	6						
Todd Greene, R OBP: 0.298, SLG: 0.407 17 Todd Helton, L OBP: 0.454, SLG: 0.558		0-0 P2	1-1 2-H 3-H 1B		1-0 G6-3				1-1 L6	4	0	1	2	0	0	0						
11 Brad Hawpe, L OBP: 0.305, SLG: 0.479 5 Matt Holliday, R OBP: 0.350, SLG: 0.556		4-1 1B SF9 BB							3-2 F9	2	1	0	0	1	2	1						
Kit Pellow, R OBP: 0.313, SLG: 0.342 Shawn Chacon, R		3-2 1-3 1B							0-0 G6-3	4	0	1	0	0	1	0						
Jason Young, R Allan Simpson, R Javier López, L Jason Jennings, L Vladimir Nunez, R Jeff Fassero, L Denny Hocking, S		0-1 SF9							1-3 K	1	0	0	1	0	0	0						
Inning Stats	R: 0 E: 0 K: 1 S: 11	H: 1 LOB: 2 BB: 1 P: 20	R: 1 E: 0 K: 1 S: 12	H: 1 LOB: 1 BB: 1 P: 19	R: 2 E: 0 K: 2 S: 15	H: 3 LOB: 1 BB: 0 P: 23	R: 0 E: 0 K: 1 S: 10	H: 0 LOB: 0 BB: 0 P: 15	R: 2 E: 0 K: 0 S: 12	H: 2 LOB: 2 BB: 0 P: 17	R: 0 E: 0 K: 1 S: 8	H: 0 LOB: 0 BB: 0 P: 11	R: 0 E: 0 K: 0 S: 6	H: 0 LOB: 0 BB: 0 P: 10	R: 2 E: 0 K: 2 S: 16	H: 3 LOB: 2 BB: 1 P: 27	1B: 7 2B: 3 3B: 0 HR: 1	SF: 1 SAC: 0 DP: 0 HBP: 0	WP: 0 PB: 0 SB: 0 CS: 0	PA: 42		
PITCHER	IP WLS BF H R ER SO BB IBB HBP BLK WP HR S P ERA WHIP	5.0 W 24 7 5 5 5 2 0 0 0 0 1 60 94 9.00 1.800	6.1 H 6 1 0 0 1 1 0 0 0 0 0 0 15 24 0.00 1.500	7.1 H 1 0 0 0 0 0 0 0 0 0 0 3 3 0.00 0.000	7.1 H 4 0 0 0 0 0 0 0 0 0 0 8 14 0.00 0.000	9.1 7 3 2 2 2 1 0 0 0 0 0 16 27 18.00 4.000																

Colorado Rockies @ New York Mets
Shea Stadium, Flushing, NY
Fri May 21 2004, 7:10 PM EDT
Att: 20,148 - Unknown - 76 F

livebaseballscorecards.com

AB 37
R 7
H 11
RBI 7
BB 4
SO 8
LOB 13




Batter	1	2	3	4	5	6	7	8	9	AB	R	H	RBI	BB	SO	LOB	BOTTOM			
Kazuo Matsui, S OBP: 0.330, SLG: 0.394	4-1 2B BB		1-0 1-3 2-H 2B		1-2 HBP 1B					4	1	2	1	1	1	2				
Danny Garcia, R OBP: 0.397, SLG: 0.410	1-2 1B WP 2B		0-0 F7		3-2 G6-4-3 HBP				4-0 F7 G4-3 BB	3	2	2	2	1	0	2				
Cliff Floyd, L OBP: 0.355, SLG: 0.527 Braden Looper, R	2-1 F7		2-1 P5		2-1 2B				0-2 G4-3	5	1	1	0	0	0	6				
31 Mike Piazza, R OBP: 0.401, SLG: 0.541 Esix Snead, S	4-1 WP 1B BB		1-0 HR		0-2 G5-3				4-0 FC5-4 1B	3	1	2	1	2	0	1				
Karim Garcia, L OBP: 0.287, SLG: 0.422 Mike Stanton, L OBP: 1.000, SLG: 1.000 Vance Wilson, R OBP: 0.333, SLG: 0.395	0-1 WP 1B		3-2 G3-1		1-1 WP 2B				2-0 F7	4	0	2	1	0	0	1				
Jason Phillips, R OBP: 0.300, SLG: 0.336	1-2 2-3 1B		1-0 F9 1B 2B		2-3 K				0-1 G6-4-3	5	1	2	2	0	2	5				
Mike Cameron, R OBP: 0.325, SLG: 0.417	2-3 K		1-2 F9		3-2 F9				2-2 2B	4	0	1	0	1	1	4				
Ty Wigginton, R OBP: 0.263, SLG: 0.356		1-0 SH3 2B	4-0 1B 2B		2-2 G6-3				0-0 B3	4	2	1	0	1	0	3				
Matt Ginter, R OBP: 0.267, SLG: 0.667 Todd Coffey, R OBP: 0.348, SLG: 0.396 John Franco, L Orber Moreno, R Eric Valent, L Shane Spencer, R		1-1 SH3	3-2 2B IBB		4-2 HBP 1B BB				2-1 G5-3	1	0	1	1	0	0	0				
Inning Stats	R: 2 E: 0 K: 2 S: 16	H: 2 LOB: 2 BB: 2 P: 30	R: 1 E: 0 K: 0 S: 11	H: 2 LOB: 1 BB: 0 P: 17	R: 3 E: 0 K: 0 S: 14	H: 4 LOB: 1 BB: 1 P: 28	R: 1 E: 0 K: 1 S: 14	H: 2 LOB: 1 BB: 0 P: 22	R: 0 E: 0 K: 0 S: 7	H: 1 LOB: 2 BB: 1 P: 9	R: 0 E: 0 K: 1 S: 12	H: 1 LOB: 1 BB: 0 P: 17	R: 2 E: 0 K: 0 S: 7	H: 1 LOB: 2 BB: 3 P: 24	1B: 4 2B: 9 3B: 0 HR: 1	SF: 0 SAC: 1 DP: 2 HBP: 1	WP: 2 PB: 0 SB: 0 CS: 0	PA: 44		
PITCHER	IP WLS BF H R ER SO BB IBB HBP BLK WP HR S P ERA WHIP	3.0 L 20 8 6 6 2 2 1 0 0 0 1 1 41 75 18.00 3.333	4.1 9 3 1 1 1 1 0 1 0 0 0 0 26 44 6.75 3.000	5.1 0.2 1 0 0 0 0 0 0 0 0 0 2 2 0.00 0.000	6.1 1.1 5 2 0 0 0 0 0 0 0 0 12 16 0.00 1.500	7.1 0.2 2 0 0 0 1 0 0 0 0 0 7 10 0.00 0.000														

Colorado Rockies @ New York Mets
Shea Stadium, Flushing, NY
Fri May 21 2004, 7:10 PM EDT
Att: 20,148 - Unknown - 76 F

livebaseballscorecards.com

AB 35
R 9
H 14
RBI 8
BB 7
SO 4
LOB 27



Batter	1	2	3	4	5	6	7	8	9	AB	R	H	RBI	BB	SO	LOB	TOP					
Denny Hocking, S (1,4) OBP: 0.243, SLG: 0.200	G4-3			G1-3					F9	3	0	0	0	1	0	0	Colorado Rockies @ New York Mets Shea Stadium, Flushing, NY Sun May 23 2004, 1:10 PM EDT Att: 37,486 - Sunny - 77 F					
Royce Clayton, R (1,6) OBP: 0.366, SLG: 0.488	F8			L6					P6	4	0	0	0	0	1	1						
Vinny Castilla, R (1,5) OBP: 0.379, SLG: 0.640	K			G1-3					P4	3	0	0	0	0	1	1						
Charles Johnson, R (1,2) OBP: 0.369, SLG: 0.559		G4-3			G5-3				G6-3	3	0	0	0	0	0	1						
Jeremy Burnitz, L (1,9) OBP: 0.376, SLG: 0.660		G4-3			P5				F7	3	0	0	0	0	0	0						
5 Matt Holliday, R (1,7) OBP: 0.355, SLG: 0.536		F8			K				K	3	0	0	0	0	2	0						
Kit Pellow, R (1,3) OBP: 0.318, SLG: 0.358				K					G1-3	3	0	1	0	0	1	0						
Rene Reyes, S (1,8) OBP: 0.227, SLG: 0.179				G6-3					G6-3	3	0	0	0	0	1	1						
Shawn Estes, R (1,1) OBP: 0.208, SLG: 0.174				K					F8	2	0	0	0	0	1	0						
Steve Reed, R (6,1)										0	0	0	0	0	0	0						
Shawn Chacon, R (8,1)										0	0	0	0	0	0	0						
Todd Greene, R (9, FH) OBP: 0.288, SLG: 0.393									K	1	0	0	0	0	1	0						
Inning Stats	R: 0 E: 0 K: 1 S: 7	H: 0 LOB: 0 BB: 0 P: 10	R: 0 E: 0 K: 0 S: 7	H: 0 LOB: 0 BB: 0 P: 12	R: 0 E: 0 K: 2 S: 9	H: 0 LOB: 0 BB: 0 P: 14	R: 0 E: 0 K: 0 S: 5	H: 0 LOB: 0 BB: 0 P: 6	R: 0 E: 0 K: 1 S: 8	H: 0 LOB: 0 BB: 0 P: 13	R: 0 E: 0 K: 0 S: 5	H: 0 LOB: 0 BB: 0 P: 7	R: 0 E: 0 K: 1 S: 11	H: 0 LOB: 1 BB: 1 P: 21	R: 0 E: 0 K: 2 S: 11	H: 1 LOB: 1 BB: 0 P: 17	R: 0 E: 0 K: 1 S: 8	H: 0 LOB: 0 BB: 0 P: 13	1B: 0 2B: 1 3B: 0 HR: 0	SF: 0 SAC: 0 DP: 0 HBP: 0	WP: 0 PB: 0 CS: 0	PA: 29
PITCHER Tom Glavine, L (1,1) ERA: 2.13	IP: 9.0 WLS: W BF: 29 H: 1 R: 0 ER: 0 SO: 8 BB: 1 IBB: 0 HBP: 0 BLK: 0 WP: 0 HR: 0 S: 71 P: 113 ERA: 0.00 WHIP: 0.222																					

Batter	1	2	3	4	5	6	7	8	9	AB	R	H	RBI	BB	SO	LOB	BOTTOM			
Kazuo Matsui, S (1,6) OBP: 0.337, SLG: 0.435	HR		SH2-3 G1 2B			P6				3	2	2	1	1	0	2	Colorado Rockies @ New York Mets Shea Stadium, Flushing, NY Sun May 23 2004, 1:10 PM EDT Att: 37,486 - Sunny - 77 F			
Danny Garcia, R (1,4) OBP: 0.376, SLG: 0.373	F9		SH2-3		F8		G6-3			3	0	0	0	0	0	1				
Cliff Floyd, L (1,7) OBP: 0.371, SLG: 0.565	HR		G1		K		G4-6-3 1B			4	1	2	2	0	1	1				
31 Mike Piazza, R (1,3) OBP: 0.400, SLG: 0.539			F9		P4		G4-6-3			4	0	1	0	0	0	2				
Mike Cameron, R (8,8) OBP: 0.317, SLG: 0.406	2B									0	0	0	0	0	0	0				
Shane Spencer, R (1,9) OBP: 0.352, SLG: 0.430	G5-3			G6-3		S 1B BB		L9		3	1	0	0	1	0	1				
Jason Phillips, R (1,2) OBP: 0.304, SLG: 0.333	F9		G5-2-3 1B		K		G5-3			4	0	1	0	0	1	2				
Ty Wigginton, R (1,5) OBP: 0.280, SLG: 0.408		K				K				4	0	2	0	0	2	1				
Joe McEwing, R (1,8) OBP: 0.265, SLG: 0.286	F7							G3		2	0	0	0	2	0	1				
Tom Glavine, L (1,1) OBP: 0.333, SLG: 0.263	G4-3			G5-2-3						3	0	1	1	0	0	3				
Inning Stats	R: 2 E: 0 K: 0 S: 15	H: 3 LOB: 1 BB: 0 P: 23	R: 0 E: 0 K: 1 S: 8	H: 0 LOB: 0 BB: 0 P: 13	R: 1 E: 0 K: 0 S: 6	H: 1 LOB: 0 BB: 0 P: 10	R: 0 E: 0 K: 0 S: 14	H: 2 LOB: 2 BB: 1 P: 28	R: 0 E: 0 K: 1 S: 9	H: 0 LOB: 1 BB: 1 P: 17	R: 1 E: 0 K: 2 S: 14	H: 1 LOB: 2 BB: 2 P: 25	R: 0 E: 0 K: 0 S: 11	H: 1 LOB: 0 BB: 0 P: 17	R: 0 E: 0 K: 0 S: 9	H: 1 LOB: 1 BB: 0 P: 15	1B: 4 2B: 3 3B: 0 HR: 2	SF: 0 SAC: 1 DP: 2 HBP: 0	WP: 0 PB: 0 CS: 0	PA: 35
PITCHER Shawn Estes, L (1,1) ERA: 6.32	IP: 5.2 WLS: L BF: 27 H: 7 R: 4 ER: 4 SO: 4 BB: 2 IBB: 2 HBP: 0 BLK: 0 WP: 0 HR: 2 S: 63 P: 113 ERA: 6.35 WHIP: 1.588																			
Steve Reed, R (6,1) ERA: 1.47	1.1	4	1	0	0	0	0	0	0	0	0	14	20	0.00	0.750					
Shawn Chacon, R (8,1) ERA: 4.08	1.0	4	1	0	0	0	0	0	0	0	0	9	15	0.00	1.000					

AB	28
R	0
H	1
RBI	0
BB	1
SO	8
LOB	4



Batter	1	2	3	4	5	6	7	8	9	AB	R	H	RBI	BB	SO	LOB	TOP				
Sean Burroughs, L (1.5) OBP: 0.369, SLG: 0.386	G1-3		K			BB 1B	FC6-4		24 WP 1B	6	1	3	0	0	1	2	San Diego Padres @ Colorado Rockies Coors Field, Denver, CO Tue May 25 2004, 7:05 PM MDT Att: 33,799 - Unknown - 57 F livebaseballscorecards.com				
Mark Loretta, R (1.4) OBP: 0.364, SLG: 0.465	G6-3		24 BB BB			BB 1B	P3		SF9	3	2	1	1	2	0	2					
24 Brian Giles, L (1.9) OBP: 0.395, SLG: 0.497	F7		FC5-4 BB				F6		F7	4	0	0	0	2	1	4					
Phil Nevin, R (1.3) OBP: 0.347, SLG: 0.412		2-1 HR 1B	FC5-4			1B 1B	P1		HR 2B	4	3	2	1	1	0	5					
Jay Payton, R (1.8) OBP: 0.382, SLG: 0.443	F8									5	3	4	4	0	0	1					
Ryan Klees, L (1.7) OBP: 0.349, SLG: 0.366	F7									5	0	2	1	0	0	2					
Kerry Robinson, L (8.7) OBP: 0.313, SLG: 0.295										0	0	0	0	0	0	0					
Miguel Ojeda, R (1.2) Rod Beck, R (7.1)										4	1	2	3	0	0	4					
Brian Buchanan, R (8. PH) OBP: 0.278, SLG: 0.344										0	0	0	0	0	0	0					
Akinori Otsuka, R (8.1)										0	0	0	0	0	0	0					
Brandon Puffer, R (9.1)										0	0	0	0	0	0	0					
3 Khalil Greene, R (1.6) OBP: 0.341, SLG: 0.383										4	1	2	1	1	1	1					
Ismael Valdez, R (1.1) Dennis Tankersley, R (4.1) Terrence Long, L (6. PH) Scott Linebrink, R (6.1) Ramon Hernandez, R (7. PH)										1	0	0	0	0	1	0					
										1	0	0	0	0	1	0					
										0	0	0	0	0	0	0					
										2	0	0	0	0	1	3					
Inning Stats	R: 0 E: 0 K: 0 S: 9	H: 0 LOB: 0 BB: 0 P: 10	R: 2 E: 0 K: 1 S: 10	H: 2 LOB: 0 BB: 0 P: 16	R: 0 E: 0 K: 2 S: 10	H: 0 LOB: 2 BB: 2 P: 21	R: 1 E: 0 K: 0 S: 11	H: 2 LOB: 0 BB: 0 P: 16	R: 3 E: 0 K: 1 S: 13	H: 3 LOB: 2 BB: 2 P: 27	R: 0 E: 0 K: 0 S: 8	H: 1 LOB: 3 BB: 2 P: 18	R: 1 E: 0 K: 1 S: 17	H: 3 LOB: 2 BB: 0 P: 20	R: 3 E: 0 K: 0 S: 10	H: 3 LOB: 0 BB: 0 P: 13	R: 1 E: 0 K: 1 S: 14	H: 2 LOB: 1 BB: 0 P: 21	1B: 12 2B: 2 3B: 0 HR: 2	SF: 1 SAC: 0 DP: 1 HBP: 0	WP: 1 PA: 48 PB: 0 SB: 0 CS: 0
PITCHER	IP	WLS	BF	H	R	ER	SO	BB	IBB	HBP	BLK	WP	HR	S	P	ERA	WHIP				
Joe Kennedy, L (1.1) ERA: 3.49	5.0		25	7	6	6	4	4	0	0	0	0	1	53	90	10.80	2.200				
Allan Simpson, R (6.1) ERA: 2.25	0.2		4	1	0	0	0	1	0	0	0	0	0	6	10	0.00	3.000				
Javier López, L (6.1) ERA: 8.82	0.1		2	0	0	0	0	1	0	0	0	0	0	2	8	0.00	3.000				
Jeff Fassero, L (7.1) ERA: 5.55	1.0	L	6	3	1	1	1	0	0	0	0	0	0	17	20	9.00	3.000				
40 Brian Fuentes, L (8.1) ERA: 3.72	1.0		6	3	3	3	0	0	0	0	0	0	1	10	13	27.00	3.000				

Batter	1	2	3	4	5	6	7	8	9	AB	R	H	RBI	BB	SO	LOB	BOTTOM				
Luis Gonzalez, R (1.4) OBP: 0.292, SLG: 0.409	HR 1B	E2 3B 1B		1B WP 1B				G6-4-3		5	2	4	1	0	0	1	San Diego Padres @ Colorado Rockies Coors Field, Denver, CO Tue May 25 2004, 7:05 PM MDT Att: 33,799 - Unknown - 57 F livebaseballscorecards.com				
Royce Clayton, R (1.6) OBP: 0.397, SLG: 0.503	HR	G5-3		FC1-5 WP 1B				G4-3		5	1	2	1	0	1	2					
Mark Sweeney, L (1.3) OBP: 0.424, SLG: 0.569	G4-3			K				F7		5	0	1	1	0	1	2					
Vinny Castilla, R (1.5) OBP: 0.380, SLG: 0.636				FC1-5				K		4	0	1	0	1	2	3					
Jeromy Burnitz, L (1.8) OBP: 0.366, SLG: 0.639	P6			K				P6		5	0	0	0	0	1	3					
5 Matt Holliday, R (1.7) OBP: 0.372, SLG: 0.548										3	1	2	0	2	0	1					
Charles Johnson, R (1.2) OBP: 0.373, SLG: 0.561										3	1	1	1	1	1	2					
11 Brad Hawpe, L (1.9) OBP: 0.322, SLG: 0.418										4	0	0	0	0	0	5					
Joe Kennedy, R (1.1) Todd Greeney, R (5. PH) Allan Simpson, R (8.1) Javier López, L (8.1) Jeff Fassero, L (7.1) 40 Brian Fuentes, L (8.1) Denny Hocking, S (8. PH) Vladimir Nunez, R (9.1)										2	1	1	1	0	0	2					
										1	0	0	0	0	0	1					
										0	0	0	0	0	0	0					
										0	0	0	0	0	0	0					
										0	0	0	0	0	0	0					
										0	0	0	0	0	0	0					
										1	0	1	0	0	0	0					
										0	0	0	0	0	0	0					
Inning Stats	R: 1 E: 0 K: 0 S: 14	H: 2 LOB: 1 BB: 1 P: 22	R: 4 E: 1 K: 1 S: 23	H: 4 LOB: 1 BB: 1 P: 37	R: 0 E: 0 K: 0 S: 10	H: 1 LOB: 2 BB: 1 P: 20	R: 1 E: 0 K: 2 S: 14	H: 2 LOB: 1 BB: 0 P: 23	R: 0 E: 0 K: 0 S: 7	H: 0 LOB: 1 BB: 1 P: 12	R: 0 E: 0 K: 2 S: 12	H: 1 LOB: 1 BB: 0 P: 17	R: 0 E: 0 K: 1 S: 8	H: 1 LOB: 1 BB: 0 P: 10	R: 0 E: 0 K: 0 S: 7	H: 1 LOB: 0 BB: 0 P: 11	R: 0 E: 0 K: 0 S: 7	H: 1 LOB: 1 BB: 0 P: 11	1B: 6 2B: 5 3B: 1 HR: 1	SF: 0 SAC: 0 DP: 1 HBP: 0	WP: 1 PA: 42 PB: 0 SB: 0 CS: 0
PITCHER	IP	WLS	BF	H	R	ER	SO	BB	IBB	HBP	BLK	WP	HR	S	P	ERA	WHIP				
Ismael Valdez, R (1.1) ERA: 5.37	3.0		20	9	6	6	1	3	0	0	0	0	1	52	86	18.00	4.000				
Dennis Tankersley, R (4.1) ERA: 6.0	2.0		7	0	0	0	2	1	0	0	0	0	1	16	28	0.00	0.500				
Scott Linebrink, R (6.1) ERA: 1.65	1.0	W	4	1	0	0	2	0	0	0	0	0	0	12	17	0.00	1.000				
Rod Beck, R (7.1) ERA: 4.5	1.0	H	4	1	0	0	1	0	0	0	0	0	0	8	10	0.00	1.000				
Akinori Otsuka, R (8.1) ERA: 1.61	1.0		3	1	0	0	0	0	0	0	0	0	0	7	11	0.00	1.000				

Batter	1	2	3	4	5	6	7	8	9	AB	R	H	RBI	BB	SO	LOB	TOP								
Sean Burroughs, L (1,5) OBP: 0.366, SLG: 0.383 Jeff Cirillo, R (9,PH) OBP: 0.500, SLG: 0.250	2-2 G6-3 1B		1-3 K		1-1 G3	2-1 FC6-4			4-2 1B 24 3B BB	4	0	1	0	0	1	2									
Mark Loretta, R (1,4) OBP: 0.365, SLG: 0.463	0-1 F9		0-2 G5-3		0-2 BB FC1-2 1B		1-1 G4-3		0-0 24 3B 1B	5	1	2	0	0	0	2									
24 Brian Giles, L (1,9) OBP: 0.395, SLG: 0.503	3-2 G6-3		4-0 S 1B BB		1-0 F7		2-1 F9		1-1 1B 3B	4	2	1	2	1	0	2									
Phil Nevin, R (1,3) OBP: 0.354, SLG: 0.417	2-3 K		3-2 1B 3B		0-1 BB 1B		2-2 F8		0-1 1B	5	0	3	3	0	1	1									
Ryan Klesko, L (1,7)		0-1 G3		0-0 F8		4-2 BB 1B		4-1 1B BB	3	0	0	0	2	1	2										
Jay Payton, R (1,8) OBP: 0.382, SLG: 0.441	2-0 G4-6-3 1B			2-2 1B		1-0 FC1-2		1-0 F8	0	0	2	0	0	0	5										
Ramon Hernandez, R (1,2) OBP: 0.314, SLG: 0.393	2-2 G4-6-3 1B			1-0 L9		2-3 K		0-2 1B	5	0	1	0	0	1	3										
3 Khalil Greene, R (1,6) OBP: 0.339, SLG: 0.379			1-1 2B 1B		2-2 K		3-2 F9		1-1 F8	4	1	1	0	0	1	3									
Adam Eaton, R (1,1) OBP: 0.269, SLG: 0.304 Jay Witasick, R (7,1)			3-1 1B 2B		2-3 K		2-0 FC6-4 1B		1-1 F7	3	1	2	1	0	1	1									
Kerry Robinson, L (8,PH) OBP: 0.306, SLG: 0.289 Brandon Puffer, R (8,1)										0	0	0	0	0	0	0									
										1	0	0	0	0	0	2									
										0	0	0	0	0	0	0									
Inning Stats	R: 0 E: 0 K: 1 S: 12	H: 1 LOB: 1 BB: 0 P: 19	R: 0 E: 0 K: 0 S: 7	H: 1 LOB: 0 BB: 0 P: 11	R: 3 E: 0 K: 1 S: 14	H: 3 LOB: 1 BB: 1 P: 26	R: 0 E: 0 K: 2 S: 11	H: 1 LOB: 1 BB: 0 P: 18	R: 0 E: 0 K: 0 S: 13	H: 2 LOB: 3 BB: 1 P: 20	R: 0 E: 0 K: 1 S: 9	H: 1 LOB: 1 BB: 0 P: 18	R: 0 E: 0 K: 0 S: 7	H: 0 LOB: 0 BB: 0 P: 12	R: 0 E: 0 K: 0 S: 9	H: 1 LOB: 2 BB: 1 P: 16	R: 3 E: 0 K: 1 S: 15	H: 3 LOB: 1 BB: 1 P: 25	1B: 11 2B: 1 3B: 1 HR: 0	SF: 0 SAC: 0 DP: 1 HBP: 0	WP: 0 PB: 0 SB: 1 CS: 0	PA: 43			
PITCHER	IP	WLS	BF	H	R	ER	SO	BB	IBB	HBP	BLK	WP	HR	S	P	ERA	WHIP								
Jason Jennings, R (1,1) ERA: 8.05	6.0	W	28	9	3	3	5	2	0	0	0	0	0	66	112	4.50	1.833								
Tim Harikkala, R (7,1) ERA: 2.12	2.0		8	1	0	0	0	1	0	0	0	0	0	16	28	0.00	1.000								
Shawn Chacon, R (9,1) ERA: 5.3	1.0		7	3	3	3	1	1	0	0	0	0	0	15	25	27.00	4.000								

San Diego Padres @ Colorado Rockies
Coors Field, Denver, CO
Wed May 26 2004, 7:05 PM MDT
Att: 28,129 - Cloudy - 75 F

AB 39
R 6
H 13
RBI 6
BB 4
SO 6
LOB 23



Batter	1	2	3	4	5	6	7	8	9	AB	R	H	RBI	BB	SO	LOB	BOTTOM								
Luis Gonzalez, R (1,4) OBP: 0.288, SLG: 0.400	2-3 K			0-2 K		1-0 F8		0-3 K		5	0	1	1	0	3	2									
Royce Clayton, R (1,6) OBP: 0.378, SLG: 0.514 Shawn Chacon, R (9,1)	1-1 1B 2B		1-2 P5		4-0 2B BB	2-2 1B		1-2 G4-3 1B		4	3	3	1	1	0	2									
Mark Sweeney, L (1,3) OBP: 0.437, SLG: 0.582	0-0 HR 1B		4-1 BB		1-0 G4-3 1B HR 2B		2-3 K	0-2 G4-3		4	2	2	3	1	1	1									
Vinny Castilla, R (1,5) OBP: 0.385, SLG: 0.671	1-0 HR 1B		0-2 F9		1-2 G4-3		1-1 2B 1B	0-0 HR		5	3	3	4	0	0	4									
Jeremy Burnitz, L (1,9) OBP: 0.358, SLG: 0.623 Denny Hocking, S (8,9) OBP: 0.250, SLG: 0.209	2-3 K		3-2 P5		1-2 L5		1-2 P6	1-2 F7		4	0	0	0	0	1	2									
5 Matt Holliday, R (1,7) OBP: 0.376, SLG: 0.571	0-1 F8		2-1 L4-3 1B		0-0 HR		2-2 E8 2B		4	2	2	2	0	0	1										
Todd Greene, R (1,2) OBP: 0.297, SLG: 0.426		0-1 1B 2B		0-2 L4-3		0-1 F7		1-2 2B		4	1	2	2	0	0	1									
Rene Reyes, S (1,8) OBP: 0.229, SLG: 0.186		2-2 E6 1B			0-0 G3		0-2 FC1-6 1B	0-0 G6-3		4	0	1	0	0	0	2									
Jason Jennings, L (1,1) OBP: 0.136, SLG: 0.273 Tim Harikkala, R (7,1)		0-3 K		3-2 G3		1 SAFE FC1-6 1B		4-1 1B G4-3 BB		3	1	0	0	0	1	3									
11 Brad Hawpe, L (8,PH) OBP: 0.333, SLG: 0.418										0	0	0	0	0	0	0									
										0	1	0	0	1	0	0									
Inning Stats	R: 3 E: 0 K: 2 S: 16	H: 3 LOB: 0 BB: 0 P: 22	R: 1 E: 1 K: 1 S: 20	H: 2 LOB: 3 BB: 1 P: 27	R: 0 E: 0 K: 0 S: 8	H: 1 LOB: 0 BB: 0 P: 13	R: 0 E: 0 K: 1 S: 9	H: 0 LOB: 0 BB: 0 P: 12	R: 3 E: 0 K: 0 S: 11	H: 2 LOB: 1 BB: 1 P: 18	R: 1 E: 0 K: 0 S: 10	H: 2 LOB: 1 BB: 0 P: 13	R: 2 E: 1 K: 1 S: 16	H: 2 LOB: 1 BB: 0 P: 23	R: 3 E: 0 K: 1 S: 18	H: 2 LOB: 0 BB: 1 P: 24	1B: 7 2B: 5 3B: 0 HR: 3	SF: 0 SAC: 0 DP: 1 HBP: 0	WP: 1 PB: 0 SB: 0 CS: 0	PA: 41					
PITCHER	IP	WLS	BF	H	R	ER	SO	BB	IBB	HBP	BLK	WP	HR	S	P	ERA	WHIP								
Adam Eaton, R (1,1) ERA: 5.92	6.0	L	29	10	8	8	4	2	0	0	0	0	0	74	105	12.00	2.000								
Jay Witasick, R (7,1) ERA: 2.31	1.0		6	2	2	0	1	0	0	0	0	0	0	16	23	0.00	2.000								
Brandon Puffer, R (8,1) ERA: 5.79	1.0		6	2	3	3	1	1	0	0	0	0	1	18	24	27.00	3.000								

San Diego Padres @ Colorado Rockies
Coors Field, Denver, CO
Wed May 26 2004, 7:05 PM MDT
Att: 28,129 - Cloudy - 75 F

AB 38
R 13
H 14
RBI 13
BB 3
SO 6
LOB 18



Batter	1	2	3	4	5	6	7	8	9	AB	R	H	RBI	BB	SO	LOB	TOP								
Luis Gonzalez, R OBP: 0.307, SLG: 0.414	G5-3		G5-3				F9		G4-3	4	1	1	0	0	0	0	Colorado Rockies @ San Francisco Giants SBC Park, San Francisco, CA Sat May 29 2004, 10:15 PM EDT Att: 42,297 - Sunny - 61 F								
Royce Clayton, R OBP: 0.365, SLG: 0.484	K		G5-3					F8	G4-3	5	0	1	0	0	1	1									
17 Todd Helton, L OBP: 0.458, SLG: 0.556	K								G5-3	4	1	2	1	1	1	1									
Vinny Castilla, R OBP: 0.376, SLG: 0.643										4	1	2	0	0	2	3									
Jerome Burnitz, L OBP: 0.370, SLG: 0.629										3	0	2	1	1	1	2									
5 Matt Holliday, R OBP: 0.361, SLG: 0.538										4	0	1	0	0	2	3									
Todd Greene, R OBP: 0.279, SLG: 0.400										3	0	0	0	0	1	3									
Mark Sweeney, L OBP: 0.457, SLG: 0.550										0	0	0	1	1	0	0									
Charles Johnson, R OBP: 0.373, SLG: 0.567										0	0	0	0	0	0	0									
Rene Reyes, S OBP: 0.233, SLG: 0.200										4	0	1	0	0	1	3									
Jeff Fassero, L OBP: 0.250, SLG: 0.250										2	0	0	0	0	0	2									
Allan Simpson, R OBP: 0.323, SLG: 0.404										0	0	0	0	0	0	0									
11 Brad Hawpe, L OBP: 0.323, SLG: 0.404										1	0	0	0	0	0	0									
Vladimir Nunez, R OBP: 0.240, SLG: 0.200										1	0	0	0	0	0	0									
Denny Hocking, S OBP: 0.240, SLG: 0.200										1	0	0	0	0	0	0									
Inning Stats	R: 0 E: 0 K: 2 S: 10	H: 0 LOB: 0 BB: 0 P: 12	R: 1 E: 0 K: 2 S: 12	H: 3 LOB: 2 BB: 0 P: 17	R: 0 E: 0 K: 1 S: 9	H: 1 LOB: 1 BB: 0 P: 13	R: 0 E: 0 K: 1 S: 5	H: 0 LOB: 0 BB: 1 P: 10	R: 1 E: 0 K: 1 S: 14	H: 2 LOB: 2 BB: 0 P: 25	R: 0 E: 0 K: 0 S: 6	H: 1 LOB: 0 BB: 0 P: 9	R: 0 E: 0 K: 1 S: 8	H: 0 LOB: 0 BB: 0 P: 10	R: 1 E: 0 K: 1 S: 16	H: 2 LOB: 2 BB: 2 P: 33	R: 0 E: 0 K: 0 S: 10	H: 1 LOB: 1 BB: 0 P: 15	1B: 8 2B: 3 3B: 0 HR: 0	SF: 0 SAC: 0 DP: 2 HBP: 1	WP: 0 PB: 0 SB: 0 CS: 0	PA: 39			
PITCHER	IP	WLS	BF	H	R	ER	SO	BB	IBB	HBP	BLK	WP	HR	S	P	ERA	WHIP								
Jerome Williams, R ERA: 4.19	7.1	W	31	8	3	3	8	2	0	1	0	0	0	72	111	3.68	1.364								
Jason Christiansen, L ERA: 3.14	0.1	H	1	0	0	0	1	0	0	0	0	0	0	5	8	0.00	0.000								
Felix Rodriguez, R ERA: 2.63	0.0		2	1	0	0	0	1	0	0	0	0	0	2	9	∞	∞								
Matt Herges, R ERA: 5.54	1.1	S	5	1	0	0	0	0	0	0	0	0	0	11	16	0.00	0.750								

Batter	1	2	3	4	5	6	7	8	9	AB	R	H	RBI	BB	SO	LOB	BOTTOM								
Neftali Feliz, S OBP: 0.249, SLG: 0.278										4	0	1	0	0	2	0	Colorado Rockies @ San Francisco Giants SBC Park, San Francisco, CA Sat May 29 2004, 10:15 PM EDT Att: 42,297 - Sunny - 61 F								
Dustin Mohr, R OBP: 0.313, SLG: 0.294										4	1	1	1	0	0	1									
Edgardo Alfonzo, R OBP: 0.341, SLG: 0.361										4	1	2	0	0	0	1									
Barry Bonds, L OBP: 0.616, SLG: 0.828										2	1	1	1	2	1	1									
Pedro Feliz, R OBP: 0.288, SLG: 0.471										4	0	1	0	0	0	3									
Jason Christiansen, R ERA: 3.14										0	0	0	0	0	0	0									
Felix Rodriguez, R ERA: 2.63										0	0	0	0	0	0	0									
Matt Herges, L ERA: 5.54										0	0	0	0	0	0	0									
Jeffrey Hammonds, R OBP: 0.364, SLG: 0.388										3	0	0	0	1	2	4									
Damon Minor, L OBP: 0.412, SLG: 0.250										3	1	0	0	0	0	1									
Yorvit Torrealba, R OBP: 0.322, SLG: 0.340										4	1	2	2	0	1	0									
Jerome Williams, R OBP: 0.150, SLG: 0.150										3	0	0	0	0	2	2									
Deivi Cruz, R OBP: 0.292, SLG: 0.326										0	0	0	0	0	0	0									
Inning Stats	R: 0 E: 0 K: 1 S: 9	H: 2 LOB: 3 BB: 1 P: 21	R: 1 E: 0 K: 2 S: 9	H: 1 LOB: 0 BB: 0 P: 17	R: 0 E: 0 K: 1 S: 8	H: 1 LOB: 1 BB: 0 P: 11	R: 0 E: 0 K: 0 S: 9	H: 0 LOB: 0 BB: 1 P: 13	R: 0 E: 0 K: 1 S: 6	H: 0 LOB: 0 BB: 0 P: 8	R: 3 E: 0 K: 1 S: 14	H: 3 LOB: 1 BB: 0 P: 22	R: 1 E: 0 K: 1 S: 10	H: 1 LOB: 1 BB: 1 P: 23	R: 0 E: 0 K: 1 S: 7	H: 0 LOB: 0 BB: 0 P: 11	1B: 5 2B: 2 3B: 0 HR: 1	SF: 0 SAC: 0 DP: 1 HBP: 1	WP: 2 PB: 0 SB: 1 CS: 0	PA: 35					
PITCHER	IP	WLS	BF	H	R	ER	SO	BB	IBB	HBP	BLK	WP	HR	S	P	ERA	WHIP								
Jeff Fassero, L ERA: 5.4	5.2	L	25	6	4	3	6	1	1	1	0	0	0	51	87	4.76	1.235								
Allan Simpson, R ERA: 2.09	0.1		2	1	0	0	0	0	0	0	0	0	0	4	5	0.00	3.000								
Vladimir Nunez, R ERA: 7.01	2.0		8	1	1	1	2	1	0	0	0	0	1	17	34	4.50	1.000								


AB	35
R	3
H	10
RBI	3
BB	3
SO	9
LOB	18



Batter	1	2	3	4	5	6	7	8	9	AB	R	H	RBI	BB	SO	LOB	TOP											
Luis Gonzalez, R OBP: 0.299, SLG: 0.401	L6		G6-3			P3		G5-3		4	0	0	0	0	0	1												
Mark Sweeney, L OBP: 0.459, SLG: 0.532	K		K						BB	2	0	0	0	2	2	0												
17 Todd Helton, L OBP: 0.454, SLG: 0.555				L4		G1-3			FC1-6 3B	4	1	1	0	0	2													
Vinny Castilla, R OBP: 0.368, SLG: 0.629	K			L5			G5-3		F9	4	0	0	0	1	2													
Jeremy Burnitz, L OBP: 0.372, SLG: 0.636		BB		G3			K		1-H 3B	3	0	1	1	1	1	0												
5 Matt Holliday, R OBP: 0.351, SLG: 0.522		K					G5-3		K	4	0	0	0	0	3	2												
Charles Johnson, R OBP: 0.372, SLG: 0.561		K							K	3	0	1	0	0	2	1												
Denny Hocking, S OBP: 0.231, SLG: 0.192		K							F7	3	0	0	0	0	1	2												
Joe Kennedy, R OBP: 0.273, SLG: 0.286										2	0	0	0	0	2	0												
11 Brad Hawpe, L OBP: 0.333, SLG: 0.404										0	0	0	0	1	0	0												
Allan Simpson, R OBP: 0.333, SLG: 0.404										0	0	0	0	0	0	0												
Inning Stats	R: 0 H: 1 E: 0 K: 2 S: 10	H: 0 LOB: 1 BB: 0 P: 13	R: 0 H: 0 E: 0 K: 3 S: 10	H: 0 LOB: 1 BB: 1 P: 18	R: 0 H: 0 E: 0 K: 2 S: 9	H: 0 LOB: 0 BB: 0 P: 11	R: 0 H: 0 E: 0 K: 0 S: 6	H: 0 LOB: 0 BB: 0 P: 8	R: 0 H: 1 E: 0 K: 1 S: 11	H: 0 LOB: 1 BB: 1 P: 16	R: 0 H: 0 E: 0 K: 1 S: 8	H: 0 LOB: 0 BB: 0 P: 11	R: 0 H: 0 E: 0 K: 1 S: 7	H: 0 LOB: 1 BB: 1 P: 12	R: 1 H: 1 E: 0 K: 1 S: 13	H: 1 LOB: 1 BB: 1 P: 19	1B: 1 2B: 1 3B: 1 HR: 0	SF: 0 SAC: 0 DP: 1 HBP: 0	WP: 0 PA: 33 PB: 0 SB: 0 CS: 0									
PITCHER	IP	WLS	BF	H	R	ER	SO	BB	IBB	HBP	BLK	WP	HR	S	P	ERA	WHIP											
Jason Schmidt, R ERA: 2.97	(1, 1)	8.0	W	29	2	1	1	11	4	0	0	0	0	0	73	115	1.12	0.750										
Jason Christiansen, L ERA: 3.07	(9, 1)	0.1	H	1	0	0	0	0	0	0	0	0	0	3	3	0.00	0.000											
Matt Herges, R ERA: 5.4	(9, 1)	0.2	S	3	1	0	0	1	0	0	0	0	0	8	10	0.00	1.500											

Colorado Rockies @ San Francisco Giants
SBC Park, San Francisco, CA
Sun May 30 2004, 4:05 PM EDT
Att: 42,463 - Sunny - 71 F


AB 29
R 1
H 3
RBI 1
BB 4
SO 12
LOB 10



Batter	1	2	3	4	5	6	7	8	9	AB	R	H	RBI	BB	SO	LOB	BOTTOM										
Jeffrey Hammonds, R OBP: 0.330, SLG: 0.367	HR					P4		F8		3	2	1	0	1	0	0											
Michael Tucker, L OBP: 0.348, SLG: 0.398										3	1	1	2	1	1	1											
Marquis Grissom, R OBP: 0.360, SLG: 0.492	HR									0	0	0	0	0	0	0											
Edgardo Alfonzo, R OBP: 0.339, SLG: 0.354	F8									3	0	0	0	1	1	1											
Pedro Feliz, R OBP: 0.306, SLG: 0.494	BB									3	0	3	1	1	0	0											
Dustan Mohr, R OBP: 0.309, SLG: 0.278	PO									3	0	0	0	1	1	2											
A.J. Pierzynski, L OBP: 0.292, SLG: 0.355	PO									4	0	0	0	0	0	2											
Neifi Perez, S OBP: 0.256, SLG: 0.285										3	0	2	0	0	1	0											
Deivi Cruz, R OBP: 0.294, SLG: 0.326										3	0	1	0	0	1	2											
Jason Schmidt, R OBP: 0.143, SLG: 0.286										3	0	0	0	0	2	2											
Jason Christiansen, R ERA: 3.53	(9, 1)									0	0	0	0	0	0	0											
Matt Herges, L ERA: 1.69	(9, 1)									0	0	0	0	0	0	0											
Inning Stats	R: 2 H: 3 E: 0 K: 0 S: 13	H: 0 LOB: 0 BB: 0 P: 22	R: 0 H: 0 E: 0 K: 1 S: 7	H: 0 LOB: 0 BB: 0 P: 12	R: 1 H: 1 E: 0 K: 2 S: 9	H: 1 LOB: 2 BB: 0 P: 22	R: 0 H: 2 E: 0 K: 0 S: 9	H: 2 LOB: 2 BB: 0 P: 10	R: 0 H: 0 E: 0 K: 2 S: 12	H: 1 LOB: 2 BB: 1 P: 16	R: 0 H: 0 E: 0 K: 1 S: 7	H: 0 LOB: 0 BB: 0 P: 10	R: 0 H: 1 E: 0 K: 1 S: 10	H: 1 LOB: 1 BB: 0 P: 13	1B: 5 2B: 2 3B: 0 HR: 1	SF: 0 SAC: 0 DP: 1 HBP: 0	WP: 0 PA: 34 PB: 0 SB: 0 CS: 0										
PITCHER	IP	WLS	BF	H	R	ER	SO	BB	IBB	HBP	BLK	WP	HR	S	P	ERA	WHIP										
Joe Kennedy, L ERA: 3.53	(1, 1)	7.0	L	29	7	3	3	6	5	0	0	0	0	63	104	3.86	1.714										
Allan Simpson, R ERA: 1.69	(8, 1)	1.0		4	1	0	0	1	0	0	0	0	0	10	13	0.00	1.000										

Colorado Rockies @ San Francisco Giants
SBC Park, San Francisco, CA
Sun May 30 2004, 4:05 PM EDT
Att: 42,463 - Sunny - 71 F

AB 28
R 3
H 8
RBI 3
BB 5
SO 7
LOB 10




Batter	1	2	3	4	5	6	7	8	9	AB R H RBI BB SO LOB	TOP		
Mark Sweeney, L (1,9) OBP: 0.472, SLG: 0.545 Rene Reyes, S (7,8) OBP: 0.230, SLG: 0.196	1-1 SH3 1B		3-2 K			2-2 2B 1B	2-1 F7 S 1B		0-2 G6-3 1	4 1 3 1 0 1 0 1 0 0 0 0 0 1	Colorado Rockies @ San Diego Padres PETCO Park, San Diego, CA Mon May 31 2004, 10:05 PM EDT Att: 38,355 - Sunny - 75 F livebaseballscores.com		
Royce Clayton, R (1,6) OBP: 0.366, SLG: 0.490	0-1 SH3 1-2		2-2 F7			1 SAFE 0-1 1 SAFE 2B	2-1 F7 1-3 2B		3-1 BB 5 BB 1B	4 2 2 1 0 0 1 2 0 0 0 3 0 3			
17 Todd Helton, L (1,3) OBP: 0.457, SLG: 0.548	3-2 P4			4-2 BB		0-0 L8	4-1 BB		4-2 BB 5 BB 1B	2 0 0 0 3 0 3			
Vinny Castilla, R (1,5) OBP: 0.360, SLG: 0.613	0-1 P4			2-3 K		0-0 G5-3	0-0 L8		0-0 F8	5 0 0 0 0 1 8			
Jeremy Burnitz, L (1,8) OBP: 0.378, SLG: 0.636 (7,9)		2-1 F7		2-3 K		2-2 2B		4-2 CS 5 BB	4-0 BB 5 BB 1B	3 0 1 2 2 1 1			
5 Matt Holliday, R (1,7) OBP: 0.346, SLG: 0.511		0-0 G4-3		0-3 K		0-3 K		1-3 BB 1-2 2-3 3-H	3-2 BB 1-2 2-3 3-H	5 0 1 1 0 3 3			
Luis Gonzalez, R (1,4) OBP: 0.302, SLG: 0.397		2-2 BB 1B			0-0 G5-3		4-2 BB 2B	1-1 P2	0-0 P6	4 1 1 0 1 0 3			
Charles Johnson, R (1,2) OBP: 0.376, SLG: 0.575		1-3 K			0-0 F8		1 SAFE 0-1 1-H 1B 2B		0-0 SH 2B	4 2 2 1 0 1 1			
Jason Jennings, L (1,1) OBP: 0.120, SLG: 0.240 Aaron Miles, S (9,PH) OBP: 0.277, SLG: 0.361 40 Brian Fuentes, L (9,1)			0-0 P6		0-3 K		0-1 B1-4		0-0 SH G6-3 1B 2-H	3 0 0 0 0 1 1 0 1 0 0 0 0 0 0 0 0 0 0 0 0	WP: 1 PA: 43 FB: 0 SB: 1 CS: 1		
Inning Stats	R: 0 H: 1 E: 0 LOB: 1 K: 0 BB: 0 S: 11 P: 15	R: 0 H: 1 E: 0 LOB: 1 K: 1 BB: 0 S: 11 P: 16	R: 0 H: 0 E: 0 LOB: 0 K: 1 BB: 0 S: 7 P: 12	R: 0 H: 0 E: 0 LOB: 1 K: 3 BB: 1 S: 13 P: 21	R: 0 H: 0 E: 0 LOB: 0 K: 1 BB: 0 S: 5 P: 5	R: 2 H: 3 E: 0 LOB: 1 K: 1 BB: 0 S: 15 P: 19	R: 2 H: 2 E: 0 LOB: 2 K: 0 BB: 2 S: 12 P: 24	R: 0 H: 0 E: 0 LOB: 0 K: 1 BB: 1 S: 15 P: 21	R: 3 H: 3 E: 1 LOB: 3 K: 0 BB: 2 S: 18 P: 32	1B: 6 SF: 0 2B: 4 SAC: 2 3B: 0 DP: 0 HR: 0 HBP: 0			
PITCHER	IP WLS BF H R ER SO BB IBB HBP BLK WP HR S P ERA WHIP											PITCHER	IP WLS BF H R ER SO BB IBB HBP BLK WP HR S P ERA WHIP
Adam Eaton, R (1,1) ERA: 5.89	6.1 L 28 7 4 4 7 2 0 0 0 0 1 0 70 102 5.68 1.421												
Rod Beck, R (7,1) ERA: 2.45	0.2 3 0 0 0 0 1 0 0 0 0 0 0 4 10 0.00 1.500												
Antonio Osuna, R (8,1) ERA: 3.71	1.0 3 0 0 0 1 1 0 0 0 0 0 0 15 21 0.00 1.000												
Brandon Puffer, R (9,1) ERA: 6.1	1.0 9 3 3 1 0 2 0 0 0 0 0 0 18 32 9.00 5.000												

Batter	1	2	3	4	5	6	7	8	9	AB R H RBI BB SO LOB	BOTTOM		
Sean Burroughs, L (1,5) OBP: 0.365, SLG: 0.395	2-2 G4-3			1-0 24 3B 1B		0-0 G6-3			3-2 G6-3	4 1 1 0 0 0 0	Colorado Rockies @ San Diego Padres PETCO Park, San Diego, CA Mon May 31 2004, 10:05 PM EDT Att: 38,355 - Sunny - 75 F livebaseballscores.com		
Mark Loretta, R (1,4) OBP: 0.358, SLG: 0.449	1-0 P2			2-2 F8		2-2 F9			1-2 G6-3	4 0 0 0 0 0 1			
24 Brian Giles, L (1,9) OBP: 0.398, SLG: 0.516	1-1 F8			0-0 BB 1-H 3B		4-1 WP G1-3 BB			3-1 BB 1B	3 0 2 1 1 0 0			
Phil Nevin, R (1,3) OBP: 0.356, SLG: 0.430		0-2 G5-3		0-0 P3		1-2 G1-3			4-2 BB 1-2 BB	3 0 0 0 1 0 2			
Terrence Long, L (1,7) OBP: 0.344, SLG: 0.409		1-1 G3		2-3 K		0-3 K			2-3 K	4 0 0 0 0 3 4			
Jay Payton, R (1,8) OBP: 0.390, SLG: 0.442		2-1 P2			1-1 G6-4-3 1B		1-0 G5-3			3 0 1 0 0 0 1			
Ramon Hernandez, R (1,2) OBP: 0.329, SLG: 0.388			1-1 P3		2-0 G6-4-3 1-2 1B			1-0 G6-4-3 3 1B		3 0 1 0 0 0 1			
3 Khalil Greene, R (1,6) OBP: 0.335, SLG: 0.382			3-1 G6-3		2-3 K			1-1 G6-4-3 1-2 1B		3 0 0 0 0 1 1			
Adam Eaton, R (1,1) OBP: 0.250, SLG: 0.280 Rod Beck, R (7,1) Antonio Osuna, R (8,1) Jon Knott, R (8,PH) Brandon Puffer, R (9,1)			2-2 G6-3		0-1 P4			1-3 K		2 0 1 0 0 0 0 1 0 0 0 0 0 0 0 0	WP: 1 PA: 32 FB: 0 SB: 0 CS: 0		
Inning Stats	R: 0 H: 0 E: 0 LOB: 0 K: 0 BB: 0 S: 6 P: 10	R: 0 H: 0 E: 0 LOB: 0 K: 0 BB: 0 S: 7 P: 10	R: 0 H: 0 E: 0 LOB: 0 K: 0 BB: 0 S: 7 P: 13	R: 1 H: 2 E: 0 LOB: 1 K: 1 BB: 0 S: 10 P: 15	R: 0 H: 1 E: 0 LOB: 0 K: 1 BB: 0 S: 6 P: 11	R: 0 H: 0 E: 0 LOB: 0 K: 0 BB: 0 S: 6 P: 8	R: 0 H: 0 E: 0 LOB: 1 K: 1 BB: 1 S: 10 P: 16	R: 0 H: 1 E: 0 LOB: 0 K: 1 BB: 0 S: 6 P: 9	R: 0 H: 1 E: 0 LOB: 2 K: 1 BB: 1 S: 15 P: 28	1B: 4 SF: 0 2B: 0 SAC: 0 3B: 1 DP: 2 HR: 0 HBP: 0			
PITCHER	IP WLS BF H R ER SO BB IBB HBP BLK WP HR S P ERA WHIP											PITCHER	IP WLS BF H R ER SO BB IBB HBP BLK WP HR S P ERA WHIP
Jason Jennings, R (1,1) ERA: 7.15	8.0 W 27 4 1 1 4 1 0 0 0 0 0 0 15 28 0.00 2.000												
40 Brian Fuentes, L (9,1) ERA: 3.22	1.0 5 1 0 0 1 1 0 0 0 0 0 0 15 28 0.00 2.000												

Batter	1	2	3	4	5	6	7	8	9	AB	R	H	RBI	BB	SO	LOB	TOP			
Aaron Miles, S OBP: 0.283, SLG: 0.392	0-1 SH1-3 17 SF9 2B		0-2 FC4 17 3B	3-2 F7		3-1 F8		1-2 G3		5	2	2	0	0	0	3				
Royce Clayton, R OBP: 0.363, SLG: 0.482	0-0 SH1-3		1-2 G6-3	0-3 K			1-3 K		1-1 P6	3	0	0	0	0	2	1				
Denny Hocking, S OBP: 0.228, SLG: 0.189	2-3									1	0	0	0	0	0	0				
17 Todd Helton, L OBP: 0.451, SLG: 0.538	0-0 SF9		1-0 FC4 B1-3 BB 2B		1-0 F7		4-2 BB		0-2 G3-1	3	1	0	2	1	0	0				
Jeremy Burnitz, L OBP: 0.379, SLG: 0.628	3-3 K		4-1 B1-3 2B		1-0 S 1B		3-1 F8		3-3 K	4	1	1	0	1	2	1				
Mark Sweeney, L OBP: 0.473, SLG: 0.544		3-2 5 1B	0-0 B1-3		3-3 K		0-0 F7			2	1	1	0	0	0	2				
Rene Reyes, S OBP: 0.222, SLG: 0.190		1-2 2-3 BB	1-2 2-3 BB		1-2 K					2	0	0	0	0	1	2				
5 Matt Holliday, R OBP: 0.344, SLG: 0.500		3-2 E6 1-H 2B	4-2 2B		1-3 K				2-1 G5-3	3	2	0	0	1	1	1				
Charles Johnson, R OBP: 0.386, SLG: 0.603		1-0 SH3-4 28 FC9-2 2B	1-1 2B		2-1 2B				1-3 K	4	0	3	4	0	1	0				
Luis Gonzalez, R OBP: 0.303, SLG: 0.392		0-0 SH3-4	1-0 F7		1-1 G6-3				4-2 1B BB	2	0	0	0	1	0	2				
2B Aaron Cook, R OBP: 0.200, SLG: 0.200		0-0 FC9-2			1-3 K				0-0 1B	3	0	0	0	0	1	2				
Kit Pellow, R OBP: 0.322, SLG: 0.361										1	0	1	0	0	0	0				
Javier López, L										0	0	0	0	0	0	0				
Steve Reed, R										0	0	0	0	0	0	0				
Shawn Chacon, R										0	0	0	0	0	0	0				
Inning Stats	R: 1 E: 0 K: 1 S: 7	H: 1 LOB: 0 BB: 0 P: 10	R: 2 E: 1 K: 0 S: 12	H: 2 LOB: 0 BB: 0 P: 19	R: 4 E: 0 K: 0 S: 14	H: 2 LOB: 1 BB: 2 P: 26	R: 0 E: 0 K: 2 S: 11	H: 0 LOB: 0 BB: 0 P: 15	R: 0 E: 0 K: 0 S: 8	H: 1 LOB: 1 BB: 0 P: 14	R: 0 E: 0 K: 1 S: 8	H: 0 LOB: 1 BB: 1 P: 16	R: 0 E: 0 K: 1 S: 13	H: 1 LOB: 2 BB: 1 P: 21	R: 0 E: 0 K: 1 S: 8	H: 0 LOB: 0 BB: 0 P: 12	1B: 3 2B: 5 3B: 1 HR: 0	SF: 1 SAC: 2 DP: 1 HBP: 0	WP: 0 PB: 0 SB: 1 CS: 0	PA: 40
PITCHER	IP WLS BF H R ER SO BB IBB HBP BLK WP HR S P ERA WHIP	IP WLS BF H R ER SO BB IBB HBP BLK WP HR S P ERA WHIP	IP WLS BF H R ER SO BB IBB HBP BLK WP HR S P ERA WHIP	IP WLS BF H R ER SO BB IBB HBP BLK WP HR S P ERA WHIP	IP WLS BF H R ER SO BB IBB HBP BLK WP HR S P ERA WHIP	IP WLS BF H R ER SO BB IBB HBP BLK WP HR S P ERA WHIP	IP WLS BF H R ER SO BB IBB HBP BLK WP HR S P ERA WHIP	IP WLS BF H R ER SO BB IBB HBP BLK WP HR S P ERA WHIP	IP WLS BF H R ER SO BB IBB HBP BLK WP HR S P ERA WHIP	IP WLS BF H R ER SO BB IBB HBP BLK WP HR S P ERA WHIP	IP WLS BF H R ER SO BB IBB HBP BLK WP HR S P ERA WHIP	IP WLS BF H R ER SO BB IBB HBP BLK WP HR S P ERA WHIP	IP WLS BF H R ER SO BB IBB HBP BLK WP HR S P ERA WHIP	IP WLS BF H R ER SO BB IBB HBP BLK WP HR S P ERA WHIP	IP WLS BF H R ER SO BB IBB HBP BLK WP HR S P ERA WHIP	IP WLS BF H R ER SO BB IBB HBP BLK WP HR S P ERA WHIP	IP WLS BF H R ER SO BB IBB HBP BLK WP HR S P ERA WHIP			
Justin Germano, R ERA: 6.59	2.2	16	5	7	6	1	2	0	0	0	0	0	0	0	32	53	20.25	2.625		
Jay Witasick, R ERA: 2.2	4.1	16	2	0	0	5	1	0	0	0	0	0	0	36	64	0.00	0.692			
Brandon Puffer, R ERA: 5.11	2.0	8	1	0	0	2	1	0	0	0	0	0	0	21	33	0.00	1.000			

Colorado Rockies @ San Diego Padres
PETCO Park, San Diego, CA
Tue Jun 01 2004, 10:05 PM EDT
Att: 28,313 - Sunny - 70 F


AB 33
R 7
H 8
RBI 6
BB 4
SO 8
LOB 14



Batter	1	2	3	4	5	6	7	8	9	AB	R	H	RBI	BB	SO	LOB	BOTTOM					
Sean Burroughs, L OBP: 0.367, SLG: 0.399	1-2 G1-3		3-2 24 G1 G1-3 2B		1-0 F8		4-1 BB			3	1	1	0	1	0	0						
Mark Loretta, R OBP: 0.381, SLG: 0.448	0-0 BB 24 1B		1-2 24 G1 HBP		2-2 G6-3		1-2 F9			3	0	1	0	0	0	1						
Brandon Puffer, R	1B									0	0	0	0	0	0	0						
24 Brian Giles, L OBP: 0.400, SLG: 0.515	0-0 BB 1B		0-0 G1		1-0 G4-3				0-0 G6-4-3 1B	4	0	2	0	0	0	2						
Phil Nevin, R OBP: 0.354, SLG: 0.423	4-2 G4-6-3 BB		2-0 G1-3		0-0 G6-3				2-2 G6-4-3 1-2	3	0	0	1	1	0	2						
Terrence Long, L OBP: 0.333, SLG: 0.396	3-1 G4-6-3		1-0 L8		2-1 F8				3-2 G5-3	3	0	0	0	0	0	4						
Jeff Cirillo, R OBP: 0.267, SLG: 0.154	1-2									1	0	0	0	0	0	0						
Jay Payton, R OBP: 0.387, SLG: 0.437		0-0 G5-3		0-2 G5-3		1-1 FC5-4 1B			1-2 F7	4	0	1	0	0	0	0						
Ramon Hernandez, R OBP: 0.329, SLG: 0.387		1-1 L5		3-2 FC6-4 1B		1-2 FC5-4 1-2			2-2 P4	3	0	1	0	0	0	1						
Miguel Ojeda, R OBP: 0.290, SLG: 0.304										1	0	0	0	0	0	0						
3 Khalil Greene, R OBP: 0.338, SLG: 0.382		2-0 1B		1-0 FC6-4 1-2		1-0 G5-3			4-1 FC5-4 BB	3	0	1	0	1	0	1						
Justin Germano, R		2-1 P5		1-3 K		0-1 G1-3			2-2 FC5-4 1-2	1	0	0	0	0	0	1						
Jay Witasick, R										1	0	0	0	0	1	1						
Kerry Robinson, L OBP: 0.278, SLG: 0.260										2	0	0	0	0	0	1						
Inning Stats	R: 0 E: 0 K: 0 S: 9	H: 2 LOB: 2 BB: 1 P: 17	R: 0 E: 0 K: 0 S: 6	H: 1 LOB: 1 BB: 0 P: 11	R: 1 E: 0 K: 0 S: 11	H: 1 LOB: 1 BB: 0 P: 18	R: 0 E: 0 K: 1 S: 12	H: 1 LOB: 1 BB: 0 P: 17	R: 0 E: 0 K: 0 S: 7	H: 0 LOB: 0 BB: 0 P: 11	R: 0 E: 0 K: 0 S: 8	H: 1 LOB: 1 BB: 0 P: 12	R: 0 E: 0 K: 0 S: 9	H: 0 LOB: 1 BB: 1 P: 15	R: 0 E: 0 K: 0 S: 7	H: 1 LOB: 0 BB: 0 P: 12	R: 0 E: 0 K: 0 S: 11	H: 0 LOB: 0 BB: 1 P: 20	1B: 6 2B: 1 3B: 0 HR: 0	SF: 0 SAC: 0 DP: 2 HBP: 1	WP: 0 PB: 0 SB: 0 CS: 0	PA: 36
PITCHER	IP WLS BF H R ER SO BB IBB HBP BLK WP HR S P ERA WHIP	IP WLS BF H R ER SO BB IBB HBP BLK WP HR S P ERA WHIP	IP WLS BF H R ER SO BB IBB HBP BLK WP HR S P ERA WHIP	IP WLS BF H R ER SO BB IBB HBP BLK WP HR S P ERA WHIP	IP WLS BF H R ER SO BB IBB HBP BLK WP HR S P ERA WHIP	IP WLS BF H R ER SO BB IBB HBP BLK WP HR S P ERA WHIP	IP WLS BF H R ER SO BB IBB HBP BLK WP HR S P ERA WHIP	IP WLS BF H R ER SO BB IBB HBP BLK WP HR S P ERA WHIP	IP WLS BF H R ER SO BB IBB HBP BLK WP HR S P ERA WHIP	IP WLS BF H R ER SO BB IBB HBP BLK WP HR S P ERA WHIP	IP WLS BF H R ER SO BB IBB HBP BLK WP HR S P ERA WHIP	IP WLS BF H R ER SO BB IBB HBP BLK WP HR S P ERA WHIP	IP WLS BF H R ER SO BB IBB HBP BLK WP HR S P ERA WHIP	IP WLS BF H R ER SO BB IBB HBP BLK WP HR S P ERA WHIP	IP WLS BF H R ER SO BB IBB HBP BLK WP HR S P ERA WHIP	IP WLS BF H R ER SO BB IBB HBP BLK WP HR S P ERA WHIP	IP WLS BF H R ER SO BB IBB HBP BLK WP HR S P ERA WHIP					
2B Aaron Cook, R ERA: 4.07	7.0	29	6	1	1	1	2	0	0	1	0	0	0	0	0	101	1.29	1.143				
Javier López, L ERA: 8.15	0.2	2	1	0	0	0	0	0	0	4	6	0.00	1.500									
Steve Reed, R ERA: 1.33	0.1	1	0	0	0	0	0	0	0	3	6	0.00	0.000									
Shawn Chacon, R ERA: 6.75	1.0	4	0	0	0	0	1	0	0	11	20	0.00	1.000									

Colorado Rockies @ San Diego Padres
PETCO Park, San Diego, CA
Tue Jun 01 2004, 10:05 PM EDT
Att: 28,313 - Sunny - 70 F

AB 32
R 1
H 7
RBI 1
BB 3
SO 1
LOB 14



Batter	1	2	3	4	5	6	7	8	9	10	AB	R	H	RBI	BB	SO	LOB	TOP						
Aaron Miles, S OBP: 0.291, SLG: 0.396	G6-3			17 1B SH3-4		G6-3			17 S 1B		4	0	2	0	0	0	0							
Royce Clayton, R OBP: 0.362, SLG: 0.485	G5-3			SH3-4			17 G4-3 SF9		K		3	1	1	0	0	1	1							
17 Todd Helton, L OBP: 0.447, SLG: 0.530	F7			G6-4-3			G4-3		K		4	0	1	0	0	1	2							
Vinny Castilla, R OBP: 0.353, SLG: 0.603		P4		G6-4-3			SF9		K		3	0	0	1	0	1	3							
Jeremy Burnitz, L OBP: 0.376, SLG: 0.620				G4-3			G3		K		4	0	1	0	0	1	0							
5 Matt Holliday, R OBP: 0.335, SLG: 0.486				G4-3			G4-3		K		4	0	0	0	0	1	1							
Vladimir Nunez, R (10, 1)				G4-3					K		0	0	0	0	0	0	0							
Charles Johnson, R OBP: 0.382, SLG: 0.600				F9			G6-3		K		4	0	1	0	0	1	0							
Rene Reyes, S OBP: 0.212, SLG: 0.180				G6-3			G1-3		P4		3	0	0	0	0	0	1							
Shawn Estes, R OBP: 0.172, SLG: 0.143				G5-3			G1-3		K		2	0	0	0	0	0	0							
Tim Harikkala, R (7, 1)											0	0	0	0	0	0	0							
Luis Gonzalez, R OBP: 0.301, SLG: 0.389											1	0	0	0	0	0	1							
Steve Reed, R (8, 1)											0	0	0	0	0	0	0							
40 Brian Fuentes, L OBP: 0.322, SLG: 0.361											0	0	0	0	0	0	0							
Kit Pellow, R (10, 7)											0	0	0	0	0	0	0							
Inning Stats	R: 0 E: 0 K: 0 S: 7	H: 0 LOB: 0 BB: 0 P: 9	R: 0 E: 0 K: 0 S: 6	H: 1 LOB: 0 BB: 0 P: 10	R: 0 E: 0 K: 0 S: 7	H: 0 LOB: 0 BB: 0 P: 11	R: 0 E: 0 K: 0 S: 9	H: 2 LOB: 1 BB: 0 P: 10	R: 0 E: 0 K: 0 S: 9	H: 0 LOB: 0 BB: 0 P: 14	R: 0 E: 0 K: 0 S: 7	H: 0 LOB: 0 BB: 0 P: 9	R: 1 E: 0 K: 0 S: 8	H: 1 LOB: 0 BB: 0 P: 14	R: 0 E: 0 K: 2 S: 10	H: 1 LOB: 1 BB: 0 P: 17	R: 0 E: 0 K: 3 S: 13	H: 1 LOB: 1 BB: 0 P: 19	R: 0 E: 0 K: 2 S: 9	H: 0 LOB: 0 BB: 0 P: 13	1B: 4 2B: 2 3B: 0 HR: 0	SF: 1 SAC: 1 DP: 2 HBP: 0	WP: 0 PB: 0 SB: 2 CS: 0	PA: 34
PITCHER	IP WLS BF H R ER SO	IP WLS BF H R ER SO	IP WLS BF H R ER SO	IP WLS BF H R ER SO	IP WLS BF H R ER SO	IP WLS BF H R ER SO	IP WLS BF H R ER SO	IP WLS BF H R ER SO	IP WLS BF H R ER SO	IP WLS BF H R ER SO	IP WLS BF H R ER SO	IP WLS BF H R ER SO	IP WLS BF H R ER SO	IP WLS BF H R ER SO	IP WLS BF H R ER SO	IP WLS BF H R ER SO	IP WLS BF H R ER SO	IP WLS BF H R ER SO	IP WLS BF H R ER SO	IP WLS BF H R ER SO	ERA WHIP	ERA WHIP		
Brian Lawrence, R ERA: 4.06	(1, 1)	7.1	25	5	1	1	1	0	0	0	0	0	0	0	0	0	0	0	0	0	0	1.23	0.682	
Akinori Otsuka, R ERA: 1.33	(8, 1)	1.2	6	1	0	0	4	0	0	0	0	0	0	0	0	0	0	0	0	0	0	0.00	0.600	
Trevor Hoffman, R ERA: 1.89	(10, 1)	1.0	3	0	0	0	2	0	0	0	0	0	0	0	0	0	0	0	0	0	0	0.00	0.000	

Colorado Rockies @ San Diego Padres
 PETCO Park, San Diego, CA
 Wed Jun 02 2004, 3:35 PM EDT
 Att. 38,521 - Sunny - 69 F

AB 32
 R 1
 H 6
 RBI 1
 BB 0
 SO 7
 LOB 9

WP: 0 PA: 34
 PB: 0
 SB: 2
 CS: 0

Batter	1	2	3	4	5	6	7	8	9	10	AB	R	H	RBI	BB	SO	LOB	BOTTOM						
Sean Burroughs, L OBP: 0.373, SLG: 0.491	BB G4-3	K			G6-3		24 G3-6-3			24 G4-3 SH3	4	1	2	0	0	1	1							
Mark Loretta, R OBP: 0.363, SLG: 0.443	G4-3			24 G4-6-3		24 L3		F9		SH3	2	0	0	0	2	0	2							
24 Brian Giles, L OBP: 0.391, SLG: 0.503	K			G4-6-3		L3		G3-6-3		G4-3	5	0	0	0	0	1	5							
Phil Nevin, R OBP: 0.364, SLG: 0.432	BB			1B		SH		G4-3		1B	3	1	2	0	2	0	0							
Jay Payton, R OBP: 0.398, SLG: 0.441	BB			1B		G4-3		SH		IBB	3	0	2	1	2	0	0							
Xavier Nady, R (1, 7)	BB			1B		BB		BB		1B	3	0	0	0	0	1	5							
Ramon Hernandez, R OBP: 0.321, SLG: 0.376				G4-3		G4-3		F7		P3	4	0	0	0	0	2	2							
3 Khalil Greene, R OBP: 0.342, SLG: 0.381				K		K		G4-3		F7	3	0	1	0	1	0	0							
Brian Lawrence, R OBP: 0.174, SLG: 0.217				SH3-4		L4		G4-3		SH3-4	2	0	0	0	0	1	2							
Akinori Otsuka, R (8, 1)				1B		K		G3-1		K	0	0	0	0	0	0	0							
Terrence Long, L OBP: 0.333, SLG: 0.396				SH3-4		K		G3-1		K	0	0	0	0	0	0	0							
Jon Knott, R (9, PH)				1B							1	0	0	0	0	1	0							
Trevor Hoffman, R (10, 1)											0	0	0	0	0	0	0							
Inning Stats	R: 0 E: 0 K: 2 S: 17	H: 1 LOB: 3 BB: 2 P: 32	R: 0 E: 0 K: 2 S: 12	H: 1 LOB: 1 BB: 0 P: 16	R: 0 E: 0 K: 0 S: 8	H: 2 LOB: 2 BB: 1 P: 18	R: 0 E: 0 K: 2 S: 7	H: 0 LOB: 0 BB: 0 P: 12	R: 0 E: 0 K: 0 S: 8	H: 0 LOB: 0 BB: 1 P: 18	R: 1 E: 1 K: 0 S: 8	H: 1 LOB: 1 BB: 2 P: 21	R: 0 E: 0 K: 0 S: 9	H: 1 LOB: 0 BB: 0 P: 14	R: 0 E: 0 K: 0 S: 5	H: 0 LOB: 0 BB: 0 P: 8	R: 0 E: 0 K: 1 S: 10	H: 0 LOB: 0 BB: 0 P: 16	R: 1 E: 0 K: 0 S: 11	H: 1 LOB: 2 BB: 1 P: 20	1B: 6 2B: 2 3B: 0 HR: 0	SF: 0 SAC: 3 DP: 4 HBP: 1	WP: 0 PB: 0 SB: 0 CS: 0	PA: 41
PITCHER	IP WLS BF H R ER SO	IP WLS BF H R ER SO	IP WLS BF H R ER SO	IP WLS BF H R ER SO	IP WLS BF H R ER SO	IP WLS BF H R ER SO	IP WLS BF H R ER SO	IP WLS BF H R ER SO	IP WLS BF H R ER SO	IP WLS BF H R ER SO	IP WLS BF H R ER SO	IP WLS BF H R ER SO	IP WLS BF H R ER SO	IP WLS BF H R ER SO	IP WLS BF H R ER SO	IP WLS BF H R ER SO	IP WLS BF H R ER SO	IP WLS BF H R ER SO	IP WLS BF H R ER SO	IP WLS BF H R ER SO	ERA WHIP	ERA WHIP		
Shawn Estes, L ERA: 5.4	(1, 1)	6.0	27	5	1	1	6	0	0	0	0	0	0	0	0	0	0	0	0	0	0	1.50	1.667	
Tim Harikkala, R ERA: 2.5	(7, 1)	1.0	3	1	0	0	0	0	0	0	0	0	0	0	0	0	0	0	0	0	0	0.00	1.000	
Steve Reed, R ERA: 1.23	(8, 1)	1.2	5	0	0	0	0	0	0	0	0	0	0	0	0	0	0	0	0	0	0	0.00	0.000	
40 Brian Fuentes, L ERA: 3.47	(9, 1)	1.0	5	0	1	1	1	0	1	1	0	0	0	0	0	0	0	0	0	0	0	9.00	0.000	
Vladimir Nunez, R ERA: 7.01	(10, 1)	0.0	1	1	0	0	0	0	0	0	0	0	0	0	0	0	0	0	0	0	0	∞	∞	

Colorado Rockies @ San Diego Padres
 PETCO Park, San Diego, CA
 Wed Jun 02 2004, 3:35 PM EDT
 Att. 38,521 - Sunny - 69 F

AB 30
 R 2
 H 7
 RBI 1
 BB 7
 SO 7
 LOB 17

Batter	1	2	3	4	5	6	7	8	9	AB	R	H	RBI	BB	SO	LOB	TOP										
Neftali Feliz, S OBP: 0.258, SLG: 0.306	L5		HR	K	G6-3		G3		P4	6	1	1	2	0	1	3											
Edgardo Alfonzo, R OBP: 0.340, SLG: 0.348	F7		P4		HR	BB	P3		F8	5	2	1	0	1	0	0											
Marquis Grissom, R OBP: 0.349, SLG: 0.485	K		IBB		F8	F9	K		G3-1	5	0	0	0	1	2	2											
Barry Bonds, L OBP: 0.618, SLG: 0.829		G1-3				HR				2	2	1	2	2	0	0											
Todd Linden, S OBP: 0.306, SLG: 0.492		G5-3				HR				1	0	0	0	0	0	0											
Pedro Feliz, R OBP: 0.306, SLG: 0.492		G5-3				HR				5	3	3	1	0	1	2											
Deivi Cruz, R OBP: 0.302, SLG: 0.357					G1-3		SF8		F8	3	1	1	1	1	0	1											
A.J. Pierzynski, L OBP: 0.307, SLG: 0.374						HR				4	2	3	4	1	0	1											
Dustan Mohr, R OBP: 0.351, SLG: 0.373						HR				4	2	4	3	1	0	0											
Jason Schmidt, R OBP: 0.136, SLG: 0.273										1	0	0	0	0	1	0											
Tyler Walker, R OBP: 0.136, SLG: 0.273										1	0	0	0	0	1	2											
Jason Christiansen, R OBP: 0.136, SLG: 0.273										0	0	0	0	0	0	0											
Felix Rodriguez, R OBP: 0.136, SLG: 0.273										0	0	0	0	0	0	0											
Inning Stats	R: 0 E: 0 K: 1 S: 7	H: 0 LOB: 0 BB: 0 P: 12	R: 0 E: 0 K: 0 S: 10	H: 0 LOB: 1 BB: 1 P: 18	R: 2 E: 0 K: 1 S: 11	H: 2 LOB: 2 BB: 2 P: 24	R: 0 E: 0 K: 1 S: 13	H: 2 LOB: 2 BB: 0 P: 16	R: 5 E: 0 K: 0 S: 14	H: 4 LOB: 1 BB: 2 P: 23	R: 5 E: 0 K: 1 S: 15	H: 3 LOB: 0 BB: 2 P: 32	R: 0 E: 0 K: 1 S: 6	H: 0 LOB: 0 BB: 0 P: 10	R: 1 E: 0 K: 1 S: 17	H: 3 LOB: 2 BB: 0 P: 25	R: 0 E: 0 K: 0 S: 5	H: 0 LOB: 0 BB: 0 P: 7	1B: 8 2B: 2 3B: 0 HR: 4	SF: 1 SAC: 3 DP: 0 HBP: 0	WP: 0 PA: 48 PB: 0 SB: 0 CS: 0						
PITCHER	IP	WLS	BF	H	R	ER	SO	BB	IBB	HBP	BLK	WP	HR	S	P	ERA	WHIP										
Joe Kennedy, L ERA: 3.63	3.0		14	2	2	2	2	2	1	0	0	0	1	28	54	6.00	1.333										
Jeff Fassero, L ERA: 6.47	2.0	L	14	6	5	5	1	2	0	0	0	0	2	27	39	22.50	4.000										
Allan Simpson, R ERA: 7.36	2.0		11	3	5	5	2	2	0	0	0	0	1	21	42	22.50	2.500										
Javier López, L ERA: 8.2	1.0		6	3	1	1	1	0	0	0	0	0	0	17	25	9.00	3.000										
Scott Dohmann, R ERA: 6.0	1.0		3	0	0	0	0	0	0	0	0	0	0	5	7	0.00	0.000										

San Francisco Giants @ Colorado Rockies
Coors Field, Denver, CO
Fri Jun 04 2004, 7:05 PM MDT
Att: 32,093 - Unknown - 73 F

AB	37
R	13
H	14
RBI	13
BB	7
SO	6
LOB	11



Batter	1	2	3	4	5	6	7	8	9	AB	R	H	RBI	BB	SO	LOB	BOTTOM										
Aaron Miles, S OBP: 0.298, SLG: 0.400							G6-3			4	1	2	0	0	0	2											
Javier López, L OBP: 0.333, SLG: 0.483										0	0	0	0	0	0	0											
5 Matt Holliday, R OBP: 0.333, SLG: 0.483										1	0	0	0	0	1	3											
Scott Dohmann, R OBP: 0.350, SLG: 0.611										0	0	0	0	0	0	0											
Royce Clayton, R OBP: 0.363, SLG: 0.480										4	2	1	1	1	2	1											
17 Todd Helton, L OBP: 0.451, SLG: 0.548										4	1	2	2	1	0	1											
Vinny Castilla, R OBP: 0.350, SLG: 0.611										4	1	1	2	0	0	1											
Jeromy Burnitz, L OBP: 0.372, SLG: 0.624										5	1	1	1	0	2	2											
Charles Johnson, R OBP: 0.375, SLG: 0.587										3	0	0	0	0	3	1											
Choo Freeman, R OBP: 0.375, SLG: 0.587										1	0	0	0	0	0	0											
Luis Gonzalez, R OBP: 0.306, SLG: 0.408										3	1	1	1	1	1	0											
Kit Pellow, R OBP: 0.330, SLG: 0.368										4	0	2	0	0	1	0											
Joe Kennedy, R ERA: 2.61										1	0	0	0	0	1	1											
Jeff Fassero, L ERA: 6.47										0	0	0	0	0	0	0											
Todd Griggs, L ERA: 2.26										1	0	0	0	0	0	0											
Allan Simpson, R ERA: 7.36										0	0	0	0	0	0	0											
Denny Hocking, S OBP: 0.241, SLG: 0.213										1	0	1	0	1	0	0											
Inning Stats	R: 2 E: 0 K: 2 S: 23	H: 2 LOB: 1 BB: 1 P: 36	R: 0 E: 0 K: 1 S: 8	H: 1 LOB: 0 BB: 0 P: 10	R: 0 E: 0 K: 1 S: 8	H: 1 LOB: 1 BB: 0 P: 11	R: 0 E: 0 K: 2 S: 10	H: 0 LOB: 0 BB: 0 P: 18	R: 0 E: 0 K: 1 S: 14	H: 1 LOB: 1 BB: 0 P: 17	R: 0 E: 0 K: 2 S: 10	H: 0 LOB: 0 BB: 0 P: 14	R: 1 E: 0 K: 1 S: 9	H: 2 LOB: 1 BB: 0 P: 11	R: 3 E: 0 K: 1 S: 16	H: 3 LOB: 3 BB: 3 P: 39	R: 1 E: 0 K: 0 S: 10	H: 1 LOB: 0 BB: 0 P: 15	1B: 6 2B: 1 3B: 0 HR: 4	SF: 1 SAC: 0 DP: 0 HBP: 0	WP: 0 PA: 41 PB: 0 SB: 3 CS: 0						
PITCHER	IP	WLS	BF	H	R	ER	SO	BB	IBB	HBP	BLK	WP	HR	S	P	ERA	WHIP										
Jason Schmidt, R ERA: 2.61	6.0	W	24	5	2	2	9	1	0	0	0	0	2	11	20	20.25	3.000										
Tyler Walker, R ERA: 4.34	1.1		8	3	3	3	1	1	0	0	0	0	1	5	12	27.00	6.000										
Jason Christiansen, L ERA: 3.92	0.1		3	1	1	1	0	1	0	0	0	0	1	19	33	6.75	2.250										
Felix Rodriguez, R ERA: 2.63	1.1		7	2	1	1	1	1	0	0	0	0	1	19	33	6.75	2.250										

San Francisco Giants @ Colorado Rockies
Coors Field, Denver, CO
Fri Jun 04 2004, 7:05 PM MDT
Att: 32,093 - Unknown - 73 F

AB	36
R	7
H	11
RBI	7
BB	4
SO	11
LOB	12



Batter	1	2	3	4	5	6	7	8	9	AB	R	H	RBI	BB	SO	LOB	TOP			
Michael Tucker, L (1,9) OBP: 0.364, SLG: 0.454	4-1 IBB BB		3-2 FC3-5 2B		1-2 HR	1-1 L1			3-1 2B 2H 1B	4	1	3	2	1	0	2	San Francisco Giants @ Colorado Rockies Coors Field, Denver, CO Sat Jun 05 2004, 6:05 PM MDT Att: 30,149 - Cloudy - 80 F			
Edgardo Alfonzo, R (1,5) OBP: 0.332, SLG: 0.339	1-2 SAFE F8		0-0 FC3-5 G5-3		1-0 G5-3		1-2 G6-3		0-1 P3	5	0	0	0	0	0	3				
Marquis Grissom, R (1,8) OBP: 0.367, SLG: 0.500 Jim Brower, R (5,1) Cody Ransom, R (7,PH) Wayne Franklin, L (7,1) Scott Eyre, L (8,1) Damon Minor, L (9,PH) OBP: 0.335, SLG: 0.208	1-1 F9		1-1 G5-3		4-2 BB BB		0-0 L4		0-0 L5	2	0	0	0	0	1	0				
Barry Bonds, L (1,7) Dustan Mohr, R (9,PH) OBP: 0.626, SLG: 0.839 OBP: 0.350, SLG: 0.400	4-0 1-2 IBB		4-0 IBB		4-0 G6-4-3 BB		2-1 2B		1-1 2B	1	0	1	0	3	0	0				
Pedro Feliz, R (1,3) OBP: 0.298, SLG: 0.478	1-0 F9		3-2 G4-3		2-1 G6-4-3		1-1 G6-3		1-2 P5	5	0	0	0	0	0	9				
A.J. Pierzynski, L (1,2) OBP: 0.305, SLG: 0.367		1-0 G3		0-2 G3		4-0 1B BB		0-0 G3-1		3	0	0	0	1	0	0				
Neifi Perez, S (1,4) OBP: 0.257, SLG: 0.305		0-2 G3		0-0 F7		2-1 1B		1-1 F7		4	0	1	0	0	0	0				
Deivi Cruz, R (1,6) OBP: 0.313, SLG: 0.356		0-1 FC6-4 1B		4-2 BB		3-1 F9		0-1 P3		3	0	1	0	1	0	2				
Kirk Rueter, L (1,1) OBP: 0.174, SLG: 0.227 Todd Linden, S (5,9) OBP: 0.333, SLG: 0.667		1-0 FC6-4		0-0 G3-1		0-1 P5		0-0 1B 2B		2	0	0	0	0	0	2				
Inning Stats	R: 0 E: 0 K: 0 S: 7	H: 0 LOB: 2 BB: 2 P: 18	R: 0 E: 0 K: 0 S: 7	H: 1 LOB: 1 BB: 0 P: 9	R: 0 E: 0 K: 0 S: 13	H: 1 LOB: 2 BB: 1 P: 24	R: 0 E: 0 K: 0 S: 7	H: 0 LOB: 1 BB: 1 P: 11	R: 1 E: 0 K: 0 S: 10	H: 1 LOB: 1 BB: 2 P: 22	R: 0 E: 0 K: 0 S: 8	H: 1 LOB: 1 BB: 0 P: 12	R: 0 E: 0 K: 0 S: 5	H: 0 LOB: 2 BB: 0 P: 6	R: 1 E: 0 K: 0 S: 11	H: 3 LOB: 2 BB: 0 P: 16	1B: 3 2B: 4 3B: 0 HR: 1	SF: 0 SAC: 0 DP: 1 HBP: 0	WP: 0 PB: 0 SB: 0 CS: 0	PA: 41
PITCHER	IP WLS BF H R ER SO	IP WLS BF H R ER SO	IP WLS BF H R ER SO	IP WLS BF H R ER SO	IP WLS BF H R ER SO	IP WLS BF H R ER SO	IP WLS BF H R ER SO	IP WLS BF H R ER SO	IP WLS BF H R ER SO	IP WLS BF H R ER SO	IP WLS BF H R ER SO	IP WLS BF H R ER SO	IP WLS BF H R ER SO	IP WLS BF H R ER SO	IP WLS BF H R ER SO	IP WLS BF H R ER SO	ERA WHIP	ERA WHIP		
Jason Jennings, R (1,1) ERA: 6.68	5.2 W 27	4 1 1 0	5 2 0 0	0 0 0 0	0 0 0 0	0 0 2 3	0 0 13 8	0 0 11 16	1.59 1.588	0.00 0.000	0.00 0.500	9.00 3.000								
Javier López, L (6,1) ERA: 8.05	0.1 H 1	0 0 0 0	0 0 0 0	0 0 0 0	0 0 0 0	0 0 13 8	0 0 13 8													
Tim Harikkala, R (7,1) ERA: 2.25	2.0 W 7	1 0 0 0	0 0 0 0	0 0 0 0	0 0 0 0	0 0 13 8	0 0 13 8													
Shawn Chacon, R (9,1) ERA: 6.85	1.0 W 6	3 1 1 0	0 0 0 0	0 0 0 0	0 0 0 0	0 0 11 16	0 0 11 16													

Batter	1	2	3	4	5	6	7	8	9	AB	R	H	RBI	BB	SO	LOB	BOTTOM			
Aaron Miles, S (1,4) OBP: 0.311, SLG: 0.409	3-2 SH3 1B		2-2 F9	3-2 FC4-6 G1-6-3		3-2 HR 1B		0-1 17 G4-3 5 BB 1B		5	3	3	2	0	0	1	San Francisco Giants @ Colorado Rockies Coors Field, Denver, CO Sat Jun 05 2004, 6:05 PM MDT Att: 30,149 - Cloudy - 80 F			
Royce Clayton, R (1,6) OBP: 0.370, SLG: 0.498 Kit Pellow, R (9,9) OBP: 0.330, SLG: 0.368	1-1 SH3		4-1 17 1B BB	1-2 G1-6-3		2-1 HR		1-2 5 BB 17 G4-3 1B		3	2	2	2	1	0	1				
17 Todd Helton, L (1,3) OBP: 0.454, SLG: 0.549	0-0 F7		2-1 1B	1-3 1B	1-0 G6-4-3 1B	0-0 1B		2-1 G4-3		5	0	3	0	0	0	3				
Vinny Castilla, R (1,5) OBP: 0.348, SLG: 0.602 Luis Gonzalez, R (9,PH) OBP: 0.304, SLG: 0.405	4-1 1B BB		1-0 P4	3-0 G6-4-3	1-0 F9		2-3 K			3	0	0	0	1	0	4				
Jeremy Burnitz, L (1,9) OBP: 0.377, SLG: 0.627 Shawn Chacon, R (9,1)	3-2 1-3 2H 1B		2-0 P5	0-2 5 2B	0-2 2B	1-2 F8		4-2 5 BB 1B BB		4	2	2	1	1	0	3				
5 Matt Holliday, R (1,7) OBP: 0.347, SLG: 0.500	1-3 K			3-2 HR 2B	3-1 WP 2H 2B		4-0 BB		4-2 1B BB	3	1	2	2	2	1	2				
Todd Greene, R (1,2) OBP: 0.284, SLG: 0.437		1-0 G6-3		1-1 HR	3-2 L7		0-2 P5		1-2 2-3 3H 1B	5	1	2	4	0	0	2				
Choo Freeman, R (1,8) OBP: 0.333, SLG: 0.333		0-1 F9		1-2 FC4-6 1B		0-1 WP SH5-4 1B 1B		1-1 F8		5	2	2	0	0	0	3				
Jason Jennings, L (1,1) OBP: 0.111, SLG: 0.222 Javier López, L (6,1) Tim Harikkala, R (7,1) Denny Hocking, S (9,6) OBP: 0.247, SLG: 0.213		3-2 G4-3		0-1 E1 FC4-6		0-0 SH5-4		1-3 K		2	0	0	0	0	0	1				
Inning Stats	R: 1 E: 0 K: 1 S: 19	H: 2 LOB: 2 BB: 1 P: 31	R: 0 E: 0 K: 0 S: 7	H: 0 LOB: 0 BB: 0 P: 11	R: 0 E: 0 K: 0 S: 8	H: 1 LOB: 2 BB: 1 P: 19	R: 3 E: 1 K: 0 S: 18	H: 3 LOB: 0 BB: 0 P: 28	R: 1 E: 0 K: 0 S: 10	H: 3 LOB: 1 BB: 0 P: 20	R: 3 E: 0 K: 1 S: 13	H: 4 LOB: 1 BB: 0 P: 20	R: 0 E: 0 K: 1 S: 9	H: 0 LOB: 1 BB: 1 P: 15	R: 3 E: 0 K: 1 S: 24	H: 3 LOB: 2 BB: 2 P: 41	1B: 11 2B: 3 3B: 0 HR: 2	SF: 0 SAC: 2 DP: 2 HBP: 0	WP: 2 PB: 0 SB: 0 CS: 0	PA: 44
PITCHER	IP WLS BF H R ER SO	IP WLS BF H R ER SO	IP WLS BF H R ER SO	IP WLS BF H R ER SO	IP WLS BF H R ER SO	IP WLS BF H R ER SO	IP WLS BF H R ER SO	IP WLS BF H R ER SO	IP WLS BF H R ER SO	IP WLS BF H R ER SO	IP WLS BF H R ER SO	IP WLS BF H R ER SO	IP WLS BF H R ER SO	IP WLS BF H R ER SO	IP WLS BF H R ER SO	IP WLS BF H R ER SO	ERA WHIP	ERA WHIP		
Kirk Rueter, L (1,1) ERA: 5.29	4.2 L	8 4 3 3	0 0 0 0	2 1 16 26	20.25 3.000															
Jim Brower, R (5,1) ERA: 3.75	1.1 W	8 4 3 3	0 0 0 0	0 0 29 50	16.20 3.600															
Wayne Franklin, L (7,1) ERA: 6.98	1.2 W	11 3 3 2	3 0 0 0	0 0 4 6	0.00 0.000															
Scott Eyre, L (8,1) ERA: 3.85	0.1 W	1 0 0 0	0 0 0 0	0 0 0 0	0.00 0.000															



Batter	1	2	3	4	5	6	7	8	9	AB	R	H	RBI	BB	SO	LOB	TOP					
Aaron Miles, S OBP: 0.316, SLG: 0.414	1-3 K			1-3 K		3-1 SH1-3 1B		3-2 G4-3		4	0	1	0	0	2	2	Colorado Rockies @ New York Yankees Yankee Stadium, Bronx, NY Tue Jun 08 2004, 7:05 PM EDT Att: 51,852 - Cloudy - 83 F					
Royce Clayton, R OBP: 0.361, SLG: 0.484	1-3 K			1-0 G5-3		0-0 SH1-3		0-1 G3		3	0	0	0	0	1	2						
17 Todd Helton, L OBP: 0.454, SLG: 0.560	0-0 F7			0-2 G4-3		0-1 L3			1-1 G1-3	4	0	0	0	0	0	1						
Vinny Castilla, R OBP: 0.343, SLG: 0.587 Denny Hocking, S OBP: 0.253, SLG: 0.221		3-2 G6-3			0-0 P4	0-0 G5-3			0-0 5 CS 1B	4	0	1	0	0	0	1						
Jeromy Burnitz, L OBP: 0.381, SLG: 0.635		1-2 G3-1			2-2 5 1B 1B		1-2 G4-3		2-3 K	4	1	1	0	0	1	1						
5 Matt Holliday, R OBP: 0.343, SLG: 0.497		1-1 F7			1-2 1B		3-2 F7		2-2 CS	3	0	1	0	0	0	0						
Mark Sweeney, L OBP: 0.458, SLG: 0.528				1-2 K		2-2 1B		3-2 G4-3		3	0	1	1	0	1	0						
Todd Greene, R OBP: 0.295, SLG: 0.453 Choo Freeman, R OBP: 0.400, SLG: 0.250 Charles Johnson, R OBP: 0.361, SLG: 0.563				1-0 P5		0-3 K		0-0 G4-3 SH3-4 1B		3	0	1	0	0	1	2						
Luis Gonzalez, R OBP: 0.299, SLG: 0.403				2-1 G6-3		1-3 K		0-0 SH3-4		2	0	0	0	0	1	2						
Inning Stats	R: 0 E: 0 K: 2 S: 7	H: 0 LOB: 0 BB: 0 P: 9	R: 0 E: 0 K: 0 S: 9	H: 0 LOB: 0 BB: 0 P: 14	R: 0 E: 0 K: 1 S: 6	H: 0 LOB: 0 BB: 0 P: 10	R: 0 E: 0 K: 1 S: 7	H: 0 LOB: 0 BB: 0 P: 9	R: 1 E: 0 K: 2 S: 18	H: 3 LOB: 2 BB: 0 P: 24	R: 0 E: 0 K: 0 S: 6	H: 1 LOB: 1 BB: 0 P: 9	R: 0 E: 0 K: 0 S: 12	H: 0 LOB: 0 BB: 0 P: 19	R: 0 E: 0 K: 0 S: 7	H: 1 LOB: 2 BB: 0 P: 10		R: 0 E: 0 K: 1 S: 8	H: 1 LOB: 1 BB: 0 P: 13	1B: 6 2B: 0 3B: 0 HR: 0	SF: 0 SAC: 2 DP: 0 HBP: 0	WP: 0 PB: 0 SB: 0 CS: 1
PITCHER	IP WLS BF H R ER SO BB IBB HBP BLK WP HR S P ERA WHIP	7.0 W 26 5 1 1 6 0 0 0 0 0 0 66 95 1.29 0.714	1.0 H 3 0 0 0 0 0 0 0 0 0 6 9 0.00 0.000	1.0 S 3 1 0 0 1 0 0 0 0 0 8 13 0.00 1.000	PITCHER										IP WLS BF H R ER SO BB IBB HBP BLK WP HR S P ERA WHIP							

AB	30
R	1
H	6
RBI	1
BB	0
SO	7
LOB	11



Batter	1	2	3	4	5	6	7	8	9	AB	R	H	RBI	BB	SO	LOB	BOTTOM			
Bernie Williams, S OBP: 0.330, SLG: 0.391	2-1 F8		2-0 55 1B 25 1B 1B		2-2 G5-3		1-1 L8			4	1	1	0	0	0	0	Colorado Rockies @ New York Yankees Yankee Stadium, Bronx, NY Tue Jun 08 2004, 7:05 PM EDT Att: 51,852 - Cloudy - 83 F			
55 Hideki Matsui, L OBP: 0.408, SLG: 0.515	0-0 F8		0-0 BB 25 1B 1B		1-0 G4-3		1-1 G3-1			4	1	1	0	0	0	0				
13 Alex Rodriguez, R OBP: 0.396, SLG: 0.537	1-1 P4		1-3 K		4-2 BB		0-1 G6-3			3	0	0	0	1	1	2				
Gary Sheffield, R OBP: 0.410, SLG: 0.476		4-0 FC2-5 20 1B BB	4-2 25 1B BB		1 SAFE 3-2 G5-3		1-1 F7			2	0	0	0	2	0	1				
25 Jason Giambi, L OBP: 0.405, SLG: 0.549 Homer Bush, R OBP: 0.360, SLG: 0.436		1-3 K	0-0 1-3 2-H 3-H 1B		2-0 F9		4-2 BB			3	0	1	2	1	1	1				
20 Jorge Posada, S OBP: 0.420, SLG: 0.556		2-2 FC2-5 1B	0-1 G4-3		4-0 FC6-4 BB		0-3 K			3	0	1	0	1	1	3				
Ruben Sierra, S OBP: 0.328, SLG: 0.500		2-2 FC2-5		0-0 G1-3		3-0 FC6-4 1B		1-0 G3		4	0	0	0	0	0	4				
Miguel Cairo, R OBP: 0.317, SLG: 0.373		1-1 F7		0-1 CS 1B		0-0 1B		1-3 1B		3	0	2	0	0	0	2				
Enrique Wilson, S OBP: 0.254, SLG: 0.365			1-2 F9		2-2 G5-3		3-1 F7			3	0	0	0	0	0	3				
Inning Stats	R: 0 E: 0 K: 0 S: 5	H: 0 LOB: 0 BB: 0 P: 8	R: 0 E: 0 K: 1 S: 11	H: 1 LOB: 2 BB: 1 P: 21	R: 2 E: 0 K: 1 S: 14	H: 3 LOB: 2 BB: 1 P: 22	R: 0 E: 0 K: 0 S: 6	H: 1 LOB: 0 BB: 0 P: 8	R: 0 E: 0 K: 0 S: 9	H: 0 LOB: 1 BB: 1 P: 19	R: 0 E: 0 K: 0 S: 5	H: 1 LOB: 2 BB: 1 P: 17	R: 0 E: 0 K: 0 S: 6	H: 0 LOB: 0 BB: 0 P: 8	R: 0 E: 0 K: 1 S: 9	H: 0 LOB: 1 BB: 1 P: 15		1B: 6 2B: 0 3B: 0 HR: 0	SF: 0 SAC: 0 DP: 0 HBP: 0	WP: 0 PB: 0 SB: 0 CS: 1
PITCHER	IP WLS BF H R ER SO BB IBB HBP BLK WP HR S P ERA WHIP	5.2 L 26 6 2 2 2 4 0 0 0 0 0 17 28 0.00 0.429	PITCHER										IP WLS BF H R ER SO BB IBB HBP BLK WP HR S P ERA WHIP							

AB	29
R	2
H	6
RBI	2
BB	5
SO	3
LOB	16



Batter	1	2	3	4	5	6	7	8	9	AB	R	H	RBI	BB	SO	LOB	TOP										
Aaron Miles, S OBP: 0.319, SLG: 0.414	2-2 G5-4-3 1B	2-0 2H 1B		1-2 G6-3			1-1 F8		0-1 G4-3	5	0	2	1	0	0	1											
Royce Clayton, R OBP: 0.354, SLG: 0.475	1 SAFE G5-4-3 1-2	1 SAFE 2-2 G5-3		2-2 G5-3			1-2 G4-3			4	0	0	0	0	0	2											
17 Todd Helton, L OBP: 0.451, SLG: 0.554	2-3 K		0-1 5 WP HBP BB 1B		1-1 G3		1-2 P2			4	1	1	0	0	1	0											
Vinny Castilla, R OBP: 0.346, SLG: 0.581		4-2 1B 5 1B BB	1-0 5 WP HBP		1-3 K			1-2 G4-3		2	1	0	0	1	1	0											
Jeremy Burnitz, L OBP: 0.379, SLG: 0.628	2-2 1B 5 1B	2-3 K		3-3 K				3-3 K		4	1	1	0	0	3	2											
5 Matt Holliday, R OBP: 0.352, SLG: 0.506	0-0 1B E	4-2 BB		1-1 F8 2B				0-1 F8		3	1	2	1	1	0	0											
Mark Sweeney, L OBP: 0.450, SLG: 0.507	3-1 P6	4-2 BB G6-4-3		2-1 F8				2-3 K		3	0	0	1	1	1	3											
Todd Greene, R OBP: 0.293, SLG: 0.443	0-3 K	1-1 G6-4-3		2-1 P4				2-2 G1-3 1B		4	0	1	0	0	1	6											
Choo Freeman, R OBP: 0.357, SLG: 0.250	0-0 E9 1B 1H 2H		3-1 G6-3		0-0 F8			0-2 G1-3		4	1	1	1	0	0	2											
Inning Stats	R: 0 E: 0 K: 1 S: 9	H: 1 LOB: 0 BB: 0 P: 13	R: 4 E: 1 K: 1 S: 17	H: 4 LOB: 1 BB: 1 P: 30	R: 1 E: 0 K: 1 S: 11	H: 1 LOB: 2 BB: 2 P: 23	R: 0 E: 0 K: 0 S: 8	H: 0 LOB: 0 BB: 0 P: 14	R: 0 E: 0 K: 2 S: 8	H: 1 LOB: 1 BB: 0 P: 12	R: 0 E: 0 K: 0 S: 8	H: 0 LOB: 0 BB: 0 P: 11	R: 0 E: 0 K: 1 S: 8	H: 0 LOB: 0 BB: 0 P: 12	R: 0 E: 0 K: 1 S: 13	H: 1 LOB: 1 BB: 0 P: 17	1B: 7 2B: 1 3B: 0 HR: 0	SF: 0 SAC: 0 DP: 2 HBP: 1	WP: 1 PB: 0 SB: 0 CS: 0	PA: 37							
PITCHER	IP	WLS	BF	H	R	ER	SO	BB	IBB	HBP	BLK	WP	HR	S	P	ERA	WHIP										
Kevin Brown, R ERA: 4.13	2.0		11	5	4	3	2	1	0	0	0	0	0	26	43	13.50	3.000										
Tanyon Sturtze, R ERA: 4.15	4.0	16	2	1	1	3	2	2	0	1	0	1	0	34	62	2.25	1.000										
Paul Quantrill, R ERA: 3.82	1.0	W	3	0	0	0	0	0	0	0	0	0	0	8	11	0.00	0.000										
Tom Gordon, R ERA: 2.16	1.0	H	3	0	0	0	1	0	0	0	0	0	0	8	12	0.00	0.000										
42 Mariano Rivera, R ERA: 1.04	1.0	S	4	1	0	0	1	0	0	0	0	0	0	13	17	0.00	1.000										

Colorado Rockies @ New York Yankees
Yankee Stadium, Bronx, NY
Wed Jun 09 2004, 7:05 PM EDT
Att: 38,013 - Sunny - 93 F

AB 33
R 5
H 8
RBI 4
BB 3
SO 7
LOB 16



Batter	1	2	3	4	5	6	7	8	9	AB	R	H	RBI	BB	SO	LOB	BOTTOM										
2 Derek Jeter, R OBP: 0.292, SLG: 0.398	0-0 F8		2-2 E 13 SF9 HBP	2-0 G1-3			3-2 2H HR	1-1 F7		4	2	1	2	0	0	3											
Bernie Williams, S OBP: 0.333, SLG: 0.405	2-1 F8		0-0 E1 HR	4-1 BB			3-1 HR			3	2	1	1	1	0	1											
13 Alex Rodriguez, R OBP: 0.394, SLG: 0.534	0-0 FC5-4 1B		2-1 SF9	3-1 F8			1-2 G6-3			3	0	1	1	0	0	1											
Gary Sheffield, R OBP: 0.407, SLG: 0.486	1-2 FC5-4 1-2		0-0 3H 1H HR	3-1 P3			2-2 F7			4	1	1	2	0	0	2											
25 Jason Giambi, L OBP: 0.395, SLG: 0.533		0-0 G3	1-3 K	0-3 K			2-1 F8			4	0	0	0	0	2	1											
Tony Clark, S OBP: 0.360, SLG: 0.436										0	0	0	0	0	0	0											
20 Jorge Posada, S OBP: 0.426, SLG: 0.567	1-1 2B		0-3 K			0-0 55 G3-6 1B		0-0 1B		4	0	3	0	0	1	0											
55 Hideki Matsui, L OBP: 0.406, SLG: 0.507	2-3 K		4-0 G5-4-3 BB		0-0 G3-6		1-2 1B	0-0 F9		3	0	0	0	1	1	3											
Ruben Sierra, S OBP: 0.319, SLG: 0.484	1-1 G6-3		1-1 G5-4-3		0-1 G6-3		0-1 G6-3	2-2 P6		4	0	0	0	0	0	3											
Miguel Cairo, R OBP: 0.349, SLG: 0.418			0-1 2 HBP E 1B	2-0 1B		0-0 G3-6	3-2 2 HR 2B	3-2 1B		4	2	4	0	0	0	0											
Inning Stats	R: 0 E: 0 K: 0 S: 7	H: 1 LOB: 1 BB: 0 P: 10	R: 0 E: 0 K: 1 S: 10	H: 1 LOB: 0 BB: 0 P: 14	R: 4 E: 1 K: 2 S: 14	H: 2 LOB: 0 BB: 0 P: 19	R: 0 E: 0 K: 0 S: 4	H: 1 LOB: 1 BB: 1 P: 13	R: 0 E: 0 K: 1 S: 8	H: 0 LOB: 1 BB: 1 P: 18	R: 0 E: 0 K: 0 S: 4	H: 1 LOB: 0 BB: 0 P: 4	R: 3 E: 0 K: 0 S: 21	H: 3 LOB: 0 BB: 0 P: 35	R: 0 E: 0 K: 0 S: 11	H: 2 LOB: 2 BB: 0 P: 17	1B: 6 2B: 2 3B: 0 HR: 3	SF: 1 SAC: 0 DP: 2 HBP: 1	WP: 0 PB: 0 SB: 0 CS: 0	PA: 37							
PITCHER	IP	WLS	BF	H	R	ER	SO	BB	IBB	HBP	BLK	WP	HR	S	P	ERA	WHIP										
Joe Kennedy, L ERA: 4.06	6.0	L	29	9	7	6	4	2	0	1	0	0	0	9	14	9.00	1.833										
Steve Reed, R ERA: 2.99	1.0		3	0	0	0	0	0	0	0	0	0	0	9	14	0.00	0.000										
Shawn Chacon, R ERA: 6.56	1.0		5	2	0	0	0	0	0	0	0	0	0	11	17	0.00	2.000										

Colorado Rockies @ New York Yankees
Yankee Stadium, Bronx, NY
Wed Jun 09 2004, 7:05 PM EDT
Att: 38,013 - Sunny - 93 F

AB 33
R 7
H 11
RBI 6
BB 2
SO 4
LOB 14



Batter	1	2	3	4	5	6	7	8	9	10	AB	R	H	RBI	BB	SO	LOB	TOP						
Aaron Miles, S OBP: 0.327, SLG: 0.415 (1, 4)											5	1	4	1	0	0	1	Colorado Rockies @ Tampa Bay Devil Rays Tropicana Field, St. Petersburg, FL Fri Jun 11 2004, 7:15 PM EDT Att: 9,280 - Dome - 72 F AB 40 R 7 H 13 RBI 7 BB 3 SO 11 LOB 15 						
Royce Clayton, R OBP: 0.351, SLG: 0.466 Mark Sveinney, L OBP: 0.429, SLG: 0.475 Denny Hocking, S OBP: 0.262, SLG: 0.221 (1, 6)											2	1	0	1	1	1	2							
17 Todd Helton, L OBP: 0.461, SLG: 0.602 (1, 3)											5	1	4	5	0	0	0							
Vinny Castilla, R OBP: 0.343, SLG: 0.571 (1, 5)											4	0	0	0	1	1	4							
Jeremy Burnitz, L OBP: 0.305, SLG: 0.602 (1, 9)											5	0	0	0	0	1	2							
5 Matt Holliday, R OBP: 0.340, SLG: 0.491 (1, 7)											5	0	1	0	0	2	0							
Charles Johnson, R OBP: 0.360, SLG: 0.546 (1, 2)											5	1	1	0	0	3	1							
Luis Gonzalez, R OBP: 0.301, SLG: 0.423 (1, 10)											5	1	2	0	0	1	2							
Choo Freeman, R OBP: 0.409, SLG: 0.444 (1, 8)											3	2	1	0	1	2	2							
Inning Stats	R: 0 E: 0 K: 1 S: 9	H: 1 LOB: 0 BB: 0 P: 12	R: 0 E: 0 K: 2 S: 9	H: 0 LOB: 0 BB: 0 P: 11	R: 2 E: 0 K: 0 S: 20	H: 4 LOB: 2 BB: 0 P: 28	R: 0 E: 0 K: 2 S: 7	H: 0 LOB: 0 BB: 0 P: 13	R: 1 E: 0 K: 0 S: 9	H: 3 LOB: 2 BB: 0 P: 16	R: 0 E: 0 K: 1 S: 9	H: 0 LOB: 0 BB: 0 P: 13	R: 2 E: 0 K: 0 S: 15	H: 1 LOB: 3 BB: 0 P: 31	R: 0 E: 0 K: 2 S: 11	H: 1 LOB: 1 BB: 0 P: 20	R: 2 E: 0 K: 1 S: 18		H: 2 LOB: 0 BB: 0 P: 25	R: 0 E: 0 K: 2 S: 21	H: 1 LOB: 1 BB: 0 P: 26	1B: 8 2B: 4 3B: 0 HR: 1	SF: 1 SAC: 1 DP: 0 HBP: 0	WP: 1 PB: 0 SB: 1 CS: 1
PITCHER	IP WLS BF H R ER SO	IP WLS BF H R ER SO	IP WLS BF H R ER SO	IP WLS BF H R ER SO	IP WLS BF H R ER SO	IP WLS BF H R ER SO	IP WLS BF H R ER SO	IP WLS BF H R ER SO	IP WLS BF H R ER SO	IP WLS BF H R ER SO	IP WLS BF H R ER SO	IP WLS BF H R ER SO	IP WLS BF H R ER SO	IP WLS BF H R ER SO	IP WLS BF H R ER SO	IP WLS BF H R ER SO	IP WLS BF H R ER SO	IP WLS BF H R ER SO	IP WLS BF H R ER SO	IP WLS BF H R ER SO	ERA WHIP	ERA WHIP		
Chad Gaudin, R ERA: 3.66 (1, 1)	4.2	0.2	1.1	0.1	1.0	2.0	2.0	2.0	2.0	2.0	2.0	2.0	2.0	2.0	2.0	2.0	2.0	2.0	2.0	2.0	2.0	5.79	1.500	
Lance Carter, R ERA: 3.3 (5, 1)	0.2	0.2	0.1	0.1	0.1	0.1	0.1	0.1	0.1	0.1	0.1	0.1	0.1	0.1	0.1	0.1	0.1	0.1	0.1	0.1	0.1	0.00	1.500	
Jorge Sosa, R ERA: 5.87 (6, 1)	1.1	0.1	0.1	0.1	0.1	0.1	0.1	0.1	0.1	0.1	0.1	0.1	0.1	0.1	0.1	0.1	0.1	0.1	0.1	0.1	0.1	13.50	1.500	
Trever Miller, L ERA: 2.38 (7, 1)	0.1	0.1	0.1	0.1	0.1	0.1	0.1	0.1	0.1	0.1	0.1	0.1	0.1	0.1	0.1	0.1	0.1	0.1	0.1	0.1	0.1	0.00	3.000	
Travis Harper, R ERA: 3.63 (8, 1)	1.0	0.1	0.1	0.1	0.1	0.1	0.1	0.1	0.1	0.1	0.1	0.1	0.1	0.1	0.1	0.1	0.1	0.1	0.1	0.1	0.1	0.00	1.000	

Batter	1	2	3	4	5	6	7	8	9	10	AB	R	H	RBI	BB	SO	LOB	BOTTOM						
13 Carl Crawford, L OBP: 0.333, SLG: 0.403 (1, 7)											5	2	2	1	0	0	4	Colorado Rockies @ Tampa Bay Devil Rays Tropicana Field, St. Petersburg, FL Fri Jun 11 2004, 7:15 PM EDT Att: 9,280 - Dome - 72 F AB 41 R 8 H 13 RBI 8 BB 4 SO 3 LOB 21 						
José Cruz Jr., S OBP: 0.371, SLG: 0.470 (1, 9)											4	1	2	3	1	0	3							
5 Rocco Baldelli, R OBP: 0.336, SLG: 0.417 (1, 8)											3	1	1	0	2	0	1							
Aubrey Huff, L OBP: 0.307, SLG: 0.406 (1, 5) (10, 3)											5	0	0	1	0	1	5							
Tino Martinez, L OBP: 0.372, SLG: 0.486 José Bautista, R OBP: 0.353, SLG: 0.267 (1, 3) (9, PR) (10, 5)											5	0	1	0	0	0	2							
Julio Lugo, R OBP: 0.320, SLG: 0.436 (1, 6)											5	0	1	1	0	1	1							
Robert Fick, L OBP: 0.262, SLG: 0.325 (1, 10)											4	1	2	1	1	1	1							
Toby Hall, R OBP: 0.308, SLG: 0.404 Fred McGriff, L OBP: 0.269, SLG: 0.375 Brook Fordyce, R OBP: 0.275, SLG: 0.308 (1, 2) (8, PH) (8, PR) (9, 2)											3	0	0	0	0	0	1							
Rey Sanchez, R OBP: 0.303, SLG: 0.345 (1, 4)											5	3	3	1	0	0	3							
Inning Stats	R: 0 E: 0 K: 0 S: 3	H: 0 LOB: 0 BB: 0 P: 6	R: 0 E: 0 K: 2 S: 7	H: 0 LOB: 0 BB: 0 P: 12	R: 3 E: 0 K: 0 S: 15	H: 4 LOB: 1 BB: 0 P: 24	R: 0 E: 0 K: 1 S: 8	H: 0 LOB: 0 BB: 0 P: 12	R: 2 E: 0 K: 0 S: 9	H: 3 LOB: 1 BB: 0 P: 11	R: 0 E: 0 K: 0 S: 6	H: 1 LOB: 1 BB: 0 P: 10	R: 1 E: 0 K: 0 S: 9	H: 1 LOB: 2 BB: 0 P: 24	R: 0 E: 0 K: 0 S: 12	H: 2 LOB: 3 BB: 0 P: 21	R: 1 E: 0 K: 0 S: 13		H: 1 LOB: 1 BB: 0 P: 20	R: 1 E: 0 K: 0 S: 5	H: 1 LOB: 0 BB: 0 P: 8	1B: 5 2B: 3 3B: 2 HR: 3	SF: 0 SAC: 0 DP: 0 HBP: 0	WP: 1 PB: 0 SB: 0 CS: 0
PITCHER	IP WLS BF H R ER SO	IP WLS BF H R ER SO	IP WLS BF H R ER SO	IP WLS BF H R ER SO	IP WLS BF H R ER SO	IP WLS BF H R ER SO	IP WLS BF H R ER SO	IP WLS BF H R ER SO	IP WLS BF H R ER SO	IP WLS BF H R ER SO	IP WLS BF H R ER SO	IP WLS BF H R ER SO	IP WLS BF H R ER SO	IP WLS BF H R ER SO	IP WLS BF H R ER SO	IP WLS BF H R ER SO	IP WLS BF H R ER SO	IP WLS BF H R ER SO	IP WLS BF H R ER SO	IP WLS BF H R ER SO	ERA WHIP	ERA WHIP		
28 Aaron Cook, R ERA: 6.23 (1, 1)	6.0	0.1	0.2	0.1	1.0	2.0	2.0	2.0	2.0	2.0	7.50	1.333												
Tim Lincecum, R ERA: 2.35 (7, 1)	0.1	0.2	0.1	0.1	0.1	0.1	0.1	0.1	0.1	0.1	27.00	6.000												
Javier López, L ERA: 9.15 (7, 1)	0.2	0.1	0.1	0.1	0.1	0.1	0.1	0.1	0.1	0.1	0.00	0.000												
Steve Reed, R ERA: 2.84 (8, 1)	1.0	0.1	0.1	0.1	0.1	0.1	0.1	0.1	0.1	0.1	0.00	2.000												
Shawn Chacon, R ERA: 6.30 (9, 1)	1.1	0.1	0.1	0.1	0.1	0.1	0.1	0.1	0.1	0.1	13.50	2.250												

Batter	1	2	3	4	5	6	7	8	9	AB	R	H	RBI	BB	SO	LOB	TOP																					
Aaron Miles, S OBP: 0.329, SLG: 0.415 (1, 4)	1-1 PB 1B		0-2 G4-3		0-1 G4-3	1-2 G3 1-H 1B		1-3 K		5	1	2	1	0	1	0																						
Royce Clayton, R OBP: 0.344, SLG: 0.456 (1, 6)	1-3 K		1-3 K		0-3 K2-3	1-1 G3			2-2 L6	5	0	0	0	0	3	2																						
17 Todd Helton, L OBP: 0.468, SLG: 0.608 (1, 3)	2-1 2-H 1B		0-1 G4-3			1-2 2B			2-2 G5-4-3 HBP	3	1	2	1	1	0	0																						
Vinny Castilla, R OBP: 0.340, SLG: 0.563 (1, 5)	1-0 P6			0-2 P2		1-2 1B BB			0-0 G5-4-3	5	1	1	0	0	0	4																						
Jeremy Burnitz, L OBP: 0.367, SLG: 0.596 (1, 9)	0-1 G4-3			4-2 1B BB		4-0 5 HR BB			3-1 F8	2	1	0	0	2	0	1																						
5 Matt Holliday, R OBP: 0.338, SLG: 0.503 (1, 7)		2-3 K		2-3 K BB		0-0 1-H 2-H 3-H HR			1-0 G6-3	4	1	1	4	0	2	1																						
Mark Sweeney, L OBP: 0.431, SLG: 0.476 (1, 10)		3-3 K		0-0 SAFE 1-3 1B		3-1 1B FC6-4 1B			0-1 G1-3	4	1	2	0	0	1	0																						
Todd Greene, R OBP: 0.302, SLG: 0.446 (1, 2)		1-2 1B		2-2 P6		2-1 SAFE 1-3 1B			2-2 G1-4-3	4	0	2	0	0	0	2																						
Choo Freeman, R OBP: 0.346, SLG: 0.364 (1, 8)		0-1 G4-3			1-0 F9	0-1 FC6-4 1B			1-1 G4-3	4	1	0	1	0	0	2																						
Inning Stats	R: 1 E: 0 K: 1 S: 11	H: 2 LOB: 1 BB: 0 P: 16	R: 0 E: 0 K: 2 S: 12	H: 1 LOB: 1 BB: 0 P: 18	R: 0 E: 0 K: 1 S: 8	H: 0 LOB: 0 BB: 0 P: 9	R: 0 E: 0 K: 1 S: 13	H: 1 LOB: 2 BB: 1 P: 21	R: 0 E: 0 K: 0 S: 6	H: 0 LOB: 0 BB: 0 P: 7	R: 6 E: 0 K: 0 S: 18	H: 6 LOB: 2 BB: 2 P: 32	R: 0 E: 0 K: 0 S: 5	H: 0 LOB: 0 BB: 0 P: 9	R: 0 E: 0 K: 1 S: 8	H: 0 LOB: 0 BB: 0 P: 10	1B: 8 2B: 1 3B: 0 HR: 1	SF: 0 SAC: 0 DP: 1 HBP: 1	WP: 0 PB: 1 SB: 1 CS: 0	PA: 40																		
PITCHER	IP	WLS	BF	H	R	ER	SO	BB	IBB	HBP	BLK	WP	HR	S	P	ERA	WHIP	PITCHER				IP	WLS	BF	H	R	ER	SO	BB	IBB	HBP	BLK	WP	HR	S	P	ERA	WHIP
Rob Bell, R ERA: 6.23 (1, 1)	5.0		24	7	5	4	6	2	0	0	0	0	1	54	79	7.20	1.800																					
Travis Harper, R ERA: 4.24 (6, 1)	1.0		7	3	2	2	0	0	1	0	0	0	0	14	24	18.00	3.000																					
John Halama, L ERA: 2.76 (7, 1)	3.0	W	9	0	0	0	1	0	0	1	0	0	0	19	31	0.00	0.000																					

Colorado Rockies @ Tampa Bay Devil Rays
Tropicana Field, St. Petersburg, FL
Sat Jun 12 2004, 6:15 PM EDT
Att: 11,299 - Dome - 72 F

livebaseballscores.com

AB 36
R 7
H 10
RBI 7
BB 3
SO 7
LOB 12



Batter	1	2	3	4	5	6	7	8	9	AB	R	H	RBI	BB	SO	LOB	BOTTOM																					
13 Carl Crawford, L OBP: 0.327, SLG: 0.397 (1, 8)	1-3 K		3-2 F8		1-2 G3	0-0 F7		2-1 SF7 2-H		4	0	0	1	0	1	5																						
Julio Lugo, R OBP: 0.322, SLG: 0.433 (1, 6)	0-0 B1			3-1 F8	1-1 E 1B		2-0 P6	4-1 BB BB		4	1	1	2	1	0	0																						
Aubrey Huff, L OBP: 0.309, SLG: 0.404 (1, 3)	1-2 G3			1-1 P5	0-1 1-H 1B		1-2 G5-3	4-0 1-2 BB		4	0	1	1	1	0	0																						
José Cruz Jr., S OBP: 0.372, SLG: 0.462 (1, 9)		4-2 G6-3 BB		3-1 G4-3	2-3 K		4-2 HR BB	2-2 P2		3	1	0	0	2	1	3																						
Toby Hall, R OBP: 0.320, SLG: 0.432 (1, 2)		2-1 G6-3 1-2			2-1 SH2-4 1B 1B		4-2 1B SF9 BB	1-1 HR		3	3	2	2	1	0	1																						
Tino Martinez, L OBP: 0.379, SLG: 0.503 (1, 10)		3-2 P3			3-1 1B SH2-4 E HBP		4-0 SF9 1B BB	0-2 HR		2	2	1	1	1	0	0																						
Geoff Blum, S OBP: 0.220, SLG: 0.293 (1, 5)			3-1 P4		0-0 SH2-4		2-0 1B	0-0 P5		3	0	1	0	0	0	0																						
Robert Fick, L OBP: 0.261, SLG: 0.319 (1, 7)			1-3 K		1-0 E 1B HBP		2-1 SF9	3-2 F8		2	1	0	1	0	1	0																						
5 Rocco Baldelli, R OBP: 0.336, SLG: 0.417 (9, 8)					1-2 2-3 3-H 1B					0	0	0	0	0	0	0																						
Rey Sanchez, R OBP: 0.317, SLG: 0.361 (1, 4)				4-0 BB	0-0 E9 1B		0-0 F9	1-0 13 WP 13 SF7 2B		3	2	2	1	1	0	2																						
Inning Stats	R: 0 E: 0 K: 1 S: 7	H: 0 LOB: 0 BB: 0 P: 9	R: 0 E: 0 K: 0 S: 8	H: 0 LOB: 1 BB: 1 P: 17	R: 0 E: 0 K: 1 S: 8	H: 0 LOB: 0 BB: 0 P: 13	R: 0 E: 0 K: 1 S: 16	H: 4 LOB: 1 BB: 0 P: 26	R: 1 E: 0 K: 0 S: 7	H: 1 LOB: 2 BB: 2 P: 19	R: 3 E: 0 K: 0 S: 13	H: 2 LOB: 0 BB: 1 P: 21	R: 1 E: 0 K: 0 S: 10	H: 1 LOB: 2 BB: 2 P: 26	1B: 5 2B: 1 3B: 0 HR: 2	SF: 2 SAC: 1 DP: 1 HBP: 2	WP: 1 PB: 0 SB: 0 CS: 0	PA: 40																				
PITCHER	IP	WLS	BF	H	R	ER	SO	BB	IBB	HBP	BLK	WP	HR	S	P	ERA	WHIP	PITCHER				IP	WLS	BF	H	R	ER	SO	BB	IBB	HBP	BLK	WP	HR	S	P	ERA	WHIP
Shawn Estes, L ERA: 5.81 (1, 1)	5.0		25	5	6	5	3	4	0	2	0	0	0	48	97	9.00	1.800																					
Tim Lincecum, R ERA: 3.29 (6, 1)	1.2	L	8	2	3	3	0	1	0	0	0	0	2	16	26	16.20	1.800																					
Javier López, L ERA: 9.0 (7, 1)	0.1		1	0	0	0	0	0	0	0	0	0	0	1	1	0.00	0.000																					
Marc Kroon, R ERA: 15.43 (8, 1)	1.0		6	1	1	1	0	2	0	0	0	1	0	10	26	9.00	3.000																					

Colorado Rockies @ Tampa Bay Devil Rays
Tropicana Field, St. Petersburg, FL
Sat Jun 12 2004, 6:15 PM EDT
Att: 11,299 - Dome - 72 F

livebaseballscores.com

AB 28
R 10
H 8
RBI 9
BB 7
SO 3
LOB 11



Batter	1	2	3	4	5	6	7	8	9	AB	R	H	RBI	BB	SO	LOB	TOP			
Aaron Miles, S OBP: 0.331, SLG: 0.428 (1, 4)										5	0	2	1	0	0	1	Colorado Rockies @ Tampa Bay Devil Rays Tropicana Field, St. Petersburg, FL Sun Jun 13 2004, 1:15 PM EDT Att: 11,227 - Dome - 72 F livebaseballscorecards.com			
Mark Sweeney, L OBP: 0.416, SLG: 0.455 (1, 10)										4	0	0	0	0	1	1				
17 Todd Helton, L OBP: 0.464, SLG: 0.601 (1, 3)										4	0	1	0	0	1	1				
5 Matt Holliday, R OBP: 0.342, SLG: 0.503 (1, 7)										4	0	2	0	0	0	2				
Jeremy Burnitz, L OBP: 0.365, SLG: 0.590 (9, 8)										4	1	1	0	0	0	3				
Luis Gonzalez, R OBP: 0.299, SLG: 0.419 (1, 5)										4	0	1	0	0	1	2				
Charles Johnson, R OBP: 0.363, SLG: 0.539 (1, 2)										2	1	0	0	2	1	0				
Denny Hocking, S OBP: 0.273, SLG: 0.235 (9, 9)										4	0	2	1	0	1	3				
Choo Freeman, R OBP: 0.310, SLG: 0.320 (1, 8)										3	0	0	0	0	1	2				
Todd Greene, R OBP: 0.299, SLG: 0.440 (9, PH)										1	0	0	0	0	1	1				
Royce Clayton, R OBP: 0.344, SLG: 0.456 (9, 6)										0	0	0	0	0	0	0				
Inning Stats	R: 0 E: 0 K: 1 S: 11	H: 1 LOB: 1 BB: 0 P: 16	R: 2 E: 0 K: 1 S: 20	H: 3 LOB: 2 BB: 1 P: 30	R: 0 E: 0 K: 1 S: 6	H: 1 LOB: 1 BB: 0 P: 8	R: 0 E: 0 K: 1 S: 6	H: 0 LOB: 0 BB: 0 P: 11	R: 0 E: 0 K: 0 S: 7	H: 2 LOB: 3 BB: 1 P: 24	R: 0 E: 0 K: 0 S: 7	H: 0 LOB: 0 BB: 0 P: 10	R: 0 E: 0 K: 1 S: 8	H: 1 LOB: 1 BB: 0 P: 12	R: 0 E: 0 K: 2 S: 9	H: 1 LOB: 1 BB: 0 P: 13	1B: 7 2B: 2 3B: 0 HR: 0	SF: 0 SAC: 0 DP: 0 HBP: 0	WP: 0 PB: 0 SB: 1 CS: 1	PA: 37
PITCHER	IP	WLS	BF	H	R	ER	SO	BB	IBB	HBP	BLK	WP	HR	S	P	ERA	WHIP			
Dewon Brazelton, R ERA: 1.54 (1, 1)	7.0		29	7	2	2	4	2	0	0	0	0	0	70	108	2.57	1.286			
Trever Miller, L ERA: 2.31 (8, 1)	0.2		3	1	0	0	0	0	0	0	0	0	0	5	7	0.00	1.500			
Jesus Colome, R ERA: 1.35 (8, 1)	1.1	W	5	1	0	0	3	0	0	0	0	0	0	12	18	0.00	0.750			

Batter	1	2	3	4	5	6	7	8	9	AB	R	H	RBI	BB	SO	LOB	BOTTOM			
13 Carl Crawford, L OBP: 0.336, SLG: 0.405 (1, 8)										5	1	4	1	0	1	0	Colorado Rockies @ Tampa Bay Devil Rays Tropicana Field, St. Petersburg, FL Sun Jun 13 2004, 1:15 PM EDT Att: 11,227 - Dome - 72 F livebaseballscorecards.com			
Julio Lugo, R OBP: 0.326, SLG: 0.441 (1, 6)										5	0	3	1	0	0	4				
Aubrey Huff, L OBP: 0.312, SLG: 0.405 (1, 3)										4	0	2	0	0	0	2				
José Cruz Jr., S OBP: 0.370, SLG: 0.455 (1, 9)										3	1	0	0	1	0	4				
Toby Hall, R OBP: 0.318, SLG: 0.427 (1, 2)										4	0	1	0	0	1	1				
Tino Martinez, L OBP: 0.372, SLG: 0.492 (1, 10)										4	1	0	0	0	0	2				
Geoff Blum, S OBP: 0.228, SLG: 0.294 (1, 5)										3	0	1	1	1	0	1				
Robert Fick, L OBP: 0.254, SLG: 0.309 (1, 7)										4	0	0	0	0	0	4				
José Bautista, R OBP: 0.353, SLG: 0.267 (9, 7)										0	0	0	0	0	0	0				
Rey Sanchez, R OBP: 0.315, SLG: 0.352 (1, 4)										3	0	0	0	1	0	0				
Inning Stats	R: 0 E: 0 K: 1 S: 11	H: 1 LOB: 1 BB: 0 P: 12	R: 0 E: 0 K: 0 S: 11	H: 1 LOB: 1 BB: 0 P: 17	R: 0 E: 0 K: 0 S: 8	H: 1 LOB: 1 BB: 0 P: 9	R: 2 E: 1 K: 0 S: 18	H: 2 LOB: 3 BB: 2 P: 31	R: 0 E: 0 K: 1 S: 8	H: 0 LOB: 0 BB: 0 P: 15	R: 0 E: 0 K: 0 S: 11	H: 3 LOB: 2 BB: 0 P: 16	R: 0 E: 0 K: 0 S: 9	H: 0 LOB: 1 BB: 1 P: 14	R: 1 E: 0 K: 0 S: 9	H: 2 LOB: 1 BB: 0 P: 14	1B: 10 2B: 2 3B: 0 HR: 0	SF: 0 SAC: 0 DP: 1 HBP: 0	WP: 1 PB: 0 SB: 2 CS: 1	PA: 38
PITCHER	IP	WLS	BF	H	R	ER	SO	BB	IBB	HBP	BLK	WP	HR	S	P	ERA	WHIP			
Jeff Fassero, L ERA: 5.24 (1, 1)	7.0		31	7	2	1	2	2	0	0	0	1	0	75	110	1.29	1.571			
Javier López, L ERA: 8.59 (8, 1)	1.0		4	0	0	0	0	1	0	0	0	0	0	9	14	0.00	1.000			
Shawn Chacon, R ERA: 7.2 (9, 1)	0.1	L	3	2	1	1	0	0	0	0	0	0	0	9	14	27.00	6.000			

Batter	1	2	3	4	5	6	7	8	9	AB	R	H	RBI	BB	SO	LOB	TOP								
18 Johnny Damon, L (1, 8) OBP: 0.382, SLG: 0.421										5	1	2	0	0	0	1									
Mark Bellhorn, S (1, 4) OBP: 0.401, SLG: 0.436										3	1	2	2	1	1	1									
Kevin Millar, R (1, 3) OBP: 0.343, SLG: 0.388										2	0	1	0	0	0	1									
34 David Ortiz, L (6, PH) OBP: 0.341, SLG: 0.536										2	0	0	0	0	0	3									
Manny Ramirez, R (1, 7) OBP: 0.446, SLG: 0.652										2	0	1	0	3	0	0									
Nomar Garciaparra, R (1, 6) OBP: 0.350, SLG: 0.267										4	0	1	1	0	0	4									
Jason Varitek, S (1, 2) OBP: 0.396, SLG: 0.453										3	0	0	0	2	2	6									
20 Kevin Youkilis, R (1, 5) OBP: 0.366, SLG: 0.400										4	0	0	0	0	1	8									
Gabe Kapler, R (1, 9) OBP: 0.282, SLG: 0.331										4	1	2	0	0	0	0									
Bronson Arroyo, R (1, 1)										2	0	0	0	0	2	1									
Scott Williamson, R (7, 1)										0	0	0	0	0	0	0									
Dave McCarty, R (8, PH) OBP: 0.333, SLG: 0.410										1	0	0	0	0	0	0									
Alan Embree, L (8, 1)										0	0	0	0	0	0	0									
Anastacio Martinez, R (8, 1)										0	0	0	0	0	0	0									
Inning Stats	R: 0 E: 0 K: 1 S: 8	H: 1 LOB: 0 BB: 0 P: 12	R: 0 E: 0 K: 1 S: 7	H: 1 LOB: 2 BB: 1 P: 16	R: 3 E: 0 K: 1 S: 19	H: 3 LOB: 3 BB: 2 P: 38	R: 0 E: 0 K: 1 S: 6	H: 0 LOB: 0 BB: 0 P: 9	R: 0 E: 0 K: 0 S: 13	H: 2 LOB: 3 BB: 1 P: 24	R: 0 E: 0 K: 0 S: 13	H: 1 LOB: 2 BB: 1 P: 24	R: 0 E: 0 K: 1 S: 6	H: 0 LOB: 0 BB: 0 P: 10	R: 0 E: 0 K: 0 S: 11	H: 0 LOB: 0 BB: 0 P: 19	R: 0 E: 0 K: 1 S: 18	H: 1 LOB: 3 BB: 1 P: 30	1B: 6 2B: 4 3B: 0 HR: 0	SF: 1 SAC: 1 DP: 2 HBP: 2	WP: 0 PB: 0 SB: 1 CS: 1	PA: 42			
PITCHER	IP	WLS	BF	H	R	ER	SO	BB	IBB	HBP	BLK	WP	HR	S	P	ERA	WHIP								
Joe Kennedy, L (1, 1) ERA: 4.15	5.0	W	25	7	3	3	4	4	0	1	0	0	0	53	99	5.40	2.200								
Allan Simpson, R (6, 1) ERA: 5.23	0.2	H	4	1	0	0	0	1	0	0	0	0	0	7	16	0.00	3.000								
Steve Reed, R (6, 1) ERA: 2.7	1.1	H	4	0	0	0	1	0	0	0	0	0	0	12	18	0.00	0.000								
Tim Harikkala, R (8, 1) ERA: 3.16	1.0	H	3	0	0	0	0	0	0	0	0	0	0	11	19	0.00	0.000								
Shawn Chacon, R (9, 1) ERA: 6.92	1.0	S	6	1	0	0	1	1	0	1	0	0	0	18	30	0.00	2.000								

Boston Red Sox @ Colorado Rockies
Coors Field, Denver, CO
Tue Jun 15 2004, 7:05 PM MDT
Att. 40,489 - Overcast - 72 F

AB	32
R	3
H	9
RBI	3
BB	6
SO	6
LOB	25



Batter	1	2	3	4	5	6	7	8	9	AB	R	H	RBI	BB	SO	LOB	BOTTOM								
Aaron Miles, S (1, 4) OBP: 0.329, SLG: 0.423										4	1	1	0	0	0	0									
Royce Clayton, R (1, 6) OBP: 0.346, SLG: 0.461										4	1	2	0	0	1	1									
17 Todd Helton, L (1, 3) OBP: 0.465, SLG: 0.612										3	2	1	2	1	0	1									
Vinny Castilla, R (1, 5) OBP: 0.346, SLG: 0.583										4	2	3	2	0	1	0									
Jeremy Burnitz, L (1, 8) OBP: 0.367, SLG: 0.588										4	0	2	1	0	1	1									
5 Matt Holliday, R (1, 7) OBP: 0.340, SLG: 0.497										4	0	1	0	0	1	3									
Mark Sweeney, L (1, 9) ERA: 4.86										3	0	0	0	0	0	1									
Tim Harikkala, R (8, 1)										0	0	0	0	0	0	0									
Shawn Chacon, R (9, 1)										0	0	0	0	0	0	0									
Charles Johnson, R (1, 2) OBP: 0.357, SLG: 0.529										3	0	0	0	0	1	1									
Joe Kennedy, R (1, 1) OBP: 0.240, SLG: 0.250										2	0	0	0	0	1	0									
Allan Simpson, R (6, 1)										0	0	0	0	0	0	0									
Steve Reed, R (6, 1)										0	0	0	0	0	0	0									
Choo Freeman, R (7, PH) OBP: 0.300, SLG: 0.308										1	0	0	0	1	1	0									
Inning Stats	R: 0 E: 0 K: 0 S: 7	H: 1 LOB: 0 BB: 0 P: 9	R: 1 E: 0 K: 0 S: 10	H: 2 LOB: 1 BB: 0 P: 13	R: 3 E: 1 K: 0 S: 14	H: 3 LOB: 1 BB: 1 P: 21	R: 0 E: 0 K: 1 S: 11	H: 0 LOB: 0 BB: 0 P: 16	R: 0 E: 0 K: 2 S: 8	H: 1 LOB: 1 BB: 0 P: 18	R: 0 E: 0 K: 2 S: 8	H: 0 LOB: 0 BB: 0 P: 10	R: 2 E: 0 K: 1 S: 20	H: 3 LOB: 1 BB: 0 P: 30	1B: 6 2B: 3 3B: 0 HR: 2	SF: 0 SAC: 0 DP: 2 HBP: 0	WP: 0 PB: 0 SB: 1 CS: 1	PA: 33							
PITCHER	IP	WLS	BF	H	R	ER	SO	BB	IBB	HBP	BLK	WP	HR	S	P	ERA	WHIP								
Bronson Arroyo, R (1, 1) ERA: 4.86	6.0	L	24	7	4	3	4	1	0	0	0	0	0	61	90	4.50	1.333								
Scott Williamson, R (7, 1) ERA: 1.5	1.0		3	0	0	0	2	0	0	0	0	0	0	8	10	0.00	0.000								
Alan Embree, L (8, 1) ERA: 4.32	0.2		5	3	2	2	1	0	0	0	0	0	1	19	27	27.00	4.500								
Anastacio Martinez, R (8, 1) ERA: 6.52	0.1		1	0	0	0	0	0	0	0	0	0	0	1	3	0.00	0.000								

Boston Red Sox @ Colorado Rockies
Coors Field, Denver, CO
Tue Jun 15 2004, 7:05 PM MDT
Att. 40,489 - Overcast - 72 F


AB	32
R	6
H	10
RBI	5
BB	1
SO	7
LOB	8



Batter	1	2	3	4	5	6	7	8	9	AB	R	H	RBI	BB	SO	LOB	TOP										
18 Johnny Damon, L (1, 8) OBP: 0.386, SLG: 0.423	L6		G3-1 34	BB	1-2 2-H	1B	P4	1B		4	0	2	1	1	0	0											
Mark Bellhorn, S (1, 4) OBP: 0.398, SLG: 0.429	G3-1		K	1-2	BB	G4-3		K		4	0	0	0	1	2	2											
34 David Ortiz, L (1, 3) OBP: 0.338, SLG: 0.533	2B		G3-1	P5		G3		K		5	0	1	0	0	1	4											
Manny Ramirez, R (1, 7) OBP: 0.448, SLG: 0.648	BB		F8		20 BB 38 BB FC1-2	HBP	K	1B 1B		3	1	1	0	1	1	1											
Nomar Garciaparra, R (1, 6) OBP: 0.360, SLG: 0.300	F8			F8	L7		G6-3 1B	1B 20 1B 1B		5	1	2	0	0	0	3											
Trot Nixon, L (1, 9) OBP: 0.400, SLG: 1.000	F8			HR	20 BB	BB	G6-3 1-2	K		4	1	1	1	1	1	3											
Jason Varitek, S (1, 2) OBP: 0.396, SLG: 0.467	K			F7		K		HR	20 1B 1-2 2-H	5	1	2	2	0	2	2											
20 Kevin Youkilis, R (1, 5) Pokey Reese, R (9, PR) OBP: 0.387, SLG: 0.449 OBP: 0.299, SLG: 0.374	HR			1B 18 1B	BB	BB		K	1-2 2-H	4	2	3	2	1	1	0											
3B Curt Schilling, R (1, 1) 50 Mike Timlin, R (7, 1) Kevin Millar, R (8, PH) Keith Foulke, R (8, 1) Dave McCarty, R (9, PH) OBP: 0.333, SLG: 0.333 OBP: 0.342, SLG: 0.386 OBP: 0.330, SLG: 0.405	K			1B	FC1-2			K	F9	0	0	0	0	0	0	0											
Inning Stats	R: 0 E: 0 K: 0 S: 7	H: 1 LOB: 2 BB: 1 P: 18	R: 1 E: 0 K: 2 S: 13	H: 1 LOB: 0 BB: 0 P: 18	R: 0 E: 0 K: 1 S: 8	H: 0 LOB: 1 BB: 1 P: 15	R: 2 E: 0 K: 0 S: 18	H: 4 LOB: 3 BB: 2 P: 29	R: 0 E: 0 K: 1 S: 6	H: 0 LOB: 0 BB: 0 P: 12	R: 0 E: 0 K: 1 S: 7	H: 1 LOB: 0 BB: 0 P: 10	R: 1 E: 0 K: 3 S: 16	H: 2 LOB: 1 BB: 0 P: 25	R: 2 E: 0 K: 2 S: 21	H: 4 LOB: 3 BB: 0 P: 30	1B: 9 2B: 1 3B: 0 HR: 3	SF: 0 SAC: 0 DP: 1 HBP: 1	WP: 0 PA: 45 PB: 0 SB: 2 CS: 0								
PITCHER	IP	WLS	BF	H	R	ER	SO	BB	IBB	HBP	BLK	WP	HR	S	P	ERA	WHIP										
Jason Jennings, R (1, 1) ERA: 6.75	6.0	W	30	6	3	3	4	5	0	1	0	0	2	59	110	4.50	1.833										
Steve Reed, R (7, 1) ERA: 2.5	1.0		3	1	0	0	1	0	0	0	0	0	0	7	10	0.00	1.000										
Scott Dohmann, R (8, 1) ERA: 5.87	0.2		3	1	1	1	2	0	0	0	0	0	1	10	16	13.50	1.500										
Javier López, L (8, 1) ERA: 8.46	0.1	H	2	1	0	0	1	0	0	0	0	0	0	6	9	0.00	3.000										
Shawn Chacon, R (9, 1) ERA: 7.33	1.0	S	7	4	2	2	2	0	0	0	0	0	0	21	30	18.00	4.000										

Boston Red Sox @ Colorado Rockies
Coors Field, Denver, CO
Wed Jun 16 2004, 7:05 PM MDT
Att: 39,319 - Unknown - 49 F


AB 39
R 6
H 13
RBI 6
BB 5
SO 10
LOB 20



Batter	1	2	3	4	5	6	7	8	9	AB	R	H	RBI	BB	SO	LOB	BOTTOM										
Aaron Miles, S (1, 4) OBP: 0.327, SLG: 0.419	P4	FC6-4 1B		L6		SH1-4	FC6-4			4	0	1	0	0	0	1											
Royce Clayton, R (1, 6) OBP: 0.347, SLG: 0.458	1B	FC6-4		BB	17 BB 2B	E6 17 BB G5-3		K		4	2	1	1	1	1	3											
17 Todd Helton, L (1, 3) OBP: 0.467, SLG: 0.614	1B	K		BB	2B	1B	2B	F7		4	2	2	1	1	1	2											
Vinny Castilla, R (1, 5) OBP: 0.344, SLG: 0.579	F9		L6	2B		G5-3		K		5	0	1	3	0	1	3											
Jeromy Burnitz, L (1, 8) (7, 9) OBP: 0.365, SLG: 0.583	K		G1	G5-3		FC5-4 1B				4	0	1	1	0	1	3											
5 Matt Holliday, R (1, 7) OBP: 0.338, SLG: 0.489	K		HBP BB		F9	FC5-4				3	0	0	0	1	1	2											
Charles Johnson, R (1, 2) OBP: 0.366, SLG: 0.531	E8 1B		HBP		K	FC6-4 1B				3	1	2	0	0	1	0											
Kit Pellow, R (1, 9) Steve Reed, R (7, 1) Luis Gonzalez, R (7, PH) Scott Dohmann, R (8, 1) Javier López, L (8, 1) Shawn Chacon, R (9, 1) OBP: 0.340, SLG: 0.544 OBP: 0.298, SLG: 0.417	1B 1B FC6-4 BB		K		K2-3		K			2	1	0	0	1	2	2											
Jason Jennings, L (1, 1) Choo Freeman, R (6, PR) OBP: 0.161, SLG: 0.258 OBP: 0.290, SLG: 0.296	FC6-4 1B			K		E 17 BB SH1-4 1B	L4			3	0	2	1	0	1	0											
Inning Stats	R: 0 E: 1 K: 1 S: 14	H: 2 LOB: 0 BB: 0 P: 19	R: 2 E: 1 K: 2 S: 13	H: 3 LOB: 2 BB: 1 P: 22	R: 0 E: 0 K: 1 S: 12	H: 0 LOB: 2 BB: 1 P: 22	R: 2 E: 0 K: 1 S: 14	H: 1 LOB: 1 BB: 2 P: 24	R: 0 E: 0 K: 2 S: 8	H: 0 LOB: 0 BB: 0 P: 9	R: 3 E: 1 K: 0 S: 14	H: 3 LOB: 2 BB: 0 P: 17	R: 0 E: 0 K: 1 S: 11	H: 1 LOB: 1 BB: 0 P: 13	R: 0 E: 0 K: 2 S: 9	H: 0 LOB: 0 BB: 0 P: 13	1B: 8 2B: 2 3B: 0 HR: 0	SF: 0 SAC: 1 DP: 0 HBP: 1	WP: 0 PA: 40 PB: 0 SB: 0 CS: 0								
PITCHER	IP	WLS	BF	H	R	ER	SO	BB	IBB	HBP	BLK	WP	HR	S	P	ERA	WHIP										
3B Curt Schilling, R (1, 1) ERA: 3.31	6.0	L	33	9	7	5	7	4	0	1	0	0	0	75	113	7.50	2.167										
50 Mike Timlin, R (7, 1) ERA: 3.18	1.0		4	1	0	0	1	0	0	0	0	0	0	11	13	0.00	1.000										
Keith Foulke, R (8, 1) ERA: 1.05	1.0		3	0	0	0	2	0	0	0	0	0	0	9	13	0.00	0.000										

Boston Red Sox @ Colorado Rockies
Coors Field, Denver, CO
Wed Jun 16 2004, 7:05 PM MDT
Att: 39,319 - Unknown - 49 F

AB 34
R 7
H 10
RBI 7
BB 4
SO 10
LOB 18



Batter	1	2	3	4	5	6	7	8	9	AB	R	H	RBI	BB	SO	LOB	TOP					
18 Johnny Damon, L OBP: 0.388, SLG: 0.430	G6-3	G4-3				L7		34 2B	2B	5	3	2	0	1	0	3	Boston Red Sox @ Colorado Rockies Coors Field, Denver, CO Thu Jun 17 2004, 1:05 PM MDT Att. 40,088 - Overcast - 57 F					
Mark Bellhorn, S OBP: 0.400, SLG: 0.430	K		F9		K		34 HR	34 2B	2B	4	2	1	2	2	2	1						
34 David Ortiz, L Cesar Crespo, S OBP: 0.167, SLG: 0.218	K		G6-4-3		1B		HR	2B	F8	4	1	3	5	1	1	0						
Manny Ramirez, R Dave McCarty, R OBP: 0.323, SLG: 0.400		K	G6-4-3		F8		F7	SF8	F8	4	0	0	0	0	1	2						
Nomar Garciaparra, R Scott Williamson, R Lenny DiNardo, L		BB			F7		G4-3	P3		5	2	3	0	0	0	1						
Trot Nixon, L Gabe Kapler, R OBP: 0.288, SLG: 0.331		BB			WP		G4-3	BB		3	1	2	0	1	1	2						
Jason Varitek, S OBP: 0.396, SLG: 0.460		BB			WP		G4-3	P4		3	0	0	1	2	0	3						
Pokey Reese, R OBP: 0.307, SLG: 0.376		BB			K		G1-3		18 2B	4	1	2	2	1	1	4						
Derek Lowe, R Kevin Millar, R OBP: 0.343, SLG: 0.392		G4-3			K		SH1-4	18 2B	K	2	0	0	0	0	1	4						
								34 2B		2	1	1	0	0	1	1						
Inning Stats	R: 0 E: 0 K: 2 S: 10	H: 0 LOB: 0 BB: 0 P: 15	R: 2 E: 0 K: 1 S: 12	H: 3 LOB: 2 BB: 1 P: 25	R: 0 E: 0 K: 0 S: 6	H: 0 LOB: 0 BB: 1 P: 12	R: 0 E: 0 K: 2 S: 11	H: 1 LOB: 2 BB: 1 P: 21	R: 1 E: 0 K: 2 S: 16	H: 2 LOB: 2 BB: 1 P: 30	R: 0 E: 0 K: 0 S: 12	H: 0 LOB: 1 BB: 1 P: 21	R: 3 E: 0 K: 0 S: 19	H: 2 LOB: 2 BB: 2 P: 34	R: 3 E: 0 K: 0 S: 15	H: 3 LOB: 2 BB: 2 P: 32	R: 2 E: 0 K: 1 S: 13	H: 3 LOB: 1 BB: 0 P: 22	1B: 6 2B: 6 3B: 1 HR: 1	SF: 1 SAC: 1 DP: 1 HBP: 0	WP: 1 PB: 0 SB: 1 CS: 0	PA: 49
PITCHER	IP WLS BF H R ER SO BB IBB HBP BLK WP HR S P ERA WHIP																					
2B Aaron Cook, R ERA: 6.13	5.0 L 24 6 3 3 7 4 0 0 0 0 1 0 55 103 5.40 2.000																					
Marc Kroon, R ERA: 10.8	1.0 4 0 0 0 0 1 0 0 0 0 0 1 12 21 0.00 1.000																					
Kevin Jarvis, R ERA: 11.57	1.0 11 5 6 6 0 2 1 0 0 0 0 1 28 54 54.00 7.000																					
Scott Dohmann, R ERA: 6.52	2.0 10 3 2 2 1 1 0 0 0 0 0 0 19 34 9.00 2.000																					

Batter	1	2	3	4	5	6	7	8	9	AB	R	H	RBI	BB	SO	LOB	BOTTOM			
Aaron Miles, S OBP: 0.320, SLG: 0.409	G5-3		G4-3		G3			F8		4	0	0	0	0	0	2	Boston Red Sox @ Colorado Rockies Coors Field, Denver, CO Thu Jun 17 2004, 1:05 PM MDT Att. 40,088 - Overcast - 57 F			
Royce Clayton, R OBP: 0.342, SLG: 0.450	G1-3		G5-3			B3		G5-3		4	0	0	0	0	1					
17 Todd Helton, L OBP: 0.464, SLG: 0.606	G5-3				G4-3	G3	1B	G5-3		3	0	0	0	1	0					
Vinny Castilla, R Kit Pellow, R OBP: 0.337, SLG: 0.351		K			G4	G3	1B	1B	1B	2	0	1	0	1	1	0				
Jeromy Burnitz, L Choo Freeman, R OBP: 0.281, SLG: 0.286		K			G4	G3	1B	F8		1	0	1	0	0	0	1				
5 Matt Holliday, R Kevin Jarvis, L		1B			G6-3	G3				3	0	1	0	0	0	3				
Scott Dohmann, R Charles Johnson, R OBP: 0.369, SLG: 0.534		1B						1B		0	0	0	0	0	0	0				
Todd Greene, R OBP: 0.286, SLG: 0.420	G5-4-3				F8		G6-3		P5	4	0	0	0	0	4					
Luis Gonzalez, R OBP: 0.308, SLG: 0.418			G4-3				G4-6-3		K	2	0	1	0	2	1	2				
2B Aaron Cook, R Mark Sweeney, L Marc Kroon, R Denny Hocking, S OBP: 0.270, SLG: 0.232			K		K		G4-6-3			1	0	0	0	0	1	1				
										0	0	0	0	0	0	0				
										1	0	0	0	0	1					
Inning Stats	R: 0 E: 0 K: 0 S: 10	H: 2 LOB: 1 BB: 0 P: 11	R: 0 E: 0 K: 1 S: 8	H: 1 LOB: 1 BB: 0 P: 10	R: 0 E: 0 K: 0 S: 6	H: 0 LOB: 1 BB: 1 P: 11	R: 0 E: 0 K: 1 S: 11	H: 0 LOB: 1 BB: 1 P: 17	R: 0 E: 0 K: 0 S: 12	H: 1 LOB: 2 BB: 1 P: 19	R: 0 E: 0 K: 0 S: 5	H: 0 LOB: 0 BB: 1 P: 11	R: 0 E: 0 K: 0 S: 7	H: 0 LOB: 0 BB: 0 P: 11	R: 0 E: 0 K: 1 S: 8	H: 2 LOB: 2 BB: 0 P: 15	1B: 6 2B: 0 3B: 0 HR: 0	SF: 0 SAC: 0 DP: 2 HBP: 0	WP: 0 PB: 0 SB: 0 CS: 0	PA: 35
PITCHER	IP WLS BF H R ER SO BB IBB HBP BLK WP HR S P ERA WHIP																			
Derek Lowe, R ERA: 5.25	7.0 W 27 4 0 0 3 4 0 0 0 0 0 0 59 94 0.00 1.143																			
Scott Williamson, R ERA: 1.42	1.0 3 0 0 0 0 0 0 0 0 0 0 7 11 0.00 0.000																			
Lenny DiNardo, L ERA: 3.74	1.0 5 2 0 0 1 0 0 0 0 0 0 8 15 0.00 2.000																			



Batter	1	2	3	4	5	6	7	8	9	AB	R	H	RBI	BB	SO	LOB	TOP		
1 Brian Roberts, S OBP: 0.330, SLG: 0.341	G5-3		F9		E6 10 1B G1-2-3		G5-3		L6	5	0	0	0	0	0	0	Baltimore Orioles @ Colorado Rockies Coors Field, Denver, CO Fri Jun 18 2004, 7:05 PM MDT Att: 30,148 - Unknown - 48 F		
B.J. Surhoff, L OBP: 0.377, SLG: 0.438 Luis Lopez, S OBP: 0.233, SLG: 0.185	G5-3		K		G5-3		F9		K	2	0	0	0	0	1	0			
10 Miguel Tejada, R OBP: 0.359, SLG: 0.458	1B		G1-3		BB 1B		G6-3			4	0	2	0	0	0	0			
Rafael Palmeiro, L OBP: 0.387, SLG: 0.439	F8			HR	BB			K		3	1	1	1	1	1	1			
Javy Lopez, R OBP: 0.359, SLG: 0.465		31 G4-6-3 1B		31 FC4-6 BB	G1-2-3			3B		3	0	2	0	1	0	3			
31 Jav Gibbons, L OBP: 0.305, SLG: 0.369	G4-6-3		FC4-6 G4-3 1B			F8		P5		4	0	0	0	0	0	3			
Jerry Hairston, R OBP: 0.384, SLG: 0.405		2B	G4-3 1B			G4-3		G1-3		4	1	3	0	0	0	1			
Larry Bigbie, L OBP: 0.325, SLG: 0.397		BB	G4-3			G4-3			K	3	0	0	1	1	1	2			
Sidney Ponson, R B.J. Ryan, L David Newhan, L OBP: 1.000, SLG: 4.000		K	K			G4-3		HR		0	0	0	0	0	0	0			
Inning Stats	R: 0 E: 0 K: 0 S: 14	H: 1 LOB: 1 BB: 0 P: 21	R: 0 E: 0 K: 1 S: 7	H: 2 LOB: 2 BB: 1 P: 16	R: 0 E: 0 K: 1 S: 10	H: 0 LOB: 0 BB: 0 P: 14	R: 1 E: 0 K: 1 S: 15	H: 2 LOB: 2 BB: 1 P: 25	R: 0 E: 0 K: 0 S: 14	H: 1 LOB: 2 BB: 1 P: 23	R: 0 E: 0 K: 0 S: 9	H: 0 LOB: 0 BB: 0 P: 11	R: 0 E: 0 K: 1 S: 11	H: 1 LOB: 1 BB: 0 P: 13	R: 1 E: 0 K: 2 S: 11	H: 1 LOB: 0 BB: 0 P: 18		1B: 4 2B: 1 3B: 2 HR: 2	SF: 0 SAC: 0 DP: 2 HBP: 0
PITCHER	IP	WLS	BF	H	R	ER	SO	BB	IBB	HBP	BLK	WP	HR	S	P	ERA	WHIP		
Shawn Estes, L ERA: 5.55	7.0	W	30	7	2	2	3	3	0	0	1	0	1	76	121	2.57	1.429		
Javier Lopez, L ERA: 8.22	0.2	H	3	1	0	0	1	0	0	0	0	0	0	8	8	0.00	1.500		
Tim Harikkala, R ERA: 3.12	0.1	H	1	0	0	0	0	0	0	0	0	0	0	3	5	0.00	0.000		
Shawn Chacon, R ERA: 7.39	1.0	S	4	1	1	1	2	0	0	0	0	0	1	11	18	9.00	1.000		

Batter	1	2	3	4	5	6	7	8	9	AB	R	H	RBI	BB	SO	LOB	BOTTOM		
Aaron Miles, S OBP: 0.318, SLG: 0.405	G6-3		G6-3		1B 17 2B 1B		G6-3			4	1	1	0	0	0	0	Baltimore Orioles @ Colorado Rockies Coors Field, Denver, CO Fri Jun 18 2004, 7:05 PM MDT Att: 30,148 - Unknown - 48 F		
Royce Clayton, R OBP: 0.346, SLG: 0.463	17 G6-3 3B		G6-3		17 2B 1B		17 BB 1B			4	2	3	1	0	0	0			
17 Todd Helton, L OBP: 0.465, SLG: 0.606	G6-3			F7	G5-3 1H 3H 2B			BB		3	0	1	3	1	0	0			
Preston Wilson, R OBP: 0.292, SLG: 0.318	G5-3			F8	G5-3		F9			4	0	0	0	0	0	3			
Vinny Castilla, R OBP: 0.349, SLG: 0.577		P4		E	G6-3			5 G4-3 SH3-4 1B		4	1	2	0	0	0	1			
Mark Sweeney, L OBP: 0.400, SLG: 0.442 Javier Lopez, L Tim Harikkala, R Shawn Chacon, R		G6-3		E4 1H 2B		K		SH3-4		3	0	1	1	0	1	0			
5 Matt Holliday, R OBP: 0.336, SLG: 0.482		1B		G5-3		G6-3		G4-3		4	0	1	0	0	0	2			
Charles Johnson, R OBP: 0.366, SLG: 0.524		F8			E5 FC2-6 1B		F9		BB	3	0	0	0	1	0	1			
Shawn Estes, R OBP: 0.152, SLG: 0.125 Kit Pellow, R OBP: 0.330, SLG: 0.344			G3		FC2-6 1B 1B			K	K	2	0	0	0	0	2	2			
Inning Stats	R: 1 E: 0 K: 0 S: 8	H: 1 LOB: 0 BB: 0 P: 9	R: 0 E: 0 K: 0 S: 6	H: 1 LOB: 0 BB: 0 P: 12	R: 0 E: 0 K: 0 S: 6	H: 0 LOB: 0 BB: 0 P: 9	R: 1 E: 1 K: 0 S: 7	H: 2 LOB: 1 BB: 0 P: 8	R: 3 E: 1 K: 0 S: 14	H: 3 LOB: 1 BB: 0 P: 21	R: 0 E: 0 K: 1 S: 6	H: 0 LOB: 0 BB: 0 P: 8	R: 0 E: 0 K: 1 S: 11	H: 1 LOB: 2 BB: 1 P: 19	R: 0 E: 0 K: 1 S: 11	H: 1 LOB: 2 BB: 1 P: 20		1B: 6 2B: 2 3B: 1 HR: 0	SF: 0 SAC: 1 DP: 0 HBP: 0
PITCHER	IP	WLS	BF	H	R	ER	SO	BB	IBB	HBP	BLK	WP	HR	S	P	ERA	WHIP		
Sidney Ponson, R ERA: 6.49	7.0	L	31	8	5	4	2	1	0	0	0	0	0	58	86	5.14	1.286		
B.J. Ryan, L ERA: 2.41	1.0		5	1	0	0	1	1	0	0	0	0	0	11	20	0.00	2.000		

Batter	1	2	3	4	5	6	7	8	9	AB	R	H	RBI	BB	SO	LOB	TOP		
1 Brian Roberts, S OBP: 0.331, SLG: 0.354										5	1	2	4	0	1	0	Baltimore Orioles @ Colorado Rockies Coors Field, Denver, CO Sun Jun 20 2004, 1:05 PM MDT Att: 40,532 - Cloudy - 68 F		
Larry Bigbie, L OBP: 0.324, SLG: 0.392										4	0	1	0	1	0	1			
10 Miguel Tejada, R OBP: 0.357, SLG: 0.454										4	0	1	0	1	0	2			
Rafael Palmeiro, L OBP: 0.382, SLG: 0.435										4	0	0	0	0	2	4			
Javy Lopez, R OBP: 0.358, SLG: 0.461										4	0	0	0	0	0	3			
Jerry Hairston, R OBP: 0.396, SLG: 0.405										3	1	0	0	1	0	0			
David Newhan, L OBP: 0.600, SLG: 0.875										3	1	1	0	1	0	1			
16 Tim Raines, S OBP: 0.364, SLG: 0.400										3	0	1	0	0	0	1			
31 Jay Gibbons, L OBP: 0.306, SLG: 0.368										1	0	0	0	0	0	2			
Luis Matos, R OBP: 0.283, SLG: 0.357										2	0	0	0	0	0	2			
40 Daniel Cabrera, R John Parrish, L Jose Leon, R Mike DeJean, R B.J. Ryan, L Luis Lopez, S Jorge Julio, R										2	0	0	0	0	0	2			
Inning Stats	R: 0 E: 0 K: 1 S: 8	H: 0 LOB: 0 BB: 0 P: 12	R: 0 E: 1 K: 0 S: 7	H: 0 LOB: 1 BB: 0 P: 10	R: 0 E: 0 K: 1 S: 6	H: 0 LOB: 0 BB: 0 P: 10	R: 0 E: 0 K: 1 S: 8	H: 1 LOB: 1 BB: 0 P: 14	R: 0 E: 0 K: 1 S: 9	H: 1 LOB: 1 BB: 1 P: 19	R: 0 E: 0 K: 0 S: 10	H: 1 LOB: 1 BB: 0 P: 14	R: 0 E: 0 K: 1 S: 12	H: 1 LOB: 1 BB: 0 P: 18	R: 4 E: 0 K: 0 S: 14	H: 1 LOB: 1 BB: 4 P: 33	1B: 4 2B: 1 3B: 0 HR: 1	SF: 0 SAC: 0 DP: 0 HBP: 0	WP: 1 PA: 39 PB: 0 SB: 0 CS: 0
PITCHER	IP WLS BF H R ER SO BB IBB HBP BLK WP HR S P ERA WHIP																		
Joe Kennedy, L ERA: 3.81	(1, 1) 7.0 27 4 0 0 4 1 0 0 0 0 1 0 61 97 0.00 0.714																		
Javier Lopez, L ERA: 7.77	(8, 1) 0.1 H 2 1 0 0 0 0 0 0 0 0 0 6 8 0.00 3.000																		
Tim Harikkala, R ERA: 3.04	(8, 1) 0.2 H 2 0 0 0 1 0 0 0 0 0 0 6 10 0.00 0.000																		
Shawn Chacon, R ERA: 8.38	(9, 1) 1.0 L 8 1 4 4 0 4 0 0 0 0 0 1 14 33 36.00 5.000																		

Batter	1	2	3	4	5	6	7	8	9	AB	R	H	RBI	BB	SO	LOB	BOTTOM				
Aaron Miles, S OBP: 0.341, SLG: 0.423										3	1	2	0	1	0	0	Baltimore Orioles @ Colorado Rockies Coors Field, Denver, CO Sun Jun 20 2004, 1:05 PM MDT Att: 40,532 - Cloudy - 68 F				
Mark Sweeney, L OBP: 0.395, SLG: 0.434										3	0	1	0	0	0	3					
Kit Pellow, R OBP: 0.327, SLG: 0.340										1	0	0	0	0	1	0					
17 Todd Helton, L OBP: 0.460, SLG: 0.599										3	0	0	1	0	1	2					
Vinny Castilla, R OBP: 0.353, SLG: 0.570										2	0	0	0	2	1	0					
Jeremy Burnitz, L OBP: 0.363, SLG: 0.574										4	1	1	0	0	2	2					
5 Matt Holliday, R OBP: 0.332, SLG: 0.480										4	0	2	1	0	0	1					
Charles Johnson, R OBP: 0.364, SLG: 0.515										3	0	0	0	1	1	2					
Denny Hocking, S OBP: 0.261, SLG: 0.224										3	0	0	0	0	1	2					
Javier Lopez, L ERA: 4.29	(8, 1) 0.1 1 0 0 0 0 0 0 0 0 0 0 3 5 0.00 0.000																				
Tim Harikkala, R ERA: 6.91	(8, 1) 0.1 4 2 1 1 1 1 0 0 0 0 0 0 14 22 27.00 9.000																				
B.J. Ryan, L ERA: 2.29	(7, 1) 1.2 W 5 0 0 0 3 0 0 0 0 0 0 0 18 27 0.00 0.000																				
Jorge Julio, R ERA: 3.99	(9, 1) 1.0 S 5 1 0 0 3 1 0 0 0 0 0 0 10 16 0.00 2.000																				
Inning Stats	R: 0 E: 0 K: 0 S: 8	H: 1 LOB: 0 BB: 0 P: 11	R: 0 E: 0 K: 1 S: 8	H: 0 LOB: 1 BB: 1 P: 13	R: 0 E: 0 K: 0 S: 6	H: 0 LOB: 0 BB: 0 P: 9	R: 1 E: 0 K: 0 S: 7	H: 1 LOB: 1 BB: 1 P: 16	R: 0 E: 0 K: 0 S: 4	H: 0 LOB: 0 BB: 0 P: 7	R: 1 E: 0 K: 2 S: 9	H: 2 LOB: 2 BB: 1 P: 17	R: 1 E: 0 K: 2 S: 13	H: 2 LOB: 2 BB: 1 P: 29	R: 0 E: 0 K: 2 S: 13	H: 0 LOB: 0 BB: 0 P: 20	R: 0 E: 0 K: 3 S: 10	H: 1 LOB: 2 BB: 1 P: 16	1B: 4 2B: 2 3B: 0 HR: 0	SF: 1 SAC: 0 DP: 2 HBP: 0	WP: 1 PA: 35 PB: 0 SB: 0 CS: 0
PITCHER	IP WLS BF H R ER SO BB IBB HBP BLK WP HR S P ERA WHIP																				
40 Daniel Cabrera, R ERA: 4.02	(1, 1) 5.2 20 3 1 1 1 1 0 0 0 0 0 0 39 68 1.59 1.059																				
John Parrish, L ERA: 4.29	(6, 1) 0.1 1 0 0 0 0 0 0 0 0 0 0 3 5 0.00 0.000																				
Mike DeJean, R ERA: 6.91	(7, 1) 0.1 4 2 1 1 1 1 0 0 0 0 0 0 14 22 27.00 9.000																				
B.J. Ryan, L ERA: 2.29	(7, 1) 1.2 W 5 0 0 0 3 0 0 0 0 0 0 0 18 27 0.00 0.000																				
Jorge Julio, R ERA: 3.99	(9, 1) 1.0 S 5 1 0 0 3 1 0 0 0 0 0 0 10 16 0.00 2.000																				

Batter	1	2	3	4	5	6	7	8	9	AB	R	H	RBI	BB	SO	LOB	TOP				
Aaron Miles, S OBP: 0.342, SLG: 0.422	G3		E4 1B		F7		G4-3		D1 1B	5	0	2	0	0	0	2					
Royce Clayton, R OBP: 0.349, SLG: 0.457	G6-3		G4-3		K			F9	G1-3	5	0	0	0	0	1	3					
17 Todd Helton, L OBP: 0.465, SLG: 0.613	K			HBP 1B		G5-3 BB		HR		3	2	2	1	1	1	0					
Preston Wilson, R OBP: 0.353, SLG: 0.400		G3		K		G5-3		BB 1B		4	0	1	0	0	1	2					
Larry Walker, L OBP: 0.750, SLG: 1.000		0-0		L8-6 1B HBP		K		BB 1B		2	0	1	0	1	1	1					
Vinny Castilla, R OBP: 0.351, SLG: 0.565	P3			0-2		F7		BB	K	4	0	1	1	0	1	4					
Jeremy Burnitz, L OBP: 0.362, SLG: 0.568	P5			L8-6 2-2				BB 1B	K	4	0	1	0	0	1	5					
Charles Johnson, R OBP: 0.359, SLG: 0.506			F9		G6-3				P6	3	0	0	0	0	1	1					
Mark Sweeney, L OBP: 0.392, SLG: 0.430									F9	1	0	0	0	0	0	0					
Jason Jennings, L 5 Mth. Inj. (7, PH) Javier Lopez, L Steve Reed, R Scott Dohmann, R Todd Greene, R	G3-1									2	0	1	0	0	0	0					
Inning Stats	R: 0 E: 0 K: 1 S: 13	H: 0 LOB: 0 BB: 0 P: 20	R: 0 E: 0 K: 0 S: 7	H: 1 LOB: 1 BB: 0 P: 10	R: 0 E: 1 K: 0 S: 9	H: 1 LOB: 1 BB: 0 P: 13	R: 1 E: 0 K: 1 S: 10	H: 2 LOB: 1 BB: 0 P: 17	R: 0 E: 0 K: 1 S: 9	H: 0 LOB: 1 BB: 1 P: 17	R: 0 E: 0 K: 2 S: 11	H: 1 LOB: 1 BB: 0 P: 14	R: 1 E: 0 K: 2 S: 17	H: 2 LOB: 2 BB: 1 P: 27	R: 0 E: 0 K: 0 S: 12	H: 1 LOB: 1 BB: 0 P: 19	1B: 7 2B: 2 3B: 0 HR: 1	SF: 0 SAC: 0 DP: 1 HBP: 1	WP: 0 PB: 0 SB: 0 CS: 0	PA: 38	
PITCHER	IP	WLS	BF	H	R	ER	SO	BB	IBB	HBP	BLK	WP	HR	S	P	ERA	WHIP				
Doug Davis, L ERA: 3.28	7.0	W	28	6	1	1	6	1	0	1	0	0	0	68	106	1.29	1.000				
Jeff Bennett, R ERA: 3.5	2.0		10	3	1	1	2	1	0	0	0	0	1	29	46	4.50	2.000				

Colorado Rockies @ Milwaukee Brewers
 Miller Park, Milwaukee, WI
 Tue Jun 22 2004, 7:05 PM CDT
 Att: 13,264 - Cloudy - 71 F

AB 35
R 2
H 9
RBI 2
BB 2
SO 8
LOB 19



Batter	1	2	3	4	5	6	7	8	9	AB	R	H	RBI	BB	SO	LOB	BOTTOM				
Scott Podsednik, L OBP: 0.339, SLG: 0.421	G4-3		SF9 3B		B3-4		HBP BB HBP	P4		5	2	2	0	0	0	0					
Junior Spivey, R OBP: 0.365, SLG: 0.422	G5-3		SF9		L5		HBP BB BB	K		3	1	0	1	1	1	0					
Geoff Jenkins, L OBP: 0.322, SLG: 0.462	FC5 BB 1B		G3		G3-1		HBP BB HBP	BB		3	1	1	1	1	0	0					
Lyle Overbay, L OBP: 0.412, SLG: 0.552	FC5 BB		G4-3			G3	2B G4-3 HBP	BB 1B		3	1	1	1	1	0	0					
Brady Clark, R OBP: 0.344, SLG: 0.364	FC5			G5-3 1B		F7	P3	K		5	0	1	0	0	1	7					
Keith Ginter, R OBP: 0.318, SLG: 0.432		K		G5-3		BB 1B	BB 2B			4	0	2	2	0	1	1					
Chad Moeller, R OBP: 0.288, SLG: 0.349		G6-3		K		BB 1B	G4-3			4	0	1	1	0	1	2					
Craig Counsell, L OBP: 0.355, SLG: 0.343					G4-3			HBP		2	0	1	0	1	0	2					
Doug Davis, R										2	0	0	0	0	2	3					
2 Bill Hall, R OBP: 0.293, SLG: 0.437										2	1	1	0	0	1	2					
Jeff Bennett, R										0	0	0	0	0	0	0					
Inning Stats	R: 0 E: 0 K: 0 S: 14	H: 1 LOB: 2 BB: 1 P: 26	R: 0 E: 0 K: 2 S: 10	H: 1 LOB: 0 BB: 0 P: 12	R: 1 E: 0 K: 0 S: 8	H: 1 LOB: 0 BB: 0 P: 14	R: 0 E: 0 K: 2 S: 10	H: 1 LOB: 2 BB: 1 P: 20	R: 0 E: 0 K: 0 S: 5	H: 0 LOB: 0 BB: 0 P: 9	R: 0 E: 0 K: 0 S: 10	H: 2 LOB: 2 BB: 0 P: 15	R: 5 E: 0 K: 1 S: 21	H: 3 LOB: 2 BB: 1 P: 33	R: 0 E: 0 K: 2 S: 16	H: 1 LOB: 2 BB: 1 P: 22	1B: 8 2B: 1 3B: 1 HR: 0	SF: 1 SAC: 0 DP: 0 HBP: 3	WP: 0 PB: 0 SB: 0 CS: 0	PA: 41	
PITCHER	IP	WLS	BF	H	R	ER	SO	BB	IBB	HBP	BLK	WP	HR	S	P	ERA	WHIP				
Jason Jennings, R ERA: 6.38	6.0	L	26	6	1	1	4	1	0	0	0	0	0	9	17	∞	∞				
Javier Lopez, L ERA: 9.62	0.0		5	2	5	5	0	1	0	2	0	0	0	9	17	∞	∞				
Steve Reed, R ERA: 2.93	1.0		5	1	0	0	1	0	0	1	0	0	0	12	16	0.00	1.000				
Scott Dohmann, R ERA: 5.91	1.0		5	1	0	0	2	1	0	0	0	0	0	16	22	0.00	2.000				

Colorado Rockies @ Milwaukee Brewers
 Miller Park, Milwaukee, WI
 Tue Jun 22 2004, 7:05 PM CDT
 Att: 13,264 - Cloudy - 71 F

AB 33
R 6
H 10
RBI 6
BB 4
SO 7
LOB 17



Batter	1	2	3	4	5	6	7	8	9	AB	R	H	RBI	BB	SO	LOB	TOP										
Aaron Miles, S OBP: 0.340, SLG: 0.418 (1.4)	P2		CS		G5-3		K			4	0	1	2	0	1	1	Colorado Rockies @ Milwaukee Brewers Miller Park, Milwaukee, WI Wed Jun 23 2004, 7:05 PM CDT Att: 19,964 - Dome - 70 F										
Royce Clayton, R OBP: 0.351, SLG: 0.455 (1.6)	G6-3		F9					BB		3	0	1	0	1	0	1											
17 Todd Helton, L OBP: 0.462, SLG: 0.605 (1.3)	G4-3							FC4-6		3	0	0	0	1	1	2											
Preston Wilson, R OBP: 0.316, SLG: 0.353 (1.8)		L5	F8					F9		4	0	0	0	0	0	2											
Vinny Castilla, R OBP: 0.350, SLG: 0.563 (1.5)		P3			G1-3			K		4	0	1	0	0	1	1											
Jeremy Burnitz, L OBP: 0.356, SLG: 0.559 (1.9) (8.7)		G1-3			G1-3				K	4	0	0	0	0	1	1											
5 Matt Holliday, R OBP: 0.330, SLG: 0.476 Larry Walker, L OBP: 0.600, SLG: 0.667 (8.9)			1B		G6-3			G5-3		3	1	1	0	0	0	1											
Todd Greene, R OBP: 0.277, SLG: 0.398 (1.2)			2B		P2			K		4	1	1	0	0	2	1											
Shawn Estes, R OBP: 0.194, SLG: 0.200 Tim Harikkala, R (8.1) Shawn Chacon, R (9.1)			1B							3	1	2	1	0	0	0											
			2B		P3			WP		0	0	0	0	0	0	0											
Inning Stats	R: 0 E: 0 K: 0 S: 5	H: 0 LOB: 0 BB: 0 P: 8	R: 0 E: 0 K: 0 S: 9	H: 0 LOB: 0 BB: 0 P: 14	R: 3 E: 0 K: 0 S: 15	H: 4 LOB: 1 BB: 1 P: 25	R: 0 E: 0 K: 0 S: 10	H: 1 LOB: 1 BB: 0 P: 19	R: 0 E: 0 K: 1 S: 13	H: 1 LOB: 1 BB: 0 P: 18	R: 0 E: 0 K: 2 S: 8	H: 0 LOB: 0 BB: 0 P: 13	R: 0 E: 0 K: 1 S: 12	H: 1 LOB: 1 BB: 0 P: 18	R: 0 E: 0 K: 1 S: 14	H: 0 LOB: 1 BB: 1 P: 21	R: 0 E: 0 K: 2 S: 7	H: 0 LOB: 0 BB: 0 P: 11	1B: 5 2B: 2 3B: 0 HR: 0	SF: 0 SAC: 0 DP: 0 HBP: 0	WP: 2 PA: 35 PB: 2 SB: 0 CS: 1						
PITCHER	IP	WLS	BF	H	R	ER	SO	BB	IBB	HBP	BLK	WP	HR	S	P	ERA	WHIP										
39 Chris Capuano, L ERA: 3.09 (1.1)	7.0	L	28	7	3	3	3	1	0	0	0	1	0	72	115	3.86	1.143										
Luis Vizcaino, R ERA: 3.31 (8.1)	1.0		4	0	0	0	1	1	0	0	0	1	0	14	21	0.00	1.000										
Mike Adams, R ERA: 1.06 (9.1)	1.0		3	0	0	0	2	0	0	0	0	0	0	7	11	0.00	0.000										

Batter	1	2	3	4	5	6	7	8	9	AB	R	H	RBI	BB	SO	LOB	BOTTOM										
Scott Podsednik, L OBP: 0.334, SLG: 0.415 (1.8)	G3		G3						SH	4	0	0	0	0	1	5	Colorado Rockies @ Milwaukee Brewers Miller Park, Milwaukee, WI Wed Jun 23 2004, 7:05 PM CDT Att: 19,964 - Dome - 70 F										
Junior Spivey, R OBP: 0.371, SLG: 0.421 (1.4)			F8						SH1-4	3	0	1	0	1	1	3											
Geoff Jenkins, L OBP: 0.324, SLG: 0.459 (1.7)	K				K2-3			FC3-6		4	1	1	0	1	2	2											
Lyle Overbay, L OBP: 0.412, SLG: 0.560 (1.3)	CS		G5-3					BB		5	1	2	1	0	0	4											
Brady Clark, R OBP: 0.340, SLG: 0.353 (1.9)			L8		E5			BB		4	0	0	0	1	0	4											
2 Bill Hall, R OBP: 0.285, SLG: 0.423 (1.6)			G4-3		B5-3			BB		4	0	0	0	0	0	4											
Keith Ginter, R OBP: 0.326, SLG: 0.441 (1.5)								BB		3	0	2	1	1	1	1											
Chad Moeller, R OBP: 0.288, SLG: 0.345 (1.2)								BB		2	0	0	0	1	1	1											
Brooks Kieschnick, L OBP: 0.371, SLG: 0.452 (8. PH) Gary Bennett, R OBP: 0.250, SLG: 0.292 (9.2)			G3					BB		1	0	0	0	0	0	3											
39 Chris Capuano, L OBP: 0.250, SLG: 0.273 (1.1) Ben Grieve, L OBP: 0.369, SLG: 0.414 (7. PH) Luis Vizcaino, R (8.1) Mike Adams, R (9.1) Craig Counsell, L OBP: 0.357, SLG: 0.343 (9. PH)			FC3-5					BB		1	0	0	0	0	0	2											
								BB		0	0	0	0	1	0	0											
								BB		0	0	0	0	0	0	0											
								BB		0	0	0	0	1	0	0											
Inning Stats	R: 0 E: 0 K: 1 S: 7	H: 1 LOB: 0 BB: 0 P: 9	R: 0 E: 0 K: 0 S: 6	H: 0 LOB: 0 BB: 0 P: 11	R: 0 E: 0 K: 0 S: 5	H: 1 LOB: 2 BB: 1 P: 14	R: 1 E: 1 K: 2 S: 9	H: 1 LOB: 1 BB: 0 P: 17	R: 0 E: 0 K: 2 S: 8	H: 0 LOB: 1 BB: 0 P: 14	R: 0 E: 0 K: 0 S: 6	H: 1 LOB: 0 BB: 0 P: 11	R: 0 E: 0 K: 1 S: 11	H: 1 LOB: 2 BB: 1 P: 22	R: 1 E: 0 K: 0 S: 16	H: 1 LOB: 3 BB: 3 P: 33	R: 0 E: 0 K: 0 S: 11	H: 0 LOB: 3 BB: 2 P: 25	1B: 4 2B: 1 3B: 0 HR: 1	SF: 0 SAC: 2 DP: 1 HBP: 1	WP: 0 PA: 42 PB: 0 SB: 0 CS: 1						
PITCHER	IP	WLS	BF	H	R	ER	SO	BB	IBB	HBP	BLK	WP	HR	S	P	ERA	WHIP										
Shawn Estes, L ERA: 5.3 (1.1)	7.1	W	31	6	2	2	6	3	0	1	0	0	0	55	107	2.46	1.227										
Tim Harikkala, R ERA: 2.96 (8.1)	0.2	H	4	0	0	0	0	2	0	0	0	0	0	13	24	0.00	3.000										
Shawn Chacon, R ERA: 8.1 (9.1)	1.0	S	6	0	0	0	0	1	1	0	0	0	0	11	25	0.00	1.000										

Batter	1	2	3	4	5	6	7	8	9	AB R H RBI BB SO LOB	TOP									
Aaron Miles, S OBP: 0.338, SLG: 0.415 (1,4)	1-1 1B		2-1 G6-3		0-2 G6-3			1-1 G6-3		4 0 1 0 0 0 0	Colorado Rockies @ Milwaukee Brewers Miller Park, Milwaukee, WI Thu Jun 24 2004, 1:05 PM CDT Att: 21,224 - Dome - 67 F									
Royce Clayton, R OBP: 0.346, SLG: 0.448 (1,6)	1-3 K		2-2 F9			1-0 G5-3		2-2 G6-3		4 0 0 0 0 1 1										
17 Todd Helton, L OBP: 0.455, SLG: 0.595 (1,3)	2-2 F7			3-1 F7		2-2 G4-3		1-3 K		4 0 0 0 0 1 1										
Larry Walker, L OBP: 0.444, SLG: 0.333 (1,9)	2-3 K			0-0 E3 HR		4-2 BB		0-1 G3-1		3 1 0 0 1 1 1										
Jeremy Burnitz, L OBP: 0.355, SLG: 0.558 (1,8)		1-2 F8		2-3 K		1-3 SAFE SAFE K		0-2 1B 2B		4 0 1 0 0 2 2										
Mark Sweeney, L OBP: 0.398, SLG: 0.476 (1,7)		2-2 2B		0-1 1-H HR			0-3 K	1-2 WP 1B		3 1 2 2 0 1 0 1 1 1 0 0 0 0										
Denny Hocking, S OBP: 0.269, SLG: 0.233 (8,7)		0-3 K		0-2 G5-3			3-3 K	1-1 2-H 1B		4 0 1 1 0 2 1										
Luis Gonzalez, R OBP: 0.305, SLG: 0.421 (1,5)		2-2 F7			2-3 K		0-0 2B	2-1 F7		4 0 1 0 0 1 2										
Charles Johnson, R OBP: 0.356, SLG: 0.506 (1,2)					1-3 K		1-1 G4-3			3 0 0 0 0 2 1 0 0 0 0 0 0 0										
2B Aaron Cook, R OBP: 0.125, SLG: 0.125 (1,1)			2-3 K																	
Shawn Chacon, R (9,1)																				
Inning Stats	R: 0 E: 0 K: 2 S: 11	H: 1 LOB: 1 BB: 0 P: 17	R: 0 E: 0 K: 1 S: 12	H: 1 LOB: 1 BB: 0 P: 17	R: 0 E: 0 K: 1 S: 9	H: 0 LOB: 0 BB: 0 P: 15	R: 2 E: 1 K: 1 S: 11	H: 1 LOB: 0 BB: 0 P: 16	R: 0 E: 0 K: 2 S: 9	H: 0 LOB: 1 BB: 1 P: 12	R: 0 E: 0 K: 2 S: 11	H: 1 LOB: 1 BB: 0 P: 15	R: 0 E: 0 K: 1 S: 9	H: 0 LOB: 0 BB: 0 P: 13	R: 1 E: 0 K: 0 S: 13	H: 3 LOB: 1 BB: 0 P: 17	1B: 3 2B: 3 3B: 0 HR: 1	SF: 0 SAC: 0 DP: 0 HBP: 0	WP: 1 PB: 0 SB: 0 CS: 0	PA: 35
PITCHER	IP WLS BF H R ER SO BB IBB HBP BLK WP HR S P ERA WHIP											IP WLS BF H R ER SO BB IBB HBP BLK WP HR S P ERA WHIP								
15 Ben Sheets, R ERA: 2.41 (1,1)	7.0 L 27 4 2 0 10 1 0 0 0 0 0 1 72 109 0.00 0.714																			
Matt Wise, R ERA: 2.75 (8,1)	2.0 8 3 1 1 1 0 0 0 0 0 1 0 22 30 4.50 1.500																			

AB	34
R	3
H	7
RBI	3
BB	1
SO	11
LOB	9



Batter	1	2	3	4	5	6	7	8	9	AB R H RBI BB SO LOB	BOTTOM											
Scott Podsednik, L OBP: 0.332, SLG: 0.410 (1,8)	2-2 L6		2-2 G3		4-0 S BB		0-1 F7		0-3 K	4 0 0 0 1 1 3	Colorado Rockies @ Milwaukee Brewers Miller Park, Milwaukee, WI Thu Jun 24 2004, 1:05 PM CDT Att: 21,224 - Dome - 67 F											
Junior Spivey, R OBP: 0.373, SLG: 0.423 (1,4)	0-1 1B		0-2 FC4-6 1B		2-1 G6-3 1-2		0-0 FC5-4 1-2			4 0 2 0 0 0 3												
Geoff Jenkins, L OBP: 0.323, SLG: 0.456 (1,7)	0-2 L8		0-0 FC4-6 1-2		0-0 G4-6-3 1B			2-2 F8		4 0 1 0 0 0 2												
Lyle Overbay, L OBP: 0.406, SLG: 0.552 (1,3)	0-0 L7		1-0 F7		1-1 G4-6-3 1-2			3-3 K		4 0 0 0 0 1 3												
Keith Ginter, R OBP: 0.333, SLG: 0.447 (1,5)		0-2 G6-3 WP 1B		2-2 P6		3-2 1B		2-2 1B		4 0 3 0 0 0 0												
Ben Grievie, L OBP: 0.385, SLG: 0.409 (1,9)		0-0 L8		2-2 G6-4-3 1B		0-0 F7		1-3 K		4 0 1 0 0 1 3												
Chad Moeller, R OBP: 0.289, SLG: 0.344 (1,2)		1-0 G6-3		0-1 G6-4-3 1-2			2-2 15 FC3-5 1B		2-2 1B	3 0 1 0 0 0 2 1 0 1 0 0 0 0												
2 Bill Hall, R OBP: 0.290, SLG: 0.427 (9, PH)		1-3 1B					1-1 15 FC3-5 1B		3-2 P6	2 0 1 0 2 0 1												
Craig Counsell, L OBP: 0.364, SLG: 0.345 (1,6)		4-0 IBB			4-1 15 B3-4 BB		1-2 S 15 FC3-5 1B		0-3 K	3 0 0 0 0 0 5 0 0 0 0 0 0 0 0 0 0 0 0 0 0 1 0 0 0 0 1 1												
15 Ben Sheets, R (1,1)		1-2 G1-3			0-0 B3-4		0-1 FC3-5															
Jeff Liefer, L OBP: 0.217, SLG: 0.273 (7, PR)																						
Matt Wise, R (8,1)																						
Brooks Kieschnick, L OBP: 0.361, SLG: 0.438 (9, PH)					1-1		1-2 FC3-5															
Inning Stats	R: 0 E: 0 K: 0 S: 11	H: 1 LOB: 1 BB: 0 P: 13	R: 0 E: 0 K: 0 S: 9	H: 1 LOB: 2 BB: 1 P: 15	R: 0 E: 0 K: 0 S: 8	H: 1 LOB: 1 BB: 0 P: 11	R: 0 E: 0 K: 0 S: 8	H: 1 LOB: 0 BB: 0 P: 12	R: 0 E: 0 K: 0 S: 4	H: 0 LOB: 2 BB: 2 P: 14	R: 0 E: 0 K: 0 S: 7	H: 2 LOB: 1 BB: 0 P: 11	R: 0 E: 0 K: 0 S: 10	H: 2 LOB: 2 BB: 0 P: 13	R: 0 E: 0 K: 2 S: 12	H: 1 LOB: 1 BB: 0 P: 20	R: 0 E: 0 K: 2 S: 14	H: 1 LOB: 1 BB: 0 P: 19	1B: 10 2B: 1 3B: 0 HR: 0	SF: 0 SAC: 0 DP: 3 HBP: 0	WP: 1 PB: 0 SB: 2 CS: 0	PA: 37
PITCHER	IP WLS BF H R ER SO BB IBB HBP BLK WP HR S P ERA WHIP											IP WLS BF H R ER SO BB IBB HBP BLK WP HR S P ERA WHIP										
28 Aaron Cook, R ERA: 5.1 (1,1)	8.0 W 33 9 0 0 2 2 0 0 0 0 0 0 0 14 19 0.00 1.375																					
Shawn Chacon, R ERA: 7.84 (9,1)	1.0 S 4 1 0 0 2 0 0 0 0 0 0 0 0 14 19 0.00 1.000																					

AB	34
R	0
H	10
RBI	0
BB	3
SO	4
LOB	23




Batter	1	2	3	4	5	6	7	8	9	10	AB	R	H	RBI	BB	SO	LOB						
Aaron Miles, S OBP: 0.333, SLG: 0.407	G4-3		F7		K	F7	K		1B		6	0	1	0	0	2	3						
Royce Clayton, R OBP: 0.346, SLG: 0.446	G4-3		FC4		1B	BB 17 BB 1H 2H	1B	K	K		6	1	2	2	0	2	3						
17 Todd Helton, L OBP: 0.459, SLG: 0.595	1B		K		K	BB BB 1-2	BB	1B		HR	5	2	3	0	1	2	3						
Preston Wilson, R OBP: 0.295, SLG: 0.308	L9		K		K	BB BB 1-2 2-3	BB	P4		K	5	0	0	0	1	3	6						
Larry Walker, L OBP: 0.607, SLG: 1.600		HR			G4-3 5 1B	HR				HR	4	4	4	5	2	0	0						
Vinny Castilla, R OBP: 0.346, SLG: 0.553	P3		G4-3			G6-3		K		G5-3	5	0	0	1	1	3							
Jeremy Burnitz, L OBP: 0.351, SLG: 0.549	F8				K				K	L9	6	1	1	0	0	2	4						
5 Matt Holliday, R OBP: 0.341, SLG: 0.481	K					WP 1B 1-2	1B	G6-4-3		1B	4	1	3	1	1	1	0						
Charles Johnson, R OBP: 0.359, SLG: 0.503					G6-3			G6-4-3		P5	3	1	1	1	1	0	2						
Mark Sweeney, L OBP: 0.365, SLG: 0.471						WP		G6-4-3			1	0	0	0	0	0	1						
Todd Greene, R OBP: 0.277, SLG: 0.398						1-2 2-H	1B				0	0	0	0	0	0	0						
Inning Stats	R: 0 E: 0 K: 0 S: 10	H: 1 LOB: 1 BB: 0 P: 12	R: 1 E: 0 K: 1 S: 9	H: 1 LOB: 0 BB: 0 P: 12	R: 0 E: 1 K: 2 S: 16	H: 0 LOB: 2 BB: 1 P: 25	R: 1 E: 0 K: 1 S: 8	H: 2 LOB: 1 BB: 0 P: 11	R: 0 E: 0 K: 3 S: 11	H: 1 LOB: 1 BB: 0 P: 16	R: 6 E: 0 K: 0 S: 25	H: 5 LOB: 3 BB: 4 P: 55	R: 0 E: 0 K: 1 S: 7	H: 0 LOB: 0 BB: 1 P: 13	R: 0 E: 0 K: 2 S: 17	H: 1 LOB: 2 BB: 1 P: 27	R: 0 E: 0 K: 2 S: 9	H: 2 LOB: 2 BB: 0 P: 13	R: 2 E: 0 K: 1 S: 9	H: 2 LOB: 0 BB: 0 P: 13	1B: 11 2B: 1 3B: 0 HR: 3	SF: 0 SAC: 0 DP: 1 HBP: 0	WP: 1 PA: 52
PITCHER	IP WLS BF H R ER SO BB IBB HBP BLK WP HR S P ERA WHIP	IP WLS BF H R ER SO BB IBB HBP BLK WP HR S P ERA WHIP	IP WLS BF H R ER SO BB IBB HBP BLK WP HR S P ERA WHIP	IP WLS BF H R ER SO BB IBB HBP BLK WP HR S P ERA WHIP	IP WLS BF H R ER SO BB IBB HBP BLK WP HR S P ERA WHIP	IP WLS BF H R ER SO BB IBB HBP BLK WP HR S P ERA WHIP	IP WLS BF H R ER SO BB IBB HBP BLK WP HR S P ERA WHIP	IP WLS BF H R ER SO BB IBB HBP BLK WP HR S P ERA WHIP	IP WLS BF H R ER SO BB IBB HBP BLK WP HR S P ERA WHIP	IP WLS BF H R ER SO BB IBB HBP BLK WP HR S P ERA WHIP	IP WLS BF H R ER SO BB IBB HBP BLK WP HR S P ERA WHIP	IP WLS BF H R ER SO BB IBB HBP BLK WP HR S P ERA WHIP	IP WLS BF H R ER SO BB IBB HBP BLK WP HR S P ERA WHIP	IP WLS BF H R ER SO BB IBB HBP BLK WP HR S P ERA WHIP	IP WLS BF H R ER SO BB IBB HBP BLK WP HR S P ERA WHIP	IP WLS BF H R ER SO BB IBB HBP BLK WP HR S P ERA WHIP	IP WLS BF H R ER SO BB IBB HBP BLK WP HR S P ERA WHIP	IP WLS BF H R ER SO BB IBB HBP BLK WP HR S P ERA WHIP	IP WLS BF H R ER SO BB IBB HBP BLK WP HR S P ERA WHIP	IP WLS BF H R ER SO BB IBB HBP BLK WP HR S P ERA WHIP	IP WLS BF H R ER SO BB IBB HBP BLK WP HR S P ERA WHIP	IP WLS BF H R ER SO BB IBB HBP BLK WP HR S P ERA WHIP	IP WLS BF H R ER SO BB IBB HBP BLK WP HR S P ERA WHIP

TOP

Colorado Rockies @ Cleveland Indians
Jacobs Field, Cleveland, OH

Fri Jun 25 2004, 7:05 PM EDT
Att: 22,642 - Unknown - 60 F

AB	45
R	10
H	15
RBI	10
BB	7
SO	13
LOB	25




Batter	1	2	3	4	5	6	7	8	9	10	AB	R	H	RBI	BB	SO	LOB						
Ronnie Belliard, R OBP: 0.381, SLG: 0.426	G4-3	G6-3			G6-3				K		5	0	1	0	0	1	0						
Omar Vizquel, S OBP: 0.345, SLG: 0.374	1B	F8			K		SH2-4			L5	4	0	1	0	0	1	0						
Matt Lawton, L OBP: 0.390, SLG: 0.481	G1-3				G6-3					F8	4	0	0	0	1	0	1						
41 Victor Martinez, S OBP: 0.379, SLG: 0.538	G5-3				F9		K		L4-6	P4	5	0	0	0	0	1	3						
48 Travis Hafner, L OBP: 0.409, SLG: 0.522		P5			F8						3	1	0	0	0	0	0						
Casey Blake, R OBP: 0.362, SLG: 0.486		HR			K		FC5-4 2B		G5-3		3	2	1	1	1	1	0						
Jody Gerut, L OBP: 0.350, SLG: 0.420		HR			G6-3		FC5-4 BB		P4		3	2	2	0	1	0	0						
Coco Crisp, S OBP: 0.311, SLG: 0.396		E6			G6-3		FC5-4 2B		B1-3		4	2	0	2	0	0	3						
Ben Broussard, L OBP: 0.355, SLG: 0.370		HR			G3-1		1H 2H 3H		P4		4	1	2	5	0	0	0						
Inning Stats	R: 0 E: 0 K: 0 S: 8	H: 1 LOB: 1 BB: 0 P: 15	R: 4 E: 1 K: 0 S: 12	H: 3 LOB: 0 BB: 0 P: 21	R: 0 E: 0 K: 0 S: 5	H: 0 LOB: 0 BB: 0 P: 6	R: 1 E: 0 K: 1 S: 13	H: 1 LOB: 0 BB: 0 P: 19	R: 0 E: 0 K: 1 S: 10	H: 0 LOB: 1 BB: 2 P: 22	R: 3 E: 0 K: 0 S: 9	H: 1 LOB: 1 BB: 2 P: 19	R: 0 E: 0 K: 0 S: 6	H: 0 LOB: 0 BB: 0 P: 11	R: 0 E: 0 K: 1 S: 7	H: 0 LOB: 0 BB: 0 P: 8	R: 0 E: 0 K: 0 S: 9	H: 0 LOB: 0 BB: 0 P: 14	1B: 2 2B: 3 3B: 1 HR: 2	SF: 0 SAC: 1 DP: 1 HBP: 1	WP: 0 PA: 40		
PITCHER	IP WLS BF H R ER SO BB IBB HBP BLK WP HR S P ERA WHIP	IP WLS BF H R ER SO BB IBB HBP BLK WP HR S P ERA WHIP	IP WLS BF H R ER SO BB IBB HBP BLK WP HR S P ERA WHIP	IP WLS BF H R ER SO BB IBB HBP BLK WP HR S P ERA WHIP	IP WLS BF H R ER SO BB IBB HBP BLK WP HR S P ERA WHIP	IP WLS BF H R ER SO BB IBB HBP BLK WP HR S P ERA WHIP	IP WLS BF H R ER SO BB IBB HBP BLK WP HR S P ERA WHIP	IP WLS BF H R ER SO BB IBB HBP BLK WP HR S P ERA WHIP	IP WLS BF H R ER SO BB IBB HBP BLK WP HR S P ERA WHIP	IP WLS BF H R ER SO BB IBB HBP BLK WP HR S P ERA WHIP	IP WLS BF H R ER SO BB IBB HBP BLK WP HR S P ERA WHIP	IP WLS BF H R ER SO BB IBB HBP BLK WP HR S P ERA WHIP	IP WLS BF H R ER SO BB IBB HBP BLK WP HR S P ERA WHIP	IP WLS BF H R ER SO BB IBB HBP BLK WP HR S P ERA WHIP	IP WLS BF H R ER SO BB IBB HBP BLK WP HR S P ERA WHIP	IP WLS BF H R ER SO BB IBB HBP BLK WP HR S P ERA WHIP	IP WLS BF H R ER SO BB IBB HBP BLK WP HR S P ERA WHIP	IP WLS BF H R ER SO BB IBB HBP BLK WP HR S P ERA WHIP	IP WLS BF H R ER SO BB IBB HBP BLK WP HR S P ERA WHIP	IP WLS BF H R ER SO BB IBB HBP BLK WP HR S P ERA WHIP	IP WLS BF H R ER SO BB IBB HBP BLK WP HR S P ERA WHIP	IP WLS BF H R ER SO BB IBB HBP BLK WP HR S P ERA WHIP	IP WLS BF H R ER SO BB IBB HBP BLK WP HR S P ERA WHIP

BOTTOM

Colorado Rockies @ Cleveland Indians
Jacobs Field, Cleveland, OH

Fri Jun 25 2004, 7:05 PM EDT
Att: 22,642 - Unknown - 60 F

AB	35
R	8
H	7
RBI	8
BB	3
SO	4
LOB	7



Batter	1	2	3	4	5	6	7	8	9	AB	R	H	RBI	BB	SO	LOB	TOP										
Aaron Miles, S OBP: 0.335, SLG: 0.404 (1, 4)	4-0 BB		2-3 K		3-2 G3			0-1 1B		3	0	1	0	1	1	1	Colorado Rockies @ Cleveland Indians Jacobs Field, Cleveland, OH Sun Jun 27 2004, 1:05 PM EDT Att: 27,252 - Sunny - 72 F										
Royce Clayton, R OBP: 0.344, SLG: 0.438 (1, 6)	3-2 F9		0-2 G6-3			4-1 BB		0-3 K		3	0	0	0	1	1	3											
17 Todd Helton, L OBP: 0.461, SLG: 0.594 (1, 3)	2-1 F9			4-1 BB		1-0 F7		1-0 2B		3	1	1	0	1	0	2											
Larry Walker, L OBP: 0.542, SLG: 1.000 (1, 9)	1-1 F9			1-0 FC3-6		0-1 L6		1-2 G4-3		4	0	0	0	0	0	4											
Vinny Castilla, R OBP: 0.346, SLG: 0.547 (1, 5)		1-0 G6-3		0-1 G6-4-3			1-3 K	0-2 2B		4	0	1	1	0	1	1											
5 Matt Holliday, R OBP: 0.333, SLG: 0.470 Jeremy Burnitz, L OBP: 0.347, SLG: 0.543 (9, PH)		2-2 K			1-2 P4		3-2 F8	3-1 G3-1		3	0	0	0	0	1	0											
Mark Sweeney, L OBP: 0.391, SLG: 0.472 (1, 10)		1-2 K			2-2 HR		3-3 K	2-3 K		4	1	1	0	0	3	1											
Charles Johnson, R OBP: 0.362, SLG: 0.503 Todd Greene, R OBP: 0.296, SLG: 0.442 (3, 2)			2-2 HBP		2-2 HR			1-3 K		0	0	0	0	0	0	0											
Denny Hocking, S OBP: 0.260, SLG: 0.226 (1, 8)			2-2 F7		0-3 K			3-2 G3		3	0	0	0	0	1	1											
Inning Stats	R: 0 E: 0 K: 0 S: 8	H: 0 LOB: 1 BB: 1 P: 18	R: 0 E: 0 K: 2 S: 8	H: 0 LOB: 0 BB: 0 P: 12	R: 0 E: 0 K: 1 S: 14	H: 0 LOB: 1 BB: 0 P: 20	R: 0 E: 0 K: 0 S: 4	H: 0 LOB: 0 BB: 1 P: 9	R: 2 E: 0 K: 1 S: 21	H: 2 LOB: 0 BB: 0 P: 29	R: 0 E: 0 K: 0 S: 4	H: 0 LOB: 0 BB: 0 P: 9	R: 0 E: 0 K: 2 S: 10	H: 0 LOB: 0 BB: 0 P: 17	R: 0 E: 0 K: 2 S: 14	H: 1 LOB: 1 BB: 0 P: 18		R: 1 E: 0 K: 1 S: 15	H: 2 LOB: 1 BB: 0 P: 22	1B: 2 2B: 3 3B: 0 HR: 1	SF: 0 SAC: 0 DP: 2 HBP: 1	WP: 0 PB: 1 SB: 0 CS: 0	PA: 34				
PITCHER	IP	WLS	BF	H	R	ER	SO	BB	IBB	HBP	BLK	WP	HR	S	P	ERA	WHIP										
Scott Elarton, R ERA: 8.53 59 Matt Miller, R ERA: 2.45 David Riske, R ERA: 4.66 Jose Jimenez, R ERA: 7.84	(1, 1)	6.0	22	2	2	2	4	3	0	1	0	0	0	10	17	3.00	0.833										

AB	30
R	3
H	5
RBI	3
BB	3
SO	9
LOB	14



Batter	1	2	3	4	5	6	7	8	9	AB	R	H	RBI	BB	SO	LOB	BOTTOM										
Matt Lawton, L OBP: 0.398, SLG: 0.479 (1, 7)	3-2 F7		2-3 K			0-0 4B	0-1 2B			4	1	2	2	0	1	0	Colorado Rockies @ Cleveland Indians Jacobs Field, Cleveland, OH Sun Jun 27 2004, 1:05 PM EDT Att: 27,252 - Sunny - 72 F										
Omar Vizquel, S OBP: 0.338, SLG: 0.365 (1, 6)	2-1 G4-3		0-1 1B			2-2 G4-3	1-1 F9			4	0	1	0	0	0	2											
48 Travis Hafner, L OBP: 0.407, SLG: 0.521 John McDonald, R OBP: 0.292, SLG: 0.273 (6, PR)	2-2 G3-1		3-3 K			0-1 F7		3-1 1B		4	0	1	0	0	1	2											
41 Victor Martinez, S OBP: 0.376, SLG: 0.535 (1, 2)		1-0 BLK		2-0 F9		1-0 2B		4-0 FC5-2		3	2	2	1	1	0	0											
Jody Gerut, L OBP: 0.349, SLG: 0.413 (1, 9)		1-0 F8		0-0 P6		1-1 G6-3		0-0 G3		4	0	1	0	0	0	2											
Casey Blake, R OBP: 0.363, SLG: 0.486 (1, 5)		3-3 K		1-1 F8			0-0 2B	0-1 FC5-2		4	1	1	0	0	1	4											
Ben Broussard, L OBP: 0.362, SLG: 0.389 (1, 3)		2-1 2B			2-2 G4-3		0-0 G3-1	1-1 G3		4	0	2	2	0	0	3											
Ronnie Belliard, R OBP: 0.388, SLG: 0.435 (1, 4)		0-3 K			1-1 G4-3		4-0 2B	3-2 K		3	1	0	0	1	2	4											
Coco Crisp, S OBP: 0.309, SLG: 0.386 (1, 8)			1-0 F8		0-1 G4-3		0-0 F7			3	0	0	0	0	0	2											
Inning Stats	R: 0 E: 0 K: 0 S: 9	H: 0 LOB: 0 BB: 0 P: 16	R: 1 E: 0 K: 2 S: 10	H: 2 LOB: 1 BB: 0 P: 17	R: 0 E: 0 K: 2 S: 10	H: 1 LOB: 0 BB: 0 P: 16	R: 0 E: 0 K: 0 S: 4	H: 0 LOB: 0 BB: 0 P: 7	R: 0 E: 0 K: 0 S: 7	H: 1 LOB: 0 BB: 0 P: 10	R: 1 E: 0 K: 0 S: 9	H: 2 LOB: 1 BB: 0 P: 13	R: 2 E: 0 K: 0 S: 7	H: 2 LOB: 1 BB: 1 P: 12	R: 1 E: 0 K: 1 S: 12	H: 2 LOB: 2 BB: 1 P: 23		1B: 5 2B: 5 3B: 0 HR: 0	SF: 0 SAC: 0 DP: 1 HBP: 0	WP: 0 PB: 0 SB: 0 CS: 0	PA: 35						
PITCHER	IP	WLS	BF	H	R	ER	SO	BB	IBB	HBP	BLK	WP	HR	S	P	ERA	WHIP										
Jason Jennings, R ERA: 6.36 Javier Lopez, L ERA: 9.12 Scott Dohmann, R ERA: 5.73	(1, 1)	7.1	33	10	5	5	4	1	1	0	1	0	0	2	3	6.14	1.500										

AB	33
R	5
H	10
RBI	5
BB	2
SO	5
LOB	19




Batter	1	2	3	4	5	6	7	8	9	AB	R	H	RBI	BB	SO	LOB	TOP					
Scott Podsednik, L (1.8) OBP: 0.342, SLG: 0.420	4-0 BB SF7 BB	0-1 1B	2-2 G4-3			4-1 G1-6-3 BB		1-1 P6		3	1	1	0	2	0	1	Milwaukee Brewers @ Colorado Rockies Coors Field, Denver, CO Tue Jun 29 2004, 7:05 PM MDT Att: 28,085 - Unknown - 72 F					
Junior Salvey, R (1.4) OBP: 0.365, SLG: 0.420	4-2 E BB BB	2-1 F8		1-0 G6-3 1B		1-0 G1-6-3 1-2		2-3 K		4	0	1	0	1	1	2						
Geoff Jenkins, L (1.7) OBP: 0.319, SLG: 0.443	4-1 FC5 E BB		2-3 K	2-2 G6-3 1-2		1-0		0-1 L9		4	0	1	0	1	1							
Lyle Overbay, L (1.3) OBP: 0.397, SLG: 0.547	2-1 SF7		1-0 BB 2 1B HR	0-0 G3		0-0 G1-3			2-1 G4-1	4	1	1	1	0	0	1						
2 Bill Hall, R (1.6) OBP: 0.285, SLG: 0.413	0-3 K		3-1 BB HR 1B		0-0 F9			1-1 G2-3	2-1 P4	5	1	1	0	0	1	2						
Wes Helms, R (1.5) OBP: 0.299, SLG: 0.331	4-1 BB		2-2 L8		1-3 K			2-3 K2-3	0-0 L9	4	0	0	0	1	2	2						
Brady Clark, R (1.9) OBP: 0.353, SLG: 0.359	2-1 FC5 2-3		4-1 HR BB		1-0 BB 39 1B			4-1 BB		2	2	1	0	2	0	3						
Chad Moeller, R (1.2) OBP: 0.306, SLG: 0.376		0-2 G5-3	1-0 HR		0-0 BB 39 1B			4-2 BB		3	1	2	4	1	0	0						
39 Chris Capuano, L (1.1) OBP: 0.333, SLG: 0.308		0-3 K2-3		4-0 HR		2-1 BB 1B				2	0	1	1	1	1	0						
Ben Grieve, L (7, PH) OBP: 0.393, SLG: 0.408										1	0	0	0	0	0	2						
Dave Burba, R (7, 1) Luis Vizcaino, R (8, 1) Dan Kolb, R (9, 1)										0	0	0	0	0	0	0						
Inning Stats	R: 1 E: 1 K: 1 S: 11	H: 0 LOB: 3 BB: 4 P: 31	R: 0 E: 0 K: 1 S: 13	H: 1 LOB: 1 BB: 0 P: 14	R: 4 E: 0 K: 1 S: 16	H: 3 LOB: 1 BB: 2 P: 35	R: 0 E: 0 K: 0 S: 5	H: 1 LOB: 0 BB: 0 P: 8	R: 1 E: 0 K: 1 S: 9	H: 3 LOB: 2 BB: 0 P: 13	R: 0 E: 0 K: 0 S: 4	H: 1 LOB: 1 BB: 1 P: 10	R: 0 E: 0 K: 1 S: 10	H: 0 LOB: 2 BB: 2 P: 23	R: 0 E: 0 K: 1 S: 7	H: 0 LOB: 0 BB: 0 P: 10	R: 0 E: 0 K: 0 S: 5	H: 0 LOB: 0 BB: 0 P: 9	1B: 7 2B: 1 3B: 0 HR: 1	SF: 1 SAC: 0 DP: 2 HBP: 0	WP: 0 PB: 0 CS: 0	PA: 42
PITCHER	IP WLS BF H R ER SO BB IBB HBP BLK WP HR S P ERA WHIP																					
Shawn Estes, L (1.1) ERA: 5.88	5.0 L 27 8 6 6 4 6 0 0 0 0 1 54 101 10.80 2.800																					
Marc Kroon, R (6, 1) ERA: 6.0	2.0 9 1 0 0 1 3 0 0 0 0 0 14 33 0.00 2.000																					
Scott Dohmann, R (8, 1) ERA: 4.85	2.0 6 0 0 0 1 0 0 0 0 0 0 12 19 0.00 0.000																					

Batter	1	2	3	4	5	6	7	8	9	AB	R	H	RBI	BB	SO	LOB	BOTTOM					
Aaron Miles, S (1.4) OBP: 0.341, SLG: 0.403	0-1 G4-3		4-1 BB		0-2 L6-4 2-2				1-1 FC3-6 1B	3	0	1	0	2	0	2	Milwaukee Brewers @ Colorado Rockies Coors Field, Denver, CO Tue Jun 29 2004, 7:05 PM MDT Att: 28,085 - Unknown - 72 F					
Royce Clayton, R (1.6) OBP: 0.345, SLG: 0.439	2-1 BB 17 G6-3 1B 2B		2-3 K			4-1 G4-3 BB		2-3 K	2-2 FC3-6 17 DJ 1B 1-2	4	2	1	0	1	2	4						
17 Todd Helton, L (1.3) OBP: 0.460, SLG: 0.590	0-0 G6-3		1-2 G1-3			0-0 L7		1-2 BB 1B	0-1 DI 1B	5	1	2	1	0	0	3						
Preston Wilson, R (1.8) OBP: 0.255, SLG: 0.260	1-2 BB 3-H 1B					2-0 G4-3		1-0 F9	0-3 K	5	0	1	1	0	2	3						
Larry Walker, L (1.9) OBP: 0.536, SLG: 0.900	0-1 G3					4-2 BB		4-0 1B BB		2	0	0	0	2	1	1						
Vinny Castilla, R (1.5) OBP: 0.344, SLG: 0.543		3-2 G5-3		2-3 K		0-2 F8		1-2 BB 1B		4	0	1	1	0	1	2						
Jeremy Burnitz, L (1.7) OBP: 0.346, SLG: 0.542			3-3 K			3-3 K		0-3 K		4	0	1	0	0	3	2						
Todd Greene, R (1.2) OBP: 0.295, SLG: 0.435		0-0 P4				3-2 L6-4 5 1B		0-1 F8 2B	0-2 F8	4	0	1	0	0	0	3						
Shawn Estes, R (1.1) 5 Matt Holliday, R (5, PH) Marc Kroon, R (6, 1) Mark Sweeney, L (7, PH) Scott Dohmann, R (8, 1) Luis Gonzalez, R (9, PH)						3-2 F8 1B		1-1 G2-3	1-2 F7	1	0	0	0	0	0	0						
Inning Stats	R: 1 E: 0 K: 0 S: 10	H: 2 LOB: 1 BB: 0 P: 13	R: 0 E: 0 K: 1 S: 9	H: 0 LOB: 0 BB: 0 P: 15	R: 0 E: 0 K: 1 S: 9	H: 0 LOB: 1 BB: 1 P: 16	R: 0 E: 0 K: 3 S: 11	H: 0 LOB: 0 BB: 0 P: 18	R: 0 E: 0 K: 1 S: 15	H: 2 LOB: 1 BB: 0 P: 24	R: 0 E: 0 K: 0 S: 9	H: 0 LOB: 2 BB: 2 P: 19	R: 0 E: 0 K: 1 S: 18	H: 1 LOB: 1 BB: 1 P: 28	R: 1 E: 0 K: 1 S: 13	H: 2 LOB: 2 BB: 1 P: 20		R: 1 E: 0 K: 1 S: 13	H: 2 LOB: 1 BB: 0 P: 17	1B: 7 2B: 3 3B: 0 HR: 0	SF: 0 SAC: 0 DP: 1 HBP: 0	WP: 0 PB: 0 CS: 0
PITCHER	IP WLS BF H R ER SO BB IBB HBP BLK WP HR S P ERA WHIP																					
39 Chris Capuano, L (1.1) ERA: 2.85	6.0 W 24 4 1 1 6 3 0 0 0 0 0 63 105 1.50 1.167																					
Dave Burba, R (7, 1) ERA: 2.92	1.1 8 2 1 1 1 2 0 0 0 0 0 0 22 38 6.75 3.000																					
Luis Vizcaino, R (8, 1) ERA: 3.34	1.1 7 3 1 1 1 0 0 0 0 0 0 0 19 24 6.75 2.250																					
Dan Kolb, R (9, 1) ERA: 0.93	0.1 S 1 0 0 0 1 0 0 0 0 0 0 0 3 3 0.00 0.000																					

Batter	1	2	3	4	5	6	7	8	9	AB	R	H	RBI	BB	SO	LOB	TOP										
Scott Podsednik, L (1, 8) OBP: 0.341, SLG: 0.418	2-2 CS 1B		1-1 F7			1-2 FC3-6		0-1 G1-3		1 SAFE 0-0 SH3-4	4	0	1	0	0	0	2										
Junior Solvey, R (1, 4) OBP: 0.361, SLG: 0.429	1 SAFE 2-3 K			3-3 K			2-0 HR	3-3 K		1-3 K	5	1	1	1	0	4	2										
Geoff Jenkins, L (1, 7) OBP: 0.315, SLG: 0.436	2-1 G4-3			2-2 G1-3		0-2 G3	1-0 F7		0-3 K		5	0	0	0	0	1	1										
Lyle Overbay, L (1, 3) OBP: 0.396, SLG: 0.541		1-1 G5-3		1-1 G4-3		4-2 2B 1B BB		3-2 G6-3			3	1	0	0	1	0	0										
Ben Grieve, L (1, 9) OBP: 0.392, SLG: 0.414		1-3 K			0-0 G4-3		0-0 1B 1B 2B	1-1 F8			3	1	1	0	0	1	0										
Brady Clark, R (8, PH) OBP: 0.351, SLG: 0.356											1	0	0	0	0	0	0										
Wes Helms, R (1, 5) OBP: 0.312, SLG: 0.338		2-2 G5-3			3-2 2B SF7 1B	2-2 G3-1 1B		2-2 1B HBP			3	1	2	1	0	0	0										
Chad Moeller, R (1, 2) OBP: 0.316, SLG: 0.391				0-2 G3		1-0 15 1B 2B	0-1 G3-1 1B		0-0 FC4-6 1B		4	1	3	1	0	0	0										
Craig Counsell, L (1, 6) OBP: 0.350, SLG: 0.332				1-0 G6-3		0-1 SF7	1-1 G3-1		0-1 FC4-6		3	0	0	1	0	0	4										
15 Ben Sheets, R (1, 1) OBP: 0.069, SLG: 0.036				1-0 E4		1-0 FC3-6 1B	0-1 G6-3		0-1 SH3-4 1B		3	0	1	1	0	0	2										
Mike Adams, R (8, 1)											0	0	0	0	0	0	0										
2 Bill Hall, R (9, PH) OBP: 0.289, SLG: 0.417											1	0	1	0	0	0	0										
Dan Kolb, R (9, 1)											0	0	0	0	0	0	0										
Inning Stats	R: 0 E: 0 K: 1 S: 9	H: 1 LOB: 0 BB: 0 P: 15	R: 0 E: 0 K: 1 S: 8	H: 0 LOB: 0 BB: 0 P: 12	R: 0 E: 1 K: 0 S: 8	H: 0 LOB: 1 BB: 0 P: 11	R: 0 E: 0 K: 1 S: 8	H: 0 LOB: 0 BB: 0 P: 14	R: 2 E: 0 K: 0 S: 14	H: 3 LOB: 1 BB: 0 P: 20	R: 3 E: 0 K: 0 S: 17	H: 4 LOB: 2 BB: 1 P: 26	R: 0 E: 0 K: 1 S: 8	H: 0 LOB: 0 BB: 0 P: 12	R: 0 E: 0 K: 2 S: 11	H: 1 LOB: 2 BB: 0 P: 17	R: 0 E: 0 K: 2 S: 10	H: 1 LOB: 1 BB: 0 P: 11	1B: 7 2B: 2 3B: 0 HR: 1	SF: 1 SAC: 1 DP: 0 HBP: 1	WP: 0 PA: 39 PB: 0 CS: 1						
PITCHER	IP	WLS	BF	H	R	ER	SO	BB	IBB	HBP	BLK	WP	HR	S	P	ERA	WHIP										
28 Aaron Cook, R (1, 1) ERA: 5.43	5.1	L	25	8	5	5	3	1	0	0	0	0	1	60	93	8.44	1.688										
Tim Hankkala, R (6, 1) ERA: 2.59	1.2		5	0	0	0	1	0	0	0	0	0	0	12	17	0.00	0.000										
Javier López, L (8, 1) ERA: 9.0	0.1		1	0	0	0	0	0	0	0	0	0	0	4	7	0.00	0.000										
Steve Reed, R (8, 1) ERA: 2.94	0.2		4	1	0	0	0	0	0	1	0	0	0	7	10	0.00	1.500										
Shawn Chacon, R (9, 1) ERA: 7.39	1.0		4	1	0	0	2	0	0	0	0	0	0	10	11	0.00	1.000										

Milwaukee Brewers @ Colorado Rockies
Coors Field, Denver, CO
Wed Jun 30 2004, 7:05 PM MDT
Att: 24,126 - Overcast - 58 F


AB 35
R 5
H 10
RBI 5
BB 1
SO 6
LOB 11



Batter	1	2	3	4	5	6	7	8	9	AB	R	H	RBI	BB	SO	LOB	BOTTOM										
Aaron Miles, S (1, 4) OBP: 0.340, SLG: 0.400	3-2 F9			1-1 CS 1B		0-1 G6-3		1-3 K		4	0	1	0	0	1	1											
Royce Clayton, R (1, 6) OBP: 0.342, SLG: 0.435	2-2 G6-3			2-3 K		3-3 K		0-1 F8		3	0	0	0	0	2	2											
Preston Wilson, R (8, PH) OBP: 0.250, SLG: 0.255				1-2 K						1	0	0	0	0	0	0											
Denny Hocking, S (9, 6) OBP: 0.260, SLG: 0.226										0	0	0	0	0	0	0											
17 Todd Helton, L (1, 3) OBP: 0.460, SLG: 0.599	1-3 K			1-1 HR		1-3 K		4-0 G4-6-3 BB		3	1	1	1	1	2	0											
Larry Walker, L (1, 9) OBP: 0.500, SLG: 0.833		2-1 L5		2-1 WP 2B 2B		2-2 G3-1		2-2 G4-6-3		4	1	1	0	0	0	1											
Vinny Castilla, R (1, 5) OBP: 0.346, SLG: 0.549		2-2 G5-3		1-1 2H 1B 2B		1-1 1B 2B		1-2 1B 2B		4	2	2	1	0	0	0											
Jeremy Burnitz, L (1, 8) OBP: 0.351, SLG: 0.545		0-1 P6		1-0 2H 1B		1-2 1B		1-1 1B		4	0	3	2	0	0	0											
Mark Sweeney, L (1, 7) OBP: 0.384, SLG: 0.460			0-3 K	1-1 G3		0-1 F8		1-2 G4-6-3 1B		4	0	1	0	0	1	2											
JD Closser, S (1, 2) OBP: 0.250, SLG: 0.250			1-1 G4-3		1-2 28 SH1-4 1B		2-3 K		1-1 G4-6-3		4	0	1	0	0	1	2										
28 Aaron Cook, R (1, 1) OBP: 0.118, SLG: 0.118			0-2 F8				1-3 K			1	0	0	0	0	0	0											
Tim Hankkala, R (6, 1) ERA: 2.58										0	0	0	0	0	0	0											
Luis Gonzalez, R (7, PH) OBP: 0.266, SLG: 0.408										1	0	0	0	0	0	1											
Javier López, L (8, 1)										0	0	0	0	0	0	0											
Steve Reed, R (8, 1)										0	0	0	0	0	0	0											
Shawn Chacon, R (9, 1)										0	0	0	0	0	0	0											
Inning Stats	R: 0 E: 0 K: 1 S: 11	H: 0 LOB: 0 BB: 0 P: 17	R: 0 E: 0 K: 0 S: 8	H: 0 LOB: 0 BB: 0 P: 12	R: 0 E: 0 K: 1 S: 8	H: 0 LOB: 0 BB: 0 P: 9	R: 3 E: 0 K: 1 S: 14	H: 5 LOB: 1 BB: 0 P: 23	R: 0 E: 0 K: 1 S: 11	H: 1 LOB: 1 BB: 0 P: 15	R: 1 E: 0 K: 3 S: 9	H: 2 LOB: 1 BB: 0 P: 19	R: 0 E: 0 K: 0 S: 5	H: 0 LOB: 0 BB: 1 P: 11	R: 0 E: 0 K: 0 S: 10	H: 2 LOB: 1 BB: 0 P: 15	1B: 6 2B: 4 3B: 0 HR: 1	SF: 0 SAC: 1 DP: 3 HBP: 0	WP: 1 PA: 35 PB: 0 CS: 1								
PITCHER	IP	WLS	BF	H	R	ER	SO	BB	IBB	HBP	BLK	WP	HR	S	P	ERA	WHIP										
15 Ben Sheets, R (1, 1) ERA: 2.58	7.1	W	30	8	4	4	8	1	0	0	0	0	1	77	114	4.91	1.227										
Mike Adams, R (8, 1) ERA: 0.69	0.2	H	1	0	0	0	0	0	0	0	0	0	0	3	5	0.00	0.000										
Dan Kolb, R (9, 1) ERA: 0.9	1.0	S	4	2	0	0	0	0	0	0	0	0	0	10	15	0.00	2.000										

Milwaukee Brewers @ Colorado Rockies
Coors Field, Denver, CO
Wed Jun 30 2004, 7:05 PM MDT
Att: 24,126 - Overcast - 58 F

AB 33
R 4
H 10
RBI 4
BB 1
SO 8
LOB 8



Batter	1	2	3	4	5	6	7	8	9	AB	R	H	RBI	BB	SO	LOB	TOP					
Alex Sanchez, L (1.8) OBP: 0.339, SLG: 0.397	F8	20 2B		20 1B		F8		FC3-6 20 1B		5	2	2	2	0	0	1						
20 Omar Infante, R (1.4) OBP: 0.366, SLG: 0.500	F9					G5-3				5	0	3	3	0	0	0						
Ivan Rodriguez, R (1.2) OBP: 0.420, SLG: 0.565										5	1	2	0	0	2	3						
Dmitri Young, S (1.5) OBP: 0.400, SLG: 0.534										5	0	1	1	0	0	2						
9 Carlos Guillen, S (1.6) OBP: 0.391, SLG: 0.552	G6-3									4	0	0	0	1	1	1						
Rondell White, R (1.7) OBP: 0.342, SLG: 0.456										5	2	2	0	0	1	1						
Carlos Pena, L (1.3) OBP: 0.318, SLG: 0.448										4	1	1	0	0	0	2	AB 38					
Franklyn German, R (7.1) OBP: 0.342, SLG: 0.456										0	0	0	0	0	0	0	R 8					
Jamie Walker, L (8.1)										0	0	0	0	0	0	0	H 12					
Craig Monroe, R (1.9) OBP: 0.313, SLG: 0.362										4	1	1	2	0	0	1	RBI 8					
Gary Knotts, R (1.1) OBP: 0.500, SLG: 0.333										1	1	0	0	1	0	1	BB 3					
Craig Dingman, R (6.1)										0	0	0	0	0	0	0	SO 4					
Eric Munson, L (7.5) OBP: 0.318, SLG: 0.497										0	0	0	0	1	0	0	LOB 12					
Inning Stats	R: 1 E: 0 K: 0 S: 8	H: 2 LOB: 1 BB: 0 P: 12	R: 4 E: 1 K: 0 S: 16	H: 4 LOB: 0 BB: 0 P: 25	R: 0 E: 1 K: 0 S: 6	H: 0 LOB: 1 BB: 1 P: 11	R: 2 E: 0 K: 1 S: 8	H: 2 LOB: 1 BB: 0 P: 17	R: 1 E: 0 K: 0 S: 6	H: 2 LOB: 1 BB: 0 P: 12	R: 0 E: 0 K: 1 S: 7	H: 1 LOB: 0 BB: 0 P: 7	R: 0 E: 0 K: 1 S: 7	H: 0 LOB: 0 BB: 0 P: 12	R: 0 E: 0 K: 1 S: 14	H: 1 LOB: 2 BB: 1 P: 27	R: 0 E: 0 K: 1 S: 6	H: 0 LOB: 0 BB: 0 P: 10	1B: 7 2B: 4 3B: 1 HR: 0	SF: 0 SAC: 1 DP: 0 HBP: 0	WP: 0 PB: 0 SB: 0 CS: 0	PA: 42
PITCHER	IP WLS BF H R ER SO BB IBB HBP BLK WP HR S P ERA WHIP																					
Shawn Estes, L (1.1) ERA: 5.92	5.0	27	10	8	7	1	2	0	0	0	0	0	0	0	0	44	77	12.60	2.400			
Adam Bernero, R (6.1) ERA: 3.0	2.0	7	1	0	0	1	0	0	0	0	0	0	0	0	14	19	0.00	0.500				
Tim Harikkala, R (8.1) ERA: 3.0	0.1	2	0	0	0	0	1	0	0	0	0	0	0	0	6	12	0.00	3.000				
Javier López, L (8.1) ERA: 9.11	0.1	2	1	0	0	0	0	0	0	0	0	0	0	5	10	0.00	3.000					
Shawn Chacon, R (8.1) ERA: 7.13	1.1	4	0	0	0	2	0	0	0	0	0	0	0	9	15	0.00	0.000					

Detroit Tigers @ Colorado Rockies
Coors Field, Denver, CO
Sun Jul 04 2004, 1:05 PM MDT
Att: 26,944 - Unknown - 79 F

AB 38
R 8
H 12
RBI 8
BB 3
SO 4
LOB 12



Batter	1	2	3	4	5	6	7	8	9	AB	R	H	RBI	BB	SO	LOB	BOTTOM			
Aaron Miles, S (1.4) OBP: 0.356, SLG: 0.422	G6-3									5	2	2	1	0	0	3				
Royce Clayton, R (1.6) OBP: 0.348, SLG: 0.450										5	2	2	4	0	2	0				
17 Todd Helton, L (1.3) OBP: 0.469, SLG: 0.614										3	1	1	0	2	1	0				
Vinny Castilla, R (1.5) OBP: 0.349, SLG: 0.551										5	0	1	4	0	1	2				
Jeromy Burnitz, L (1.9) OBP: 0.345, SLG: 0.527										4	0	0	0	1	1	2				
Preston Wilson, R (1.8) OBP: 0.240, SLG: 0.300										4	1	2	0	0	0	2				
5 Matt Holliday, R (1.7) OBP: 0.356, SLG: 0.494										3	2	2	1	1	0	1				
Todd Greene, R (1.2) OBP: 0.284, SLG: 0.420										4	0	0	0	0	1	4				
Shawn Estes, R (1.1) ERA: 5.92										0	0	0	0	0	0	0	AB 33			
Charles Johnson, R (5.99) ERA: 5.03										0	1	0	0	1	0	0	R 10			
Adam Bernero, R (8.1) ERA: 3.0										0	1	0	0	0	0	0	H 10			
Larry Walker, L (7.99) ERA: 5.03										0	0	0	0	1	0	0	RBI 10			
Tim Harikkala, R (8.1) ERA: 3.0										0	0	0	0	0	0	0	BB 6			
Javier López, L (8.1) ERA: 9.11										0	0	0	0	0	0	0	SO 6			
Shawn Chacon, R (8.1) ERA: 7.13										0	0	0	0	0	0	0	LOB 14			
Inning Stats	R: 0 E: 0 K: 2 S: 8	H: 0 LOB: 0 BB: 0 P: 13	R: 0 E: 0 K: 0 S: 6	H: 0 LOB: 0 BB: 0 P: 12	R: 0 E: 0 K: 0 S: 6	H: 1 LOB: 1 BB: 0 P: 9	R: 0 E: 0 K: 0 S: 4	H: 0 LOB: 0 BB: 0 P: 8	R: 6 E: 1 K: 0 S: 16	H: 5 LOB: 2 BB: 3 P: 32	R: 4 E: 0 K: 1 S: 18	H: 2 LOB: 1 BB: 2 P: 28	R: 0 E: 0 K: 1 S: 14	H: 1 LOB: 1 BB: 1 P: 21	R: 0 E: 0 K: 2 S: 12	H: 1 LOB: 1 BB: 0 P: 20	1B: 7 2B: 2 3B: 1 HR: 0	SF: 0 SAC: 2 DP: 0 HBP: 0	WP: 0 PB: 0 SB: 0 CS: 0	PA: 41
PITCHER	IP WLS BF H R ER SO BB IBB HBP BLK WP HR S P ERA WHIP																			
Gary Knotts, R (1.1) ERA: 5.28	5.1	28	7	9	9	2	4	1	0	0	0	0	0	23	36	6.75	2.250			
Craig Dingman, R (6.1) ERA: 5.03	1.1	8	2	1	1	2	1	1	0	0	0	0	0	5	7	0.00	0.000			
Franklyn German, R (7.1) ERA: 6.23	0.2	2	0	0	0	1	0	0	0	0	0	0	0	9	15	0.00	1.500			
Jamie Walker, L (8.1) ERA: 2.97	0.2	3	1	0	0	1	0	0	0	0	0	0	0	9	15	0.00	1.500			

Detroit Tigers @ Colorado Rockies
Coors Field, Denver, CO
Sun Jul 04 2004, 1:05 PM MDT
Att: 26,944 - Unknown - 79 F

AB 33
R 10
H 10
RBI 10
BB 6
SO 6
LOB 14



Batter	1	2	3	4	5	6	7	8	9	AB R H RBI BB SO LOB	TOP									
Aaron Miles, S OBP: 0.358, SLG: 0.424	0-1 WP 1B 3B	0-1 SH1-4		0-2 G3		2-1 L7			3-2 17 L9 1B 2-3 1B	4 1 2 0 0 0 0	Colorado Rockies @ San Francisco Giants SBC Park, San Francisco, CA Mon Jul 05 2004, 4:05 PM EDT Att: 39,977 - Sunny - 72 F									
Royce Clayton, R OBP: 0.352, SLG: 0.455	1-2 CS 1B	2-2 F8		0-0 2B			3-2 L8		1-2 2-4 1B	5 0 3 1 0 0 1										
17 Todd Helton, L OBP: 0.468, SLG: 0.613	0-0 F3	3-2 2B		4-2 2B			2-2 F7		3-H 0-2 L9	4 0 1 1 1 0 4										
Vinny Castilla, R OBP: 0.348, SLG: 0.554	3-2 1B 2H	0-2 G1-3		3-2 G1-3			1-0 G6-3		2-0 2-4	4 1 1 1 0 0 3										
Larry Walker, L OBP: 0.521, SLG: 0.800	4-1 1B 2B BB		2-2 3B		1-1 F7			2-3 K		3 1 1 0 1 1 0										
Preston Wilson, R OBP: 0.241, SLG: 0.297	0-2 2B 1B		0-1 P3		2-1 G5-3			1-0 F9		4 1 1 1 0 0 1										
Jeremy Burnitz, L OBP: 0.347, SLG: 0.528	1-2 3-H 2-0 1B 2B		4-1 G6-4-3 BB		0-1 G6-3			3-2 F8		3 1 1 2 1 0 0										
Charles Johnson, R OBP: 0.381, SLG: 0.534	2-1 2H 1B		0-1 G6-4-3		0-0 P6			2-2 1B G1-3 1B		4 1 2 1 0 0 2										
2B Aaron Cook, R OBP: 0.150, SLG: 0.150		1-1 SH1-4 2B 1B		0-0 F8		3-3 K		0-1 G1-3		3 1 1 0 0 1 0										
Jeff Fassero, L OBP: 0.375, SLG: 0.286										0 0 0 0 0 0 0										
Mark Sweeney, L OBP: 0.380, SLG: 0.448										1 0 0 0 0 0 1										
Shawn Chacon, R OBP: 0.380, SLG: 0.448										0 0 0 0 0 0 0										
Inning Stats	R: 5 E: 0 K: 0 S: 16	H: 6 LOB: 1 BB: 1 P: 28	R: 1 E: 0 K: 0 S: 16	H: 2 LOB: 1 BB: 0 P: 22	R: 0 E: 0 K: 0 S: 9	H: 1 LOB: 1 BB: 1 P: 15	R: 0 E: 0 K: 0 S: 12	H: 1 LOB: 2 BB: 1 P: 19	R: 0 E: 0 K: 1 S: 7	H: 0 LOB: 0 BB: 0 P: 12	R: 0 E: 0 K: 0 S: 13	H: 0 LOB: 0 BB: 0 P: 19	R: 0 E: 0 K: 1 S: 9	H: 0 LOB: 0 BB: 0 P: 15	R: 1 E: 0 K: 0 S: 17	H: 3 LOB: 2 BB: 0 P: 25	1B: 8 2B: 3 3B: 2 HR: 0	SF: 0 SAC: 1 DP: 1 HBP: 0	WP: 1 PA: 39 PB: 0 SB: 0 CS: 1	
PITCHER	IP WLS BF H R ER SO BB IBB HBP BLK WP HR S P ERA WHIP																			
Brett Tomko, R ERA: 5.32	(1, 1) 6.0 L 28 10 6 6 1 3 0 0 0 0 1 0 66 105 9.00 2.167																			
Wayne Franklin, L ERA: 5.16	(7, 1) 2.0 6 0 0 0 1 0 0 0 0 0 0 22 34 0.00 0.000																			
Tyler Walker, R ERA: 4.85	(9, 1) 1.0 6 3 1 1 0 0 0 0 0 0 0 17 25 9.00 3.000																			

AB	35
R	7
H	13
RBI	7
BB	3
SO	2
LOB	12



Batter	1	2	3	4	5	6	7	8	9	AB R H RBI BB SO LOB	BOTTOM									
Ray Durham, S OBP: 0.372, SLG: 0.486	3-2 F9		4-2 1B 2B BB	1-1 E8 2H 1B			0-1 G5-3		2-3 K	4 1 1 1 1 1 1	Colorado Rockies @ San Francisco Giants SBC Park, San Francisco, CA Mon Jul 05 2004, 4:05 PM EDT Att: 39,977 - Sunny - 72 F									
Deivi Cruz, R OBP: 0.365, SLG: 0.459	3-1 1B		2-1 2B G4-3 1B	1-0 G4-3			0-1 G5-3		0-2 G1-3	5 1 2 1 0 0 2										
J.T. Snow, L OBP: 0.349, SLG: 0.367	2-1 G1-4-6-3		3-1 G4-3 1-3 2H 2B		0-1 G6-3 G5-3 1B		2-2 G5-3			4 0 2 1 0 0 1										
Edgardo Alfonzo, R OBP: 0.345, SLG: 0.391		1-2 G6-3	4-0 G4-3 BB		0-1 G5-3		1-2 G5-3		2-0 FC3-6 1B	3 0 1 0 1 0 1										
A.J. Pierzynski, L OBP: 0.340, SLG: 0.427		2-0 G5-3	2-1 G4-3		0-0 G6-3			1-2 FC3-6 G5-3		3 0 0 1 0 0 4										
Yorvit Torrealba, R OBP: 0.292, SLG: 0.388			1-2 2-3 3-H HBP		2-3 P6			1-2 G5-3		0 0 0 0 0 0 0										
Marquis Grissom, R OBP: 0.321, SLG: 0.479		2-1 G5-3	1-2 P1		3-2 P6			3-2 G5-3		4 0 0 0 0 0 5										
Michael Tucker, L OBP: 0.367, SLG: 0.435		2-2 P5		1-0 B1-3		0-2 P2		1-0 G3-1		4 0 0 0 0 0 3										
Dustan Mohr, R OBP: 0.388, SLG: 0.359			4-0 SH3-4 1B BB	2-0 SH3-4 E 1B		2-3 K			0-0 F7	3 2 1 0 1 1 0										
Brett Tomko, R OBP: 0.167, SLG: 0.138			0-2 SH3-4	1-1 SH3-4		1-3 K			3-2 1B	0 0 0 0 0 0 0										
Cody Ransom, R OBP: 0.294, SLG: 0.300										1 0 0 0 0 1 0										
Wayne Franklin, L OBP: 1.000, SLG: 1.000										0 0 0 0 0 0 0										
Tyler Walker, R OBP: 0.289										0 0 0 0 0 0 0										
Neftali Perez, S OBP: 0.282, SLG: 0.289										1 0 1 0 0 0 0										
Inning Stats	R: 0 E: 0 K: 0 S: 9	H: 1 LOB: 0 BB: 0 P: 17	R: 0 E: 0 K: 0 S: 9	H: 0 LOB: 1 BB: 0 P: 16	R: 3 E: 0 K: 0 S: 14	H: 2 LOB: 3 BB: 3 P: 34	R: 1 E: 1 K: 0 S: 7	H: 2 LOB: 1 BB: 0 P: 13	R: 0 E: 0 K: 2 S: 10	H: 0 LOB: 1 BB: 0 P: 13	R: 0 E: 0 K: 0 S: 9	H: 0 LOB: 0 BB: 0 P: 11	R: 0 E: 0 K: 0 S: 8	H: 1 LOB: 2 BB: 0 P: 15	R: 0 E: 0 K: 1 S: 10	H: 1 LOB: 1 BB: 0 P: 15	1B: 7 2B: 1 3B: 0 HR: 0	SF: 0 SAC: 2 DP: 1 HBP: 1	WP: 0 PA: 38 PB: 0 SB: 0 CS: 0	
PITCHER	IP WLS BF H R ER SO BB IBB HBP BLK WP HR S P ERA WHIP																			
2B Aaron Cook, R ERA: 5.59	(1, 1) 5.0 W 24 6 4 4 0 3 0 0 0 0 0 0 47 91 7.20 1.800																			
Jeff Fassero, L ERA: 5.49	(6, 1) 3.0 H 10 1 0 0 2 0 0 0 0 0 0 27 39 0.00 0.333																			
Shawn Chacon, R ERA: 6.94	(9, 1) 1.0 S 4 1 0 0 1 0 0 0 0 0 0 10 15 0.00 1.000																			

AB	32
R	4
H	8
RBI	4
BB	3
SO	3
LOB	17



Batter	1	2	3	4	5	6	7	8	9	AB	R	H	RBI	BB	SO	LOB	TOP		
Aaron Miles, S OBP: 0.395, SLG: 0.416 (1, 4)										4	1	0	0	1	1	1	Colorado Rockies @ San Francisco Giants SBC Park, San Francisco, CA Tue Jul 06 2004, 10:15 PM EDT Att: 35,460 - Overcast - 64 F		
Royce Clayton, R OBP: 0.349, SLG: 0.450 (1, 6)										4	1	0	0	1	1	4			
17 Todd Helton, L OBP: 0.472, SLG: 0.623 (1, 3)										2	2	1	1	3	0	0			
Vinny Castilla, R OBP: 0.345, SLG: 0.546 (1, 5)										4	0	0	0	1	2	4			
Larry Walker, L OBP: 0.528, SLG: 0.757 (1, 9)										2	1	0	1	2	1	4			
5 Matt Holliday, R OBP: 0.357, SLG: 0.489 (1, 7)										4	2	1	2	1	2	2			
Jeremy Burnitz, L OBP: 0.348, SLG: 0.537 (1, 8)										5	1	2	3	0	2	1			
Charles Johnson, R OBP: 0.381, SLG: 0.528 (1, 2)										4	0	1	1	1	2	0			
Denny Stark, R Kit Pellow, R Scott Lohmann, R Preston Wilson, R Tim Harikkala, R Mark Sweeney, L Shawn Chacon, R (1, 1) (7, PH) (7, 1) (8, PH) (8, 1) (8, PH) (8, PH) (9, 1)										1	0	0	0	1	1	0			
Inning Stats	R: 0 E: 0 K: 3 S: 15	H: 0 LOB: 2 BB: 2 P: 31	R: 0 E: 0 K: 2 S: 8	H: 0 LOB: 0 BB: 0 P: 12	R: 0 E: 0 K: 1 S: 9	H: 0 LOB: 0 BB: 0 P: 11	R: 1 E: 0 K: 2 S: 13	H: 1 LOB: 1 BB: 1 P: 18	R: 0 E: 0 K: 0 S: 10	H: 0 LOB: 1 BB: 1 P: 16	R: 0 E: 0 K: 2 S: 9	H: 0 LOB: 0 BB: 0 P: 12	R: 5 E: 1 K: 1 S: 25	H: 3 LOB: 3 BB: 4 P: 49	R: 2 E: 0 K: 0 S: 12	H: 2 LOB: 2 BB: 2 P: 25		1B: 4 2B: 0 3B: 0 HR: 2	SF: 0 SAC: 0 DP: 1 HBP: 1
PITCHER	IP WLS BF H R ER SO BB IBB HBP BLK WP HR S P ERA WHIP	IP WLS BF H R ER SO BB IBB HBP BLK WP HR S P ERA WHIP	IP WLS BF H R ER SO BB IBB HBP BLK WP HR S P ERA WHIP	IP WLS BF H R ER SO BB IBB HBP BLK WP HR S P ERA WHIP	IP WLS BF H R ER SO BB IBB HBP BLK WP HR S P ERA WHIP	IP WLS BF H R ER SO BB IBB HBP BLK WP HR S P ERA WHIP	IP WLS BF H R ER SO BB IBB HBP BLK WP HR S P ERA WHIP	IP WLS BF H R ER SO BB IBB HBP BLK WP HR S P ERA WHIP	IP WLS BF H R ER SO BB IBB HBP BLK WP HR S P ERA WHIP	IP WLS BF H R ER SO BB IBB HBP BLK WP HR S P ERA WHIP	IP WLS BF H R ER SO BB IBB HBP BLK WP HR S P ERA WHIP	IP WLS BF H R ER SO BB IBB HBP BLK WP HR S P ERA WHIP	IP WLS BF H R ER SO BB IBB HBP BLK WP HR S P ERA WHIP	IP WLS BF H R ER SO BB IBB HBP BLK WP HR S P ERA WHIP	IP WLS BF H R ER SO BB IBB HBP BLK WP HR S P ERA WHIP	IP WLS BF H R ER SO BB IBB HBP BLK WP HR S P ERA WHIP	IP WLS BF H R ER SO BB IBB HBP BLK WP HR S P ERA WHIP	IP WLS BF H R ER SO BB IBB HBP BLK WP HR S P ERA WHIP	IP WLS BF H R ER SO BB IBB HBP BLK WP HR S P ERA WHIP

AB 33
R 8
H 6
RBI 8
BB 11
SO 13
LOB 18



Batter	1	2	3	4	5	6	7	8	9	AB	R	H	RBI	BB	SO	LOB	BOTTOM				
Ray Durham, S OBP: 0.368, SLG: 0.478 (1, 4)										5	2	1	0	0	0	2	Colorado Rockies @ San Francisco Giants SBC Park, San Francisco, CA Tue Jul 06 2004, 10:15 PM EDT Att: 35,460 - Overcast - 64 F				
Michael Tucker, L OBP: 0.388, SLG: 0.432 Felix Rodriguez, R (1, 9) (9, 1)										4	1	1	0	1	0	2					
J.T. Snow, L OBP: 0.356, SLG: 0.388 (1, 3)										5	0	3	3	0	0	1					
Barry Bonds, L OBP: 0.619, SLG: 0.781 (1, 7)										2	0	0	0	3	1	2					
Edgardo Alfonzo, R OBP: 0.341, SLG: 0.385 Matt Herges, L Jason Christiansen, R Dustan Mohr, R (1, 5) (8, 1) (9, 1) (9, 9)										4	0	0	0	0	0	5					
A.J. Pierzynski, L OBP: 0.341, SLG: 0.437 (1, 2)										4	2	1	1	1	0	2					
Marquis Grissom, R OBP: 0.319, SLG: 0.474 (1, 8)										5	1	1	0	0	0	2					
Deivi Cruz, R OBP: 0.362, SLG: 0.460 Cody Ransom, R (1, 6) (8, PR) (9, 6)										4	0	1	0	0	0	2					
Jason Schmidt, R OBP: 0.219, SLG: 0.367 Jim Brower, R Scott Eyre, L Pedro Feliz, R (1, 1) (8, 1) (8, 1) (8, 5)										3	0	1	1	0	0	1					
Inning Stats	R: 1 E: 0 K: 1 S: 12	H: 2 LOB: 1 BB: 0 P: 20	R: 1 E: 0 K: 0 S: 9	H: 1 LOB: 0 BB: 0 P: 13	R: 0 E: 0 K: 0 S: 12	H: 1 LOB: 2 BB: 1 P: 25	R: 4 E: 1 K: 0 S: 12	H: 4 LOB: 2 BB: 2 P: 27	R: 0 E: 0 K: 0 S: 7	H: 1 LOB: 1 BB: 0 P: 11	R: 0 E: 0 K: 0 S: 8	H: 0 LOB: 1 BB: 1 P: 14	R: 0 E: 0 K: 0 S: 6	H: 0 LOB: 0 BB: 0 P: 12	R: 0 E: 1 K: 0 S: 9	H: 0 LOB: 1 BB: 0 P: 15		R: 0 E: 0 K: 0 S: 11	H: 0 LOB: 2 BB: 2 P: 22	1B: 5 2B: 3 3B: 0 HR: 1	SF: 0 SAC: 0 DP: 0 HBP: 0
PITCHER	IP WLS BF H R ER SO BB IBB HBP BLK WP HR S P ERA WHIP	IP WLS BF H R ER SO BB IBB HBP BLK WP HR S P ERA WHIP	IP WLS BF H R ER SO BB IBB HBP BLK WP HR S P ERA WHIP	IP WLS BF H R ER SO BB IBB HBP BLK WP HR S P ERA WHIP	IP WLS BF H R ER SO BB IBB HBP BLK WP HR S P ERA WHIP	IP WLS BF H R ER SO BB IBB HBP BLK WP HR S P ERA WHIP	IP WLS BF H R ER SO BB IBB HBP BLK WP HR S P ERA WHIP	IP WLS BF H R ER SO BB IBB HBP BLK WP HR S P ERA WHIP	IP WLS BF H R ER SO BB IBB HBP BLK WP HR S P ERA WHIP	IP WLS BF H R ER SO BB IBB HBP BLK WP HR S P ERA WHIP	IP WLS BF H R ER SO BB IBB HBP BLK WP HR S P ERA WHIP	IP WLS BF H R ER SO BB IBB HBP BLK WP HR S P ERA WHIP	IP WLS BF H R ER SO BB IBB HBP BLK WP HR S P ERA WHIP	IP WLS BF H R ER SO BB IBB HBP BLK WP HR S P ERA WHIP	IP WLS BF H R ER SO BB IBB HBP BLK WP HR S P ERA WHIP	IP WLS BF H R ER SO BB IBB HBP BLK WP HR S P ERA WHIP	IP WLS BF H R ER SO BB IBB HBP BLK WP HR S P ERA WHIP	IP WLS BF H R ER SO BB IBB HBP BLK WP HR S P ERA WHIP	IP WLS BF H R ER SO BB IBB HBP BLK WP HR S P ERA WHIP		

AB 37
R 6
H 9
RBI 5
BB 6
SO 1
LOB 20



Batter	1	2	3	4	5	6	7	8	9	AB	R	H	RBI	BB	SO	LOB	TOP			
Aaron Miles, S OBP: 0.349, SLG: 0.409	G4-3		P4		G6-3		G4-3			4	0	0	0	0	0	0	Colorado Rockies @ San Francisco Giants SBC Park, San Francisco, CA Wed Jul 07 2004, 10:05 PM EDT Att: 35,673 - Overcast - 63 F			
Luis Gonzalez, R OBP: 0.298, SLG: 0.423	F9		E9 17 FC1		L7			HR	4	1	1	1	0	0	0					
17 Todd Helton, L OBP: 0.467, SLG: 0.614	G1		FC1		L5			P4	4	0	0	0	0	0	1					
Vinny Castilla, R OBP: 0.347, SLG: 0.544		G6-4-3 BB	G4-3		G5-3			5 FC6-4 1B	3	0	1	0	1	0	1					
Preston Wilson, R OBP: 0.238, SLG: 0.291	G6-4-3			F9		F7		K	4	0	0	0	0	1	2					
5 Matt Holliday, R OBP: 0.395, SLG: 0.490 Steve Reed, R		2B		L9		G6-3		FC6-4	4	1	1	0	0	0	1					
Jerome Burnitz, L OBP: 0.353, SLG: 0.546		2B		FC6-4 1B					0	0	0	0	0	0	0					
Todd Greene, R OBP: 0.292, SLG: 0.443				FC6-4			HR		4	1	3	1	0	0	0					
Adam Bernero, R								G4-3												
Kit Pellow, R OBP: 0.318, SLG: 0.330																				
Javier Lopez, L																				
Scott Dohmann, R																				
Royce Clayton, R OBP: 0.348, SLG: 0.448																				
Inning Stats	R: 0 E: 0 K: 0 S: 13	H: 0 LOB: 0 BB: 0 P: 17	R: 1 E: 0 K: 1 S: 16	H: 2 LOB: 2 BB: 2 P: 32	R: 0 E: 1 K: 0 S: 14	H: 0 LOB: 1 BB: 0 P: 21	R: 0 E: 0 K: 0 S: 8	H: 1 LOB: 1 BB: 0 P: 13	R: 0 E: 0 K: 0 S: 11	H: 0 LOB: 0 BB: 0 P: 5	R: 2 E: 0 K: 0 S: 11	H: 2 LOB: 0 BB: 0 P: 20	R: 1 E: 0 K: 1 S: 14	H: 2 LOB: 1 BB: 0 P: 20	R: 0 E: 0 K: 0 S: 8	H: 0 LOB: 0 BB: 0 P: 12	1B: 2 2B: 3 3B: 0 HR: 2	SF: 0 SAC: 0 DP: 1 HBP: 0	WP: 0 PB: 0 SB: 0 CS: 0	PA: 36
PITCHER	IP WLS BF H R ER SO BB IBB HBP BLK WP HR S P ERA WHIP																			
Kirk Rueter, L ERA: 4.85	6.1 W 26 5 3 3 1 1 1 0 0 0 1 73 121 4.26 0.947																			
Tyler Walker, R ERA: 5.04	0.2 H 3 1 1 1 0 0 0 0 0 0 1 7 9 13.50 1.500																			
Scott Eyre, L ERA: 3.18	0.1 2 1 0 0 0 0 0 0 0 0 0 4 6 0.00 3.000																			
Jim Brower, R ERA: 3.81	1.2 5 0 0 0 1 0 0 0 0 0 0 15 22 0.00 0.000																			


Batter	1	2	3	4	5	6	7	8	9	AB	R	H	RBI	BB	SO	LOB	BOTTOM		
Michael Tucker, L OBP: 0.372, SLG: 0.437	G5-3		P6					SH2-4 2B		4	0	2	1	1	0	1	Colorado Rockies @ San Francisco Giants SBC Park, San Francisco, CA Wed Jul 07 2004, 10:05 PM EDT Att: 35,673 - Overcast - 63 F		
Deivi Cruz, R OBP: 0.399, SLG: 0.455 Cody Ransom, R OBP: 0.294, SLG: 0.300	K		IBB 2B 1B		F7		K	SH2-4	4	1	1	0	0	2	3				
J.T. Snow, L OBP: 0.352, SLG: 0.378	F7		F8		K		1B BB	K	4	1	0	0	1	2	3				
Barry Bonds, L OBP: 0.622, SLG: 0.796		HR	2B 1B IBB		G3		G1-3 1B 1B		3	3	2	1	2	0	0				
Pedro Feliz, R OBP: 0.291, SLG: 0.465	G1-3		1B 2B				1B G1-3	K	4	1	2	3	1	1	2				
A.J. Pierzynski, L OBP: 0.343, SLG: 0.438	L4-6 1B		1B 2B		F8		SF9 1B		4	0	2	1	0	0	3				
Marquis Grissom, R OBP: 0.321, SLG: 0.474					F9		F9	1B	4	0	2	1	0	0	0				
Nelfi Perez, S OBP: 0.266, SLG: 0.290	L4-6						SF9		2	1	1	1	1	0	2				
Kirk Rueter, L OBP: 0.212, SLG: 0.226 Tyler Walker, R Scott Eyre, L Jim Brower, R OBP: 0.867, SLG: 0.500			IBB 1B 2B 1B		K		G4-3 1B BB	K	3	1	1	0	0	1	2				
Inning Stats	R: 0 E: 0 K: 1 S: 8	H: 3 LOB: 1 BB: 0 P: 14	R: 3 E: 0 K: 0 S: 12	H: 4 LOB: 2 BB: 1 P: 23	R: 0 E: 0 K: 1 S: 7	H: 1 LOB: 2 BB: 1 P: 12	R: 0 E: 0 K: 1 S: 11	H: 0 LOB: 1 BB: 1 P: 21	R: 1 E: 0 K: 1 S: 8	H: 1 LOB: 1 BB: 1 P: 17	R: 3 E: 0 K: 1 S: 18	H: 3 LOB: 1 BB: 1 P: 28	R: 0 E: 0 K: 2 S: 10	H: 1 LOB: 2 BB: 1 P: 19	1B: 10 2B: 3 3B: 0 HR: 1	SF: 1 SAC: 1 DP: 1 HBP: 0		WP: 0 PB: 0 SB: 1 CS: 0	PA: 41
PITCHER	IP WLS BF H R ER SO BB IBB HBP BLK WP HR S P ERA WHIP																		
Adam Bernero, R ERA: 4.66	6.0 L 29 9 5 5 4 3 1 0 0 0 0 0 7 55 7.50 2.000																		
Javier Lopez, L ERA: 10.0	0.1 4 2 3 3 0 1 0 0 0 0 0 0 7 14 81.00 9.000																		
Scott Dohmann, R ERA: 3.5	0.2 3 1 0 0 1 0 0 0 0 0 0 0 11 14 0.00 1.500																		
Steve Reed, R ERA: 2.63	1.0 5 1 0 0 2 0 1 0 0 0 0 0 10 19 0.00 1.000																		



Batter	1	2	3	4	5	6	7	8	9	AB	R	H	RBI	BB	SO	LOB	TOP			
Aaron Miles, S OBP: 0.346, SLG: 0.405	1-2 F7	1-1 F7		2-2 P4		0-1 2H 1B			3-1 G3	5	0	1	1	0	0	2				
Royce Clayton, R OBP: 0.350, SLG: 0.447	4-2 17 1B SF7 BB	3-2 G6-3			0-2 F9 17 G5-3 1B		2-3 K			3	1	1	0	1	1	1				
17 Todd Helton, L OBP: 0.467, SLG: 0.623	1-0 2B 1B		1-2 HR		0-2 G5-3 1B		1-0 F9			4	2	2	1	0	0	1				
Larry Walker, L OBP: 0.509, SLG: 0.718	2-0 SF7		3-3 K		2-2 HBP		1-3 K			2	0	0	1	0	2	0				
Vinny Castilla, R OBP: 0.346, SLG: 0.540	2-2 2B 1B		0-3 K		0-0 F9		1-3 K			4	1	1	0	0	2	2				
Preston Wilson, R OBP: 0.239, SLG: 0.301	1-2 1B		0-1 F8		3-3 K		2-3 K			4	0	1	2	0	2	2				
Jeremy Burnitz, L OBP: 0.355, SLG: 0.549	1-0 G4-3		3-2 SH1-3 1B		1-0 1B 2B		0-2 G5-3			4	1	2	0	0	0	1				
Charles Johnson, R OBP: 0.379, SLG: 0.522		0-0 G1-3		1-1 F7		2-2 F9		1-2 CS 1B		4	0	1	0	0	0	2				
Jason Jennings, L OBP: 0.189, SLG: 0.297		0-1	3-1 SH1-3		3-1 P6		1-2 K			2	0	1	0	0	0	1				
Javier López, L			1-2							1	0	0	0	0	1	1				
Steve Reed, R			2B							0	0	0	0	0	0	0				
Inning Stats	R: 3 E: 0 K: 0 S: 18	H: 3 LOB: 1 BB: 1 P: 30	R: 0 E: 0 K: 0 S: 11	H: 1 LOB: 1 BB: 0 P: 15	R: 1 E: 0 K: 2 S: 12	H: 1 LOB: 0 BB: 0 P: 16	R: 0 E: 0 K: 0 S: 13	H: 1 LOB: 2 BB: 0 P: 21	R: 0 E: 0 K: 1 S: 12	H: 2 LOB: 1 BB: 0 P: 14	R: 0 E: 0 K: 2 S: 10	H: 0 LOB: 0 BB: 0 P: 14	R: 0 E: 0 K: 2 S: 11	H: 0 LOB: 0 BB: 0 P: 14	R: 0 E: 0 K: 1 S: 8	H: 1 LOB: 0 BB: 0 P: 13	1B: 6 2B: 3 3B: 0 HR: 1	SF: 1 SAC: 1 DP: 0 HBP: 1	WP: 0 PB: 0 SB: 0 CS: 1	PA: 37
PITCHER	IP WLS BF H R ER SO BB IBB HBP BLK WP HR S P ERA WHIP	IP WLS BF H R ER SO BB IBB HBP BLK WP HR S P ERA WHIP	IP WLS BF H R ER SO BB IBB HBP BLK WP HR S P ERA WHIP	IP WLS BF H R ER SO BB IBB HBP BLK WP HR S P ERA WHIP	IP WLS BF H R ER SO BB IBB HBP BLK WP HR S P ERA WHIP	IP WLS BF H R ER SO BB IBB HBP BLK WP HR S P ERA WHIP	IP WLS BF H R ER SO BB IBB HBP BLK WP HR S P ERA WHIP	IP WLS BF H R ER SO BB IBB HBP BLK WP HR S P ERA WHIP	IP WLS BF H R ER SO BB IBB HBP BLK WP HR S P ERA WHIP	IP WLS BF H R ER SO BB IBB HBP BLK WP HR S P ERA WHIP	IP WLS BF H R ER SO BB IBB HBP BLK WP HR S P ERA WHIP	IP WLS BF H R ER SO BB IBB HBP BLK WP HR S P ERA WHIP	IP WLS BF H R ER SO BB IBB HBP BLK WP HR S P ERA WHIP	IP WLS BF H R ER SO BB IBB HBP BLK WP HR S P ERA WHIP	IP WLS BF H R ER SO BB IBB HBP BLK WP HR S P ERA WHIP	IP WLS BF H R ER SO BB IBB HBP BLK WP HR S P ERA WHIP	IP WLS BF H R ER SO BB IBB HBP BLK WP HR S P ERA WHIP			

Colorado Rockies @ San Diego Padres
PETCO Park, San Diego, CA
 Thu Jul 08, 2004, 10:05 PM EDT
 Att: 32,403 - Cloudy - 68 F


AB 33
R 5
H 10
RBI 5
BB 1
SO 8
LOB 13



Batter	1	2	3	4	5	6	7	8	9	AB	R	H	RBI	BB	SO	LOB	BOTTOM					
Sean Burroughs, L OBP: 0.342, SLG: 0.344	1-1 F7		2-2 P1			2-0 L7		1-0 24 1B		4	0	1	0	0	0	0						
Mark Loretta, R OBP: 0.365, SLG: 0.460	3-2 F9		1-1 G6-3		3-1 G5-3		1-1 F9			4	0	0	0	0	0	1						
24 Brian Giles, L OBP: 0.383, SLG: 0.484	4-2 BB		1-1 F9		0-0 HR		0-1 1B			3	1	2	1	1	0	0						
Ryan Klesko, L OBP: 0.364, SLG: 0.355	1-3 K		3-1 G6-3		1-3 K		2-3 K			3	0	0	0	0	2	1						
Brian Buchanan, R OBP: 0.275, SLG: 0.356										1	0	0	0	0	1	2						
Blaine Neal, L										0	0	0	0	0	0	0						
Terrence Long, L OBP: 0.313, SLG: 0.383		1-1 G4-3			2-3 K		1-0 G5-3 2B		1-0 G6-3	3	0	1	0	0	1	0						
Xavier Nady, R OBP: 0.071, SLG: 0.143										1	0	0	0	0	0	0						
Jay Payton, R OBP: 0.326, SLG: 0.354		0-0 G6-3			0-1 1B		4-1 G5-3 BB		0-1 P4	3	0	1	0	1	0	0						
Humberto Quintero, R OBP: 0.383, SLG: 0.556		2-0 G6-3			1-3 K		0-2 G5-3		3-2 G5-3	4	0	0	0	0	1	3						
3 Khalil Greene, R OBP: 0.346, SLG: 0.388			0-0 L8		2-3 K		0-0 P4			3	0	0	0	0	1	3						
Adam Eaton, R OBP: 0.237, SLG: 0.257			2-2 G1-3			3-2 G6-3		0-1 G6-3		1	0	0	0	0	0	0						
Darren Bragg, L OBP: 0.333, SLG: 0.333										1	0	0	0	0	0	0						
Ricky Stone, R										0	0	0	0	0	0	0						
Jeff Cirillo, R OBP: 0.262, SLG: 0.271										1	0	0	0	0	0	0						
Inning Stats	R: 0 E: 0 K: 1 S: 12	H: 0 LOB: 1 BB: 1 P: 21	R: 0 E: 0 K: 0 S: 4	H: 0 LOB: 0 BB: 0 P: 7	R: 0 E: 0 K: 0 S: 10	H: 0 LOB: 0 BB: 0 P: 14	R: 0 E: 0 K: 0 S: 6	H: 0 LOB: 0 BB: 0 P: 11	R: 0 E: 0 K: 3 S: 11	H: 1 LOB: 1 BB: 0 P: 16	R: 0 E: 0 K: 0 S: 8	H: 0 LOB: 0 BB: 0 P: 16	R: 1 E: 0 K: 1 S: 11	H: 2 LOB: 2 BB: 1 P: 17	R: 0 E: 0 K: 1 S: 10	H: 2 LOB: 2 BB: 0 P: 14	R: 0 E: 0 K: 0 S: 6	H: 0 LOB: 0 BB: 0 P: 10	1B: 3 2B: 1 3B: 0 HR: 1	SF: 0 SAC: 0 DP: 0 HBP: 0	WP: 0 PB: 0 SB: 0 CS: 0	PA: 34
PITCHER	IP WLS BF H R ER SO BB IBB HBP BLK WP HR S P ERA WHIP	IP WLS BF H R ER SO BB IBB HBP BLK WP HR S P ERA WHIP	IP WLS BF H R ER SO BB IBB HBP BLK WP HR S P ERA WHIP	IP WLS BF H R ER SO BB IBB HBP BLK WP HR S P ERA WHIP	IP WLS BF H R ER SO BB IBB HBP BLK WP HR S P ERA WHIP	IP WLS BF H R ER SO BB IBB HBP BLK WP HR S P ERA WHIP	IP WLS BF H R ER SO BB IBB HBP BLK WP HR S P ERA WHIP	IP WLS BF H R ER SO BB IBB HBP BLK WP HR S P ERA WHIP	IP WLS BF H R ER SO BB IBB HBP BLK WP HR S P ERA WHIP	IP WLS BF H R ER SO BB IBB HBP BLK WP HR S P ERA WHIP	IP WLS BF H R ER SO BB IBB HBP BLK WP HR S P ERA WHIP	IP WLS BF H R ER SO BB IBB HBP BLK WP HR S P ERA WHIP	IP WLS BF H R ER SO BB IBB HBP BLK WP HR S P ERA WHIP	IP WLS BF H R ER SO BB IBB HBP BLK WP HR S P ERA WHIP	IP WLS BF H R ER SO BB IBB HBP BLK WP HR S P ERA WHIP	IP WLS BF H R ER SO BB IBB HBP BLK WP HR S P ERA WHIP	IP WLS BF H R ER SO BB IBB HBP BLK WP HR S P ERA WHIP					

Colorado Rockies @ San Diego Padres
PETCO Park, San Diego, CA
 Thu Jul 08, 2004, 10:05 PM EDT
 Att: 32,403 - Cloudy - 68 F


AB 32
R 1
H 5
RBI 1
BB 2
SO 6
LOB 10



Batter	1	2	3	4	5	6	7	8	9	AB	R	H	RBI	BB	SO	LOB	TOP																					
Luis Gonzalez, R OBP: 0.296, SLG: 0.418 Todd Greene, R OBP: 0.292, SLG: 0.443	G3		G5-3				G5-3		F9	5	1	1	0	0	0	0																						
Royce Clayton, R OBP: 0.351, SLG: 0.483	F7								L1	4	1	2	2	0	0	0																						
17 Todd Helton, L OBP: 0.468, SLG: 0.620	G4-3								G1-6-3 BB	3	0	1	0	1	0	1																						
Vinny Castilla, R OBP: 0.342, SLG: 0.533		G1-5-3							G1-6-3	4	0	0	0	0	0	3																						
Larry Walker, L OBP: 0.508, SLG: 0.714	L7									3	1	1	1	1	0	1																						
Preston Wilson, R OBP: 0.250, SLG: 0.322										4	0	2	1	0	1	2																						
5 Matt Holliday, R OBP: 0.374, SLG: 0.515 Aaron Miles, S OBP: 0.345, SLG: 0.403										3	0	0	0	0	1	2																						
Charles Johnson, R OBP: 0.374, SLG: 0.515 Jeromy Burnitz, L OBP: 0.354, SLG: 0.547										3	0	0	0	0	1	0																						
Shawn Estes, R OBP: 0.200, SLG: 0.205 Tim Harikkala, R OBP: 0.382, SLG: 0.475 Shawn Chacon, R										1	1	1	2	0	0	0																						
Inning Stats	R: 0 E: 0 K: 0 S: 10	H: 0 LOB: 0 BB: 0 P: 12	R: 0 E: 0 K: 1 S: 10	H: 1 LOB: 1 BB: 0 P: 18	R: 0 E: 0 K: 0 S: 9	H: 0 LOB: 0 BB: 0 P: 14	R: 1 E: 0 K: 1 S: 15	H: 2 LOB: 1 BB: 0 P: 23	R: 2 E: 0 K: 1 S: 17	H: 3 LOB: 1 BB: 0 P: 25	R: 0 E: 0 K: 0 S: 8	H: 1 LOB: 0 BB: 0 P: 12	R: 0 E: 0 K: 0 S: 5	H: 0 LOB: 0 BB: 0 P: 8	R: 0 E: 0 K: 0 S: 6	H: 0 LOB: 0 BB: 1 P: 14	R: 3 E: 0 K: 0 S: 13	H: 2 LOB: 0 BB: 1 P: 24	1B: 5 2B: 3 3B: 0 HR: 1	SF: 0 SAC: 0 DP: 1 HBP: 0	WP: 0 PA: 37 PB: 0 SB: 1 CS: 0																	
PITCHER	IP	WLS	BF	H	R	ER	SO	BB	IBB	HBP	BLK	WP	HR	S	P	ERA	WHIP	PITCHER				IP	WLS	BF	H	R	ER	SO	BB	IBB	HBP	BLK	WP	HR	S	P	ERA	WHIP
David Wells, L ERA: 3.09	7.0		28	7	3	3	3	0	0	0	0	0	0	74	112	3.86	1.000																					
Akinori Otsuka, R ERA: 2.18	1.0	H	3	0	0	0	0	1	0	0	0	0	0	6	14	0.00	1.000																					
Trevor Hoffman, R ERA: 2.56	1.0	L	6	2	3	3	0	1	0	0	0	0	1	13	24	27.00	3.000																					

Colorado Rockies @ San Diego Padres
PETCO Park, San Diego, CA
 Fri Jul 09 2004, 10:05 PM EDT
 Att: 41,168 - Sunny - 67 F


AB 35
R 6
H 9
RBI 6
BB 2
SO 3
LOB 11



Batter	1	2	3	4	5	6	7	8	9	AB	R	H	RBI	BB	SO	LOB	BOTTOM																					
Sean Burroughs, L OBP: 0.346, SLG: 0.348	L6									5	1	3	0	0	0	0																						
3 Khalil Greene, R OBP: 0.344, SLG: 0.384	L4									5	0	1	0	0	3	3																						
Mark Loretta, R OBP: 0.367, SLG: 0.459										3	1	1	0	1	0	2																						
24 Brian Giles, L OBP: 0.381, SLG: 0.484										4	1	1	1	0	2	3																						
Jay Payton, R OBP: 0.322, SLG: 0.350	SF8									3	0	0	1	0	0	3																						
Xavier Nady, R OBP: 0.222, SLG: 0.444										4	1	3	2	0	1	0																						
Humberto Quintero, R OBP: 0.289, SLG: 0.348 Terrence Long, L OBP: 0.311, SLG: 0.380										3	0	0	0	0	1	2																						
Jeff Cirillo, R OBP: 0.250, SLG: 0.258 Darren Bragg, L OBP: 0.500, SLG: 0.333										3	0	0	0	0	0	0																						
David Wells, L OBP: 0.077, SLG: 0.040 Brian Buchanan, R OBP: 0.289, SLG: 0.348 Akinori Otsuka, R OBP: 0.382, SLG: 0.475 Trevor Hoffman, R OBP: 0.367, SLG: 0.359										2	0	0	0	0	2	0																						
Inning Stats	R: 3 E: 0 K: 1 S: 17	H: 4 LOB: 1 BB: 0 P: 29	R: 0 E: 0 K: 1 S: 8	H: 0 LOB: 0 BB: 0 P: 12	R: 0 E: 0 K: 2 S: 8	H: 0 LOB: 0 BB: 0 P: 13	R: 0 E: 0 K: 0 S: 3	H: 1 LOB: 0 BB: 0 P: 7	R: 0 E: 0 K: 1 S: 7	H: 0 LOB: 0 BB: 0 P: 8	R: 0 E: 0 K: 2 S: 8	H: 0 LOB: 1 BB: 1 P: 16	R: 1 E: 0 K: 0 S: 10	H: 1 LOB: 0 BB: 0 P: 14	R: 0 E: 0 K: 0 S: 12	H: 2 LOB: 2 BB: 0 P: 19	R: 1 E: 0 K: 2 S: 16	H: 2 LOB: 2 BB: 1 P: 24	1B: 8 2B: 1 3B: 0 HR: 1	SF: 1 SAC: 0 DP: 1 HBP: 0	WP: 0 PA: 38 PB: 0 SB: 0 CS: 0																	
PITCHER	IP	WLS	BF	H	R	ER	SO	BB	IBB	HBP	BLK	WP	HR	S	P	ERA	WHIP	PITCHER				IP	WLS	BF	H	R	ER	SO	BB	IBB	HBP	BLK	WP	HR	S	P	ERA	WHIP
Shawn Estes, L ERA: 5.87	7.0		29	8	4	4	7	1	0	0	0	0	0	65	106	5.14	1.286																					
Tim Harikkala, R ERA: 2.63	1.0	W	3	0	0	0	0	0	0	0	0	0	0	8	12	0.00	0.000																					
Shawn Chacon, R ERA: 6.81	1.0	S	6	2	1	1	2	1	0	0	0	0	0	16	24	9.00	3.000																					

Colorado Rockies @ San Diego Padres
PETCO Park, San Diego, CA
 Fri Jul 09 2004, 10:05 PM EDT
 Att: 41,168 - Sunny - 67 F

AB 35
R 5
H 10
RBI 5
BB 2
SO 9
LOB 13



Batter	1	2	3	4	5	6	7	8	9	AB	R	H	RBI	BB	SO	LOB	TOP					
Aaron Miles, S OBP: 0.346, SLG: 0.407	G5-3					G3-1			K	5	0	2	1	0	1	0						
Royce Clayton, R OBP: 0.352, SLG: 0.450	17 2B	F9			F9	F8			2B	5	1	2	0	0	0	2						
17 Todd Helton, L OBP: 0.467, SLG: 0.619					F9				K	5	1	2	0	0	2	1						
Vinny Castilla, R OBP: 0.340, SLG: 0.531	K				F8	F8			F8	5	1	1	1	0	1	3						
Jeremy Burnitz, L OBP: 0.354, SLG: 0.553						K			G3-1	4	1	1	1	1	1	1						
Preston Wilson, R OBP: 0.256, SLG: 0.319	G1-3				G6-3				P3	4	0	1	0	0	0	4						
5 Matt Holliday, R OBP: 0.351, SLG: 0.482					G6-3				SH3-4	3	0	1	1	0	0	0						
Todd Greene, R OBP: 0.298, SLG: 0.466						G3			K	3	2	1	1	1	1	3						
2B Aaron Cook, R OBP: 0.136, SLG: 0.136										2	0	0	0	0	0	1						
Jeff Fassero, L OBP: 0.375, SLG: 0.286	SH2-4					K			G5-3	0	0	0	0	0	0	0						
Steve Reed, R									K	1	0	0	0	0	0	1						
Javier López, L										0	0	0	0	0	0	0						
Scott Dohmann, R										0	0	0	0	0	0	0						
Inning Stats	R: 0 E: 0 K: 1 S: 14	H: 2 LOB: 3 BB: 1 P: 27	R: 1 E: 0 K: 0 S: 9	H: 1 LOB: 1 BB: 1 P: 17	R: 1 E: 0 K: 0 S: 6	H: 1 LOB: 0 BB: 0 P: 9	R: 1 E: 0 K: 1 S: 13	H: 2 LOB: 1 BB: 0 P: 19	R: 1 E: 0 K: 1 S: 10	H: 2 LOB: 2 BB: 0 P: 19	R: 0 E: 0 K: 1 S: 7	H: 0 LOB: 0 BB: 0 P: 12	R: 0 E: 0 K: 1 S: 9	H: 0 LOB: 0 BB: 0 P: 16	R: 0 E: 0 K: 2 S: 13	H: 1 LOB: 1 BB: 0 P: 14	R: 2 E: 1 K: 2 S: 17	H: 2 LOB: 1 BB: 0 P: 22	1B: 6 2B: 3 3B: 0 HR: 2	SF: 0 SAC: 2 DP: 0 HBP: 1	WP: 0 PB: 0 SB: 2 CS: 0	PA: 42
PITCHER	IP WLS BF H R ER SO BB IBB HBP BLK WP HR S P ERA WHIP																					
Brian Lawrence, R ERA: 3.89	4.0 L 20 6 3 3 2 1 1 0 0 0 2 42 72 6.75 1.750																					
Ricky Stone, R ERA: 4.79	2.0 9 2 1 1 1 0 0 0 1 0 0 17 31 4.50 1.000																					
Jay Witasick, R ERA: 2.7	2.0 7 1 0 0 3 0 0 0 0 0 0 22 30 0.00 0.500																					
Rod Beck, R ERA: 6.28	1.0 6 2 2 1 2 0 0 0 0 0 0 17 22 9.00 2.000																					

Colorado Rockies @ San Diego Padres
PETCO Park, San Diego, CA
Sat Jul 10 2004, 4:05 PM EDT
Att: 37,644 - Sunny - 72 F

AB	37
R	6
H	11
RBI	5
BB	2
SO	8
LOB	15



Batter	1	2	3	4	5	6	7	8	9	AB	R	H	RBI	BB	SO	LOB	BOTTOM					
Sean Burroughs, L OBP: 0.344, SLG: 0.344	G3					F7				4	0	0	0	1	0	5						
Rod Beck, R										0	0	0	0	0	0	0						
Mark Loretta, R OBP: 0.370, SLG: 0.464										5	1	3	0	0	0	2						
24 Brian Giles, L OBP: 0.384, SLG: 0.485	P5									4	1	2	1	1	0	2						
Ryan Klesko, L OBP: 0.364, SLG: 0.354										5	0	1	0	0	0	4						
Terrence Long, L OBP: 0.308, SLG: 0.375	F7									5	0	1	0	0	0	5						
Xavier Nady, R OBP: 0.281, SLG: 0.522										5	0	2	1	0	0	2						
Miguel Ojeda, R OBP: 0.265, SLG: 0.323										4	0	1	0	1	2	1						
3 Khalil Greene, R OBP: 0.346, SLG: 0.382										2	0	0	0	2	2	2						
Brian Lawrence, R ERA: 3.89										1	0	0	0	0	0	1						
Darren Blanton, L ERA: 5.43										1	0	0	0	0	0	1						
Ricky Stone, R ERA: 4.79										0	0	0	0	0	0	0						
Brian Buchanan, R ERA: 5.43										1	0	0	0	0	0	2						
Jay Witasick, R ERA: 2.7										0	0	0	0	0	0	0						
Jeff Cirillo, R OBP: 0.201, SLG: 0.296										1	0	1	0	0	0	0						
Inning Stats	R: 0 E: 0 K: 0 S: 11	H: 2 LOB: 2 BB: 0 P: 13	R: 0 E: 0 K: 1 S: 9	H: 0 LOB: 1 BB: 1 P: 16	R: 0 E: 0 K: 0 S: 6	H: 1 LOB: 1 BB: 0 P: 10	R: 0 E: 0 K: 1 S: 16	H: 2 LOB: 3 BB: 1 P: 25	R: 0 E: 0 K: 1 S: 7	H: 1 LOB: 1 BB: 0 P: 13	R: 0 E: 0 K: 1 S: 10	H: 1 LOB: 2 BB: 1 P: 14	R: 1 E: 0 K: 0 S: 14	H: 2 LOB: 1 BB: 0 P: 20	R: 0 E: 0 K: 2 S: 13	H: 1 LOB: 2 BB: 1 P: 17	R: 1 E: 0 K: 0 S: 11	H: 1 LOB: 1 BB: 1 P: 21	1B: 7 2B: 4 3B: 0 HR: 0	SF: 0 SAC: 0 DP: 0 HBP: 0	WP: 1 PB: 0 SB: 0 CS: 0	PA: 43
PITCHER	IP WLS BF H R ER SO BB IBB HBP BLK WP HR S P ERA WHIP																					
2B Aaron Cook, R ERA: 5.2	6.0 W 29 8 1 1 3 0 0 0 1 0 0 62 97 1.50 1.833																					
Jeff Fassero, L ERA: 5.43	0.2 3 1 0 0 0 0 0 0 0 0 0 9 12 0.00 1.500																					
Steve Reed, R ERA: 2.48	1.1 H 6 1 0 0 2 1 0 0 0 0 0 15 19 0.00 1.500																					
Javier López, L ERA: 9.96	0.2 3 0 1 1 0 1 0 0 0 0 1 7 15 13.50 1.500																					
Scott Dohmann, R ERA: 3.44	0.1 2 1 0 0 0 0 0 0 0 0 0 4 6 0.00 3.000																					

Colorado Rockies @ San Diego Padres
PETCO Park, San Diego, CA
Sat Jul 10 2004, 4:05 PM EDT
Att: 37,644 - Sunny - 72 F

AB	38
R	2
H	11
RBI	2
BB	5
SO	5
LOB	29



Batter	1	2	3	4	5	6	7	8	9	AB	R	H	RBI	BB	SO	LOB	TOP		
Aaron Miles, S OBP: 0.347, SLG: 0.407	1-1 G4-3		1-2 SH3-4 17 1B	1-2 P4			1-1 G6-3 1B		2-2 G3	5	1	2	0	0	0	1	Colorado Rockies @ San Diego Padres PETCO Park, San Diego, CA Sun Jul 11 2004, 4:05 PM EDT Att: 41,188 - Sunny - 74 F		
Royce Clayton, R OBP: 0.355, SLG: 0.453	1-2		0-0 SH3-4	4-2			0-2 G6-3 1-2f			2	0	1	0	1	0	1			
17 Todd Helton, L OBP: 0.464, SLG: 0.614	0-2 F8		1-2 2B 2H 1B	0-1 G3			1-2 F7			4	0	1	1	0	0	3			
Larry Walker, L OBP: 0.508, SLG: 0.711	4-0		0-0 1-3 2B		1-1 G3			1-3 K		3	0	1	0	1	1	0			
Jeremy Burnitz, L OBP: 0.356, SLG: 0.551	1-0 G3		4-1 IBB		1-1 G5-4-3 1B			1-3 K		3	0	1	0	1	1	2			
Preston Wilson, R OBP: 0.287, SLG: 0.358		3-2 1B	2-1 P4		1-1 G5-4-3 1-2f			2-1 HR		4	1	2	1	0	0	4			
Charles Johnson, R OBP: 0.368, SLG: 0.505		2-2 F7	1-2 F7			0-3 K		1-0 F9		4	0	0	0	0	1	4			
Luis Gonzalez, R OBP: 0.295, SLG: 0.412		0-0 F8		4-1 FC2-6 BB		1-3 K		0-3 K		3	0	0	0	1	2	1			
Denny Stark, R Kit Pellow, R Allan Simpson, R Javier López, L Adam Bernero, R Mark Sweeney, L	2-2 G5-3		1-2 FC2-6 BB			1-3 K		2-3 K		2	0	0	0	0	0	2			
Inning Stats	R: 0 E: 0 K: 0 S: 11	H: 1 LOB: 2 BB: 1 P: 18	R: 0 E: 0 K: 0 S: 10	H: 1 LOB: 1 BB: 0 P: 17	R: 1 E: 0 K: 0 S: 14	H: 3 LOB: 3 BB: 1 P: 23	R: 0 E: 0 K: 0 S: 11	H: 0 LOB: 2 BB: 2 P: 21	R: 0 E: 0 K: 3 S: 9	H: 0 LOB: 0 BB: 0 P: 11	R: 0 E: 0 K: 0 S: 8	H: 1 LOB: 0 BB: 0 P: 10	R: 1 E: 0 K: 2 S: 11	H: 1 LOB: 0 BB: 0 P: 16	R: 0 E: 0 K: 2 S: 9	H: 0 LOB: 0 BB: 0 P: 13		1B: 5 2B: 2 3B: 0 HR: 1	SF: 0 SAC: 1 DP: 2 HBP: 0
PITCHER	IP WLS BF H R ER SO BB IBB HBP BLK WP HR S P ERA WHIP	5.0 W 24 6 1 1 0 3 1 0 0 0 0 52 88 1.80 1.800	2.0 H 6 1 0 0 3 0 0 0 0 0 17 21 0.00 0.500	1.0 H 4 1 1 1 2 0 0 0 0 0 11 16 9.00 1.000	1.0 S 3 0 0 0 2 0 0 0 0 0 9 13 0.00 0.000														

Batter	1	2	3	4	5	6	7	8	9	AB	R	H	RBI	BB	SO	LOB	BOTTOM		
Sean Burroughs, L OBP: 0.340, SLG: 0.339	1-1 F7	3-2 F7		2-2 G4-3			1-1 F7			4	0	0	0	0	0	3	Colorado Rockies @ San Diego Padres PETCO Park, San Diego, CA Sun Jul 11 2004, 4:05 PM EDT Att: 41,188 - Sunny - 74 F		
Mark Loretta, R OBP: 0.371, SLG: 0.473	2-2 FC4-6 24 1B		0-3 K		2-2 F9		1-1 HR			4	1	2	1	0	1	0			
24 Brian Giles, L OBP: 0.388, SLG: 0.485	1-2 FC4-6 1B		4-2 HR BB		4-2 BB 1B		0-0 G6-3			2	2	1	0	2	0	0			
Ryan Klesko, L OBP: 0.366, SLG: 0.370	2-0 FC4-6 1-2f 2-3		2-1 1-H HR		4-0 1B BB		2-3 K			3	1	1	2	1	1	2			
Jay Payton, R OBP: 0.321, SLG: 0.349	3-1 F7		1-0 F7		1-0 1-3 2-H 1B		2-1 F8			4	0	1	1	0	0	2			
Xavier Nady, R OBP: 0.231, SLG: 0.462		2-1 L4		1-0 F9		0-0 F7		1-2 F8		3	0	0	0	0	0	2			
Scott Linebrink, R Akinori Otsuka, R Darren Bragg, L Trevor Hoffman, R										0	0	0	0	0	0	0			
Miguel Ojeda, R OBP: 0.274, SLG: 0.323		0-1 3 BB 1B		4-2 FC6-4 3 BB		2-1 L6		1-2 F8		3	0	1	0	1	0	2			
3 Khalil Greene, R OBP: 0.348, SLG: 0.381		4-1 BB		0-0 FC6-4 G6-3 S 1-2f		2-3 K		1-1 1B		3	0	1	0	1	1	1			
Ismael Valdez, R OBP: 0.125, SLG: 0.138		1-3 SAFE K		2-1 SAFE G6-3		0-3 K		0-0 G1-4-3		2	0	0	0	0	1	3			
Terrence Long, L OBP: 0.304, SLG: 0.371										2	0	0	0	0	1	1			
Inning Stats	R: 0 E: 0 K: 0 S: 13	H: 2 LOB: 2 BB: 0 P: 22	R: 0 E: 0 K: 1 S: 13	H: 1 LOB: 2 BB: 1 P: 23	R: 2 E: 0 K: 1 S: 9	H: 1 LOB: 0 BB: 1 P: 17	R: 0 E: 0 K: 0 S: 11	H: 0 LOB: 1 BB: 1 P: 19	R: 1 E: 0 K: 0 S: 10	H: 1 LOB: 2 BB: 2 P: 23	R: 0 E: 0 K: 2 S: 9	H: 0 LOB: 0 BB: 0 P: 12	R: 1 E: 0 K: 1 S: 8	H: 1 LOB: 0 BB: 0 P: 13	R: 0 E: 0 K: 0 S: 9	H: 1 LOB: 1 BB: 0 P: 12	1B: 5 2B: 0 3B: 0 HR: 2	SF: 0 SAC: 0 DP: 0 HBP: 0	WP: 0 PA: 36 PB: 0 SB: 1 CS: 0
PITCHER	IP WLS BF H R ER SO BB IBB HBP BLK WP HR S P ERA WHIP	5.0 L 25 5 3 3 2 5 0 0 0 0 0 56 104 5.40 2.000	1.0 4 1 1 1 2 0 0 0 0 0 0 1 11 15 9.00 1.000	0.2 2 0 0 0 1 0 0 0 0 0 0 4 6 0.00 0.000	1.1 5 1 0 0 0 0 0 0 0 0 0 11 16 0.00 0.750														

AB	32
R	2
H	8
RBI	2
BB	4
SO	7
LOB	18

AB	31
R	4
H	7
RBI	4
BB	5
SO	5
LOB	16



Batter	1	2	3	4	5	6	7	8	9	AB	R	H	RBI	BB	SO	LOB	TOP								
Ray Durham, S OBP: 0.363, SLG: 0.459	L8			2B HBP		G4-3 2B BB		P4		2	2	0	0	1	0	0	San Francisco Giants @ Colorado Rockies Coors Field, Denver, CO Sat Jul 17 2004, 6:05 PM MDT Att: 41,450 - Unknown - 74 F livebaseballscorecards.com								
Michael Tucker, L OBP: 0.373, SLG: 0.446	F7			G4-3 1-H 2B		G4-3		BB 2B BB		3	1	1	1	1	0	1									
J.T. Snow, L OBP: 0.368, SLG: 0.421	F7			G4-3		G4-3		BB 2B BB		3	1	1	1	1	0	1									
Barry Bonds, L OBP: 0.625, SLG: 0.778		G4-3		G1-6-3 IBB		IBB		2B 2B 2B		2	0	1	2	2	0	0									
Pedro Feliz, R OBP: 0.288, SLG: 0.454	G4-3			G1-6-3		P4		P6		4	0	0	0	0	0	5									
A.J. Pierzynski, L OBP: 0.341, SLG: 0.438 Yorvit Torrealba, R OBP: 0.299, SLG: 0.400	G3-1					K		G4-6-3 BB		2	0	0	0	0	1	0									
Marquis Grissom, R OBP: 0.318, SLG: 0.463				G6-3		K		G4-6-3		4	0	0	0	0	1	1									
Nelfi Perez, S OBP: 0.284, SLG: 0.301				P4		G4-3		P5		3	0	0	0	1	0	0									
Jason Schmidt, R OBP: 0.237, SLG: 0.324 Deivi Cruz, R OBP: 0.337, SLG: 0.422 Jim Brower, R OBP: 0.667, SLG: 0.500 Scott Eyre, L OBP: 0.284, SLG: 0.301				K		K		L8		3	0	0	0	0	2	1									
Inning Stats	R: 0 E: 0 K: 0 S: 5	H: 0 LOB: 0 BB: 0 P: 8	R: 0 E: 0 K: 0 S: 4	H: 0 LOB: 0 BB: 0 P: 6	R: 0 E: 0 K: 1 S: 7	H: 0 LOB: 0 BB: 0 P: 10	R: 1 E: 0 K: 0 S: 10	H: 1 LOB: 1 BB: 1 P: 20	R: 0 E: 0 K: 2 S: 9	H: 0 LOB: 0 BB: 0 P: 10	R: 1 E: 0 K: 1 S: 12	H: 1 LOB: 2 BB: 2 P: 26	R: 0 E: 0 K: 0 S: 5	H: 0 LOB: 1 BB: 2 P: 13	R: 2 E: 0 K: 0 S: 13	H: 1 LOB: 1 BB: 2 P: 27		R: 0 E: 0 K: 0 S: 9	H: 0 LOB: 0 BB: 0 P: 13	1B: 0 2B: 3 3B: 0 HR: 0	SF: 0 SAC: 0 DP: 2 HBP: 1	WP: 0 PB: 0 SB: 0 CS: 0	PA: 36		
PITCHER	IP	WLS	BF	H	R	ER	SO	BB	IBB	HBP	BLK	WP	HR	S	P	ERA	WHIP								
2B Aaron Cook, R ERA: 5.05	7.1	L	29	2	3	3	4	4	2	1	0	0	0	56	101	3.68	0.818								
Javier López, L ERA: 9.53	0.0		2	1	1	1	0	1	0	0	0	0	0	5	12	∞	∞								
Allan Simpson, R ERA: 5.25	0.2		2	0	0	0	0	0	0	0	0	0	0	4	7	0.00	0.000								
Scott Dohmann, R ERA: 3.1	1.0		3	0	0	0	0	0	0	0	0	0	0	9	13	0.00	0.000								

Batter	1	2	3	4	5	6	7	8	9	AB	R	H	RBI	BB	SO	LOB	BOTTOM								
Aaron Miles, S OBP: 0.344, SLG: 0.402	SH1-4 2B		G4-3			K		K		4	0	1	0	0	2	1	San Francisco Giants @ Colorado Rockies Coors Field, Denver, CO Sat Jul 17 2004, 6:05 PM MDT Att: 41,450 - Unknown - 74 F livebaseballscorecards.com								
Royce Clayton, R OBP: 0.358, SLG: 0.448 Preston Wilson, R OBP: 0.264, SLG: 0.346 Scott Dohmann, R ERA: 3.1	SH1-4			G4-3		G6-3		K		2	0	0	0	0	0	0									
17 Todd Helton, L OBP: 0.456, SLG: 0.597	F9			F9		L9		G3-1		4	0	0	0	0	0	1									
Vinny Castilla, R OBP: 0.344, SLG: 0.534	F8			K		F8		K		4	0	0	0	0	2	1									
Larry Walker, L OBP: 0.487, SLG: 0.679		P5				G3-1		P6		3	0	0	0	1	0	0									
Jeremy Burnitz, L OBP: 0.352, SLG: 0.542		K2-3				G6-3		P6		3	0	1	0	0	1	0									
5 Matt Holliday, R OBP: 0.353, SLG: 0.494		G6-3				2B		G4-6-3		3	0	1	0	0	0	2									
Todd Greene, R OBP: 0.305, SLG: 0.508			F9			IBB		K		2	0	0	0	1	1	0									
2B Aaron Cook, R OBP: 0.125, SLG: 0.125 Javier López, L ERA: 9.53 Allan Simpson, R ERA: 5.25 Mark Sweeney, L OBP: 0.385, SLG: 0.484 Luis Gonzalez, R OBP: 0.295, SLG: 0.412			K			K		2B		2	0	0	0	0	2	2									
Inning Stats	R: 0 E: 0 K: 0 S: 8	H: 1 LOB: 1 BB: 0 P: 10	R: 0 E: 0 K: 1 S: 12	H: 0 LOB: 0 BB: 0 P: 18	R: 0 E: 0 K: 1 S: 8	H: 0 LOB: 0 BB: 0 P: 11	R: 0 E: 0 K: 1 S: 7	H: 0 LOB: 0 BB: 0 P: 10	R: 0 E: 0 K: 1 S: 15	H: 1 LOB: 2 BB: 1 P: 27	R: 0 E: 0 K: 1 S: 10	H: 0 LOB: 0 BB: 0 P: 13	R: 0 E: 0 K: 0 S: 13	H: 1 LOB: 1 BB: 1 P: 20	R: 0 E: 0 K: 3 S: 12	H: 1 LOB: 1 BB: 0 P: 16		R: 0 E: 0 K: 1 S: 8	H: 0 LOB: 0 BB: 0 P: 13	1B: 1 2B: 3 3B: 0 HR: 0	SF: 0 SAC: 1 DP: 1 HBP: 0	WP: 0 PB: 0 SB: 0 CS: 0	PA: 32		
PITCHER	IP	WLS	BF	H	R	ER	SO	BB	IBB	HBP	BLK	WP	HR	S	P	ERA	WHIP								
Jason Schmidt, R ERA: 2.35	1.1		29	4	0	0	8	1	0	0	0	0	0	85	125	0.00	0.625								
Jim Brower, R ERA: 3.65	0.2		2	0	0	0	1	0	0	0	0	0	0	5	9	0.00	0.000								
Scott Eyre, L ERA: 2.84	0.1		1	0	0	0	0	0	0	0	0	0	0	3	4	0.00	0.000								

Batter	1	2	3	4	5	6	7	8	9	AB	R	H	RBI	BB	SO	LOB	TOP		
Ray Durham, S OBP: 0.360, SLG: 0.469	2-1 HR	3-2 F7		3-2 SF8		2-1 G6-3		3-2 L6		4	1	1	2	0	0	1			
Michael Tucker, L OBP: 0.377, SLG: 0.456	4-1 G1-3 2B BB		4-0 1B BB SF7 BB		2-2 F9		2-1 F7		1-2 HR	3	3	1	1	2	0	0			
J.T. Snow, L OBP: 0.369, SLG: 0.417	1-2 G1-3		4-0 1B BB		1-0 F7		2-1 1B G3-1 E 1B		3-1 P6	4	1	1	0	1	0	1			
Barry Bonds, L OBP: 0.628, SLG: 0.792	4-0 IBB		1-1 1B		0-1 1B		3-2 G3-1		1-1 HR	4	1	3	1	1	0	1			
Edgardo Alfonzo, R OBP: 0.341, SLG: 0.449	1-1 FC9-4-6 2B		2-2 F7		0-0 P4		4-1 E 1B BB		3-2 F8	3	1	0	0	0	1	0	6		
A.J. Pierzynski, L OBP: 0.342, SLG: 0.443	0-0 2B		1-2 SF7		1-1 P2		0-0 E6 1B		0-0 G1	4	0	2	3	0	0	1			
Deivi Cruz, R OBP: 0.278, SLG: 0.281	1-1 P4		1-1 F9			1-1 2B		1-1 HR		4	1	2	1	0	0	3	AB 35		
Dustin Mohr, R OBP: 0.376, SLG: 0.361		3-2 P6		2-2 F8 SF8 2B		1-3 K		3-2 P3		4	1	1	0	0	1	1	R 9		
Dustin Hermanson, R OBP: 0.154, SLG: 0.120		1-3 K		0-0 F8		0-0 F7		0-2 L4		2	0	0	0	0	1	1	H 11		
Pedro Feliz, R OBP: 0.257, SLG: 0.453										1	0	0	0	0	0	0	RBI 8		
Tyler Walker, R OBP: 1.000, SLG: 1.000										0	0	0	0	0	0	0	BB 5		
Wayne Franklin, L OBP: 0.283, SLG: 0.300										1	0	0	0	0	0	0	SO 2		
Inning Stats	R: 3 E: 0 K: 0 S: 11	H: 2 LOB: 1 BB: 2 P: 24	R: 0 E: 0 K: 1 S: 11	H: 0 LOB: 0 BB: 0 P: 18	R: 1 E: 0 K: 0 S: 11	H: 1 LOB: 2 BB: 2 P: 23	R: 1 E: 0 K: 0 S: 11	H: 1 LOB: 0 BB: 0 P: 18	R: 0 E: 0 K: 1 S: 8	H: 1 LOB: 1 BB: 0 P: 12	R: 1 E: 1 K: 0 S: 12	H: 2 LOB: 2 BB: 1 P: 23	R: 1 E: 0 K: 0 S: 12	H: 1 LOB: 0 BB: 0 P: 19	R: 2 E: 0 K: 0 S: 13	H: 2 LOB: 0 BB: 0 P: 21	1B: 4 2B: 3 3B: 0 HR: 4	SF: 2 SAC: 0 DP: 0 HBP: 0	WP: 0 PA: 42 PB: 0 SB: 0 CS: 0
PITCHER	IP WLS BF H R ER SO BB IBB HBP BLK WP HR S P ERA WHIP																		
Adam Bernero, R ERA: 6.0	(1, 1) 4.0 0 20 4 5 5 1 3 1 0 0 0 0 1 44 83 11.25 1.750																		
Jeff Fassero, L ERA: 5.21	(5, 1) 2.2 11 3 1 0 1 0 0 0 0 0 0 0 24 37 0.00 1.125																		
Steve Reed, R ERA: 2.61	(7, 1) 1.1 6 2 1 1 0 1 0 0 0 0 0 0 1 14 25 6.75 2.250																		
Tim Harikkala, R ERA: 3.08	(9, 1) 1.0 W 5 2 2 2 0 0 0 0 0 0 0 2 13 21 18.00 2.000																		
PITCHER	IP WLS BF H R ER SO BB IBB HBP BLK WP HR S P ERA WHIP																		
Matt Herges, R ERA: 5.86	(9, 1) 0.0 0 0 0 0 0 0 0 0 0 0 0 0 0 0 0 0.00 3.000																		
Scott Eyre, L ERA: 2.61	(9, 1) 0.1 3 1 0 0 0 0 0 1 0 0 0 0 0 0 5 10 0.00 3.000																		

Batter	1	2	3	4	5	6	7	8	9	AB	R	H	RBI	BB	SO	LOB	BOTTOM				
Aaron Miles, S OBP: 0.344, SLG: 0.401	0-1 F8	3-2 G4-3		2-2 G4-3		2-2 F7		2-0 1B	0-2 1B	6	0	2	1	0	0	3					
Royce Clayton, R OBP: 0.353, SLG: 0.442	1-1 F8		1-1 G4-3		2-1 F9		1-0 G1-3		0-0 B2	5	0	0	0	0	0	3					
17 Todd Helton, L OBP: 0.456, SLG: 0.602	4-2 BB		1-1 F8		0-2 E6 1B 2B		0-0 HR		1-0 L8	4	2	1	1	1	0	2					
Vinny Castilla, R OBP: 0.348, SLG: 0.535	0-1 F9		0-0 1B		1-2 2B 1B		3-1 F8		0-2 HR 1B	5	2	3	0	0	0	1					
Jeromy Burnitz, L OBP: 0.355, SLG: 0.556		1-0 F9	0-1 SAFE P5		0-0 2B		0-2 1B		1-1 HR	5	1	3	4	0	0	1					
Preston Wilson, R OBP: 0.287, SLG: 0.393		1-2 5 1B 2B		4-2 5 1B G4-3 BB		4-2 5 G6-4-3 BB		0-0 SAFE P4		2-2 HR	3	3	2	1	2	0	1				
5 Matt Holliday, R OBP: 0.357, SLG: 0.496		0-0 BB 1B		1-0 PB SF8 1B		0-1 G6-4-3		0-0 F8		2-2 SH1-4 1B 1B	5	2	3	1	0	0	3				
Charles Johnson, R OBP: 0.372, SLG: 0.505		1 SAFE SAFE BB		1-1 G4-3		4-2 SH5-4 BB		0-0 G6-3		1-0 SH1-4	2	0	0	1	2	0	1				
Adam Bernero, R ERA: 4.4	(1, 1) 5.0 0 25 6 5 3 1 4 0 0 0 0 0 0 53 85 5.40 2.000																				
Mark Sweeney, L ERA: 4.59	(4, PH) 1.0 4 0 0 0 0 0 1 0 0 0 0 0 0 9 16 0.00 1.000																				
Jeff Fassero, L ERA: 5.61	(5, 1) 0.1 B 3 2 1 1 0 0 0 0 0 0 0 1 6 9 27.00 6.000																				
Steve Reed, R ERA: 3.57	(7, 1) 1.1 6 2 0 0 0 0 0 0 0 0 0 0 0 6 11 0.00 1.500																				
Larry Walker, L ERA: 4.98	(8, PH) 0.1 H 1 0 0 0 0 0 0 0 0 0 0 0 0 1 2 0.00 0.000																				
Tim Hankkala, R ERA: 4.98	(9, PH) 0.1 0 0 0 0 0 0 0 0 0 0 0 0 0 0 0 0 0.00 0.000																				
Todd Greene, R ERA: 4.98	(9, PH) 0.1 0 0 0 0 0 0 0 0 0 0 0 0 0 0 0 0 0.00 0.000																				
Inning Stats	R: 0 E: 0 K: 0 S: 8	H: 0 LOB: 1 BB: 1 P: 13	R: 1 E: 0 K: 1 S: 15	H: 2 LOB: 2 BB: 1 P: 24	R: 0 E: 0 K: 0 S: 7	H: 1 LOB: 1 BB: 0 P: 9	R: 2 E: 0 K: 0 S: 9	H: 1 LOB: 0 BB: 1 P: 18	R: 2 E: 1 K: 0 S: 14	H: 2 LOB: 1 BB: 1 P: 21	R: 0 E: 0 K: 0 S: 9	H: 0 LOB: 1 BB: 1 P: 16	R: 1 E: 0 K: 0 S: 8	H: 2 LOB: 1 BB: 0 P: 11	R: 0 E: 0 K: 0 S: 5	H: 2 LOB: 2 BB: 0 P: 11	R: 4 E: 0 K: 0 S: 17	H: 5 LOB: 2 BB: 1 P: 27	1B: 10 2B: 2 3B: 0 HR: 3	SF: 1 SAC: 2 DP: 1 HBP: 0	WP: 0 PA: 46 PB: 1 SB: 0 CS: 0
PITCHER	IP WLS BF H R ER SO BB IBB HBP BLK WP HR S P ERA WHIP																				
Dustin Hermanson, R ERA: 4.59	(1, 1) 1.0 4 0 0 0 0 0 1 0 0 0 0 0 0 9 16 0.00 1.000																				
Tyler Walker, R ERA: 4.59	(6, 1) 0.1 3 2 1 1 0 0 0 0 0 0 0 0 1 6 9 27.00 6.000																				
Wayne Franklin, L ERA: 5.61	(7, 1) 1.1 6 2 0 0 0 0 0 0 0 0 0 0 0 6 11 0.00 1.500																				
Jim Brower, R ERA: 3.57	(7, 1) 0.1 H 1 0 0 0 0 0 0 0 0 0 0 0 0 1 2 0.00 0.000																				
Jason Christiansen, L ERA: 4.98	(8, 1) 0.1 0 0 0 0 0 0 0 0 0 0 0 0 0 0 0 0 0.00 0.000																				

San Francisco Giants @ Colorado Rockies
 Coors Field, Denver, CO
 Sun Jul 18 2004, 1:05 PM MDT
 Att: 35,032 - Sunny - 83 F

San Francisco Giants @ Colorado Rockies
 Coors Field, Denver, CO
 Sun Jul 18 2004, 1:05 PM MDT
 Att: 35,032 - Sunny - 83 F



Batter	1	2	3	4	5	6	7	8	9	AB	R	H	RBI	BB	SO	LOB	TOP				
Sean Burroughs, L (1.5) OBP: 0.340, SLG: 0.345										6	2	3	1	0	0	3					
Mark Loretta, R (1.4) OBP: 0.377, SLG: 0.485										6	1	4	3	0	0	1					
24 Brian Giles, L (1.9) OBP: 0.387, SLG: 0.472										5	0	1	1	1	0	5					
Ryan Klesko, L (1.3) OBP: 0.369, SLG: 0.394										5	1	1	1	0	0	2					
Terrence Long, L (1.7) OBP: 0.310, SLG: 0.392										4	2	2	2	1	0	0					
Jay Payton, R (1.8) OBP: 0.318, SLG: 0.346										4	1	2	1	0	1	0					
Miguel Ojeda, R (1.2) OBP: 0.277, SLG: 0.317										4	2	1	1	1	0	2					
3 Khalil Greene, R (1.6) OBP: 0.340, SLG: 0.374										5	1	1	0	0	2	4					
Ismael Valdez, R (1.1) OBP: 0.200, SLG: 0.250										3	2	3	2	0	0	0					
Jay Witasick, R (6.1)										0	0	0	0	0	0	0					
Scott Linebrink, R (6.1)										0	0	0	0	0	0	0					
Darren Bragg, L (9, PH) OBP: 0.333, SLG: 0.143										0	1	0	0	1	0	0					
Blaine Neal, L (9.1)										0	0	0	0	0	0	0					
Inning Stats	R: 3 E: 0 K: 0 S: 13	H: 4 LOB: 1 BB: 0 P: 23	R: 1 E: 0 K: 0 S: 9	H: 2 LOB: 2 BB: 1 P: 18	R: 4 E: 1 K: 2 S: 20	H: 4 LOB: 1 BB: 1 P: 29	R: 0 E: 0 K: 0 S: 9	H: 0 LOB: 0 BB: 0 P: 13	R: 1 E: 0 K: 0 S: 12	H: 3 LOB: 2 BB: 0 P: 19	R: 3 E: 0 K: 1 S: 16	H: 3 LOB: 1 BB: 1 P: 24	R: 0 E: 0 K: 0 S: 6	H: 0 LOB: 0 BB: 0 P: 11	R: 0 E: 0 K: 0 S: 10	H: 1 LOB: 1 BB: 0 P: 17	R: 1 E: 0 K: 0 S: 4	H: 1 LOB: 1 BB: 1 P: 12	1B: 14 2B: 3 3B: 0 HR: 1	SF: 1 SAC: 1 DP: 0 HBP: 0	WP: 0 PA: 48 PB: 0 SB: 0 CS: 0
PITCHER	IP WLS BF H R ER SO BB IBB HBP BLK WP HR S P ERA WHIP																				
Denny Stark, R (1.1) ERA: 11.42	3.0 L 21 10 8 8 2 2 0 0 0 0 0 1 42 70 24.00 4.000																				
Travis Driskill, R (4.1) ERA: 4.5	2.0 9 3 1 1 0 0 0 0 0 0 0 0 21 32 4.50 1.500																				
Allan Simpson, R (6.1) ERA: 6.43	2.0 10 3 3 3 1 1 0 0 0 0 0 0 22 35 13.50 2.000																				
Scott Dohmann, R (8.1) ERA: 2.95	1.0 4 1 0 0 0 0 0 0 0 0 0 0 10 17 0.00 1.000																				
Shawn Chacon, R (9.1) ERA: 7.39	1.0 4 1 1 1 0 1 0 0 0 0 0 0 4 12 9.00 2.000																				

San Diego Padres @ Colorado Rockies
Coors Field, Denver, CO
Mon Jul 19 2004, 7:05 PM MDT
Att: 25,530 - Unknown - 82 F

AB 42
R 13
H 18
RBI 12
BB 4
SO 3
LOB 17



Batter	1	2	3	4	5	6	7	8	9	AB	R	H	RBI	BB	SO	LOB	BOTTOM		
Aaron Miles, S (1.4) OBP: 0.345, SLG: 0.401										5	0	2	0	0	0	2			
Luis Gonzalez, R (1.6) OBP: 0.288, SLG: 0.402										5	0	0	0	0	0	5			
17 Todd Helton, L (1.3) OBP: 0.454, SLG: 0.601										4	1	1	0	0	0	1			
Vinny Castilla, R (1.5) OBP: 0.347, SLG: 0.535										4	2	1	1	0	0	1			
Larry Walker, L (1.9) OBP: 0.506, SLG: 0.738										4	1	3	1	0	0	1			
Preston Wilson, R (1.8) OBP: 0.286, SLG: 0.387										4	0	1	1	0	1	1			
Jeremy Burnitz, L (1.7) OBP: 0.357, SLG: 0.574										4	2	2	3	0	0	2			
Charles Johnson, R (1.2) OBP: 0.366, SLG: 0.495										4	0	0	0	0	0	3			
Denny Stark, R (1.1) ERA: 4.99										1	0	0	0	0	0	0			
Kit Pellow, R (5, PH) ERA: 2.5										0	0	0	0	0	0	0			
Allan Simpson, R (6.1) ERA: 6.43										0	0	0	0	0	0	0			
Mark Sweeney, L (7, PH) ERA: 3.97, SLG: 0.448										1	0	0	0	0	0	0			
Scott Dohmann, R (8.1) ERA: 2.95										0	0	0	0	0	0	0			
Shawn Chacon, R (9.1) ERA: 7.39										0	0	0	0	0	0	0			
5 Matt Holliday, R (9, PH) ERA: 3.96, SLG: 0.496										0	0	0	1	0	0	0			
Inning Stats	R: 0 E: 0 K: 0 S: 8	H: 1 LOB: 1 BB: 0 P: 14	R: 2 E: 0 K: 0 S: 7	H: 2 LOB: 0 BB: 0 P: 11	R: 0 E: 0 K: 1 S: 6	H: 1 LOB: 0 BB: 0 P: 9	R: 0 E: 0 K: 0 S: 11	H: 2 LOB: 2 BB: 0 P: 16	R: 3 E: 0 K: 0 S: 14	H: 3 LOB: 0 BB: 0 P: 24	R: 0 E: 0 K: 0 S: 6	H: 1 LOB: 0 BB: 0 P: 10	R: 1 E: 1 K: 0 S: 13	H: 2 LOB: 2 BB: 0 P: 24	R: 0 E: 0 K: 0 S: 8	H: 0 LOB: 0 BB: 1 P: 16	1B: 7 2B: 2 3B: 0 HR: 3	SF: 0 SAC: 0 DP: 3 HBP: 0	WP: 0 PA: 38 PB: 0 SB: 0 CS: 0
PITCHER	IP WLS BF H R ER SO BB IBB HBP BLK WP HR S P ERA WHIP																		
Ismael Valdez, R (1.1) ERA: 4.99	5.2 W 25 10 5 5 1 0 0 0 0 0 0 0 19 33 0.00 1.800																		
Jay Witasick, R (6.1) ERA: 2.5	1.2 8 3 1 0 0 0 0 0 0 0 0 0 4 7 0.00 0.000																		
Scott Linebrink, R (8.1) ERA: 2.13	0.2 2 0 0 0 0 0 0 0 0 0 0 0 4 7 0.00 0.000																		
Blaine Neal, R (9.1) ERA: 2.35	1.0 3 0 0 0 0 0 1 0 0 0 0 0 0 8 16 0.00 1.000																		

San Diego Padres @ Colorado Rockies
Coors Field, Denver, CO
Mon Jul 19 2004, 7:05 PM MDT
Att: 25,530 - Unknown - 82 F

AB 37
R 6
H 12
RBI 6
BB 1
SO 1
LOB 16



Batter	1	2	3	4	5	6	7	8	9	AB	R	H	RBI	BB	SO	LOB	TOP					
Aaron Miles, S OBP: 0.343, SLG: 0.400 (1, 4)										4	1	1	1	1	0	1	Colorado Rockies @ Los Angeles Dodgers Dodger Stadium, Los Angeles, CA Wed Jul 21 2004, 7:10 PM PDT Att: 34,343 - Sunny - 73 F					
Royce Clayton, R OBP: 0.354, SLG: 0.439 (1, 6)										5	1	2	1	0	1	2						
17 Todd Helton, L OBP: 0.452, SLG: 0.591 (1, 3)										3	0	0	0	2	0	1						
Vinny Castilla, R OBP: 0.348, SLG: 0.543 (1, 5)										5	1	1	1	0	0	6						
Larry Walker, L OBP: 0.478, SLG: 0.667 (1, 9)										3	0	0	1	1	0	2						
Preston Wilson, R OBP: 0.313, SLG: 0.403 Steve Reed, R Shawn Chacon, R (9, 1)										3	1	2	1	1	1	1						
Jeromy Burnitz, L OBP: 0.356, SLG: 0.579 (7, 8)										4	0	0	0	0	0	4						
Charles Johnson, R OBP: 0.367, SLG: 0.491 (1, 2)										3	1	1	0	1	1	1						
Shawn Estes, R OBP: 0.196, SLG: 0.200 5 Matt Holliday, R OBP: 0.358, SLG: 0.494 (7, 7)										3	1	1	0	0	2	1						
Inning Stats	R: 2 E: 0 K: 0 S: 12	H: 3 LOB: 2 BB: 1 P: 24	R: 0 E: 0 K: 1 S: 7	H: 1 LOB: 0 BB: 0 P: 9	R: 1 E: 0 K: 0 S: 10	H: 1 LOB: 0 BB: 0 P: 13	R: 3 E: 1 K: 0 S: 17	H: 2 LOB: 2 BB: 3 P: 35	R: 0 E: 0 K: 0 S: 10	H: 0 LOB: 1 BB: 1 P: 17	R: 0 E: 0 K: 2 S: 8	H: 0 LOB: 1 BB: 1 P: 13	R: 0 E: 0 K: 1 S: 8	H: 0 LOB: 1 BB: 1 P: 19	R: 0 E: 0 K: 2 S: 8	H: 0 LOB: 0 BB: 0 P: 13		R: 0 E: 0 K: 0 S: 6	H: 1 LOB: 1 BB: 0 P: 11	1B: 7 2B: 0 3B: 0 HR: 1	SF: 0 SAC: 0 DP: 1 HBP: 0	WP: 1 PB: 0 SB: 0 CS: 0
PITCHER	IP WLS BF H R ER SO BB IBB HBP BLK WP HR S P ERA WHIP																					
Kaz Ishii, L ERA: 4.31 Duaner Sanchez, R ERA: 3.2 Tom Martin, L ERA: 4.1 37 Darren Dreifort, R ERA: 3.6 Giovanni Carrara, R ERA: 1.84	(1, 1) (4, 1) (7, 1) (7, 1) (8, 1)	3.1 2.2 0.2 0.1 2.0	L 10 3 1 7	19 0 0 0 1	7 0 0 0 0	6 0 0 0 0	6 2 0 0 2	1 2 0 0 0	3 2 1 0 0	0 0 0 0 0	0 2 0 0 0	0 0 0 0 0	0 1 0 0 0	1 26 5 3 14	66 45 13 6 24	0.00 0.00 0.00 0.00 0.00	16.20 0.750 1.500 0.000 0.500					

Batter	1	2	3	4	5	6	7	8	9	AB	R	H	RBI	BB	SO	LOB	BOTTOM				
Cesar Izturis, S OBP: 0.341, SLG: 0.387 (1, 6)										4	1	1	0	0	1	0	Colorado Rockies @ Los Angeles Dodgers Dodger Stadium, Los Angeles, CA Wed Jul 21 2004, 7:10 PM PDT Att: 34,343 - Sunny - 73 F				
José Hernández, R OBP: 0.390, SLG: 0.492 Alex Cora, L OBP: 0.390, SLG: 0.417 (8, FH) (9, 4)										3	2	2	2	0	0	0					
Milton Bradley, S OBP: 0.380, SLG: 0.448 (1, 8)										4	0	0	1	0	1	1					
Adrián Beltré, R OBP: 0.367, SLG: 0.604 (1, 5)										3	0	0	1	0	1	0					
Jayson Werth, R OBP: 0.386, SLG: 0.602 (1, 7)										4	0	0	0	0	1	0					
Shawn Green, L OBP: 0.343, SLG: 0.424 (1, 3)										4	1	2	1	0	0	0					
Juan Encarnación, R OBP: 0.292, SLG: 0.424 Dave Roberts, L OBP: 0.337, SLG: 0.351 (9, PR)										3	0	1	0	1	0	1					
David Ross, R OBP: 0.247, SLG: 0.263 Robin Ventura, L OBP: 0.321, SLG: 0.301 (9, PH)										2	0	0	0	1	1	1					
Kaz Ishii, L OBP: 0.111, SLG: 0.086 Duaner Sanchez, R OBP: 0.326, SLG: 0.500 Orlando Hernandez, R OBP: 0.325, SLG: 0.426 Tom Martin, L ERA: 4.1 37 Darren Dreifort, R ERA: 3.6 Paul Lo Duca, R OBP: 0.305, SLG: 0.443 Giovanni Carrara, R ERA: 1.84 (1, 1) (4, 1) (6, PH) (7, 1) (7, 1) (7, PH) (8, 1)	(1, 1) (4, 1) (6, PH) (7, 1) (7, 1) (7, PH) (8, 1)	6.1 1.2 1.0	W H S	26 4 5	5 0 1	4 0 1	4 0 1	4 0 0	0 0 0	0 0 0	0 0 0	0 0 0	0 0 0	0 0 0	0 0 0	0 0 0		1B: 3 2B: 1 3B: 0 HR: 2	SF: 1 SAC: 0 DP: 1 HBP: 0	WP: 1 PB: 0 SB: 0 CS: 0	PA: 35
PITCHER	IP WLS BF H R ER SO BB IBB HBP BLK WP HR S P ERA WHIP																				
Shawn Estes, L ERA: 5.56 Steve Reed, R ERA: 2.51 Shawn Chacon, R ERA: 7.4	(1, 1) (7, 1) (9, 1)	6.1 1.2 1.0	W H S	26 4 5	5 0 1	4 0 1	4 0 0	4 0 0	0 0 0	0 0 0	0 0 0	0 0 0	0 0 0	0 0 0	0 0 0	0 0 0	1B: 3 2B: 1 3B: 0 HR: 2	SF: 1 SAC: 0 DP: 1 HBP: 0	WP: 1 PB: 0 SB: 0 CS: 0	PA: 35	

Batter	1	2	3	4	5	6	7	8	9	AB	R	H	RBI	BB	SO	LOB	TOP								
Aaron Miles, S OBP: 0.342, SLG: 0.405	G5-3		F8		G4-3			SF8 3B		4	1	1	0	0	0	1	Colorado Rockies @ Los Angeles Dodgers Dodger Stadium, Los Angeles, CA Thu Jul 22 2004, 12:10 PM PDT Att: 34,276 - Sunny - 77 F								
Royce Clayton, R OBP: 0.351, SLG: 0.435	G6-3		G4-3			K		SF8		3	0	0	1	0	1	0									
17 Todd Helton, L OBP: 0.453, SLG: 0.590			G3			P2		3H 3-2		4	0	2	0	0	0	0									
Vinny Castilla, R OBP: 0.347, SLG: 0.548	P6				K			G1-3		4	1	1	1	0	1	2									
Preston Wilson, R OBP: 0.303, SLG: 0.390		G6-3		G1-3		G5-3			K	4	0	0	0	0	1	0									
5 Matt Holliday, R OBP: 0.357, SLG: 0.494				G5-3			K		K	4	0	1	0	0	2	0									
Todd Greene, R OBP: 0.317, SLG: 0.500						P6			K	3	0	1	0	0	0	1									
Mark Sweeney, L (PH) OBP: 0.388, SLG: 0.484	G1-3						G6-3 1B		K	1	0	0	0	0	1	0									
Kit Pellow, R OBP: 0.322, SLG: 0.327						F7				2	0	0	0	1	0	1									
Larry Walker, L OBP: 0.476, SLG: 0.667							G6-3 1-2			0	0	0	0	0	0	0									
2B Aaron Cook, R OBP: 0.154, SLG: 0.120								P5		1	0	0	0	1	0	2									
Jeromy Burnitz, L (PH) OBP: 0.355, SLG: 0.578										1	0	0	0	0	0	0									
Tim Harikkala, R OBP: 0.351, SLG: 0.435										0	0	0	0	0	0	0									
Inning Stats	R: 0 E: 0 K: 0 S: 8	H: 1 LOB: 1 BB: 0 P: 12	R: 0 E: 0 K: 0 S: 6	H: 1 LOB: 2 BB: 1 P: 10	R: 0 E: 0 K: 0 S: 7	H: 0 LOB: 0 BB: 0 P: 10	R: 0 E: 0 K: 1 S: 5	H: 0 LOB: 0 BB: 0 P: 7	R: 0 E: 0 K: 0 S: 7	H: 0 LOB: 1 BB: 1 P: 16	R: 1 E: 0 K: 1 S: 10	H: 1 LOB: 0 BB: 0 P: 16	R: 0 E: 0 K: 1 S: 7	H: 1 LOB: 0 BB: 0 P: 10	R: 1 E: 0 K: 0 S: 19	H: 2 LOB: 1 BB: 0 P: 26	R: 0 E: 0 K: 3 S: 9	H: 0 LOB: 0 BB: 0 P: 14	1B: 3 2B: 1 3B: 1 HR: 1	SF: 1 SAC: 0 DP: 1 HBP: 0	WP: 0 PB: 0 SB: 0 CS: 0	PA: 34			
PITCHER	IP	WLS	BF	H	R	ER	SO	BB	IBB	HBP	BLK	WP	HR	S	P	ERA	WHIP								
Odalis Perez, L ERA: 2.81	(1, 1)	7.0	26	4	1	1	3	1	1	0	0	0	1	50	81	1.29	0.714								
Guillermo Mota, R ERA: 2.09	(8, 1)	1.0	W	5	2	1	0	0	0	0	0	0	0	19	26	9.00	2.000								
Eric Gagne, R ERA: 1.61	(9, 1)	1.0	S	3	0	0	3	0	0	0	0	0	0	9	14	0.00	0.000								

AB	31
R	2
H	6
RBI	2
BB	2
SO	6
LOB	7



Batter	1	2	3	4	5	6	7	8	9	AB	R	H	RBI	BB	SO	LOB	BOTTOM								
Dave Roberts, L OBP: 0.332, SLG: 0.345	L5	G4-3		G1-3			G3			4	0	0	0	0	0	4	Colorado Rockies @ Los Angeles Dodgers Dodger Stadium, Los Angeles, CA Thu Jul 22 2004, 12:10 PM PDT Att: 34,276 - Sunny - 77 F								
Cesar Izturis, S OBP: 0.342, SLG: 0.388				F7		WP 1B	G3			4	1	2	0	0	0	0									
Paul Lo Duca, R OBP: 0.352, SLG: 0.442						F7	G1-3			3	0	1	0	1	0	1									
Adrián Beltré, R OBP: 0.371, SLG: 0.605	P3									3	1	2	1	1	0	2									
Milton Bradley, S OBP: 0.382, SLG: 0.457	G1-3			G4-6-3						3	1	1	2	0	0	4									
Shawn Green, L OBP: 0.344, SLG: 0.428							G3-6-1			4	1	2	0	0	1	2									
Juan Encarnacion, R OBP: 0.292, SLG: 0.419										3	0	0	0	0	1	1									
Alex Cora, L OBP: 0.387, SLG: 0.415										4	0	1	0	0	0	3									
Odalis Perez, L OBP: 0.083, SLG: 0.139										3	0	1	0	0	0	2									
Guillermo Mota, R OBP: 0.328, SLG: 0.455										0	0	0	0	0	0	0									
Jason Grubowski, L (PH) OBP: 0.328, SLG: 0.455										1	0	1	1	0	0	0									
Eric Gagne, R ERA: 3.51										0	0	0	0	0	0	0									
Inning Stats	R: 0 E: 0 K: 0 S: 9	H: 2 LOB: 2 BB: 0 P: 12	R: 0 E: 0 K: 0 S: 10	H: 1 LOB: 2 BB: 0 P: 17	R: 0 E: 0 K: 0 S: 3	H: 0 LOB: 1 BB: 2 P: 13	R: 0 E: 0 K: 1 S: 15	H: 2 LOB: 2 BB: 0 P: 20	R: 1 E: 0 K: 0 S: 9	H: 2 LOB: 1 BB: 0 P: 14	R: 0 E: 0 K: 0 S: 8	H: 0 LOB: 0 BB: 0 P: 12	R: 0 E: 0 K: 0 S: 7	H: 0 LOB: 0 BB: 0 P: 12	R: 3 E: 0 K: 1 S: 10	H: 4 LOB: 1 BB: 0 P: 19	R: 0 E: 0 K: 1 S: 9	H: 0 LOB: 0 BB: 0 P: 14	1B: 8 2B: 2 3B: 0 HR: 1	SF: 0 SAC: 0 DP: 2 HBP: 2	WP: 1 PB: 0 SB: 0 CS: 0	PA: 36			
PITCHER	IP	WLS	BF	H	R	ER	SO	BB	IBB	HBP	BLK	WP	HR	S	P	ERA	WHIP								
2B Aaron Cook, R ERA: 4.71	(1, 1)	7.0	30	7	1	1	1	2	0	2	0	0	1	61	100	1.29	1.286								
Tim Harikkala, R ERA: 3.51	(8, 1)	1.0	L	6	4	3	3	0	0	0	0	0	1	10	19	27.00	4.000								


AB	32
R	4
H	11
RBI	4
BB	2
SO	2
LOB	19



Batter	1	2	3	4	5	6	7	8	9	AB	R	H	RBI	BB	SO	LOB	TOP					
Aaron Miles, S OBP: 0.341, SLG: 0.409	G6-3		G6-3				E5 BB	FC1-4-6		5	1	1	1	0	0	1						
Royce Clayton, R OBP: 0.350, SLG: 0.429	K		F8				F9		17 2B BB	4	1	0	0	1	1	1						
17 Todd Helton, L OBP: 0.459, SLG: 0.596			G6-3						E3 2B	3	2	1	1	2	0	1						
Vinny Castilla, R OBP: 0.346, SLG: 0.567	F8						F8		K	5	1	1	1	0	1	5						
Larry Walker, L OBP: 0.495, SLG: 0.707									G6-3 1B 2B	3	3	3	3	2	0	0						
Preston Wilson, R OBP: 0.298, SLG: 0.369									G6-3	4	0	0	0	1	0	5						
Jeremy Burnitz, L OBP: 0.355, SLG: 0.579										4	0	1	1	1	0	2						
Charles Johnson, R OBP: 0.366, SLG: 0.485										5	0	3	1	0	1	2						
Jamey Wright, R Todd Greene, R Travis Driskill, R Scott Dohmann, R 5 Matt Holliday, R Steve Reed, R Shawn Chacon, R										2	0	0	0	0	0	1						
Inning Stats	R: 0 E: 0 K: 1 S: 12	H: 0 LOB: 1 BB: 1 P: 20	R: 1 E: 0 K: 0 S: 8	H: 1 LOB: 1 BB: 2 P: 18	R: 0 E: 0 K: 0 S: 10	H: 0 LOB: 0 BB: 0 P: 17	R: 1 E: 0 K: 1 S: 11	H: 2 LOB: 1 BB: 1 P: 21	R: 2 E: 0 K: 0 S: 13	H: 2 LOB: 0 BB: 0 P: 17	R: 1 E: 0 K: 0 S: 10	H: 2 LOB: 1 BB: 0 P: 18	R: 0 E: 1 K: 0 S: 17	H: 0 LOB: 3 BB: 2 P: 29	R: 0 E: 0 K: 1 S: 9	H: 1 LOB: 1 BB: 0 P: 15	R: 3 E: 1 K: 1 S: 18	H: 2 LOB: 1 BB: 1 P: 31	1B: 5 2B: 1 3B: 0 HR: 4	SF: 0 SAC: 0 DP: 2 HBP: 0	WP: 0 PB: 0 SB: 0 CS: 0	PA: 44
PITCHER	IP	WLS	BF	H	R	ER	SO	BB	IBB	HBP	BLK	WP	HR	S	P	ERA	WHIP					
Lance Cormier, R ERA: 14.73	6.0	L	27	7	5	5	2	4	0	0	0	0	4	64	111	7.50	1.833					
Elmer Dessens, R ERA: 5.23	0.2		4	0	0	0	0	1	0	0	0	0	0	15	23	0.00	1.500					
Randy Choate, L ERA: 5.08	1.1		6	1	0	0	1	1	0	0	0	0	0	11	21	0.00	1.500					
Greg Aquino, R ERA: 3.6	1.0		7	2	3	1	1	1	0	0	0	0	0	18	31	9.00	3.000					

Colorado Rockies @ Arizona Diamondbacks
Bank One Ballpark, Phoenix, AZ
Sat Jul 24 2004, 10:05 PM EDT
Att: 31,409 - Dome - 81 F


AB 37
R 8
H 10
RBI 8
BB 7
SO 4
LOB 20



Batter	1	2	3	4	5	6	7	8	9	AB	R	H	RBI	BB	SO	LOB	BOTTOM					
Steve Finley, L OBP: 0.341, SLG: 0.504	F9-4-2 HBP		G4-3				P3		F8	4	0	0	0	0	0	3						
Chad Tracy, L OBP: 0.333, SLG: 0.411	G5-3		G5-3				F7			4	0	1	0	0	0	1						
Danny Bautista, R OBP: 0.359, SLG: 0.457	F9-4-2						G6-3			3	0	1	0	1	0	2						
Luis Gonzalez, L OBP: 0.376, SLG: 0.506							F9			3	0	1	0	1	1	2						
Shea Hillenbrand, R OBP: 0.356, SLG: 0.474										4	1	1	0	0	0	3						
Scott Hairston, R OBP: 0.292, SLG: 0.443										4	1	2	0	0	0	2						
Alex Cintron, S OBP: 0.295, SLG: 0.366 Greg Aquino, R										3	0	1	0	1	0	2						
Brent Mayne, L OBP: 0.350, SLG: 0.356										0	0	0	0	0	0	0						
Lance Cormier, R										3	0	2	1	1	0	1						
Carlos Baerga, S OBP: 0.235, SLG: 0.217 Elmer Dessens, R Randy Choate, L										1	0	0	0	0	0	2						
Tim Olson, R OBP: 0.326, SLG: 0.351										0	0	0	0	0	0	0						
Inning Stats	R: 0 E: 0 K: 0 S: 8	H: 0 LOB: 0 BB: 0 P: 14	R: 1 E: 0 K: 0 S: 10	H: 2 LOB: 3 BB: 3 P: 30	R: 0 E: 0 K: 0 S: 6	H: 1 LOB: 0 BB: 0 P: 10	R: 0 E: 0 K: 0 S: 16	H: 1 LOB: 1 BB: 0 P: 22	R: 1 E: 0 K: 0 S: 10	H: 3 LOB: 1 BB: 0 P: 17	R: 0 E: 0 K: 1 S: 13	H: 0 LOB: 1 BB: 1 P: 20	R: 0 E: 0 K: 0 S: 4	H: 0 LOB: 0 BB: 0 P: 6	R: 0 E: 0 K: 0 S: 8	H: 1 LOB: 0 BB: 0 P: 11	1B: 9 2B: 2 3B: 0 HR: 0	SF: 0 SAC: 0 DP: 5 HBP: 1	WP: 0 PB: 0 SB: 0 CS: 0	PA: 37		
PITCHER	IP	WLS	BF	H	R	ER	SO	BB	IBB	HBP	BLK	WP	HR	S	P	ERA	WHIP					
Jamey Wright, R ERA: 1.8	5.0	W	22	5	1	1	0	4	0	1	0	0	0	51	97	1.80	1.800					
Travis Driskill, R ERA: 6.0	1.0		5	3	1	1	0	0	0	0	0	0	0	10	17	9.00	3.000					
Scott Dohmann, R ERA: 2.7	1.0	H	4	0	0	0	1	1	0	0	0	0	0	13	20	0.00	1.000					
Steve Reed, R ERA: 2.45	1.0	H	3	0	0	0	0	0	0	0	0	0	0	4	6	0.00	0.000					
Shawn Chacon, R ERA: 7.23	1.0		3	1	0	0	0	0	0	0	0	0	0	8	11	0.00	1.000					

Colorado Rockies @ Arizona Diamondbacks
Bank One Ballpark, Phoenix, AZ
Sat Jul 24 2004, 10:05 PM EDT
Att: 31,409 - Dome - 81 F

AB 31
R 2
H 9
RBI 2
BB 5
SO 1
LOB 19




Batter	1	2	3	4	5	6	7	8	9	AB	R	H	RBI	BB	SO	LOB	TOP			
Aaron Miles, S OBP: 0.339, SLG: 0.406 (1, 4)	P5		G5-3					F8	K	5	0	1	0	0	1	2	Colorado Rockies @ Arizona Diamondbacks Bank One Ballpark, Phoenix, AZ Sun Jul 25 2004, 4:35 PM EDT Att: 29,298 - Dome - 81 F livebaseballscorecards.com			
Royce Clayton, R OBP: 0.345, SLG: 0.427 (1, 6)	FC5-4 1B		K					K		4	0	1	0	0	3	3				
Preston Wilson, R OBP: 0.297, SLG: 0.366 (1, 8)	K			FC4-6 1B	G6-3			G6-3		4	0	1	0	0	1	3				
Vinny Castilla, R OBP: 0.348, SLG: 0.565 (1, 5)	FC5-4 1-2			FC4-6 1B				K		3	1	1	0	1	1	1				
5 Matt Holliday, R OBP: 0.352, SLG: 0.487 Jeromy Burnitz, L OBP: 0.357, SLG: 0.583 (9, PH) (9, 7)		K		FC4-6	G5-3			G4-3 2B	G4-3 2B	3	0	0	0	0	1	2				
Todd Greene, R OBP: 0.306, SLG: 0.481 (1, 2)		K		K				G4-3	G4-3	4	0	0	1	0	2	3				
Luis Gonzalez, R OBP: 0.294, SLG: 0.396 Larry Walker, L OBP: 0.490, SLG: 0.697 (9, PH) (9, 9)		K		K				G3		3	0	0	0	0	3	2				
Kit Pellow, R OBP: 0.314, SLG: 0.318 17 Todd Helton, L OBP: 0.460, SLG: 0.596 (9, PH) (9, 3)			K		K				2B IBB	3	0	0	0	0	3	0				
Jason Jennings, L OBP: 0.256, SLG: 0.405 Mark Sweeney, L OBP: 0.396, SLG: 0.496 Shawn Chacon, R (9, 1)								G4-3	G4-3 1-H 3-H	3	0	2	0	0	0	0				
Inning Stats	R: 0 E: 0 K: 1 S: 11	H: 1 LOB: 1 BB: 0 P: 16	R: 0 E: 0 K: 3 S: 9	H: 0 LOB: 0 BB: 0 P: 13	R: 0 E: 0 K: 2 S: 8	H: 1 LOB: 1 BB: 0 P: 11	R: 0 E: 0 K: 2 S: 15	H: 2 LOB: 2 BB: 0 P: 15	R: 0 E: 0 K: 1 S: 6	H: 0 LOB: 0 BB: 0 P: 10	R: 0 E: 0 K: 2 S: 9	H: 0 LOB: 0 BB: 0 P: 14	R: 0 E: 0 K: 1 S: 10	H: 0 LOB: 0 BB: 0 P: 13	R: 3 E: 0 K: 1 S: 19	H: 2 LOB: 1 BB: 2 P: 35		1B: 4 2B: 4 3B: 0 HR: 0	SF: 0 SAC: 0 DP: 0 HBP: 0	WP: 0 PA: 37 PB: 0 SB: 0 CS: 0
PITCHER	IP WLS BF H R ER SO BB IBB HBP BLK WP HR S P ERA WHIP	8.0 0.0 1.0 L	30 1 6	6 0 2	0 1 2	14 0 1	0 1 0	0 0 0	0 0 0	0 0 0	0 0 0	81 3 16	112 7 28	0.00 ∞ 18.00	0.750 ∞ 2.000					


Batter	1	2	3	4	5	6	7	8	9	AB	R	H	RBI	BB	SO	LOB	BOTTOM		
Steve Finley, L OBP: 0.343, SLG: 0.506 (1, 8)	F8		K					1B 2B		4	1	2	0	0	1	0	Colorado Rockies @ Arizona Diamondbacks Bank One Ballpark, Phoenix, AZ Sun Jul 25 2004, 4:35 PM EDT Att: 29,298 - Dome - 81 F livebaseballscorecards.com		
Chad Tracy, L OBP: 0.332, SLG: 0.409 (1, 5)	L6			F8		F8		FC3-6 1B		4	0	1	1	0	0	1			
Luis Gonzalez, L OBP: 0.375, SLG: 0.501 (1, 7)				P4		G4-3		FC3-6 1-2		3	0	0	0	1	0	2			
Danny Bautista, R OBP: 0.358, SLG: 0.457 (1, 9)	K			F8				G5-3		4	0	1	0	0	1	2			
Carlos Baerga, S OBP: 0.241, SLG: 0.208 Shea Hillenbrand, R OBP: 0.352, SLG: 0.476 (9, 3)		G6-3			FC5-4 BB			F8	SH5-4 G3-1 1B	2	0	0	0	1	0	1			
Scott Hairston, R OBP: 0.291, SLG: 0.439 (1, 4)		K			L5			K	G3-1 SH5-4 1B	4	0	1	0	0	2	2			
Alex Cintron, S OBP: 0.294, SLG: 0.364 (1, 6)		G4-3			F7				SH5-4	2	0	0	0	1	0	1			
Juan Brito, R OBP: 0.230, SLG: 0.293 Brent Mayne, L OBP: 0.346, SLG: 0.352 (9, PH)					G5-3	FC5-4		K	G3-1	3	0	0	0	0	1	3			
Randy Johnson, R OBP: 0.167, SLG: 0.152 Quinton McCracken, S OBP: 0.252, SLG: 0.351 Mike Fetters, R Randy Choate, L Roberto Alomar, S OBP: 0.364, SLG: 0.411 (9, PH)					K			G5-3	F7	2	0	0	0	0	1	0			
Inning Stats	R: 0 E: 0 K: 1 S: 10	H: 0 LOB: 1 BB: 1 P: 19	R: 0 E: 0 K: 1 S: 8	H: 0 LOB: 0 BB: 0 P: 12	R: 0 E: 0 K: 2 S: 9	H: 0 LOB: 0 BB: 0 P: 12	R: 0 E: 0 K: 0 S: 5	H: 0 LOB: 0 BB: 0 P: 6	R: 0 E: 0 K: 0 S: 5	H: 1 LOB: 1 BB: 0 P: 13	R: 0 E: 0 K: 2 S: 9	H: 1 LOB: 2 BB: 1 P: 18	R: 1 E: 0 K: 1 S: 9	H: 2 LOB: 1 BB: 0 P: 17	R: 1 E: 0 K: 0 S: 9	H: 2 LOB: 1 BB: 0 P: 18		1B: 4 2B: 2 3B: 0 HR: 0	SF: 0 SAC: 1 DP: 0 HBP: 0
PITCHER	IP WLS BF H R ER SO BB IBB HBP BLK WP HR S P ERA WHIP	8.0 0.0 1.0 S	31 5	4 1	1 1	0 0	0 0	0 0	0 0	0 0	9 9	14 18	1.12 9.00	0.750 2.000					


Batter	1	2	3	4	5	6	7	8	9	AB	R	H	RBI	BB	SO	LOB	TOP										
Cesar Izturis, S OBP: 0.338, SLG: 0.383	F9	FC4-6			L9	G6-3		G6-3		5	0	0	0	0	0	4	Los Angeles Dodgers @ Colorado Rockies Coors Field, Denver, CO Mon Jul 26 2004, 7:05 PM MDT Att: 24,725 - Unknown - 75 F										
Jayson Werth, R OBP: 0.371, SLG: 0.545	F8		P3		G3 BB			P3		5	2	2	0	0	0	1											
Paul Lo Duca, R OBP: 0.355, SLG: 0.444	F9		G6-3		G3 BB		WP			4	2	2	1	1	0	0											
Adrian Beltré, R OBP: 0.368, SLG: 0.617		HR	F9		G3		G4-3		G5-3	5	1	1	2	0	0	4											
Milton Bradley, S OBP: 0.381, SLG: 0.454		2B			F9		G4-1			4	1	3	3	1	0	0											
Shawn Green, L OBP: 0.339, SLG: 0.432		1B			G1-3		G4-1		F5	5	1	1	1	0	1	4											
Juan Encarnacion, R OBP: 0.289, SLG: 0.425		2B			F8				G5-3	5	0	0	0	0	0	4											
José Hernández, R OBP: 0.390, SLG: 0.508		K							F8	3	1	1	1	1	1	1											
Alex Cora, L OBP: 0.366, SLG: 0.418					HR		SH1-4			0	0	0	0	0	0	0											
Kaz Ishii, L OBP: 0.158, SLG: 0.135 Duaner Sanchez, R OBP: 0.276, SLG: 0.392 37 Darren Dreifort, R OBP: 0.325, SLG: 0.346 Dave Roberts, L OBP: 0.292, SLG: 0.346 Guillermo Mota, R OBP: 0.365, SLG: 0.418 Eric Gagne, R		FC4-6			BB		SH1-4		G6-3	2	1	2	1	0	0	0											
Inning Stats	R: 0 E: 0 K: 0 S: 6	H: 0 LOB: 0 BB: 0 P: 9	R: 3 E: 0 K: 1 S: 11	H: 4 LOB: 1 BB: 0 P: 21	R: 0 E: 0 K: 0 S: 6	H: 0 LOB: 0 BB: 0 P: 11	R: 0 E: 0 K: 0 S: 7	H: 0 LOB: 0 BB: 0 P: 10	R: 4 E: 0 K: 1 S: 22	H: 4 LOB: 1 BB: 1 P: 34	R: 0 E: 0 K: 0 S: 6	H: 0 LOB: 1 BB: 1 P: 15	R: 2 E: 0 K: 0 S: 19	H: 3 LOB: 1 BB: 0 P: 27	R: 0 E: 0 K: 0 S: 7	H: 0 LOB: 1 BB: 1 P: 15	R: 0 E: 0 K: 0 S: 8	H: 1 LOB: 2 BB: 1 P: 12	1B: 6 2B: 4 3B: 0 HR: 2	SF: 0 SAC: 1 DP: 0 HBP: 0	WP: 1 PB: 0 SB: 1 CS: 0	PA: 43					
PITCHER	IP	WLS	BF	H	R	ER	SO	BB	IBB	HBP	BLK	WP	HR	S	P	ERA	WHIP										
Shawn Estes, L ERA: 5.83	5.0		24	8	7	7	2	1	0	0	0	0	2	52	85	12.60	1.800										
Allan Simpson, R ERA: 6.51	1.1	L	8	3	2	2	0	1	0	0	0	1	0	19	34	13.50	3.000										
Tim Harikkala, R ERA: 3.46	0.2		2	0	0	0	0	0	0	0	0	0	0	6	8	0.00	0.000										
Adam Bernero, R ERA: 5.5	2.0		9	1	0	0	0	2	0	0	0	0	0	15	27	0.00	1.500										


Batter	1	2	3	4	5	6	7	8	9	AB	R	H	RBI	BB	SO	LOB	BOTTOM										
Aaron Miles, S OBP: 0.334, SLG: 0.401	F7	FC5-4		SH5-3	G4-3		F7			4	0	0	0	0	0	4	Los Angeles Dodgers @ Colorado Rockies Coors Field, Denver, CO Mon Jul 26 2004, 7:05 PM MDT Att: 24,725 - Unknown - 75 F										
Royce Clayton, R OBP: 0.346, SLG: 0.424	K		F9	FC5-4		G3-1		K		5	0	1	1	0	2	0											
17 Todd Helton, L OBP: 0.459, SLG: 0.601				F7		F7		G6-3		4	1	1	1	1	0	1											
Vinny Castilla, R OBP: 0.346, SLG: 0.568	F7		F8	FC5-4				F8		5	1	1	1	0	0	2											
Larry Walker, L OBP: 0.495, SLG: 0.713		HR		1B		F8			K	4	2	2	0	1	1	0											
Preston Wilson, R OBP: 0.307, SLG: 0.370		F9		BB		F9			DI	4	1	2	1	0	0	1											
Jeromy Burnitz, L OBP: 0.365, SLG: 0.594		HR		1B		G5-3		5	FC6-4	2	1	2	2	3	0	0											
Charles Johnson, R OBP: 0.359, SLG: 0.477		K		L9		SF9		F7		4	0	0	1	0	1	6											
Shawn Estes, R OBP: 0.229, SLG: 0.255 Todd Coffey, R OBP: 0.205, SLG: 0.478 Allan Simpson, R OBP: 0.325, SLG: 0.346 Tim Harikkala, R OBP: 0.292, SLG: 0.346 Mark Sweeney, L OBP: 0.301, SLG: 0.445 Adam Bernero, R OBP: 0.351, SLG: 0.445 5 Matt Holliday, R		FC5-4		SH5-3		F7		FC6-4		2	1	2	0	0	0	0											
Inning Stats	R: 0 E: 0 K: 1 S: 9	H: 0 LOB: 1 BB: 1 P: 16	R: 2 E: 0 K: 1 S: 11	H: 2 LOB: 1 BB: 1 P: 21	R: 1 E: 0 K: 0 S: 10	H: 3 LOB: 3 BB: 1 P: 20	R: 1 E: 0 K: 0 S: 11	H: 2 LOB: 1 BB: 0 P: 15	R: 2 E: 0 K: 0 S: 12	H: 3 LOB: 1 BB: 0 P: 18	R: 1 E: 0 K: 0 S: 6	H: 1 LOB: 0 BB: 0 P: 9	R: 0 E: 0 K: 0 S: 10	H: 0 LOB: 2 BB: 2 P: 25	R: 0 E: 0 K: 1 S: 11	H: 0 LOB: 2 BB: 1 P: 14		R: 0 E: 0 K: 1 S: 11	H: 0 LOB: 2 BB: 1 P: 18	1B: 6 2B: 1 3B: 1 HR: 3	SF: 1 SAC: 1 DP: 0 HBP: 1	WP: 0 PB: 1 SB: 0 CS: 0	PA: 45				
PITCHER	IP	WLS	BF	H	R	ER	SO	BB	IBB	HBP	BLK	WP	HR	S	P	ERA	WHIP										
Kaz Ishii, L ERA: 4.63	4.0		25	10	6	6	2	3	0	0	0	0	1	10	82	13.50	3.250										
Duaner Sanchez, R ERA: 3.19	2.0	W	7	1	1	1	0	0	0	0	0	0	0	10	17	4.50	0.500										
37 Darren Dreifort, R ERA: 3.43	1.0	H	5	0	0	0	0	2	0	0	0	0	0	10	25	0.00	2.000										
Guillermo Mota, R ERA: 2.05	1.0	H	3	0	0	0	1	0	0	0	0	0	0	11	14	0.00	0.000										
Eric Gagne, R ERA: 1.54	1.0	S	5	0	0	0	1	1	0	1	0	0	0	11	18	0.00	1.000										



Batter	1	2	3	4	5	6	7	8	9	AB	R	H	RBI	BB	SO	LOB	TOP											
Cesar Izturis, S OBP: 0.343, SLG: 0.385 (1, 6)	4-2 BB		0-1 1B		4-1 BB			1-2 F7	0-0 BB	3	0	2	0	2	0	0	Los Angeles Dodgers @ Colorado Rockies Coors Field, Denver, CO Tue Jul 27 2004, 7:05 PM MDT Att: 27,934 - Unknown - 73 F AB 34 R 2 H 9 RBI 2 BB 5 SO 4 LOB 19 											
Jayson Werth, R OBP: 0.378, SLG: 0.544 Giovanni Carrara, R (5, 1)	0-2 K		0-2 1B		4-2 BB			4-2 HR	4-2 BB	2	0	1	0	1	1	1												
Dave Roberts, L OBP: 0.337, SLG: 0.345 Tom Martin, L (8, 1)			1-2 1B		1-2 BB				1-2 BB	0	0	0	0	0	0	0												
Robin Ventura, L OBP: 0.319, SLG: 0.292 (9, PH)										0	0	0	0	1	0	0												
Paul Lo Duca, R OBP: 0.353, SLG: 0.449 (1, 2)	2-0 F9		0-2 G3-1		2-1 P4			0-0 HR	2-2 FC6-4	5	1	1	2	0	0	7												
Adrián Beltré, R OBP: 0.370, SLG: 0.616 (1, 5)	0-0 G1-3				0-1 G1-3			1-2 1B		4	0	2	0	0	0	1												
Milton Bradley, S OBP: 0.383, SLG: 0.455 (1, 8)			0-1 G6-3		0-0 FC6-4			2-1 F7	3-1 1B	4	0	2	0	0	0	1												
Shawn Green, L OBP: 0.336, SLG: 0.427 (1, 3)			2-1 G5-3		0-0 F7			0-1 G3-6	0-3 K	4	0	0	0	0	1	4												
Juan Encarnacion, R OBP: 0.287, SLG: 0.423 (1, 9)			0-1 G6-3		0-0 FC6-4			2-0 G5-4-3	3-2 K	4	0	1	0	0	1	3												
Alex Cora, L OBP: 0.382, SLG: 0.411 (1, 4)			1-1 G6-3		2-2 F8			1-1 F8	2-2 K	4	0	0	0	0	1	1												
Odalis Perez, L OBP: 0.079, SLG: 0.132 Jason Grabowski, L OBP: 0.317, SLG: 0.437 (5, 7)			0-1 F8		0-0 G3			0-1 G5-4-3	0-0 G4-3	2	0	0	0	0	0	0												
Inning Stats	R: 0 E: 0 K: 1 S: 7	H: 0 LOB: 1 BB: 1 P: 13	R: 0 E: 0 K: 0 S: 6	H: 0 LOB: 0 BB: 0 P: 8	R: 0 E: 0 K: 0 S: 12	H: 2 LOB: 2 BB: 0 P: 13	R: 0 E: 0 K: 0 S: 5	H: 1 LOB: 1 BB: 0 P: 5	R: 0 E: 0 K: 0 S: 13	H: 0 LOB: 2 BB: 2 P: 25	R: 0 E: 0 K: 0 S: 6	H: 1 LOB: 0 BB: 0 P: 10	R: 0 E: 0 K: 0 S: 5	H: 1 LOB: 0 BB: 0 P: 8	R: 2 E: 0 K: 2 S: 22	H: 3 LOB: 2 BB: 1 P: 34	R: 0 E: 0 K: 1 S: 13	H: 1 LOB: 2 BB: 1 P: 21	1B: 8 2B: 0 3B: 0 HR: 1	SF: 0 SAC: 0 DP: 2 HBP: 0	WP: 0 PA: 39 PB: 0 SB: 1 CS: 0							
PITCHER	IP	WLS	BF	H	R	ER	SO	BB	IBB	HBP	BLK	WP	HR	S	P	ERA	WHIP											
28 Aaron Cook, R ERA: 4.52	(1, 1)	7.1	W	32	8	2	2	1	4	0	0	0	0	1	67	104	2.46	1.636										
Scott Dohmann, R ERA: 2.52	(8, 1)	1.2		7	1	0	0	3	1	0	0	0	0	0	22	33	0.00	1.200										

Batter	1	2	3	4	5	6	7	8	9	AB	R	H	RBI	BB	SO	LOB	BOTTOM											
Luis Gonzalez, R OBP: 0.289, SLG: 0.405 Aaron Miles, S OBP: 0.332, SLG: 0.398 (6, 4)	2-3 K	1-1 1B		1-2 2B		1-2 G3-1	1-0 F9			3	0	2	0	0	1	0	Los Angeles Dodgers @ Colorado Rockies Coors Field, Denver, CO Tue Jul 27 2004, 7:05 PM MDT Att: 27,934 - Unknown - 73 F AB 39 R 7 H 15 RBI 7 BB 3 SO 8 LOB 19 											
Royce Clayton, R OBP: 0.346, SLG: 0.421 (1, 6)	2-2 G5-3	1-1 F8		0-1 F7		1-0 2B		0-0 L4		5	1	1	0	0	0	3												
17 Todd Helton, L OBP: 0.459, SLG: 0.612 (1, 3)	3-2 HR		1-0 3B	1-2 G3		0-0 F7		3-1 F7		5	1	2	1	0	0	2												
Vinny Castilla, R OBP: 0.346, SLG: 0.568 (1, 5)	2-2 G4-3		0-0 P3		2-3 K	2-0 1B		0-0 2B	1B	5	0	2	1	0	1	1												
Larry Walker, L OBP: 0.491, SLG: 0.706 (1, 9)		3-3 K	2-3 K	0-2 5BB	2-3 K	2-3 K		1-1 2B		5	1	2	0	0	3	2												
5 Matt Holliday, R OBP: 0.358, SLG: 0.487 (1, 7)		0-0 HR	4-2 BB		4-1 3B	1-2 BB		2-1 28 FC1-5	0-1 P3	3	2	2	0	2	0	2												
Jeremy Burnitz, L OBP: 0.366, SLG: 0.608 (1, 8)		1-0 HR	1-3 K	1-2 3B	1-2 BB			0-3 K		4	1	2	4	0	2	3												
Todd Greene, R OBP: 0.304, SLG: 0.496 Charles Johnson, R OBP: 0.361, SLG: 0.477 (6, 2)		3-2 G5-3		0-0 HR	2-3 K			4-2 28 FC1-5	1-2 BB	2	1	1	1	0	0	0												
28 Aaron Cook, R OBP: 0.167, SLG: 0.138 Scott Dohmann, R (8, 1)		0-0 1B		1-0 B1-3	0-0 G4-3			0-0 FC1-5		4	0	1	0	0	0	3												
Inning Stats	R: 1 E: 0 K: 1 S: 17	H: 1 LOB: 0 BB: 0 P: 26	R: 2 E: 0 K: 1 S: 14	H: 4 LOB: 0 BB: 0 P: 23	R: 0 E: 0 K: 2 S: 10	H: 1 LOB: 2 BB: 1 P: 18	R: 1 E: 0 K: 0 S: 13	H: 2 LOB: 1 BB: 0 P: 16	R: 2 E: 0 K: 2 S: 18	H: 2 LOB: 1 BB: 1 P: 27	R: 1 E: 0 K: 1 S: 9	H: 2 LOB: 0 BB: 0 P: 15	R: 0 E: 0 K: 1 S: 9	H: 1 LOB: 2 BB: 1 P: 16	R: 0 E: 0 K: 0 S: 8	H: 2 LOB: 2 BB: 0 P: 12	1B: 7 2B: 3 3B: 2 HR: 3	SF: 0 SAC: 0 DP: 0 HBP: 0	WP: 0 PA: 42 PB: 0 SB: 0 CS: 0									
PITCHER	IP	WLS	BF	H	R	ER	SO	BB	IBB	HBP	BLK	WP	HR	S	P	ERA	WHIP											
Odalis Perez, L ERA: 3.15	(1, 1)	4.1	L	25	10	6	6	5	2	0	0	0	0	0	25	40	3.38	1.500										
Giovanni Carrara, R ERA: 1.84	(5, 1)	2.2		12	3	1	1	3	1	0	0	0	0	0	25	40	3.38	1.500										
Tom Martin, L ERA: 4.13	(8, 1)	1.0		5	2	0	0	0	0	0	0	0	0	8	12	0.00	2.000											

Batter	1	2	3	4	5	6	7	8	9	AB	R	H	RBI	BB	SO	LOB	TOP											
Cesar Izturis, S OBP: 0.346, SLG: 0.388 (1, 6)	2-1 1B		0-1 HR 1B	0-1 G6-3		3-2 BB 1B		2-0 P6		5	1	3	1	0	0	2	Los Angeles Dodgers @ Colorado Rockies Coors Field, Denver, CO Wed Jul 28 2004, 7:05 PM MDT Att: 25,492 - Unknown - 62 F AB 38 R 4 H 11 RBI 4 BB 5 SO 5 LOB 23 											
Paul Lo Duca, R OBP: 0.351, SLG: 0.444 (1, 2)	1-2 F9		1-1 F8		1-0 G6-3	4-0 BB 1B		0-2 P6		4	0	0	0	1	0	2												
Olmedo Saenz, R OBP: 0.329, SLG: 0.458 Robin Ventura, L OBP: 0.315, SLG: 0.289 (8, 3)	2-1 F9		0-0 HR		4-0 FC5-4 BB	1-0 G5-3		3-2 P4		3	1	1	2	1	0	4												
Adrián Beltré, R OBP: 0.370, SLG: 0.624 (1, 5)	2-1 F8		1-3 K		2-3 K		0-2 HR		0-2 2B	5	1	2	1	0	2	2												
Milton Bradley, S OBP: 0.377, SLG: 0.448 (1, 8)		0-0 L6	3-1 G5-3		2-2 FC5-4		0-3 K		0-1 F7	5	0	0	0	0	1	2												
Shawn Green, L OBP: 0.339, SLG: 0.427 (1, 9)		4-2 2B BB		1-2 FC5 G5-2-3 1B		0-0 G4-3	0-1 P3		4-0 IBB	3	0	1	0	2	0	0												
Juan Encarnacion, R OBP: 0.289, SLG: 0.421 (1, 7)		0-2 F8		4-2 G5-2-3 BB		1-1 G5-3	0-0 1B		0-1 G4-3	4	0	1	0	1	0	3												
José Hernández, R OBP: 0.393, SLG: 0.516 (1, 4)		0-1 2B		0-1 FC5 G5-2-3		2-1 1B 1B	1-3 K			4	1	2	0	0	1	3												
Jose Lima, R OBP: 0.207, SLG: 0.179 37 Darren Dreifort, R OBP: 0.336, SLG: 0.344 Guillermo Mota, R OBP: 0.336, SLG: 0.344 (8, 1)	1-2 G5-3		1-2 G5-2-3		0-1 G5-2-3		0-1 BB 1B 1B		2-3 K	3	0	1	0	0	0	5												
Inning Stats	R: 0 E: 0 K: 0 S: 9	H: 1 LOB: 1 BB: 0 P: 16	R: 0 E: 0 K: 0 S: 14	H: 1 LOB: 2 BB: 1 P: 19	R: 2 E: 0 K: 1 S: 11	H: 2 LOB: 0 BB: 0 P: 16	R: 0 E: 1 K: 0 S: 12	H: 1 LOB: 2 BB: 1 P: 17	R: 0 E: 0 K: 1 S: 7	H: 0 LOB: 1 BB: 1 P: 16	R: 1 E: 0 K: 0 S: 11	H: 3 LOB: 3 BB: 1 P: 22	R: 1 E: 0 K: 2 S: 12	H: 2 LOB: 1 BB: 0 P: 13	R: 0 E: 0 K: 1 S: 9	H: 0 LOB: 0 BB: 0 P: 13	R: 0 E: 0 K: 0 S: 10	H: 1 LOB: 2 BB: 1 P: 17	1B: 7 2B: 2 3B: 0 HR: 2	SF: 0 SAC: 0 DP: 1 HBP: 0	WP: 0 PB: 0 SB: 2 CS: 0	PA: 43						
PITCHER	IP	WLS	BF	H	R	ER	SO	BB	IBB	HBP	BLK	WP	HR	S	P	ERA	WHIP											
Jeff Fassero, L ERA: 4.83	(1, 1)	5.2	27	7	3	3	2	3	0	0	0	0	0	1	60	94	4.76	1.765										
Travis Driskill, R ERA: 5.4	(6, 1)	0.1	3	1	0	0	0	1	0	0	0	0	0	0	4	12	0.00	6.000										
Steve Reed, R ERA: 2.54	(7, 1)	2.0	8	2	1	1	3	0	0	0	0	0	0	1	21	26	4.50	1.000										
Shawn Chacon, R ERA: 7.11	(9, 1)	1.0	5	1	0	0	0	0	1	0	0	0	0	0	10	17	0.00	1.000										

Batter	1	2	3	4	5	6	7	8	9	AB	R	H	RBI	BB	SO	LOB	BOTTOM											
Aaron Miles, S OBP: 0.336, SLG: 0.404 (1, 4)	0-2 SH1-3 1B 2B		0-2 G4-3	1-0 1B		1-0 FC4-6		2-2 1B		5	1	3	2	0	0	1	Los Angeles Dodgers @ Colorado Rockies Coors Field, Denver, CO Wed Jul 28 2004, 7:05 PM MDT Att: 25,492 - Unknown - 62 F AB 32 R 5 H 11 RBI 5 BB 5 SO 8 LOB 10 											
Royce Clayton, R OBP: 0.345, SLG: 0.419 (1, 6)	0-0 SH1-3		3-3 K	1-0 1B		1-2 G6-3		2-3 K		4	0	1	0	0	2	3												
17 Todd Helton, L OBP: 0.457, SLG: 0.611 (1, 3)	0-1 P5		0-2 WP 2B		3-2 K		3-3 K			4	0	1	0	0	2	1												
Vinny Castilla, R OBP: 0.348, SLG: 0.566 (1, 5)	0-2 BB 1B		4-1 BB		2-0 P5		2-3 K			3	0	1	1	1	1	0												
Larry Walker, L OBP: 0.483, SLG: 0.682 (1, 9)	4-2 1-2 BB		3-2 G3		3-1 F7			2-2 G4-3		3	0	0	0	1	0	2												
Preston Wilson, R OBP: 0.305, SLG: 0.366 (1, 8)	1-1 P4			2-2 E 1B 1B		1-1 F8		1-3 K		4	1	1	0	0	1	2												
Jeremy Burnitz, L OBP: 0.368, SLG: 0.618 (1, 7)		2-1 G3		0-0 L6		2-2 HR		0-0 BB 2B		4	2	2	1	0	0	1												
Charles Johnson, R OBP: 0.363, SLG: 0.473 (1, 2)		2-3 K		4-2 1B 1B BB		1-3 K		4-2 1B BB BB		2	1	0	0	2	2	0												
Jeff Fassero, L ERA: 4.19 37 Darren Dreifort, R ERA: 3.35 Guillermo Mota, R ERA: 2.17 (1, 1)	2-1 G4-3		0-0 1B		0-0 L6		1-1 FC4-6 1B		4-2 1B BB	2	0	1	1	0	0	0												
Inning Stats	R: 1 E: 0 K: 0 S: 13	H: 2 LOB: 2 BB: 1 P: 18	R: 0 E: 0 K: 1 S: 8	H: 0 LOB: 0 BB: 0 P: 14	R: 0 E: 0 K: 1 S: 13	H: 1 LOB: 2 BB: 1 P: 23	R: 2 E: 1 K: 0 S: 9	H: 4 LOB: 2 BB: 1 P: 17	R: 0 E: 0 K: 1 S: 7	H: 0 LOB: 0 BB: 0 P: 15	R: 1 E: 0 K: 0 S: 11	H: 2 LOB: 1 BB: 0 P: 17	R: 0 E: 0 K: 2 S: 10	H: 0 LOB: 0 BB: 0 P: 16	R: 1 E: 0 K: 2 S: 21	H: 2 LOB: 3 BB: 2 P: 36	1B: 7 2B: 3 3B: 0 HR: 1	SF: 0 SAC: 1 DP: 0 HBP: 0	WP: 1 PB: 0 SB: 0 CS: 0	PA: 38								
PITCHER	IP	WLS	BF	H	R	ER	SO	BB	IBB	HBP	BLK	WP	HR	S	P	ERA	WHIP											
Jose Lima, R ERA: 4.19	(1, 1)	6.0	28	9	4	4	4	3	0	0	0	0	0	1	61	104	6.00	2.000										
37 Darren Dreifort, R ERA: 3.35	(7, 1)	1.0	3	0	0	0	2	0	0	0	0	0	0	0	10	16	0.00	0.000										
Guillermo Mota, R ERA: 2.17	(8, 1)	1.0	L	7	2	1	2	2	0	0	0	0	0	0	21	36	9.00	4.000										

Batter	1	2	3	4	5	6	7	8	9	AB	R	H	RBI	BB	SO	LOB	TOP				
Cesar Izturis, S OBP: 0.345, SLG: 0.385 (1, 6)	1-2 G3-1	2-2 FC3-6		2-1 F7		0-1 1B		0-1 G4-3		5	0	1	0	0	0	3	Los Angeles Dodgers @ Colorado Rockies Coors Field, Denver, CO Thu Jul 29 2004, 1:05 PM MDT Att: 28,472 - Sunny - 77 F				
Alex Cora, L OBP: 0.379, SLG: 0.411 (1, 4)	3-3 K		2-2 G1-3		1-2 2B	0-0 P6		2-2 F8		5	0	1	0	0	1	2					
Jayson Werth, R OBP: 0.371, SLG: 0.556 (1, 7)	2-0 HR		2-3 K		1-1 P5	1-3 K			3-2 K	5	1	1	1	0	3	3					
Adrián Beltré, R OBP: 0.373, SLG: 0.625 (1, 5)	2-2 2B		1-1 BB		2-1 P4		2-3 K		4-2 CS	4	0	2	0	1	1	1					
Milton Bradley, S OBP: 0.380, SLG: 0.445 (1, 8)	1-3 K		4-0 1B		2-2 G1-4-3		4-2 1B		4-2 BB	2	0	0	0	3	1	2					
Shawn Green, L OBP: 0.340, SLG: 0.429 (1, 3)		1-0 FC3-5	2-2 G1-3			2-1 G1-3		0-0 1-2		5	0	2	0	0	0	3					
Juan Encarnacion, R OBP: 0.289, SLG: 0.417 (1, 9)		1-3 K		3-2 P6		4-2 HR		2-3 K		3	1	0	0	1	2	3					
David Ross, R OBP: 0.275, SLG: 0.338 (1, 2)		3-2 FC3-5		1-2 HBP		1-2 HR		1-3 K		3	1	2	2	0	1	2					
Wilson Alvarez, L OBP: 0.217, SLG: 0.182 (5, PH)		0-0 FC3-5		1-0 G1-3		2-1 2B		1-2 P6		2	0	0	0	0	0	3					
Jason Grubbs, L OBP: 0.321, SLG: 0.449 (6, PH)										1	0	1	0	0	0	0					
Duaner Sanchez, R OBP: 0.337, SLG: 0.499 (6, PH)										0	0	0	0	0	0	0					
37 Darren Dreifort, R OBP: 0.339, SLG: 0.599 (7, PH)										0	0	0	0	0	0	0					
Dave Roberts, L OBP: 0.339, SLG: 0.342 (8, PH)										1	0	0	0	0	0	0					
Guillermo Mota, R OBP: 0.339, SLG: 0.342 (8, PH)										0	0	0	0	0	0	0					
Eric Gagne, R OBP: 0.339, SLG: 0.342 (8, PH)										0	0	0	0	0	0	0					
Inning Stats	R: 1 E: 0 K: 2 S: 14	H: 2 LOB: 1 BB: 0 P: 23	R: 0 E: 0 K: 1 S: 11	H: 1 LOB: 2 BB: 0 P: 18	R: 0 E: 0 K: 1 S: 11	H: 1 LOB: 1 BB: 0 P: 22	R: 0 E: 0 K: 0 S: 11	H: 1 LOB: 1 BB: 0 P: 18	R: 0 E: 0 K: 1 S: 10	H: 3 LOB: 2 BB: 1 P: 26	R: 0 E: 0 K: 3 S: 14	H: 1 LOB: 2 BB: 1 P: 23	R: 0 E: 0 K: 1 S: 12	H: 0 LOB: 1 BB: 2 P: 23	R: 0 E: 0 K: 1 S: 12	H: 0 LOB: 1 BB: 2 P: 23	1B: 3 2B: 4 3B: 1 HR: 2	SF: 0 SAC: 0 DP: 0 HBP: 1	WP: 0 PB: 0 SB: 0 CS: 1	PA: 42	
PITCHER	IP	WLS	BF	H	R	ER	SO	BB	IBB	HBP	BLK	WP	HR	S	P	ERA	WHIP				
Jamey Wright, R ERA: 2.61 (1, 1)	5.1		25	6	2	2	4	2	0	1	0	0	1	61	107	3.38	1.500				
Scott Dohmann, R ERA: 2.51 (6, 1)	0.2	L	5	3	1	1	1	0	0	0	0	0	1	12	16	13.50	4.500				
Adam Bernero, R ERA: 5.21 (7, 1)	1.0		5	1	0	0	3	1	0	0	0	0	0	14	23	0.00	2.000				
Tim Harikkala, R ERA: 3.3 (8, 1)	2.0		7	0	0	0	1	2	0	0	0	0	0	22	36	0.00	1.000				



Batter	1	2	3	4	5	6	7	8	9	AB	R	H	RBI	BB	SO	LOB	BOTTOM					
Aaron Miles, S OBP: 0.335, SLG: 0.403 (1, 4)	0-1 SH3		0-3 K		1-3 K			2-2 F8		4	0	1	0	0	2	1	Los Angeles Dodgers @ Colorado Rockies Coors Field, Denver, CO Thu Jul 29 2004, 1:05 PM MDT Att: 28,472 - Sunny - 77 F					
Royce Clayton, R OBP: 0.345, SLG: 0.417 (1, 6)	0-0 SH3		0-0 F8		4-1 BB			0-0 F9		2	0	0	0	1	0	0						
17 Todd Helton, L OBP: 0.457, SLG: 0.617 (1, 3)	2-0 P5			3-2 HR		3-2 F8		4-1 BB		3	1	1	1	1	0	3						
Vinny Castilla, R OBP: 0.344, SLG: 0.560 (1, 5)	2-2 K			1-3 K		1-2 G4-3		1-3 K		4	0	0	0	0	3	2						
Preston Wilson, R OBP: 0.304, SLG: 0.359 (1, 8)		2-3 K		0-2 G4-3		4-2 BB		1-3 K		3	0	0	0	1	2	0						
Jeremy Burnitz, L OBP: 0.365, SLG: 0.615 (1, 9)		4-2 BB		2-1 CS		1-1 F7-6-4-3		0-0 G4-3		3	0	1	0	1	0	1						
5 Matt Holliday, R OBP: 0.358, SLG: 0.483 (6, PH)		0-2 P6		3-1 CS		2-0 2B		2-1 G3-1		2	1	0	0	0	0	1						
Larry Walker, L OBP: 0.478, SLG: 0.674 (6, PH)		SAFE		1-2 CS		1-1 HBP		0-0 G3-1		1	0	0	0	0	0	0						
Charles Johnson, R OBP: 0.363, SLG: 0.475 (1, 2)		1-0 L7				0-0 SH5-4		1-3 K		3	0	1	1	0	1	1						
Jamey Wright, R (1, 1)										1	0	0	0	0	1	0						
Scott Dohmann, R (6, 1)										0	0	0	0	0	0	0						
Adam Bernero, R (7, 1)										0	0	0	0	0	0	0						
Mark Sweeney, L OBP: 0.401, SLG: 0.492 (7, PH)										1	0	0	0	0	1	0						
Tim Harikkala, R (8, 1)										0	0	0	0	0	0	0						
Inning Stats	R: 0 E: 1 K: 1 S: 7	H: 1 LOB: 1 BB: 0 P: 11	R: 0 E: 0 K: 1 S: 9	H: 0 LOB: 1 BB: 1 P: 16	R: 0 E: 0 K: 2 S: 8	H: 0 LOB: 0 BB: 0 P: 9	R: 1 E: 0 K: 1 S: 13	H: 2 LOB: 0 BB: 0 P: 22	R: 1 E: 0 K: 1 S: 9	H: 1 LOB: 2 BB: 1 P: 19	R: 0 E: 0 K: 0 S: 8	H: 0 LOB: 0 BB: 1 P: 14	R: 0 E: 0 K: 2 S: 7	H: 0 LOB: 0 BB: 0 P: 10	R: 0 E: 0 K: 1 S: 9	H: 0 LOB: 1 BB: 1 P: 16	R: 0 E: 0 K: 1 S: 6	H: 0 LOB: 0 BB: 0 P: 9	1B: 2 2B: 2 3B: 0 HR: 1	SF: 0 SAC: 2 DP: 1 HBP: 1	WP: 0 PB: 0 SB: 0 CS: 1	PA: 35
PITCHER	IP	WLS	BF	H	R	ER	SO	BB	IBB	HBP	BLK	WP	HR	S	P	ERA	WHIP					
Wilson Alvarez, L ERA: 3.42 (1, 1)	5.0		21	4	2	2	6	2	0	1	0	0	0	8	14	0.00	1.000					
Duaner Sanchez, R ERA: 3.12 (6, 1)	1.0	H	3	0	0	0	0	1	0	0	0	0	0	7	10	0.00	0.000					
37 Darren Dreifort, R ERA: 3.27 (7, 1)	1.0	H	3	0	0	0	2	0	0	0	0	0	0	6	12	0.00	1.500					
Guillermo Mota, R ERA: 2.14 (8, 1)	0.2	H	3	0	0	0	0	1	0	0	0	0	0	9	13	0.00	0.000					
Eric Gagne, R ERA: 1.5 (8, 1)	1.1	S	4	0	0	0	2	0	0	0	0	0	0	9	13	0.00	0.000					



Batter	1	2	3	4	5	6	7	8	9	AB R H RBI BB SO LOB	TOP								
Roberto Alomar, S (1, 4) OBP: 0.368, SLG: 0.426	2-2 CS 1B		1-1 1B 3B		3-2 L9		1-1 B1-3		1-2 G4-3	5 1 2 0 0 0 0	Arizona Diamondbacks @ Colorado Rockies Coors Field, Denver, CO Fri Jul 30 2004, 7:05 PM MDT Att: 29,436 - Unknown - 72 F livebaseballscorecards.com								
Steve Finley, L (1, 8) OBP: 0.338, SLG: 0.490	4-1 FC4-6 1B BB		2-3 K		3-2 G4-3		2-0 BB S 1B		2-1 G6-3	4 0 1 0 1 1 1									
Danny Bautista, R (1, 9) OBP: 0.359, SLG: 0.455 Quinton McCracken, S (8, 9) OBP: 0.275, SLG: 0.359	0-1 FC4-6 1B		3-1 1B		1-0 E8		4-1 BB BB		2-1 G3	3 0 2 1 1 0 0 1 0 0 0 0 0 0									
Luis Gonzalez, L (1, 7) OBP: 0.378, SLG: 0.504	0-1 FC4-6 1B		3-H 3-1 1B		4-1 IBB		4-0 BB BB			2 0 0 0 2 0 3									
Shea Hillenbrand, R (1, 3) OBP: 0.349, SLG: 0.466	1-0 G4-3				0-0 G4-3		3-1 F8			4 0 0 0 0 0 7									
Alex Cintron, S (1, 6) OBP: 0.295, SLG: 0.367					0-2 F8		2-1 F7		0-1 F8	4 0 0 0 0 0 0									
Chad Tracy, L (1, 5) OBP: 0.335, SLG: 0.412					0-1 1B 1B		0-1 P5		1-1 1B	4 0 3 0 0 0 0									
Juan Brito, R (1, 2) OBP: 0.219, SLG: 0.274					0-1 1B 1B		0-1 G5-3		1-3 K	4 0 1 0 0 1 2									
Randy Johnson, R (1, 1) OBP: 0.157, SLG: 0.143 Carlos Baerga, S (8, PH) OBP: 0.246, SLG: 0.235 Mike Fetters, R (8, 1)					1-2 1B		2-1 G4-3		1-0 G1-4-3	3 0 0 0 0 1 2 1 0 0 0 0 0 1 0 0 0 0 0 0 0									
Inning Stats	R: 0 E: 0 K: 0 S: 9	H: 2 LOB: 2 BB: 1 P: 16	R: 0 E: 0 K: 0 S: 11	H: 1 LOB: 0 BB: 0 P: 16	R: 1 E: 0 K: 2 S: 12	H: 2 LOB: 1 BB: 0 P: 21	R: 0 E: 0 K: 0 S: 10	H: 2 LOB: 2 BB: 0 P: 11	R: 0 E: 0 K: 0 S: 6	H: 0 LOB: 0 BB: 0 P: 8		R: 0 E: 0 K: 1 S: 8	H: 1 LOB: 3 BB: 2 P: 24	R: 0 E: 0 K: 1 S: 8	H: 1 LOB: 1 BB: 0 P: 11	R: 0 E: 0 K: 0 S: 7	H: 0 LOB: 0 BB: 0 P: 12	1B: 8 2B: 0 3B: 1 HR: 0	SF: 0 SAC: 0 DP: 1 HBP: 0
PITCHER	IP WLS BF H R ER SO BB IBB HBP BLK WP HR S P ERA WHIP											PITCHER	IP WLS BF H R ER SO BB IBB HBP BLK WP HR S P ERA WHIP						
Jason Jennings, R (1, 1) ERA: 5.89	7.0 W 32 8 1 1 2 3 1 0 0 0 0 0 67 118 1.29 1.571																		
Steve Reed, R (8, 1) ERA: 2.49	1.0 H 4 1 0 0 1 0 0 0 0 0 0 0 8 11 0.00 1.000																		
Shawn Chacon, R (9, 1) ERA: 6.95	1.0 S 3 0 0 0 0 0 0 0 0 0 0 0 7 12 0.00 0.000																		

Batter	1	2	3	4	5	6	7	8	9	AB R H RBI BB SO LOB	BOTTOM								
Aaron Miles, S (1, 4) OBP: 0.334, SLG: 0.401	3-2 S 1B		3-3 K			0-1 F8		1-2 G5-3		4 0 1 0 0 1 0	Arizona Diamondbacks @ Colorado Rockies Coors Field, Denver, CO Fri Jul 30 2004, 7:05 PM MDT Att: 29,436 - Unknown - 72 F livebaseballscorecards.com								
Royce Clayton, R (1, 6) OBP: 0.346, SLG: 0.424	0-1 B1 1-2				1-1 F8		2-2 HR BB	4-2 17 G3 BB		3 1 1 1 1 0 1									
17 Todd Helton, L (1, 3) OBP: 0.453, SLG: 0.610	2-3 K				0-0 G4-3		3-3 K	2-1 G3		4 0 0 0 0 2 2									
Vinny Castilla, R (1, 5) OBP: 0.341, SLG: 0.554	1-1 G6-3				0-0 F9		0-3 K	0-3 K		4 0 0 0 0 2 2									
Larry Walker, L (1, 9) OBP: 0.475, SLG: 0.663					1-1 F9		2-3 K			3 1 1 0 0 1 0									
Preston Wilson, R (1, 8) OBP: 0.304, SLG: 0.358					1-1 G6-3		0-0 K	1-3 5 3B 1B		3 1 1 0 0 1 0									
5 Matt Holliday, R (1, 7) OBP: 0.358, SLG: 0.489					2-2 F8		1-1 G6-3	3-2 K		3 1 1 2 0 0 0									
Todd Greene, R (1, 2) OBP: 0.305, SLG: 0.500					1-2 P5		1-1 F9	0-1 K		3 0 1 1 0 0 0									
Jason Jennings, L (1, 1) OBP: 0.255, SLG: 0.391 Steve Reed, R (8, 1) Shawn Chacon, R (9, 1)					1-0 L7		3-2 F8	0-2 P4		3 0 0 0 0 0 1 0 0 0 0 0 0 0 0 0 0 0 0 0 0									
Inning Stats	R: 0 E: 0 K: 1 S: 12	H: 1 LOB: 1 BB: 0 P: 18	R: 0 E: 0 K: 1 S: 10	H: 0 LOB: 0 BB: 0 P: 14	R: 0 E: 0 K: 1 S: 9	H: 0 LOB: 0 BB: 0 P: 14	R: 0 E: 0 K: 0 S: 4	H: 0 LOB: 0 BB: 0 P: 5	R: 0 E: 0 K: 1 S: 8	H: 0 LOB: 0 BB: 0 P: 12		R: 4 E: 0 K: 2 S: 20	H: 5 LOB: 1 BB: 0 P: 29	R: 0 E: 0 K: 1 S: 13	H: 0 LOB: 1 BB: 1 P: 20	R: 0 E: 0 K: 0 S: 7	H: 0 LOB: 0 BB: 0 P: 12	1B: 3 2B: 1 3B: 1 HR: 1	SF: 0 SAC: 0 DP: 0 HBP: 0
PITCHER	IP WLS BF H R ER SO BB IBB HBP BLK WP HR S P ERA WHIP											PITCHER	IP WLS BF H R ER SO BB IBB HBP BLK WP HR S P ERA WHIP						
Randy Johnson, L (1, 1) ERA: 2.79	7.0 L 27 6 4 4 6 0 0 0 0 0 0 0 13 20 0.00 1.000																		
Mike Fetters, R (8, 1) ERA: 4.76	1.0 4 0 0 0 1 1 0 0 0 0 0 0 13 20 0.00 1.000																		

Batter	1	2	3	4	5	6	7	8	9	AB	R	H	RBI	BB	SO	LOB	TOP					
Luis Terrero, R OBP: 0.491, SLG: 0.478 (1, 8)	1-1 G3-6-1 1B		1-3 K		1-1 HBP			0-1 E8 1B		3	1	2	0	0	1	0	Arizona Diamondbacks @ Colorado Rockies Coors Field, Denver, CO Sun Aug 01 2004, 1:05 PM MDT Att: 24,193 - Cloudy - 93 F					
Roberto Alomar, S OBP: 0.364, SLG: 0.419 (1, 4)	0-1 SAFE G3-6-1 1B		1-2 G3-1		2-2 F7			3-3 K		4	0	1	0	0	1	3						
Danny Bautista, R OBP: 0.356, SLG: 0.451 (1, 9)	0-0 G3-6-1			0-2 L9			0-0 G5-3	1-1 2-H 1B		4	0	1	1	0	0	2						
Luis Gonzalez, L OBP: 0.373, SLG: 0.493 (1, 7)	0-1 G4-3			2-0 G3			1-2 P4	0-0 G1-3		4	0	0	0	0	0	2						
Shea Hillenbrand, R OBP: 0.346, SLG: 0.460 (1, 3)		1-1 G3		1-1 G6-3			2-1 G6-3		0-2 G5-3	4	0	0	0	0	0	0						
Chad Tracy, L OBP: 0.336, SLG: 0.417 (1, 5)		4-2 BB			0-1 G5-3			1-0 G3	0-1 2B	3	0	1	0	1	0	0						
Alex Cintron, S OBP: 0.294, SLG: 0.365 (1, 6)		0-1 L4			3-2 2B			1-0 F7	0-1 F7	4	1	1	0	0	0	2						
Koyie Hill, S (1, 2)		1-2 F7			0-0 L7			0-0 G4-3	0-1 G6-3	4	0	0	0	0	0	3						
31 Edgar Gonzalez, R Quinton McCracken, S Steve Sparks, R Randy Choate, L Scott Hairston, R Mike Koplove, R (1, 1) (5, PH) (5, 1) (7, 1) (8, PH) (8, 1)			1-2 L1		0-0 2B			1-3 K		1	0	0	0	0	0	0	AB 33 R 2 H 7 RBI 2 BB 1 SO 3 LOB 12					
										1	0	0	0	0	0	0						
Inning Stats	R: 0 E: 0 K: 0 S: 7	H: 2 LOB: 1 BB: 0 P: 8	R: 0 E: 0 K: 0 S: 9	H: 0 LOB: 1 BB: 1 P: 15	R: 0 E: 0 K: 1 S: 10	H: 0 LOB: 0 BB: 0 P: 13	R: 0 E: 0 K: 0 S: 6	H: 0 LOB: 0 BB: 0 P: 9	R: 1 E: 0 K: 0 S: 11	H: 2 LOB: 2 BB: 0 P: 17	R: 0 E: 0 K: 0 S: 6	H: 0 LOB: 0 BB: 0 P: 9	R: 0 E: 0 K: 0 S: 3	H: 0 LOB: 0 BB: 0 P: 5	R: 1 E: 1 K: 2 S: 11	H: 2 LOB: 1 BB: 0 P: 16	R: 0 E: 0 K: 0 S: 10	H: 1 LOB: 1 BB: 0 P: 10	1B: 4 2B: 3 3B: 0 HR: 0	SF: 0 SAC: 0 DP: 1 HBP: 1	WP: 0 PB: 0 SB: 0 CS: 0	PA: 35
PITCHER 2B Aaron Cook, R ERA: 4.18 (1, 1)	IP: 9.0 WLS: W BF: 35 H: 7 R: 2 ER: 1 SO: 3 BB: 1 IBB: 0 HBP: 1 BLK: 0 WP: 0 HR: 0 S: 73 P: 102 ERA: 1.00 WHIP: 0.889															PITCHER	IP: 9.0 WLS: W BF: 35 H: 7 R: 2 ER: 1 SO: 3 BB: 1 IBB: 0 HBP: 1 BLK: 0 WP: 0 HR: 0 S: 73 P: 102 ERA: 1.00 WHIP: 0.889					

Batter	1	2	3	4	5	6	7	8	9	AB	R	H	RBI	BB	SO	LOB	BOTTOM			
Aaron Miles, S OBP: 0.339, SLG: 0.415 (1, 4)	0-1 G3		0-1 E S 1B	0-0 2-H HR		2-3 K		0-0 1B		5	2	3	2	0	1	0	Arizona Diamondbacks @ Colorado Rockies Coors Field, Denver, CO Sun Aug 01 2004, 1:05 PM MDT Att: 24,193 - Cloudy - 93 F			
Luis Gonzalez, R OBP: 0.307, SLG: 0.413 (1, 6)	2-3 K		1 SAFE 1 SAFE 1 SAFE 1-H 17 HR 1B	2-2 1B		1-0 1B		0-2 G1-4-3 1B		5	1	4	1	0	1	0				
17 Todd Helton, L OBP: 0.612 Mark Sweeney, L OBP: 0.396, SLG: 0.484 (1, 3) (8, 3)	2-0 F7		0-1 1-H HR	0-0 F9		3-2 G4-3		2-3 K		4	1	1	2	0	0	2				
Vinny Castilla, R OBP: 0.342, SLG: 0.563 (1, 5)		0-2 F8	0-3 K		0-0 HR 2B		2-1 HR	2-1 G1-4-3 1-2		5	2	2	1	0	1	2				
Larry Walker, L OBP: 0.469, SLG: 0.636 5 Matt Holliday, R OBP: 0.356, SLG: 0.487 (1, 9) (7, PH) (8, 7)		2-3 K	1-1 1B		0-0 F8		0-0 F9			3	0	1	0	0	1	1				
Preston Wilson, R OBP: 0.324, SLG: 0.370 (1, 8)		4-2 HR BB	3-2 F7		0-2 F9		4-1 BB 1B BB			2	1	0	0	2	0	2				
Jeremy Burnitz, L OBP: 0.373, SLG: 0.630 (1, 7) (8, 9)		0-0 1-H HR		2-1 G3	3-1 2-H HR		2-2 1B			4	2	3	4	0	0	0				
Todd Greene, R OBP: 0.310, SLG: 0.507 Kit Pellow, R OBP: 0.319, SLG: 0.318 (1, 2) (7, PH) (8, 2)		0-2 P2		0-1 HR 2B		1-2 F8		4-2 28 G4-6-3 BB		3	1	1	0	0	0	0				
2B Aaron Cook, R OBP: 0.147, SLG: 0.121 (1, 1)			1-3 K	3-2 G1-3		0-2 L4		3-1 G4-6-3		4	0	0	0	0	1	4				
Inning Stats	R: 0 E: 0 K: 1 S: 7	H: 0 LOB: 0 BB: 0 P: 11	R: 2 E: 0 K: 1 S: 12	H: 1 LOB: 0 BB: 1 P: 18	R: 3 E: 0 K: 2 S: 19	H: 4 LOB: 1 BB: 0 P: 26	R: 2 E: 0 K: 0 S: 13	H: 3 LOB: 0 BB: 0 P: 20	R: 2 E: 0 K: 1 S: 11	H: 2 LOB: 0 BB: 0 P: 15	R: 0 E: 0 K: 1 S: 11	H: 1 LOB: 0 BB: 0 P: 17	R: 1 E: 0 K: 0 S: 11	H: 2 LOB: 2 BB: 2 P: 26	R: 0 E: 0 K: 1 S: 9	H: 2 LOB: 1 BB: 0 P: 13	1B: 8 2B: 2 3B: 0 HR: 5	SF: 0 SAC: 0 DP: 2 HBP: 0	WP: 0 PB: 0 SB: 1 CS: 0	PA: 40
PITCHER 31 Edgar Gonzalez, R ERA: 13.5 Steve Sparks, R ERA: 6.15 Randy Choate, L ERA: 5.15 Mike Koplove, R ERA: 5.0 (1, 1) (5, 1) (7, 1) (8, 1)	IP: 4.0 WLS: L BF: 21 H: 4 R: 3 ER: 3 SO: 7 BB: 1 IBB: 0 HBP: 0 BLK: 0 WP: 0 HR: 3 S: 51 P: 75 ERA: 15.75 WHIP: 2.250															PITCHER	IP: 4.0 WLS: L BF: 21 H: 4 R: 3 ER: 3 SO: 7 BB: 1 IBB: 0 HBP: 0 BLK: 0 WP: 0 HR: 3 S: 51 P: 75 ERA: 15.75 WHIP: 2.250			

Batter	1	2	3	4	5	6	7	8	9	AB	R	H	RBI	BB	SO	LOB	TOP		
Corey Patterson, L (1, 8) OBP: 0.324, SLG: 0.429	G4-3	1B		G4-3		FC6-4			K	5	1	1	0	0	1	1			
Nomar Garciaparra, R (1, 6) OBP: 0.362, SLG: 0.459	G6-3	1B		G6-3			L4			4	1	1	1	0	0	0			
Moises Alou, R (1, 7) OBP: 0.339, SLG: 0.533		2B		F8			K			4	0	2	0	0	1	0			
Sammy Sosa, R (1, 9) OBP: 0.358, SLG: 0.574	K	1B		G3-1			G3			4	0	1	1	0	1	1			
16 Aramis Ramirez, R (1, 5)		1B		G6-3			F8			3	1	1	0	1	0	0			
25 Derek Lee, R (1, 3)				F9			F8			4	1	1	2	0	1	3			
Mark Grudzielanek, R (1, 4) OBP: 0.309, SLG: 0.395		2B		G5-3		K		G3		4	1	1	0	0	1	0			
Michael Barrett, R (1, 2) OBP: 0.341, SLG: 0.484		F9		L9		G5-3		G6-3		4	0	0	0	0	0	1			
34 Kerry Wood, R (1, 1) OBP: 0.185, SLG: 0.160		SF9		F8				K		2	0	1	1	0	0	0			
Tom Goodwin, L (9, PH) OBP: 0.244, SLG: 0.301										1	0	0	0	0	1	0			
LaTroy Hawkins, R (9, 1)										0	0	0	0	0	0	0			
Inning Stats	R: 0 E: 0 K: 1 S: 13	H: 1 LOB: 1 BB: 0 P: 18	R: 5 E: 0 K: 1 S: 19	H: 7 LOB: 3 BB: 1 P: 31	R: 0 E: 0 K: 0 S: 6	H: 0 LOB: 0 BB: 0 P: 7	R: 0 E: 0 K: 0 S: 4	H: 0 LOB: 0 BB: 0 P: 5	R: 0 E: 0 K: 1 S: 7	H: 1 LOB: 1 BB: 0 P: 10	R: 0 E: 0 K: 1 S: 5	H: 0 LOB: 0 BB: 0 P: 7	R: 0 E: 0 K: 0 S: 7	H: 0 LOB: 0 BB: 0 P: 11	R: 0 E: 0 K: 2 S: 9	H: 0 LOB: 0 BB: 0 P: 16	1B: 6 2B: 2 3B: 0 HR: 1	SF: 1 SAC: 0 DP: 0 HBP: 0	WP: 0 PA: 37 PB: 0 SB: 1 CS: 0
PITCHER	IP	WLS	BF	H	R	ER	SO	BB	IBB	HBP	BLK	WP	HR	S	P	ERA	WHIP		
Jeff Fassero, L (1, 1) ERA: 4.96	7.0	L	31	9	5	5	4	1	0	0	0	0	1	60	89	6.43	1.429		
Tim Lincecum, R (8, 1) ERA: 3.15	2.0		6	0	0	0	2	0	0	0	0	0	0	16	27	0.00	0.000		

Chicago Cubs @ Colorado Rockies
Coors Field, Denver, CO
Tue Aug 03 2004, 7:05 PM MDT
Att: 40,716 - Cloudy - 82 F

AB	35
R	5
H	9
RBI	5
BB	1
SO	6
LOB	6



Batter	1	2	3	4	5	6	7	8	9	AB	R	H	RBI	BB	SO	LOB	BOTTOM		
Aaron Miles, S (1, 4) OBP: 0.341, SLG: 0.414	1B	G3-6-1					P6			3	1	1	0	1	0	1			
Royce Clayton, R (1, 6) OBP: 0.342, SLG: 0.418	K			G4-3		SH3-4		G6-3		3	0	0	0	0	1	1			
17 Todd Helton, L (1, 3) OBP: 0.451, SLG: 0.617	HR			P5		P6		K		4	1	1	2	0	1	1			
Vinny Castilla, R (1, 5) OBP: 0.346, SLG: 0.564	BB			BB		F7		1B		3	1	2	0	1	0	1			
Larry Walker, L (1, 9) OBP: 0.470, SLG: 0.647	3B			BB		G6-3		G5-3		3	0	1	1	1	0	1			
Preston Wilson, R (1, 8) OBP: 0.316, SLG: 0.361	K			G4-3		F9		G6-3		4	0	0	0	0	1	3			
Jeremy Bumitz, L (1, 7) OBP: 0.370, SLG: 0.623	G4-3			P6		K		F9		4	0	0	0	0	1	1			
Charles Johnson, R (1, 2) OBP: 0.359, SLG: 0.464		1B		P4			K		G6-3	4	0	1	0	0	1	0			
Jeff Fassero, L (1, 1) ERA: 2.97		B4		G4-3			K			2	0	0	0	0	0	1			
Todd Greene, R (7, PH) OBP: 0.308, SLG: 0.503										1	0	0	0	0	1	0			
Tim Harikkala, R (8, 1)										0	0	0	0	0	0	0			
Inning Stats	R: 3 E: 0 K: 2 S: 15	H: 3 LOB: 1 BB: 1 P: 24	R: 0 E: 0 K: 0 S: 7	H: 1 LOB: 0 BB: 0 P: 10	R: 0 E: 0 K: 0 S: 9	H: 1 LOB: 2 BB: 1 P: 16	R: 0 E: 0 K: 0 S: 6	H: 0 LOB: 0 BB: 0 P: 9	R: 0 E: 0 K: 1 S: 5	H: 0 LOB: 0 BB: 1 P: 10	R: 0 E: 0 K: 2 S: 8	H: 0 LOB: 0 BB: 0 P: 14	R: 0 E: 0 K: 1 S: 14	H: 1 LOB: 1 BB: 0 P: 21	R: 0 E: 0 K: 0 S: 8	H: 0 LOB: 0 BB: 0 P: 11	1B: 4 2B: 0 3B: 1 HR: 1	SF: 0 SAC: 1 DP: 1 HBP: 0	WP: 0 PA: 35 PB: 0 SB: 1 CS: 0
PITCHER	IP	WLS	BF	H	R	ER	SO	BB	IBB	HBP	BLK	WP	HR	S	P	ERA	WHIP		
34 Kerry Wood, R (1, 1) ERA: 2.97	8.0	W	32	6	3	3	6	3	0	0	0	0	1	69	110	3.38	1.125		
LaTroy Hawkins, R (9, 1) ERA: 2.75	1.0	S	3	0	0	0	0	0	0	0	0	0	0	8	11	0.00	0.000		

Chicago Cubs @ Colorado Rockies
Coors Field, Denver, CO
Tue Aug 03 2004, 7:05 PM MDT
Att: 40,716 - Cloudy - 82 F

AB	31
R	3
H	6
RBI	3
BB	3
SO	6
LOB	10



Batter	1	2	3	4	5	6	7	8	9	AB	R	H	RBI	BB	SO	LOB	TOP										
Corey Patterson, L (1, 8) OBP: 0.330, SLG: 0.439	G4-3		B3-4			HR	K			4	1	1	1	1	1	3	Chicago Cubs @ Colorado Rockies Coors Field, Denver, CO Thu Aug 05 2004, 1:05 PM MDT Att: 38,195 - Overcast - 84 F										
Nomar Garciaparra, R (1, 6) OBP: 0.351, SLG: 0.477	G6-3		G1-3			F7	F7		P4	5	0	0	0	0	0	5											
Moises Alou, R (1, 7) OBP: 0.333, SLG: 0.521	F8				P6	L7		F9		4	0	0	0	0	0	0											
Sammy Sosa, R (1, 9) OBP: 0.356, SLG: 0.572					G6-3		G1-3	F8		3	0	0	0	1	0	0											
16 Aramis Ramirez, R (1, 5) OBP: 0.375, SLG: 0.589									G1-3	4	1	1	0	0	1	1											
25 Derrek Lee, R (1, 3) OBP: 0.372, SLG: 0.554										4	2	2	1	0	2	0											
Todd Walker, L (1, 4) OBP: 0.369, SLG: 0.509										3	0	2	0	1	1	0											
Paul Bako, L (1, 2) OBP: 0.274, SLG: 0.244										4	1	2	2	0	0	2											
22 Mark Prior, R (1, 1) OBP: 0.200, SLG: 0.143										2	0	0	0	0	1	0											
Jose Macias, S (7, PH) OBP: 0.300, SLG: 0.407										0	0	0	0	0	1	0											
Jon Leicester, R (7, 1)										0	0	0	0	0	0	0											
Glendon Rusch, L (7, 1) OBP: 0.143, SLG: 0.286										1	0	1	1	0	0	0											
Inning Stats	R: 0 H: 0 E: 0 K: 0 S: 7	H: 0 LOB: 0 BB: 0 P: 11	R: 1 H: 1 E: 0 K: 0 S: 7	H: 1 LOB: 1 BB: 2 P: 19	R: 0 H: 0 E: 0 K: 0 S: 5	H: 0 LOB: 0 BB: 0 P: 6	R: 0 H: 0 E: 0 K: 1 S: 7	H: 0 LOB: 0 BB: 0 P: 14	R: 0 H: 1 E: 0 K: 1 S: 9	H: 1 LOB: 0 BB: 0 P: 15	R: 1 H: 1 E: 0 K: 1 S: 9	H: 1 LOB: 0 BB: 0 P: 10	R: 2 H: 4 E: 0 K: 1 S: 15	H: 4 LOB: 3 BB: 1 P: 21	R: 0 H: 0 E: 0 K: 0 S: 4	H: 0 LOB: 0 BB: 0 P: 7	R: 1 H: 2 E: 0 K: 2 S: 16	H: 2 LOB: 2 BB: 1 P: 27	1B: 6 2B: 1 3B: 0 HR: 2	SF: 0 SAC: 0 DP: 1 HBP: 0	WP: 0 PB: 0 SB: 0 CS: 1	PA: 38					
PITCHER	IP	WLS	BF	H	R	ER	SO	BB	IBB	HBP	BLK	WP	HR	S	P	ERA	WHIP										
Jason Jennings, R (1, 1) ERA: 5.86	7.0	L	29	7	4	4	4	3	0	0	0	0	2	59	96	5.14	1.429										
Travis Driskill, R (8, 1) ERA: 5.06	2.0		9	2	1	1	2	1	0	0	0	0	0	20	34	4.50	1.500										

AB	34
R	5
H	9
RBI	5
BB	4
SO	6
LOB	11



Batter	1	2	3	4	5	6	7	8	9	AB	R	H	RBI	BB	SO	LOB	BOTTOM										
Aaron Miles, S (1, 4) OBP: 0.343, SLG: 0.412			G3-1		FC1-6				P4	5	0	2	0	0	0	1	Chicago Cubs @ Colorado Rockies Coors Field, Denver, CO Thu Aug 05 2004, 1:05 PM MDT Att: 38,195 - Overcast - 84 F										
Royce Clayton, R (1, 6) OBP: 0.344, SLG: 0.426										4	0	2	0	0	2	2											
17 Todd Helton, L (1, 3) OBP: 0.451, SLG: 0.617										2	0	0	0	2	1	3											
Vinny Castilla, R (1, 5) OBP: 0.343, SLG: 0.556										4	0	0	0	0	0	4											
Larry Walker, L (1, 9) OBP: 0.464, SLG: 0.630										4	0	1	0	0	1	3											
5 Matt Holliday, R (1, 7) OBP: 0.357, SLG: 0.491										4	0	2	0	0	1	0											
Jeremy Burnitz, L (1, 8) OBP: 0.367, SLG: 0.611										4	0	0	0	0	3	4											
Todd Greene, R (1, 2) OBP: 0.300, SLG: 0.490										4	0	0	0	0	2	2											
Jason Jennings, L (1, 1) OBP: 0.265, SLG: 0.396										2	0	1	0	0	0	2											
Charles Johnson, R (7, PH) OBP: 0.359, SLG: 0.478										1	0	0	0	0	0	0											
Travis Driskill, R (8, 1)										0	0	0	0	0	0	0											
Kit Pellow, R (8, PH) OBP: 0.325, SLG: 0.343										1	1	1	0	0	0	0											
Inning Stats	R: 0 H: 1 E: 0 K: 2 S: 12	H: 1 LOB: 1 BB: 0 P: 22	R: 0 H: 2 E: 0 K: 2 S: 15	H: 2 LOB: 2 BB: 0 P: 19	R: 0 H: 1 E: 0 K: 0 S: 9	H: 1 LOB: 0 BB: 1 P: 19	R: 0 H: 0 E: 0 K: 2 S: 7	H: 0 LOB: 0 BB: 0 P: 13	R: 0 H: 1 E: 0 K: 1 S: 9	H: 1 LOB: 0 BB: 0 P: 13	R: 0 H: 1 E: 0 K: 1 S: 14	H: 1 LOB: 2 BB: 1 P: 22	R: 0 H: 2 E: 0 K: 1 S: 12	H: 2 LOB: 2 BB: 0 P: 19	R: 0 H: 0 E: 0 K: 1 S: 7	H: 0 LOB: 0 BB: 0 P: 10	R: 1 H: 1 E: 1 K: 0 S: 16	H: 1 LOB: 0 BB: 0 P: 23	1B: 7 2B: 1 3B: 1 HR: 0	SF: 0 SAC: 0 DP: 0 HBP: 0	WP: 0 PB: 0 SB: 0 CS: 1	PA: 38					
PITCHER	IP	WLS	BF	H	R	ER	SO	BB	IBB	HBP	BLK	WP	HR	S	P	ERA	WHIP										
22 Mark Prior, R (1, 1) ERA: 4.17	6.0	W	25	6	0	0	8	2	0	0	0	0	0	66	108	0.00	1.333										
Jon Leicester, R (7, 1) ERA: 1.53	0.2		4	2	0	0	1	0	0	0	0	0	0	11	18	0.00	3.000										
Glendon Rusch, L (7, 1) ERA: 3.87	2.1	S	8	1	1	0	1	0	0	0	0	0	0	24	34	0.00	0.429										


AB	35
R	1
H	9
RBI	0
BB	2
SO	10
LOB	21



Batter	1	2	3	4	5	6	7	8	9	AB	R	H	RBI	BB	SO	LOB	TOP		
6 Ryan Freel, R OBP: 0.380, SLG: 0.344	1-2 E9 F9 1B	2-2 CS 1B			2-1 G6-4-3 1B		2-1 1B		2-2 L6	5	1	4	0	0	0	2			
D'Angelo Jimenez, S OBP: 0.397, SLG: 0.364	0-1 F9	1-0 CS	3-1 G4-3		0-0 G6-4-3		1-2 P6			4	0	0	0	0	0	3			
Sean Casey, L OBP: 0.398, SLG: 0.574	1-0 HR 1B		1-2 G6-3			0-1 G3-1 G5-3 1B		1-0 G4-6-3 1B		4	1	3	1	0	0	0			
Adam Dunn, L OBP: 0.407, SLG: 0.593	3-2 HR		4-2 BB		3-2 G5-3		1-2 G4-6-3			3	1	1	2	1	0	2			
Wily Mo Peña, R OBP: 0.322, SLG: 0.519	2-1 HR		3-2 P4			0-1 G3-1		1-3 K		4	1	1	1	0	1	2			
Jason LaRue, R OBP: 0.331, SLG: 0.433	3-2 G6-3			0-1 G5-3		0-0 G6-3			0-1 FC4-6 1B	4	0	1	0	0	0	1			
Juan Castro, R OBP: 0.274, SLG: 0.343	3-2 F8			0-0 F9			2-1 G4-3		2-1 FC4-6 1B	4	0	1	0	0	0	0			
Felipe Lopez, S OBP: 0.288, SLG: 0.453		0-2 G4-3		3-1 G4-3			3-2 HR		1-2 FC4-6 6 DI 2-3	4	1	1	1	0	0	2			
Brandon Claussen, R Tim Harikkala, R John Wagner, R Ryan Wagner, R Phil Norton, R Ken Griffey, Jr., L	1-1 K	1-3 K		1-1 G3			0-0 G6-3		0-3 K	2	0	0	0	0	0	1			
Inning Stats	R: 4 E: 1 K: 0 S: 21	H: 4 LOB: 0 BB: 0 P: 34	R: 0 E: 0 K: 1 S: 10	H: 1 LOB: 0 BB: 0 P: 13	R: 0 E: 0 K: 0 S: 12	H: 0 LOB: 1 BB: 1 P: 23	R: 0 E: 0 K: 0 S: 5	H: 0 LOB: 0 BB: 0 P: 8	R: 0 E: 0 K: 0 S: 8	H: 1 LOB: 1 BB: 0 P: 11	R: 1 E: 0 K: 0 S: 15	H: 2 LOB: 1 BB: 0 P: 23	R: 0 E: 0 K: 1 S: 5	H: 1 LOB: 0 BB: 0 P: 8	R: 0 E: 0 K: 1 S: 17	H: 2 LOB: 2 BB: 0 P: 22	1B: 9 2B: 0 3B: 0 HR: 3	SF: 0 SAC: 0 DP: 2 HBP: 0	WP: 0 PA: 38 PB: 0 SB: 0 CS: 1
PITCHER	IP WLS BF H R ER SO BB IBB HBP BLK WP HR S P ERA WHIP	IP WLS BF H R ER SO BB IBB HBP BLK WP HR S P ERA WHIP	IP WLS BF H R ER SO BB IBB HBP BLK WP HR S P ERA WHIP	IP WLS BF H R ER SO BB IBB HBP BLK WP HR S P ERA WHIP	IP WLS BF H R ER SO BB IBB HBP BLK WP HR S P ERA WHIP	IP WLS BF H R ER SO BB IBB HBP BLK WP HR S P ERA WHIP	IP WLS BF H R ER SO BB IBB HBP BLK WP HR S P ERA WHIP	IP WLS BF H R ER SO BB IBB HBP BLK WP HR S P ERA WHIP	IP WLS BF H R ER SO BB IBB HBP BLK WP HR S P ERA WHIP	IP WLS BF H R ER SO BB IBB HBP BLK WP HR S P ERA WHIP	IP WLS BF H R ER SO BB IBB HBP BLK WP HR S P ERA WHIP	IP WLS BF H R ER SO BB IBB HBP BLK WP HR S P ERA WHIP	IP WLS BF H R ER SO BB IBB HBP BLK WP HR S P ERA WHIP	IP WLS BF H R ER SO BB IBB HBP BLK WP HR S P ERA WHIP	IP WLS BF H R ER SO BB IBB HBP BLK WP HR S P ERA WHIP	IP WLS BF H R ER SO BB IBB HBP BLK WP HR S P ERA WHIP	IP WLS BF H R ER SO BB IBB HBP BLK WP HR S P ERA WHIP	IP WLS BF H R ER SO BB IBB HBP BLK WP HR S P ERA WHIP	

Cincinnati Reds @ Colorado Rockies
Coors Field, Denver, CO
Fri Aug 06 2004, 7:05 PM MDT
Att: 26,187 - Cloudy - 81 F


AB	36
R	5
H	12
RBI	5
BB	1
SO	3
LOB	14



Batter	1	2	3	4	5	6	7	8	9	AB	R	H	RBI	BB	SO	LOB	BOTTOM		
Aaron Miles, S OBP: 0.343, SLG: 0.409	4-0 17 HR BB	0-2 G5-3			4-2 17 F7 1B E	0-2 G6-3		0-0 G5-3		3	2	0	0	2	0	1			
Royce Clayton, R OBP: 0.343, SLG: 0.425	0-3 K		1-1 G5-3		2-0 S 2B 1B		1-3 K			4	1	1	0	0	2	1			
17 Todd Helton, L OBP: 0.453, SLG: 0.625	3-2 HR		4-1 FC6-4 BB		0-0 F7		4-0 1B G5-3 BB			2	2	1	2	2	0	2			
Vinny Castilla, R OBP: 0.347, SLG: 0.560	2-2 G6-3		0-0 FC6-4 1B		3-2 1-H 3-H 2B		3-2 G5-3 WP 1B			4	1	3	1	0	0	0			
Preston Wilson, R OBP: 0.315, SLG: 0.364	1-1 1B		2-2 FC6-4 1-2 2-3		0-0 2H 2B		2-1 G5-3			4	0	2	2	0	0	3			
5 Matt Holliday, R OBP: 0.352, SLG: 0.484	2-2 F8		2-2 P2		0-0 G5-3		0-0 G6-3			4	0	0	0	0	0	5			
Jeremy Burnitz, L OBP: 0.365, SLG: 0.610		1-2 E7 G6-3 2B		0-0 F7	0-0 F8		3-1 G6-3			4	1	1	0	0	0	1			
Charles Johnson, R OBP: 0.355, SLG: 0.471		2-0 G6-3		1-1 G5-3		3-2 G5-3		0-0 G6-3		4	0	0	1	0	0	0			
Shawn Estes, R Tim Harikkala, R Todd Greene, R Shawn Chacon, R	3-H 3-2 K		1-0 G5-3		0-1 E8 G6-3		3-1 HR			3	0	0	0	0	1	0			
Inning Stats	R: 2 E: 0 K: 1 S: 15	H: 2 LOB: 1 BB: 1 P: 27	R: 1 E: 1 K: 1 S: 14	H: 1 LOB: 0 BB: 0 P: 20	R: 0 E: 0 K: 0 S: 10	H: 1 LOB: 2 BB: 1 P: 19	R: 0 E: 0 K: 0 S: 4	H: 0 LOB: 0 BB: 0 P: 6	R: 3 E: 1 K: 0 S: 10	H: 3 LOB: 1 BB: 1 P: 19	R: 0 E: 0 K: 0 S: 12	H: 0 LOB: 0 BB: 0 P: 15	R: 1 E: 0 K: 1 S: 9	H: 1 LOB: 1 BB: 1 P: 19	R: 1 E: 0 K: 0 S: 6	H: 1 LOB: 0 BB: 0 P: 12	1B: 4 2B: 3 3B: 0 HR: 2	SF: 0 SAC: 0 DP: 1 HBP: 0	WP: 1 PA: 37 PB: 0 SB: 2 CS: 0
PITCHER	IP WLS BF H R ER SO BB IBB HBP BLK WP HR S P ERA WHIP	IP WLS BF H R ER SO BB IBB HBP BLK WP HR S P ERA WHIP	IP WLS BF H R ER SO BB IBB HBP BLK WP HR S P ERA WHIP	IP WLS BF H R ER SO BB IBB HBP BLK WP HR S P ERA WHIP	IP WLS BF H R ER SO BB IBB HBP BLK WP HR S P ERA WHIP	IP WLS BF H R ER SO BB IBB HBP BLK WP HR S P ERA WHIP	IP WLS BF H R ER SO BB IBB HBP BLK WP HR S P ERA WHIP	IP WLS BF H R ER SO BB IBB HBP BLK WP HR S P ERA WHIP	IP WLS BF H R ER SO BB IBB HBP BLK WP HR S P ERA WHIP	IP WLS BF H R ER SO BB IBB HBP BLK WP HR S P ERA WHIP	IP WLS BF H R ER SO BB IBB HBP BLK WP HR S P ERA WHIP	IP WLS BF H R ER SO BB IBB HBP BLK WP HR S P ERA WHIP	IP WLS BF H R ER SO BB IBB HBP BLK WP HR S P ERA WHIP	IP WLS BF H R ER SO BB IBB HBP BLK WP HR S P ERA WHIP	IP WLS BF H R ER SO BB IBB HBP BLK WP HR S P ERA WHIP	IP WLS BF H R ER SO BB IBB HBP BLK WP HR S P ERA WHIP	IP WLS BF H R ER SO BB IBB HBP BLK WP HR S P ERA WHIP	IP WLS BF H R ER SO BB IBB HBP BLK WP HR S P ERA WHIP	

Cincinnati Reds @ Colorado Rockies
Coors Field, Denver, CO
Fri Aug 06 2004, 7:05 PM MDT
Att: 26,187 - Cloudy - 81 F

AB	33
R	8
H	9
RBI	7
BB	4
SO	3
LOB	13



Batter	1	2	3	4	5	6	7	8	9	AB	R	H	RBI	BB	SO	LOB	TOP						
6 Ryan Freel, R OBP: 0.382, SLG: 0.348 (1, 9)										5	2	1	0	1	3	2	Cincinnati Reds @ Colorado Rockies Coors Field, Denver, CO Sun Aug 08 2004, 1:05 PM MDT Att: 28,721 - Cloudy - 75 F						
Felipe Lopez, S OBP: 0.315, SLG: 0.506 (1, 6)										5	0	2	2	0	0	1							
Sean Casey, L OBP: 0.399, SLG: 0.568 Tim Hummel, R OBP: 0.278, SLG: 0.292 (7, PH) (7, 3)										2	2	1	2	2	0	1							
Adam Dunn, L OBP: 0.412, SLG: 0.601 (1, 7)										3	3	1	0	2	0	1							
Wily Mo Peña, R OBP: 0.326, SLG: 0.528 Jacob Cruz, L OBP: 0.322, SLG: 0.370 (6, PR) (6, 9)										4	2	3	5	0	0	1							
D'Angelo Jimenez, S OBP: 0.358, SLG: 0.366 (1, 4)										5	1	3	2	0	2	1							
Jason LaRue, R OBP: 0.332, SLG: 0.432 (1, 2)										5	1	2	2	0	2	2							
Juan Castro, R OBP: 0.273, SLG: 0.344 (1, 5)										5	1	1	1	0	1	3							
Cory Lidle, R OBP: 0.234, SLG: 0.190 Jose Acevedo, R OBP: 0.125, SLG: 0.056 John Vander Wal, L OBP: 0.212, SLG: 0.438 Gabe White, L (9, PH) (9, 1)										4	1	1	0	0	3	4							
Inning Stats	R: 4 E: 0 K: 0 S: 19	H: 3 LOB: 1 BB: 2 P: 34	R: 2 E: 0 K: 0 S: 8	H: 3 LOB: 1 BB: 1 P: 15	R: 3 E: 0 K: 2 S: 14	H: 4 LOB: 1 BB: 0 P: 17	R: 2 E: 0 K: 2 S: 12	H: 1 LOB: 0 BB: 1 P: 23	R: 0 E: 0 K: 1 S: 15	H: 0 LOB: 0 BB: 0 P: 19	R: 3 E: 0 K: 1 S: 17	H: 4 LOB: 2 BB: 1 P: 24	R: 0 E: 0 K: 2 S: 10	H: 1 LOB: 1 BB: 0 P: 13	R: 0 E: 0 K: 2 S: 10	H: 0 LOB: 0 BB: 0 P: 16		R: 0 E: 0 K: 3 S: 13	H: 0 LOB: 0 BB: 0 P: 19	1B: 10 2B: 5 3B: 0 HR: 1	SF: 0 SAC: 0 DP: 1 HBP: 0	WP: 0 PB: 0 SB: 1 CS: 0	PA: 46
PITCHER	IP WLS BF H R ER SO BB IBB HBP BLK WP HR S P ERA WHIP	IP WLS BF H R ER SO BB IBB HBP BLK WP HR S P ERA WHIP	IP WLS BF H R ER SO BB IBB HBP BLK WP HR S P ERA WHIP	IP WLS BF H R ER SO BB IBB HBP BLK WP HR S P ERA WHIP	IP WLS BF H R ER SO BB IBB HBP BLK WP HR S P ERA WHIP	IP WLS BF H R ER SO BB IBB HBP BLK WP HR S P ERA WHIP	IP WLS BF H R ER SO BB IBB HBP BLK WP HR S P ERA WHIP	IP WLS BF H R ER SO BB IBB HBP BLK WP HR S P ERA WHIP	IP WLS BF H R ER SO BB IBB HBP BLK WP HR S P ERA WHIP	IP WLS BF H R ER SO BB IBB HBP BLK WP HR S P ERA WHIP	IP WLS BF H R ER SO BB IBB HBP BLK WP HR S P ERA WHIP	IP WLS BF H R ER SO BB IBB HBP BLK WP HR S P ERA WHIP	IP WLS BF H R ER SO BB IBB HBP BLK WP HR S P ERA WHIP	IP WLS BF H R ER SO BB IBB HBP BLK WP HR S P ERA WHIP	IP WLS BF H R ER SO BB IBB HBP BLK WP HR S P ERA WHIP	IP WLS BF H R ER SO BB IBB HBP BLK WP HR S P ERA WHIP	IP WLS BF H R ER SO BB IBB HBP BLK WP HR S P ERA WHIP	IP WLS BF H R ER SO BB IBB HBP BLK WP HR S P ERA WHIP	IP WLS BF H R ER SO BB IBB HBP BLK WP HR S P ERA WHIP	IP WLS BF H R ER SO BB IBB HBP BLK WP HR S P ERA WHIP	IP WLS BF H R ER SO BB IBB HBP BLK WP HR S P ERA WHIP	IP WLS BF H R ER SO BB IBB HBP BLK WP HR S P ERA WHIP	IP WLS BF H R ER SO BB IBB HBP BLK WP HR S P ERA WHIP

AB 41
R 14
H 16
RBI 14
BB 5
SO 13
LOB 16



Batter	1	2	3	4	5	6	7	8	9	AB	R	H	RBI	BB	SO	LOB	BOTTOM						
Aaron Miles, S OBP: 0.347, SLG: 0.411 (1, 4)										5	0	2	0	0	0	0	Cincinnati Reds @ Colorado Rockies Coors Field, Denver, CO Sun Aug 08 2004, 1:05 PM MDT Att: 28,721 - Cloudy - 75 F						
Luis Gonzalez, R OBP: 0.311, SLG: 0.424 (1, 6)										5	2	3	0	0	0	0							
17 Todd Helton, L OBP: 0.454, SLG: 0.626 Allan Simpson, R OBP: 0.343, SLG: 0.423 (9, PH) (7, 1)										2	0	0	0	1	0	1							
Vinny Castilla, R OBP: 0.341, SLG: 0.551 Kit Pellow, R OBP: 0.326, SLG: 0.373 (7, 5)										3	0	0	0	0	1	4							
Jeromy Burnitz, L OBP: 0.372, SLG: 0.628 (1, 9)										5	2	3	2	0	0	0							
Preston Wilson, R OBP: 0.316, SLG: 0.376 Jorge Piedra, L OBP: 0.500, SLG: 0.500 (6, PH) (7, 8)										1	0	0	0	1	1	0							
5 Matt Holliday, R OBP: 0.353, SLG: 0.485 (1, 7)										4	0	1	0	0	0	4							
Charles Johnson, R OBP: 0.352, SLG: 0.466 (1, 2)										4	0	1	1	0	2	1							
Jeff Fassero, L OBP: 0.250, SLG: 0.200 Travis Driskill, R OBP: 0.405, SLG: 0.561 (6, PH) (7, 3)										1	0	0	0	0	1	0							
Inning Stats	R: 0 E: 0 K: 0 S: 6	H: 0 LOB: 0 BB: 0 P: 9	R: 1 E: 0 K: 1 S: 7	H: 1 LOB: 0 BB: 0 P: 12	R: 0 E: 0 K: 1 S: 10	H: 0 LOB: 0 BB: 0 P: 15	R: 1 E: 1 K: 0 S: 12	H: 2 LOB: 2 BB: 1 P: 22	R: 0 E: 0 K: 3 S: 12	H: 2 LOB: 3 BB: 1 P: 20	R: 1 E: 0 K: 1 S: 13	H: 4 LOB: 2 BB: 0 P: 17	R: 0 E: 0 K: 1 S: 7	H: 0 LOB: 0 BB: 0 P: 10	R: 0 E: 0 K: 1 S: 13	H: 1 LOB: 1 BB: 0 P: 16		R: 4 E: 0 K: 1 S: 16	H: 4 LOB: 0 BB: 0 P: 22	1B: 8 2B: 3 3B: 0 HR: 3	SF: 0 SAC: 0 DP: 0 HBP: 0	WP: 0 PB: 0 SB: 0 CS: 0	PA: 42
PITCHER	IP WLS BF H R ER SO BB IBB HBP BLK WP HR S P ERA WHIP	IP WLS BF H R ER SO BB IBB HBP BLK WP HR S P ERA WHIP	IP WLS BF H R ER SO BB IBB HBP BLK WP HR S P ERA WHIP	IP WLS BF H R ER SO BB IBB HBP BLK WP HR S P ERA WHIP	IP WLS BF H R ER SO BB IBB HBP BLK WP HR S P ERA WHIP	IP WLS BF H R ER SO BB IBB HBP BLK WP HR S P ERA WHIP	IP WLS BF H R ER SO BB IBB HBP BLK WP HR S P ERA WHIP	IP WLS BF H R ER SO BB IBB HBP BLK WP HR S P ERA WHIP	IP WLS BF H R ER SO BB IBB HBP BLK WP HR S P ERA WHIP	IP WLS BF H R ER SO BB IBB HBP BLK WP HR S P ERA WHIP	IP WLS BF H R ER SO BB IBB HBP BLK WP HR S P ERA WHIP	IP WLS BF H R ER SO BB IBB HBP BLK WP HR S P ERA WHIP	IP WLS BF H R ER SO BB IBB HBP BLK WP HR S P ERA WHIP	IP WLS BF H R ER SO BB IBB HBP BLK WP HR S P ERA WHIP	IP WLS BF H R ER SO BB IBB HBP BLK WP HR S P ERA WHIP	IP WLS BF H R ER SO BB IBB HBP BLK WP HR S P ERA WHIP	IP WLS BF H R ER SO BB IBB HBP BLK WP HR S P ERA WHIP	IP WLS BF H R ER SO BB IBB HBP BLK WP HR S P ERA WHIP	IP WLS BF H R ER SO BB IBB HBP BLK WP HR S P ERA WHIP	IP WLS BF H R ER SO BB IBB HBP BLK WP HR S P ERA WHIP	IP WLS BF H R ER SO BB IBB HBP BLK WP HR S P ERA WHIP	IP WLS BF H R ER SO BB IBB HBP BLK WP HR S P ERA WHIP	IP WLS BF H R ER SO BB IBB HBP BLK WP HR S P ERA WHIP



Batter	1	2	3	4	5	6	7	8	9	AB	R	H	RBI	BB	SO	LOB	TOP					
Aaron Miles, S (1, 4) OBP: 0.348, SLG: 0.409										4	1	1	0	1	1	1						
Royce Clayton, R (1, 6) OBP: 0.342, SLG: 0.420										3	0	0	0	1	1	2						
17 Todd Helton, L (1, 3) OBP: 0.452, SLG: 0.621										3	1	0	0	0	1	1						
Vinny Castilla, R (1, 5) OBP: 0.340, SLG: 0.550										4	0	1	2	0	1	0						
Preston Wilson, R (1, 8) OBP: 0.325, SLG: 0.405										3	1	2	1	1	1	0						
5 Matt Holliday, R (1, 7) OBP: 0.383, SLG: 0.483										3	0	1	0	0	0	1						
Tim Harikkala, R (7, 1)										1	0	0	0	0	1	2						
Steve Reed, R (8, 1)										0	0	0	0	0	0	0						
Shawn Chacon, R (9, 1)										0	0	0	0	0	0	0						
Charles Johnson, R (1, 2) OBP: 0.347, SLG: 0.459										4	0	0	0	0	1	2						
Luis Gonzalez, R (1, 9) OBP: 0.310, SLG: 0.433										4	1	1	1	0	0	0						
Jamey Wright, R (1, 1)										2	0	0	0	0	2	0						
Jeromy Burnitz, L (7, 9) OBP: 0.372, SLG: 0.627										1	0	0	0	1	0	0						
Inning Stats	R: 0 E: 0 K: 1 S: 9	H: 0 LOB: 0 BB: 0 P: 10	R: 0 E: 0 K: 2 S: 11	H: 0 LOB: 0 BB: 0 P: 16	R: 0 E: 0 K: 1 S: 7	H: 0 LOB: 0 BB: 0 P: 9	R: 0 E: 0 K: 0 S: 7	H: 0 LOB: 0 BB: 1 P: 12	R: 0 E: 0 K: 2 S: 10	H: 1 LOB: 1 BB: 0 P: 11	R: 0 E: 0 K: 0 S: 10	H: 0 LOB: 1 BB: 1 P: 18	R: 1 E: 0 K: 1 S: 12	H: 2 LOB: 1 BB: 0 P: 18	R: 3 E: 0 K: 1 S: 14	H: 3 LOB: 2 BB: 1 P: 28	R: 0 E: 0 K: 0 S: 9	H: 0 LOB: 1 BB: 1 P: 16	1B: 2 2B: 2 3B: 0 HR: 2	SF: 0 SAC: 0 DP: 1 HBP: 1	WP: 0 PB: 0 SB: 0 CS: 0	PA: 37
PITCHER	IP	WLS	BF	H	R	ER	SO	BB	IBB	HBP	BLK	WP	HR	S	P	ERA	WHIP					
Eric Milton, L (1, 1) ERA: 4.63	7.0		25	3	1	1	8	2	0	0	0	0	1	66	94	1.29	0.714					
Todd Jones, R (8, 1) ERA: 3.96	1.0	L	8	3	3	3	1	0	1	1	0	0	1	14	28	27.00	3.000					
Roberto Hernandez, R (9, 1) ERA: 4.7	1.0		4	0	0	0	0	1	0	0	0	0	0	9	16	0.00	1.000					

Colorado Rockies @ Philadelphia Phillies
Citizens Bank Park, Philadelphia, PA
Mon Aug 09 2004, 7:05 PM EDT
Att: 42,031 - Cloudy - 84 F

AB 32
R 4
H 6
RBI 4
BB 4
SO 9
LOB 9



Batter	1	2	3	4	5	6	7	8	9	AB	R	H	RBI	BB	SO	LOB	BOTTOM					
11 Jimmy Rollins, S (1, 6) OBP: 0.329, SLG: 0.410										5	0	1	1	0	1	1						
Placido Polanco, R (1, 5) OBP: 0.336, SLG: 0.382										4	1	2	1	1	0	1						
Bobby Abreu, L (1, 9) OBP: 0.417, SLG: 0.555										3	0	1	0	1	1	3						
Jim Thome, L (1, 3) OBP: 0.400, SLG: 0.620										2	0	0	0	2	1	2						
26 Chase Utley, L (1, 4) OBP: 0.309, SLG: 0.525										2	0	0	0	2	0	1						
Mike Lieberthal, R (1, 2) OBP: 0.318, SLG: 0.416										4	0	0	0	0	1	5						
Lou Collier, R (1, 7) OBP: 0.400, SLG: 0.490										4	1	2	0	0	2	1						
Marlon Byrd, R (1, 8) OBP: 0.299, SLG: 0.314										4	0	0	0	0	1	2						
Eric Milton, L (1, 1) OBP: 0.176, SLG: 0.128										2	0	0	0	0	2	1						
Jason Michaels, R (7, PH) OBP: 0.376, SLG: 0.320										1	0	0	0	0	0	1						
Todd Jones, L (8, 1)										0	0	0	0	0	0	0						
Roberto Hernandez, R (9, 1)										0	0	0	0	0	0	0						
Tomas Perez, S (9, PH) OBP: 0.289, SLG: 0.452										0	0	0	1	0	0	0						
Inning Stats	R: 1 E: 0 K: 1 S: 13	H: 2 LOB: 2 BB: 1 P: 24	R: 0 E: 0 K: 1 S: 9	H: 1 LOB: 0 BB: 0 P: 10	R: 0 E: 0 K: 1 S: 10	H: 1 LOB: 1 BB: 0 P: 17	R: 0 E: 0 K: 1 S: 7	H: 0 LOB: 0 BB: 0 P: 11	R: 0 E: 0 K: 2 S: 9	H: 0 LOB: 0 BB: 0 P: 13	R: 0 E: 0 K: 0 S: 8	H: 0 LOB: 2 BB: 3 P: 23	R: 1 E: 0 K: 1 S: 13	H: 2 LOB: 1 BB: 1 P: 23	R: 0 E: 0 K: 1 S: 16	H: 0 LOB: 1 BB: 1 P: 22	R: 0 E: 0 K: 1 S: 10	H: 0 LOB: 1 BB: 1 P: 17	1B: 4 2B: 1 3B: 0 HR: 1	SF: 0 SAC: 0 DP: 0 HBP: 0	WP: 0 PB: 0 SB: 1 CS: 1	PA: 39
PITCHER	IP	WLS	BF	H	R	ER	SO	BB	IBB	HBP	BLK	WP	HR	S	P	ERA	WHIP					
Jamey Wright, R (1, 1) ERA: 2.42	6.2		29	6	2	2	6	5	0	0	0	0	0	66	117	2.70	1.650					
Tim Harikkala, R (7, 1) ERA: 3.0	0.2	W	3	0	0	0	1	1	0	0	0	0	0	9	14	0.00	1.500					
Steve Reed, R (8, 1) ERA: 2.55	0.2	H	2	0	0	0	1	0	0	0	0	0	0	10	12	0.00	0.000					
Shawn Chacon, R (9, 1) ERA: 7.13	1.0	S	4	0	0	0	1	1	0	0	0	0	0	10	17	0.00	1.000					

Colorado Rockies @ Philadelphia Phillies
Citizens Bank Park, Philadelphia, PA
Mon Aug 09 2004, 7:05 PM EDT
Att: 42,031 - Cloudy - 84 F

AB 31
R 2
H 6
RBI 2
BB 7
SO 9
LOB 18



Batter	1	2	3	4	5	6	7	8	9	AB	R	H	RBI	BB	SO	LOB	TOP								
Aaron Miles, S OBP: 0.347, SLG: 0.408 (1, 4)	F8			G5-3	G1-3			CS 1B		4	0	1	0	0	0	2									
Royce Clayton, R OBP: 0.359, SLG: 0.416 (1, 6)	G6-3			K				F8		4	0	0	0	0	1	1									
17 Todd Helton, L OBP: 0.453, SLG: 0.625 (1, 3)	K							F7		4	0	2	0	0	1	0									
Preston Wilson, R OBP: 0.318, SLG: 0.395 (1, 8)				P2				K		4	1	0	0	0	2	2									
Jeremy Burnitz, L OBP: 0.374, SLG: 0.632 (1, 9)	G3-1									3	2	1	1	1	1	0									
5 Matt Holliday, R OBP: 0.383, SLG: 0.480 Viny Castilla, R OBP: 0.341, SLG: 0.554 (9, PH) (9, 5)	K									2	0	0	0	0	2	0									
Charles Johnson, R OBP: 0.349, SLG: 0.468 (1, 2)				L5						3	1	1	1	1	1	1									
Luis Gonzalez, R OBP: 0.310, SLG: 0.432 (9, 7)				F7						3	0	1	1	0	0	0									
Joe Kennedy, R OBP: 0.243, SLG: 0.214 Javier Lopez, L OBP: 0.407, SLG: 0.558 Scott Dohmann, R OBP: 0.341, SLG: 0.554 Mark Sweeney, L OBP: 0.341, SLG: 0.554 Steve Reed, R OBP: 0.341, SLG: 0.554 Shawn Chacon, R OBP: 0.341, SLG: 0.554 (1, 1) (6, 1) (7, 1) (8, PH) (8, 1) (9, 1)				L9						1	0	0	0	0	0	0									
Inning Stats	R: 0 E: 0 K: 1 S: 9	H: 0 LOB: 0 BB: 0 P: 12	R: 0 E: 0 K: 2 S: 9	H: 0 LOB: 0 BB: 0 P: 12	R: 0 E: 0 K: 0 S: 5	H: 0 LOB: 0 BB: 0 P: 5	R: 0 E: 0 K: 1 S: 11	H: 1 LOB: 1 BB: 0 P: 15	R: 1 E: 1 K: 1 S: 12	H: 2 LOB: 2 BB: 0 P: 19	R: 0 E: 0 K: 1 S: 8	H: 0 LOB: 0 BB: 0 P: 10	R: 1 E: 0 K: 2 S: 11	H: 1 LOB: 0 BB: 0 P: 17	R: 0 E: 0 K: 0 S: 7	H: 1 LOB: 0 BB: 0 P: 11	R: 3 E: 1 K: 0 S: 10	H: 2 LOB: 0 BB: 2 P: 20	1B: 2 2B: 4 3B: 0 HR: 2	SF: 1 SAC: 1 DP: 1 HBP: 1	WP: 0 PB: 0 SB: 0 CS: 1	PA: 35			
PITCHER	IP	WLS	BF	H	R	ER	SO	BB	IBB	HBP	BLK	WP	HR	S	P	ERA	WHIP								
Vicente Padilla, R ERA: 3.9 (1, 1)	5.0		19	3	1	1	5	0	0	1	0	0	1	46	63	1.80	0.600								
Amaury Telemaco, R ERA: 4.24 (6, 1)	2.0		7	1	1	1	3	0	0	0	0	0	1	19	27	4.50	0.500								
Felix Rodriguez, R ERA: 3.08 (8, 1)	1.0		3	1	0	0	0	0	0	0	0	0	0	7	11	0.00	1.000								
Tim Worrell, R ERA: 4.14 (9, 1)	1.0	L	6	2	3	2	0	2	0	0	0	0	0	10	20	18.00	4.000								

Colorado Rockies @ Philadelphia Phillies
Citizens Bank Park, Philadelphia, PA
Tue Aug 10 2004, 7:05 PM EDT
Att: 36,636 - Cloudy - 84 F

AB	30
R	5
H	7
RBI	5
BB	2
SO	8
LOB	6



Batter	1	2	3	4	5	6	7	8	9	AB	R	H	RBI	BB	SO	LOB	BOTTOM								
11 Jimmy Rollins, S OBP: 0.327, SLG: 0.406 (1, 6)	F9			K						4	0	0	0	1	1	1									
Placido Polanco, R OBP: 0.340, SLG: 0.385 (1, 5)				L8						5	0	3	1	0	0	0									
Bobby Abreu, L OBP: 0.415, SLG: 0.551 (1, 9)	F8			F7						5	1	1	0	0	0	5									
Jim Thome, L OBP: 0.397, SLG: 0.614 (1, 3)	G6-3			L8						4	0	0	0	0	1	2									
Mike Lieberthal, R OBP: 0.322, SLG: 0.422 (1, 2)				G6-3						4	1	3	1	0	0	0									
26 Chase Utley, L OBP: 0.307, SLG: 0.516 (1, 4)										3	0	0	0	1	0	3									
Jason Michaels, R OBP: 0.386, SLG: 0.347 (1, 7)				F9						2	1	1	1	1	0	1									
Marlon Byrd, R OBP: 0.298, SLG: 0.315 (1, 8)				SF9						3	0	1	1	0	0	1									
Vicente Padilla, R OBP: 0.105, SLG: 0.105 Lou Colletti, R OBP: 0.304, SLG: 0.392 Amaury Telemaco, R OBP: 0.341, SLG: 0.554 Doug Glanville, R OBP: 0.372, SLG: 0.379 Felix Rodriguez, R OBP: 0.341, SLG: 0.554 Tim Worrell, R OBP: 0.341, SLG: 0.554 (1, 1) (5, PH) (6, 1) (7, PH) (8, 1) (9, PH) (9, 1)				P2						1	0	0	0	0	0	1									
Inning Stats	R: 0 E: 0 K: 0 S: 9	H: 1 LOB: 1 BB: 0 P: 13	R: 1 E: 0 K: 0 S: 18	H: 1 LOB: 1 BB: 1 P: 24	R: 0 E: 0 K: 1 S: 7	H: 0 LOB: 0 BB: 0 P: 12	R: 0 E: 0 K: 0 S: 8	H: 0 LOB: 1 BB: 1 P: 13	R: 0 E: 0 K: 0 S: 14	H: 2 LOB: 2 BB: 0 P: 25	R: 0 E: 0 K: 0 S: 4	H: 1 LOB: 0 BB: 0 P: 6	R: 1 E: 0 K: 0 S: 8	H: 1 LOB: 0 BB: 0 P: 13	R: 1 E: 0 K: 1 S: 12	H: 2 LOB: 1 BB: 0 P: 19	R: 1 E: 0 K: 0 S: 11	H: 1 LOB: 2 BB: 1 P: 22	1B: 7 2B: 1 3B: 0 HR: 1	SF: 1 SAC: 0 DP: 1 HBP: 1	WP: 0 PB: 0 SB: 1 CS: 0	PA: 39			
PITCHER	IP	WLS	BF	H	R	ER	SO	BB	IBB	HBP	BLK	WP	HR	S	P	ERA	WHIP								
Joe Kennedy, L ERA: 3.84 (1, 1)	5.0		21	4	1	1	1	2	0	0	0	0	0	4	6	0.00	1.000								
Javier Lopez, L ERA: 9.5 (6, 1)	1.0		3	1	0	0	0	0	0	0	0	0	0	4	6	0.00	1.000								
Scott Dohmann, R ERA: 4.2 (7, 1)	1.0	B	4	1	1	1	0	0	0	0	0	0	1	8	13	9.00	1.000								
Steve Reed, R ERA: 2.88 (8, 1)	1.0	W	5	2	1	1	1	0	0	0	0	0	0	12	19	9.00	2.000								
Shawn Chacon, R ERA: 7.16 (9, 1)	1.0	S	6	1	1	1	0	1	0	1	0	0	0	11	22	9.00	2.000								

Colorado Rockies @ Philadelphia Phillies
Citizens Bank Park, Philadelphia, PA
Tue Aug 10 2004, 7:05 PM EDT
Att: 36,636 - Cloudy - 84 F

AB	34
R	4
H	9
RBI	4
BB	3
SO	2
LOB	16



Batter	1	2	3	4	5	6	7	8	9	AB	R	H	RBI	BB	SO	LOB	TOP					
Luis Gonzalez, R OBP: 0.309, SLG: 0.429										4	0	1	0	0	2	1	Colorado Rockies @ Philadelphia Phillies Citizens Bank Park, Philadelphia, PA Wed Aug 11 2004, 7:05 PM EDT Att: 40,634 - Overcast - 84 F					
Royce Clayton, R OBP: 0.336, SLG: 0.414										4	0	1	0	0	0	0						
17 Todd Helton, L OBP: 0.451, SLG: 0.621										4	0	1	0	0	0	2						
Vinny Castilla, R OBP: 0.343, SLG: 0.552										3	1	1	0	0	0	3						
Jeremy Burnitz, L OBP: 0.373, SLG: 0.630										3	1	1	0	0	0	2						
Mark Sweeney, L OBP: 0.400, SLG: 0.552										1	0	0	0	0	1	1						
Preston Wilson, R OBP: 0.323, SLG: 0.400										3	1	2	0	0	1	0						
Jorge Piedra, L OBP: 0.400, SLG: 0.400										1	0	0	0	0	0	0						
5 Matt Holliday, R OBP: 0.351, SLG: 0.480										4	1	1	3	0	1	1						
Charles Johnson, R OBP: 0.351, SLG: 0.469										4	0	2	1	0	1	1						
Jason Jennings, L OBP: 0.285, SLG: 0.380										2	0	0	0	0	1	1						
Javier Lopez, L OBP: 0.325, SLG: 0.399										0	0	0	0	0	0	0						
Adam Bernero, R OBP: 0.325, SLG: 0.399										0	0	0	0	0	0	0						
Kit Pellow, R OBP: 0.271, SLG: 0.273										0	0	0	0	0	0	0						
Allan Simpson, R OBP: 0.293, SLG: 0.310										0	0	0	0	0	0	0						
JD Closser, S OBP: 0.293, SLG: 0.310										0	0	0	0	0	0	1						
Inning Stats	R: 0 E: 0 K: 0 S: 11	H: 2 LOB: 2 BB: 0 P: 16	R: 0 E: 0 K: 0 S: 4	H: 1 LOB: 0 BB: 0 P: 7	R: 0 E: 0 K: 1 S: 8	H: 0 LOB: 0 BB: 0 P: 12	R: 4 E: 0 K: 2 S: 16	H: 5 LOB: 1 BB: 0 P: 22	R: 0 E: 0 K: 0 S: 7	H: 1 LOB: 0 BB: 0 P: 11	R: 0 E: 0 K: 2 S: 9	H: 0 LOB: 0 BB: 0 P: 11	R: 0 E: 0 K: 1 S: 5	H: 0 LOB: 0 BB: 0 P: 7	R: 0 E: 0 K: 1 S: 10	H: 0 LOB: 1 BB: 0 P: 18	R: 0 E: 0 K: 0 S: 10	H: 1 LOB: 1 BB: 0 P: 15	1B: 9 2B: 1 3B: 0 HR: 0	SF: 0 SAC: 0 DP: 2 HBP: 1	WP: 0 PB: 0 SB: 0 CS: 0	PA: 36
PITCHER	IP WLS BF H R ER SO BB IBB HBP BLK WP HR S P ERA WHIP																					
Randy Wolf, L ERA: 4.1	(1, 1) 7.0 W 28 9 4 4 6 0 0 0 0 0 0 0 60 86 5.14 1.286																					
Rheal Cormier, L ERA: 4.34	(8, 1) 1.0 4 0 0 0 1 0 0 0 1 0 0 0 10 18 0.00 0.000																					
Roberto Hernandez, R ERA: 4.6	(9, 1) 1.0 4 1 0 0 0 0 0 0 0 0 0 0 10 15 0.00 1.000																					

AB	35
R	4
H	10
RBI	4
BB	0
SO	7
LOB	13



Batter	1	2	3	4	5	6	7	8	9	AB	R	H	RBI	BB	SO	LOB	BOTTOM			
11 Jimmy Rollins, S OBP: 0.330, SLG: 0.412										3	3	1	2	2	0	0	Colorado Rockies @ Philadelphia Phillies Citizens Bank Park, Philadelphia, PA Wed Aug 11 2004, 7:05 PM EDT Att: 40,634 - Overcast - 84 F			
Placido Polanco, R OBP: 0.341, SLG: 0.389										5	2	2	1	0	1	0				
26 Chase Utley, L OBP: 0.305, SLG: 0.524										5	1	1	3	0	0	1				
Jim Thome, L OBP: 0.399, SLG: 0.628										4	3	2	3	1	1	0				
Bobby Abreu, L OBP: 0.415, SLG: 0.551										5	1	2	1	0	1	0				
Mike Lieberthal, R OBP: 0.321, SLG: 0.423										4	1	1	1	0	0	1				
Jason Michaels, R OBP: 0.389, SLG: 0.352										4	1	2	1	0	1	1				
Marlon Byrd, R OBP: 0.293, SLG: 0.310										4	0	0	0	0	2	3				
Randy Wolf, L OBP: 0.317, SLG: 0.590										3	3	3	3	0	0	0				
Rheal Cormier, L ERA: 4.34	(8, 1) 1.0 3 0 0 0 0 0 0 0 0 0 0 6 10 0.00 0.000																			
Doug Gianville, R OBP: 0.271, SLG: 0.273	(8, PH) 1.0 5 2 2 2 0 0 0 0 0 0 1 10 14 18.00 2.000																			
Roberto Hernandez, R ERA: 4.6	(9, 1) 2.0 13 6 6 6 2 1 0 0 0 0 0 2 31 54 27.00 3.500																			
Inning Stats	R: 0 E: 0 K: 0 S: 6	H: 0 LOB: 0 BB: 0 P: 9	R: 1 E: 0 K: 2 S: 13	H: 1 LOB: 1 BB: 1 P: 23	R: 4 E: 0 K: 1 S: 16	H: 3 LOB: 0 BB: 1 P: 29	R: 2 E: 0 K: 1 S: 13	H: 2 LOB: 0 BB: 0 P: 18	R: 0 E: 0 K: 0 S: 6	H: 0 LOB: 0 BB: 0 P: 10	R: 2 E: 0 K: 0 S: 10	H: 2 LOB: 0 BB: 0 P: 14	R: 3 E: 0 K: 1 S: 17	H: 4 LOB: 1 BB: 0 P: 27	R: 3 E: 0 K: 1 S: 14	H: 2 LOB: 0 BB: 1 P: 27	1B: 5 2B: 3 3B: 0 HR: 6	SF: 0 SAC: 0 DP: 0 HBP: 0	WP: 0 PB: 0 SB: 0 CS: 0	PA: 41
PITCHER	IP WLS BF H R ER SO BB IBB HBP BLK WP HR S P ERA WHIP																			
Jason Jennings, R ERA: 6.13	(1, 1) 4.0 L 20 9 4 4 6 0 0 0 0 0 0 0 60 86 5.14 1.286																			
Javier Lopez, L ERA: 9.59	(5, 1) 1.0 3 0 0 0 0 0 0 0 0 0 0 6 10 0.00 0.000																			
Adam Bernero, R ERA: 6.12	(6, 1) 1.0 5 2 2 2 0 0 0 0 0 0 0 1 10 14 18.00 2.000																			
Allan Simpson, R ERA: 6.66	(7, 1) 2.0 13 6 6 6 2 1 0 0 0 0 0 2 31 54 27.00 3.500																			

AB	38
R	15
H	14
RBI	15
BB	3
SO	6
LOB	6



Batter	1	2	3	4	5	6	7	8	9	AB	R	H	RBI	BB	SO	LOB	TOP								
Luis Gonzalez, R OBP: 0.305, SLG: 0.435	G5-3		K	HR	G6-3			P4	P6	6	1	1	3	0	1	4	Colorado Rockies @ Pittsburgh Pirates PNC Park, Pittsburgh, PA Fri Aug 13 2004, 7:05 PM EDT Att: 27,522 - Unknown - 65 F								
Royce Clayton, R OBP: 0.342, SLG: 0.426	2B		K	HBP	G6-3			P4		4	0	1	0	0	1	0									
17 Todd Helton, L OBP: 0.451, SLG: 0.615	K		HR	BB	G3-1			1B		4	1	2	0	1	1	1									
Vinny Castilla, R OBP: 0.338, SLG: 0.550	G5-3		HR	1B	F7			F8		5	1	1	2	0	0	4									
Jeremy Burnitz, L OBP: 0.372, SLG: 0.622		K	P6		1B			K	5 F9 HBP	4	3	1	0	1	2	0									
Preston Wilson, R OBP: 0.329, SLG: 0.415 Steve Reed, R	G6-3			P5	1B			HR	2B HBP	4	1	2	2	0	0	0									
5 Matt Holliday, R OBP: 0.353, SLG: 0.479	1B			HR	1B			L6	F9	5	1	3	0	0	0	4									
JD Closser, S OBP: 0.385, SLG: 0.462	1B			P6	SH3-4			L6	2B	5	0	3	2	0	0	2									
Jeff Fassero, L OBP: 0.263, SLG: 0.222 Scott Dohmann, R	K			SH3-4	1B			K	K	3	1	1	0	0	2	2									
Jorge Piedra, L OBP: 0.286, SLG: 0.286	K			HR	1B			K	K	0	0	0	0	0	0	0									
Inning Stats	R: 0 E: 0 K: 1 S: 12	H: 1 LOB: 1 BB: 0 P: 21	R: 0 E: 0 K: 2 S: 11	H: 2 LOB: 2 BB: 0 P: 15	R: 2 E: 0 K: 2 S: 11	H: 1 LOB: 0 BB: 1 P: 18	R: 3 E: 0 K: 0 S: 15	H: 4 LOB: 2 BB: 0 P: 24	R: 1 E: 0 K: 0 S: 11	H: 3 LOB: 2 BB: 0 P: 15	R: 0 E: 0 K: 0 S: 9	H: 0 LOB: 0 BB: 0 P: 11	R: 2 E: 0 K: 2 S: 13	H: 2 LOB: 0 BB: 0 P: 19	R: 0 E: 0 K: 0 S: 7	H: 1 LOB: 1 BB: 0 P: 10	R: 1 E: 0 K: 1 S: 11	H: 1 LOB: 2 BB: 1 P: 20	1B: 10 2B: 3 3B: 0 HR: 3	SF: 0 SAC: 1 DP: 1 HBP: 2	WP: 2 PB: 2 SB: 0 CS: 0	PA: 46			
PITCHER	IP	WLS	BF	H	R	ER	SO	BB	IBB	HBP	BLK	WP	HR	S	P	ERA	WHIP								
Kip Wells, R ERA: 4.5	4.1	L	26	11	6	6	5	1	0	1	0	1	2	56	88	12.46	2.769								
Brian Meadows, R ERA: 3.0	2.2		10	2	2	2	2	0	0	0	0	1	1	26	35	6.75	0.750								
Willis Roberts, R ERA: 5.25	2.0		10	2	1	1	1	1	0	1	0	0	0	18	30	4.50	1.500								

Batter	1	2	3	4	5	6	7	8	9	AB	R	H	RBI	BB	SO	LOB	BOTTOM								
18 Jason Kendall, R OBP: 0.385, SLG: 0.376	BB		F7		G5-3			G1-3		3	0	0	0	1	0	0	Colorado Rockies @ Pittsburgh Pirates PNC Park, Pittsburgh, PA Fri Aug 13 2004, 7:05 PM EDT Att: 27,522 - Unknown - 65 F								
2 Jack Wilson, R OBP: 0.337, SLG: 0.483	G5-4-3		FC4-6		F7			G2-3		3	0	0	0	1	0	1									
Rob Mackowiak, L OBP: 0.332, SLG: 0.454	F9		FC4-6		G4-3			K		4	0	0	0	0	1	1									
Craig Wilson, R OBP: 0.360, SLG: 0.505	1B	SF9	F9		L8			FC6-4	BB	2	1	0	0	2	0	1									
Jason Bay, R OBP: 0.370, SLG: 0.597	SF9	1B	FC5-4	1B	HR			FC6-4		3	2	2	1	0	0	1									
Tike Redman, L OBP: 0.305, SLG: 0.367	L3		FC5-4	1B	G6-4-3			F7		4	0	2	0	0	0	2									
Ty Wigginton, R OBP: 0.322, SLG: 0.453	IBB		FC5-4	1B	G6-4-3			F9		3	0	0	0	1	0	3									
Jose Castillo, R OBP: 0.279, SLG: 0.331 Abraham Nunez, S OBP: 0.296, SLG: 0.338	SF9		SF8		F9			K		1	0	0	2	0	0	0									
Kip Wells, R OBP: 0.239, SLG: 0.302 Brian Meadows, R	L9		3-H	K	F9			F9		2	0	0	0	0	1	3									
19 José Bautista, R OBP: 0.270, SLG: 0.241 Willis Roberts, R										1	0	0	0	0	0	0									
Inning Stats	R: 0 E: 0 K: 0 S: 5	H: 0 LOB: 0 BB: 1 P: 10	R: 1 E: 0 K: 0 S: 6	H: 1 LOB: 2 BB: 2 P: 18	R: 0 E: 0 K: 0 S: 7	H: 0 LOB: 1 BB: 1 P: 13	R: 1 E: 0 K: 1 S: 9	H: 1 LOB: 1 BB: 0 P: 12	R: 0 E: 0 K: 0 S: 6	H: 0 LOB: 0 BB: 0 P: 10	R: 1 E: 0 K: 0 S: 10	H: 2 LOB: 0 BB: 0 P: 17	R: 0 E: 0 K: 0 S: 5	H: 0 LOB: 0 BB: 0 P: 7	R: 0 E: 0 K: 1 S: 12	H: 0 LOB: 1 BB: 1 P: 19	R: 0 E: 0 K: 1 S: 7	H: 0 LOB: 0 BB: 0 P: 7	1B: 3 2B: 0 3B: 0 HR: 1	SF: 2 SAC: 0 DP: 2 HBP: 1	WP: 0 PB: 0 SB: 0 CS: 0	PA: 35			
PITCHER	IP	WLS	BF	H	R	ER	SO	BB	IBB	HBP	BLK	WP	HR	S	P	ERA	WHIP								
Jeff Fassero, L ERA: 5.76	7.0	W	28	4	3	3	1	3	1	1	0	0	0	12	19	0.00	1.000								
Scott Dohmann, R ERA: 4.09	1.0		4	0	0	0	1	1	0	0	0	0	0	7	7	0.00	0.000								
Steve Reed, R ERA: 2.63	1.0		3	0	0	0	1	0	0	0	0	0	0	7	7	0.00	0.000								



Batter	1	2	3	4	5	6	7	8	9	AB	R	H	RBI	BB	SO	LOB	TOP										
Aaron Miles, S OBP: 0.344, SLG: 0.402 (1, 4)	F7		L6			F8		B3		4	0	0	0	0	0	0	Colorado Rockies @ Pittsburgh Pirates PNC Park, Pittsburgh, PA Sun Aug 15 2004, 1:35 PM EDT Att: 24,862 - Sunny - 67 F										
Royce Clayton, R OBP: 0.347, SLG: 0.427 (1, 6)	K		1B			1B		K		4	0	2	0	0	2	0											
17 Todd Helton, L OBP: 0.451, SLG: 0.613 (1, 3)	F8		P6			BB		1B		3	0	1	0	1	0	1											
Vinny Castilla, R OBP: 0.337, SLG: 0.550 (1, 5)		L9		G6-3		F4		P5		4	0	0	0	0	3												
Jeremy Burnitz, L OBP: 0.371, SLG: 0.618 (7, 8)		G2-3		K					F7	3	0	0	0	1	1	0											
5 Matt Holliday, R OBP: 0.348, SLG: 0.470 (1, 7)		1B		L8		F7			K	4	0	1	0	0	1	3											
Jorge Piedra, L OBP: 0.333, SLG: 0.333 Luis Gonzalez, R OBP: 0.299, SLG: 0.425 (7, PH)		1B		F8					F9	2	0	1	0	0	0	0											
Mark Sweeney, L OBP: 0.406, SLG: 0.551 (9, PH)		1B		G4-3		P4				3	0	0	0	0	1	2											
JD Closser, S OBP: 0.353, SLG: 0.412 (1, 2)		K		K		K				1	0	0	0	0	1	0											
Joe Kennedy, R OBP: 0.226, SLG: 0.207 Tim Harikkala, R (4, 1) Charles Johnson, R OBP: 0.352, SLG: 0.464 Steve Reed, R (7, 1) 40 Brian Fuentes, L (8, 1)				K		K		K		1	0	0	0	0	1	0											
Inning Stats	R: 0 E: 0 K: 1 S: 7	H: 0 LOB: 0 BB: 0 P: 11	R: 0 E: 0 K: 1 S: 12	H: 2 LOB: 2 BB: 0 P: 21	R: 0 E: 0 K: 1 S: 10	H: 1 LOB: 1 BB: 0 P: 13	R: 0 E: 0 K: 1 S: 8	H: 0 LOB: 0 BB: 0 P: 15	R: 0 E: 0 K: 1 S: 10	H: 0 LOB: 0 BB: 0 P: 12	R: 0 E: 0 K: 0 S: 11	H: 1 LOB: 3 BB: 2 P: 20	R: 0 E: 0 K: 2 S: 10	H: 0 LOB: 0 BB: 0 P: 14	R: 0 E: 0 K: 1 S: 8	H: 1 LOB: 1 BB: 0 P: 13	R: 0 E: 0 K: 1 S: 9	H: 0 LOB: 0 BB: 0 P: 13	1B: 5 2B: 0 3B: 0 HR: 0	SF: 0 SAC: 0 DP: 0 HBP: 0	WP: 0 PA: 34 PB: 0 SB: 0 CS: 0						
PITCHER	IP	WLS	BF	H	R	ER	SO	BB	IBB	HBP	BLK	WP	HR	S	P	ERA	WHIP										
Josh Fogg, R ERA: 5.15 Michael Gonzalez, L ERA: 0.67 16 Salomon Torres, R ERA: 2.9 Jose Mesa, R ERA: 2.55	6.0	W	24	4	0	0	5	2	0	0	0	0	0	58	92	0.00	1.000										
	1.2	H	6	1	0	0	3	0	0	0	0	0	0	17	24	0.00	0.600										
	0.1	H	1	0	0	0	0	0	0	0	0	0	0	1	3	0.00	0.000										
	1.0	S	3	0	0	0	1	0	0	0	0	0	0	9	13	0.00	0.000										

Batter	1	2	3	4	5	6	7	8	9	AB	R	H	RBI	BB	SO	LOB	BOTTOM										
18 Jason Kendall, R OBP: 0.391, SLG: 0.375 11 Humberto Cota, R OBP: 0.333, SLG: 0.579 (5, 2)	F8			HBP		G3		G6-4-3		2	0	0	0	0	1	1	Colorado Rockies @ Pittsburgh Pirates PNC Park, Pittsburgh, PA Sun Aug 15 2004, 1:35 PM EDT Att: 24,862 - Sunny - 67 F										
2 Jack Wilson, R OBP: 0.339, SLG: 0.485 (1, 6)	G5-3 3B		F8	L4				1B FC5-4 2B		4	2	2	0	0	3												
Jason Bay, R OBP: 0.369, SLG: 0.584 (1, 7)	G5-3		K			K		1B FC5-4		4	0	1	0	0	2	1											
Craig Wilson, R OBP: 0.366, SLG: 0.521 (1, 3)	2H 3B		2B			1B FC4-6		1B FC5-4 FC4-6		4	0	3	2	0	0	1											
Ty Wigginton, R OBP: 0.320, SLG: 0.447 (1, 5)	G5-3		K			1B FC4-6		P6		4	0	1	0	0	1	3											
Tike Redman, L OBP: 0.305, SLG: 0.365 (1, 8)		1B HBP		1B FC1-2		1B FC4-6		1B FC4-6		3	1	1	0	0	3												
19 José Bautista, R OBP: 0.277, SLG: 0.250 Rob Mackowiak, L OBP: 0.326, SLG: 0.445 (6, PH)		G3		1B FC1-2 G5-3		G3		G6-3		2	0	1	0	0	0	1											
Jose Castillo, R OBP: 0.289, SLG: 0.349 (1, 4)		SH3-4 1B		G5-3		G5-3		BB BB		3	0	1	1	1	0	2											
Josh Fogg, R ERA: 5.15 Bobby Hill, S OBP: 0.303, SLG: 0.342 Michael Gonzalez, L ERA: 0.67 16 Salomon Torres, R ERA: 2.9 Abraham Nunez, S OBP: 0.326, SLG: 0.338 Jose Mesa, R (9, 1)		SH3-4		FC1-2 18 HBP		K		11 G6-4-3 BB		1	0	0	0	0	0	2											
Inning Stats	R: 1 E: 0 K: 0 S: 8	H: 2 LOB: 1 BB: 0 P: 14	R: 1 E: 0 K: 1 S: 13	H: 1 LOB: 1 BB: 0 P: 20	R: 0 E: 0 K: 2 S: 11	H: 1 LOB: 1 BB: 0 P: 16	R: 0 E: 0 K: 0 S: 15	H: 2 LOB: 3 BB: 0 P: 20	R: 0 E: 0 K: 1 S: 10	H: 2 LOB: 2 BB: 0 P: 18	R: 0 E: 0 K: 0 S: 8	H: 0 LOB: 0 BB: 0 P: 11	R: 1 E: 0 K: 0 S: 8	H: 2 LOB: 1 BB: 0 P: 11	R: 0 E: 0 K: 0 S: 6	H: 0 LOB: 1 BB: 2 P: 16		1B: 7 2B: 2 3B: 1 HR: 0	SF: 0 SAC: 1 DP: 1 HBP: 2	WP: 0 PA: 37 PB: 1 SB: 0 CS: 0							
PITCHER	IP	WLS	BF	H	R	ER	SO	BB	IBB	HBP	BLK	WP	HR	S	P	ERA	WHIP										
Joe Kennedy, L ERA: 3.88 Tim Harikkala, R ERA: 2.75 Steve Reed, R ERA: 2.75 40 Brian Fuentes, L ERA: 4.01	3.2	L	19	6	2	2	3	0	0	0	0	0	0	24	34	0.00	0.857										
	2.1		9	2	0	0	2	0	0	0	0	0	0	8	11	9.00	2.000										
	1.0		5	2	1	1	0	0	0	0	0	0	0	6	16	0.00	2.000										

Batter	1	2	3	4	5	6	7	8	9	AB	R	H	RBI	BB	SO	LOB	TOP			
Eric Valent, L OBP: 0.354, SLG: 0.467 (1, 3)										4	1	1	0	1	0	2				
Danny Garcia, R OBP: 0.395, SLG: 0.388 (1, 4)										4	2	2	0	1	1	2				
Cliff Floyd, L OBP: 0.345, SLG: 0.490 Pedro Feliciano, L (7, 1)										4	0	0	0	0	4	5				
Ricky Bottalico, L (8, 1)										0	0	0	0	0	0	0				
Todd Zeile, R OBP: 0.324, SLG: 0.362 (9, PH)										1	0	0	0	0	0	2				
Richard Hidalgo, R OBP: 0.325, SLG: 0.477 (1, 9)										4	0	2	3	0	0	0				
Mike Cameron, R OBP: 0.337, SLG: 0.497 (1, 8)										3	0	0	0	1	1	1				
David Wright, R OBP: 0.295, SLG: 0.457 (1, 5)										4	0	1	0	0	0	3				
Jason Phillips, R OBP: 0.293, SLG: 0.312 (1, 2)										4	0	0	0	0	0	1				
Joe McEwing, R OBP: 0.288, SLG: 0.308 (1, 6)										3	1	1	0	1	0	0				
Victor Zambrano, S OBP: 0.182, SLG: 0.273 Dan Wheeler, R OBP: 0.200, SLG: 0.200 Craig Brazell, L (7, PH)										0	0	0	0	0	0	0				
										1	0	0	0	0	0	0				
										1	0	0	0	1	1	0				
Inning Stats	R: 2 E: 0 K: 1 S: 16	H: 3 LOB: 1 BB: 1 P: 27	R: 0 E: 0 K: 0 S: 7	H: 1 LOB: 1 BB: 0 P: 11	R: 1 E: 0 K: 2 S: 12	H: 2 LOB: 1 BB: 0 P: 17	R: 0 E: 0 K: 0 S: 8	H: 0 LOB: 0 BB: 0 P: 9	R: 0 E: 0 K: 1 S: 6	H: 1 LOB: 1 BB: 0 P: 8	R: 0 E: 0 K: 2 S: 14	H: 0 LOB: 2 BB: 2 P: 25	R: 0 E: 0 K: 0 S: 8	H: 0 LOB: 0 BB: 0 P: 9	R: 1 E: 1 K: 1 S: 19	H: 0 LOB: 2 BB: 2 P: 32	1B: 4 2B: 3 3B: 0 HR: 0	SF: 0 SAC: 1 DP: 1 HBP: 0	WP: 0 PB: 0 SB: 0 CS: 0	PA: 39
PITCHER	IP	WLS	BF	H	R	ER	SO	BB	IBB	HBP	BLK	WP	HR	S	P	ERA	WHIP			
Jason Jennings, R ERA: 6.03	(1, 1)	7.0	W	30	7	3	3	6	3	0	0	0	0	70	106	3.86	1.429			
Steve Reed, R ERA: 2.7	(8, 1)	1.0	H	3	0	0	0	0	0	0	0	0	0	8	9	0.00	0.000			
Shawn Chacon, R ERA: 6.88	(9, 1)	1.0	S	6	0	1	0	1	2	0	0	0	0	19	32	0.00	2.000			

New York Mets @ Colorado Rockies
Coors Field, Denver, CO
Tue Aug 17 2004, 7:05 PM MDT
Att: 34,387 - Unknown - 77 F

AB 33
R 4
H 7
RBI 3
BB 5
SO 7
LOB 16



Batter	1	2	3	4	5	6	7	8	9	AB	R	H	RBI	BB	SO	LOB	BOTTOM			
Aaron Miles, S OBP: 0.348, SLG: 0.404 (1, 4)										5	0	3	2	0	1	0				
Royce Clayton, R OBP: 0.343, SLG: 0.422 (1, 6)										5	0	0	1	0	2	6				
Todd Helton, L OBP: 0.453, SLG: 0.614 (1, 3)										4	1	2	0	1	1	0				
Vinny Castilla, R OBP: 0.335, SLG: 0.546 (1, 5)										5	0	1	1	0	1	4				
Jeremy Burnitz, L OBP: 0.368, SLG: 0.611 (1, 9)										4	0	0	0	0	0	1				
Preston Wilson, R OBP: 0.326, SLG: 0.405 (1, 8)										4	0	1	0	0	1	0				
Matt Holliday, R OBP: 0.352, SLG: 0.484 (1, 7)										3	3	2	1	1	0	2				
JD Closser, S OBP: 0.381, SLG: 0.400 (1, 2)										3	2	1	0	1	2	2				
Jason Jennings, L OBP: 0.278, SLG: 0.396 Steve Reed, R (8, 1)										3	0	2	1	0	0	0				
Charles Johnson, R OBP: 0.354, SLG: 0.464 Shawn Chacon, R (9, 1)										0	0	0	0	0	0	0				
										0	0	0	0	1	0	0				
										0	0	0	0	0	0	0				
Inning Stats	R: 0 E: 0 K: 1 S: 11	H: 1 LOB: 1 BB: 0 P: 18	R: 2 E: 0 K: 1 S: 17	H: 3 LOB: 2 BB: 1 P: 30	R: 1 E: 0 K: 1 S: 16	H: 3 LOB: 2 BB: 0 P: 22	R: 0 E: 0 K: 2 S: 7	H: 0 LOB: 0 BB: 0 P: 10	R: 0 E: 0 K: 1 S: 10	H: 3 LOB: 2 BB: 0 P: 24	R: 0 E: 0 K: 1 S: 10	H: 0 LOB: 0 BB: 0 P: 13	R: 2 E: 0 K: 1 S: 12	H: 2 LOB: 3 BB: 3 P: 29	1B: 9 2B: 2 3B: 0 HR: 1	SF: 0 SAC: 0 DP: 0 HBP: 0	WP: 1 PB: 0 SB: 0 CS: 0	PA: 40		
PITCHER	IP	WLS	BF	H	R	ER	SO	BB	IBB	HBP	BLK	WP	HR	S	P	ERA	WHIP			
Victor Zambrano, R ERA: 4.37	(1, 1)	1.2	L	21	8	2	2	4	0	0	0	0	1	55	79	4.15	1.846			
Dan Wheeler, R ERA: 4.79	(2, 1)	1.1	8	2	2	2	1	2	0	0	0	0	0	18	33	13.50	3.000			
Ricky Bottalico, R ERA: 3.33	(8, 1)	0.2	3	0	0	0	1	0	1	0	0	0	0	4	9	0.00	0.000			

New York Mets @ Colorado Rockies
Coors Field, Denver, CO
Tue Aug 17 2004, 7:05 PM MDT
Att: 34,387 - Unknown - 77 F

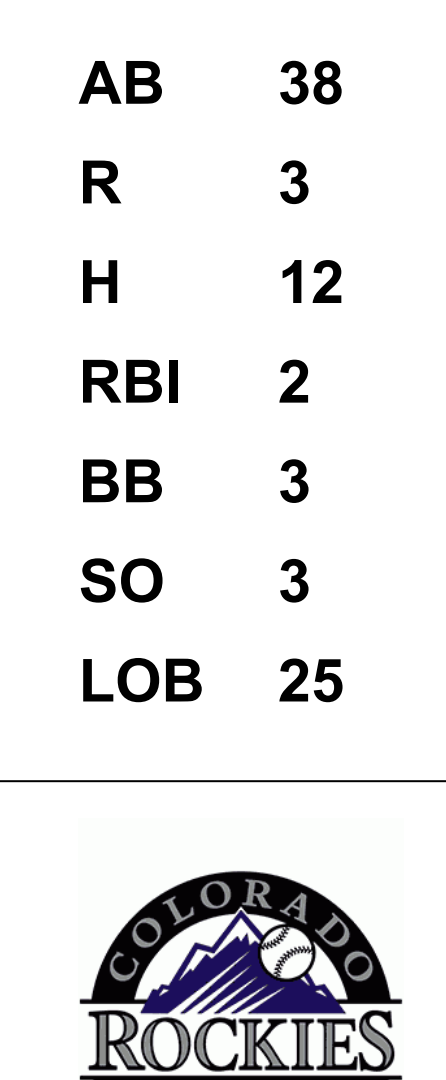
AB 36
R 6
H 12
RBI 6
BB 4
SO 8
LOB 15



Batter	1	2	3	4	5	6	7	8	9	AB	R	H	RBI	BB	SO	LOB	TOP		
Gerald Williams, R OBP: 0.381, SLG: 0.500 (1, 7)										4	1	3	1	2	0	0	New York Mets @ Colorado Rockies Coors Field, Denver, CO Thu Aug 19 2004, 1:05 PM MDT Att: 30,827 - Unknown - 63 F		
Joe McEwing, R OBP: 0.297, SLG: 0.311 (1, 6) (8, 4)										5	1	2	0	1	1	4			
Todd Zeile, R OBP: 0.318, SLG: 0.354 (1, 3)										6	0	0	0	0	3	7			
Richard Hidalgo, R OBP: 0.332, SLG: 0.485 (1, 9)										2	3	1	1	4	0	1			
Mike Cameron, R OBP: 0.342, SLG: 0.509 (1, 8)										5	3	3	4	1	0	2			
5 David Wright, R OBP: 0.301, SLG: 0.449 (1, 5)										6	1	2	0	0	2	5			
Vance Wilson, R OBP: 0.369, SLG: 0.500 (1, 2)										5	0	3	2	0	0	1			
Danny Garcia, R OBP: 0.386, SLG: 0.376 Mike DeJean, R (8, 1)										3	1	0	1	2	1	3			
Ricky Bottalico, L Pedro Feliciano, L (8, 1)										0	0	0	0	0	0	0			
Kris Benson, R OBP: 0.208, SLG: 0.174 Mike Stanton, L OBP: 0.500, SLG: 0.500 Craig Brazell, L (8, PH) Wilson Delgado, S OBP: 0.200, SLG: 0.200 (8, 6)										0	0	0	0	0	0	0			
Inning Stats	R: 3 E: 0 K: 1 S: 20	H: 5 LOB: 3 BB: 2 P: 37	R: 0 E: 0 K: 1 S: 11	H: 0 LOB: 2 BB: 2 P: 24	R: 1 E: 0 K: 1 S: 12	H: 3 LOB: 2 BB: 0 P: 19	R: 1 E: 0 K: 0 S: 8	H: 1 LOB: 0 BB: 0 P: 16	R: 1 E: 0 K: 1 S: 14	H: 1 LOB: 2 BB: 2 P: 27	R: 0 E: 0 K: 1 S: 11	H: 1 LOB: 1 BB: 0 P: 17	R: 1 E: 0 K: 1 S: 9	H: 1 LOB: 1 BB: 1 P: 15	R: 1 E: 0 K: 1 S: 12	H: 1 LOB: 2 BB: 2 P: 23	1B: 9 2B: 3 3B: 1 HR: 2	SF: 0 SAC: 1 DP: 1 HBP: 0	WP: 0 PA: 51 PB: 0 SB: 4 CS: 0
PITCHER	IP WLS BF H R ER SO BB IBB HBP BLK WP HR S P ERA WHIP																		
Shawn Estes, L ERA: 5.76 Allan Simpson, R ERA: 6.59 Javier López, L ERA: 8.91	(1, 1) (6, 1) (8, 1)	5.0 2.2 1.1	L 14 7	30 4 1	10 3 1	6 3 1	4 4 1	6 2 2	0 0 0	0 0 0	0 0 0	0 0 0	0 0 0	2 33 13	123 54 24	10.80 10.12 6.75	3.200 2.250 2.250		

Batter	1	2	3	4	5	6	7	8	9	AB	R	H	RBI	BB	SO	LOB	BOTTOM				
Aaron Miles, S OBP: 0.348, SLG: 0.404 (1, 4)										5	0	2	0	0	0	3	New York Mets @ Colorado Rockies Coors Field, Denver, CO Thu Aug 19 2004, 1:05 PM MDT Att: 30,827 - Unknown - 63 F				
Royce Clayton, R OBP: 0.344, SLG: 0.421 (1, 6)										5	1	2	1	0	0	4					
17 Todd Helton, L OBP: 0.454, SLG: 0.613 (1, 3)										4	0	2	0	1	0	1					
Vinny Castilla, R OBP: 0.336, SLG: 0.547 (1, 5)										5	0	2	1	0	0	5					
Jeromy Burnitz, L OBP: 0.368, SLG: 0.608 (1, 9)										4	0	1	0	1	0	2					
Preston Wilson, R OBP: 0.320, SLG: 0.397 Javier López, L (8, 1) Kit Pellow, R OBP: 0.313, SLG: 0.353 (8, PH)										4	0	0	0	0	1	5					
5 Matt Holliday, R OBP: 0.356, SLG: 0.485 Allan Simpson, R Mark Sweeney, L OBP: 0.404, SLG: 0.547 (8, 7)										2	1	1	0	0	0	0					
Charles Johnson, R OBP: 0.353, SLG: 0.459 (1, 2)										3	1	0	0	1	1	1					
Shawn Estes, R OBP: 0.211, SLG: 0.232 Jorge Piedra, L OBP: 0.455, SLG: 0.545 (8, 8)										2	0	0	0	0	1	3					
Inning Stats	R: 1 E: 0 K: 0 S: 16	H: 2 LOB: 1 BB: 0 P: 23	R: 0 E: 0 K: 2 S: 10	H: 1 LOB: 0 BB: 0 P: 13	R: 0 E: 0 K: 0 S: 12	H: 2 LOB: 3 BB: 1 P: 23	R: 2 E: 0 K: 0 S: 13	H: 1 LOB: 2 BB: 2 P: 29	R: 0 E: 0 K: 1 S: 6	H: 0 LOB: 0 BB: 0 P: 9	R: 0 E: 0 K: 0 S: 11	H: 1 LOB: 1 BB: 0 P: 16	R: 0 E: 0 K: 0 S: 9	H: 2 LOB: 1 BB: 0 P: 14	R: 0 E: 0 K: 0 S: 10	H: 2 LOB: 2 BB: 0 P: 19		R: 0 E: 0 K: 0 S: 7	H: 1 LOB: 1 BB: 0 P: 10	1B: 10 2B: 2 3B: 0 HR: 0	SF: 0 SAC: 0 DP: 1 HBP: 1
PITCHER	IP WLS BF H R ER SO BB IBB HBP BLK WP HR S P ERA WHIP																				
Kris Benson, R ERA: 4.52 Mike Stanton, L ERA: 3.73 Mike DeJean, R ERA: 4.71 Ricky Bottalico, R ERA: 3.31 Pedro Feliciano, L ERA: 2.84	(1, 1) (7, 1) (8, 1) (8, 1) (9, 1)	6.0 1.0 0.2 0.1 1.0	W 4 4 1 4	29 2 2 0 4	7 0 0 0 0	3 0 0 0 0	3 0 0 0 0	0 0 0 0 0	0 0 0 0 0	0 0 0 0 0	0 0 0 0 0	0 0 0 0 0	0 0 0 0 0	0 0 0 0 0	9 14 8 4 7	13 14 15 4 10	4.50 0.00 0.00 0.00 0.00	1.500 2.000 3.000 0.000 1.000			

AB	40
R	10
H	15
RBI	10
BB	10
SO	9
LOB	28




Batter	1	2	3	4	5	6	7	8	9	AB	R	H	RBI	BB	SO	LOB	TOP										
Joe McEwing, R (1,4) OBP: 0.297, SLG: 0.312 Danny Garcia, R (6,4) OBP: 0.383, SLG: 0.373	1-0 CS 1B		2-2 K		2-3 K			0-1 P4		3	0	1	0	0	2	0											
Vance Wilson, R (1,2) OBP: 0.359, SLG: 0.484	0-1 F7			0-0 G6-3		1-2 G5-3		1-1 F9		4	0	0	0	0	0	1											
Cliff Floyd, L (1,7) Braden Looper, R (8,1) Mike Stanton, L (8,1) OBP: 0.500, SLG: 0.500	0-1 SAFE F8			4-2 E S SF8 BB		1-1 FC5-4 1B		0-0 F8		3	1	1	0	1	0	1											
Richard Hidalgo, R (1,9) OBP: 0.329, SLG: 0.481		2-2 P5		2-2 SF8 1-H		0-1 FC5-4 1-2		1-2 E1 5 S HR		3	1	0	1	0	0	1											
Mike Cameron, R (1,8) OBP: 0.341, SLG: 0.505		0-0 G5-3		4-2 5 1B BB		0-1 F8		3-2 P3		3	0	0	0	1	0	2											
5 David Wright, R (1,5) OBP: 0.316, SLG: 0.490		1-0 1B		1-2 1B			3-2 F9		2-1 HR	4	1	3	2	0	0	0											
Todd Zeile, R (1,3) OBP: 0.313, SLG: 0.348		0-0 F9		2-2 F7		2-2 G4-3		0-1 F8		4	0	0	0	0	0	3											
Wilson Delgado, S (1,6) OBP: 0.111, SLG: 0.111			1-2 G6-3		1-0 G5-3		3-2 G4-3		3-3 K	4	0	0	0	0	1	0											
Al Leiter, L (1,1) Ricky Bottalico, L (7,1) Eric Valent, L (8,7) OBP: 0.357, SLG: 0.486			0-2 F7		0-0 G6-3			3-2 HR		2	0	0	0	0	0	0											
Inning Stats	R: 0 E: 0 K: 0 S: 5	H: 1 LOB: 1 BB: 0 P: 6	R: 0 E: 0 K: 0 S: 6	H: 1 LOB: 1 BB: 0 P: 9	R: 0 E: 0 K: 1 S: 10	H: 0 LOB: 0 BB: 0 P: 13	R: 1 E: 0 K: 0 S: 15	H: 1 LOB: 2 BB: 2 P: 27	R: 0 E: 0 K: 1 S: 5	H: 1 LOB: 1 BB: 0 P: 11	R: 0 E: 0 K: 0 S: 15	H: 0 LOB: 0 BB: 0 P: 23	R: 1 E: 0 K: 0 S: 9	H: 1 LOB: 0 BB: 0 P: 13	R: 2 E: 1 K: 1 S: 17	H: 1 LOB: 0 BB: 0 P: 26	1B: 4 2B: 0 3B: 0 HR: 2	SF: 1 SAC: 0 DP: 0 HBP: 0	WP: 0 PA: 35 PB: 0 SB: 2 CS: 1								
PITCHER	IP	WLS	BF	H	R	ER	SO	BB	IBB	HBP	BLK	WP	HR	S	P	ERA	WHIP										
Jeff Fassero, L (1,1) ERA: 5.51	6.0		23	4	1	1	2	2	0	0	0	0	0	50	74	1.50	1.000										
Tim Hankkala, R (7,1) ERA: 2.83	1.2	B	6	1	1	1	0	0	0	0	0	0	1	23	35	5.40	0.600										
40 Brian Fuentes, L (8,1) ERA: 3.96	0.1		1	0	0	0	0	0	0	0	0	0	0	1	1	0.00	0.000										
Steve Reed, R (9,1) ERA: 2.82	1.0	L	5	1	2	1	1	0	0	0	0	0	1	17	26	9.00	1.000										

New York Mets @ Colorado Rockies
Coors Field, Denver, CO
Thu Aug 19 2004, 6:05 PM MDT
Att: 29,918 - Unknown - 63 F

livebaseballscorecards.com

AB 32
R 4
H 6
RBI 4
BB 2
SO 3
LOB 8




Batter	1	2	3	4	5	6	7	8	9	AB	R	H	RBI	BB	SO	LOB	BOTTOM										
Aaron Miles, S (1,4) OBP: 0.349, SLG: 0.404	1-3 K		3-2 G5-4-3 1B		2-1 FC6-4 1B	2-2 K		1-1 G4-3		5	0	2	0	0	2	2											
Royce Clayton, R (1,6) OBP: 0.342, SLG: 0.418	3-2 L4		2-2 G5-4-3 1-2		4-2 FC6-4 1B		2-2 G6-3		0-1 G1-3	4	0	0	0	1	0	1											
17 Todd Helton, L (1,3) OBP: 0.457, SLG: 0.612	4-0 BB			4-1 5 BB FC5-4 BB	0-0 FC6-4		3-2 F9-3 1B			2	1	1	0	2	0	2											
Vinny Castilla, R (1,5) OBP: 0.335, SLG: 0.544	3-2 F7			3-2 FC5-4 5 BB 1B	2-0 F7		1-1 F9-3			4	0	1	0	0	0	4											
5 Matt Holliday, R (1,7) OBP: 0.354, SLG: 0.480		1-3 K		4-2 FC5-4 1-2 2-3 BB		1-0 G5-3		2-2 G6-3		3	0	0	0	1	1	0											
Luis Gonzalez, R (1,9) Jeromy Burnitz, L (8,7) OBP: 0.368, SLG: 0.606		0-0 B1-3		2-3 K		1-1 FC6-4 2B		1-1 G3		3	1	1	0	0	1	3											
JD Closser, S (1,2) OBP: 0.400, SLG: 0.391		3-2 1B		0-1 FC5-4 1-2 2-3 3-H		1-0 E5 FC6-4		1-0 HBP		3	0	1	1	0	0	3											
Jorge Piedra, L (1,8) Preston Wilson, R (6,7) OBP: 0.317, SLG: 0.393		0-1 G4-3		2-1 G3		2-1 FC6-4 BB 1-2 3-H		1-3 K		2	0	0	0	0	0	3											
Jeff Fassero, L (1,1) Chadwick Johnson, R (6,7) Tim Hankkala, R (7,1) 40 Brian Fuentes, L (8,1) Steve Reed, R (9,1) Kit Pellow, R (9,7) OBP: 0.330, SLG: 0.350			2-2 K		3-3 K		4-1 1-2 BB		1-3 K	2	0	0	0	0	2	0											
Inning Stats	R: 0 E: 0 K: 1 S: 11	H: 0 LOB: 1 BB: 1 P: 22	R: 0 E: 0 K: 1 S: 11	H: 1 LOB: 0 BB: 0 P: 15	R: 0 E: 0 K: 1 S: 10	H: 1 LOB: 0 BB: 0 P: 17	R: 1 E: 0 K: 1 S: 14	H: 1 LOB: 2 BB: 2 P: 29	R: 0 E: 0 K: 1 S: 11	H: 1 LOB: 1 BB: 1 P: 22	R: 0 E: 0 K: 0 S: 8	H: 1 LOB: 0 BB: 0 P: 14	R: 0 E: 0 K: 1 S: 9	H: 0 LOB: 1 BB: 0 P: 14	R: 0 E: 0 K: 1 S: 7	H: 0 LOB: 0 BB: 0 P: 9	1B: 5 2B: 2 3B: 0 HR: 0	SF: 0 SAC: 0 DP: 2 HBP: 1	WP: 0 PA: 38 PB: 0 SB: 0 CS: 0								
PITCHER	IP	WLS	BF	H	R	ER	SO	BB	IBB	HBP	BLK	WP	HR	S	P	ERA	WHIP										
Al Leiter, L (1,1) ERA: 2.55	6.0		28	5	2	1	6	5	0	0	0	0	0	8	14	0.00	1.000										
Ricky Bottalico, R (7,1) ERA: 3.24	1.0		3	1	0	0	0	0	0	0	0	0	0	6	10	0.00	0.000										
Braden Looper, R (8,1) ERA: 1.98	0.2		3	0	0	0	0	0	0	1	0	0	0	6	10	0.00	0.000										
Mike Stanton, L (8,1) ERA: 3.85	1.1	W	4	0	0	0	2	0	0	0	0	0	0	10	13	0.00	0.000										

New York Mets @ Colorado Rockies
Coors Field, Denver, CO
Thu Aug 19 2004, 6:05 PM MDT
Att: 29,918 - Unknown - 63 F

livebaseballscorecards.com

AB 32
R 2
H 6
RBI 2
BB 5
SO 8
LOB 20



Batter	1	2	3	4	5	6	7	8	9	AB	R	H	RBI	BB	SO	LOB	TOP																		
Brad Wilkerson, L OBP: 0.376, SLG: 0.486 (1, 7)										4	2	2	0	0	1	1	Montreal Expos @ Colorado Rockies Coors Field, Denver, CO Fri Aug 20 2004, 7:05 PM MDT Att: 32,707 - Unknown - 60 F																		
Endy Chavez, L OBP: 0.322, SLG: 0.401 (1, 8)										3	1	1	0	0	0	0																			
Jose Vidro, S OBP: 0.368, SLG: 0.449 Jamey Carroll, R OBP: 0.360, SLG: 0.382 (1, 4)										4	0	1	0	0	0	3																			
Tony Batista, R OBP: 0.268, SLG: 0.431 (1, 5)										4	1	2	3	0	0	1																			
24 Nick Johnson, L OBP: 0.359, SLG: 0.398 Ronald Calloway, L OBP: 0.221, SLG: 0.238 (1, 3)										1	0	0	0	0	0	1																			
Alex Gonzalez, R OBP: 0.272, SLG: 0.418 (1, 6)											4	0	0	0	0	0																			
Termel Sledge, L OBP: 0.322, SLG: 0.402 (1, 9)											3	0	1	0	1	1																			
Brian Schneider, L OBP: 0.329, SLG: 0.418 (1, 2)											4	0	1	0	0	1																			
Tony Armas, R Francis Beltran, R Henry Mastro, S Joey Eischen, L Juan Rivera, R Luis Ayala, R 32 Chad Cordero, R (1, 1)											1	0	0	0	0	0																			
Inning Stats	R: 2 E: 0 K: 0 S: 11	H: 3 LOB: 0 BB: 0 P: 18	R: 0 E: 0 K: 0 S: 11	H: 0 LOB: 1 BB: 1 P: 21	R: 0 E: 0 K: 0 S: 7	H: 0 LOB: 0 BB: 0 P: 10	R: 0 E: 0 K: 0 S: 10	H: 0 LOB: 0 BB: 0 P: 15	R: 0 E: 0 K: 1 S: 11	H: 1 LOB: 1 BB: 0 P: 16	R: 0 E: 0 K: 0 S: 8	H: 1 LOB: 1 BB: 0 P: 13	R: 0 E: 0 K: 1 S: 10	H: 1 LOB: 0 BB: 0 P: 14	R: 2 E: 0 K: 1 S: 11	H: 2 LOB: 0 BB: 0 P: 16		R: 0 E: 0 K: 1 S: 10	H: 0 LOB: 0 BB: 0 P: 15	1B: 3 2B: 4 3B: 0 HR: 1	SF: 0 SAC: 1 DP: 1 HBP: 0	WP: 0 PB: 0 SB: 0 CS: 1	PA: 35												
PITCHER	IP WLS BF H R ER SO BB IBB HBP BLK WP HR S P ERA WHIP																																		
Jamey Wright, R ERA: 3.58 Scott Dohmann, R ERA: 3.82 40 Brian Fuentes, L ERA: 4.33	(1, 1)	6.0	23	5	2	2	1	1	0	0	0	0	0	0	0	58	93	3.00	1.000																


Batter	1	2	3	4	5	6	7	8	9	AB	R	H	RBI	BB	SO	LOB	BOTTOM																	
Aaron Miles, S OBP: 0.347, SLG: 0.403 (1, 4)										4	0	1	1	0	0	2	Montreal Expos @ Colorado Rockies Coors Field, Denver, CO Fri Aug 20 2004, 7:05 PM MDT Att: 32,707 - Unknown - 60 F																	
Royce Clayton, R OBP: 0.341, SLG: 0.418 Preston Wilson, R OBP: 0.315, SLG: 0.391 (1, 6)										4	1	1	0	0	2	1																		
17 Todd Helton, L OBP: 0.457, SLG: 0.618 (1, 3)										3	1	1	1	1	1	0																		
Vinny Castilla, R OBP: 0.337, SLG: 0.545 (1, 5)										3	0	1	0	0	0	0																		
Jeromy Burnitz, L OBP: 0.364, SLG: 0.600 (1, 9)										4	0	0	1	0	1	3																		
5 Matt Holliday, R OBP: 0.353, SLG: 0.477 (1, 7)										4	0	1	0	0	1	2																		
Jorge Piedra, L OBP: 0.353, SLG: 0.412 (1, 8)										4	1	1	0	0	1	2																		
JD Closser, S OBP: 0.414, SLG: 0.444 (1, 2)										4	0	2	0	0	0	1																		
Jamey Wright, R Charles Johnson, R Scott Dohmann, R 40 Brian Fuentes, L Mark Sweeney, L OBP: 0.401, SLG: 0.543 (1, 1)										1	0	0	0	0	0	1																		
Inning Stats	R: 1 E: 0 K: 0 S: 11	H: 2 LOB: 1 BB: 0 P: 18	R: 0 E: 1 K: 0 S: 9	H: 0 LOB: 1 BB: 0 P: 16	R: 1 E: 0 K: 0 S: 9	H: 1 LOB: 2 BB: 1 P: 15	R: 1 E: 0 K: 1 S: 10	H: 2 LOB: 1 BB: 0 P: 13	R: 0 E: 0 K: 2 S: 11	H: 0 LOB: 0 BB: 0 P: 14	R: 0 E: 0 K: 2 S: 9	H: 0 LOB: 0 BB: 0 P: 14	R: 0 E: 0 K: 2 S: 8	H: 0 LOB: 0 BB: 0 P: 10	R: 0 E: 0 K: 1 S: 17	H: 1 LOB: 1 BB: 0 P: 27		1B: 4 2B: 3 3B: 0 HR: 1	SF: 1 SAC: 1 DP: 0 HBP: 1	WP: 0 PB: 0 SB: 0 CS: 0	PA: 38													
PITCHER	IP WLS BF H R ER SO BB IBB HBP BLK WP HR S P ERA WHIP																																	
Tony Armas, R ERA: 3.99 Francis Beltran, R ERA: 5.18 Joey Eischen, L ERA: Luis Ayala, R ERA: 2.26 32 Chad Cordero, R ERA: 3.43	(1, 1)	1.2	8	2	1	1	0	0	0	0	0	0	0	0	22	33	7.71	1.286																
Jamey Wright, R Charles Johnson, R Scott Dohmann, R 40 Brian Fuentes, L Mark Sweeney, L OBP: 0.354, SLG: 0.457 (7, 1)	(1, 1)	2.0	8	2	0	0	1	0	0	0	0	0	0	0	21	30	0.00	1.000																
Luis Ayala, R ERA: 2.26 32 Chad Cordero, R ERA: 3.43 (9, 1)	(7, 1)	2.0	W	6	0	0	0	4	0	0	0	0	0	0	17	24	0.00	0.000																
Inning Stats	R: 1 E: 0 K: 2 S: 11	H: 2 LOB: 1 BB: 0 P: 16	R: 0 E: 1 K: 0 S: 9	H: 0 LOB: 1 BB: 0 P: 16	R: 1 E: 0 K: 1 S: 10	H: 2 LOB: 1 BB: 0 P: 13	R: 0 E: 0 K: 1 S: 11	H: 2 LOB: 2 BB: 0 P: 16	R: 0 E: 0 K: 2 S: 9	H: 0 LOB: 0 BB: 0 P: 14	R: 0 E: 0 K: 2 S: 8	H: 0 LOB: 0 BB: 0 P: 10	R: 0 E: 0 K: 1 S: 17	H: 1 LOB: 1 BB: 0 P: 27	1B: 4 2B: 3 3B: 0 HR: 1	SF: 1 SAC: 1 DP: 0 HBP: 1	WP: 0 PB: 0 SB: 0 CS: 0	PA: 38																

Batter	1	2	3	4	5	6	7	8	9	AB	R	H	RBI	BB	SO	LOB	TOP										
Brad Wilkerson, L (1, 3) OBP: 0.378, SLG: 0.485	0-3 K		3-1 G3			4-2 G3 SH BB	4-0 BB		0-2 1-H DI 1B	3	0	1	1	2	1	1	Montreal Expos @ Colorado Rockies Coors Field, Denver, CO Sat Aug 21 2004, 6:05 PM MDT Att: 33,225 - Cloudy - 75 F										
Alex Gonzalez, R (1, 6) OBP: 0.297, SLG: 0.409	0-0 G4-3		2-1 G6-3			0-0 SH G3	2-3 BB		1-1 G5-3	4	0	0	0	0	1	5											
Jose Vidro, S (1, 4) OBP: 0.367, SLG: 0.454	2-1 HR			1-0 G3		2-0 G3	1-3 K			4	1	1	1	0	1	5											
Tony Batista, R (1, 5) OBP: 0.266, SLG: 0.428	0-0 P2			3-2 G6-3		1-1 P3		0-2 F8		4	0	0	0	0	0	2											
Juan Rivera, R (1, 9) OBP: 0.322, SLG: 0.408		0-0 G5-3		1-0 1B		4-0 FC6-4 IBB		0-1 G6-3		3	0	1	0	1	0	0											
Termel Sledge, L (1, 7) OBP: 0.317, SLG: 0.395		2-2 G1-3		0-2 F7		1-1 FC6-4		2-2 G5-3		4	0	0	0	0	0	4											
Brian Schneider, L (1, 2) OBP: 0.328, SLG: 0.416		0-1 G4-3			1-1 G3		0-1 BB 1B		2-3 K	4	0	1	0	0	1	0											
Endy Chavez, L (1, 8) OBP: 0.321, SLG: 0.397			1-0 G4-3		3-1 G4-3		1-1 P4		4-0 DI 1B BB	3	1	0	0	1	0	1											
Livan Hernandez, R (1, 1) Ryan Church, L (9, PH)			0-0 G3 2B		0-2 G5-3		1-2 BB 1B		1-2 F7	3	0	2	0	0	0	0											
Inning Stats	R: 1 E: 0 K: 1 S: 7	H: 1 LOB: 0 BB: 0 P: 9	R: 0 E: 0 K: 0 S: 6	H: 0 LOB: 0 BB: 0 P: 8	R: 0 E: 0 K: 0 S: 6	H: 1 LOB: 1 BB: 0 P: 12	R: 0 E: 0 K: 0 S: 9	H: 1 LOB: 1 BB: 0 P: 14	R: 0 E: 0 K: 0 S: 7	H: 0 LOB: 0 BB: 0 P: 11	R: 0 E: 0 K: 0 S: 8	H: 2 LOB: 3 BB: 2 P: 20	R: 0 E: 0 K: 0 S: 13	H: 0 LOB: 0 BB: 1 P: 22	R: 0 E: 0 K: 0 S: 9	H: 0 LOB: 0 BB: 0 P: 11	R: 1 E: 0 K: 1 S: 13	H: 1 LOB: 1 BB: 1 P: 21	1B: 4 2B: 1 3B: 0 HR: 1	SF: 0 SAC: 1 DP: 0 HBP: 0	WP: 0 PB: 0 SB: 0 CS: 0	PA: 38					
PITCHER	IP	WLS	BF	H	R	ER	SO	BB	IBB	HBP	BLK	WP	HR	S	P	ERA	WHIP										
Joe Kennedy, L (1, 1) ERA: 3.75	6.1	W	28	5	1	1	1	2	1	0	0	0	1	50	87	1.42	1.105										
Steve Reed, R (7, 1) ERA: 2.75	1.1	H	4	0	0	0	2	0	0	0	0	0	0	12	15	0.00	0.000										
Javier López, L (8, 1) ERA: 8.82	0.1	H	1	0	0	0	0	0	0	0	0	0	0	3	5	0.00	0.000										
Shawn Chacon, R (9, 1) ERA: 6.92	1.0		5	1	1	1	1	1	0	0	0	0	0	13	21	9.00	2.000										

AB	33
R	2
H	6
RBI	2
BB	4
SO	4
LOB	19



Batter	1	2	3	4	5	6	7	8	9	AB	R	H	RBI	BB	SO	LOB	BOTTOM										
Aaron Miles, S (1, 4) OBP: 0.344, SLG: 0.398	0-1 G1-4-3		2-0 G6-3						0-0 G4-6-3	4	0	0	0	0	1	1	Montreal Expos @ Colorado Rockies Coors Field, Denver, CO Sat Aug 21 2004, 6:05 PM MDT Att: 33,225 - Cloudy - 75 F										
Mark Sweeney, L (1, 9) Jorge Piedra, L (7, 8) OBP: 0.333, SLG: 0.389	3-2 G3			3-3 K		2-1 17 E 2B		1-2 F9	3	1	1	0	0	1	0												
17 Todd Helton, L (1, 3) OBP: 0.461, SLG: 0.628	0-0 1B			4-2 1B 5 2B BB		0-0 E7 2B 1B		1-0 HR	3	3	3	1	1	0	0												
Vinny Castilla, R (1, 5) OBP: 0.338, SLG: 0.547	1-0 F9			0-0 5 2B 1B		3-2 G4-3 2H 2B		2-3 K	4	1	2	1	0	1	1												
Jeremy Burnitz, L (1, 8) (7, 9)		0-1 F9		0-0 F8		1-2 G4-3		0-0 G4-3	4	0	0	0	0	0	3												
5 Matt Holliday, R (1, 7) OBP: 0.352, SLG: 0.479		2-2 G1		1-1 1-H 2B		2-2 G1-3			3	0	1	2	0	0	1												
Charles Johnson, R (1, 2) OBP: 0.350, SLG: 0.452		3-2 L7			1-0 F9		2-3 K			3	0	0	0	0	1	2											
Luis Gonzalez, R (1, 6) OBP: 0.296, SLG: 0.422			1-3 K		2-1 F8		2-2 F9			3	0	0	0	0	1	0											
Joe Kennedy, R (1, 1) Steve Reed, R (7, 1) Javier López, L (8, 1) Shawn Chacon, R (9, 1)			1-0 F7		1-2 G4-3		0-2 G4-6-3 1B			2	0	0	0	0	0	0											
Inning Stats	R: 0 E: 0 K: 0 S: 7	H: 1 LOB: 1 BB: 0 P: 11	R: 0 E: 0 K: 0 S: 8	H: 0 LOB: 0 BB: 0 P: 13	R: 0 E: 0 K: 1 S: 5	H: 0 LOB: 0 BB: 0 P: 9	R: 2 E: 0 K: 1 S: 11	H: 2 LOB: 1 BB: 1 P: 20	R: 0 E: 0 K: 1 S: 9	H: 0 LOB: 0 BB: 0 P: 14	R: 2 E: 1 K: 1 S: 17	H: 3 LOB: 1 BB: 0 P: 27	R: 0 E: 0 K: 0 S: 8	H: 1 LOB: 0 BB: 0 P: 10	R: 1 E: 0 K: 1 S: 8	H: 1 LOB: 0 BB: 0 P: 12	1B: 4 2B: 3 3B: 0 HR: 1	SF: 0 SAC: 0 DP: 1 HBP: 0	WP: 0 PB: 0 SB: 0 CS: 0	PA: 32							
PITCHER	IP	WLS	BF	H	R	ER	SO	BB	IBB	HBP	BLK	WP	HR	S	P	ERA	WHIP										
Livan Hernandez, R (1, 1) ERA: 3.62	8.0	L	32	8	5	4	5	1	0	0	0	0	1	73	116	4.50	1.125										



Batter	1	2	3	4	5	6	7	8	9	AB	R	H	RBI	BB	SO	LOB	TOP						
Brad Wilkerson, L OBP: 0.391, SLG: 0.484	4-1 1B S 1B	4-2 FC5 BB		4-0 FC6-5 FC5-6 1-2 BB	0-0 2H 1B			3-2 F8	3-2 F9	3	1	1	1	3	0	0							
Andy Chavez, L OBP: 0.319, SLG: 0.394	1-1 F8	2-2 FC5 1-2 2-3f		0-0 FC5-6 FC6-5 1B			1-2 L7	0-0 1B 1B	1-1 G1-3	6	2	1	0	0	0	5							
Tony Batista, R OBP: 0.266, SLG: 0.425	3-2 P6	3-1 P6		0-0 FC6-5 1B			1-2 P6	1 SAFE 1-2 E 1B		5	1	1	0	0	0	5							
Juan Rivera, R OBP: 0.331, SLG: 0.429	1-2 1B 1B			1-1 K	1-1 1B		2-1 HR	1-0 E 1B		5	3	4	2	0	1	0							
Ryan Church, L OBP: 0.667, SLG: 0.600	1-2 1B 1B			0-0 WP 1B	4-0 1B		3-2 F7	0-1 E1 1B		4	0	3	2	1	0	0							
Alex Gonzalez, R OBP: 0.265, SLG: 0.404	2-0 1B			1-3 K	0-0 F8		1-3 K	2-3 K		5	0	1	1	0	3	5							
Brian Schneider, L OBP: 0.334, SLG: 0.418	3-0 G4-3			0-0 WP 1B	4-0 22 SH3-4 1B BB		2-2 1B	4-2 BB		3	1	2	0	2	0	2							
Jamey Carroll, R OBP: 0.355, SLG: 0.370		4-2 FC5 22 SH2-4 BB		2-2 K			1-3 K	2-0 L6		4	0	0	0	1	2	6							
22 John Patterson, R OBP: 0.174, SLG: 0.136		1-2 SH2-4		1-2 FC5-6 BB 1B			0-2 SH3-4			1	0	1	0	0	0	0							
Ronald Colson, L OBP: 0.279, SLG: 0.239										1	0	0	0	0	0	1							
Luis Ayala, R OBP: 0.429, SLG: 0.571										0	0	0	0	0	0	0							
Joe Horgan, L OBP: 0.305, SLG: 0.333										0	0	0	0	0	0	0							
Henry Mateo, S OBP: 0.194, SLG: 0.234										1	0	0	0	0	0	0							
52 T.J. Tucker, R OBP: 0.171, SLG: 0.111										0	0	0	0	0	0	0							
Inning Stats	R: 2 E: 0 K: 0 S: 15	H: 3 LOB: 2 BB: 1 P: 30	R: 0 E: 0 K: 0 S: 12	H: 0 LOB: 2 BB: 2 P: 26	R: 0 E: 0 K: 3 S: 11	H: 2 LOB: 2 BB: 0 P: 15	R: 1 E: 0 K: 0 S: 9	H: 2 LOB: 3 BB: 2 P: 19	R: 1 E: 0 K: 1 S: 7	H: 1 LOB: 1 BB: 1 P: 12	R: 1 E: 0 K: 0 S: 11	H: 1 LOB: 1 BB: 0 P: 18	R: 0 E: 0 K: 1 S: 12	H: 1 LOB: 1 BB: 0 P: 17	R: 3 E: 1 K: 1 S: 16	H: 4 LOB: 2 BB: 1 P: 28	R: 0 E: 0 K: 0 S: 7	H: 0 LOB: 0 BB: 0 P: 11	1B: 13 2B: 0 3B: 0 HR: 1	SF: 0 SAC: 2 DP: 0 HBP: 0	WP: 1 PB: 0 SB: 1 CS: 0	PA: 47	
PITCHER	IP	WLS	BF	H	R	ER	SO	BB	IBB	HBP	BLK	WP	HR	S	P	ERA	WHIP						
Jason Jennings, R ERA: 6.06	(1, 1)	5.0	L	28	8	4	4	4	5	1	0	0	0	1	102	7.20	2.600						
Chris Gissell, R ERA: 4.5	(6, 1)	2.0		8	2	1	1	1	0	0	0	0	0	1	23	35	4.50	1.000					
40 Brian Fuentes, L ERA: 4.88	(8, 1)	0.2		7	4	3	2	1	1	0	0	0	0	0	15	25	27.00	7.500					
Scott Dohmann, R ERA: 3.67	(8, 1)	1.1		4	0	0	0	0	0	0	0	0	0	0	8	14	0.00	0.000					
Aaron Miles, S OBP: 0.340, SLG: 0.393	1-1 L7			1-1 G4-3				1-2 FC1-6 G5-3 1-2f				1-3 K		3-2 G1-3			5	0	0	0	0	1	3
Royce Clayton, R OBP: 0.342, SLG: 0.416	3-3 K			4-0 BB				2-2 G5-3 1-2				4-0 1B 5 1B BB		1-3 K			3	0	0	0	2	2	3
17 Todd Helton, L OBP: 0.458, SLG: 0.622	1-1 L7			2-3 K				0-2 K				0-3 K					4	0	0	0	0	3	3
Jeremy Burnitz, L OBP: 0.360, SLG: 0.591		3-1 F8		1-2 P6				2-2 P5				0-1 5 1B		1-2 1B			4	0	1	0	0	0	1
5 Matt Holliday, R OBP: 0.354, SLG: 0.488		2-1 HR		2-2 P4				3-2 L6				1-0 1B		1-2 2H 1B			4	1	2	1	0	0	0
JD Closser, S OBP: 0.394, SLG: 0.419		0-0 1B		1-0 G4-3				3-2 L4				0-0 F7					4	0	1	0	0	0	2
Jorge Piedra, L OBP: 0.364, SLG: 0.429		2-2 F9		4-1 BB				0-0 G4-3				2-2 G4-3 2B					3	0	1	0	1	0	1
Kit Pellow, R OBP: 0.308, SLG: 0.347		1-0 1B		1-0 P4				0-1 G5-3				0-1 G4-3					4	0	1	0	0	0	2
Jason Jennings, L OBP: 0.286, SLG: 0.400	(1, 1)			1-3 K				0-0 FC1-6 1B				2-2 HR		1-1 G1-3 HBP			2	0	1	0	0	1	2
Chris Gissell, R ERA: 4.19	(6, 1)																0	0	0	0	0	0	0
Mark Sweeney, L OBP: 0.243, SLG: 0.369	(7, PH)																1	1	1	0	0	0	0
40 Brian Fuentes, L ERA: 2.35	(8, 1)																0	0	0	0	0	0	0
Scott Dohmann, R ERA: 2.7	(8, 1)																0	0	0	0	0	0	0
Charles Johnson, R OBP: 0.332, SLG: 0.452	(9, PH)																0	0	0	0	0	0	0
Inning Stats	R: 0 E: 0 K: 1 S: 8	H: 0 LOB: 0 BB: 0 P: 13	R: 1 E: 0 K: 1 S: 12	H: 3 LOB: 0 BB: 0 P: 21	R: 0 E: 0 K: 1 S: 11	H: 0 LOB: 1 BB: 1 P: 19	R: 0 E: 0 K: 0 S: 6	H: 0 LOB: 1 BB: 1 P: 14	R: 0 E: 0 K: 1 S: 14	H: 1 LOB: 1 BB: 0 P: 17	R: 0 E: 0 K: 0 S: 9	H: 0 LOB: 0 BB: 0 P: 17	R: 1 E: 0 K: 1 S: 12	H: 1 LOB: 0 BB: 0 P: 15	R: 0 E: 0 K: 1 S: 7	H: 2 LOB: 2 BB: 1 P: 12	R: 0 E: 0 K: 1 S: 14	H: 1 LOB: 2 BB: 0 P: 21	1B: 5 2B: 1 3B: 0 HR: 2	SF: 0 SAC: 0 DP: 0 HBP: 1	WP: 0 PB: 0 SB: 0 CS: 0	PA: 38	
PITCHER	IP	WLS	BF	H	R	ER	SO	BB	IBB	HBP	BLK	WP	HR	S	P	ERA	WHIP						
22 John Patterson, R ERA: 4.19	(1, 1)	6.0	W	24	4	1	1	4	2	0	0	0	0	1	60	101	1.50	1.000					
Luis Ayala, R ERA: 2.35	(7, 1)	1.0		5	1	1	1	1	1	0	0	0	0	1	12	19	9.00	2.000					
Joe Horgan, L ERA: 2.7	(8, 1)	1.0		4	2	0	0	1	0	0	0	0	0	7	8	0.00	2.000						
52 T.J. Tucker, R ERA: 4.2	(9, 1)	1.0		5	1	0	0	1	0	0	1	0	0	0	14	21	0.00	1.000					

Montreal Expos @ Colorado Rockies
Coors Field, Denver, CO
Sun Aug 22 2004, 1:05 PM MDT
Att: 26,833 - Cloudy - 79 F

AB	38
R	8
H	14
RBI	6
BB	7
SO	6
LOB	24



Montreal Expos @ Colorado Rockies
Coors Field, Denver, CO
Sun Aug 22 2004, 1:05 PM MDT
Att: 26,833 - Cloudy - 79 F

AB	34
R	2
H	8
RBI	2
BB	3
SO	7
LOB	17



Batter	1	2	3	4	5	6	7	8	9	AB	R	H	RBI	BB	SO	LOB	TOP						
Jorge Piedra, L OBP: 0.407, SLG: 0.560										4	1	2	1	0	1	3	Colorado Rockies @ Atlanta Braves Turner Field, Atlanta, GA Tue Aug 24 2004, 7:35 PM EDT Att: 27,914 - Unknown - 78 F						
Royce Clayton, R OBP: 0.341, SLG: 0.413										5	1	1	0	0	1	5							
17 Todd Helton, L OBP: 0.461, SLG: 0.624										2	1	1	1	3	0	0							
Vinny Castilla, R OBP: 0.337, SLG: 0.542										4	1	0	0	1	0	5							
Jeremy Burnitz, L OBP: 0.365, SLG: 0.600										4	1	3	3	1	0	0							
5 Matt Holliday, R OBP: 0.352, SLG: 0.484										5	0	1	0	0	2	3							
Charles Johnson, R OBP: 0.351, SLG: 0.448 40 Brian Fuentes, L Scott Dohmann, R Javier López, L Mark Sweeney, L (9, PH) Luis Gonzalez, R OBP: 0.401, SLG: 0.566										3	0	0	0	1	2	4							
Shawn Estes, R OBP: 0.211, SLG: 0.232 Tim Harikkala, R JD Closser, S OBP: 0.412, SLG: 0.438										4	0	2	0	1	1	1							
Inning Stats	R: 4 E: 0 K: 2 S: 21	H: 2 LOB: 0 BB: 2 P: 35	R: 0 E: 0 K: 2 S: 11	H: 1 LOB: 0 BB: 0 P: 19	R: 0 E: 0 K: 0 S: 6	H: 0 LOB: 2 BB: 1 P: 13	R: 0 E: 0 K: 1 S: 12	H: 0 LOB: 2 BB: 2 P: 27	R: 1 E: 0 K: 1 S: 10	H: 2 LOB: 2 BB: 1 P: 19	R: 0 E: 0 K: 0 S: 8	H: 1 LOB: 1 BB: 0 P: 14	R: 0 E: 0 K: 0 S: 12	H: 2 LOB: 2 BB: 0 P: 13	R: 0 E: 0 K: 1 S: 15	H: 2 LOB: 3 BB: 1 P: 26		R: 0 E: 0 K: 0 S: 12	H: 1 LOB: 1 BB: 0 P: 17	1B: 7 2B: 2 3B: 0 HR: 2	SF: 0 SAC: 3 DP: 2 HBP: 1	WP: 0 PB: 0 SB: 0 CS: 0	PA: 44
PITCHER	IP WLS BF H R ER SO BB IBB HBP BLK WP HR S P ERA WHIP																						
Russ Ortiz, R ERA: 3.6	(1, 1)	5.0	25	5	5	4	6	5	1	0	1	0	0	0	2	60	113	7.20	2.000				
Juan Cruz, R ERA: 2.73	(6, 1)	1.0	4	1	0	0	0	0	0	1	0	0	0	0	0	8	14	0.00	1.000				
Tom Martin, L ERA: 3.93	(7, 1)	0.2	3	1	0	0	0	0	0	0	0	0	0	0	9	10	0.00	1.500					
Kevin Gryboski, R ERA: 2.52	(7, 1)	0.1	W	2	1	0	0	0	0	0	0	0	0	0	3	3	0.00	3.000					
Chris Reitsma, R ERA: 3.58	(8, 1)	1.0	H	6	2	0	0	1	0	1	0	0	0	0	15	26	0.00	2.000					

AB	33
R	5
H	11
RBI	5
BB	7
SO	7
LOB	22



Batter	1	2	3	4	5	6	7	8	9	AB	R	H	RBI	BB	SO	LOB	BOTTOM					
Rafael Furcal, S OBP: 0.359, SLG: 0.439										4	2	4	2	1	0	0	Colorado Rockies @ Atlanta Braves Turner Field, Atlanta, GA Tue Aug 24 2004, 7:35 PM EDT Att: 27,914 - Unknown - 78 F					
Marcus Giles, R OBP: 0.372, SLG: 0.419										4	0	1	1	0	1	4						
Andrew Jones, R OBP: 0.353, SLG: 0.492										3	0	0	0	2	0	2						
10 Chipper Jones, S OBP: 0.350, SLG: 0.479										5	0	1	0	0	1	3						
Julio Franco, R OBP: 0.366, SLG: 0.434 Mike Hampton, R OBP: 0.200, SLG: 0.269 Adam LaRoche, L OBP: 0.313, SLG: 0.422										4	1	3	1	0	1	0						
Johnny Estrada, S OBP: 0.387, SLG: 0.489										5	0	1	0	0	0	6						
Eli Marrero, R OBP: 0.390, SLG: 0.555										4	0	3	1	0	0	0						
Charles Thomas, L OBP: 0.356, SLG: 0.433										2	1	0	1	1	0	3						
Russ Ortiz, R ERA: 3.13 Juan Cruz, R ERA: 3.93 Mark DeRosa, R ERA: 3.32 Tom Martin, L ERA: 3.67 Kevin Gryboski, R ERA: 2.52 Nick Green, R OBP: 0.328, SLG: 0.398 Chris Reitsma, R ERA: 3.58 29 John Smoltz, R ERA: 1.92										1	0	0	0	0	0	2						
Inning Stats	R: 1 E: 0 K: 0 S: 8	H: 2 LOB: 2 BB: 1 P: 20	R: 0 E: 0 K: 1 S: 11	H: 0 LOB: 2 BB: 2 P: 24	R: 0 E: 0 K: 2 S: 10	H: 0 LOB: 0 BB: 0 P: 13	R: 0 E: 0 K: 0 S: 10	H: 1 LOB: 1 BB: 0 P: 14	R: 0 E: 0 K: 0 S: 9	H: 1 LOB: 1 BB: 0 P: 17	R: 4 E: 0 K: 0 S: 20	H: 5 LOB: 1 BB: 0 P: 27	R: 1 E: 0 K: 0 S: 14	H: 3 LOB: 2 BB: 0 P: 20	R: 0 E: 0 K: 1 S: 17	H: 2 LOB: 3 BB: 1 P: 25		1B: 10 2B: 3 3B: 1 HR: 0	SF: 0 SAC: 2 DP: 1 HBP: 1	WP: 1 PB: 0 SB: 0 CS: 0	PA: 42	
PITCHER	IP WLS BF H R ER SO BB IBB HBP BLK WP HR S P ERA WHIP																					
Shawn Estes, L ERA: 5.79	(1, 1)	5.2	27	7	4	4	3	3	0	1	0	0	0	0	61	107	6.35	1.765				
Tim Harikkala, R ERA: 3.13	(6, 1)	0.2	L	7	5	2	2	0	0	0	0	0	0	0	17	23	27.00	7.500				
40 Brian Fuentes, L ERA: 4.71	(7, 1)	1.0	5	1	0	0	0	1	0	0	0	0	0	0	13	20	0.00	2.000				
Scott Dohmann, R ERA: 3.67	(8, 1)	0.0	1	1	0	0	0	0	0	0	0	0	0	1	2	∞	∞					
Javier López, L ERA: 8.65	(8, 1)	0.2	2	0	0	0	1	0	0	0	0	0	0	0	7	8	0.00	0.000				



Batter	1	2	3	4	5	6	7	8	9	AB	R	H	RBI	BB	SO	LOB	TOP										
Aaron Miles, S OBP: 0.341, SLG: 0.396 (1, 4)	G4-3		SF7			BB 1B		17 G4-3 1B		3	0	2	1	0	0	0	Colorado Rockies @ Atlanta Braves Turner Field, Atlanta, GA Wed Aug 25 2004, 7:05 PM EDT Att: 25,534 - Cloudy - 81 F										
Royce Clayton, R OBP: 0.340, SLG: 0.412 (1, 6)	G6-3		K			BB 1B		K		4	0	1	0	0	2	2											
17 Todd Helton, L OBP: 0.457, SLG: 0.618 (1, 3)	K			K		F7		G4-3		4	0	0	0	0	2	3											
Vinny Castilla, R OBP: 0.334, SLG: 0.537 (1, 5)		F9		G6-3		K		G6-3		4	0	0	0	0	1	3											
Jeremy Burnitz, L OBP: 0.364, SLG: 0.596 (1, 9)		P4		G1-3		BB		G4-3		3	0	0	0	1	0	0											
5 Matt Holliday, R OBP: 0.348, SLG: 0.478 (1, 7)		G6-3			K	FC6-4		G6-3		4	0	0	0	0	1	3											
Jorge Piedra, L OBP: 0.387, SLG: 0.552 (1, 8)			1B SF7 2B		G4-3			G5-3		4	1	1	0	0	0	0											
JD Closser, S OBP: 0.432, SLG: 0.457 (1, 2)			26 SH1-4 1B			F8				3	0	2	0	0	0	0											
26 Jeff Francis, L (1, 1)			SH1-4			L8		G5-3		1	0	0	0	0	0	1											
Chris Gissell, R (6, 1)										0	0	0	0	0	0	0											
Choo Freeman, R OBP: 0.273, SLG: 0.276 (7, PH)										1	0	0	0	0	0	0											
Jeff Fassero, L OBP: 0.238, SLG: 0.200 (7, 1)										0	0	0	0	0	0	0											
Shawn Chacon, R (8, 1)										0	0	0	0	0	0	0											
Inning Stats	R: 0 E: 0 K: 1 S: 11	H: 0 LOB: 0 BB: 0 P: 15	R: 0 E: 0 K: 0 S: 6	H: 0 LOB: 0 BB: 0 P: 10	R: 1 E: 0 K: 1 S: 9	H: 2 LOB: 1 BB: 0 P: 11	R: 0 E: 0 K: 1 S: 8	H: 0 LOB: 0 BB: 0 P: 12	R: 0 E: 0 K: 1 S: 11	H: 1 LOB: 1 BB: 0 P: 17	R: 0 E: 0 K: 1 S: 11	H: 2 LOB: 3 BB: 1 P: 22	R: 0 E: 0 K: 0 S: 7	H: 0 LOB: 0 BB: 0 P: 12	R: 0 E: 0 K: 1 S: 8	H: 1 LOB: 0 BB: 0 P: 9	R: 0 E: 0 K: 0 S: 6	H: 0 LOB: 0 BB: 0 P: 8	1B: 5 2B: 1 3B: 0 HR: 0	SF: 1 SAC: 1 DP: 0 HBP: 0	WP: 0 PB: 0 SB: 0 CS: 0	PA: 34					
PITCHER	IP	WLS	BF	H	R	ER	SO	BB	IBB	HBP	BLK	WP	HR	S	P	ERA	WHIP										
John Thomson, R ERA: 4.2 (1, 1)	7.0	W	27	5	1	1	5	1	0	0	0	0	0	63	99	1.29	0.857										
Antonio Alfonseca, R ERA: 2.95 (8, 1)	1.0		4	1	0	0	1	0	0	0	0	0	0	8	9	0.00	1.000										
Roman Colon, R ERA: (9, 1)	1.0		3	0	0	0	0	0	0	0	0	0	0	6	8	0.00	0.000										

AB	31
R	1
H	6
RBI	1
BB	1
SO	6
LOB	12



Batter	1	2	3	4	5	6	7	8	9	AB	R	H	RBI	BB	SO	LOB	BOTTOM										
Rafael Furcal, S OBP: 0.357, SLG: 0.436 (1, 6)	K		K		F8		1B 1B 1B	K		5	1	1	0	0	3	2	Colorado Rockies @ Atlanta Braves Turner Field, Atlanta, GA Wed Aug 25 2004, 7:05 PM EDT Att: 25,534 - Cloudy - 81 F										
Marcus Giles, R OBP: 0.374, SLG: 0.420 (1, 4)	G5-3		K			10 HR 1B		L8		4	1	2	0	0	1	0											
Nick Green, R OBP: 0.327, SLG: 0.396 (8, 4)						10 HR 1B	G1-2-3 1B			1	0	0	0	0	0	2											
J.D. Drew, L OBP: 0.421, SLG: 0.585 (1, 9)	10 HR 1B		G3-1			10 HR 1B	1B 1B			4	2	3	0	0	0	0											
10 Chipper Jones, S OBP: 0.352, SLG: 0.496 (8, 1)					G5-3			F4		4	2	2	5	0	0	3											
Roman Colon, R (9, 1)	1-H HR					1-H 2-H HR				0	0	0	0	0	0	0											
Julio Franco, R OBP: 0.368, SLG: 0.439 (1, 3)	K					1B 2B		1B		4	1	2	1	0	2	0											
Johnny Estrada, S OBP: 0.388, SLG: 0.486 (1, 2)					G6-3			G1-2-3		2	0	0	0	2	0	3											
Andruw Jones, R OBP: 0.352, SLG: 0.490 (1, 8)						G6-3		F8		4	0	1	1	0	1	1											
Eli Marrero, R OBP: 0.392, SLG: 0.568 (1, 7)		F8					F7			3	1	1	1	1	0	3											
John Thomson, R OBP: 0.200, SLG: 0.220 (1, 1)										3	0	0	0	0	2	3											
Mark DeRosa, R OBP: 0.301, SLG: 0.335 (8, 5)					K2-3		G6-3			1	0	1	0	0	0	0											
Inning Stats	R: 2 E: 0 K: 2 S: 14	H: 2 LOB: 0 BB: 0 P: 22	R: 0 E: 0 K: 2 S: 8	H: 0 LOB: 1 BB: 1 P: 16	R: 0 E: 0 K: 2 S: 8	H: 0 LOB: 0 BB: 0 P: 12	R: 0 E: 0 K: 1 S: 7	H: 0 LOB: 0 BB: 0 P: 11	R: 1 E: 0 K: 1 S: 9	H: 1 LOB: 0 BB: 0 P: 15	R: 4 E: 0 K: 0 S: 16	H: 5 LOB: 1 BB: 1 P: 30	R: 1 E: 0 K: 0 S: 7	H: 4 LOB: 2 BB: 0 P: 9	R: 0 E: 0 K: 1 S: 13	H: 1 LOB: 2 BB: 1 P: 24	1B: 9 2B: 1 3B: 0 HR: 3	SF: 0 SAC: 0 DP: 2 HBP: 0	WP: 0 PB: 0 SB: 0 CS: 0	PA: 38							
PITCHER	IP	WLS	BF	H	R	ER	SO	BB	IBB	HBP	BLK	WP	HR	S	P	ERA	WHIP										
26 Jeff Francis, L ERA: 10.8 (1, 1)	5.0	L	22	6	6	6	8	1	0	0	0	0	0	11	21	9.00	3.000										
Chris Gissell, R ERA: 6.0 (6, 1)	1.0		5	2	1	1	0	1	0	0	0	0	0	7	9	9.00	4.000										
Jeff Fassero, L ERA: 5.54 (7, 1)	1.0		6	4	1	1	0	0	0	0	0	0	0	7	9	9.00	4.000										
Shawn Chacon, R ERA: 6.79 (8, 1)	1.0		5	1	0	0	1	1	0	0	0	0	0	13	24	0.00	2.000										



Batter	1	2	3	4	5	6	7	8	9	AB	R	H	RBI	BB	SO	LOB	TOP											
Aaron Miles, S OBP: 0.342, SLG: 0.396										5	2	2	0	0	1	2												
Royce Clayton, R OBP: 0.342, SLG: 0.413										4	0	2	0	0	1	2												
17 Todd Helton, L OBP: 0.455, SLG: 0.615										5	0	1	2	0	2	4												
Vinny Castilla, R OBP: 0.335, SLG: 0.537										4	0	1	2	1	0	2												
Jeremy Burnitz, L OBP: 0.361, SLG: 0.590										4	0	0	0	0	1	3												
5 Matt Holliday, R OBP: 0.347, SLG: 0.474										3	0	0	0	1	1	0												
JD Closser, S OBP: 0.439, SLG: 0.462										4	0	2	0	0	0	0												
Choo Freeman, R OBP: 0.324, SLG: 0.290										2	0	1	0	2	0	2												
Jamey Wright, R Steve Reed, R Jorge Piedra Scott Dohmann, R Mark Sweeney, L 40 Brian Fuentes, L										1	1	0	0	0	0	1												
Inning Stats	R: 0 E: 0 K: 2 S: 13	H: 1 LOB: 1 BB: 0 P: 18	R: 0 E: 0 K: 1 S: 8	H: 0 LOB: 0 BB: 0 P: 10	R: 2 E: 0 K: 0 S: 13	H: 2 LOB: 2 BB: 3 P: 28	R: 0 E: 0 K: 0 S: 11	H: 2 LOB: 2 BB: 0 P: 16	R: 0 E: 0 K: 0 S: 6	H: 0 LOB: 0 BB: 1 P: 10	R: 0 E: 0 K: 0 S: 5	H: 1 LOB: 1 BB: 1 P: 11	R: 2 E: 0 K: 2 S: 13	H: 3 LOB: 1 BB: 0 P: 19	R: 0 E: 0 K: 0 S: 12	H: 0 LOB: 1 BB: 1 P: 22	R: 0 E: 0 K: 1 S: 10	H: 1 LOB: 1 BB: 0 P: 13	1B: 8 2B: 2 3B: 0 HR: 0	SF: 0 SAC: 1 DP: 1 HBP: 0	WP: 0 PB: 0 SB: 0 CS: 0	PA: 40						
PITCHER	IP	WLS	BF	H	R	ER	SO	BB	IBB	HBP	BLK	WP	HR	S	P	ERA	WHIP											
Mike Hampton, L	(1, 1)	6.0	W	26	6	2	2	3	4	0	0	0	0	0	56	93	3.00	1.667										
Antonio Alfonseca, R	(7, 1)	0.2		5	3	2	2	1	0	0	0	0	0	0	10	15	27.00	4.500										
Tom Martin, L	(7, 1)	0.1	H	1	0	0	0	1	0	0	0	0	0	3	4	0.00	0.000											
Chris Reitsma, R	(8, 1)	1.0	H	4	0	0	0	0	1	0	0	0	0	12	22	0.00	1.000											
29 John Smoltz, R	(9, 1)	1.0	S	4	1	0	0	1	0	0	0	0	0	10	13	0.00	1.000											

Colorado Rockies @ Atlanta Braves
Turner Field, Atlanta, GA
Thu Aug 26 2004, 7:35 PM EDT
Att: 28,360 - Unknown - 81 F

livebaseballscorecards.com

AB 34
R 4
H 10
RBI 4
BB 5
SO 6
LOB 17

Batter	1	2	3	4	5	6	7	8	9	AB	R	H	RBI	BB	SO	LOB	BOTTOM											
Rafael Furcal, S OBP: 0.360, SLG: 0.437										4	1	2	0	1	0	3												
Marcus Giles, R OBP: 0.371, SLG: 0.416										5	1	1	0	0	3	4												
J.D. Drew, L OBP: 0.421, SLG: 0.582											4	0	1	1	1	0	1											
10 Chipper Jones, S OBP: 0.351, SLG: 0.493										4	0	1	1	0	1	4												
Johnny Estrada, S OBP: 0.386, SLG: 0.484										4	1	1	0	0	1	3												
Andruw Jones, R OBP: 0.353, SLG: 0.490										4	1	2	1	0	2	1												
Adam LaRoche, L OBP: 0.316, SLG: 0.425										3	1	1	0	1	0	2												
Charles Thomas, L OBP: 0.359, SLG: 0.431										3	0	1	2	1	1	1												
Mike Hampton, R Antonio Alfonseca, R Tom Martin, L Chris Reitsma, R Mark DeRosa, R 29 John Smoltz, R										3	1	1	1	0	0	3												
Inning Stats	R: 2 E: 0 K: 0 S: 17	H: 3 LOB: 2 BB: 1 P: 28	R: 0 E: 0 K: 1 S: 8	H: 0 LOB: 1 BB: 1 P: 13	R: 0 E: 0 K: 0 S: 7	H: 0 LOB: 0 BB: 0 P: 9	R: 3 E: 0 K: 1 S: 18	H: 4 LOB: 2 BB: 1 P: 28	R: 1 E: 0 K: 1 S: 17	H: 2 LOB: 2 BB: 1 P: 26	R: 0 E: 0 K: 2 S: 13	H: 1 LOB: 1 BB: 0 P: 19	R: 0 E: 0 K: 2 S: 10	H: 0 LOB: 0 BB: 0 P: 14	R: 0 E: 0 K: 2 S: 11	H: 1 LOB: 1 BB: 0 P: 17	1B: 10 2B: 1 3B: 0 HR: 0	SF: 0 SAC: 0 DP: 0 HBP: 0	WP: 2 PB: 0 SB: 1 CS: 0	PA: 39								
PITCHER	IP	WLS	BF	H	R	ER	SO	BB	IBB	HBP	BLK	WP	HR	S	P	ERA	WHIP											
Jamey Wright, R	(1, 1)	5.0	L	28	9	6	6	3	4	0	0	0	0	0	67	104	10.80	2.600										
Steve Reed, R	(6, 1)	1.0		4	1	0	0	2	0	0	0	0	0	13	19	0.00	1.000											
Scott Dohmann, R	(7, 1)	1.0		3	0	0	0	2	0	0	0	0	0	10	14	0.00	0.000											
40 Brian Fuentes, L	(8, 1)	1.0		4	1	0	0	2	0	0	0	0	0	11	17	0.00	1.000											

Colorado Rockies @ Atlanta Braves
Turner Field, Atlanta, GA
Thu Aug 26 2004, 7:35 PM EDT
Att: 28,360 - Unknown - 81 F

livebaseballscorecards.com

AB 35
R 6
H 11
RBI 6
BB 4
SO 9
LOB 22

Batter	1	2	3	4	5	6	7	8	9	AB	R	H	RBI	BB	SO	LOB	TOP			
Aaron Miles, S (1,4) OBP: 0.338, SLG: 0.390	G4-3		12 HR		G5-3		G6-3			4	1	1	0	0	0	1	Colorado Rockies @ Florida Marlins Pro Player Stadium, Miami, FL Sat Aug 28 2004, 6:05 PM EDT Att: 35,243 - Cloudy - 87 F			
12 Clint Barmes, R (1,6) OBP: 0.375, SLG: 0.714	K		1-H 3-H 3-2	HR	F8			G1-3	4	1	1	3	0	1	0					
17 Todd Helton, L (1,3) OBP: 0.456, SLG: 0.617	G3-1		G3					K	4	0	1	0	0	1	0					
Vinny Castilla, R (1,5) OBP: 0.331, SLG: 0.530		G6-3						G3-1	4	0	1	0	0	0	1					
Jeremy Burnitz, L (1,9) OBP: 0.360, SLG: 0.585		F7						F7	4	0	1	0	0	0	1					
5 Matt Holliday, R (1,7) OBP: 0.346, SLG: 0.470		G3						K	3	0	0	0	1	2	1					
JD Closser, S (1,2) OBP: 0.413, SLG: 0.432								P6	4	0	1	0	0	0	2					
Choo Freeman, R (1,8) OBP: 0.325, SLG: 0.353									3	1	1	0	0	0	3					
Jason Jennings, L (1,1) OBP: 0.281, SLG: 0.393									1	0	0	0	0	0	0					
Mark Sweeney, L (7, PH) OBP: 0.390, SLG: 0.547									1	0	0	0	0	1	1					
Steve Reed, R (7, 1) OBP: 0.500, SLG: 0.500									0	0	0	0	0	0	0					
40 Brian Fuentes, L (8, 1) OBP: 0.500, SLG: 0.500									0	0	0	0	0	0	0					
Inning Stats	R: 0 E: 0 K: 1 S: 9	H: 0 LOB: 0 BB: 0 P: 13	R: 0 E: 0 K: 0 S: 6	H: 0 LOB: 0 BB: 0 P: 9	R: 3 E: 0 K: 0 S: 12	H: 3 LOB: 0 BB: 0 P: 16	R: 0 E: 0 K: 0 S: 13	H: 2 LOB: 1 BB: 1 P: 21	R: 0 E: 0 K: 1 S: 11	H: 1 LOB: 1 BB: 0 P: 15	R: 0 E: 0 K: 1 S: 13	H: 1 LOB: 1 BB: 0 P: 17	R: 0 E: 0 K: 1 S: 8	H: 0 LOB: 0 BB: 0 P: 11	R: 0 E: 0 K: 1 S: 5	H: 0 LOB: 0 BB: 0 P: 7	1B: 4 2B: 1 3B: 1 HR: 1	SF: 0 SAC: 1 DP: 0 HBP: 0	WP: 0 PB: 0 SB: 1 CS: 0	PA: 34
PITCHER	IP WLS BF H R ER SO BB IBB HBP BLK WP HR S P ERA WHIP	IP WLS BF H R ER SO BB IBB HBP BLK WP HR S P ERA WHIP	IP WLS BF H R ER SO BB IBB HBP BLK WP HR S P ERA WHIP	IP WLS BF H R ER SO BB IBB HBP BLK WP HR S P ERA WHIP	IP WLS BF H R ER SO BB IBB HBP BLK WP HR S P ERA WHIP	IP WLS BF H R ER SO BB IBB HBP BLK WP HR S P ERA WHIP	IP WLS BF H R ER SO BB IBB HBP BLK WP HR S P ERA WHIP	IP WLS BF H R ER SO BB IBB HBP BLK WP HR S P ERA WHIP	IP WLS BF H R ER SO BB IBB HBP BLK WP HR S P ERA WHIP	IP WLS BF H R ER SO BB IBB HBP BLK WP HR S P ERA WHIP	IP WLS BF H R ER SO BB IBB HBP BLK WP HR S P ERA WHIP	IP WLS BF H R ER SO BB IBB HBP BLK WP HR S P ERA WHIP	IP WLS BF H R ER SO BB IBB HBP BLK WP HR S P ERA WHIP	IP WLS BF H R ER SO BB IBB HBP BLK WP HR S P ERA WHIP	IP WLS BF H R ER SO BB IBB HBP BLK WP HR S P ERA WHIP	IP WLS BF H R ER SO BB IBB HBP BLK WP HR S P ERA WHIP	IP WLS BF H R ER SO BB IBB HBP BLK WP HR S P ERA WHIP			
Carl Pavano, R (1, 1) ERA: 2.99	8.0	W	31	7	3	3	4	1	0	0	0	0	0	0	0	0	3.38	1.000		
Armando Benitez, R (9, 1) ERA: 1.1	1.0	S	3	0	0	0	1	0	0	0	0	0	0	0	0	0	0.00	0.000		

AB	32
R	3
H	7
RBI	3
BB	1
SO	5
LOB	10



Batter	1	2	3	4	5	6	7	8	9	AB	R	H	RBI	BB	SO	LOB	BOTTOM			
Juan Pierre, L (1,8) OBP: 0.361, SLG: 0.392	E S 1B	S 1B		L6		G6-3				4	1	2	0	0	0	2	Colorado Rockies @ Florida Marlins Pro Player Stadium, Miami, FL Sat Aug 28 2004, 6:05 PM EDT Att: 35,243 - Cloudy - 87 F			
Paul Lo Duca, R (1,2) OBP: 0.362, SLG: 0.449	BB 1B HBP	K		FC5-4			G6-3			3	1	0	0	0	1	2				
Miguel Cabrera, R (1,7) OBP: 0.381, SLG: 0.531	K			G4-3 G1-3 1B		FC6-4 1B	G6-4-3 1B			4	0	3	0	0	1	2				
Mike Lowell, R (1,5) OBP: 0.367, SLG: 0.513	P4			G1-3		F9	G6-4-3			4	0	0	0	0	0	5				
Jeff Conine, R (1,3) OBP: 0.339, SLG: 0.427	1B BB			G4-3 BB		K		HR 1B		2	1	1	0	2	1	1				
Juan Encarnacion, R (1,9) OBP: 0.284, SLG: 0.402				G4-3		FC6-4		HR 1B		4	1	2	4	0	0	3				
Luis Castillo, S (1,4) OBP: 0.365, SLG: 0.345	G6-3			G4-3		G6-3		G6-3		4	0	0	0	0	0	4				
Alex Gonzalez, R (1,6) OBP: 0.267, SLG: 0.431		P2		G4-3		SH3 1B		L7		4	0	1	0	0	0	0				
Carl Pavano, R (1, 1) OBP: 0.189, SLG: 0.314										1	0	0	0	1	1	0				
Lenny Harris, L (8, PH) OBP: 0.293, SLG: 0.288										0	0	0	0	0	0	0				
Chris Aquila, R (8, PH) OBP: 0.278, SLG: 0.412										1	0	0	0	0	1	0				
Armando Benitez, R (9, 1) ERA: 1.1										0	0	0	0	0	0	0				
Inning Stats	R: 2 E: 0 K: 1 S: 11	H: 2 LOB: 2 BB: 1 P: 23	R: 0 E: 0 K: 2 S: 10	H: 1 LOB: 1 BB: 0 P: 14	R: 0 E: 0 K: 0 S: 13	H: 1 LOB: 2 BB: 1 P: 19	R: 0 E: 0 K: 0 S: 10	H: 0 LOB: 1 BB: 1 P: 18	R: 0 E: 0 K: 1 S: 11	H: 1 LOB: 1 BB: 0 P: 16	R: 0 E: 0 K: 0 S: 6	H: 1 LOB: 1 BB: 0 P: 8	R: 0 E: 0 K: 0 S: 8	H: 1 LOB: 0 BB: 0 P: 12	R: 2 E: 0 K: 1 S: 10	H: 2 LOB: 0 BB: 0 P: 14	1B: 8 2B: 0 3B: 0 HR: 1	SF: 0 SAC: 1 DP: 1 HBP: 1	WP: 0 PB: 0 SB: 2 CS: 0	PA: 36
PITCHER	IP WLS BF H R ER SO BB IBB HBP BLK WP HR S P ERA WHIP	IP WLS BF H R ER SO BB IBB HBP BLK WP HR S P ERA WHIP	IP WLS BF H R ER SO BB IBB HBP BLK WP HR S P ERA WHIP	IP WLS BF H R ER SO BB IBB HBP BLK WP HR S P ERA WHIP	IP WLS BF H R ER SO BB IBB HBP BLK WP HR S P ERA WHIP	IP WLS BF H R ER SO BB IBB HBP BLK WP HR S P ERA WHIP	IP WLS BF H R ER SO BB IBB HBP BLK WP HR S P ERA WHIP	IP WLS BF H R ER SO BB IBB HBP BLK WP HR S P ERA WHIP	IP WLS BF H R ER SO BB IBB HBP BLK WP HR S P ERA WHIP	IP WLS BF H R ER SO BB IBB HBP BLK WP HR S P ERA WHIP	IP WLS BF H R ER SO BB IBB HBP BLK WP HR S P ERA WHIP	IP WLS BF H R ER SO BB IBB HBP BLK WP HR S P ERA WHIP	IP WLS BF H R ER SO BB IBB HBP BLK WP HR S P ERA WHIP	IP WLS BF H R ER SO BB IBB HBP BLK WP HR S P ERA WHIP	IP WLS BF H R ER SO BB IBB HBP BLK WP HR S P ERA WHIP	IP WLS BF H R ER SO BB IBB HBP BLK WP HR S P ERA WHIP				
Jason Jennings, R (1, 1) ERA: 5.95	6.0	L	7	3	2	2	0	0	0	0	0	0	0	0	0	0	10.80	1.800		
Steve Reed, R (7, 1) ERA: 2.93	1.2	L	7	3	2	2	0	0	0	0	1	15	22	0	0	0	0.00	0.000		
40 Brian Fuentes, L (8, 1) ERA: 4.5	0.1	1	0	0	0	0	1	0	0	0	0	0	3	4	0	0	0.00	0.000		



Batter	1	2	3	4	5	6	7	8	9	AB	R	H	RBI	BB	SO	LOB	TOP		
12 Clint Barmes, R OBP: 0.482, SLG: 0.636										3	2	1	1	0	2				
Luis Gonzalez, R OBP: 0.393, SLG: 0.441										5	0	0	0	0	4				
17 Todd Helton, L OBP: 0.460, SLG: 0.620										4	0	2	1	1	0	1			
Vinny Castilla, R OBP: 0.330, SLG: 0.529										4	0	1	1	0	1	3			
Jeremy Burnitz, L OBP: 0.358, SLG: 0.578										4	0	1	0	0	4				
5 Matt Holliday, R OBP: 0.351, SLG: 0.473										4	1	3	0	0	0	0			
Todd Greene, R OBP: 0.310, SLG: 0.509										4	0	2	0	0	3				
Choo Freeman, R OBP: 0.313, SLG: 0.317										3	1	1	1	1	1				
Jamey Wright, R Tim Harikkala, R Aaron Miles, S Shawn Chacon, R										1	0	0	0	0	1	0			
Inning Stats	R: 1 E: 1 K: 0 S: 15	H: 0 LOB: 1 BB: 2 P: 29	R: 0 E: 0 K: 0 S: 10	H: 1 LOB: 0 BB: 0 P: 14	R: 0 E: 0 K: 1 S: 8	H: 1 LOB: 0 BB: 0 P: 13	R: 0 E: 0 K: 1 S: 15	H: 2 LOB: 2 BB: 0 P: 21	R: 2 E: 1 K: 0 S: 14	H: 3 LOB: 2 BB: 0 P: 17	R: 0 E: 0 K: 0 S: 11	H: 2 LOB: 1 BB: 0 P: 16	R: 0 E: 0 K: 1 S: 7	H: 1 LOB: 0 BB: 0 P: 12	R: 0 E: 0 K: 0 S: 5	H: 1 LOB: 1 BB: 0 P: 9	1B: 12 2B: 1 3B: 0 HR: 0	SF: 0 SAC: 3 DP: 4 HBP: 0	WP: 0 PA: 40 PB: 0 SB: 1 CS: 1
PITCHER	IP WLS BF H R ER SO BB IBB HBP BLK WP HR S P ERA WHIP																		
Kirk Rueter, L ERA: 5.09	5.1 L 25 8 4 3 2 3 0 0 0 0 0 0 68 112 5.06 2.062																		
Matt Herges, R ERA: 5.34	0.2 3 1 0 0 0 0 0 0 0 0 0 0 5 6 0.00 1.500																		
Wayne Franklin, L ERA: 6.16	3.0 11 4 0 0 1 0 0 0 0 0 0 0 23 37 0.00 1.333																		

Colorado Rockies @ San Francisco Giants
SBC Park, San Francisco, CA
Wed Sep 01 2004, 10:05 PM EDT
Att: 36,024 - Cloudy - 64 F

livebaseballscorecards.com

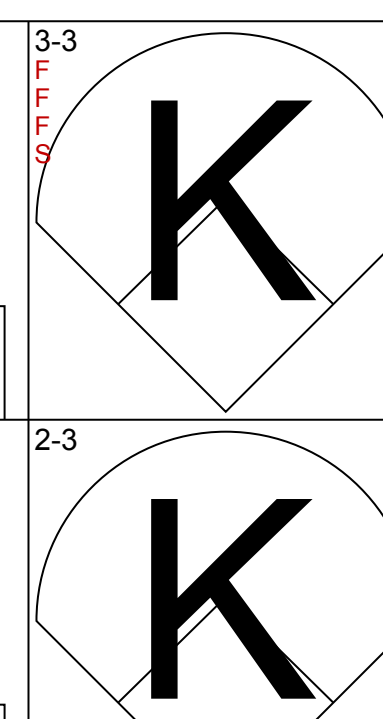
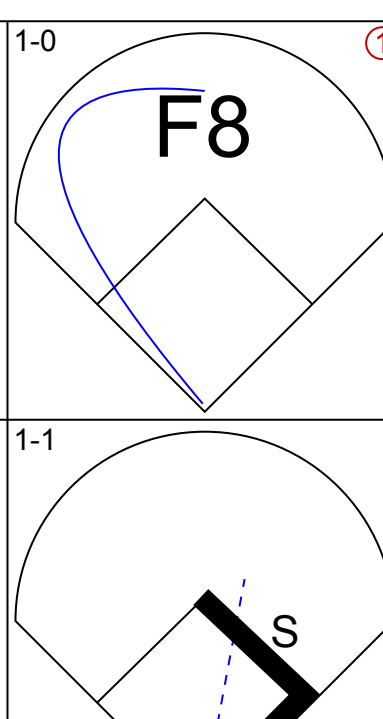
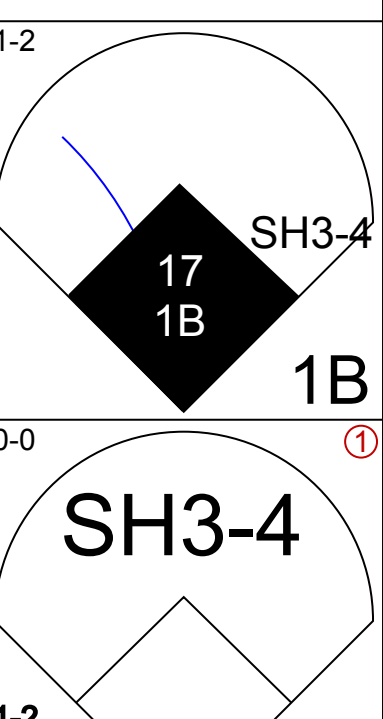
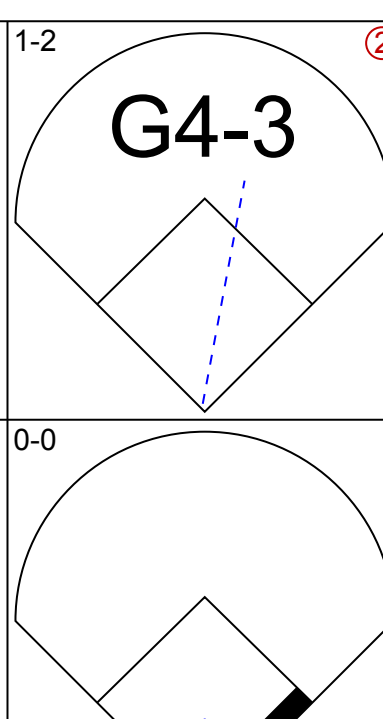
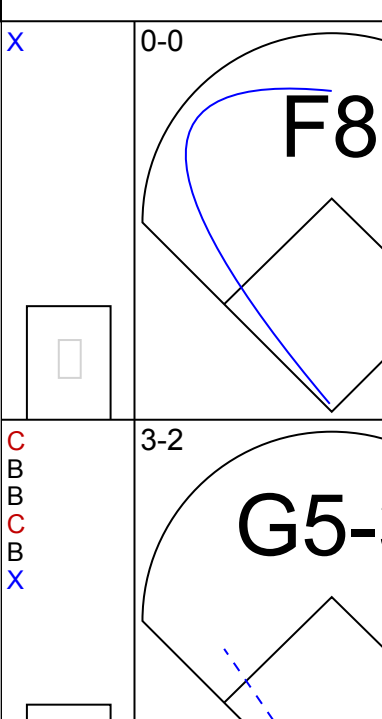
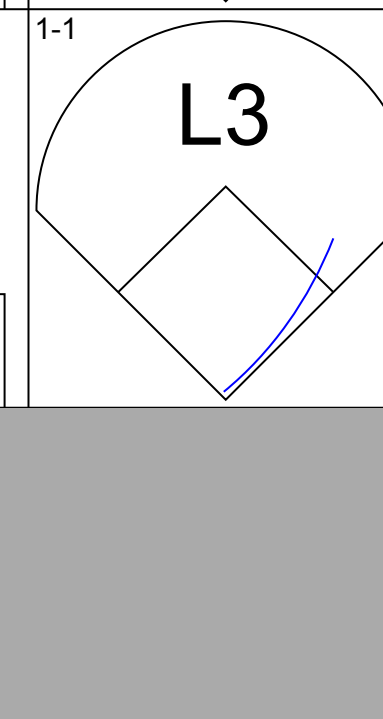
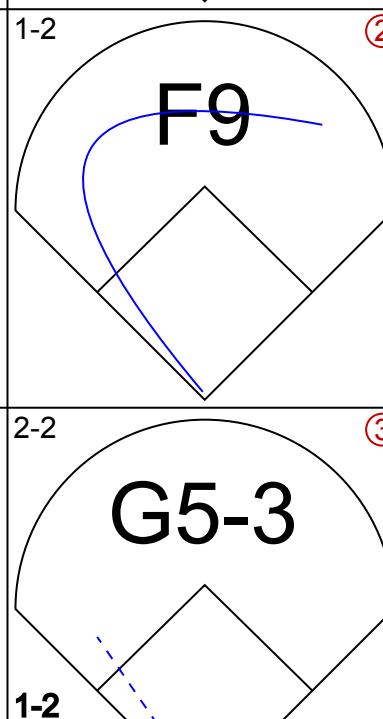
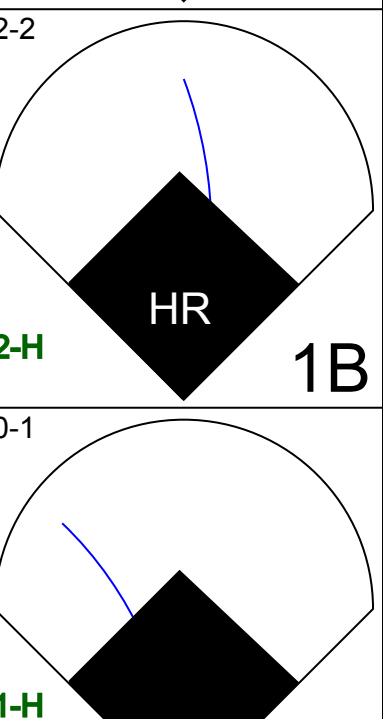
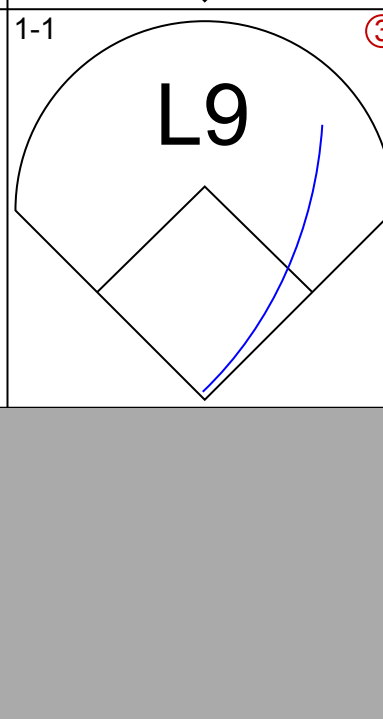
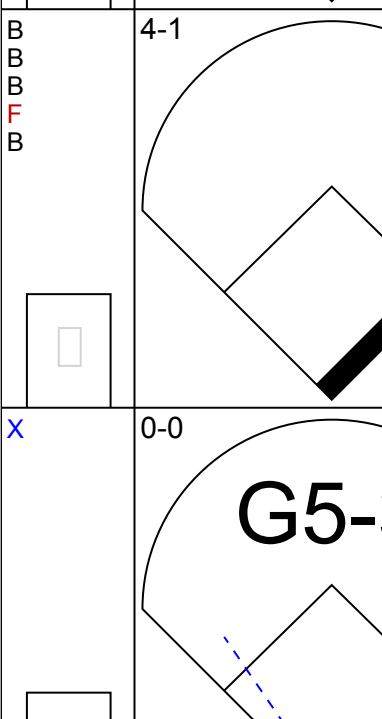


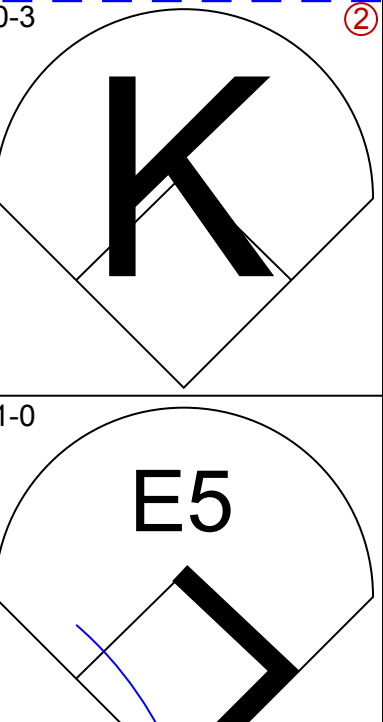


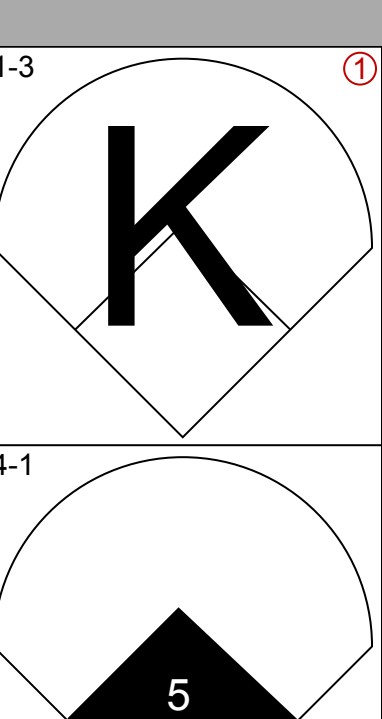
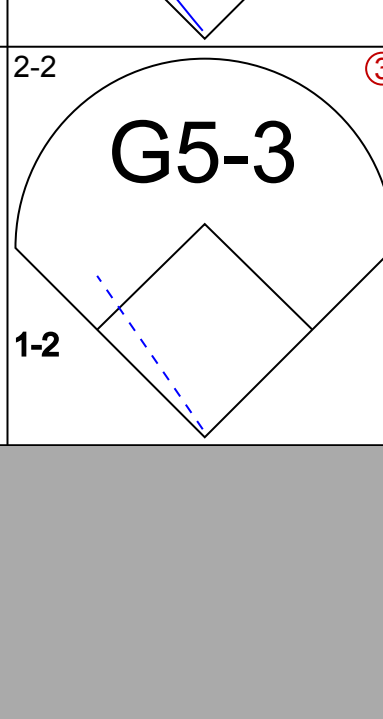
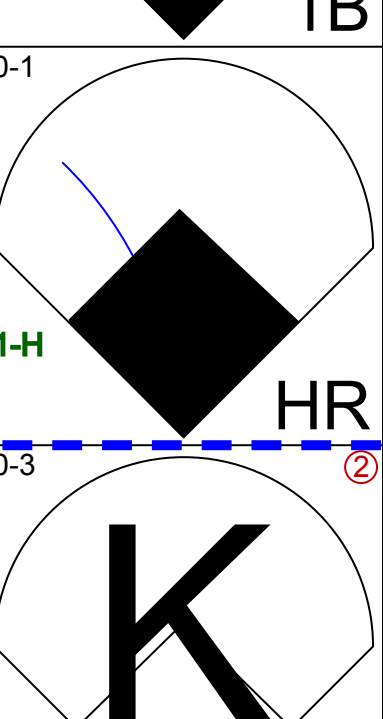
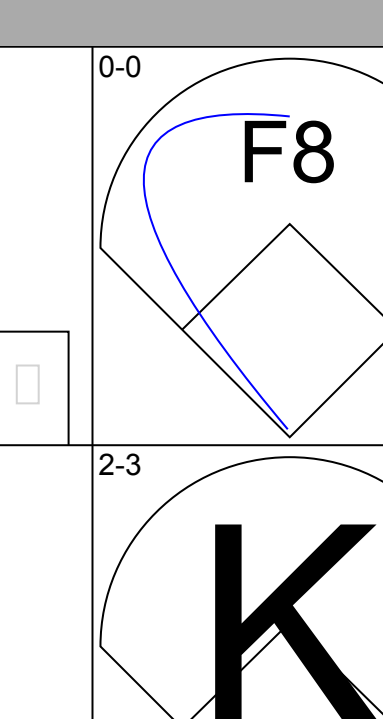
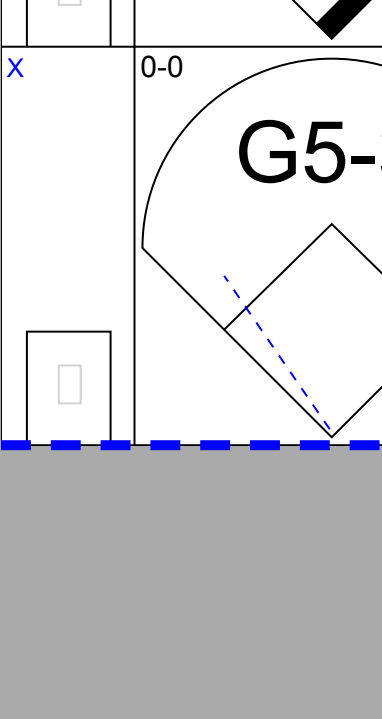
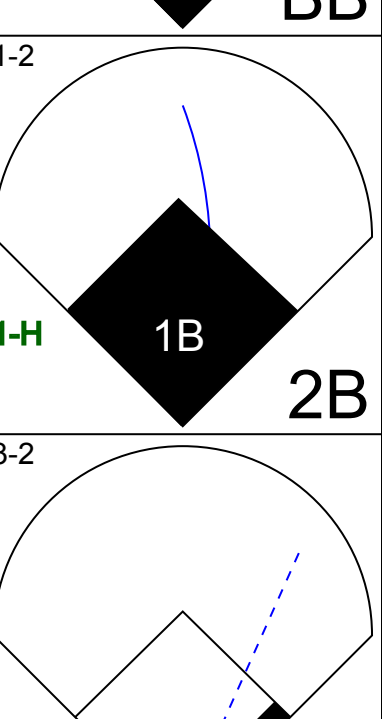
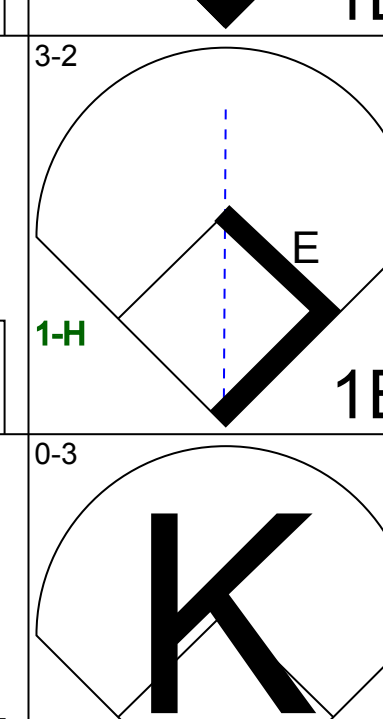
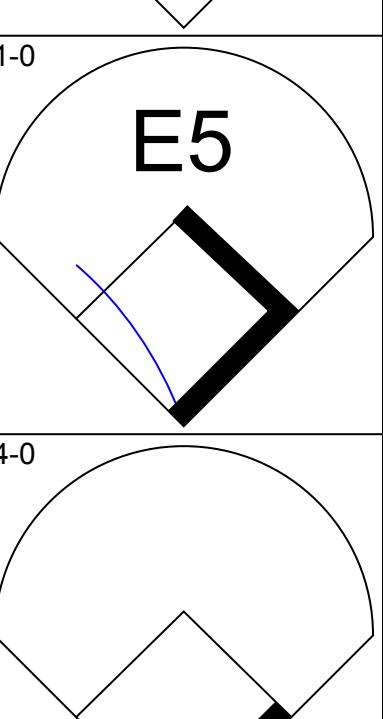
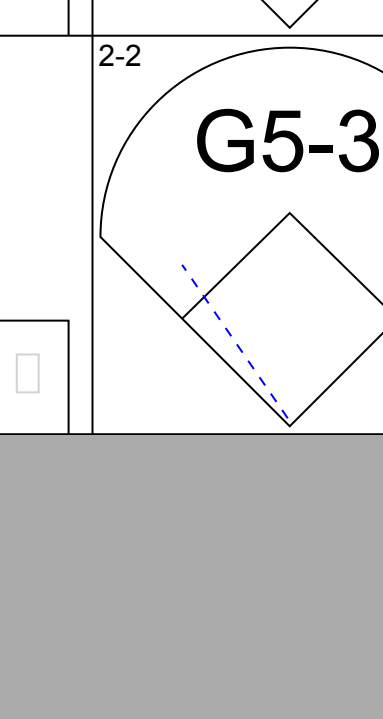
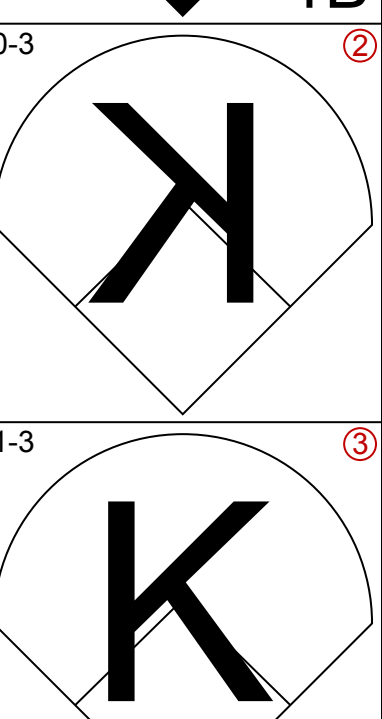
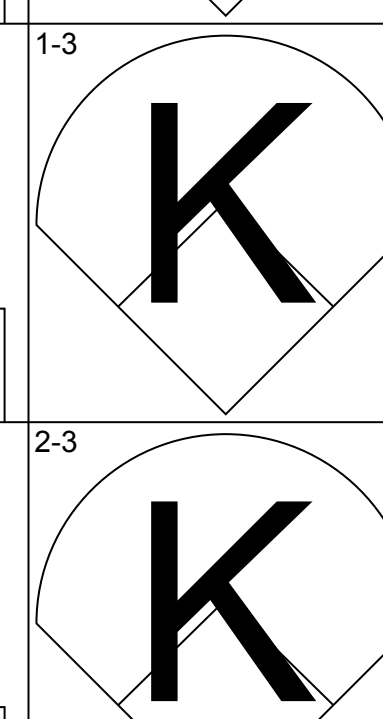
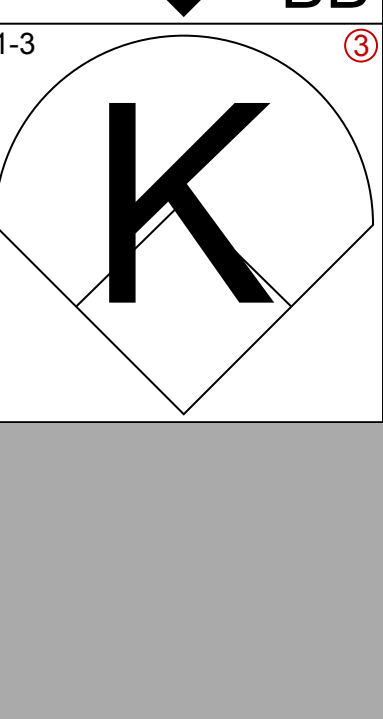

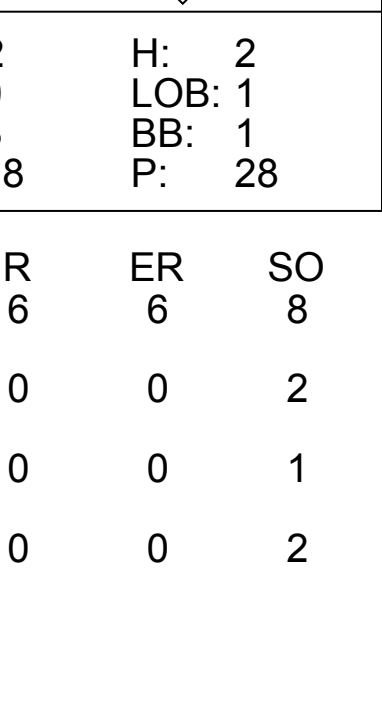
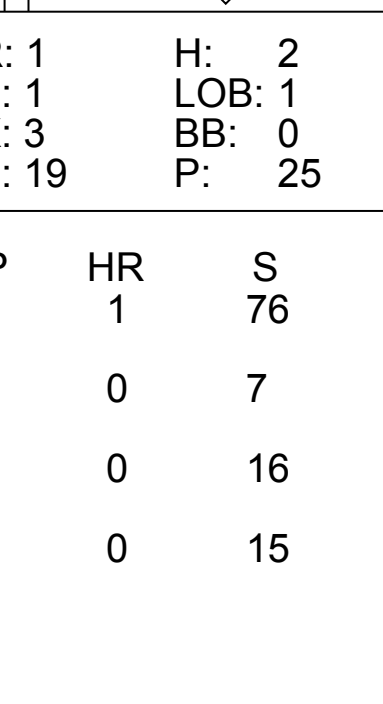
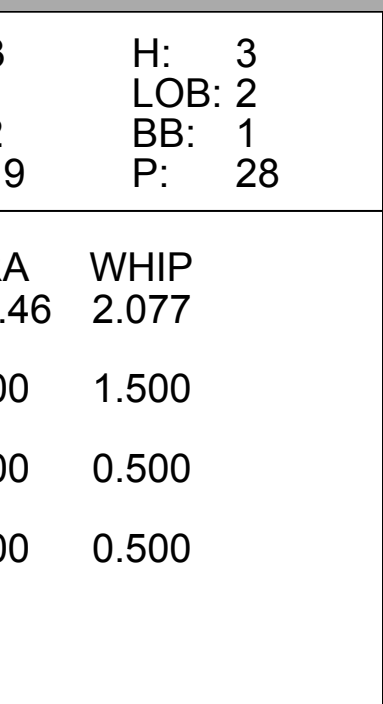
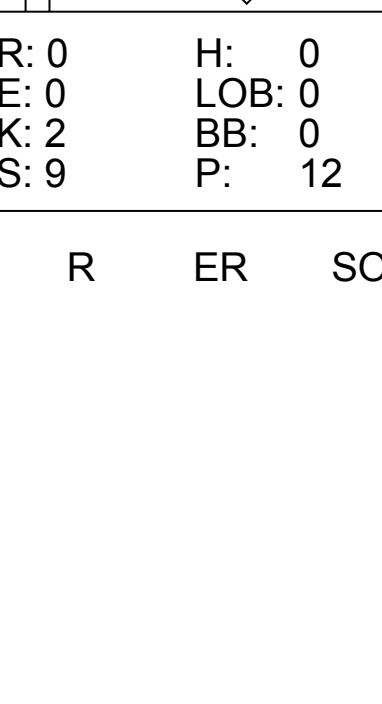


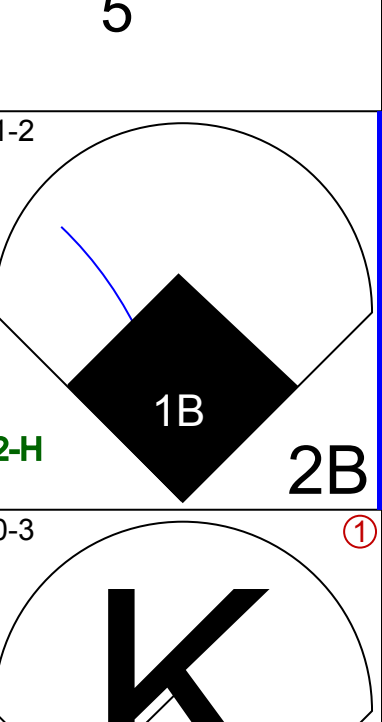



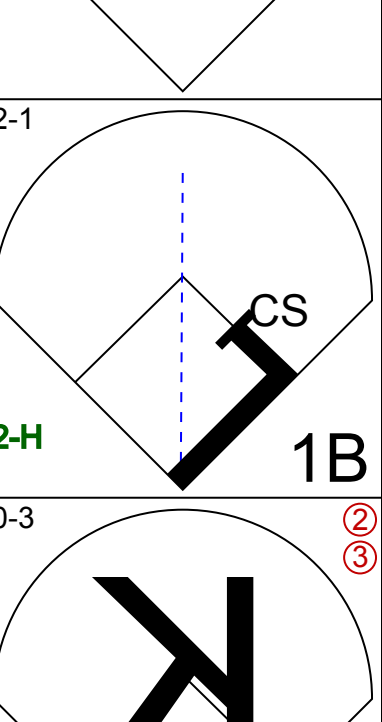
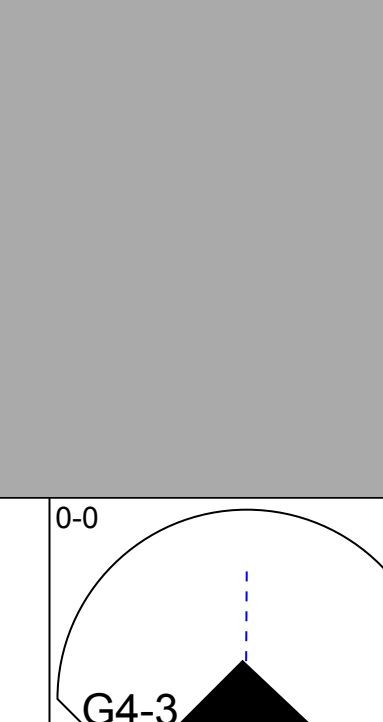
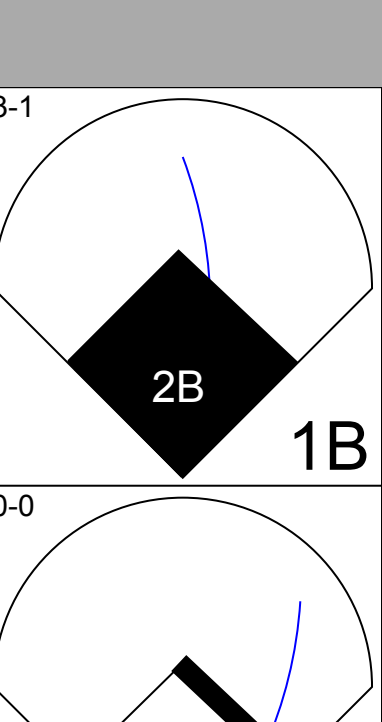
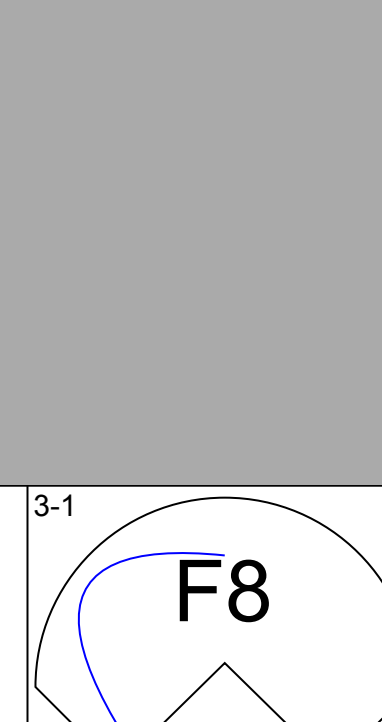
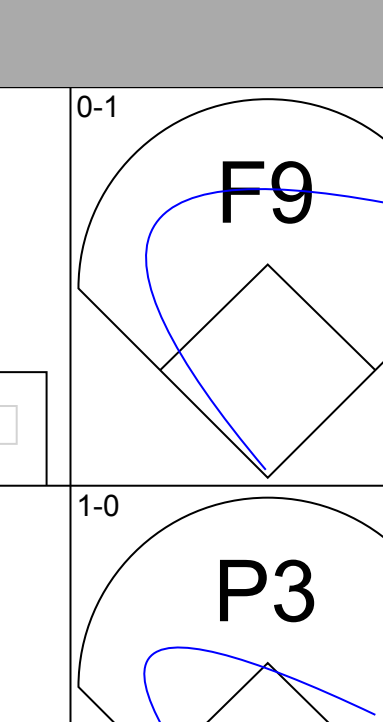
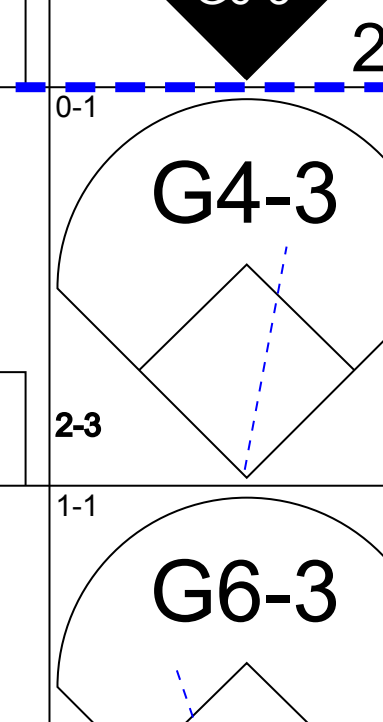
AB 33
R 4
H 13
RBI 4
BB 3
SO 3
LOB 18

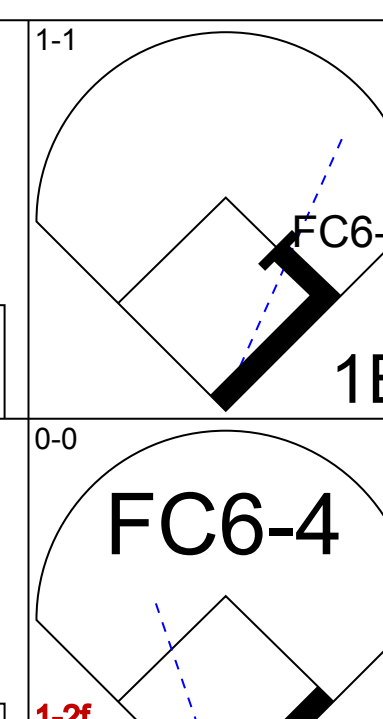
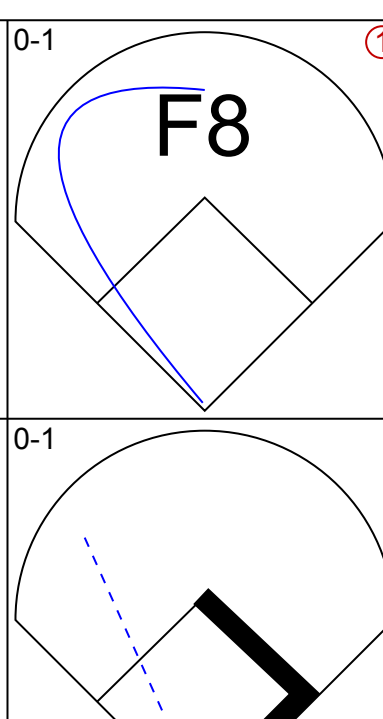
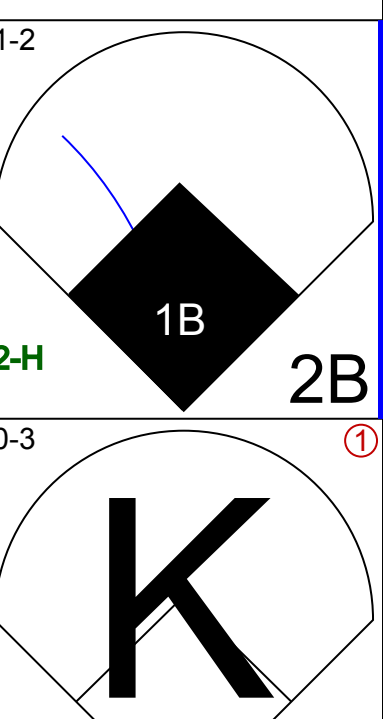
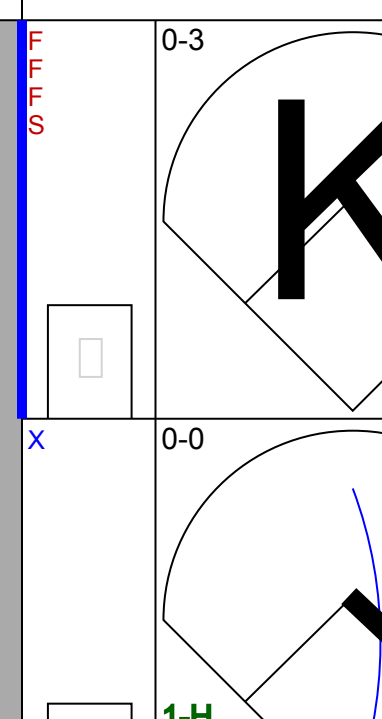
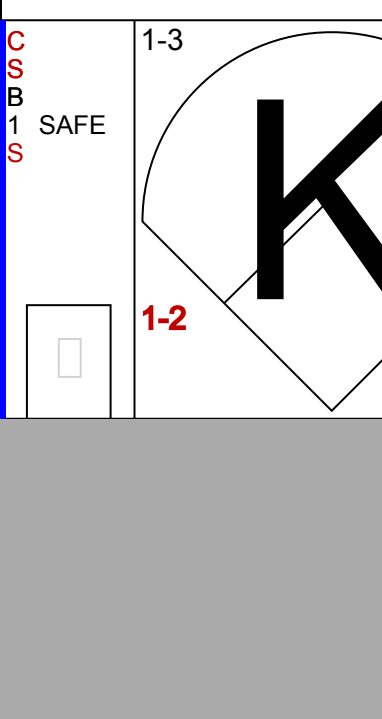
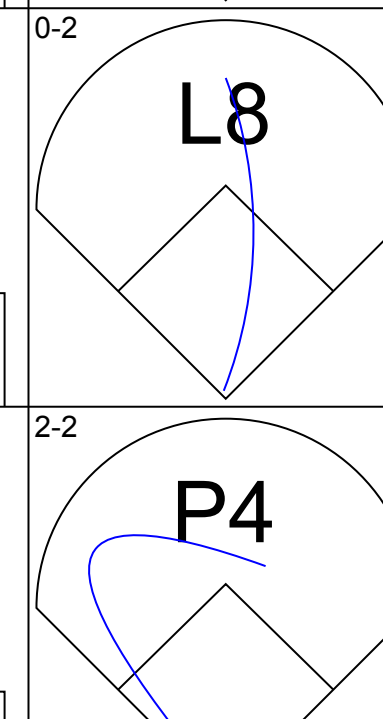
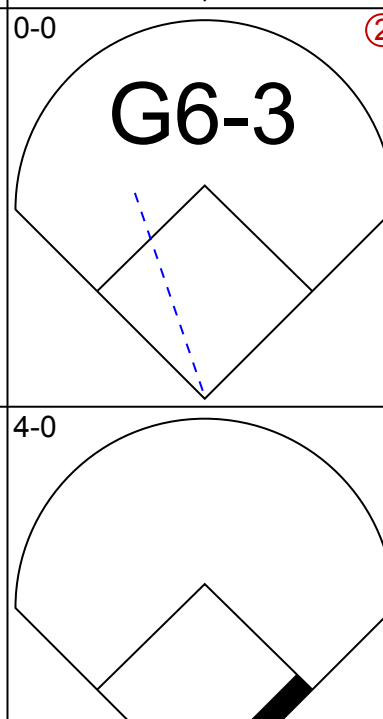
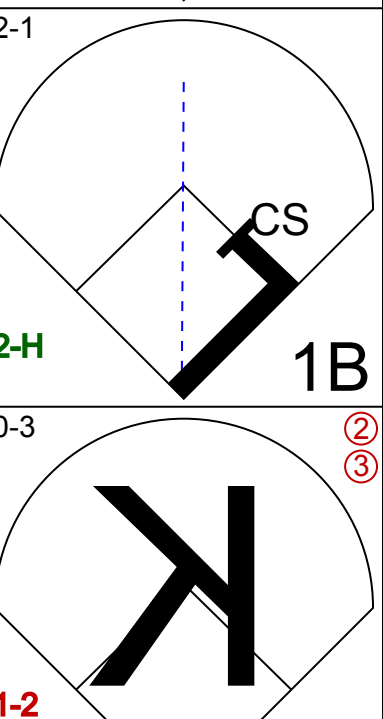
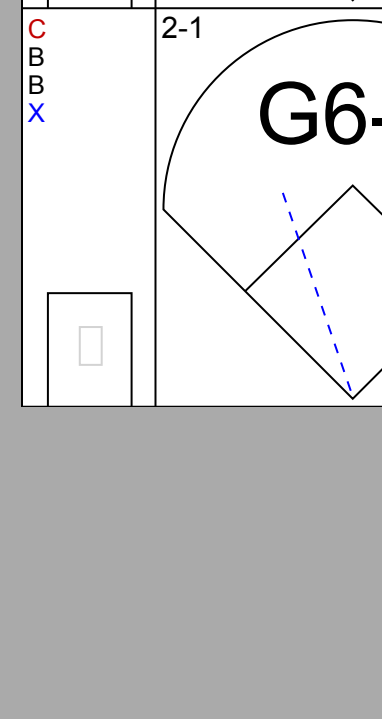

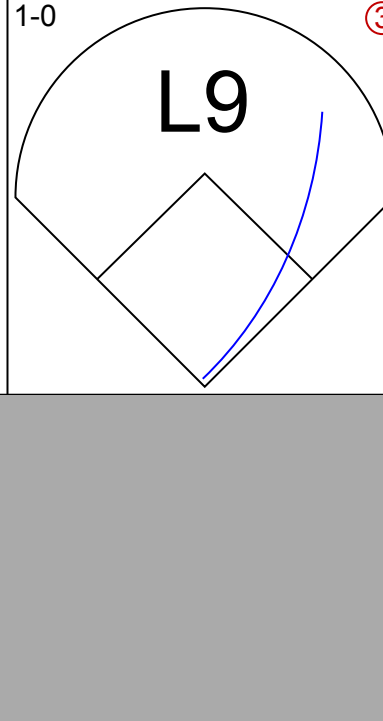





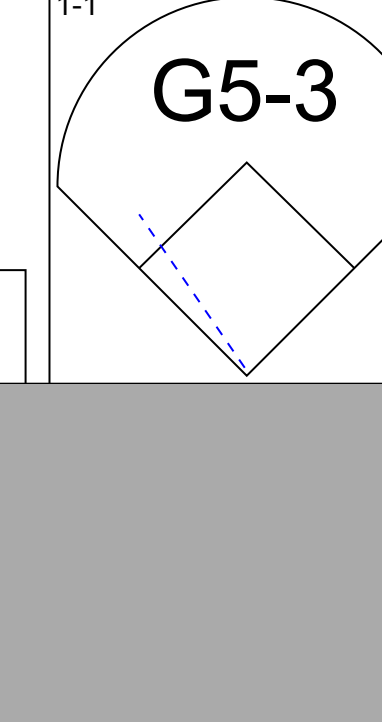
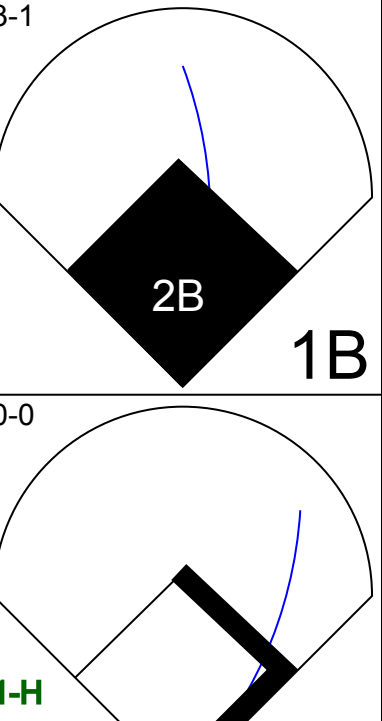
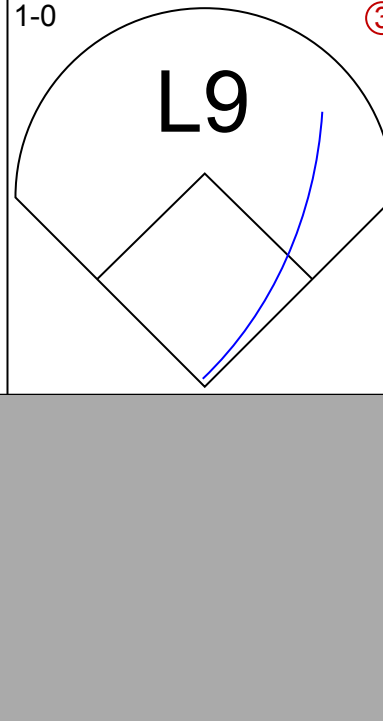
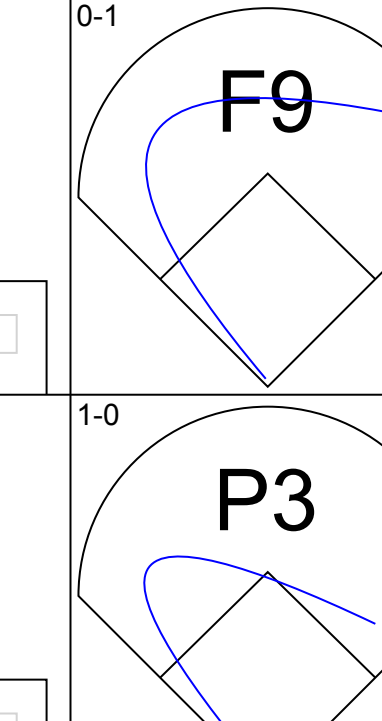
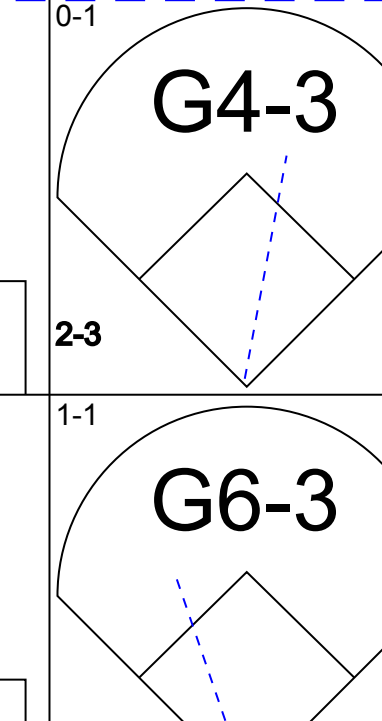
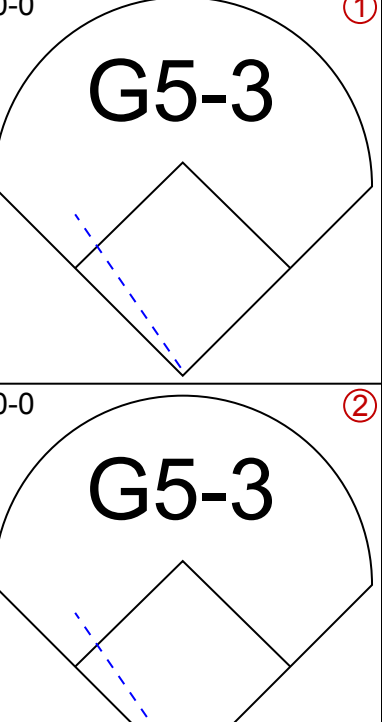
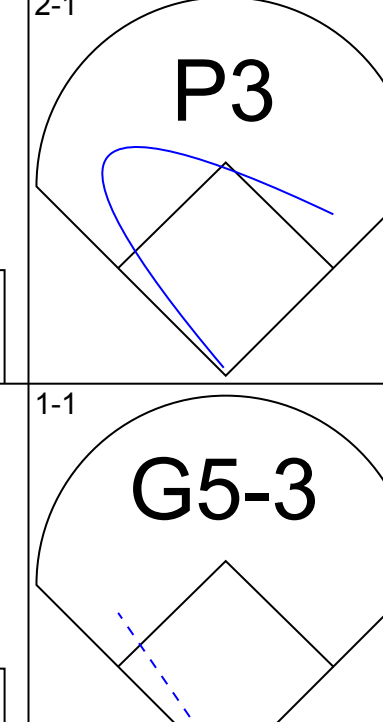

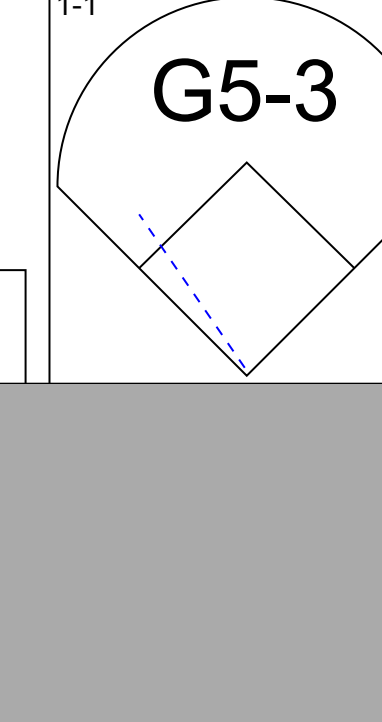
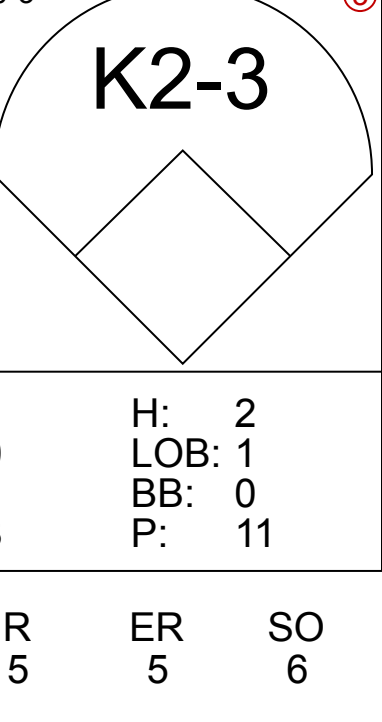
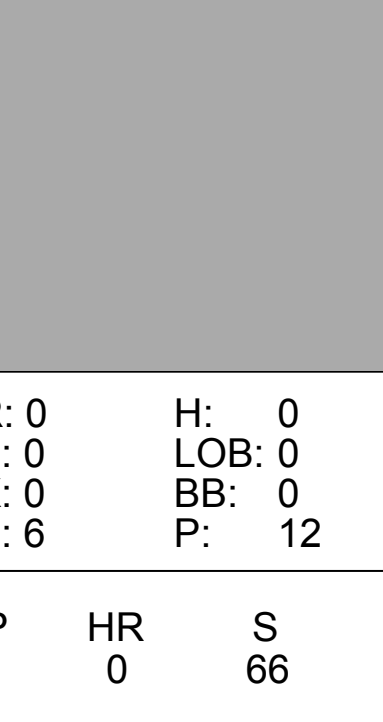
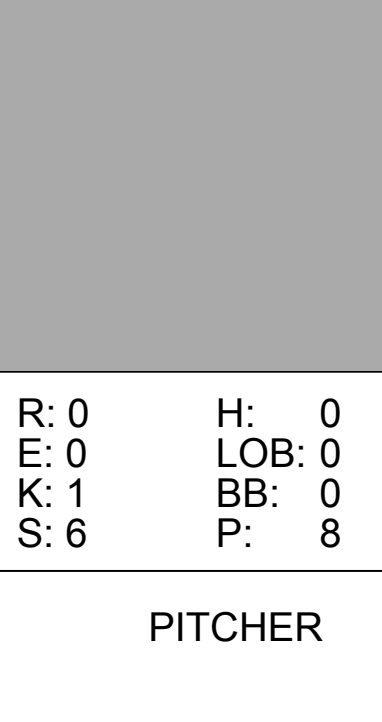
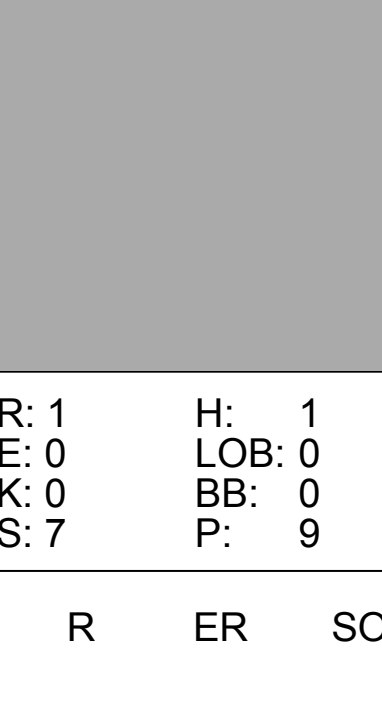




Batter	1	2	3	4	5	6	7	8	9	AB	R	H	RBI	BB	SO	LOB	BOTTOM		
Ray Durham, S OBP: 0.338, SLG: 0.453										4	1	0	0	1	1	3			
Deivi Cruz, R OBP: 0.335, SLG: 0.449										4	0	1	0	0	1				
J.T. Snow, L OBP: 0.422, SLG: 0.514										4	0	0	0	0	2				
Barry Bonds, L OBP: 0.608, SLG: 0.818										1	0	0	0	3	0	0			
Pedro Feliz, R OBP: 0.294, SLG: 0.467										4	0	1	1	0	3				
A.J. Pierzynski, L OBP: 0.333, SLG: 0.441										3	0	0	0	1	2				
Michael Tucker, L OBP: 0.363, SLG: 0.436										4	0	1	0	0	1				
Marquis Grissom, R OBP: 0.316, SLG: 0.441										4	0	1	0	0	2				
Kirk Rueter, L OBP: 0.208, SLG: 0.200 Matt Herges, L										2	0	0	0	0	2				
Ricky Ledee, L OBP: 0.338, SLG: 0.407 Wayne Franklin, L Tony Torcato, L										1	0	0	0	0	1				
Inning Stats	R: 0 E: 0 K: 0 S: 8	H: 1 LOB: 2 BB: 1 P: 17	R: 0 E: 0 K: 0 S: 7	H: 0 LOB: 0 BB: 0 P: 14	R: 1 E: 0 K: 0 S: 7	H: 1 LOB: 2 BB: 2 P: 19	R: 0 E: 0 K: 0 S: 10	H: 1 LOB: 1 BB: 0 P: 14	R: 0 E: 0 K: 1 S: 9	H: 0 LOB: 1 BB: 1 P: 15	R: 0 E: 1 K: 1 S: 11	H: 0 LOB: 0 BB: 0 P: 10	R: 0 E: 0 K: 0 S: 7	H: 0 LOB: 0 BB: 0 P: 11	R: 0 E: 0 K: 1 S: 10	H: 0 LOB: 0 BB: 0 P: 14	1B: 3 2B: 1 3B: 0 HR: 0	SF: 0 SAC: 0 DP: 0 HBP: 1	WP: 0 PA: 37 PB: 0 SB: 0 CS: 0
PITCHER	IP WLS BF H R ER SO BB IBB HBP BLK WP HR S P ERA WHIP																		
Jamey Wright, R ERA: 4.03	7.0 W 31 4 1 1 1 2 2 1 0 0 0 0 70 104 1.29 0.857																		
Tim Harikkala, R ERA: 3.34	1.0 H 3 0 0 0 0 0 0 0 0 0 0 0 7 11 0.00 0.000																		
Shawn Chacon, R ERA: 6.55	1.0 S 3 0 0 0 1 0 0 0 0 0 0 0 10 14 0.00 0.000																		

Colorado Rockies @ San Francisco Giants
SBC Park, San Francisco, CA
Wed Sep 01 2004, 10:05 PM EDT
Att: 36,024 - Cloudy - 64 F

livebaseballscorecards.com

AB 32
R 1
H 4
RBI 1
BB 4
SO 2
LOB 17

Batter	1	2	3	4	5	6	7	8	9	AB	R	H	RBI	BB	SO	LOB	TOP					
Aaron Miles, S OBP: 0.336, SLG: 0.385										5	1	1	0	0	1	0	Colorado Rockies @ San Francisco Giants SBC Park, San Francisco, CA Thu Sep 02 2004, 10:15 PM EDT Att: 36,971 - Sunny - 65 F					
Royce Clayton, R OBP: 0.343, SLG: 0.413										4	0	2	0	0	1	0						
17 Todd Helton, L OBP: 0.460, SLG: 0.617										4	1	1	1	1	0	2						
Vinny Castilla, R OBP: 0.329, SLG: 0.532										5	1	1	2	0	1	2						
Jeremy Burnitz, L OBP: 0.359, SLG: 0.576										3	2	1	0	1	2	0						
5 Matt Holliday, R OBP: 0.352, SLG: 0.476										4	1	2	2	0	0	0						
JD Closser, S OBP: 0.407, SLG: 0.412										3	0	1	1	1	2	1						
Jorge Piedra, L OBP: 0.318, SLG: 0.415										4	0	0	0	0	4	4						
Shawn Chacon, R (9, 1)										0	0	0	0	0	0	0						
Joe Kennedy, R OBP: 0.179, SLG: 0.162										4	0	0	0	0	2	2						
Steve Reed, R OBP: 0.500, SLG: 0.500										0	0	0	0	0	0	0						
Choo Freeman, R OBP: 0.313, SLG: 0.317										0	0	0	0	0	0	0						
Inning Stats	R: 0 E: 0 K: 2 S: 17	H: 0 LOB: 0 BB: 0 P: 23	R: 2 E: 0 K: 3 S: 18	H: 2 LOB: 1 BB: 1 P: 28	R: 0 E: 0 K: 0 S: 10	H: 1 LOB: 1 BB: 0 P: 15	R: 1 E: 1 K: 3 S: 19	H: 2 LOB: 1 BB: 0 P: 25	R: 3 E: 1 K: 2 S: 19	H: 3 LOB: 2 BB: 1 P: 28	R: 0 E: 0 K: 0 S: 9	H: 1 LOB: 1 BB: 0 P: 12	R: 0 E: 0 K: 1 S: 7	H: 0 LOB: 0 BB: 0 P: 11	R: 0 E: 0 K: 2 S: 9	H: 0 LOB: 0 BB: 0 P: 12	R: 0 E: 0 K: 0 S: 6	H: 0 LOB: 1 BB: 1 P: 13	1B: 7 2B: 1 3B: 0 HR: 1	SF: 0 SAC: 1 DP: 0 HBP: 0	WP: 0 PB: 0 SB: 2 CS: 0	PA: 40
PITCHER	IP	WLS	BF	H	R	ER	SO	BB	IBB	HBP	BLK	WP	HR	S	P	ERA	WHIP					
Jason Schmidt, R ERA: 3.01	4.1	L	22	8	6	6	8	1	0	0	0	0	1	76	106	12.46	2.077					
Scott Eyre, L ERA: 5.18	0.2		4	0	0	0	2	1	0	0	0	0	0	7	13	0.00	1.500					
Tyler Walker, R ERA: 4.37	2.0		7	1	0	0	1	0	0	0	0	0	0	16	23	0.00	0.500					
Matt Herges, R ERA: 5.17	2.0		7	0	0	0	2	1	0	0	0	0	0	15	25	0.00	0.500					

Batter	1	2	3	4	5	6	7	8	9	AB	R	H	RBI	BB	SO	LOB	BOTTOM				
Ray Durham, S OBP: 0.340, SLG: 0.457										3	0	2	1	0	0	0	Colorado Rockies @ San Francisco Giants SBC Park, San Francisco, CA Thu Sep 02 2004, 10:15 PM EDT Att: 36,971 - Sunny - 65 F				
Dustin Mohr, R OBP: 0.410, SLG: 0.468										4	0	2	1	0	1	2					
Pedro Feliz, R OBP: 0.294, SLG: 0.465										4	0	1	1	0	0	3					
Barry Bonds, L OBP: 0.607, SLG: 0.817										3	1	1	0	1	1	3					
Edgardo Alfonzo, R OBP: 0.347, SLG: 0.393										4	1	1	0	0	0	3					
Deivi Cruz, R OBP: 0.336, SLG: 0.450										4	0	1	2	0	0	0					
Marquis Grissom, R OBP: 0.314, SLG: 0.438										4	0	0	0	0	1	1					
Yorvit Torrealba, R OBP: 0.313, SLG: 0.408										2	1	0	0	1	0	1					
J.T. Snow, L OBP: 0.421, SLG: 0.512										1	0	0	0	0	1	0					
Jason Schmidt, R OBP: 0.182, SLG: 0.220										1	0	0	0	0	1	1					
Michael Tucker, L OBP: 0.385, SLG: 0.436										0	0	0	0	1	0	0					
Inning Stats	R: 0 E: 0 K: 0 S: 9	H: 1 LOB: 1 BB: 0 P: 12	R: 1 E: 0 K: 1 S: 8	H: 2 LOB: 0 BB: 0 P: 11	R: 0 E: 0 K: 0 S: 6	H: 0 LOB: 0 BB: 0 P: 12	R: 2 E: 0 K: 2 S: 18	H: 3 LOB: 2 BB: 0 P: 22	R: 0 E: 0 K: 1 S: 6	H: 0 LOB: 0 BB: 0 P: 8	R: 1 E: 0 K: 2 S: 12	H: 1 LOB: 1 BB: 1 P: 20	R: 1 E: 0 K: 0 S: 7	H: 1 LOB: 0 BB: 0 P: 9	R: 0 E: 0 K: 2 S: 6	H: 0 LOB: 0 BB: 1 P: 12	1B: 3 2B: 7 3B: 0 HR: 0	SF: 0 SAC: 0 DP: 1 HBP: 0	WP: 0 PB: 0 SB: 0 CS: 1	PA: 37	
PITCHER	IP	WLS	BF	H	R	ER	SO	BB	IBB	HBP	BLK	WP	HR	S	P	ERA	WHIP				
Joe Kennedy, L ERA: 3.76	7.0		31	9	5	5	6	1	0	0	0	0	0	66	97	6.43	1.429				
Steve Reed, R ERA: 2.88	1.0	H	3	0	0	0	0	0	0	0	0	0	0	6	8	0.00	0.000				
Shawn Chacon, R ERA: 6.43	1.0	S	3	0	0	0	2	1	0	0	0	0	0	6	12	0.00	1.000				

AB	36
R	6
H	9
RBI	6
BB	3
SO	13
LOB	11

AB	34
R	5
H	9
RBI	5
BB	3
SO	8
LOB	17



Batter	1	2	3	4	5	6	7	8	9	AB	R	H	RBI	BB	SO	LOB	TOP										
12 Clint Barmes, R (1.4) OBP: 0.412, SLG: 0.533 Javier López, L (7.1) Scott Dohmann, R (7.1) 40 Brian Fuentes, L (7.1) Jeremy Burnitz, L (9, PH) OBP: 0.358, SLG: 0.575 Royce Clayton, R (1.6) OBP: 0.341, SLG: 0.410	0-1 SF8 1B		0-3 K	0-0 G5-3			1-3 K		1-1 F8	4	1	1	0	0	2	1	Colorado Rockies @ San Diego Padres PETCO Park, San Diego, CA Fri Sep 03, 2004, 10:05 PM EDT Att: 35,555 - Cloudy - 67 F										
17 Todd Helton, L (1.3) OBP: 0.460, SLG: 0.616	1-1 5 2B		2-1 F8				2-3 K		1-3 K	4	1	2	0	0	1	1											
Vinny Castilla, R (1.5) OBP: 0.330, SLG: 0.545	0-0 SF8		3-1 HR				0-2 F7		1-2 HR	3	2	2	4	0	0	1											
5 Matt Holliday, R (1.7) OBP: 0.351, SLG: 0.476	1-2 1-H 2B		0-1 F9				1-2 L6		2-2 G6-3	4	0	1	1	0	0	1											
Todd Greene, R (1.2) OBP: 0.308, SLG: 0.503	3-2 G6-3		1-1 G5-4-3 1B				1-3 K		2-1 G5-3	4	1	1	0	0	1	1											
Luis Gonzalez, R (1.9) OBP: 0.309, SLG: 0.445		1-0 G6-3 1B	1-0 G5-4-3 1B				0-2 FC4-6 1B		0-0 G5-3	4	0	3	0	0	0	0											
Choo Freeman, R (1.8) OBP: 0.294, SLG: 0.295 Mark Sweeney, L (9, PH) OBP: 0.382, SLG: 0.532	3-2 G6-3		1-1 G5-4-3				1-3 K		0-2 F9	3	0	0	0	0	1	4											
Jason Jennings, L (1.1) OBP: 0.267, SLG: 0.373 Aaron Miles, S (7.4) OBP: 0.337, SLG: 0.386	0-1 F8		0-1 E3				0-1 FC4-6		1-0 1B	3	0	0	0	0	0	1											
Inning Stats	R: 2 E: 0 K: 1 S: 16	H: 3 LOB: 1 BB: 0 P: 23	R: 0 E: 0 K: 0 S: 7	H: 1 LOB: 0 BB: 0 P: 11	R: 2 E: 0 K: 1 S: 13	H: 2 LOB: 0 BB: 0 P: 18	R: 1 E: 1 K: 0 S: 8	H: 2 LOB: 1 BB: 0 P: 11	R: 0 E: 0 K: 0 S: 13	H: 1 LOB: 1 BB: 0 P: 16	R: 0 E: 0 K: 2 S: 7	H: 0 LOB: 0 BB: 0 P: 10	R: 1 E: 0 K: 0 S: 11	H: 1 LOB: 0 BB: 0 P: 16	R: 0 E: 0 K: 1 S: 9	H: 1 LOB: 1 BB: 0 P: 12		1B: 9 2B: 1 3B: 0 HR: 2	SF: 1 SAC: 0 DP: 1 HBP: 0	WP: 1 PB: 0 SB: 0 CS: 0	PA: 38						
PITCHER	IP	WLS	BF	H	R	ER	SO	BB	IBB	HBP	BLK	WP	HR	S	P	ERA		WHIP									
David Wells, L (1.1) ERA: 3.61	5.0		23	9	5	4	2	0	0	0	0	1	1	57	79	7.20	1.800										
Blaine Neal, R (6.1) ERA: 3.34	1.0	W	4	1	0	0	2	0	0	0	0	0	0	11	13	0.00	1.000										
Scott Linebrink, R (7.1) ERA: 1.98	1.0		3	0	0	0	2	0	0	0	0	0	0	7	10	0.00	0.000										
Akinori Otsuka, R (8.1) ERA: 2.15	1.0	H	4	1	1	1	0	0	0	0	0	0	1	11	16	9.00	1.000										
Trevor Hoffman, R (9.1) ERA: 2.74	1.0	S	4	1	0	0	1	0	0	0	0	0	0	9	12	0.00	1.000										

Batter	1	2	3	4	5	6	7	8	9	AB	R	H	RBI	BB	SO	LOB	BOTTOM										
Kerry Robinson, L (1.8) OBP: 0.326, SLG: 0.329 Jay Payton, R (7, PH) OBP: 0.303, SLG: 0.334	1-0 G6-3		2-1 G6-3		0-0 2B E 1B		2-1 F9			3	1	1	0	0	0	0	Colorado Rockies @ San Diego Padres PETCO Park, San Diego, CA Fri Sep 03, 2004, 10:05 PM EDT Att: 35,555 - Cloudy - 67 F										
Mark Loretta, R (1.4) OBP: 0.395, SLG: 0.519	1-3 K		0-0 G5-3		3-2 E4 24 G3 2B		1-0 24 BB HR 1B			4	2	2	2	0	1	0											
24 Brian Giles, L (1.9) OBP: 0.376, SLG: 0.468	1-0 G4-3				0-0 F8		4-2 HR BB			3	1	0	1	1	0	0											
Phil Nevin, R (1.3) OBP: 0.380, SLG: 0.504		1-3 K			1-2 G4-3		0-2 HR			4	1	1	3	0	2	0											
Ryan Klesko, L (1.7) OBP: 0.378, SLG: 0.417 Akinori Otsuka, R (8.1) Trevor Hoffman, R (9.1)		4-0 1B BB			0-0 WP 1B		3-0 3 G4-1 1B		2-1 G6-3	3	0	2	0	1	0	0											
Sean Burroughs, L (1.5) OBP: 0.345, SLG: 0.357		2-0 1B			3-3 K		3-2 F7		0-0 F8	4	0	1	0	0	1	2											
3 Khalil Greene, R (1.6) OBP: 0.347, SLG: 0.420		1-3 K			2-2 G6-3		0-0 G4-1		3-3 K	4	0	0	0	0	2	3											
Miguel Ojeda, R (1.2) OBP: 0.316, SLG: 0.390 Ramon Hernandez, R (8.2) OBP: 0.335, SLG: 0.463		2-3 K			3-1 1B BB 2B 1B		1-0 G6-3		1-3 K	3	1	1	0	0	1	3											
David Wells, L (1.1) OBP: 0.167, SLG: 0.130 Robert Fisk, L (5, PH) OBP: 0.279, SLG: 0.326 Blaine Neal, L (6.1) Scott Linebrink, R (7.1) Dave Hansen, L (7, PH) OBP: 0.305, SLG: 0.366 Rich Aurilia, R (7, PH) OBP: 0.305, SLG: 0.412 Terrence Long, L (8.7)			1-1 G3-1		4-1 1B 2B BB		2-2 G3			1	0	0	0	0	0	0											
Inning Stats	R: 0 E: 0 K: 1 S: 5	H: 0 LOB: 0 BB: 0 P: 8	R: 0 E: 0 K: 3 S: 10	H: 1 LOB: 2 BB: 1 P: 20	R: 0 E: 0 K: 0 S: 5	H: 0 LOB: 0 BB: 0 P: 8	R: 0 E: 0 K: 1 S: 8	H: 1 LOB: 1 BB: 0 P: 12	R: 4 E: 1 K: 1 S: 15	H: 3 LOB: 0 BB: 1 P: 30	R: 0 E: 0 K: 0 S: 7	H: 1 LOB: 0 BB: 0 P: 14	R: 3 E: 0 K: 0 S: 13	H: 2 LOB: 0 BB: 1 P: 24	R: 0 E: 0 K: 2 S: 8	H: 0 LOB: 0 BB: 0 P: 12		1B: 6 2B: 1 3B: 0 HR: 1	SF: 0 SAC: 0 DP: 0 HBP: 0	WP: 1 PB: 0 SB: 0 CS: 0	PA: 35						
PITCHER	IP	WLS	BF	H	R	ER	SO	BB	IBB	HBP	BLK	WP	HR	S	P	ERA	WHIP										
Jason Jennings, R (1.1) ERA: 5.9	0.1		26	6	4	3	0	2	0	0	0	0	0	3	5	0.00	0.000										
Javier López, L (7.1) ERA: 6.53	0.1	H	1	0	0	0	0	0	0	0	0	0	0	3	5	0.00	0.000										
Scott Dohmann, R (7.1) ERA: 4.17	0.1	L	4	2	3	3	0	1	0	0	0	0	1	8	15	81.00	9.000										
40 Brian Fuentes, L (7.1) ERA: 4.45	1.1		4	0	0	0	2	0	0	0	0	0	0	10	16	0.00	0.000										

AB	37
R	6
H	12
RBI	5
BB	0
SO	7
LOB	13



Batter	1	2	3	4	5	6	7	8	9	AB	R	H	RBI	BB	SO	LOB	TOP								
Aaron Miles, S OBP: 0.338, SLG: 0.386 (1, 4)	G6-3		L9			E5 HBP 1B			G4-3	5	1	2	1	0	0	0	Colorado Rockies @ San Diego Padres PETCO Park, San Diego, CA Sat Sep 04 2004, 10:05 PM EDT Att: 42,716 - Cloudy - 74 F								
Royce Clayton, R OBP: 0.356, SLG: 0.406 (1, 6)	K		G4-3		G6-3	F8			G6-3	5	0	0	0	0	1	2									
17 Todd Helton, L OBP: 0.461, SLG: 0.620 (1, 3)			F8						G4-3	3	2	1	1	2	0	0									
Vinny Castilla, R OBP: 0.330, SLG: 0.542 Luis Gonzalez, R OBP: 0.309, SLG: 0.445 (1, 5) (9, 5)									G4-3	3	0	0	0	0	3	1									
Jeremy Burnitz, L OBP: 0.360, SLG: 0.574 (1, 8) (6, 9)										0	0	0	0	0	0	0									
5 Matt Holliday, R OBP: 0.350, SLG: 0.476 (1, 7)										4	0	2	2	0	0	0									
Mark Sweeney, L OBP: 0.386, SLG: 0.529 Choo Freeman, R OBP: 0.288, SLG: 0.289 (1, 9) (6, 8)										1	1	0	0	2	0	1									
JD Closser, S OBP: 0.414, SLG: 0.491 (1, 2)										1	0	0	0	0	1	0									
Shawn Estes, R OBP: 0.226, SLG: 0.279 Jorge Piedra, L OBP: 0.311, SLG: 0.405 Tim Hanikkala, R (1, 1) (8, PH) (8, 1)										4	1	2	3	0	0	1									
										3	2	2	0	0	0	1									
										1	0	0	0	0	0	0									
										0	0	0	0	0	0	0									
Inning Stats	R: 0 E: 0 K: 2 S: 10	H: 0 LOB: 1 BB: 1 P: 20	R: 1 E: 0 K: 0 S: 9	H: 2 LOB: 1 BB: 0 P: 17	R: 0 E: 0 K: 1 S: 6	H: 0 LOB: 0 BB: 0 P: 11	R: 0 E: 0 K: 1 S: 8	H: 1 LOB: 0 BB: 0 P: 9	R: 5 E: 1 K: 0 S: 22	H: 4 LOB: 1 BB: 2 P: 39	R: 1 E: 0 K: 1 S: 11	H: 2 LOB: 1 BB: 1 P: 22	R: 1 E: 0 K: 1 S: 9	H: 1 LOB: 0 BB: 0 P: 14	R: 0 E: 0 K: 1 S: 5	H: 0 LOB: 0 BB: 0 P: 7	R: 0 E: 0 K: 0 S: 8	H: 0 LOB: 0 BB: 0 P: 14	1B: 5 2B: 3 3B: 1 HR: 2	SF: 0 SAC: 0 DP: 3 HBP: 1	WP: 0 PB: 0 SB: 0 CS: 0	PA: 39			
PITCHER	IP	WLS	BF	H	R	ER	SO	BB	IBB	HBP	BLK	WP	HR	S	P	ERA	WHIP								
Dennis Tankersley, R ERA: 5.14 (1, 1)	4.1	L	22	6	6	6	3	2	1	1	0	0	1	51	90	12.46	1.846								
Ricky Stone, R ERA: 5.96 (5, 1)	1.2		7	3	1	1	0	1	0	0	0	0	0	15	28	5.40	2.400								
Antonio Osuna, R ERA: 4.09 (7, 1)	1.0		4	1	1	1	0	0	0	0	0	0	1	9	14	9.00	1.000								
Steve Watkins, R ERA: 3.68 (8, 1)	2.0		6	0	0	0	1	0	0	0	0	0	0	13	21	0.00	0.000								

Batter	1	2	3	4	5	6	7	8	9	AB	R	H	RBI	BB	SO	LOB	BOTTOM								
3 Khalil Greene, R OBP: 0.346, SLG: 0.418 (1, 6)		SF9								2	0	0	1	1	0	1	Colorado Rockies @ San Diego Padres PETCO Park, San Diego, CA Sat Sep 04 2004, 10:05 PM EDT Att: 42,716 - Cloudy - 74 F								
Mark Loretta, R OBP: 0.397, SLG: 0.515 (1, 4)	P4	L4								4	0	0	0	0	3										
24 Brian Giles, L OBP: 0.374, SLG: 0.464 (1, 9)										4	0	0	0	0	1	1									
Phil Nevin, R OBP: 0.377, SLG: 0.500 (1, 3)										4	0	0	0	0	1	1									
Rich Aurilia, R OBP: 0.317, SLG: 0.353 (1, 5)										4	0	1	0	0	1	0									
Ryan Klesko, L OBP: 0.379, SLG: 0.420 (1, 7)										3	1	1	0	1	0	1									
Jay Payton, R OBP: 0.305, SLG: 0.334 (1, 8)										3	1	1	0	1	0	1									
Ramon Hernandez, R OBP: 0.337, SLG: 0.458 (1, 2)										3	0	0	0	1	0	2									
Dennis Tankersley, R OBP: 0.333, SLG: 0.250 Ricky Stone, R Antonio Osuna, R Freddy Guzman, S OBP: 0.252, SLG: 0.223 Steve Watkins, R Terrence Long, L OBP: 0.332, SLG: 0.410 (1, 1) (5, 1) (7, 1) (7, PH) (8, 1) (8, PH)										1	0	1	1	1	0	0									
										0	0	0	0	0	0	0									
										0	0	0	0	0	0	0									
										1	0	0	0	0	0	1									
Inning Stats	R: 0 E: 0 K: 2 S: 11	H: 0 LOB: 1 BB: 1 P: 20	R: 2 E: 0 K: 0 S: 10	H: 1 LOB: 2 BB: 3 P: 26	R: 0 E: 0 K: 0 S: 6	H: 1 LOB: 1 BB: 0 P: 10	R: 0 E: 0 K: 0 S: 7	H: 1 LOB: 0 BB: 0 P: 10	R: 0 E: 0 K: 0 S: 10	H: 0 LOB: 0 BB: 0 P: 16	R: 0 E: 0 K: 0 S: 5	H: 1 LOB: 1 BB: 0 P: 8	R: 0 E: 0 K: 1 S: 6	H: 0 LOB: 0 BB: 0 P: 11	R: 0 E: 0 K: 0 S: 6	H: 0 LOB: 1 BB: 1 P: 13	R: 0 E: 0 K: 0 S: 6	H: 0 LOB: 0 BB: 0 P: 13	1B: 3 2B: 1 3B: 0 HR: 0	SF: 1 SAC: 0 DP: 0 HBP: 0	WP: 1 PB: 0 SB: 0 CS: 0	PA: 36			
PITCHER	IP	WLS	BF	H	R	ER	SO	BB	IBB	HBP	BLK	WP	HR	S	P	ERA	WHIP								
Shawn Estes, L ERA: 5.91 (1, 1)	7.0	W	29	4	2	2	2	4	0	0	0	0	0	56	99	2.57	1.143								
Tim Hanikkala, R ERA: 3.22 (8, 1)	2.0		7	0	0	0	1	1	0	0	0	0	0	12	24	0.00	0.500								

Batter	1	2	3	4	5	6	7	8	9	AB	R	H	RBI	BB	SO	LOB	TOP				
Aaron Miles, S OBP: 0.338, SLG: 0.386	1-2 L4-6 SH1-3 1B	1-3 K					1-2 12 2B 1B		1-1 G3	5	1	2	0	0	1	2	Colorado Rockies @ San Diego Padres PETCO Park, San Diego, CA Sun Sep 05 2004, 4:05 PM EDT Att: 33,272 - Cloudy - 91 F				
12 Clint Barmes, R OBP: 0.381, SLG: 0.526	1 SAFE L SAFE SH1-3		2-1 G4-3			1 SAFE X BB 1-H 2B	2-1 F9		2-1 P4	4	0	1	1	0	0	0					
17 Todd Helton, L OBP: 0.462, SLG: 0.618	3-2 L4-6 2-2		3-1 G1-4-3 1B			4-0 BB IBB		0-1 F8		3	0	1	0	1	0	1					
Vinny Castilla, R OBP: 0.333, SLG: 0.549		1-2 HR 1B	2-1 G1-4-3			4-0 1-2 2-3 BB		3-2 HR		3	2	2	1	1	0	1					
Jeremy Burnitz, L OBP: 0.359, SLG: 0.578	0-0 1-H HR		0-0 P5			1-3 K		2-3 K		4	1	1	2	0	2	3					
5 Matt Holliday, R OBP: 0.349, SLG: 0.482	1-1 G4-3		3-3 K			0-1 F8		1-0 HR		4	1	1	1	0	1	0					
JD Closser, S OBP: 0.419, SLG: 0.500	3-1 26 SH2-4 2B		0-0 F8			1-1 F8		1-1 HBP		3	0	1	0	0	0	0					
Choo Freeman, R OBP: 0.286, SLG: 0.271	4-1 26 SH2-4 BB		2-2 F8			1-1 G5-3		1-1 F8		3	0	0	0	1	0	1					
26 Jeff Francis, L Jeff Fassero, L 40 Brian Fuentes, L Steve Reed, R Mark Swensky, L Shawn Chacon, R	1-1 SH2-4		2-2 G6-3			0-0 F8		3-2 F7		1	0	0	0	0	0	0					
Inning Stats	R: 0 E: 0 K: 1 S: 9	H: 1 LOB: 0 BB: 0 P: 13	R: 2 E: 0 K: 1 S: 17	H: 3 LOB: 2 BB: 1 P: 28	R: 0 E: 0 K: 1 S: 6	H: 1 LOB: 0 BB: 0 P: 13	R: 0 E: 0 K: 1 S: 5	H: 0 LOB: 0 BB: 0 P: 8	R: 1 E: 0 K: 1 S: 15	H: 2 LOB: 3 BB: 2 P: 29	R: 0 E: 0 K: 0 S: 6	H: 0 LOB: 0 BB: 0 P: 8	R: 0 E: 0 K: 0 S: 5	H: 0 LOB: 0 BB: 0 P: 8	R: 2 E: 0 K: 1 S: 12	H: 2 LOB: 1 BB: 0 P: 20		R: 0 E: 0 K: 0 S: 8	H: 0 LOB: 0 BB: 0 P: 14	1B: 4 2B: 3 3B: 0 HR: 3	SF: 0 SAC: 2 DP: 2 HBP: 1
PITCHER	IP WLS BF H R ER SO BB IBB HBP BLK WP HR S P ERA WHIP	IP WLS BF H R ER SO BB IBB HBP BLK WP HR S P ERA WHIP	IP WLS BF H R ER SO BB IBB HBP BLK WP HR S P ERA WHIP	IP WLS BF H R ER SO BB IBB HBP BLK WP HR S P ERA WHIP	IP WLS BF H R ER SO BB IBB HBP BLK WP HR S P ERA WHIP	IP WLS BF H R ER SO BB IBB HBP BLK WP HR S P ERA WHIP	IP WLS BF H R ER SO BB IBB HBP BLK WP HR S P ERA WHIP	IP WLS BF H R ER SO BB IBB HBP BLK WP HR S P ERA WHIP	IP WLS BF H R ER SO BB IBB HBP BLK WP HR S P ERA WHIP	IP WLS BF H R ER SO BB IBB HBP BLK WP HR S P ERA WHIP	IP WLS BF H R ER SO BB IBB HBP BLK WP HR S P ERA WHIP	IP WLS BF H R ER SO BB IBB HBP BLK WP HR S P ERA WHIP	IP WLS BF H R ER SO BB IBB HBP BLK WP HR S P ERA WHIP	IP WLS BF H R ER SO BB IBB HBP BLK WP HR S P ERA WHIP	IP WLS BF H R ER SO BB IBB HBP BLK WP HR S P ERA WHIP	IP WLS BF H R ER SO BB IBB HBP BLK WP HR S P ERA WHIP	IP WLS BF H R ER SO BB IBB HBP BLK WP HR S P ERA WHIP	IP WLS BF H R ER SO BB IBB HBP BLK WP HR S P ERA WHIP	IP WLS BF H R ER SO BB IBB HBP BLK WP HR S P ERA WHIP	IP WLS BF H R ER SO BB IBB HBP BLK WP HR S P ERA WHIP	IP WLS BF H R ER SO BB IBB HBP BLK WP HR S P ERA WHIP

AB	32
R	5
H	9
RBI	5
BB	3
SO	4
LOB	8



Batter	1	2	3	4	5	6	7	8	9	AB	R	H	RBI	BB	SO	LOB	BOTTOM				
3 Khalil Greene, R OBP: 0.347, SLG: 0.420	2-1 F8		3-2 SAFE F7				2-2 FC6-4 1B		2-2 2B	5	0	2	1	0	0	2	Colorado Rockies @ San Diego Padres PETCO Park, San Diego, CA Sun Sep 05 2004, 4:05 PM EDT Att: 33,272 - Cloudy - 91 F				
Rich Aurilia, R OBP: 0.314, SLG: 0.349	1-3 K		1-0 FC5-4			2-3 1-2 FC6-4		0-3 K	0-2 F8	4	0	0	0	0	2	3					
Sean Burroughs, L OBP: 0.345, SLG: 0.357			1-2 1-2 FC6-4			1-1 1-2 FC6-4		1-1 F8		1	0	0	0	0	0	1					
24 Brian Giles, L OBP: 0.371, SLG: 0.460	1-2 F7		1-1 P6			2-1 F8		2-0 G3	3-1 P6	5	0	0	0	0	0	1					
Phil Nevin, R OBP: 0.380, SLG: 0.510		3-1 G6-3		0-2 2B		4-2 BB		1-1 HR		3	1	2	1	1	0	0					
Ryan Klesko, L OBP: 0.378, SLG: 0.418		1-3 K		0-1 P2		0-0 F9		1-0 1B		4	0	1	0	0	1	2					
Jay Payton, R OBP: 0.305, SLG: 0.334		2-2 1B		0-0 F8		0-0 L7		0-0 FC6-4		3	0	1	0	0	0	2					
Terrence Long, L OBP: 0.334, SLG: 0.413								1-2 1B		1	0	1	0	0	0	0					
Ramon Hernandez, R OBP: 0.339, SLG: 0.462		3-2 F9						1-1 3 1B 2B	0-2 FC6-4 1B	4	0	2	0	0	0	3					
Ramon Vázquez, L OBP: 0.234, SLG: 0.179			1-2 FC5-4 1B					1-0 F9	2-3 K	4	0	1	0	0	1	2					
Brian Lawrence, R OBP: 0.123, SLG: 0.125			0-3 K					0-2 FC6-4	1-1 3 2B HBP	2	0	0	0	0	1	2					
Miguel Ojeda, R OBP: 0.314, SLG: 0.387										1	0	0	0	0	0	1					
Blaine Neal, L Steve Watkins, R Robert Fick, L										0	0	0	0	0	0	0					
Inning Stats	R: 0 E: 0 K: 1 S: 9	H: 0 LOB: 0 BB: 0 P: 13	R: 0 E: 0 K: 1 S: 11	H: 1 LOB: 1 BB: 0 P: 20	R: 0 E: 0 K: 1 S: 10	H: 1 LOB: 1 BB: 0 P: 15	R: 0 E: 0 K: 0 S: 9	H: 1 LOB: 1 BB: 0 P: 10	R: 0 E: 0 K: 0 S: 6	H: 0 LOB: 1 BB: 1 P: 12	R: 0 E: 0 K: 0 S: 8	H: 1 LOB: 1 BB: 0 P: 9	R: 1 E: 0 K: 1 S: 10	H: 3 LOB: 2 BB: 0 P: 15	R: 1 E: 0 K: 1 S: 12	H: 1 LOB: 1 BB: 0 P: 20	1B: 6 2B: 3 3B: 0 HR: 1	SF: 0 SAC: 0 DP: 0 HBP: 1	WP: 0 PA: 39 PB: 0 SB: 0 CS: 0		
PITCHER	IP WLS BF H R ER SO BB IBB HBP BLK WP HR S P ERA WHIP	IP WLS BF H R ER SO BB IBB HBP BLK WP HR S P ERA WHIP	IP WLS BF H R ER SO BB IBB HBP BLK WP HR S P ERA WHIP	IP WLS BF H R ER SO BB IBB HBP BLK WP HR S P ERA WHIP	IP WLS BF H R ER SO BB IBB HBP BLK WP HR S P ERA WHIP	IP WLS BF H R ER SO BB IBB HBP BLK WP HR S P ERA WHIP	IP WLS BF H R ER SO BB IBB HBP BLK WP HR S P ERA WHIP	IP WLS BF H R ER SO BB IBB HBP BLK WP HR S P ERA WHIP	IP WLS BF H R ER SO BB IBB HBP BLK WP HR S P ERA WHIP	IP WLS BF H R ER SO BB IBB HBP BLK WP HR S P ERA WHIP	IP WLS BF H R ER SO BB IBB HBP BLK WP HR S P ERA WHIP	IP WLS BF H R ER SO BB IBB HBP BLK WP HR S P ERA WHIP	IP WLS BF H R ER SO BB IBB HBP BLK WP HR S P ERA WHIP	IP WLS BF H R ER SO BB IBB HBP BLK WP HR S P ERA WHIP	IP WLS BF H R ER SO BB IBB HBP BLK WP HR S P ERA WHIP	IP WLS BF H R ER SO BB IBB HBP BLK WP HR S P ERA WHIP	IP WLS BF H R ER SO BB IBB HBP BLK WP HR S P ERA WHIP	IP WLS BF H R ER SO BB IBB HBP BLK WP HR S P ERA WHIP	IP WLS BF H R ER SO BB IBB HBP BLK WP HR S P ERA WHIP	IP WLS BF H R ER SO BB IBB HBP BLK WP HR S P ERA WHIP	IP WLS BF H R ER SO BB IBB HBP BLK WP HR S P ERA WHIP

AB	37
R	2
H	10
RBI	2
BB	1
SO	5
LOB	19



Batter	1	2	3	4	5	6	7	8	9	AB	R	H	RBI	BB	SO	LOB	TOP						
3 Khalil Greene, R OBP: 0.346, SLG: 0.434	G6-3	L8			G5-3		HR	G4-3		5	1	1	3	0	0	3							
Mark Loretta, R OBP: 0.397, SLG: 0.517	G2-3		G6-3 1B		L5		1B		1B 3B	5	1	3	0	0	0	0							
Jay Payton, R OBP: 0.310, SLG: 0.335	1B HR HBP		G6-3 1-2		F9		1B		1B SF8 BB	3	2	1	0	1	0	1							
Phil Nevin, R OBP: 0.381, SLG: 0.514	HR 1B		G1-3		K		K		SF8 HR 1B	5	2	2	1	0	2	2							
Ryan Klesko, L OBP: 0.384, SLG: 0.441					G3		K		SF8	3	1	2	3	0	0	0							
Kerry Robinson, L OBP: 0.319, SLG: 0.313					1B G3-2 1B				1-2 3-H	1	0	0	0	0	1	2							
Akinori Otsuka, R									1-2 3-H	0	0	0	0	0	0	0							
Terrence Long, L OBP: 0.333, SLG: 0.412	1-H 2-H HR								1-2 3-H	0	0	0	1	0	0	0							
Ricky Stone, R									1-0	0	0	0	0	0	0	0							
Xavier Nady, R OBP: 0.281, SLG: 0.407	G4-3				L6				2-H HR	5	1	2	2	0	1	0							
Rich Aurilia, R OBP: 0.320, SLG: 0.350										1	1	1	0	3	0	0							
Sean Burroughs, L OBP: 0.346, SLG: 0.358					G3-2 BB		3 HR BB	24 BB BB		1	0	1	0	0	0	0							
Ramon Hernandez, R OBP: 0.337, SLG: 0.455		G4-3			G3-2		G1-3		K	5	0	0	0	0	2	7							
Brian Lawrence, R OBP: 0.136, SLG: 0.123					1-2 2-3 3-H		1-2		K														
Miguel Ojeda, R OBP: 0.329, SLG: 0.404					G1-3		3 HR BB		L9	1	0	0	0	1	0	2							
24 Brian Giles, L OBP: 0.377, SLG: 0.466										1	1	0	0	2	0	1							
Inning Stats	R: 3 E: 0 K: 0 S: 13	H: 2 LOB: 0 BB: 0 P: 20	R: 0 E: 0 K: 0 S: 5	H: 1 LOB: 1 BB: 1 P: 12	R: 0 E: 0 K: 0 S: 8	H: 1 LOB: 0 BB: 0 P: 13	R: 0 E: 0 K: 0 S: 11	H: 2 LOB: 2 BB: 1 P: 21	R: 0 E: 0 K: 1 S: 9	H: 0 LOB: 0 BB: 0 P: 11	R: 0 E: 0 K: 1 S: 6	H: 0 LOB: 0 BB: 0 P: 10	R: 3 E: 0 K: 2 S: 18	H: 3 LOB: 2 BB: 2 P: 34	R: 0 E: 0 K: 2 S: 15	H: 0 LOB: 2 BB: 2 P: 30	R: 4 E: 0 K: 1 S: 18	H: 4 LOB: 1 BB: 1 P: 30	1B: 9 2B: 0 3B: 1 HR: 3	SF: 1 2B: 0 3B: 1 HBP: 1	WP: 1 PB: 0 SB: 0 CS: 0	PA: 45	
PITCHER	IP WLS BF H R ER SO BB IBB HBP BLK WP HR S P ERA WHIP	IP WLS BF H R ER SO BB IBB HBP BLK WP HR S P ERA WHIP	IP WLS BF H R ER SO BB IBB HBP BLK WP HR S P ERA WHIP	IP WLS BF H R ER SO BB IBB HBP BLK WP HR S P ERA WHIP	IP WLS BF H R ER SO BB IBB HBP BLK WP HR S P ERA WHIP	IP WLS BF H R ER SO BB IBB HBP BLK WP HR S P ERA WHIP	IP WLS BF H R ER SO BB IBB HBP BLK WP HR S P ERA WHIP	IP WLS BF H R ER SO BB IBB HBP BLK WP HR S P ERA WHIP	IP WLS BF H R ER SO BB IBB HBP BLK WP HR S P ERA WHIP	IP WLS BF H R ER SO BB IBB HBP BLK WP HR S P ERA WHIP	IP WLS BF H R ER SO BB IBB HBP BLK WP HR S P ERA WHIP	IP WLS BF H R ER SO BB IBB HBP BLK WP HR S P ERA WHIP	IP WLS BF H R ER SO BB IBB HBP BLK WP HR S P ERA WHIP	IP WLS BF H R ER SO BB IBB HBP BLK WP HR S P ERA WHIP	IP WLS BF H R ER SO BB IBB HBP BLK WP HR S P ERA WHIP	IP WLS BF H R ER SO BB IBB HBP BLK WP HR S P ERA WHIP	IP WLS BF H R ER SO BB IBB HBP BLK WP HR S P ERA WHIP	IP WLS BF H R ER SO BB IBB HBP BLK WP HR S P ERA WHIP	IP WLS BF H R ER SO BB IBB HBP BLK WP HR S P ERA WHIP	IP WLS BF H R ER SO BB IBB HBP BLK WP HR S P ERA WHIP	IP WLS BF H R ER SO BB IBB HBP BLK WP HR S P ERA WHIP	IP WLS BF H R ER SO BB IBB HBP BLK WP HR S P ERA WHIP	IP WLS BF H R ER SO BB IBB HBP BLK WP HR S P ERA WHIP

San Diego Padres @ Colorado Rockies
Coors Field, Denver, CO
Fri Sep 10 2004, 7:05 PM MDT
Att: 22,279 - Cloudy - 73 F

AB 36
R 10
H 13
RBI 10
BB 7
SO 6
LOB 18



Batter	1	2	3	4	5	6	7	8	9	AB	R	H	RBI	BB	SO	LOB	BOTTOM						
Aaron Miles, S OBP: 0.333, SLG: 0.379	G4-3		G5-3		SF8		G6-3		G6-3	3	0	0	1	0	0	0							
12 Clint Barmes, R OBP: 0.320, SLG: 0.435					3-H					1	0	0	0	0	0	0							
Royce Clayton, R OBP: 0.335, SLG: 0.408	F8			17 1B	G6-3		G1-3			4	0	1	0	0	0	0							
17 Todd Helton, L OBP: 0.460, SLG: 0.616	K			1-2 1B			E1			4	1	2	0	0	1	0							
5 Matt Holliday, R OBP: 0.351, SLG: 0.489		11 G4-3 2B		L9		11 1B BB	G1-3			3	1	1	0	1	0	3							
11 Brad Hawpe, L OBP: 0.307, SLG: 0.358		G4-3		K		SH2-4 1B		K		4	0	1	1	0	2	3							
Jorge Piedad, L OBP: 0.358, SLG: 0.449		P4		G1-3		SH2-4 1B		G4-3		4	0	1	1	0	0	3							
JD Closser, S OBP: 0.397, SLG: 0.456		G4-3				SH2-4 1B		K		3	1	1	0	0	1	1							
27 Garrett Atkins, R OBP: 0.250, SLG: 0.500			G6-3		SH1-4 1B		K		G1-3	4	1	1	1	0	1	2							
Shawn Estes, R OBP: 0.219, SLG: 0.270					SH1-4 1B					2	0	0	0	0	0	2							
Tim Harikkala, R					G1-3		F8			0	0	0	0	0	0	0							
Allan Simpson, R										0	0	0	0	0	0	0							
Chris Gissell, R										0	0	0	0	0	0	0							
Andy Tracy, L OBP: 0.397, SLG: 0.456										1	0	0	0	0	1	0							
Inning Stats	R: 0 E: 0 K: 1 S: 6	H: 0 LOB: 0 BB: 0 P: 10	R: 0 E: 0 K: 0 S: 6	H: 1 LOB: 1 BB: 0 P: 8	R: 0 E: 0 K: 0 S: 4	H: 0 LOB: 0 BB: 0 P: 7	R: 0 E: 0 K: 1 S: 13	H: 2 LOB: 2 BB: 0 P: 17	R: 2 E: 0 K: 0 S: 11	H: 2 LOB: 0 BB: 0 P: 12	R: 2 E: 0 K: 1 S: 12	H: 3 LOB: 2 BB: 1 P: 20	R: 0 E: 1 K: 0 S: 11	H: 0 LOB: 1 BB: 0 P: 15	R: 0 E: 0 K: 2 S: 9	H: 0 LOB: 0 BB: 0 P: 12	R: 0 E: 0 K: 1 S: 7	H: 0 LOB: 0 BB: 0 P: 10	1B: 5 2B: 3 3B: 0 HR: 0	SF: 1 2B: 3 3B: 0 HBP: 0	WP: 0 PB: 0 SB: 0 CS: 0	PA: 37	
PITCHER	IP WLS BF H R ER SO BB IBB HBP BLK WP HR S P ERA WHIP	IP WLS BF H R ER SO BB IBB HBP BLK WP HR S P ERA WHIP	IP WLS BF H R ER SO BB IBB HBP BLK WP HR S P ERA WHIP	IP WLS BF H R ER SO BB IBB HBP BLK WP HR S P ERA WHIP	IP WLS BF H R ER SO BB IBB HBP BLK WP HR S P ERA WHIP	IP WLS BF H R ER SO BB IBB HBP BLK WP HR S P ERA WHIP	IP WLS BF H R ER SO BB IBB HBP BLK WP HR S P ERA WHIP	IP WLS BF H R ER SO BB IBB HBP BLK WP HR S P ERA WHIP	IP WLS BF H R ER SO BB IBB HBP BLK WP HR S P ERA WHIP	IP WLS BF H R ER SO BB IBB HBP BLK WP HR S P ERA WHIP	IP WLS BF H R ER SO BB IBB HBP BLK WP HR S P ERA WHIP	IP WLS BF H R ER SO BB IBB HBP BLK WP HR S P ERA WHIP	IP WLS BF H R ER SO BB IBB HBP BLK WP HR S P ERA WHIP	IP WLS BF H R ER SO BB IBB HBP BLK WP HR S P ERA WHIP	IP WLS BF H R ER SO BB IBB HBP BLK WP HR S P ERA WHIP	IP WLS BF H R ER SO BB IBB HBP BLK WP HR S P ERA WHIP	IP WLS BF H R ER SO BB IBB HBP BLK WP HR S P ERA WHIP	IP WLS BF H R ER SO BB IBB HBP BLK WP HR S P ERA WHIP	IP WLS BF H R ER SO BB IBB HBP BLK WP HR S P ERA WHIP	IP WLS BF H R ER SO BB IBB HBP BLK WP HR S P ERA WHIP	IP WLS BF H R ER SO BB IBB HBP BLK WP HR S P ERA WHIP	IP WLS BF H R ER SO BB IBB HBP BLK WP HR S P ERA WHIP	IP WLS BF H R ER SO BB IBB HBP BLK WP HR S P ERA WHIP

San Diego Padres @ Colorado Rockies
Coors Field, Denver, CO
Fri Sep 10 2004, 7:05 PM MDT
Att: 22,279 - Cloudy - 73 F

AB 33
R 4
H 8
RBI 4
BB 1
SO 6
LOB 14



Batter	1	2	3	4	5	6	7	8	9	AB	R	H	RBI	BB	SO	LOB	TOP			
3 Khalil Greene, R OBP: 0.347, SLG: 0.447 Ramón Vázquez, L OBP: 0.260, SLG: 0.217	3-2 	3-2 F7					1-1 		0-0 	4	2	2	2	0	0	2	San Diego Padres @ Colorado Rockies Coors Field, Denver, CO Sat Sep 11 2004, 1:05 PM MDT Att: 22,684 - Sunny - 81 F			
Mark Loretta, R OBP: 0.397, SLG: 0.518 Sean Burroughs, L OBP: 0.346, SLG: 0.357	1-0 		2-1 				3-2 G5-3		2-2 F7	4	0	2	0	0	0	0				
24 Brian Giles, L OBP: 0.376, SLG: 0.464 Kerry Robinson, L OBP: 0.319, SLG: 0.313	1-0 		1-2 FC4-6				1-1 G4-3		0-3 K	4	0	1	0	0	1	1				
Phil Nevin, R OBP: 0.380, SLG: 0.510 Dave Hansen, L OBP: 0.379, SLG: 0.362	1-2 G1-6-3		1-2 F7				4-2 		1-0 G6-3	3	0	0	0	0	1	0				
Rich Aurilia, R OBP: 0.317, SLG: 0.346			3-2 G5-3				3-2 F9		0-1 L9	4	0	0	0	0	1	3				
Jay Payton, R OBP: 0.307, SLG: 0.332		1-1 F9					0-1 G1-3		0-3 K	4	0	0	0	0	1	0				
Xavier Nady, R OBP: 0.279, SLG: 0.397		2-1 E8					2-0 F9		1-3 K	4	0	1	0	0	1	0				
Ramon Hernandez, R OBP: 0.343, SLG: 0.457 Miguel Ojeda, R OBP: 0.327, SLG: 0.401		4-0 					4-1 		0-0 	1	0	1	0	2	0	0				
Adam Eaton, R OBP: 0.286, SLG: 0.316 Robert Fick, L OBP: 0.280, SLG: 0.324 Mike Bynum, L Steve Watkins, R Terrence Long, L OBP: 0.332, SLG: 0.410	1-3 K		1-3 				0-0 P6		2-3 K	2	0	0	0	0	1	3				
Inning Stats	R: 1 E: 0 K: 1 S: 16	H: 3 LOB: 1 BB: 0 P: 24	R: 0 E: 1 K: 1 S: 11	H: 0 LOB: 2 BB: 1 P: 22	R: 0 E: 0 K: 0 S: 12	H: 1 LOB: 1 BB: 0 P: 19	R: 0 E: 0 K: 0 S: 5	H: 0 LOB: 1 BB: 1 P: 11	R: 1 E: 0 K: 3 S: 10	H: 1 LOB: 1 BB: 0 P: 13	R: 0 E: 0 K: 1 S: 8	H: 0 LOB: 0 BB: 0 P: 10	R: 0 E: 0 K: 0 S: 5	H: 0 LOB: 0 BB: 0 P: 8	R: 0 E: 0 K: 0 S: 9	H: 2 LOB: 2 BB: 0 P: 15		1B: 5 2B: 1 3B: 0 HR: 2	SF: 0 SAC: 0 DP: 1 HBP: 0	WP: 0 PB: 0 SB: 0 CS: 0
PITCHER	IP WLS BF H R ER SO BB IBB HBP BLK WP HR S P ERA WHIP																			
26 Jeff Francis, L ERA: 7.32	5.0 W 23 5 2 2 2 3 0 0 0 0 0 2 56 100 3.60 1.600																			
Scott Dohmann, R ERA: 3.89	2.0 7 1 0 0 4 0 0 0 0 0 0 0 18 23 0.00 0.500																			
Steve Reed, R ERA: 3.41	1.0 3 0 0 0 0 0 0 0 0 0 0 0 5 8 0.00 0.000																			
Adam Bernero, R ERA: 5.81	1.0 5 2 0 0 0 0 0 0 0 0 0 0 9 15 0.00 2.000																			

Batter	1	2	3	4	5	6	7	8	9	AB	R	H	RBI	BB	SO	LOB	BOTTOM			
Mark Sweeney, L OBP: 0.388, SLG: 0.549 Scott Dohmann, R	0-0 		0-1 G3-1				1-3 K		0-0 	4	1	2	1	0	1	1	San Diego Padres @ Colorado Rockies Coors Field, Denver, CO Sat Sep 11 2004, 1:05 PM MDT Att: 22,684 - Sunny - 81 F			
Steve Reed, R OBP: 0.500, SLG: 0.500 11 Brad Hawpe, L OBP: 0.303, SLG: 0.353 Adam Bernero, R	SH1-3 		1-1 				1-3 2H 		0-0 	0	0	0	0	0	0	0				
Luis Gonzalez, R OBP: 0.313, SLG: 0.446	SH1-3		4-2 				2-1 F9		0-0 L4	5	1	3	1	0	0	4				
17 Todd Helton, L OBP: 0.465, SLG: 0.617 Aaron Miles, S OBP: 0.333, SLG: 0.378	0-0 		1-1 				4-1 		4-1 	2	2	2	1	3	0	0				
Vinny Castilla, R OBP: 0.333, SLG: 0.543 27 Garrett Atkins, R OBP: 0.400, SLG: 1.200	3H 		2-0 				2-2 FC5-4		4-1 	3	2	1	2	1	1	3				
Jeromy Burnitz, L OBP: 0.366, SLG: 0.586 Jorge Piedra, L OBP: 0.370, SLG: 0.460	4-2 		1-2 				1-3 		0-0 G6-3	1	1	1	0	0	0	2				
5 Matt Holliday, R OBP: 0.349, SLG: 0.489	1-2 		2-0 				2-2 FC5-4		4-1 	3	2	1	2	0	0	0				
Todd Greene, R OBP: 0.306, SLG: 0.494			1-1 				1-2 		2-1 	5	1	1	0	0	2	5				
12 Clint Barmes, R OBP: 0.367, SLG: 0.500	1-2 		2-3 				1-1 		1-1 	4	1	1	3	0	2	4				
26 Jeff Francis, L Andy Tracy, L Choo Freeman, R OBP: 0.302, SLG: 0.315	4-2 		1-2 				1-1 		1-1 	5	1	1	0	0	2	5				
Inning Stats	R: 1 E: 0 K: 2 S: 11	H: 2 LOB: 2 BB: 1 P: 16	R: 0 E: 0 K: 0 S: 6	H: 0 LOB: 0 BB: 0 P: 9	R: 3 E: 0 K: 1 S: 14	H: 3 LOB: 1 BB: 1 P: 26	R: 1 E: 0 K: 1 S: 17	H: 3 LOB: 2 BB: 0 P: 23	R: 2 E: 0 K: 1 S: 15	H: 4 LOB: 2 BB: 0 P: 27	R: 4 E: 0 K: 1 S: 17	H: 2 LOB: 2 BB: 3 P: 35	R: 2 E: 0 K: 0 S: 11	H: 2 LOB: 2 BB: 1 P: 23	R: 0 E: 0 K: 1 S: 8	H: 2 LOB: 1 BB: 0 P: 12	1B: 11 2B: 6 3B: 0 HR: 1	SF: 1 SAC: 2 DP: 1 HBP: 1	WP: 0 PB: 0 SB: 0 CS: 0	PA: 48
PITCHER	IP WLS BF H R ER SO BB IBB HBP BLK WP HR S P ERA WHIP																			
Adam Eaton, R ERA: 4.91	5.0 L 29 12 7 7 6 2 0 0 0 0 0 0 63 101 12.60 2.800																			
Mike Bynum, L ERA: 6.75	0.0 3 0 3 3 0 3 0 0 0 0 0 0 5 17 ∞ ∞																			
Steve Watkins, R ERA: 6.75	3.0 16 6 3 3 2 1 0 1 0 0 0 1 31 53 9.00 2.333																			



Batter	1	2	3	4	5	6	7	8	9	AB	R	H	RBI	BB	SO	LOB	TOP					
Sean Burroughs, L (1.5) OBP: 0.347, SLG: 0.363	F7		1B		G1-3		G1-6-3			6	3	3	3	0	0	1						
Mark Loretta, R (1.4) OBP: 0.397, SLG: 0.515	F8		K					F9		5	2	1	0	1	1	4						
24 Brian Giles, L (1.9) Antonio Osuna, R (9.1)	G3-1		1B							5	2	2	4	1	0	3						
Phil Nevin, R (1.3) Dave Hansen, L (9.3)		L8								5	1	3	3	0	0	0						
Ryan Klesko, L (1.7) Jay Payton, R (6.8)	F7		G4-3							2	0	0	0	1	0	2						
3 Khalil Greene, R (1.6) OBP: 0.349, SLG: 0.448										2	1	1	2	0	1	1						
Xavier Nady, R (1.8) Robert Fick, L (8.7)										3	1	1	0	2	0	1						
Miguel Cordero, R (6.7) Kerry Robinson, L (8.7)										3	0	0	0	0	1	2						
Ramon Hernandez, R (1.2) OBP: 0.346, SLG: 0.463										3	1	1	0	0	0	0						
44 Jake Peavy, R (1.1) Rich Aurilia, R (9.7)										3	1	1	0	0	0	1						
Terrence Long, L (9.9) OBP: 0.334, SLG: 0.412										1	1	1	0	0	0	0						
Inning Stats	R: 0 E: 0 K: 0 S: 8	H: 0 LOB: 0 BB: 0 P: 14	R: 0 E: 0 K: 0 S: 6	H: 1 LOB: 1 BB: 0 P: 9	R: 2 E: 0 K: 1 S: 14	H: 3 LOB: 2 BB: 1 P: 27	R: 0 E: 0 K: 1 S: 9	H: 0 LOB: 0 BB: 0 P: 14	R: 0 E: 0 K: 0 S: 12	H: 1 LOB: 1 BB: 0 P: 18	R: 0 E: 0 K: 0 S: 8	H: 0 LOB: 1 BB: 1 P: 12	R: 0 E: 0 K: 0 S: 4	H: 1 LOB: 0 BB: 0 P: 7	R: 1 E: 0 K: 2 S: 14	H: 2 LOB: 2 BB: 1 P: 25	R: 12 E: 0 K: 1 S: 49	H: 10 LOB: 0 BB: 2 P: 75	1B: 11 2B: 4 3B: 1 HR: 2	SF: 0 SAC: 0 DP: 1 HBP: 0	WP: 0 PB: 0 SB: 0 CS: 0	PA: 49
PITCHER	IP	WLS	BF	H	R	ER	SO	BB	IBB	HBP	BLK	WP	HR	S	P	ERA	WHIP					
Jamey Wright, R (1.1) ERA: 4.13	7.0		28	6	2	2	2	2	0	0	0	0	0	61	101	2.57	1.143					
Steve Reed, R (8.1) ERA: 3.92	0.2	L	5	2	1	1	1	0	1	0	0	0	1	11	20	13.50	3.000					
40 Brian Fuentes, L (8.1) ERA: 5.35	0.2		6	3	4	4	1	0	1	0	0	0	0	13	25	54.00	4.500					
Tim Harikkala, R (9.1) ERA: 4.53	0.0		5	4	3	3	0	1	0	0	0	0	0	21	30	∞	∞					
Chris Gissell, R (9.1) ERA: 17.36	0.2		5	3	5	5	1	0	0	0	0	0	1	18	25	67.50	4.500					

San Diego Padres @ Colorado Rockies
Coors Field, Denver, CO
Sun Sep 12 2004, 1:05 PM MDT
Att: 21,608 - Cloudy - 84 F

AB 44
R 15
H 18
RBI 15
BB 5
SO 5
LOB 17



Batter	1	2	3	4	5	6	7	8	9	AB	R	H	RBI	BB	SO	LOB	BOTTOM					
Aaron Miles, S (1.4) OBP: 0.332, SLG: 0.379	F8		L5							4	0	1	0	0	0	2						
Royce Clayton, R (1.6) OBP: 0.336, SLG: 0.405	B1-3									4	0	0	0	0	1	1						
17 Todd Helton, L (1.3) OBP: 0.465, SLG: 0.623	F7									4	2	2	1	0	0	0						
Vinny Castilla, R (1.5) OBP: 0.333, SLG: 0.540										3	0	0	0	1	1	1						
Jeromy Burnitz, L (1.9) OBP: 0.363, SLG: 0.582										3	0	0	1	0	2	1						
5 Matt Holliday, R (1.7) OBP: 0.349, SLG: 0.488										3	0	1	0	0	1	1						
Jorge Piedra, L (9.7) OBP: 0.364, SLG: 0.451										1	0	0	0	0	0	0						
Charles Johnson, R (1.2) OBP: 0.356, SLG: 0.442										4	0	2	0	0	1	0						
Choo Freeman, R (1.8) OBP: 0.284, SLG: 0.293										4	0	0	0	0	2	1						
Jamey Wright, R (1.1) Andy Tracy, L (7.7)										1	0	1	0	0	0	0						
Steve Reed, R (8.1) 40 Brian Fuentes, L (8.1)										0	0	0	0	0	0	0						
Tim Harikkala, R (9.1) Chris Gissell, R (9.1)										0	0	0	0	0	0	0						
Inning Stats	R: 0 E: 0 K: 0 S: 7	H: 0 LOB: 0 BB: 0 P: 11	R: 0 E: 0 K: 2 S: 8	H: 0 LOB: 0 BB: 0 P: 10	R: 0 E: 0 K: 1 S: 7	H: 1 LOB: 1 BB: 0 P: 11	R: 1 E: 0 K: 0 S: 11	H: 1 LOB: 1 BB: 1 P: 17	R: 0 E: 0 K: 1 S: 10	H: 1 LOB: 1 BB: 0 P: 14	R: 1 E: 1 K: 0 S: 10	H: 3 LOB: 2 BB: 0 P: 12	R: 0 E: 0 K: 2 S: 9	H: 1 LOB: 1 BB: 0 P: 9	R: 0 E: 0 K: 2 S: 9	H: 0 LOB: 0 BB: 0 P: 14	R: 0 E: 0 K: 1 S: 10	H: 0 LOB: 0 BB: 0 P: 15	1B: 4 2B: 2 3B: 0 HR: 1	SF: 1 SAC: 1 DP: 0 HBP: 0	WP: 1 PB: 0 SB: 0 CS: 0	PA: 35
PITCHER	IP	WLS	BF	H	R	ER	SO	BB	IBB	HBP	BLK	WP	HR	S	P	ERA	WHIP					
44 Jake Peavy, R (1.1) ERA: 2.26	8.0	W	32	7	2	1	8	1	0	0	0	0	0	71	100	1.12	1.000					
Antonio Osuna, R (9.1) ERA: 3.51	1.0		3	0	0	0	1	0	0	0	0	0	0	10	15	0.00	0.000					

San Diego Padres @ Colorado Rockies
Coors Field, Denver, CO
Sun Sep 12 2004, 1:05 PM MDT
Att: 21,608 - Cloudy - 84 F

AB 32
R 2
H 7
RBI 2
BB 1
SO 9
LOB 7



Batter	1	2	3	4	5	6	7	8	9	10	11	12	13	AB	R	H	RBI	BB	SO	LOB	TOP						
12 Clint Barnes, R OBP: 0.333, SLG: 0.452 Aaron Miles, S OBP: 0.329, SLG: 0.375 (8, 4)			F8			F9		F7		K		G4-3		3	0	0	0	0	1	0							
Royce Clayton, R OBP: 0.342, SLG: 0.408 (1, 6)			K			17 BB 1B		E1 1B		K			G1-3	4	2	1	0	2	2	0							
17 Todd Helton, L OBP: 0.461, SLG: 0.612 (1, 3)						G4-3		G4-3 1B		F8			F7	4	0	0	0	2	1	1							
Vinny Castilla, R OBP: 0.337, SLG: 0.552 (1, 5)			G4-3			G4-3		G4-3 1B		G4-3			K	5	0	2	2	0	1	1							
Jeremy Burnitz, L OBP: 0.361, SLG: 0.581 (1, 9)		K				F7		G4-3		L6-3			L6-3	5	0	0	0	0	1	5							
Luis Gonzalez, R OBP: 0.319, SLG: 0.469 Mark Sweeney, L OBP: 0.382, SLG: 0.539 (8, 7)						G6-3 WP 1B		G5-3		K			P4	3	1	2	1	0	0	2							
Alan Simpson, R OBP: 0.500, SLG: 0.500 Steve Reed, R OBP: 0.500, SLG: 0.500 JD Closser, S OBP: 0.366, SLG: 0.416 (1, 2)						G6-3		G6-3		F8			G3-1	5	0	0	0	0	1	1							
Choo Freeman, R OBP: 0.288, SLG: 0.297 Jorge Piedra, L OBP: 0.339, SLG: 0.416 (7, 8)						G6-3		G5-3		G4-3			P5	2	0	0	0	0	0	1							
Jason Jennings, L OBP: 0.273, SLG: 0.359 40 Brian Fuentes, L OBP: 0.399, SLG: 0.416 Andy Tracy, L OBP: 0.399, SLG: 0.416 Scott Dohmann, R OBP: 0.399, SLG: 0.416 11 Brad Hawpe, L OBP: 0.399, SLG: 0.416 (11, 7)						G3-1		G3-1		K			2B	3	0	0	0	0	2	1							
Inning Stats	R: 0 E: 0 K: 2 S: 12	H: 0 LOB: 1 BB: 1 P: 21	R: 1 E: 0 K: 2 S: 10	H: 1 LOB: 0 BB: 0 P: 15	R: 0 E: 0 K: 0 S: 8	H: 0 LOB: 0 BB: 0 P: 8	R: 0 E: 0 K: 0 S: 6	H: 0 LOB: 0 BB: 0 P: 9	R: 0 E: 0 K: 1 S: 10	H: 0 LOB: 0 BB: 0 P: 11	R: 1 E: 1 K: 1 S: 11	H: 2 LOB: 2 BB: 1 P: 22	R: 0 E: 0 K: 2 S: 7	H: 0 LOB: 0 BB: 0 P: 15	R: 0 E: 0 K: 0 S: 9	H: 1 LOB: 1 BB: 0 P: 13	R: 0 E: 0 K: 1 S: 9	H: 0 LOB: 0 BB: 0 P: 14	1B: 4 2B: 2 3B: 0 HR: 1	SF: 0 SAC: 1 DP: 1 HBP: 1	WIP: 1 PB: 0 SB: 0 CS: 0	PA: 49					
PITCHER	IP 5.2	WLS 23	BF 3	H 3	R 2	ER 2	SO 6	BB 3	IBB 0	HBP 0	BLK 0	WP 1	HR 1	S 57	P 94	ERA 3.18	WHIP 1.059										
Mike Gosling, L ERA: 4.15 Mike Fetters, R ERA: 9.17 Chad Durbin, R ERA: 6.55 Mike Koplove, R ERA: 4.42 Shane Nance, L ERA: 3.72	IP 0.1	WLS 1	BF 3	H 0	R 0	ER 0	SO 0	BB 0	IBB 0	HBP 0	BLK 0	WP 0	HR 0	S 1	P 2	ERA 0.00	WHIP 0.000										
Greg Aquino, R ERA: 2.48 36 Brian Bruney, R ERA: 5.32 Randy Choate, L ERA: 5.08	IP 2.0	WLS 6	BF 0	H 0	R 0	ER 0	SO 2	BB 0	IBB 0	HBP 1	BLK 0	WP 0	HR 0	S 14	P 25	ERA 0.00	WHIP 0.000										

Colorado Rockies @ Arizona Diamondbacks
Bank One Ballpark, Phoenix, AZ
Tue Sep 14 2004, 9:35 PM EDT
Att. 23,175 - Sunny - 76 F

AB 44
R 3
H 6
RBI 3
BB 4
SO 12
LOB 15

Batter	1	2	3	4	5	6	7	8	9	10	11	12	13	AB	R	H	RBI	BB	SO	LOB	BOTTOM							
Luis Tiant, R OBP: 0.362, SLG: 0.386 (1, 8)			G4-3			K		K		K				6	1	2	0	0	3	0								
Alex Cintron, S OBP: 0.297, SLG: 0.361 Greg Aquino, R ERA: 5.32 Josh Kroeger, L OBP: 0.148, SLG: 0.115 (10, 7)						G5-4-3 1B		G1-3 1B		F8			K	4	1	3	0	0	0	0								
Danny Bautista, R OBP: 0.341, SLG: 0.415 (1, 9)			G5-4-3			G1-3		P4		P4			K2-3	5	0	1	0	0	1	2								
Shea Hillenbrand, R OBP: 0.346, SLG: 0.462 (1, 3)						F8		L9		L9			G6-3	6	0	2	2	0	0	3								
Chad Tracy, L OBP: 0.352, SLG: 0.414 Randy Choate, L ERA: 5.08 (12, 1)			G4-3			G4-3		G1-3		G1-3			P5	5	1	2	1	0	0	1								
19 Chris Snyder, R OBP: 0.292, SLG: 0.517 (1, 2)						K		G6-3		G5-3			P3	5	0	0	0	0	2	3								
Doug DeVore, L OBP: 0.237, SLG: 0.296 36 Brian Bruney, R ERA: 5.32 Robby Hammock, R OBP: 0.261, SLG: 0.354 (12, 5)										F8			G4-3	3	0	1	1	0	2									
Jerry Gil, R OBP: 0.213, SLG: 0.222 (1, 6)			F8			P2		G5-3		K			K	5	0	1	0	0	1	2								
Mike Gosling, L ERA: 4.15 Mike Fetters, R ERA: 9.17 Chad Durbin, R ERA: 6.55 Scott Harrison, R ERA: 3.72 Mike Koplove, R ERA: 4.42 Shane Nance, L ERA: 3.72 Andy Green, R OBP: 0.299, SLG: 0.279 (8, 4)						G4-3		K		G6-3			1B	2	0	0	0	0	0	1								
Inning Stats	R: 2 E: 0 K: 1 S: 17	H: 4 LOB: 2 BB: 0 P: 30	R: 0 E: 0 K: 0 S: 5	H: 0 LOB: 0 BB: 0 P: 6	R: 0 E: 0 K: 0 S: 5	H: 2 LOB: 1 BB: 0 P: 7	R: 0 E: 0 K: 1 S: 9	H: 0 LOB: 1 BB: 1 P: 16	R: 0 E: 0 K: 1 S: 8	H: 0 LOB: 0 BB: 0 P: 12	R: 1 E: 0 K: 0 S: 7	H: 2 LOB: 0 BB: 0 P: 12	R: 0 E: 0 K: 2 S: 8	H: 0 LOB: 0 BB: 0 P: 10	R: 0 E: 0 K: 1 S: 7	H: 0 LOB: 0 BB: 0 P: 11	R: 0 E: 0 K: 2 S: 7	H: 0 LOB: 0 BB: 0 P: 9	R: 0 E: 0 K: 1 S: 9	H: 0 LOB: 0 BB: 0 P: 13	R: 0 E: 0 K: 0 S: 9	H: 2 LOB: 2 BB: 1 P: 16	R: 1 E: 0 K: 0 S: 5	H: 2 LOB: 1 BB: 0 P: 8	1B: 10 2B: 3 3B: 0 HR: 0	SF: 0 SAC: 1 DP: 1 HBP: 0	WIP: 2 PB: 0 SB: 1 CS: 1	PA: 49
PITCHER	IP 7.0	WLS 29	BF 9	H 3	R 3	ER 3	SO 5	BB 1	IBB 0	HBP 0	BLK 0	WP 2	HR 0	S 59	P 93	ERA 3.86	WHIP 1.429											
Jason Jennings, R ERA: 5.77 40 Brian Fuentes, L ERA: 5.2 Scott Dohmann, R ERA: 3.7 Alan Simpson, R ERA: 5.85 Steve Reed, R ERA: 3.65	IP 1.0	WLS 3	BF 0	H 0	R 0	ER 0	SO 0	BB 0	IBB 0	HBP 0	BLK 0	WP 0	HR 0	S 8	P 10	ERA 0.00	WHIP 0.000											
2.0	6	0	0	0	3	0	0	0	0	0	0	0	0	14	20	0.00	0.000											
2.0	8	2	0	0	0	1	0	0	0	0	0	0	0	18	29	0.00	1.500											
0.1	L	3	2	1	1	0	0	0	0	0	0	0	0	5	8	27.00	6.000											

Colorado Rockies @ Arizona Diamondbacks
Bank One Ballpark, Phoenix, AZ
Tue Sep 14 2004, 9:35 PM EDT
Att. 23,175 - Sunny - 76 F

AB 46
R 4
H 13
RBI 4
BB 2
SO 9
LOB 14

Batter	1	2	3	4	5	6	7	8	9	AB	R	H	RBI	BB	SO	LOB	TOP											
Aaron Miles, S OBP: 0.328, SLG: 0.380	0-3 K			2-1 F9		2-0 G3		0-0 HR		4	1	1	2	0	1	1												
Royce Clayton, R OBP: 0.340, SLG: 0.405	2-2 G6-3			2-3 K		2-1 G5-3		0-2 L5		4	0	0	0	0	1	1												
27 Garrett Atkins, R OBP: 0.300, SLG: 1.000 Mark Sweeney, L OBP: 0.380, SLG: 0.536 (9, PH)	0-3 K			0-1 1B			0-1 1B		1-2 G3-1	3	0	2	0	0	1	0												
Vinny Castilla, R OBP: 0.335, SLG: 0.548		1-2 P5		1-1 G6-3			1-3 K		2-3 K	4	0	0	0	0	2	2												
Todd Greene, R OBP: 0.301, SLG: 0.486 Jeromy Burnitz, L OBP: 0.360, SLG: 0.580 (9, PH)	0-3 K				0-1 F8		0-0 P6		3-3 K	3	0	0	0	0	1	1												
Luis Gonzalez, R OBP: 0.316, SLG: 0.464	3-3 K				1-3 K		2-3 K			3	0	0	0	0	3	1												
11 Brad Hawpe, L OBP: 0.309, SLG: 0.411			0-1 G4-3		0-3 K			1-2 F7		3	0	0	0	0	1	0												
Choo Freeman, R OBP: 0.289, SLG: 0.328			0-3 K			0-1 F7		0-0 HR		3	1	1	0	0	1	0												
Shawn Estes, R OBP: 0.227, SLG: 0.277 Charles Johnson, R OBP: 0.355, SLG: 0.441 (8, PH) Javier López, L OBP: 0.316, SLG: 0.464	1-1 G1-3					0-0 G3 PB		3-3 K		2	0	1	0	0	0	0												
Inning Stats	R: 0 H: 0 E: 0 K: 2 S: 11	H: 0 LOB: 0 BB: 0 P: 13	R: 0 H: 0 E: 0 K: 2 S: 9	H: 0 LOB: 0 BB: 0 P: 13	R: 0 H: 0 E: 0 K: 1 S: 8	H: 0 LOB: 0 BB: 0 P: 9	R: 0 H: 1 E: 0 K: 1 S: 9	H: 1 LOB: 1 BB: 0 P: 14	R: 0 H: 0 E: 0 K: 2 S: 8	H: 0 LOB: 0 BB: 0 P: 9	R: 0 H: 1 E: 0 K: 0 S: 6	H: 1 LOB: 1 BB: 0 P: 10	R: 0 H: 1 E: 0 K: 2 S: 9	H: 1 LOB: 0 BB: 0 P: 12	R: 2 H: 2 E: 0 K: 1 S: 11	H: 2 LOB: 0 BB: 0 P: 15	R: 0 H: 0 E: 0 K: 2 S: 9	H: 0 LOB: 0 BB: 0 P: 15	1B: 3 2B: 0 3B: 1 HR: 1	SF: 0 SAC: 0 DP: 0 HBP: 0	WP: 0 PA: 32 PB: 1 SB: 0 CS: 0							
PITCHER	IP	WLS	BF	H	R	ER	SO	BB	IBB	HBP	BLK	WP	HR	S	P	ERA	WHIP											
Randy Johnson, L ERA: 2.74	(1, 1)	8.0	W	29	5	2	2	11	0	0	0	0	0	1	71	95	2.25	0.625										
Greg Aquino, R ERA: 2.4	(9, 1)	1.0	S	3	0	0	0	2	0	0	0	0	0	9	15	0.00	0.000											

Colorado Rockies @ Arizona Diamondbacks
Bank One Ballpark, Phoenix, AZ
Wed Sep 15 2004, 9:35 PM EDT
Att: 22,598 - Sunny - 82 F

livebaseballscorecards.com

AB 32
R 2
H 5
RBI 2
BB 0
SO 13
LOB 7



Batter	1	2	3	4	5	6	7	8	9	AB	R	H	RBI	BB	SO	LOB	BOTTOM											
Luis Terrero, R OBP: 0.346, SLG: 0.402	1-1 HR		4-1 BB	1-0 G6-4-3			1-3 K			3	1	1	1	1	1	1												
Robby Hammock, R OBP: 0.287, SLG: 0.363 Doug DeVore, L OBP: 0.237, SLG: 0.296	2-1 F7		0-0 G6-4-3	1-2 1B	0-1 1B		2-1 FC6-4			4	1	2	0	0	0	1												
Danny Bautista, R OBP: 0.343, SLG: 0.416	1-0 G4-3		2-2 1B	2-0 1B	2-0 1B		3-2 F8			4	1	2	0	0	0	1												
Shea Hillenbrand, R OBP: 0.347, SLG: 0.463	3-1 1B		2-0 1B	1-1 SF7		0-0 FC6-4				3	0	2	1	0	0	1												
19 Chris Snyder, R OBP: 0.304, SLG: 0.508	3-2 G6-3		4-2 BB	2-1 1B		2-1 G4-3		3-2 G4-3		3	0	1	0	1	0	1												
Alex Cintron, S OBP: 0.299, SLG: 0.361		3-2 G3	4-1 BB	1-2 BB		0-1 G4-3		0-0 G1-6-3		3	0	1	1	1	0	2												
Chad Tracy, L OBP: 0.349, SLG: 0.410		2-1 G3	1-1 FC1-4	1-1 1B		0-1 G3		1-1 G1-6-3		4	0	0	0	0	0	4												
Jerry Gil, R OBP: 0.220, SLG: 0.271	1-0 3B		1-2 G5-3	1-2 G5-3		2-1 G6-3				3	0	1	0	0	0	0												
Randy Johnson, R OBP: 0.158, SLG: 0.139 Greg Aquino, R ERA: 7.95	2-2 K		4-1 BB	2-2 G6-4-3		1-3 K				2	0	0	0	1	2	1												
Inning Stats	R: 1 H: 2 E: 0 K: 0 S: 10	H: 2 LOB: 1 BB: 0 P: 20	R: 0 H: 1 E: 0 K: 1 S: 10	H: 1 LOB: 1 BB: 0 P: 18	R: 1 H: 2 E: 0 K: 0 S: 11	H: 2 LOB: 3 BB: 3 P: 28	R: 0 H: 0 E: 0 K: 0 S: 5	H: 0 LOB: 0 BB: 1 P: 11	R: 1 H: 3 E: 0 K: 0 S: 9	H: 3 LOB: 1 BB: 0 P: 14	R: 0 H: 0 E: 0 K: 1 S: 7	H: 0 LOB: 0 BB: 0 P: 10	R: 0 H: 1 E: 0 K: 1 S: 9	H: 1 LOB: 0 BB: 0 P: 15	R: 0 H: 1 E: 0 K: 0 S: 7	H: 1 LOB: 0 BB: 0 P: 11	1B: 7 2B: 1 3B: 1 HR: 1	SF: 1 SAC: 0 DP: 4 HBP: 0	WP: 0 PA: 34 PB: 0 SB: 0 CS: 0									
PITCHER	IP	WLS	BF	H	R	ER	SO	BB	IBB	HBP	BLK	WP	HR	S	P	ERA	WHIP											
Shawn Estes, L ERA: 5.82	(1, 1)	7.0	L	31	9	3	3	3	4	0	0	0	0	1	61	116	3.86	1.857										
Javier López, L ERA: 7.95	(8, 1)	1.0		3	1	0	0	0	0	0	0	0	0	7	11	0.00	1.000											

Colorado Rockies @ Arizona Diamondbacks
Bank One Ballpark, Phoenix, AZ
Wed Sep 15 2004, 9:35 PM EDT
Att: 22,598 - Sunny - 82 F

livebaseballscorecards.com

AB 29
R 3
H 10
RBI 3
BB 4
SO 3
LOB 12



Batter	1	2	3	4	5	6	7	8	9	AB	R	H	RBI	BB	SO	LOB	TOP			
Aaron Miles, S OBP: 0.329, SLG: 0.381										4	1	1	0	1	0	4	Colorado Rockies @ Arizona Diamondbacks Bank One Ballpark, Phoenix, AZ Thu Sep 16 2004, 6:05 PM EDT Att: 22,281 - Dome - 80 F livebaseballscorecards.com			
12 Clint Barmes, R OBP: 0.342, SLG: 0.528										5	2	2	2	0	1	1				
17 Todd Helton, L OBP: 0.460, SLG: 0.609										3	1	0	0	2	2	3				
Todd Greene, R OBP: 0.305, SLG: 0.483										3	0	1	0	1	1	1				
11 Brad Hawpe, L OBP: 0.305, SLG: 0.405										1	0	0	0	0	0	0				
Jeremy Burnitz, L OBP: 0.358, SLG: 0.575										4	0	0	0	1	2	5				
27 Garrett Atkins, R OBP: 0.462, SLG: 0.769										5	0	2	3	0	0	0				
Luis Gonzalez, R OBP: 0.318, SLG: 0.460										2	0	0	0	2	0	2				
Choo Freeman, R OBP: 0.288, SLG: 0.324										4	0	1	0	0	0	4				
26 Jeff Francis, L Charles Johnson, R Scott Lohmann, R Allan Simpson, R Mark Sweeney, L Chin-hui Tsao, R										2	1	0	0	0	1	1				
Inning Stats	R: 2 E: 0 K: 2 S: 25	H: 3 LOB: 2 BB: 1 P: 37	R: 2 E: 0 K: 1 S: 18	H: 2 LOB: 0 BB: 0 P: 25	R: 0 E: 0 K: 1 S: 8	H: 0 LOB: 0 BB: 0 P: 10	R: 0 E: 0 K: 1 S: 8	H: 0 LOB: 0 BB: 0 P: 11	R: 0 E: 0 K: 0 S: 7	H: 1 LOB: 2 BB: 1 P: 15	R: 1 E: 0 K: 2 S: 16	H: 1 LOB: 3 BB: 3 P: 32	R: 0 E: 0 K: 1 S: 6	H: 0 LOB: 1 BB: 1 P: 16	R: 0 E: 0 K: 0 S: 7	H: 0 LOB: 0 BB: 0 P: 13	1B: 6 2B: 1 3B: 0 HR: 1	SF: 0 SAC: 0 DP: 1 HBP: 0	WP: 0 PB: 0 SB: 0 CS: 0	PA: 42
PITCHER	IP WLS BF H R ER SO BB IBB HBP BLK WP HR S P ERA WHIP																			
Stephen Randolph, L ERA: 5.45	(1, 1) 5.1 27 7 4 4 5 3 0 0 0 0 0 1 72 112 6.75 1.875																			
Scott Service, R ERA: 6.87	(6, 1) 0.2 1 0 0 0 0 0 0 0 0 0 0 0 3 5 0.00 0.000																			
Chad Durbin, R ERA: 6.59	(7, 1) 1.0 W 7 1 1 1 2 3 0 0 0 0 0 0 16 32 9.00 4.000																			
Mike Koplove, R ERA: 4.37	(8, 1) 1.0 H 4 0 0 0 1 1 0 0 0 0 0 0 6 16 0.00 1.000																			
Mike Fetters, R ERA: 6.68	(9, 1) 1.0 S 3 0 0 0 0 0 0 0 0 0 0 0 7 13 0.00 0.000																			

Batter	1	2	3	4	5	6	7	8	9	AB	R	H	RBI	BB	SO	LOB	BOTTOM			
Luis Terrero, R OBP: 0.349, SLG: 0.410										4	0	2	1	0	1	1	Colorado Rockies @ Arizona Diamondbacks Bank One Ballpark, Phoenix, AZ Thu Sep 16 2004, 6:05 PM EDT Att: 22,281 - Dome - 80 F livebaseballscorecards.com			
Robby Hammock, R OBP: 0.272, SLG: 0.368										3	1	1	1	1	1	2				
Carlos Baerga, S OBP: 0.298, SLG: 0.329										1	0	1	0	0	0	0				
Doug DeVore, L OBP: 0.237, SLG: 0.296										0	0	0	0	0	0	0				
Danny Bautista, R OBP: 0.345, SLG: 0.420										4	1	2	1	1	1	2				
Shea Hillenbrand, R OBP: 0.346, SLG: 0.460										3	0	0	0	0	0	3				
Alex Cintron, S OBP: 0.298, SLG: 0.361										3	1	1	1	0	0	2				
Andy Green, R OBP: 0.250, SLG: 0.287										4	0	1	0	0	0	3				
Mike Koplove, R ERA: 4.37										0	0	0	0	0	0	0				
Mike Fetters, R ERA: 6.68										0	0	0	0	0	0	0				
Jerry Gil, R OBP: 0.222, SLG: 0.288										4	0	1	0	0	3	2				
Juan Brito, R OBP: 0.234, SLG: 0.265										4	2	2	0	0	1	2				
Stephen Randolph, L OBP: 0.500, SLG: 0.800	(1, 1) 5.0 24 9 4 4 3 1 0 0 0 0 1 0 51 86 7.20 2.000																			
Scott Service, R ERA: 4.04	(6, 1) 1.0 L 6 2 2 2 2 1 0 0 0 0 1 0 17 25 18.00 3.000																			
Allan Simpson, R ERA: 5.67	(7, 1) 1.0 3 0 0 0 0 0 0 0 0 0 0 0 8 10 0.00 0.000																			
Chin-hui Tsao, R ERA: 9.0	(8, 1) 1.0 6 3 2 2 3 0 0 0 0 0 0 1 15 21 18.00 3.000																			
Inning Stats	R: 0 E: 0 K: 0 S: 8	H: 1 LOB: 1 BB: 1 P: 16	R: 0 E: 0 K: 1 S: 9	H: 1 LOB: 0 BB: 0 P: 13	R: 1 E: 0 K: 0 S: 10	H: 2 LOB: 1 BB: 0 P: 16	R: 3 E: 0 K: 2 S: 16	H: 4 LOB: 1 BB: 0 P: 27	R: 0 E: 0 K: 0 S: 8	H: 1 LOB: 1 BB: 0 P: 14	R: 0 E: 0 K: 2 S: 10	H: 1 LOB: 0 BB: 0 P: 12	R: 2 E: 0 K: 0 S: 15	H: 1 LOB: 0 BB: 0 P: 23	R: 2 E: 0 K: 3 S: 15	H: 3 LOB: 1 BB: 0 P: 21	1B: 6 2B: 7 3B: 0 HR: 1	SF: 1 SAC: 1 DP: 2 HBP: 1	WP: 2 PB: 0 SB: 0 CS: 0	PA: 39
PITCHER	IP WLS BF H R ER SO BB IBB HBP BLK WP HR S P ERA WHIP																			
26 Jeff Francis, L ERA: 7.3	(1, 1) 5.0 24 9 4 4 3 1 0 0 0 0 1 0 51 86 7.20 2.000																			
Scott Lohmann, R ERA: 4.04	(6, 1) 1.0 L 6 2 2 2 2 1 0 0 0 0 1 0 17 25 18.00 3.000																			
Allan Simpson, R ERA: 5.67	(7, 1) 1.0 3 0 0 0 0 0 0 0 0 0 0 0 8 10 0.00 0.000																			
Chin-hui Tsao, R ERA: 9.0	(8, 1) 1.0 6 3 2 2 3 0 0 0 0 0 0 1 15 21 18.00 3.000																			

Batter	1	2	3	4	5	6	7	8	9	AB	R	H	RBI	BB	SO	LOB	TOP			
Cesar Izturis, S (1,6) OBP: 0.334, SLG: 0.380			G6-3			K	G1-3		K	4	0	0	0	1	2	2	Los Angeles Dodgers @ Colorado Rockies Coors Field, Denver, CO Sat Sep 18 2004, 1:05 PM MDT Att: 21,664 - Sunny - 88 F			
Jayson Werth, R (1,7) OBP: 0.345, SLG: 0.521									G6-3	4	0	1	0	1	1	1				
Steve Finley, L (1,8) OBP: 0.332, SLG: 0.501	L5		K2-3			FC4-6			L6	4	0	0	0	0	1	3				
Adrián Beltré, R (1,5) OBP: 0.389, SLG: 0.636									G5-3	1	0	0	0	3	0	0				
Shawn Green, L (1,3) OBP: 0.351, SLG: 0.462	G4-3		G4-3			K			F8	4	0	0	0	0	1	6				
Milton Bradley, S (1,9) OBP: 0.354, SLG: 0.423		B1-3				P4			P3	4	0	1	0	0	0	0				
José Hernández, R (1,4) OBP: 0.370, SLG: 0.542		G1-3							FC5-4	3	1	2	1	1	1	1				
Brent Mayne, L (1,2) OBP: 0.310, SLG: 0.264		G1-3				L7			K	3	0	1	0	0	0	1				
Ólmedo Saenz, R (8, PH) OBP: 0.345, SLG: 0.500									K	1	0	0	0	0	1	1				
Tom Wilson, R (8, 2) OBP: 0.375, SLG: 0.286									K	0	0	0	0	0	0	0				
Odalis Pérez, L (1,1) OBP: 0.138, SLG: 0.143									F8	3	0	0	0	0	1	3				
Giovanni Carrara, R (7, 1) OBP: 0.250, SLG: 0.500										0	0	0	0	0	0	0				
Duaner Sanchez, R (7, 1) OBP: 0.230, SLG: 0.500										0	0	0	0	0	0	0				
Joe Thurston, L (9, PH) OBP: 0.231, SLG: 0.500										1	0	0	0	0	0	0				
Inning Stats	R: 0 E: 0 K: 1 S: 8	H: 0 LOB: 2 BB: 2 P: 21	R: 0 E: 0 K: 0 S: 11	H: 1 LOB: 1 BB: 0 P: 14	R: 0 E: 0 K: 1 S: 9	H: 1 LOB: 2 BB: 1 P: 16	R: 1 E: 0 K: 1 S: 11	H: 1 LOB: 0 BB: 0 P: 15	R: 0 E: 0 K: 2 S: 11	H: 0 LOB: 2 BB: 2 P: 25	R: 0 E: 0 K: 0 S: 9	H: 0 LOB: 0 BB: 0 P: 13	R: 0 E: 0 K: 2 S: 14	H: 1 LOB: 1 BB: 0 P: 22	R: 0 E: 0 K: 1 S: 8	H: 0 LOB: 0 BB: 0 P: 12	1B: 2 2B: 2 3B: 0 HR: 1	SF: 0 SAC: 0 DP: 0 HBP: 0	WP: 1 PB: 0 SB: 2 CS: 0	PA: 38
PITCHER	IP WLS BF H R ER SO BB IBB HBP BLK WP HR S P ERA WHIP																			
Joe Kennedy, L (1, 1) ERA: 3.46	7.0 W 31 4 1 1 5 4 2 0 0 0 1 67 120 1.29 1.143																			
40 Brian Fuentes, L (8, 1) ERA: 4.81	1.0 4 1 0 0 2 0 0 0 0 0 0 14 22 0.00 1.000																			
Chin-hui Tsao, R (9, 1) ERA: 6.0	1.0 3 0 0 0 1 0 0 0 0 0 0 8 12 0.00 0.000																			

Batter	1	2	3	4	5	6	7	8	9	AB	R	H	RBI	BB	SO	LOB	BOTTOM			
12 Clint Barmes, R (1,4) OBP: 0.349, SLG: 0.537	F9					K	G6-3			5	1	2	0	0	1	3	Los Angeles Dodgers @ Colorado Rockies Coors Field, Denver, CO Sat Sep 18 2004, 1:05 PM MDT Att: 21,664 - Sunny - 88 F			
Royce Clayton, R (1,6) OBP: 0.336, SLG: 0.403	L9		P3						P4	5	1	1	0	0	0	1				
17 Todd Helton, L (1,3) OBP: 0.466, SLG: 0.616									F7	5	0	4	1	0	0	1				
Vinny Castilla, R (1,5) OBP: 0.337, SLG: 0.552	G1-3		F9			FC1-4			FC1-2	5	1	2	0	0	0	3				
Jeromy Burnitz, L (1,9) OBP: 0.357, SLG: 0.567		L8	G4-3			F7			WP	3	1	0	1	1	0	2				
Luis Gonzalez, R (1,7) OBP: 0.322, SLG: 0.465									FC1-2	5	2	3	0	0	0	4				
Todd Greene, R (1,2) OBP: 0.318, SLG: 0.486		K							FC1-2	3	1	2	1	1	1	1				
Choo Freeman, R (1,8) OBP: 0.294, SLG: 0.320						F9			F8	3	1	1	2	1	0	3				
Joe Kennedy, R (1,1) OBP: 0.178, SLG: 0.209										2	0	1	2	0	1	2				
40 Brian Fuentes, L (8, 1) ERA: 3.38										0	0	0	0	0	0	0				
Chin-hui Tsao, R (9, 1) ERA: 3.42										0	0	0	0	0	0	0				
Inning Stats	R: 0 E: 0 K: 0 S: 14	H: 1 LOB: 1 BB: 0 P: 21	R: 0 E: 0 K: 2 S: 11	H: 1 LOB: 2 BB: 1 P: 20	R: 1 E: 0 K: 0 S: 11	H: 2 LOB: 1 BB: 0 P: 14	R: 1 E: 0 K: 0 S: 11	H: 3 LOB: 2 BB: 0 P: 17	R: 0 E: 0 K: 0 S: 6	H: 1 LOB: 1 BB: 0 P: 7	R: 0 E: 0 K: 1 S: 10	H: 2 LOB: 2 BB: 0 P: 15	R: 5 E: 0 K: 0 S: 18	H: 4 LOB: 1 BB: 2 P: 30	R: 1 E: 0 K: 0 S: 11	H: 2 LOB: 1 BB: 0 P: 18	1B: 11 2B: 4 3B: 1 HR: 0	SF: 1 SAC: 2 DP: 0 HBP: 0	WP: 1 PB: 0 SB: 1 CS: 0	PA: 42
PITCHER	IP WLS BF H R ER SO BB IBB HBP BLK WP HR S P ERA WHIP																			
Odalis Pérez, L (1, 1) ERA: 3.38	6.0 L 28 10 2 2 3 1 0 0 0 0 1 63 94 3.00 1.833																			
Giovanni Carrara, R (7, 1) ERA: 2.51	0.2 8 4 5 5 0 1 1 0 0 0 1 16 28 67.50 7.500																			
Duaner Sanchez, R (7, 1) ERA: 3.42	1.1 6 2 1 1 0 0 0 0 0 0 0 13 20 6.75 1.500																			

Batter	1	2	3	4	5	6	7	8	9	AB	R	H	RBI	BB	SO	LOB	TOP										
Cesar Izturis, S OBP: 0.336, SLG: 0.385 (1, 6)	1-2 BB 1B		0-3 K		2-1 L3-6 2B		2-2 BB 2B	3-2 K		5	1	3	0	0	2	0	Los Angeles Dodgers @ Colorado Rockies Coors Field, Denver, CO Sun Sep 19 2004, 1:05 PM MDT Att: 27,175 - Cloudy - 82 F										
Jayson Werth, R OBP: 0.346, SLG: 0.515 (1, 7)	0-2 F9		1-3 K		2-1 HBP		2-2 BB HBP	2-3 K		3	1	0	0	0	2	1											
Steve Finley, L OBP: 0.334, SLG: 0.499 (1, 8)	1 SAFE 4-0 1-2 BB		0-3 K		1-1 L3-6 2-2		4-2 2B BB	4-1 HR BB		2	2	0	0	3	1	2											
Adrian Beltré, R OBP: 0.389, SLG: 0.638 (1, 5)	3-2 F7			1-0 BB 2B	3-2 G6-3		1-0 2B	2-3 K		5	0	2	3	0	1	4											
Shawn Green, L OBP: 0.351, SLG: 0.465 (1, 3)	3-2 G3			4-0 BB BB	0-0 G3-1		1-0 G6-3	0-2 HR		4	1	1	2	1	0	3											
Milton Bradley, S OBP: 0.365, SLG: 0.428 (1, 9)		0-0 F7		2-1 L7		4-1 G1-6-3 BB		0-2 HR	1-3 K	4	1	1	1	1	1	2											
Alex Cora, L OBP: 0.360, SLG: 0.367 (1, 4)		2-1 G6-3		1-1 F8		0-1 G1-6-3		2-1 E WP SF8 1B		4	1	1	0	0	0	3											
Brent Mayne, L OBP: 0.287, SLG: 0.294 Jason Grabowski, L OBP: 0.299, SLG: 0.424 Tom Wilson, R OBP: 0.275, SLG: 0.276 Jose Flores, R Olmedo Saenz, R OBP: 0.292, SLG: 0.425 43 Yhency Brazoban, R Eric Gagne, R (7, PH) (7, 2) (8, PH) (8, 1) (8, 5)		4-0 BB		4-2 BB			3-3 K	2-3 K		0	0	0	0	2	0	0											
Edwin Jackson, R OBP: 0.226, SLG: 0.250 Scott Stewart, L Antonio Perez, R OBP: 0.272, SLG: 0.429 Mike Venafro, L Robin Ventura, L OBP: 0.270, SLG: 0.362 David Ross, R OBP: 0.296, SLG: 0.289 (11, 1) (5, 1) (7, PH) (7, 1) (8, PH) (8, 2)		1-0 F7		1-0 G4-3			0-1 F7	2-2 SF8		2	0	0	0	0	0	4											
Inning Stats	R: 0 E: 0 K: 0 S: 17	H: 1 LOB: 2 BB: 1 P: 28	R: 0 E: 0 K: 0 S: 4	H: 0 LOB: 1 BB: 1 P: 11	R: 0 E: 0 K: 3 S: 10	H: 0 LOB: 0 BB: 0 P: 11	R: 0 E: 0 K: 0 S: 9	H: 1 LOB: 3 BB: 2 P: 22	R: 0 E: 0 K: 0 S: 8	H: 0 LOB: 1 BB: 0 P: 16	R: 3 E: 0 K: 1 S: 15	H: 2 LOB: 1 BB: 1 P: 28	R: 2 E: 1 K: 2 S: 15	H: 2 LOB: 0 BB: 0 P: 24	R: 2 E: 0 K: 3 S: 16	H: 1 LOB: 0 BB: 1 P: 25		1B: 2 2B: 5 3B: 0 HR: 2	SF: 1 SAC: 0 DP: 2 HBP: 2	WP: 1 PB: 0 SB: 0 CS: 0	PA: 42						
PITCHER	IP	WLS	BF	H	R	ER	SO	BB	IBB	HBP	BLK	WP	HR	S	P	ERA	WHIP										
Jason Jennings, R ERA: 5.66 (1, 1)	6.2		29	4	2	2	4	5	0	2	0	0	0	63	114	2.70	1.350										
Javier López, L ERA: 7.91 (7, 1)	0.0		1	0	0	0	0	1	0	0	0	0	0	2	6	∞	∞										
Chin-hui Tsao, R ERA: 8.1 (7, 1)	0.1	H	3	2	2	2	0	0	0	0	0	0	1	6	8	54.00	6.000										
Allan Simpson, R ERA: 5.5 (8, 1)	1.0	B	4	1	1	0	2	0	0	0	0	1	0	11	20	0.00	1.000										
Shawn Chacon, R ERA: 6.68 (9, 1)	1.0	L	5	1	2	2	3	1	0	0	0	0	1	16	25	18.00	2.000										
Aaron Miles, S OBP: 0.326, SLG: 0.377 (1, 4)	0-1 G6-3		1-0 12 1B		0-1 SH3-4 1-2		0-0 F8	1-3 K		4	0	1	0	0	1	2	Los Angeles Dodgers @ Colorado Rockies Coors Field, Denver, CO Sun Sep 19 2004, 1:05 PM MDT Att: 27,175 - Cloudy - 82 F										
12 Clint Barmes, R OBP: 0.333, SLG: 0.500 (1, 6)	2-2 F7		1-0 1-2 1B		1-0 F8		1-0 P4	1-2 K		5	0	1	0	0	1	2											
17 Todd Helton, L OBP: 0.464, SLG: 0.611 (1, 3)	1-1 L8		0-0 F7		4-1 1B BB IBB		4-1 G4-3	1-3 K		4	1	0	0	1	1	2											
Vinny Castilla, R OBP: 0.336, SLG: 0.549 (1, 5)		3-3 K		1-3 K		3-2 BB BB 1B	1-0 F9	2-0 F8		5	1	1	1	0	2	2											
Jeromy Burnitz, L OBP: 0.358, SLG: 0.571 (1, 8) (9, 9)		1-1 HR		3-0 G6-3		4-1 BB 1B BB	1-1 G1-3			3	2	1	1	1	0	0											
JD Closser, S OBP: 0.389, SLG: 0.422 Choo Freeman, R OBP: 0.294, SLG: 0.320 (1, 2) (8, FR) (9, 8)		3-2 1B		0-0 F7		4-0 1B BB	4-2 SH1-4 BB			2	0	1	1	2	0	0											
11 Brad Hawpe, L OBP: 0.310, SLG: 0.397 Luis Gonzalez, R OBP: 0.324, SLG: 0.466 (1, 9) (5, PH) (6, 7)		3-3 K		4-1 BB		0-1 1-2 2-3 3H 1B	0-0 SH1-4	1-2 K		1	0	0	0	1	1	1											
Jorge Piedra, L OBP: 0.348, SLG: 0.435 (1, 7) (6, 9)		1-2 F7		3-1 P3		2-1 FC2-6 1B	0-0 CS 1B			4	0	2	1	0	0	2											
Shawn Chacon, R (9, 1)										0	0	0	0	0	0	0											
Jason Jennings, L OBP: 0.275, SLG: 0.358 Javier López, L Chin-hui Tsao, R Allan Simpson, R Mark Sweeney, L OBP: 0.270, SLG: 0.350 Charles Johnson, R OBP: 0.256, SLG: 0.441 (11, 1) (7, 1) (7, 1) (8, 1) (8, PH) (9, 2)		3-3 K		1-1 SH3-4 1B		1-2 FC2-6 1B	4-2 BB			3	1	1	0	0	1	1											
Inning Stats	R: 0 E: 0 K: 0 S: 8	H: 0 LOB: 0 BB: 0 P: 11	R: 1 E: 0 K: 2 S: 20	H: 2 LOB: 1 BB: 0 P: 31	R: 0 E: 0 K: 2 S: 9	H: 2 LOB: 0 BB: 0 P: 15	R: 0 E: 0 K: 0 S: 5	H: 0 LOB: 1 BB: 1 P: 15	R: 4 E: 0 K: 0 S: 12	H: 3 LOB: 2 BB: 3 P: 29	R: 0 E: 0 K: 0 S: 7	H: 1 LOB: 1 BB: 0 P: 11	R: 0 E: 0 K: 1 S: 10	H: 1 LOB: 2 BB: 2 P: 19	R: 0 E: 0 K: 2 S: 9	H: 0 LOB: 0 BB: 0 P: 13	1B: 8 2B: 0 3B: 0 HR: 1	SF: 0 SAC: 2 DP: 0 HBP: 0	WP: 0 PB: 0 SB: 0 CS: 1	PA: 40							
PITCHER	IP	WLS	BF	H	R	ER	SO	BB	IBB	HBP	BLK	WP	HR	S	P	ERA	WHIP										
Edwin Jackson, R ERA: 5.12 (1, 1)	4.2		24	6	5	5	4	3	1	0	0	0	0	9	13	0.00	1.500										
Scott Stewart, L ERA: 6.43 (5, 1)	1.1		5	2	0	0	0	0	0	0	0	0	0	9	13	0.00	1.500										
Mike Venafro, L ERA: 2.84 (7, 1)	1.0		3	0	0	0	0	0	0	0	0	0	0	5	8	0.00	0.000										
43 Yhency Brazoban, R ERA: 1.04 Eric Gagne, R ERA: 2.0 (8, 1) (9, 1)	1.0	W	5	1	1	1	1	2	0	0	0	0	0	10	19	9.00	3.000										
Eric Gagne, R ERA: 2.0 (9, 1)	1.0	S	3	0	0	0	2	0	0	0	0	0	0	9	13	0.00	0.000										


Batter	1	2	3	4	5	6	7	8	9	AB	R	H	RBI	BB	SO	LOB	TOP					
Luis Terrero, R OBP: 0.338, SLG: 0.389 (1, 8)	G1-3			K		G4-3		G4-3 SH1-4 1-2	K	5	0	1	0	0	2	3	Arizona Diamondbacks @ Colorado Rockies Coors Field, Denver, CO Wed Sep 22 2004, 7:05 PM MDT Att: 20,125 - Unknown - 49 F livebaseballscorecards.com					
Alex Cintron, S OBP: 0.295, SLG: 0.356 (1, 4)	L9			FC6-4 1B		BB 1B		SH1-4 1-2 2-3		3	1	2	0	0	0	0						
Danny Bautista, R OBP: 0.338, SLG: 0.409 (1, 9)	F8			FC6-4 1-2		1B BB		G4-3 2-3 3-H 0-1		3	0	0	1	1	0	2						
Shea Hillenbrand, R OBP: 0.343, SLG: 0.453 (1, 3)		G4-3		FC6-4 1-2		1B 2-H 2-H		P3		4	0	1	1	0	0	2						
19 Chris Snyder, R OBP: 0.333, SLG: 0.500 (1, 2)		G5-3			G4-3 1B	K			BB 1B	4	0	2	0	0	1	2						
Chad Tracy, L OBP: 0.347, SLG: 0.412 (1, 5)	G6-3				G4-3 1-2		F8		F8	4	0	0	0	0	0	2						
Robby Hammock, R OBP: 0.271, SLG: 0.362 (9, PH)			4-2	B2-6 BB			G5-3		BB 1B	2	0	0	0	1	1	1						
Carlos Baerga, S OBP: 0.310, SLG: 0.333 (9, PH)					K				1-2	1	0	1	0	0	0	0						
Doug DeVore, L OBP: 0.238, SLG: 0.293 (9, PR)									1-2	0	0	0	0	0	0	0						
Jerry Gil, R OBP: 0.200, SLG: 0.259 (9, PH)			1-3	K		G4-3			4-1	3	0	0	0	0	1	2						
Quinton McCracken, S OBP: 0.330, SLG: 0.384 (9, PR)									1-2 2-3	0	0	0	0	1	0	0						
Josh Kroeger, L OBP: 0.182, SLG: 0.188 (9, PR)									1-2 2-3	0	0	0	0	0	0	0						
Randy Johnson, R OBP: 0.154, SLG: 0.135 (1, 1)			1-1	B2-6				SH1-4 G4-3 1B		2	0	0	0	0	1	1						
Andy Green, R OBP: 0.255, SLG: 0.292 (8, PH)						K			F7	1	1	1	0	0	0	0						
36 Brian Bruney, R OBP: 0.229, SLG: 0.226 (9, PH)										1	0	0	0	0	0	3						
Inning Stats	R: 0 E: 0 K: 0 S: 7	H: 0 LOB: 0 BB: 0 P: 9	R: 0 E: 0 K: 0 S: 6	H: 0 LOB: 0 BB: 0 P: 11	R: 0 E: 0 K: 1 S: 7	H: 0 LOB: 1 BB: 1 P: 13	R: 0 E: 0 K: 1 S: 9	H: 1 LOB: 1 BB: 0 P: 14	R: 0 E: 0 K: 1 S: 10	H: 1 LOB: 1 BB: 0 P: 15	R: 1 E: 0 K: 2 S: 13	H: 2 LOB: 2 BB: 1 P: 21	R: 0 E: 0 K: 0 S: 6	H: 0 LOB: 0 BB: 0 P: 11	R: 1 E: 0 K: 0 S: 11	H: 2 LOB: 1 BB: 0 P: 13	R: 0 E: 0 K: 1 S: 14	H: 2 LOB: 3 BB: 1 P: 21	1B: 8 2B: 0 3B: 0 HR: 0	SF: 0 SAC: 1 DP: 1 HBP: 0	WP: 0 PB: 0 SB: 0 CS: 0	PA: 37
PITCHER	IP	WLS	BF	H	R	ER	SO	BB	IBB	HBP	BLK	WP	HR	S	P	ERA	WHIP					
Shawn Estes, L ERA: 5.7 (1, 1)	7.0	W	28	6	2	2	5	2	0	0	0	0	0	64	102	2.57	1.143					
40 Brian Fuentes, L ERA: 4.89 (8, 1)	1.0	H	3	0	0	0	0	0	0	0	0	0	0	5	5	0.00	0.000					
Shawn Chacon, R ERA: 6.57 (9, 1)	1.0	S	6	2	0	0	1	1	0	0	0	0	0	14	21	0.00	3.000					

Batter	1	2	3	4	5	6	7	8	9	AB	R	H	RBI	BB	SO	LOB	BOTTOM					
Aaron Miles, S OBP: 0.329, SLG: 0.376 (1, 4)	1B BB		SH SH BB		F7		G6-3			2	1	0	0	2	0	0	Arizona Diamondbacks @ Colorado Rockies Coors Field, Denver, CO Wed Sep 22 2004, 7:05 PM MDT Att: 20,125 - Unknown - 49 F livebaseballscorecards.com					
Royce Clayton, R OBP: 0.340, SLG: 0.404 (1, 6)	1-2 SAFE 1B		SH G3-1 1-H 2-H		G5-3		17 CS 1B			3	0	2	0	0	0	0						
17 Todd Helton, L OBP: 0.463, SLG: 0.608 (1, 3)	2-3 K		G3-1				F7			4	0	1	0	0	1	4						
Vinny Castilla, R OBP: 0.334, SLG: 0.545 (1, 5)	0-1 F7		2-3 K		0-0 F9			P2		4	0	0	0	0	1	4						
Jeromy Burnitz, L OBP: 0.359, SLG: 0.577 (1, 9)	1-0 P5		0-3 K			0-1 FC4 G5-3 1B		2-1 HR		4	2	2	1	0	1	3						
Luis Gonzalez, R OBP: 0.329, SLG: 0.470 (1, 7)		3-2 G6-4-3 1B		1-0 G4-3		0-0 FC4 1B		2-2 CS 1B		4	0	3	0	0	0	0						
JD Closser, S OBP: 0.383, SLG: 0.414 (1, 2)	1-3 SAFE K			2-0 E7 1B		2-0 FC4 G5-3		1-2 SAFE P6		4	0	1	0	0	1	4						
Choo Freeman, R OBP: 0.284, SLG: 0.308 (1, 8)	2-1 G6-4-3 1-2			2-2 P4		1-2 G5-3		2-2 CS		3	0	0	1	0	0	3						
Shawn Estes, R OBP: 0.232, SLG: 0.279 (1, 1)			1-1 BB SH 1B		0-0 G1-3					3	1	1	0	0	0	2						
40 Brian Fuentes, L ERA: 2.89 (8, 1)										0	0	0	0	0	0	0						
Shawn Chacon, R ERA: 5.13 (9, 1)										0	0	0	0	0	0	0						
Inning Stats	R: 0 E: 0 K: 1 S: 13	H: 1 LOB: 2 BB: 1 P: 21	R: 0 E: 0 K: 1 S: 10	H: 1 LOB: 0 BB: 0 P: 16	R: 2 E: 1 K: 2 S: 16	H: 1 LOB: 1 BB: 1 P: 24	R: 0 E: 1 K: 0 S: 6	H: 1 LOB: 1 BB: 0 P: 11	R: 0 E: 0 K: 0 S: 10	H: 1 LOB: 1 BB: 0 P: 7	R: 1 E: 0 K: 0 S: 10	H: 2 LOB: 1 BB: 0 P: 13	R: 0 E: 0 K: 0 S: 10	H: 1 LOB: 0 BB: 0 P: 12	R: 1 E: 0 K: 0 S: 14	H: 2 LOB: 2 BB: 0 P: 21		1B: 9 2B: 0 3B: 0 HR: 1	SF: 0 SAC: 1 DP: 1 HBP: 0	WP: 0 PB: 0 SB: 0 CS: 2	PA: 35	
PITCHER	IP	WLS	BF	H	R	ER	SO	BB	IBB	HBP	BLK	WP	HR	S	P	ERA		WHIP				
Randy Johnson, L ERA: 2.89 (1, 1)	7.0	L	30	8	3	1	4	2	0	0	0	0	0	71	104	1.29		1.429				
36 Brian Bruney, R ERA: 5.13 (8, 1)	1.0		4	2	1	1	0	0	0	0	0	0	1	14	21	9.00		2.000				

Batter	1	2	3	4	5	6	7	8	9	AB	R	H	RBI	BB	SO	LOB	TOP							
Tony Womack, L (1,4) OBP: 0.349, SLG: 0.385										5	2	2	0	0	1	1								
Larry Walker, L (1,9) OBP: 0.431, SLG: 0.602										4	0	0	0	0	2	2								
So Taguchi, R (7,9) OBP: 0.322, SLG: 0.414										1	0	0	0	0	0	0								
5 Albert Pujols, R (1,3) OBP: 0.411, SLG: 0.651										3	2	2	2	0	0	0								
15 Jim Edmonds, L (1,8) OBP: 0.432, SLG: 0.672										2	1	0	0	2	1	3								
Edgar Renteria, R (1,6) OBP: 0.326, SLG: 0.403										4	0	3	3	0	0	1								
John Mabry, L (1,5) OBP: 0.360, SLG: 0.502										4	0	0	0	0	2	4								
Reggie Sanders, R (1,7) OBP: 0.305, SLG: 0.484										4	0	1	0	0	1	0								
Ray King, L (8,1)										0	0	0	0	0	0	0								
Kiko Calero, R (9,1)										0	0	0	0	0	0	0								
Mike Matheny, R (1,2) OBP: 0.294, SLG: 0.351										4	0	1	0	0	0	1								
Jeff Suppan, R (1,1) OBP: 0.091, SLG: 0.074										3	0	1	0	0	1	1								
7 Hector Luna, R (8,5) OBP: 0.292, SLG: 0.364										1	0	0	0	0	0	0								
Inning Stats	R: 2 E: 0 K: 1 S: 14	H: 3 LOB: 1 BB: 0 P: 22	R: 0 E: 0 K: 0 S: 10	H: 2 LOB: 1 BB: 0 P: 14	R: 1 E: 0 K: 1 S: 9	H: 1 LOB: 1 BB: 0 P: 16	R: 0 E: 0 K: 2 S: 9	H: 1 LOB: 0 BB: 0 P: 16	R: 1 E: 0 K: 1 S: 10	H: 2 LOB: 2 BB: 0 P: 16	R: 0 E: 0 K: 0 S: 6	H: 0 LOB: 0 BB: 0 P: 6	R: 1 E: 0 K: 1 S: 14	H: 1 LOB: 1 BB: 1 P: 21	R: 0 E: 0 K: 1 S: 11	H: 0 LOB: 0 BB: 0 P: 15	R: 0 E: 0 K: 1 S: 6	H: 0 LOB: 0 BB: 0 P: 9	1B: 8 2B: 1 3B: 0 HR: 1	SF: 0 SAC: 0 DP: 1 HBP: 1	WP: 0 PB: 0 SB: 2 CS: 1	PA: 38		
PITCHER	IP WLS BF H R ER SO BB IBB HBP BLK WP HR S P ERA WHIP	IP WLS BF H R ER SO BB IBB HBP BLK WP HR S P ERA WHIP	IP WLS BF H R ER SO BB IBB HBP BLK WP HR S P ERA WHIP	IP WLS BF H R ER SO BB IBB HBP BLK WP HR S P ERA WHIP	IP WLS BF H R ER SO BB IBB HBP BLK WP HR S P ERA WHIP	IP WLS BF H R ER SO BB IBB HBP BLK WP HR S P ERA WHIP	IP WLS BF H R ER SO BB IBB HBP BLK WP HR S P ERA WHIP	IP WLS BF H R ER SO BB IBB HBP BLK WP HR S P ERA WHIP	IP WLS BF H R ER SO BB IBB HBP BLK WP HR S P ERA WHIP	IP WLS BF H R ER SO BB IBB HBP BLK WP HR S P ERA WHIP	IP WLS BF H R ER SO BB IBB HBP BLK WP HR S P ERA WHIP	IP WLS BF H R ER SO BB IBB HBP BLK WP HR S P ERA WHIP	IP WLS BF H R ER SO BB IBB HBP BLK WP HR S P ERA WHIP	IP WLS BF H R ER SO BB IBB HBP BLK WP HR S P ERA WHIP	IP WLS BF H R ER SO BB IBB HBP BLK WP HR S P ERA WHIP	IP WLS BF H R ER SO BB IBB HBP BLK WP HR S P ERA WHIP	IP WLS BF H R ER SO BB IBB HBP BLK WP HR S P ERA WHIP	IP WLS BF H R ER SO BB IBB HBP BLK WP HR S P ERA WHIP	IP WLS BF H R ER SO BB IBB HBP BLK WP HR S P ERA WHIP	IP WLS BF H R ER SO BB IBB HBP BLK WP HR S P ERA WHIP	IP WLS BF H R ER SO BB IBB HBP BLK WP HR S P ERA WHIP	IP WLS BF H R ER SO BB IBB HBP BLK WP HR S P ERA WHIP	IP WLS BF H R ER SO BB IBB HBP BLK WP HR S P ERA WHIP	IP WLS BF H R ER SO BB IBB HBP BLK WP HR S P ERA WHIP

St. Louis Cardinals @ Colorado Rockies
Coors Field, Denver, CO
Fri Sep 24 2004, 6:05 PM MDT
Att: 45,053 - Unknown - 68 F


AB 35
R 5
H 10
RBI 5
BB 2
SO 8
LOB 13



Batter	1	2	3	4	5	6	7	8	9	AB	R	H	RBI	BB	SO	LOB	BOTTOM							
Aaron Miles, S (1,4) OBP: 0.330, SLG: 0.371										4	1	0	0	1	2	2								
Royce Clayton, R (1,6) OBP: 0.337, SLG: 0.399										4	0	1	0	0	0	0								
17 Todd Helton, L (1,3) OBP: 0.466, SLG: 0.615										3	1	1	1	1	0	2								
Vinny Castilla, R (1,5) OBP: 0.334, SLG: 0.541										4	0	1	1	0	1	1								
Jeromy Burnitz, L (1,8) OBP: 0.361, SLG: 0.577										4	0	1	0	0	1	1								
JD Closser, S (1,2) OBP: 0.384, SLG: 0.407										3	0	0	0	1	1	0								
11 Brad Hawpe, L (1,9) OBP: 0.299, SLG: 0.368										3	0	0	0	0	0	3								
Luis Gonzalez, R (9, PH) OBP: 0.335, SLG: 0.477										1	1	1	0	0	0	0								
Jorge Piedra, L (1,7) OBP: 0.370, SLG: 0.522										3	1	2	1	0	0	0								
27 Garrett Atkins, R (9, PH) OBP: 0.421, SLG: 0.588										1	0	0	0	0	0	1								
Jason Jennings, L (1,1) OBP: 0.268, SLG: 0.348										2	0	0	0	0	1	1								
Andy Tracy, L (7, PH) OBP: 0.333, SLG: 0.364										1	0	0	0	0	0	0								
Chin-hui Tsao, R (8,1) OBP: 0.379, SLG: 0.526										0	0	0	0	0	0	0								
Mark Sweeney, L (9, PH) OBP: 0.379, SLG: 0.526										1	0	1	1	0	0	0								
Choo Freeman, R (9, PR) OBP: 0.290, SLG: 0.296										0	0	0	0	0	0	0								
Inning Stats	R: 0 E: 0 K: 0 S: 5	H: 0 LOB: 0 BB: 0 P: 7	R: 0 E: 0 K: 1 S: 6	H: 0 LOB: 0 BB: 0 P: 8	R: 0 E: 0 K: 1 S: 7	H: 1 LOB: 1 BB: 0 P: 11	R: 0 E: 0 K: 2 S: 7	H: 0 LOB: 1 BB: 1 P: 15	R: 1 E: 0 K: 0 S: 8	H: 1 LOB: 0 BB: 0 P: 15	R: 1 E: 0 K: 0 S: 15	H: 3 LOB: 3 BB: 2 P: 28	R: 0 E: 0 K: 1 S: 6	H: 0 LOB: 0 BB: 0 P: 9	R: 1 E: 0 K: 0 S: 14	H: 1 LOB: 0 BB: 0 P: 20	R: 0 E: 0 K: 1 S: 12	H: 0 LOB: 1 BB: 0 P: 23	1B: 4 2B: 2 3B: 0 HR: 2	SF: 0 SAC: 0 DP: 1 HBP: 0	WP: 0 PB: 0 SB: 0 CS: 0	PA: 37		
PITCHER	IP WLS BF H R ER SO BB IBB HBP BLK WP HR S P ERA WHIP	IP WLS BF H R ER SO BB IBB HBP BLK WP HR S P ERA WHIP	IP WLS BF H R ER SO BB IBB HBP BLK WP HR S P ERA WHIP	IP WLS BF H R ER SO BB IBB HBP BLK WP HR S P ERA WHIP	IP WLS BF H R ER SO BB IBB HBP BLK WP HR S P ERA WHIP	IP WLS BF H R ER SO BB IBB HBP BLK WP HR S P ERA WHIP	IP WLS BF H R ER SO BB IBB HBP BLK WP HR S P ERA WHIP	IP WLS BF H R ER SO BB IBB HBP BLK WP HR S P ERA WHIP	IP WLS BF H R ER SO BB IBB HBP BLK WP HR S P ERA WHIP	IP WLS BF H R ER SO BB IBB HBP BLK WP HR S P ERA WHIP	IP WLS BF H R ER SO BB IBB HBP BLK WP HR S P ERA WHIP	IP WLS BF H R ER SO BB IBB HBP BLK WP HR S P ERA WHIP	IP WLS BF H R ER SO BB IBB HBP BLK WP HR S P ERA WHIP	IP WLS BF H R ER SO BB IBB HBP BLK WP HR S P ERA WHIP	IP WLS BF H R ER SO BB IBB HBP BLK WP HR S P ERA WHIP	IP WLS BF H R ER SO BB IBB HBP BLK WP HR S P ERA WHIP	IP WLS BF H R ER SO BB IBB HBP BLK WP HR S P ERA WHIP	IP WLS BF H R ER SO BB IBB HBP BLK WP HR S P ERA WHIP	IP WLS BF H R ER SO BB IBB HBP BLK WP HR S P ERA WHIP	IP WLS BF H R ER SO BB IBB HBP BLK WP HR S P ERA WHIP	IP WLS BF H R ER SO BB IBB HBP BLK WP HR S P ERA WHIP	IP WLS BF H R ER SO BB IBB HBP BLK WP HR S P ERA WHIP	IP WLS BF H R ER SO BB IBB HBP BLK WP HR S P ERA WHIP	IP WLS BF H R ER SO BB IBB HBP BLK WP HR S P ERA WHIP

St. Louis Cardinals @ Colorado Rockies
Coors Field, Denver, CO
Fri Sep 24 2004, 6:05 PM MDT
Att: 45,053 - Unknown - 68 F

AB 34
R 4
H 8
RBI 4
BB 3
SO 6
LOB 11



Batter	1	2	3	4	5	6	7	8	9	AB	R	H	RBI	BB	SO	LOB	TOP					
So Taguchi, R OBP: 0.324, SLG: 0.406 (1, 8)	4-1 BB SF8 5 BB	3-2 G6-3			0-3 K		1-1 E3 HR	2-2 BB HBP		3	2	0	0	1	1	1	St. Louis Cardinals @ Colorado Rockies Coors Field, Denver, CO Sat Sep 25 2004, 1:05 PM MDT Att: 29,751 - Sunny - 68 F					
Roger Cedeno, S OBP: 0.333, SLG: 0.381 (1, 9)	1-2 P5		0-1 E1 F9-5 1B		1-3 K		1-0 HR 1-H	4-2 BB		4	1	2	3	1	1	1						
5 Albert Pujols, R OBP: 0.411, SLG: 0.648 (1, 3)	4-0 SF8 BB 1-2 BB		0-0 F9-5 2-3			0-1 1B BB G5-3 1B	3-1 F9	2-0 F9		4	1	1	0	1	0	4						
Reggie Sanders, R OBP: 0.306, SLG: 0.480 (1, 7)	4-2 BB 1-2 BB		1-1 G4-3			4-0 G5-3 1B 1-2 HR BB	0-1 G5-3		0-0 F8	3	1	0	0	2	0	0						
Edgar Renteria, R OBP: 0.328, SLG: 0.406 (1, 6)	3-1 SF8 2-3 3-H			4-2 G6-4-3 7 1B BB		0-0 G5-3 1B 1-2 HR BB	2-2 F9		3-1 4 2B	3	2	2	1	1	0	0						
7 Hector Luna, R OBP: 0.295, SLG: 0.365 (1, 4)	0-3 K			0-2 G6-4-3 1B		1-1 L6		1-3 K	1-1 4 2B	5	1	2	0	0	2	5						
Mike Matheny, R OBP: 0.292, SLG: 0.348 4 Yadier Molina, R OBP: 0.324, SLG: 0.320 (6, 2)		2-2 G6-3		1-1 G6-4-3 1-2 2-3		1-2 G5-3 2-3 3-H		0-3 K	0-1 2B	3	0	0	1	0	0	4						
John Mabry, L OBP: 0.361, SLG: 0.511 (1, 5)		2-3 K		1-0 F9		0-0 HR 2-H 3-H		4-2 HBP 1B BB	3-3 K	4	2	1	3	1	2	2						
Al Reyes, R OBP: 0.288, SLG: 0.368 Rock Arvizu, L OBP: 0.288, SLG: 0.368 Wandy Gilson, R OBP: 0.288, SLG: 0.368 34 Randy Flores, L OBP: 0.288, SLG: 0.368 Ray King, L OBP: 0.288, SLG: 0.368 Cody McKay, L OBP: 0.288, SLG: 0.368 Carmen Calli, L OBP: 0.288, SLG: 0.368 44 Jason Isringhausen, R OBP: 0.288, SLG: 0.368 (1, 1)		0-1 1B		1-3 K		1-3 K		0-1 BB HBP 1B	2-2 G6-3	1	0	0	0	0	0	0						
Inning Stats	R: 1 E: 0 K: 1 S: 14	H: 0 LOB: 2 BB: 3 P: 30	R: 0 E: 0 K: 1 S: 12	H: 1 LOB: 1 BB: 0 P: 19	R: 0 E: 1 K: 0 S: 5	H: 1 LOB: 0 BB: 0 P: 6	R: 0 E: 0 K: 0 S: 9	H: 1 LOB: 1 BB: 1 P: 15	R: 0 E: 0 K: 3 S: 10	H: 0 LOB: 0 BB: 0 P: 12	R: 4 E: 0 K: 1 S: 12	H: 3 LOB: 0 BB: 0 P: 21	R: 2 E: 1 K: 0 S: 10	H: 1 LOB: 0 BB: 0 P: 17	R: 1 E: 0 K: 2 S: 17	H: 1 LOB: 3 BB: 2 P: 30		R: 2 E: 0 K: 1 S: 14	H: 3 LOB: 1 BB: 0 P: 23	1B: 7 2B: 3 3B: 0 HR: 2	SF: 1 SAC: 0 DP: 2 HBP: 1	WP: 0 PB: 0 SB: 0 CS: 0
PITCHER	IP	WLS	BF	H	R	ER	SO	BB	IBB	HBP	BLK	WP	HR	S	P	ERA	WHIP					
Joe Kennedy, L ERA: 3.62 (1, 1)	6.0		27	6	5	5	6	5	0	0	0	0	1	62	103	7.50	1.833					
Tim Harikkala, R ERA: 4.52 (7, 1)	1.0	L	5	1	2	1	0	0	0	0	0	0	1	10	17	9.00	1.000					
Allan Simpson, R ERA: 5.45 (8, 1)	1.0		7	1	1	1	2	2	0	1	0	0	0	17	30	9.00	3.000					
Scott Dohmann, R ERA: 4.26 (9, 1)	1.0		6	3	2	2	1	0	0	0	0	0	0	14	23	18.00	3.000					

Batter	1	2	3	4	5	6	7	8	9	AB	R	H	RBI	BB	SO	LOB	BOTTOM					
12 Clint Barmes, R OBP: 0.339, SLG: 0.458 Allan Simpson, R (8, 1) Scott Dohmann, R (9, 1) Charles Johnson, R OBP: 0.354, SLG: 0.435 (9, PH)	1-1 L4			1-2 1B 17 1B HBP	1-1 G6-3		0-1 G6-4-3 1-2		4-1 BB	3	1	0	0	0	0	1	St. Louis Cardinals @ Colorado Rockies Coors Field, Denver, CO Sat Sep 25 2004, 1:05 PM MDT Att: 29,751 - Sunny - 68 F					
Luis Gonzalez, R OBP: 0.337, SLG: 0.481 (1, 4) (8, 6) Mark Sweeney, L OBP: 0.377, SLG: 0.523 (9, PH)	2-2 F9			3-2 17 1B HR	3-2 17 2B		1-0 F8		1-3 K	4	2	2	0	0	0	0						
17 Todd Helton, L OBP: 0.466, SLG: 0.616 (1, 3)	1-2 K			3-2 HR 1B	0-0 2B		2-2 G5-3			4	1	2	2	0	1	0						
Vinny Castilla, R OBP: 0.332, SLG: 0.537 (1, 5)		0-0 P4		1-3 K	0-1 G6-3		1-2 G5-3		1-2 G5-3	4	0	0	0	0	1	3						
Jeromy Burnitz, L OBP: 0.359, SLG: 0.573 (1, 9)		2-2 L4		2-2 F8		2-1 G6-3		1-2 P6		4	0	0	0	0	0	2						
Todd Greene, R OBP: 0.327, SLG: 0.516 (1, 2)		1-2 F9		2-2 HR 1-H 2-H		2-1 G6-3 2B		0-2 P3		4	1	2	3	0	0	0						
Jorge Piedra, L OBP: 0.368, SLG: 0.528 27 Garrett Atkins, R OBP: 0.450, SLG: 0.667 (9, PH)			0-2 F7	2-2 2B		1-1 G6-3		2-0 1B 2B		3	0	1	0	0	0	1						
Choo Freeman, R OBP: 0.289, SLG: 0.294 (1, 8)			0-1 G4-3	2-3 K		2-2 G5-3		1-0 G6-3 1B		4	0	1	1	0	1	2						
Joe Kennedy, R OBP: 0.170, SLG: 0.200 Tim Harikkala, R (7, 1) Aaron Miles, S OBP: 0.331, SLG: 0.372 (7, PH) (8, 4)			2-2 G5-3		3-2 G4-3		0-1 G6-4-3 1B		2-1 G6-3	2	0	0	0	0	0	0						
Inning Stats	R: 0 E: 0 K: 1 S: 8	H: 0 LOB: 0 BB: 0 P: 12	R: 0 E: 0 K: 0 S: 8	H: 0 LOB: 0 BB: 0 P: 11	R: 0 E: 0 K: 0 S: 9	H: 0 LOB: 0 BB: 0 P: 11	R: 4 E: 0 K: 2 S: 23	H: 4 LOB: 1 BB: 0 P: 39	R: 1 E: 0 K: 0 S: 13	H: 2 LOB: 1 BB: 0 P: 20	R: 0 E: 0 K: 0 S: 9	H: 1 LOB: 0 BB: 0 P: 16	R: 0 E: 0 K: 0 S: 5	H: 1 LOB: 0 BB: 0 P: 6	R: 0 E: 0 K: 0 S: 9	H: 0 LOB: 0 BB: 0 P: 13		R: 1 E: 0 K: 1 S: 11	H: 2 LOB: 2 BB: 1 P: 21	1B: 4 2B: 5 3B: 0 HR: 1	SF: 0 SAC: 0 DP: 1 HBP: 1	WP: 0 PB: 0 SB: 0 CS: 0
PITCHER	IP	WLS	BF	H	R	ER	SO	BB	IBB	HBP	BLK	WP	HR	S	P	ERA	WHIP					
Al Reyes, R ERA: 1.0 (1, 1)	3.0		9	0	0	0	0	0	0	0	0	0	0	25	34	0.00	0.000					
Rick Ankiel, L ERA: 7.5 (4, 1)	2.0		13	6	5	5	2	0	0	1	0	0	1	36	59	22.50	3.000					
34 Randy Flores, L ERA: 1.5 (6, 1)	2.0	W	7	2	0	0	0	0	0	0	0	0	0	14	22	0.00	1.000					
Ray King, L ERA: 2.45 (8, 1)	1.0	H	3	0	0	0	0	0	0	0	0	0	0	9	13	0.00	0.000					
Carmen Calli, L ERA: 12.46 (9, 1)	0.2		5	2	1	1	0	1	0	0	0	0	0	8	17	13.50	4.500					

AB	36
R	10
H	11
RBI	10
BB	7
SO	9
LOB	18



Batter	1	2	3	4	5	6	7	8	9	AB	R	H	RBI	BB	SO	LOB	TOP					
Tony Womack, L (1,4) OBP: 0.348, SLG: 0.384 Edgar Renteria, R (9,PH) OBP: 0.330, SLG: 0.407	0-1 5 HR 1B	0-2 K		1-1 G4-3		0-1 G5-3			0-0 5 2B 1B	4	1	1	0	0	1	2						
Larry Walker, L (1,9) OBP: 0.431, SLG: 0.596	1-2 K	1-2 K		4-2 5 1B BB		1-0 5 G4-6-3 1B			2-2 P5	4	0	1	0	1	2	3						
5 Albert Pujols, R (1,3) OBP: 0.414, SLG: 0.656	1-1 2H HR		1-1 7 1B 1B	3-0 1-3 1B		1-1 1-2 G4-6-3			1-1 1H 1B	5	3	4	4	0	0	1						
15 Jim Edmonds, L (1,8) OBP: 0.429, SLG: 0.666 Roger Cedeno, S (9,PH) OBP: 0.337, SLG: 0.385	1-3 K		2-3 K	1-2 K		0-3 K			2-1 7 1B 2B	4	0	0	0	0	4	3						
7 Hector Luna, R (1,6) OBP: 0.309, SLG: 0.378	2-0 2B 1B		0-0 S 1B		2-3 K				2-1 SH1-3 1B	5	2	4	1	0	1	0						
John Mabry, L (1,5) OBP: 0.363, SLG: 0.515	0-0 1H 2B		1-3 K		0-1 F9				0-0 SH1-3 1B	4	0	2	2	0	1	1						
Mike Matheny, R (1,2) OBP: 0.288, SLG: 0.343	1-3 K		0-2 F9		1-2 G6-3				2-1 G5-3	5	0	0	0	0	2	5						
Marlon Anderson, L (1,7) OBP: 0.266, SLG: 0.378 So Taguchi, R (8,PH) OBP: 0.307, SLG: 0.406		1-1 P5		3-2 G4-3 5 1B SH3-4 1B		1-3 K			4-2 BB	3	1	1	0	0	1	0						
Jason Marquis, L (1,1) OBP: 0.301, SLG: 0.380 Reggie Sanders, R (8,PH) OBP: 0.306, SLG: 0.479 Cal Eldred, R (8,1)		1-1 1B		0-0 SH3-4		1-3 K			2-1 L7	2	0	1	0	0	1	0						
Inning Stats	R: 3 E: 0 K: 3 S: 16	H: 4 LOB: 1 BB: 0 P: 23	R: 0 E: 0 K: 2 S: 10	H: 1 LOB: 1 BB: 0 P: 13	R: 1 E: 0 K: 2 S: 12	H: 2 LOB: 1 BB: 0 P: 16	R: 1 E: 0 K: 1 S: 14	H: 2 LOB: 2 BB: 1 P: 26	R: 0 E: 0 K: 1 S: 8	H: 0 LOB: 0 BB: 0 P: 11	R: 0 E: 0 K: 1 S: 6	H: 1 LOB: 0 BB: 0 P: 8	R: 0 E: 0 K: 0 S: 10	H: 1 LOB: 2 BB: 1 P: 20	R: 4 E: 0 K: 2 S: 22	H: 5 LOB: 2 BB: 1 P: 32	1B: 13 2B: 2 3B: 0 HR: 1	SF: 0 SAC: 2 DP: 1 HBP: 0	WP: 2 PB: 1 SB: 2 CS: 0	PA: 45		
PITCHER	IP WLS BF ERA WHIP	H R ER SO BB IBB HBP BLK WP HR S P	H R ER SO BB IBB HBP BLK WP HR S P	H R ER SO BB IBB HBP BLK WP HR S P	H R ER SO BB IBB HBP BLK WP HR S P	H R ER SO BB IBB HBP BLK WP HR S P	H R ER SO BB IBB HBP BLK WP HR S P	H R ER SO BB IBB HBP BLK WP HR S P	H R ER SO BB IBB HBP BLK WP HR S P	H R ER SO BB IBB HBP BLK WP HR S P	H R ER SO BB IBB HBP BLK WP HR S P	H R ER SO BB IBB HBP BLK WP HR S P	H R ER SO BB IBB HBP BLK WP HR S P	H R ER SO BB IBB HBP BLK WP HR S P	H R ER SO BB IBB HBP BLK WP HR S P	H R ER SO BB IBB HBP BLK WP HR S P	ERA WHIP	ERA WHIP				
Chris Gissell, R (1,1) ERA: 14.54	4.0 L	22	9	5	5	8	1	0	0	0	0	0	0	0	0	0	1	1	52	78	11.25	2.500
Adam Bernero, R (5,1) ERA: 5.22	3.0	9	1	0	0	4	0	0	0	0	0	0	0	0	0	0	0	0	22	29	0.00	0.333
Javier López, L (8,1) ERA: 7.71	0.2	3	1	0	0	0	0	0	0	0	0	0	0	0	0	0	0	0	5	9	0.00	1.500
Chin-hui Tsao, R (8,1) ERA: 4.76	0.1	2	0	0	0	0	1	0	0	0	0	0	0	0	0	0	0	0	5	11	0.00	3.000
40 Brian Fuentes, L (9,1) ERA: 5.23	0.2	8	5	4	4	1	1	0	0	0	0	0	0	0	0	0	1	0	19	29	54.00	9.000

St. Louis Cardinals @ Colorado Rockies
Coors Field, Denver, CO
Sun Sep 26 2004, 1:05 PM MDT
Att: 26,866 - Cloudy - 75 F

AB	40
R	9
H	16
RBI	8
BB	3
SO	14
LOB	19



Batter	1	2	3	4	5	6	7	8	9	AB	R	H	RBI	BB	SO	LOB	BOTTOM					
Aaron Miles, S (1,4) OBP: 0.331, SLG: 0.372	1-2 G5-3			0-0 E6 FC6-4		2-2 G4-3	0-0 1B		0-1 DI 1B	5	0	2	1	0	0	0						
Royce Clayton, R (1,6) OBP: 0.337, SLG: 0.398	0-0 G6-3			2-2 FC6-4 17 HR		4-0 17 BB	1-1 1B		3-2 P4	4	1	1	0	1	0	3						
17 Todd Helton, L (1,3) OBP: 0.466, SLG: 0.621	1-0 G4-3			1-1 1H HR		3-2 1B	1-2 P6			4	1	2	2	0	0	3						
Vinny Castilla, R (1,5) OBP: 0.331, SLG: 0.535		2-0 G6-3		3-0 G4-6-3 1B		1-3 K			0-0 G4-3	4	0	1	0	0	1	2						
Jeromy Burnitz, L (1,8) OBP: 0.356, SLG: 0.568		1-2 G4-3		0-0 G4-6-3		2-3 K			2-3 K	4	0	0	0	0	2	3						
Luis Gonzalez, R (1,7) OBP: 0.336, SLG: 0.478		1-1 G5-3				1-0 G6-3			1-3 K	4	0	1	0	0	1	0						
JD Closser, S (1,2) OBP: 0.379, SLG: 0.490			0-1 L8		3-1 E5 G4-3		1-0 L7		3-1 1B	4	0	1	0	0	0	1						
Jorge Piedra, L (1,9) OBP: 0.350, SLG: 0.500			1-3 K		1-1 G4-3		2-0 FC4-6 1B		1-2 P3	4	1	0	0	0	1	3						
Chris Gissell, R (1,1) Adam Bernero, R (5,1) Mark Sweeney, L (7,PH) Javier López, L (8,1) Chin-hui Tsao, R (8,1) 40 Brian Fuentes, L (9,1) Allan Simpson, R (9,1) Andy Tracy, L (9,PH) OBP: 0.336, SLG: 0.333			0-0 G6-3		2-3 K		4-2 1B 1B BB		0-0 F9	1	0	0	0	0	0	0						
Inning Stats	R: 0 E: 0 K: 0 S: 5	H: 0 LOB: 0 BB: 0 P: 7	R: 0 E: 0 K: 0 S: 6	H: 0 LOB: 0 BB: 0 P: 10	R: 0 E: 0 K: 1 S: 7	H: 0 LOB: 0 BB: 0 P: 8	R: 2 E: 1 K: 0 S: 8	H: 2 LOB: 0 BB: 0 P: 14	R: 0 E: 0 K: 2 S: 14	H: 1 LOB: 2 BB: 1 P: 26	R: 1 E: 1 K: 0 S: 13	H: 3 LOB: 3 BB: 1 P: 22	R: 0 E: 0 K: 2 S: 8	H: 0 LOB: 0 BB: 0 P: 11	R: 0 E: 0 K: 0 S: 11	H: 2 LOB: 2 BB: 0 P: 18	1B: 7 2B: 0 3B: 0 HR: 1	SF: 0 SAC: 0 DP: 1 HBP: 0	WP: 0 PB: 0 SB: 0 CS: 0	PA: 38		
PITCHER	IP WLS BF ERA WHIP	H R ER SO BB IBB HBP BLK WP HR S P	H R ER SO BB IBB HBP BLK WP HR S P	H R ER SO BB IBB HBP BLK WP HR S P	H R ER SO BB IBB HBP BLK WP HR S P	H R ER SO BB IBB HBP BLK WP HR S P	H R ER SO BB IBB HBP BLK WP HR S P	H R ER SO BB IBB HBP BLK WP HR S P	H R ER SO BB IBB HBP BLK WP HR S P	H R ER SO BB IBB HBP BLK WP HR S P	H R ER SO BB IBB HBP BLK WP HR S P	H R ER SO BB IBB HBP BLK WP HR S P	H R ER SO BB IBB HBP BLK WP HR S P	H R ER SO BB IBB HBP BLK WP HR S P	H R ER SO BB IBB HBP BLK WP HR S P	H R ER SO BB IBB HBP BLK WP HR S P	ERA WHIP	ERA WHIP				
Jason Marquis, R (1,1) ERA: 3.66	7.0	30	6	3	2	4	2	0	0	0	0	0	0	0	0	0	0	0	61	102	2.57	1.143
Cal Eldred, R (8,1) ERA: 3.6	2.0	8	2	0	0	2	0	0	0	0	0	0	0	0	0	0	0	0	19	29	0.00	1.000

St. Louis Cardinals @ Colorado Rockies
Coors Field, Denver, CO
Sun Sep 26 2004, 1:05 PM MDT
Att: 26,866 - Cloudy - 75 F

AB	36
R	3
H	8
RBI	3
BB	2
SO	6
LOB	17



Batter	1	2	3	4	5	6	7	8	9	AB	R	H	RBI	BB	SO	LOB	TOP					
12 Clint Barnes, R OBP: 0.313, SLG: 0.422	F9		F9		F8			K	G5-3	5	0	0	0	0	1	1	Colorado Rockies @ Los Angeles Dodgers Dodger Stadium, Los Angeles, CA Tue Sep 28 2004, 7:10 PM PDT Att: 33,588 - Sunny - 64 F					
Royce Clayton, R OBP: 0.336, SLG: 0.397	1B 27 1B BB		K				P3	BB 17 1B E	K	4	2	1	0	1	2	0						
17 Todd Helton, L OBP: 0.467, SLG: 0.621	F9		K				BB	BB E 1B	F7	4	1	1	0	1	1	1						
Vinny Castilla, R OBP: 0.331, SLG: 0.536	1B 27 1B						L5	P3		4	0	1	0	0	1	3						
27 Garrett Atkins, R OBP: 0.435, SLG: 0.619	1B						G5-3			3	0	1	1	0	0	1						
Jorge Piedra, L OBP: 0.345, SLG: 0.481	1B 1-2 2-H		F8					E 11 1B BB		0	1	0	0	1	0	0						
Charles Johnson, R OBP: 0.351, SLG: 0.431	F7							BB 11 1B		3	0	0	0	0	1	2						
Mark Sweeney, L OBP: 0.381, SLG: 0.520								BB 11 1B		1	0	0	0	0	0	1						
Todd Greene, R OBP: 0.327, SLG: 0.516								BB 11 1B		0	0	0	0	0	0	0						
11 Brad Hawpe, L OBP: 0.324, SLG: 0.402								BB 1-2 2-H 3-H		2	0	1	1	1	1	0						
Choo Freeman, R OBP: 0.297, SLG: 0.287								BB 1-2 2-3		2	0	0	0	2	1	2						
Jamey Wright, R OBP: 0.285, SLG: 0.105								BB 1-2 2-3		2	0	0	0	0	2	1						
JD Closser, R OBP: 0.301, SLG: 0.360								BB 1-2 2-3		1	0	0	0	0	1	1						
Scott Lohmann, R OBP: 0.296, SLG: 0.308								BB 1-2 2-3		0	0	0	0	0	0	0						
Andy Tracy, L OBP: 0.295, SLG: 0.308								BB 1-2 2-3		1	0	0	0	0	0	3						
Chin-hui Tsao, R OBP: 0.295, SLG: 0.308								BB 1-2 2-3		0	0	0	0	0	0	0						
Javier López, L OBP: 0.295, SLG: 0.308								BB 1-2 2-3		0	0	0	0	0	0	0						
Shawn Chacon, R OBP: 0.295, SLG: 0.308								BB 1-2 2-3		0	0	0	0	0	0	0						
Tim Harikkala, R OBP: 0.295, SLG: 0.308								BB 1-2 2-3		0	0	0	0	0	0	0						
Inning Stats	R: 1 E: 0 K: 0 S: 14	H: 2 LOB: 2 BB: 1 P: 24	R: 0 E: 0 K: 2 S: 7	H: 0 LOB: 0 BB: 0 P: 14	R: 0 E: 0 K: 2 S: 8	H: 0 LOB: 0 BB: 0 P: 11	R: 0 E: 0 K: 1 S: 8	H: 0 LOB: 0 BB: 0 P: 10	R: 0 E: 0 K: 2 S: 13	H: 0 LOB: 1 BB: 1 P: 22	R: 0 E: 0 K: 0 S: 9	H: 0 LOB: 1 BB: 1 P: 16	R: 0 E: 0 K: 2 S: 10	H: 0 LOB: 1 BB: 1 P: 18	R: 3 E: 1 K: 1 S: 20	H: 3 LOB: 3 BB: 2 P: 37	R: 0 E: 0 K: 1 S: 9	H: 0 LOB: 0 BB: 0 P: 14	1B: 5 2B: 1 3B: 0 HR: 0	SF: 0 SAC: 0 DP: 1 HBP: 1	WP: 0 PB: 0 SB: 0 CS: 1	PA: 39
PITCHER	IP WLS BF H R ER SO BB IBB HBP BLK WP HR S P ERA WHIP	IP WLS BF H R ER SO BB IBB HBP BLK WP HR S P ERA WHIP	IP WLS BF H R ER SO BB IBB HBP BLK WP HR S P ERA WHIP	IP WLS BF H R ER SO BB IBB HBP BLK WP HR S P ERA WHIP	IP WLS BF H R ER SO BB IBB HBP BLK WP HR S P ERA WHIP	IP WLS BF H R ER SO BB IBB HBP BLK WP HR S P ERA WHIP	IP WLS BF H R ER SO BB IBB HBP BLK WP HR S P ERA WHIP	IP WLS BF H R ER SO BB IBB HBP BLK WP HR S P ERA WHIP	IP WLS BF H R ER SO BB IBB HBP BLK WP HR S P ERA WHIP	IP WLS BF H R ER SO BB IBB HBP BLK WP HR S P ERA WHIP	IP WLS BF H R ER SO BB IBB HBP BLK WP HR S P ERA WHIP	IP WLS BF H R ER SO BB IBB HBP BLK WP HR S P ERA WHIP	IP WLS BF H R ER SO BB IBB HBP BLK WP HR S P ERA WHIP	IP WLS BF H R ER SO BB IBB HBP BLK WP HR S P ERA WHIP	IP WLS BF H R ER SO BB IBB HBP BLK WP HR S P ERA WHIP	IP WLS BF H R ER SO BB IBB HBP BLK WP HR S P ERA WHIP						
Kaz Ishii, L ERA: 4.66	7.0	27	2	1	1	9	4	0	1	0	0	0	0	69	115	1.29	0.857					
Duaner Sanchez, R ERA: 3.28	0.1	2	1	1	0	1	0	0	0	0	0	0	0	8	14	0.00	3.000					
Mike Venafro, L ERA: 2.35	0.0	1	1	0	0	0	0	0	0	0	0	0	0	1	1	∞	∞					
Giovanni Carrara, R ERA: 2.31	0.2	6	1	2	0	0	2	0	0	0	0	0	0	11	22	0.00	4.500					
Elmer Dessens, R ERA: 4.46	1.0	W 3	0	0	0	1	0	0	0	0	0	0	0	9	14	0.00	0.000					

AB	32
R	4
H	5
RBI	2
BB	6
SO	11
LOB	16



Batter	1	2	3	4	5	6	7	8	9	AB	R	H	RBI	BB	SO	LOB	BOTTOM					
Cesar Izturis, S OBP: 0.335, SLG: 0.386	G5-3 1B BB	G4-3			G6-3 BB		G3		2B 1B BB	2	1	0	1	3	0	2	Colorado Rockies @ Los Angeles Dodgers Dodger Stadium, Los Angeles, CA Tue Sep 28 2004, 7:10 PM PDT Att: 33,588 - Sunny - 64 F					
Jayson Werth, R OBP: 0.353, SLG: 0.511	G5-3 1B	G6-3			G6-3			K	1B 2B	5	1	2	2	0	1	3						
Steve Finley, L OBP: 0.336, SLG: 0.489	F8		F7				FC4-6 BB BB	K	2B 1B	4	0	1	2	1	1	2						
Adrián Beltré, R OBP: 0.396, SLG: 0.645	G5-3		G4-3				FC4-6 BB		1B	3	0	1	0	1	0	2						
Shawn Green, L OBP: 0.355, SLG: 0.464	G5-3 BB		K				FC4-6 S	G4-3		3	0	0	0	1	1	3						
Milton Bradley, S OBP: 0.382, SLG: 0.424	G4-3						FC4-6 S			3	0	0	0	0	2	5						
Olmedo Saenz, R OBP: 0.336, SLG: 0.486							K	K	K	1	0	0	0	0	1	0						
Alex Cora, L OBP: 0.365, SLG: 0.386							G3	G4-3		2	1	0	0	2	0	2						
Brent Mayne, L OBP: 0.311, SLG: 0.302									BB BB BB	2	0	1	0	0	0	0						
Joe Thurston, L OBP: 0.146, SLG: 0.490									BB BB BB	1	0	0	0	0	0	0						
Duaner Sanchez, R OBP: 0.353, SLG: 0.511									BB BB BB	0	0	0	0	0	0	0						
Mike Venafro, L ERA: 2.35									BB BB BB	0	0	0	0	0	0	0						
Giovanni Carrara, R ERA: 2.31									BB BB BB	0	0	0	0	0	0	0						
Elmer Dessens, R ERA: 4.46									BB BB BB	0	0	0	0	0	0	0						
Robbie Grossman, R OBP: 0.333, SLG: 0.363									BB BB BB	0	1	0	0	1	0	0						
Kaz Ishii, L OBP: 0.145, SLG: 0.185									BB BB BB	2	0	0	0	0	0	2						
Jason Grabowski, L OBP: 0.303, SLG: 0.392									BB BB BB	1	0	0	0	0	1	0						
David Ross, R OBP: 0.254, SLG: 0.275									BB BB BB	0	0	0	0	0	0	0						
José Hernández, R OBP: 0.374, SLG: 0.554									BB BB BB	0	1	0	0	1	0	0						
Inning Stats	R: 0 E: 0 K: 0 S: 12	H: 1 LOB: 3 BB: 2 P: 28	R: 0 E: 0 K: 0 S: 10	H: 1 LOB: 2 BB: 1 P: 17	R: 0 E: 0 K: 1 S: 9	H: 0 LOB: 0 BB: 0 P: 12	R: 0 E: 0 K: 1 S: 6	H: 0 LOB: 0 BB: 0 P: 10	R: 0 E: 0 K: 0 S: 8	H: 0 LOB: 2 BB: 1 P: 14	R: 0 E: 0 K: 1 S: 8	H: 0 LOB: 2 BB: 2 P: 19	R: 0 E: 0 K: 2 S: 10	H: 0 LOB: 0 BB: 0 P: 13	R: 0 E: 0 K: 2 S: 11	H: 1 LOB: 1 BB: 0 P: 15	R: 5 E: 0 K: 1 S: 17	H: 2 LOB: 1 BB: 4 P: 36	1B: 4 2B: 1 3B: 0 HR: 0	SF: 0 SAC: 0 DP: 0 HBP: 0	WP: 0 PB: 0 SB: 1 CS: 0	PA: 39
PITCHER	IP WLS BF H R ER SO BB IBB HBP BLK WP HR S P ERA WHIP	IP WLS BF H R ER SO BB IBB HBP BLK WP HR S P ERA WHIP	IP WLS BF H R ER SO BB IBB HBP BLK WP HR S P ERA WHIP	IP WLS BF H R ER SO BB IBB HBP BLK WP HR S P ERA WHIP	IP WLS BF H R ER SO BB IBB HBP BLK WP HR S P ERA WHIP	IP WLS BF H R ER SO BB IBB HBP BLK WP HR S P ERA WHIP	IP WLS BF H R ER SO BB IBB HBP BLK WP HR S P ERA WHIP	IP WLS BF H R ER SO BB IBB HBP BLK WP HR S P ERA WHIP	IP WLS BF H R ER SO BB IBB HBP BLK WP HR S P ERA WHIP	IP WLS BF H R ER SO BB IBB HBP BLK WP HR S P ERA WHIP	IP WLS BF H R ER SO BB IBB HBP BLK WP HR S P ERA WHIP	IP WLS BF H R ER SO BB IBB HBP BLK WP HR S P ERA WHIP	IP WLS BF H R ER SO BB IBB HBP BLK WP HR S P ERA WHIP	IP WLS BF H R ER SO BB IBB HBP BLK WP HR S P ERA WHIP	IP WLS BF H R ER SO BB IBB HBP BLK WP HR S P ERA WHIP	IP WLS BF H R ER SO BB IBB HBP BLK WP HR S P ERA WHIP						
Jamey Wright, R ERA: 3.98	6.0	25	2	0	0	3	6	0	0	0	0	0	0	10	13	0.00	0.000					
Scott Lohmann, R ERA: 4.17	1.0	H 3	0	0	0	2	0	0	0	0	0	0	0	10	13	0.00	0.000					
Chin-hui Tsao, R ERA: 4.26	0.2	3	1	0	0	2	0	0	0	0	0	0	0	8	11	0.00	1.500					
Javier López, L ERA: 7.85	0.1	1	0	0	0	0	0	0	0	0	0	0	0	3	4	0.00	0.000					
Shawn Chacon, R ERA: 7.11	0.1	5	0	4	4	1	4	0	0	0	0	0	0	14	31	108.00	12.000					

AB	29
R	5
H	5
RBI	5
BB	10
SO	8
LOB	21



Batter	1	2	3	4	5	6	7	8	9	AB	R	H	RBI	BB	SO	LOB	TOP			
Aaron Miles, S OBP: 0.333, SLG: 0.374	(1,4) K		(1,2) 1B			(0,1) 17 2B 1B		(1,2) P3		4	1	2	0	0	1	0				
Royce Clayton, R OBP: 0.336, SLG: 0.398	(1,6) 17 G4-3 2B		(2,3) K			(1,2) G6-3			(0,0) P6	4	0	1	0	0	1	2				
17 Todd Helton, L OBP: 0.467, SLG: 0.622	(1,3) G4-3			(0,0) G6-3		(2,1) 2B			(4,2) 1B 1B	3	1	1	1	1	0	1				
Vinny Castilla, R OBP: 0.331, SLG: 0.534	(1,5) F9			(2,3) K		(1,2) F8			(1,1) 1B 2B 1B	4	1	1	0	0	1	2				
Jeremy Burnitz, L OBP: 0.355, SLG: 0.563		(3,2) 27 FC6-4 HBP		(1,3) K			(2,2) G3		(1,1) 2B 1B	3	1	1	1	0	1	0				
27 Garrett Atkins, R OBP: 0.462, SLG: 0.591		(1,1) FC6-4			(4,2) G5-4-3				(0,1) 2B	1	0	0	0	2	0	1				
Jorge Piedra, L OBP: 0.345, SLG: 0.481									(2,1) 2B	0	0	0	0	0	0	0				
Choo Freeman, R OBP: 0.304, SLG: 0.307									(2,1) 2B	1	0	1	2	0	0	0				
Todd Greene, R OBP: 0.325, SLG: 0.508					(1,1) G5-4-3				(4,2) BB	3	0	0	0	1	0	3				
Luis Gonzalez, R OBP: 0.332, SLG: 0.472			(0,1) G5-3		(1,3) K			(1,1) L5	(1,3) K	4	0	0	0	0	2	2				
26 Jeff Francis, L Alan Simpson, R Charles Johnson, R 40 Brian Fuentes, L Mark Sweeney, L Chin-hui Tsao, R	(1,1) K		(2,3) K			(2,1) G5-3			(1,3) K	2	0	0	0	0	1	0				
Inning Stats	R: 0 E: 0 K: 1 S: 8	H: 1 LOB: 1 BB: 0 P: 12	R: 0 E: 0 K: 0 S: 10	H: 0 LOB: 0 BB: 0 P: 15	R: 0 E: 0 K: 2 S: 12	H: 0 LOB: 0 BB: 0 P: 10	R: 0 E: 0 K: 1 S: 7	H: 0 LOB: 0 BB: 1 P: 13	R: 1 E: 0 K: 0 S: 13	H: 2 LOB: 1 BB: 0 P: 19	R: 0 E: 0 K: 0 S: 7	H: 0 LOB: 1 BB: 1 P: 14	R: 0 E: 0 K: 0 S: 9	H: 0 LOB: 0 BB: 0 P: 14	R: 3 E: 0 K: 2 S: 18	H: 3 LOB: 2 BB: 2 P: 30	1B: 4 2B: 3 3B: 0 HR: 0	SF: 0 SAC: 0 DP: 3 HBP: 1	WP: 0 PB: 0 SB: 0 CS: 0	PA: 36
PITCHER	IP WLS BF H R ER SO BB IBB HBP BLK WP HR S P ERA WHIP																			
Odalis Perez, L ERA: 3.25	(1,1) 8.0 28 4 1 1 6 2 0 1 0 0 0 0 73 114 1.12 0.750																			
43 Yhency Brazoban, R ERA: 2.54	(9,1) 0.1 L 3 1 2 2 0 1 0 0 0 0 0 0 5 10 54.00 6.000																			
Mike Venafro, L ERA: 3.52	(9,1) 0.0 2 2 1 1 0 0 0 0 0 0 0 0 4 5 ∞ ∞																			
Giovanni Carrara, R ERA: 2.28	(9,1) 0.2 3 0 0 0 2 1 0 0 0 0 0 0 9 15 0.00 1.500																			

Colorado Rockies @ Los Angeles Dodgers
Dodger Stadium, Los Angeles, CA
Wed Sep 29 2004, 7:05 PM PDT
Att: 43,304 - Cloudy - 65 F

AB	31
R	4
H	7
RBI	4
BB	4
SO	8
LOB	13



Batter	1	2	3	4	5	6	7	8	9	AB	R	H	RBI	BB	SO	LOB	BOTTOM			
Cesar Izturis, S OBP: 0.333, SLG: 0.384	(1,6) G4-3		(0,1) G5-3		(1,0) L4			(3,2) L5		4	0	0	0	0	0	1				
José Hernández, R OBP: 0.372, SLG: 0.546	(1,4) WP BB		(1,3) K		(0,1) F7			(2,2) F8		3	0	0	0	1	1	1				
Steve Finley, L OBP: 0.336, SLG: 0.488	(1,8) P2		(2,2) E4 1B			(1,2) G3-1		(3,2) G6-3		4	0	1	0	0	0	1				
Adrian Beltré, R OBP: 0.397, SLG: 0.644	(1,5) BB		(1,2) G4-3			(0,0) 1B			(2,2) G5-3	3	0	1	0	1	0	1				
Jayson Werth, R OBP: 0.349, SLG: 0.504	(1,7) K			(3,3) K		(1,1) F9			(2,3) K	4	0	0	0	0	3	3				
Shawn Green, L OBP: 0.353, SLG: 0.461		(1,1) P5		(0,0) G4-3		(1,1) G3			(3,2) L4	4	0	0	0	0	0	1				
Olmedo Saenz, R OBP: 0.336, SLG: 0.477		(0,0) F7			(4,2) BB					2	0	0	0	1	0	0				
Brent Mayne, L OBP: 0.307, SLG: 0.258		(2,2) G1-3			(2,2) F7					3	0	0	0	0	1	1				
Odalis Perez, L OBP: 0.141, SLG: 0.145			(2,1) G5-3		(1,0) G4-3					3	1	1	0	0	0	0				
43 Yhency Brazoban, R Mike Venafro, L Giovanni Carrara, R										0	0	0	0	0	0	0				
Inning Stats	R: 0 E: 0 K: 1 S: 14	H: 0 LOB: 2 BB: 2 P: 27	R: 0 E: 0 K: 0 S: 8	H: 0 LOB: 0 BB: 0 P: 11	R: 1 E: 1 K: 1 S: 13	H: 2 LOB: 1 BB: 0 P: 19	R: 0 E: 0 K: 1 S: 12	H: 0 LOB: 1 BB: 1 P: 21	R: 0 E: 0 K: 0 S: 9	H: 1 LOB: 1 BB: 0 P: 12	R: 0 E: 0 K: 1 S: 7	H: 0 LOB: 0 BB: 0 P: 13	R: 0 E: 0 K: 0 S: 12	H: 0 LOB: 0 BB: 0 P: 20	R: 0 E: 0 K: 1 S: 12	H: 0 LOB: 0 BB: 0 P: 19	1B: 3 2B: 0 3B: 0 HR: 0	SF: 0 SAC: 0 DP: 0 HBP: 0	WP: 1 PB: 0 SB: 1 CS: 0	PA: 33
PITCHER	IP WLS BF H R ER SO BB IBB HBP BLK WP HR S P ERA WHIP																			
26 Jeff Francis, L ERA: 5.15	(1,1) 6.0 24 3 1 0 3 3 0 0 0 0 0 0 60 96 0.00 1.000																			
Alan Simpson, R ERA: 5.29	(7,1) 1.0 3 0 0 0 1 0 0 0 0 0 0 7 13 0.00 0.000																			
40 Brian Fuentes, L ERA: 5.52	(8,1) 1.0 W 3 0 0 0 0 0 0 0 0 0 0 12 20 0.00 0.000																			
Chin-hui Tsao, R ERA: 3.88	(9,1) 1.0 S 3 0 0 0 1 0 0 0 0 0 0 12 19 0.00 0.000																			

Colorado Rockies @ Los Angeles Dodgers
Dodger Stadium, Los Angeles, CA
Wed Sep 29 2004, 7:05 PM PDT
Att: 43,304 - Cloudy - 65 F

AB	30
R	1
H	3
RBI	0
BB	3
SO	5
LOB	9



Batter	1	2	3	4	5	6	7	8	9	10	11	AB	R	H	RBI	BB	SO	LOB	TOP	
Aaron Miles, S OBP: 0.332, SLG: 0.371	(1,4) F7		(1,2) F7	(1,1) G6-3			(2,2) G6-3			(0,2) F8 SH3-4 1B	(1,0) F8	6	1	1	0	0	0	4		
Royce Clayton, R OBP: 0.337, SLG: 0.396	(1,6) G5-3		(0,1) 17 1B		(0,0) G5-3		(1,0) G5-3			(1,1) SH3-4	(0,3) K	5	0	1	0	0	1	2		
17 Todd Helton, L OBP: 0.471, SLG: 0.624	(1,3) BB 1B		(3,2) FC5-4 1B		(0,0) 1B			(4,2) BB		(4,0) 1B IBB		3	0	3	0	2	0	0		
Vinny Castilla, R OBP: 0.331, SLG: 0.532	(1,5) BB 1B		(0,0) FC5-4		(1,0) G4-6-3 1B			(1,3) K		(0,0) F8		4	0	1	0	1	1	5		
Jeremy Burnitz, L OBP: 0.354, SLG: 0.559	(1,8) F7		(0,0) P6		(2,2) G4-6-3			(1,1) F7		(0,2) 1B		5	0	1	1	0	0	5		
11 Brad Hawpe, L OBP: 0.324, SLG: 0.400		(0,0) F7		(1,1) 1B				(1,0) F9		(2,3) K		3	1	1	0	0	0	0		
27 Garrett Atkins, R OBP: 0.444, SLG: 0.565		F7		1B				G1-6-3				1	0	0	0	0	0	1		
Choo Friseman, R OBP: 0.301, SLG: 0.303				1B								1	0	0	0	0	1	2		
Jorge Piedra, L OBP: 0.345, SLG: 0.476		(2,3) K		(1,0) SH1-3 1B				(0,0) G3-1		(1,2) L4		3	0	1	0	0	1	0		
Luis Gonzalez, R OBP: 0.330, SLG: 0.469		K		(1,2) SH1-3 1B				G3-1				2	0	0	0	0	0	0		
JD Closser, S OBP: 0.363, SLG: 0.390		(0,0) P5		(0,0) SH1-3 1B				G3-1		(1,3) K		5	0	2	1	0	1	0		
Jason Jennings, L OBP: 0.300, SLG: 0.338			(1,1) G4-3		(2,1) SH1-3			(0,0) G4-3		(3,3) K		2	0	0	0	0	0	0		
Todd Griggs, S OBP: 0.150, SLG: 0.205												1	0	0	0	0	1	0		
Janet Lopez, L OBP: 0.180, SLG: 0.187												0	0	0	0	0	0	0		
Scott Dahmann, R OBP: 0.180, SLG: 0.187												0	0	0	0	0	0	0		
Chin-hui Tsao, R OBP: 0.180, SLG: 0.187												0	0	0	0	0	0	0		
Mark Swenney, L OBP: 0.180, SLG: 0.187												0	0	0	0	0	1	0		
40 Brian Fuentes, L OBP: 0.180, SLG: 0.187												0	0	0	0	0	0	0		
Steve Reed, R OBP: 0.180, SLG: 0.200												0	0	0	0	0	0	0		
Inning Stats	R: 0 E: 0 K: 0 S: 10	H: 1 LOB: 2 BB: 1 P: 16	R: 0 E: 0 K: 1 S: 7	H: 0 LOB: 0 BB: 0 P: 9	R: 0 E: 0 K: 0 S: 11	H: 2 LOB: 2 BB: 0 P: 15	R: 1 E: 0 K: 0 S: 9	H: 3 LOB: 2 BB: 0 P: 14	R: 0 E: 0 K: 0 S: 6	H: 0 LOB: 0 BB: 0 P: 10	R: 0 E: 0 K: 1 S: 9	H: 0 LOB: 1 BB: 1 P: 16	R: 1 E: 0 K: 1 S: 12	H: 2 LOB: 2 BB: 1 P: 19	R: 0 E: 0 K: 1 S: 11	H: 1 LOB: 2 BB: 1 P: 19	1B: 10 2B: 1 3B: 0 HR: 0	SF: 0 SAC: 2 DP: 1 HBP: 0	WP: 0 PB: 0 SB: 0 CS: 0	PA: 47
PITCHER	IP 7.0	WLS 2	BF 29	H 8	R 1	ER 1	SO 1	BB 1	IBB 0	HBP 0	BLK 0	WP 0	HR 0	S 55	P 82	ERA 1.29	WHIP 1.286			
Jose Lima, R ERA: 4.07	(1, 1)																			
Wilson Alvarez, L ERA: 4.1	(8, 1)	2.0	7	0	0	0	3	1	0	0	0	0	0	20	32	0.00	0.500			
Eric Gagne, R ERA: 2.19	(10, 1)	1.0	6	2	1	1	1	0	1	0	0	0	0	12	19	9.00	2.000			
43 Yhency Brazoban, R ERA: 2.56	(11, 1)	1.0	W	5	1	0	0	1	0	1	0	0	0	11	19	0.00	1.000			

Colorado Rockies @ Los Angeles Dodgers
Dodger Stadium, Los Angeles, CA
Thu Sep 30 2004, 7:10 PM PDT
Att. 63,438 - Unknown - 67 F

livebaseballscores.com

AB 41
R 2
H 11
RBI 2
BB 4
SO 6
LOB 19



Batter	1	2	3	4	5	6	7	8	9	10	11	AB	R	H	RBI	BB	SO	LOB	BOTTOM					
Cesar Izturis, S OBP: 0.332, SLG: 0.383	(1,6) G3-1		(3,1) FC4-6 1-2f			(1,1) 1B	(2,0) F9			(0,0) SH FC6-4		4	0	1	0	0	0	3						
Jayson Werth, R OBP: 0.343, SLG: 0.495	(1,7) G5-3		(0,0) F7			(1,3) K		(1,1) F7		(0,0) FC6-4 G4-3		5	0	0	1	0	1	4						
Steve Finley, L OBP: 0.333, SLG: 0.484	(1,8) L7			(3,2) G3-1		(0,1) F9		(2,3) K		(1,1) G4-3		5	0	0	0	0	1	3						
Adrian Beltré, R OBP: 0.394, SLG: 0.638		(1,0) L5		(1,3) K		(1,0) G5-3		(1,1) P3		(1,1) L4		5	0	0	0	0	1	2						
Shawn Green, L OBP: 0.353, SLG: 0.462		(2,1) 1B		(1,3) K			(1,0) 1B G4-3		(1,2) F9		(3,2) G4-3	5	1	2	0	0	1	0						
Robin Ventura, L OBP: 0.310, SLG: 0.369		(1,2) 1B					(0,0) 2B					3	0	2	0	0	1	0						
Jose Flores, R OBP: 0.241, SLG: 0.477												0	0	0	0	0	0	0						
Eric Gagne, R ERA: 2.19												0	0	0	0	0	0	0						
43 Yhency Brazoban, R OBP: 0.270, SLG: 0.200												1	0	0	0	0	1	0						
Alex Cora, L OBP: 0.363, SLG: 0.382	(1,4) G5-4-3											4	1	0	1	0	0	4						
Brent Mayne, L OBP: 0.317, SLG: 0.266												2	0	2	0	1	0	0						
Jason Grabowski, L OBP: 0.301, SLG: 0.389												1	0	0	0	0	0	1						
David Ross, R OBP: 0.258, SLG: 0.298												1	1	1	2	0	0	0						
Jose Lima, R ERA: 5.51	(1, 1)											2	0	0	0	0	0	2						
Wilson Alvarez, L ERA: 4.1	(8, 1)	0.1	1	0	0	0	0	0	0	0	0	1	0	0	0	0	1	2						
Herb Brody, L ERA: 4.32	(10, 1)	1.0	B	5	1	1	1	0	0	0	0	0	1	0	0	0	0	0						
Antonio Perez, R ERA: 5.64	(11, 1)	0.2	L	3	0	1	1	1	0	0	0	0	1	0	0	0	0	0						
Chin-hui Tsao, R ERA: 4.32	(10, 1)	1.0	B	5	1	1	1	0	0	0	0	0	1	0	0	0	0	0						
40 Brian Fuentes, L ERA: 5.64	(11, 1)	0.2	L	3	0	1	1	1	0	0	0	0	1	0	0	0	0	0						
Inning Stats	R: 0 E: 0 K: 0 S: 8	H: 0 LOB: 0 BB: 0 P: 14	R: 0 E: 0 K: 0 S: 8	H: 2 LOB: 1 BB: 0 P: 14	R: 0 E: 0 K: 0 S: 6	H: 1 LOB: 1 BB: 0 P: 10	R: 0 E: 0 K: 2 S: 9	H: 0 LOB: 0 BB: 0 P: 14	R: 0 E: 0 K: 1 S: 8	H: 1 LOB: 1 BB: 0 P: 11	R: 1 E: 0 K: 1 S: 10	H: 2 LOB: 2 BB: 1 P: 19	R: 0 E: 0 K: 1 S: 7	H: 0 LOB: 0 BB: 0 P: 11	R: 0 E: 0 K: 0 S: 8	H: 0 LOB: 1 BB: 1 P: 14	R: 1 E: 1 K: 0 S: 7	H: 1 LOB: 1 BB: 0 P: 9	R: 2 E: 0 K: 1 S: 12	H: 1 LOB: 0 BB: 0 P: 21	1B: 6 2B: 2 3B: 0 HR: 1	SF: 0 SAC: 1 DP: 1 HBP: 1	WP: 1 PB: 0 SB: 0 CS: 0	PA: 44
PITCHER	IP 8.0	WLS 1	BF 31	H 7	R 1	ER 1	SO 6	BB 1	IBB 0	HBP 0	BLK 0	WP 1	HR 0	S 66	P 108	ERA 1.12	WHIP 1.000							
Jason Jennings, R ERA: 5.51	(1, 1)																							
Javier López, L ERA: 7.59	(9, 1)	0.1	1	0	0	0	0	0	0	0	0	0	0	3	4	0.00	0.000							
Scott Dahmann, R ERA: 4.11	(9, 1)	0.2	3	0	0	0	0	1	0	0	0	0	0	5	10	0.00	1.500							
Chin-hui Tsao, R ERA: 4.32	(10, 1)	1.0	B	5	1	1	1	0	0	0	0	0	0	7	9	9.00	1.000							
40 Brian Fuentes, L ERA: 5.64	(11, 1)	0.2	L	3	0	1	1	1	0	0	0	0	0	10	17	13.50	0.000							
PITCHER	IP 0.0	WLS 1	BF 1	H 1	R 1	ER 1	SO 0	BB 0	IBB 0	HBP 0	BLK 0	WP 0	HR 1	S 2	P 4	ERA ∞	WHIP ∞							
Steve Reed, R ERA: 3.76	(11, 1)																							

Colorado Rockies @ Los Angeles Dodgers
Dodger Stadium, Los Angeles, CA
Thu Sep 30 2004, 7:10 PM PDT
Att. 63,438 - Unknown - 67 F

livebaseballscores.com

AB 40
R 4
H 9
RBI 4
BB 2
SO 7
LOB 21



Batter	1	2	3	4	5	6	7	8	9	AB	R	H	RBI	BB	SO	LOB	TOP																								
Aaron Miles, S (1,4) OBP: 0.329, SLG: 0.368	1-2 P6		1-0 G1-3	2-2 F8		2-1 G1-3			0-1 G6-3	5	0	0	0	0	0	2																									
12 Clint Barmes, R (1,6) OBP: 0.324, SLG: 0.456	1-1 G5-3		0-2 17 1B WP		1-2 17 SF7		0-1 G6-3		1-3 K	4	2	2	0	0	0	0																									
Mark Sweeney, L (9, PH) OBP: 0.380, SLG: 0.514										1	0	0	0	0	1	0																									
17 Todd Helton, L (1,3) OBP: 0.471, SLG: 0.623	4-2 2B		3-2 1B		1-0 SF7		2-1 G4-3			2	0	1	1	1	0	0																									
Jeremy Burnitz, L (1,8) OBP: 0.358, SLG: 0.565	1-1 2B		4-2 27 1B		3-H 27 1B		4-2			2	0	2	0	2	0	0																									
27 Garrett Atkins, R (1,5) OBP: 0.452, SLG: 0.556	3-2 G6-3		1-0 1B		2-2 G3-6-1		2-2 F8			4	0	2	0	0	0	3																									
Jorge Piedra, L (1,7) OBP: 0.341, SLG: 0.465		1-0 G4-6-3 11 1B	2-1 G3-1		1-1 G3-6-1				0-1 G6-3	4	0	1	0	0	0	4																									
11 Brad Hawpe, L (1,9) OBP: 0.339, SLG: 0.424		1-0 G4-6-3 1B		1-3 K		0-1 G4-3		2-2	2-2	4	0	3	0	0	1	0																									
JD Closser, S (1,2) OBP: 0.359, SLG: 0.385		0-0 G4-6-3		0-0		1-3 K		0-3	0-3	4	0	1	0	0	2	3																									
Joe Kennedy, R (1,1) OBP: 0.160, SLG: 0.188		0-0 L4		1-3 K		1-1 G4-3			0-3 K	3	0	0	0	0	1	3																									
Andy Tracy, L (9, PH) OBP: 0.267, SLG: 0.286										1	0	0	0	0	1	0																									
Inning Stats	R: 0 E: 0 K: 0 S: 12	H: 1 LOB: 2 BB: 1 P: 22	R: 0 E: 0 K: 0 S: 4	H: 2 LOB: 1 BB: 0 P: 6	R: 1 E: 0 K: 0 S: 12	H: 3 LOB: 2 BB: 1 P: 23	R: 0 E: 0 K: 2 S: 12	H: 1 LOB: 1 BB: 0 P: 17	R: 1 E: 0 K: 0 S: 11	H: 3 LOB: 1 BB: 0 P: 18	R: 0 E: 0 K: 1 S: 11	H: 1 LOB: 1 BB: 0 P: 15	R: 0 E: 0 K: 0 S: 10	H: 0 LOB: 1 BB: 1 P: 18	R: 0 E: 0 K: 1 S: 9	H: 1 LOB: 0 BB: 0 P: 11	R: 0 E: 0 K: 2 S: 8	H: 0 LOB: 0 BB: 0 P: 9	1B: 8 2B: 3 3B: 1 HR: 0	SF: 1 SAC: 0 DP: 2 HBP: 0	WP: 1 PB: 0 SB: 0 CS: 0	PA: 38																			
PITCHER	IP WLS BF H R ER SO BB IBB HBP BLK WP HR S P ERA WHIP																																								
Pete Munro, R (1,1) ERA: 9.15	2.2	14	6	1	1	0	0	2	0	0	0	1	0	26	47	3.38	3.000																								
Mike Gallo, L (3,1) ERA: 4.78	0.1	W	1	0	0	0	0	0	0	0	0	0	0	2	4	0.00	0.000																								
Brandon Duckworth, R (4,1) ERA: 6.88	1.1	8	4	1	1	2	0	0	0	0	0	0	0	21	32	6.75	3.000																								
Chad Harville, R (5,1) ERA: 4.69	0.2	1	0	0	0	0	0	0	0	0	0	0	0	2	3	0.00	0.000																								
Chad Qualls, R (6,1) ERA: 3.92	2.0	H	8	1	0	0	1	1	0	0	0	0	0	21	33	0.00	1.000																								
PITCHER	IP WLS BF H R ER SO BB IBB HBP BLK WP HR S P ERA WHIP																																								
Dan Miceli, R (8,1) ERA: 3.51	1.0	H	3	1	0	0	1	0	0	0	0	0	0	0	0	0	0	0	0	0	9	11	0.00	1.000																	
54 Brad Lidge, R (9,1) ERA: 1.93	1.0	S	3	0	0	0	2	0	0	0	0	0	0	0	0	0	0	0	0	0	8	9	0.00	0.000																	

Colorado Rockies @ Houston Astros
Minute Maid Park, Houston, TX
Fri Oct 01 2004, 7:05 PM CDT
Att: 41,717 - Cloudy - 85 F

AB	34
R	2
H	12
RBI	1
BB	3
SO	6
LOB	15



Batter	1	2	3	4	5	6	7	8	9	AB	R	H	RBI	BB	SO	LOB	BOTTOM																	
Craig Biggio, R (1,7) OBP: 0.339, SLG: 0.462	1-1 P2		4-2 2B 5 WP		0-0 1B PB		0-0			3	1	2	0	1	0	0																		
Dan Miceli, R (8,1) OBP: 0.500, SLG: 0.500										0	0	0	0	0	0	0																		
54 Brad Lidge, R (9,1) OBP: 0.379, SLG: 0.471										0	0	0	0	0	0	0																		
Carlos Beltrán, S (1,8) OBP: 0.371, SLG: 0.554	3-3 K		0-0 5 WP		2-0 1B		3-2 G5-3			4	1	2	0	0	1	3																		
5 Jeff Bagwell, R (1,3) OBP: 0.379, SLG: 0.471	4-2 17 FC6-4		2-0 5 HR		1-0 1B		4-0			2	1	1	2	2	0	2																		
17 Lance Berkman, S (1,9) OBP: 0.449, SLG: 0.566	0-0 FC6-4		2-H 3-H 2-1		L7					4	0	0	0	0	1	4																		
Jeff Kent, R (1,4) OBP: 0.344, SLG: 0.520		3-2 G5-3		1-2 F8		1-2 K		1-1 G5-4-3		4	0	1	0	0	1	0																		
Morgan Ensberg, R (1,5) OBP: 0.330, SLG: 0.407		1-2 E6		3-2 F9		1-1 G4-3		1-1 G5-4-3		4	0	0	0	0	0	1																		
Jose Vizcaino, S (1,6) OBP: 0.306, SLG: 0.364		2-0 P2		1-1 G6-3						3	0	1	0	0	0	1																		
28 Adam Everett, R (7, PR) OBP: 0.317, SLG: 0.385										0	1	0	0	0	0	0																		
4 Eric Bruntlett, R (8,6) OBP: 0.298, SLG: 0.449										1	0	0	0	0	0	0																		
Brad Ausmus, R (1,2) OBP: 0.308, SLG: 0.328			1-2 P3		0-0 G6-3		1-2 SH1-3			2	0	0	0	0	0	0																		
Pete Munro, R (1,1) ERA: 9.15			0-2 G6-3		1-0 P3					0	0	0	0	0	0	0																		
Mike Gallo, L (3,1) ERA: 4.78										0	0	0	0	0	0	0																		
Brandon Duckworth, R (4,1) ERA: 6.88										0	0	0	0	0	0	0																		
Chad Harville, R (5,1) ERA: 4.69										0	0	0	0	0	0	0																		
Chad Qualls, R (6,1) ERA: 3.92										0	0	0	0	0	0	0																		
Inning Stats	R: 0 E: 0 K: 1 S: 10	H: 0 LOB: 1 BB: 1 P: 18	R: 0 E: 1 K: 0 S: 7	H: 0 LOB: 0 BB: 0 P: 13	R: 3 E: 0 K: 0 S: 14	H: 2 LOB: 0 BB: 1 P: 23	R: 0 E: 0 K: 0 S: 10	H: 0 LOB: 0 BB: 0 P: 15	R: 0 E: 0 K: 1 S: 8	H: 0 LOB: 0 BB: 0 P: 13	R: 1 E: 0 K: 1 S: 11	H: 3 LOB: 3 BB: 1 P: 20	R: 0 E: 0 K: 0 S: 6	H: 1 LOB: 0 BB: 0 P: 8	R: 0 E: 0 K: 0 S: 6	H: 1 LOB: 0 BB: 0 P: 8	1B: 5 2B: 2 3B: 0 HR: 1	SF: 0 SAC: 1 DP: 1 HBP: 0	WP: 1 PB: 1 SB: 0 CS: 1	PA: 34														
PITCHER	IP WLS BF H R ER SO BB IBB HBP BLK WP HR S P ERA WHIP																																	
Joe Kennedy, L (1,1) ERA: 3.66	8.0	L	34	8	4	4	3	2	1	0	0	1	1	71	119	4.50	1.250																	
PITCHER	IP WLS BF H R ER SO BB IBB HBP BLK WP HR S P ERA WHIP																																	

Colorado Rockies @ Houston Astros
Minute Maid Park, Houston, TX
Fri Oct 01 2004, 7:05 PM CDT
Att: 41,717 - Cloudy - 85 F

AB	30
R	4
H	8
RBI	3
BB	3
SO	3
LOB	11



Batter	1	2	3	4	5	6	7	8	9	AB	R	H	RBI	BB	SO	LOB	TOP			
12 Clint Barmes, R OBP: 0.320, SLG: 0.437	G6-3		K		G5-3			2B BB		3	1	0	0	1	1	1	Colorado Rockies @ Houston Astros Minute Maid Park, Houston, TX Sat Oct 02 2004, 6:05 PM CDT Att: 43,279 - Dome - 74 F			
Royce Clayton, R OBP: 0.336, SLG: 0.399	G1-6-3 1B		F9			G6-3		2B		4	0	2	1	0	0	0				
17 Todd Helton, L OBP: 0.468, SLG: 0.619	G1-6-3				F7	P4		F8		4	0	0	0	0	0	2				
Vinny Castilla, R OBP: 0.332, SLG: 0.537		HR			F8			K		4	1	2	1	0	1	1				
Jeromy Burnitz, L OBP: 0.355, SLG: 0.561		K			K					4	0	0	0	0	3	1				
11 Brad Hawpe, L OBP: 0.328, SLG: 0.408		K2-3			K			G3		4	0	0	0	0	2	1				
Todd Greene, R OBP: 0.327, SLG: 0.510						G4-3				4	0	2	0	0	0	0				
Jorge Piedra, L OBP: 0.340, SLG: 0.494										3	1	1	1	0	0	2				
Shawn Estes, R OBP: 0.247, SLG: 0.306										1	0	0	0	0	0	0				
Andy Tracy, L OBP: 0.250, SLG: 0.267										1	0	0	0	0	1	1				
Adam Bernero, R OBP: 0.379, SLG: 0.511										0	0	0	0	0	0	0				
Mark Sweeney, L OBP: 0.379, SLG: 0.511										1	0	0	0	0	1	0				
Tim Harikkala, R OBP: 0.379, SLG: 0.511										0	0	0	0	0	0	0				
Inning Stats	R: 0 E: 0 K: 0 S: 8	H: 1 LOB: 0 BB: 0 P: 12	R: 1 E: 0 K: 2 S: 10	H: 2 LOB: 1 BB: 0 P: 14	R: 0 E: 0 K: 1 S: 7	H: 0 LOB: 0 BB: 0 P: 7	R: 0 E: 0 K: 2 S: 11	H: 1 LOB: 1 BB: 0 P: 19	R: 0 E: 0 K: 1 S: 11	H: 0 LOB: 0 BB: 0 P: 14	R: 0 E: 0 K: 0 S: 10	H: 0 LOB: 0 BB: 0 P: 14	R: 2 E: 0 K: 2 S: 16	H: 2 LOB: 1 BB: 1 P: 25	R: 0 E: 0 K: 1 S: 12	H: 0 LOB: 0 BB: 0 P: 17	1B: 3 2B: 2 3B: 0 HR: 2	SF: 0 SAC: 0 DP: 1 HBP: 0	WP: 0 PB: 0 SB: 0 CS: 0	PA: 34
PITCHER	IP WLS BF H R ER SO BB IBB HBP BLK WP HR S P ERA WHIP																			
44 Roy Oswalt, R ERA: 3.49	7.0 W 25 5 1 1 6 0 0 0 0 0 1 64 90 1.29 0.714																			
Dan Wheeler, R ERA: 4.29	1.0 6 2 2 2 2 1 0 0 0 0 0 1 16 25 18.00 3.000																			
Russ Springer, R ERA: 2.84	1.0 3 0 0 0 1 0 0 0 0 0 0 0 12 17 0.00 0.000																			

Batter	1	2	3	4	5	6	7	8	9	AB	R	H	RBI	BB	SO	LOB	BOTTOM			
Craig Biggio, R OBP: 0.339, SLG: 0.472	HR		HR		F8			SF7		4	2	2	3	0	0	0	Colorado Rockies @ Houston Astros Minute Maid Park, Houston, TX Sat Oct 02 2004, 6:05 PM CDT Att: 43,279 - Dome - 74 F			
Russ Springer, R										0	0	0	0	0	0	0				
Carlos Beltrán, S OBP: 0.365, SLG: 0.551	P3		K			F9		E9		5	0	1	0	0	1	0				
5 Jeff Bagwell, R OBP: 0.378, SLG: 0.467	G5-3		BB 1B BB					K		4	1	0	0	1	3	2				
17 Lance Berkman, S OBP: 0.449, SLG: 0.565	G3									3	1	1	0	1	0	0				
Jeff Kent, R OBP: 0.347, SLG: 0.532		HR						HR BB		3	2	2	3	1	0	0				
Morgan Ensberg, R OBP: 0.331, SLG: 0.414		HR						HR		3	1	1	2	1	0	0				
Raul Chavez, R OBP: 0.256, SLG: 0.259										4	0	1	0	0	1	3				
4 Eric Bruntlett, R OBP: 0.328, SLG: 0.519										3	2	2	1	1	0	2				
44 Roy Oswalt, R OBP: 0.184, SLG: 0.155										3	0	0	0	0	0	2				
Dan Wheeler, R OBP: 0.200, SLG: 0.200										0	0	0	0	0	0	0				
Mike Lamb, L OBP: 0.357, SLG: 0.513										1	0	0	0	0	0	1				
16 Jason Lane, R OBP: 0.348, SLG: 0.463										0	0	0	0	0	0	0				
Inning Stats	R: 1 E: 0 K: 0 S: 7	H: 1 LOB: 0 BB: 0 P: 10	R: 1 E: 1 K: 0 S: 11	H: 2 LOB: 1 BB: 0 P: 17	R: 2 E: 0 K: 1 S: 17	H: 2 LOB: 2 BB: 3 P: 33	R: 1 E: 0 K: 1 S: 14	H: 2 LOB: 1 BB: 0 P: 18	R: 2 E: 0 K: 1 S: 16	H: 2 LOB: 1 BB: 1 P: 26	R: 0 E: 0 K: 1 S: 7	H: 0 LOB: 0 BB: 0 P: 8	R: 1 E: 0 K: 0 S: 7	H: 1 LOB: 0 BB: 0 P: 10	R: 1 E: 1 K: 1 S: 11	H: 0 LOB: 1 BB: 1 P: 19	1B: 4 2B: 1 3B: 0 HR: 6	SF: 1 SAC: 0 DP: 2 HBP: 0	WP: 0 PB: 0 SB: 1 CS: 0	PA: 39
PITCHER	IP WLS BF H R ER SO BB IBB HBP BLK WP HR S P ERA WHIP																			
Shawn Estes, L ERA: 5.84	4.0 L 21 7 5 5 2 3 0 0 0 0 0 4 49 78 11.25 2.500																			
Adam Bernero, R ERA: 5.57	3.0 13 3 3 3 2 1 0 0 0 0 0 2 30 44 9.00 1.333																			
Tim Harikkala, R ERA: 4.74	1.0 5 0 1 1 1 1 0 0 0 0 0 0 11 19 9.00 1.000																			

AB	33
R	3
H	7
RBI	3
BB	1
SO	9
LOB	9



