

# Colorado Rockies - 2005



















Batter	1	2	3	4	5	6	7	8	9	AB R H RBI BB SO LOB	TOP											
Ray Durham, S (1.4) OBP: 0.353, SLG: 0.192										3 1 1 1 1 1 1	<b>San Francisco Giants @ Colorado Rockies</b> Coors Field, Denver, CO Fri Apr 15 2005, 6:35 PM MDT Att: 22,551 - Cloudy - 47 F											
13 Omar Vizquel, S (1.6) OBP: 0.395, SLG: 0.361										3 2 1 0 3 0 1												
J.T. Snow, L (1.3) OBP: 0.464, SLG: 0.400										5 1 3 2 0 0 2												
Pedro Feliz, R (1.7) Scott Eyre, L (8.1) Matt Herges, L (9.1)										5 2 2 5 0 0 3 0 0 0 0 0 0 0 0 0 0 0 0 0 0												
Edgardo Alfonzo, R (1.5) OBP: 0.537, SLG: 0.743										4 1 1 1 1 0 1												
Michael Tucker, L (1.9) OBP: 0.292, SLG: 0.364										4 1 2 1 1 0 1												
Marquis Grissom, R (1.8) OBP: 0.351, SLG: 0.543										5 2 3 2 0 0 2												
Mike Matheny, R (1.2) OBP: 0.375, SLG: 0.567										5 1 2 1 0 2 2												
51 Noah Lowry, R (1.1) Tyler Walker, R (6.1) Jason Christiansen, R (6.1) Lance Niekro, R (7.1) Jim Brower, R (7.1) Jason Ellison, R (8.7)										3 2 2 0 0 1 1 0 0 0 0 0 0 0 0 0 0 0 0 0 0 1 0 0 0 0 0 0 0 0 0 0 0 0 0 1 0 0 0 0 0 0												
<b>Inning Stats</b>	R: 0 E: 0 K: 1 S: 7	H: 1 LOB: 1 BB: 1 P: 15	R: 0 E: 0 K: 0 S: 5	H: 0 LOB: 0 BB: 1 P: 12	R: 3 E: 0 K: 0 S: 11	H: 3 LOB: 1 BB: 1 P: 21	R: 6 E: 0 K: 0 S: 18	H: 5 LOB: 0 BB: 1 P: 31	R: 2 E: 0 K: 1 S: 14	H: 3 LOB: 0 BB: 0 P: 20		R: 2 E: 1 K: 1 S: 23	H: 4 LOB: 2 BB: 1 P: 33	R: 0 E: 0 K: 0 S: 6	H: 0 LOB: 1 BB: 1 P: 18	R: 0 E: 0 K: 0 S: 7	H: 0 LOB: 1 BB: 0 P: 11	1B: 12 2B: 3 3B: 0 HR: 2	SF: 1 SAC: 0 DP: 4 HBP: 1	WP: 0 PB: 0 SB: 0 CS: 0	PA: 47	
<b>PITCHER</b>	IP WLS BF H R ER SO BB IBB HBP BLK WP HR S P ERA WHIP											<b>PITCHER</b>	IP WLS BF H R ER SO BB IBB HBP BLK WP HR S P ERA WHIP									
Jamey Wright, R (1.1) ERA: 7.94	4.0 L 23 9 9 9 1 4 0 0 0 0 0 1 41 79 20.25 3.250																					
Scott Dohmann, R (5.1) ERA: 24.55	2.0 12 7 4 4 2 0 0 0 0 0 0 1 37 53 18.00 3.500																					
Marcos Carvajal, R (7.1) ERA: 24.55	2.0 8 1 0 0 0 2 0 0 0 0 0 0 13 31 0.00 1.500																					
49 Byung-Hyun Kim, R (9.1) ERA: 6.43	1.0 4 0 0 0 1 0 0 0 1 0 0 0 7 11 0.00 0.000																					
Aaron Miles, S (1.4) OBP: 0.364, SLG: 0.455										4 0 1 0 0 1 0	<b>San Francisco Giants @ Colorado Rockies</b> Coors Field, Denver, CO Fri Apr 15 2005, 6:35 PM MDT Att: 22,551 - Cloudy - 47 F											
12 Clint Barmes, R (1.6) OBP: 0.421, SLG: 0.806										5 2 4 4 0 1 1												
17 Todd Helton, L (1.3) OBP: 0.487, SLG: 0.500										5 0 2 0 0 1 3												
Preston Wilson, R (1.8) 49 Byung-Hyun Kim, R (9.1)										5 1 1 1 0 2 3 0 0 0 0 0 0 0												
5 Matt Holliday, R (1.7) OBP: 0.293, SLG: 0.306										4 0 1 0 1 1 1												
Michael Restovich, R (1.9) OBP: 0.357, SLG: 0.429										5 1 3 0 0 1 1												
10 Jeff Baker, R (1.5) OBP: 0.276, SLG: 0.360										3 1 0 0 2 0 4												
JD Closser, S (1.2) OBP: 0.292, SLG: 0.238										4 0 1 1 0 0 4												
Jamey Wright, R (1.1) 11 Brad Hawpe, L (4.1) Scott Dohmann, R (5.1) Luis Gonzalez, R (6.1) OBP: 0.444, SLG: 0.438										1 0 0 0 0 0 0 1 0 0 0 0 1 1 0 0 0 0 0 0 0 1 1 1 0 1 0 0												
<b>Inning Stats</b>	R: 1 E: 0 K: 1 S: 10	H: 1 LOB: 0 BB: 1 P: 15	R: 0 E: 0 K: 1 S: 10	H: 1 LOB: 1 BB: 1 P: 19	R: 0 E: 0 K: 1 S: 9	H: 1 LOB: 1 BB: 0 P: 14	R: 2 E: 0 K: 2 S: 16	H: 3 LOB: 1 BB: 0 P: 24	R: 1 E: 0 K: 0 S: 13	H: 2 LOB: 1 BB: 0 P: 19		R: 2 E: 0 K: 0 S: 17	H: 3 LOB: 2 BB: 1 P: 34	R: 0 E: 0 K: 1 S: 11	H: 1 LOB: 2 BB: 1 P: 22	R: 0 E: 0 K: 2 S: 15	H: 1 LOB: 2 BB: 1 P: 25	R: 0 E: 0 K: 0 S: 6	H: 1 LOB: 0 BB: 0 P: 9	1B: 9 2B: 2 3B: 0 HR: 3	SF: 0 SAC: 0 DP: 1 HBP: 0	WP: 0 PB: 0 SB: 0 CS: 1
<b>PITCHER</b>	IP WLS BF H R ER SO BB IBB HBP BLK WP HR S P ERA WHIP											<b>PITCHER</b>	IP WLS BF H R ER SO BB IBB HBP BLK WP HR S P ERA WHIP									
51 Noah Lowry, L (1.1) ERA: 6.17	5.2 W 27 9 6 6 5 2 0 0 0 0 0 0 3 66 10.88 1.941																					
Tyler Walker, R (6.1) ERA: 16.88	0.0 2 2 0 0 0 0 0 0 0 0 0 0 5 10 = =																					
Jason Christiansen, L (6.1) ERA: 5.4	0.1 1 0 0 0 0 0 0 0 0 0 0 0 4 7 0.00 0.000																					
Jim Brower, R (7.1) ERA: 8.44	1.0 5 1 0 0 1 1 0 0 0 0 0 0 11 22 0.00 2.000																					
Scott Eyre, L (8.1) ERA: 9.23	1.0 5 1 0 0 2 1 0 0 0 0 0 0 15 25 0.00 2.000																					









Batter	1	2	3	4	5	6	7	8	9	AB R H RBI BB SO LOB	TOP										
Aaron Miles, S OBP: 0.333, SLG: 0.438	(1, 4) G4-3	(2) B2-3		(2) F8			(2) 12 1B 3B	(2) 12 1B 1B		5 1 2 1 0 0 2	Colorado Rockies @ Philadelphia Phillies Citizens Bank Park, Philadelphia, PA Wed Apr 20 2005, 7:05 PM EDT Att: 25,961 - Clear - 79 F										
12 Clint Barmes, R OBP: 0.525, SLG: 0.759	(1, 6) 1B 2B	(2) E8 1B		(3) F9			(2) 17 1B 5 1B 1B	(2) 17 G4-6-3 1B		5 2 4 2 0 0 1											
17 Todd Helton, L OBP: 0.429, SLG: 0.420	(1, 3) 5 1B 11 FC1-2 1B BB	(3) P4			(1) F8		(2) 1B	(3) G4-6-3 1-2		4 0 1 0 1 0 3											
Preston Wilson, R OBP: 0.298, SLG: 0.390	(1, 8) 11 FC1-2 5 1B 1-2 2H 1B				(2) G5-3		(2) K		(1) G5-3	5 0 2 1 0 1 1											
5 Matt Holliday, R OBP: 0.391, SLG: 0.431	(1, 7) 11 FC1-2 1-2 2-3 1B				(3) G6-3		(2) 11 HR 1B		(2) G6-3	5 1 3 1 0 0 0											
11 Brad Hawpe, L OBP: 0.340, SLG: 0.567 Jose Acevedo, R OBP: 0.440, SLG: 0.575 40 Brian Fuentes, L OBP: 0.000, SLG: 0.000 49 Byung-Hyun Kim, R OBP: 0.000, SLG: 0.000 10 Jeff Baker, R OBP: 0.208, SLG: 0.382 Chin-Hui Tsao, R OBP: 0.143, SLG: 0.143	(1, 9) FC1-2 FC6-4 1-2 2-3 3-H 1B			(2) G4-6-3		(1) K	(1) HR		(3) K	4 1 1 2 0 1 5 8 0 0 0 0 0 0 0 0 0 0 0 0 0 1 0 0 0 0 1 0 0 0 0 0 0 0 0											
Luis Gonzalez, R OBP: 0.333, SLG: 0.355	(1, 5) FC6-4 1-2 1B			(3) G5-3		(2) K	(3) K			4 0 0 0 0 2 4											
JD Closser, S OBP: 0.222, SLG: 0.182		(1) L4		(1) G4-3		(2) 1B			(1) F9	4 0 1 0 0 0 0											
Jamey Wright, R OBP: 0.286, SLG: 0.286 18 Cory Sullivan, L OBP: 0.450, SLG: 0.471	(1, 1) 12 E B2-3 1B			(2) E4		(3) G5-3		(2) WP 1B		3 1 1 0 0 0 1 1 1 1 0 0 0 0											
<b>Inning Stats</b>	R: 1 E: 0 K: 0 S: 15	H: 3 LOB: 3 BB: 1 P: 23	R: 1 E: 1 K: 0 S: 11	H: 2 LOB: 1 BB: 0 P: 16	R: 0 E: 0 K: 0 S: 5	H: 2 LOB: 1 BB: 0 P: 8	R: 0 E: 1 K: 0 S: 10	H: 0 LOB: 1 BB: 0 P: 13	R: 0 E: 0 K: 2 S: 7	H: 1 LOB: 1 BB: 0 P: 17	R: 4 E: 0 K: 2 S: 14	H: 5 LOB: 0 BB: 0 P: 18	R: 1 E: 0 K: 1 S: 14	H: 3 LOB: 1 BB: 0 P: 21	R: 0 E: 0 K: 1 S: 5	H: 0 LOB: 0 BB: 0 P: 10	1B: 13 2B: 1 3B: 1 HR: 1	SF: 0 SAC: 0 DP: 2 HBP: 0	WP: 1 PB: 0 SB: 0 CS: 0	PA: 42	
<b>PITCHER</b>	IP WLS BF H R ER SO BB IBB HBP BLK WP HR S P ERA WHIP											IP WLS BF H R ER SO BB IBB HBP BLK WP HR S P ERA WHIP									
Cory Lidt, R ERA: 3.86	(1, 1) 6.0 L 29 10 4 4 2 2 1 0 0 0 0 0 63 93 6.00 1.833																				
63 Ryan Madson, R ERA: 7.71	(7, 1) 1.0 5 3 2 2 2 0 0 0 0 0 1 10 13 18.00 3.000																				
Rheal Cormier, L ERA: 9.0	(8, 1) 1.0 5 3 1 1 0 0 0 0 0 0 1 0 14 21 9.00 3.000																				
Tim Worrell, R ERA: 9.0	(9, 1) 1.0 3 0 0 0 0 1 0 0 0 0 0 0 5 10 0.00 0.000																				
<b>Batter</b>	<b>1</b>	<b>2</b>	<b>3</b>	<b>4</b>	<b>5</b>	<b>6</b>	<b>7</b>	<b>8</b>	<b>9</b>	<b>AB R H RBI BB SO LOB</b>	<b>BOTTOM</b>										
11 Jimmy Rollins, S OBP: 0.357, SLG: 0.422	(1, 6) HR				(1) G1-3		(1) G4-3	(3) F7		5 1 1 1 0 1 3	Colorado Rockies @ Philadelphia Phillies Citizens Bank Park, Philadelphia, PA Wed Apr 20 2005, 7:05 PM EDT Att: 25,961 - Clear - 79 F										
Kenny Lofton, L OBP: 0.450, SLG: 0.583	(1, 8) G6-3			(1) F8	(2) G2-3		(2) BB HBP 1B	(2) WP S SF9 1B		5 1 2 1 0 0 0											
Bobby Abreu, L OBP: 0.362, SLG: 0.383	(1, 9) 1B BB			(1) BB S 1B	(3) K		(2) P6-4 1B BB	(2) F9		3 0 1 0 1 1 1											
Jim Thome, L OBP: 0.379, SLG: 0.308	(1, 3) 1B			(1) BB			(2) F9		(2) BB	2 0 1 0 3 0 2											
Pat Burrell, R OBP: 0.420, SLG: 0.667	(1, 7) F9			(2) BB			(2) 1B	(2) SF9		2 0 1 1 2 0 2											
26 Chase Utley, L OBP: 0.300, SLG: 0.536 Placido Polanco, R OBP: 0.341, SLG: 0.206	(1, 4) K			(2) BB	(2) G4-6-3		(1) K	(3) P4		3 0 0 0 0 2 7 2 0 0 0 0 0 4											
David Bell, R OBP: 0.286, SLG: 0.333				(1) P3		(2) P6-4		(2) 11 WP WP BB		3 0 1 0 1 0 2											
Mike Lieberthal, R OBP: 0.320, SLG: 0.356		(1) F8		(2) P2			(2) HR	(1) K		4 1 1 1 0 1 2											
Cory Lidt, R ERA: 3.86 63 Ryan Madson, L ERA: 7.71 Jose Offerman, S ERA: 27.0 Rheal Cormier, L ERA: 9.0 Tomas Perez, S ERA: 6.75 Tim Worrell, R ERA: 9.0	(1, 1) G5-3			(3) K			(2) 11 G4-3 1B 2B	(2) F7		2 0 0 0 0 1 1 0 0 0 0 0 0 0 1 1 1 0 0 0 0 0 0 0 0 0 0 0 1 0 0 0 0 0 1 0 0 0 0 0 0 0											
<b>Inning Stats</b>	R: 1 E: 0 K: 1 S: 13	H: 2 LOB: 2 BB: 1 P: 26	R: 0 E: 0 K: 1 S: 10	H: 1 LOB: 0 BB: 0 P: 17	R: 0 E: 0 K: 1 S: 9	H: 1 LOB: 2 BB: 2 P: 20	R: 0 E: 0 K: 1 S: 6	H: 0 LOB: 0 BB: 0 P: 7	R: 0 E: 0 K: 1 S: 10	H: 1 LOB: 1 BB: 1 P: 16	R: 2 E: 0 K: 0 S: 18	H: 3 LOB: 3 BB: 1 P: 33	R: 0 E: 0 K: 1 S: 8	H: 0 LOB: 1 BB: 1 P: 16	R: 1 E: 0 K: 0 S: 20	H: 1 LOB: 1 BB: 1 P: 29	1B: 5 2B: 3 3B: 0 HR: 2	SF: 1 SAC: 0 DP: 2 HBP: 1	WP: 3 PB: 0 SB: 2 CS: 0	PA: 42	
<b>PITCHER</b>	IP WLS BF H R ER SO BB IBB HBP BLK WP HR S P ERA WHIP											IP WLS BF H R ER SO BB IBB HBP BLK WP HR S P ERA WHIP									
Jamey Wright, R ERA: 5.71	(1, 1) 6.0 W 25 4 0 0 1 1 4 0 0 0 0 1 11 16 54.00 9.000																				
Jose Acevedo, R ERA: 27.0	(7, 1) 0.1 H 4 0 0 0 0 1 0 1 0 0 0 7 17 0.00 1.500																				
40 Brian Fuentes, L ERA: 3.38	(7, 1) 0.2 H 4 0 0 0 0 1 0 0 0 0 2 0 8 16 0.00 1.000																				
49 Byung-Hyun Kim, R ERA: 6.75	(8, 1) 1.0 4 0 0 0 1 1 0 0 0 0 1 0 8 16 0.00 1.000																				
Chin-Hui Tsao, R ERA: 6.75	(9, 1) 1.0 5 1 1 1 0 1 0 0 0 0 1 0 20 29 9.00 2.000																				

Batter	1	2	3	4	5	6	7	8	9	AB	R	H	RBI	BB	SO	LOB	
Aaron Miles, S OBP: 0.327, SLG: 0.423										4	0	1	0	0	0	2	
12 Clint Barmes, R OBP: 0.598, SLG: 0.724										4	0	1	0	0	0	0	
17 Todd Helton, L OBP: 0.418, SLG: 0.407										4	0	1	0	0	0	2	
Preston Wilson, R OBP: 0.275, SLG: 0.356										4	0	0	0	0	1	3	
5 Matt Holliday, R OBP: 0.368, SLG: 0.403										4	0	0	0	0	1	2	
11 Brad Hawpe, L OBP: 0.389, SLG: 0.606 Michael Restovich, R OBP: 0.375, SLG: 0.565										3	2	3	0	0	0	0	
Todd Greene, R OBP: 0.308, SLG: 0.440										4	0	1	0	0	0	2	
Desi Relaford, S OBP: 0.391, SLG: 0.550										3	1	2	3	0	0	0	
Joe Kennedy, R OBP: 0.222, SLG: 0.222 18 Cory Sullivan, L OBP: 0.429, SLG: 0.444 Scott Dohmann, R OBP: 0.354, SLG: 0.444 Ryan Speier, R OBP: 0.375, SLG: 0.463										1	0	0	0	0	0	0	
<b>Inning Stats</b>	R: 0, H: 2, E: 0, LOB: 2, K: 0, BB: 0, S: 12, P: 16	R: 1, H: 3, E: 0, LOB: 1, K: 0, BB: 0, S: 7, P: 9	R: 0, H: 0, E: 0, LOB: 0, K: 0, BB: 0, S: 8, P: 11	R: 2, H: 2, E: 0, LOB: 0, K: 0, BB: 0, S: 12, P: 22	R: 0, H: 1, E: 0, LOB: 1, K: 1, BB: 0, S: 18, P: 23	R: 0, H: 1, E: 0, LOB: 0, K: 0, BB: 0, S: 3, P: 4	R: 0, H: 0, E: 0, LOB: 0, K: 0, BB: 0, S: 6, P: 8	R: 0, H: 0, E: 0, LOB: 0, K: 0, BB: 0, S: 4, P: 7	R: 0, H: 0, E: 0, LOB: 0, K: 2, BB: 0, S: 8, P: 11	1B: 8, SF: 0, 2B: 1, SAC: 1, 3B: 0, DP: 2, HR: 1, HBP: 0	WP: 0, PA: 34, FB: 0, SB: 0, CS: 0						
<b>PITCHER</b>	IP WLS BF H R ER SO BB IBB HBP BLK WP HR S P ERA WHIP	<b>PITCHER</b>															
21 Jon Lieber, R ERA: 2.73	8.0 W 31 9 3 3 1 0 0 0 0 0 1 70 100 3.38 1.125																
Billy Wagner, L ERA:	1.0 S 3 0 0 0 2 0 0 0 0 0 0 8 11 0.00 0.000																

**Colorado Rockies @ Philadelphia Phillies**  
Citizens Bank Park, Philadelphia, PA  
Thu Apr 21 2005, 1:05 PM EDT  
Att: 21,749 - Partly Cloudy - 60 F

AB	33
R	3
H	9
RBI	3
BB	0
SO	3
LOB	11

Batter	1	2	3	4	5	6	7	8	9	AB	R	H	RBI	BB	SO	LOB	
11 Jimmy Rollins, S OBP: 0.351, SLG: 0.412										4	1	1	0	0	0	1	
Piaclido Polanco, R OBP: 0.356, SLG: 0.237										4	1	2	1	0	0	0	
Bobby Abreu, L OBP: 0.370, SLG: 0.391										4	0	2	0	0	1	1	
Pat Burrell, R OBP: 0.411, SLG: 0.633										3	1	0	0	1	1	4	
Jim Thome, L OBP: 0.371, SLG: 0.357										4	1	1	3	0	1	2	
Jason Michaels, R OBP: 0.516, SLG: 0.522										3	1	1	0	1	1	1	
Todd Pratt, R OBP: 0.231, SLG: 0.417										4	1	1	2	0	0	1	
Tomas Perez, S OBP: 0.364, SLG: 0.300										3	0	2	0	1	1	0	
21 Jon Lieber, L ERA: 8.18 Jose Offerman, S OBP: 0.384, SLG: 0.333 Billy Wagner, L ERA: 19.06										3	0	0	0	0	2	4	
<b>Inning Stats</b>	R: 0, H: 1, E: 0, LOB: 1, K: 1, BB: 0, S: 8, P: 14	R: 0, H: 1, E: 0, LOB: 2, K: 1, BB: 1, S: 9, P: 21	R: 0, H: 0, E: 0, LOB: 0, K: 1, BB: 0, S: 9, P: 13	R: 4, H: 3, E: 0, LOB: 0, K: 1, BB: 2, S: 16, P: 28	R: 0, H: 1, E: 0, LOB: 1, K: 0, BB: 0, S: 7, P: 10	R: 0, H: 1, E: 0, LOB: 1, K: 1, BB: 0, S: 8, P: 12	R: 2, H: 3, E: 1, LOB: 1, K: 1, BB: 0, S: 17, P: 27	R: 0, H: 0, E: 0, LOB: 0, K: 1, BB: 0, S: 8, P: 12	R: 0, H: 0, E: 0, LOB: 0, K: 2, BB: 0, S: 8, P: 12	1B: 7, SF: 0, 2B: 1, SAC: 0, 3B: 0, DP: 1, HR: 2, HBP: 0	WP: 1, PA: 36, FB: 0, SB: 1, CS: 0						
<b>PITCHER</b>	IP WLS BF H R ER SO BB IBB HBP BLK WP HR S P ERA WHIP	<b>PITCHER</b>															
Joe Kennedy, L ERA: 8.18	6.0 L 27 7 4 4 5 2 1 0 0 0 0 0 8 17 6.00 1.500																
Scott Dohmann, R ERA: 19.06	1.0 6 3 2 2 1 0 0 0 0 0 0 0 17 27 18.00 3.000																
Ryan Speier, R ERA: 12.6	1.0 3 0 0 0 1 0 0 0 0 0 0 0 8 12 0.00 0.000																

**Colorado Rockies @ Philadelphia Phillies**  
Citizens Bank Park, Philadelphia, PA  
Thu Apr 21 2005, 1:05 PM EDT  
Att: 21,749 - Partly Cloudy - 60 F

AB	33
R	6
H	10
RBI	6
BB	3
SO	7
LOB	14







Batter	1	2	3	4	5	6	7	8	9	AB	R	H	RBI	BB	SO	LOB	TOP										
<b>Cesar Izturis, S</b> (1, 6) OBP: 0.365, SLG: 0.420	0-1 1B 12 SF9		1-2 F7		2-0 F9		2-2 L4	2-1 FC1-2-5		5	1	1	0	0	0	2	<b>Los Angeles Dodgers @ Colorado Rockies</b> Coors Field, Denver, CO Sun Apr 24 2005, 1:05 PM MDT Att: 28,117 - Overcast - 46 F										
<b>17 Jason Repko, R</b> (1, 7) OBP: 0.335, SLG: 0.487	1-0 P6		3-2 HBP		1-1 HBP		3-3 K	0-0 F7		3	0	0	0	0	1	2											
<b>J.D. Drew, L</b> (1, 9) OBP: 0.375, SLG: 0.365	1-2 CS		2-2 P6		1-2 L3			1-2 12 HBP 2B	0-1 G3-1	4	1	1	0	0	0	3											
<b>12 Jeff Kent, R</b> (1, 4) OBP: 0.471, SLG: 0.696	0-0 SF9			0-2 BB		2-0 2B SF9		2-2 2B 1B HBP	1-1 F9	3	2	2	1	0	0	0											
<b>Milton Bradley, S</b> (1, 8) OBP: 0.410, SLG: 0.667	2-2 CS	2-0 L4-3	1-2 1B	1-2 P4		0-0 SF9		1-1 1B	2-2 1B	5	2	4	1	0	0	1											
<b>Olmedo Saenz, R</b> (1, 3)		1-2 L4-3	1-2 1B	1-2 P4		0-1 SF9		2-1 2B	0-0 F8	4	1	1	2	0	0	3											
<b>Jason Phillips, R</b> (1, 2) OBP: 0.390, SLG: 0.451		1-3 K		4-1 BB		2-3 SF9		0-0 66 E		2	1	1	2	1	1	0											
<b>66 Norihiro Nakamura, R</b> (1, 5) OBP: 0.208, SLG: 0.217			4-0 17 HBP BB	1-2 FC6-4		3-H F7		1-0 E9		3	0	1	2	1	0	2											
<b>31 Brad Penny, R</b> (1, 1) Duaner Sanchez, R (6, 1) Hee-Seop Choi, L (7, PH) Giovanni Carrara, R (7, 1) 43 Yhency Brazoban, R (9, 1)			1-3 K		1-1 G6-3		1-3 K	2-2 SH1-4		2	0	0	0	0	1	1											
<b>Inning Stats</b>	R: 1 E: 0 K: 0 S: 9	H: 2 LOB: 0 BB: 0 P: 13	R: 0 E: 0 K: 1 S: 7	H: 1 LOB: 0 BB: 0 P: 11	R: 0 E: 0 K: 1 S: 12	H: 0 LOB: 2 BB: 1 P: 23	R: 0 E: 0 K: 0 S: 14	H: 1 LOB: 2 BB: 1 P: 21	R: 0 E: 0 K: 0 S: 7	H: 0 LOB: 1 BB: 0 P: 12	R: 2 E: 0 K: 0 S: 7	H: 2 LOB: 0 BB: 0 P: 11	R: 0 E: 0 K: 2 S: 14	H: 0 LOB: 0 BB: 0 P: 20	R: 5 E: 1 K: 0 S: 16	H: 4 LOB: 1 BB: 0 P: 27		R: 0 E: 0 K: 0 S: 8	H: 1 LOB: 1 BB: 0 P: 11	1B: 8 2B: 4 3B: 0 HR: 0	SF: 3 SAC: 1 DP: 1 HBP: 4	WP: 0 PA: 43 PB: 0 SB: 0 CS: 1					
<b>PITCHER</b>	IP	WLS	BF	H	R	ER	SO	BB	IBB	HBP	BLK	WP	HR	S	P	ERA	WHIP										
<b>26 Jeff Francis, L</b> (1, 1) ERA: 4.37	6.0		26	6	3	3	2	2	0	2	0	0	0	56	91	4.50	1.333										
<b>40 Brian Fuentes, L</b> (7, 1) ERA: 4.86	1.0	H	4	0	1	1	2	0	0	1	0	0	0	16	23	9.00	0.000										
<b>49 Byung-Hyun Kim, R</b> (8, 1) ERA: 9.64	0.0	L	3	2	1	1	0	0	0	1	0	0	0	6	11	∞	∞										
<b>Ryan Speier, R</b> (8, 1) ERA: 11.37	1.0		5	2	3	3	0	0	0	0	0	0	0	8	13	27.00	2.000										
<b>Scott Dohmann, R</b> (9, 1) ERA: 16.2	1.0		4	1	0	0	0	0	0	0	0	0	0	8	11	0.00	1.000										

Batter	1	2	3	4	5	6	7	8	9	AB	R	H	RBI	BB	SO	LOB	BOTTOM										
<b>Aaron Miles, S</b> (1, 4) OBP: 0.328, SLG: 0.418	3-2 12 FC5-4 1B		0-1 F7		1-1 G6-3		2-2 L5		1-1 G5-3	5	0	1	0	0	0	2	<b>Los Angeles Dodgers @ Colorado Rockies</b> Coors Field, Denver, CO Sun Apr 24 2005, 1:05 PM MDT Att: 28,117 - Overcast - 46 F										
<b>12 Clint Barmes, R</b> (1, 6) OBP: 0.488, SLG: 0.685	1-2 FC5-4 HR		1-0 F8		1-2 17 BB 5 3B		0-1 G6-3		1-1 G6-3	5	2	1	0	0	0	1											
<b>17 Todd Helton, L</b> (1, 3) OBP: 0.413, SLG: 0.409	1-0 L8		0-0 F7		2-2 5 BB 3B		2-2 G5-3			4	1	1	0	0	0	1											
<b>Preston Wilson, R</b> (1, 8) OBP: 0.288, SLG: 0.491	1-1 HR		0-0 P6		1-2 P3			1-0 F9		4	1	1	2	0	0	2											
<b>5 Matt Holliday, R</b> (1, 7) OBP: 0.363, SLG: 0.432	3-3 K			1-1 F9		1-2 1B		0-0 11 BB 1B		4	2	2	2	0	1	0											
<b>11 Brad Hawpe, L</b> (1, 9) OBP: 0.386, SLG: 0.634		0-1 1B		2-2 G4-3		2-0 G4-3		1-1 1B		4	0	2	0	0	0	1											
<b>Desi Relaford, S</b> (1, 5) OBP: 0.355, SLG: 0.500		1-0 F9		3-3 K		0-1 BB		2-2 F3		4	0	1	1	0	1	3											
<b>JD Closser, S</b> (1, 2) OBP: 0.273, SLG: 0.225		2-1 1B			2-2 G4-3		3-H 1B		0-0 1B	3	0	2	1	1	0	0											
<b>26 Jeff Francis, L</b> (1, 1) Luis Gonzalez, R (6, PH) 40 Brian Fuentes, L (7, 1) 49 Byung-Hyun Kim, R (8, 1) Ryan Speier, R (8, 1) Scott Dohmann, R (9, 1) 18 Cory Sullivan, L (9, PH)		2-3 K		0-3 K		0-0 G5-3		0-3 K		2	0	0	0	0	2	2											
<b>Inning Stats</b>	R: 2 E: 0 K: 1 S: 15	H: 2 LOB: 0 BB: 0 P: 24	R: 0 E: 0 K: 1 S: 10	H: 2 LOB: 2 BB: 0 P: 15	R: 0 E: 0 K: 1 S: 9	H: 0 LOB: 0 BB: 0 P: 15	R: 0 E: 0 K: 1 S: 9	H: 0 LOB: 0 BB: 0 P: 12	R: 3 E: 0 K: 0 S: 20	H: 4 LOB: 2 BB: 1 P: 31	R: 0 E: 0 K: 0 S: 9	H: 0 LOB: 0 BB: 0 P: 13	R: 1 E: 0 K: 0 S: 8	H: 3 LOB: 2 BB: 0 P: 12	R: 0 E: 0 K: 1 S: 7	H: 0 LOB: 0 BB: 0 P: 9		1B: 9 2B: 0 3B: 1 HR: 1	SF: 0 SAC: 0 DP: 0 HBP: 0	WP: 0 PA: 38 PB: 0 SB: 0 CS: 0							
<b>PITCHER</b>	IP	WLS	BF	H	R	ER	SO	BB	IBB	HBP	BLK	WP	HR	S	P	ERA	WHIP										
<b>31 Brad Penny, R</b> (1, 1) ERA: 7.2	5.0		21	6	4	4	4	0	0	0	0	0	0	55	82	7.20	1.200										
<b>Duaner Sanchez, R</b> (6, 1) ERA: 2.89	1.0	B	6	2	1	1	0	1	0	0	0	0	0	11	19	9.00	3.000										
<b>Giovanni Carrara, R</b> (7, 1) ERA: 4.91	2.0	W	8	3	1	1	0	0	0	0	0	0	0	17	25	4.50	1.500										
<b>43 Yhency Brazoban, R</b> (9, 1) ERA: 3.24	1.0	S	3	0	0	0	1	0	0	0	0	0	0	7	9	0.00	0.000										









Batter	1	2	3	4	5	6	7	8	9	AB	R	H	RBI	BB	SO	LOB	TOP									
Aaron Miles, S OBP: 0.294, SLG: 0.376	1-2 L5	3-2 P6		0-1 FC6-4		1-0 G3			0-2 G4-3	5	0	0	0	0	0	3	Colorado Rockies @ San Diego Padres PETCO Park, San Diego, CA Mon May 02 2005, 10:05 PM EDT Att: 20,966 - Cloudy - 62 F									
12 Clint Barmes, R OBP: 0.469, SLG: 0.640	1-3 K		1-1 L7		2-1 2B		1-1 1B	0-3 K	5	1	2	0	0	2	0											
17 Todd Helton, L OBP: 0.416, SLG: 0.434	4-0 BB		2-2 HR		2-2 2B		1-3 K	2-2 1B	4	1	3	2	1	1	1											
Preston Wilson, R DUSTAN MOHR, R OBP: 0.284, SLG: 0.471 OBP: 0.267, SLG: 0.154	1-2 P4		2-3 K		0-0 G4-3		4-1 K	1-1 E4	3	0	0	0	0	1	2											
11 Brad Hawpe, L OBP: 0.419, SLG: 0.632		0-2 1B		1-2 G4-3		4-2 BB		2-3 K2-3	4	1	1	0	1	1	4											
5 Matt Holliday, R OBP: 0.323, SLG: 0.411		1-0 F8		0-1 2B		2-1 P3		1-0 F7	4	0	1	0	0	0	3											
27 Garrett Atkins, R 18 Cory Sullivan, L 40 Brian Fuentes, L OBP: 0.444, SLG: 0.412 OBP: 0.424, SLG: 0.533 OBP: 0.250, SLG: 0.180	1-2 FC4-6	4-2 BB		0-2 FC6-4		0-1 FC6-4		0-0 1B	3	1	2	0	1	0	2											
JD Closser, S	4-0 BB		1-0 L4		0-2 G3		2-3 K		3	0	0	0	1	1	3											
26 Jeff Francis, L Jose Acevedo, R Desi Relaford, S OBP: 0.083, SLG: 0.083 OBP: 0.316, SLG: 0.429	1-2 FC4-6		3-3 K		0-3 K		2-3 K		3	0	0	1	0	2	4											
Inning Stats	R: 0 E: 0 K: 1 S: 9	H: 0 LOB: 1 BB: 1 P: 16	R: 2 E: 0 K: 0 S: 15	H: 1 LOB: 1 BB: 2 P: 28	R: 1 E: 0 K: 1 S: 12	H: 1 LOB: 0 BB: 0 P: 18	R: 0 E: 0 K: 1 S: 11	H: 2 LOB: 2 BB: 1 P: 15	R: 1 E: 0 K: 0 S: 12	H: 2 LOB: 2 BB: 1 P: 22	R: 0 E: 0 K: 1 S: 8	H: 0 LOB: 0 BB: 0 P: 9	R: 0 E: 0 K: 2 S: 13	H: 1 LOB: 1 BB: 1 P: 20	R: 0 E: 0 K: 2 S: 8	H: 1 LOB: 1 BB: 0 P: 13	R: 0 E: 1 K: 1 S: 13	H: 1 LOB: 2 BB: 0 P: 19	1B: 5 2B: 3 3B: 0 HR: 1	SF: 0 SAC: 0 DP: 0 HBP: 0	WP: 1 PB: 0 SB: 1 CS: 2	PA: 41				
PITCHER	IP	WLS	BF	H	R	ER	SO	BB	IBB	HBP	BLK	WP	HR	S	P	ERA	WHIP									
Adam Eaton, R ERA: 3.48	6.0	W	28	6	4	4	4	4	0	0	0	1	1	67	108	6.00	1.667									
Scott Linebrink, R ERA: 3.19	1.0	H	4	1	0	0	2	1	0	0	0	0	0	13	20	0.00	2.000									
Akinori Otsuka, R ERA: 2.38	1.0	H	4	1	0	0	2	0	0	0	0	0	0	8	13	0.00	1.000									
Trevor Hoffman, R ERA: 5.19	1.0	S	5	1	0	0	1	0	0	0	0	0	0	13	19	0.00	1.000									

Batter	1	2	3	4	5	6	7	8	9	AB	R	H	RBI	BB	SO	LOB	BOTTOM									
Adam Hyzdu, R OBP: 0.250, SLG: 0.200	1-1 G5-3	2-2 2B		0-0 F9		1-2 G6-3				4	0	1	3	0	0	0	Colorado Rockies @ San Diego Padres PETCO Park, San Diego, CA Mon May 02 2005, 10:05 PM EDT Att: 20,966 - Cloudy - 62 F									
Mark Loretta, R OBP: 0.396, SLG: 0.321	3-3 K	0-1 F9		1-2 F8		0-0 G6-3			4	0	0	0	0	1	1											
Phil Nevin, R OBP: 0.279, SLG: 0.490	2-1 F9		0-0 BB		0-0 1B		2-0 1B		4	1	3	0	0	0	0											
Ramon Hernandez, R OBP: 0.337, SLG: 0.437		4-2 BB		1-1 P6		0-0 F7		2-2 P6	3	1	0	0	1	0	3											
Miguel Ojeda, R Akinori Otsuka, R Trevor Hoffman, R OBP: 0.375, SLG: 0.421 OBP: 0.316, SLG: 0.429	3-2 2B	3-1 BB	1-3 K		3-1 1B		0-1 G5-3		4	1	2	0	0	1	2											
Xavier Nady, R OBP: 0.354, SLG: 0.493	1-3 2B	2-2 2B		1-2 1B		1-2 1B			0	0	0	0	0	0	0											
Sean Burroughs, L OBP: 0.391, SLG: 0.377	4-2 BB		4-2 BB		0-0 1B		4-2 BB		1	1	1	0	3	0	0											
Jesse Garcia, R OBP: 0.176, SLG: 0.194	0-1 G3-1		1-0 1B		0-2 G4-6-3			3-3 K	4	0	1	2	0	1	6											
Adam Eaton, R Scott Linebrink, R Dave Roberts, L OBP: 0.176, SLG: 0.194 OBP: 0.319, SLG: 0.409	4-0 IBB		0-0 P5		0-3 K		0-2 L3		3	1	0	0	1	1	3											
Inning Stats	R: 0 E: 0 K: 1 S: 7	H: 0 LOB: 0 BB: 0 P: 13	R: 4 E: 0 K: 1 S: 20	H: 2 LOB: 1 BB: 3 P: 39	R: 1 E: 0 K: 0 S: 10	H: 2 LOB: 2 BB: 1 P: 17	R: 0 E: 0 K: 1 S: 7	H: 0 LOB: 0 BB: 0 P: 8	R: 0 E: 0 K: 0 S: 8	H: 3 LOB: 2 BB: 0 P: 11	R: 0 E: 0 K: 1 S: 9	H: 0 LOB: 0 BB: 0 P: 11	R: 0 E: 0 K: 0 S: 7	H: 1 LOB: 1 BB: 0 P: 11	R: 0 E: 0 K: 1 S: 8	H: 0 LOB: 0 BB: 1 P: 15	1B: 6 2B: 3 3B: 0 HR: 0	SF: 0 SAC: 0 DP: 2 HBP: 0	WP: 0 PB: 0 SB: 0 CS: 0	PA: 35						
PITCHER	IP	WLS	BF	H	R	ER	SO	BB	IBB	HBP	BLK	WP	HR	S	P	ERA	WHIP									
26 Jeff Francis, L ERA: 5.02	6.0	L	28	7	5	5	5	3	1	0	0	0	0	61	99	7.50	1.667									
Jose Acevedo, R ERA: 7.71	1.0		4	1	0	0	0	0	0	0	0	0	0	7	11	0.00	1.000									
40 Brian Fuentes, L ERA: 3.86	1.0		3	0	0	0	1	1	0	0	0	0	0	8	15	0.00	1.000									



Batter	1	2	3	4	5	6	7	8	9	AB	R	H	RBI	BB	SO	LOB	TOP	
18 Cory Sullivan, L (1,8) OBP: 0.432, SLG: 0.529	1-1 SH3-4 1B	0-1 G3			2-2 F7			0-0 12 L3 1B		4	0	2	0	0	0	1	Colorado Rockies @ San Diego Padres PETCO Park, San Diego, CA Tue May 03 2005, 10:05 PM EDT Att: 22,547 - Partly Cloudy - 66 F	livebaseballscores.com
12 Clint Barnes, R (1,6) OBP: 0.455, SLG: 0.620	1-0 SH3-4 1-2		0-1 G1-3		1-1 F8			1-0 L3 1-1		3	0	0	0	0	0	1		
17 Todd Helton, L (1,3) OBP: 0.419, SLG: 0.442	4-1 BB		2-0 E6 11 1B		2-2 F9			1-2 2B		3	0	1	0	1	0	0		
11 Brad Hawpe, L (1,9) OBP: 0.409, SLG: 0.607	3-2 F8		1-1 27 G5-4-3 1B		3-3 K			1-3 K		4	0	1	0	0	2	3		
27 Garrett Atkins, R (1,5) OBP: 0.364, SLG: 0.333	1-1 F9		0-2 G5-4-3 1-2 1B		1-3 K			0-3 K		4	0	0	0	0	2	5		
5 Matt Holliday, R (1,7) OBP: 0.310, SLG: 0.394		0-2 G5-3		0-3 K				0-0 P4		4	0	0	0	0	1	1		
Todd Greene, R (1,2) OBP: 0.293, SLG: 0.436		0-0 HR		1-1 G5-3				2-3 K		3	1	1	1	0	1	0		
Luis Gonzalez, R (1,4) OBP: 0.266, SLG: 0.282		1-2 G5-3		1-3 K				1-1 L8		3	0	0	0	0	1	0		
40 Brian Fuentes, L (7,1) Jay Witasick, R (7,1)		G5-3		K				L8		0	0	0	0	0	0	0		
Jamey Wright, R (1,1) Aaron Miles, S (7,4) OBP: 0.291, SLG: 0.372		0-2 1B		0-1 G6-3				2-2 G4-3		2	0	1	0	0	0	0		
<b>Inning Stats</b>	R: 0 H: 1 E: 0 LOB: 2 K: 0 BB: 1 S: 10 P: 20	R: 1 H: 2 E: 0 LOB: 1 K: 0 BB: 0 S: 15 P: 16	R: 0 H: 1 E: 1 LOB: 1 K: 0 BB: 0 S: 8 P: 11	R: 0 H: 0 E: 0 LOB: 0 K: 2 BB: 0 S: 8 P: 10	R: 0 H: 0 E: 0 LOB: 0 K: 0 BB: 0 S: 8 P: 11	R: 0 H: 0 E: 0 LOB: 0 K: 2 BB: 0 S: 11 P: 17	R: 0 H: 0 E: 0 LOB: 0 K: 1 BB: 0 S: 7 P: 10	R: 0 H: 1 E: 0 LOB: 0 K: 0 BB: 0 S: 6 P: 9	R: 0 H: 1 E: 0 LOB: 1 K: 2 BB: 0 S: 12 P: 16	1B: 4 SF: 0 2B: 2 SAC: 1 3B: 0 DP: 2 HR: 1 HBP: 0	WP: 0 PA: 33 PB: 0 SB: 0 CS: 0							
<b>PITCHER</b>	IP WLS BF H R ER SO BB IBB HBP BLK WP HR S P ERA WHIP	IP WLS BF H R ER SO BB IBB HBP BLK WP HR S P ERA WHIP																
Tim Redding, R (1,1) ERA: 6.0	7.0 26 4 1 1 5 1 0 0 0 0 0 1 67 95 1.29 0.714																	
Akinori Otsuka, R (8,1) ERA: 2.19	1.0 W 3 1 0 0 0 0 0 0 0 0 0 0 6 9 0.00 1.000																	
Trevor Hoffman, R (9,1) ERA: 4.66	1.0 S 4 1 0 0 2 0 0 0 0 0 0 0 12 16 0.00 1.000																	

Batter	1	2	3	4	5	6	7	8	9	AB	R	H	RBI	BB	SO	LOB	BOTTOM	
Dave Roberts, L (1,8) OBP: 0.314, SLG: 0.396	0-1 1B S 1B		0-1 G4-3		1 SAFE 2-3 1 SAFE 1-2 K			0-3 K		4	0	1	0	0	2	2	Colorado Rockies @ San Diego Padres PETCO Park, San Diego, CA Tue May 03 2005, 10:05 PM EDT Att: 22,547 - Partly Cloudy - 66 F	livebaseballscores.com
Mark Loretta, R (1,4) OBP: 0.376, SLG: 0.333	1 SAFE 0-3 1 SAFE 1-2 K		1-1 2B		3-2 HBP		4-2 FC6-4 1-2 BB		2	0	1	0	1	1	1			
24 Brian Giles, L (1,9) OBP: 0.336, SLG: 0.348	1-1 F7		0-0 G6-3		3-1 G3		3-1 L7		4	0	0	0	0	0	6			
Phil Nevin, R (1,3) OBP: 0.278, SLG: 0.481	0-2 1B S 2-3 1B		1-3 K		1-1 F8		0-0 FC6-4 1-2 1B		4	0	1	0	0	1	2			
Ryan Klesko, L (1,7) OBP: 0.376, SLG: 0.476 Trevor Hoffman, R (9,1)	3-3 K		1-1 F7		3-0 HR		4-1 CS SH1-3 BB		3	1	1	1	1	1	2			
Ramon Hernandez, R (1,2) OBP: 0.337, SLG: 0.433		0-1 F9		1-0 1B		3-3 K		0-0 SH1-3 1-2		3	0	1	0	0	1	0		
Sean Burroughs, L (1,5) OBP: 0.407, SLG: 0.388		2-1 G6-4-3 1B		1-3 K2-3		1-1 1B		4-0 WP CS 2B IBB		3	1	2	0	1	1	1		
Damian Jackson, R (1,6) OBP: 0.500, SLG: 0.750 (9,7)		0-0 G6-4-3 1-2 1B		0-0 P4		1 SAFE 1-2 1 SAFE 1-2 K		2-2 1-2 2-3 2B		4	0	2	1	0	0	2		
Tim Redding, R (1,1) Mark Sweeney, L (7,PH) Akinori Otsuka, R (8,1) Robert Fick, L (8,PH) Jesse Garcia, R (9,6) OBP: 0.376, SLG: 0.194			2-3 K		0-3 K		4-1 1B		1-3 K		2	0	0	0	2	1		
<b>Inning Stats</b>	R: 0 H: 2 E: 0 LOB: 2 K: 2 BB: 0 S: 14 P: 18	R: 0 H: 1 E: 0 LOB: 0 K: 0 BB: 0 S: 5 P: 7	R: 0 H: 1 E: 0 LOB: 1 K: 1 BB: 0 S: 8 P: 11	R: 0 H: 1 E: 0 LOB: 1 K: 2 BB: 0 S: 9 P: 13	R: 0 H: 1 E: 0 LOB: 2 K: 2 BB: 0 S: 11 P: 19	R: 1 H: 2 E: 0 LOB: 1 K: 1 BB: 0 S: 13 P: 22	R: 0 H: 0 E: 0 LOB: 2 K: 1 BB: 2 S: 9 P: 20	R: 1 H: 1 E: 0 LOB: 1 K: 1 BB: 2 S: 12 P: 23	1B: 6 SF: 0 2B: 2 SAC: 1 3B: 0 DP: 1 HR: 1 HBP: 1	WP: 1 PA: 36 PB: 0 SB: 4 CS: 2								
<b>PITCHER</b>	IP WLS BF H R ER SO BB IBB HBP BLK WP HR S P ERA WHIP	IP WLS BF H R ER SO BB IBB HBP BLK WP HR S P ERA WHIP																
Jamey Wright, R (1,1) ERA: 5.7	6.1 29 8 1 1 9 2 0 1 0 0 0 1 66 104 1.42 1.579																	
40 Brian Fuentes, L (7,1) ERA: 3.75	0.1 1 0 0 0 0 0 0 0 0 0 0 2 5 0.00 0.000																	
Jay Witasick, R (7,1) ERA: 3.86	1.1 L 6 1 1 1 1 1 1 0 0 0 1 0 13 24 6.75 1.500																	

Batter	1	2	3	4	5	6	7	8	9	10	11	12	AB	R	H	RBI	BB	SO	LOB	TOP										
18 Cory Sullivan, L OBP: 0.372, SLG: 0.450	P5		K2-3		G4-3		F9		G3		K		6	0	0	0	0	2	1											
12 Clint Barnes, R OBP: 0.449, SLG: 0.598	K				P3				P3			K	5	0	1	1	1	2	0											
17 Todd Helton, L OBP: 0.414, SLG: 0.478	K		F8		HR				G5-4-3			G1-3	6	1	2	1	0	1	2											
11 Brad Hawpe, L OBP: 0.389, SLG: 0.561 Marcos Carvajal, R (12, 1)		G6-3		G4-3	K				F9			K	5	1	0	0	1	2	1											
Dustan Mohr, R OBP: 0.250, SLG: 0.333 (12, 9)		K		G4-3					HR				5	1	1	2	0	3	1											
Desi Relaford, S OBP: 0.349, SLG: 0.487		K			WP								4	1	2	0	1	1	0											
Aaron Miles, S OBP: 0.300, SLG: 0.393 Chin-hui Tsao, R (8, 1)													3	1	1	0	1	0	1											
27 Garrett Atkins, R OBP: 0.346, SLG: 0.519 Jose Acevedo, R (10, 1)													1	0	0	0	0	1	2											
5 Matt Holliday, R OBP: 0.310, SLG: 0.394 JD Closser, S OBP: 0.262, SLG: 0.185													0	0	0	0	0	0	0											
Jason Jennings, L OBP: 0.290, SLG: 0.182 Michael Restovich, R OBP: 0.379, SLG: 0.519 49 Byung-Hyun Kim, R (7, 1) Luis Gonzalez, R OBP: 0.279, SLG: 0.366 (8, 4)													4	1	1	1	1	0	0											
<b>Inning Stats</b>	R: 0 E: 0 K: 2 S: 10	H: 0 LOB: 0 BB: 0 P: 12	R: 0 E: 0 K: 2 S: 8	H: 0 LOB: 0 BB: 0 P: 12	R: 2 E: 0 K: 1 S: 14	H: 3 LOB: 1 BB: 0 P: 18	R: 1 E: 0 K: 0 S: 16	H: 1 LOB: 2 BB: 2 P: 29	R: 1 E: 0 K: 1 S: 11	H: 1 LOB: 0 BB: 0 P: 15	R: 0 E: 0 K: 1 S: 7	H: 0 LOB: 0 BB: 0 P: 10	R: 0 E: 0 K: 1 S: 7	H: 0 LOB: 0 BB: 0 P: 8	R: 2 E: 0 K: 0 S: 13	H: 2 LOB: 1 BB: 2 P: 24	R: 1 E: 0 K: 0 S: 10	H: 1 LOB: 1 BB: 0 P: 14	R: 0 E: 0 K: 2 S: 11	H: 0 LOB: 2 BB: 1 P: 22	R: 0 E: 0 K: 1 S: 7	H: 0 LOB: 0 BB: 0 P: 11	R: 0 E: 0 K: 2 S: 9	H: 0 LOB: 0 BB: 0 P: 14	1B: 3 2B: 1 3B: 2 HR: 3	SF: 0 SAC: 1 DP: 1 HBP: 0	WP: 1 PB: 0 SB: 0 CS: 0	PA: 49		
<b>PITCHER</b>	IP WLS BF H R ER SO BB IBB HBP BLK WP HR S P ERA WHIP	44 Jake Peavy, R (1, 1) Scott Linebrink, R (8, 1) Chris Hammond, L (8, 1) Rudy Seanez, R (10, 1) Akinori Otsuka, R (11, 1)	1.0 0.2 1.1 1.0 1.0	7.0 B 6 5 3	28 4 2 1 0	5 2 1 1 0	8 2 0 0 0	8 0 0 0 0	0 0 0 0 0	0 1 13 0 0	10 20 18 11 11	27.00 4.50 6.75 0.00 0.00	1.000 4.500 1.500 1.000 0.000	<b>PITCHER</b> Dennys Reyes, L (12, 1) ERA: 3.24	1.0 W 3 0 0 0 2	1.0 W 3 0 0 0 2	0 0 0 0 0 0	0 0 0 0 0 0	0 0 9 14	0.00 0.000										

Colorado Rockies @ San Diego Padres  
PETCO Park, San Diego, CA  
Wed May 04 2005, 3:35 PM EDT  
Alt. 25,444 - Cloudy - 69 F

AB	43
R	7
H	9
RBI	6
BB	5
SO	13
LOB	10



Batter	1	2	3	4	5	6	7	8	9	10	11	12	AB	R	H	RBI	BB	SO	LOB	BOTTOM								
Dave Roberts, L OBP: 0.316, SLG: 0.434	HR		G4-6-3						P5		G4-3		5	2	1	1	1	1	4									
Mark Loretta, R OBP: 0.383, SLG: 0.330	L7			F8					F8				4	2	1	0	1	0	0									
24 Brian Giles, L OBP: 0.328, SLG: 0.330	G4-3			F8					F9				5	0	0	0	1	0	3									
Phil Nevin, R OBP: 0.281, SLG: 0.474	F8			F8					G4-3				6	1	2	1	0	1	2									
Ryan Klesko, L OBP: 0.383, SLG: 0.539													5	2	2	3	1	1	4									
Ramon Hernandez, R OBP: 0.343, SLG: 0.488 Xavier Nady, R (9, PR) Miguel Ojeda, R OBP: 0.385, SLG: 0.429													4	1	2	1	0	0	1									
Sean Burroughs, L OBP: 0.389, SLG: 0.369													0	0	0	0	0	0	0									
Damian Jackson, R OBP: 0.222, SLG: 0.333													2	0	1	1	0	0	2									
44 Jake Peavy, R OBP: 0.290, SLG: 0.182 Scott Linebrink, R (8, 1) Chris Hammond, L (8, 1) Rudy Seanez, R (10, 1) Akinori Otsuka, R (11, 1)													1	0	0	0	0	0	0									
<b>Inning Stats</b>	R: 1 E: 0 K: 0 S: 11	H: 1 LOB: 0 BB: 1 P: 17	R: 0 E: 0 K: 0 S: 3	H: 0 LOB: 0 BB: 1 P: 9	R: 0 E: 0 K: 0 S: 4	H: 0 LOB: 0 BB: 0 P: 6	R: 0 E: 0 K: 1 S: 16	H: 0 LOB: 0 BB: 0 P: 31	R: 0 E: 0 K: 1 S: 9	H: 0 LOB: 0 BB: 0 P: 12	R: 0 E: 0 K: 0 S: 7	H: 0 LOB: 0 BB: 0 P: 10	R: 1 E: 1 K: 0 S: 14	H: 2 LOB: 2 BB: 0 P: 19	R: 0 E: 0 K: 0 S: 14	H: 2 LOB: 2 BB: 0 P: 24	R: 0 E: 0 K: 1 S: 8	H: 1 LOB: 1 BB: 0 P: 12	R: 1 E: 0 K: 2 S: 9	H: 1 LOB: 2 BB: 1 P: 18	1B: 6 2B: 0 3B: 0 HR: 4	SF: 0 SAC: 1 DP: 2 HBP: 1	WP: 2 PB: 0 SB: 1 CS: 0	PA: 51				
<b>PITCHER</b>	IP WLS BF H R ER SO BB IBB HBP BLK WP HR S P ERA WHIP	Jason Jennings, R (1, 1) 49 Byung-Hyun Kim, R (7, 1) Chin-hui Tsao, R (8, 1) Jose Acevedo, R (10, 1) Marcos Carvajal, R (12, 1)	6.0 1.0 2.0 2.0 0.2	25 3 9 9 5	4 0 2 3 1	6 0 1 0 1	6 0 0 0 1	2 0 0 0 2	2 0 0 0 2	0 0 22 36 18	9.00 0.00 4.50 1.500 13.50	1.333 0.000 1.000 1.500 3.000	<b>PITCHER</b> Dennys Reyes, L (12, 1) ERA: 3.24	1.0 W 3 0 0 0 2	1.0 W 3 0 0 0 2	0 0 0 0 0 0	0 0 9 14	0.00 0.000										

Colorado Rockies @ San Diego Padres  
PETCO Park, San Diego, CA  
Wed May 04 2005, 3:35 PM EDT  
Alt. 25,444 - Cloudy - 69 F

AB	44
R	8
H	10
RBI	7
BB	5
SO	6
LOB	22



Batter	1	2	3	4	5	6	7	8	9	AB R H RBI BB SO LOB	TOP														
<b>12 Clint Barnes, R</b> OBP: 0.441, SLG: 0.584 (1, 6)	2-2 G4-6-3 1B		0-2 E5		0-0 L4		0-3 K			4 0 1 0 0 1 2	<b>Colorado Rockies @ Florida Marlins</b> Dolphin Stadium, Miami, FL Fri May 06 2005, 7:35 PM EDT Att: 21,566 - Partly Cloudy - 79 F														
<b>27 Garrett Atkins, R</b> OBP: 0.296, SLG: 0.269 (1, 5)	0-2 G4-6-3 1-2		1-2 F9		0-1 G6-3			3-2 G4-3	4 0 0 0 0 0 3																
<b>17 Todd Helton, L</b> OBP: 0.400, SLG: 0.458 (1, 3)	1-3 K			2-3 K		2-3 K		1-1 G3	4 0 0 0 0 3 0																
<b>Preston Wilson, R</b> OBP: 0.282, SLG: 0.458 (1, 8)		1-3 K		0-2 1B		0-1 L5		3-2 G5-3	4 0 1 0 0 1 0																
<b>Todd Greene, R</b> OBP: 0.333, SLG: 0.452 (1, 2)		2-3 K2-3		0-0 5 BB 1B		2-0 5 FC4-6 1B		4-2 FC6-4 BB	3 0 2 0 1 1 0																
<b>5 Matt Holliday, R</b> OBP: 0.308, SLG: 0.381 (1, 7)		1-1 G5-3		4-0 1-2 BB		2-1 FC4-6 1-2		0-1 P6	3 0 0 0 1 0 2																
<b>Dustan Mohr, R</b> OBP: 0.208, SLG: 0.273 (1, 9)			1-0 G5-3	1-3 K		1-3 K		1-3 K	4 0 0 0 0 3 4																
<b>Luis Gonzalez, R</b> OBP: 0.298, SLG: 0.386 (1, 4)			1-2 12 F9 2B	0-0 F9		4-2 G1-3 BB		0-1 FC6-4 1-2	3 0 1 0 1 0 4																
<b>Joe Kennedy, R</b> OBP: 0.154, SLG: 0.154 Jay Witasick, R 40 Brian Fuentes, L Michael Restovich, R 49 Byung-Hyun Kim, R			0-3 K		1-3 K		1-2 G1-3		2 0 0 0 0 2 1 0 0 0 0 0 0 0 0 0 0 0 0 0 0 1 0 0 0 0 0 1 0 0 0 0 0 0 0																
<b>Inning Stats</b>	R: 0 E: 0 K: 1 S: 12	H: 1 LOB: 0 BB: 0 P: 15	R: 0 E: 0 K: 2 S: 9	H: 0 LOB: 0 BB: 0 P: 13	R: 0 E: 1 K: 1 S: 18	H: 1 LOB: 2 BB: 0 P: 21	R: 0 E: 0 K: 2 S: 14	H: 2 LOB: 3 BB: 1 P: 21	R: 0 E: 0 K: 1 S: 6	H: 0 LOB: 0 BB: 0 P: 7	R: 0 E: 0 K: 1 S: 8	H: 1 LOB: 1 BB: 0 P: 14	R: 0 E: 0 K: 2 S: 13	H: 0 LOB: 1 BB: 1 P: 19	R: 0 E: 0 K: 0 S: 10	H: 0 LOB: 0 BB: 0 P: 17	R: 0 E: 0 K: 1 S: 11	H: 0 LOB: 1 BB: 1 P: 16	1B: 4 2B: 1 3B: 0 HR: 0	SF: 0 SAC: 0 DP: 1 HBP: 0	WP: 0 PB: 0 SB: 0 CS: 0	PA: 35			
<b>PITCHER</b>	IP Dontrelle Willis, L 40 Nate Bump, R Brian Moehler, R	WLS W 3 4	BF 28 0 0	H 5 0 0	R 0 0 0	ER 0 0 0	SO 10 0 1	BB 2 0 1	IBB 0 0 0	HBP 0 0 0	BLK 0 0 0	WP 0 0 0	HR 0 0 0	S 80 10 11	P 110 17 16	ERA 0.00 0.00 0.00	WHIP 1.000 0.000 1.000								

Batter	1	2	3	4	5	6	7	8	9	AB R H RBI BB SO LOB	BOTTOM												
<b>Juan Pierre, L</b> OBP: 0.328, SLG: 0.367 (1, 8)	2-1 G5-3		1-1 G6-3		3-2 BB 1B	4-2 1B BB	3-1 HBP			3 0 1 1 1 0 0	<b>Colorado Rockies @ Florida Marlins</b> Dolphin Stadium, Miami, FL Fri May 06 2005, 7:35 PM EDT Att: 21,566 - Partly Cloudy - 79 F												
<b>Luis Castillo, S</b> OBP: 0.418, SLG: 0.360 (1, 4)	1-2 G6-3		2-1 1B		4-2 1-2 G4-6-3 BB	1-2 1-2 2-H 3-H 1B	1-3 K		4 0 2 2 1 1 3														
<b>Carlos Delgado, L</b> OBP: 0.402, SLG: 0.526 (1, 3)	1-1 F7		1-2 P4		0-2 G4-6-3 1-2	1-2 F6		0-0 2B	5 0 1 0 0 0 5														
<b>Miguel Cabrera, R</b> OBP: 0.400, SLG: 0.604 Brian Moehler, R		4-2 1B SF7 BB		0-3 K		3-1 E1 1B P3	2-1 L8		4 2 1 0 1 1 3 0 0 0 0 0 0 0														
<b>Juan Encarnacion, R</b> OBP: 0.388, SLG: 0.511 (1, 9)		3-2 G6-3 1-2		1-1 1B 1B		3-1 E1 1B 1B G6-3 WP 2B	2-3 K		5 2 3 0 0 1 2														
<b>Paul Lo Duca, R</b> OBP: 0.404, SLG: 0.405 (1, 2)		0-2 SF7 1B		1-2 F7		0-0 SH FC4-2 1B 2-H 3-H 1B	2-2 F9		5 0 2 2 0 0 3														
<b>Mike Lowell, R</b> OBP: 0.235, SLG: 0.351 (1, 5)		0-2 SF7 1-2 3-H		0-1 WP 1B		3-2 FC4-2 SH BB 1B 1-2 2-3 3-H 1B	4-2 WP BB BB		2 1 2 1 1 0 0														
<b>Alex Gonzalez, R</b> OBP: 0.276, SLG: 0.383 (1, 6)		1-2 G5-3		2-3 K		1-1 SH BB FC4-2 1B 1-2 2-3 3-H 1B	1-3 K		3 1 0 0 0 2 5 0 0 0 0 1 0 0 0 0 0 0 0 0 0 0 0 0 0 0 0 0														
<b>Dontrelle Willis, L</b> ERA: 1.07 Jeff Conine, R 40 Nate Bump, L Chris Aquila, R			1-3 K		0-1 G4-3	1-1 FC4-2 BB 1B 1-2 2-3 3-H 1B	4-1 WP BB		3 1 0 0 0 1 3 0 0 0 0 1 0 0 0 0 0 0 0 0 0 0 0 0 0 0 0 0														
<b>Inning Stats</b>	R: 0 E: 0 K: 0 S: 10	H: 0 LOB: 0 BB: 0 P: 14	R: 1 E: 0 K: 0 S: 15	H: 1 LOB: 1 BB: 1 P: 22	R: 0 E: 0 K: 1 S: 10	H: 1 LOB: 1 BB: 0 P: 15	R: 0 E: 0 K: 2 S: 13	H: 2 LOB: 2 BB: 0 P: 17	R: 0 E: 0 K: 0 S: 11	H: 1 LOB: 1 BB: 1 P: 18	R: 5 E: 1 K: 0 S: 26	H: 5 LOB: 2 BB: 1 P: 40	R: 1 E: 0 K: 2 S: 20	H: 1 LOB: 3 BB: 2 P: 34	R: 0 E: 0 K: 1 S: 9	H: 1 LOB: 1 BB: 0 P: 15	1B: 10 2B: 2 3B: 0 HR: 0	SF: 1 SAC: 1 DP: 1 HBP: 1	WP: 2 PB: 0 SB: 0 CS: 0	PA: 42			
<b>PITCHER</b>	IP Joe Kennedy, L Jay Witasick, R 40 Brian Fuentes, L 49 Byung-Hyun Kim, R	WLS L 6 2	BF 23 3 0 11	H 7 3 0 2	R 3 3 0 1	ER 3 3 0 1	SO 3 3 0 3	BB 2 0 0 0	IBB 0 0 0 0	HBP 0 0 0 1	BLK 0 0 0 0	WP 1 0 0 0	HR 0 0 4 0	S 65 16 5 29	P 95 26 5 49	ERA 5.40 81.00 0.00 4.50	WHIP 1.800 12.000 0.000 2.000						

AB 32  
R 0  
H 5  
RBI 0  
BB 3  
SO 11  
LOB 17

livebaseballscores.com

AB 34  
R 7  
H 12  
RBI 6  
BB 5  
SO 6  
LOB 24

livebaseballscores.com





Batter	1	2	3	4	5	6	7	8	9	AB	R	H	RBI	BB	SO	LOB	TOP					
Rafael Furcal, S OBP: 0.299, SLG: 0.366	1-1 G4-1	3-2 2H 1B		2-2 G6-3	0-1 1-3 1B		1-2 P6			5	0	2	1	0	0	1	<b>Atlanta Braves @ Colorado Rockies</b> Coors Field, Denver, CO Mon May 09 2005, 6:35 PM MDT Att: 20,307 - Partly Cloudy - 73 F					
Marcus Giles, R OBP: 0.380, SLG: 0.448	0-1 10 BB 1B	0-0 SAFE G6-3		4-2 10 2B 2B	1-0 G6-3			2-2 G4-3		4	1	1	0	1	0	3						
10 Chipper Jones, S OBP: 0.477, SLG: 0.640	4-1 BB 1B			2-0 2B 2B	1-3 2B	4-2 BLK BB		3-2 G4-3		3	1	1	0	2	0	0						
Adam LaRoche, L OBP: 0.347, SLG: 0.494	2-3 K			0-1 HR	0-1 2B	2-2 L7		0-0 1B		5	1	3	3	0	1	3						
Andruw Jones, R OBP: 0.341, SLG: 0.482	0-2 G1-3			0-0 1B E 2B	3-2 HBP	1-2 F7		0-2 G4-3		4	1	1	0	0	0	4						
Brian Jordan, R OBP: 0.308, SLG: 0.336		1-0 2B 1B		1-0 E 1B	0-0 G4-3				0-3 K	4	1	2	0	0	0	3						
Jorge Sosa, R Julio Franco, R OBP: 0.313, SLG: 0.378				2-3 1B	0-0 G4-3					0	0	0	0	0	0	0						
Johnny Estrada, S OBP: 0.283, SLG: 0.348		1-0 1B 2B		2-2 E4 G6-4-3	0-1 G4-3		0-0 F8		0-0 G4-3	5	1	1	2	0	0	1						
Raul Mondesi, R OBP: 0.236, SLG: 0.356		0-0 L5		0-1 G6-4-3	1-0 G5-3		2-2 G4-3 2B		2-3 K	5	0	1	0	0	1	3						
15 Tim Hudson, R John Foster, L 4 Pete Orr, L Adam Bernero, R Ryan Langerhans, L	1-1 14-1 5-1 5-1 7-1	1-3 K		1-3 K	4-2 1B BB		0-2 G4-3			2	0	0	0	0	0	2						
<b>Inning Stats</b>	R: 0 E: 0 K: 1 S: 11	H: 1 LOB: 2 BB: 1 P: 18	R: 2 E: 0 K: 1 S: 10	H: 3 LOB: 1 BB: 0 P: 16	R: 2 E: 1 K: 0 S: 13	H: 3 LOB: 1 BB: 0 P: 16	R: 2 E: 0 K: 1 S: 15	H: 2 LOB: 2 BB: 1 P: 27	R: 0 E: 0 K: 0 S: 8	H: 1 LOB: 1 BB: 1 P: 14	R: 0 E: 0 K: 0 S: 11	H: 0 LOB: 1 BB: 1 P: 18	R: 0 E: 0 K: 0 S: 13	H: 1 LOB: 1 BB: 0 P: 16	R: 0 E: 0 K: 0 S: 12	H: 1 LOB: 1 BB: 0 P: 17	R: 0 E: 0 K: 2 S: 7	H: 0 LOB: 0 BB: 0 P: 9	1B: 6 2B: 5 3B: 0 HR: 1	SF: 0 SAC: 0 DP: 1 HBP: 1	WP: 0 PB: 0 SB: 0 CS: 0	PA: 44
<b>PITCHER</b>	IP WLS BF H R ER SO BB IBB HBP BLK WP HR S P ERA WHIP																					
Jamey Wright, R ERA: 6.37	(1, 1) 5.1 W 31 10 6 6 3 4 0 1 0 0 1 63 103 10.12 2.625																					
Jose Acevedo, R ERA: 3.85	(6, 1) 1.2 H 6 1 0 0 0 0 0 0 0 1 0 0 18 22 0.00 0.600																					
40 Brian Fuentes, L ERA: 3.21	(8, 1) 1.0 H 4 1 0 0 0 0 0 0 0 0 0 0 12 17 0.00 1.000																					
Chin-hui Tsao, R ERA: 4.5	(9, 1) 1.0 S 3 0 0 0 0 2 0 0 0 0 0 0 0 7 9 0.00 0.000																					

Batter	1	2	3	4	5	6	7	8	9	AB	R	H	RBI	BB	SO	LOB	BOTTOM			
12 Clint Barmes, R OBP: 0.448, SLG: 0.605	0-1 G5-3	1-1 G6-3		0-1 2B 1B	0-2 E5			2-1 G3		5	1	1	0	0	0	0	<b>Atlanta Braves @ Colorado Rockies</b> Coors Field, Denver, CO Mon May 09 2005, 6:35 PM MDT Att: 20,307 - Partly Cloudy - 73 F			
Aaron Miles, S OBP: 0.314, SLG: 0.436	0-2 17 BB 2B	0-1 17 BB 2B		2-0 1-3 3H 4B	0-1 F8			0-1 1B		5	3	4	1	0	0	1				
17 Todd Helton, L OBP: 0.414, SLG: 0.477	2-2 1H 1B	2-0 1H 2B		1-3 27 BB 11 BB IBB		1-3 K		1-0 F7		4	1	2	2	1	1	1				
Preston Wilson, R OBP: 0.276, SLG: 0.425	4-2 11 BB 18 BB BB	2-2 P3		1-2 K		2-1 1B		0-1 G6-3		4	1	1	0	1	1	5				
11 Brad Hawpe, L OBP: 0.388, SLG: 0.541	0-2 18 BB 1B			0-1 F8	0-1 27 BB 1B			1-0 F8		4	0	2	3	0	0	1				
27 Garrett Atkins, R OBP: 0.283, SLG: 0.250	1 SAFE 1-3 2H K	0-3 K		2-1 G6-3	4-1 1-2 2H 3H BB			0-1 F8		3	0	0	0	1	1	3				
Desi Relaford, S OBP: 0.341, SLG: 0.475				1-2 2-3 BB						0	0	0	0	0	0	0				
18 Cory Sullivan, L OBP: 0.353, SLG: 0.426	0-0 1-2 3H 1B			0-0 L8	0-1 F7			0-2 F7		4	0	1	1	0	0	3				
JD Closser, S OBP: 0.275, SLG: 0.197	3-3 K			3-2 12 BB 2B SH1-4 1B	3-1 G4-3			1-3 K		4	1	1	0	0	2	2				
Jamey Wright, R OBP: 0.308, SLG: 0.308	(1, 1) 3.2 L 24 10 7 7 3 2 1 0 0 0 0 0 2 2 0.00 0.000																			
Jose Acevedo, R ERA: 3.4	(6, 1) 1.0 H 4 1 0 0 0 0 0 0 0 0 0 0 16 20 0.00 0.500																			
5 Matt Holliday, R OBP: 0.303, SLG: 0.366	(7, PH) 2.0 8 1 0 0 2 0 0 0 0 0 0 0 20 28 0.00 0.500																			
40 Brian Fuentes, L Chin-hui Tsao, R	(8, 1) 2.0 7 1 0 0 1 0 0 0 0 0 0 0 16 20 0.00 0.500																			
(9, 1) 2.0 7 1 0 0 1 0 0 0 0 0 0 0 16 20 0.00 0.500																				
<b>Inning Stats</b>	R: 3 E: 0 K: 2 S: 24	H: 4 LOB: 2 BB: 1 P: 33	R: 1 E: 0 K: 0 S: 11	H: 2 LOB: 1 BB: 0 P: 17	R: 0 E: 0 K: 0 S: 4	H: 0 LOB: 0 BB: 0 P: 7	R: 3 E: 0 K: 1 S: 19	H: 4 LOB: 3 BB: 2 P: 33	R: 0 E: 1 K: 1 S: 12	H: 0 LOB: 1 BB: 0 P: 16	R: 0 E: 0 K: 1 S: 8	H: 1 LOB: 1 BB: 0 P: 12	R: 0 E: 0 K: 1 S: 9	H: 0 LOB: 0 BB: 0 P: 10	R: 0 E: 0 K: 0 S: 7	H: 1 LOB: 1 BB: 0 P: 10	1B: 9 2B: 3 3B: 0 HR: 0	SF: 0 SAC: 1 DP: 0 HBP: 0	WP: 0 PB: 0 SB: 0 CS: 0	PA: 40
<b>PITCHER</b>	IP WLS BF H R ER SO BB IBB HBP BLK WP HR S P ERA WHIP																			
15 Tim Hudson, R John Foster, L Adam Bernero, R Jorge Sosa, R	(1, 1) 3.4 0.1 2.0 2.0																			

Batter	1	2	3	4	5	6	7	8	9	AB	R	H	RBI	BB	SO	LOB	TOP						
<b>Rafael Furcal, S</b> OBP: 0.300, SLG: 0.355 (1, 6)										4	0	0	0	2	2	2	Atlanta Braves @ Colorado Rockies Coors Field, Denver, CO Tue May 10 2005, 6:35 PM MDT Att: 20,415 - Partly Cloudy - 73 F						
<b>Marcus Giles, R</b> OBP: 0.395, SLG: 0.480 (1, 4)										6	2	4	1	0	0	3							
<b>10 Chipper Jones, S</b> OBP: 0.470, SLG: 0.617 (1, 5)										5	0	1	0	1	2	3							
<b>Adam LaRoche, L</b> OBP: 0.330, SLG: 0.468 (8, PR)	<b>Wilson Betemit, S</b> OBP: 0.114, SLG: 0.500	<b>Chris Reitsma, R</b> (8, 1)								5	1	0	0	0	0	4							
<b>Brian Jordan, R</b> OBP: 0.306, SLG: 0.333 <b>Dan Kolb, R</b> (9, 1)										0	1	0	0	0	0	0							
<b>Andrew Jones, R</b> OBP: 0.358, SLG: 0.500 (1, 8)										0	0	0	0	0	0	0							
<b>Johnny Estrada, S</b> OBP: 0.308, SLG: 0.376 (1, 2)										1	0	0	0	0	1	1							
<b>Ryan Langerhans, L</b> OBP: 0.277, SLG: 0.477 (1, 7)										4	1	3	1	1	1	0							
<b>Raul Mondesi, R</b> OBP: 0.243, SLG: 0.361 (1, 9)										4	2	1	1	1	0	2							
<b>John Thomson, R</b> Jorge Sosa, R John Foster, L 4 Pete Orr, L Adam Bernero, R Julio Franco, R (11, 1) (5, 1) (6, 1) (7, PH) (7, 1) (8, PH) (8, 3)										1	0	1	1	0	0	0							
<b>Inning Stats</b>	R: 6 E: 0 K: 0 S: 26	H: 5 LOB: 2 BB: 3 P: 48	R: 0 E: 0 K: 1 S: 7	H: 1 LOB: 1 BB: 0 P: 10	R: 0 E: 1 K: 1 S: 9	H: 0 LOB: 1 BB: 0 P: 15	R: 1 E: 0 K: 1 S: 20	H: 3 LOB: 2 BB: 0 P: 30	R: 1 E: 0 K: 0 S: 13	H: 1 LOB: 1 BB: 1 P: 25	R: 0 E: 0 K: 0 S: 10	H: 0 LOB: 1 BB: 1 P: 13	R: 0 E: 0 K: 0 S: 5	H: 0 LOB: 1 BB: 1 P: 11	R: 1 E: 1 K: 1 S: 13	H: 2 LOB: 3 BB: 1 P: 24	R: 0 E: 0 K: 2 S: 11		H: 1 LOB: 1 BB: 0 P: 15	1B: 8 2B: 6 3B: 0 HR: 0	SF: 0 SAC: 2 DP: 0 HBP: 0	WP: 3 PB: 0 SB: 1 CS: 0	PA: 49
<b>PITCHER</b>	IP WLS BF H R ER SO BB IBB HBP BLK WP HR S P ERA WHIP	IP WLS BF H R ER SO BB IBB HBP BLK WP HR S P ERA WHIP																	IP WLS BF H R ER SO BB IBB HBP BLK WP HR S P ERA WHIP				
<b>Jason Jennings, R</b> ERA: 6.26 (1, 1)	<b>Marcos Carvajal, R</b> ERA: 2.19 (5, 1)	<b>David Cortes, R</b> ERA: (6, 1)	<b>Jay Witasick, R</b> ERA: 6.0 (8, 1)																	<b>PITCHER</b> IP WLS BF H R ER SO BB IBB HBP BLK WP HR S P ERA WHIP			

Batter	1	2	3	4	5	6	7	8	9	AB	R	H	RBI	BB	SO	LOB	BOTTOM						
<b>12 Clint Barmes, R</b> OBP: 0.446, SLG: 0.597 (1, 6)										5	0	2	1	0	0	2	Atlanta Braves @ Colorado Rockies Coors Field, Denver, CO Tue May 10 2005, 6:35 PM MDT Att: 20,415 - Partly Cloudy - 73 F						
<b>Aaron Miles, S</b> OBP: 0.308, SLG: 0.419 (1, 4)										4	0	0	0	1	0	3							
<b>17 Todd Helton, L</b> OBP: 0.414, SLG: 0.464 (1, 3)										3	2	0	0	2	0	2							
<b>Preston Wilson, R</b> OBP: 0.293, SLG: 0.447 (1, 8)										5	1	3	1	0	0	1							
<b>11 Brad Hawpe, L</b> OBP: 0.365, SLG: 0.506 (1, 9)										5	0	0	1	0	0	4							
<b>Desi Relaford, S</b> OBP: 0.347, SLG: 0.455 (1, 5)										4	1	1	1	0	0	1							
<b>18 Cory Sullivan, L</b> OBP: 0.354, SLG: 0.431 <b>Jay Witasick, R</b> (8, 1)										4	1	2	0	0	1	1							
<b>Luis Gonzalez, R</b> OBP: 0.306, SLG: 0.413 (9, PH)										0	0	0	0	0	0	0							
<b>JD Closser, S</b> OBP: 0.274, SLG: 0.200 (1, 2)										4	0	1	0	0	0	4							
<b>Jason Jennings, L</b> Dustin Mota, R Marcos Carvajal, R 27 Garrett Atkins, R David Cortes, R 5 Matt Holliday, R (11, 1) (4, PH) (5, 1) (5, PH) (6, 1) (8, 7)										1	0	0	0	0	0	2							
<b>Inning Stats</b>	R: 0 E: 0 K: 0 S: 10	H: 0 LOB: 1 BB: 1 P: 16	R: 0 E: 1 K: 0 S: 12	H: 1 LOB: 2 BB: 0 P: 19	R: 1 E: 0 K: 0 S: 12	H: 1 LOB: 1 BB: 1 P: 19	R: 1 E: 0 K: 0 S: 14	H: 2 LOB: 2 BB: 0 P: 22	R: 3 E: 0 K: 0 S: 17	H: 4 LOB: 2 BB: 1 P: 25	R: 0 E: 0 K: 0 S: 10	H: 1 LOB: 1 BB: 0 P: 16	R: 0 E: 0 K: 1 S: 5	H: 0 LOB: 0 BB: 0 P: 6	R: 0 E: 0 K: 0 S: 9	H: 1 LOB: 1 BB: 0 P: 13		R: 0 E: 1 K: 1 S: 16	H: 0 LOB: 1 BB: 0 P: 23	1B: 9 2B: 1 3B: 0 HR: 0	SF: 0 SAC: 0 DP: 0 HBP: 1	WP: 2 PB: 0 SB: 0 CS: 0	PA: 43
<b>PITCHER</b>	IP WLS BF H R ER SO BB IBB HBP BLK WP HR S P ERA WHIP	IP WLS BF H R ER SO BB IBB HBP BLK WP HR S P ERA WHIP																	IP WLS BF H R ER SO BB IBB HBP BLK WP HR S P ERA WHIP				
<b>John Thomson, R</b> ERA: 3.55 (1, 1)	<b>Jorge Sosa, R</b> ERA: 2.57 (5, 1)	<b>John Foster, L</b> ERA: (6, 1)	<b>Adam Bernero, R</b> ERA: 2.5 (7, 1)	<b>Chris Reitsma, R</b> ERA: 1.1 (8, 1)																	<b>PITCHER</b> IP WLS BF H R ER SO BB IBB HBP BLK WP HR S P ERA WHIP		

Batter	1	2	3	4	5	6	7	8	9	AB	R	H	RBI	BB	SO	LOB	TOP					
Rafael Furcal, S (1,6) OBP: 0.297, SLG: 0.350	1-1 G3		2-0 G4-3	0-3 K			0-1 F8		0-2 2B	5	1	1	0	0	1	3						
Marcus Giles, R (1,4) OBP: 0.387, SLG: 0.477	3-3 K		3-3 K		3-1 F7		1-2 G6-3		0-0 1B	5	1	1	1	0	2	0						
10 Chipper Jones, S (1,5) OBP: 0.467, SLG: 0.612	3-1 F8		1-3 K		1-2 2B		2-0 F7		4-0 E 1B IBB	4	0	1	0	1	1	0						
Julio Franco, R (1,3) OBP: 0.315, SLG: 0.373		1-2 G3 BB 1B		2-2 L9	2-1 F9			1-2 G4-3	1-1 E9	5	0	2	1	0	0	1						
Andrew Jones, R (1,8) OBP: 0.360, SLG: 0.516		4-2 G3 1-2 BB		0-1 HR	0-1 F8			1-2 G1-3	0-1 FC6-4	4	1	1	1	1	0	3						
Johnny Estrada, S (1,2) OBP: 0.296, SLG: 0.361		0-1 F6		1-0 F9		1-0 G1-3		2-3 K		4	0	0	0	0	1	2						
Ryan Langerhans, L (1,7) OBP: 0.284, SLG: 0.604		0-2 G3		0-0 E6		1-0 HR		0-0 HR		4	2	2	2	0	0	2	AB 36					
Raul Mondesi, R (1,9) OBP: 0.252, SLG: 0.355		4-0 IBB		4-0 29 BB IBB		0-0 F7		0-0 F9		2	0	0	0	2	0	0	R 5					
29 John Smoltz, R (1,1) OBP: 0.200, SLG: 0.143		1-3 K		4-2 1-2 2-3 BB		0-3 K		1-1 L9		2	0	0	0	1	2	3	H 8					
Adam LaRoche, L (9, PH) OBP: 0.327, SLG: 0.463										1	0	0	0	0	0	0	RBI 5					
Dan Kolb, R (9,1) OBP: 0.290, SLG: 0.442										0	0	0	0	0	0	0	BB 5					
Chris Reitsma, R (9,1) OBP: 0.290, SLG: 0.442										0	0	0	0	0	0	0	SO 7					
Chris Reitsma, R (9,1) OBP: 0.290, SLG: 0.442										0	0	0	0	0	0	0	LOB 14					
<b>Inning Stats</b>	R: 0 E: 0 K: 1 S: 7	H: 0 LOB: 0 BB: 0 P: 14	R: 0 E: 0 K: 1 S: 15	H: 1 LOB: 3 BB: 2 P: 25	R: 0 E: 0 K: 2 S: 7	H: 0 LOB: 0 BB: 0 P: 13	R: 1 E: 1 K: 1 S: 13	H: 1 LOB: 3 BB: 2 P: 24	R: 0 E: 0 K: 0 S: 9	H: 1 LOB: 1 BB: 0 P: 15	R: 1 E: 0 K: 1 S: 6	H: 1 LOB: 0 BB: 0 P: 8	R: 0 E: 0 K: 0 S: 6	H: 0 LOB: 0 BB: 0 P: 9	R: 0 E: 0 K: 1 S: 10	H: 0 LOB: 0 BB: 0 P: 14	R: 3 E: 1 K: 0 S: 12	H: 4 LOB: 2 BB: 1 P: 18	1B: 3 2B: 2 3B: 0 HR: 3	SF: 0 SAC: 0 DP: 0 HBP: 0	WP: 0 PB: 0 SB: 0 CS: 0	PA: 41
<b>PITCHER</b>	IP WLS BF H R ER SO BB IBB HBP BLK WP HR S P ERA WHIP																					
49 Byung-Hyun Kim, R (1,1) ERA: 6.0	5.0 B 7 3 1 1 1 5 2 2 0 0 0 0 1 51 91 1.80 1.000																					
Jose Acevedo, R (6,1) ERA: 3.97	2.0 B 7 1 1 1 1 1 0 0 0 0 0 0 1 12 17 4.50 0.500																					
40 Brian Fuentes, L (8,1) ERA: 3.0	1.0 W 8 4 3 3 0 0 1 0 0 0 0 0 1 10 14 0.00 0.000																					
Chin-hui Tsao, R (9,1) ERA: 6.55	1.0 W 8 4 3 3 0 0 1 0 0 0 0 1 12 18 27.00 4.000																					
<b>Batter</b>	<b>1</b>	<b>2</b>	<b>3</b>	<b>4</b>	<b>5</b>	<b>6</b>	<b>7</b>	<b>8</b>	<b>9</b>	<b>AB</b>	<b>R</b>	<b>H</b>	<b>RBI</b>	<b>BB</b>	<b>SO</b>	<b>LOB</b>	<b>BOTTOM</b>					
12 Clint Barmes, R (1,6) OBP: 0.444, SLG: 0.605	0-1 SF8		2-1 G6-3		0-0 E4		1-0 F7		1-2 1B	5	2	2	0	0	0	0						
Aaron Miles, S (1,4) OBP: 0.304, SLG: 0.413	1-0 SF8		0-0 F7		0-1 L6			1-1 G6-3	0-0 1B	4	0	1	1	0	0	1						
17 Todd Helton, L (1,3) OBP: 0.428, SLG: 0.491	3-1 2B			2-1 11 E 1B		1-1 P3		2-2 11 3B 2B	4-0 1B	4	2	3	0	1	0	0						
11 Brad Hawpe, L (1,9) OBP: 0.371, SLG: 0.524	0-0 F7			3-3 K		4-2 S BB		0-0 1B	2-3 K	3	1	1	1	1	1	2						
Chin-hui Tsao, R (9, PH) OBP: 0.290, SLG: 0.442				1-3 K				2H 1B	3B	1	0	0	0	0	0	1						
Preston Wilson, R (9, PH) OBP: 0.290, SLG: 0.442										1	0	0	0	0	1	3						
Todd Greene, R (1,2) OBP: 0.352, SLG: 0.440	0-1 G6-3			0-1 1B		0-0 F8		0-2 G3-4-3 1B	2-1 1B	5	0	3	3	0	0	2						
Desti Relaford, S (1,5) OBP: 0.340, SLG: 0.426		2-2 G3		0-0 F7		4-2 1-2 BB		0-1 G3-4-3		3	0	0	0	1	0	2						
5 Matt Holliday, R (1,7) OBP: 0.298, SLG: 0.358		2-1 18 G6-3 1B		1-2 G1-3		1-3 K		2-3 K		4	0	1	0	0	2	4						
18 Cory Sullivan, L (1,8) OBP: 0.339, SLG: 0.400		0-1 G6-3			1-2 L8		0-1 G4-3		2-2 L5	4	0	0	0	0	0	1						
49 Byung-Hyun Kim, R (1,1) Jason Jennings, L (5, PH) Jose Nunez, R (9,1) Luis Gonzalez, R (7, PH) 40 Brian Fuentes, L (8,1) Dustan Mohr, R (9,9)				1-2 K		3-2 F8		0-0 F8		1-2 HR	1	0	0	0	0	0						
<b>Inning Stats</b>	R: 1 E: 0 K: 0 S: 8	H: 2 LOB: 1 BB: 0 P: 12	R: 0 E: 0 K: 0 S: 7	H: 1 LOB: 0 BB: 0 P: 11	R: 0 E: 0 K: 1 S: 6	H: 0 LOB: 0 BB: 0 P: 9	R: 1 E: 1 K: 1 S: 12	H: 2 LOB: 1 BB: 0 P: 18	R: 0 E: 0 K: 0 S: 11	H: 0 LOB: 1 BB: 0 P: 15	R: 0 E: 0 K: 1 S: 11	H: 0 LOB: 2 BB: 2 P: 21	R: 0 E: 0 K: 0 S: 4	H: 0 LOB: 0 BB: 0 P: 5	R: 2 E: 0 K: 1 S: 14	H: 3 LOB: 1 BB: 0 P: 19	R: 2 E: 0 K: 1 S: 18	H: 4 LOB: 3 BB: 1 P: 30	1B: 7 2B: 2 3B: 2 HR: 1	SF: 1 SAC: 0 DP: 1 HBP: 0	WP: 0 PB: 0 SB: 1 CS: 0	PA: 41
<b>PITCHER</b>	IP WLS BF H R ER SO BB IBB HBP BLK WP HR S P ERA WHIP																					
29 John Smoltz, R (1,1) ERA: 3.1	8.0 L 5 3 2 2 0 0 0 1 0 0 0 0 1 13 21 54.00 9.000																					
Dan Kolb, R (9,1) ERA: 6.28	0.1 L 5 3 2 2 0 0 0 0 0 0 0 0 5 9 0.00 3.000																					
Chris Reitsma, R (9,1) ERA: 1.08	0.1 L 5 3 2 2 0 0 0 0 0 0 0 0 5 9 0.00 3.000																					

**Atlanta Braves @ Colorado Rockies**  
**Coors Field, Denver, CO**  
 Wed May 11 2005, 1:05 PM MDT  
 Att: 19,631 - Drizzlie - 48 F

AB 36  
R 5  
H 8  
RBI 5  
BB 5  
SO 7  
LOB 14



**Atlanta Braves @ Colorado Rockies**  
**Coors Field, Denver, CO**  
 Wed May 11 2005, 1:05 PM MDT  
 Att: 19,631 - Drizzlie - 48 F

AB 37  
R 6  
H 12  
RBI 6  
BB 3  
SO 5  
LOB 15







Batter	1	2	3	4	5	6	7	8	9	AB	R	H	RBI	BB	SO	LOB	TOP					
Alex Cintron, S (1,4) OBP: 0.314, SLG: 0.359	F7		1B		1B		F7		G4-3	5	1	2	0	0	0	0	<b>Arizona Diamondbacks @ Colorado Rockies</b> Coors Field, Denver, CO Fri May 13 2005, 6:35 PM MDT Att: 20,233 - Partly Cloudy - 63 F					
Royce Clayton, R (1,6) OBP: 0.266, SLG: 0.292	K		B1		BB		K		G4-3	5	0	1	1	0	2	1						
Luis Gonzalez, L (1,7) OBP: 0.396, SLG: 0.478 Jose Valverde, R (8,1) Chad Tracy, L (9, FH) OBP: 0.287, SLG: 0.491	F7			F8	BB				G6-3	4	0	2	1	0	0	0						
Troy Glaus, R (1,5) OBP: 0.390, SLG: 0.649		HBP		HR	BB					2	1	1	1	1	1	1						
Tony Clark, S (1,3) OBP: 0.375, SLG: 0.608	F8			G6-3	L6				1B	4	0	1	0	0	0	4						
Jose Cruz Jr., S (1,9) OBP: 0.472, SLG: 0.821 Kerry Ligtenberg, R (5,1) Javier Lopez, L (7,1) Quinton McCracken, S (8, PH) OBP: 0.290, SLG: 0.256	K			BB	P3				F7	2	0	0	0	1	1	4						
Luis Terrero, R (1,8) OBP: 0.273, SLG: 0.390	P2			BB					F9	4	0	1	0	0	0	3						
Koyie Hill, S (1,2) OBP: 0.288, SLG: 0.222			K		F7		K		1B	4	0	1	0	0	2	1						
Brad Halsey, L (1,1) Shawn Green, L (5,9) OBP: 0.301, SLG: 0.384			G5-3		BB		G1-6-3		G6-3	1	1	0	0	1	0	0						
<b>Inning Stats</b>	R: 0 E: 0 K: 1 S: 8	H: 0 LOB: 0 BB: 0 P: 12	R: 0 E: 0 K: 1 S: 11	H: 0 LOB: 1 BB: 0 P: 16	R: 0 E: 0 K: 1 S: 8	H: 1 LOB: 1 BB: 0 P: 12	R: 1 E: 0 K: 0 S: 10	H: 1 LOB: 1 BB: 1 P: 17	R: 2 E: 0 K: 0 S: 17	H: 3 LOB: 3 BB: 2 P: 32	R: 0 E: 0 K: 1 S: 6	H: 1 LOB: 0 BB: 0 P: 8	R: 0 E: 0 K: 2 S: 10	H: 1 LOB: 1 BB: 0 P: 15	R: 0 E: 0 K: 0 S: 9	H: 2 LOB: 2 BB: 0 P: 14		R: 0 E: 0 K: 0 S: 5	H: 0 LOB: 0 BB: 0 P: 6	1B: 7 2B: 1 3B: 0 HR: 1	SF: 0 SAC: 0 DP: 1 HBP: 1	WP: 0 PB: 0 SB: 0 CS: 0
<b>PITCHER</b>	IP	WLS	BF	H	R	ER	SO	BB	IBB	HBP	BLK	WP	HR	S	P	ERA	WHIP					
26 Jeff Francis, L (1,1) ERA: 4.69	5.0	W	24	5	3	3	3	3	0	0	0	0	1	54	89	5.40	1.600					
Jay Witasick, R (6,1) ERA: 4.5	2.0		7	2	0	0	3	0	0	0	0	0	0	16	23	0.00	1.000					
Marcos Carvajal, R (8,1) ERA: 1.88	2.0		8	2	0	0	0	0	0	0	0	0	0	14	20	0.00	1.000					

Batter	1	2	3	4	5	6	7	8	9	AB	R	H	RBI	BB	SO	LOB	BOTTOM					
12 Clint Barmes, R (1,6) OBP: 0.445, SLG: 0.652	F8	P4		HR	HR					6	3	3	5	0	0	4	<b>Arizona Diamondbacks @ Colorado Rockies</b> Coors Field, Denver, CO Fri May 13 2005, 6:35 PM MDT Att: 20,233 - Partly Cloudy - 63 F					
Luis Gonzalez, R (1,4) OBP: 0.321, SLG: 0.434	F9		E6 5 2B	L5-4 1B	G6-3		1B	2B	1B	6	2	3	1	0	0	0						
17 Todd Helton, L (1,3) OBP: 0.446, SLG: 0.529 Desi Relaford, S (8,4) OBP: 0.362, SLG: 0.431	K		5 2B 27 1B	BB	G4-3		F8	F9		4	1	1	0	1	1	1						
Preston Wilson, R (1,8) OBP: 0.282, SLG: 0.417 Marcos Carvajal, R (8,1)		E5 5 1B 26 BB	K	L5-4	G5-3		G5-3	K		5	2	1	1	0	1	4						
Dustan Mohr, R (1,9) OBP: 0.216, SLG: 0.371	P4		K		P5		1B	K		6	1	2	1	0	2	4						
5 Matt Holliday, R (1,7) OBP: 0.319, SLG: 0.396	1B		2B	BB	F9		F9	2B		5	3	4	2	0	0	1						
27 Garrett Atkins, R (1,5) OBP: 0.341, SLG: 0.375	BB		BB	1B	F8		HR	HR		3	2	2	3	1	0	1						
JD Closser, S (1,2) OBP: 0.295, SLG: 0.221	F5		K		2B		HR	HBP		3	3	1	2	2	1	4						
26 Jeff Francis, L (1,1) ERA: 3.88 Aaron Miles, S (5, PH) OBP: 0.308, SLG: 0.421 Jay Witasick, R (6,1) 11 Brad Hawpe, L (7, PH) OBP: 0.365, SLG: 0.500			BB	F7	BB		K			1	0	0	1	1	0	0						
<b>Inning Stats</b>	R: 0 E: 0 K: 1 S: 7	H: 0 LOB: 0 BB: 0 P: 11	R: 1 E: 1 K: 0 S: 14	H: 1 LOB: 3 BB: 2 P: 26	R: 3 E: 1 K: 3 S: 21	H: 3 LOB: 1 BB: 0 P: 26	R: 1 E: 0 K: 0 S: 11	H: 2 LOB: 1 BB: 1 P: 17	R: 4 E: 0 K: 0 S: 13	H: 3 LOB: 0 BB: 1 P: 21	R: 0 E: 0 K: 0 S: 7	H: 1 LOB: 1 BB: 0 P: 11	R: 9 E: 0 K: 1 S: 29	H: 8 LOB: 1 BB: 1 P: 48	R: 0 E: 0 K: 2 S: 11	H: 1 LOB: 1 BB: 0 P: 14		1B: 9 2B: 8 3B: 0 HR: 3	SF: 0 SAC: 0 DP: 1 HBP: 1	WP: 0 PB: 0 SB: 1 CS: 0	PA: 50	
<b>PITCHER</b>	IP	WLS	BF	H	R	ER	SO	BB	IBB	HBP	BLK	WP	HR	S	P	ERA	WHIP					
Brad Halsey, L (1,1) ERA: 23.4	4.2	L	27	8	8	4	4	4	0	0	0	0	2	25	39	27.00	3.600					
Javier Lopez, L (7,1) ERA: 12.54	0.2		8	5	5	5	0	0	0	1	0	0	0	13	24	67.50	7.500					
Jose Valverde, R (8,1) ERA: 8.31	1.0		4	1	0	0	2	0	0	0	0	0	0	11	14	0.00	1.000					



Batter	1	2	3	4	5	6	7	8	9	AB R H RBI BB SO LOB	TOP											
<b>Craig Counsell, L</b> (1,4) OBP: 0.428, SLG: 0.376 <b>Alex Cintron, S</b> (5,PH) OBP: 0.315, SLG: 0.358	G6-3 1B	G4-3	FC4-6 HBP		F7 1B		FC3-6 2B		G4-3	2 1 1 0 0 0 0 3 1 1 0 0 0 1	<b>Arizona Diamondbacks @ Colorado Rockies</b> Coors Field, Denver, CO Sat May 14 2005, 6:05 PM MDT Att: 23,367 - Partly Cloudy - 64 F											
<b>Chad Tracy, L</b> (1,3) OBP: 0.289, SLG: 0.492	G3 2B	G3	FC4-6 BB		F7		FC4-6 1B		K	6 2 2 2 0 1 4												
<b>Luis Gonzalez, L</b> (1,7) OBP: 0.402, SLG: 0.479	G3				F7					4 0 2 1 1 0 4												
<b>Troy Glaus, R</b> (1,5) OBP: 0.384, SLG: 0.630	G6-3	F8	K							4 1 0 1 1 1 5												
<b>Shawn Green, L</b> (1,9) OBP: 0.310, SLG: 0.399	BB 19 1B 2B		BLK FC1 1B		G3		G3-1			5 1 3 1 0 0 0												
<b>Jose Cruz Jr., S</b> (1,8) OBP: 0.488, SLG: 0.774 <b>Mike Koptlove, R</b> (9,1)	BB 19 1B IBB		FC3 BLK 19 1B		L3					3 2 1 1 2 0 1 0 0 0 0 0 0 0												
<b>Royce Clayton, R</b> (1,6) OBP: 0.263, SLG: 0.282	19 1B 2B		FC1 19 1B FC2		F8		K			4 1 0 0 1 2 4												
<b>19 Chris Snyder, R</b> (1,2) OBP: 0.356, SLG: 0.341			FC4-6 17 FC2 1B							3 1 2 3 2 0 1												
<b>17 Brandon Webb, R</b> (1,1)			FC2 FC4-6 1B							4 0 0 0 0 3 5 1 0 0 0 0 1 0												
<b>Luis Terrero, R</b> (9,PH) OBP: 0.267, SLG: 0.381	K				K		K		K													
<b>Inning Stats</b>	R: 4 E: 0 K: 1 S: 17	H: 4 LOB: 2 BB: 2 P: 27	R: 0 E: 0 K: 0 S: 8	H: 1 LOB: 1 BB: 0 P: 12	R: 3 E: 2 K: 1 S: 20	H: 2 LOB: 3 BB: 1 P: 32	R: 0 E: 0 K: 0 S: 5	H: 0 LOB: 0 BB: 0 P: 7	R: 0 E: 0 K: 1 S: 13	H: 1 LOB: 2 BB: 1 P: 19	R: 0 E: 0 K: 1 S: 8	H: 0 LOB: 1 BB: 1 P: 15	R: 2 E: 0 K: 1 S: 13	H: 2 LOB: 1 BB: 1 P: 23	R: 1 E: 0 K: 1 S: 11	H: 2 LOB: 1 BB: 1 P: 19	R: 0 E: 0 K: 2 S: 10	H: 0 LOB: 0 BB: 0 P: 14	1B: 9 2B: 3 3B: 0 HR: 0	SF: 0 SAC: 0 DP: 0 HBP: 1	WP: 1 PB: 0 SB: 0 CS: 0	PA: 47
<b>PITCHER</b>	IP WLS BF H R ER SO BB IBB HBP BLK WP HR S P ERA WHIP												<b>PITCHER</b>	IP WLS BF H R ER SO BB IBB HBP BLK WP HR S P ERA WHIP								
<b>Jamey Wright, R</b> (1,1) ERA: 6.31	6.0 L 34 8 7 4 4 4 4 1 1 1 0 0 71 112 6.00 2.000																					
<b>Blaine Neal, R</b> (7,1) ERA: 10.0	1.0 5 2 2 2 1 1 0 0 0 0 0 13 23 18.00 3.000																					
<b>David Cortes, R</b> (8,1) ERA: 9.0	1.0 5 2 1 1 1 1 0 0 0 0 1 0 11 19 9.00 3.000																					
<b>40 Brian Fuentes, L</b> (9,1) ERA: 2.81	1.0 3 0 0 0 0 2 0 0 0 0 0 0 10 14 0.00 0.000																					

Batter	1	2	3	4	5	6	7	8	9	AB R H RBI BB SO LOB	BOTTOM											
<b>12 Clint Barmes, R</b> (1,6) OBP: 0.437, SLG: 0.636	F9		G4-3		17 WP 1B		F9		F9	5 1 1 0 0 0 1	<b>Arizona Diamondbacks @ Colorado Rockies</b> Coors Field, Denver, CO Sat May 14 2005, 6:05 PM MDT Att: 23,367 - Partly Cloudy - 64 F											
<b>Aaron Miles, S</b> (1,4) OBP: 0.311, SLG: 0.420	G6-3 17 S 1B		G3		17 WP 1B		G4-3		K2-3	5 1 2 0 0 1 1												
<b>17 Todd Helton, L</b> (1,3) OBP: 0.461, SLG: 0.565	G6-3 1B				WP 2B					3 2 3 2 1 0 0												
<b>Preston Wilson, R</b> (1,8) OBP: 0.280, SLG: 0.420	G6-3				5 1B 27 FC1-2 2B		G6-3		K	4 0 1 1 0 1 3												
<b>11 Brad Hawpe, L</b> (1,9) OBP: 0.360, SLG: 0.511	G2-3				K		G5-3			4 0 1 0 0 1 4												
<b>5 Matt Holliday, R</b> (1,7) OBP: 0.317, SLG: 0.391			G5-3		27 FC1-2 1B		G4-3		P3	4 0 1 0 0 0 1												
<b>27 Garrett Atkins, R</b> (1,5) OBP: 0.313, SLG: 0.341			K		FC1-2-5		G6-3		G6-3	4 0 0 0 0 1 3												
<b>JD Closser, S</b> (1,2) OBP: 0.280, SLG: 0.208			K		G6-3		K		K	4 0 0 0 0 3 2												
<b>Jamey Wright, R</b> (1,1) ERA: 6.31 <b>Blaine Neal, L</b> (7,1) ERA: 10.0 <b>18 Cory Sullivan, L</b> (7,PH) OBP: 0.344, SLG: 0.390 <b>David Cortes, R</b> (8,1) ERA: 9.0 <b>40 Brian Fuentes, L</b> (9,1) ERA: 2.81 <b>Desi Relaford, S</b> (9,PH) OBP: 0.370, SLG: 0.431			G1-3				K		K	2 0 0 0 0 1 0 0 0 0 0 0 0 0 1 0 0 0 0 1 0 0 0 0 0 0 0 0 0 0 0 0 0 0 0 0 0 0 0 1 0 0												
<b>Inning Stats</b>	R: 0 E: 0 K: 0 S: 9	H: 1 LOB: 2 BB: 1 P: 17	R: 0 E: 0 K: 2 S: 9	H: 0 LOB: 0 BB: 0 P: 14	R: 0 E: 0 K: 0 S: 5	H: 0 LOB: 0 BB: 0 P: 8	R: 1 E: 0 K: 1 S: 13	H: 3 LOB: 2 BB: 0 P: 20	R: 2 E: 0 K: 1 S: 17	H: 3 LOB: 1 BB: 0 P: 26		R: 0 E: 0 K: 1 S: 7	H: 0 LOB: 0 BB: 0 P: 11	R: 0 E: 0 K: 1 S: 6	H: 0 LOB: 0 BB: 0 P: 8	R: 1 E: 0 K: 1 S: 9	H: 2 LOB: 1 BB: 0 P: 14	R: 0 E: 0 K: 2 S: 13	H: 0 LOB: 1 BB: 1 P: 22	1B: 6 2B: 1 3B: 1 HR: 1	SF: 0 SAC: 0 DP: 0 HBP: 0	WP: 2 PB: 0 SB: 1 CS: 0
<b>PITCHER</b>	IP WLS BF H R ER SO BB IBB HBP BLK WP HR S P ERA WHIP												<b>PITCHER</b>	IP WLS BF H R ER SO BB IBB HBP BLK WP HR S P ERA WHIP								
<b>17 Brandon Webb, R</b> (1,1) ERA: 3.48	8.0 W 34 9 4 4 7 1 0 0 0 0 0 75 118 4.50 1.250																					
<b>Mike Koptlove, R</b> (9,1) ERA: 5.03	1.0 4 0 0 0 0 2 1 0 0 0 0 0 13 22 0.00 1.000																					



San Francisco Giants @ Colorado Rockies. Coors Field, Denver, CO. Tue May 17 2005, 6:35 PM MDT. Att: 20,026 - Partly Cloudy - 64 F. Includes batter statistics, pitch logs, and team statistics.

San Francisco Giants @ Colorado Rockies. Coors Field, Denver, CO. Tue May 17 2005, 6:35 PM MDT. Att: 20,026 - Partly Cloudy - 64 F. Includes batter statistics, pitch logs, and team statistics.

San Francisco Giants @ Colorado Rockies

AB 40, R 4, H 14, RBI 4, BB 5, SO 3, LOB 23



San Francisco Giants @ Colorado Rockies

AB 37, R 9, H 13, RBI 9, BB 6, SO 7, LOB 16





Batter	1	2	3	4	5	6	7	8	9	AB	R	H	RBI	BB	SO	LOB	TOP			
Ray Durham, S OBP: 0.367, SLG: 0.347	G5-3 2B		G6-3				G6-3		P5	5	0	2	0	0	0	1				
Jason Ellison, R OBP: 0.369, SLG: 0.529	K		F7			FC5-4 1B	G5-3 1B		F8	5	0	1	0	0	1	3				
Deivi Cruz, R OBP: 0.361, SLG: 0.500	G5-3		1B				1B			4	0	3	0	0	0	1				
Pedro Feliz, R OBP: 0.348, SLG: 0.493	F8		P6				G5-3			4	0	0	0	0	1	6				
Moises Alou, R OBP: 0.402, SLG: 0.386		G6-3 1B BB					G6-3		G6-3	2	0	0	0	2	0	0				
Edgardo Alfonzo, R OBP: 0.369, SLG: 0.410	K		P3				P3		F8	4	0	0	0	0	1	2				
Lance Niekro, R OBP: 0.293, SLG: 0.584	G6-3 1B		F8				HR		K	4	1	2	1	0	1	1	AB 36 R 1 H 10 RBI 1 BB 2 SO 6 LOB 21			
Yorvit Torrealba, R OBP: 0.343, SLG: 0.500	G6-3		K				2B		WP 1B	4	0	2	0	0	1	3				
Brett Tomko, R 13 Omar Vizquel, S Matt Herpiges, L 54 Scott Munter, R Scott Eyre, L Mike Matheny, R	G4-3		G6-3				K		P4	2	0	0	0	0	0	2				
<b>Inning Stats</b>	R: 0 E: 0 K: 1 S: 9	H: 1 LOB: 1 BB: 0 P: 13	R: 0 E: 0 K: 1 S: 15	H: 1 LOB: 2 BB: 1 P: 24	R: 0 E: 0 K: 1 S: 10	H: 1 LOB: 1 BB: 0 P: 16	R: 0 E: 0 K: 1 S: 8	H: 0 LOB: 1 BB: 1 P: 15	R: 1 E: 0 K: 1 S: 10	H: 2 LOB: 1 BB: 0 P: 17	R: 0 E: 0 K: 1 S: 11	H: 2 LOB: 1 BB: 0 P: 13	R: 0 E: 0 K: 1 S: 9	H: 0 LOB: 0 BB: 0 P: 11	R: 0 E: 0 K: 1 S: 10	H: 1 LOB: 1 BB: 0 P: 15	1B: 7 2B: 2 3B: 0 HR: 1	SF: 0 SAC: 0 DP: 1 HBP: 0	WP: 1 PB: 0 SB: 0 CS: 0	PA: 38
<b>PITCHER</b>	IP WLS BF H R ER SO BB IBB HBP BLK WP HR S P ERA WHIP																			
26 Jeff Francis, L ERA: 4.27	6.0 W 27 7 1 1 5 2 0 0 0 0 0 1 62 98 1.50 1.500																			
Jose Acevedo, R ERA: 3.77	1.0 H 4 2 0 0 0 0 0 0 0 0 0 0 11 13 0.00 2.000																			
Jay Witasick, R ERA: 3.09	1.0 H 3 0 0 0 1 0 0 0 0 0 0 0 9 11 0.00 0.000																			
40 Brian Fuentes, L ERA: 2.84	1.0 S 4 1 0 0 0 0 0 0 0 0 1 0 10 15 0.00 1.000																			

San Francisco Giants @ Colorado Rockies  
Coors Field, Denver, CO  
Thu May 19 2005, 1:05 PM MDT  
Att: 21,877 - Sunny - 81 F

Batter	1	2	3	4	5	6	7	8	9	AB	R	H	RBI	BB	SO	LOB	BOTTOM			
Desi Relaford, S OBP: 0.406, SLG: 0.455	F4 1B	G4-3					18 2B BB		18 1B	3	1	2	0	1	0	0				
18 Cory Sullivan, L OBP: 0.352, SLG: 0.409	F4 1B		F9			1-H 2B	1B		1B	4	0	3	1	0	0	0				
17 Todd Helton, L OBP: 0.444, SLG: 0.526	F4		F7			IBB	K		K	3	0	0	0	1	1	4				
Dustan Mohr, R OBP: 0.245, SLG: 0.457	K		K			K	K		K	4	0	0	0	0	4	6				
11 Brad Hawpe, L OBP: 0.367, SLG: 0.500			G1-3				F7		K	3	0	0	0	1	1	0				
27 Garrett Atkins, R OBP: 0.369, SLG: 0.492	G6-3		G6-4-3 1B				HR		G6-3	4	1	2	1	0	0	3				
40 Brian Fuentes, L										0	0	0	0	0	0	0				
Luis Gonzalez, R OBP: 0.324, SLG: 0.452			HR			G6-4-3 1B	G6-4-3 BB		P4	3	1	1	1	1	0	1	AB 30 R 3 H 8 RBI 3 BB 4 SO 8 LOB 15			
JD Closser, S OBP: 0.271, SLG: 0.200			K			P3	G6-4-3			3	0	0	0	0	1	1				
26 Jeff Francis, L ERA: 4.3	F7		F7				G4-3			2	0	0	0	0	1	0				
5 Matt Holliday, R OBP: 0.307, SLG: 0.391										1	0	0	0	0	0	0				
Jay Witasick, R ERA: 3.57										0	0	0	0	0	0	0				
12 Clint Barmes, R OBP: 0.422, SLG: 0.597										0	0	0	0	0	0	0				
<b>Inning Stats</b>	R: 0 E: 0 K: 1 S: 11	H: 2 LOB: 3 BB: 1 P: 22	R: 1 E: 0 K: 1 S: 10	H: 1 LOB: 0 BB: 0 P: 16	R: 0 E: 0 K: 0 S: 6	H: 0 LOB: 0 BB: 0 P: 9	R: 1 E: 0 K: 2 S: 15	H: 1 LOB: 2 BB: 2 P: 29	R: 1 E: 0 K: 0 S: 8	H: 1 LOB: 1 BB: 1 P: 18	R: 0 E: 0 K: 2 S: 15	H: 2 LOB: 2 BB: 0 P: 24	R: 0 E: 0 K: 1 S: 8	H: 0 LOB: 0 BB: 0 P: 15	R: 0 E: 0 K: 1 S: 8	H: 0 LOB: 0 BB: 0 P: 15	1B: 5 2B: 1 3B: 0 HR: 2	SF: 0 SAC: 0 DP: 2 HBP: 0	WP: 0 PB: 0 SB: 0 CS: 0	PA: 34
<b>PITCHER</b>	IP WLS BF H R ER SO BB IBB HBP BLK WP HR S P ERA WHIP																			
Brett Tomko, R ERA: 4.3	5.0 L 22 2 1 1 2 5 2 1 0 0 0 0 1 52 91 3.60 1.400																			
Matt Herpiges, R ERA: 3.57	1.0 4 1 1 1 0 1 0 0 0 0 0 1 8 18 9.00 2.000																			
54 Scott Munter, R ERA: 2.25	0.1 3 2 0 0 0 0 0 0 0 0 0 0 9 13 0.00 6.000																			
Scott Eyre, L ERA: 3.12	1.2 5 0 0 0 3 0 0 0 0 0 0 0 14 26 0.00 0.000																			

San Francisco Giants @ Colorado Rockies  
Coors Field, Denver, CO  
Thu May 19 2005, 1:05 PM MDT  
Att: 21,877 - Sunny - 81 F







Batter	1	2	3	4	5	6	7	8	9	AB	R	H	RBI	BB	SO	LOB	TOP											
12 Clint Barnes, R OBP: 0.403, SLG: 0.567	F7		K2-3		K			G6-3	G5-3	5	0	0	0	0	2	0	<b>Colorado Rockies @ Pittsburgh Pirates</b> PNC Park, Pittsburgh, PA Sat May 21 2005, 7:05 PM EDT Att: 37,504 - Partly Cloudy - 68 F											
Luis Gonzalez, R OBP: 0.338, SLG: 0.435	P4							SF9		2	1	1	0	2	0	0												
27 Garrett Atkins, R OBP: 0.384, SLG: 0.523	F8		F9		F8			BB		3	0	0	0	1	0	2												
Todd Greene, R OBP: 0.350, SLG: 0.438		K			P4			BB		3	0	0	0	1	1	0												
Preston Wilson, R OBP: 0.289, SLG: 0.415		BB			HR			SF9		1	1	0	1	2	1	0												
5 Matt Holliday, R OBP: 0.317, SLG: 0.415		BB			HR			BB		3	1	2	2	1	0	0												
Dustan Mohr, R OBP: 0.420, SLG: 0.420										2	0	0	0	0	2	2												
18 Cory Sullivan, L OBP: 0.356, SLG: 0.456										1	0	0	0	0	0	0												
Aaron Miles, S OBP: 0.321, SLG: 0.422										1	0	0	0	0	0	3												
Desi Relaford, S OBP: 0.386, SLG: 0.443										4	0	0	0	0	2	2												
Jason Jennings, L OBP: 0.167, SLG: 0.119										2	0	0	0	0	1	0												
11 Brad Hawpe, L OBP: 0.366, SLG: 0.495										1	0	0	0	0	1	0												
David Cortes, R										0	0	0	0	0	0	0												
Marcos Carvajal, R										0	0	0	0	0	0	0												
JD Closser, S OBP: 0.297, SLG: 0.197										1	0	0	0	0	1	0												
<b>Inning Stats</b>	R: 0 E: 0 K: 0 S: 9	H: 0 LOB: 0 BB: 0 P: 12	R: 0 E: 0 K: 3 S: 13	H: 0 LOB: 2 BB: 2 P: 28	R: 0 E: 0 K: 1 S: 12	H: 0 LOB: 1 BB: 1 P: 17	R: 2 E: 0 K: 2 S: 11	H: 1 LOB: 0 BB: 1 P: 20	R: 0 E: 0 K: 1 S: 12	H: 0 LOB: 0 BB: 0 P: 9	R: 0 E: 0 K: 1 S: 9	H: 0 LOB: 0 BB: 0 P: 17	R: 1 E: 0 K: 0 S: 9	H: 1 LOB: 3 BB: 3 P: 21	R: 0 E: 0 K: 1 S: 9	H: 0 LOB: 0 BB: 0 P: 14	1B: 2 2B: 0 3B: 0 HR: 1	SF: 1 SAC: 0 DP: 0 HBP: 0	WP: 0 PB: 0 SB: 0 CS: 0	PA: 37								
<b>PITCHER</b>	IP	WLS	BF	H	R	ER	SO	BB	IBB	HBP	BLK	WP	HR	S	P	ERA	WHIP											
Oliver Pérez, L ERA: 7.5	(1, 1)	5.0	W	21	2	2	2	8	4	0	0	0	0	1	57	96	3.60	1.200										
Brian Meadows, R ERA: 7.53	(6, 1)	2.0		6	0	0	0	2	0	0	0	0	0	0	16	26	0.00	0.000										
16 Salomon Torres, R ERA: 3.71	(8, 1)	0.1		4	0	1	1	0	3	0	0	0	0	0	3	15	27.00	9.000										
Rick White, R ERA: 3.93	(8, 1)	0.1		2	1	0	0	0	0	0	0	0	0	4	4	0.00	3.000											
Michael Gonzalez, L ERA: 2.98	(8, 1)	1.1	S	4	0	0	0	1	0	0	0	0	0	11	16	0.00	0.000											

Batter	1	2	3	4	5	6	7	8	9	AB	R	H	RBI	BB	SO	LOB	BOTTOM											
Matt Lawton, L OBP: 0.350, SLG: 0.421	F9				G4-3			G5-3		4	1	1	1	1	0	1	<b>Colorado Rockies @ Pittsburgh Pirates</b> PNC Park, Pittsburgh, PA Sat May 21 2005, 7:05 PM EDT Att: 37,504 - Partly Cloudy - 68 F											
2 Jack Wilson, R OBP: 0.248, SLG: 0.313	L9				SH1-4			K		4	0	1	1	0	1	0												
Jason Bay, R OBP: 0.341, SLG: 0.516	K				K			G5-3		4	0	0	0	0	2	3												
Daryle Ward, L OBP: 0.321, SLG: 0.550		F8			F9			G4-3		4	1	1	0	0	0	2												
Jose Castillo, R OBP: 0.344, SLG: 0.500		BB						G5-3		3	1	2	0	1	0	0												
Rob Mackowiak, L OBP: 0.400, SLG: 0.462		BB						K		3	2	1	0	1	1	3												
Tike Redman, L OBP: 0.284, SLG: 0.354		BB						BB		2	2	2	2	1	0	0												
11 Humberto Cota, R OBP: 0.317, SLG: 0.500		BB						BB		4	1	2	4	0	0	3												
Rick White, R										0	0	0	0	0	0	0												
Michael Gonzalez, R										0	0	0	0	0	0	0												
Oliver Pérez, L OBP: 0.071, SLG: 0.071	(1, 1)	4.1	L	26	9	8	8	2	4	0	0	0	0	0	0	0	16.61	3.000										
Ty Wigginton, R OBP: 0.239, SLG: 0.305	(5, PH)	1.2		5	0	0	0	0	0	0	0	11	17	0.00	0.000													
Brian Meadows, R	(6, 1)	1.0		4	2	0	0	1	0	0	0	11	15	0.00	2.000													
16 Salomon Torres, R	(8, 1)	1.0		3	0	0	0	1	0	0	0	9	12	0.00	0.000													
David Ross, R OBP: 0.229, SLG: 0.422	(8, 2)																											
<b>Inning Stats</b>	R: 0 E: 0 K: 1 S: 6	H: 0 LOB: 0 BB: 0 P: 7	R: 5 E: 0 K: 0 S: 11	H: 4 LOB: 1 BB: 2 P: 24	R: 1 E: 0 K: 0 S: 7	H: 1 LOB: 1 BB: 1 P: 11	R: 0 E: 0 K: 1 S: 11	H: 1 LOB: 2 BB: 1 P: 18	R: 2 E: 0 K: 0 S: 13	H: 3 LOB: 1 BB: 0 P: 20	R: 0 E: 0 K: 0 S: 5	H: 0 LOB: 0 BB: 0 P: 9	R: 0 E: 0 K: 1 S: 11	H: 2 LOB: 1 BB: 0 P: 15	R: 0 E: 0 K: 1 S: 9	H: 0 LOB: 0 BB: 0 P: 12	1B: 5 2B: 5 3B: 1 HR: 0	SF: 1 SAC: 1 DP: 1 HBP: 0	WP: 0 PB: 0 SB: 0 CS: 0	PA: 38								
<b>PITCHER</b>	IP	WLS	BF	H	R	ER	SO	BB	IBB	HBP	BLK	WP	HR	S	P	ERA	WHIP											
Jason Jennings, R ERA: 7.05	(1, 1)	1.2		5	0	0	0	0	0	0	0	0	0	11	17	0.00	0.000											
Blaine Neal, R ERA: 7.71	(5, 1)	1.0		4	2	0	0	1	0	0	0	0	0	11	15	0.00	2.000											
David Cortes, R ERA: 7.2	(7, 1)	1.0		4	2	0	0	1	0	0	0	0	0	9	12	0.00	0.000											
Marcos Carvajal, R ERA: 1.85	(8, 1)	1.0		3	0	0	0	1	0	0	0	0	0	9	12	0.00	0.000											





Batter	1	2	3	4	5	6	7	8	9	AB	R	H	RBI	BB	SO	LOB	TOP					
18 Cory Sullivan, L (1.8) OBP: 0.333, SLG: 0.425	K		FC6-4 12 S	P6		F7		G4-3		5	0	0	0	0	1	4	<b>Colorado Rockies @ Pittsburgh Pirates</b> PNC Park, Pittsburgh, PA Sun May 22 2005, 1:35 PM EDT Att: 20,853 - Partly Cloudy - 72 F  <b>AB 33</b> <b>R 4</b> <b>H 7</b> <b>RBI 3</b> <b>BB 5</b> <b>SO 6</b> <b>LOB 18</b>  					
12 Clint Barmes, R (1.6) OBP: 0.392, SLG: 0.550	G4-3		K		P4	G4-3			G5-3	5	0	0	0	0	1	2						
17 Todd Helton, L (1.3) OBP: 0.438, SLG: 0.503	K				5 1B 27 HBP				K	3	1	0	0	2	3	0						
5 Matt Holliday, R (1.7) OBP: 0.374, SLG: 0.414					27 HBP SF7				27 WP 11 G3	5	1	2	0	0	1	3						
11 Brad Hawpe, L (1.9) OBP: 0.374, SLG: 0.510					27 BB 1B				G3	3	1	2	0	1	0	1						
27 Garrett Atkins, R (1.5) OBP: 0.390, SLG: 0.507					1B E				G6-3	2	1	0	1	1	0	2						
Desi Relaford, S (1.4) OBP: 0.378, SLG: 0.438					1-2 2-3 3-H				G5-3													
JD Closser, S (1.2) OBP: 0.278, SLG: 0.203					1-3 2-H				P4	3	0	1	2	0	0	1						
Joe Kennedy, R (1.1) OBP: 0.200, SLG: 0.200					1-2 3-H				G2	3	0	1	0	1	0	4						
40 Brian Fuentes, L (9.1)					18 FC6-4 1B				G1-6-3	4	0	1	0	0	0	1						
					1-2 3-H				G2	0	0	0	0	0	0	0						
<b>Inning Stats</b>	R: 0 E: 0 K: 2 S: 8	H: 0 LOB: 0 BB: 0 P: 11	R: 0 E: 0 K: 1 S: 13	H: 1 LOB: 1 BB: 0 P: 19	R: 0 E: 0 K: 1 S: 10	H: 1 LOB: 3 BB: 2 P: 23	R: 2 E: 1 K: 0 S: 11	H: 2 LOB: 1 BB: 1 P: 20	R: 2 E: 0 K: 0 S: 10	H: 1 LOB: 2 BB: 2 P: 21	R: 0 E: 0 K: 1 S: 11	H: 1 LOB: 1 BB: 0 P: 19	R: 0 E: 0 K: 0 S: 8	H: 1 LOB: 1 BB: 0 P: 14	R: 0 E: 0 K: 1 S: 10	H: 0 LOB: 0 BB: 0 P: 14	1B: 6 2B: 1 3B: 0 HR: 0	SF: 1 SAC: 0 DP: 1 HBP: 1	WP: 1 PB: 0 SB: 1 CS: 0	PA: 40		
<b>PITCHER</b>	IP WLS BF H R ER SO	IP WLS BF H R ER SO	IP WLS BF H R ER SO	IP WLS BF H R ER SO	IP WLS BF H R ER SO	IP WLS BF H R ER SO	IP WLS BF H R ER SO	IP WLS BF H R ER SO	IP WLS BF H R ER SO	IP WLS BF H R ER SO	IP WLS BF H R ER SO	IP WLS BF H R ER SO	IP WLS BF H R ER SO	IP WLS BF H R ER SO	IP WLS BF H R ER SO	IP WLS BF H R ER SO	ERA WHIP	ERA WHIP				
Josh Fogg, R (1.1) ERA: 3.94	5.0	L	26	5	4	3	4	3	2	1	0	0	0	0	1	0	0	5.40	1.600			
34 John Grabow, L (6.1) ERA: 2.13	2.0	7	1	0	0	1	0	0	0	0	0	0	0	0	1	0	18	29	0.00	0.500		
16 Salomon Torres, R (8.1) ERA: 3.5	1.0	4	1	0	0	0	0	0	0	0	0	0	0	0	0	8	14	0.00	1.000			
Ryan Vogelsong, R (9.1) ERA: 5.51	1.0	3	0	0	0	1	0	0	0	0	0	0	0	0	0	10	14	0.00	0.000			

Batter	1	2	3	4	5	6	7	8	9	AB	R	H	RBI	BB	SO	LOB	BOTTOM					
Tike Redman, L (1.8) OBP: 0.272, SLG: 0.337	G3		K		FC4-6			G4-3		4	0	0	0	0	1	1	<b>Colorado Rockies @ Pittsburgh Pirates</b> PNC Park, Pittsburgh, PA Sun May 22 2005, 1:35 PM EDT Att: 20,853 - Partly Cloudy - 72 F  <b>AB 33</b> <b>R 3</b> <b>H 6</b> <b>RBI 3</b> <b>BB 3</b> <b>SO 7</b> <b>LOB 12</b>  					
2 Jack Wilson, R (1.6) OBP: 0.242, SLG: 0.304	E6 1B		L7		F9			F9		4	1	0	0	0	0	1						
Jason Bay, R (1.7) OBP: 0.350, SLG: 0.528	K				G4-6-3 BB				0-1 2B 3B	2	1	1	0	2	1	1						
Daryle Ward, L (1.3) OBP: 0.319, SLG: 0.540	1B		G3		G4-6-3				0-3 K	4	0	1	1	0	1	3						
Jose Castillo, R (1.4) OBP: 0.353, SLG: 0.515	1B				F8			G6-3	2-0 11 1B 2B	4	1	2	1	0	0	0						
Michael Restovich, R (1.9) OBP: 0.384, SLG: 0.438	K				F7				3-H 11 1B BB	3	0	0	0	1	1	2						
Ty Wigginton, R (1.5) OBP: 0.228, SLG: 0.291			G6-3		G1-3				1-3 K	4	0	0	0	0	1	2						
11 Humberto Cota, R (1.2) OBP: 0.313, SLG: 0.483			K		G3-1				1-2 1B	4	0	1	1	0	1	0						
Josh Fogg, R (1.1) ERA: 3.94					1-2 FC4-6 1B				3-2 K	1	0	0	0	0	0	0						
12 Freddy Sanchez, R (5. PH) OBP: 0.299, SLG: 0.381									P2	1	0	1	0	0	0	0						
34 John Grabow, L (6.1) ERA: 2.13										0	0	0	0	0	0	0						
16 Salomon Torres, R (8.1) ERA: 3.5										0	0	0	0	0	0	0						
Bobby Hill, S (8. PH) OBP: 0.328, SLG: 0.327										1	0	0	0	0	0	1						
Ryan Vogelsong, R (9.1) ERA: 5.51										0	0	0	0	0	0	0						
David Ross, R (9. PH) OBP: 0.225, SLG: 0.415										1	0	0	0	0	0	2						
<b>Inning Stats</b>	R: 1 E: 1 K: 2 S: 18	H: 2 LOB: 2 BB: 0 P: 26	R: 0 E: 0 K: 1 S: 6	H: 0 LOB: 0 BB: 0 P: 6	R: 0 E: 0 K: 1 S: 6	H: 0 LOB: 1 BB: 1 P: 15	R: 0 E: 0 K: 0 S: 7	H: 0 LOB: 0 BB: 0 P: 10	R: 0 E: 0 K: 0 S: 12	H: 1 LOB: 1 BB: 0 P: 17	R: 0 E: 0 K: 0 S: 4	H: 0 LOB: 0 BB: 1 P: 8	R: 0 E: 0 K: 1 S: 8	H: 0 LOB: 0 BB: 0 P: 13	R: 2 E: 0 K: 2 S: 22	H: 3 LOB: 2 BB: 1 P: 33	1B: 4 2B: 1 3B: 1 HR: 0	SF: 0 SAC: 0 DP: 1 HBP: 0	WP: 0 PB: 0 SB: 0 CS: 0	PA: 36		
<b>PITCHER</b>	IP WLS BF H R ER SO	IP WLS BF H R ER SO	IP WLS BF H R ER SO	IP WLS BF H R ER SO	IP WLS BF H R ER SO	IP WLS BF H R ER SO	IP WLS BF H R ER SO	IP WLS BF H R ER SO	IP WLS BF H R ER SO	IP WLS BF H R ER SO	IP WLS BF H R ER SO	IP WLS BF H R ER SO	IP WLS BF H R ER SO	IP WLS BF H R ER SO	IP WLS BF H R ER SO	IP WLS BF H R ER SO	ERA WHIP	ERA WHIP				
Joe Kennedy, L (1.1) ERA: 6.56	8.1	W	32	5	3	2	6	2	0	0	0	0	0	0	0	0	10	29	2.16	0.840		
40 Brian Fuentes, L (9.1) ERA: 2.75	0.2	S	4	1	0	0	1	1	0	0	0	0	0	0	0	0	16	25	0.00	3.000		

Batter	1	2	3	4	5	6	7	8	9	AB	R	H	RBI	BB	SO	LOB	TOP										
12 Clint Barnes, R OBP: 0.384, SLG: 0.538	G5-3		P5		F9			P3		4	0	0	0	0	0	3	<b>Colorado Rockies @ Milwaukee Brewers</b> Miller Park, Milwaukee, WI Mon May 23 2005, 7:05 PM CDT Att. 11,855 - Roof Closed - 68 F										
Aaron Miles, S OBP: 0.311, SLG: 0.409	F9		K2-3			G1-3		F8		4	0	0	0	0	1	2											
17 Todd Helton, L OBP: 0.429, SLG: 0.490	F7			G5-3		K			K	4	0	0	0	0	2	0											
5 Matt Holliday, R OBP: 0.325, SLG: 0.420		2B		K		G3-1			WP HBP	3	0	1	0	0	1	0											
Todd Greene, R OBP: 0.345, SLG: 0.421		BB		P6			F7		P6	3	0	0	0	1	0	1											
27 Garrett Atkins, R OBP: 0.383, SLG: 0.486	G6-4-3				E6 2B FC1-2		K2-3			3	0	0	0	1	1	2											
Dustan Mohr, R OBP: 0.232, SLG: 0.434 11 Brad Hawpe, L OBP: 0.371, SLG: 0.505	F9				FC1-2 12 BLK 2B		F7			3	1	1	0	0	0	1											
Luis Gonzalez, R OBP: 0.350, SLG: 0.437				SH2-4 BB		K				2	0	1	0	1	1	2											
Shawn Chacon, R OBP: 0.200, SLG: 0.143 Jamie Votto, R OBP: 0.228, SLG: 0.230 Blaine Neal, R OBP: 0.250, SLG: 0.250 Jay Witasick, R OBP: 0.250, SLG: 0.250 18 Cory Sullivan, L OBP: 0.220, SLG: 0.220 Jose Acevedo, R OBP: 0.250, SLG: 0.250	SH2-4				FC1-2			SH3-4 1B		1	0	0	0	0	0	2											
<b>Inning Stats</b>	R: 0 E: 0 K: 0 S: 6	H: 0 LOB: 0 BB: 0 P: 9	R: 0 E: 0 K: 0 S: 9	H: 1 LOB: 1 BB: 1 P: 15	R: 0 E: 0 K: 1 S: 8	H: 0 LOB: 1 BB: 1 P: 14	R: 0 E: 0 K: 1 S: 9	H: 0 LOB: 0 BB: 0 P: 17	R: 1 E: 1 K: 1 S: 11	H: 1 LOB: 1 BB: 0 P: 14	R: 0 E: 0 K: 1 S: 9	H: 0 LOB: 0 BB: 0 P: 10	R: 0 E: 0 K: 1 S: 5	H: 0 LOB: 0 BB: 0 P: 8	R: 0 E: 0 K: 0 S: 8	H: 1 LOB: 1 BB: 0 P: 12		R: 0 E: 0 K: 2 S: 9	H: 0 LOB: 2 BB: 1 P: 19	1B: 1 2B: 2 3B: 0 HR: 0	SF: 0 SAC: 2 DP: 1 HBP: 1	WP: 1 PA: 34 PB: 0 CS: 0					
<b>PITCHER</b>	IP	WLS	BF	H	R	ER	SO	BB	IBB	HBP	BLK	WP	HR	S	P	ERA	WHIP										
39 Chris Capuano, L ERA: 3.09 Ricky Bottalico, R ERA: 3.5	8.1	W	31	3	1	0	6	2	0	1	1	0	0	68	104	0.00	0.600										

Batter	1	2	3	4	5	6	7	8	9	AB	R	H	RBI	BB	SO	LOB	BOTTOM										
Brady Clark, R OBP: 0.396, SLG: 0.476	P4		P3		G6-3			F8		4	0	0	0	0	0	0	<b>Colorado Rockies @ Milwaukee Brewers</b> Miller Park, Milwaukee, WI Mon May 23 2005, 7:05 PM CDT Att. 11,855 - Roof Closed - 68 F										
Jeff Cirillo, R OBP: 0.365, SLG: 0.407	F8		P6		F8			F8		4	0	1	0	0	0	0											
Geoff Jenkins, L OBP: 0.348, SLG: 0.404	F8			2B 1B HBP	G4-3			G6-3		3	1	0	0	0	0	1											
Carlos Lee, R OBP: 0.311, SLG: 0.478		S BB		F9		2B 1B		K		3	0	1	0	1	1	1											
Damian Miller, R OBP: 0.336, SLG: 0.397	K			2B 1B		P6		F8		4	1	1	0	0	1	3											
2 Bill Hall, R OBP: 0.346, SLG: 0.449		G6-3		7 S WP 1B				G6-3		4	0	2	2	0	0	0											
Wes Helms, R OBP: 0.258, SLG: 0.400	F9			G5-3				K		3	0	0	0	0	1	3											
7 J.J. Hardy, R OBP: 0.261, SLG: 0.186	G6-3									1	0	0	0	2	0	0											
39 Chris Capuano, L OBP: 0.091, SLG: 0.143 Ricky Bottalico, L			K		G4-3			F8		3	0	0	0	0	1	5											
<b>Inning Stats</b>	R: 0 E: 0 K: 1 S: 10	H: 1 LOB: 2 BB: 1 P: 21	R: 0 E: 0 K: 0 S: 6	H: 0 LOB: 0 BB: 0 P: 9	R: 0 E: 0 K: 1 S: 6	H: 0 LOB: 0 BB: 0 P: 12	R: 2 E: 0 K: 0 S: 13	H: 2 LOB: 2 BB: 1 P: 26	R: 0 E: 0 K: 0 S: 6	H: 0 LOB: 0 BB: 0 P: 8	R: 0 E: 0 K: 1 S: 9	H: 2 LOB: 3 BB: 1 P: 17	R: 0 E: 0 K: 0 S: 7	H: 0 LOB: 0 BB: 0 P: 11	R: 0 E: 0 K: 1 S: 6	H: 0 LOB: 0 BB: 0 P: 7		1B: 2 2B: 3 3B: 0 HR: 0	SF: 0 SAC: 0 DP: 0 HBP: 1	WP: 1 PA: 33 PB: 0 SB: 2 CS: 0							
<b>PITCHER</b>	IP	WLS	BF	H	R	ER	SO	BB	IBB	HBP	BLK	WP	HR	S	P	ERA	WHIP										
Shawn Chacon, R ERA: 3.28 Blaine Neal, R ERA: 6.92 Jay Witasick, R ERA: 2.7 Jose Acevedo, R ERA: 3.52	4.0	L	18	3	2	2	2	1	0	0	0	0	0	11	14	0.00	1.500										

Batter	1	2	3	4	5	6	7	8	9	AB	R	H	RBI	BB	SO	LOB	TOP			
12 Clint Barmes, R OBP: 0.381, SLG: 0.531	G3-1		L3				K			4	0	1	0	0	1	0	<b>Colorado Rockies @ Milwaukee Brewers</b> Miller Park, Milwaukee, WI Tue May 24 2005, 7:05 PM CDT Att: 17,759 - Clear - 59 F			
Aaron Miles, S OBP: 0.399, SLG: 0.404	G3				FC6-4 1B		K			4	0	1	0	0	1	2				
17 Todd Helton, L OBP: 0.425, SLG: 0.483	G4-3		F8					G4-3		4	0	1	0	0	0	1				
5 Matt Holliday, R OBP: 0.323, SLG: 0.422		G6-3			K		K			4	0	1	0	0	2	2				
11 Brad Hawpe, L OBP: 0.367, SLG: 0.523		G4-3			HR		K			4	1	1	1	0	1	1				
27 Garrett Atkins, R OBP: 0.388, SLG: 0.486							G3			4	0	2	0	0	0	1				
18 Cory Sullivan, L OBP: 0.329, SLG: 0.408					F7		K			3	0	0	0	1	1	1				
JD Closser, S OBP: 0.266, SLG: 0.193							F7			4	0	0	0	0	2	3				
26 Jeff Francis, L David Cortes, R Dustin Mohr, R Marcos Carvajal, R 49 Byung-Hyun Kim, R Desi Relaford, S			F8				L5			2	0	0	0	0	1	0				
<b>Inning Stats</b>	R: 0 E: 0 K: 0 S: 10	H: 0 LOB: 0 BB: 0 P: 16	R: 0 E: 0 K: 0 S: 8	H: 1 LOB: 2 BB: 1 P: 20	R: 0 E: 0 K: 0 S: 11	H: 1 LOB: 1 BB: 0 P: 18	R: 1 E: 0 K: 2 S: 14	H: 2 LOB: 1 BB: 0 P: 21	R: 0 E: 0 K: 2 S: 17	H: 0 LOB: 0 BB: 0 P: 14	R: 0 E: 0 K: 2 S: 11	H: 0 LOB: 1 BB: 0 P: 16	R: 0 E: 0 K: 0 S: 8	H: 1 LOB: 1 BB: 0 P: 11	R: 0 E: 0 K: 2 S: 12	H: 0 LOB: 0 BB: 0 P: 18	1B: 5 2B: 1 3B: 0 HR: 1	SF: 0 SAC: 0 DP: 0 HBP: 0	WP: 1 PB: 0 SB: 0 CS: 0	PA: 36
<b>PITCHER</b>	IP WLS BF H R ER SO BB IBB HBP BLK WP HR S P ERA WHIP																			
Victor Santos, R ERA: 3.02	6.0 W 25 6 1 1 6 1 0 0 0 0 1 71 112 1.50 1.167																			
Julio Santana, R ERA: 3.45	2.0 8 1 0 0 2 0 0 0 0 1 0 19 27 0.00 0.500																			
Mike Adams, R ERA: 2.7	1.0 3 0 0 0 2 0 0 0 0 0 0 12 18 0.00 0.000																			

Batter	1	2	3	4	5	6	7	8	9	AB	R	H	RBI	BB	SO	LOB	BOTTOM			
Brady Clark, R OBP: 0.392, SLG: 0.469	HR BB 1B	P4		F8			P6	K		5	1	1	0	0	1	5	<b>Colorado Rockies @ Milwaukee Brewers</b> Miller Park, Milwaukee, WI Tue May 24 2005, 7:05 PM CDT Att: 17,759 - Clear - 59 F			
Jeff Cirillo, R OBP: 0.380, SLG: 0.419	HR BB		G6-3		S 1B BB					2	2	1	0	2	0	0				
Geoff Jenkins, L OBP: 0.341, SLG: 0.394	K		G3		F8		L6			4	0	0	0	0	1	4				
Carlos Lee, R OBP: 0.315, SLG: 0.495	HR		G6-3		G6-4-3 1B		F8			4	1	2	4	0	0	1				
Damian Miller, R OBP: 0.341, SLG: 0.408	G4-3				2B 7 2B 1B		G6-4-3			4	1	2	0	0	0	1				
2 Bill Hall, R OBP: 0.342, SLG: 0.441	CS 1B				K		F8			4	0	1	0	0	2	2				
Wes Helms, R OBP: 0.286, SLG: 0.471	CS		F9		7 2B			G5-3		4	1	2	0	0	0	1				
7 J.J. Hardy, R OBP: 0.278, SLG: 0.220					2B		L1			3	0	2	2	1	0	1				
Victor Santos, R Chris Magruder, S David Cortes, R Julio Santana, R Lyle Overbay, L Mike Adams, R					K		F8			2	0	0	0	0	2	2				
<b>Inning Stats</b>	R: 3 E: 0 K: 1 S: 11	H: 3 LOB: 0 BB: 1 P: 21	R: 0 E: 0 K: 1 S: 9	H: 1 LOB: 0 BB: 0 P: 14	R: 0 E: 0 K: 0 S: 4	H: 0 LOB: 0 BB: 0 P: 5	R: 2 E: 0 K: 2 S: 14	H: 3 LOB: 1 BB: 0 P: 18	R: 1 E: 0 K: 0 S: 6	H: 1 LOB: 0 BB: 1 P: 14	R: 0 E: 0 K: 0 S: 6	H: 1 LOB: 1 BB: 0 P: 10	R: 0 E: 0 K: 0 S: 9	H: 1 LOB: 1 BB: 0 P: 13	R: 0 E: 0 K: 2 S: 18	H: 1 LOB: 3 BB: 2 P: 31	1B: 4 2B: 6 3B: 0 HR: 1	SF: 0 SAC: 0 DP: 1 HBP: 0	WP: 0 PB: 0 SB: 1 CS: 1	PA: 38
<b>PITCHER</b>	IP WLS BF H R ER SO BB IBB HBP BLK WP HR S P ERA WHIP																			
26 Jeff Francis, L ERA: 4.88	5.1 L 25 9 6 0 4 2 0 0 0 0 0 47 77 10.12 2.062																			
David Cortes, R ERA: 6.35	0.2 2 0 0 0 0 0 0 0 0 0 0 3 5 0.00 0.000																			
Marcos Carvajal, R ERA: 1.56	1.0 4 1 0 0 0 0 0 0 0 0 0 9 13 0.00 1.000																			
49 Byung-Hyun Kim, R ERA: 7.29	1.0 6 1 0 0 2 2 0 0 0 0 0 18 31 0.00 3.000																			



Batter	1	2	3	4	5	6	7	8	9	AB	R	H	RBI	BB	SO	LOB	TOP							
12 Clint Barnes, R OBP: 0.384, SLG: 0.530	G4-3		2B BB		1B 1B		F9		E6	4	2	1	1	1	0	0								
Dest Relaford, S OBP: 0.383, SLG: 0.443	K		2B		1B CS 1B			17 G3-6 BB	F9	4	0	2	1	1	1	1								
17 Todd Helton, L OBP: 0.412, SLG: 0.462	FC6-4 BB		K		K			G3-6-1		3	0	0	0	1	2	4								
Preston Wilson, R OBP: 0.287, SLG: 0.429	FC6-4							1-2t		4	1	2	2	0	0	1								
11 Brad Hawpe, L OBP: 0.359, SLG: 0.509		G3-1		G3-1	CS		G5-3	HR		3	0	0	0	1	0	0								
5 Matt Holliday, R OBP: 0.321, SLG: 0.412	G1-3						G5-3	BB		3	0	0	0	1	0	1								
Todd Greene, R OBP: 0.330, SLG: 0.434	P3			K			P5			4	1	1	1	0	1	1								
27 Garrett Atkins, R OBP: 0.380, SLG: 0.463			G6-3		SH3-4 1B		F9		F7	4	1	1	0	0	0	0								
Jason Jennings, L OBP: 0.150, SLG: 0.105			G4-3		SH3-4		K		G3-1	2	0	0	0	0	1	0								
Jay Witasick, R (8, 1)										0	0	0	0	0	0	0								
18 Cory Sullivan, L OBP: 0.325, SLG: 0.403										1	0	0	0	0	0	0								
40 Brian Fuentes, L (9, 1)										0	0	0	0	0	0	0								
<b>Inning Stats</b>	R: 0 E: 0 K: 1 S: 7	H: 0 LOB: 1 BB: 1 P: 14	R: 0 E: 0 K: 0 S: 6	H: 0 LOB: 0 BB: 0 P: 11	R: 1 E: 0 K: 1 S: 14	H: 1 LOB: 1 BB: 1 P: 25	R: 0 E: 0 K: 1 S: 7	H: 0 LOB: 1 BB: 1 P: 15	R: 2 E: 0 K: 1 S: 14	H: 4 LOB: 1 BB: 0 P: 23	R: 0 E: 0 K: 0 S: 6	H: 0 LOB: 0 BB: 0 P: 9	R: 0 E: 0 K: 1 S: 10	H: 0 LOB: 0 BB: 0 P: 13	R: 1 E: 0 K: 0 S: 6	H: 1 LOB: 1 BB: 2 P: 17	R: 1 E: 1 K: 0 S: 11	H: 1 LOB: 1 BB: 0 P: 18	1B: 4 2B: 1 3B: 0 HR: 2	SF: 0 SAC: 1 DP: 1 HBP: 0	WP: 0 PB: 0 SB: 2 CS: 2	PA: 39		
<b>PITCHER</b>	IP	WLS	BF	H	R	ER	SO	BB	IBB	HBP	BLK	WP	HR	S	P	ERA	WHIP							
38 Carlos Zambrano, R ERA: 3.62	7.0	L	28	5	3	3	5	3	0	0	0	0	0	64	110	3.86	1.143							
Cliff Bartosh, L ERA: 2.7	0.2		4	1	1	1	0	2	0	0	0	0	1	2	11	13.50	4.500							
Joe Borowski, R ERA: 3.86	1.1		6	1	1	1	0	0	0	0	0	0	1	15	24	6.75	0.750							

Colorado Rockies @ Chicago Cubs  
Wrigley Field, Chicago, IL  
Thu May 26 2005, 1:20 PM CDT  
Att: 38,393 - Sunny - 63 F

AB	32
R	5
H	7
RBI	5
BB	5
SO	5
LOB	8



Batter	1	2	3	4	5	6	7	8	9	AB	R	H	RBI	BB	SO	LOB	BOTTOM							
Neft Perez, S OBP: 0.321, SLG: 0.418	G3-1		G4-3		G3			G4-3 BB 1B	G5-3	5	0	1	0	0	0	2								
Todd Walker, L OBP: 0.400, SLG: 0.407	G3-1		25 1B				P6	G4-3 BB		3	0	1	1	1	0	0								
25 Derrek Lee, R OBP: 0.434, SLG: 0.642	F8		3-H 1B				P6	P5		4	0	1	0	0	0	2								
Jeromy Burnitz, L OBP: 0.321, SLG: 0.476		G4-3	K		G4-3		G4-3	G4-3		4	0	0	0	0	1	4								
16 Aramis Ramirez, R OBP: 0.301, SLG: 0.428		K			G3-6-3 1B		G3	G3		4	0	1	0	0	1	2								
Corey Patterson, L OBP: 0.311, SLG: 0.448					G3-6-3		G3		FC4-6 1B	4	0	2	0	0	0	1								
Todd Hollandsworth, L OBP: 0.283, SLG: 0.304									FC4-6 1B	2	0	0	0	1	0	1								
Jerry Hairston, R OBP: 0.362, SLG: 0.341					G3				G6-3 HBP WP	1	1	0	0	0	0	1								
Michael Barrett, R OBP: 0.308, SLG: 0.449			G4-3 1B 2B				G6-3		WP G6-3 HBP	3	1	2	0	0	0	0								
38 Carlos Zambrano, S OBP: 0.292, SLG: 0.458									G6-3	2	0	0	0	0	0	1								
Jason Dubois, R OBP: 0.299, SLG: 0.548										1	0	0	0	0	0	2								
Cliff Bartosh, L OBP: 1.000, SLG: 1.000										0	0	0	0	0	0	0								
Joe Borowski, R (8, 1)										0	0	0	0	0	0	0								
Jose Macias, S OBP: 0.298, SLG: 0.318										1	0	0	0	0	0	2								
<b>Inning Stats</b>	R: 0 E: 0 K: 0 S: 5	H: 0 LOB: 0 BB: 0 P: 8	R: 0 E: 0 K: 1 S: 6	H: 1 LOB: 1 BB: 0 P: 10	R: 1 E: 0 K: 1 S: 13	H: 3 LOB: 2 BB: 0 P: 18	R: 0 E: 0 K: 0 S: 3	H: 1 LOB: 0 BB: 0 P: 4	R: 0 E: 0 K: 0 S: 8	H: 0 LOB: 0 BB: 0 P: 12	R: 0 E: 0 K: 0 S: 7	H: 0 LOB: 0 BB: 0 P: 9	R: 0 E: 0 K: 0 S: 10	H: 1 LOB: 2 BB: 1 P: 18	R: 0 E: 0 K: 0 S: 9	H: 1 LOB: 2 BB: 1 P: 13	R: 1 E: 0 K: 0 S: 11	H: 1 LOB: 1 BB: 0 P: 17	1B: 7 2B: 1 3B: 0 HR: 0	SF: 0 SAC: 0 DP: 1 HBP: 1	WP: 1 PB: 0 SB: 0 CS: 0	PA: 37		
<b>PITCHER</b>	IP	WLS	BF	H	R	ER	SO	BB	IBB	HBP	BLK	WP	HR	S	P	ERA	WHIP							
Jason Jennings, R ERA: 6.37	7.0		29	7	1	1	2	2	0	0	0	0	0	55	86	1.29	1.286							
Jay Witasick, R ERA: 2.51	1.0	H	3	0	0	0	0	0	0	0	0	0	0	6	6	0.00	0.000							
40 Brian Fuentes, L ERA: 2.91	1.0		5	1	1	1	0	0	0	1	0	1	0	11	17	9.00	1.000							

Colorado Rockies @ Chicago Cubs  
Wrigley Field, Chicago, IL  
Thu May 26 2005, 1:20 PM CDT  
Att: 38,393 - Sunny - 63 F

AB	34
R	2
H	8
RBI	1
BB	2
SO	2
LOB	18





Batter	1	2	3	4	5	6	7	8	9	AB	R	H	RBI	BB	SO	LOB	TOP				
12 Clint Barmes, R OBP: 0.381, SLG: 0.521 (1,6)			G5-3				G6-4-3 BB	F9		3	0	0	0	1	1	1					
Luis Gonzalez, R OBP: 0.380, SLG: 0.450 (1,4)	G3-1						G6-4-3			4	1	2	0	0	0	3					
17 Todd Helton, L OBP: 0.396, SLG: 0.440 (1,3)										4	0	0	0	0	2	2					
Preston Wilson, R OBP: 0.306, SLG: 0.458 (1,8)										3	0	1	1	1	1	0					
Todd Greene, R OBP: 0.316, SLG: 0.414 (1,2)										4	0	0	0	0	0	2					
5 Matt Holliday, R OBP: 0.324, SLG: 0.406 (1,7)										4	0	1	0	0	0	1					
27 Garrett Atkins, R OBP: 0.360, SLG: 0.430 (1,5)										3	0	0	0	1	1	1					
Dustan Mohr, R OBP: 0.246, SLG: 0.466 (1,9)										3	0	2	0	0	1	0					
49 Byung-Hyun Kim, R (1,1)										2	0	0	0	0	0	3					
Blaine Neal, L (6,1)										0	0	0	0	0	0	0					
Eddy Garabito, S (8,PH)										1	0	0	0	0	0	0					
David Cortes, R (8,1)										0	0	0	0	0	0	0					
<b>Inning Stats</b>	R: 0 E: 0 K: 2 S: 10	H: 0 LOB: 0 BB: 0 P: 17	R: 0 E: 0 K: 0 S: 7	H: 0 LOB: 0 BB: 1 P: 14	R: 0 E: 0 K: 0 S: 10	H: 1 LOB: 1 BB: 0 P: 14	R: 1 E: 0 K: 0 S: 11	H: 2 LOB: 1 BB: 0 P: 16	R: 0 E: 0 K: 0 S: 10	H: 1 LOB: 2 BB: 2 P: 23	R: 0 E: 0 K: 2 S: 10	H: 0 LOB: 0 BB: 0 P: 16	R: 0 E: 0 K: 1 S: 10	H: 1 LOB: 1 BB: 0 P: 12	R: 0 E: 0 K: 1 S: 10	H: 1 LOB: 1 BB: 0 P: 17	1B: 2 2B: 4 3B: 0 HR: 0	SF: 0 SAC: 0 DP: 2 HBP: 0	WP: 0 PB: 0 SB: 0 CS: 0	PA: 34	
<b>PITCHER</b>	IP	WLS	BF	H	R	ER	SO	BB	IBB	HBP	BLK	WP	HR	S	P	ERA	WHIP				
Glendon Rusch, L (1,1) ERA: 2.35	7.0	W	26	4	1	1	4	3	0	0	0	0	0	68	112	1.29	1.000				
43 Michael Wuerztz, R (8,1) ERA: 4.37	1.0		4	1	0	0	1	0	0	0	0	0	0	10	12	0.00	1.000				
46 Ryan Dempster, R (9,1) ERA: 4.97	1.0		4	1	0	0	1	0	0	0	0	0	0	10	17	0.00	1.000				

Colorado Rockies @ Chicago Cubs  
Wrigley Field, Chicago, IL  
Sat May 28 2005, 12:05 PM CDT  
Att: 39,368 - Partly Cloudy - 60 F

AB 31  
R 1  
H 6  
RBI 1  
BB 3  
SO 6  
LOB 13




Batter	1	2	3	4	5	6	7	8	9	AB	R	H	RBI	BB	SO	LOB	BOTTOM				
Neftali Feliz, S (1,6)	P6									4	0	2	0	0	0	2					
Todd Walker, L (1,4)	F7									4	1	1	0	0	0	2					
25 Derrek Lee, R (1,3)										3	2	2	3	1	0	0					
Jeromy Burnitz, L (1,9)	G3									4	1	1	0	0	0	2					
16 Aramis Ramirez, R (1,5)										4	1	1	2	0	1	2					
Corey Patterson, L (1,8)										4	0	1	0	0	1	0					
Jason Dubois, R (1,7)										4	0	1	0	0	2	1					
46 Ryan Dempster, R (9,1) OBP: 0.077, SLG: 0.077										0	0	0	0	0	0	0					
Michael Barrett, R (1,2)										3	0	1	0	1	0	1					
Glendon Rusch, L (1,1) OBP: 0.154, SLG: 0.154										3	0	0	0	0	1	3					
43 Michael Wuerztz, R (8,1)										0	0	0	0	0	0	0					
Todd Hollandsworth, L (8,PH) OBP: 0.281, SLG: 0.391 (9,7)										1	0	0	0	0	0	1					
<b>Inning Stats</b>	R: 1 E: 0 K: 0 S: 7	H: 1 LOB: 0 BB: 0 P: 13	R: 0 E: 0 K: 1 S: 10	H: 0 LOB: 0 BB: 0 P: 14	R: 0 E: 0 K: 0 S: 14	H: 1 LOB: 1 BB: 0 P: 16	R: 0 E: 0 K: 0 S: 6	H: 0 LOB: 0 BB: 0 P: 9	R: 0 E: 0 K: 1 S: 11	H: 2 LOB: 2 BB: 0 P: 17	R: 4 E: 0 K: 1 S: 18	H: 4 LOB: 1 BB: 1 P: 28	R: 0 E: 0 K: 1 S: 12	H: 1 LOB: 2 BB: 1 P: 24	R: 0 E: 0 K: 1 S: 13	H: 1 LOB: 1 BB: 0 P: 16	1B: 4 2B: 2 3B: 1 HR: 3	SF: 0 SAC: 0 DP: 0 HBP: 0	WP: 1 PB: 0 SB: 1 CS: 0	PA: 36	
<b>PITCHER</b>	IP	WLS	BF	H	R	ER	SO	BB	IBB	HBP	BLK	WP	HR	S	P	ERA	WHIP				
49 Byung-Hyun Kim, R (1,1) ERA: 7.16	5.0	L	23	8	5	5	2	1	1	0	0	1	0	20	37	0.00	1.000				
Blaine Neal, R (6,1) ERA: 6.75	2.0		9	1	0	0	2	1	1	0	0	1	0	20	37	0.00	1.000				
David Cortes, R (8,1) ERA: 5.87	1.0		4	1	0	0	1	0	0	0	0	0	0	13	16	0.00	1.000				


Colorado Rockies @ Chicago Cubs  
Wrigley Field, Chicago, IL  
Sat May 28 2005, 12:05 PM CDT  
Att: 39,368 - Partly Cloudy - 60 F

AB 34  
R 5  
H 10  
RBI 5  
BB 2  
SO 5  
LOB 14





Batter	1	2	3	4	5	6	7	8	9	AB	R	H	RBI	BB	SO	LOB	TOP										
12 Clint Barnes, R OBP: 0.372, SLG: 0.508	F7	F9		G6-3		F4		L6		5	0	0	0	0	0	4	<b>Colorado Rockies @ Chicago Cubs</b> Wrigley Field, Chicago, IL Sun May 29 2005, 1:20 PM CDT Att: 40,322 - Cloudy - 60 F										
Luis Gonzalez, R OBP: 0.382, SLG: 0.482	G6-3		HR		G6-3	1B		G6-3		5	1	2	3	0	0	0											
17 Todd Helton, L OBP: 0.396, SLG: 0.435	2B		G6-3		G6-3	IBB			G3	4	0	1	0	1	0	0											
Preston Wilson, R OBP: 0.315, SLG: 0.489	2B				HR	K			K	4	1	2	1	1	2	3											
11 Brad Hawpe, L OBP: 0.343, SLG: 0.476	K		L8		G4-3				K	5	0	0	0	0	3	3											
5 Matt Holliday, R OBP: 0.326, SLG: 0.409		HR	F9			G6-3				4	1	2	0	0	0	1											
Desi Relaford, S OBP: 0.378, SLG: 0.430	F7			G6-3		1B				4	1	2	0	0	1	2											
JD Closser, S OBP: 0.294, SLG: 0.239	HR			G6-3		1B		G3		4	2	2	2	0	0	2											
26 Jeff Francis, L Dustin Mott, R Marcos Carvajal, R Jose Acevedo, R 18 Cory Sullivan, L Jay Witasick, R	G3-1			G6-3		1B		K		2	0	0	0	0	0	1											
<b>Inning Stats</b>	R: 0 E: 0 K: 1 S: 12	H: 2 LOB: 2 BB: 0 P: 17	R: 2 E: 0 K: 0 S: 9	H: 2 LOB: 0 BB: 0 P: 12	R: 1 E: 0 K: 0 S: 10	H: 1 LOB: 1 BB: 1 P: 17	R: 0 E: 0 K: 0 S: 13	H: 1 LOB: 0 BB: 0 P: 20	R: 1 E: 0 K: 0 S: 6	H: 1 LOB: 0 BB: 0 P: 14	R: 2 E: 0 K: 1 S: 11	H: 3 LOB: 3 BB: 2 P: 23	R: 0 E: 0 K: 1 S: 11	H: 1 LOB: 0 BB: 0 P: 18	R: 0 E: 0 K: 1 S: 9	H: 0 LOB: 0 BB: 0 P: 12		R: 0 E: 0 K: 2 S: 11	H: 0 LOB: 0 BB: 0 P: 16	1B: 7 2B: 1 3B: 0 HR: 3	SF: 0 SAC: 0 DP: 0 HBP: 0	WP: 0 PB: 0 SB: 2 CS: 0	PA: 41				
<b>PITCHER</b>	IP	WLS	BF	H	R	ER	SO	BB	IBB	HBP	BLK	WP	HR	S	P	ERA	WHIP										
Sergio Mitre, R ERA: 5.84	5.1		26	9	6	6	1	1	0	0	0	0	3	54	87	10.12	1.875										
44 Roberto Novoa, R ERA: 5.4	0.2	W	5	1	0	0	1	1	1	0	0	0	0	7	16	0.00	3.000										
Joe Borowski, R ERA: 2.7	1.0		4	1	0	0	2	0	0	0	0	0	0	11	18	0.00	1.000										
43 Michael Wuertz, R ERA: 4.18	1.0		3	0	0	0	1	0	0	0	0	0	0	9	12	0.00	0.000										
13 Will Ohman, L ERA: 2.89	1.0		3	0	0	0	2	0	0	0	0	0	0	11	16	0.00	0.000										

Batter	1	2	3	4	5	6	7	8	9	AB	R	H	RBI	BB	SO	LOB	BOTTOM										
Jerry Hairston, R OBP: 0.365, SLG: 0.343	25 CS		G5-3	G5-3		1B				4	1	1	0	1	1	1	<b>Colorado Rockies @ Chicago Cubs</b> Wrigley Field, Chicago, IL Sun May 29 2005, 1:20 PM CDT Att: 40,322 - Cloudy - 60 F										
Neftali Perez, S OBP: 0.337, SLG: 0.458	F9		25 1B	K		25 1B				5	2	3	0	0	1	2											
25 Derrek Lee, R OBP: 0.462, SLG: 0.721	16 S		16 2B	G3		16 HR		FC4-6		4	3	3	1	1	0	1											
16 Aramis Ramirez, R OBP: 0.316, SLG: 0.471	L7		G3	2B		HR				5	2	3	4	0	1	1											
Jason Dubois, R OBP: 0.308, SLG: 0.529			2B	IBB		K		P6		4	1	1	0	1	1	2											
13 Will Ohman, L						K		G5-3		0	0	0	0	0	0	0											
Jeromy Burnitz, L OBP: 0.313, SLG: 0.473	P4		G3			FC6-4		K		5	1	2	4	0	1	3											
Corey Patterson, L OBP: 0.308, SLG: 0.457			P6			F7		P6		4	0	1	1	0	0	3											
Michael Barrett, R OBP: 0.312, SLG: 0.444	P4			SH1-4		FC6-4		P5		3	0	0	0	1	0	2											
Sergio Mitre, R 44 Roberto Novoa, R Enrique Wilson, S Joe Borowski, R Todd Walker, L 43 Michael Wuertz, R Todd Hollandsworth, L	G5-3			SH1-4		K		HR		1	0	0	0	0	0	1											
<b>Inning Stats</b>	R: 0 E: 0 K: 0 S: 12	H: 2 LOB: 1 BB: 0 P: 17	R: 1 E: 0 K: 0 S: 10	H: 2 LOB: 0 BB: 0 P: 14	R: 2 E: 0 K: 0 S: 15	H: 3 LOB: 2 BB: 1 P: 25	R: 0 E: 0 K: 1 S: 7	H: 0 LOB: 1 BB: 1 P: 11	R: 2 E: 0 K: 1 S: 12	H: 2 LOB: 1 BB: 1 P: 19	R: 5 E: 0 K: 1 S: 15	H: 4 LOB: 0 BB: 1 P: 28	R: 1 E: 0 K: 1 S: 17	H: 2 LOB: 1 BB: 0 P: 28	R: 0 E: 0 K: 2 S: 8	H: 0 LOB: 0 BB: 0 P: 14		1B: 9 2B: 3 3B: 0 HR: 3	SF: 0 SAC: 1 DP: 0 HBP: 0	WP: 0 PB: 0 SB: 1 CS: 1	PA: 42						
<b>PITCHER</b>	IP	WLS	BF	H	R	ER	SO	BB	IBB	HBP	BLK	WP	HR	S	P	ERA	WHIP										
26 Jeff Francis, L ERA: 5.24	5.0		26	9	5	5	2	2	1	0	0	0	0	10	21	9.00	2.200										
Marcos Carvajal, R ERA: 3.86	0.1	L	5	3	4	4	1	1	0	0	0	0	0	2	22	10.80	1.800										
Jose Acevedo, R ERA: 4.5	1.2		8	3	2	2	1	0	0	0	0	0	2	22	35	10.80	1.800										
Jay Witasick, R ERA: 2.35	1.0		3	0	0	0	2	0	0	0	0	0	0	8	14	0.00	0.000										


Batter	1	2	3	4	5	6	7	8	9	AB R H RBI BB SO LOB	TOP																	
22 David Eckstein, R (1,6) OBP: 0.376, SLG: 0.395	1-1 G6-3 1B		0-3 K			0-0 G3 1-2		4-2 5 HR BB	4-2 1B BB	3 1 1 0 2 1 3	<b>St. Louis Cardinals @ Colorado Rockies</b> Coors Field, Denver, CO Mon May 30 2005, 6:05 PM MDT Att: 34,239 - Drizzzie - 47 F																	
Roger Cedeno, S (1,9) OBP: 0.152, SLG: 0.157 48 Brad Thompson, R (7,1) Julian Tavarez, L (8,1) Mark Grudzielanek, R (9,PH) OBP: 0.373, SLG: 0.490	1-0 G6-3		2-1 F8			0-1 G1		0-2 5 HR 1B	3-1 SAFE SAFE 1B	4 1 1 0 0 0 4 0 0 0 0 0 0 0 0 0 0 0 0 0 0 1 0 1 0 0 0 0																		
5 Albert Pujols, R (1,3) OBP: 0.404, SLG: 0.586	3-2 L7		4-2 BB			2-2 G4-6-3 1B E	1-2 1-H 2-H HR		4-0 IBB	3 2 2 3 2 0 0																		
15 Jim Edmonds, L (1,8)		4-2 BB	0-3 K			4-0 G4-6-3 BB	1-1 G4-3		0-3 K	3 0 0 0 2 2 5																		
John Mabry, L (1,5) OBP: 0.345, SLG: 0.449 44 Jason Istringhausen, R (9,1)		0-3 K		2-0 L3		0-1 G4-6-3		0-0 G3	1-3 K	5 0 0 0 0 2 5 0 0 0 0 0 0 0																		
Reggie Sanders, R (1,7) OBP: 0.323, SLG: 0.518	1-0 F8		2-2 G5-3			3-2 E5		3-0 2B 1B		4 1 1 0 0 0 1																		
Abraham Nunez, S (1,4) OBP: 0.327, SLG: 0.416	3-2 SAFE SAFE SAFE SAFE SAFE SAFE SAFE SAFE SAFE SAFE		0-0 G4-3			3-0 F7		0-0 1-H 2B		4 0 1 1 0 0 2																		
4 Yadier Molina, R (1,2) OBP: 0.285, SLG: 0.331			0-0 5 BB 1B			2-2 FC4 HBP		0-3 K		3 0 1 0 0 1 1																		
Jason Marquis, L (1,1) OBP: 0.333, SLG: 0.464 Scott Seabolt, R (7,PH) OBP: 0.167, SLG: 0.167 So Taguchi, R (7,9) OBP: 0.279, SLG: 0.388			1-1 5 BB 1B			2-0 FC4 22 G3		1-1 G5-3	2-2 P6	2 0 1 0 0 0 1 1 0 0 0 0 0 0 1 0 0 0 0 0 1																		
<b>Inning Stats</b>	R: 0 E: 0 K: 0 S: 6	H: 1 LOB: 0 BB: 0 P: 11	R: 0 E: 0 K: 1 S: 9	H: 0 LOB: 1 BB: 1 P: 17	R: 0 E: 0 K: 2 S: 13	H: 2 LOB: 3 BB: 1 P: 20	R: 0 E: 0 K: 0 S: 5	H: 0 LOB: 0 BB: 0 P: 9	R: 0 E: 0 K: 0 S: 6	H: 0 LOB: 1 BB: 1 P: 10		R: 1 E: 1 K: 0 S: 10	H: 1 LOB: 1 BB: 2 P: 22	R: 3 E: 0 K: 0 S: 16	H: 2 LOB: 0 BB: 1 P: 25	R: 1 E: 0 K: 1 S: 9	H: 2 LOB: 1 BB: 0 P: 14	R: 0 E: 0 K: 2 S: 10	H: 1 LOB: 2 BB: 2 P: 22	1B: 7 2B: 1 3B: 0 HR: 1	SF: 0 SAC: 0 DP: 2 HBP: 1	WP: 0 PA: 41 PB: 0 SB: 0 CS: 0						
<b>PITCHER</b>	IP WLS BF H R ER SO BB IBB HBP BLK WP HR S P ERA WHIP											<b>PITCHER</b>	IP WLS BF H R ER SO BB IBB HBP BLK WP HR S P ERA WHIP															
Jamey Wright, R (1,1) ERA: 6.39	6.0		25	4	1	0	3	3	0	0	0	0	0	0	49	89	0.00	1.167										
Matt Anderson, R (7,1) ERA: 27.0	0.2	H	4	1	2	2	0	1	0	0	0	0	0	0	11	18	27.00	3.000										
Jay Witasick, R (7,1) ERA: 3.24	1.1	L	7	3	2	2	1	0	0	0	0	0	1	14	21	13.50	2.250											
40 Brian Fuentes, L (9,1) ERA: 2.78	1.0		5	1	0	0	2	1	1	0	0	0	0	0	10	22	0.00	2.000										

Batter	1	2	3	4	5	6	7	8	9	AB R H RBI BB SO LOB	BOTTOM																	
12 Clint Barmes, R (1,6) OBP: 0.368, SLG: 0.500	1-1 F9		0-0 G6-3			1-0 G6-3 2-3		2-1 F8	3-1 G5-3 SH1-3 1B	5 0 1 0 0 0 4	<b>St. Louis Cardinals @ Colorado Rockies</b> Coors Field, Denver, CO Mon May 30 2005, 6:05 PM MDT Att: 34,239 - Drizzzie - 47 F																	
Luis Gonzalez, R (1,4) OBP: 0.347, SLG: 0.461	1-3 K		2-1 G6-3			1-0 G6-3		2-1 G3	0-0 SH1-3	4 0 0 0 0 1 1																		
17 Todd Helton, L (1,3) OBP: 0.396, SLG: 0.428	4-2 11 WP BB		1-1 P2			2-1 G6-3		1-0 F8	4-0 IBB	3 0 0 0 2 0 0																		
Preston Wilson, R (1,8) OBP: 0.318, SLG: 0.478	4-2 11 WP BB		0-1 G6-3			4-2 5 FC6 11 BB WP		2-3 K	0-2 G5-3	3 1 0 0 2 1 2																		
11 Brad Hawpe, L (1,9) OBP: 0.348, SLG: 0.477	3-2 G4-3		1-1 G4-3			1-0 5 FC6 1B		0-0 SH1-3 5 BB WP 1B		4 1 2 0 0 0 2																		
5 Matt Holliday, R (1,7) OBP: 0.326, SLG: 0.405		2-2 L5		3-3 K		1-1 FC6 18 BB WP 1B		1-2 SH1-3 WP SH1-3 1B		4 1 1 0 0 1 2																		
Desi Relaford, S (1,5) OBP: 0.387, SLG: 0.432	1-0 FC6-4 1B					4-2 E9 18 BB WP BB		1-1 SH1-3	1-2 2-3	2 1 1 0 1 0 0																		
JD Closser, S (1,2) OBP: 0.302, SLG: 0.253		1-3 K				2-1 12 G6-3 2B		4-2 18 BB	2-3 K	3 0 1 0 1 2 2																		
Jamey Wright, R (1,1) ERA: 6.39 18 Cory Sullivan, L (6,PH) OBP: 0.337, SLG: 0.413 Matt Anderson, R (7,1) Julian Tavarez, L (8,PH) OBP: 0.263, SLG: 0.458 40 Brian Fuentes, L (9,1)		1-1 FC6-4				3-3 K		1-2 2-3 3-H 1B	2-1 L4	2 0 0 0 0 1 2 1 0 1 1 0 0 0 0 0 0 0 0 0 0 0 0 0 0 0 0 0 1 0 0 0 0 0 1 0 0 0 0 0 0 0																		
<b>Inning Stats</b>	R: 0 E: 0 K: 1 S: 13	H: 0 LOB: 2 BB: 2 P: 26	R: 0 E: 0 K: 1 S: 10	H: 1 LOB: 1 BB: 0 P: 15	R: 0 E: 0 K: 0 S: 5	H: 0 LOB: 0 BB: 0 P: 8	R: 0 E: 0 K: 1 S: 7	H: 0 LOB: 0 BB: 0 P: 11	R: 1 E: 2 K: 1 S: 10	H: 1 LOB: 1 BB: 0 P: 20		R: 2 E: 0 K: 0 S: 20	H: 2 LOB: 3 BB: 3 P: 40	R: 0 E: 0 K: 1 S: 6	H: 0 LOB: 0 BB: 0 P: 11	R: 1 E: 0 K: 1 S: 14	H: 2 LOB: 1 BB: 0 P: 20	R: 0 E: 0 K: 0 S: 6	H: 1 LOB: 1 BB: 1 P: 13	1B: 6 2B: 1 3B: 0 HR: 0	SF: 0 SAC: 2 DP: 1 HBP: 0	WP: 3 PA: 40 PB: 0 SB: 0 CS: 0						
<b>PITCHER</b>	IP WLS BF H R ER SO BB IBB HBP BLK WP HR S P ERA WHIP											<b>PITCHER</b>	IP WLS BF H R ER SO BB IBB HBP BLK WP HR S P ERA WHIP															
Jason Marquis, R (1,1) ERA: 3.38	6.0	W	28	4	3	2	4	5	0	0	0	0	0	0	65	120	3.00	1.500										
48 Brad Thompson, R (7,1) ERA: 1.59	1.0	H	4	1	1	1	1	0	0	0	0	0	0	7	12	9.00	1.000											
Julian Tavarez, R (8,1) ERA: 2.63	1.0	H	4	1	0	0	1	0	0	0	0	1	0	13	19	0.00	1.000											
44 Jason Istringhausen, R (9,1) ERA: 0.52	1.0	S	4	1	0	0	0	0	1	0	0	0	0	6	13	0.00	1.000											

Batter	1	2	3	4	5	6	7	8	9	AB	R	H	RBI	BB	SO	LOB	TOP					
22 David Eckstein, R OBP: 0.378, SLG: 0.394	2-1 5 PB 1B		1-2 L4		1-3 K		4-0 G3-6-3 BB			3	0	1	0	1	1	2						
Larry Walker, L OBP: 0.357, SLG: 0.438	1-3 K		1-2 L9		4-1 5 BB BB		3-1 G3-6-3 1-2			3	0	0	0	1	1	3						
5 Albert Pujols, R OBP: 0.402, SLG: 0.577	3-2 G6-3		1-1 F8		4-1 BB			1-1 G6-3		3	0	0	0	1	0	2						
15 Jim Edmonds, L OBP: 0.411, SLG: 0.561	2-2 G3-1			2-3 K	0-0 G4-3			1-1 L3		4	0	0	0	0	1	4						
Reggie Sanders, R OBP: 0.321, SLG: 0.507		0-0 G5-3		0-1 G5-3		3-2 E S G4-3 HBP		3-2 K		3	1	0	0	0	1	0						
Mark Czuzielanek, R OBP: 0.376, SLG: 0.480		1-0 F9		1-0 1B		1-2 G4-3 1-H			2-2 FC3-6 1B	4	0	2	1	0	0	0						
Abraham Nunez, S OBP: 0.333, SLG: 0.419		2-1 1B		0-1 G3		0-0 G4-6-3 1B			0-0 FC3-6 G5-4-3 1-2	4	0	2	0	0	0	2						
4 Yadier Molina, R OBP: 0.277, SLG: 0.322		0-0 G4-3			0-0 L9	0-0 G4-6-3 1-2			0-1 G5-4-3	4	0	0	0	0	0	3						
30 Mark Mulder, L OBP: 0.200, SLG: 0.167			1-0 1B		2-1 5 BB BB 1B		2-3 K			3	0	2	0	0	1	0						
Al Reyes, R (8, 1)										0	0	0	0	0	0	0						
Ray King, L (8, 1)										0	0	0	0	0	0	0						
<b>Inning Stats</b>	R: 0 E: 0 K: 1 S: 14	H: 1 LOB: 1 BB: 0 P: 22	R: 0 E: 0 K: 0 S: 5	H: 1 LOB: 1 BB: 0 P: 8	R: 0 E: 1 K: 0 S: 10	H: 1 LOB: 1 BB: 0 P: 14	R: 0 E: 0 K: 1 S: 8	H: 1 LOB: 1 BB: 2 P: 11	R: 0 E: 0 K: 1 S: 10	H: 1 LOB: 0 BB: 1 P: 14	R: 0 E: 0 K: 1 S: 6	H: 0 LOB: 0 BB: 1 P: 15	R: 0 E: 0 K: 1 S: 7	H: 0 LOB: 0 BB: 0 P: 12	R: 0 E: 0 K: 0 S: 6	H: 1 LOB: 0 BB: 0 P: 8	1B: 7 2B: 0 3B: 0 HR: 0	SF: 0 SAC: 0 DP: 3 HBP: 1	WP: 0 PB: 1 SB: 1 CS: 0	PA: 35		
<b>PITCHER</b>	IP	WLS	BF	H	R	ER	SO	BB	IBB	HBP	BLK	WP	HR	S	P	ERA	WHIP					
Jason Jennings, R ERA: 5.83	(1, 1)	7.0	W	29	6	1	1	4	3	0	1	0	0	0	63	105	1.29	1.286				
Jay Witasick, R ERA: 3.06	(8, 1)	1.0	H	3	0	0	0	1	0	0	0	0	0	7	12	0.00	0.000					
40 Brian Fuentes, L ERA: 2.66	(9, 1)	1.0	S	3	1	0	0	0	0	0	0	0	0	6	8	0.00	1.000					

St. Louis Cardinals @ Colorado Rockies  
Coors Field, Denver, CO  
Tue May 31 2005, 7:05 PM MDT  
Att: 23,519 - Partly Cloudy - 64 F


AB 31  
R 1  
H 7  
RBI 1  
BB 3  
SO 5  
LOB 16



Batter	1	2	3	4	5	6	7	8	9	AB	R	H	RBI	BB	SO	LOB	BOTTOM				
12 Clint Barmes, R OBP: 0.363, SLG: 0.493	1-2 F9		2-0 SH3-1	0-0 F9			1 SAFE 0-1 G5-3 1-2			3	0	0	0	0	0	3					
Luis Gonzalez, R OBP: 0.333, SLG: 0.441	0-1 L9		2-2 F8		1-3 K2-3		2-2 G6-3			4	0	0	0	0	1	1					
5 Matt Holliday, R OBP: 0.330, SLG: 0.407	0-0 S 1B		1-1 G5-3		2-2 L8			2-0 1B 1B		4	0	2	0	0	0	1					
Preston Wilson, R OBP: 0.316, SLG: 0.472	2-3 K			1-2 G5-3	3-2 P4			3-1 17 FC4-6 1B		4	0	1	0	0	1	1					
Dustin Mohr, R OBP: 0.254, SLG: 0.492		1-1 G6-3		2-1 HR		0-3 K		0-0 B2		4	1	1	1	0	1	2					
Todd Greene, R OBP: 0.323, SLG: 0.462		0-0 L9		3-1 HR		1-0 2B		1-3 K		4	1	2	1	0	1	2					
27 Garrett Atkins, R OBP: 0.369, SLG: 0.425		4-0 BB		4-2 1B BB		1-1 G6-3		0-1 FC4-6 1-2		1	0	0	0	2	0	1					
17 Todd Helton, L OBP: 0.394, SLG: 0.425										1	0	0	0	0	0	2					
Desi Relaford, S OBP: 0.385, SLG: 0.429		2-3 K		3-2 1B		3-3 K				3	0	1	0	0	2	2					
Jason Jennings, L OBP: 0.182, SLG: 0.143			0-0 12 SH3-1		0-0 B1			2-1 12 CS 1B		2	0	1	0	0	0	2					
Eddy Garabito, S OBP: 0.333, SLG: 0.333	(7, PH)									1	0	1	0	0	0	0					
Jay Witasick, R (8, 1)										0	0	0	0	0	0	0					
40 Brian Fuentes, L (9, 1)										0	0	0	0	0	0	0					
<b>Inning Stats</b>	R: 0 E: 0 K: 1 S: 9	H: 1 LOB: 1 BB: 0 P: 12	R: 0 E: 0 K: 1 S: 6	H: 0 LOB: 1 BB: 1 P: 13	R: 0 E: 0 K: 0 S: 8	H: 1 LOB: 1 BB: 0 P: 13	R: 2 E: 0 K: 0 S: 15	H: 3 LOB: 2 BB: 1 P: 28	R: 0 E: 0 K: 1 S: 12	H: 0 LOB: 0 BB: 0 P: 18	R: 0 E: 0 K: 2 S: 10	H: 1 LOB: 1 BB: 0 P: 15	R: 0 E: 0 K: 0 S: 7	H: 1 LOB: 0 BB: 0 P: 11	R: 0 E: 0 K: 1 S: 9	H: 2 LOB: 2 BB: 0 P: 15	1B: 6 2B: 1 3B: 0 HR: 2	SF: 0 SAC: 1 DP: 0 HBP: 0	WP: 0 PB: 0 SB: 1 CS: 1	PA: 34	
<b>PITCHER</b>	IP	WLS	BF	H	R	ER	SO	BB	IBB	HBP	BLK	WP	HR	S	P	ERA	WHIP				
30 Mark Mulder, L ERA: 3.62	(1, 1)	7.0	L	30	8	2	2	5	2	0	0	0	0	68	113	2.57	1.429				
Al Reyes, R ERA: 2.29	(8, 1)	0.2	3	1	0	0	1	0	0	0	0	0	0	6	10	0.00	1.500				
Ray King, L ERA: 3.46	(8, 1)	0.1	1	0	0	0	0	0	0	0	0	0	0	2	2	0.00	0.000				

St. Louis Cardinals @ Colorado Rockies  
Coors Field, Denver, CO  
Tue May 31 2005, 7:05 PM MDT  
Att: 23,519 - Partly Cloudy - 64 F

AB 31  
R 2  
H 9  
RBI 2  
BB 2  
SO 6  
LOB 17





Batter	1	2	3	4	5	6	7	8	9	AB	R	H	RBI	BB	SO	LOB	TOP
Mark Grudzielanek, R OBP: 0.380, SLG: 0.481	2-1 5 PB 5 S 1B HBP	1-0 F8		0-1 G6-3		1-1 G4-3	0-1 L8		2-2 FC3-6	5	1	0	1	0	0	6	
Larry Walker, L OBP: 0.347, SLG: 0.421	1-0 F7		0-0 G3-1	2-1 5 1B 2-H 1B		1-1 P5		2-1 P6	2-3 K	6	0	1	1	0	1	4	
5 Albert Pujols, R OBP: 0.414, SLG: 0.577	4-2 1B WP 1B BB		0-1 G5-3	3-0 1B		4-0 15 PB 1BB		3-2 1B		3	1	2	0	2	0	0	
15 Jim Edmonds, L 48 Brad Thompson, R Ray King, L Reggie Sanders, R Julian Tavaréz, L Al Reyes, R 44 Jason Isringhausen, R 34 Randy Flores, L	1-3 K		0-0 1B	1-2 F8		3-2 F9		1-3 K		4	0	1	0	0	1	6	
John Mabry, L OBP: 0.344, SLG: 0.434	4-0 1B 1-2 1BB		3-0 L8		3-3 K		2-1 BB BB SF7 1B	2-1 L3		4	1	1	0	1	1	2	
Scott Seabolt, R OBP: 0.346, SLG: 0.333	2-0 1-2 2-H 3-H 1B			4-2 2B 1B BB	1-1 F8		4-1 BB 1-2 BB		1-1 L9	3	1	1	2	2	0	0	
Abraham Nunez, S OBP: 0.349, SLG: 0.429	0-1 F9			1-1 1B 2B 1B	0-2 1B		4-0 1-2 2-3 BB		4-2 BB 1B FC3-6 BB	3	2	2	0	2	0	2	
Einar Diaz, R OBP: 0.275, SLG: 0.282		1-2 L7		0-0 WP 1B G5-3 1B	0-1 F7		0-1 L1		1-2 FC3-6 BB 1B	5	1	2	2	0	0	4	
Jeff Suppan, R OBP: 0.200, SLG: 0.158			0-0 G4-3		1-1 G5-3		2-2 G4-3 WP 1B		4-1 FC3-6 BB	2	0	0	0	0	0	1	
Roger Cedeno, S OBP: 0.203, SLG: 0.162										1	0	1	0	0	0	0	
So Taguchi, R OBP: 0.304, SLG: 0.398										0	0	0	1	1	0	0	
<b>Inning Stats</b>	R: 2 E: 0 K: 1 S: 10	H: 1 LOB: 2 BB: 2 P: 24	R: 0 E: 0 K: 0 S: 7	H: 0 LOB: 0 BB: 0 P: 9	R: 0 E: 0 K: 0 S: 5	H: 1 LOB: 1 BB: 0 P: 8	R: 3 E: 0 K: 0 S: 16	H: 4 LOB: 2 BB: 1 P: 28	R: 0 E: 0 K: 1 S: 12	H: 1 LOB: 1 BB: 0 P: 16	R: 0 E: 0 K: 0 S: 13	H: 1 LOB: 2 BB: 1 P: 24	R: 1 E: 0 K: 1 S: 15	H: 1 LOB: 1 BB: 2 P: 29	1B: 10 2B: 1 3B: 0 HR: 0	SF: 1 SAC: 0 DP: 0 HBP: 1	WP: 3 PA: 47 PB: 2 SB: 2 CS: 0
<b>PITCHER</b>	IP WLS BF H R ER SO BB IBB HBP BLK WP HR S P ERA WHIP	5.0 3.83	1.0 5 1 0 0 0 0 1 0 0 0 1 0 13 24 0.00 1.000	1.0 6 1 1 0 0 2 0 0 0 0 0 0 8 18 9.00 3.000	1.0 4 1 0 0 1 0 0 0 0 0 0 0 12 20 0.00 1.000	1.0 W 6 1 1 1 1 2 0 0 0 0 0 0 15 29 9.00 3.000											

St. Louis Cardinals @ Colorado Rockies  
Coors Field, Denver, CO  
Thu Jun 02 2005, 1:05 PM MDT  
Att: 21,381 - Partly Cloudy - 73 F

AB 37  
R 7  
H 11  
RBI 7  
BB 8  
SO 4  
LOB 26



Batter	1	2	3	4	5	6	7	8	9	AB	R	H	RBI	BB	SO	LOB	BOTTOM				
12 Clint Barmes, R OBP: 0.366, SLG: 0.505	1-0 F8		1-1 SH1-3		0-0 G4-3		2-2 P6		1-0 BB 1B	4	1	1	1	0	0	1					
Desi Relaford, S OBP: 0.396, SLG: 0.441	2-1 G3		1-2 FC6-5		0-1 17 G4-3 1B		1-1 G4-3		4-0 17 1B BB	4	1	1	2	1	0	1					
17 Todd Helton, L OBP: 0.387, SLG: 0.415	2-1 F7		2-3 3-H 3-2 F7		1-1 G4-3		2-3 K		3-2 11 BB 5 1BB 1B	5	0	1	2	0	1	2					
5 Matt Holliday, R OBP: 0.356, SLG: 0.461		0-0 HR		3-2 HR	4-1 BB			2-0 HBP 2B	4-0 11 BB 1BB	3	2	3	2	2	0	0					
11 Brad Hawpe, L OBP: 0.342, SLG: 0.455		3-2 G5-3		1-3 K2-3	2-2 P6			4-0 18 L3-6 HBP BB	4-1 BB	3	0	0	1	2	1	2					
Todd Greene, R OBP: 0.314, SLG: 0.447			0-0 G6-3		2-2 L9		1-3 K2-3		1-1 HBP	3	0	0	0	0	1	0					
Luis Gonzalez, R OBP: 0.343, SLG: 0.442								1-2 2-3 HBP		0	0	0	0	0	0	0					
27 Garrett Atkins, R OBP: 0.355, SLG: 0.404			0-0 G5-3		2-0 G6-3		0-1 F9		1-3 K	4	0	0	0	0	1	3					
JD Closser, S OBP: 0.300, SLG: 0.266										0	0	0	0	0	0	0					
18 Cory Sullivan, L OBP: 0.352, SLG: 0.424			1-2 12 SH1-3 1B FC6-5 1B		2-1 E 12 G4-3 1B		2-0 FC5-4 1B		0-0 L3-6	4	2	3	0	0	0	3					
Shawn Chacon, R Eduardo, S David Cortes, R Dustin Mohr, R Matt Anderson, R Jay Witasick, R 40 Brian Fuentes, L Preston Wilson, R			0-1 FC6-5 12 SH1-3 1B		1-0 E7 12 G4-3 1B		0-1 FC5-4		0-2 12 1B 17 1B	1	0	1	0	0	0	0					
<b>Inning Stats</b>	R: 0 E: 0 K: 0 S: 5	H: 0 LOB: 0 BB: 0 P: 10	R: 1 E: 0 K: 0 S: 6	H: 1 LOB: 0 BB: 0 P: 9	R: 1 E: 0 K: 0 S: 15	H: 2 LOB: 1 BB: 0 P: 21	R: 1 E: 0 K: 1 S: 11	H: 1 LOB: 0 BB: 0 P: 19	R: 2 E: 1 K: 0 S: 12	H: 3 LOB: 2 BB: 1 P: 22	R: 0 E: 0 K: 1 S: 8	H: 1 LOB: 1 BB: 0 P: 11	R: 0 E: 0 K: 1 S: 8	H: 0 LOB: 0 BB: 0 P: 13	R: 0 E: 0 K: 1 S: 6	H: 1 LOB: 2 BB: 1 P: 14	R: 3 E: 0 K: 0 S: 11	H: 3 LOB: 3 BB: 3 P: 27	1B: 9 2B: 2 3B: 0 HR: 2	SF: 0 SAC: 1 DP: 1 HBP: 1	WP: 0 PA: 41 PB: 0 SB: 0 CS: 0
<b>PITCHER</b>	IP WLS BF H R ER SO BB IBB HBP BLK WP HR S P ERA WHIP	5.0 4.41	1.1 5 1 0 0 1 0 0 0 0 0 0 0 5 8 0.00 0.000	0.2 H 2 0 0 0 1 0 0 0 0 0 0 5 8 0.00 0.000	0.1 H 4 1 0 0 1 1 0 1 0 0 0 5 13 0.00 6.000	0.2 H 1 0 0 0 0 0 0 0 0 0 0 1 1 0.00 0.000															

St. Louis Cardinals @ Colorado Rockies  
Coors Field, Denver, CO  
Thu Jun 02 2005, 1:05 PM MDT  
Att: 21,381 - Partly Cloudy - 73 F

AB 34  
R 8  
H 12  
RBI 8  
BB 5  
SO 4  
LOB 13





Batter	1	2	3	4	5	6	7	8	9	AB	R	H	RBI	BB	SO	LOB	TOP			
<b>Felipe Lopez, S</b> OBP: 0.355, SLG: 0.542	0-0 CS 1B	3-2 1B		1-1 1B		0-1 F8		1-3 K		5	0	3	0	0	1	2				
<b>Joe Randa, R</b> OBP: 0.358, SLG: 0.456	1-2 HR	0-3 K		1-2 1B			2-1 F8	0-1 L4		5	1	2	1	0	1	3				
<b>Sean Casey, L</b> OBP: 0.370, SLG: 0.421	4-2 1B BB	1-1 1B		0-0 F8			0-1 F9	1-2 L5		4	1	1	0	1	0	4				
<b>Ken Griffey Jr., L</b> OBP: 0.336, SLG: 0.472	3-3 K	0-0 G3			0-0 1B 2B		4-2 BB		2-3 K	4	0	1	0	1	2	3				
<b>Adam Dunn, L</b> OBP: 0.404, SLG: 0.563	2-2 HBP 1B		3-1 G4-3		3-3 K		4-1 BB		2-3 K	4	1	1	0	1	2	1				
<b>Austin Kearns, R</b> OBP: 0.316, SLG: 0.409	1-2 1B 2B HBP		1-1 F9		2-0 F9		0-0 G6-3		0-1 G4-3	4	1	0	0	0	0	3				
<b>Rich Aurilia, R</b> OBP: 0.246, SLG: 0.402	2-1 1B		0-1 G6-3		0-0 1B			3-1 HR		4	1	3	3	0	0	0				
<b>Jason LaRue, R</b> OBP: 0.345, SLG: 0.359	0-1 2B		0-0 G5-3		0-2 G3			3-2 BB HBP		3	0	1	1	0	0	0				
<b>39 Aaron Harang, R</b> ERA: 6.35 <b>56 Todd Coffey, R</b> ERA: 6.29 <b>Kent Mercker, L</b> ERA: 2.19 <b>Jacob Cruz, R</b> ERA: 4.39 <b>Jason Romano, R</b> ERA: 6.42 <b>25 David Weathers, R</b> ERA: 4.45		2-1 L8		1-3 K		2-2 G6-3		4-2 BB		3	0	0	0	0	1	0				
<b>Inning Stats</b>	R: 4 E: 0 K: 1 S: 21	H: 5 LOB: 2 BB: 1 P: 34	R: 0 E: 0 K: 1 S: 12	H: 2 LOB: 2 BB: 0 P: 18	R: 0 E: 0 K: 0 S: 6	H: 0 LOB: 0 BB: 0 P: 10	R: 0 E: 0 K: 1 S: 10	H: 2 LOB: 2 BB: 0 P: 13	R: 0 E: 0 K: 0 S: 8	H: 0 LOB: 0 BB: 0 P: 10	R: 0 E: 0 K: 0 S: 13	H: 0 LOB: 2 BB: 2 P: 23	R: 1 E: 0 K: 1 S: 14	H: 1 LOB: 2 BB: 1 P: 26	R: 0 E: 0 K: 2 S: 10	H: 0 LOB: 0 BB: 0 P: 14	1B: 8 2B: 2 3B: 0 HR: 2	SF: 0 SAC: 0 DP: 0 HBP: 2	WP: 0 PB: 0 SB: 0 CS: 1	PA: 42
<b>PITCHER</b>	IP WLS BF H R ER SO BB IBB HBP BLK WP HR S P ERA WHIP	IP WLS BF H R ER SO BB IBB HBP BLK WP HR S P ERA WHIP																		
<b>Jamey Wright, R</b> ERA: 6.35	6.0 W 28 11 4 4 4 1 0 1 0 0 1 63 96 6.00 2.000																			
<b>Matt Anderson, R</b> ERA: 7.39	1.0 H 5 0 0 0 0 2 0 0 0 0 0 13 23 0.00 2.000																			
<b>Jay Witasick, R</b> ERA: 3.2	1.0 H 6 1 1 1 1 1 0 1 14 26 9.00 2.000																			
<b>40 Brian Fuentes, L</b> ERA: 2.81	1.0 S 3 0 0 0 2 0 0 0 0 0 0 10 14 0.00 0.000																			

Cincinnati Reds @ Colorado Rockies  
Coors Field, Denver, CO  
Sat Jun 04 2005, 6:05 PM MDT  
Att: 20,561 - Cloudy - 57 F

AB	36
R	5
H	12
RBI	5
BB	4
SO	7
LOB	16





Batter	1	2	3	4	5	6	7	8	9	AB	R	H	RBI	BB	SO	LOB	BOTTOM			
<b>12 Clint Barmes, R</b> OBP: 0.374, SLG: 0.509	3-2 G4-3		1-3 K					2-2 G4-3		5	1	2	0	0	1	1				
<b>Desi Relaford, S</b> OBP: 0.400, SLG: 0.446	1-2 G1-3			1-0 F7						4	1	2	1	0	0	0				
<b>17 Todd Helton, L</b> OBP: 0.385, SLG: 0.412	1-1 F8		3-3 K			1-0 FC4-6 1B	1-3 K			4	0	1	1	0	2	0				
<b>Preston Wilson, R</b> OBP: 0.331, SLG: 0.516		1-0 1B		4-2 BB		2-2 FC4-6 5 F9 27 1B	1-0 L9			3	1	1	0	1	0	1				
<b>11 Brad Hawpe, L</b> OBP: 0.351, SLG: 0.457	0-3 K		0-1 BB	1-2 1B		4-1 27 1B	3-2 G4-3			3	1	1	0	1	1	1				
<b>5 Matt Holliday, R</b> OBP: 0.356, SLG: 0.460	2-3 K		0-0 P4			2-2 F9		3-2 27 E SF9 2B		4	1	1	0	0	1	5				
<b>27 Garrett Atkins, R</b> OBP: 0.361, SLG: 0.427 <b>40 Brian Fuentes, L</b>	1-3 K		1-0 F9		1-0 2B 1B	1-0 2B 1B		0-0 E6		4	1	1	1	0	1	2				
<b>JD Closser, S</b> OBP: 0.303, SLG: 0.267			2-1 G4-3		1-2 G4-3	3-2 18 1B 2B		0-1 P6		4	1	1	2	0	0	2				
<b>Jamey Wright, R</b> ERA: 6.35 <b>18 Cory Sullivan, L</b> ERA: 6.29 <b>Matt Anderson, R</b> ERA: 7.39 <b>Jay Witasick, R</b> ERA: 3.2 <b>Luis Gonzalez, R</b> OBP: 0.348, SLG: 0.448		2-3 K		0-3 K		3-2 12 1B 1B		0-0 SF9		2	0	0	0	0	2	0				
<b>Inning Stats</b>	R: 0 E: 0 K: 0 S: 9	H: 0 LOB: 0 BB: 0 P: 14	R: 0 E: 0 K: 3 S: 10	H: 1 LOB: 1 BB: 0 P: 14	R: 0 E: 0 K: 2 S: 8	H: 0 LOB: 0 BB: 0 P: 13	R: 0 E: 0 K: 1 S: 11	H: 1 LOB: 2 BB: 1 P: 19	R: 0 E: 0 K: 1 S: 8	H: 0 LOB: 0 BB: 0 P: 10	R: 6 E: 0 K: 0 S: 27	H: 8 LOB: 2 BB: 1 P: 48	R: 0 E: 0 K: 1 S: 8	H: 0 LOB: 0 BB: 0 P: 13	R: 1 E: 1 K: 0 S: 11	H: 1 LOB: 1 BB: 0 P: 16	1B: 8 2B: 3 3B: 0 HR: 0	SF: 1 SAC: 0 DP: 0 HBP: 0	WP: 0 PB: 0 SB: 0 CS: 0	PA: 37
<b>PITCHER</b>	IP WLS BF H R ER SO BB IBB HBP BLK WP HR S P ERA WHIP	IP WLS BF H R ER SO BB IBB HBP BLK WP HR S P ERA WHIP																		
<b>39 Aaron Harang, R</b> ERA: 3.48	5.2 L 26 7 6 6 7 2 0 0 0 0 0 11 18 0.00 9.000																			
<b>56 Todd Coffey, R</b> ERA: 6.29	0.1 3 3 0 0 0 0 0 0 0 0 0 0 8 13 0.00 0.000																			
<b>Kent Mercker, L</b> ERA: 2.19	1.0 3 0 0 0 1 0 0 0 0 0 0 0 11 16 0.00 1.000																			
<b>25 David Weathers, R</b> ERA: 4.45	1.0 5 1 1 0 0 0 0 0 0 0 0 0 11 16 0.00 1.000																			

Cincinnati Reds @ Colorado Rockies  
Coors Field, Denver, CO  
Sat Jun 04 2005, 6:05 PM MDT  
Att: 20,561 - Cloudy - 57 F

AB	34
R	7
H	11
RBI	7
BB	2
SO	8
LOB	12



Batter	1	2	3	4	5	6	7	8	9	AB	R	H	RBI	BB	SO	LOB	TOP										
<b>Felipe Lopez, S</b> (1, 6) <small>OBP: 0.362, SLG: 0.544</small>	1-1 BB 1B	0-1 G1-3		3-1 1B		0-0 G3		0-0 WP 1B		5	1	3	1	0	0	0	<b>Cincinnati Reds @ Colorado Rockies</b> Coors Field, Denver, CO Sun Jun 05 2005, 1:05 PM MDT Att: 24,426 - Sunny - 70 F										
<b>Joe Randa, R</b> (1, 5) <small>OBP: 0.364, SLG: 0.460</small>	2-0 BB 1B		1-1 HR	0-1 1B		3-2 P3		2-0 L3		5	1	3	0	0	0	3											
<b>Sean Casey, L</b> (1, 3) <small>OBP: 0.376, SLG: 0.442</small>	4-0 BB		0-0 HR	2-1 G3-6			2-1 1B	0-1 FC5-2		4	2	2	2	1	0	5											
<b>Ken Griffey Jr., L</b> (1, 8) <small>OBP: 0.338, SLG: 0.467</small>	2-1 L3		2-2 G6-3		2-1 G4-3		4-1 G6-3	3-3 K		4	1	1	0	1	1	5											
<b>Adam Dunn, L</b> (1, 7) <small>OBP: 0.408, SLG: 0.562</small>	4-2 BB		0-0 P5		3-2 FC6-4		2-1 G6-3	2-1 G3		4	0	2	1	1	0	1											
<b>Austin Kearns, R</b> (1, 9) <small>OBP: 0.307, SLG: 0.396</small>	2-3 K		3-2 G6-3		2-1 FC6-4		1-1 G6-3	2-3 K		5	0	0	0	0	2	7											
<b>Rich Aurilia, R</b> (1, 4) <small>OBP: 0.252, SLG: 0.397</small>	1-3 K		2-2 1B		4-1 BB		2-3 K	0-3 K		4	0	1	1	1	3	4											
<b>Javier Valentin, S</b> (1, 2) <small>OBP: 0.296, SLG: 0.283</small>		1-1 G3-1	1-1 P6		3-2 F8		1-0 BB			4	1	1	0	0	0	3											
<b>Brandon Claussen, R</b> (1, 1) <b>Ryan Wagner, R</b> (6, 1) <b>Jacob Cruz, L</b> (8, PH) <small>OBP: 0.319, SLG: 0.390</small> <b>Luis Lopez, S</b> (8, PR) <small>OBP: 0.222, SLG: 0.294</small> <b>25 David Weathers, R</b> (8, 1)		3-2 G5-3		1-3 K		1-3 K		4-1 FC5-2		3	0	0	0	0	2	0											
<b>Inning Stats</b>	R: 1 E: 0 K: 2 S: 16	H: 2 LOB: 3 BB: 2 P: 32	R: 0 E: 0 K: 0 S: 8	H: 0 LOB: 0 BB: 0 P: 12	R: 3 E: 0 K: 0 S: 16	H: 4 LOB: 1 BB: 0 P: 25	R: 0 E: 0 K: 1 S: 9	H: 2 LOB: 1 BB: 0 P: 15	R: 0 E: 0 K: 0 S: 15	H: 0 LOB: 0 BB: 0 P: 12	R: 1 E: 0 K: 1 S: 10	H: 2 LOB: 1 BB: 1 P: 21	R: 1 E: 0 K: 1 S: 10	H: 2 LOB: 3 BB: 1 P: 19	R: 0 E: 0 K: 2 S: 9	H: 0 LOB: 0 BB: 0 P: 13		1B: 11 2B: 1 3B: 0 HR: 1	SF: 0 SAC: 0 DP: 2 HBP: 0	WP: 1 PA: 43 PB: 0 SB: 0 CS: 0							
<b>PITCHER</b> <b>Jason Jennings, R</b> (1, 1) <small>ERA: 5.93</small> <b>David Cortes, R</b> (6, 1) <small>ERA: 4.99</small> <b>Bobby Seay, L</b> (7, 1) <small>ERA: 9.0</small> <b>Blaine Neal, R</b> (7, 1) <small>ERA: 7.32</small> <b>40 Brian Fuentes, L</b> (8, 1) <small>ERA: 2.63</small>	IP	WLS	BF	H	R	ER	SO	BB	IBB	HBP	BLK	WP	HR	S	P	ERA	WHIP										
<b>PITCHER</b> <b>Jason Jennings, R</b> (1, 1) <small>ERA: 5.93</small> <b>David Cortes, R</b> (6, 1) <small>ERA: 4.99</small> <b>Bobby Seay, L</b> (7, 1) <small>ERA: 9.0</small> <b>Blaine Neal, R</b> (7, 1) <small>ERA: 7.32</small> <b>40 Brian Fuentes, L</b> (8, 1) <small>ERA: 2.63</small>	IP	WLS	BF	H	R	ER	SO	BB	IBB	HBP	BLK	WP	HR	S	P	ERA	WHIP										
Batter	1	2	3	4	5	6	7	8	9	AB	R	H	RBI	BB	SO	LOB	BOTTOM										
<b>12 Clint Barmes, R</b> (1, 6) <small>OBP: 0.371, SLG: 0.516</small>		0-2 F8			1-2 F7	0-1 FC9-6		0-2 HR		5	1	1	1	0	1	2	<b>Cincinnati Reds @ Colorado Rockies</b> Coors Field, Denver, CO Sun Jun 05 2005, 1:05 PM MDT Att: 24,426 - Sunny - 70 F										
<b>Luis Gonzalez, R</b> (1, 4) <small>OBP: 0.350, SLG: 0.438</small>	0-1 2B		4-2 BB		2-3 K	2-0 G5-3		2-1 G6-3		4	1	1	0	1	1	1											
<b>17 Todd Helton, L</b> (1, 3) <small>OBP: 0.390, SLG: 0.417</small>	0-0 F8		0-1 P4		1-1 1B		0-0 WP	1-2 1B		5	1	3	0	0	0	2											
<b>Preston Wilson, R</b> (1, 8) <small>OBP: 0.328, SLG: 0.513</small>	2-1 2B		1-3 K		0-3 K		0-0 G4-3	1-1 L7		5	1	1	1	0	2	4											
<b>Dustin Mohr, R</b> (1, 9) <small>OBP: 0.282, SLG: 0.521</small>	1-2 2B		3-2 G5-3		4-1 HR		2-2 P4			3	1	1	1	1	0	2											
<b>Todd Greene, R</b> (1, 2) <small>OBP: 0.330, SLG: 0.490</small> <b>JD Closser, S</b> (8, 2) <small>OBP: 0.303, SLG: 0.267</small>	1-1 P4			1-1 G5-3		0-0 HR	1-1 2B			4	2	3	3	0	0	1											
<b>27 Garrett Atkins, R</b> (1, 5) <small>OBP: 0.386, SLG: 0.449</small> <b>40 Brian Fuentes, L</b> (8, 1)		1-1 G4-3		0-2 G5-3		0-2 SH5-4	0-0 HR	0-0 2B		4	1	2	1	0	0	1											
<b>18 Cory Sullivan, L</b> (1, 7) <small>OBP: 0.358, SLG: 0.427</small>		0-1 SH1-3		2-3 K		2-1 SH5-4	1-3 K			3	0	1	0	0	2	2											
<b>Jason Jennings, L</b> (1, 1) <small>ERA: 5.93</small> <b>David Cortes, R</b> (6, 1) <small>ERA: 4.99</small> <b>Eddy Garabito, S</b> (6, PH) <small>OBP: 0.174, SLG: 0.136</small> <b>Bobby Seay, L</b> (7, 1) <small>ERA: 9.0</small> <b>Blaine Neal, L</b> (7, 1) <small>ERA: 7.32</small> <b>Desi Relaford, S</b> (8, 9) <small>OBP: 0.207, SLG: 0.441</small>		0-1 SH1-3		0-0 G3		1-1 FC9-6		1-0 G4-3		1	0	0	0	0	0	1											
<b>Inning Stats</b>	R: 2 E: 0 K: 1 S: 13	H: 3 LOB: 1 BB: 0 P: 19	R: 0 E: 0 K: 0 S: 9	H: 1 LOB: 1 BB: 0 P: 10	R: 0 E: 0 K: 1 S: 10	H: 0 LOB: 1 BB: 1 P: 18	R: 0 E: 0 K: 1 S: 9	H: 1 LOB: 1 BB: 0 P: 12	R: 0 E: 0 K: 2 S: 12	H: 1 LOB: 1 BB: 0 P: 16	R: 3 E: 0 K: 0 S: 12	H: 3 LOB: 1 BB: 1 P: 21	R: 2 E: 0 K: 1 S: 12	H: 3 LOB: 1 BB: 0 P: 16	R: 1 E: 0 K: 0 S: 15	H: 2 LOB: 1 BB: 0 P: 20		1B: 8 2B: 4 3B: 0 HR: 2	SF: 0 SAC: 2 DP: 0 HBP: 0	WP: 1 PA: 40 PB: 0 SB: 1 CS: 0							
<b>PITCHER</b> <b>Brandon Claussen, L</b> (1, 1) <small>ERA: 4.5</small> <b>Ryan Wagner, R</b> (6, 1) <small>ERA: 5.64</small> <b>25 David Weathers, R</b> (8, 1) <small>ERA: 4.6</small>	IP	WLS	BF	H	R	ER	SO	BB	IBB	HBP	BLK	WP	HR	S	P	ERA	WHIP										
<b>PITCHER</b> <b>Brandon Claussen, L</b> (1, 1) <small>ERA: 4.5</small> <b>Ryan Wagner, R</b> (6, 1) <small>ERA: 5.64</small> <b>25 David Weathers, R</b> (8, 1) <small>ERA: 4.6</small>	IP	WLS	BF	H	R	ER	SO	BB	IBB	HBP	BLK	WP	HR	S	P	ERA	WHIP										



Batter	1	2	3	4	5	6	7	8	9	AB	R	H	RBI	BB	SO	LOB	TOP										
22 Scott Podsednik, L (1.7) OBP: 0.371, SLG: 0.328	P4		B5-3	G6-3													5 1 2 1 1 0 1										
Tadahito Iguchi, R (1.4) OBP: 0.345, SLG: 0.441	F9		G6-3														5 0 0 0 1 2 2										
Aaron Rowand, R (1.8) OBP: 0.351, SLG: 0.426	14 HR		23 BB 14 1B	HBP													5 1 1 0 0 1 4										
14 Paul Konerko, R (1.3) OBP: 0.347, SLG: 0.485	1-H		23 BB	1B													3 3 2 2 2 0 0										
23 Jermaine Dye, R (1.9) OBP: 0.301, SLG: 0.471	K																4 1 3 2 1 1 0										
5 Juan Uribe, R (1.6) OBP: 0.274, SLG: 0.378				L6													5 2 3 1 0 0 4										
12 A.J. Pierzynski, L (1.2) OBP: 0.331, SLG: 0.452																	5 0 3 2 0 1 0										
24 Joe Crede, R (1.5) OBP: 0.296, SLG: 0.392																	3 1 1 0 1 0 3										
Freddy Garcia, R (1.1) Timo Perez, L (9, PH) Shingo Takatsu, R (9.1)																	3 0 0 0 0 0 3 1 0 0 0 0 0 0 0 0 0 0 0 0 0										
<b>Inning Stats</b>	R: 2 E: 0 K: 1 S: 13	H: 2 LOB: 0 BB: 0 P: 21	R: 1 E: 0 K: 0 S: 10	H: 2 LOB: 0 BB: 0 P: 13	R: 0 E: 0 K: 0 S: 11	H: 1 LOB: 3 BB: 1 P: 21	R: 0 E: 0 K: 0 S: 8	H: 1 LOB: 1 BB: 0 P: 11	R: 3 E: 0 K: 1 S: 15	H: 3 LOB: 2 BB: 2 P: 27	R: 2 E: 0 K: 1 S: 11	H: 2 LOB: 1 BB: 1 P: 18	R: 1 E: 0 K: 1 S: 13	H: 1 LOB: 2 BB: 1 P: 24	R: 0 E: 0 K: 0 S: 12	H: 3 LOB: 2 BB: 0 P: 18	R: 0 E: 0 K: 1 S: 6	H: 0 LOB: 1 BB: 1 P: 11	1B: 11 2B: 3 3B: 0 HR: 1	SF: 0 SAC: 1 DP: 1 HBP: 2	WP: 1 PB: 0 SB: 1 CS: 0	PA: 48					
<b>PITCHER</b>	IP	WLS	BF	H	R	ER	SO	BB	IBB	HBP	BLK	WP	HR	S	P	ERA	WHIP										
Joe Kennedy, L (1.1) ERA: 7.07	5.2	L	32	11	8	8	3	2	2	1	0	1	1	67	110	12.71	2.294										
Marcos Carvajal, R (6.1) ERA: 3.69	1.1		7	1	1	1	1	1	0	1	0	0	0	14	25	6.75	1.500										
David Cortes, R (8.1) ERA: 4.22	1.0		5	3	0	0	0	0	0	0	0	0	0	12	18	0.00	3.000										
Blaine Neal, R (9.1) ERA: 6.97	1.0		4	0	0	0	1	1	0	0	0	0	0	6	11	0.00	1.000										

Chicago White Sox @ Colorado Rockies  
Coors Field, Denver, CO  
Mon Jun 06 2005, 7:05 PM MDT  
Att: 25,030 - Partly Cloudy - 79 F

livebaseballscorecards.com

AB 39  
R 9  
H 15  
RBI 8  
BB 6  
SO 5  
LOB 17



Batter	1	2	3	4	5	6	7	8	9	AB	R	H	RBI	BB	SO	LOB	BOTTOM										
Desi Relaford, S (1.6) OBP: 0.392, SLG: 0.429	F8		F9														3 0 0 0 1 0 0										
Eddy Garabito, S (1.4) OBP: 0.400, SLG: 0.400	17 HBP 11 HR		B1-3														4 1 1 0 0 0 1										
17 Todd Helton, L (1.3) OBP: 0.387, SLG: 0.410	11 HR		K														3 1 0 0 0 2 1										
Preston Wilson, R (1.8) OBP: 0.320, SLG: 0.500	K																4 0 0 0 0 4 3										
11 Brad Hawpe, L (1.9) OBP: 0.350, SLG: 0.475	1-H 2-H		K														3 1 1 3 0 2 0										
5 Matt Holliday, R (1.7) OBP: 0.353, SLG: 0.453	P3																3 0 0 0 0 0 0										
27 Garrett Atkins, R (1.5) OBP: 0.357, SLG: 0.436																	3 0 0 0 0 2 0										
JD Closser, S (1.2) OBP: 0.295, SLG: 0.260																	3 0 0 0 0 0 0										
Joe Kennedy, R (1.1) Marcos Carvajal, R (6.1) David Cortes, R (8.1) 18 Cory Sullivan, L (8, PH) Blaine Neal, L (9.1)																	2 0 1 0 0 0 0 1 0 0 0 0 0 0 1 0										
<b>Inning Stats</b>	R: 3 E: 0 K: 1 S: 13	H: 2 LOB: 0 BB: 0 P: 20	R: 0 E: 0 K: 1 S: 7	H: 0 LOB: 0 BB: 0 P: 12	R: 0 E: 0 K: 2 S: 9	H: 0 LOB: 0 BB: 0 P: 12	R: 0 E: 0 K: 0 S: 5	H: 0 LOB: 0 BB: 0 P: 8	R: 0 E: 0 K: 1 S: 10	H: 0 LOB: 0 BB: 0 P: 16	R: 0 E: 0 K: 2 S: 7	H: 0 LOB: 0 BB: 0 P: 13	R: 0 E: 0 K: 2 S: 10	H: 0 LOB: 0 BB: 0 P: 14	R: 0 E: 0 K: 1 S: 7	H: 0 LOB: 1 BB: 1 P: 16	1B: 1 2B: 0 3B: 0 HR: 1	SF: 0 SAC: 0 DP: 0 HBP: 1	WP: 0 PB: 0 SB: 0 CS: 0	PA: 31							
<b>PITCHER</b>	IP	WLS	BF	H	R	ER	SO	BB	IBB	HBP	BLK	WP	HR	S	P	ERA	WHIP										
Freddy Garcia, R (1.1) ERA: 3.51	8.0	W	27	2	3	3	10	0	0	1	0	0	0	7	16	0.00	1.000										
Shingo Takatsu, R (9.1) ERA: 6.46	1.0		4	0	0	0	1	1	0	0	0	0	0	7	16	0.00	1.000										

Chicago White Sox @ Colorado Rockies  
Coors Field, Denver, CO  
Mon Jun 06 2005, 7:05 PM MDT  
Att: 25,030 - Partly Cloudy - 79 F

livebaseballscorecards.com

AB 29  
R 3  
H 2  
RBI 3  
BB 1  
SO 11  
LOB 5



Batter	1	2	3	4	5	6	7	8	9	AB	R	H	RBI	BB	SO	LOB	TOP				
22 Scott Podsednik, L OBP: 0.364, SLG: 0.321	P5		L4		K			G4-3		4	0	0	0	0	1	0					
Willie Harris, L OBP: 0.349, SLG: 0.255	K		G4-3		F9			G6-3		4	0	0	0	0	1	0					
Aaron Rowand, R OBP: 0.349, SLG: 0.422	G6-3				K			F8		4	0	1	0	0	1	0					
14 Paul Konerko, R OBP: 0.350, SLG: 0.488		23 E 23 FC6 BB			23 1B			K		3	1	1	0	1	2	0					
23 Jermaine Dye, R OBP: 0.305, SLG: 0.472	FC6				12 S 12 1B			G6-3		4	1	2	1	0	0	1					
12 A.J. Pierzynski, L OBP: 0.330, SLG: 0.447	P5				24 HBP 1B			G1-3		4	0	1	1	0	1	3					
5 Juan Uribe, R OBP: 0.274, SLG: 0.371	K				K					3	0	0	0	1	3	4					
24 Joe Crede, R OBP: 0.297, SLG: 0.388	P5							B3		2	0	0	0	0	0	3					
52 Jose Contreras, R Frank Thomas, R Neal Cotts, L Dustin Hermanson, R										2	0	0	0	0	1	2					
										1	0	0	0	0	1	1					
										0	0	0	0	0	0	0					
										0	0	0	0	0	0	0					
<b>Inning Stats</b>	R: 0 E: 0 K: 1 S: 6	H: 0 LOB: 0 BB: 0 P: 12	R: 0 E: 1 K: 1 S: 9	H: 0 LOB: 2 BB: 1 P: 14	R: 0 E: 0 K: 1 S: 5	H: 0 LOB: 0 BB: 0 P: 6	R: 2 E: 0 K: 2 S: 12	H: 3 LOB: 2 BB: 0 P: 19	R: 0 E: 0 K: 1 S: 9	H: 0 LOB: 0 BB: 0 P: 14	R: 0 E: 0 K: 1 S: 7	H: 0 LOB: 0 BB: 1 P: 14	R: 0 E: 0 K: 0 S: 6	H: 1 LOB: 0 BB: 0 P: 11	R: 0 E: 0 K: 3 S: 14	H: 1 LOB: 1 BB: 0 P: 19	1B: 4 2B: 1 3B: 0 HR: 0	SF: 0 SAC: 0 DP: 0 HBP: 1	WP: 0 PB: 0 SB: 1 CS: 1	PA: 35	
<b>PITCHER</b>	IP	WLS	BF	H	R	ER	SO	BB	IBB	HBP	BLK	WP	HR	S	P	ERA	WHIP				
49 Byung-Hyun Kim, R ERA: 6.38	6.0	L	24	3	2	2	7	1	0	1	0	0	0	52	80	3.00	0.667				
Matt Anderson, R ERA: 5.79	1.0		3	0	0	0	1	1	0	0	0	0	0	7	14	0.00	1.000				
Bobby Seay, L ERA: 6.75	0.2		2	0	0	0	0	0	0	0	0	0	0	5	7	0.00	0.000				
Jay Witasick, R ERA: 3.1	0.2		2	1	0	0	1	0	0	0	0	0	0	4	10	0.00	1.500				
40 Brian Fuentes, L ERA: 2.57	0.2		3	1	0	0	2	0	0	0	0	0	0	11	13	0.00	1.500				

Chicago White Sox @ Colorado Rockies  
 Coors Field, Denver, CO  
 Tue Jun 07 2005, 7:05 PM MDT  
 Att: 21,576 - Partly Cloudy - 79 F

AB	31
R	2
H	5
RBI	2
BB	2
SO	11
LOB	14



Batter	1	2	3	4	5	6	7	8	9	AB	R	H	RBI	BB	SO	LOB	BOTTOM					
Desi Relaford, S OBP: 0.395, SLG: 0.431	17 BB 1B		K		E3 1B			G1-3		4	0	2	0	0	1	0						
Luis Gonzalez, R OBP: 0.339, SLG: 0.422	P3		P6		K			G1-3		4	0	0	0	0	1	2						
17 Todd Helton, L OBP: 0.385, SLG: 0.404			G6-3		L5			K		3	0	0	0	1	1	1						
Preston Wilson, R OBP: 0.319, SLG: 0.494	K				11 F9 27 WP 2B 1B			K		4	1	1	0	0	3	3						
11 Brad Hawpe, L OBP: 0.342, SLG: 0.462	F7				F9			G4-3		4	0	0	0	0	1	3						
5 Matt Holliday, R OBP: 0.346, SLG: 0.443			K		F8			K		4	0	0	0	0	2	1						
27 Garrett Atkins, R OBP: 0.354, SLG: 0.439	G6-3							P4		4	0	1	1	0	0	0						
Danny Ardoin, R OBP: 0.667, SLG: 0.500			49 WP 49 S 1B							2	0	1	0	1	1	0						
49 Byung-Hyun Kim, R Matt Anderson, R Dustan Mohr, R Bobby Seay, L Jay Witasick, R 40 Brian Fuentes, L										2	0	0	0	0	0	3						
										0	0	0	0	0	0	0						
										1	0	0	0	0	1	0						
										0	0	0	0	0	0	0						
										0	0	0	0	0	0	0						
										0	0	0	0	0	0	0						
<b>Inning Stats</b>	R: 0 E: 0 K: 1 S: 11	H: 1 LOB: 2 BB: 1 P: 20	R: 0 E: 0 K: 1 S: 10	H: 1 LOB: 0 BB: 0 P: 13	R: 0 E: 0 K: 1 S: 11	H: 0 LOB: 0 BB: 0 P: 19	R: 1 E: 0 K: 0 S: 12	H: 2 LOB: 2 BB: 1 P: 23	R: 0 E: 0 K: 2 S: 11	H: 1 LOB: 1 BB: 0 P: 14	R: 0 E: 0 K: 1 S: 9	H: 0 LOB: 0 BB: 0 P: 14	R: 0 E: 0 K: 2 S: 9	H: 0 LOB: 0 BB: 0 P: 15	R: 0 E: 0 K: 2 S: 9	H: 0 LOB: 0 BB: 0 P: 10	R: 0 E: 0 K: 1 S: 7	H: 0 LOB: 0 BB: 0 P: 12	1B: 4 2B: 1 3B: 0 HR: 0	SF: 0 SAC: 0 DP: 0 HBP: 0	WP: 2 PB: 0 SB: 1 CS: 0	PA: 34
<b>PITCHER</b>	IP	WLS	BF	H	R	ER	SO	BB	IBB	HBP	BLK	WP	HR	S	P	ERA	WHIP					
52 Jose Contreras, R ERA: 3.13	6.0	W	25	5	1	1	6	1	1	0	0	0	0	64	103	1.50	1.000					
Neal Cotts, L ERA: 2.53	2.0	H	6	0	0	0	4	0	0	0	0	0	0	18	25	0.00	0.000					
Dustin Hermanson, R ERA: 1.04	1.0	S	3	0	0	0	1	0	0	0	0	0	0	7	12	0.00	0.000					

Chicago White Sox @ Colorado Rockies  
 Coors Field, Denver, CO  
 Tue Jun 07 2005, 7:05 PM MDT  
 Att: 21,576 - Partly Cloudy - 79 F

AB	32
R	1
H	5
RBI	1
BB	2
SO	11
LOB	13






Batter	1	2	3	4	5	6	7	8	9	AB	R	H	RBI	BB	SO	LOB	TOP					
15 Brandon Inge, R OBP: 0.381, SLG: 0.460	3-1 14 G6-3 1B		1-0 F8			0-1 F9		1-0 FC6-4		4	0	1	0	0	0	5						
14 Placido Polanco, R OBP: 0.373, SLG: 0.414	0-1 G6-3		1-0 G5-4-3			3-1 G4-3 1B		2-3 K		4	0	1	0	0	1	5						
Dmitri Young, S OBP: 0.326, SLG: 0.502	0-3 K			1-0 F9		0-2 G4-3			2-2 FC5-4 1B	4	0	1	0	0	1	3						
Rondell White, R OBP: 0.314, SLG: 0.457	1-2 P6			3-2 G6-3			2-2 G5-3		1-1 FC5-4 WP 1B	4	0	0	0	0	2							
Ivan Rodriguez, R OBP: 0.298, SLG: 0.460		0-2 G1-3		1-0 L8			2-3 K		0-3 K	4	0	0	0	0	2	1						
Craig Monroe, R OBP: 0.323, SLG: 0.431	0-1 F9				0-1 G5-3		1-1 G3		1-3 K	4	0	0	0	0	1	1						
39 Tony Giarratano, S OBP: 0.250, SLG: 0.318					2-2 G5-3			1-1 G5-3		3	0	0	0	0	1	0						
Nook Logan, S OBP: 0.345, SLG: 0.394					1-1 G6-3			0-1 15 FC6-4 31 1B 1B		3	0	2	0	0	0	0						
Mike Maroth, L OBP: 1.000, SLG: 1.000					4-2 14 G5-4-3 BB		0-0 14 1B		0-2 15 FC6-4 1B	1	0	1	0	1	0	0						
31 Chris Shelton, R OBP: 0.316, SLG: 0.368 Jamie Walker, L Franklyn German, R Kyle Farnsworth, R										1	0	1	0	0	0	0						
										1	0	1	0	0	0	0						
										0	0	0	0	0	0	0						
										0	0	0	0	0	0	0						
										0	0	0	0	0	0	0						
<b>Inning Stats</b>	R: 0 E: 0 K: 1 S: 14	H: 1 LOB: 1 BB: 0 P: 18	R: 0 E: 0 K: 1 S: 8	H: 0 LOB: 0 BB: 0 P: 9	R: 0 E: 0 K: 0 S: 7	H: 1 LOB: 1 BB: 1 P: 15	R: 0 E: 0 K: 0 S: 6	H: 0 LOB: 0 BB: 0 P: 11	R: 0 E: 0 K: 0 S: 7	H: 0 LOB: 0 BB: 0 P: 10	R: 0 E: 0 K: 0 S: 8	H: 2 LOB: 1 BB: 0 P: 11	R: 0 E: 0 K: 1 S: 10	H: 0 LOB: 0 BB: 0 P: 15	R: 0 E: 0 K: 1 S: 12	H: 2 LOB: 2 BB: 0 P: 16	R: 0 E: 0 K: 2 S: 11	H: 1 LOB: 1 BB: 0 P: 15	1B: 6 2B: 1 3B: 0 HR: 0	SF: 0 SAC: 0 DP: 2 HBP: 0	WP: 1 PB: 0 SB: 0 CS: 0	PA: 33
<b>PITCHER</b>	IP	WLS	BF	H	R	ER	SO	BB	IBB	HBP	BLK	WP	HR	S	P	ERA	WHIP					
Jamey Wright, R ERA: 5.68	7.1	W	27	6	0	0	3	1	0	0	0	0	0	67	97	0.00	0.955					
Jay Witasick, R ERA: 3.0	0.2	H	2	0	0	0	1	0	0	0	0	0	0	5	8	0.00	0.000					
40 Brian Fuentes, L ERA: 2.48	1.0	S	4	1	0	0	2	0	0	0	0	1	0	11	15	0.00	1.000					

Detroit Tigers @ Colorado Rockies  
Coors Field, Denver, CO  
Fri Jun 10 2005, 3:05 PM MDT  
Att: 20,275 - Drizzlie - 45 F


AB 32  
R 0  
H 7  
RBI 0  
BB 1  
SO 6  
LOB 17



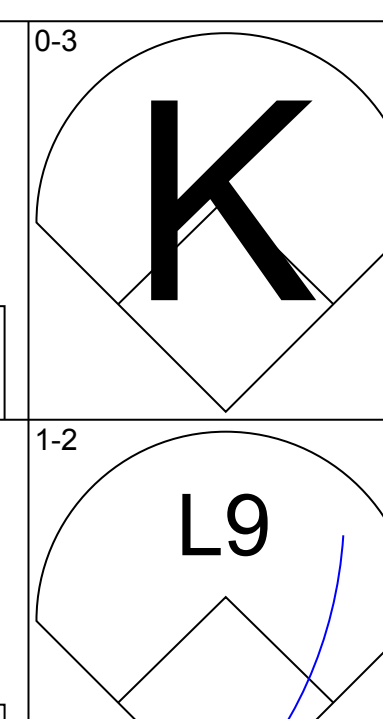
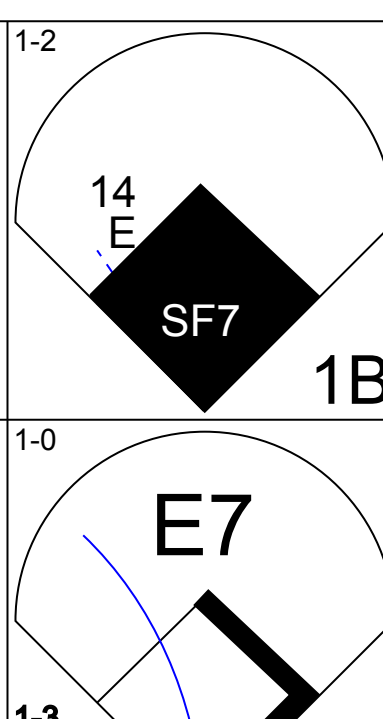
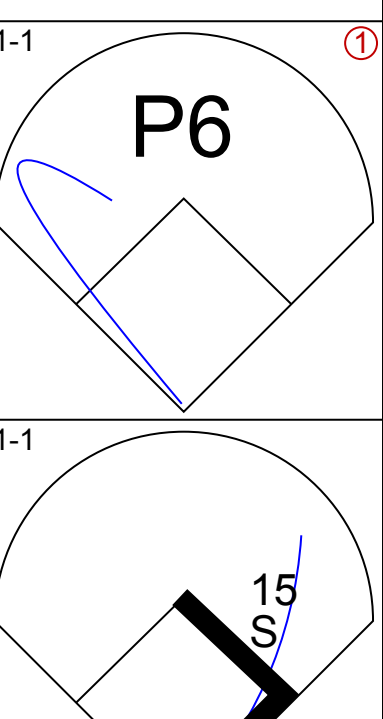
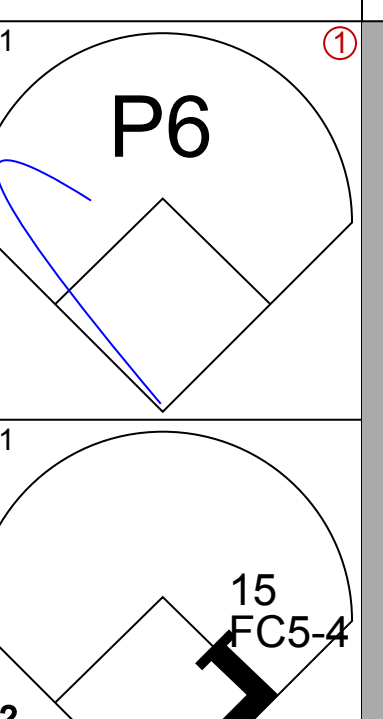
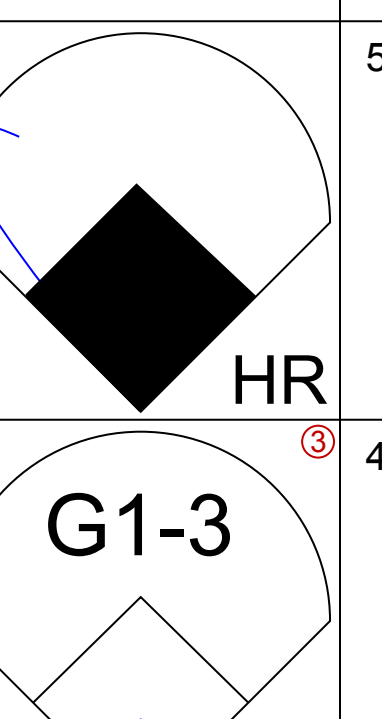
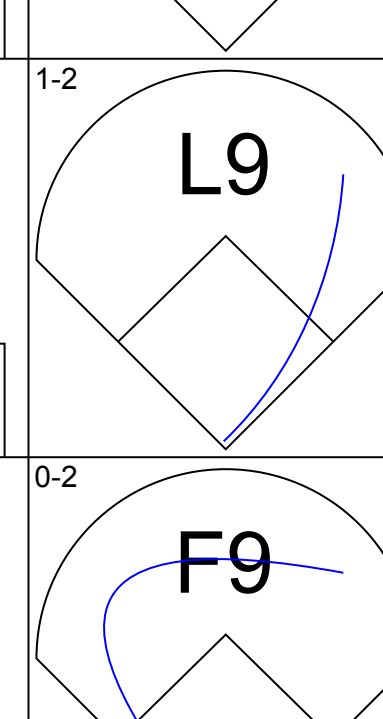
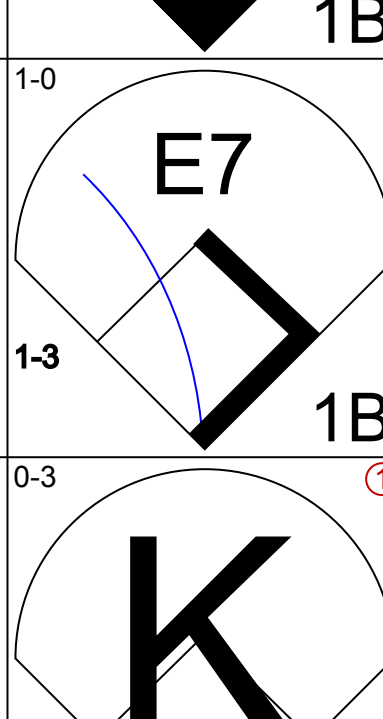
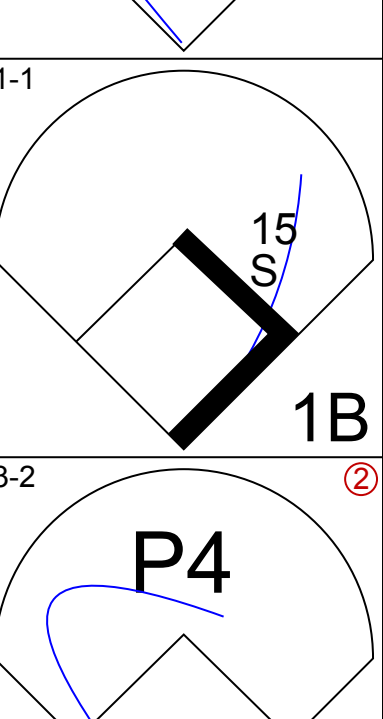
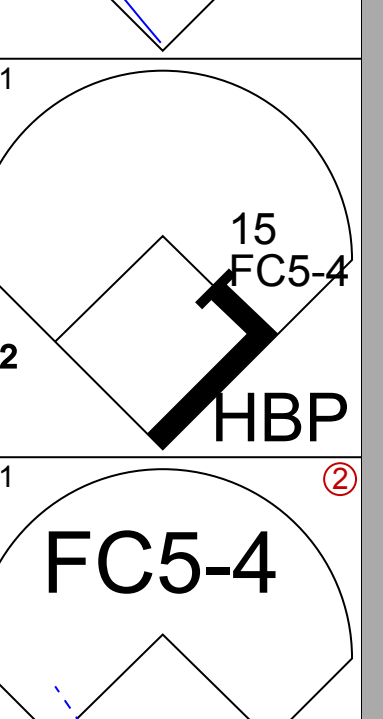
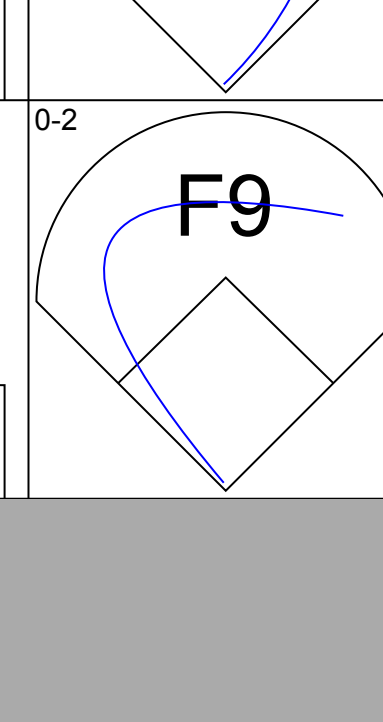
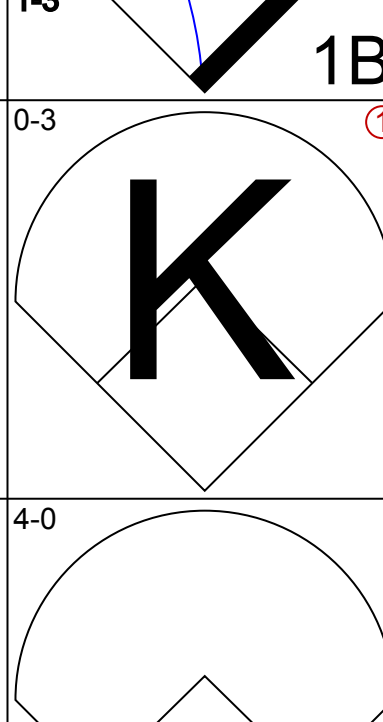
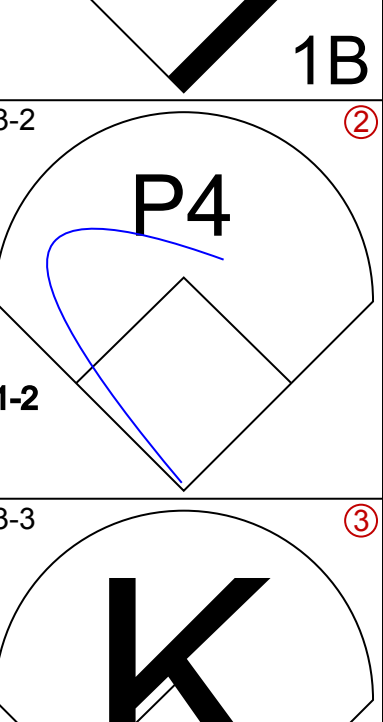
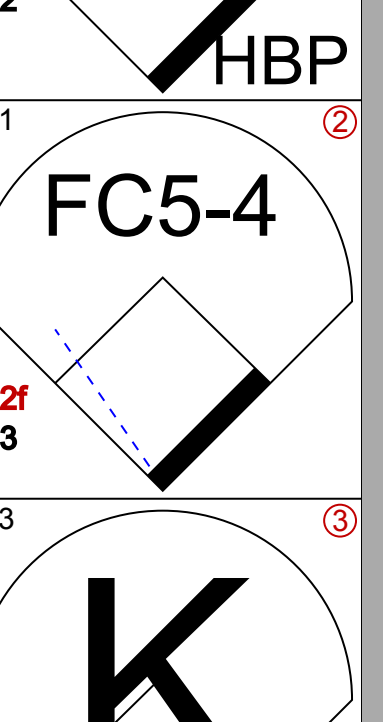
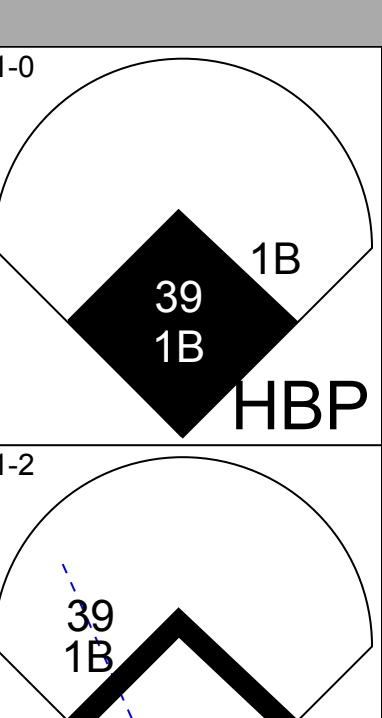
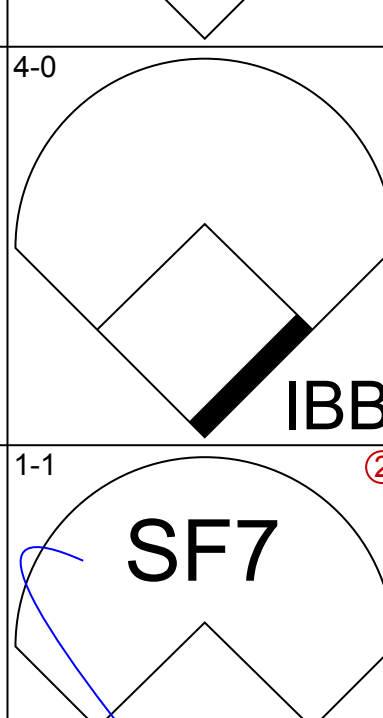
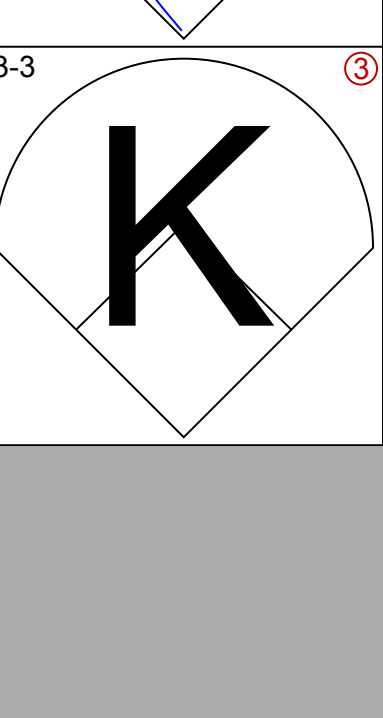

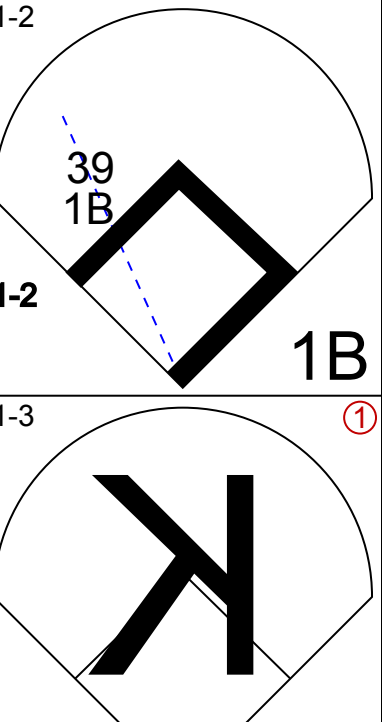
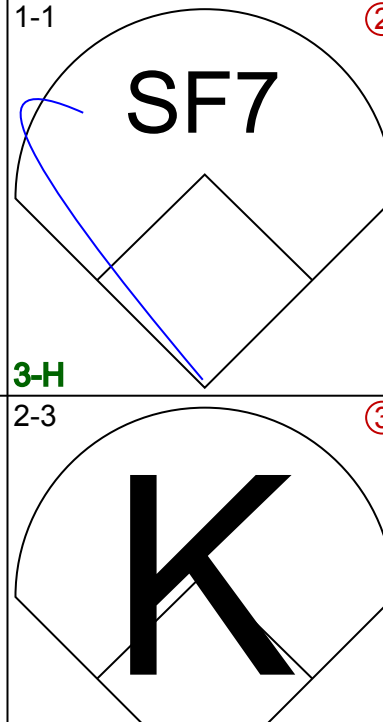
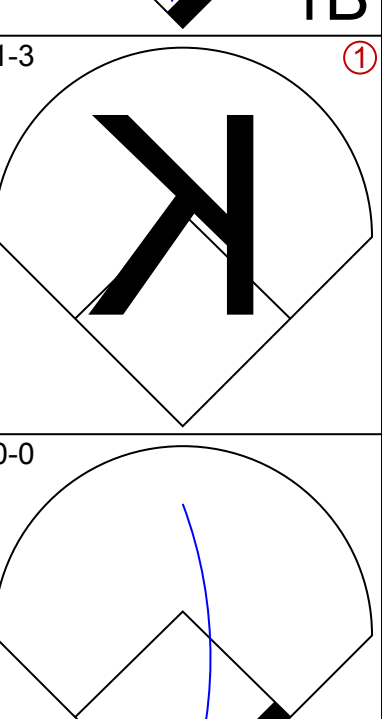

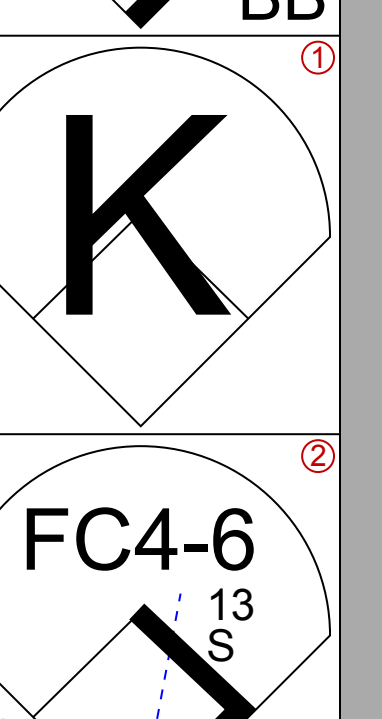

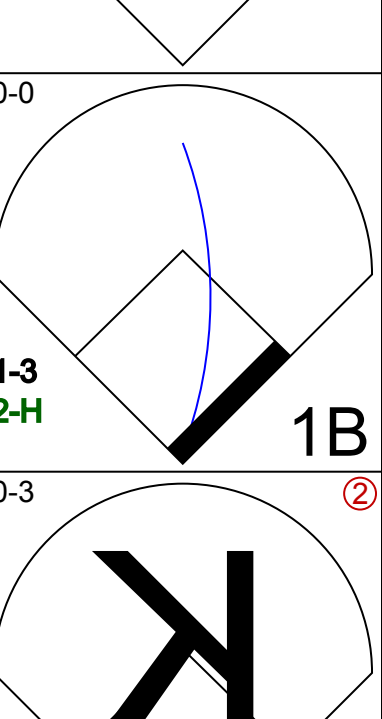
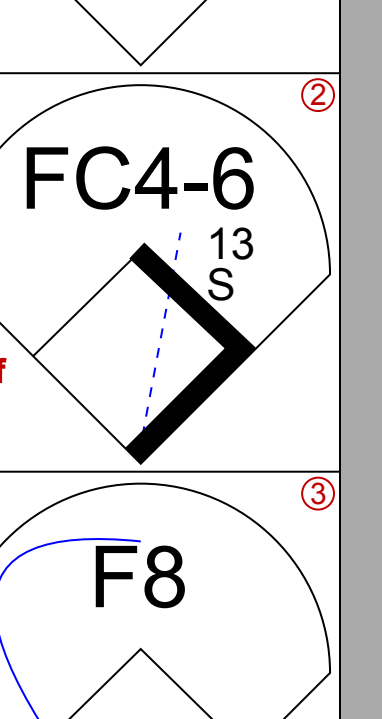

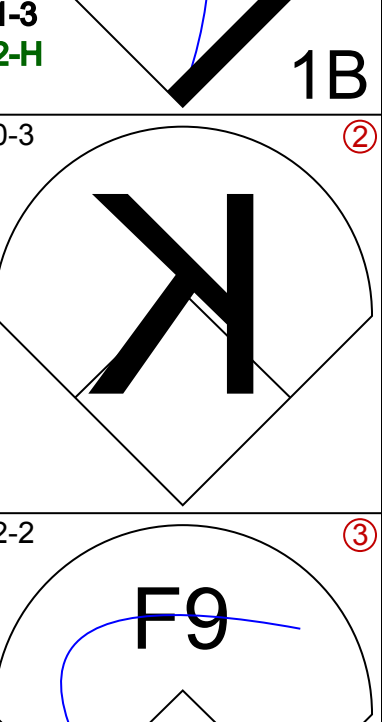
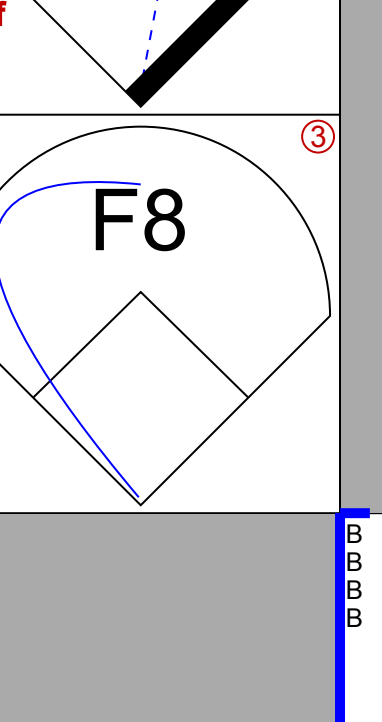
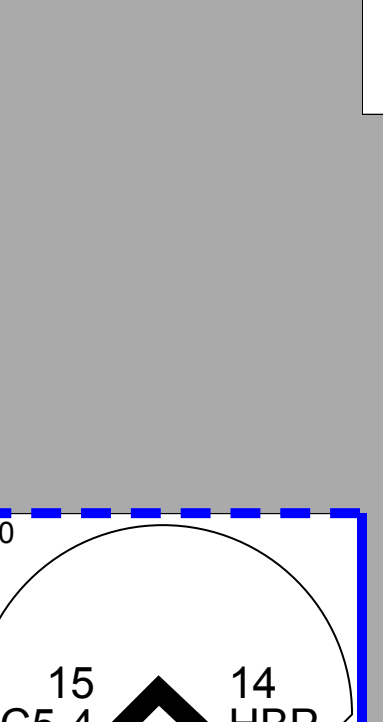
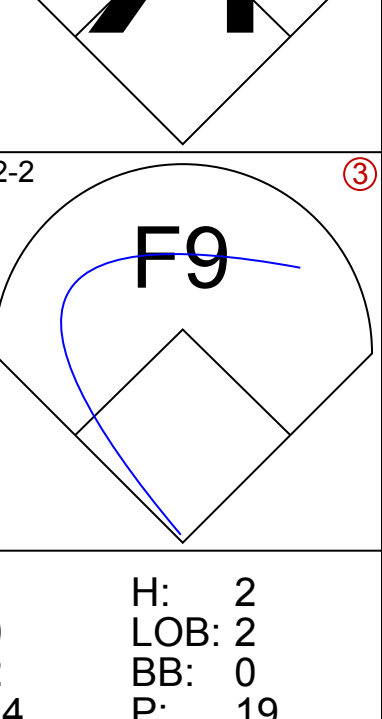
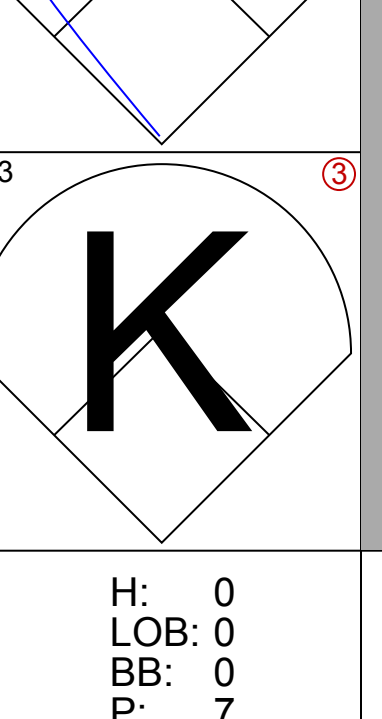
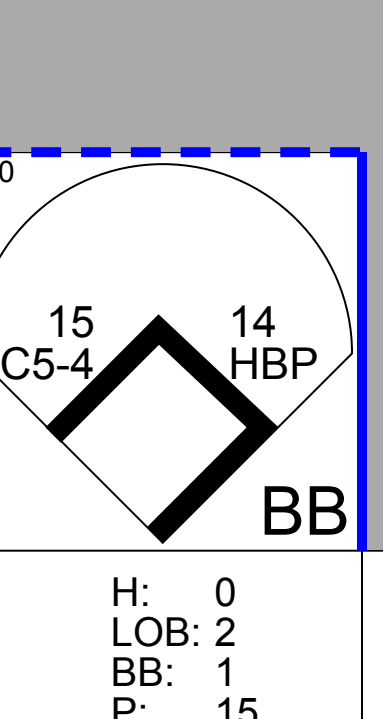
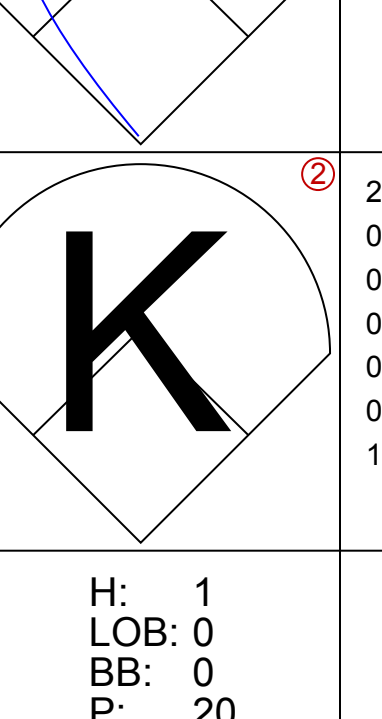
Batter	1	2	3	4	5	6	7	8	9	AB	R	H	RBI	BB	SO	LOB	BOTTOM					
Eddy Garabito, S OBP: 0.389, SLG: 0.353 Jay Witasick, R 40 Brian Fuentes, L	2-2 G4-3		1-2 G6-3			1-3 K		1-1 FC6-2		4	0	0	0	0	1	1						
Luis Gonzalez, R OBP: 0.328, SLG: 0.407	0-2 K		0-2 G6-3			0-1 G6-3		1 SAFE 2-2 P3		4	0	0	0	0	1	1						
17 Todd Helton, L OBP: 0.391, SLG: 0.407	0-1 2B		2-2 F8			1-1 G4-3		2-2 P3		4	0	1	0	0	0	0						
Preston Wilson, R OBP: 0.323, SLG: 0.488	2-3 K				0-0 G1-3		4-2 BB	4-0 G5-3 BB		2	0	0	0	2	1	1						
Dustan Mohr, R OBP: 0.291, SLG: 0.500		0-0 27 1B WP 1B		4-2 FC5-4 27 1B BB		1 SAFE 0-1 27 HR 1B		2-1 G5-3		3	1	2	0	1	0	1						
27 Garrett Atkins, R OBP: 0.362, SLG: 0.467		2-1 1B		0-0 FC5-4 1B		1-0 HR		1-2 L8		4	1	3	2	0	0	1						
Desi Relaford, S OBP: 0.379, SLG: 0.419		0-1 P3		3-2 FC5-4		1-1 P4				3	0	0	0	0	4							
Danny Ardoin, R OBP: 0.300, SLG: 0.333		1-2 P4		0-2 G3			1-1 WP FC6-2 2B			3	0	1	0	0	4							
Jamey Wright, R OBP: 0.160, SLG: 0.160 18 Cory Sullivan, L OBP: 0.360, SLG: 0.426		0-1 G3			1-1 G5-3		0-2 B2			3	0	0	0	0	3							
										0	0	0	0	0	0							
<b>Inning Stats</b>	R: 0 E: 0 K: 2 S: 12	H: 1 LOB: 1 BB: 0 P: 16	R: 0 E: 0 K: 0 S: 12	H: 2 LOB: 2 BB: 0 P: 15	R: 0 E: 0 K: 0 S: 9	H: 0 LOB: 0 BB: 0 P: 12	R: 0 E: 0 K: 0 S: 10	H: 1 LOB: 2 BB: 1 P: 17	R: 0 E: 0 K: 1 S: 7	H: 0 LOB: 0 BB: 0 P: 9	R: 2 E: 0 K: 0 S: 9	H: 2 LOB: 1 BB: 1 P: 16	R: 0 E: 0 K: 0 S: 10	H: 1 LOB: 1 BB: 0 P: 14	R: 0 E: 0 K: 0 S: 6	H: 0 LOB: 1 BB: 1 P: 15	1B: 4 2B: 2 3B: 0 HR: 1	SF: 0 SAC: 0 DP: 0 HBP: 0	WP: 2 PB: 0 SB: 0 CS: 1	PA: 33		
<b>PITCHER</b>	IP	WLS	BF	H	R	ER	SO	BB	IBB	HBP	BLK	WP	HR	S	P	ERA	WHIP					
Mike Maroth, L ERA: 4.54	7.0	L	29	7	2	2	3	2	0	0	0	0	0	69	99	2.57	1.286					
Jamie Walker, L ERA: 2.39	0.1	1	0	0	0	0	0	0	0	0	0	0	0	3	5	0.00	0.000					
Franklyn German, R ERA: 2.38	0.1	2	0	0	0	0	0	1	0	0	0	0	0	2	8	0.00	3.000					
Kyle Farnsworth, R ERA: 2.42	0.1	1	0	0	0	0	0	0	0	0	0	0	0	1	2	0.00	0.000					

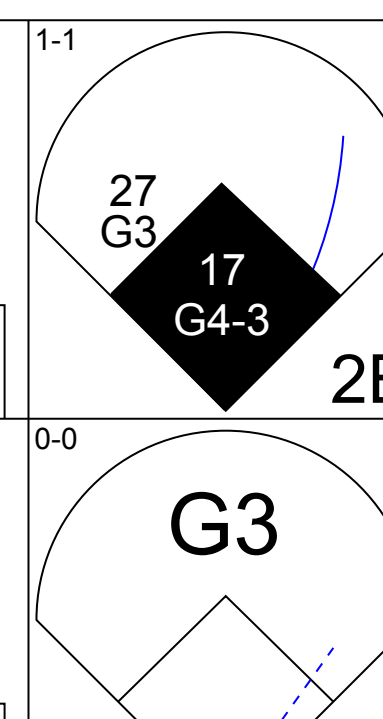
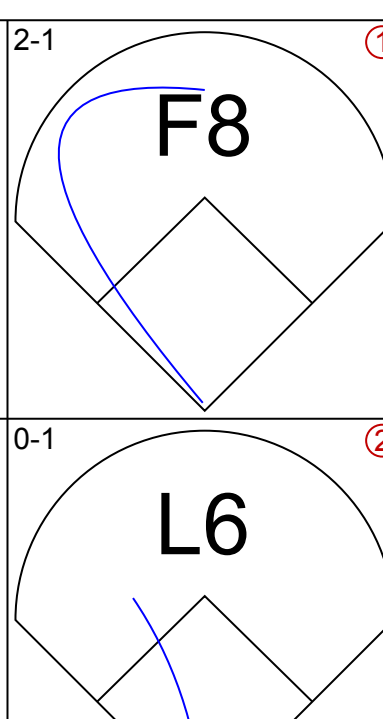
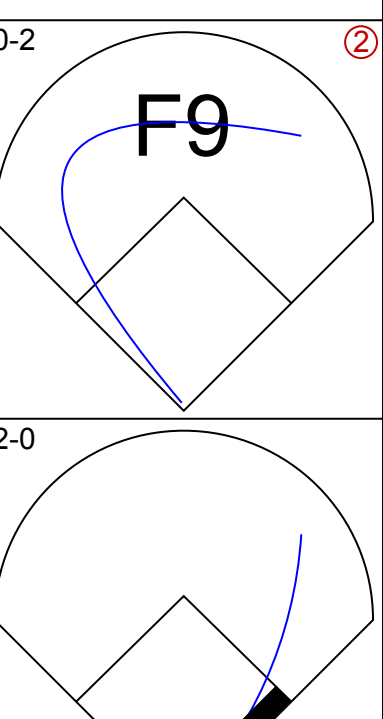
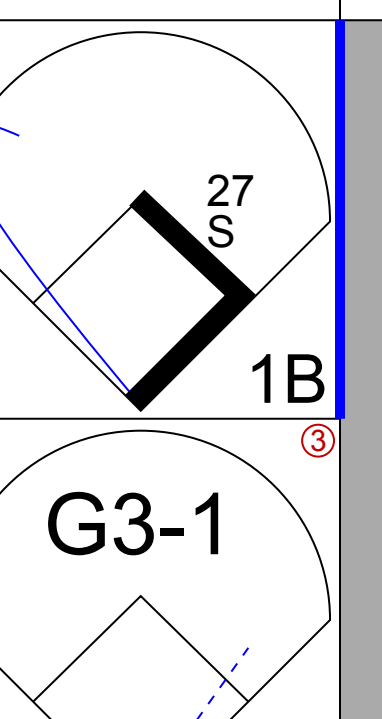
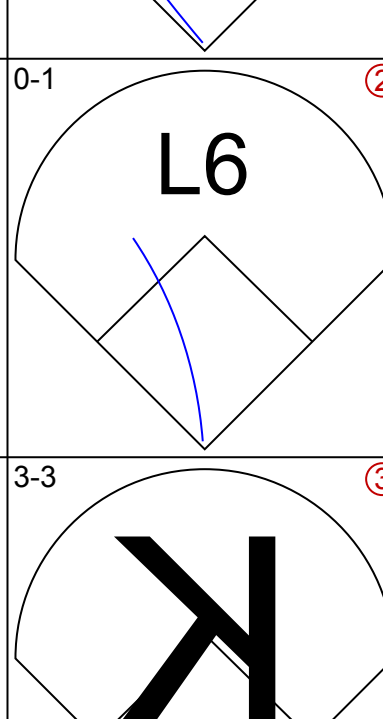
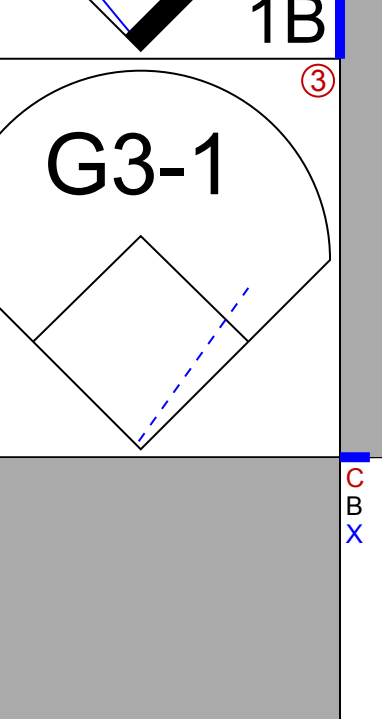
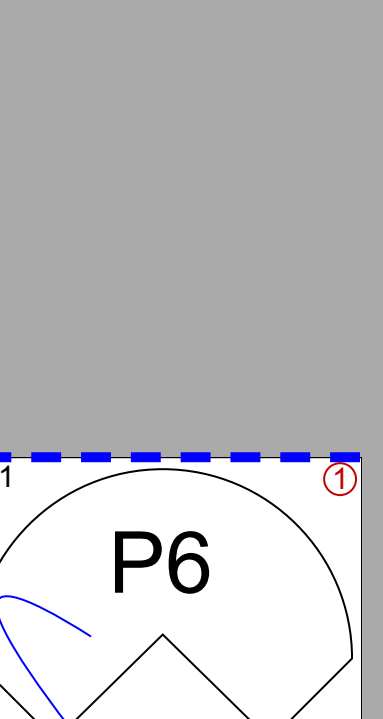
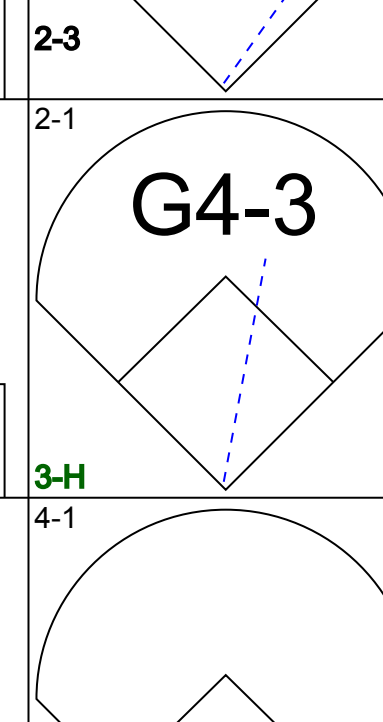
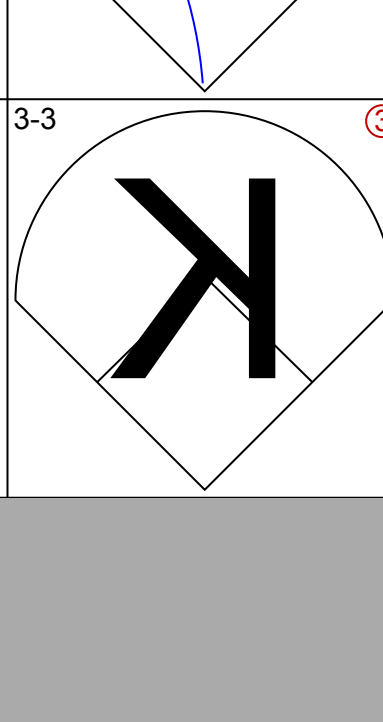
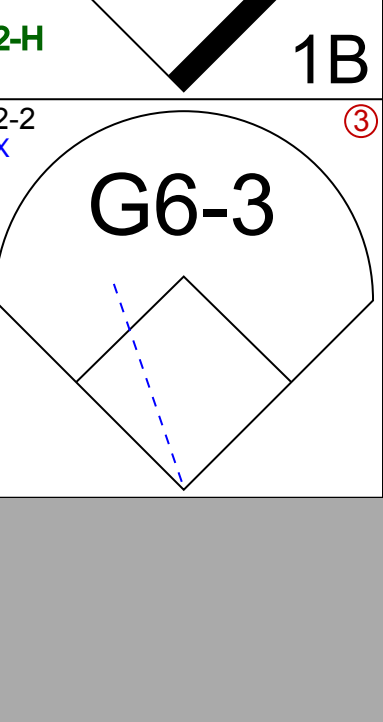
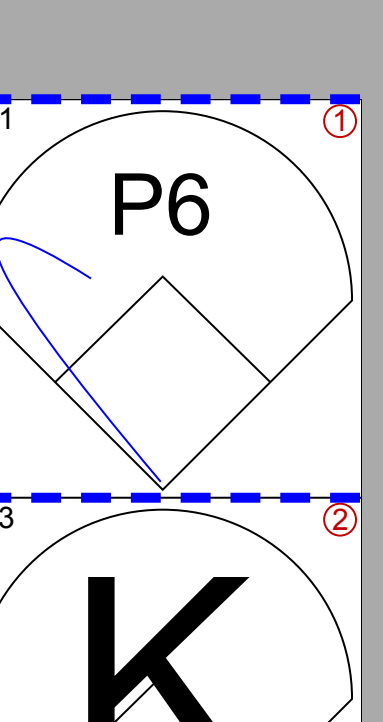

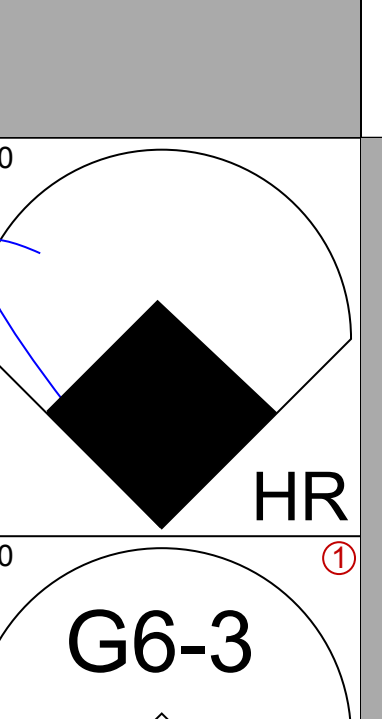
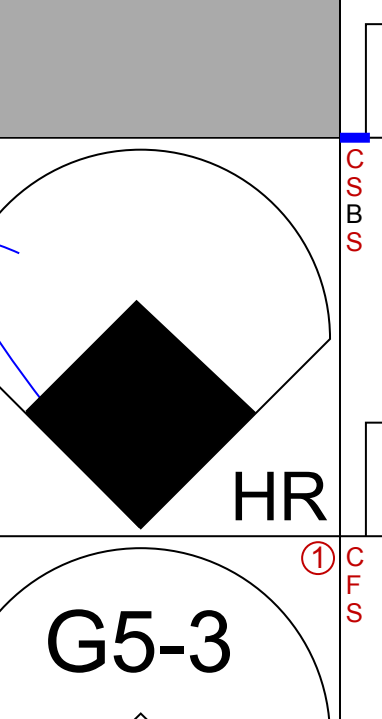
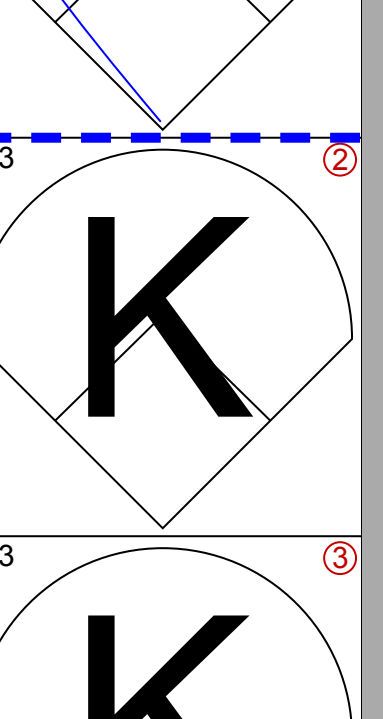

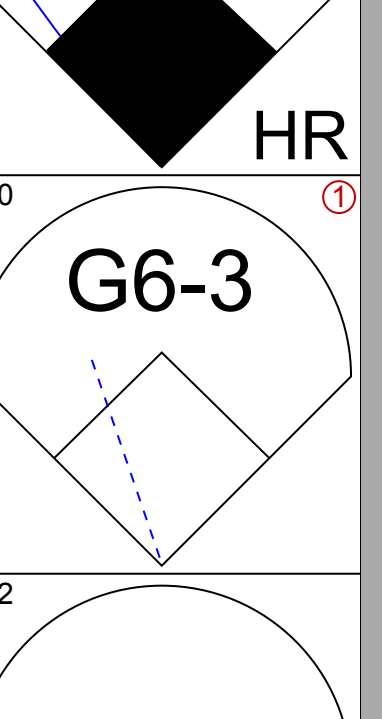
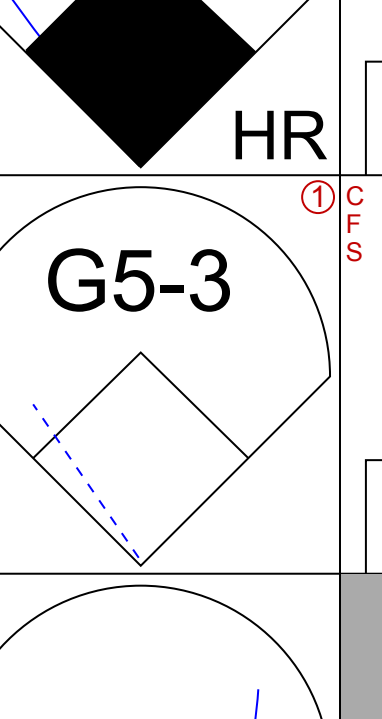
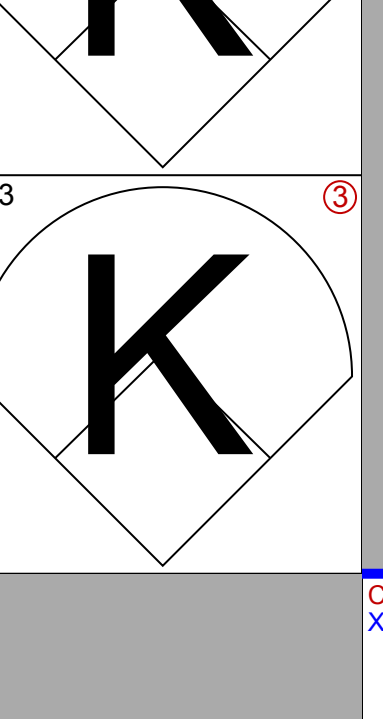
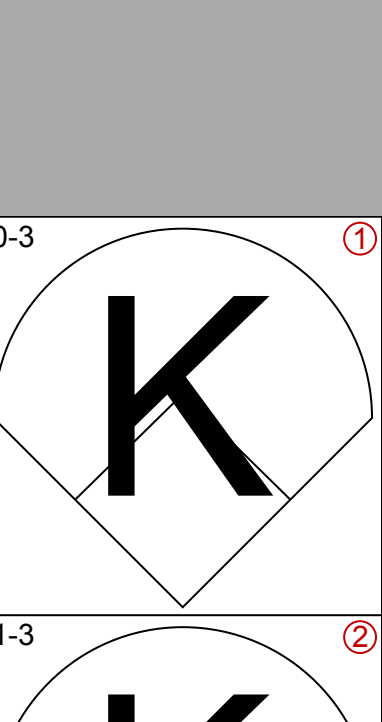
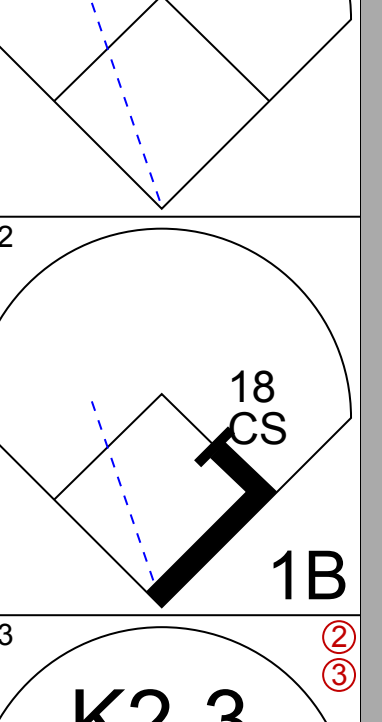
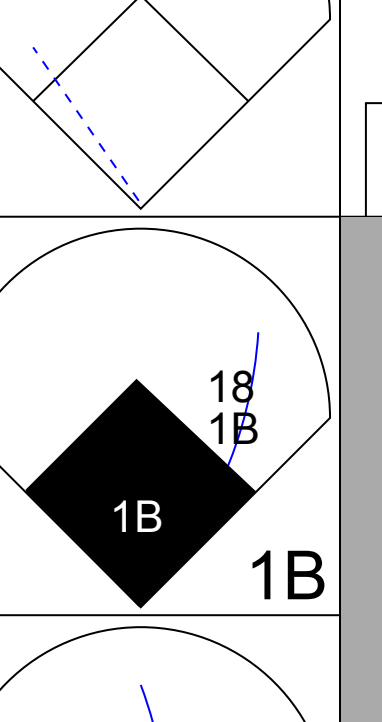
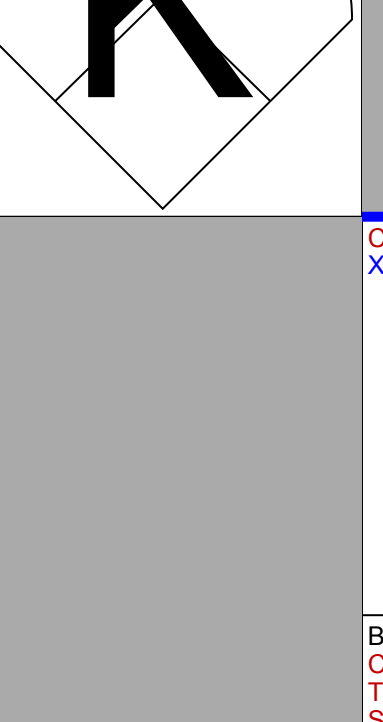
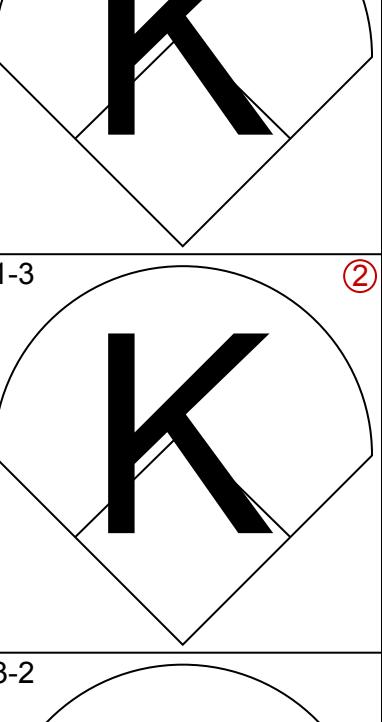
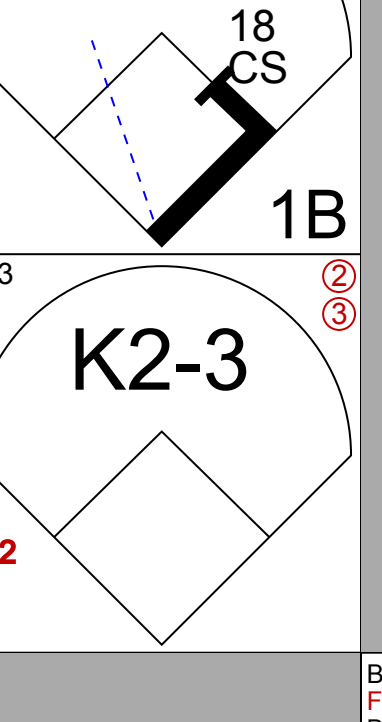
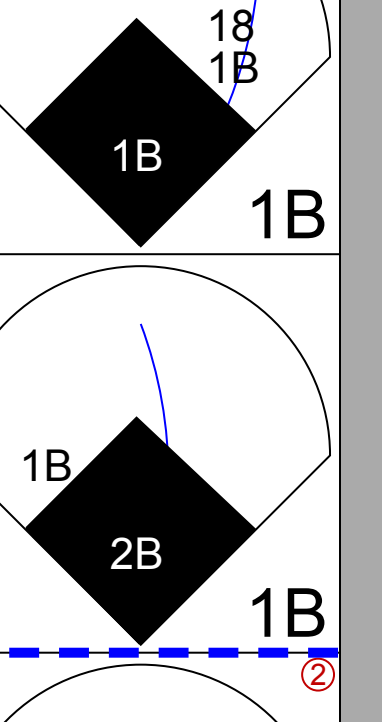

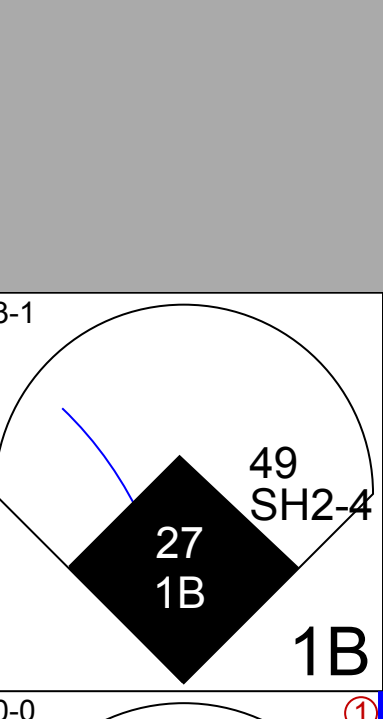

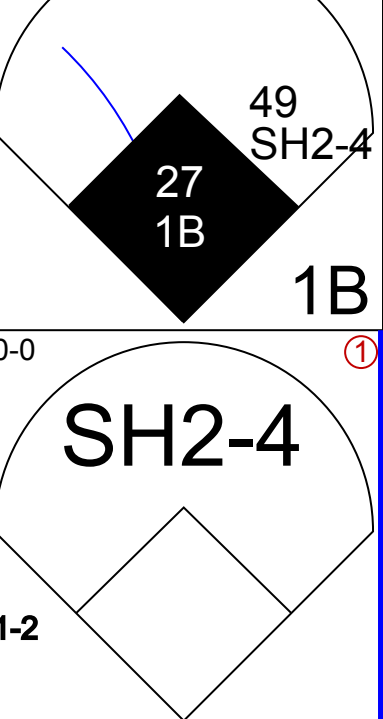

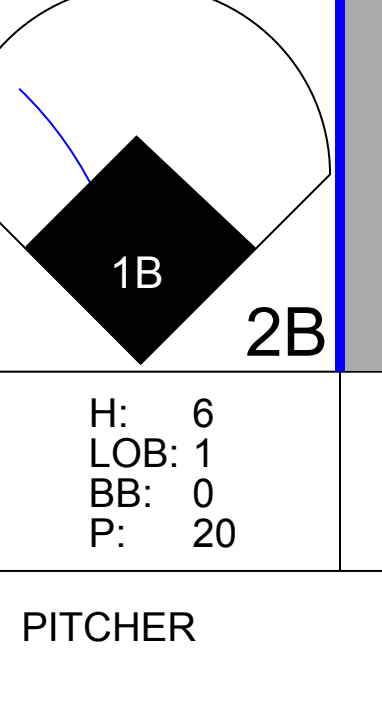
Detroit Tigers @ Colorado Rockies  
Coors Field, Denver, CO  
Fri Jun 10 2005, 3:05 PM MDT  
Att: 20,275 - Drizzlie - 45 F

AB 30  
R 2  
H 7  
RBI 2  
BB 3  
SO 3  
LOB 16





Batter	1	2	3	4	5	6	7	8	9	AB	R	H	RBI	BB	SO	LOB	TOP					
<b>Nook Logan, S</b> OBP: 0.344, SLG: 0.408 (1, 8)			 1B						 G1-3	5	2	2	1	0	1	1	<b>Detroit Tigers @ Colorado Rockies</b> Coors Field, Denver, CO Sun Jun 12 2005, 1:05 PM MDT Att: 22,078 - Overcast - 52 F					
<b>14 Placido Polanco, R</b> OBP: 0.374, SLG: 0.418 (1, 4)			 1B			 1B	 HBP			4	0	2	0	0	0	0						
<b>15 Brandon Inge, R</b> OBP: 0.383, SLG: 0.455 (1, 5)										4	0	0	0	0	1	5						
<b>Dmitri Young, S</b> OBP: 0.331, SLG: 0.500 (1, 3)		 1B								2	1	0	0	1	2	3						
<b>Craig Monroe, R</b> OBP: 0.323, SLG: 0.426 (1, 9)		 1B								2	0	1	1	1	1	0						
<b>33 Marcus Thames, R</b> OBP: 0.255, SLG: 0.412 (1, 7)										4	0	0	0	0	4	5						
<b>39 Tony Giarratano, S</b> OBP: 0.273, SLG: 0.300 (1, 6)						 BB				4	0	1	1	0	0	1						
<b>13 Vance Wilson, R</b> OBP: 0.208, SLG: 0.095 (1, 2)										4	0	0	0	0	1	3						
<b>29 Nate Robertson, R</b> <b>Chris Spurling, R</b> <b>31 Chris Shelton, R</b> <b>Doug Creek, L</b> <b>56 Fernando Rodney, R</b> <b>Franklyn German, R</b> <b>20 Omar Infante, R</b> (1, 1) (6, 1) (7, PH) (7, 1) (7, 1) (8, 1) (9, PH)							 15 14 HBP BB			2	0	0	0	0	0	1		2				
<b>Inning Stats</b>	R: 0 E: 0 K: 1 S: 10	H: 0 LOB: 0 BB: 0 P: 11	R: 1 E: 0 K: 2 S: 14	H: 2 LOB: 2 BB: 0 P: 19	R: 1 E: 1 K: 2 S: 13	H: 2 LOB: 2 BB: 1 P: 22	R: 0 E: 0 K: 1 S: 7	H: 0 LOB: 0 BB: 0 P: 7	R: 0 E: 0 K: 1 S: 12	H: 1 LOB: 1 BB: 0 P: 20	R: 0 E: 0 K: 1 S: 11	H: 0 LOB: 1 BB: 1 P: 16	R: 0 E: 0 K: 1 S: 8	H: 0 LOB: 2 BB: 1 P: 15	R: 0 E: 0 K: 2 S: 8	H: 0 LOB: 0 BB: 0 P: 11		R: 1 E: 0 K: 1 S: 15	H: 1 LOB: 0 BB: 0 P: 20	1B: 5 2B: 0 3B: 0 HR: 1	SF: 1 SAC: 0 DP: 0 HBP: 2	WP: 0 PB: 0 SB: 2 CS: 0
<b>PITCHER</b>	IP	WLS	BF	H	R	ER	SO	BB	IBB	HBP	BLK	WP	HR	S	P	ERA	WHIP					
<b>49 Byung-Hyun Kim, R</b> ERA: 5.91 (1, 1)	6.0	W	26	5	2	2	8	1	1	1	0	0	0	67	95	3.00	1.000					
<b>Jay Witasick, R</b> ERA: 2.74 (7, 1)	2.0		8	0	0	0	3	1	0	1	0	0	0	16	26	0.00	0.500					
<b>40 Brian Fuentes, L</b> ERA: 2.7 (9, 1)	1.0		4	1	1	1	1	0	0	0	0	0	1	15	20	9.00	1.000					

Batter	1	2	3	4	5	6	7	8	9	AB	R	H	RBI	BB	SO	LOB	BOTTOM					
<b>Eddy Garabito, S</b> OBP: 0.391, SLG: 0.409 <b>Jay Witasick, R</b> (1, 4) (7, 1)	 2B						 1B			4	1	2	1	0	0	1	<b>Detroit Tigers @ Colorado Rockies</b> Coors Field, Denver, CO Sun Jun 12 2005, 1:05 PM MDT Att: 22,078 - Overcast - 52 F					
<b>40 Brian Fuentes, L</b> (9, 1)										4	0	1	1	0	0	2						
<b>17 Todd Helton, L</b> OBP: 0.383, SLG: 0.396 (1, 3)										4	0	0	1	0	1	1						
<b>Preston Wilson, R</b> OBP: 0.340, SLG: 0.531 (1, 8)										3	2	2	2	1	1	0						
<b>Dustan Mohr, R</b> OBP: 0.275, SLG: 0.470 (1, 9)										4	0	0	0	0	2	1						
<b>Luis Gonzalez, R</b> OBP: 0.326, SLG: 0.400 (1, 6) (7, 4)				 1B		 1B				4	1	2	0	0	1	0						
<b>18 Cory Sullivan, L</b> OBP: 0.349, SLG: 0.408 (1, 7)						 1B				4	1	1	0	0	3	1						
<b>Danny Ardoin, R</b> OBP: 0.429, SLG: 0.417 (1, 2)						 1B				3	1	2	1	0	1	0						
<b>49 Byung-Hyun Kim, R</b> (1, 1)						 1B	 2B			1	0	0	0	0	0	1						
<b>Jorge Piedra, L</b> OBP: 0.697, SLG: 1.000 <b>Desi Relaford, S</b> (6, PH) (7, 6)						 2B				1	1	1	1	0	0	0						
<b>Inning Stats</b>	R: 1 E: 0 K: 1 S: 9	H: 1 LOB: 1 BB: 1 P: 18	R: 0 E: 0 K: 2 S: 10	H: 0 LOB: 0 BB: 0 P: 14	R: 0 E: 0 K: 1 S: 7	H: 0 LOB: 0 BB: 0 P: 12	R: 1 E: 0 K: 1 S: 8	H: 2 LOB: 0 BB: 0 P: 14	R: 4 E: 0 K: 0 S: 12	H: 6 LOB: 1 BB: 0 P: 20	R: 0 E: 0 K: 2 S: 8	H: 0 LOB: 0 BB: 0 P: 10	R: 0 E: 0 K: 2 S: 8	H: 0 LOB: 0 BB: 0 P: 12	R: 0 E: 0 K: 2 S: 8	H: 0 LOB: 0 BB: 0 P: 12	1B: 7 2B: 2 3B: 0 HR: 2	SF: 0 SAC: 1 DP: 0 HBP: 1	WP: 0 PB: 0 SB: 1 CS: 1	PA: 35		
<b>PITCHER</b>	IP	WLS	BF	H	R	ER	SO	BB	IBB	HBP	BLK	WP	HR	S	P	ERA	WHIP					
<b>29 Nate Robertson, L</b> ERA: 3.99 (1, 1)	5.1	L	25	8	6	6	5	1	0	1	0	0	0	8	14	13.50	4.500					
<b>Chris Spurling, R</b> ERA: 2.16 (6, 1)	0.2		4	3	1	1	0	0	0	0	0	0	0	2	3	0.00	0.000					
<b>Doug Creek, L</b> ERA: 7.04 (7, 1)	0.1		1	0	0	0	0	0	0	0	0	0	0	2	3	0.00	0.000					
<b>56 Fernando Rodney, R</b> ERA: (7, 1)	0.2		2	0	0	0	2	0	0	0	0	0	0	6	7	0.00	0.000					
<b>Franklyn German, R</b> ERA: 2.28 (8, 1)	1.0		3	0	0	0	2	0	0	0	0	0	0	8	12	0.00	0.000					

Batter	1	2	3	4	5	6	7	8	9	AB	R	H	RBI	BB	SO	LOB	TOP						
18 Cory Sullivan, L (1.7) OBP: 0.336, SLG: 0.393	L5		P5	L7			G1-3			4	0	0	0	0	0	2							
27 Garrett Atkins, R (1.5) OBP: 0.367, SLG: 0.463	1B		1B		G5-3			K		4	1	2	1	0	1	0							
17 Todd Helton, L (1.3) OBP: 0.385, SLG: 0.398	F7		K				G4-6-3	1B		4	0	2	0	0	1	2							
Preston Wilson, R (1.8) OBP: 0.338, SLG: 0.525	K				G4-6-3			K		4	0	1	0	0	2	3							
11 Brad Hawpe, L (1.9) OBP: 0.341, SLG: 0.445								L7		3	0	2	1	1	0	1							
Ryan Shealy, R (1.10)										3	0	0	0	1	1	3							
Desi Relaford, S (1.6) ERA: 4.79	K							P6		4	0	0	0	0	2	1							
Luis Gonzalez, R (1.4) OBP: 0.316, SLG: 0.387	FC5-4							K		4	0	0	0	0	1	1							
JD Closser, S (1.2) OBP: 0.323, SLG: 0.327										3	1	2	0	0	0	0							
<b>Inning Stats</b>	R: 0 E: 0 K: 1 S: 10	H: 1 LOB: 1 BB: 0 P: 18	R: 0 E: 0 K: 1 S: 8	H: 1 LOB: 1 BB: 1 P: 12	R: 2 E: 0 K: 2 S: 17	H: 4 LOB: 2 BB: 0 P: 25	R: 0 E: 0 K: 1 S: 11	H: 1 LOB: 0 BB: 0 P: 15	R: 0 E: 0 K: 0 S: 4	H: 0 LOB: 0 BB: 0 P: 4	R: 0 E: 0 K: 0 S: 5	H: 0 LOB: 0 BB: 1 P: 11	R: 0 E: 0 K: 0 S: 7	H: 0 LOB: 1 BB: 0 P: 9	R: 0 E: 0 K: 2 S: 11	H: 1 LOB: 1 BB: 0 P: 18	R: 0 E: 0 K: 1 S: 7	H: 0 LOB: 0 BB: 0 P: 9	1B: 7 2B: 2 3B: 0 HR: 0	SF: 0 SAC: 0 DP: 2 HBP: 0	WP: 0 PB: 0 SB: 0 CS: 1	PA: 35	
<b>PITCHER</b>	IP WLS BF H R ER SO BB IBB HBP BLK WP HR S P ERA WHIP	IP WLS BF H R ER SO BB IBB HBP BLK WP HR S P ERA WHIP	IP WLS BF H R ER SO BB IBB HBP BLK WP HR S P ERA WHIP	IP WLS BF H R ER SO BB IBB HBP BLK WP HR S P ERA WHIP	IP WLS BF H R ER SO BB IBB HBP BLK WP HR S P ERA WHIP	IP WLS BF H R ER SO BB IBB HBP BLK WP HR S P ERA WHIP	IP WLS BF H R ER SO BB IBB HBP BLK WP HR S P ERA WHIP	IP WLS BF H R ER SO BB IBB HBP BLK WP HR S P ERA WHIP	IP WLS BF H R ER SO BB IBB HBP BLK WP HR S P ERA WHIP	IP WLS BF H R ER SO BB IBB HBP BLK WP HR S P ERA WHIP	IP WLS BF H R ER SO BB IBB HBP BLK WP HR S P ERA WHIP	IP WLS BF H R ER SO BB IBB HBP BLK WP HR S P ERA WHIP	IP WLS BF H R ER SO BB IBB HBP BLK WP HR S P ERA WHIP	IP WLS BF H R ER SO BB IBB HBP BLK WP HR S P ERA WHIP	IP WLS BF H R ER SO BB IBB HBP BLK WP HR S P ERA WHIP	IP WLS BF H R ER SO BB IBB HBP BLK WP HR S P ERA WHIP	IP WLS BF H R ER SO BB IBB HBP BLK WP HR S P ERA WHIP	IP WLS BF H R ER SO BB IBB HBP BLK WP HR S P ERA WHIP	IP WLS BF H R ER SO BB IBB HBP BLK WP HR S P ERA WHIP	IP WLS BF H R ER SO BB IBB HBP BLK WP HR S P ERA WHIP	IP WLS BF H R ER SO BB IBB HBP BLK WP HR S P ERA WHIP	IP WLS BF H R ER SO BB IBB HBP BLK WP HR S P ERA WHIP	IP WLS BF H R ER SO BB IBB HBP BLK WP HR S P ERA WHIP

Colorado Rockies @ Cleveland Indians  
Jacobs Field, Cleveland, OH  
Tue Jun 14 2005, 7:05 PM EDT  
Att: 17,631 - Partly Cloudy - 86 F

AB 33  
R 2  
H 9  
RBI 2  
BB 2  
SO 8  
LOB 13



Batter	1	2	3	4	5	6	7	8	9	AB	R	H	RBI	BB	SO	LOB	BOTTOM						
24 Grady Sizemore, L (1.8) OBP: 0.344, SLG: 0.474	G1-3	G6-3	P5			P5				5	1	3	0	0	0	3							
Coco Crisp, S (1.7) OBP: 0.341, SLG: 0.475	G1-3	G6-3			L4					5	1	1	2	0	1	3							
Ronnie Belliard, R (1.4) OBP: 0.333, SLG: 0.454	F8	F7			F8					5	1	1	1	0	0	2							
48 Travis Hafner, L (1.10) OBP: 0.399, SLG: 0.478	1B				G4-3					4	2	2	3	1	1	0							
41 Victor Martinez, S (1.2) OBP: 0.279, SLG: 0.338	1B					L7				3	1	1	0	0	0	2							
José Hernández, R (1.3) OBP: 0.250, SLG: 0.293						K				5	2	3	1	0	2	1							
Casey Blake, R (1.9) OBP: 0.276, SLG: 0.351	P3					K				5	1	1	0	0	2	5							
Aaron Boone, R (1.5) OBP: 0.249, SLG: 0.316										2	1	1	0	2	0	0							
2 Johnny Peralta, R (1.6) OBP: 0.327, SLG: 0.500										4	1	2	3	0	0	3							
<b>Inning Stats</b>	R: 2 E: 0 K: 0 S: 16	H: 3 LOB: 2 BB: 0 P: 28	R: 1 E: 0 K: 0 S: 9	H: 2 LOB: 1 BB: 0 P: 16	R: 2 E: 0 K: 2 S: 15	H: 2 LOB: 2 BB: 1 P: 24	R: 0 E: 0 K: 0 S: 6	H: 0 LOB: 0 BB: 0 P: 7	R: 0 E: 0 K: 2 S: 8	H: 0 LOB: 0 BB: 0 P: 10	R: 2 E: 0 K: 0 S: 12	H: 2 LOB: 2 BB: 2 P: 23	R: 2 E: 1 K: 1 S: 16	H: 4 LOB: 1 BB: 0 P: 26	R: 2 E: 1 K: 1 S: 21	H: 2 LOB: 2 BB: 0 P: 31	1B: 9 2B: 5 3B: 0 HR: 1	SF: 1 SAC: 0 DP: 0 HBP: 3	WP: 0 PB: 0 SB: 0 CS: 0	PA: 45			
<b>PITCHER</b>	IP WLS BF H R ER SO BB IBB HBP BLK WP HR S P ERA WHIP	IP WLS BF H R ER SO BB IBB HBP BLK WP HR S P ERA WHIP	IP WLS BF H R ER SO BB IBB HBP BLK WP HR S P ERA WHIP	IP WLS BF H R ER SO BB IBB HBP BLK WP HR S P ERA WHIP	IP WLS BF H R ER SO BB IBB HBP BLK WP HR S P ERA WHIP	IP WLS BF H R ER SO BB IBB HBP BLK WP HR S P ERA WHIP	IP WLS BF H R ER SO BB IBB HBP BLK WP HR S P ERA WHIP	IP WLS BF H R ER SO BB IBB HBP BLK WP HR S P ERA WHIP	IP WLS BF H R ER SO BB IBB HBP BLK WP HR S P ERA WHIP	IP WLS BF H R ER SO BB IBB HBP BLK WP HR S P ERA WHIP	IP WLS BF H R ER SO BB IBB HBP BLK WP HR S P ERA WHIP	IP WLS BF H R ER SO BB IBB HBP BLK WP HR S P ERA WHIP	IP WLS BF H R ER SO BB IBB HBP BLK WP HR S P ERA WHIP	IP WLS BF H R ER SO BB IBB HBP BLK WP HR S P ERA WHIP	IP WLS BF H R ER SO BB IBB HBP BLK WP HR S P ERA WHIP	IP WLS BF H R ER SO BB IBB HBP BLK WP HR S P ERA WHIP	IP WLS BF H R ER SO BB IBB HBP BLK WP HR S P ERA WHIP	IP WLS BF H R ER SO BB IBB HBP BLK WP HR S P ERA WHIP	IP WLS BF H R ER SO BB IBB HBP BLK WP HR S P ERA WHIP	IP WLS BF H R ER SO BB IBB HBP BLK WP HR S P ERA WHIP	IP WLS BF H R ER SO BB IBB HBP BLK WP HR S P ERA WHIP	IP WLS BF H R ER SO BB IBB HBP BLK WP HR S P ERA WHIP	IP WLS BF H R ER SO BB IBB HBP BLK WP HR S P ERA WHIP

Colorado Rockies @ Cleveland Indians  
Jacobs Field, Cleveland, OH  
Tue Jun 14 2005, 7:05 PM EDT  
Att: 17,631 - Partly Cloudy - 86 F

AB 38  
R 11  
H 15  
RBI 10  
BB 3  
SO 6  
LOB 19



Batter	1	2	3	4	5	6	7	8	9	10	11	AB	R	H	RBI	BB	SO	LOB	TOP			
Eddy Garabito, S OBP: 0.407, SLG: 0.462 11 Brad Hawne, L OBP: 0.339, SLG: 0.442	1-2 L6		0-1 27 1B 27 WP 1B	0-1 SH1-3		1-1 2B			1-3 K		2-3 K	4	1	2	0	0	1	0				
27 Garrett Atkins, R OBP: 0.372, SLG: 0.464	2-2 G4-3		2-1 1B 17 BB 2B	1-0 17 BB 1B		2-0 F7			2-0 1B		3-2 L4	6	1	3	2	0	0	1				
17 Todd Helton, L OBP: 0.385, SLG: 0.393	1-1 G4-3		4-1 1B 2B BB	4-1 1B BB		0-0 G4-3			1-3 K			3	1	0	0	2	1	2				
Preston Wilson, R OBP: 0.335, SLG: 0.516		1-3 K2-3	2-1 2B 1B	0-3 K		1-3 K			0-3 K			5	0	1	1	0	4	4				
Dustan Mohr, R OBP: 0.283, SLG: 0.448 18 Cory Sullivan, L OBP: 0.333, SLG: 0.389	0-0 F8		0-1 P3	1-3 K		1-3 K			0-0 B5			4	0	0	0	0	2	6				
Ryan Shealy, R OBP: 0.333, SLG: 0.375	2-3 K		3-2 2B		1-3 K		1-2 G6-3		3-1 1B			5	0	2	2	0	2	0				
Luis Gonzalez, R OBP: 0.305, SLG: 0.372			G4-3		0-1 G5-3				1-3 K		0-0 FC5-6-4	5	0	0	0	0	1	3				
Desi Relaford, S OBP: 0.356, SLG: 0.405			0-1 1B 2B	0-1 SH1-3 27 1B 2B	2-1 P4			3-2 P4	0-1 G4-3			5	2	2	0	0	0	1				
Danny Ardoin, R OBP: 0.421, SLG: 0.375			1-2 1B 27 1B 1B	4-0 27 1B SH1-3 BB		1-3 K			1-3 K		2-3 K	4	1	1	1	1	3	0				
<b>Inning Stats</b>	R: 0 E: 0 K: 0 S: 9	H: 0 LOB: 0 BB: 0 P: 13	R: 0 E: 0 K: 2 S: 7	H: 0 LOB: 0 BB: 0 P: 10	R: 5 E: 0 K: 0 S: 24	H: 6 LOB: 2 BB: 1 P: 36	R: 1 E: 0 K: 2 S: 13	H: 2 LOB: 3 BB: 2 P: 23	R: 0 E: 0 K: 1 S: 7	H: 1 LOB: 1 BB: 0 P: 11	R: 0 E: 0 K: 2 S: 9	H: 0 LOB: 0 BB: 0 P: 12	R: 0 E: 0 K: 3 S: 11	H: 1 LOB: 1 BB: 0 P: 15	R: 0 E: 0 K: 0 S: 6	H: 1 LOB: 1 BB: 0 P: 9	R: 0 E: 0 K: 2 S: 13	H: 0 LOB: 0 BB: 0 P: 20	1B: 7 2B: 4 3B: 0 HR: 0	SF: 0 SAC: 1 DP: 0 HBP: 0	WP: 1 PB: 0 SB: 0 CS: 0	PA: 47
<b>PITCHER</b>	IP WLS BF H R ER SO BB IBB HBP BLK WP HR S P ERA WHIP	CC Sabathia, L ERA: 3.91 63 Rafael Betancourt, R ERA: 2.56 Scott Sauerbeck, L ERA: 3.57 59 Matt Miller, R ERA: 1.5 Arthur Rhodes, L ERA: 1.03	10.1 2.1 8 1 0 0 4 0 0 0 0 0 0 20 28 0.00 0.429	11.1 1.0 W 3 0 0 0 2 0 0 0 0 0 13 20 0.00 0.000	Bob Wickman, R ERA: 3.0 Bob Howry, R ERA: 2.83	16.20 3.300 0.00 0.429 0.00 0.000 0.00 0.000 0.00 1.000																

**Colorado Rockies @ Cleveland Indians**  
 Jacobs Field, Cleveland, OH  
 Wed Jun 15 2005, 7:05 PM EDT  
 Alt. 20.986 - Overcast - 74 F

livebaseballscorecards.com

AB 43  
 R 6  
 H 11  
 RBI 6  
 BB 3  
 SO 15  
 LOB 17



Batter	1	2	3	4	5	6	7	8	9	10	11	AB	R	H	RBI	BB	SO	LOB	BOTTOM					
24 Grady Sizemore, L OBP: 0.346, SLG: 0.474	4-0 BB		1-2 G3		1-2 G4-3 2B		0-3 K		1-3 K			4	0	1	1	1	2	0						
Coco Crisp, S OBP: 0.338, SLG: 0.468	0-2 L3		1-1 1B		2-2 G4-3		1-2 F9		1-3 K			5	0	1	0	0	1	2						
Ronnie Belliard, R OBP: 0.330, SLG: 0.453	1-0 G4-3		2-3 K		3-1 F9		1-2 F7				0-1 48 F9 2B	5	0	1	0	0	1	2						
48 Travis Hafner, L OBP: 0.399, SLG: 0.487		2-2 G4-3		1-2 41 G4-3 SF9 2B		1-2 SH1-3 SF8 2B			0-3 K		2-2 F9	5	2	2	0	0	1	1						
41 Victor Martinez, S OBP: 0.283, SLG: 0.343 Alex Cora, L OBP: 0.256, SLG: 0.298 Josh Bard, S OBP: 0.268, SLG: 0.265		0-3 K		1-0 G4-3		4-1 SH1-3 BB			1-1 2B		4-2 BB	3	0	1	0	1	1	1						
José Hernández, R OBP: 0.255, SLG: 0.301 Ben Broussard, L OBP: 0.309, SLG: 0.459		1-0 HR 1B		2-3 SF9		0-0 SH1-3 BB			3-3 K		2-3 K	0	0	0	0	0	0	0						
Casey Blake, R OBP: 0.279, SLG: 0.364		3-2 HR		1-2 P4		4-2 BB			2-3 K		1-3 K	4	1	1	2	1	2	3						
Aaron Boone, R OBP: 0.252, SLG: 0.340		1-0 F9		3-1 24 2B 2B		0-0 SF8			0-3 K		1-2 HR	4	2	2	2	0	1	0						
2 Jhonny Peralta, R OBP: 0.325, SLG: 0.514			3-2 G6-3		1-2 G5-3		0-3 K		0-2 HR			4	1	1	1	0	1	3						
<b>Inning Stats</b>	R: 0 E: 0 K: 0 S: 4	H: 0 LOB: 0 BB: 1 P: 9	R: 2 E: 0 K: 1 S: 11	H: 2 LOB: 0 BB: 0 P: 18	R: 0 E: 0 K: 1 S: 11	H: 1 LOB: 1 BB: 0 P: 18	R: 1 E: 0 K: 0 S: 9	H: 1 LOB: 1 BB: 0 P: 14	R: 1 E: 0 K: 1 S: 11	H: 1 LOB: 2 BB: 2 P: 20	R: 0 E: 0 K: 1 S: 11	H: 0 LOB: 0 BB: 0 P: 13	R: 0 E: 0 K: 3 S: 13	H: 1 LOB: 1 BB: 0 P: 19	R: 1 E: 0 K: 3 S: 15	H: 1 LOB: 1 BB: 0 P: 17	R: 0 E: 0 K: 2 S: 14	H: 1 LOB: 2 BB: 1 P: 23	R: 1 E: 0 K: 0 S: 4	H: 1 LOB: 0 BB: 0 P: 5	1B: 2 2B: 7 3B: 0 HR: 3	SF: 2 SAC: 1 DP: 1 HBP: 0	WP: 0 PB: 0 SB: 0 CS: 0	PA: 44
<b>PITCHER</b>	IP WLS BF H R ER SO BB IBB HBP BLK WP HR S P ERA WHIP	Joe Kennedy, L ERA: 7.22 David Cortes, R ERA: 3.29 Jay Wittasick, R ERA: 2.52 40 Brian Fuentes, L ERA: 2.81 Blaine Neal, R ERA: 7.15	5.0 1.0 H 4 0 0 0 1 1 0 0 0 0 0 7 11 0.00 1.000	7.1 2.0 H 7 1 0 0 4 0 0 0 0 0 0 24 32 0.00 0.500	9.1 2.0 B 9 2 1 1 5 1 0 0 0 0 1 29 40 4.50 1.500	11.1 0.0 L 1 1 1 1 0 0 0 0 0 0 1 4 5 ∞ ∞																		

**Colorado Rockies @ Cleveland Indians**  
 Jacobs Field, Cleveland, OH  
 Wed Jun 15 2005, 7:05 PM EDT  
 Alt. 20.986 - Overcast - 74 F

livebaseballscorecards.com

AB 37  
 R 7  
 H 11  
 RBI 7  
 BB 4  
 SO 12  
 LOB 15





Batter	1	2	3	4	5	6	7	8	9	AB	R	H	RBI	BB	SO	LOB	TOP										
<b>Eddy Garabito, S</b> (1, 4) OBP: 0.397, SLG: 0.433	1-1 FC5 17 S 1B		1-1 P6		2-1 E4 27 G4-6-3			2-2 P3		4	0	1	0	0	0	1	<b>Colorado Rockies @ Cleveland Indians</b> Jacobs Field, Cleveland, OH Thu Jun 16 2005, 7:05 PM EDT Att: 19,244 - Partly Cloudy - 71 F										
<b>27 Garrett Atkins, R</b> (1, 5) OBP: 0.369, SLG: 0.455	2-3 K		1-3 K		2-1 G4-6-3			4-2 17 G5-3 BB		3	0	0	0	1	2	3											
<b>Luis Gonzalez, R</b> (8, PR) OBP: 0.305, SLG: 0.372										0	0	0	0	0	0	0											
<b>17 Todd Helton, L</b> (1, 3) OBP: 0.383, SLG: 0.387	4-2 11 BB FC5 BB		2-3 K			1-1 G4-3		0-0 G5-3		3	0	0	0	1	1	1											
<b>Preston Wilson, R</b> (1, 8) OBP: 0.333, SLG: 0.516	0-2 FC5 11 BB			0-0 L5		0-0 11 CS 2B		2-3 K		4	0	1	0	0	1	3											
<b>11 Brad Hawpe, L</b> (1, 9) OBP: 0.348, SLG: 0.453	4-2 FC6-4 BB			2-2 2B		2 SAFE 3-2 G3-1		1-1 S 1B		3	0	2	0	1	0	1											
<b>18 Cory Sullivan, L</b> (9, PR) OBP: 0.333, SLG: 0.389	1-2 2-3 BB			2-3 2B				2-2 G5-3		0	0	0	0	0	0	0											
<b>Ryan Shealy, R</b> (1, 10) OBP: 0.305, SLG: 0.583	0-2 FC6-4			2-3 K				1-2 HR		4	1	1	1	0	1	5											
<b>Jorge Piedra, L</b> (1, 7) OBP: 0.429, SLG: 0.571		1-1 G4-6-3 1B		1-1 P6				1-2 P5		4	0	1	0	0	0	3											
<b>Desi Relaford, S</b> (1, 6) OBP: 0.347, SLG: 0.393		0-3 K		1-1 F7				2-2 L9		4	0	0	0	0	2	3											
<b>JD Closser, S</b> (1, 2) OBP: 0.323, SLG: 0.327		0-2 G4-6-3		0-2 E 1B				2-2 K		3	0	1	0	0	1	1											
<b>Inning Stats</b>	R: 0 E: 0 K: 1 S: 21	H: 1 LOB: 3 BB: 2 P: 32	R: 0 E: 0 K: 1 S: 8	H: 1 LOB: 0 BB: 0 P: 9	R: 0 E: 0 K: 2 S: 9	H: 0 LOB: 0 BB: 0 P: 13	R: 0 E: 0 K: 1 S: 12	H: 1 LOB: 1 BB: 0 P: 17	R: 0 E: 1 K: 0 S: 9	H: 1 LOB: 0 BB: 0 P: 14	R: 0 E: 0 K: 0 S: 6	H: 1 LOB: 0 BB: 0 P: 10	R: 1 E: 0 K: 1 S: 11	H: 1 LOB: 0 BB: 0 P: 18	R: 0 E: 0 K: 1 S: 12	H: 0 LOB: 1 BB: 1 P: 20	R: 0 E: 0 K: 1 S: 14	H: 1 LOB: 2 BB: 0 P: 19	1B: 4 2B: 2 3B: 0 HR: 1	SF: 0 SAC: 0 DP: 2 HBP: 0	WP: 0 PB: 0 SB: 2 CS: 1	PA: 35					
<b>PITCHER</b>	IP	WLS	BF	H	R	ER	SO	BB	IBB	HBP	BLK	WP	HR	S	P	ERA	WHIP										
<b>Kevin Millwood, R</b> (1, 1) ERA: 2.95	5.0	W	20	4	0	0	5	2	0	0	0	0	0	59	85	0.00	1.200										
<b>Scott Sauerbeck, L</b> (6, 1) ERA: 3.39	1.0	H	3	1	0	0	0	0	0	0	0	0	0	6	10	0.00	1.000										
<b>Bob Howry, R</b> (7, 1) ERA: 3.03	1.0	H	4	1	1	1	1	0	0	0	0	0	1	11	18	9.00	1.000										
<b>Arthur Rhodes, L</b> (8, 1) ERA: 0.99	1.0	H	4	0	0	0	1	1	0	0	0	0	0	12	20	0.00	1.000										
<b>Bob Wickman, R</b> (9, 1) ERA: 2.89	1.0	S	4	1	0	0	1	0	0	0	0	0	0	14	19	0.00	1.000										

AB	32
R	1
H	7
RBI	1
BB	3
SO	8
LOB	21



Batter	1	2	3	4	5	6	7	8	9	AB	R	H	RBI	BB	SO	LOB	BOTTOM										
<b>24 Grady Sizemore, L</b> (1, 8) OBP: 0.348, SLG: 0.475	0-1 F7		1-0 S 1B		0-1 CS 1B			1 SAFE 2-2 G4-3		4	1	2	1	0	0	1	<b>Colorado Rockies @ Cleveland Indians</b> Jacobs Field, Cleveland, OH Thu Jun 16 2005, 7:05 PM EDT Att: 19,244 - Partly Cloudy - 71 F										
<b>Coco Crisp, S</b> (1, 7) OBP: 0.341, SLG: 0.466	1-0 G4-3		3-H 1B		1 SAFE 4-2 1B			0-2 K		3	0	1	1	1	1	1											
<b>Ben Broussard, L</b> (1, 3) OBP: 0.306, SLG: 0.454	1-3 K2-3		1-H 1B		1-2 BB			0-3 K		2	0	0	0	0	1	1											
<b>José Hernández, R</b> (5, PH) OBP: 0.250, SLG: 0.295			2-1 G3-1		1-1 PO			1-3 K		2	0	0	0	0	2	1											
<b>48 Travis Hafner, L</b> (1, 10) OBP: 0.394, SLG: 0.479		0-1 G6-3	1-1 G6-3					1-3 K		3	0	0	0	0	1	1											
<b>41 Victor Martinez, S</b> (1, 2) OBP: 0.283, SLG: 0.340		4-2 BB		1-3 K				0-0 G1-3		2	0	0	0	1	1	0											
<b>Ronnie Belliard, R</b> (1, 4) OBP: 0.330, SLG: 0.451		0-0 L9		3-1 1B				3-2 G6-3		3	0	1	0	0	0	1											
<b>Jody Gerut, L</b> (1, 9) OBP: 0.378, SLG: 0.425		2-0 G3		3-2 G3				3-2 G4-3		3	0	0	0	0	0	2											
<b>Aaron Boone, R</b> (1, 5) OBP: 0.253, SLG: 0.345			2-1 G4-3 1B		1-1 F8			1-0 G1-3		3	1	1	0	0	0	1											
<b>Alex Cora, L</b> (1, 6) OBP: 0.258, SLG: 0.298			2-2 G4-3		2-2 G4-3			2-1 24 G4-3 1B		3	0	1	0	0	0	1											
<b>Inning Stats</b>	R: 0 E: 0 K: 1 S: 6	H: 0 LOB: 0 BB: 0 P: 8	R: 0 E: 0 K: 0 S: 7	H: 0 LOB: 1 BB: 1 P: 13	R: 2 E: 0 K: 0 S: 12	H: 3 LOB: 1 BB: 0 P: 21	R: 0 E: 0 K: 1 S: 10	H: 1 LOB: 1 BB: 0 P: 18	R: 0 E: 0 K: 0 S: 8	H: 1 LOB: 0 BB: 1 P: 15	R: 0 E: 0 K: 2 S: 7	H: 0 LOB: 0 BB: 0 P: 9	R: 0 E: 0 K: 0 S: 9	H: 0 LOB: 0 BB: 0 P: 16	R: 0 E: 0 K: 2 S: 12	H: 1 LOB: 1 BB: 0 P: 16	1B: 5 2B: 1 3B: 0 HR: 0	SF: 0 SAC: 0 DP: 0 HBP: 0	WP: 0 PB: 0 SB: 2 CS: 1	PA: 31							
<b>PITCHER</b>	IP	WLS	BF	H	R	ER	SO	BB	IBB	HBP	BLK	WP	HR	S	P	ERA	WHIP										
<b>Jamey Wright, R</b> (1, 1) ERA: 5.4	7.0	L	26	5	2	2	4	2	0	0	0	0	0	9	13	0.00	1.500										
<b>Bobby Seay, L</b> (8, 1) ERA: 10.9	0.2		3	1	0	0	1	0	0	0	0	0	0	3	3	0.00	0.000										
<b>David Cortes, R</b> (8, 1) ERA: 3.21	0.1		1	0	0	0	1	0	0	0	0	0	0	3	3	0.00	0.000										

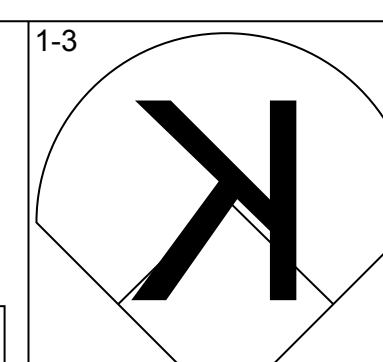
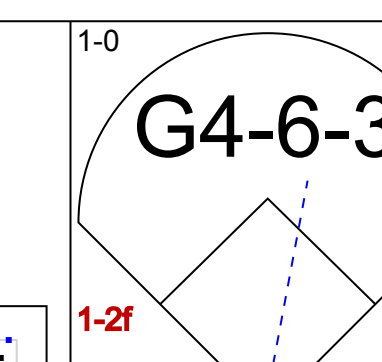
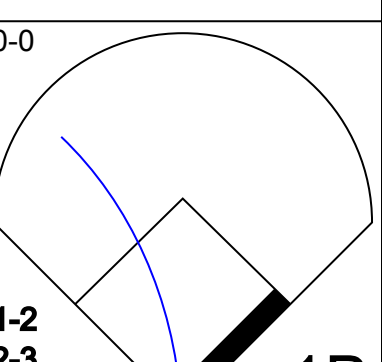
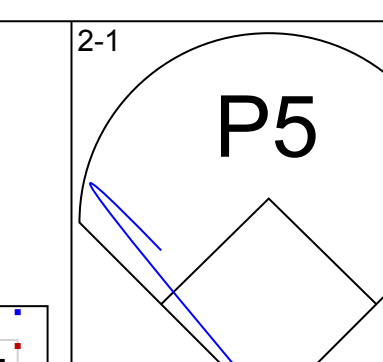
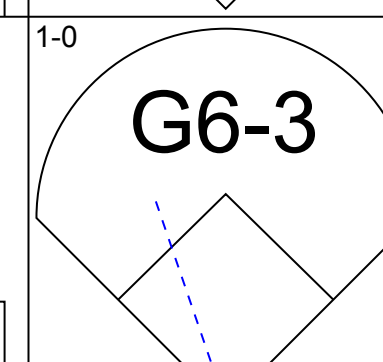
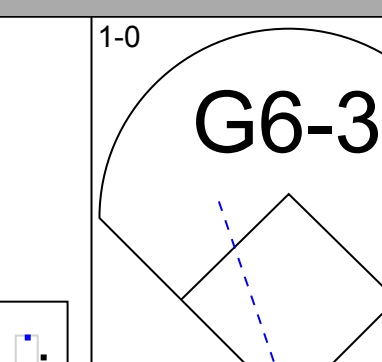
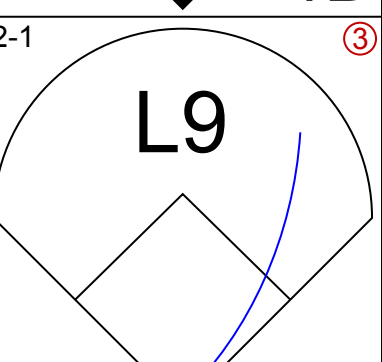
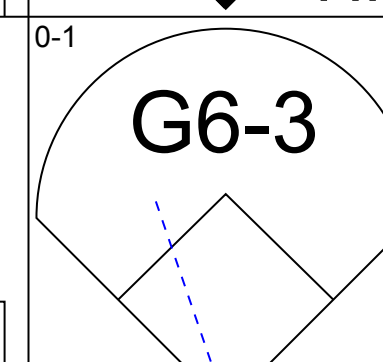
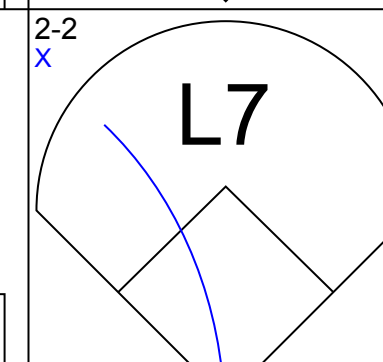
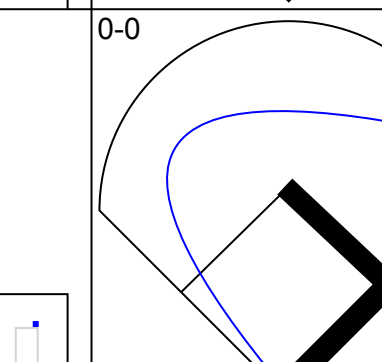
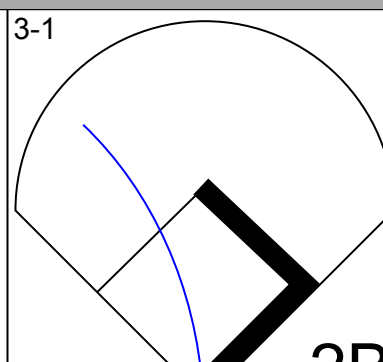
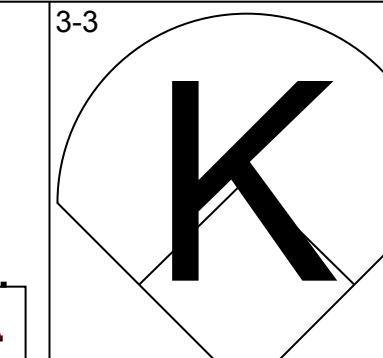
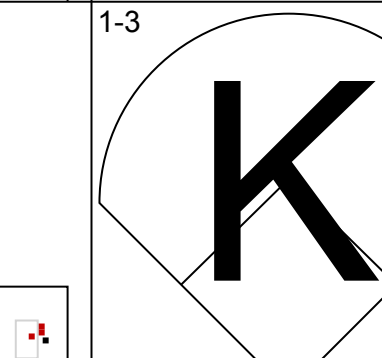
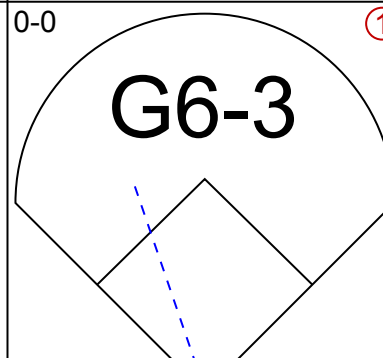

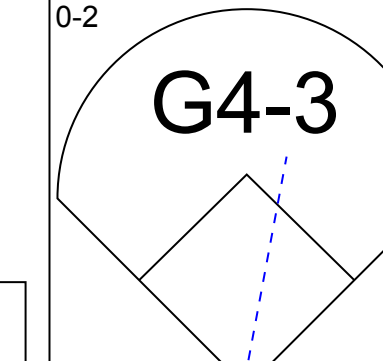
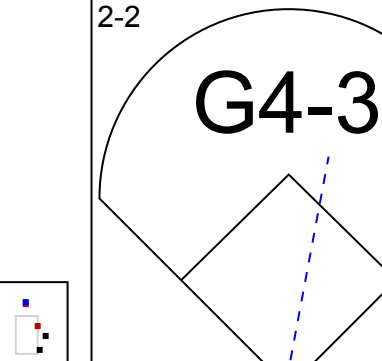
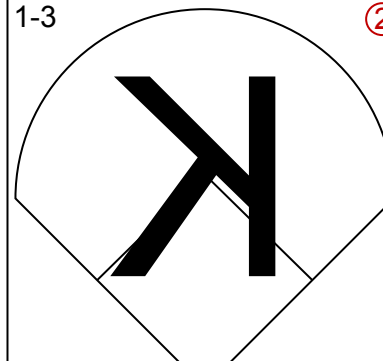
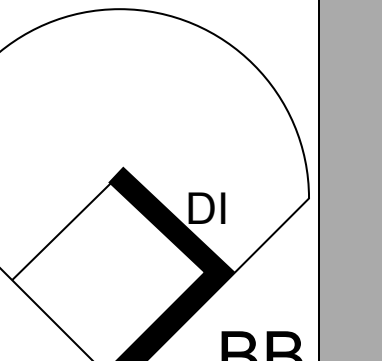
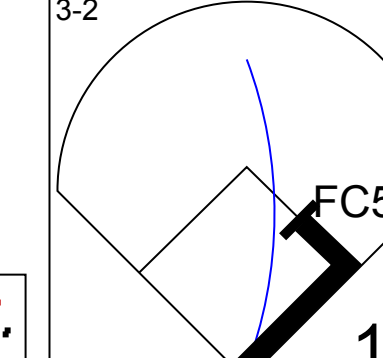
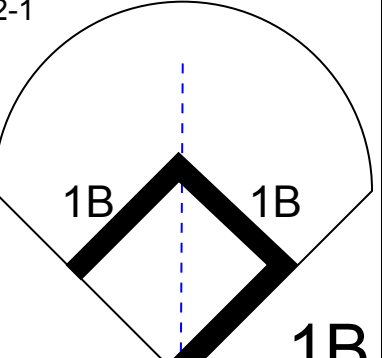
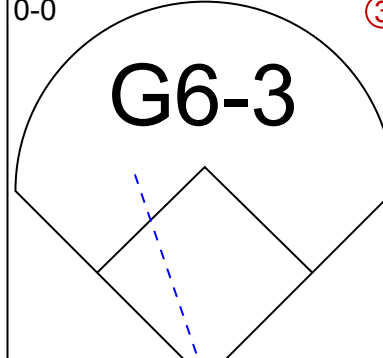
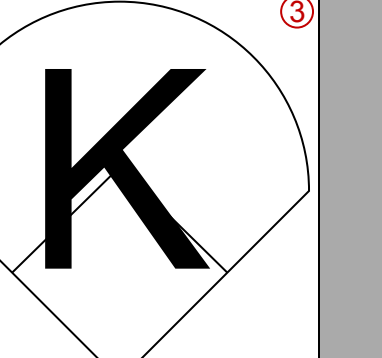
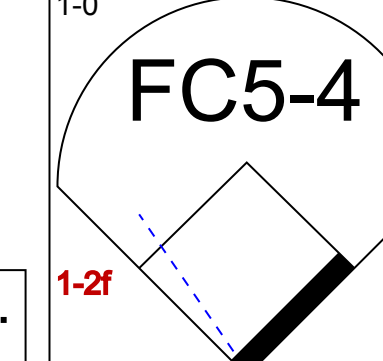
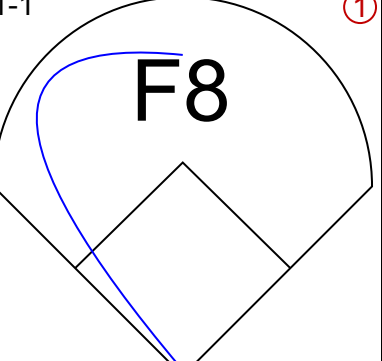
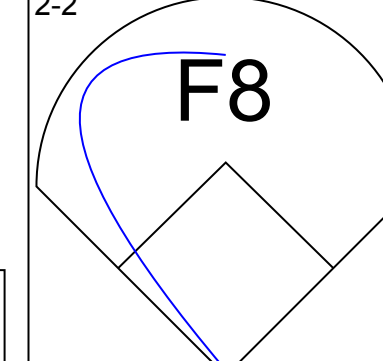
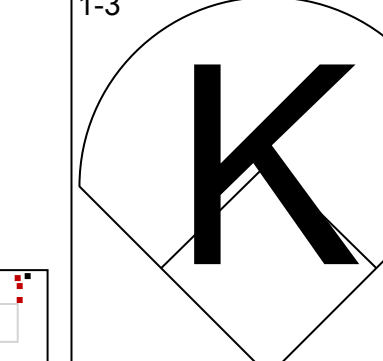
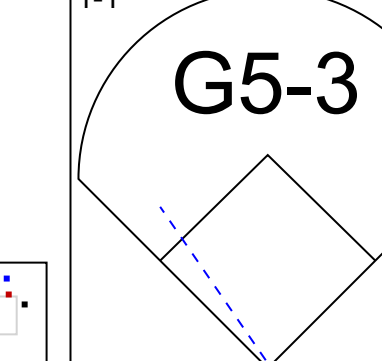
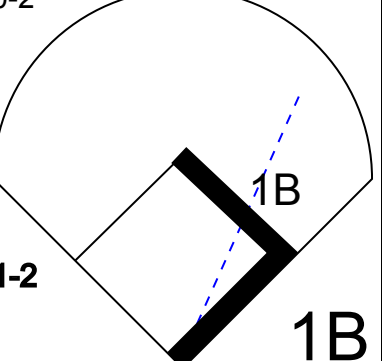
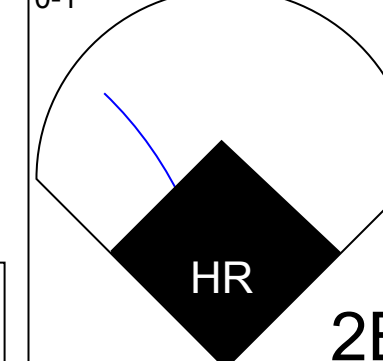
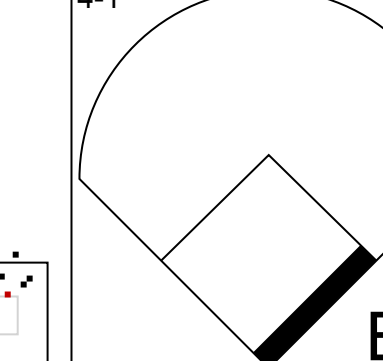
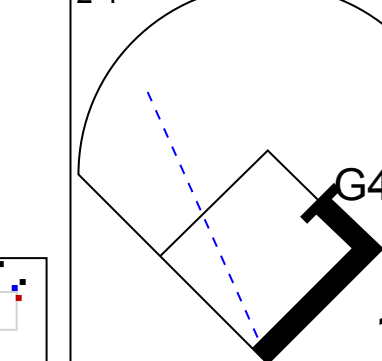
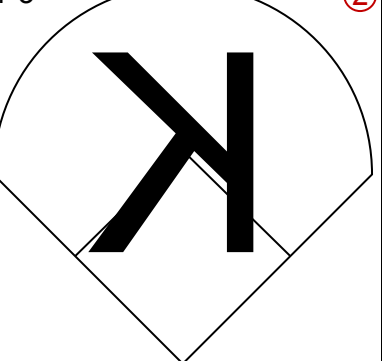
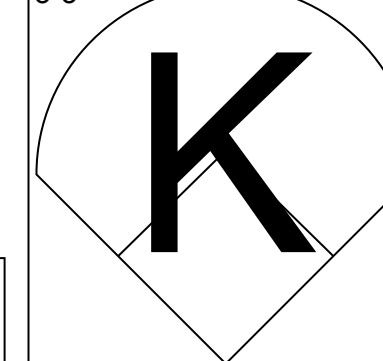
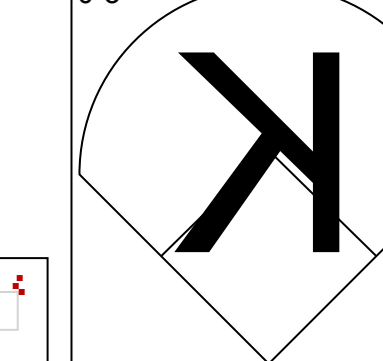
AB	28
R	2
H	6
RBI	2
BB	2
SO	6
LOB	10

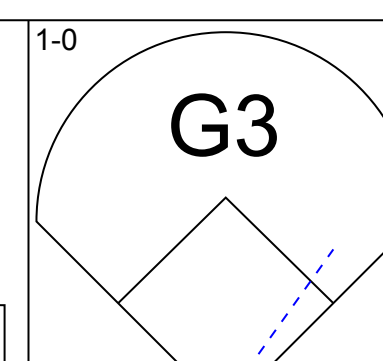
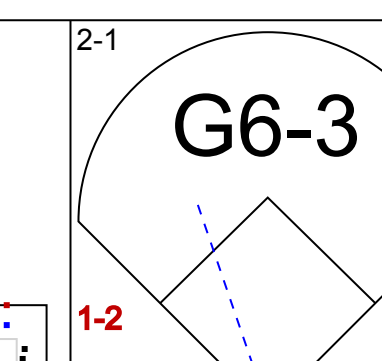
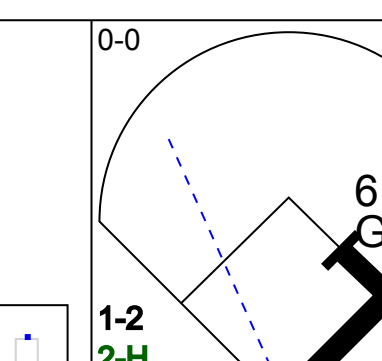
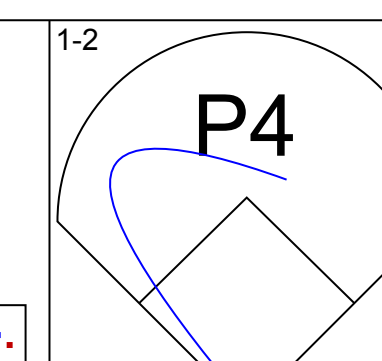
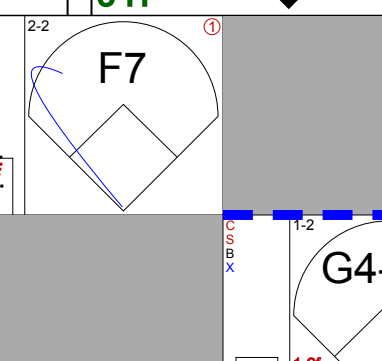
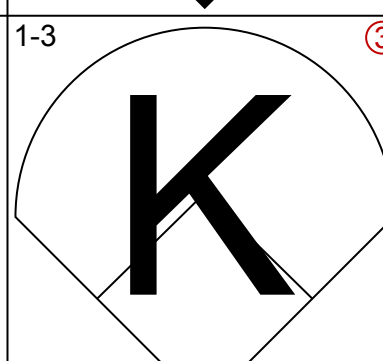

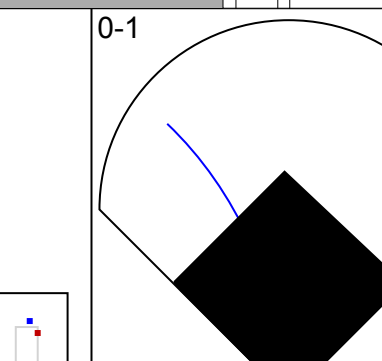
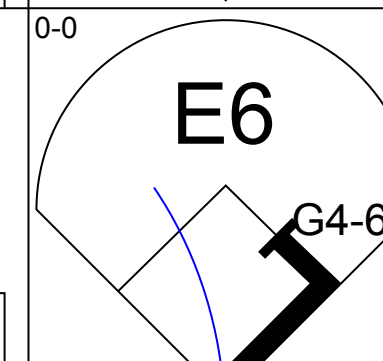
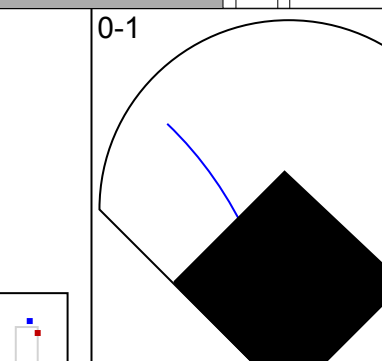
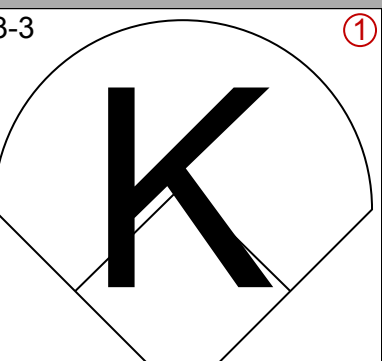
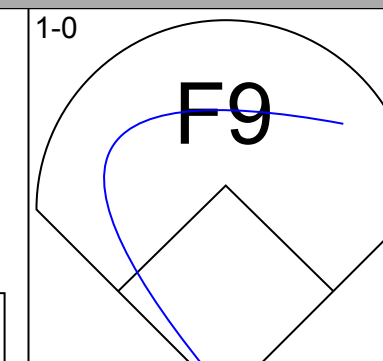

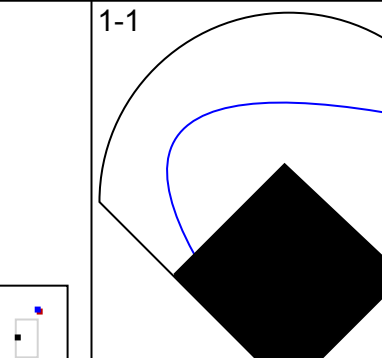
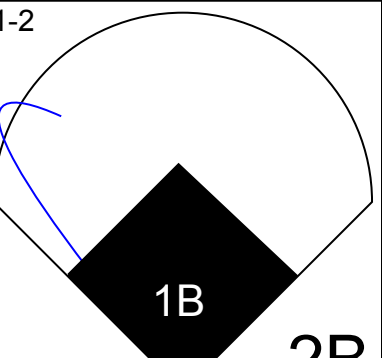
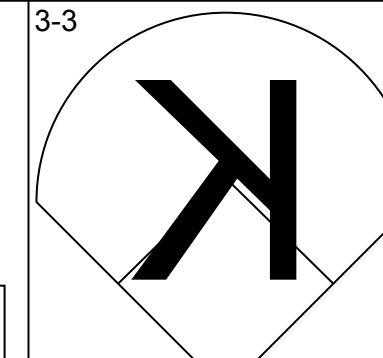
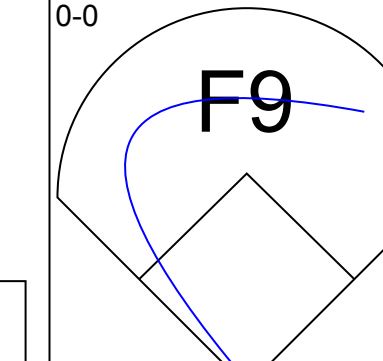
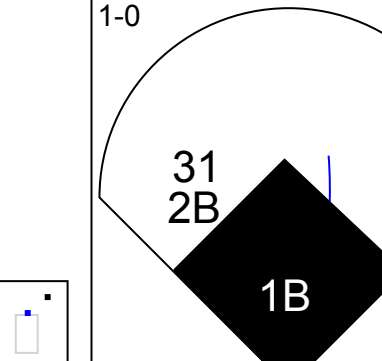
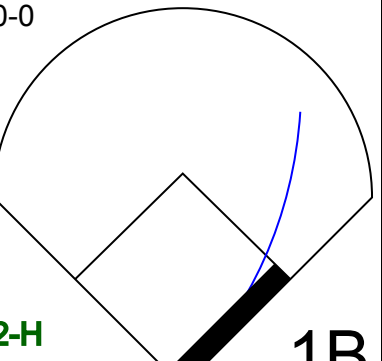
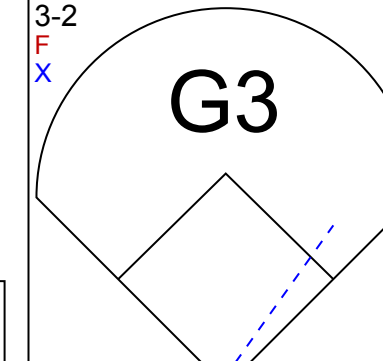
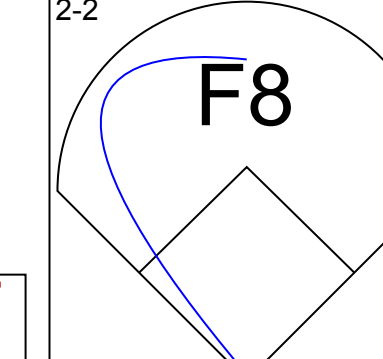
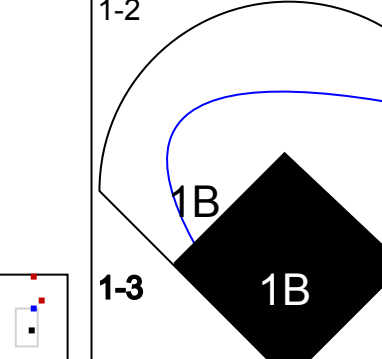
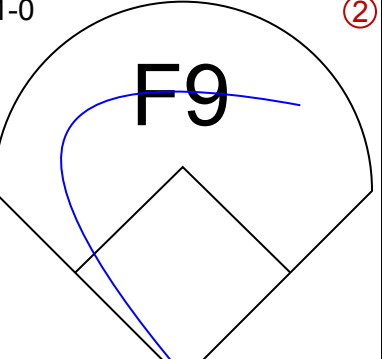
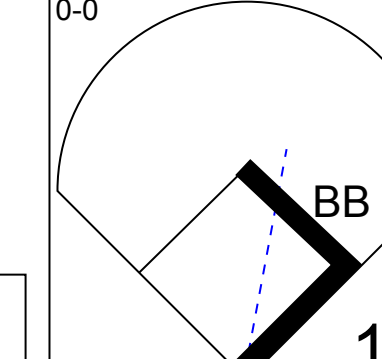
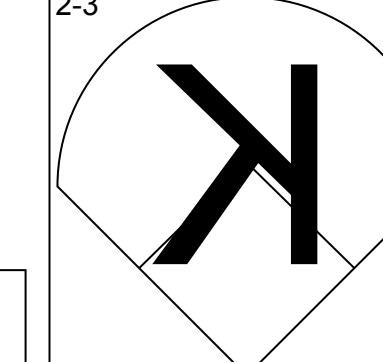
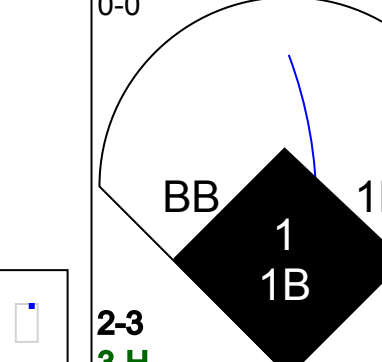
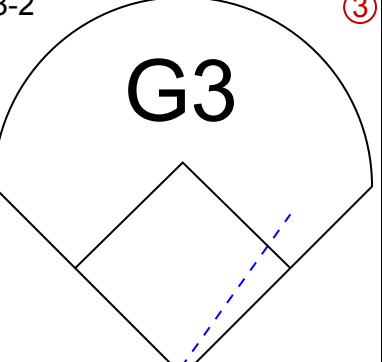
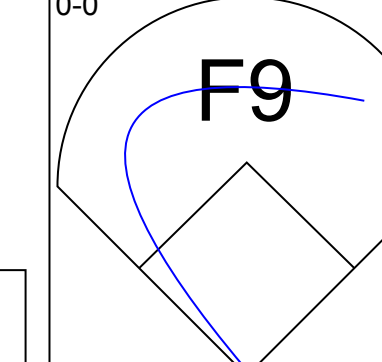
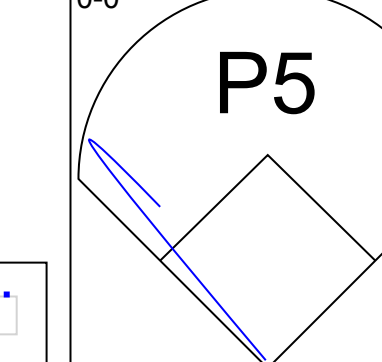
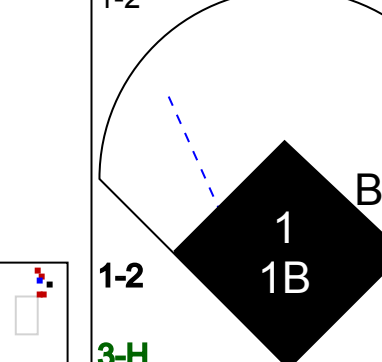
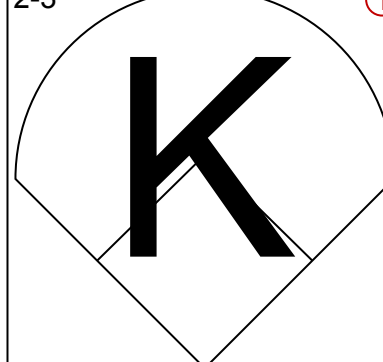
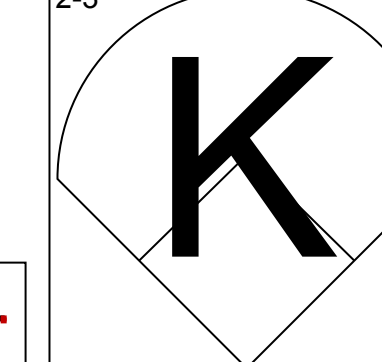

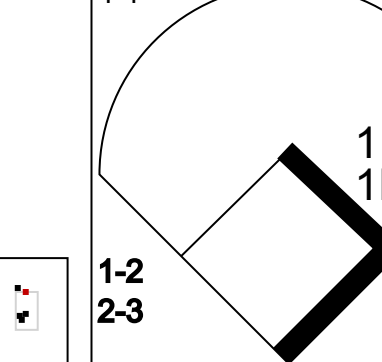
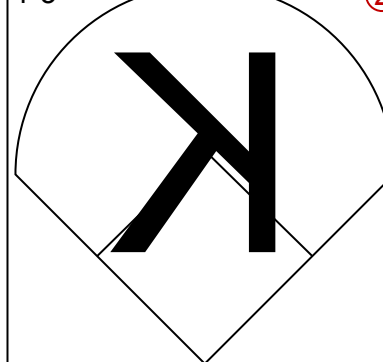
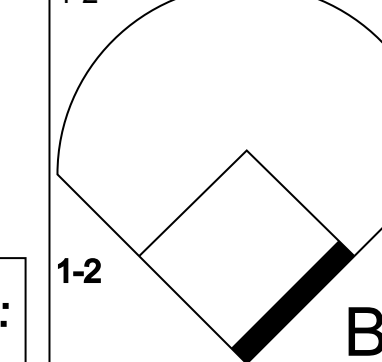


Batter	1	2	3	4	5	6	7	8	9	AB	R	H	RBI	BB	SO	LOB	TOP																					
Eddy Garabito, S (1,4) OBP: 0.429, SLG: 0.500 18 Cory Sullivan, L (8,9) OBP: 0.333, SLG: 0.389	1-2 FC1-6 1B		1-1 1B			2-2 F7		3-2 27 1B 2B		4	1	3	0	0	0	0	<b>Colorado Rockies @ Baltimore Orioles</b> Oriole Park at Camden Yards, Baltimore, MD Fri Jun 17 2005, 7:35 PM EDT Att: 49,004 - Partly Cloudy - 81 F <a href="http://livebaseballscorecards.com">livebaseballscorecards.com</a>																					
27 Garrett Atkins, R (1,5) OBP: 0.366, SLG: 0.449	0-2 FC1-6 1-2		2-1 F9			2-1 F8		1-0 2H 1B		4	0	1	1	0	0	2																						
17 Todd Helton, L (1,3) OBP: 0.385, SLG: 0.400	1-1 P3		0-0 F7			3-2 HR		4-0 IBB		3	1	1	1	1	0	2																						
Preston Wilson, R (1,8) OBP: 0.327, SLG: 0.505	3-2 G5-3			2-2 G5-3		2-3 K		2-1 F4		4	0	0	0	0	1	3																						
11 Brad Hawpe, L (1,9) OBP: 0.343, SLG: 0.444 Luis Gonzalez, R (8,PH) OBP: 0.303, SLG: 0.369		3-1 G6-3		0-2 F7			3-2 G4-3	1-1 L1		3	0	0	0	0	0	0																						
Jorge Piedra, L (1,10) OBP: 0.545, SLG: 0.727		0-0 2B		1-0 L7			1-1 S 1B	2-2 G4-3 1B		4	0	3	0	0	0	0																						
Dustan Mohr, R (1,7) OBP: 0.253, SLG: 0.429		0-0 G5-3			1-2 F9		0-3 K	2-1 G4-3		4	0	0	0	0	1	3																						
Desi Relaford, S (1,6) OBP: 0.344, SLG: 0.384		1-0 G3			2-2 F8		3-2 F8	4-1 G4-6-3 BB		3	0	0	0	1	0	2																						
Danny Ardoin, R (1,2) OBP: 0.348, SLG: 0.300			0-3 K		0-0 F8			0-0 P4 G4-6-3		4	0	0	0	0	1	2																						
<b>Inning Stats</b>	R: 0 E: 0 K: 0 S: 11	H: 1 LOB: 1 BB: 0 P: 16	R: 0 E: 0 K: 0 S: 5	H: 1 LOB: 1 BB: 0 P: 9	R: 0 E: 0 K: 1 S: 9	H: 0 LOB: 0 BB: 0 P: 11	R: 0 E: 0 K: 0 S: 9	H: 0 LOB: 0 BB: 0 P: 12	R: 1 E: 0 K: 1 S: 11	H: 1 LOB: 0 BB: 0 P: 20	R: 0 E: 0 K: 1 S: 13	H: 1 LOB: 1 BB: 0 P: 20	R: 1 E: 0 K: 0 S: 10	H: 2 LOB: 2 BB: 1 P: 21	R: 0 E: 0 K: 0 S: 8	H: 1 LOB: 1 BB: 1 P: 16		1B: 5 2B: 2 3B: 0 HR: 1	SF: 0 SAC: 0 DP: 1 HBP: 0	WP: 0 PB: 0 SB: 1 CS: 0	PA: 36																	
<b>PITCHER</b>	IP	WLS	BF	H	R	ER	SO	BB	IBB	HBP	BLK	WP	HR	S	P	ERA	WHIP	<b>PITCHER</b>				IP	WLS	BF	H	R	ER	SO	BB	IBB	HBP	BLK	WP	HR	S	P	ERA	WHIP
40 Daniel Cabrera, R (1,1) ERA: 5.54	7.1	L	30	7	2	2	3	0	1	0	0	0	1	73	114	2.46	0.955																					
37 Chris Ray, R (8,1) ERA:	0.1		1	0	0	0	0	0	0	0	0	0	0	2	4	0.00	0.000																					
Steve Kline, L (8,1) ERA: 5.87	1.1		5	1	0	0	0	1	0	0	0	0	0	10	19	0.00	1.500																					

Batter	1	2	3	4	5	6	7	8	9	AB	R	H	RBI	BB	SO	LOB	BOTTOM																						
1 Brian Roberts, S (1,4) OBP: 0.434, SLG: 0.607	0-0 G5-3	2-0 G3			1-0 6 1B	1-0 G6-4-3			2-2 SF9	4	0	1	1	0	0	6	<b>Colorado Rockies @ Baltimore Orioles</b> Oriole Park at Camden Yards, Baltimore, MD Fri Jun 17 2005, 7:35 PM EDT Att: 49,004 - Partly Cloudy - 81 F <a href="http://livebaseballscorecards.com">livebaseballscorecards.com</a>																						
David Newhan, L (1,8) OBP: 0.241, SLG: 0.315 B.J. Surhoff, L (8,PH) OBP: 0.308, SLG: 0.440	1-0 F7		2-1 G4-3		3-1 F9		1-0 G4-3	2-3 3H K		4	0	0	0	0	0	1																							
6 Melvin Mora, R (1,5) OBP: 0.368, SLG: 0.533	2-0 2B		4-1 BB		0-2 1-2 1B		2-2 P4	0-1 L9		4	0	2	0	1	0	1																							
10 Miguel Tejada, R (1,6) OBP: 0.368, SLG: 0.630	1-0 G1-3		0-1 P2		2-1 F8		2-0 F7			4	0	0	0	0	0	4																							
Sammy Sosa, R (1,9) OBP: 0.329, SLG: 0.444		1-3 K2-3	2-3 K		2-3 K			0-0 E6 31 G4-6-3		4	0	0	0	0	3	3																							
Rafael Palmeiro, L (1,3) OBP: 0.335, SLG: 0.407		3-0 31 BB 1B		0-0 G1-3		2-3 K		3-3 K		4	0	1	0	0	2	1																							
31 Jay Gibbons, L (1,10) OBP: 0.319, SLG: 0.542		4-2 BB BB		4-0 BB		2-2 1B 2B		2-2 G4-6-3		2	0	1	0	2	0	1																							
Sal Fasano, R (1,2) OBP: 0.333, SLG: 0.582 Eli Marrero, R (8,PH) OBP: 0.224, SLG: 0.330		0-3 K		1-3 K		2-2 BB 1B		2-2 1 SF9 3B		3	0	1	0	0	2	3																							
Larry Bigbie, L (1,7) OBP: 0.326, SLG: 0.369 Chris Gomez, R (8,PH) OBP: 0.452, SLG: 0.444		4-0 BB		2-3 K		4-2 1 G6-4-3 BB		4-2 BB		1	0	0	0	2	1	1																							
<b>Inning Stats</b>	R: 0 E: 0 K: 0 S: 4	H: 1 LOB: 3 BB: 2 P: 8	R: 0 E: 0 K: 2 S: 10	H: 1 LOB: 3 BB: 2 P: 24	R: 0 E: 0 K: 1 S: 8	H: 0 LOB: 1 BB: 1 P: 16	R: 0 E: 0 K: 2 S: 7	H: 0 LOB: 1 BB: 1 P: 14	R: 0 E: 0 K: 1 S: 11	H: 2 LOB: 2 BB: 0 P: 19	R: 0 E: 0 K: 1 S: 14	H: 2 LOB: 2 BB: 1 P: 25	R: 0 E: 0 K: 0 S: 5	H: 0 LOB: 0 BB: 0 P: 10	R: 0 E: 1 K: 1 S: 7	H: 0 LOB: 0 BB: 0 P: 12		R: 1 E: 0 K: 1 S: 13	H: 1 LOB: 1 BB: 1 P: 23	1B: 4 2B: 2 3B: 1 HR: 0	SF: 1 SAC: 0 DP: 2 HBP: 0	WP: 0 PB: 0 SB: 0 CS: 0	PA: 39																
<b>PITCHER</b>	IP	WLS	BF	H	R	ER	SO	BB	IBB	HBP	BLK	WP	HR	S	P	ERA	WHIP	<b>PITCHER</b>				IP	WLS	BF	H	R	ER	SO	BB	IBB	HBP	BLK	WP	HR	S	P	ERA	WHIP	
Jason Jennings, R (1,1) ERA: 5.44	7.0	W	31	6	0	0	7	5	0	0	0	0	0	59	116	0.00	1.571																						
Jay Witasick, R (8,1) ERA: 2.42	1.0	H	3	0	0	0	1	0	0	0	0	0	0	7	12	0.00	0.000																						
40 Brian Fuentes, L (8,1) ERA: 3.0	1.0	S	5	1	1	1	1	1	0	0	0	0	0	13	23	9.00	2.000																						



Batter	1	2	3	4	5	6	7	8	9	AB	R	H	RBI	BB	SO	LOB	TOP								
<b>Eddy Garabito, S</b> (1,4) OBP: 0.425, SLG: 0.564										5	1	2	2	0	1	2	<b>Colorado Rockies @ Baltimore Orioles</b> Oriole Park at Camden Yards, Baltimore, MD Sat Jun 18 2005, 7:05 PM EDT Att: 43,067 - Partly Cloudy - 81 F <a href="http://livebaseballscorecards.com">livebaseballscorecards.com</a>								
<b>27 Garrett Atkins, R</b> (1,5) OBP: 0.357, SLG: 0.437										4	0	0	0	0	0	3									
<b>17 Todd Helton, L</b> (1,3) OBP: 0.386, SLG: 0.410										4	0	2	0	0	1	0									
<b>Preston Wilson, R</b> (1,8) <b>18 Cory Sullivan, L</b> (7,8) OBP: 0.330, SLG: 0.385										3	0	0	0	0	2	2									
<b>Jorge Piedra, L</b> (1,7) OBP: 0.467, SLG: 0.571										3	0	0	0	1	1	2									
<b>Ryan Shealy, R</b> (1,10) OBP: 0.353, SLG: 0.563										4	0	2	0	0	1	2									
<b>Dustan Mohr, R</b> (1,9) OBP: 0.243, SLG: 0.411										4	0	0	0	0	1	2									
<b>Luis Gonzalez, R</b> (1,6) OBP: 0.315, SLG: 0.383										3	1	2	0	1	0	0									
<b>Danny Ardoin, R</b> (1,2) <b>Tim Olson, R</b> (9,PH)										3	0	1	0	0	2	3									
<b>Inning Stats</b>	R: 0 E: 0 K: 1 S: 12	H: 0 LOB: 0 BB: 0 P: 16	R: 0 E: 0 K: 1 S: 12	H: 1 LOB: 1 BB: 0 P: 19	R: 0 E: 0 K: 0 S: 5	H: 1 LOB: 0 BB: 0 P: 9	R: 0 E: 0 K: 1 S: 8	H: 1 LOB: 1 BB: 0 P: 12	R: 0 E: 0 K: 1 S: 16	H: 3 LOB: 3 BB: 0 P: 22	R: 0 E: 0 K: 1 S: 7	H: 1 LOB: 1 BB: 0 P: 11	R: 2 E: 0 K: 1 S: 12	H: 2 LOB: 0 BB: 0 P: 17	R: 0 E: 0 K: 3 S: 11	H: 0 LOB: 1 BB: 1 P: 19	R: 0 E: 0 K: 2 S: 9	H: 0 LOB: 1 BB: 1 P: 16	1B: 5 2B: 3 3B: 0 HR: 1	SF: 0 SAC: 0 DP: 1 HBP: 0	WP: 0 PB: 0 SB: 0 CS: 0	PA: 37			
<b>PITCHER</b>	IP	WLS	BF	H	R	ER	SO	BB	IBB	HBP	BLK	WP	HR	S	P	ERA	WHIP								
<b>Sidney Ponson, R</b> (1,1) ERA: 5.13	7.0	W	29	9	2	2	6	0	0	0	0	0	1	72	106	2.57	1.286								
<b>Jorge Julio, R</b> (8,1) ERA: 3.15	1.0		4	0	0	0	3	1	0	0	0	0	0	11	19	0.00	1.000								
<b>37 Chris Ray, R</b> (9,1) ERA:	1.0		4	0	0	0	2	1	0	0	0	0	0	9	16	0.00	1.000								

Batter	1	2	3	4	5	6	7	8	9	AB	R	H	RBI	BB	SO	LOB	BOTTOM								
<b>1 Brian Roberts, S</b> (1,4) OBP: 0.433, SLG: 0.603										3	0	1	2	0	0	1	<b>Colorado Rockies @ Baltimore Orioles</b> Oriole Park at Camden Yards, Baltimore, MD Sat Jun 18 2005, 7:05 PM EDT Att: 43,067 - Partly Cloudy - 81 F <a href="http://livebaseballscorecards.com">livebaseballscorecards.com</a>								
<b>Chris Gomez, R</b> (6,4) OBP: 0.453, SLG: 0.446										4	0	1	0	0	1	3									
<b>6 Melvin Mora, R</b> (1,5) OBP: 0.366, SLG: 0.532										4	1	1	1	0	1	1									
<b>10 Miguel Tejada, R</b> (1,6) OBP: 0.366, SLG: 0.636										4	1	1	1	0	1	1									
<b>Sammy Sosa, R</b> (1,9) OBP: 0.332, SLG: 0.466										4	2	2	1	0	1	2									
<b>Rafael Palmeiro, L</b> (1,3) OBP: 0.337, SLG: 0.408										4	1	2	1	0	0	0									
<b>31 Jay Gibbons, L</b> (1,10) OBP: 0.323, SLG: 0.546										4	1	2	0	0	0	1									
<b>B.J. Surhoff, L</b> (1,7) OBP: 0.307, SLG: 0.434										4	1	1	1	0	1	2									
<b>Sal Fasano, R</b> (1,2) OBP: 0.328, SLG: 0.559										4	1	1	1	0	2	1									
<b>Larry Bigbie, L</b> (1,8) OBP: 0.338, SLG: 0.371										2	0	1	0	2	1	0									
<b>Inning Stats</b>	R: 0 E: 1 K: 0 S: 6	H: 1 LOB: 1 BB: 0 P: 10	R: 0 E: 0 K: 1 S: 8	H: 0 LOB: 0 BB: 0 P: 12	R: 0 E: 0 K: 0 S: 5	H: 1 LOB: 0 BB: 0 P: 8	R: 6 E: 0 K: 0 S: 26	H: 7 LOB: 1 BB: 1 P: 37	R: 1 E: 0 K: 1 S: 11	H: 2 LOB: 1 BB: 0 P: 19	R: 0 E: 0 K: 3 S: 11	H: 1 LOB: 1 BB: 0 P: 16	R: 0 E: 0 K: 1 S: 13	H: 0 LOB: 0 BB: 0 P: 20	R: 0 E: 0 K: 1 S: 10	H: 1 LOB: 2 BB: 1 P: 17	1B: 8 2B: 3 3B: 0 HR: 2	SF: 0 SAC: 0 DP: 2 HBP: 0	WP: 0 PB: 0 SB: 0 CS: 1	PA: 37					
<b>PITCHER</b>	IP	WLS	BF	H	R	ER	SO	BB	IBB	HBP	BLK	WP	HR	S	P	ERA	WHIP								
<b>49 Byung-Hyun Kim, R</b> (1,1) ERA: 6.65	3.1	L	19	9	6	6	1	1	0	0	0	0	0	42	63	16.20	3.000								
<b>Marcos Carvajal, R</b> (4,1) ERA: 4.29	3.2		13	3	1	1	5	0	0	0	0	0	0	38	59	2.46	0.818								
<b>Matt Anderson, R</b> (8,1) ERA: 9.45	1.0		5	1	0	0	1	1	0	0	0	0	0	10	17	0.00	2.000								

Batter	1	2	3	4	5	6	7	8	9	AB	R	H	RBI	BB	SO	LOB	TOP										
Eddy Garabito, S (1,4) OBP: 0.409, SLG: 0.535	G4-3		G3-6-3				K			4	0	1	1	0	1	3	<b>Colorado Rockies @ Baltimore Orioles</b> Oriole Park at Camden Yards, Baltimore, MD Sun Jun 19 2005, 1:35 PM EDT Att: 45,945 - Cloudy - 81 F										
27 Garrett Atkins, R (1,5) OBP: 0.349, SLG: 0.426	G6-3			G6-3	F9			K		4	0	0	0	0	1	2											
17 Todd Helton, L (1,3)	G3-1			G4-3		K		P6		4	0	0	0	0	1	0											
Preston Wilson, R (1,8) OBP: 0.321, SLG: 0.507		K			HR	G6-3		G4-3		4	1	1	1	0	1	0											
11 Brad Hawpe, L (1,9) OBP: 0.342, SLG: 0.442 Luis Gonzalez, R (9, PH) OBP: 0.313, SLG: 0.381				G4-3		G1-3			K	3	0	1	0	0	0	0											
Ryan Shealy, R (1,10) OBP: 0.400, SLG: 0.556 Tim Olson, R (7,10)									K	2	1	1	0	1	1	1											
Desi Relaford, S (1,6) OBP: 0.335, SLG: 0.373									K	1	0	0	0	0	1	0											
Dustan Mohr, R (1,7) OBP: 0.245, SLG: 0.408									G6-3	4	0	0	0	0	0	3											
JD Closser, S (1,2) OBP: 0.324, SLG: 0.322										2	0	0	0	1	0	2											
<b>Inning Stats</b>	R: 0 H: 0 E: 0 K: 0 S: 8	H: 0 LOB: 0 BB: 0 P: 11	R: 0 H: 1 E: 0 K: 2 S: 11	LOB: 1 BB: 0 P: 16	R: 0 H: 0 E: 1 K: 1 S: 5	LOB: 0 BB: 0 P: 8	R: 1 H: 1 E: 0 K: 0 S: 9	LOB: 0 BB: 0 P: 15	R: 1 H: 2 E: 0 K: 0 S: 11	LOB: 2 BB: 1 P: 21	R: 0 H: 0 E: 0 K: 1 S: 10	LOB: 0 BB: 0 P: 15	R: 0 H: 1 E: 0 K: 1 S: 12	LOB: 1 BB: 1 P: 21	R: 0 H: 0 E: 0 K: 2 S: 9	LOB: 0 BB: 0 P: 12		R: 0 H: 0 E: 0 K: 2 S: 8	LOB: 0 BB: 0 P: 11	1B: 4 2B: 0 3B: 0 HR: 1	SF: 0 SAC: 0 DP: 1 HBP: 0	WP: 0 PB: 0 SB: 0 CS: 0	PA: 34				
<b>PITCHER</b>	IP	WLS	BF	H	R	ER	SO	BB	IBB	HBP	BLK	WP	HR	S	P	ERA	WHIP										
49 Hayden Penn, R (1,1) ERA: 4.23	6.2	W	27	5	2	2	4	2	0	0	0	0	1	63	103	2.70	1.050										
Steve Kline, L (7,1) ERA: 5.55	1.1	H	4	0	0	0	2	0	0	0	0	0	0	12	16	0.00	0.000										
B.J. Ryan, L (9,1) ERA: 1.87	1.0	S	3	0	0	0	2	0	0	0	0	0	0	8	11	0.00	0.000										

Batter	1	2	3	4	5	6	7	8	9	AB	R	H	RBI	BB	SO	LOB	BOTTOM										
Luis Matos, R (1,8) OBP: 0.381, SLG: 0.416							K			4	1	2	0	0	2	2	<b>Colorado Rockies @ Baltimore Orioles</b> Oriole Park at Camden Yards, Baltimore, MD Sun Jun 19 2005, 1:35 PM EDT Att: 45,945 - Cloudy - 81 F										
6 Melvin Mora, R (1,5) OBP: 0.365, SLG: 0.528		K								4	1	1	0	0	3	2											
10 Miguel Tejada, R (1,6) OBP: 0.368, SLG: 0.632										3	0	1	1	1	0	1											
Sammy Sosa, R (1,9) OBP: 0.330, SLG: 0.462										4	0	1	1	0	2	3											
Eli Marrero, R (1,7) OBP: 0.235, SLG: 0.340 B.J. Surhoff, L (7, PH) OBP: 0.305, SLG: 0.432										3	1	2	0	0	1	1											
Rafael Palmeiro, L (1,3) OBP: 0.344, SLG: 0.425										3	1	2	2	1	0	1											
Chris Gomez, R (1,4) OBP: 0.438, SLG: 0.429 1 Brian Roberts, S (8,4) OBP: 0.435, SLG: 0.605										3	0	0	0	0	0	1											
31 Jay Gibbons, L (1,10) OBP: 0.317, SLG: 0.536										1	0	1	0	0	0	0											
Geronimo Gil, R (1,2) OBP: 0.207, SLG: 0.291										4	0	1	0	0	0	2											
<b>Inning Stats</b>	R: 1 H: 2 E: 0 K: 3 S: 17	H: 2 LOB: 1 BB: 0 P: 21	R: 0 H: 1 E: 0 K: 1 S: 9	H: 1 LOB: 1 BB: 1 P: 16	R: 0 H: 0 E: 0 K: 1 S: 5	LOB: 0 BB: 0 P: 7	R: 0 H: 1 E: 1 K: 0 S: 8	LOB: 1 BB: 0 P: 15	R: 0 H: 1 E: 0 K: 2 S: 15	LOB: 2 BB: 1 P: 25	R: 2 H: 2 E: 0 K: 1 S: 13	LOB: 0 BB: 0 P: 20	R: 1 H: 2 E: 0 K: 1 S: 14	LOB: 1 BB: 0 P: 21	R: 0 H: 2 E: 0 K: 0 S: 13	LOB: 1 BB: 0 P: 17		1B: 8 2B: 2 3B: 1 HR: 1	SF: 0 SAC: 0 DP: 2 HBP: 0	WP: 0 PB: 0 SB: 1 CS: 0	PA: 36						
<b>PITCHER</b>	IP	WLS	BF	H	R	ER	SO	BB	IBB	HBP	BLK	WP	HR	S	P	ERA	WHIP										
26 Jeff Francis, L (1,1) ERA: 5.6	6.0	L	27	7	3	3	8	2	0	0	0	0	1	67	104	4.50	1.500										
David Cortes, R (7,1) ERA: 3.6	1.0		5	2	1	1	1	0	0	0	0	0	0	14	21	9.00	2.000										
Bobby Seay, L (8,1) ERA: 9.0	1.0		4	2	0	0	0	0	0	0	0	0	0	13	17	0.00	2.000										

AB 32  
R 2  
H 5  
RBI 2  
BB 2  
SO 8  
LOB 12



AB 34  
R 4  
H 11  
RBI 4  
BB 2  
SO 9  
LOB 18



Batter	1	2	3	4	5	6	7	8	9	AB	R	H	RBI	BB	SO	LOB	TOP										
Eddy Garabito, S OBP: 0.375, SLG: 0.489	F7		K			K2-3		F9		4	0	0	0	0	2	1											
Dest Relaford, S OBP: 0.333, SLG: 0.377	F7		G3			2B			K	4	0	1	0	0	1	1											
17 Todd Helton, L OBP: 0.379, SLG: 0.398	G4-3			G6-3		L6			D1 BB	3	0	0	0	1	0	1											
Preston Wilson, R OBP: 0.324, SLG: 0.507		1B		1B		K			K	4	0	2	0	0	2	2											
27 Garrett Atkins, R OBP: 0.347, SLG: 0.428	F8 2B			K			F7		K	4	0	1	0	0	2	2											
Dustan Mohr, R OBP: 0.239, SLG: 0.396	F8 2-3			K			K			3	0	0	0	0	2	2											
Danny Ardoin, R OBP: 0.345, SLG: 0.280	K						K			2	0	0	0	1	2	1											
18 Cory Sullivan, L OBP: 0.322, SLG: 0.375			G4-3		G5-4-3 BB			K		3	0	0	0	0	1	1											
Joe Kennedy, R OBP: 0.222, SLG: 0.192					G6-3					2	0	1	0	0	0	0											
David Cortes, R OBP: 0.381, SLG: 0.526								K		0	0	0	0	0	0	0											
Ryan Shealy, R OBP: 0.381, SLG: 0.526										1	0	0	0	0	1	0											
Matt Anderson, R										0	0	0	0	0	0	0											
<b>Inning Stats</b>	R: 0 E: 0 K: 0 S: 7	H: 0 LOB: 0 BB: 0 P: 10	R: 0 E: 0 K: 1 S: 12	H: 2 LOB: 1 BB: 0 P: 19	R: 0 E: 0 K: 1 S: 9	H: 1 LOB: 1 BB: 0 P: 16	R: 0 E: 0 K: 2 S: 12	H: 1 LOB: 1 BB: 0 P: 16	R: 0 E: 0 K: 0 S: 8	H: 0 LOB: 0 BB: 1 P: 13	R: 0 E: 0 K: 2 S: 13	H: 1 LOB: 1 BB: 0 P: 15	R: 0 E: 0 K: 2 S: 9	H: 0 LOB: 0 BB: 0 P: 14	R: 0 E: 0 K: 3 S: 10	H: 0 LOB: 1 BB: 1 P: 18	R: 0 E: 0 K: 3 S: 10	H: 0 LOB: 1 BB: 1 P: 18	1B: 3 2B: 2 3B: 0 HR: 0	SF: 0 SAC: 0 DP: 1 HBP: 0	WP: 0 PB: 0 SB: 0 CS: 0	PA: 32					
<b>PITCHER</b>	IP	WLS	BF	H	R	ER	SO	BB	IBB	HBP	BLK	WP	HR	S	P	ERA	WHIP										
Andy Pettitte, L ERA: 3.47	7.0	W	25	5	0	0	8	1	0	0	0	0	0	70	103	0.00	0.857										
John Franco, L ERA: 5.84	1.0		3	0	0	0	2	0	0	0	0	0	0	10	18	0.00	0.000										
Chad Qualls, R ERA: 4.5	1.0		4	0	0	0	3	1	0	0	0	0	0	10	18	0.00	1.000										

**Colorado Rockies @ Houston Astros**  
Minute Maid Park, Houston, TX  
Mon Jun 20 2005, 7:05 PM CDT  
Att: 28,237 - Roof Closed - 72 F

livebaseballscores.com

AB 30  
R 0  
H 5  
RBI 0  
BB 2  
SO 13  
LOB 11



Batter	1	2	3	4	5	6	7	8	9	AB	R	H	RBI	BB	SO	LOB	BOTTOM										
Willy Taveras, R OBP: 0.320, SLG: 0.365	F8	G6-3			FC5-4 WP 1B	K		P2		5	1	0	0	0	1	5											
Craig Biggio, R OBP: 0.323, SLG: 0.449	HBP 17 2B BLK		G5-3		S 17 G5-3 1B		P3	F6		5	1	2	1	0	0	3											
17 Lance Berkman, S OBP: 0.363, SLG: 0.375	HBP 16 2B BB			FC5-4 1B	G5-3		HR	FC6-4 BB		3	2	2	2	2	0	1											
Morgan Ensberg, R OBP: 0.374, SLG: 0.534	HBP 16 2B 1B		FC5-4 16 FC6-4					FC6-4		2	1	0	0	2	0	4											
16 Jason Lane, R OBP: 0.295, SLG: 0.481	HBP 28 1B 2B		FC6-4		G6-3		P6			4	0	1	2	0	0	4											
28 Adam Everett, R OBP: 0.290, SLG: 0.386	G5-3			G5-3		FC6-4 1B		F9		4	1	2	1	0	0	1											
2 Chris Burke, R OBP: 0.237, SLG: 0.259	P6			G5-3		FC6-4 1B				3	1	1	0	0	0	1											
Brad Ausmus, R OBP: 0.302, SLG: 0.252		G3			F9		FC6-4 SH1-4	17 BB 1B BB		3	0	0	1	1	0	1											
Andy Pettitte, L OBP: 0.136, SLG: 0.100										2	0	1	0	0	1	0											
John Franco, L										0	0	0	0	0	0	0											
Orlando Palmeiro, L OBP: 0.390, SLG: 0.493										1	0	1	0	0	0	0											
<b>Inning Stats</b>	R: 3 E: 0 K: 0 S: 14	H: 3 LOB: 1 BB: 1 P: 24	R: 0 E: 0 K: 1 S: 8	H: 0 LOB: 0 BB: 0 P: 10	R: 0 E: 0 K: 0 S: 7	H: 1 LOB: 1 BB: 0 P: 13	R: 0 E: 0 K: 0 S: 9	H: 0 LOB: 0 BB: 0 P: 12	R: 1 E: 0 K: 0 S: 14	H: 2 LOB: 2 BB: 1 P: 19	R: 1 E: 0 K: 1 S: 13	H: 2 LOB: 1 BB: 0 P: 17	R: 1 E: 0 K: 0 S: 10	H: 1 LOB: 1 BB: 1 P: 19	R: 1 E: 0 K: 0 S: 15	H: 1 LOB: 3 BB: 2 P: 31	1B: 8 2B: 1 3B: 0 HR: 1	SF: 0 SAC: 1 DP: 0 HBP: 2	WP: 1 PB: 0 SB: 1 CS: 0	PA: 40							
<b>PITCHER</b>	IP	WLS	BF	H	R	ER	SO	BB	IBB	HBP	BLK	WP	HR	S	P	ERA	WHIP										
Joe Kennedy, L ERA: 7.33	6.1	L	31	9	6	6	2	3	0	1	1	1	1	72	108	8.53	1.895										
David Cortes, R ERA: 3.45	0.2		2	0	0	0	0	0	0	0	0	0	0	3	6	0.00	0.000										
Matt Anderson, R ERA: 9.39	1.0		7	1	1	1	0	2	0	1	0	0	0	15	31	9.00	3.000										

**Colorado Rockies @ Houston Astros**  
Minute Maid Park, Houston, TX  
Mon Jun 20 2005, 7:05 PM CDT  
Att: 28,237 - Roof Closed - 72 F

livebaseballscores.com

AB 32  
R 7  
H 10  
RBI 7  
BB 5  
SO 2  
LOB 20



Batter	1	2	3	4	5	6	7	8	9	AB	R	H	RBI	BB	SO	LOB	TOP										
<b>Desi Relaford, S</b> OBP: 0.329, SLG: 0.371 (1, 6)	2-2 CS 1B		0-2 F7		1-3 K		3-2 G5-3		3-3 K	5	0	1	0	0	2	3											
<b>Luis Gonzalez, R</b> OBP: 0.316, SLG: 0.388 (1, 4)	2-2 F8 1-2		1-0 2B			1-2 G5-3	0-0 17 3B		1-3 K	5	1	2	0	0	1	2											
<b>17 Todd Helton, L</b> OBP: 0.384, SLG: 0.408 (1, 3)	4-2 BB		0-1 P1			4-2 2B 27 SF9	2-1 1-H 3B			2	1	1	1	2	0	2											
<b>Preston Wilson, R</b> OBP: 0.323, SLG: 0.507 (1, 8)	0-3 K			1-0 G6-3		3-1 27 E	2-1 G6-3			4	1	1	0	0	1	2											
<b>27 Garrett Atkins, R</b> OBP: 0.339, SLG: 0.420 (1, 5)		1-1 F8		1-0 F9		0-0 SF9		1-3 K		3	0	0	1	0	1	0											
<b>Dustan Mohr, R</b> OBP: 0.241, SLG: 0.394 <b>Jorge Piedra, L</b> OBP: 0.438, SLG: 0.533 (8, PH) (8, 7)	0-1 F8		3-3 K			2-H 3-H 1-0 11 HR		1-1 G3		3	1	1	0	0	1	0											
<b>11 Brad Hawpe, L</b> OBP: 0.340, SLG: 0.456 (1, 9)	0-1 G3			0-1 E3 SH3-4		3-1 1-H HR		3-1 G4-3		4	1	1	2	0	0	0											
<b>Danny Ardoin, R</b> OBP: 0.313, SLG: 0.250 <b>18 Cory Sullivan, L</b> OBP: 0.328, SLG: 0.375 (9, PH)			0-0 F8		2-0 F9	0-0 L5		4-0 G4-3 BB		3	0	0	0	0	0	1											
<b>Jamey Wright, R</b> OBP: 0.185, SLG: 0.185 <b>Dan Miceli, R</b> (7, 1) <b>40 Brian Fuentes, L</b> (8, 1) <b>Eddy Garabito, S</b> OBP: 0.367, SLG: 0.479 (9, PH)	2-1 2B 1B			0-0 SH3-4			1-3 K	2-2 G4-3		2	0	1	0	0	1	0											
<b>Inning Stats</b>	R: 0 E: 0 K: 1 S: 13	H: 1 LOB: 1 BB: 1 P: 21	R: 0 E: 0 K: 0 S: 6	H: 0 LOB: 0 BB: 0 P: 7	R: 0 E: 0 K: 0 S: 9	H: 2 LOB: 2 BB: 0 P: 12	R: 0 E: 0 K: 1 S: 6	H: 0 LOB: 0 BB: 0 P: 11	R: 0 E: 1 K: 1 S: 7	H: 0 LOB: 1 BB: 0 P: 10	R: 4 E: 1 K: 0 S: 13	H: 3 LOB: 0 BB: 1 P: 25	R: 1 E: 0 K: 1 S: 11	H: 2 LOB: 1 BB: 0 P: 19	R: 0 E: 0 K: 1 S: 8	H: 0 LOB: 0 BB: 0 P: 13	R: 0 E: 0 K: 2 S: 9	H: 0 LOB: 1 BB: 1 P: 19	1B: 4 2B: 2 3B: 1 HR: 1	SF: 1 SAC: 1 DP: 0 HBP: 0	WP: 0 PA: 38 PB: 0 SB: 0 CS: 1						
<b>PITCHER</b>	IP	WLS	BF	H	R	ER	SO	BB	IBB	HBP	BLK	WP	HR	S	P	ERA	WHIP										
<b>51 Wandy Rodriguez, L</b> ERA: 7.64 <b>Chad Qualls, R</b> ERA: 4.45 <b>Dan Wheeler, R</b> ERA: 2.03 <b>54 Brad Lidge, R</b> ERA: 2.81	6.2		30	8	5	5	4	2	0	0	0	0	1	63	101	6.75	1.500										
	0.1	W	1	0	0	0	0	0	0	0	0	0	0	2	4	0.00	0.000										
	1.0	H	3	0	0	0	1	0	0	0	0	0	0	8	13	0.00	0.000										
	1.0	S	4	0	0	0	2	1	0	0	0	0	0	9	19	0.00	1.000										

**Colorado Rockies @ Houston Astros**  
Minute Maid Park, Houston, TX  
Tue Jun 21 2005, 7:05 PM CDT  
Att: 28,788 - Roof Closed - 72 F

AB 33  
R 5  
H 8  
RBI 4  
BB 3  
SO 7  
LOB 11



Batter	1	2	3	4	5	6	7	8	9	AB	R	H	RBI	BB	SO	LOB	BOTTOM										
<b>Willy Taveras, R</b> OBP: 0.323, SLG: 0.367 (1, 8)	0-0 F9		1-0 G4-3		1-0 PB 1B		1-1 HBP 17 2B	0-0 CS		4	2	2	0	0	0	0											
<b>Craig Biggio, R</b> OBP: 0.330, SLG: 0.456 (1, 4)	1-0 1B			1-1 F8	1-0 17 BB		1-2 17 2B			3	2	2	1	0	0	0											
<b>17 Lance Berkman, S</b> OBP: 0.372, SLG: 0.396 (8, 7)	2-2 F8		3-2 16 FC6		4-1 BB		1-2 1-H 2-H 2B			3	1	2	2	1	0	1											
<b>Morgan Ensberg, R</b> OBP: 0.379, SLG: 0.533 (1, 5)	0-0 2H 1B		4-1 16 E		0-0 F7		4-2 BB			2	1	1	1	2	0	2											
<b>16 Jason Lane, R</b> OBP: 0.290, SLG: 0.472 (1, 9)		1-2 G6-3		0-1 FC5		0-0 P2	2-3 K			4	0	0	0	0	1	2											
<b>Orlando Palmeiro, L</b> OBP: 0.384, SLG: 0.481 <b>Dan Wheeler, R</b> (8, 1) <b>Brad Ausmus, R</b> OBP: 0.302, SLG: 0.252 (9, 2)		1-3 K		1-2 G6-3		2-1 28 FC6-4	2-2 G4-3			4	0	1	0	0	1	3											
<b>28 Adam Everett, R</b> OBP: 0.286, SLG: 0.379 (1, 6)	0-1 P3		0-0 L5		0-1 FC6-4		3-1 G5-3			4	0	0	0	0	2												
<b>Raul Chavez, R</b> OBP: 0.206, SLG: 0.239 <b>4 Eric Bruntlett, R</b> OBP: 0.333, SLG: 0.417 <b>54 Brad Lidge, R</b> (9, 1)	0-1 F8		0-1 G6-3		1-0 SAFE SAFE G5-3		1-2 CS 1B			3	0	0	0	0	1												
<b>51 Wandy Rodriguez, S</b> OBP: 0.333, SLG: 0.250 <b>Chad Qualls, R</b> (7, 1) <b>Mike Lamb, L</b> OBP: 0.263, SLG: 0.365 (8, 3)	2-0 G4-3		0-1 G3-1		0-1 SAFE SAFE G4-3		1-3 SAFE SAFE K			2	0	0	0	0	0	0											
<b>Inning Stats</b>	R: 1 E: 0 K: 0 S: 9	H: 2 LOB: 1 BB: 0 P: 12	R: 0 E: 0 K: 1 S: 9	H: 0 LOB: 0 BB: 0 P: 11	R: 0 E: 0 K: 0 S: 4	H: 0 LOB: 0 BB: 0 P: 7	R: 2 E: 1 K: 0 S: 13	H: 1 LOB: 1 BB: 1 P: 22	R: 1 E: 0 K: 0 S: 8	H: 2 LOB: 2 BB: 1 P: 14	R: 0 E: 0 K: 0 S: 7	H: 1 LOB: 1 BB: 0 P: 9	R: 2 E: 0 K: 1 S: 13	H: 2 LOB: 2 BB: 1 P: 24	R: 0 E: 0 K: 1 S: 10	H: 1 LOB: 0 BB: 0 P: 15	1B: 6 2B: 3 3B: 0 HR: 0	SF: 0 SAC: 0 DP: 0 HBP: 1	WP: 0 PA: 37 PB: 1 SB: 0 CS: 1								
<b>PITCHER</b>	IP	WLS	BF	H	R	ER	SO	BB	IBB	HBP	BLK	WP	HR	S	P	ERA	WHIP										
<b>Jamey Wright, R</b> ERA: 5.31 <b>Dan Miceli, R</b> ERA: 2.91	6.1	L	30	6	3	3	1	2	0	0	0	0	0	9	17	4.26	1.579										
	0.2		3	0	0	0	1	1	0	0	0	0	0	9	17	0.00	1.500										
	1.0		3	1	0	0	1	0	0	0	0	0	0	10	15	0.00	1.000										

**Colorado Rockies @ Houston Astros**  
Minute Maid Park, Houston, TX  
Tue Jun 21 2005, 7:05 PM CDT  
Att: 28,788 - Roof Closed - 72 F

AB 32  
R 6  
H 9  
RBI 4  
BB 3  
SO 3  
LOB 12









Batter	1	2	3	4	5	6	7	8	9	AB	R	H	RBI	BB	SO	LOB	TOP								
4 Angel Berroa, R OBP: 0.290, SLG: 0.355	P6		G4-3 1B		G4-3			G5-3		4	0	1	0	0	0	0									
9 David De Jesus, L OBP: 0.353, SLG: 0.398	1B		G4-3			B1-3		G3		4	0	1	0	0	0	1									
Tony Graffanino, R OBP: 0.385, SLG: 0.398	P3		K			1B SF7 BB		F7		3	1	0	0	1	1	2									
Emil Brown, R OBP: 0.362, SLG: 0.472	1B		K			26 S 1B		L9		4	1	2	0	0	1	1									
Terrence Long, L OBP: 0.313, SLG: 0.396	K			F7		SF7		P5		3	0	0	1	0	1	2									
26 Justin Huber, R OBP: 0.290, SLG: 0.375		L7		K				F7		3	0	1	1	0	1	0									
Mike Wood, R										0	0	0	0	0	0	0									
Matt Stairs, L OBP: 0.395, SLG: 0.448										1	0	0	0	0	0	0									
14 John Buck, R OBP: 0.262, SLG: 0.350		1B		G6-3				G6-3		3	0	1	0	0	0	0									
Joe McEwing, R OBP: 0.296, SLG: 0.304		K			F8			G5-3		3	0	0	0	0	1	1									
Runelvys Hernandez, R																									
Ruben Gotay, S OBP: 0.316, SLG: 0.405		F8			F8			K		2	0	0	0	0	0	1									
										1	0	0	0	0	1	0									
<b>Inning Stats</b>	R: 0 E: 0 K: 1 S: 12	H: 2 LOB: 2 BB: 0 P: 16	R: 0 E: 0 K: 1 S: 11	H: 1 LOB: 1 BB: 0 P: 15	R: 0 E: 0 K: 2 S: 9	H: 1 LOB: 1 BB: 0 P: 13	R: 0 E: 0 K: 1 S: 5	H: 0 LOB: 0 BB: 0 P: 8	R: 0 E: 0 K: 0 S: 6	H: 0 LOB: 0 BB: 0 P: 7	R: 2 E: 0 K: 0 S: 14	H: 2 LOB: 1 BB: 1 P: 20	R: 0 E: 0 K: 1 S: 8	H: 0 LOB: 0 BB: 0 P: 10	R: 0 E: 0 K: 0 S: 4	H: 0 LOB: 0 BB: 0 P: 5	R: 0 E: 0 K: 0 S: 13	H: 0 LOB: 0 BB: 0 P: 20	1B: 6 2B: 0 3B: 0 HR: 0	SF: 1 SAC: 0 DP: 0 HBP: 0	WP: 0 PB: 0 SB: 1 CS: 0	PA: 33			
<b>PITCHER</b>	IP	WLS	BF	H	R	ER	SO	BB	IBB	HBP	BLK	WP	HR	S	P	ERA	WHIP								
26 Jeff Francis, L ERA: 5.36	7.0	W	27	6	2	2	6	1	0	0	0	0	0	65	89	2.57	1.000								
Jay Witasick, R ERA: 2.22	1.0	H	3	0	0	0	0	0	0	0	0	0	0	4	5	0.00	0.000								
40 Brian Fuentes, L ERA: 2.83	1.0	S	3	0	0	0	0	0	0	0	0	0	0	13	20	0.00	0.000								

**Kansas City Royals @ Colorado Rockies**  
Coors Field, Denver, CO  
Sat Jun 25 2005, 6:05 PM MDT  
Att: 27,673 - Cloudy - 77 F

AB	31
R	2
H	6
RBI	2
BB	1
SO	6
LOB	8



Batter	1	2	3	4	5	6	7	8	9	AB	R	H	RBI	BB	SO	LOB	BOTTOM								
Eddy Garabito, S OBP: 0.397, SLG: 0.429	BB	27 SF8 BB		F7		27 G6-4-3 HBP		G1-3		2	0	0	1	2	0	3									
27 Garrett Atkins, R OBP: 0.345, SLG: 0.429	L8	SF8		F7		G6-4-3		2B		4	0	1	2	0	0	6									
17 Todd Helton, L OBP: 0.386, SLG: 0.402	F9	F8			G3-1		G5-3 1B	IBB		4	0	1	0	1	0	3									
Preston Wilson, R OBP: 0.318, SLG: 0.493	G4-3		F9		F7		G5-3	G4-3		5	0	0	0	0	0	4									
11 Brad Hawpe, L OBP: 0.353, SLG: 0.461		BB 26 BB 1B	G3				IBB			2	1	1	0	2	0	0									
Dustan Mohr, R OBP: 0.242, SLG: 0.405										3	0	0	0	0	2	2									
18 Cory Sullivan, L OBP: 0.323, SLG: 0.368		K	K		F7		K			1	0	0	0	0	1	2									
Desi Relaford, S OBP: 0.333, SLG: 0.366		26 BB BB 1B		F8		26 SH2-4 BB		P6		3	1	1	0	1	0	2									
Danny Ardoin, R OBP: 0.366, SLG: 0.343		BB 26 BB SF8 BB			2B		26 SH2-4 1B	L5		3	1	2	0	1	0	0									
26 Jeff Francis, L OBP: 0.143, SLG: 0.040										0	0	0	1	2	0	0									
Jay Witasick, R										0	0	0	0	0	0	0									
Jorge Piedra, L OBP: 0.428, SLG: 0.500										1	1	1	0	0	0	0									
40 Brian Fuentes, L										0	0	0	0	0	0	0									
<b>Inning Stats</b>	R: 0 E: 0 K: 0 S: 8	H: 0 LOB: 1 BB: 1 P: 16	R: 3 E: 0 K: 1 S: 15	H: 2 LOB: 3 BB: 3 P: 35	R: 0 E: 0 K: 1 S: 9	H: 0 LOB: 0 BB: 0 P: 13	R: 0 E: 0 K: 0 S: 10	H: 1 LOB: 2 BB: 1 P: 15	R: 0 E: 0 K: 0 S: 5	H: 0 LOB: 1 BB: 1 P: 10	R: 0 E: 0 K: 0 S: 10	H: 1 LOB: 2 BB: 1 P: 18	R: 0 E: 0 K: 1 S: 10	H: 1 LOB: 2 BB: 1 P: 21	R: 1 E: 0 K: 0 S: 8	H: 2 LOB: 2 BB: 1 P: 16	1B: 5 2B: 2 3B: 0 HR: 0	SF: 1 SAC: 1 DP: 1 HBP: 1	WP: 0 PB: 0 SB: 1 CS: 0	PA: 40					
<b>PITCHER</b>	IP	WLS	BF	H	R	ER	SO	BB	IBB	HBP	BLK	WP	HR	S	P	ERA	WHIP								
Runelvys Hernandez, R ERA: 4.64	5.1	L	27	4	3	3	2	7	0	0	0	0	0	54	102	5.06	2.062								
Mike Wood, R ERA: 3.5	2.2		13	3	1	1	1	0	2	1	0	0	0	21	42	3.38	1.125								

**Kansas City Royals @ Colorado Rockies**  
Coors Field, Denver, CO  
Sat Jun 25 2005, 6:05 PM MDT  
Att: 27,673 - Cloudy - 77 F

AB	28
R	4
H	7
RBI	4
BB	9
SO	3
LOB	22



Batter	1	2	3	4	5	6	7	8	9	AB	R	H	RBI	BB	SO	LOB																				
9 David DeJesus, L (1, 8) OBP: 0.350, SLG: 0.395	3-1 1B 24 1B	2-2 L3			2-1 FC6-4			1-1 L9	2-1 L4	5	1	1	0	0	0	3																				
4 Angel Berroa, R (1, 6) OBP: 0.286, SLG: 0.350	1-1 L9		0-1 G6-3		1-0 F9			3-3 K		4	0	0	0	0	1	2																				
Tony Graffano, R (1, 4) OBP: 0.383, SLG: 0.390	1-3 K		1-2 G5-3			0-3 K		2-1 HBP		3	0	0	0	0	2	1																				
Emil Brown, R (1, 9) OBP: 0.360, SLG: 0.468	3-1 1B 24 1B 26 1B		1-3 K		0-0 G1-3			1-3 K		4	1	1	0	0	2	1																				
24 Mark Teahen, L (1, 5) OBP: 0.300, SLG: 0.374	1-2 1B 26 1B			1-3 K		2-1 1B		3-3 K		4	0	2	1	0	2	0																				
26 Justin Huber, R (1, 3) OBP: 0.250, SLG: 0.333	0-0 1B			1-0 G3-1		0-3 K		0-3 K		4	0	1	1	0	2	1																				
32 Shane Costa, L (1, 7) OBP: 0.356, SLG: 0.390	1-1 P3			0-1 G6-3			1-2 G1-3		3-2 HR 1B	4	1	1	0	0	0	2																				
Alberto Castillo, R (1, 2) Matt Stairs, L (9, PH) OBP: 0.269, SLG: 0.347 OBP: 0.398, SLG: 0.470		2-2 F8			2-1 9 FC6-4 1B		0-2 P3		2-1 HR	3	0	1	0	0	0	0																				
Jose Lima, R (1, 1) Andrew Sisco, L (5, 1) Joe McEwing, R (7, PH) 46 Juan Carlos Oviedo, R (7, 1) Mike MacDougal, S (8, 1) Jonah Bayliss, R (8, 1) Terrence Long, L (9, PH) OBP: 0.333, SLG: 0.333 OBP: 0.249, SLG: 0.330 OBP: 0.389, SLG: 0.470 OBP: 0.316, SLG: 0.390		0-1 1B 9 L3			1-3 K		1-1 G6-3		0-1 1B 9 DI	2	0	1	0	0	0	1																				
Inning Stats	R: 2 E: 0 K: 1 S: 15	H: 4 LOB: 2 BB: 0 P: 25	R: 0 E: 0 K: 0 S: 8	H: 1 LOB: 0 BB: 0 P: 12	R: 0 E: 0 K: 1 S: 9	H: 0 LOB: 0 BB: 0 P: 11	R: 0 E: 0 K: 1 S: 6	H: 0 LOB: 0 BB: 0 P: 8	R: 0 E: 0 K: 2 S: 12	H: 1 LOB: 1 BB: 0 P: 14	R: 0 E: 0 K: 0 S: 9	H: 0 LOB: 0 BB: 0 P: 11	R: 0 E: 0 K: 2 S: 9	H: 0 LOB: 1 BB: 0 P: 16	R: 2 E: 0 K: 1 S: 17	H: 3 LOB: 1 BB: 0 P: 27	1B: 9 2B: 1 3B: 0 HR: 1	SF: 0 SAC: 0 DP: 1 HBP: 1	WP: 0 PB: 0 SB: 0 CS: 0	PA: 37																
PITCHER	IP	WLS	BF	H	R	ER	SO	BB	IBB	HBP	BLK	WP	HR	S	P	ERA	WHIP	PITCHER	IP	WLS	BF	H	R	ER	SO	BB	IBB	HBP	BLK	WP	HR	S	P	ERA	WHIP	
Joe Kennedy, L (1, 1) ERA: 6.92	7.0	W	27	7	2	2	6	0	0	0	0	0	0	67	95	2.57	1.000																			
Jay Witasick, R (8, 1) ERA: 2.15	1.0		4	0	0	0	2	0	0	1	0	0	0	9	16	0.00	0.000																			
David Cortes, R (9, 1) ERA: 3.31	0.2		2	0	0	0	2	0	0	0	0	0	0	6	9	0.00	0.000																			
Matt Anderson, R (9, 1) ERA: 11.25	0.1		4	3	2	2	0	0	0	0	0	0	1	11	18	54.00	9.000																			

### Kansas City Royals @ Colorado Rockies

Coors Field, Denver, CO  
Sun Jun 26 2005, 1:05 PM MDT  
Att: 21,080 - Partly Cloudy - 83 F

AB	36
R	4
H	10
RBI	4
BB	0
SO	10
LOB	11

Batter	1	2	3	4	5	6	7	8	9	AB	R	H	RBI	BB	SO	LOB																			
Eddy Garabito, S (1, 4) OBP: 0.388, SLG: 0.417	2-2 G6-3	3-2 F8			0-2 G3	3-1 27 1B		1-1 27 2B HBP		4	1	1	0	0	0	2																			
27 Garrett Atkins, R (1, 5) OBP: 0.357, SLG: 0.450	1-2 17 1B 2B		1-2 L7		1-0 17 2B	2-0 1B		1-0 11 FC1-2 2B		5	2	4	3	0	0	0																			
17 Todd Helton, L (1, 3) OBP: 0.390, SLG: 0.407	2-2 1B 11 G4-3 1B		2-3 K		3-2 11 BB HBP	1-1 F8		4-2 11 FC1-2 BB HBP		4	2	2	1	1	1	2																			
Preston Wilson, R (1, 8) David Cortes, R (9, 1) Matt Anderson, R (9, 1) OBP: 0.324, SLG: 0.491 ERA: 2.15 ERA: 3.31 ERA: 11.25	0-1 11 G4-3 1B		0-0 P4		4-0 11 BB		2-3 K	4-1 HBP 11 FC1-2 BB		3	0	1	1	2	1	0																			
11 Brad Hawpe, L (1, 9) OBP: 0.350, SLG: 0.451	1-1 G4-3			0-1 F8	4-2 BB		1-3 K	3-1 FC1-2 HBP		4	0	0	1	1	1	4																			
Jorge Piedra, L (1, 7) Dustan Mohr, R (5, PH) OBP: 0.391, SLG: 0.455 OBP: 0.244, SLG: 0.430	1-2 P4			2-1 G3	1-2 2-3 K		1-0 HR	1-2 2-3 3-4 HBP		2	0	0	0	0	0	1																			
Desi Relaford, S (1, 6) OBP: 0.346, SLG: 0.380		4-1 SH1-4 BB			1-3 K		4-2 F9 SH3 BB	1-0 HBP		2	1	1	1	2	1	0																			
JD Closser, S (1, 2) OBP: 0.317, SLG: 0.309		1-2 P5			1-2 G3 27 1B SH1-4 1B		1-1 F9	3-2 L9	3-2 G4-3	5	1	1	0	0	0	6																			
Joe Kennedy, R (1, 1) Jay Witasick, R (8, 1) 18 Cory Sullivan, L (8, PH) OBP: 0.222, SLG: 0.192 OBP: 0.328, SLG: 0.373		0-1 SH1-4			0-0 SH1-4		1-1 SH3	1-1 HBP 27 2B		0	0	0	1	0	0	0																			
Inning Stats	R: 2 E: 0 K: 0 S: 19	H: 3 LOB: 1 BB: 0 P: 27	R: 0 E: 0 K: 0 S: 11	H: 0 LOB: 1 BB: 1 P: 19	R: 0 E: 0 K: 1 S: 7	H: 0 LOB: 0 BB: 0 P: 10	R: 0 E: 0 K: 1 S: 7	H: 0 LOB: 0 BB: 0 P: 10	R: 2 E: 0 K: 0 S: 19	H: 3 LOB: 3 BB: 2 P: 34	R: 1 E: 0 K: 2 S: 14	H: 2 LOB: 1 BB: 0 P: 19	R: 3 E: 0 K: 1 S: 17	H: 2 LOB: 3 BB: 2 P: 38	1B: 7 2B: 3 3B: 1 HR: 1	SF: 0 SAC: 3 DP: 0 HBP: 2	WP: 0 PB: 0 SB: 1 CS: 0	PA: 44																	
PITCHER	IP	WLS	BF	H	R	ER	SO	BB	IBB	HBP	BLK	WP	HR	S	P	ERA	WHIP	PITCHER	IP	WLS	BF	H	R	ER	SO	BB	IBB	HBP	BLK	WP	HR	S	P	ERA	WHIP
Joe Lima, R (1, 1) ERA: 7.91	4.2	L	23	6	4	4	2	3	0	0	0	0	0	59	94	7.71	1.929																		
Andrew Sisco, L (5, 1) ERA: 2.35	1.1		7	2	1	1	1	1	0	0	0	0	0	15	31	6.75	2.250																		
46 Juan Carlos Oviedo, R (7, 1) ERA: 9.22	1.0		6	3	2	2	2	0	0	0	0	0	1	16	22	18.00	3.000																		
Mike MacDougal, R (8, 1) ERA: 4.41	0.2		6	1	1	1	1	2	0	1	0	0	0	12	28	13.50	4.500																		
Jonah Bayliss, R (8, 1) ERA:	0.1		2	0	1	1	0	0	0	1	0	0	0	3	7	27.00	0.000																		

### Kansas City Royals @ Colorado Rockies

Coors Field, Denver, CO  
Sun Jun 26 2005, 1:05 PM MDT  
Att: 21,080 - Partly Cloudy - 83 F

AB	33
R	9
H	12
RBI	9
BB	6
SO	6
LOB	21

Batter	1	2	3	4	5	6	7	8	9	AB	R	H	RBI	BB	SO	LOB	TOP																
Willy Taveras, R <small>OBP: 0.320, SLG: 0.366</small>										6	2	3	0	0	0	4																	
Craig Biggio, R <small>OBP: 0.336, SLG: 0.465</small>										5	1	2	1	0	1	2																	
17 Lance Berkman, S <small>OBP: 0.376, SLG: 0.434</small>										4	2	2	3	1	0	2																	
Morgan Ensberg, R <small>OBP: 0.381, SLG: 0.547</small>										4	2	2	0	1	0	0																	
16 Jason Lane, R <small>OBP: 0.283, SLG: 0.478</small> Dan Wheeler, R										5	1	2	3	0	0	3																	
28 Adam Everett, R <small>OBP: 0.294, SLG: 0.371</small>										4	1	2	2	0	0	1																	
2 Chris Burke, R <small>OBP: 0.269, SLG: 0.285</small>										4	0	3	0	1	0	2																	
Raul Chavez, R <small>OBP: 0.197, SLG: 0.270</small>										4	1	1	2	0	0	4																	
51 Wandy Rodriguez, S <small>OBP: 0.308, SLG: 0.250</small> Russ Springer, R Chad Harville, R Orlando Palmeiro, L <small>OBP: 0.379, SLG: 0.471</small>										4	1	1	0	0	2	3																	
	<b>Inning Stats</b>									R: 2 E: 0 K: 0 S: 10	H: 4 LOB: 1 BB: 0 P: 13	R: 0 E: 0 K: 1 S: 7	H: 1 LOB: 0 BB: 0 P: 9	R: 2 E: 1 K: 0 S: 9	H: 3 LOB: 2 BB: 1 P: 17	R: 3 E: 0 K: 1 S: 14	H: 4 LOB: 1 BB: 0 P: 20	R: 0 E: 0 K: 0 S: 5	H: 0 LOB: 0 BB: 0 P: 8	R: 1 E: 0 K: 1 S: 12	H: 2 LOB: 1 BB: 0 P: 15	R: 3 E: 0 K: 0 S: 14	H: 3 LOB: 0 BB: 1 P: 20	R: 0 E: 1 K: 1 S: 8	H: 0 LOB: 1 BB: 1 P: 13	1B: 12 2B: 3 3B: 0 HR: 3	SF: 1 SAC: 0 DP: 2 HBP: 1	WP: 0 PB: 0 SB: 0 CS: 1	PA: 46				
	<b>PITCHER</b>									Jamey Wright, R <small>ERA: 5.5</small>	IP: 7.0 WLS: L BF: 36	H: 15 R: 8 ER: 6 SO: 3	BB: 1 IBB: 0 HBP: 1 BLK: 0	WP: 0 HR: 2 S: 62 P: 88	ERA: 7.71 WHIP: 2.286																		

Houston Astros @ Colorado Rockies  
Coors Field, Denver, CO  
Mon Jun 27 2005, 7:05 PM MDT  
Att: 21,877 - Clear - 86 F

AB 41  
R 11  
H 18  
RBI 11  
BB 3  
SO 4  
LOB 22



Batter	1	2	3	4	5	6	7	8	9	AB	R	H	RBI	BB	SO	LOB	BOTTOM																			
Luis Gonzalez, R <small>OBP: 0.318, SLG: 0.396</small>										5	2	2	1	0	0	0																				
27 Garrett Atkins, R <small>OBP: 0.363, SLG: 0.451</small>										4	0	2	0	0	0	1																				
17 Todd Helton, L <small>OBP: 0.393, SLG: 0.412</small>										4	0	2	1	1	0	2																				
Preston Wilson, R <small>OBP: 0.323, SLG: 0.484</small> 18 Cory Sullivan, L <small>OBP: 0.333, SLG: 0.373</small>										3	1	0	0	1	1	5																				
11 Brad Hawpe, L <small>OBP: 0.351, SLG: 0.447</small> Bobby Seay, L										4	0	1	0	1	2	7																				
Dustin Mohr, R <small>OBP: 0.234, SLG: 0.412</small>										5	0	0	0	0	3	3																				
Desi Relaford, S <small>OBP: 0.347, SLG: 0.381</small>										5	0	2	0	0	0	3																				
Danny Ardoin, R <small>OBP: 0.370, SLG: 0.333</small>										4	1	1	1	0	2	3																				
Jamey Wright, R <small>OBP: 0.172, SLG: 0.172</small> Ryan Shealy, R <small>OBP: 0.391, SLG: 0.500</small> Matt Anderson, R Jorge Piedra, L <small>OBP: 0.400, SLG: 0.500</small>										2	0	0	0	0	0	3																				
	<b>Inning Stats</b>									R: 0 E: 0 K: 0 S: 7	H: 1 LOB: 0 BB: 0 P: 14	R: 1 E: 0 K: 1 S: 14	H: 2 LOB: 1 BB: 0 P: 21	R: 0 E: 0 K: 0 S: 12	H: 2 LOB: 0 BB: 0 P: 18	R: 0 E: 0 K: 1 S: 9	H: 1 LOB: 0 BB: 0 P: 15	R: 0 E: 0 K: 0 S: 11	H: 0 LOB: 1 BB: 1 P: 23	R: 1 E: 0 K: 2 S: 15	H: 2 LOB: 2 BB: 0 P: 23	R: 3 E: 1 K: 1 S: 14	H: 2 LOB: 3 BB: 1 P: 32	R: 0 E: 0 K: 2 S: 11	H: 1 LOB: 1 BB: 0 P: 12	1B: 8 2B: 3 3B: 0 HR: 0	SF: 0 SAC: 0 DP: 1 HBP: 2	WP: 0 PB: 0 SB: 0 CS: 0	PA: 45							
	<b>PITCHER</b>									51 Wandy Rodriguez, L <small>ERA: 6.86</small>	IP: 6.1 WLS: W BF: 30	H: 8 R: 2 ER: 2 SO: 2	BB: 3 IBB: 0 HBP: 0 BLK: 0	WP: 0 HR: 0 S: 67 P: 114	ERA: 2.84 WHIP: 1.737																					
	<b>PITCHER</b>									Russ Springer, R <small>ERA: 6.12</small>	IP: 0.2 WLS: W BF: 2	H: 0 R: 0 ER: 0 SO: 2	BB: 0 IBB: 0 HBP: 0 BLK: 0	WP: 0 HR: 0 S: 6 P: 11	ERA: 0.00 WHIP: 0.000																					
	<b>PITCHER</b>									Chad Harville, R <small>ERA: 5.4</small>	IP: 0.2 WLS: W BF: 8	H: 2 R: 3 ER: 1 SO: 0	BB: 1 IBB: 0 HBP: 2 BLK: 0	WP: 0 HR: 0 S: 11 P: 28	ERA: 13.50 WHIP: 4.500																					
	<b>PITCHER</b>									Dan Wheeler, R <small>ERA: 1.89</small>	IP: 1.1 WLS: W BF: 5	H: 1 R: 0 ER: 0 SO: 3	BB: 0 IBB: 0 HBP: 0 BLK: 0	WP: 0 HR: 0 S: 14 P: 16	ERA: 0.00 WHIP: 0.750																					

Houston Astros @ Colorado Rockies  
Coors Field, Denver, CO  
Mon Jun 27 2005, 7:05 PM MDT  
Att: 21,877 - Clear - 86 F

AB 39  
R 5  
H 11  
RBI 3  
BB 4  
SO 8  
LOB 28





Batter	1	2	3	4	5	6	7	8	9	AB	R	H	RBI	BB	SO	LOB	TOP																					
<b>Willy Taveras, R</b> OBP: 0.323, SLG: 0.367	K	K				G4-3				5	1	2	1	0	2	1																						
<b>Craig Biggio, R</b> OBP: 0.348, SLG: 0.484 <b>Chad Qualls, R</b> (8, 1) <b>Mike Burns, R</b> (9, 1)	K							F9		4	1	2	1	0	1	1																						
<b>17 Lance Berkman, S</b> OBP: 0.393, SLG: 0.448 <b>4 Eric Bruntlett, R</b> OBP: 0.333, SLG: 0.417										0	0	0	0	0	0	0																						
<b>Morgan Ensberg, R</b> OBP: 0.375, SLG: 0.559	G6-3									3	1	2	1	1	1	1																						
<b>16 Jason Lane, R</b> OBP: 0.285, SLG: 0.487										0	0	0	0	0	0	0																						
<b>28 Adam Everett, R</b> OBP: 0.292, SLG: 0.370										5	1	2	0	0	0	3																						
<b>2 Chris Burke, R</b> OBP: 0.289, SLG: 0.302										3	1	1	0	2	0	2																						
<b>Brad Ausmus, R</b> OBP: 0.309, SLG: 0.258										5	0	0	0	0	1	4																						
<b>44 Roy Oswalt, R</b> OBP: 0.147, SLG: 0.121 <b>Mike Lamb, L</b> OBP: 0.261, SLG: 0.359										4	0	0	0	0	1	3																						
<b>Inning Stats</b>	R: 0 E: 0 K: 2 S: 11	H: 0 LOB: 1 BB: 1 P: 23	R: 2 E: 0 K: 2 S: 19	H: 3 LOB: 1 BB: 0 P: 27	R: 0 E: 0 K: 1 S: 12	H: 1 LOB: 2 BB: 1 P: 23	R: 1 E: 0 K: 1 S: 13	H: 1 LOB: 3 BB: 1 P: 25	R: 0 E: 0 K: 0 S: 8	H: 1 LOB: 1 BB: 0 P: 11	R: 3 E: 0 K: 0 S: 9	H: 3 LOB: 0 BB: 0 P: 13	R: 0 E: 0 K: 0 S: 15	H: 0 LOB: 1 BB: 1 P: 25	R: 1 E: 0 K: 1 S: 12	H: 2 LOB: 2 BB: 0 P: 17	R: 0 E: 0 K: 0 S: 6	H: 1 LOB: 0 BB: 0 P: 7	1B: 5 2B: 4 3B: 0 HR: 3	SF: 0 SAC: 0 DP: 1 HBP: 2	WP: 0 PB: 0 SB: 6 CS: 0	PA: 44																
<b>PITCHER</b>	IP	WLS	BF	H	R	ER	SO	BB	IBB	HBP	BLK	WP	HR	S	P	ERA	WHIP	<b>PITCHER</b>				IP	WLS	BF	H	R	ER	SO	BB	IBB	HBP	BLK	WP	HR	S	P	ERA	WHIP
<b>49 Byung-Hyun Kim, R</b> ERA: 6.04	5.0	L	26	6	3	2	6	3	0	2	0	0	1	63	109	3.60	1.800																					
<b>Marcos Carvajal, R</b> ERA: 4.99	1.0		6	3	3	3	0	0	0	0	0	0	2	9	13	27.00	3.000																					
<b>Dan Miceli, R</b> ERA:	1.0		4	0	0	0	0	1	0	0	0	0	0	15	25	0.00	1.000																					
<b>Jay Witasick, R</b> ERA: 2.37	1.0		5	2	1	1	1	0	0	0	0	0	0	12	17	9.00	2.000																					
<b>Bobby Seay, L</b> ERA: 6.0	1.0		3	1	0	0	0	0	0	0	0	0	0	6	7	0.00	1.000																					

Houston Astros @ Colorado Rockies  
Coors Field, Denver, CO  
Wed Jun 29 2005, 1:05 PM MDT  
Att: 23,494 - Partly Cloudy - 82 F

AB 38  
R 7  
H 12  
RBI 6  
BB 4  
SO 7  
LOB 23



Batter	1	2	3	4	5	6	7	8	9	AB	R	H	RBI	BB	SO	LOB	BOTTOM																						
<b>18 Cory Sullivan, L</b> OBP: 0.336, SLG: 0.373	K2-3									4	0	1	0	0	2	1																							
<b>Aaron Miles, S</b> OBP: 0.295, SLG: 0.379	G4-3									4	0	0	0	0	1	2																							
<b>17 Todd Helton, L</b> OBP: 0.393, SLG: 0.415										4	0	2	0	0	1	0																							
<b>Preston Wilson, R</b> OBP: 0.320, SLG: 0.487										4	0	0	0	0	1	2																							
<b>27 Garrett Atkins, R</b> OBP: 0.373, SLG: 0.468										3	0	1	0	1	1	1																							
<b>11 Brad Hawpe, L</b> OBP: 0.352, SLG: 0.456										4	1	2	0	0	0	3																							
<b>Eddy Garabito, S</b> OBP: 0.389, SLG: 0.415										4	0	1	0	0	0	2																							
<b>JD Closser, S</b> OBP: 0.315, SLG: 0.307										4	0	1	1	0	0	2																							
<b>49 Byung-Hyun Kim, R</b> ERA: 6.04 <b>Jorge Piedra, L</b> OBP: 0.333, SLG: 0.414 <b>Marcos Carvajal, R</b> ERA: 4.99 <b>Dan Miceli, R</b> ERA: <b>Dustin Mohr, R</b> OBP: 0.323, SLG: 0.428 <b>Jay Witasick, R</b> ERA: 2.37 <b>Bobby Seay, L</b> ERA: 6.0 <b>Luis Gonzalez, R</b> OBP: 0.314, SLG: 0.390										1	0	0	0	0	0	0																							
<b>Inning Stats</b>	R: 0 E: 0 K: 2 S: 13	H: 1 LOB: 1 BB: 0 P: 19	R: 0 E: 0 K: 0 S: 10	H: 1 LOB: 0 BB: 0 P: 14	R: 0 E: 0 K: 1 S: 10	H: 1 LOB: 1 BB: 0 P: 13	R: 0 E: 0 K: 1 S: 11	H: 2 LOB: 2 BB: 0 P: 13	R: 0 E: 1 K: 0 S: 12	H: 0 LOB: 1 BB: 1 P: 21	R: 0 E: 0 K: 1 S: 9	H: 1 LOB: 1 BB: 0 P: 13	R: 0 E: 0 K: 1 S: 9	H: 1 LOB: 1 BB: 0 P: 13	R: 1 E: 0 K: 0 S: 10	H: 1 LOB: 0 BB: 0 P: 15	1B: 6 2B: 1 3B: 1 HR: 0	SF: 0 SAC: 0 DP: 1 HBP: 0	WP: 0 PB: 0 SB: 0 CS: 0	PA: 36																			
<b>PITCHER</b>	IP	WLS	BF	H	R	ER	SO	BB	IBB	HBP	BLK	WP	HR	S	P	ERA	WHIP	<b>PITCHER</b>				IP	WLS	BF	H	R	ER	SO	BB	IBB	HBP	BLK	WP	HR	S	P	ERA	WHIP	
<b>44 Roy Oswalt, R</b> ERA: 2.54	7.0	W	28	6	0	0	6	1	0	0	0	0	0	9	13	0.00	1.000																						
<b>Chad Qualls, R</b> ERA: 4.46	1.0		4	1	0	0	1	0	0	0	0	0	0	9	13	0.00	1.000																						
<b>Mike Burns, R</b> ERA: 7.88	1.0		4	1	1	1	0	0	0	0	0	0	0	10	15	9.00	1.000																						

Houston Astros @ Colorado Rockies  
Coors Field, Denver, CO  
Wed Jun 29 2005, 1:05 PM MDT  
Att: 23,494 - Partly Cloudy - 82 F

AB 35  
R 1  
H 8  
RBI 1  
BB 1  
SO 7  
LOB 15



Batter	1	2	3	4	5	6	7	8	9	AB	R	H	RBI	BB	SO	LOB	TOP										
18 Cory Sullivan, L OBP: 0.341, SLG: 0.377			SH1-3				G6-3	G5-3		4	1	2	0	0	0	1											
Aaron Miles, S OBP: 0.292, SLG: 0.373	G6-3		E3				G3		G4-3	5	0	1	1	0	0	2											
17 Todd Helton, L OBP: 0.393, SLG: 0.413	K								K2-3	4	0	1	0	1	2	3											
Preston Wilson, R OBP: 0.322, SLG: 0.481	CS	K							K2-3	3	0	0	1	2	3	1											
27 Garrett Atkins, R OBP: 0.375, SLG: 0.485			G5-4-3						F8	4	1	2	2	0	0	3											
11 Brad Hawpe, L OBP: 0.359, SLG: 0.459										3	1	2	0	1	1	2											
Desi Relaford, S OBP: 0.335, SLG: 0.366	G4-6-3						P3		F8	4	0	0	0	0	1	3											
Danny Ardoin, R OBP: 0.377, SLG: 0.413					G1-4-3		G5-3			4	2	2	1	0	0	1											
26 Jeff Francis, L OBP: 0.194, SLG: 0.143							G3-1			3	2	2	0	0	0	0											
Dan Miceli, R										0	0	0	0	0	0	0											
Luis Gonzalez, R										1	0	1	2	0	0	0											
Jay Witasick, R										0	0	0	0	0	0	0											
David Cortes, R										0	0	0	0	0	0	0											
<b>Inning Stats</b>	R: 0 E: 0 K: 1 S: 8	H: 1 LOB: 0 BB: 0 P: 14	R: 1 E: 0 K: 1 S: 8	H: 2 LOB: 0 BB: 0 P: 11	R: 2 E: 1 K: 0 S: 17	H: 2 LOB: 2 BB: 2 P: 29	R: 0 E: 0 K: 1 S: 7	H: 1 LOB: 0 BB: 0 P: 8	R: 2 E: 0 K: 1 S: 19	H: 4 LOB: 2 BB: 1 P: 27	R: 0 E: 0 K: 0 S: 10	H: 0 LOB: 0 BB: 0 P: 16	R: 0 E: 0 K: 1 S: 11	H: 1 LOB: 1 BB: 0 P: 16	R: 2 E: 0 K: 0 S: 19	H: 2 LOB: 1 BB: 1 P: 30	R: 0 E: 0 K: 2 S: 8	H: 0 LOB: 0 BB: 0 P: 13	1B: 9 2B: 2 3B: 0 HR: 2	SF: 0 SAC: 1 DP: 4 HBP: 0	WP: 0 PB: 2 SB: 0 CS: 1	PA: 41					
<b>PITCHER</b>	IP	WLS	BF	H	R	ER	SO	BB	IBB	HBP	BLK	WP	HR	S	P	ERA	WHIP										
Jeff Suppan, R	4.0	L	20	9	5	4	3	2	0	0	0	0	2	50	76	9.00	2.750										
Cal Eldred, R	1.0		4	1	0	0	1	1	0	0	0	0	0	9	13	0.00	2.000										
Al Reyes, R	2.0		7	1	0	0	1	0	0	0	0	0	0	21	32	0.00	0.500										
Carmen Calil, L	2.0		9	2	2	2	2	1	0	0	0	0	0	27	43	9.00	1.500										

Colorado Rockies @ St. Louis Cardinals  
 Busch Stadium, St. Louis, MO  
 Thu Jun 30 2005, 7:10 PM CDT  
 Att: 44,036 - Partly Cloudy - 91 F

AB 35  
 R 7  
 H 13  
 RBI 7  
 BB 4  
 SO 7  
 LOB 16



Batter	1	2	3	4	5	6	7	8	9	AB	R	H	RBI	BB	SO	LOB	BOTTOM										
22 David Eckstein, R OBP: 0.375, SLG: 0.368	P3		F7			G6-3		G6-3		4	0	0	0	0	0	0											
15 Jim Edmonds, L OBP: 0.398, SLG: 0.580	K					K				4	0	1	0	0	3	0											
5 Albert Pujols, R OBP: 0.424, SLG: 0.601										2	0	1	0	2	1	1											
Reggie Sanders, R OBP: 0.350, SLG: 0.557	P4					K		G6-3		4	0	0	0	0	1	4											
27 Scott Rolen, R OBP: 0.335, SLG: 0.423										4	0	1	0	0	2	0											
Mark Grudzielanek, R OBP: 0.343, SLG: 0.407	G6-3									4	0	1	0	0	0	0											
So Taguchi, R OBP: 0.311, SLG: 0.414	F7									4	0	2	0	0	1	0											
4 Yadier Molina, R OBP: 0.294, SLG: 0.374										2	0	0	0	1	0	0											
Einar Diaz, R OBP: 0.265, SLG: 0.292										1	0	0	0	0	0	1											
Jeff Suppan, R										1	0	0	0	0	0	0											
Cal Eldred, R										0	0	0	0	0	0	0											
7 Hector Luna, R										1	0	0	0	0	0	0											
Al Reyes, R										0	0	0	0	0	0	0											
Abraham Nunez, S										1	0	0	0	0	0	2											
Carmen Calil, L										0	0	0	0	0	0	0											
<b>Inning Stats</b>	R: 0 E: 0 K: 1 S: 11	H: 0 LOB: 1 BB: 1 P: 21	R: 0 E: 0 K: 1 S: 5	H: 0 LOB: 0 BB: 0 P: 8	R: 0 E: 0 K: 0 S: 5	H: 0 LOB: 0 BB: 0 P: 8	R: 0 E: 0 K: 1 S: 11	H: 3 LOB: 2 BB: 0 P: 18	R: 0 E: 0 K: 2 S: 17	H: 0 LOB: 1 BB: 1 P: 30	R: 0 E: 0 K: 1 S: 13	H: 1 LOB: 2 BB: 1 P: 20	R: 0 E: 0 K: 1 S: 8	H: 1 LOB: 1 BB: 0 P: 16	R: 0 E: 0 K: 0 S: 10	H: 1 LOB: 1 BB: 0 P: 14	1B: 4 2B: 2 3B: 0 HR: 0	SF: 0 SAC: 0 DP: 0 HBP: 0	WP: 0 PB: 0 SB: 2 CS: 0	PA: 35							
<b>PITCHER</b>	IP	WLS	BF	H	R	ER	SO	BB	IBB	HBP	BLK	WP	HR	S	P	ERA	WHIP										
26 Jeff Francis, L	6.0	W	22	3	0	0	6	2	0	0	0	0	0	59	98	0.00	0.833										
Dan Miceli, R	1.0		5	1	0	0	1	1	0	0	0	0	0	13	20	0.00	2.000										
Jay Witasick, R	1.0		4	1	0	0	1	0	0	0	0	0	0	8	16	0.00	1.000										
David Cortes, R	1.0		4	1	0	0	0	0	0	0	0	0	0	10	14	0.00	1.000										

Colorado Rockies @ St. Louis Cardinals  
 Busch Stadium, St. Louis, MO  
 Thu Jun 30 2005, 7:10 PM CDT  
 Att: 44,036 - Partly Cloudy - 91 F

AB 32  
 R 0  
 H 6  
 RBI 0  
 BB 3  
 SO 8  
 LOB 8









Batter	1	2	3	4	5	6	7	8	9	AB R H RBI BB SO LOB	TOP									
Aaron Miles, S OBP: 0.294, SLG: 0.377 Jay Witasick, R (9, 1)	L8	FC6-4					F9		G5-4-3	5 0 1 1 0 0 2 0 0 0 0 0 0 0	<b>Colorado Rockies @ St. Louis Cardinals</b> Busch Stadium, St. Louis, MO Sun Jul 03 2005, 1:15 PM CDT Att: 47,811 - Partly Cloudy - 85 F									
Dustan Mohr, R OBP: 0.235, SLG: 0.431 18 Cory Sullivan, L OBP: 0.320, SLG: 0.353 (7, PH) (7, 9) (9, 7)	HR		F7	K			G4-3			3 1 1 1 0 1 1 1 0 0 0 0 0 0										
17 Todd Helton, L OBP: 0.396, SLG: 0.416 (1, 3)	F7		F7	F7			K			4 0 0 0 0 1 1										
Preston Wilson, R OBP: 0.323, SLG: 0.490 (1, 8)	1B		HR			K		K		4 1 2 1 0 2 0										
27 Garrett Atkins, R OBP: 0.368, SLG: 0.471 (1, 5)	P4		1B	BB		G5-3		BB		2 0 0 0 2 0 1										
Luis Gonzalez, R OBP: 0.327, SLG: 0.426 (1, 7) (9, 4)		HR	FC5-4	1B		G5-3		P6		4 1 2 1 0 0 1										
Desi Relaford, S OBP: 0.327, SLG: 0.352 (1, 6)		FC6-4	BB	FC5-4		G5-3		K		3 0 0 0 1 1 3										
Danny Ardoin, R OBP: 0.344, SLG: 0.389 (1, 2)		FC6-4	FC6-4	2B	2B	F9		K		4 1 1 0 0 1 1										
Jason Jennings, L OBP: 0.188, SLG: 0.133 Bobby Seay, L (7, 1) Dan Miceli, R (8, 1) 11 Brad Hawpe, L OBP: 0.358, SLG: 0.448 (9, PH) (9, 9)	K		K	B3		G1-6-3		G5-4-3	BB	3 0 0 0 0 1 2 0 0 0 0 0 0 0 0 0 0 0 0 0 0 0 0 0 0 1 0 0										
<b>Inning Stats</b>	R: 1 E: 0 K: 0 S: 11	H: 2 LOB: 1 BB: 0 P: 12	R: 1 E: 0 K: 1 S: 10	H: 1 LOB: 1 BB: 1 P: 16	R: 1 E: 0 K: 0 S: 13	H: 2 LOB: 2 BB: 1 P: 24	R: 1 E: 0 K: 1 S: 11	H: 2 LOB: 1 BB: 0 P: 19	R: 0 E: 0 K: 1 S: 8	H: 0 LOB: 0 BB: 0 P: 11		R: 0 E: 0 K: 1 S: 5	H: 0 LOB: 0 BB: 0 P: 8	R: 0 E: 0 K: 2 S: 13	H: 0 LOB: 1 BB: 1 P: 24	R: 0 E: 0 K: 1 S: 8	H: 0 LOB: 0 BB: 1 P: 14	1B: 2 2B: 2 3B: 0 HR: 3	SF: 0 SAC: 0 DP: 1 HBP: 0	WP: 0 PB: 1 SB: 0 CS: 0
<b>PITCHER</b>	IP WLS BF H R ER SO BB IBB HBP BLK WP HR S P ERA WHIP											<b>PITCHER</b>	IP WLS BF H R ER SO BB IBB HBP BLK WP HR S P ERA WHIP							
30 Mark Mulder, L ERA: 4.63 Al Reyes, R ERA: 1.99 Julian Tavarez, R ERA: 2.43 Ray King, L ERA: 2.22	6.0 27 7 4 4 3 2 0 0 0 0 0 3 58 90 6.00 1.500	2.0 7 0 0 0 3 1 0 0 0 0 0 0 21 35 0.00 0.500	0.1 2 0 0 0 1 1 0 0 0 0 0 0 6 11 0.00 3.000	0.2 W 1 0 0 0 0 0 0 0 0 0 0 0 2 3 0.00 0.000																

AB	33
R	4
H	7
RBI	4
BB	4
SO	7
LOB	12



Batter	1	2	3	4	5	6	7	8	9	AB R H RBI BB SO LOB	BOTTOM									
Abraham Nunez, S OBP: 0.363, SLG: 0.404 (1, 6)	G6-3		F8		E4	G4-3				5 1 1 1 0 0 0	<b>Colorado Rockies @ St. Louis Cardinals</b> Busch Stadium, St. Louis, MO Sun Jul 03 2005, 1:15 PM CDT Att: 47,811 - Partly Cloudy - 85 F									
15 Jim Edmonds, L OBP: 0.390, SLG: 0.562 (1, 8)	K		L3		F7		P2			4 0 0 0 0 1 1										
5 Albert Pujols, R OBP: 0.427, SLG: 0.604 (1, 3)	F9		27 HBP	1B	FC3-6	1B	G6-3			4 0 2 0 0 0 0										
Larry Walker, L OBP: 0.373, SLG: 0.471 (1, 9)		27 2B	1B	27 HBP	1B	FC3-6	1B	K		4 2 2 0 0 1 1										
27 Scott Rolen, R OBP: 0.358, SLG: 0.433 (1, 5)		1B	4 G6-3	2B	1-2	BB		CS	1B	2 1 2 1 1 0 0										
Mark Grudzielanek, R OBP: 0.335, SLG: 0.397 (1, 4)	P4		F9		1-2	1B		K		4 0 1 1 0 1 5										
So Taguchi, R OBP: 0.314, SLG: 0.409 Ray King, L (9, 1)			30 WP	4 G6-3	1B	F7	F9	K		4 0 1 0 0 1 3 0 0 0 0 0 0 0										
4 Yadier Molina, R OBP: 0.297, SLG: 0.372 (1, 2)	G6-3		F9		G4-3			SH1-4	1B	3 1 0 1 1 0 1										
30 Mark Mulder, L OBP: 0.152, SLG: 0.129 7 Hector Luna, R OBP: 0.222, SLG: 0.294 Al Reyes, R (7, 1) Julian Tavarez, L (9, 1) John Mabry, L OBP: 0.306, SLG: 0.388 (9, 7)	G4-3		K		L8			SH1-4	BB	2 0 0 0 0 1 1 1 0										
<b>Inning Stats</b>	R: 0 E: 0 K: 1 S: 7	H: 0 LOB: 0 BB: 0 P: 12	R: 2 E: 0 K: 0 S: 12	H: 3 LOB: 1 BB: 0 P: 19	R: 0 E: 0 K: 0 S: 12	H: 2 LOB: 3 BB: 0 P: 19	R: 0 E: 0 K: 1 S: 7	H: 0 LOB: 0 BB: 0 P: 13	R: 2 E: 0 K: 0 S: 16	H: 2 LOB: 2 BB: 1 P: 25		R: 0 E: 0 K: 0 S: 7	H: 0 LOB: 0 BB: 0 P: 11	R: 0 E: 0 K: 1 S: 10	H: 1 LOB: 0 BB: 0 P: 12	R: 1 E: 0 K: 0 S: 3	H: 1 LOB: 1 BB: 1 P: 7	1B: 8 2B: 1 3B: 0 HR: 0	SF: 0 SAC: 1 DP: 0 HBP: 1	WP: 1 PB: 0 SB: 0 CS: 1
<b>PITCHER</b>	IP WLS BF H R ER SO BB IBB HBP BLK WP HR S P ERA WHIP											<b>PITCHER</b>	IP WLS BF H R ER SO BB IBB HBP BLK WP HR S P ERA WHIP							
Jason Jennings, R ERA: 5.99 Bobby Seay, L ERA: 5.09 Dan Miceli, R ERA: Jay Witasick, R ERA: 2.48	1.0 3 0 0 0 1 0 0 0 0 0 0 0 8 15 0.00 0.000	1.0 3 1 0 0 2 0 0 0 0 0 0 0 10 12 0.00 1.000	0.1 L 3 1 1 1 0 1 0 0 0 0 0 0 3 7 27.00 6.000																	



Batter	1	2	3	4	5	6	7	8	9	10	11	AB	R	H	RBI	BB	SO	LOB	TOP						
13 Oscar Robles, L OBP: 0.371, SLG: 0.368	G6-4-3 1B		G4-3			FC6-4 1B	1B		2B		BB	6	0	5	2	0	0	1							
Antonio Perez, R OBP: 0.307, SLG: 0.400 43 Yhency Brazoban, R (1, 1)	G6-4-3 1-2		K			FC6-4 12 1B	SH1-3-4		BB		BB	3	0	0	0	2	1	3							
12 Jeff Kent, R OBP: 0.375, SLG: 0.514	HBP			K		1B	G6-4-3 1B		G6-3		F9	4	0	1	0	1	1	4							
Olmedo Saenz, R OBP: 0.368, SLG: 0.513	L8					K	G6-4-3			F8		5	0	1	0	0	1	6							
Jayson Werth, R OBP: 0.325, SLG: 0.413		G6-3		F7		K				K		5	0	0	0	0	3	3							
Jason Phillips, R OBP: 0.302, SLG: 0.379	K			K						F9		5	1	1	0	0	3	1							
Jason Grabowski, L OBP: 0.288, SLG: 0.325	G4-3					L7						4	2	1	0	1	1	0							
17 Jason Repko, R OBP: 0.278, SLG: 0.349						F7						4	1	2	0	0	1	0							
Jeff Wagner, R Wesley Young, S Chen-Feng Chen, B Kody Wunsch, L Duaner Sanchez, R Giovanni Carrara, R Mike Edwards, R	SH3-4					G6-3						1	0	0	0	0	0	0							
<b>Inning Stats</b>	R: 0 E: 0 K: 0 S: 9	H: 1 LOB: 1 BB: 0 P: 14	R: 0 E: 0 K: 1 S: 9	H: 0 LOB: 0 BB: 0 P: 14	R: 0 E: 0 K: 1 S: 9	H: 1 LOB: 1 BB: 0 P: 16	R: 0 E: 0 K: 2 S: 12	H: 1 LOB: 1 BB: 0 P: 18	R: 0 E: 0 K: 0 S: 8	H: 0 LOB: 0 BB: 0 P: 15	R: 3 E: 0 K: 2 S: 13	H: 4 LOB: 2 BB: 2 P: 25	R: 0 E: 0 K: 3 S: 9	H: 0 LOB: 0 BB: 0 P: 12	R: 0 E: 0 K: 2 S: 13	H: 1 LOB: 2 BB: 1 P: 23	R: 0 E: 0 K: 1 S: 9	H: 0 LOB: 0 BB: 0 P: 16	R: 1 E: 0 K: 0 S: 15	H: 2 LOB: 2 BB: 1 P: 23	1B: 10 2B: 2 3B: 0 HR: 0	SF: 0 SAC: 3 DP: 2 HBP: 1	WP: 0 PB: 0 SB: 0 CS: 0	PA: 48	
<b>PITCHER</b>	49 Byung-Hyun Kim, R ERA: 5.46	David Cortes, R ERA: 4.42	Bobby Seay, L ERA: 4.91	Marcos Carvajal, R ERA: 4.73	40 Brian Fuentes, L ERA: 2.54	<b>PITCHER</b>	Jay Witasick, R ERA: 2.67																		

Los Angeles Dodgers @ Colorado Rockies  
Coors Field, Denver, CO  
Mon Jul 04 2005, 6:05 PM MDT  
Att. 48,538 - Party Cloudy - 82 F

AB	40
R	4
H	12
RBI	4
BB	4
SO	12
LOB	19



Batter	1	2	3	4	5	6	7	8	9	10	11	AB	R	H	RBI	BB	SO	LOB	BOTTOM					
18 Cory Sullivan, L OBP: 0.327, SLG: 0.350	S 1B HBP		L3			CS	G4-3				G4-3	4	1	1	0	1	0	0						
Aaron Miles, S OBP: 0.304, SLG: 0.390			P6				1B					5	0	3	1	0	0	1						
17 Todd Helton, L OBP: 0.399, SLG: 0.415	F8					3B 1B	IBB					3	1	1	0	1	0	2						
Preston Wilson, R OBP: 0.321, SLG: 0.492												5	0	1	1	0	3	7						
27 Garrett Atkins, R OBP: 0.361, SLG: 0.459	F7					G4-3	P6					5	0	0	0	0	0	7						
11 Brad Hawpe, L OBP: 0.389, SLG: 0.449												4	0	1	0	1	1	0						
Desi Relaford, S OBP: 0.324, SLG: 0.344 Jay Witasick, R												4	1	0	0	0	1	3						
Danny Ardoin, R OBP: 0.323, SLG: 0.362 JD Closser, S OBP: 0.314, SLG: 0.328												4	0	0	0	0	1	4						
49 Byung-Hyun Kim, R Eduy Garza, S David Cortes, R Bobby Seay, L Marcos Carvajal, R Jorge Piedra, R 40 Brian Fuentes, L Luis Gonzalez, R												2	0	0	0	0	1	0						
<b>Inning Stats</b>	R: 1 E: 0 K: 1 S: 12	H: 1 LOB: 1 BB: 0 P: 19	R: 0 E: 0 K: 0 S: 9	H: 0 LOB: 0 BB: 0 P: 13	R: 0 E: 0 K: 1 S: 7	H: 0 LOB: 0 BB: 0 P: 8	R: 1 E: 0 K: 1 S: 14	H: 2 LOB: 2 BB: 1 P: 23	R: 0 E: 0 K: 1 S: 12	H: 2 LOB: 3 BB: 1 P: 20	R: 1 E: 1 K: 0 S: 12	H: 0 LOB: 0 BB: 0 P: 18	R: 0 E: 0 K: 1 S: 15	H: 1 LOB: 2 BB: 0 P: 23	R: 0 E: 0 K: 1 S: 9	H: 1 LOB: 1 BB: 1 P: 10	R: 0 E: 0 K: 1 S: 9	H: 0 LOB: 0 BB: 0 P: 13	R: 0 E: 0 K: 1 S: 7	H: 0 LOB: 0 BB: 0 P: 9	1B: 4 2B: 2 3B: 1 HR: 0	SF: 0 SAC: 0 DP: 0 HBP: 3	WP: 0 PB: 0 SB: 2 CS: 2	PA: 47
<b>PITCHER</b>	Kelly Wunsch, L ERA: 4.43	Duaner Sanchez, R ERA: 4.56	Giovanni Carrara, R ERA: 4.17	43 Yhency Brazoban, R ERA: 3.86		<b>PITCHER</b>	Jay Witasick, R ERA: 2.67																	

Los Angeles Dodgers @ Colorado Rockies  
Coors Field, Denver, CO  
Mon Jul 04 2005, 6:05 PM MDT  
Att. 48,538 - Party Cloudy - 82 F

AB	40
R	3
H	7
RBI	2
BB	3
SO	7
LOB	27







Batter	1	2	3	4	5	6	7	8	9	AB	R	H	RBI	BB	SO	LOB	TOP						
<b>13 Oscar Robles, L</b> OBP: 0.403, SLG: 0.400	1-1 17 1B G6-4-3	2-2 FC5-4 1B		4-1 17 1B BB		2-1 G6-3		1-1 G4-3		4	2	2	1	1	0	0							
<b>17 Jason Repko, R</b> OBP: 0.306, SLG: 0.383	1-0 G6-4-3 BB	2-0 FC5-4 1B		3-2 SAFE 1-SAFE 1-2 1B		0-0 S 1B			2-3 K	5	0	4	0	0	1	0							
<b>Jayson Werth, R</b> OBP: 0.339, SLG: 0.430	4-2 G6-4-3 BB	2-1 FC5-4 1B		0-3 K		4-1 1B		1-2 BB	1-3 K	3	0	0	0	2	2	4							
<b>Olmedo Saenz, R</b> OBP: 0.356, SLG: 0.503	1-1 G6-4-3	1-1 1-2 2-3 3-H 1B		2-2 L4		2-2 F9			0-1 G6-3	5	0	1	1	0	0	6							
<b>Antonio Perez, R</b> OBP: 0.385, SLG: 0.423	3-1 G6-3	3-2 G5-3			2-2 G4-3 2B				3-1 F9	4	0	1	0	0	0	3							
<b>Mike Edwards, R</b> OBP: 0.339, SLG: 0.409		0-0 2B 1B	0-1 F7		1-0 G4-3			0-1 L3		4	1	1	0	0	0	1							
<b>Cody Ross, R</b> OBP: 0.200, SLG: 0.208		1-1 2B	1-3 K		1-2 K			1-0 P4		4	1	1	1	0	2	1							
<b>Mike Rose, S</b> OBP: 0.250, SLG: 0.207		0-0 L4	2-2 G5-3		2-1 P4			2-1 G4-3		4	0	0	0	0	0	2							
<b>Derek Lowe, R</b> OBP: 0.176, SLG: 0.235 Giovanni Carrara, R Kelly Wunsch, L Franquelis Osoria, R Hee-Saeng Choi, L Scott Erickson, R		0-0 2B		2-1 G6-3		0-1 G4-3		2-3 K		3	1	1	1	0	0	0							
<b>Inning Stats</b>	R: 1 E: 0 K: 0 S: 10	H: 2 LOB: 1 BB: 1 P: 20	R: 4 E: 0 K: 0 S: 16	H: 6 LOB: 2 BB: 0 P: 27	R: 0 E: 0 K: 1 S: 8	H: 0 LOB: 0 BB: 1 P: 11	R: 0 E: 0 K: 1 S: 16	H: 1 LOB: 2 BB: 1 P: 27	R: 0 E: 0 K: 1 S: 10	H: 1 LOB: 1 BB: 0 P: 16	R: 0 E: 0 K: 0 S: 10	H: 0 LOB: 0 BB: 0 P: 9	R: 0 E: 0 K: 1 S: 9	H: 0 LOB: 0 BB: 0 P: 14	R: 0 E: 0 K: 2 S: 9	H: 0 LOB: 0 BB: 0 P: 12	1B: 8 2B: 3 3B: 0 HR: 0	SF: 0 SAC: 0 DP: 1 HBP: 0	WP: 0 PB: 0 SB: 1 CS: 0	PA: 40			
<b>PITCHER</b>	IP	WLS	BF	H	R	ER	SO	BB	IBB	HBP	BLK	WP	HR	S	P	ERA	WHIP						
<b>Joe Kennedy, L</b>	5.0		26	10	5	5	3	2	0	0	0	0	0	60	101	9.00	2.400						
<b>Marcos Carvajal, R</b>	1.0		5	1	0	0	0	1	0	0	0	0	0	10	17	0.00	2.000						
<b>Mike DeJean, R</b>	1.0	W	3	0	0	0	0	0	0	0	0	0	0	5	9	0.00	0.000						
<b>Jay Witasick, R</b>	1.0	H	3	0	0	0	1	0	0	0	0	0	0	9	14	0.00	0.000						
<b>40 Brian Fuentes, L</b>	1.0	S	3	0	0	0	2	0	0	0	0	0	0	9	12	0.00	0.000						

Los Angeles Dodgers @ Colorado Rockies  
Coors Field, Denver, CO  
Thu Jul 07 2005, 1:05 PM MDT  
Att: 21,739 - Partly Cloudy - 93 F

AB	37
R	5
H	11
RBI	4
BB	3
SO	6
LOB	17



Batter	1	2	3	4	5	6	7	8	9	AB	R	H	RBI	BB	SO	LOB	BOTTOM						
<b>18 Cory Sullivan, L</b> OBP: 0.337, SLG: 0.355	0-3 K		1-2 G4-3		0-2 1B		3-2 1B HBP			3	1	1	0	0	1	0							
<b>Aaron Miles, S</b> OBP: 0.299, SLG: 0.382 Jay Witasick, R	1-1 G3			2-3 K	1-0 G4-3		2-1 1B			4	1	1	1	0	1	2							
<b>Dustan Mohr, R</b> OBP: 0.234, SLG: 0.422							1-2 2H 1B			0	0	0	0	0	0	0							
<b>17 Todd Helton, L</b> OBP: 0.404, SLG: 0.454	0-1 G6-3			1-3 K		1-1 HR	0-1 1B			4	2	2	4	0	1	0							
<b>27 Garrett Atkins, R</b> OBP: 0.362, SLG: 0.455		2-1 G5-3		2-2 L6		2-1 G3	3-1 F9			4	0	0	0	0	0	0							
<b>11 Brad Hawpe, L</b> OBP: 0.368, SLG: 0.468		0-1 2B			4-1 FC4-6 BB	3-1 HR	0-1 G4-3			3	1	2	1	1	0	0							
<b>Jorge Piedad, L</b> OBP: 0.282, SLG: 0.333 40 Brian Fuentes, L		0-0 P5			0-1 FC4-6 1B	0-1 G1-3		0-2 P4		4	1	0	0	0	0	2							
<b>Desi Relaford, S</b> OBP: 0.318, SLG: 0.337		0-0 G6-3			3-1 FC4 1B	1-1 G4-3		1-1 F9		4	1	0	0	0	0	2							
<b>JD Closser, S</b> OBP: 0.317, SLG: 0.348			1-1 G3-1		1-1 FC6-4 1B		4-0 SH1-4 1B BB	2-1 F8		3	1	1	1	1	0	0							
<b>Joe Kennedy, R</b> OBP: 0.200, SLG: 0.172 Eddy Caballero, S Marcos Carvajal, R Mike DeJean, R Luis Gonzalez, R			0-1 G3		0-0 FC6-4 1B		0-0 SH1-4			1	0	0	0	0	0	0							
<b>Inning Stats</b>	R: 0 E: 0 K: 1 S: 7	H: 0 LOB: 0 BB: 0 P: 8	R: 0 E: 0 K: 0 S: 6	H: 1 LOB: 1 BB: 0 P: 8	R: 0 E: 0 K: 0 S: 7	H: 0 LOB: 0 BB: 0 P: 9	R: 0 E: 0 K: 2 S: 11	H: 0 LOB: 0 BB: 0 P: 16	R: 2 E: 1 K: 0 S: 12	H: 2 LOB: 2 BB: 1 P: 21	R: 2 E: 0 K: 0 S: 10	H: 2 LOB: 0 BB: 0 P: 17	R: 4 E: 0 K: 0 S: 13	H: 2 LOB: 0 BB: 1 P: 25	R: 0 E: 0 K: 0 S: 7	H: 0 LOB: 0 BB: 0 P: 10	1B: 3 2B: 1 3B: 0 HR: 3	SF: 0 SAC: 1 DP: 0 HBP: 1	WP: 0 PB: 0 SB: 0 CS: 0	PA: 35			
<b>PITCHER</b>	IP	WLS	BF	H	R	ER	SO	BB	IBB	HBP	BLK	WP	HR	S	P	ERA	WHIP						
<b>Derek Lowe, R</b>	6.0		26	5	5	3	3	2	0	0	0	0	0	7	12	4.50	1.167						
<b>Giovanni Carrara, R</b>	0.1	L	3	1	0	0	0	0	0	1	0	0	0	7	12	0.00	3.000						
<b>Kelly Wunsch, L</b>	0.0		0	0	0	0	0	0	0	0	0	0	0	0	0	∞	∞						
<b>Franquelis Osoria, R</b>	0.2		3	1	3	3	0	0	0	0	0	0	1	6	9	40.50	1.500						
<b>Scott Erickson, R</b>	1.0		3	0	0	0	0	0	0	0	0	0	0	7	10	0.00	0.000						

Los Angeles Dodgers @ Colorado Rockies  
Coors Field, Denver, CO  
Thu Jul 07 2005, 1:05 PM MDT  
Att: 21,739 - Partly Cloudy - 93 F

AB	31
R	8
H	7
RBI	8
BB	2
SO	3
LOB	7





Batter	1	2	3	4	5	6	7	8	9	AB	R	H	RBI	BB	SO	LOB	TOP					
<b>Dave Roberts, L</b> (1,8) OBP: 0.349, SLG: 0.452 <b>Xavier Nady, R</b> (9, PH) OBP: 0.328, SLG: 0.497	2-1 G3 1B		3-2 G6-3		1-3 K		4-0 BB		2-2 K	3	0	1	0	1	1	1	<b>San Diego Padres @ Colorado Rockies</b> Coors Field, Denver, CO Sat Jul 09 2005, 6:05 PM MDT Att: 30,228 - Partly Cloudy - 86 F <a href="http://livebaseballscorecards.com">livebaseballscorecards.com</a>					
<b>Eric Young Sr., R</b> (1,4) OBP: 0.332, SLG: 0.417	1 SAFE F8		4-1 BB		0-0 G6-3	1-1 F8		3-2 E6	4	0	0	0	1	0	5							
<b>24 Brian Giles, L</b> (1,9) OBP: 0.427, SLG: 0.508	3-2 G3		0-0 G4-3		4-1 1B BB		4-2 S BB	2-2 K	3	0	0	0	2	1	5							
<b>Ryan Klesko, L</b> (1,7) OBP: 0.375, SLG: 0.472	4-1 BB		0-1 G4-6-3 1B		2-2 1B	1-2 1B		1 SAFE P5	3	0	2	0	1	0	1							
<b>Mark Sweeney, L</b> (1,3) OBP: 0.410, SLG: 0.521	0-1 G5-3		1-0 G4-6-3		1-0 G6-4-3 1B	1-2 2-3 1B		1 SAFE K	4	0	1	0	0	1	4							
<b>Ramon Hernandez, R</b> (1,2) OBP: 0.313, SLG: 0.426		1-0 FC3-6 1B		2-1 G3		1-2 G6-4-3		2-1 F9	4	0	1	0	0	0	4							
<b>Sean Burroughs, L</b> (1,5) OBP: 0.332, SLG: 0.396 <b>Damian Jackson, R</b> (9, PH) OBP: 0.352, SLG: 0.395		1-1 FC3-6 3 G4-6-3		3-1 G3		0-2 G3		4-2 E 3 BB	3	0	0	0	0	0	1							
<b>3 Khalil Greene, R</b> (1,6) OBP: 0.313, SLG: 0.410		0-1 G4-6-3		3-2 F7		3-2 BB		1 SAFE E BB	3	0	1	0	1	0	1							
<b>Brian Lawrence, R</b> (1,1) OBP: 0.139, SLG: 0.091 <b>Akinori Otsuka, R</b> (8,1) <b>Geoff Blum, S</b> (9, PH) OBP: 0.309, SLG: 0.348			0-1 G1-3		0-0 1B		1 SAFE G2	3-3 K	3	0	1	0	0	0	1							
<b>Inning Stats</b>	R: 0 E: 0 K: 0 S: 12	H: 1 LOB: 2 BB: 1 P: 22	R: 0 E: 0 K: 0 S: 5	H: 1 LOB: 0 BB: 0 P: 7	R: 0 E: 0 K: 0 S: 7	H: 0 LOB: 1 BB: 1 P: 14	R: 0 E: 0 K: 0 S: 5	H: 1 LOB: 0 BB: 0 P: 8	R: 0 E: 0 K: 1 S: 14	H: 1 LOB: 1 BB: 0 P: 21	R: 0 E: 0 K: 0 S: 11	H: 2 LOB: 2 BB: 1 P: 19	R: 0 E: 0 K: 0 S: 9	H: 1 LOB: 2 BB: 1 P: 18	R: 0 E: 0 K: 1 S: 11	H: 0 LOB: 1 BB: 2 P: 20		R: 0 E: 1 K: 3 S: 17	H: 0 LOB: 3 BB: 2 P: 35	1B: 7 2B: 0 3B: 0 HR: 0	SF: 0 SAC: 0 DP: 3 HBP: 0	WP: 0 PB: 0 SB: 1 CS: 0
<b>PITCHER</b>	IP	WLS	BF	H	R	ER	SO	BB	IBB	HBP	BLK	WP	HR	S	P	ERA	WHIP					
<b>Jason Jennings, R</b> (1,1) ERA: 5.24	7.0	W	29	7	0	0	1	4	0	0	0	0	0	63	109	0.00	1.571					
<b>Jay Witasick, R</b> (8,1) ERA: 2.52	1.0	H	4	0	0	0	1	1	0	0	0	0	0	11	20	0.00	1.000					
<b>40 Brian Fuentes, L</b> (9,1) ERA: 2.41	1.0	S	6	0	0	0	3	2	0	0	0	0	0	17	35	0.00	2.000					

Batter	1	2	3	4	5	6	7	8	9	AB	R	H	RBI	BB	SO	LOB	BOTTOM					
<b>Aaron Miles, S</b> (1,4) OBP: 0.303, SLG: 0.381	0-2 P4		1-0 G1-3		0-0 2B			3-1 G4-3		4	1	1	0	0	0	2	<b>San Diego Padres @ Colorado Rockies</b> Coors Field, Denver, CO Sat Jul 09 2005, 6:05 PM MDT Att: 30,228 - Partly Cloudy - 86 F <a href="http://livebaseballscorecards.com">livebaseballscorecards.com</a>					
<b>Luis Gonzalez, R</b> (1,6) OBP: 0.326, SLG: 0.430	1-0 1B		2-0 G5-3		0-0 1B	1-1 2B		1-0 F7	4	0	2	1	0	0	2							
<b>17 Todd Helton, L</b> (1,3) OBP: 0.409, SLG: 0.462	0-0 L9			0-1 P3-5 2B		4-0 G5-4-3 IBB			2	0	1	0	1	0	1							
<b>Preston Wilson, R</b> (1,8) OBP: 0.317, SLG: 0.490	3-2 F9			0-0 P3-5		0-0 G5-4-3			3	0	0	0	0	0	4							
<b>27 Garrett Atkins, R</b> (1,5) OBP: 0.360, SLG: 0.445		1-2 L6		0-0 G5-3			1-1 L8		3	0	0	0	0	0	0							
<b>11 Brad Hawpe, L</b> (1,9) OBP: 0.388, SLG: 0.464 <b>Jorge Piedra, L</b> (6,9) OBP: 0.310, SLG: 0.410 <b>Jay Witasick, R</b> (8,1) <b>40 Brian Fuentes, L</b> (9,1)		0-0 F7			1-1 G6-3 1B		0-0 G3-1		2	0	1	0	0	0	0							
<b>Dustan Mohr, R</b> (1,7) OBP: 0.227, SLG: 0.409		2-3 K			1-2 F8		2-1 F8		3	0	0	0	0	1	1							
<b>JD Closser, S</b> (1,2) OBP: 0.317, SLG: 0.348 <b>Danny Argoin, R</b> (9,2) OBP: 0.301, SLG: 0.323			1-2 G4-3		1-0 G6-3			1-2 G4-3 18 SH3 1B	3	0	1	0	0	0	1							
<b>Jason Jennings, L</b> (1,1) OBP: 0.206, SLG: 0.188 <b>18 Cory Sullivan, L</b> (8,9) OBP: 0.329, SLG: 0.346			1-2 2B			2-2 P5		0-0 SH3	2	0	1	0	0	0	0							
<b>Inning Stats</b>	R: 0 E: 0 K: 0 S: 8	H: 1 LOB: 1 BB: 0 P: 12	R: 0 E: 0 K: 1 S: 7	H: 0 LOB: 0 BB: 0 P: 10	R: 0 E: 0 K: 0 S: 9	H: 1 LOB: 1 BB: 0 P: 14	R: 0 E: 0 K: 0 S: 4	H: 1 LOB: 0 BB: 0 P: 4	R: 0 E: 0 K: 0 S: 6	H: 1 LOB: 1 BB: 0 P: 9	R: 1 E: 0 K: 0 S: 6	H: 2 LOB: 1 BB: 1 P: 12	R: 0 E: 0 K: 0 S: 5	H: 0 LOB: 0 BB: 0 P: 8	R: 0 E: 0 K: 0 S: 7	H: 1 LOB: 1 BB: 0 P: 12		1B: 4 2B: 4 3B: 0 HR: 0	SF: 0 SAC: 1 DP: 3 HBP: 0	WP: 0 PB: 0 SB: 0 CS: 0	PA: 29	
<b>PITCHER</b>	IP	WLS	BF	H	R	ER	SO	BB	IBB	HBP	BLK	WP	HR	S	P	ERA	WHIP					
<b>Brian Lawrence, R</b> (1,1) ERA: 4.14	7.1	L	27	7	1	1	1	0	0	0	0	0	0	3	7	0.00	0.955					
<b>Akinori Otsuka, R</b> (8,1) ERA: 2.89	0.2		2	0	0	0	0	0	0	0	0	0	0	3	7	0.00	0.000					







Batter	1	2	3	4	5	6	7	8	9	AB	R	H	RBI	BB	SO	LOB	TOP					
18 Cory Sullivan, L (1,8) OBP: 0.318, SLG: 0.333	2-1 G4-3		0-1 B2-3		2-2 FC6			1-2 G4-3		4	0	0	0	0	0	2	<b>Colorado Rockies @ Cincinnati Reds</b> Great American Ball Park, Cincinnati, OH Fri Jul 15, 2005, 7:10 PM EDT Att: 21,116 - Overcast - 82 F					
Aaron Miles, S (1,4) OBP: 0.299, SLG: 0.374	0-3 K		1-3 K				1-2 F7	0-1	4	0	1	0	0	2	0							
17 Todd Helton, L (1,3) OBP: 0.410, SLG: 0.467	2-2 F8			0-2 G3			3-1 G6-3	2-2	4	0	0	0	0	0	0							
27 Garrett Atkins, R (1,5) OBP: 0.366, SLG: 0.451		4-2 1B BB		3-2 F9			1-1 G6-3	3-1	3	1	1	0	1	0	0							
Eric Byrnes, R (1,7) OBP: 0.330, SLG: 0.464		1-3 K		0-3 K			3-2 L7	0-3	4	0	0	0	0	3	2							
Jorge Piedra, L (1,9) OBP: 0.353, SLG: 0.511		1-1			0-1		1-3 K	0-1	4	2	3	2	0	1	0							
Luis Gonzalez, R (1,6) OBP: 0.326, SLG: 0.431		0-1 F8			1-1		1-3 K	2-3	4	0	0	0	0	2	3							
Danny Ardoin, R (1,2) OBP: 0.303, SLG: 0.324		2-2 G5-3			2-2		2-2 G5-3	2-2	3	0	1	1	0	0	2							
Jason Jennings, L (1,1) OBP: 0.189, SLG: 0.171				2-3 K			0-2 L7	4-0	2	0	0	0	0	1	1							
Eddy Garabito, S (8,PH) OBP: 0.378, SLG: 0.395					0-2			18 G4-3	0	0	0	0	1	0	0							
Bobby Seay, L (8,1) Mike DeJean, R (8,1)								18 BB	0	0	0	0	0	0	0							
<b>Inning Stats</b>	R: 0 E: 0 K: 1 S: 10	H: 0 LOB: 0 BB: 0 P: 14	R: 0 E: 0 K: 1 S: 13	H: 1 LOB: 2 BB: 1 P: 21	R: 0 E: 0 K: 2 S: 9	H: 0 LOB: 0 BB: 0 P: 12	R: 0 E: 0 K: 1 S: 9	H: 0 LOB: 0 BB: 0 P: 12	R: 1 E: 0 K: 0 S: 14	H: 2 LOB: 1 BB: 0 P: 19	R: 0 E: 0 K: 0 S: 9	H: 0 LOB: 0 BB: 0 P: 14	R: 0 E: 0 K: 2 S: 10	H: 0 LOB: 0 BB: 0 P: 15	R: 0 E: 0 K: 0 S: 10	H: 1 LOB: 2 BB: 1 P: 17	R: 2 E: 0 K: 2 S: 16	H: 2 LOB: 0 BB: 0 P: 23	1B: 3 2B: 2 3B: 0 HR: 1	SF: 0 SAC: 0 DP: 0 HBP: 0	WP: 0 PB: 0 SB: 0 CS: 0	PA: 34
<b>PITCHER</b>	IP WLS BF H R ER SO BB IBB HBP BLK WP HR S P ERA WHIP																					
39 Aaron Harang, R (1,1) ERA: 3.95	7.0 W 25 3 1 1 7 1 0 0 0 0 0 74 107 1.29 0.571																					
31 Matt Belisle, R (8,1) ERA: 3.99	1.0 H 4 1 0 0 0 1 0 0 0 0 0 10 17 0.00 2.000																					
25 David Weathers, R (9,1) ERA: 3.88	1.0 S 5 2 2 2 2 0 0 0 0 0 1 16 23 18.00 2.000																					

AB	32
R	3
H	6
RBI	3
BB	2
SO	9
LOB	10



Batter	1	2	3	4	5	6	7	8	9	AB	R	H	RBI	BB	SO	LOB	BOTTOM					
Felipe Lopez, S (1,6) OBP: 0.356, SLG: 0.520	2-2 G5-3		0-1		3-2 F8			2-2 F7		4	1	2	0	0	0	0	<b>Colorado Rockies @ Cincinnati Reds</b> Great American Ball Park, Cincinnati, OH Fri Jul 15, 2005, 7:10 PM EDT Att: 21,116 - Overcast - 82 F					
Rich Aurilia, R (1,4) OBP: 0.293, SLG: 0.397	3-2 G5-3		1-2		3-1 F9			1-2 L7		4	0	0	0	0	2							
31 Matt Belisle, R (8,1) OBP: 0.143, SLG: 0.143			P3							0	0	0	0	0	0							
25 David Weathers, R (9,1)										0	0	0	0	0	0							
Sean Casey, L (1,3) OBP: 0.358, SLG: 0.400	0-1		1-1		F8			2-0 L6		4	0	1	1	0	1							
Ken Griffey Jr., L (1,8) OBP: 0.359, SLG: 0.530	3-2 G3		4-0					0-0		2	2	1	1	2	0							
Joe Randa, R (1,5) OBP: 0.365, SLG: 0.495	1-2		0-0					2-0 G6-3		4	0	0	0	2	4							
Adam Dunn, L (1,7) OBP: 0.386, SLG: 0.563			2-1					1-1		4	1	2	2	0	1							
Wily Mo Peña, R (1,9) OBP: 0.311, SLG: 0.560			3-2		1-1			0-0		4	0	0	0	1	1							
Jason LaRue, R (1,2) OBP: 0.352, SLG: 0.434			1-0		2-3			1-0		3	0	1	0	0	1							
39 Aaron Harang, R (1,1) OBP: 0.025, SLG: 0.025			0-3		0-3			3-1		2	0	0	0	2	1							
Ray Olmedo, S (7,PH) OBP: 0.500, SLG: 0.867										1	0	0	0	0	0							
<b>Inning Stats</b>	R: 1 E: 0 K: 1 S: 17	H: 2 LOB: 1 BB: 0 P: 27	R: 0 E: 0 K: 1 S: 10	H: 1 LOB: 1 BB: 0 P: 16	R: 0 E: 0 K: 0 S: 8	H: 1 LOB: 2 BB: 1 P: 14	R: 0 E: 0 K: 2 S: 8	H: 0 LOB: 0 BB: 0 P: 14	R: 0 E: 0 K: 1 S: 9	H: 0 LOB: 0 BB: 0 P: 15	R: 1 E: 1 K: 0 S: 7	H: 2 LOB: 2 BB: 0 P: 13	R: 0 E: 0 K: 0 S: 8	H: 0 LOB: 0 BB: 0 P: 14	R: 2 E: 0 K: 2 S: 12	H: 1 LOB: 0 BB: 1 P: 22	R: 2 E: 0 K: 2 S: 16	H: 1 LOB: 0 BB: 0 P: 23	1B: 4 2B: 1 3B: 0 HR: 2	SF: 0 SAC: 0 DP: 0 HBP: 0	WP: 0 PB: 0 SB: 1 CS: 0	PA: 34
<b>PITCHER</b>	IP WLS BF H R ER SO BB IBB HBP BLK WP HR S P ERA WHIP																					
Jason Jennings, R (1,1) ERA: 5.08	7.0 L 29 6 2 2 2 1 0 0 0 0 0 1 9 16 27.00 3.000																					
Bobby Seay, L (8,1) ERA: 8.49	0.2 4 1 2 2 1 1 0 0 0 0 0 1 9 16 27.00 3.000																					
Mike DeJean, R (8,1) ERA: 5.59	0.1 1 0 0 0 1 0 0 0 0 0 0 0 3 6 0.00 0.000																					

AB	32
R	4
H	7
RBI	4
BB	2
SO	7
LOB	12



Batter	1	2	3	4	5	6	7	8	9	AB	R	H	RBI	BB	SO	LOB	TOP										
<b>Aaron Miles, S</b> OBP: 0.302, SLG: 0.371	1-3 <b>K</b>			4-1 <b>2B</b> BB	1-2 <b>2B</b> 1B	0-1 <b>F8</b>		1 SAFE 0-0 <b>FC6-4</b>		4	1	1	0	1	1	3											
<b>Luis Gonzalez, R</b> OBP: 0.333, SLG: 0.444	3-2 <b>F8</b>			0-1 <b>17</b> 1B 2B	0-1 <b>2B</b>		2-1 <b>27</b> G5-3 <b>17</b> G4-6-3 1B HBP		4	2	2	2	0	0	0												
<b>17 Todd Helton, L</b> OBP: 0.410, SLG: 0.466	0-1 <b>P4</b>			1-1 <b>2B</b> 1B	0-0 <b>P4</b>		3-2 <b>G4-6-3</b>		5	1	2	1	0	0	3												
<b>27 Garrett Atkins, R</b> OBP: 0.360, SLG: 0.442		2-2 <b>L9</b>		1-3 <b>K</b>	0-1 <b>G5-3</b>		1-0 <b>G5-3</b>		5	0	0	0	0	1	5												
<b>Eric Byrnes, R</b> OBP: 0.336, SLG: 0.470		3-3 <b>K</b>		0-1 <b>1-H</b> 2B		0-0 <b>G6-3</b>		0-0 <b>S</b> 1B		4	0	2	2	1	1	0											
<b>Dustan Mohr, R</b> OBP: 0.240, SLG: 0.453		3-2 <b>19</b> CS 1B		2-0 <b>P5</b>		1-2 <b>19</b> 1B		1-2 <b>F8</b>		4	1	2	0	0	0	2											
<b>18 Cory Sullivan, L</b> OBP: 0.316, SLG: 0.331				1-2 <b>19</b> 1B		1-2 <b>3B</b>		1-2 <b>F8</b>		1	0	0	0	0	2												
<b>19 Ryan Spilborghs, R</b> OBP: 0.500, SLG: 0.500		2-0 <b>CS</b>	2-3 <b>K</b>	1-2 <b>G6-3</b>		2-1 <b>HBP</b> 1B		2-1 <b>G5-4-3</b> 1B		4	0	2	1	0	1												
<b>Danny Ardoin, R</b> OBP: 0.300, SLG: 0.310			3-2 <b>F9</b>		0-2 <b>K</b>		1-1 <b>HBP</b>		3	0	0	0	0	1	1												
<b>26 Jeff Francis, L</b> OBP: 0.186, SLG: 0.147			0-2 <b>G4-3</b>		1-2 <b>1B</b>		2-2 <b>L8</b>		2	1	0	0	0	0	0												
<b>Jorge Fajardo, L</b> OBP: 0.348, SLG: 0.500					1-2 <b>2B</b> 1B				0	0	0	0	0	0	2												
<b>Zach Day, R</b> OBP: 0.125, SLG: 0.125									0	0	0	0	0	0	0												
<b>Mike DeJean, R</b> OBP: 0.395, SLG: 0.395									0	0	0	0	0	0	0												
<b>Eddy Garabito, S</b> OBP: 0.395, SLG: 0.395									0	0	0	0	0	0	0												
<b>Dan Miceli, R</b> OBP: 0.395, SLG: 0.395									0	0	0	0	0	0	0												
<b>Inning Stats</b>	R: 0 E: 0 K: 1 S: 11	H: 0 LOB: 0 BB: 0 P: 15	R: 0 E: 0 K: 1 S: 12	H: 1 LOB: 0 BB: 0 P: 22	R: 0 E: 0 K: 1 S: 11	H: 0 LOB: 0 BB: 0 P: 16	R: 3 E: 0 K: 1 S: 14	H: 3 LOB: 1 BB: 1 P: 23	R: 1 E: 0 K: 0 S: 16	H: 3 LOB: 2 BB: 0 P: 18	R: 1 E: 0 K: 0 S: 13	H: 2 LOB: 2 BB: 0 P: 19	R: 1 E: 0 K: 0 S: 10	H: 1 LOB: 1 BB: 0 P: 17	R: 0 E: 0 K: 0 S: 10	H: 1 LOB: 1 BB: 0 P: 16	R: 0 E: 0 K: 0 S: 8	H: 1 LOB: 2 BB: 1 P: 14	1B: 8 2B: 3 3B: 1 HR: 0	SF: 0 SAC: 0 DP: 1 HBP: 3	WP: 0 PA: 43 PB: 0 SB: 1 CS: 1						
<b>PITCHER</b>	IP	WLS	BF	H	R	ER	SO	BB	IBB	HBP	BLK	WP	HR	S	P	ERA	WHIP										
<b>22 Eric Milton, L</b> ERA: 6.93	(1, 1)	5.0	22	7	4	4	5	1	0	0	0	0	0	64	94	7.20	1.600										
<b>56 Todd Coffey, R</b> ERA: 5.7	(6, 1)	1.0	6	2	1	1	0	0	0	1	0	0	0	13	19	9.00	2.000										
<b>31 Matt Belisle, R</b> ERA: 4.08	(7, 1)	1.0	5	1	1	1	0	0	0	1	0	0	0	10	17	9.00	1.000										
<b>Jason Standridge, R</b> ERA: 8.31	(8, 1)	1.0	W	4	1	0	0	0	0	1	0	0	0	10	16	0.00	1.000										
<b>Kent Mercker, L</b> ERA: 2.61	(9, 1)	0.1	H	2	1	0	0	0	0	0	0	0	0	2	2	0.00	3.000										
<b>25 David Weathers, R</b> ERA: 3.83	(9, 1)	0.2	S	3	0	0	0	1	0	0	0	0	0	6	12	0.00	1.500										

Colorado Rockies @ Cincinnati Reds  
Great American Ball Park, Cincinnati, OH  
Sat Jul 16 2005, 7:10 PM EDT  
Att: 28,951 - Partly Cloudy - 81 F

AB	37
R	6
H	12
RBI	6
BB	2
SO	5
LOB	19



Batter	1	2	3	4	5	6	7	8	9	AB	R	H	RBI	BB	SO	LOB	BOTTOM										
<b>Felipe Lopez, S</b> OBP: 0.353, SLG: 0.518	1-1 <b>F9</b>			1-2 <b>HR</b> 2B	1-3 <b>K2-3</b>		1-2 <b>F7</b>	0-0 <b>F9-6</b>		5	1	1	0	0	1	2											
<b>Rich Aurilia, R</b> OBP: 0.305, SLG: 0.417	4-2 <b>G3-6-3</b> BB			0-0 <b>2H</b> HR	2-1 <b>2H</b> 1B		4-1 <b>BB</b>		2	1	2	3	2	0	0												
<b>Sean Casey, L</b> OBP: 0.360, SLG: 0.398	1-1 <b>G3-6-3</b>			1-1 <b>F9</b>	4-1 <b>BB</b>		4-2 <b>BB</b>		2	0	0	0	2	0	1												
<b>Ken Griffey Jr., L</b> OBP: 0.358, SLG: 0.536		3-2 <b>L9</b>		1-0 <b>HR</b>	2-2 <b>K</b>		0-0 <b>F5</b>		4	1	1	1	0	1	4												
<b>Joe Randa, R</b> OBP: 0.361, SLG: 0.489		0-2 <b>F9</b>		1-0 <b>F9</b>		2-1 <b>L5</b>	0-0 <b>P3</b>		4	0	0	0	0	0	2												
<b>Adam Dunn, L</b> OBP: 0.390, SLG: 0.566		1-3 <b>K</b>		4-1 <b>BB</b>		4-1 <b>PB</b> 1B BB		1-1 <b>2B</b> 2B		2	2	1	0	2	1												
<b>Wily Mo Peña, R</b> OBP: 0.315, SLG: 0.564			1-1 <b>G5-3</b>	2-3 <b>K</b>		2-0 <b>1B</b>		2-2 <b>SH5-4</b> 2B 2B		4	1	2	2	0	1												
<b>Jason LaRue, R</b> OBP: 0.352, SLG: 0.438			1-3 <b>K</b>		1-0 <b>1B</b> 2B		3-3 <b>K</b>		3	1	1	0	0	2	1												
<b>22 Eric Milton, L</b> ERA: 6.93	(1, 1)	5.0	22	7	4	4	5	1	0	0	0	0	0	64	94	7.20	1.600										
<b>56 Todd Coffey, R</b> ERA: 5.7	(6, 1)	1.0	B	5	1	1	0	1	0	0	0	0	0	10	17	9.00	2.000										
<b>31 Matt Belisle, R</b> ERA: 4.08	(7, 1)	1.0	H	5	0	0	0	0	0	0	0	0	0	11	20	0.00	2.000										
<b>Jason Standridge, R</b> ERA: 8.31	(8, 1)	1.0	L	5	3	2	2	0	0	0	0	0	0	9	13	18.00	3.000										
<b>Kent Mercker, L</b> ERA: 2.61	(9, 1)	0.1	L	5	3	2	2	0	0	0	0	0	0	9	13	18.00	3.000										
<b>Inning Stats</b>	R: 0 E: 0 K: 0 S: 6	H: 0 LOB: 1 BB: 0 P: 12	R: 0 E: 0 K: 1 S: 9	H: 0 LOB: 0 BB: 0 P: 13	R: 0 E: 0 K: 1 S: 7	H: 0 LOB: 0 BB: 0 P: 10	R: 3 E: 0 K: 1 S: 12	H: 3 LOB: 1 BB: 1 P: 22	R: 1 E: 0 K: 2 S: 13	H: 2 LOB: 2 BB: 1 P: 25	R: 1 E: 0 K: 0 S: 10	H: 1 LOB: 1 BB: 1 P: 23	R: 0 E: 0 K: 0 S: 11	H: 0 LOB: 2 BB: 2 P: 20	R: 2 E: 0 K: 0 S: 9	H: 3 LOB: 0 BB: 0 P: 13	1B: 2 2B: 6 3B: 0 HR: 2	SF: 0 SAC: 1 DP: 2 HBP: 0	WP: 0 PA: 37 PB: 1 SB: 0 CS: 0								
<b>PITCHER</b>	IP	WLS	BF	H	R	ER	SO	BB	IBB	HBP	BLK	WP	HR	S	P	ERA	WHIP										
<b>26 Jeff Francis, L</b> ERA: 5.25	(1, 1)	5.0	22	7	4	4	5	1	0	0	0	0	0	64	94	7.20	1.600										
<b>Zach Day, R</b> ERA: 5.07	(6, 1)	1.0	B	5	1	1	0	1	0	0	0	0	0	10	17	9.00	2.000										
<b>Mike DeJean, R</b> ERA: 5.4	(7, 1)	1.0	H	5	0	0	0	0	0	0	0	0	0	11	20	0.00	2.000										
<b>Dan Miceli, R</b> ERA: 4.35	(8, 1)	1.0	L	5	3	2	2	0	0	0	0	0	0	9	13	18.00	3.000										
<b>25 David Weathers, R</b> ERA: 3.83	(9, 1)	0.2	S	3	0	0	0	1	0	0	0	0	0	6	12	0.00	1.500										

Colorado Rockies @ Cincinnati Reds  
Great American Ball Park, Cincinnati, OH  
Sat Jul 16 2005, 7:10 PM EDT  
Att: 28,951 - Partly Cloudy - 81 F

AB	30
R	7
H	9
RBI	7
BB	6
SO	6
LOB	13



Batter	1	2	3	4	5	6	7	8	9	AB	R	H	RBI	BB	SO	LOB	TOP		
18 Cory Sullivan, L (1,8) OBP: 0.326, SLG: 0.359 Dustan Mohr, R (9,PH) OBP: 0.238, SLG: 0.449	1-1 17 BB 1B		0-1 17 SH1-4 1B		3-1 P5		2-1 2H HR		0-1 P4	4	2	3	2	0	0	0			
Aaron Miles, S (1,4) OBP: 0.305, SLG: 0.374	1 SAFE 0-3 K		1-1 SH1-4		0-0 1B		2-1 G5-3		1-1 17 DI 1B	4	0	2	0	0	1	1			
17 Todd Helton, L (1,3) OBP: 0.415, SLG: 0.468	1 SAFE 1-2 BB		1-0 2H 1B		0-1 F7		0-0 1B		2-0 HBP	3	0	2	1	1	0	1			
Eric Byrnes, R (1,7) OBP: 0.329, SLG: 0.459	3-2 P3		1-0 F7		1-2 G5-3		0-0 F7		3-3 K	5	0	0	0	0	1	6			
27 Garrett Atkins, R (1,5) OBP: 0.354, SLG: 0.434	2-2 F9		2-3 K		0-0 P3		1-1 G6-3			4	0	0	0	0	1	3			
Jorge Piedra, L (1,9) OBP: 0.339, SLG: 0.481		1-2 G5-3		0-0 P6		0-3 K2-3		1-2 1B		4	0	1	0	0	1	0			
Luis Gonzalez, R (1,6) OBP: 0.332, SLG: 0.445 40 Brian Fuentes, L (8,1)		0-0 2B		2-2 G5-3			1-2 G6-3		0-1 F9	4	0	1	0	0	0	1			
JD Closser, S (1,2) OBP: 0.306, SLG: 0.353		2-3 K		1-3 K			1-0 HR		1-3 K	4	1	1	1	0	3	2			
Jamey Wright, R (1,1) OBP: 0.139, SLG: 0.139 Eddy Garabito, S (7,PH) OBP: 0.391, SLG: 0.415 Marcos Carvajal, R (7,1) Desi Relaford, S (8,6) OBP: 0.311, SLG: 0.328		0-3 K		0-0 P6			1-1 18 HR 2B		1-2 F8	2	0	0	0	0	1	1			
<b>Inning Stats</b>	R: 0 E: 0 K: 1 S: 16	H: 1 LOB: 2 BB: 1 P: 26	R: 0 E: 0 K: 2 S: 12	H: 1 LOB: 1 BB: 0 P: 15	R: 1 E: 0 K: 1 S: 9	H: 2 LOB: 1 BB: 0 P: 14	R: 0 E: 0 K: 1 S: 8	H: 0 LOB: 0 BB: 0 P: 11	R: 0 E: 0 K: 1 S: 7	H: 0 LOB: 0 BB: 0 P: 8	R: 3 E: 0 K: 0 S: 12	H: 4 LOB: 1 BB: 0 P: 19	R: 0 E: 0 K: 1 S: 13	H: 1 LOB: 1 BB: 0 P: 16	R: 0 E: 0 K: 1 S: 11	H: 1 LOB: 2 BB: 0 P: 18	1B: 7 2B: 2 3B: 0 HR: 2	SF: 0 SAC: 1 DP: 0 HBP: 1	WP: 0 PA: 40 PB: 0 SB: 0 CS: 0
<b>PITCHER</b>	IP WLS BF H R ER SO BB IBB HBP BLK WP HR S P ERA WHIP	IP WLS BF H R ER SO BB IBB HBP BLK WP HR S P ERA WHIP	IP WLS BF H R ER SO BB IBB HBP BLK WP HR S P ERA WHIP	IP WLS BF H R ER SO BB IBB HBP BLK WP HR S P ERA WHIP	IP WLS BF H R ER SO BB IBB HBP BLK WP HR S P ERA WHIP	IP WLS BF H R ER SO BB IBB HBP BLK WP HR S P ERA WHIP	IP WLS BF H R ER SO BB IBB HBP BLK WP HR S P ERA WHIP	IP WLS BF H R ER SO BB IBB HBP BLK WP HR S P ERA WHIP	IP WLS BF H R ER SO BB IBB HBP BLK WP HR S P ERA WHIP	IP WLS BF H R ER SO BB IBB HBP BLK WP HR S P ERA WHIP	IP WLS BF H R ER SO BB IBB HBP BLK WP HR S P ERA WHIP	IP WLS BF H R ER SO BB IBB HBP BLK WP HR S P ERA WHIP	IP WLS BF H R ER SO BB IBB HBP BLK WP HR S P ERA WHIP	IP WLS BF H R ER SO BB IBB HBP BLK WP HR S P ERA WHIP	IP WLS BF H R ER SO BB IBB HBP BLK WP HR S P ERA WHIP	IP WLS BF H R ER SO BB IBB HBP BLK WP HR S P ERA WHIP	IP WLS BF H R ER SO BB IBB HBP BLK WP HR S P ERA WHIP		

Colorado Rockies @ Cincinnati Reds  
Great American Ball Park, Cincinnati, OH  
Sun Jul 17 2005, 1:15 PM EDT  
Att: 20,736 - Overcast - 78 F

AB 37  
R 4  
H 11  
RBI 4  
BB 1  
SO 8  
LOB 15



Batter	1	2	3	4	5	6	7	8	9	AB	R	H	RBI	BB	SO	LOB	BOTTOM		
Felipe Lopez, S (1,6) OBP: 0.349, SLG: 0.511	3-1 G4-3		1-1 F7			3-3 K	2-1 F7			4	0	0	0	0	1	0			
Rich Aurilia, R (1,4) OBP: 0.308, SLG: 0.416	1-2 BB 1B		1-1 G4-3			2-0 G5-3	4-2 G4-6-3 BB			3	0	1	0	1	0	0			
Sean Casey, L (1,3) OBP: 0.359, SLG: 0.405	0-3 K			1-0 F8		1-1 HR	0-1 G4-6-3 1-2			4	1	1	1	0	1	2			
Ken Griffey Jr., L (1,8) OBP: 0.365, SLG: 0.546 Kent Mercker, L (9,1)	4-0 BB			4-1 BB		0-0 HR		4-1 BB HR BB		1	2	1	1	3	0	0			
Joe Randa, R (1,5) OBP: 0.360, SLG: 0.489	1-2 BB			1-3 K		0-0 HR	2B	0-2 L8		4	1	1	0	0	1	4			
Adam Dunn, L (1,7) OBP: 0.391, SLG: 0.562		3-1 F9		0-1 P6		4-0 HR	IBB	4-2 HR BB		2	2	0	0	2	0	1			
Wily Mo Peña, R (1,9) OBP: 0.314, SLG: 0.554		0-0 G5-3			0-0 L8	4-2 HR	BB	0-3 K		3	1	0	0	1	1	2			
Javier Valentin, S (1,2) OBP: 0.341, SLG: 0.472		1-1 L7			2-2 G4-3	0-0 HR	BB	1-2 HR		4	2	2	7	0	0	0			
Ramon Ortiz, R (1,1) OBP: 0.167, SLG: 0.200 37 Brian Shacketford, L (7,1) 56 Todd Coffey, R (7,1) 25 David Weathers, R (8,1) Kenny Kelly, R (8,PH) OBP: 0.335, SLG: 0.333			0-3 K		0-3 K	0-1 G1-3		1-2 G6-3		3	0	0	0	0	2	0			
<b>Inning Stats</b>	R: 0 E: 0 K: 1 S: 11	H: 1 LOB: 2 BB: 1 P: 21	R: 0 E: 0 K: 0 S: 5	H: 0 LOB: 0 BB: 0 P: 9	R: 0 E: 0 K: 1 S: 7	H: 0 LOB: 0 BB: 0 P: 9	R: 0 E: 0 K: 1 S: 7	H: 0 LOB: 1 BB: 1 P: 13	R: 0 E: 0 K: 1 S: 9	H: 0 LOB: 0 BB: 0 P: 11	R: 6 E: 0 K: 1 S: 13	H: 4 LOB: 0 BB: 2 P: 27	R: 0 E: 0 K: 0 S: 8	H: 0 LOB: 0 BB: 1 P: 14	R: 3 E: 0 K: 1 S: 17	H: 1 LOB: 0 BB: 2 P: 27	1B: 1 2B: 1 3B: 0 HR: 4	SF: 0 SAC: 0 DP: 1 HBP: 0	WP: 0 PA: 36 PB: 0 SB: 0 CS: 0
<b>PITCHER</b>	IP WLS BF H R ER SO BB IBB HBP BLK WP HR S P ERA WHIP	IP WLS BF H R ER SO BB IBB HBP BLK WP HR S P ERA WHIP	IP WLS BF H R ER SO BB IBB HBP BLK WP HR S P ERA WHIP	IP WLS BF H R ER SO BB IBB HBP BLK WP HR S P ERA WHIP	IP WLS BF H R ER SO BB IBB HBP BLK WP HR S P ERA WHIP	IP WLS BF H R ER SO BB IBB HBP BLK WP HR S P ERA WHIP	IP WLS BF H R ER SO BB IBB HBP BLK WP HR S P ERA WHIP	IP WLS BF H R ER SO BB IBB HBP BLK WP HR S P ERA WHIP	IP WLS BF H R ER SO BB IBB HBP BLK WP HR S P ERA WHIP	IP WLS BF H R ER SO BB IBB HBP BLK WP HR S P ERA WHIP	IP WLS BF H R ER SO BB IBB HBP BLK WP HR S P ERA WHIP	IP WLS BF H R ER SO BB IBB HBP BLK WP HR S P ERA WHIP	IP WLS BF H R ER SO BB IBB HBP BLK WP HR S P ERA WHIP	IP WLS BF H R ER SO BB IBB HBP BLK WP HR S P ERA WHIP	IP WLS BF H R ER SO BB IBB HBP BLK WP HR S P ERA WHIP	IP WLS BF H R ER SO BB IBB HBP BLK WP HR S P ERA WHIP	IP WLS BF H R ER SO BB IBB HBP BLK WP HR S P ERA WHIP		

Colorado Rockies @ Cincinnati Reds  
Great American Ball Park, Cincinnati, OH  
Sun Jul 17 2005, 1:15 PM EDT  
Att: 20,736 - Overcast - 78 F

AB 29  
R 9  
H 6  
RBI 9  
BB 7  
SO 6  
LOB 9




Batter	1	2	3	4	5	6	7	8	9	AB	R	H	RBI	BB	SO	LOB
<b>18 Cory Sullivan, L</b> (1,8) OBP: 0.324, SLG: 0.368	1-2 <b>K</b>		0-1 SH3-4		2-2 <b>3B</b>		1-1 G4-3		0-3 <b>K</b>	4	0	1	1	0	2	1
<b>Aaron Miles, S</b> (1,4) OBP: 0.303, SLG: 0.369	1-0 <b>1B</b>		2-3 <b>K</b>		3-3 <b>K</b>		0-0 G4-3		0-2 <b>E5</b>	5	1	1	0	0	2	2
<b>17 Todd Helton, L</b> (1,3) OBP: 0.416, SLG: 0.470	4-2 <b>1B</b>		0-0 G4-3			2-2 <b>1B</b>		1-3 <b>K</b>		3	1	1	0	1	1	1
<b>Eric Byrnes, R</b> (1,7) OBP: 0.336, SLG: 0.464	0-0 <b>1B</b>			2-2 <b>P4</b>		0-1 <b>1B</b>		2-0 <b>1B</b>		4	1	3	1	0	0	0
<b>27 Garrett Atkins, R</b> (1,5) OBP: 0.349, SLG: 0.427	2-2 <b>L6-4</b>			2-1 G6-3		1-1 <b>1B</b>		0-2 <b>L3</b>		4	0	0	1	0	0	4
<b>Luis Gonzalez, R</b> (1,6) OBP: 0.332, SLG: 0.440		1-1 G5-3		0-0 G5-3			0-0 SH1-4		1-2 <b>HBP</b>	2	0	0	0	0	0	0
<b>Dustan Mohr, R</b> (1,9) OBP: 0.252, SLG: 0.454		1-1 <b>1B</b>		2-0 <b>1B</b>			4-0 <b>1B</b>		0-1 <b>G5-3</b>	3	1	2	0	1	0	1
<b>Danny Ardoin, R</b> (1,2) OBP: 0.289, SLG: 0.301		1-1 <b>1B</b>		0-0 G6-3			0-1 SF9		2-2 <b>1B</b>	2	0	0	1	0	0	2
<b>Eddy Garabito, S</b> (9, PH) OBP: 0.398, SLG: 0.422										1	1	1	0	0	0	0
<b>40 Brian Fuentes, L</b> (9, 1)										0	0	0	0	0	0	0
<b>49 Byung-Hyun Kim, R</b> (1, 1) Mike DeJean, R (7, 1) Jose Acevedo, R (8, 1) JD Closser, S (9, PH) OBP: 0.306, SLG: 0.353			4-1 <b>1B</b>		1-2 G1-3		2-1 G4-3		0-1 <b>1B</b>	2	0	0	0	1	0	3

Inning Stats		R: 1	H: 2	R: 0	H: 1	R: 0	H: 0	R: 0	H: 0	R: 1	H: 2	R: 2	H: 2	R: 0	H: 0	R: 0	H: 1	R: 1	H: 1	1B: 7	SF: 1	WP: 0	PA: 38														
PITCHER		IP	WLS	BF	H	R	ER	SO	BB	IBB	HBP	BLK	WP	HR	S	P	ERA	WHIP	IP	WLS	BF	H	R	ER	SO	BB	IBB	HBP	BLK	WP	HR	S	P	ERA	WHIP		
<b>Tony Armas, R</b> (1, 1) ERA: 4.96	2.0	8	3	1	1	1	1	1	1	0	0	0	0	0	18	29	4.50	2.000																			
<b>Joey Eischen, L</b> (3, 1) ERA: 5.14	3.0	13	3	2	2	2	1	0	0	0	0	0	0	0	29	49	6.00	1.333																			
<b>Hector Carrasco, R</b> (6, 1) ERA: 2.23	1.0	6	1	1	0	0	0	0	0	0	0	0	0	0	9	16	0.00	1.000																			
<b>Luis Ayala, R</b> (7, 1) ERA: 3.05	2.0	7	1	0	0	1	0	0	0	0	1	0	0	0	15	20	0.00	0.500																			
<b>32 Chad Cordero, R</b> (9, 1) ERA: 1.09	1.0	L 4	1	1	0	1	0	0	0	0	0	0	0	0	18	20	0.00	1.000																			

**TOP**

**Colorado Rockies @ Washington Nationals**  
**Robert F. Kennedy Memorial Stadium, Washington, DC**  
 Mon Jul 18 2005, 7:05 PM EDT  
 Att: 30,165 - Partly Cloudy - 86 F

AB 30  
 R 5  
 H 9  
 RBI 4  
 BB 3  
 SO 5  
 LOB 14




Batter	1	2	3	4	5	6	7	8	9	AB	R	H	RBI	BB	SO	LOB
<b>Brad Wilkerson, L</b> (1,3) OBP: 0.365, SLG: 0.422	1-1 G1-3			1-2 <b>K</b>			0-0 <b>F7</b>		1-1 <b>F8</b>	5	0	0	0	0	2	5
<b>Jose Vidro, S</b> (1,4) OBP: 0.355, SLG: 0.483	4-1 <b>2B</b>		0-1 <b>F7</b>		3-1 <b>F8</b>		1-1 <b>1B</b>		3-3 <b>K</b>	4	2	1	0	1	1	0
<b>Jose Guillen, R</b> (1,9) OBP: 0.357, SLG: 0.531	1-0 <b>2B</b>		1-0 G5-3		0-1 <b>F7</b>		2-1 <b>1B</b>		0-2 <b>E5</b>	4	2	1	0	0	0	0
<b>Preston Wilson, R</b> (1,8) OBP: 0.334, SLG: 0.500	2-1 <b>2B</b>		2-1 <b>1B</b>		4-1 <b>BB</b>		4-1 <b>BB</b>		4-0 <b>BB</b>	2	0	2	1	3	0	0
<b>Ryan Church, L</b> (1,7) OBP: 0.366, SLG: 0.526	2-3 <b>2B</b>		1-1 <b>P6</b>		1-2 <b>BB</b>		1-1 <b>SF8</b>		1-2 <b>BB</b>	3	0	0	2	0	0	3
<b>Jamey Carroll, R</b> (9, PH) OBP: 0.308, SLG: 0.277	2-3 <b>1B</b>									1	0	0	0	0	0	2
<b>Vinny Castilla, R</b> (1,5) OBP: 0.331, SLG: 0.396	1-3 <b>K</b>			0-0 G5-3		2-1 <b>P4</b>		1-3 <b>K</b>		4	0	0	0	0	2	2
<b>Brian Schneider, L</b> (1,2) OBP: 0.336, SLG: 0.426		0-1 <b>1B</b>		2-0 <b>1B</b>		1-0 <b>1B</b>		2-1 <b>1B</b>		4	0	4	0	0	0	0
<b>15 Cristian Guzman, S</b> (1,6) OBP: 0.229, SLG: 0.275		0-0 <b>1B</b>		4-0 <b>1B</b>		1-1 <b>G4-3</b>		1-3 <b>K</b>		3	0	0	0	1	1	3
<b>Tony Armas, R</b> (1, 1) OBP: 0.156, SLG: 0.150 <b>Joey Eischen, L</b> (3, 1) OBP: 1.009, SLG: 1.020 <b>Hector Carrasco, R</b> (6, 1) ERA: 5.52 <b>Carlos Baerens, S</b> (9, PH) <b>Luis Ayala, R</b> (7, 1) <b>Wil Cordero, R</b> (9, PH) OBP: 0.105, SLG: 0.157 <b>32 Chad Cordero, R</b> (9, 1) ERA: 2.93		2-2 <b>1B</b>		0-0 <b>SH</b>		0-0 <b>P5</b>		2-2 <b>L4</b>		1	0	1	0	0	0	0

Inning Stats		R: 2	H: 2	R: 0	H: 2	R: 0	H: 1	R: 0	H: 0	R: 0	H: 1	R: 2	H: 1	R: 0	H: 1	R: 0	H: 0	R: 0	H: 0	1B: 7	SF: 1	WP: 0	PA: 41														
PITCHER		IP	WLS	BF	H	R	ER	SO	BB	IBB	HBP	BLK	WP	HR	S	P	ERA	WHIP	IP	WLS	BF	H	R	ER	SO	BB	IBB	HBP	BLK	WP	HR	S	P	ERA	WHIP		
<b>49 Byung-Hyun Kim, R</b> (1, 1) ERA: 5.25	6.0	27	7	2	2	3	3	0	3	0	0	0	0	0	56	96	3.00	1.667																			
<b>Mike DeJean, R</b> (7, 1) ERA: 5.52	1.0	B 6	1	2	1	1	1	0	1	0	0	0	0	0	11	20	9.00	2.000																			
<b>Jose Acevedo, R</b> (8, 1) ERA: 4.26	1.0	W 4	1	0	0	1	0	0	0	0	0	0	0	0	11	17	0.00	1.000																			
<b>40 Brian Fuentes, L</b> (9, 1) ERA: 2.93	1.0	S 4	0	0	0	1	1	0	0	0	0	0	0	0	8	15	0.00	1.000																			

**BOTTOM**

**Colorado Rockies @ Washington Nationals**  
**Robert F. Kennedy Memorial Stadium, Washington, DC**  
 Mon Jul 18 2005, 7:05 PM EDT  
 Att: 30,165 - Partly Cloudy - 86 F

AB 33  
 R 4  
 H 9  
 RBI 3  
 BB 5  
 SO 6  
 LOB 17



Batter	1	2	3	4	5	6	7	8	9	AB	R	H	RBI	BB	SO	LOB	TOP					
<b>18 Cory Sullivan, L</b> (1, 8) OBP: 0.317, SLG: 0.360	G3		G4-3		K			P3		4	0	0	0	0	1	3	<b>Colorado Rockies @ Washington Nationals</b> Robert F. Kennedy Memorial Stadium, Washington, DC Tue Jul 19 2005, 7:05 PM EDT Att: 30,655 - Cloudy - 87 F <a href="http://livebaseballscorecards.com">livebaseballscorecards.com</a>					
<b>Aaron Miles, S</b> (1, 4) OBP: 0.302, SLG: 0.367	G6-3			K		G4-3			17 1B	4	0	1	0	0	1	0						
<b>17 Todd Helton, L</b> (1, 3) OBP: 0.414, SLG: 0.467	F8			G4-3		P5			1B	4	0	1	0	0	0	0						
<b>Eric Byrnes, R</b> (1, 9) OBP: 0.335, SLG: 0.460		FC6-4 1B		F8		P4			K	4	0	1	0	0	1	2						
<b>27 Garrett Atkins, R</b> (1, 5) OBP: 0.348, SLG: 0.422	P3				BB 1B BB			K		3	0	0	0	1	1	3						
<b>5 Matt Holliday, R</b> (1, 7) OBP: 0.336, SLG: 0.430	K				K			G6-3		4	0	0	0	0	2	4						
<b>Luis Gonzalez, R</b> (1, 6) OBP: 0.332, SLG: 0.439	FC6-4 1-2				BB 1B			F7		3	0	1	0	0	0	1						
<b>Danny Ardoin, R</b> (1, 2) OBP: 0.282, SLG: 0.293			F8			F7		K		2	0	0	0	0	0	2						
<b>Eddy Garabito, S</b> (8, PH) OBP: 0.394, SLG: 0.417										1	0	0	0	0	1	0						
<b>JD Closser, S</b> (8, 2) OBP: 0.306, SLG: 0.353								K		0	0	0	0	0	0	0						
<b>Shawn Chacon, R</b> (1, 1) OBP: 0.250, SLG: 0.167										1	0	0	0	1	1	0						
<b>Jorge Piedra, L</b> (8, PH) OBP: 0.333, SLG: 0.472										1	0	0	0	0	1	0						
<b>Zach Day, R</b> (8, 1) OBP: 0.125, SLG: 0.125										0	0	0	0	0	0	0						
<b>David Cortes, R</b> (8, 1) OBP: 0.125, SLG: 0.125										0	0	0	0	0	0	0						
<b>Inning Stats</b>	R: 0 E: 0 K: 0 S: 7	H: 0 LOB: 0 BB: 0 P: 10	R: 0 E: 0 K: 1 S: 8	H: 1 LOB: 1 BB: 0 P: 12	R: 0 E: 0 K: 1 S: 8	H: 0 LOB: 0 BB: 0 P: 9	R: 0 E: 0 K: 1 S: 10	H: 0 LOB: 0 BB: 0 P: 15	R: 0 E: 0 K: 2 S: 16	H: 1 LOB: 3 BB: 2 P: 28	R: 0 E: 0 K: 0 S: 10	H: 0 LOB: 0 BB: 0 P: 15	R: 0 E: 0 K: 1 S: 5	H: 0 LOB: 0 BB: 0 P: 6	R: 0 E: 0 K: 2 S: 7	H: 0 LOB: 0 BB: 0 P: 8	R: 0 E: 0 K: 1 S: 11	H: 2 LOB: 2 BB: 0 P: 13	1B: 4 2B: 0 3B: 0 HR: 0	SF: 0 SAC: 0 DP: 0 HBP: 0	WP: 0 PB: 0 SB: 0 CS: 0	PA: 33
<b>PITCHER</b>	IP	WLS	BF	H	R	ER	SO	BB	IBB	HBP	BLK	WP	HR	S	P	ERA	WHIP					
<b>22 John Patterson, R</b> (1, 1) ERA: 2.69	8.0	W	29	3	0	0	8	2	0	0	0	0	0	75	108	0.00	0.625					
<b>Mike Stanton, L</b> (9, 1) ERA: 6.5	0.0		1	1	0	0	0	0	0	0	0	0	0	1	1	∞	∞					
<b>32 Chad Cordero, R</b> (9, 1) ERA: 1.07	1.0	S	3	0	0	0	1	0	0	0	0	0	0	6	7	0.00	0.000					

Batter	1	2	3	4	5	6	7	8	9	AB	R	H	RBI	BB	SO	LOB	BOTTOM					
<b>Jamey Carroll, R</b> (1, 6) OBP: 0.312, SLG: 0.282	L6				K					4	0	2	1	0	1	0	<b>Colorado Rockies @ Washington Nationals</b> Robert F. Kennedy Memorial Stadium, Washington, DC Tue Jul 19 2005, 7:05 PM EDT Att: 30,655 - Cloudy - 87 F <a href="http://livebaseballscorecards.com">livebaseballscorecards.com</a>					
<b>Jose Vidro, S</b> (1, 4) OBP: 0.357, SLG: 0.473	E BB	F8 1B			L9			G3-2		3	0	0	0	1	0	3						
<b>Brad Wilkerson, L</b> (1, 3) OBP: 0.369, SLG: 0.424	E9 1B		G4-3						1B PB BB	3	1	2	0	1	0	0						
<b>Jose Guillen, R</b> (1, 9) OBP: 0.358, SLG: 0.533	G5-3				F9				1B BB	4	1	2	0	0	0	3						
<b>Brian Schneider, L</b> (1, 2) OBP: 0.342, SLG: 0.426	K								1B BB	2	0	1	1	0	1	2						
<b>Preston Wilson, R</b> (1, 8) OBP: 0.336, SLG: 0.498		2B BB	G5-4-3						1B BB	3	1	1	1	1	1	3						
<b>Ryan Church, L</b> (1, 7) OBP: 0.354, SLG: 0.525										4	1	1	1	0	0	3						
<b>Marlon Byrd, R</b> (9, 7) OBP: 0.305, SLG: 0.307	G4-3 1B				G3			G4-6-3		0	0	0	0	0	0	0						
<b>Carlos Baerga, S</b> (1, 5) OBP: 0.327, SLG: 0.344										3	0	1	0	0	1	1						
<b>15 Cristian Guzman, S</b> (7, PR) OBP: 0.226, SLG: 0.274										1	0	0	0	0	0	1						
<b>22 John Patterson, R</b> (1, 1) OBP: 0.037, SLG: 0.074										2	0	0	0	0	1	1						
<b>Mike Stanton, L</b> (9, 1) ERA: 6.5										0	0	0	0	0	0	0						
<b>32 Chad Cordero, R</b> (9, 1) ERA: 1.07										0	0	0	0	0	0	0						
<b>Inning Stats</b>	R: 0 E: 1 K: 1 S: 8	H: 1 LOB: 2 BB: 1 P: 18	R: 2 E: 0 K: 0 S: 10	H: 2 LOB: 1 BB: 1 P: 22	R: 0 E: 0 K: 0 S: 7	H: 1 LOB: 1 BB: 0 P: 11	R: 0 E: 0 K: 2 S: 7	H: 0 LOB: 0 BB: 0 P: 12	R: 0 E: 0 K: 1 S: 8	H: 1 LOB: 1 BB: 0 P: 10	R: 0 E: 0 K: 1 S: 9	H: 0 LOB: 0 BB: 0 P: 14	R: 0 E: 0 K: 0 S: 6	H: 2 LOB: 1 BB: 0 P: 8	R: 0 E: 0 K: 0 S: 11	H: 3 LOB: 1 BB: 1 P: 22	1B: 8 2B: 3 3B: 0 HR: 0	SF: 0 SAC: 1 DP: 4 HBP: 2	WP: 0 PB: 1 SB: 0 CS: 0	PA: 35		
<b>PITCHER</b>	IP	WLS	BF	H	R	ER	SO	BB	IBB	HBP	BLK	WP	HR	S	P	ERA	WHIP					
<b>Shawn Chacon, R</b> (1, 1) ERA: 4.11	7.0	L	29	7	2	2	5	2	0	2	0	0	0	55	95	2.57	1.286					
<b>Zach Day, R</b> (8, 1) ERA: 7.05	0.0		4	3	2	2	0	1	0	0	0	0	0	7	15	∞	∞					
<b>David Cortes, R</b> (8, 1) ERA: 5.06	1.0		2	0	0	0	0	0	0	0	0	0	0	4	7	0.00	0.000					

AB	31
R	0
H	4
RBI	0
BB	2
SO	9
LOB	15

AB	29
R	4
H	10
RBI	4
BB	3
SO	5
LOB	17



Batter	1	2	3	4	5	6	7	8	9	AB	R	H	RBI	BB	SO	LOB	TOP										
18 Cory Sullivan, L OBP: 0.325, SLG: 0.363	G4-3		17 G6-3 BB		5 SH1-3 2B	FC3-6			G4-6-3 1B	4	1	2	0	1	0	1	<b>Colorado Rockies @ Washington Nationals</b> Robert F. Kennedy Memorial Stadium, Washington, DC Wed Jul 20 2005, 7:05 PM EDT Att: 32,381 - Clear - 89 F										
Aaron Miles, S OBP: 0.301, SLG: 0.362	HBP		L8		SH1-3	K			G4-6-3 1B	3	0	0	0	0	1	3											
17 Todd Helton, L OBP: 0.415, SLG: 0.466	F9		G6-3		5 2B HBP				G5-4-3 1B	3	0	1	0	0	0	2											
Eric Byrnes, R OBP: 0.329, SLG: 0.452	K		F8		L7				G5-4-3 1B	4	0	0	0	0	1	5											
5 Matt Holliday, R OBP: 0.339, SLG: 0.441					P3				G6-3	4	0	2	1	0	0	0											
Luis Gonzalez, R OBP: 0.335, SLG: 0.437					G4-3				L6	3	0	1	0	0	0	2											
Desi Relaford, S OBP: 0.309, SLG: 0.323					F7				G4-3	3	1	0	0	0	1	3											
JD Closser, S OBP: 0.316, SLG: 0.379									P5	3	1	2	2	1	0	0											
Danny Ardoin, R OBP: 0.292, SLG: 0.293										0	0	0	0	0	0	0											
Jason Jennings, L OBP: 0.206, SLG: 0.184										3	0	1	0	0	0	2											
Jose Acevedo, R OBP: 0.299, SLG: 0.451										0	0	0	0	0	0	0											
Mike DeJean, R OBP: 0.299, SLG: 0.451										0	0	0	0	0	0	0											
Dan Miceli, R OBP: 0.299, SLG: 0.451										0	0	0	0	0	0	0											
Dustan Mohr, R OBP: 0.299, SLG: 0.451										1	0	0	0	0	1	0											
40 Brian Fuentes, L OBP: 0.299, SLG: 0.451										0	0	0	0	0	0	0											
<b>Inning Stats</b>	R: 0 E: 0 K: 1 S: 6	H: 0 LOB: 1 BB: 0 P: 11	R: 0 E: 0 K: 2 S: 12	H: 2 LOB: 2 BB: 0 P: 16	R: 0 E: 0 K: 0 S: 6	H: 0 LOB: 1 BB: 1 P: 13	R: 0 E: 0 K: 1 S: 12	H: 1 LOB: 2 BB: 1 P: 19	R: 1 E: 0 K: 0 S: 10	H: 2 LOB: 2 BB: 0 P: 15	R: 2 E: 0 K: 1 S: 10	H: 2 LOB: 0 BB: 0 P: 17	R: 0 E: 0 K: 0 S: 9	H: 1 LOB: 0 BB: 0 P: 13	R: 0 E: 0 K: 0 S: 5	H: 0 LOB: 0 BB: 0 P: 7	R: 0 E: 0 K: 1 S: 6	H: 1 LOB: 0 BB: 0 P: 9	1B: 6 2B: 2 3B: 0 HR: 1	SF: 0 SAC: 1 DP: 2 HBP: 4	WP: 0 PB: 0 CS: 1	PA: 38					
<b>PITCHER</b>	IP	WLS	BF	H	R	ER	SO	BB	IBB	HBP	BLK	WP	HR	S	P	ERA	WHIP										
Livan Hernandez, R ERA: 3.44	(1, 1)	7.0	L 32	8	3	3	5	2	0	4	0	0	1	65	104	3.86	1.429										
Gary Majewski, R ERA: 3.3	(8, 1)	1.0	3	0	0	0	0	0	0	0	0	0	0	5	7	0.00	0.000										
Mike Stanton, L ERA: 6.19	(9, 1)	1.0	3	1	0	0	1	0	0	0	0	0	0	6	9	0.00	1.000										

Batter	1	2	3	4	5	6	7	8	9	AB	R	H	RBI	BB	SO	LOB	BOTTOM										
Jamey Carroll, R OBP: 0.315, SLG: 0.284	2B		SF9			F9			SH3 BB	2	1	1	1	1	0	0	<b>Colorado Rockies @ Washington Nationals</b> Robert F. Kennedy Memorial Stadium, Washington, DC Wed Jul 20 2005, 7:05 PM EDT Att: 32,381 - Clear - 89 F										
Jose Vidro, S OBP: 0.356, SLG: 0.477	HBP		K			G3-1			SH3	3	0	1	1	0	1	0											
Brad Wilkerson, L OBP: 0.370, SLG: 0.428	HBP								K	4	0	2	0	0	2	1											
Jose Guillen, R OBP: 0.355, SLG: 0.527	P3-1								F8	4	0	0	0	0	1	3											
Brian Schneider, L OBP: 0.338, SLG: 0.421									L9	3	0	0	0	0	0	1											
Gary Bennett, R OBP: 0.276, SLG: 0.313										1	0	0	0	0	0	0											
Preston Wilson, R OBP: 0.332, SLG: 0.491									F8	4	0	0	0	0	0	1											
Ryan Church, L OBP: 0.367, SLG: 0.530										4	0	2	0	0	1	0											
Carlos Baerga, S OBP: 0.343, SLG: 0.364										3	1	2	0	0	0	0											
Kenny Kelly, R OBP: 0.335, SLG: 0.333										0	0	0	0	0	0	0											
Livan Hernandez, R OBP: 0.184, SLG: 0.250										1	0	0	0	0	0	0											
Marlon Byrd, R OBP: 0.304, SLG: 0.305										1	0	0	0	0	1	2											
Gary Majewski, R OBP: 0.304, SLG: 0.305										0	0	0	0	0	0	0											
Dan Miceli, R ERA: 3.97										0	0	0	0	0	0	0											
Vinny Castilla, R OBP: 0.331, SLG: 0.395										1	0	0	0	0	2												
<b>Inning Stats</b>	R: 1 E: 0 K: 0 S: 11	H: 3 LOB: 0 BB: 0 P: 19	R: 0 E: 0 K: 0 S: 5	H: 0 LOB: 0 BB: 0 P: 9	R: 1 E: 0 K: 1 S: 15	H: 1 LOB: 0 BB: 0 P: 21	R: 0 E: 1 K: 1 S: 8	H: 0 LOB: 1 BB: 0 P: 14	R: 0 E: 0 K: 1 S: 5	H: 0 LOB: 0 BB: 0 P: 7	R: 0 E: 0 K: 1 S: 11	H: 1 LOB: 1 BB: 0 P: 15	R: 0 E: 0 K: 1 S: 13	H: 2 LOB: 2 BB: 0 P: 21	R: 0 E: 0 K: 1 S: 10	H: 0 LOB: 1 BB: 1 P: 18	R: 0 E: 0 K: 0 S: 11	H: 1 LOB: 2 BB: 0 P: 16	1B: 4 2B: 5 3B: 0 HR: 0	SF: 1 SAC: 2 DP: 1 HBP: 1	WP: 1 PB: 0 CS: 0	PA: 36					
<b>PITCHER</b>	IP	WLS	BF	H	R	ER	SO	BB	IBB	HBP	BLK	WP	HR	S	P	ERA	WHIP										
Jason Jennings, R ERA: 5.02	(1, 1)	5.0	W 18	4	2	2	3	0	0	0	0	0	0	21	31	0.00	1.800										
Jose Acevedo, R ERA: 3.92	(6, 1)	1.2	H 8	3	0	0	1	0	0	0	0	0	0	3	5	0.00	0.000										
Mike DeJean, R ERA: 5.46	(7, 1)	0.1	H 1	0	0	0	1	0	0	0	0	0	0	10	18	0.00	1.000										
Dan Miceli, R ERA: 3.97	(8, 1)	1.0	H 4	0	0	0	1	1	0	0	0	0	0	10	18	0.00	1.000										
40 Brian Fuentes, L ERA: 2.86	(9, 1)	1.0	S 5	1	0	0	0	0	0	1	0	1	0	11	16	0.00	1.000										

AB	31
R	3
H	9
RBI	3
BB	2
SO	6
LOB	20

AB	31
R	2
H	8
RBI	2
BB	1
SO	6
LOB	10



Batter	1	2	3	4	5	6	7	8	9	AB	R	H	RBI	BB	SO	LOB	TOP										
Luis Gonzalez, R OBP: 0.336, SLG: 0.433	0-3 K		1-1 BB					2-1 G5-3		4	0	1	0	1	1	3	Colorado Rockies @ Pittsburgh Pirates PNC Park, Pittsburgh, PA Thu Jul 21 2005, 7:05 PM EDT Att: 22,492 - Partly Cloudy - 82 F										
27 Garrett Atkins, R OBP: 0.349, SLG: 0.422	1-2 P3		1-1 F9						1-3 K	5	0	2	0	0	1	1											
17 Todd Helton, L OBP: 0.415, SLG: 0.463	0-0 F7		4-0 BB						0-2 F7	4	0	1	0	1	1	2											
Eric Byrnes, R OBP: 0.331, SLG: 0.445		0-0 F9	4-1 BB						4-2 5 DI BB	3	0	0	0	2	0	4											
5 Matt Holliday, R OBP: 0.341, SLG: 0.440		1-1 FC5-4 1B	0-0 F8						3-2 F8	5	1	2	0	0	0	6											
Dustin Mohr, R OBP: 0.296, SLG: 0.452		0-1 FC5-4 1B		2-2 G6-3					1-2 F8	4	0	2	0	0	0	0											
Desi Relaford, S OBP: 0.308, SLG: 0.322		1-1 FC5-4		1-3 K					0-0 FC3-6 1B	4	0	1	0	0	1	3											
Danny Ardoin, R OBP: 0.281, SLG: 0.291		2-1 G1-3		3-3 K					1-0 FC3-6 1B	4	0	1	0	0	1	3											
26 Jeff Francis, L OBP: 0.205, SLG: 0.143			1-2 F7						0-0 FC3-6	1	0	0	0	1	0	0											
Eddy Garabito, S OBP: 0.389, SLG: 0.412 Marcos Carvajal, R Jorge Piedra, L David Cortes, R					4-2 G5-4 BB				1-2 2-3	1	0	0	0	0	1	1											
<b>Inning Stats</b>	R: 0 E: 0 K: 1 S: 7	H: 0 LOB: 0 BB: 0 P: 8	R: 0 E: 0 K: 0 S: 9	H: 2 LOB: 0 BB: 0 P: 13	R: 0 E: 0 K: 0 S: 9	H: 1 LOB: 3 BB: 2 P: 20	R: 0 E: 0 K: 2 S: 11	H: 0 LOB: 0 BB: 0 P: 17	R: 0 E: 0 K: 1 S: 9	H: 2 LOB: 2 BB: 1 P: 15	R: 1 E: 1 K: 1 S: 10	H: 2 LOB: 1 BB: 0 P: 15	R: 0 E: 0 K: 1 S: 12	H: 1 LOB: 2 BB: 1 P: 20	R: 0 E: 0 K: 0 S: 9	H: 2 LOB: 2 BB: 0 P: 13	R: 0 E: 0 K: 1 S: 11	H: 0 LOB: 1 BB: 1 P: 19	1B: 10 2B: 0 3B: 0 HR: 0	SF: 0 SAC: 0 DP: 1 HBP: 0	WP: 0 PB: 0 SB: 0 CS: 0	PA: 41					
<b>PITCHER</b>	IP	WLS	BF	H	R	ER	SO	BB	IBB	HBP	BLK	WP	HR	S	P	ERA	WHIP										
57 Zach Duke, L ERA: 0.93	7.0	W	32	8	1	0	5	4	0	0	0	0	0	67	108	0.00	1.714										
Rick White, R ERA: 2.44	1.0		5	2	0	0	0	0	0	0	0	0	0	9	13	0.00	2.000										
16 Salomon Torres, R ERA: 3.97	1.0		4	0	0	0	1	1	0	0	0	0	0	11	19	0.00	1.000										

Batter	1	2	3	4	5	6	7	8	9	AB	R	H	RBI	BB	SO	LOB	BOTTOM										
6 Chris Duffy, L OBP: 0.303, SLG: 0.313			0-1 G6-3							5	1	1	0	0	2	2	Colorado Rockies @ Pittsburgh Pirates PNC Park, Pittsburgh, PA Thu Jul 21 2005, 7:05 PM EDT Att: 22,492 - Partly Cloudy - 82 F										
12 Freddy Sanchez, R OBP: 0.320, SLG: 0.382	2-0 K	1-1 L6								4	0	0	0	0	1	1											
Matt Lawton, L OBP: 0.377, SLG: 0.445	1 SAFE K	1-2 HR 1B								4	1	1	0	0	1	1											
Jason Bay, R OBP: 0.382, SLG: 0.543	1 SAFE 1-2 E 1B	3-2 1-1 HR 1B								4	2	3	2	0	0	0											
Jose Castillo, R OBP: 0.312, SLG: 0.407	2-1 E 1B	1-1 G6-3								4	2	2	1	0	0	1											
Danyle Ward, L OBP: 0.323, SLG: 0.427	3-1 E2 1B	4-0 BB								2	1	2	1	2	0	0											
11 Humberto Cota, R OBP: 0.303, SLG: 0.418	0-0 2 1B	1-3 K								4	1	2	3	0	2	2											
2 Jack Wilson, R OBP: 0.275, SLG: 0.343	0-1 57 BB		0-1 57 B2-6-4 1B							4	0	2	1	0	0	1											
57 Zach Duke, L Rick White, R Tike Redman, L 16 Salomon Torres, R	4-2 BB		1-1 B2-6-4							2	0	0	0	1	0	1											
<b>Inning Stats</b>	R: 5 E: 1 K: 2 S: 23	H: 6 LOB: 2 BB: 1 P: 36	R: 2 E: 0 K: 1 S: 14	H: 2 LOB: 1 BB: 1 P: 25	R: 0 E: 0 K: 0 S: 6	H: 1 LOB: 0 BB: 0 P: 7	R: 0 E: 0 K: 0 S: 10	H: 1 LOB: 1 BB: 0 P: 13	R: 0 E: 0 K: 1 S: 7	H: 1 LOB: 0 BB: 0 P: 11	R: 0 E: 0 K: 1 S: 9	H: 0 LOB: 0 BB: 0 P: 14	R: 1 E: 0 K: 0 S: 11	H: 2 LOB: 2 BB: 1 P: 19	R: 0 E: 0 K: 0 S: 9	H: 0 LOB: 0 BB: 0 P: 11		1B: 12 2B: 0 3B: 0 HR: 1	SF: 0 SAC: 0 DP: 2 HBP: 0	WP: 0 PB: 0 SB: 0 CS: 0	PA: 37						
<b>PITCHER</b>	IP	WLS	BF	H	R	ER	SO	BB	IBB	HBP	BLK	WP	HR	S	P	ERA	WHIP										
26 Jeff Francis, L ERA: 5.57	5.0	L	26	11	7	7	4	11	7	4	0	0	0	20	33	4.50	1.500										
Marcos Carvajal, R ERA: 4.15	2.0		8	2	1	1	1	1	0	0	0	0	0	9	11	0.00	0.000										
David Cortes, R ERA: 4.84	1.0		3	0	0	0	0	0	0	0	0	0	0	9	11	0.00	0.000										



AB	36
R	1
H	10
RBI	0
BB	5
SO	6
LOB	25

AB	34
R	8
H	13
RBI	8
BB	3
SO	5
LOB	9

Batter	1	2	3	4	5	6	7	8	9	10	AB	R	H	RBI	BB	SO	LOB	TOP						
18 Cory Sullivan, L OBP: 0.322, SLG: 0.358 (1, 8)	K		G4-3			5 HBP 27 2B SH1-3 1B	K			F8	5	1	1	0	0	2	0							
Aaron Miles, S OBP: 0.300, SLG: 0.360 (1, 4)	K		F7			SH1-3				17 HR 1B	4	1	1	0	0	1	0							
17 Todd Helton, L OBP: 0.417, SLG: 0.473 (1, 3)	5 1B FC5-4					5 HBP 27 2B BB				14 HR HR	4	2	2	2	1	0	0							
5 Matt Holliday, R OBP: 0.351, SLG: 0.460 (1, 7)	27 FC5-4 1B					27 2B HBP				27 1B	4	1	3	1	0	0	0							
27 Garrett Atkins, R OBP: 0.349, SLG: 0.423 David Cortes, R (10, 1)	FC5-4					HR				G6-4-3	4	0	1	2	1	0	2							
Jorge Piedra, L OBP: 0.311, SLG: 0.439 Dustan Mohr, R OBP: 0.253, SLG: 0.446 (8, 9)		F7				2B				F9	3	0	0	0	0	1	2							
Luis Gonzalez, R OBP: 0.335, SLG: 0.429 (10, 5)		K				G5-3				G6-3	2	0	0	0	0	0	2							
JD Closser, S OBP: 0.311, SLG: 0.372 Dan Miceli, R (8, 1)		G6-3				K				P6	3	0	0	0	0	1	0							
Eric Byrnes, R OBP: 0.329, SLG: 0.443 40 Brian Fuentes, L (9, 1)						K				1B	1	0	0	0	0	0	1							
Desi Relaford, S OBP: 0.308, SLG: 0.322 (10, 6)						K				1B	0	0	0	0	0	0	0							
Jamey Wright, R OBP: 0.132, SLG: 0.132 Eddy Garabito, S OBP: 0.385, SLG: 0.407 Mike DeJean, R (7, 1)			L9			K				G5-3	2	0	0	0	0	1	0							
Danny Ardoin, R OBP: 0.278, SLG: 0.288 (8, 2)						K				G4-3	1	0	0	0	0	0	0							
										G5-3	1	0	0	0	0	0	0							
<b>Inning Stats</b>	R: 0 E: 0 K: 2 S: 11	H: 2 LOB: 2 BB: 0 P: 15	R: 0 E: 0 K: 1 S: 8	H: 0 LOB: 0 BB: 0 P: 12	R: 0 E: 0 K: 0 S: 8	H: 0 LOB: 0 BB: 0 P: 11	R: 1 E: 0 K: 2 S: 7	H: 1 LOB: 0 BB: 0 P: 14	R: 0 E: 0 K: 1 S: 8	H: 0 LOB: 0 BB: 0 P: 11	R: 0 E: 0 K: 1 S: 7	H: 0 LOB: 0 BB: 0 P: 11	R: 0 E: 0 K: 0 S: 3	H: 0 LOB: 0 BB: 0 P: 4	R: 0 E: 0 K: 0 S: 8	H: 1 LOB: 1 BB: 0 P: 16	R: 2 E: 0 K: 0 S: 9	H: 3 LOB: 2 BB: 1 P: 16	1B: 6 2B: 1 3B: 0 HR: 2	SF: 0 SAC: 1 DP: 0 HBP: 1	WP: 0 PB: 0 SB: 2 CS: 0	PA: 42		
<b>PITCHER</b>	IP 7.0	WLS 28	BF 5	H 3	R 3	ER 3	SO 7	BB 1	IBB 0	HBP 1	BLK 0	WP 0	HR 1	S 59	P 95	ERA 3.86	WHIP 0.857							
Kip Wells, R ERA: 4.77 34 John Grabow, L ERA: 3.18 Rick White, R ERA: 2.39 Jose Mesa, R ERA: 4.29	(1, 1)	(8, 1)	(9, 1)	(10, 1)	(1, 1)	(8, 1)	(9, 1)	(10, 1)	(1, 1)	(8, 1)	(9, 1)	(10, 1)	(1, 1)	(8, 1)	(9, 1)	(10, 1)	(1, 1)	(8, 1)	(9, 1)	(10, 1)	(1, 1)	(8, 1)	(9, 1)	(10, 1)

Colorado Rockies @ Pittsburgh Pirates  
PNC Park, Pittsburgh, PA  
Fri Jul 22 2005, 7:05 PM EDT  
Att: 35,262 - Cloudy - 81 F

AB 38  
R 5  
H 9  
RBI 5  
BB 2  
SO 7  
LOB 9



Batter	1	2	3	4	5	6	7	8	9	10	AB	R	H	RBI	BB	SO	LOB	BOTTOM						
6 Chris Duffy, L OBP: 0.297, SLG: 0.306 41 Ryan Doumit, S OBP: 0.289, SLG: 0.345 Tike Redman, L OBP: 0.305, SLG: 0.362 (10, 8)	G1-3		G4-3			L6				P6	4	0	1	0	0	0	1							
Matt Lawton, L OBP: 0.378, SLG: 0.443 (1, 9)	K					G1-3				FC5	4	1	1	1	1	1	2							
Jason Bay, R OBP: 0.385, SLG: 0.545 (1, 7)	G1-3					1B				BB 1B HBP	4	1	2	1	1	1	2							
Brad Eldred, R OBP: 0.200, SLG: 0.200 (1, 3)						1B				FC5-4 1B	5	0	1	0	0	2	5							
Rob Mackowiak, L OBP: 0.344, SLG: 0.414 Jose Mesa, R (10, 1)						FC5-4				BB 1B	5	0	1	1	0	1	4							
Jose Castillo, R OBP: 0.317, SLG: 0.408 (1, 4)						1B				G4-3	4	0	2	0	1	0	3							
11 Humberto Cota, R OBP: 0.305, SLG: 0.417 (1, 2)						G4-3				2 FC1-5 11 1B	4	0	2	0	1	0	3							
2 Jack Wilson, R OBP: 0.271, SLG: 0.338 (1, 6)						K				K	5	0	2	0	0	2	2							
Kip Wells, R ERA: 5.3 Daryle Ward, R ERA: 5.29 Michael Restovich, R OBP: 0.304, SLG: 0.429 34 John Grabow, L Rick White, R 12 Freddy Sanchez, R OBP: 0.316, SLG: 0.364 (10, 9)						G4-3				K	5	0	0	0	0	2	2							
						F8				PO	5	0	0	0	0	2	2							
						K				FC5 6 1B	2	0	1	0	0	1	0							
						1B				41 HBP 1B	1	1	0	0	0	0	0							
						K				F8	2	1	1	0	0	0	2							
<b>Inning Stats</b>	R: 0 E: 0 K: 1 S: 6	H: 0 LOB: 0 BB: 0 P: 9	R: 0 E: 0 K: 0 S: 11	H: 1 LOB: 1 BB: 0 P: 20	R: 0 E: 0 K: 1 S: 7	H: 0 LOB: 0 BB: 0 P: 11	R: 0 E: 0 K: 0 S: 11	H: 2 LOB: 2 BB: 0 P: 17	R: 0 E: 0 K: 1 S: 6	H: 1 LOB: 1 BB: 0 P: 8	R: 2 E: 0 K: 1 S: 12	H: 3 LOB: 1 BB: 1 P: 22	R: 0 E: 0 K: 2 S: 9	H: 2 LOB: 2 BB: 0 P: 14	R: 0 E: 0 K: 1 S: 13	H: 0 LOB: 1 BB: 0 P: 20	R: 1 E: 0 K: 3 S: 17	H: 2 LOB: 3 BB: 1 P: 28	R: 0 E: 0 K: 0 S: 14	H: 2 LOB: 2 BB: 0 P: 18	1B: 12 2B: 1 3B: 0 HR: 0	SF: 0 SAC: 0 DP: 0 HBP: 1	WP: 0 PB: 0 SB: 3 CS: 0	PA: 47
<b>PITCHER</b>	IP 6.0	WLS 5	BF 7	H 2	R 2	ER 2	SO 4	BB 1	IBB 0	HBP 0	BLK 0	WP 0	HR 0	S 53	P 87	ERA 3.00	WHIP 1.333							
Jamey Wright, R ERA: 5.3 Mike DeJean, R ERA: 5.29 Dan Miceli, R ERA: 3.65 40 Brian Fuentes, L ERA: 3.0 David Cortes, R ERA: 4.63	(1, 1)	(7, 1)	(8, 1)	(9, 1)	(10, 1)	(1, 1)	(8, 1)	(9, 1)	(10, 1)	(1, 1)	(7, 1)	(8, 1)	(9, 1)	(10, 1)	(1, 1)	(7, 1)	(8, 1)	(9, 1)	(10, 1)	(1, 1)	(7, 1)	(8, 1)	(9, 1)	(10, 1)

Colorado Rockies @ Pittsburgh Pirates  
PNC Park, Pittsburgh, PA  
Fri Jul 22 2005, 7:05 PM EDT  
Att: 35,262 - Cloudy - 81 F

AB 42  
R 3  
H 13  
RBI 3  
BB 3  
SO 10  
LOB 25





Batter	1	2	3	4	5	6	7	8	9	AB	R	H	RBI	BB	SO	LOB	TOP								
Luis Gonzalez, R OBP: 0.329, SLG: 0.421	3-3 K		2-0 F8			2-1 G4-3		0-1 SH1-4	0-1 F8	4	0	0	0	0	1	3	<p>Colorado Rockies @ Pittsburgh Pirates</p> <p>PNC Park, Pittsburgh, PA</p> <p>Sat Jul 23 2005, 7:05 PM EDT</p> <p>Att: 37,778 - Clear - 79 F</p>								
Dustin Mohr, R OBP: 0.299, SLG: 0.450	1-1 F9		0-2 P2			4-2 BB		1-0 2B		3	0	1	2	1	0	1									
JD Closser, S OBP: 0.311, SLG: 0.372								2-H 3-H 2-3		0	0	0	0	0	0	0									
17 Todd Helton, L OBP: 0.413, SLG: 0.467	1-1 G6-3			2-0 G4-3		1-2 F8		K		4	0	0	0	0	1	2									
5 Matt Holliday, R OBP: 0.353, SLG: 0.456		1-1 L5		2-0 G5-4-3 HBP		1-1 L6		4-2 BB		2	0	0	0	1	0	1									
27 Garrett Atkins, R OBP: 0.345, SLG: 0.417	1-1 L9			3-1 G5-4-3			2-2 G5-3	1-3 K		4	0	0	0	0	1	3									
Eric Byrnes, R OBP: 0.332, SLG: 0.442	4-1 FC6-4 BB				0-0 F7		2-3 K		1-0 S	3	0	1	0	1	1	0									
Desi Relaford, S OBP: 0.307, SLG: 0.325	1-1 FC6-4				1-1 WP G1-3		1-3 K		2-1 P5	4	1	1	0	0	1	2									
Danny Ardoin, R OBP: 0.272, SLG: 0.280			3-2 G6-3		1-2 G1-3		2-2 SH1-4 BB	0-1 L6		2	0	0	1	0	0	0									
18 Cory Sullivan, L OBP: 0.318, SLG: 0.354						2-H				2	1	0	0	0	0	1									
49 Byung-Hyun Kim, R (1, 1)			4-0 BB		1-2 F9		4-1 SH1-4 BB	2-2 HBP		1	0	0	0	1	0	0									
Jorge Piedra, L (8, PH)										0	1	0	0	1	0	0									
Randy Williams, L (8, 1)										0	0	0	0	0	0	0									
Dan Miceli, R (8, 1)										0	0	0	0	0	0	0									
Aaron Miles, S (8, PH)										0	0	0	0	0	0	0									
<b>Inning Stats</b>	R: 0 E: 0 K: 1 S: 7	H: 0 LOB: 0 BB: 0 P: 12	R: 0 E: 0 K: 0 S: 7	H: 0 LOB: 1 BB: 1 P: 14	R: 0 E: 0 K: 0 S: 7	H: 0 LOB: 1 BB: 1 P: 16	R: 0 E: 0 K: 0 S: 3	H: 0 LOB: 0 BB: 0 P: 10	R: 1 E: 0 K: 0 S: 10	H: 1 LOB: 0 BB: 0 P: 13	R: 0 E: 0 K: 0 S: 10	H: 0 LOB: 1 BB: 1 P: 18	R: 0 E: 0 K: 2 S: 10	H: 0 LOB: 0 BB: 0 P: 15	R: 2 E: 1 K: 2 S: 19	H: 1 LOB: 2 BB: 2 P: 33	R: 0 E: 0 K: 0 S: 10	H: 1 LOB: 2 BB: 0 P: 14	1B: 1 2B: 2 3B: 0 HR: 0	SF: 0 SAC: 1 DP: 1 HBP: 2	WP: 1 PB: 0 SB: 1 CS: 0	PA: 37			
<b>PITCHER</b>	IP	WLS	BF	H	R	ER	SO	BB	IBB	HBP	BLK	WP	HR	S	P	ERA	WHIP								
Dave Williams, L (1, 1)	6.0	W	22	1	1	1	1	3	0	1	0	1	0	44	83	1.50	0.667								
16 Salomon Torres, R (7, 1)	1.0	H	3	0	0	0	2	0	0	0	0	0	0	10	15	0.00	0.000								
Rick White, R (8, 1)	0.1	H	4	1	2	1	0	1	0	0	0	0	0	10	17	27.00	6.000								
34 John Grabow, L (8, 1)	0.1	H	1	0	0	0	1	0	0	0	0	0	0	4	6	0.00	0.000								
Jose Mesa, R (8, 1)	1.1	S	7	1	0	0	1	1	0	1	0	0	0	15	24	0.00	1.500								

AB	29
R	3
H	3
RBI	3
BB	5
SO	5
LOB	13



Batter	1	2	3	4	5	6	7	8	9	AB	R	H	RBI	BB	SO	LOB	BOTTOM								
Matt Lawton, L OBP: 0.376, SLG: 0.438	4-1 1B 41 1B BB		2-3 K		0-0 F8		2-1 F9	3-1 G4-3		4	1	0	0	1	1	4	<p>Colorado Rockies @ Pittsburgh Pirates</p> <p>PNC Park, Pittsburgh, PA</p> <p>Sat Jul 23 2005, 7:05 PM EDT</p> <p>Att: 37,778 - Clear - 79 F</p>								
12 Freddy Sanchez, R OBP: 0.325, SLG: 0.366	1-2 P6		2-2 G4-3		2-1 G6-3		0-1 1B			4	0	2	0	0	0	2									
Jason Bay, R (1, 7)	0-3 K		0-2 G4-3		3-2 1B		1-1 L5			4	1	1	1	0	1	3									
Brad Eldred, R OBP: 0.444, SLG: 0.286	4-1 41 1B BB		4-2 BB		0-1 1B		3-3 K			2	1	1	1	2	1	0									
Tike Redman, L (1, 8)	0-2 41 1B		2-3 K		1-1 F7		4-1 41 E 2 BB	BB		3	1	1	0	1	1	2									
41 Ryan Doumit, S OBP: 0.297, SLG: 0.341	1-2 2-3 1B				0-1 G1-3		1-3 K	1-0 E5		4	0	1	2	0	1	1									
Jose Castillo, R (1, 4)	1-3 K				0-0 G4-3		1-2 G5-3	4-0 2 BB IBB		3	0	0	0	1	1	2									
2 Jack Wilson, R OBP: 0.271, SLG: 0.335		1-2 L9		1-2 G4-3		0-1 G6-3		4-1 1-2 2-3 3-H BB		3	0	0	1	1	0	0									
Dave Williams, L (1, 1)			2-3 K		1-1 12 G6-3 2B		0-2 G6-3			2	1	1	0	0	1	0									
16 Salomon Torres, R (7, 1)										0	0	0	0	0	0	0									
6 Chris Salas, L (7, PH)										0	0	0	0	0	0	0									
Rick White, R (8, 1)										0	0	0	0	0	0	0									
34 John Grabow, L (8, 1)										0	0	0	0	0	0	0									
Jose Mesa, R (8, 1)										1	0	0	0	0	1	3									
<b>Inning Stats</b>	R: 2 E: 0 K: 2 S: 19	H: 2 LOB: 2 BB: 2 P: 32	R: 0 E: 0 K: 2 S: 9	H: 0 LOB: 0 BB: 0 P: 14	R: 0 E: 0 K: 1 S: 12	H: 1 LOB: 1 BB: 1 P: 20	R: 0 E: 0 K: 0 S: 6	H: 0 LOB: 0 BB: 0 P: 7	R: 2 E: 0 K: 0 S: 16	H: 3 LOB: 1 BB: 0 P: 23	R: 0 E: 0 K: 1 S: 9	H: 0 LOB: 0 BB: 0 P: 11	R: 0 E: 0 K: 0 S: 9	H: 1 LOB: 1 BB: 0 P: 12	R: 1 E: 1 K: 2 S: 12	H: 0 LOB: 3 BB: 3 P: 31	1B: 5 2B: 2 3B: 0 HR: 0	SF: 0 SAC: 0 DP: 1 HBP: 0	WP: 0 PB: 0 SB: 1 CS: 0	PA: 37					
<b>PITCHER</b>	IP	WLS	BF	H	R	ER	SO	BB	IBB	HBP	BLK	WP	HR	S	P	ERA	WHIP								
49 Byung-Hyun Kim, R (1, 1)	7.0	L	30	7	4	4	6	3	0	0	0	0	0	80	119	5.14	1.429								
Randy Williams, L (8, 1)	0.1		5	0	1	0	1	2	1	0	0	0	0	6	22	0.00	6.000								
Dan Miceli, R (8, 1)	0.2		2	0	0	0	1	0	0	0	0	0	0	6	9	0.00	0.000								



Batter	1	2	3	4	5	6	7	8	9	AB	R	H	RBI	BB	SO	LOB	TOP				
Luis Gonzalez, R (1,4) OBP: 0.336, SLG: 0.427	F9			1B		1B		1B		4	0	3	0	0	0	0	<b>Colorado Rockies @ Pittsburgh Pirates</b> PNC Park, Pittsburgh, PA Sun Jul 24 2005, 1:35 PM EDT Att: 18,523 - Cloudy - 79 F				
Dustan Mohr, R (1,9) OBP: 0.253, SLG: 0.439	K			F9		K		L5		4	0	0	0	0	2	4					
17 Todd Helton, L (1,3) OBP: 0.411, SLG: 0.465	G4-3			G4-6-3				K		4	0	1	0	0	1	0					
5 Matt Holliday, R (1,7)		P3		G4-6-3				F7		4	0	0	0	0	0	2					
27 Garrett Atkins, R (1,5) OBP: 0.347, SLG: 0.418		G5-3			P4			FC6-4		4	0	2	0	0	0	0					
Eric Byrnes, R (1,8) OBP: 0.327, SLG: 0.434		L9			F7			FC6-4		4	0	0	0	0	0	2					
JD Closser, S (1,2) OBP: 0.311, SLG: 0.371				G6-3				1B		3	0	1	0	0	0	0					
Anderson Machado, S (1,6)				B5-6-4				P3		2	0	0	0	1	1	1					
Shawn Chacon, R (1,1) OBP: 0.227, SLG: 0.150				B5-6-4				K		2	0	0	0	0	0	1					
Aaron Miles, S (8, PH) OBP: 0.302, SLG: 0.358								K		1	0	0	0	0	1	1					
David Cortes, R (8, 1)										0	0	0	0	0	0	0					
<b>Inning Stats</b>	R: 0 E: 0 K: 1 S: 8	H: 0 LOB: 0 BB: 0 P: 12	R: 0 E: 0 K: 0 S: 7	H: 0 LOB: 0 BB: 0 P: 10	R: 0 E: 0 K: 0 S: 6	H: 2 LOB: 1 BB: 0 P: 13	R: 0 E: 0 K: 0 S: 10	H: 0 LOB: 0 BB: 0 P: 9	R: 0 E: 0 K: 2 S: 9	H: 1 LOB: 1 BB: 0 P: 16	R: 0 E: 0 K: 1 S: 12	H: 1 LOB: 1 BB: 0 P: 18	R: 0 E: 0 K: 1 S: 11	H: 2 LOB: 2 BB: 0 P: 15	R: 0 E: 0 K: 0 S: 5	H: 1 LOB: 1 BB: 0 P: 12	1B: 7 2B: 0 3B: 0 HR: 0	SF: 0 SAC: 0 DP: 2 HBP: 0	WP: 0 PB: 0 SB: 0 CS: 0	PA: 33	
<b>PITCHER</b>	IP	WLS	BF	H	R	ER	SO	BB	IBB	HBP	BLK	WP	HR	S	P	ERA	WHIP				
Mark Redman, L (1,1) ERA: 3.99	8.0	W	29	6	0	0	5	1	0	0	0	0	0	69	105	0.00	0.875				
Jose Mesa, R (9,1) ERA: 4.03	1.0	S	4	1	0	0	0	0	0	0	0	0	0	5	12	0.00	1.000				


Batter	1	2	3	4	5	6	7	8	9	AB	R	H	RBI	BB	SO	LOB	BOTTOM				
6 Chris Duffy, L (1,8) OBP: 0.286, SLG: 0.317	2B	K			F9			G4-3		4	0	1	0	0	1	1	<b>Colorado Rockies @ Pittsburgh Pirates</b> PNC Park, Pittsburgh, PA Sun Jul 24 2005, 1:35 PM EDT Att: 18,523 - Cloudy - 79 F				
12 Freddy Sanchez, R (1,5) OBP: 0.328, SLG: 0.389	B1-3			F8			BB	1B		4	0	2	0	0	0	1					
Jason Bay, R (1,7) OBP: 0.385, SLG: 0.546	P3			2B			BB	F9		3	0	1	0	1	0	2					
Brad Eldred, R (1,3) OBP: 0.308, SLG: 0.182	G5-3			K			K	F8		4	0	0	0	0	2	4					
Tike Redman, L (1,9) OBP: 0.308, SLG: 0.364		SH1-3		P5			G4-3	L5		4	1	1	0	0	0	3					
Jose Castillo, R (1,4) OBP: 0.316, SLG: 0.414		SH1-3		HR			F8	G1-3		3	1	1	1	0	0	0					
11 Humberto Cota, R (1,2) OBP: 0.301, SLG: 0.413		SF7		K			P6			2	0	0	1	0	1	0					
2 Jack Wilson, R (1,6) OBP: 0.271, SLG: 0.341		1B		P3			F7			3	1	1	0	0	0	0					
Mark Redman, L (1,1) OBP: 0.159, SLG: 0.098		3B		K				F8		3	0	1	1	0	1	0					
Jose Mesa, R (9,1) ERA: 4.44		1B								0	0	0	0	0	0	0					
<b>Inning Stats</b>	R: 0 E: 0 K: 0 S: 4	H: 1 LOB: 1 BB: 0 P: 6	R: 2 E: 0 K: 1 S: 11	H: 3 LOB: 1 BB: 0 P: 18	R: 0 E: 0 K: 1 S: 11	H: 1 LOB: 0 BB: 0 P: 13	R: 1 E: 0 K: 2 S: 9	H: 1 LOB: 0 BB: 0 P: 15	R: 0 E: 0 K: 1 S: 9	H: 1 LOB: 2 BB: 1 P: 18	R: 0 E: 0 K: 0 S: 6	H: 0 LOB: 0 BB: 0 P: 10	R: 0 E: 0 K: 0 S: 8	H: 1 LOB: 1 BB: 0 P: 12	R: 0 E: 0 K: 0 S: 6	H: 0 LOB: 0 BB: 0 P: 9	1B: 3 2B: 3 3B: 1 HR: 1	SF: 1 SAC: 1 DP: 0 HBP: 0	WP: 0 PB: 0 SB: 0 CS: 0	PA: 33	
<b>PITCHER</b>	IP	WLS	BF	H	R	ER	SO	BB	IBB	HBP	BLK	WP	HR	S	P	ERA	WHIP				
Shawn Chacon, R (1,1) ERA: 4.09	7.0	L	30	8	3	3	5	1	0	0	0	0	0	58	92	3.86	1.286				
David Cortes, R (8,1) ERA: 4.44	1.0		3	0	0	0	0	0	0	0	0	0	0	6	9	0.00	0.000				




Batter	1	2	3	4	5	6	7	8	9	AB	R	H	RBI	BB	SO	LOB	TOP				
7 José Reyes, S OBP: 0.297, SLG: 0.385	L8			2B 3B	1B			G4-3		4	1	2	0	0	0	0	<b>New York Mets @ Colorado Rockies</b> Coors Field, Denver, CO Mon Jul 25 2005, 7:05 PM MDT Att: 22,216 - Overcast - 62 F				
Mike Cameron, R OBP: 0.343, SLG: 0.490	F8			15 G3 3B 2B	K			F8		4	1	1	1	0	1						
15 Carlos Beltrán, S OBP: 0.317, SLG: 0.441	F8			G3				G4-3	K	4	0	0	0	0	1						
Cliff Floyd, L OBP: 0.354, SLG: 0.525		G1-3		5 SF9 3B				F7	F8	4	1	1	1	0	0						
5 David Wright, R OBP: 0.377, SLG: 0.499		F9		3-H SF9				F9		3	0	1	1	0	0						
31 Mike Piazza, R OBP: 0.326, SLG: 0.454		G1-3		3-H 2B				F7	F7	4	0	1	0	0	0						
Doug Mientkiewicz, L OBP: 0.359, SLG: 0.404			G3-4-1	P6				K		3	0	0	0	0	1						
Marlon Anderson, L OBP: 0.348, SLG: 0.366 Jose Santiago, R			F8		G4-3			G3-1		3	0	0	0	0	0						
Tom Glavine, L OBP: 0.121, SLG: 0.065 Miguel Cairo, R OBP: 0.305, SLG: 0.342		G5-3			G6-3			P4		2	0	0	0	0	0						
										1	0	0	0	0	0						
<b>Inning Stats</b>	R: 0 E: 0 K: 0 S: 5	H: 0 LOB: 0 BB: 0 P: 9	R: 0 E: 0 K: 0 S: 7	H: 0 LOB: 0 BB: 0 P: 11	R: 0 E: 0 K: 0 S: 6	H: 0 LOB: 0 BB: 0 P: 7	R: 3 E: 0 K: 0 S: 21	H: 4 LOB: 1 BB: 0 P: 25	R: 0 E: 0 K: 1 S: 12	H: 1 LOB: 1 BB: 0 P: 14	R: 0 E: 0 K: 1 S: 9	H: 0 LOB: 0 BB: 0 P: 11	R: 0 E: 0 K: 0 S: 7	H: 0 LOB: 0 BB: 0 P: 10	R: 0 E: 0 K: 1 S: 9	H: 1 LOB: 1 BB: 0 P: 12	1B: 2 2B: 2 3B: 2 HR: 0	SF: 1 SAC: 0 DP: 0 HBP: 0	WP: 0 PB: 0 SB: 0 CS: 0	PA: 33	
<b>PITCHER</b>	IP	WLS	BF	H	R	ER	SO	BB	IBB	HBP	BLK	WP	HR	S	P	ERA	WHIP				
Jose Acevedo, R ERA: 4.05	6.0	W	23	5	3	3	1	0	0	0	0	0	0	59	78	4.50	0.833				
Mike DeJean, R ERA: 5.13	1.0	H	3	0	0	0	1	0	0	0	0	0	0	9	11	0.00	0.000				
Dan Miceli, R ERA: 3.21	1.0	H	3	0	0	0	0	0	0	0	0	0	0	7	10	0.00	0.000				
40 Brian Fuentes, L ERA: 2.93	1.0	S	4	1	0	0	1	0	0	0	0	0	0	9	12	0.00	1.000				

Batter	1	2	3	4	5	6	7	8	9	AB	R	H	RBI	BB	SO	LOB	BOTTOM				
Luis Gonzalez, R OBP: 0.338, SLG: 0.427	27 2B 1B		E5 17 1B 5 G6-3	2-H 1B			G1-3	F9		5	2	2	1	0	0	2	<b>New York Mets @ Colorado Rockies</b> Coors Field, Denver, CO Mon Jul 25 2005, 7:05 PM MDT Att: 22,216 - Overcast - 62 F				
27 Garrett Atkins, R OBP: 0.346, SLG: 0.419	5 F9 1-H 2B		F9	G1-3			L6		4	0	1	1	0	0	2						
17 Todd Helton, L OBP: 0.414, SLG: 0.468 Desi Relaford, S OBP: 0.307, SLG: 0.325	L9		G6-3 1B		2-H 1B		5 2B G6-4-3		4	0	3	0	0	0	1						
5 Matt Holliday, R OBP: 0.346, SLG: 0.448	F9		G6-3	G6-4-3			2B		4	0	1	1	0	0	3						
Eric Byrnes, R OBP: 0.322, SLG: 0.427	F8		G3	G5-3			L7		4	0	0	0	0	0	4						
Dustin Mohr, R OBP: 0.299, SLG: 0.443 40 Brian Fuentes, L	G6-3			1B FC6-4 BB			SH5-4 SF9 2B	F7	3	2	1	0	1	0	0						
Danny Ardoin, R OBP: 0.295, SLG: 0.318				FC6-4 1B			SH5-4		3	0	3	0	0	0	0						
Anderson Machado, S			K	FC6-4 SH2-3 1B			SF9	K	3	1	0	2	0	2	3						
Jose Acevedo, R ERA: 4.05 Aaron Miles, S OBP: 0.300, SLG: 0.350 Mike DeJean, R OBP: 0.346, SLG: 0.419 Dan Miceli, R OBP: 0.321, SLG: 0.354 18 Cory Sullivan, L OBP: 0.322, SLG: 0.354				SH2-3			G4-3		1	0	0	0	0	0	1						
										1	0	0	0	0	0						
										0	0	0	0	0	0						
										0	0	0	0	0	0						
										0	0	0	0	0	0						
<b>Inning Stats</b>	R: 1 E: 0 K: 0 S: 10	H: 2 LOB: 1 BB: 0 P: 13	R: 0 E: 0 K: 2 S: 9	H: 1 LOB: 0 BB: 0 P: 16	R: 1 E: 1 K: 0 S: 10	H: 1 LOB: 1 BB: 0 P: 14	R: 2 E: 0 K: 0 S: 9	H: 2 LOB: 1 BB: 1 P: 21	R: 0 E: 0 K: 0 S: 5	H: 1 LOB: 0 BB: 0 P: 8	R: 1 E: 0 K: 0 S: 7	H: 1 LOB: 2 BB: 0 P: 12	R: 0 E: 0 K: 0 S: 10	H: 2 LOB: 2 BB: 0 P: 16	R: 0 E: 0 K: 1 S: 14	H: 1 LOB: 2 BB: 1 P: 23	1B: 7 2B: 4 3B: 0 HR: 0	SF: 1 SAC: 2 DP: 1 HBP: 0	WP: 0 PB: 0 SB: 0 CS: 0	PA: 37	
<b>PITCHER</b>	IP	WLS	BF	H	R	ER	SO	BB	IBB	HBP	BLK	WP	HR	S	P	ERA	WHIP				
Tom Glavine, L ERA: 4.69	6.0	L	27	5	4	4	2	1	0	0	0	0	0	50	84	6.00	1.500				
Jose Santiago, R ERA:	2.0		10	3	0	0	1	1	0	0	0	0	0	24	39	0.00	2.000				

AB 32  
R 3  
H 6  
RBI 3  
BB 0  
SO 3  
LOB 4



AB 32  
R 5  
H 11  
RBI 5  
BB 2  
SO 3  
LOB 16



Batter	1	2	3	4	5	6	7	8	9	AB	R	H	RBI	BB	SO	LOB	TOP			
7 José Reyes, S OBP: 0.301, SLG: 0.388	G6-3		2-2 1B		1-3 K		4-2 BB		2-2 2B	4	0	2	2	1	1	0	<b>New York Mets @ Colorado Rockies</b> Coors Field, Denver, CO Tue Jul 26 2005, 7:05 PM MDT Att: 22,518 - Overcast - 62 F			
Mike Cameron, R OBP: 0.337, SLG: 0.480	K		2-3 K			0-1 G3-1	2-3 K		2-3 K	5	0	0	0	0	4	5				
15 Carlos Beltrán, S OBP: 0.316, SLG: 0.439	G6-3			1-1 FC5-4 5 1B		1-2 E5 G3-6-3			1-3 K	4	0	1	0	0	1	0				
Cliff Floyd, L OBP: 0.353, SLG: 0.520		0-1 F8		2-3 K		1-1 G3-6-3		4-2 BB		3	0	0	0	1	1	2				
5 David Wright, R OBP: 0.381, SLG: 0.510		2-2 CS 1B		2-2 31 FC5-4 1B			2-2 HR	2-3 K		4	1	3	1	0	1	1				
31 Mike Piazza, R OBP: 0.322, SLG: 0.448	K			0-1 FC5-4 1-2 2-3			2-2 E6 7 WP 1B	2-1 FC5-4		4	0	0	0	0	1	4				
Chris Woodward, R OBP: 0.338, SLG: 0.439	CS	0-1 F8	1-0 F8	1-1 L6			2-2 L6		0-3 K	4	0	0	0	0	1	3				
Miguel Cairo, R OBP: 0.304, SLG: 0.340			1-1 7 S 7 SH2-4 1B		2-1 G6-3		1-1 F7	0-1 G1-3		4	1	1	0	0	0	1				
Kaz Ishii, L OBP: 0.250, SLG: 0.217			0-0 SH2-4		2-1 G4-3		0-1 7 WP 1B	2-2 7 2B 1B		1	0	0	0	0	0	0				
Juan Padilla, R OBP: 0.323, SLG: 0.407			1-2							1	0	1	0	0	0	0				
Aaron Heilman, R OBP: 0.200, SLG: 0.200										1	1	1	0	0	0	0				
<b>Inning Stats</b>	R: 0 E: 0 K: 1 S: 9	H: 0 LOB: 0 BB: 0 P: 14	R: 0 E: 0 K: 1 S: 10	H: 1 LOB: 0 BB: 0 P: 13	R: 1 E: 0 K: 1 S: 10	H: 2 LOB: 1 BB: 0 P: 16	R: 0 E: 0 K: 1 S: 13	H: 2 LOB: 2 BB: 0 P: 19	R: 0 E: 1 K: 0 S: 7	H: 0 LOB: 0 BB: 0 P: 9	R: 1 E: 1 K: 1 S: 19	H: 2 LOB: 3 BB: 1 P: 32	R: 0 E: 0 K: 2 S: 14	H: 0 LOB: 1 BB: 1 P: 23	R: 1 E: 0 K: 2 S: 16	H: 2 LOB: 1 BB: 0 P: 22	1B: 7 2B: 1 3B: 0 HR: 1	SF: 0 SAC: 1 DP: 1 HBP: 0	WP: 1 PB: 0 SB: 1 CS: 1	PA: 39
<b>PITCHER</b>	IP WLS BF H R ER SO BB IBB HBP BLK WP HR S P ERA WHIP	IP WLS BF H R ER SO BB IBB HBP BLK WP HR S P ERA WHIP	IP WLS BF H R ER SO BB IBB HBP BLK WP HR S P ERA WHIP	IP WLS BF H R ER SO BB IBB HBP BLK WP HR S P ERA WHIP	IP WLS BF H R ER SO BB IBB HBP BLK WP HR S P ERA WHIP	IP WLS BF H R ER SO BB IBB HBP BLK WP HR S P ERA WHIP	IP WLS BF H R ER SO BB IBB HBP BLK WP HR S P ERA WHIP	IP WLS BF H R ER SO BB IBB HBP BLK WP HR S P ERA WHIP	IP WLS BF H R ER SO BB IBB HBP BLK WP HR S P ERA WHIP	IP WLS BF H R ER SO BB IBB HBP BLK WP HR S P ERA WHIP	IP WLS BF H R ER SO BB IBB HBP BLK WP HR S P ERA WHIP	IP WLS BF H R ER SO BB IBB HBP BLK WP HR S P ERA WHIP	IP WLS BF H R ER SO BB IBB HBP BLK WP HR S P ERA WHIP	IP WLS BF H R ER SO BB IBB HBP BLK WP HR S P ERA WHIP	IP WLS BF H R ER SO BB IBB HBP BLK WP HR S P ERA WHIP	IP WLS BF H R ER SO BB IBB HBP BLK WP HR S P ERA WHIP	IP WLS BF H R ER SO BB IBB HBP BLK WP HR S P ERA WHIP			

AB 35  
R 3  
H 9  
RBI 3  
BB 2  
SO 10  
LOB 16



Batter	1	2	3	4	5	6	7	8	9	AB	R	H	RBI	BB	SO	LOB	BOTTOM			
Luis Gonzalez, R OBP: 0.336, SLG: 0.428	27 G4-3 5 1B	G5-3		G5-3			G1-6-3			4	1	1	0	0	0	2	<b>New York Mets @ Colorado Rockies</b> Coors Field, Denver, CO Tue Jul 26 2005, 7:05 PM MDT Att: 22,518 - Overcast - 62 F			
27 Garrett Atkins, R OBP: 0.344, SLG: 0.417	G4-3		G5-3	P4			G1-6-3			4	0	1	0	0	0	2				
5 Matt Holliday, R OBP: 0.348, SLG: 0.449	G5-3 BB 1B		G5-3		3-1 CS 1B		F9			4	0	2	1	0	0	1				
Eric Byrnes, R OBP: 0.324, SLG: 0.423	4-2 3-H		0-1 E3		4-1 CS 1B		2-3 K			2	1	0	0	2	1	1				
Dan Miceli, R OBP: 0.344, SLG: 0.417	G5-3		1B		G5-4-3 BB					0	0	0	0	0	0	0				
40 Brian Fuentes, L OBP: 0.370, SLG: 0.458	G5-3 BB		G5-3		1-0 G5-4-3					0	0	0	0	0	0	0				
Ryan Shealy, R OBP: 0.370, SLG: 0.458	G5-3		HR 1B		1-0 G5-4-3			0-2 G1-3		4	1	1	1	0	0	3				
Dustin Mohr, R OBP: 0.284, SLG: 0.460	K		1-1 HR			4-2 G5-3 BB		1-3 K		3	1	1	2	1	2	2				
Danny Ardoin, R OBP: 0.293, SLG: 0.315		1-2 1B	0-1 F9			3-2 G5-3		2-3 K		4	0	1	0	0	1	1				
Anderson Machado, S OBP: 0.220, SLG: 0.189		4-2 26 SH1-3 BB		G6-3			3-1 P5			2	0	0	0	1	0	1				
26 Jeff Francis, L OBP: 0.220, SLG: 0.189		0-1 SH1-3			3-1 WP 2B		1-3 K			2	0	1	0	0	1	1				
18 Cory Sullivan, L OBP: 0.322, SLG: 0.354		1-2								0	0	0	0	0	0	0				
<b>Inning Stats</b>	R: 1 E: 0 K: 1 S: 15	H: 2 LOB: 2 BB: 1 P: 22	R: 0 E: 0 K: 0 S: 10	H: 1 LOB: 1 BB: 1 P: 16	R: 3 E: 1 K: 0 S: 12	H: 2 LOB: 0 BB: 0 P: 16	R: 0 E: 0 K: 0 S: 12	H: 1 LOB: 1 BB: 0 P: 20	R: 0 E: 0 K: 1 S: 4	H: 0 LOB: 1 BB: 1 P: 12	R: 0 E: 0 K: 1 S: 10	H: 1 LOB: 1 BB: 0 P: 16	R: 0 E: 0 K: 2 S: 9	H: 0 LOB: 0 BB: 0 P: 12	R: 0 E: 0 K: 2 S: 9	H: 0 LOB: 0 BB: 0 P: 12	1B: 5 2B: 2 3B: 0 HR: 1	SF: 0 SAC: 1 DP: 1 HBP: 0	WP: 1 PB: 0 SB: 0 CS: 1	PA: 34
<b>PITCHER</b>	IP WLS BF H R ER SO BB IBB HBP BLK WP HR S P ERA WHIP	IP WLS BF H R ER SO BB IBB HBP BLK WP HR S P ERA WHIP	IP WLS BF H R ER SO BB IBB HBP BLK WP HR S P ERA WHIP	IP WLS BF H R ER SO BB IBB HBP BLK WP HR S P ERA WHIP	IP WLS BF H R ER SO BB IBB HBP BLK WP HR S P ERA WHIP	IP WLS BF H R ER SO BB IBB HBP BLK WP HR S P ERA WHIP	IP WLS BF H R ER SO BB IBB HBP BLK WP HR S P ERA WHIP	IP WLS BF H R ER SO BB IBB HBP BLK WP HR S P ERA WHIP	IP WLS BF H R ER SO BB IBB HBP BLK WP HR S P ERA WHIP	IP WLS BF H R ER SO BB IBB HBP BLK WP HR S P ERA WHIP	IP WLS BF H R ER SO BB IBB HBP BLK WP HR S P ERA WHIP	IP WLS BF H R ER SO BB IBB HBP BLK WP HR S P ERA WHIP	IP WLS BF H R ER SO BB IBB HBP BLK WP HR S P ERA WHIP	IP WLS BF H R ER SO BB IBB HBP BLK WP HR S P ERA WHIP	IP WLS BF H R ER SO BB IBB HBP BLK WP HR S P ERA WHIP	IP WLS BF H R ER SO BB IBB HBP BLK WP HR S P ERA WHIP	IP WLS BF H R ER SO BB IBB HBP BLK WP HR S P ERA WHIP			

AB 29  
R 4  
H 8  
RBI 4  
BB 4  
SO 5  
LOB 14



Batter	1	2	3	4	5	6	7	8	9	AB R H RBI BB SO LOB	TOP											
7 José Reyes, S OBP: 0.302, SLG: 0.389	F7		L9-3 1B		G4-3			L4		5 1 2 0 0 0 0	<b>New York Mets @ Colorado Rockies</b> Coors Field, Denver, CO Wed Jul 27 2005, 7:05 PM MDT Att: 26,183 - Clear - 73 F											
Miguel Cairo, R OBP: 0.307, SLG: 0.348	2B		L9-3		G3			F8	5 1 2 1 0 0 1													
15 Carlos Beltrán, S OBP: 0.315, SLG: 0.439	K		K		K			P6	5 1 1 1 0 3 1													
Cliff Floyd, L OBP: 0.357, SLG: 0.523 Gerald Williams, R OBP: 0.167, SLG: 0.167	G6-3							K	2 1 1 0 2 0 1 1 0 0 0 0 1 0													
5 David Wright, R OBP: 0.375, SLG: 0.510	G6-3							K	4 1 1 2 0 0 2													
Marlon Anderson, L OBP: 0.352, SLG: 0.409	HR							K	4 2 2 2 0 2 3													
11 Ramon Castro, R OBP: 0.324, SLG: 0.433	K							K	4 1 2 3 0 2 1													
Doug Mientkiewicz, L OBP: 0.309, SLG: 0.407 Chris Woodward, R OBP: 0.336, SLG: 0.435	2B							K	3 0 1 0 0 1 1 1 0 0 0 0 1 0													
Victor Zambrano, S OBP: 0.143, SLG: 0.200 Jose Offerman, S OBP: 0.318, SLG: 0.400 Danny Graves, R OBP: 0.167, SLG: 0.167	G3							G5-3	3 1 1 0 0 1 2 1 0 0 0 0 0 0 0 0 0 0 0 0 0													
<b>Inning Stats</b>	R: 0 E: 0 K: 1 S: 15	H: 1 LOB: 1 BB: 0 P: 21	R: 1 E: 0 K: 1 S: 12	H: 2 LOB: 1 BB: 0 P: 21	R: 0 E: 0 K: 1 S: 7	H: 1 LOB: 0 BB: 1 P: 12	R: 2 E: 0 K: 0 S: 6	H: 2 LOB: 0 BB: 1 P: 10	R: 6 E: 0 K: 3 S: 20	H: 6 LOB: 1 BB: 1 P: 31		R: 0 E: 0 K: 1 S: 7	H: 0 LOB: 0 BB: 0 P: 10	R: 0 E: 0 K: 2 S: 9	H: 1 LOB: 1 BB: 0 P: 14	R: 0 E: 0 K: 1 S: 9	H: 0 LOB: 0 BB: 0 P: 12	R: 0 E: 0 K: 1 S: 10	H: 0 LOB: 0 BB: 0 P: 15	1B: 4 2B: 7 3B: 0 HR: 3	SF: 0 SAC: 0 DP: 2 HBP: 0	WP: 0 PB: 0 SB: 0 CS: 0
<b>PITCHER</b>	IP WLS BF H R ER SO BB IBB HBP BLK WP HR S P ERA WHIP											<b>PITCHER</b>	IP WLS BF H R ER SO BB IBB HBP BLK WP HR S P ERA WHIP									
Jamey Wright, R ERA: 5.81	(1, 1) 4.0 L 23 11 9 9 3 1 1 0 0 0 3 49 79 20.25 3.000																					
Marcos Carvajal, R ERA: 3.86	(5, 1) 3.0 11 2 0 0 6 0 0 0 0 0 0 27 40 0.00 0.667																					
Randy Williams, L ERA: 8.1	(8, 1) 2.0 6 0 0 0 2 0 0 0 0 0 0 19 27 0.00 0.000																					

Batter	1	2	3	4	5	6	7	8	9	AB R H RBI BB SO LOB	BOTTOM											
18 Cory Sullivan, L OBP: 0.324, SLG: 0.352	G4-3		K							4 1 1 0 1 2 2	<b>New York Mets @ Colorado Rockies</b> Coors Field, Denver, CO Wed Jul 27 2005, 7:05 PM MDT Att: 26,183 - Clear - 73 F											
Aaron Miles, S OBP: 0.303, SLG: 0.359	L5		G3							4 0 1 1 1 0 1												
5 Matt Holliday, R OBP: 0.357, SLG: 0.455	1B		BB							4 1 3 1 1 1 1												
27 Garrett Atkins, R OBP: 0.345, SLG: 0.416	1B		FC5-4							5 0 2 0 0 0 4												
Eric Byrnes, R OBP: 0.323, SLG: 0.420	1B									4 0 1 1 0 0 2												
Ryan Sheehy, R OBP: 0.355, SLG: 0.407	G4-3									3 0 0 0 1 0 4												
Desi Relaford, S OBP: 0.306, SLG: 0.321	G4-3									3 1 0 0 1 0 1												
Danny Ardoin, R OBP: 0.291, SLG: 0.323	K									4 0 1 0 0 2 0												
Jamey Wright, R OBP: 0.128, SLG: 0.128 Marcos Carvajal, R OBP: 0.317, SLG: 0.431 Randy Williams, L OBP: 0.167, SLG: 0.167 JD Closser, S OBP: 0.310, SLG: 0.369	F7									1 0 0 0 0 0 0 1 0 0 0 0 1 0 1 0 0 0 0 0 0 0 0 0 0 0 0 0 1 0 0 0 0 1 2												
<b>Inning Stats</b>	R: 1 E: 0 K: 0 S: 13	H: 3 LOB: 2 BB: 0 P: 21	R: 0 E: 0 K: 1 S: 7	H: 0 LOB: 0 BB: 0 P: 12	R: 0 E: 0 K: 1 S: 11	H: 0 LOB: 1 BB: 1 P: 20	R: 0 E: 0 K: 0 S: 7	H: 0 LOB: 0 BB: 0 P: 10	R: 1 E: 0 K: 2 S: 13	H: 2 LOB: 1 BB: 0 P: 19		R: 0 E: 0 K: 0 S: 7	H: 0 LOB: 1 BB: 1 P: 15	R: 0 E: 0 K: 1 S: 9	H: 0 LOB: 1 BB: 1 P: 15	R: 0 E: 0 K: 0 S: 9	H: 2 LOB: 1 BB: 0 P: 14	R: 1 E: 0 K: 2 S: 16	H: 2 LOB: 3 BB: 2 P: 27	1B: 7 2B: 2 3B: 0 HR: 0	SF: 0 SAC: 0 DP: 1 HBP: 0	WP: 0 PB: 0 SB: 1 CS: 0
<b>PITCHER</b>	IP WLS BF H R ER SO BB IBB HBP BLK WP HR S P ERA WHIP											<b>PITCHER</b>	IP WLS BF H R ER SO BB IBB HBP BLK WP HR S P ERA WHIP									
Victor Zambrano, R ERA: 3.78	(1, 1) 7.0 W 29 4 1 1 2 3 0 0 0 0 0 0 67 112 2.57 1.143																					
Danny Graves, R ERA: 7.39	(8, 1) 2.0 11 4 1 1 2 2 0 0 0 0 0 0 25 41 4.50 3.000																					

AB	38
R	9
H	13
RBI	9
BB	2
SO	11
LOB	12



AB	35
R	3
H	9
RBI	3
BB	5
SO	7
LOB	17








Batter	1	2	3	4	5	6	7	8	9	AB	R	H	RBI	BB	SO	LOB	TOP										
11 Jimmy Rollins, S OBP: 0.327, SLG: 0.415	G3-1 26 G3-1 2B		1B 26 1B	G4-3		FC4-6 1B BB			K	5	3	3	0	1	1	0											
Kenny Lofton, L OBP: 0.397, SLG: 0.401	G3-1		FC4-6 26 1B				P6			5	1	3	0	0	0	2											
63 Ryan Madson, L			1B							0	0	0	0	0	0	0											
Ugueth Urbina, R			1B							0	0	0	0	0	0	0											
Billy Wagner, L OBP: 0.500, SLG: 0.500	2-3		1B							0	0	0	0	0	0	0											
26 Chase Utley, L OBP: 0.390, SLG: 0.544	G3-1		FC4-6 1B	G3		L7		F7		5	0	1	2	0	0	3											
Bobby Abreu, L OBP: 0.409, SLG: 0.492	K		FC4-6 1B 2B		G4-3	FC4-6 6 BB 1B				5	1	1	0	0	1	4											
Pat Burrell, R OBP: 0.376, SLG: 0.510			2B							4	2	4	2	1	0	0											
6 Ryan Howard, L OBP: 0.348, SLG: 0.492			F7							4	1	2	1	1	1	4											
David Bell, R OBP: 0.308, SLG: 0.365			2B							4	0	1	2	1	0	6											
Mike Lieberthal, R OBP: 0.320, SLG: 0.397			F8							4	0	0	1	0	0	4											
Cory Lidle, R OBP: 0.216, SLG: 0.194			F8							3	0	0	0	0	2	3											
Geoff Geary, R OBP: 0.250, SLG: 0.250										0	0	0	0	0	0	0											
Andy Chavez, L OBP: 0.305, SLG: 0.348										2	0	0	0	0	1	0											
<b>Inning Stats</b>	R: 1 E: 0 K: 1 S: 11	H: 1 LOB: 0 BB: 0 P: 17	R: 2 E: 1 K: 0 S: 9	H: 2 LOB: 0 BB: 0 P: 12	R: 4 E: 0 K: 0 S: 15	H: 5 LOB: 1 BB: 0 P: 26	R: 0 E: 0 K: 1 S: 7	H: 1 LOB: 1 BB: 0 P: 10	R: 0 E: 0 K: 1 S: 12	H: 2 LOB: 3 BB: 2 P: 18	R: 1 E: 0 K: 0 S: 16	H: 2 LOB: 3 BB: 2 P: 31	R: 0 E: 0 K: 0 S: 10	H: 1 LOB: 1 BB: 0 P: 14	R: 0 E: 0 K: 1 S: 10	H: 1 LOB: 2 BB: 1 P: 18	R: 0 E: 0 K: 2 S: 9	H: 0 LOB: 0 BB: 0 P: 13	1B: 8 2B: 7 3B: 0 HR: 0	SF: 1 SAC: 0 DP: 0 HBP: 0	WP: 0 PB: 0 SB: 0 CS: 0	PA: 46					
<b>PITCHER</b>	IP	WLS	BF	H	R	ER	SO	BB	IBB	HBP	BLK	WP	HR	S	P	ERA	WHIP										
28 Aaron Cook, R ERA: 14.54	4.1	L	25	11	7	7	2	1	0	0	0	0	0	50	78	14.54	2.769										
Marcos Carvajal, R ERA: 3.92	1.2	9	2	1	1	1	1	2	0	0	0	0	0	20	36	5.40	2.400										
David Cortes, R ERA: 4.21	0.2	3	1	0	0	0	1	0	0	0	0	0	0	9	13	0.00	1.500										
Randy Williams, L ERA: 6.48	1.0	5	1	0	0	0	1	0	1	0	0	0	0	8	16	0.00	1.000										
Mike DeJean, R ERA: 5.5	1.1	4	0	0	0	0	2	0	0	0	0	0	0	12	16	0.00	0.000										

Philadelphia Phillies @ Colorado Rockies  
Coors Field, Denver, CO  
Sat Jul 30 2005, 6:05 PM MDT  
Att: 33,418 - Partly Cloudy - 93 F

livebaseballscores.com

AB	41
R	8
H	15
RBI	8
BB	4
SO	6
LOB	26




Batter	1	2	3	4	5	6	7	8	9	AB	R	H	RBI	BB	SO	LOB	BOTTOM										
18 Cory Sullivan, L OBP: 0.326, SLG: 0.350	G4-3		G6-3 1B				L7			4	0	1	0	0	1	0											
Luis Gonzalez, R OBP: 0.326, SLG: 0.427	G6-3		G6-3				F9			4	0	0	0	0	0	2											
5 Matt Holliday, R OBP: 0.364, SLG: 0.498	G3		HR				G6-3			4	2	2	3	0	0	0											
27 Garrett Atkins, R OBP: 0.342, SLG: 0.408			G6-3				L7			4	0	0	0	0	1	0											
Jorge Piedra, L OBP: 0.353, SLG: 0.452										3	3	2	0	1	1	0											
Ryan Sheehy, R OBP: 0.357, SLG: 0.474										4	1	3	1	0	1	0											
Aaron Miles, S OBP: 0.307, SLG: 0.358										4	0	2	1	0	0	1											
Danny Ardoin, R OBP: 0.272, SLG: 0.311										3	0	0	1	0	1	4											
28 Aaron Cook, R ERA: 14.54										2	1	1	0	0	1	1											
Marcos Carvajal, R ERA: 3.92										1	0	0	0	0	1	0											
David Cortes, R ERA: 4.21										0	0	0	0	0	0	0											
Randy Williams, L ERA: 6.48										0	0	0	0	0	0	0											
Mike DeJean, R ERA: 5.5										0	0	0	0	0	0	0											
Dustan Mohr, R OBP: 0.304, SLG: 0.451										1	0	0	0	0	1	0											
<b>Inning Stats</b>	R: 0 E: 0 K: 0 S: 7	H: 3 LOB: 1 BB: 0 P: 9	R: 1 E: 0 K: 1 S: 12	H: 3 LOB: 1 BB: 0 P: 16	R: 2 E: 0 K: 0 S: 6	H: 3 LOB: 1 BB: 0 P: 9	R: 1 E: 0 K: 1 S: 12	H: 3 LOB: 1 BB: 0 P: 15	R: 1 E: 0 K: 1 S: 9	H: 1 LOB: 0 BB: 0 P: 14	R: 2 E: 0 K: 1 S: 12	H: 1 LOB: 0 BB: 1 P: 20	R: 0 E: 0 K: 0 S: 5	H: 0 LOB: 0 BB: 0 P: 6	R: 0 E: 0 K: 2 S: 8	H: 0 LOB: 0 BB: 0 P: 12	R: 0 E: 0 K: 2 S: 9	H: 0 LOB: 0 BB: 0 P: 10	1B: 7 2B: 2 3B: 0 HR: 2	SF: 1 SAC: 0 DP: 3 HBP: 0	WP: 0 PB: 0 SB: 0 CS: 0	PA: 36					
<b>PITCHER</b>	IP	WLS	BF	H	R	ER	SO	BB	IBB	HBP	BLK	WP	HR	S	P	ERA	WHIP										
Cory Lidle, R ERA: 4.79	5.0	W	22	10	5	5	3	1	0	0	0	0	0	12	20	18.00	2.000										
Geoff Geary, R ERA: 4.63	1.0	H	5	1	2	2	1	1	0	0	0	0	0	5	6	0.00	0.000										
63 Ryan Madson, R ERA: 3.79	1.0	H	3	0	0	0	0	0	0	0	0	0	0	8	12	0.00	0.000										
Ugueth Urbina, R ERA: 3.42	1.0	H	3	0	0	0	2	0	0	0	0	0	0	9	10	0.00	0.000										
Billy Wagner, L ERA: 1.97	1.0	S	3	0	0	0	2	0	0	0	0	0	0	9	10	0.00	0.000										

Philadelphia Phillies @ Colorado Rockies  
Coors Field, Denver, CO  
Sat Jul 30 2005, 6:05 PM MDT  
Att: 33,418 - Partly Cloudy - 93 F

livebaseballscores.com

AB	34
R	7
H	11
RBI	6
BB	1
SO	8
LOB	8





Batter	1	2	3	4	5	6	7	8	9	AB	R	H	RBI	BB	SO	LOB	TOP							
11 Jimmy Rollins, S OBP: 0.327, SLG: 0.414 Geoff Geary, R OBP: 0.250, SLG: 0.250 Rheal Cormier, L OBP: 0.319, SLG: 0.395	1-1 G5-3 1B		0-2 G5-3 1-2		2-1 L7-4-3 1-1		0-1 G5-3		3-3 K	4	0	1	0	0	0	4								
Jason Michaels, R OBP: 0.404, SLG: 0.401	3-2 G5-3 1-2		3-2 1B		0-2 G5-3		2-2 G1-3			4	0	1	0	0	0	1								
Bobby Abreu, L OBP: 0.406, SLG: 0.488 Matt Kata, S OBP: 0.300, SLG: 0.314	1-3 K		2-3 K		3-2 L7		1-1 F9			3	0	0	0	0	2	3								
Pat Burrell, R OBP: 0.378, SLG: 0.508	2-1 G5-3			2-2 K		3-2 1B		4-2 26 1B 2B		3	1	1	0	1	1	1								
26 Chase Utley, L OBP: 0.389, SLG: 0.540		2-3 K		2-3 K		1-1 G4-3		0-1 2B 1B		4	1	1	0	0	2	1								
David Bell, R OBP: 0.313, SLG: 0.370		0-3 K		4-2 BB			1-1 FC6-5 1B	2-0 1B 2B		3	0	2	2	1	1	0								
Tomas Perez, S OBP: 0.301, SLG: 0.302		1-3 K		3-2 P3			1-3 K	1-0 G4-3		4	0	0	0	0	2	3								
Todd Pratt, R OBP: 0.319, SLG: 0.407			2-3 K		1-2 21 FC1-6 HBP		2-0 FC6-5 1B	0-0 L9		3	0	1	0	0	1	0								
21 Jon Lieber, L OBP: 0.068, SLG: 0.093 Aaron Fultz, L OBP: 0.500, SLG: 0.500 Andy Chavez, L OBP: 0.302, SLG: 0.344 Ramon Martinez, R OBP: 0.307, SLG: 0.280			2-2 1B G5-3 1B		2-2 FC1-6 L7-4-3		3-1 FC6-5	1-0 G5-3		2	0	1	0	0	0	1								
<b>Inning Stats</b>	R: 0 E: 0 K: 1 S: 11	H: 1 LOB: 1 BB: 0 P: 18	R: 0 E: 0 K: 3 S: 10	H: 0 LOB: 0 BB: 0 P: 13	R: 0 E: 0 K: 2 S: 16	H: 2 LOB: 2 BB: 0 P: 25	R: 0 E: 0 K: 2 S: 13	H: 0 LOB: 1 BB: 1 P: 24	R: 0 E: 0 K: 0 S: 7	H: 0 LOB: 0 BB: 0 P: 12	R: 0 E: 0 K: 0 S: 13	H: 1 LOB: 1 BB: 0 P: 20	R: 0 E: 0 K: 1 S: 10	H: 2 LOB: 2 BB: 0 P: 17	R: 2 E: 0 K: 0 S: 11	H: 2 LOB: 1 BB: 1 P: 21	R: 0 E: 0 K: 1 S: 5	H: 0 LOB: 0 BB: 0 P: 9	1B: 7 2B: 2 3B: 0 HR: 0	SF: 0 SAC: 0 DP: 1 HBP: 1	WP: 0 PB: 0 SB: 0 CS: 0	PA: 37		
<b>PITCHER</b>	IP WLS BF H R ER SO BB IBB HBP BLK WP HR S P ERA WHIP	6.0 W 23 4 0 0 8 1 0 1 0 0 0 70 112 0.00 0.833	1.0 5 2 2 0 1 0 0 0 0 0 0 0 10 17 0.00 2.000	1.0 6 2 2 2 0 1 0 0 0 0 0 0 11 21 18.00 3.000	1.0 3 0 0 0 1 0 0 0 0 0 0 0 5 9 0.00 0.000																			

Philadelphia Phillies @ Colorado Rockies  
Coors Field, Denver, CO  
Sun Jul 31 2005, 1:05 PM MDT  
Att: 21,807 - Sunny - 90 F

AB 34  
R 2  
H 8  
RBI 2  
BB 2  
SO 10  
LOB 16



Batter	1	2	3	4	5	6	7	8	9	AB	R	H	RBI	BB	SO	LOB	BOTTOM						
18 Cory Sullivan, L OBP: 0.324, SLG: 0.350	1-2 G4-3			0-0 6 SH3-4 1B	0-0 SF8	2-2 L4				3	0	1	1	0	0	1							
6 Omar Quintanilla, L OBP: 0.333, SLG: 0.333	1-1 L6			0-0 SH3-4	0-1 5 HBP 2B 1B	1-0 F8				3	1	1	0	0	0	1							
5 Matt Holliday, R OBP: 0.362, SLG: 0.492	1-3 K			1-2 K	2-2 27 2B HBP		0-0 F8			3	1	0	0	0	2	1							
27 Garrett Atkins, R OBP: 0.344, SLG: 0.410		2-2 F7		1-0 G4-3	2-2 1B 2B		4-2 G4-3 BB			3	1	1	3	1	0	1							
Ryan Shealy, R OBP: 0.370, SLG: 0.476		0-2 P3			2B 1B		1-2 G4-3			4	2	2	1	0	0	1							
Dustan Mohr, R OBP: 0.269, SLG: 0.476		1-3 K			2B 2B			2-1 F8		4	2	2	2	0	1	0							
Luis Gonzalez, R OBP: 0.321, SLG: 0.419			0-1 G6-3		G5-3			3-2 F8		4	0	0	0	0	0	2							
JD Closser, S OBP: 0.311, SLG: 0.373			0-0 G6-3		26 1B 18 SF8 1B		0-0 F8			4	1	2	1	0	0	0							
26 Jeff Francis, L OBP: 0.233, SLG: 0.205 Aaron Miles, S OBP: 0.306, SLG: 0.356 David Cortes, R OBP: 0.306, SLG: 0.356 Dan Miceli, R OBP: 0.306, SLG: 0.356 40 Brian Fuentes, L OBP: 0.307, SLG: 0.280			1-3 K		1-2 5 HBP 27 2B 1B	0-2 L7				2	1	1	1	0	1	0							
<b>Inning Stats</b>	R: 0 E: 0 K: 1 S: 10	H: 0 LOB: 0 BB: 0 P: 13	R: 0 E: 0 K: 1 S: 9	H: 0 LOB: 0 BB: 0 P: 12	R: 0 E: 0 K: 1 S: 6	H: 0 LOB: 0 BB: 0 P: 7	R: 0 E: 0 K: 1 S: 6	H: 1 LOB: 1 BB: 0 P: 8	R: 9 E: 0 K: 0 S: 28	H: 8 LOB: 0 BB: 0 P: 37	R: 0 E: 0 K: 0 S: 8	H: 1 LOB: 1 BB: 0 P: 11	R: 0 E: 0 K: 0 S: 6	H: 0 LOB: 0 BB: 1 P: 11	R: 0 E: 0 K: 0 S: 6	H: 0 LOB: 0 BB: 0 P: 11	1B: 6 2B: 3 3B: 0 HR: 1	SF: 1 SAC: 1 DP: 1 HBP: 1	WP: 0 PB: 0 SB: 0 CS: 0	PA: 35			
<b>PITCHER</b>	IP WLS BF H R ER SO BB IBB HBP BLK WP HR S P ERA WHIP	4.2 L 24 9 9 9 4 0 0 0 0 0 0 10 13 0.00 0.750	1.1 5 1 0 0 0 0 0 0 0 0 0 0 6 11 0.00 1.000	1.0 3 0 0 0 0 0 0 0 0 0 0 0 6 11 0.00 0.000																			

Philadelphia Phillies @ Colorado Rockies  
Coors Field, Denver, CO  
Sun Jul 31 2005, 1:05 PM MDT  
Att: 21,807 - Sunny - 90 F

AB 31  
R 9  
H 10  
RBI 9  
BB 1  
SO 4  
LOB 8



Batter	1	2	3	4	5	6	7	8	9	AB	R	H	RBI	BB	SO	LOB	TOP											
18 Cory Sullivan, L (1.8) OBP: 0.317, SLG: 0.341	1-2 G3-1		2-2 G3		2-0 G4-3	1-3 K			3-2 K	5	0	0	0	0	2	3												
6 Omar Quintanilla, L (1.6) OBP: 0.375, SLG: 0.625	0-0 G3		2-0		1-2				1-2 G6-3	5	1	2	1	0	0	0												
5 Matt Holliday, R (1.7) OBP: 0.360, SLG: 0.500	2-3 K		1-2		0-0				0-0 G3	4	1	1	2	0	1	1												
27 Garrett Atkins, R (1.5) OBP: 0.342, SLG: 0.406		1-0 F7	1-0		4-0				3-1 F8	3	0	0	0	1	0	1												
Larry Bigbie, L (1.9) OBP: 0.309, SLG: 0.367		0-3 K			0-2				0-0 F9	4	0	0	0	0	1	1												
Ryan Shealy, R (1.3) OBP: 0.380, SLG: 0.478		2-0			1-1				1-3 K	4	1	2	0	0	1	0												
Luis Gonzalez, R (1.4) OBP: 0.328, SLG: 0.427		4-2			0-1				2-2	3	0	2	0	1	0	1												
JD Closser, S (1.2) OBP: 0.314, SLG: 0.394		2-0			3-1				1-1 G6-3	4	1	2	1	0	0	2												
40 Brian Fuentes, L (9.1)		1-3			1-2					0	0	0	0	0	0	0												
Jamey Wright, R (1.1) OBP: 0.143, SLG: 0.122		1-0			1-3				1-2 F9	2	0	0	0	1	1	3												
Mike DeJean, R (7.1)										0	0	0	0	0	0	0												
Jorge Piedra, L (9. PH) OBP: 0.348, SLG: 0.444										1	0	0	0	0	0	0												
Danny Ardoin, R (9.2) OBP: 0.272, SLG: 0.311										0	0	0	0	0	0	0												
<b>Inning Stats</b>	R: 0 E: 0 K: 1 S: 7	H: 0 LOB: 0 BB: 0 P: 10	R: 1 E: 0 K: 1 S: 10	H: 2 LOB: 2 BB: 1 P: 20	R: 0 E: 0 K: 0 S: 8	H: 1 LOB: 1 BB: 0 P: 14	R: 0 E: 0 K: 0 S: 8	H: 1 LOB: 0 BB: 0 P: 12	R: 3 E: 0 K: 1 S: 11	H: 3 LOB: 1 BB: 1 P: 21	R: 0 E: 0 K: 1 S: 18	H: 1 LOB: 2 BB: 1 P: 28	R: 0 E: 0 K: 0 S: 5	H: 0 LOB: 0 BB: 0 P: 10	R: 0 E: 0 K: 1 S: 9	H: 1 LOB: 1 BB: 0 P: 13	R: 0 E: 0 K: 1 S: 13	H: 0 LOB: 0 BB: 0 P: 18	1B: 4 2B: 2 3B: 2 HR: 1	SF: 0 SAC: 0 DP: 0 HBP: 0	WP: 2 PB: 0 SB: 1 CS: 0	PA: 39						
<b>PITCHER</b>	IP	WLS	BF	H	R	ER	SO	BB	IBB	HBP	BLK	WP	HR	S	P	ERA	WHIP											
Brett Tomko, R (1.1) ERA: 4.75	6.0	L	28	8	4	1	4	3	0	0	0	2	1	62	105	1.50	1.833											
54 Scott Munter, R (7.1) ERA: 2.34	1.0		3	0	0	0	0	0	0	0	0	0	0	5	10	0.00	0.000											
Scott Eyre, L (8.1) ERA: 2.35	1.0		4	1	0	0	1	0	0	0	0	0	0	9	13	0.00	1.000											
LaTroy Hawkins, R (9.1) ERA: 4.41	1.0		3	0	0	0	1	0	0	0	0	0	0	13	18	0.00	0.000											

Colorado Rockies @ San Francisco Giants  
SBC Park, San Francisco, CA  
Tue Aug 02 2005, 10:15 PM EDT  
Att: 39,349 - Cloudy - 61 F

AB	35
R	4
H	9
RBI	4
BB	3
SO	6
LOB	12



Batter	1	2	3	4	5	6	7	8	9	AB	R	H	RBI	BB	SO	LOB	BOTTOM											
13 Omar Vizquel, S (1.6) OBP: 0.354, SLG: 0.390	2-2 F8		4-1		4-1				4-0	2	2	0	0	3	0	0												
2 Randy Winn, S (1.8) OBP: 0.343, SLG: 0.390	2-3 K		4-1		0-0				1-2	4	1	1	0	1	1	3												
J.T. Snow, L (1.3) OBP: 0.335, SLG: 0.347	3-2 G4-3		1-0		2-0				1-0	4	0	1	3	0	0	1												
Moises Alou, R (1.7) OBP: 0.418, SLG: 0.507		4-1			0-0				2-3	0	0	0	0	1	0	0												
Edgardo Alfonzo, R (3. PH) OBP: 0.351, SLG: 0.377		1-1			1-2				1-2	2	0	0	0	1	1	1												
Ray Durham, S (1.4) OBP: 0.373, SLG: 0.439		1-1			0-0				1-0	4	0	1	0	0	0	2												
Pedro Feliz, R (1.5) OBP: 0.315, SLG: 0.458		1-1			1-0				0-0	3	0	1	0	1	0	2												
Michael Tucker, L (1.9) OBP: 0.333, SLG: 0.393		2-1			2-2				0-0	3	0	0	0	0	0	3												
Jason Ellison, R (9. PH) OBP: 0.331, SLG: 0.385		1-2			G4-3				2-3	0	0	0	0	0	0	0												
Yamid Haad, R (1.2)																												
Deivi Cruz, R (9. PH) OBP: 0.294, SLG: 0.389																												
Brett Tomko, R (1.1) OBP: 0.143, SLG: 0.122																												
54 Scott Munter, R (7.1) ERA: 2.34																												
Lance Niekro, R (7. PH) OBP: 0.315, SLG: 0.513																												
Scott Eyre, L (8.1) ERA: 2.35																												
LaTroy Hawkins, R (9.1) ERA: 4.41																												
60 Justin Knoedler, R (9. PH)																												
<b>Inning Stats</b>	R: 0 E: 0 K: 1 S: 11	H: 0 LOB: 0 BB: 0 P: 18	R: 0 E: 0 K: 0 S: 7	H: 1 LOB: 1 BB: 1 P: 15	R: 2 E: 0 K: 1 S: 12	H: 1 LOB: 2 BB: 3 P: 26	R: 0 E: 0 K: 0 S: 5	H: 0 LOB: 0 BB: 0 P: 9	R: 1 E: 0 K: 0 S: 8	H: 1 LOB: 1 BB: 1 P: 15	R: 0 E: 0 K: 0 S: 5	H: 0 LOB: 0 BB: 1 P: 13	R: 0 E: 0 K: 0 S: 6	H: 0 LOB: 0 BB: 0 P: 10	R: 0 E: 0 K: 1 S: 6	H: 0 LOB: 0 BB: 0 P: 10	R: 0 E: 0 K: 0 S: 9	H: 1 LOB: 3 BB: 1 P: 17	1B: 2 2B: 2 3B: 0 HR: 0	SF: 0 SAC: 1 DP: 1 HBP: 1	WP: 0 PB: 0 SB: 1 CS: 0	PA: 38						
<b>PITCHER</b>	IP	WLS	BF	H	R	ER	SO	BB	IBB	HBP	BLK	WP	HR	S	P	ERA	WHIP											
Jamey Wright, R (1.1) ERA: 5.75	6.0	W	26	3	3	3	2	6	0	0	1	0	0	48	96	4.50	1.500											
Mike DeJean, R (7.1) ERA: 5.21	2.0	H	6	0	0	0	1	0	0	0	0	0	0	12	20	0.00	0.000											
40 Brian Fuentes, L (9.1) ERA: 2.88	1.0	S	6	1	0	0	0	1	0	1	0	0	0	9	17	0.00	2.000											

Colorado Rockies @ San Francisco Giants  
SBC Park, San Francisco, CA  
Tue Aug 02 2005, 10:15 PM EDT  
Att: 39,349 - Cloudy - 61 F

AB	29
R	3
H	4
RBI	3
BB	7
SO	3
LOB	14



Batter	1	2	3	4	5	6	7	8	9	AB	R	H	RBI	BB	SO	LOB	TOP										
18 Cory Sullivan, L (1,8) OBP: 0.310, SLG: 0.333	F7		B5-3		K		G3		K	5	0	0	0	0	2	3											
6 Omar Quintanilla, L (1,6) OBP: 0.333, SLG: 0.455	BB		G4-3		G6-3			K		3	0	0	0	1	1	0											
5 Matt Holliday, R (1,7) OBP: 0.355, SLG: 0.492	F9		G5-3		K			F9		4	0	0	0	0	1	1											
27 Garrett Atkins, R (1,5) OBP: 0.341, SLG: 0.404	G5-3			BB 1B		F8		F9		4	0	1	0	0	0	1											
Larry Bigbie, L (1,9) OBP: 0.312, SLG: 0.369		G3		BB 1B		G6-3			F9 CI 1B	4	1	2	0	0	0	0											
Ryan Sheehy, R (1,3) OBP: 0.370, SLG: 0.520	HR			K		G6-3			K	4	1	1	1	0	2	3											
Luis Gonzalez, R (1,4) OBP: 0.328, SLG: 0.438	HR			F8			G6-3		CI 1B	3	1	1	1	0	0	2											
Danny Ardoin, R (1,2) OBP: 0.274, SLG: 0.305		F7					P3		F9	2	0	0	0	1	0	0											
Jorge Piedra, L (9, PH) OBP: 0.343, SLG: 0.438										1	0	0	0	0	0	2											
40 Brian Fuentes, L (9,1)										0	0	0	0	0	0	0											
49 Byung-Hyun Kim, R (1,1) OBP: 0.143, SLG: 0.056										3	0	1	0	0	1	3											
Dan Miceli, R (8,1)										0	0	0	0	0	0	0											
JD Closser, S (9, PH) OBP: 0.318, SLG: 0.398					G3-1				18 WP 1B	1	0	1	1	0	0	0											
<b>Inning Stats</b>	R: 0 E: 0 K: 0 S: 9	H: 0 LOB: 1 BB: 1 P: 17	R: 2 E: 0 K: 1 S: 13	H: 2 LOB: 0 BB: 0 P: 16	R: 0 E: 0 K: 0 S: 7	H: 0 LOB: 0 BB: 0 P: 9	R: 0 E: 0 K: 1 S: 16	H: 2 LOB: 3 BB: 1 P: 24	R: 0 E: 0 K: 2 S: 8	H: 0 LOB: 0 BB: 0 P: 11	R: 0 E: 0 K: 0 S: 8	H: 1 LOB: 1 BB: 0 P: 17	R: 0 E: 0 K: 1 S: 9	H: 0 LOB: 0 BB: 0 P: 13	R: 1 E: 1 K: 2 S: 12	H: 2 LOB: 2 BB: 0 P: 18	1B: 5 2B: 0 3B: 0 HR: 2	SF: 0 SAC: 0 DP: 0 HBP: 0	WP: 1 PA: 37 PB: 0 SB: 0 CS: 0								
<b>PITCHER</b>	IP	WLS	BF	H	R	ER	SO	BB	IBB	HBP	BLK	WP	HR	S	P	ERA	WHIP										
41 Brad Hennessey, R (1,1) ERA: 4.66	7.0		28	5	2	2	4	2	0	0	0	0	2	74	105	2.57	1.000										
LaTroy Hawkins, R (8,1) ERA: 4.29	1.0		3	0	0	0	1	0	0	0	0	0	0	9	13	0.00	0.000										
Tyler Walker, R (9,1) ERA: 4.3	0.2	L	5	2	1	0	1	0	0	0	0	0	0	9	12	0.00	3.000										
Scott Eyre, L (9,1) ERA: 2.33	0.1		1	0	0	0	1	0	0	0	0	1	0	3	6	0.00	0.000										

Colorado Rockies @ San Francisco Giants  
SBC Park, San Francisco, CA  
Wed Aug 03 2005, 10:15 PM EDT  
Att: 36,239 - Clear - 63 F

livebaseballscores.com

AB 34  
R 3  
H 7  
RBI 3  
BB 2  
SO 7  
LOB 15

ROCKIES


Batter	1	2	3	4	5	6	7	8	9	AB	R	H	RBI	BB	SO	LOB	BOTTOM										
13 Omar Vizquel, S (1,6) OBP: 0.353, SLG: 0.389	2B SF8 1B		F9			P3		L8		4	1	1	0	0	0	0											
2 Randy Winn, S (1,8) OBP: 0.342, SLG: 0.388	F9		G6-3			G1-3				4	0	1	0	0	0	1											
J.T. Snow, L (1,3) OBP: 0.337, SLG: 0.351					F8					3	0	1	0	1	0	1											
Pedro Feliz, R (1,7) OBP: 0.312, SLG: 0.455	SF8				P6					3	0	0	1	0	0	1											
Ray Durham, S (1,4) OBP: 0.372, SLG: 0.440	K					F8				4	0	1	0	0	2	1											
Michael Tucker, L (1,9) OBP: 0.333, SLG: 0.402										3	1	1	0	0	1	1											
Deivi Cruz, R (9, PH) OBP: 0.293, SLG: 0.387					G4-3					1	0	0	0	0	0	0											
Edgardo Alfonzo, R (1,5) OBP: 0.351, SLG: 0.376										3	0	1	1	0	0	0											
Jason Ellison, R (7, PR) OBP: 0.331, SLG: 0.385		G2-3				G6-3				0	0	0	0	0	0	0											
Yamid Haad, R (1,2)										3	0	0	0	0	1	1											
41 Brad Hennessey, R (1,1) OBP: 0.150, SLG: 0.300										2	0	0	0	0	1	0											
LaTroy Hawkins, R (8,1) ERA: 3.5										0	0	0	0	0	0	0											
Lance Niekro, R (8, PH) OBP: 0.308, SLG: 0.510										1	0	0	0	0	1	0											
Tyler Walker, R (9,1)										0	0	0	0	0	0	0											
Scott Eyre, L (9,1)										0	0	0	0	0	0	0											
<b>Inning Stats</b>	R: 1 E: 0 K: 1 S: 15	H: 2 LOB: 1 BB: 0 P: 22	R: 0 E: 0 K: 2 S: 8	H: 0 LOB: 0 BB: 0 P: 10	R: 0 E: 0 K: 1 S: 7	H: 0 LOB: 0 BB: 0 P: 10	R: 0 E: 0 K: 0 S: 10	H: 1 LOB: 1 BB: 0 P: 15	R: 0 E: 0 K: 0 S: 6	H: 0 LOB: 1 BB: 1 P: 13	R: 1 E: 0 K: 0 S: 13	H: 2 LOB: 1 BB: 0 P: 19	R: 0 E: 0 K: 1 S: 7	H: 1 LOB: 0 BB: 0 P: 9	R: 0 E: 0 K: 1 S: 6	H: 0 LOB: 0 BB: 0 P: 9	1B: 3 2B: 2 3B: 1 HR: 0	SF: 1 SAC: 0 DP: 0 HBP: 0	WP: 0 PA: 33 PB: 0 SB: 0 CS: 1								
<b>PITCHER</b>	IP	WLS	BF	H	R	ER	SO	BB	IBB	HBP	BLK	WP	HR	S	P	ERA	WHIP										
49 Byung-Hyun Kim, R (1,1) ERA: 5.14	7.0		26	5	2	2	4	1	0	0	0	0	0	64	97	2.57	0.857										
Dan Miceli, R (8,1) ERA: 3.5	1.0	W	4	1	0	0	1	0	0	0	0	0	0	7	9	0.00	1.000										
40 Brian Fuentes, L (9,1) ERA: 2.82	1.0	S	3	0	0	0	1	0	0	0	0	0	0	6	9	0.00	0.000										


Colorado Rockies @ San Francisco Giants  
SBC Park, San Francisco, CA  
Wed Aug 03 2005, 10:15 PM EDT  
Att: 36,239 - Clear - 63 F

livebaseballscores.com

AB 31  
R 2  
H 6  
RBI 2  
BB 1  
SO 6  
LOB 6

GIANTS

Batter	1	2	3	4	5	6	7	8	9	AB R H RBI BB SO LOB	TOP											
6 Omar Quintanilla, L (1, 6) OBP: 0.353, SLG: 0.438	1-0 BB 27 2B 1B	0-1 L4			2-1 L7		0-0 G4-3		2-2 1B 1B	5 1 2 0 0 0 1	<p><b>Colorado Rockies @ San Francisco Giants</b> SBC Park, San Francisco, CA Thu Aug 04 2005, 3:35 PM EDT Att: 40,721 - Sunny - 67 F</p> <p>AB 36 R 4 H 10 RBI 4 BB 3 SO 9 LOB 14</p> 											
Luis Gonzalez, R (1, 4) OBP: 0.325, SLG: 0.435	4-1 BB 27 2B BB		1-3 K		1-0 F9		3-2 G5-3		0-1 1B 1-3 1B	4 1 1 0 1 1 0												
5 Matt Holliday, R (1, 7) OBP: 0.352, SLG: 0.490	3-2 F7		1-2 2B		3-2 P5			1-2 F7	1-1 F7	5 0 1 0 0 0 4												
27 Garrett Atkins, R (1, 5) OBP: 0.340, SLG: 0.405	1-1 1B 1-H 2-H 2B		0-3 K		1-2 F8			2-3 K		4 0 1 2 0 2 1												
Larry Bigbie, L (1, 9) OBP: 0.320, SLG: 0.373	0-0 G6-4-3 2-3 1B		1-2 G1-3		4-1 BB			3-2 S 1B		3 1 2 0 1 0 1												
Ryan Shealy, R (1, 3) OBP: 0.382, SLG: 0.500	2-1 G6-4-3 1-2		2-2 P3		2-2 P5			0-2 1B	1-H 1B	4 0 1 1 0 0 3												
Dustan Mohr, R (1, 8) OBP: 0.263, SLG: 0.465		0-0 F8		1-3 K		1-3 K		1-0 G6-3		4 0 0 0 0 2 2												
JD Closser, S (1, 2) OBP: 0.327, SLG: 0.431		3-1 3B		4-0 BB			0-1 HR		1-3 K	3 1 2 1 1 1 0												
Jose Acevedo, R (1, 1) Aaron Miles, S (7, PH) Mike DeJean, R (7, 1) Dan Miceli, R (8, 1) Randy Williams, L (8, 1) Jorge Piedra, L (8, PH) OBP: 0.338, SLG: 0.431		2-3 K		1-3 K			2-1 F7		1-3 K	2 0 0 0 0 0 2 2 1 0 1 0 0 0 0 0 1 0												
<b>Inning Stats</b>	R: 2 E: 0 K: 0 S: 11	H: 3 LOB: 1 BB: 1 P: 22	R: 0 E: 0 K: 1 S: 8	H: 1 LOB: 1 BB: 0 P: 13	R: 0 E: 0 K: 2 S: 13	H: 1 LOB: 1 BB: 0 P: 16	R: 0 E: 0 K: 2 S: 9	H: 0 LOB: 1 BB: 1 P: 17	R: 0 E: 0 K: 0 S: 7	H: 0 LOB: 0 BB: 0 P: 13	R: 0 E: 0 K: 1 S: 12	H: 0 LOB: 1 BB: 1 P: 21	R: 1 E: 0 K: 0 S: 8	H: 1 LOB: 0 BB: 0 P: 13	R: 1 E: 0 K: 1 S: 17	H: 2 LOB: 1 BB: 0 P: 24	R: 0 E: 0 K: 2 S: 13	H: 2 LOB: 2 BB: 0 P: 18	1B: 6 2B: 2 3B: 1 HR: 1	SF: 0 SAC: 0 DP: 1 HBP: 0	WP: 0 PB: 0 SB: 1 CS: 0	PA: 39
<b>PITCHER</b>	IP WLS BF H R ER SO BB IBB HBP BLK WP HR S P ERA WHIP	IP WLS BF H R ER SO BB IBB HBP BLK WP HR S P ERA WHIP														IP WLS BF H R ER SO BB IBB HBP BLK WP HR S P ERA WHIP						
32 Kevin Correia, R (1, 1) ERA: 4.75	6.0 25 5 2 2 6 3 0 0 0 0 0 60 102 3.00 1.333														6.0 25 5 2 2 6 3 0 0 0 0 0 60 102 3.00 1.333							
Jason Christiansen, L (7, 1) ERA: 5.4	1.0 4 1 1 1 0 0 0 0 0 0 1 8 13 9.00 1.000														1.0 4 1 1 1 0 0 0 0 0 0 1 8 13 9.00 1.000							
54 Scott Munter, R (8, 1) ERA: 2.52	1.0 W 5 2 1 1 1 0 0 0 0 0 0 17 24 9.00 2.000														1.0 W 5 2 1 1 1 0 0 0 0 0 0 17 24 9.00 2.000							
Tyler Walker, R (9, 1) ERA: 4.21	1.0 S 5 2 0 0 2 0 0 0 0 0 0 13 18 0.00 2.000														1.0 S 5 2 0 0 2 0 0 0 0 0 0 13 18 0.00 2.000							

Batter	1	2	3	4	5	6	7	8	9	AB R H RBI BB SO LOB	BOTTOM									
13 Omar Vizquel, S (1, 6) OBP: 0.352, SLG: 0.387	0-2 P6		1-1 F8		1-0 F7			0-1 1B 2B 1B		4 1 1 0 0 0 2	<p><b>Colorado Rockies @ San Francisco Giants</b> SBC Park, San Francisco, CA Thu Aug 04 2005, 3:35 PM EDT Att: 40,721 - Sunny - 67 F</p> <p>AB 33 R 6 H 10 RBI 6 BB 2 SO 3 LOB 12</p> 									
2 Randy Winn, S (1, 8) OBP: 0.345, SLG: 0.399	1-1 SF7 3B		1-0 2B		0-0 P4			2-1 1B 1-2 1B 1B		4 2 3 0 0 0 1										
Michael Tucker, L (1, 9) OBP: 0.336, SLG: 0.401	4-0 BB		1-3 K		0-0 F7			0-0 1B 1-2 1B 2-3 1B		3 1 1 0 1 1 2										
Pedro Feliz, R (1, 7) OBP: 0.311, SLG: 0.454	3-2 SF7		1-2 G6-3		1-1 F8			3-2 1B 1-2 2B 1B		3 1 1 3 0 0 2										
Ray Durham, S (1, 4) OBP: 0.370, SLG: 0.438	3-2 P2			1-1 P5		1-3 K		1-0 2B 1-2 2B 1B		4 1 1 1 0 1 1										
Lance Niekro, R (1, 3) OBP: 0.307, SLG: 0.510		2-2 F9		1-0 G5-3			0-0 P3	1-0 1B 1-H 2-H 2B		4 0 1 2 0 0 0										
Edgardo Alfonzo, R (1, 5) OBP: 0.349, SLG: 0.374		0-0 P3		3-1 F8			2-2 G5-3	0-1 1B		4 0 1 0 0 0 0										
Mike Matheny, R (1, 2) OBP: 0.306, SLG: 0.430		0-3 K			2-2 P4		1-1 G5-3	0-1 F8		4 0 0 0 0 1 2										
32 Kevin Correia, R (1, 1) OBP: 0.333, SLG: 0.143			4-2 2B BB					F9 F8		1 0 1 0 1 0 0 0 0 0 0 0 0 0 0 0 0 0 0 0 0 2 0 0 0 0 0 2 0 0 0 0 0 0 0										
Jason Christiansen, R (7, 1) ERA: 5.09	6.0 23 3 1 1 3 2 0 0 0 0 0 56 98 1.50 0.833														6.0 23 3 1 1 3 2 0 0 0 0 0 56 98 1.50 0.833					
54 Scott Munter, R (8, 1) ERA: 5.89	0.1 L 6 5 5 5 0 0 0 0 0 0 0 14 22 135.00 15.000														0.1 L 6 5 5 5 0 0 0 0 0 0 0 14 22 135.00 15.000					
Delvi Cruz, R (8, PH) OBP: 0.289, SLG: 0.383	0.2 4 2 0 0 0 0 0 0 0 0 0 7 10 0.00 3.000														0.2 4 2 0 0 0 0 0 0 0 0 0 7 10 0.00 3.000					
Tyler Walker, R (9, 1) ERA: 6.0																				
<b>Inning Stats</b>	R: 1 E: 0 K: 0 S: 15	H: 1 LOB: 1 BB: 1 P: 26	R: 0 E: 0 K: 1 S: 7	H: 0 LOB: 0 BB: 0 P: 9	R: 0 E: 0 K: 1 S: 12	H: 1 LOB: 2 BB: 1 P: 20	R: 0 E: 0 K: 0 S: 5	H: 0 LOB: 0 BB: 0 P: 10	R: 0 E: 0 K: 1 S: 6	H: 0 LOB: 0 BB: 0 P: 8	R: 0 E: 0 K: 0 S: 6	H: 0 LOB: 0 BB: 0 P: 9	R: 0 E: 0 K: 0 S: 6	H: 0 LOB: 0 BB: 0 P: 9	R: 5 E: 0 K: 0 S: 21	H: 7 LOB: 2 BB: 0 P: 32	1B: 7 2B: 2 3B: 1 HR: 0	SF: 1 SAC: 0 DP: 0 HBP: 0	WP: 0 PB: 0 SB: 0 CS: 0	PA: 36
<b>PITCHER</b>	IP WLS BF H R ER SO BB IBB HBP BLK WP HR S P ERA WHIP	IP WLS BF H R ER SO BB IBB HBP BLK WP HR S P ERA WHIP														IP WLS BF H R ER SO BB IBB HBP BLK WP HR S P ERA WHIP				
Jose Acevedo, R (1, 1) ERA: 4.29	6.0 23 3 1 1 3 2 0 0 0 0 0 56 98 1.50 0.833														6.0 23 3 1 1 3 2 0 0 0 0 0 56 98 1.50 0.833					
Mike DeJean, R (7, 1) ERA: 5.09	1.0 H 3 0 0 0 0 0 0 0 0 0 0 6 9 0.00 0.000														1.0 H 3 0 0 0 0 0 0 0 0 0 0 6 9 0.00 0.000					
Dan Miceli, R (8, 1) ERA: 5.89	0.1 L 6 5 5 5 0 0 0 0 0 0 0 14 22 135.00 15.000														0.1 L 6 5 5 5 0 0 0 0 0 0 0 14 22 135.00 15.000					
Randy Williams, L (8, 1) ERA: 6.0	0.2 4 2 0 0 0 0 0 0 0 0 0 7 10 0.00 3.000														0.2 4 2 0 0 0 0 0 0 0 0 0 7 10 0.00 3.000					

Batter	1	2	3	4	5	6	7	8	9	AB	R	H	RBI	BB	SO	LOB	TOP			
6 Omar Quintanilla, L OBP: 0.364, SLG: 0.429	G4-3			SH2-3 5 G6-3 1B		G3		5 HR	K	5	2	2	0	0	1	1				
Aaron Miles, S OBP: 0.302, SLG: 0.352 Luis Gonzalez, R OBP: 0.328, SLG: 0.433	G3			SH2-3 1-3		K		K		2	0	0	0	0	1	0				
5 Matt Holliday, R OBP: 0.351, SLG: 0.498	G5-3			G6-3		K				4	1	1	3	0	1	0				
Larry Bigbie, L OBP: 0.318, SLG: 0.371		G5-3		K				27 E 27 FC5 WP 1B	F8	4	1	1	0	0	1	0				
27 Garrett Atkins, R OBP: 0.342, SLG: 0.408		K								3	1	1	0	1	1	1				
Jorge Pineda, L OBP: 0.338, SLG: 0.426 Randy Williams, L OBP: 0.328, SLG: 0.407 David Cortes, R OBP: 0.328, SLG: 0.433 Mike DeJean, R OBP: 0.328, SLG: 0.433 Eddy Garabito, S OBP: 0.328, SLG: 0.433 40 Brian Fuentes, L OBP: 0.328, SLG: 0.433	F7									3	0	1	0	0	0	1				
Ryan Shealy, R OBP: 0.355, SLG: 0.474				K						3	0	0	0	1	3	3				
JD Closser, S OBP: 0.320, SLG: 0.421				G4-3						4	0	0	0	0	2	5				
2B Aaron Cook, R OBP: 0.250, SLG: 0.250 1B Cory Sullivan, L OBP: 0.308, SLG: 0.332				K						2	0	0	0	0	2	2				
										1	0	0	1	0	0	0				
<b>Inning Stats</b>	R: 0 E: 0 K: 0 S: 5	H: 0 LOB: 0 BB: 0 P: 8	R: 0 E: 0 K: 1 S: 7	H: 0 LOB: 0 BB: 0 P: 10	R: 0 E: 0 K: 2 S: 8	H: 0 LOB: 0 BB: 0 P: 13	R: 1 E: 0 K: 1 S: 8	H: 1 LOB: 0 BB: 0 P: 14	R: 0 E: 0 K: 3 S: 11	H: 0 LOB: 0 BB: 0 P: 11	R: 1 E: 1 K: 1 S: 11	H: 1 LOB: 1 BB: 0 P: 16	R: 2 E: 0 K: 1 S: 12	H: 2 LOB: 0 BB: 0 P: 17	R: 2 E: 1 K: 2 S: 18	H: 1 LOB: 1 BB: 1 P: 32	1B: 4 2B: 1 3B: 0 HR: 1	SF: 1 SAC: 2 DP: 0 HBP: 0	WP: 3 PA: 37 PB: 0 SB: 0 CS: 0	
<b>PITCHER</b>	IP	WLS	BF	H	R	ER	SO	BB	IBB	HBP	BLK	WP	HR	S	P	ERA	WHIP			
17 Brandon Webb, R ERA: 3.91	7.0		26	3	2	1	10	1	0	0	0	2	0	58	88	1.29	0.571			
Buddy Groom, L ERA: 5.0	0.1	H	2	1	1	1	0	0	0	0	0	0	0	4	5	27.00	3.000			
Greg Aquino, R ERA: 9.53	0.2	B	3	1	1	1	0	0	0	0	0	0	1	8	12	13.50	1.500			
Lance Cormier, R ERA: 4.03	0.0	L	3	1	2	1	0	1	0	0	0	1	0	8	17	∞	∞			
Tim Worrell, R ERA: 6.45	1.0		3	0	0	0	2	0	0	0	0	0	0	10	15	0.00	0.000			

**Colorado Rockies @ Arizona Diamondbacks**  
Bank One Ballpark, Phoenix, AZ  
Fri Aug 05 2005, 9:40 PM EDT  
Att: 22,596 - Roof Closed - 77 F

livebaseballscorecards.com

AB 32  
R 6  
H 6  
RBI 4  
BB 2  
SO 13  
LOB 14



Batter	1	2	3	4	5	6	7	8	9	AB	R	H	RBI	BB	SO	LOB	BOTTOM				
Craig Counsell, L OBP: 0.364, SLG: 0.395 Troy Glaus, R OBP: 0.355, SLG: 0.496	K			G6-3 1B		G3			F7	3	1	1	0	1	1	0					
Royce Clayton, R OBP: 0.316, SLG: 0.355	G4-3			G6-3 1-2		2B SF7 BB				3	1	1	2	1	0	1					
Luis Gonzalez, L OBP: 0.370, SLG: 0.453	F9			F8						4	0	1	0	0	0	1					
Tony Clark, S OBP: 0.369, SLG: 0.662		G4-3		G6-3		SF7			F7	3	0	0	1	0	0	0					
Shawn Green, L OBP: 0.355, SLG: 0.488		G6-3		L3		L3			G4-3	4	0	0	0	0	0	1					
Chad Tracy, L OBP: 0.346, SLG: 0.527 Luis Terrero, R OBP: 0.303, SLG: 0.364 Lance Cormier, R OBP: 0.250, SLG: 0.250 Tim Worrell, R ERA: 6.45				K						3	1	2	1	0	1	0					
Alex Cintron, S OBP: 0.300, SLG: 0.391										4	0	1	0	0	0	0					
Koyie Hill, S OBP: 0.329, SLG: 0.288										3	1	1	0	1	1	0					
17 Brandon Webb, R OBP: 0.093, SLG: 0.071 34 Conor Jackson, R OBP: 0.354, SLG: 0.460 Buddy Groom, L OBP: 0.328, SLG: 0.433 Greg Aquino, R OBP: 0.328, SLG: 0.433 Quinton McCracken, S OBP: 0.320, SLG: 0.304										2	0	0	0	0	1	3					
										1	0	0	0	0	0	1					
										0	0	0	0	0	0	0					
										0	0	0	0	0	0	0					
										0	0	0	1	0	0	0					
<b>Inning Stats</b>	R: 0 E: 0 K: 1 S: 8	H: 0 LOB: 0 BB: 0 P: 10	R: 0 E: 0 K: 1 S: 15	H: 2 LOB: 3 BB: 1 P: 26	R: 0 E: 0 K: 0 S: 7	H: 1 LOB: 0 BB: 0 P: 10	R: 0 E: 0 K: 1 S: 8	H: 0 LOB: 0 BB: 0 P: 13	R: 0 E: 0 K: 0 S: 12	H: 0 LOB: 0 BB: 0 P: 17	R: 1 E: 0 K: 0 S: 11	H: 1 LOB: 1 BB: 1 P: 18	R: 3 E: 0 K: 0 S: 13	H: 3 LOB: 1 BB: 1 P: 19	R: 0 E: 0 K: 1 S: 7	H: 0 LOB: 0 BB: 0 P: 11	R: 0 E: 0 K: 1 S: 13	H: 0 LOB: 1 BB: 1 P: 19	1B: 3 2B: 2 3B: 1 HR: 1	SF: 1 SAC: 0 DP: 1 HBP: 0	WP: 0 PA: 37 PB: 0 SB: 0 CS: 0
<b>PITCHER</b>	IP	WLS	BF	H	R	ER	SO	BB	IBB	HBP	BLK	WP	HR	S	P	ERA	WHIP				
28 Aaron Cook, R ERA: 6.97	6.0		23	4	1	1	3	2	0	0	0	0	1	6	8	54.00	6.000				
Randy Williams, L ERA: 7.71	0.1	B	3	2	2	2	0	0	0	0	0	0	1	6	8	54.00	6.000				
David Cortes, R ERA: 4.28	0.2		4	1	1	1	0	0	1	0	0	0	0	7	11	13.50	1.500				
Mike DeJean, R ERA: 4.95	1.0	W	3	0	0	0	1	0	0	0	0	0	0	7	11	0.00	0.000				
40 Brian Fuentes, L ERA: 2.77	1.0	S	4	0	0	0	1	1	0	0	0	0	0	13	19	0.00	1.000				

**Colorado Rockies @ Arizona Diamondbacks**  
Bank One Ballpark, Phoenix, AZ  
Fri Aug 05 2005, 9:40 PM EDT  
Att: 22,596 - Roof Closed - 77 F

livebaseballscorecards.com

AB 32  
R 4  
H 7  
RBI 4  
BB 4  
SO 5  
LOB 8





Batter	1	2	3	4	5	6	7	8	9	AB	R	H	RBI	BB	SO	LOB	TOP		
6 Omar Quintanilla, L OBP: 0.323, SLG: 0.367	1-3 K		1-2 G4-3			2-0 F7		0-1 SF9 1B		4	0	1	0	0	1	0			
Luis Gonzalez, R OBP: 0.335, SLG: 0.456	2-0 2B			0-1 G5-3			1-3 K	0-0 1B		4	0	2	0	0	1	0			
5 Matt Holliday, R OBP: 0.359, SLG: 0.504	0-2 P4			1-1 G6-3			1-1 HR 27 BB	1-1 SF9		3	1	1	1	0	0	1			
27 Garrett Atkins, R OBP: 0.347, SLG: 0.405	2-2 P3			1-0 F8			4-1 HR BB	1-1 P3		3	1	0	0	1	0	3			
Jorge Piedra, L OBP: 0.333, SLG: 0.458		0-0 G5-3			1-1 F8		0-0 HR	0-0 F8		4	1	1	3	0	0	2			
Ryan Sheehy, R OBP: 0.381, SLG: 0.462		2-1 F8			1-2 G6-3		0-1 P5		4-1 G4-6-3 BB	3	0	0	0	1	0	0			
JD Closser, S OBP: 0.319, SLG: 0.414		1-1 F8			0-0 F7		4-2 BB		0-2 G4-6-3	3	0	0	0	1	0	1			
18 Cory Sullivan, L OBP: 0.300, SLG: 0.323			0-1 G5-3			2-2 F7	0-0 F9		0-3 K	4	0	0	0	0	1	1			
Jamey Wright, R OBP: 0.136, SLG: 0.116			3-2 F9			0-0 F7		4-1 1B 5 SF9 BB		2	0	0	0	0	0	0			
Marcos Carvajal, R OBP: 0.388, SLG: 0.402										0	0	0	0	0	0	0			
Eddy Garabito, S OBP: 0.388, SLG: 0.402										0	1	0	0	1	0	0			
Randy Williams, L OBP: 0.388, SLG: 0.402										0	0	0	0	0	0	0			
<b>Inning Stats</b>	R: 0 E: 0 K: 1 S: 10	H: 1 LOB: 1 BB: 0 P: 15	R: 0 E: 0 K: 0 S: 5	H: 0 LOB: 0 BB: 0 P: 8	R: 0 E: 0 K: 0 S: 10	H: 0 LOB: 0 BB: 0 P: 14	R: 0 E: 0 K: 0 S: 5	H: 0 LOB: 0 BB: 0 P: 7	R: 0 E: 0 K: 0 S: 6	H: 0 LOB: 0 BB: 0 P: 8	R: 3 E: 0 K: 1 S: 13	H: 2 LOB: 1 BB: 2 P: 23	R: 1 E: 0 K: 0 S: 9	H: 2 LOB: 2 BB: 1 P: 15	R: 0 E: 0 K: 1 S: 9	H: 0 LOB: 0 BB: 1 P: 13	1B: 3 2B: 1 3B: 0 HR: 1	SF: 1 SAC: 0 DP: 1 HBP: 0	WP: 0 PA: 35 PB: 0 SB: 0 CS: 0
<b>PITCHER</b>	IP WLS BF H R ER SO BB IBB HBP BLK WP HR S P ERA WHIP	IP WLS BF H R ER SO BB IBB HBP BLK WP HR S P ERA WHIP	IP WLS BF H R ER SO BB IBB HBP BLK WP HR S P ERA WHIP	IP WLS BF H R ER SO BB IBB HBP BLK WP HR S P ERA WHIP	IP WLS BF H R ER SO BB IBB HBP BLK WP HR S P ERA WHIP	IP WLS BF H R ER SO BB IBB HBP BLK WP HR S P ERA WHIP	IP WLS BF H R ER SO BB IBB HBP BLK WP HR S P ERA WHIP	IP WLS BF H R ER SO BB IBB HBP BLK WP HR S P ERA WHIP	IP WLS BF H R ER SO BB IBB HBP BLK WP HR S P ERA WHIP	IP WLS BF H R ER SO BB IBB HBP BLK WP HR S P ERA WHIP	IP WLS BF H R ER SO BB IBB HBP BLK WP HR S P ERA WHIP	IP WLS BF H R ER SO BB IBB HBP BLK WP HR S P ERA WHIP	IP WLS BF H R ER SO BB IBB HBP BLK WP HR S P ERA WHIP	IP WLS BF H R ER SO BB IBB HBP BLK WP HR S P ERA WHIP	IP WLS BF H R ER SO BB IBB HBP BLK WP HR S P ERA WHIP	IP WLS BF H R ER SO BB IBB HBP BLK WP HR S P ERA WHIP	IP WLS BF H R ER SO BB IBB HBP BLK WP HR S P ERA WHIP	IP WLS BF H R ER SO BB IBB HBP BLK WP HR S P ERA WHIP	IP WLS BF H R ER SO BB IBB HBP BLK WP HR S P ERA WHIP

Colorado Rockies @ Arizona Diamondbacks  
Bank One Ballpark, Phoenix, AZ  
Sun Aug 07 2005, 4:40 PM EDT  
Att: 28,028 - Roof Closed - 76 F

livebaseballscorecards.com

AB 30  
R 4  
H 5  
RBI 4  
BB 4  
SO 3  
LOB 8



Batter	1	2	3	4	5	6	7	8	9	AB	R	H	RBI	BB	SO	LOB	BOTTOM		
Craig Counsell, L OBP: 0.370, SLG: 0.401	3-2 S 2B 1B		3-1 F8 HR 1B		1-0 HR 1B	2-2 WP S 1B		3-2 1B		5	3	5	0	0	0	0			
Chad Tracy, L OBP: 0.346, SLG: 0.531	1-2 2B		2-0 F8		0-0 HR	2-3 K2-3		1-1 F9		4	2	1	2	0	1	3			
Luis Ferrero, R OBP: 0.319, SLG: 0.402	1-2 2B HBP		1-3 HR		1-3 HR	1-3 HR		1-1 F9		0	0	0	0	0	0	0			
Luis Gonzalez, L OBP: 0.370, SLG: 0.461	2-0 G4-3 1H 2H 2B		1-0 HR		1-1 G1-3		2-2 F8	1-0 F8		5	1	2	4	0	0	1			
Tony Clark, S OBP: 0.366, SLG: 0.665	2-2 G4-3		2-3 K		0-0 G4-3		1-0 HR	3-3 K		5	1	1	1	0	2	2			
Troy Glaus, R OBP: 0.356, SLG: 0.508	2-3 K		0-0 G6-3		4-2 BB		3-2 HR			3	1	1	1	1	1	1			
Shawn Green, L OBP: 0.385, SLG: 0.483	1-3 K			1-0 1B	4-2 BB		3-1 HR			3	1	2	0	1	1	1			
Royce Clayton, R OBP: 0.317, SLG: 0.355		2-2 F9		0-2 1B	2-3 K		1-3 K	1-2 K		4	0	1	0	0	2	3			
19 Chris Snyder, R OBP: 0.301, SLG: 0.320		0-2 G5-3		1-3 K		0-3 K	0-1 K			4	0	1	1	0	2	1			
Claudio Vargas, R OBP: 0.100, SLG: 0.100		1-1 G5-3		1-3 K		0-1 P6	2-3 K			3	0	0	0	0	1	1			
34 Conor Jackson, R OBP: 0.375, SLG: 0.800										1	0	0	0	0	1	1			
Tim Worrell, R OBP: 0.375, SLG: 0.800										0	0	0	0	0	0	0			
Jose Valverde, R OBP: 0.375, SLG: 0.800										0	0	0	0	0	0	0			
<b>Inning Stats</b>	R: 2 E: 0 K: 2 S: 17	H: 2 LOB: 1 BB: 0 P: 28	R: 0 E: 0 K: 0 S: 9	H: 0 LOB: 0 BB: 0 P: 12	R: 2 E: 0 K: 1 S: 8	H: 2 LOB: 0 BB: 0 P: 16	R: 0 E: 0 K: 2 S: 13	H: 2 LOB: 1 BB: 0 P: 16	R: 2 E: 0 K: 1 S: 13	H: 2 LOB: 2 BB: 2 P: 25	R: 0 E: 0 K: 2 S: 14	H: 1 LOB: 0 BB: 0 P: 18	R: 3 E: 0 K: 2 S: 18	H: 4 LOB: 1 BB: 0 P: 30	R: 0 E: 0 K: 1 S: 10	H: 1 LOB: 1 BB: 0 P: 18	1B: 9 2B: 1 3B: 0 HR: 4	SF: 0 SAC: 0 DP: 0 HBP: 1	WP: 1 PA: 40 PB: 0 SB: 4 CS: 0
<b>PITCHER</b>	IP WLS BF H R ER SO BB IBB HBP BLK WP HR S P ERA WHIP	IP WLS BF H R ER SO BB IBB HBP BLK WP HR S P ERA WHIP	IP WLS BF H R ER SO BB IBB HBP BLK WP HR S P ERA WHIP	IP WLS BF H R ER SO BB IBB HBP BLK WP HR S P ERA WHIP	IP WLS BF H R ER SO BB IBB HBP BLK WP HR S P ERA WHIP	IP WLS BF H R ER SO BB IBB HBP BLK WP HR S P ERA WHIP	IP WLS BF H R ER SO BB IBB HBP BLK WP HR S P ERA WHIP	IP WLS BF H R ER SO BB IBB HBP BLK WP HR S P ERA WHIP	IP WLS BF H R ER SO BB IBB HBP BLK WP HR S P ERA WHIP	IP WLS BF H R ER SO BB IBB HBP BLK WP HR S P ERA WHIP	IP WLS BF H R ER SO BB IBB HBP BLK WP HR S P ERA WHIP	IP WLS BF H R ER SO BB IBB HBP BLK WP HR S P ERA WHIP	IP WLS BF H R ER SO BB IBB HBP BLK WP HR S P ERA WHIP	IP WLS BF H R ER SO BB IBB HBP BLK WP HR S P ERA WHIP	IP WLS BF H R ER SO BB IBB HBP BLK WP HR S P ERA WHIP	IP WLS BF H R ER SO BB IBB HBP BLK WP HR S P ERA WHIP	IP WLS BF H R ER SO BB IBB HBP BLK WP HR S P ERA WHIP	IP WLS BF H R ER SO BB IBB HBP BLK WP HR S P ERA WHIP	IP WLS BF H R ER SO BB IBB HBP BLK WP HR S P ERA WHIP

Colorado Rockies @ Arizona Diamondbacks  
Bank One Ballpark, Phoenix, AZ  
Sun Aug 07 2005, 4:40 PM EDT  
Att: 28,028 - Roof Closed - 76 F

livebaseballscorecards.com

AB 37  
R 9  
H 14  
RBI 9  
BB 2  
SO 11  
LOB 14



Batter	1	2	3	4	5	6	7	8	9	10	11	AB	R	H	RBI	BB	SO	LOB	TOP					
Juan Pierre, L OBP: 0.316, SLG: 0.335 (1, 8)	F9		G3		B5-3		F8			G6-3		5	0	0	0	0	0	0						
Luis Castillo, S OBP: 0.402, SLG: 0.388 (1, 4)	K		K		G1-3		L8			PB		5	0	1	0	0	2	0						
Jeff Conine, R OBP: 0.361, SLG: 0.393 (1, 3)	K		2B			1B FC1-6 BB		K		F9		4	1	1	0	1	2	1						
Miguel Cabrera, R OBP: 0.406, SLG: 0.612 (1, 7)		K	F8			K		FC1-4 2B		1B		4	0	1	0	1	2	2						
Mike Lowell, R OBP: 0.284, SLG: 0.364 (1, 5)		P3			G6-3			FC1-6 1B		FC1-4		5	0	1	0	0	0	3						
Chris Aquila, R OBP: 0.293, SLG: 0.282 (1, 9)	1B 20 2B				1B			FC1-6 HBP		G5-3		5	1	2	1	0	0	2						
Alex Gonzalez, R OBP: 0.331, SLG: 0.377 (1, 6)			F8							F9		4	1	1	0	0	0	1						
20 Matt Treanor, R OBP: 0.309, SLG: 0.263 Valerio De Los Santos, L (11, 1)		1B			G5-3			HBP				5	0	1	2	0	0	3						
Josh Beckett, R OBP: 0.303, SLG: 0.143 Dioner Navarro, L Antonio Alfonseca, R Ron Villone, L Damon Easley, R Guillermo Mota, R Ryan Jorgensen, R (1, 1) (7, PH) (7, 1) (7, 1) (8, PH) (8, 1) (11, 2)					G4-3					G6-3		2	0	0	0	0	0	1						
<b>Inning Stats</b>	R: 0 E: 0 K: 2 S: 10	H: 0 LOB: 0 BB: 0 P: 12	R: 2 E: 0 K: 1 S: 14	H: 3 LOB: 1 BB: 0 P: 24	R: 0 E: 0 K: 1 S: 9	H: 1 LOB: 1 BB: 0 P: 14	R: 0 E: 0 K: 0 S: 8	H: 1 LOB: 1 BB: 0 P: 13	R: 0 E: 0 K: 0 S: 8	H: 0 LOB: 0 BB: 0 P: 16	R: 0 E: 0 K: 1 S: 9	H: 1 LOB: 1 BB: 0 P: 14	R: 0 E: 0 K: 1 S: 11	H: 0 LOB: 0 BB: 0 P: 16	R: 0 E: 0 K: 0 S: 12	H: 1 LOB: 2 BB: 1 P: 21	R: 0 E: 0 K: 0 S: 7	H: 0 LOB: 0 BB: 0 P: 12	1B: 5 2B: 3 3B: 0 HR: 0	SF: 0 SAC: 0 DP: 0 HBP: 1	WP: 0 PB: 1 SB: 1 CS: 0	PA: 44		
<b>PITCHER</b>	IP ERA WLS BF H R ER SO BB IBB HBP BLK WP HR S P ERA WHIP	IP ERA WLS BF H R ER SO BB IBB HBP BLK WP HR S P ERA WHIP																						
Sun-Woo Kim, R ERA: 5.94 (1, 1)	4.0 2.0 1.0 1.0 1.0	17 9 3 4 0	1 1 0 0 0	2 1 0 0 0	4 1 0 0 1	0 0 0 0 0	0 0 0 0 0	0 0 0 0 0	0 0 0 0 0	0 0 0 0 0	0 0 0 0 0	0 0 0 0 0	0 0 0 0 0	0 0 0 0 0	0 0 0 0 0	0 0 0 0 0	0 0 0 0 0	0 0 0 0 0	0 0 0 0 0	0 0 0 0 0	0 0 0 0 0	0 0 0 0 0	0 0 0 0 0	0 0 0 0 0
Marcos Carvajal, R ERA: 4.47 (5, 1)	2.0	9	1	1	1	1	1	1	0	0	0	0	0	0	28	49	4.50	1.000						
David Cortes, R ERA: 4.15 (7, 1)	1.0	3	0	0	0	0	0	0	0	0	0	0	0	11	16	0.00	0.000							
Mike DeJean, R ERA: 4.83 (8, 1)	1.0	4	1	0	0	1	0	0	0	0	0	0	0	9	14	0.00	1.000							
40 Brian Fuentes, L ERA: 2.72 (9, 1)	1.0	3	0	0	0	1	0	0	0	0	0	0	0	11	16	0.00	0.000							

Florida Marlins @ Colorado Rockies  
Coors Field, Denver, CO  
Mon Aug 08 2005, 1:05 PM MDT  
Sunny - 90 F

livebaseballscores.com  
AB 41  
R 3  
H 8  
RBI 3  
BB 2  
SO 7  
LOB 13



Batter	1	2	3	4	5	6	7	8	9	10	11	AB	R	H	RBI	BB	SO	LOB	BOTTOM					
6 Omar Quintanilla, L OBP: 0.297, SLG: 0.314 (1, 6)	P6		F7		G4-3			K				5	0	0	0	1	1	3						
Luis Gonzalez, R OBP: 0.331, SLG: 0.449 (1, 4)	P3				F8 27 1B		K			G4-3		6	1	1	0	0	2	3						
5 Matt Holliday, R OBP: 0.362, SLG: 0.500 (1, 7)	K				F9		WP 27 HBP 1B					4	0	1	0	2	2	1						
27 Garrett Atkins, R OBP: 0.355, SLG: 0.408 (1, 5)												3	1	2	0	2	0	0						
Jorge Piedra, L OBP: 0.321, SLG: 0.440 Dustan Mohr, R OBP: 0.264, SLG: 0.492 (7, PH) (8, 9)												3	0	0	0	0	0	5						
Ryan Shealy, R OBP: 0.364, SLG: 0.457 (1, 3)												5	0	2	1	0	1	3						
18 Cory Sullivan, L OBP: 0.302, SLG: 0.329 (1, 8)												5	1	2	1	0	0	1						
JD Closser, S OBP: 0.322, SLG: 0.413 40 Brian Fuentes, L Scott Dohmann, R (1, 2) (9, 1) (10, 1)												3	0	1	0	1	0	3						
Sun-Woo Kim, R ERA: 3.49 Antonio Alfonseca, R ERA: 2.98 Ron Villone, L ERA: 2.53 Guillermo Mota, R ERA: 4.28 Valerio De Los Santos, L ERA: 5.4 (1, 1) (4, PH) (8, 1) (7, 1) (8, 1) (8, PH) (11, 1)	6.0 0.1 1.2 2.0 0.2	28 H 3 B 6 10 L 3	7 0 1 1 1	2 0 1 0 1	2 0 0 0 1	3 0 0 1 0	0 0 0 3 0	0 0 0 1 0	0 0 0 0 0	0 0 0 0 0	0 0 0 0 0	0 0 0 0 0	0 0 0 0 0	0 0 0 0 0	0 0 0 0 0	0 0 0 0 0	0 0 0 0 0	0 0 0 0 0	0 0 0 0 0	0 0 0 0 0	0 0 0 0 0	0 0 0 0 0	0 0 0 0 0	
<b>Inning Stats</b>	R: 0 E: 0 K: 1 S: 6	H: 0 LOB: 0 BB: 0 P: 9	R: 0 E: 0 K: 0 S: 6	H: 0 LOB: 0 BB: 1 P: 13	R: 0 E: 0 K: 1 S: 9	H: 1 LOB: 1 BB: 0 P: 17	R: 2 E: 1 K: 0 S: 15	H: 4 LOB: 3 BB: 0 P: 24	R: 0 E: 0 K: 1 S: 14	H: 1 LOB: 2 BB: 1 P: 22	R: 0 E: 0 K: 3 S: 17	H: 1 LOB: 2 BB: 1 P: 28	R: 1 E: 1 K: 1 S: 10	H: 0 LOB: 0 BB: 0 P: 15	R: 0 E: 0 K: 1 S: 8	H: 0 LOB: 2 BB: 2 P: 19	R: 0 E: 0 K: 0 S: 14	H: 1 LOB: 3 BB: 2 P: 29	R: 1 E: 0 K: 1 S: 8	H: 1 LOB: 0 BB: 0 P: 11	1B: 8 2B: 2 3B: 0 HR: 1	SF: 0 SAC: 1 DP: 2 HBP: 1	WP: 1 PB: 0 SB: 1 CS: 1	PA: 50
<b>PITCHER</b>	IP ERA WLS BF H R ER SO BB IBB HBP BLK WP HR S P ERA WHIP	IP ERA WLS BF H R ER SO BB IBB HBP BLK WP HR S P ERA WHIP																						
Josh Beckett, R ERA: 3.49 (1, 1)	6.0	0	1	0	3	2	0	0	0	0	0	0	0	0	11	18	0.00	6.000						
Antonio Alfonseca, R ERA: 2.98 (7, 1)	1.2	B 6	0	1	0	3	0	0	0	0	0	0	0	16	25	0.00	0.000							
Ron Villone, L ERA: 2.53 (7, 1)	2.0	10	1	0	0	1	3	1	0	0	0	0	0	22	48	0.00	2.000							
Guillermo Mota, R ERA: 4.28 (8, 1)	0.2	L 3	1	1	1	1	0	0	0	0	0	0	1	8	11	13.50	1.500							

Florida Marlins @ Colorado Rockies  
Coors Field, Denver, CO  
Mon Aug 08 2005, 1:05 PM MDT  
Sunny - 90 F

livebaseballscores.com  
AB 41  
R 4  
H 10  
RBI 4  
BB 7  
SO 9  
LOB 30





Batter	1	2	3	4	5	6	7	8	9	AB	R	H	RBI	BB	SO	LOB	TOP		
Juan Pierre, L (1, 8) OBP: 0.316, SLG: 0.334	F7		SH5-4 1B		F7		FC4-6			4	0	1	0	0	0	1			
Luis Castillo, S (1, 4) OBP: 0.399, SLG: 0.385	G1-3		SH5-4		G6-3		P6			3	0	0	0	0	0	1			
Jeff Conine, R (1, 3) OBP: 0.359, SLG: 0.390	G6-3		K			G4-3 2B 1B		K		4	1	1	0	0	2	2			
Miguel Cabrera, R (1, 7) OBP: 0.407, SLG: 0.609		F9 BB SF8 BB				G4-3		K		2	1	0	0	2	1	1			
Mike Lowell, R (1, 5) OBP: 0.286, SLG: 0.362						F8 2B BB		F8		2	1	0	0	2	0	3			
Chris Aquila, R (1, 9) OBP: 0.287, SLG: 0.256	F9			L1		K			P3	4	0	0	0	0	1	4			
Alex Gonzalez, R (1, 6) OBP: 0.330, SLG: 0.380	SF8			F8					P6	3	0	1	3	0	0	0			
Ryan Jorgensen, R (1, 2) Damion Easley, R (9, PH) OBP: 0.286, SLG: 0.459				K					G5-3	3	0	0	0	0	2	1			
Ismael Valdez, R (1, 1) Lenny Harris, L (7, PH) Randy Messenger, R (7, 1) OBP: 0.500, SLG: 0.500			SH5-4 1B		G6-3		FC4-6 1B			2	0	1	0	0	0	0			
<b>Inning Stats</b>	R: 0 E: 0 K: 0 S: 8	H: 0 LOB: 0 BB: 0 P: 14	R: 1 E: 0 K: 1 S: 13	H: 0 LOB: 1 BB: 2 P: 25	R: 0 E: 0 K: 1 S: 9	H: 2 LOB: 3 BB: 1 P: 18	R: 0 E: 0 K: 1 S: 8	H: 0 LOB: 0 BB: 0 P: 15	R: 0 E: 0 K: 0 S: 6	H: 0 LOB: 0 BB: 0 P: 10	R: 2 E: 0 K: 1 S: 11	H: 2 LOB: 1 BB: 1 P: 15	R: 0 E: 0 K: 2 S: 8	H: 0 LOB: 0 BB: 0 P: 10	R: 0 E: 0 K: 0 S: 9	H: 0 LOB: 0 BB: 0 P: 14	1B: 4 2B: 1 3B: 0 HR: 0	SF: 1 SAC: 1 DP: 0 HBP: 0	WP: 0 PA: 35 PB: 0 SB: 0 CS: 0
<b>PITCHER</b>	IP	WLS	BF	H	R	ER	SO	BB	IBB	HBP	BLK	WP	HR	S	P	ERA	WHIP		
49 Byung-Hyun Kim, R (1, 1) ERA: 5.05	7.0	W	29	5	3	3	4	3	1	0	0	0	0	64	108	3.86	1.143		
Mike DeJean, R (8, 1) ERA: 4.71	1.0	H	3	0	0	0	2	0	0	0	0	0	0	8	10	0.00	0.000		
40 Brian Fuentes, L (9, 1) ERA: 2.67	1.0	S	3	0	0	0	0	0	0	0	0	0	0	9	14	0.00	0.000		

**Florida Marlins @ Colorado Rockies**  
Coors Field, Denver, CO  
Mon Aug 08 2005, 1:10 PM MDT  
Att: 19,784 - Sunny - 91 F

**AB 29**  
**R 3**  
**H 5**  
**RBI 3**  
**BB 4**  
**SO 6**  
**LOB 13**



Batter	1	2	3	4	5	6	7	8	9	AB	R	H	RBI	BB	SO	LOB	BOTTOM		
Luis Gonzalez, R (1, 9) OBP: 0.332, SLG: 0.450	F9		G5-3			G6-3				4	1	1	0	1	0	0			
6 Omar Quintanilla, L (1, 6) OBP: 0.293, SLG: 0.308	K				SH1-4 2B	L3		G6-4-3 BB		4	1	1	0	0	1	2			
5 Matt Holliday, R (1, 7) OBP: 0.361, SLG: 0.496	K				L6			G6-3		4	0	1	0	0	1	1			
27 Garrett Atkins, R (1, 5) OBP: 0.354, SLG: 0.406		G5-3	P5			G6-3		G6-3		4	0	1	1	0	0	2			
Ryan Shealy, R (1, 3) OBP: 0.395, SLG: 0.493						1B		1B		3	1	3	1	1	0	0			
Dustin Mohr, R (1, 8) OBP: 0.289, SLG: 0.489						1B		1B		3	0	1	0	1	0	4			
Aaron Miles, S (1, 4) OBP: 0.302, SLG: 0.354										4	1	2	1	0	0	2			
Mike DeJean, R (8, 1) 40 Brian Fuentes, L (9, 1)					G5-3			G4-3		0	0	0	0	0	0	0			
Danny Ardoin, R (1, 2) OBP: 0.299, SLG: 0.381								G5-3		4	1	1	2	0	0	2			
49 Byung-Hyun Kim, R (1, 1) 18 Cory Sullivan, L (8, 8) OBP: 0.125, SLG: 0.048 OBP: 0.305, SLG: 0.332										3	0	0	0	0	1	2			
<b>Inning Stats</b>	R: 0 E: 0 K: 2 S: 8	H: 0 LOB: 0 BB: 0 P: 12	R: 1 E: 0 K: 0 S: 9	H: 2 LOB: 2 BB: 1 P: 16	R: 1 E: 0 K: 0 S: 15	H: 3 LOB: 0 BB: 0 P: 21	R: 0 E: 0 K: 1 S: 6	H: 0 LOB: 0 BB: 0 P: 9	R: 1 E: 0 K: 0 S: 11	H: 3 LOB: 2 BB: 0 P: 15	R: 2 E: 0 K: 0 S: 7	H: 2 LOB: 0 BB: 0 P: 9	R: 0 E: 0 K: 0 S: 14	H: 1 LOB: 2 BB: 1 P: 24	R: 0 E: 0 K: 0 S: 6	H: 1 LOB: 1 BB: 1 P: 12	1B: 8 2B: 3 3B: 0 HR: 1	SF: 0 SAC: 1 DP: 1 HBP: 0	WP: 0 PA: 38 PB: 0 SB: 2 CS: 0
<b>PITCHER</b>	IP	WLS	BF	H	R	ER	SO	BB	IBB	HBP	BLK	WP	HR	S	P	ERA	WHIP		
Ismael Valdez, R (1, 1) ERA: 5.63	6.0	L	29	10	5	5	3	1	0	0	0	0	0	56	82	7.50	1.833		
Randy Messenger, R (7, 1) ERA: 4.4	2.0		9	2	0	0	0	2	0	0	0	0	0	20	36	0.00	2.000		

**Florida Marlins @ Colorado Rockies**  
Coors Field, Denver, CO  
Mon Aug 08 2005, 1:10 PM MDT  
Att: 19,784 - Sunny - 91 F


**AB 34**  
**R 5**  
**H 12**  
**RBI 5**  
**BB 3**  
**SO 3**  
**LOB 15**



Batter	1	2	3	4	5	6	7	8	9	AB	R	H	RBI	BB	SO	LOB	TOP				
<b>Tike Redman, L</b> OBP: 0.295, SLG: 0.348	F9	P5		1B	G4-3			12 1B	E6	6	2	2	0	0	0	2					
<b>Rob Mackowiak, L</b> OBP: 0.346, SLG: 0.415 <b>12 Freddy Sanchez, R</b> (3, PR) OBP: 0.324, SLG: 0.359	G3		HR	1B	G5-3			2B SF8	F7	2	0	1	0	0	0	0					
<b>Jody Gerut, L</b> OBP: 0.339, SLG: 0.358	G4-3		F9	1B	F9			K	FC4-6	6	1	1	1	0	1	4					
<b>Jason Bay, R</b> OBP: 0.390, SLG: 0.562		K	HR	1B				1B 11 1B		5	3	3	4	0	1	0					
<b>Brad Eldred, R</b> OBP: 0.306, SLG: 0.444	P2		K	1B	G5-3			SF8		4	0	1	2	0	1	1					
<b>Jose Castillo, R</b> OBP: 0.305, SLG: 0.404	11 1B			2B	F9			11 1B		5	2	4	1	0	0	0					
<b>11 Humberto Cota, R</b> OBP: 0.287, SLG: 0.387	2 1B			FC1-2-5				1B		4	1	2	1	1	1	2					
<b>2 Jack Wilson, R</b> OBP: 0.278, SLG: 0.345	1B		F8	1B	F9			P2		5	0	2	2	0	0	4					
<b>Dave Williams, L</b> OBP: 0.139, SLG: 0.147 <b>Daryle Ward, L</b> (7, PH) OBP: 0.336, SLG: 0.427 <b>Brian Meadows, R</b> (7, 1) <b>Michael Restovich, R</b> (9, PH) OBP: 0.316, SLG: 0.395 <b>Rick White, R</b> (9, 1)	1B		F7					F7	K	3	0	1	1	0	0	2					
<b>Inning Stats</b>	R: 0 E: 0 K: 0 S: 5	H: 0 LOB: 0 BB: 0 P: 7	R: 2 E: 0 K: 1 S: 21	H: 4 LOB: 2 BB: 0 P: 27	R: 2 E: 0 K: 1 S: 13	H: 3 LOB: 2 BB: 1 P: 19	R: 5 E: 0 K: 0 S: 17	H: 7 LOB: 2 BB: 0 P: 27	R: 0 E: 0 K: 0 S: 7	H: 0 LOB: 0 BB: 0 P: 8	R: 0 E: 0 K: 1 S: 7	H: 0 LOB: 0 BB: 0 P: 11	R: 3 E: 0 K: 1 S: 15	H: 5 LOB: 2 BB: 0 P: 24	R: 0 E: 1 K: 1 S: 11	H: 0 LOB: 1 BB: 0 P: 11	1B: 15 2B: 3 3B: 0 HR: 1	SF: 1 SAC: 0 DP: 0 HBP: 0	WP: 0 PB: 0 SB: 0 CS: 0	PA: 48	
<b>PITCHER</b>	IP	WLS	BF	H	R	ER	SO	BB	IBB	HBP	BLK	WP	HR	S	P	ERA	WHIP				
<b>Jose Acevedo, R</b> ERA: 6.0	3.1	L	23	12	9	9	2	1	0	0	0	0	1	48	68	24.30	3.900				
<b>Ryan Speier, R</b> ERA: 7.2	2.2	10	2	0	0	0	0	0	0	0	0	0	0	20	27	0.00	0.750				
<b>David Cortes, R</b> ERA: 4.02	1.0	3	0	0	0	1	0	0	0	0	0	0	0	7	11	0.00	0.000				
<b>Randy Williams, L</b> ERA: 8.03	1.0	8	5	3	3	1	0	0	0	0	0	0	0	15	24	27.00	5.000				
<b>Janey Wright, R</b> ERA: 5.65	1.0	4	0	0	0	1	0	0	0	0	0	0	0	11	11	0.00	0.000				

**Pittsburgh Pirates @ Colorado Rockies**  
Coors Field, Denver, CO  
Tue Aug 09 2005, 7:05 PM MDT  
Att: 20,683 - Cloudy - 79 F


AB 46  
R 12  
H 19  
RBI 12  
BB 1  
SO 5  
LOB 16



Batter	1	2	3	4	5	6	7	8	9	AB	R	H	RBI	BB	SO	LOB	BOTTOM				
<b>Luis Gonzalez, R</b> OBP: 0.337, SLG: 0.453	G6-3		2-3 1B		1B			G1-6-3	G1-3	5	0	3	0	0	0	0					
<b>Aaron Miles, S</b> OBP: 0.300, SLG: 0.351	G4-3		B3		G5-3			1-2	G1-6-3	5	1	1	0	0	0	4					
<b>5 Matt Holliday, R</b> OBP: 0.365, SLG: 0.502	F9			BB				G6-3	5 DI 5 2B	5	1	3	1	0	0	0					
<b>27 Garrett Atkins, R</b> OBP: 0.352, SLG: 0.402	G6-3		F7		F7			G6-3		3	0	0	0	1	0	1					
<b>Ryan Shealy, R</b> OBP: 0.412, SLG: 0.507			G6-4-3 BB		P4			HR		2	1	1	0	2	0	2					
<b>Dustin Mohr, R</b> OBP: 0.289, SLG: 0.500	G6-4-3		F7		F7			HR		4	1	1	2	0	0	5					
<b>Larry Bigbie, L</b> OBP: 0.317, SLG: 0.369	G4-3		G4-3		G4-3			G4-3		4	0	1	1	0	0	2					
<b>Danny Ardoin, R</b> OBP: 0.305, SLG: 0.379			FC2-6 BB		F7			G6-3		3	0	1	0	1	0	0					
<b>Jose Acevedo, R</b> <b>Ryan Speier, R</b> <b>Jorge Piedra, L</b> (6, PH) <b>David Cortes, R</b> (7, 1) <b>Randy Williams, L</b> (9, 1) <b>Janey Wright, R</b> (9, PH) <b>18 Cory Sullivan, L</b> OBP: 0.294, SLG: 0.320	FC2-6		G4-3		G1-3			G4-3		1	0	0	0	0	0	1					
<b>Inning Stats</b>	R: 0 E: 0 K: 0 S: 6	H: 0 LOB: 0 BB: 0 P: 11	R: 0 E: 0 K: 0 S: 3	H: 0 LOB: 1 BB: 1 P: 7	R: 0 E: 1 K: 0 S: 8	H: 1 LOB: 2 BB: 1 P: 18	R: 0 E: 0 K: 0 S: 12	H: 1 LOB: 2 BB: 1 P: 24	R: 0 E: 0 K: 0 S: 4	H: 3 LOB: 3 BB: 1 P: 30	R: 0 E: 0 K: 0 S: 7	H: 1 LOB: 0 BB: 0 P: 8	R: 2 E: 0 K: 0 S: 9	H: 2 LOB: 0 BB: 0 P: 14	R: 1 E: 0 K: 0 S: 10	H: 2 LOB: 1 BB: 0 P: 15	1B: 8 2B: 2 3B: 0 HR: 1	SF: 0 SAC: 0 DP: 2 HBP: 0	WP: 0 PB: 0 SB: 0 CS: 0	PA: 39	
<b>PITCHER</b>	IP	WLS	BF	H	R	ER	SO	BB	IBB	HBP	BLK	WP	HR	S	P	ERA	WHIP				
<b>Dave Williams, L</b> ERA: 4.18	6.0	W	27	6	1	1	0	4	0	0	0	0	0	49	96	1.50	1.667				
<b>Brian Meadows, R</b> ERA: 5.33	2.0	8	3	2	2	0	0	0	0	0	0	0	1	16	22	9.00	1.500				
<b>Rick White, R</b> ERA: 3.56	1.0	4	2	1	1	0	0	0	0	0	0	0	0	10	15	9.00	2.000				

**Pittsburgh Pirates @ Colorado Rockies**  
Coors Field, Denver, CO  
Tue Aug 09 2005, 7:05 PM MDT  
Att: 20,683 - Cloudy - 79 F

AB 35  
R 4  
H 11  
RBI 4  
BB 4  
SO 0  
LOB 18



Batter	1	2	3	4	5	6	7	8	9	10	AB	R	H	RBI	BB	SO	LOB	TOP			
<b>Tike Redman, L</b> OBP: 0.297, SLG: 0.358 (1, 8)	G4-3			G1-3		FC4-6 1B	3B		L7		5	0	2	2	0	0	1	<b>Pittsburgh Pirates @ Colorado Rockies</b> Coors Field, Denver, CO Wed Aug 10 2005, 7:05 PM MDT Att: 20,135 - Partly Cloudy - 71 F			
<b>12 Freddy Sanchez, R</b> OBP: 0.329, SLG: 0.399 (1, 5)	G4-6-3 1B			E5 1B		FC4-6 1-2f	BB		IBB		3	1	1	0	2	0	1				
<b>Jody Gerut, L</b> OBP: 0.330, SLG: 0.347 (1, 9)	G4-6-3 1-2f			G4-3		G4-3	P2		K		5	0	0	0	0	1	7				
<b>Jason Bay, R</b> OBP: 0.390, SLG: 0.559 (1, 7)		G5-3					2B		K		4	1	1	1	1	2	0				
<b>Brad Eldred, R</b> OBP: 0.296, SLG: 0.440 (1, 3)		G5-3					BB		G5-3		5	0	1	1	0	1	1				
<b>Jose Castillo, R</b> OBP: 0.307, SLG: 0.399 (1, 4)		G4-3					FC1-6-5-4 11 WP 1B		BB		4	1	0	0	1	1	1				
<b>11 Humberto Cota, R</b> OBP: 0.286, SLG: 0.384 (1, 2)			G5-3				BB		G1-3		4	1	1	1	0	0	1				
<b>2 Jack Wilson, R</b> OBP: 0.278, SLG: 0.344 (1, 6)			P4				BB		F7		4	0	1	0	0	0	1				
<b>Mark Redman, L</b> OBP: 0.297, SLG: 0.358 (6, PH)							BB		SH1-4 1B		1	0	0	0	0	0	1				
<b>Michael Escobedo, R</b> OBP: 0.313, SLG: 0.391 (6, 1)							BB				0	0	0	0	0	0	0				
<b>Danyle Ward</b> OBP: 0.328, SLG: 0.427 (7, PH)							BB				0	0	0	0	0	0	0				
<b>16 Salomon Torres, R</b> OBP: 0.306, SLG: 0.300 (7, 1)							BB				0	0	0	0	0	0	0				
<b>34 John Grabow, L</b> OBP: 0.299, SLG: 0.349 (8, PH)							BB				0	0	0	0	0	0	0				
<b>8 Chris Duffy, L</b> OBP: 0.299, SLG: 0.454 (8, PH)							BB				0	0	0	0	0	0	0				
<b>Rick White, R</b> OBP: 0.299, SLG: 0.454 (8, 1)							BB				0	0	0	0	0	0	0				
<b>Inning Stats</b>	R: 0 E: 0 K: 0 S: 6	H: 1 LOB: 0 BB: 0 P: 8	R: 0 E: 0 K: 0 S: 6	H: 0 LOB: 0 BB: 0 P: 9	R: 0 E: 0 K: 1 S: 10	H: 0 LOB: 0 BB: 0 P: 11	R: 1 E: 1 K: 1 S: 11	H: 1 LOB: 1 BB: 0 P: 17	R: 0 E: 0 K: 0 S: 5	H: 0 LOB: 0 BB: 0 P: 5	R: 0 E: 0 K: 0 S: 7	H: 1 LOB: 1 BB: 0 P: 9	R: 4 E: 0 K: 0 S: 16	H: 3 LOB: 2 BB: 3 P: 32	R: 0 E: 0 K: 1 S: 8	H: 0 LOB: 1 BB: 1 P: 16	R: 0 E: 0 K: 2 S: 10	H: 0 LOB: 0 BB: 0 P: 14	1B: 5 2B: 1 3B: 1 HR: 0	SF: 0 SAC: 1 DP: 1 HBP: 0	WP: 1 PA: 42
<b>PITCHER</b>	IP	WLS	BF	H	R	ER	SO	BB	IBB	HBP	BLK	WP	HR	S	P	ERA	WHIP				
<b>28 Aaron Cook, R</b> ERA: 5.94	(1, 1)	6.1	25	5	4	3	2	1	0	0	0	0	0	52	71	4.26	0.947				
<b>Scott Dohmann, R</b> ERA: 12.68	(7, 1)	0.2	B	5	1	1	0	2	0	0	0	0	0	9	20	13.50	4.500				
<b>Mike DeJean, R</b> ERA: 4.6	(8, 1)	1.0	4	0	0	0	1	1	0	0	0	0	0	8	16	0.00	1.000				
<b>40 Brian Fuentes, L</b> ERA: 2.62	(9, 1)	1.0	5	1	0	0	1	0	1	0	0	0	0	8	17	0.00	1.000				
<b>David Cortes, R</b> ERA: 3.9	(10, 1)	1.0	W	3	0	0	2	0	0	0	0	0	0	10	14	0.00	0.000				

Batter	1	2	3	4	5	6	7	8	9	10	AB	R	H	RBI	BB	SO	LOB	BOTTOM					
<b>Luis Gonzalez, R</b> OBP: 0.334, SLG: 0.448 (1, 4)	K2-3		FC4-6 27 BB				G5-3		K		5	1	1	0	0	2	2	<b>Pittsburgh Pirates @ Colorado Rockies</b> Coors Field, Denver, CO Wed Aug 10 2005, 7:05 PM MDT Att: 20,135 - Partly Cloudy - 71 F					
<b>27 Garrett Atkins, R</b> OBP: 0.353, SLG: 0.400 (1, 5)	K		FC4-6 1B				G6-3		K		4	1	1	1	1	2	0						
<b>17 Todd Helton, L</b> OBP: 0.414, SLG: 0.473 (1, 3)	G6-3		F8				F8		5 1B		5	2	2	1	0	0	3						
<b>5 Matt Holliday, R</b> OBP: 0.368, SLG: 0.512 (1, 7)		G6-3		G6-3			HR		F8 HBP		4	1	2	4	0	0	0						
<b>Larry Bigbie, L</b> OBP: 0.312, SLG: 0.362 (1, 8)		G6-3		G6-3			K		F8		4	0	0	0	0	1	1						
<b>Dustin Mohr, R</b> OBP: 0.268, SLG: 0.492 (1, 9)		L8		K			G6-3		IBB		3	0	0	0	1	1	0						
<b>6 Omar Quintanilla, L</b> OBP: 0.267, SLG: 0.279 (1, 6)			G3				K		G3		4	0	0	0	0	1	2						
<b>Danny Ardoin, R</b> OBP: 0.306, SLG: 0.378 (1, 2)			FC4-6 1B				G5-3		G6-3		3	0	1	0	0	0	0						
<b>Aaron Miles, S</b> OBP: 0.299, SLG: 0.349 (9, PH)			FC4-6 1B				G6-3		G4-3		1	0	0	0	0	0	0						
<b>David Cortes, R</b> ERA: 3.93 (10, 1)			FC4-6 1B				G5-3		L7		1	0	0	0	0	0	0						
<b>28 Aaron Cook, R</b> ERA: 5.94 (7, 1)	(1, 1)	5.0	23	6	5	5	5	2	0	0	0	0	0	54	89	9.00	1.600						
<b>45 Ian Snell, R</b> ERA: 7.43 (6, 1)	(6, 1)	1.0	3	0	0	0	0	0	0	0	0	0	0	4	5	0.00	0.000						
<b>16 Salomon Torres, R</b> ERA: 4.17 (7, 1)	(7, 1)	1.1	5	0	0	0	0	0	0	1	0	0	0	9	15	0.00	0.000						
<b>34 John Grabow, L</b> ERA: 3.34 (8, 1)	(8, 1)	0.2	3	0	0	0	0	0	1	0	0	0	0	6	15	0.00	0.000						
<b>Rick White, R</b> ERA: 3.63 (9, 1)	(9, 1)	1.1	L	6	2	1	1	2	0	0	0	0	0	15	21	6.75	1.500						
<b>Inning Stats</b>	R: 0 E: 0 K: 2 S: 7	H: 0 LOB: 0 BB: 0 P: 12	R: 0 E: 0 K: 0 S: 5	H: 0 LOB: 0 BB: 0 P: 7	R: 0 E: 0 K: 0 S: 17	H: 2 LOB: 3 BB: 1 P: 31	R: 0 E: 0 K: 1 S: 9	H: 0 LOB: 0 BB: 0 P: 12	R: 5 E: 0 K: 2 S: 16	H: 4 LOB: 0 BB: 1 P: 27	R: 0 E: 0 K: 0 S: 4	H: 0 LOB: 0 BB: 0 P: 5	R: 0 E: 0 K: 0 S: 8	H: 0 LOB: 0 BB: 0 P: 12	R: 0 E: 0 K: 0 S: 7	H: 0 LOB: 2 BB: 1 P: 18	R: 0 E: 0 K: 1 S: 10	H: 0 LOB: 0 BB: 0 P: 13	R: 1 E: 0 K: 1 S: 5	H: 2 LOB: 1 BB: 0 P: 8	1B: 5 2B: 2 3B: 0 HR: 1	SF: 0 SAC: 0 DP: 0 HBP: 1	WP: 0 PA: 40
<b>PITCHER</b>	IP	WLS	BF	H	R	ER	SO	BB	IBB	HBP	BLK	WP	HR	S	P	ERA	WHIP						
<b>Mark Redman, L</b> ERA: 4.75	(1, 1)	5.0	23	6	5	5	5	2	0	0	0	0	0	54	89	9.00	1.600						
<b>45 Ian Snell, R</b> ERA: 7.43	(6, 1)	1.0	3	0	0	0	0	0	0	0	0	0	0	4	5	0.00	0.000						
<b>16 Salomon Torres, R</b> ERA: 4.17	(7, 1)	1.1	5	0	0	0	0	0	0	1	0	0	0	9	15	0.00	0.000						
<b>34 John Grabow, L</b> ERA: 3.34	(8, 1)	0.2	3	0	0	0	0	0	1	0	0	0	0	6	15	0.00	0.000						
<b>Rick White, R</b> ERA: 3.63	(9, 1)	1.1	L	6	2	1	1	2	0	0	0	0	0	15	21	6.75	1.500						

Batter	1	2	3	4	5	6	7	8	9	AB	R	H	RBI	BB	SO	LOB	TOP					
12 Freddy Sanchez, R (1,5) OBP: 0.326, SLG: 0.361	1-1 SH5-4 1B 2B	1-0 P6	2-0 SF9		2-1 P3		0-1 G5-3			4	1	1	1	0	0	1						
Tike Redman, L (1,8) OBP: 0.296, SLG: 0.356	0-1 SH5-4	1-1 1B	1-1 P3			0-0 L8		2-1 G6-3		4	0	1	0	0	0	2						
Jason Bay, R (1,7) OBP: 0.394, SLG: 0.563	0-1 1B	0-1 1B		4-2 41 1B S 1B BB		3-2 F7 41 1B 2B		2-3 K		4	3	3	1	1	1	0						
Brad Eldred, R (1,3) OBP: 0.305, SLG: 0.491	1-2 41 1B 3B 1B	1-0 G5-4-3		3-3 K		0-0 F7		1-2 HR		5	2	2	2	0	1	4						
41 Ryan Doumit, S (1,2) OBP: 0.326, SLG: 0.372	0-0 3B 1B		2-2 F9	0-0 1B 1B		0-0 FC4 1B		2-1 G4-3		5	1	3	1	0	0	0						
Jose Castillo, R (1,4) OBP: 0.311, SLG: 0.408	3-2 3B 3B		1-1 1B 1B	3-0 G4-6-3 1B		3-0 FC4 1B			1-0 F9	5	2	3	3	0	0	1						
Michael Restovich, R (1,9) OBP: 0.317, SLG: 0.413	1-0 2 G6-3 3B		0-0 E 2 1B 12 SF9 1B	1-2 G4-6-3 1B			3-2 E5 2 G2-3		0-0 F7	5	2	2	1	0	0	2						
2 Jack Wilson, R (1,6) OBP: 0.280, SLG: 0.345	2-2 G6-3		1-2 12 SF9 1B		0-0 F8		1-0 G2-3		0-1 1B	5	0	2	1	0	0	1						
Josh Fogg, R (1,1) OBP: 0.186, SLG: 0.150	1-1 G6-3		1-1 E3		1-1 G1-3		0-3 K		2-1 L7	3	0	0	1	0	0	2						
Rob Mackowiak, L (7, PH)										1	0	0	0	0	1	1						
16 Salomon Torres, R (7, 1)										0	0	0	0	0	0	0						
13 Nate McLouth, L (9, PH)										1	0	0	0	0	0	1						
Jose Mesa, R (9, 1)										0	0	0	0	0	0	0						
<b>Inning Stats</b>	R: 6 E: 0 K: 0 S: 19	H: 6 LOB: 0 BB: 0 P: 28	R: 0 E: 0 K: 0 S: 6	H: 2 LOB: 1 BB: 0 P: 9	R: 2 E: 1 K: 0 S: 14	H: 3 LOB: 2 BB: 0 P: 22	R: 1 E: 0 K: 1 S: 9	H: 2 LOB: 1 BB: 1 P: 20	R: 0 E: 0 K: 0 S: 5	H: 0 LOB: 0 BB: 0 P: 8	R: 1 E: 0 K: 0 S: 8	H: 2 LOB: 1 BB: 0 P: 12	R: 0 E: 1 K: 1 S: 9	H: 0 LOB: 1 BB: 0 P: 13	R: 1 E: 0 K: 1 S: 11	H: 1 LOB: 0 BB: 0 P: 18	R: 0 E: 0 K: 0 S: 6	H: 1 LOB: 1 BB: 0 P: 9	1B: 12 2B: 2 3B: 2 HR: 1	SF: 1 SAC: 1 DP: 2 HBP: 0	WP: 0 PB: 0 SB: 2 CS: 0	PA: 45
<b>PITCHER</b>	IP WLS BF H R ER SO BB IBB HBP BLK WP HR S P ERA WHIP																					
26 Jeff Francis, L (1, 1)	3.1 L 24 13 9 8 1 1 0 0 0 0 0 0 47 77 21.60 4.200																					
Sun-Woo Kim, R (4, 1)	3.2 13 2 1 1 1 0 0 0 0 0 0 1 23 35 2.46 0.545																					
Marcos Carvajal, R (8, 1)	1.0 4 1 1 1 1 0 0 0 0 0 0 1 11 18 9.00 1.000																					
Jose Acevedo, R (9, 1)	1.0 4 1 0 0 0 0 0 0 0 0 0 0 6 9 0.00 1.000																					

Pittsburgh Pirates @ Colorado Rockies  
Coors Field, Denver, CO  
Thu Aug 11 2005, 1:05 PM MDT  
Att: 21,102 - Partly Cloudy - 82 F

AB 42  
R 11  
H 17  
RBI 11  
BB 1  
SO 3  
LOB 15



Batter	1	2	3	4	5	6	7	8	9	AB	R	H	RBI	BB	SO	LOB	BOTTOM					
18 Cory Sullivan, L (1,8) OBP: 0.300, SLG: 0.326	1-3 K		1-3 K		0-0 17 HR 1B		1-3 K		0-1 G4-3	5	1	1	0	0	3	0						
27 Garrett Atkins, R (1,5) OBP: 0.332, SLG: 0.396	0-1 G5-3		0-0 F8		0-3 K 1B		4-1 K BB			3	0	0	0	1	1	1						
17 Todd Helton, L (1,3) OBP: 0.415, SLG: 0.480	0-1 F8		4-1 BB		1-1 HR		1-2 K			3	1	1	2	1	1	1						
5 Matt Holliday, R (1,7) OBP: 0.367, SLG: 0.509		2-1 F8 BB 1B	1-1 G5-6-3		1-1 F9		0-1 P4			4	0	1	0	0	0	2						
Larry Bigbie, L (1,9) OBP: 0.315, SLG: 0.373		2-0 L8		1-0 1B 3B	0-0 E S 1B			1-0 G5-3		4	1	2	0	0	0	1						
Luis Gonzalez, R (1,4) OBP: 0.337, SLG: 0.447		4-0 6 BB BB		0-1 L9	1-1 P4			0-1 G4-6-3 1B		3	0	1	0	1	0	2						
JD Closser, S (1,2) OBP: 0.319, SLG: 0.407		1-0 F8		1-0 1B		3-2 L8		2-0 G4-6-3		4	0	1	1	0	0	3						
6 Omar Quintanilla, L (1,6) OBP: 0.265, SLG: 0.261		4-1 1B		0-0 L8		1-1 F8		0-2 L5		3	0	0	0	1	0	1						
26 Jeff Francis, L (1, 1) OBP: 0.217, SLG: 0.190		0-2 F8		2-3 K		0-0 F8		2-2 G3		1	0	0	0	0	0	3						
Sun-Woo Kim, R (4, 1)										2	0	0	0	0	1	1						
Marcos Carvajal, R (8, 1)										0	0	0	0	0	0	0						
Jose Acevedo, R (9, 1)										0	0	0	0	0	0	0						
Jorge Piedra, L (9, PH) OBP: 0.313, SLG: 0.429										1	0	0	0	0	0	0						
<b>Inning Stats</b>	R: 0 E: 0 K: 1 S: 8	H: 0 LOB: 0 BB: 0 P: 9	R: 0 E: 0 K: 0 S: 8	H: 1 LOB: 3 BB: 2 P: 21	R: 0 E: 0 K: 1 S: 7	H: 0 LOB: 1 BB: 1 P: 13	R: 1 E: 0 K: 1 S: 8	H: 2 LOB: 0 BB: 0 P: 12	R: 2 E: 0 K: 0 S: 11	H: 3 LOB: 1 BB: 0 P: 14	R: 0 E: 0 K: 0 S: 7	H: 0 LOB: 0 BB: 0 P: 11	R: 0 E: 0 K: 2 S: 9	H: 0 LOB: 1 BB: 1 P: 15	R: 0 E: 0 K: 0 S: 4	H: 1 LOB: 0 BB: 0 P: 7	R: 0 E: 0 K: 0 S: 10	H: 0 LOB: 0 BB: 0 P: 12	1B: 5 2B: 0 3B: 1 HR: 1	SF: 0 SAC: 0 DP: 1 HBP: 0	WP: 0 PB: 0 SB: 1 CS: 0	PA: 37
<b>PITCHER</b>	IP WLS BF H R ER SO BB IBB HBP BLK WP HR S P ERA WHIP																					
Josh Fogg, R (1, 1)	6.0 W 27 6 3 3 4 3 0 0 0 0 0 0 49 80 4.50 1.500																					
16 Salomon Torres, R (7, 1)	2.0 7 1 0 0 2 1 0 0 0 0 0 0 13 22 0.00 1.000																					
Jose Mesa, R (9, 1)	1.0 3 0 0 0 0 0 0 0 0 0 0 0 10 12 0.00 0.000																					

Pittsburgh Pirates @ Colorado Rockies  
Coors Field, Denver, CO  
Thu Aug 11 2005, 1:05 PM MDT  
Att: 21,102 - Partly Cloudy - 82 F

AB 33  
R 3  
H 7  
RBI 3  
BB 4  
SO 6  
LOB 15



Batter	1	2	3	4	5	6	7	8	9	AB	R	H	RBI	BB	SO	LOB	TOP							
Brandon Watson, L (1, 7) OBP: 0.267, SLG: 0.462	4-1 1B 2B BB		1-1 G4-3				0-0 CS BB		1-0 F9	3	1	0	0	2	0	0								
Jose Vidro, S (1, 4) OBP: 0.339, SLG: 0.455	0-2 24 2B 1B		1-1 G5-3			2-0 24 FC4-6 1B	4-1 FC6-4 BB			3	1	2	0	1	0	0								
24 Nick Johnson, L (1, 3) OBP: 0.433, SLG: 0.498	1-2 1B 2B		4-1		2-1 FC4-6 1B		1-1 F8			3	1	1	1	1	0	2								
Jose Guillen, R (1, 9) OBP: 0.346, SLG: 0.505	2-0 3H 1B		1-3 BB		0-1 1B		1-0 FC6-4			4	0	2	2	0	1	2								
Vinny Castilla, R (1, 5) OBP: 0.318, SLG: 0.385	0-2 F9			4-0 2B BB	0-0 G6-3			1-0 G6-3		3	1	0	0	1	0	3								
Brian Schneider, L (1, 2) OBP: 0.348, SLG: 0.433	2-2 G3-6			2-2 2B		1-0 F8		2-2 G3-1		4	0	1	1	0	0	1								
Preston Wilson, R (1, 8) OBP: 0.326, SLG: 0.470				1-2 G1-3		1-0 F9		3-2 G5-3		4	0	0	0	0	0	1								
15 Cristian Guzman, S (1, 6) OBP: 0.233, SLG: 0.269			1-3 K		2-1 F8		1-0 1B		2-1 G1-3	4	0	1	0	0	1	1								
Esteban Loaiza, R (1, 1) OBP: 0.200, SLG: 0.240			0-0 G6-3		2-1 G6-3		0-0 G4-3		1-3 K	3	0	0	0	0	0	2								
Luis Ayala, R (7, 1) OBP: 0.333, SLG: 0.333										0	0	0	0	0	0	0								
Joey Eischen, L (8, 1) OBP: 0.333, SLG: 0.333										0	0	0	0	0	0	0								
Ryan Church, L (9, PH) OBP: 0.355, SLG: 0.484										1	0	0	0	0	1	0								
32 Chad Cordero, R (9, 1) OBP: 0.355, SLG: 0.484										0	0	0	0	0	0	0								
Inning Stats	R: 3 E: 0 K: 0 S: 14	H: 3 LOB: 0 BB: 1 P: 23	R: 0 E: 0 K: 1 S: 5	H: 0 LOB: 0 BB: 0 P: 6	R: 0 E: 0 K: 1 S: 8	H: 0 LOB: 1 BB: 1 P: 15	R: 1 E: 0 K: 0 S: 12	H: 1 LOB: 1 BB: 1 P: 23	R: 0 E: 0 K: 0 S: 4	H: 1 LOB: 2 BB: 1 P: 14	R: 0 E: 0 K: 0 S: 5	H: 0 LOB: 1 BB: 1 P: 11	R: 0 E: 0 K: 0 S: 7	H: 0 LOB: 0 BB: 0 P: 13	R: 0 E: 0 K: 1 S: 6	H: 0 LOB: 0 BB: 0 P: 10	1B: 5 2B: 2 3B: 0 HR: 0	SF: 0 SAC: 0 DP: 1 HBP: 0	WP: 0 PB: 0 SB: 0 CS: 1	PA: 37				
PITCHER	IP	WLS	BF	H	R	ER	SO	BB	IBB	HBP	BLK	WP	HR	S	P	ERA	WHIP							
Jamey Wright, R (1, 1) ERA: 5.85	6.1	L	29	7	4	4	2	5	0	0	0	0	0	51	94	5.68	1.895							
Randy Williams, L (7, 1) ERA: 7.52	0.2		2	0	0	0	0	0	0	0	0	0	0	3	5	0.00	0.000							
Ryan Speier, R (8, 1) ERA: 6.0	2.0		6	0	0	0	1	0	0	0	0	0	0	13	23	0.00	0.000							

Washington Nationals @ Colorado Rockies  
Coors Field, Denver, CO  
Fri Aug 12 2005, 7:05 PM MDT  
Att: 28,598 - Partly Cloudy - 73 F

AB	32
R	4
H	7
RBI	4
BB	5
SO	3
LOB	12



Batter	1	2	3	4	5	6	7	8	9	AB	R	H	RBI	BB	SO	LOB	BOTTOM							
Larry Bigbie, L (1, 8) OBP: 0.313, SLG: 0.367	2-2 G1-3		1-0 G1-3			0-3 K			1-1 G4-3	4	0	0	0	1	1	2								
Luis Gonzalez, R (1, 4) OBP: 0.332, SLG: 0.440	0-1 G1-3		1-2 L6			0-0 F9	1-0 P5			4	0	0	0	0	0	3								
17 Todd Helton, L (1, 3) OBP: 0.416, SLG: 0.486	2-1 2B		2-3 K			2-2 5 2B	0-1 P5			4	0	2	0	0	1	3								
5 Matt Holliday, R (1, 7) OBP: 0.362, SLG: 0.502	1-3 K		2-2 G4-3			0-1 E6		3-1 F8		4	0	0	0	0	1	2								
Jorge Piedra, L (1, 9) OBP: 0.333, SLG: 0.468			3-2 FC3-6 27 BB HBP		4-2 27 G6-4-3 BB		0-1 P5	1-0 HR		2	1	1	1	1	0	2								
27 Garrett Atkins, R (1, 5) OBP: 0.354, SLG: 0.396			4-1 FC3-6 BB		1-2 G6-4-3		0-0 G4-3	3-2 L5-3 1B		3	0	1	0	1	0	3								
JD Closser, S (1, 2) OBP: 0.318, SLG: 0.404			1-1 FC3-6 6 1B		0-0 G4-3		1-0 18 SH5-4 6 1B	0-0 L5-3		4	1	1	0	0	0	3								
6 Omar Quintanilla, L (1, 6) OBP: 0.264, SLG: 0.260			1-1 FC5-2-5 1B			0-1 F7		0-0 F9		4	0	1	0	0	0	2								
Jamey Wright, R (1, 1) OBP: 0.152, SLG: 0.133						0-3 K		1-1 SH5-4 1B		2	0	1	1	0	1	0								
Randy Williams, L (7, 1) ERA: 4.26								1-2 SH5-4 1B		0	0	0	0	0	0	0								
18 Cory Sullivan, L (7, PH) OBP: 0.300, SLG: 0.326										0	0	0	0	0	0	0								
Ryan Speier, R (8, 1) OBP: 0.297, SLG: 0.489								1-2 SH5-4 1B		1	0	0	0	0	1	0								
Dustan Mohr, R (9, PH) OBP: 0.267, SLG: 0.489										0	0	0	0	0	0	1								
Inning Stats	R: 0 E: 0 K: 1 S: 11	H: 1 LOB: 1 BB: 0 P: 16	R: 1 E: 0 K: 0 S: 12	H: 1 LOB: 2 BB: 1 P: 22	R: 0 E: 0 K: 1 S: 14	H: 0 LOB: 0 BB: 0 P: 19	R: 0 E: 0 K: 0 S: 8	H: 0 LOB: 0 BB: 1 P: 13	R: 0 E: 0 K: 2 S: 8	H: 0 LOB: 0 BB: 0 P: 8	R: 0 E: 1 K: 0 S: 9	H: 1 LOB: 2 BB: 0 P: 11	R: 0 E: 0 K: 0 S: 10	H: 2 LOB: 3 BB: 1 P: 17	R: 1 E: 0 K: 0 S: 7	H: 2 LOB: 0 BB: 0 P: 14	R: 0 E: 0 K: 1 S: 6	H: 0 LOB: 0 BB: 0 P: 8	1B: 4 2B: 3 3B: 0 HR: 1	SF: 0 SAC: 1 DP: 2 HBP: 1	WP: 0 PB: 0 SB: 0 CS: 0	PA: 37		
PITCHER	IP	WLS	BF	H	R	ER	SO	BB	IBB	HBP	BLK	WP	HR	S	P	ERA	WHIP							
Esteban Loaiza, R (1, 1) ERA: 3.54	6.1	W	28	5	1	1	4	3	0	1	0	0	0	69	102	1.42	1.263							
Luis Ayala, R (7, 1) ERA: 2.3	1.0	H	5	2	1	1	0	0	0	0	0	0	1	9	17	9.00	2.000							
Joey Eischen, L (8, 1) ERA: 4.26	0.2	H	1	0	0	0	0	0	0	0	0	0	0	1	1	0.00	0.000							
32 Chad Cordero, R (9, 1) ERA: 1.05	1.0	S	3	0	0	0	1	0	0	0	0	0	0	6	8	0.00	0.000							

Washington Nationals @ Colorado Rockies  
Coors Field, Denver, CO  
Fri Aug 12 2005, 7:05 PM MDT  
Att: 28,598 - Partly Cloudy - 73 F

AB	32
R	2
H	7
RBI	2
BB	3
SO	5
LOB	20



Batter	1	2	3	4	5	6	7	8	9	AB	R	H	RBI	BB	SO	LOB	TOP				
Brandon Watson, L (1,7) OBP: 0.250, SLG: 0.389	F7		G4-3				G4-3		FC6-4	5	2	1	0	0	0	1					
Jose Vidro, S (1,4) OBP: 0.341, SLG: 0.461	G4-3						G4-3		K	4	1	2	0	0	0	0					
Mike Stanton, L (7,1)										0	0	0	0	0	0	0					
Hector Carrasco, R (7,1)										0	0	0	0	0	0	0					
Carlos Baerga, S (9,PH) OBP: 0.331, SLG: 0.339										1	0	0	0	0	1	1					
24 Nick Johnson, L (1,3) OBP: 0.435, SLG: 0.506	K									5	2	3	2	0	1	3					
Jose Guillen, R (1,9) OBP: 0.347, SLG: 0.507										4	0	2	2	0	1	1					
Preston Wilson, R (1,8) OBP: 0.328, SLG: 0.474										4	1	2	1	0	0	2					
Ryan Church, L (8,8) OBP: 0.354, SLG: 0.482										1	0	0	0	0	0	1					
Brian Schneider, L (1,2) OBP: 0.350, SLG: 0.436										3	1	1	1	1	0	0					
Vinny Castilla, R (1,5) OBP: 0.318, SLG: 0.386										4	1	1	1	0	1	1					
Joey Eischen, L (9,1) OBP: 0.333, SLG: 0.333										0	0	0	0	0	0	0					
15 Cristian Guzman, S (1,6) OBP: 0.233, SLG: 0.269										4	0	1	1	0	1	1					
Tony Armas, R (1,1) OBP: 0.172, SLG: 0.143										2	0	0	0	1	1	2					
Jamey Carroll, R (7,4) OBP: 0.315, SLG: 0.263										0	0	0	0	1	0	0					
<b>Inning Stats</b>	R: 0 E: 0 K: 1 S: 10	H: 0 LOB: 0 BB: 0 P: 13	R: 2 E: 0 K: 0 S: 10	H: 2 LOB: 1 BB: 1 P: 22	R: 2 E: 0 K: 1 S: 17	H: 3 LOB: 0 BB: 0 P: 25	R: 0 E: 0 K: 0 S: 7	H: 0 LOB: 0 BB: 0 P: 11	R: 1 E: 0 K: 2 S: 11	H: 2 LOB: 1 BB: 1 P: 17	R: 0 E: 0 K: 1 S: 8	H: 2 LOB: 2 BB: 0 P: 15	R: 0 E: 0 K: 1 S: 9	H: 0 LOB: 0 BB: 0 P: 13	R: 2 E: 0 K: 1 S: 18	H: 2 LOB: 1 BB: 1 P: 30	1B: 6 2B: 8 3B: 0 HR: 0	SF: 1 SAC: 0 DP: 1 HBP: 0	WP: 0 PB: 0 SB: 0 CS: 1	PA: 42	
<b>PITCHER</b>	IP	WLS	BF	H	R	ER	SO	BB	IBB	HBP	BLK	WP	HR	S	P	ERA	WHIP				
49 Byung-Hyun Kim, R (1,1) ERA: 5.33	5.0	L	24	9	6	6	2	2	0	0	0	0	0	57	93	10.80	2.200				
Scott Dohmann, R (6,1) ERA: 10.86	2.0		8	2	0	0	2	0	0	0	0	0	0	15	24	0.00	1.000				
David Cortes, R (8,1) ERA: 3.78	1.0		3	0	0	0	1	0	0	0	0	0	0	9	13	0.00	0.000				
Marcos Carvajal, R (9,1) ERA: 4.84	1.0		6	2	2	2	1	1	0	0	0	0	0	18	30	18.00	3.000				

Washington Nationals @ Colorado Rockies  
Coors Field, Denver, CO  
Sat Aug 13 2005, 6:05 PM MDT  
Att: 31,447 - Overcast - 58 F

AB	37
R	8
H	13
RBI	8
BB	3
SO	6
LOB	13



Batter	1	2	3	4	5	6	7	8	9	AB	R	H	RBI	BB	SO	LOB	BOTTOM				
Larry Bigbie, L (1,8) OBP: 0.315, SLG: 0.368										5	0	2	0	0	2	5					
Aaron Miles, S (1,4) OBP: 0.301, SLG: 0.350										5	0	2	0	0	0	1					
17 Todd Helton, L (1,3) OBP: 0.416, SLG: 0.488										5	0	2	0	0	0	5					
5 Matt Holliday, R (1,7) OBP: 0.369, SLG: 0.503										3	0	2	0	2	0	1					
Jorge Piedra, L (1,9) OBP: 0.333, SLG: 0.463										3	0	1	0	0	0	3					
David Cortes, R (8,1)										0	0	0	0	0	0	0					
Marcos Carvajal, R (9,1)										0	0	0	0	0	0	0					
JD Closser, S (9,PH) OBP: 0.317, SLG: 0.402										1	0	0	0	0	0	2					
27 Garrett Atkins, R (1,5) OBP: 0.352, SLG: 0.391										4	0	0	0	1	1	6					
6 Omar Quintanilla, L (1,6) OBP: 0.291, SLG: 0.264										3	0	1	0	1	0	4					
Danny Ardoin, R (1,2) OBP: 0.319, SLG: 0.385										3	0	2	0	1	1	1					
49 Byung-Hyun Kim, R (1,1) OBP: 0.120, SLG: 0.045										1	0	0	0	0	1	1					
Scott Dohmann, R (6,1)										0	0	0	0	0	0	0					
Dustan Mohr, R (6,9) OBP: 0.269, SLG: 0.490										2	0	1	0	0	1	0					
Luis Gonzalez, R (7,PH) OBP: 0.331, SLG: 0.439										1	0	0	0	0	1	2					
<b>Inning Stats</b>	R: 0 E: 0 K: 0 S: 12	H: 2 LOB: 2 BB: 1 P: 22	R: 0 E: 0 K: 1 S: 10	H: 1 LOB: 2 BB: 1 P: 18	R: 0 E: 0 K: 0 S: 14	H: 3 LOB: 3 BB: 0 P: 21	R: 0 E: 0 K: 1 S: 11	H: 1 LOB: 1 BB: 0 P: 18	R: 0 E: 0 K: 2 S: 10	H: 1 LOB: 1 BB: 0 P: 13	R: 0 E: 0 K: 1 S: 8	H: 3 LOB: 2 BB: 0 P: 20	R: 0 E: 0 K: 1 S: 7	H: 1 LOB: 2 BB: 2 P: 16	R: 0 E: 1 K: 1 S: 11	H: 0 LOB: 2 BB: 1 P: 18	1B: 12 2B: 2 3B: 0 HR: 0	SF: 0 SAC: 1 DP: 3 HBP: 0	WP: 1 PB: 0 SB: 0 CS: 1	PA: 42	
<b>PITCHER</b>	IP	WLS	BF	H	R	ER	SO	BB	IBB	HBP	BLK	WP	HR	S	P	ERA	WHIP				
Tony Armas, R (1,1) ERA: 4.33	6.0	W	27	9	0	0	4	2	0	0	0	0	0	65	105	0.00	1.833				
Mike Stanton, L (7,1) ERA: 5.23	0.1		3	2	0	0	0	0	0	0	0	0	0	9	12	0.00	6.000				
Hector Carrasco, R (7,1) ERA: 2.53	1.2		7	2	0	0	2	2	0	0	0	0	0	12	24	0.00	2.400				
Joey Eischen, L (9,1) ERA: 4.05	1.0		5	0	0	0	1	1	0	0	0	1	0	11	18	0.00	1.000				

Washington Nationals @ Colorado Rockies  
Coors Field, Denver, CO  
Sat Aug 13 2005, 6:05 PM MDT  
Att: 31,447 - Overcast - 58 F

AB	36
R	0
H	13
RBI	0
BB	5
SO	7
LOB	31



Batter	1	2	3	4	5	6	7	8	9	AB	R	H	RBI	BB	SO	LOB	TOP										
<b>Brad Wilkerson, L</b> OBP: 0.397, SLG: 0.416 (1, 7)	P6			1B 24 SF5	1B 24 HR		G6-3		K	4	2	1	0	1	1	0	<b>Washington Nationals @ Colorado Rockies</b> Coors Field, Denver, CO Sun Aug 14 2005, 1:05 PM MDT Att: 24,552 - Partly Cloudy - 69 F <a href="http://livebaseballscorecards.com">livebaseballscorecards.com</a>										
<b>Jose Vidro, S</b> OBP: 0.347, SLG: 0.466 <b>Jamey Carroll, R</b> OBP: 0.314, SLG: 0.262 (7, FR)	G3			G4-3 1B	2B 24 HR		2B		F7	4	2	3	1	0	0	0											
<b>24 Nick Johnson, L</b> OBP: 0.433, SLG: 0.514 <b>Brandon Watson, L</b> OBP: 0.238, SLG: 0.368 (8, 7)	F9			SF5	HR		K		K	3	1	1	4	0	1	1											
<b>Jose Guillen, R</b> OBP: 0.348, SLG: 0.517 <b>Ryan Church, L</b> OBP: 0.354, SLG: 0.482 (7, 9)	G6-3			G4-3	HR		1B		2B	4	2	2	2	0	0	1											
<b>Preston Wilson, R</b> OBP: 0.332, SLG: 0.475 (1, 8)	K			PB 1B	CS HBP		FC6-4 1B			3	0	2	2	0	1	0											
<b>Vinny Castilla, R</b> OBP: 0.315, SLG: 0.382 <b>Carlos Baerga, S</b> OBP: 0.331, SLG: 0.339 (7, 5)	F8			K	CS		F9		FC6-4	4	0	0	0	0	1	2											
<b>Gary Bennett, R</b> OBP: 0.301, SLG: 0.306 (1, 2)	G6-3			G4-3	BB		L5			3	0	0	0	1	0	0											
<b>15 Cristian Guzman, S</b> OBP: 0.234, SLG: 0.269 (1, 6)	G3-1			SH2-4 1B	1B		G4-3			4	1	1	0	0	0	1											
<b>22 John Patterson, R</b> OBP: 0.050, SLG: 0.075 <b>Gary Majewski, R</b> (9, 1)	F8			SH2-4	K		F8			3	0	0	0	0	1	1											
<b>Inning Stats</b>	R: 0 E: 0 K: 0 S: 6	H: 0 LOB: 0 BB: 0 P: 9	R: 0 E: 0 K: 1 S: 7	H: 0 LOB: 0 BB: 0 P: 8	R: 0 E: 0 K: 0 S: 7	H: 0 LOB: 1 BB: 0 P: 12	R: 2 E: 0 K: 1 S: 11	H: 3 LOB: 1 BB: 0 P: 17	R: 5 E: 0 K: 0 S: 16	H: 4 LOB: 1 BB: 1 P: 29	R: 0 E: 0 K: 1 S: 7	H: 0 LOB: 1 BB: 1 P: 11	R: 2 E: 0 K: 1 S: 15	H: 3 LOB: 1 BB: 0 P: 22	R: 0 E: 0 K: 0 S: 7	H: 0 LOB: 0 BB: 0 P: 13		R: 0 E: 0 K: 2 S: 9	H: 0 LOB: 0 BB: 0 P: 13	1B: 7 2B: 1 3B: 0 HR: 2	SF: 1 SAC: 1 DP: 0 HBP: 1	WP: 0 PB: 1 SB: 0 CS: 1	PA: 40				
<b>PITCHER</b>	IP	WLS	BF	H	R	ER	SO	BB	IBB	HBP	BLK	WP	HR	S	P	ERA	WHIP										
<b>Jose Acevedo, R</b> ERA: 6.6 (1, 1)	5.0	L	23	7	7	7	2	0	1	1	0	0	2	47	75	12.60	1.400										
<b>Sun-Woo Kim, R</b> ERA: 5.45 (6, 1)	1.0		4	0	0	0	1	1	0	0	0	0	0	7	11	0.00	1.000										
<b>Randy Williams, L</b> ERA: 8.36 (7, 1)	1.0		6	3	2	2	1	0	0	0	0	0	0	15	22	18.00	3.000										
<b>Mike DeJean, R</b> ERA: 4.5 (8, 1)	1.0		3	0	0	0	0	0	0	0	0	0	0	7	13	0.00	0.000										
<b>40 Brian Fuentes, L</b> ERA: 2.57 (9, 1)	1.0		3	0	0	0	2	0	0	0	0	0	0	9	13	0.00	0.000										

Batter	1	2	3	4	5	6	7	8	9	AB	R	H	RBI	BB	SO	LOB	BOTTOM										
<b>Larry Bigbie, L</b> OBP: 0.313, SLG: 0.364 (1, 8)	G4-3			G3 1B	K		G4-3		G4-3	5	0	1	0	0	1	1	<b>Washington Nationals @ Colorado Rockies</b> Coors Field, Denver, CO Sun Aug 14 2005, 1:05 PM MDT Att: 24,552 - Partly Cloudy - 69 F <a href="http://livebaseballscorecards.com">livebaseballscorecards.com</a>										
<b>Aaron Miles, S</b> OBP: 0.303, SLG: 0.351 (1, 4)	G3-1			G3	1B		P5		17 DI 1B	5	0	2	1	0	0	2											
<b>17 Todd Helton, L</b> OBP: 0.418, SLG: 0.489 (1, 3)	HBP			G6-4-3 1B	F7				G4-3	3	1	1	0	1	0	2											
<b>5 Matt Holliday, R</b> OBP: 0.367, SLG: 0.500 (1, 7)	K			G6-4-3	F8					4	0	1	0	0	1	5											
<b>Luis Gonzalez, R</b> OBP: 0.333, SLG: 0.441 (1, 5)	F9			1B	1B		WP 1B		SF9	3	0	2	1	0	0	0											
<b>Dustin Mohr, R</b> OBP: 0.294, SLG: 0.480 (1, 9)	G5-3			K	K		K		F9	4	0	0	0	0	2	3											
<b>JD Closser, S</b> OBP: 0.324, SLG: 0.411 (1, 2)	2B			1B	1B		G6-3 BB		F8	3	0	2	0	1	0	1											
<b>6 Omar Quintanilla, L</b> OBP: 0.262, SLG: 0.246 (1, 6)	P4			L8	L8		G6-3		G4-3	4	0	0	0	0	0	5											
<b>Jose Acevedo, R</b> OBP: 0.266, SLG: 0.167 <b>Sun-Woo Kim, R</b> <b>Randy Williams, L</b> <b>18 Cory Sullivan, L</b> <b>Mike DeJean, R</b> <b>40 Brian Fuentes, L</b> <b>Jorge Piedra, L</b> (9, PH)	G3 1B			K	K		L8		G4-3 1B	2	0	1	0	0	1	2											
<b>Inning Stats</b>	R: 0 E: 0 K: 1 S: 13	H: 0 LOB: 1 BB: 0 P: 21	R: 0 E: 0 K: 0 S: 9	H: 1 LOB: 1 BB: 0 P: 13	R: 0 E: 0 K: 0 S: 7	H: 2 LOB: 2 BB: 1 P: 14	R: 0 E: 0 K: 2 S: 11	H: 2 LOB: 2 BB: 0 P: 16	R: 0 E: 0 K: 1 S: 7	H: 1 LOB: 1 BB: 0 P: 9	R: 0 E: 0 K: 1 S: 11	H: 1 LOB: 1 BB: 1 P: 16	R: 0 E: 0 K: 0 S: 7	H: 0 LOB: 0 BB: 0 P: 8	R: 1 E: 0 K: 0 S: 7	H: 2 LOB: 1 BB: 0 P: 12		R: 1 E: 0 K: 0 S: 14	H: 2 LOB: 1 BB: 0 P: 19	1B: 8 2B: 3 3B: 0 HR: 0	SF: 1 SAC: 0 DP: 2 HBP: 1	WP: 1 PB: 0 SB: 0 CS: 0	PA: 39				
<b>PITCHER</b>	IP	WLS	BF	H	R	ER	SO	BB	IBB	HBP	BLK	WP	HR	S	P	ERA	WHIP										
<b>22 John Patterson, R</b> ERA: 2.44 (1, 1)	8.0	W	34	9	1	1	0	1	1	1	0	0	0	72	109	1.12	1.250										
<b>Gary Majewski, R</b> ERA: 3.16 (9, 1)	1.0		5	2	1	1	0	0	0	0	0	0	0	14	19	9.00	2.000										



Batter	1	2	3	4	5	6	7	8	9	AB	R	H	RBI	BB	SO	LOB	TOP					
23 Rickie Weeks Jr. R OBP: 0.355, SLG: 0.435	G2-3	F8		G5-3			K			4	0	0	0	0	1	3						
2 Bill Hall R OBP: 0.315, SLG: 0.483	2B	1B		G6-4-3	1B	G5-3	G6-3			4	0	2	0	0	0	0						
Lyle Overbay L OBP: 0.371, SLG: 0.464	2B	2B		G6-4-3	G4-3		G4-3			4	0	1	0	0	0	1						
Carlos Lee R OBP: 0.328, SLG: 0.509	G3-1			G6-3	F7			G6-3		4	0	0	0	0	0	2						
Geoff Jenkins L OBP: 0.378, SLG: 0.494	IBB			F8			F9	K		3	1	1	0	1	1	0						
1 Cory Hart R OBP: 0.250, SLG: 0.625	F8			1B	SF8	1B	F9	F7		4	1	1	0	0	0	4						
Russell Branyan L OBP: 0.389, SLG: 0.530		G6-3		15 1B	1B				F7	4	0	3	1	0	0	0						
Damian Miller R OBP: 0.319, SLG: 0.391		G6-3		SF8			K	G5-3		3	0	0	1	0	1	2						
15 Ben Sheets R OBP: 0.050, SLG: 0.026		G1-3					K		G1-3	3	0	1	0	0	1	2						
Justin Lehr R (7, 1)										0	0	0	0	0	0	0						
Chris Magruder S OBP: 0.276, SLG: 0.328										1	0	0	0	0	0	0						
<b>Inning Stats</b>	R: 0 E: 0 K: 0 S: 15	H: 2 LOB: 3 BB: 1 P: 28	R: 0 E: 0 K: 0 S: 6	H: 1 LOB: 1 BB: 0 P: 8	R: 0 E: 0 K: 0 S: 5	H: 1 LOB: 0 BB: 0 P: 7	R: 1 E: 0 K: 0 S: 9	H: 3 LOB: 2 BB: 0 P: 12	R: 0 E: 0 K: 0 S: 7	H: 0 LOB: 0 BB: 0 P: 12	R: 1 E: 0 K: 2 S: 14	H: 2 LOB: 1 BB: 0 P: 19	R: 0 E: 0 K: 1 S: 8	H: 0 LOB: 0 BB: 0 P: 11	R: 0 E: 0 K: 1 S: 11	H: 0 LOB: 0 BB: 0 P: 14	R: 0 E: 0 K: 0 S: 9	H: 0 LOB: 0 BB: 0 P: 14	1B: 6 2B: 3 3B: 0 HR: 0	SF: 1 SAC: 0 DP: 1 HBP: 0	WP: 0 PB: 0 SB: 0 CS: 0	PA: 36
<b>PITCHER</b>	IP WLS BF H R ER SO BB IBB HBP BLK WP HR S P ERA WHIP																					
28 Aaron Cook R ERA: 5.16	(1, 1) 6.0 W 27 9 2 2 2 0 0 1 0 0 0 0 0 56 86 3.00 1.500																					
David Cortes R ERA: 3.57	(7, 1) 2.0 6 0 0 0 2 0 0 0 0 0 0 0 0 19 25 0.00 0.000																					
Ryan Speier R ERA: 5.54	(9, 1) 1.0 3 0 0 0 0 0 0 0 0 0 0 0 0 9 14 0.00 0.000																					

Milwaukee Brewers @ Colorado Rockies  
Coors Field, Denver, CO  
Mon Aug 15 2005, 7:05 PM MDT  
Att: 18,596 - Partly Cloudy - 79 F

AB 34  
R 2  
H 9  
RBI 2  
BB 1  
SO 4  
LOB 14



Batter	1	2	3	4	5	6	7	8	9	AB	R	H	RBI	BB	SO	LOB	BOTTOM			
Larry Bigbie L OBP: 0.310, SLG: 0.361	K		K		F8			G3		5	0	1	1	0	2	0				
Luis Gonzalez R OBP: 0.334, SLG: 0.441	K			17 HR	G3		K	27 FC6-5	18 1B	5	1	2	0	0	2	1				
17 Todd Helton L OBP: 0.420, SLG: 0.499	P6			1H			5 1B	18 2B	27 HR	5	3	3	2	0	0	1				
5 Matt Holliday R OBP: 0.370, SLG: 0.502		P3		27			27 1B			3	2	2	0	0	0	0				
18 Cory Sullivan L OBP: 0.305, SLG: 0.335				6 1B	G4-3		27 1B			2	1	2	0	0	0	0				
27 Garrett Atkins R OBP: 0.352, SLG: 0.400		G6-3			G4-3		6 SH3-4			5	2	2	4	0	0	3				
Dustin Mohr R OBP: 0.289, SLG: 0.480					P3		1-3 2H			4	1	2	1	0	1	1				
6 Omar Quintanilla L OBP: 0.281, SLG: 0.267		L6		2H			6 SH3-4			3	0	2	1	0	0	1				
Danny Ardoin R OBP: 0.317, SLG: 0.381					K		28 SH3-4			4	1	1	2	0	2	2				
28 Aaron Cook R OBP: 0.375, SLG: 0.286					K					2	0	0	0	0	1	0				
David Cortes R ERA: 3.54										1	0	0	0	0	0	1				
Ryan Speier R ERA: 4.02										0	0	0	0	0	0	0				
<b>Inning Stats</b>	R: 0 E: 0 K: 2 S: 9	H: 0 LOB: 0 BB: 0 P: 10	R: 0 E: 0 K: 0 S: 6	H: 1 LOB: 1 BB: 0 P: 10	R: 0 E: 0 K: 3 S: 10	H: 0 LOB: 0 BB: 0 P: 17	R: 3 E: 0 K: 1 S: 17	H: 4 LOB: 1 BB: 0 P: 24	R: 0 E: 0 K: 0 S: 7	H: 0 LOB: 0 BB: 0 P: 8	R: 5 E: 0 K: 1 S: 18	H: 6 LOB: 1 BB: 0 P: 23	R: 3 E: 0 K: 1 S: 11	H: 4 LOB: 1 BB: 0 P: 21	R: 0 E: 0 K: 0 S: 8	H: 2 LOB: 2 BB: 0 P: 12	1B: 14 2B: 1 3B: 0 HR: 2	SF: 0 SAC: 2 DP: 0 HBP: 0	WP: 0 PB: 0 SB: 1 CS: 0	PA: 41
<b>PITCHER</b>	IP WLS BF H R ER SO BB IBB HBP BLK WP HR S P ERA WHIP																			
15 Ben Sheets R ERA: 3.54	(1, 1) 6.0 L 31 4 1 1 1 0 0 0 0 0 0 1 16 27 4.50 2.000																			
Justin Lehr R ERA: 4.02	(7, 1) 2.0 10 4 1 1 1 0 0 0 0 0 0 1 16 27 4.50 2.000																			

Milwaukee Brewers @ Colorado Rockies  
Coors Field, Denver, CO  
Mon Aug 15 2005, 7:05 PM MDT  
Att: 18,596 - Partly Cloudy - 79 F

AB 39  
R 11  
H 17  
RBI 11  
BB 0  
SO 8  
LOB 10





Batter	1	2	3	4	5	6	7	8	9	AB	R	H	RBI	BB	SO	LOB	TOP					
23 Rickie Weeks Jr. R OBP: 0.352, SLG: 0.443	F8		K		F8		HR		G5-3	5	1	1	1	0	1	1						
1 Cory Hart R OBP: 0.167, SLG: 0.417	G5-3		K		G4-3		G1-3			4	0	0	0	0	1	1						
Lyle Overbay L OBP: 0.370, SLG: 0.462	2B 1B		F7		G6-3		K			4	1	1	0	0	1	1						
Carlos Lee R OBP: 0.329, SLG: 0.510	1-H 2B			WP 2B BB		F9	G6-3			3	1	1	1	1	0	0						
Geoff Jenkins L OBP: 0.379, SLG: 0.495	G1-3			1-H 2B 2B		2B 1B HBP			F7	3	2	1	1	0	0	1						
2 Bill Hall R OBP: 0.317, SLG: 0.483		L5		CS 1B		1B 1B			G5-3	4	0	2	1	0	0	0						
Wes Helms R OBP: 0.355, SLG: 0.500		G6-3		2-H 1B HR		1B 1B			F9	4	1	2	2	0	0	0						
Damian Miller R OBP: 0.315, SLG: 0.385		G6-3		1-2 HR		1B				4	0	0	0	0	2	2						
Victor Santos R Rick Helting R Jorge De La Rosa L Kane Davis R Chris Magruder S Derrick Turnbow R									G4-3	3	0	1	0	0	2	2						
<b>Inning Stats</b>	R: 1 E: 0 K: 0 S: 12	H: 2 LOB: 1 BB: 0 P: 20	R: 0 E: 0 K: 0 S: 6	H: 0 LOB: 0 BB: 0 P: 11	R: 0 E: 0 K: 2 S: 18	H: 1 LOB: 1 BB: 0 P: 22	R: 3 E: 0 K: 1 S: 19	H: 3 LOB: 0 BB: 1 P: 28	R: 0 E: 0 K: 0 S: 4	H: 0 LOB: 2 BB: 0 P: 6	R: 1 E: 0 K: 2 S: 14	H: 2 LOB: 2 BB: 0 P: 23	R: 1 E: 0 K: 1 S: 12	H: 1 LOB: 0 BB: 0 P: 17	R: 0 E: 0 K: 0 S: 8	H: 0 LOB: 0 BB: 0 P: 11	R: 0 E: 0 K: 1 S: 9	H: 0 LOB: 0 BB: 0 P: 11	1B: 5 2B: 2 3B: 0 HR: 2	SF: 0 SAC: 0 DP: 0 HBP: 1	WP: 1 PB: 0 CS: 0	PA: 37
<b>PITCHER</b>	IP WLS BF H R ER SO BB IBB HBP BLK WP HR S P ERA WHIP																					
26 Jeff Francis L ERA: 5.87	5.1 L 24 7 5 5 3 1 0 1 0 0 1 1 65 97 8.44 1.500																					
Sun-Woo Kim R ERA: 5.45	6.1 1.2 7 2 1 1 3 0 0 0 0 0 1 20 30 5.40 1.200																					
Scott Dohmann R ERA: 9.2	8.1 2.0 6 0 0 0 1 0 0 0 0 0 0 17 22 0.00 0.000																					

Milwaukee Brewers @ Colorado Rockies  
Coors Field, Denver, CO  
Tue Aug 16 2005, 7:05 PM MDT  
Att: 18,582 - Partly Cloudy - 69 F

AB 35  
R 6  
H 9  
RBI 6  
BB 1  
SO 7  
LOB 8



Batter	1	2	3	4	5	6	7	8	9	AB	R	H	RBI	BB	SO	LOB	BOTTOM					
Larry Bigbie L OBP: 0.309, SLG: 0.358	FC3-6 1B		G3-1		FC3-6 1-2		G6-3		E4 17 1B	5	0	1	0	0	0	2						
Aaron Miles S OBP: 0.301, SLG: 0.348	FC3-6 17 BB 5 1B 1-2		F8		P6		17 BB 1B		L9	5	1	1	0	0	0	4						
17 Todd Helton L OBP: 0.422, SLG: 0.497	5 1B 1-2 BB			G1-3		G3-1			3 0 1 1 2 0 0													
5 Matt Holliday R OBP: 0.371, SLG: 0.503	27 G6-3 1-2 2-H 1B			WP 2B 2B		G1-3		P5	5 1 2 1 0 1 4													
27 Garrett Atkins R OBP: 0.350, SLG: 0.397	G6-3 1-2			K		6 BB 1B 1B			G1-3 G4-3	5	1	1	0	0	1	5						
Dustin Mohr R OBP: 0.277, SLG: 0.485		G5-3		2-H 2B		6 1B BB BB			BB	2	0	1	1	2	0	0						
6 Omar Quintanilla L OBP: 0.279, SLG: 0.266		F9		G4-3		1-3 2-H 1B			F8	4	0	1	1	0	0	2						
Danny Ardoin R OBP: 0.319, SLG: 0.378 JD Closser S OBP: 0.322, SLG: 0.407									P3	1	0	0	0	0	1	0						
26 Jeff Francis L OBP: 0.208, SLG: 0.182 Sun-Woo Kim R										2	0	0	0	0	2	1						
18 Cory Sullivan L OBP: 0.304, SLG: 0.333 Scott Dohmann R										0	0	0	0	0	0	0						
Jorge Piedra L OBP: 0.348, SLG: 0.488									E 17 1B	1	0	0	0	0	0	0						
<b>Inning Stats</b>	R: 1 E: 0 K: 0 S: 10	H: 2 LOB: 1 BB: 1 P: 18	R: 0 E: 0 K: 1 S: 6	H: 0 LOB: 0 BB: 0 P: 8	R: 0 E: 0 K: 1 S: 7	H: 0 LOB: 0 BB: 0 P: 11	R: 1 E: 0 K: 1 S: 12	H: 2 LOB: 1 BB: 0 P: 16	R: 0 E: 0 K: 1 S: 9	H: 0 LOB: 1 BB: 0 P: 17	R: 1 E: 0 K: 0 S: 14	H: 2 LOB: 2 BB: 1 P: 23	R: 0 E: 0 K: 1 S: 13	H: 1 LOB: 1 BB: 1 P: 24	R: 0 E: 0 K: 0 S: 11	H: 0 LOB: 1 BB: 1 P: 17	R: 1 E: 1 K: 1 S: 13	H: 2 LOB: 2 BB: 0 P: 19	1B: 7 2B: 2 3B: 0 HR: 0	SF: 0 SAC: 0 DP: 1 HBP: 1	WP: 1 PB: 0 CS: 0	PA: 41
<b>PITCHER</b>	IP WLS BF H R ER SO BB IBB HBP BLK WP HR S P ERA WHIP																					
Victor Santos R ERA: 4.21	5.2 W 25 6 3 3 4 2 0 1 0 0 1 0 57 92 4.76 1.412																					
Rick Helting R ERA: 5.4	1.0 H 4 1 0 0 1 0 0 0 0 0 0 0 10 17 0.00 1.000																					
Jorge De La Rosa L ERA: 4.5	0.0 1 0 0 0 0 1 0 0 0 0 0 0 3 7 ∞ ∞																					
Kane Davis R ERA:	1.1 H 5 0 0 0 0 1 0 0 0 0 0 0 12 18 0.00 0.750																					
Derrick Turnbow R ERA: 1.97	1.0 S 6 2 1 0 1 0 0 0 0 0 0 0 13 19 0.00 2.000																					

Milwaukee Brewers @ Colorado Rockies  
Coors Field, Denver, CO  
Tue Aug 16 2005, 7:05 PM MDT  
Att: 18,582 - Partly Cloudy - 69 F

AB 36  
R 4  
H 9  
RBI 4  
BB 4  
SO 6  
LOB 21



Batter	1	2	3	4	5	6	7	8	9	AB	R	H	RBI	BB	SO	LOB	TOP								
2 Bill Hall, R OBP: 0.313, SLG: 0.478 (1,4)	G6-3	K			G6-4-3			G3-1		4	0	0	0	0	1	3	<b>Milwaukee Brewers @ Colorado Rockies</b> Coors Field, Denver, CO Wed Aug 17 2005, 7:05 PM MDT Att: 19,288 - Partly Cloudy - 82 F								
7 J.J. Hardy, R OBP: 0.304, SLG: 0.303 (1,6)	F8		F7		L7			K		4	0	0	0	0	1	0									
Lyle Overbay, L OBP: 0.367, SLG: 0.457 (1,3)	G4-3		F8		G4-3			L7		4	0	0	0	0	0	0									
Carlos Lee, R OBP: 0.329, SLG: 0.510 (1,7)		WP 39 1B	L9		G6-3			G6-3		4	1	1	0	0	0	0									
Geoff Jenkins, L OBP: 0.380, SLG: 0.494 (1,9)		WP 39 1B BB		G5-3		G4-3		1B		3	1	1	0	1	0	0									
Russell Branyan, L OBP: 0.388, SLG: 0.524 (1,5)	K		K		K		1 G5-3 BB	1B		2	0	0	0	1	2	2									
Wes Helms, R OBP: 0.359, SLG: 0.504 (9, PH)	K		K		K		G5-3	1B		1	0	1	0	0	0	0									
1 Corey Hart, R OBP: 0.188, SLG: 0.438 (1,8)	P2		2B		G5-3		G5-3	K		4	0	1	0	0	1	5									
Chad Moeller, R OBP: 0.253, SLG: 0.323 (1,2)	39 1B IBB		G4-3		G4-3		F8	K		3	0	0	0	1	1	4									
39 Chris Capuano, L OBP: 0.132, SLG: 0.137 (1,1)										2	0	1	2	1	0	1									
Dana Eveland, L (8, 1)										0	0	0	0	0	0	0									
52 Jose Capellan, R (8, 1)										0	0	0	0	0	0	0									
Derrick Turnbow, R (9, 1)										0	0	0	0	0	0	0									
<b>Inning Stats</b>	R: 0 E: 0 K: 0 S: 7	H: 0 LOB: 0 BB: 0 P: 10	R: 2 E: 0 K: 2 S: 13	H: 2 LOB: 2 BB: 2 P: 24	R: 0 E: 0 K: 0 S: 8	H: 0 LOB: 0 BB: 0 P: 10	R: 0 E: 0 K: 1 S: 9	H: 1 LOB: 1 BB: 0 P: 12	R: 0 E: 0 K: 0 S: 7	H: 0 LOB: 0 BB: 0 P: 13	R: 0 E: 0 K: 0 S: 5	H: 0 LOB: 0 BB: 0 P: 7	R: 0 E: 0 K: 0 S: 7	H: 0 LOB: 1 BB: 1 P: 16	R: 0 E: 0 K: 1 S: 8	H: 0 LOB: 2 BB: 0 P: 12	R: 0 E: 0 K: 2 S: 11	H: 2 LOB: 2 BB: 0 P: 16	1B: 3 2B: 2 3B: 0 HR: 0	SF: 0 SAC: 0 DP: 1 HBP: 0	WP: 1 PB: 0 CS: 0	PA: 35			
<b>PITCHER</b>	IP	WLS	BF	H	R	ER	SO	BB	IBB	HBP	BLK	WP	HR	S	P	ERA	WHIP	<b>PITCHER</b>							
Jamey Wright, R (1, 1) ERA: 5.69	7.0	L	27	3	2	2	3	3	1	0	0	1	0	56	92	2.57	0.857								
Mike DeJean, R (8, 1) ERA: 4.4	1.0		3	0	0	0	1	0	0	0	0	0	0	8	12	0.00	0.000								
40 Brian Fuentes, L (9, 1) ERA: 2.53	1.0		5	2	0	0	2	0	0	0	0	0	0	11	16	0.00	2.000								

Batter	1	2	3	4	5	6	7	8	9	AB	R	H	RBI	BB	SO	LOB	BOTTOM								
Larry Bigbie, L (1,8)	G3		K			K		K		4	0	0	0	0	3	0	<b>Milwaukee Brewers @ Colorado Rockies</b> Coors Field, Denver, CO Wed Aug 17 2005, 7:05 PM MDT Att: 19,288 - Partly Cloudy - 82 F								
Luis Gonzalez, R (1,4)	K			G6-3		K		17 1B		4	0	2	0	0	1	0									
17 Todd Helton, L (1,3)	G4-3			27 FC4-6 5 1B		K		1B		4	0	2	0	0	1	1									
5 Matt Holliday, R (1,7)		F7		1B		K		G6-3		4	0	1	0	0	1	3									
27 Garrett Atkins, R (1,5)		L6		1B		K		1B		4	0	1	0	0	1	2									
Dustin Mohr, R (1,9)		2B		K		F8		F9		4	0	1	0	0	1	3									
Todd Greene, R (1,2)	P4				G6-3		1B	L9		4	0	1	0	0	0	1									
6 Omar Quintanilla, L (1,6)			G4-3		G1-3		L6			3	0	0	0	0	0	1									
Jamey Wright, R (1,1) OBP: 0.146, SLG: 0.128 (8, 1)			K		K		L8			2	0	0	0	0	2	0									
Aaron Miles, S (8, PH) OBP: 0.300, SLG: 0.347 (9, 1)										0	0	0	0	0	0	0									
<b>Inning Stats</b>	R: 0 E: 0 K: 1 S: 7	H: 0 LOB: 0 BB: 0 P: 9	R: 0 E: 0 K: 0 S: 9	H: 1 LOB: 1 BB: 0 P: 14	R: 0 E: 0 K: 2 S: 11	H: 0 LOB: 0 BB: 0 P: 14	R: 0 E: 0 K: 1 S: 15	H: 2 LOB: 2 BB: 0 P: 23	R: 0 E: 0 K: 1 S: 8	H: 0 LOB: 0 BB: 0 P: 11	R: 0 E: 0 K: 3 S: 14	H: 1 LOB: 1 BB: 0 P: 22	R: 0 E: 0 K: 0 S: 7	H: 2 LOB: 1 BB: 0 P: 12	R: 0 E: 0 K: 1 S: 12	H: 2 LOB: 2 BB: 0 P: 19	R: 0 E: 0 K: 1 S: 9	H: 0 LOB: 0 BB: 0 P: 16	1B: 7 2B: 1 3B: 0 HR: 0	SF: 0 SAC: 0 DP: 0 HBP: 0	WP: 0 PB: 0 CS: 0	PA: 34			
<b>PITCHER</b>	IP	WLS	BF	H	R	ER	SO	BB	IBB	HBP	BLK	WP	HR	S	P	ERA	WHIP	<b>PITCHER</b>							
39 Chris Capuano, L (1,1) ERA: 3.61	7.0	W	26	6	0	0	8	0	0	0	0	0	0	71	105	0.00	0.857								
Dana Eveland, L (8, 1) ERA: 2.67	0.2	H	4	2	0	0	1	0	0	0	0	0	0	11	16	0.00	3.000								
52 Jose Capellan, R (8, 1) ERA: 13.5	0.1	H	1	0	0	0	0	0	0	0	0	0	0	1	3	0.00	0.000								
Derrick Turnbow, R (9, 1) ERA: 1.93	1.0	S	3	0	0	0	1	0	0	0	0	0	0	9	16	0.00	0.000								

Batter	1	2	3	4	5	6	7	8	9	AB	R	H	RBI	BB	SO	LOB	TOP																						
Matt Lawton, L (1,7) OBP: 0.363, SLG: 0.416 Jerry Hairston, R (9,PH) OBP: 0.340, SLG: 0.380	F9	G4-3			G4-3	F9			G5-3	4	0	0	0	0	0	2	<b>Chicago Cubs @ Colorado Rockies</b> Coors Field, Denver, CO Fri Aug 19 2005, 3:05 PM MDT Att: 30,175 - Partly Cloudy - 87 F																						
Todd Walker, L (1,4) OBP: 0.355, SLG: 0.474	16 BB				HR				K	3	2	1	1	2	2	1																							
25 Derrek Lee, R (1,3) OBP: 0.424, SLG: 0.668	F9				16 BB				16 BB	4	2	1	0	1	0	2																							
16 Aramis Ramirez, R (1,5) OBP: 0.361, SLG: 0.575	1B				BB				1B	4	0	2	1	1	1	2																							
Jeremy Burnitz, L (1,9) OBP: 0.322, SLG: 0.439	1B				1B				1B	5	1	3	2	0	0	2																							
Neftali Perez, S (1,6) OBP: 0.295, SLG: 0.382	P6				1B				2B	3	0	1	0	2	0	3																							
Corey Patterson, L (1,8) OBP: 0.270, SLG: 0.381					1B				IBB	5	0	1	0	0	1	7																							
24 Henry Blanco, R (1,2) OBP: 0.270, SLG: 0.372					1B				K	3	0	0	1	0	1	2																							
22 Mark Prior, R (1,1) OBP: 0.263, SLG: 0.278 44 Roberto Novoa, R (7,1)	FC4-2				K				K	3	0	1	0	0	1	2																							
Jose Macias, S (6,PH) OBP: 0.310, SLG: 0.350 34 Kerry Wood, R (8,1) OBP: 0.158, SLG: 0.222 46 Ryan Dempster, R (9,1) OBP: 0.077, SLG: 0.077					K				F9	0	0	0	0	0	0	0																							
<b>Inning Stats</b>	R: 1 E: 0 K: 0 S: 5	H: 1 LOB: 2 BB: 2 P: 15	R: 0 E: 1 K: 1 S: 12	H: 0 LOB: 1 BB: 0 P: 15	R: 0 E: 0 K: 1 S: 10	H: 0 LOB: 1 BB: 1 P: 17	R: 1 E: 0 K: 1 S: 17	H: 2 LOB: 1 BB: 0 P: 26	R: 2 E: 0 K: 0 S: 19	H: 2 LOB: 2 BB: 2 P: 35	R: 0 E: 0 K: 1 S: 10	H: 1 LOB: 1 BB: 0 P: 15	R: 0 E: 1 K: 0 S: 7	H: 0 LOB: 0 BB: 0 P: 11	R: 0 E: 0 K: 1 S: 8	H: 1 LOB: 0 BB: 1 P: 12	R: 1 E: 0 K: 2 S: 15	H: 3 LOB: 3 BB: 1 P: 26	1B: 7 2B: 4 3B: 0 HR: 1	SF: 1 SAC: 0 DP: 2 HBP: 0	WP: 0 PB: 0 SB: 1 CS: 0	PA: 43																	
<b>PITCHER</b>	IP	WLS	BF	H	R	ER	SO	BB	IBB	HBP	BLK	WP	HR	S	P	ERA	WHIP	<b>PITCHER</b>				IP	WLS	BF	H	R	ER	SO	BB	IBB	HBP	BLK	WP	HR	S	P	ERA	WHIP	
49 Byung-Hyun Kim, R (1,1) ERA: 5.43	4.2	L	24	5	4	4	3	5	0	0	0	0	1	61	103	7.71	2.143	40 Brian Fuentes, L (9,1) ERA: 2.64				1.0		7	3	1	1	2	0	1	0	0	0	0	15	26	9.00	3.000	
Jose Acevedo, R (5,1) ERA: 6.5	0.2		3	1	0	0	0	0	0	0	0	0	0	6	10	0.00	1.500																						
Randy Williams, L (6,1) ERA: 7.98	0.2		2	0	0	0	1	0	0	0	0	0	0	6	10	0.00	0.000																						
David Cortes, R (7,1) ERA: 3.47	1.0		4	0	0	0	0	0	0	0	0	0	0	7	11	0.00	0.000																						
Scott Dohmann, R (8,1) ERA: 8.62	1.0		3	1	0	0	1	0	0	0	0	0	0	8	12	0.00	1.000																						

AB	36
R	5
H	10
RBI	5
BB	6
SO	7
LOB	23



Batter	1	2	3	4	5	6	7	8	9	AB	R	H	RBI	BB	SO	LOB	BOTTOM																								
Luis Gonzalez, R (1,4) OBP: 0.334, SLG: 0.437	K	K			K				L7	5	0	1	1	0	3	2	<b>Chicago Cubs @ Colorado Rockies</b> Coors Field, Denver, CO Fri Aug 19 2005, 3:05 PM MDT Att: 30,175 - Partly Cloudy - 87 F																								
Jorge Piedra, L (1,9) OBP: 0.354, SLG: 0.517 Scott Dohmann, R (8,1)					HR					3	1	1	1	1	1	1																									
40 Brian Fuentes, L (9,1)	BB									0	0	0	0	0	0	0																									
5 Matt Holliday, R (1,7) OBP: 0.368, SLG: 0.497	K				1B					4	0	1	0	0	2	2																									
17 Todd Helton, L (1,3) OBP: 0.419, SLG: 0.492	K				K					4	0	0	0	0	3	2																									
27 Garrett Atkins, R (1,5) OBP: 0.348, SLG: 0.392										3	0	0	0	1	2	0																									
Larry Bigbie, L (1,8) OBP: 0.307, SLG: 0.356	1B	2B			G1-6-3					3	1	1	0	1	0	1																									
Danny Ardoin, R (1,2) OBP: 0.320, SLG: 0.377 JD Closser, S (6,PH) OBP: 0.320, SLG: 0.405	1B				K					3	0	1	1	0	2	1																									
6 Omar Quintanilla, L (1,6) OBP: 0.280, SLG: 0.257	1B				K					1	0	0	0	0	0	1																									
49 Byung-Hyun Kim, R (1,1) OBP: 0.127, SLG: 0.045 Jose Acevedo, R (5,1) OBP: 0.295, SLG: 0.143 Randy Williams, L (6,1) ERA: 3.66 David Cortes, R (7,1) ERA: 4.06 18 Cory Sullivan, L (7,PH) OBP: 0.302, SLG: 0.332	SH5-4				K					0	0	0	0	0	0	0																									
<b>Inning Stats</b>	R: 0 E: 0 K: 3 S: 14	H: 0 LOB: 1 BB: 1 P: 22	R: 1 E: 0 K: 2 S: 17	H: 3 LOB: 2 BB: 0 P: 27	R: 0 E: 0 K: 0 S: 8	H: 0 LOB: 0 BB: 0 P: 13	R: 0 E: 0 K: 1 S: 12	H: 0 LOB: 1 BB: 1 P: 22	R: 1 E: 0 K: 3 S: 13	H: 2 LOB: 1 BB: 0 P: 17	R: 0 E: 0 K: 1 S: 13	H: 0 LOB: 0 BB: 0 P: 17	R: 1 E: 0 K: 2 S: 12	H: 1 LOB: 1 BB: 1 P: 20	R: 0 E: 0 K: 2 S: 12	H: 0 LOB: 1 BB: 1 P: 18	R: 0 E: 0 K: 1 S: 7	H: 0 LOB: 0 BB: 0 P: 10	1B: 4 2B: 1 3B: 0 HR: 1	SF: 0 SAC: 2 DP: 0 HBP: 0	WP: 1 PB: 0 SB: 0 CS: 0	PA: 37																			
<b>PITCHER</b>	IP	WLS	BF	H	R	ER	SO	BB	IBB	HBP	BLK	WP	HR	S	P	ERA	WHIP	<b>PITCHER</b>				IP	WLS	BF	H	R	ER	SO	BB	IBB	HBP	BLK	WP	HR	S	P	ERA	WHIP			
22 Mark Prior, R (1,1) ERA: 3.66	6.0	W	25	5	2	2	10	2	0	0	0	0	1	0	12	20	9.00	2.000	44 Roberto Novoa, R (7,1) ERA: 3.66				1.0	H	5	1	1	1	2	1	0	0	0	0	0	0	0	0	0		
34 Kerry Wood, R (8,1) ERA: 4.06	1.0	H	4	0	0	0	2	1	0	0	0	0	0	0	12	18	0.00	1.000	46 Ryan Dempster, R (9,1) ERA: 3.93				1.0	S	3	0	0	0	1	0	0	0	0	0	0	0	0	0	0	0	0



Batter	1	2	3	4	5	6	7	8	9	AB	R	H	RBI	BB	SO	LOB	TOP										
Matt Lawton, L (1,7) OBP: 0.362, SLG: 0.415 Nomar Garciaparra, R (9,PH) OBP: 0.304, SLG: 0.329	2-1 G4-3 1B		3-2 G6-3		2-1 G5-3		2-1 G5-3		2-2 K	4	0	1	0	0	0	1											
Todd Walker, L (1,4) OBP: 0.352, SLG: 0.469	0-1 G4-3 1-2		2-1 G4-3		1-0 G4-3			3-1 G4-3	3-2 1B	5	0	1	0	0	0	1											
25 Derrek Lee, R (1,3) OBP: 0.426, SLG: 0.671	4-1 BB		0-0 16 WP 2B		0-1 F9			0-2 16 1B 2B	3-2 G3	4	1	2	0	1	0	1											
16 Aramis Ramirez, R (1,5) OBP: 0.360, SLG: 0.572 Jose Macias, S (8,PR) OBP: 0.310, SLG: 0.350	1-1 F8		2-2 F7		0-0 G6-3			1-2 BB 1B 2H 1B		4	0	1	1	0	0	3											
Jeromy Burnitz, L (1,9) OBP: 0.323, SLG: 0.439	0-0 F8			3-2 G6-4-3 1B				2-0 G4-3	1-1 BB 1B 1-2 1B	4	0	2	0	0	0	2											
Michael Barrett, R (1,2) OBP: 0.351, SLG: 0.497		0-0 G4-3 2B		0-0 G6-4-3 1B				0-1 G6-3	4-1 BB 1B 1-2 2-3 BB	3	0	2	0	1	0	0											
Neifi Perez, S (1,6) OBP: 0.295, SLG: 0.383		0-0 G4-3		1-0 G6-4-3				2-2 1B 2B	0-2 F6	4	1	1	0	0	0	6											
Corey Patterson, L (1,8) OBP: 0.267, SLG: 0.376		0-0 L6		0-0 F7				1-0 L5	0-0 G4-3	4	0	0	0	0	0	6											
Glendon Rusch, L (1,1) OBP: 0.140, SLG: 0.140 Todd Hollandsworth, L (7,PH) OBP: 0.306, SLG: 0.391 13 Will Ohman, L (7,1) OBP: 0.253 44 Roberto Novoa, R (7,1) OBP: 0.362 34 Kerry Wood, R (8,1) OBP: 0.198, SLG: 0.222 Jerry Hairston, R (8,PH) OBP: 0.326, SLG: 0.379	1-2 G5-3				1-0 G6-3			1-1 2H 1B	1-2 G6-3	2	0	0	0	0	0	1											
<b>Inning Stats</b>	R: 0 E: 0 K: 0 S: 8	H: 1 LOB: 2 BB: 1 P: 15	R: 0 E: 0 K: 0 S: 6	H: 1 LOB: 1 BB: 0 P: 7	R: 0 E: 0 K: 0 S: 10	H: 1 LOB: 1 BB: 0 P: 17	R: 0 E: 0 K: 0 S: 6	H: 2 LOB: 1 BB: 0 P: 10	R: 0 E: 0 K: 0 S: 4	H: 0 LOB: 0 BB: 0 P: 8	R: 0 E: 0 K: 0 S: 4	H: 0 LOB: 0 BB: 0 P: 6	R: 1 E: 0 K: 0 S: 12	H: 2 LOB: 1 BB: 0 P: 18	R: 1 E: 0 K: 0 S: 18	H: 3 LOB: 3 BB: 1 P: 27	R: 0 E: 0 K: 1 S: 17	H: 1 LOB: 1 BB: 0 P: 26	1B: 7 2B: 4 3B: 0 HR: 0	SF: 0 SAC: 0 DP: 1 HBP: 0	WP: 1 PA: 39 PB: 0 SB: 0 CS: 0						
<b>PITCHER</b>	IP	WLS	BF	H	R	ER	SO	BB	IBB	HBP	BLK	WP	HR	S	P	ERA	WHIP										
28 Aaron Cook, R (1,1) ERA: 4.25	7.0	W	28	7	1	1	0	1	0	0	0	1	0	50	81	1.29	1.143										
Mike DeJean, R (8,1) ERA: 4.5	1.0	H	7	3	1	1	0	1	0	0	0	0	0	18	27	9.00	4.000										
40 Brian Fuentes, L (9,1) ERA: 2.59	1.0	S	4	1	0	0	1	0	0	0	0	0	0	17	26	0.00	1.000										

Chicago Cubs @ Colorado Rockies  
Coors Field, Denver, CO  
Sat Aug 20 2005, 6:05 PM MDT  
Att: 35,787 - Overcast - 71 F

AB 37  
R 2  
H 11  
RBI 2  
BB 2  
SO 1  
LOB 21



Batter	1	2	3	4	5	6	7	8	9	AB	R	H	RBI	BB	SO	LOB	BOTTOM										
Luis Gonzalez, R (1,6) OBP: 0.333, SLG: 0.435	1-2 SH3 17 1B		1-3 K		1-2 G6-3		2-2 G5-3			4	1	1	0	0	1	1											
Aaron Miles, S (1,4) OBP: 0.300, SLG: 0.347 Mike DeJean, R (8,1) OBP: 0.304, SLG: 0.329	0-0 SH3		0-0 G6-3		1-3 K		0-2 17 BB 1B			3	0	1	0	0	1	1											
40 Brian Fuentes, L (9,1)	1-2									0	0	0	0	0	0	0											
17 Todd Helton, L (1,3) OBP: 0.420, SLG: 0.491	2-2 BB 5 1B E		1-2 F7		0-0 P6		1 SAFE 4-0 BB		1-2 BB	3	1	1	1	1	0	0											
5 Matt Holliday, R (1,7) OBP: 0.369, SLG: 0.497	1-1 E BB		0-0 27 1B 1B		0-1 F9		2-3 K			4	1	2	0	0	1	2											
27 Garrett Atkins, R (1,5) OBP: 0.347, SLG: 0.391	2-2 F8		3-1 1B		1-2 F7				1-1 F9	4	0	1	0	0	0	2											
Dustin Mohr, R (1,9) OBP: 0.285, SLG: 0.502	4-1 E BB		0-0 G3-6 1B		3-3 K			0-0 HR		3	1	2	2	1	1	0											
Todd Greene, R (1,2) OBP: 0.319, SLG: 0.457 6 Omar Quintanilla, L (8,6) OBP: 0.276, SLG: 0.254	2-1 E4		0-1 G3-6-1		0-0 G5-3			0-2 G4-3		3	0	0	0	0	0	4											
Larry Bigbie, L (1,8) OBP: 0.306, SLG: 0.355 18 Cory Sullivan, L (4,8) OBP: 0.303, SLG: 0.332	3-3 K			1-1 E 28 SH1-4 1B		2-3 K		0-2 G4-3		1	0	0	0	0	1	3											
28 Aaron Cook, R (1,1) OBP: 0.333, SLG: 0.250 Danny Ardoin, R (7,PH) OBP: 0.318, SLG: 0.374		0-3 K		0-1 SH1-4					2-3 K	1	0	0	0	0	1	0											
<b>Inning Stats</b>	R: 2 E: 1 K: 1 S: 19	H: 3 LOB: 3 BB: 1 P: 34	R: 0 E: 0 K: 2 S: 8	H: 0 LOB: 0 BB: 0 P: 9	R: 1 E: 0 K: 0 S: 9	H: 3 LOB: 1 BB: 0 P: 13	R: 0 E: 1 K: 1 S: 11	H: 1 LOB: 1 BB: 0 P: 14	R: 0 E: 0 K: 0 S: 7	H: 0 LOB: 0 BB: 0 P: 8	R: 0 E: 0 K: 2 S: 10	H: 0 LOB: 0 BB: 0 P: 15	R: 0 E: 0 K: 2 S: 14	H: 1 LOB: 2 BB: 1 P: 24	R: 1 E: 0 K: 0 S: 9	H: 1 LOB: 0 BB: 0 P: 10	1B: 8 2B: 0 3B: 0 HR: 1	SF: 0 SAC: 2 DP: 1 HBP: 0	WP: 0 PA: 35 PB: 0 SB: 0 CS: 0								
<b>PITCHER</b>	IP	WLS	BF	H	R	ER	SO	BB	IBB	HBP	BLK	WP	HR	S	P	ERA	WHIP										
Glendon Rusch, L (1,1) ERA: 4.21	6.0	L	26	7	3	2	6	1	0	0	0	0	0	64	93	3.00	1.333										
13 Will Ohman, L (7,1) ERA: 2.53	0.2		4	1	0	0	1	1	0	0	0	0	0	9	17	0.00	3.000										
44 Roberto Novoa, R (7,1) ERA: 3.62	0.1		1	0	0	0	1	0	0	0	0	0	0	5	7	0.00	0.000										
34 Kerry Wood, R (8,1) ERA: 4.14	1.0		4	1	1	1	0	0	0	0	0	0	1	9	10	9.00	1.000										

Chicago Cubs @ Colorado Rockies  
Coors Field, Denver, CO  
Sat Aug 20 2005, 6:05 PM MDT  
Att: 35,787 - Overcast - 71 F

AB 31  
R 4  
H 9  
RBI 3  
BB 2  
SO 8  
LOB 13



Batter	1	2	3	4	5	6	7	8	9	AB	R	H	RBI	BB	SO	LOB	TOP								
Jerry Hairston, R OBP: 0.340, SLG: 0.383 (1, 7)	3-2 FC6-4 1B	2-1 G4-3				2-2 HR 2B	0-2 G4-3	0-2 F8		5	1	2	0	0	0	2									
Neft Perez, S OBP: 0.298, SLG: 0.394 (1, 4)	0-2 FC6-4 25 BB 1-2		2-2 25 BB 2B			0-0 HR 2H	0-0 G6-4-3 1B	0-0 G3		5	1	3	2	0	0	1									
25 Derrek Lee, R OBP: 0.430, SLG: 0.678 (1, 3)	4-0 BB		1-1 FC1-6 1B			4-2 2B BB	1-0 G6-4-3 1-2			3	2	2	1	2	0	1									
16 Aramis Ramirez, R OBP: 0.359, SLG: 0.575 (1, 5)	1-3 K		1-0 FC1-6 1-2			0-2 F9		1-1 F8		5	1	1	1	0	1	5									
Nomar Garciaparra, R OBP: 0.308, SLG: 0.351 (1, 6)	3-3 K		0-3 K			1-2 HR 2B		0-0 G3-1 2B		5	1	2	1	0	2	4									
Jeremy Burnitz, L OBP: 0.324, SLG: 0.445 (1, 9)		1-1 S 1B	2-1 P3			3-2 HR 2H		0-0 G3-1		5	1	2	2	0	0	3									
Michael Barrett, R OBP: 0.352, SLG: 0.500 (1, 2)		2-3 K		2-1 F9		2-3 K		4-0 IBB		4	0	1	0	1	2	1									
Corey Patterson, L OBP: 0.268, SLG: 0.376 Scott Williamson, R (7, 1)	1-2 CI		1-2 F9			0-1 FC6-4 1B		1-2 K		3	0	1	0	0	1	2									
Todd Walker, R OBP: 0.351, SLG: 0.468 (9, PH)									1-3 K	3	0	1	0	0	1	2									
Greg Maddux, R OBP: 0.214, SLG: 0.268 13 Will Ohman, L (7, 1)	0-0 B1					0-0 G1-3		0-1 G4-3		3	0	0	0	0	0	3									
Jose Macias, S OBP: 0.307, SLG: 0.347 (7, 7)						1-2 FC6-4				1	0	0	0	0	0	0									
<b>Inning Stats</b>	R: 0 E: 0 K: 2 S: 15	H: 1 LOB: 2 BB: 1 P: 26	R: 0 E: 1 K: 1 S: 12	H: 1 LOB: 2 BB: 0 P: 18	R: 0 E: 0 K: 1 S: 11	H: 2 LOB: 0 BB: 0 P: 17	R: 0 E: 0 K: 0 S: 6	H: 0 LOB: 0 BB: 0 P: 10	R: 5 E: 0 K: 1 S: 21	H: 5 LOB: 1 BB: 1 P: 33	R: 0 E: 0 K: 0 S: 5	H: 1 LOB: 0 BB: 0 P: 6	R: 0 E: 0 K: 1 S: 7	H: 1 LOB: 2 BB: 1 P: 13	R: 0 E: 0 K: 0 S: 6	H: 0 LOB: 0 BB: 0 P: 6	R: 2 E: 0 K: 1 S: 15	H: 3 LOB: 1 BB: 0 P: 18	1B: 5 2B: 4 3B: 1 HR: 4	SF: 0 SAC: 0 DP: 1 HBP: 0	WP: 0 PB: 0 SB: 2 CS: 0	PA: 44			
<b>PITCHER</b>	IP	WLS	BF	H	R	ER	SO	BB	IBB	HBP	BLK	WP	HR	S	P	ERA	WHIP								
26 Jeff Francis, L ERA: 6.01	4.1		24	8	5	5	4	2	0	0	0	0	2	59	96	10.38	2.308								
Sun-Woo Kim, R ERA: 5.18	2.0	W	8	3	0	0	1	0	0	0	0	0	0	14	18	0.00	1.500								
Randy Williams, L ERA: 7.63	0.2	H	3	0	0	0	1	0	1	0	0	0	0	4	9	0.00	0.000								
Mike DeJean, R ERA: 4.4	1.0	H	3	0	0	0	0	0	0	0	0	0	0	6	6	0.00	0.000								
40 Brian Fuentes, L ERA: 2.85	1.0		6	3	2	2	1	0	0	0	0	0	2	15	18	18.00	3.000								

Chicago Cubs @ Colorado Rockies  
Coors Field, Denver, CO  
Sun Aug 21 2005, 1:05 PM MDT  
Att: 30,111 - Partly Cloudy - 79 F

AB 40  
R 7  
H 14  
RBI 7  
BB 3  
SO 7  
LOB 23



Batter	1	2	3	4	5	6	7	8	9	AB	R	H	RBI	BB	SO	LOB	BOTTOM								
Luis Gonzalez, R OBP: 0.331, SLG: 0.434 (1, 4)	2-1 SH5-3 17 SF7 2B		0-0 E6 18 FC6-4			0-2 L8	2-3 K	2-3 K		5	1	1	0	0	2	1									
18 Cory Sullivan, L OBP: 0.299, SLG: 0.328 (1, 8)	0-0 SH5-3		0-0 FC6-4 17 BB 1-2 2-3			0-2 L4	1-1 B3			3	0	0	0	0	0	2									
17 Todd Helton, L OBP: 0.422, SLG: 0.495 (1, 3)	3-2 SF7		4-2 BB			2-2 5 HR 2B	4-2 HBP			1	1	1	1	1	0	0									
5 Matt Holliday, R OBP: 0.368, SLG: 0.503 (1, 7)	2-3 K		1-1 F9			1-1 HR	1-3 K			4	1	1	2	0	2	4									
27 Garrett Atkins, R OBP: 0.351, SLG: 0.403 (1, 5)		1-1 G4-6-3 1B		0-1 HR 1B		3-2 HR		3-3 K		4	2	3	1	0	1	0									
Dustin Mohr, R OBP: 0.284, SLG: 0.512 (1, 9)		0-1 F9		0-2 HR		0-3 K		2-3 K		4	1	1	2	0	2	1									
JD Closser, S OBP: 0.316, SLG: 0.399 Danny Ardoin, R OBP: 0.322, SLG: 0.379 (7, 2)	0-0 G4-6-3		2-0 G4-3			1-2 G4-3		0-1 6 BB HR 1B		3	0	0	0	0	0	1									
6 Omar Quintanilla, L OBP: 0.288, SLG: 0.257 (1, 6)			0-1 FC6-4 26 SH3-4 1B			1-1 G4-3		4-2 HR BB		3	1	1	0	1	0	0									
26 Jeff Francis, L ERA: 4.58 Sun-Woo Kim, R Randy Williams, L Mike DeJean, R Jorge Piedra, L 40 Brian Fuentes, L	0-0 SH3-4		3-3 K			0-0 G6-3		1-0 HR		1	0	0	0	0	1	0									
<b>Inning Stats</b>	R: 1 E: 0 K: 1 S: 9	H: 1 LOB: 0 BB: 0 P: 16	R: 0 E: 0 K: 0 S: 5	H: 1 LOB: 0 BB: 0 P: 6	R: 0 E: 1 K: 0 S: 9	H: 1 LOB: 3 BB: 1 P: 14	R: 2 E: 0 K: 1 S: 11	H: 2 LOB: 0 BB: 0 P: 17	R: 3 E: 0 K: 1 S: 20	H: 3 LOB: 0 BB: 0 P: 26	R: 0 E: 0 K: 0 S: 6	H: 0 LOB: 0 BB: 0 P: 8	R: 0 E: 0 K: 2 S: 11	H: 0 LOB: 1 BB: 0 P: 19	R: 3 E: 0 K: 3 S: 20	H: 2 LOB: 0 BB: 1 P: 32	1B: 4 2B: 2 3B: 0 HR: 4	SF: 1 SAC: 2 DP: 1 HBP: 1	WP: 0 PB: 0 SB: 0 CS: 0	PA: 37					
<b>PITCHER</b>	IP	WLS	BF	H	R	ER	SO	BB	IBB	HBP	BLK	WP	HR	S	P	ERA	WHIP								
Greg Maddux, R ERA: 2.48	6.0	L	27	6	6	6	3	1	0	0	0	0	0	8	15	0.00	0.000								
Scott Williamson, R ERA: 12.0	1.1		7	2	3	3	4	1	0	0	0	0	1	23	36	20.25	2.250								

Chicago Cubs @ Colorado Rockies  
Coors Field, Denver, CO  
Sun Aug 21 2005, 1:05 PM MDT  
Att: 30,111 - Partly Cloudy - 79 F


AB 31  
R 9  
H 10  
RBI 9  
BB 2  
SO 8  
LOB 9



Batter	1	2	3	4	5	6	7	8	9	AB	R	H	RBI	BB	SO	LOB	TOP				
Luis Gonzalez, R (1,4) OBP: 0.332, SLG: 0.433 Aron Miles, S (5,PH) OBP: 0.297, SLG: 0.343	G6-3		17 1B HBP		K			F9	F7	1	0	0	0	0	0	0					
18 Cory Sullivan, L (1,8) OBP: 0.299, SLG: 0.327	K		F8		F8			5 FC6-4 1B		4	0	1	0	0	1	1					
17 Todd Helton, L (1,3) OBP: 0.423, SLG: 0.494			5 G6-4-3 1B		F8			P6		3	0	1	0	1	0	1					
5 Matt Holliday, R (1,7) OBP: 0.364, SLG: 0.497	G4-3		1-2 G6-4-3		G4-3			FC6-4		4	0	0	0	0	0	4					
Jorge Piedra, L (1,9) OBP: 0.366, SLG: 0.582					F9				27 1B BB	3	2	1	1	1	1	0					
27 Garrett Atkins, R (1,5) OBP: 0.350, SLG: 0.401	P6				F9			G4-3		4	0	1	0	0	0	0					
6 Omar Quintanilla, L (1,6) OBP: 0.299, SLG: 0.269	K				E5 1B			1-2 G5-4-3 1B		4	1	2	1	0	1	0					
Danny Ardoin, R (1,2) OBP: 0.327, SLG: 0.378					E8 1B			G5-4-3		3	0	1	0	0	0	3					
Jamey Wright, R (1,1) OBP: 0.140, SLG: 0.122 Todd Greene, R (7,PH) OBP: 0.316, SLG: 0.462 Marcos Carvajal, R (7,1) Jose Acevedo, R (8,1) OBP: 0.250, SLG: 0.143 JD Closser, S (9,PH) OBP: 0.315, SLG: 0.397	G5-3				K			F8		2	0	0	0	0	1	2					
										1	0	0	0	0	0	0					
										0	0	0	0	0	0	0					
										1	0	0	0	0	1	2					
<b>Inning Stats</b>	R: 0 E: 0 K: 1 S: 10	H: 0 LOB: 1 BB: 1 P: 20	R: 1 E: 0 K: 1 S: 10	H: 1 LOB: 1 BB: 0 P: 16	R: 0 E: 0 K: 0 S: 9	H: 1 LOB: 1 BB: 0 P: 11	R: 1 E: 2 K: 1 S: 13	H: 1 LOB: 0 BB: 0 P: 18	R: 0 E: 0 K: 1 S: 6	H: 0 LOB: 0 BB: 0 P: 8	R: 0 E: 0 K: 0 S: 7	H: 1 LOB: 0 BB: 0 P: 10	R: 0 E: 0 K: 0 S: 8	H: 1 LOB: 1 BB: 0 P: 8	R: 1 E: 0 K: 1 S: 14	H: 2 LOB: 2 BB: 1 P: 23	1B: 6 2B: 0 3B: 0 HR: 1	SF: 0 SAC: 0 DP: 2 HBP: 2	WP: 0 PB: 0 SB: 0 CS: 0	PA: 37	
<b>PITCHER</b>	IP	WLS	BF	H	R	ER	SO	BB	IBB	HBP	BLK	WP	HR	S	P	ERA	WHIP				
Jeff Weaver, R (1,1) ERA: 4.41	8.0	W	33	6	3	2	5	2	0	2	0	0	1	76	114	2.25	1.000				
Duaner Sanchez, R (9,1) ERA: 3.65	1.0		4	1	0	0	1	0	0	0	0	0	0	10	12	0.00	1.000				

Colorado Rockies @ Los Angeles Dodgers  
Dodger Stadium, Los Angeles, CA  
Tue Aug 23 2005, 7:10 PM PDT  
Att: 44,416 - Clear - 69 F


AB 33  
R 3  
H 7  
RBI 2  
BB 2  
SO 6  
LOB 15



Batter	1	2	3	4	5	6	7	8	9	AB	R	H	RBI	BB	SO	LOB	BOTTOM				
13 Oscar Robles, L (1,6) OBP: 0.362, SLG: 0.370	G1-6-3 BB	G3-1		1-1 2B		1-0 CS 1B		G3-6-1		4	0	2	4	1	0	2					
Hee-Seon Choi, L (1,3) OBP: 0.338, SLG: 0.476	G1-6-3 BB	F8		L7		K				3	0	0	0	1	1	3					
Ricky Ledee, L (1,7) OBP: 0.349, SLG: 0.470 17 Jason Repko, R (8,8) OBP: 0.285, SLG: 0.365	G1-6-3		G4-3	K2-3		G4-3				4	0	0	0	0	1	3					
										0	0	0	0	0	0	0					
12 Jeff Kent, R (1,4) OBP: 0.380, SLG: 0.519	F8		G6-3	F8		G3-1				4	0	0	0	0	0	2					
Jayson Werth, R (1,8) OBP: 0.336, SLG: 0.398		FC3 E 1B		HBP		K				3	1	2	0	0	1	0					
Jose Cruz Jr., S (1,9) OBP: 0.343, SLG: 0.416		E 1B BB	G3		K			K		3	1	0	0	1	2	2					
Dioner Navarro, S (1,2) OBP: 0.370, SLG: 0.343		FC3 1B 13 G3-1			L8			2B 1B		4	3	2	0	0	0	2					
Jose Valentin, S (1,5) OBP: 0.331, SLG: 0.288		P6			K			1B 2B		3	2	1	0	1	1	3					
Jeff Weaver, R (1,1) OBP: 0.304, SLG: 0.327 Duaner Sanchez, R (9,1)		13 G3-1 1B			13 2B BB			G4-3		4	1	3	3	0	0	0					
										0	0	0	0	0	0	0					
<b>Inning Stats</b>	R: 0 E: 0 K: 0 S: 4	H: 2 LOB: 1 BB: 1 P: 14	R: 3 E: 1 K: 0 S: 16	H: 2 LOB: 1 BB: 1 P: 26	R: 0 E: 0 K: 0 S: 8	H: 0 LOB: 1 BB: 0 P: 14	R: 3 E: 0 K: 1 S: 17	H: 3 LOB: 1 BB: 1 P: 28	R: 0 E: 0 K: 2 S: 10	H: 1 LOB: 1 BB: 0 P: 12	R: 0 E: 0 K: 1 S: 6	H: 0 LOB: 0 BB: 0 P: 10	R: 0 E: 0 K: 1 S: 8	H: 0 LOB: 0 BB: 0 P: 10	R: 2 E: 0 K: 1 S: 14	H: 3 LOB: 0 BB: 0 P: 21	1B: 7 2B: 4 3B: 0 HR: 0	SF: 0 SAC: 0 DP: 3 HBP: 1	WP: 0 PB: 0 SB: 2 CS: 1	PA: 37	
<b>PITCHER</b>	IP	WLS	BF	H	R	ER	SO	BB	IBB	HBP	BLK	WP	HR	S	P	ERA	WHIP				
Jamey Wright, R (1,1) ERA: 5.7	6.0	L	29	7	6	4	4	4	0	1	0	0	0	61	104	6.00	1.833				
Marcos Carvajal, R (7,1) ERA: 4.71	1.1		4	0	0	0	2	0	0	0	0	0	0	11	14	0.00	0.000				
Jose Acevedo, R (8,1) ERA: 6.8	0.2		4	3	2	2	0	0	0	0	0	0	0	11	17	27.00	4.500				

Colorado Rockies @ Los Angeles Dodgers  
Dodger Stadium, Los Angeles, CA  
Tue Aug 23 2005, 7:10 PM PDT  
Att: 44,416 - Clear - 69 F


AB 32  
R 8  
H 10  
RBI 7  
BB 4  
SO 6  
LOB 17




Batter	1	2	3	4	5	6	7	8	9	AB	R	H	RBI	BB	SO	LOB	TOP					
Aaron Miles, S OBP: 0.300, SLG: 0.349	P6		F8			1B		5 2B		4	1	2	1	0	0	0	<b>Colorado Rockies @ Los Angeles Dodgers</b> Dodger Stadium, Los Angeles, CA Wed Aug 24 2005, 7:10 PM PDT Att: 40,196 - Clear - 73 F					
27 Garrett Atkins, R OBP: 0.347, SLG: 0.397	G4-3			L8		K		F8		4	0	0	0	0	1	2						
17 Todd Helton, L OBP: 0.426, SLG: 0.497	1B			F9			FC2-5	5 2B		3	0	2	0	1	0	0						
5 Matt Holliday, R OBP: 0.365, SLG: 0.498	F9			F9			FC2-5	IBB		3	0	1	1	1	0	1						
Jorge Piedra, L OBP: 0.356, SLG: 0.564 Mike DeJean, R	K				K		FC2-5		F9	3	0	0	0	0	2	2						
JD Closser, S OBP: 0.313, SLG: 0.395 40 Brian Fuentes, L							1-2 2-3F			1	0	0	0	0	0	0						
Dustin Mohr, R OBP: 0.280, SLG: 0.502	F8				K				K	4	0	0	0	0	3	2						
6 Omar Quintanilla, L OBP: 0.294, SLG: 0.256	K				F9				L6	4	0	0	0	0	1	2						
Danny Ardoin, R OBP: 0.321, SLG: 0.370			P5			K				3	0	0	0	0	2	0						
49 Byung-Hyun Kim, R OBP: 0.111, SLG: 0.042 Randy Williams, L			G6-3			F9				2	0	0	0	0	0	0						
18 Cory Sullivan, L OBP: 0.301, SLG: 0.333								2B		0	0	0	0	0	0	0						
										1	1	1	0	0	0	0						
<b>Inning Stats</b>	R: 0 E: 0 K: 0 S: 12	H: 1 LOB: 1 BB: 0 P: 22	R: 0 E: 0 K: 2 S: 7	H: 0 LOB: 0 BB: 0 P: 9	R: 0 E: 0 K: 0 S: 10	H: 0 LOB: 0 BB: 0 P: 12	R: 0 E: 0 K: 0 S: 6	H: 0 LOB: 0 BB: 0 P: 7	R: 0 E: 0 K: 2 S: 7	H: 0 LOB: 0 BB: 0 P: 10	R: 0 E: 0 K: 1 S: 10	H: 1 LOB: 1 BB: 0 P: 16	R: 0 E: 0 K: 1 S: 10	H: 1 LOB: 2 BB: 1 P: 19	R: 2 E: 0 K: 1 S: 10	H: 3 LOB: 2 BB: 1 P: 19	R: 0 E: 0 K: 1 S: 9	H: 0 LOB: 0 BB: 0 P: 12	1B: 2 2B: 4 3B: 0 HR: 0	SF: 0 SAC: 0 DP: 0 HBP: 0	WP: 0 PB: 0 SB: 0 CS: 0	PA: 34
<b>PITCHER</b>	IP	WLS	BF	H	R	ER	SO	BB	IBB	HBP	BLK	WP	HR	S	P	ERA	WHIP					
D.J. Houlton, R ERA: 4.86	7.0		25	3	0	0	7	1	0	0	0	0	0	62	95	0.00	0.571					
Steve Schmolli, R ERA: 6.15	0.2	L	5	2	2	2	1	0	1	0	0	0	0	8	15	27.00	3.000					
43 Yhency Brazoban, R ERA: 5.82	0.1		1	1	0	0	0	0	0	0	0	0	0	2	4	0.00	3.000					
Duaner Sanchez, R ERA: 3.6	1.0		3	0	0	0	1	0	0	0	0	0	0	9	12	0.00	0.000					

Batter	1	2	3	4	5	6	7	8	9	AB	R	H	RBI	BB	SO	LOB	BOTTOM					
13 Oscar Robles, L OBP: 0.355, SLG: 0.362	F7		F8		F9		G4-3		FC4-6	5	0	0	0	0	0	5	<b>Colorado Rockies @ Los Angeles Dodgers</b> Dodger Stadium, Los Angeles, CA Wed Aug 24 2005, 7:10 PM PDT Att: 40,196 - Clear - 73 F					
Hee-Seop Choi, L OBP: 0.335, SLG: 0.471				CS		G4-3		G3		3	0	0	0	2	1	1						
Ricky Ledee, L OBP: 0.351, SLG: 0.480 Duaner Sanchez, R	BB		CS		G1-3			12 G6-3	1B	4	1	2	0	0	0	1						
	F9							2B		0	0	0	0	0	0	0						
12 Jeff Kent, R OBP: 0.377, SLG: 0.514	P2				F7		K		G6-3	4	0	0	0	0	1	3						
Olmedo Saenz, R OBP: 0.344, SLG: 0.514 17 Jason Repko, R OBP: 0.285, SLG: 0.365	G6-3				F9		F7		1B	4	0	1	1	0	0	1						
									1B	0	0	0	0	0	0	0						
Jayson Werth, R OBP: 0.335, SLG: 0.396	G5-3				K		P6		1B	4	0	1	0	0	1	0						
Dioner Navarro, S OBP: 0.388, SLG: 0.347					2B		BB		K	2	0	1	0	2	1	2						
José Cruz Jr., S OBP: 0.341, SLG: 0.417			G4-3				K			4	0	1	0	0	2	2						
D.J. Houlton, R OBP: 0.174, SLG: 0.182 Jose Valentin, S OBP: 0.336, SLG: 0.288 Steve Schmolli, R					K					2	0	0	0	0	2	2						
43 Yhency Brazoban, R OBP: 0.383, SLG: 0.432									13 FC4-6	0	0	0	0	1	0	0						
<b>Inning Stats</b>	R: 0 E: 0 K: 0 S: 10	H: 0 LOB: 1 BB: 1 P: 20	R: 0 E: 0 K: 0 S: 7	H: 0 LOB: 1 BB: 1 P: 12	R: 0 E: 0 K: 1 S: 8	H: 0 LOB: 0 BB: 1 P: 14	R: 0 E: 0 K: 0 S: 5	H: 0 LOB: 0 BB: 0 P: 9	R: 0 E: 0 K: 2 S: 10	H: 1 LOB: 2 BB: 1 P: 20	R: 0 E: 0 K: 1 S: 12	H: 1 LOB: 1 BB: 0 P: 16	R: 0 E: 0 K: 1 S: 13	H: 1 LOB: 2 BB: 1 P: 20	R: 1 E: 0 K: 0 S: 16	H: 3 LOB: 3 BB: 0 P: 24	R: 0 E: 0 K: 2 S: 13	H: 1 LOB: 1 BB: 0 P: 22	1B: 4 2B: 3 3B: 0 HR: 0	SF: 0 SAC: 0 DP: 0 HBP: 0	WP: 0 PB: 0 SB: 0 CS: 1	PA: 39
<b>PITCHER</b>	IP	WLS	BF	H	R	ER	SO	BB	IBB	HBP	BLK	WP	HR	S	P	ERA	WHIP					
49 Byung-Hyun Kim, R ERA: 5.12	6.2		27	3	0	0	5	5	0	0	0	0	0	62	106	0.00	1.200					
Randy Williams, L ERA: 7.47	0.1	W	1	0	0	0	0	0	0	0	0	0	0	3	5	0.00	0.000					
Mike DeJean, R ERA: 4.5	1.0	H	6	3	1	1	1	0	0	0	0	0	0	16	24	9.00	3.000					
40 Brian Fuentes, L ERA: 2.8	1.0	S	4	1	0	0	2	0	0	0	0	0	0	13	22	0.00	1.000					

**AB 32**  
**R 2**  
**H 6**  
**RBI 2**  
**BB 2**  
**SO 9**  
**LOB 9**



**AB 33**  
**R 1**  
**H 7**  
**RBI 1**  
**BB 5**  
**SO 8**  
**LOB 17**



Batter	1	2	3	4	5	6	7	8	9	AB R H RBI BB SO LOB	TOP									
Aaron Miles, S (1,4) OBP: 0.299, SLG: 0.358 Luis Gonzalez, R (8,4) OBP: 0.331, SLG: 0.431	F7		G4-3				K		F7	4 1 1 1 0 1 0 1 0 0 0 0 0 1	<b>Colorado Rockies @ Los Angeles Dodgers</b> Dodger Stadium, Los Angeles, CA Thu Aug 25 2005, 7:10 PM PDT Att: 40,019 - Clear - 77 F  <b>livebaseballscorecards.com</b>									
18 Cory Sullivan, L (1,8) OBP: 0.304, SLG: 0.333	1B		5 HR				F8		F8	3 1 1 0 1 0 0										
17 Todd Helton, L (1,3) SAFE	K		5 HR				G3		G6-3	3 1 0 0 1 1 1										
5 Matt Holliday, R (1,7) OBP: 0.364, SLG: 0.504	G6-3						F9		G6-3	4 1 1 3 0 0 1										
27 Garrett Atkins, R (1,5) OBP: 0.348, SLG: 0.399							F9			3 0 1 0 1 0 0										
Dustin Mohr, R (1,9) OBP: 0.279, SLG: 0.511							K		2B	4 1 1 1 0 3 2										
6 Omar Quintanilla, L (1,6) OBP: 0.283, SLG: 0.247	K								F7	3 0 0 0 1 1 0										
Danny Ardoin, R (1,2) OBP: 0.313, SLG: 0.359	K						K		K	4 0 0 0 0 4 1										
28 Aaron Cook, R (1,1) Randy Williams, L (6,1) Scott Dohmann, R (6,1) Choo Freeman, R (7,PH) David Cortes, R (7,1) Jorge Piedra, L (6,PH) 40 Brian Fuentes, L (9,1)			B1-3						P2	2 0 0 0 0 0 1 0 0 0 0 0 0 0 0 0 1 0 1 0 0 0 0 0 0 0 0 0 0										
<b>Inning Stats</b>	R: 0 E: 0 K: 1 S: 12	H: 1 LOB: 1 BB: 0 P: 19	R: 1 E: 0 K: 2 S: 13	H: 1 LOB: 0 BB: 0 P: 17	R: 3 E: 0 K: 1 S: 15	H: 1 LOB: 1 BB: 3 P: 32	R: 0 E: 0 K: 2 S: 9	H: 0 LOB: 0 BB: 0 P: 12	R: 1 E: 0 K: 0 S: 12	H: 1 LOB: 0 BB: 1 P: 16		R: 0 E: 0 K: 1 S: 9	H: 0 LOB: 0 BB: 0 P: 12	R: 0 E: 0 K: 1 S: 12	H: 1 LOB: 1 BB: 0 P: 17	R: 0 E: 0 K: 1 S: 9	H: 0 LOB: 1 BB: 1 P: 17	1B: 1 2B: 1 3B: 0 HR: 3	SF: 0 SAC: 0 DP: 0 HBP: 0	WP: 1 PB: 0 SB: 1 CS: 0
<b>PITCHER</b>	IP WLS BF H R ER SO BB IBB HBP BLK WP HR S P ERA WHIP											IP WLS BF H R ER SO BB IBB HBP BLK WP HR S P ERA WHIP								
31 Brad Penny, R (1,1) ERA: 3.75 Elmer Dessens, R (7,1) ERA: 3.32 Giovanni Carrara, R (9,1) ERA: 4.5	6.0 L 26 4 5 5 8 4 0 0 0 1 3 71 113 7.50 1.333	2.0 7 1 0 0 2 0 0 0 0 0 0 21 29 0.00 0.500	1.0 4 0 0 0 1 1 0 0 0 0 0 9 17 0.00 1.000																	

Batter	1	2	3	4	5	6	7	8	9	AB R H RBI BB SO LOB	BOTTOM											
13 Oscar Robles, L (1,6) OBP: 0.356, SLG: 0.367	G6-3		G4-3						G3-1	5 0 2 2 0 0 0	<b>Colorado Rockies @ Los Angeles Dodgers</b> Dodger Stadium, Los Angeles, CA Thu Aug 25 2005, 7:10 PM PDT Att: 40,019 - Clear - 77 F  <b>livebaseballscorecards.com</b>											
Hee-Seon Choi, L (1,3) OBP: 0.340, SLG: 0.468	1B		G4-3						G3	4 0 1 0 1 0 1												
12 Jeff Kent, R (1,4) OBP: 0.377, SLG: 0.511	G6-4-3		F9						K	4 1 1 0 1 1 2												
Olmedo Saenz, R (1,5) OBP: 0.345, SLG: 0.510									L8	4 0 1 0 1 1 3												
Jayson Werth, R (1,8) OBP: 0.332, SLG: 0.392									K	5 0 1 1 0 2 4												
José Cruz Jr., S (1,9) OBP: 0.340, SLG: 0.415									P4	4 0 1 0 0 1 3												
Dioner Navarro, S (1,2) OBP: 0.393, SLG: 0.347									K	3 1 1 0 1 1 1												
Jose Valentin, S (1,7) OBP: 0.346, SLG: 0.300									P3	2 2 1 0 1 0 0												
31 Brad Penny, R (1,1) OBP: 0.136, SLG: 0.143 Antonio Perez, R (6,PH) Elmer Dessens, R (7,1) Ricky Ledee, L (8,PH) Giovanni Carrara, R (9,1)									K	2 0 0 0 0 0 4 1 0 1 1 0 0 0 0 0 0 0 0 0 0 1 0 0 0 0 1 0 0 0 0 0 0 0 0												
<b>Inning Stats</b>	R: 0 E: 0 K: 0 S: 5	H: 1 LOB: 0 BB: 0 P: 7	R: 0 E: 0 K: 0 S: 9	H: 1 LOB: 1 BB: 0 P: 15	R: 1 E: 0 K: 0 S: 11	H: 2 LOB: 1 BB: 0 P: 22	R: 0 E: 0 K: 0 S: 17	H: 2 LOB: 3 BB: 0 P: 25	R: 1 E: 1 K: 1 S: 13	H: 2 LOB: 2 BB: 1 P: 28		R: 2 E: 0 K: 2 S: 23	H: 2 LOB: 3 BB: 4 P: 43	R: 0 E: 0 K: 1 S: 5	H: 0 LOB: 0 BB: 0 P: 7	R: 0 E: 0 K: 1 S: 8	H: 0 LOB: 0 BB: 0 P: 12	R: 0 E: 0 K: 2 S: 9	H: 0 LOB: 0 BB: 0 P: 14	1B: 8 2B: 2 3B: 0 HR: 0	SF: 0 SAC: 0 DP: 1 HBP: 1	WP: 0 PB: 0 SB: 0 CS: 0
<b>PITCHER</b>	IP WLS BF H R ER SO BB IBB HBP BLK WP HR S P ERA WHIP											IP WLS BF H R ER SO BB IBB HBP BLK WP HR S P ERA WHIP										
28 Aaron Cook, R (1,1) ERA: 4.15 Randy Williams, L (6,1) ERA: 8.44 Scott Dohmann, R (6,1) ERA: 8.27 David Cortes, R (7,1) ERA: 3.29 40 Brian Fuentes, L (9,1) ERA: 2.76	5.0 W 24 8 2 2 2 1 2 0 0 0 0 0 15 26 54.00 12.000	0.1 H 4 2 2 2 0 2 0 0 0 0 0 8 17 0.00 3.000	0.2 H 4 0 0 0 2 2 0 0 0 0 0 0 13 19 0.00 0.000	2.0 H 6 0 0 0 2 0 0 0 0 0 0 9 14 0.00 0.000	1.0 S 3 0 0 0 2 0 0 0 0 0 0 9 14 0.00 0.000																	





Batter	1	2	3	4	5	6	7	8	9	AB	R	H	RBI	BB	SO	LOB	TOP				
18 Cory Sullivan, L OBP: 0.309, SLG: 0.338										3	1	1	0	0	1	0	<b>Colorado Rockies @ San Diego Padres</b> PETCO Park, San Diego, CA Sat Aug 27 2005, 10:05 PM EDT Att: 32,585 - Clear - 74 F				
Luis Gonzalez, R OBP: 0.328, SLG: 0.425										4	0	0	0	0	1	5					
17 Todd Helton, L OBP: 0.421, SLG: 0.496										4	1	1	4	0	0	0					
5 Matt Holliday, R OBP: 0.356, SLG: 0.493										4	0	0	0	0	0	0					
Jorge Piedra, L OBP: 0.361, SLG: 0.557										3	0	1	0	0	1	10					
Jose Acevedo, R OBP: 0.250, SLG: 0.143										0	0	0	0	0	0	0					
Scott Dohmann, R OBP: 0.298, SLG: 0.357										0	0	0	0	0	0	0					
Aaron Miles, S OBP: 0.298, SLG: 0.357										1	0	0	0	0	1	0					
David Cortes, R OBP: 0.349, SLG: 0.399										0	0	0	0	0	0	0					
27 Garrett Atkins, R OBP: 0.349, SLG: 0.399										4	0	1	0	0	0	1					
6 Omar Quintanilla, L OBP: 0.290, SLG: 0.258										4	1	2	0	0	0	0					
Danny Ardoin, R OBP: 0.311, SLG: 0.356										4	1	1	0	0	1	2					
Sun-Woo Kim, R OBP: 0.280, SLG: 0.502										1	0	0	0	0	0	0					
Randy Williams, L OBP: 0.280, SLG: 0.502										0	0	0	0	0	0	0					
Dustin Mohr, R OBP: 0.280, SLG: 0.502										2	0	0	0	0	0	2					
<b>Inning Stats</b>	R: 0 E: 0 K: 1 S: 7	H: 0 LOB: 0 BB: 0 P: 9	R: 0 E: 0 K: 1 S: 7	H: 0 LOB: 0 BB: 0 P: 11	R: 0 E: 1 K: 0 S: 10	H: 1 LOB: 2 BB: 0 P: 14	R: 0 E: 0 K: 0 S: 9	H: 1 LOB: 1 BB: 0 P: 11	R: 4 E: 0 K: 1 S: 15	H: 3 LOB: 0 BB: 0 P: 22	R: 0 E: 0 K: 0 S: 6	H: 0 LOB: 0 BB: 0 P: 12	R: 0 E: 0 K: 0 S: 6	H: 0 LOB: 0 BB: 0 P: 8	R: 0 E: 0 K: 0 S: 7	H: 2 LOB: 2 BB: 0 P: 13	R: 0 E: 0 K: 2 S: 13	H: 2 LOB: 2 BB: 0 P: 17	1B: 6 2B: 0 3B: 0 HR: 1	SF: 0 SAC: 1 DP: 0 HBP: 1	WP: 0 PA: 36 PB: 0 SB: 0 CS: 0
<b>PITCHER</b>	IP WLS BF H R ER SO BB IBB HBP BLK WP HR S P ERA WHIP																				
Brian Lawrence, R ERA: 4.61	(1, 1) 7.0 L 28 5 4 4 3 0 0 0 1 0 0 1 60 87 5.14 0.714																				
Rudy Seanez, R ERA: 2.99	(8, 1) 1.0 3 0 0 0 0 0 0 0 0 0 0 7 13 0.00 0.000																				
Scott Linebrink, R ERA: 2.41	(9, 1) 1.0 5 2 0 0 0 2 0 0 0 0 0 0 13 17 0.00 2.000																				

Batter	1	2	3	4	5	6	7	8	9	AB	R	H	RBI	BB	SO	LOB	BOTTOM				
Dave Roberts, L OBP: 0.341, SLG: 0.416										4	0	0	0	0	0	0	<b>Colorado Rockies @ San Diego Padres</b> PETCO Park, San Diego, CA Sat Aug 27 2005, 10:05 PM EDT Att: 32,585 - Clear - 74 F				
Joe Randa, R OBP: 0.341, SLG: 0.457										3	1	1	0	1	1	0					
24 Brian Giles, L OBP: 0.421, SLG: 0.497										4	0	2	0	0	1	1					
Ryan Klesko, L OBP: 0.351, SLG: 0.436										4	0	2	1	0	2	1					
Mark Loretta, R OBP: 0.372, SLG: 0.345										4	0	1	0	0	0	4					
Xavier Nady, R OBP: 0.314, SLG: 0.469										4	1	1	0	0	2	3					
Damian Jackson, R OBP: 0.332, SLG: 0.349										4	0	0	0	0	1	1					
Miguel Olivo, R OBP: 0.226, SLG: 0.356										4	0	1	1	0	2	0					
Brian Lawrence, R OBP: 0.093, SLG: 0.059										2	0	0	0	0	2	1					
Robert Fick, L OBP: 0.374, SLG: 0.414										1	0	0	0	0	1	0					
Rudy Seanez, R OBP: 0.314, SLG: 0.469										0	0	0	0	0	0	0					
Scott Linebrink, R OBP: 0.314, SLG: 0.469										0	0	0	0	0	0	0					
Mark Sweeney, L OBP: 0.425, SLG: 0.531										1	0	0	0	0	1	0					
<b>Inning Stats</b>	R: 0 E: 0 K: 1 S: 9	H: 0 LOB: 1 BB: 1 P: 18	R: 1 E: 1 K: 2 S: 12	H: 2 LOB: 1 BB: 0 P: 17	R: 0 E: 0 K: 0 S: 10	H: 2 LOB: 2 BB: 0 P: 12	R: 0 E: 0 K: 2 S: 7	H: 0 LOB: 0 BB: 0 P: 11	R: 0 E: 0 K: 2 S: 9	H: 0 LOB: 0 BB: 0 P: 13	R: 0 E: 0 K: 2 S: 12	H: 1 LOB: 1 BB: 0 P: 18	R: 0 E: 0 K: 1 S: 8	H: 0 LOB: 0 BB: 0 P: 15	R: 1 E: 0 K: 1 S: 17	H: 3 LOB: 2 BB: 0 P: 25	R: 0 E: 0 K: 2 S: 10	H: 0 LOB: 0 BB: 0 P: 15	1B: 6 2B: 2 3B: 0 HR: 0	SF: 0 SAC: 0 DP: 0 HBP: 0	WP: 0 PA: 36 PB: 0 SB: 0 CS: 0
<b>PITCHER</b>	IP WLS BF H R ER SO BB IBB HBP BLK WP HR S P ERA WHIP																				
Sun-Woo Kim, R ERA: 4.82	(1, 1) 5.0 W 20 4 1 0 0 2 0 0 0 0 0 0 10 16 0.00 1.500																				
Randy Williams, L ERA: 8.1	(6, 1) 0.2 H 3 1 0 0 2 0 0 0 0 0 0 0 10 16 0.00 1.500																				
Jose Acevedo, R ERA: 6.75	(6, 1) 1.2 H 7 2 1 1 1 1 0 0 0 0 0 0 16 25 5.40 1.200																				
Scott Dohmann, R ERA: 7.79	(8, 1) 0.2 H 3 1 0 0 1 0 0 0 0 0 0 11 17 0.00 1.500																				
David Cortes, R ERA: 3.2	(9, 1) 1.0 S 3 0 0 0 2 0 0 0 0 0 0 0 10 15 0.00 0.000																				

Batter	1	2	3	4	5	6	7	8	9	AB	R	H	RBI	BB	SO	LOB	TOP			
<b>Aaron Miles, S</b> OBP: 0.296, SLG: 0.352	4-0 6 SH1-3 27 1B BB	0-1 F8			1-2 F7		0-1 G6-3		3-2 G3	4	1	0	0	1	0	2				
<b>6 Omar Quintanilla, L</b> OBP: 0.262, SLG: 0.250	0-0 SH1-3		2-2 F7		0-1 P6		3-2 P6			3	0	0	0	0	0	1				
<b>17 Todd Helton, L</b> OBP: 0.424, SLG: 0.499	4-0 27 1B BB		1-1 F7		2-0 F7		4-1 5 3B BB			2	1	1	1	2	0	0				
<b>5 Matt Holliday, R</b> OBP: 0.355, SLG: 0.496	1-3 K		1-2 P4		3-0 P5		0-2 1-H 3B			4	0	1	1	0	1	3				
<b>27 Garrett Atkins, R</b> OBP: 0.348, SLG: 0.398	3-1 1-2 2-H 1B		1-1 F8		2-2 E5		1-0 E6		18 G4-6-3	4	0	1	1	0	0	1				
<b>Jorge Piedra, L</b> OBP: 0.348, SLG: 0.535	1-1 F9		0-2 F9		0-0 F9		0-0 F7			4	0	0	0	0	0	5				
<b>Danny Ardoin, R</b> OBP: 0.311, SLG: 0.356		0-1 G6-3		1-0 FC6-4 1B		1-0 P6		2-2 G4-6-3		3	0	1	0	0	0	1				
<b>18 Cory Sullivan, L</b> OBP: 0.307, SLG: 0.337										1	0	0	0	0	0	2				
<b>Randy Williams, L</b> OBP: 0.303, SLG: 0.441										0	0	0	0	0	0	0				
<b>Choo Freeman, R</b> OBP: 0.167, SLG: 0.333		0-0 SH5-3 2B		1-1 FC6-4 1-2		1-3 K			1-3 K	4	0	1	0	0	2	2				
<b>Jamey Wright, R</b> OBP: 0.157, SLG: 0.140			0-0 SH5-3		2-1 17 2B 1B		1-3 K		0-3 K	1	1	1	0	0	0	0				
<b>JD Closser, S</b> OBP: 0.312, SLG: 0.393										1	0	0	0	0	1	0				
<b>Jose Acevedo, R</b> OBP: 0.250, SLG: 0.143										0	0	0	0	0	0	0				
<b>Todd Greene, R</b> OBP: 0.303, SLG: 0.441										1	0	0	0	0	1	0				
<b>Inning Stats</b>	R: 1 E: 0 K: 1 S: 8	H: 1 LOB: 2 BB: 2 P: 21	R: 0 E: 0 K: 0 S: 6	H: 1 LOB: 1 BB: 0 P: 6	R: 0 E: 0 K: 0 S: 8	H: 0 LOB: 0 BB: 0 P: 12	R: 0 E: 0 K: 0 S: 8	H: 1 LOB: 1 BB: 0 P: 11	R: 1 E: 1 K: 1 S: 9	H: 2 LOB: 1 BB: 0 P: 17	R: 0 E: 0 K: 1 S: 8	H: 0 LOB: 0 BB: 0 P: 12	R: 0 E: 0 K: 1 S: 9	H: 1 LOB: 1 BB: 1 P: 16	R: 0 E: 0 K: 2 S: 11	H: 0 LOB: 0 BB: 0 P: 15	1B: 3 2B: 2 3B: 1 HR: 0	SF: 0 SAC: 2 DP: 1 HBP: 0	WP: 0 PB: 0 SB: 0 CS: 0	PA: 37
<b>PITCHER</b>	IP	WLS	BF	H	R	ER	SO	BB	IBB	HBP	BLK	WP	HR	S	P	ERA	WHIP			
<b>Pedro Astacio, R</b> ERA: 5.18	(1, 1)	7.0	W	29	5	2	2	3	2	0	0	0	0	55	91	2.57	1.000			
<b>Akinori Otsuka, R</b> ERA: 2.7	(8, 1)	1.0	H	5	1	1	1	0	1	0	0	0	0	9	16	9.00	2.000			
<b>Trevor Hoffman, R</b> ERA: 3.5	(9, 1)	1.0	S	3	0	0	0	2	0	0	0	0	0	11	15	0.00	0.000			

**Colorado Rockies @ San Diego Padres**  
PETCO Park, San Diego, CA  
Sun Aug 28 2005, 4:05 PM EDT  
Att: 28,899 - Sunny - 76 F

AB 32  
R 3  
H 6  
RBI 3  
BB 3  
SO 5  
LOB 17



Batter	1	2	3	4	5	6	7	8	9	AB	R	H	RBI	BB	SO	LOB	BOTTOM			
<b>Dave Roberts, L</b> OBP: 0.339, SLG: 0.417	0-1 24 F8 1B		1-2 K		1-1 HBP 1B		1-0 P6			4	2	2	0	0	1	0				
<b>Joe Randa, R</b> OBP: 0.342, SLG: 0.463	2-1 G6-3		3-1 HR		1-1 HBP 1B		0-0 G5-3			3	2	1	1	0	0	1				
<b>24 Brian Giles, L</b> OBP: 0.422, SLG: 0.499	1-0 F8		3-1 CS 2B		1-1 1B HBP		0-3 K			2	0	1	0	0	0	1				
<b>Xavier Nady, R</b> OBP: 0.315, SLG: 0.467	2-3		4-1 BB		1-0 1B HBP		0-3 K			1	0	0	0	0	1	0				
<b>Ryan Klesko, L</b> OBP: 0.354, SLG: 0.438	3-0 S 1B		4-1 BB		1-0 1B		2-3 K			3	0	2	3	1	1	0				
<b>39 Wilson Valdez, R</b> OBP: 0.243, SLG: 0.265	3-H 1B		4-1 BB		1-3 2-H 3-H 1B		2-3 K			0	0	0	0	0	0	0				
<b>Mark Sweeney, L</b> OBP: 0.417, SLG: 0.519	2-3 K		3-3 K		1-3 K		0-1 G3-1			4	0	0	0	0	3	5				
<b>Mark Loretta, R</b> OBP: 0.397, SLG: 0.340		3-1 P2		2-2 G4-3		0-2 F9		1-0 F7		4	0	0	0	0	0	2				
<b>Miguel Olivo, R</b> OBP: 0.227, SLG: 0.355		1-1 S 1B		1-3 K		2-3 K				3	0	1	0	0	2	0				
<b>Damian Jackson, R</b> OBP: 0.332, SLG: 0.346		4-2 G4-3 BB		2-3 K		1-1 B2-3				2	0	0	0	1	1	0				
<b>Pedro Astacio, R</b> OBP: 0.167, SLG: 0.091		0-0 G4-3			2-1 G6-3		1-1 G6-3			3	0	0	0	0	0	2				
<b>Akinori Otsuka, R</b> ERA: 6.61										0	0	0	0	0	0	0				
<b>Trevor Hoffman, R</b> ERA: 7.64										0	0	0	0	0	0	0				
<b>Inning Stats</b>	R: 1 E: 0 K: 1 S: 10	H: 2 LOB: 1 BB: 0 P: 17	R: 0 E: 0 K: 0 S: 8	H: 1 LOB: 1 BB: 1 P: 16	R: 1 E: 0 K: 2 S: 13	H: 2 LOB: 2 BB: 1 P: 27	R: 0 E: 0 K: 2 S: 9	H: 0 LOB: 0 BB: 0 P: 14	R: 2 E: 0 K: 1 S: 13	H: 2 LOB: 2 BB: 0 P: 20	R: 0 E: 0 K: 1 S: 7	H: 0 LOB: 0 BB: 0 P: 11	R: 0 E: 0 K: 1 S: 5	H: 0 LOB: 0 BB: 0 P: 6	R: 0 E: 0 K: 1 S: 6	H: 0 LOB: 0 BB: 0 P: 9	1B: 5 2B: 2 3B: 0 HR: 1	SF: 0 SAC: 0 DP: 2 HBP: 2	WP: 0 PB: 0 SB: 2 CS: 1	PA: 33
<b>PITCHER</b>	IP	WLS	BF	H	R	ER	SO	BB	IBB	HBP	BLK	WP	HR	S	P	ERA	WHIP			
<b>Jamey Wright, R</b> ERA: 5.71	(1, 1)	6.0	L	27	7	4	4	7	2	0	2	0	0	60	105	6.00	1.500			
<b>Jose Acevedo, R</b> ERA: 6.61	(7, 1)	1.0		3	0	0	0	1	0	0	0	0	0	5	6	0.00	0.000			
<b>Randy Williams, L</b> ERA: 7.64	(8, 1)	1.0		3	0	0	0	1	0	0	0	0	0	6	9	0.00	0.000			

**Colorado Rockies @ San Diego Padres**  
PETCO Park, San Diego, CA  
Sun Aug 28 2005, 4:05 PM EDT  
Att: 28,899 - Sunny - 76 F

AB 29  
R 4  
H 7  
RBI 4  
BB 2  
SO 9  
LOB 11



Batter	1	2	3	4	5	6	7	8	9	AB	R	H	RBI	BB	SO	LOB	TOP					
18 Cory Sullivan, L (1, 8) OBP: 0.306, SLG: 0.332	2-1 P5		2-1 F7		1-2 L9		0-0 B1-3		4-2 BB	4	0	0	0	1	0	0	<b>Colorado Rockies @ San Francisco Giants</b> SBC Park, San Francisco, CA Mon Aug 29 2005, 10:15 PM EDT Att: 36,433 - Clear - 69 F					
Luis Gonzalez, R (1, 4) OBP: 0.327, SLG: 0.420	1-3 K		2-2 F8		4-2 BB		0-2 G5-3		0-0 L7	4	0	0	0	1	1	3						
17 Todd Helton, L (1, 3) OBP: 0.423, SLG: 0.495	0-0 F7			4-2 27 1B 5 1B G5-4-3 BB		3-2 F7		0-1 F8		3	1	0	0	1	0	1						
5 Matt Holliday, R (1, 7) OBP: 0.357, SLG: 0.504		0-0 HR		1-1 27 1B G5-4-3 1B		0-1 F8		2-3 K		4	1	2	1	0	1	0						
27 Garrett Atkins, R (1, 5) OBP: 0.352, SLG: 0.400		4-2 BB		0-0 6 1B G5-4-3 1B		1-1 F9		2-2 F9		3	0	2	0	1	0	0						
Dustin Mohr, R (1, 9) OBP: 0.276, SLG: 0.493		1-1 P4		0-0 1-2 2-3 G5-4-3		0-3 K		2-3 K		4	0	0	0	0	2	4						
6 Omar Quintanilla, L (1, 6) OBP: 0.299, SLG: 0.263		2-2 P5		0-0 BB		0-0 FC5-4 1B		1-0 FC1-6 1B		3	0	2	0	1	0	1						
Danny Ardoin, R (1, 2) OBP: 0.304, SLG: 0.346		2-2 P3		0-3 K		0-0 FC5-4 1-2		0-0 FC1-6 2B		4	0	0	0	0	1	6						
49 Byung-Hyun Kim, R (1, 1) OBP: 0.100, SLG: 0.037			3-2 L9		0-0 P3		0-1 F9		0-1 2B	3	0	0	0	0	0	0						
Mike DeJean, R (8, 1)										0	0	0	0	0	0	0						
Jorge Piedra, L (9, PH) OBP: 0.354, SLG: 0.549										1	0	1	0	0	0	0						
40 Brian Fuentes, L (9, 1)										0	0	0	0	0	0	0						
<b>Inning Stats</b>	R: 0 E: 0 K: 1 S: 6	H: 0 LOB: 0 BB: 0 P: 9	R: 1 E: 0 K: 0 S: 11	H: 1 LOB: 1 BB: 1 P: 20	R: 0 E: 0 K: 0 S: 13	H: 0 LOB: 0 BB: 0 P: 20	R: 1 E: 0 K: 1 S: 16	H: 2 LOB: 2 BB: 2 P: 25	R: 0 E: 0 K: 0 S: 21	H: 0 LOB: 1 BB: 1 P: 29	R: 0 E: 0 K: 1 S: 9	H: 2 LOB: 2 BB: 0 P: 10	R: 0 E: 0 K: 0 S: 6	H: 0 LOB: 0 BB: 0 P: 6	R: 0 E: 0 K: 1 S: 8	H: 0 LOB: 0 BB: 0 P: 12	R: 0 E: 0 K: 1 S: 10	H: 2 LOB: 3 BB: 1 P: 17	1B: 5 2B: 1 HR: 1	SF: 0 SAC: 0 HBP: 0	WP: 0 PB: 0 SB: 0 CS: 0	PA: 38
<b>PITCHER</b>	IP WLS BF H R ER SO BB IBB HBP BLK WP HR S P ERA WHIP																					
18 Matt Cain, R (1, 1) ERA: 3.6	5.0 L 21 3 2 2 2 4 0 0 0 0 0 1 67 103 3.60 1.400																					
Jeremy Accardo, R (6, 1) ERA: 4.22	2.0 8 2 0 0 1 0 0 0 0 0 0 0 15 16 0.00 1.000																					
LaTroy Hawkins, R (8, 1) ERA: 3.52	2.0 9 2 0 0 2 1 0 0 0 0 0 0 18 29 0.00 1.500																					

AB	33
R	2
H	7
RBI	1
BB	5
SO	5
LOB	15



Batter	1	2	3	4	5	6	7	8	9	AB	R	H	RBI	BB	SO	LOB	BOTTOM					
2 Randy Winn, S (1, 8) OBP: 0.333, SLG: 0.408	0-3 K		1-2 P6		0-2 G4-3			1-0 G4-3		4	0	0	0	0	1	0	<b>Colorado Rockies @ San Francisco Giants</b> SBC Park, San Francisco, CA Mon Aug 29 2005, 10:15 PM EDT Att: 36,433 - Clear - 69 F					
13 Omar Vizquel, S (1, 6) OBP: 0.346, SLG: 0.377	0-1 1B		2-1 G3-1		3-2 L8			2-1 G5-3		4	0	1	0	0	0	0						
J.T. Snow, L (1, 3) OBP: 0.335, SLG: 0.359	0-1 F8			0-1 F9		2-3 K		1-0 G4-3		4	0	0	0	0	1	1						
Moises Alou, R (1, 7) OBP: 0.408, SLG: 0.505	1-0 1B			2-1 HR		0-0 G5-3		1-3 K		4	1	2	1	0	1	0						
Ray Durham, S (1, 4) OBP: 0.365, SLG: 0.427	1-0 F8			2-1 1B		1-0 G2-3		1-0 G4-3		3	0	0	0	0	0	2						
Pedro Feliz, R (1, 5) OBP: 0.310, SLG: 0.445		0-2 G6-3		1-2 1B		2-2 SH3-4 1B		1-3 K		4	0	2	0	0	1	0						
Todd Linden, S (1, 9) OBP: 0.298, SLG: 0.402		2-3 K		1-3 K		0-1 SH3-4				2	0	0	0	0	2	2						
Mike Matheny, R (1, 2) OBP: 0.305, SLG: 0.417		1-1 G6-3		1-1 G6-3		2-1 F8				3	0	0	0	0	0	3						
18 Matt Cain, R (1, 1)			1-3 K		1-3 K					1	0	0	0	0	1	0						
Lance Niekro, R (5, PH) OBP: 0.298, SLG: 0.481										1	0	0	0	0	1	0						
Jeremy Accardo, R (6, 1)										0	0	0	0	0	0	0						
Deivi Cruz, R (7, PH) OBP: 0.301, SLG: 0.397										1	0	0	0	0	0	1						
LaTroy Hawkins, R (8, 1)										0	0	0	0	0	0	0						
<b>Inning Stats</b>	R: 0 E: 0 K: 1 S: 10	H: 2 LOB: 2 BB: 0 P: 12	R: 0 E: 0 K: 1 S: 9	H: 0 LOB: 0 BB: 0 P: 12	R: 0 E: 0 K: 1 S: 8	H: 0 LOB: 0 BB: 0 P: 12	R: 1 E: 0 K: 1 S: 11	H: 2 LOB: 2 BB: 0 P: 17	R: 0 E: 0 K: 1 S: 11	H: 0 LOB: 0 BB: 0 P: 15	R: 0 E: 0 K: 1 S: 5	H: 0 LOB: 0 BB: 0 P: 8	R: 0 E: 0 K: 0 S: 9	H: 1 LOB: 1 BB: 0 P: 13	R: 0 E: 0 K: 0 S: 4	H: 0 LOB: 0 BB: 0 P: 8	R: 0 E: 0 K: 2 S: 7	H: 0 LOB: 0 BB: 0 P: 10	1B: 4 2B: 0 HR: 1	SF: 0 SAC: 1 HBP: 1	WP: 0 PB: 0 SB: 0 CS: 0	PA: 33
<b>PITCHER</b>	IP WLS BF H R ER SO BB IBB HBP BLK WP HR S P ERA WHIP																					
49 Byung-Hyun Kim, R (1, 1) ERA: 4.9	7.0 W 27 5 1 1 6 0 0 0 0 0 0 0 4 63 89 1.29 0.714																					
Mike DeJean, R (8, 1) ERA: 4.5	1.0 H 3 0 0 0 0 0 0 0 0 0 0 0 4 8 0.00 0.000																					
40 Brian Fuentes, L (9, 1) ERA: 2.67	1.0 S 3 0 0 0 2 0 0 0 0 0 0 0 7 10 0.00 0.000																					

AB	31
R	1
H	5
RBI	1
BB	0
SO	8
LOB	9




Batter	1	2	3	4	5	6	7	8	9	AB	R	H	RBI	BB	SO	LOB	TOP								
18 Cory Sullivan, L (1, 8) OBP: 0.305, SLG: 0.328	4-2 BB G6-3		2-0 G3			1-3 K	2-1 F7			3	0	0	0	1	1	2									
Luis Gonzalez, R (1, 4) OBP: 0.326, SLG: 0.427	0-1 G6-3 1-2		2-3 K			2-1 HR		2-3 K		4	1	1	1	0	2	1									
17 Todd Helton, L (1, 3) OBP: 0.425, SLG: 0.505	2-2 1B 5 3B			0-2 HR		0-2 1B 5 FC5-4		0-1 F8		4	2	3	1	0	0	0									
5 Matt Holliday, R (1, 7) OBP: 0.356, SLG: 0.507	0-0 3B 1-H			0-0 P4		0-1 FC5-4 1-2		1-1 G4-3		4	0	1	1	0	0	1									
27 Garrett Atkins, R (1, 5) Aaron Miles, S (9, PR) OBP: 0.351, SLG: 0.398 OBP: 0.296, SLG: 0.352	0-1 G5-3			1-0 F9		2-3 K			1-0 CS 1B	4	0	1	0	0	1	2									
Dustan Mohr, R (1, 9) OBP: 0.276, SLG: 0.489		3-3 K		0-0 F7			1-2 G6-3 1B		1-3 K	4	0	1	0	0	2	1									
6 Omar Quintanilla, L (1, 6) OBP: 0.297, SLG: 0.262		0-1 G6-4-3 1B			1-0 L7		0-0 B1		1-1 P5	4	0	1	0	0	0	2									
Danny Ardoin, R (1, 2) JD Closser, S (9, PH) OBP: 0.299, SLG: 0.340 OBP: 0.312, SLG: 0.393	0-0 G6-4-3 1-2			0-3 K		2-2 G6-3		1-1 CS		3	0	0	0	0	1	2									
2B Aaron Cook, R (1, 1) Jorge Piedra, L (7, PH) David Cortes, R (7, 1) Mike DeJean, R (8, 1)			1-3 K		0-3 K		4-0 BB			2	0	0	0	0	2	0									
										0	0	0	0	1	0	0									
										0	0	0	0	0	0	0									
										0	0	0	0	0	0	0									
<b>Inning Stats</b>	R: 1 E: 0 K: 0 S: 13	H: 2 LOB: 1 BB: 1 P: 19	R: 0 E: 0 K: 1 S: 6	H: 1 LOB: 0 BB: 0 P: 9	R: 0 E: 0 K: 2 S: 7	H: 0 LOB: 0 BB: 0 P: 12	R: 1 E: 0 K: 0 S: 6	H: 1 LOB: 0 BB: 0 P: 7	R: 0 E: 0 K: 2 S: 10	H: 0 LOB: 0 BB: 0 P: 11	R: 1 E: 0 K: 2 S: 14	H: 2 LOB: 1 BB: 0 P: 19	R: 0 E: 0 K: 0 S: 11	H: 1 LOB: 2 BB: 1 P: 20	R: 0 E: 0 K: 1 S: 10	H: 0 LOB: 0 BB: 0 P: 13	R: 0 E: 0 K: 1 S: 7	H: 1 LOB: 1 BB: 0 P: 11	1B: 5 2B: 0 3B: 1 HR: 2	SF: 0 SAC: 0 DP: 2 HBP: 0	WP: 0 PB: 0 SB: 0 CS: 1	PA: 35			
<b>PITCHER</b>	IP	WLS	BF	H	R	ER	SO	BB	IBB	HBP	BLK	WP	HR	S	P	ERA	WHIP								
41 Brad Hennessey, R (1, 1) ERA: 5.23	7.0		28	7	3	3	7	2	0	0	0	0	2	67	97	3.86	1.286								
Jack Taschner, L (8, 1) ERA: 2.7	1.0	W	3	0	0	0	1	0	0	0	0	0	0	10	13	0.00	0.000								
Armando Benitez, R (9, 1) ERA: 4.2	1.0	S	3	1	0	0	1	0	0	0	0	0	0	7	11	0.00	1.000								

Colorado Rockies @ San Francisco Giants  
SBC Park, San Francisco, CA  
Tue Aug 30 2005, 10:15 PM EDT  
Att: 36,439 - Clear - 79 F

livebaseballscores.com

AB 32  
R 3  
H 8  
RBI 3  
BB 2  
SO 9  
LOB 11




Batter	1	2	3	4	5	6	7	8	9	AB	R	H	RBI	BB	SO	LOB	BOTTOM								
2 Randy Winn, S (1, 8) OBP: 0.332, SLG: 0.409	1-2 G1-3	1-3 K			1-1 P5		0-2 S 1-H 2B			4	0	1	1	0	1	1									
Angel Chavez, R (1, 6)	1-0 G6-3		2-2 G4-3		2-2 K		1-2 G1-3			4	0	0	0	0	1	1									
J.T. Snow, L (1, 3) OBP: 0.337, SLG: 0.361	0-0 1B		2-2 L9			1-2 1B		1-0 F7		4	0	2	0	0	0	0									
Moises Alou, R (1, 9) OBP: 0.406, SLG: 0.501	2-2 1B		2-2 G6-3			0-0 F8		1-3 K		4	0	1	0	0	1	1									
Pedro Feliz, R (1, 7) OBP: 0.312, SLG: 0.444	3-2 G6-3			0-0 G6-4-3 1B		1-3 K		4-2 2B BB		3	1	1	0	1	1	3									
Ray Durham, S (1, 4) OBP: 0.369, SLG: 0.435		3-2 FC3 G6-4-3 2B		1-2 G6-4-3 1B		3-1 F9		0-0 1B 1-H 2B		4	2	3	1	0	0	1									
Edgardo Alfonzo, R (1, 5) Armando Benitez, R (9, 1) OBP: 0.355, SLG: 0.356 OBP: 0.296, SLG: 0.398		1-0 FC3 G6-4-3		1-0 G6-4-3			0-0 2 2B 1B	2-2 1B		4	1	2	1	0	0	3									
Yamid Haad, R (1, 2) Jason Ellison, R (9, PH) OBP: 0.111, SLG: 0.059 OBP: 0.330, SLG: 0.378		0-0 G6-4-3		1-2 G1-3			1-1 F8 1B	1-1 G4-3		3	0	0	0	0	0	3									
41 Brad Hennessey, R (1, 1) Todd Linden, S (7, PH) Jack Taschner, L (8, 1) Mike Matheny, R (9, 2) OBP: 0.214, SLG: 0.321 OBP: 0.296, SLG: 0.398 OBP: 0.305, SLG: 0.417		0-0 G6-4-3		1-2 L9			1-2 F7			2	0	1	0	0	0	0									
										1	0	0	0	0	0	1									
										0	0	0	0	0	0	0									
										0	0	0	0	0	0	0									
<b>Inning Stats</b>	R: 0 E: 0 K: 0 S: 12	H: 2 LOB: 2 BB: 0 P: 19	R: 1 E: 0 K: 1 S: 10	H: 2 LOB: 1 BB: 0 P: 17	R: 0 E: 0 K: 0 S: 10	H: 0 LOB: 0 BB: 0 P: 16	R: 0 E: 0 K: 0 S: 9	H: 2 LOB: 1 BB: 0 P: 12	R: 0 E: 0 K: 1 S: 8	H: 0 LOB: 0 BB: 0 P: 12	R: 0 E: 0 K: 1 S: 11	H: 1 LOB: 1 BB: 0 P: 16	R: 1 E: 0 K: 0 S: 13	H: 2 LOB: 1 BB: 0 P: 16	R: 2 E: 0 K: 1 S: 14	H: 2 LOB: 1 BB: 1 P: 23	1B: 8 2B: 3 3B: 0 HR: 0	SF: 0 SAC: 0 DP: 2 HBP: 0	WP: 0 PB: 0 SB: 1 CS: 0	PA: 35					
<b>PITCHER</b>	IP	WLS	BF	H	R	ER	SO	BB	IBB	HBP	BLK	WP	HR	S	P	ERA	WHIP								
2B Aaron Cook, R (1, 1) ERA: 3.76	6.0		24	7	1	1	3	0	0	0	0	0	0	60	92	1.50	1.167								
David Cortes, R (7, 1) ERA: 3.35	1.0	H	5	2	1	1	0	0	0	0	0	0	0	13	16	9.00	2.000								
Mike DeJean, R (8, 1) ERA: 4.76	1.0	L	6	2	2	2	1	1	0	0	0	0	0	14	23	18.00	3.000								

Colorado Rockies @ San Francisco Giants  
SBC Park, San Francisco, CA  
Tue Aug 30 2005, 10:15 PM EDT  
Att: 36,439 - Clear - 79 F

livebaseballscores.com

AB 34  
R 4  
H 11  
RBI 3  
BB 1  
SO 4  
LOB 15



Batter	1	2	3	4	5	6	7	8	9	AB	R	H	RBI	BB	SO	LOB	TOP																	
18 Cory Sullivan, L (1,8) OBP: 0.306, SLG: 0.330	F9			FC8-4				G3		5	0	2	0	0	0	3	<b>Colorado Rockies @ San Francisco Giants</b> SBC Park, San Francisco, CA Wed Aug 31 2005, 3:35 PM EDT Att: 36,508 - Sunny - 71 F <a href="http://livebaseballscorecards.com">livebaseballscorecards.com</a>																	
Aaron Miles, S (1,4) OBP: 0.301, SLG: 0.356		G3-2-3		P3						5	1	3	1	0	0	5																		
17 Todd Helton, L (1,3) OBP: 0.423, SLG: 0.500			L3		K			P6		4	0	0	0	1	1	3																		
5 Matt Holliday, R (1,7) OBP: 0.356, SLG: 0.506				K					F8	5	0	2	0	0	1	2																		
27 Garrett Atkins, R (1,5) OBP: 0.351, SLG: 0.399				K						4	0	1	1	1	2	1																		
Dustin Mohr, R (1,9) OBP: 0.270, SLG: 0.479					P3				K	5	1	0	0	0	3	5																		
6 Omar Quintanilla, L (1,6) OBP: 0.299, SLG: 0.264										3	0	1	0	0	1	3																		
JD Closser, S (1,2) OBP: 0.319, SLG: 0.402										3	1	2	1	1	0	0																		
26 Jeff Francis, L (1,1) OBP: 0.218, SLG: 0.163										2	0	0	0	1	1	2																		
Jamey Wright, R (7,1) OBP: 0.197, SLG: 0.140										0	0	0	0	0	0	0																		
Jorge Piedra, L (6,PH) OBP: 0.357, SLG: 0.544										1	0	0	0	0	0	1																		
Scott Dohmann, R (8,1) OBP: 0.357, SLG: 0.544										0	0	0	0	0	0	0																		
<b>Inning Stats</b>	R: 1 E: 0 K: 1 S: 12	H: 2 LOB: 2 BB: 1 P: 26	R: 0 E: 0 K: 1 S: 12	H: 2 LOB: 2 BB: 1 P: 18	R: 0 E: 0 K: 2 S: 9	H: 0 LOB: 0 BB: 0 P: 13	R: 1 E: 1 K: 0 S: 8	H: 1 LOB: 2 BB: 1 P: 17	R: 0 E: 0 K: 1 S: 12	H: 2 LOB: 2 BB: 1 P: 20	R: 0 E: 0 K: 2 S: 11	H: 1 LOB: 1 BB: 0 P: 15	R: 1 E: 0 K: 0 S: 15	H: 2 LOB: 1 BB: 0 P: 22	R: 0 E: 0 K: 2 S: 10	H: 0 LOB: 0 BB: 0 P: 13	1B: 9 2B: 2 3B: 0 HR: 0	SF: 0 SAC: 1 DP: 1 HBP: 0	WP: 0 PB: 0 SB: 0 CS: 0	PA: 42														
<b>PITCHER</b>	IP WLS BF H R ER SO BB IBB HBP BLK WP HR S P ERA WHIP																																	
32 Kevin Correia, R (1,1) ERA: 4.31	2.0	11	4	1	1	2	2	0	0	0	0	0	0	0	24	44	4.50	3.000																
Jeff Fassero, L (3,1) ERA: 3.94	3.0	14	2	1	0	3	2	0	0	0	0	0	0	29	50	0.00	1.333																	
Brett Tomko, R (6,1) ERA: 4.87	2.0	9	3	0	0	2	0	0	0	0	0	0	0	23	30	0.00	1.500																	
LaTroy Hawkins, R (8,1) ERA: 3.66	0.2	4	2	1	1	0	0	0	0	0	0	0	0	13	20	13.50	3.000																	
Scott Eyre, L (8,1) ERA: 2.77	0.1	1	0	0	0	0	0	0	0	0	0	0	0	2	2	0.00	0.000																	

Batter	1	2	3	4	5	6	7	8	9	AB	R	H	RBI	BB	SO	LOB	BOTTOM																	
Jason Ellison, R (1,8) OBP: 0.329, SLG: 0.377	F8									4	0	1	0	0	0	3	<b>Colorado Rockies @ San Francisco Giants</b> SBC Park, San Francisco, CA Wed Aug 31 2005, 3:35 PM EDT Att: 36,508 - Sunny - 71 F <a href="http://livebaseballscorecards.com">livebaseballscorecards.com</a>																	
Todd Linden, S (1,9) OBP: 0.303, SLG: 0.429										4	1	2	1	0	0	1																		
Ray Durham, S (1,4) OBP: 0.367, SLG: 0.441										4	1	1	1	0	1	1																		
Moises Alou, R (1,7) OBP: 0.405, SLG: 0.507										4	1	1	1	0	0	0																		
Pedro Feliz, R (1,5) OBP: 0.310, SLG: 0.441										3	0	0	0	0	1	0																		
Lance Niekro, R (1,3) OBP: 0.298, SLG: 0.488										3	1	1	0	0	0	0																		
Mike Matheny, R (1,2) OBP: 0.308, SLG: 0.427										3	1	2	2	0	1	0																		
Angel Chavez, R (1,6) OBP: 0.346, SLG: 0.377										2	0	0	0	0	2	0																		
13 Omar Vizquel, S (8,6) OBP: 0.346, SLG: 0.377										0	0	0	0	0	0	0																		
32 Kevin Correia, R (1,1) ERA: 4.31	6.0	23	6	4	4	4	1	0	0	0	0	0	0	0	0	0		0																
2 Randy Winn, S (5,PH) ERA: 5.87	1.0	5	2	1	1	0	1	0	0	0	0	6	13	9.00	3.000																			
J.T. Snow, L (7,PH) ERA: 5.73	1.0	3	0	0	0	1	0	0	0	0	0	8	10	0.00	0.000																			
Scott Eyre, L (8,1) ERA: 2.77	0.1	1	0	0	0	0	0	0	0	0	0	2	2	0.00	0.000																			
<b>Inning Stats</b>	R: 0 E: 0 K: 0 S: 7	H: 1 LOB: 0 BB: 0 P: 8	R: 2 E: 0 K: 2 S: 12	H: 2 LOB: 0 BB: 0 P: 16	R: 0 E: 0 K: 0 S: 6	H: 1 LOB: 0 BB: 0 P: 9	R: 1 E: 0 K: 0 S: 14	H: 1 LOB: 0 BB: 0 P: 23	R: 0 E: 0 K: 2 S: 11	H: 0 LOB: 1 BB: 1 P: 20	R: 1 E: 0 K: 0 S: 8	H: 1 LOB: 0 BB: 0 P: 14	R: 1 E: 0 K: 0 S: 6	H: 2 LOB: 1 BB: 1 P: 13	R: 0 E: 0 K: 1 S: 8	H: 0 LOB: 0 BB: 0 P: 10	1B: 3 2B: 0 3B: 1 HR: 4	SF: 0 SAC: 1 DP: 2 HBP: 0	WP: 0 PB: 0 SB: 0 CS: 1	PA: 32														
<b>PITCHER</b>	IP WLS BF H R ER SO BB IBB HBP BLK WP HR S P ERA WHIP																																	
26 Jeff Francis, L (1,1) ERA: 5.87	6.0	L	23	6	4	4	4	1	0	0	0	0	0	0	0	0	0	0																
Jamey Wright, R (7,1) ERA: 5.73	1.0	5	2	1	1	0	1	0	0	0	0	6	13	9.00	3.000																			
Scott Dohmann, R (8,1) ERA: 7.36	1.0	3	0	0	0	1	0	0	0	0	0	8	10	0.00	0.000																			



Batter	1	2	3	4	5	6	7	8	9	AB	R	H	RBI	BB	SO	LOB	TOP			
Jayson Werth, R OBP: 0.338, SLG: 0.395	1-2 13 1B 13 S	1-3 K		4-1 BB		4-1 BB		2-2 SF9 13 1B	3 1 2 0 2 1 1											
13 Oscar Robles, L OBP: 0.347, SLG: 0.354	1-1 1B		1-2 G3-1	3-1 P3		1-3 K		2-0 G4-3 1B	5 0 2 1 0 1 6											
12 Jeff Kent, R Willy Aybar, S	2-3 K		0-0 G4-3		2-0 P3		1-3 K	3-2 G4-3 1B	4 0 0 0 0 2 2 1 0 0 0 0 0 2											
Ricky Ledee, L OBP: 0.344, SLG: 0.465	2-2 P6		1-2 1B		0-2 G3		2-2 G6-3	2-2 SF9	4 0 1 1 0 0 2											
Jason Phillips, R OBP: 0.294, SLG: 0.375	0-0 P5		1-0 P4		1-1 G6-3		1-0 F8	3-H P4	5 0 0 0 0 0 4											
Mike Edwards, R OBP: 0.295, SLG: 0.370		0-0 HR		0-3 K		1-2 P3		0-0 L9	4 1 1 1 0 1 0											
Dioner Navarro, S OBP: 0.388, SLG: 0.344		2-2 G4-3		4-1 BB		2-2 1B WP 1B		2-2 F7	3 0 1 0 1 0 0								AB 34 R 3 H 9 RBI 3 BB 5 SO 6 LOB 21			
José Cruz Jr., S OBP: 0.361, SLG: 0.432		4-1 SH3-4 BB		4-2 BB		3-2 BB		2-2 P4	2 0 1 0 2 0 0											
Jeff Weaver, R Hes-Scotto, C Antonio Flores, R Franquielis Osoria, R 56 Hung-Chih Kuo, L Steve Schmolli, R Jose Valentini, S	0-1 SH3-4		1-3 K		2-1 P4			0-0 1B 13 1B 1B	1 0 0 0 0 0 1 2 0 0 0 0 0 0 0 0 1 0 0 0 0 0 0 2 0 1 1 1 0 0 0 0 0											
<b>Inning Stats</b>	R: 0 E: 0 K: 1 S: 15	H: 2 LOB: 2 BB: 0 P: 21	R: 1 E: 0 K: 1 S: 10	H: 1 LOB: 1 BB: 1 P: 17	R: 0 E: 0 K: 0 S: 8	H: 1 LOB: 1 BB: 0 P: 11	R: 0 E: 0 K: 2 S: 13	H: 0 LOB: 3 BB: 3 P: 29	R: 0 E: 0 K: 1 S: 6	H: 2 LOB: 3 BB: 1 P: 9	R: 0 E: 0 K: 1 S: 7	H: 0 LOB: 0 BB: 0 P: 11	R: 0 E: 0 K: 0 S: 15	H: 0 LOB: 0 BB: 0 P: 19	R: 2 E: 0 K: 0 S: 17	H: 3 LOB: 1 BB: 0 P: 26	1B: 8 2B: 0 3B: 0 HR: 1	SF: 1 SAC: 1 DP: 0 HBP: 0	WP: 1 PB: 0 SB: 1 CS: 0	PA: 41
<b>PITCHER</b>	IP WLS BF H R ER SO BB IBB HBP BLK WP HR S P ERA WHIP																			
Sun-Woo Kim, R ERA: 4.5	(1, 1) 5.1 W 26 6 1 1 4 4 0 0 0 0 1 1 62 103 1.69 1.875																			
Randy Williams, L ERA: 7.39	(6, 1) 0.2 3 0 0 0 1 1 0 0 0 0 0 0 7 14 0.00 1.500																			
Jose Acevedo, R ERA: 6.58	(7, 1) 3.0 S 12 3 2 2 1 0 0 0 0 0 0 0 39 56 6.00 1.000																			

Los Angeles Dodgers @ Colorado Rockies  
Coors Field, Denver, CO  
Fri Sep 02 2005, 7:05 PM MDT  
Att: 19,272 - Clear - 82 F

Batter	1	2	3	4	5	6	7	8	9	AB	R	H	RBI	BB	SO	LOB	BOTTOM
12 Clint Barmes, R OBP: 0.363, SLG: 0.504	0-1 F9	1-0 G4-3		0-1 G5-3		2-1 P5	1-0 L6		5 0 0 0 0 0 6								
18 Cory Sullivan, L OBP: 0.311, SLG: 0.330	4-2 17 HR BB		2-2 11 1B 27 HR 1B	1-3 K		0-3 K		4-2 17 BB 2B	3 3 1 0 2 2 1								
17 Todd Helton, L Luis Gonzalez, R	3-2 HR		1-0 F9		3-2 HR		1-1 G3-1	4-0 5 2B 11 SF8 BB	4 3 2 3 1 0 1 0 0 0 0 0 0 0								
5 Matt Holliday, R	0-2 F9		1-3 K		0-3 K		0-1 1B 11 1B	2-2 11 SF8 27 SF9 2B	5 2 2 1 0 2 1								
11 Brad Hawpe, L	0-2 G6-3		1-2 27 HR 1B		2-3 K		0-0 1B 1B	3-2 SF8	4 2 2 1 0 1 0								
27 Garrett Atkins, R		3-2 F8	1-0 1H 3H HR		4-2 HBP BB		2-0 L9	1-1 SF9	3 1 1 4 1 0 2								
JD Closser, S	0-1 1B 1B		1-3 K		1-2 HBP		1-1 1B 1B	3-H F9	4 0 2 0 0 1 0								
Aaron Miles, S		2-2 L4		0-1 SH1-4 1B		0-2 F8		3-1 1B 1B	4 0 2 2 0 0 3								
Sun-Woo Kim, R Randy Williams, L	1-0 1B		1-0 SH1-4		0-2 G6-3		0-0 G6-3	4-2 BB	1 0 1 0 0 0 0 0 0 0 0 0 0 0 1 0 0 0 0 0 0 0 0 0 0 1 0 0								
Choo Freeman, R Jose Acevedo, R	1-2 1B		1-2 1B		1-2 BB				1B: 9 2B: 1 3B: 0 HR: 3	SF: 2 SAC: 1 DP: 0 HBP: 1	WP: 0 PB: 0 SB: 0 CS: 0	PA: 43					
<b>Inning Stats</b>	R: 2 E: 0 K: 0 S: 15	H: 1 LOB: 0 BB: 1 P: 22	R: 0 E: 0 K: 0 S: 12	H: 2 LOB: 2 BB: 0 P: 19	R: 3 E: 0 K: 2 S: 14	H: 3 LOB: 0 BB: 0 P: 23	R: 0 E: 0 K: 1 S: 10	H: 1 LOB: 1 BB: 0 P: 11	R: 1 E: 0 K: 2 S: 17	H: 1 LOB: 2 BB: 1 P: 27	R: 0 E: 0 K: 1 S: 6	H: 0 LOB: 0 BB: 1 P: 8	R: 2 E: 0 K: 0 S: 13	H: 4 LOB: 3 BB: 1 P: 25	R: 3 E: 0 K: 0 S: 17	H: 1 LOB: 0 BB: 2 P: 33	
<b>PITCHER</b>	IP WLS BF H R ER SO BB IBB HBP BLK WP HR S P ERA WHIP																
Jeff Weaver, R ERA: 4.4	(1, 1) 5.0 L 26 4 2 2 1 2 0 1 0 0 0 0 68 102 10.80 2.000																
Franquielis Osoria, R ERA: 5.27	(6, 1) 1.2 10 4 2 2 1 1 0 0 0 0 0 0 18 31 10.80 3.000																
56 Hung-Chih Kuo, L ERA: 54.0	(7, 1) 0.1 3 0 2 2 0 2 0 0 0 0 0 0 4 13 54.00 6.000																
Steve Schmolli, R ERA: 6.19	(8, 1) 1.0 4 1 1 1 0 0 0 0 0 0 0 0 14 22 9.00 1.000																

Los Angeles Dodgers @ Colorado Rockies  
Coors Field, Denver, CO  
Fri Sep 02 2005, 7:05 PM MDT  
Att: 19,272 - Clear - 82 F







Batter	1	2	3	4	5	6	7	8	9	10	AB	R	H	RBI	BB	SO	LOB	TOP																		
Antonio Perez, R OBP: 0.371, SLG: 0.429 Ricky Ledee, L OBP: 0.343, SLG: 0.463 17 Jason Repko, R OBP: 0.281, SLG: 0.358	G1-3		G5-4-3		K			F8			4	1	1	0	0	1	1	<b>Los Angeles Dodgers @ Colorado Rockies</b> Coors Field, Denver, CO Sun Sep 04 2005, 1:05 PM MDT Alt. 25,069 - Sunny - 86 F																		
13 Oscar Robles, L OBP: 0.347, SLG: 0.357	G6-3			G3-1	G6-3				G4-3	5	1	1	0	0	0	0																				
12 Jeff Kent, R OBP: 0.377, SLG: 0.523	K			F9						5	1	3	4	0	1	0																				
Olmedo Saenz, R OBP: 0.354, SLG: 0.532 Duaner Sanchez, R										4	1	1	0	1	1	2																				
Jason Phillips, R OBP: 0.294, SLG: 0.376 Elmer Dessens, R Willy Aybar, S										0	0	0	0	0	0	0																				
José Cruz Jr., S OBP: 0.338, SLG: 0.425										5	0	2	2	0	2	1																				
Jayson Werth, R OBP: 0.338, SLG: 0.391										4	0	1	0	1	2	2																				
Jose Valentin, S OBP: 0.343, SLG: 0.287										3	0	1	0	2	0	1																				
Edwin Jackson, R OBP: 0.286, SLG: 0.167 Steve Schmolz, R										2	0	1	0	0	0	3																				
Hee-Seop Choi, L OBP: 0.338, SLG: 0.465 Dioner Navarro, S OBP: 0.377, SLG: 0.337										1	1	0	0	0	0	1																				
<b>Inning Stats</b>	R: 0 E: 0 K: 1 S: 12	H: 0 LOB: 0 BB: 0 P: 15	R: 0 E: 0 K: 1 S: 6	H: 1 LOB: 1 BB: 1 P: 14	R: 0 E: 0 K: 2 S: 5	H: 1 LOB: 0 BB: 0 P: 7	R: 2 E: 0 K: 0 S: 22	H: 4 LOB: 3 BB: 1 P: 38	R: 0 E: 0 K: 1 S: 8	H: 1 LOB: 1 BB: 0 P: 12	R: 0 E: 0 K: 0 S: 6	H: 0 LOB: 0 BB: 0 P: 13	R: 4 E: 0 K: 1 S: 13	H: 3 LOB: 1 BB: 1 P: 22	R: 0 E: 0 K: 1 S: 12	H: 1 LOB: 2 BB: 1 P: 20	R: 0 E: 0 K: 0 S: 12	H: 1 LOB: 0 BB: 0 P: 8	R: 0 E: 0 K: 2 S: 12	H: 1 LOB: 2 BB: 1 P: 20	1B: 11 2B: 1 3B: 0 HR: 1	SF: 0 SAC: 0 DP: 3 HBP: 0	WP: 1 PB: 0 SB: 0 CS: 0	PA: 45												
<b>PITCHER</b>	IP	WLS	BF	H	R	ER	SO	BB	IBB	HBP	BLK	WP	HR	S	P	ERA	WHIP	<b>PITCHER</b>		IP	WLS	BF	H	R	ER	SO	BB	IBB	HBP	BLK	WP	HR	S	P	ERA	WHIP
Zach Day, R ERA: 6.64	5.0		22	7	2	2	3	1	0	0	0	0	0	53	86	3.60	1.600	Scott Dohmann, R ERA: 6.64		10.1	1.0	5	1	0	0	2	1	0	0	0	0	12	20	0.00	2.000	
Jamey Wright, R ERA: 5.8	1.1	6	1	2	2	0	1	0	0	0	0	0	0	11	23	13.50	1.500																			
Randy Williams, L ERA: 7.85	0.0	1	1	0	0	0	0	0	0	0	0	0	0	2	3	∞	∞																			
David Cortes, R ERA: 3.43	1.2	B	8	2	2	2	1	0	0	0	0	0	1	18	29	10.80	1.800																			
40 Brian Fuentes, L ERA: 2.99	1.0	3	1	0	0	0	0	0	0	0	0	0	0	5	8	0.00	1.000																			




Batter	1	2	3	4	5	6	7	8	9	10	AB	R	H	RBI	BB	SO	LOB	BOTTOM																		
12 Clint Barnes, R OBP: 0.363, SLG: 0.500	L7										5	1	2	0	0	0	0	<b>Los Angeles Dodgers @ Colorado Rockies</b> Coors Field, Denver, CO Sun Sep 04 2005, 1:05 PM MDT Alt. 25,069 - Sunny - 86 F																		
18 Cory Sullivan, L OBP: 0.318, SLG: 0.347											5	2	4	2	0	1	1																			
17 Todd Helton, L OBP: 0.426, SLG: 0.509											4	0	0	0	1	0	4																			
5 Matt Holliday, R OBP: 0.360, SLG: 0.512											4	2	1	2	1	2	3																			
11 Brad Hawpe, L OBP: 0.369, SLG: 0.477											5	0	1	1	0	0	1																			
27 Garrett Atkins, R OBP: 0.354, SLG: 0.417 Choo Freeman, R OBP: 0.143, SLG: 0.286 Luis Gonzalez, R OBP: 0.327, SLG: 0.425											4	0	1	0	0	0	1																			
JD Closser, S OBP: 0.328, SLG: 0.400 Danny Ardoin, R OBP: 0.307, SLG: 0.346											2	1	0	0	2	1	1																			
6 Omar Quintanilla, L OBP: 0.297, SLG: 0.273											4	0	1	2	0	1	1																			
Zach Day, R OBP: 0.209, SLG: 0.280 Jamey Wright, R ERA: 5.8 Randy Williams, L ERA: 7.85 David Cortes, R ERA: 3.43 40 Brian Fuentes, L ERA: 2.99 Jorge Piedra, L OBP: 0.316, SLG: 0.343 Scott Dohmann, R ERA: 6.64											2	1	1	0	0	0	1																			
<b>Inning Stats</b>	R: 0 E: 0 K: 0 S: 9	H: 1 LOB: 0 BB: 0 P: 12	R: 0 E: 0 K: 1 S: 8	H: 0 LOB: 0 BB: 0 P: 14	R: 2 E: 0 K: 2 S: 17	H: 3 LOB: 1 BB: 0 P: 30	R: 2 E: 0 K: 0 S: 9	H: 1 LOB: 1 BB: 2 P: 22	R: 2 E: 0 K: 0 S: 10	H: 2 LOB: 0 BB: 0 P: 18	R: 0 E: 0 K: 1 S: 11	H: 0 LOB: 1 BB: 1 P: 19	R: 0 E: 0 K: 1 S: 10	H: 1 LOB: 1 BB: 0 P: 14	R: 0 E: 0 K: 0 S: 9	H: 1 LOB: 0 BB: 0 P: 17	R: 0 E: 0 K: 1 S: 7		H: 0 LOB: 0 BB: 0 P: 10	R: 1 E: 0 K: 1 S: 9	H: 2 LOB: 2 BB: 1 P: 18	1B: 7 2B: 3 3B: 1 HR: 1	SF: 0 SAC: 0 DP: 2 HBP: 0	WP: 0 PB: 0 SB: 1 CS: 0	PA: 41											
<b>PITCHER</b>	IP	WLS	BF	H	R	ER	SO	BB	IBB	HBP	BLK	WP	HR	S	P	ERA	WHIP	<b>PITCHER</b>		IP	WLS	BF	H	R	ER	SO	BB	IBB	HBP	BLK	WP	HR	S	P	ERA	WHIP
Edwin Jackson, R ERA: 7.2	5.0	4	0	0	0	0	1	0	0	0	0	0	0	11	19	0.00	1.000	Steve Schmolz, R ERA: 6.03																		
Elmer Dessens, R ERA: 2.79	2.0	7	2	0	0	1	0	0	0	0	0	0	0	19	31	0.00	1.000																			
Duaner Sanchez, R ERA: 3.54	1.1	L	7	2	1	1	2	0	1	0	0	0	0	16	28	6.75	1.500																			



Batter	1	2	3	4	5	6	7	8	9	AB	R	H	RBI	BB	SO	LOB	TOP					
12 Clint Barnes, R OBP: 0.360, SLG: 0.492	F9	F9		BB		G6-3		P4		4	1	0	0	1	0	1						
18 Cory Sullivan, L OBP: 0.323, SLG: 0.347	F7	F7		1B				BB	BB	3	1	1	0	2	0	0						
17 Todd Helton, L OBP: 0.432, SLG: 0.515	BB	1B		1B				BB	BB	3	2	3	1	2	0	0						
5 Matt Holliday, R OBP: 0.361, SLG: 0.509	BB	G4-3		1B				BB	BB	2	1	0	1	2	1	3						
11 Brad Hawpe, L OBP: 0.370, SLG: 0.471	BB			K				BB	K	3	1	0	0	2	3	3						
27 Garrett Atkins, R OBP: 0.352, SLG: 0.414	1B			F9		G6-3		BB	G6-4-3	5	0	1	2	0	0	4						
Luis Gonzalez, R OBP: 0.326, SLG: 0.423	1B			G6-3		F8			E6	4	0	1	1	0	0	0						
Danny Ardoin, R OBP: 0.308, SLG: 0.342	BB			K		K		SH1-4	SH1-4	2	0	0	0	1	2	0						
28 Aaron Cook, R OBP: 0.186, SLG: 0.130	FC6-4			K		P4		F9		3	0	0	0	0	1	3						
Scott Diamond, R OBP: 0.186, SLG: 0.130										0	0	0	0	0	0	0						
Randy Williams, L OBP: 0.186, SLG: 0.130										0	0	0	0	0	0	0						
David Cortes, R OBP: 0.186, SLG: 0.130										0	0	0	0	0	0	0						
Jorge Piedra, L OBP: 0.186, SLG: 0.130										0	0	0	0	0	0	0						
Mike DeJean, R OBP: 0.186, SLG: 0.130										0	0	0	0	0	0	0						
40 Brian Fuentes, L OBP: 0.186, SLG: 0.130										0	0	0	0	0	0	0						
<b>Inning Stats</b>	R: 3 E: 0 K: 0 S: 17	H: 3 LOB: 3 BB: 3 P: 35	R: 0 E: 0 K: 0 S: 9	H: 1 LOB: 1 BB: 0 P: 15	R: 0 E: 0 K: 1 S: 6	H: 0 LOB: 0 BB: 1 P: 8	R: 1 E: 0 K: 3 S: 18	H: 2 LOB: 2 BB: 1 P: 31	R: 0 E: 0 K: 1 S: 9	H: 0 LOB: 0 BB: 0 P: 15	R: 0 E: 0 K: 1 S: 9	H: 0 LOB: 0 BB: 0 P: 13	R: 2 E: 2 K: 0 S: 8	H: 0 LOB: 0 BB: 3 P: 24	R: 0 E: 1 K: 0 S: 7	H: 0 LOB: 1 BB: 0 P: 11	R: 0 E: 0 K: 1 S: 14	H: 0 LOB: 2 BB: 3 P: 27	1B: 5 2B: 1 3B: 0 HR: 0	SF: 1 2B: 1 SAC: 1 DP: 2 HBP: 0	WP: 0 PB: 0 SB: 0 CS: 0	PA: 42
<b>PITCHER</b>	IP WLS BF H R ER SO BB IBB HBP BLK WP HR S P ERA WHIP																					
Chan Ho Park, R ERA: 5.83	5.0 L 25 6 4 4 5 4 0 0 0 0 0 0 59 104 7.20 2.000																					
Chris Oxspring, R ERA: 5.14	2.0 8 0 2 0 1 3 0 0 0 0 0 0 17 37 0.00 1.500																					
56 Scott Cassidy, R ERA: 16.2	1.0 4 0 0 0 0 0 0 0 0 0 0 0 7 11 0.00 0.000																					
Craig Breslow, L ERA: 1.86	0.0 2 0 0 0 0 2 0 0 0 0 0 0 6 14 ∞ ∞																					
Rudy Seanez, R ERA: 2.79	1.0 3 0 0 0 1 1 0 0 0 0 0 0 8 13 0.00 1.000																					

**Colorado Rockies @ San Diego Padres**  
**PETCO Park, San Diego, CA**  
 Tue Sep 06 2005, 10:05 PM EDT  
 Att: 26,483 - Clear - 69 F


**AB 30**  
**R 6**  
**H 6**  
**RBI 5**  
**BB 10**  
**SO 7**  
**LOB 15**



Batter	1	2	3	4	5	6	7	8	9	AB	R	H	RBI	BB	SO	LOB	BOTTOM					
Dave Roberts, L OBP: 0.341, SLG: 0.419	G3		BB			G3		P6		4	1	1	1	1	0	1						
Mark Loretta, R OBP: 0.380, SLG: 0.351	1B		G4-3			1B		BB	BB	5	0	4	2	0	0	1						
Damian Jackson, R OBP: 0.326, SLG: 0.340	1B		G4-3			1B		BB	BB	0	0	0	0	0	0	0						
Robert Fick, L OBP: 0.374, SLG: 0.400	1B		F8			G5-3		BB	BB	3	0	1	0	0	0	1						
Ben Johnson, R OBP: 0.308, SLG: 0.657	1B		G5-4-3			G5-3		BB	BB	1	0	0	1	0	0	1						
24 Brian Giles, L OBP: 0.420, SLG: 0.497	G5-4-3		G6-3			1B		BB	BB	5	0	2	0	0	1	4						
Ryan Klesko, L OBP: 0.391, SLG: 0.431	G4-3		F8			F7		BB	BB	3	0	0	0	0	0	2						
Eric Young Sr., R OBP: 0.349, SLG: 0.389	G4-3		F8			K		BB	BB	1	0	0	0	0	1	2						
56 Scott Cassidy, R OBP: 0.326, SLG: 0.340	G4-3		F8			K		BB	BB	0	0	0	0	0	0	0						
Craig Breslow, L OBP: 0.318, SLG: 0.454	G4-3		F8			K		BB	BB	0	0	0	0	0	0	0						
Xavier Nady, R OBP: 0.318, SLG: 0.454	G4-3		F8			K		BB	BB	0	0	0	0	0	0	0						
Joe Randa, R OBP: 0.340, SLG: 0.464	G5-3		E6			BB		BB	BB	4	2	2	0	1	0	0						
3 Khalil Greene, R OBP: 0.302, SLG: 0.425	G4-3		G5-4-3			BB		BB	BB	4	1	1	1	0	1	4						
Miguel Olivo, R OBP: 0.242, SLG: 0.368	G4-3		G5-3			K		F7		4	0	0	0	0	1	4						
Chan Ho Park, R OBP: 0.295, SLG: 0.290	G5-3		G5-3			G4-3		BB	BB	1	0	0	0	0	0	0						
18 Paul Mickley, L OBP: 0.333, SLG: 0.187	G5-3		G5-3			G4-3		BB	BB	1	0	0	0	0	0	0						
Chris Oxspring, L OBP: 0.425, SLG: 0.516	G5-3		G5-3			G4-3		BB	BB	0	0	0	0	0	0	0						
Mark Sweeney, L OBP: 0.425, SLG: 0.516	G5-3		G5-3			G4-3		BB	BB	0	0	0	0	0	0	0						
Manny Alexander, R OBP: 0.425, SLG: 0.516	G5-3		G5-3			G4-3		BB	BB	0	0	0	0	0	0	0						
Rudy Seanez, R OBP: 0.425, SLG: 0.516	G5-3		G5-3			G4-3		BB	BB	0	0	0	0	0	0	0						
<b>Inning Stats</b>	R: 0 E: 0 K: 0 S: 10	H: 2 LOB: 1 BB: 0 P: 17	R: 0 E: 0 K: 0 S: 7	H: 0 LOB: 0 BB: 0 P: 11	R: 0 E: 0 K: 0 S: 6	H: 0 LOB: 1 BB: 1 P: 13	R: 0 E: 0 K: 0 S: 5	H: 0 LOB: 0 BB: 0 P: 8	R: 0 E: 1 K: 0 S: 7	H: 1 LOB: 1 BB: 0 P: 12	R: 0 E: 0 K: 0 S: 10	H: 2 LOB: 2 BB: 0 P: 19	R: 4 E: 2 K: 2 S: 18	H: 4 LOB: 2 BB: 1 P: 29	R: 1 E: 0 K: 0 S: 9	H: 1 LOB: 1 BB: 1 P: 19	R: 0 E: 0 K: 2 S: 12	H: 1 LOB: 3 BB: 2 P: 26	1B: 10 2B: 0 3B: 1 HR: 0	SF: 1 2B: 0 SAC: 1 DP: 2 HBP: 0	WP: 0 PB: 0 SB: 0 CS: 0	PA: 43
<b>PITCHER</b>	IP WLS BF H R ER SO BB IBB HBP BLK WP HR S P ERA WHIP																					
28 Aaron Cook, R ERA: 3.47	6.0 W 25 6 2 2 2 0 1 0 0 0 0 0 7 83 3.00 1.167																					
Scott Dohmann, R ERA: 7.4	0.1 4 2 1 0 1 1 0 0 0 0 0 0 7 13 0.00 9.000																					
Randy Williams, L ERA: 7.71	0.1 H 2 1 1 1 0 0 0 0 0 0 0 0 5 10 27.00 3.000																					
David Cortes, R ERA: 3.4	0.1 H 1 0 0 0 1 0 0 0 0 0 0 0 3 3 0.00 0.000																					
Mike DeJean, R ERA: 4.75	1.0 H 5 1 1 1 0 1 0 0 0 0 0 0 9 19 9.00 2.000																					
40 Brian Fuentes, L ERA: 2.55	1.0 S 6 1 0 0 2 2 0 0 0 0 0 0 12 26 0.00 3.000																					

**Colorado Rockies @ San Diego Padres**  
**PETCO Park, San Diego, CA**  
 Tue Sep 06 2005, 10:05 PM EDT  
 Att: 26,483 - Clear - 69 F

**AB 36**  
**R 5**  
**H 11**  
**RBI 5**  
**BB 5**  
**SO 4**  
**LOB 21**



Batter	1	2	3	4	5	6	7	8	9	AB	R	H	RBI	BB	SO	LOB	TOP											
12 Clint Barnes, R OBP: 0.355, SLG: 0.484	G1-3		F9		F8			K		4	0	0	0	0	1	0	<b>Colorado Rockies @ San Diego Padres</b> PETCO Park, San Diego, CA Wed Sep 07 2005, 10:05 PM EDT Att: 23,893 - Clear - 67 F											
18 Cory Sullivan, L OBP: 0.328, SLG: 0.363	G4-6-3 1B			11 1B	F9			3B		4	1	3	0	0	0	0												
17 Todd Helton, L OBP: 0.429, SLG: 0.510	G4-6-3			L7				K		4	0	0	0	0	1	3												
5 Matt Holliday, R OBP: 0.357, SLG: 0.504		G5-3		K				K		4	0	0	0	0	3	1												
11 Brad Hawpe, L OBP: 0.368, SLG: 0.467	P6			27 1B	F9			K		4	1	1	1	0	1	0												
27 Garrett Atkins, R OBP: 0.363, SLG: 0.414				1B				K		3	0	1	0	1	1	0												
Luis Gonzalez, R OBP: 0.326, SLG: 0.422 Jose Acevedo, R OBP: 0.333, SLG: 0.143	F9			1-3 2-H	F9			F9		3	0	1	1	0	0	1												
Danny Ardoin, R OBP: 0.304, SLG: 0.337 JD Closser, S OBP: 0.327, SLG: 0.398			G6-3		K			K		2	0	0	0	0	1	2												
26 Jeff Francis, L OBP: 0.211, SLG: 0.157 Ryan Speier, R OBP: 0.303, SLG: 0.357			K					K		2	0	0	0	0	2	0												
										0	0	0	0	0	0	0												
										1	0	0	0	0	1	0												
<b>Inning Stats</b>	R: 0 E: 0 K: 0 S: 16	H: 1 LOB: 0 BB: 0 P: 20	R: 0 E: 0 K: 0 S: 11	H: 0 LOB: 1 BB: 1 P: 16	R: 0 E: 0 K: 1 S: 10	H: 0 LOB: 0 BB: 0 P: 16	R: 2 E: 0 K: 2 S: 15	H: 4 LOB: 2 BB: 0 P: 26	R: 0 E: 0 K: 1 S: 14	H: 0 LOB: 0 BB: 0 P: 21	R: 0 E: 0 K: 2 S: 9	H: 0 LOB: 0 BB: 0 P: 14	R: 0 E: 0 K: 3 S: 11	H: 1 LOB: 1 BB: 0 P: 18	R: 0 E: 0 K: 2 S: 10	H: 0 LOB: 0 BB: 0 P: 13	1B: 4 2B: 1 3B: 1 HR: 0	SF: 0 SAC: 0 DP: 1 HBP: 0	WP: 0 PB: 0 SB: 0 CS: 0	PA: 33								
<b>PITCHER</b>	IP	WLS	BF	H	R	ER	SO	BB	IBB	HBP	BLK	WP	HR	S	P	ERA	WHIP											
Adam Eaton, R ERA: 3.84	6.0	W	23	5	2	2	5	1	0	0	0	0	0	0	73	114	3.00	1.000										
Scott Linebrink, R ERA: 2.23	1.2	H	6	1	0	0	4	0	0	0	0	0	0	0	17	26	0.00	0.600										
Akinori Otsuka, R ERA: 2.73	0.1	H	1	0	0	0	1	0	0	0	0	0	0	3	6	0.00	0.000											
Trevor Hoffman, R ERA: 3.28	1.0	S	3	0	0	0	2	0	0	0	0	0	0	10	13	0.00	0.000											

Batter	1	2	3	4	5	6	7	8	9	AB	R	H	RBI	BB	SO	LOB	BOTTOM										
Eric Young Sr., R OBP: 0.354, SLG: 0.388	F8							G3		3	0	1	0	1	0	2	<b>Colorado Rockies @ San Diego Padres</b> PETCO Park, San Diego, CA Wed Sep 07 2005, 10:05 PM EDT Att: 23,893 - Clear - 67 F										
Scott Linebrink, R	P6									0	0	0	0	0	0	0											
Akinori Otsuka, R										0	0	0	0	0	0	0											
Mark Sweeney, L (8, PH)										1	0	0	0	0	0	1											
Trevor Hoffman, R										0	0	0	0	0	0	0											
Mark Loretta, R OBP: 0.377, SLG: 0.358	F7				FC6-4 2B			K		5	2	1	1	0	1	3											
Joe Randa, R OBP: 0.342, SLG: 0.467	F8				BB					4	0	2	0	0	0	2											
24 Brian Giles, L OBP: 0.422, SLG: 0.497	1B				BB					2	1	1	0	2	0	1											
3 Khalil Greene, R OBP: 0.299, SLG: 0.421	F8				FC5 BB					4	0	0	0	0	1	5											
Xavier Nady, R OBP: 0.326, SLG: 0.461					K					2	1	1	0	0	0	0											
Ben Johnson, R OBP: 0.326, SLG: 0.658					FC5 BB					3	0	1	1	1	0	4											
Ramon Hernandez, R OBP: 0.301, SLG: 0.405					FC6-4-6					3	0	0	0	1	1	2											
Adam Eaton, R OBP: 0.256, SLG: 0.270 Dave Roberts, L OBP: 0.344, SLG: 0.419					G6-3					1	0	0	0	0	1	1											
										0	0	0	0	2	0	0											
<b>Inning Stats</b>	R: 0 E: 0 K: 0 S: 10	H: 1 LOB: 1 BB: 0 P: 17	R: 1 E: 0 K: 0 S: 16	H: 2 LOB: 2 BB: 1 P: 25	R: 1 E: 0 K: 0 S: 11	H: 3 LOB: 0 BB: 0 P: 17	R: 0 E: 0 K: 2 S: 7	H: 0 LOB: 0 BB: 1 P: 15	R: 1 E: 0 K: 1 S: 12	H: 1 LOB: 3 BB: 3 P: 25	R: 0 E: 0 K: 0 S: 12	H: 1 LOB: 2 BB: 1 P: 20	R: 1 E: 0 K: 0 S: 10	H: 0 LOB: 1 BB: 2 P: 21	R: 0 E: 0 K: 1 S: 5	H: 0 LOB: 0 BB: 1 P: 9	1B: 4 2B: 3 3B: 0 HR: 1	SF: 0 SAC: 1 DP: 0 HBP: 0	WP: 1 PB: 0 SB: 1 CS: 2	PA: 38							
<b>PITCHER</b>	IP	WLS	BF	H	R	ER	SO	BB	IBB	HBP	BLK	WP	HR	S	P	ERA	WHIP										
26 Jeff Francis, L ERA: 5.86	4.2	L	24	7	3	3	3	5	0	0	0	0	0	55	98	5.79	2.571										
Ryan Speier, R ERA: 5.52	1.2		9	1	1	1	0	3	0	0	0	1	0	19	37	5.40	2.400										
Jose Acevedo, R ERA: 6.37	1.2		5	0	0	0	1	1	0	0	0	0	0	9	14	0.00	0.600										

AB	32
R	2
H	6
RBI	2
BB	1
SO	12
LOB	7

AB	28
R	4
H	8
RBI	3
BB	9
SO	4
LOB	21





Batter	1	2	3	4	5	6	7	8	9	AB	R	H	RBI	BB	SO	LOB	TOP										
<b>Craig Counsell, L</b> (1,4) OBP: 0.366, SLG: 0.386	0-1 1B		2-3 K		4-2 HR BB		1-1 HR	1-2 F8	1-3 K	5	2	1	1	2	2		<b>Arizona Diamondbacks @ Colorado Rockies</b> Coors Field, Denver, CO Fri Sep 09 2005, 6:35 PM MDT Att: 20,045 - Cloudy - 77 F										
<b>Chad Tracy, L</b> (1,9) OBP: 0.341, SLG: 0.511 <b>Luis Terrero, R</b> (8,8) OBP: 0.307, SLG: 0.378	0-1 1B		4-2 1B BB		1-1 HR		2-3 K	0-2 FC4-6 BB		4	1	2	3	1	1	1											
<b>Luis Gonzalez, L</b> (1,7) OBP: 0.365, SLG: 0.450	3-3 K		3-1 1B		1-0 F8		1-0 G4-3	4-2 FC3-6 BB		4	0	1	0	1	1	2											
<b>Tony Clark, S</b> (1,3) OBP: 0.363, SLG: 0.640	1-1 G1-6-3		2-2 F7		3-2 1B		2-2 BB 1B	1-2 FC3-6		5	1	2	0	0	0	6											
<b>Shawn Green, L</b> (1,8) OBP: 0.363, SLG: 0.499		2-2 FC4-6 1B		1-2 G6-3		1-3 K	0-1 BB 1B	2-2 G6-3		5	0	2	0	0	1	1											
<b>Troy Glaus, R</b> (1,5) OBP: 0.367, SLG: 0.522 <b>28 Brandon Medders, R</b> (9,1) <b>Jason Bulger, R</b> (9,1)		1-2 P3		4-2 G4-6-3 BB		0-3 K	4-0 BB	1-1 HR		3	1	1	1	2	1	1											
<b>Royce Clayton, R</b> (1,6) OBP: 0.316, SLG: 0.352	0-0 FC4-6		1-1 G4-6-3		2-1 1B		4-1 BB	0-0 2B		4	1	2	1	1	0	2											
<b>Koyie Hill, S</b> (1,2) OBP: 0.321, SLG: 0.296	1-3 K		0-0 FC1-5 2B		1-3 K		1-3 K	0-3 K		5	0	1	0	0	4	6											
<b>Shawn Estes, R</b> (1,1) OBP: 0.038, SLG: 0.115 <b>Lance Cormier, R</b> (7,1) OBP: 0.333, SLG: 0.333 <b>Buddy Groom, L</b> (8,1) <b>Alex Cintron, S</b> (9,PH) OBP: 0.290, SLG: 0.408			1-3 K		2-0 FC1-5 BB HR		0-3 K	0-1 FC4-6 1B	0-2 2B	3	1	0	0	0	2	2											
<b>Inning Stats</b>	R: 0 E: 0 K: 1 S: 10	H: 2 LOB: 1 BB: 0 P: 14	R: 0 E: 0 K: 1 S: 11	H: 1 LOB: 1 BB: 0 P: 15	R: 0 E: 0 K: 2 S: 14	H: 1 LOB: 2 BB: 1 P: 26	R: 0 E: 0 K: 0 S: 9	H: 0 LOB: 0 BB: 1 P: 15	R: 3 E: 0 K: 1 S: 13	H: 3 LOB: 1 BB: 1 P: 25	R: 0 E: 0 K: 3 S: 11	H: 1 LOB: 1 BB: 0 P: 14	R: 2 E: 0 K: 2 S: 18	H: 3 LOB: 3 BB: 2 P: 33	R: 0 E: 0 K: 0 S: 18	H: 1 LOB: 2 BB: 1 P: 24		R: 2 E: 0 K: 2 S: 16	H: 3 LOB: 1 BB: 0 P: 20	1B: 10 2B: 2 3B: 0 HR: 3	SF: 0 SAC: 0 DP: 2 HBP: 0	WP: 0 PB: 0 SB: 0 CS: 0	PA: 46				
<b>PITCHER</b>	IP	WLS	BF	H	R	ER	SO	BB	IBB	HBP	BLK	WP	HR	S	P	ERA	WHIP										
<b>49 Byung-Hyun Kim, R</b> (1,1) ERA: 4.73	6.0	L	27	8	3	3	8	3	0	0	0	0	1	68	109	4.50	1.833										
<b>Randy Williams, L</b> (7,1) ERA: 8.24	0.2		5	3	2	2	1	0	0	0	0	0	0	14	20	27.00	4.500										
<b>Jamey Wright, R</b> (7,1) ERA: 5.75	1.1		8	1	0	0	1	3	0	0	0	0	0	22	37	0.00	3.000										
<b>Marcos Carvajal, R</b> (9,1) ERA: 4.97	1.0		6	3	2	2	2	0	0	0	0	0	1	16	20	18.00	3.000										

Batter	1	2	3	4	5	6	7	8	9	AB	R	H	RBI	BB	SO	LOB	BOTTOM										
<b>12 Clint Barmes, R</b> (1,6) OBP: 0.348, SLG: 0.474	1-2 G6-3		1-0 G1-4-3		0-1 P4		1-2 F8		0-1 F8	5	0	0	0	0	0	0	<b>Arizona Diamondbacks @ Colorado Rockies</b> Coors Field, Denver, CO Fri Sep 09 2005, 6:35 PM MDT Att: 20,045 - Cloudy - 77 F										
<b>Luis Gonzalez, R</b> (1,4) OBP: 0.332, SLG: 0.426	1-0 1B		2-2 5 S 17 BB		1-3 K		2-0 17 G3-6-3 1B		1-1 17 DI HBP	4	0	3	0	0	1	0											
<b>17 Todd Helton, L</b> (1,3) OBP: 0.434, SLG: 0.513	0-0 F7		4-1 1B		4-2 BB		0-1 G3-6-3		4-1 BB	2	0	0	0	3	0	2											
<b>5 Matt Holliday, R</b> (1,7) OBP: 0.352, SLG: 0.500	1-1 F9		3-3 K		0-0 G3		0-1 E3 27 BB G3-1		0-3 K	5	1	0	0	0	2	6											
<b>27 Garrett Atkins, R</b> (1,5) OBP: 0.356, SLG: 0.416		4-1 1B BB	1-2 G1-3		1-0 SH1-4 BB 1B		1-2 G3-1 2B		1-2 G3-1	3	0	2	0	1	0	2											
<b>Dustin Mohr, R</b> (1,9) OBP: 0.280, SLG: 0.481		2-1 1B		0-0 G2-3 SH1-3 1B		4-2 SH1-4 BB		2-1 G3-1		3	0	2	1	1	0	1											
<b>Danny Ardoin, R</b> (1,2) OBP: 0.301, SLG: 0.333 <b>JD Closser, S</b> (6,PH) OBP: 0.325, SLG: 0.393		3-2 F9		1-0 SH1-3		1-1 SH1-4		1-3 K2-3		1	0	0	0	0	2												
<b>Choo Freeman, R</b> (1,8) OBP: 0.111, SLG: 0.222 <b>Ryan Shealy, R</b> (6,PH) OBP: 0.407, SLG: 0.500 <b>18 Cory Sullivan, L</b> (7,8) OBP: 0.322, SLG: 0.355		0-0 F8		1-0 G2-3		1-0 P3		2-3 K		2	0	0	0	0	3												
<b>49 Byung-Hyun Kim, R</b> (1,1) ERA: 4.73 <b>Todd Greene, R</b> (5,PH) OBP: 0.306, SLG: 0.438 <b>Randy Williams, L</b> (7,1) ERA: 8.24 <b>Jamey Wright, R</b> (7,1) ERA: 5.75 <b>Marcos Carvajal, R</b> (9,1) ERA: 4.97 <b>Aaron Miles, S</b> (9,PH) OBP: 0.300, SLG: 0.303		0-0 G4-3		1-0 G6-3		1-1 G6-3		1-1 G3		2	0	0	0	0	3												
<b>Inning Stats</b>	R: 0 E: 0 K: 0 S: 7	H: 1 LOB: 1 BB: 0 P: 10	R: 0 E: 0 K: 0 S: 10	H: 1 LOB: 2 BB: 1 P: 19	R: 0 E: 0 K: 1 S: 13	H: 1 LOB: 1 BB: 0 P: 24	R: 0 E: 0 K: 0 S: 4	H: 1 LOB: 1 BB: 1 P: 7	R: 0 E: 0 K: 0 S: 10	H: 0 LOB: 2 BB: 1 P: 15	R: 0 E: 0 K: 0 S: 8	H: 1 LOB: 0 BB: 0 P: 11	R: 1 E: 1 K: 2 S: 14	H: 1 LOB: 1 BB: 0 P: 20	R: 0 E: 0 K: 1 S: 9	H: 0 LOB: 2 BB: 1 P: 15		1B: 6 2B: 1 3B: 0 HR: 0	SF: 0 SAC: 2 DP: 1 HBP: 1	WP: 0 PB: 0 SB: 2 CS: 0	PA: 40						
<b>PITCHER</b>	IP	WLS	BF	H	R	ER	SO	BB	IBB	HBP	BLK	WP	HR	S	P	ERA	WHIP										
<b>Shawn Estes, L</b> (1,1) ERA: 4.31	6.0	W	27	8	3	3	8	4	0	0	0	0	0	18	25	0.00	1.500										
<b>Lance Cormier, R</b> (7,1) ERA: 5.4	1.2		7	2	1	0	1	0	0	0	0	0	0	5	7	0.00	0.000										
<b>Buddy Groom, L</b> (8,1) ERA: 5.21	0.1		1	0	0	0	1	0	0	0	0	0	0	4	6	0.00	0.000										
<b>28 Brandon Medders, R</b> (9,1) ERA: 1.96	0.2		3	0	0	0	0	0	0	1	0	0	0	5	7	0.00	0.000										
<b>Jason Bulger, R</b> (9,1) ERA: 9.0	0.1		2	0	0	0	1	1	0	0	0	0	0	4	8	0.00	3.000										



Batter	1	2	3	4	5	6	7	8	9	AB	R	H	RBI	BB	SO	LOB	TOP				
<b>Craig Counsell, L</b> OBP: 0.366, SLG: 0.389 (1, 4)	G1-3		1B	F8		CS BB		P4		4	1	1	0	1	0	1	<b>Arizona Diamondbacks @ Colorado Rockies</b> Coors Field, Denver, CO Sat Sep 10 2005, 6:05 PM MDT Att: 20,284 - Clear - 86 F <a href="http://livebaseballscorecards.com">livebaseballscorecards.com</a>				
<b>Chad Tracy, L</b> OBP: 0.344, SLG: 0.517 <b>Buddy Groom, L</b> (8, 1) <b>Jose Valverde, R</b> (8, 1)	G3-6-3 BB		P6	FC3-6 1B		K		HR		4	1	2	1	1	1	2					
<b>Luis Gonzalez, L</b> OBP: 0.365, SLG: 0.448 (1, 7)	G3-6-3		1B 34 1B	FC3-6 E		BB		F8		3	1	0	0	2	0	3					
<b>Troy Glaus, R</b> OBP: 0.367, SLG: 0.527 (1, 5)		HR	1B 34 1B	E6		F7			K	5	2	2	2	0	1	2					
<b>Shawn Green, L</b> OBP: 0.365, SLG: 0.506 (1, 8) (8, 9)	HR		34 E 34 1B	K				K		5	1	3	1	0	2	2					
<b>34 Conor Jackson, R</b> OBP: 0.324, SLG: 0.379 <b>Tony Clark, S</b> OBP: 0.361, SLG: 0.638 (1, 3) (8, 3)	F8		E7 1B		F7		G6-4-3		K	4	0	1	2	0	0	1					
<b>Royce Clayton, R</b> OBP: 0.315, SLG: 0.351 (1, 6)	1B		FC6-2-5-1-6		F8		G6-3			4	0	1	0	0	0	2					
<b>Kelly Stinnett, R</b> OBP: 0.364, SLG: 0.495 (1, 2)	K		F9					HR		4	1	2	1	0	1	3					
<b>Claudio Vargas, R</b> OBP: 0.121, SLG: 0.094 <b>Brandon Lyon, R</b> (7, 1) <b>Quinton McCracken, S</b> OBP: 0.317, SLG: 0.295 <b>Luis Terrero, R</b> OBP: 0.307, SLG: 0.378 (8, 8)	K		FC3-6 E BB		G5-3		G3-1			2	1	0	0	1	1	2					
<b>Inning Stats</b>	R: 0 E: 0 K: 0 S: 5	H: 0 LOB: 0 BB: 1 P: 12	R: 2 E: 0 K: 2 S: 17	H: 3 LOB: 1 BB: 0 P: 27	R: 3 E: 1 K: 0 S: 17	H: 4 LOB: 2 BB: 1 P: 30	R: 1 E: 1 K: 1 S: 13	H: 1 LOB: 2 BB: 1 P: 21	R: 0 E: 0 K: 0 S: 10	H: 0 LOB: 1 BB: 2 P: 20	R: 0 E: 0 K: 0 S: 7	H: 1 LOB: 0 BB: 0 P: 14	R: 2 E: 0 K: 0 S: 13	H: 2 LOB: 0 BB: 0 P: 19	R: 0 E: 0 K: 3 S: 10	H: 0 LOB: 0 BB: 0 P: 12		1B: 6 2B: 1 3B: 1 HR: 4	SF: 0 SAC: 0 DP: 2 HBP: 0	WP: 0 PB: 0 SB: 0 CS: 1	PA: 42
<b>PITCHER</b>	IP	WLS	BF	H	R	ER	SO	BB	IBB	HBP	BLK	WP	HR	S	P	ERA	WHIP				
<b>Zach Day, R</b> ERA: 6.89 <b>Ryan Speier, R</b> ERA: 4.85 <b>David Cortes, R</b> ERA: 3.71 <b>Scott Dohmann, R</b> ERA: 6.65	(1, 1) (6, 1) (8, 1) (9, 1)	5.0 2.0 1.0 1.0	L 7 5 3	27 1 2 0	9 0 2 0	6 0 2 0	3 0 0 3	3 2 0 0	0 0 0 0	0 0 0 0	0 0 0 0	0 0 2 0	2 17 34 10	60 17 19 12	100 34 19 12	9.00 0.00 18.00 0.00	2.400 1.500 2.000 0.000				

Batter	1	2	3	4	5	6	7	8	9	AB	R	H	RBI	BB	SO	LOB	BOTTOM					
<b>12 Clint Barmes, R</b> OBP: 0.349, SLG: 0.473 (1, 6)	18 HR		F7			L7	18 FC4-6		P3	5	1	2	1	0	0	2	<b>Arizona Diamondbacks @ Colorado Rockies</b> Coors Field, Denver, CO Sat Sep 10 2005, 6:05 PM MDT Att: 20,284 - Clear - 86 F <a href="http://livebaseballscorecards.com">livebaseballscorecards.com</a>					
<b>18 Cory Sullivan, L</b> OBP: 0.320, SLG: 0.363 (1, 8)	HR		P5			F8	FC4-6		FC5	5	1	1	2	0	0	4						
<b>17 Todd Helton, L</b> OBP: 0.431, SLG: 0.508 (1, 3)	P4		G3			F8			G4-3	4	0	0	0	0	0	0						
<b>5 Matt Holliday, R</b> OBP: 0.351, SLG: 0.496 (1, 7)	K		G6-3			G6-3			11 G3 BB	3	0	0	0	1	1	0						
<b>11 Brad Hawpe, L</b> OBP: 0.358, SLG: 0.452 (1, 9)	G4-3		K			K			G3	4	0	0	0	0	2	1						
<b>27 Garrett Atkins, R</b> OBP: 0.365, SLG: 0.417 (1, 5)	L8		G5-3			G5-3			L9	4	1	1	0	0	0	1						
<b>Luis Gonzalez, R</b> OBP: 0.334, SLG: 0.427 (1, 4)	F7		K			K			18 FC5 1B	4	1	2	1	0	1	0						
<b>Danny Ardoin, R</b> OBP: 0.312, SLG: 0.345 <b>Aaron Miles, S</b> OBP: 0.299, SLG: 0.352 (9, PH)	1B		CS 1B			CS 1B			L9	3	1	3	0	0	0	0						
<b>Zach Day, R</b> ERA: 6.89 <b>Larry Rife, R</b> ERA: 5.41 <b>Ryan Speier, R</b> ERA: 4.85 <b>David Cortes, R</b> ERA: 3.71 <b>Scott Dohmann, R</b> ERA: 6.65	(1, 1) (1, 1) (1, 1) (1, 1) (1, 1)	6.2 0.1 0.2 1.1	W H S	27 2 3 6	8 1 0 2	5 0 0 0	5 0 0 0	0 0 0 0	0 0 0 0	0 0 0 0	0 0 0 0	0 0 0 0	0 3 9 16	72 3 14 23	109 3 14 23	6.75 0.00 0.00 0.00		1.200 3.000 1.500 1.500				
<b>Inning Stats</b>	R: 2 E: 0 K: 1 S: 18	H: 2 LOB: 0 BB: 0 P: 26	R: 0 E: 0 K: 0 S: 8	H: 1 LOB: 0 BB: 0 P: 12	R: 0 E: 0 K: 0 S: 8	H: 0 LOB: 0 BB: 0 P: 13	R: 0 E: 0 K: 1 S: 10	H: 0 LOB: 0 BB: 0 P: 14	R: 0 E: 0 K: 2 S: 9	H: 1 LOB: 1 BB: 0 P: 17	R: 0 E: 0 K: 0 S: 6	H: 0 LOB: 0 BB: 0 P: 9	R: 3 E: 0 K: 1 S: 16	H: 5 LOB: 2 BB: 0 P: 21	R: 0 E: 0 K: 0 S: 13	H: 0 LOB: 1 BB: 1 P: 20		R: 0 E: 0 K: 0 S: 12	H: 2 LOB: 2 BB: 0 P: 17	1B: 9 2B: 2 3B: 0 HR: 1	SF: 0 SAC: 0 DP: 1 HBP: 0	WP: 0 PB: 0 SB: 0 CS: 1
<b>PITCHER</b>	IP	WLS	BF	H	R	ER	SO	BB	IBB	HBP	BLK	WP	HR	S	P	ERA	WHIP					
<b>Claudio Vargas, R</b> ERA: 5.2 <b>Brandon Lyon, R</b> ERA: 5.93 <b>Buddy Groom, L</b> ERA: 5.12 <b>Jose Valverde, R</b> ERA: 2.91	(1, 1) (7, 1) (8, 1) (8, 1)	6.2 0.1 0.2 1.1	W H S	27 2 3 6	8 1 0 2	5 0 0 0	5 0 0 0	0 0 0 0	0 0 0 0	0 0 0 0	0 0 0 0	0 0 0 0	0 3 9 16	72 3 14 23	109 3 14 23	6.75 0.00 0.00 0.00	1.200 3.000 1.500 1.500					

Batter	1	2	3	4	5	6	7	8	9	AB	R	H	RBI	BB	SO	LOB	TOP			
<b>Craig Counsell, L</b> (1,4) OBP: 0.364, SLG: 0.386	G3		E6		F9		G3			4	0	0	0	0	0	0	<b>Arizona Diamondbacks @ Colorado Rockies</b> Coors Field, Denver, CO Sun Sep 11 2005, 1:05 PM MDT Att: 20,476 - Sunny - 83 F			
<b>Chad Tracy, L</b> (1,9) OBP: 0.343, SLG: 0.515	G4-3		1B		G1-3		L4			4	0	1	0	0	0	0				
<b>Luis Gonzalez, L</b> (1,7) OBP: 0.363, SLG: 0.444	G6-3		G4-3		K		G4-3			4	0	0	0	0	1	2				
<b>Tony Clark, S</b> (1,3)					K		G6-3			4	0	1	0	0	1	0				
<b>Troy Glaus, R</b> (1,5) OBP: 0.370, SLG: 0.541					HR		HR			4	2	3	2	0	1	1				
<b>Shawn Green, L</b> (1,8) OBP: 0.384, SLG: 0.504					G3		K			4	0	1	0	0	1	1				
<b>Alex Cintron, S</b> (1,6) OBP: 0.291, SLG: 0.409 <b>Andy Green, R</b> (6, PH) OBP: 0.333, SLG: 0.222	G4-6-3				19 1B		G5-3			2	0	1	0	0	0	2				
<b>19 Chris Snyder, R</b> (1,2) OBP: 0.288, SLG: 0.305 <b>34 Conor Jackson, R</b> (9, PH) OBP: 0.319, SLG: 0.373	G4-6-3				1B					1	0	0	0	1	0	1				
<b>Russ Ortiz, R</b> (1,1) OBP: 0.286, SLG: 0.250 <b>Oscar Villarreal, L</b> (4,1) OBP: 0.315, SLG: 0.254 <b>Quinton McCracken, S</b> (7, PH) OBP: 0.315, SLG: 0.254 <b>Greg Aquino, R</b> (7,1) OBP: 0.315, SLG: 0.254 <b>Jason Bulger, R</b> (8,1) OBP: 0.315, SLG: 0.254 <b>Luis Terrero, R</b> (9, PH) OBP: 0.315, SLG: 0.254	G4-6-3				1B					3	0	1	0	0	1	0				
<b>Inning Stats</b>	R: 0 E: 0 K: 0 S: 6	H: 0 LOB: 0 BB: 0 P: 6	R: 0 E: 0 K: 1 S: 11	H: 2 LOB: 1 BB: 0 P: 18	R: 0 E: 1 K: 1 S: 16	H: 1 LOB: 2 BB: 0 P: 23	R: 1 E: 0 K: 1 S: 11	H: 3 LOB: 2 BB: 0 P: 15	R: 0 E: 0 K: 1 S: 8	H: 1 LOB: 1 BB: 0 P: 10	R: 0 E: 0 K: 0 S: 5	H: 0 LOB: 0 BB: 0 P: 7	R: 0 E: 0 K: 0 S: 8	H: 0 LOB: 0 BB: 0 P: 12	R: 1 E: 0 K: 0 S: 9	H: 1 LOB: 1 BB: 1 P: 14		1B: 6 2B: 0 3B: 0 HR: 2	SF: 0 SAC: 0 DP: 1 HBP: 0	WP: 0 PB: 0 SB: 0 CS: 0
<b>PITCHER</b> <b>28 Aaron Cook, R</b> (1,1) ERA: 3.23	IP: 9.0 WLS: W BF: 36 H: 8 R: 2 ER: 2 SO: 5 BB: 1 IBB: 0 HBP: 0 BLK: 0 WP: 0 HR: 2 S: 82 P: 118 ERA: 2.00 WHIP: 1.000																			

Batter	1	2	3	4	5	6	7	8	9	AB	R	H	RBI	BB	SO	LOB	BOTTOM			
<b>12 Clint Barmes, R</b> (1,6) OBP: 0.350, SLG: 0.471	P5						F9	E7		5	1	2	0	0	0	1	<b>Arizona Diamondbacks @ Colorado Rockies</b> Coors Field, Denver, CO Sun Sep 11 2005, 1:05 PM MDT Att: 20,476 - Sunny - 83 F			
<b>18 Cory Sullivan, L</b> (1,8) OBP: 0.321, SLG: 0.367	G5-3						F7	G1		5	2	2	0	0	0	2				
<b>17 Todd Helton, L</b> (1,3) OBP: 0.432, SLG: 0.507	P5						P3			3	1	1	1	1	0	0				
<b>5 Matt Holliday, R</b> (1,7) OBP: 0.355, SLG: 0.500							FC6-4			3	1	2	3	1	0	1				
<b>11 Brad Hawpe, L</b> (1,9) OBP: 0.360, SLG: 0.449	G4-6-3						F7			2	1	0	0	2	0	2				
<b>27 Garrett Atkins, R</b> (1,5) OBP: 0.356, SLG: 0.418	G6-3						F9			4	1	2	1	0	0	2				
<b>Luis Gonzalez, R</b> (1,4) OBP: 0.331, SLG: 0.422								F9		4	0	0	1	0	1	2				
<b>JD Closser, S</b> (1,2) OBP: 0.320, SLG: 0.386							F8	G6-3		4	0	0	0	0	1	3				
<b>28 Aaron Cook, R</b> (1,1) OBP: 0.211, SLG: 0.167							L8			3	0	1	0	0	1	1				
<b>Inning Stats</b>	R: 0 E: 0 K: 0 S: 9	H: 0 LOB: 0 BB: 0 P: 12	R: 0 E: 0 K: 0 S: 5	H: 0 LOB: 0 BB: 1 P: 9	R: 0 E: 0 K: 1 S: 10	H: 0 LOB: 0 BB: 0 P: 15	R: 6 E: 2 K: 1 S: 22	H: 4 LOB: 2 BB: 2 P: 44	R: 0 E: 0 K: 0 S: 5	H: 1 LOB: 1 BB: 0 P: 9	R: 0 E: 0 K: 1 S: 8	H: 1 LOB: 1 BB: 0 P: 12	R: 1 E: 0 K: 0 S: 11	H: 2 LOB: 2 BB: 1 P: 21	R: 0 E: 1 K: 0 S: 9	H: 2 LOB: 2 BB: 0 P: 12		1B: 8 2B: 2 3B: 0 HR: 0	SF: 0 SAC: 1 DP: 1 HBP: 0	WP: 0 PB: 0 SB: 0 CS: 0
<b>PITCHER</b> <b>Russ Ortiz, R</b> (1,1) ERA: 6.88 <b>Oscar Villarreal, R</b> (4,1) ERA: 4.05 <b>Greg Aquino, R</b> (7,1) ERA: 9.15 <b>Jason Bulger, R</b> (8,1) ERA: 6.75	IP: 3.0 WLS: L BF: 16 H: 4 R: 6 ER: 5 SO: 1 BB: 3 IBB: 0 HBP: 0 BLK: 0 WP: 0 HR: 0 S: 41 P: 70 ERA: 15.00 WHIP: 2.333																			

AB	35
R	2
H	8
RBI	2
BB	1
SO	5
LOB	11









Batter	1	2	3	4	5	6	7	8	9	AB	R	H	RBI	BB	SO	LOB	TOP					
12 Clint Barnes, R OBP: 0.355, SLG: 0.469	F9	1B				P6		K		4	1	1	0	1	1	1	<b>Colorado Rockies @ Los Angeles Dodgers</b> Dodger Stadium, Los Angeles, CA Wed Sep 14 2005, 7:10 PM PDT Att: 30,329 - Clear - 65 F					
18 Cory Sullivan, L OBP: 0.329, SLG: 0.379	BB		1B			BB		HR		4	2	4	2	1	0	0						
17 Todd Helton, L OBP: 0.433, SLG: 0.508	F7		1B			F8		BB		4	0	2	2	1	0	2						
5 Matt Holliday, R OBP: 0.353, SLG: 0.491	BB		K			HR		G4-3		4	1	1	0	1	1	6						
11 Brad Hawpe, L OBP: 0.361, SLG: 0.441	BB		K			BB				3	1	1	0	2	1	2						
27 Garrett Atkins, R OBP: 0.351, SLG: 0.417	FC5		K			HR		F9-3		5	1	1	4	0	1	6						
Luis Gonzalez, R OBP: 0.325, SLG: 0.414		G5-3				G4-3		F9		5	0	0	0	0	0	0						
Danny Ardoin, R OBP: 0.306, SLG: 0.333		G6-3				P5		P4		3	0	0	0	0	1	0						
Aaron Miles, S OBP: 0.298, SLG: 0.350										1	0	0	0	0	0	0						
JD Closser, S OBP: 0.317, SLG: 0.381										0	0	0	0	0	0	0						
49 Byung-Hyun Kim, R OBP: 0.135, SLG: 0.088										2	0	1	0	0	0	0						
Jose Acevedo, R OBP: 0.333, SLG: 0.143										0	0	0	0	0	0	0						
Ryan Shealy, R OBP: 0.244, SLG: 0.294										1	1	0	0	0	0	0						
Jamey Wright, R OBP: 0.137, SLG: 0.037										0	0	0	0	0	0	0						
Jorge Piedra, L OBP: 0.351, SLG: 0.545										1	0	1	0	0	0	0						
Choo Freeman, R OBP: 0.111, SLG: 0.222										0	1	0	0	0	0	0						
Mike DeJean, R OBP: 0.111, SLG: 0.222										0	0	0	0	0	0	0						
40 Brian Fuentes, L OBP: 0.111, SLG: 0.222										0	0	0	0	0	0	0						
<b>Inning Stats</b>	R: 0 E: 0 K: 0 S: 15	H: 0 LOB: 3 BB: 3 P: 33	R: 0 E: 0 K: 0 S: 12	H: 2 LOB: 2 BB: 0 P: 16	R: 0 E: 0 K: 3 S: 17	H: 2 LOB: 2 BB: 0 P: 24	R: 0 E: 0 K: 0 S: 6	H: 0 LOB: 0 BB: 0 P: 8	R: 4 E: 0 K: 1 S: 19	H: 3 LOB: 0 BB: 1 P: 33	R: 0 E: 0 K: 0 S: 3	H: 0 LOB: 0 BB: 0 P: 5	R: 2 E: 0 K: 1 S: 16	H: 2 LOB: 2 BB: 1 P: 25	R: 0 E: 0 K: 0 S: 4	H: 1 LOB: 0 BB: 0 P: 6	1B: 9 2B: 2 3B: 0 HR: 2	SF: 0 SAC: 0 DP: 2 HBP: 0	WP: 0 PB: 0 SB: 1 CS: 0	PA: 43		
<b>PITCHER</b>	IP WLS BF H R ER SO BB IBB HBP BLK WP HR S P ERA WHIP																					
D.J. Houlton, R ERA: 5.4	4.2 24 7 4 4 3 4 0 0 0 0 1 67 111 7.71 2.357																					
Franquielis Osoria, R ERA: 4.42	1.1 7 2 2 1 1 1 0 0 0 0 0 17 25 6.75 2.250																					
Giovanni Carrara, R ERA: 4.12	1.0 3 0 0 0 0 0 0 0 0 0 0 3 5 0.00 0.000																					
43 Yhency Brazoban, R ERA: 5.71	1.0 L 6 2 2 2 1 1 0 0 0 0 1 16 25 18.00 3.000																					
Duaner Sanchez, R ERA: 3.39	1.0 3 1 0 0 0 0 0 0 0 0 0 4 6 0.00 1.000																					
<b>Batter</b>	<b>1</b>	<b>2</b>	<b>3</b>	<b>4</b>	<b>5</b>	<b>6</b>	<b>7</b>	<b>8</b>	<b>9</b>	<b>AB</b>	<b>R</b>	<b>H</b>	<b>RBI</b>	<b>BB</b>	<b>SO</b>	<b>LOB</b>	<b>BOTTOM</b>					
Willy Aybar, S OBP: 0.500, SLG: 0.522	BB	1B		K				K		3	2	1	0	2	2	1	<b>Colorado Rockies @ Los Angeles Dodgers</b> Dodger Stadium, Los Angeles, CA Wed Sep 14 2005, 7:10 PM PDT Att: 30,329 - Clear - 65 F					
13 Oscar Robles, L OBP: 0.342, SLG: 0.366	BB	1B		L8			BB	G4-3		5	1	3	1	0	0	1						
12 Jeff Kent, R OBP: 0.385, SLG: 0.526	1B	P4					G6-3			4	0	1	1	0	0	3						
Ricky Ledee, L OBP: 0.339, SLG: 0.458	1B						G6-3			3	0	0	1	0	0	0						
43 Yhency Brazoban, R OBP: 0.295, SLG: 0.351							G6-3			0	0	0	0	0	0	0						
Olmedo Saenz, R OBP: 0.338, SLG: 0.514							HR			4	1	1	1	0	0	0						
Jose Cruz Jr., S OBP: 0.362, SLG: 0.464							K			3	1	1	0	1	2	0						
Duaner Sanchez, R OBP: 0.363, SLG: 0.359							BB			0	0	0	0	0	0	0						
Dioner Navarro, S OBP: 0.363, SLG: 0.359							K			4	0	0	0	0	2	2						
17 Jason Repko, R OBP: 0.279, SLG: 0.366										2	2	1	2	0	0	0						
Antonio Perez, R OBP: 0.376, SLG: 0.427										0	0	0	0	1	0	0						
D.J. Houlton, R ERA: 5.4	4.0 20 7 4 4 3 4 0 0 0 0 1 9 14 9.00 1.000																					
Jose Acevedo, R ERA: 6.51	1.0 4 1 1 1 1 1 0 0 0 0 0 9 14 9.00 1.000																					
Jamey Wright, R ERA: 5.73	2.0 W 7 1 1 1 1 1 1 0 0 0 0 0 12 22 4.50 1.000																					
Mike DeJean, R ERA: 4.42	1.0 H 3 0 0 0 0 1 0 0 0 0 0 8 13 0.00 0.000																					
40 Brian Fuentes, L ERA: 2.44	1.0 S 4 0 0 0 0 1 1 0 0 0 0 0 9 19 0.00 1.000																					
<b>Inning Stats</b>	R: 2 E: 0 K: 0 S: 8	H: 2 LOB: 1 BB: 1 P: 13	R: 2 E: 0 K: 0 S: 16	H: 3 LOB: 2 BB: 0 P: 22	R: 0 E: 0 K: 1 S: 10	H: 0 LOB: 1 BB: 1 P: 19	R: 1 E: 0 K: 1 S: 12	H: 1 LOB: 0 BB: 0 P: 16	R: 1 E: 0 K: 1 S: 9	H: 1 LOB: 0 BB: 0 P: 14	R: 0 E: 0 K: 0 S: 6	H: 0 LOB: 0 BB: 0 P: 8	R: 1 E: 0 K: 0 S: 6	H: 1 LOB: 1 BB: 1 P: 14	R: 0 E: 0 K: 1 S: 8	H: 0 LOB: 0 BB: 0 P: 13	R: 0 E: 0 K: 1 S: 9	H: 0 LOB: 1 BB: 1 P: 19	1B: 4 2B: 2 3B: 0 HR: 2	SF: 1 SAC: 2 DP: 1 HBP: 0	WP: 0 PB: 0 SB: 0 CS: 0	PA: 38
<b>PITCHER</b>	IP WLS BF H R ER SO BB IBB HBP BLK WP HR S P ERA WHIP																					
49 Byung-Hyun Kim, R ERA: 4.92	4.0 20 7 4 4 3 4 0 0 0 0 1 9 14 9.00 1.000																					
Jose Acevedo, R ERA: 6.51	1.0 4 1 1 1 1 1 0 0 0 0 0 9 14 9.00 1.000																					
Jamey Wright, R ERA: 5.73	2.0 W 7 1 1 1 1 1 1 0 0 0 0 0 12 22 4.50 1.000																					
Mike DeJean, R ERA: 4.42	1.0 H 3 0 0 0 0 1 0 0 0 0 0 8 13 0.00 0.000																					
40 Brian Fuentes, L ERA: 2.44	1.0 S 4 0 0 0 0 1 1 0 0 0 0 0 9 19 0.00 1.000																					









Batter	1	2	3	4	5	6	7	8	9	AB	R	H	RBI	BB	SO	LOB	TOP										
Dave Roberts, L (1,8) OBP: 0.347, SLG: 0.409 Ben Johnson, R (4,8) OBP: 0.313, SLG: 0.509	L9		2B		G6-3			K		2	0	1	0	0	0	0											
Mark Loretta, R (1,4) OBP: 0.380, SLG: 0.341 Manny Alexander, R (4,4) (8,5)	G4-3		G4-3			F9		L8		2	0	0	0	0	0	2											
Ramon Hernandez, R (1,2) OBP: 0.322, SLG: 0.444 David Ross, R (4,2)	1B			G4-3		HBP		K		2	0	1	0	0	0	0											
24 Brian Giles, L (1,9) OBP: 0.425, SLG: 0.489 Craig Breslow, L (4,1)	PO	G3		F8		G5-3		G5-3		2	0	0	0	0	0	0											
Xavier Nady, R (7,3) OBP: 0.327, SLG: 0.452										1	0	0	0	0	0	0											
Ryan Klesko, L (1,7) OBP: 0.349, SLG: 0.422 18 Paul McNulty, L (6,7) OBP: 0.318, SLG: 0.211			BB		K			K		2	0	0	0	1	2	1											
3 Khalil Greene, R (1,6) OBP: 0.297, SLG: 0.437 Damian Jackson, R (4,6) OBP: 0.330, SLG: 0.341			BB							2	0	0	0	0	0	1											
Joe Randa, R (1,5) OBP: 0.339, SLG: 0.452 Sean Burroughs, L (4,5) (8,1)				G5-3		1B		K		1	0	0	0	0	0	0											
Robert Fick, L (1,3) OBP: 0.363, SLG: 0.392 Chris Hammond, L (7,1)				G4-3		1B				3	0	1	1	0	0	0											
Eric Young Sr., R (8,4) OBP: 0.345, SLG: 0.377						1B		G6-3		0	0	0	0	0	0	0											
Woody Williams, R (1,1) OBP: 0.163, SLG: 0.167 56 Scott Cassidy, R (2,1)										0	0	0	0	0	0	0											
Mark Sweeney, L (4,9) OBP: 0.399, SLG: 0.480				BB				K		2	0	0	0	0	1	2											
<b>Inning Stats</b>	R: 0 E: 0 K: 0 S: 8	H: 1 LOB: 0 BB: 0 P: 14	R: 0 E: 0 K: 0 S: 5	H: 0 LOB: 0 BB: 1 P: 10	R: 0 E: 0 K: 0 S: 10	H: 1 LOB: 2 BB: 1 P: 20	R: 0 E: 0 K: 1 S: 7	H: 0 LOB: 0 BB: 0 P: 9	R: 1 E: 0 K: 0 S: 11	H: 3 LOB: 1 BB: 0 P: 18	R: 0 E: 0 K: 1 S: 7	H: 0 LOB: 0 BB: 0 P: 14	R: 0 E: 0 K: 2 S: 8	H: 0 LOB: 0 BB: 0 P: 11	R: 0 E: 0 K: 2 S: 7	H: 0 LOB: 1 BB: 0 P: 12	1B: 5 2B: 1 3B: 0 HR: 0	SF: 0 SAC: 0 DP: 2 HBP: 1	WP: 0 PB: 0 SB: 0 CS: 0	PA: 34							
<b>PITCHER</b>	IP	WLS	BF	H	R	ER	SO	BB	IBB	HBP	BLK	WP	HR	S	P	ERA	WHIP										
Jamey Wright, R (1,1) ERA: 5.58	6.0	W	23	5	1	1	2	2	0	1	0	0	0	48	85	1.50	1.167										
Marcos Carvajal, R (7,1) ERA: 4.73	2.0		6	0	0	0	4	0	0	0	0	0	0	15	22	0.00	0.000										
David Cortes, R (9,1) ERA: 3.94	1.0		4	1	0	0	1	0	0	0	0	0	0	7	12	0.00	1.000										

**San Diego Padres @ Colorado Rockies**  
Coors Field, Denver, CO  
Tue Sep 20 2005, 6:35 PM MDT  
Att: 18,336 - Partly Cloudy - 81 F

AB 30  
R 1  
H 6  
RBI 1  
BB 2  
SO 7  
LOB 9



Batter	1	2	3	4	5	6	7	8	9	AB	R	H	RBI	BB	SO	LOB	BOTTOM										
12 Clint Barmes, R (1,6) OBP: 0.346, SLG: 0.458			1B			P6				6	2	3	0	0	0	3											
18 Cory Sullivan, L (1,8) OBP: 0.335, SLG: 0.382 Choo Freeman, R (6, PH) (7,8)			1B							3	2	1	0	1	0	2											
17 Todd Helton, L (1,3) OBP: 0.441, SLG: 0.520 Ryan Shealy, R (6, PH) (7,3)			1B							4	3	3	2	0	0	2											
5 Matt Holliday, R (1,7) OBP: 0.362, SLG: 0.509			1B							5	3	4	8	0	0	2											
27 Garrett Atkins, R (1,5) OBP: 0.351, SLG: 0.433 6 Omar Quintanilla, L (7,4) OBP: 0.290, SLG: 0.252			2B							4	2	1	1	0	1	1											
Luis Gonzalez, R (1,4) OBP: 0.330, SLG: 0.426			1B							6	2	4	4	0	1	1											
Dustan Mohr, R (1,9) OBP: 0.285, SLG: 0.484			1B							4	2	2	2	1	0	1											
Danny Ardoin, R (1,2) OBP: 0.325, SLG: 0.357 JD Closser, S (7, PH) (8,2)			2B							4	1	1	0	0	1	3											
Jamey Wright, R (1,1) OBP: 0.161, SLG: 0.164 Marcos Carvajal, R (7,1) OBP: 0.250, SLG: 0.250 David Cortes, R (9,1)			2B							1	0	1	2	0	0	0											
<b>Inning Stats</b>	R: 7 E: 1 K: 0 S: 24	H: 7 LOB: 1 BB: 0 P: 37	R: 3 E: 0 K: 1 S: 14	H: 3 LOB: 0 BB: 0 P: 22	R: 5 E: 1 K: 2 S: 23	H: 5 LOB: 1 BB: 0 P: 35	R: 0 E: 0 K: 1 S: 12	H: 1 LOB: 2 BB: 1 P: 20	R: 0 E: 0 K: 1 S: 12	H: 1 LOB: 2 BB: 0 P: 17	R: 0 E: 0 K: 0 S: 7	H: 0 LOB: 0 BB: 0 P: 10	R: 2 E: 0 K: 1 S: 11	H: 2 LOB: 2 BB: 2 P: 23	R: 3 E: 0 K: 0 S: 14	H: 4 LOB: 1 BB: 0 P: 22	1B: 13 2B: 5 3B: 1 HR: 4	SF: 1 SAC: 0 DP: 0 HBP: 1	WP: 1 PB: 0 SB: 0 CS: 0	PA: 53							
<b>PITCHER</b>	IP	WLS	BF	H	R	ER	SO	BB	IBB	HBP	BLK	WP	HR	S	P	ERA	WHIP										
Woody Williams, R (1,1) ERA: 5.07	1.0	L	13	9	9	8	0	0	0	0	0	0	1	28	44	72.00	9.000										
56 Scott Cassidy, R (2,1) ERA: 11.42	2.0		13	6	6	5	3	0	0	0	0	0	2	33	50	22.50	3.000										
Craig Breslow, L (4,1) ERA: 2.3	3.2		17	3	2	2	3	2	0	1	0	1	0	38	62	4.91	1.364										
Chris Hammond, L (7,1) ERA: 3.88	0.1		3	1	0	0	0	1	0	0	0	0	0	4	8	0.00	6.000										
Sean Burroughs, R (8,1) ERA: 27.0	1.0		7	4	3	3	0	0	0	0	0	0	1	14	22	27.00	4.000										

**San Diego Padres @ Colorado Rockies**  
Coors Field, Denver, CO  
Tue Sep 20 2005, 6:35 PM MDT  
Att: 18,336 - Partly Cloudy - 81 F

AB 48  
R 20  
H 23  
RBI 20  
BB 3  
SO 6  
LOB 19







Batter	1	2	3	4	5	6	7	8	9	AB	R	H	RBI	BB	SO	LOB	TOP					
Dave Roberts, L (1,8) OBP: 0.354, SLG: 0.426	G3		G5-3			G6-3		K		4	0	1	0	0	1	0	<b>San Diego Padres @ Colorado Rockies</b> Coors Field, Denver, CO Thu Sep 22 2005, 1:05 PM MDT Att: 18,119 - Partly Cloudy - 70 F					
Eric Young Sr., R (1,4) OBP: 0.342, SLG: 0.373 Manny Alexander, R (8,4)	G5-3			24 1B 24 S		G6-3		G6-3		4	0	1	0	0	0	1						
24 Brian Giles, L (1,9) OBP: 0.429, SLG: 0.490	L4			G3 1B		L7			2-0 3 1B 2B	4	1	2	0	0	0	1						
Ryan Klesko, L (1,7) OBP: 0.351, SLG: 0.421		G6-3		G3		G4-3			1-0 3 2B 1B	4	1	1	0	0	0	3						
3 Khalil Greene, R (1,6) OBP: 0.296, SLG: 0.437	G5-3			P2		G6-3			0-0 WP 1B	4	0	1	2	0	0	2						
Ramon Hernandez, R (1,2) OBP: 0.319, SLG: 0.441		1B 2B		F8		2B 1-5 1B			1-1 1H 2H 1B	4	0	2	0	0	0	3						
Joe Randa, R (1,5) OBP: 0.340, SLG: 0.453					3-1 G5-4-3 1B				1-2 G6-3	4	0	3	0	0	0	1						
Robert Fick, L (1,3) OBP: 0.361, SLG: 0.393 52 Clay Hensley, R (7,1) Ben Johnson, R (9, FH) OBP: 0.308, SLG: 0.500			G5-3		G5-4-3		L1-5		0-3 K2-3	3	0	0	0	0	0	3						
Adam Eaton, R (1,1) OBP: 0.244, SLG: 0.238 Mark Sweeney, L (7,3) OBP: 0.398, SLG: 0.478			P4		G5-3				G4-3	2	0	0	0	0	0	0						
										1	0	0	0	0	0	0						
<b>Inning Stats</b>	R: 0 E: 0 K: 0 S: 4	H: 0 LOB: 0 BB: 0 P: 7	R: 0 E: 0 K: 0 S: 6	H: 2 LOB: 2 BB: 0 P: 8	R: 0 E: 0 K: 0 S: 8	H: 0 LOB: 0 BB: 0 P: 11	R: 0 E: 0 K: 0 S: 11	H: 2 LOB: 2 BB: 0 P: 21	R: 0 E: 0 K: 0 S: 4	H: 1 LOB: 1 BB: 0 P: 7	R: 0 E: 0 K: 0 S: 6	H: 1 LOB: 1 BB: 0 P: 11	R: 0 E: 0 K: 0 S: 5	H: 2 LOB: 1 BB: 0 P: 8	R: 0 E: 0 K: 1 S: 7	H: 0 LOB: 0 BB: 0 P: 12	R: 2 E: 0 K: 1 S: 12	H: 3 LOB: 1 BB: 0 P: 17	1B: 8 2B: 4 3B: 0 HR: 0	SF: 0 SAC: 0 DP: 2 HBP: 0	WP: 1 PB: 0 SB: 1 CS: 0	PA: 35
<b>PITCHER</b>	IP WLS BF H R ER SO BB IBB HBP BLK WP HR S P ERA WHIP																					
28 Aaron Cook, R (1,1) ERA: 3.23	8.0 W 31 10 2 2 1 0 0 0 0 0 0 53 90 2.25 1.250																					
40 Brian Fuentes, L (9,1) ERA: 2.47	1.0 S 4 1 0 0 1 0 0 0 0 1 0 10 12 0.00 1.000																					

AB	35
R	2
H	11
RBI	2
BB	0
SO	2
LOB	15



Batter	1	2	3	4	5	6	7	8	9	AB	R	H	RBI	BB	SO	LOB	BOTTOM			
12 Clint Barmes, R (1,6) OBP: 0.339, SLG: 0.448	G4-3		G4-3							4	1	1	1	0	0	0	<b>San Diego Padres @ Colorado Rockies</b> Coors Field, Denver, CO Thu Sep 22 2005, 1:05 PM MDT Att: 18,119 - Partly Cloudy - 70 F			
18 Cory Sullivan, L (1,8) OBP: 0.346, SLG: 0.389			3H		18 S 2B					1	1	1	1	3	0	0				
17 Todd Helton, L (1,3) OBP: 0.442, SLG: 0.529	BB		BB		5 BB 1H					3	1	1	2	1	1	2				
5 Matt Holliday, R (1,7) OBP: 0.364, SLG: 0.506	K		F8		27 FC5 5 BB					3	0	0	0	1	1	1				
27 Garrett Atkins, R (1,5) OBP: 0.350, SLG: 0.429				G5-3						4	0	2	0	0	0	3				
11 Brad Hawpe, L (1,9) OBP: 0.348, SLG: 0.418				G5-3		FC5				4	0	2	0	0	0	3				
Todd Greene, R (1,2) OBP: 0.291, SLG: 0.420				G5-3		2-3F				4	0	1	0	0	1	2				
Luis Gonzalez, R (1,4) OBP: 0.329, SLG: 0.426										4	1	2	0	0	0	0				
28 Aaron Cook, R (1,1) OBP: 0.160, SLG: 0.125 40 Brian Fuentes, L (9,1) Danny Ardoin, R (9,2) OBP: 0.326, SLG: 0.372										3	0	0	0	0	0	1				
										0	0	0	0	0	0	0				
										0	0	0	0	0	0	0				
<b>Inning Stats</b>	R: 0 E: 0 K: 2 S: 9	H: 0 LOB: 1 BB: 1 P: 15	R: 0 E: 0 K: 1 S: 6	H: 1 LOB: 0 BB: 0 P: 10	R: 1 E: 0 K: 0 S: 9	H: 1 LOB: 1 BB: 1 P: 16	R: 0 E: 0 K: 0 S: 9	H: 1 LOB: 1 BB: 0 P: 16	R: 1 E: 0 K: 0 S: 11	H: 2 LOB: 3 BB: 2 P: 25	R: 0 E: 0 K: 0 S: 9	H: 1 LOB: 1 BB: 0 P: 16	R: 2 E: 0 K: 0 S: 17	H: 2 LOB: 1 BB: 1 P: 26	R: 0 E: 0 K: 1 S: 9	H: 0 LOB: 0 BB: 0 P: 17	1B: 5 2B: 2 3B: 0 HR: 1	SF: 0 SAC: 1 DP: 1 HBP: 0	WP: 1 PB: 0 SB: 1 CS: 0	PA: 36
<b>PITCHER</b>	IP WLS BF H R ER SO BB IBB HBP BLK WP HR S P ERA WHIP																			
Adam Eaton, R (1,1) ERA: 4.18	6.1 L 30 7 4 4 3 4 4 0 0 0 0 0 61 112 5.68 1.737																			
52 Clay Hensley, R (7,1) ERA: 2.09	1.2 6 1 0 0 1 0 0 0 0 0 0 0 18 29 0.00 0.600																			

AB	30
R	4
H	8
RBI	4
BB	5
SO	4
LOB	11





Batter	1	2	3	4	5	6	7	8	9	AB	R	H	RBI	BB	SO	LOB	TOP				
2 Randy Winn, S OBP: 0.347, SLG: 0.467	G3			F7		G4-3			G4-3	4	0	0	0	0	0	1	<b>San Francisco Giants @ Colorado Rockies</b> Coors Field, Denver, CO Sat Sep 24 2005, 6:05 PM MDT Att: 25,141 - Partly Cloudy - 66 F  <b>AB 28</b> <b>R 0</b> <b>H 3</b> <b>RBI 0</b> <b>BB 1</b> <b>SO 3</b> <b>LOB 8</b>				
13 Omar Vizquel, S OBP: 0.334, SLG: 0.353 40 Daniel Ortmeier, S (6, PH) OBP: 0.250, SLG: 0.118	F9			G3			F8		F9	3	0	0	0	0	0	0					
J.T. Snow, L OBP: 0.348, SLG: 0.372	K			G4-3			G3-1		F7	4	0	0	0	0	1	0					
Barry Bonds, L OBP: 0.429, SLG: 0.786 Jason Ellison, R OBP: 0.324, SLG: 0.371		P6			L8				G4-3	3	0	0	0	0	0	0					
Moises Alou, R OBP: 0.405, SLG: 0.509 32 Kevin Correia, R OBP: 0.235, SLG: 0.071		P6			G2-3				FC6-4 1B	3	0	1	0	0	0	0					
Ray Durham, S OBP: 0.355, SLG: 0.431		F7			K				FC6-4 1B	3	0	1	0	0	1	0					
Pedro Feliz, R OBP: 0.304, SLG: 0.437									K	3	0	1	0	0	1	2					
Mike Matheny, R OBP: 0.292, SLG: 0.407 Yamid Haad, R OBP: 0.097, SLG: 0.048				F8-5 2B					FC6-4	2	0	0	0	1	0	3					
51 Noah Lowry, R OBP: 0.311, SLG: 0.386 Jack Taschner, L (7, 1) Todd Linden, S OBP: 0.282, SLG: 0.344 (8, 7)				F8-5 2-3			51 SH1-4 BB		FC6-4 2-3	0	0	0	0	0	0	0					
				P3			SH1-4		G4-3	1	0	0	0	0	0	0					
							SH1-4 1-2			1	0	0	0	0	0	2					
<b>Inning Stats</b>	R: 0 E: 0 K: 1 S: 11	H: 0 LOB: 0 BB: 0 P: 19	R: 0 E: 0 K: 0 S: 4	H: 0 LOB: 0 BB: 0 P: 9	R: 0 E: 0 K: 0 S: 5	H: 1 LOB: 0 BB: 0 P: 6	R: 0 E: 0 K: 0 S: 9	H: 0 LOB: 0 BB: 0 P: 11	R: 0 E: 0 K: 1 S: 7	H: 0 LOB: 0 BB: 0 P: 8	R: 0 E: 0 K: 0 S: 9	H: 0 LOB: 1 BB: 1 P: 15	R: 0 E: 0 K: 0 S: 6	H: 0 LOB: 0 BB: 0 P: 11	R: 0 E: 0 K: 1 S: 8	H: 2 LOB: 2 BB: 0 P: 13		R: 0 E: 0 K: 0 S: 7	H: 0 LOB: 0 BB: 0 P: 9	1B: 2 2B: 2 3B: 0 HR: 0	SF: 0 SAC: 1 DP: 1 HBP: 0
<b>PITCHER</b> Sun-Woo Kim, R ERA: 4.4	IP: 9.0 WLS: W BF: 30 H: 3 R: 0 ER: 0 SO: 3 BB: 1 IBB: 0 HBP: 0 BLK: 0 WP: 0 HR: 0 S: 66 P: 101 ERA: 0.00 WHIP: 0.444															<b>PITCHER</b>					

Batter	1	2	3	4	5	6	7	8	9	AB	R	H	RBI	BB	SO	LOB	BOTTOM				
12 Clint Barmes, R OBP: 0.336, SLG: 0.441	G5-3		G6-3							4	1	1	0	0	0	3	<b>San Francisco Giants @ Colorado Rockies</b> Coors Field, Denver, CO Sat Sep 24 2005, 6:05 PM MDT Att: 25,141 - Partly Cloudy - 66 F  <b>AB 32</b> <b>R 6</b> <b>H 9</b> <b>RBI 6</b> <b>BB 2</b> <b>SO 0</b> <b>LOB 13</b>				
Luis Gonzalez, R OBP: 0.331, SLG: 0.427	G4-3		G6-3			SH1-4				2	1	0	1	1	0	0					
17 Todd Helton, L OBP: 0.445, SLG: 0.531	G6-3			G3						3	0	1	2	1	0	0					
5 Matt Holliday, R OBP: 0.361, SLG: 0.507		F8			G3					4	0	1	1	0	0	3					
27 Garrett Atkins, R OBP: 0.348, SLG: 0.426		F8			P3					4	0	1	1	0	0	2					
Dustin Mohr, R OBP: 0.283, SLG: 0.475					G6-3					4	0	1	0	0	0	3					
JD Closser, S OBP: 0.317, SLG: 0.377					G1-3					4	1	1	0	0	0	1					
Choo Freeman, R OBP: 0.333, SLG: 0.533										4	2	3	0	0	0	0					
Sun-Woo Kim, R OBP: 0.105, SLG: 0.111					G6-3					3	1	0	1	0	0	1					
					G6-3																
					F7																
<b>Inning Stats</b>	R: 0 E: 0 K: 0 S: 6	H: 0 LOB: 0 BB: 0 P: 10	R: 0 E: 0 K: 0 S: 7	H: 1 LOB: 1 BB: 0 P: 9	R: 1 E: 0 K: 0 S: 9	H: 1 LOB: 0 BB: 0 P: 12	R: 0 E: 0 K: 0 S: 7	H: 1 LOB: 1 BB: 0 P: 12	R: 0 E: 0 K: 0 S: 12	H: 0 LOB: 0 BB: 0 P: 18	R: 1 E: 0 K: 0 S: 7	H: 2 LOB: 2 BB: 1 P: 13	R: 4 E: 1 K: 0 S: 20	H: 3 LOB: 1 BB: 1 P: 32	R: 0 E: 0 K: 0 S: 12	H: 1 LOB: 1 BB: 0 P: 18		R: 0 E: 0 K: 0 S: 7	H: 0 LOB: 0 BB: 0 P: 9	1B: 8 2B: 0 3B: 1 HR: 0	SF: 0 SAC: 2 DP: 0 HBP: 0
<b>PITCHER</b> 51 Noah Lowry, L ERA: 3.9 Jack Taschner, L ERA: 1.35 32 Kevin Correia, R ERA: 4.68	IP: 6.1 WLS: L BF: 29 H: 7 R: 6 ER: 4 SO: 7 BB: 2 IBB: 0 HBP: 0 BLK: 0 WP: 0 HR: 0 S: 58 P: 91 ERA: 5.68 WHIP: 1.421															<b>PITCHER</b>					










Batter	1	2	3	4	5	6	7	8	9	AB	R	H	RBI	BB	SO	LOB	TOP					
12 Clint Barnes, R OBP: 0.334, SLG: 0.432 Jose Acevedo, R OBP: 0.300, SLG: 0.125 11 Brad Hawpe, L OBP: 0.391, SLG: 0.410 Ryan Speier, R (8, 1)	0-3 K		0-0 F9			2-2 F7		2-1 G4-1		3	0	0	0	0	1	3						
Luis Gonzalez, R OBP: 0.334, SLG: 0.425	1-0 G5-3		3-1 FC5-4			0-1 L1-3			0-2 F9	4	0	0	0	0	0	3						
27 Garrett Atkins, R OBP: 0.346, SLG: 0.425	2-0 G4-3			2-1 G1-3			1-1 F9		2-1 F9	4	0	0	0	0	0	0						
5 Matt Holliday, R OBP: 0.363, SLG: 0.505		1-0 G1-3		2-2 K			0-0 E		0-3 K	4	0	1	0	0	2	0						
Ryan Shealy, R OBP: 0.413, SLG: 0.473		3-3 K		0-1 G6-3			2-1 E5			3	0	0	0	0	1	1						
Dustin Mohr, R OBP: 0.280, SLG: 0.466		3-2 G3			3-3 K		2-3 K			3	0	0	0	0	2	2						
Danny Ardoin, R OBP: 0.326, SLG: 0.374 JD Closser, S OBP: 0.315, SLG: 0.373			4-1 1B BB		2-3 K		3-3 K			1	0	0	0	1	1	0						
Choo Freeman, R OBP: 0.273, SLG: 0.409			3-2 FC5-4 1B		0-3 K			1-2 P4		3	0	1	0	0	1	0						
Sun-Woo Kim, R OBP: 0.100, SLG: 0.105 Aaron Miles, S OBP: 0.304, SLG: 0.354			1-3 K			4-1 L1-3 BB		0-3 K		1	0	0	0	0	1	2						
										1	0	0	0	1	1	0						
<b>Inning Stats</b>	R: 0 E: 0 K: 1 S: 5	H: 0 LOB: 0 BB: 0 P: 8	R: 0 E: 0 K: 1 S: 8	H: 0 LOB: 0 BB: 0 P: 15	R: 0 E: 0 K: 1 S: 10	H: 1 LOB: 2 BB: 1 P: 21	R: 0 E: 0 K: 1 S: 7	H: 0 LOB: 0 BB: 0 P: 11	R: 0 E: 0 K: 3 S: 10	H: 0 LOB: 0 BB: 0 P: 15	R: 0 E: 0 K: 0 S: 6	H: 0 LOB: 0 BB: 1 P: 12	R: 0 E: 1 K: 2 S: 11	H: 1 LOB: 2 BB: 0 P: 19	R: 0 E: 0 K: 1 S: 8	H: 0 LOB: 0 BB: 0 P: 11	R: 0 E: 0 K: 1 S: 8	H: 0 LOB: 0 BB: 0 P: 10	1B: 2 2B: 1 3B: 0 HR: 0	SF: 0 SAC: 0 DP: 1 HBP: 0	WP: 0 PB: 0 SB: 0 CS: 0	PA: 31
<b>PITCHER</b> Tom Glavine, L ERA: 3.53	IP 9.0	WLS W	BF 31	H 2	R 0	ER 0	SO 11	BB 2	IBB 0	HBP 0	BLK 0	WP 0	HR 0	S 73	P 122	ERA 0.00	WHIP 0.444					

Colorado Rockies @ New York Mets  
Shea Stadium, Flushing, NY  
Thu Sep 29 2005, 7:10 PM EDT  
Att: 27,570 - Partly Cloudy - 66 F

livebaseballscorecards.com

AB 29  
R 0  
H 2  
RBI 0  
BB 2  
SO 11  
LOB 13




Batter	1	2	3	4	5	6	7	8	9	AB	R	H	RBI	BB	SO	LOB	BOTTOM				
7 José Reyes, S OBP: 0.381, SLG: 0.387 1 Anderson Hernandez, S (8, 6)	1-1 G3		2-1 F8	0-0 1B		2-2 K	0-2 1B			5	0	2	1	0	1	1					
Marlon Anderson, L OBP: 0.305, SLG: 0.376	0-2 F8		0-3 K	3-2 1B		1-2 L8	0-1 FC5			5	0	1	1	0	1	4					
15 Carlos Beltrán, S OBP: 0.332, SLG: 0.417 Chris Woodward, R OBP: 0.340, SLG: 0.398	1-1 E7		0-1 G4-3		0-3 K	3-2 F7		0-0 31 E 5 BB 1B		4	0	0	0	0	1	1					
Cliff Floyd, L OBP: 0.358, SLG: 0.506 Gerald Williams, R OBP: 0.297, SLG: 0.414	1-0 G4-3			0-1 G1-3 31 WP 2B	4-2 5 HR BB		3-2 P2	1-2 F8		3	2	1	0	1	0	1					
5 David Wright, R OBP: 0.389, SLG: 0.523		1-1 G6-3		0-2 G1-3	2-2 SAFE		1-2 HR	4-0 BB 31 E FC5-4 BB		4	3	2	3	1	0	1					
31 Mike Piazza, R OBP: 0.332, SLG: 0.462		0-2 F9		4-1 1B FC6-4 BB	2-0 HR		1-2 F9	2-2 E6 FC5-4 BB		4	2	1	1	1	0	2					
Mike Jacobs, L OBP: 0.363, SLG: 0.656	1-0 FC4-6 1B		0-2 FC6-4 7 1B 1B	3-2 G3			1-1 HR	4-0 FC5-4 BB		4	2	3	2	1	0	0					
Miguel Cairo, R OBP: 0.296, SLG: 0.327	1-0 FC4-6		1-0 FC6-4 1B	1-2 FC6-4 1B	3-2 G3		0-0 7 1B 1B	1-1 FC5-4		4	0	2	1	1	0	3					
Tom Glavine, L OBP: 0.227, SLG: 0.203			3-2 FC6-4 7 1B 1B	3-2 FC6-4	1-0 FC6-4		1-1 FC5-4 7 1B 1B	3-2 G1-3		5	1	2	1	0	0	5					
<b>Inning Stats</b>	R: 0 E: 1 K: 0 S: 8	H: 0 LOB: 1 BB: 0 P: 11	R: 0 E: 0 K: 0 S: 7	H: 1 LOB: 1 BB: 0 P: 10	R: 0 E: 0 K: 1 S: 12	H: 1 LOB: 1 BB: 0 P: 17	R: 4 E: 0 K: 0 S: 19	H: 5 LOB: 2 BB: 1 P: 30	R: 3 E: 0 K: 1 S: 13	H: 2 LOB: 1 BB: 2 P: 29	R: 0 E: 0 K: 1 S: 11	H: 0 LOB: 0 BB: 0 P: 17	R: 2 E: 0 K: 0 S: 25	H: 5 LOB: 3 BB: 0 P: 32	R: 2 E: 1 K: 0 S: 12	H: 1 LOB: 2 BB: 2 P: 27	1B: 10 2B: 1 3B: 0 HR: 4	SF: 0 SAC: 0 DP: 0 HBP: 0	WP: 1 PB: 0 SB: 0 CS: 0	PA: 45	
<b>PITCHER</b> Sun-Woo Kim, R ERA: 4.9 Jose Acevedo, R ERA: 6.47 Ryan Speier, R ERA: 3.65	IP 5.0	WLS L	BF 27	H 7	R 7	ER 7	SO 2	BB 3	IBB 0	HBP 0	BLK 0	WP 0	HR 2	S 59	P 97	ERA 12.60	WHIP 2.400				

Colorado Rockies @ New York Mets  
Shea Stadium, Flushing, NY  
Thu Sep 29 2005, 7:10 PM EDT  
Att: 27,570 - Partly Cloudy - 66 F

livebaseballscorecards.com

AB 40  
R 11  
H 15  
RBI 10  
BB 5  
SO 3  
LOB 19





Batter	1	2	3	4	5	6	7	8	9	AB	R	H	RBI	BB	SO	LOB	TOP						
<b>18 Cory Sullivan, L</b> (1, 8) OBP: 0.345, SLG: 0.388	2-2 1B		2-3 K			2-2 G1-3		0-0 1B		4	0	2	0	0	1	0							
<b>12 Clint Barnes, R</b> (1, 6) OBP: 0.331, SLG: 0.426	0-1 F9			2-2 G4-3		1-0 P3		0-1 G6-4-3		4	0	0	0	0	0	2							
<b>17 Todd Helton, L</b> (1, 3) OBP: 0.442, SLG: 0.530	3-1 F7			4-2 5 HR BB		1-2 E5			1-1 F8	3	1	0	0	1	0	1							
<b>5 Matt Holliday, R</b> (1, 7) OBP: 0.362, SLG: 0.510	1-3 K			1-0 HR		0-0 F8			1-1 G1-3	4	1	1	2	0	1	2							
<b>27 Garrett Atkins, R</b> (1, 5) OBP: 0.348, SLG: 0.425		1-1 G5-3		0-1 HR			1-1 G1-3 1B		2-1 F9	4	0	2	0	0	0	0							
<b>11 Brad Hawpe, L</b> (1, 9) OBP: 0.351, SLG: 0.409		0-0 G4-6-3 1B		1-2 G4-6-3			1-0 F8			3	0	1	0	0	0	2							
<b>Luis Gonzalez, R</b> (1, 4) OBP: 0.332, SLG: 0.422		1-1 G4-6-3			0-1 F9			0-0 G1-3		3	0	0	0	0	0	2							
<b>Danny Ardoin, R</b> (1, 2) OBP: 0.322, SLG: 0.369			0-1 P4		1-2 G5-3			2-1 F9		3	0	0	0	0	0	1							
<b>49 Byung-Hyun Kim, R</b> (1, 1) OBP: 0.122, SLG: 0.079			2-1 L3		0-2 G6-3			3-2 F8		2	0	0	0	0	0	0							
<b>Randy Williams, L</b> (6, 1)										0	0	0	0	0	0	0							
<b>Todd Greene, R</b> (8, PH) OBP: 0.299, SLG: 0.452										1	0	0	0	0	0	0							
<b>Scott Dohmann, R</b> (8, 1)										0	0	0	0	0	0	0							
<b>Inning Stats</b>	R: 0 E: 0 K: 1 S: 12	H: 1 LOB: 1 BB: 0 P: 18	R: 0 E: 0 K: 0 S: 5	H: 1 LOB: 0 BB: 0 P: 7	R: 0 E: 0 K: 1 S: 8	H: 0 LOB: 0 BB: 0 P: 12	R: 2 E: 0 K: 0 S: 16	H: 2 LOB: 0 BB: 0 P: 24	R: 0 E: 0 K: 0 S: 9	H: 0 LOB: 0 BB: 0 P: 10	R: 0 E: 1 K: 0 S: 10	H: 0 LOB: 1 BB: 0 P: 14	R: 0 E: 0 K: 0 S: 6	H: 1 LOB: 1 BB: 0 P: 10	R: 0 E: 0 K: 0 S: 7	H: 1 LOB: 0 BB: 0 P: 10	R: 0 E: 0 K: 0 S: 6	H: 0 LOB: 0 BB: 0 P: 10	1B: 5 2B: 0 3B: 0 HR: 1	SF: 0 SAC: 0 DP: 3 HBP: 0	WP: 0 PB: 0 SB: 0 CS: 0	PA: 32	
<b>PITCHER</b> <b>Kris Benson, R</b> (1, 1) ERA: 4.13 <b>Aaron Heilman, R</b> (8, 1) ERA: 3.17	IP: 7.1 W: W BF: 28	H: 6 R: 2 ER: 2 SO: 2	BB: 1	IBB: 0	HBP: 0	BLK: 0	WP: 0	HR: 1	S: 71	P: 103	ERA: 2.46	WHIP: 0.955											

Colorado Rockies @ New York Mets  
Shea Stadium, Flushing, NY  
Fri Sep 30 2005, 7:10 PM EDT  
Att: 29,133 - Clear - 62 F

<b>AB</b>	31
<b>R</b>	2
<b>H</b>	6
<b>RBI</b>	2
<b>BB</b>	1
<b>SO</b>	2
<b>LOB</b>	10




Batter	1	2	3	4	5	6	7	8	9	AB	R	H	RBI	BB	SO	LOB	BOTTOM						
<b>7 José Reyes, S</b> (1, 6) OBP: 0.301, SLG: 0.387	3-2 F7	2-2 G4-3		0-2 G1-3		0-1 FC6-4 1B				4	0	1	0	0	0	2							
<b>Marlon Anderson, L</b> (1, 9) OBP: 0.313, SLG: 0.392	2-1 15 1B		1-2 G4-3		3-2 HR					3	2	2	1	0	0	0							
<b>Victor Diaz, R</b> (6, PH) OBP: 0.327, SLG: 0.458	G3					2-2 FC6-4 1B				1	0	0	0	0	0	2							
<b>15 Carlos Beltrán, S</b> (1, 8) OBP: 0.332, SLG: 0.416	1-2 5 1B		2-1 L9		3-1 G6-3		3-1 P6			4	0	1	0	0	0	0							
<b>Cliff Floyd, L</b> (1, 7) OBP: 0.358, SLG: 0.503	1-0 G3		1-0 HBP		1-0 F8		1-2 P2			3	0	0	0	0	0	1							
<b>5 David Wright, R</b> (1, 5) OBP: 0.389, SLG: 0.522	4-1 2-3 BB		1-3 K		3-1 FC6 1B		0-1 L3			3	0	1	0	1	1	1							
<b>31 Mike Piazza, R</b> (1, 2) OBP: 0.329, SLG: 0.457	0-2 F7			0-1 G1-3		0-0 FC6				4	0	0	0	0	0	3							
<b>11 Ramon Castro, R</b> (9, 2) OBP: 0.326, SLG: 0.444						1-2 FC6		3-2 P4		0	0	0	0	0	0	0							
<b>Mike Jacobs, L</b> (1, 3) OBP: 0.368, SLG: 0.681		2-2 HR			0-0 G5-3 1B		1-1 G4-3		1-0 P5	4	1	2	1	0	0	0							
<b>Chris Woodward, R</b> (9, 3) OBP: 0.340, SLG: 0.398										0	0	0	0	0	0	0							
<b>Miguel Cairo, R</b> (1, 4) OBP: 0.296, SLG: 0.324		3-1 G6-3			0-0 G5-3		4-2 7 1B	1-1 G6-3		3	0	0	0	1	0	1							
<b>Kris Benson, R</b> (1, 1) OBP: 0.273, SLG: 0.204			2-3 K		4-2 BB		0-0 SH3-4			1	0	0	0	1	1	0							
<b>Aaron Heilman, R</b> (8, 1)										0	0	0	0	0	0	0							
<b>Inning Stats</b>	R: 1 E: 0 K: 0 S: 17	H: 2 LOB: 2 BB: 1 P: 28	R: 1 E: 0 K: 1 S: 17	H: 1 LOB: 0 BB: 0 P: 26	R: 0 E: 0 K: 1 S: 9	H: 0 LOB: 1 BB: 0 P: 14	R: 0 E: 0 K: 0 S: 12	H: 1 LOB: 2 BB: 1 P: 16	R: 1 E: 0 K: 0 S: 11	H: 2 LOB: 1 BB: 0 P: 21	R: 0 E: 0 K: 0 S: 11	H: 1 LOB: 2 BB: 1 P: 18	R: 0 E: 0 K: 0 S: 7	H: 0 LOB: 0 BB: 0 P: 11	R: 0 E: 0 K: 0 S: 8	H: 0 LOB: 0 BB: 0 P: 13	R: 0 E: 0 K: 0 S: 8	H: 0 LOB: 0 BB: 0 P: 10	1B: 5 2B: 0 3B: 0 HR: 2	SF: 0 SAC: 1 DP: 0 HBP: 1	WP: 1 PB: 0 SB: 0 CS: 0	PA: 35	
<b>PITCHER</b> <b>49 Byung-Hyun Kim, R</b> (1, 1) ERA: 4.86 <b>Randy Williams, L</b> (6, 1) ERA: 6.92 <b>Scott Dohmann, R</b> (8, 1) ERA: 6.1	IP: 5.2 W: L BF: 28	H: 5 R: 3 ER: 3 SO: 2	BB: 3	IBB: 0	HBP: 1	BLK: 0	WP: 0	HR: 2	S: 74	P: 118	ERA: 4.76	WHIP: 1.765											

Colorado Rockies @ New York Mets  
Shea Stadium, Flushing, NY  
Fri Sep 30 2005, 7:10 PM EDT  
Att: 29,133 - Clear - 62 F

<b>AB</b>	30
<b>R</b>	3
<b>H</b>	7
<b>RBI</b>	2
<b>BB</b>	3
<b>SO</b>	2
<b>LOB</b>	10





Batter	1	2	3	4	5	6	7	8	9	AB R H RBI BB SO LOB	TOP													
18 Cory Sullivan, L (1,8) OBP: 0.343, SLG: 0.386	G3	K		G5-3		5 1B	12 2B		K	5 2 1 1 1 1 2 2														
12 Clint Barnes, R (1,6) OBP: 0.330, SLG: 0.434	HR		F9	G5-3		G6-3	17 HR		1B	6 2 3 3 0 0 1														
17 Todd Helton, L (1,3) OBP: 0.445, SLG: 0.534	K		11 BB	27 1B		5 1B	HR		E3	4 2 2 2 2 1 2														
5 Matt Holliday, R (1,7) OBP: 0.361, SLG: 0.505	1B		F9	F9		1B	F8		G1-2-3	6 1 2 1 0 0 5														
27 Garrett Atkins, R (1,5) OBP: 0.347, SLG: 0.426	1B		11 BB	1B		F9			F8	5 1 2 1 0 1 2														
11 Brad Hawpe, L (1,9) OBP: 0.350, SLG: 0.403	F8		HBP	1B		K	28 SH1-4		F7	4 1 1 0 1 1 1														
Luis Gonzalez, R (1,4) OBP: 0.333, SLG: 0.421			HBP	1B		G4-3	18 BLK		E6	5 1 3 2 0 0 0	AB 43 R 11 H 16 RBI 10 BB 4 SO 10 LOB 21													
Danny Ardoin, R (1,2) OBP: 0.359, SLG: 0.362			1B			K	28 SH1-4		P3	4 0 0 0 0 3 4														
2B Aaron Cook, R (1,1) OBP: 0.194, SLG: 0.233			K			18 1B	SH1-4		17 E	4 1 2 0 0 2 4														
<b>Inning Stats</b>	R: 2 E: 0 K: 1 S: 13	H: 3 LOB: 1 BB: 0 P: 23	R: 0 E: 0 K: 3 S: 11	H: 1 LOB: 1 BB: 0 P: 14	R: 2 E: 0 K: 1 S: 19	H: 3 LOB: 3 BB: 1 P: 33	R: 0 E: 0 K: 0 S: 10	H: 0 LOB: 1 BB: 1 P: 19	R: 0 E: 0 K: 2 S: 8	H: 0 LOB: 0 BB: 0 P: 10	R: 2 E: 0 K: 1 S: 13	H: 3 LOB: 2 BB: 1 P: 19	R: 5 E: 0 K: 1 S: 19	H: 4 LOB: 0 BB: 1 P: 29	R: 0 E: 1 K: 0 S: 11	H: 0 LOB: 1 BB: 0 P: 12	R: 0 E: 1 K: 1 S: 10	H: 2 LOB: 2 BB: 0 P: 16	1B: 12 2B: 1 3B: 1 HR: 2	SF: 0 SAC: 1 DP: 1 HBP: 1	WP: 0 PA: 49 PB: 0 SB: 2 CS: 0			
<b>PITCHER</b>	IP WLS BF H R ER SO BB IBB HBP BLK WP HR S P ERA WHIP	IP WLS BF H R ER SO BB IBB HBP BLK WP HR S P ERA WHIP																						
Victor Zambrano, R (1,1) ERA: 4.17	5.2 L	31 31	10 10	6 6	6 6	8 8	2 2	1 1	0 0	0 0	0 0	0 0	1 1	73 73	117 117	9.53 9.53	2.118 2.118							
Heath Bell, R (6,1) ERA: 5.59	1.0	7	3	4	4	1	1	0	0	1	0	0	0	17	25	36.00	4.000							
Danny Graves, R (7,1) ERA: 6.52	0.1	2	1	1	1	0	0	0	0	0	0	1	3	5	27.00	3.000								
Shingo Takatsu, R (8,1) ERA: 5.2	2.0	9	2	0	0	1	0	0	0	0	0	0	0	21	28	0.00	1.000							

Colorado Rockies @ New York Mets  
Shea Stadium, Flushing, NY  
Sun Oct 02 2005, 1:10 PM EDT  
Att: 47,718 - Sunny - 75 F

AB	43
R	11
H	16
RBI	10
BB	4
SO	10
LOB	21



Batter	1	2	3	4	5	6	7	8	9	AB R H RBI BB SO LOB	BOTTOM													
7 José Reyes, S (1,6) Shingo Takatsu, R (8,1)	G4-3				F9		F8			4 0 1 0 0 0 1														
15 Carlos Beltrán, S (1,8) Gerald Williams, R (8,8) OBP: 0.258, SLG: 0.400	G4-3		G6-4-3		P6			G6-3		3 0 1 0 0 0 1														
Cliff Floyd, L (1,7) Marlon Anderson, L (9,7)	G4-3		F9			HR		F7		4 1 1 1 0 0 1														
31 Mike Piazza, R (1,2) Mike DiFelice, R (8,2) OBP: 0.211, SLG: 0.118	G6-3				G6-3			FC6-4		3 0 0 0 0 0 1														
5 David Wright, R (1,5) Chris Woodward, R (8,PH) OBP: 0.337, SLG: 0.393	G4-3				G5-3		F8	FC6-4		3 0 0 0 0 0 0														
Mike Jacobs, L (1,3) OBP: 0.375, SLG: 0.710	HR						G3-1		L5-4	4 1 3 1 0 0 0														
Victor Diaz, R (1,9) OBP: 0.329, SLG: 0.468	HR							G6-3		3 1 1 1 1 0 1														
1 Anderson Hernandez, S (1,4) OBP: 0.105, SLG: 0.056	G4-3				G6-3					4 0 1 0 0 0 2														
Victor Zambrano, S (1,1) Heath Bell, R (6,1) Danny Graves, R (7,1) Jose Offerman, S (7,PH) OBP: 0.308, SLG: 0.333	F7				K			L5-4		2 0 0 0 0 1 0														
<b>Inning Stats</b>	R: 0 E: 0 K: 0 S: 11	H: 1 LOB: 1 BB: 0 P: 16	R: 2 E: 0 K: 0 S: 10	H: 2 LOB: 0 BB: 0 P: 15	R: 0 E: 0 K: 0 S: 6	H: 1 LOB: 0 BB: 0 P: 8	R: 0 E: 0 K: 0 S: 11	H: 1 LOB: 2 BB: 1 P: 17	R: 0 E: 0 K: 1 S: 6	H: 0 LOB: 0 BB: 0 P: 13	R: 1 E: 0 K: 0 S: 6	H: 1 LOB: 1 BB: 0 P: 8	R: 0 E: 0 K: 0 S: 8	H: 1 LOB: 1 BB: 0 P: 13	R: 0 E: 0 K: 0 S: 5	H: 1 LOB: 1 BB: 0 P: 7	R: 0 E: 0 K: 0 S: 4	H: 2 LOB: 1 BB: 0 P: 7	1B: 5 2B: 3 3B: 0 HR: 3	SF: 0 SAC: 0 DP: 2 HBP: 0	WP: 0 PA: 36 PB: 0 SB: 0 CS: 0			
<b>PITCHER</b>	IP WLS BF H R ER SO BB IBB HBP BLK WP HR S P ERA WHIP	IP WLS BF H R ER SO BB IBB HBP BLK WP HR S P ERA WHIP																						
2B Aaron Cook, R (1,1) ERA: 3.67	9.0 W	36 36	10 10	3 3	3 3	1 1	1 1	0 0	0 0	0 0	0 0	3 3	72 72	104 104	3.00 3.00	1.222 1.222								

Colorado Rockies @ New York Mets  
Shea Stadium, Flushing, NY  
Sun Oct 02 2005, 1:10 PM EDT  
Att: 47,718 - Sunny - 75 F

AB	35
R	3
H	10
RBI	3
BB	1
SO	1
LOB	10

