Colorado Rockies - 2006

| Batter | 1 | 2 | 3 | 4 | 5 | 6 | 7 | 8 | 9 | AB | R | H | RBI | BB | SO | LOB |
|---|---|---|---|---|---|---|---|---|---|---|---|---|---|---|---|---|
| 18 Cory Sullivan, L (1, 8)<br>OBP: 0.333, SLG: 0.333<br>Choo Freeman, R (5, 8) | G4-3 | | 12 WP<br>17 2B 1B | | G5-3 | | | K | | 3<br>1 | 1<br>0 | 1<br>0 | 0<br>0 | 0<br>0 | 0<br>1 | 0<br>0 |
| 12 Clint Barmes, R (1, 6)<br>6 Omar Quintanilla, L (6, 6) | G1-3 | | K<br>1-2 | | | G6-3 | | F7 | | 3<br>1 | 0<br>0 | 0<br>0 | 0<br>0 | 0<br>0 | 1<br>0 | 1<br>0 |
| 17 Todd Helton, L (1, 3)<br>OBP: 0.667, SLG: 1.333<br>Ryan Shealy, R (6, PR)<br>(6, 3) | G6-3 | | 2-H 2B | | | 27 1B 2B | | | F7 | 3<br>1 | 0<br>1 | 2<br>0 | 1<br>0 | 0<br>0 | 0<br>0 | 0<br>0 |
| 5 Matt Holliday, R (1, 7)<br>OBP: 0.333, SLG: 0.667<br>19 Ryan Spilborghs, R (6, 7) | | 11 G6-3 2B | F7 | | | P4 | | | K2-3 | 3<br>1 | 0<br>0 | 1<br>0 | 0<br>0 | 0<br>0 | 0<br>1 | 2<br>0 |
| 27 Garrett Atkins, R (1, 5)<br>OBP: 0.333, SLG: 0.333<br>64 Ian Stewart, L (6, 5) | | F9 | | G4-3 | | 2-H 1B | | | BB 10 PB 1B | 3<br>0 | 0<br>1 | 1<br>0 | 1<br>0 | 0<br>1 | 0<br>0 | 1<br>0 |
| 11 Brad Hawpe, L (1, 9)<br>10 Jeff Baker, R (6, 9) | | G6-3<br>2-3 | | G4-3 | | | G4-3 | | K<br>1-2 1B 24 2B | 2<br>2 | 0<br>1 | 0<br>0 | 0<br>0 | 0<br>0 | 0<br>1 | 1<br>1 |
| Jorge Piedra, L (1, 10)<br>Eli Marrero, R (7, PH)<br>OBP: 1.000, SLG: 1.000<br>(9, 10) | | K | | F9 | | | 24 FC1-6 1B | | 1-3<br>2-H 24 2B 1B | 2<br>2 | 0<br>1 | 0<br>2 | 0<br>1 | 0<br>0 | 1<br>0 | 1<br>0 |
| Josh Wilson, R (1, 4)<br>24 Jason Smith, L (6, 4)<br>OBP: 0.500, SLG: 1.000 | | | F7 | | G4-3 | | FC1-6 CS<br>1-2f | | 1-H<br>3-H 2B | 2<br>2 | 0<br>0 | 0<br>1 | 0<br>2 | 0<br>0 | 0<br>0 | 0<br>1 |
| Danny Ardoin, R (1, 2)<br>OBP: 0.500, SLG: 2.000<br>Miguel Ojeda, R (6, 2) | | | HR | | G3 | | CS<br>1-2 | K | | 2<br>1 | 1<br>0 | 1<br>0 | 1<br>0 | 0<br>0 | 0<br>1 | 0<br>0 |
| Inning Stats | R: 0<br>E: 0<br>K: 0<br>S: 3<br>H: 0<br>LOB: 0<br>BB: 0<br>P: 3 | R: 0<br>E: 0<br>K: 1<br>S: 6<br>H: 1<br>LOB: 1<br>BB: 0<br>P: 6 | R: 2<br>E: 0<br>K: 1<br>S: 8<br>H: 3<br>LOB: 1<br>BB: 0<br>P: 8 | R: 0<br>E: 0<br>K: 0<br>S: 3<br>H: 0<br>LOB: 0<br>BB: 0<br>P: 3 | R: 0<br>E: 0<br>K: 0<br>S: 3<br>H: 0<br>LOB: 0<br>BB: 0<br>P: 3 | R: 1<br>E: 0<br>K: 0<br>S: 4<br>H: 2<br>LOB: 2<br>BB: 0<br>P: 4 | R: 0<br>E: 0<br>K: 0<br>S: 4<br>H: 1<br>LOB: 0<br>BB: 0<br>P: 4 | R: 0<br>E: 0<br>K: 2<br>S: 7<br>H: 0<br>LOB: 0<br>BB: 0<br>P: 7 | R: 3<br>E: 0<br>K: 2<br>S: 9<br>H: 2<br>LOB: 1<br>BB: 1<br>P: 13 | 1B: 4<br>2B: 4<br>3B: 0<br>HR: 1<br>SF: 0<br>SAC: 0<br>DP: 0<br>HBP: 0 | WP: 1<br>PB: 1<br>SB: 0<br>CS: 1<br>PA: 36 | | | | | |

| PITCHER | | IP | WLS | BF | H | R | ER | SO | BB | IBB | HBP | BLK | WP | HR | S | P | ERA | WHIP |
|---|---|---|---|---|---|---|---|---|---|---|---|---|---|---|---|---|---|---|
| 52 Jose Contreras, R<br>ERA: 6.0 | (1, 1) | 3.0 | L | 13 | 4 | 2 | 2 | 2 | 0 | 0 | 0 | 0 | 1 | 1 | 17 | 17 | 6.00 | 1.333 |
| Jon Garland, R<br>ERA: 3.0 | (4, 1) | 3.0 | | 10 | 2 | 1 | 1 | 0 | 0 | 0 | 0 | 0 | 0 | 0 | 10 | 10 | 3.00 | 0.667 |
| 47 Javier López, L<br>ERA: | (7, 1) | 1.0 | | 3 | 1 | 0 | 0 | 0 | 0 | 0 | 0 | 0 | 0 | 0 | 4 | 4 | 0.00 | 1.000 |
| 49 Arnie Munoz, L<br>ERA: | (8, 1) | 1.0 | | 3 | 0 | 0 | 0 | 2 | 0 | 0 | 0 | 0 | 0 | 0 | 7 | 7 | 0.00 | 0.000 |
| 40 Charlie Haeger, R<br>ERA: | (9, 1) | 1.0 | | 6 | 2 | 3 | 0 | 2 | 1 | 0 | 0 | 0 | 0 | 0 | 9 | 13 | 0.00 | 3.000 |

| PITCHER | IP | WLS | BF | H | R | ER | SO | BB | IBB | HBP | BLK | WP | HR | S | P | ERA | WHIP |
|---|---|---|---|---|---|---|---|---|---|---|---|---|---|---|---|---|---|

# TOP

## Colorado Rockies @ Chicago White Sox

Tucson Electric Park, Tucson, AZ

Wed Mar 01 2006, 3:05 PM EST

Att. 3,468 - Overcast - 68 F

livebaseballscorecards.com

| | |
|---|---|
| AB | 34 |
| R | 6 |
| H | 9 |
| RBI | 6 |
| BB | 1 |
| SO | 6 |
| LOB | 8 |

| Batter | 1 | 2 | 3 | 4 | 5 | 6 | 7 | 8 | 9 | AB | R | H | RBI | BB | SO | LOB |
|---|---|---|---|---|---|---|---|---|---|---|---|---|---|---|---|---|
| Rob Mackowiak, L (1, 7)<br>OBP: 0.500, SLG: 0.500 | 5 G5-3 1B | | G4-3 | | | G3 | | | 77 SF7 3B | 2 | 0 | 1 | 0 | 0 | 0 | 0 |
| 7 Jerry Owens, L (4, 7)<br>OBP: 0.500, SLG: 1.500 | | | | | | | | | | 2 | 1 | 1 | 0 | 0 | 0 | 0 |
| 5 Juan Uribe, R (1, 6) | G5-3<br>1-2 | | F8 | | | F7 | | | SF7<br>3-H | 2 | 0 | 0 | 0 | 0 | 0 | 1 |
| 77 Robert Valido, R (6, 6) | | | | | | | | | | 1 | 0 | 0 | 1 | 0 | 0 | 0 |
| 25 Jim Thome, L (1, 10) | F7 | | F8 | | | G6-3 | | | G3 | 2 | 0 | 0 | 0 | 0 | 0 | 1 |
| 26 Ben Grieve, L (6, PH) | | | | | | | | | | 2 | 0 | 0 | 0 | 0 | 0 | 0 |
| 14 Paul Konerko, R (1, 3) | K | | | G6-3 | | | F7 | | G4-3 | 3 | 0 | 0 | 0 | 0 | 1 | 1 |
| Casey Rogowski, L (8, 3) | | | | | | | | | | 1 | 0 | 0 | 0 | 0 | 0 | 0 |
| 23 Jermaine Dye, R (1, 9)<br>OBP: 0.500, SLG: 0.500 | | BB 1B | | G6-3 | | | F8 | | | 2 | 0 | 1 | 0 | 0 | 0 | 0 |
| 31 Ryan Sweeney, L (5, 9) | | | | | | | | | | 1 | 0 | 0 | 0 | 0 | 0 | 0 |
| Tadahito Iguchi, R (1, 4) | | F8 | | G6-3 | | | F8 | | | 2 | 0 | 0 | 0 | 0 | 0 | 1 |
| Pedro Lopez, R (5, 4) | | | | | | | | | | 1 | 0 | 0 | 0 | 0 | 0 | 0 |
| 24 Joe Crede, R (1, 5) | | F8 | | | G5-3 | | | K | | 2 | 0 | 0 | 0 | 0 | 0 | 1 |
| 27 Josh Fields, R (6, 5) | | | | | | | | | | 1 | 0 | 0 | 0 | 0 | 1 | 0 |
| Chris Widger, R (1, 2) | | BBB<br>1-2 BB | | | K | | | G4-3 | | 1 | 0 | 0 | 0 | 1 | 1 | 0 |
| 39 Chris Stewart, R (6, 2) | | | | | | | | | | 1 | 0 | 0 | 0 | 0 | 0 | 0 |
| 32 Brian Anderson, R (1, 8) | | K | | | G4-3 | | | F7 | | 3 | 0 | 0 | 0 | 0 | 1 | 2 |
| Inning Stats | R: 0<br>E: 0<br>K: 1<br>S: 6<br>H: 1<br>LOB: 1<br>BB: 0<br>P: 6 | R: 0<br>E: 0<br>K: 1<br>S: 6<br>H: 1<br>LOB: 2<br>BB: 1<br>P: 10 | R: 0<br>E: 0<br>K: 0<br>S: 3<br>H: 0<br>LOB: 0<br>BB: 0<br>P: 3 | R: 0<br>E: 0<br>K: 0<br>S: 3<br>H: 0<br>LOB: 0<br>BB: 0<br>P: 3 | R: 0<br>E: 0<br>K: 1<br>S: 5<br>H: 0<br>LOB: 0<br>BB: 0<br>P: 5 | R: 0<br>E: 0<br>K: 0<br>S: 3<br>H: 0<br>LOB: 0<br>BB: 0<br>P: 3 | R: 0<br>E: 0<br>K: 0<br>S: 3<br>H: 0<br>LOB: 0<br>BB: 0<br>P: 3 | R: 0<br>E: 0<br>K: 1<br>S: 5<br>H: 0<br>LOB: 0<br>BB: 0<br>P: 5 | R: 1<br>E: 0<br>K: 0<br>S: 4<br>H: 1<br>LOB: 0<br>BB: 0<br>P: 4 | 1B: 2<br>2B: 0<br>3B: 1<br>HR: 0<br>SF: 1<br>SAC: 0<br>DP: 0<br>HBP: 0 | | | | | | |

| PITCHER | | IP | WLS | BF | H | R | ER | SO | BB | IBB | HBP | BLK | WP | HR | S | P | ERA | WHIP |
|---|---|---|---|---|---|---|---|---|---|---|---|---|---|---|---|---|---|---|
| Jason Jennings, R<br>ERA: | (1, 1) | 2.0 | W | 9 | 2 | 0 | 0 | 2 | 1 | 0 | 0 | 0 | 0 | 0 | 12 | 16 | 0.00 | 1.500 |
| 26 Jeff Francis, L<br>ERA: | (3, 1) | 2.0 | | 6 | 0 | 0 | 0 | 0 | 0 | 0 | 0 | 0 | 0 | 0 | 6 | 6 | 0.00 | 0.000 |
| Nate Field, R<br>ERA: | (5, 1) | 1.0 | | 3 | 0 | 0 | 0 | 1 | 0 | 0 | 0 | 0 | 0 | 0 | 5 | 5 | 0.00 | 0.000 |
| 39 Tom Martin, L<br>ERA: | (6, 1) | 1.0 | H | 3 | 0 | 0 | 0 | 0 | 0 | 0 | 0 | 0 | 0 | 0 | 3 | 3 | 0.00 | 0.000 |
| Jose Mesa, R<br>ERA: | (7, 1) | 1.0 | H | 3 | 0 | 0 | 0 | 0 | 0 | 0 | 0 | 0 | 0 | 0 | 3 | 3 | 0.00 | 0.000 |

| PITCHER | | IP | WLS | BF | H | R | ER | SO | BB | IBB | HBP | BLK | WP | HR | S | P | ERA | WHIP |
|---|---|---|---|---|---|---|---|---|---|---|---|---|---|---|---|---|---|---|
| 41 Bret Prinz, R<br>ERA: | (8, 1) | 1.0 | H | 3 | 0 | 0 | 0 | 1 | 0 | 0 | 0 | 0 | 0 | 0 | 5 | 5 | 0.00 | 0.000 |
| 35 Mike Esposito, R<br>ERA: 9.0 | (9, 1) | 1.0 | | 4 | 1 | 1 | 1 | 0 | 0 | 0 | 0 | 0 | 0 | 0 | 4 | 4 | 9.00 | 1.000 |

# BOTTOM

# Colorado Rockies @ Chicago White Sox

Tucson Electric Park, Tucson, AZ

Wed Mar 01 2006, 3:05 PM EST

Att. 3,468 - Overcast - 68 F

livebaseballscorecards.com

| | |
|---|---|
| AB | 29 |
| R | 1 |
| H | 3 |
| RBI | 1 |
| BB | 1 |
| SO | 4 |
| LOB | 7 |

# Chicago White Sox @ Colorado Rockies

US West Sports Complex, Hi Corbett Field, Tucson, AZ

Thu Mar 02 2006, 3:05 PM EST

Att. 2,290 - Sunny - 74 F

livebaseballscorecards.com

## TOP

| Batter | 1 | 2 | 3 | 4 | 5 | 6 | 7 | 8 | 9 | AB | R | H | RBI | BB | SO | LOB |
|---|---|---|---|---|---|---|---|---|---|---|---|---|---|---|---|---|
| 7 Jerry Owens, L (1, 7)<br>OBP: 0.400, SLG: 0.750 | G6-3 | | E4 | | | SH4-3<br>2-3 | | BB | | 2 | 0 | 0 | 0 | 1 | 0 | 0 |
| Rob Mackowiak, L (1, 8)<br>66 Darren Blakely, S (6, 8)<br>OBP: 0.600, SLG: 0.800 | 12<br>G4-3<br>2B | | G1-3 | | | 3-H<br>1B | | P3 | | 3<br>1 | 0<br>0 | 2<br>0 | 1<br>0 | 0<br>0 | 0<br>0 | 1<br>1 |
| 12 A.J. Pierzynski, L (1, 2)<br>48 Stephen Randolph, L (6, 1)<br>58 Chad Bentz, R (7, 1)<br>Sean Tracey, L (8, 1)<br>Chris Amador, R (9, PH) | G4-3<br>2-3 | | | K | | F8 | | | K | 3<br>0<br>0<br>0<br>1 | 0<br>0<br>0<br>0<br>0 | 0<br>0<br>0<br>0<br>0 | 0<br>0<br>0<br>0<br>0 | 0<br>0<br>0<br>0<br>0 | 1<br>0<br>0<br>0<br>1 | 2<br>0<br>0<br>0<br>0 |
| 24 Joe Crede, R (1, 5)<br>70 Andy González, R (5, 5) | G1-3 | | | G3 | | P4 | | | E5<br>94<br>1B | 2<br>2 | 0<br>0 | 0<br>0 | 0<br>0 | 0<br>0 | 0<br>0 | 1<br>1 |
| Ross Gload, L (1, 3)<br>45 Bobby Jenks, R (4, 1)<br>Armando Almanza, L (5, 1)<br>94 Thomas Collaro, R (5, 9)<br>OBP: 0.500, SLG: 0.500 | | G6-4-3<br>1B | | L8 | | | G6-3 | | 1-2<br>1B | 2<br>0<br>0<br>2 | 0<br>0<br>0<br>0 | 1<br>0<br>0<br>1 | 0<br>0<br>0<br>0 | 0<br>0<br>0<br>0 | 0<br>0<br>0<br>0 | 0<br>0<br>0<br>0 |
| Tadahito Iguchi, R (1, 4)<br>Pedro Lopez, R (5, 4) | | G6-4-3<br>1-2f | | | P4 | | F8 | | P6 | 2<br>2 | 0<br>0 | 0<br>0 | 0<br>0 | 0<br>0 | 0<br>0 | 1<br>2 |
| 26 Ben Grieve, L (1, 9)<br>OBP: 0.250, SLG: 0.250<br>51 Tim Redding, R (5, 1)<br>75 Carlos Lee, R (6, 2) | | K | | | 77<br>FC6-4<br>1B | | G1-3 | | F7 | 2<br>0<br>2 | 0<br>0<br>0 | 1<br>0<br>0 | 0<br>0<br>0 | 0<br>0<br>0 | 1<br>0<br>0 | 0<br>0<br>2 |
| 77 Robert Valido, R (1, 6)<br>Chris Getz, L (7, 6) | | | L6 | | FC6-4<br>CS<br>1-2f | | | P5 | | 2<br>1 | 0<br>0 | 0<br>0 | 0<br>0 | 0<br>0 | 0<br>0 | 1<br>0 |
| Javier Vazquez, R (1, 1)<br>Joshua Hansen, R (4, 3)<br>OBP: 0.500, SLG: 1.000 | | | G1-3 | | B<br>1 SAFE<br>CS<br>1-2 | 7<br>SH4-3<br>1B<br>2B | | P3 | | 1<br>2 | 0<br>1 | 0<br>1 | 0<br>0 | 0<br>0 | 0<br>0 | 0<br>0 |
| Inning Stats | R: 0<br>E: 0<br>K: 0<br>S: 4<br>H: 1<br>LOB: 1<br>BB: 0<br>P: 4 | R: 0<br>E: 0<br>K: 1<br>S: 5<br>H: 1<br>LOB: 0<br>BB: 0<br>P: 5 | R: 0<br>E: 1<br>K: 0<br>S: 4<br>H: 0<br>LOB: 1<br>BB: 0<br>P: 4 | R: 0<br>E: 0<br>K: 1<br>S: 5<br>H: 0<br>LOB: 0<br>BB: 0<br>P: 5 | R: 0<br>E: 0<br>K: 0<br>S: 3<br>H: 1<br>LOB: 0<br>BB: 0<br>P: 4 | R: 1<br>E: 0<br>K: 0<br>S: 5<br>H: 2<br>LOB: 1<br>BB: 0<br>P: 5 | R: 0<br>E: 0<br>K: 0<br>S: 3<br>H: 0<br>LOB: 0<br>BB: 0<br>P: 3 | R: 0<br>E: 0<br>K: 0<br>S: 3<br>H: 0<br>LOB: 1<br>BB: 1<br>P: 7 | R: 0<br>E: 1<br>K: 1<br>S: 7<br>H: 1<br>LOB: 2<br>BB: 0<br>P: 7 | 1B: 4<br>2B: 2<br>3B: 0<br>HR: 0<br>SF: 0<br>SAC: 1<br>DP: 1<br>HBP: 0 | | | | | | |

| | AB | 32 |
|---|---|---|
| | R | 1 |
| | H | 6 |
| | RBI | 1 |
| | BB | 1 |
| | SO | 3 |
| | LOB | 12 |

WP: 0 PB: 0 SB: 0 CS: 1 PA: 35

| PITCHER | | IP | WLS | BF | H | R | ER | SO | BB | IBB | HBP | BLK | WP | HR | S | P | ERA | WHIP |
|---|---|---|---|---|---|---|---|---|---|---|---|---|---|---|---|---|---|---|
| 28 Aaron Cook, R<br>ERA: | (1, 1) | 2.0 | | 7 | 2 | 0 | 0 | 1 | 0 | 0 | 0 | 0 | 0 | 0 | 9 | 9 | 0.00 | 1.000 |
| 58 Jaime Cerda, L<br>ERA: | (3, 1) | 1.0 | | 4 | 0 | 0 | 0 | 0 | 0 | 0 | 0 | 0 | 0 | 0 | 4 | 4 | 0.00 | 0.000 |
| 44 Keiichi Yabu, R<br>ERA: | (4, 1) | 1.0 | | 3 | 0 | 0 | 0 | 1 | 0 | 0 | 0 | 0 | 0 | 0 | 5 | 5 | 0.00 | 0.000 |
| 40 Brian Fuentes, L<br>ERA: | (5, 1) | 1.0 | W | 3 | 1 | 0 | 0 | 0 | 0 | 0 | 0 | 0 | 0 | 0 | 3 | 4 | 0.00 | 1.000 |
| David Cortes, R<br>ERA: 9.0 | (6, 1) | 1.0 | | 5 | 2 | 1 | 1 | 0 | 0 | 0 | 0 | 0 | 0 | 0 | 5 | 5 | 9.00 | 2.000 |

| PITCHER | | IP | WLS | BF | H | R | ER | SO | BB | IBB | HBP | BLK | WP | HR | S | P | ERA | WHIP |
|---|---|---|---|---|---|---|---|---|---|---|---|---|---|---|---|---|---|---|
| 30 Jose Acevedo, R<br>ERA: | (7, 1) | 1.0 | | 3 | 0 | 0 | 0 | 0 | 0 | 0 | 0 | 0 | 0 | 0 | 3 | 3 | 0.00 | 0.000 |
| Scott Dohmann, R<br>ERA: | (8, 1) | 1.0 | | 4 | 0 | 0 | 0 | 0 | 1 | 0 | 0 | 0 | 0 | 0 | 3 | 7 | 0.00 | 1.000 |
| 24 Mike DeJean, R<br>ERA: | (9, 1) | 1.0 | | 5 | 1 | 0 | 0 | 1 | 0 | 0 | 0 | 0 | 0 | 0 | 7 | 7 | 0.00 | 1.000 |

| Batter | 1 | 2 | 3 | 4 | 5 | 6 | 7 | 8 | 9 | AB | R | H | RBI | BB | SO | LOB |
|---|---|---|---|---|---|---|---|---|---|---|---|---|---|---|---|---|
| 18 Cory Sullivan, L (1, 8)<br>OBP: 0.200, SLG: 0.200 | F7 | | K2-3 | | HR<br>1-H<br>2-H | | F9<br>1-2 | | | 2 | 0 | 0 | 0 | 0 | 1 | 0 |
| 10 Jeff Baker, R (5, PH)<br>OBP: 0.250, SLG: 1.000 (6, 9) | | | | | | | | | | 2 | 1 | 1 | 3 | 0 | 0 | 1 |
| Jamey Carroll, R (1, 6) | F8 | | | BB<br>5<br>L1-4<br>5<br>S | F9 | | K | | | 1 | 0 | 0 | 0 | 1 | 0 | 0 |
| 2 Troy Tulowitzki, R (5, PH) (6, 6) | | | | | | | | | | 2 | 0 | 0 | 0 | 0 | 1 | 1 |
| 17 Todd Helton, L (1, 3)<br>OBP: 0.600, SLG: 1.000 | 1B | | | F8 | G6-3 | | G6-3 | | | 2 | 0 | 1 | 0 | 0 | 0 | 1 |
| 67 Carlos Rivera, L (5, PH) (6, 3) | | | | | | | | | | 2 | 0 | 0 | 0 | 0 | 0 | 1 |
| 5 Matt Holliday, R (1, 7)<br>OBP: 0.200, SLG: 0.400 | K | | | L1-4<br>1-2 | | BB<br>G6-4-3<br>64<br>1B<br>WP | | 1B<br>64<br>2B | | 2 | 0 | 0 | 0 | 0 | 1 | 2 |
| Eli Marrero, R (6, 2)<br>OBP: 1.000, SLG: 1.000 | | | | | | | | | | 1 | 2 | 1 | 0 | 1 | 0 | 0 |
| 27 Garrett Atkins, R (1, 5)<br>OBP: 0.600, SLG: 0.600 | | G6-3<br>1B | | | 1B<br>WP | 1B<br>G6-4-3<br>1-2 | | 2B<br>1-H | | 2 | 1 | 2 | 0 | 0 | 0 | 0 |
| 64 Ian Stewart, L (6, 5)<br>OBP: 1.000, SLG: 1.500 | | | | | | | | | | 2 | 1 | 2 | 1 | 0 | 0 | 0 |
| Ryan Shealy, R (1, 9) | | F9 | | | 1B<br>1B<br>S<br>1-H | G6-4-3<br>1-2f<br>2-3 | | 2-H<br>11<br>1B | | 1 | 0 | 0 | 0 | 0 | 0 | 1 |
| 44 Keiichi Yabu, R (4, 1) | | | | | | | | | | 0 | 0 | 0 | 0 | 0 | 0 | 0 |
| 40 Brian Fuentes, L (5, 1) | | | | | | | | | | 0 | 0 | 0 | 0 | 0 | 0 | 0 |
| Choo Freeman, R (5, PH)<br>OBP: 0.500, SLG: 0.500 (6, 8) | | | | | | | | | | 3 | 1 | 2 | 2 | 0 | 0 | 2 |
| Luis Gonzalez, R (1, 4) | | G6-3<br>1-2f | | | P1<br>1-2 | BB<br>3-H | | K | | 2 | 0 | 0 | 0 | 0 | 0 | 2 |
| Jayson Nix, R (6, 4) | | | | | | | | | | 1 | 0 | 0 | 0 | 1 | 1 | 1 |
| JD Closser, S (1, 2)<br>OBP: 1.000, SLG: 1.000 | | | CS<br>1B | | 1B<br>10<br>HR<br>2-3 | K | | F7 | | 2 | 1 | 2 | 0 | 0 | 0 | 0 |
| 15 Jeff Salazar, L (6, 7) | | | | | | | | | | 2 | 0 | 0 | 0 | 0 | 1 | 2 |
| 28 Aaron Cook, R (7, 1)<br>58 Jaime Cerda, L (3, 1)<br>Jorge Piedra, L (3, PH)<br>OBP: 0.000, SLG: 0.250 (4, 3)<br>David Cortes, R (8, 1)<br>30 Jose Acevedo, R (7, 1)<br>8 Yorvit Torrealba, R (7, PH)<br>Scott Dohmann, R (8, 1)<br>11 Brad Hawpe, L (8, PH)<br>OBP: 0.000, SLG: 0.000<br>24 Mike DeJean, R (9, 1) | | | K | | 10<br>HR<br>1-2<br>3-H | | BB<br>10<br>WP | 1-3 | | 0<br>0<br>2<br><br>0<br>0<br>0<br>0<br>0<br>1<br>0 | 0<br>0<br>1<br><br>0<br>0<br>0<br>0<br>0<br>0<br>0 | 0<br>0<br>1<br><br>0<br>0<br>0<br>0<br>0<br>0<br>0 | 0<br>0<br>1<br><br>0<br>0<br>0<br>0<br>0<br>0<br>0 | 0<br>0<br>0<br><br>0<br>0<br>1<br>0<br>0<br>0<br>0 | 0<br>0<br>1<br><br>0<br>0<br>0<br>0<br>0<br>0<br>0 | 0<br>0<br>1<br><br>0<br>0<br>0<br>0<br>0<br>0<br>0 |
| Inning Stats | R: 0<br>E: 0<br>K: 1<br>S: 6<br>H: 1<br>LOB: 1<br>BB: 0<br>P: 6 | R: 0<br>E: 0<br>K: 0<br>S: 3<br>H: 1<br>LOB: 0<br>BB: 0<br>P: 3 | R: 0<br>E: 0<br>K: 2<br>S: 7<br>H: 1<br>LOB: 0<br>BB: 0<br>P: 7 | R: 0<br>E: 0<br>K: 0<br>S: 2<br>H: 0<br>LOB: 0<br>BB: 1<br>P: 7 | R: 5<br>E: 0<br>K: 0<br>S: 8<br>H: 5<br>LOB: 0<br>BB: 0<br>P: 10 | R: 1<br>E: 0<br>K: 1<br>S: 5<br>H: 1<br>LOB: 1<br>BB: 2<br>P: 13 | R: 0<br>E: 0<br>K: 1<br>S: 5<br>H: 0<br>LOB: 1<br>BB: 1<br>P: 10 | R: 2<br>E: 0<br>K: 1<br>S: 8<br>H: 4<br>LOB: 2<br>BB: 0<br>P: 8 | | 1B: 11<br>2B: 3<br>3B: 0<br>HR: 1<br>SF: 0<br>SAC: 0<br>DP: 4<br>HBP: 0 | | | | | | |

| PITCHER | | IP | WLS | BF | H | R | ER | SO | BB | IBB | HBP | BLK | WP | HR | S | P | ERA | WHIP |
|---|---|---|---|---|---|---|---|---|---|---|---|---|---|---|---|---|---|---|
| Javier Vazquez, R<br>ERA: | (1, 1) | 3.0 | | 10 | 3 | 0 | 0 | 3 | 0 | 0 | 0 | 0 | 0 | 0 | 16 | 16 | 0.00 | 1.000 |
| 45 Bobby Jenks, R<br>ERA: | (4, 1) | 1.0 | | 3 | 0 | 0 | 0 | 0 | 1 | 0 | 0 | 0 | 0 | 0 | 2 | 7 | 0.00 | 1.000 |
| Armando Almanza, L<br>ERA: 108.0 | (5, 1) | 0.1 | L | 5 | 4 | 4 | 4 | 0 | 0 | 0 | 0 | 0 | 1 | 0 | 5 | 7 | 108.00 | 12.000 |
| 51 Tim Redding, R<br>ERA: 13.5 | (5, 1) | 0.2 | | 3 | 1 | 1 | 1 | 0 | 0 | 0 | 0 | 0 | 0 | 1 | 3 | 3 | 13.50 | 1.500 |
| 48 Stephen Randolph, L<br>ERA: 9.0 | (6, 1) | 1.0 | | 5 | 1 | 1 | 1 | 1 | 2 | 0 | 0 | 0 | 1 | 0 | 5 | 13 | 9.00 | 3.000 |

| PITCHER | | IP | WLS | BF | H | R | ER | SO | BB | IBB | HBP | BLK | WP | HR | S | P | ERA | WHIP |
|---|---|---|---|---|---|---|---|---|---|---|---|---|---|---|---|---|---|---|
| 58 Chad Bentz, L<br>ERA: | (7, 1) | 1.0 | | 4 | 0 | 0 | 0 | 1 | 1 | 0 | 0 | 0 | 1 | 0 | 5 | 10 | 0.00 | 1.000 |
| Sean Tracey, R<br>ERA: 18.0 | (8, 1) | 1.0 | | 6 | 4 | 2 | 2 | 1 | 0 | 0 | 0 | 0 | 0 | 0 | 8 | 8 | 18.00 | 4.000 |

# BOTTOM

## Chicago White Sox @ Colorado Rockies

US West Sports Complex, Hi Corbett Field, Tucson, AZ

Thu Mar 02 2006, 3:05 PM EST

Att. 2,290 - Sunny - 74 F

livebaseballscorecards.com

| | |
|---|---|
| AB | 32 |
| R | 8 |
| H | 13 |
| RBI | 7 |
| BB | 4 |
| SO | 6 |
| LOB | 15 |

WP: 3 PB: 0 SB: 2 CS: 1 PA: 36

# Colorado Rockies @ Los Angeles Angels

Tempe Diablo Stadium, Tempe, AZ

Sat Mar 04 2006, 3:05 PM EST

Att. 7,064 - Partly Cloudy - 70 F

TOP

livebaseballscorecards.com

| Batter | 1 | 2 | 3 | 4 | 5 | 6 | 7 | 8 | 9 | AB | R | H | RBI | BB | SO | LOB |
|---|---|---|---|---|---|---|---|---|---|---|---|---|---|---|---|---|
| 18 Cory Sullivan, L (1, 10)<br>OBP: 0.375, SLG: 0.375 | 0-0 27 FC4-6 BB 1B | 0-1 L3 1-2 | | | 0-0 WP 12 SH1-4 1-2 1B | | 0-3 K 1-2 | | 0-0 6 WP 3B | 3 | 0 | 2 | 0 | 0 | 0 | 1 |
| JD Closer, S (7, PH)<br>OBP: 0.667, SLG: 0.667 | | | | | | | | | | 1 | 0 | 0 | 0 | 0 | 1 | 1 |
| (7, 10) | | | | | | | | | | | | | | | | |
| 24 Jason Smith, L (9, PH)<br>OBP: 0.667, SLG: 1.667 | | | | | | | | | | 1 | 1 | 1 | 0 | 0 | 0 | 0 |
| 12 Clint Barmes, R (1, 6) | 0-0 F8 | | 0-0 L6 | | 0-0 SH1-4 1-2 2-3 | | 0-0 G5-3 | | 0-2 F7 3-H | 2 | 0 | 0 | 0 | 0 | 0 | 1 |
| 6 Omar Quintanilla, L (5, 6)<br>(7, 4) | | | | | | | | | | 2 | 0 | 0 | 0 | 0 | 0 | 1 |
| Jorge Piedra, L (1, 7)<br>OBP: 0.286, SLG: 0.167 | 4-0 27 FC4-6 1-2 BB | | 0-3 K | | 0-3 K 2-3 3-H | | 0-0 G4-3 | | 0-0 G1-3 | 2 | 0 | 0 | 0 | 1 | 2 | 1 |
| 19 Ryan Spilborghs, R (5, 7) | | | | | | | | | | 2 | 0 | 0 | 0 | 0 | 0 | 1 |
| 27 Garrett Atkins, R (1, 5)<br>OBP: 0.500, SLG: 0.429 | 0-0 FC4-6 1-2f 2-3 | | 0-0 F9 | | 4-0 BB | | | 0-3 K | | 2 | 0 | 0 | 0 | 1 | 0 | 2 |
| 64 Ian Stewart, L (5, 5)<br>OBP: 0.750, SLG: 1.000 | | | | | | | | | | 1 | 0 | 0 | 0 | 0 | 1 | 0 |
| 11 Brad Hawpe, L (1, 9)<br>OBP: 0.167, SLG: 0.167 | 0-0 G3 | | | 0-0 F7 | 0-0 F7 | | | 0-0 G6-3 | | 3 | 0 | 0 | 0 | 0 | 0 | 4 |
| 10 Jeff Baker, R (5, 9)<br>OBP: 0.200, SLG: 0.800 | | | | | | | | | | 1 | 0 | 0 | 0 | 0 | 0 | 0 |
| Luis Gonzalez, R (1, 4)<br>OBP: 0.200, SLG: 0.200 | | 0-2 K | | 0-0 1B | | 0-3 K | | 0-0 67 1B 1B | | 3 | 0 | 1 | 0 | 0 | 2 | 0 |
| Josh Wilson, R (6, 4)<br>OBP: 0.333, SLG: 0.333 | | | | | | | | | | 1 | 0 | 1 | 0 | 0 | 0 | 0 |
| (7, 6) | | | | | | | | | | | | | | | | |
| 67 Carlos Rivera, L (1, 3)<br>OBP: 0.333, SLG: 0.333 | 0-0 WP G1-3 1B 1B | | 0-0 F7 | | 0-0 P5 | | | 1-3 1B | | 4 | 1 | 2 | 0 | 0 | 0 | 1 |
| Choo Freeman, R (1, 8)<br>OBP: 0.286, SLG: 0.286 | 0-0 G1-3 1-2 | | 0-3 K | | 0-3 K2-3 | | | 0-3 K | | 3 | 0 | 0 | 0 | 0 | 2 | 2 |
| 15 Jeff Salazar, L (6, 8) | | | | | | | | | | 1 | 0 | 0 | 0 | 0 | 1 | 2 |
| Danny Ardoin, R (1, 2)<br>OBP: 0.500, SLG: 1.250 | 1-0 18 S 2-H 1B | | | | 0-3 K 12 18 SH1-4 1B WP | | 0-0 E6 WP | | 0-0 G5-3 | 2 | 1 | 1 | 1 | 0 | 1 | 0 |
| 20 Chris Iannetta, R (7, PH) | | | | | | | | | | 2 | 0 | 0 | 0 | 0 | 0 | 0 |
| (7, 2) | | | | | | | | | | | | | | | | |

| | AB | 36 |
|---|---|---|
| | R | 3 |
| | H | 8 |
| | RBI | 1 |
| | BB | 2 |
| | SO | 10 |
| | LOB | 17 |

| Inning Stats | | | | | | | | | |
|---|---|---|---|---|---|---|---|---|---|
| | R: 0 E: 0 K: 0 S: 4 | H: 1 LOB: 2 BB: 1 P: 8 | R: 1 E: 0 K: 1 S: 8 | H: 2 LOB: 1 BB: 0 P: 9 | R: 0 E: 0 K: 1 S: 5 | H: 0 LOB: 0 BB: 0 P: 5 | R: 0 E: 0 K: 1 S: 6 | H: 1 LOB: 1 BB: 0 P: 6 | R: 1 E: 0 K: 2 S: 9 | H: 1 LOB: 2 BB: 1 P: 13 |
| | R: 0 E: 0 K: 2 S: 7 | H: 0 LOB: 0 BB: 0 P: 7 | R: 0 E: 1 K: 1 S: 6 | H: 0 LOB: 1 BB: 0 P: 6 | R: 0 E: 0 K: 2 S: 9 | H: 2 LOB: 2 BB: 0 P: 9 | R: 1 E: 0 K: 0 S: 6 | H: 1 LOB: 0 BB: 0 P: 6 | |

| | 1B: 7 | SF: 0 | WP: 5 | PA: 39 |
|---|---|---|---|---|
| | 2B: 0 | SAC: 1 | PB: 0 | |
| | 3B: 1 | DP: 0 | SB: 1 | |
| | HR: 0 | HBP: 0 | CS: 0 | |

| PITCHER | | IP | WLS | BF | H | R | ER | SO | BB | IBB | HBP | BLK | WP | HR | S | P | ERA | WHIP |
|---|---|---|---|---|---|---|---|---|---|---|---|---|---|---|---|---|---|---|
| Hector Carrasco, R<br>ERA: 4.5 | (1, 1) | 2.0 | | 10 | 3 | 1 | 1 | 1 | 1 | 0 | 0 | 0 | 1 | 0 | 12 | 17 | 4.50 | 2.000 |
| 49 Chris Bootcheck, R<br>ERA: | (3, 1) | 2.0 | W | 7 | 1 | 0 | 0 | 2 | 0 | 0 | 0 | 0 | 0 | 0 | 11 | 11 | 0.00 | 0.500 |
| 37 Greg Jones, R<br>ERA: 4.5 | (5, 1) | 2.0 | | 9 | 1 | 1 | 1 | 4 | 1 | 0 | 0 | 0 | 2 | 0 | 16 | 20 | 4.50 | 1.000 |
| 81 Jonathon Rouwenhorst, L<br>ERA: | (7, 1) | 1.0 | H | 4 | 0 | 0 | 0 | 1 | 0 | 0 | 0 | 0 | 1 | 0 | 6 | 6 | 0.00 | 0.000 |
| 38 Nate Bland, L<br>ERA: | (8, 1) | 1.0 | H | 5 | 2 | 0 | 0 | 2 | 0 | 0 | 0 | 0 | 0 | 0 | 9 | 9 | 0.00 | 2.000 |

| PITCHER | | IP | WLS | BF | H | R | ER | SO | BB | IBB | HBP | BLK | WP | HR | S | P | ERA | WHIP |
|---|---|---|---|---|---|---|---|---|---|---|---|---|---|---|---|---|---|---|
| Jason Bulger, R<br>ERA: 9.0 | (9, 1) | 1.0 | S | 4 | 1 | 1 | 1 | 0 | 0 | 0 | 0 | 0 | 1 | 0 | 6 | 6 | 9.00 | 1.000 |

# Colorado Rockies @ Los Angeles Angels

Tempe Diablo Stadium, Tempe, AZ

Sat Mar 04 2006, 3:05 PM EST
Att. 7,064 - Partly Cloudy - 70 F

livebaseballscorecards.com

| Batter | 1 | 2 | 3 | 4 | 5 | 6 | 7 | 8 | 9 | AB | R | H | RBI | BB | SO | LOB |
|---|---|---|---|---|---|---|---|---|---|---|---|---|---|---|---|---|
| Adam Kennedy, L (1, 4)<br>OBP: 0.600, SLG: 0.600<br>Mike Napoli, R (6, 2)<br>OBP: 0.500, SLG: 1.000 | G1-3 | | 8 BB; 39 F9-2; 1B; 1-3 2-H; 1B | | 1B; 8 3B; 1B | | 6 WP; 2B | | | 3<br>1 | 1<br>0 | 2<br>1 | 1<br>0 | 0<br>0 | 0<br>0 | 0<br>0 |
| Orlando Cabrera, R (1, 6)<br>OBP: 0.667, SLG: 0.667<br>32 Erick Aybar, S (5, PR)<br>(6, 6) | F8 | | 8 BB; 1-2 3-H; 1B | | 8 3B; 1-2; 1B | | G1-3 | | | 3<br>1 | 0<br>1 | 2<br>0 | 1<br>0 | 0<br>0 | 0<br>0 | 0<br>1 |
| Tim Salmon, R (1, 10)<br>OBP: 0.600, SLG: 0.500<br>3 Brandon Wood, R (7, PH)<br>(8, 10) | BB | | F9 | | K | | K2-3 | | | 2<br>1 | 0<br>0 | 0<br>0 | 0<br>0 | 1<br>0 | 1<br>1 | 4<br>1 |
| 8 Dallas McPherson, L (1, 5)<br>OBP: 0.600, SLG: 1.000<br>6 Maicer Izturis, S (5, PR)<br>(6, 5) | K | | BB | | 3B; 1-H 2-H | | L6; 2-3 | | | 2<br>1 | 0<br>0 | 1<br>0 | 2<br>0 | 1<br>0 | 1<br>0 | 1<br>1 |
| 39 Robb Quinlan, R (1, 7)<br>(7, 3) | | L7 | F9-2; 3-H | | K | | | G5-3 | | 4 | 0 | 0 | 0 | 0 | 1 | 5 |
| 22 Kendrys Morales, S (1, 3)<br>OBP: 0.400, SLG: 0.600<br>65 Tommy Murphy, S (7, 8)<br>OBP: 0.500, SLG: 0.667 | | L8 | | 19 G3; SH1-3; 2B | P5 | | | G6-3 | | 3<br>1 | 1<br>0 | 1<br>0 | 0<br>0 | 0<br>0 | 0<br>0 | 2<br>0 |
| 19 Curtis Pride, L (1, 8)<br>OBP: 0.167, SLG: 0.333<br>58 Brian Specht, S (7, 7) | | K | | G3; 2-3 | | G4-3 | | K | | 3<br>1 | 0<br>0 | 0<br>0 | 0<br>0 | 0<br>0 | 1<br>1 | 1<br>0 |
| José Molina, R (1, 2)<br>OBP: 1.000, SLG: 1.000<br>47 Howie Kendrick, R (6, 4)<br>OBP: 0.500, SLG: 0.500 | | | 77 1B; 1B; 1B | SH1-3; 3-H | | K | | | | 1<br>1 | 1<br>0 | 1<br>0 | 1<br>0 | 0<br>0 | 0<br>1 | 0<br>0 |
| 77 Reggie Willits, S (1, 9)<br>OBP: 0.250, SLG: 0.250 | | | 1B; 1-2; 1B | G4-3 | | G3 | | | | 3 | 1 | 1 | 0 | 0 | 0 | 0 |
| Inning Stats | R: 0 E: 0 K: 1 S: 5 H: 0 LOB: 1 BB: 1 P: 9 | R: 0 E: 0 K: 1 S: 5 H: 0 LOB: 0 BB: 0 P: 5 | R: 2 E: 0 K: 0 S: 6 H: 4 LOB: 2 BB: 1 P: 10 | R: 1 E: 0 K: 0 S: 4 H: 1 LOB: 0 BB: 0 P: 4 | R: 2 E: 0 K: 2 S: 10 H: 3 LOB: 2 BB: 0 P: 10 | R: 0 E: 0 K: 1 S: 5 H: 0 LOB: 0 BB: 0 P: 5 | R: 0 E: 0 K: 1 S: 7 H: 1 LOB: 1 BB: 0 P: 7 | R: 0 E: 0 K: 1 S: 5 H: 0 LOB: 0 BB: 0 P: 5 | | 1B: 6 2B: 3 3B: 1 HR: 0 | SF: 0 SAC: 1 DP: 1 HBP: 0 | | | WP: 1 PB: 0 SB: 0 CS: 0 | PA: 34 | | |

| BOTTOM | |
|---|---|
| AB | 31 |
| R | 5 |
| H | 9 |
| RBI | 5 |
| BB | 2 |
| SO | 7 |
| LOB | 16 |

| PITCHER | IP | WLS | BF | H | R | ER | SO | BB | IBB | HBP | BLK | WP | HR | S | P | ERA | WHIP |
|---|---|---|---|---|---|---|---|---|---|---|---|---|---|---|---|---|---|
| Zach Day, R (1, 1)<br>ERA: 6.0 | 3.0 | L | 14 | 4 | 2 | 2 | 2 | 2 | 0 | 0 | 0 | 0 | 0 | 16 | 24 | 6.00 | 2.000 |
| 37 Josh Fogg, R (4, 1)<br>ERA: 9.0 | 3.0 | | 13 | 4 | 3 | 3 | 3 | 0 | 0 | 0 | 0 | 0 | 0 | 19 | 19 | 9.00 | 1.333 |
| Ray King, L (7, 1)<br>ERA: | 1.0 | | 4 | 1 | 0 | 0 | 1 | 0 | 0 | 0 | 0 | 1 | 0 | 7 | 7 | 0.00 | 1.000 |
| 41 Bret Prinz, R (8, 1)<br>ERA: | 1.0 | | 3 | 0 | 0 | 0 | 1 | 0 | 0 | 0 | 0 | 0 | 0 | 5 | 5 | 0.00 | 0.000 |

| PITCHER | IP | WLS | BF | H | R | ER | SO | BB | IBB | HBP | BLK | WP | HR | S | P | ERA | WHIP |
|---|---|---|---|---|---|---|---|---|---|---|---|---|---|---|---|---|---|

# Kansas City Royals @ Colorado Rockies

US West Sports Complex, Hi Corbett Field, Tucson, AZ

Sun Mar 05 2006, 3:05 PM EST

Att. 2,673 - Sunny - 79 F

TOP

livebaseballscorecards.com

| Batter | 1 | 2 | 3 | 4 | 5 | 6 | 7 | 8 | 9 | AB | R | H | RBI | BB | SO | LOB |
|---|---|---|---|---|---|---|---|---|---|---|---|---|---|---|---|---|
| 9 David DeJesus, L (1, 8)<br>OBP: 0.625, SLG: 1.250 | B C F B X<br>2-2<br>4 F9 SF9 2B | C<br>0-1 ③<br>CS<br>1-2 | C C X<br>0-2<br>4 1B SF9-5 2B | L 2 SAFE B F X<br>1-2<br>1B 4 24 1B 4 1B 1B<br>2-3 | C B F X<br>1-2 ② ③<br>G4-6-3<br>1-2f | | B C B B X<br>3-1<br>1 FC1-2 1B<br>1-3<br>3-H | | B S X<br>1-1<br>1 3B 1B<br>1-3 | 4 3 3 0 0 0 1 | | | | | | |
| 44 Kerry Robinson, L (5, 8)<br>OBP: 0.545, SLG: 0.727 | | | | | | | | | | 2 1 2 1 0 0 0 | | | | | | |
| 4 Angel Berroa, R (1, 6)<br>OBP: 0.375, SLG: 0.500 | X<br>0-0 ①<br>F9<br>2-3 | | B F 2 SAFE X<br>1-1<br>SF9-5 BB 1B<br>2-3 | C X<br>0-1<br>24 1B 1B 1B<br>1-2<br>3-H | | X<br>0-0<br>G3 24 2B 2B | X<br>0-0 ②<br>FC1-2<br>1-2<br>3-H | | M S D F X<br>1-2<br>1-H<br>3-H 3B | 4 1 3 1 0 0 1 | | | | | | |
| 1 Angel Sanchez, R (6, PR)<br>OBP: 0.500, SLG: 1.250 | | | | | | | | | | 2 1 1 2 0 0 3 | | | | | | |
| (6, 6) | | | | | | | | | | | | | | | | |
| Doug Mientkiewicz, L (1, 3)<br>OBP: 0.556, SLG: 0.667 | X<br>0-0 ②<br>SF9<br>3-H | | C B B F B B<br>4-2<br>24 E 2B BB<br>1-2 | B B C X<br>2-1<br>24 1B 22 1B 1B<br>1-2<br>2-3 | | X<br>0-0 ①<br>G3<br>2-3 | C C B F D X<br>2-2 ③<br>L5 | | C F F B C<br>1-3 ③<br>K | 2 1 1 1 1 0 1 | | | | | | |
| Wilson Valdez, R (6, 3)<br>OBP: 0.714, SLG: 1.167 | | | | | | | | | | 2 0 0 0 0 1 3 | | | | | | |
| Chip Ambres, R (1, 9)<br>OBP: 0.385, SLG: 0.333 | C C X<br>0-2 ③<br>G5-3 | | B B X<br>2-0 ① ②<br>SF9-5<br>2-3<br>3-H | C F C<br>0-3 ①<br>K | | B B C C S<br>2-3 ②<br>K | | C B X<br>1-1 ①<br>L6 | | 3 0 0 1 0 2 5 | | | | | | |
| Esteban German, R (6, 7)<br>OBP: 0.333, SLG: 0.143 | | | | | | | | | | 1 0 0 0 0 0 0 | | | | | | |
| 24 Mark Teahen, L (1, 5)<br>OBP: 0.625, SLG: 0.857 | X<br>0-0<br>2B 32 G3 1B | B C B F 1 SAFE B B<br>4-2<br>2B BB<br>1-2 | X<br>0-0<br>22 1B<br>1-2<br>2-H<br>3-H | B F X<br>1-1<br>3-H 2B | | B F B X<br>2-2 ②<br>G4-3 | | | 3 1 3 3 1 0 0 | | | | | | | |
| 70 Alex Gordon, L (6, PR)<br>OBP: 0.286, SLG: 0.167 | | | | | | | | | | 1 0 0 0 0 0 0 | | | | | | |
| (6, 5) | | | | | | | | | | | | | | | | |
| Joe McEwing, R (1, 4)<br>OBP: 0.571, SLG: 0.800 | X<br>0-0<br>32 G3 12 1B 2B<br>1-3 | C C X<br>0-2<br>1-3<br>2-H 2B | F X<br>0-1 ②<br>F8 | | C B S D C<br>2-3 ③<br>K | X<br>0-0 ③<br>G5-3 | | | 3 1 2 1 0 0 2 | | | | | | | |
| Mike Wood, R (4, 1) | | | | | | | | | 1 0 0 0 0 1 1 | | | | | | | |
| Ambiorix Burgos, R (7, 1) | | | | | | | | | 0 0 0 0 0 0 0 | | | | | | | |
| Jared Price, R (8, PH) | | | | | | | | | 1 0 0 0 0 0 0 | | | | | | | |
| Mike MacDougal, S (8, 1) | | | | | | | | | 0 0 0 0 0 0 0 | | | | | | | |
| 57 Joel Peralta, R (9, 1) | | | | | | | | | 0 0 0 0 0 0 0 | | | | | | | |
| 32 Shane Costa, L (1, 7)<br>OBP: 0.167, SLG: 0.182 | X<br>0-0 ①<br>G3<br>2-3<br>3-H | B C F F F F C<br>1-3 ③<br>K | B X<br>1-0 ③<br>1-2<br>2-H 1B | | | | F F S<br>0-3 ①<br>K1-3 | | X<br>0-0 ①<br>G3 | 2 0 0 1 0 1 3 | | | | | | |
| 22 Mitch Maier, L (4, PH)<br>OBP: 0.429, SLG: 0.667 | | | | | | | | | | 3 0 1 0 0 1 0 | | | | | | |
| (4, 7) | | | | | | | | | | | | | | | | |
| (6, 9) | | | | | | | | | | | | | | | | |
| 12 Paul Phillips, R (1, 2)<br>OBP: 0.500, SLG: 0.750 | C X<br>0-1<br>9 CS 1B<br>3-H | X<br>0-0<br>38 WP 38 2B 1B | C X<br>0-1<br>13 FC6-4-5 2B | | | | B B B C X<br>3-1<br>13 1B 44 1B 2B | | B X<br>1-0 ②<br>P6 | 4 1 4 1 0 0 0 | | | | | | |
| 64 Matt Tupman, L (7, PR) | | | | | | | | | | 1 1 0 0 0 0 0 | | | | | | |
| (7, 2) | | | | | | | | | | | | | | | | |
| 37 Scott Elarton, R (1, 1) | L L L<br>0-3 ②<br>K | B X<br>1-0<br>9 1B 4 1B 2B<br>1-H | F X<br>0-1 ①<br>FC6-4-5 9 G4-6-3<br>2-3 | | | | 2 SAFE B B X<br>2-0<br>44 1B 1 FC1-2 1B<br>2-3 | | B C C X<br>1-2<br>44 1B 44 S 1 3B 1B | 1 0 0 0 0 1 1 | | | | | | |
| 38 Chris Clapinski, S (4, PH)<br>OBP: 1.000, SLG: 2.000 | | | | | | | | | | 1 1 1 1 0 0 0 | | | | | | |
| 13 Andrés Blanco, S (4, 4)<br>OBP: 0.333, SLG: 0.250 | | | | | | | | | | 3 1 2 0 0 0 1 | | | | | | |

| | AB | R | H | RBI | BB | SO | LOB |
|---|---|---|---|---|---|---|---|
| | 44 | 13 | 23 | 13 | 2 | 7 | 22 |

| Inning Stats | | | | | | | | | | | | | | | | | | | | | | | | | | | | |
|---|---|---|---|---|---|---|---|---|---|---|---|---|---|---|---|---|---|---|---|---|---|---|---|---|---|---|---|---|
| | R: 1 | H: 1 | R: 2 | H: 3 | R: 2 | H: 3 | R: 4 | H: 7 | R: 0 | H: 1 | R: 1 | H: 2 | R: 1 | H: 3 | R: 0 | H: 0 | R: 2 | H: 3 | 1B: 13 | SF: 2 | WP: 1 | PA: 49 |
| | E: 0 | LOB: 0 | E: 0 | LOB: 0 | E: 1 | LOB: 2 | E: 0 | LOB: 2 | E: 0 | LOB: 0 | E: 0 | LOB: 1 | E: 0 | LOB: 2 | E: 0 | LOB: 0 | E: 0 | LOB: 1 | 2B: 10 | SAC: 0 | PB: 0 | |
| | K: 0 | BB: 0 | K: 1 | BB: 0 | K: 1 | BB: 2 | K: 1 | BB: 0 | K: 0 | BB: 0 | K: 2 | BB: 0 | K: 1 | BB: 0 | K: 0 | BB: 0 | K: 1 | BB: 0 | 3B: 1 | DP: 2 | SB: 1 | |
| | S: 8 | P: 10 | S: 9 | P: 9 | S: 20 | P: 32 | S: 16 | P: 21 | S: 7 | P: 8 | S: 10 | P: 15 | S: 13 | P: 23 | S: 6 | P: 9 | S: 15 | P: 20 | HR: 0 | HBP: 0 | CS: 1 | |

| PITCHER | | IP | WLS | BF | H | R | ER | SO | BB | IBB | HBP | BLK | WP | HR | S | P | ERA | WHIP |
|---|---|---|---|---|---|---|---|---|---|---|---|---|---|---|---|---|---|---|
| Jason Jennings, R<br>ERA: 9.0 | (1, 1) | 3.0 | | 16 | 7 | 5 | 5 | 2 | 2 | 0 | 0 | 0 | 0 | 0 | 37 | 51 | 15.00 | 3.000 |
| 44 Keiichi Yabu, R<br>ERA: 18.0 | (4, 1) | 1.0 | L | 9 | 7 | 4 | 4 | 1 | 0 | 0 | 0 | 0 | 1 | 0 | 16 | 21 | 36.00 | 7.000 |
| 39 Tom Martin, L<br>ERA: | (5, 1) | 1.0 | | 3 | 1 | 0 | 0 | 0 | 0 | 0 | 0 | 0 | 0 | 0 | 7 | 8 | 0.00 | 1.000 |
| Nate Field, R<br>ERA: 6.0 | (6, 1) | 2.0 | | 11 | 5 | 2 | 2 | 3 | 0 | 0 | 0 | 0 | 0 | 0 | 23 | 38 | 9.00 | 2.500 |
| Jose Mesa, R<br>ERA: | (8, 1) | 1.0 | | 3 | 0 | 0 | 0 | 0 | 0 | 0 | 0 | 0 | 0 | 0 | 6 | 9 | 0.00 | 0.000 |

| PITCHER | | IP | WLS | BF | H | R | ER | SO | BB | IBB | HBP | BLK | WP | HR | S | P | ERA | WHIP |
|---|---|---|---|---|---|---|---|---|---|---|---|---|---|---|---|---|---|---|
| Scott Dohmann, R<br>ERA: 9.0 | (9, 1) | 1.0 | | 6 | 3 | 2 | 2 | 1 | 0 | 0 | 0 | 0 | 0 | 0 | 15 | 20 | 18.00 | 3.000 |

# BOTTOM

| Batter | 1 | 2 | 3 | 4 | 5 | 6 | 7 | 8 | 9 | AB | R | H | RBI | BB | SO | LOB |
|---|---|---|---|---|---|---|---|---|---|---|---|---|---|---|---|---|
| 18 Cory Sullivan, L (1, 8)<br>OBP: 0.273, SLG: 0.273<br>Jayson Nix, R (6, 4)<br>OBP: 0.500, SLG: 0.333 | B C B B X 3-1 ① F7 | B F B X 2-1 ③ L4 | | X 0-0 ② G4-3 | | C C S 0-3 ③ K | | B F B B X 3-1 15 G4-6-3 2-H 1B | | 3 0 0 0 0 0 2<br>2 0 1 1 0 1 0 | | | | | | |
| 12 Clint Barmes, R (1, 6)<br>OBP: 0.250, SLG: 0.250<br>2 Troy Tulowitzki, R (6, 6)<br>OBP: 0.250, SLG: 0.500 | C B X 1-1 ② F9 | | L X 0-1 17 FC9-6 1B | B C X 1-1 1B | | | X 0-0 15 2B 2B | C X 0-1 ① F9 | | 3 0 2 0 0 0 0<br>2 1 1 0 0 0 1 | | | | | | |
| 17 Todd Helton, L (1, 3)<br>OBP: 0.375, SLG: 0.625<br>39 Tom Martin, L (5, 1)<br>15 Jeff Salazar, L (6, 8)<br>OBP: 0.200, SLG: 0.400 | B X 1-0 ③ G3 | | D F B 1 SAFE X 2-1 ① FC9-6 10 FC5-4 1-2f | B F X 1-1 ③ P6 | | | X 0-0 10 G6-3 19 1B 2B 2-H | B B C X 2-1 ② ③ G4-6-3 1-2f | | 3 0 0 0 0 0 2<br>0 0 0 0 0 0 0<br>2 1 1 1 0 0 1 | | | | | | |
| 10 Jeff Baker, R (1, 7)<br>OBP: 0.100, SLG: 0.400<br>(6, 9) | | C X 0-1 ① F7 | B X 1-0 ② FC5-4 11 2B 1-2f | | C B X 1-1 ① G6-3 | | C C B D X 2-2 ① G6-3 2-3 | | B C B X 2-1 ① P3 | 5 1 0 0 0 0 2 | | | | | | |
| 11 Brad Hawpe, L (1, 9)<br>OBP: 0.333, SLG: 0.444<br>19 Ryan Spilborghs, R (6, 7)<br>OBP: 0.400, SLG: 0.400 | | C X 0-1 FC5-4 1B 1B 1B | C B F X 1 SAFE 1-2 1-H 2B 2B | | B B C X 2-1 ② F9 | | C X 0-1 76 CS 3-H 1B | | C B X 1-1 76 BLK 1B | 3 2 2 1 0 0 0<br>2 0 2 1 0 0 0 | | | | | | |
| Eli Marrero, R (1, 2)<br>OBP: 1.000, SLG: 1.167<br>76 Dan Conway, R (6, 2) | | B C F D X 2-2 FC5-4 1-2 1B | B X 1-0 2-H 2B 2B | | B X 1-0 1B | | B B C B C B 4-2 ② CI 1-2 BB | | B C F X 1-2 ② F8 1-2 | 3 1 3 1 0 0 0<br>1 0 0 0 1 0 1 | | | | | | |
| Luis Gonzalez, R (1, 4)<br>OBP: 0.250, SLG: 0.375<br>Nate Field, R (6, 1)<br>Jorge Piedra, L (7, PH)<br>OBP: 0.286, SLG: 0.167<br>Jose Mesa, R (8, 1)<br>Scott Dohmann, R (9, 1)<br>64 Ian Stewart, L (9, PH)<br>OBP: 0.600, SLG: 0.750 | | C S X 0-2 ② FC5-4 1B 1B 1-2f 2-3 | X 0-0 2-H 2B | | C 1 SAFE 1 SAFE S S 0-3 ③ K | | 0-0 CI 1-2 | | X 0-0 ③ G3 | 3 1 1 1 0 1 3<br>0 0 0 0 0 0 0<br>0 0 0 0 0 0 0<br>0 0 0 0 0 0 0<br>0 0 0 0 0 0 0<br>1 0 0 0 0 0 1 | | | | | | |
| Jamey Carroll, R (1, 5)<br>OBP: 0.500, SLG: 0.333<br>24 Jason Smith, L (6, 5)<br>OBP: 0.400, SLG: 1.000 | | C X 0-1 1B 1-2 3-H 1B | B X 1-0 F9 | | | C X 0-1 ① G3 | C B X 1-1 ③ G1-3 | | | 2 0 1 1 0 0 1<br>2 0 0 0 0 0 2 | | | | | | |
| Jason Jennings, L (1, 1)<br>OBP: 1.000, SLG: 1.000<br>44 Keiichi Yabu, R (4, 1)<br>8 Yorvit Torrealba, R (4, PH)<br>67 Carlos Rivera, L (5, 3)<br>OBP: 0.375, SLG: 0.500 | | B X 1-0 1-3 2-H 1B | | X 0-0 ① P6 | | B X 1-0 ② L7 | | X 0-0 1B 2B | | 1 0 1 1 0 0 0<br>0 0 0 0 0 0 0<br>1 0 0 0 0 0 0<br>2 1 1 0 0 0 0 | | | | | | |
| Inning Stats | R: 0 E: 0 K: 0 S: 5 H: 0 LOB: 0 BB: 0 P: 10 | R: 2 E: 0 K: 0 S: 15 H: 4 LOB: 2 BB: 0 P: 20 | R: 3 E: 0 K: 0 S: 11 H: 4 LOB: 1 BB: 0 P: 17 | R: 0 E: 0 K: 0 S: 6 H: 1 LOB: 1 BB: 0 P: 8 | R: 0 E: 0 K: 1 S: 8 H: 1 LOB: 1 BB: 0 P: 12 | R: 0 E: 0 K: 1 S: 6 H: 0 LOB: 0 BB: 0 P: 7 | R: 2 E: 1 K: 0 S: 11 H: 3 LOB: 2 BB: 1 P: 18 | R: 1 E: 0 K: 0 S: 7 H: 2 LOB: 0 BB: 0 P: 12 | R: 0 E: 0 K: 0 S: 8 H: 1 LOB: 1 BB: 0 P: 12 | 1B: 10 2B: 6 3B: 0 HR: 0 SF: 0 SAC: 0 DP: 1 HBP: 0 | | | | | | | |

| PITCHER | | IP | WLS | BF | H | R | ER | SO | BB | IBB | HBP | BLK | WP | HR | S | P | ERA | WHIP |
|---|---|---|---|---|---|---|---|---|---|---|---|---|---|---|---|---|---|---|
| 37 Scott Elarton, R<br>ERA: 15.0 | (1, 1) | 3.0 | | 17 | 8 | 5 | 5 | 0 | 0 | 0 | 0 | 0 | 0 | 0 | 31 | 47 | 15.00 | 2.667 |
| Mike Wood, R<br>ERA: | (4, 1) | 3.0 | W | 11 | 2 | 0 | 0 | 2 | 0 | 0 | 0 | 0 | 0 | 0 | 20 | 27 | 0.00 | 0.667 |
| Ambiorix Burgos, R<br>ERA: 9.0 | (7, 1) | 1.0 | | 7 | 3 | 2 | 2 | 0 | 1 | 0 | 0 | 0 | 0 | 0 | 11 | 18 | 18.00 | 4.000 |
| Mike MacDougal, R<br>ERA: 4.5 | (8, 1) | 1.0 | | 4 | 2 | 1 | 1 | 0 | 0 | 0 | 0 | 0 | 0 | 0 | 7 | 12 | 9.00 | 2.000 |
| 57 Joel Peralta, R<br>ERA: | (9, 1) | 1.0 | | 4 | 1 | 0 | 0 | 0 | 0 | 0 | 0 | 1 | 0 | 0 | 8 | 12 | 0.00 | 1.000 |

| PITCHER | IP | WLS | BF | H | R | ER | SO | BB | IBB | HBP | BLK | WP | HR | S | P | ERA | WHIP |
|---|---|---|---|---|---|---|---|---|---|---|---|---|---|---|---|---|---|

# Kansas City Royals @ Colorado Rockies

US West Sports Complex, Hi Corbett Field, Tucson, AZ

Sun Mar 05 2006, 3:05 PM EST

Att. 2,673 - Sunny - 79 F

livebaseballscorecards.com

| | |
|---|---|
| AB | 41 |
| R | 8 |
| H | 16 |
| RBI | 8 |
| BB | 1 |
| SO | 2 |
| LOB | 16 |

WP: 0 PA: 43
PB: 0
SB: 0
CS: 1

| Batter | 1 | 2 | 3 | 4 | 5 | 6 | 7 | 8 | 9 | AB | R | H | RBI | BB | SO | LOB |
|---|---|---|---|---|---|---|---|---|---|---|---|---|---|---|---|---|
| 22 Scott Podsednik, L (1, 7)<br>OBP: 0.111, SLG: 0.111 | P6 | | P5 | | | P4 | HR | | 77 FC3-2-5<br>2-3 1B | 3 | 0 | 0 | 0 | 0 | 0 | 0 |
| 31 Ryan Sweeney, L (6, 7)<br>OBP: 0.545, SLG: 0.800 | | | | | | | | | | 2 | 1 | 2 | 1 | 0 | 0 | 0 |
| 5 Juan Uribe, R (1, 6)<br>OBP: 0.273, SLG: 0.545 | FC3-6<br>1B | | K | | | G4-3 | F7 | | FC3-2-5<br>1-2<br>3-H | 3 | 0 | 1 | 0 | 0 | 1 | 0 |
| 77 Robert Valido, R (6, 6)<br>OBP: 0.250, SLG: 0.571 | | | | | | | | | | 2 | 0 | 0 | 0 | 0 | 0 | 2 |
| Ross Gload, L (1, 3)<br>OBP: 0.455, SLG: 0.444 | FC3-6<br>1-2f | | G3 | | | 12 38 1B<br>2B | | K | K | 3 | 1 | 1 | 0 | 0 | 0 | 1 |
| Casey Rogowski, L (6, 3)<br>OBP: 0.182, SLG: 0.100 | | | | | | | | | | 2 | 0 | 0 | 0 | 0 | 2 | 2 |
| 23 Jermaine Dye, R (1, 9)<br>OBP: 0.364, SLG: 0.700 | G4-3 | | | P2 | | 12 38 1B<br>BB | | K | K | 2 | 1 | 0 | 0 | 1 | 0 | 1 |
| Joe Borchard, S (6, 9)<br>OBP: 0.300, SLG: 0.222 | | | | | | | | | | 1 | 0 | 0 | 0 | 0 | 1 | 0 |
| 12 A.J. Pierzynski, L (1, 2)<br>OBP: 0.375, SLG: 0.375 | | 38 FC1-6<br>1B | | G3 | | 38 1B<br>1-2 2-3 1B | | BB | | 3 | 0 | 2 | 0 | 0 | 0 | 0 |
| 39 Chris Stewart, R (6, PR)<br>OBP: 0.333, SLG: 0.200 | | | | | | | | | | 0 | 0 | 0 | 0 | 1 | 0 | 0 |
| (6, 2) | | | | | | | | | | | | | | | | |
| 38 Pablo Ozuna, R (1, 4)<br>OBP: 0.286, SLG: 0.286 | | FC1-6<br>S<br>1-2f | | G5-3 | | 1-3<br>2-H<br>3-H 1B | | F9 | | 3 | 0 | 1 | 2 | 0 | 0 | 1 |
| Pedro Lopez, R (6, 4)<br>OBP: 0.250, SLG: 0.375 | | | | | | | | | | 1 | 0 | 0 | 0 | 0 | 0 | 1 |
| Rob Mackowiak, L (1, 5)<br>OBP: 0.400, SLG: 0.444 | | 1-2<br>BB | | | K | G4-3 | | | 7 FC4-6<br>BB | 2 | 0 | 0 | 0 | 1 | 1 | 3 |
| 64 Tim Hummel, R (6, 5)<br>OBP: 0.429, SLG: 0.200 | | | | | | | | | | 0 | 0 | 0 | 0 | 1 | 0 | 0 |
| 7 Jerry Owens, L (1, 8)<br>OBP: 0.231, SLG: 0.273 | | F9 | | | F9 | F9 | F9 | | FC4-6<br>66<br>S<br>66 2B<br>1-2f | 4 | 1 | 0 | 0 | 0 | 0 | 3 |
| Jon Garland, R (1, 1)<br>Dustin Hermanson, R (4, 1)<br>75 Carlos Lee, R (5, PH)<br>Cliff Politte, R (6, 1)<br>47 Javier López, L (6, 1)<br>76 Donny Lucy, R (7, PH)<br>58 Chad Bentz, R (7, 1)<br>Rusty Tucker, R (8, 1)<br>66 Darren Blakely, S (8, PH)<br>(RP: 1 IP, 0 H, 0 R, 0 ER, 1 SO)<br>Jeff Bajenaru, R (8, 1) | | G1 | | | G5-3 | F9 | | | 31 1B<br>77 FC3-2-5<br>1-H 2B | 1 0 0 0 0 0 2<br>0 0 0 0 0 0 0<br>1 0 0 0 0 0 0<br>0 0 0 0 0 0 0<br>0 0 0 0 0 0 0<br>1 0 0 0 0 0 0<br>0 0 0 0 0 0 0<br>0 0 0 0 0 0 0<br>1 0 1 1 0 0 0<br>0 0 0 0 0 0 0 | | | | | | |
| Inning Stats | R: 0 H: 1<br>E: 1 LOB: 1<br>K: 0 BB: 0<br>S: 5 P: 5 | R: 0 H: 1<br>E: 0 LOB: 2<br>K: 0 BB: 1<br>S: 4 P: 8 | R: 0 H: 0<br>E: 0 LOB: 0<br>K: 1 BB: 0<br>S: 5 P: 5 | R: 0 H: 0<br>E: 0 LOB: 0<br>K: 0 BB: 0<br>S: 3 P: 3 | R: 0 H: 0<br>E: 0 LOB: 0<br>K: 1 BB: 0<br>S: 5 P: 5 | R: 2 H: 3<br>E: 0 LOB: 3<br>K: 0 BB: 1<br>S: 6 P: 10 | R: 1 H: 1<br>E: 0 LOB: 0<br>K: 0 BB: 0<br>S: 4 P: 4 | R: 0 H: 0<br>E: 0 LOB: 1<br>K: 2 BB: 1<br>S: 9 P: 13 | R: 1 H: 2<br>E: 0 LOB: 2<br>K: 1 BB: 1<br>S: 8 P: 12 | 1B: 5 SF: 0<br>2B: 2 SAC: 0<br>3B: 0 DP: 0<br>HR: 1 HBP: 0 | | | | | | |

| PITCHER | | IP | WLS | BF | H | R | ER | SO | BB | IBB | HBP | BLK | WP | HR | S | P | ERA | WHIP |
|---|---|---|---|---|---|---|---|---|---|---|---|---|---|---|---|---|---|---|
| 28 Aaron Cook, R<br>ERA: | (1, 1) | 3.0 | | 12 | 2 | 0 | 0 | 1 | 1 | 0 | 0 | 0 | 0 | 0 | 14 | 18 | 0.00 | 1.000 |
| 58 Jaime Cerda, L<br>ERA: | (4, 1) | 1.0 | | 3 | 0 | 0 | 0 | 0 | 0 | 0 | 0 | 0 | 0 | 0 | 3 | 3 | 0.00 | 0.000 |
| 24 Mike DeJean, R<br>ERA: | (5, 1) | 1.0 | | 3 | 0 | 0 | 0 | 1 | 0 | 0 | 0 | 0 | 0 | 0 | 5 | 5 | 0.00 | 0.000 |
| 54 Randy Williams, L<br>ERA: 18.0 | (6, 1) | 1.0 | L | 7 | 3 | 2 | 2 | 0 | 1 | 0 | 0 | 0 | 0 | 0 | 6 | 10 | 18.00 | 4.000 |
| 61 Ramon E Ramirez, R<br>ERA: 9.0 | (7, 1) | 1.0 | | 4 | 1 | 1 | 1 | 0 | 0 | 0 | 0 | 0 | 0 | 1 | 4 | 4 | 9.00 | 1.000 |
| 25 Steve Colyer, L<br>ERA: | (8, 1) | 1.0 | | 4 | 0 | 0 | 0 | 2 | 1 | 0 | 0 | 0 | 0 | 0 | 9 | 13 | 0.00 | 1.000 |
| 70 Jim Miller, R<br>ERA: 9.0 | (9, 1) | 1.0 | | 6 | 2 | 1 | 1 | 1 | 1 | 0 | 0 | 0 | 0 | 0 | 8 | 12 | 9.00 | 3.000 |

# TOP

## Chicago White Sox @ Colorado Rockies

US West Sports Complex, Hi Corbett Field, Tucson, AZ

Mon Mar 06 2006, 3:05 PM EST

Att. 2,829 - Partly Cloudy - 81 F

livebaseballscorecards.com

| | |
|---|---|
| AB | 35 |
| R | 4 |
| H | 8 |
| RBI | 4 |
| BB | 4 |
| SO | 5 |
| LOB | 16 |

WP: 0 PA: 39
PB: 0
SB: 2
CS: 0

# BOTTOM

## Chicago White Sox @ Colorado Rockies

US West Sports Complex, Hi Corbett Field, Tucson, AZ

Mon Mar 06 2006, 3:05 PM EST

Att. 2,829 - Partly Cloudy - 81 F

livebaseballscorecards.com

| Batter | 1 | 2 | 3 | 4 | 5 | 6 | 7 | 8 | 9 | AB | R | H | RBI | BB | SO | LOB |
|---|---|---|---|---|---|---|---|---|---|---|---|---|---|---|---|---|
| Jamey Carroll, R (1, 6)<br>OBP: 0.429, SLG: 0.200 | G5-3 | | G4-3<br>1-2 | | 6 CS<br>BB | | CS<br>2-3 | K | | 2 | 0 | 0 | 0 | 1 | 0 | 1 |
| 24 Jason Smith, L (7, 6)<br>OBP: 0.333, SLG: 0.833 | | | | | | | | | | 1 | 0 | 0 | 0 | 0 | 1 | 0 |
| 6 Omar Quintanilla, L (1, 4) | G5-3 | | F7 | | CS<br>1-2 | F9 | | G6-3 | | 2 | 0 | 0 | 0 | 0 | 0 | 1 |
| Josh Wilson, R (6, PH)<br>OBP: 0.200, SLG: 0.200 (7, 4) | | | | | | | | | | 2 | 0 | 0 | 0 | 0 | 0 | 0 |
| 17 Todd Helton, L (1, 3)<br>OBP: 0.455, SLG: 0.600 | BB | | | 15 1B<br>1B<br>1B | | K2-3 | | G3 | | 2 | 1 | 1 | 0 | 1 | 1 | 0 |
| 67 Carlos Rivera, L (7, 3)<br>OBP: 0.333, SLG: 0.444 | | | | | | | | | | 1 | 0 | 0 | 0 | 0 | 0 | 0 |
| 27 Garrett Atkins, R (1, 5)<br>OBP: 0.455, SLG: 0.400 | G4-3 | | | L9 | | 1B | | | K | 3 | 0 | 1 | 0 | 0 | 0 | 2 |
| 61 Ramon E Ramirez, R (7, 1) | | | | | | | | | | 0 | 0 | 0 | 0 | 0 | 0 | 0 |
| 25 Steve Colyer, L (8, 1) | | | | | | | | | | 0 | 0 | 0 | 0 | 0 | 0 | 0 |
| 70 Jim Miller, R (9, 1) | | | | | | | | | | 0 | 0 | 0 | 0 | 0 | 0 | 0 |
| 10 Jeff Baker, R (9, PH)<br>OBP: 0.091, SLG: 0.364 | | | | | | | | | | 1 | 0 | 0 | 0 | 0 | 1 | 0 |
| Jorge Piedra, L (1, 9)<br>OBP: 0.250, SLG: 0.143 | | G4-3 | | 1B<br>1-2<br>1B | | K | | | K | 1 | 0 | 0 | 0 | 0 | 0 | 0 |
| 15 Jeff Salazar, L (3, 9)<br>OBP: 0.250, SLG: 0.375 | | | | | | | | | | 3 | 0 | 1 | 0 | 0 | 2 | 1 |
| 19 Ryan Spilborghs, R (1, 7)<br>OBP: 0.333, SLG: 0.250 | | F9 | | F3 | | | SH1-4 1B<br>64<br>SF8<br>BB | | F9 | 3 | 1 | 0 | 0 | 1 | 0 | 2 |
| Choo Freeman, R (1, 8)<br>OBP: 0.400, SLG: 0.400 | | G6-3 | | 1-3<br>2-H<br>1B | | | 24 CS SH1-4<br>1-2<br>1B | | | 3 | 0 | 2 | 1 | 0 | 0 | 0 |
| Danny Ardoin, R (1, 2)<br>OBP: 0.500, SLG: 1.000 | | | 28 FC2-6<br>1B | | F8 | | SH1-4<br>1-2<br>2-3 | | | 2 | 0 | 1 | 0 | 0 | 0 | 0 |
| JD Closser, S (7, 2)<br>OBP: 0.667, SLG: 0.667 | | | | | | | | | | 0 | 0 | 0 | 0 | 0 | 0 | 0 |
| 28 Aaron Cook, R (1, 1) | | | FC2-6<br>G4-3<br>1-2f | | F8 | | SF8<br>3-H | | | 1 | 0 | 0 | 0 | 0 | 0 | 1 |
| 58 Jaime Cerda, L (4, 1) | | | | | | | | | | 0 | 0 | 0 | 0 | 0 | 0 | 0 |
| 24 Mike DeJean, R (5, 1) | | | | | | | | | | 0 | 0 | 0 | 0 | 0 | 0 | 0 |
| Ryan Shealy, R (5, PH) | | | | | | | | | | 1 | 0 | 0 | 0 | 0 | 0 | 0 |
| 54 Randy Williams, L (6, 1) | | | | | | | | | | 0 | 0 | 0 | 0 | 0 | 0 | 0 |
| 64 Ian Stewart, L (7, 5)<br>OBP: 0.500, SLG: 0.750 | | | | | | | | | | 0 | 0 | 0 | 1 | 0 | 0 | 0 |
| Inning Stats | R: 0 E: 0 K: 0 S: 3 H: 0 LOB: 1 BB: 1 P: 7 | R: 0 E: 0 K: 0 S: 3 H: 0 LOB: 0 BB: 0 P: 3 | R: 0 E: 0 K: 0 S: 4 H: 1 LOB: 1 BB: 0 P: 4 | R: 1 E: 0 K: 0 S: 5 H: 3 LOB: 2 BB: 0 P: 5 | R: 0 E: 0 K: 0 S: 2 H: 0 LOB: 0 BB: 1 P: 7 | R: 0 E: 0 K: 2 S: 8 H: 1 LOB: 1 BB: 0 P: 8 | R: 1 E: 0 K: 0 S: 3 H: 1 LOB: 0 BB: 1 P: 8 | R: 0 E: 0 K: 1 S: 5 H: 0 LOB: 0 BB: 0 P: 5 | R: 0 E: 0 K: 2 S: 7 H: 0 LOB: 0 BB: 0 P: 7 | 1B: 6 2B: 0 3B: 0 HR: 0 | SF: 1 SAC: 1 DP: 0 HBP: 0 | | | | | |

| | AB | 28 |
|---|---|---|
| | R | 2 |
| | H | 6 |
| | RBI | 2 |
| | BB | 3 |
| | SO | 5 |
| | LOB | 8 |

WP: 0 PB: 0 SB: 0 CS: 2 PA: 35

| PITCHER | IP | WLS | BF | H | R | ER | SO | BB | IBB | HBP | BLK | WP | HR | S | P | ERA | WHIP |
|---|---|---|---|---|---|---|---|---|---|---|---|---|---|---|---|---|---|
| Jon Garland, R (1, 1)<br>ERA: 1.5 | 3.0 | | 11 | 1 | 0 | 0 | 0 | 1 | 0 | 0 | 0 | 0 | 0 | 10 | 14 | 0.00 | 0.667 |
| Dustin Hermanson, R (4, 1)<br>ERA: 9.0 | 1.0 | | 5 | 3 | 1 | 1 | 0 | 0 | 0 | 0 | 0 | 0 | 0 | 5 | 5 | 9.00 | 3.000 |
| Cliff Politte, R (5, 1)<br>ERA: 13.5 | 1.0 | W | 3 | 0 | 0 | 0 | 0 | 1 | 0 | 0 | 0 | 0 | 0 | 2 | 7 | 0.00 | 1.000 |
| 47 Javier López, L (6, 1)<br>ERA: | 1.0 | H | 4 | 1 | 0 | 0 | 2 | 0 | 0 | 0 | 0 | 0 | 0 | 8 | 8 | 0.00 | 1.000 |
| 58 Chad Bentz, L (7, 1)<br>ERA: 19.29 | 1.0 | H | 4 | 1 | 1 | 1 | 0 | 1 | 0 | 0 | 0 | 0 | 0 | 3 | 8 | 9.00 | 2.000 |

| PITCHER | IP | WLS | BF | H | R | ER | SO | BB | IBB | HBP | BLK | WP | HR | S | P | ERA | WHIP |
|---|---|---|---|---|---|---|---|---|---|---|---|---|---|---|---|---|---|
| Rusty Tucker, L (8, 1)<br>ERA: 3.0 | 1.0 | | 3 | 0 | 0 | 0 | 1 | 0 | 0 | 0 | 0 | 0 | 0 | 5 | 5 | 0.00 | 0.000 |
| Jeff Bajenaru, R (9, 1)<br>ERA: 12.27 | 1.0 | S | 3 | 0 | 0 | 0 | 2 | 0 | 0 | 0 | 0 | 0 | 0 | 7 | 7 | 0.00 | 0.000 |

# Colorado Rockies @ Kansas City Royals

Surprise Stadium, Surprise, AZ

Tue Mar 07 2006, 3:05 PM EST

Att. 3,076 - Sunny - 72 F

TOP

livebaseballscorecards.com

| Batter | 1 | 2 | 3 | 4 | 5 | 6 | 7 | 8 | 9 | AB | R | H | RBI | BB | SO | LOB |
|---|---|---|---|---|---|---|---|---|---|---|---|---|---|---|---|---|
| 18 Cory Sullivan, L (1, 8)<br>OBP: 0.214, SLG: 0.214 | G3 | F8 | | | G3 | | | 2 CS 1B | F8 1-2 | 3 | 0 | 0 | 0 | 0 | 0 | 1 |
| Choo Freeman, R (6, 8)<br>OBP: 0.417, SLG: 0.417 | | | | | | | | | | 2 | 0 | 1 | 0 | 0 | 0 | 1 |
| 12 Clint Barmes, R (1, 6)<br>OBP: 0.364, SLG: 0.545 | 2B | | F8 | | | G4-3 FC6-2 2B | | BB 1-2 1B | | 3 | 0 | 2 | 0 | 0 | 0 | 0 |
| 2 Troy Tulowitzki, R (6, 6)<br>OBP: 0.400, SLG: 0.500 | | | | | | | | | | 0 | 0 | 0 | 0 | 1 | 0 | 0 |
| Eli Marrero, R (1, 3)<br>OBP: 0.700, SLG: 0.778 | F9 | | P3 | | | G4-3 2-3 | | F8 | | 3 | 0 | 0 | 0 | 0 | 0 | 2 |
| 67 Carlos Rivera, L (6, 3)<br>OBP: 0.300, SLG: 0.400 | | | | | | | | | | 1 | 0 | 0 | 0 | 0 | 0 | 1 |
| Ryan Shealy, R (1, 10)<br>OBP: 0.143, SLG: 0.143 | K | | K2-3 | | | FC6-2 3-H | | 19 BB 1-3 1B | | 4 | 0 | 1 | 0 | 0 | 2 | 2 |
| 11 Brad Hawpe, L (1, 9)<br>OBP: 0.333, SLG: 0.417 | | E 24 G4-3 1B | | G4-3 | | K | | BB 1-2 | | 3 | 1 | 1 | 0 | 0 | 1 | 1 |
| 19 Ryan Spilborghs, R (6, 7)<br>OBP: 0.400, SLG: 0.250 | | | | | | | | | | 0 | 0 | 0 | 0 | 1 | 0 | 0 |
| Luis Gonzalez, R (1, 4)<br>OBP: 0.364, SLG: 0.500 | | 10 WP 24 G4-3 10 2B 1-3 HBP | | G6-3 | | | 24 G3 10 SF8 2B | | F8 | 2 | 1 | 1 | 0 | 0 | 0 | 0 |
| 64 Ian Stewart, L (7, PR)<br>OBP: 0.429, SLG: 0.600 (7, 5) | | | | | | | | | | 1 | 1 | 0 | 0 | 0 | 0 | 3 |
| 24 Jason Smith, L (1, 5)<br>OBP: 0.222, SLG: 0.556 (7, 4) | | G4-3 1-2 3-H | | K | | | G3 2-3 | | K | 3 | 0 | 0 | 1 | 0 | 1 | 2 |
| Jayson Nix, R (9, PH)<br>OBP: 0.400, SLG: 0.250 | | | | | | | | | | 1 | 0 | 0 | 0 | 0 | 1 | 0 |
| 10 Jeff Baker, R (1, 7)<br>OBP: 0.200, SLG: 0.462 (6, 9) | | G3-1 2-H 2B | | | K | | SF8 3-H | | DI BB | 2 | 0 | 1 | 2 | 1 | 1 | 0 |
| JD Closser, S (1, 2)<br>OBP: 0.400, SLG: 0.400 | | G3-1 2-3 | | | K2-3 | | G4-3 | | F9 | 2 | 0 | 0 | 0 | 0 | 1 | 1 |
| 20 Chris Iannetta, R (6, 2) | | | | | | | | | | 2 | 0 | 0 | 0 | 0 | 0 | 2 |

| Inning Stats | 1 | 2 | 3 | 4 | 5 | 6 | 7 | 8 | 9 |
|---|---|---|---|---|---|---|---|---|---|
| | R: 0 E: 0 K: 1 S: 6 H: 1 LOB: 1 BB: 0 P: 6 | R: 2 E: 0 K: 0 S: 6 H: 2 LOB: 1 BB: 0 P: 8 | R: 0 E: 0 K: 1 S: 5 H: 0 LOB: 0 BB: 0 P: 5 | R: 0 E: 0 K: 1 S: 5 H: 0 LOB: 0 BB: 0 P: 5 | R: 0 E: 0 K: 2 S: 7 H: 0 LOB: 0 BB: 0 P: 7 | R: 0 E: 0 K: 1 S: 6 H: 1 LOB: 1 BB: 0 P: 6 | R: 1 E: 0 K: 0 S: 4 H: 1 LOB: 1 BB: 0 P: 4 | R: 0 E: 0 K: 0 S: 4 H: 2 LOB: 3 BB: 2 P: 12 | R: 0 E: 0 K: 1 S: 6 H: 0 LOB: 1 BB: 1 P: 10 |

| | |
|---|---|
| AB | 32 |
| R | 3 |
| H | 7 |
| RBI | 3 |
| BB | 3 |
| SO | 7 |
| LOB | 16 |

1B: 3 SF: 1 PA: 37
2B: 4 SAC: 0
3B: 0 DP: 0
HR: 0 HBP: 1

WP: 1
PB: 0
SB: 0
CS: 1

| PITCHER | | IP | WLS | BF | H | R | ER | SO | BB | IBB | HBP | BLK | WP | HR | S | P | ERA | WHIP |
|---|---|---|---|---|---|---|---|---|---|---|---|---|---|---|---|---|---|---|
| Denny Bautista, R<br>ERA: 9.0 | (1, 1) | 3.0 | | 13 | 3 | 2 | 2 | 2 | 0 | 0 | 1 | 0 | 1 | 0 | 17 | 19 | 6.00 | 1.000 |
| J.P. Howell, L<br>ERA: 1.8 | (4, 1) | 3.0 | | 10 | 1 | 0 | 0 | 4 | 0 | 0 | 0 | 0 | 0 | 0 | 18 | 18 | 0.00 | 0.333 |
| 59 Brian Bass, R<br>ERA: 2.08 | (7, 1) | 2.0 | W | 10 | 3 | 1 | 1 | 0 | 2 | 0 | 0 | 0 | 0 | 0 | 8 | 16 | 4.50 | 2.500 |
| Andrew Sisco, L<br>ERA: 10.13 | (9, 1) | 1.0 | | 4 | 0 | 0 | 0 | 1 | 1 | 0 | 0 | 0 | 0 | 0 | 6 | 10 | 0.00 | 1.000 |

| PITCHER | IP | WLS | BF | H | R | ER | SO | BB | IBB | HBP | BLK | WP | HR | S | P | ERA | WHIP |
|---|---|---|---|---|---|---|---|---|---|---|---|---|---|---|---|---|---|

# BOTTOM

## Colorado Rockies @ Kansas City Royals

Surprise Stadium, Surprise, AZ

Tue Mar 07 2006, 3:05 PM EST

Att. 3,076 - Sunny - 72 F

livebaseballscorecards.com

| Batter | 1 | 2 | 3 | 4 | 5 | 6 | 7 | 8 | 9 | AB | R | H | RBI | BB | SO | LOB |
|---|---|---|---|---|---|---|---|---|---|---|---|---|---|---|---|---|
| 44 Kerry Robinson, L (1, 8)<br>OBP: 0.450, SLG: 0.526 | E9<br>G4-3<br>1B | | K | | S<br>1B | | FC4-6<br>1-2f | WP<br>HR<br>BB | | 4 | 1 | 2 | 0 | 1 | 1 | 1 |
| Joe McEwing, R (1, 5)<br>OBP: 0.400, SLG: 0.500<br>Esteban German, R (5, PH)<br>OBP: 0.385, SLG: 0.500 (6, 5) | G4-3<br>2-3 | | F9 | | 1-2<br>BB | | | E6<br>52<br>HR<br>1-H<br>2-H<br>HR | | 2 | 0 | 0 | 0 | 0 | 0 | 1 |
| | | | | | | | | | | 2 | 2 | 1 | 3 | 1 | 0 | 0 |
| Emil Brown, R (1, 7)<br>OBP: 0.429, SLG: 0.833<br>52 Chad Allen, R (6, 7)<br>OBP: 1.000, SLG: 4.000 | L5 | | 34<br>CS<br>1B | | P4 | | | 1-H<br>HR<br>BB | | 3 | 0 | 1 | 0 | 0 | 0 | 3 |
| | | | | | | | | | | 1 | 1 | 1 | 2 | 1 | 0 | 0 |
| 34 Chris Richard, L (1, 10)<br>OBP: 0.400, SLG: 0.250<br>38 Chris Clapinski, S (6, PH)<br>OBP: 0.400, SLG: 0.500 (7, 10) | F7 | | CS<br>1-2 | 1B | P5 | | | G3<br>K | | 2 | 0 | 1 | 0 | 0 | 0 | 1 |
| | | | | | | | | | | 3 | 0 | 0 | 0 | 0 | 1 | 1 |
| 70 Alex Gordon, L (1, 3)<br>OBP: 0.417, SLG: 0.125 | | S<br>3B<br>BB | K | K | K | K | | 22<br>3B<br>BB | | 2 | 2 | 0 | 0 | 2 | 2 | 1 |
| Chip Ambres, R (1, 9)<br>OBP: 0.368, SLG: 0.733<br>22 Mitch Maier, L (6, 9)<br>OBP: 0.400, SLG: 0.778 | | K | L5 | | K | | | 12<br>HR<br>1-H<br>3B | | 2 | 0 | 0 | 0 | 0 | 1 | 2 |
| | | | | | | | | | | 2 | 1 | 1 | 1 | 0 | 1 | 0 |
| Paul Bako, L (1, 2)<br>OBP: 0.250, SLG: 0.250<br>12 Paul Phillips, R (6, 2)<br>OBP: 0.500, SLG: 1.000 | | K<br>1-2 | K | | | | G1-3 | HR<br>3-H | | 2 | 0 | 0 | 0 | 0 | 2 | 2 |
| | | | | | | | | | | 2 | 1 | 1 | 2 | 0 | 0 | 0 |
| Wilson Valdez, R (1, 6)<br>OBP: 0.700, SLG: 1.250<br>1 Angel Sanchez, R (8, PH)<br>OBP: 0.400, SLG: 1.000 (9, 6) | | 2-H<br>3B | K | | K | | 44<br>FC4-6<br>BB | F9 | | 2 | 0 | 1 | 1 | 1 | 1 | 0 |
| | | | | | | | | | | 1 | 0 | 0 | 0 | 0 | 0 | 0 |
| 13 Andrés Blanco, S (1, 4)<br>OBP: 0.333, SLG: 0.273<br>Donnie Murphy, R (6, 4)<br>OBP: 0.455, SLG: 0.375 | | K | | | G3 | | K | WP<br>HR<br>2B | | 2 | 0 | 0 | 0 | 0 | 1 | 1 |
| | | | | | | | | | | 2 | 1 | 1 | 0 | 0 | 1 | 1 |
| Inning Stats | R: 0 E: 1 K: 0 S: 4 H: 1 LOB: 1 BB: 0 P: 4 | R: 1 E: 0 K: 3 S: 10 H: 1 LOB: 1 BB: 1 P: 14 | R: 0 E: 0 K: 1 S: 6 H: 1 LOB: 0 BB: 0 P: 6 | R: 0 E: 0 K: 2 S: 8 H: 1 LOB: 1 BB: 0 P: 8 | R: 0 E: 0 K: 1 S: 6 H: 1 LOB: 2 BB: 1 P: 10 | R: 0 E: 0 K: 2 S: 7 H: 0 LOB: 0 BB: 0 P: 7 | R: 0 E: 0 K: 1 S: 5 H: 0 LOB: 1 BB: 1 P: 9 | R: 8 E: 1 K: 1 S: 11 H: 5 LOB: 1 BB: 3 P: 24 | | 1B: 4 2B: 1 3B: 2 HR: 3 SF: 0 SAC: 0 DP: 0 HBP: 0 | | | | | | |

| | AB | 34 |
|---|---|---|
| | R | 9 |
| | H | 10 |
| | RBI | 9 |
| | BB | 6 |
| | SO | 11 |
| | LOB | 14 |

WP: 1 PB: 0 SB: 2 CS: 1 PA: 41

| PITCHER | | IP | WLS | BF | H | R | ER | SO | BB | IBB | HBP | BLK | WP | HR | S | P | ERA | WHIP |
|---|---|---|---|---|---|---|---|---|---|---|---|---|---|---|---|---|---|---|
| 30 Jose Acevedo, R<br>ERA: 3.0 | (1, 1) | 2.0 | | 9 | 2 | 1 | 1 | 3 | 1 | 0 | 0 | 0 | 0 | 0 | 14 | 18 | 4.50 | 1.500 |
| Miguel Asencio, R<br>ERA: | (3, 1) | 3.0 | | 12 | 3 | 0 | 0 | 4 | 1 | 0 | 0 | 0 | 0 | 0 | 20 | 24 | 0.00 | 1.333 |
| Ray King, L<br>ERA: | (6, 1) | 1.0 | H | 3 | 0 | 0 | 0 | 2 | 0 | 0 | 0 | 0 | 0 | 0 | 7 | 7 | 0.00 | 0.000 |
| 35 Mike Esposito, R<br>ERA: 19.29 | (7, 1) | 1.1 | L | 10 | 3 | 5 | 4 | 1 | 2 | 0 | 0 | 0 | 0 | 2 | 10 | 18 | 27.00 | 3.750 |
| 72 Judd Songster, R<br>ERA: 40.5 | (8, 1) | 0.2 | | 6 | 2 | 3 | 3 | 1 | 2 | 0 | 0 | 0 | 1 | 1 | 6 | 15 | 40.50 | 6.000 |

| PITCHER | IP | WLS | BF | H | R | ER | SO | BB | IBB | HBP | BLK | WP | HR | S | P | ERA | WHIP |
|---|---|---|---|---|---|---|---|---|---|---|---|---|---|---|---|---|---|

# Arizona Diamondbacks @ Colorado Rockies

US West Sports Complex, Hi Corbett Field, Tucson, AZ

Wed Mar 08 2006, 3:05 PM EST

Att. 1,559 - Cloudy - 55 F

livebaseballscorecards.com

TOP

| Batter | 1 | 2 | 3 | 4 | 5 | 6 | 7 | 8 | 9 | AB | R | H | RBI | BB | SO | LOB |
|---|---|---|---|---|---|---|---|---|---|---|---|---|---|---|---|---|
| 6 Stephen Drew, L (1, 6)<br>OBP: 0.500, SLG: 1.143 | G1-3 | 1<br>1B<br>2-H<br>3-H<br>2B | | 7<br>BB<br>1<br>BB<br>34<br>BB<br>BB | K | | | E4<br>11<br>2B | L4-3<br>1-1 | 3 | 2 | 1 | 2 | 1 | 1 | 0 |
| 13 Alberto Callaspo, S (6, 4)<br>OBP: 0.333, SLG: 0.357 | | | | | | | | | | 2 | 0 | 0 | 0 | 0 | 0 | 2 |
| 1 Orlando Hudson, S (1, 4)<br>OBP: 0.471, SLG: 0.733 | F9 | 7<br>CS<br>2-H<br>1B | | 34<br>BB<br>7<br>BB<br>30<br>BB<br>1-2<br>BB | K | | | 1B<br>1-H<br>2B | | 3 | 1 | 1 | 1 | 1 | 1 | 0 |
| 11 Jerry Gil, R (6, 6)<br>OBP: 0.533, SLG: 0.667 | | | | | | | | | | 1 | 0 | 1 | 0 | 0 | 0 | 0 |
| 7 Carlos Quentin, R (1, 9)<br>OBP: 0.526, SLG: 0.600 | G6-3 | CS<br>1-2 | 30<br>3B<br>2B | 30<br>BB<br>34<br>BB<br>1-2<br>2-3<br>2B<br>BB | | 34<br>G5-4-3<br>1B | | G6-3 | | 4 | 2 | 2 | 0 | 1 | 0 | 1 |
| 34 Conor Jackson, R (1, 3)<br>OBP: 0.529, SLG: 0.538 | | 30<br>BB<br>1B | P3 | 30<br>BB<br>1-2<br>2-3<br>3-H<br>2B<br>BB | | G5-4-3<br>1-2f | | 2-3<br>1B | | 3 | 2 | 1 | 1 | 1 | 0 | 2 |
| Jesus Cota, L (7, 3)<br>OBP: 1.000, SLG: 1.000 | | | | | | | | | | 1 | 0 | 1 | 0 | 0 | 0 | 0 |
| 30 Jeff DaVanon, S (1, 7)<br>OBP: 0.647, SLG: 0.917 | | 1B<br>67<br>1B<br>1-2<br>BB | 1B<br>2-H<br>3B | 1-2<br>2-3<br>3-H<br>2B<br>BB | | G4-3 | | P4 | | 2 | 3 | 1 | 2 | 2 | 0 | 0 |
| 39 Neal Musser, L (6, 1) | | | | | | | | | | 0 | 0 | 0 | 0 | 0 | 0 | 0 |
| 68 Justin Upton, R (8, PH)<br>OBP: 0.636, SLG: 1.111 | | | | | | | | | | 1 | 0 | 0 | 0 | 0 | 0 | 2 |
| 45 Doug Slaten, L (8, 1) | | | | | | | | | | 0 | 0 | 0 | 0 | 0 | 0 | 0 |
| Luis Terrero, R (1, 8)<br>OBP: 0.368, SLG: 0.563 | | K | K | 1-H<br>2-H<br>3-H<br>2B | | | G4-3 | | 67<br>1B<br>26<br>1B<br>1B | 5 | 1 | 2 | 3 | 0 | 2 | 3 |
| Johnny Estrada, S (1, 2)<br>OBP: 0.500, SLG: 0.462 | | | | F9 | | | | | P3 | 3 | 1 | 2 | 2 | 0 | 0 | 1 |
| Adam Bass, R (5, 1) | | SH1-4<br>67<br>1B<br>6<br>2B<br>1-3<br>2-H<br>1B | 67<br>FC5-4<br>3-H<br>1B | | | | | 2B | | 0 | 0 | 0 | 0 | 0 | 0 | 0 |
| Scott Hairston, R (6, 7)<br>OBP: 0.429, SLG: 0.545 | | | | | | | | | | 2 | 0 | 1 | 0 | 0 | 0 | 1 |
| 67 Brian Barden, R (1, 5)<br>OBP: 0.421, SLG: 0.588 | | SH1-4<br>6<br>2B<br>1-2<br>3-H<br>1B | FC5-4<br>1-2f | K | | | G3 | | 26<br>1B<br>1-2<br>1B | 5 | 1 | 2 | 1 | 0 | 1 | 3 |
| Brad Halsey, L (1, 1) | | | | | | | | | | 0 | 0 | 0 | 0 | 0 | 0 | 0 |
| Enrique Gonzalez, R (3, 1) | | | | | | | | | | 1 | 0 | 0 | 0 | 0 | 0 | 0 |
| 26 Miguel Montero, L (5, PH)<br>OBP: 0.200, SLG: 0.200 | | SH1-4<br>1-2<br>2-3 | | G5-3 | G4-3 | | F8 | | 13<br>L4-3<br>1-3<br>2-H<br>1B | 3 | 0 | 1 | 1 | 0 | 0 | 1 |
| (5, 2) | | | | | | | | | | | | | | | | |

| Inning Stats | | | | | | | | | | | | | | | | | | | | | | | | | | | | | | | |
|---|---|---|---|---|---|---|---|---|---|---|---|---|---|---|---|---|---|---|---|---|---|---|---|---|---|---|---|---|---|---|---|
| | R: 0 | H: 0 | R: 5 | H: 5 | R: 2 | H: 3 | R: 5 | H: 1 | R: 0 | H: 0 | R: 0 | H: 1 | R: 0 | H: 1 | R: 0 | H: 2 | R: 1 | H: 3 | 1B: 10 | SF: 0 | WP: 0 | PA: 47 |
| | E: 0 | LOB: 0 | E: 0 | LOB: 0 | E: 0 | LOB: 0 | E: 0 | LOB: 1 | E: 0 | LOB: 0 | E: 0 | LOB: 0 | E: 0 | LOB: 1 | E: 1 | LOB: 2 | E: 0 | LOB: 1 | 2B: 6 | SAC: 1 | PB: 0 | |
| | K: 0 | BB: 0 | K: 1 | BB: 1 | K: 1 | BB: 0 | K: 1 | BB: 5 | K: 2 | BB: 0 | K: 0 | BB: 0 | K: 0 | BB: 0 | K: 0 | BB: 0 | K: 0 | BB: 0 | 3B: 1 | DP: 2 | SB: 0 | |
| | S: 3 | P: 3 | S: 10 | P: 14 | S: 8 | P: 8 | S: 6 | P: 26 | S: 7 | P: 7 | S: 3 | P: 3 | S: 4 | P: 4 | S: 5 | P: 5 | S: 5 | P: 5 | HR: 0 | HBP: 0 | CS: 1 | |

| PITCHER | | IP | WLS | BF | H | R | ER | SO | BB | IBB | HBP | BLK | WP | HR | S | P | ERA | WHIP |
|---|---|---|---|---|---|---|---|---|---|---|---|---|---|---|---|---|---|---|
| Zach Day, R (1, 1)<br>ERA: 13.5 | | 3.0 | L | 17 | 8 | 7 | 7 | 2 | 1 | 0 | 0 | 0 | 0 | 0 | 21 | 25 | 21.00 | 3.000 |
| 51 Juan Morillo, R (4, 1)<br>ERA: 135.0 | | 0.1 | | 6 | 0 | 5 | 5 | 0 | 5 | 0 | 0 | 0 | 0 | 0 | 1 | 21 | 135.00 | 15.000 |
| Eduardo Sierra, R (4, 1)<br>ERA: | | 1.2 | | 6 | 1 | 0 | 0 | 3 | 0 | 0 | 0 | 0 | 0 | 0 | 12 | 12 | 0.00 | 0.600 |
| 39 Tom Martin, L (6, 1)<br>ERA: | | 2.0 | | 7 | 2 | 0 | 0 | 0 | 0 | 0 | 0 | 0 | 0 | 0 | 7 | 7 | 0.00 | 1.000 |
| 58 Jaime Cerda, L (8, 1)<br>ERA: | | 1.0 | | 5 | 2 | 0 | 0 | 0 | 0 | 0 | 0 | 0 | 0 | 0 | 5 | 5 | 0.00 | 2.000 |

| PITCHER | | IP | WLS | BF | H | R | ER | SO | BB | IBB | HBP | BLK | WP | HR | S | P | ERA | WHIP |
|---|---|---|---|---|---|---|---|---|---|---|---|---|---|---|---|---|---|---|
| Nate Field, R (9, 1)<br>ERA: 6.75 | | 1.0 | | 5 | 3 | 1 | 1 | 0 | 0 | 0 | 0 | 0 | 0 | 0 | 5 | 5 | 9.00 | 3.000 |

| | |
|---|---|
| AB | 39 |
| R | 13 |
| H | 16 |
| RBI | 13 |
| BB | 6 |
| SO | 5 |
| LOB | 16 |

# BOTTOM

## Arizona Diamondbacks @ Colorado Rockies

US West

Tucson, AZ - Hi Corbett Field - Sports Complex, West

Wed Mar 08 2006, 3:05 PM EST

Att. 1,559 - Cloudy - 55 F

livebaseballscorecards.com

| Batter | 1 | 2 | 3 | 4 | 5 | 6 | 7 | 8 | 9 | AB | R | H | RBI | BB | SO | LOB |
|---|---|---|---|---|---|---|---|---|---|---|---|---|---|---|---|---|
| 12 Clint Barmes, R (1, 6)<br>OBP: 0.357, SLG: 0.462 | G6-3 | BBBB 4-0 18 S BB | | P4 | | FC5-4 1-3 1B | SSS 0-3 K | | SSS 0-3 K | 2 | 0 | 0 | 0 | 1 | 0 | 0 |
| 6 Omar Quintanilla, L (6, 6)<br>OBP: 0.143, SLG: 0.143 | | | | | | | | | | 2 | 0 | 1 | 0 | 0 | 1 | 2 |
| 58 Jaime Cerda, L (8, 1) | | | | | | | | | | 0 | 0 | 0 | 0 | 0 | 0 | 0 |
| Nate Field, R (9, 1) | | | | | | | | | | 0 | 0 | 0 | 0 | 0 | 0 | 0 |
| Bo Hart, R (9, PH) | | | | | | | | | | 1 | 0 | 0 | 0 | 0 | 1 | 0 |
| 18 Cory Sullivan, L (1, 8)<br>OBP: 0.294, SLG: 0.294 | 17 1B 64 1B 1B | SSS 0-3 K 1-2 | | | 17 E 17 1B 1B | FC5-4 1-2f 3-H | | F7 | | 3 | 1 | 2 | 0 | 0 | 1 | 1 |
| Anthony Sanders, R (6, 9) | | | | | | | | | | 2 | 0 | 0 | 1 | 0 | 0 | 1 |
| 17 Todd Helton, L (1, 3)<br>OBP: 0.500, SLG: 0.615 | 64 1B 1-3 1B | | F9 | | E7 1-3 1B | K | | K | | 3 | 0 | 2 | 0 | 0 | 0 | 0 |
| Joe Koshansky, L (5, PR) | | | | | | | | | | 2 | 0 | 0 | 0 | 0 | 2 | 1 |
| (6, 3) | | | | | | | | | | | | | | | | |
| 10 Jeff Baker, R (1, 9)<br>OBP: 0.222, SLG: 0.625 | SSS 0-3 K | | HR | | SSS 0-3 K | | SSS 0-3 K | 64 HR BB | | 3 | 1 | 1 | 1 | 0 | 2 | 4 |
| Joe Gaetti, R (6, 7) | | | | | | | | | | 1 | 1 | 0 | 0 | 1 | 1 | 0 |
| 64 Ian Stewart, L (1, 5)<br>OBP: 0.583, SLG: 1.100 | FC6-4 1-2 3-H 1B | | 1B 2B | | SSS 0-3 K | | 1B 2 S 1B 1B | 1-H HR | | 5 | 3 | 4 | 3 | 0 | 1 | 2 |
| Danny Ardoin, R (1, 2)<br>OBP: 0.444, SLG: 0.778 | FC6-4 1-2f | | CS 2-H 1B | | G5-3 | | SSS 0-3 K 1-2 | CCC 0-3 K | | 3 | 0 | 1 | 1 | 0 | 0 | 4 |
| 39 Tom Martin, L (6, 1) | | | | | | | | | | 0 | 0 | 0 | 0 | 0 | 0 | 0 |
| 2 Troy Tulowitzki, R (7, PH)<br>OBP: 0.286, SLG: 0.333 | | | | | | | | | | 2 | 0 | 0 | 0 | 0 | 2 | 1 |
| (8, 6) | | | | | | | | | | | | | | | | |
| Choo Freeman, R (1, 7)<br>OBP: 0.471, SLG: 0.765 | | G4-3 3B | CCC 0-3 K | | | HR | 1B 1B 2-3 1B | | SSS 0-3 K | 5 | 3 | 3 | 1 | 0 | 2 | 1 |
| (6, 8) | | | | | | | | | | | | | | | | |
| Jayson Nix, R (1, 4)<br>OBP: 0.300, SLG: 0.222 | P3 | S 0-1 CS 1-2 | | G6-3 | | G6-3 | 1B 1-2 3-H 1B | | SSS 0-3 K | 5 | 0 | 1 | 1 | 0 | 1 | 1 |
| Zach Day, R (1, 1) | G4-3 3-H | | | G4-3 | | BBBB 4-0 6 1B FC5-4 BB | 1-3 2-H 1B | | 0-0 HR | 1 | 0 | 0 | 1 | 0 | 0 | 0 |
| 51 Juan Morillo, R (4, 1) | | | | | | | | | | 0 | 0 | 0 | 0 | 0 | 0 | 0 |
| Eduardo Sierra, R (4, 1) | | | | | | | | | | 1 | 0 | 0 | 0 | 0 | 0 | 0 |
| JD Closser, S (6, 2)<br>OBP: 0.625, SLG: 1.000 | | | | | | | | | | 2 | 2 | 2 | 2 | 1 | 0 | 0 |
| Inning Stats | R: 1 E: 0 K: 1 S: 8 H: 3 LOB: 2 BB: 0 P: 8 | R: 1 E: 0 K: 1 S: 6 H: 1 LOB: 1 BB: 1 P: 10 | R: 2 E: 0 K: 1 S: 8 H: 3 LOB: 0 BB: 0 P: 8 | R: 0 E: 0 K: 0 S: 3 H: 0 LOB: 0 BB: 0 P: 3 | R: 0 E: 1 K: 2 S: 9 H: 2 LOB: 2 BB: 0 P: 9 | R: 2 E: 0 K: 1 S: 7 H: 2 LOB: 1 BB: 1 P: 11 | R: 2 E: 0 K: 3 S: 13 H: 4 LOB: 2 BB: 0 P: 13 | R: 2 E: 0 K: 2 S: 8 H: 1 LOB: 0 BB: 1 P: 12 | R: 1 E: 0 K: 3 S: 10 H: 1 LOB: 1 BB: 0 P: 10 | 1B: 11 2B: 1 3B: 1 HR: 4 | SF: 0 SAC: 0 DP: 0 HBP: 0 | | | | | | |

| | AB | 43 |
|---|---|---|
| | R | 11 |
| | H | 17 |
| | RBI | 11 |
| | BB | 3 |
| | SO | 14 |
| | LOB | 18 |

WP: 0 PB: 0 SB: 2 CS: 1 PA: 47

| PITCHER | | IP | WLS | BF | H | R | ER | SO | BB | IBB | HBP | BLK | WP | HR | S | P | ERA | WHIP |
|---|---|---|---|---|---|---|---|---|---|---|---|---|---|---|---|---|---|---|
| Brad Halsey, L<br>ERA: 11.25 | (1, 1) | 2.0 | W | 11 | 4 | 2 | 2 | 2 | 1 | 0 | 0 | 0 | 0 | 0 | 14 | 18 | 9.00 | 2.500 |
| Enrique Gonzalez, R<br>ERA: 9.82 | (3, 1) | 2.0 | | 8 | 3 | 2 | 2 | 1 | 0 | 0 | 0 | 0 | 0 | 1 | 11 | 11 | 9.00 | 1.500 |
| Adam Bass, R<br>ERA: | (5, 1) | 1.0 | | 5 | 2 | 0 | 0 | 2 | 0 | 0 | 0 | 0 | 0 | 0 | 9 | 9 | 0.00 | 2.000 |
| 39 Neal Musser, L<br>ERA: 9.0 | (6, 1) | 2.0 | | 13 | 6 | 4 | 4 | 4 | 1 | 0 | 0 | 0 | 0 | 1 | 20 | 24 | 18.00 | 3.500 |
| 45 Doug Slaten, L<br>ERA: 9.0 | (8, 1) | 2.0 | | 9 | 2 | 3 | 3 | 5 | 1 | 0 | 0 | 0 | 0 | 2 | 18 | 22 | 13.50 | 1.500 |

| PITCHER | IP | WLS | BF | H | R | ER | SO | BB | IBB | HBP | BLK | WP | HR | S | P | ERA | WHIP |
|---|---|---|---|---|---|---|---|---|---|---|---|---|---|---|---|---|---|

| Batter | 1 | 2 | 3 | 4 | 5 | 6 | 7 | 8 | 9 | AB | R | H | RBI | BB | SO | LOB |
|---|---|---|---|---|---|---|---|---|---|---|---|---|---|---|---|---|
| Jamey Carroll, R (1, 6)<br>OBP: 0.455, SLG: 0.444 | 0-0 2B 1B | 0-0 2B | | 0-0 G4-3 2-3 ② | | 0-0 G5-3 ② | | 0-0 G4-3 ③ | | 4 | 1 | 2 | 0 | 0 | 0 | 2 |
| Matt Macri, R (7, 4) | | | | | | | | | | 1 | 0 | 0 | 0 | 0 | 0 | 1 |
| Luis Gonzalez, R (1, 4)<br>OBP: 0.357, SLG: 0.538 | 0-0 FC5-4 BB 1-H 2B | 0-0 G4-3 ③ | | 0-0 G5-3 ③ | | 0-0 27 FC6-4 2-3 1B | | | 0-0 G6-3 ① | 3 | 1 | 1 | 1 | 0 | 0 | 2 |
| Josh Wilson, R (6, PH)<br>OBP: 0.286, SLG: 0.286 | | | | | | | | | | 2 | 0 | 1 | 0 | 0 | 0 | 0 |
| | | | | | | | | | | | | | | | | |
| 27 Garrett Atkins, R (1, 5)<br>OBP: 0.467, SLG: 0.385 | B H 2-0 FC5-4 HBP | | 0-0 P6 ① | | 0-0 FC4-6 1B | 0-0 FC6-4 ③ 1-2f | | | 0-0 G6-3 ② | 3 | 0 | 1 | 0 | 0 | 0 | 2 |
| Jose Mesa, R (6, 1) | | | | | | | | | | 0 | 0 | 0 | 0 | 0 | 0 | 0 |
| 1 Tony Miller, R (7, 9) | | | | | | | | | | 1 | 0 | 0 | 0 | 0 | 0 | 0 |
| Ryan Shealy, R (1, 3)<br>OBP: 0.167, SLG: 0.250 | 0-0 FC5-4 ① 11 BB BB 1-2f 2-3 | | 0-0 E 2B | 0-0 FC4-6 ① FC1-4-6 1-2f | | | 0-0 F9 ① | | S S S 0-3 K ③ | 5 | 1 | 1 | 0 | 0 | 1 | 3 |
| 11 Brad Hawpe, L (1, 9)<br>OBP: 0.375, SLG: 0.400 | B B B B 4-0 BB 1-2 BB | | 0-0 F8 ② | C C C 0-3 K ② | | | 0-0 CS 1B | | | 3 | 0 | 1 | 0 | 1 | 1 | 2 |
| Scott Dohmann, R (7, 1) | | | | | | | | | | 0 | 0 | 0 | 0 | 0 | 0 | 0 |
| Ernie Young, R (8, 7) | | | | | | | | | | 0 | 0 | 0 | 0 | 0 | 0 | 0 |
| Eli Marrero, R (1, 8)<br>OBP: 0.643, SLG: 0.667 | B B B B 4-0 19 G4-6-3 BB 1-2 2-3 3-H | | 0-0 E3 1B 2-H | | 0-0 FC1-4-6 ③ 1-2f | | S S S 0-3 K ② ③ 1-2 | | | 3 | 0 | 1 | 2 | 1 | 1 | 2 |
| 19 Ryan Spilborghs, R (1, 7)<br>OBP: 0.357, SLG: 0.250 | 0-0 G4-6-3 ② ③ 1-2f | | 0-0 G4-3 ③ | | | 0-0 E5 76 2B | | 0-0 24 SH5-3 1B | | 4 | 1 | 1 | 0 | 0 | 0 | 4 |
| 41 Bret Prinz, R (8, 1) | | | | | | | | | | 0 | 0 | 0 | 0 | 0 | 0 | 0 |
| 8 Yorvit Torrealba, R (1, 2) | | C C C 0-3 K ① | | B B B 4-0 G4-3 37 SH1-4 BB | | C C C 0-3 K ① | | 0-0 SH5-3 ① 1-2 | | 2 | 0 | 0 | 0 | 1 | 2 | 1 |
| 24 Jason Smith, L (6, 5)<br>OBP: 0.222, SLG: 0.556 | | | | | | | | | | 0 | 0 | 0 | 0 | 0 | 0 | 0 |
| 37 Josh Fogg, R (1, 1) | | 0-0 G5-3 ② | | 0-0 SH1-4 ① 1-2 | | 0-0 1B 1-H 2B | | C C C 0-3 K ② | | 1 | 0 | 0 | 0 | 0 | 0 | 0 |
| 38 Ubaldo Jiménez, R (5, 1) | | | | | | | | | | 0 | 0 | 0 | 0 | 0 | 0 | 0 |
| 76 Dan Conway, R (6, PH)<br>OBP: 0.500, SLG: 0.667 | | | | | | | | | | 2 | 0 | 1 | 1 | 0 | 1 | 1 |
| (6, 2) | | | | | | | | | | | | | | | | |

# TOP

# Colorado Rockies @ Arizona Diamondbacks

Tucson Electric Park, Tucson, AZ

Wed Mar 08 2006, 3:05 PM EST

Att. 2,710 - Partly Cloudy - 56 F

livebaseballscorecards.com

| | |
|---|---|
| AB | 34 |
| R | 4 |
| H | 10 |
| RBI | 4 |
| BB | 3 |
| SO | 6 |
| LOB | 20 |

| Inning Stats | 1 | 2 | 3 | 4 | 5 | 6 | 7 | 8 | 9 |
|---|---|---|---|---|---|---|---|---|---|
| | R: 2<br>E: 0<br>K: 0<br>S: 4 | H: 2<br>LOB: 2<br>BB: 2<br>P: 14 | R: 0<br>E: 0<br>K: 1<br>S: 6 | H: 1<br>LOB: 1<br>BB: 0<br>P: 6 | R: 1<br>E: 1<br>K: 0<br>S: 5 | H: 2<br>LOB: 1<br>BB: 0<br>P: 5 | R: 0<br>E: 0<br>K: 0<br>S: 3 | H: 0<br>LOB: 1<br>BB: 1<br>P: 7 | R: 0<br>E: 0<br>K: 1<br>S: 6 | H: 1<br>LOB: 1<br>BB: 0<br>P: 6 | R: 1<br>E: 1<br>K: 1<br>S: 8 | H: 2<br>LOB: 2<br>BB: 0<br>P: 8 | R: 0<br>E: 0<br>K: 1<br>S: 5 | H: 1<br>LOB: 1<br>BB: 0<br>P: 5 | R: 0<br>E: 0<br>K: 1<br>S: 6 | H: 1<br>LOB: 1<br>BB: 0<br>P: 6 | R: 0<br>E: 0<br>K: 1<br>S: 5 | H: 0<br>LOB: 0<br>BB: 0<br>P: 5 |

| | | | | | | | | | | | | | | | |

# BOTTOM

| Batter | 1 | 2 | 3 | 4 | 5 | 6 | 7 | 8 | 9 | AB | R | H | RBI | BB | SO | LOB |
|---|---|---|---|---|---|---|---|---|---|---|---|---|---|---|---|---|
| 22 Eric Byrnes, R (1, 8)<br>OBP: 0.333, SLG: 0.545<br>61 Marland Williams, R (6, 8) | C C C<br>0-3 ① K | x<br>0-0 ③ F9 | | | B x<br>1-0 ① F7<br>1-2 | | C C C<br>0-3 ① K | x<br>0-0 ② FC5-4 2B<br>1-2f<br>2-3 | | 3 0 0 0 0 1 1<br>2 1 0 0 0 1 2 | | | | | | |
| Damion Easley, R (1, 6)<br>OBP: 0.385, SLG: 0.273<br>Chris Carter, L (6, 3)<br>OBP: 0.600, SLG: 1.667 | B B B B<br>4-0 2B BB | x<br>0-0 ① P2 | | | B B B B<br>4-0 1B 1B BB | | x<br>0-0 HR | x<br>0-0 1B 2B<br>1-H<br>3-H | | 1 1 0 0 2 0 0<br>2 2 2 3 0 0 0 | | | | | | |
| Chad Tracy, L (1, 5)<br>OBP: 0.714, SLG: 1.077<br>Jamie D'Antona, R (6, 5)<br>OBP: 1.000, SLG: 1.000 | x<br>0-0 G3 2B 2B<br>1-H | x<br>0-0 HR | | | x<br>0-0 E 1B 1B<br>1-2<br>2-3 | | x<br>0-0 2B 1B | x<br>0-0 1B 2B<br>2-H | | 3 2 3 2 0 0 0<br>2 0 2 1 0 0 0 | | | | | | |
| Luis Gonzalez, L (1, 7)<br>OBP: 0.429, SLG: 0.538<br>Terry Mulholland, R (4, 1)<br>Adam Haley, L (5, PH)<br>OBP: 0.571, SLG: 0.500 (6, 6) | x<br>0-0 ② G3<br>2-3 | x<br>0-0 ② P3 | | | x<br>0-0 ② E 1B<br>1-2<br>2-H<br>3-H | | x<br>0-0 ② F7 | x<br>0-0 1B<br>1-2 | | 2 0 0 0 0 0 1<br>0 0 0 0 0 0 0<br>3 0 2 1 0 0 1 | | | | | | |
| Tony Clark, S (1, 3)<br>OBP: 0.400, SLG: 0.692<br>Alex Frazier, R (6, 7)<br>OBP: 0.500, SLG: 1.000 | x<br>0-0 E 2B<br>3-H | x<br>0-0 ③ F9 | | | x<br>0-0 E1<br>1-2<br>2-3 | | x<br>0-0 2B<br>1-3 | x<br>0-0 ③ P5 | | 3 0 1 1 0 0 2<br>2 0 1 0 0 0 2 | | | | | | |
| Shawn Green, L (1, 9)<br>OBP: 0.313, SLG: 0.600<br>Kevin Jarvis, L (6, 1)<br>Mark Reynolds, R (7, PH)<br>Randy Choate, L (8, 1)<br>55 Casey Daigle, R (9, 1) | x<br>0-0 E3<br>2-3 | x<br>0-0 ① P6 | S S S<br>0-3 ③ K | | | x<br>0-0 ③ F9 | | | 3 0 0 0 0 1 4<br>0 0 0 0 0 0 0<br>1 0 0 0 0 0 2<br>0 0 0 0 0 0 0<br>0 0 0 0 0 0 0 | | | | | | |
| Andy Green, R (1, 4)<br>OBP: 0.500, SLG: 0.714 | x<br>0-0 ③ G1-3 | | | x<br>0-0 19 G6-4-3 1B | | x<br>0-0 ① F7 | | x<br>0-0 61 FC5-4 BB 2B 1B | | 4 1 2 0 0 0 2 | | | | | | |
| 19 Chris Snyder, R (1, 2)<br>OBP: 0.500, SLG: 1.167<br>Koyie Hill, S (6, 2)<br>OBP: 0.571, SLG: 0.400 | | x<br>0-0 ① F8 | | x<br>0-0 ② ③ G6-4-3<br>1-2f | | S S S<br>0-3 ② K | | B B B B<br>4-0 61 FC5-4<br>1-2 BB | | 2 0 0 0 0 0 1<br>1 0 0 0 1 1 0 | | | | | | |
| Claudio Vargas, R (1, 1)<br>66 Jarred Ball, S (4, 7)<br>OBP: 0.417, SLG: 0.222 (6, 9) | | x<br>0-0 ② G5-3 | | | B B B B<br>4-0 1B 22 S 1B BB | x<br>0-0 ③ G1-3 | | x<br>0-0 ① F6 | | 1 0 0 0 0 0 0<br>2 1 0 0 1 0 2 | | | | | | |
| Inning Stats | R: 2 H: 2<br>E: 1 LOB: 2<br>K: 1 BB: 1<br>S: 8 P: 12 | R: 0 H: 0<br>E: 0 LOB: 0<br>K: 0 BB: 0<br>S: 3 P: 3 | R: 1 H: 1<br>E: 0 LOB: 0<br>K: 0 BB: 0<br>S: 4 P: 4 | R: 0 H: 1<br>E: 0 LOB: 0<br>K: 0 BB: 0<br>S: 3 P: 3 | R: 1 H: 2<br>E: 1 LOB: 3<br>K: 1 BB: 2<br>S: 7 P: 16 | R: 0 H: 0<br>E: 0 LOB: 0<br>K: 1 BB: 0<br>S: 5 P: 5 | R: 1 H: 3<br>E: 0 LOB: 2<br>K: 1 BB: 0<br>S: 8 P: 8 | R: 3 H: 4<br>E: 0 LOB: 2<br>K: 0 BB: 1<br>S: 7 P: 11 | | 1B: 7 SF: 0<br>2B: 4 SAC: 0<br>3B: 0 DP: 1<br>HR: 2 HBP: 0 | | | | | | |

| PITCHER | | IP | WLS | BF | H | R | ER | SO | BB | IBB | HBP | BLK | WP | HR | S | P | ERA | WHIP |
|---|---|---|---|---|---|---|---|---|---|---|---|---|---|---|---|---|---|---|
| 37 Josh Fogg, R<br>ERA: 7.71 | (1, 1) | 4.0 | | 17 | 4 | 3 | 3 | 1 | 1 | 0 | 0 | 0 | 0 | 1 | 18 | 22 | 6.75 | 1.250 |
| 38 Ubaldo Jiménez, R<br>ERA: 9.0 | (5, 1) | 1.0 | | 7 | 2 | 1 | 1 | 1 | 2 | 0 | 0 | 0 | 0 | 0 | 7 | 16 | 9.00 | 4.000 |
| Jose Mesa, R<br>ERA: | (6, 1) | 1.0 | | 3 | 0 | 0 | 0 | 1 | 0 | 0 | 0 | 0 | 0 | 0 | 5 | 5 | 0.00 | 0.000 |
| Scott Dohmann, R<br>ERA: 9.0 | (7, 1) | 1.0 | L | 6 | 3 | 1 | 1 | 1 | 0 | 0 | 0 | 0 | 0 | 1 | 8 | 8 | 9.00 | 3.000 |
| 41 Bret Prinz, R<br>ERA: 9.0 | (8, 1) | 1.0 | | 8 | 4 | 3 | 3 | 0 | 1 | 0 | 0 | 0 | 0 | 0 | 7 | 11 | 27.00 | 5.000 |

| PITCHER | IP | WLS | BF | H | R | ER | SO | BB | IBB | HBP | BLK | WP | HR | S | P | ERA | WHIP |
|---|---|---|---|---|---|---|---|---|---|---|---|---|---|---|---|---|---|

# Colorado Rockies @ Arizona Diamondbacks

Tucson Electric Park, Tucson, AZ

Wed Mar 08 2006, 3:05 PM EST
Att. 2,710 - Partly Cloudy - 56 F

livebaseballscorecards.com

| | |
|---|---|
| AB | 37 |
| R | 8 |
| H | 13 |
| RBI | 8 |
| BB | 4 |
| SO | 4 |
| LOB | 20 |

# Chicago Cubs @ Colorado Rockies

US West Sports Complex, Hi Corbett Field, Tucson, AZ

Thu Mar 09 2006, 3:05 PM EST

Att. 3,734 - Partly Cloudy - 64 F

TOP

livebaseballscorecards.com

| Batter | 1 | 2 | 3 | 4 | 5 | 6 | 7 | 8 | 9 | AB | R | H | RBI | BB | SO | LOB |
|---|---|---|---|---|---|---|---|---|---|---|---|---|---|---|---|---|
| Felix Pie, L (1, 8)<br>OBP: 0.231, SLG: 0.615 | G3 | | G3 | | | F7 | | P5 | | 3 | 0 | 0 | 0 | 0 | 0 | 0 |
| 27 Buck Coats, L (6, 8)<br>OBP: 0.417, SLG: 0.818 | | | | | | | | | | 1 | 0 | 0 | 0 | 0 | 0 | 0 |
| 5 Ronny Cedeno, R (1, 6)<br>OBP: 0.313, SLG: 0.333 | G4-6-3 1B | | G6-3 | | | G4-3 | | | P4 | 3 | 0 | 1 | 0 | 0 | 0 | 0 |
| 1 Augie Ojeda, S (6, 6)<br>OBP: 0.333, SLG: 0.417 | | | | | | | | | | 1 | 0 | 0 | 0 | 0 | 0 | 0 |
| Jacque Jones, L (1, 9)<br>OBP: 0.438, SLG: 0.600 | G4-6-3<br>1-2f | | | P4 | | | 66 WP<br>28 1B<br>2B | | F7 | 3 | 0 | 1 | 0 | 0 | 0 | 1 |
| 29 Ángel Pagán, S (7, PR)<br>OBP: 0.438, SLG: 0.857 (7, 9) | | | | | | | | | | 1 | 1 | 0 | 0 | 0 | 0 | 0 |
| 65 Brandon Sing, R (1, 3)<br>OBP: 0.357, SLG: 0.917 | | K | | K | | | F9 | | 66<br>1B<br>BLK<br>1B | 2 | 0 | 0 | 0 | 0 | 2 | 0 |
| Brian Dopirak, R (6, 3)<br>OBP: 0.538, SLG: 1.000 | | | | | | | | | | 2 | 1 | 1 | 0 | 0 | 0 | 1 |
| 19 Matt Murton, R (1, 7)<br>OBP: 0.357, SLG: 0.643 | | 2B | | G1-3 | | | K<br>2-3 | | BLK<br>1-3<br>1B | 2 | 0 | 1 | 0 | 0 | 0 | 0 |
| 66 Adam Greenberg, L (6, 7)<br>OBP: 0.286, SLG: 0.308 | | | | | | | | | | 2 | 0 | 1 | 0 | 0 | 1 | 1 |
| John Mabry, L (1, 5)<br>OBP: 0.667, SLG: 1.000 | | BB<br>78<br>FC6-4 | | | K | | 1B<br>3-H | | K<br>1-2<br>3-H | 1 | 0 | 0 | 0 | 1 | 1 | 0 |
| Scott Williamson, R (5, 1) | | | | | | | | | | 0 | 0 | 0 | 0 | 0 | 0 | 0 |
| 60 Les Walrond, L (6, 1) | | | | | | | | | | 0 | 0 | 0 | 0 | 0 | 0 | 0 |
| 28 Michael Restovich, R (7, PH)<br>OBP: 0.267, SLG: 0.533 | | | | | | | | | | 1 | 0 | 1 | 1 | 0 | 0 | 0 |
| Jae Kuk Ryu, R (7, 1) | | | | | | | | | | 0 | 0 | 0 | 0 | 0 | 0 | 0 |
| Brian Boehringer, S (8, 1) | | | | | | | | | | 0 | 0 | 0 | 0 | 0 | 0 | 0 |
| Matt Padgett, L (9, PH) | | | | | | | | | | 1 | 0 | 0 | 0 | 0 | 1 | 1 |
| Neifi Perez, S (1, 4)<br>OBP: 0.263, SLG: 0.222 | | F9 | | | G3 | | F9 | | | 2 | 0 | 0 | 0 | 0 | 0 | 2 |
| Ryan Theriot, R (6, 4)<br>OBP: 0.364, SLG: 0.333 | | | | | | | | | | 1 | 0 | 0 | 0 | 0 | 0 | 2 |
| 78 Dennis Anderson, S (1, 2)<br>OBP: 0.500, SLG: 0.500 | | FC6-4<br>1-2f | | | G1-3 | | | G6-3 | | 1 | 0 | 0 | 0 | 0 | 0 | 2 |
| 74 Jake Fox, R (4, 2)<br>OBP: 0.545, SLG: 1.000 | | | | | | | | | | 1 | 0 | 0 | 0 | 0 | 0 | 0 |
| 88 Casey Kopitzke, R (6, 2)<br>OBP: 0.375, SLG: 0.500 | | | | | | | | | | 1 | 0 | 0 | 0 | 0 | 0 | 0 |
| Jerome Williams, R (1, 1) | | | K | | | G6-3 | | K | | 1 | 0 | 0 | 0 | 0 | 1 | 0 |
| Bob Howry, L (4, 1) | | | | | | | | | | 0 | 0 | 0 | 0 | 0 | 0 | 0 |
| 64 Casey McGehee, R (5, 5)<br>OBP: 0.133, SLG: 0.071 | | | | | | | | | | 2 | 0 | 0 | 0 | 0 | 1 | 0 |
| Inning Stats | R: 0<br>E: 0<br>K: 0<br>S: 3<br>H: 1<br>LOB: 0<br>BB: 0<br>P: 3 | R: 0<br>E: 0<br>K: 1<br>S: 6<br>H: 1<br>LOB: 2<br>BB: 1<br>P: 10 | R: 0<br>E: 0<br>K: 1<br>S: 5<br>H: 0<br>LOB: 0<br>BB: 0<br>P: 5 | R: 0<br>E: 0<br>K: 1<br>S: 5<br>H: 0<br>LOB: 0<br>BB: 0<br>P: 5 | R: 0<br>E: 0<br>K: 1<br>S: 5<br>H: 0<br>LOB: 0<br>BB: 0<br>P: 5 | R: 0<br>E: 0<br>K: 0<br>S: 3<br>H: 0<br>LOB: 0<br>BB: 0<br>P: 3 | R: 1<br>E: 0<br>K: 1<br>S: 7<br>H: 2<br>LOB: 2<br>BB: 0<br>P: 7 | R: 0<br>E: 0<br>K: 1<br>S: 5<br>H: 0<br>LOB: 0<br>BB: 0<br>P: 5 | R: 1<br>E: 0<br>K: 1<br>S: 7<br>H: 2<br>LOB: 1<br>BB: 0<br>P: 7 | 1B: 4<br>2B: 2<br>3B: 0<br>HR: 0<br>SF: 0<br>SAC: 0<br>DP: 1<br>HBP: 0 | WP: 1<br>PB: 0<br>SB: 0<br>CS: 0<br>PA: 33 | | | | | |

| | AB | 32 |
|---|---|---|
| | R | 2 |
| | H | 6 |
| | RBI | 1 |
| | BB | 1 |
| | SO | 7 |
| | LOB | 10 |

| PITCHER | IP | WLS | BF | H | R | ER | SO | BB | IBB | HBP | BLK | WP | HR | S | P | ERA | WHIP |
|---|---|---|---|---|---|---|---|---|---|---|---|---|---|---|---|---|---|
| Jason Jennings, R (1, 1)<br>ERA: 5.0 | 4.0 | W | 14 | 2 | 0 | 0 | 3 | 1 | 0 | 0 | 0 | 0 | 0 | 19 | 23 | 0.00 | 0.750 |
| 44 Keiichi Yabu, R (5, 1)<br>ERA: 9.0 | 2.0 | | 6 | 0 | 0 | 0 | 1 | 0 | 0 | 0 | 0 | 0 | 0 | 8 | 8 | 0.00 | 0.000 |
| 54 Randy Williams, L (7, 1)<br>ERA: 13.5 | 1.0 | | 5 | 2 | 1 | 1 | 1 | 0 | 0 | 0 | 0 | 1 | 0 | 7 | 7 | 9.00 | 2.000 |
| 61 Ramon E Ramirez, R (8, 1)<br>ERA: 4.5 | 1.0 | | 3 | 0 | 0 | 0 | 1 | 0 | 0 | 0 | 0 | 0 | 0 | 5 | 5 | 0.00 | 0.000 |
| 24 Mike DeJean, R (9, 1)<br>ERA: 3.0 | 1.0 | | 5 | 2 | 1 | 1 | 1 | 0 | 0 | 0 | 1 | 0 | 0 | 7 | 7 | 9.00 | 2.000 |

| PITCHER | IP | WLS | BF | H | R | ER | SO | BB | IBB | HBP | BLK | WP | HR | S | P | ERA | WHIP |
|---|---|---|---|---|---|---|---|---|---|---|---|---|---|---|---|---|---|

| Batter | 1 | 2 | 3 | 4 | 5 | 6 | 7 | 8 | 9 | AB | R | H | RBI | BB | SO | LOB |
|---|---|---|---|---|---|---|---|---|---|---|---|---|---|---|---|---|
| 18 Cory Sullivan, L (1, 8)<br>OBP: 0.300, SLG: 0.300<br>Jamey Carroll, R (6, 8)<br>OBP: 0.417, SLG: 0.400 | G4-3 | 6 G4-6-3 1B<br>2-H<br>3-H | | F9 | | G1-3 | | | | 3<br>1 | 0<br>0 | 1<br>0 | 2<br>0 | 0<br>0 | 0<br>0 | 0<br>0 |
| 6 Omar Quintanilla, L (1, 6)<br>OBP: 0.182, SLG: 0.182<br>(7, 4) | 27 2B 1B | G4-6-3<br>1-2f | | K2-3 | | G4-3 | | | | 4 | 1 | 1 | 0 | 0 | 1 | 1 |
| 17 Todd Helton, L (1, 3)<br>OBP: 0.471, SLG: 0.533<br>24 Jason Smith, L (5, PR)<br>OBP: 0.200, SLG: 0.500<br>(6, 3) | P6 | | F7 | | 27 CS BB<br>B B B B | | L1 | | | 2<br>1 | 0<br>0 | 0<br>0 | 0<br>0 | 0<br>0 | 1<br>0 | 1<br>0 |
| 27 Garrett Atkins, R (1, 5)<br>OBP: 0.556, SLG: 0.500<br>64 Ian Stewart, L (5, PR)<br>OBP: 0.538, SLG: 1.000<br>(6, 5) | 1-H 2B | | H 1-0 11 1B 3B HBP | | 4-0 1B 11 1B 19 FC5-2 1-2 BB<br>B B B B | | G6-3 | | | 1<br>1 | 1<br>0 | 1<br>0 | 1<br>0 | 1<br>0 | 0<br>0 | 0<br>0 |
| 11 Brad Hawpe, L (1, 9)<br>OBP: 0.400, SLG: 0.421 | F9 | | 1-2 3B 1B | | 3-0 19 FC5-2 1B 1-2 1B<br>B B B X | | K | | | 4 | 1 | 2 | 0 | 0 | 1 | 1 |
| Danny Ardoin, R (1, 2)<br>OBP: 0.583, SLG: 1.000<br>20 Chris Iannetta, R (7, 2)<br>OBP: 0.200, SLG: 0.200 | | 19 1B 1B 1B | 1-H<br>2-H 3B | | 19 FC5-2 1-2<br>2-3 1B | | | 2 FC6-4 1B | | 3<br>1 | 1<br>0 | 3<br>1 | 2<br>0 | 0<br>0 | 0<br>0 | 0<br>0 |
| 19 Ryan Spilborghs, R (1, 7)<br>OBP: 0.333, SLG: 0.250 | | SH2-4 18 1B 1B 1-3 | G6-3 | | FC5-2 FC6-4 1-2<br>2-3<br>3-Hf | | | F7 | | 4 | 1 | 1 | 0 | 0 | 0 | 5 |
| Josh Wilson, R (1, 4)<br>OBP: 0.273, SLG: 0.273<br>(7, 6) | | SH2-4 18 1B 1B 1-2<br>3-H | L5 | | FC6-4 1-2f | | | F9 | | 4 | 1 | 1 | 1 | 0 | 0 | 5 |
| Jason Jennings, L (1, 1)<br>OBP: 0.500, SLG: 0.500<br>44 Keiichi Yabu, R (5, 1)<br>8 Yorvit Torrealba, R (6, PH)<br>54 Randy Williams, L (7, 1)<br>61 Ramon E Ramirez, R (8, 1)<br>2 Troy Tulowitzki, R (8, PH)<br>OBP: 0.250, SLG: 0.286<br>24 Mike DeJean, R (9, 1) | | SH2-4 1-2<br>2-3 | | F7 | | P4 | | FC6-4 1-2f | | 1<br>0<br>1<br>0<br>0<br>0<br>1<br>0 | 0<br>0<br>0<br>0<br>0<br>0<br>0<br>0 | 0<br>0<br>0<br>0<br>0<br>0<br>0<br>0 | 0<br>0<br>0<br>0<br>0<br>0<br>0<br>0 | 0<br>0<br>0<br>0<br>0<br>0<br>0<br>0 | 0<br>0<br>0<br>0<br>0<br>0<br>0<br>1 | 0<br>0<br>0<br>0<br>0<br>0<br>0<br>0 |
| Inning Stats | R: 1 E: 0 K: 0 S: 5 H: 2 LOB: 1 BB: 0 P: 5 | R: 3 E: 0 K: 0 S: 6 H: 4 LOB: 0 BB: 0 P: 6 | R: 2 E: 0 K: 0 S: 5 H: 2 LOB: 1 BB: 0 P: 6 | R: 0 E: 0 K: 1 S: 5 H: 0 LOB: 0 BB: 0 P: 5 | R: 0 E: 0 K: 0 S: 4 H: 2 LOB: 3 BB: 2 P: 15 | R: 0 E: 0 K: 0 S: 3 H: 0 LOB: 0 BB: 0 P: 3 | R: 0 E: 0 K: 1 S: 5 H: 0 LOB: 0 BB: 0 P: 5 | R: 0 E: 0 K: 0 S: 4 H: 1 LOB: 1 BB: 0 P: 4 | | 1B: 9<br>2B: 1<br>3B: 1<br>HR: 0 | SF: 0<br>SAC: 1<br>DP: 1<br>HBP: 1 | | WP: 0<br>PB: 0<br>SB: 0<br>CS: 1 | PA: 36 | | |

# BOTTOM

## Chicago Cubs @ Colorado Rockies

US West Sports Complex, Hi Corbett Field, Tucson, AZ

Thu Mar 09 2006, 3:05 PM EST

Att. 3,734 - Partly Cloudy - 64 F

livebaseballscorecards.com

| | |
|---|---|
| AB | 32 |
| R | 6 |
| H | 11 |
| RBI | 6 |
| BB | 2 |
| SO | 2 |
| LOB | 14 |

| PITCHER | | IP | WLS | BF | H | R | ER | SO | BB | IBB | HBP | BLK | WP | HR | S | P | ERA | WHIP |
|---|---|---|---|---|---|---|---|---|---|---|---|---|---|---|---|---|---|---|
| Jerome Williams, R<br>ERA: 12.6 | (1, 1) | 3.0 | L | 17 | 8 | 6 | 6 | 0 | 0 | 0 | 1 | 0 | 0 | 0 | 16 | 17 | 18.00 | 2.667 |
| Bob Howry, R<br>ERA: | (4, 1) | 1.0 | | 3 | 0 | 0 | 0 | 1 | 0 | 0 | 0 | 0 | 0 | 0 | 5 | 5 | 0.00 | 0.000 |
| Scott Williamson, R<br>ERA: 3.0 | (5, 1) | 1.0 | | 6 | 2 | 0 | 0 | 0 | 2 | 0 | 0 | 0 | 0 | 0 | 4 | 15 | 0.00 | 4.000 |
| 60 Les Walrond, L<br>ERA: 6.75 | (6, 1) | 1.0 | | 3 | 0 | 0 | 0 | 0 | 0 | 0 | 0 | 0 | 0 | 0 | 3 | 3 | 0.00 | 0.000 |
| Jae Kuk Ryu, R<br>ERA: | (7, 1) | 1.0 | | 3 | 0 | 0 | 0 | 1 | 0 | 0 | 0 | 0 | 0 | 0 | 5 | 5 | 0.00 | 0.000 |

| PITCHER | | IP | WLS | BF | H | R | ER | SO | BB | IBB | HBP | BLK | WP | HR | S | P | ERA | WHIP |
|---|---|---|---|---|---|---|---|---|---|---|---|---|---|---|---|---|---|---|
| Brian Boehringer, R<br>ERA: 13.5 | (8, 1) | 1.0 | | 4 | 1 | 0 | 0 | 0 | 0 | 0 | 0 | 0 | 0 | 0 | 4 | 4 | 0.00 | 1.000 |

# Seattle Mariners @ Colorado Rockies

US West Sports Complex, Hi Corbett Field, Tucson, AZ

Fri Mar 10 2006, 3:05 PM EST

Att. 3,013 - Cloudy - 57 F

TOP

livebaseballscorecards.com

| Batter | 1 | 2 | 3 | 4 | 5 | 6 | 7 | 8 | 9 | AB | R | H | RBI | BB | SO | LOB |
|---|---|---|---|---|---|---|---|---|---|---|---|---|---|---|---|---|
| 7 Yuniesky Betancourt, R (1, 6)<br>OBP: 0.375, SLG: 0.467 | 0-0 17 1B 78 FC1-5-2 2B | | 0-0 F8 ① | | 0-0 78 G4-6-3 17 1B 1-2 2B 1B | 0-0 1-H 2B | | 0-0 FC1-5 ① 65 S 1-2 2-3f | 0-0 F9 ③ | 3 | 1 | 2 | 0 | 0 | 0 | 0 |
| Cody Ransom, R (5, 6)<br>OBP: 0.167, SLG: 0.333 | | | | | | | | | | 3 | 0 | 1 | 1 | 0 | 0 | 4 |
| 17 Oswaldo Navarro, R (1, 4)<br>OBP: 0.500, SLG: 0.625 | 0-0 78 FC1-5-2 G3-1 2-3 1B | | 0-3 K2-3 ② | | 0-0 78 G4-6-3 1-2 2-3 1B | 0-0 F7 ③ | | 0-3 K ② 1-2 2-3 | | 4 | 1 | 2 | 0 | 0 | 1 | 1 |
| Marcos Carvajal, R (6, 1) | | | | | | | | | | 0 | 0 | 0 | 0 | 0 | 0 | 0 |
| 65 Rob Johnson, R (8, PH) | | | | | | | | | | 1 | 0 | 0 | 0 | 0 | 1 | 2 |
| George Sherrill, L (8, 1) | | | | | | | | | | 0 | 0 | 0 | 0 | 0 | 0 | 0 |
| 78 Matt Tuiasosopo, R (1, 5)<br>OBP: 0.300, SLG: 0.400 | 0-0 FC1-5-2 ① G3-1 1-3 3-H | | 0-0 F9 ③ | | 0-0 G4-6-3 ① ② 1-2f 2-3 3-H | | 0-0 G4-3 ① | 0-0 P6 ③ | | 5 | 0 | 0 | 0 | 0 | 0 | 6 |
| Matt Lawton, L (1, 9)<br>OBP: 0.429, SLG: 0.615 | 0-0 G3-1 ② 2-3 3-H | | | 0-0 30 F9 2B | 0-0 12 3B 3-H 2B | | 0-0 G3 ② | | 0-0 2B 2B | 5 | 2 | 3 | 2 | 0 | 0 | 1 |
| 12 Michael Morse, R (1, 7)<br>OBP: 0.400, SLG: 0.688 | 0-0 G6-3 ③ | | | 0-3 K ① | 0-0 2-H 3B | | 1-0 E HBP | | 0-3 K ① | 4 | 0 | 1 | 1 | 0 | 2 | 3 |
| Roberto Petagine, L (1, 3)<br>OBP: 0.571, SLG: 0.615 | | 0-0 G4-3 ① | | 4-0 BB | 0-0 F7 ③ | | 0-0 E8 1-3 1B | | 0-0 85 1B 2-H 2B | 4 | 1 | 2 | 1 | 1 | 0 | 1 |
| 30 René Rivera, R (1, 2)<br>OBP: 0.250, SLG: 0.333 | | 0-0 25 FC6-4 1B | | 0-0 F9 ② 2-3 | | 0-0 G5-3 ① | 0-0 F9 ③ | | 4-0 85 1B SF7 BB | 4 | 0 | 1 | 0 | 1 | 0 | 4 |
| 86 Jose Morban, S (9, PR) | | | | | | | | | | 0 | 1 | 0 | 0 | 0 | 0 | 0 |
| 25 Corky Miller, R (9, 2)<br>OBP: 0.125, SLG: 0.250 | | | | | | | | | | 0 | 0 | 0 | 0 | 0 | 0 | 0 |
| 25 Adam Jones, R (1, 8)<br>OBP: 0.167, SLG: 0.182 | | 0-0 FC6-4 ② 1-2f | | 0-0 G1-3 ③ | | 0-0 G6-3 ② | | 0-0 FC1-5 2B | 0-0 SF7 1-3 2-H 1B | 2 | 0 | 0 | 0 | 0 | 0 | 3 |
| Francisco Cruceta, R (4, 1) | | | | | | | | | | 0 | 0 | 0 | 0 | 0 | 0 | 0 |
| 2 Kenji Johjima, R (6, PH)<br>OBP: 0.200, SLG: 0.143 | | | | | | | | | | 1 | 0 | 0 | 0 | 0 | 0 | 0 |
| 85 Asdrúbal Cabrera, S (6, 4)<br>OBP: 0.556, SLG: 0.625 | | | | | | | | | | 2 | 0 | 2 | 1 | 0 | 0 | 0 |
| 56 Jarrod Washburn, L (1, 1) | | 0-3 K ③ | | | 0-0 17 1B 7 1B 78 G4-6-3 1B | 0-0 2B 1B | | 4-0 65 S FC1-5 BB | 0-0 SF7 ② 1-2 3-H | 1 | 0 | 0 | 0 | 0 | 1 | 1 |
| T.J. Bohn, R (4, 8)<br>OBP: 0.444, SLG: 0.357 | | | | | | | | | | 2 | 2 | 2 | 1 | 1 | 0 | 0 |

| | AB | 41 |
|---|---|---|
| | R | 8 |
| | H | 16 |
| | RBI | 7 |
| | BB | 3 |
| | SO | 5 |
| | LOB | 26 |

| Inning Stats | | | | | | | | | | | | | | | | | | | | | | | | | | | | | | | | |
|---|---|---|---|---|---|---|---|---|---|---|---|---|---|---|---|---|---|---|---|---|---|---|---|---|---|---|---|---|---|---|---|---|
| | R: 1 | H: 2 | | R: 0 | H: 1 | | R: 0 | H: 0 | | R: 0 | H: 1 | | R: 3 | H: 5 | | R: 1 | H: 2 | | R: 0 | H: 1 | | R: 0 | H: 1 | | R: 3 | H: 3 | | 1B: 8 | SF: 1 | | WP: 0 | PA: 46 | |
| | E: 0 | LOB: 1 | | E: 0 | LOB: 1 | | E: 0 | LOB: 0 | | E: 0 | LOB: 2 | | E: 0 | LOB: 1 | | E: 0 | LOB: 1 | | E: 1 | LOB: 2 | | E: 0 | LOB: 2 | | E: 0 | LOB: 2 | | 2B: 7 | SAC: 0 | | PB: 0 | | |
| | K: 0 | BB: 0 | | K: 1 | BB: 0 | | K: 1 | BB: 0 | | K: 1 | BB: 1 | | S: 0 | BB: 0 | | S: 0 | BB: 0 | | K: 0 | BB: 0 | | K: 1 | BB: 1 | | K: 1 | BB: 1 | | 3B: 1 | DP: 1 | | SB: 2 | | |
| | S: 5 | P: 5 | | S: 6 | P: 6 | | S: 5 | P: 5 | | S: 6 | P: 10 | | S: 7 | P: 7 | | S: 5 | P: 5 | | S: 4 | P: 5 | | S: 6 | P: 10 | | S: 8 | P: 12 | | HR: 0 | HBP: 1 | | CS: 0 | | |

| PITCHER | | IP | WLS | BF | H | R | ER | SO | BB | IBB | HBP | BLK | WP | HR | S | P | ERA | WHIP |
|---|---|---|---|---|---|---|---|---|---|---|---|---|---|---|---|---|---|---|
| 28 Aaron Cook, R<br>ERA: 1.0 | (1, 1) | 4.0 | | 17 | 4 | 1 | 1 | 3 | 1 | 0 | 0 | 0 | 0 | 0 | 22 | 26 | 2.25 | 1.250 |
| Jose Mesa, R<br>ERA: 6.75 | (5, 1) | 1.0 | | 7 | 5 | 3 | 3 | 0 | 0 | 0 | 0 | 0 | 0 | 0 | 7 | 7 | 27.00 | 5.000 |
| Ray King, L<br>ERA: 3.0 | (6, 1) | 1.0 | | 5 | 2 | 1 | 1 | 0 | 0 | 0 | 0 | 0 | 0 | 0 | 5 | 5 | 9.00 | 2.000 |
| Eduardo Sierra, R<br>ERA: | (7, 1) | 1.0 | | 5 | 1 | 0 | 0 | 0 | 0 | 0 | 1 | 0 | 0 | 0 | 4 | 5 | 0.00 | 1.000 |
| Justin Hampson, L<br>ERA: | (8, 1) | 1.0 | | 5 | 1 | 0 | 0 | 1 | 1 | 0 | 0 | 0 | 0 | 0 | 6 | 10 | 0.00 | 2.000 |

| PITCHER | | IP | WLS | BF | H | R | ER | SO | BB | IBB | HBP | BLK | WP | HR | S | P | ERA | WHIP |
|---|---|---|---|---|---|---|---|---|---|---|---|---|---|---|---|---|---|---|
| 25 Steve Colyer, L<br>ERA: 13.5 | (9, 1) | 1.0 | L | 7 | 3 | 3 | 3 | 1 | 1 | 0 | 0 | 0 | 0 | 0 | 8 | 12 | 27.00 | 4.000 |

# Seattle Mariners @ Colorado Rockies

US West Sports Complex, Hi Corbett Field, Tucson, AZ

Fri Mar 10 2006, 3:05 PM EST

Att. 3,013 - Cloudy - 57 F

livebaseballscorecards.com

## BOTTOM

| Batter | 1 | 2 | 3 | 4 | 5 | 6 | 7 | 8 | 9 | AB | R | H | RBI | BB | SO | LOB |
|---|---|---|---|---|---|---|---|---|---|---|---|---|---|---|---|---|
| 12 Clint Barmes, R (1, 6)<br>OBP: 0.294, SLG: 0.375 | G5-3 | | B3 | | E5, G6-4-3 | | 19 G3, G1-3, 1-2, BB | E7, 1-3, 2-H, 1B | | 3 | 0 | 0 | 0 | 0 | 0 | 2 |
| 24 Jason Smith, L (6, 6)<br>OBP: 0.333, SLG: 0.545 | | | | | | | | | | 1 | 0 | 1 | 1 | 1 | 0 | 0 |
| Jamey Carroll, R (1, 5)<br>OBP: 0.400, SLG: 0.385 | G3 | | 10 HR, 1-2, 2-3, 1B | | G6-4-3, 1-2f | | G1-3, 1-2, 2-3 | F8 | | 3 | 1 | 1 | 0 | 0 | 0 | 1 |
| Joe Koshansky, L (6, 3) | | | | | | | | | | 2 | 0 | 0 | 0 | 0 | 0 | 4 |
| 17 Todd Helton, L (1, 3)<br>OBP: 0.400, SLG: 0.444 | F7 | | K | | G6-3 | | G3, 2-3, 3-H | | 76 G4-6-3, 1B | 3 | 0 | 0 | 0 | 0 | 1 | 3 |
| Ray King, L (6, 1) | | | | | | | | | | 0 | 0 | 0 | 0 | 0 | 0 | 0 |
| 19 Ryan Spilborghs, R (7, 9)<br>OBP: 0.350, SLG: 0.278 | | | | | | | | | | 2 | 0 | 1 | 1 | 0 | 0 | 1 |
| 10 Jeff Baker, R (1, 9)<br>OBP: 0.238, SLG: 0.737 | | F7 | 1-H, 2-H, 3-H, HR | | | G6-3 | F8 | | G4-6-3, 1-2f | 3 | 1 | 1 | 4 | 0 | 0 | 0 |
| 76 Dan Conway, R (7, 2)<br>OBP: 0.333, SLG: 0.400 | | | | | | | | | | 2 | 0 | 0 | 0 | 0 | 0 | 2 |
| Eli Marrero, R (1, 7)<br>OBP: 0.611, SLG: 0.600 | | 1B | G3 | | | P2 | | 1 F8, SH1-4, 2 1B, BB | K | 3 | 1 | 1 | 0 | 1 | 0 | 0 |
| Joe Gaetti, R (9, 7) | | | | | | | | | | 1 | 0 | 0 | 0 | 0 | 1 | 0 |
| Luis Gonzalez, R (1, 4)<br>OBP: 0.353, SLG: 0.563 | P6 | | | F7 | | WP, 2B | | SH1-4, 1-2 | | 3 | 0 | 1 | 0 | 0 | 0 | 1 |
| Jayson Nix, R (7, 4)<br>OBP: 0.300, SLG: 0.222 | | | | | | | | | | 0 | 0 | 0 | 0 | 0 | 0 | 0 |
| JD Closser, S (1, 2)<br>OBP: 0.636, SLG: 1.111 | G5-3 | | | 3B | | FC4-6, 2-3, BB | | F8, 2-3 | | 2 | 0 | 1 | 0 | 1 | 0 | 1 |
| 1 Tony Miller, R (7, 8) | | | | | | | | | | 1 | 0 | 0 | 0 | 0 | 0 | 1 |
| Choo Freeman, R (1, 8)<br>OBP: 0.450, SLG: 0.684 | | | 1B, 28 SH, 10 HR, BB | K | | FC4-6, 1-2f | | 64 1B, 24 1B, 3-H, 1B | | 2 | 1 | 0 | 0 | 1 | 1 | 3 |
| Eduardo Sierra, R (7, 1) | | | | | | | | | | 0 | 0 | 0 | 0 | 0 | 0 | 0 |
| Justin Hampson, L (8, 1) | | | | | | | | | | 0 | 0 | 0 | 0 | 0 | 0 | 0 |
| 2 Troy Tulowitzki, R (8, PH)<br>OBP: 0.333, SLG: 0.375 | | | | | | | | | | 1 | 1 | 1 | 1 | 0 | 0 | 0 |
| 25 Steve Colyer, L (9, 1) | | | | | | | | | | 0 | 0 | 0 | 0 | 0 | 0 | 0 |
| 28 Aaron Cook, R (1, 1) | | | SH, 1B, 10 HR, 1-2 | K | | | G1-3, 24 BB, 19 G3, BB | 24 E, 24 1B, 1-2, 1B | | 0 | 1 | 0 | 0 | 0 | 0 | 0 |
| 8 Yorvit Torrealba, R (4, PH) | | | | | | | | | | 1 | 0 | 0 | 0 | 0 | 1 | 1 |
| Jose Mesa, R (5, 1) | | | | | | | | | | 0 | 0 | 0 | 0 | 0 | 0 | 0 |
| 64 Ian Stewart, L (6, 5)<br>OBP: 0.600, SLG: 1.000 | | | | | | | | | | 1 | 1 | 1 | 0 | 1 | 0 | 0 |
| Inning Stats | R: 0 E: 0 K: 0 S: 3 H: 0 LOB: 0 BB: 0 P: 3 | R: 0 E: 0 K: 0 S: 4 H: 1 LOB: 1 BB: 0 P: 4 | R: 4 E: 1 K: 1 S: 8 H: 2 LOB: 0 BB: 1 P: 12 | R: 0 E: 0 K: 2 S: 8 H: 1 LOB: 1 BB: 0 P: 8 | R: 0 E: 1 K: 0 S: 3 H: 0 LOB: 0 BB: 0 P: 3 | R: 0 E: 0 K: 0 S: 4 H: 1 LOB: 2 BB: 1 P: 8 | R: 1 E: 0 K: 0 S: 3 H: 0 LOB: 1 BB: 2 P: 11 | R: 2 E: 1 K: 0 S: 6 H: 3 LOB: 2 BB: 1 P: 10 | R: 0 E: 0 K: 1 S: 5 H: 1 LOB: 0 BB: 0 P: 5 | 1B: 6 2B: 1 3B: 1 HR: 1 | SF: 0 SAC: 2 DP: 2 HBP: 0 | | | | | | |

| | |
|---|---|
| AB | 34 |
| R | 7 |
| H | 9 |
| RBI | 7 |
| BB | 5 |
| SO | 4 |
| LOB | 20 |

| PITCHER | | IP | WLS | BF | H | R | ER | SO | BB | IBB | HBP | BLK | WP | HR | S | P | ERA | WHIP |
|---|---|---|---|---|---|---|---|---|---|---|---|---|---|---|---|---|---|---|
| 56 Jarrod Washburn, L<br>ERA: 1.8 | (1, 1) | 3.0 | | 14 | 3 | 4 | 0 | 1 | 1 | 0 | 0 | 0 | 0 | 1 | 15 | 19 | 0.00 | 1.333 |
| Francisco Cruceta, R<br>ERA: | (4, 1) | 2.0 | | 7 | 1 | 0 | 0 | 2 | 0 | 0 | 0 | 0 | 0 | 0 | 11 | 11 | 0.00 | 0.500 |
| Marcos Carvajal, R<br>ERA: 30.86 | (6, 1) | 2.0 | B | 10 | 1 | 1 | 1 | 0 | 3 | 0 | 0 | 0 | 1 | 0 | 7 | 19 | 4.50 | 2.000 |
| George Sherrill, L<br>ERA: 12.0 | (8, 1) | 2.0 | W | 10 | 4 | 2 | 2 | 1 | 1 | 0 | 0 | 0 | 0 | 0 | 11 | 15 | 9.00 | 2.500 |

| PITCHER | | IP | WLS | BF | H | R | ER | SO | BB | IBB | HBP | BLK | WP | HR | S | P | ERA | WHIP |
|---|---|---|---|---|---|---|---|---|---|---|---|---|---|---|---|---|---|---|

| Batter | 1 | 2 | 3 | 4 | 5 | 6 | 7 | 8 | 9 | AB | R | H | RBI | BB | SO | LOB |
|---|---|---|---|---|---|---|---|---|---|---|---|---|---|---|---|---|
| | | | | | | | | | | | | | | | | |
| | | | | | | | | | | | | | | | | |
| | | | | | | | | | | | | | | | | |
| | | | | | | | | | | | | | | | | |
| | | | | | | | | | | | | | | | | |
| | | | | | | | | | | | | | | | | |
| | | | | | | | | | | | | | | | | |
| | | | | | | | | | | | | | | | | |
| | | | | | | | | | | | | | | | | |
| Inning Stats | | | | | | | | | | 1B: 0<br>2B: 0<br>3B: 0<br>HR: 0 | | SF: 0<br>SAC: 0<br>DP: 0<br>HBP: 0 | | WP: 0<br>PB: 0<br>SB: 0<br>CS: 0 | | PA: 0 | |

# TOP

## Colorado Rockies @ Texas Rangers

Surprise Stadium, Surprise, AZ

Sat Mar 11 2006, 3:05 PM EST

livebaseballscorecards.com

| | |
|---|---|
| **AB** | **0** |
| **R** | **0** |
| **H** | **0** |
| **RBI** | **0** |
| **BB** | **0** |
| **SO** | **0** |
| **LOB** | **0** |

| PITCHER | IP | WLS | BF | H | R | ER | SO | BB | IBB | HBP | BLK | WP | HR | S | P | ERA | WHIP |
|---|---|---|---|---|---|---|---|---|---|---|---|---|---|---|---|---|---|
| | | | | | | | | | | | | | | | | | |

| PITCHER | IP | WLS | BF | H | R | ER | SO | BB | IBB | HBP | BLK | WP | HR | S | P | ERA | WHIP |
|---|---|---|---|---|---|---|---|---|---|---|---|---|---|---|---|---|---|
| | | | | | | | | | | | | | | | | | |

| Batter | 1 | 2 | 3 | 4 | 5 | 6 | 7 | 8 | 9 | AB | R | H | RBI | BB | SO | LOB |
|---|---|---|---|---|---|---|---|---|---|---|---|---|---|---|---|---|
| | | | | | | | | | | | | | | | | |
| | | | | | | | | | | | | | | | | |
| | | | | | | | | | | | | | | | | |
| | | | | | | | | | | | | | | | | |
| | | | | | | | | | | | | | | | | |
| | | | | | | | | | | | | | | | | |
| | | | | | | | | | | | | | | | | |
| | | | | | | | | | | | | | | | | |
| | | | | | | | | | | | | | | | | |
| Inning Stats | | | | | | | | | | 1B: 0<br>2B: 0<br>3B: 0<br>HR: 0 | | SF: 0<br>SAC: 0<br>DP: 0<br>HBP: 0 | | | WP: 0<br>PB: 0<br>SB: 0<br>CS: 0 | | PA: 0 |

| PITCHER | IP | WLS | BF | H | R | ER | SO | BB | IBB | HBP | BLK | WP | HR | S | P | ERA | WHIP |
|---|---|---|---|---|---|---|---|---|---|---|---|---|---|---|---|---|---|
| | | | | | | | | | | | | | | | | | |

| PITCHER | IP | WLS | BF | H | R | ER | SO | BB | IBB | HBP | BLK | WP | HR | S | P | ERA | WHIP |
|---|---|---|---|---|---|---|---|---|---|---|---|---|---|---|---|---|---|
| | | | | | | | | | | | | | | | | | |

BOTTOM

# Colorado Rockies @ Texas Rangers

Surprise Stadium, Surprise, AZ

Sat Mar 11 2006, 3:05 PM EST

livebaseballscorecards.com

| | |
|---|---|
| **AB** | **0** |
| **R** | **0** |
| **H** | **0** |
| **RBI** | **0** |
| **BB** | **0** |
| **SO** | **0** |
| **LOB** | **0** |

| Batter | 1 | 2 | 3 | 4 | 5 | 6 | 7 | 8 | 9 | AB | R | H | RBI | BB | SO | LOB |
|---|---|---|---|---|---|---|---|---|---|---|---|---|---|---|---|---|
| 14 Mark Ellis, R (1, 4)<br>OBP: 0.385, SLG: 0.750<br>13 Cliff Pennington, S (7, 6)<br>OBP: 0.273, SLG: 0.273 | HR<br>F8 | | | 2B<br>2B | S S S K | | | G4-3 | | 4<br>1 | 2<br>0 | 2<br>0 | 1<br>0 | 0<br>0 | 1<br>0 | 4<br>0 |
| Freddie Bynum, L (1, 9)<br>OBP: 0.375, SLG: 0.652<br>(4, 8)<br>(7, 4) | 1B<br>29<br>2B<br>1B | G4-3 | | SH1-3<br>29<br>1B<br>2-H<br>2B | S S X G5-3 | | | B B B B<br>29<br>BB<br>BB | | 4 | 2 | 2 | 1 | 1 | 0 | 1 |
| Nick Swisher, S (1, 7)<br>OBP: 0.370, SLG: 0.423 | 29<br>2B<br>1-3<br>1B | 29<br>BLK<br>29<br>G6-3<br>2B | | SH1-3<br>2-3 | | G3 | | F9 | | 4 | 2 | 2 | 0 | 0 | 0 | 1 |
| 29 Dan Johnson, L (1, 3)<br>OBP: 0.333, SLG: 0.462 | 17<br>1B<br>FC3-6<br>1-H<br>3-H<br>2B | G6-3<br>2-H | | 56<br>2B<br>17<br>PB<br>3-H<br>1B | | G3-1 | | B B B B<br>1-2<br>BB | | 4 | 2 | 2 | 4 | 1 | 0 | 0 |
| 56 Scott McClain, R (1, 5)<br>OBP: 0.455, SLG: 0.900 | B B B B<br>FC3-6<br>17<br>1B<br>BB | L5 | | 17<br>PB<br>1-3<br>2B | | G5-3 | | F7 | | 4 | 0 | 1 | 0 | 1 | 0 | 2 |
| 17 Adam Melhuse, S (1, 2)<br>OBP: 0.526, SLG: 0.688<br>Javier Herrera, R (7, 8)<br>OBP: 0.273, SLG: 0.300 | FC3-6<br>1-2<br>2-3<br>1B | L7 | | B X G6-3<br>2-3<br>3-H | | | HR | | S S S K | 4<br>1 | 1<br>0 | 2<br>0 | 1<br>0 | 0<br>0 | 0<br>1 | 1<br>0 |
| Charles Thomas, L (1, 8)<br>OBP: 0.278, SLG: 0.294<br>Joe Kennedy, R (4, 1)<br>56 Randy Keisler, L (6, 1)<br>5 Jeremy Brown, R (7, PH)<br>OBP: 0.286, SLG: 0.167<br>(7, 2) | FC3-6<br>BB<br>1-2f<br>2-3<br>3-H | G4-3 | | G4-3 | | | G3-6<br>1B | | F7 | 3<br>0<br>0<br>2 | 0<br>0<br>0<br>0 | 0<br>0<br>0<br>1 | 1<br>0<br>0<br>0 | 0<br>0<br>0<br>0 | 0<br>0<br>0<br>0 | 3<br>0<br>0<br>0 |
| Mike Rouse, L (1, 6)<br>OBP: 0.400, SLG: 0.211<br>46 Santiago Casilla, R (7, 1)<br>Kory Wayment, R (9, PH)<br>52 Matt Roney, R (9, 1) | B B B B<br>1-2<br>BB | B B B B<br>BB | | E4<br>66<br>G3 | | | G3-6<br>1-2f | C C C | | 2<br>0<br>1 | 0<br>0<br>0 | 0<br>0<br>0 | 0<br>0<br>0 | 2<br>0<br>1 | 0<br>0<br>0 | 1<br>0<br>0 |
| 57 Chad Gaudin, R (1, 1)<br>66 Danny Putnam, L (4, 9)<br>OBP: 0.455, SLG: 0.556 | C C C | C C C | | | | | | | | 2<br>2 | 0<br>0 | 0<br>0 | 0<br>0 | 0<br>0 | 2<br>0 | 4<br>1 |
| Inning Stats | R: 4<br>E: 0<br>K: 1<br>S: 10<br>H: 5<br>LOB: 3<br>BB: 2<br>P: 18 | R: 1<br>E: 0<br>K: 0<br>S: 4<br>H: 1<br>LOB: 0<br>BB: 0<br>P: 4 | R: 0<br>E: 0<br>K: 1<br>S: 5<br>H: 0<br>LOB: 1<br>BB: 1<br>P: 9 | R: 3<br>E: 0<br>K: 0<br>S: 7<br>H: 4<br>LOB: 1<br>BB: 0<br>P: 8 | R: 0<br>E: 1<br>K: 1<br>S: 8<br>H: 0<br>LOB: 1<br>BB: 0<br>P: 8 | R: 0<br>E: 0<br>K: 0<br>S: 3<br>H: 0<br>LOB: 0<br>BB: 0<br>P: 3 | R: 1<br>E: 0<br>K: 0<br>S: 4<br>H: 2<br>LOB: 0<br>BB: 0<br>P: 4 | R: 0<br>E: 0<br>K: 0<br>S: 3<br>H: 0<br>LOB: 2<br>BB: 2<br>P: 11 | R: 0<br>E: 0<br>K: 2<br>S: 7<br>H: 0<br>LOB: 0<br>BB: 0<br>P: 7 | | | | | | | |

| PITCHER | | IP | WLS | BF | H | R | ER | SO | BB | IBB | HBP | BLK | WP | HR | S | P | ERA | WHIP |
|---|---|---|---|---|---|---|---|---|---|---|---|---|---|---|---|---|---|---|
| Zach Day, R<br>ERA: 14.0 | (1, 1) | 3.0 | L | 18 | 6 | 5 | 5 | 2 | 3 | 0 | 0 | 1 | 0 | 1 | 19 | 31 | 15.00 | 3.000 |
| Justin Hampson, L<br>ERA: 9.0 | (4, 1) | 1.0 | | 7 | 4 | 3 | 2 | 0 | 0 | 0 | 0 | 0 | 0 | 0 | 7 | 8 | 18.00 | 4.000 |
| 24 Mike DeJean, R<br>ERA: 1.8 | (5, 1) | 2.0 | | 7 | 0 | 0 | 0 | 1 | 0 | 0 | 0 | 0 | 0 | 0 | 11 | 11 | 0.00 | 0.000 |
| 41 Bret Prinz, R<br>ERA: 9.0 | (7, 1) | 1.0 | | 4 | 2 | 1 | 1 | 0 | 0 | 0 | 0 | 0 | 0 | 1 | 4 | 4 | 9.00 | 2.000 |
| 58 Jaime Cerda, L<br>ERA: | (8, 1) | 1.0 | | 5 | 0 | 0 | 0 | 0 | 2 | 0 | 0 | 0 | 0 | 0 | 3 | 11 | 0.00 | 2.000 |

| PITCHER | | IP | WLS | BF | H | R | ER | SO | BB | IBB | HBP | BLK | WP | HR | S | P | ERA | WHIP |
|---|---|---|---|---|---|---|---|---|---|---|---|---|---|---|---|---|---|---|
| Nate Field, R<br>ERA: 5.4 | (9, 1) | 1.0 | | 3 | 0 | 0 | 0 | 2 | 0 | 0 | 0 | 0 | 0 | 0 | 7 | 7 | 0.00 | 0.000 |

TOP

# Oakland Athletics @ Colorado Rockies

US West Sports Complex, Hi Corbett Field, Tucson, AZ

Sun Mar 12 2006, 3:05 PM EST
Att. 2,805 - Partly Cloudy - 52 F

livebaseballscorecards.com

| | |
|---|---|
| AB | 38 |
| R | 9 |
| H | 12 |
| RBI | 8 |
| BB | 5 |
| SO | 5 |
| LOB | 18 |

| | | | | | | | | | | | | | | | | | | |
|---|---|---|---|---|---|---|---|---|---|---|---|---|---|---|---|---|---|---|
| 1B: 5 | SF: 0 | WP: 0 | PA: 44 |
| 2B: 5 | SAC: 1 | PB: 1 | |
| 3B: 0 | DP: 1 | SB: 0 | |
| HR: 2 | HBP: 0 | CS: 0 | |

| Batter | 1 | 2 | 3 | 4 | 5 | 6 | 7 | 8 | 9 | AB | R | H | RBI | BB | SO | LOB |
|---|---|---|---|---|---|---|---|---|---|---|---|---|---|---|---|---|
| 18 Cory Sullivan, L (1, 8)<br>OBP: 0.304, SLG: 0.273 | S S S 0-3 ① K | | B B B B 4-0 12 HBP 1B BB | | x 0-0 ① G6-3 | | x 0-0 ② G6-3 | | x 0-0 ② FC6 24 BB 2 DI 19 E 1-2f 2-3 | 2 | 1 | 0 | 0 | 1 | 1 | 0 |
| Choo Freeman, R (6, 8)<br>OBP: 0.409, SLG: 0.619 | | | | | | | | | | 2 | 1 | 0 | 0 | 0 | 0 | 2 |
| 12 Clint Barmes, R (1, 6)<br>OBP: 0.350, SLG: 0.389 | x 0-0 1B 1B | | H 1-0 1B 11 FC8-4 1-2 HBP | | x 0-0 ② G6-3 | | x 0-0 ③ G5-3 | | B B B B 4-0 19 E 24 BB 1-2 BB | 2 | 1 | 1 | 0 | 0 | 0 | 0 |
| 2 Troy Tulowitzki, R (6, 6)<br>OBP: 0.364, SLG: 0.333 | | | | | | | | | | 1 | 0 | 0 | 0 | 1 | 0 | 0 |
| 17 Todd Helton, L (1, 3)<br>OBP: 0.391, SLG: 0.400 | x 0-0 ② F7 | | C C C 0-3 ① K | | B B B B 4-0 FC6-4 BB | | | x 0-0 ① G3 | B B B B 4-0 19 E 1-2 2-3 3-H BB | 2 | 0 | 0 | 0 | 1 | 1 | 3 |
| 24 Jason Smith, L (6, 3)<br>OBP: 0.357, SLG: 0.500 | | | | | | | | | | 1 | 0 | 0 | 1 | 1 | 0 | 0 |
| Eli Marrero, R (1, 7)<br>OBP: 0.619, SLG: 0.611 | x 0-0 1-2 1B | | x 0-0 11 FC8-4 1-3 2-H 1B | | x 0-0 ③ FC6-4 1-2f | | | x 0-0 2B | x 0-0 E6 1-2 2-3 3-H | 3 | 0 | 2 | 1 | 0 | 0 | 1 |
| 19 Ryan Spilborghs, R (6, 7)<br>OBP: 0.364, SLG: 0.350 | | | | | | | | | | 2 | 0 | 1 | 0 | 0 | 0 | 2 |
| 11 Brad Hawpe, L (1, 9)<br>OBP: 0.348, SLG: 0.364 | x 0-0 ③ G3 | | x 0-0 ② FC8-4 1-2f 3-H | | | C C C 0-3 ① K | | x 0-0 ② P6 | x 0-0 ③ F7 | 3 | 0 | 0 | 1 | 0 | 1 | 3 |
| JD Closser, S (7, 2)<br>OBP: 0.538, SLG: 0.909 | | | | | | | | | | 2 | 0 | 0 | 0 | 0 | 0 | 4 |
| 64 Ian Stewart, L (1, 5)<br>OBP: 0.579, SLG: 1.063 | | x 0-0 HR | x 0-0 ③ P5 | | | x 0-0 E 1B | | x 0-0 ③ F7 | | 4 | 1 | 2 | 1 | 0 | 0 | 2 |
| Danny Ardoin, R (1, 2)<br>OBP: 0.467, SLG: 0.800 | C C C 0-3 ① K | | | x 0-0 ① F9 | | x 0-0 E5 6 G4-3 1-2 | | | B B B B 4-0 FC6 6 24 BB BB | 3 | 0 | 0 | 0 | 0 | 1 | 1 |
| 41 Bret Prinz, R (7, 1) | | | | | | | | | | 0 | 0 | 0 | 0 | 0 | 0 | 0 |
| 58 Jaime Cerda, L (8, 1) | | | | | | | | | | 0 | 0 | 0 | 0 | 0 | 0 | 0 |
| Nate Field, R (9, 1) | | | | | | | | | | 0 | 0 | 0 | 0 | 0 | 0 | 0 |
| 20 Chris Iannetta, R (9, PH)<br>OBP: 0.333, SLG: 0.200 | | | | | | | | | | 0 | 1 | 0 | 0 | 1 | 0 | 0 |
| Josh Wilson, R (1, 4)<br>OBP: 0.231, SLG: 0.231 | x 0-0 ② G6-3 | | x 0-0 ② G6-3 | | | x 0-0 ② ③ G4-3 1-2f | | | B B B B 4-0 FC6 1-2 BB | 2 | 0 | 0 | 0 | 0 | 0 | 0 |
| 6 Omar Quintanilla, L (6, 4)<br>OBP: 0.231, SLG: 0.167 | | | | | | | | | | 1 | 0 | 0 | 0 | 1 | 0 | 2 |
| Zach Day, R (1, 1) | C C C 0-3 ③ K | | S S S 0-3 ③ K | | | | C C C 0-3 ① K | | x 0-0 ① F8 | 1 | 0 | 0 | 0 | 0 | 1 | 0 |
| Justin Hampson, L (4, 1) | | | | | | | | | | 0 | 0 | 0 | 0 | 0 | 0 | 0 |
| 8 Yorvit Torrealba, R (4, PH) | | | | | | | | | | 1 | 0 | 0 | 0 | 0 | 1 | 0 |
| 24 Mike DeJean, R (5, 1) | | | | | | | | | | 0 | 0 | 0 | 0 | 0 | 0 | 0 |
| 10 Jeff Baker, R (7, 9)<br>OBP: 0.217, SLG: 0.667 | | | | | | | | | | 2 | 0 | 0 | 0 | 0 | 1 | 2 |
| Inning Stats | R: 0 E: 0 K: 1 S: 7 H: 2 LOB: 2 BB: 0 P: 7 | R: 1 E: 0 K: 2 S: 8 H: 1 LOB: 0 BB: 0 P: 8 | R: 2 E: 0 K: 1 S: 6 H: 1 LOB: 1 BB: 1 P: 11 | R: 0 E: 0 K: 1 S: 5 H: 0 LOB: 0 BB: 0 P: 5 | R: 0 E: 0 K: 0 S: 3 H: 0 LOB: 1 BB: 1 P: 7 | R: 0 E: 1 K: 1 S: 6 H: 1 LOB: 1 BB: 0 P: 6 | R: 0 E: 0 K: 1 S: 5 H: 0 LOB: 0 BB: 0 P: 5 | R: 0 E: 0 K: 0 S: 4 H: 1 LOB: 1 BB: 0 P: 4 | R: 2 E: 1 K: 0 S: 4 H: 0 LOB: 3 BB: 4 P: 20 | 1B: 4 2B: 1 3B: 0 HR: 1 SF: 0 SAC: 0 DP: 1 HBP: 1 | | | | | | | |

# BOTTOM

## Oakland Athletics @ Colorado Rockies

US West Sports Complex, Hi Corbett Field, Tucson, AZ

Sun Mar 12 2006, 3:05 PM EST

Att. 2,805 - Partly Cloudy - 52 F

livebaseballscorecards.com

| | |
|---|---|
| AB | 34 |
| R | 5 |
| H | 6 |
| RBI | 4 |
| BB | 6 |
| SO | 7 |
| LOB | 22 |

WP: 0 PB: 0 SB: 0 CS: 0 PA: 41

| PITCHER | IP | WLS | BF | H | R | ER | SO | BB | IBB | HBP | BLK | WP | HR | S | P | ERA | WHIP |
|---|---|---|---|---|---|---|---|---|---|---|---|---|---|---|---|---|---|
| 57 Chad Gaudin, R (1, 1)<br>ERA: 6.75 | 3.0 | W | 15 | 4 | 3 | 3 | 4 | 1 | 0 | 1 | 0 | 0 | 1 | 21 | 26 | 9.00 | 1.667 |
| Joe Kennedy, L (4, 1)<br>ERA: | 2.0 | | 7 | 0 | 0 | 0 | 1 | 1 | 0 | 0 | 0 | 0 | 0 | 8 | 12 | 0.00 | 0.500 |
| 56 Randy Keisler, L (6, 1)<br>ERA: 7.2 | 1.0 | | 4 | 1 | 0 | 0 | 1 | 0 | 0 | 0 | 0 | 0 | 0 | 6 | 6 | 0.00 | 1.000 |
| 46 Santiago Casilla, R (7, 1)<br>ERA: 1.5 | 2.0 | | 7 | 1 | 0 | 0 | 1 | 0 | 0 | 0 | 0 | 0 | 0 | 9 | 9 | 0.00 | 0.500 |
| 52 Matt Roney, R (9, 1)<br>ERA: 6.75 | 1.0 | | 8 | 0 | 2 | 1 | 0 | 4 | 0 | 0 | 0 | 0 | 0 | 4 | 20 | 9.00 | 4.000 |

| PITCHER | IP | WLS | BF | H | R | ER | SO | BB | IBB | HBP | BLK | WP | HR | S | P | ERA | WHIP |
|---|---|---|---|---|---|---|---|---|---|---|---|---|---|---|---|---|---|

# Colorado Rockies @ Arizona Diamondbacks

Tucson Electric Park, Tucson, AZ

Mon Mar 13 2006, 9:05 PM EST

Att. 4,069 - Clear - 50 F

TOP

livebaseballscorecards.com

| Batter | 1 | 2 | 3 | 4 | 5 | 6 | 7 | 8 | 9 | AB | R | H | RBI | BB | SO | LOB |
|---|---|---|---|---|---|---|---|---|---|---|---|---|---|---|---|---|
| 12 Clint Barmes, R (1, 6)<br>OBP: 0.333, SLG: 0.333 | E5<br>18<br>1B | BBB<br>4-0<br>18<br>3B<br>BB | P6 | | | P4 | | F8<br>2-3 | | 3 | 2 | 0 | 0 | 1 | 0 | 1 |
| 67 Carlos Rivera, L (7, 3)<br>OBP: 0.273, SLG: 0.364 | | | | | | | | | | 1 | 0 | 0 | 0 | 0 | 0 | 1 |
| 18 Cory Sullivan, L (1, 8)<br>OBP: 0.333, SLG: 0.385 | 17<br>L6-3<br>2-H<br>1B | 1-H<br>2-H<br>3-H<br>3B | | G4-3 | | CCC<br>K | | P2 | | 4 | 0 | 2 | 4 | 0 | 1 | 0 |
| Jordan Czarniecki, R (7, 8) | | | | | | | | | | 1 | 0 | 0 | 0 | 0 | 0 | 1 |
| 17 Todd Helton, L (1, 3)<br>OBP: 0.333, SLG: 0.333 | L6-3<br>1-1 | G4-3 | | L5 | | | G3-1 | | SSS<br>K | 4 | 0 | 0 | 0 | 0 | 0 | 2 |
| Anthony Sanders, R (7, 7) | | | | | | | | | | 1 | 0 | 0 | 0 | 0 | 1 | 0 |
| Eli Marrero, R (1, 2)<br>OBP: 0.583, SLG: 0.619 | P4 | | 19<br>F9<br>64<br>HR<br>2B | P2 | | | F9 | | 2B | 3 | 1 | 1 | 0 | 0 | 0 | 0 |
| 20 Chris Iannetta, R (6, 2)<br>OBP: 0.375, SLG: 0.429 | | | | | | | | | | 2 | 0 | 1 | 0 | 0 | 0 | 0 |
| 10 Jeff Baker, R (1, 9)<br>OBP: 0.286, SLG: 0.750 | | BBBB<br>4-0<br>19<br>PB<br>19<br>2B<br>BB | BBBB<br>4-0<br>64<br>HR<br>BB | | G4-3 | | HR | | CCC<br>K | 3 | 3 | 1 | 1 | 2 | 1 | 0 |
| 19 Ryan Spilborghs, R (1, 7)<br>OBP: 0.346, SLG: 0.375 | | B<br>1-0<br>6<br>E<br>18<br>3B<br>1-H<br>2B | F9<br>2-3 | | G6-3 | | E1 | | | 4 | 1 | 1 | 1 | 0 | 0 | 2 |
| 51 Juan Morillo, R (7, 1) | | | | | | | | | | 0 | 0 | 0 | 0 | 0 | 0 | 0 |
| 60 Manny Corpas, R (8, 1) | | | | | | | | | | 0 | 0 | 0 | 0 | 0 | 0 | 0 |
| 61 Ramon E Ramirez, R (9, 1) | | | | | | | | | | 0 | 0 | 0 | 0 | 0 | 0 | 0 |
| 64 Ian Stewart, L (1, 5)<br>OBP: 0.565, SLG: 1.250 | | SSS<br>K | 1-H<br>3-H<br>HR | | HR | | SSS<br>K | | | 4 | 2 | 2 | 4 | 0 | 2 | 2 |
| 6 Omar Quintanilla, L (1, 4)<br>OBP: 0.188, SLG: 0.133 | | FC6<br>18<br>3B<br>2-3 | F8 | | F7 | | | 67<br>F8<br>2B | | 3 | 1 | 0 | 0 | 0 | 0 | 1 |
| Josh Wilson, R (7, 4)<br>OBP: 0.286, SLG: 0.357 | | | | | | | | | | 1 | 0 | 1 | 0 | 0 | 0 | 0 |
| 44 Keiichi Yabu, R (1, 1) | | SSS<br>K | H<br>HBP | | | SSS<br>K | | G5-3 | | 1 | 0 | 0 | 0 | 0 | 1 | 2 |
| 30 Jose Acevedo, R (4, 1) | | | | | | | | | | 0 | 0 | 0 | 0 | 0 | 0 | 0 |
| 8 Yorvit Torrealba, R (6, PH) | | | | | | | | | | 1 | 0 | 0 | 0 | 0 | 1 | 0 |
| Jose Mesa, R (6, 1) | | | | | | | | | | 0 | 0 | 0 | 0 | 0 | 0 | 0 |
| Jesse Garcia, R (7, 6) | | | | | | | | | | 1 | 0 | 0 | 0 | 0 | 0 | 1 |

| | AB | 37 |
|---|---|---|
| | R | 10 |
| | H | 9 |
| | RBI | 10 |
| | BB | 3 |
| | SO | 7 |
| | LOB | 13 |

| Inning Stats | 1 | 2 | 3 | 4 | 5 | 6 | 7 | 8 | 9 |
|---|---|---|---|---|---|---|---|---|---|
| | R: 1<br>E: 1<br>K: 0<br>S: 4 | R: 4<br>E: 1<br>K: 2<br>S: 10 | R: 3<br>E: 0<br>K: 0<br>S: 5 | R: 0<br>E: 0<br>K: 0<br>S: 3 | R: 1<br>E: 0<br>K: 0<br>S: 4 | R: 0<br>E: 0<br>K: 2<br>S: 7 | R: 1<br>E: 1<br>K: 1<br>S: 7 | R: 0<br>E: 0<br>K: 0<br>S: 4 | R: 0<br>E: 0<br>K: 2<br>S: 7 |
| | H: 1<br>LOB: 0<br>BB: 0<br>P: 4 | H: 2<br>LOB: 1<br>BB: 2<br>P: 19 | H: 2<br>LOB: 1<br>BB: 1<br>P: 10 | H: 0<br>LOB: 0<br>BB: 0<br>P: 3 | H: 1<br>LOB: 0<br>BB: 0<br>P: 4 | H: 0<br>LOB: 0<br>BB: 0<br>P: 7 | H: 1<br>LOB: 1<br>BB: 0<br>P: 7 | H: 1<br>LOB: 1<br>BB: 0<br>P: 4 | H: 1<br>LOB: 0<br>BB: 0<br>P: 7 |

| | 1B: 1 | SF: 0 | WP: 0 | PA: 41 |
|---|---|---|---|---|
| | 2B: 5 | SAC: 0 | PB: 1 | |
| | 3B: 1 | DP: 1 | SB: 0 | |
| | HR: 3 | HBP: 1 | CS: 0 | |

| PITCHER | | IP | WLS | BF | H | R | ER | SO | BB | IBB | HBP | BLK | WP | HR | S | P | ERA | WHIP |
|---|---|---|---|---|---|---|---|---|---|---|---|---|---|---|---|---|---|---|
| Brad Halsey, L<br>ERA: 9.0 | (1, 1) | 2.0 | L | 12 | 3 | 5 | 1 | 2 | 2 | 0 | 0 | 0 | 0 | 0 | 14 | 23 | 4.50 | 2.500 |
| Mark Freed, L<br>ERA: 27.0 | (3, 1) | 1.0 | | 7 | 2 | 3 | 3 | 0 | 1 | 0 | 1 | 0 | 0 | 1 | 5 | 10 | 27.00 | 3.000 |
| Kevin Jarvis, R<br>ERA: 1.8 | (4, 1) | 3.0 | | 10 | 1 | 1 | 1 | 2 | 0 | 0 | 0 | 0 | 0 | 1 | 14 | 14 | 3.00 | 0.333 |
| 39 Neal Musser, L<br>ERA: 9.0 | (7, 1) | 1.0 | | 5 | 1 | 1 | 1 | 1 | 0 | 0 | 0 | 0 | 0 | 1 | 7 | 7 | 9.00 | 1.000 |
| Enrique Gonzalez, R<br>ERA: 7.71 | (8, 1) | 1.0 | | 4 | 1 | 0 | 0 | 0 | 0 | 0 | 0 | 0 | 0 | 0 | 4 | 4 | 0.00 | 1.000 |

| PITCHER | | IP | WLS | BF | H | R | ER | SO | BB | IBB | HBP | BLK | WP | HR | S | P | ERA | WHIP |
|---|---|---|---|---|---|---|---|---|---|---|---|---|---|---|---|---|---|---|
| 59 Jeff Bajenaru, R<br>ERA: 7.5 | (9, 1) | 1.0 | | 3 | 1 | 0 | 0 | 2 | 0 | 0 | 0 | 0 | 0 | 0 | 7 | 7 | 0.00 | 1.000 |

# BOTTOM

| Batter | 1 | 2 | 3 | 4 | 5 | 6 | 7 | 8 | 9 | AB | R | H | RBI | BB | SO | LOB |
|---|---|---|---|---|---|---|---|---|---|---|---|---|---|---|---|---|
| 22 Eric Byrnes, R (1, 8)<br>OBP: 0.290, SLG: 0.542<br>39 Neal Musser, L (7, 1)<br>Enrique Gonzalez, R (8, 1)<br>Danny Richar, L (8, PH)<br>59 Jeff Bajenaru, R (9, 1)<br>Mike DiRosa, R (9, PH) | P6 | K<br>1-2 | | 7<br>HR<br>1-2<br>3-H<br>1B | | G6-3 | | G4-3 | K | 4<br>0<br>0<br>1<br>0<br>0<br>1 | 1<br>0<br>0<br>0<br>0<br>0<br>0 | 1<br>0<br>0<br>0<br>0<br>0<br>0 | 1<br>0<br>0<br>0<br>0<br>0<br>0 | 0<br>0<br>0<br>0<br>0<br>0<br>0 | 1<br>0<br>0<br>0<br>0<br>0<br>1 | 1<br>0<br>0<br>0<br>0<br>0<br>2 |
| 6 Stephen Drew, L (1, 6)<br>OBP: 0.375, SLG: 0.667<br>26 Miguel Montero, L (6, 2)<br>OBP: 0.375, SLG: 0.625 | 34<br>S<br>34<br>2B<br>1B | | F9 | K | | G6-3 | | 7<br>BB<br>1B | | 3<br>2 | 1<br>0 | 1<br>1 | 1<br>0 | 0<br>0 | 1<br>0 | 2<br>0 |
| 7 Carlos Quentin, R (1, 9)<br>OBP: 0.484, SLG: 0.600 | F7 | | G5-3 | 1-H<br>2-H<br>HR | | G3-1 | | FC6-4<br>1-2<br>BB | | 4 | 1 | 1 | 3 | 1 | 0 | 1 |
| 34 Conor Jackson, R (1, 3)<br>OBP: 0.577, SLG: 0.600<br>Kevin Jarvis, L (4, 1)<br>61 Marland Williams, R (7, 8) | 1-H<br>1B<br>2B | | 1B<br>1B | G3 | | | K<br>K | K | | 2<br>1<br>2 | 1<br>0<br>0 | 2<br>0<br>0 | 1<br>0<br>0 | 0<br>0<br>2 | 0<br>0<br>2 | 0<br>0<br>2 |
| Johnny Estrada, S (1, 2)<br>OBP: 0.435, SLG: 0.409<br>Alex Frazier, R (6, 7)<br>OBP: 0.556, SLG: 0.875 | 2-H<br>2B<br>1B | | 1-3<br>FC5-4<br>1B | | F7 | 67<br>HBP<br>2B | | 1-2f<br>FC6-4 | | 3<br>2 | 1<br>0 | 2<br>1 | 1<br>0 | 0<br>0 | 0<br>0 | 0<br>2 |
| Andy Green, R (1, 4)<br>OBP: 0.467, SLG: 0.692 | 2-H<br>2B | | 1-2f<br>FC5-4 | | 2B<br>67<br>FC5-2<br>BB | | K | | K | 4 | 0 | 1 | 1 | 1 | 2 | 3 |
| Luis Terrero, R (1, 7)<br>OBP: 0.379, SLG: 0.500<br>11 Jerry Gil, R (6, 6)<br>OBP: 0.500, SLG: 0.773<br>Matt Erickson, L (7, 6)<br>OBP: 1.000, SLG: 2.000 | F7 | | | G4-3 | 67<br>FC5-2<br>1-3<br>2B | 67<br>HBP<br>BB | | | 2B | 3<br>0<br>1 | 0<br>0<br>0 | 1<br>0<br>1 | 0<br>0<br>0 | 0<br>0<br>1 | 0<br>0<br>0 | 1<br>0<br>0 |
| 67 Brian Barden, R (1, 5)<br>OBP: 0.400, SLG: 0.462 | | F8 | | 1B<br>22<br>1B<br>1B | FC5-2<br>FC4-6<br>2-3<br>3-H | 1-2<br>2-3<br>HBP | | | E5 | 4 | 1 | 1 | 0 | 0 | 0 | 3 |
| Brad Halsey, L (1, 1)<br>13 Alberto Callaspo, S (2, PH)<br>OBP: 0.286, SLG: 0.269<br>Mark Freed, L (3, 1)<br>Chris Carter, L (4, 3)<br>OBP: 0.579, SLG: 1.111 | | 22<br>CS<br>BB | | 22<br>1B<br>7<br>HR<br>1-3<br>1B | FC4-6<br>1-2f | F8 | | | K | 0<br>0<br>0<br>4 | 0<br>0<br>0<br>1 | 0<br>0<br>0<br>1 | 0<br>1<br>0<br>0 | 0<br>0<br>0<br>1 | 0<br>0<br>0<br>7 | 0<br>0<br>0<br>7 |
| Inning Stats | R: 3<br>E: 0<br>K: 0<br>S: 7<br>H: 4<br>LOB: 1<br>BB: 0<br>P: 8 | R: 0<br>E: 0<br>K: 1<br>S: 4<br>H: 0<br>LOB: 0<br>BB: 1<br>P: 8 | R: 0<br>E: 0<br>K: 0<br>S: 5<br>H: 2<br>LOB: 2<br>BB: 0<br>P: 5 | R: 4<br>E: 0<br>K: 1<br>S: 9<br>H: 4<br>LOB: 0<br>BB: 0<br>P: 9 | R: 0<br>E: 0<br>K: 0<br>S: 4<br>H: 1<br>LOB: 2<br>BB: 1<br>P: 8 | R: 0<br>E: 0<br>K: 0<br>S: 3<br>H: 0<br>LOB: 0<br>BB: 0<br>P: 3 | R: 0<br>E: 0<br>K: 2<br>S: 8<br>H: 1<br>LOB: 3<br>BB: 1<br>P: 13 | R: 0<br>E: 0<br>K: 1<br>S: 6<br>H: 1<br>LOB: 2<br>BB: 1<br>P: 10 | R: 0<br>E: 1<br>K: 3<br>S: 11<br>H: 1<br>LOB: 2<br>BB: 0<br>P: 11 | 1B: 8<br>2B: 5<br>3B: 0<br>HR: 1<br>SF: 0<br>SAC: 0<br>DP: 0<br>HBP: 1 | | | | | | |

| PITCHER | | IP | WLS | BF | H | R | ER | SO | BB | IBB | HBP | BLK | WP | HR | S | P | ERA | WHIP |
|---|---|---|---|---|---|---|---|---|---|---|---|---|---|---|---|---|---|---|
| 44 Keiichi Yabu, R<br>ERA: 9.0 | (1, 1) | 3.0 | W | 15 | 6 | 3 | 3 | 1 | 1 | 0 | 0 | 0 | 0 | 0 | 16 | 21 | 9.00 | 2.333 |
| 30 Jose Acevedo, R<br>ERA: 9.0 | (4, 1) | 2.0 | | 12 | 5 | 4 | 4 | 1 | 1 | 0 | 0 | 0 | 0 | 1 | 13 | 17 | 18.00 | 3.000 |
| Jose Mesa, R<br>ERA: 5.4 | (6, 1) | 1.0 | H | 3 | 0 | 0 | 0 | 0 | 0 | 0 | 0 | 0 | 0 | 0 | 3 | 3 | 0.00 | 0.000 |
| 51 Juan Morillo, R<br>ERA: 33.75 | (7, 1) | 1.0 | H | 6 | 1 | 0 | 0 | 2 | 1 | 0 | 1 | 0 | 0 | 0 | 8 | 13 | 0.00 | 2.000 |
| 60 Manny Corpas, R<br>ERA: | (8, 1) | 1.0 | H | 5 | 1 | 0 | 0 | 1 | 1 | 0 | 0 | 0 | 0 | 0 | 6 | 10 | 0.00 | 2.000 |

| PITCHER | | IP | WLS | BF | H | R | ER | SO | BB | IBB | HBP | BLK | WP | HR | S | P | ERA | WHIP |
|---|---|---|---|---|---|---|---|---|---|---|---|---|---|---|---|---|---|---|
| 61 Ramon E Ramirez, R<br>ERA: 3.0 | (9, 1) | 1.0 | S | 5 | 1 | 0 | 0 | 3 | 0 | 0 | 0 | 0 | 0 | 0 | 11 | 11 | 0.00 | 1.000 |

# Colorado Rockies @ Arizona Diamondbacks

Tucson Electric Park, Tucson, AZ

Mon Mar 13 2006, 9:05 PM EST

Att. 4,069 - Clear - 50 F

livebaseballscorecards.com

| | |
|---|---|
| AB | 41 |
| R | 7 |
| H | 14 |
| RBI | 7 |
| BB | 4 |
| SO | 8 |
| LOB | 24 |

# Colorado Rockies @ Chicago Cubs

Hohokam Park, Mesa, AZ

Mon Mar 13 2006, 3:05 PM EST

Att. 11,041 - Sunny - 64 F

TOP

livebaseballscorecards.com

| Batter | 1 | 2 | 3 | 4 | 5 | 6 | 7 | 8 | 9 | AB | R | H | RBI | BB | SO | LOB |
|---|---|---|---|---|---|---|---|---|---|---|---|---|---|---|---|---|
| Jamey Carroll, R (1, 7) OBP: 0.350, SLG: 0.389 | 0-0 1B 27 SF8 2B | | 0-0 F9 ① | | 0-0 G5-3 ① | 0-0 F8 ③ | 0-0 G1-3 ③ | | | 5 | 1 | 1 | 0 | 0 | 0 | 3 |
| Luis Gonzalez, R (1, 4) OBP: 0.429, SLG: 0.650 | 0-0 2-3 1B | | 0-0 G6-3 ② | | 0-0 27 G5-3 BB 1B | | 0-0 1B BB 2B | 0-0 2 F8 SF9 2B | | 4 | 0 | 3 | 0 | 0 | 0 | 0 |
| Jayson Nix, R (7, PR) OBP: 0.364, SLG: 0.400 (7, 4) | | | | | | | | | | 1 | 2 | 1 | 0 | 0 | 0 | 0 |
| Ryan Shealy, R (1, 3) OBP: 0.200, SLG: 0.214 | 0-0 L4 ① | | 0-0 F7 ③ | | B B B 4-0 1-2 BB | | S S C 0-3 ① | 0-0 F8 ① 2-3 | | 2 | 0 | 0 | 0 | 1 | 0 | 2 |
| 2 Troy Tulowitzki, R (5, 6) OBP: 0.308, SLG: 0.273 | | | | | | | | | | 2 | 0 | 0 | 0 | 0 | 1 | 2 |
| 27 Garrett Atkins, R (1, 5) OBP: 0.545, SLG: 0.563 | 0-0 SF8 ② 3-H | | | 0-0 1B 24 1B 2B | 0-0 G5-3 ② ③ 2-3f | | B B B 3-0 BB 24 1B 1B BB | 0-0 SF9 ② 3-H | | 2 | 1 | 1 | 1 | 1 | 0 | 2 |
| Sean Barker, R (7, PR) (7, 7) | | | | | | | | | | 0 | 1 | 0 | 1 | 0 | 0 | 0 |
| JD Closser, S (1, 2) OBP: 0.588, SLG: 0.857 | 0-0 G5-3 ③ | | | 0-0 FC4-6 2-3 1B | | B B B B 4-0 11 2B 3B BB | 0-0 24 1B BB 1-2 2-3 BB 1B | S S S 0-3 K2-3 ③ | | 3 | 2 | 2 | 0 | 1 | 0 | 1 |
| 76 Dan Conway, R (8, PH) OBP: 0.286, SLG: 0.333 (8, 2) | | | | | | | | | | 1 | 0 | 0 | 0 | 0 | 1 | 0 |
| 11 Brad Hawpe, L (1, 9) OBP: 0.321, SLG: 0.370 | | 0-0 G1-3 ① | | S S C 0-3 K ① | | X 0-0 1-3 3B 2B | S S S 0-3 K ② | | S S C 0-3 K ① | 5 | 1 | 1 | 0 | 0 | 3 | 5 |
| Choo Freeman, R (1, 8) OBP: 0.407, SLG: 0.640 | | 0-0 G3 ② | | 0-0 FC4-6 ② 24 S 24 1B 1-2f | | B B B C B 0-0 24 SF8 2-H 3-H 3B | 4-1 BB 24 1B 1-2 2-3 3-H BB | | 0-0 G3-1 ② | 4 | 2 | 1 | 3 | 1 | 0 | 2 |
| 24 Jason Smith, L (1, 6) OBP: 0.421, SLG: 0.563 (5, 3) | | 0-0 FC6-4 1B | | S X 0-1 1-H 3-H 1B | | 0-0 SF8 ① 3-H | 0-0 BB 1-2 2-3 3-H 1B | | 0-0 P4 ③ | 4 | 0 | 3 | 4 | 0 | 0 | 0 |
| Jason Jennings, L (1, 1) OBP: 0.200, SLG: 0.200 | | | | | | | | | | 3 | 0 | 0 | 0 | 0 | 0 | 2 |
| Ray King, L (6, 1) | | | | | | | | | | 0 | 0 | 0 | 0 | 0 | 0 | 0 |
| Judson Thigpen, R (7, PH) | | | | | | | | | | 0 | 0 | 0 | 1 | 1 | 0 | 0 |
| 25 Steve Colyer, L (7, 1) | | | | | | | | | | 0 | 0 | 0 | 0 | 0 | 0 | 0 |
| 35 Mike Esposito, R (8, 1) | | | | | | | | | | 0 | 0 | 0 | 0 | 0 | 0 | 0 |
| Eduardo Sierra, R (9, 1) | | 0-0 FC6-4 ③ 1-2f | | 0-0 G3 ③ | | 0-0 F9 ② B B B B | 4-0 1-2 2-3 3-H BB | | | 0 | 0 | 0 | 0 | 0 | 0 | 0 |

| Inning Stats | 1 | 2 | 3 | 4 | 5 | 6 | 7 | 8 | 9 |
|---|---|---|---|---|---|---|---|---|---|
| | R: 1 H: 2 E: 0 LOB: 1 K: 0 BB: 0 S: 5 P: 5 | R: 0 H: 1 E: 0 LOB: 1 K: 0 BB: 0 S: 4 P: 4 | R: 0 H: 0 E: 0 LOB: 0 K: 0 BB: 0 S: 3 P: 3 | R: 2 H: 3 E: 0 LOB: 1 K: 1 BB: 0 S: 9 P: 9 | R: 0 H: 1 E: 0 LOB: 1 K: 0 BB: 1 S: 3 P: 7 | R: 3 H: 2 E: 0 LOB: 0 K: 0 BB: 1 S: 5 P: 9 | R: 3 H: 3 E: 0 LOB: 3 K: 2 BB: 3 S: 11 P: 22 | R: 1 H: 1 E: 0 LOB: 0 K: 1 BB: 0 S: 6 P: 6 | R: 0 H: 0 E: 0 LOB: 0 K: 1 BB: 0 S: 5 P: 5 |

| | | | | | | | | | |

# Colorado Rockies @ Chicago Cubs

Hohokam Park, Mesa, AZ

Mon Mar 13 2006, 3:05 PM EST

Att. 11,041 - Sunny - 64 F

livebaseballscorecards.com

## BOTTOM

| Batter | 1 | 2 | 3 | 4 | 5 | 6 | 7 | 8 | 9 | AB | R | H | RBI | BB | SO | LOB |
|---|---|---|---|---|---|---|---|---|---|---|---|---|---|---|---|---|
| Juan Pierre, L (1, 8)<br>OBP: 0.269, SLG: 0.320 | G3 | | 1B | | FC6-4 CS<br>1-2f | | | 1B | 1B | 3 | 1 | 1 | 0 | 0 | 0 | 1 |
| Felix Pie, L (6, 8)<br>OBP: 0.333, SLG: 0.706 | | | 3B | | | | | 3B | 64 1B | 2 | 2 | 2 | 0 | 0 | 0 | 0 |
| Jerry Hairston, R (1, 9)<br>OBP: 0.600, SLG: 0.667 | 16 F8 16 S | | | | F7<br>1-2 | | | 27 1B 64 S<br>3 2B<br>3-H | 64 1B<br>27 BB<br>1-2 | 3 | 0 | 2 | 1 | 0 | 0 | 1 |
| Ryan Theriot, R (6, 9)<br>OBP: 0.438, SLG: 0.385 | 1B | | 3-H 1B | | | | | 1B | 1B | 2 | 2 | 2 | 1 | 0 | 0 | 0 |
| 16 Aramis Ramirez, R (1, 5)<br>OBP: 0.500, SLG: 0.929 | F8<br>1-3 | | P4 | | | F8 | | 27 1B<br>3 2B<br>1-2 | 27 BB 28 BB<br>1-3<br>2-H | 3 | 0 | 0 | 0 | 0 | 0 | 2 |
| 64 Casey McGehee, R (7, 5)<br>OBP: 0.263, SLG: 0.176 | | | | | | | | BB | 1B | 1 | 1 | 1 | 1 | 1 | 0 | 0 |
| John Mabry, L (1, 3)<br>OBP: 0.538, SLG: 0.900 | P5 | | F8 | | | 1B | | K | 27 BB<br>1-2 | 2 | 0 | 0 | 0 | 0 | 0 | 2 |
| 28 Michael Restovich, R (6, 3)<br>OBP: 0.364, SLG: 0.667 | | | | | | | | | BB | 2 | 0 | 1 | 0 | 1 | 1 | 2 |
| Todd Walker, L (1, 4)<br>OBP: 0.333, SLG: 0.556 | | F7 | | G3 58 CS | | K | | 3 2B<br>1-2<br>2-3 | | 2 | 0 | 1 | 0 | 0 | 0 | 0 |
| 27 Buck Coats, L (6, 4)<br>OBP: 0.467, SLG: 0.769 | | | | 2B | | | | 1B | 27 BB<br>1-2<br>2-3<br>3-H | 2 | 0 | 1 | 1 | 1 | 1 | 1 |
| 19 Matt Murton, R (1, 7)<br>OBP: 0.524, SLG: 0.789 | | | | K | | G5-3 | | | | 2 | 0 | 1 | 0 | 0 | 1 | 1 |
| 3 Marquis Grissom, R (6, 7)<br>OBP: 0.364, SLG: 0.400 | | 2B | | | | | | 1-3<br>2-H<br>3-H 2B | K | 3 | 0 | 1 | 2 | 0 | 1 | 4 |
| Neifi Perez, S (1, 6)<br>OBP: 0.250, SLG: 0.217 | P4 | | | G3<br>2-3 | | F9 | | P4 | F8 | 2 | 0 | 0 | 0 | 0 | 0 | 2 |
| 1 Augie Ojeda, S (6, 6)<br>OBP: 0.267, SLG: 0.333 | | | | | | | | | | 2 | 0 | 0 | 0 | 0 | 0 | 2 |
| 29 Ángel Pagán, S (9, PH)<br>OBP: 0.333, SLG: 0.667 | | | | | | | | | | 1 | 0 | 0 | 0 | 0 | 0 | 3 |
| 5 Ronny Cedeno, R (1, 10)<br>OBP: 0.261, SLG: 0.238 | K | | | BB | | K | | G3-1 | | 1 | 0 | 0 | 0 | 1 | 1 | 1 |
| 66 Adam Greenberg, L (7, PH)<br>OBP: 0.278, SLG: 0.353 (8, 10) | | | | | | | | | | 2 | 0 | 0 | 0 | 0 | 1 | 2 |
| 58 Geovany Soto, R (1, 2)<br>OBP: 0.417, SLG: 0.455 | | | F8 | 1 SAFE<br>CS<br>3-H | FC6-4<br>1B | | | | K | 2 | 0 | 1 | 0 | 0 | 0 | 0 |
| 74 Jake Fox, R (6, 2)<br>OBP: 0.429, SLG: 0.750 | | | | | | | | | | 2 | 0 | 0 | 0 | 0 | 1 | 0 |

| Totals | |
|---|---|
| AB | 39 |
| R | 6 |
| H | 14 |
| RBI | 6 |
| BB | 4 |
| SO | 7 |
| LOB | 24 |

| Inning Stats | 1 | 2 | 3 | 4 | 5 | 6 | 7 | 8 | 9 |
|---|---|---|---|---|---|---|---|---|---|
| | R: 0<br>E: 0<br>K: 0<br>S: 4 | H: 1<br>LOB: 1<br>BB: 0<br>P: 5 | R: 0<br>E: 0<br>K: 1<br>S: 6 | H: 1<br>LOB: 1<br>BB: 0<br>P: 6 | R: 1<br>E: 0<br>K: 0<br>S: 5 | H: 2<br>LOB: 1<br>BB: 0<br>P: 5 | R: 0<br>E: 0<br>K: 1<br>S: 5 | H: 1<br>LOB: 1<br>BB: 1<br>P: 9 | R: 0<br>E: 0<br>K: 0<br>S: 5 | H: 1<br>LOB: 0<br>BB: 0<br>P: 5 | R: 0<br>E: 0<br>K: 1<br>S: 6 | H: 1<br>LOB: 1<br>BB: 0<br>P: 6 | R: 0<br>E: 0<br>K: 1<br>S: 5 | H: 0<br>LOB: 0<br>BB: 0<br>P: 5 | R: 3<br>E: 0<br>K: 1<br>S: 16 | H: 4<br>LOB: 2<br>BB: 1<br>P: 25 | R: 2<br>E: 0<br>K: 2<br>S: 18 | H: 3<br>LOB: 3<br>BB: 2<br>P: 31 |

| | |
|---|---|
| 1B: 9 | SF: 0 |
| 2B: 3 | SAC: 0 |
| 3B: 2 | DP: 0 |
| HR: 0 | HBP: 0 |

| | |
|---|---|
| WP: 0 | PA: 44 |
| PB: 0 | |
| SB: 2 | |
| CS: 2 | |

| PITCHER | | IP | WLS | BF | H | R | ER | SO | BB | IBB | HBP | BLK | WP | HR | S | P | ERA | WHIP |
|---|---|---|---|---|---|---|---|---|---|---|---|---|---|---|---|---|---|---|
| Jason Jennings, R<br>ERA: 3.86 | (1, 1) | 5.0 | W | 20 | 6 | 1 | 1 | 2 | 1 | 0 | 0 | 0 | 0 | 0 | 25 | 30 | 1.80 | 1.400 |
| Ray King, L<br>ERA: 2.25 | (6, 1) | 1.0 | | 4 | 1 | 0 | 0 | 1 | 0 | 0 | 0 | 0 | 0 | 0 | 6 | 6 | 0.00 | 1.000 |
| 25 Steve Colyer, L<br>ERA: 9.0 | (7, 1) | 1.0 | | 3 | 0 | 0 | 0 | 1 | 0 | 0 | 0 | 0 | 0 | 0 | 5 | 5 | 0.00 | 0.000 |
| 35 Mike Esposito, R<br>ERA: 21.6 | (8, 1) | 1.0 | | 8 | 4 | 3 | 3 | 1 | 1 | 0 | 0 | 0 | 0 | 0 | 16 | 25 | 27.00 | 5.000 |
| Eduardo Sierra, R<br>ERA: 4.91 | (9, 1) | 1.0 | | 8 | 3 | 2 | 2 | 2 | 2 | 0 | 0 | 0 | 0 | 0 | 18 | 31 | 18.00 | 5.000 |

| PITCHER | | IP | WLS | BF | H | R | ER | SO | BB | IBB | HBP | BLK | WP | HR | S | P | ERA | WHIP |
|---|---|---|---|---|---|---|---|---|---|---|---|---|---|---|---|---|---|---|

# Milwaukee Brewers @ Colorado Rockies

US West Sports Complex, Hi Corbett Field, Tucson, AZ

Tue Mar 14 2006, 3:05 PM EST

Att. 2,707 - Sunny - 73 F

livebaseballscorecards.com

## TOP

| Batter | 1 | 2 | 3 | 4 | 5 | 6 | 7 | 8 | 9 | AB | R | H | RBI | BB | SO | LOB |
|---|---|---|---|---|---|---|---|---|---|---|---|---|---|---|---|---|
| Brady Clark, R (1, 8)<br>OBP: 0.474, SLG: 0.385 | G6-3 | | 2B | | K | | BB | | BB | 3 | 0 | 1 | 0 | 1 | 1 | 0 |
| 22 Tony Gwynn Jr., L (7, 8)<br>OBP: 0.286, SLG: 0.632 | | | | | | | | | 1-2 | 0 | 0 | 0 | 0 | 1 | 0 | 0 |
| Zach Sorensen, S (1, 6)<br>OBP: 0.370, SLG: 0.292 | G5-3 | | G3-1 | | G3-1 | | SH2-4<br>1-2 | | G6-3<br>1-2<br>2-3 | 3 | 0 | 0 | 0 | 0 | 0 | 1 |
| Ryan Crew, R (7, 6)<br>OBP: 0.250, SLG: 0.500 | | | | | | | | | | 1 | 0 | 0 | 0 | 0 | 0 | 2 |
| 2 Bill Hall, R (1, 5)<br>OBP: 0.353, SLG: 0.448 | F8 | | HBP<br>28<br>G3-6-3 | | K | | F9<br>2-3 | | G6-3 | 3 | 0 | 0 | 0 | 0 | 1 | 1 |
| 8 Vinny Rottino, R (7, 5)<br>OBP: 0.538, SLG: 0.636 | | | | | | | | | | 1 | 0 | 0 | 0 | 0 | 0 | 2 |
| 28 Prince Fielder, L (1, 3)<br>OBP: 0.391, SLG: 0.412 | | G4-3 | G3-6-3<br>1-2f | | | F8 | FC6-4<br>BB | | BB | 3 | 0 | 0 | 0 | 1 | 0 | 2 |
| Ned Yost IV, R (7, 3)<br>OBP: 0.429, SLG: 0.333 | | | | | | | | | | 0 | 0 | 0 | 0 | 1 | 0 | 0 |
| Nelson Cruz, R (1, 9)<br>OBP: 0.360, SLG: 0.682 | | 1<br>2B<br>BB | | F8 | | 62<br>BB<br>SF8<br>2B | FC6-4<br>1-2f | | K | 3 | 2 | 1 | 0 | 1 | 0 | 2 |
| 18 Gabe Gross, L (7, 9)<br>OBP: 0.333, SLG: 0.333 | | | | | | | | | | 1 | 0 | 0 | 0 | 0 | 1 | 3 |
| 1 Corey Hart, R (1, 7)<br>OBP: 0.406, SLG: 0.690 | | 62<br>G6-3<br>1-H<br>HR<br>2B | | 62<br>S<br>62<br>1B<br>1B | | 62<br>BB<br>BB | | G4-3 | | 3 | 2 | 2 | 1 | 1 | 0 | 0 |
| Hernan Iribarren, L (8, 4)<br>OBP: 0.250, SLG: 0.286 | | | | | | | | | | 0 | 0 | 0 | 0 | 0 | 0 | 0 |
| 62 Brent Abernathy, R (1, 4)<br>OBP: 0.529, SLG: 0.533 | | G6-3<br>2-3 | | CS<br>1-H<br>1B | | 1-2<br>2-3<br>BB | | B1-3 | | 3 | 0 | 1 | 1 | 1 | 0 | 1 |
| 21 Chad Moeller, R (8, 2) | | | | | | | | | | 0 | 0 | 0 | 0 | 0 | 0 | 0 |
| Mike Rivera, R (1, 2)<br>OBP: 0.231, SLG: 0.833 | | HR<br>3-H | | 2B<br>1-2 | | SF8<br>3-H | | K | | 3 | 1 | 2 | 3 | 0 | 1 | 0 |
| 43 Justin Lehr, R (8, 1) | | | | | | | | | | 0 | 0 | 0 | 0 | 0 | 0 | 0 |
| Dana Eveland, L (1, 1) | | K | | K2-3 | | K | | | G6-3<br>22<br>E<br>BB | 1 | 0 | 0 | 0 | 0 | 1 | 0 |
| Kenny Holmberg, R (4, PH) | | | | | | | | | | 1 | 0 | 0 | 0 | 0 | 1 | 1 |
| 45 Dennis Sarfate, R (4, 1) | | | | | | | | | | 1 | 0 | 0 | 0 | 0 | 1 | 2 |
| 32 Jason Kershner, L (6, 1) | | | | | | | | | | 0 | 0 | 0 | 0 | 0 | 0 | 0 |
| Steve Moss, R (8, 7)<br>OBP: 0.571, SLG: 0.400 | | | | | | | | | | 0 | 0 | 0 | 0 | 1 | 0 | 0 |
| **Inning Stats** | R: 0<br>E: 0<br>K: 0<br>S: 3<br>H: 0<br>LOB: 0<br>BB: 0<br>P: 3 | R: 3<br>E: 0<br>K: 1<br>S: 7<br>H: 2<br>LOB: 0<br>BB: 1<br>P: 11 | R: 0<br>E: 0<br>K: 0<br>S: 3<br>H: 1<br>LOB: 1<br>BB: 0<br>P: 4 | R: 1<br>E: 0<br>K: 1<br>S: 9<br>H: 3<br>LOB: 1<br>BB: 0<br>P: 9 | R: 0<br>E: 0<br>K: 2<br>S: 7<br>H: 0<br>LOB: 0<br>BB: 0<br>P: 7 | R: 1<br>E: 0<br>K: 1<br>S: 6<br>H: 1<br>LOB: 2<br>BB: 2<br>P: 14 | R: 0<br>E: 0<br>K: 0<br>S: 3<br>H: 0<br>LOB: 2<br>BB: 2<br>P: 11 | R: 0<br>E: 0<br>K: 1<br>S: 5<br>H: 0<br>LOB: 0<br>BB: 0<br>P: 5 | R: 0<br>E: 1<br>K: 1<br>S: 5<br>H: 0<br>LOB: 3<br>BB: 3<br>P: 17 | 1B: 2<br>2B: 4<br>3B: 0<br>HR: 1<br>SF: 1<br>SAC: 1<br>DP: 1<br>HBP: 1 | | | | | | |

| | AB | 30 |
|---|---|---|
| | R | 5 |
| | H | 7 |
| | RBI | 5 |
| | BB | 8 |
| | SO | 7 |
| | LOB | 17 |

WP: 0 PB: 0 SB: 1 CS: 1 PA: 41

| PITCHER | | IP | WLS | BF | H | R | ER | SO | BB | IBB | HBP | BLK | WP | HR | S | P | ERA | WHIP |
|---|---|---|---|---|---|---|---|---|---|---|---|---|---|---|---|---|---|---|
| 26 Jeff Francis, L<br>ERA: 5.4 | (1, 1) | 3.0 | | 13 | 3 | 3 | 3 | 1 | 1 | 0 | 1 | 0 | 0 | 1 | 13 | 18 | 9.00 | 1.333 |
| Scott Dohmann, R<br>ERA: 7.2 | (4, 1) | 2.0 | | 8 | 3 | 1 | 1 | 3 | 0 | 0 | 0 | 0 | 0 | 0 | 16 | 16 | 4.50 | 1.500 |
| 39 Tom Martin, L<br>ERA: 1.8 | (6, 1) | 1.0 | | 6 | 1 | 1 | 1 | 1 | 2 | 0 | 0 | 0 | 0 | 0 | 6 | 14 | 9.00 | 3.000 |
| 58 Jaime Cerda, L<br>ERA: | (7, 1) | 1.0 | W | 5 | 0 | 0 | 0 | 0 | 2 | 0 | 0 | 0 | 0 | 0 | 3 | 11 | 0.00 | 2.000 |
| 54 Randy Williams, L<br>ERA: 9.0 | (8, 1) | 1.0 | H | 3 | 0 | 0 | 0 | 1 | 0 | 0 | 0 | 0 | 0 | 0 | 5 | 5 | 0.00 | 0.000 |

| PITCHER | | IP | WLS | BF | H | R | ER | SO | BB | IBB | HBP | BLK | WP | HR | S | P | ERA | WHIP |
|---|---|---|---|---|---|---|---|---|---|---|---|---|---|---|---|---|---|---|
| Nate Field, R<br>ERA: 4.5 | (9, 1) | 1.0 | | 6 | 0 | 0 | 0 | 1 | 3 | 0 | 0 | 0 | 0 | 0 | 5 | 17 | 0.00 | 3.000 |

# BOTTOM

| Batter | 1 | 2 | 3 | 4 | 5 | 6 | 7 | 8 | 9 | AB | R | H | RBI | BB | SO | LOB |
|---|---|---|---|---|---|---|---|---|---|---|---|---|---|---|---|---|
| Jamey Carroll, R (1, 8) (6, 6)<br>OBP: 0.375, SLG: 0.381 | BBBB 4-0 S 1B BB | X 0-0 1B 3-H 1B | | X 0-0 ① G6-3 | | X 0-0 ① SH1-4 2-3 | X 0-0 ③ G1-3 | | | 3 | 1 | 1 | 1 | 1 | 0 | 0 |
| Luis Gonzalez, R (1, 4)<br>OBP: 0.458, SLG: 0.652 | BX 1-0 17 1B 1-H 1B | X 0-0 1B 1-2 | | X 0-0 ② F7 | | X 0-0 ② F9 | | X 0-0 1 G5-3 2B | | 3 | 0 | 2 | 1 | 0 | 0 | 0 |
| Bo Hart, R (6, 4)<br>OBP: 0.333, SLG: 0.667 | | | | | | | | | | 2 | 0 | 1 | 0 | 0 | 0 | 1 |
| 17 Todd Helton, L (1, 3)<br>OBP: 0.333, SLG: 0.333 | X 0-0 19 G6-4-3 1-2 1B | X 0-0 ③ G6-3 | | X 0-0 ③ F8 | | X 0-0 ③ G5-3 | | BBBB 4-0 1 G5-3 1B BB | | 3 | 0 | 1 | 0 | 0 | 0 | 2 |
| 67 Carlos Rivera, L (6, PH) (7, 3)<br>OBP: 0.308, SLG: 0.333 | | | | | | | | | | 1 | 1 | 0 | 0 | 1 | 0 | 1 |
| 27 Garrett Atkins, R (1, 5)<br>OBP: 0.520, SLG: 0.500 | X 0-0 ① F8 | | BBB 4-0 24 G3 19 1B SF9 BB | | SSS 0-3 ① K | | X 0-0 S 1B 2B 1B | X 0-0 ① ② G5-3 1-2 2-3f | | 2 | 1 | 0 | 0 | 1 | 1 | 2 |
| 1 Tony Miller, R (6, 7)<br>OBP: 0.250, SLG: 0.250 | | | | | | | | | | 2 | 1 | 1 | 0 | 0 | 0 | 2 |
| 19 Ryan Spilborghs, R (1, 7)<br>OBP: 0.379, SLG: 0.385 | X 0-0 ② ③ G6-4-3 1-2f | | X 0-0 24 G3 1-2 1B | | BBBB 4-0 1B 24 S BB | | X 0-0 S 1-2 2B 1B | X 0-0 1B 2-H 1B | | 2 | 0 | 1 | 0 | 1 | 0 | 2 |
| Joe Gaetti, R (6, 9)<br>OBP: 0.600, SLG: 0.500 | | | | | | | | | | 2 | 1 | 2 | 1 | 0 | 0 | 0 |
| 24 Jason Smith, L (1, 6)<br>OBP: 0.409, SLG: 0.579 | X 0-0 1B 2B | X 0-0 ① G3 1-2 2-3 | | CSS 0-3 ② K 1-2 | | SSS 0-3 ① K | X 0-0 FC6-4 1-2 1B | | | 3 | 1 | 1 | 0 | 0 | 1 | 3 |
| 39 Tom Martin, L (6, 1) | | | | | | | | | | 0 | 0 | 0 | 0 | 0 | 0 | 0 |
| 58 Jaime Cerda, L (7, 1) | | | | | | | | | | 0 | 0 | 0 | 0 | 0 | 0 | 0 |
| 10 Jeff Baker, R (7, PH)<br>OBP: 0.276, SLG: 0.720 | | | | | | | | | | 1 | 0 | 0 | 0 | 0 | 1 | 2 |
| 54 Randy Williams, L (8, 1) | | | | | | | | | | 0 | 0 | 0 | 0 | 0 | 0 | 0 |
| Barry Wesson, R (8, PH)<br>OBP: 1.000, SLG: 1.000 | | | | | | | | | | 1 | 0 | 1 | 0 | 0 | 0 | 0 |
| Nate Field, R (9, 1) | | | | | | | | | | 0 | 0 | 0 | 0 | 0 | 0 | 0 |
| Choo Freeman, R (1, 9)<br>OBP: 0.438, SLG: 0.621 | X 0-0 G5-3 1B 2-H 1B | H 1-0 HBP | | X 0-0 2-3 1B | | C X 0-1 ② P4 1-2 2-3 | X 0-0 ③ FC6-4 1-2f | | | 4 | 1 | 2 | 1 | 0 | 0 | 4 |
| (6, 8) | | | | | | | | | | | | | | | | |
| Danny Ardoin, R (1, 2)<br>OBP: 0.421, SLG: 0.778 | X 0-0 ① G5-3 1-3 | X 0-0 ② SF9 3-H | | X 0-0 ③ P3 | | X 0-0 64 HR 2-H 3-H 2B | | | | 3 | 1 | 1 | 3 | 0 | 0 | 3 |
| 26 Jeff Francis, L (1, 1) | SSS 0-3 ② K | X 0-0 ③ P4 | | | | X 0-0 SH1-4 2B | X 0-0 2-H HR | | | 1 | 0 | 0 | 0 | 0 | 1 | 1 |
| 8 Yorvit Torrealba, R (3, PH) | | | | | | | | | | 1 | 0 | 0 | 0 | 0 | 0 | 2 |
| Scott Dohmann, R (4, 1) | | | | | | | | | | 0 | 0 | 0 | 0 | 0 | 0 | 0 |
| 64 Ian Stewart, L (6, 5)<br>OBP: 0.600, SLG: 1.409 | | | | | | | | | | 2 | 1 | 2 | 2 | 0 | 0 | 0 |
| Inning Stats | R: 1 E: 0 K: 0 S: 4 H: 2 LOB: 1 BB: 1 P: 9 | R: 2 E: 0 K: 1 S: 9 H: 4 LOB: 2 BB: 0 P: 9 | R: 1 E: 0 K: 0 S: 4 H: 1 LOB: 2 BB: 1 P: 9 | R: 0 E: 0 K: 0 S: 3 H: 0 LOB: 0 BB: 0 P: 3 | R: 0 E: 0 K: 2 S: 8 H: 1 LOB: 2 BB: 1 P: 12 | R: 0 E: 0 K: 0 S: 4 H: 1 LOB: 1 BB: 0 P: 4 | R: 4 E: 0 K: 1 S: 10 H: 4 LOB: 0 BB: 0 P: 10 | R: 1 E: 0 K: 0 S: 5 H: 3 LOB: 2 BB: 1 P: 9 | | 1B: 11 2B: 4 3B: 0 HR: 1 | | | SF: 1 SAC: 1 DP: 2 HBP: 1 | | | |

| PITCHER | | IP | WLS | BF | H | R | ER | SO | BB | IBB | HBP | BLK | WP | HR | S | P | ERA | WHIP |
|---|---|---|---|---|---|---|---|---|---|---|---|---|---|---|---|---|---|---|
| Dana Eveland, L<br>ERA: 15.75 | (1, 1) | 3.0 | | 18 | 7 | 4 | 4 | 1 | 2 | 0 | 1 | 0 | 0 | 0 | 17 | 27 | 12.00 | 3.000 |
| 45 Dennis Sarfate, R<br>ERA: | (4, 1) | 2.2 | | 11 | 2 | 0 | 0 | 2 | 1 | 0 | 0 | 0 | 0 | 0 | 14 | 18 | 0.00 | 1.125 |
| 32 Jason Kershner, L<br>ERA: 8.44 | (6, 1) | 1.1 | L | 8 | 4 | 4 | 4 | 1 | 0 | 0 | 0 | 0 | 0 | 1 | 11 | 11 | 27.00 | 3.000 |
| 43 Justin Lehr, R<br>ERA: 4.5 | (8, 1) | 1.0 | | 6 | 3 | 1 | 1 | 0 | 1 | 0 | 0 | 0 | 0 | 0 | 5 | 9 | 9.00 | 4.000 |

| PITCHER | IP | WLS | BF | H | R | ER | SO | BB | IBB | HBP | BLK | WP | HR | S | P | ERA | WHIP |
|---|---|---|---|---|---|---|---|---|---|---|---|---|---|---|---|---|---|

Milwaukee Brewers @ Colorado Rockies
US West Sports Complex, Hi Corbett Field, Tucson, AZ
Tue Mar 14 2006, 3:05 PM EST
Att. 2,707 - Sunny - 73 F

livebaseballscorecards.com

| | |
|---|---|
| AB | 36 |
| R | 9 |
| H | 16 |
| RBI | 9 |
| BB | 4 |
| SO | 4 |
| LOB | 25 |

COLORADO ROCKIES

# TOP

## Chicago White Sox @ Colorado Rockies

US West Sports Complex, Hi Corbett Field, Tucson, AZ

Wed Mar 15 2006, 3:05 PM EST

Att. 5,491 - Sunny - 75 F

livebaseballscorecards.com

| Batter | 1 | 2 | 3 | 4 | 5 | 6 | 7 | 8 | 9 | AB | R | H | RBI | BB | SO | LOB |
|---|---|---|---|---|---|---|---|---|---|---|---|---|---|---|---|---|
| 32 Brian Anderson, R (1, 8)<br>OBP: 0.258, SLG: 0.357 | G4-3 | | F8 | K | | | FC4-2 3-H | | 70 1B 2-3 1B | 3 | 0 | 0 | 0 | 0 | 1 | 1 |
| Cliff Politte, R (4, 1) | | | | | | | | | | 0 | 0 | 0 | 0 | 0 | 0 | 0 |
| 57 Boone Logan, R (5, 1) | | | | | | | | | | 0 | 0 | 0 | 0 | 0 | 0 | 0 |
| 27 Josh Fields, R (6, 5)<br>OBP: 0.476, SLG: 1.000 | | | | | | | | | | 2 | 0 | 1 | 0 | 0 | 0 | 1 |
| 5 Juan Uribe, R (1, 6)<br>OBP: 0.321, SLG: 0.423 | F8 | F8 | | | G3 | | F8 | | 1-3 3-H 1B | 4 | 0 | 0 | 0 | 0 | 0 | 1 |
| 70 Andy González, R (7, 6)<br>OBP: 0.250, SLG: 0.250 | | | | | | | | | | 1 | 0 | 1 | 1 | 0 | 0 | 0 |
| 14 Paul Konerko, R (1, 3)<br>OBP: 0.273, SLG: 0.419 | G6-3 | | 23 HR 2B | | G6-3 | | | G6-3 SSS | K | 5 | 1 | 1 | 0 | 0 | 1 | 2 |
| 23 Jermaine Dye, R (1, 9)<br>OBP: 0.333, SLG: 0.542 | | G6-3 | 2-H HR | | SSS K | | | SSS K | | 4 | 1 | 1 | 2 | 0 | 2 | 0 |
| 47 Javier López, L (8, 1) | | | | | | | | | | 0 | 0 | 0 | 0 | 0 | 0 | 0 |
| Dwayne Pollok, R (9, 1) | | | | | | | | | | 0 | 0 | 0 | 0 | 0 | 0 | 0 |
| 12 A.J. Pierzynski, L (1, 2)<br>OBP: 0.412, SLG: 0.375 | | 24 1B 1B 1B | G6-3 | | | G6-3 | | G5-3 | | 3 | 1 | 1 | 0 | 0 | 0 | 0 |
| 74 Gustavo Molina, R (6, 2) | | | | | | | | | | 1 | 0 | 0 | 0 | 0 | 0 | 0 |
| Tadahito Iguchi, R (1, 4)<br>OBP: 0.138, SLG: 0.111 | | F9 | | E5 24 1B E SF8 | | G5-3 | | | BBBB 66 2B 31 SH2-4 BB | 3 | 1 | 0 | 0 | 1 | 0 | 1 |
| 77 Robert Valido, R (9, PR)<br>OBP: 0.261, SLG: 0.300 | | | | | | | | | | 0 | 1 | 0 | 0 | 0 | 0 | 0 |
| (9, 4) | | | | | | | | | | | | | | | | |
| 24 Joe Crede, R (1, 5)<br>OBP: 0.217, SLG: 0.238 | | 1B 1-2 1B | | 1-2 1B | | F7 | | | SH2-4 1-2 | 3 | 0 | 2 | 0 | 0 | 0 | 0 |
| Vladimir Nunez, R (6, 1) | | | | | | | | | | 0 | 0 | 0 | 0 | 0 | 0 | 0 |
| 31 Ryan Sweeney, L (8, 9)<br>OBP: 0.458, SLG: 0.857 | | | | | | | | | | 0 | 0 | 0 | 0 | 0 | 0 | 0 |
| Joe Borchard, S (1, 7)<br>OBP: 0.333, SLG: 0.593 | | 1-2 2-H 1B | | 2 SAFE SF8 2-H | | | 66 WP 27 FC4-2 2B | | SSS K | 3 | 0 | 2 | 2 | 0 | 1 | 2 |
| Neal Cotts, L (1, 1) | | G5-3 | | F7 | | | B P5 2-3 | | 27 1B 70 1B 2-H 2B | 1 | 0 | 0 | 0 | 0 | 0 | 2 |
| 45 Bobby Jenks, R (3, 1) | | | | | | | | | | 0 | 0 | 0 | 0 | 0 | 0 | 0 |
| 66 Darren Blakely, S (4, PH)<br>OBP: 0.391, SLG: 0.700 | | | | | | | | | | 3 | 1 | 1 | 1 | 0 | 0 | 2 |
| (4, 8) | | | | | | | | | | | | | | | | |

| Inning Stats | | | | | | | | | | | | | | | |

# BOTTOM

## Chicago White Sox @ Colorado Rockies

US West Sports Complex, Hi Corbett Field, Tucson, AZ

Wed Mar 15 2006, 3:05 PM EST

Att. 5,491 - Sunny - 75 F

livebaseballscorecards.com

| Batter | 1 | 2 | 3 | 4 | 5 | 6 | 7 | 8 | 9 | AB | R | H | RBI | BB | SO | LOB |
|---|---|---|---|---|---|---|---|---|---|---|---|---|---|---|---|---|
| 18 Cory Sullivan, L (1, 8)<br>OBP: 0.333, SLG: 0.483<br>Jordan Czarniecki, R (9, 8) | HR | | SH5-4<br>1-2<br>2-3 | | G4-3 | | | K | | 3<br>0 | 1<br>0 | 1<br>0 | 1<br>0 | 0<br>0 | 1<br>0 | 0<br>0 |
| 6 Omar Quintanilla, L (1, 6)<br>OBP: 0.200, SLG: 0.211<br>Jesse Garcia, R (9, 6) | K | | 1B<br>2-H<br>3-H<br>2B | | G1-3 | | | K | | 4<br>0 | 1<br>0 | 1<br>0 | 2<br>0 | 0<br>0 | 2<br>0 | 0<br>0 |
| 27 Garrett Atkins, R (1, 5)<br>OBP: 0.448, SLG: 0.409<br>25 Steve Colyer, L (9, 1) | F8 | | G6-3 | | G5-3 | | | P5 | | 4<br>0 | 0<br>0 | 0<br>0 | 0<br>0 | 0<br>0 | 0<br>0 | 1<br>0 |
| Eli Marrero, R (1, 3)<br>OBP: 0.556, SLG: 0.583<br>64 Ian Stewart, L (9, 5)<br>OBP: 0.577, SLG: 1.348 | K | | 10<br>WP<br>2-H<br>1B | | | G1-3 | | | G4-3 | 3<br>1 | 0<br>0 | 1<br>0 | 1<br>0 | 0<br>0 | 1<br>0 | 0<br>0 |
| 10 Jeff Baker, R (1, 9)<br>OBP: 0.303, SLG: 0.714 | | F9 | FC6-4<br>1-2<br>BB | | | G4-3 | | | 2B | 3 | 1 | 1 | 0 | 1 | 0 | 0 |
| Luis Gonzalez, R (1, 4)<br>OBP: 0.464, SLG: 0.667 | | G6-3 | FC6-4<br>1-2f | | | CS<br>1B | | | PB<br>2-H<br>2B | 4 | 1 | 2 | 1 | 0 | 0 | 2 |
| JD Closser, S (1, 2)<br>OBP: 0.524, SLG: 0.778 | K | | | F7 | CS<br>1-2 | | F9 | | 1<br>2-H<br>2B | 4 | 1 | 1 | 1 | 0 | 1 | 0 |
| 1 Tony Miller, R (1, 7)<br>OBP: 0.375, SLG: 0.429 | | | 18<br>SH5-4<br>6<br>2B<br>28<br>S<br>BB | G6-3 | | | K | | 2-H<br>2B | 3 | 1 | 1 | 1 | 1 | 1 | 0 |
| 28 Aaron Cook, R (1, 1)<br>Ray King, L (6, 1)<br>Jose Mesa, R (7, 1)<br>8 Yorvit Torrealba, R (7, PH)<br>24 Mike DeJean, R (8, 1)<br>67 Carlos Rivera, L (9, 3)<br>OBP: 0.308, SLG: 0.333 | | | 18<br>SH5-4<br>6<br>2B<br>1-2<br>BB | G6-3 | | | P2 | | | 1<br>0<br>0<br>1<br>0<br>0 | 1<br>0<br>0<br>0<br>0<br>0 | 0<br>0<br>0<br>0<br>0<br>0 | 0<br>0<br>0<br>0<br>0<br>0 | 1<br>0<br>0<br>0<br>0<br>0 | 0<br>0<br>0<br>0<br>0<br>0 | 0<br>0<br>0<br>0<br>0<br>0 |
| Inning Stats | R: 1<br>E: 0<br>K: 2<br>S: 8<br>H: 1<br>LOB: 0<br>BB: 0<br>P: 8 | R: 0<br>E: 0<br>K: 1<br>S: 5<br>H: 0<br>LOB: 0<br>BB: 0<br>P: 5 | R: 3<br>E: 0<br>K: 0<br>S: 5<br>H: 2<br>LOB: 2<br>BB: 3<br>P: 17 | R: 0<br>E: 0<br>K: 0<br>S: 3<br>H: 0<br>LOB: 0<br>BB: 0<br>P: 3 | R: 0<br>E: 0<br>K: 0<br>S: 3<br>H: 0<br>LOB: 0<br>BB: 0<br>P: 3 | R: 0<br>E: 0<br>K: 0<br>S: 4<br>H: 1<br>LOB: 0<br>BB: 0<br>P: 4 | R: 0<br>E: 0<br>K: 1<br>S: 5<br>H: 0<br>LOB: 0<br>BB: 0<br>P: 5 | R: 0<br>E: 0<br>K: 2<br>S: 7<br>H: 0<br>LOB: 0<br>BB: 0<br>P: 7 | R: 3<br>E: 0<br>K: 0<br>S: 5<br>H: 4<br>LOB: 1<br>BB: 0<br>P: 6 | 1B: 2<br>2B: 5<br>3B: 0<br>HR: 1<br>SF: 0<br>SAC: 1<br>DP: 0<br>HBP: 0 | | | | | | |

| | AB | 31 |
|---|---|---|
| | R | 7 |
| | H | 8 |
| | RBI | 7 |
| | BB | 3 |
| | SO | 6 |
| | LOB | 3 |

WP: 1 PB: 1 SB: 1 CS: 1 PA: 36

| PITCHER | | IP | WLS | BF | H | R | ER | SO | BB | IBB | HBP | BLK | WP | HR | S | P | ERA | WHIP |
|---|---|---|---|---|---|---|---|---|---|---|---|---|---|---|---|---|---|---|
| Neal Cotts, L<br>ERA: 3.6 | (1, 1) | 2.0 | | 7 | 1 | 1 | 1 | 3 | 0 | 0 | 0 | 0 | 0 | 1 | 13 | 13 | 4.50 | 0.500 |
| 45 Bobby Jenks, R<br>ERA: 5.4 | (3, 1) | 1.0 | | 8 | 2 | 3 | 3 | 0 | 3 | 0 | 0 | 0 | 1 | 0 | 5 | 17 | 27.00 | 5.000 |
| Cliff Politte, R<br>ERA: 9.0 | (4, 1) | 1.0 | | 3 | 0 | 0 | 0 | 0 | 0 | 0 | 0 | 0 | 0 | 0 | 3 | 3 | 0.00 | 0.000 |
| 57 Boone Logan, L<br>ERA: | (5, 1) | 1.2 | | 6 | 1 | 0 | 0 | 0 | 0 | 0 | 0 | 0 | 0 | 0 | 6 | 6 | 0.00 | 0.600 |
| Vladimir Nunez, R<br>ERA: | (6, 1) | 1.1 | | 3 | 0 | 0 | 0 | 1 | 0 | 0 | 0 | 0 | 0 | 0 | 6 | 6 | 0.00 | 0.000 |
| 47 Javier López, L<br>ERA: 5.4 | (8, 1) | 1.0 | | 3 | 0 | 0 | 0 | 2 | 0 | 0 | 0 | 0 | 0 | 0 | 7 | 7 | 0.00 | 0.000 |
| Dwayne Pollok, R<br>ERA: 81.0 | (9, 1) | 0.1 | L | 5 | 4 | 3 | 3 | 0 | 0 | 0 | 0 | 0 | 0 | 0 | 5 | 6 | 81.00 | 12.000 |

| Batter | 1 | 2 | 3 | 4 | 5 | 6 | 7 | 8 | 9 | AB | R | H | RBI | BB | SO | LOB |
|---|---|---|---|---|---|---|---|---|---|---|---|---|---|---|---|---|
| Eric Young Jr., S (1, 4) | G4-3 | | FC1-6-5-6-1 2-3 | K | | G1-3 | | K | | 5 | 0 | 0 | 0 | 0 | 2 | 5 |
| 12 Clint Barmes, R (1, 6)<br>OBP: 0.357, SLG: 0.360<br>6 Omar Quintanilla, L (7, 6)<br>OBP: 0.190, SLG: 0.200 | 64 BLK 1B | | F9 | | G5-3 | | 64 WP 1B | | K | 4<br>1 | 0<br>0 | 2<br>0 | 0<br>0 | 0<br>0 | 0<br>1 | 1<br>0 |
| 64 Ian Stewart, L (1, 5)<br>OBP: 0.484, SLG: 1.107 | K 1-2 | | | F8 | K | | K 1-2 | | G6-3 | 5 | 0 | 0 | 0 | 0 | 3 | 2 |
| Eli Marrero, R (1, 8)<br>OBP: 0.531, SLG: 0.571 | P5 | | | 10 S 2B | P5 | | G6-3 | | BB | 4 | 1 | 1 | 0 | 1 | 0 | 2 |
| 11 Brad Hawpe, L (1, 9)<br>OBP: 0.375, SLG: 0.379<br>Sean Barker, R (7, PR)<br>(7, 9) | | P5 | 10 S 2B BB | | | 10 FC6-4 1B | BB | | K | 2<br>1 | 1<br>0 | 1<br>0 | 0<br>0 | 2<br>0 | 0<br>1 | 0<br>1 |
| 10 Jeff Baker, R (1, 7)<br>OBP: 0.297, SLG: 0.645<br>Nate Field, R (7, 1)<br>41 Bret Prinz, R (9, 1) | K | | 1-2 2-3 2B BB | | | FC6-4 S 1-2f 1B | P4 | | | 3<br>0<br>0 | 2<br>0<br>0 | 0<br>0<br>0 | 0<br>0<br>0 | 1<br>0<br>0 | 1<br>0<br>0 | 3<br>0<br>0 |
| Joe Koshansky, L (1, 3)<br>OBP: 0.250, SLG: 0.750 | G4-3 | | 1-H 2-H 3-H 2B | | | G6-3 1-2 | | HR | | 4 | 1 | 2 | 4 | 0 | 0 | 1 |
| Danny Ardoin, R (1, 2)<br>OBP: 0.522, SLG: 0.789 | | | FC1-6-5-6-1 SH3-4 BB | BB | | 39 1B 2-H 1B | | CS BB | | 1 | 0 | 1 | 1 | 3 | 0 | 0 |
| Miguel Asencio, R (1, 1)<br>39 Tom Martin, L (5, 1)<br>OBP: 1.000, SLG: 1.000<br>Matt Miller, R (7, 7) | | | SH3-4 1-2 | K | | 1-2 1B | | F8 1-2 | | 1<br>1<br>1 | 0<br>0<br>0 | 0<br>1<br>0 | 0<br>0<br>0 | 0<br>0<br>0 | 1<br>0<br>0 | 2<br>0<br>1 |
| Inning Stats | R: 0 E: 0 K: 1 S: 6 H: 1 LOB: 1 BB: 0 P: 6 | R: 0 E: 0 K: 1 S: 5 H: 0 LOB: 0 BB: 0 P: 5 | R: 0 E: 0 K: 0 S: 3 H: 0 LOB: 1 BB: 1 P: 7 | R: 3 E: 0 K: 2 S: 10 H: 2 LOB: 2 BB: 3 P: 22 | R: 0 E: 0 K: 1 S: 5 H: 0 LOB: 0 BB: 0 P: 5 | R: 1 E: 0 K: 0 S: 7 H: 3 LOB: 2 BB: 0 P: 7 | R: 0 E: 0 K: 1 S: 6 H: 1 LOB: 2 BB: 1 P: 11 | R: 1 E: 0 K: 1 S: 6 H: 1 LOB: 0 BB: 1 P: 10 | R: 0 E: 0 K: 2 S: 7 H: 0 LOB: 1 BB: 1 P: 11 | 1B: 5 2B: 2 3B: 0 HR: 1 | SF: 0 SAC: 1 DP: 0 HBP: 0 | | | | | |

TOP

# Colorado Rockies @ San Diego Padres

Peoria Stadium, Peoria, AZ

Thu Mar 16 2006, 9:05 PM EST

Att. 4,933 - Clear - 74 F

livebaseballscorecards.com

| | |
|---|---|
| AB | 33 |
| R | 5 |
| H | 8 |
| RBI | 5 |
| BB | 7 |
| SO | 9 |
| LOB | 18 |

WP: 1 PA: 41
PB: 0
SB: 3
CS: 1

| PITCHER | | IP | WLS | BF | H | R | ER | SO | BB | IBB | HBP | BLK | WP | HR | S | P | ERA | WHIP |
|---|---|---|---|---|---|---|---|---|---|---|---|---|---|---|---|---|---|---|
| Chris Young, R<br>ERA: 9.72 | (1, 1) | 3.1 | | 17 | 3 | 3 | 3 | 2 | 4 | 0 | 0 | 1 | 0 | 0 | 18 | 34 | 8.10 | 2.100 |
| Steve Andrade, R<br>ERA: 4.5 | (4, 1) | 1.2 | | 5 | 0 | 0 | 0 | 3 | 0 | 0 | 0 | 0 | 0 | 0 | 11 | 11 | 0.00 | 0.000 |
| Alan Embree, L<br>ERA: 7.2 | (6, 1) | 1.0 | L | 6 | 3 | 1 | 1 | 0 | 0 | 0 | 0 | 0 | 0 | 0 | 7 | 7 | 9.00 | 3.000 |
| Trevor Hoffman, R<br>ERA: 7.36 | (7, 1) | 1.0 | | 5 | 1 | 0 | 0 | 1 | 1 | 0 | 0 | 0 | 1 | 0 | 6 | 11 | 0.00 | 2.000 |
| 52 Clay Hensley, R<br>ERA: 16.2 | (8, 1) | 1.0 | | 4 | 1 | 1 | 1 | 1 | 1 | 0 | 0 | 0 | 0 | 1 | 6 | 10 | 9.00 | 2.000 |

| PITCHER | | IP | WLS | BF | H | R | ER | SO | BB | IBB | HBP | BLK | WP | HR | S | P | ERA | WHIP |
|---|---|---|---|---|---|---|---|---|---|---|---|---|---|---|---|---|---|---|
| Brian Sweeney, R<br>ERA: 1.93 | (9, 1) | 1.0 | | 4 | 0 | 0 | 0 | 2 | 1 | 0 | 0 | 0 | 0 | 0 | 7 | 11 | 0.00 | 1.000 |

| Batter | 1 | 2 | 3 | 4 | 5 | 6 | 7 | 8 | 9 | AB | R | H | RBI | BB | SO | LOB |
|---|---|---|---|---|---|---|---|---|---|---|---|---|---|---|---|---|
| Eric Young Sr., R (1, 4)<br>OBP: 0.450, SLG: 0.533 | G1-3 | F7 | | P4 | | F9 | | F7 | | 4 | 0 | 0 | 0 | 0 | 0 | 3 |
| Josh Barfield, R (7, 4)<br>OBP: 0.522, SLG: 0.955 | | | | | | | | | | 1 | 0 | 0 | 0 | 0 | 0 | 1 |
| Dave Roberts, L (1, 7)<br>OBP: 0.424, SLG: 0.517 | 1B | 2-H 1B | | | G3 | 1-2f FC6-4 | | 1-2f G1-6-3 | | 4 | 1 | 2 | 0 | 0 | 0 | 2 |
| 8 Terrmel Sledge, L (7, 7)<br>OBP: 0.500, SLG: 0.833 | | | | | | | | | | 1 | 0 | 0 | 0 | 0 | 0 | 1 |
| Mike Cameron, R (1, 8)<br>OBP: 0.394, SLG: 0.655 | K | K | | | G4-3 | | SH1-4 2B | | 1B BB | 4 | 0 | 1 | 0 | 0 | 2 | 1 |
| 75 Eric Valent, L (7, PR)<br>OBP: 0.471, SLG: 0.667 | | | | | | | | | | 0 | 0 | 0 | 0 | 1 | 0 | 0 |
| (8, 9) | | | | | | | | | | | | | | | | |
| 24 Brian Giles, L (1, 9)<br>OBP: 0.364, SLG: 0.192 | 1B 1B E 1-2 1B | F7 | | | BB | | SH1-4 BB | | | 2 | 1 | 1 | 0 | 1 | 0 | 0 |
| Ben Johnson, R (6, 9)<br>OBP: 0.276, SLG: 0.407 | | | | | | | | | | 1 | 0 | 0 | 0 | 1 | 1 | 1 |
| (8, 8) | | | | | | | | | | | | | | | | |
| Mike Piazza, R (1, 2)<br>OBP: 0.667, SLG: 1.375 | E 1-2 2-H 1B | HR | | | 1-2 BB | | SH1-4 1-2 2-3 | | F7 | 2 | 1 | 2 | 2 | 1 | 0 | 0 |
| Alan Embree, L (6, 1) | | | | | | | | | | 0 | 0 | 0 | 0 | 0 | 0 | 0 |
| Trevor Hoffman, R (7, 1) | | | | | | | | | | 0 | 0 | 0 | 0 | 0 | 0 | 0 |
| 70 Jason Hill, R (7, PH)<br>OBP: 0.500, SLG: 0.167 | | | | | | | | | | 0 | 0 | 0 | 0 | 0 | 0 | 0 |
| 53 Walter Young, L (8, 3)<br>OBP: 0.333, SLG: 0.478 | | | | | | | | | | 1 | 0 | 0 | 0 | 0 | 0 | 1 |
| Ryan Klesko, L (1, 3)<br>OBP: 0.393, SLG: 0.348 | E6 1-3 2-H 1B | BB | | | K | | BB | | 1B 1-2 BB | 2 | 0 | 1 | 0 | 2 | 1 | 2 |
| David Matranga, R (7, PR) | | | | | | | | | | 0 | 0 | 0 | 0 | 0 | 0 | 0 |
| 52 Clay Hensley, R (8, 1) | | | | | | | | | | 0 | 0 | 0 | 0 | 0 | 0 | 0 |
| Brian Sweeney, R (9, 1) | | | | | | | | | | 0 | 0 | 0 | 0 | 0 | 0 | 0 |
| Jack Cust, L (9, PH)<br>OBP: 0.600, SLG: 0.600 | | | | | | | | | | 0 | 0 | 0 | 0 | 1 | 0 | 0 |
| Adam Bourassa, L (9, PR) | | | | | | | | | | 0 | 0 | 0 | 0 | 0 | 0 | 0 |
| Mark Bellhorn, S (1, 5)<br>OBP: 0.300, SLG: 0.400 | F8 | K | | | | FC1-5 3 1B HBP | | F4 1-2 2-3 1B | | 2 | 0 | 0 | 0 | 0 | 1 | 3 |
| Steve Andrade, R (4, 1) | | | | | | | | | | 0 | 0 | 0 | 0 | 0 | 0 | 0 |
| David Ross, R (6, 2)<br>OBP: 0.684, SLG: 1.000 | | | | | | | | | | 2 | 0 | 1 | 0 | 0 | 0 | 3 |
| Juan Ciriaco, R (9, PR) | | | | | | | | | | 0 | 0 | 0 | 0 | 0 | 0 | 0 |
| 3 Khalil Greene, R (1, 6)<br>OBP: 0.226, SLG: 0.400 | SH1-4 1B 1B | F7 | | | | FC1-5 1-2 1B | K | K | 3 | 0 | 2 | 0 | 0 | 0 | 0 |
| Justin Leone, R (7, 5)<br>OBP: 0.423, SLG: 0.435 | | | | | | | | | | 0 | 0 | 0 | 0 | 0 | 2 | 6 |
| Chris Young, R (1, 1) | SH1-4 1-2 | K | | | | FC1-5 FC6-4 1-2 2-3f | | 8 G1-6-3 1B | | 0 | 0 | 0 | 0 | 0 | 0 | 0 |
| Geoff Blum, S (4, 5)<br>OBP: 0.409, SLG: 0.500 | | | | | | | | | | 3 | 0 | 1 | 0 | 0 | 1 | 2 |
| (7, 6) | | | | | | | | | | | | | | | | |
| Inning Stats | R: 2 E: 1 K: 1 S: 9 H: 4 LOB: 2 BB: 0 P: 9 | R: 0 E: 0 K: 0 S: 4 H: 2 LOB: 2 BB: 0 P: 4 | R: 1 E: 0 K: 2 S: 8 H: 1 LOB: 1 BB: 1 P: 12 | R: 0 E: 0 K: 1 S: 5 H: 0 LOB: 0 BB: 0 P: 5 | R: 0 E: 0 K: 1 S: 5 H: 0 LOB: 2 BB: 2 P: 13 | R: 0 E: 0 K: 0 S: 4 H: 1 LOB: 2 BB: 0 P: 5 | R: 0 E: 0 K: 1 S: 6 H: 1 LOB: 3 BB: 2 P: 14 | R: 0 E: 0 K: 0 S: 3 H: 1 LOB: 0 BB: 0 P: 3 | R: 0 E: 0 K: 2 S: 8 H: 1 LOB: 3 BB: 2 P: 16 | 1B: 9 2B: 1 3B: 0 HR: 1 | SF: 0 SAC: 2 DP: 1 HBP: 1 | | | | | | |

| PITCHER | | IP | WLS | BF | H | R | ER | SO | BB | IBB | HBP | BLK | WP | HR | S | P | ERA | WHIP |
|---|---|---|---|---|---|---|---|---|---|---|---|---|---|---|---|---|---|---|
| Miguel Asencio, R<br>ERA: 2.35 | (1, 1) | 4.2 | | 21 | 7 | 3 | 2 | 4 | 1 | 0 | 0 | 0 | 0 | 1 | 28 | 32 | 3.86 | 1.714 |
| 39 Tom Martin, L<br>ERA: 1.35 | (5, 1) | 1.2 | W | 12 | 2 | 0 | 0 | 1 | 4 | 0 | 1 | 0 | 0 | 0 | 9 | 26 | 0.00 | 3.600 |
| Nate Field, R<br>ERA: 3.52 | (7, 1) | 1.2 | H | 5 | 1 | 0 | 0 | 1 | 0 | 0 | 0 | 0 | 0 | 0 | 7 | 7 | 0.00 | 0.600 |
| 41 Bret Prinz, R<br>ERA: 7.2 | (9, 1) | 1.0 | S | 6 | 1 | 0 | 0 | 2 | 2 | 0 | 0 | 0 | 0 | 0 | 8 | 16 | 0.00 | 3.000 |

| PITCHER | IP | WLS | BF | H | R | ER | SO | BB | IBB | HBP | BLK | WP | HR | S | P | ERA | WHIP |
|---|---|---|---|---|---|---|---|---|---|---|---|---|---|---|---|---|---|

# BOTTOM

## Colorado Rockies @ San Diego Padres

Peoria Stadium, Peoria, AZ

Thu Mar 16 2006, 9:05 PM EST

Att. 4,933 - Clear - 74 F

livebaseballscorecards.com

| | |
|---|---|
| AB | 34 |
| R | 3 |
| H | 11 |
| RBI | 2 |
| BB | 7 |
| SO | 8 |
| LOB | 26 |

# Arizona Diamondbacks @ Colorado Rockies

US West Sports Complex, Hi Corbett Field, Tucson, AZ

Fri Mar 17 2006, 3:05 PM EST

Att. 5,673 - Partly Cloudy - 71 F

livebaseballscorecards.com

## TOP

| Batter | 1 | 2 | 3 | 4 | 5 | 6 | 7 | 8 | 9 | AB | R | H | RBI | BB | SO | LOB |
|---|---|---|---|---|---|---|---|---|---|---|---|---|---|---|---|---|
| 30 Jeff DaVanon, S (1, 8)<br>OBP: 0.595, SLG: 0.615 | 0-0 1B FC4-6 1B | 0-0 ③ G6-3 | | 0-0 ② F8 | | 0-0 ③ G4-1 | | SSS 0-3 ② K | CCC 0-3 ③ K | 4 | 1 | 1 | 0 | 0 | 0 | 1 |
| Luis Terrero, R (6, 8)<br>OBP: 0.353, SLG: 0.552 | | | | | | | | | | 2 | 0 | 0 | 0 | 0 | 2 | 3 |
| Johnny Estrada, S (1, 2)<br>OBP: 0.464, SLG: 0.444 | 0-0 1-3 FC4-6 1B | | 0-0 FC4-6 1B | 0-0 ③ G4-3 | | | 0-0 ① G6-3 | 0-0 1-3 3-H 1B | | 3 | 0 | 2 | 0 | 0 | 0 | 0 |
| Koyie Hill, S (6, 2)<br>OBP: 0.611, SLG: 0.688 | | | | | | | | | | 2 | 0 | 1 | 1 | 0 | 0 | 0 |
| Shawn Green, L (1, 9)<br>OBP: 0.273, SLG: 0.438 | 0-0 ① FC4-6 6 2B 1-2f 3-H | | 0-0 ① FC4-6 34 2B 1-2f | | 0-0 ① G4-3 | | 0-0 34 3B 2B | 0-0 ③ L6 | | 3 | 1 | 0 | 1 | 0 | 0 | 2 |
| 7 Carlos Quentin, R (5, 9)<br>OBP: 0.500, SLG: 0.700 | | | | | | | | | | 2 | 1 | 1 | 0 | 0 | 0 | 2 |
| 34 Conor Jackson, R (1, 3)<br>OBP: 0.528, SLG: 0.655 | 0-0 ② F7 | | 0-0 6 1B 67 1B 1-H 2B | | B B B 4-0 2B BB | | 0-0 1B 2-H 3B | | SSS 0-3 ① K | 3 | 3 | 2 | 2 | 1 | 0 | 1 |
| 36 Brian Bruney, R (7, 1) | | | | | | | | | | 0 | 0 | 0 | 0 | 0 | 0 | 0 |
| Adam Haley, L (8, 4)<br>OBP: 0.462, SLG: 0.300 | | | | | | | | | | 1 | 0 | 0 | 0 | 0 | 1 | 0 |
| 6 Stephen Drew, L (1, 6)<br>OBP: 0.462, SLG: 0.667 | 0-0 1-3 2B | | 0-0 S 67 1B 2-3 1B | | 0-0 ② F8 | | 0-0 G6-4-3 3-H 1B | | 0-0 1B 3B | 3 | 1 | 2 | 0 | 0 | 0 | 1 |
| Jason Grimsley, R (5, 1) | | | | | | | | | | 0 | 0 | 0 | 0 | 0 | 0 | 0 |
| Chris Carter, L (7, PH)<br>OBP: 0.583, SLG: 1.130 | | | | | | | | | | 2 | 0 | 2 | 1 | 0 | 0 | 0 |
| (7, 3) | | | | | | | | | | 0 | 1 | 0 | 0 | 0 | 0 | 0 |
| Donnie Sadler, R (9, PR) | | | | | | | | | | 0 | 0 | 0 | 0 | 0 | 0 | 0 |
| 59 Jeff Bajenaru, R (9, 1) | | | | | | | | | | | | | | | | |
| Scott Hairston, R (1, 7)<br>OBP: 0.469, SLG: 0.593 | 0-0 ③ G5-3 | | SSS 0-3 ② K 1-2 | | 0-0 1-H 2B | | 0-0 ②③ G6-4-3 1-2f | | 0-0 64 1B 11 HR 3-H 1B | 5 | 1 | 2 | 2 | 0 | 1 | 5 |
| Andy Green, R (1, 5)<br>OBP: 0.528, SLG: 0.690 | | 0-0 13 G4-3 13 WP 1B | 0-0 2-H 3-H 1B | | 0-0 ③ G6-3 | | | 0-0 13 G6-3 1B 2B | 0-0 ② F8 | 1 | 0 | 1 | 0 | 0 | 0 | 0 |
| 67 Brian Barden, R (2, 5)<br>OBP: 0.395, SLG: 0.471 | | | | | | | | | | 4 | 1 | 2 | 2 | 0 | 0 | 3 |
| 13 Alberto Callaspo, S (1, 4)<br>OBP: 0.243, SLG: 0.206 | B X 1-0 ① G4-3 1-3 | 0-0 ③ G3 | | | | 0-0 ① F7 | | 0-0 ① G6-3 2-3 | 0-0 11 HR 1-3 1B | 4 | 0 | 0 | 0 | 0 | 0 | 3 |
| Kevin Jarvis, L (8, 1) | | | | | | | | | | 0 | 0 | 0 | 0 | 0 | 0 | 0 |
| 64 Matt Morgan, R (9, PH)<br>OBP: 0.500, SLG: 0.455 | | | | | | | | | | 1 | 1 | 1 | 0 | 0 | 0 | 0 |
| (9, 3) | | | | | | | | | | | | | | | | |
| Russ Ortiz, R (1, 1) | SSS 0-3 ② K | | | 0-0 ① G1-3 | | 0-0 ② F8 | | H 1-0 1B HBP | 0-0 1-H 3-H HR | 2 | 0 | 0 | 0 | 0 | 1 | 1 |
| 11 Jerry Gil, R (5, 6)<br>OBP: 0.464, SLG: 0.778 | | | | | | | | | | 2 | 1 | 1 | 3 | 0 | 0 | 0 |
| **Inning Stats** | R: 1 E: 0 K: 0 S: 6 H: 3 LOB: 2 BB: 0 P: 6 | R: 0 E: 0 K: 1 S: 6 H: 1 LOB: 1 BB: 0 P: 7 | R: 3 E: 0 K: 1 S: 9 H: 4 LOB: 0 BB: 0 P: 9 | R: 0 E: 0 K: 0 S: 3 H: 0 LOB: 0 BB: 0 P: 3 | R: 1 E: 0 K: 0 S: 4 H: 1 LOB: 1 BB: 1 P: 8 | R: 0 E: 0 K: 0 S: 3 H: 0 LOB: 0 BB: 0 P: 3 | R: 2 E: 0 K: 0 S: 5 H: 3 LOB: 0 BB: 0 P: 5 | R: 1 E: 0 K: 1 S: 7 H: 2 LOB: 2 BB: 0 P: 8 | R: 4 E: 0 K: 2 S: 11 H: 4 LOB: 1 BB: 0 P: 11 | 1B: 10 2B: 5 3B: 2 HR: 1 | SF: 0 SAC: 0 DP: 1 HBP: 1 | | | | | | |

| AB | 44 |
|---|---|
| R | 12 |
| H | 18 |
| RBI | 12 |
| BB | 1 |
| SO | 5 |
| LOB | 22 |

WP: 1 PB: 0 SB: 1 CS: 0 PA: 46

| PITCHER | | IP | WLS | BF | H | R | ER | SO | BB | IBB | HBP | BLK | WP | HR | S | P | ERA | WHIP |
|---|---|---|---|---|---|---|---|---|---|---|---|---|---|---|---|---|---|---|
| Zach Day, R<br>ERA: 12.21 | (1, 1) | 5.0 | | 25 | 9 | 5 | 5 | 2 | 1 | 0 | 0 | 0 | 1 | 0 | 28 | 33 | 9.00 | 2.000 |
| Jose Mesa, R<br>ERA: 3.86 | (6, 1) | 1.0 | | 3 | 0 | 0 | 0 | 0 | 0 | 0 | 0 | 0 | 0 | 0 | 3 | 3 | 0.00 | 0.000 |
| Ray King, L<br>ERA: 4.5 | (7, 1) | 1.0 | | 5 | 3 | 2 | 2 | 0 | 0 | 0 | 0 | 0 | 0 | 0 | 5 | 5 | 18.00 | 3.000 |
| Scott Dohmann, R<br>ERA: 7.5 | (8, 1) | 1.0 | | 6 | 2 | 1 | 1 | 1 | 0 | 0 | 1 | 0 | 0 | 0 | 7 | 8 | 9.00 | 2.000 |
| 44 Keiichi Yabu, R<br>ERA: 12.38 | (9, 1) | 1.0 | L | 7 | 4 | 4 | 4 | 2 | 0 | 0 | 0 | 0 | 0 | 1 | 11 | 11 | 36.00 | 4.000 |

| PITCHER | IP | WLS | BF | H | R | ER | SO | BB | IBB | HBP | BLK | WP | HR | S | P | ERA | WHIP |
|---|---|---|---|---|---|---|---|---|---|---|---|---|---|---|---|---|---|

| Batter | 1 | 2 | 3 | 4 | 5 | 6 | 7 | 8 | 9 | AB | R | H | RBI | BB | SO | LOB |
|---|---|---|---|---|---|---|---|---|---|---|---|---|---|---|---|---|
| 18 Cory Sullivan, L (1, 8)<br>OBP: 0.353, SLG: 0.515<br>1 Tony Miller, R (8, 8)<br>OBP: 0.444, SLG: 0.500 | E 2B | | E6 | | K ② | | BB 17 1B 1B | 64 2B 1B<br>2-H<br>3-H | | 4<br>1 | 2<br>1 | 2<br>1 | 0<br>2 | 0<br>0 | 1<br>0 | 1<br>0 |
| Jamey Carroll, R (1, 6)<br>OBP: 0.393, SLG: 0.375<br>Jonathan Herrera, S (8, 6) | FC1 S FC5-2<br>2-H | | K ① | | 1B<br>2-H | | 27 2B BB<br>1-2 | K ② | | 3<br>1 | 1<br>0 | 1<br>0 | 1<br>0 | 1<br>0 | 1<br>1 | 1<br>1 |
| 17 Todd Helton, L (1, 3)<br>OBP: 0.353, SLG: 0.333<br>Scott Dohmann, R (8, 1)<br>64 Ian Stewart, L (8, PH)<br>OBP: 0.500, SLG: 1.138 (9, 5) | P5 ① | | K ② | | BB | | 27 2B 1B<br>1-2<br>2-H | 2B<br>2-H | | 3<br>0<br>1 | 1<br>0<br>0 | 1<br>0<br>1 | 1<br>0<br>1 | 1<br>0<br>0 | 1<br>0<br>0 | 2<br>0<br>0 |
| 27 Garrett Atkins, R (1, 5)<br>OBP: 0.441, SLG: 0.423<br>44 Keiichi Yabu, R (9, 1) | FC5-2 S BB | | F7 ③ | | K ③ | | 67 2B 2B<br>1-H<br>2-H | G5-3 ③ | | 4<br>0 | 1<br>0 | 1<br>0 | 2<br>0 | 1<br>0 | 1<br>0 | 4<br>0 |
| Luis Gonzalez, R (1, 4)<br>OBP: 0.452, SLG: 0.633<br>Ray King, L (7, 1)<br>67 Carlos Rivera, L (7, PH)<br>OBP: 0.333, SLG: 0.429 (8, 3) | FC5-2 ②<br>1-3<br>2-H | | | F8 ① | | F8-3 1B | 2B<br>2-H | | K2-3 ① | 3<br>0<br>2 | 0<br>0<br>0 | 1<br>0<br>1 | 0<br>0<br>1 | 0<br>0<br>0 | 0<br>0<br>1 | 2<br>0<br>0 |
| JD Closser, S (1, 2)<br>OBP: 0.458, SLG: 0.667<br>76 Dan Conway, R (7, 2)<br>OBP: 0.222, SLG: 0.250 | F8 ③ | | | P5 ② | | F8-3 ①②<br>1-1 | K ③ | | G3-1 ② | 3<br>2 | 0<br>0 | 0<br>0 | 0<br>0 | 0<br>0 | 0<br>1 | 3<br>1 |
| Choo Freeman, R (1, 9)<br>OBP: 0.405, SLG: 0.559 | | F9 ① | | F8 ③ | | G6-3 ③ | | 24 SH1-4 1 1B 1B | G6-3 ③ | 5 | 1 | 1 | 0 | 0 | 0 | 0 |
| 19 Ryan Spilborghs, R (1, 7)<br>OBP: 0.375, SLG: 0.357<br>Joe Gaetti, R (8, 7)<br>OBP: 0.667, SLG: 0.600 | | G1-3 ② | | | SH3 1B BB | | L6 ① | 24 SH1-4 1 1B 1B<br>1-2 | | 2<br>1 | 1<br>1 | 0<br>1 | 0<br>0 | 1<br>0 | 0<br>0 | 0<br>0 |
| Zach Day, R (1, 1)<br>Jose Mesa, R (6, 1)<br>24 Jason Smith, L (7, 4)<br>OBP: 0.391, SLG: 0.550 | | G4-3 ③ | | | SH3 ①<br>1-2 | | P6 ② | SH1-4 ①<br>1-2<br>2-3 | | 1<br>0<br>1 | 0<br>0<br>0 | 0<br>0<br>0 | 0<br>0<br>0 | 0<br>0<br>0 | 0<br>0<br>0 | 0<br>0<br>0 |
| Inning Stats | R: 1 E: 1 K: 0 S: 5 H: 1 LOB: 2 BB: 1 P: 10 | R: 0 E: 0 K: 0 S: 3 H: 0 LOB: 0 BB: 0 P: 3 | R: 0 E: 1 K: 2 S: 8 H: 0 LOB: 1 BB: 0 P: 8 | R: 0 E: 0 K: 0 S: 3 H: 0 LOB: 0 BB: 0 P: 3 | R: 1 E: 0 K: 2 S: 8 H: 1 LOB: 2 BB: 2 P: 16 | R: 0 E: 0 K: 0 S: 3 H: 1 LOB: 0 BB: 0 P: 3 | R: 4 E: 0 K: 1 S: 9 H: 4 LOB: 1 BB: 1 P: 13 | R: 3 E: 0 K: 1 S: 9 H: 4 LOB: 1 BB: 0 P: 9 | R: 0 E: 0 K: 1 S: 5 H: 0 LOB: 0 BB: 0 P: 5 | 1B: 7 2B: 5 3B: 0 HR: 0 | SF: 0 SAC: 2 DP: 1 HBP: 0 | | | | | | |

| PITCHER | | IP | WLS | BF | H | R | ER | SO | BB | IBB | HBP | BLK | WP | HR | S | P | ERA | WHIP |
|---|---|---|---|---|---|---|---|---|---|---|---|---|---|---|---|---|---|---|
| Russ Ortiz, R<br>ERA: 8.53 | (1, 1) | 4.2 | | 21 | 2 | 2 | 1 | 3 | 3 | 0 | 0 | 0 | 0 | 0 | 24 | 37 | 1.93 | 1.071 |
| Jason Grimsley, R<br>ERA: 6.0 | (5, 1) | 1.1 | | 4 | 1 | 0 | 0 | 1 | 0 | 0 | 0 | 0 | 0 | 0 | 6 | 6 | 0.00 | 0.750 |
| 36 Brian Bruney, R<br>ERA: 9.39 | (7, 1) | 1.0 | | 8 | 4 | 4 | 4 | 1 | 1 | 0 | 0 | 0 | 0 | 0 | 9 | 13 | 36.00 | 5.000 |
| Kevin Jarvis, R<br>ERA: 6.0 | (8, 1) | 1.0 | W | 7 | 4 | 3 | 3 | 1 | 0 | 0 | 0 | 0 | 0 | 0 | 9 | 9 | 27.00 | 4.000 |
| 59 Jeff Bajenaru, R<br>ERA: 6.43 | (9, 1) | 1.0 | S | 3 | 0 | 0 | 0 | 1 | 0 | 0 | 0 | 0 | 0 | 0 | 5 | 5 | 0.00 | 0.000 |

| PITCHER | IP | WLS | BF | H | R | ER | SO | BB | IBB | HBP | BLK | WP | HR | S | P | ERA | WHIP |
|---|---|---|---|---|---|---|---|---|---|---|---|---|---|---|---|---|---|

# BOTTOM

## Arizona Diamondbacks @ Colorado Rockies

US West Sports Complex, Hi Corbett Field, Tucson, AZ

Fri Mar 17 2006, 3:05 PM EST

Att. 5,673 - Partly Cloudy - 71 F

livebaseballscorecards.com

| | |
|---|---|
| AB | 37 |
| R | 9 |
| H | 11 |
| RBI | 8 |
| BB | 4 |
| SO | 7 |
| LOB | 15 |

1B: 7 2B: 5 3B: 0 HR: 0 SF: 0 SAC: 2 DP: 1 HBP: 0

WP: 0 PB: 0 SB: 2 CS: 0 PA: 43

| Batter | 1 | 2 | 3 | 4 | 5 | 6 | 7 | 8 | 9 | AB | R | H | RBI | BB | SO | LOB |
|---|---|---|---|---|---|---|---|---|---|---|---|---|---|---|---|---|
| 6 Maicer Izturis, S (1, 6) (5, 4)<br>OBP: 0.243, SLG: 0.200 | G5-3 | | 2B 1B | 1B 1B | BB | | | G6-3 | | 3 | 2 | 2 | 0 | 1 | 0 | 0 |
| 47 Howie Kendrick, R (7, 4)<br>OBP: 0.303, SLG: 0.406 | | | | | | | | | | 1 | 0 | 0 | 0 | 0 | 0 | 0 |
| Edgardo Alfonzo, R (1, 4)<br>OBP: 0.500, SLG: 0.800 | G6-3 | | F7 | 20 FC6-4 1B<br>1-2 2-3 3-H | SF9<br>3-H | | | F8 | | 3 | 0 | 1 | 2 | 0 | 0 | 1 |
| 32 Erick Aybar, S (5, 6)<br>OBP: 0.368, SLG: 0.471 | | | | 1B | | | | | | 1 | 0 | 0 | 0 | 0 | 0 | 0 |
| Casey Kotchman, L (1, 3)<br>OBP: 0.483, SLG: 0.786 | BB | | 1-H 2B | 20 FC6-4<br>1-2 2-H 3-H | F7 | | | 65 3B 2B | | 3 | 0 | 2 | 3 | 1 | 0 | 2 |
| 58 Brian Specht, S (5, 7) (9, 8)<br>OBP: 0.375, SLG: 0.571 | | | | 1B | | | | | | 1 | 1 | 1 | 0 | 0 | 0 | 0 |
| 20 Juan Rivera, R (1, 9)<br>OBP: 0.300, SLG: 0.400 | F7 | | P6 | FC6-4<br>1-2f 2-3 | | G4-3 | | 2-H 3B | | 4 | 0 | 0 | 0 | 0 | 0 | 4 |
| 65 Tommy Murphy, S (6, 9)<br>OBP: 0.333, SLG: 0.400 | | | | | | | | | | 1 | 0 | 1 | 1 | 0 | 0 | 0 |
| 8 Dallas McPherson, L (1, 5)<br>OBP: 0.238, SLG: 0.222 | | K | F8 | 39 E 77 1B 1B | K | | | F8 | | 5 | 1 | 1 | 0 | 0 | 2 | 1 |
| Kevin Gregg, R (8, 1) | | | | | | | | | | 0 | 0 | 0 | 0 | 0 | 0 | 0 |
| 39 Robb Quinlan, R (1, 7)<br>OBP: 0.303, SLG: 0.290 | BB | | 77 F8 5 BB 54 1B 1B | E4<br>77 1B 54 G5-3<br>1-3 | K | | | | P4 | 2 | 2 | 2 | 0 | 1 | 0 | 0 |
| 22 Kendrys Morales, S (5, 3)<br>OBP: 0.381, SLG: 0.575 | | | | 1B | 1B | | | | | 2 | 0 | 0 | 0 | 0 | 1 | 0 |
| 5 Jeff Mathis, R (1, 2)<br>OBP: 0.444, SLG: 0.591 | K | | 6 1B 54 1B 1B<br>1-2 | SF9 | BB | G4-3 | | | G3 | 2 | 2 | 0 | 0 | 2 | 1 | 1 |
| Brendan Donnelly, R (7, 1) | | | | BB | | | | | | 0 | 0 | 0 | 0 | 0 | 0 | 0 |
| Gregory Porter, L (8, 5) | | | | | | | | | | 1 | 0 | 0 | 0 | 0 | 0 | 0 |
| 77 Reggie Willits, S (1, 8)<br>OBP: 0.148, SLG: 0.120 | G4-3 | | F8<br>2-3 | 54 G5-3<br>1-2 2-3 3-H | 1B | F7 | | G5-3 | | 4 | 0 | 1 | 1 | 0 | 0 | 3 |
| 21 Anderson Rosario, R (9, PH) (9, 7) | | | | | | | | | | 1 | 0 | 0 | 0 | 0 | 0 | 0 |
| 54 Ervin Santana, R (1, 1)<br>OBP: 0.333, SLG: 0.333 | | G6-3 | 6 1B 1B 1B<br>1-2 3-H | G5-3<br>1-2 2-3 3-H | F7 | | | | | 3 | 1 | 1 | 2 | 0 | 0 | 2 |
| Jason Bulger, R (6, 1) | | | | | | | | | | 0 | 0 | 0 | 0 | 0 | 0 | 0 |
| 51 Ryan Budde, R (7, PH) (7, 2) | | | | | | | | | | 1 | 0 | 0 | 0 | 0 | 0 | 0 |
| Inning Stats | R: 0 E: 0 K: 0 S: 3 H: 0 LOB: 1 BB: 1 P: 7 | R: 0 E: 0 K: 2 S: 7 H: 0 LOB: 1 BB: 1 P: 11 | R: 1 E: 0 K: 0 S: 5 H: 2 LOB: 1 BB: 0 P: 5 | R: 4 E: 0 K: 0 S: 8 H: 5 LOB: 2 BB: 1 P: 12 | R: 3 E: 1 K: 0 S: 6 H: 3 LOB: 2 BB: 2 P: 14 | R: 0 E: 0 K: 2 S: 7 H: 0 LOB: 0 BB: 0 P: 7 | R: 0 E: 0 K: 0 S: 3 H: 0 LOB: 0 BB: 0 P: 3 | R: 1 E: 0 K: 0 S: 5 H: 2 LOB: 1 BB: 0 P: 5 | R: 0 E: 0 K: 0 S: 3 H: 0 LOB: 0 BB: 0 P: 3 | 1B: 9 2B: 2 3B: 1 HR: 0 | SF: 1 SAC: 0 DP: 0 HBP: 0 | | | | | | |

TOP

# Los Angeles Angels @ Colorado Rockies

US West Sports Complex, Hi Corbett Field, Tucson, AZ

Sat Mar 18 2006, 3:05 PM EST

Att. 5,493 - Sunny - 66 F

livebaseballscorecards.com

| | |
|---|---|
| AB | 38 |
| R | 9 |
| H | 12 |
| RBI | 9 |
| BB | 5 |
| SO | 4 |
| LOB | 14 |

WP: 0 PB: 0 SB: 0 CS: 0 PA: 44

| PITCHER | IP | WLS | BF | H | R | ER | SO | BB | IBB | HBP | BLK | WP | HR | S | P | ERA | WHIP |
|---|---|---|---|---|---|---|---|---|---|---|---|---|---|---|---|---|---|
| 26 Jeff Francis, L (1, 1)<br>ERA: 8.0 | 4.0 | L | 22 | 7 | 5 | 5 | 2 | 3 | 0 | 0 | 0 | 0 | 0 | 23 | 35 | 11.25 | 2.500 |
| 41 Bret Prinz, R (5, 1)<br>ERA: 10.5 | 1.0 | | 8 | 3 | 3 | 3 | 0 | 2 | 0 | 0 | 0 | 0 | 0 | 6 | 14 | 27.00 | 5.000 |
| 39 Tom Martin, L (6, 1)<br>ERA: 1.17 | 1.0 | | 3 | 0 | 0 | 0 | 2 | 0 | 0 | 0 | 0 | 0 | 0 | 7 | 7 | 0.00 | 0.000 |
| 40 Brian Fuentes, L (7, 1)<br>ERA: | 1.0 | | 3 | 0 | 0 | 0 | 0 | 0 | 0 | 0 | 0 | 0 | 0 | 3 | 3 | 0.00 | 0.000 |
| David Cortes, R (8, 1)<br>ERA: 9.0 | 1.0 | | 5 | 2 | 1 | 1 | 0 | 0 | 0 | 0 | 0 | 0 | 0 | 5 | 5 | 9.00 | 2.000 |

| PITCHER | IP | WLS | BF | H | R | ER | SO | BB | IBB | HBP | BLK | WP | HR | S | P | ERA | WHIP |
|---|---|---|---|---|---|---|---|---|---|---|---|---|---|---|---|---|---|
| 25 Steve Colyer, L (9, 1)<br>ERA: 9.0 | 1.0 | | 3 | 0 | 0 | 0 | 0 | 0 | 0 | 0 | 0 | 0 | 0 | 3 | 3 | 0.00 | 0.000 |

# BOTTOM

## Los Angeles Angels @ Colorado Rockies

US West Sports Complex, Hi Corbett Field, Tucson, AZ

Sat Mar 18 2006, 3:05 PM EST

Att. 5,493 - Sunny - 66 F

livebaseballscorecards.com

| Batter | 1 | 2 | 3 | 4 | 5 | 6 | 7 | 8 | 9 | AB | R | H | RBI | BB | SO | LOB |
|---|---|---|---|---|---|---|---|---|---|---|---|---|---|---|---|---|
| 12 Clint Barmes, R (1, 6)<br>OBP: 0.344, SLG: 0.321 | H<br>1-0<br>17<br>1B<br>5<br>1B<br>HBP | X<br>0-0 ①<br>FC4-6<br>17<br>2B<br>1-2f<br>2-3 | | X<br>0-0 ①②<br>G4-3<br>1-2f | | X<br>0-0 ③<br>G4-3 | | X<br>0-0<br>6<br>G6-3<br>1-2<br>1B | | 3 | 2 | 0 | 0 | 0 | 0 | 3 |
| 40 Brian Fuentes, L (7, 1) | | | | | | | | | | 0 | 0 | 0 | 0 | 0 | 0 | 0 |
| David Cortes, R (8, 1) | | | | | | | | | | 0 | 0 | 0 | 0 | 0 | 0 | 0 |
| 10 Jeff Baker, R (8, PH)<br>OBP: 0.316, SLG: 0.656 | | | | | | | | | | 1 | 0 | 1 | 0 | 0 | 0 | 0 |
| 25 Steve Colyer, L (9, 1) | | | | | | | | | | 0 | 0 | 0 | 0 | 0 | 0 | 0 |
| Eli Marrero, R (1, 8)<br>OBP: 0.514, SLG: 0.548 | X<br>0-0 ①<br>L7<br>S<br>S<br>S | X<br>0-3 ②<br>K | | X<br>0-0<br>1B | | | B<br>B<br>B<br>B<br>4-0 ②③<br>24<br>1B<br>11<br>G4-3<br>BB | X<br>0-0<br>G6-3<br>1-2f | | 3 | 0 | 1 | 0 | 0 | 1 | 3 |
| (5, 3) | | | | | | | | | | 1 | 1 | 0 | 0 | 1 | 0 | 2 |
| 6 Omar Quintanilla, L (7, 6)<br>OBP: 0.217, SLG: 0.190 | | | | | | | | | | | | | | | | |
| 17 Todd Helton, L (1, 3)<br>OBP: 0.378, SLG: 0.394 | X<br>0-0<br>5<br>1B<br>11<br>1B<br>1-2<br>1B | X<br>0-0<br>1-H<br>3-H<br>2B | | X<br>0-0 ③<br>F7 | | | X<br>0-0<br>11<br>G4-3<br>64<br>S<br>67<br>1B<br>1-3<br>1B | | X<br>0-0<br>11<br>DI<br>1B | 3 | 1 | 2 | 2 | 0 | 0 | 1 |
| 41 Bret Prinz, R (5, 1) | | | | | | | | | | 0 | 0 | 0 | 0 | 0 | 0 | 0 |
| 39 Tom Martin, L (6, 1)<br>OBP: 1.000, SLG: 1.000 | | | | | | | | | | 0 | 0 | 0 | 0 | 0 | 0 | 0 |
| 24 Jason Smith, L (7, 4)<br>OBP: 0.440, SLG: 0.591 | | | | | | | | | | 2 | 1 | 2 | 0 | 0 | 0 | 0 |
| 5 Matt Holliday, R (1, 7)<br>OBP: 0.300, SLG: 0.500 | X<br>0-0<br>11<br>1B<br>1-2<br>2-H<br>1B | S<br>S<br>S<br>0-3 ③<br>K | | | X<br>0-0<br>2B | | S<br>S<br>S<br>0-3 ①<br>K | | S<br>S<br>C<br>0-3 ①<br>K | 5 | 0 | 2 | 1 | 0 | 3 | 4 |
| 64 Ian Stewart, L (1, 5)<br>OBP: 0.459, SLG: 1.000 | X<br>0-0 ②<br>P6 | | X<br>0-0 ①<br>G4-3 | | X<br>0-0 ①<br>F7 | | B<br>B<br>B<br>B<br>4-0<br>11<br>G4-3<br>67<br>1B<br>1-2<br>BB | | X<br>0-0 ②<br>P5 | 4 | 0 | 0 | 0 | 1 | 0 | 4 |
| 11 Brad Hawpe, L (1, 9)<br>OBP: 0.351, SLG: 0.353 | X<br>0-0<br>1-3<br>2-H<br>1B | | X<br>0-0 ②<br>G4-3 | | X<br>0-0 ②<br>F7 | | X<br>0-0 ②<br>G4-3<br>1-2<br>2-3<br>3-H | | S<br>S<br>C<br>0-3 ③<br>K<br>1-2 | 5 | 0 | 1 | 2 | 0 | 1 | 4 |
| Luis Gonzalez, R (1, 4)<br>OBP: 0.441, SLG: 0.606 | S<br>S<br>S<br>0-3 ③<br>K | | X<br>0-0<br>E9<br>1B | | X<br>0-0 ③<br>G6-3 | | X<br>0-0 ③<br>2-H<br>3-H<br>1B | | | 3 | 0 | 1 | 0 | 0 | 1 | 3 |
| 67 Carlos Rivera, L (7, 3)<br>OBP: 0.375, SLG: 0.467 | | | | | | | | | | 1 | 0 | 1 | 1 | 0 | 0 | 0 |
| Danny Ardoin, R (1, 2)<br>OBP: 0.500, SLG: 0.727 | | X<br>0-0<br>12<br>FC4-6<br>17<br>2B<br>26<br>1B<br>1B | X<br>0-0 ③<br>G4-3 | | | X<br>0-0 ①<br>P4 | | X<br>0-0 ①<br>G4-3 | | 3 | 1 | 1 | 0 | 0 | 0 | 1 |
| 76 Dan Conway, R (8, 2)<br>OBP: 0.200, SLG: 0.222 | | | | | | | | | | 1 | 0 | 0 | 0 | 0 | 0 | 0 |
| 26 Jeff Francis, L (1, 1)<br>OBP: 0.500, SLG: 0.500 | | X<br>0-0<br>12<br>FC4-6<br>1-2<br>1B | | X<br>0-0<br>12<br>G4-3<br>1B | | S<br>S<br>S<br>0-3 ②<br>K | | X<br>0-0<br>10<br>1B<br>1B | | 1 | 0 | 1 | 0 | 0 | 0 | 0 |
| 19 Ryan Spilborghs, R (4, PH)<br>OBP: 0.400, SLG: 0.387 | | | | | | | | | | 3 | 0 | 2 | 0 | 0 | 1 | 0 |
| (5, 8) | | | | | | | | | | | | | | | | |
| Inning Stats | R: 2<br>E: 0<br>K: 1<br>S: 8<br>H: 3<br>LOB: 2<br>BB: 0<br>P: 9 | R: 2<br>E: 0<br>K: 2<br>S: 10<br>H: 3<br>LOB: 1<br>BB: 0<br>P: 10 | R: 0<br>E: 1<br>K: 0<br>S: 4<br>H: 1<br>LOB: 1<br>BB: 0<br>P: 4 | R: 0<br>E: 0<br>K: 0<br>S: 4<br>H: 2<br>LOB: 1<br>BB: 0<br>P: 4 | R: 0<br>E: 0<br>K: 0<br>S: 4<br>H: 1<br>LOB: 1<br>BB: 0<br>P: 4 | R: 0<br>E: 0<br>K: 1<br>S: 5<br>H: 0<br>LOB: 0<br>BB: 0<br>P: 5 | R: 2<br>E: 0<br>K: 1<br>S: 6<br>H: 2<br>LOB: 2<br>BB: 2<br>P: 14 | R: 0<br>E: 0<br>K: 0<br>S: 4<br>H: 2<br>LOB: 1<br>BB: 0<br>P: 4 | R: 0<br>E: 0<br>K: 2<br>S: 8<br>H: 1<br>LOB: 1<br>BB: 0<br>P: 8 | 1B: 13<br>2B: 2<br>3B: 0<br>HR: 0<br>SF: 0<br>SAC: 0<br>DP: 2<br>HBP: 1 | | | | | | |

| | AB | 39 |
|---|---|---|
| | R | 6 |
| | H | 15 |
| | RBI | 6 |
| | BB | 2 |
| | SO | 7 |
| | LOB | 25 |

WP: 0 PA: 42
PB: 0
SB: 1
CS: 0

| PITCHER | | IP | WLS | BF | H | R | ER | SO | BB | IBB | HBP | BLK | WP | HR | S | P | ERA | WHIP |
|---|---|---|---|---|---|---|---|---|---|---|---|---|---|---|---|---|---|---|
| 54 Ervin Santana, R<br>ERA: 3.21 | (1, 1) | 5.0 | W | 25 | 10 | 4 | 4 | 3 | 0 | 0 | 1 | 0 | 0 | 0 | 30 | 31 | 7.20 | 2.000 |
| Jason Bulger, R<br>ERA: 2.57 | (6, 1) | 1.0 | | 3 | 0 | 0 | 0 | 1 | 0 | 0 | 0 | 0 | 0 | 0 | 5 | 5 | 0.00 | 0.000 |
| Brendan Donnelly, R<br>ERA: 3.0 | (7, 1) | 1.0 | | 6 | 2 | 2 | 2 | 1 | 2 | 0 | 0 | 0 | 0 | 0 | 6 | 14 | 18.00 | 4.000 |
| Kevin Gregg, R<br>ERA: 6.23 | (8, 1) | 2.0 | S | 8 | 3 | 0 | 0 | 2 | 0 | 0 | 0 | 0 | 0 | 0 | 12 | 12 | 0.00 | 1.500 |

| PITCHER | | IP | WLS | BF | H | R | ER | SO | BB | IBB | HBP | BLK | WP | HR | S | P | ERA | WHIP |
|---|---|---|---|---|---|---|---|---|---|---|---|---|---|---|---|---|---|---|

| Batter | 1 | 2 | 3 | 4 | 5 | 6 | 7 | 8 | 9 | AB | R | H | RBI | BB | SO | LOB |
|---|---|---|---|---|---|---|---|---|---|---|---|---|---|---|---|---|
| Jamey Carroll, R (1, 4)<br>OBP: 0.387, SLG: 0.407<br>Matt Macri, R (5, 4) | 0-0<br>24<br>1B<br>5<br>SF7<br>2B | | 0-0 ①<br>G4-3 | | C C B B 2 F C SAFE<br>2-3 ① ②<br>K<br>2-3 | B B B S B<br>4-1<br>24<br>2-6<br>BB | | | C C C<br>0-3 ①<br>K | 3<br>1 | 1<br>0 | 1<br>0 | 0<br>0 | 0<br>1 | 1<br>1 | 2<br>0 |
| 24 Jason Smith, L (1, 6)<br>OBP: 0.433, SLG: 0.538<br>(7, 3) | 0-0<br>8<br>2B<br>2-3<br>1B | | H<br>1-0<br>27<br>G4-6-3<br>HBP | | F B B F B F F X<br>3-2 ③<br>G6-3 | C B D<br>2-1 ③<br>2-6<br>1-2 | B C S B X<br>2-2 ①<br>G4-3 | | S S S<br>0-3 ②<br>K | 4 | 1 | 1 | 0 | 0 | 1 | 1 |
| 27 Garrett Atkins, R (1, 5)<br>OBP: 0.432, SLG: 0.393<br>64 Ian Stewart, L (6, PR)<br>OBP: 0.462, SLG: 0.971<br>(6, 5) | 0-0 ①<br>F9 | | 0-0 ② ③<br>G4-6-3<br>1-2f | | | B B C F F H<br>3-2<br>5<br>BB<br>8<br>2B<br>HBP | B F B X<br>2-1 ②<br>F8 | | 0-0<br>1B | 2<br>2 | 0<br>1 | 0<br>1 | 0<br>0 | 0<br>0 | 0<br>0 | 3<br>0 |
| 5 Matt Holliday, R (1, 7)<br>OBP: 0.308, SLG: 0.455<br>1 Tony Miller, R (6, PR)<br>OBP: 0.455, SLG: 0.444<br>(6, 7) | 0-0 ②<br>SF7<br>3-H | 0-0 ①<br>F8 | | | | B B B C B<br>4-1<br>8<br>2B<br>10<br>1B<br>1-2<br>BB | B B B B<br>4-0<br>BB | | C C C<br>0-3 ③<br>K | 1<br>1 | 0<br>1 | 0<br>0 | 1<br>1 | 1<br>1 | 0<br>1 | 0<br>1 |
| 8 Yorvit Torrealba, R (1, 10)<br>OBP: 0.267, SLG: 0.308 | 0-0<br>1-H<br>2B | 0-0<br>E6<br>10<br>G5-4-3 | | | | F B B X<br>2-1<br>10<br>1B<br>1-3<br>2-H<br>2B | 1 SAFE<br>F C 1 B S<br>1-3 ③<br>K | | | 4 | 1 | 2 | 2 | 0 | 1 | 1 |
| 10 Jeff Baker, R (1, 9)<br>OBP: 0.310, SLG: 0.611 | 0-0 ③<br>G6-3 | 0-0 ② ③<br>G5-4-3<br>1-2f | | | | 0-0<br>E<br>2-H<br>3-H<br>1B | | 0-0<br>E6 | | 4 | 1 | 1 | 2 | 0 | 0 | 2 |
| Choo Freeman, R (1, 8)<br>OBP: 0.439, SLG: 0.684 | X 0-0<br>CS<br>1B | | X 0-0<br>WP<br>3B | | | B B X<br>2-0<br>E6<br>1-H<br>3B | | C B 1 SAFE C S<br>1-3 ①<br>K | | 4 | 2 | 3 | 1 | 0 | 1 | 1 |
| 67 Carlos Rivera, L (1, 3)<br>OBP: 0.368, SLG: 0.412<br>Jonathan Herrera, S (7, 6) | X 0-0 ①<br>F7 | | B B B B<br>4-0<br>A4<br>DB<br>WP<br>BB | | F B B F B X<br>3-2 ①<br>G3-1 | F F S<br>0-3 ②<br>K | | | 2<br>1 | 0<br>0 | 0<br>0 | 0<br>0 | 1<br>0 | 0<br>1 | 2<br>1 |
| Miguel Ojeda, R (1, 2) | 1 SAFE<br>X 0-0 ② ③<br>G6-3<br>1-2 | | B C S B F B B<br>4-2<br>1-2<br>3-H<br>BB | | B B S S S<br>2-3 ②<br>K | B X<br>1-0 ③<br>P4 | | | 3 | 0 | 0 | 0 | 1 | 1 | 3 |
| Inning Stats | R: 2 H: 3<br>E: 0 LOB: 1<br>K: 0 BB: 0<br>S: 6 P: 6 | R: 0 H: 1<br>E: 0 LOB: 0<br>K: 0 BB: 0<br>S: 3 P: 3 | R: 0 H: 0<br>E: 0 LOB: 0<br>K: 0 BB: 0<br>S: 2 P: 3 | R: 0 H: 0<br>E: 1 LOB: 0<br>K: 0 BB: 0<br>S: 3 P: 3 | R: 1 H: 1<br>E: 0 LOB: 1<br>K: 1 BB: 2<br>S: 13 P: 26 | R: 5 H: 3<br>E: 1 LOB: 2<br>K: 1 BB: 2<br>S: 16 P: 38 | R: 0 H: 0<br>E: 0 LOB: 1<br>K: 1 BB: 1<br>S: 8 P: 17 | R: 0 H: 0<br>E: 1 LOB: 1<br>K: 2 BB: 0<br>S: 8 P: 10 | R: 0 H: 1<br>E: 0 LOB: 1<br>K: 3 BB: 0<br>S: 10 P: 10 | 1B: 4 SF: 1<br>2B: 3 SAC: 0<br>3B: 2 DP: 2<br>HR: 0 HBP: 2 | | | | | | WP: 1 PA: 40<br>PB: 0<br>SB: 0<br>CS: 1 |

# TOP

## Colorado Rockies @ Seattle Mariners

Peoria Stadium, Peoria, AZ

Sun Mar 19 2006, 3:05 PM EST

Att. 6,954 - Overcast - 50 F

livebaseballscorecards.com

| | |
|---|---|
| AB | 32 |
| R | 8 |
| H | 9 |
| RBI | 6 |
| BB | 5 |
| SO | 8 |
| LOB | 17 |

| PITCHER | | IP | WLS | BF | H | R | ER | SO | BB | IBB | HBP | BLK | WP | HR | S | P | ERA | WHIP |
|---|---|---|---|---|---|---|---|---|---|---|---|---|---|---|---|---|---|---|
| Jamie Moyer, L<br>ERA: 4.0 | (1, 1) | 4.0 | | 16 | 5 | 3 | 3 | 0 | 0 | 0 | 1 | 0 | 0 | 0 | 15 | 16 | 6.75 | 1.250 |
| Jesse Foppert, R<br>ERA: 6.75 | (5, 1) | 1.0 | L | 9 | 3 | 5 | 5 | 1 | 3 | 0 | 1 | 0 | 1 | 0 | 20 | 44 | 45.00 | 6.000 |
| Francisco Cruceta, R<br>ERA: | (6, 1) | 3.0 | | 12 | 0 | 0 | 0 | 4 | 2 | 0 | 0 | 0 | 0 | 0 | 24 | 46 | 0.00 | 0.667 |
| 73 Eric O'Flaherty, L<br>ERA: | (9, 1) | 1.0 | | 4 | 1 | 0 | 0 | 3 | 0 | 0 | 0 | 0 | 0 | 0 | 10 | 10 | 0.00 | 1.000 |

| PITCHER | IP | WLS | BF | H | R | ER | SO | BB | IBB | HBP | BLK | WP | HR | S | P | ERA | WHIP |
|---|---|---|---|---|---|---|---|---|---|---|---|---|---|---|---|---|---|

# BOTTOM

## Colorado Rockies @ Seattle Mariners

Peoria Stadium, Peoria, AZ

Sun Mar 19 2006, 3:05 PM EST

Att. 6,954 - Overcast - 50 F

livebaseballscorecards.com

| Batter | 1 | 2 | 3 | 4 | 5 | 6 | 7 | 8 | 9 | AB | R | H | RBI | BB | SO | LOB |
|---|---|---|---|---|---|---|---|---|---|---|---|---|---|---|---|---|
| 4 Jose Lopez, R (1, 4)<br>OBP: 0.257, SLG: 0.394 | 7 1B WP 1B | SF9 3-H | | L4-3 1-1 | | | 86 G3-1 16 S BB | | FC6 WP 1-2 | 2 | 1 | 1 | 1 | 0 | 0 | 1 |
| 85 Asdrúbal Cabrera, S (6, 4)<br>OBP: 0.400, SLG: 0.529 | | | | | | | | | | 1 | 0 | 0 | 0 | 1 | 0 | 1 |
| 7 Jeremy Reed, L (1, 8)<br>OBP: 0.382, SLG: 0.581 | WP 1B 1-3 1B | CS 1B | | | G3-1 | | F8 1-2 | | F6 | 2 | 1 | 2 | 0 | 0 | 0 | 0 |
| 16 Willie Bloomquist, R (5, 8)<br>OBP: 0.304, SLG: 0.318 | | | | | | | | | | 3 | 0 | 0 | 0 | 0 | 0 | 3 |
| Raul Ibanez, L (1, 7)<br>OBP: 0.516, SLG: 0.931 | K 1-2 3-H | CS 1-2 | 2 FC6-4 1B | | P6 | | G3-1 2-3 | | K | 2 | 0 | 1 | 0 | 0 | 1 | 1 |
| 86 Jose Morban, S (5, 7)<br>OBP: 0.273, SLG: 0.556 | | | | | | | | | | 3 | 0 | 0 | 0 | 0 | 1 | 3 |
| Richie Sexson, R (1, 3)<br>OBP: 0.593, SLG: 0.818 | 2 1B BB | | K | | K | | K | | BB 1-2 2-3 | 1 | 1 | 0 | 0 | 1 | 1 | 1 |
| Todd Sears, L (5, 3)<br>OBP: 0.409, SLG: 0.526 | | | | | | | | | | 2 | 0 | 0 | 0 | 1 | 2 | 1 |
| 25 Adam Jones, R (9, PR)<br>OBP: 0.273, SLG: 0.368 | | | | | | | | | | 0 | 0 | 0 | 0 | 0 | 0 | 0 |
| Carl Everett, S (1, 10)<br>OBP: 0.250, SLG: 0.375 | 2 1B 1-2 2-H 1B | K | | | | 1B 1B | | F8 | G3 | 2 | 0 | 1 | 1 | 0 | 1 | 1 |
| 65 Rob Johnson, R (6, PH)<br>OBP: 0.286, SLG: 0.167 | | | | | | | | | | 3 | 0 | 1 | 0 | 0 | 0 | 3 |
| (7, 10) | | | | | | | | | | | | | | | | |
| 2 Kenji Johjima, R (1, 2)<br>OBP: 0.345, SLG: 0.500 | G3-6-1 1-2 2-H 1B | FC6-4 1-2f | | | | F9 | | 3B | | 2 | 0 | 1 | 1 | 0 | 0 | 1 |
| 64 Jeff Clement, L (5, 2)<br>OBP: 0.417, SLG: 0.778 | | | | | | | | | | 2 | 0 | 1 | 0 | 0 | 0 | 1 |
| Greg Dobbs, L (1, 5)<br>OBP: 0.256, SLG: 0.351 | G3-6-1 1-2f | | | F7 | | K | K | K | | 3 | 0 | 0 | 0 | 0 | 1 | 3 |
| 78 Matt Tuiasosopo, R (7, 5)<br>OBP: 0.188, SLG: 0.250 | | | | | | | | | | 1 | 0 | 0 | 0 | 0 | 1 | 1 |
| Cody Ransom, R (1, 6)<br>OBP: 0.300, SLG: 0.450 | | 12 G6-3 4 SF9 2B | | 12 1B 2B | | 1-3 1B | | F7 | | 4 | 2 | 3 | 0 | 0 | 0 | 1 |
| 12 Michael Morse, R (1, 9)<br>OBP: 0.375, SLG: 0.455 | | G6-3 2-3 | | 4 L4-3 2-H 1B | | K | | | WP 85 FC6 1B | 4 | 0 | 2 | 1 | 0 | 1 | 3 |
| Inning Stats | R: 3 E: 0 K: 1 S: 8 / H: 4 LOB: 1 BB: 1 P: 13 | R: 1 E: 0 K: 0 S: 4 / H: 2 LOB: 0 BB: 0 P: 5 | R: 0 E: 0 K: 2 S: 8 / H: 1 LOB: 1 BB: 0 P: 8 | R: 1 E: 0 K: 0 S: 4 / H: 2 LOB: 0 BB: 0 P: 4 | R: 0 E: 0 K: 1 S: 7 / H: 0 LOB: 0 BB: 0 P: 13 | R: 0 E: 0 K: 2 S: 13 / H: 2 LOB: 2 BB: 0 P: 19 | R: 0 E: 0 K: 1 S: 8 / H: 0 LOB: 1 BB: 1 P: 16 | R: 0 E: 0 K: 1 S: 11 / H: 1 LOB: 1 BB: 0 P: 14 | R: 0 E: 0 K: 1 S: 7 / H: 1 LOB: 3 BB: 1 P: 11 | 1B: 10 2B: 3 3B: 1 HR: 0 | SF: 1 SAC: 0 DP: 2 HBP: 0 | | | | | | |

| | AB | 37 |
|---|---|---|
| | R | 5 |
| | H | 13 |
| | RBI | 4 |
| | BB | 3 |
| | SO | 9 |
| | LOB | 25 |

WP: 2 PB: 0 SB: 1 CS: 1 PA: 42

| PITCHER | | IP | WLS | BF | H | R | ER | SO | BB | IBB | HBP | BLK | WP | HR | S | P | ERA | WHIP |
|---|---|---|---|---|---|---|---|---|---|---|---|---|---|---|---|---|---|---|
| 30 Jose Acevedo, R<br>ERA: 10.0 | (1, 1) | 4.0 | | 19 | 9 | 5 | 5 | 3 | 1 | 0 | 0 | 0 | 1 | 0 | 24 | 30 | 11.25 | 2.500 |
| Scott Dohmann, R<br>ERA: 5.63 | (5, 1) | 2.0 | W | 8 | 2 | 0 | 0 | 3 | 0 | 0 | 0 | 0 | 0 | 0 | 20 | 32 | 0.00 | 1.000 |
| 58 Jaime Cerda, L<br>ERA: | (7, 1) | 1.0 | H | 4 | 0 | 0 | 0 | 1 | 1 | 0 | 0 | 0 | 0 | 0 | 8 | 16 | 0.00 | 1.000 |
| Nate Field, R<br>ERA: 3.12 | (8, 1) | 1.0 | H | 4 | 1 | 0 | 0 | 1 | 0 | 0 | 0 | 0 | 0 | 0 | 11 | 14 | 0.00 | 1.000 |
| 54 Randy Williams, L<br>ERA: 6.75 | (9, 1) | 1.0 | S | 6 | 1 | 0 | 0 | 1 | 1 | 0 | 0 | 0 | 1 | 0 | 7 | 11 | 0.00 | 2.000 |

| PITCHER | IP | WLS | BF | H | R | ER | SO | BB | IBB | HBP | BLK | WP | HR | S | P | ERA | WHIP |
|---|---|---|---|---|---|---|---|---|---|---|---|---|---|---|---|---|---|

# San Diego Padres @ Colorado Rockies

US West Sports Complex, Hi Corbett Field, Tucson, AZ

Mon Mar 20 2006, 9:05 PM EST

Att. 3,926 - Partly Cloudy - 57 F

TOP

livebaseballscorecards.com

| Batter | 1 | 2 | 3 | 4 | 5 | 6 | 7 | 8 | 9 | AB | R | H | RBI | BB | SO | LOB |
|---|---|---|---|---|---|---|---|---|---|---|---|---|---|---|---|---|
| Dave Roberts, L (1, 7)<br>OBP: 0.390, SLG: 0.444 | E6<br>24<br>2B | | L3 | | L8 | 1B BB<br>1-2<br>BB | | K | | 3 | 0 | 0 | 0 | 1 | 0 | 0 |
| 8 Terrmel Sledge, L (6, 7)<br>OBP: 0.429, SLG: 0.714 | | | | | | | | | | 1 | 0 | 0 | 0 | 0 | 1 | 1 |
| Mike Cameron, R (1, 8)<br>OBP: 0.439, SLG: 0.647 | F9 | | 2B | | 1B | 1B<br>1-2<br>2-3<br>BB | | BB<br>1-2 | | 3 | 0 | 2 | 0 | 1 | 0 | 1 |
| 75 Eric Valent, L (6, 9)<br>OBP: 0.429, SLG: 0.556 | | | | | | | | | | 0 | 0 | 0 | 0 | 1 | 0 | 0 |
| 24 Brian Giles, L (1, 9)<br>OBP: 0.372, SLG: 0.294 | 2B<br>1-3 | | BB | | P5 | FC6-4<br>1-2<br>2-3<br>3-H<br>1B | | K | | 2 | 0 | 1 | 0 | 1 | 0 | 1 |
| Ben Johnson, R (5, 9)<br>OBP: 0.306, SLG: 0.375 | | | | | | | | | | 2 | 0 | 1 | 1 | 0 | 1 | 2 |
| (6, 8) | | | | | | G6-3<br>FC6-4 | | | 2B | | | | | | | |
| Mike Piazza, R (1, 2)<br>OBP: 0.400, SLG: 0.667 | G1-3 | | G5-3 | | | | | | | 4 | 0 | 0 | 0 | 0 | 0 | 7 |
| David Ross, R (6, 2)<br>OBP: 0.652, SLG: 1.118 | | | | | | | | | | 1 | 0 | 1 | 0 | 0 | 0 | 0 |
| Ryan Klesko, L (1, 3)<br>OBP: 0.429, SLG: 0.414 | F8 | | | 2B | | 2B<br>3<br>SF8<br>1B | F8 | | G6-3 | 4 | 1 | 2 | 0 | 0 | 0 | 2 |
| 59 Jason Anderson, L (7, 1) | | | | | | | | | | 0 | 0 | 0 | 0 | 0 | 0 | 0 |
| 78 Eric Junge, R (8, 1) | | | | | | | | | | 0 | 0 | 0 | 0 | 0 | 0 | 0 |
| 53 Pete Laforest, L (9, PH) | | | | | | | | | | 1 | 0 | 0 | 0 | 0 | 0 | 1 |
| Vinny Castilla, R (1, 5)<br>OBP: 0.400, SLG: 0.600 | | K | G5-3 | 2B | | 1-3<br>2B | K | | G6-3 | 3 | 0 | 1 | 0 | 0 | 1 | 1 |
| Justin Leone, R (6, PR)<br>OBP: 0.414, SLG: 0.538 | | | | | | | | | | 2 | 1 | 0 | 0 | 0 | 1 | 1 |
| (6, 5) | | | | | | | | | | | | | | | | |
| 3 Khalil Greene, R (1, 6)<br>OBP: 0.244, SLG: 0.421 | | G6-3 | G6-3 | | | SF8<br>3-H | G6-3 | | F9 | 2 | 0 | 0 | 1 | 0 | 0 | 1 |
| Geoff Blum, S (6, 6)<br>OBP: 0.448, SLG: 0.680 | | | | | | | | | | 2 | 0 | 0 | 0 | 0 | 0 | 1 |
| Mark Bellhorn, S (1, 4)<br>OBP: 0.333, SLG: 0.467 | | K | G4-3 | | | 1B<br>2-H<br>2B | | P4 | | 3 | 1 | 1 | 1 | 0 | 1 | 1 |
| Josh Barfield, R (6, 4)<br>OBP: 0.464, SLG: 0.852 | | | | | | | | | | 1 | 0 | 0 | 0 | 0 | 0 | 0 |
| 55 Shawn Estes, R (1, 1) | | | K | | G6-3 | BB BB<br>1B<br>2-H<br>1B | | 75<br>BB<br>BB | | 2 | 0 | 0 | 0 | 0 | 1 | 0 |
| Eric Young Sr., R (6, PH)<br>OBP: 0.455, SLG: 0.529 | | | | | | | | | | 1 | 1 | 1 | 1 | 0 | 0 | 0 |
| 52 Clay Hensley, R (6, 1) | | | | | | | | | | 0 | 0 | 0 | 0 | 0 | 0 | 0 |
| Adrián González, L (7, 3)<br>OBP: 0.667, SLG: 0.500 | | | | | | | | | | 0 | 0 | 0 | 0 | 1 | 0 | 0 |
| Inning Stats | R: 0<br>E: 1<br>K: 0<br>S: 5<br>H: 1<br>LOB: 2<br>BB: 0<br>P: 5 | R: 0<br>E: 0<br>K: 2<br>S: 7<br>H: 0<br>LOB: 0<br>BB: 0<br>P: 7 | R: 0<br>E: 0<br>K: 1<br>S: 6<br>H: 1<br>LOB: 2<br>BB: 1<br>P: 10 | R: 0<br>E: 0<br>K: 0<br>S: 4<br>H: 1<br>LOB: 1<br>BB: 0<br>P: 4 | R: 0<br>E: 0<br>K: 0<br>S: 4<br>H: 1<br>LOB: 1<br>BB: 0<br>P: 4 | R: 4<br>E: 0<br>K: 0<br>S: 8<br>H: 5<br>LOB: 3<br>BB: 2<br>P: 16 | R: 0<br>E: 0<br>K: 1<br>S: 5<br>H: 0<br>LOB: 0<br>BB: 0<br>P: 5 | R: 0<br>E: 0<br>K: 2<br>S: 7<br>H: 0<br>LOB: 2<br>BB: 2<br>P: 15 | R: 0<br>E: 0<br>K: 0<br>S: 4<br>H: 1<br>LOB: 1<br>BB: 0<br>P: 4 | 1B: 4<br>2B: 6<br>3B: 0<br>HR: 0<br>SF: 1<br>SAC: 0<br>DP: 0<br>HBP: 0 | WP: 0<br>PB: 0<br>SB: 0<br>CS: 0<br>PA: 43 | | | | | |

| | AB | 37 |
|---|---|---|
| | R | 4 |
| | H | 10 |
| | RBI | 4 |
| | BB | 5 |
| | SO | 6 |
| | LOB | 20 |

| PITCHER | | IP | WLS | BF | H | R | ER | SO | BB | IBB | HBP | BLK | WP | HR | S | P | ERA | WHIP |
|---|---|---|---|---|---|---|---|---|---|---|---|---|---|---|---|---|---|---|
| 28 Aaron Cook, R<br>ERA: 3.66 | (1, 1) | 5.2 | W | 29 | 8 | 4 | 4 | 3 | 3 | 0 | 0 | 0 | 0 | 0 | 32 | 44 | 6.35 | 1.941 |
| Zach McClellan, R<br>ERA: | (6, 1) | 0.1 | H | 2 | 1 | 0 | 0 | 0 | 0 | 0 | 0 | 0 | 0 | 0 | 2 | 2 | 0.00 | 3.000 |
| 40 Brian Fuentes, L<br>ERA: | (7, 1) | 1.0 | | 3 | 0 | 0 | 0 | 1 | 0 | 0 | 0 | 0 | 0 | 0 | 5 | 5 | 0.00 | 0.000 |
| 24 Mike DeJean, R<br>ERA: 1.29 | (8, 1) | 1.0 | | 5 | 0 | 0 | 0 | 2 | 2 | 0 | 0 | 0 | 0 | 0 | 7 | 15 | 0.00 | 2.000 |
| David Cortes, R<br>ERA: 6.0 | (9, 1) | 1.0 | | 4 | 1 | 0 | 0 | 0 | 0 | 0 | 0 | 0 | 0 | 0 | 4 | 4 | 0.00 | 1.000 |

| PITCHER | IP | WLS | BF | H | R | ER | SO | BB | IBB | HBP | BLK | WP | HR | S | P | ERA | WHIP |
|---|---|---|---|---|---|---|---|---|---|---|---|---|---|---|---|---|---|

# BOTTOM

## San Diego Padres @ Colorado Rockies

US West Sports Complex, Hi Corbett Field, Tucson, AZ

Mon Mar 20 2006, 9:05 PM EST

Att. 3,926 - Partly Cloudy - 57 F

livebaseballscorecards.com

| Batter | 1 | 2 | 3 | 4 | 5 | 6 | 7 | 8 | 9 | AB | R | H | RBI | BB | SO | LOB |
|---|---|---|---|---|---|---|---|---|---|---|---|---|---|---|---|---|
| 12 Clint Barmes, R (1, 6)<br>OBP: 0.343, SLG: 0.323 | CCC K | 18 HR 2-3 1B | | F8 | | | G1-3 | | | 3 | 1 | 1 | 0 | 0 | 1 | 0 |
| Jamey Carroll, R (7, 6)<br>OBP: 0.375, SLG: 0.393 | | | | | | | | | | 1 | 0 | 0 | 0 | 0 | 0 | 0 |
| 18 Cory Sullivan, L (1, 8)<br>OBP: 0.351, SLG: 0.583 | G1-3 | 1-H 3-H HR | | | G3-1 | | F8 | | | 3 | 1 | 1 | 3 | 0 | 0 | 0 |
| 19 Ryan Spilborghs, R (7, 8)<br>OBP: 0.389, SLG: 0.375 | | | | | | | | | | 1 | 0 | 0 | 0 | 0 | 0 | 0 |
| 17 Todd Helton, L (1, 3)<br>OBP: 0.375, SLG: 0.389 | 1B | F7 | | | F8 | | 1B | | | 3 | 0 | 1 | 0 | 0 | 0 | 0 |
| Eli Marrero, R (7, 3)<br>OBP: 0.528, SLG: 0.563 | | | | | | | | | | 1 | 0 | 1 | 0 | 0 | 0 | 0 |
| 5 Matt Holliday, R (1, 7)<br>OBP: 0.235, SLG: 0.333 | G4-3 SSS | K | | | G5-3 | | CCS K | | | 4 | 0 | 0 | 0 | 0 | 2 | 2 |
| 27 Garrett Atkins, R (1, 5)<br>OBP: 0.450, SLG: 0.419 | | 11 1B HR 1B | G3 | | | 11 HR 1B | | 6 FC5-4 1B | | 3 | 2 | 2 | 0 | 0 | 0 | 0 |
| 24 Jason Smith, L (7, 5)<br>OBP: 0.452, SLG: 0.556 | | | | | | | | | | 1 | 0 | 1 | 0 | 0 | 0 | 0 |
| 11 Brad Hawpe, L (1, 9)<br>OBP: 0.375, SLG: 0.459 | | F7 | | | | 1-H HR | | CCC K | | 3 | 2 | 2 | 2 | 0 | 0 | 0 |
| 10 Jeff Baker, R (7, 9)<br>OBP: 0.302, SLG: 0.595 | | 1-3 HR 1B | | | | | | | | 1 | 0 | 0 | 0 | 0 | 1 | 1 |
| Luis Gonzalez, R (1, 4)<br>OBP: 0.432, SLG: 0.667 | | CCC K | | | | F9 | | FC5-4 1-2f | | 3 | 1 | 1 | 3 | 0 | 1 | 0 |
| 6 Omar Quintanilla, L (7, 4)<br>OBP: 0.208, SLG: 0.182 | | 2-H 3-H HR | | | | | | | | 1 | 0 | 0 | 0 | 0 | 0 | 1 |
| 8 Yorvit Torrealba, R (1, 2)<br>OBP: 0.333, SLG: 0.286 | BBBB | 12 1B 18 HR 28 SH1 BB | CCC K | | | BBBB G6-4-3 BB | | G4-3 | | 1 | 1 | 0 | 0 | 2 | 1 | 0 |
| Danny Ardoin, R (7, 2)<br>OBP: 0.481, SLG: 0.696 | | | | | | | | | | 1 | 0 | 0 | 0 | 0 | 0 | 1 |
| 28 Aaron Cook, R (1, 1) | | | | | | | | | | 1 | 0 | 0 | 0 | 0 | 0 | 0 |
| Zach McClellan, R (6, 1) | | | | | | | | | | 0 | 0 | 0 | 0 | 0 | 0 | 0 |
| JD Closser, S (6, PH)<br>OBP: 0.440, SLG: 0.636 | | | | | | | | | | 1 | 0 | 0 | 0 | 0 | 0 | 1 |
| 40 Brian Fuentes, L (7, 1) | | | | | | | | | | 0 | 0 | 0 | 0 | 0 | 0 | 0 |
| 24 Mike DeJean, R (8, 1) | | | | | | | | | | 0 | 0 | 0 | 0 | 0 | 0 | 0 |
| David Cortes, R (9, 1) | | SH1 1-2 | | B2 | | G6-4-3 1-2f | | | | 0 | 0 | 0 | 0 | 0 | 0 | 0 |
| Inning Stats | R: 0 E: 0 K: 1 S: 6 H: 1 LOB: 1 BB: 0 P: 6 | R: 6 E: 0 K: 1 S: 10 H: 5 LOB: 0 BB: 1 P: 14 | R: 0 E: 0 K: 1 S: 5 H: 0 LOB: 0 BB: 0 P: 5 | R: 0 E: 0 K: 1 S: 5 H: 0 LOB: 0 BB: 0 P: 5 | R: 0 E: 0 K: 0 S: 3 H: 0 LOB: 0 BB: 0 P: 3 | R: 2 E: 0 K: 0 S: 4 H: 2 LOB: 0 BB: 1 P: 8 | R: 0 E: 0 K: 1 S: 6 H: 1 LOB: 1 BB: 0 P: 6 | R: 0 E: 0 K: 1 S: 6 H: 1 LOB: 1 BB: 0 P: 6 | | 1B: 7 2B: 0 3B: 0 HR: 3 | SF: 0 SAC: 1 DP: 1 HBP: 0 | | | | | | |

| | AB | 32 |
|---|---|---|
| | R | 8 |
| | H | 10 |
| | RBI | 8 |
| | BB | 2 |
| | SO | 6 |
| | LOB | 6 |

WP: 0 PB: 0 SB: 0 CS: 0 PA: 35

| PITCHER | | IP | WLS | BF | H | R | ER | SO | BB | IBB | HBP | BLK | WP | HR | S | P | ERA | WHIP |
|---|---|---|---|---|---|---|---|---|---|---|---|---|---|---|---|---|---|---|
| 55 Shawn Estes, L<br>ERA: 6.75 | (1, 1) | 5.0 | L | 22 | 6 | 6 | 6 | 4 | 1 | 0 | 0 | 0 | 0 | 2 | 29 | 33 | 10.80 | 1.400 |
| 52 Clay Hensley, R<br>ERA: 16.5 | (6, 1) | 1.0 | | 5 | 2 | 2 | 2 | 0 | 1 | 0 | 0 | 0 | 0 | 1 | 4 | 8 | 18.00 | 3.000 |
| 59 Jason Anderson, R<br>ERA: 11.25 | (7, 1) | 1.0 | | 4 | 1 | 0 | 0 | 1 | 0 | 0 | 0 | 0 | 0 | 0 | 6 | 6 | 0.00 | 1.000 |
| 78 Eric Junge, R<br>ERA: 2.25 | (8, 1) | 1.0 | | 4 | 1 | 0 | 0 | 1 | 0 | 0 | 0 | 0 | 0 | 0 | 6 | 6 | 0.00 | 1.000 |

| PITCHER | IP | WLS | BF | H | R | ER | SO | BB | IBB | HBP | BLK | WP | HR | S | P | ERA | WHIP |
|---|---|---|---|---|---|---|---|---|---|---|---|---|---|---|---|---|---|

# Colorado Rockies @ Chicago White Sox

Tucson Electric Park, Tucson, AZ

Wed Mar 22 2006, 3:05 PM EST

Att. 5,533 - Sunny - 69 F

livebaseballscorecards.com

TOP

| Batter | 1 | 2 | 3 | 4 | 5 | 6 | 7 | 8 | 9 | AB | R | H | RBI | BB | SO | LOB |
|---|---|---|---|---|---|---|---|---|---|---|---|---|---|---|---|---|
| 12 Clint Barmes, R (1, 6)<br>OBP: 0.316, SLG: 0.294 | F8 | | F7 | | F8 | | | 67 SH1-4<br>19 1B<br>1B | K | 3 | 0 | 0 | 0 | 0 | 0 | 0 |
| 6 Omar Quintanilla, L (6, 6)<br>OBP: 0.231, SLG: 0.208 | | | | | | | | 1B | | 2 | 1 | 1 | 0 | 0 | 1 | 0 |
| Eli Marrero, R (1, 9)<br>OBP: 0.487, SLG: 0.514 | K | | F8 | | G6-3 | | | 67 SH1-4<br>1-2<br>1B | G6-3 | 3 | 0 | 0 | 0 | 0 | 1 | 0 |
| 19 Ryan Spilborghs, R (6, 9)<br>OBP: 0.395, SLG: 0.382 | | | | | | | | 1B | | 2 | 1 | 1 | 0 | 0 | 0 | 0 |
| 17 Todd Helton, L (1, 3)<br>OBP: 0.372, SLG: 0.410 | 2B | | | G4-3 | | P6 | | SH1-4<br>1-2<br>2-3 | | 3 | 0 | 1 | 0 | 0 | 0 | 0 |
| 67 Carlos Rivera, L (6, 3)<br>OBP: 0.368, SLG: 0.412 | | | | | | | | | | 0 | 0 | 0 | 0 | 0 | 0 | 0 |
| 5 Matt Holliday, R (1, 7)<br>OBP: 0.238, SLG: 0.316 | G1-3 | | | F9 | | 27 G6-4-3<br>1B | | L6 | | 4 | 0 | 1 | 0 | 0 | 0 | 3 |
| 27 Garrett Atkins, R (1, 5)<br>OBP: 0.465, SLG: 0.441 | | G1-3<br>1B | | 1B<br>1B | | G6-4-3<br>1-2f | | 64 PB<br>64 BB<br>8<br>2B<br>2-H<br>3-H<br>1B | | 3 | 0 | 2 | 0 | 0 | 0 | 1 |
| Jamey Carroll, R (6, 4)<br>OBP: 0.394, SLG: 0.414 | | | | | | | | | | 1 | 1 | 1 | 2 | 0 | 0 | 0 |
| Luis Gonzalez, R (1, 4)<br>OBP: 0.436, SLG: 0.658 | | G1-3<br>1-2 | | 1B<br>1-2 | | | K | 8<br>2B<br>1-3<br>BB | | 2 | 0 | 1 | 0 | 0 | 0 | 1 |
| 64 Ian Stewart, L (6, 5)<br>OBP: 0.463, SLG: 0.944 | | | | | | | | | | 1 | 1 | 0 | 0 | 1 | 1 | 0 |
| 8 Yorvit Torrealba, R (1, 10)<br>OBP: 0.364, SLG: 0.389 | | P2 | | F8 | | | BB<br>1B | 1-H<br>3-H<br>2B | | 4 | 0 | 2 | 2 | 0 | 0 | 3 |
| Choo Freeman, R (1, 8)<br>OBP: 0.444, SLG: 0.650 | | G6-3 | | CS<br>SF9<br>BB | | | G6-4-3<br>1-2<br>BB | K | | 2 | 1 | 0 | 0 | 2 | 1 | 2 |
| Miguel Ojeda, R (1, 2) | | | F9 | SF9<br>1-H | | | G6-4-3<br>1-2f | | F9 | 1 | 0 | 0 | 1 | 0 | 0 | 0 |
| JD Closser, S (6, 2)<br>OBP: 0.407, SLG: 0.583 | | | | | | | | | | 2 | 0 | 0 | 0 | 0 | 0 | 2 |

| | AB | 33 |
|---|---|---|
| | R | 5 |
| | H | 10 |
| | RBI | 5 |
| | BB | 3 |
| | SO | 4 |
| | LOB | 12 |

| Inning Stats | | | | | | | | | |

| Batter | 1 | 2 | 3 | 4 | 5 | 6 | 7 | 8 | 9 | AB | R | H | RBI | BB | SO | LOB |
|---|---|---|---|---|---|---|---|---|---|---|---|---|---|---|---|---|
| Rob Mackowiak, L (1, 8)<br>OBP: 0.412, SLG: 0.500 | x 0-0 5 L8-6 2B | x 0-0 ③ P5 | | x 0-0 5 2-6 2-3 1B | | CCC 0-3 ③ K | | | | 3 | 0 | 2 | 0 | 0 | 0 | 2 |
| Chris Amador, R (7, PH)<br>(8, 8) | | | | | | | | | | 1 | 0 | 0 | 0 | 0 | 1 | 0 |
| 5 Juan Uribe, R (1, 6)<br>OBP: 0.286, SLG: 0.425 | x 0-0 ①② L8-6 2-2 | | x 0-0 HR | D 1-0 ③ 2-6 1-2 | x 0-0 ① F9 | | | x 0-0 ① G3 | | 4 | 1 | 1 | 1 | 0 | 0 | 1 |
| 25 Jim Thome, L (1, 10)<br>OBP: 0.487, SLG: 0.448 | CCC 0-3 ③ K | | x 0-0 ① G4-3 | | SSS 0-3 ② K | | | CCC 0-3 ② K | | 4 | 0 | 0 | 0 | 0 | 3 | 0 |
| 24 Joe Crede, R (1, 5)<br>OBP: 0.317, SLG: 0.447 | | x 0-0 ① G5-3 | x 0-0 12 G3-1 2B | | x 0-0 ③ F9 | | | x 0-0 ③ F7 | | 3 | 0 | 1 | 0 | 0 | 0 | 0 |
| 70 Andy González, R (6, 5)<br>OBP: 0.353, SLG: 0.333 | | | | | | | | | | 1 | 0 | 0 | 0 | 0 | 0 | 0 |
| 12 A.J. Pierzynski, L (1, 2)<br>OBP: 0.429, SLG: 0.519 | | x 0-0 ② G3-1 | x 0-0 ② G3-1 2-3 | | | x 0-0 ① F8 | | | x 0-0 ① G4-3 | 4 | 0 | 0 | 0 | 0 | 0 | 1 |
| 8 Alex Cintron, S (1, 4)<br>OBP: 0.538, SLG: 0.769 | | x 0-0 2B 2B | x 0-0 ③ G6-3 | | | x 0-0 ② G4-3 | | | x 0-0 ② G1-3 | 3 | 1 | 1 | 0 | 0 | 0 | 1 |
| 77 Robert Valido, R (7, 4)<br>OBP: 0.281, SLG: 0.310 | | | | | | | | | | 1 | 0 | 0 | 0 | 0 | 0 | 0 |
| Ross Gload, L (1, 3)<br>OBP: 0.359, SLG: 0.541 | | x 0-0 38 1B 2-H 2B | | x 0-0 1B 38 SH5-3 1B | | SSS 0-3 ③ K | | | x 0-0 38 1B 1B | 4 | 1 | 3 | 1 | 0 | 1 | 0 |
| 38 Pablo Ozuna, R (1, 7)<br>OBP: 0.370, SLG: 0.423 | | x 0-0 31 2B 2-H 1B | | x 0-0 ① SH5-3 1-2 | | | x 0-0 ① P3 | | x 0-0 1-2 1B | 3 | 0 | 2 | 1 | 0 | 0 | 0 |
| 31 Ryan Sweeney, L (1, 9)<br>OBP: 0.385, SLG: 0.618 | | x 0-0 1-3 2B | | x 0-0 ② F9 | | | CCC 0-3 ② K | | x 0-0 ③ G3 | 4 | 0 | 1 | 0 | 0 | 1 | 3 |
| Inning Stats | R: 0 E: 0 K: 1 S: 5 H: 1 LOB: 0 BB: 0 P: 5 | R: 2 E: 0 K: 0 S: 7 H: 4 LOB: 2 BB: 0 P: 7 | R: 1 E: 0 K: 0 S: 5 H: 2 LOB: 1 BB: 0 P: 5 | R: 0 E: 0 K: 0 S: 4 H: 2 LOB: 2 BB: 0 P: 5 | R: 0 E: 0 K: 1 S: 5 H: 0 LOB: 0 BB: 0 P: 5 | R: 0 E: 0 K: 1 S: 5 H: 0 LOB: 0 BB: 0 P: 5 | R: 0 E: 0 K: 2 S: 7 H: 0 LOB: 0 BB: 0 P: 7 | R: 0 E: 0 K: 1 S: 5 H: 0 LOB: 0 BB: 0 P: 5 | R: 0 E: 0 K: 0 S: 5 H: 2 LOB: 2 BB: 0 P: 5 | 1B: 5<br>2B: 6<br>3B: 0<br>HR: 1 | SF: 0<br>SAC: 1<br>DP: 1<br>HBP: 0 | | | WP: 0<br>PB: 0<br>SB: 0<br>CS: 0 | PA: 36 | | |

| PITCHER | | IP | WLS | BF | H | R | ER | SO | BB | IBB | HBP | BLK | WP | HR | S | P | ERA | WHIP |
|---|---|---|---|---|---|---|---|---|---|---|---|---|---|---|---|---|---|---|
| 26 Jeff Francis, L<br>ERA: 7.07 | (1, 1) | 5.0 | | 23 | 9 | 3 | 3 | 2 | 0 | 0 | 0 | 0 | 0 | 1 | 26 | 27 | 5.40 | 1.800 |
| Jose Mesa, R<br>ERA: 3.38 | (6, 1) | 1.0 | | 3 | 0 | 0 | 0 | 1 | 0 | 0 | 0 | 0 | 0 | 0 | 5 | 5 | 0.00 | 0.000 |
| 39 Tom Martin, L<br>ERA: 1.04 | (7, 1) | 1.0 | W | 3 | 0 | 0 | 0 | 2 | 0 | 0 | 0 | 0 | 0 | 0 | 7 | 7 | 0.00 | 0.000 |
| 58 Jaime Cerda, L<br>ERA: | (8, 1) | 2.0 | S | 8 | 2 | 0 | 0 | 1 | 0 | 0 | 0 | 0 | 0 | 0 | 10 | 10 | 0.00 | 1.000 |

| PITCHER | IP | WLS | BF | H | R | ER | SO | BB | IBB | HBP | BLK | WP | HR | S | P | ERA | WHIP |
|---|---|---|---|---|---|---|---|---|---|---|---|---|---|---|---|---|---|

# BOTTOM

# Colorado Rockies @ Chicago White Sox

Tucson Electric Park, Tucson, AZ

Wed Mar 22 2006, 3:05 PM EST
Att. 5,533 - Sunny - 69 F

livebaseballscorecards.com

| | |
|---|---|
| AB | 35 |
| R | 3 |
| H | 11 |
| RBI | 3 |
| BB | 0 |
| SO | 6 |
| LOB | 8 |

# Colorado Rockies @ Arizona Diamondbacks

Tucson Electric Park, Tucson, AZ

Thu Mar 23 2006, 3:05 PM EST

Att. 5,054 - Sunny - 70 F

TOP

livebaseballscorecards.com

| Batter | 1 | 2 | 3 | 4 | 5 | 6 | 7 | 8 | 9 | AB | R | H | RBI | BB | SO | LOB |
|---|---|---|---|---|---|---|---|---|---|---|---|---|---|---|---|---|
| 18 Cory Sullivan, L (1, 8)<br>OBP: 0.366, SLG: 0.641<br>19 Ryan Spilborghs, R (6, 7)<br>OBP: 0.410, SLG: 0.400 | S S S 0-3 ① K | | X 0-0 HR | | B B B 4-0 24 G1-3 17 2B BB | X 0-0 ③ G6-3 | | | X 0-0 67 1B 24 SH1-3 G4-3 1B | 3 2 1 1 1 1 0<br>1 1 1 0 0 0 0 | | | | | | |
| 24 Jason Smith, L (1, 4)<br>OBP: 0.429, SLG: 0.516 | X 0-0 ② F8 | | X 0-0 17 2B 1B | | X 0-0 ① G1-3 1-2 | | X 0-0 ① G4-3 | | X 0-0 ① SH1-3 1-2 | 4 1 1 0 0 0 1 | | | | | | |
| 17 Todd Helton, L (1, 3)<br>OBP: 0.413, SLG: 0.571<br>67 Carlos Rivera, L (6, 3)<br>OBP: 0.381, SLG: 0.421 | X 0-0 HR | | X 0-0 5 1B 1-H 2B | | X 0-0 64 1B 2-H 2B | | S S C 0-3 ② K | | X 0-0 G4-3 2-3 1B | 3 3 3 3 0 0 0<br>2 0 1 0 0 1 0 | | | | | | |
| 5 Matt Holliday, R (1, 7)<br>OBP: 0.250, SLG: 0.318<br>Choo Freeman, R (6, 8)<br>OBP: 0.447, SLG: 0.634 | S S S 0-3 ③ K | | X 0-0 64 F8 2-H 1B | | S S S 0-3 ② K | | B B B 4-0 BB | | X 0-0 ② G4-3 1-2 3-H | 3 0 1 1 0 2 1<br>1 0 0 1 1 0 1 | | | | | | |
| 64 Ian Stewart, L (1, 5)<br>OBP: 0.435, SLG: 0.854 | | S S S 0-3 ① K | S 1 SAFE X 0-1 ② ③ F8 1-2 | | X 0-0 11 1B 6 S 2-H 1B | | X 0-0 ③ G4-3 | | X 0-0 ③ G4-3 | 5 1 1 1 0 1 3 | | | | | | |
| 11 Brad Hawpe, L (1, 9)<br>OBP: 0.372, SLG: 0.450<br>10 Jeff Baker, R (6, 9)<br>OBP: 0.318, SLG: 0.605 | | S S S 0-3 ② K | | S S S 0-3 ① K | X 0-0 6 S 1-3 1B | | | X 0-0 G5-4-3 1B 1B | | 3 0 1 0 0 2 0<br>1 0 1 0 0 0 0 | | | | | | |
| 6 Omar Quintanilla, L (1, 6)<br>OBP: 0.276, SLG: 0.259<br>Jamey Carroll, R (6, 6)<br>OBP: 0.412, SLG: 0.433 | | X 0-0 1B | | X 0-0 FC3-6 1B | S X 0-1 ③ F7 1-2 3-H | | | X 0-0 G5-4-3 1-2 1B | | 3 0 2 0 0 0 1<br>1 0 1 0 0 0 0 | | | | | | |
| Danny Ardoin, R (1, 2)<br>OBP: 0.433, SLG: 0.615<br>JD Closser, S (7, 2)<br>OBP: 0.393, SLG: 0.560 | | X 0-0 ③ G5-3 | | X 0-0 ② FC3-6 1-2f | | S S S 0-3 ① K | | X 0-0 ① ② G5-4-3 1-2f 2-3 | | 3 0 0 0 0 1 2<br>1 0 0 0 0 0 2 | | | | | | |
| Zach Day, R (1, 1)<br>David Cortes, R (6, 1)<br>Bo Hart, R (8, PH)<br>OBP: 0.250, SLG: 0.500<br>39 Tom Martin, L (8, 1)<br>OBP: 1.000, SLG: 1.000<br>24 Mike DeJean, R (9, 1) | | | S S S 0-3 ① K | S C 0-3 ③ K | | X 0-0 ② L4 | | X 0-0 ③ G4-3 | | 3 0 0 0 0 2 1<br>0 0 0 0 0 0 0<br>1 0 0 0 0 0 1<br>0 0 0 0 0 0 0<br>0 0 0 0 0 0 0 | | | | | | |

| | AB | 38 |
|---|---|---|
| | R | 8 |
| | H | 14 |
| | RBI | 7 |
| | BB | 2 |
| | SO | 10 |
| | LOB | 13 |

| Inning Stats | | | | | | | | | | |
|---|---|---|---|---|---|---|---|---|---|---|
| | R: 1 H: 1<br>E: 0 LOB: 0<br>K: 2 BB: 0<br>S: 8 P: 8 | R: 0 H: 1<br>E: 0 LOB: 1<br>K: 2 BB: 0<br>S: 8 P: 8 | R: 3 H: 4<br>E: 0 LOB: 0<br>K: 1 BB: 0<br>S: 9 P: 9 | R: 0 H: 1<br>E: 0 LOB: 1<br>K: 2 BB: 0<br>S: 8 P: 8 | R: 3 H: 3<br>E: 0 LOB: 1<br>K: 1 BB: 1<br>S: 9 P: 13 | R: 0 H: 0<br>E: 0 LOB: 0<br>K: 1 BB: 0<br>S: 5 P: 5 | R: 0 H: 0<br>E: 0 LOB: 1<br>K: 1 BB: 1<br>S: 5 P: 9 | R: 0 H: 2<br>E: 0 LOB: 1<br>K: 0 BB: 0<br>S: 4 P: 4 | R: 1 H: 2<br>E: 0 LOB: 1<br>K: 0 BB: 0<br>S: 5 P: 5 | 1B: 10 SF: 0<br>2B: 2 SAC: 1<br>3B: 0 DP: 1<br>HR: 2 HBP: 0 | WP: 0 PA: 41<br>PB: 0<br>SB: 2<br>CS: 0 |

| PITCHER | | IP | WLS | BF | H | R | ER | SO | BB | IBB | HBP | BLK | WP | HR | S | P | ERA | WHIP |
|---|---|---|---|---|---|---|---|---|---|---|---|---|---|---|---|---|---|---|
| Claudio Vargas, R<br>ERA: 5.79 | (1, 1) | 4.0 | L | 18 | 7 | 4 | 4 | 7 | 0 | 0 | 0 | 0 | 0 | 2 | 33 | 33 | 9.00 | 1.750 |
| 59 Jeff Bajenaru, R<br>ERA: 8.0 | (5, 1) | 1.0 | | 7 | 3 | 3 | 3 | 1 | 1 | 0 | 0 | 0 | 0 | 0 | 9 | 13 | 27.00 | 4.000 |
| Jose Valverde, R<br>ERA: 4.26 | (6, 1) | 1.1 | | 4 | 0 | 0 | 0 | 1 | 0 | 0 | 0 | 0 | 0 | 0 | 6 | 6 | 0.00 | 0.000 |
| Randy Choate, L<br>ERA: 2.57 | (7, 1) | 1.2 | | 7 | 2 | 0 | 0 | 1 | 1 | 0 | 0 | 0 | 0 | 0 | 8 | 12 | 0.00 | 1.800 |
| Dustin Glant, R<br>ERA: 9.0 | (9, 1) | 1.0 | | 5 | 2 | 1 | 1 | 0 | 0 | 0 | 0 | 0 | 0 | 0 | 5 | 5 | 9.00 | 2.000 |

| PITCHER | | IP | WLS | BF | H | R | ER | SO | BB | IBB | HBP | BLK | WP | HR | S | P | ERA | WHIP |
|---|---|---|---|---|---|---|---|---|---|---|---|---|---|---|---|---|---|---|

# BOTTOM

## Colorado Rockies @ Arizona Diamondbacks

Tucson Electric Park, Tucson, AZ

Thu Mar 23 2006, 3:05 PM EST

Att. 5,054 - Sunny - 70 F

livebaseballscorecards.com

| Batter | 1 | 2 | 3 | 4 | 5 | 6 | 7 | 8 | 9 | AB | R | H | RBI | BB | SO | LOB |
|---|---|---|---|---|---|---|---|---|---|---|---|---|---|---|---|---|
| Craig Counsell, L (1, 6)<br>OBP: 0.364, SLG: 0.364 | G6-3 | | 2-H 1B | | L7-4 2-2 | | 1-3 1B | | 1-2 2-3 BB | 3 | 0 | 1 | 1 | 0 | 0 | 2 |
| Jose Valverde, R (6, 1) | | | | | | | | | | 0 | 0 | 0 | 0 | 0 | 0 | 0 |
| Koyie Hill, S (7, 2)<br>OBP: 0.560, SLG: 0.571 | | | | | | | | | | 1 | 0 | 1 | 0 | 1 | 0 | 0 |
| Andy Green, R (1, 5)<br>OBP: 0.511, SLG: 0.676 | G5-3 | | F9 | | | HR 3B | K | | L7 | 4 | 1 | 1 | 0 | 0 | 1 | 3 |
| 16 Kenny Perez, S (8, 5) | | | | | | | | | | 1 | 0 | 0 | 0 | 0 | 0 | 3 |
| Shawn Green, L (1, 9)<br>OBP: 0.238, SLG: 0.390 | G4-3 | | | G4-3 | | 3-H HR | L7 | | K | 2 | 0 | 0 | 0 | 0 | 0 | 0 |
| Carlos González, L (5, 9)<br>OBP: 0.333, SLG: 1.333 | | | | | | | | | | 3 | 1 | 1 | 2 | 0 | 1 | 5 |
| 34 Conor Jackson, R (1, 3)<br>OBP: 0.543, SLG: 0.784 | | G5-3 | | 1B | | G3-1 1B | | G4-3 | K | 3 | 0 | 2 | 0 | 0 | 0 | 0 |
| Jesus Cota, L (7, 3)<br>OBP: 0.286, SLG: 0.167 | | | | | | | | | | 2 | 0 | 0 | 0 | 0 | 1 | 3 |
| 30 Jeff DaVanon, S (1, 8)<br>OBP: 0.568, SLG: 0.548 | | BB CS | | F8 | | G3-1 1-2 | | 3B 1B | | 1 | 0 | 0 | 0 | 1 | 0 | 1 |
| 59 Jeff Bajenaru, R (5, 1) | | | | | | | | | | 0 | 0 | 0 | 0 | 0 | 0 | 0 |
| Adam Haley, L (6, 6)<br>OBP: 0.467, SLG: 0.500 | | | | | | | | | | 2 | 1 | 1 | 0 | 0 | 0 | 1 |
| Scott Hairston, R (1, 7)<br>OBP: 0.465, SLG: 0.568 | G6-3 1-2 | | | F8 | | 19 G4-6-3 BB | | G4-3 3-H 1B | | 3 | 0 | 1 | 1 | 1 | 0 | 2 |
| 19 Chris Snyder, R (1, 2)<br>OBP: 0.455, SLG: 0.690 | | | 13 G1-3 1B BB | | G6-3 | G4-6-3 1-2f | | G4-3 1-2f | | 2 | 1 | 0 | 0 | 1 | 0 | 2 |
| Randy Choate, L (7, 1) | | | | | | | | | | 0 | 0 | 0 | 0 | 0 | 0 | 0 |
| Steve Garrabrants, R (8, PH) | | | | | | | | | | 1 | 0 | 0 | 0 | 0 | 0 | 1 |
| Dustin Glant, R (9, 1) | | | | | | | | | | 0 | 0 | 0 | 0 | 0 | 0 | 0 |
| 13 Alberto Callaspo, S (1, 4)<br>OBP: 0.311, SLG: 0.300 | | | G1-3 1-2 | | L7-4 7 BB BB | | 1B 1B | | BB 7 BB BB | 2 | 0 | 1 | 0 | 2 | 0 | 1 |
| Claudio Vargas, R (1, 1) | | | | | | | | | | 1 | 0 | 0 | 0 | 0 | 0 | 1 |
| 7 Carlos Quentin, R (1, 8)<br>OBP: 0.500, SLG: 0.700 | | | G1-3 | | 1-2 BB | | F8 | | BB 1-2 BB | 1 | 0 | 0 | 0 | 2 | 0 | 1 |
| Inning Stats | R: 0 E: 0 K: 0 S: 3 H: 0 LOB: 0 BB: 0 P: 3 | R: 0 E: 0 K: 0 S: 3 H: 0 LOB: 0 BB: 1 P: 7 | R: 1 E: 0 K: 0 S: 4 H: 1 LOB: 1 BB: 1 P: 8 | R: 0 E: 0 K: 0 S: 4 H: 1 LOB: 1 BB: 0 P: 4 | R: 0 E: 0 K: 0 S: 2 H: 0 LOB: 1 BB: 2 P: 10 | R: 2 E: 0 K: 0 S: 5 H: 3 LOB: 1 BB: 1 P: 9 | R: 0 E: 0 K: 1 S: 7 H: 2 LOB: 2 BB: 0 P: 7 | R: 1 E: 0 K: 0 S: 4 H: 2 LOB: 0 BB: 0 P: 4 | R: 0 E: 0 K: 2 S: 7 H: 0 LOB: 3 BB: 3 P: 19 | 1B: 6 2B: 1 3B: 2 HR: 1 | SF: 0 SAC: 0 DP: 3 HBP: 0 | | | | | | |

| | | | | | | | | | |

| Batter | 1 | 2 | 3 | 4 | 5 | 6 | 7 | 8 | 9 | AB | R | H | RBI | BB | SO | LOB |
|---|---|---|---|---|---|---|---|---|---|---|---|---|---|---|---|---|
| 18 Cory Sullivan, L (1, 8)<br>OBP: 0.341, SLG: 0.595 | F7 | | K | | | E3 12 1B 27 G1-4-3<br>1-2 | | F8 | | 3 | 1 | 0 | 0 | 0 | 1 | 1 |
| 1 Tony Miller, R (7, 8)<br>OBP: 0.417, SLG: 0.400 | | | | | | | | | | 1 | 0 | 0 | 0 | 0 | 0 | 0 |
| 12 Clint Barmes, R (1, 6)<br>OBP: 0.317, SLG: 0.297 | L8 | | K | | | 27 G1-4-3 1B<br>1-3<br>2-H | | G4-3 | | 3 | 0 | 1 | 1 | 0 | 1 | 0 |
| 24 Jason Smith, L (7, 6)<br>OBP: 0.417, SLG: 0.500 | | | | | | | | | | 1 | 0 | 0 | 0 | 0 | 0 | 0 |
| 27 Garrett Atkins, R (1, 5)<br>OBP: 0.435, SLG: 0.405 | F7 | | | G5-3 | | G1-4-3<br>1-2f<br>3-H | | | F7 | 3 | 0 | 0 | 0 | 0 | 0 | 1 |
| 64 Ian Stewart, L (7, 5)<br>OBP: 0.426, SLG: 0.833 | | | | | | | | | | 1 | 0 | 0 | 0 | 0 | 0 | 0 |
| Eli Marrero, R (1, 3)<br>OBP: 0.476, SLG: 0.486 | | BBBB 1B G1-3 BB | | P4 | | G6-3 | | | 11 BB 19 3B 1B | 2 | 0 | 0 | 0 | 1 | 0 | 0 |
| 67 Carlos Rivera, L (7, 3)<br>OBP: 0.409, SLG: 0.450 | | | | | | | | | | 1 | 1 | 1 | 0 | 0 | 0 | 0 |
| 11 Brad Hawpe, L (1, 9)<br>OBP: 0.383, SLG: 0.442 | | SSS K | | G3 | | | 1B | | BBBB 19 3B<br>1-2 BB | 3 | 1 | 1 | 0 | 1 | 1 | 1 |
| Luis Gonzalez, R (1, 4)<br>OBP: 0.405, SLG: 0.610 | | G1-3<br>1-2 | | | P6 | | SSS K | | 1-H 2-H 3B | 3 | 0 | 0 | 0 | 0 | 1 | 2 |
| 19 Ryan Spilborghs, R (7, 7)<br>OBP: 0.425, SLG: 0.472 | | | | | | | | | | 1 | 0 | 1 | 2 | 0 | 0 | 0 |
| Jamey Carroll, R (1, 7)<br>OBP: 0.447, SLG: 0.471 | | FC5-4 2-3 1B | | | G6-4-3 1B | | G5-4-3 1-2 1B | | CCC K | 4 | 0 | 3 | 0 | 0 | 1 | 1 |
| (7, 4) | | | | | | | | | | | | | | | | |
| Danny Ardoin, R (1, 2)<br>OBP: 0.394, SLG: 0.552 | | FC5-4<br>1-2f | | | G6-4-3<br>1-2f | | G5-4-3<br>1-2f | | G5-3 | 3 | 0 | 0 | 0 | 0 | 0 | 5 |
| Ray King, L (7, 1) | | | | | | | | | | 0 | 0 | 0 | 0 | 0 | 0 | 0 |
| Yusuke Arakawa, R (8, 1) | | | | | | | | | | 0 | 0 | 0 | 0 | 0 | 0 | 0 |
| Choo Freeman, R (9, PH)<br>OBP: 0.438, SLG: 0.619 | | | | | | | | | | 1 | 0 | 0 | 0 | 0 | 0 | 1 |
| Jason Jennings, L (1, 1)<br>OBP: 0.286, SLG: 0.167 | | | F8 | | | BBBB 18 E 12 1B BB | | P5 | | 1 | 1 | 0 | 0 | 1 | 0 | 0 |
| JD Closser, S (7, 2)<br>OBP: 0.379, SLG: 0.538 | | | | | | | | | | 1 | 0 | 0 | 0 | 0 | 0 | 0 |

| Inning Stats | 1 | 2 | 3 | 4 | 5 | 6 | 7 | 8 | 9 |
|---|---|---|---|---|---|---|---|---|---|
| | R: 0 E: 0 K: 0 S: 3 | H: 0 LOB: 0 BB: 0 P: 3 | R: 0 E: 0 K: 1 S: 6 | H: 1 LOB: 2 BB: 1 P: 10 | R: 0 E: 0 K: 2 S: 7 | H: 0 LOB: 0 BB: 0 P: 7 | R: 0 E: 0 K: 0 S: 3 | H: 0 LOB: 0 BB: 0 P: 3 | R: 0 E: 0 K: 0 S: 3 | H: 1 LOB: 0 BB: 0 P: 3 | R: 2 E: 1 K: 0 S: 4 | H: 1 LOB: 0 BB: 1 P: 8 | R: 0 E: 0 K: 1 S: 6 | H: 2 LOB: 1 BB: 0 P: 6 | R: 0 E: 0 K: 0 S: 3 | H: 0 LOB: 0 BB: 0 P: 3 | R: 2 E: 0 K: 1 S: 7 | H: 2 LOB: 1 BB: 1 P: 11 |

| | 1B: 6 | SF: 0 | WP: 0 | PA: 35 |
|---|---|---|---|---|
| | 2B: 0 | SAC: 0 | PB: 0 | |
| | 3B: 1 | DP: 3 | SB: 0 | |
| | HR: 0 | HBP: 0 | CS: 0 | |

| PITCHER | | IP | WLS | BF | H | R | ER | SO | BB | IBB | HBP | BLK | WP | HR | S | P | ERA | WHIP |
|---|---|---|---|---|---|---|---|---|---|---|---|---|---|---|---|---|---|---|
| Jason Schmidt, R<br>ERA: 2.0 | (1, 1) | 7.0 | W | 26 | 5 | 2 | 1 | 4 | 2 | 0 | 0 | 0 | 0 | 0 | 32 | 40 | 1.29 | 1.000 |
| Armando Benitez, R<br>ERA: 14.54 | (8, 1) | 1.0 | | 3 | 0 | 0 | 0 | 0 | 0 | 0 | 0 | 0 | 0 | 0 | 3 | 3 | 0.00 | 0.000 |
| Tyler Walker, R<br>ERA: 10.8 | (9, 1) | 1.0 | | 6 | 2 | 2 | 2 | 1 | 1 | 0 | 0 | 0 | 0 | 0 | 7 | 11 | 18.00 | 3.000 |

| PITCHER | IP | WLS | BF | H | R | ER | SO | BB | IBB | HBP | BLK | WP | HR | S | P | ERA | WHIP |
|---|---|---|---|---|---|---|---|---|---|---|---|---|---|---|---|---|---|

# TOP

# Colorado Rockies @ San Francisco Giants

Scottsdale Stadium, Scottsdale, AZ

Fri Mar 24 2006, 3:05 PM EST
Att. 11,988 - Sunny - 75 F

livebaseballscorecards.com

| | |
|---|---|
| AB | 32 |
| R | 4 |
| H | 7 |
| RBI | 3 |
| BB | 3 |
| SO | 5 |
| LOB | 12 |

| Batter | 1 | 2 | 3 | 4 | 5 | 6 | 7 | 8 | 9 | AB | R | H | RBI | BB | SO | LOB |
|---|---|---|---|---|---|---|---|---|---|---|---|---|---|---|---|---|
| Ray Durham, S (1, 4)<br>OBP: 0.415, SLG: 0.447 | x 0-0 ① P5 | | x 0-0 ① F9 | | x 0-0 ① F9 | x 0-0 ② L4 | | B B B B 4-0 1-2 2-3 BB | | 4 | 0 | 0 | 0 | 0 | 0 | 0 |
| Angel Chavez, R (7, 5)<br>OBP: 0.392, SLG: 0.419 | | | | | | | | | | 0 | 0 | 0 | 0 | 1 | 0 | 0 |
| 13 Omar Vizquel, S (1, 6)<br>OBP: 0.357, SLG: 0.182 | x 0-0 ② P6 | | x 0-0 BB 1B 1B | | B B B B 4-0 BB 1B BB BB | x 0-0 ③ G4-3 | | x 0-0 ③ F8 | | 3 | 2 | 1 | 0 | 1 | 0 | 0 |
| 43 Tomas De La Rosa, R (7, 6)<br>OBP: 0.262, SLG: 0.263 | | | | | | | | | | 1 | 0 | 0 | 0 | 0 | 0 | 3 |
| Steve Finley, L (1, 8)<br>OBP: 0.459, SLG: 0.727 | x 0-0 ③ G3 | | B B B B 4-0 A4 D8 1B 1-2 BB | | x 0-0 BB 9 1B BB 1-2 1B | | x 0-0 ① G4-3 | | | 3 | 1 | 1 | 0 | 1 | 0 | 0 |
| Jason Ellison, R (8, 8)<br>OBP: 0.527, SLG: 0.578 | | | | | | | | | | 0 | 0 | 0 | 0 | 0 | 0 | 0 |
| Barry Bonds, L (1, 7)<br>OBP: 0.667, SLG: 1.438 | | x 0-0 ① P4 | x 0-0 1-2 2-H 1B | | B B B B 4-0 9 1B BB 1-2 2-3 FC3-6 BB | | x 0-0 ② F7 | | | 3 | 1 | 1 | 1 | 1 | 0 | 0 |
| Todd Linden, S (8, 7)<br>OBP: 0.387, SLG: 0.347 | | | | | | | | | | 0 | 0 | 0 | 0 | 0 | 0 | 0 |
| Moises Alou, R (1, 9)<br>OBP: 0.333, SLG: 0.571 | | x 0-0 HR | S C C SAFE 0-3 ② ③ 2-3 | | B B B B 4-0 FC3-6 9 1B 1-2 2-3 3-H BB | | x 0-0 ③ P6 | | | 3 | 1 | 1 | 2 | 1 | 1 | 2 |
| Armando Benitez, R (8, 1) | | | | | | | | | | 0 | 0 | 0 | 0 | 0 | 0 | 0 |
| 19 Kevin Frandsen, R (9, 4)<br>OBP: 0.392, SLG: 0.630 | | | | | | | | | | 0 | 0 | 0 | 0 | 0 | 0 | 0 |
| 9 Mark Sweeney, L (1, 3)<br>OBP: 0.438, SLG: 0.607 | | x 0-0 WP 1B 1B | | x 0-0 ① G1-3 | x 0-0 FC3-6 1-2 2-3 3-H 1B | | | B B B B 4-0 BB 40 1B BB | | 3 | 1 | 2 | 1 | 1 | 0 | 0 |
| 56 Chad Santos, L (8, PR)<br>OBP: 0.500, SLG: 0.500 | | | | | | | | | | 0 | 0 | 0 | 0 | 0 | 0 | 0 |
| (9, 3) | | | | | | | | | | | | | | | | |
| Jose Vizcaino, S (1, 5)<br>OBP: 0.414, SLG: 0.400 | C C C 0-3 ② | | | x 0-0 2B | x 0-0 ② FC3-6 1-2f 2-3 3-H | | | x 0-0 ① F7 | | 4 | 0 | 1 | 1 | 0 | 1 | 4 |
| (7, 4) | | | | | | | | | | 0 | 0 | 0 | 0 | 0 | 0 | 0 |
| Tyler Walker, R (9, 1) | | | | | | | | | | | | | | | | |
| Mike Matheny, R (1, 2)<br>OBP: 0.444, SLG: 0.680 | B x 1-0 1-H 1B | | | x 0-0 ② G5-3 | x 0-0 ③ F7 | | | x 0-0 1-2 BB 1B | | 3 | 0 | 1 | 1 | 0 | 0 | 3 |
| 40 Daniel Ortmeier, S (8, 9)<br>OBP: 0.261, SLG: 0.326 | | | | | | | | | | 1 | 0 | 1 | 0 | 0 | 0 | 0 |
| Jason Schmidt, R (1, 1) | S S S 0-3 ③ K | | | C C C 0-3 ③ K | | S S S 0-3 ① K | | S S S 0-3 ② K | | 3 | 0 | 0 | 0 | 0 | 3 | 2 |
| 50 Eliezer Alfonzo, R (8, 2)<br>OBP: 0.393, SLG: 0.630 | | | | | | | | | | 1 | 0 | 0 | 0 | 0 | 1 | 2 |
| Inning Stats | R: 0 H: 0<br>E: 0 LOB: 0<br>K: 0 BB: 0<br>S: 3 P: 3 | R: 2 H: 3<br>E: 0 LOB: 1<br>K: 2 BB: 0<br>S: 10 P: 11 | R: 1 H: 2<br>E: 0 LOB: 1<br>K: 1 BB: 1<br>S: 6 P: 10 | R: 0 H: 1<br>E: 0 LOB: 1<br>K: 1 BB: 0<br>S: 6 P: 6 | R: 3 H: 2<br>E: 0 LOB: 2<br>K: 0 BB: 3<br>S: 5 P: 17 | R: 0 H: 0<br>E: 0 LOB: 0<br>K: 1 BB: 0<br>S: 5 P: 5 | R: 0 H: 0<br>E: 0 LOB: 0<br>K: 0 BB: 0<br>S: 3 P: 3 | R: 0 H: 1<br>E: 0 LOB: 3<br>K: 1 BB: 2<br>S: 6 P: 14 | | 1B: 7 SF: 0<br>2B: 1 SAC: 0<br>3B: 0 DP: 0<br>HR: 1 HBP: 0 | | | | | | |

| PITCHER | | IP | WLS | BF | H | R | ER | SO | BB | IBB | HBP | BLK | WP | HR | S | P | ERA | WHIP |
|---|---|---|---|---|---|---|---|---|---|---|---|---|---|---|---|---|---|---|
| Jason Jennings, R<br>ERA: 5.4 | (1, 1) | 6.0 | L | 29 | 8 | 6 | 6 | 5 | 4 | 0 | 0 | 0 | 1 | 1 | 35 | 52 | 9.00 | 2.000 |
| Ray King, L<br>ERA: 3.86 | (7, 1) | 1.0 | | 3 | 0 | 0 | 0 | 0 | 0 | 0 | 0 | 0 | 0 | 0 | 3 | 3 | 0.00 | 0.000 |
| Yusuke Arakawa, R<br>ERA: | (8, 1) | 1.0 | | 6 | 1 | 0 | 0 | 1 | 2 | 0 | 0 | 0 | 0 | 0 | 6 | 14 | 0.00 | 3.000 |

| PITCHER | IP | WLS | BF | H | R | ER | SO | BB | IBB | HBP | BLK | WP | HR | S | P | ERA | WHIP |
|---|---|---|---|---|---|---|---|---|---|---|---|---|---|---|---|---|---|

# BOTTOM

## Colorado Rockies @ San Francisco Giants

Scottsdale Stadium, Scottsdale, AZ

Fri Mar 24 2006, 3:05 PM EST
Att. 11,988 - Sunny - 75 F

livebaseballscorecards.com

| | |
|---|---|
| AB | 32 |
| R | 6 |
| H | 9 |
| RBI | 6 |
| BB | 6 |
| SO | 6 |
| LOB | 16 |

| | | | |
|---|---|---|---|
| WP: 1 | PA: 38 | | |
| PB: 0 | | | |
| SB: 0 | | | |
| CS: 0 | | | |

| Batter | 1 | 2 | 3 | 4 | 5 | 6 | 7 | 8 | 9 | AB | R | H | RBI | BB | SO | LOB |
|---|---|---|---|---|---|---|---|---|---|---|---|---|---|---|---|---|
| 24 Adrian Brown, S (1, 8)<br>OBP: 0.250, SLG: 0.244 | G6-3 | | SH1-3<br>2-3 | | | P4 | | G4-3<br>2-3<br>3-H | | 3 | 0 | 0 | 1 | 0 | 0 | 1 |
| 5 Ian Kinsler, R (1, 4)<br>OBP: 0.347, SLG: 0.548<br>49 Jamie Burke, R (8, 2)<br>OBP: 0.294, SLG: 0.375 | K | | P6 | | | K | | P4 | | 4<br>0 | 0<br>0 | 0<br>0 | 0<br>0 | 0<br>0 | 2<br>0 | 2<br>0 |
| Erubiel Durazo, L (1, 10)<br>OBP: 0.250, SLG: 0.348<br>Luke Grayson, R (9, PR) | K | | | 2B | | F8 | | | 16<br>G5-4-3<br>1B | 4<br>0 | 0<br>0 | 2<br>0 | 0<br>0 | 0<br>0 | 1<br>0 | 0<br>0 |
| 16 Adam Hyzdu, R (1, 7)<br>OBP: 0.400, SLG: 0.649<br>(5, 9) | | G5-3 | | G6-3 | | | K | | G5-4-3<br>1-2f | 4 | 0 | 0 | 0 | 0 | 1 | 2 |
| 19 Jason Botts, S (1, 3)<br>OBP: 0.326, SLG: 0.350 | | G3-1 | | G4-6-3<br>BB | | | F8 | | G4-3 | 3 | 0 | 0 | 0 | 1 | 0 | 1 |
| D'Angelo Jimenez, S (1, 6)<br>OBP: 0.354, SLG: 0.386 | | G3-1 | | G4-6-3<br>1-2f | | | F8 | | | 3 | 0 | 0 | 0 | 0 | 0 | 2 |
| 15 Gerald Laird, R (1, 2)<br>OBP: 0.379, SLG: 0.607<br>71 Tim Olson, R (8, 4)<br>OBP: 0.615, SLG: 0.909 | | | P6 | | G5-3 | | | 24<br>G4-3<br>2B<br>BB | | 2<br>0 | 1<br>0 | 0<br>0 | 0<br>0 | 1<br>0 | 0<br>0 | 0<br>0 |
| Travis Metcalf, R (1, 5)<br>OBP: 0.304, SLG: 0.300 | | | 2B<br>BB | | F8 | | | 24<br>G4-3<br>1-3<br>2B | | 2 | 1 | 1 | 0 | 1 | 0 | 0 |
| John Mayberry Jr., R (1, 9)<br>OBP: 1.000, SLG: 2.000<br>Rashad Eldridge, S (5, PH)<br>OBP: 0.571, SLG: 0.750<br>(5, 7) | | | 24<br>SH1-3<br>1-H<br>2B | | K | | | G1-3 | | 1<br>2 | 0<br>0 | 1<br>0 | 1<br>0 | 0<br>0 | 0<br>1 | 0<br>2 |
| Inning Stats | R: 0<br>E: 0<br>K: 2<br>S: 7<br>H: 0<br>LOB: 0<br>BB: 0<br>P: 7 | R: 0<br>E: 0<br>K: 0<br>S: 3<br>H: 0<br>LOB: 0<br>BB: 0<br>P: 3 | R: 1<br>E: 0<br>K: 0<br>S: 4<br>H: 1<br>LOB: 1<br>BB: 1<br>P: 8 | R: 0<br>E: 0<br>K: 0<br>S: 3<br>H: 1<br>LOB: 1<br>BB: 1<br>P: 7 | R: 0<br>E: 0<br>K: 1<br>S: 5<br>H: 0<br>LOB: 0<br>BB: 0<br>P: 5 | R: 0<br>E: 0<br>K: 1<br>S: 5<br>H: 0<br>LOB: 0<br>BB: 0<br>P: 5 | R: 0<br>E: 0<br>K: 1<br>S: 5<br>H: 0<br>LOB: 0<br>BB: 0<br>P: 5 | R: 1<br>E: 0<br>K: 0<br>S: 4<br>H: 1<br>LOB: 1<br>BB: 1<br>P: 8 | R: 0<br>E: 0<br>K: 0<br>S: 3<br>H: 1<br>LOB: 1<br>BB: 0<br>P: 3 | 1B: 1<br>2B: 3<br>3B: 0<br>HR: 0 | SF: 0<br>SAC: 1<br>DP: 2<br>HBP: 0 | | | WP: 0<br>PB: 0<br>SB: 0<br>CS: 0 | PA: 32 | | |

| PITCHER | | IP | WLS | BF | H | R | ER | SO | BB | IBB | HBP | BLK | WP | HR | S | P | ERA | WHIP |
|---|---|---|---|---|---|---|---|---|---|---|---|---|---|---|---|---|---|---|
| Miguel Asencio, R<br>ERA: 2.13 | (1, 1) | 5.0 | W | 18 | 2 | 1 | 1 | 3 | 2 | 0 | 0 | 0 | 0 | 0 | 22 | 30 | 1.80 | 0.800 |
| 40 Brian Fuentes, L<br>ERA: | (6, 1) | 1.0 | H | 3 | 0 | 0 | 0 | 1 | 0 | 0 | 0 | 0 | 0 | 0 | 5 | 5 | 0.00 | 0.000 |
| Jose Mesa, R<br>ERA: 3.0 | (7, 1) | 1.0 | H | 3 | 0 | 0 | 0 | 1 | 0 | 0 | 0 | 0 | 0 | 0 | 5 | 5 | 0.00 | 0.000 |
| 58 Jaime Cerda, L<br>ERA: 1.0 | (8, 1) | 1.0 | H | 5 | 1 | 1 | 1 | 0 | 1 | 0 | 0 | 0 | 0 | 0 | 4 | 8 | 9.00 | 2.000 |
| 30 Jose Acevedo, R<br>ERA: 9.0 | (9, 1) | 1.0 | S | 3 | 1 | 0 | 0 | 0 | 0 | 0 | 0 | 0 | 0 | 0 | 3 | 3 | 0.00 | 1.000 |

| PITCHER | IP | WLS | BF | H | R | ER | SO | BB | IBB | HBP | BLK | WP | HR | S | P | ERA | WHIP |
|---|---|---|---|---|---|---|---|---|---|---|---|---|---|---|---|---|---|

# TOP

## Texas Rangers @ Colorado Rockies

US West Sports Complex, Hi Corbett Field, Tucson, AZ

Sat Mar 25 2006, 3:05 PM EST

Att. 4,313 - Sunny - 82 F

livebaseballscorecards.com

| | |
|---|---|
| AB | 28 |
| R | 2 |
| H | 4 |
| RBI | 2 |
| BB | 3 |
| SO | 5 |
| LOB | 10 |

# Texas Rangers @ Colorado Rockies

US West Sports Complex, Hi Corbett Field, Tucson, AZ

Sat Mar 25 2006, 3:05 PM EST

Att. 4,313 - Sunny - 82 F

livebaseballscorecards.com

## BOTTOM

| Batter | 1 | 2 | 3 | 4 | 5 | 6 | 7 | 8 | 9 | AB | R | H | RBI | BB | SO | LOB |
|---|---|---|---|---|---|---|---|---|---|---|---|---|---|---|---|---|
| 18 Cory Sullivan, L (1, 8)<br>OBP: 0.340, SLG: 0.578 | G4-3 | | L4 | | 12 G4-6-3 1B<br>1-2<br>3-H | | 1B | | | 3 | 0 | 1 | 1 | 0 | 0 | 0 |
| Choo Freeman, R (7, 8)<br>OBP: 0.449, SLG: 0.628 | | | | | | | | | | 1 | 0 | 1 | 0 | 0 | 0 | 0 |
| 12 Clint Barmes, R (1, 6)<br>OBP: 0.289, SLG: 0.268 | K | | F7 | | G4-6-3<br>1-2f | | G6-3 | | | 4 | 0 | 0 | 0 | 0 | 1 | 3 |
| 17 Todd Helton, L (1, 3)<br>OBP: 0.449, SLG: 0.622 | 2B | | | 27 G6-4-3 5 1B 11 1B 1B | | 5 G1-3 1B | | L7 | | 3 | 1 | 3 | 0 | 0 | 0 | 0 |
| 67 Carlos Rivera, L (7, 3)<br>OBP: 0.391, SLG: 0.429 | | | | | | | | | | 1 | 0 | 0 | 0 | 0 | 0 | 0 |
| 5 Matt Holliday, R (1, 7)<br>OBP: 0.250, SLG: 0.308 | P6 | | | 27 G6-4-3<br>1-2 1B | | G1-3<br>1-2 | | P6 | | 4 | 0 | 1 | 0 | 0 | 0 | 2 |
| 27 Garrett Atkins, R (1, 5)<br>OBP: 0.449, SLG: 0.487 | | HR | | G6-4-3<br>1-2f<br>2-3 | | HBP | | 11 BB 1B | | 2 | 1 | 1 | 1 | 0 | 0 | 2 |
| 64 Ian Stewart, L (7, 5)<br>OBP: 0.438, SLG: 0.837 | | | | | | | | | | 1 | 0 | 1 | 0 | 0 | 0 | 0 |
| 11 Brad Hawpe, L (1, 9)<br>OBP: 0.412, SLG: 0.444 | | G5-4-3 BB | | CS 1B<br>3-H | | K | | 1-2 BB | | 2 | 0 | 1 | 1 | 2 | 1 | 2 |
| Luis Gonzalez, R (1, 4)<br>OBP: 0.400, SLG: 0.614 | G5-4-3<br>1-2f | | | CS<br>1-2 | | F8 | | P3 | | 3 | 1 | 1 | 0 | 0 | 0 | 3 |
| Jose Mesa, R (7, 1) | | | | | | | | | | 0 | 0 | 0 | 0 | 0 | 0 | 0 |
| 58 Jaime Cerda, L (8, 1) | | | | | | | | | | 0 | 0 | 0 | 0 | 0 | 0 | 0 |
| 19 Ryan Spilborghs, R (8, PH)<br>OBP: 0.415, SLG: 0.459 | | | | | | | | | | 1 | 0 | 0 | 0 | 0 | 0 | 2 |
| 30 Jose Acevedo, R (9, 1) | | | | | 8 SH5-3 18 1B 2B | | | | | 0 | 0 | 0 | 0 | 0 | 0 | 0 |
| 8 Yorvit Torrealba, R (1, 2)<br>OBP: 0.348, SLG: 0.368 | G4-3 | | | | SH5-3<br>2-3 | | P4 | | | 1 | 0 | 0 | 0 | 0 | 0 | 0 |
| Miguel Ojeda, R (7, 2) | | | | | | | | | | 1 | 0 | 0 | 0 | 0 | 0 | 0 |
| Miguel Asencio, R (1, 1) | | | B1-3 | | 18 1B BB | | F7 | | | 1 | 0 | 0 | 0 | 0 | 0 | 0 |
| Eli Marrero, R (5, PH)<br>OBP: 0.488, SLG: 0.486 | | | | | | | | | | 0 | 0 | 0 | 0 | 1 | 0 | 0 |
| 40 Brian Fuentes, L (6, 1) | | | | | | | | | | 0 | 0 | 0 | 0 | 0 | 0 | 0 |
| 24 Jason Smith, L (7, 4)<br>OBP: 0.405, SLG: 0.485 | | | | | | | | | | 1 | 0 | 0 | 0 | 0 | 0 | 0 |
| Inning Stats | R: 0 E: 0 K: 1 S: 6 / H: 1 LOB: 1 BB: 0 P: 6 | R: 1 E: 0 K: 0 S: 3 / H: 1 LOB: 0 BB: 1 P: 7 | R: 0 E: 0 K: 0 S: 3 / H: 0 LOB: 0 BB: 0 P: 3 | R: 1 E: 0 K: 0 S: 4 / H: 3 LOB: 0 BB: 0 P: 5 | R: 1 E: 0 K: 0 S: 4 / H: 2 LOB: 1 BB: 1 P: 8 | R: 0 E: 0 K: 1 S: 6 / H: 1 LOB: 2 BB: 0 P: 7 | R: 0 E: 0 K: 0 S: 4 / H: 1 LOB: 1 BB: 0 P: 4 | R: 0 E: 0 K: 0 S: 4 / H: 1 LOB: 2 BB: 1 P: 8 | | 1B: 7 2B: 2 3B: 0 HR: 1 | SF: 0 SAC: 1 DP: 3 HBP: 1 | | | | | | |

| | |
|---|---|
| AB | 29 |
| R | 3 |
| H | 10 |
| RBI | 3 |
| BB | 3 |
| SO | 2 |
| LOB | 14 |

WP: 0 PB: 0 SB: 0 CS: 1 PA: 35

| PITCHER | | IP | WLS | BF | H | R | ER | SO | BB | IBB | HBP | BLK | WP | HR | S | P | ERA | WHIP |
|---|---|---|---|---|---|---|---|---|---|---|---|---|---|---|---|---|---|---|
| 44 Vicente Padilla, R<br>ERA: 3.38 | (1, 1) | 5.2 | L | 24 | 8 | 3 | 3 | 2 | 2 | 0 | 1 | 0 | 0 | 1 | 25 | 35 | 4.76 | 1.765 |
| John Wasdin, R<br>ERA: 10.64 | (6, 1) | 1.1 | | 5 | 1 | 0 | 0 | 0 | 0 | 0 | 0 | 0 | 0 | 0 | 5 | 5 | 0.00 | 0.750 |
| Brian Shouse, L<br>ERA: 2.45 | (8, 1) | 0.1 | | 1 | 0 | 0 | 0 | 0 | 0 | 0 | 0 | 0 | 0 | 0 | 1 | 1 | 0.00 | 0.000 |
| 53 Joaquín Benoit, R<br>ERA: 7.71 | (8, 1) | 0.2 | | 4 | 1 | 0 | 0 | 0 | 1 | 0 | 0 | 0 | 0 | 0 | 3 | 7 | 0.00 | 3.000 |

| PITCHER | IP | WLS | BF | H | R | ER | SO | BB | IBB | HBP | BLK | WP | HR | S | P | ERA | WHIP |
|---|---|---|---|---|---|---|---|---|---|---|---|---|---|---|---|---|---|

| Batter | 1 | 2 | 3 | 4 | 5 | 6 | 7 | 8 | 9 | AB | R | H | RBI | BB | SO | LOB |
|---|---|---|---|---|---|---|---|---|---|---|---|---|---|---|---|---|
| 6 Omar Quintanilla, L (1, 6)<br>OBP: 0.273, SLG: 0.258 | 0-0 1B | | 0-0 G5-3 ③ | | | 0-0 G4-3 ② | | C S C 0-3 K ③ | | 4 | 0 | 1 | 0 | 0 | 1 | 0 |
| Eli Marrero, R (1, 9)<br>OBP: 0.489, SLG: 0.488 | 0-0 P3 ① | | | 0-0 11 G5-3 1B | | 0-0 1B | | | 0-0 G1-3 ① | 4 | 0 | 2 | 0 | 0 | 0 | 1 |
| 11 Brad Hawpe, L (1, 10)<br>OBP: 0.382, SLG: 0.408 | 0-0 F7 ② | | | 0-0 G5-3 ① 1-2 | | 0-0 G6-3 ③ | | | 0-0 F8 ② | 4 | 0 | 0 | 0 | 0 | 0 | 3 |
| 5 Matt Holliday, R (1, 7)<br>OBP: 0.281, SLG: 0.467 | C C S 0-3 K ③ | | | C C S 0-3 K ② | | | 0-0 2B | | 0-0 HR | 4 | 1 | 2 | 1 | 0 | 2 | 2 |
| 24 Jason Smith, L (1, 5)<br>OBP: 0.366, SLG: 0.432 | | 0-0 F9 ① | | C C T 0-2 K ③ | | | 0-0 F8 ① | | C C S 0-3 K ③ | 4 | 0 | 0 | 0 | 0 | 2 | 2 |
| Luis Gonzalez, R (1, 4)<br>OBP: 0.375, SLG: 0.574 | | 0-0 F9 ② | | | C S S 0-3 K ① | | 0-0 F8 ② | | | 3 | 0 | 0 | 0 | 0 | 1 | 1 |
| 67 Carlos Rivera, L (1, 3)<br>OBP: 0.346, SLG: 0.375 | | C C C 0-3 K ③ | | | 0-0 G1-3 ② | | 0-0 F8 ③ | | | 3 | 0 | 0 | 0 | 0 | 1 | 1 |
| Choo Freeman, R (1, 8)<br>OBP: 0.442, SLG: 0.609 | | | 0-0 F7 ① | | 0-0 P4 ③ | | | 0-0 CS 1B | | 3 | 0 | 1 | 0 | 0 | 0 | 0 |
| Danny Ardoin, R (1, 2)<br>OBP: 0.371, SLG: 0.516 | | | 0-0 P4 ② | | | C S C 0-3 K ① | | C S S 0-3 K ① ② 1-2 | | 2 | 0 | 0 | 0 | 0 | 1 | 0 |
| Miguel Ojeda, R (7, 2) | | | | | | | | | | 1 | 0 | 0 | 0 | 0 | 1 | 1 |
| Inning Stats | R: 0 H: 1<br>E: 0 LOB: 1<br>K: 1 BB: 0<br>S: 6 P: 6 | R: 0 H: 0<br>E: 0 LOB: 0<br>K: 1 BB: 0<br>S: 5 P: 5 | R: 0 H: 0<br>E: 0 LOB: 0<br>K: 0 BB: 0<br>S: 3 P: 3 | R: 0 H: 1<br>E: 0 LOB: 1<br>K: 2 BB: 0<br>S: 8 P: 8 | R: 0 H: 0<br>E: 0 LOB: 0<br>K: 1 BB: 0<br>S: 5 P: 5 | R: 0 H: 1<br>E: 0 LOB: 1<br>K: 1 BB: 0<br>S: 6 P: 6 | R: 0 H: 1<br>E: 0 LOB: 1<br>K: 0 BB: 0<br>S: 4 P: 4 | R: 0 H: 1<br>E: 0 LOB: 0<br>K: 2 BB: 0<br>S: 7 P: 7 | R: 1 H: 1<br>E: 0 LOB: 0<br>K: 1 BB: 0<br>S: 6 P: 6 | 1B: 4 SF: 0<br>2B: 2 SAC: 0<br>3B: 0 DP: 1<br>HR: 1 HBP: 0 | | | | | | |

# TOP

## Colorado Rockies @ Oakland Athletics

Phoenix Municipal Stadium, Phoenix, AZ

Sun Mar 26 2006, 3:05 PM EST

Att. 7,090 - Sunny - 75 F

livebaseballscorecards.com

| | |
|---|---|
| AB | 32 |
| R | 1 |
| H | 6 |
| RBI | 1 |
| BB | 0 |
| SO | 9 |
| LOB | 11 |

| PITCHER | | IP | WLS | BF | H | R | ER | SO | BB | IBB | HBP | BLK | WP | HR | S | P | ERA | WHIP |
|---|---|---|---|---|---|---|---|---|---|---|---|---|---|---|---|---|---|---|
| Dan Haren, R<br>ERA: 4.18 | (1, 1) | 6.0 | W | 21 | 3 | 0 | 0 | 6 | 0 | 0 | 0 | 0 | 0 | 0 | 33 | 33 | 0.00 | 0.500 |
| 20 Huston Street, R<br>ERA: 1.5 | (7, 1) | 1.0 | H | 4 | 1 | 0 | 0 | 0 | 0 | 0 | 0 | 0 | 0 | 0 | 4 | 4 | 0.00 | 1.000 |
| Joe Kennedy, L<br>ERA: 0.87 | (8, 1) | 1.0 | H | 3 | 1 | 0 | 0 | 2 | 0 | 0 | 0 | 0 | 0 | 0 | 7 | 7 | 0.00 | 1.000 |
| Kirk Saarloos, R<br>ERA: 4.97 | (9, 1) | 1.0 | S | 4 | 1 | 1 | 1 | 1 | 0 | 0 | 0 | 0 | 0 | 1 | 6 | 6 | 9.00 | 1.000 |

| PITCHER | IP | WLS | BF | H | R | ER | SO | BB | IBB | HBP | BLK | WP | HR | S | P | ERA | WHIP |
|---|---|---|---|---|---|---|---|---|---|---|---|---|---|---|---|---|---|

| | | | |
|---|---|---|---|
| WP: 0 | PA: 32 | | |
| PB: 0 | | | |
| SB: 0 | | | |
| CS: 1 | | | |

| Batter | 1 | 2 | 3 | 4 | 5 | 6 | 7 | 8 | 9 | AB | R | H | RBI | BB | SO | LOB |
|---|---|---|---|---|---|---|---|---|---|---|---|---|---|---|---|---|
| 14 Mark Ellis, R (1, 4)<br>OBP: 0.375, SLG: 0.639 | F7 | | | G6-3 | | L9 | | F9 | | 3 | 0 | 0 | 0 | 0 | 0 | 0 |
| Keith Ginter, R (7, 4)<br>OBP: 0.405, SLG: 0.571 | | | | | | | | | | 1 | 0 | 0 | 0 | 0 | 0 | 0 |
| 21 Mark Kotsay, L (1, 8)<br>OBP: 0.405, SLG: 0.441 | G4-3 | | | G4-3 | | F8 | | | | 3 | 0 | 0 | 0 | 0 | 0 | 0 |
| Freddie Bynum, L (7, 8)<br>OBP: 0.434, SLG: 0.646 | | | | | | | | | | 0 | 0 | 0 | 0 | 0 | 0 | 0 |
| 7 Bobby Crosby, R (1, 6)<br>OBP: 0.383, SLG: 0.558 | K | | | K | | | 2B | | | 3 | 0 | 1 | 0 | 0 | 2 | 0 |
| Mike Rouse, L (7, PR)<br>OBP: 0.313, SLG: 0.175 (8, 6) | | | | | | | | | | 0 | 0 | 0 | 0 | 0 | 0 | 0 |
| 3 Eric Chavez, L (1, 5)<br>OBP: 0.288, SLG: 0.622 | | P5 | | | G4-3 | | P6 | | | 3 | 0 | 0 | 0 | 0 | 0 | 1 |
| 56 Scott McClain, R (8, 5)<br>OBP: 0.425, SLG: 0.750 | | | | | | | | | | 0 | 0 | 0 | 0 | 0 | 0 | 0 |
| Frank Thomas, R (1, 10)<br>OBP: 0.333, SLG: 1.333 | | K | | | HR | | P3 | | | 3 | 1 | 1 | 1 | 0 | 1 | 1 |
| 22 Milton Bradley, S (1, 9)<br>OBP: 0.333, SLG: 0.381 | | F7 | | | F7 | | G4-3 | | | 3 | 0 | 0 | 0 | 0 | 0 | 1 |
| 89 Lloyd Turner, R (8, 9) | | | | | | | | | | 0 | 0 | 0 | 0 | 0 | 0 | 0 |
| Jay Payton, R (1, 7)<br>OBP: 0.385, SLG: 0.625 | | | F8 | | G6-3 | | | HR | | 3 | 1 | 1 | 1 | 0 | 0 | 0 |
| 23 Bobby Kielty, S (9, 7)<br>OBP: 0.429, SLG: 0.563 | | | | | | | | | | 0 | 0 | 0 | 0 | 0 | 0 | 0 |
| Jason Kendall, R (1, 2)<br>OBP: 0.308, SLG: 0.292 | | | G5-3 | | | G6-3 | | G6-3 | | 3 | 0 | 0 | 0 | 0 | 0 | 0 |
| 5 Jeremy Brown, R (9, 2)<br>OBP: 0.182, SLG: 0.100 | | | | | | | | | | 0 | 0 | 0 | 0 | 0 | 0 | 0 |
| Nick Swisher, S (1, 3)<br>OBP: 0.373, SLG: 0.516 | | | G3-1 | | | HR | | F8 | | 3 | 1 | 1 | 1 | 0 | 0 | 0 |
| Inning Stats | R: 0<br>E: 0<br>K: 1<br>S: 5 | R: 0<br>E: 0<br>K: 1<br>S: 5 | R: 0<br>E: 0<br>K: 0<br>S: 3 | R: 0<br>E: 0<br>K: 1<br>S: 5 | R: 1<br>E: 0<br>K: 0<br>S: 4 | R: 1<br>E: 0<br>K: 0<br>S: 4 | R: 0<br>E: 0<br>K: 0<br>S: 4 | R: 1<br>E: 0<br>K: 0<br>S: 4 | | 1B: 0<br>2B: 1<br>3B: 0<br>HR: 3 | SF: 0<br>SAC: 0<br>DP: 0<br>HBP: 0 | | | | | |
| | H: 0<br>LOB: 0<br>BB: 0<br>P: 5 | H: 0<br>LOB: 0<br>BB: 0<br>P: 5 | H: 0<br>LOB: 0<br>BB: 0<br>P: 3 | H: 0<br>LOB: 0<br>BB: 0<br>P: 5 | H: 1<br>LOB: 0<br>BB: 0<br>P: 4 | H: 1<br>LOB: 0<br>BB: 0<br>P: 4 | H: 1<br>LOB: 1<br>BB: 0<br>P: 4 | H: 1<br>LOB: 0<br>BB: 0<br>P: 4 | | | | | | | | |

| PITCHER | | IP | WLS | BF | H | R | ER | SO | BB | IBB | HBP | BLK | WP | HR | S | P | ERA | WHIP |
|---|---|---|---|---|---|---|---|---|---|---|---|---|---|---|---|---|---|---|
| 37 Josh Fogg, R<br>ERA: 5.54 | (1, 1) | 6.0 | L | 20 | 2 | 2 | 2 | 3 | 0 | 0 | 0 | 0 | 0 | 2 | 26 | 26 | 3.00 | 0.333 |
| Jose Mesa, R<br>ERA: 2.7 | (7, 1) | 1.0 | | 4 | 1 | 0 | 0 | 0 | 0 | 0 | 0 | 0 | 0 | 0 | 4 | 4 | 0.00 | 1.000 |
| David Cortes, R<br>ERA: 4.5 | (8, 1) | 1.0 | | 4 | 1 | 1 | 1 | 0 | 0 | 0 | 0 | 0 | 0 | 1 | 4 | 4 | 9.00 | 1.000 |

| PITCHER | IP | WLS | BF | H | R | ER | SO | BB | IBB | HBP | BLK | WP | HR | S | P | ERA | WHIP |
|---|---|---|---|---|---|---|---|---|---|---|---|---|---|---|---|---|---|

# BOTTOM

## Colorado Rockies @ Oakland Athletics

Phoenix Municipal Stadium, Phoenix, AZ

Sun Mar 26 2006, 3:05 PM EST

Att. 7,090 - Sunny - 75 F

livebaseballscorecards.com

| | |
|---|---|
| AB | 28 |
| R | 3 |
| H | 4 |
| RBI | 3 |
| BB | 0 |
| SO | 3 |
| LOB | 3 |

WP: 0 PA: 28
PB: 0
SB: 0
CS: 0

# Colorado Rockies @ Milwaukee Brewers

Maryvale Baseball Park, Phoenix, AZ

Mon Mar 27 2006, 8:05 PM EST

Att. 3,957 - Clear - 70 F

TOP

livebaseballscorecards.com

| Batter | 1 | 2 | 3 | 4 | 5 | 6 | 7 | 8 | 9 | AB | R | H | RBI | BB | SO | LOB |
|---|---|---|---|---|---|---|---|---|---|---|---|---|---|---|---|---|
| 12 Clint Barmes, R (1, 6)<br>OBP: 0.260, SLG: 0.239 | P4 | | F7 | P4 | | F8 | | G6-3 | | 5 | 0 | 0 | 0 | 0 | 0 | 3 |
| Jamey Carroll, R (1, 4)<br>OBP: 0.452, SLG: 0.500 | G3 | | 19 SF8 64 1B WP 1-2 1B | 64 E 1-H 2B | | | E6 64 CS | | K | 4 | 2 | 2 | 1 | 0 | 0 | 0 |
| Doug Bernier, R (7, 4) | | | | | | | | | | 1 | 0 | 0 | 0 | 0 | 1 | 0 |
| 64 Ian Stewart, L (1, 5)<br>OBP: 0.434, SLG: 0.792 | F8 | | WP 1-2 2-3 1B | E4 2-H | | | K 1-2 | | 1B | 5 | 0 | 2 | 0 | 0 | 1 | 1 |
| 19 Ryan Spilborghs, R (1, 9)<br>OBP: 0.370, SLG: 0.415 | | P4 | SF8 2-3 3-H | F8 | | | P3 | | P4 | 4 | 0 | 0 | 1 | 0 | 0 | 2 |
| Joe Koshansky, L (1, 3)<br>OBP: 0.385, SLG: 0.667 | | G3 | BB 1-2 3-H | | P4 | | | G3 1 BB 1B | 1-2 1B | 4 | 1 | 2 | 0 | 1 | 0 | 0 |
| Matt Miller, R (1, 7) | | BB 1 WP 1 1B | P4 | | F7 | | | F8 | G5-3 | 4 | 1 | 0 | 0 | 1 | 0 | 5 |
| 1 Tony Miller, R (1, 8)<br>OBP: 0.438, SLG: 0.385 | | 1-0 1-H 1B | | G1-4-3 | K | | | 4-0 G3 1-2 1B BB | | 3 | 1 | 1 | 1 | 1 | 1 | 0 |
| Miguel Ojeda, R (1, 2)<br>OBP: 0.167, SLG: 0.200 | | G6-3 | | 26 1B 2B | | G3 | | G3 1-2 2-3 | | 3 | 1 | 1 | 0 | 0 | 0 | 1 |
| JD Closser, S (7, 2)<br>OBP: 0.367, SLG: 0.519 | | | | | | | | | | 1 | 0 | 0 | 0 | 0 | 0 | 2 |
| 26 Jeff Francis, L (1, 1)<br>OBP: 0.600, SLG: 0.600 | | | 64 1B 19 SF8 1B 1B | 2-H 2B 1B | | G6-3 | | 2-H 3-H 1B | | 3 | 2 | 2 | 1 | 0 | 0 | 0 |
| 24 Mike DeJean, R (7, 1) | | | | | | | | | | 0 | 0 | 0 | 0 | 0 | 0 | 0 |
| Barry Wesson, R (8, PH)<br>OBP: 1.000, SLG: 1.000 | | | | | | | | | | 1 | 0 | 1 | 2 | 0 | 0 | 0 |
| Ray King, L (8, 1) | | | | | | | | | | 0 | 0 | 0 | 0 | 0 | 0 | 0 |
| David Cortes, R (9, 1) | | | | | | | | | | 0 | 0 | 0 | 0 | 0 | 0 | 0 |

| | |
|---|---|
| AB | 38 |
| R | 8 |
| H | 11 |
| RBI | 6 |
| BB | 3 |
| SO | 3 |
| LOB | 14 |

| Inning Stats | 1 | 2 | 3 | 4 | 5 | 6 | 7 | 8 | 9 |
|---|---|---|---|---|---|---|---|---|---|
| | R: 0 E: 0 K: 0 S: 3 | R: 1 E: 0 K: 0 S: 4 | R: 2 E: 0 K: 0 S: 6 | R: 3 E: 1 K: 0 S: 7 | R: 0 E: 0 K: 1 S: 5 | R: 0 E: 0 K: 0 S: 3 | R: 0 E: 1 K: 1 S: 5 | R: 2 E: 0 K: 0 S: 5 | R: 0 E: 0 K: 1 S: 7 |
| | H: 0 LOB: 0 BB: 0 P: 3 | H: 1 LOB: 1 BB: 1 P: 9 | H: 3 LOB: 2 BB: 1 P: 10 | H: 3 LOB: 1 BB: 0 P: 7 | H: 0 LOB: 0 BB: 0 P: 5 | H: 0 LOB: 0 BB: 0 P: 3 | H: 0 LOB: 0 BB: 0 P: 5 | H: 2 LOB: 1 BB: 1 P: 9 | H: 2 LOB: 2 BB: 0 P: 7 |

1B: 9 SF: 1
2B: 2 SAC: 0
3B: 0 DP: 0
HR: 0 HBP: 0

WP: 2 PA: 42
PB: 0
SB: 0
CS: 1

| PITCHER | | IP | WLS | BF | H | R | ER | SO | BB | IBB | HBP | BLK | WP | HR | S | P | ERA | WHIP |
|---|---|---|---|---|---|---|---|---|---|---|---|---|---|---|---|---|---|---|
| 50 Jared Fernandez, R<br>ERA: 4.74 | (1, 1) | 4.0 | L | 22 | 7 | 6 | 5 | 0 | 2 | 0 | 0 | 0 | 2 | 0 | 20 | 29 | 11.25 | 2.250 |
| 43 Justin Lehr, R<br>ERA: 3.27 | (5, 1) | 1.0 | | 3 | 0 | 0 | 0 | 1 | 0 | 0 | 0 | 0 | 0 | 0 | 5 | 5 | 0.00 | 0.000 |
| Dan Kolb, R<br>ERA: 9.39 | (6, 1) | 1.0 | | 3 | 0 | 0 | 0 | 0 | 0 | 0 | 0 | 0 | 0 | 0 | 3 | 3 | 0.00 | 0.000 |
| Matt Wise, R<br>ERA: 3.86 | (7, 1) | 1.0 | | 3 | 0 | 0 | 0 | 1 | 0 | 0 | 0 | 0 | 0 | 0 | 5 | 5 | 0.00 | 0.000 |
| 47 Ben Stanczyk, R<br>ERA: 18.0 | (8, 1) | 1.0 | | 6 | 2 | 2 | 2 | 0 | 1 | 0 | 0 | 0 | 0 | 0 | 5 | 9 | 18.00 | 3.000 |

| PITCHER | | IP | WLS | BF | H | R | ER | SO | BB | IBB | HBP | BLK | WP | HR | S | P | ERA | WHIP |
|---|---|---|---|---|---|---|---|---|---|---|---|---|---|---|---|---|---|---|
| 52 Jose Capellan, R<br>ERA: 2.89 | (9, 1) | 1.0 | | 5 | 2 | 0 | 0 | 1 | 0 | 0 | 0 | 0 | 0 | 0 | 7 | 7 | 0.00 | 2.000 |

| Batter | 1 | 2 | 3 | 4 | 5 | 6 | 7 | 8 | 9 | AB | R | H | RBI | BB | SO | LOB |
|---|---|---|---|---|---|---|---|---|---|---|---|---|---|---|---|---|
| Brady Clark, R (1, 8)<br>OBP: 0.450, SLG: 0.419 | | F7 | | | K | | L6-3 | | F7 | 4 | 1 | 1 | 0 | 0 | 1 | 3 |
| 47 Ben Stanczyk, R (8, 1) | | | | | | | | | | 0 | 0 | 0 | 0 | 0 | 0 | 0 |
| 8 Vinny Rottino, R (9, 3)<br>OBP: 0.563, SLG: 0.696 | S<br>G4-6-3<br>2B | | | | | | 1-1 | | | 1 | 0 | 0 | 0 | 0 | 0 | 1 |
| 7 J.J. Hardy, R (1, 6)<br>OBP: 0.395, SLG: 0.700 | G4-6-3<br>BB | | G6-3 | | L6 | | | G6-3 | | 3 | 0 | 0 | 0 | 1 | 0 | 0 |
| Ozzie Chavez, S (9, 6)<br>OBP: 0.444, SLG: 0.667 | | | | | | | | | | 0 | 0 | 0 | 0 | 0 | 0 | 0 |
| Geoff Jenkins, L (1, 9)<br>OBP: 0.377, SLG: 0.434 | G4-6-3<br>1-2f<br>2-H | | K | | | K | | HR<br>HBP | | 3 | 0 | 0 | 0 | 0 | 2 | 1 |
| 18 Gabe Gross, L (8, PR)<br>OBP: 0.343, SLG: 0.492 | | | | | | | | | | 0 | 1 | 0 | 0 | 0 | 0 | 0 |
| (9, 9) | | | | | | | | | | | | | | | | |
| Carlos Lee, R (1, 7)<br>OBP: 0.407, SLG: 0.542 | G5-3 | | HR | | | 2B | | 1-H<br>HR | | 3 | 1 | 2 | 1 | 0 | 0 | 0 |
| Jeff Cirillo, R (8, 4)<br>OBP: 0.456, SLG: 0.521 | | | | | | | | | | 1 | 1 | 1 | 2 | 0 | 0 | 0 |
| 28 Prince Fielder, L (1, 3)<br>OBP: 0.415, SLG: 0.452 | | 23<br>FC5-4<br>HBP | G3-1 | | | K | | F7 | | 3 | 0 | 0 | 0 | 0 | 1 | 2 |
| 52 Jose Capellan, R (9, 1) | | | | | | | | | | 0 | 0 | 0 | 0 | 0 | 0 | 0 |
| 23 Rickie Weeks Jr., R (1, 4)<br>OBP: 0.382, SLG: 0.483 | FC5-4<br>1-2f<br>2<br>2B | | | K | | F9 | | G1-3 | | 3 | 1 | 0 | 0 | 0 | 1 | 2 |
| 1 Corey Hart, R (8, 7)<br>OBP: 0.386, SLG: 0.500 | | | | | | | | | | 1 | 0 | 0 | 0 | 0 | 0 | 1 |
| 2 Bill Hall, R (1, 5)<br>OBP: 0.429, SLG: 0.639 | 1-H<br>2B<br>2B | | | K | | | 1B<br>S<br>BB | | K | 2 | 1 | 1 | 1 | 1 | 1 | 0 |
| Steve Moss, R (8, 8)<br>OBP: 0.500, SLG: 0.333 | | | | | | | | | | 1 | 0 | 0 | 0 | 0 | 1 | 0 |
| Damian Miller, R (1, 2)<br>OBP: 0.382, SLG: 0.563 | 2-H<br>2B | | | K | | | 1-3<br>L6-3<br>1B | | K | 3 | 0 | 2 | 1 | 0 | 1 | 0 |
| 21 Chad Moeller, R (8, 2)<br>OBP: 0.250, SLG: 0.333 | | | | | | | | | | 1 | 0 | 0 | 0 | 0 | 1 | 0 |
| 50 Jared Fernandez, R (1, 1) | | F9 | | | G1-3 | | K | | 2B | 1 | 0 | 0 | 0 | 0 | 0 | 1 |
| 43 Justin Lehr, R (5, 1) | | | | | | | | | | 0 | 0 | 0 | 0 | 0 | 0 | 0 |
| Lorenzo Cain, R (5, PH) | | | | | | | | | | 1 | 0 | 0 | 0 | 0 | 0 | 0 |
| Dan Kolb, R (6, 1) | | | | | | | | | | 0 | 0 | 0 | 0 | 0 | 0 | 0 |
| Matt Wise, R (7, 1) | | | | | | | | | | 0 | 0 | 0 | 0 | 0 | 0 | 0 |
| 47 Corey Koskie, L (7, PH)<br>OBP: 0.423, SLG: 0.750 | | | | | | | | | | 2 | 0 | 1 | 0 | 0 | 1 | 2 |
| (8, 5) | | | | | | | | | | | | | | | | |

| Inning Stats | 1 | 2 | 3 | 4 | 5 | 6 | 7 | 8 | 9 |
|---|---|---|---|---|---|---|---|---|---|
| | R: 1 H: 1<br>E: 0 LOB: 0<br>K: 0 BB: 1<br>S: 3 P: 8 | R: 2 H: 2<br>E: 0 LOB: 1<br>K: 0 BB: 0<br>S: 5 P: 6 | R: 1 H: 1<br>E: 0 LOB: 0<br>K: 1 BB: 0<br>S: 6 P: 6 | R: 0 H: 0<br>E: 0 LOB: 0<br>K: 3 BB: 0<br>S: 9 P: 9 | R: 0 H: 0<br>E: 0 LOB: 0<br>K: 1 BB: 0<br>S: 5 P: 5 | R: 0 H: 1<br>E: 0 LOB: 1<br>K: 2 BB: 0<br>S: 8 P: 8 | R: 0 H: 1<br>E: 0 LOB: 1<br>K: 1 BB: 1<br>S: 5 P: 10 | R: 2 H: 1<br>E: 0 LOB: 1<br>K: 0 BB: 0<br>S: 4 P: 5 | R: 0 H: 1<br>E: 0 LOB: 1<br>K: 2 BB: 0<br>S: 8 P: 8 |

| PITCHER | | IP | WLS | BF | H | R | ER | SO | BB | IBB | HBP | BLK | WP | HR | S | P | ERA | WHIP |
|---|---|---|---|---|---|---|---|---|---|---|---|---|---|---|---|---|---|---|
| 26 Jeff Francis, L<br>ERA: 6.75 | (1, 1) | 6.0 | W | 24 | 5 | 4 | 4 | 7 | 1 | 0 | 1 | 0 | 0 | 1 | 36 | 42 | 6.00 | 1.000 |
| 24 Mike DeJean, R<br>ERA: 1.0 | (7, 1) | 1.0 | H | 4 | 1 | 0 | 0 | 1 | 1 | 0 | 0 | 0 | 0 | 0 | 5 | 10 | 0.00 | 2.000 |
| Ray King, L<br>ERA: 5.63 | (8, 1) | 1.0 | | 5 | 1 | 2 | 2 | 0 | 0 | 0 | 1 | 0 | 0 | 1 | 4 | 5 | 18.00 | 1.000 |
| David Cortes, R<br>ERA: 3.86 | (9, 1) | 1.0 | S | 4 | 1 | 0 | 0 | 2 | 0 | 0 | 0 | 0 | 0 | 0 | 8 | 8 | 0.00 | 1.000 |

| PITCHER | IP | WLS | BF | H | R | ER | SO | BB | IBB | HBP | BLK | WP | HR | S | P | ERA | WHIP |
|---|---|---|---|---|---|---|---|---|---|---|---|---|---|---|---|---|---|

# BOTTOM

## Colorado Rockies @ Milwaukee Brewers

Maryvale Baseball Park, Phoenix, AZ

Mon Mar 27 2006, 8:05 PM EST

Att. 3,957 - Clear - 70 F

livebaseballscorecards.com

| | |
|---|---|
| AB | 33 |
| R | 6 |
| H | 8 |
| RBI | 5 |
| BB | 2 |
| SO | 10 |
| LOB | 13 |

| | | | |
|---|---|---|---|
| 1B: 1 | SF: 0 | WP: 0 | PA: 37 |
| 2B: 6 | SAC: 0 | PB: 0 | |
| 3B: 0 | DP: 2 | SB: 2 | |
| HR: 2 | HBP: 2 | CS: 0 | |

| Batter | 1 | 2 | 3 | 4 | 5 | 6 | 7 | 8 | 9 | 10 | AB | R | H | RBI | BB | SO | LOB |
|---|---|---|---|---|---|---|---|---|---|---|---|---|---|---|---|---|---|
| Jason Ellison, R (1, 8)<br>OBP: 0.508, SLG: 0.593 | C S S<br>0-3<br>K ① | | C C C<br>0-3<br>K ② | | x<br>0-0<br>G6-3 ② | | x<br>0-0<br>G6-3 ③ | | x<br>0-0<br>P2 ③ | | 3 | 0 | 0 | 0 | 0 | 2 | 0 |
| 67 Joe Bateman, R (5, 1) | | | | | | | | | | | 0 | 0 | 0 | 0 | 0 | 0 | 0 |
| Angel Chavez, R (7, PH)<br>OBP: 0.433, SLG: 0.469 | | | | | | | | | | | 2 | 0 | 0 | 0 | 0 | 0 | 0 |
| (7, 6) | | | | | | | | | | | | | | | | | |
| 19 Kevin Frandsen, R (1, 4)<br>OBP: 0.429, SLG: 0.667 | S S S<br>0-3<br>K ② | | x<br>0-0<br>G3 ③ | | x<br>0-0<br>2B | | | B B B B<br>4-0<br>82<br>1B<br>56<br>2B<br>BB | | x<br>0-0<br>F7 ① | 4 | 1 | 1 | 0 | 1 | 1 | 0 |
| Todd Linden, S (1, 7)<br>OBP: 0.385, SLG: 0.346 | x<br>0-0<br>G3 ③ | | | x<br>0-0<br>G5-4-3<br>28<br>1B<br>1B<br>1B | x<br>0-0<br>G6-3 ③ | | | x<br>0-0<br>56<br>2B<br>1-2<br>1B | | x<br>0-0<br>G4-3 ② | 2 | 1 | 1 | 0 | 0 | 0 | 0 |
| 82 John Bowker, L (5, PH)<br>OBP: 0.400, SLG: 0.400 | | | | | | | | | | | 3 | 1 | 1 | 0 | 0 | 0 | 1 |
| (5, 7) | | | | | | | | | | | | | | | | | |
| 28 Lance Niekro, R (1, 3)<br>OBP: 0.446, SLG: 0.720 | | S S S<br>0-3<br>K ① | | x<br>0-0<br>G5-4-3<br>1-2<br>1B | | x<br>0-0<br>50<br>FC4-6<br>1B | | x<br>0-0<br>1-H<br>2-H<br>2B | | S S S<br>0-3<br>K ③ | 3 | 0 | 2 | 0 | 0 | 1 | 0 |
| 56 Chad Santos, L (6, 3)<br>OBP: 0.714, SLG: 0.800 | | | | | | | | | | | 2 | 0 | 1 | 2 | 0 | 1 | 0 |
| Pedro Feliz, R (1, 5)<br>OBP: 0.320, SLG: 0.583 | | x<br>0-0<br>73<br>HR<br>1B | | x<br>0-0<br>G5-4-3<br>1-2f<br>2-3 | | x<br>0-0<br>L6 ① | | x<br>0-0<br>F7 ① | | | 3 | 1 | 1 | 0 | 0 | 0 | 3 |
| Jed Hansen, R (6, 5)<br>OBP: 0.500, SLG: 0.750 | | | | | | | | | | | 1 | 0 | 0 | 0 | 0 | 0 | 1 |
| Todd Greene, R (1, 2)<br>OBP: 0.281, SLG: 0.433 | | S S S<br>0-3<br>K ② | | x<br>0-0<br>73<br>2B<br>3-H<br>1B | | x<br>0-0<br>FC4-6 ②<br>1-2f | | S S S<br>0-3<br>K ② | | | 2 | 1 | 1 | 1 | 0 | 1 | 1 |
| 50 Eliezer Alfonzo, R (5, 2)<br>OBP: 0.333, SLG: 0.531 | | | | | | | | | | | 2 | 0 | 0 | 0 | 0 | 1 | 2 |
| 73 Abraham Nunez, S (1, 9)<br>OBP: 0.431, SLG: 0.522 | | B B x<br>2-0<br>1-H<br>HR | | x<br>0-0<br>1-H<br>2B | | x<br>0-0<br>F7 ③ | | S S S<br>0-3<br>K ③ | | | 3 | 1 | 2 | 3 | 0 | 0 | 1 |
| (5, 8) | | | | | | | | | | | 1 | 0 | 0 | 0 | 0 | 1 | 1 |
| 86 Clay Timpner, L (7, 8)<br>OBP: 0.083, SLG: 0.083 | | | | | | | | | | | | | | | | | |
| 43 Tomas De La Rosa, R (1, 6)<br>OBP: 0.239, SLG: 0.238 | | x<br>0-0<br>F7 ③ | | x<br>0-0<br>G6-3 ③ | | | x<br>0-0<br>F7 ① | | x<br>0-0<br>83<br>G6-3<br>1B | | 3 | 0 | 0 | 0 | 0 | 0 | 1 |
| 62 Jeff Miller, R (7, 1) | | | | | | | | | | | 0 | 0 | 0 | 0 | 0 | 0 | 0 |
| 75 Billy Sadler, R (7, 1) | | | | | | | | | | | 0 | 0 | 0 | 0 | 0 | 0 | 0 |
| 88 Julio Cordido, R (9, PH)<br>OBP: 1.000, SLG: 1.000 | | | | | | | | | | | 1 | 0 | 1 | 0 | 0 | 0 | 0 |
| Jeff Petersen, R (9, 1) | | | | | | | | | | | 0 | 0 | 0 | 0 | 0 | 0 | 0 |
| Jamey Wright, R (1, 1) | | | C C C<br>0-3<br>K ① | | x<br>0-0<br>G2-3 ① | | x<br>0-0<br>G6-3 ② | | x<br>0-0<br>1-2f<br>G6-3<br>①<br>② | | 1 | 0 | 0 | 0 | 0 | 1 | 0 |
| 83 Brian Horwitz, R (5, PH)<br>OBP: 0.100, SLG: 0.100 | | | | | | | | | | | 3 | 0 | 0 | 0 | 0 | 0 | 1 |
| (5, 9) | | | | | | | | | | | | | | | | | |
| Inning Stats | R: 0<br>E: 0<br>K: 2<br>S: 7<br>H: 0<br>LOB: 0<br>BB: 0<br>P: 7 | R: 2<br>E: 0<br>K: 2<br>S: 9<br>H: 2<br>LOB: 0<br>BB: 0<br>P: 11 | R: 0<br>E: 0<br>K: 2<br>S: 7<br>H: 0<br>LOB: 0<br>BB: 0<br>P: 7 | R: 2<br>E: 0<br>K: 0<br>S: 6<br>H: 4<br>LOB: 1<br>BB: 0<br>P: 6 | R: 0<br>E: 0<br>K: 0<br>S: 4<br>H: 1<br>LOB: 1<br>BB: 0<br>P: 4 | R: 0<br>E: 0<br>K: 0<br>S: 4<br>H: 1<br>LOB: 1<br>BB: 0<br>P: 4 | R: 0<br>E: 0<br>K: 0<br>S: 3<br>H: 0<br>LOB: 0<br>BB: 0<br>P: 3 | R: 2<br>E: 0<br>K: 2<br>S: 9<br>H: 2<br>LOB: 1<br>BB: 1<br>P: 13 | R: 0<br>E: 0<br>K: 0<br>S: 3<br>H: 1<br>LOB: 0<br>BB: 0<br>P: 3 | R: 0<br>E: 0<br>K: 1<br>S: 5<br>H: 0<br>LOB: 0<br>BB: 0<br>P: 5 | 1B: 7<br>2B: 3<br>3B: 0<br>HR: 1<br>SF: 0<br>SAC: 0<br>DP: 2<br>HBP: 0 | | | | | | |

| PITCHER | IP | WLS | BF | H | R | ER | SO | BB | IBB | HBP | BLK | WP | HR | S | P | ERA | WHIP |
|---|---|---|---|---|---|---|---|---|---|---|---|---|---|---|---|---|---|
| Zach Day, R (1, 1)<br>ERA: 9.75 | 5.0 | | 21 | 7 | 4 | 4 | 6 | 0 | 0 | 0 | 0 | 0 | 1 | 33 | 35 | 7.20 | 1.400 |
| 49 Byung-Hyun Kim, R (6, 1)<br>ERA: | 2.0 | | 7 | 1 | 0 | 0 | 0 | 0 | 0 | 0 | 0 | 0 | 0 | 7 | 7 | 0.00 | 0.500 |
| 58 Jaime Cerda, L (8, 1)<br>ERA: 2.45 | 2.0 | | 9 | 3 | 2 | 2 | 2 | 1 | 0 | 0 | 0 | 0 | 0 | 12 | 16 | 9.00 | 2.000 |
| 61 Ramon E Ramirez, R (10, 1)<br>ERA: 2.25 | 1.0 | | 3 | 0 | 0 | 0 | 1 | 0 | 0 | 0 | 0 | 0 | 0 | 5 | 5 | 0.00 | 0.000 |

| PITCHER | IP | WLS | BF | H | R | ER | SO | BB | IBB | HBP | BLK | WP | HR | S | P | ERA | WHIP |
|---|---|---|---|---|---|---|---|---|---|---|---|---|---|---|---|---|---|

# TOP

## San Francisco Giants @ Colorado Rockies

US West Sports Complex, Hi Corbett Field, Tucson, AZ

Tue Mar 28 2006, 3:05 PM EST

Att. 3,643 - Sunny - 64 F

livebaseballscorecards.com

| | |
|---|---|
| AB | 39 |
| R | 6 |
| H | 11 |
| RBI | 6 |
| BB | 1 |
| SO | 9 |
| LOB | 12 |

| | | | |
|---|---|---|---|
| 1B: 7 | SF: 0 | WP: 0 | PA: 40 |
| 2B: 3 | SAC: 0 | PB: 0 | |
| 3B: 0 | DP: 2 | SB: 0 | |
| HR: 1 | HBP: 0 | CS: 0 | |

| Batter | 1 | 2 | 3 | 4 | 5 | 6 | 7 | 8 | 9 | 10 | AB | R | H | RBI | BB | SO | LOB |
|---|---|---|---|---|---|---|---|---|---|---|---|---|---|---|---|---|---|
| 18 Cory Sullivan, L (1, 8)<br>OBP: 0.377, SLG: 0.640 | F8 | F7 | | 1-3 2B | | | 12 1B 17 HR 1-H 2B | 6 1B BB | | 6 SH1-4 2B | 5 | 1 | 3 | 0 | 1 | 0 | 0 |
| 12 Clint Barmes, R (1, 6)<br>OBP: 0.278, SLG: 0.260<br>6 Omar Quintanilla, L (8, 6)<br>OBP: 0.294, SLG: 0.281 | G5-3 | | 27 S 1B | F9 | | | 17 HR 2-3 1B | 5 FC5 17 BB 1-3 1B | | SH1-4 2-3 | 4<br>1 | 1<br>0 | 2<br>1 | 0<br>0 | 0<br>0 | 0<br>0 | 2<br>0 |
| 17 Todd Helton, L (1, 3)<br>OBP: 0.473, SLG: 0.673 | 27 1B 11 1B 5 1B 1B | | P6 | | P4 | | 1-H 3-H HR | 5 FC5 1-2 BB | | IBB | 4 | 2 | 2 | 3 | 2 | 0 | 1 |
| 5 Matt Holliday, R (1, 7)<br>OBP: 0.316, SLG: 0.556 | 11 1B 27 1B 1-2 1B | | F7 | | 27 CS 1B | | HR | FC5 1-2 2-3f | | K | 6 | 1 | 3 | 1 | 0 | 1 | 6 |
| 27 Garrett Atkins, R (1, 5)<br>OBP: 0.418, SLG: 0.444 | 11 1B 1-2 2-3 1B | | G5-3 1-2 | | G6-3 1-2 | | F8 | | K | G5-3 | 6 | 0 | 1 | 0 | 0 | 1 | 4 |
| 11 Brad Hawpe, L (1, 9)<br>OBP: 0.407, SLG: 0.412<br>58 Jaime Cerda, L (8, 1)<br>19 Ryan Spilborghs, R (9, PH)<br>OBP: 0.383, SLG: 0.452<br>61 Ramon E Ramirez, R (0, 1) | 1-2 2-3 3-H 1B | | | FC6-4 BB | | K | BB | | 1B 2B | | 2<br>0<br>1<br>0 | 0<br>0<br>0<br>0 | 1<br>0<br>1<br>0 | 1<br>0<br>0<br>0 | 2<br>0<br>0<br>0 | 1<br>0<br>0<br>0 | 0<br>0<br>0<br>0 |
| Luis Gonzalez, R (1, 4)<br>OBP: 0.358, SLG: 0.538 | K | | | FC6-4 S 1-2f 1B | | G5-3 | K | | | FC5-4 2-3 1B | 5 | 1 | 1 | 0 | 0 | 2 | 5 |
| Danny Ardoin, R (1, 2)<br>OBP: 0.359, SLG: 0.471<br>Jamey Carroll, R (8, PR)<br>OBP: 0.452, SLG: 0.500<br>Miguel Ojeda, R (9, 2)<br>OBP: 0.154, SLG: 0.182 | | K | | 1-2 | | F7 | | CS BLK BB | | FC5-4 DI 1-2f | 3<br>0<br>1 | 0<br>0<br>0 | 0<br>0<br>0 | 0<br>0<br>0 | 1<br>0<br>0 | 2<br>0<br>0 | 1<br>0<br>2 |
| Zach Day, R (1, 1)<br>OBP: 0.125, SLG: 0.125<br>49 Byung-Hyun Kim, R (6, 1)<br>Choo Freeman, R (8, 9)<br>OBP: 0.426, SLG: 0.583 | | K | | 18 2B 2-H 1B | | | 18 2B BB | K 1-3 | G6-3 1-2 | | 2<br>0<br>2 | 0<br>0<br>0 | 1<br>0<br>0 | 1<br>0<br>0 | 0<br>1<br>0 | 1<br>0<br>1 | 0<br>0<br>3 |
| Inning Stats | R: 1 H: 4<br>E: 0 LOB: 3<br>K: 1 BB: 0<br>S: 9 P: 9 | R: 0 H: 0<br>E: 0 LOB: 0<br>K: 2 BB: 0<br>S: 7 P: 7 | R: 0 H: 1<br>E: 0 LOB: 1<br>K: 0 BB: 0<br>S: 4 P: 5 | R: 1 H: 2<br>E: 0 LOB: 2<br>K: 1 BB: 1<br>S: 7 P: 12 | R: 0 H: 1<br>E: 0 LOB: 0<br>K: 0 BB: 0<br>S: 3 P: 4 | R: 0 H: 0<br>E: 0 LOB: 0<br>K: 1 BB: 0<br>S: 5 P: 5 | R: 4 H: 4<br>E: 0 LOB: 1<br>K: 1 BB: 2<br>S: 8 P: 16 | R: 0 H: 1<br>E: 0 LOB: 3<br>K: 1 BB: 3<br>S: 5 P: 19 | R: 0 H: 2<br>E: 0 LOB: 2<br>K: 1 BB: 0<br>S: 7 P: 8 | R: 0 H: 1<br>E: 0 LOB: 2<br>K: 1 BB: 1<br>S: 6 P: 10 | 1B: 10 SF: 0<br>2B: 4 SAC: 1<br>3B: 0 DP: 0<br>HR: 2 HBP: 0 | | | | | | |

| PITCHER | | IP | WLS | BF | H | R | ER | SO | BB | IBB | HBP | BLK | WP | HR | S | P | ERA | WHIP |
|---|---|---|---|---|---|---|---|---|---|---|---|---|---|---|---|---|---|---|
| Jamey Wright, R<br>ERA: 1.38 | (1, 1) | 4.0 | | 20 | 7 | 2 | 2 | 4 | 1 | 0 | 0 | 0 | 0 | 0 | 27 | 33 | 4.50 | 2.000 |
| 67 Joe Bateman, R<br>ERA: | (5, 1) | 2.0 | | 6 | 1 | 0 | 0 | 1 | 0 | 0 | 0 | 0 | 0 | 0 | 8 | 9 | 0.00 | 0.500 |
| 62 Jeff Miller, R<br>ERA: 21.6 | (7, 1) | 0.1 | | 5 | 4 | 4 | 4 | 0 | 1 | 0 | 0 | 0 | 0 | 2 | 4 | 8 | 108.00 | 15.000 |
| 75 Billy Sadler, R<br>ERA: | (7, 1) | 1.2 | | 9 | 1 | 0 | 0 | 2 | 4 | 0 | 0 | 1 | 0 | 0 | 9 | 27 | 0.00 | 3.000 |
| Jeff Petersen, R<br>ERA: | (9, 1) | 2.0 | | 10 | 3 | 0 | 0 | 2 | 0 | 1 | 0 | 0 | 0 | 0 | 13 | 18 | 0.00 | 1.500 |

| PITCHER | | IP | WLS | BF | H | R | ER | SO | BB | IBB | HBP | BLK | WP | HR | S | P | ERA | WHIP |
|---|---|---|---|---|---|---|---|---|---|---|---|---|---|---|---|---|---|---|

# BOTTOM

## San Francisco Giants @ Colorado Rockies

US West Sports Complex, Hi Corbett Field, Tucson, AZ

Tue Mar 28 2006, 3:05 PM EST

Att. 3,643 - Sunny - 64 F

livebaseballscorecards.com

| | |
|---|---|
| AB | 42 |
| R | 6 |
| H | 16 |
| RBI | 6 |
| BB | 7 |
| SO | 9 |
| LOB | 24 |

WP: 0 PA: 50
PB: 0
SB: 2
CS: 2

# Arizona Diamondbacks @ Colorado Rockies

US West Sports Complex, Hi Corbett Field, Tucson, AZ

Wed Mar 29 2006, 3:05 PM EST

Att. 3,287 - Sunny - 73 F

livebaseballscorecards.com

## TOP

| Batter | 1 | 2 | 3 | 4 | 5 | 6 | 7 | 8 | 9 | AB | R | H | RBI | BB | SO | LOB |
|---|---|---|---|---|---|---|---|---|---|---|---|---|---|---|---|---|
| 30 Jeff DaVanon, S (1, 8)<br>OBP: 0.571, SLG: 0.628 | F9 | | 1B G4-3 34 G3 1B | | 2B 2B | 1-2 3-H 1B | | | 1B 2B 1B | 4 | 2 | 3 | 1 | 0 | 0 | 0 |
| Steve Garrabrants, R (7, 8)<br>OBP: 0.500, SLG: 0.500 | | | | | | | | | | 1 | 1 | 1 | 0 | 0 | 0 | 0 |
| Craig Counsell, L (1, 6)<br>OBP: 0.308, SLG: 0.385 | K | | G4-3 1-2 | | 2-H 2B | G3 | | | 1-2 2B 1B | 3 | 0 | 1 | 1 | 0 | 1 | 1 |
| Koyie Hill, S (5, 2)<br>OBP: 0.548, SLG: 0.556 | | | | | | | | | | 2 | 1 | 1 | 0 | 0 | 0 | 2 |
| Chad Tracy, L (1, 5)<br>OBP: 0.382, SLG: 0.551 | F7 | | 34 G3 2-3 1B | | F8 | | G6-3 | | F8 | 3 | 0 | 1 | 0 | 0 | 0 | 1 |
| Agustin Murillo, R (5, 5) | | | | | | | | | | 2 | 0 | 0 | 0 | 0 | 0 | 2 |
| 34 Conor Jackson, R (1, 3)<br>OBP: 0.542, SLG: 0.729 | | F9 1B 2B | G3 1-2 3-H | | BBBB 4-0 BB | | BBBB 4-0 BB | | 7 1B 1-H 2-H 2B | 2 | 1 | 1 | 1 | 1 | 0 | 1 |
| Jesus Cota, L (5, 3)<br>OBP: 0.400, SLG: 0.375 | | | | | | | | | | 1 | 0 | 1 | 2 | 1 | 0 | 0 |
| Shawn Green, L (1, 9)<br>OBP: 0.222, SLG: 0.340 | | F9 2-3 | F7 | | CCC 0-3 K | | CCL 0-3 K | | P4 | 3 | 0 | 0 | 0 | 0 | 1 | 4 |
| 37 Juan Cruz, R (5, 1) | | | | | | | | | | 1 | 0 | 0 | 0 | 0 | 1 | 1 |
| 59 Jeff Bajenaru, R (8, 1) | | | | | | | | | | 0 | 0 | 0 | 0 | 0 | 0 | 0 |
| Jon Zeringue, R (9, PH)<br>OBP: 0.167, SLG: 0.333 | | | | | | | | | | 1 | 0 | 0 | 0 | 0 | 0 | 1 |
| Johnny Estrada, S (1, 2)<br>OBP: 0.488, SLG: 0.561 | | BB HBP 3-H 1B | | G3 | | G6-3 | F9 | | 2-3 1B | 2 | 0 | 1 | 1 | 0 | 0 | 0 |
| 7 Carlos Quentin, R (5, 9)<br>OBP: 0.433, SLG: 0.574 | | | | | | | | | | 3 | 0 | 1 | 0 | 0 | 0 | 1 |
| Damion Easley, R (1, 4)<br>OBP: 0.447, SLG: 0.355 | | H 1-0 BB 1-2 HBP | | CCS 0-3 K | | 0-0 P4 | | 0-0 G1-3 | 0-0 F9 | 2 | 0 | 0 | 0 | 0 | 1 | 0 |
| Alberto Gonzalez, R (7, 4)<br>OBP: 0.333, SLG: 0.333 | | | | | | | | | | 2 | 0 | 0 | 0 | 0 | 0 | 2 |
| Andy Green, R (1, 7)<br>OBP: 0.474, SLG: 0.574 | | BBBB 4-0 G6-4-3 1-2 2-3 BB | | F9 | | BBBB 4-0 11 1B 30 1B BB | | G6-3 | | 2 | 1 | 0 | 0 | 2 | 0 | 0 |
| Russ Ortiz, R (1, 1) | | 0-0 G6-4-3 1-2f | | | F7 | 30 1B 1-3 1B | | P6 | | 1 | 0 | 0 | 0 | 0 | 0 | 3 |
| Clint Goocher, L (4, 1) | | | | | | | | | | 0 | 0 | 0 | 0 | 0 | 0 | 0 |
| 11 Jerry Gil, R (5, PH)<br>OBP: 0.458, SLG: 0.800 | | | | | | | | | | 3 | 0 | 1 | 0 | 0 | 0 | 0 |
| (5, 6) | | | | | | | | | | | | | | | | |

| | AB | R | H | RBI | BB | SO |
|---|---|---|---|---|---|---|
| | 38 | 6 | 12 | 6 | 4 | 4 |

LOB 19

| Inning Stats | 1 | 2 | 3 | 4 | 5 | 6 | 7 | 8 | 9 |
|---|---|---|---|---|---|---|---|---|---|
| | R: 0<br>E: 0<br>K: 1<br>S: 5 | H: 0<br>LOB: 0<br>BB: 0<br>P: 5 | R: 1<br>E: 0<br>K: 0<br>S: 4 | H: 2<br>LOB: 2<br>BB: 1<br>P: 9 | R: 1<br>E: 0<br>K: 0<br>S: 5 | H: 2<br>LOB: 1<br>BB: 0<br>P: 5 | R: 0<br>E: 0<br>K: 1<br>S: 5 | H: 0<br>LOB: 0<br>BB: 0<br>P: 5 | R: 1<br>E: 0<br>K: 1<br>S: 7 | H: 2<br>LOB: 2<br>BB: 1<br>P: 11 | R: 1<br>E: 0<br>K: 0<br>S: 5 | H: 2<br>LOB: 2<br>BB: 1<br>P: 9 | R: 0<br>E: 0<br>K: 1<br>S: 5 | H: 0<br>LOB: 1<br>BB: 1<br>P: 9 | R: 0<br>E: 0<br>K: 0<br>S: 3 | H: 0<br>LOB: 0<br>BB: 0<br>P: 3 | R: 2<br>E: 0<br>K: 0<br>S: 7 | H: 4<br>LOB: 2<br>BB: 0<br>P: 7 |

| | 1B | SF | WP | PA |
|---|---|---|---|---|
| | 8 | 0 | 0 | 43 |
| | 2B | SAC | PB | |
| | 4 | 0 | 0 | |
| | 3B | DP | SB | |
| | 0 | 1 | 0 | |
| | HR | HBP | CS | |
| | 0 | 1 | 0 | |

| PITCHER | | IP | W/L/S | BF | H | R | ER | SO | BB | IBB | HBP | BLK | WP | HR | S | P | ERA | WHIP |
|---|---|---|---|---|---|---|---|---|---|---|---|---|---|---|---|---|---|---|
| Miguel Asencio, R<br>ERA: 3.06 | (1, 1) | 5.0 | W | 23 | 6 | 3 | 3 | 3 | 2 | 0 | 1 | 0 | 0 | 0 | 26 | 35 | 5.40 | 1.600 |
| 40 Brian Fuentes, L<br>ERA: 1.8 | (6, 1) | 1.0 | | 6 | 2 | 1 | 1 | 0 | 1 | 0 | 0 | 0 | 0 | 0 | 5 | 9 | 9.00 | 3.000 |
| Jose Mesa, R<br>ERA: 2.45 | (7, 1) | 1.0 | | 4 | 0 | 0 | 0 | 1 | 1 | 0 | 0 | 0 | 0 | 0 | 5 | 9 | 0.00 | 1.000 |
| Ray King, L<br>ERA: 5.0 | (8, 1) | 1.0 | | 3 | 0 | 0 | 0 | 0 | 0 | 0 | 0 | 0 | 0 | 0 | 3 | 3 | 0.00 | 0.000 |
| 39 Tom Martin, L<br>ERA: 3.38 | (9, 1) | 1.0 | | 7 | 4 | 2 | 2 | 0 | 0 | 0 | 0 | 0 | 0 | 0 | 7 | 7 | 18.00 | 4.000 |

| PITCHER | IP | W/L/S | BF | H | R | ER | SO | BB | IBB | HBP | BLK | WP | HR | S | P | ERA | WHIP |
|---|---|---|---|---|---|---|---|---|---|---|---|---|---|---|---|---|---|

| Batter | 1 | 2 | 3 | 4 | 5 | 6 | 7 | 8 | 9 | AB | R | H | RBI | BB | SO | LOB |
|---|---|---|---|---|---|---|---|---|---|---|---|---|---|---|---|---|
| 18 Cory Sullivan, L (1, 8)<br>OBP: 0.393, SLG: 0.660 | 0-0 17 BB 5 G5-4-3 2B | 0-0 F8 | | 0-0 12 FC6-4 2-3 3-H 1B | C S S 0-3 K | | 0-0 G6-3 | | | 3 | 1 | 2 | 1 | 0 | 0 | 1 |
| Choo Freeman, R (5, 8)<br>OBP: 0.411, SLG: 0.560 | | | | | | | | | | 2 | 0 | 0 | 0 | 0 | 1 | 0 |
| 12 Clint Barmes, R (1, 6)<br>OBP: 0.281, SLG: 0.250 | B B B B 4-0 5 G5-4-3 17 BB BB | 0-0 P6 | | 0-0 FC6-4 17 2B 5 SF7 1-2f 3-H | 0-0 G1-3 | | | B B B B 4-0 24 1B 1 WP BB | | 2 | 1 | 0 | 1 | 1 | 0 | 2 |
| Jamey Carroll, R (5, 6)<br>OBP: 0.455, SLG: 0.487 | | | | | | | | | | 1 | 1 | 0 | 0 | 1 | 0 | 0 |
| 17 Todd Helton, L (1, 3)<br>OBP: 0.483, SLG: 0.686 | B B B B 4-0 5 G5-4-3 1-2 2-3 BB | 0-0 E9 | | 0-0 27 1B 1-3 2B | | 0-0 E3 6 S | | 0-0 6 G3 1 WP 1-3 1B | | 2 | 1 | 1 | 0 | 1 | 0 | 0 |
| 24 Jason Smith, L (5, 3)<br>OBP: 0.372, SLG: 0.436 | | | | | | | | | | 2 | 0 | 1 | 0 | 0 | 0 | 0 |
| 5 Matt Holliday, R (1, 7)<br>OBP: 0.293, SLG: 0.526 | 0-0 G5-4-3 1-2f 2-3 3-H | C C C 0-3 K | | 0-0 SF7 3-H | | C C S 0-3 K | | B C S S 1-3 K 1-2 3-H | | 2 | 0 | 0 | 1 | 0 | 1 | 2 |
| 1 Tony Miller, R (5, 7)<br>OBP: 0.389, SLG: 0.333 | | | | | | | | | | 2 | 0 | 0 | 0 | 0 | 2 | 2 |
| 27 Garrett Atkins, R (1, 5)<br>OBP: 0.431, SLG: 0.447 | 0-0 G5-3 | B B B B 4-0 BB | | 0-0 1B 1B 2-H 1B | | B X 1-0 G1-3 1-2 | | 0-0 G3 2-3 | | 2 | 1 | 1 | 1 | 1 | 0 | 1 |
| 6 Omar Quintanilla, L (5, 4)<br>OBP: 0.278, SLG: 0.265 | | | | | | | | | | 2 | 0 | 0 | 0 | 0 | 0 | 2 |
| Eli Marrero, R (1, 9)<br>OBP: 0.500, SLG: 0.511 | | 0-0 2B 2B | 0-0 G4-3 | 0-0 1B 1-2 1B | | B B B B 4-0 FC6-4 BB | | 0-0 G4-3 | | 4 | 1 | 2 | 0 | 1 | 0 | 2 |
| (7, 2) | | | | | | | | | | | | | | | | |
| Luis Gonzalez, R (1, 4)<br>OBP: 0.393, SLG: 0.618 | | 0-0 2B 2-H 2B | 0-0 SH 3B<br>0-0 1-2 2-H 1B | | | 0-0 FC6-4 1-2f | | | | 3 | 2 | 3 | 2 | 0 | 0 | 0 |
| Christian Colonel, R (5, 5) | | | | | | | | | | 1 | 0 | 0 | 0 | 0 | 0 | 2 |
| Miguel Ojeda, R (1, 2)<br>OBP: 0.250, SLG: 0.308 | | 0-0 FC3-5 2-H 2B | 4-0 SH 18 1B BB<br>0-0 P6 | | | | C S C 0-3 K | | | 2 | 1 | 1 | 1 | 1 | 0 | 2 |
| 19 Ryan Spilborghs, R (7, 9)<br>OBP: 0.375, SLG: 0.442 | | | | | | | | | | 1 | 0 | 0 | 0 | 0 | 1 | 0 |
| Miguel Asencio, R (1, 1) | | 0-0 FC3-5 2-3 | | 0-0 SH 18 1B 12 FC6-4 1-3 3-H | 0-0 F7 | | 0-0 F9 | | | 1 | 1 | 0 | 0 | 0 | 0 | 1 |
| 11 Brad Hawpe, L (5, PH)<br>OBP: 0.400, SLG: 0.404 | | | | | | | | | | 1 | 0 | 0 | 0 | 0 | 0 | 0 |
| 40 Brian Fuentes, L (6, 1) | | | | | | | | | | 0 | 0 | 0 | 0 | 0 | 0 | 0 |
| Jose Mesa, R (7, 1) | | | | | | | | | | 0 | 0 | 0 | 0 | 0 | 0 | 0 |
| Jordan Czarniecki, R (7, PH) | | | | | | | | | | 1 | 0 | 0 | 0 | 0 | 0 | 0 |
| Ray King, L (8, 1) | | | | | | | | | | 0 | 0 | 0 | 0 | 0 | 0 | 0 |
| 39 Tom Martin, L (9, 1)<br>OBP: 1.000, SLG: 1.000 | | | | | | | | | | 0 | 0 | 0 | 0 | 0 | 0 | 0 |
| Inning Stats | R: 1 H: 1<br>E: 0 LOB: 1<br>K: 0 BB: 2<br>S: 3 P: 11 | R: 2 H: 3<br>E: 0 LOB: 1<br>K: 0 BB: 0<br>S: 6 P: 6 | R: 0 H: 0<br>E: 1 LOB: 1<br>K: 1 BB: 1<br>S: 5 P: 9 | R: 6 H: 6<br>E: 1 LOB: 2<br>K: 0 BB: 1<br>S: 10 P: 14 | R: 0 H: 0<br>E: 0 LOB: 0<br>K: 1 BB: 0<br>S: 5 P: 5 | R: 0 H: 0<br>E: 1 LOB: 2<br>K: 1 BB: 1<br>S: 6 P: 11 | R: 0 H: 0<br>E: 0 LOB: 0<br>K: 1 BB: 0<br>S: 5 P: 5 | R: 1 H: 1<br>E: 0 LOB: 1<br>K: 1 BB: 1<br>S: 6 P: 11 | | 1B: 5 SF: 1<br>2B: 5 SAC: 1<br>3B: 1 DP: 1<br>HR: 0 HBP: 0 | | | | | | |

| PITCHER | | IP | WLS | BF | H | R | ER | SO | BB | IBB | HBP | BLK | WP | HR | S | P | ERA | WHIP |
|---|---|---|---|---|---|---|---|---|---|---|---|---|---|---|---|---|---|---|
| Russ Ortiz, R<br>ERA: 8.86 | (1, 1) | 3.2 | L | 23 | 8 | 9 | 5 | 1 | 4 | 0 | 0 | 0 | 0 | 0 | 21 | 37 | 12.27 | 3.273 |
| Clint Goocher, L<br>ERA: 13.5 | (4, 1) | 0.1 | | 3 | 2 | 0 | 0 | 0 | 0 | 0 | 0 | 0 | 0 | 0 | 3 | 3 | 0.00 | 6.000 |
| 37 Juan Cruz, R<br>ERA: | (5, 1) | 3.0 | | 11 | 0 | 0 | 0 | 3 | 1 | 0 | 0 | 0 | 0 | 0 | 16 | 21 | 0.00 | 0.333 |
| 59 Jeff Bajenaru, R<br>ERA: 6.75 | (8, 1) | 1.0 | | 5 | 1 | 1 | 1 | 1 | 1 | 0 | 0 | 0 | 1 | 0 | 6 | 11 | 9.00 | 2.000 |

| PITCHER | IP | WLS | BF | H | R | ER | SO | BB | IBB | HBP | BLK | WP | HR | S | P | ERA | WHIP |
|---|---|---|---|---|---|---|---|---|---|---|---|---|---|---|---|---|---|

# BOTTOM

# Arizona Diamondbacks @ Colorado Rockies

US West Sports Complex, Hi Corbett Field, Tucson, AZ

Wed Mar 29 2006, 3:05 PM EST

Att. 3,287 - Sunny - 73 F

livebaseballscorecards.com

| | |
|---|---|
| AB | 34 |
| R | 10 |
| H | 11 |
| RBI | 7 |
| BB | 6 |
| SO | 5 |
| LOB | 17 |

WP: 1 PA: 42
PB: 0
SB: 1
CS: 0

| Batter | 1 | 2 | 3 | 4 | 5 | 6 | 7 | 8 | 9 | 10 | AB | R | H | RBI | BB | SO | LOB |
|---|---|---|---|---|---|---|---|---|---|---|---|---|---|---|---|---|---|
| Jamey Carroll, R (1, 6)<br>OBP: 0.449, SLG: 0.477 | G6-3 | | K | | 24 CS 1B | F7 | | | 24 S 5 1B 1B | | 5 | 1 | 2 | 0 | 0 | 1 | 1 |
| 24 Jason Smith, L (1, 4) (7, 5)<br>OBP: 0.354, SLG: 0.432 | K | G4-3 | | | 5 FC5 1-2 2B | | F8 | | K 1-2 | | 5 | 0 | 1 | 0 | 0 | 2 | 1 |
| 17 Todd Helton, L (1, 3)<br>OBP: 0.500, SLG: 0.698<br>Joe Koshansky, L (7, 3)<br>OBP: 0.357, SLG: 0.615 | BB | 2B | | | 27 BB 5 FC5 IBB | | K | | K | | 2<br>1 | 0<br>0 | 1<br>0 | 0<br>0 | 2<br>0 | 1<br>1 | 0<br>1 |
| 5 Matt Holliday, R (1, 10)<br>OBP: 0.283, SLG: 0.488 | F8 | L7 | | | FC5 27 BB 1-2 2-3f | | F9 | | 2-H 1B | | 5 | 0 | 1 | 1 | 0 | 0 | 4 |
| 27 Garrett Atkins, R (1, 5)<br>OBP: 0.426, SLG: 0.429<br>6 Omar Quintanilla, L (7, 4)<br>OBP: 0.316, SLG: 0.314 | | P4 | | F8 | 1-2 2-3 BB | | | 19 2B BB | | 81 SH1-4 2B | 2<br>1 | 0<br>1 | 0<br>1 | 0<br>1 | 1<br>0 | 0<br>1 | 0<br>0 |
| 11 Brad Hawpe, L (1, 9)<br>OBP: 0.375, SLG: 0.375<br>81 Chris Frey, L (8, 9) | | K | | K | K | | | G3 | | SH1-4 2-3 | 4<br>0 | 0<br>0 | 0<br>0 | 0<br>0 | 0<br>0 | 3<br>0 | 4<br>0 |
| 19 Ryan Spilborghs, R (1, 7)<br>OBP: 0.434, SLG: 0.553 | 1B 3B | | | S 1B | | CS 1B | | S 1-H 2B | | G4-6-3 BB | 4 | 1 | 4 | 1 | 1 | 0 | 0 |
| Danny Ardoin, R (1, 2)<br>OBP: 0.364, SLG: 0.447 | 3-H 1B | | | 1-2 BB | | K | | G6-3 | | G4-6-3 1-2f | 4 | 0 | 1 | 1 | 1 | 1 | 4 |
| Choo Freeman, R (1, 8)<br>OBP: 0.383, SLG: 0.519 | K | | | G4-3 | | G4-3 1-3 | | K 2-3 | | | 4 | 0 | 0 | 0 | 0 | 2 | 5 |
| Inning Stats | R: 0 E: 0 K: 1 S: 5 H: 0 LOB: 1 BB: 1 P: 9 | R: 1 E: 0 K: 2 S: 9 H: 2 LOB: 1 BB: 0 P: 9 | R: 0 E: 0 K: 1 S: 6 H: 1 LOB: 1 BB: 0 P: 6 | R: 0 E: 0 K: 1 S: 6 H: 1 LOB: 2 BB: 1 P: 10 | R: 0 E: 0 K: 1 S: 6 H: 1 LOB: 3 BB: 2 P: 15 | R: 0 E: 0 K: 1 S: 6 H: 1 LOB: 1 BB: 0 P: 7 | R: 0 E: 0 K: 1 S: 5 H: 0 LOB: 0 BB: 0 P: 5 | R: 1 E: 0 K: 1 S: 6 H: 1 LOB: 1 BB: 1 P: 11 | R: 1 E: 0 K: 2 S: 8 H: 2 LOB: 1 BB: 0 P: 8 | R: 0 E: 0 K: 0 S: 3 H: 1 LOB: 1 BB: 1 P: 7 | 1B: 6 2B: 4 3B: 1 HR: 0 SF: 0 SAC: 1 DP: 1 HBP: 0 | | | | | | |

| PITCHER | IP | WLS | BF | H | R | ER | SO | BB | IBB | HBP | BLK | WP | HR | S | P | ERA | WHIP |
|---|---|---|---|---|---|---|---|---|---|---|---|---|---|---|---|---|---|
| 52 Jose Contreras, R (1, 1)<br>ERA: 3.07 | 4.2 | | 23 | 6 | 1 | 1 | 5 | 3 | 1 | 0 | 0 | 0 | 0 | 29 | 46 | 1.93 | 1.929 |
| 37 Matt Thornton, L (5, 1)<br>ERA: 8.03 | 2.0 | | 7 | 1 | 0 | 0 | 3 | 0 | 0 | 0 | 0 | 0 | 0 | 13 | 14 | 0.00 | 0.500 |
| Brandon McCarthy, R (7, 1)<br>ERA: 6.27 | 1.1 | | 6 | 1 | 1 | 1 | 1 | 1 | 0 | 0 | 0 | 0 | 0 | 7 | 12 | 6.75 | 1.500 |
| 45 Bobby Jenks, R (9, 1)<br>ERA: 7.2 | 1.0 | | 4 | 2 | 1 | 1 | 2 | 0 | 0 | 0 | 0 | 0 | 0 | 8 | 8 | 9.00 | 2.000 |
| Ehren Wassermann, R (10, 1)<br>ERA: | 1.0 | | 4 | 1 | 0 | 0 | 0 | 1 | 0 | 0 | 0 | 0 | 0 | 3 | 7 | 0.00 | 2.000 |

| PITCHER | IP | WLS | BF | H | R | ER | SO | BB | IBB | HBP | BLK | WP | HR | S | P | ERA | WHIP |
|---|---|---|---|---|---|---|---|---|---|---|---|---|---|---|---|---|---|

# TOP

## Colorado Rockies @ Chicago White Sox

Tucson Electric Park, Tucson, AZ

Thu Mar 30 2006, 2:05 PM EST

Att. 5,846 - Partly Cloudy - 69 F

livebaseballscorecards.com

| | |
|---|---|
| AB | 37 |
| R | 3 |
| H | 11 |
| RBI | 3 |
| BB | 6 |
| SO | 11 |
| LOB | 20 |

PA: 44

WP: 0 PB: 0 SB: 3 CS: 2

| Batter | 1 | 2 | 3 | 4 | 5 | 6 | 7 | 8 | 9 | 10 | AB | R | H | RBI | BB | SO | LOB |
|---|---|---|---|---|---|---|---|---|---|---|---|---|---|---|---|---|---|
| 38 Pablo Ozuna, R (1, 7)<br>OBP: 0.326, SLG: 0.429<br>Anderson Gomes, R (7, 9) | F7 | | P3 | | G3 | | K | | G4-3 | | 3<br>2 | 0<br>0 | 0<br>0 | 0<br>0 | 0<br>0 | 0<br>1 | 2<br>1 |
| Rob Mackowiak, L (1, 9)<br>OBP: 0.378, SLG: 0.439<br>David Cook, R (7, 7) | 1B | | G4-3 | | F9 | | | F9 | | F8 | 3<br>2 | 0<br>0 | 1<br>0 | 0<br>0 | 0<br>0 | 0<br>0 | 2<br>0 |
| 25 Jim Thome, L (1, 10)<br>OBP: 0.517, SLG: 0.894<br>Sean Smith, R (6, PH)<br>OBP: 0.167, SLG: 0.167<br>(7, 10) | K | | | G3-1 | | K | | 40 G4-3 40 S 76 1B<br>1B | | G6-3 | 2<br>3 | 0<br>1 | 0<br>1 | 0<br>0 | 0<br>0 | 1<br>1 | 1<br>0 |
| 24 Joe Crede, R (1, 5)<br>OBP: 0.328, SLG: 0.475<br>40 Charlie Haeger, R (4, PR)<br>OBP: 0.500, SLG: 0.500<br>(5, 5)<br>Christopher Kelly, R (10, PH) | G4-3 | | | WP 1B<br>1B | | G4-6-3<br>1B | | G4-3<br>1-3 | | F7 | 2<br>2<br>1 | 0<br>0<br>0 | 1<br>1<br>0 | 0<br>0<br>0 | 0<br>0<br>0 | 0<br>0<br>0 | 1<br>1<br>0 |
| 12 A.J. Pierzynski, L (1, 2)<br>OBP: 0.415, SLG: 0.525<br>Chris Widger, R (4, 2)<br>OBP: 0.361, SLG: 0.667<br>76 Donny Lucy, R (8, 2)<br>OBP: 0.167, SLG: 0.167 | | L7 | | 5 FC5-4<br>1-H 1B | | G4-6-3<br>1-2f | | 77 1B<br>3-H 1B | | | 1<br>2<br>1 | 0<br>0<br>0 | 0<br>1<br>1 | 0<br>0<br>1 | 0<br>0<br>0 | 0<br>0<br>0 | 0<br>1<br>0 |
| 5 Juan Uribe, R (1, 6)<br>OBP: 0.328, SLG: 0.431<br>77 Robert Valido, R (7, PR)<br>OBP: 0.263, SLG: 0.286<br>(8, 6) | | E7 8 G3-1 1B | | FC5-4<br>1-2f | | | WP HR 2B | 1-2 1B | | | 3<br>1 | 0<br>1 | 2<br>1 | 0<br>0 | 0<br>0 | 0<br>0 | 1<br>0 |
| 8 Alex Cintron, S (1, 4)<br>OBP: 0.391, SLG: 0.565<br>Jose De Los Santos, R (8, 4) | | G3-1<br>2-3 | | | 32 SH1-4 E<br>1B | | K2-3 | F9 | | | 3<br>1 | 0<br>0 | 1<br>0 | 0<br>0 | 0<br>0 | 1<br>0 | 2<br>2 |
| Ross Gload, L (1, 3)<br>OBP: 0.385, SLG: 0.574 | | L8 | | | FC3 32 SH1-4<br>1-2 | | 2-H HR | | F9 | | 4 | 1 | 1 | 2 | 0 | 0 | 2 |
| 32 Brian Anderson, R (1, 8)<br>OBP: 0.380, SLG: 0.516 | | | P4 | | SH1-4<br>1-2 2-3 | | K | | G6-3 | | 3 | 0 | 0 | 0 | 0 | 1 | 1 |
| Inning Stats | R: 0 H: 1<br>E: 0 LOB: 1<br>K: 1 BB: 0<br>S: 6 P: 6 | R: 0 H: 1<br>E: 1 LOB: 1<br>K: 0 BB: 0<br>S: 4 P: 4 | R: 0 H: 0<br>E: 0 LOB: 0<br>K: 0 BB: 0<br>S: 3 P: 3 | R: 0 H: 2<br>E: 0 LOB: 1<br>K: 0 BB: 0<br>S: 4 P: 5 | R: 0 H: 1<br>E: 1 LOB: 2<br>K: 0 BB: 0<br>S: 5 P: 5 | R: 0 H: 1<br>E: 0 LOB: 0<br>K: 1 BB: 0<br>S: 5 P: 5 | R: 2 H: 2<br>E: 0 LOB: 1<br>K: 3 BB: 0<br>S: 12 P: 13 | R: 1 H: 3<br>E: 0 LOB: 2<br>K: 0 BB: 0<br>S: 6 P: 7 | R: 0 H: 0<br>E: 0 LOB: 0<br>K: 0 BB: 0<br>S: 3 P: 3 | R: 0 H: 0<br>E: 0 LOB: 0<br>K: 0 BB: 0<br>S: 3 P: 3 | 1B: 9 SF: 0<br>2B: 1 SAC: 1<br>3B: 0 DP: 1<br>HR: 1 HBP: 0 | | | | | | |

| PITCHER | | IP | WLS | BF | H | R | ER | SO | BB | IBB | HBP | BLK | WP | HR | S | P | ERA | WHIP |
|---|---|---|---|---|---|---|---|---|---|---|---|---|---|---|---|---|---|---|
| 30 Jose Acevedo, R<br>ERA: 6.0 | (1, 1) | 5.0 | | 20 | 5 | 0 | 0 | 1 | 0 | 0 | 0 | 0 | 1 | 0 | 22 | 23 | 0.00 | 1.000 |
| 24 Mike DeJean, R<br>ERA: 2.45 | (6, 1) | 2.0 | | 8 | 3 | 2 | 2 | 4 | 0 | 0 | 0 | 0 | 1 | 1 | 17 | 18 | 9.00 | 1.500 |
| David Cortes, R<br>ERA: 4.5 | (8, 1) | 1.0 | | 6 | 3 | 1 | 1 | 0 | 0 | 0 | 0 | 0 | 0 | 0 | 6 | 7 | 9.00 | 3.000 |
| Justin Hampson, L<br>ERA: 6.0 | (9, 1) | 1.0 | | 3 | 0 | 0 | 0 | 0 | 0 | 0 | 0 | 0 | 0 | 0 | 3 | 3 | 0.00 | 0.000 |
| Adam Bright, L<br>ERA: | (10, 1) | 1.0 | | 3 | 0 | 0 | 0 | 0 | 0 | 0 | 0 | 0 | 0 | 0 | 3 | 3 | 0.00 | 0.000 |

| PITCHER | IP | WLS | BF | H | R | ER | SO | BB | IBB | HBP | BLK | WP | HR | S | P | ERA | WHIP |
|---|---|---|---|---|---|---|---|---|---|---|---|---|---|---|---|---|---|

# BOTTOM

## Colorado Rockies @ Chicago White Sox

Tucson Electric Park, Tucson, AZ

Thu Mar 30 2006, 2:05 PM EST
Att. 5,846 - Partly Cloudy - 69 F

livebaseballscorecards.com

| | |
|---|---|
| AB | 39 |
| R | 3 |
| H | 11 |
| RBI | 3 |
| BB | 0 |
| SO | 5 |
| LOB | 17 |

WP: 2 PA: 40
PB: 0
SB: 1
CS: 0

| Batter | 1 | 2 | 3 | 4 | 5 | 6 | 7 | 8 | 9 | AB | R | H | RBI | BB | SO | LOB |
|---|---|---|---|---|---|---|---|---|---|---|---|---|---|---|---|---|
| 2 Bill Hall, R (1, 8)<br>OBP: 0.434, SLG: 0.625 | S F X 0-2 ① F8 | | C C F X 0-2 2B | | | B C B B B 4-1 7 G6-4-3 BB | | C B B B S B 4-2 7 G4-6-3 BB | | 2 | 0 | 1 | 0 | 2 | 0 | 0 |
| 7 J.J. Hardy, R (1, 6)<br>OBP: 0.350, SLG: 0.554<br>Ozzie Chavez, S (8, 6)<br>OBP: 0.444, SLG: 0.667 | B X 1-0 ② P4 | | B B X 2-0 ③ L6 | | | C C F X 0-2 ②③ G6-4-3 1-2f | | B C 1 SAFE F X 1-2 ②③ G4-6-3 1-2f | | 4<br>0 | 0<br>0 | 0<br>0 | 0<br>0 | 0<br>0 | 0<br>0 | 3<br>0 |
| 47 Corey Koskie, L (1, 5)<br>OBP: 0.413, SLG: 0.741<br>Mat Gamel, L (7, 5)<br>OBP: 0.667, SLG: 1.333 | H 1-0 HBP | | | C X 0-1 28 G3 23 FC6-2-5-4 2B | | | X 0-0 ① G3 | | C S F B X 1-2 28 WP 28 G4-3 2B | 2<br>1 | 0<br>1 | 1<br>1 | 0<br>0 | 0<br>0 | 0<br>0 | 0<br>0 |
| 28 Prince Fielder, L (1, 3)<br>OBP: 0.438, SLG: 0.558 | C F B S 1-3 ③ K | | | X 0-0 ① G3 2-3 | | | B B C X 2-1 23 2B 3B | | B B C X 2-1 ① G4-3 2-H | 4 | 1 | 1 | 1 | 0 | 1 | 2 |
| 23 Rickie Weeks Jr., R (1, 4)<br>OBP: 0.380, SLG: 0.533 | | B X 1-0 ① G5-3 | | C B X 1-1 ②③ FC6-2-5-4 3-H | | | S S B B X 2-2 18 G4-3 1 2B 3-H 2B | | C C S 0-3 ② K | 4 | 1 | 1 | 1 | 0 | 1 | 1 |
| 18 Gabe Gross, L (1, 9)<br>OBP: 0.342, SLG: 0.441<br>Matt Wise, R (7, 1)<br>Lorenzo Cain, R (9, PH)<br>OBP: 0.333, SLG: 0.333 | | B X 1-0 ② F8 | | | C B X 1-1 ① G1-3 | | B B F F X 2-2 ② G4-3 2-3 | | C B B C X 2-2 1 1B 21 1B 1B | 3<br>0<br>1 | 0<br>0<br>1 | 0<br>0<br>1 | 0<br>0<br>0 | 0<br>0<br>0 | 0<br>0<br>0 | 1<br>0<br>0 |
| 1 Corey Hart, R (1, 7)<br>OBP: 0.364, SLG: 0.483 | | S B F S 1-3 ③ K | | | C B X 1-1 ② G5-3 | | B X 1-0 3-H 2B | | X 0-0 1-3 21 1B 1B | 4 | 0 | 2 | 1 | 0 | 1 | 0 |
| 21 Chad Moeller, R (1, 2)<br>OBP: 0.243, SLG: 0.306 | | | C X 0-1 ① G6-3 | | B B B C X 3-1 ③ G5-3 | | F F F C 0-3 ③ K | | X 0-0 1-2 3-H 1B | 4 | 0 | 1 | 1 | 0 | 1 | 1 |
| Tomo Ohka, S (1, 1)<br>Rick Helling, R (5, 1)<br>8 Vinny Rottino, R (7, 9)<br>OBP: 0.526, SLG: 0.621 | | | C F F B F X 1-2 ② G4-3 | | | C X 0-1 ① B5-3 | | X 0-0 ① G5-3 | B B B C C F F X 3-2 ③ P6 | 1<br>1<br>2 | 0<br>0<br>0 | 0<br>0<br>0 | 0<br>0<br>0 | 0<br>0<br>0 | 0<br>0<br>0 | 0<br>0<br>2 |
| Inning Stats | R: 0 H: 0<br>E: 0 LOB: 1<br>K: 1 BB: 0<br>S: 7 P: 10 | R: 0 H: 0<br>E: 0 LOB: 0<br>K: 1 BB: 0<br>S: 5 P: 8 | R: 0 H: 1<br>E: 0 LOB: 1<br>K: 0 BB: 0<br>S: 13 P: 16 | R: 0 H: 1<br>E: 0 LOB: 0<br>K: 0 BB: 0<br>S: 5 P: 6 | R: 0 H: 0<br>E: 0 LOB: 0<br>K: 0 BB: 0<br>S: 6 P: 11 | R: 0 H: 0<br>E: 0 LOB: 0<br>K: 0 BB: 1<br>S: 7 P: 11 | R: 2 H: 3<br>E: 0 LOB: 1<br>K: 1 BB: 0<br>S: 14 P: 21 | R: 0 H: 0<br>E: 0 LOB: 0<br>K: 0 BB: 1<br>S: 6 P: 11 | R: 2 H: 4<br>E: 0 LOB: 2<br>K: 1 BB: 0<br>S: 19 P: 27 | 1B: 3 SF: 0<br>2B: 6 SAC: 0<br>3B: 1 DP: 3<br>HR: 0 HBP: 1 | | | | | | WP: 1 PA: 36<br>PB: 0<br>SB: 0<br>CS: 0 |

TOP

# Milwaukee Brewers @ Colorado Rockies

US West Sports Complex, Hi Corbett Field, Tucson, AZ

Fri Mar 31 2006, 3:05 PM EST
Att. 3,279 - Partly Cloudy - 80 F

livebaseballscorecards.com

| | |
|---|---|
| AB | 33 |
| R | 4 |
| H | 9 |
| RBI | 4 |
| BB | 2 |
| SO | 4 |
| LOB | 10 |

| PITCHER | | IP | WLS | BF | H | R | ER | SO | BB | IBB | HBP | BLK | WP | HR | S | P | ERA | WHIP |
|---|---|---|---|---|---|---|---|---|---|---|---|---|---|---|---|---|---|---|
| 28 Aaron Cook, R<br>ERA: 2.81 | (1, 1) | 6.0 | W | 20 | 2 | 0 | 0 | 2 | 1 | 0 | 1 | 0 | 0 | 0 | 43 | 62 | 0.00 | 0.500 |
| 39 Tom Martin, L<br>ERA: 4.63 | (7, 1) | 1.0 | H | 6 | 3 | 2 | 2 | 1 | 0 | 0 | 0 | 0 | 0 | 0 | 14 | 21 | 18.00 | 3.000 |
| Ray King, L<br>ERA: 4.5 | (8, 1) | 1.0 | H | 3 | 0 | 0 | 0 | 0 | 1 | 0 | 0 | 0 | 0 | 0 | 6 | 11 | 0.00 | 1.000 |
| 40 Brian Fuentes, L<br>ERA: 4.5 | (9, 1) | 1.0 | S | 7 | 4 | 2 | 2 | 1 | 0 | 0 | 0 | 0 | 1 | 0 | 19 | 27 | 18.00 | 4.000 |

| PITCHER | IP | WLS | BF | H | R | ER | SO | BB | IBB | HBP | BLK | WP | HR | S | P | ERA | WHIP |
|---|---|---|---|---|---|---|---|---|---|---|---|---|---|---|---|---|---|

# Milwaukee Brewers @ Colorado Rockies

US West Sports Complex, Hi Corbett Field, Tucson, AZ

Fri Mar 31 2006, 3:05 PM EST

Att. 3,279 - Partly Cloudy - 80 F

livebaseballscorecards.com

## BOTTOM

| Batter | 1 | 2 | 3 | 4 | 5 | 6 | 7 | 8 | 9 | AB | R | H | RBI | BB | SO | LOB |
|---|---|---|---|---|---|---|---|---|---|---|---|---|---|---|---|---|
| 18 Cory Sullivan, L (1, 8)<br>OBP: 0.390, SLG: 0.643 | B X 1-0 F7 ① | | C B X 1-1 L3 1B | | B B B C C X 3-2 P6 ① | | B 1 SAFE X 1-0 SH3-4 ① 1-2 | | | 3 | 0 | 1 | 0 | 0 | 0 | 0 |
| Jamey Carroll, R (1, 6)<br>OBP: 0.434, SLG: 0.479 | B C B X 2-1 G6-3 ② | | B 1 SAFE F X 1-1 L3 ②③ 1-1 | | C X 0-1 2B | | B X 1-0 F9 ② | | | 4 | 0 | 1 | 0 | 0 | 0 | 2 |
| 17 Todd Helton, L (1, 3)<br>OBP: 0.500, SLG: 0.719 | B B F S X 2-2 F9 ③ | | | B C B B F X 3-2 5 1B 2B | F F C 0-3 K ② | | B X 1-0 2-H 2B | | | 4 | 1 | 2 | 1 | 0 | 1 | 1 |
| 5 Matt Holliday, R (1, 7)<br>OBP: 0.280, SLG: 0.468 | | C X 0-1 F7 ① | | B F X 1-1 27 2B 2-H 1B | X 0-0 F7 ③ | | F S S 0-3 K ③ | | | 4 | 1 | 1 | 1 | 0 | 1 | 2 |
| 27 Garrett Atkins, R (1, 5)<br>OBP: 0.431, SLG: 0.509 | | C B X 1-1 G6-3 ② | | B X 1-0 1-3 1B 2B | | C X 0-1 G5-3 ① | | C B C X 1-2 HR | | 4 | 2 | 2 | 1 | 0 | 0 | 0 |
| Eli Marrero, R (1, 9)<br>OBP: 0.500, SLG: 0.510 | | B C B S X 2-2 1B 1B | | X 0-0 2-H 3-H 1B 1B | | C X 0-1 F9 ② | | X 0-0 F8 ① | | 4 | 0 | 2 | 2 | 0 | 0 | 0 |
| Luis Gonzalez, R (1, 4)<br>OBP: 0.400, SLG: 0.627 | | X 0-0 1-2 1B | | C X 0-1 F8 ① | | B X 1-0 2B | | C C S 0-3 K ② | | 4 | 0 | 2 | 0 | 0 | 1 | 1 |
| Miguel Ojeda, R (1, 2)<br>OBP: 0.250, SLG: 0.294 | | C B B F F B X 3-2 F8 ③ | | F B X 1-1 28 G6-3 1-2 1B | | S S B X 1-2 L7 ③ | | B X 1-0 G5-3 ③ | | 4 | 0 | 1 | 0 | 0 | 0 | 3 |
| 28 Aaron Cook, R (1, 1) | | | C X 0-1 G4-3 ① | X 0-0 G6-3 ②③ 1-2f | | | F B B B B 4-1 18 SH3-4 17 2B BB | | | 2 | 0 | 0 | 0 | 0 | 0 | 2 |
| 39 Tom Martin, L (7, 1)<br>OBP: 1.000, SLG: 1.000 | | | | | | | | | | 0 | 0 | 0 | 0 | 0 | 0 | 0 |
| 11 Brad Hawpe, L (7, PH)<br>OBP: 0.385, SLG: 0.375 | | | | | | | | | | 0 | 1 | 0 | 0 | 1 | 0 | 0 |
| Ray King, L (8, 1) | | | | | | | | | | 0 | 0 | 0 | 0 | 0 | 0 | 0 |
| 40 Brian Fuentes, L (9, 1) | | | | | | | | | | 0 | 0 | 0 | 0 | 0 | 0 | 0 |
| Inning Stats | R: 0 E: 0 K: 0 S: 6 H: 0 LOB: 0 BB: 0 P: 11 | R: 0 E: 0 K: 0 S: 12 H: 2 LOB: 2 BB: 0 P: 18 | R: 0 E: 0 K: 0 S: 6 H: 1 LOB: 0 BB: 0 P: 8 | R: 3 E: 0 K: 0 S: 12 H: 5 LOB: 1 BB: 0 P: 18 | R: 0 E: 0 K: 1 S: 9 H: 1 LOB: 1 BB: 0 P: 12 | R: 0 E: 0 K: 0 S: 8 H: 1 LOB: 1 BB: 0 P: 10 | R: 1 E: 0 K: 1 S: 7 H: 1 LOB: 1 BB: 1 P: 14 | R: 1 E: 0 K: 1 S: 8 H: 1 LOB: 0 BB: 0 P: 10 | | 1B: 6 2B: 6 3B: 0 HR: 1 | SF: 0 SAC: 1 DP: 2 HBP: 0 | | | | | | |

| | AB | 33 |
|---|---|---|
| | R | 5 |
| | H | 12 |
| | RBI | 5 |
| | BB | 1 |
| | SO | 3 |
| | LOB | 11 |

WP: 0 PB: 0 SB: 0 CS: 0 PA: 35

| PITCHER | | IP | WLS | BF | H | R | ER | SO | BB | IBB | HBP | BLK | WP | HR | S | P | ERA | WHIP |
|---|---|---|---|---|---|---|---|---|---|---|---|---|---|---|---|---|---|---|
| Tomo Ohka, R<br>ERA: 6.0 | (1, 1) | 4.0 | L | 18 | 8 | 3 | 3 | 0 | 0 | 0 | 0 | 0 | 0 | 0 | 36 | 55 | 6.75 | 2.000 |
| Rick Helling, R<br>ERA: | (5, 1) | 2.0 | | 8 | 2 | 0 | 0 | 1 | 0 | 0 | 0 | 0 | 0 | 0 | 17 | 22 | 0.00 | 1.000 |
| Matt Wise, R<br>ERA: 5.4 | (7, 1) | 2.0 | | 9 | 2 | 2 | 2 | 2 | 1 | 0 | 0 | 0 | 0 | 1 | 15 | 24 | 9.00 | 1.500 |

| PITCHER | IP | WLS | BF | H | R | ER | SO | BB | IBB | HBP | BLK | WP | HR | S | P | ERA | WHIP |
|---|---|---|---|---|---|---|---|---|---|---|---|---|---|---|---|---|---|

# Colorado Rockies @ Milwaukee Brewers

Maryvale Baseball Park, Phoenix, AZ

Sat Apr 01 2006, 2:05 PM EST

Att. 3,477 - Sunny - 69 F

livebaseballscorecards.com

TOP

| Batter | 1 | 2 | 3 | 4 | 5 | 6 | 7 | 8 | 9 | AB | R | H | RBI | BB | SO | LOB |
|---|---|---|---|---|---|---|---|---|---|---|---|---|---|---|---|---|
| 18 Cory Sullivan, L (1, 8)<br>OBP: 0.377, SLG: 0.621 | C S C<br>0-3<br>K | | S S S<br>0-3<br>K | | X<br>0-0<br>24<br>1B 2B | | S S S<br>0-3<br>K | | S S S<br>0-3<br>K | 2 | 0 | 0 | 0 | 0 | 2 | 1 |
| Choo Freeman, R (4, 8)<br>OBP: 0.387, SLG: 0.536 | | | | | | | | | | 2 | 1 | 1 | 0 | 0 | 1 | 0 |
| 1 Tony Miller, R (7, 8)<br>OBP: 0.368, SLG: 0.313 | | | | | | | | | | 1 | 0 | 0 | 0 | 0 | 1 | 1 |
| Jamey Carroll, R (1, 6)<br>OBP: 0.455, SLG: 0.510 | B B B B<br>4-0<br>17<br>G4-6-3<br>BB | | | X<br>0-0<br>17<br>HR 2B | X<br>0-0<br>S<br>2-H 1B | | | X<br>0-0<br>G3-1<br>2B | S S S<br>0-3<br>K | 1 | 1 | 1 | 0 | 1 | 0 | 0 |
| 24 Jason Smith, L (4, 6)<br>OBP: 0.380, SLG: 0.478 | | | | | | | | | | 2 | 0 | 2 | 1 | 0 | 0 | 0 |
| Jonathan Herrera, S (8, PR)<br>(8, 6) | | | | | | | | | | 1 | 0 | 0 | 0 | 0 | 1 | 1 |
| 17 Todd Helton, L (1, 3)<br>OBP: 0.500, SLG: 0.763 | X<br>0-0<br>G4-6-3<br>1-2f | | | X<br>0-0<br>2-H HR | B B B B<br>4-0<br>G6-4-3<br>1-2 BB | | | X<br>0-0<br>G3-1<br>2-3 | | 2 | 1 | 1 | 2 | 0 | 0 | 1 |
| Joe Koshansky, L (4, 3)<br>OBP: 0.375, SLG: 0.571 | | | | | | | | | | 1 | 0 | 0 | 0 | 1 | 0 | 1 |
| 5 Matt Holliday, R (1, 7)<br>OBP: 0.288, SLG: 0.510 | | X<br>0-0<br>G5-3 | | X<br>0-0<br>27<br>1B 3B | X<br>0-0<br>G6-4-3<br>1-2f | | | X<br>0-0<br>G5-3 | | 2 | 1 | 1 | 0 | 0 | 0 | 0 |
| Matt Miller, R (4, 7) | | | | | | | | | | 2 | 0 | 0 | 0 | 0 | 0 | 4 |
| David Cortes, R (8, 1) | | | | | | | | | | 0 | 0 | 0 | 0 | 0 | 0 | 0 |
| Jose Mesa, R (9, 1) | | | | | | | | | | 0 | 0 | 0 | 0 | 0 | 0 | 0 |
| 27 Garrett Atkins, R (1, 5)<br>OBP: 0.433, SLG: 0.509 | | X<br>0-0<br>L8 | | X<br>0-0<br>11<br>E<br>SF9<br>3-H 1B | | X<br>0-0<br>2B | | B B B B<br>4-0<br>BB | | 2 | 0 | 1 | 1 | 0 | 0 | 0 |
| 38 Phillip Cuadrado, S (4, PR)<br>OBP: 1.000, SLG: 2.000 | | | | | | | | | | 1 | 1 | 1 | 0 | 1 | 0 | 0 |
| (4, 5) | | | | | | | | | | | | | | | | |
| 11 Brad Hawpe, L (1, 9)<br>OBP: 0.373, SLG: 0.362 | | X<br>0-0<br>G4-3 | | B S S S<br>1-3<br>K | | X<br>0-0<br>G6-3 | | X<br>0-0<br>G5-3 | | 2 | 0 | 0 | 0 | 0 | 1 | 1 |
| 19 Ryan Spilborghs, R (4, 9)<br>OBP: 0.418, SLG: 0.531 | | | | | | | | | | 2 | 0 | 0 | 0 | 0 | 0 | 3 |
| (8, 7) | | | | | | | | | | | | | | | | |
| Luis Gonzalez, R (1, 4)<br>OBP: 0.387, SLG: 0.617 | X<br>0-0<br>F8 | X<br>0-0<br>SF9<br>3-H | | | | C C C<br>0-3<br>K | S S S<br>0-3<br>K | | | 1 | 0 | 0 | 1 | 0 | 0 | 0 |
| 6 Omar Quintanilla, L (4, 4)<br>OBP: 0.300, SLG: 0.297 | | | | | | | | | | 2 | 0 | 0 | 0 | 0 | 2 | 0 |
| Danny Ardoin, R (1, 2)<br>OBP: 0.370, SLG: 0.436 | B B B B<br>4-0<br>26<br>B3-4<br>BB | X<br>0-0<br>G5-3 | | | | | C C C<br>0-3<br>K | X<br>0-0<br>E<br>2B | | 1 | 0 | 0 | 0 | 1 | 0 | 1 |
| JD Closser, S (5, 2)<br>OBP: 0.375, SLG: 0.552 | | | | | | | | | | 2 | 1 | 1 | 0 | 0 | 1 | 0 |
| Sun-Woo Kim, R (1, 1) | X<br>0-0<br>B3-4<br>1-2 | | | | S S S<br>0-3<br>K | | C C S<br>0-3<br>K | X<br>0-0<br>E4<br>2-H | | 0 | 0 | 0 | 0 | 0 | 0 | 0 |
| 26 Jeff Francis, L (2, 1)<br>OBP: 0.375, SLG: 0.375 | | | | | | | | | | 3 | 0 | 0 | 0 | 0 | 2 | 1 |
| Seth Smith, L (8, 9) | | | | | | | | | | 1 | 0 | 0 | 0 | 0 | 0 | 0 |
| Inning Stats | R: 0<br>E: 0<br>K: 1<br>S: 4<br>H: 0<br>LOB: 0<br>BB: 1<br>P: 8 | R: 0<br>E: 0<br>K: 0<br>S: 3<br>H: 0<br>LOB: 0<br>BB: 0<br>P: 3 | R: 0<br>E: 0<br>K: 1<br>S: 5<br>H: 0<br>LOB: 1<br>BB: 1<br>P: 9 | R: 4<br>E: 1<br>K: 1<br>S: 9<br>H: 4<br>LOB: 1<br>BB: 0<br>P: 10 | R: 1<br>E: 0<br>K: 1<br>S: 6<br>H: 2<br>LOB: 1<br>BB: 1<br>P: 10 | R: 0<br>E: 0<br>K: 1<br>S: 5<br>H: 1<br>LOB: 0<br>BB: 0<br>P: 5 | R: 0<br>E: 0<br>K: 3<br>S: 9<br>H: 0<br>LOB: 0<br>BB: 0<br>P: 9 | R: 0<br>E: 0<br>K: 0<br>S: 4<br>H: 1<br>LOB: 3<br>BB: 1<br>P: 8 | R: 1<br>E: 1<br>K: 3<br>S: 11<br>H: 1<br>LOB: 1<br>BB: 0<br>P: 11 | 1B: 2<br>2B: 5<br>3B: 1<br>HR: 1<br>SF: 1<br>SAC: 0<br>DP: 2<br>HBP: 0 | | | | | | |

| | AB | 33 |
|---|---|---|
| | R | 6 |
| | H | 9 |
| | RBI | 5 |
| | BB | 4 |
| | SO | 11 |
| | LOB | 15 |

WP: 0 PB: 0 SB: 1 CS: 0 PA: 38

| PITCHER | | IP | WLS | BF | H | R | ER | SO | BB | IBB | HBP | BLK | WP | HR | S | P | ERA | WHIP |
|---|---|---|---|---|---|---|---|---|---|---|---|---|---|---|---|---|---|---|
| 31 Dave Bush, R<br>ERA: 1.88 | (1, 1) | 3.2 | L | 16 | 4 | 4 | 3 | 3 | 2 | 0 | 0 | 0 | 0 | 1 | 20 | 29 | 7.36 | 1.636 |
| 50 Jared Fernandez, R<br>ERA: 4.43 | (4, 1) | 1.1 | | 6 | 2 | 1 | 1 | 1 | 1 | 0 | 0 | 0 | 0 | 0 | 7 | 11 | 6.75 | 2.250 |
| Jorge De La Rosa, L<br>ERA: 5.63 | (6, 1) | 1.0 | | 3 | 1 | 0 | 0 | 1 | 0 | 0 | 0 | 0 | 0 | 0 | 5 | 5 | 0.00 | 1.000 |
| 52 Jose Capellan, R<br>ERA: 2.61 | (7, 1) | 1.0 | | 3 | 0 | 0 | 0 | 3 | 0 | 0 | 0 | 0 | 0 | 0 | 9 | 9 | 0.00 | 0.000 |
| Dan Kolb, R<br>ERA: 7.45 | (8, 1) | 1.0 | | 5 | 1 | 0 | 0 | 0 | 1 | 0 | 0 | 0 | 0 | 0 | 4 | 8 | 0.00 | 2.000 |

| PITCHER | | IP | WLS | BF | H | R | ER | SO | BB | IBB | HBP | BLK | WP | HR | S | P | ERA | WHIP |
|---|---|---|---|---|---|---|---|---|---|---|---|---|---|---|---|---|---|---|
| 59 Derrick Turnbow, R<br>ERA: 8.71 | (9, 1) | 1.0 | | 5 | 1 | 1 | 0 | 3 | 0 | 0 | 0 | 0 | 0 | 0 | 11 | 11 | 0.00 | 1.000 |

# BOTTOM

| Batter | 1 | 2 | 3 | 4 | 5 | 6 | 7 | 8 | 9 | AB | R | H | RBI | BB | SO | LOB |
|---|---|---|---|---|---|---|---|---|---|---|---|---|---|---|---|---|
| 2 Bill Hall, R (1, 8)<br>OBP: 0.425, SLG: 0.605 | F9 | | 7 CS 1B | | F7 | | | G6-3 | | 4 | 0 | 1 | 0 | 0 | 0 | 0 |
| 7 J.J. Hardy, R (1, 6)<br>OBP: 0.344, SLG: 0.583 | P6 | | 1-2 HR | | | G5-3 | | F8 | | 4 | 1 | 1 | 1 | 0 | 0 | 0 |
| Geoff Jenkins, L (1, 9)<br>OBP: 0.365, SLG: 0.381 | BB | | G1-3 | | | F8 | | | G1-3 | 3 | 0 | 0 | 0 | 1 | 0 | 0 |
| Carlos Lee, R (1, 7)<br>OBP: 0.447, SLG: 0.500 | 1-2 BB | | | G1-3 | | HBP | | | K | 1 | 0 | 0 | 0 | 1 | 0 | 0 |
| 52 Jose Capellan, R (7, 1) | | | | | | | | | | 0 | 0 | 0 | 0 | 0 | 0 | 0 |
| 47 Corey Koskie, L (8, 5)<br>OBP: 0.406, SLG: 0.729 | | | | | | | | | | 1 | 0 | 0 | 0 | 0 | 1 | 0 |
| 28 Prince Fielder, L (1, 3)<br>OBP: 0.426, SLG: 0.527 | G3 | | | 23 FC6-4 BB | | G4-3 | | | K | 3 | 0 | 0 | 0 | 1 | 1 | 3 |
| 23 Rickie Weeks Jr., R (1, 4)<br>OBP: 0.377, SLG: 0.511 | G6-3 | | | FC6-4 1-2f | | | G6-4-3 BB | | | 2 | 0 | 0 | 0 | 1 | 0 | 1 |
| Jeff Cirillo, R (1, 5)<br>OBP: 0.455, SLG: 0.518 | | | G6-4-3 BB | F7 | | | G6-4-3 1-2f | | | 2 | 0 | 0 | 0 | 1 | 0 | 2 |
| Dan Kolb, R (8, 1) | | | | | | | | | | 0 | 0 | 0 | 0 | 0 | 0 | 0 |
| 59 Derrick Turnbow, R (9, 1) | | | | | | | | | | 0 | 0 | 0 | 0 | 0 | 0 | 0 |
| Damian Miller, R (1, 2)<br>OBP: 0.348, SLG: 0.523 | G6-4-3 1-2f | | | | F9 | | K | | | 2 | 0 | 0 | 0 | 0 | 0 | 1 |
| Jorge De La Rosa, L (6, 1) | | | | | | | | | | 0 | 0 | 0 | 0 | 0 | 0 | 0 |
| 1 Corey Hart, R (7, 7)<br>OBP: 0.358, SLG: 0.475 | | | | | | | | | | 1 | 0 | 0 | 0 | 0 | 1 | 0 |
| 31 Dave Bush, R (1, 1)<br>OBP: 0.100, SLG: 0.200 | | | P5 | | G6-3 | | | P3 | | 1 | 0 | 0 | 0 | 0 | 0 | 0 |
| 50 Jared Fernandez, R (4, 1) | | | | | | | | | | 0 | 0 | 0 | 0 | 0 | 0 | 0 |
| 8 Vinny Rottino, R (5, PH)<br>OBP: 0.500, SLG: 0.581 | | | | | | | | | | 2 | 0 | 0 | 0 | 0 | 0 | 0 |
| (6, 2) | | | | | | | | | | | | | | | | |

| Inning Stats | 1 | 2 | 3 | 4 | 5 | 6 | 7 | 8 | 9 |
|---|---|---|---|---|---|---|---|---|---|
| | R: 0<br>E: 0<br>K: 0<br>S: 3 | H: 0<br>LOB: 2<br>BB: 2<br>P: 11 | R: 0<br>E: 0<br>K: 0<br>S: 2 | H: 0<br>LOB: 0<br>BB: 1<br>P: 6 | R: 1<br>E: 0<br>K: 0<br>S: 4 | H: 2<br>LOB: 0<br>BB: 0<br>P: 5 | R: 0<br>E: 0<br>K: 0<br>S: 3 | H: 0<br>LOB: 1<br>BB: 1<br>P: 7 | R: 0<br>E: 0<br>K: 0<br>S: 3 | H: 0<br>LOB: 0<br>BB: 0<br>P: 3 | R: 0<br>E: 0<br>K: 0<br>S: 3 | H: 0<br>LOB: 1<br>BB: 0<br>P: 4 | R: 0<br>E: 0<br>K: 1<br>S: 4 | H: 0<br>LOB: 0<br>BB: 1<br>P: 8 | R: 0<br>E: 0<br>K: 0<br>S: 3 | H: 0<br>LOB: 0<br>BB: 0<br>P: 3 | R: 0<br>E: 0<br>K: 2<br>S: 7 | H: 0<br>LOB: 0<br>BB: 0<br>P: 7 |

| | 1B: 1 | SF: 0 | WP: 0 | PA: 32 |
|---|---|---|---|---|
| | 2B: 0 | SAC: 0 | PB: 0 | |
| | 3B: 0 | DP: 2 | SB: 0 | |
| | HR: 1 | HBP: 1 | CS: 1 | |

| PITCHER | | IP | WLS | BF | H | R | ER | SO | BB | IBB | HBP | BLK | WP | HR | S | P | ERA | WHIP |
|---|---|---|---|---|---|---|---|---|---|---|---|---|---|---|---|---|---|---|
| Sun-Woo Kim, R<br>ERA: | (1, 1) | 1.0 | | 5 | 0 | 0 | 0 | 0 | 2 | 0 | 0 | 0 | 0 | 0 | 3 | 11 | 0.00 | 2.000 |
| 26 Jeff Francis, L<br>ERA: 5.54 | (2, 1) | 6.0 | W | 21 | 2 | 1 | 1 | 1 | 3 | 0 | 1 | 0 | 0 | 1 | 19 | 33 | 1.50 | 0.833 |
| David Cortes, R<br>ERA: 4.0 | (8, 1) | 1.0 | | 3 | 0 | 0 | 0 | 0 | 0 | 0 | 0 | 0 | 0 | 0 | 3 | 3 | 0.00 | 0.000 |
| Jose Mesa, R<br>ERA: 2.25 | (9, 1) | 1.0 | | 3 | 0 | 0 | 0 | 2 | 0 | 0 | 0 | 0 | 0 | 0 | 7 | 7 | 0.00 | 0.000 |

| PITCHER | IP | WLS | BF | H | R | ER | SO | BB | IBB | HBP | BLK | WP | HR | S | P | ERA | WHIP |
|---|---|---|---|---|---|---|---|---|---|---|---|---|---|---|---|---|---|

Colorado Rockies @ Milwaukee Brewers
Maryvale Baseball Park, Phoenix, AZ
Sat Apr 01 2006, 2:05 PM EST
Att. 3,477 - Sunny - 69 F

livebaseballscorecards.com

| | |
|---|---|
| AB | 26 |
| R | 1 |
| H | 2 |
| RBI | 1 |
| BB | 5 |
| SO | 3 |
| LOB | 7 |

# Arizona Diamondbacks @ Colorado Rockies

Coors Field, Denver, CO

Mon Apr 03 2006, 2:05 PM MDT

Att. 47,278 - Cloudy - 50 F

TOP

livebaseballscorecards.com

| Batter | 1 | 2 | 3 | 4 | 5 | 6 | 7 | 8 | 9 | 10 | 11 | AB | R | H | RBI | BB | SO | LOB |
|---|---|---|---|---|---|---|---|---|---|---|---|---|---|---|---|---|---|---|
| Craig Counsell, L (1, 6) OBP: 0.600, SLG: 0.600 | C B X 1-1 BB 34 1B 1B | | C X 0-1 1 CS 1B | | C B S S 1-3 ② K2-3 | | | B F X 1-1 1 E 1 1B G6-3 1B | C S S 0-3 ③ K | | | 5 | 2 | 3 | 0 | 0 | 2 | 3 |
| 1 Orlando Hudson, S (1, 4) OBP: 0.200, SLG: 0.200 | C S B S 1-3 ① K | | 1 SAFE F B S S 1-3 ① ② K 1-2 | | C B C B X 2-2 ③ G4-3 | | | L X 0-1 E3 G6-3 1-3 1B | | C F B B X 2-2 ① G4-3 | | 5 | 0 | 1 | 0 | 0 | 2 | 3 |
| Chad Tracy, L (1, 5) | C B B F X 2-2 ② P5 | | B B X 2-0 ③ F8 | | | C B F S 1-3 ① K | | C B X 1-1 ① G6-3 2-3 3-H | | B F S S 1-3 ② K | | 5 | 0 | 0 | 1 | 0 | 2 | 2 |
| Luis Gonzalez, L (1, 7) | B 1 B F 1 B B SAFE 4-1 34 1B 1-2 BB | | | B F X 1-1 ① F9 | | C B F S 1-0 ② G4-1 | | X 0-0 ② F8 | | C S S 0-3 ③ K | | 4 | 0 | 0 | 0 | 1 | 1 | 1 |
| 34 Conor Jackson, R (1, 3) OBP: 0.600, SLG: 0.500 | B C C B F B X 3-2 1-2 2-H 1B | | | C B B B X 3-1 1B | | B C X 1-1 ③ F9 | | B X 1-0 ③ F8 | | | B C B S B B 4-2 22 1B BB | 4 | 0 | 2 | 1 | 1 | 0 | 1 |
| Shawn Green, L (1, 9) OBP: 0.200, SLG: 0.200 | S X 0-1 ③ L7 | | | B B X 2-0 ② F9 | | | B B F X 2-1 ① G1-3 | | F X 0-1 22 FC1-5 1B 1B | | B X 4-2 ② P5 | 5 | 0 | 1 | 0 | 0 | 0 | 4 |
| Johnny Estrada, S (1, 2) OBP: 0.250, SLG: 0.250 | | C B F F X 1-2 ① G4-1 | | B 1 SAFE X 1-0 ③ G6-3 | | | C B X 1-1 ② G1-3 | | L B L X 1-2 22 FC1-5 1-2 1B | | B X 1-0 ② L6 | 4 | 0 | 1 | 0 | 0 | 0 | 1 |
| Andy Green, R (9, PR) | | | | | | | | | | | | 0 | 0 | 0 | 0 | 0 | 0 | 0 |
| Luis Vizcaino, R (9, 1) | | | | | | | | | | | | 0 | 0 | 0 | 0 | 0 | 0 | 0 |
| 30 Jeff DaVanon, S (11, PH) (11, 8) | | | | | | | | | | | | 1 | 0 | 0 | 0 | 0 | 0 | 1 |
| 22 Eric Byrnes, R (1, 8) OBP: 0.800, SLG: 0.800 | | C B C F X 1-2 ② F9 | | | F X 0-1 17 SH3-4 2B | | X 0-0 1B | | T X 0-1 ① FC1-5 1-2 2-3f | | B 1 B S 1 X SAFE 2-1 1-2 1B | 5 | 0 | 3 | 0 | 0 | 0 | 2 |
| Jason Grimsley, R (11, 1) | | | | | | | | | | | | 0 | 0 | 0 | 0 | 0 | 0 | 0 |
| 17 Brandon Webb, R (1, 1) | | C S C 0-3 ③ K | | | B B L X 2-1 ① SH3-4 2-3 | | C D 1 SAFE B S S 2-3 ③ K | | F B F F F B X 2-2 ② F9 | | S D S S X 1-2 ③ G3 | 2 | 0 | 0 | 0 | 0 | 2 | 1 |
| Terry Mulholland, R (8, 1) | | | | | | | | | | | | 0 | 0 | 0 | 0 | 0 | 0 | 0 |
| Brandon Lyon, R (8, 1) | | | | | | | | | | | | 0 | 0 | 0 | 0 | 0 | 0 | 0 |
| Tony Clark, S (9, PH) | | | | | | | | | | | | 1 | 0 | 0 | 0 | 0 | 0 | 2 |
| 19 Chris Snyder, R (9, 2) | | | | | | | | | | | | 1 | 0 | 0 | 0 | 0 | 0 | 2 |
| Inning Stats | R: 1 E: 0 K: 1 S: 15 H: 2 LOB: 2 BB: 1 P: 26 | R: 0 E: 0 K: 1 S: 11 H: 0 LOB: 0 BB: 0 P: 13 | R: 0 E: 0 K: 1 S: 6 H: 1 LOB: 0 BB: 0 P: 9 | R: 0 E: 0 K: 0 S: 6 H: 1 LOB: 1 BB: 0 P: 13 | R: 0 E: 0 K: 1 S: 10 H: 1 LOB: 1 BB: 0 P: 15 | R: 0 E: 0 K: 1 S: 6 H: 0 LOB: 0 BB: 0 P: 9 | R: 0 E: 0 K: 1 S: 8 H: 1 LOB: 1 BB: 0 P: 13 | R: 1 E: 1 K: 0 S: 8 H: 2 LOB: 1 BB: 0 P: 11 | R: 0 E: 0 K: 1 S: 15 H: 2 LOB: 2 BB: 0 P: 18 | R: 0 E: 0 K: 2 S: 10 H: 0 LOB: 0 BB: 0 P: 13 | R: 0 E: 0 K: 0 S: 9 H: 1 LOB: 2 BB: 1 P: 18 | 1B: 10 2B: 1 3B: 0 HR: 0 SF: 0 SAC: 1 DP: 0 HBP: 0 | | | | | | |

| PITCHER | | IP | WLS | BF | H | R | ER | SO | BB | IBB | HBP | BLK | WP | HR | S | P | ERA | WHIP |
|---|---|---|---|---|---|---|---|---|---|---|---|---|---|---|---|---|---|---|
| Jason Jennings, R ERA: 1.29 | (1, 1) | 7.0 | | 27 | 6 | 1 | 1 | 6 | 1 | 0 | 0 | 0 | 0 | 0 | 62 | 98 | 1.29 | 1.000 |
| Ray King, L ERA: | (8, 1) | 0.2 | | 4 | 2 | 1 | 0 | 0 | 0 | 0 | 0 | 0 | 0 | 0 | 7 | 9 | 0.00 | 3.000 |
| Jose Mesa, R ERA: | (8, 1) | 1.0 | | 5 | 2 | 0 | 0 | 0 | 0 | 0 | 0 | 0 | 0 | 0 | 12 | 16 | 0.00 | 2.000 |
| 40 Brian Fuentes, L ERA: | (9, 1) | 1.1 | | 4 | 0 | 0 | 0 | 3 | 0 | 0 | 0 | 0 | 0 | 0 | 14 | 17 | 0.00 | 0.000 |
| Mike DeJean, R ERA: | (11, 1) | 1.0 | W | 5 | 1 | 0 | 0 | 0 | 1 | 0 | 0 | 0 | 0 | 0 | 9 | 18 | 0.00 | 2.000 |

| PITCHER | IP | WLS | BF | H | R | ER | SO | BB | IBB | HBP | BLK | WP | HR | S | P | ERA | WHIP |
|---|---|---|---|---|---|---|---|---|---|---|---|---|---|---|---|---|---|

| | |
|---|---|
| AB | 42 |
| R | 2 |
| H | 11 |
| RBI | 2 |
| BB | 2 |
| SO | 9 |
| LOB | 23 |

WP: 0 PB: 0 SB: 0 CS: 1 PA: 45

| Batter | 1 | 2 | 3 | 4 | 5 | 6 | 7 | 8 | 9 | 10 | 11 | AB | R | H | RBI | BB | SO | LOB |
|---|---|---|---|---|---|---|---|---|---|---|---|---|---|---|---|---|---|---|
| 18 Cory Sullivan, L (1, 8)<br>OBP: 0.200, SLG: 0.200 | C F C<br>0-3 ① K | | B B C F S<br>2-3 ② K | | F B X<br>1-1 12 FC6-4 1-2 1B | | | X<br>0-0 ① G4-3 | | B X<br>1-0 ② G4-3 | | 5 | 0 | 1 | 0 | 0 | 2 | 0 |
| 12 Clint Barmes, R (1, 6)<br>OBP: 0.200, SLG: 0.200 | X<br>0-0 ② G5-3 | | C B C B F F X<br>2-2 ③ G6-3 | | B B B C X<br>3-1 ③ FC6-4 1-2f | | | B B C B X<br>3-1 17 2B 1B | | B C T F S<br>1-3 ③ K | | 5 | 1 | 1 | 0 | 0 | 1 | 2 |
| 17 Todd Helton, L (1, 3)<br>OBP: 0.400, SLG: 0.500 | B B F B B<br>4-1 5 1B BB | | | B C X<br>1-1 ① G6-3 | | F F X<br>0-2 ① G3-1 | | F B B X<br>2-1 5 G5-3 1-H 2B | | | X<br>0-0 ① P5 | 4 | 0 | 1 | 1 | 1 | 0 | 0 |
| 5 Matt Holliday, R (1, 7)<br>OBP: 0.400, SLG: 0.400 | X<br>0-0 1-2 1B | | | F F X<br>0-2 ② G5-3 | | C S X<br>0-2 ② G5-3 | | B X<br>1-0 ② G5-3 2-3 | | | B X<br>1-0 1B 11 FC3 1B | 5 | 1 | 2 | 0 | 0 | 0 | 1 |
| 27 Garrett Atkins, R (1, 5)<br>40 Brian Fuentes, L (9, 1)<br>Mike DeJean, R (11, 1)<br>Jason Smith, L (11, PH)<br>OBP: 1.000, SLG: 1.000 | X<br>0-0 ③ G6-3 | | | B C C F X<br>1-2 ③ G5-3 | | C C X<br>0-2 ③ G3 | | X<br>0-0 ③ F9 | | | B F 1 S T B X<br>SAFE SAFE SAFE<br>2-2 11 FC3 1-3 1B | 4<br>0<br>0<br>1 | 0<br>0<br>0<br>0 | 0<br>0<br>0<br>1 | 0<br>0<br>0<br>0 | 0<br>0<br>0<br>0 | 0<br>0<br>0<br>0 | 3<br>0<br>0<br>0 |
| 11 Brad Hawpe, L (1, 9)<br>OBP: 0.600, SLG: 0.500 | | C F B B B F X<br>3-2 FC5-3 E 1B | | | C B B F F X<br>2-2 G6-3 G6-3 1B 1B | | C B B C B B<br>4-2 G3 SH3-4 BB | | X<br>0-0 P5 | | B C S X<br>1-2 FC3 1-2 3-H | 4 | 1 | 2 | 1 | 1 | 0 | 1 |
| Luis Gonzalez, R (1, 4) | B B 1 SAFE X<br>2-0 ① FC4 1-2 | | | | B 1 SAFE X<br>1-0 ① G6-3 1-2 | | 1 SAFE L 1 SAFE B X<br>1-1 ① SH3-4 1-2 | | B S S B X<br>2-2 ② G6-3 | | | 3 | 0 | 0 | 0 | 0 | 0 | 2 |
| Danny Ardoin, R (1, 2) | B X<br>1-0 ② ③ FC5-3 2-3 | | | | C F F X<br>0-2 ② G6-3 2-3 | | C C F B B X<br>2-2 ② G3 2-3 | | C S S<br>0-3 ③ K | | | 4 | 0 | 0 | 0 | 0 | 1 | 3 |
| Jason Jennings, L (1, 1)<br>OBP: 0.500, SLG: 0.500<br>Eli Marrero, R (7, PH)<br>Ray King, L (8, 1)<br>Jose Mesa, R (8, 1)<br>Jamey Carroll, R (9, 5) | | X<br>0-0 ① F9 | | | C B X<br>1-1 18 1B 3-H 1B | | F B F X<br>1-2 ③ L6 | | | C B B F X<br>2-2 ① G3 | | 2<br>1<br>0<br>0<br>1 | 0<br>0<br>0<br>0<br>0 | 1<br>0<br>0<br>0<br>0 | 1<br>0<br>0<br>0<br>0 | 0<br>0<br>0<br>0<br>0 | 0<br>0<br>0<br>0<br>0 | 0<br>1<br>0<br>0<br>0 |
| Inning Stats | R: 0 H: 1<br>E: 0 LOB: 2<br>K: 1 BB: 1<br>S: 7 P: 11 | R: 0 H: 1<br>E: 1 LOB: 0<br>K: 0 BB: 0<br>S: 6 P: 12 | R: 0 H: 0<br>E: 0 LOB: 0<br>K: 1 BB: 0<br>S: 9 P: 13 | R: 0 H: 0<br>E: 0 LOB: 0<br>K: 0 BB: 0<br>S: 9 P: 11 | R: 1 H: 3<br>E: 0 LOB: 2<br>K: 0 BB: 0<br>S: 15 P: 23 | R: 0 H: 0<br>E: 0 LOB: 0<br>K: 0 BB: 0<br>S: 9 P: 9 | R: 0 H: 0<br>E: 0 LOB: 1<br>K: 0 BB: 1<br>S: 11 P: 19 | R: 1 H: 2<br>E: 0 LOB: 1<br>K: 0 BB: 0<br>S: 7 P: 13 | R: 0 H: 0<br>E: 0 LOB: 0<br>K: 1 BB: 0<br>S: 7 P: 9 | R: 0 H: 0<br>E: 0 LOB: 0<br>K: 1 BB: 0<br>S: 8 P: 12 | R: 1 H: 2<br>E: 0 LOB: 2<br>K: 0 BB: 0<br>S: 9 P: 13 | 1B: 8<br>2B: 2<br>3B: 0<br>HR: 0 | SF: 0<br>SAC: 1<br>DP: 1<br>HBP: 0 | | | | WP: 0<br>PB: 0<br>SB: 0<br>CS: 0 | PA: 42 | |

| PITCHER | | IP | WLS | BF | H | R | ER | SO | BB | IBB | HBP | BLK | WP | HR | S | P | ERA | WHIP |
|---|---|---|---|---|---|---|---|---|---|---|---|---|---|---|---|---|---|---|
| 17 Brandon Webb, R<br>ERA: 1.29 | (1, 1) | 7.0 | | 27 | 5 | 1 | 1 | 2 | 2 | 0 | 0 | 0 | 0 | 0 | 66 | 98 | 1.29 | 1.000 |
| Terry Mulholland, L<br>ERA: 27.0 | (8, 1) | 0.1 | B | 3 | 2 | 1 | 1 | 0 | 0 | 0 | 0 | 0 | 0 | 0 | 5 | 10 | 27.00 | 6.000 |
| Brandon Lyon, R<br>ERA: | (8, 1) | 0.2 | | 2 | 0 | 0 | 0 | 0 | 0 | 0 | 0 | 0 | 0 | 0 | 2 | 3 | 0.00 | 0.000 |
| Luis Vizcaino, R<br>ERA: | (9, 1) | 2.0 | | 6 | 0 | 0 | 0 | 2 | 0 | 0 | 0 | 0 | 0 | 0 | 15 | 21 | 0.00 | 0.000 |
| Jason Grimsley, R<br>ERA: 27.0 | (11, 1) | 0.1 | L | 4 | 2 | 1 | 1 | 0 | 0 | 0 | 0 | 0 | 0 | 0 | 9 | 13 | 27.00 | 6.000 |

| PITCHER | IP | WLS | BF | H | R | ER | SO | BB | IBB | HBP | BLK | WP | HR | S | P | ERA | WHIP |
|---|---|---|---|---|---|---|---|---|---|---|---|---|---|---|---|---|---|

# BOTTOM

## Arizona Diamondbacks @ Colorado Rockies

Coors Field, Denver, CO

Mon Apr 03 2006, 2:05 PM MDT

Att. 47,278 - Cloudy - 50 F

livebaseballscorecards.com

| | |
|---|---|
| AB | 39 |
| R | 3 |
| H | 9 |
| RBI | 3 |
| BB | 2 |
| SO | 4 |
| LOB | 13 |

| Batter | 1 | 2 | 3 | 4 | 5 | 6 | 7 | 8 | 9 | AB | R | H | RBI | BB | SO | LOB |
|---|---|---|---|---|---|---|---|---|---|---|---|---|---|---|---|---|
| Craig Counsell, L (1, 6)<br>OBP: 0.500, SLG: 0.444 | C X<br>0-1<br>1 2B G4-3 1B | | C B F B B X<br>3-2 ①<br>L4 | | | B B C X<br>2-1 ①<br>G4-3 | B H<br>2-0<br>HBP | | C F F X<br>0-2 ②<br>G4-3 | 4 | 1 | 1 | 0 | 0 | 0 | 0 |
| 1 Orlando Hudson, S (1, 4)<br>OBP: 0.200, SLG: 0.300 | C F X<br>0-2<br>G4-3<br>1-3<br>1B 2B | | C F B F X<br>1-2 ②<br>G1-3 | | | F X<br>0-1 ②<br>L7 | C D S B F F F C<br>2-3 ③<br>K | | F S B C<br>1-3 ③<br>K | 5 | 1 | 1 | 0 | 0 | 2 | 2 |
| Chad Tracy, L (1, 5)<br>OBP: 0.111, SLG: 0.222 | B B X<br>2-0 ①<br>G4-3<br>2-3<br>3-H | | B B C X<br>2-1 ③<br>G4-3 | | | B F F F B B F X<br>3-2<br>2B 2B | | C C F X<br>0-2 ①<br>P6 | | 4 | 1 | 1 | 1 | 0 | 0 | 1 |
| Luis Gonzalez, L (1, 7)<br>OBP: 0.444, SLG: 0.625 | X<br>0-0<br>G4-3<br>3-H<br>1B | | | B X<br>1-0 ①<br>G3 | | B X<br>1-0<br>2-H<br>2B | | F B X<br>1-1<br>1B 2B | | 4 | 1 | 3 | 2 | 0 | 0 | 0 |
| Tony Clark, S (1, 3)<br>OBP: 0.222, SLG: 0.222 | B X<br>1-0 ②<br>G4-3<br>1-2 | | | C S B F B X<br>2-2 ②<br>G3 | | H<br>1-0<br>HBP | | B B I<br>4-0<br>1B IBB | | 2 | 0 | 0 | 0 | 1 | 0 | 1 |
| Shawn Green, L (1, 9)<br>OBP: 0.222, SLG: 0.222 | C S X<br>0-2 ③<br>G4-3 | | | F B X<br>1-1 ③<br>F8 | | C F B S<br>1-3 ③<br>K | | C F F X<br>0-2<br>30 FC6-4<br>1-2<br>2-H<br>1B | | 4 | 0 | 1 | 1 | 0 | 1 | 3 |
| Johnny Estrada, S (1, 2)<br>OBP: 0.250, SLG: 0.143 | | B B B C B<br>4-1<br>30 G1-6-3 BB | | | B F S X<br>1-2 ①<br>G1-3 | | S B X<br>1-1 ①<br>G3-1 | C C F S<br>0-3 ②<br>K | | 3 | 0 | 0 | 0 | 1 | 1 | 2 |
| 30 Jeff DaVanon, S (1, 8)<br>OBP: 0.200, SLG: 0.200 | | X<br>0-0 ① ②<br>G1-6-3<br>1-2f | | | C F X<br>0-2 ②<br>G5-3 | | X<br>0-0<br>G4-3<br>1B | B C D B X<br>3-1 ③<br>FC6-4<br>1-2f | | 4 | 0 | 1 | 0 | 0 | 0 | 3 |
| Orlando Hernandez, R (1, 1)<br>Greg Aquino, R (6, 1)<br>Andy Green, R (7, PH)<br>Terry Mulholland, R (7, 1)<br>Brandon Lyon, R (7, 1)<br>Luis Vizcaino, R (8, 1)<br>22 Eric Byrnes, R (9, PH)<br>OBP: 0.500, SLG: 0.667<br>Jose Valverde, R (9, 1) | | X<br>0-0 ③<br>G4-3 | | | C C F X<br>0-2 ③<br>G4-3 | | 1 SAFE<br>C B<br>1 SAFE<br>B<br>1 SAFE<br>1 SAFE<br>X<br>2-1 ②<br>G4-3<br>1-2 | | X<br>0-0 ①<br>P4 | 2<br>0<br>1<br>0<br>0<br>0<br>0<br>1<br>0 | 0<br>0<br>0<br>0<br>0<br>0<br>0<br>0<br>0 | 0<br>0<br>0<br>0<br>0<br>0<br>0<br>0<br>0 | 0<br>0<br>0<br>0<br>0<br>0<br>0<br>0<br>0 | 0<br>0<br>0<br>0<br>0<br>0<br>0<br>0<br>0 | 0<br>0<br>0<br>0<br>0<br>0<br>0<br>0<br>0 | 0<br>0<br>1<br>0<br>0<br>0<br>0<br>1<br>0 |
| Inning Stats | R: 2 H: 3<br>E: 0 LOB: 1<br>K: 0 BB: 0<br>S: 11 P: 14 | R: 0 H: 0<br>E: 0 LOB: 0<br>K: 0 BB: 1<br>S: 3 P: 7 | R: 0 H: 0<br>E: 0 LOB: 0<br>K: 0 BB: 0<br>S: 9 P: 15 | R: 0 H: 0<br>E: 0 LOB: 0<br>K: 0 BB: 0<br>S: 7 P: 11 | R: 0 H: 0<br>E: 0 LOB: 0<br>K: 0 BB: 0<br>S: 10 P: 11 | R: 1 H: 2<br>E: 0 LOB: 2<br>K: 1 BB: 0<br>S: 13 P: 21 | R: 0 H: 1<br>E: 0 LOB: 2<br>K: 1 BB: 0<br>S: 11 P: 18 | R: 1 H: 2<br>E: 0 LOB: 2<br>K: 1 BB: 1<br>S: 16 P: 24 | R: 0 H: 0<br>E: 0 LOB: 0<br>K: 1 BB: 0<br>S: 8 P: 9 | 1B: 4 SF: 0<br>2B: 4 SAC: 0<br>3B: 0 DP: 1<br>HR: 0 HBP: 2 | | | | | | WP: 0 PA: 38<br>PB: 0<br>SB: 0<br>CS: 0 |

TOP

# Arizona Diamondbacks @ Colorado Rockies

Coors Field, Denver, CO

Wed Apr 05 2006, 6:35 PM MDT

Att. 18,553 - Partly Cloudy - 70 F

livebaseballscorecards.com

| | |
|---|---|
| AB | 34 |
| R | 4 |
| H | 8 |
| RBI | 4 |
| BB | 2 |
| SO | 4 |
| LOB | 13 |

| PITCHER | | IP | WLS | BF | H | R | ER | SO | BB | IBB | HBP | BLK | WP | HR | S | P | ERA | WHIP |
|---|---|---|---|---|---|---|---|---|---|---|---|---|---|---|---|---|---|---|
| 28 Aaron Cook, R<br>ERA: 3.86 | (1, 1) | 7.0 | L | 29 | 6 | 3 | 3 | 2 | 1 | 0 | 2 | 0 | 0 | 0 | 64 | 97 | 3.86 | 1.000 |
| 39 Tom Martin, L<br>ERA: 9.0 | (8, 1) | 1.0 | | 6 | 2 | 1 | 1 | 1 | 0 | 1 | 0 | 0 | 0 | 0 | 16 | 24 | 9.00 | 2.000 |
| David Cortes, R<br>ERA: | (9, 1) | 1.0 | | 3 | 0 | 0 | 0 | 1 | 0 | 0 | 0 | 0 | 0 | 0 | 8 | 9 | 0.00 | 0.000 |

| PITCHER | IP | WLS | BF | H | R | ER | SO | BB | IBB | HBP | BLK | WP | HR | S | P | ERA | WHIP |
|---|---|---|---|---|---|---|---|---|---|---|---|---|---|---|---|---|---|

# BOTTOM

## Arizona Diamondbacks @ Colorado Rockies

Coors Field, Denver, CO

Wed Apr 05 2006, 6:35 PM MDT

Att. 18,553 - Partly Cloudy - 70 F

livebaseballscorecards.com

| Batter | 1 | 2 | 3 | 4 | 5 | 6 | 7 | 8 | 9 | AB | R | H | RBI | BB | SO | LOB |
|---|---|---|---|---|---|---|---|---|---|---|---|---|---|---|---|---|
| 18 Cory Sullivan, L (1, 8)<br>OBP: 0.250, SLG: 0.143 | K | | P4 | | SH1-4<br>1-2 | | SH1-4<br>1-2 | | 12<br>K2-3-2<br>BB | 2 | 0 | 0 | 0 | 1 | 1 | 0 |
| 12 Clint Barmes, R (1, 6)<br>OBP: 0.200, SLG: 0.200 | P3 | | E8<br>17<br>2B<br>1B | | K | | P3 | | K2-3-2<br>1-1 | 5 | 1 | 1 | 0 | 0 | 2 | 3 |
| 17 Todd Helton, L (1, 3)<br>OBP: 0.667, SLG: 1.000 | 2B | | 2B<br>2-H | | IBB | | 5<br>FC3-6<br>IBB | | | 2 | 0 | 2 | 1 | 2 | 0 | 0 |
| 5 Matt Holliday, R (1, 7)<br>OBP: 0.222, SLG: 0.222 | K | | K | | K | | FC3-6<br>1-2f | | | 4 | 0 | 0 | 0 | 0 | 3 | 6 |
| 27 Garrett Atkins, R (1, 5)<br>OBP: 0.250, SLG: 0.286 | | BB | | 1B<br>2B | | F9 | | G6-3 | | 3 | 1 | 1 | 0 | 1 | 0 | 0 |
| 11 Brad Hawpe, L (1, 9)<br>OBP: 0.333, SLG: 0.250 | | K<br>1 SAFE | | P5 | | K | | L9 | | 4 | 0 | 0 | 0 | 0 | 2 | 2 |
| Luis Gonzalez, R (1, 4)<br>OBP: 0.200, SLG: 0.200<br>Jamey Carroll, R (6, 4)<br>OBP: 0.667, SLG: 0.500 | | K<br>1 SAFE | | CS<br>2-H<br>1B | | 1B | | BB | | 2<br>1 | 0<br>0 | 1<br>1 | 1<br>0 | 0<br>1 | 1<br>0 | 1<br>0 |
| Danny Ardoin, R (1, 2)<br>Eli Marrero, R (8, PH)<br>(9, 2) | | F7 | | 1 SAFE<br>1 SAFE<br>K<br>1-2 | | 1 SAFE<br>G3 | | K | | 3<br>1 | 0<br>0 | 0<br>0 | 0<br>0 | 0<br>0 | 1<br>1 | 3<br>1 |
| 28 Aaron Cook, R (1, 1)<br>OBP: 0.500, SLG: 0.500<br>Choo Freeman, R (7, PH)<br>39 Tom Martin, L (8, 1)<br>David Cortes, R (9, 1)<br>Jason Smith, L (9, PH)<br>OBP: 0.500, SLG: 0.500 | | | L8 | | 18<br>SH1-4<br>1B | | 18<br>SH1-4<br>BB | | G6-3 | 2<br>0<br>0<br>0<br>1 | 0<br>0<br>0<br>0<br>0 | 1<br>0<br>0<br>0<br>0 | 0<br>0<br>0<br>0<br>0 | 0<br>1<br>0<br>0<br>0 | 0<br>0<br>0<br>0<br>0 | 0<br>0<br>0<br>0<br>0 |
| Inning Stats | R: 0<br>E: 0<br>K: 2<br>S: 16<br>H: 1<br>LOB: 1<br>BB: 0<br>P: 22 | R: 0<br>E: 0<br>K: 2<br>S: 13<br>H: 0<br>LOB: 1<br>BB: 1<br>P: 19 | R: 1<br>E: 1<br>K: 1<br>S: 12<br>H: 2<br>LOB: 1<br>BB: 0<br>P: 15 | R: 1<br>E: 0<br>K: 1<br>S: 14<br>H: 2<br>LOB: 1<br>BB: 0<br>P: 21 | R: 0<br>E: 0<br>K: 2<br>S: 10<br>H: 1<br>LOB: 2<br>BB: 1<br>P: 19 | R: 0<br>E: 0<br>K: 1<br>S: 10<br>H: 1<br>LOB: 1<br>BB: 0<br>P: 15 | R: 0<br>E: 0<br>K: 0<br>S: 4<br>H: 0<br>LOB: 2<br>BB: 2<br>P: 15 | R: 0<br>E: 0<br>K: 1<br>S: 10<br>H: 0<br>LOB: 1<br>BB: 1<br>P: 19 | R: 0<br>E: 0<br>K: 1<br>S: 9<br>H: 0<br>LOB: 1<br>BB: 1<br>P: 16 | 1B: 4<br>2B: 5<br>3B: 0<br>HR: 0<br>SF: 0<br>SAC: 2<br>DP: 2<br>HBP: 0 | | | | | | |

| | AB | 30 |
|---|---|---|
| | R | 2 |
| | H | 7 |
| | RBI | 2 |
| | BB | 6 |
| | SO | 11 |
| | LOB | 16 |

WP: 0 PB: 0 SB: 0 CS: 1 PA: 38

| PITCHER | | IP | WLS | BF | H | R | ER | SO | BB | IBB | HBP | BLK | WP | HR | S | P | ERA | WHIP |
|---|---|---|---|---|---|---|---|---|---|---|---|---|---|---|---|---|---|---|
| Orlando Hernandez, R<br>ERA: 1.8 | (1, 1) | 5.0 | W | 22 | 6 | 2 | 1 | 8 | 1 | 1 | 0 | 0 | 0 | 0 | 65 | 96 | 1.80 | 1.400 |
| Greg Aquino, R<br>ERA: | (6, 1) | 1.0 | H | 4 | 1 | 0 | 0 | 1 | 0 | 0 | 0 | 0 | 0 | 0 | 10 | 15 | 0.00 | 1.000 |
| Terry Mulholland, L<br>ERA: 13.5 | (7, 1) | 0.1 | H | 2 | 0 | 0 | 0 | 0 | 1 | 0 | 0 | 0 | 0 | 0 | 1 | 6 | 0.00 | 3.000 |
| Brandon Lyon, R<br>ERA: | (7, 1) | 1.1 | H | 6 | 0 | 0 | 0 | 0 | 1 | 1 | 0 | 0 | 0 | 0 | 10 | 23 | 0.00 | 0.750 |
| Luis Vizcaino, R<br>ERA: | (8, 1) | 0.1 | H | 1 | 0 | 0 | 0 | 1 | 0 | 0 | 0 | 0 | 0 | 0 | 3 | 5 | 0.00 | 0.000 |

| PITCHER | | IP | WLS | BF | H | R | ER | SO | BB | IBB | HBP | BLK | WP | HR | S | P | ERA | WHIP |
|---|---|---|---|---|---|---|---|---|---|---|---|---|---|---|---|---|---|---|
| Jose Valverde, R<br>ERA: | (9, 1) | 1.0 | S | 3 | 0 | 0 | 0 | 1 | 1 | 0 | 0 | 0 | 0 | 0 | 9 | 16 | 0.00 | 1.000 |

| Batter | 1 | 2 | 3 | 4 | 5 | 6 | 7 | 8 | 9 | AB | R | H | RBI | BB | SO | LOB |
|---|---|---|---|---|---|---|---|---|---|---|---|---|---|---|---|---|
| 22 Eric Byrnes, R (1, 8)<br>OBP: 0.333, SLG: 0.417 | F7 | K | | G6-3 | G5-3 | | 1 G6-4-3 1B | F9 | | 6 | 0 | 1 | 0 | 0 | 1 | 2 |
| 1 Orlando Hudson, S (1, 4)<br>OBP: 0.250, SLG: 0.267 | HBP 34 1B 1B | F8 | | FC6 BB | | G3-1 | G6-4-3<br>1-2f | FC4-6<br>1-2f | | 5 | 1 | 1 | 0 | 1 | 0 | 3 |
| Chad Tracy, L (1, 5)<br>OBP: 0.400, SLG: 0.615 | HBP 34 1B<br>1-2 1B | HR | | FC6<br>1-2 BB | | 1B BB 1B | BB | | F7 | 4 | 3 | 3 | 1 | 2 | 0 | 0 |
| Luis Gonzalez, L (1, 7)<br>OBP: 0.429, SLG: 0.500<br>Jason Grimsley, R (8, 1)<br>Tony Clark, S (9, PH)<br>37 Juan Cruz, R (9, 1) | BB 34 1B 30 BB<br>1-2 2-3 HBP | F8 | | FC6<br>1-2f 2-3 | | BB 34 BB 30 SF8<br>1-3 1B | F9 | | K | 4<br>0<br>1<br>0 | 2<br>0<br>0<br>0 | 1<br>0<br>0<br>0 | 0<br>0<br>0<br>0 | 0<br>0<br>0<br>0 | 0<br>0<br>1<br>0 | 3<br>0<br>0<br>0 |
| 34 Conor Jackson, R (1, 3)<br>OBP: 0.727, SLG: 0.571 | 30 BB BB<br>1-2 2-H 3-H 1B | | 19 BB<br>BB | P3 | | 19 2B<br>1-2 BB | | E 30 2B<br>1B | BB | 3 | 2 | 2 | 2 | 3 | 0 | 2 |
| Damion Easley, R (1, 6)<br>OBP: 0.500, SLG: 0.500 | 30 BB<br>1-2 2-3 BB | | P6 | | 30 G1-3 19 HR<br>2B | 19 2B<br>1-2 2-3 3-H BB | | E5 30 2B<br>1-2 19 SF7 | F8 | 4 | 3 | 1 | 1 | 2 | 0 | 3 |
| 30 Jeff DaVanon, S (1, 9)<br>OBP: 0.300, SLG: 0.375 | 1-2 2-3 3-H BB | | 1 SAFE<br>1 SAFE<br>F9 | G1-3<br>2-3 | SF8<br>3-H | | | 1-3 2-H 2B | | 3 | 0 | 1 | 3 | 1 | 0 | 2 |
| 19 Chris Snyder, R (1, 2)<br>OBP: 0.500, SLG: 1.500 | F3 | | 1 SAFE<br>1-2 BB | HR<br>3-H | 1-H 2-H 2B | | | SF7<br>3-H | | 3 | 1 | 2 | 5 | 1 | 0 | 3 |
| Miguel Batista, R (1, 1)<br>Andy Green, R (8, PH)<br>(8, 7) | K | | K | | K | | | 1 FC4-6 BB | | 4<br>0 | 0<br>0 | 0<br>0 | 0<br>0 | 0<br>1 | 4<br>0 | 6<br>0 |
| Inning Stats | R: 3 E: 0 K: 1 S: 19<br>H: 3 LOB: 3 BB: 2 P: 35 | R: 1 E: 0 K: 1 S: 8<br>H: 1 LOB: 0 BB: 0 P: 13 | R: 0 E: 0 K: 1 S: 9<br>H: 0 LOB: 2 BB: 2 P: 20 | R: 0 E: 0 K: 0 S: 6<br>H: 0 LOB: 2 BB: 2 P: 15 | R: 2 E: 0 K: 1 S: 12<br>H: 2 LOB: 0 BB: 0 P: 17 | R: 4 E: 0 K: 1 S: 24<br>H: 3 LOB: 1 BB: 2 P: 46 | R: 0 E: 0 K: 0 S: 8<br>H: 1 LOB: 1 BB: 1 P: 13 | R: 2 E: 1 K: 0 S: 12<br>H: 2 LOB: 2 BB: 1 P: 26 | R: 0 E: 0 K: 1 S: 8<br>H: 0 LOB: 1 BB: 1 P: 16 | 1B: 7 2B: 3 3B: 0 HR: 2<br>SF: 2 SAC: 0 DP: 1 HBP: 1 | | | | | | |

# TOP

## Arizona Diamondbacks @ Colorado Rockies

Coors Field, Denver, CO

Thu Apr 06 2006, 6:35 PM MDT

Att. 18,406 - Partly Cloudy - 52 F

livebaseballscorecards.com

| | |
|---|---|
| AB | 37 |
| R | 12 |
| H | 12 |
| RBI | 12 |
| BB | 11 |
| SO | 6 |
| LOB | 24 |

WP: 0 PB: 0 SB: 0 CS: 0 PA: 51

| PITCHER | | IP | WLS | BF | H | R | ER | SO | BB | IBB | HBP | BLK | WP | HR | S | P | ERA | WHIP |
|---|---|---|---|---|---|---|---|---|---|---|---|---|---|---|---|---|---|---|
| 26 Jeff Francis, L<br>ERA: 10.38 | (1, 1) | 4.1 | L | 25 | 5 | 5 | 5 | 3 | 6 | 0 | 1 | 0 | 0 | 1 | 49 | 94 | 10.38 | 2.538 |
| Sun-Woo Kim, R<br>ERA: 33.75 | (5, 1) | 1.1 | | 10 | 4 | 5 | 5 | 1 | 2 | 0 | 0 | 0 | 0 | 1 | 26 | 46 | 33.75 | 4.500 |
| David Cortes, R<br>ERA: | (6, 1) | 1.1 | | 5 | 1 | 0 | 0 | 1 | 1 | 0 | 0 | 0 | 0 | 0 | 11 | 19 | 0.00 | 1.500 |
| 39 Tom Martin, L<br>ERA: 6.0 | (8, 1) | 2.0 | | 11 | 2 | 2 | 1 | 1 | 2 | 0 | 0 | 0 | 0 | 0 | 20 | 42 | 4.50 | 2.000 |

| PITCHER | IP | WLS | BF | H | R | ER | SO | BB | IBB | HBP | BLK | WP | HR | S | P | ERA | WHIP |
|---|---|---|---|---|---|---|---|---|---|---|---|---|---|---|---|---|---|

# BOTTOM

| Batter | 1 | 2 | 3 | 4 | 5 | 6 | 7 | 8 | 9 | AB | R | H | RBI | BB | SO | LOB |
|---|---|---|---|---|---|---|---|---|---|---|---|---|---|---|---|---|
| 18 Cory Sullivan, L (1, 8)<br>OBP: 0.182, SLG: 0.100 | C C F S 0-3 K ① | | X 0-0 G6-3 ② | | B F F B S 2-3 K ② | | C S B S 1-3 K ③ | | F B C S 1-3 K ② | 3 | 0 | 0 | 0 | 0 | 2 | 0 |
| David Cortes, R (6, 1) | | | | | | | | | | 0 | 0 | 0 | 0 | 0 | 0 | 0 |
| Jason Smith, L (7, PH)<br>OBP: 0.333, SLG: 0.333 | | | | | | | | | | 1 | 0 | 0 | 0 | 0 | 1 | 0 |
| 39 Tom Martin, L (8, 1) | | | | | | | | | | 0 | 0 | 0 | 0 | 0 | 0 | 0 |
| Eli Marrero, R (9, PH) | | | | | | | | | | 1 | 0 | 0 | 0 | 0 | 1 | 0 |
| 12 Clint Barmes, R (1, 6)<br>OBP: 0.267, SLG: 0.400 | C X 0-1 E6 | | B C X 1-1 3B | | C S S 0-3 K ③ | | | C F B X 1-2 27 2B 17 1B 1B | B T S 1-3 K ③ | 5 | 1 | 2 | 0 | 0 | 2 | 0 |
| 17 Todd Helton, L (1, 3)<br>OBP: 0.692, SLG: 0.875 | B X 1-0 P5 ② | | B B B B 4-0 BB | | | B B B C C F B 4-2 5 HR BB | | B X 1-0 27 2B 11 1B 1-2 1B | | 2 | 2 | 1 | 0 | 2 | 0 | 1 |
| 5 Matt Holliday, R (1, 7)<br>OBP: 0.231, SLG: 0.462 | 1 X SAFE 0-0 F8 ③ | | S F F B S 1-3 K ③ | | | B B X 2-0 1-H HR | | B B F X 2-1 F9 ① | | 4 | 1 | 1 | 2 | 0 | 1 | 5 |
| 27 Garrett Atkins, R (1, 5)<br>OBP: 0.417, SLG: 0.636 | | C B B X 2-1 G3 1B | | C X 0-1 11 G4-3 2B | | C C B B S 2-3 K ① | | B X 1-0 11 1B 1-3 2-H G5-3 2B | | 4 | 1 | 3 | 1 | 0 | 1 | 0 |
| 11 Brad Hawpe, L (1, 9)<br>OBP: 0.308, SLG: 0.250 | | B C F S 1-3 K ① | | B C B X 2-1 G4-3 2-3 ① | | B S B X 2-1 F8 ② | | B B X 2-0 G5-3 2-3 3-H 1B | | 4 | 0 | 1 | 1 | 0 | 1 | 2 |
| Jamey Carroll, R (1, 4)<br>OBP: 0.286, SLG: 0.167 | | B F 1 SAFE B X 2-1 G3 1-2 ② | | C F X 0-2 L4 ② | | C X 0-1 G6-3 ③ | | X 0-0 G5-3 1-2 3-H ② | | 4 | 0 | 0 | 1 | 0 | 0 | 3 |
| Danny Ardoin, R (1, 2) | | B B X 2-0 G5-3 ③ | | M F F B B F S 2-3 K ③ | | | F B F B C 2-3 K ① | B B X 2-0 G6-3 ③ | | 2 | 0 | 0 | 0 | 0 | 1 | 2 |
| Sun-Woo Kim, R (5, 1) | | | | | | | | | | 0 | 0 | 0 | 0 | 0 | 0 | 0 |
| Choo Freeman, R (6, 8) | | | | | | | | | | 2 | 0 | 0 | 0 | 0 | 1 | 1 |
| 26 Jeff Francis, L (1, 1) | | | C S B S 1-3 K ① | | X 0-0 G6-3 ① | | B C C S 1-3 K ② | | F F B B C 2-3 K ① | 1 | 0 | 0 | 0 | 0 | 1 | 0 |
| Miguel Ojeda, R (5, 2) | | | | | | | | | | 3 | 0 | 0 | 0 | 0 | 2 | 0 |
| Inning Stats | R: 0 E: 1 K: 1 S: 8 H: 0 LOB: 1 BB: 0 P: 9 | R: 0 E: 0 K: 1 S: 8 H: 1 LOB: 1 BB: 0 P: 15 | R: 0 E: 0 K: 2 S: 10 H: 1 LOB: 2 BB: 1 P: 17 | R: 0 E: 0 K: 1 S: 12 H: 1 LOB: 1 BB: 0 P: 16 | R: 0 E: 0 K: 2 S: 7 H: 0 LOB: 0 BB: 0 P: 9 | R: 2 E: 0 K: 1 S: 11 H: 1 LOB: 0 BB: 1 P: 21 | R: 0 E: 0 K: 3 S: 9 H: 0 LOB: 0 BB: 0 P: 13 | R: 3 E: 0 K: 0 S: 10 H: 4 LOB: 1 BB: 0 P: 19 | R: 0 E: 0 K: 3 S: 9 H: 0 LOB: 0 BB: 0 P: 13 | 1B: 4 2B: 2 3B: 1 HR: 1 | SF: 0 SAC: 0 DP: 0 HBP: 0 | | | | | | |

| PITCHER | | IP | WLS | BF | H | R | ER | SO | BB | IBB | HBP | BLK | WP | HR | S | P | ERA | WHIP |
|---|---|---|---|---|---|---|---|---|---|---|---|---|---|---|---|---|---|---|
| Miguel Batista, R<br>ERA: 2.57 | (1, 1) | 7.0 | W | 28 | 4 | 2 | 2 | 11 | 2 | 0 | 0 | 0 | 0 | 1 | 65 | 100 | 2.57 | 0.857 |
| Jason Grimsley, R<br>ERA: 27.0 | (8, 1) | 1.0 | | 7 | 4 | 3 | 3 | 0 | 0 | 0 | 0 | 0 | 0 | 0 | 10 | 19 | 27.00 | 4.000 |
| 37 Juan Cruz, R<br>ERA: | (9, 1) | 1.0 | | 3 | 0 | 0 | 0 | 3 | 0 | 0 | 0 | 0 | 0 | 0 | 9 | 13 | 0.00 | 0.000 |

| PITCHER | IP | WLS | BF | H | R | ER | SO | BB | IBB | HBP | BLK | WP | HR | S | P | ERA | WHIP |
|---|---|---|---|---|---|---|---|---|---|---|---|---|---|---|---|---|---|

# Arizona Diamondbacks @ Colorado Rockies

Coors Field, Denver, CO

Thu Apr 06 2006, 6:35 PM MDT
Att. 18,406 - Partly Cloudy - 52 F

livebaseballscorecards.com

| | |
|---|---|
| AB | 36 |
| R | 5 |
| H | 8 |
| RBI | 5 |
| BB | 2 |
| SO | 14 |
| LOB | 14 |

| | | | |
|---|---|---|---|
| 1B: 4 | SF: 0 | WP: 0 | PA: 38 |
| 2B: 2 | SAC: 0 | PB: 0 | |
| 3B: 1 | DP: 0 | SB: 0 | |
| HR: 1 | HBP: 0 | CS: 0 | |

| Batter | 1 | 2 | 3 | 4 | 5 | 6 | 7 | 8 | 9 | AB | R | H | RBI | BB | SO | LOB |
|---|---|---|---|---|---|---|---|---|---|---|---|---|---|---|---|---|
| 18 Cory Sullivan, L (1, 8)<br>OBP: 0.250, SLG: 0.400 | K | | B2 | | | 17<br>2B | F8 | | 27<br>1B | 5 | 2 | 2 | 0 | 0 | 1 | 0 |
| 12 Clint Barmes, R (1, 6)<br>OBP: 0.200, SLG: 0.300 | K | | G6-3 | | | G5-3 | G6-3 | | G6-3 | 5 | 0 | 0 | 0 | 0 | 1 | 2 |
| 17 Todd Helton, L (1, 3)<br>OBP: 0.667, SLG: 0.818 | 27<br>FC5-4<br>BB | | K | | | 27<br>2B<br>2-H | P3 | | 27<br>1B<br>2B<br>IBB | 3 | 2 | 1 | 1 | 2 | 1 | 0 |
| 27 Garrett Atkins, R (1, 5)<br>OBP: 0.471, SLG: 0.875 | FC5-4<br>1-2f | | | F8 | | 2B<br>2-H | | HR | 2B<br>1-2<br>3-H | 5 | 3 | 3 | 3 | 0 | 0 | 1 |
| Eli Marrero, R (1, 7)<br>OBP: 0.500, SLG: 1.125 | | HR | | G1-3 | | 11<br>1B<br>1B<br>2-H | | 11<br>S<br>1B | 2B<br>1-H<br>2-H | 5 | 2 | 4 | 4 | 0 | 0 | 0 |
| 11 Brad Hawpe, L (1, 9) | | K | | K | | FC6-4<br>1B<br>2-3 | | SAFE<br>K<br>1-2 | F7 | 5 | 0 | 1 | 0 | 0 | 3 | 2 |
| Jason Smith, L (1, 4)<br>OBP: 0.500, SLG: 0.857 | | HR | | | G4-3 | FC6-4<br>1-2<br>3-H | | BB | K | 4 | 1 | 2 | 2 | 1 | 1 | 1 |
| Danny Ardoin, R (1, 2) | | F8 | | | K | FC6-4<br>37<br>FC6-4<br>1-2f<br>2-3 | | K | | 4 | 0 | 0 | 0 | 0 | 2 | 4 |
| 37 Josh Fogg, R (1, 1) | | K | | | G4-3 | FC6-4<br>1-2f | | K | | 3 | 0 | 0 | 0 | 0 | 1 | 2 |
| Mike DeJean, R (7, 1) | | | | | | | | | | 0 | 0 | 0 | 0 | 0 | 0 | 0 |
| Ray King, L (7, 1) | | | | | | | | | | 1 | 0 | 0 | 0 | 0 | 1 | 2 |
| Jose Mesa, R (8, 1) | | | | | | | | | | 0 | 0 | 0 | 0 | 0 | 0 | 0 |
| 40 Brian Fuentes, L (9, 1) | | | | | | | | | | 0 | 0 | 0 | 0 | 0 | 0 | 0 |
| Inning Stats | R: 0<br>E: 0<br>K: 2<br>S: 11<br>H: 0<br>LOB: 1<br>BB: 1<br>P: 16 | R: 2<br>E: 0<br>K: 2<br>S: 21<br>H: 2<br>LOB: 0<br>BB: 0<br>P: 29 | R: 0<br>E: 0<br>K: 1<br>S: 8<br>H: 0<br>LOB: 0<br>BB: 0<br>P: 12 | R: 0<br>E: 0<br>K: 1<br>S: 8<br>H: 0<br>LOB: 0<br>BB: 0<br>P: 12 | R: 0<br>E: 0<br>K: 1<br>S: 8<br>H: 0<br>LOB: 0<br>BB: 0<br>P: 10 | R: 4<br>E: 0<br>K: 0<br>S: 17<br>H: 6<br>LOB: 2<br>BB: 0<br>P: 22 | R: 0<br>E: 0<br>K: 0<br>S: 7<br>H: 0<br>LOB: 0<br>BB: 0<br>P: 11 | R: 1<br>E: 0<br>K: 3<br>S: 14<br>H: 2<br>LOB: 2<br>BB: 1<br>P: 22 | R: 3<br>E: 0<br>K: 1<br>S: 16<br>H: 3<br>LOB: 1<br>BB: 1<br>P: 24 | 1B: 4<br>2B: 5<br>3B: 1<br>HR: 3<br>SF: 0<br>SAC: 0<br>DP: 0<br>HBP: 0 | | | | | | |

# TOP

## Colorado Rockies @ San Diego Padres

PETCO Park, San Diego, CA

Fri Apr 07 2006, 10:05 PM EDT

Att. 33,918 - Partly Cloudy - 60 F

livebaseballscorecards.com

| | |
|---|---|
| AB | 40 |
| R | 10 |
| H | 13 |
| RBI | 10 |
| BB | 3 |
| SO | 11 |
| LOB | 14 |

| PITCHER | | IP | WLS | BF | H | R | ER | SO | BB | IBB | HBP | BLK | WP | HR | S | P | ERA | WHIP |
|---|---|---|---|---|---|---|---|---|---|---|---|---|---|---|---|---|---|---|
| 32 Chris Young, R<br>ERA: 6.75 | (1, 1) | 5.1 | | 21 | 4 | 4 | 4 | 7 | 1 | 0 | 0 | 0 | 0 | 2 | 61 | 86 | 6.75 | 0.938 |
| 52 Clay Hensley, R<br>ERA: 18.0 | (6, 1) | 0.0 | L | 4 | 4 | 2 | 2 | 0 | 0 | 0 | 0 | 0 | 0 | 0 | 8 | 10 | ∞ | ∞ |
| Chan Ho Park, R<br>ERA: | (6, 1) | 1.2 | | 5 | 0 | 0 | 0 | 0 | 0 | 0 | 0 | 0 | 0 | 0 | 11 | 16 | 0.00 | 0.000 |
| 56 Scott Cassidy, R<br>ERA: | (8, 1) | 0.0 | | 2 | 2 | 1 | 1 | 0 | 0 | 0 | 0 | 0 | 0 | 1 | 3 | 5 | ∞ | ∞ |
| Alan Embree, L<br>ERA: | (8, 1) | 1.0 | | 4 | 0 | 0 | 0 | 3 | 1 | 0 | 0 | 0 | 0 | 0 | 11 | 17 | 0.00 | 1.000 |

| PITCHER | | IP | WLS | BF | H | R | ER | SO | BB | IBB | HBP | BLK | WP | HR | S | P | ERA | WHIP |
|---|---|---|---|---|---|---|---|---|---|---|---|---|---|---|---|---|---|---|
| Brian Sweeney, R<br>ERA: 9.0 | (9, 1) | 1.0 | | 7 | 3 | 3 | 3 | 1 | 0 | 1 | 0 | 0 | 0 | 0 | 16 | 24 | 27.00 | 3.000 |

| | | | |
|---|---|---|---|
| WP: 0 | PA: 43 | | |
| PB: 0 | | | |
| SB: 1 | | | |
| CS: 0 | | | |

| Batter | 1 | 2 | 3 | 4 | 5 | 6 | 7 | 8 | 9 | AB | R | H | RBI | BB | SO | LOB |
|---|---|---|---|---|---|---|---|---|---|---|---|---|---|---|---|---|
| Dave Roberts, L (1, 8)<br>OBP: 0.300, SLG: 0.222<br>Doug Mirabelli, R (7, PH)<br>OBP: 1.000, SLG: 2.000<br>Ben Johnson, R (7, PR)<br>(8, 8) | 4-2 1B S 24 SF9 BB | 2-2 2-H 1B | | | 1-2 G5-3 ① | | 0-1 1-3 2B | | | 2 | 1 | 1 | 1 | 1 | 0 | 0 |
| | | | | | | | | | | 1 | 0 | 1 | 0 | 0 | 0 | 0 |
| | | | | | | | | | | 0 | 0 | 0 | 0 | 0 | 0 | 0 |
| Eric Young Sr., R (1, 7)<br>OBP: 0.200, SLG: 0.333 | 2-2 E E SF7 1-3 1B | 1 SAFE 1 SAFE 1 SAFE 1 SAFE 1 SAFE 3-2 F9 ③ | | | 0-0 G6-3 ② | | 3-1 G6-3 ③ | | | 4 | 1 | 1 | 0 | 0 | 0 | 3 |
| 24 Brian Giles, L (1, 9)<br>OBP: 0.583, SLG: 0.429 | 1 SAFE 0-1 SF9 ① 3-H | 1-1 G5-3 1B | | | 3-0 ③ 1B | | | 4-0 23 G1-3 BB | | 2 | 0 | 2 | 1 | 1 | 0 | 0 |
| Mike Piazza, R (1, 2)<br>OBP: 0.167, SLG: 0.455 | 1 SAFE 0-0 SF7 ② 1-H | 1-0 G5-3 ① 1-2 | | | | 2-2 G6-3 ① | | 1-1 F8 ① | | 3 | 0 | 0 | 1 | 0 | 0 | 2 |
| 23 Adrián González, L (1, 3)<br>OBP: 0.417, SLG: 0.833 | 2-2 G4-3 ③ | 3-2 P5 ② | | | | 1-1 G3-1 ② | | 0-0 G1-3 ② 1-2 | | 4 | 0 | 0 | 0 | 0 | 0 | 2 |
| 3 Khalil Greene, R (1, 6)<br>OBP: 0.167, SLG: 0.417 | 2-3 K ① | 0-0 P6 ③ | | | | 2-2 G5-3 ③ | | 3-2 L3 ③ | | 4 | 0 | 0 | 0 | 0 | 1 | 2 |
| Vinny Castilla, R (1, 5)<br>OBP: 0.167, SLG: 0.182 | 0-0 G6-3 ② | 2-3 K ① | | | | | 1-1 G5-3 ① | | 1-0 P4 ① | 4 | 0 | 0 | 0 | 0 | 1 | 0 |
| Josh Barfield, R (1, 4)<br>OBP: 0.333, SLG: 0.273 | 1-1 32 2B HBP | 2-2 F8 ② | | | | | 2-1 G6-3 ② | | 1-0 L4 ② | 3 | 1 | 0 | 0 | 0 | 0 | 0 |
| 32 Chris Young, R (1, 1)<br>OBP: 0.500, SLG: 1.000<br>52 Clay Hensley, R (6, 1)<br>Chan Ho Park, R (6, 1)<br>8 Terrmel Sledge, L (7, PH)<br>56 Scott Cassidy, R (8, 1)<br>Alan Embree, L (8, 1)<br>Brian Sweeney, R (9, 1)<br>Geoff Blum, S (9, PH) | 1-2 1-H 1B 2B | 0-3 K ③ | | | | | 4-2 2B BB | | 1-1 P2 ③ | 2 | 1 | 1 | 1 | 0 | 1 | 0 |
| | | | | | | | | | | 0 | 0 | 0 | 0 | 0 | 0 | 0 |
| | | | | | | | | | | 0 | 0 | 0 | 0 | 0 | 0 | 0 |
| | | | | | | | | | | 0 | 0 | 0 | 0 | 1 | 0 | 0 |
| | | | | | | | | | | 0 | 0 | 0 | 0 | 0 | 0 | 0 |
| | | | | | | | | | | 0 | 0 | 0 | 0 | 0 | 0 | 0 |
| | | | | | | | | | | 0 | 0 | 0 | 0 | 0 | 0 | 0 |
| | | | | | | | | | | 1 | 0 | 0 | 0 | 0 | 0 | 0 |
| Inning Stats | R: 2 E: 1 K: 0 S: 12 H: 1 LOB: 0 BB: 1 P: 20 | R: 2 E: 0 K: 1 S: 15 H: 2 LOB: 1 BB: 0 P: 24 | R: 0 E: 0 K: 0 S: 7 H: 1 LOB: 1 BB: 0 P: 12 | R: 0 E: 0 K: 2 S: 9 H: 0 LOB: 0 BB: 0 P: 13 | R: 0 E: 0 K: 0 S: 5 H: 1 LOB: 1 BB: 0 P: 9 | R: 0 E: 0 K: 0 S: 9 H: 0 LOB: 0 BB: 0 P: 14 | R: 0 E: 0 K: 0 S: 11 H: 1 LOB: 2 BB: 1 P: 21 | R: 0 E: 0 K: 0 S: 7 H: 0 LOB: 1 BB: 1 P: 15 | R: 0 E: 0 K: 0 S: 4 H: 0 LOB: 0 BB: 0 P: 7 | 1B: 4<br>2B: 2<br>3B: 0<br>HR: 0 | SF: 2<br>SAC: 0<br>DP: 0<br>HBP: 1 | | | | | |

| PITCHER | | IP | WLS | BF | H | R | ER | SO | BB | IBB | HBP | BLK | WP | HR | S | P | ERA | WHIP |
|---|---|---|---|---|---|---|---|---|---|---|---|---|---|---|---|---|---|---|
| 37 Josh Fogg, R<br>ERA: 4.5 | (1, 1) | 6.0 | W | 24 | 5 | 4 | 3 | 3 | 1 | 0 | 1 | 0 | 0 | 0 | 57 | 92 | 4.50 | 1.000 |
| Mike DeJean, R<br>ERA: | (7, 1) | 0.2 | H | 3 | 0 | 0 | 0 | 0 | 1 | 0 | 0 | 0 | 0 | 0 | 7 | 14 | 0.00 | 1.500 |
| Ray King, L<br>ERA: | (7, 1) | 0.1 | H | 3 | 1 | 0 | 0 | 0 | 1 | 0 | 0 | 0 | 0 | 0 | 4 | 11 | 0.00 | 6.000 |
| Jose Mesa, R<br>ERA: | (8, 1) | 1.0 | H | 3 | 0 | 0 | 0 | 0 | 0 | 0 | 0 | 0 | 0 | 0 | 7 | 11 | 0.00 | 0.000 |
| 40 Brian Fuentes, L<br>ERA: | (9, 1) | 1.0 | | 3 | 0 | 0 | 0 | 0 | 0 | 0 | 0 | 0 | 0 | 0 | 4 | 7 | 0.00 | 0.000 |

| PITCHER | IP | WLS | BF | H | R | ER | SO | BB | IBB | HBP | BLK | WP | HR | S | P | ERA | WHIP |
|---|---|---|---|---|---|---|---|---|---|---|---|---|---|---|---|---|---|

# BOTTOM

## Colorado Rockies @ San Diego Padres

PETCO Park, San Diego, CA

Fri Apr 07 2006, 10:05 PM EDT

Att. 33,918 - Partly Cloudy - 60 F

livebaseballscorecards.com

| | |
|---|---|
| AB | 30 |
| R | 4 |
| H | 6 |
| RBI | 4 |
| BB | 3 |
| SO | 3 |
| LOB | 9 |

| | | | |
|---|---|---|---|
| WP: 0 | PB: 0 | SB: 1 | CS: 0 |
| PA: 36 | | | |

| Batter | 1 | 2 | 3 | 4 | 5 | 6 | 7 | 8 | 9 | AB | R | H | RBI | BB | SO | LOB |
|---|---|---|---|---|---|---|---|---|---|---|---|---|---|---|---|---|
| 18 Cory Sullivan, L (1, 8)<br>OBP: 0.409, SLG: 0.550 | 1B | | 12 HR 1B | | BB | | F8 | | 12 F9 17 1B 2B | 5 | 3 | 4 | 0 | 1 | 0 | 0 |
| 12 Clint Barmes, R (1, 6)<br>OBP: 0.231, SLG: 0.423 | 1B<br>K | | 1 SAFE<br>1 SAFE<br>1-H HR | | K | | L8 | | F9 | 6 | 2 | 2 | 2 | 0 | 2 | 3 |
| 17 Todd Helton, L (1, 3)<br>OBP: 0.625, SLG: 0.688 | 27 2B 5 2B BB<br>1-2<br>2-3 | BB 1B | K | | K | | G6-3 | | 5 WP 1B<br>3-H | 5 | 1 | 2 | 1 | 1 | 2 | 1 |
| 27 Garrett Atkins, R (1, 5)<br>OBP: 0.435, SLG: 0.762 | 5 2B 2B<br>1-3<br>2-H<br>3-H | K | BB | | F9 | | | F9 | F9 | 5 | 1 | 1 | 2 | 1 | 1 | 3 |
| 5 Matt Holliday, R (1, 7)<br>OBP: 0.263, SLG: 0.474 | 1B 2B<br>2-H<br>3-H | P4 | K | | | L9 | | 1B BB 1B | K<br>1-2 | 6 | 2 | 2 | 2 | 0 | 2 | 3 |
| Eli Marrero, R (1, 9)<br>OBP: 0.538, SLG: 0.909 | F8 | BB<br>1-2 1B | | BB | | F9 | | 1B<br>1-2 BB | | 3 | 1 | 1 | 0 | 2 | 0 | 1 |
| Jason Smith, L (1, 4)<br>OBP: 0.615, SLG: 0.909 | HR<br>2-H 1B | 1B | | F8 | | 0-0<br>2B | | 1B<br>1-2<br>2-3 1B | | 4 | 1 | 3 | 1 | 1 | 0 | 1 |
| Miguel Ojeda, R (1, 2)<br>OBP: 0.375, SLG: 0.714 | HR<br>2-H | F9 | | F9 | | IBB | | 11 G4-6-3<br>1-2<br>2-H<br>3-H 1B | | 4 | 1 | 2 | 4 | 1 | 0 | 4 |
| Zach Day, R (1, 1)<br>11 Brad Hawpe, L (8, PH)<br>OBP: 0.263, SLG: 0.222<br>39 Tom Martin, L (8, 1)<br>David Cortes, R (9, 1) | F9 | | K | | K | G2-3 | | G4-6-3<br>1-2f | | 4<br>1<br>0<br>0 | 0<br>0<br>0<br>0 | 0<br>0<br>0<br>0 | 0<br>0<br>0<br>0 | 0<br>0<br>0<br>0 | 2<br>0<br>0<br>0 | 3<br>2<br>0<br>0 |
| Inning Stats | R: 7<br>E: 0<br>K: 1<br>S: 27<br>H: 7<br>LOB: 1<br>BB: 1<br>P: 38 | R: 0<br>E: 0<br>K: 1<br>S: 14<br>H: 2<br>LOB: 3<br>BB: 1<br>P: 20 | R: 2<br>E: 0<br>K: 3<br>S: 20<br>H: 2<br>LOB: 1<br>BB: 1<br>P: 27 | R: 0<br>E: 0<br>K: 1<br>S: 12<br>H: 0<br>LOB: 1<br>BB: 1<br>P: 17 | R: 0<br>E: 0<br>K: 2<br>S: 17<br>H: 0<br>LOB: 1<br>BB: 1<br>P: 26 | R: 0<br>E: 0<br>K: 0<br>S: 9<br>H: 1<br>LOB: 2<br>BB: 1<br>P: 20 | R: 0<br>E: 0<br>K: 0<br>S: 10<br>H: 0<br>LOB: 0<br>BB: 0<br>P: 16 | R: 2<br>E: 0<br>K: 0<br>S: 12<br>H: 3<br>LOB: 1<br>BB: 1<br>P: 21 | R: 1<br>E: 0<br>K: 1<br>S: 11<br>H: 2<br>LOB: 1<br>BB: 0<br>P: 17 | 1B: 11<br>2B: 4<br>3B: 0<br>HR: 2<br>SF: 0<br>SAC: 0<br>DP: 1<br>HBP: 0 | | | | | | |

| PITCHER | | IP | WLS | BF | H | R | ER | SO | BB | IBB | HBP | BLK | WP | HR | S | P | ERA | WHIP |
|---|---|---|---|---|---|---|---|---|---|---|---|---|---|---|---|---|---|---|
| Dewon Brazelton, R<br>ERA: 34.71 | (1, 1) | 2.1 | L | 20 | 11 | 9 | 9 | 3 | 2 | 0 | 0 | 0 | 0 | 2 | 50 | 68 | 34.71 | 5.571 |
| 56 Scott Cassidy, R<br>ERA: 3.38 | (3, 1) | 2.2 | | 11 | 0 | 0 | 0 | 5 | 3 | 0 | 0 | 0 | 0 | 0 | 40 | 60 | 0.00 | 1.125 |
| Brian Sweeney, R<br>ERA: 5.4 | (6, 1) | 2.0 | | 8 | 1 | 0 | 0 | 0 | 0 | 1 | 0 | 0 | 0 | 0 | 19 | 36 | 0.00 | 0.500 |
| 52 Clay Hensley, R<br>ERA: 18.0 | (8, 1) | 1.0 | | 6 | 3 | 2 | 2 | 0 | 1 | 0 | 0 | 0 | 0 | 0 | 12 | 21 | 18.00 | 4.000 |
| Trevor Hoffman, R<br>ERA: 9.0 | (9, 1) | 1.0 | | 5 | 2 | 1 | 1 | 1 | 0 | 0 | 0 | 0 | 1 | 0 | 11 | 17 | 9.00 | 2.000 |

| PITCHER | IP | WLS | BF | H | R | ER | SO | BB | IBB | HBP | BLK | WP | HR | S | P | ERA | WHIP |
|---|---|---|---|---|---|---|---|---|---|---|---|---|---|---|---|---|---|

# TOP

## Colorado Rockies @ San Diego Padres

PETCO Park, San Diego, CA

Sat Apr 08 2006, 10:05 PM EDT

Att. 29,629 - Clear - 61 F

livebaseballscorecards.com

| | |
|---|---|
| AB | 43 |
| R | 12 |
| H | 17 |
| RBI | 12 |
| BB | 7 |
| SO | 9 |
| LOB | 21 |

# BOTTOM

## Colorado Rockies @ San Diego Padres

PETCO Park, San Diego, CA

Sat Apr 08 2006, 10:05 PM EDT

Att. 29,629 - Clear - 61 F

livebaseballscorecards.com

| Batter | 1 | 2 | 3 | 4 | 5 | 6 | 7 | 8 | 9 | AB | R | H | RBI | BB | SO | LOB |
|---|---|---|---|---|---|---|---|---|---|---|---|---|---|---|---|---|
| Dave Roberts, L (1, 8)<br>OBP: 0.286, SLG: 0.231 | C C B F F B B X<br>3-2<br>24 BB<br>23 1B<br>S<br>1B | B C X<br>1-1 ②<br>G1-3 | | B F X<br>1-1 ③<br>G4-3 | | | B F C X<br>1-2 ②<br>G5-3 | | | 4 | 1 | 1 | 0 | 0 | 0 | 0 |
| 8 Terrmel Sledge, L (9, 9) | | | | | | | | | | 0 | 0 | 0 | 0 | 0 | 0 | 0 |
| Eric Young Sr., R (1, 7)<br>OBP: 0.286, SLG: 0.333 | B B B B<br>4-0<br>23 1B<br>24 BB<br>23 E<br>1-2<br>BB | C X<br>0-1<br>1B | | | B C F B X<br>2-2 ①<br>G3 | | C B F X<br>1-2 ③<br>F9 | | | 3 | 1 | 1 | 0 | 1 | 0 | 0 |
| 24 Brian Giles, L (1, 9)<br>OBP: 0.563, SLG: 0.333 | B B C B B<br>4-1<br>23 E<br>23 E<br>1-2<br>2-3<br>BB | X<br>0-0 ③<br>G3 | | | B C B B B<br>4-1<br>23 G2-3<br>BB | | | C B F X<br>1-2 ①<br>F7 | | 2 | 1 | 0 | 0 | 2 | 0 | 1 |
| Trevor Hoffman, R (9, 1) | | | | | | | | | | 0 | 0 | 0 | 0 | 0 | 0 | 0 |
| 23 Adrián González, L (1, 3)<br>OBP: 0.375, SLG: 0.688 | C C X<br>0-2<br>E7<br>L9<br>3 1B<br>1-H<br>2-H<br>3-H<br>1B | | C X<br>0-1 ①<br>G4-3 | | X<br>0-0 ②<br>G2-3<br>1-2 | | | C F S<br>0-3 ②<br>K | | 4 | 1 | 1 | 1 | 0 | 1 | 1 |
| Doug Mirabelli, R (1, 2)<br>OBP: 0.600, SLG: 0.667 | C X<br>0-1 ①<br>L9<br>2-3 | | B B B C B<br>4-1<br>FC6-4<br>BB | | B B B X<br>2-0 ③<br>F8 | | | B X<br>1-0<br>1B | | 2 | 0 | 0 | 0 | 1 | 0 | 2 |
| Brian Sweeney, R (6, 1) | | | | | | | | | | 0 | 0 | 0 | 0 | 0 | 0 | 0 |
| 52 Clay Hensley, R (8, 1) | | | | | | | | | | 0 | 0 | 0 | 0 | 0 | 0 | 0 |
| Ben Johnson, R (8, PH)<br>OBP: 1.000, SLG: 1.000 | | | | | | | | | | 1 | 0 | 1 | 0 | 0 | 0 | 0 |
| (9, 8) | | | | | | | | | | | | | | | | |
| 3 Khalil Greene, R (1, 6)<br>OBP: 0.200, SLG: 0.400 | X<br>0-0<br>3-H<br>1B | | B F F F B F X<br>2-2 ②<br>F7 | | | F S C<br>0-3 ①<br>K | | B B F X<br>2-1 ③<br>F8 | | 3 | 0 | 1 | 1 | 0 | 1 | 1 |
| Geoff Blum, S (8, PH) | | | | | | | | | | 1 | 0 | 0 | 0 | 0 | 0 | 1 |
| (9, 6) | | | | | | | | | | | | | | | | |
| Vinny Castilla, R (1, 5)<br>OBP: 0.133, SLG: 0.143 | X<br>0-0 ②<br>F8 | | S X<br>0-1 ③<br>FC6-4<br>1-2f | | | B B B C X<br>3-1 ②<br>F9 | | | F F F B X<br>1-2 ①<br>G4-3 | 3 | 0 | 0 | 0 | 0 | 0 | 2 |
| Mark Bellhorn, S (9, 5) | | | | | | | | | | 1 | 0 | 0 | 0 | 0 | 0 | 0 |
| Josh Barfield, R (1, 4)<br>OBP: 0.250, SLG: 0.200 | B B B C X<br>3-1 ③<br>G4-3 | | | F B X<br>1-1 ①<br>G5-3 | | C B B B F F S<br>2-3 ③<br>K | | | C F F B F F B F F<br>3-2<br>B X<br>P4 ② | 4 | 0 | 0 | 0 | 0 | 1 | 1 |
| Dewon Brazelton, R (1, 1) | | C S B B C<br>2-3 ①<br>K | | C F S<br>0-3 ②<br>K | | | B C F X<br>1-2 ①<br>G3 | | X<br>0-0 ③<br>F8 | 1 | 0 | 0 | 0 | 0 | 1 | 0 |
| 56 Scott Cassidy, R (3, 1) | | | | | | | | | | 1 | 0 | 0 | 0 | 0 | 1 | 0 |
| Rob Bowen, S (6, 2) | | | | | | | | | | 2 | 0 | 0 | 0 | 0 | 0 | 0 |
| Inning Stats | R: 4 H: 3<br>E: 1 LOB: 1<br>K: 0 BB: 2<br>S: 15 P: 29 | R: 0 H: 1<br>E: 0 LOB: 1<br>K: 1 BB: 0<br>S: 8 P: 11 | R: 0 H: 0<br>E: 0 LOB: 1<br>K: 0 BB: 1<br>S: 10 P: 16 | R: 0 H: 0<br>E: 0 LOB: 0<br>K: 1 BB: 0<br>S: 7 P: 9 | R: 0 H: 0<br>E: 0 LOB: 1<br>K: 0 BB: 1<br>S: 6 P: 14 | R: 0 H: 0<br>E: 0 LOB: 0<br>K: 2 BB: 0<br>S: 9 P: 14 | R: 0 H: 0<br>E: 0 LOB: 0<br>K: 0 BB: 0<br>S: 9 P: 12 | R: 0 H: 1<br>E: 0 LOB: 1<br>K: 1 BB: 0<br>S: 9 P: 13 | R: 0 H: 0<br>E: 0 LOB: 0<br>K: 0 BB: 0<br>S: 13 P: 17 | 1B: 5 SF: 0<br>2B: 0 SAC: 0<br>3B: 0 DP: 0<br>HR: 0 HBP: 0 | | | | | | |

| | AB | 32 |
|---|---|---|
| | R | 4 |
| | H | 5 |
| | RBI | 2 |
| | BB | 4 |
| | SO | 5 |
| | LOB | 9 |

WP: 0 PA: 36
PB: 0
SB: 1
CS: 0

| PITCHER | | IP | WLS | BF | H | R | ER | SO | BB | IBB | HBP | BLK | WP | HR | S | P | ERA | WHIP |
|---|---|---|---|---|---|---|---|---|---|---|---|---|---|---|---|---|---|---|
| Zach Day, R<br>ERA: 3.86 | (1, 1) | 7.0 | W | 29 | 4 | 4 | 3 | 4 | 4 | 0 | 0 | 0 | 0 | 0 | 64 | 105 | 3.86 | 1.143 |
| 39 Tom Martin, L<br>ERA: 4.5 | (8, 1) | 1.0 | | 4 | 1 | 0 | 0 | 1 | 0 | 0 | 0 | 0 | 0 | 0 | 9 | 13 | 0.00 | 1.000 |
| David Cortes, R<br>ERA: | (9, 1) | 1.0 | | 3 | 0 | 0 | 0 | 0 | 0 | 0 | 0 | 0 | 0 | 0 | 13 | 17 | 0.00 | 0.000 |

| PITCHER | IP | WLS | BF | H | R | ER | SO | BB | IBB | HBP | BLK | WP | HR | S | P | ERA | WHIP |
|---|---|---|---|---|---|---|---|---|---|---|---|---|---|---|---|---|---|

# Colorado Rockies @ San Diego Padres

PETCO Park, San Diego, CA

Sun Apr 09 2006, 4:05 PM EDT

Att. 28,901 - Partly Cloudy - 63 F

TOP

livebaseballscorecards.com

| Batter | 1 | 2 | 3 | 4 | 5 | 6 | 7 | 8 | 9 | AB | R | H | RBI | BB | SO | LOB |
|---|---|---|---|---|---|---|---|---|---|---|---|---|---|---|---|---|
| 18 Cory Sullivan, L (1, 8)<br>OBP: 0.444, SLG: 0.760<br>Choo Freeman, R (9, PH)<br>(9, 8) | K | | 1-3 2B | | 3B<br>3B | | K | | G2-3 | 5<br>1 | 1<br>0 | 3<br>0 | 0<br>0 | 0<br>0 | 2<br>0 | 0<br>0 |
| 12 Clint Barmes, R (1, 6)<br>OBP: 0.258, SLG: 0.419 | F8 | | P5 | | 3-H 1B<br>K | | 1B | | | 5 | 1 | 2 | 1 | 0 | 1 | 3 |
| 17 Todd Helton, L (1, 3)<br>OBP: 0.586, SLG: 0.650 | F7 | | IBB | | 27 1B 5 1B 1-3 2B | G5-3 | K | | | 4 | 1 | 1 | 0 | 1 | 1 | 1 |
| 27 Garrett Atkins, R (1, 5)<br>OBP: 0.500, SLG: 0.769 | | 5 FC4-6 1B | P4 | | 5 1B 11 3B 2-3 3-H 1B | 11 1B 1B 1B | | 1B | | 5 | 2 | 4 | 1 | 0 | 0 | 3 |
| 5 Matt Holliday, R (1, 7)<br>OBP: 0.250, SLG: 0.417 | | FC4-6 1-2f | | G3 | 11 3B 1-2 3-H 1B | K | | F9 | | 5 | 1 | 1 | 1 | 0 | 1 | 3 |
| 11 Brad Hawpe, L (1, 9)<br>OBP: 0.333, SLG: 0.522 | | F7 | | HR | HR 1-H 2-H 3B | 1B 1-2 1B | | P5 | | 5 | 2 | 3 | 3 | 0 | 0 | 2 |
| Jason Smith, L (1, 4)<br>OBP: 0.611, SLG: 1.188 | | F8 | | HR | 3-H HR | 1-3 2-H 1B | | F8 | | 5 | 2 | 3 | 4 | 0 | 0 | 2 |
| Danny Ardoin, R (1, 2)<br>OBP: 0.056, SLG: 0.111 | | FC2-5 2B | | K | P4 | K | | | K | 5 | 0 | 1 | 0 | 0 | 3 | 2 |
| Jason Jennings, L (1, 1)<br>OBP: 0.167, SLG: 0.167<br>Sun-Woo Kim, R (7, 1)<br>Ray King, L (7, 1)<br>Jose Mesa, R (8, 1)<br>Luis Gonzalez, R (9, PH)<br>OBP: 0.167, SLG: 0.167<br>40 Brian Fuentes, L (9, 1) | | FC2-5 18 2B 2-3 | P4 | | K | P4 | | | K | 4<br>0<br>0<br>0<br>1<br>0 | 0<br>0<br>0<br>0<br>0<br>0 | 0<br>0<br>0<br>0<br>0<br>0 | 0<br>0<br>0<br>0<br>0<br>0 | 1<br>0<br>0<br>0<br>1<br>0 | 1<br>0<br>0<br>0<br>0<br>0 | 0<br>0<br>0<br>0<br>0<br>0 |

| | AB | 45 |
|---|---|---|
| | R | 10 |
| | H | 18 |
| | RBI | 10 |
| | BB | 1 |
| | SO | 10 |
| | LOB | 17 |

| Inning Stats | 1 | 2 | 3 | 4 | 5 | 6 | 7 | 8 | 9 | 1B: 9 | SF: 0 | WP: 0 | PA: 46 |
|---|---|---|---|---|---|---|---|---|---|---|---|---|---|
| R: | 0 | 0 | 0 | 2 | 7 | 1 | 0 | 0 | 0 | 2B: 3 | SAC: 0 | PB: 0 | |
| E: | 0 | 0 | 0 | 0 | 0 | 0 | 0 | 0 | 0 | 3B: 3 | DP: 0 | SB: 0 | |
| K: | 1 | 0 | 0 | 1 | 2 | 2 | 2 | 0 | 2 | HR: 3 | HBP: 0 | CS: 0 | |
| S: | 6 | 10 | 11 | 13 | 24 | 13 | 11 | 6 | 13 | | | | |
| H: | 0 | 1 | 2 | 2 | 8 | 3 | 1 | 1 | 0 | | | | |
| LOB: | 0 | 1 | 3 | 0 | 1 | 2 | 1 | 1 | 0 | | | | |
| BB: | 0 | 0 | 1 | 0 | 0 | 0 | 0 | 0 | 0 | | | | |
| P: | 13 | 11 | 17 | 19 | 30 | 17 | 15 | 10 | 14 | | | | |

| PITCHER | | IP | WLS | BF | H | R | ER | SO | BB | IBB | HBP | BLK | WP | HR | S | P | ERA | WHIP |
|---|---|---|---|---|---|---|---|---|---|---|---|---|---|---|---|---|---|---|
| 44 Jake Peavy, R | (1, 1) | 4.0 | L | 24 | 11 | 8 | 8 | 2 | 0 | 1 | 0 | 0 | 0 | 2 | 53 | 79 | 18.00 | 2.750 |
| ERA: 7.36 | | | | | | | | | | | | | | | | | | |
| Chan Ho Park, R | (5, 1) | 3.0 | | 15 | 6 | 2 | 2 | 6 | 0 | 0 | 0 | 0 | 0 | 1 | 35 | 43 | 6.00 | 2.000 |
| ERA: 3.86 | | | | | | | | | | | | | | | | | | |
| Scott Linebrink, R | (8, 1) | 1.0 | | 4 | 1 | 0 | 0 | 0 | 0 | 0 | 0 | 0 | 0 | 0 | 6 | 10 | 0.00 | 1.000 |
| ERA: | | | | | | | | | | | | | | | | | | |
| Alan Embree, L | (9, 1) | 1.0 | | 3 | 0 | 0 | 0 | 2 | 0 | 0 | 0 | 0 | 0 | 0 | 13 | 14 | 0.00 | 0.000 |
| ERA: | | | | | | | | | | | | | | | | | | |

| PITCHER | | IP | WLS | BF | H | R | ER | SO | BB | IBB | HBP | BLK | WP | HR | S | P | ERA | WHIP |
|---|---|---|---|---|---|---|---|---|---|---|---|---|---|---|---|---|---|---|

| Batter | 1 | 2 | 3 | 4 | 5 | 6 | 7 | 8 | 9 | AB | R | H | RBI | BB | SO | LOB |
|---|---|---|---|---|---|---|---|---|---|---|---|---|---|---|---|---|
| Dave Roberts, L (1, 8)<br>OBP: 0.353, SLG: 0.214 | B C F B B F B<br>4-2<br>24 1B 8 G4-3 FC1-4 BB | | F B F B B X<br>3-2 ①<br>L4 | | C B B B B<br>4-1<br>24 G3-6-3 BB | | C X<br>0-1 ②<br>G6-3<br>3-H | | | 1 | 1 | 0 | 0 | 2 | 0 | 0 |
| Eric Young Sr., R (7, PH)<br>OBP: 0.267, SLG: 0.308 (8, 7) | | | | | | | | | | 1 | 0 | 0 | 1 | 0 | 0 | 1 |
| 8 Terrmel Sledge, L (1, 7)<br>Ben Johnson, R (7, PH)<br>OBP: 0.500, SLG: 0.500 (8, 8) | C F B 1 B F X<br>SAFE<br>1 SAFE<br>2-2 ①<br>G4-3<br>1-2 | | B X<br>1-0 ②<br>F7 | | C B F B B F F X<br>3-2 ①<br>F7 | | B S S T B F S<br>2-3 ③<br>K | | | 3 | 0 | 0 | 0 | 0 | 0 | 2 |
| | | | | | | | | | | 1 | 0 | 0 | 0 | 0 | 1 | 1 |
| 24 Brian Giles, L (1, 9)<br>OBP: 0.500, SLG: 0.308 | B B X<br>2-0<br>FC1-4 1B<br>2-3 | | X<br>0-0 ③<br>G6-3 | | B X<br>1-0 ② ③<br>G3-6-3<br>1-2f | | | X<br>0-0 ①<br>G4-3 | | 4 | 0 | 1 | 0 | 0 | 0 | 1 |
| Mike Piazza, R (1, 2)<br>OBP: 0.188, SLG: 0.400 | S X<br>0-1 ②<br>FC1-4 23 2B<br>1-2f 3-H | | | B X<br>1-0 ①<br>F8 | | C T X<br>0-2 ①<br>G5-3 | | B B F X<br>2-1<br>1B | | 4 | 0 | 1 | 1 | 0 | 0 | 1 |
| 23 Adrián González, L (1, 3)<br>OBP: 0.400, SLG: 0.684 | B B S X<br>2-1 ③<br>1-H 2B | | | B B C B B<br>4-1<br>3 HR BB | | B B F X<br>2-1 ②<br>F7 | | C F F D S<br>1-3 ②<br>K | | 3 | 1 | 1 | 0 | 1 | 1 | 1 |
| 3 Khalil Greene, R (1, 6)<br>OBP: 0.211, SLG: 0.526 | | B X<br>1-0 ①<br>F8 | X<br>0-0<br>1-H HR | | | S X<br>0-1 ③<br>G5-3 | | B F F S<br>1-3 ③<br>K | | 4 | 1 | 1 | 2 | 0 | 1 | 1 |
| Vinny Castilla, R (1, 5)<br>OBP: 0.263, SLG: 0.333 | | X<br>0-0<br>2B | B C S B X<br>2-2<br>44 WP 1B | | | | S S X<br>0-2<br>2B G6-3 1B | | C X<br>0-1 ①<br>G5-3 | 4 | 1 | 3 | 0 | 0 | 0 | 0 |
| Josh Barfield, R (1, 4)<br>OBP: 0.200, SLG: 0.158 | | B S B B X<br>3-1 ②<br>F7 | C X<br>0-1 ②<br>F7 | | | | F C X<br>0-2 ①<br>F8 | | C S F S<br>0-3 ②<br>K | 4 | 0 | 0 | 0 | 0 | 1 | 3 |
| 44 Jake Peavy, R (1, 1)<br>Chan Ho Park, R (5, 1)<br>Mark Bellhorn, S (7, PH)<br>OBP: 0.250, SLG: 0.500<br>Scott Linebrink, R (8, 1)<br>Alan Embree, L (9, 1)<br>Doug Mirabelli, R (9, PH)<br>OBP: 0.500, SLG: 0.500 | | F D S X<br>1-2 ③<br>G6-3 | | F C F B B F F F C<br>2-3 ③<br>K<br>1-2 | | | S S B X<br>1-2<br>1-3 2B | | B X<br>1-0 ③<br>F9 | 2 | 0 | 0 | 0 | 0 | 1 | 2 |
| | | | | | | | | | | 0 | 0 | 0 | 0 | 0 | 0 | 0 |
| | | | | | | | | | | 1 | 0 | 1 | 0 | 0 | 0 | 0 |
| | | | | | | | | | | 0 | 0 | 0 | 0 | 0 | 0 | 0 |
| | | | | | | | | | | 0 | 0 | 0 | 0 | 0 | 0 | 0 |
| | | | | | | | | | | 1 | 0 | 0 | 0 | 0 | 0 | 0 |
| Inning Stats | R: 1 H: 2<br>E: 0 LOB: 2<br>K: 0 BB: 1<br>S: 12 P: 22 | R: 0 H: 1<br>E: 0 LOB: 1<br>K: 0 BB: 0<br>S: 7 P: 12 | R: 0 H: 0<br>E: 0 LOB: 0<br>K: 0 BB: 0<br>S: 5 P: 9 | R: 2 H: 2<br>E: 0 LOB: 1<br>K: 1 BB: 1<br>S: 15 P: 24 | R: 0 H: 0<br>E: 0 LOB: 0<br>K: 0 BB: 1<br>S: 7 P: 15 | R: 0 H: 0<br>E: 0 LOB: 0<br>K: 0 BB: 0<br>S: 7 P: 9 | R: 1 H: 2<br>E: 0 LOB: 1<br>K: 1 BB: 0<br>S: 16 P: 19 | R: 0 H: 1<br>E: 0 LOB: 1<br>K: 2 BB: 0<br>S: 10 P: 14 | R: 0 H: 0<br>E: 0 LOB: 0<br>K: 1 BB: 0<br>S: 7 P: 8 | 1B: 4 SF: 0<br>2B: 3 SAC: 0<br>3B: 0 DP: 1<br>HR: 1 HBP: 0 | | | | | | |

| PITCHER | | IP | WLS | BF | H | R | ER | SO | BB | IBB | HBP | BLK | WP | HR | S | P | ERA | WHIP |
|---|---|---|---|---|---|---|---|---|---|---|---|---|---|---|---|---|---|---|
| Jason Jennings, R<br>ERA: 2.77 | (1, 1) | 6.0 | W | 24 | 5 | 3 | 3 | 1 | 3 | 0 | 0 | 0 | 1 | 1 | 53 | 91 | 4.50 | 1.333 |
| Sun-Woo Kim, R<br>ERA: 32.4 | (7, 1) | 0.1 | | 3 | 2 | 1 | 1 | 0 | 0 | 0 | 0 | 0 | 0 | 0 | 9 | 10 | 27.00 | 6.000 |
| Ray King, L<br>ERA: | (7, 1) | 1.0 | | 3 | 0 | 0 | 0 | 1 | 0 | 0 | 0 | 0 | 0 | 0 | 8 | 10 | 0.00 | 0.000 |
| Jose Mesa, R<br>ERA: | (8, 1) | 0.2 | | 3 | 1 | 0 | 0 | 2 | 0 | 0 | 0 | 0 | 0 | 0 | 9 | 13 | 0.00 | 1.500 |
| 40 Brian Fuentes, L<br>ERA: | (9, 1) | 1.0 | | 3 | 0 | 0 | 0 | 1 | 0 | 0 | 0 | 0 | 0 | 0 | 7 | 8 | 0.00 | 0.000 |

| PITCHER | IP | WLS | BF | H | R | ER | SO | BB | IBB | HBP | BLK | WP | HR | S | P | ERA | WHIP |
|---|---|---|---|---|---|---|---|---|---|---|---|---|---|---|---|---|---|

# BOTTOM

## Colorado Rockies @ San Diego Padres

PETCO Park, San Diego, CA

Sun Apr 09 2006, 4:05 PM EDT

Att. 28,901 - Partly Cloudy - 63 F

livebaseballscorecards.com

| | |
|---|---|
| AB | 33 |
| R | 4 |
| H | 8 |
| RBI | 4 |
| BB | 3 |
| SO | 5 |
| LOB | 13 |

WP: 1 PA: 36
PB: 0
SB: 0
CS: 0

# Colorado Rockies @ Arizona Diamondbacks

Chase Field, Phoenix, AZ

Tue Apr 11 2006, 6:40 PM MST

Att. 37,351 - Clear - 76 F

TOP

livebaseballscorecards.com

| Batter | 1 | 2 | 3 | 4 | 5 | 6 | 7 | 8 | 9 | AB | R | H | RBI | BB | SO | LOB |
|---|---|---|---|---|---|---|---|---|---|---|---|---|---|---|---|---|
| 18 Cory Sullivan, L (1, 8)<br>OBP: 0.406, SLG: 0.667 | C F B F F F D F B<br>3-2 X<br>17 HR 1B | | X<br>0-0 ①<br>G4-3 | B F F X<br>1-2 ③<br>G3 | | X<br>0-0 ②<br>F7 | | B F X<br>1-1 ②<br>L5 | | 5 | 1 | 1 | 0 | 0 | 0 | 5 |
| Jamey Carroll, R (1, 6)<br>OBP: 0.167, SLG: 0.091<br>Jose Mesa, R (8, 1)<br>40 Brian Fuentes, L (9, 1) | B 1 SAFE C X<br>1-1 ①<br>F9 | | B C F X<br>1-2 ②<br>G4-3 | | C B S C<br>1-3 ①<br>K | F B F F X<br>1-2 ③<br>G1-3 | | F X<br>0-1 ③<br>G4-3 | | 5<br>0<br>0 | 0<br>0<br>0 | 0<br>0<br>0 | 0<br>0<br>0 | 0<br>0<br>0 | 1<br>0<br>0 | 3<br>0<br>0 |
| 17 Todd Helton, L (1, 3)<br>OBP: 0.588, SLG: 0.750 | B C F F 1 SAFE X<br>1-2<br>1-H HR | | F B C F B X<br>2-2<br>1B | | F F H<br>1-2<br>27 BB<br>11 3B HBP | | C B C F F X<br>1-2 ①<br>L5 | | B X<br>1-0 ①<br>G4-3 | 4 | 2 | 2 | 2 | 0 | 0 | 0 |
| 27 Garrett Atkins, R (1, 5)<br>OBP: 0.485, SLG: 0.700 | B C X<br>1-1 ②<br>G6-3 | | C B 1 SAFE B 1 SAFE C F S<br>2-3 ③<br>K | | B F 1 SAFE 1 B B B<br>4-1<br>11 3B<br>1-2 BB | | F X<br>0-1<br>5 2B<br>11 G6-3 1B | | B B X<br>2-0 ②<br>P4 | 4 | 2 | 1 | 0 | 1 | 1 | 1 |
| 5 Matt Holliday, R (1, 7)<br>OBP: 0.241, SLG: 0.414 | X<br>0-0 ③<br>F8 | | | S B B B C X<br>3-2 ①<br>G5-3 | F B F S<br>1-3 ②<br>K | | X<br>0-0<br>11 G6-3<br>1-3 2B | | F B X<br>1-1 ③<br>G5-3 | 5 | 0 | 1 | 0 | 0 | 1 | 2 |
| 11 Brad Hawpe, L (1, 9) | | F X<br>0-1<br>HR | | B B S X<br>2-1<br>BB 2B | X<br>0-0<br>1-H 2-H 3B | | F X<br>0-1 ②<br>G6-3<br>2-3 3-H | | | 4 | 1 | 3 | 4 | 0 | 0 | 1 |
| Jason Smith, L (1, 4)<br>OBP: 0.545, SLG: 1.000 | | B B C F C<br>2-3 ①<br>K | B C F B F B H<br>4-2<br>BB HBP | B B S S F F F B<br>3-3 C ③<br>K | | | B S B X<br>2-1 ③<br>G5-3 | | | 3 | 0 | 0 | 0 | 0 | 2 | 2 |
| Miguel Ojeda, R (1, 2)<br>OBP: 0.500, SLG: 0.667<br>12 Clint Barmes, R (8, PR)<br>OBP: 0.258, SLG: 0.419 (8, 6) | B C C F B B F S<br>3-3 ②<br>K | | B S S B D B<br>4-2<br>1-2 2-3 BB | | | B B B<br>4-0<br>28 FC1-6 BB | | B X<br>1-0<br>SH2-3 1B | | 2<br>0 | 0<br>0 | 1<br>0 | 0<br>0 | 2<br>0 | 1<br>0 | 0<br>0 |
| 28 Aaron Cook, R (1, 1)<br>OBP: 0.200, SLG: 0.200<br>Ray King, L (7, 1)<br>Choo Freeman, R (8, PH)<br>Danny Ardoin, R (8, 2)<br>OBP: 0.056, SLG: 0.111 | | C B F F S<br>1-3 ③<br>K | | F F B X<br>1-2 ②<br>F4 | | X<br>0-0 ①<br>FC1-6<br>1-2f | | X<br>0-0 ①<br>SH2-3<br>1-2 | | 3<br>0<br>0<br>0 | 0<br>0<br>0<br>0 | 0<br>0<br>0<br>0 | 0<br>0<br>0<br>0 | 0<br>0<br>0<br>0 | 1<br>0<br>0<br>0 | 4<br>0<br>0<br>0 |
| Inning Stats | R: 2 H: 2<br>E: 0 LOB: 0<br>K: 0 BB: 0<br>S: 16 P: 22 | R: 1 H: 1<br>E: 0 LOB: 0<br>K: 3 BB: 0<br>S: 15 P: 21 | R: 0 H: 1<br>E: 0 LOB: 1<br>K: 1 BB: 0<br>S: 12 P: 17 | R: 0 H: 1<br>E: 0 LOB: 3<br>K: 0 BB: 1<br>S: 16 P: 31 | R: 2 H: 1<br>E: 0 LOB: 1<br>K: 3 BB: 1<br>S: 17 P: 27 | R: 0 H: 0<br>E: 0 LOB: 1<br>K: 0 BB: 1<br>S: 6 P: 11 | R: 1 H: 2<br>E: 0 LOB: 1<br>K: 0 BB: 0<br>S: 12 P: 15 | R: 0 H: 1<br>E: 0 LOB: 1<br>K: 0 BB: 0<br>S: 6 P: 8 | R: 0 H: 0<br>E: 0 LOB: 0<br>K: 0 BB: 0<br>S: 4 P: 8 | 1B: 4 SF: 0<br>2B: 2 SAC: 1<br>3B: 1 DP: 0<br>HR: 2 HBP: 2 | | | | | | WP: 0 PA: 41<br>PB: 0<br>SB: 0<br>CS: 0 |

| | AB | 35 |
|---|---|---|
| | R | 6 |
| | H | 9 |
| | RBI | 6 |
| | BB | 3 |
| | SO | 7 |
| | LOB | 18 |

| PITCHER | | IP | WLS | BF | H | R | ER | SO | BB | IBB | HBP | BLK | WP | HR | S | P | ERA | WHIP |
|---|---|---|---|---|---|---|---|---|---|---|---|---|---|---|---|---|---|---|
| Orlando Hernandez, R<br>ERA: 5.59 | (1, 1) | 4.2 | L | 24 | 6 | 5 | 5 | 6 | 2 | 0 | 2 | 0 | 0 | 2 | 69 | 108 | 9.64 | 1.714 |
| 37 Juan Cruz, R<br>ERA: | (5, 1) | 1.1 | | 5 | 0 | 0 | 0 | 1 | 1 | 0 | 0 | 0 | 0 | 0 | 13 | 21 | 0.00 | 0.750 |
| Terry Mulholland, L<br>ERA: 6.0 | (7, 1) | 1.2 | | 8 | 3 | 1 | 1 | 0 | 0 | 0 | 0 | 0 | 0 | 0 | 16 | 21 | 5.40 | 1.800 |
| Jason Grimsley, R<br>ERA: 13.5 | (8, 1) | 0.1 | | 1 | 0 | 0 | 0 | 0 | 0 | 0 | 0 | 0 | 0 | 0 | 2 | 2 | 0.00 | 0.000 |
| Brandon Lyon, R<br>ERA: | (9, 1) | 1.0 | | 3 | 0 | 0 | 0 | 0 | 0 | 0 | 0 | 0 | 0 | 0 | 4 | 8 | 0.00 | 0.000 |

| PITCHER | IP | WLS | BF | H | R | ER | SO | BB | IBB | HBP | BLK | WP | HR | S | P | ERA | WHIP |
|---|---|---|---|---|---|---|---|---|---|---|---|---|---|---|---|---|---|

# BOTTOM

## Colorado Rockies @ Arizona Diamondbacks

Chase Field, Phoenix, AZ

Tue Apr 11 2006, 6:40 PM MST

Att. 37,351 - Clear - 76 F

livebaseballscorecards.com

| Batter | 1 | 2 | 3 | 4 | 5 | 6 | 7 | 8 | 9 | AB | R | H | RBI | BB | SO | LOB |
|---|---|---|---|---|---|---|---|---|---|---|---|---|---|---|---|---|
| Craig Counsell, L (1, 6)<br>OBP: 0.379, SLG: 0.360 | G3 | | K | | 30 G4-3 3B<br>1-H<br>2-H<br>3-H | | K | | F9 | 5 | 1 | 1 | 3 | 0 | 2 | 1 |
| 30 Jeff DaVanon, S (1, 8)<br>OBP: 0.400, SLG: 0.500 | 1B | | G4-3 | | G4-3<br>3-H | | | 1B | | 4 | 0 | 2 | 1 | 0 | 0 | 0 |
| Chad Tracy, L (1, 5)<br>OBP: 0.259, SLG: 0.360 | 34 FC7-5-4 BB<br>1-3<br>1B | | | P6 | P5 | | | F7 | | 4 | 0 | 1 | 0 | 0 | 0 | 1 |
| Luis Gonzalez, L (1, 7)<br>OBP: 0.333, SLG: 0.593 | 34 FC7-5-4<br>1-2<br>BB | | | G4-3 | G1-3 | | | L6 | | 3 | 0 | 0 | 0 | 1 | 0 | 1 |
| 34 Conor Jackson, R (1, 3)<br>OBP: 0.522, SLG: 0.313 | FC7-5-4<br>1-2<br>2-3 | | | L5 | G4-3<br>1B | | | K | | 2 | 0 | 0 | 0 | 0 | 0 | 3 |
| 37 Juan Cruz, R (5, 1) | | | | | | | | | | 0 | 0 | 0 | 0 | 0 | 0 | 0 |
| Andy Green, R (6, PH)<br>OBP: 0.500, SLG: 0.333 | | | | | | | | | | 1 | 0 | 1 | 0 | 0 | 0 | 0 |
| Terry Mulholland, R (7, 1) | | | | | | | | | | 0 | 0 | 0 | 0 | 0 | 0 | 0 |
| Jason Grimsley, R (8, 1) | | | | | | | | | | 0 | 0 | 0 | 0 | 0 | 0 | 0 |
| 22 Eric Byrnes, R (8, PH)<br>OBP: 0.333, SLG: 0.364 | | | | | | | | | | 1 | 0 | 0 | 0 | 0 | 1 | 1 |
| Brandon Lyon, R (9, 1) | | | | | | | | | | 0 | 0 | 0 | 0 | 0 | 0 | 0 |
| Shawn Green, L (1, 9)<br>OBP: 0.150, SLG: 0.300 | | G6-3 | | | K | SAFE<br>SAFE<br>G4-3<br>1-2 | | | HR | 4 | 1 | 1 | 1 | 0 | 1 | 1 |
| Johnny Estrada, S (1, 2)<br>OBP: 0.250, SLG: 0.167 | | G2-3 | | | BB 1 1B 3B<br>1B | L3 | | | F9 | 4 | 1 | 1 | 0 | 0 | 0 | 1 |
| 1 Orlando Hudson, S (1, 4)<br>OBP: 0.276, SLG: 0.259 | | G4-3 | | | BB 3B<br>1-2<br>1B | E6 G6-4-3 | | | WP 1B | 4 | 1 | 2 | 0 | 0 | 0 | 0 |
| Orlando Hernandez, R (1, 1) | | | F9 | | BB 3B<br>1-2<br>2-3 | | G6-4-3<br>1-2f | | K<br>1-2 | 1 | 0 | 0 | 0 | 0 | 0 | 0 |
| Tony Clark, S (5, 3)<br>OBP: 0.455, SLG: 0.571 | | | | | | | | | | 2 | 1 | 0 | 0 | 1 | 1 | 2 |
| Inning Stats | R: 0 E: 0 K: 0 S: 12 H: 2 LOB: 2 BB: 1 P: 20 | R: 0 E: 0 K: 0 S: 8 H: 0 LOB: 0 BB: 0 P: 10 | R: 0 E: 0 K: 1 S: 8 H: 0 LOB: 0 BB: 0 P: 11 | R: 0 E: 0 K: 0 S: 7 H: 0 LOB: 0 BB: 0 P: 12 | R: 4 E: 0 K: 1 S: 12 H: 3 LOB: 0 BB: 1 P: 19 | R: 0 E: 0 K: 0 S: 8 H: 1 LOB: 1 BB: 0 P: 14 | R: 0 E: 1 K: 1 S: 9 H: 0 LOB: 0 BB: 0 P: 12 | R: 0 E: 0 K: 1 S: 10 H: 1 LOB: 1 BB: 0 P: 13 | R: 1 E: 0 K: 1 S: 11 H: 2 LOB: 1 BB: 0 P: 15 | 1B: 7 2B: 0 3B: 1 HR: 1 SF: 0 SAC: 0 DP: 2 HBP: 0 | | | | | | | |

| | AB | 35 |
|---|---|---|
| | R | 5 |
| | H | 9 |
| | RBI | 5 |
| | BB | 2 |
| | SO | 5 |
| | LOB | 11 |

WP: 1 PB: 0 SB: 0 CS: 0 PA: 37

| PITCHER | | IP | WLS | BF | H | R | ER | SO | BB | IBB | HBP | BLK | WP | HR | S | P | ERA | WHIP |
|---|---|---|---|---|---|---|---|---|---|---|---|---|---|---|---|---|---|---|
| 28 Aaron Cook, R<br>ERA: 4.85 | (1, 1) | 6.0 | W | 25 | 6 | 4 | 4 | 2 | 2 | 0 | 0 | 0 | 0 | 0 | 55 | 86 | 6.00 | 1.333 |
| Ray King, L<br>ERA: | (7, 1) | 1.0 | H | 3 | 0 | 0 | 0 | 1 | 0 | 0 | 0 | 0 | 0 | 0 | 9 | 12 | 0.00 | 0.000 |
| Jose Mesa, R<br>ERA: | (8, 1) | 1.0 | H | 4 | 1 | 0 | 0 | 1 | 0 | 0 | 0 | 0 | 0 | 0 | 10 | 13 | 0.00 | 1.000 |
| 40 Brian Fuentes, L<br>ERA: 2.08 | (9, 1) | 1.0 | S | 5 | 2 | 1 | 1 | 1 | 0 | 0 | 0 | 0 | 1 | 1 | 11 | 15 | 9.00 | 2.000 |

| PITCHER | IP | WLS | BF | H | R | ER | SO | BB | IBB | HBP | BLK | WP | HR | S | P | ERA | WHIP |
|---|---|---|---|---|---|---|---|---|---|---|---|---|---|---|---|---|---|

| Batter | 1 | 2 | 3 | 4 | 5 | 6 | 7 | 8 | 9 | AB | R | H | RBI | BB | SO | LOB |
|---|---|---|---|---|---|---|---|---|---|---|---|---|---|---|---|---|
| 18 Cory Sullivan, L (1, 8)<br>OBP: 0.405, SLG: 0.629 | C X<br>0-1<br>17 BB<br>12 SH<br>27 G6-4-3<br>1B | | C B L F S<br>1-3 ②<br>K | | X<br>0-0<br>12<br>1B<br>1B | F S B B S<br>2-3 ③<br>K | | | X<br>0-0 ③<br>F7 | 5 | 1 | 2 | 0 | 0 | 2 | 2 |
| 12 Clint Barmes, R (1, 6)<br>OBP: 0.265, SLG: 0.412 | X<br>0-0<br>SH<br>27 G6-4-3<br>17 BB<br>5 WP<br>1-2 | | B S B F F S<br>2-3<br>K<br>17 FC4-6 | | 1 SAFE B B 1 B C F X<br>3-2<br>27 G5-4-3<br>1-3<br>1B | | C X<br>0-1 ①<br>F8 | | | 3 | 1 | 1 | 0 | 0 | 1 | 0 |
| 17 Todd Helton, L (1, 3)<br>OBP: 0.553, SLG: 0.667 | S F B F F B B B<br>4-2<br>27 G6-4-3<br>1-2<br>2-3<br>BB | | D X<br>1-0 ③<br>FC4-6<br>1-2f | | B F F S<br>1-3 ①<br>K | | C B X<br>1-1 ②<br>G4-3 | | | 3 | 0 | 0 | 0 | 1 | 1 | 3 |
| 27 Garrett Atkins, R (1, 5)<br>OBP: 0.459, SLG: 0.647 | X<br>0-0 ① ②<br>G6-4-3<br>1-2f<br>2-3<br>3-H | | | B X<br>1-0<br>G5-3<br>5<br>1B<br>26<br>1B<br>1B | B X<br>1-0 ② ③<br>G5-4-3<br>1-2f | | C B S F B C<br>2-3 ③<br>K | | | 4 | 1 | 1 | 0 | 0 | 1 | 4 |
| 5 Matt Holliday, R (1, 7)<br>OBP: 0.242, SLG: 0.394 | B F B F X<br>2-2 ③<br>G6-3<br>3-H | | | D B C X<br>2-1<br>26<br>1B<br>G5-3<br>1-2<br>1B | | B B X<br>2-0 ①<br>G6-3 | | F C X<br>0-2 ①<br>G1-3 | | 4 | 0 | 1 | 0 | 0 | 0 | 0 |
| 11 Brad Hawpe, L (1, 9)<br>OBP: 0.375, SLG: 0.806 | | S F B B S<br>2-3 ①<br>K | | X<br>0-0 ①<br>F9 | | B B X<br>2-0<br>HR | | B S B S B F S<br>3-3 ②<br>K | | 4 | 1 | 1 | 1 | 0 | 2 | 2 |
| Luis Gonzalez, R (1, 4)<br>OBP: 0.200, SLG: 0.200 | | F B F F B S<br>2-3 ②<br>K | | B S X<br>1-1 ②<br>G5-3<br>1-2<br>2-3 | | C F F B X<br>1-2<br>FC6-4<br>1B | | X<br>0-0 ③<br>P4 | | 4 | 0 | 1 | 0 | 0 | 1 | 2 |
| Danny Ardoin, R (1, 2)<br>OBP: 0.143, SLG: 0.150<br>Jason Smith, L (9, PH)<br>OBP: 0.522, SLG: 0.950 | | X<br>0-0 ③<br>1B | | I I I<br>4-0<br>26<br>1B<br>IBB | | B F B 1 SAFE C F X<br>2-2 ②<br>FC6-4<br>26 BB<br>1-2f | | | C F F S<br>0-3 ①<br>K | 2<br>1 | 0<br>0 | 1<br>0 | 0<br>0 | 1<br>0 | 0<br>1 | 1<br>0 |
| 26 Jeff Francis, L (1, 1)<br>OBP: 0.500, SLG: 0.333<br>David Cortes, R (6, 1)<br>Ray King, L (7, 1)<br>39 Tom Martin, L (8, 1)<br>Eli Marrero, R (9, PH)<br>OBP: 0.500, SLG: 0.833 | | | B C C X<br>1-2 ①<br>G4-3 | B B C X<br>2-1 ③<br>1-3<br>2-3<br>3-H<br>1B | | B B B C B<br>4-1<br>1-2<br>BB | | | F S B S<br>1-3 ②<br>K | 2<br>0<br>0<br>0<br>1 | 0<br>0<br>0<br>0<br>0 | 1<br>0<br>0<br>0<br>0 | 1<br>0<br>0<br>0<br>0 | 1<br>0<br>0<br>0<br>1 | 0<br>0<br>0<br>0<br>0 | 0<br>0<br>0<br>0<br>0 |

# TOP

## Colorado Rockies @ Arizona Diamondbacks

Chase Field, Phoenix, AZ

Wed Apr 12 2006, 6:40 PM MST
Att. 18,679 - Clear - 70 F

livebaseballscorecards.com

| | |
|---|---|
| AB | 33 |
| R | 4 |
| H | 9 |
| RBI | 2 |
| BB | 3 |
| SO | 10 |
| LOB | 14 |

| Inning Stats | 1 | 2 | 3 | 4 | 5 | 6 | 7 | 8 | 9 | 1B: 8 SF: 0<br>2B: 0 SAC: 1<br>3B: 0 DP: 2<br>HR: 1 HBP: 0 | WP: 2 PA: 37<br>PB: 0<br>SB: 0<br>CS: 0 |
|---|---|---|---|---|---|---|---|---|---|---|---|
| | R: 2<br>E: 1<br>K: 0<br>S: 11<br>H: 1<br>LOB: 0<br>BB: 1<br>P: 17 | R: 0<br>E: 0<br>K: 2<br>S: 8<br>H: 1<br>LOB: 1<br>BB: 0<br>P: 12 | R: 0<br>E: 0<br>K: 2<br>S: 12<br>H: 0<br>LOB: 1<br>BB: 0<br>P: 17 | R: 1<br>E: 0<br>K: 0<br>S: 8<br>H: 3<br>LOB: 3<br>BB: 1<br>P: 18 | R: 0<br>E: 0<br>K: 1<br>S: 8<br>H: 2<br>LOB: 1<br>BB: 0<br>P: 13 | R: 1<br>E: 0<br>K: 1<br>S: 15<br>H: 2<br>LOB: 2<br>BB: 1<br>P: 28 | R: 0<br>E: 0<br>K: 1<br>S: 8<br>H: 0<br>LOB: 0<br>BB: 0<br>P: 11 | R: 0<br>E: 0<br>K: 1<br>S: 8<br>H: 0<br>LOB: 0<br>BB: 0<br>P: 11 | R: 0<br>E: 0<br>K: 2<br>S: 8<br>H: 0<br>LOB: 0<br>BB: 0<br>P: 9 | | |

| PITCHER | IP | WLS | BF | H | R | ER | SO | BB | IBB | HBP | BLK | WP | HR | S | P | ERA | WHIP |
|---|---|---|---|---|---|---|---|---|---|---|---|---|---|---|---|---|---|
| Miguel Batista, R (1, 1)<br>ERA: 2.84 | 5.2 | | 27 | 9 | 4 | 2 | 5 | 2 | 1 | 0 | 0 | 2 | 1 | 59 | 100 | 3.18 | 1.941 |
| Greg Aquino, R (6, 1)<br>ERA: | 1.1 | W | 4 | 0 | 0 | 0 | 2 | 0 | 0 | 0 | 0 | 0 | 0 | 11 | 16 | 0.00 | 0.000 |
| Luis Vizcaino, R (8, 1)<br>ERA: 1.93 | 1.0 | H | 3 | 0 | 0 | 0 | 1 | 0 | 0 | 0 | 0 | 0 | 0 | 8 | 11 | 0.00 | 0.000 |
| Jose Valverde, R (9, 1)<br>ERA: | 1.0 | S | 3 | 0 | 0 | 0 | 2 | 0 | 0 | 0 | 0 | 0 | 0 | 8 | 9 | 0.00 | 0.000 |

| PITCHER | IP | WLS | BF | H | R | ER | SO | BB | IBB | HBP | BLK | WP | HR | S | P | ERA | WHIP |
|---|---|---|---|---|---|---|---|---|---|---|---|---|---|---|---|---|---|

| Batter | 1 | 2 | 3 | 4 | 5 | 6 | 7 | 8 | 9 | AB | R | H | RBI | BB | SO | LOB |
|---|---|---|---|---|---|---|---|---|---|---|---|---|---|---|---|---|
| 22 Eric Byrnes, R (1, 8)<br>OBP: 0.321, SLG: 0.346 | S B X 1-1 ① P3 | | C S B S 1-3 ① K | | X 0-0 ① F8 | | X 0-0 1B 34 E 1B | | | 4 | 1 | 1 | 0 | 0 | 1 | 0 |
| Chad Tracy, L (1, 5)<br>OBP: 0.323, SLG: 0.414 | B C B B C X 3-2 ② G6-3 | | C X 0-1 1B | | B B B C X 3-1 1B | | C X 0-1 34 E 1-3 2B 1B | | | 4 | 1 | 3 | 0 | 0 | 0 | 0 |
| 34 Conor Jackson, R (1, 3)<br>OBP: 0.481, SLG: 0.450<br>Tony Clark, S (9, 3)<br>OBP: 0.455, SLG: 0.571 | B C C C F F X 2-2 HR | | C B B B X 3-1 ② L8 | | B F C C 1-3 ② K | | C C X 0-2 FC1 1-3 2B 3-H | | | 4<br>0 | 1<br>0 | 1<br>0 | 1<br>0 | 0<br>0 | 1<br>0 | 3<br>0 |
| Luis Gonzalez, L (1, 7)<br>OBP: 0.324, SLG: 0.581 | B X 1-0 ③ F8 | | X 0-0 ③ F9 | | C X 0-1 ③ G4-3 | | C X 0-1 ② 1-H 3-H 2B | | | 4 | 0 | 1 | 1 | 0 | 0 | 2 |
| Damion Easley, R (1, 6)<br>OBP: 0.500, SLG: 0.615 | | B B C F X 2-2 ① G5-3 | | C B B F F B 4-2 FC5-4 BB | | B B F C C 2-3 ① K | B B B B 4-0 BB | | | 2 | 0 | 0 | 0 | 2 | 1 | 0 |
| Shawn Green, L (1, 9)<br>OBP: 0.167, SLG: 0.261 | | H 1-0 19 HR HBP | | C B S F X 1-2 ① FC5-4 1 1 G6-3 S 1-2f | | B S B B S S 3-3 ② K | C B C X 1-2 ③ G4-3 | | | 3 | 1 | 0 | 0 | 0 | 1 | 3 |
| 1 Orlando Hudson, S (1, 4)<br>OBP: 0.273, SLG: 0.323 | | C B 1 SAFE X 1-1 ② F9 | | 1 SAFE F 1 SAFE S D X 1-2 ② G6-3 1-3 | | B B X 2-0 3B | | F B X 1-1 ① F9 | | 4 | 0 | 1 | 0 | 0 | 0 | 2 |
| 19 Chris Snyder, R (1, 2)<br>OBP: 0.385, SLG: 1.000 | | C 1 SAFE X 0-1 1-H HR | | I I I 4-0 IBB | | X 0-0 ③ L4 | | C B F X 1-2 ② G5-3 | | 3 | 1 | 1 | 2 | 1 | 0 | 1 |
| Miguel Batista, R (1, 1)<br>Greg Aquino, R (6, 1)<br>Andy Green, R (7, PH)<br>OBP: 0.400, SLG: 0.250<br>Luis Vizcaino, R (8, 1)<br>30 Jeff DaVanon, S (8, PH)<br>OBP: 0.381, SLG: 0.471<br>Jose Valverde, R (9, 1) | | B C T F F S 1-3 ③ K | | S F F C 0-3 ③ K | | | B B B C F X 3-1 ① G1-3 | B B C F B X 3-2 ③ G6-3 | | 2<br>0<br>1<br>0<br>1<br>0 | 0<br>0<br>0<br>0<br>0<br>0 | 0<br>0<br>0<br>0<br>0<br>0 | 0<br>0<br>0<br>0<br>0<br>0 | 0<br>0<br>0<br>0<br>0<br>0 | 2<br>0<br>0<br>0<br>0<br>0 | 2<br>0<br>0<br>0<br>0<br>0 |
| Inning Stats | R: 1 H: 1<br>E: 0 LOB: 0<br>K: 0 BB: 0<br>S: 11 P: 18 | R: 2 H: 1<br>E: 0 LOB: 0<br>K: 1 BB: 0<br>S: 13 P: 18 | R: 0 H: 1<br>E: 0 LOB: 1<br>K: 1 BB: 0<br>S: 8 P: 12 | R: 0 H: 0<br>E: 0 LOB: 2<br>K: 1 BB: 2<br>S: 13 P: 23 | R: 0 H: 1<br>E: 0 LOB: 1<br>K: 1 BB: 0<br>S: 8 P: 12 | R: 0 H: 1<br>E: 0 LOB: 1<br>K: 2 BB: 0<br>S: 8 P: 15 | R: 2 H: 3<br>E: 1 LOB: 2<br>K: 0 BB: 1<br>S: 13 P: 21 | R: 0 H: 0<br>E: 0 LOB: 0<br>K: 0 BB: 0<br>S: 8 P: 13 | | 1B: 4 SF: 0<br>2B: 1 SAC: 0<br>3B: 1 DP: 0<br>HR: 2 HBP: 1 | | | | WP: 0 PA: 36<br>PB: 0<br>SB: 1<br>CS: 0 | | |

| PITCHER | | IP | WLS | BF | H | R | ER | SO | BB | IBB | HBP | BLK | WP | HR | S | P | ERA | WHIP |
|---|---|---|---|---|---|---|---|---|---|---|---|---|---|---|---|---|---|---|
| 26 Jeff Francis, L<br>ERA: 7.2 | (1, 1) | 5.2 | | 25 | 5 | 3 | 3 | 6 | 1 | 1 | 1 | 0 | 0 | 2 | 60 | 97 | 4.76 | 1.059 |
| David Cortes, R<br>ERA: | (6, 1) | 0.1 | H | 1 | 0 | 0 | 0 | 0 | 0 | 0 | 0 | 0 | 0 | 0 | 1 | 1 | 0.00 | 0.000 |
| Ray King, L<br>ERA: 2.25 | (7, 1) | 1.0 | L | 7 | 3 | 2 | 1 | 0 | 1 | 0 | 0 | 0 | 0 | 0 | 13 | 21 | 9.00 | 4.000 |
| 39 Tom Martin, L<br>ERA: 3.6 | (8, 1) | 1.0 | | 3 | 0 | 0 | 0 | 0 | 0 | 0 | 0 | 0 | 0 | 0 | 8 | 13 | 0.00 | 0.000 |

| PITCHER | IP | WLS | BF | H | R | ER | SO | BB | IBB | HBP | BLK | WP | HR | S | P | ERA | WHIP |
|---|---|---|---|---|---|---|---|---|---|---|---|---|---|---|---|---|---|

# BOTTOM

# Colorado Rockies @ Arizona Diamondbacks

Chase Field, Phoenix, AZ

Wed Apr 12 2006, 6:40 PM MST
Att. 18,679 - Clear - 70 F

livebaseballscorecards.com

| | |
|---|---|
| AB | 32 |
| R | 5 |
| H | 8 |
| RBI | 4 |
| BB | 3 |
| SO | 6 |
| LOB | 13 |

# Colorado Rockies @ Arizona Diamondbacks

Chase Field, Phoenix, AZ

Thu Apr 13 2006, 6:40 PM MST

Att. 18,768 - Clear - 78 F

livebaseballscorecards.com

## TOP

| Batter | 1 | 2 | 3 | 4 | 5 | 6 | 7 | 8 | 9 | AB | R | H | RBI | BB | SO | LOB |
|---|---|---|---|---|---|---|---|---|---|---|---|---|---|---|---|---|
| 18 Cory Sullivan, L (1, 8)<br>OBP: 0.381, SLG: 0.600 | 3-1<br>12<br>G4-3<br>2B | | 0-3 ②<br>K | | 2-2 ①<br>G3 | 0-0 ③<br>G3 | | | 0-3 ①<br>K | 5 | 0 | 1 | 0 | 0 | 2 | 2 |
| 12 Clint Barmes, R (1, 6)<br>OBP: 0.308, SLG: 0.487 | 0-2 ①<br>G4-3<br>2-3 | | 1-2<br>1B | | 0-2<br>17<br>2B<br>2B | | 3-1 ①<br>F8 | | 1-2<br>2-H<br>2B | 5 | 1 | 3 | 1 | 0 | 0 | 1 |
| 17 Todd Helton, L (1, 3)<br>OBP: 0.581, SLG: 0.690 | 4-2<br>27<br>G5-4-3<br>BB | | 1-0 ③<br>G3 | | 1-0<br>2-H<br>2B | | 4-1<br>BB | | 4-0<br>27<br>G5-4-3<br>IBB | 2 | 0 | 1 | 1 | 3 | 0 | 1 |
| 27 Garrett Atkins, R (1, 5)<br>OBP: 0.429, SLG: 0.615 | 2-2 ② ③<br>G5-4-3<br>1-2f | | | 0-2<br>11<br>2B<br>2B | 2-0 ②<br>G5-3 | | 1-3 ②<br>K | | 1-2 ② ③<br>G5-4-3<br>1-2f | 5 | 1 | 1 | 0 | 0 | 1 | 6 |
| 11 Brad Hawpe, L (1, 9)<br>OBP: 0.417, SLG: 0.912 | | 2-1<br>HR | | 2-1<br>F8<br>2-H<br>2B | 4-0<br>IBB | | 1-3 ③<br>SAFE<br>K | | | 3 | 2 | 2 | 2 | 1 | 1 | 1 |
| Luis Gonzalez, R (1, 4)<br>OBP: 0.143, SLG: 0.143 | | 0-1 ①<br>F8 | | 0-1 ①<br>F8<br>2-3 | 2-1 ③<br>G5-3 | | | 1-2 ①<br>F9 | | 4 | 0 | 0 | 0 | 0 | 0 | 3 |
| Choo Freeman, R (1, 7)<br>OBP: 0.250, SLG: 0.286 | | 0-0 ②<br>F9 | | 1-1<br>3-H<br>2B | | 1-2 ①<br>P4 | | 1-2 ②<br>F9 | | 4 | 0 | 1 | 1 | 0 | 0 | 0 |
| Miguel Ojeda, R (1, 2)<br>OBP: 0.375, SLG: 0.462 | | 1-1 ③<br>G6-3 | | 3-3 ②<br>K | | 0-1 ②<br>G5-3 | | 3-2 ③<br>F9 | | 4 | 0 | 0 | 0 | 0 | 1 | 1 |
| 37 Josh Fogg, R (1, 1) | | | 1-0 ①<br>G6-3 | 0-0 ③<br>L4 | | 4-1<br>BB | | | 1-2<br>12<br>2B<br>2B | 2 | 0 | 0 | 0 | 1 | 0 | 1 |
| 39 Tom Martin, L (6, 1) | | | | | | | | | | 0 | 0 | 0 | 0 | 0 | 0 | 0 |
| Jose Mesa, R (8, 1) | | | | | | | | | | 0 | 0 | 0 | 0 | 0 | 0 | 0 |
| 5 Matt Holliday, R (9, PH)<br>OBP: 0.265, SLG: 0.441 | | | | | | | | | | 1 | 1 | 1 | 0 | 0 | 0 | 0 |
| 40 Brian Fuentes, L (9, 1) | | | | | | | | | | 0 | 0 | 0 | 0 | 0 | 0 | 0 |
| Inning Stats | R: 0<br>E: 0<br>K: 0<br>S: 15<br>H: 1<br>LOB: 1<br>BB: 1<br>P: 24 | R: 1<br>E: 0<br>K: 0<br>S: 7<br>H: 1<br>LOB: 0<br>BB: 0<br>P: 10 | R: 0<br>E: 0<br>K: 1<br>S: 8<br>H: 1<br>LOB: 1<br>BB: 0<br>P: 11 | R: 2<br>E: 0<br>K: 1<br>S: 14<br>H: 3<br>LOB: 1<br>BB: 0<br>P: 20 | R: 1<br>E: 0<br>K: 0<br>S: 11<br>H: 2<br>LOB: 2<br>BB: 1<br>P: 22 | R: 0<br>E: 0<br>K: 0<br>S: 7<br>H: 0<br>LOB: 1<br>BB: 1<br>P: 12 | R: 0<br>E: 0<br>K: 2<br>S: 11<br>H: 0<br>LOB: 1<br>BB: 1<br>P: 20 | R: 0<br>E: 0<br>K: 0<br>S: 11<br>H: 0<br>LOB: 0<br>BB: 0<br>P: 16 | R: 1<br>E: 0<br>K: 1<br>S: 13<br>H: 2<br>LOB: 1<br>BB: 1<br>P: 20 | 1B: 1<br>2B: 8<br>3B: 0<br>HR: 1 | SF: 0<br>SAC: 0<br>DP: 2<br>HBP: 0 | | | WP: 0<br>PB: 0<br>SB: 0<br>CS: 0 | PA: 40 | | |

| | AB | 35 |
|---|---|---|
| | R | 5 |
| | H | 10 |
| | RBI | 5 |
| | BB | 5 |
| | SO | 5 |
| | LOB | 16 |

| PITCHER | | IP | WLS | BF | H | R | ER | SO | BB | IBB | HBP | BLK | WP | HR | S | P | ERA | WHIP |
|---|---|---|---|---|---|---|---|---|---|---|---|---|---|---|---|---|---|---|
| Russ Ortiz, R<br>ERA: 6.1 | (1, 1) | 4.1 | L | 21 | 8 | 4 | 4 | 2 | 1 | 0 | 0 | 0 | 0 | 1 | 52 | 76 | 8.31 | 2.077 |
| Jason Grimsley, R<br>ERA: 8.31 | (5, 1) | 1.2 | | 7 | 0 | 0 | 0 | 0 | 1 | 1 | 0 | 0 | 0 | 0 | 10 | 23 | 0.00 | 0.600 |
| 37 Juan Cruz, R<br>ERA: | (7, 1) | 2.0 | | 7 | 0 | 0 | 0 | 2 | 1 | 0 | 0 | 0 | 0 | 0 | 22 | 36 | 0.00 | 0.500 |
| Brandon Lyon, R<br>ERA: 1.69 | (9, 1) | 1.0 | | 5 | 2 | 1 | 1 | 1 | 0 | 1 | 0 | 0 | 0 | 0 | 13 | 20 | 9.00 | 2.000 |

| PITCHER | IP | WLS | BF | H | R | ER | SO | BB | IBB | HBP | BLK | WP | HR | S | P | ERA | WHIP |
|---|---|---|---|---|---|---|---|---|---|---|---|---|---|---|---|---|---|

# BOTTOM

## Colorado Rockies @ Arizona Diamondbacks

Chase Field, Phoenix, AZ

Thu Apr 13 2006, 6:40 PM MST

Att. 18,768 - Clear - 78 F

livebaseballscorecards.com

| Batter | 1 | 2 | 3 | 4 | 5 | 6 | 7 | 8 | 9 | AB | R | H | RBI | BB | SO | LOB |
|---|---|---|---|---|---|---|---|---|---|---|---|---|---|---|---|---|
| Craig Counsell, L (1, 6)<br>OBP: 0.424, SLG: 0.448 | C B C X 1-2 30 FC3-6 1B | | B X 1-0 ③ F8 | | | B C B X 2-1 30 2B 2B | | C B S X 1-2 1B 1B | | 4 | 1 | 3 | 0 | 0 | 0 | 0 |
| 30 Jeff DaVanon, S (1, 8)<br>OBP: 0.360, SLG: 0.476<br>Brandon Lyon, R (9, 1) | L 1 SAFE<br>B 1 SAFE<br>1 SAFE<br>F B X 2-2 ① FC3-6 G3-1 WP 1-2f | | | C C B F X 1-2 ① P6 | | B B B C F X 3-2 1B 2-H 2B | | B F B 1 SAFE X 2-1 ② F7 | | 4 | 1 | 1 | 1 | 0 | 0 | 2 |
| | | | | | | | | | | 0 | 0 | 0 | 0 | 0 | 0 | 0 |
| Chad Tracy, L (1, 5)<br>OBP: 0.371, SLG: 0.545 | B X 1-0 ② G3-1 1-3 | | | B C X 1-1 HR | | C B X 1-1 2-H 1B | | 1 SAFE<br>B F F 1 SAFE X 1-2 1B | | 4 | 1 | 3 | 2 | 0 | 0 | 1 |
| Luis Gonzalez, L (1, 7)<br>OBP: 0.289, SLG: 0.514 | B B X 2-0 ③ G4-3 | | | C B B F X 2-2 ② G4-3 | | B X 1-0 ② L4 | | C D X 1-1 ③ F7 | | 4 | 0 | 0 | 0 | 0 | 0 | 4 |
| Tony Clark, S (1, 3)<br>OBP: 0.400, SLG: 0.455 | | B X 1-0 ① P6 | | B B B C S X 3-2 ③ F8 | | F B 1 SAFE F S 1-3 ③ K | | | B C C X 1-2 1B | 4 | 0 | 1 | 0 | 0 | 1 | 1 |
| Shawn Green, L (1, 9)<br>OBP: 0.143, SLG: 0.222 | | B B F F C 2-3 ② K | | | B F X 1-1 ① G4-3 | | X 0-0 ① L6 | | F S B B F S 2-3 ① K | 4 | 0 | 0 | 0 | 0 | 2 | 1 |
| Johnny Estrada, S (1, 2)<br>OBP: 0.217, SLG: 0.143<br>34 Conor Jackson, R (9, PH)<br>OBP: 0.464, SLG: 0.429 | | B X 1-0 ③ G4-3 | | | F X 0-1 ② G5-3 | | C F B S 1-3 ② K | | B C B X 2-1 ② F8 | 3 | 0 | 0 | 0 | 0 | 1 | 0 |
| | | | | | | | | | | 1 | 0 | 0 | 0 | 0 | 0 | 1 |
| 1 Orlando Hudson, S (1, 4)<br>OBP: 0.250, SLG: 0.294<br>Damion Easley, R (9, PH)<br>OBP: 0.474, SLG: 0.571 | | | C B S S B F F X 2-2 ① G4-3 | | C B B B S B F S 3-3 ③ K | | B X 1-0 ③ G6-3 | | C X 0-1 ③ G1-3 | 3 | 0 | 0 | 0 | 0 | 1 | 0 |
| | | | | | | | | | | 1 | 0 | 0 | 0 | 0 | 0 | 1 |
| Russ Ortiz, R (1, 1)<br>Jason Grimsley, R (5, 1)<br>Andy Green, R (6, PH)<br>OBP: 0.333, SLG: 0.200<br>37 Juan Cruz, R (7, 1)<br>22 Eric Byrnes, R (8, PH)<br>OBP: 0.310, SLG: 0.333 (9, 8) | | | C B X 1-1 ② F8 | | | B X 1-0 ① P4 | | S F F X 0-2 ① P3 | | 1 | 0 | 0 | 0 | 0 | 0 | 0 |
| | | | | | | | | | | 0 | 0 | 0 | 0 | 0 | 0 | 0 |
| | | | | | | | | | | 1 | 0 | 0 | 0 | 0 | 0 | 0 |
| | | | | | | | | | | 0 | 0 | 0 | 0 | 0 | 0 | 0 |
| | | | | | | | | | | 1 | 0 | 0 | 0 | 0 | 0 | 0 |
| Inning Stats | R: 0 E: 0 K: 0 S: 8 H: 1 LOB: 1 BB: 0 P: 14 | R: 0 E: 0 K: 1 S: 5 H: 0 LOB: 0 BB: 0 P: 9 | R: 0 E: 0 K: 0 S: 8 H: 0 LOB: 0 BB: 0 P: 12 | R: 1 E: 0 K: 0 S: 12 H: 1 LOB: 0 BB: 0 P: 19 | R: 0 E: 0 K: 1 S: 8 H: 0 LOB: 0 BB: 0 P: 12 | R: 2 E: 0 K: 1 S: 12 H: 3 LOB: 1 BB: 0 P: 21 | R: 0 E: 0 K: 1 S: 5 H: 0 LOB: 0 BB: 0 P: 7 | R: 0 E: 0 K: 0 S: 14 H: 2 LOB: 2 BB: 0 P: 19 | R: 0 E: 0 K: 1 S: 11 H: 1 LOB: 1 BB: 0 P: 16 | 1B: 5<br>2B: 2<br>3B: 0<br>HR: 1 | SF: 0<br>SAC: 0<br>DP: 0<br>HBP: 0 | | | | | |

| | AB | 35 |
|---|---|---|
| | R | 3 |
| | H | 8 |
| | RBI | 3 |
| | BB | 0 |
| | SO | 5 |
| | LOB | 11 |

| PITCHER | | IP | WLS | BF | H | R | ER | SO | BB | IBB | HBP | BLK | WP | HR | S | P | ERA | WHIP |
|---|---|---|---|---|---|---|---|---|---|---|---|---|---|---|---|---|---|---|
| 37 Josh Fogg, R<br>ERA: 4.76 | (1, 1) | 5.1 | W | 21 | 5 | 3 | 3 | 2 | 0 | 0 | 0 | 0 | 1 | 1 | 49 | 81 | 5.06 | 0.938 |
| 39 Tom Martin, L<br>ERA: 2.7 | (6, 1) | 1.2 | H | 5 | 0 | 0 | 0 | 2 | 0 | 0 | 0 | 0 | 0 | 0 | 9 | 13 | 0.00 | 0.000 |
| Jose Mesa, R<br>ERA: | (8, 1) | 1.0 | H | 5 | 2 | 0 | 0 | 0 | 0 | 0 | 0 | 0 | 0 | 0 | 14 | 19 | 0.00 | 2.000 |
| 40 Brian Fuentes, L<br>ERA: 1.69 | (9, 1) | 1.0 | S | 4 | 1 | 0 | 0 | 1 | 0 | 0 | 0 | 0 | 0 | 0 | 11 | 16 | 0.00 | 1.000 |

| PITCHER | IP | WLS | BF | H | R | ER | SO | BB | IBB | HBP | BLK | WP | HR | S | P | ERA | WHIP |
|---|---|---|---|---|---|---|---|---|---|---|---|---|---|---|---|---|---|

# Philadelphia Phillies @ Colorado Rockies

Coors Field, Denver, CO

Fri Apr 14 2006, 7:05 PM MDT

Att. 25,390 - Partly Cloudy - 79 F

TOP

livebaseballscorecards.com

| Batter | 1 | 2 | 3 | 4 | 5 | 6 | 7 | 8 | 9 | AB | R | H | RBI | BB | SO | LOB |
|---|---|---|---|---|---|---|---|---|---|---|---|---|---|---|---|---|
| 11 Jimmy Rollins, S (1, 6)<br>OBP: 0.362, SLG: 0.523 | F<br>X<br>0-1 ① F9 | B<br>X<br>1-0 ② FC4-6 HR<br>1-2f | C<br>F<br>D<br>S<br>1-3 ③ K | | X<br>0-0 ① F9 | | C<br>S<br>F<br>B<br>B<br>X<br>2-2 ① F8 | | B<br>F<br>C<br>S<br>1-3 ② K | 6 | 1 | 0 | 0 | 0 | 2 | 5 |
| Aaron Rowand, R (1, 8)<br>OBP: 0.390, SLG: 0.541 | H<br>1-0 1B SF8 HBP | C<br>1 SAFE<br>X<br>0-1 1-H HR | | F<br>B<br>F<br>B<br>B<br>F<br>B<br>4-2 BB 26 HR 1B BB | B<br>D<br>F<br>F<br>B<br>F<br>X<br>3-2 ② F8 | | B<br>B<br>X<br>2-0 1B | | B<br>X<br>1-0 2-3 BB 1B | 4 | 3 | 3 | 2 | 1 | 0 | 1 |
| Bobby Abreu, L (1, 9)<br>OBP: 0.404, SLG: 0.526 | C<br>C<br>B<br>F<br>F<br>B<br>1 SAFE<br>X<br>2-2 26 2B 1-3 1B | B<br>B<br>C<br>X<br>2-1 ③ G4-3 | | B<br>F<br>X<br>1-1 26 HR BB 1-2 1B | B<br>B<br>B<br>B<br>4-0 FC5-4 1-2 BB | | B<br>C<br>F<br>S<br>1-3 ② K | | F<br>B<br>B<br>B<br>B<br>B<br>4-1 1-2 BB | 4 | 1 | 2 | 0 | 2 | 1 | 1 |
| Pat Burrell, R (1, 7)<br>OBP: 0.350, SLG: 0.657<br>8 Shane Victorino, S (9, 7)<br>OBP: 0.333, SLG: 0.375 | X<br>0-0 ② SF8 3-H | | C<br>B<br>X<br>1-1 HR | B<br>B<br>S<br>B<br>B<br>4-1 26 HR 1-2 2-3 BB | B<br>C<br>X<br>1-1 ③ FC5-4 1-2f | | S<br>1 SAFE<br>C<br>B<br>X<br>1-2 ③ G6-3 | | B<br>C<br>B<br>F<br>B<br>X<br>3-2 ③ P4 | 4<br>0 | 2<br>0 | 1<br>0 | 2<br>0 | 1<br>0 | 0<br>0 | 6<br>0 |
| 26 Chase Utley, L (1, 4)<br>OBP: 0.326, SLG: 0.692 | B<br>B<br>F<br>B<br>X<br>3-1 1-3 2B | | B<br>B<br>F<br>F<br>B<br>X<br>3-2 HR | X<br>0-0 1-H 2-H 3-H HR | | B<br>X<br>2-0 ① L9 | | C<br>B<br>B<br>B<br>X<br>3-1 ① F9 | | 5 | 2 | 3 | 5 | 0 | 0 | 0 |
| 6 Ryan Howard, L (1, 3)<br>OBP: 0.425, SLG: 0.429 | I<br>I<br>I<br>I<br>4-0 IBB | X<br>0-0 ① L3 | F<br>B<br>F<br>S<br>1-3 ① K | | | B<br>C<br>F<br>C<br>X<br>2-2 2B 1B | | S<br>C<br>B<br>F<br>B<br>F<br>T<br>2-2 ② K | | 4 | 1 | 1 | 0 | 1 | 2 | 0 |
| David Bell, R (1, 5)<br>OBP: 0.250, SLG: 0.333 | F<br>B<br>X<br>1-1 ③ G6-3 | S<br>B<br>X<br>1-1 ② F8 | B<br>B<br>X<br>2-0 ② L9 | | | X<br>0-0 ② F7 | | B<br>X<br>1-0 ③ F8 | | 5 | 0 | 0 | 0 | 0 | 0 | 4 |
| Mike Lieberthal, R (1, 2)<br>OBP: 0.370, SLG: 0.500 | | C<br>B<br>F<br>C<br>1-3 ① K | X<br>0-0 63 1B 1B | C<br>F<br>B<br>X<br>1-2 ③ F7 | | B<br>B<br>S<br>F<br>X<br>2-2 1-H 63 1B 2B | | | B<br>C<br>X<br>1-1 1B SH3 1B | 5 | 0 | 3 | 1 | 0 | 1 | 0 |
| 63 Ryan Madson, L (1, 1)<br>OBP: 0.667, SLG: 0.600<br>Julio Santana, R (8, 1)<br>Arthur Rhodes, L (9, 1)<br>45 Tom Gordon, R (9, 1) | | B<br>B<br>B<br>C<br>B<br>4-1 11 FC4-6 BB | B<br>C<br>L<br>X<br>1-2 1-3 1B | | B<br>C<br>X<br>1-1 BB 1B | B<br>X<br>1-0 ③ 2-H 1B | | | B<br>M<br>L<br>X<br>1-2 ① SH3 1-2 | 3<br>0<br>0<br>0 | 0<br>0<br>0<br>0 | 3<br>0<br>0<br>0 | 0<br>0<br>0<br>0 | 1<br>0<br>0<br>0 | 0<br>0<br>0<br>0 | 0<br>0<br>0<br>0 |

| | AB | R | H | RBI | BB | SO | LOB |
|---|---|---|---|---|---|---|---|
| AB | 40 | | | | | | |
| R | | 10 | | | | | |
| H | | | 16 | | | | |
| RBI | | | | 10 | | | |
| BB | | | | | 6 | | |
| SO | | | | | | 6 | |
| LOB | | | | | | | 17 |

| Inning Stats | 1 | 2 | 3 | 4 | 5 | 6 | 7 | 8 | 9 | 1B: 10 | SF: 1 | WP: 0 | PA: 49 |
|---|---|---|---|---|---|---|---|---|---|---|---|---|---|
| | R: 1 E: 0 K: 0 S: 12 H: 2 LOB: 3 BB: 1 P: 23 | R: 2 E: 0 K: 1 S: 9 H: 1 LOB: 0 BB: 1 P: 17 | R: 2 E: 0 K: 1 S: 15 H: 4 LOB: 2 BB: 0 P: 22 | R: 4 E: 0 K: 1 S: 14 H: 2 LOB: 0 BB: 2 P: 27 | R: 0 E: 0 K: 0 S: 9 H: 1 LOB: 2 BB: 1 P: 18 | R: 1 E: 0 K: 0 S: 10 H: 3 LOB: 2 BB: 0 P: 17 | R: 0 E: 0 K: 1 S: 11 H: 1 LOB: 1 BB: 0 P: 17 | R: 0 E: 0 K: 1 S: 8 H: 0 LOB: 0 BB: 0 P: 14 | R: 0 E: 0 K: 1 S: 13 H: 2 LOB: 3 BB: 1 P: 24 | 2B: 2 3B: 0 HR: 4 | SAC: 1 DP: 0 HBP: 1 | PB: 0 SB: 0 CS: 0 | |

| PITCHER | IP | WLS | BF | H | R | ER | SO | BB | IBB | HBP | BLK | WP | HR | S | P | ERA | WHIP |
|---|---|---|---|---|---|---|---|---|---|---|---|---|---|---|---|---|---|
| Zach Day, R (1, 1)<br>ERA: 7.45 | 2.2 | L | 18 | 7 | 5 | 5 | 1 | 1 | 1 | 1 | 0 | 0 | 3 | 33 | 58 | 16.88 | 3.000 |
| Sun-Woo Kim, R (3, 1)<br>ERA: 19.8 | 3.1 | | 18 | 6 | 5 | 5 | 2 | 3 | 0 | 0 | 0 | 0 | 1 | 36 | 66 | 13.50 | 2.700 |
| 61 Ramon E Ramirez, R (7, 1)<br>ERA: | 2.0 | | 7 | 1 | 0 | 0 | 2 | 0 | 0 | 0 | 0 | 0 | 0 | 19 | 31 | 0.00 | 0.500 |
| David Cortes, R (9, 1)<br>ERA: | 1.0 | | 6 | 2 | 0 | 0 | 1 | 1 | 0 | 0 | 0 | 0 | 0 | 13 | 24 | 0.00 | 3.000 |

| PITCHER | IP | WLS | BF | H | R | ER | SO | BB | IBB | HBP | BLK | WP | HR | S | P | ERA | WHIP |
|---|---|---|---|---|---|---|---|---|---|---|---|---|---|---|---|---|---|

| Batter | 1 | 2 | 3 | 4 | 5 | 6 | 7 | 8 | 9 | AB | R | H | RBI | BB | SO | LOB |
|---|---|---|---|---|---|---|---|---|---|---|---|---|---|---|---|---|
| 18 Cory Sullivan, L (1, 8)<br>OBP: 0.362, SLG: 0.545 | C B T B F B F F F<br>3-2 F F F X ①<br>F7 | C B B B B<br>4-1<br>12 FC5-4<br>BB | | C B B X<br>2-1 ②<br>G3<br>2-3 | | C S B B S<br>2-3 ②<br>K<br>1-2 | | C X<br>0-1 ③<br>P5 | | 4 | 0 | 0 | 0 | 1 | 1 | 2 |
| 12 Clint Barmes, R (1, 6)<br>OBP: 0.318, SLG: 0.465 | X<br>0-0<br>17 1B<br>27 1B<br>1B | X<br>0-0 ②<br>FC5-4<br>1-2f<br>2-H | | B C X<br>1-1 ③<br>P6 | | X<br>0-0 ③<br>F7 | | | C F F B F H<br>2-2<br>27 1B 17 BB<br>5 2B<br>HBP | 4 | 2 | 1 | 0 | 0 | 0 | 3 |
| 17 Todd Helton, L (1, 3)<br>OBP: 0.604, SLG: 0.750 | F B T SAFE B X<br>2-1<br>27 1B<br>11 1B<br>1-2<br>1B | X<br>0-0 ③<br>G3-1 | | | X<br>0-0<br>27 2B<br>3B | | B B B B<br>4-0<br>27 FC5-4<br>BB | | D B B B<br>4-0<br>27 1B<br>5 2B<br>1-2<br>BB | 3 | 3 | 2 | 0 | 2 | 0 | 1 |
| 27 Garrett Atkins, R (1, 5)<br>OBP: 0.468, SLG: 0.659 | C B X<br>1-1<br>11 1B<br>1-2<br>2-H<br>1B | | B C X<br>1-1<br>5 G5-3<br>1B | | B X<br>1-0<br>11 G4-3<br>3-H<br>2B | | C C X<br>0-2 ①<br>FC5-4<br>11 1B<br>1-2f | | B C X<br>1-1<br>5 2B<br>1-2<br>2-3<br>1B | 5 | 1 | 4 | 2 | 0 | 0 | 1 |
| 5 Matt Holliday, R (1, 7)<br>OBP: 0.256, SLG: 0.436 | X<br>0-0 ②<br>F8 | | B F X<br>1-1 ①<br>G5-3<br>1-2 | | B C X<br>1-1 ①<br>P3 | | B B X<br>2-0 ②<br>F9 | | F X<br>0-1<br>G4-3<br>1-H<br>2-H<br>3-H<br>1B<br>2B | 5 | 1 | 1 | 3 | 0 | 0 | 5 |
| 11 Brad Hawpe, L (1, 9)<br>OBP: 0.415, SLG: 0.846 | B B X<br>2-0<br>FC6-4<br>1-2<br>2-H<br>1B | | B B F X<br>2-1 ②<br>F7 | | S X<br>0-1 ②<br>G4-3<br>2-3 | | S S X<br>0-2<br>1-2<br>1B | | F B C C<br>1-3 ①<br>K | 5 | 0 | 2 | 1 | 0 | 1 | 3 |
| Luis Gonzalez, R (1, 4)<br>OBP: 0.105, SLG: 0.105 | B B S B X<br>3-1 ③<br>FC6-4<br>1-2f | | C C X<br>0-2 ③<br>F8 | | X<br>0-0 ③<br>G6-3 | | C B S S<br>1-3 ③<br>K | | C X<br>0-1 ②<br>G4-3<br>2-3 | 5 | 0 | 0 | 0 | 0 | 1 | 7 |
| Danny Ardoin, R (1, 2)<br>OBP: 0.160, SLG: 0.167<br>Jason Smith, L (9, PH)<br>OBP: 0.542, SLG: 0.950 | | X<br>0-0<br>12 E<br>SH2-4<br>1B | | F B B X<br>2-1 ①<br>G5-3 | | F X<br>0-1 ①<br>P3 | | B B C X<br>2-1 ①<br>P3 | B B B B<br>4-0<br>1B<br>BB | 4<br>0 | 1<br>0 | 1<br>0 | 0<br>0 | 0<br>1 | 0<br>0 | 0<br>0 |
| Zach Day, R (1, 1)<br>Sun-Woo Kim, R (3, 1)<br>OBP: 1.000, SLG: 2.000<br>Jamey Carroll, R (6, PH)<br>OBP: 0.231, SLG: 0.167<br>61 Ramon E Ramirez, R (7, 1)<br>Choo Freeman, R (8, PH)<br>OBP: 0.222, SLG: 0.250<br>David Cortes, R (9, 1)<br>Miguel Ojeda, R (9, PH)<br>OBP: 0.412, SLG: 0.500 | | B X<br>1-0 ①<br>SH2-4<br>1-2 | | C X<br>0-1<br>18 G3<br>2B | | B X<br>1-0<br>18 S<br>1B | | S B S B X<br>2-2 ②<br>G6-3 | C B B X<br>1-1 ③<br>1-3<br>3-H<br>1B | 0<br>1<br>1<br>0<br>1<br>0<br>1 | 0<br>0<br>0<br>0<br>0<br>0<br>0 | 0<br>1<br>1<br>0<br>0<br>0<br>1 | 0<br>0<br>0<br>0<br>0<br>0<br>1 | 0<br>0<br>0<br>0<br>0<br>0<br>0 | 0<br>0<br>0<br>0<br>0<br>0<br>0 | 0<br>0<br>0<br>0<br>0<br>0<br>0 |
| Inning Stats | R: 2 H: 4<br>E: 0 LOB: 2<br>K: 0 BB: 0<br>S: 19 P: 30 | R: 1 H: 1<br>E: 1 LOB: 1<br>K: 0 BB: 1<br>S: 5 P: 10 | R: 0 H: 1<br>E: 0 LOB: 1<br>K: 0 BB: 0<br>S: 9 P: 13 | R: 0 H: 1<br>E: 0 LOB: 1<br>K: 0 BB: 0<br>S: 8 P: 13 | R: 1 H: 2<br>E: 0 LOB: 1<br>K: 0 BB: 0<br>S: 7 P: 9 | R: 0 H: 1<br>E: 0 LOB: 1<br>K: 1 BB: 0<br>S: 7 P: 10 | R: 0 H: 1<br>E: 0 LOB: 2<br>K: 1 BB: 1<br>S: 10 P: 17 | R: 0 H: 0<br>E: 0 LOB: 0<br>K: 0 BB: 0<br>S: 7 P: 11 | R: 4 H: 3<br>E: 0 LOB: 2<br>K: 1 BB: 2<br>S: 15 P: 28 | 1B: 10 SF: 0<br>2B: 3 SAC: 1<br>3B: 1 DP: 0<br>HR: 0 HBP: 1 | | | | | | |

| PITCHER | | IP | WLS | BF | H | R | ER | SO | BB | IBB | HBP | BLK | WP | HR | S | P | ERA | WHIP |
|---|---|---|---|---|---|---|---|---|---|---|---|---|---|---|---|---|---|---|
| 63 Ryan Madson, R<br>ERA: 2.77 | (1, 1) | 7.0 | W | 34 | 11 | 4 | 3 | 2 | 2 | 0 | 0 | 0 | 0 | 0 | 65 | 102 | 3.86 | 1.857 |
| Julio Santana, R<br>ERA: 10.8 | (8, 1) | 1.0 | | 7 | 2 | 4 | 4 | 0 | 1 | 0 | 1 | 0 | 0 | 0 | 15 | 26 | 36.00 | 3.000 |
| Arthur Rhodes, L<br>ERA: 2.45 | (9, 1) | 0.1 | H | 1 | 0 | 0 | 0 | 1 | 0 | 0 | 0 | 0 | 0 | 0 | 3 | 4 | 0.00 | 0.000 |
| 45 Tom Gordon, R<br>ERA: 1.93 | (9, 1) | 0.2 | S | 3 | 1 | 0 | 0 | 0 | 1 | 0 | 0 | 0 | 0 | 0 | 4 | 9 | 0.00 | 3.000 |

| PITCHER | IP | WLS | BF | H | R | ER | SO | BB | IBB | HBP | BLK | WP | HR | S | P | ERA | WHIP |
|---|---|---|---|---|---|---|---|---|---|---|---|---|---|---|---|---|---|

# BOTTOM

## Philadelphia Phillies @ Colorado Rockies

Coors Field, Denver, CO

Fri Apr 14 2006, 7:05 PM MDT
Att. 25,390 - Partly Cloudy - 79 F

livebaseballscorecards.com

| | |
|---|---|
| AB | 39 |
| R | 8 |
| H | 14 |
| RBI | 7 |
| BB | 4 |
| SO | 3 |
| LOB | 22 |

| | | | |
|---|---|---|---|
| WP: 0 | PA: 45 | | |
| PB: 0 | | | |
| SB: 1 | | | |
| CS: 0 | | | |

# Philadelphia Phillies @ Colorado Rockies

Coors Field, Denver, CO

Sat Apr 15 2006, 6:05 PM MDT

Att. 23,206 - Partly Cloudy - 63 F

TOP

livebaseballscorecards.com

| Batter | 1 | 2 | 3 | 4 | 5 | 6 | 7 | 8 | 9 | AB | R | H | RBI | BB | SO | LOB |
|---|---|---|---|---|---|---|---|---|---|---|---|---|---|---|---|---|
| 11 Jimmy Rollins, S (1, 6)<br>OBP: 0.385, SLG: 0.521 | G3 | | G3 | | G4-3, 1B | | G6-4-3, 1B, 1B | | 2B, BB | 4 | 1 | 2 | 0 | 1 | 0 | 0 |
| Aaron Rowand, R (1, 8)<br>OBP: 0.391, SLG: 0.524 | HR, 1B | | L7 | | G4-3 | | G6-4-3, 1B | | L8 | 5 | 1 | 2 | 0 | 0 | 0 | 3 |
| Bobby Abreu, L (1, 9)<br>OBP: 0.442, SLG: 0.634 | HR | | HR, BB | | BB | | G6-4-3 | | G4-3, 2B | 3 | 2 | 2 | 4 | 2 | 0 | 2 |
| Pat Burrell, R (1, 7)<br>OBP: 0.356, SLG: 0.692 | K | | HR | | P2 | | 26 PB, BB | | G4-3 | 4 | 1 | 1 | 2 | 1 | 1 | 3 |
| 26 Chase Utley, L (1, 4)<br>OBP: 0.292, SLG: 0.614 | G3 | | G4-3 | | F7 | | G3 | | K | 5 | 0 | 0 | 0 | 0 | 1 | 5 |
| 6 Ryan Howard, L (1, 3)<br>OBP: 0.409, SLG: 0.395 | | F9, G4-3, BB | | G4-3 | | G5-3 | | F7 | | 3 | 0 | 0 | 0 | 1 | 0 | 0 |
| David Bell, R (1, 5)<br>OBP: 0.278, SLG: 0.353 | | G4-3 | | 1B | | 1B | | G6-3 | | 4 | 0 | 2 | 0 | 0 | 0 | 1 |
| Sal Fasano, R (1, 2)<br>OBP: 0.133, SLG: 0.286 | | F9 | | K | | K | | K | | 4 | 0 | 0 | 0 | 0 | 3 | 3 |
| 21 Jon Lieber, L (1, 1) | | K | | K | | G4-3 | | | E6, 11 BB, 2B | 3 | 0 | 0 | 0 | 0 | 2 | 3 |
| Rheal Cormier, L (7, 1) | | | | | | | | | | 0 | 0 | 0 | 0 | 0 | 0 | 0 |
| Geoff Geary, R (7, 1) | | | | | | | | | | 0 | 0 | 0 | 0 | 0 | 0 | 0 |
| Aaron Fultz, L (8, 1) | | | | | | | | | | 0 | 0 | 0 | 0 | 0 | 0 | 0 |
| Alex Gonzalez, R (9, PH) | | | | | | | | | | 1 | 1 | 0 | 0 | 0 | 0 | 0 |
| **Inning Stats** | R: 2<br>E: 0<br>K: 1<br>S: 8<br>H: 2<br>LOB: 0<br>BB: 0<br>P: 12 | R: 0<br>E: 0<br>K: 1<br>S: 9<br>H: 0<br>LOB: 1<br>BB: 1<br>P: 16 | R: 2<br>E: 0<br>K: 0<br>S: 9<br>H: 1<br>LOB: 0<br>BB: 1<br>P: 19 | R: 0<br>E: 0<br>K: 2<br>S: 12<br>H: 1<br>LOB: 1<br>BB: 0<br>P: 15 | R: 0<br>E: 0<br>K: 0<br>S: 8<br>H: 1<br>LOB: 2<br>BB: 1<br>P: 14 | R: 0<br>E: 0<br>K: 1<br>S: 7<br>H: 1<br>LOB: 1<br>BB: 0<br>P: 14 | R: 0<br>E: 0<br>K: 0<br>S: 9<br>H: 2<br>LOB: 2<br>BB: 1<br>P: 18 | R: 0<br>E: 0<br>K: 1<br>S: 8<br>H: 0<br>LOB: 0<br>BB: 0<br>P: 11 | R: 2<br>E: 1<br>K: 1<br>S: 15<br>H: 1<br>LOB: 1<br>BB: 1<br>P: 26 | 1B: 6<br>2B: 1<br>3B: 0<br>HR: 2<br>SF: 0<br>SAC: 0<br>DP: 1<br>HBP: 0 | | | | | | |

| | |
|---|---|
| AB | 36 |
| R | 6 |
| H | 9 |
| RBI | 6 |
| BB | 5 |
| SO | 7 |
| LOB | 20 |

WP: 0 PB: 1 SB: 0 CS: 0 PA: 41

| PITCHER | | IP | WLS | BF | H | R | ER | SO | BB | IBB | HBP | BLK | WP | HR | S | P | ERA | WHIP |
|---|---|---|---|---|---|---|---|---|---|---|---|---|---|---|---|---|---|---|
| Jason Jennings, R<br>ERA: 3.79 | (1, 1) | 6.0 | | 29 | 8 | 4 | 4 | 5 | 3 | 0 | 0 | 0 | 0 | 2 | 56 | 95 | 6.00 | 1.833 |
| Ray King, L<br>ERA: 1.8 | (7, 1) | 1.0 | W | 3 | 0 | 0 | 0 | 0 | 1 | 0 | 0 | 0 | 0 | 0 | 6 | 13 | 0.00 | 1.000 |
| Jose Mesa, R<br>ERA: | (8, 1) | 1.0 | | 3 | 0 | 0 | 0 | 1 | 0 | 0 | 0 | 0 | 0 | 0 | 8 | 11 | 0.00 | 0.000 |
| 39 Tom Martin, L<br>ERA: 3.86 | (9, 1) | 0.1 | | 4 | 1 | 2 | 1 | 0 | 1 | 0 | 0 | 0 | 0 | 0 | 9 | 18 | 27.00 | 6.000 |
| 40 Brian Fuentes, L<br>ERA: 1.5 | (9, 1) | 0.2 | | 2 | 0 | 0 | 0 | 1 | 0 | 0 | 0 | 0 | 0 | 0 | 6 | 8 | 0.00 | 0.000 |

| PITCHER | IP | WLS | BF | H | R | ER | SO | BB | IBB | HBP | BLK | WP | HR | S | P | ERA | WHIP |
|---|---|---|---|---|---|---|---|---|---|---|---|---|---|---|---|---|---|

| Batter | 1 | 2 | 3 | 4 | 5 | 6 | 7 | 8 | 9 | AB | R | H | RBI | BB | SO | LOB |
|---|---|---|---|---|---|---|---|---|---|---|---|---|---|---|---|---|
| 18 Cory Sullivan, L (1, 8)<br>OBP: 0.346, SLG: 0.510 | C F B X<br>1-2 G6-3 ① | X<br>0-0 B1-3 ③ | | B B C X<br>2-1 L4 ③ | | | 1 SAFE 1 SAFE B 1 SAFE X<br>1-0 27 BB 5 3B 12 1B 1-2 1B | C F X<br>0-2 P6 ② | | 5 | 1 | 1 | 0 | 0 | 0 | 3 |
| 12 Clint Barmes, R (1, 6)<br>OBP: 0.347, SLG: 0.479 | C X<br>0-1 E8 17 1B 1B | | B B F X<br>2-1 G6-3 ① | | C X<br>0-1 P3 ① | | C F B X<br>1-2 27 BB 5 3B 1-2 2-H 1B | B X<br>1-0 3-H 1B | | 5 | 2 | 3 | 2 | 0 | 0 | 0 |
| 17 Todd Helton, L (1, 3)<br>OBP: 0.566, SLG: 0.676 | X<br>0-0 5 2B 2-H 1B | X<br>0-0 G4-3 ② | | | F F F B B F F B F<br>3-2 X P3 ② | | C B F B C<br>2-3 K ② | S B S D X<br>2-2 F8 ③ | | 5 | 1 | 1 | 1 | 0 | 1 | 3 |
| 27 Garrett Atkins, R (1, 5)<br>OBP: 0.451, SLG: 0.617 | B C B X<br>2-1 P5 ② | | C C X<br>0-2 G3 ③ | | F B B C D F X<br>3-2 G1-3 ③ | | F B B B C B<br>4-2 5 3B 1-2 2-3 BB | | | 3 | 1 | 0 | 0 | 1 | 0 | 1 |
| 5 Matt Holliday, R (1, 7)<br>OBP: 0.302, SLG: 0.605 | C X<br>0-1 1-H 2B | | | C X<br>0-1 HR | | C B B X<br>2-1 G5-3 ① | F B X<br>1-1 1-H 2-H 3-H 1B 3B | | | 4 | 2 | 3 | 5 | 0 | 0 | 0 |
| 11 Brad Hawpe, L (1, 9)<br>OBP: 0.422, SLG: 0.810 | C C X<br>0-2 G6-3 ③ | | | X<br>0-0 SH5-3 1B G3-1 1B | | X<br>0-0 G3 ② | I I I I<br>4-0 1B CS IBB | | | 3 | 1 | 1 | 0 | 1 | 0 | 1 |
| Luis Gonzalez, R (1, 4)<br>OBP: 0.136, SLG: 0.136<br>Jose Mesa, R (8, 1)<br>39 Tom Martin, L (9, 1)<br>40 Brian Fuentes, L (9, 1) | | B X<br>1-0 G3 ① | | 1 SAFE C X<br>0-1 G3-1 SH5-3 1-2 1B | | B C B S B S<br>3-3 K ③ | B B X<br>2-0 1-3 3-H 1B | | | 3<br>0<br>0<br>0 | 0<br>0<br>0<br>0 | 1<br>0<br>0<br>0 | 0<br>0<br>0<br>0 | 0<br>0<br>0<br>0 | 1<br>0<br>0<br>0 | 0<br>0<br>0<br>0 |
| Danny Ardoin, R (1, 2)<br>OBP: 0.214, SLG: 0.296 | | C B F X<br>1-2 SH1-3 1B | | F X<br>0-1 SH5-3 ① 1-2 2-3 | | | 3-1 F8 ① 1-0 CS 3-H | B F F B B X<br>3-2 12 1B 3B | | 3 | 1 | 2 | 0 | 0 | 0 | 0 |
| Jason Jennings, L (1, 1)<br>OBP: 0.143, SLG: 0.143<br>Ray King, L (7, 1)<br>Jason Smith, L (7, 4)<br>OBP: 0.538, SLG: 0.909<br>Choo Freeman, R (7, PH)<br>OBP: 0.300, SLG: 0.333 | | X<br>0-0 SH1-3 ② 1-2 | | B X<br>1-0 G3-1 ② 2-3 3-H | | | X<br>0-0 18 1B 12 1B 1B | B C S X<br>1-2 G4-3 ① | | 1<br>0<br>2<br>1 | 0<br>0<br>1<br>0 | 0<br>0<br>1<br>1 | 1<br>0<br>0<br>1 | 0<br>0<br>0<br>0 | 0<br>0<br>0<br>0 | 1<br>0<br>1<br>0 |
| Inning Stats | R: 2 E: 1 K: 0 S: 13 H: 3 LOB: 1 BB: 0 P: 16 | R: 0 E: 0 K: 0 S: 6 H: 1 LOB: 1 BB: 0 P: 8 | R: 0 E: 0 K: 0 S: 6 H: 0 LOB: 0 BB: 0 P: 8 | R: 2 E: 0 K: 0 S: 10 H: 3 LOB: 1 BB: 0 P: 13 | R: 0 E: 0 K: 0 S: 13 H: 0 LOB: 0 BB: 0 P: 19 | R: 0 E: 0 K: 1 S: 6 H: 0 LOB: 0 BB: 0 P: 11 | R: 5 E: 0 K: 1 S: 15 H: 5 LOB: 1 BB: 2 P: 34 | R: 1 E: 0 K: 0 S: 13 H: 2 LOB: 1 BB: 0 P: 20 | | 1B: 10 2B: 1 3B: 2 HR: 1 | SF: 0 SAC: 2 DP: 0 HBP: 0 | | | | | |

| PITCHER | | IP | WLS | BF | H | R | ER | SO | BB | IBB | HBP | BLK | WP | HR | S | P | ERA | WHIP |
|---|---|---|---|---|---|---|---|---|---|---|---|---|---|---|---|---|---|---|
| 21 Jon Lieber, R<br>ERA: 9.18 | (1, 1) | 6.1 | L | 29 | 10 | 7 | 7 | 1 | 0 | 0 | 0 | 0 | 0 | 1 | 61 | 87 | 9.95 | 1.579 |
| Rheal Cormier, L<br>ERA: | (7, 1) | 0.1 | | 1 | 0 | 0 | 0 | 1 | 0 | 0 | 0 | 0 | 0 | 0 | 3 | 5 | 0.00 | 0.000 |
| Geoff Geary, R<br>ERA: 7.2 | (7, 1) | 0.1 | | 4 | 2 | 2 | 2 | 0 | 1 | 1 | 0 | 0 | 0 | 0 | 5 | 17 | 54.00 | 9.000 |
| Aaron Fultz, L<br>ERA: 6.23 | (8, 1) | 1.0 | | 5 | 2 | 1 | 1 | 0 | 0 | 0 | 0 | 0 | 0 | 0 | 13 | 20 | 9.00 | 2.000 |

| PITCHER | IP | WLS | BF | H | R | ER | SO | BB | IBB | HBP | BLK | WP | HR | S | P | ERA | WHIP |
|---|---|---|---|---|---|---|---|---|---|---|---|---|---|---|---|---|---|

# BOTTOM

# Philadelphia Phillies @ Colorado Rockies

Coors Field, Denver, CO

Sat Apr 15 2006, 6:05 PM MDT
Att. 23,206 - Partly Cloudy - 63 F

livebaseballscorecards.com

| | |
|---|---|
| AB | 35 |
| R | 10 |
| H | 14 |
| RBI | 10 |
| BB | 2 |
| SO | 2 |
| LOB | 10 |

| | | | |
|---|---|---|---|
| WP: 0 | PB: 0 | SB: 0 | CS: 1 |
| PA: 40 | | | |

| Batter | 1 | 2 | 3 | 4 | 5 | 6 | 7 | 8 | 9 | AB | R | H | RBI | BB | SO | LOB |
|---|---|---|---|---|---|---|---|---|---|---|---|---|---|---|---|---|
| 11 Jimmy Rollins, S (1, 6)<br>OBP: 0.375, SLG: 0.500 | C X 0-1 G4-3 | | X 0-0 L8 | | | B C F B X 2-2 1B 1B | | X 0-0 G4-3 | | 4 | 0 | 1 | 0 | 0 | 0 | 0 |
| Aaron Rowand, R (1, 8)<br>OBP: 0.380, SLG: 0.500 | C T S 0-3 K | | | C X 0-1 G5-3 | | 1 SAFE F 1 SAFE 1 SAFE X 0-1 CS 1-3 1B | | B F X 1-1 G5-3 | | 4 | 0 | 1 | 0 | 0 | 1 | 0 |
| Bobby Abreu, L (1, 9)<br>OBP: 0.446, SLG: 0.614 | B B C T X 2-2 S 1B | | | B X 1-0 L7 | | B C B B S 1 SAFE B 4-2 G4-6-3 1-2 BB | | | C X 0-1 G4-3 | 3 | 0 | 1 | 0 | 1 | 0 | 0 |
| Pat Burrell, R (1, 7)<br>OBP: 0.367, SLG: 0.667<br>8 Shane Victorino, S (9, PR)<br>OBP: 0.333, SLG: 0.375 (9, 7) | 1 SAFE B C B X 2-1 F9 1-2 | | | C C B X 1-2 1B | | 1 SAFE X 0-0 G4-6-3 1-2f | | | B F B B B 4-1 26 G6-3 BB | 3<br>0 | 0<br>0 | 1<br>0 | 0<br>0 | 1<br>0 | 0<br>0 | 3<br>0 |
| 26 Chase Utley, L (1, 4)<br>OBP: 0.269, SLG: 0.563 | | C S X 0-2 F8 | | C 1 SAFE F F B X 1-2 F9 | | | B B B C F F F X 3-2 G3-1 | | B 1 SAFE B X 2-0 G6-3 1-2f | 4 | 0 | 0 | 0 | 0 | 0 | 2 |
| 6 Ryan Howard, L (1, 3)<br>OBP: 0.404, SLG: 0.463 | | X 0-0 G4-3 | | | B X 1-0 G4-3 | | S X 0-1 HR | | | 3 | 1 | 1 | 1 | 0 | 0 | 0 |
| Abraham Nunez, S (1, 5)<br>OBP: 0.188, SLG: 0.250 | | B X 1-0 G6-3 | | | C B X 1-1 G3 | | B B X 2-0 G1-3 | | | 3 | 0 | 0 | 0 | 0 | 0 | 0 |
| Mike Lieberthal, R (1, 2)<br>OBP: 0.367, SLG: 0.483 | | | X 0-0 G6-3 | | C B X 1-1 1B | | C B B X 2-1 G6-3 | | | 3 | 0 | 1 | 0 | 0 | 0 | 0 |
| 39 Brett Myers, R (1, 1)<br>Arthur Rhodes, L (8, 1)<br>45 Tom Gordon, R (9, 1) | | | C F T 0-2 K | | B X 1-0 G1 | | | C C S 0-3 K | | 3<br>0<br>0 | 0<br>0<br>0 | 0<br>0<br>0 | 0<br>0<br>0 | 0<br>0<br>0 | 2<br>0<br>0 | 1<br>0<br>0 |
| Inning Stats | R: 0 E: 0 K: 1 S: 10 H: 1 LOB: 1 BB: 0 P: 14 | R: 0 E: 0 K: 0 S: 5 H: 0 LOB: 0 BB: 0 P: 6 | R: 0 E: 0 K: 1 S: 5 H: 0 LOB: 0 BB: 0 P: 5 | R: 0 E: 0 K: 0 S: 10 H: 1 LOB: 1 BB: 0 P: 13 | R: 0 E: 0 K: 0 S: 6 H: 1 LOB: 1 BB: 0 P: 10 | R: 0 E: 0 K: 0 S: 8 H: 2 LOB: 1 BB: 1 P: 14 | R: 1 E: 0 K: 0 S: 10 H: 1 LOB: 0 BB: 0 P: 17 | R: 0 E: 0 K: 1 S: 6 H: 0 LOB: 0 BB: 0 P: 7 | R: 0 E: 0 K: 0 S: 4 H: 0 LOB: 1 BB: 1 P: 10 | 1B: 5 2B: 0 3B: 0 HR: 1 | SF: 0 SAC: 0 DP: 2 HBP: 0 | | | | | | |

# TOP

## Philadelphia Phillies @ Colorado Rockies

Coors Field, Denver, CO

Sun Apr 16 2006, 1:05 PM MDT

Att. 25,144 - Sunny - 68 F

livebaseballscorecards.com

| | |
|---|---|
| AB | 30 |
| R | 1 |
| H | 6 |
| RBI | 1 |
| BB | 2 |
| SO | 3 |
| LOB | 6 |

| PITCHER | | IP | WLS | BF | H | R | ER | SO | BB | IBB | HBP | BLK | WP | HR | S | P | ERA | WHIP |
|---|---|---|---|---|---|---|---|---|---|---|---|---|---|---|---|---|---|---|
| 28 Aaron Cook, R<br>ERA: 3.43 | (1, 1) | 8.0 | L | 29 | 6 | 1 | 1 | 3 | 1 | 0 | 0 | 0 | 0 | 1 | 60 | 86 | 1.12 | 0.875 |
| Jose Mesa, R<br>ERA: | (9, 1) | 1.0 | | 3 | 0 | 0 | 0 | 0 | 1 | 0 | 0 | 0 | 0 | 0 | 4 | 10 | 0.00 | 1.000 |

| PITCHER | IP | WLS | BF | H | R | ER | SO | BB | IBB | HBP | BLK | WP | HR | S | P | ERA | WHIP |
|---|---|---|---|---|---|---|---|---|---|---|---|---|---|---|---|---|---|

# BOTTOM

## Philadelphia Phillies @ Colorado Rockies

Coors Field, Denver, CO

Sun Apr 16 2006, 1:05 PM MDT

Att. 25,144 - Sunny - 68 F

livebaseballscorecards.com

| Batter | 1 | 2 | 3 | 4 | 5 | 6 | 7 | 8 | 9 | AB | R | H | RBI | BB | SO | LOB |
|---|---|---|---|---|---|---|---|---|---|---|---|---|---|---|---|---|
| 18 Cory Sullivan, L (1, 8)<br>OBP: 0.339, SLG: 0.491 | B B C S F B X 3-2 G4-3 ① | | B C B X 2-1 F8 ③ | | | B B B C S S 3-3 K ① | | B F X 1-1 17 BB 1B | | 4 | 0 | 1 | 0 | 0 | 1 | 1 |
| 12 Clint Barmes, R (1, 6)<br>OBP: 0.321, SLG: 0.442 | C S B X 1-2 F9 ② | | | X 0-0 G2-3 ① | | B B F X 2-1 P4 ② | | 1 SAFE 1 SAFE X 0-0 F7 ② | | 4 | 0 | 0 | 0 | 0 | 0 | 1 |
| 17 Todd Helton, L (1, 3)<br>OBP: 0.579, SLG: 0.692 | B B C F X 2-2 F7 ③ | | | B B B 4-0 27 1B BB | | C X 0-1 27 1B 2B | | B F B C F F B B 4-2 1-2 BB | | 2 | 0 | 1 | 0 | 2 | 0 | 0 |
| 27 Garrett Atkins, R (1, 5)<br>OBP: 0.473, SLG: 0.627 | | X 0-0 5 G6-4-3 1B | | C C B D B X 3-2 5 G6-3 1-3 1B | | C B C B X 2-2 2-3 1B | | B B B C C F X 3-2 L9 ③ | | 4 | 0 | 3 | 0 | 0 | 0 | 2 |
| 5 Matt Holliday, R (1, 7)<br>OBP: 0.277, SLG: 0.553 | | C S B F X 1-2 G6-4-3 ① ② 1-2f | | B S B B B S X 3-2 G6-3 ② ③ 1-2f | | B F B X 2-1 G6-3 ③ | | | B S B X 2-1 L7 ① | 4 | 0 | 0 | 0 | 0 | 0 | 5 |
| 11 Brad Hawpe, L (1, 9)<br>OBP: 0.388, SLG: 0.739 | | B C S C 1-3 K ③ | | | B B S C B T 3-2 K ① | | B B B S F X 3-2 G3-1 ① | | B S B S S 2-3 K ② | 4 | 0 | 0 | 0 | 0 | 3 | 0 |
| Jason Smith, L (1, 4)<br>OBP: 0.500, SLG: 0.808 | | | B F X 1-1 28 SH3-4 1B | | S X 0-1 G3-1 ② | | C S C 0-3 K ② | | C X 0-1 G4-3 ③ | 4 | 0 | 1 | 0 | 0 | 1 | 0 |
| Miguel Ojeda, R (1, 2)<br>OBP: 0.400, SLG: 0.529 | | | 1 SAFE C 1 SAFE F B S 1-3 K ① | | B X 1-0 2B | | C B F B F X 2-2 F8 ③ | | | 3 | 0 | 1 | 0 | 0 | 1 | 1 |
| 28 Aaron Cook, R (1, 1)<br>OBP: 0.167, SLG: 0.167<br>Jamey Carroll, R (8, PH)<br>OBP: 0.214, SLG: 0.154<br>Jose Mesa, R (9, 1) | | | X 0-0 SH3-4 ② 1-2 | | F X 0-1 B1-3 ③ | | | B B C F B X 3-2 G6-3 ① | | 1 | 0 | 0 | 0 | 0 | 0 | 1 |
| | | | | | | | | | | 1 | 0 | 0 | 0 | 0 | 0 | 0 |
| | | | | | | | | | | 0 | 0 | 0 | 0 | 0 | 0 | 0 |

| | AB | 31 |
|---|---|---|
| | R | 0 |
| | H | 7 |
| | RBI | 0 |
| | BB | 2 |
| | SO | 6 |
| | LOB | 11 |

| Inning Stats | 1 | 2 | 3 | 4 | 5 | 6 | 7 | 8 | 9 |
|---|---|---|---|---|---|---|---|---|---|
| | R: 0 H: 0<br>E: 0 LOB: 0<br>K: 0 BB: 0<br>S: 10 P: 16 | R: 0 H: 1<br>E: 0 LOB: 0<br>K: 1 BB: 0<br>S: 8 P: 10 | R: 0 H: 1<br>E: 0 LOB: 1<br>K: 1 BB: 0<br>S: 8 P: 12 | R: 0 H: 1<br>E: 0 LOB: 1<br>K: 0 BB: 1<br>S: 7 P: 17 | R: 0 H: 1<br>E: 0 LOB: 1<br>K: 1 BB: 0<br>S: 8 P: 12 | R: 0 H: 2<br>E: 0 LOB: 2<br>K: 1 BB: 0<br>S: 12 P: 21 | R: 0 H: 0<br>E: 0 LOB: 0<br>K: 1 BB: 0<br>S: 11 P: 16 | R: 0 H: 1<br>E: 0 LOB: 2<br>K: 0 BB: 1<br>S: 14 P: 25 | R: 0 H: 0<br>E: 0 LOB: 0<br>K: 1 BB: 0<br>S: 7 P: 11 |

| | 1B: 5 | SF: 0 | WP: 0 | PA: 34 |
|---|---|---|---|---|
| | 2B: 2 | SAC: 1 | PB: 0 | |
| | 3B: 0 | DP: 2 | SB: 0 | |
| | HR: 0 | HBP: 0 | CS: 0 | |

| PITCHER | | IP | WLS | BF | H | R | ER | SO | BB | IBB | HBP | BLK | WP | HR | S | P | ERA | WHIP |
|---|---|---|---|---|---|---|---|---|---|---|---|---|---|---|---|---|---|---|
| 39 Brett Myers, R<br>ERA: 3.06 | (1, 1) | 7.2 | W | 29 | 7 | 0 | 0 | 5 | 1 | 0 | 0 | 0 | 0 | 0 | 70 | 114 | 0.00 | 1.043 |
| Arthur Rhodes, L<br>ERA: 2.25 | (8, 1) | 0.1 | H | 2 | 0 | 0 | 0 | 0 | 1 | 0 | 0 | 0 | 0 | 0 | 8 | 15 | 0.00 | 3.000 |
| 45 Tom Gordon, R<br>ERA: 1.59 | (9, 1) | 1.0 | S | 3 | 0 | 0 | 0 | 1 | 0 | 0 | 0 | 0 | 0 | 0 | 7 | 11 | 0.00 | 0.000 |

| PITCHER | IP | WLS | BF | H | R | ER | SO | BB | IBB | HBP | BLK | WP | HR | S | P | ERA | WHIP |
|---|---|---|---|---|---|---|---|---|---|---|---|---|---|---|---|---|---|

| Batter | 1 | 2 | 3 | 4 | 5 | 6 | 7 | 8 | 9 | AB | R | H | RBI | BB | SO | LOB |
|---|---|---|---|---|---|---|---|---|---|---|---|---|---|---|---|---|
| Eric Young Sr., R (1, 7)<br>OBP: 0.240, SLG: 0.304 | L7 | | 2B | F8 | | K | | | F8 | 5 | 0 | 1 | 0 | 0 | 1 | 2 |
| Josh Barfield, R (1, 4)<br>OBP: 0.302, SLG: 0.316 | HR | | HBP | G3 | | | F8 | | | 3 | 1 | 1 | 1 | 0 | 0 | 1 |
| 24 Brian Giles, L (1, 9)<br>OBP: 0.440, SLG: 0.361 | G6-4-3 1B | | F9 | | E 3 G6-4-3 BB | | K | | | 3 | 1 | 1 | 0 | 1 | 1 | 2 |
| Mike Piazza, R (1, 2)<br>OBP: 0.216, SLG: 0.314 | G6-4-3 | | K | | E5 3 G6-4-3 | | K | | | 4 | 0 | 0 | 0 | 0 | 2 | 4 |
| 3 Khalil Greene, R (1, 6)<br>OBP: 0.250, SLG: 0.489 | | G4-3 | | 23 E 23 S 1B BB | G6-4-3 | | | 23 L4-3 1B | | 3 | 1 | 1 | 0 | 1 | 0 | 1 |
| 23 Adrián González, L (1, 3)<br>OBP: 0.340, SLG: 0.468 | | K | | K | F7 | | | L4-3 | | 4 | 0 | 0 | 0 | 0 | 2 | 2 |
| Vinny Castilla, R (1, 5)<br>OBP: 0.302, SLG: 0.395 | | BB | 1B | 2B | | G6-3 | | G6-3 | | 3 | 1 | 1 | 1 | 1 | 0 | 0 |
| Ben Johnson, R (1, 8)<br>OBP: 0.400, SLG: 0.375 | | K | 2B | 2B | | E5 S | | | G4-3 | 4 | 1 | 1 | 1 | 0 | 1 | 1 |
| 32 Chris Young, R (1, 1)<br>OBP: 0.250, SLG: 0.500 | | | K | 2B | | K | | | F9 | 3 | 0 | 1 | 1 | 0 | 2 | 1 |
| Scott Linebrink, R (8, 1) | | | | | | | | | | 0 | 0 | 0 | 0 | 0 | 0 | 0 |
| Mark Bellhorn, S (9, PH)<br>OBP: 0.231, SLG: 0.385 | | | | | | | | | | 1 | 0 | 0 | 0 | 0 | 0 | 0 |
| Trevor Hoffman, R (9, 1) | | | | | | | | | | 0 | 0 | 0 | 0 | 0 | 0 | 0 |
| Inning Stats | R: 1 E: 0 K: 0 S: 8 H: 2 LOB: 0 BB: 0 P: 15 | R: 0 E: 0 K: 2 S: 12 H: 0 LOB: 1 BB: 1 P: 22 | R: 0 E: 0 K: 2 S: 12 H: 1 LOB: 2 BB: 0 P: 22 | R: 3 E: 1 K: 1 S: 14 H: 3 LOB: 1 BB: 1 P: 24 | R: 1 E: 1 K: 0 S: 7 H: 0 LOB: 0 BB: 1 P: 16 | R: 0 E: 1 K: 2 S: 9 H: 0 LOB: 1 BB: 0 P: 13 | R: 0 E: 0 K: 2 S: 7 H: 0 LOB: 0 BB: 0 P: 12 | R: 0 E: 0 K: 0 S: 4 H: 1 LOB: 0 BB: 0 P: 8 | R: 0 E: 0 K: 0 S: 6 H: 0 LOB: 0 BB: 0 P: 9 | 1B: 3 2B: 4 3B: 0 HR: 1 SF: 0 SAC: 0 DP: 3 HBP: 1 | | | | | | | |

# TOP

## San Diego Padres @ Colorado Rockies

Coors Field, Denver, CO

Mon Apr 17 2006, 6:35 PM MDT

Att. 18,591 - Partly Cloudy - 76 F

livebaseballscorecards.com

| | |
|---|---|
| AB | 33 |
| R | 5 |
| H | 7 |
| RBI | 4 |
| BB | 3 |
| SO | 9 |
| LOB | 14 |

| PITCHER | | IP | WLS | BF | H | R | ER | SO | BB | IBB | HBP | BLK | WP | HR | S | P | ERA | WHIP |
|---|---|---|---|---|---|---|---|---|---|---|---|---|---|---|---|---|---|---|
| 26 Jeff Francis, L<br>ERA: 6.75 | (1, 1) | 6.0 | L | 28 | 6 | 5 | 4 | 7 | 3 | 0 | 1 | 0 | 0 | 1 | 62 | 112 | 6.00 | 1.500 |
| 61 Ramon E Ramirez, R<br>ERA: | (7, 1) | 1.0 | | 3 | 0 | 0 | 0 | 2 | 0 | 0 | 0 | 0 | 0 | 0 | 7 | 12 | 0.00 | 0.000 |
| David Cortes, R<br>ERA: | (8, 1) | 2.0 | | 6 | 1 | 0 | 0 | 0 | 0 | 0 | 0 | 0 | 0 | 0 | 10 | 17 | 0.00 | 0.500 |

| PITCHER | IP | WLS | BF | H | R | ER | SO | BB | IBB | HBP | BLK | WP | HR | S | P | ERA | WHIP |
|---|---|---|---|---|---|---|---|---|---|---|---|---|---|---|---|---|---|

| Batter | 1 | 2 | 3 | 4 | 5 | 6 | 7 | 8 | 9 | AB | R | H | RBI | BB | SO | LOB |
|---|---|---|---|---|---|---|---|---|---|---|---|---|---|---|---|---|
| 18 Cory Sullivan, L (1, 8)<br>OBP: 0.317, SLG: 0.456 | F7 | | K | | K | | 1 SAFE F7 | | | 4 | 0 | 0 | 0 | 0 | 2 | 2 |
| 12 Clint Barmes, R (1, 6)<br>OBP: 0.298, SLG: 0.411 | G6-3 | | G3 | | FC5-4<br>1-2f | | | G6-3 | | 4 | 0 | 0 | 0 | 0 | 0 | 1 |
| 17 Todd Helton, L (1, 3)<br>OBP: 0.557, SLG: 0.674 | F9 | | | F8 | | 27 WP<br>27 G4-3<br>2B | | F7 | | 4 | 1 | 1 | 0 | 0 | 0 | 0 |
| 27 Garrett Atkins, R (1, 5)<br>OBP: 0.475, SLG: 0.673 | | F8 | | HR | | G4-3<br>2-H | | 5 FC6-4<br>1B | | 4 | 1 | 2 | 2 | 0 | 0 | 0 |
| 5 Matt Holliday, R (1, 7)<br>OBP: 0.255, SLG: 0.510 | | F8 | | P4 | | F9 | | FC6-4<br>1-2f | | 4 | 0 | 0 | 0 | 0 | 0 | 1 |
| 11 Brad Hawpe, L (1, 9)<br>OBP: 0.396, SLG: 0.708 | | WP 1B<br>BB | | BB | | G4-3 | | | F8 | 2 | 0 | 0 | 0 | 2 | 0 | 0 |
| Jason Smith, L (1, 4)<br>OBP: 0.500, SLG: 0.759 | | 1 SAFE<br>WP<br>1-2<br>1B | | 1 SAFE<br>K2-3 | | | G5-3 | | DI<br>BB | 3 | 0 | 1 | 0 | 1 | 1 | 1 |
| Danny Ardoin, R (1, 2)<br>OBP: 0.219, SLG: 0.290 | | L8<br>1-2<br>2-3 | | | 26 FC1-6<br>1B | | G5-3 | | F7 | 4 | 0 | 1 | 0 | 0 | 0 | 3 |
| 26 Jeff Francis, L (1, 1)<br>OBP: 0.333, SLG: 0.200<br>61 Ramon E Ramirez, R (7, 1)<br>Jamey Carroll, R (7, PH)<br>OBP: 0.267, SLG: 0.214<br>David Cortes, R (8, 1)<br>Luis Gonzalez, R (9, PH)<br>OBP: 0.130, SLG: 0.130 | | | K | | FC1-6<br>12 FC5-4<br>1-2f | | 1B | | K<br>1-2 | 2<br>0<br>1<br>0<br>1 | 0<br>0<br>0<br>0<br>0 | 0<br>0<br>1<br>0<br>1 | 0<br>0<br>0<br>0<br>0 | 1<br>0<br>0<br>0<br>1 | 1<br>0<br>0<br>0<br>1 | 1<br>0<br>0<br>0<br>1 |
| Inning Stats | R: 0 H: 0<br>E: 0 LOB: 0<br>K: 0 BB: 0<br>S: 7 P: 10 | R: 0 H: 1<br>E: 0 LOB: 2<br>K: 0 BB: 1<br>S: 14 P: 23 | R: 0 H: 0<br>E: 0 LOB: 0<br>K: 2 BB: 0<br>S: 7 P: 8 | R: 1 H: 1<br>E: 0 LOB: 1<br>K: 1 BB: 1<br>S: 16 P: 24 | R: 0 H: 1<br>E: 0 LOB: 1<br>K: 1 BB: 0<br>S: 8 P: 12 | R: 1 H: 1<br>E: 0 LOB: 0<br>K: 0 BB: 0<br>S: 14 P: 18 | R: 0 H: 1<br>E: 0 LOB: 1<br>K: 0 BB: 0<br>S: 9 P: 13 | R: 0 H: 1<br>E: 0 LOB: 1<br>K: 0 BB: 0<br>S: 6 P: 9 | R: 0 H: 0<br>E: 0 LOB: 1<br>K: 1 BB: 1<br>S: 11 P: 20 | 1B: 4<br>2B: 1<br>3B: 0<br>HR: 1 | SF: 0<br>SAC: 0<br>DP: 0<br>HBP: 0 | | | WP: 2<br>PB: 0<br>SB: 0<br>CS: 0 | PA: 36 | |

| PITCHER | IP | WLS | BF | H | R | ER | SO | BB | IBB | HBP | BLK | WP | HR | S | P | ERA | WHIP |
|---|---|---|---|---|---|---|---|---|---|---|---|---|---|---|---|---|---|
| 32 Chris Young, R (1, 1)<br>ERA: 2.95 | 7.0 | W | 28 | 5 | 2 | 2 | 4 | 2 | 0 | 0 | 0 | 2 | 1 | 75 | 108 | 2.57 | 1.000 |
| Scott Linebrink, R (8, 1)<br>ERA: 1.42 | 1.0 | H | 4 | 1 | 0 | 0 | 0 | 0 | 0 | 0 | 0 | 0 | 0 | 6 | 9 | 0.00 | 1.000 |
| Trevor Hoffman, R (9, 1)<br>ERA: 2.25 | 1.0 | S | 4 | 0 | 0 | 0 | 1 | 1 | 0 | 0 | 0 | 0 | 0 | 11 | 20 | 0.00 | 1.000 |

| PITCHER | IP | WLS | BF | H | R | ER | SO | BB | IBB | HBP | BLK | WP | HR | S | P | ERA | WHIP |
|---|---|---|---|---|---|---|---|---|---|---|---|---|---|---|---|---|---|

# BOTTOM

# San Diego Padres @ Colorado Rockies

Coors Field, Denver, CO

Mon Apr 17 2006, 6:35 PM MDT
Att. 18,591 - Partly Cloudy - 76 F

livebaseballscorecards.com

| | |
|---|---|
| AB | 33 |
| R | 2 |
| H | 6 |
| RBI | 2 |
| BB | 3 |
| SO | 5 |
| LOB | 10 |

| Batter | 1 | 2 | 3 | 4 | 5 | 6 | 7 | 8 | 9 | 10 | 11 | AB | R | H | RBI | BB | SO | LOB |
|---|---|---|---|---|---|---|---|---|---|---|---|---|---|---|---|---|---|---|
| Dave Roberts, L (1, 7)<br>OBP: 0.333, SLG: 0.395 | G1-4-3 | | | G3 | G4-3 | | G5-3 | | FC5-4 (24 S) 1-2f | | F8 | 3 | 0 | 0 | 0 | 0 | 0 | 1 |
| Eric Young Sr., R (7, PH)<br>OBP: 0.214, SLG: 0.269 (7, 7) | | | | | | | | | | | | 3 | 0 | 0 | 0 | 0 | 0 | 2 |
| Josh Barfield, R (1, 4)<br>OBP: 0.327, SLG: 0.386 | L3 | | | 3B (23 1B) | | P4 | | 1B (24 1B; 2B) | F9 | | 1B (24 1B) | 6 | 2 | 3 | 0 | 0 | 0 | 1 |
| 24 Brian Giles, L (1, 9)<br>OBP: 0.446, SLG: 0.366 | F8 | | | IBB (23 1B) | | P6 | | 1B (2B; 3 G5-2-3) 1-2 | K 1-2 | | 1B 1-3 | 5 | 0 | 2 | 0 | 1 | 1 | 1 |
| Mike Piazza, R (1, 2)<br>OBP: 0.244, SLG: 0.385 | K | | | 2B | | 2B | | 2B (BB) 1-3 2-H | | K | K | 4 | 0 | 2 | 1 | 0 | 2 | 2 |
| Scott Linebrink, R (8, 1) | | | | | | | | | | | | 0 | 0 | 0 | 0 | 0 | 0 | 0 |
| Alan Embree, L (9, 1) | | | | | | | | | | | | 1 | 0 | 0 | 0 | 0 | 1 | 0 |
| Doug Mirabelli, R (11, PH)<br>OBP: 0.417, SLG: 0.333 | | | | | | | | | | | | 1 | 0 | 0 | 0 | 0 | 1 | 2 |
| Jon Adkins, L (11, 1) | | | | | | | | | | | | 0 | 0 | 0 | 0 | 0 | 0 | 0 |
| 23 Adrián González, L (1, 3)<br>OBP: 0.364, SLG: 0.460 | F7 | | | 1B 1-3 3-H | | IBB | | IBB (BB) 4-0 | | K | | 3 | 0 | 1 | 1 | 2 | 1 | 0 |
| 3 Khalil Greene, R (1, 6)<br>OBP: 0.245, SLG: 0.449 | G6-3 | | | F8 | | F7 | | G5-2-3 3-Hf | | 1B BB | | 4 | 0 | 0 | 0 | 1 | 0 | 7 |
| Vinny Castilla, R (1, 5)<br>OBP: 0.333, SLG: 0.405 | | F8 | G6-3 | | | | WP 1B | BB (1-2 2-3) | | FC6-4 1-2 | 1B | 4 | 0 | 2 | 0 | 1 | 0 | 0 |
| Ben Johnson, R (1, 8)<br>OBP: 0.333, SLG: 0.462 | | G5-3 | 3B | | | | P5 1-2 | K | | FC6-4 1-2f | | 5 | 0 | 1 | 0 | 0 | 1 | 6 |
| 52 Clay Hensley, R (1, 1) | | L5 | K | | | | G5-3 | | FC5-4 BB | | G1-3 | 1 | 0 | 0 | 0 | 0 | 0 | 0 |
| Mark Bellhorn, S (5, PH)<br>OBP: 0.214, SLG: 0.357 | | | | | | | | | | | | 1 | 0 | 0 | 0 | 0 | 1 | 1 |
| Brian Sweeney, R (5, 1) | | | | | | | | | | | | 0 | 0 | 0 | 0 | 0 | 0 | 0 |
| Geoff Blum, S (7, PH) | | | | | | | | | | | | 1 | 0 | 0 | 0 | 0 | 0 | 1 |
| 56 Scott Cassidy, R (7, 1) | | | | | | | | | | | | 0 | 0 | 0 | 0 | 0 | 0 | 0 |
| Rob Bowen, S (8, 2)<br>OBP: 0.444, SLG: 0.429 | | | | | | | | | | | | 1 | 0 | 0 | 0 | 1 | 0 | 0 |
| Inning Stats | R: 0 E: 0 K: 0 S: 7 H: 0 LOB: 0 BB: 0 P: 11 | R: 0 E: 0 K: 1 S: 6 H: 0 LOB: 0 BB: 0 P: 11 | R: 0 E: 0 K: 0 S: 7 H: 0 LOB: 0 BB: 0 P: 11 | R: 1 E: 0 K: 1 S: 10 H: 2 LOB: 2 BB: 1 P: 19 | R: 0 E: 0 K: 1 S: 6 H: 1 LOB: 1 BB: 0 P: 11 | R: 0 E: 0 K: 0 S: 11 H: 1 LOB: 2 BB: 1 P: 22 | R: 0 E: 0 K: 0 S: 10 H: 1 LOB: 1 BB: 0 P: 15 | R: 1 E: 0 K: 1 S: 14 H: 3 LOB: 3 BB: 2 P: 28 | R: 0 E: 0 K: 1 S: 10 H: 0 LOB: 1 BB: 1 P: 18 | R: 0 E: 0 K: 2 S: 8 H: 1 LOB: 2 BB: 1 P: 20 | R: 0 E: 0 K: 1 S: 10 H: 2 LOB: 2 BB: 0 P: 14 | 1B: 7 2B: 3 3B: 2 HR: 0 | SF: 0 SAC: 0 DP: 1 HBP: 0 | | | | | |

| PITCHER | | IP | WLS | BF | H | R | ER | SO | BB | IBB | HBP | BLK | WP | HR | S | P | ERA | WHIP |
|---|---|---|---|---|---|---|---|---|---|---|---|---|---|---|---|---|---|---|
| 37 Josh Fogg, R | (1, 1) | 6.1 | | 26 | 5 | 1 | 1 | 3 | 0 | 2 | 0 | 0 | 1 | 0 | 53 | 94 | 1.42 | 0.789 |
| ERA: 3.57 | | | | | | | | | | | | | | | | | | |
| Ray King, L | (7, 1) | 0.2 | H | 2 | 0 | 0 | 0 | 0 | 0 | 0 | 0 | 0 | 0 | 0 | 4 | 6 | 0.00 | 0.000 |
| ERA: 1.59 | | | | | | | | | | | | | | | | | | |
| Jose Mesa, R | (8, 1) | 1.0 | B | 7 | 3 | 1 | 1 | 1 | 1 | 1 | 0 | 0 | 0 | 0 | 14 | 28 | 9.00 | 4.000 |
| ERA: 1.17 | | | | | | | | | | | | | | | | | | |
| 40 Brian Fuentes, L | (9, 1) | 1.0 | | 4 | 0 | 0 | 0 | 1 | 1 | 0 | 0 | 0 | 0 | 0 | 10 | 18 | 0.00 | 1.000 |
| ERA: 1.29 | | | | | | | | | | | | | | | | | | |
| 39 Tom Martin, L | (10, 1) | 0.2 | | 4 | 1 | 0 | 0 | 2 | 1 | 0 | 0 | 0 | 0 | 0 | 7 | 18 | 0.00 | 3.000 |
| ERA: 3.52 | | | | | | | | | | | | | | | | | | |

| PITCHER | | IP | WLS | BF | H | R | ER | SO | BB | IBB | HBP | BLK | WP | HR | S | P | ERA | WHIP |
|---|---|---|---|---|---|---|---|---|---|---|---|---|---|---|---|---|---|---|
| David Cortes, R | (10, 1) | 1.1 | W | 6 | 2 | 0 | 0 | 1 | 0 | 0 | 0 | 0 | 0 | 0 | 11 | 16 | 0.00 | 1.500 |
| ERA: | | | | | | | | | | | | | | | | | | |

# TOP

# San Diego Padres @ Colorado Rockies

Coors Field, Denver, CO

Tue Apr 18 2006, 6:35 PM MDT

Att. 18,595 - Partly Cloudy - 48 F

livebaseballscorecards.com

| | |
|---|---|
| AB | 43 |
| R | 2 |
| H | 11 |
| RBI | 2 |
| BB | 6 |
| SO | 8 |
| LOB | 24 |

| Batter | 1 | 2 | 3 | 4 | 5 | 6 | 7 | 8 | 9 | 10 | 11 | AB | R | H | RBI | BB | SO | LOB |
|---|---|---|---|---|---|---|---|---|---|---|---|---|---|---|---|---|---|---|
| 12 Clint Barmes, R (1, 6)<br>OBP: 0.290, SLG: 0.390 | F8 | | S BB | | SF8 3-H | | | L6 | | G4-3 | | 3 | 0 | 0 | 1 | 1 | 0 | 0 |
| Luis Gonzalez, R (1, 4)<br>OBP: 0.143, SLG: 0.143 | K | | G5-3 1-2 | | G6-3 | | | 1B | | | G4-3 | 5 | 0 | 1 | 0 | 0 | 1 | 1 |
| 17 Todd Helton, L (1, 3)<br>OBP: 0.561, SLG: 0.674 | BB | | | 27 WP 5 SF7 2B | | P3 | | SAFE F7 | | | 27 F7 5 1B BB | 3 | 2 | 1 | 0 | 2 | 0 | 1 |
| 27 Garrett Atkins, R (1, 5)<br>OBP: 0.438, SLG: 0.617 | F7 | | | K 2-3 | | G6-3 | | L9 | | | F7 1-2 | 5 | 0 | 0 | 0 | 0 | 1 | 4 |
| 5 Matt Holliday, R (1, 7)<br>OBP: 0.250, SLG: 0.491 | | G5-3 | | SF7 3-H | | F8 | | | F9 | | 2-H 1B | 4 | 0 | 1 | 2 | 0 | 0 | 0 |
| 11 Brad Hawpe, L (1, 9)<br>OBP: 0.421, SLG: 0.706 | | G6-4-3 BB | | S 1B | | | CS 1B | | F8 | | | 3 | 0 | 2 | 0 | 1 | 0 | 0 |
| Choo Freeman, R (1, 8)<br>OBP: 0.214, SLG: 0.231 | | G6-4-3 1-2f | | P3 1-2 | | | SAFE L4 | | G4-3 | | | 4 | 0 | 0 | 0 | 0 | 0 | 3 |
| 39 Tom Martin, L (10, 1) | | | | | | | | | | | | 0 | 0 | 0 | 0 | 0 | 0 | 0 |
| David Cortes, R (10, 1) | | | | | | | | | | | | 0 | 0 | 0 | 0 | 0 | 0 | 0 |
| Danny Ardoin, R (1, 2)<br>OBP: 0.250, SLG: 0.324 | | | G1-3 | | 37 SH2-4 12 SF8 2B | | | BB 1-2 | | F8 | | 3 | 1 | 1 | 0 | 1 | 0 | 0 |
| 37 Josh Fogg, R (1, 1) | | | | | | | | | | | | 1 | 0 | 0 | 0 | 0 | 1 | 0 |
| Ray King, L (7, 1) | | | | | | | | | | | | 0 | 0 | 0 | 0 | 0 | 0 | 0 |
| Eli Marrero, R (7, PH)<br>OBP: 0.467, SLG: 0.769 | | | | | | | | | | | | 1 | 0 | 0 | 0 | 0 | 0 | 1 |
| Jose Mesa, R (8, 1) | | | | | | | | | | | | 0 | 0 | 0 | 0 | 0 | 0 | 0 |
| 40 Brian Fuentes, L (9, 1) | | | | | | | | | | | | 0 | 0 | 0 | 0 | 0 | 0 | 0 |
| 18 Cory Sullivan, L (10, 8)<br>OBP: 0.311, SLG: 0.448 | | | K | | SH2-4 2-3 | | | G5-3 | | K | | 1 | 0 | 0 | 0 | 0 | 1 | 0 |
| Inning Stats | R: 0 H: 0<br>E: 0 LOB: 1<br>K: 1 BB: 1<br>S: 8 P: 14 | R: 0 H: 0<br>E: 0 LOB: 0<br>K: 0 BB: 1<br>S: 4 P: 8 | R: 0 H: 0<br>E: 0 LOB: 1<br>K: 1 BB: 1<br>S: 6 P: 12 | R: 1 H: 2<br>E: 0 LOB: 1<br>K: 1 BB: 0<br>S: 20 P: 28 | R: 1 H: 1<br>E: 0 LOB: 0<br>K: 0 BB: 0<br>S: 5 P: 11 | R: 0 H: 0<br>E: 0 LOB: 0<br>K: 0 BB: 0<br>S: 10 P: 15 | R: 0 H: 1<br>E: 0 LOB: 1<br>K: 0 BB: 1<br>S: 11 P: 17 | R: 0 H: 1<br>E: 0 LOB: 1<br>K: 0 BB: 0<br>S: 15 P: 18 | R: 0 H: 0<br>E: 0 LOB: 0<br>K: 0 BB: 0<br>S: 6 P: 6 | R: 0 H: 0<br>E: 0 LOB: 0<br>K: 1 BB: 0<br>S: 8 P: 12 | R: 1 H: 1<br>E: 0 LOB: 1<br>K: 0 BB: 1<br>S: 6 P: 14 | 1B: 4 SF: 2<br>2B: 2 SAC: 1<br>3B: 0 DP: 1<br>HR: 0 HBP: 0 | | | | | | |

| PITCHER | | IP | WLS | BF | H | R | ER | SO | BB | IBB | HBP | BLK | WP | HR | S | P | ERA | WHIP |
|---|---|---|---|---|---|---|---|---|---|---|---|---|---|---|---|---|---|---|
| 52 Clay Hensley, R<br>ERA: 6.0 | (1, 1) | 4.0 | | 16 | 2 | 1 | 1 | 3 | 3 | 0 | 0 | 0 | 1 | 0 | 38 | 62 | 2.25 | 1.250 |
| Brian Sweeney, R<br>ERA: 5.0 | (5, 1) | 2.0 | | 7 | 1 | 1 | 1 | 0 | 0 | 0 | 0 | 0 | 0 | 0 | 15 | 26 | 4.50 | 0.500 |
| 56 Scott Cassidy, R<br>ERA: 1.17 | (7, 1) | 1.0 | | 4 | 1 | 0 | 0 | 0 | 1 | 0 | 0 | 0 | 0 | 0 | 11 | 17 | 0.00 | 2.000 |
| Scott Linebrink, R<br>ERA: 1.23 | (8, 1) | 1.0 | | 4 | 1 | 0 | 0 | 0 | 0 | 0 | 0 | 0 | 0 | 0 | 15 | 18 | 0.00 | 1.000 |
| Alan Embree, L<br>ERA: | (9, 1) | 2.0 | | 6 | 0 | 0 | 0 | 1 | 0 | 0 | 0 | 0 | 0 | 0 | 14 | 18 | 0.00 | 0.000 |

| PITCHER | | IP | WLS | BF | H | R | ER | SO | BB | IBB | HBP | BLK | WP | HR | S | P | ERA | WHIP |
|---|---|---|---|---|---|---|---|---|---|---|---|---|---|---|---|---|---|---|
| Jon Adkins, R<br>ERA: 13.5 | (11, 1) | 0.2 | L | 4 | 1 | 1 | 1 | 0 | 1 | 0 | 0 | 0 | 0 | 0 | 6 | 14 | 13.50 | 3.000 |

# BOTTOM

# San Diego Padres @ Colorado Rockies

Coors Field, Denver, CO

Tue Apr 18 2006, 6:35 PM MDT
Att. 18,595 - Partly Cloudy - 48 F

livebaseballscorecards.com

| | |
|---|---|
| AB | 33 |
| R | 3 |
| H | 6 |
| RBI | 3 |
| BB | 5 |
| SO | 4 |
| LOB | 10 |

| | | | |
|---|---|---|---|
| WP: 1 | | PA: | 41 |
| PB: 0 | | | |
| SB: 2 | | | |
| CS: 1 | | | |

| Batter | 1 | 2 | 3 | 4 | 5 | 6 | 7 | 8 | 9 | AB | R | H | RBI | BB | SO | LOB |
|---|---|---|---|---|---|---|---|---|---|---|---|---|---|---|---|---|
| Dave Roberts, L (1, 7)<br>OBP: 0.333, SLG: 0.372 | B B B B<br>4-0 S 1B BB | X<br>0-0 24 FC3-6 1B | | C F B F F B X<br>2-2 ① F7 | C B B B C F X<br>3-2 ③ F9 | | C B X<br>1-1 ③ G4-3 | C T C<br>0-3 ③ K | | 5 | 1 | 1 | 0 | 1 | 1 | 2 |
| Josh Barfield, R (1, 4)<br>OBP: 0.345, SLG: 0.440 | C B 1 SAFE F 1 SAFE 1 SAFE B B X<br>3-2 24 S 1-H 1B 1B | D B F X<br>2-1 ① F7 | | S B F X<br>1-2 24 1B 3B | | B C F S<br>1-3 ① K | | C S C<br>0-3 ① K | F B C B F F F F X<br>2-2 24 1B 1B | 6 | 2 | 3 | 1 | 0 | 2 | 1 |
| 24 Brian Giles, L (1, 9)<br>OBP: 0.468, SLG: 0.378 | B B B C B<br>4-1 23 G3 3 1B 1-2 BB | 1 SAFE B B 1 SAFE X<br>2-0 ② FC3-6 1-2f | | B X<br>1-0 1B 23 G4-3 3-H 1B | | C F S<br>0-3 ② K | | H<br>1-0 2B 23 2B HBP | B F B C B X<br>3-2 1-2 1B | 4 | 3 | 2 | 1 | 1 | 1 | 1 |
| Vinny Castilla, R (1, 5)<br>OBP: 0.370, SLG: 0.458 | X<br>0-0 3 1B 23 G3 1-2 2-H 1B 1B | D D X<br>2-0 ③ F9 | | F X<br>0-1 23 G4-3 3 2B 1-3 1B | | B C X<br>1-1 23 2B 1B | | B S B B X<br>3-1 23 2B 1-3 2B | C C D B B X<br>3-2 ① F8 | 6 | 3 | 4 | 1 | 0 | 0 | 3 |
| 23 Adrián González, L (1, 3)<br>OBP: 0.377, SLG: 0.500 | X<br>0-0 ① G3 1-2 2-3 | | C B X<br>1-1 1B 3 BB G4-6-3 1B | B X<br>1-0 ② G4-3 1-2 3-H | | B X<br>1-0 1-3 2B | | X<br>0-0 BB 2B 2-H 3-H 2B | B B F F S<br>2-3 ② K | 6 | 2 | 3 | 3 | 0 | 1 | 5 |
| 3 Khalil Greene, R (1, 6)<br>OBP: 0.288, SLG: 0.472 | B B C B X<br>3-1 BB 1B 2-3 3-H 1B | | B B F B D<br>4-1 G4-6-3 1B 1-2 BB | C B B S F X<br>2-2 2-H 2B | | C C S<br>1-3 ③ K | | B B C B F F F B<br>4-2 BB 2B BB | B X<br>1-0 ③ F9 | 4 | 1 | 2 | 2 | 2 | 1 | 4 |
| Rob Bowen, S (1, 2)<br>OBP: 0.571, SLG: 0.500 | B B B B<br>4-0 1B 1-2 BB | | C F B F B B B X<br>3-2 G4-6-3 1-2 2-3 1B | S F B X<br>1-2 ③ G4-3 | | | X<br>0-0 SH2-4 1B | B B B B<br>4-0 2B 1-2 2-3 BB | | 3 | 1 | 2 | 0 | 2 | 0 | 1 |
| Ben Johnson, R (1, 8)<br>OBP: 0.350, SLG: 0.500 | C X<br>0-1 ② 1-2 2-H 3-H 1B | | X<br>0-0 ① ② G4-6-3 1-2f 2-3 3-H | C B B F D C<br>3-3 ① K | | | B B C B X<br>3-1 ① P3 | B B C X<br>2-1 1-H 2-H 3-H 2B | | 5 | 0 | 2 | 4 | 0 | 1 | 3 |
| Chan Ho Park, R (1, 1)<br>Geoff Blum, S (8, PH)<br>Dewon Brazelton, R (8, 1)<br>OBP: 0.333, SLG: 0.667 | F S F S<br>0-3 ③ K | | X<br>0-0 ③ P4 | C F X<br>0-2 ② G4-3 | | | X<br>0-0 ② SH2-4 1-2 | S X<br>0-1 ② F8 | | 3<br>1<br>0 | 0<br>0<br>0 | 0<br>0<br>0 | 0<br>0<br>0 | 0<br>0<br>0 | 1<br>0<br>0 | 3<br>1<br>0 |
| Inning Stats | R: 4 E: 0 K: 1 S: 14<br>H: 4 LOB: 2 BB: 3 P: 32 | R: 0 E: 0 K: 0 S: 5<br>H: 1 LOB: 1 BB: 0 P: 11 | R: 1 E: 0 K: 0 S: 9<br>H: 2 LOB: 1 BB: 1 P: 17 | R: 3 E: 0 K: 0 S: 19<br>H: 4 LOB: 1 BB: 0 P: 27 | R: 0 E: 0 K: 1 S: 10<br>H: 0 LOB: 0 BB: 0 P: 16 | R: 0 E: 0 K: 3 S: 12<br>H: 2 LOB: 2 BB: 0 P: 16 | R: 0 E: 0 K: 0 S: 6<br>H: 1 LOB: 1 BB: 0 P: 10 | R: 5 E: 0 K: 2 S: 17<br>H: 3 LOB: 1 BB: 2 P: 31 | R: 0 E: 0 K: 1 S: 17<br>H: 2 LOB: 2 BB: 0 P: 28 | 1B: 13<br>2B: 5<br>3B: 1<br>HR: 0 | SF: 0<br>SAC: 1<br>DP: 1<br>HBP: 1 | | | | | |

| PITCHER | | IP | WLS | BF | H | R | ER | SO | BB | IBB | HBP | BLK | WP | HR | S | P | ERA | WHIP |
|---|---|---|---|---|---|---|---|---|---|---|---|---|---|---|---|---|---|---|
| Zach Day, R<br>ERA: 10.8 | (1, 1) | 3.2 | L | 24 | 11 | 8 | 8 | 1 | 4 | 0 | 0 | 0 | 0 | 0 | 44 | 83 | 19.64 | 4.091 |
| 61 Ramon E Ramirez, R<br>ERA: | (4, 1) | 2.1 | | 9 | 2 | 0 | 0 | 4 | 0 | 0 | 0 | 0 | 0 | 0 | 25 | 36 | 0.00 | 0.857 |
| 39 Tom Martin, L<br>ERA: 6.0 | (7, 1) | 1.1 | | 8 | 3 | 3 | 3 | 1 | 0 | 0 | 1 | 0 | 0 | 0 | 12 | 20 | 20.25 | 2.250 |
| Scott Dohmann, R<br>ERA: 10.8 | (8, 1) | 1.2 | | 10 | 3 | 2 | 2 | 2 | 2 | 0 | 0 | 0 | 0 | 0 | 28 | 49 | 10.80 | 3.000 |

| PITCHER | IP | WLS | BF | H | R | ER | SO | BB | IBB | HBP | BLK | WP | HR | S | P | ERA | WHIP |
|---|---|---|---|---|---|---|---|---|---|---|---|---|---|---|---|---|---|

# TOP

## San Diego Padres @ Colorado Rockies

Coors Field, Denver, CO

Wed Apr 19 2006, 1:05 PM MDT

Att. 18,827 - Sunny - 52 F

livebaseballscorecards.com

| | |
|---|---|
| AB | 43 |
| R | 13 |
| H | 19 |
| RBI | 12 |
| BB | 6 |
| SO | 8 |
| LOB | 24 |

| | | | | | |
|---|---|---|---|---|---|
| 1B: 13 | SF: 0 | WP: 0 | PA: 51 |
| 2B: 5 | SAC: 1 | PB: 0 | |
| 3B: 1 | DP: 1 | SB: 2 | |
| HR: 0 | HBP: 1 | CS: 0 | |

# San Diego Padres @ Colorado Rockies

Coors Field, Denver, CO

Wed Apr 19 2006, 1:05 PM MDT

Att. 18,827 - Sunny - 52 F

livebaseballscorecards.com

## BOTTOM

| Batter | 1 | 2 | 3 | 4 | 5 | 6 | 7 | 8 | 9 | AB | R | H | RBI | BB | SO | LOB |
|---|---|---|---|---|---|---|---|---|---|---|---|---|---|---|---|---|
| 18 Cory Sullivan, L (1, 8)<br>OBP: 0.318, SLG: 0.460 | B B C X 2-1 E 17 SF7 2B | | F B X 1-1 ② F8 | | B B F F B X 3-2 1-2 1B 1B | 1 SAFE B B B X 2-0 ③ L9 | | | F B S X 1-2 ③ G4-3 | 5 | 1 | 2 | 0 | 0 | 0 | 1 |
| Jamey Carroll, R (1, 6)<br>OBP: 0.316, SLG: 0.278 | X 0-0 FC3 27 G4-6-3 2-3 | | C B X 1-1 1B | | B X 1-0 1-2 2-3 1B | | B C F X 1-2 ① P5 | | | 4 | 0 | 2 | 0 | 0 | 0 | 1 |
| 17 Todd Helton, L (1, 3)<br>OBP: 0.529, SLG: 0.633 | X 0-0 ① SF7 3-H | | X 0-0 ③ G4-3 | | C F X 0-2 ② F9 | | F F D B B F S 3-3 ② K | | | 3 | 0 | 0 | 1 | 0 | 1 | 4 |
| 27 Garrett Atkins, R (1, 5)<br>OBP: 0.412, SLG: 0.578 | 1 SAFE B C 1 SAFE B X 2-1 ②③ G4-6-3 1-2f | | | X 0-0 ① F9 | B S S X 1-2 ③ F9 | | B C X 1-1 ③ L6 | | | 4 | 0 | 0 | 0 | 0 | 0 | 4 |
| 5 Matt Holliday, R (1, 7)<br>OBP: 0.250, SLG: 0.466 | | C B C T B T F F C 2-3 ① K | | B X 1-0 ② P4 | | C B H 2-1 11 2B PB HBP | | B X 1-0 ① G1-3 | | 3 | 1 | 0 | 0 | 0 | 1 | 0 |
| 11 Brad Hawpe, L (1, 9)<br>OBP: 0.426, SLG: 0.704 | | B C B S B T F B 4-2 1B BB | | S S S 0-3 ③ K | | B X 1-0 PB 1-3 G4-3 2B | | B B F S X 2-2 ② L9 | | 3 | 1 | 1 | 0 | 1 | 1 | 0 |
| Jason Smith, L (1, 4)<br>OBP: 0.474, SLG: 0.697 | | X 0-0 G6-4-3 1-3 1B | | | S B F B X 2-2 ① P4 | B X 1-0 ① G4-3 2-H 3-H | | C B X 1-1 ③ G6-3 | | 4 | 0 | 1 | 1 | 0 | 0 | 0 |
| Miguel Ojeda, R (1, 2)<br>OBP: 0.375, SLG: 0.619 | | B C S T X 1-2 ②③ G6-4-3 1-2f | | | B X 1-0 HR | C F F D X 1-2 ② G5-3 | | | C B F F X 1-2 ① G5-3 | 4 | 1 | 1 | 1 | 0 | 0 | 2 |
| Zach Day, R (1, 1)<br>61 Ramon E Ramirez, R (4, 1)<br>OBP: 1.000, SLG: 1.000<br>Choo Freeman, R (6, PH)<br>OBP: 0.267, SLG: 0.286<br>39 Tom Martin, L (7, 1)<br>Scott Dohmann, R (8, 1)<br>Eli Marrero, R (9, PH)<br>OBP: 0.438, SLG: 0.714 | | | C C S 0-3 ① K | | X 0-0 18 1B 1B 1B | C B X 1-1 1B | | | B C X 1-1 ② G5-3 | 1<br>1<br>1<br>0<br>0<br>1 | 0<br>0<br>0<br>0<br>0<br>0 | 0<br>1<br>1<br>0<br>0<br>0 | 0<br>0<br>0<br>0<br>0<br>0 | 0<br>0<br>0<br>0<br>0<br>0 | 1<br>0<br>0<br>0<br>0<br>0 | 0<br>0<br>0<br>0<br>0<br>0 |
| Inning Stats | R: 1 E: 1 K: 0 S: 6 H: 1 LOB: 0 BB: 0 P: 10 | R: 0 E: 0 K: 1 S: 16 H: 1 LOB: 1 BB: 1 P: 23 | R: 0 E: 0 K: 1 S: 8 H: 1 LOB: 1 BB: 0 P: 10 | R: 0 E: 0 K: 1 S: 5 H: 0 LOB: 0 BB: 0 P: 6 | R: 1 E: 0 K: 0 S: 15 H: 4 LOB: 3 BB: 0 P: 23 | R: 2 E: 0 K: 0 S: 10 H: 2 LOB: 1 BB: 0 P: 18 | R: 0 E: 0 K: 1 S: 9 H: 0 LOB: 0 BB: 0 P: 14 | R: 0 E: 0 K: 0 S: 6 H: 0 LOB: 0 BB: 0 P: 10 | R: 0 E: 0 K: 0 S: 9 H: 0 LOB: 0 BB: 0 P: 12 | 1B: 6 2B: 2 3B: 0 HR: 1 | | SF: 1 SAC: 0 DP: 2 HBP: 1 | | | | WP: 0 PB: 1 SB: 0 CS: 0 | PA: 37 |

| | AB | 34 |
|---|---|---|
| | R | 4 |
| | H | 9 |
| | RBI | 3 |
| | BB | 1 |
| | SO | 4 |
| | LOB | 12 |

| PITCHER | | IP | WLS | BF | H | R | ER | SO | BB | IBB | HBP | BLK | WP | HR | S | P | ERA | WHIP |
|---|---|---|---|---|---|---|---|---|---|---|---|---|---|---|---|---|---|---|
| Chan Ho Park, R<br>ERA: 4.86 | (1, 1) | 7.0 | W | 31 | 9 | 4 | 3 | 4 | 1 | 0 | 1 | 0 | 0 | 1 | 69 | 104 | 3.86 | 1.429 |
| Dewon Brazelton, R<br>ERA: 18.36 | (8, 1) | 2.0 | | 6 | 0 | 0 | 0 | 0 | 0 | 0 | 0 | 0 | 0 | 0 | 15 | 22 | 0.00 | 0.000 |

| PITCHER | IP | WLS | BF | H | R | ER | SO | BB | IBB | HBP | BLK | WP | HR | S | P | ERA | WHIP |
|---|---|---|---|---|---|---|---|---|---|---|---|---|---|---|---|---|---|

# San Francisco Giants @ Colorado Rockies

Coors Field, Denver, CO

Fri Apr 21 2006, 7:05 PM MDT

Att. 30,339 - Partly Cloudy - 71 F

livebaseballscorecards.com

## TOP

| Batter | 1 | 2 | 3 | 4 | 5 | 6 | 7 | 8 | 9 | AB | R | H | RBI | BB | SO | LOB |
|---|---|---|---|---|---|---|---|---|---|---|---|---|---|---|---|---|
| 2 Randy Winn, S (1, 8)<br>OBP: 0.406, SLG: 0.484 | F7 | | K | G3 | | F8 | | P4 2-3 | | 5 | 0 | 0 | 0 | 0 | 1 | 1 |
| 13 Omar Vizquel, S (1, 6)<br>OBP: 0.470, SLG: 0.444 | BB | | G3 S 1B | | BB 1B 2B | L1 | | 3-H 1B | | 4 | 1 | 3 | 1 | 1 | 0 | 0 |
| Ray Durham, S (1, 4)<br>OBP: 0.233, SLG: 0.218 | F9 | | G3<br>1-3 | | SAFE F9 | F8 | | 1-2 1B | | 5 | 0 | 1 | 0 | 0 | 0 | 3 |
| Barry Bonds, L (1, 7)<br>OBP: 0.529, SLG: 0.300 | F8 | | IBB | | 1B BB E IBB | | G4-6-3 BB | G3-1 | | 2 | 1 | 0 | 0 | 3 | 0 | 3 |
| 54 Scott Munter, R (8, 1) | | | | | | | | | | 0 | 0 | 0 | 0 | 0 | 0 | 0 |
| Tim Worrell, R (9, 1) | | | | | | | | | | 0 | 0 | 0 | 0 | 0 | 0 | 0 |
| Steve Kline, S (9, 1) | | | | | | | | | | 0 | 0 | 0 | 0 | 0 | 0 | 0 |
| Armando Benitez, R (9, 1) | | | | | | | | | | 0 | 0 | 0 | 0 | 0 | 0 | 0 |
| Moises Alou, R (1, 9)<br>OBP: 0.333, SLG: 0.595 | | K | L7 | | E 1-2 2-3 BB | | G4-6-3 1-2f | | G1-4-3 | 4 | 1 | 0 | 0 | 1 | 1 | 3 |
| Lance Niekro, R (1, 3)<br>OBP: 0.333, SLG: 0.325 | | G1-3 | | HR 1B | E7 1-H 2-H 3-H HR 1B | | BB | | G1-3 | 4 | 2 | 2 | 1 | 1 | 0 | 0 |
| Pedro Feliz, R (1, 5)<br>OBP: 0.239, SLG: 0.371 | | FC5 1B 1B | | 1-H HR | 3-H HR | | SAFE K | | G6-3 | 5 | 2 | 3 | 4 | 0 | 1 | 1 |
| Mike Matheny, R (1, 2)<br>OBP: 0.300, SLG: 0.311 | | FC5<br>1-2 1B | | F8 | L8 | | | 2 P4 13 1B SH1-4 1B | | 4 | 1 | 2 | 0 | 0 | 0 | 0 |
| Jason Schmidt, R (1, 1)<br>OBP: 0.111, SLG: 0.222 | | FC5<br>1-2 2-3f | | K | K | | | SH1-4<br>1-2 | | 3 | 0 | 0 | 0 | 0 | 2 | 2 |
| Jason Ellison, R (8, PH)<br>(8, 7) | | | | | | | | | | 0 | 0 | 0 | 0 | 0 | 0 | 0 |
| Inning Stats | R: 0 E: 0 K: 0 S: 8 H: 0 LOB: 1 BB: 1 P: 12 | R: 0 E: 0 K: 1 S: 12 H: 2 LOB: 2 BB: 0 P: 18 | R: 0 E: 0 K: 1 S: 13 H: 1 LOB: 2 BB: 1 P: 26 | R: 2 E: 0 K: 1 S: 11 H: 2 LOB: 0 BB: 0 P: 18 | R: 5 E: 1 K: 1 S: 17 H: 3 LOB: 0 BB: 2 P: 31 | R: 0 E: 0 K: 0 S: 6 H: 0 LOB: 0 BB: 0 P: 10 | R: 0 E: 0 K: 1 S: 8 H: 0 LOB: 1 BB: 2 P: 21 | R: 1 E: 0 K: 0 S: 11 H: 3 LOB: 2 BB: 0 P: 18 | R: 0 E: 0 K: 0 S: 5 H: 0 LOB: 0 BB: 0 P: 6 | 1B: 8 2B: 1 3B: 0 HR: 2 SF: 0 SAC: 1 DP: 1 HBP: 0 | | | | | | |

| | |
|---|---|
| AB | 36 |
| R | 8 |
| H | 11 |
| RBI | 6 |
| BB | 6 |
| SO | 5 |
| LOB | 13 |

WP: 0 PB: 0 SB: 1 CS: 0 PA: 43

| PITCHER | | IP | WLS | BF | H | R | ER | SO | BB | IBB | HBP | BLK | WP | HR | S | P | ERA | WHIP |
|---|---|---|---|---|---|---|---|---|---|---|---|---|---|---|---|---|---|---|
| Jason Jennings, R<br>ERA: 5.4 | (1, 1) | 6.0 | | 30 | 8 | 7 | 7 | 4 | 2 | 2 | 0 | 0 | 0 | 2 | 67 | 115 | 10.50 | 1.667 |
| Miguel Asencio, R<br>ERA: | (7, 1) | 1.0 | | 4 | 0 | 0 | 0 | 1 | 2 | 0 | 0 | 0 | 0 | 0 | 8 | 21 | 0.00 | 2.000 |
| Ray King, L<br>ERA: 2.7 | (8, 1) | 1.0 | | 6 | 3 | 1 | 1 | 0 | 0 | 0 | 0 | 0 | 0 | 0 | 11 | 18 | 9.00 | 3.000 |
| David Cortes, R<br>ERA: | (9, 1) | 1.0 | W | 3 | 0 | 0 | 0 | 0 | 0 | 0 | 0 | 0 | 0 | 0 | 5 | 6 | 0.00 | 0.000 |

| PITCHER | IP | WLS | BF | H | R | ER | SO | BB | IBB | HBP | BLK | WP | HR | S | P | ERA | WHIP |
|---|---|---|---|---|---|---|---|---|---|---|---|---|---|---|---|---|---|

| Batter | 1 | 2 | 3 | 4 | 5 | 6 | 7 | 8 | 9 | AB | R | H | RBI | BB | SO | LOB |
|---|---|---|---|---|---|---|---|---|---|---|---|---|---|---|---|---|
| 18 Cory Sullivan, L (1, 8)<br>OBP: 0.324, SLG: 0.463 | C B B C X<br>2-2 F8 ① | | B B B<br>4-0 12 BB 5 HR BB | | B B B C X<br>3-1 12 1B 2B | | B 1 SAFE S S F B B F F<br>3-2 X L3 ① ② 1-2 | | S F S<br>0-3 K ① | 4 | 2 | 1 | 0 | 1 | 1 | 4 |
| 12 Clint Barmes, R (1, 6)<br>OBP: 0.299, SLG: 0.387 | C F F F F X<br>0-2 F9 ② | | B 1 SAFE B B C B<br>4-1 5 HR 1-2 BB | | F X<br>0-1 5 G5-4-3 2-H 1B | | C X<br>0-1 G5-3 ③ | | C X<br>0-1 SF7 ② 3-H | 3 | 1 | 1 | 2 | 1 | 0 | 0 |
| 5 Matt Holliday, R (1, 7)<br>OBP: 0.277, SLG: 0.524 | C S B B X<br>2-2 G6-3 ③ | | B X<br>1-0 1-H 2-H HR | | X<br>0-0 G5-4-3 ① ② 1-2f | | | B X<br>1-0 27 G5-4-3 1B | S F X<br>0-2 27 1B 1-3 2-H 1B | 5 | 1 | 3 | 4 | 0 | 0 | 1 |
| 27 Garrett Atkins, R (1, 5)<br>OBP: 0.411, SLG: 0.559 | | C B B C B B B<br>4-2 2B BB C X<br>0-1 G5-3 ② | | | B B X<br>2-0 F8 ③ | | | B C B X<br>2-1 G5-4-3 ① ② 1-2f F C X<br>0-2 1-2 3-H 1B | | 4 | 1 | 1 | 1 | 1 | 0 | 1 |
| 11 Brad Hawpe, L (1, 9)<br>OBP: 0.415, SLG: 0.672 | | B S B B S X<br>3-2 L7 ① C X<br>0-1 1B | | | | B F S X<br>1-2 P5 ① | | S F B X<br>1-2 G3-1 ③ | | 4 | 0 | 1 | 0 | 0 | 0 | 1 |
| Eli Marrero, R (1, 3)<br>OBP: 0.400, SLG: 0.778 | | B 1 SAFE C C B S<br>2-3 K ② B S X<br>1-1 G1-3 ③ | | | | B C S F D X<br>2-2 P6 ② | | | C B X<br>1-1 HR | 4 | 1 | 1 | 1 | 0 | 1 | 2 |
| Luis Gonzalez, R (1, 4)<br>OBP: 0.219, SLG: 0.313 | X<br>0-0 1-H 2B | | B B X<br>2-0 F9 ① | | | C S F F X<br>0-2 3B | | | C X<br>0-1 1B 1B 12 SF7 1B | 4 | 1 | 3 | 1 | 0 | 0 | 0 |
| Danny Ardoin, R (1, 2)<br>OBP: 0.250, SLG: 0.316<br>Jason Smith, L (9, PR)<br>OBP: 0.474, SLG: 0.697 | C B C X<br>1-2 G6-3 ③ | | F C B F X<br>1-2 G5-3 ② | | | C F B X<br>1-2 G5-3 ③ | | | C C X<br>0-2 1B 5 1B 1-2 1B | 4<br>0 | 0<br>1 | 1<br>0 | 0<br>0 | 0<br>0 | 0<br>0 | 2<br>0 |
| Jason Jennings, L (1, 1)<br>OBP: 0.111, SLG: 0.111<br>Miguel Asencio, R (7, 1)<br>Jamey Carroll, R (7, PH)<br>OBP: 0.350, SLG: 0.316<br>Ray King, L (8, 1)<br>David Cortes, R (9, 1)<br>Choo Freeman, R (9, PH)<br>OBP: 0.313, SLG: 0.333 | | | B C S B X<br>2-2 F7 ① B C B X<br>2-1 G4-3 ③ | | | | B C X<br>1-1 18 CS 1B | | X<br>0-0 5 1B 27 1B 1-2 2-3 1B | 2<br>0<br>1<br>0<br>0<br>1 | 0<br>0<br>0<br>0<br>0<br>1 | 0<br>0<br>1<br>0<br>0<br>1 | 0<br>0<br>0<br>0<br>0<br>1 | 0<br>0<br>0<br>0<br>0<br>0 | 0<br>0<br>0<br>0<br>0<br>0 | 0<br>0<br>0<br>0<br>0<br>1 |
| Inning Stats | R: 0 H: 0<br>E: 0 LOB: 0<br>K: 0 BB: 0<br>S: 12 P: 16 | R: 1 H: 1<br>E: 0 LOB: 1<br>K: 1 BB: 1<br>S: 12 P: 22 | R: 3 H: 2<br>E: 0 LOB: 1<br>K: 0 BB: 2<br>S: 11 P: 23 | R: 0 H: 0<br>E: 0 LOB: 0<br>K: 0 BB: 0<br>S: 7 P: 12 | R: 1 H: 2<br>E: 0 LOB: 0<br>K: 0 BB: 0<br>S: 6 P: 11 | R: 0 H: 1<br>E: 0 LOB: 1<br>K: 0 BB: 0<br>S: 15 P: 19 | R: 0 H: 1<br>E: 0 LOB: 0<br>K: 0 BB: 0<br>S: 10 P: 14 | R: 0 H: 1<br>E: 0 LOB: 0<br>K: 0 BB: 0<br>S: 6 P: 10 | R: 4 H: 6<br>E: 0 LOB: 2<br>K: 1 BB: 0<br>S: 19 P: 20 | 1B: 9 SF: 1<br>2B: 2 SAC: 0<br>3B: 1 DP: 2<br>HR: 2 HBP: 0 | | | | | | |

| PITCHER | | IP | WLS | BF | H | R | ER | SO | BB | IBB | HBP | BLK | WP | HR | S | P | ERA | WHIP |
|---|---|---|---|---|---|---|---|---|---|---|---|---|---|---|---|---|---|---|
| Jason Schmidt, R<br>ERA: 5.33 | (1, 1) | 7.0 | | 29 | 7 | 5 | 5 | 1 | 3 | 0 | 0 | 0 | 0 | 1 | 73 | 117 | 6.43 | 1.429 |
| 54 Scott Munter, R<br>ERA: 5.4 | (8, 1) | 1.0 | H | 3 | 1 | 0 | 0 | 0 | 0 | 0 | 0 | 0 | 0 | 0 | 6 | 10 | 0.00 | 1.000 |
| Tim Worrell, R<br>ERA: 8.31 | (9, 1) | 0.0 | L | 4 | 4 | 4 | 4 | 0 | 0 | 0 | 0 | 0 | 0 | 1 | 8 | 9 | ∞ | ∞ |
| Steve Kline, L<br>ERA: 3.18 | (9, 1) | 0.1 | H | 1 | 0 | 0 | 0 | 1 | 0 | 0 | 0 | 0 | 0 | 0 | 3 | 3 | 0.00 | 0.000 |
| Armando Benitez, R<br>ERA: | (9, 1) | 0.1 | B | 3 | 2 | 0 | 0 | 0 | 0 | 0 | 0 | 0 | 0 | 0 | 8 | 8 | 0.00 | 6.000 |

| PITCHER | IP | WLS | BF | H | R | ER | SO | BB | IBB | HBP | BLK | WP | HR | S | P | ERA | WHIP |
|---|---|---|---|---|---|---|---|---|---|---|---|---|---|---|---|---|---|

# BOTTOM

## San Francisco Giants @ Colorado Rockies

Coors Field, Denver, CO

Fri Apr 21 2006, 7:05 PM MDT

Att. 30,339 - Partly Cloudy - 71 F

livebaseballscorecards.com

| | |
|---|---|
| AB | 36 |
| R | 9 |
| H | 14 |
| RBI | 9 |
| BB | 3 |
| SO | 2 |
| LOB | 11 |

WP: 0 PA: 40
PB: 0
SB: 0
CS: 1

# San Francisco Giants @ Colorado Rockies

Coors Field, Denver, CO

Sat Apr 22 2006, 6:05 PM MDT

Att. 36,035 - Partly Cloudy - 79 F

TOP

livebaseballscorecards.com

| Batter | 1 | 2 | 3 | 4 | 5 | 6 | 7 | 8 | 9 | AB | R | H | RBI | BB | SO | LOB |
|---|---|---|---|---|---|---|---|---|---|---|---|---|---|---|---|---|
| 13 Omar Vizquel, S (1, 6)<br>OBP: 0.479, SLG: 0.500 | B F B X<br>2-1 HR | 1 SAFE C X<br>0-1 ③ G4-3 | | F B X<br>1-1 1-2 1B | | C B X<br>1-1 ① F7 | | B H<br>2-0 HBP | | 4 | 1 | 2 | 1 | 0 | 0 | 1 |
| Ray Durham, S (1, 4)<br>OBP: 0.231, SLG: 0.267 | X<br>0-0 ① G4-3 | | B B X<br>2-0 HR | B B X<br>2-0 ③ F7 | | C B B X<br>2-1 ② G4-3 | | 1 SAFE C F 1 SAFE F F 1 SAFE 1 SAFE<br>1-3 P S ② K | | 5 | 1 | 1 | 1 | 0 | 1 | 3 |
| Steve Finley, L (1, 8)<br>OBP: 0.378, SLG: 0.444 | C B S S F F F B X<br>2-2 ② G3-1 | | C F S B F S<br>1-3 ① K | | B B B C X<br>3-1 E E 1B 1B | X<br>0-0 1B S 1B | | B B X<br>2-0 ③ G3 | | 5 | 1 | 2 | 0 | 0 | 1 | 1 |
| Barry Bonds, L (1, 7)<br>OBP: 0.536, SLG: 0.412<br>Jason Ellison, R (9, PR)<br>Armando Benitez, R (9, 1) | B X<br>1-0 HR | | B C B X<br>2-1 ② G6-3 | | B B C X<br>2-1 ① L8 | C C B X<br>1-2 1-3 1B | | | C B B S B B<br>4-2 1B G6-3 BB | 4<br>0<br>0 | 1<br>1<br>0 | 2<br>0<br>0 | 1<br>0<br>0 | 1<br>0<br>0 | 0<br>0<br>0 | 1<br>0<br>0 |
| Moises Alou, R (1, 9)<br>OBP: 0.358, SLG: 0.596 | X<br>0-0 1B | | B B C F B X<br>3-2 1B | | B 1 SAFE D 1 SAFE X<br>2-0 FC5 1B E SF7 1-2 | F B B X<br>2-1 ③ L5 | | | 1 SAFE C C 1 SAFE B X<br>1-2 1-3 G6-3 1B | 5 | 1 | 3 | 0 | 0 | 0 | 3 |
| Pedro Feliz, R (1, 5)<br>OBP: 0.222, SLG: 0.343 | 1 SAFE 1 SAFE C S B 1 SAFE S<br>1-3 ③ K | | C B C X<br>1-2 ③ G5-3 | | X<br>0-0 E1 1B 1-2 2-3 | | B C X<br>1-1 ① G6-3 | | X<br>0-0 ① ② G6-3 1-2f 3-H | 5 | 0 | 0 | 0 | 0 | 1 | 5 |
| Lance Niekro, R (1, 3)<br>OBP: 0.340, SLG: 0.318 | | C B X<br>1-1 ① L8 | | B B F B B<br>4-1 G6-4-3 BB | F F B X<br>1-2 41 FC6-4 1-2 2-3 3-H 1B | | C S B B C<br>2-3 ② K | B F B F S<br>2-3 ③ K | | 4 | 0 | 1 | 1 | 1 | 2 | 1 |
| Mike Matheny, R (1, 2)<br>OBP: 0.278, SLG: 0.292 | | C B C B X<br>2-2 ② G6-3 | | F X<br>0-1 ① ② G6-4-3 1-2f | F X<br>0-1 ② SF7 3-H | | C B C S<br>1-3 ③ K | | | 3 | 0 | 0 | 1 | 0 | 1 | 1 |
| 41 Brad Hennessey, R (1, 1)<br>OBP: 0.500, SLG: 0.500<br>9 Mark Sweeney, L (8, PH)<br>OBP: 0.306, SLG: 0.529<br>54 Scott Munter, R (8, 1)<br>2 Randy Winn, S (9, 7)<br>OBP: 0.406, SLG: 0.484 | | C C X<br>0-2 1B | | C B X<br>1-1 13 1B 1B | X<br>0-0 ③ FC6-4 1-2f | | | B X<br>1-0 ① G2-3 | | 3<br>1<br>0<br>0 | 0<br>0<br>0<br>0 | 2<br>0<br>0<br>0 | 0<br>0<br>0<br>0 | 0<br>0<br>0<br>0 | 0<br>0<br>0<br>0 | 2<br>0<br>0<br>0 |
| Inning Stats | R: 2 E: 0 K: 1 S: 15<br>H: 3 LOB: 1 BB: 0 P: 21 | R: 0 E: 0 K: 0 S: 10<br>H: 1 LOB: 1 BB: 0 P: 13 | R: 1 E: 0 K: 1 S: 14<br>H: 2 LOB: 0 BB: 0 P: 23 | R: 0 E: 0 K: 0 S: 8<br>H: 2 LOB: 2 BB: 1 P: 16 | R: 2 E: 2 K: 0 S: 12<br>H: 2 LOB: 2 BB: 0 P: 20 | R: 0 E: 0 K: 0 S: 10<br>H: 2 LOB: 2 BB: 0 P: 16 | R: 0 E: 0 K: 2 S: 8<br>H: 0 LOB: 0 BB: 0 P: 12 | R: 0 E: 0 K: 1 S: 8<br>H: 0 LOB: 1 BB: 0 P: 13 | R: 1 E: 0 K: 1 S: 9<br>H: 1 LOB: 1 BB: 1 P: 16 | 1B: 10 2B: 0 3B: 0 HR: 3<br>SF: 1 SAC: 0 DP: 2 HBP: 1 | | | | | | |

| | |
|---|---|
| AB | 39 |
| R | 6 |
| H | 13 |
| RBI | 5 |
| BB | 2 |
| SO | 6 |
| LOB | 18 |

| PITCHER | | IP | WLS | BF | H | R | ER | SO | BB | IBB | HBP | BLK | WP | HR | S | P | ERA | WHIP |
|---|---|---|---|---|---|---|---|---|---|---|---|---|---|---|---|---|---|---|
| 28 Aaron Cook, R<br>ERA: 3.67 | (1, 1) | 6.0 | L | 32 | 12 | 5 | 3 | 2 | 1 | 0 | 0 | 0 | 0 | 3 | 69 | 109 | 4.50 | 2.167 |
| 61 Ramon E Ramirez, R<br>ERA: | (7, 1) | 1.0 | | 3 | 0 | 0 | 0 | 2 | 0 | 0 | 0 | 0 | 0 | 0 | 8 | 12 | 0.00 | 0.000 |
| Jose Mesa, R<br>ERA: 1.04 | (8, 1) | 1.0 | | 4 | 0 | 0 | 0 | 1 | 0 | 0 | 1 | 0 | 0 | 0 | 8 | 13 | 0.00 | 0.000 |
| 39 Tom Martin, L<br>ERA: 7.0 | (9, 1) | 0.0 | | 1 | 0 | 1 | 1 | 0 | 1 | 0 | 0 | 0 | 0 | 0 | 2 | 6 | ∞ | ∞ |
| David Cortes, R<br>ERA: | (9, 1) | 1.0 | | 3 | 1 | 0 | 0 | 1 | 0 | 0 | 0 | 0 | 0 | 0 | 7 | 10 | 0.00 | 1.000 |

| PITCHER | IP | WLS | BF | H | R | ER | SO | BB | IBB | HBP | BLK | WP | HR | S | P | ERA | WHIP |
|---|---|---|---|---|---|---|---|---|---|---|---|---|---|---|---|---|---|

| Batter | 1 | 2 | 3 | 4 | 5 | 6 | 7 | 8 | 9 | AB | R | H | RBI | BB | SO | LOB |
|---|---|---|---|---|---|---|---|---|---|---|---|---|---|---|---|---|
| 18 Cory Sullivan, L (1, 8)<br>OBP: 0.329, SLG: 0.451 | B B C B F X<br>3-2<br>12<br>FC1-6-4<br>1B | | F X<br>0-1 ①<br>G4-3 | | B F S C<br>1-3 ②<br>K | | X<br>0-0 ②<br>L5 | | C D B B B<br>4-1<br>12<br>S<br>BB | 4 | 0 | 1 | 0 | 1 | 1 | 1 |
| 12 Clint Barmes, R (1, 6)<br>OBP: 0.292, SLG: 0.373 | C X<br>0-1 ①<br>FC1-6-4<br>11<br>BB BB<br>1-2f | | B B C X<br>2-1 ②<br>G5-3 | | X<br>0-0<br>5<br>HR<br>1-2<br>1B | | B F X<br>1-1 ③<br>G5-3 | | 1 SAFE<br>B D<br>1 SAFE<br>F S F B S<br>3-3 ③<br>K<br>1-2 | 5 | 1 | 1 | 0 | 0 | 1 | 3 |
| 5 Matt Holliday, R (1, 7)<br>OBP: 0.275, SLG: 0.552 | B 1 SAFE X<br>1-1 ②<br>F9 | | B C F F B B X<br>3-2 ③<br>P3 | | B X<br>1-0<br>1-H<br>2-H<br>HR | | | X<br>0-0 ①<br>G5-3 | | 4 | 1 | 1 | 3 | 0 | 0 | 1 |
| 11 Brad Hawpe, L (1, 9)<br>OBP: 0.435, SLG: 0.721 | B F 1 SAFE B B B<br>4-1<br>BB<br>1-2<br>BB | | | X<br>0-0<br>HR | F F B X<br>1-2 ③<br>G3 | | | S B B F B X<br>3-2<br>1B | | 3 | 1 | 2 | 1 | 1 | 0 | 0 |
| Eli Marrero, R (1, 3)<br>OBP: 0.375, SLG: 0.667 | B D C F D F B<br>4-2<br>1-2<br>2-3<br>BB | | | B C C B B X<br>3-2 ①<br>P3 | | B X<br>1-0<br>E6<br>FC3-6 | | F X<br>0-1 ②<br>P3 | | 3 | 0 | 0 | 0 | 1 | 0 | 1 |
| Jason Smith, L (1, 5)<br>OBP: 0.429, SLG: 0.622 | B C F X<br>1-2 ③<br>G4-3 | | | S T S<br>0-3 ②<br>K2-3 | | 1 SAFE X<br>0-0 ①<br>FC3-6<br>BB<br>1-2f | | B B X<br>2-0 ③<br>L4 | | 4 | 0 | 0 | 0 | 0 | 1 | 5 |
| Luis Gonzalez, R (1, 4)<br>OBP: 0.250, SLG: 0.343 | | B C X<br>1-1 ①<br>G3-1 | | X<br>0-0 ③<br>L4 | | B B 1 SAFE B B<br>4-0<br>G1-6-3<br>1-2<br>BB | | | C B X<br>1-1<br>G4-3<br>2B | 3 | 0 | 1 | 0 | 1 | 0 | 0 |
| Miguel Ojeda, R (1, 2)<br>OBP: 0.357, SLG: 0.560 | | X<br>0-0 ②<br>G6-3 | | | B C X<br>1-1<br>12<br>1B<br>5<br>HR<br>1B | F F F X<br>0-2 ②③<br>G1-6-3<br>1-2f | | | B C X<br>1-1 ①<br>P6 | 4 | 1 | 1 | 0 | 0 | 0 | 3 |
| 28 Aaron Cook, R (1, 1)<br>OBP: 0.125, SLG: 0.125<br>61 Ramon E Ramirez, R (7, 1)<br>OBP: 1.000, SLG: 1.000<br>19 Ryan Spilborghs, R (7, PH)<br>Jose Mesa, R (8, 1)<br>39 Tom Martin, L (9, 1)<br>David Cortes, R (9, 1)<br>Jamey Carroll, R (9, 5)<br>OBP: 0.333, SLG: 0.300 | | B B B C X<br>3-1 ③<br>G1-3 | | | B B M L X<br>2-2 ①<br>B2 | | C B S B X<br>2-2<br>L9 | | B F B F X<br>2-2 ②<br>G4-3<br>2-3 | 2<br>0<br>1<br>0<br>0<br>0<br>1 | 0<br>0<br>0<br>0<br>0<br>0<br>0 | 0<br>0<br>0<br>0<br>0<br>0<br>0 | 0<br>0<br>0<br>0<br>0<br>0<br>0 | 0<br>0<br>0<br>0<br>0<br>0<br>0 | 0<br>0<br>0<br>0<br>0<br>0<br>0 | 1<br>0<br>0<br>0<br>0<br>0<br>1 |
| Inning Stats | R: 0 H: 1<br>E: 0 LOB: 3<br>K: 0 BB: 2<br>S: 14 P: 27 | R: 0 H: 0<br>E: 0 LOB: 0<br>K: 0 BB: 0<br>S: 5 P: 9 | R: 0 H: 0<br>E: 0 LOB: 0<br>K: 0 BB: 0<br>S: 8 P: 13 | R: 1 H: 1<br>E: 0 LOB: 0<br>K: 1 BB: 0<br>S: 8 P: 11 | R: 3 H: 3<br>E: 0 LOB: 0<br>K: 1 BB: 0<br>S: 13 P: 19 | R: 0 H: 0<br>E: 1 LOB: 1<br>K: 0 BB: 1<br>S: 6 P: 11 | R: 0 H: 0<br>E: 0 LOB: 0<br>K: 0 BB: 0<br>S: 6 P: 9 | R: 0 H: 1<br>E: 0 LOB: 1<br>K: 0 BB: 0<br>S: 7 P: 12 | R: 0 H: 1<br>E: 0 LOB: 2<br>K: 1 BB: 1<br>S: 12 P: 23 | 1B: 4 SF: 0<br>2B: 1 SAC: 0<br>3B: 0 DP: 1<br>HR: 2 HBP: 0 | | | | | | |

## BOTTOM

San Francisco Giants @ Colorado Rockies

Coors Field, Denver, CO

Sat Apr 22 2006, 6:05 PM MDT

Att. 36,035 - Partly Cloudy - 79 F

livebaseballscorecards.com

| | |
|---|---|
| AB | 34 |
| R | 4 |
| H | 7 |
| RBI | 4 |
| BB | 4 |
| SO | 3 |
| LOB | 16 |

WP: 0 PA: 38
PB: 0
SB: 1
CS: 0

| PITCHER | | IP | WLS | BF | H | R | ER | SO | BB | IBB | HBP | BLK | WP | HR | S | P | ERA | WHIP |
|---|---|---|---|---|---|---|---|---|---|---|---|---|---|---|---|---|---|---|
| 41 Brad Hennessey, R<br>ERA: 2.7 | (1, 1) | 7.0 | W | 29 | 5 | 4 | 4 | 2 | 3 | 0 | 0 | 0 | 0 | 2 | 60 | 99 | 5.14 | 1.143 |
| 54 Scott Munter, R<br>ERA: 4.7 | (8, 1) | 1.0 | H | 4 | 1 | 0 | 0 | 0 | 0 | 0 | 0 | 0 | 0 | 0 | 7 | 12 | 0.00 | 1.000 |
| Armando Benitez, R<br>ERA: | (9, 1) | 1.0 | S | 5 | 1 | 0 | 0 | 1 | 1 | 0 | 0 | 0 | 0 | 0 | 12 | 23 | 0.00 | 2.000 |

| PITCHER | IP | WLS | BF | H | R | ER | SO | BB | IBB | HBP | BLK | WP | HR | S | P | ERA | WHIP |
|---|---|---|---|---|---|---|---|---|---|---|---|---|---|---|---|---|---|

| Batter | 1 | 2 | 3 | 4 | 5 | 6 | 7 | 8 | 9 | 10 | AB | R | H | RBI | BB | SO | LOB |
|---|---|---|---|---|---|---|---|---|---|---|---|---|---|---|---|---|---|
| 2 Randy Winn, S (1, 7)<br>OBP: 0.378, SLG: 0.448 | K | | P5 | | | F9 | | G6-3 | | K | 5 | 0 | 0 | 0 | 0 | 2 | 0 |
| Steve Finley, L (1, 8)<br>OBP: 0.400, SLG: 0.500 | G4-3 | | | P4 | | BB S HBP | | G5-3 3B | | 13 1B 1B | 4 | 1 | 2 | 0 | 0 | 0 | 0 |
| Ray Durham, S (1, 4)<br>OBP: 0.250, SLG: 0.286 | K | | | FC5-4 1B | | G5-3 BB 1-2 1B | | G5-3 HBP | | G6-3 1-2 1B | 3 | 0 | 2 | 0 | 0 | 1 | 0 |
| 13 Omar Vizquel, S (6, PR) (6, 6)<br>OBP: 0.493, SLG: 0.508 | | | | | | | | | | | 1 | 0 | 1 | 0 | 0 | 0 | 0 |
| Moises Alou, R (1, 9)<br>OBP: 0.345, SLG: 0.549 | | G5-3 | | FC5-4 1-2f | | BB 1-2 2-3 | | G5-3 1-2 3-H | | G6-3 1-2f | 4 | 0 | 0 | 1 | 1 | 0 | 4 |
| Pedro Feliz, R (1, 5)<br>OBP: 0.211, SLG: 0.324 | | F8 | | K | | G5-3 2-3f | | L8 | | | 4 | 0 | 0 | 0 | 0 | 1 | 5 |
| Lance Niekro, R (1, 3)<br>OBP: 0.333, SLG: 0.354 | | E4 FC5-4 | | | G6-3 3B | | G5-3 | | K | | 4 | 1 | 1 | 0 | 0 | 1 | 0 |
| Mike Matheny, R (1, 2)<br>OBP: 0.276, SLG: 0.308 | | FC5-4 1-2f | | | G6-3 3-H | | G1-3 2B | | F8 | | 4 | 0 | 1 | 1 | 0 | 0 | 1 |
| Jose Vizcaino, S (1, 6)<br>OBP: 0.316, SLG: 0.133 (6, 4) | | | L9 | | F7 | | G1-3 2-3 | | 1B | | 4 | 0 | 1 | 0 | 0 | 0 | 1 |
| Matt Morris, R (1, 1)<br>OBP: 0.125, SLG: 0.125 | | | K | | G6-3 | | P6 | | K | | 0 | 0 | 0 | 0 | 0 | 0 | 0 |
| 32 Kevin Correia, R (1, 1) | | | | | | | | | | | 2 | 0 | 0 | 0 | 0 | 1 | 0 |
| Jason Ellison, R (7, PH) | | | | | | | | | | | 1 | 0 | 0 | 0 | 0 | 0 | 1 |
| 38 Brian Wilson, R (7, 1) | | | | | | | | | | | 0 | 0 | 0 | 0 | 0 | 0 | 0 |
| Barry Bonds, L (9, PH)<br>OBP: 0.526, SLG: 0.400 | | | | | | | | | | | 1 | 0 | 0 | 0 | 0 | 1 | 1 |
| Jeff Fassero, L (9, 1)<br>OBP: 0.250, SLG: 0.250 | | | | | | | | | | | 0 | 0 | 0 | 0 | 0 | 0 | 0 |
| Inning Stats | R: 0 E: 0 K: 2 S: 12 H: 0 LOB: 0 BB: 0 P: 19 | R: 0 E: 1 K: 0 S: 9 H: 0 LOB: 1 BB: 0 P: 12 | R: 0 E: 0 K: 1 S: 11 H: 0 LOB: 0 BB: 0 P: 16 | R: 0 E: 0 K: 1 S: 9 H: 1 LOB: 1 BB: 0 P: 15 | R: 1 E: 0 K: 0 S: 8 H: 1 LOB: 0 BB: 0 P: 14 | R: 0 E: 0 K: 0 S: 7 H: 1 LOB: 2 BB: 1 P: 15 | R: 0 E: 0 K: 0 S: 7 H: 1 LOB: 1 BB: 0 P: 12 | R: 1 E: 0 K: 0 S: 8 H: 1 LOB: 1 BB: 0 P: 14 | R: 0 E: 0 K: 2 S: 11 H: 1 LOB: 1 BB: 0 P: 14 | R: 0 E: 0 K: 1 S: 9 H: 2 LOB: 1 BB: 0 P: 11 | 1B: 5 2B: 1 3B: 2 HR: 0 | SF: 0 SAC: 0 DP: 2 HBP: 2 | | | | | | |

TOP

# San Francisco Giants @ Colorado Rockies

Coors Field, Denver, CO

Sun Apr 23 2006, 1:05 PM MDT

Att. 30,310 - Sunny - 75 F

livebaseballscorecards.com

| | |
|---|---|
| AB | 37 |
| R | 2 |
| H | 8 |
| RBI | 2 |
| BB | 1 |
| SO | 7 |
| LOB | 13 |

| PITCHER | | IP | WLS | BF | H | R | ER | SO | BB | IBB | HBP | BLK | WP | HR | S | P | ERA | WHIP |
|---|---|---|---|---|---|---|---|---|---|---|---|---|---|---|---|---|---|---|
| 26 Jeff Francis, L<br>ERA: 5.16 | (1, 1) | 6.2 | | 26 | 4 | 1 | 1 | 4 | 1 | 0 | 1 | 0 | 0 | 0 | 61 | 98 | 1.35 | 0.750 |
| 61 Ramon E Ramirez, R<br>ERA: | (7, 1) | 0.1 | H | 1 | 0 | 0 | 0 | 0 | 0 | 0 | 0 | 0 | 0 | 0 | 2 | 5 | 0.00 | 0.000 |
| Ray King, L<br>ERA: 3.86 | (8, 1) | 0.1 | H | 3 | 1 | 1 | 1 | 0 | 0 | 0 | 1 | 0 | 0 | 0 | 4 | 7 | 27.00 | 3.000 |
| Jose Mesa, R<br>ERA: 0.87 | (8, 1) | 1.2 | B | 6 | 1 | 0 | 0 | 2 | 0 | 0 | 0 | 0 | 0 | 0 | 15 | 21 | 0.00 | 0.600 |
| David Cortes, R<br>ERA: | (10, 1) | 1.0 | W | 4 | 2 | 0 | 0 | 1 | 0 | 0 | 0 | 0 | 0 | 0 | 9 | 11 | 0.00 | 2.000 |

| PITCHER | IP | WLS | BF | H | R | ER | SO | BB | IBB | HBP | BLK | WP | HR | S | P | ERA | WHIP |
|---|---|---|---|---|---|---|---|---|---|---|---|---|---|---|---|---|---|

WP: 0 PB: 0 SB: 1 CS: 0 PA: 40

| Batter | 1 | 2 | 3 | 4 | 5 | 6 | 7 | 8 | 9 | 10 | AB | R | H | RBI | BB | SO | LOB |
|---|---|---|---|---|---|---|---|---|---|---|---|---|---|---|---|---|---|
| Jamey Carroll, R (1, 5)<br>OBP: 0.346, SLG: 0.292 | 1-0<br>12<br>SH3-4<br>11<br>E<br>1B | 4-0<br>12<br>BB<br>1-2<br>BB | | 0-2 ②<br>F9 | | | 0-3 ①<br>K | 2-0 ①<br>B 1 SAFE<br>FC3-6<br>5<br>1B<br>1-2f | | | 4 | 1 | 1 | 0 | 1 | 1 | 1 |
| 12 Clint Barmes, R (1, 6)<br>OBP: 0.289, SLG: 0.357 | 0-0 ①<br>SH3-4<br>1-2 | 4-2<br>1-2<br>2-3<br>BB | | 2-2 ③<br>P3 | | | 1-0 ②<br>L6 | 1-0 ②<br>B 1 SAFE<br>1 SAFE<br>1 SAFE<br>F9 | | | 3 | 0 | 0 | 0 | 1 | 0 | 1 |
| 5 Matt Holliday, R (1, 7)<br>OBP: 0.284, SLG: 0.535 | 1-0<br>11<br>FC3-6<br>HBP | 1-3 ③<br>K | | | 1-2 ①<br>P4 | | 0-2 ③<br>G6-3 | | 2-1<br>1-2<br>1B | | 4 | 0 | 1 | 0 | 0 | 1 | 3 |
| 11 Brad Hawpe, L (1, 9)<br>OBP: 0.419, SLG: 0.677<br>David Cortes, R (10, 1) | 1-0 ②<br>FC3-6<br>FC5<br>1-2f<br>2-H | | 4-1<br>2B<br>BB | | 3-2 ②<br>P6 | | | 1-3 ①<br>K | 2-2 ③<br>G3-1 | | 4<br>0 | 0<br>0 | 0<br>0 | 0<br>0 | 1<br>0 | 1<br>0 | 3<br>0 |
| Eli Marrero, R (1, 3)<br>OBP: 0.414, SLG: 0.750 | 1-1<br>FC5<br>HBP | | 0-3 ①<br>K | | 2-2<br>HR | | | 0-1 ②<br>G6-3 | | 4-0<br>SH1-4<br>1B<br>BB | 3 | 2 | 1 | 1 | 1 | 1 | 1 |
| Luis Gonzalez, R (1, 4)<br>OBP: 0.275, SLG: 0.385 | 2-0 ③<br>FC5<br>1-2<br>2-3f | | 1 SAFE<br>0-1<br>1-3<br>2B | | 0-2 ③<br>G4-3 | | | 1-0<br>1B<br>1B | | 0-0 ①<br>SH1-4<br>1-2 | 4 | 0 | 2 | 0 | 0 | 0 | 2 |
| Choo Freeman, R (1, 8)<br>OBP: 0.286, SLG: 0.300 | | 0-1 ①<br>G4-3 | 0-0 ②<br>P3 | | | 2-2 ①<br>G4-3 | | 0-1 ②<br>1-2<br>1B | | 0-0 ②<br>G6-3 | 5 | 0 | 1 | 0 | 0 | 0 | 3 |
| Danny Ardoin, R (1, 2)<br>OBP: 0.233, SLG: 0.293<br>Jason Smith, L (8, PH)<br>OBP: 0.419, SLG: 0.605<br>Miguel Ojeda, R (9, 2)<br>OBP: 0.379, SLG: 0.577 | | 1-2 ②<br>K | 2-3 ③<br>K | | | 1-1 ②<br>G5-3 | | 0-3 ③<br>K | | 2-2<br>2-H<br>1B | 3<br>1<br>1 | 0<br>0<br>0 | 0<br>0<br>1 | 0<br>0<br>1 | 0<br>0<br>0 | 2<br>1<br>0 | 2<br>2<br>0 |
| 26 Jeff Francis, L (1, 1)<br>OBP: 0.333, SLG: 0.143<br>61 Ramon E. Ramirez, R (7, 1)<br>OBP: 1.000, SLG: 1.000<br>Ray King, L (8, 1)<br>Jose Mesa, R (8, 1)<br>19 Ryan Spilborghs, R (9, PH)<br>OBP: 0.500, SLG: 0.500 (10, 9) | | 4-2<br>12<br>BB<br>BB<br>BB | | 1-0 ①<br>L4 | | 1-1 ③<br>G4-3 | | | 2-1<br>FC3-6<br>1B | | 2<br>0<br>0<br>0<br>1 | 0<br>0<br>0<br>0<br>0 | 0<br>0<br>0<br>0<br>1 | 0<br>0<br>0<br>0<br>0 | 1<br>0<br>0<br>0<br>0 | 0<br>0<br>0<br>0<br>0 | 0<br>0<br>0<br>0<br>0 |
| Inning Stats | R: 1<br>E: 1<br>K: 0<br>S: 5<br>H: 1<br>LOB: 2<br>BB: 0<br>P: 11 | R: 0<br>E: 0<br>K: 2<br>S: 13<br>H: 0<br>LOB: 3<br>BB: 3<br>P: 27 | R: 0<br>E: 0<br>K: 2<br>S: 10<br>H: 1<br>LOB: 2<br>BB: 1<br>P: 16 | R: 0<br>E: 0<br>K: 0<br>S: 9<br>H: 0<br>LOB: 0<br>BB: 0<br>P: 12 | R: 1<br>E: 0<br>K: 0<br>S: 13<br>H: 1<br>LOB: 0<br>BB: 0<br>P: 19 | R: 0<br>E: 0<br>K: 0<br>S: 7<br>H: 0<br>LOB: 0<br>BB: 0<br>P: 11 | R: 0<br>E: 0<br>K: 1<br>S: 8<br>H: 0<br>LOB: 0<br>BB: 0<br>P: 9 | R: 0<br>E: 0<br>K: 2<br>S: 11<br>H: 2<br>LOB: 2<br>BB: 0<br>P: 13 | R: 0<br>E: 0<br>K: 0<br>S: 11<br>H: 2<br>LOB: 2<br>BB: 0<br>P: 20 | R: 1<br>E: 0<br>K: 0<br>S: 5<br>H: 1<br>LOB: 1<br>BB: 1<br>P: 11 | 1B: 6<br>2B: 1<br>3B: 0<br>HR: 1<br>SF: 0<br>SAC: 2<br>DP: 0<br>HBP: 2 | | | | | | |

| PITCHER | | IP | WLS | BF | H | R | ER | SO | BB | IBB | HBP | BLK | WP | HR | S | P | ERA | WHIP |
|---|---|---|---|---|---|---|---|---|---|---|---|---|---|---|---|---|---|---|
| Matt Morris, R<br>ERA: 4.87 | (1, 1) | 0.2 | | 5 | 1 | 1 | 0 | 0 | 0 | 0 | 2 | 0 | 0 | 0 | 4 | 8 | 0.00 | 1.500 |
| 32 Kevin Correia, R<br>ERA: 4.15 | (1, 1) | 5.1 | | 22 | 2 | 1 | 1 | 4 | 4 | 0 | 0 | 0 | 0 | 1 | 53 | 88 | 1.69 | 1.125 |
| 38 Brian Wilson, R<br>ERA: | (7, 1) | 2.0 | | 8 | 2 | 0 | 0 | 3 | 0 | 0 | 0 | 0 | 0 | 0 | 19 | 22 | 0.00 | 1.000 |
| Jeff Fassero, L<br>ERA: 7.2 | (9, 1) | 1.2 | L | 9 | 3 | 1 | 1 | 0 | 1 | 0 | 0 | 0 | 0 | 0 | 16 | 31 | 5.40 | 2.400 |

| PITCHER | IP | WLS | BF | H | R | ER | SO | BB | IBB | HBP | BLK | WP | HR | S | P | ERA | WHIP |
|---|---|---|---|---|---|---|---|---|---|---|---|---|---|---|---|---|---|

# BOTTOM

## San Francisco Giants @ Colorado Rockies

Coors Field, Denver, CO

Sun Apr 23 2006, 1:05 PM MDT

Att. 30,310 - Sunny - 75 F

livebaseballscorecards.com

| | |
|---|---|
| AB | 35 |
| R | 3 |
| H | 8 |
| RBI | 2 |
| BB | 5 |
| SO | 7 |
| LOB | 18 |

WP: 0 PA: 44
PB: 0
SB: 0
CS: 0

| Batter | 1 | 2 | 3 | 4 | 5 | 6 | 7 | 8 | 9 | AB | R | H | RBI | BB | SO | LOB |
|---|---|---|---|---|---|---|---|---|---|---|---|---|---|---|---|---|
| 18 Cory Sullivan, L (1, 8)<br>OBP: 0.338, SLG: 0.446 | C B F S 1-3 ① K | | X 0-0 FC3 5 WP 12 SH5-4 1-2 | | X 0-0 1B | | 1 SAFE F B B B F B 4-2 12 2B 1-2 BB | | 1 SAFE X 0-0 ① SH3-4 1-2 | 3 | 0 | 1 | 0 | 1 | 1 | 1 |
| 12 Clint Barmes, R (1, 6)<br>OBP: 0.288, SLG: 0.365 | F B B X 2-1 ② G4-3 | | M X 0-1 ① SH5-4 1-2 2-3 | | B C 1 SAFE 1 SAFE S 1 SAFE 1-3 ③ K | | X 0-0 1-3 2-H 2B | | F F F B F D S 2-3 ② K | 4 | 0 | 1 | 1 | 0 | 2 | 2 |
| 5 Matt Holliday, R (1, 7)<br>OBP: 0.266, SLG: 0.500 | C B C B F S 2-3 ③ K | | B D C F B S 3-3 ② K 2-3 3-H | | | X 0-0 ① G6-3 | X 0-0 ③ G5-3 | | B X 1-0 ③ G6-3 | 5 | 0 | 0 | 0 | 0 | 2 | 4 |
| 27 Garrett Atkins, R (1, 5)<br>OBP: 0.416, SLG: 0.549 | | B X 1-0 11 1B 1B 1B | S D X 1-1 ③ G5-3 | | | C S S 0-3 ② K | | B C F B B B 4-2 11 1B FC5-4 FC3-6 BB | | 3 | 2 | 1 | 0 | 1 | 1 | 1 |
| 11 Brad Hawpe, L (1, 9)<br>OBP: 0.423, SLG: 0.667 | | B C S S X 1-2 1B 1-2 1B | F B C S 1-3 ① K | | | B C F S 1-3 ③ K2-3 | | B F X 1-1 FC5-4 1-2 1B | | 4 | 0 | 2 | 0 | 0 | 2 | 0 |
| Eli Marrero, R (1, 3)<br>OBP: 0.424, SLG: 0.821 | | C F X 0-2 G6-4-3 1-2 2-H 1B | B C B S S 2-3 ② K | | | | C X 0-1 HR | C B S B F X 2-2 ① FC5-4 FC3-6 1-2f 2-3 | | 4 | 1 | 2 | 2 | 0 | 1 | 2 |
| Luis Gonzalez, R (1, 4)<br>OBP: 0.250, SLG: 0.349 | | D C F S 1-3 ① K | C B X 1-1 ③ P3 | | | | B B F X 2-1 ① G1-3 | B F B S X 2-2 ② FC3-6 1-2f 3-H | | 4 | 0 | 0 | 1 | 0 | 1 | 3 |
| Miguel Ojeda, R (1, 2)<br>OBP: 0.333, SLG: 0.500 | | C B D F D F X 3-2 ② ③ G6-4-3 1-2f | | | B B B C X 3-1 ① G6-3 | | X 0-0 ② F9 | C S F S 0-3 ③ K | | 4 | 0 | 0 | 0 | 0 | 1 | 3 |
| 37 Josh Fogg, R (1, 1) | | | B B B B 4-0 12 SH5-4 18 E 5 WP BB | | B C S F B S 2-3 ② K | | C B C B B X 3-2 18 BB 12 2B 1B | | B B C B C R B 4-2 18 SH3-4 BB | 1 | 1 | 0 | 0 | 1 | 1 | 0 |
| Scott Dohmann, R (6, 1) | | | | | | | | | | 0 | 0 | 0 | 0 | 0 | 0 | 0 |
| 19 Ryan Spilborghs, R (7, PH)<br>OBP: 0.667, SLG: 0.667 | | | | | | | | | | 1 | 1 | 1 | 0 | 0 | 0 | 0 |
| 39 Tom Martin, L (7, 1) | | | | | | | | | | 0 | 0 | 0 | 0 | 0 | 0 | 0 |
| Jamey Carroll, R (9, PH)<br>OBP: 0.370, SLG: 0.292 | | | | | | | | | | 0 | 0 | 0 | 0 | 1 | 0 | 0 |
| Inning Stats | R: 0<br>E: 0<br>K: 2<br>S: 9<br>H: 0<br>LOB: 0<br>BB: 0<br>P: 14 | R: 1<br>E: 0<br>K: 1<br>S: 14<br>H: 3<br>LOB: 1<br>BB: 0<br>P: 20 | R: 1<br>E: 1<br>K: 1<br>S: 8<br>H: 0<br>LOB: 1<br>BB: 1<br>P: 16 | R: 0<br>E: 0<br>K: 2<br>S: 8<br>H: 0<br>LOB: 0<br>BB: 0<br>P: 12 | R: 0<br>E: 0<br>K: 2<br>S: 10<br>H: 1<br>LOB: 1<br>BB: 0<br>P: 16 | R: 0<br>E: 0<br>K: 2<br>S: 7<br>H: 0<br>LOB: 0<br>BB: 0<br>P: 8 | R: 2<br>E: 0<br>K: 0<br>S: 12<br>H: 3<br>LOB: 2<br>BB: 1<br>P: 21 | R: 1<br>E: 0<br>K: 1<br>S: 15<br>H: 1<br>LOB: 1<br>BB: 1<br>P: 24 | R: 0<br>E: 0<br>K: 1<br>S: 10<br>H: 0<br>LOB: 1<br>BB: 1<br>P: 17 | 1B: 6<br>2B: 1<br>3B: 0<br>HR: 1<br>SF: 0<br>SAC: 2<br>DP: 1<br>HBP: 0 | | | | | | |

# TOP

## Colorado Rockies @ Philadelphia Phillies

Citizens Bank Park, Philadelphia, PA

Mon Apr 24 2006, 7:05 PM EDT
Att. 20,244 - Partly Cloudy - 64 F

livebaseballscorecards.com

| | |
|---|---|
| AB | 33 |
| R | 5 |
| H | 8 |
| RBI | 4 |
| BB | 4 |
| SO | 12 |
| LOB | 16 |

WP: 1 PA: 39
PB: 0
SB: 0
CS: 0

| PITCHER | | IP | WLS | BF | H | R | ER | SO | BB | IBB | HBP | BLK | WP | HR | S | P | ERA | WHIP |
|---|---|---|---|---|---|---|---|---|---|---|---|---|---|---|---|---|---|---|
| Cory Lidle, R<br>ERA: 4.74 | (1, 1) | 6.2 | W | 28 | 6 | 4 | 3 | 10 | 2 | 0 | 0 | 0 | 1 | 1 | 66 | 105 | 4.05 | 1.200 |
| Ryan Franklin, R<br>ERA: 3.18 | (7, 1) | 0.1 | H | 2 | 1 | 0 | 0 | 0 | 0 | 0 | 0 | 0 | 0 | 0 | 2 | 2 | 0.00 | 3.000 |
| Arthur Rhodes, L<br>ERA: 5.4 | (8, 1) | 1.0 | H | 5 | 1 | 1 | 1 | 1 | 1 | 0 | 0 | 0 | 0 | 0 | 15 | 24 | 9.00 | 2.000 |
| 45 Tom Gordon, R<br>ERA: 1.04 | (9, 1) | 1.0 | S | 4 | 0 | 0 | 0 | 1 | 1 | 0 | 0 | 0 | 0 | 0 | 10 | 17 | 0.00 | 1.000 |

| PITCHER | IP | WLS | BF | H | R | ER | SO | BB | IBB | HBP | BLK | WP | HR | S | P | ERA | WHIP |
|---|---|---|---|---|---|---|---|---|---|---|---|---|---|---|---|---|---|

| Batter | 1 | 2 | 3 | 4 | 5 | 6 | 7 | 8 | 9 | AB | R | H | RBI | BB | SO | LOB |
|---|---|---|---|---|---|---|---|---|---|---|---|---|---|---|---|---|
| 11 Jimmy Rollins, S (1, 6)<br>OBP: 0.350, SLG: 0.425 | B B C C X<br>2-2<br>26 1B<br>SF8<br>2B | | C X<br>0-1<br>26 2B<br>2B<br>1B | | B X<br>1-0 ①<br>F7 | C C B X<br>2-2 ③<br>G4-3 | | | | 4 | 2 | 2 | 0 | 0 | 0 | 1 |
| 26 Chase Utley, L (1, 4)<br>OBP: 0.324, SLG: 0.537 | C F B X<br>1-2<br>F9 SF8<br>6<br>1B<br>2-3<br>1B | | B B X<br>2-0<br>2B<br>1-3<br>2B | | B X<br>1-0<br>E1<br>BB<br>6<br>1B | | C B B F F F X<br>3-2<br>1B<br>1B | | | 4 | 3 | 3 | 0 | 0 | 0 | 0 |
| Bobby Abreu, L (1, 9)<br>OBP: 0.444, SLG: 0.590 | B B B C S F 1 SAFE X<br>3-2 ①<br>SF8<br>1-2<br>3-H | | B S B B X<br>3-1<br>1B<br>2-H<br>3-H<br>2B | | B B B C B<br>4-1<br>FC5<br>6<br>1B<br>1-2<br>BB | | B F B C C<br>2-3 ①<br>K | | | 2 | 1 | 1 | 3 | 1 | 1 | 1 |
| Pat Burrell, R (1, 7)<br>OBP: 0.348, SLG: 0.600<br>8 Shane Victorino, S (7, PR)<br>OBP: 0.250, SLG: 0.273 (8, 7) | B B C F X<br>2-2 ②<br>F9<br>2-3 | | X<br>0-0 ①<br>2-H<br>1B | | B B F F X<br>2-2 ②<br>F8 | | D X<br>1-0<br>1-3<br>1B | | | 4<br>0 | 0<br>0 | 2<br>0 | 1<br>0 | 0<br>0 | 0<br>0 | 3<br>0 |
| 6 Ryan Howard, L (1, 3)<br>OBP: 0.444, SLG: 0.613 | B F F B X<br>2-2<br>3-H<br>1B | | X<br>0-0 ②<br>G4-3 | | B D F S X<br>2-2<br>FC5<br>1-2<br>2-H<br>1B | | C B 1 SAFE S 1 SAFE S<br>1-3 ②<br>K | | | 4 | 0 | 2 | 2 | 0 | 1 | 2 |
| Aaron Rowand, R (1, 8)<br>OBP: 0.342, SLG: 0.444 | B X<br>1-0 ③<br>G1-3 | | C B X<br>1-1 ③<br>F8 | | C B B B X<br>3-1 ③<br>FC5<br>1-2<br>2-3f | | X<br>0-0 ③<br>F8 | | | 4 | 0 | 0 | 0 | 0 | 0 | 5 |
| David Bell, R (1, 5)<br>OBP: 0.259, SLG: 0.345 | | X<br>0-0 ①<br>F8 | S F S<br>0-3 ①<br>K | | | C B F X<br>1-2 ①<br>L9 | | X<br>0-0 ①<br>G5-3 | | 4 | 0 | 0 | 0 | 0 | 1 | 0 |
| Mike Lieberthal, R (1, 2)<br>OBP: 0.304, SLG: 0.386 | | C B B S B X<br>3-2 ②<br>L7 | C F F X<br>0-2 ②<br>G6-3 | | | H<br>1-0<br>SH3-4<br>HBP | | C B F X<br>1-2 ②<br>G6-3 | | 3 | 0 | 0 | 0 | 0 | 0 | 0 |
| Cory Lidle, R (1, 1)<br>Ryan Franklin, R (7, 1)<br>Arthur Rhodes, L (8, 1)<br>Alex Gonzalez, R (8, PH)<br>OBP: 0.143, SLG: 0.077<br>45 Tom Gordon, R (9, 1) | | C B S F C<br>1-3 ③<br>K | B C B C F C<br>2-3 ③<br>K | | | X<br>0-0 ②<br>SH3-4<br>1-2 | | B T C S<br>1-3 ③<br>K | | 2<br>0<br>0<br>0<br>1<br>0 | 0<br>0<br>0<br>0<br>0<br>0 | 0<br>0<br>0<br>0<br>0<br>0 | 0<br>0<br>0<br>0<br>0<br>0 | 0<br>0<br>0<br>0<br>1<br>0 | 2<br>0<br>0<br>0<br>0<br>0 | 0<br>0<br>0<br>0<br>0<br>0 |
| Inning Stats | R: 2 E: 0 K: 0 S: 17<br>H: 3 LOB: 1 BB: 0 P: 28 | R: 0 E: 0 K: 1 S: 8<br>H: 0 LOB: 0 BB: 0 P: 12 | R: 3 E: 0 K: 0 S: 9<br>H: 4 LOB: 0 BB: 0 P: 15 | R: 0 E: 0 K: 2 S: 11<br>H: 0 LOB: 0 BB: 0 P: 13 | R: 1 E: 1 K: 0 S: 11<br>H: 1 LOB: 2 BB: 1 P: 24 | R: 0 E: 0 K: 0 S: 7<br>H: 0 LOB: 1 BB: 0 P: 11 | R: 0 E: 0 K: 2 S: 13<br>H: 2 LOB: 2 BB: 0 P: 20 | R: 0 E: 0 K: 1 S: 7<br>H: 0 LOB: 0 BB: 0 P: 9 | | 1B: 7<br>2B: 3<br>3B: 0<br>HR: 0 | SF: 1<br>SAC: 1<br>DP: 0<br>HBP: 1 | | | WP: 0<br>PB: 0<br>SB: 0<br>CS: 0 | PA: 36 | | |

| PITCHER | | IP | WLS | BF | H | R | ER | SO | BB | IBB | HBP | BLK | WP | HR | S | P | ERA | WHIP |
|---|---|---|---|---|---|---|---|---|---|---|---|---|---|---|---|---|---|---|
| 37 Josh Fogg, R<br>ERA: 4.76 | (1, 1) | 5.0 | L | 24 | 8 | 6 | 5 | 3 | 1 | 0 | 0 | 0 | 0 | 0 | 56 | 92 | 9.00 | 1.800 |
| Scott Dohmann, R<br>ERA: 6.75 | (6, 1) | 1.0 | | 4 | 0 | 0 | 0 | 0 | 0 | 0 | 1 | 0 | 0 | 0 | 7 | 11 | 0.00 | 0.000 |
| 39 Tom Martin, L<br>ERA: 5.73 | (7, 1) | 2.0 | | 8 | 2 | 0 | 0 | 3 | 0 | 0 | 0 | 0 | 0 | 0 | 20 | 29 | 0.00 | 1.000 |

| PITCHER | IP | WLS | BF | H | R | ER | SO | BB | IBB | HBP | BLK | WP | HR | S | P | ERA | WHIP |
|---|---|---|---|---|---|---|---|---|---|---|---|---|---|---|---|---|---|

# BOTTOM

## Colorado Rockies @ Philadelphia Phillies

Citizens Bank Park, Philadelphia, PA

Mon Apr 24 2006, 7:05 PM EDT

Att. 20,244 - Partly Cloudy - 64 F

livebaseballscorecards.com

| | |
|---|---|
| AB | 32 |
| R | 6 |
| H | 10 |
| RBI | 6 |
| BB | 1 |
| SO | 6 |
| LOB | 12 |

| Batter | 1 | 2 | 3 | 4 | 5 | 6 | 7 | 8 | 9 | AB | R | H | RBI | BB | SO | LOB |
|---|---|---|---|---|---|---|---|---|---|---|---|---|---|---|---|---|
| 18 Cory Sullivan, L (1, 8)<br>OBP: 0.353, SLG: 0.462 | BCBFFBB<br>4-2<br>27 BB<br>12 1B<br>11 1B<br>BB | SBX<br>1-1 ②<br>G6-3 | | CBFBDX<br>3-2<br>12 E<br>1-3<br>2-H<br>2B | | BX<br>1-0 ②<br>B2-3<br>1-2 | | CX<br>0-1<br>12 E<br>1-2<br>1B | | 4 | 2 | 2 | 1 | 1 | 0 | 1 |
| 12 Clint Barmes, R (1, 6)<br>OBP: 0.294, SLG: 0.405 | 1 SAFE<br>FFX<br>0-2<br>27 BB<br>11 1B<br>1-2<br>1B | BFX<br>1-1<br>HR | | FFFX<br>0-2<br>E6<br>5<br>S<br>2-H<br>3-H | | CX<br>0-1 ③<br>F7 | | BBSFX<br>2-2<br>E4<br>1-2<br>2-3 | | 5 | 2 | 2 | 2 | 0 | 0 | 3 |
| 5 Matt Holliday, R (1, 7)<br>OBP: 0.274, SLG: 0.488 | CX<br>0-1 ①<br>F4 | CCFX<br>0-2 ③<br>G4-3 | | CFDBDFB<br>4-2<br>27 G5-4-3<br>2-3<br>BB | | | BCFFBFX<br>2-2<br>F8<br>27 1B<br>1B | BFFDFX<br>2-2 ③<br>G4-3 | | 4 | 0 | 1 | 0 | 1 | 0 | 5 |
| 27 Garrett Atkins, R (1, 5)<br>OBP: 0.427, SLG: 0.541 | CBSDBB<br>4-2<br>11 1B<br>1B<br>1-2<br>2-3<br>BB | CSBC<br>1-3 ①<br>K | | FX<br>0-1 ②③<br>G5-4-3<br>1-2f | | | X<br>0-0<br>F8<br>1-2<br>1B | | CFBBBFFB<br>4-2<br>FC5-4<br>BB | 3 | 1 | 1 | 0 | 2 | 1 | 2 |
| 11 Brad Hawpe, L (1, 9)<br>OBP: 0.422, SLG: 0.649 | FBBX<br>2-1<br>1B<br>1-2<br>2-H<br>3-H<br>1B | CCBBFS<br>2-3 ②<br>K | | | BSSSX<br>2-2<br>G6-3<br>1B | | CBMDS<br>2-3 ①<br>K | | SBBLBS<br>3-3 ①<br>K | 5 | 0 | 2 | 2 | 0 | 3 | 3 |
| Eli Marrero, R (1, 3)<br>OBP: 0.395, SLG: 0.727 | CBBBFFFX<br>3-2<br>S<br>1-3<br>2-H<br>1B | X<br>0-0 ③<br>P4 | | | B1BF1CC<br>SAFE<br>SAFE<br>2-3 ①<br>K | | FBCBX<br>2-2 ②③<br>F8<br>1-2<br>2-3 | | FSDX<br>1-2 ②<br>FC5-4<br>S<br>1-2f | 5 | 0 | 1 | 1 | 0 | 1 | 4 |
| Jamey Carroll, R (1, 4)<br>OBP: 0.375, SLG: 0.286 | X<br>0-0 ②<br>F9 | | BBBCX<br>3-1<br>18 2B<br>S<br>1B | CB1CBBFX<br>SAFE<br>3-2 ②③<br>G6-3<br>1-2f | | | CCBBFBX<br>3-2 ①<br>G5-3 | 1BFBCDB<br>SAFE<br>4-2<br>FC6-4<br>1-2<br>BB | | 4 | 1 | 1 | 0 | 1 | 0 | 3 |
| Danny Ardoin, R (1, 2)<br>OBP: 0.229, SLG: 0.267 | BCSC<br>1-3 ③<br>K<br>1-2 | | | 1 SAFE<br>1 SAFE<br>1PFCH<br>2-2<br>18 2B<br>12 E<br>1-2<br>HBP | | FFX<br>0-2 ①<br>F9 | | FBFFS<br>1-3 ②<br>K<br>CX<br>0-1 ③<br>FC6-4<br>1-2f | | 4 | 1 | 0 | 0 | 0 | 2 | 4 |
| Miguel Asencio, R (1, 1)<br>61 Ramon E Ramirez, R (4, 1)<br>OBP: 1.000, SLG: 1.000<br>Ray King, L (7, 1)<br>19 Ryan Spilborghs, R (8, PH)<br>OBP: 0.750, SLG: 0.750<br>Jose Mesa, R (8, 1)<br>40 Brian Fuentes, L (9, 1) | | CBSS<br>1-3 ①<br>K | | FLBL<br>1-3 ①<br>K | | BCX<br>1-1<br>18 B2-3<br>1B | | CBBBX<br>3-1<br>12 E<br>18 1B<br>1B | | 2<br>1<br>0<br>1<br>0<br>0 | 0<br>0<br>0<br>0<br>0<br>0 | 0<br>1<br>0<br>1<br>0<br>0 | 0<br>0<br>0<br>0<br>0<br>0 | 2<br>0<br>0<br>0<br>0<br>0 | 2<br>0<br>0<br>0<br>0<br>0 | 2<br>0<br>0<br>0<br>0<br>0 |
| Inning Stats | R: 3<br>E: 0<br>K: 1<br>S: 21<br>H: 3<br>LOB: 2<br>BB: 2<br>P: 35 | R: 1<br>E: 0<br>K: 1<br>S: 11<br>H: 1<br>LOB: 0<br>BB: 0<br>P: 14 | R: 0<br>E: 0<br>K: 2<br>S: 8<br>H: 0<br>LOB: 0<br>BB: 0<br>P: 11 | R: 3<br>E: 1<br>K: 1<br>S: 20<br>H: 2<br>LOB: 1<br>BB: 1<br>P: 32 | R: 0<br>E: 0<br>K: 1<br>S: 10<br>H: 1<br>LOB: 0<br>BB: 0<br>P: 17 | R: 0<br>E: 0<br>K: 0<br>S: 8<br>H: 1<br>LOB: 1<br>BB: 0<br>P: 10 | R: 0<br>E: 0<br>K: 1<br>S: 12<br>H: 2<br>LOB: 2<br>BB: 0<br>P: 18 | R: 0<br>E: 1<br>K: 1<br>S: 20<br>H: 2<br>LOB: 3<br>BB: 0<br>P: 31 | R: 0<br>E: 0<br>K: 1<br>S: 14<br>H: 0<br>LOB: 2<br>BB: 2<br>P: 26 | 1B: 10<br>2B: 1<br>3B: 0<br>HR: 1<br>SF: 0<br>SAC: 0<br>DP: 2<br>HBP: 1 | | | | | | |

| PITCHER | | IP | WLS | BF | H | R | ER | SO | BB | IBB | HBP | BLK | WP | HR | S | P | ERA | WHIP |
|---|---|---|---|---|---|---|---|---|---|---|---|---|---|---|---|---|---|---|
| Gavin Floyd, R<br>ERA: 8.5 | (1, 1) | 3.1 | L | 19 | 6 | 7 | 6 | 5 | 2 | 0 | 1 | 0 | 0 | 1 | 51 | 79 | 16.20 | 2.400 |
| Geoff Geary, R<br>ERA: 6.75 | (4, 1) | 2.2 | | 12 | 4 | 0 | 0 | 1 | 1 | 0 | 0 | 0 | 0 | 0 | 33 | 48 | 0.00 | 1.875 |
| Aaron Fultz, L<br>ERA: 3.68 | (7, 1) | 2.0 | | 8 | 2 | 0 | 0 | 2 | 0 | 0 | 0 | 0 | 0 | 0 | 26 | 41 | 0.00 | 1.000 |
| Rheal Cormier, L<br>ERA: | (9, 1) | 1.0 | | 5 | 0 | 0 | 0 | 1 | 2 | 0 | 0 | 0 | 0 | 0 | 14 | 26 | 0.00 | 2.000 |

| PITCHER | IP | WLS | BF | H | R | ER | SO | BB | IBB | HBP | BLK | WP | HR | S | P | ERA | WHIP |
|---|---|---|---|---|---|---|---|---|---|---|---|---|---|---|---|---|---|

# TOP

## Colorado Rockies @ Philadelphia Phillies

Citizens Bank Park, Philadelphia, PA

Tue Apr 25 2006, 7:05 PM EDT
Att. 19,512 - Partly Cloudy - 69 F

livebaseballscorecards.com

| | |
|---|---|
| AB | 38 |
| R | 7 |
| H | 12 |
| RBI | 6 |
| BB | 5 |
| SO | 9 |
| LOB | 27 |

| | | | | | | |
|---|---|---|---|---|---|---|
| WP: 0 | PB: 0 | SB: 4 | CS: 0 | PA: 44 | | |

# BOTTOM

## Colorado Rockies @ Philadelphia Phillies

Citizens Bank Park, Philadelphia, PA

Tue Apr 25 2006, 7:05 PM EDT
Att. 19,512 - Partly Cloudy - 69 F

livebaseballscorecards.com

| Batter | 1 | 2 | 3 | 4 | 5 | 6 | 7 | 8 | 9 | AB | R | H | RBI | BB | SO | LOB |
|---|---|---|---|---|---|---|---|---|---|---|---|---|---|---|---|---|
| 11 Jimmy Rollins, S (1, 6)<br>OBP: 0.329, SLG: 0.397 | C F B X 1-2 G3 ① | | C X 0-1 G3-1 ① | X 0-0 G3-1 ②<br>2-3<br>3-H | | B C B B C T F X 3-2 F7 ① | | 1 SAFE B X 1-0 G4-6-3 ②③<br>1-2f | | 5 | 0 | 0 | 1 | 0 | 0 | 2 |
| 26 Chase Utley, L (1, 4)<br>OBP: 0.329, SLG: 0.535 | B X 1-0 F7 ② | | C X 0-1 F7 ② | S X 0-1 1B 2B<br>3-H | | F F B X 1-2 G3-1 ② | | | B B B B 4-0 S BB | 4 | 1 | 1 | 1 | 1 | 0 | 0 |
| Bobby Abreu, L (1, 9)<br>OBP: 0.442, SLG: 0.569 | B B C T F S 3-3 K ③ | | B B F B F B 4-2 S BB | C C X 1-2 BB 1B<br>2-H | | X 0-0 G4-3 ③ | | | C S B C 1-3 K ①<br>1-2 | 4 | 0 | 1 | 1 | 1 | 2 | 1 |
| Pat Burrell, R (1, 7)<br>OBP: 0.365, SLG: 0.587<br>David Dellucci, L (9, PR)<br>OBP: 0.158, SLG: 0.167 | | B C C B S 2-3 K ① | C C B B B X 3-2 G5-3 ③<br>1-2 | 1 SAFE B S 1 SAFE B S 1 SAFE B B 4-2 BB<br>1-2 | | | C C B B B F X 3-2 6 G4-6-3 1B | | B B C B B 4-1 BB | 3<br>0 | 0<br>0 | 1<br>0 | 0<br>0 | 2<br>0 | 1<br>0 | 1<br>0 |
| 6 Ryan Howard, L (1, 3)<br>OBP: 0.416, SLG: 0.567 | | F B T B F C 2-3 K ② | | 0-2 P6 ①<br>G6-3 | | | X 0-0 G4-6-3 ①②<br>1-2f | | B S B C C 2-3 K ② | 5 | 0 | 0 | 0 | 0 | 2 | 5 |
| Aaron Rowand, R (1, 8)<br>OBP: 0.358, SLG: 0.440 | B H 2-0 1B 2B HBP | | | B X 1-0 E6 1B 2B<br>B S B B F B 4-2 BB | | | B B X 2-0 1B | | B F S B X 2-2 P5 ③ | 3 | 2 | 1 | 0 | 1 | 0 | 2 |
| David Bell, R (1, 5)<br>OBP: 0.274, SLG: 0.356 | X 0-0 2B 1-2 1B | | | B C X 1-1 2B 1-2 2B 1B<br>B F 1 SAFE F X 1-2 F8 ① | | | X 0-0 G4-3 ③ | | | 4 | 1 | 2 | 0 | 0 | 0 | 2 |
| Sal Fasano, R (1, 2)<br>OBP: 0.292, SLG: 0.522<br>8 Shane Victorino, S (8, PH)<br>OBP: 0.308, SLG: 0.333<br>Mike Lieberthal, R (9, 2)<br>OBP: 0.304, SLG: 0.386 | C C X 0-2 1-3 2-H 2B | | | S B F X 1-2 2B 11 G3-1 1-3 2-H 2B<br>1 SAFE S D F S 1-3 K ② | | | | F B X 1-1 11 G4-6-3 1B | | 3<br>1<br>0 | 1<br>0<br>0 | 2<br>1<br>0 | 2<br>0<br>0 | 0<br>0<br>0 | 1<br>0<br>0 | 1<br>0<br>0 |
| Gavin Floyd, R (1, 1)<br>Geoff Geary, R (4, 1)<br>OBP: 0.500, SLG: 1.000<br>Aaron Fultz, L (7, 1)<br>Abraham Nunez, S (8, PH)<br>OBP: 0.208, SLG: 0.217<br>Rheal Cormier, L (9, 1) | C B S S 1-3 K ③ | | | B C B X 2-1 11 G3-1 26 2B 2-3 3-H 2B<br>B C F B X 2-2 G3 ③ | | | | X 0-0 B5 ① | | 1<br>2<br>0<br>1<br>0 | 0<br>1<br>0<br>0<br>0 | 0<br>1<br>0<br>0<br>0 | 0<br>1<br>0<br>0<br>0 | 0<br>0<br>0<br>0<br>0 | 1<br>0<br>0<br>1<br>0 | 2<br>1<br>0<br>1<br>0 |
| Inning Stats | R: 0 E: 0 K: 1 S: 7 H: 0 LOB: 0 BB: 0 P: 12 | R: 1 E: 0 K: 3 S: 14 H: 2 LOB: 2 BB: 0 P: 21 | R: 0 E: 0 K: 0 S: 9 H: 0 LOB: 1 BB: 1 P: 16 | R: 5 E: 1 K: 0 S: 22 H: 5 LOB: 2 BB: 1 P: 34 | R: 0 E: 0 K: 1 S: 11 H: 0 LOB: 1 BB: 1 P: 19 | R: 0 E: 0 K: 0 S: 8 H: 0 LOB: 0 BB: 0 P: 12 | R: 0 E: 0 K: 0 S: 7 H: 2 LOB: 1 BB: 0 P: 12 | R: 0 E: 0 K: 0 S: 4 H: 1 LOB: 0 BB: 0 P: 6 | R: 0 E: 0 K: 2 S: 10 H: 0 LOB: 2 BB: 2 P: 23 | 1B: 6 2B: 4 3B: 0 HR: 0 | SF: 0 SAC: 0 DP: 2 HBP: 1 | | | | | | |

| | AB | 36 |
|---|---|---|
| | R | 6 |
| | H | 10 |
| | RBI | 6 |
| | BB | 5 |
| | SO | 7 |
| | LOB | 18 |

WP: 0 PB: 0 SB: 2 CS: 0 PA: 42

| PITCHER | | IP | WLS | BF | H | R | ER | SO | BB | IBB | HBP | BLK | WP | HR | S | P | ERA | WHIP |
|---|---|---|---|---|---|---|---|---|---|---|---|---|---|---|---|---|---|---|
| Miguel Asencio, R<br>ERA: 3.86 | (1, 1) | 3.2 | | 22 | 7 | 6 | 2 | 4 | 2 | 0 | 1 | 0 | 0 | 0 | 49 | 78 | 4.91 | 2.455 |
| 61 Ramon E Ramirez, R<br>ERA: | (4, 1) | 2.1 | W | 8 | 0 | 0 | 0 | 1 | 1 | 0 | 0 | 0 | 0 | 0 | 22 | 36 | 0.00 | 0.429 |
| Ray King, L<br>ERA: 3.38 | (7, 1) | 1.0 | H | 4 | 2 | 0 | 0 | 0 | 0 | 0 | 0 | 0 | 0 | 0 | 7 | 12 | 0.00 | 2.000 |
| Jose Mesa, R<br>ERA: 0.79 | (8, 1) | 1.0 | H | 3 | 1 | 0 | 0 | 0 | 0 | 0 | 0 | 0 | 0 | 0 | 4 | 6 | 0.00 | 1.000 |
| 40 Brian Fuentes, L<br>ERA: 1.13 | (9, 1) | 1.0 | S | 5 | 0 | 0 | 0 | 2 | 2 | 0 | 0 | 0 | 0 | 0 | 10 | 23 | 0.00 | 2.000 |

| PITCHER | IP | WLS | BF | H | R | ER | SO | BB | IBB | HBP | BLK | WP | HR | S | P | ERA | WHIP |
|---|---|---|---|---|---|---|---|---|---|---|---|---|---|---|---|---|---|

| Batter | 1 | 2 | 3 | 4 | 5 | 6 | 7 | 8 | 9 | AB | R | H | RBI | BB | SO | LOB |
|---|---|---|---|---|---|---|---|---|---|---|---|---|---|---|---|---|
| 18 Cory Sullivan, L (1, 8)<br>OBP: 0.378, SLG: 0.518 | C C F B B F X<br>2-2<br>5 G4-6-3<br>1B | | B B F B X<br>3-1<br>27 BB 12 1B<br>2-3<br>1B | | C B S X<br>1-2<br>HR | X<br>0-0 ③<br>G4-3 | | C X<br>0-1<br>1-2<br>2-H<br>1B | | 5 | 1 | 4 | 2 | 0 | 0 | 0 |
| 12 Clint Barmes, R (1, 6)<br>OBP: 0.300, SLG: 0.417 | C X<br>0-1 ①<br>F9 | | B B X<br>2-0<br>27 BB<br>1-2<br>3-H<br>1B | | B F X<br>1-1<br>5 G4-3<br>27 WP<br>2B | | C X<br>0-1 ①<br>P1 | B C D S C<br>2-3 ③<br>K | | 5 | 1 | 2 | 1 | 0 | 1 | 3 |
| 5 Matt Holliday, R (1, 7)<br>OBP: 0.258, SLG: 0.459 | 1 SAFE<br>1 SAFE<br>X<br>0-0 ② ③<br>G4-6-3<br>1-2f | | B B O C X<br>3-1 ②<br>F9 | | B F F X<br>1-2 ①<br>G4-3<br>2-3 | | B B X<br>2-0 ②<br>G6-3 | | B C B X<br>2-1 ①<br>F9 | 5 | 0 | 0 | 0 | 0 | 0 | 4 |
| 27 Garrett Atkins, R (1, 5)<br>OBP: 0.437, SLG: 0.532 | | C X<br>0-1 ①<br>G6-3 | B B D B<br>4-0<br>1-2<br>2-3<br>BB | | C B S X<br>1-2<br>11 1B<br>1B<br>3-H<br>1B | | F B B B B<br>4-1<br>BB | | B C C F F C<br>1-3 ②<br>K | 3 | 1 | 1 | 0 | 2 | 1 | 0 |
| 11 Brad Hawpe, L (1, 9)<br>OBP: 0.409, SLG: 0.620 | | F B B C B F F S<br>3-3 ②<br>K | F X<br>0-1 ③<br>F7 | | B C X<br>1-1<br>1B<br>1-3<br>1B | | S X<br>0-1 ③<br>F9 | | B C B S S<br>2-3 ③<br>K | 5 | 0 | 1 | 0 | 0 | 2 | 4 |
| Jason Smith, L (1, 3)<br>OBP: 0.435, SLG: 0.610<br>Jamey Carroll, R (8, PH)<br>OBP: 0.394, SLG: 0.286 (8, 4) | | X<br>0-0<br>1B | | B F F X<br>1-2 ①<br>G4-3 | F X<br>0-1<br>G4-6-3<br>1-2<br>3-H<br>1B | | | B B C B C B<br>4-2<br>18 1B G6-3<br>BB | | 3<br>0 | 0<br>1 | 2<br>0 | 1<br>0 | 0<br>1 | 0<br>0 | 0<br>0 |
| Luis Gonzalez, R (1, 4)<br>OBP: 0.229, SLG: 0.319 (8, 3) | B X<br>1-0 ③<br>F9 | | C F F S<br>0-3 ②<br>K | | B X<br>1-0 ② ③<br>G4-6-3<br>1-2f | | | B C B S S<br>2-3 ①<br>K | | 4 | 0 | 0 | 0 | 0 | 2 | 4 |
| Danny Ardoin, R (1, 2)<br>OBP: 0.250, SLG: 0.271 | | C F F B B H<br>3-2<br>18 1B SH1-4<br>12 1B<br>HBP | B X<br>1-0<br>1B | | B X<br>1-0 ①<br>G4-3 | | | C D X<br>1-1 ②<br>G6-3<br>1-2 | | 3 | 1 | 1 | 0 | 0 | 0 | 1 |
| Jason Jennings, L (1, 1)<br>OBP: 0.100, SLG: 0.100<br>Choo Freeman, R (6, PH)<br>OBP: 0.273, SLG: 0.286<br>39 Tom Martin, L (6, 1)<br>Scott Dohmann, R (7, 1)<br>19 Ryan Spilborghs, R (8, PH)<br>OBP: 0.800, SLG: 0.750<br>David Cortes, R (8, 1) | | B B X<br>2-0 ①<br>SH1-4<br>1-2 | B X<br>1-0 ③<br>G4-3 | | C B B B C X<br>3-2 ②<br>G5-3 | | | B B B C S B<br>4-2<br>18 1B<br>BB | | 1<br>1<br>0<br>0<br>0<br>0 | 0<br>0<br>0<br>0<br>0<br>0 | 0<br>0<br>0<br>0<br>1<br>0 | 0<br>0<br>0<br>0<br>0<br>0 | 0<br>0<br>0<br>0<br>0<br>0 | 0<br>0<br>0<br>0<br>0<br>0 | 1<br>0<br>0<br>0<br>0<br>0 |

| Inning Stats | | | | | | | | | | | | | | | | | | | | | | | | |
|---|---|---|---|---|---|---|---|---|---|---|---|---|---|---|---|---|---|---|---|---|---|---|---|---|
| | R: 0 | H: 1 | | R: 0 | H: 1 | | R: 1 | H: 2 | | R: 0 | H: 1 | | R: 3 | H: 5 | | R: 0 | H: 0 | | R: 0 | H: 0 | | R: 1 | H: 1 | |
| | E: 0 | LOB: 0 | | E: 0 | LOB: 1 | | E: 0 | LOB: 3 | | E: 0 | LOB: 1 | | E: 0 | LOB: 1 | | E: 0 | LOB: 0 | | E: 0 | LOB: 1 | | E: 0 | LOB: 2 | |
| | K: 0 | BB: 0 | | K: 1 | BB: 0 | | K: 0 | BB: 1 | | K: 1 | BB: 0 | | K: 0 | BB: 0 | | K: 0 | BB: 0 | | K: 0 | BB: 1 | | K: 2 | BB: 2 | |
| | S: 9 | P: 11 | | S: 9 | P: 13 | | S: 11 | P: 28 | | S: 9 | P: 12 | | S: 16 | P: 22 | | S: 5 | P: 9 | | S: 6 | P: 12 | | S: 14 | P: 27 | |

| | R: 0 | H: 0 | | 1B: 9 | SF: 0 | | WP: 1 | PA: 41 |
|---|---|---|---|---|---|---|---|---|
| | E: 0 | LOB: 0 | | 2B: 1 | SAC: 1 | | PB: 0 | |
| | K: 2 | BB: 0 | | 3B: 0 | DP: 2 | | SB: 0 | |
| | S: 10 | P: 15 | | HR: 1 | HBP: 1 | | CS: 0 | |

| PITCHER | | IP | WLS | BF | H | R | ER | SO | BB | IBB | HBP | BLK | WP | HR | S | P | ERA | WHIP |
|---|---|---|---|---|---|---|---|---|---|---|---|---|---|---|---|---|---|---|
| 63 Ryan Madson, R<br>ERA: 8.05 | (1, 1) | 5.0 | W | 25 | 10 | 4 | 4 | 2 | 1 | 0 | 1 | 0 | 1 | 1 | 54 | 86 | 7.20 | 2.200 |
| Clay Condrey, R<br>ERA: | (6, 1) | 1.0 | H | 3 | 0 | 0 | 0 | 0 | 0 | 0 | 0 | 0 | 0 | 0 | 5 | 9 | 0.00 | 0.000 |
| Ryan Franklin, R<br>ERA: 2.92 | (7, 1) | 1.0 | H | 4 | 0 | 0 | 0 | 0 | 1 | 0 | 0 | 0 | 0 | 0 | 6 | 12 | 0.00 | 1.000 |
| Arthur Rhodes, L<br>ERA: 5.87 | (8, 1) | 1.0 | H | 6 | 1 | 1 | 1 | 2 | 2 | 0 | 0 | 0 | 0 | 0 | 14 | 27 | 9.00 | 3.000 |
| 45 Tom Gordon, R<br>ERA: 0.93 | (9, 1) | 1.0 | | 3 | 0 | 0 | 0 | 2 | 0 | 0 | 0 | 0 | 0 | 0 | 10 | 15 | 0.00 | 0.000 |

| PITCHER | IP | WLS | BF | H | R | ER | SO | BB | IBB | HBP | BLK | WP | HR | S | P | ERA | WHIP |
|---|---|---|---|---|---|---|---|---|---|---|---|---|---|---|---|---|---|

# TOP

# Colorado Rockies @ Philadelphia Phillies

Citizens Bank Park, Philadelphia, PA

Wed Apr 26 2006, 7:05 PM EDT

Att. 19,182 - Clear - 57 F

livebaseballscorecards.com

| | |
|---|---|
| AB | 35 |
| R | 5 |
| H | 11 |
| RBI | 4 |
| BB | 4 |
| SO | 6 |
| LOB | 17 |

| Batter | 1 | 2 | 3 | 4 | 5 | 6 | 7 | 8 | 9 | AB | R | H | RBI | BB | SO | LOB |
|---|---|---|---|---|---|---|---|---|---|---|---|---|---|---|---|---|
| 11 Jimmy Rollins, S (1, 6)<br>OBP: 0.322, SLG: 0.390 | C S F B B X<br>2-2 G1-3 ①<br>S D B B F F F F X<br>3-2 SF7 ②<br>3-H | B B X<br>2-0 G4-3 ③ | | | B B B C X<br>3-1 L6 ① | B 1 SAFE X<br>1-0 6 1B 26 1B<br>1-2 1B | | 4 | 1 | 1 | 1 | 0 | 0 | 1 |
| 26 Chase Utley, L (1, 4)<br>OBP: 0.357, SLG: 0.547 | B C F B X<br>2-2 BB 2B 1B<br>C B B B B<br>4-1 BB | F X<br>0-1 P6 ① | | | B X<br>1-0 BB 1B | B B X<br>2-0 6 1B<br>1-2<br>2-3 1B | | 4 | 1 | 3 | 0 | 1 | 0 | 0 |
| Bobby Abreu, L (1, 9)<br>OBP: 0.440, SLG: 0.552 | C B B B 1 SAFE 1B<br>4-1 2B<br>1-2 BB<br>1 SAFE C S B 1 SAFE X<br>1-2 F7 ③ | B B C B B<br>4-1 BB BB | | | F B F T<br>1-2 K ② | B B X<br>2-0 SF7 ①<br>3-H | | 2 | 1 | 0 | 1 | 2 | 1 | 2 |
| Pat Burrell, R (1, 7)<br>OBP: 0.392, SLG: 0.606<br>45 Tom Gordon, R (9, 1) | C B D X<br>2-1<br>1-H<br>2-H 2B | B B X<br>2-0 6 1B HR 1B<br>C B C B B B<br>4-2<br>1-2 BB | | | B B C C C 1 SAFE D B<br>4-2<br>1-2 BB | C F F C<br>0-3 K ② | | 3<br>0 | 1<br>0 | 2<br>0 | 2<br>0 | 2<br>0 | 1<br>0 | 2<br>0 |
| 6 Ryan Howard, L (1, 3)<br>OBP: 0.415, SLG: 0.556 | B B S T D C<br>3-3 K ② | B B B C C X<br>3-1 HR<br>1-2 HR 1B<br>B F F S<br>1-3 K ② | | | C B B C B X<br>3-2 F9 ③ | C S X<br>0-2 FC4<br>1-3<br>2-H 1B | | 5 | 1 | 2 | 1 | 0 | 2 | 5 |
| Aaron Rowand, R (1, 8)<br>OBP: 0.337, SLG: 0.413 | B F S X<br>1-2 G5-3 ③ | B D F S X<br>2-2 F8 ①<br>S B X<br>1-1 F8 ③ | | | B C X<br>1-1 P4 ①<br>B C X<br>1-1 FC4 ③<br>1-2f | | | 5 | 0 | 0 | 0 | 0 | 0 | 7 |
| David Bell, R (1, 5)<br>OBP: 0.288, SLG: 0.429 | B X<br>1-0 2B 2B | B S D X<br>2-1<br>1-H<br>2-H HR | X<br>0-0 G5-3 ① | | B X<br>1-0 G6-3 ② | | | 4 | 2 | 2 | 3 | 0 | 0 | 0 |
| Mike Lieberthal, R (1, 2)<br>OBP: 0.340, SLG: 0.438 | B X<br>1-0 63 SH2-4 11 SF7<br>2-H 2B | B T X<br>1-1 1B | C X<br>0-1 G4-6-3 1B | | B B C X<br>2-1 F9 ③ | | | 4 | 1 | 3 | 1 | 0 | 0 | 0 |
| 63 Ryan Madson, L (1, 1)<br>OBP: 0.571, SLG: 0.500<br>Abrahan Nunez, S (5, PH)<br>OBP: 0.200, SLG: 0.208<br>Clay Condrey, R (6, 1)<br>Ryan Franklin, R (7, 1)<br>Arthur Rhodes, L (8, 1)<br>David Dellucci, L (8, PH)<br>OBP: 0.200, SLG: 0.211<br>8 Shane Victorino, S (9, 7)<br>OBP: 0.308, SLG: 0.333 | L L D B X<br>2-2 SH2-4 ①<br>2-3 | B B C M L<br>2-3 K ② | F B F D X<br>2-2 G4-6-3 ②③<br>1-2f | | | C B B B X<br>3-2 26 1B 11 1B SF7 1B | | 1<br>1<br>0<br>0<br>0<br>1<br>0 | 0<br>0<br>0<br>0<br>0<br>1<br>0 | 0<br>0<br>0<br>0<br>0<br>1<br>0 | 0<br>0<br>0<br>0<br>0<br>1<br>0 | 1<br>0<br>0<br>0<br>0<br>0<br>0 | 1<br>0<br>0<br>0<br>0<br>0<br>0 | 1<br>1<br>0<br>0<br>0<br>0<br>0 |
| Inning Stats | R: 2 E: 0 K: 1 S: 16 H: 2 LOB: 1 BB: 1 P: 30 | R: 2 E: 0 K: 0 S: 15 H: 2 LOB: 1 BB: 1 P: 27 | R: 3 E: 0 K: 1 S: 14 H: 4 LOB: 1 BB: 0 P: 28 | R: 0 E: 0 K: 1 S: 10 H: 0 LOB: 2 BB: 2 P: 20 | R: 0 E: 0 K: 0 S: 6 H: 1 LOB: 0 BB: 0 P: 8 | R: 0 E: 0 K: 1 S: 11 H: 1 LOB: 2 BB: 1 P: 23 | R: 0 E: 0 K: 0 S: 5 H: 0 LOB: 0 BB: 0 P: 9 | R: 2 E: 0 K: 1 S: 15 H: 4 LOB: 2 BB: 0 P: 24 | | 1B: 10<br>2B: 3<br>3B: 0<br>HR: 1 | | SF: 2<br>SAC: 1<br>DP: 1<br>HBP: 0 | | WP: 0<br>PB: 0<br>SB: 0<br>CS: 0 | | PA: 42 |

| PITCHER | | IP | WLS | BF | H | R | ER | SO | BB | IBB | HBP | BLK | WP | HR | S | P | ERA | WHIP |
|---|---|---|---|---|---|---|---|---|---|---|---|---|---|---|---|---|---|---|
| Jason Jennings, R<br>ERA: 6.6 | (1, 1) | 5.0 | L | 27 | 9 | 7 | 7 | 3 | 4 | 0 | 0 | 0 | 0 | 1 | 61 | 113 | 12.60 | 2.600 |
| 39 Tom Martin, L<br>ERA: 5.25 | (6, 1) | 1.0 | | 5 | 1 | 0 | 0 | 1 | 1 | 0 | 0 | 0 | 0 | 0 | 11 | 23 | 0.00 | 2.000 |
| Scott Dohmann, R<br>ERA: 4.91 | (7, 1) | 1.0 | | 3 | 0 | 0 | 0 | 0 | 0 | 0 | 0 | 0 | 0 | 0 | 5 | 9 | 0.00 | 0.000 |
| David Cortes, R<br>ERA: 1.5 | (8, 1) | 1.0 | | 7 | 4 | 2 | 2 | 1 | 0 | 0 | 0 | 0 | 0 | 0 | 15 | 24 | 18.00 | 4.000 |

| PITCHER | IP | WLS | BF | H | R | ER | SO | BB | IBB | HBP | BLK | WP | HR | S | P | ERA | WHIP |
|---|---|---|---|---|---|---|---|---|---|---|---|---|---|---|---|---|---|

# BOTTOM

## Colorado Rockies @ Philadelphia Phillies

Citizens Bank Park, Philadelphia, PA

Wed Apr 26 2006, 7:05 PM EDT

Att. 19,182 - Clear - 57 F

livebaseballscorecards.com

| | |
|---|---|
| AB | 34 |
| R | 9 |
| H | 14 |
| RBI | 9 |
| BB | 5 |
| SO | 5 |
| LOB | 19 |

# Colorado Rockies @ Philadelphia Phillies

Citizens Bank Park, Philadelphia, PA

Thu Apr 27 2006, 3:05 PM EDT

Att. 21,506 - Sunny - 70 F

livebaseballscorecards.com

| Batter | 1 | 2 | 3 | 4 | 5 | 6 | 7 | 8 | 9 | AB | R | H | RBI | BB | SO | LOB |
|---|---|---|---|---|---|---|---|---|---|---|---|---|---|---|---|---|
| 18 Cory Sullivan, L (1, 8)<br>OBP: 0.368, SLG: 0.511 | 2-2 12 SH1-3 2B | | 0-0 G3 | | 1-2 F9 2-3 | | 2-3 K | | 0-0 B1-3 | 5 | 0 | 1 | 0 | 0 | 1 | 1 |
| 12 Clint Barmes, R (1, 6)<br>OBP: 0.309, SLG: 0.432 | 0-1 SH1-3 2-3 | | 1-2 P5 | | 0-2 5 1B 3-H 1B | | 1-1 P4 | | 0-0 27 1B 2B | 4 | 1 | 2 | 1 | 0 | 0 | 0 |
| 5 Matt Holliday, R (1, 7)<br>OBP: 0.277, SLG: 0.467 | 0-3 K | | 2-3 K | | 2-1 1-2 1B | | | 0-1 27 HR 1B | 2-2 27 1B 1B | 5 | 1 | 3 | 0 | 0 | 2 | 1 |
| 27 Garrett Atkins, R (1, 5)<br>OBP: 0.435, SLG: 0.561 | 1-2 F9 | | | 1-0 L5 | 1-1 L7 | | | 1-2 1-H HR | 0-2 1-3 2-H 1B | 5 | 1 | 2 | 3 | 0 | 0 | 3 |
| 11 Brad Hawpe, L (1, 9)<br>OBP: 0.419, SLG: 0.667 | | 0-1 HR | | 1-0 G1-3 | | 1-0 FC4-6 1B | | 1-0 SH2-4 2B | 1-3 K | 5 | 1 | 3 | 1 | 0 | 1 | 1 |
| Jason Smith, L (1, 3)<br>OBP: 0.420, SLG: 0.568 | | 3-2 G4-3 | | 1-1 G3 | | 3-2 FC4-6 1B 1-2f | | 4-2 SH2-4 BB | | 3 | 0 | 0 | 0 | 1 | 0 | 1 |
| Jamey Carroll, R (1, 4)<br>OBP: 0.444, SLG: 0.333 | | 0-2 CS 1B | | | 4-2 2B BB | 0-0 G6-3 1B 1-2 | | 0-0 SH2-4 1-2 2-3 | | 2 | 1 | 2 | 0 | 1 | 0 | 0 |
| Miguel Ojeda, R (1, 2)<br>OBP: 0.378, SLG: 0.545 | | 0-1 1-2 1B | | | 0-0 18 F9 12 1B 1-H 2B | 2-2 G6-3 1-2f | | 4-0 19 G4-6-3 IBB | | 3 | 1 | 2 | 1 | 1 | 0 | 2 |
| 28 Aaron Cook, R (1, 1)<br>OBP: 0.091, SLG: 0.091 | | 2-2 G5-3 | | | 0-1 B3 | | 1-3 K | 3-1 G4-6-3 1-2f | | 3 | 0 | 0 | 0 | 0 | 1 | 2 |
| 19 Ryan Spilborghs, R (8, PH)<br>OBP: 0.667, SLG: 0.600 | | | | | | | | | | 1 | 0 | 0 | 0 | 0 | 0 | 3 |
| Ray King, L (8, 1) | | | | | | | | | | 0 | 0 | 0 | 0 | 0 | 0 | 0 |
| Jose Mesa, R (8, 1) | | | | | | | | | | 0 | 0 | 0 | 0 | 0 | 0 | 0 |
| 40 Brian Fuentes, L (9, 1) | | | | | | | | | | 0 | 0 | 0 | 0 | 0 | 0 | 0 |

| Inning Stats | | | | | | | | | | | | | | | | | | | | | | | | | | | | | | | |
|---|---|---|---|---|---|---|---|---|---|---|---|---|---|---|---|---|---|---|---|---|---|---|---|---|---|---|---|---|---|---|---|
| | R: 0 | H: 1 | E: 0 | LOB: 1 | K: 1 | BB: 0 | S: 11 | P: 14 | R: 1 | H: 3 | E: 0 | LOB: 1 | K: 0 | BB: 0 | S: 13 | P: 18 | R: 0 | H: 0 | E: 0 | LOB: 0 | K: 1 | BB: 0 | S: 11 | P: 14 | R: 0 | H: 0 | E: 0 | LOB: 0 | K: 0 | BB: 0 | S: 4 | P: 7 |
| | R: 2 | H: 3 | E: 0 | LOB: 2 | K: 0 | BB: 1 | S: 17 | P: 25 | R: 0 | H: 2 | E: 0 | LOB: 1 | K: 0 | BB: 0 | S: 8 | P: 14 | R: 0 | H: 0 | E: 0 | LOB: 0 | K: 2 | BB: 0 | S: 9 | P: 13 | R: 2 | H: 3 | E: 0 | LOB: 2 | K: 0 | BB: 2 | S: 14 | P: 27 |
| | R: 1 | H: 3 | E: 0 | LOB: 1 | K: 1 | BB: 0 | S: 14 | P: 17 | 1B: 9 | SF: 0 | 2B: 4 | SAC: 2 | 3B: 0 | DP: 2 | HR: 2 | HBP: 0 | WP: 0 | PA: 41 | PB: 0 | SB: 0 | CS: 1 | | | | | | | | | | |

| PITCHER | IP | WLS | BF | H | R | ER | SO | BB | IBB | HBP | BLK | WP | HR | S | P | ERA | WHIP |
|---|---|---|---|---|---|---|---|---|---|---|---|---|---|---|---|---|---|
| 21 Jon Lieber, R (1, 1)<br>ERA: 7.04 | 7.0 | | 29 | 9 | 3 | 3 | 4 | 1 | 0 | 0 | 0 | 0 | 1 | 73 | 105 | 3.86 | 1.429 |
| Ryan Franklin, R (8, 1)<br>ERA: 4.38 | 0.0 | L | 2 | 2 | 2 | 2 | 0 | 0 | 0 | 0 | 0 | 0 | 1 | 7 | 8 | ∞ | ∞ |
| Rheal Cormier, L (8, 1)<br>ERA: | 1.1 | | 6 | 1 | 0 | 0 | 0 | 1 | 1 | 0 | 0 | 0 | 0 | 8 | 20 | 0.00 | 1.500 |
| Clay Condrey, R (9, 1)<br>ERA: 5.4 | 0.2 | | 4 | 3 | 1 | 1 | 1 | 0 | 0 | 0 | 0 | 0 | 0 | 13 | 16 | 13.50 | 4.500 |

| PITCHER | IP | WLS | BF | H | R | ER | SO | BB | IBB | HBP | BLK | WP | HR | S | P | ERA | WHIP |
|---|---|---|---|---|---|---|---|---|---|---|---|---|---|---|---|---|---|

| TOP | |
|---|---|
| AB | 36 |
| R | 6 |
| H | 15 |
| RBI | 6 |
| BB | 3 |
| SO | 5 |
| LOB | 14 |

# BOTTOM

## Colorado Rockies @ Philadelphia Phillies

Citizens Bank Park, Philadelphia, PA

Thu Apr 27 2006, 3:05 PM EDT

Att. 21,506 - Sunny - 70 F

livebaseballscorecards.com

| Batter | 1 | 2 | 3 | 4 | 5 | 6 | 7 | 8 | 9 | AB | R | H | RBI | BB | SO | LOB |
|---|---|---|---|---|---|---|---|---|---|---|---|---|---|---|---|---|
| 11 Jimmy Rolls, S (1, 6)<br>OBP: 0.309, SLG: 0.372 | K | F8 | | G4-3 | | | L6 | | | 4 | 0 | 0 | 0 | 0 | 1 | 2 |
| 26 Chase Utley, L (1, 4)<br>OBP: 0.352, SLG: 0.532 | 1B | | G4-3 | | G3 | | | G4-3 | | 4 | 1 | 1 | 0 | 0 | 0 | 0 |
| Bobby Abreu, L (1, 9)<br>OBP: 0.442, SLG: 0.563 | 2B | | F8 | | G6-3 | | | BLK | | 4 | 1 | 2 | 0 | 0 | 0 | 0 |
| Pat Burrell, R (1, 7)<br>OBP: 0.398, SLG: 0.600 | 1B | | 1B | | F8 | | | F8 | | 4 | 0 | 2 | 2 | 0 | 0 | 1 |
| 6 Ryan Howard, L (1, 3)<br>OBP: 0.419, SLG: 0.541 | BB | | K | | | L4 | | BB | | 2 | 0 | 0 | 0 | 2 | 1 | 1 |
| 8 Shane Victorino, S (1, 8)<br>OBP: 0.235, SLG: 0.250 | G3 | | | G3-1 | | F7 | | P5 | | 4 | 0 | 0 | 0 | 0 | 0 | 3 |
| David Bell, R (1, 5)<br>OBP: 0.300, SLG: 0.448 | | 1B | | 2B | | G4-3 | | | F8 | 4 | 1 | 2 | 0 | 0 | 0 | 0 |
| Sal Fasano, R (1, 2)<br>OBP: 0.259, SLG: 0.462 | | K | | K | | | G4-3 | | K | 3 | 0 | 0 | 0 | 0 | 2 | 2 |
| Abraham Nunez, S (9, PH)<br>OBP: 0.192, SLG: 0.200 | | | | | | | | | | 1 | 0 | 0 | 0 | 0 | 1 | 0 |
| 21 Jon Lieber, L (1, 1) | | SH2-4 | | E6 | | | K | | K | 1 | 0 | 0 | 0 | 0 | 0 | 0 |
| David Dellucci, L (7, PH)<br>OBP: 0.190, SLG: 0.200 | | | | | | | | | | 1 | 0 | 0 | 0 | 0 | 1 | 0 |
| Ryan Franklin, R (8, 1) | | | | | | | | | | 0 | 0 | 0 | 0 | 0 | 0 | 0 |
| Rheal Cormier, L (8, 1) | | | | | | | | | | 0 | 0 | 0 | 0 | 0 | 0 | 0 |
| Clay Condrey, R (9, 1) | | | | | | | | | | 0 | 0 | 0 | 0 | 0 | 0 | 0 |
| Alex Gonzalez, R (9, PH)<br>OBP: 0.133, SLG: 0.071 | | | | | | | | | | 1 | 0 | 0 | 0 | 0 | 1 | 0 |
| Inning Stats | R: 2 E: 0 K: 1 S: 10 / H: 3 LOB: 1 BB: 1 P: 17 | R: 0 E: 0 K: 1 S: 8 / H: 1 LOB: 1 BB: 0 P: 10 | R: 0 E: 0 K: 1 S: 13 / H: 1 LOB: 1 BB: 0 P: 23 | R: 1 E: 1 K: 1 S: 10 / H: 1 LOB: 1 BB: 0 P: 16 | R: 0 E: 0 K: 0 S: 4 / H: 0 LOB: 0 BB: 0 P: 6 | R: 0 E: 0 K: 0 S: 6 / H: 0 LOB: 0 BB: 0 P: 12 | R: 0 E: 0 K: 1 S: 8 / H: 0 LOB: 0 BB: 0 P: 10 | R: 0 E: 0 K: 0 S: 15 / H: 1 LOB: 2 BB: 1 P: 26 | R: 0 E: 0 K: 2 S: 10 / H: 0 LOB: 0 BB: 0 P: 13 | 1B: 5<br>2B: 2<br>3B: 0<br>HR: 0 | SF: 0<br>SAC: 1<br>DP: 0<br>HBP: 0 | | | WP: 0<br>PB: 0<br>SB: 0<br>CS: 0 | PA: 36 | | |

| | AB | 33 |
|---|---|---|
| | R | 3 |
| | H | 7 |
| | RBI | 2 |
| | BB | 2 |
| | SO | 7 |
| | LOB | 9 |

| PITCHER | | IP | WLS | BF | H | R | ER | SO | BB | IBB | HBP | BLK | WP | HR | S | P | ERA | WHIP |
|---|---|---|---|---|---|---|---|---|---|---|---|---|---|---|---|---|---|---|
| 28 Aaron Cook, R<br>ERA: 3.44 | (1, 1) | 7.0 | W | 28 | 6 | 3 | 2 | 5 | 1 | 0 | 0 | 0 | 0 | 0 | 59 | 94 | 2.57 | 1.000 |
| Ray King, L<br>ERA: 3.24 | (8, 1) | 0.1 | H | 2 | 1 | 0 | 0 | 0 | 0 | 0 | 0 | 0 | 0 | 0 | 6 | 11 | 0.00 | 3.000 |
| Jose Mesa, R<br>ERA: 0.75 | (8, 1) | 0.2 | H | 3 | 0 | 0 | 0 | 0 | 1 | 0 | 0 | 1 | 0 | 0 | 9 | 15 | 0.00 | 1.500 |
| 40 Brian Fuentes, L<br>ERA: 1.0 | (9, 1) | 1.0 | S | 3 | 0 | 0 | 0 | 2 | 0 | 0 | 0 | 0 | 0 | 0 | 10 | 13 | 0.00 | 0.000 |

| PITCHER | IP | WLS | BF | H | R | ER | SO | BB | IBB | HBP | BLK | WP | HR | S | P | ERA | WHIP |
|---|---|---|---|---|---|---|---|---|---|---|---|---|---|---|---|---|---|

| Batter | 1 | 2 | 3 | 4 | 5 | 6 | 7 | 8 | 9 | 10 | AB | R | H | RBI | BB | SO | LOB |
|---|---|---|---|---|---|---|---|---|---|---|---|---|---|---|---|---|---|
| 18 Cory Sullivan, L (1, 8)<br>OBP: 0.354, SLG: 0.489 | L3 | | FC3-6 12 S<br>1-2f<br>3-H | | G3 | | | K | | SH3<br>1-2 | 4 | 0 | 0 | 1 | 0 | 1 | 2 |
| 12 Clint Barmes, R (1, 6)<br>OBP: 0.303, SLG: 0.419 | G6-3 | | G4-3<br>1-2 | | | L6 | | F8 | | E6 11 BB<br>2-H<br>1B | 5 | 0 | 1 | 1 | 0 | 0 | 1 |
| 5 Matt Holliday, R (1, 7)<br>OBP: 0.283, SLG: 0.457 | K | | | G4-3 | | 27 FC8-4<br>1B | | G5-3 | | 11 BB<br>IBB | 4 | 0 | 1 | 0 | 1 | 1 | 0 |
| 27 Garrett Atkins, R (1, 5)<br>OBP: 0.412, SLG: 0.529 | | F9 | | L6 | | FC8-4<br>1-2f | | | F8 | K | 5 | 0 | 0 | 0 | 0 | 1 | 3 |
| 11 Brad Hawpe, L (1, 9)<br>OBP: 0.429, SLG: 0.693 | | G6-3 | | HR | | P6 | | | HBP<br>1B | 1-2<br>2-3<br>BB | 4 | 1 | 2 | 1 | 1 | 0 | 1 |
| Jason Smith, L (1, 3)<br>OBP: 0.400, SLG: 0.531<br>Scott Dohmann, R (10, 1) | | G3 | | F7 | | | G5-3<br>1B | | K | K | 5<br>0 | 0<br>0 | 1<br>0 | 0<br>0 | 0<br>0 | 2<br>0 | 4<br>0 |
| Jamey Carroll, R (1, 4)<br>OBP: 0.450, SLG: 0.364 | | | 1B<br>18<br>FC3-6<br>2B | F7 | | B3 | | | F SAFE<br>B<br>C<br>B SAFE<br>F<br>H | 1-2<br>HBP | 3 | 1 | 1 | 0 | 0 | 0 | 1 |
| Miguel Ojeda, R (1, 2)<br>OBP: 0.390, SLG: 0.541 | | | 18<br>FC3-6<br>2-3<br>1B | 1B | | G5-3<br>1-2 | | | K | | 4 | 0 | 2 | 0 | 0 | 1 | 3 |
| 26 Jeff Francis, L (1, 1)<br>OBP: 0.125, SLG: 0.313<br>61 Ramon E Ramirez, R (6, 1)<br>OBP: 0.000, SLG: 0.000<br>Choo Freeman, R (7, PH)<br>OBP: 0.381, SLG: 0.571<br>David Cortes, R (7, 1)<br>Ray King, L (7, 1)<br>Jose Mesa, R (8, 1)<br>40 Brian Fuentes, L (9, 1)<br>19 Ryan Spilborghs, R (10, PH)<br>OBP: 0.214, SLG: 0.286<br>Luis Gonzalez, R (10, 3)<br>OBP: 0.326, SLG: 0.378 | | | L6 | | B2 | | F7 | | | 18<br>SH3<br>12<br>E<br>BB | 2<br>0<br>1<br>0<br>0<br>0<br>0<br>0<br>0<br>0 | 0<br>0<br>0<br>0<br>0<br>0<br>0<br>0<br>1<br>0 | 0<br>0<br>0<br>0<br>0<br>0<br>0<br>0<br>0<br>0 | 0<br>0<br>0<br>0<br>0<br>0<br>0<br>0<br>1<br>0 | 0<br>0<br>0<br>0<br>0<br>0<br>0<br>0<br>0<br>0 | 0<br>0<br>1<br>0<br>0<br>0<br>0<br>0<br>0<br>0 | 3<br>0<br>1<br>0<br>0<br>0<br>0<br>0<br>0<br>0 |
| Inning Stats | R: 0 E: 0 K: 1 S: 7 H: 0 LOB: 0 BB: 0 P: 10 | R: 0 E: 0 K: 0 S: 10 H: 0 LOB: 0 BB: 0 P: 17 | R: 1 E: 0 K: 0 S: 13 H: 2 LOB: 1 BB: 0 P: 18 | R: 1 E: 0 K: 0 S: 8 H: 1 LOB: 0 BB: 0 P: 10 | R: 0 E: 0 K: 0 S: 10 H: 1 LOB: 0 BB: 0 P: 16 | R: 0 E: 0 K: 0 S: 12 H: 1 LOB: 1 BB: 0 P: 17 | R: 0 E: 0 K: 0 S: 6 H: 1 LOB: 1 BB: 0 P: 7 | R: 0 E: 0 K: 1 S: 7 H: 0 LOB: 0 BB: 0 P: 9 | R: 0 E: 0 K: 2 S: 12 H: 1 LOB: 2 BB: 0 P: 20 | R: 1 E: 1 K: 2 S: 13 H: 1 LOB: 3 BB: 3 P: 28 | 1B: 6<br>2B: 1<br>3B: 0<br>HR: 1 | SF: 0<br>SAC: 1<br>DP: 0<br>HBP: 1 | | | | | |

| PITCHER | | IP | WLS | BF | H | R | ER | SO | BB | IBB | HBP | BLK | WP | HR | S | P | ERA | WHIP |
|---|---|---|---|---|---|---|---|---|---|---|---|---|---|---|---|---|---|---|
| Brian Moehler, R<br>ERA: 9.82 | (1, 1) | 6.0 | | 23 | 5 | 2 | 2 | 1 | 0 | 0 | 0 | 0 | 0 | 1 | 60 | 88 | 3.00 | 0.833 |
| 55 Josh Johnson, R<br>ERA: 3.86 | (7, 1) | 2.0 | | 7 | 1 | 0 | 0 | 1 | 0 | 0 | 0 | 0 | 0 | 0 | 13 | 16 | 0.00 | 0.500 |
| Joe Borowski, R<br>ERA: 4.5 | (9, 1) | 1.0 | | 5 | 1 | 0 | 0 | 2 | 0 | 0 | 1 | 0 | 0 | 0 | 12 | 20 | 0.00 | 1.000 |
| Matt Herges, R<br>ERA: 5.59 | (10, 1) | 1.0 | L | 7 | 1 | 1 | 1 | 2 | 2 | 1 | 0 | 0 | 0 | 0 | 13 | 28 | 9.00 | 3.000 |

| PITCHER | IP | WLS | BF | H | R | ER | SO | BB | IBB | HBP | BLK | WP | HR | S | P | ERA | WHIP |
|---|---|---|---|---|---|---|---|---|---|---|---|---|---|---|---|---|---|

# TOP

## Colorado Rockies @ Florida Marlins

Dolphin Stadium, Miami, FL

Fri Apr 28 2006, 7:35 PM EDT

Att. 10,419 - Partly Cloudy - 78 F

livebaseballscorecards.com

| | |
|---|---|
| AB | 37 |
| R | 3 |
| H | 8 |
| RBI | 3 |
| BB | 3 |
| SO | 6 |
| LOB | 19 |

WP: 0 PB: 0 SB: 1 CS: 0 PA: 42

# Colorado Rockies @ Florida Marlins

Dolphin Stadium, Miami, FL

Fri Apr 28 2006, 7:35 PM EDT

Att. 10,419 - Partly Cloudy - 78 F

livebaseballscorecards.com

| Batter | 1 | 2 | 3 | 4 | 5 | 6 | 7 | 8 | 9 | 10 | AB | R | H | RBI | BB | SO | LOB |
|---|---|---|---|---|---|---|---|---|---|---|---|---|---|---|---|---|---|
| 2 Hanley Ramirez, R (1, 6)<br>OBP: 0.394, SLG: 0.518 | C B F B X 2-2 G4-3 ① | | B B C F B B 4-2 BB | | B S B B F B 4-2 6 S 6 2B BB | | X 0-0 6 1B 1B | | B B C B B 4-1 6 SH5-4 6 WP 14 SF8 BB | | 2 | 2 | 1 | 0 | 3 | 0 | 0 |
| 6 Dan Uggla, R (1, 4)<br>OBP: 0.354, SLG: 0.459 | B B X 2-0 L8 ② | | 1 SAFE 1 SAFE X 0-0 G4-3 ③ | | 1 SAFE C B X 1-1 14 BB 1-H 2B | | 1 SAFE M 1 SAFE B 1 SAFE 1 SAFE F X 1-2 1-3 1B | | B B L X 2-1 SH5-4 ① 1-3 | | 4 | 0 | 2 | 1 | 0 | 0 | 1 |
| Miguel Cabrera, R (1, 5)<br>OBP: 0.437, SLG: 0.611 | B B X 2-0 G5-3 ③ | | | C B F F X 1-2 G6-3 ① | I I I I 4-0 14 BB IBB | | D B F F B 1 SAFE S 3-3 K ① | | I I I I 4-0 IBB | | 3 | 0 | 0 | 0 | 2 | 1 | 2 |
| 14 Josh Willingham, R (1, 7)<br>OBP: 0.386, SLG: 0.580 | | C B X 1-1 F8 ① | | B B F B C F F B 4-2 FC1-4 17 1B BB | B B B 4-0 1-2 2-3 BB | | B F F 1 SAFE S 1-3 K ② | | X 0-0 SF8 ② 3-H | | 2 | 0 | 0 | 1 | 2 | 1 | 2 |
| 17 Mike Jacobs, L (1, 3)<br>OBP: 0.321, SLG: 0.379 | | C C B S 1-3 K ② | | X 0-0 FC1-4 1-2 1B | X 0-0 P6 ③ | | X 0-0 F8 ③ | | 1 SAFE S 1 SAFE C 1 SAFE X 0-2 F9 ③ | | 5 | 0 | 1 | 0 | 0 | 1 | 6 |
| Miguel Olivo, R (1, 2)<br>OBP: 0.264, SLG: 0.529 | | F B F B F B X 3-2 FC6-4 1B | | S B X 1-1 FC1-4 S ② 1-2f 2-3 | | B S F B F S 2-3 K ① | | S S S 0-3 K ① | | S S B B B S 2-3 K ① | 5 | 0 | 1 | 0 | 0 | 3 | 2 |
| Chris Aguila, R (1, 9)<br>OBP: 0.302, SLG: 0.340 | | F S 1 SAFE X 0-2 FC6-4 ③ 1-2f | | B C 1 SAFE F B S 2-3 K ③ 1-2 | | B B B B B 4-0 BB | | B B F B F X 3-2 F8 ② | | C C C F F B S 1-3 K ② | 4 | 0 | 0 | 0 | 1 | 2 | 3 |
| 61 Reggie Abercrombie, R (1, 8)<br>OBP: 0.204, SLG: 0.269<br>Matt Cepicky, L (8, PH)<br>OBP: 0.231, SLG: 0.167<br>1 Eric Reed, L (8, PR)<br>OBP: 0.160, SLG: 0.087<br>(9, 8) | | | C X 0-1 B2 ① | | F F B B C 2-3 K ① | 1 SAFE 1 SAFE C S 1 SAFE S 0-3 K ② | | B B B B 4-0 BB | | L S X 0-2 G4-3 ③ | 3<br>0<br>1 | 0<br>0<br>0 | 0<br>0<br>0 | 0<br>0<br>0 | 0<br>1<br>0 | 2<br>0<br>0 | 1<br>0<br>0 |
| Brian Moehler, R (1, 1)<br>4 Alfredo Amezaga, S (6, PH)<br>OBP: 0.263, SLG: 0.222<br>55 Josh Johnson, L (7, 1)<br>Wes Helms, R (8, PH)<br>OBP: 0.364, SLG: 0.476<br>Joe Borowski, R (9, 1)<br>Matt Herges, L (10, 1) | | | B C S F C 1-3 K ② | | B C L B S 2-3 K ② | F L 1 SAFE F C 0-3 K ③ | | 1 SAFE C C L B F 1 SAFE 1 SAFE P F 2-3 F 1 SAFE S K ③ | | | 2<br>1<br>0<br>1<br>0<br>0 | 0<br>0<br>0<br>0<br>0<br>0 | 0<br>0<br>0<br>0<br>0<br>0 | 0<br>0<br>0<br>1<br>0<br>0 | 0<br>1<br>0<br>0<br>0<br>0 | 2<br>1<br>0<br>1<br>0<br>0 | 0<br>1<br>0<br>1<br>0<br>0 |
| Inning Stats | R: 0 E: 0 K: 0 S: 5 H: 0 LOB: 0 BB: 0 P: 11 | R: 0 E: 0 K: 1 S: 12 H: 1 LOB: 1 BB: 0 P: 17 | R: 0 E: 0 K: 1 S: 9 H: 0 LOB: 1 BB: 1 P: 14 | R: 0 E: 0 K: 1 S: 14 H: 1 LOB: 2 BB: 1 P: 22 | R: 1 E: 0 K: 2 S: 11 H: 1 LOB: 3 BB: 3 P: 28 | R: 0 E: 0 K: 3 S: 11 H: 0 LOB: 1 BB: 1 P: 17 | R: 0 E: 0 K: 2 S: 11 H: 2 LOB: 2 BB: 0 P: 16 | R: 0 E: 0 K: 2 S: 13 H: 0 LOB: 1 BB: 1 P: 21 | R: 1 E: 0 K: 0 S: 7 H: 0 LOB: 1 BB: 2 P: 17 | R: 0 E: 0 K: 2 S: 11 H: 0 LOB: 0 BB: 0 P: 14 | 1B: 4 2B: 1 3B: 0 HR: 0 | SF: 1 SAC: 1 DP: 0 HBP: 0 | | | | | |

| | AB | 33 |
|---|---|---|
| | R | 2 |
| | H | 5 |
| | RBI | 2 |
| | BB | 9 |
| | SO | 14 |
| | LOB | 19 |

WP: 1 PB: 0 SB: 2 CS: 0 PA: 44

| PITCHER | | IP | WLS | BF | H | R | ER | SO | BB | IBB | HBP | BLK | WP | HR | S | P | ERA | WHIP |
|---|---|---|---|---|---|---|---|---|---|---|---|---|---|---|---|---|---|---|
| 26 Jeff Francis, L<br>ERA: 4.5 | (1, 1) | 5.1 | | 25 | 3 | 1 | 1 | 6 | 5 | 1 | 0 | 0 | 0 | 0 | 55 | 102 | 1.69 | 1.500 |
| 61 Ramon E Ramirez, R<br>ERA: | (6, 1) | 0.2 | H | 2 | 0 | 0 | 0 | 2 | 0 | 0 | 0 | 0 | 0 | 0 | 7 | 7 | 0.00 | 0.000 |
| David Cortes, R<br>ERA: 1.42 | (7, 1) | 0.2 | H | 4 | 2 | 0 | 0 | 2 | 0 | 0 | 0 | 0 | 0 | 0 | 10 | 15 | 0.00 | 3.000 |
| Ray King, L<br>ERA: 3.12 | (7, 1) | 0.1 | H | 1 | 0 | 0 | 0 | 0 | 0 | 0 | 0 | 0 | 0 | 0 | 1 | 1 | 0.00 | 0.000 |
| Jose Mesa, R<br>ERA: 0.69 | (8, 1) | 1.0 | H | 4 | 0 | 0 | 0 | 2 | 1 | 0 | 0 | 0 | 0 | 0 | 13 | 21 | 0.00 | 1.000 |

| PITCHER | | IP | WLS | BF | H | R | ER | SO | BB | IBB | HBP | BLK | WP | HR | S | P | ERA | WHIP |
|---|---|---|---|---|---|---|---|---|---|---|---|---|---|---|---|---|---|---|
| 40 Brian Fuentes, L<br>ERA: 1.8 | (9, 1) | 1.0 | W | 5 | 0 | 1 | 1 | 0 | 1 | 1 | 0 | 0 | 1 | 0 | 7 | 17 | 9.00 | 1.000 |
| Scott Dohmann, R<br>ERA: 3.86 | (10, 1) | 1.0 | S | 3 | 0 | 0 | 0 | 2 | 0 | 0 | 0 | 0 | 0 | 0 | 11 | 14 | 0.00 | 0.000 |

# Colorado Rockies @ Florida Marlins

Dolphin Stadium, Miami, FL

Sat Apr 29 2006, 6:05 PM EDT

Att. 15,405 - Partly Cloudy - 79 F

TOP

livebaseballscorecards.com

| Batter | 1 | 2 | 3 | 4 | 5 | 6 | 7 | 8 | 9 | AB | R | H | RBI | BB | SO | LOB |
|---|---|---|---|---|---|---|---|---|---|---|---|---|---|---|---|---|
| 12 Clint Barmes, R (1, 6)<br>OBP: 0.286, SLG: 0.394 | B B C T B X<br>3-2 ① F9 | B X<br>1-0 ③ F9 | | C B F X<br>1-2 ② G6-3 | | L X<br>0-1 FC1 SH5-4 27 1B 2-H | B F S B S<br>2-3 ③ K | | P X<br>1-0 ③ P4 | 6 | 1 | 0 | 0 | 0 | 1 | 4 |
| Jamey Carroll, R (1, 4)<br>OBP: 0.455, SLG: 0.378 | C B B X<br>2-1 ② F9 | | C B B B C X<br>3-2 5 S 5 2B 1B | B B X<br>2-0 5 3B 1B | | B X<br>1-0 ① SH5-4 2-3 | | B C F C<br>1-3 ① K | | 4 | 2 | 2 | 0 | 0 | 1 | 0 |
| 5 Matt Holliday, R (1, 7)<br>OBP: 0.298, SLG: 0.505 | B B C S B X<br>3-2 2B | | B F S 1 SAFE 1 SAFE F B X<br>2-2 27 HR 1-H 2B | C 1 SAFE F X<br>0-2 1-H 3B | | B B B C F S<br>3-3 ② K | | S B B B B X<br>3-1 ② G6-3 | | 5 | 1 | 3 | 2 | 0 | 1 | 1 |
| 27 Garrett Atkins, R (1, 5)<br>OBP: 0.431, SLG: 0.582 | B C D B B<br>4-1 BB | | B C X<br>1-1 2-H HR | B F B S B X<br>3-2 ③ F9 | | B C B X<br>2-1 11 FC4 3-H 1B | | C X<br>0-1 2B | | 4 | 1 | 3 | 3 | 1 | 0 | 1 |
| 11 Brad Hawpe, L (1, 9)<br>OBP: 0.427, SLG: 0.674 | C B S B B C<br>3-3 ③ K | | X<br>0-0 2B E 1B | | C B F X<br>1-2 ① G3 | S B C X<br>1-2 ③ FC4 1-2f | | I I I I<br>4-0 FC6-4 IBB | | 4 | 1 | 1 | 0 | 1 | 1 | 3 |
| Luis Gonzalez, R (1, 3)<br>OBP: 0.245, SLG: 0.333 | | C B B B F B B<br>4-2 E S BB | S F S<br>0-3 ① K | | B X<br>1-0 E5 | | S B X<br>1-1 G3 18 2B 2B | B S X<br>1-1 ③ FC6-4 1-2f | | 4 | 1 | 1 | 0 | 1 | 1 | 3 |
| Choo Freeman, R (1, 8)<br>OBP: 0.269, SLG: 0.320<br>Miguel Asencio, R (5, 1)<br>Jose Mesa, R (8, 1)<br>19 Ryan Spilborghs, R (9, PH)<br>OBP: 0.625, SLG: 0.500<br>40 Brian Fuentes, L (9, 1) | B 1 SAFE 1 SAFE F B 1 SAFE B S F<br>3-3 1 SAFE S ① K 1-3 | 1 SAFE X<br>0-0 E8 CS 1-H 2B | B C X<br>1-1 ② F7 | | L L F X<br>0-2 ① G3 2-3 | | B S B S S<br>2-3 ① K | | 3<br>1<br>0<br>1<br>0 | 0<br>0<br>0<br>0<br>0 | 1<br>0<br>0<br>0<br>0 | 0<br>0<br>0<br>0<br>0 | 1<br>0<br>0<br>0<br>0 | 2<br>1<br>0<br>1<br>0 |
| Miguel Ojeda, R (1, 2)<br>OBP: 0.370, SLG: 0.488 | F B B B C D<br>4-2 37 SH2-3 BB | B F B B X<br>3-1 ② ③ F8 2-3 | C C T<br>0-2 ③ K | | B B B F X<br>3-1 ② G6-3 | | S B S X<br>1-2 ② G6-3 | 4 | 0 | 0 | 0 | 1 | 1 | 3 |
| 37 Josh Fogg, R (1, 1)<br>18 Cory Sullivan, L (5, 8)<br>OBP: 0.373, SLG: 0.521 | F 1 SAFE X<br>0-1 ② SH2-3 1-2 | | B C F C<br>1-3 ① K | | B B F S X<br>2-2 12 E 2B | S T B B B X<br>3-2 3-H 2B | | B S B F F B F B<br>4-2 BB | 1<br>2 | 0<br>1 | 0<br>2 | 0<br>1 | 1<br>1 | 0<br>0 | 0<br>0 |
| Inning Stats | R: 0 E: 0 K: 1 S: 12 H: 1 LOB: 2 BB: 1 P: 27 | R: 0 E: 1 K: 1 S: 11 H: 0 LOB: 2 BB: 2 P: 23 | R: 4 E: 1 K: 1 S: 16 H: 5 LOB: 0 BB: 0 P: 25 | R: 1 E: 0 K: 1 S: 13 H: 2 LOB: 1 BB: 0 P: 20 | R: 0 E: 1 K: 1 S: 9 H: 0 LOB: 1 BB: 0 P: 12 | R: 2 E: 1 K: 1 S: 14 H: 2 LOB: 1 BB: 0 P: 23 | R: 1 E: 0 K: 1 S: 14 H: 2 LOB: 1 BB: 0 P: 23 | R: 0 E: 0 K: 1 S: 9 H: 1 LOB: 2 BB: 1 P: 18 | R: 0 E: 0 K: 1 S: 12 H: 0 LOB: 1 BB: 1 P: 19 | 1B: 4 2B: 7 3B: 1 HR: 1 | SF: 0 SAC: 2 DP: 0 HBP: 0 | | | | | |

| | AB | 39 |
|---|---|---|
| | R | 8 |
| | H | 13 |
| | RBI | 6 |
| | BB | 5 |
| | SO | 9 |
| | LOB | 18 |

WP: 0 PB: 0 SB: 2 CS: 1 PA: 46

| PITCHER | | IP | WLS | BF | H | R | ER | SO | BB | IBB | HBP | BLK | WP | HR | S | P | ERA | WHIP |
|---|---|---|---|---|---|---|---|---|---|---|---|---|---|---|---|---|---|---|
| Jason Vargas, L<br>ERA: 5.7 | (1, 1) | 2.1 | | 16 | 6 | 4 | 3 | 3 | 3 | 0 | 0 | 0 | 0 | 1 | 37 | 70 | 11.57 | 3.857 |
| 47 Ricky Nolasco, R<br>ERA: 3.72 | (3, 1) | 1.2 | | 6 | 2 | 1 | 1 | 1 | 0 | 0 | 0 | 0 | 0 | 0 | 15 | 25 | 5.40 | 1.200 |
| Randy Messenger, R<br>ERA: | (5, 1) | 2.0 | L | 10 | 2 | 2 | 0 | 2 | 0 | 0 | 0 | 0 | 0 | 0 | 23 | 35 | 0.00 | 1.000 |
| Todd Wellemeyer, R<br>ERA: 4.91 | (7, 1) | 2.0 | | 10 | 3 | 1 | 1 | 2 | 0 | 1 | 0 | 0 | 0 | 0 | 23 | 41 | 4.50 | 1.500 |
| Franklyn German, R<br>ERA: 2.45 | (9, 1) | 1.0 | | 4 | 0 | 0 | 0 | 1 | 1 | 0 | 0 | 0 | 0 | 0 | 12 | 19 | 0.00 | 1.000 |

| PITCHER | IP | WLS | BF | H | R | ER | SO | BB | IBB | HBP | BLK | WP | HR | S | P | ERA | WHIP |
|---|---|---|---|---|---|---|---|---|---|---|---|---|---|---|---|---|---|

# BOTTOM

## Colorado Rockies @ Florida Marlins

Dolphin Stadium, Miami, FL

Sat Apr 29 2006, 6:05 PM EDT
Att. 15,405 - Partly Cloudy - 79 F

livebaseballscorecards.com

| Batter | 1 | 2 | 3 | 4 | 5 | 6 | 7 | 8 | 9 | AB | R | H | RBI | BB | SO | LOB |
|---|---|---|---|---|---|---|---|---|---|---|---|---|---|---|---|---|
| 2 Hanley Ramirez, R (1, 6)<br>OBP: 0.394, SLG: 0.511 | C B X<br>1-1 F9 ① | | B B B C F X<br>3-2 14 BB 17 SF7 1B 1B | C B X<br>1-1 G6-3 14 WP S 1B<br>3-H | | X<br>0-0 G6-3 ③ | | L X<br>0-1 P4 ③ | | 5 | 2 | 2 | 1 | 0 | 0 | 1 |
| 6 Dan Uggla, R (1, 4)<br>OBP: 0.333, SLG: 0.430 | B S F B B S<br>3-3 K ② | | C F F F B 1 S SAFE<br>1-3 K ① | 1 SAFE X<br>0-0 P3 ① | | | L B B X<br>2-1 G5-3 ① | | B C C F S<br>1-3 K ① | 5 | 0 | 0 | 0 | 0 | 3 | 2 |
| Miguel Cabrera, R (1, 5)<br>OBP: 0.457, SLG: 0.613<br>4 Alfredo Amezaga, S (9, PR)<br>OBP: 0.263, SLG: 0.222 | B B B B C B<br>4-1 14 1B BB | | B X<br>1-0 14 BB 1B<br>1-2 | B 1 SAFE B F S X<br>2-2 G6-3 ②<br>1-3 | | | B F X<br>1-1 14 HR 1B | | C F B B H<br>3-2 14 1B HBP | 3<br>0 | 1<br>0 | 2<br>0 | 0<br>0 | 1<br>0 | 0<br>0 | 1<br>0 |
| 14 Josh Willingham, R (1, 7)<br>OBP: 0.409, SLG: 0.630 | S F X<br>0-2 1-3 1B | | B D B C C B<br>4-2 1-2 2-3 BB | S F B B B X<br>3-2 G5-3 ③<br>3-H | | | X<br>0-0 1-H HR | | 1 SAFE B X<br>1-0 17 BB 1-3 1B | 4 | 1 | 3 | 2 | 1 | 0 | 0 |
| 17 Mike Jacobs, L (1, 3)<br>OBP: 0.313, SLG: 0.362 | C X<br>0-1 F8 ③ | | B B X<br>2-0 SF7 ②<br>3-H | | X<br>0-0 G6-3 ① | | C B S F C<br>1-3 K ② | | B C B B 1 SAFE S 1 SAFE B<br>4-2 1-2 BB | 3 | 0 | 0 | 1 | 1 | 1 | 2 |
| Matt Cepicky, L (1, 9)<br>OBP: 0.176, SLG: 0.125<br>Chris Aguila, R (9, PH)<br>OBP: 0.296, SLG: 0.333 | | C B T B X<br>2-2 G4-3 ① | B X<br>1-0 F9 ③ | | C B S X<br>1-2 F9 ② | | C X<br>0-1 G5-3 ③ | | X<br>0-0 F4 ② | 4<br>1 | 0<br>0 | 0<br>0 | 0<br>0 | 0<br>0 | 0<br>0 | 2<br>3 |
| 61 Reggie Abercrombie, R (1, 8)<br>OBP: 0.203, SLG: 0.263 | | X<br>0-0 F7 ② | | X<br>0-0 20 1B 52 SH 1B | B F B S F S<br>2-3 K ③ | | | F F B S<br>1-3 K ① | S S S<br>0-3 K ③ | 5 | 1 | 1 | 0 | 0 | 3 | 3 |
| 20 Matt Treanor, R (1, 2)<br>OBP: 0.269, SLG: 0.250<br>Miguel Olivo, R (8, PH)<br>OBP: 0.278, SLG: 0.558 (9, 2) | | B B S F B B B<br>4-2 FC4 BB | | F B B X<br>2-1 52 SH 52 SH 1B<br>1-2 | | X<br>0-0 G5-3 ① | | X<br>0-0 2B | | 2<br>1 | 1<br>0 | 1<br>1 | 0<br>0 | 1<br>0 | 0<br>0 | 0<br>0 |
| Jason Vargas, L (1, 1)<br>OBP: 0.273, SLG: 0.273<br>47 Ricky Nolasco, R (3, 1)<br>52 Sergio Mitre, R (4, PH)<br>OBP: 0.250, SLG: 0.375<br>Randy Messenger, R (5, 1)<br>1 Eric Reed, L (6, PH)<br>OBP: 0.154, SLG: 0.083<br>Todd Wellemeyer, R (7, 1)<br>Wes Helms, R (8, PH)<br>OBP: 0.348, SLG: 0.455<br>Franklyn German, R (9, 1) | | B B C B X<br>3-1 FC4 ③<br>1-2f | | B C L X<br>1-2 SH 2 1B<br>1-H<br>2-H | | B S F F F X<br>1-2 F8 ② | | S C C<br>0-3 K ② | | 1<br>0<br>0<br>0<br>0<br>1<br>0<br>1<br>0<br>0 | 0<br>0<br>1<br>0<br>0<br>0<br>0<br>0<br>0<br>0 | 0<br>0<br>0<br>0<br>0<br>0<br>0<br>1<br>0<br>0 | 0<br>0<br>0<br>0<br>0<br>0<br>0<br>0<br>0<br>0 | 0<br>0<br>0<br>0<br>0<br>0<br>0<br>1<br>0<br>0 | 0<br>0<br>0<br>0<br>0<br>0<br>0<br>1<br>0<br>0 | 1<br>0<br>0<br>0<br>0<br>0<br>0<br>1<br>0<br>0 |
| Inning Stats | R: 0 E: 0 K: 1 S: 11 H: 1 LOB: 2 BB: 1 P: 19 | R: 0 E: 0 K: 0 S: 8 H: 0 LOB: 1 BB: 1 P: 17 | R: 1 E: 0 K: 1 S: 14 H: 2 LOB: 2 BB: 1 P: 26 | R: 4 E: 1 K: 0 S: 15 H: 3 LOB: 0 BB: 0 P: 24 | R: 0 E: 0 K: 1 S: 8 H: 0 LOB: 0 BB: 0 P: 11 | R: 0 E: 0 K: 0 S: 7 H: 0 LOB: 0 BB: 0 P: 8 | R: 2 E: 0 K: 1 S: 11 H: 2 LOB: 0 BB: 0 P: 15 | R: 0 E: 0 K: 2 S: 9 H: 1 LOB: 1 BB: 0 P: 10 | R: 0 E: 0 K: 2 S: 13 H: 1 LOB: 3 BB: 1 P: 22 | 1B: 8 2B: 1 3B: 0 HR: 1 | SF: 1 SAC: 1 DP: 0 HBP: 1 | | | | | | |

| | |
|---|---|
| AB | 36 |
| R | 7 |
| H | 10 |
| RBI | 4 |
| BB | 4 |
| SO | 8 |
| LOB | 16 |

WP: 1 PA: 43
PB: 0
SB: 1
CS: 0

| PITCHER | | IP | WLS | BF | H | R | ER | SO | BB | IBB | HBP | BLK | WP | HR | S | P | ERA | WHIP |
|---|---|---|---|---|---|---|---|---|---|---|---|---|---|---|---|---|---|---|
| 37 Josh Fogg, R<br>ERA: 4.73 | (1, 1) | 4.0 | | 22 | 6 | 5 | 2 | 2 | 3 | 0 | 0 | 0 | 1 | 0 | 48 | 86 | 4.50 | 2.250 |
| Miguel Asencio, R<br>ERA: 4.7 | (5, 1) | 3.0 | W | 11 | 2 | 2 | 2 | 2 | 0 | 0 | 0 | 0 | 0 | 1 | 26 | 34 | 6.00 | 0.667 |
| Jose Mesa, R<br>ERA: 0.64 | (8, 1) | 1.0 | H | 4 | 1 | 0 | 0 | 2 | 0 | 0 | 0 | 0 | 0 | 0 | 9 | 10 | 0.00 | 1.000 |
| 40 Brian Fuentes, L<br>ERA: 1.64 | (9, 1) | 1.0 | S | 6 | 1 | 0 | 0 | 2 | 1 | 0 | 1 | 0 | 0 | 0 | 13 | 22 | 0.00 | 2.000 |

| PITCHER | IP | WLS | BF | H | R | ER | SO | BB | IBB | HBP | BLK | WP | HR | S | P | ERA | WHIP |
|---|---|---|---|---|---|---|---|---|---|---|---|---|---|---|---|---|---|

# Colorado Rockies @ Florida Marlins

Dolphin Stadium, Miami, FL

Sun Apr 30 2006, 1:05 PM EDT

Att. 13,259 - Cloudy - 78 F

TOP

livebaseballscorecards.com

| Batter | 1 | 2 | 3 | 4 | 5 | 6 | 7 | 8 | 9 | AB | R | H | RBI | BB | SO | LOB |
|---|---|---|---|---|---|---|---|---|---|---|---|---|---|---|---|---|
| 18 Cory Sullivan, L (1, 8)<br>OBP: 0.377, SLG: 0.541 | K | | 12 1B 3B | | L5 | | 1B | | CS 1-2 | 4 | 1 | 2 | 0 | 0 | 1 | 0 |
| 12 Clint Barmes, R (1, 6)<br>OBP: 0.284, SLG: 0.388 | F8 | | 5 G4-6-3 1B 3-H | | L6 | | G3 | | | 4 | 0 | 1 | 1 | 0 | 0 | 1 |
| 5 Matt Holliday, R (1, 7)<br>OBP: 0.287, SLG: 0.485 | G5-3 | | G4-6-3 1-2f | | | G5-3 | | K | | 4 | 0 | 0 | 0 | 0 | 1 | 1 |
| 27 Garrett Atkins, R (1, 5)<br>OBP: 0.415, SLG: 0.558 | | E5 11 1B 1B | F8 | | | G1 | | K | | 4 | 1 | 0 | 0 | 0 | 1 | 0 |
| 11 Brad Hawpe, L (1, 9)<br>OBP: 0.439, SLG: 0.670 | | 1B 1B 1-3 1B | | CS BB | | HBP BB | | F8 | | 2 | 0 | 1 | 0 | 2 | 0 | 0 |
| Jason Smith, L (1, 3)<br>OBP: 0.407, SLG: 0.519 | | 1B 1-2 3-H 1B | | K 1-2 | | HBP 1-2 | | | F9 | 3 | 0 | 1 | 1 | 0 | 1 | 1 |
| Luis Gonzalez, R (1, 4)<br>OBP: 0.281, SLG: 0.418 | | 49 G4-6-3 1-2 2-3 1B | | FC6-4 1B | | F8 | | | HR | 4 | 1 | 3 | 1 | 0 | 0 | 2 |
| Danny Ardoin, R (1, 2)<br>OBP: 0.232, SLG: 0.250 | | F4 | | FC6-4 1-2f | | | K | | K | 4 | 0 | 0 | 0 | 0 | 2 | 4 |
| 49 Byung-Hyun Kim, R (1, 1)<br>Scott Dohmann, R (7, 1)<br>19 Ryan Spilborghs, R (9, PH)<br>OBP: 0.667, SLG: 0.500<br>Jose Mesa, R (9, 1) | | G4-6-3 1-2f | | | K | | K | | 18 CS BB | 3<br>0<br>0<br>0 | 0<br>0<br>0<br>0 | 0<br>0<br>0<br>0 | 0<br>0<br>1<br>0 | 0<br>0<br>0<br>0 | 2<br>0<br>0<br>0 | 3<br>0<br>0<br>0 |

| | AB | 32 |
|---|---|---|
| | R | 3 |
| | H | 8 |
| | RBI | 3 |
| | BB | 3 |
| | SO | 8 |
| | LOB | 12 |

| Inning Stats | 1 | 2 | 3 | 4 | 5 | 6 | 7 | 8 | 9 | 1B: 6 | SF: 0 | WP: 0 | PA: 37 |
|---|---|---|---|---|---|---|---|---|---|---|---|---|---|
| | R: 0 E: 0 K: 1 S: 12 H: 0 LOB: 0 BB: 0 P: 17 | R: 1 E: 1 K: 0 S: 10 H: 3 LOB: 2 BB: 0 P: 17 | R: 1 E: 0 K: 0 S: 7 H: 2 LOB: 0 BB: 0 P: 8 | R: 0 E: 0 K: 1 S: 9 H: 1 LOB: 1 BB: 1 P: 19 | R: 0 E: 0 K: 1 S: 6 H: 0 LOB: 0 BB: 0 P: 13 | R: 0 E: 0 K: 0 S: 7 H: 0 LOB: 2 BB: 1 P: 15 | R: 0 E: 0 K: 2 S: 11 H: 1 LOB: 1 BB: 0 P: 18 | R: 0 E: 0 K: 2 S: 10 H: 0 LOB: 0 BB: 0 P: 14 | R: 1 E: 0 K: 1 S: 9 H: 1 LOB: 0 BB: 1 P: 15 | 2B: 0 3B: 1 HR: 1 | SAC: 0 DP: 2 HBP: 1 | PB: 0 SB: 0 CS: 2 | |

| PITCHER | | IP | WLS | BF | H | R | ER | SO | BB | IBB | HBP | BLK | WP | HR | S | P | ERA | WHIP |
|---|---|---|---|---|---|---|---|---|---|---|---|---|---|---|---|---|---|---|
| 52 Sergio Mitre, R<br>ERA: 3.82 | (1, 1) | 7.0 | L | 29 | 7 | 2 | 1 | 5 | 2 | 0 | 1 | 0 | 0 | 0 | 62 | 107 | 1.29 | 1.286 |
| Matt Herges, R<br>ERA: 5.4 | (8, 1) | 2.0 | | 7 | 1 | 1 | 1 | 3 | 1 | 0 | 0 | 0 | 0 | 1 | 19 | 29 | 4.50 | 1.000 |

| PITCHER | IP | WLS | BF | H | R | ER | SO | BB | IBB | HBP | BLK | WP | HR | S | P | ERA | WHIP |
|---|---|---|---|---|---|---|---|---|---|---|---|---|---|---|---|---|---|

| Batter | 1 | 2 | 3 | 4 | 5 | 6 | 7 | 8 | 9 | AB | R | H | RBI | BB | SO | LOB |
|---|---|---|---|---|---|---|---|---|---|---|---|---|---|---|---|---|
| 4 Alfredo Amezaga, S (1, 9) (8, 8)<br>OBP: 0.304, SLG: 0.273 | C S F S<br>0-3<br>K<br>① | | B F B F F X<br>2-2<br>2 CS<br>2-H<br>1B | | | C X<br>0-1<br>2 FC5-4<br>1B | | B C B X<br>2-1<br>L8<br>① | | 4 | 0 | 2 | 1 | 0 | 1 | 0 |
| 2 Hanley Ramirez, R (1, 6)<br>OBP: 0.379, SLG: 0.489 | C B X<br>1-1<br>G6-3<br>② | | 1 SAFE 1 SAFE F 1 SAFE B<br>1-1<br>CS<br>③<br>1-2 | C S F B B B X<br>3-2<br>G6-3<br>① | | P X<br>1-0<br>FC5-4<br>S<br>② 1-2f | | C B S B F C<br>2-3<br>K<br>② | | 4 | 0 | 0 | 0 | 0 | 1 | 1 |
| Miguel Cabrera, R (1, 5)<br>OBP: 0.448, SLG: 0.590 | C X<br>0-1<br>G4-3<br>③ | | | X<br>0-0<br>E6 | | 1 SAFE C 1 SAFE B 1 SAFE S F P 1 SAFE<br>4-2<br>F D B<br>14 FC4-6<br>1-2<br>BB | | B F S F B X<br>2-2<br>P3<br>③ | | 3 | 0 | 0 | 0 | 1 | 0 | 0 |
| 14 Josh Willingham, R (1, 7)<br>OBP: 0.391, SLG: 0.597 | | B C B X<br>2-1<br>G6-3<br>① | | B C S X<br>1-2<br>P6<br>② | | C B X<br>1-1<br>FC4-6<br>1-2f<br>③ | | | C C B X<br>1-2<br>P4<br>① | 4 | 0 | 0 | 0 | 0 | 0 | 3 |
| 17 Mike Jacobs, L (1, 3)<br>OBP: 0.310, SLG: 0.370 | | B C S S<br>1-3<br>K<br>② | | X<br>0-0<br>F8<br>③ | | | F B X<br>1-1<br>E<br>2B | | B B C F B S<br>3-3<br>K<br>② | 4 | 0 | 1 | 0 | 0 | 2 | 1 |
| 6 Dan Uggla, R (1, 4)<br>OBP: 0.319, SLG: 0.410 | | S C B B S<br>2-3<br>K<br>③ | | | C C C<br>0-3<br>K<br>① | | M L F S<br>0-3<br>K<br>① | | B F B B X<br>3-1<br>F7<br>③ | 4 | 0 | 0 | 0 | 0 | 3 | 1 |
| Miguel Olivo, R (1, 2)<br>OBP: 0.281, SLG: 0.545 | | | S F S<br>0-3<br>K<br>① | | B B X<br>2-0<br>P3<br>② | | B X<br>1-0<br>E5<br>2-3<br>1B | | | 3 | 0 | 1 | 0 | 0 | 1 | 0 |
| 1 Eric Reed, L (1, 8)<br>OBP: 0.179, SLG: 0.115<br>Wes Helms, R (7, PH)<br>OBP: 0.333, SLG: 0.435<br>Matt Herges, L (8, 1) | | | C B F F B X<br>2-2<br>52 S 4 1B<br>1B | | B C C F X<br>1-2<br>G3-1<br>③ | | C B B F F S<br>2-3<br>K<br>② | | | 2<br>1<br>0 | 1<br>0<br>0 | 0<br>0<br>0 | 0<br>0<br>0 | 0<br>0<br>0 | 0<br>1<br>0 | 0<br>2<br>0 |
| 52 Sergio Mitre, R (1, 1)<br>OBP: 0.200, SLG: 0.300<br>Matt Cepicky, L (7, PH)<br>OBP: 0.167, SLG: 0.118<br>(8, 9) | | | B S F C<br>1-3<br>K<br>②<br>1-2 | | | B S F S<br>1-3<br>K<br>① | D C B F F D S<br>3-3<br>K<br>③ | | | 2<br>1 | 0<br>0 | 0<br>0 | 0<br>0 | 0<br>0 | 2<br>1 | 1<br>2 |
| Inning Stats | R: 0 E: 0 K: 1 S: 8<br>H: 0 LOB: 0 BB: 0 P: 9 | R: 0 E: 0 K: 2 S: 8<br>H: 0 LOB: 0 BB: 0 P: 13 | R: 1 E: 0 K: 2 S: 15<br>H: 2 LOB: 0 BB: 0 P: 21 | R: 0 E: 1 K: 0 S: 9<br>H: 0 LOB: 1 BB: 0 P: 13 | R: 0 E: 0 K: 1 S: 8<br>H: 0 LOB: 0 BB: 0 P: 11 | R: 0 E: 0 K: 1 S: 14<br>H: 1 LOB: 2 BB: 1 P: 19 | R: 0 E: 1 K: 3 S: 15<br>H: 2 LOB: 2 BB: 0 P: 22 | R: 0 E: 0 K: 1 S: 10<br>H: 0 LOB: 0 BB: 0 P: 16 | R: 0 E: 0 K: 1 S: 8<br>H: 0 LOB: 0 BB: 0 P: 15 | 1B: 4<br>2B: 1<br>3B: 0<br>HR: 0 | SF: 0<br>SAC: 0<br>DP: 0<br>HBP: 0 | | | WP: 0<br>PB: 0<br>SB: 2<br>CS: 1 | PA: 34 | | |

| PITCHER | IP | WLS | BF | H | R | ER | SO | BB | IBB | HBP | BLK | WP | HR | S | P | ERA | WHIP |
|---|---|---|---|---|---|---|---|---|---|---|---|---|---|---|---|---|---|
| 49 Byung-Hyun Kim, R (1, 1)<br>ERA: 1.35 | 6.2 | W | 26 | 5 | 1 | 1 | 9 | 1 | 0 | 0 | 0 | 0 | 0 | 73 | 101 | 1.35 | 0.900 |
| Scott Dohmann, R (7, 1)<br>ERA: 3.0 | 1.1 | H | 4 | 0 | 0 | 0 | 2 | 0 | 0 | 0 | 0 | 0 | 0 | 14 | 23 | 0.00 | 0.000 |
| Jose Mesa, R (9, 1)<br>ERA: 0.6 | 1.0 | S | 3 | 0 | 0 | 0 | 1 | 0 | 0 | 0 | 0 | 0 | 0 | 8 | 15 | 0.00 | 0.000 |

| PITCHER | IP | WLS | BF | H | R | ER | SO | BB | IBB | HBP | BLK | WP | HR | S | P | ERA | WHIP |
|---|---|---|---|---|---|---|---|---|---|---|---|---|---|---|---|---|---|

# BOTTOM

## Colorado Rockies @ Florida Marlins

Dolphin Stadium, Miami, FL

Sun Apr 30 2006, 1:05 PM EDT
Att. 13,259 - Cloudy - 78 F

livebaseballscorecards.com

| | |
|---|---|
| AB | 32 |
| R | 1 |
| H | 5 |
| RBI | 1 |
| BB | 1 |
| SO | 12 |
| LOB | 11 |

# Colorado Rockies @ Atlanta Braves

Turner Field, Atlanta, GA

Mon May 01 2006, 7:05 PM EDT

Att. 19,212 - Clear - 72 F

TOP

livebaseballscorecards.com

| Batter | 1 | 2 | 3 | 4 | 5 | 6 | 7 | 8 | 9 | AB | R | H | RBI | BB | SO | LOB |
|---|---|---|---|---|---|---|---|---|---|---|---|---|---|---|---|---|
| 18 Cory Sullivan, L (1, 8)<br>OBP: 0.364, SLG: 0.520 | C X 0-1 ① G6-3 | | B X 1-0 ③ L4 | | | B C B X 2-1 ① F8 | | | B B C F F B X 3-2 ① G4-3 | 4 | 0 | 0 | 0 | 0 | 0 | 1 |
| 12 Clint Barmes, R (1, 6)<br>OBP: 0.274, SLG: 0.374 | C X 0-1 ② F9 | | | B X 1-0 ① F9 | | C X 0-1 ② G5-3 | | | B C X 1-1 ② F9 | 4 | 0 | 0 | 0 | 0 | 0 | 0 |
| 5 Matt Holliday, R (1, 7)<br>OBP: 0.286, SLG: 0.472 | C S B T 1-2 ③ K | | | F B B B F F B 4-2 27 S BB | | X 0-0 ③ L4 | | | B C X 1-1 ③ F9 | 3 | 0 | 0 | 0 | 1 | 1 | 0 |
| 27 Garrett Atkins, R (1, 5)<br>OBP: 0.413, SLG: 0.546 | | B X 1-0 ① F8 | | B 1 SAFE B C B S F F B 4-2 1-2 BB | | | C F B F X 1-2 ① F9 | | | 2 | 0 | 0 | 0 | 1 | 0 | 0 |
| 11 Brad Hawpe, L (1, 9)<br>OBP: 0.436, SLG: 0.656 | | C S B B F B B 4-2 G3-6 BB | | C S F B S 1-3 ② K | | | X 0-0 ② G4-3 | | | 2 | 0 | 0 | 0 | 1 | 1 | 2 |
| Jason Smith, L (1, 3)<br>OBP: 0.387, SLG: 0.491 | | X 0-0 ② ③ G3-6 1-2f | | X 0-0 ③ L4 | | | S S X 0-2 ③ F7 | | | 3 | 0 | 0 | 0 | 0 | 0 | 3 |
| Luis Gonzalez, R (1, 4)<br>OBP: 0.267, SLG: 0.397 | | | C X 0-1 ① F8 | | F B X 1-1 ① G4-3 | | | X 0-0 ① F8 | | 3 | 0 | 0 | 0 | 0 | 0 | 0 |
| Danny Ardoin, R (1, 2)<br>OBP: 0.224, SLG: 0.241<br>Jamey Carroll, R (8, PH)<br>OBP: 0.444, SLG: 0.368<br>61 Ramon E Ramirez, R (8, 1)<br>OBP: 1.000, SLG: 1.000<br>39 Tom Martin, L (8, 1) | | | B B X 2-0 ② F7 | | S B B C F B S 3-3 ② K | | | B C F F S 1-3 ② K | | 2<br>1<br>0<br>0 | 0<br>0<br>0<br>0 | 0<br>0<br>0<br>0 | 0<br>0<br>0<br>0 | 0<br>1<br>0<br>0 | 1<br>1<br>0<br>0 | 0<br>0<br>0<br>0 |
| Jason Jennings, L (1, 1)<br>OBP: 0.167, SLG: 0.167<br>Miguel Ojeda, R (8, PH)<br>OBP: 0.362, SLG: 0.476<br>(8, 2) | | | B F B B X 3-1 1B | | X 0-0 ③ F9 | | | S C B B T 2-2 ③ K | | 2<br>1 | 0<br>0 | 1<br>0 | 0<br>0 | 0<br>0 | 0<br>1 | 0<br>0 |
| Inning Stats | R: 0 E: 0 K: 1 S: 7 H: 0 LOB: 0 BB: 0 P: 8 | R: 0 E: 0 K: 0 S: 4 H: 0 LOB: 0 BB: 1 P: 9 | R: 0 E: 0 K: 0 S: 6 H: 1 LOB: 1 BB: 0 P: 12 | R: 0 E: 0 K: 1 S: 13 H: 0 LOB: 2 BB: 2 P: 23 | R: 0 E: 0 K: 1 S: 7 H: 0 LOB: 0 BB: 0 P: 11 | R: 0 E: 0 K: 0 S: 5 H: 0 LOB: 0 BB: 0 P: 7 | R: 0 E: 0 K: 0 S: 8 H: 0 LOB: 0 BB: 0 P: 9 | R: 0 E: 0 K: 2 S: 8 H: 0 LOB: 0 BB: 0 P: 11 | R: 0 E: 0 K: 0 S: 8 H: 0 LOB: 0 BB: 0 P: 13 | 1B: 1 2B: 0 3B: 0 HR: 0 | SF: 0 SAC: 0 DP: 1 HBP: 0 | | | | | | |

| | AB | 27 |
|---|---|---|
| | R | 0 |
| | H | 1 |
| | RBI | 0 |
| | BB | 3 |
| | SO | 5 |
| | LOB | 6 |

WP: 0 PB: 0 SB: 1 CS: 0 PA: 30

| PITCHER | IP | WLS | BF | H | R | ER | SO | BB | IBB | HBP | BLK | WP | HR | S | P | ERA | WHIP |
|---|---|---|---|---|---|---|---|---|---|---|---|---|---|---|---|---|---|
| 15 Tim Hudson, R (1, 1)<br>ERA: 4.54 | 9.0 | W | 30 | 1 | 0 | 0 | 5 | 3 | 0 | 0 | 0 | 0 | 0 | 66 | 103 | 0.00 | 0.444 |

| PITCHER | IP | WLS | BF | H | R | ER | SO | BB | IBB | HBP | BLK | WP | HR | S | P | ERA | WHIP |
|---|---|---|---|---|---|---|---|---|---|---|---|---|---|---|---|---|---|

# Colorado Rockies @ Atlanta Braves

Turner Field, Atlanta, GA

Mon May 01 2006, 7:05 PM EDT

Att. 19,212 - Clear - 72 F

livebaseballscorecards.com

| Batter | 1 | 2 | 3 | 4 | 5 | 6 | 7 | 8 | 9 | AB | R | H | RBI | BB | SO | LOB |
|---|---|---|---|---|---|---|---|---|---|---|---|---|---|---|---|---|
| Marcus Giles, R (1, 4)<br>OBP: 0.320, SLG: 0.305 | F9 | L9 | | 11 CS<br>2-H<br>1B | | | G6-3 | | | 4 | 0 | 1 | 1 | 0 | 0 | 2 |
| 11 Edgar Renteria, R (1, 6)<br>OBP: 0.417, SLG: 0.537 | 10 FC4-6<br>1B | | G6-3 | CS<br>1-2 | F9 | | | 10 BB<br>1B | | 4 | 0 | 2 | 0 | 0 | 0 | 0 |
| 10 Chipper Jones, S (1, 5)<br>OBP: 0.353, SLG: 0.432 | FC4-6<br>1-2f | | FC6-4<br>1B | | G4-3 | | | 1 SAFE<br>BB<br>1-2 | | 3 | 0 | 1 | 0 | 1 | 0 | 1 |
| Andruw Jones, R (1, 8)<br>OBP: 0.352, SLG: 0.581 | G4-3 | | FC6-4<br>BB<br>1-2f | | G5-3 | | | F7 | | 4 | 0 | 0 | 0 | 0 | 0 | 4 |
| Adam LaRoche, L (1, 3)<br>OBP: 0.295, SLG: 0.442 | | G4-3 | 1 SAFE<br>BB<br>1-2 | | | G3 | | F9 | | 2 | 0 | 0 | 0 | 1 | 0 | 0 |
| Brian Jordan, R (8, PH)<br>OBP: 0.346, SLG: 0.417 (9, 3) | | | | | | | | | | 1 | 0 | 0 | 0 | 0 | 0 | 2 |
| 7 Jeff Francoeur, R (1, 9)<br>OBP: 0.221, SLG: 0.356 | | G6-3 | K | | | G1-3 | | L8 | | 4 | 0 | 0 | 0 | 0 | 1 | 4 |
| 16 Brian McCann, L (1, 2)<br>OBP: 0.351, SLG: 0.529 | | BB<br>15 1B<br>1B | | F8 | | 1B | | | | 3 | 1 | 2 | 0 | 0 | 0 | 0 |
| Ryan Langerhans, L (1, 7)<br>OBP: 0.378, SLG: 0.479 | | 15 1B<br>1-2<br>BB | | 15 SH3-4<br>1B | | | K | | | 2 | 1 | 1 | 0 | 1 | 1 | 0 |
| 15 Tim Hudson, R (1, 1)<br>OBP: 0.182, SLG: 0.182 | | 1-2<br>2-H<br>1B | | SH3-4<br>1-2 | | | K | | | 2 | 0 | 1 | 1 | 0 | 1 | 0 |
| Inning Stats | R: 0 E: 0 K: 0 S: 9<br>H: 1 LOB: 1 BB: 0 P: 12 | R: 1 E: 0 K: 0 S: 10<br>H: 2 LOB: 2 BB: 1 P: 21 | R: 0 E: 0 K: 1 S: 13<br>H: 1 LOB: 2 BB: 1 P: 20 | R: 1 E: 0 K: 0 S: 10<br>H: 2 LOB: 0 BB: 0 P: 15 | R: 0 E: 0 K: 0 S: 8<br>H: 0 LOB: 0 BB: 0 P: 12 | R: 0 E: 0 K: 0 S: 6<br>H: 1 LOB: 1 BB: 0 P: 8 | R: 0 E: 0 K: 2 S: 7<br>H: 0 LOB: 0 BB: 0 P: 10 | R: 0 E: 0 K: 0 S: 5<br>H: 1 LOB: 2 BB: 1 P: 11 | | 1B: 8<br>2B: 0<br>3B: 0<br>HR: 0 | SF: 0<br>SAC: 1<br>DP: 0<br>HBP: 0 | | | WP: 0<br>PB: 0<br>SB: 0<br>CS: 1 | PA: 34 | | |

| BOTTOM | |
|---|---|
| AB | 29 |
| R | 2 |
| H | 8 |
| RBI | 2 |
| BB | 3 |
| SO | 3 |
| LOB | 13 |

| PITCHER | | IP | WLS | BF | H | R | ER | SO | BB | IBB | HBP | BLK | WP | HR | S | P | ERA | WHIP |
|---|---|---|---|---|---|---|---|---|---|---|---|---|---|---|---|---|---|---|
| Jason Jennings, R<br>ERA: 5.84 | (1, 1) | 7.0 | L | 28 | 7 | 2 | 2 | 3 | 2 | 0 | 0 | 0 | 0 | 0 | 63 | 98 | 2.57 | 1.286 |
| 61 Ramon E Ramirez, R<br>ERA: | (8, 1) | 0.1 | | 3 | 1 | 0 | 0 | 0 | 1 | 0 | 0 | 0 | 0 | 0 | 3 | 8 | 0.00 | 6.000 |
| 39 Tom Martin, L<br>ERA: 4.97 | (8, 1) | 0.2 | | 2 | 0 | 0 | 0 | 0 | 0 | 0 | 0 | 0 | 0 | 0 | 2 | 3 | 0.00 | 0.000 |

| PITCHER | IP | WLS | BF | H | R | ER | SO | BB | IBB | HBP | BLK | WP | HR | S | P | ERA | WHIP |
|---|---|---|---|---|---|---|---|---|---|---|---|---|---|---|---|---|---|

| Batter | 1 | 2 | 3 | 4 | 5 | 6 | 7 | 8 | 9 | AB | R | H | RBI | BB | SO | LOB |
|---|---|---|---|---|---|---|---|---|---|---|---|---|---|---|---|---|
| 18 Cory Sullivan, L (1, 8)<br>OBP: 0.365, SLG: 0.528 | B C B S S 2-3 ① K | | C X 0-1 ③ F9 | | | B B C B F X 3-2 12 SF8 3B | B B B C F B 4-2 12 S BB | | B B F B X 3-1 ③ G5-3 | 4 | 1 | 1 | 0 | 1 | 1 | 0 |
| 12 Clint Barmes, R (1, 6)<br>OBP: 0.265, SLG: 0.364 | C X 0-1 ② F8 | | | B B C F X 2-2 ① F7 | | F F X 0-2 ① SF8 3-H | B F C S 1-3 ③ K 1-2 | | | 3 | 0 | 0 | 1 | 0 | 1 | 1 |
| 5 Matt Holliday, R (1, 7)<br>OBP: 0.293, SLG: 0.527 | B C S B S 2-3 ③ K | | | B X 1-0 HR | | F B S X 1-2 HR | | T C B X 1-2 ① G1-3 | | 4 | 2 | 2 | 2 | 0 | 1 | 0 |
| 27 Garrett Atkins, R (1, 5)<br>OBP: 0.416, SLG: 0.554 | | C B B C T 2-2 ① K | | B X 1-0 ② F8 | | F C X 0-2 2B | | C B F F F F F X 1-2 11 1B | | 4 | 0 | 2 | 0 | 0 | 1 | 0 |
| 11 Brad Hawpe, L (1, 9)<br>OBP: 0.456, SLG: 0.697 | | B X 1-0 HR | | S B B B S B F X 3-2 1B | | I I I I 4-0 IBB | | F S X 0-2 1-2 1B | | 3 | 1 | 3 | 1 | 1 | 0 | 0 |
| Luis Gonzalez, R (1, 3)<br>OBP: 0.250, SLG: 0.371 | | B X 1-0 ② G4-3 | | 1 SAFE B B B 1 SAFE X 2-0 ③ F8 | | B F X 1-1 ② F5 | | S F X 0-2 ② F9 | | 4 | 0 | 0 | 0 | 0 | 0 | 5 |
| Jamey Carroll, R (1, 4)<br>OBP: 0.408, SLG: 0.333 | | B X 1-0 ③ G5-3 | | | C C X 0-2 ① G5-3 | B X 1-0 ③ F7 | | B B C X 2-1 ③ F8 | | 4 | 0 | 0 | 0 | 0 | 0 | 4 |
| Jose Mesa, R (8, 1) | | | | | | | | | | 0 | 0 | 0 | 0 | 0 | 0 | 0 |
| Miguel Ojeda, R (1, 2)<br>OBP: 0.340, SLG: 0.444 | | | B C S B X 2-2 ① G5-3 | | S B F X 1-2 ② G6-3 | | B B F F X 2-2 ① P4 | | B B C X 2-1 ① G4-3 | 3 | 0 | 0 | 0 | 0 | 0 | 0 |
| 19 Ryan Spilborghs, R (9, PH)<br>OBP: 0.600, SLG: 0.429 | | | | | | | | | | 1 | 0 | 0 | 0 | 0 | 0 | 0 |
| 28 Aaron Cook, R (1, 1)<br>OBP: 0.071, SLG: 0.071 | | | F X 0-1 ② L4 | | B B C X 2-1 ③ L6 | | B C X 1-1 ② G1-3 | | B B C B B F C 3-3 ② K | 3 | 0 | 0 | 0 | 0 | 0 | 0 |
| Scott Dohmann, R (7, 1) | | | | | | | | | | 0 | 0 | 0 | 0 | 0 | 0 | 0 |
| Ray King, L (8, 1) | | | | | | | | | | 0 | 0 | 0 | 0 | 0 | 0 | 0 |
| Jason Smith, L (8, 4)<br>OBP: 0.381, SLG: 0.482 | | | | | | | | | | 1 | 0 | 0 | 0 | 0 | 1 | 0 |
| Inning Stats | R: 0<br>E: 0<br>K: 2<br>S: 8<br>H: 0<br>LOB: 0<br>BB: 0<br>P: 12 | R: 1<br>E: 0<br>K: 1<br>S: 6<br>H: 1<br>LOB: 0<br>BB: 0<br>P: 11 | R: 0<br>E: 0<br>K: 0<br>S: 7<br>H: 0<br>LOB: 0<br>BB: 0<br>P: 9 | R: 1<br>E: 0<br>K: 0<br>S: 10<br>H: 2<br>LOB: 1<br>BB: 0<br>P: 19 | R: 0<br>E: 0<br>K: 0<br>S: 8<br>H: 0<br>LOB: 0<br>BB: 0<br>P: 11 | R: 2<br>E: 0<br>K: 0<br>S: 15<br>H: 3<br>LOB: 2<br>BB: 1<br>P: 25 | R: 0<br>E: 0<br>K: 1<br>S: 10<br>H: 0<br>LOB: 1<br>BB: 1<br>P: 18 | R: 0<br>E: 0<br>K: 0<br>S: 19<br>H: 2<br>LOB: 2<br>BB: 0<br>P: 23 | R: 0<br>E: 0<br>K: 1<br>S: 7<br>H: 0<br>LOB: 0<br>BB: 0<br>P: 15 | 1B: 3<br>2B: 1<br>3B: 1<br>HR: 3<br>SF: 1<br>SAC: 0<br>DP: 0<br>HBP: 0 | | | | | | |

TOP

# Colorado Rockies @ Atlanta Braves

Turner Field, Atlanta, GA

Tue May 02 2006, 7:35 PM EDT
Att. 22,813 - Partly Cloudy - 75 F

livebaseballscorecards.com

| | |
|---|---|
| AB | 34 |
| R | 4 |
| H | 8 |
| RBI | 4 |
| BB | 2 |
| SO | 5 |
| LOB | 10 |

| PITCHER | | IP | WLS | BF | H | R | ER | SO | BB | IBB | HBP | BLK | WP | HR | S | P | ERA | WHIP |
|---|---|---|---|---|---|---|---|---|---|---|---|---|---|---|---|---|---|---|
| Jorge Sosa, R<br>ERA: 6.65 | (1, 1) | 6.0 | | 25 | 6 | 4 | 4 | 3 | 0 | 1 | 0 | 0 | 0 | 3 | 54 | 87 | 6.00 | 1.000 |
| Oscar Villarreal, R<br>ERA: 2.25 | (7, 1) | 1.0 | | 4 | 0 | 0 | 0 | 1 | 1 | 0 | 0 | 0 | 0 | 0 | 10 | 18 | 0.00 | 1.000 |
| Mike Remlinger, L<br>ERA: 3.12 | (8, 1) | 0.1 | | 3 | 2 | 0 | 0 | 0 | 0 | 0 | 0 | 0 | 0 | 0 | 14 | 16 | 0.00 | 6.000 |
| 40 Lance Cormier, R<br>ERA: 3.0 | (8, 1) | 0.2 | W | 2 | 0 | 0 | 0 | 0 | 0 | 0 | 0 | 0 | 0 | 0 | 5 | 7 | 0.00 | 0.000 |
| Chris Reitsma, R<br>ERA: 5.06 | (9, 1) | 1.0 | S | 3 | 0 | 0 | 0 | 1 | 0 | 0 | 0 | 0 | 0 | 0 | 7 | 15 | 0.00 | 0.000 |

| PITCHER | IP | WLS | BF | H | R | ER | SO | BB | IBB | HBP | BLK | WP | HR | S | P | ERA | WHIP |
|---|---|---|---|---|---|---|---|---|---|---|---|---|---|---|---|---|---|

WP: 0 PB: 0 SB: 1 CS: 0 PA: 37

# Colorado Rockies @ Atlanta Braves

Turner Field, Atlanta, GA

Tue May 02 2006, 7:35 PM EDT
Att. 22,813 - Partly Cloudy - 75 F

livebaseballscorecards.com

## BOTTOM

| Batter | 1 | 2 | 3 | 4 | 5 | 6 | 7 | 8 | 9 | AB | R | H | RBI | BB | SO | LOB |
|---|---|---|---|---|---|---|---|---|---|---|---|---|---|---|---|---|
| Marcus Giles, R (1, 4)<br>OBP: 0.343, SLG: 0.345 | G6-3 | | 10 G4-6-3 11 1B 1B | 1-2 1B | | | 11 G1-6-3 1B | 1-H 2B | | 5 | 1 | 4 | 1 | 0 | 0 | 0 |
| 11 Edgar Renteria, R (1, 6)<br>OBP: 0.416, SLG: 0.528 | 10 1B 1B | | 10 G4-6-3 1-2 1B | F9 | | | SAFE G1-6-3 1-2f | F8 | | 5 | 0 | 2 | 0 | 0 | 0 | 4 |
| 10 Chipper Jones, S (1, 5)<br>OBP: 0.364, SLG: 0.426 | 1-2 1B | | G4-6-3 1-2f 2-3 | K | | | 2B BB | | | 3 | 1 | 1 | 0 | 1 | 1 | 4 |
| Andruw Jones, R (1, 8)<br>OBP: 0.357, SLG: 0.588 | F3 | | S 2B 3-H 1B | | K | | 1-H 2B | | | 4 | 1 | 2 | 2 | 0 | 1 | 2 |
| Adam LaRoche, L (1, 3)<br>OBP: 0.304, SLG: 0.450 | G3 | | 7 1-H 1B 2B | | G4-3 | | IBB | | | 3 | 1 | 1 | 1 | 1 | 0 | 2 |
| 7 Jeff Francoeur, R (1, 9)<br>OBP: 0.222, SLG: 0.352 | | G4-3 | 2-H 1B | | G3-1 | | K | | | 4 | 0 | 1 | 1 | 0 | 1 | 2 |
| 16 Brian McCann, L (1, 2)<br>OBP: 0.359, SLG: 0.521 | | BB | SAFE SAFE SAFE G6-3 | | | 4 G4-6-3 1B | | G3 | | 3 | 0 | 1 | 0 | 1 | 0 | 1 |
| Ryan Langerhans, L (1, 7)<br>OBP: 0.365, SLG: 0.461 | | F9 | | G6-3 | | K | | L1 | | 3 | 0 | 0 | 0 | 0 | 1 | 2 |
| 23 Matt Diaz, R (8, PH)<br>OBP: 0.206, SLG: 0.226 (9, 7) | | | | | | | | | | 1 | 0 | 0 | 0 | 0 | 0 | 0 |
| Jorge Sosa, R (1, 1)<br>OBP: 0.333, SLG: 0.800 | | G4-3 | | BB | | G4-6-3 1-2f | | WP 2B 1B | | 1 | 0 | 0 | 0 | 1 | 0 | 1 |
| 4 Pete Orr, L (6, PH)<br>OBP: 0.211, SLG: 0.297 | | | | | | | | | | 1 | 0 | 0 | 0 | 0 | 0 | 1 |
| Oscar Villarreal, L (7, 1) | | | | | | | | | | 0 | 0 | 0 | 0 | 0 | 0 | 0 |
| Mike Remlinger, L (8, 1) | | | | | | | | | | 0 | 0 | 0 | 0 | 0 | 0 | 0 |
| 40 Lance Cormier, R (8, 1) | | | | | | | | | | 0 | 0 | 0 | 0 | 0 | 0 | 0 |
| Wilson Betemit, S (8, PH)<br>OBP: 0.326, SLG: 0.426 | | | | | | | | | | 1 | 1 | 1 | 0 | 0 | 0 | 0 |
| Chris Reitsma, R (9, 1) | | | | | | | | | | 0 | 0 | 0 | 0 | 0 | 0 | 0 |

| Inning Stats | 1 | 2 | 3 | 4 | 5 | 6 | 7 | 8 | 9 |
|---|---|---|---|---|---|---|---|---|---|
| | R: 0 H: 2<br>E: 0 LOB: 2<br>K: 0 BB: 0<br>S: 10 P: 16 | R: 0 H: 0<br>E: 0 LOB: 1<br>K: 0 BB: 1<br>S: 8 P: 17 | R: 3 H: 5<br>E: 0 LOB: 1<br>K: 0 BB: 0<br>S: 12 P: 18 | R: 0 H: 1<br>E: 0 LOB: 2<br>K: 1 BB: 1<br>S: 10 P: 14 | R: 0 H: 0<br>E: 0 LOB: 0<br>K: 1 BB: 0<br>S: 6 P: 8 | R: 0 H: 1<br>E: 0 LOB: 0<br>K: 1 BB: 0<br>S: 6 P: 8 | R: 1 H: 2<br>E: 0 LOB: 2<br>K: 1 BB: 2<br>S: 9 P: 24 | R: 1 H: 2<br>E: 0 LOB: 1<br>K: 0 BB: 0<br>S: 9 P: 17 | |

| | |
|---|---|
| 1B: 10 | SF: 0 |
| 2B: 3 | SAC: 0 |
| 3B: 0 | DP: 3 |
| HR: 0 | HBP: 0 |

| | |
|---|---|
| WP: 1 | PA: 38 |
| PB: 0 | |
| SB: 1 | |
| CS: 0 | |

| | |
|---|---|
| AB | 34 |
| R | 5 |
| H | 13 |
| RBI | 5 |
| BB | 4 |
| SO | 4 |
| LOB | 19 |

| PITCHER | IP | WLS | BF | H | R | ER | SO | BB | IBB | HBP | BLK | WP | HR | S | P | ERA | WHIP |
|---|---|---|---|---|---|---|---|---|---|---|---|---|---|---|---|---|---|
| 28 Aaron Cook, R (1, 1)<br>ERA: 3.76 | 6.2 | | 30 | 10 | 4 | 4 | 3 | 3 | 0 | 0 | 0 | 0 | 0 | 56 | 92 | 5.40 | 1.950 |
| Scott Dohmann, R (7, 1)<br>ERA: 2.84 | 0.1 | B | 3 | 1 | 0 | 0 | 1 | 0 | 1 | 0 | 0 | 0 | 0 | 5 | 13 | 0.00 | 3.000 |
| Ray King, L (8, 1)<br>ERA: 3.86 | 0.2 | L | 3 | 1 | 1 | 1 | 0 | 0 | 0 | 0 | 0 | 0 | 0 | 7 | 12 | 13.50 | 1.500 |
| Jose Mesa, R (8, 1)<br>ERA: 0.59 | 0.1 | | 2 | 1 | 0 | 0 | 0 | 0 | 0 | 0 | 0 | 1 | 0 | 2 | 5 | 0.00 | 3.000 |

| PITCHER | IP | WLS | BF | H | R | ER | SO | BB | IBB | HBP | BLK | WP | HR | S | P | ERA | WHIP |
|---|---|---|---|---|---|---|---|---|---|---|---|---|---|---|---|---|---|

| Batter | 1 | 2 | 3 | 4 | 5 | 6 | 7 | 8 | 9 | AB | R | H | RBI | BB | SO | LOB |
|---|---|---|---|---|---|---|---|---|---|---|---|---|---|---|---|---|
| 6 Ryan Freel, R (1, 8)<br>OBP: 0.411, SLG: 0.326 | C B B X 2-1 ① F7 | | X 0-0 ① F9 | | C S B B X 2-2 ③ F8 | | | X 0-0 ② G6-3 | | 4 | 0 | 0 | 0 | 0 | 0 | 0 |
| Felipe Lopez, S (1, 6)<br>OBP: 0.323, SLG: 0.374 | X 0-0 12 S BB 1B | | C B X 1-1 ② G6-3 | | | C B X 1-1 ① G4-3 | | C B F B B X 3-2 ③ G4-3 | | 4 | 0 | 1 | 0 | 0 | 0 | 0 |
| Rich Aurilia, R (1, 3)<br>OBP: 0.341, SLG: 0.551<br>Scott Hatteberg, L (6, 3)<br>OBP: 0.429, SLG: 0.419 | B B 1 SAFE C B 1 SAFE X 3-1 ② P5 | | X 0-0 2B | | | B B F F X 2-2 ② G5-3 | | | B C X 1-1 ① G3 | 3<br>1 | 0<br>0 | 1<br>0 | 0<br>0 | 0<br>0 | 0<br>0 | 1<br>0 |
| Adam Dunn, L (1, 7)<br>OBP: 0.423, SLG: 0.613 | B B B B 4-0 1-2 BB | | C X 0-1 ③ P6 | | | B S X 1-1 ③ G4-3 | | | B B B B 4-0 12 G6-4-3 BB | 2 | 0 | 0 | 0 | 2 | 0 | 1 |
| 12 Edwin Encarnación, R (1, 5)<br>OBP: 0.400, SLG: 0.567 | B F X 1-1 ③ P6 2-3 | | | F B B X 2-1 ① G6-3 | | | B B B C C X 3-2 ① F7 | | B B C F X 2-2 ② ③ G6-4-3 1-2f | 4 | 0 | 0 | 0 | 0 | 0 | 3 |
| Austin Kearns, R (1, 9)<br>OBP: 0.371, SLG: 0.529 | | B F B X 2-1 ① G6-3 | | X 0-0 ② G6-3 | | | X 0-0 1B | | | 3 | 0 | 1 | 0 | 0 | 0 | 0 |
| 4 Brandon Phillips, R (1, 4)<br>OBP: 0.367, SLG: 0.534 | | C X 0-1 S S 1B | | B B B C F S 3-3 ③ K | | | C X 0-1 ② F9 | | | 3 | 0 | 1 | 0 | 0 | 1 | 1 |
| Jason LaRue, R (1, 2)<br>OBP: 0.290, SLG: 0.250 | | 1 SAFE B 1 B S X 2-1 ② L9 1-2 | | | F F B B B F S 3-3 ① K | | F S B B F B 1 SAFE F S 2-3 ③ K | | | 3 | 0 | 0 | 0 | 0 | 2 | 2 |
| Brandon Claussen, R (1, 1)<br>31 Matt Belisle, R (7, 1)<br>Quinton McCracken, S (8, PH)<br>OBP: 0.263, SLG: 0.412<br>Chris Hammond, L (8, 1) | | C F F B S 1-3 ③ K 2-3 | | | C F B S 1-3 ② K | | | C B C B F F X 2-2 ① G1-6-3 | | 2<br>0<br>1<br>0 | 0<br>0<br>0<br>0 | 0<br>0<br>0<br>0 | 0<br>0<br>0<br>0 | 2<br>0<br>0<br>0 | 0<br>0<br>0<br>0 | 1<br>0<br>0<br>0 |
| Inning Stats | R: 0 E: 0 K: 0 S: 7 H: 1 LOB: 2 BB: 1 P: 17 | R: 0 E: 0 K: 1 S: 10 H: 1 LOB: 1 BB: 0 P: 15 | R: 0 E: 0 K: 0 S: 6 H: 1 LOB: 1 BB: 0 P: 7 | R: 0 E: 0 K: 1 S: 6 H: 0 LOB: 0 BB: 0 P: 11 | R: 0 E: 0 K: 2 S: 10 H: 0 LOB: 0 BB: 0 P: 16 | R: 0 E: 0 K: 0 S: 7 H: 0 LOB: 0 BB: 0 P: 11 | R: 0 E: 0 K: 1 S: 11 H: 1 LOB: 1 BB: 0 P: 16 | R: 0 E: 0 K: 0 S: 9 H: 0 LOB: 0 BB: 0 P: 14 | R: 0 E: 0 K: 0 S: 5 H: 0 LOB: 0 BB: 1 P: 12 | 1B: 3 2B: 1 3B: 0 HR: 0 | SF: 0 SAC: 0 DP: 1 HBP: 0 | | | | | | |

TOP

# Cincinnati Reds @ Colorado Rockies

Coors Field, Denver, CO

Wed May 03 2006, 6:35 PM MDT

Att. 18,214 - Overcast - 55 F

livebaseballscorecards.com

| | |
|---|---|
| AB | 30 |
| R | 0 |
| H | 4 |
| RBI | 0 |
| BB | 2 |
| SO | 5 |
| LOB | 9 |

| PITCHER | | IP | WLS | BF | H | R | ER | SO | BB | IBB | HBP | BLK | WP | HR | S | P | ERA | WHIP |
|---|---|---|---|---|---|---|---|---|---|---|---|---|---|---|---|---|---|---|
| 26 Jeff Francis, L<br>ERA: 3.6 | (1, 1) | 7.0 | W | 26 | 4 | 0 | 0 | 5 | 1 | 0 | 0 | 0 | 0 | 0 | 57 | 93 | 0.00 | 0.714 |
| Jose Mesa, R<br>ERA: 0.55 | (8, 1) | 1.0 | H | 3 | 0 | 0 | 0 | 0 | 0 | 0 | 0 | 0 | 0 | 0 | 9 | 14 | 0.00 | 0.000 |
| 40 Brian Fuentes, L<br>ERA: 1.5 | (9, 1) | 1.0 | S | 3 | 0 | 0 | 0 | 0 | 1 | 0 | 0 | 0 | 0 | 0 | 5 | 12 | 0.00 | 1.000 |

| PITCHER | IP | WLS | BF | H | R | ER | SO | BB | IBB | HBP | BLK | WP | HR | S | P | ERA | WHIP |
|---|---|---|---|---|---|---|---|---|---|---|---|---|---|---|---|---|---|

# Cincinnati Reds @ Colorado Rockies

Coors Field, Denver, CO

Wed May 03 2006, 6:35 PM MDT

Att. 18,214 - Overcast - 55 F

| Batter | 1 | 2 | 3 | 4 | 5 | 6 | 7 | 8 | 9 | AB | R | H | RBI | BB | SO | LOB |
|---|---|---|---|---|---|---|---|---|---|---|---|---|---|---|---|---|
| Jamey Carroll, R (1, 6) OBP: 0.396, SLG: 0.326 | 1-2 G6-3 | | 1-2 G6-3 | | 0-0 5 2B 1-2 1B | | 1-2 G6-3 | | | 4 | 1 | 1 | 0 | 0 | 0 | 0 |
| 19 Ryan Spilborghs, R (1, 9) OBP: 0.571, SLG: 0.400 | 1-1 F9 | | | 4-0 27 F8 5 1B BB | 0-2 F9 | | 0-1 1B | | | 3 | 0 | 1 | 0 | 1 | 0 | 2 |
| 5 Matt Holliday, R (1, 7) OBP: 0.308, SLG: 0.544 | 0-0 1B | | | 0-0 S 1-2 1B | 0-1 1-H 2-H 2B | | 2-3 K | | | 4 | 0 | 3 | 2 | 0 | 1 | 1 |
| 27 Garrett Atkins, R (1, 5) OBP: 0.410, SLG: 0.538 | 1-0 F8 | | | 0-1 F8 2-3 | 4-0 IBB | | | 2-1 G5-3 | | 3 | 0 | 0 | 0 | 1 | 0 | 3 |
| Eli Marrero, R (1, 3) OBP: 0.366, SLG: 0.667 | | 2-3 K | | 2-2 F8 | 0-3 K | | | 0-1 F8 | | 3 | 0 | 0 | 0 | 0 | 2 | 4 |
| Jason Smith, L (8, 4) OBP: 0.375, SLG: 0.474 | | | | | | | | | | 1 | 0 | 0 | 0 | 0 | 0 | 0 |
| Luis Gonzalez, R (1, 4) OBP: 0.250, SLG: 0.364 (8, 3) | | 1-0 F8 | | 1-3 K 1-2 | | 3-1 F8 | | 2-2 1B | | 4 | 0 | 1 | 0 | 0 | 1 | 2 |
| Choo Freeman, R (1, 8) OBP: 0.267, SLG: 0.310 | | 1-1 G6-3 | | | 0-1 E S 1B 1B | 2-1 G6-3 | | 0-1 F9 | | 4 | 1 | 1 | 0 | 0 | 0 | 1 |
| Danny Ardoin, R (1, 2) OBP: 0.230, SLG: 0.246 | | | 2-2 F9 | | 1-2 26 FC2-6 1-H 1B | 1-3 K | | | | 3 | 0 | 1 | 1 | 0 | 1 | 0 |
| 26 Jeff Francis, L (1, 1) OBP: 0.214, SLG: 0.083 | | | 1-0 G3 | | 0-1 FC2-6 1B 5 2B 1-2f | | 0-3 K | | | 3 | 1 | 0 | 0 | 0 | 1 | 1 |
| Jose Mesa, R (8, 1) | | | | | | | | | | 0 | 0 | 0 | 0 | 0 | 0 | 0 |
| 40 Brian Fuentes, L (9, 1) | | | | | | | | | | 0 | 0 | 0 | 0 | 0 | 0 | 0 |

| Inning Stats | 1 | 2 | 3 | 4 | 5 | 6 | 7 | 8 | 9 | |
|---|---|---|---|---|---|---|---|---|---|---|
| | R: 0 H: 1 | R: 0 H: 0 | R: 0 H: 0 | R: 0 H: 1 | R: 3 H: 4 | R: 0 H: 0 | R: 0 H: 1 | R: 0 H: 1 | | 1B: 7 SF: 0 |
| | E: 0 LOB: 1 | E: 0 LOB: 0 | E: 0 LOB: 0 | E: 0 LOB: 2 | E: 0 LOB: 2 | E: 0 LOB: 0 | E: 0 LOB: 1 | E: 0 LOB: 1 | | 2B: 1 SAC: 0 |
| | K: 0 BB: 0 | K: 1 BB: 0 | K: 0 BB: 0 | K: 1 BB: 1 | K: 1 BB: 1 | K: 1 BB: 0 | K: 2 BB: 0 | K: 0 BB: 0 | | 3B: 0 DP: 0 |
| | S: 7 P: 10 | S: 6 P: 10 | S: 7 P: 11 | S: 11 P: 18 | S: 16 P: 21 | S: 7 P: 13 | S: 13 P: 16 | S: 9 P: 13 | | HR: 0 HBP: 0 |

| PITCHER | | IP | WLS | BF | H | R | ER | SO | BB | IBB | HBP | BLK | WP | HR | S | P | ERA | WHIP |
|---|---|---|---|---|---|---|---|---|---|---|---|---|---|---|---|---|---|---|
| Brandon Claussen, L ERA: 5.63 | (1, 1) | 6.2 | L | 29 | 7 | 3 | 3 | 5 | 1 | 1 | 0 | 0 | 0 | 0 | 62 | 92 | 4.05 | 1.200 |
| 31 Matt Belisle, R ERA: 4.5 | (7, 1) | 0.1 | | 1 | 0 | 0 | 0 | 1 | 0 | 0 | 0 | 0 | 0 | 0 | 5 | 7 | 0.00 | 0.000 |
| Chris Hammond, L ERA: 13.5 | (8, 1) | 1.0 | | 4 | 1 | 0 | 0 | 0 | 0 | 0 | 0 | 0 | 0 | 0 | 9 | 13 | 0.00 | 1.000 |

| PITCHER | IP | WLS | BF | H | R | ER | SO | BB | IBB | HBP | BLK | WP | HR | S | P | ERA | WHIP |
|---|---|---|---|---|---|---|---|---|---|---|---|---|---|---|---|---|---|

livebaseballscorecards.com

| | |
|---|---|
| AB | 32 |
| R | 3 |
| H | 8 |
| RBI | 3 |
| BB | 2 |
| SO | 6 |
| LOB | 14 |

WP: 0 PA: 34
PB: 0
SB: 2
CS: 0

# Cincinnati Reds @ Colorado Rockies

Coors Field, Denver, CO

Thu May 04 2006, 6:35 PM MDT

Att. 18,204 - Overcast - 48 F

livebaseballscorecards.com

## TOP

| Batter | 1 | 2 | 3 | 4 | 5 | 6 | 7 | 8 | 9 | AB | R | H | RBI | BB | SO | LOB |
|---|---|---|---|---|---|---|---|---|---|---|---|---|---|---|---|---|
| Felipe Lopez, S (1, 6)<br>OBP: 0.318, SLG: 0.361 | F8 | G1-3<br>1-2 | | | F8 | | FC1-2<br>1-2<br>2-3<br>BB | | G4-3 | 4 | 0 | 0 | 0 | 1 | 0 | 1 |
| 4 Brandon Phillips, R (1, 4)<br>OBP: 0.345, SLG: 0.500 | G1-3 | L7 | | | F9 | | F6 | | G4-3 | 5 | 0 | 0 | 0 | 0 | 0 | 4 |
| Adam Dunn, L (1, 7)<br>OBP: 0.414, SLG: 0.622<br>6 Ryan Freel, R (9, 8)<br>OBP: 0.411, SLG: 0.326 | K | | G3-1 | | | HR | FC1-2<br>1-2<br>2-3<br>3-Hf | | F8 | 5<br>0 | 1<br>0 | 1<br>0 | 1<br>0 | 0<br>0 | 1<br>0 | 3<br>0 |
| 12 Edwin Encarnación, R (1, 5)<br>OBP: 0.394, SLG: 0.553 | | BB<br>1B<br>1B | K | | | G5-3 | | K | | 4 | 1 | 1 | 0 | 0 | 2 | 0 |
| Scott Hatteberg, L (1, 3)<br>OBP: 0.444, SLG: 0.446 | | 1B<br>HR<br>1-2<br>BB | F9 | | | G4-6-3<br>1B | | 1B<br>2B | | 3 | 2 | 2 | 0 | 1 | 0 | 0 |
| Austin Kearns, R (1, 9)<br>OBP: 0.375, SLG: 0.528 | | HR<br>1-2<br>2-H<br>1B | | F8 | | G4-6-3<br>1-2f | | 27<br>2B<br>2-H<br>1B | | 4 | 2 | 2 | 2 | 0 | 0 | 1 |
| 27 Chris Denorfia, R (1, 8)<br>OBP: 0.500, SLG: 0.833<br>(9, 7) | K | F8 | | | | | G6-3 | | | 4 | 0 | 1 | 1 | 0 | 1 | 2 |
| Jason LaRue, R (1, 2)<br>OBP: 0.314, SLG: 0.375 | HR<br>1-H<br>2-H | G5-3 | | | | | 1B<br>39<br>1B<br>BB<br>FC1-2 | K | | 4 | 1 | 2 | 3 | 0 | 1 | 1 |
| 39 Aaron Harang, R (1, 1)<br>OBP: 0.211, SLG: 0.211<br>Rick White, R (9, 1) | G1-3<br>1B | | | | K | | FC1-2<br>BB<br>1-2<br>1B | G3 | | 4<br>0 | 0<br>0 | 2<br>0 | 0<br>0 | 0<br>0 | 1<br>0 | 1<br>0 |
| Inning Stats | R: 0<br>E: 0<br>K: 1<br>S: 6<br>H: 0<br>LOB: 0<br>BB: 0<br>P: 8 | R: 4<br>E: 0<br>K: 1<br>S: 17<br>H: 4<br>LOB: 1<br>BB: 1<br>P: 31 | R: 0<br>E: 0<br>K: 1<br>S: 9<br>H: 0<br>LOB: 0<br>BB: 0<br>P: 16 | R: 0<br>E: 0<br>K: 0<br>S: 6<br>H: 0<br>LOB: 0<br>BB: 0<br>P: 7 | R: 0<br>E: 0<br>K: 1<br>S: 7<br>H: 0<br>LOB: 0<br>BB: 0<br>P: 9 | R: 1<br>E: 0<br>K: 0<br>S: 9<br>H: 2<br>LOB: 0<br>BB: 0<br>P: 16 | R: 0<br>E: 0<br>K: 0<br>S: 19<br>H: 2<br>LOB: 3<br>BB: 1<br>P: 28 | R: 2<br>E: 0<br>K: 2<br>S: 21<br>H: 3<br>LOB: 1<br>BB: 0<br>P: 29 | R: 0<br>E: 0<br>K: 0<br>S: 8<br>H: 0<br>LOB: 0<br>BB: 0<br>P: 11 | 1B: 7<br>2B: 2<br>3B: 0<br>HR: 2<br>SF: 0<br>SAC: 0<br>DP: 1<br>HBP: 0 | | | | | | |

| | AB | 37 |
|---|---|---|
| | R | 7 |
| | H | 11 |
| | RBI | 7 |
| | BB | 2 |
| | SO | 6 |
| | LOB | 13 |

WP: 0 PA: 39
PB: 0
SB: 0
CS: 0

| PITCHER | | IP | WLS | BF | H | R | ER | SO | BB | IBB | HBP | BLK | WP | HR | S | P | ERA | WHIP |
|---|---|---|---|---|---|---|---|---|---|---|---|---|---|---|---|---|---|---|
| 37 Josh Fogg, R<br>ERA: 5.18 | (1, 1) | 6.1 | L | 28 | 8 | 5 | 5 | 4 | 2 | 0 | 0 | 0 | 0 | 2 | 67 | 106 | 7.11 | 1.579 |
| David Cortes, R<br>ERA: 1.38 | (7, 1) | 0.1 | | 1 | 0 | 0 | 0 | 0 | 0 | 0 | 0 | 0 | 0 | 0 | 4 | 6 | 0.00 | 0.000 |
| 39 Tom Martin, L<br>ERA: 5.79 | (7, 1) | 1.1 | | 7 | 3 | 2 | 2 | 2 | 0 | 0 | 0 | 0 | 0 | 0 | 23 | 32 | 13.50 | 2.250 |
| Scott Dohmann, R<br>ERA: 2.45 | (9, 1) | 1.0 | | 3 | 0 | 0 | 0 | 0 | 0 | 0 | 0 | 0 | 0 | 0 | 8 | 11 | 0.00 | 0.000 |

| PITCHER | IP | WLS | BF | H | R | ER | SO | BB | IBB | HBP | BLK | WP | HR | S | P | ERA | WHIP |
|---|---|---|---|---|---|---|---|---|---|---|---|---|---|---|---|---|---|

# Cincinnati Reds @ Colorado Rockies

Coors Field, Denver, CO

Thu May 04 2006, 6:35 PM MDT

Att. 18,204 - Overcast - 48 F

BOTTOM

livebaseballscorecards.com

| Batter | 1 | 2 | 3 | 4 | 5 | 6 | 7 | 8 | 9 | AB | R | H | RBI | BB | SO | LOB |
|---|---|---|---|---|---|---|---|---|---|---|---|---|---|---|---|---|
| 18 Cory Sullivan, L (1, 8)<br>OBP: 0.361, SLG: 0.527 | K | | G6-3 | | 2B | | K2-3 | | | 4 | 0 | 1 | 0 | 0 | 2 | 0 |
| Jamey Carroll, R (1, 6)<br>OBP: 0.386, SLG: 0.320 | 1B | | G4-3 | | G4-3 | | | K | | 4 | 0 | 1 | 0 | 0 | 1 | 1 |
| 5 Matt Holliday, R (1, 7)<br>OBP: 0.298, SLG: 0.525 | FC4 | | K | | G5-3 | | | G6-3 | | 4 | 0 | 0 | 0 | 0 | 1 | 2 |
| 27 Garrett Atkins, R (1, 5)<br>OBP: 0.405, SLG: 0.528 | G6-4-3 | | | F8 | G5-3 | | | 1B | | 4 | 0 | 1 | 0 | 0 | 0 | 2 |
| 11 Brad Hawpe, L (1, 9)<br>OBP: 0.458, SLG: 0.686 | | 1B | | K | BB | | | G4-3 | | 3 | 1 | 1 | 0 | 1 | 1 | 1 |
| Eli Marrero, R (1, 3)<br>OBP: 0.400, SLG: 0.692 | | 2B | | 1B | K | | | | G4-3 DI BB | 3 | 0 | 2 | 0 | 1 | 1 | 1 |
| Jason Smith, L (1, 4)<br>OBP: 0.373, SLG: 0.467<br>David Cortes, R (7, 1)<br>39 Tom Martin, L (7, 1)<br>Scott Dohmann, R (9, 1)<br>Choo Freeman, R (9, PH)<br>OBP: 0.258, SLG: 0.300 | | K | | 1B | K | | | K | | 3<br>0<br>0<br>0<br>1 | 0<br>0<br>0<br>0<br>0 | 1<br>0<br>0<br>0<br>0 | 0<br>0<br>0<br>0<br>0 | 0<br>0<br>0<br>0<br>1 | 2<br>0<br>0<br>0<br>1 | 3<br>0<br>0<br>0<br>1 |
| Danny Ardoin, R (1, 2)<br>OBP: 0.215, SLG: 0.230 | | G6-3 | | K | | F7 | | G4-3 | | 4 | 0 | 0 | 1 | 0 | 1 | 4 |
| 37 Josh Fogg, R (1, 1)<br>Luis Gonzalez, R (7, 4)<br>OBP: 0.243, SLG: 0.353 | | K | | | G3-1 | K | | K | | 2<br>2 | 0<br>0 | 0<br>0 | 0<br>0 | 0<br>0 | 1<br>2 | 1<br>1 |

| Inning Stats | 1 | 2 | 3 | 4 | 5 | 6 | 7 | 8 | 9 |
|---|---|---|---|---|---|---|---|---|---|
| | R: 0 H: 1<br>E: 1 LOB: 1<br>K: 1 BB: 0<br>S: 11 P: 16 | R: 1 H: 2<br>E: 0 LOB: 1<br>K: 2 BB: 0<br>S: 15 P: 21 | R: 0 H: 0<br>E: 0 LOB: 0<br>K: 1 BB: 0<br>S: 7 P: 8 | R: 0 H: 2<br>E: 0 LOB: 2<br>K: 2 BB: 0<br>S: 11 P: 16 | R: 0 H: 1<br>E: 0 LOB: 1<br>K: 0 BB: 0<br>S: 5 P: 7 | R: 0 H: 0<br>E: 0 LOB: 1<br>K: 2 BB: 1<br>S: 8 P: 15 | R: 0 H: 0<br>E: 0 LOB: 0<br>K: 2 BB: 0<br>S: 9 P: 10 | R: 0 H: 1<br>E: 0 LOB: 1<br>K: 1 BB: 0<br>S: 9 P: 15 | R: 0 H: 0<br>E: 0 LOB: 1<br>K: 2 BB: 1<br>S: 14 P: 22 |

| | | |
|---|---|---|
| AB | 34 | |
| R | 1 | |
| H | 7 | |
| RBI | 1 | |
| BB | 2 | |
| SO | 13 | |
| LOB | 17 | |

| | | | | | | | | | | | | | | | | | | | | | | | | | | | | | | |
|---|---|---|---|---|---|---|---|---|---|---|---|---|---|---|---|---|---|---|---|---|---|---|---|---|---|---|---|---|---|---|
| PITCHER | | IP | WLS | BF | H | R | ER | SO | BB | IBB | HBP | BLK | WP | HR | S | P | ERA | WHIP | PITCHER | IP | WLS | BF | H | R | ER | SO | BB | IBB | HBP | BLK | WP | HR | S | P | ERA | WHIP |
| 39 Aaron Harang, R<br>ERA: 3.78 | (1, 1) | 8.1 | W | 34 | 7 | 1 | 1 | 12 | 2 | 0 | 0 | 0 | 0 | 0 | 83 | 121 | 1.08 | 1.080 | | | | | | | | | | | | | | | | | |
| Rick White, R<br>ERA: 4.05 | (9, 1) | 0.2 | | 2 | 0 | 0 | 0 | 1 | 0 | 0 | 0 | 0 | 0 | 0 | 6 | 9 | 0.00 | 0.000 | | | | | | | | | | | | | | | | | |

| | | | | | | | | | | | | | | | | | | | | | | | | | | | | | | |
|---|---|---|---|---|---|---|---|---|---|---|---|---|---|---|---|---|---|---|---|---|---|---|---|---|---|---|---|---|---|---|
| | | | | | | | | | | | | | | | | | | | | | | | | | | | | | | |

| | | | | | | | | | | | | | | | | | | | | | | | | | | | | | | |
|---|---|---|---|---|---|---|---|---|---|---|---|---|---|---|---|---|---|---|---|---|---|---|---|---|---|---|---|---|---|---|
| | | | | | | | | | | | | | | | | | | | | | | | | | | | | | | |

| | | | | | | | | | | | | | | | | | | | | | | | | | | | | | | |
|---|---|---|---|---|---|---|---|---|---|---|---|---|---|---|---|---|---|---|---|---|---|---|---|---|---|---|---|---|---|---|
| | | | | | | | | | | | | | | | | | | | | | | | | | | | | | | |

| | | | | | | | | | | | | | | | | | | | | | | | | | | | | | | |
|---|---|---|---|---|---|---|---|---|---|---|---|---|---|---|---|---|---|---|---|---|---|---|---|---|---|---|---|---|---|---|
| | | | | | | | | | | | | | | | | | | | | | | | | | | | | | | |

| | | | | | | | | | | | | | | | | | | | | | | | | | | | | | | |
|---|---|---|---|---|---|---|---|---|---|---|---|---|---|---|---|---|---|---|---|---|---|---|---|---|---|---|---|---|---|---|
| | | | | | | | | | | | | | | | | | | | | | | | | | | | | | | |

| | | | | | | | | | | | | | | | | | | | | | | | | | | | | | | |
|---|---|---|---|---|---|---|---|---|---|---|---|---|---|---|---|---|---|---|---|---|---|---|---|---|---|---|---|---|---|---|
| | | | | | | | | | | | | | | | | | | | | | | | | | | | | | | |

| | | | | | | | | | | | | | | | | | | | | | | | | | | | | | | |
|---|---|---|---|---|---|---|---|---|---|---|---|---|---|---|---|---|---|---|---|---|---|---|---|---|---|---|---|---|---|---|
| | | | | | | | | | | | | | | | | | | | | | | | | | | | | | | |

| | | | | | | | | | | | | | | | | | | | | | | | | | | | | | | |
|---|---|---|---|---|---|---|---|---|---|---|---|---|---|---|---|---|---|---|---|---|---|---|---|---|---|---|---|---|---|---|
| | | | | | | | | | | | | | | | | | | | | | | | | | | | | | | |

| | | | | | | | | | | | | | | | | | | | | | | | | | | | | | | |
|---|---|---|---|---|---|---|---|---|---|---|---|---|---|---|---|---|---|---|---|---|---|---|---|---|---|---|---|---|---|---|
| | | | | | | | | | | | | | | | | | | | | | | | | | | | | | | |

| Batter | 1 | 2 | 3 | 4 | 5 | 6 | 7 | 8 | 9 | AB | R | H | RBI | BB | SO | LOB |
|---|---|---|---|---|---|---|---|---|---|---|---|---|---|---|---|---|
| Craig Biggio, R (1, 4)<br>OBP: 0.352, SLG: 0.504 | B C X 1-1 ① F7 | | B X 1-0 1B 1B 2B | B C X 1-1 2-H 1B | | | C B X 1-1 ② F9 | | | 4 | 1 | 2 | 1 | 0 | 0 | 0 |
| Willy Taveras, R (1, 8)<br>OBP: 0.349, SLG: 0.353 | B F B F T 2-2 ② K | | L X 0-1 2-3 17 S 1B 1B | B B C F X 2-2 ③ G1-3 | | | C B B C F B F X 3-2 ③ G4-3 | | | 4 | 1 | 1 | 0 | 0 | 1 | 1 |
| 17 Lance Berkman, S (1, 3)<br>OBP: 0.397, SLG: 0.708 | B F B C B X 3-2 1B 2B | | B 1 SAFE B 1 SAFE F S F B S 3-3 1-2 ① K | | S X 0-1 ① G4-3 | | | B F C B C 2-3 ① K | | 4 | 1 | 1 | 0 | 0 | 2 | 2 |
| Morgan Ensberg, R (1, 5)<br>OBP: 0.431, SLG: 0.680 | F B B C B B 4-2 1B BB | | S S S 0-3 ② K | | B C S B S 2-3 ② K | | | S S B S 1-3 ② K | | 3 | 0 | 0 | 0 | 1 | 3 | 2 |
| Preston Wilson, R (1, 7)<br>OBP: 0.271, SLG: 0.378 | B X 1-0 1-3 2-H 1B | | S X 0-1 2-H 3-H 1B | | C X 0-1 ③ G6-3 | | | C F B S 1-3 ③ K | | 4 | 0 | 2 | 3 | 0 | 1 | 0 |
| 16 Jason Lane, R (1, 9)<br>OBP: 0.347, SLG: 0.400 | B B C X 2-1 ③ P2 | | C C C 0-3 ③ K | | | X 0-0 ① G4-3 | | | X 0-0 ① P4 | 4 | 0 | 0 | 0 | 0 | 1 | 3 |
| Brad Ausmus, R (1, 2)<br>OBP: 0.457, SLG: 0.408 | | C F C 0-3 ① K | | B F F S 1-3 ① K | | X 0-0 ② G4-3 | | | B C B C F F B X 3-2 2B | 4 | 0 | 1 | 0 | 0 | 2 | 0 |
| 28 Adam Everett, R (1, 6)<br>OBP: 0.309, SLG: 0.352 | | C S S 0-3 ② K | | C S X 0-2 SH1-4 1B 1B | | C B B T B X 3-2 F9 | | | S B X 1-1 ② G6-3 | 4 | 1 | 1 | 0 | 0 | 1 | 1 |
| Taylor Buchholz, R (1, 1)<br>Mike Gallo, L (8, 1)<br>Chad Qualls, R (8, 1)<br>Mike Lamb, L (9, PH)<br>OBP: 0.333, SLG: 0.300<br>54 Brad Lidge, R (9, 1)<br>Dan Wheeler, R (9, 1) | | C B F B S 2-3 ③ K | | X 0-0 ② SH1-4 1-2 | | | C X 0-1 ① P3 | | S B F B F X 2-2 ③ P6 | 2<br>0<br>0<br>1<br>0<br>0 | 0<br>0<br>0<br>0<br>0<br>0 | 0<br>0<br>0<br>0<br>0<br>0 | 0<br>0<br>0<br>0<br>0<br>0 | 0<br>0<br>0<br>0<br>0<br>0 | 1<br>0<br>0<br>0<br>0<br>0 | 0<br>0<br>0<br>1<br>0<br>0 |
| Inning Stats | R: 1 H: 2<br>E: 0 LOB: 2<br>K: 1 BB: 1<br>S: 13 P: 26 | R: 0 H: 0<br>E: 0 LOB: 0<br>K: 3 BB: 0<br>S: 9 P: 11 | R: 2 H: 3<br>E: 0 LOB: 1<br>K: 3 BB: 0<br>S: 15 P: 19 | R: 1 H: 2<br>E: 0 LOB: 1<br>K: 1 BB: 0<br>S: 12 P: 16 | R: 0 H: 0<br>E: 0 LOB: 0<br>K: 1 BB: 0<br>S: 7 P: 9 | R: 0 H: 0<br>E: 0 LOB: 0<br>K: 0 BB: 0<br>S: 5 P: 8 | R: 0 H: 0<br>E: 0 LOB: 0<br>K: 0 BB: 0<br>S: 9 P: 13 | R: 0 H: 0<br>E: 0 LOB: 0<br>K: 3 BB: 0<br>S: 9 P: 13 | R: 0 H: 1<br>E: 0 LOB: 1<br>K: 0 BB: 0<br>S: 12 P: 18 | 1B: 5 SF: 0<br>2B: 3 SAC: 1<br>3B: 0 DP: 0<br>HR: 0 HBP: 0 | | | | | | WP: 0 PA: 36<br>PB: 0<br>SB: 1<br>CS: 0 |

| PITCHER | IP | WLS | BF | H | R | ER | SO | BB | IBB | HBP | BLK | WP | HR | S | P | ERA | WHIP |
|---|---|---|---|---|---|---|---|---|---|---|---|---|---|---|---|---|---|
| 49 Byung-Hyun Kim, R (1, 1)<br>ERA: 3.29 | 7.0 | | 29 | 7 | 4 | 4 | 9 | 1 | 0 | 0 | 0 | 0 | 0 | 70 | 102 | 5.14 | 1.143 |
| 61 Ramon E Ramirez, R (8, 1)<br>ERA: | 2.0 | W | 7 | 1 | 0 | 0 | 3 | 0 | 0 | 0 | 0 | 0 | 0 | 21 | 31 | 0.00 | 0.500 |

| PITCHER | IP | WLS | BF | H | R | ER | SO | BB | IBB | HBP | BLK | WP | HR | S | P | ERA | WHIP |
|---|---|---|---|---|---|---|---|---|---|---|---|---|---|---|---|---|---|

# Houston Astros @ Colorado Rockies

Coors Field, Denver, CO

Fri May 05 2006, 7:05 PM MDT

Att. 20,327 - Overcast - 46 F

TOP

livebaseballscorecards.com

| | |
|---|---|
| AB | 34 |
| R | 4 |
| H | 8 |
| RBI | 4 |
| BB | 1 |
| SO | 12 |
| LOB | 10 |

# BOTTOM

| Batter | 1 | 2 | 3 | 4 | 5 | 6 | 7 | 8 | 9 | AB | R | H | RBI | BB | SO | LOB |
|---|---|---|---|---|---|---|---|---|---|---|---|---|---|---|---|---|
| 18 Cory Sullivan, L (1, 8)<br>OBP: 0.355, SLG: 0.509 | C S X<br>0-2 ①<br>F8 | | C X<br>0-1 ②<br>G3-1 | | C C F X<br>0-2 ①<br>L7 | | L S B F X<br>1-2 ③<br>G6-3 | | B I I I<br>4-0<br>BB<br>1-2<br>IBB | 4 | 0 | 0 | 0 | 1 | 0 | 0 |
| Jamey Carroll, R (1, 4)<br>OBP: 0.419, SLG: 0.370 | B X<br>1-0<br>17<br>G3-1<br>2B | | B C F X<br>1-2<br>1B | | C B F B X<br>2-2 ②<br>G4-3 | | | B C B X<br>2-1<br>17<br>1B<br>27<br>G5-4-3<br>1B | C B B T F B B<br>4-2<br>1-2<br>2-3<br>3-H<br>BB | 4 | 1 | 3 | 1 | 1 | 0 | 0 |
| 17 Todd Helton, L (1, 3)<br>OBP: 0.514, SLG: 0.604 | X<br>0-0 ②<br>G3-1<br>2-3 | | B X<br>1-0 ③<br>F7 | | C F S<br>0-3 ③<br>K | | | X<br>0-0<br>27<br>G5-4-3<br>1-3<br>1B | | 4 | 0 | 1 | 0 | 0 | 1 | 2 |
| 27 Garrett Atkins, R (1, 5)<br>OBP: 0.408, SLG: 0.523 | D X<br>1-0 ③<br>G4-3 | | | B C B B B<br>4-1<br>11<br>FC3<br>5<br>1B<br>11<br>E<br>BB | | X<br>0-0<br>11<br>G3<br>1B | | B X<br>1-0 ① ②<br>G5-4-3<br>1-2f<br>3-H | | 3 | 1 | 1 | 0 | 1 | 0 | 2 |
| 5 Matt Holliday, R (1, 7)<br>OBP: 0.305, SLG: 0.533 | | X<br>0-0<br>11<br>F8<br>2B | | S B B X<br>2-1<br>11<br>E<br>12<br>FC6-4<br>1-2<br>1B | | S B B F 1 SAFE F 1 SAFE F F F<br>2-2 ①<br>F 1 SAFE X<br>P6 | | S X<br>0-1 ③<br>G4-3 | | 4 | 1 | 2 | 0 | 0 | 0 | 1 |
| 11 Brad Hawpe, L (1, 9)<br>OBP: 0.451, SLG: 0.679 | | C F B X<br>1-2 ①<br>F8<br>2-3 | | B F B S F X<br>2-2<br>FC3<br>12<br>FC6-4<br>1-3<br>2-H | | F B C F 1 SAFE X<br>1-2 ②<br>G3<br>1-2 | | | B B X<br>2-0<br>12<br>SH<br>2B | 4 | 1 | 1 | 0 | 0 | 0 | 3 |
| 12 Clint Barmes, R (1, 6)<br>OBP: 0.258, SLG: 0.354 | | B B C S S<br>2-3 ②<br>K | | B X<br>1-0 ①<br>FC6-4<br>G6-3<br>S<br>1-2f<br>3-H | | S B X<br>1-1 ③<br>P6 | | | X<br>0-0<br>SH<br>SH1-4<br>BB<br>2-H | 3 | 1 | 0 | 1 | 0 | 1 | 3 |
| Danny Ardoin, R (1, 2)<br>OBP: 0.209, SLG: 0.222<br>Jason Smith, L (7, PH)<br>OBP: 0.368, SLG: 0.459<br>61 Ramon E Ramirez, R (8, 1)<br>OBP: 1.000, SLG: 1.000<br>Choo Freeman, R (9, PH)<br>OBP: 0.258, SLG: 0.300 | | B B F X<br>2-1 ③<br>P6 | | B B F S X<br>2-2 ②<br>G6-3<br>1-3 | | | S C X<br>0-2 ①<br>G3 | | X<br>0-0 ①<br>SH1-4<br>2-3 | 2<br>1<br>0<br>0 | 0<br>0<br>0<br>0 | 0<br>0<br>0<br>0 | 0<br>0<br>0<br>0 | 0<br>0<br>0<br>0 | 0<br>0<br>0<br>0 | 2<br>0<br>0<br>0 |
| 49 Byung-Hyun Kim, R (1, 1)<br>Miguel Ojeda, R (7, PH)<br>OBP: 0.333, SLG: 0.435<br>(8, 2)<br>Eli Marrero, R (9, PH)<br>OBP: 0.413, SLG: 0.692 | | | F B X<br>1-1 ①<br>G4-3 | B C X<br>1-1 ③<br>P3 | | | B X<br>1-0 ②<br>P3 | | D S B B B<br>4-1<br>18<br>DI<br>BB<br>BB | 2<br>1<br>0 | 0<br>0<br>0 | 0<br>0<br>0 | 0<br>0<br>0 | 0<br>0<br>1 | 0<br>0<br>0 | 1<br>0<br>0 |
| Inning Stats | R: 0 H: 1<br>E: 0 LOB: 1<br>K: 0 BB: 0<br>S: 6 P: 8 | R: 0 H: 1<br>E: 0 LOB: 1<br>K: 1 BB: 0<br>S: 9 P: 14 | R: 0 H: 1<br>E: 0 LOB: 1<br>K: 0 BB: 0<br>S: 8 P: 11 | R: 2 H: 1<br>E: 1 LOB: 1<br>K: 0 BB: 1<br>S: 13 P: 25 | R: 0 H: 0<br>E: 0 LOB: 0<br>K: 1 BB: 0<br>S: 10 P: 12 | R: 0 H: 1<br>E: 0 LOB: 1<br>K: 0 BB: 0<br>S: 14 P: 18 | R: 0 H: 0<br>E: 0 LOB: 0<br>K: 0 BB: 0<br>S: 8 P: 10 | R: 1 H: 2<br>E: 0 LOB: 0<br>K: 0 BB: 0<br>S: 6 P: 9 | R: 2 H: 1<br>E: 1 LOB: 3<br>K: 0 BB: 3<br>S: 7 P: 21 | 1B: 5 SF: 0<br>2B: 3 SAC: 2<br>3B: 0 DP: 1<br>HR: 0 HBP: 0 | | | | | | |

| | AB | R | H | RBI | BB | SO | LOB |
|---|---|---|---|---|---|---|---|
| 18 Cory Sullivan, L | 4 | 0 | 0 | 0 | 1 | 0 | 0 |
| Jamey Carroll, R | 4 | 1 | 3 | 1 | 1 | 0 | 0 |
| 17 Todd Helton, L | 4 | 0 | 1 | 0 | 0 | 1 | 2 |
| 27 Garrett Atkins, R | 3 | 1 | 1 | 0 | 1 | 0 | 2 |
| 5 Matt Holliday, R | 4 | 1 | 2 | 0 | 0 | 0 | 1 |
| 11 Brad Hawpe, L | 4 | 1 | 1 | 0 | 0 | 0 | 3 |
| 12 Clint Barmes, R | 3 | 1 | 0 | 1 | 0 | 1 | 3 |
| Danny Ardoin, R | 2 | 0 | 0 | 0 | 0 | 0 | 2 |
| Jason Smith, L | 1 | 0 | 0 | 0 | 0 | 0 | 0 |
| 61 Ramon E Ramirez, R | 0 | 0 | 0 | 0 | 0 | 0 | 0 |
| Choo Freeman, R | 0 | 0 | 0 | 0 | 0 | 0 | 0 |
| 49 Byung-Hyun Kim, R | 2 | 0 | 0 | 0 | 0 | 0 | 1 |
| Miguel Ojeda, R | 1 | 0 | 0 | 0 | 0 | 0 | 0 |
| Eli Marrero, R | 0 | 0 | 0 | 0 | 1 | 0 | 0 |

| | |
|---|---|
| AB | 32 |
| R | 5 |
| H | 8 |
| RBI | 2 |
| BB | 4 |
| SO | 2 |
| LOB | 14 |

| PITCHER | | IP | WLS | BF | H | R | ER | SO | BB | IBB | HBP | BLK | WP | HR | S | P | ERA | WHIP |
|---|---|---|---|---|---|---|---|---|---|---|---|---|---|---|---|---|---|---|
| Taylor Buchholz, R<br>ERA: 2.16 | (1, 1) | 7.0 | | 29 | 6 | 3 | 2 | 2 | 1 | 0 | 0 | 0 | 0 | 0 | 70 | 102 | 2.57 | 1.000 |
| Mike Gallo, L<br>ERA: 9.45 | (8, 1) | 0.0 | | 1 | 1 | 0 | 0 | 0 | 0 | 0 | 0 | 0 | 0 | 0 | 1 | 1 | ∞ | ∞ |
| Chad Qualls, R<br>ERA: 5.74 | (8, 1) | 1.0 | H | 2 | 0 | 0 | 0 | 0 | 0 | 0 | 0 | 0 | 0 | 0 | 3 | 4 | 0.00 | 0.000 |
| 54 Brad Lidge, R<br>ERA: 6.19 | (9, 1) | 0.1 | L | 4 | 1 | 2 | 1 | 0 | 1 | 0 | 0 | 0 | 0 | 0 | 4 | 10 | 27.00 | 6.000 |
| Dan Wheeler, R<br>ERA: 3.21 | (9, 1) | 0.0 | | 2 | 0 | 0 | 0 | 0 | 1 | 1 | 0 | 0 | 0 | 0 | 3 | 11 | ∞ | ∞ |

| PITCHER | IP | WLS | BF | H | R | ER | SO | BB | IBB | HBP | BLK | WP | HR | S | P | ERA | WHIP |
|---|---|---|---|---|---|---|---|---|---|---|---|---|---|---|---|---|---|

# Houston Astros @ Colorado Rockies

Coors Field, Denver, CO

Fri May 05 2006, 7:05 PM MDT

Att. 20,327 - Overcast - 46 F

livebaseballscorecards.com

| Batter | 1 | 2 | 3 | 4 | 5 | 6 | 7 | 8 | 9 | AB | R | H | RBI | BB | SO | LOB |
|---|---|---|---|---|---|---|---|---|---|---|---|---|---|---|---|---|
| Craig Biggio, R (1, 4)<br>OBP: 0.341, SLG: 0.487 | S B B X<br>2-1<br>F7 ① | | X<br>0-0<br>G4-3 ② | | | C F X<br>0-2<br>F7 ② | | C B X<br>1-1<br>G5-4-3 ① ②<br>1-2f | | 4 | 0 | 0 | 0 | 0 | 0 | 1 |
| Willy Taveras, R (1, 8)<br>OBP: 0.346, SLG: 0.350<br>Dave Borkowski, R (8, 1) | C C D F C<br>1-3<br>K ② | | C B C C<br>1-3<br>K ③ | | | C B X<br>1-1<br>17 S<br>1B | | B F S X<br>1-2<br>F9 ③ | | 4<br>0 | 0<br>0 | 1<br>0 | 0<br>0 | 0<br>0 | 2<br>0 | 0<br>0 |
| 17 Lance Berkman, S (1, 3)<br>OBP: 0.400, SLG: 0.698 | C B B X<br>2-1<br>1B | | | S B X<br>1-1<br>G3-1 ① | | F B B F F B B<br>4-2<br>1-2<br>BB | | | F B F B X<br>2-2<br>F7 ① | 3 | 0 | 1 | 0 | 1 | 0 | 0 |
| Morgan Ensberg, R (1, 5)<br>OBP: 0.417, SLG: 0.654 | B X<br>1-0<br>L5 ③ | | | X<br>0-0<br>F7 ② | | B B C C C<br>2-3<br>K ③ | | | F B B S B C<br>3-3<br>K ② | 4 | 0 | 0 | 0 | 0 | 2 | 3 |
| Preston Wilson, R (1, 7)<br>OBP: 0.279, SLG: 0.391 | | C B X<br>1-1<br>2 G6-4-3<br>1B | | F S B F C<br>1-3<br>K ③ | | | B F T B S<br>2-3<br>K ① | | T B F B B F X<br>3-2<br>2B | 4 | 0 | 2 | 0 | 0 | 2 | 0 |
| 2 Chris Burke, R (1, 9)<br>OBP: 0.425, SLG: 0.622<br>Orlando Palmeiro, L (6, 9)<br>OBP: 0.150, SLG: 0.105 | | C B X<br>1-1<br>G6-4-3 ① ②<br>1-2f | | | C B F S<br>1-3<br>K ① | | C X<br>0-1<br>1B | | F X<br>0-1<br>F8 ③ | 2<br>2 | 0<br>0 | 0<br>1 | 0<br>0 | 0<br>0 | 1<br>0 | 1<br>1 |
| Eric Munson, L (1, 2)<br>OBP: 0.310, SLG: 0.375 | | B B F B C X<br>3-2<br>2B | | | X<br>0-0<br>P5 ② | | F C D S<br>1-3<br>K ② | | | 3 | 0 | 1 | 0 | 0 | 1 | 1 |
| 28 Adam Everett, R (1, 6)<br>OBP: 0.300, SLG: 0.341 | | B C F S<br>1-3<br>K ③ | | | C X<br>0-1<br>P4 ③ | | X<br>0-0<br>G1-3 ③ | | | 3 | 0 | 0 | 0 | 0 | 1 | 2 |
| 51 Wandy Rodriguez, S (1, 1)<br>OBP: 0.077, SLG: 0.077<br>Russ Springer, R (7, 1)<br>4 Eric Bruntlett, R (8, PH)<br>OBP: 0.429, SLG: 0.364 (8, 8) | | | C X<br>0-1<br>G1-3 ① | | | C C B X<br>1-2<br>G3 ① | | C X<br>0-1<br>G5-4-3<br>1B | | 2<br>0<br>1 | 0<br>0<br>0 | 0<br>0<br>1 | 0<br>0<br>0 | 0<br>0<br>0 | 0<br>0<br>0 | 0<br>0<br>0 |
| Inning Stats | R: 0 E: 0 K: 1 S: 9<br>H: 1 LOB: 1 BB: 0 P: 15 | R: 0 E: 0 K: 1 S: 10<br>H: 2 LOB: 1 BB: 0 P: 16 | R: 0 E: 0 K: 1 S: 6<br>H: 0 LOB: 0 BB: 0 P: 7 | R: 0 E: 0 K: 1 S: 7<br>H: 0 LOB: 0 BB: 0 P: 9 | R: 0 E: 0 K: 1 S: 6<br>H: 0 LOB: 0 BB: 0 P: 7 | R: 0 E: 0 K: 1 S: 14<br>H: 1 LOB: 2 BB: 1 P: 22 | R: 0 E: 0 K: 2 S: 9<br>H: 1 LOB: 1 BB: 0 P: 12 | R: 0 E: 0 K: 0 S: 7<br>H: 1 LOB: 0 BB: 0 P: 9 | R: 0 E: 0 K: 1 S: 12<br>H: 1 LOB: 1 BB: 0 P: 20 | 1B: 5 2B: 2 3B: 0 HR: 0<br>SF: 0 SAC: 0 DP: 2 HBP: 0 | | | | | | |

| PITCHER | IP | WLS | BF | H | R | ER | SO | BB | IBB | HBP | BLK | WP | HR | S | P | ERA | WHIP |
|---|---|---|---|---|---|---|---|---|---|---|---|---|---|---|---|---|---|
| Jason Jennings, R (1, 1)<br>ERA: 4.7 | 9.0 | W | 33 | 7 | 0 | 0 | 9 | 1 | 0 | 0 | 0 | 0 | 0 | 80 | 117 | 0.00 | 0.889 |

| PITCHER | IP | WLS | BF | H | R | ER | SO | BB | IBB | HBP | BLK | WP | HR | S | P | ERA | WHIP |
|---|---|---|---|---|---|---|---|---|---|---|---|---|---|---|---|---|---|

# TOP

## Houston Astros @ Colorado Rockies

Coors Field, Denver, CO

Sat May 06 2006, 6:05 PM MDT

Att. 26,358 - Partly Cloudy - 61 F

livebaseballscorecards.com

| | |
|---|---|
| AB | 32 |
| R | 0 |
| H | 7 |
| RBI | 0 |
| BB | 1 |
| SO | 9 |
| LOB | 9 |

| Batter | 1 | 2 | 3 | 4 | 5 | 6 | 7 | 8 | 9 | AB | R | H | RBI | BB | SO | LOB |
|---|---|---|---|---|---|---|---|---|---|---|---|---|---|---|---|---|
| Jamey Carroll, R (1, 4)<br>OBP: 0.431, SLG: 0.364 | B B C B C B<br>4-2 S 1B BB | B C B B B<br>4-1 CS BB | | | X<br>0-0 ① SH1-3<br>1-2 | | B F F C<br>1-3 ③ K | | | 1 | 1 | 0 | 0 | 2 | 1 | 0 |
| Choo Freeman, R (1, 8)<br>OBP: 0.286, SLG: 0.324 | 1 SAFE C L B D F 1 SAFE D X<br>3-2 17 S 17 1B 1-H 1B | 1 SAFE F F 1 SAFE 1 SAFE<br>0-2 ③ CS 1-2 | C X<br>0-1 17 1B 27 SF8 1B | | S X<br>0-1 ② G4-3<br>2-3 | | | S X<br>0-1 ① G1-3 | | 4 | 2 | 2 | 1 | 0 | 0 | 1 |
| 17 Todd Helton, L (1, 3)<br>OBP: 0.513, SLG: 0.596 | F S D X<br>1-2 27 G3-6 1-H 1B | | B S F X<br>1-2 5 G6-4-3 1-3 1B | | X<br>0-0 ③ G6-3 | | | F S B B S<br>2-3 ② K | | 4 | 0 | 2 | 1 | 0 | 1 | 1 |
| 27 Garrett Atkins, R (1, 5)<br>OBP: 0.395, SLG: 0.509 | X<br>0-0 ①② G3-6 1-2f | 1 SAFE B S F X<br>1-2 ① SF8 3-H | | | | B C X<br>1-1 ① F9 | | C B B C B C<br>3-3 ③ K | | 3 | 0 | 0 | 1 | 0 | 1 | 1 |
| 5 Matt Holliday, R (1, 7)<br>OBP: 0.305, SLG: 0.552 | B B F F B X<br>3-2 ③ G4-3 | F X<br>0-1 ②③ G6-4-3 1-2f | | | | B X<br>1-0 HR | | | | 3 | 1 | 1 | 1 | 0 | 0 | 1 |
| 11 Brad Hawpe, L (1, 9)<br>OBP: 0.440, SLG: 0.661 | | B F F B X<br>2-2 ① G4-3 | | C B X<br>1-1 ① G3 | | C S C<br>0-3 ② K | | | | 3 | 0 | 0 | 0 | 0 | 1 | 0 |
| 12 Clint Barmes, R (1, 6)<br>OBP: 0.260, SLG: 0.348 | | F H<br>1-1 2B HBP | | B B X<br>2-0 ② P4 | | B X<br>1-0 ③ G5-3 | | | | 2 | 1 | 0 | 0 | 0 | 0 | 0 |
| Miguel Ojeda, R (1, 2)<br>OBP: 0.333, SLG: 0.449 | | C F X<br>0-2 G4-3 1-H 2B | | B B B C F X<br>3-2 ③ G6-3 | | | F B S F B X<br>2-2 ① F8 | | | 3 | 0 | 1 | 1 | 0 | 0 | 0 |
| Jason Jennings, L (1, 1)<br>OBP: 0.200, SLG: 0.200 | | C X<br>0-1 ② G4-3 2-3 | | | F X<br>0-1 G4-3 SH1-3 1B | | C F D B X<br>2-2 ② F8 | | | 3 | 0 | 1 | 0 | 0 | 0 | 1 |
| Inning Stats | R: 2 H: 2<br>E: 0 LOB: 0<br>K: 0 BB: 1<br>S: 13 P: 24 | R: 1 H: 1<br>E: 0 LOB: 1<br>K: 0 BB: 1<br>S: 12 P: 19 | R: 1 H: 2<br>E: 0 LOB: 0<br>K: 0 BB: 0<br>S: 10 P: 12 | R: 0 H: 0<br>E: 0 LOB: 0<br>K: 0 BB: 0<br>S: 6 P: 12 | R: 0 H: 1<br>E: 0 LOB: 1<br>K: 0 BB: 0<br>S: 6 P: 6 | R: 1 H: 1<br>E: 0 LOB: 0<br>K: 1 BB: 0<br>S: 7 P: 10 | R: 0 H: 0<br>E: 0 LOB: 0<br>K: 1 BB: 0<br>S: 11 P: 16 | R: 0 H: 0<br>E: 0 LOB: 0<br>K: 2 BB: 0<br>S: 8 P: 13 | | 1B: 5 SF: 1<br>2B: 1 SAC: 1<br>3B: 0 DP: 2<br>HR: 1 HBP: 1 | | | | WP: 0 PA: 32<br>PB: 0<br>SB: 2<br>CS: 1 | | |

| PITCHER | | IP | WLS | BF | H | R | ER | SO | BB | IBB | HBP | BLK | WP | HR | S | P | ERA | WHIP |
|---|---|---|---|---|---|---|---|---|---|---|---|---|---|---|---|---|---|---|
| 51 Wandy Rodriguez, L<br>ERA: 3.27 | (1, 1) | 6.0 | L | 25 | 7 | 5 | 5 | 1 | 2 | 0 | 1 | 0 | 0 | 1 | 54 | 83 | 7.50 | 1.500 |
| Russ Springer, R<br>ERA: 4.0 | (7, 1) | 1.0 | | 3 | 0 | 0 | 0 | 1 | 0 | 0 | 0 | 0 | 0 | 0 | 11 | 16 | 0.00 | 0.000 |
| Dave Borkowski, R<br>ERA: | (8, 1) | 1.0 | | 3 | 0 | 0 | 0 | 2 | 0 | 0 | 0 | 0 | 0 | 0 | 8 | 13 | 0.00 | 0.000 |

| PITCHER | IP | WLS | BF | H | R | ER | SO | BB | IBB | HBP | BLK | WP | HR | S | P | ERA | WHIP |
|---|---|---|---|---|---|---|---|---|---|---|---|---|---|---|---|---|---|

# BOTTOM

## Houston Astros @ Colorado Rockies

Coors Field, Denver, CO

Sat May 06 2006, 6:05 PM MDT
Att. 26,358 - Partly Cloudy - 61 F

livebaseballscorecards.com

| | |
|---|---|
| AB | 26 |
| R | 5 |
| H | 7 |
| RBI | 5 |
| BB | 2 |
| SO | 4 |
| LOB | 5 |

| Batter | 1 | 2 | 3 | 4 | 5 | 6 | 7 | 8 | 9 | AB | R | H | RBI | BB | SO | LOB |
|---|---|---|---|---|---|---|---|---|---|---|---|---|---|---|---|---|
| Willy Taveras, R (1, 8)<br>OBP: 0.336, SLG: 0.339 | C B F B B F X<br>2-2 G6-3 | | C X<br>0-1 G4-3 | | | X<br>0-0 B5-3 | | C F X<br>0-2 F9 | | 4 | 0 | 0 | 0 | 0 | 0 | 0 |
| Orlando Palmeiro, L (1, 7)<br>OBP: 0.125, SLG: 0.087 | C X<br>0-1 G1-3 | | C B B B F X<br>2-2 G4-3 | | | B C X<br>1-1 G4-3 | | C B X<br>1-1 F9 | | 4 | 0 | 0 | 0 | 0 | 0 | 0 |
| 17 Lance Berkman, S (1, 3)<br>OBP: 0.403, SLG: 0.692 | B B X<br>2-0 1B | | B X<br>1-0 L6 | | | B X<br>1-0 S 1B | | B B C F S<br>2-3 K | | 4 | 0 | 2 | 0 | 0 | 1 | 0 |
| Morgan Ensberg, R (1, 5)<br>OBP: 0.420, SLG: 0.645 | B B F X<br>2-1 G5-3 | | | B F F X<br>1-2 L6 | | B S B B F B<br>4-2 1-2 BB | | | B B X<br>2-0 G5-4-3 16 BB 28 3B 1B | 3 | 1 | 1 | 0 | 1 | 0 | 1 |
| 16 Jason Lane, R (1, 9)<br>OBP: 0.352, SLG: 0.427 | | B X<br>1-0 HR | | S X<br>0-1 P5 | | B X<br>1-0 F7 | | | S F B B F F F B F F<br>4-2 B 1-2 G5-4-3 BB | 3 | 1 | 1 | 1 | 1 | 0 | 2 |
| Brad Ausmus, R (1, 2)<br>OBP: 0.439, SLG: 0.388 | | C C B X<br>1-2 G3-1 | | C X<br>0-1 G5-3 | | | X<br>0-0 G1-4-3 | | B C X<br>1-1 G5-4-3 1-2f 2-3 | 4 | 0 | 0 | 0 | 0 | 0 | 2 |
| 28 Adam Everett, R (1, 6)<br>OBP: 0.317, SLG: 0.379 | | B B X<br>2-0 4 FC4-3-6 1B | | | B X<br>1-0 F7 | | C X<br>0-1 4 HBP 1B | | B C X<br>1-1 4 1B 3B 3-H | 4 | 1 | 3 | 1 | 0 | 0 | 0 |
| 4 Eric Bruntlett, R (1, 4)<br>OBP: 0.444, SLG: 0.357 | | 1 SAFE B 1 SAFE C B X<br>2-1 FC4-3-6 1-2f | | | C S B F F X<br>1-2 G1-3 | | H<br>1-0 G4-6-3 1-2 HBP | | C D C B X<br>2-2 1B 3-H | 3 | 0 | 1 | 1 | 0 | 0 | 1 |
| 64 Fernando Nieve, R (1, 1)<br>Mike Gallo, L (6, 1)<br>Mike Lamb, L (7, PH)<br>OBP: 0.318, SLG: 0.286<br>Dave Borkowski, R (7, 1)<br>Craig Biggio, R (9, PH)<br>OBP: 0.339, SLG: 0.483 | | 1 SAFE C F X<br>0-2 G1 | | | B C S S<br>1-3 K | | B X<br>1-0 G4-6-3 1-2f | | S B F B B C<br>3-3 K | 2<br>0<br>1<br>0<br>1 | 0<br>0<br>0<br>0<br>0 | 0<br>0<br>0<br>0<br>1 | 0<br>0<br>0<br>0<br>0 | 0<br>0<br>0<br>0<br>1 | 1<br>0<br>0<br>0<br>1 | 1<br>0<br>2<br>0<br>1 |
| Inning Stats | R: 0 H: 1<br>E: 0 LOB: 1<br>K: 0 BB: 0<br>S: 9 P: 15 | R: 1 H: 2<br>E: 0 LOB: 1<br>K: 0 BB: 0<br>S: 10 P: 16 | R: 0 H: 0<br>E: 0 LOB: 0<br>K: 0 BB: 0<br>S: 6 P: 9 | R: 0 H: 0<br>E: 0 LOB: 0<br>K: 0 BB: 0<br>S: 7 P: 8 | R: 0 H: 0<br>E: 0 LOB: 0<br>K: 1 BB: 0<br>S: 9 P: 12 | R: 0 H: 1<br>E: 0 LOB: 2<br>K: 0 BB: 1<br>S: 7 P: 14 | R: 0 H: 1<br>E: 0 LOB: 1<br>K: 0 BB: 0<br>S: 4 P: 6 | R: 0 H: 0<br>E: 0 LOB: 0<br>K: 1 BB: 0<br>S: 8 P: 11 | R: 2 H: 3<br>E: 0 LOB: 1<br>K: 1 BB: 1<br>S: 17 P: 30 | 1B: 6 SF: 0<br>2B: 0 SAC: 0<br>3B: 1 DP: 2<br>HR: 1 HBP: 1 | | | | | | |

| PITCHER | | IP | WLS | BF | H | R | ER | SO | BB | IBB | HBP | BLK | WP | HR | S | P | ERA | WHIP |
|---|---|---|---|---|---|---|---|---|---|---|---|---|---|---|---|---|---|---|
| 28 Aaron Cook, R<br>ERA: 3.51 | (1, 1) | 8.0 | W | 32 | 6 | 3 | 3 | 2 | 2 | 0 | 1 | 0 | 0 | 1 | 67 | 104 | 3.38 | 1.000 |
| 40 Brian Fuentes, L<br>ERA: 2.08 | (9, 1) | 1.0 | S | 4 | 2 | 0 | 0 | 1 | 0 | 0 | 0 | 0 | 0 | 0 | 10 | 17 | 0.00 | 2.000 |

| PITCHER | | IP | WLS | BF | H | R | ER | SO | BB | IBB | HBP | BLK | WP | HR | S | P | ERA | WHIP |
|---|---|---|---|---|---|---|---|---|---|---|---|---|---|---|---|---|---|---|

# TOP

## Houston Astros @ Colorado Rockies

Coors Field, Denver, CO

Sun May 07 2006, 1:05 PM MDT
Att. 30,270 - Partly Cloudy - 68 F

livebaseballscorecards.com

| | |
|---|---|
| AB | 33 |
| R | 3 |
| H | 8 |
| RBI | 3 |
| BB | 2 |
| SO | 3 |
| LOB | 10 |

WP: 0 PA: 36
PB: 0
SB: 1
CS: 0

# Houston Astros @ Colorado Rockies

Coors Field, Denver, CO

Sun May 07 2006, 1:05 PM MDT

Att. 30,270 - Partly Cloudy - 68 F

livebaseballscorecards.com

## BOTTOM

| Batter | 1 | 2 | 3 | 4 | 5 | 6 | 7 | 8 | 9 | AB | R | H | RBI | BB | SO | LOB |
|---|---|---|---|---|---|---|---|---|---|---|---|---|---|---|---|---|
| 18 Cory Sullivan, L (1, 8)<br>OBP: 0.364, SLG: 0.525 | C C X<br>0-2<br>SH1-3<br>1B | | S B F C<br>1-3 ①<br>K | | C X<br>0-1<br>1B<br>17<br>HR<br>2B | C X<br>0-1 ②<br>SF8<br>3-H | | B F F X<br>1-2 ②③<br>2-H<br>1B | | 4 | 1 | 3 | 1 | 0 | 1 | 1 |
| Jamey Carroll, R (1, 4)<br>OBP: 0.441, SLG: 0.368 | X<br>0-0 ①<br>SH1-3<br>1-2 | | P X<br>1-0 ②<br>L9 | | C B X<br>1-1<br>17<br>HR<br>2-3<br>1B | B B B B<br>4-0<br>BB | | | | 2 | 1 | 1 | 0 | 1 | 0 | 1 |
| 17 Todd Helton, L (1, 3)<br>OBP: 0.512, SLG: 0.633 | F B B B B<br>4-1<br>BB | | C X<br>0-1 ③<br>F9 | | B X<br>1-0<br>1-H<br>3-H<br>HR | F B F S<br>1-3 ③<br>K | | | | 3 | 1 | 1 | 3 | 1 | 1 | 2 |
| 27 Garrett Atkins, R (1, 5)<br>OBP: 0.391, SLG: 0.508 | C F X<br>0-2 ②<br>F4 | | | C F B B X<br>2-2 ①<br>F7 | X<br>0-0<br>5<br>G4-3<br>2B | | C F F B X<br>1-2 ①<br>F8 | | | 4 | 0 | 1 | 0 | 0 | 0 | 2 |
| 5 Matt Holliday, R (1, 7)<br>OBP: 0.311, SLG: 0.555 | B X<br>1-0 ③<br>F9 | | | S C F X<br>0-2<br>12<br>2B<br>2B | B B F F X<br>2-2 ①<br>G4-3<br>2-3 | | B B F B C F B<br>4-2<br>BB | | | 3 | 1 | 1 | 0 | 1 | 0 | 3 |
| 11 Brad Hawpe, L (1, 9)<br>OBP: 0.434, SLG: 0.643 | | B X<br>1-0 ①<br>F8 | | C B D F B F D<br>4-2<br>12<br>2B<br>BB | F F B F D B T<br>3-2 ②<br>K | | F 1 SAFE X<br>0-1 ②<br>L8 | | | 3 | 0 | 0 | 0 | 1 | 1 | 2 |
| 12 Clint Barmes, R (1, 6)<br>OBP: 0.260, SLG: 0.353 | | B C F X<br>1-2 ②<br>G6-3 | | B X<br>1-0<br>1-3<br>2-H<br>2B | C F X<br>0-2 ③<br>G4-3 | | C 1 SAFE 1 SAFE B T S<br>1-3 ③<br>K | | | 4 | 0 | 1 | 1 | 0 | 1 | 2 |
| Danny Ardoin, R (1, 2)<br>OBP: 0.225, SLG: 0.254 | | C C B B X<br>2-2 ③<br>L4 | | F F X<br>0-2 ②<br>G5-3 | | X<br>0-0<br>28<br>G6-3<br>18<br>SF8<br>2B | | S X<br>0-1<br>28<br>SH2-4<br>18<br>1B<br>1B | | 4 | 1 | 2 | 0 | 0 | 0 | 2 |
| 28 Aaron Cook, R (1, 1)<br>OBP: 0.118, SLG: 0.118<br>40 Brian Fuentes, L (9, 1) | | | B B C X<br>2-1<br>1B | X<br>0-0 ③<br>G6-3 | | B F X<br>1-1 ①<br>G6-3<br>2-3 | | X<br>0-0 ①<br>SH2-4<br>1-2 | | 3<br>0 | 0<br>0 | 1<br>0 | 0<br>0 | 0<br>0 | 0<br>0 | 3<br>0 |
| Inning Stats | R: 0 H: 1<br>E: 0 LOB: 2<br>K: 0 BB: 1<br>S: 9 P: 14 | R: 0 H: 0<br>E: 0 LOB: 0<br>K: 0 BB: 0<br>S: 7 P: 11 | R: 0 H: 1<br>E: 0 LOB: 1<br>K: 1 BB: 0<br>S: 9 P: 12 | R: 1 H: 2<br>E: 0 LOB: 2<br>K: 0 BB: 1<br>S: 15 P: 22 | R: 3 H: 4<br>E: 0 LOB: 1<br>K: 1 BB: 0<br>S: 16 P: 23 | R: 1 H: 1<br>E: 0 LOB: 1<br>K: 1 BB: 1<br>S: 8 P: 14 | R: 0 H: 0<br>E: 0 LOB: 1<br>K: 1 BB: 1<br>S: 12 P: 18 | R: 0 H: 2<br>E: 0 LOB: 2<br>K: 0 BB: 0<br>S: 6 P: 7 | | 1B: 5 SF: 1<br>2B: 5 SAC: 2<br>3B: 0 DP: 0<br>HR: 1 HBP: 0 | | | | | | |

| | AB | 30 |
|---|---|---|
| | R | 5 |
| | H | 11 |
| | RBI | 5 |
| | BB | 4 |
| | SO | 4 |
| | LOB | 18 |

WP: 0 PB: 0 SB: 0 CS: 0 PA: 37

| PITCHER | | IP | WLS | BF | H | R | ER | SO | BB | IBB | HBP | BLK | WP | HR | S | P | ERA | WHIP |
|---|---|---|---|---|---|---|---|---|---|---|---|---|---|---|---|---|---|---|
| 64 Fernando Nieve, R<br>ERA: 5.55 | (1, 1) | 5.1 | L | 27 | 9 | 5 | 5 | 2 | 2 | 0 | 0 | 0 | 0 | 1 | 59 | 86 | 8.44 | 2.062 |
| Mike Gallo, L<br>ERA: 8.59 | (6, 1) | 0.2 | | 3 | 0 | 0 | 0 | 1 | 1 | 0 | 0 | 0 | 0 | 0 | 5 | 10 | 0.00 | 1.500 |
| Dave Borkowski, R<br>ERA: | (7, 1) | 2.0 | | 7 | 2 | 0 | 0 | 1 | 1 | 0 | 0 | 0 | 0 | 0 | 18 | 25 | 0.00 | 1.500 |

| PITCHER | IP | WLS | BF | H | R | ER | SO | BB | IBB | HBP | BLK | WP | HR | S | P | ERA | WHIP |
|---|---|---|---|---|---|---|---|---|---|---|---|---|---|---|---|---|---|

| Batter | 1 | 2 | 3 | 4 | 5 | 6 | 7 | 8 | 9 | AB | R | H | RBI | BB | SO | LOB |
|---|---|---|---|---|---|---|---|---|---|---|---|---|---|---|---|---|
| 18 Cory Sullivan, L (1, 8)<br>OBP: 0.361, SLG: 0.516 | F8 | SH1-3<br>1-2 | | G3 | SH1-3<br>1B | K | | | | 4 | 0 | 1 | 0 | 0 | 1 | 0 |
| Jamey Carroll, R (1, 6)<br>OBP: 0.444, SLG: 0.367 | 5 HBP<br>27 BB<br>11 1B<br>1B | BB | | F7 | SH1-3<br>1-2 | G1-3 | | | | 3 | 1 | 1 | 0 | 1 | 0 | 0 |
| 17 Todd Helton, L (1, 3)<br>OBP: 0.483, SLG: 0.585 | F7 | F7 | | | F7 | F8 | | | P5 | 5 | 0 | 0 | 0 | 0 | 0 | 4 |
| 27 Garrett Atkins, R (1, 5)<br>OBP: 0.399, SLG: 0.516 | 5 HBP<br>11 1B<br>1-2<br>BB | G4-3 | | | 5 1B<br>11 1B<br>2B | G5-3 | | | 5 FC5-4<br>1B | 4 | 2 | 2 | 0 | 1 | 0 | 3 |
| 5 Matt Holliday, R (1, 7)<br>OBP: 0.329, SLG: 0.606 | 11 1B<br>1-2<br>2-3<br>HBP | | HR | | 11 1B<br>2-3<br>1B | | HR | | FC5-4<br>1-2f | 4 | 3 | 3 | 2 | 0 | 0 | 1 |
| 11 Brad Hawpe, L (1, 9)<br>OBP: 0.433, SLG: 0.632 | 1-3<br>2-H<br>3-H<br>1B | | P6 | | 1B<br>1-2<br>3-H<br>1B | | F8 | | F7 | 5 | 0 | 2 | 3 | 0 | 0 | 1 |
| Luis Gonzalez, R (1, 4)<br>OBP: 0.257, SLG: 0.352 | FC4-6<br>HBP | | G4-3 | | 26 FC6-4<br>1-2<br>2-H<br>1B | | L6 | | | 3 | 0 | 1 | 1 | 0 | 0 | 0 |
| Danny Ardoin, R (1, 2)<br>OBP: 0.227, SLG: 0.254 | FC4-6<br>1-2f | | 26 PO<br>1B | | F9 | | G5-3 | | | 4 | 0 | 1 | 0 | 0 | 0 | 5 |
| 26 Jeff Francis, L (1, 1)<br>OBP: 0.222, SLG: 0.067 | | 18 SH1-3<br>BB | PO<br>1-2 | F8 | FC6-4<br>1-2f | | | G4-3 | | 3 | 0 | 0 | 0 | 1 | 0 | 2 |
| Jose Mesa, R (8, 1) | | | | | | | | | | 0 | 0 | 0 | 0 | 0 | 0 | 0 |
| Ray King, L (9, 1) | | | | | | | | | | 0 | 0 | 0 | 0 | 0 | 0 | 0 |
| 40 Brian Fuentes, L (9, 1) | | | | | | | | | | 0 | 0 | 0 | 0 | 0 | 0 | 0 |
| Inning Stats | R: 2<br>E: 0<br>K: 0<br>S: 10<br>H: 2<br>LOB: 3<br>BB: 1<br>P: 19 | R: 0<br>E: 0<br>K: 0<br>S: 8<br>H: 0<br>LOB: 2<br>BB: 2<br>P: 17 | R: 1<br>E: 0<br>K: 0<br>S: 8<br>H: 2<br>LOB: 0<br>BB: 0<br>P: 14 | R: 0<br>E: 0<br>K: 0<br>S: 4<br>H: 0<br>LOB: 0<br>BB: 0<br>P: 5 | R: 2<br>E: 0<br>K: 0<br>S: 10<br>H: 4<br>LOB: 2<br>BB: 0<br>P: 15 | R: 0<br>E: 0<br>K: 0<br>S: 6<br>H: 1<br>LOB: 1<br>BB: 0<br>P: 9 | R: 1<br>E: 0<br>K: 0<br>S: 10<br>H: 1<br>LOB: 0<br>BB: 0<br>P: 16 | R: 0<br>E: 0<br>K: 1<br>S: 7<br>H: 0<br>LOB: 0<br>BB: 0<br>P: 10 | R: 0<br>E: 0<br>K: 0<br>S: 9<br>H: 1<br>LOB: 1<br>BB: 0<br>P: 14 | 1B: 8<br>2B: 1<br>3B: 0<br>HR: 2<br>SF: 0<br>SAC: 2<br>DP: 0<br>HBP: 2 | | | | | | |

| PITCHER | | IP | WLS | BF | H | R | ER | SO | BB | IBB | HBP | BLK | WP | HR | S | P | ERA | WHIP |
|---|---|---|---|---|---|---|---|---|---|---|---|---|---|---|---|---|---|---|
| Jason Marquis, R<br>ERA: 6.0 | (1, 1) | 6.0 | L | 32 | 10 | 6 | 6 | 0 | 3 | 0 | 2 | 0 | 0 | 2 | 47 | 80 | 9.00 | 2.167 |
| 48 Brad Thompson, R<br>ERA: 0.56 | (7, 1) | 2.0 | | 6 | 0 | 0 | 0 | 1 | 0 | 0 | 0 | 0 | 0 | 0 | 16 | 25 | 0.00 | 0.000 |
| 41 Braden Looper, R<br>ERA: 3.21 | (9, 1) | 1.0 | | 4 | 1 | 0 | 0 | 0 | 0 | 0 | 0 | 0 | 0 | 0 | 9 | 14 | 0.00 | 1.000 |

| PITCHER | IP | WLS | BF | H | R | ER | SO | BB | IBB | HBP | BLK | WP | HR | S | P | ERA | WHIP |
|---|---|---|---|---|---|---|---|---|---|---|---|---|---|---|---|---|---|

# TOP

## Colorado Rockies @ St. Louis Cardinals

Busch Stadium, St. Louis, MO

Mon May 08 2006, 7:10 PM CDT
Att. 39,007 - Cloudy - 68 F

livebaseballscorecards.com

| | |
|---|---|
| AB | 35 |
| R | 6 |
| H | 11 |
| RBI | 6 |
| BB | 3 |
| SO | 1 |
| LOB | 16 |

WP: 0 PB: 0 SB: 0 CS: 0 PA: 43

# Colorado Rockies @ St. Louis Cardinals

Busch Stadium, St. Louis, MO

Mon May 08 2006, 7:10 PM CDT

Att. 39,007 - Cloudy - 68 F

livebaseballscorecards.com

## BOTTOM

| Batter | 1 | 2 | 3 | 4 | 5 | 6 | 7 | 8 | 9 | AB | R | H | RBI | BB | SO | LOB |
|---|---|---|---|---|---|---|---|---|---|---|---|---|---|---|---|---|
| 22 David Eckstein, R (1, 6)<br>OBP: 0.371, SLG: 0.351 | L9 | | FC6-4 7 CS 1-2f | | | 5 F8 7 BB 1B | | G6-4-3 1-2f 2-3 | | 4 | 0 | 1 | 0 | 0 | 0 | 3 |
| 7 Hector Luna, R (1, 4)<br>OBP: 0.375, SLG: 0.478<br>41 Braden Looper, R (9, 1) | F7 | | CS 1-2 | F7 | | SAFE 1-2 BB | | 1B 3-H | | 3<br>0 | 0<br>0 | 1<br>0 | 1<br>0 | 1<br>0 | 0<br>0 | 0<br>0 |
| 5 Albert Pujols, R (1, 3)<br>OBP: 0.464, SLG: 0.796 | BB | | | 1B | | F8 2-3 | | F8 | | 3 | 0 | 1 | 0 | 1 | 0 | 3 |
| 27 Scott Rolen, R (1, 5)<br>OBP: 0.407, SLG: 0.519 | K | | | L9 | | F8 | | | 15 WP 43 1B 15 SF9 BB | 3 | 1 | 0 | 0 | 1 | 1 | 4 |
| 43 Juan Encarnacion, R (1, 9)<br>OBP: 0.250, SLG: 0.374 | | P4 | | G3 | | | G6-3 | | 15 SF9 15 WP 1-2 1B | 4 | 0 | 1 | 0 | 0 | 0 | 1 |
| 15 Jim Edmonds, L (1, 8)<br>OBP: 0.333, SLG: 0.417 | | F9 | | G4-3 | | | 4 G5-4-3 1B | | SF9 1-3 2-H | 3 | 0 | 1 | 1 | 0 | 0 | 0 |
| 4 Yadier Molina, R (1, 2)<br>OBP: 0.219, SLG: 0.206 | | F7 | | F9 | | | G5-4-3 1-2f | | BB | 3 | 0 | 0 | 0 | 1 | 0 | 1 |
| So Taguchi, R (1, 7)<br>OBP: 0.307, SLG: 0.321 | | | G4-3 | G1-3 | | | | 22 G6-4-3 7 1B 1B BB | L4 | 3 | 1 | 0 | 0 | 1 | 0 | 2 |
| Jason Marquis, L (1, 1)<br>OBP: 0.263, SLG: 0.278<br>48 Brad Thompson, R (7, 1)<br>Aaron Miles, S (8, PH)<br>OBP: 0.407, SLG: 0.371 (9, 4) | | | 22 FC6-4 1B | | | G4-3 | | 22 G6-4-3 1-2 1B | G6-3 | 2<br>0<br>2 | 0<br>0<br>0 | 1<br>0<br>1 | 0<br>0<br>0 | 0<br>0<br>0 | 0<br>0<br>0 | 0<br>0<br>2 |
| Inning Stats | R: 0 E: 0 K: 1 S: 8 H: 0 LOB: 1 BB: 1 P: 15 | R: 0 E: 0 K: 0 S: 7 H: 0 LOB: 0 BB: 0 P: 14 | R: 0 E: 0 K: 0 S: 7 H: 1 LOB: 0 BB: 0 P: 10 | R: 0 E: 0 K: 0 S: 8 H: 1 LOB: 1 BB: 0 P: 12 | R: 0 E: 0 K: 0 S: 5 H: 0 LOB: 0 BB: 0 P: 10 | R: 0 E: 0 K: 0 S: 12 H: 1 LOB: 2 BB: 1 P: 21 | R: 0 E: 0 K: 0 S: 9 H: 1 LOB: 0 BB: 0 P: 13 | R: 1 E: 0 K: 0 S: 9 H: 2 LOB: 1 BB: 1 P: 17 | R: 1 E: 0 K: 0 S: 13 H: 1 LOB: 2 BB: 2 P: 28 | 1B: 7 2B: 0 3B: 0 HR: 0 | SF: 1 SAC: 0 DP: 2 HBP: 0 | | | | | | |

| | AB | 30 |
|---|---|---|
| | R | 2 |
| | H | 7 |
| | RBI | 2 |
| | BB | 5 |
| | SO | 1 |
| | LOB | 16 |

WP: 1 PB: 0 SB: 0 CS: 1 PA: 37

| PITCHER | | IP | WLS | BF | H | R | ER | SO | BB | IBB | HBP | BLK | WP | HR | S | P | ERA | WHIP |
|---|---|---|---|---|---|---|---|---|---|---|---|---|---|---|---|---|---|---|
| 26 Jeff Francis, L<br>ERA: 3.16 | (1, 1) | 7.2 | W | 29 | 6 | 1 | 1 | 1 | 3 | 0 | 0 | 0 | 0 | 0 | 63 | 109 | 1.17 | 1.174 |
| Jose Mesa, R<br>ERA: 1.08 | (8, 1) | 0.1 | | 3 | 1 | 1 | 1 | 0 | 1 | 0 | 0 | 0 | 0 | 0 | 4 | 10 | 27.00 | 6.000 |
| Ray King, L<br>ERA: 3.72 | (9, 1) | 0.1 | | 2 | 0 | 0 | 0 | 0 | 1 | 0 | 0 | 0 | 1 | 0 | 4 | 10 | 0.00 | 3.000 |
| 40 Brian Fuentes, L<br>ERA: 1.98 | (9, 1) | 0.2 | S | 2 | 0 | 0 | 0 | 0 | 0 | 0 | 0 | 0 | 0 | 0 | 7 | 11 | 0.00 | 0.000 |

| PITCHER | IP | WLS | BF | H | R | ER | SO | BB | IBB | HBP | BLK | WP | HR | S | P | ERA | WHIP |
|---|---|---|---|---|---|---|---|---|---|---|---|---|---|---|---|---|---|

# Colorado Rockies @ St. Louis Cardinals

Busch Stadium, St. Louis, MO

Tue May 09 2006, 7:10 PM CDT

Att. 40,375 - Partly Cloudy - 73 F

TOP

livebaseballscorecards.com

| Batter | 1 | 2 | 3 | 4 | 5 | 6 | 7 | 8 | 9 | AB | R | H | RBI | BB | SO | LOB |
|---|---|---|---|---|---|---|---|---|---|---|---|---|---|---|---|---|
| 18 Cory Sullivan, L (1, 8)<br>OBP: 0.348, SLG: 0.496 | C C S<br>0-3 ① K | B S B F F F S<br>2-3 ③ K | | F B X<br>1-1 ② B3 | | B X<br>1-0 ① FC2-5 G4-6-3<br>1-2<br>2-3f | | | C B S S<br>1-3 ① K | 5 | 0 | 0 | 0 | 0 | 3 | 4 |
| Jamey Carroll, R (1, 4)<br>OBP: 0.442, SLG: 0.359 | C B T B B B<br>4-2 27 S BB | | C C X<br>0-2 11 BB 27 E 12 E 1B | X<br>0-0 ③ G1-3 | | C C D X<br>1-2 ②③ G4-6-3<br>1-2f | | | C F B F F C<br>1-3 ② K | 4 | 1 | 1 | 0 | 1 | 1 | 2 |
| 17 Todd Helton, L (1, 3)<br>OBP: 0.467, SLG: 0.551 | C F X<br>0-2 ② F7 | | F X<br>0-1 ① P4 | | B B B B<br>4-0 5 1B BB | | B F B F F C<br>2-3 ① K | | B S S F F S<br>1-3 ③ K | 4 | 0 | 0 | 0 | 1 | 2 | 2 |
| 27 Garrett Atkins, R (1, 5)<br>OBP: 0.394, SLG: 0.504 | C S B D B B<br>4-2 1-2 BB | | X<br>0-0 FC5 12 E 11 BB<br>1-2 | | C X<br>0-1 ① L8 | | B C F X<br>1-2 ② G5-3 | | | 3 | 0 | 0 | 0 | 1 | 0 | 2 |
| 5 Matt Holliday, R (1, 7)<br>OBP: 0.333, SLG: 0.625 | F X<br>0-1 ③ F8 | | X<br>0-0 ② P3 | | X<br>0-0 1-2 1B | | B C B X<br>2-1 HR | | | 4 | 1 | 2 | 1 | 0 | 0 | 4 |
| 11 Brad Hawpe, L (1, 9) | | X<br>0-0 ① G4-3 | B B F B S 2 B<br>4-2 SAFE 12 E 1-2 2-3 BB | | B X<br>1-0 ② F7 | | F S<br>0-3 ③ K | | | 3 | 0 | 0 | 0 | 1 | 1 | 2 |
| 12 Clint Barmes, R (1, 6)<br>OBP: 0.260, SLG: 0.358 | | C X<br>0-1 37 SH1-4 2B | B F B B X<br>3-1 E6 1-2 2-3 3-H | | F F X<br>0-2 ③ P4 | | | F B F X<br>1-2 ① F9 | | 4 | 0 | 1 | 0 | 0 | 0 | 4 |
| Miguel Ojeda, R (1, 2)<br>OBP: 0.345, SLG: 0.431 | | C B B B B<br>4-1 37 SH1-4 BB | S F B S<br>1-3 ③ K | | | C C B B B B<br>4-2 18 FC2-5 37 E BB | | B X<br>1-0 ② G6-3 | | 2 | 0 | 0 | 0 | 2 | 1 | 3 |
| 37 Josh Fogg, R (1, 1)<br>Choo Freeman, R (8, PH)<br>OBP: 0.278, SLG: 0.314<br>Jose Mesa, R (8, 1)<br>39 Tom Martin, L (8, 1)<br>Scott Dohmann, R (8, 1) | | L X<br>0-1 ② SH1-4 1-2 2-3 | | C B B B C S<br>3-3 ① K | | X<br>0-0 FC2 18 FC2-5 1-2 | | C F B X<br>1-2 ③ G4-3 | | 2<br>1<br>0<br>0<br>0 | 0<br>0<br>0<br>0<br>0 | 0<br>0<br>0<br>0<br>0 | 0<br>0<br>0<br>0<br>0 | 0<br>0<br>0<br>0<br>0 | 1<br>0<br>0<br>0<br>0 | 1<br>0<br>0<br>0<br>0 |
| Inning Stats | R: 0 E: 0 K: 1 S: 12 H: 0 LOB: 2 BB: 2 P: 20 | R: 0 E: 0 K: 1 S: 11 H: 1 LOB: 2 BB: 1 P: 17 | R: 1 E: 2 K: 1 S: 14 H: 1 LOB: 3 BB: 1 P: 22 | R: 0 E: 0 K: 1 S: 6 H: 0 LOB: 0 BB: 0 P: 10 | R: 0 E: 0 K: 0 S: 7 H: 1 LOB: 2 BB: 1 P: 12 | R: 0 E: 1 K: 0 S: 7 H: 0 LOB: 1 BB: 1 P: 13 | R: 1 E: 0 K: 2 S: 12 H: 1 LOB: 0 BB: 0 P: 17 | R: 0 E: 0 K: 0 S: 7 H: 0 LOB: 0 BB: 0 P: 10 | R: 0 E: 0 K: 3 S: 13 H: 0 LOB: 0 BB: 0 P: 16 | 1B: 2 2B: 1 3B: 0 HR: 1 SF: 0 SAC: 1 DP: 1 HBP: 0 | | | | | | | |

| | AB | 32 |
|---|---|---|
| | R | 2 |
| | H | 4 |
| | RBI | 1 |
| | BB | 6 |
| | SO | 9 |
| | LOB | 24 |

WP: 0 PB: 0 SB: 1 CS: 0 PA: 39

| PITCHER | | IP | WLS | BF | H | R | ER | SO | BB | IBB | HBP | BLK | WP | HR | S | P | ERA | WHIP |
|---|---|---|---|---|---|---|---|---|---|---|---|---|---|---|---|---|---|---|
| 29 Chris Carpenter, R<br>ERA: 2.21 | (1, 1) | 7.0 | | 33 | 4 | 2 | 1 | 6 | 6 | 0 | 0 | 0 | 0 | 1 | 69 | 111 | 1.29 | 1.429 |
| 50 Adam Wainwright, R<br>ERA: 0.57 | (8, 1) | 1.0 | W | 3 | 0 | 0 | 0 | 0 | 0 | 0 | 0 | 0 | 0 | 0 | 7 | 10 | 0.00 | 0.000 |
| 44 Jason Isringhausen, R<br>ERA: 4.76 | (9, 1) | 1.0 | S | 3 | 0 | 0 | 0 | 3 | 0 | 0 | 0 | 0 | 0 | 0 | 13 | 16 | 0.00 | 0.000 |

| PITCHER | IP | WLS | BF | H | R | ER | SO | BB | IBB | HBP | BLK | WP | HR | S | P | ERA | WHIP |
|---|---|---|---|---|---|---|---|---|---|---|---|---|---|---|---|---|---|

| Batter | 1 | 2 | 3 | 4 | 5 | 6 | 7 | 8 | 9 | AB | R | H | RBI | BB | SO | LOB |
|---|---|---|---|---|---|---|---|---|---|---|---|---|---|---|---|---|
| 22 David Eckstein, R (1, 6)<br>OBP: 0.381, SLG: 0.358 | C B B X 2-1 53 G4-6-3 1B | | B C X 1-1 ① F8 | | D B B C F B 4-2 BB | | | B C B X 2-1 43 1B 5 HR 1B | | 3 | 1 | 2 | 0 | 1 | 0 | 0 |
| 53 John Rodriguez, L (1, 9)<br>OBP: 0.462, SLG: 0.533<br>43 Juan Encarnacion, R (8, PH)<br>OBP: 0.256, SLG: 0.379 (9, 9) | C B X 1-1 ① ② G4-6-3 1-2f | | C X 0-1 ② G3-1 | | F S B S 1-3 ③ K | | | B B F X 2-1 5 HR 1-2 1B | | 3<br>1 | 0<br>1 | 0<br>1 | 0<br>0 | 0<br>0 | 1<br>0 | 3<br>0 |
| 5 Albert Pujols, R (1, 3)<br>OBP: 0.465, SLG: 0.821 | B C X 1-1 15 1B 2B | | B X 1-0 ③ G5-3 | | | C B X 1-1 ① G6-3 | | B F F B D X 3-2 1-H 2-H HR | | 4 | 2 | 2 | 3 | 0 | 0 | 0 |
| 15 Jim Edmonds, L (1, 8)<br>OBP: 0.331, SLG: 0.410 | F B B X 2-1 2-H 1B | | | X 0-0 ① F7 | | B F C B X 2-2 ② F7 | | X 0-0 ① F7 | | 4 | 0 | 1 | 1 | 0 | 0 | 0 |
| 27 Scott Rolen, R (1, 5)<br>OBP: 0.389, SLG: 0.494 | C X 0-1 ③ F8 | | | B F C B F F F X 2-2 ② F9 | | B F F F X 1-2 ③ P3 | | C B B X 2-1 ② F9 | | 4 | 0 | 0 | 0 | 0 | 0 | 1 |
| Larry Bigbie, L (1, 7)<br>So Taguchi, R (8, PH)<br>OBP: 0.315, SLG: 0.329 (9, 7) | | C B F C 1-3 ① K | | B B X 2-0 ③ G3-1 | | | C B B X 2-1 ① G3 | B X 1-0 E9 1B | | 3<br>1 | 0<br>0 | 0<br>1 | 0<br>0 | 0<br>0 | 1<br>0 | 0<br>0 |
| 4 Yadier Molina, R (1, 2)<br>OBP: 0.220, SLG: 0.218 | | B X 1-0 ② G4-3 | | | F X 0-1 2B | | X 0-0 ② F7 | F B B C X 2-2 ③ L3 | | 4 | 0 | 1 | 0 | 0 | 0 | 1 |
| Aaron Miles, S (1, 4)<br>OBP: 0.416, SLG: 0.384 | | B C X 1-1 1B | | | C B C B X 2-2 ① G1-3 | | B X 1-0 1B | | | 3 | 0 | 2 | 0 | 0 | 0 | 1 |
| 29 Chris Carpenter, R (1, 1)<br>OBP: 0.059, SLG: 0.059<br>7 Hector Luna, R (7, PH)<br>OBP: 0.370, SLG: 0.471<br>50 Adam Wainwright, R (8, 1)<br>44 Jason Isringhausen, R (9, 1) | | S C B S 1-3 ③ K | | | S X 0-1 ② G5-3 | | X 0-0 ③ P4 | | | 2<br>1<br>0<br>0 | 0<br>0<br>0<br>0 | 0<br>0<br>0<br>0 | 0<br>0<br>0<br>0 | 1<br>0<br>0<br>0 | 2<br>1<br>0<br>0 | 2<br>1<br>0<br>0 |
| Inning Stats | R: 1 E: 0 K: 0 S: 10 H: 3 LOB: 1 BB: 0 P: 16 | R: 0 E: 0 K: 2 S: 9 H: 1 LOB: 1 BB: 0 P: 13 | R: 0 E: 0 K: 0 S: 5 H: 0 LOB: 0 BB: 0 P: 7 | R: 0 E: 0 K: 0 S: 8 H: 0 LOB: 0 BB: 0 P: 12 | R: 0 E: 0 K: 1 S: 12 H: 1 LOB: 2 BB: 1 P: 19 | R: 0 E: 0 K: 0 S: 9 H: 0 LOB: 0 BB: 0 P: 13 | R: 0 E: 0 K: 0 S: 5 H: 1 LOB: 1 BB: 0 P: 8 | R: 3 E: 1 K: 0 S: 14 H: 4 LOB: 1 BB: 0 P: 26 | | 1B: 7<br>2B: 2<br>3B: 0<br>HR: 1 | SF: 0<br>SAC: 0<br>DP: 1<br>HBP: 0 | | | WP: 0<br>PB: 0<br>SB: 0<br>CS: 0 | PA: 34 | |

| PITCHER | | IP | WLS | BF | H | R | ER | SO | BB | IBB | HBP | BLK | WP | HR | S | P | ERA | WHIP |
|---|---|---|---|---|---|---|---|---|---|---|---|---|---|---|---|---|---|---|
| 37 Josh Fogg, R<br>ERA: 4.5 | (1, 1) | 7.0 | | 27 | 6 | 1 | 1 | 3 | 1 | 0 | 0 | 0 | 0 | 0 | 58 | 88 | 1.29 | 1.000 |
| Jose Mesa, R<br>ERA: 2.7 | (8, 1) | 0.0 | L | 3 | 3 | 3 | 3 | 0 | 0 | 0 | 0 | 0 | 0 | 1 | 7 | 14 | ∞ | ∞ |
| 39 Tom Martin, L<br>ERA: 5.52 | (8, 1) | 0.2 | | 3 | 1 | 0 | 0 | 0 | 0 | 0 | 0 | 0 | 0 | 0 | 4 | 7 | 0.00 | 1.500 |
| Scott Dohmann, R<br>ERA: 2.35 | (8, 1) | 0.1 | | 1 | 0 | 0 | 0 | 0 | 0 | 0 | 0 | 0 | 0 | 0 | 3 | 5 | 0.00 | 0.000 |

| PITCHER | IP | WLS | BF | H | R | ER | SO | BB | IBB | HBP | BLK | WP | HR | S | P | ERA | WHIP |
|---|---|---|---|---|---|---|---|---|---|---|---|---|---|---|---|---|---|

# BOTTOM

## Colorado Rockies @ St. Louis Cardinals

Busch Stadium, St. Louis, MO

Tue May 09 2006, 7:10 PM CDT
Att. 40,375 - Partly Cloudy - 73 F

livebaseballscorecards.com

| | |
|---|---|
| AB | 33 |
| R | 4 |
| H | 10 |
| RBI | 4 |
| BB | 1 |
| SO | 3 |
| LOB | 9 |

| Batter | 1 | 2 | 3 | 4 | 5 | 6 | 7 | 8 | 9 | AB | R | H | RBI | BB | SO | LOB |
|---|---|---|---|---|---|---|---|---|---|---|---|---|---|---|---|---|
| 18 Cory Sullivan, L (1, 8)<br>OBP: 0.352, SLG: 0.511 | B C F S 1-3 ① K | | F B D X 2-1 2-H 1B | | B B S C B X 3-2 2B 3B | | C X 0-1 ② F8 2-3 | | | 4 | 1 | 2 | 1 | 0 | 1 | 1 |
| Jamey Carroll, R (1, 4)<br>OBP: 0.432, SLG: 0.368<br>61 Ramon E Ramirez, R (7, 1)<br>OBP: 1.000, SLG: 1.000 | B X 1-0 ② G3 | | B 1 SAFE X 1-0 ③ F9 | | C X 0-1 3-H 2B | | B C C B C 2-3 ③ K | | | 4<br>0 | 0<br>0 | 1<br>0 | 1<br>0 | 0<br>0 | 1<br>0 | 2<br>0 |
| 17 Todd Helton, L (1, 3)<br>OBP: 0.458, SLG: 0.548 | F B X 1-1 ③ F7 | | | B F F F X 1-2 5 WP 5 1B 2B | B F F B F F F F B 3-3 S ② K | | | C B C F X 1-2 ① G6-3 | | 4 | 1 | 1 | 0 | 0 | 1 | 1 |
| 5 Matt Holliday, R (1, 7)<br>OBP: 0.338, SLG: 0.636 | | C B T S 1-3 ① K | | C B X 1-1 2-H WP 1B | X 0-0 ③ F9 | | | B X 1-0 11 G5-3 3B | | 4 | 1 | 2 | 1 | 0 | 1 | 1 |
| 11 Brad Hawpe, L (1, 9)<br>OBP: 0.415, SLG: 0.597 | | C C F B B F X 2-2 ② F9 | | X 0-0 ① F7 | | F B C F B X 2-2 ① G4-3 | | F B X 1-1 ② G5-3 3-H | | 4 | 0 | 0 | 1 | 0 | 0 | 1 |
| 12 Clint Barmes, R (1, 6)<br>OBP: 0.252, SLG: 0.346 | | B B F B F F S 3-3 ③ K | | 1 SAFE D B 1 SAFE X 2-0 ② P6 | | C X 0-1 ② F7 | | X 0-0 ③ F9 | | 4 | 0 | 0 | 0 | 0 | 1 | 1 |
| Jason Smith, L (1, 5)<br>OBP: 0.347, SLG: 0.431 | | C F B T 1-2 ① K | S 1 SAFE C 1 SAFE S 0-3 1-2 K | | | B B X 2-0 ③ L9 | | | C S F F B B B F X 2-2 ① F7 | 4 | 0 | 0 | 0 | 0 | 2 | 1 |
| Danny Ardoin, R (1, 2)<br>OBP: 0.244, SLG: 0.270<br>Luis Gonzalez, R (7, 4)<br>OBP: 0.253, SLG: 0.347 | | | B C B B X 3-1 49 SH3-4 18 1B 1B | S S B D B S 3-3 ③ K | | | B C B X 2-1 18 F8 G1-3 1B | | C X 0-1 ② G6-3 | 3<br>1 | 1<br>0 | 2<br>0 | 0<br>0 | 0<br>0 | 1<br>0 | 2<br>0 |
| 49 Byung-Hyun Kim, R (1, 1)<br>David Cortes, R (5, 1)<br>Ray King, L (6, 1)<br>Eli Marrero, R (7, PH)<br>OBP: 0.396, SLG: 0.659<br>(7, 2) | | | 1 SAFE B X 1-0 ② SH3-4 1-2 | | X 0-0 ① P3 | | X 0-0 ① G1-3 1-2 | | C C C 0-3 ③ K | 1<br>0<br>0<br>2 | 0<br>0<br>0<br>0 | 0<br>0<br>0<br>0 | 0<br>0<br>0<br>0 | 0<br>0<br>0<br>0 | 0<br>0<br>0<br>1 | 0<br>0<br>0<br>1 |

| Inning Stats | 1 | 2 | 3 | 4 | 5 | 6 | 7 | 8 | 9 |
|---|---|---|---|---|---|---|---|---|---|
| | R: 0<br>E: 0<br>K: 1<br>S: 6 | H: 0<br>LOB: 0<br>BB: 0<br>P: 9 | R: 0<br>E: 0<br>K: 2<br>S: 12 | H: 0<br>LOB: 0<br>BB: 0<br>P: 18 | R: 1<br>E: 0<br>K: 1<br>S: 9 | H: 2<br>LOB: 0<br>BB: 0<br>P: 17 | R: 1<br>E: 0<br>K: 2<br>S: 14 | H: 2<br>LOB: 2<br>BB: 0<br>P: 21 | R: 1<br>E: 0<br>K: 1<br>S: 14 | H: 2<br>LOB: 1<br>BB: 0<br>P: 20 | R: 0<br>E: 0<br>K: 0<br>S: 7 | H: 0<br>LOB: 0<br>BB: 0<br>P: 11 | R: 0<br>E: 0<br>K: 1<br>S: 8 | H: 1<br>LOB: 1<br>BB: 0<br>P: 12 | R: 1<br>E: 0<br>K: 0<br>S: 8 | H: 1<br>LOB: 0<br>BB: 0<br>P: 11 | R: 0<br>E: 0<br>K: 1<br>S: 11 | H: 0<br>LOB: 0<br>BB: 0<br>P: 13 |

| | | | | | | | | | | | | | | | | | | | | | | | | | | | | | | | | |
|---|---|---|---|---|---|---|---|---|---|---|---|---|---|---|---|---|---|---|---|---|---|---|---|---|---|---|---|---|---|---|---|---|
| PITCHER | | IP | WLS | BF | H | R | ER | SO | BB | IBB | HBP | BLK | WP | HR | S | P | ERA | WHIP | PITCHER | | IP | WLS | BF | H | R | ER | SO | BB | IBB | HBP | BLK | WP | HR | S | P | ERA | WHIP |
| Jeff Suppan, R<br>ERA: 4.58 | (1, 1) | 5.0 | W | 22 | 6 | 3 | 3 | 7 | 0 | 0 | 0 | 0 | 2 | 0 | 55 | 85 | 5.40 | 1.200 | 44 Jason Isringhausen, R<br>ERA: 4.38 | (9, 1) | 1.0 | S | 3 | 0 | 0 | 0 | 1 | 0 | 0 | 0 | 0 | 0 | 0 | 11 | 13 | 0.00 | 0.000 |
| Tyler Johnson, L<br>ERA: | (6, 1) | 0.1 | | 1 | 0 | 0 | 0 | 0 | 0 | 0 | 0 | 0 | 0 | 0 | 4 | 6 | 0.00 | 0.000 | | | | | | | | | | | | | | | | | | | |
| Josh Hancock, R<br>ERA: 2.33 | (6, 1) | 0.2 | | 2 | 0 | 0 | 0 | 0 | 0 | 0 | 0 | 0 | 0 | 0 | 3 | 5 | 0.00 | 0.000 | | | | | | | | | | | | | | | | | | | |
| 50 Adam Wainwright, R<br>ERA: 0.54 | (7, 1) | 1.0 | | 4 | 1 | 0 | 0 | 1 | 0 | 0 | 0 | 0 | 0 | 0 | 8 | 12 | 0.00 | 1.000 | | | | | | | | | | | | | | | | | | | |
| 34 Randy Flores, L<br>ERA: 2.53 | (8, 1) | 1.0 | | 4 | 1 | 1 | 1 | 0 | 0 | 0 | 0 | 0 | 0 | 0 | 8 | 11 | 9.00 | 1.000 | | | | | | | | | | | | | | | | | | | |

# TOP

## Colorado Rockies @ St. Louis Cardinals

Busch Stadium, St. Louis, MO

Wed May 10 2006, 12:10 PM CDT

Att. 39,108 - Drizzle - 64 F

livebaseballscorecards.com

| | |
|---|---|
| AB | 35 |
| R | 4 |
| H | 8 |
| RBI | 4 |
| BB | 0 |
| SO | 9 |
| LOB | 11 |

| | | | | | | | | |
|---|---|---|---|---|---|---|---|---|
| 1B: 4 | SF: 0 | WP: 2 | PA: 36 |
| 2B: 2 | SAC: 1 | PB: 0 | |
| 3B: 2 | DP: 0 | SB: 0 | |
| HR: 0 | HBP: 0 | CS: 0 | |

| Batter | 1 | 2 | 3 | 4 | 5 | 6 | 7 | 8 | 9 | AB | R | H | RBI | BB | SO | LOB |
|---|---|---|---|---|---|---|---|---|---|---|---|---|---|---|---|---|
| 22 David Eckstein, R (1, 6)<br>OBP: 0.388, SLG: 0.367 | C C F B F F F X<br>1-2 ① F9 | B B C X<br>2-1 1B | | C B B X<br>2-1 2-3 1B | | B C B F F X<br>2-2 15 S 1B | | B C S F S<br>1-3 ② K | | 5 | 0 | 3 | 0 | 0 | 1 | 1 |
| 53 John Rodriguez, L (1, 7)<br>OBP: 0.446, SLG: 0.521<br>50 Adam Wainwright, R (7, 1)<br>34 Randy Flores, L (8, 1)<br>26 Scott Spiezio, S (8, PH)<br>OBP: 0.349, SLG: 0.564<br>44 Jason Isringhausen, R (9, 1) | F X<br>0-1 5 HR 1B | 1 SAFE S 1 SAFE F F X<br>0-2 ③ G4-3 | | B F 1 SAFE X<br>1-2 ② SF9 3-H | | B S F F X<br>1-2 ① F7 | | D F B X<br>2-1 ③ G5-3 | | 3<br>0<br>0<br>1<br>0 | 1<br>0<br>0<br>0<br>0 | 1<br>0<br>0<br>0<br>0 | 1<br>0<br>0<br>0<br>0 | 0<br>0<br>0<br>0<br>0 | 0<br>0<br>0<br>0<br>0 | 2<br>0<br>0<br>1<br>0 |
| 5 Albert Pujols, R (1, 3)<br>OBP: 0.466, SLG: 0.845 | C F X<br>0-2 1-H HR | B B C F B X<br>3-2 43 HR 2B | B B F S S<br>2-3 ③ K | | | F B T X<br>1-2 ② P6 | | | | 4 | 2 | 2 | 2 | 0 | 1 | 2 |
| 15 Jim Edmonds, L (1, 8)<br>OBP: 0.336, SLG: 0.408 | B B B C B<br>4-1 27 1B BB | X<br>0-0 ① L5 | | | C X<br>0-1 2B 1B | C F B B F B C<br>3-3 ③ K 1-2 | | | | 3 | 1 | 1 | 0 | 1 | 1 | 2 |
| 27 Scott Rolen, R (1, 5)<br>OBP: 0.384, SLG: 0.483 | X<br>0-0 1-2 1B | X<br>0-0 ② G2-3 | | | B C B X<br>2-1 ① F8 | | C C F B F F X<br>1-2 ① F9 | | | 4 | 0 | 1 | 0 | 0 | 0 | 2 |
| 43 Juan Encarnacion, R (1, 9)<br>OBP: 0.256, SLG: 0.398 | C S S<br>0-3 ② K | X<br>0-0 2-H HR | | | C S S<br>0-3 ② K | | C S T<br>0-2 ② K | | | 4 | 1 | 1 | 2 | 0 | 3 | 3 |
| Gary Bennett, R (1, 2)<br>OBP: 0.233, SLG: 0.310 | C B B F F X<br>2-2 ③ G3 | | F C S<br>0-3 ③ K | | 1 SAFE F F 1 B B B X<br>3-2 1-H 1B 2B | | F B B S C<br>2-3 ③ K | | | 4 | 1 | 1 | 1 | 0 | 2 | 2 |
| Aaron Miles, S (1, 4)<br>OBP: 0.430, SLG: 0.403 | | B X<br>1-0 ① F7 | | M X<br>0-1 22 1B 53 SF9 SH3-4 1B | F X<br>0-1 2-H 1B | | | L F B F X<br>1-2 SH5-4 1B | | 4 | 1 | 3 | 1 | 0 | 0 | 0 |
| Jeff Suppan, R (1, 1)<br>OBP: 0.143, SLG: 0.077<br>Larry Bigbie, L (5, PH)<br>Tyler Johnson, S (6, 1)<br>Josh Hancock, R (6, 1)<br>So Taguchi, R (7, 7)<br>OBP: 0.315, SLG: 0.329 | | B C C X<br>1-2 ② F9 | | C X<br>0-1 ① SH3-4 1-2 | X<br>0-0 ③ G4-3 | | | X<br>0-0 ① SH5-4 1-2 | | 1<br>1<br>0<br>0<br>0 | 0<br>0<br>0<br>0<br>0 | 0<br>0<br>0<br>0<br>0 | 0<br>0<br>0<br>0<br>0 | 0<br>0<br>0<br>0<br>0 | 0<br>0<br>0<br>0<br>0 | 0<br>1<br>0<br>0<br>0 |
| Inning Stats | R: 2 H: 3<br>E: 0 LOB: 2<br>K: 1 BB: 1<br>S: 21 P: 28 | R: 0 H: 1<br>E: 0 LOB: 1<br>K: 0 BB: 0<br>S: 10 P: 14 | R: 2 H: 2<br>E: 0 LOB: 0<br>K: 1 BB: 0<br>S: 9 P: 12 | R: 1 H: 2<br>E: 0 LOB: 1<br>K: 1 BB: 0<br>S: 12 P: 17 | R: 2 H: 3<br>E: 0 LOB: 1<br>K: 1 BB: 0<br>S: 13 P: 18 | R: 0 H: 1<br>E: 0 LOB: 1<br>K: 2 BB: 0<br>S: 15 P: 22 | R: 0 H: 0<br>E: 0 LOB: 0<br>K: 2 BB: 0<br>S: 12 P: 15 | R: 0 H: 1<br>E: 0 LOB: 1<br>K: 1 BB: 0<br>S: 11 P: 15 | | 1B: 9 SF: 1<br>2B: 2 SAC: 2<br>3B: 0 DP: 0<br>HR: 2 HBP: 0 | | | | | | |

| PITCHER | IP | WLS | BF | H | R | ER | SO | BB | IBB | HBP | BLK | WP | HR | S | P | ERA | WHIP |
|---|---|---|---|---|---|---|---|---|---|---|---|---|---|---|---|---|---|
| 49 Byung-Hyun Kim, R (1, 1)<br>ERA: 5.89 | 4.2 | L | 25 | 10 | 7 | 7 | 4 | 1 | 0 | 0 | 0 | 0 | 2 | 62 | 86 | 13.50 | 2.357 |
| David Cortes, R (5, 1)<br>ERA: 1.29 | 1.0 | | 5 | 2 | 0 | 0 | 0 | 0 | 0 | 0 | 0 | 0 | 0 | 14 | 18 | 0.00 | 2.000 |
| Ray King, L (6, 1)<br>ERA: 3.6 | 0.1 | | 1 | 0 | 0 | 0 | 1 | 0 | 0 | 0 | 0 | 0 | 0 | 4 | 7 | 0.00 | 0.000 |
| 61 Ramon E Ramirez, R (7, 1)<br>ERA: | 2.0 | | 7 | 1 | 0 | 0 | 3 | 0 | 0 | 0 | 0 | 0 | 0 | 23 | 30 | 0.00 | 0.500 |

| PITCHER | IP | WLS | BF | H | R | ER | SO | BB | IBB | HBP | BLK | WP | HR | S | P | ERA | WHIP |
|---|---|---|---|---|---|---|---|---|---|---|---|---|---|---|---|---|---|

# BOTTOM

## Colorado Rockies @ St. Louis Cardinals

Busch Stadium, St. Louis, MO

Wed May 10 2006, 12:10 PM CDT

Att. 39,108 - Drizzle - 64 F

livebaseballscorecards.com

| | |
|---|---|
| AB | 34 |
| R | 7 |
| H | 13 |
| RBI | 7 |
| BB | 1 |
| SO | 8 |
| LOB | 16 |

WP: 0 PA: 38
PB: 0
SB: 1
CS: 0

# Colorado Rockies @ Houston Astros

Minute Maid Park, Houston, TX

Fri May 12 2006, 7:05 PM CDT

Att. 39,617 - Clear - 79 F

TOP

livebaseballscorecards.com

| Batter | 1 | 2 | 3 | 4 | 5 | 6 | 7 | 8 | 9 | AB | R | H | RBI | BB | SO | LOB |
|---|---|---|---|---|---|---|---|---|---|---|---|---|---|---|---|---|
| 18 Cory Sullivan, L (1, 8)<br>OBP: 0.342, SLG: 0.496 | C B B S S<br>2-3 K | B F B F F F F F X<br>2-2 F8 | | X<br>0-0 G6-3<br>2-3 | | C B X<br>1-1 G5-4-3<br>1-2f | | | B B B C B<br>4-1 17 G3-1 BB<br>BB | 4 | 0 | 0 | 0 | 0 | 1 | 4 |
| Choo Freeman, R (9, PH)<br>OBP: 0.297, SLG: 0.314 | | | | | | | | | | 0 | 0 | 0 | 0 | 1 | 0 | 0 |
| Jamey Carroll, R (1, 4)<br>OBP: 0.419, SLG: 0.347 | C B F B X<br>2-2 G5-3 | | C B F F X<br>1-2 F8 | B F B F B F X<br>3-2 G6-3 | | | C F S<br>0-3 K | | B B C B B<br>4-1 17 G3-1<br>1-2 BB | 4 | 0 | 0 | 0 | 1 | 1 | 1 |
| 17 Todd Helton, L (1, 3)<br>OBP: 0.455, SLG: 0.538 | F F B F B X<br>2-2 27 1B 1B | | F X<br>0-1 27 HBP 5 1B 1B | | C B X<br>1-1 F7 | | B B X<br>2-0 G3 | | X<br>0-0 G3-1<br>1-2 2-3 | 5 | 1 | 2 | 0 | 0 | 0 | 2 |
| 27 Garrett Atkins, R (1, 5)<br>OBP: 0.401, SLG: 0.512 | C X<br>0-1<br>1-2 1B | | C F B H<br>2-2 5 1B<br>1-2 HBP | | C F X<br>0-2 2B | | C S B F B X<br>2-2 F8 | | C S B X<br>1-2 F9 | 4 | 0 | 2 | 0 | 0 | 0 | 2 |
| 5 Matt Holliday, R (1, 7)<br>OBP: 0.336, SLG: 0.625 | B C S S<br>1-3 K | | B X<br>1-0<br>1-3 2-H 1B | | F B F B B X<br>3-2 G6-3 | | | B B B C F F X<br>3-2 G4-3 | | 4 | 0 | 1 | 1 | 0 | 1 | 3 |
| 11 Brad Hawpe, L (1, 9) | | B B B B<br>4-0 WP BB | X<br>0-0 F9 | | I I I I<br>4-0 IBB | | | S S B B F S<br>2-3 K | | 2 | 0 | 0 | 0 | 2 | 1 | 2 |
| 12 Clint Barmes, R (1, 6)<br>OBP: 0.245, SLG: 0.336 | | B B C X<br>2-1 F9 | X<br>0-0 F8 | | D F S S<br>1-3 K | | | B F F B S<br>2-3 K | | 4 | 0 | 0 | 0 | 0 | 2 | 5 |
| Miguel Ojeda, R (1, 2)<br>OBP: 0.323, SLG: 0.400 | | 1 SAFE C X<br>0-1 L4 | | C B F C<br>1-3 K | | S B X<br>1-1 G5-3 | | | X<br>0-0 G6-3 | 4 | 0 | 0 | 0 | 0 | 1 | 1 |
| Jason Jennings, L (1, 1)<br>OBP: 0.333, SLG: 0.353 | | B B B B<br>4-0 | | C B F X<br>1-2 18 G6-3 2B | | B X<br>1-0 18 G5-4-3 1B | | | C B F B B X<br>3-2 HR | 2 | 0 | 2 | 0 | 1 | 0 | 0 |
| Scott Dohmann, R (6, 1) | | | | | | | | | | 0 | 0 | 0 | 0 | 0 | 0 | 0 |
| Jose Mesa, R (8, 1) | | | | | | | | | | 0 | 0 | 0 | 0 | 0 | 0 | 0 |
| 39 Tom Martin, L (8, 1) | | | | | | | | | | 0 | 0 | 0 | 0 | 0 | 0 | 0 |
| Luis Gonzalez, R (9, PH)<br>OBP: 0.263, SLG: 0.397 | | 1-2 BB | | | | | | | | 1 | 1 | 1 | 1 | 0 | 0 | 0 |
| Inning Stats | R: 0 E: 0 K: 2 S: 15<br>H: 2 LOB: 2 BB: 0 P: 22 | R: 0 E: 0 K: 0 S: 11<br>H: 0 LOB: 2 BB: 2 P: 23 | R: 1 E: 0 K: 0 S: 11<br>H: 2 LOB: 2 BB: 0 P: 15 | R: 0 E: 0 K: 1 S: 11<br>H: 1 LOB: 1 BB: 0 P: 16 | R: 0 E: 0 K: 1 S: 11<br>H: 1 LOB: 2 BB: 1 P: 20 | R: 0 E: 0 K: 0 S: 5<br>H: 1 LOB: 0 BB: 0 P: 8 | R: 0 E: 0 K: 1 S: 8<br>H: 0 LOB: 0 BB: 0 P: 12 | R: 0 E: 0 K: 2 S: 11<br>H: 0 LOB: 0 BB: 0 P: 18 | R: 1 E: 0 K: 0 S: 10<br>H: 1 LOB: 2 BB: 2 P: 22 | 1B: 5 2B: 2 3B: 0 HR: 1<br>SF: 0 SAC: 0 DP: 1 HBP: 1 | | | | | | |

| | |
|---|---|
| AB | 34 |
| R | 2 |
| H | 8 |
| RBI | 2 |
| BB | 5 |
| SO | 7 |
| LOB | 20 |

WP: 1 PB: 0 SB: 0 CS: 0 PA: 40

| PITCHER | | IP | WLS | BF | H | R | ER | SO | BB | IBB | HBP | BLK | WP | HR | S | P | ERA | WHIP |
|---|---|---|---|---|---|---|---|---|---|---|---|---|---|---|---|---|---|---|
| 64 Fernando Nieve, R<br>ERA: 4.85 | (1, 1) | 5.1 | | 26 | 6 | 1 | 1 | 4 | 2 | 1 | 1 | 0 | 1 | 0 | 61 | 99 | 1.69 | 1.500 |
| Mike Gallo, L<br>ERA: 7.0 | (6, 1) | 0.2 | W | 2 | 1 | 0 | 0 | 0 | 0 | 0 | 0 | 0 | 0 | 0 | 3 | 5 | 0.00 | 1.500 |
| 54 Brad Lidge, R<br>ERA: 6.11 | (7, 1) | 1.0 | | 3 | 0 | 0 | 0 | 1 | 0 | 0 | 0 | 0 | 0 | 0 | 8 | 12 | 0.00 | 0.000 |
| Russ Springer, R<br>ERA: 3.09 | (8, 1) | 1.0 | | 3 | 0 | 0 | 0 | 2 | 0 | 0 | 0 | 0 | 0 | 0 | 11 | 18 | 0.00 | 0.000 |
| Trever Miller, L<br>ERA: 11.57 | (9, 1) | 1.0 | | 6 | 1 | 1 | 1 | 0 | 2 | 0 | 0 | 0 | 0 | 1 | 10 | 22 | 9.00 | 3.000 |

| PITCHER | IP | WLS | BF | H | R | ER | SO | BB | IBB | HBP | BLK | WP | HR | S | P | ERA | WHIP |
|---|---|---|---|---|---|---|---|---|---|---|---|---|---|---|---|---|---|

# BOTTOM

## Colorado Rockies @ Houston Astros

Minute Maid Park, Houston, TX

Fri May 12 2006, 7:05 PM CDT

Att. 39,617 - Clear - 79 F

livebaseballscorecards.com

| Batter | 1 | 2 | 3 | 4 | 5 | 6 | 7 | 8 | 9 | AB | R | H | RBI | BB | SO | LOB |
|---|---|---|---|---|---|---|---|---|---|---|---|---|---|---|---|---|
| Craig Biggio, R (1, 4)<br>OBP: 0.333, SLG: 0.482<br>Trever Miller, R (9, 1) | B S B F X<br>2-2 ① P2 | | B B S X<br>2-1 HR | | | B C X<br>1-1 17 1B HR 1B | B S B X<br>2-1 ② F8 | S X<br>0-1 ① P3 | | 5<br>0 | 2<br>0 | 2<br>0 | 1<br>0 | 0<br>0 | 0<br>0 | 2<br>0 |
| Willy Taveras, R (1, 8)<br>OBP: 0.346, SLG: 0.347 | B X<br>1-0 17 WP 1B | | B S B B S C<br>2-3 ③ K | | | C B 1 SAFE 1 SAFE S S<br>1-3 ② K | B F B X<br>2-1 CI 1B 1B | B B F X<br>2-1 ② SF8<br>3-H | | 4 | 1 | 2 | 1 | 0 | 2 | 1 |
| 17 Lance Berkman, S (1, 3)<br>OBP: 0.385, SLG: 0.638<br>Mike Lamb, L (7, PH)<br>OBP: 0.379, SLG: 0.571 (8, 3) | B C F B S<br>2-3 ② K<br>1-2 | | | X<br>0-0 ① G4-3 | | F X<br>0-1 1 SAFE<br>1-2 HR 1B S C B 1 F SAFE | 1-2 CI 1B 1B 3B | B B C B X<br>3-1 2-H HR | | 3<br>1 | 1<br>2 | 1<br>1 | 0<br>2 | 0<br>0 | 1<br>0 | 1<br>0 |
| Morgan Ensberg, R (1, 5)<br>OBP: 0.403, SLG: 0.628 | C B D X<br>2-1 ③ G6-3 | | | B B B C B<br>4-1 G6-4-3 BB | | C C D F B F B X<br>3-2 1-H 2-H HR | X<br>0-0 1-2 2-H 3B 1B | C F F F B B X<br>2-2 ③ F9 | | 4 | 2 | 2 | 4 | 1 | 0 | 1 |
| Preston Wilson, R (1, 7)<br>OBP: 0.307, SLG: 0.427 | | B B S B X<br>3-1 ① G6-3 | | B B X<br>2-0 ② ③ G6-4-3<br>1-2f | | B C C C X<br>1-2 16 1B 1B 1B | T X<br>0-1 1-H 2-H 3B | | | 4 | 1 | 2 | 2 | 0 | 0 | 1 |
| 16 Jason Lane, R (1, 9)<br>OBP: 0.349, SLG: 0.434 | | C B X<br>1-1 ② F8 | | | C X<br>0-1 ① P4 | C 1 SAFE S 1 SAFE F 1 SAFE 1 P B<br>2-2 X 1-3 1B 1B | F S B S<br>1-3 ③ K | | | 4 | 0 | 1 | 0 | 0 | 1 | 1 |
| Brad Ausmus, R (1, 2)<br>OBP: 0.452, SLG: 0.421 | | F C B C<br>1-3 ③ K | | | X<br>0-0 ② F7 | B F F X<br>1-2 3-H 1B | | F S X<br>0-2 28 1B 4 2B 2B | | 4 | 1 | 2 | 1 | 0 | 1 | 0 |
| 28 Adam Everett, R (1, 6)<br>OBP: 0.282, SLG: 0.357 | | | B F X<br>1-1 ① G5-3 | | C F S<br>0-3 ③ K | C B F B B X<br>3-2 ③ G1-3 | | B X<br>1-0 4 2B SF8 2-3 1B | | 4 | 1 | 1 | 0 | 0 | 1 | 2 |
| 64 Fernando Nieve, R (1, 1)<br>OBP: 0.125, SLG: 0.125<br>Mike Gallo, L (6, 1)<br>Orlando Palmeiro, L (6, PH)<br>OBP: 0.214, SLG: 0.185<br>54 Brad Lidge, R (7, 1)<br>Joe McEwing, R (7, PH)<br>Russ Springer, R (8, 1)<br>4 Eric Bruntlett, R (8, PH)<br>OBP: 0.393, SLG: 0.458 (9, 4) | | | C S F B X<br>1-2 ② G6-3 | | | B B B C C C X<br>3-2 ① G4-3 | C B F X<br>1-2 ① G3 | C B F X<br>1-2 1-3 3-H HR 2B | | 1<br>0<br>1<br>0<br>1<br>0<br>1 | 0<br>0<br>0<br>0<br>0<br>0<br>1 | 0<br>0<br>0<br>0<br>0<br>0<br>1 | 0<br>0<br>0<br>0<br>0<br>0<br>1 | 0<br>0<br>0<br>0<br>0<br>0<br>0 | 0<br>0<br>0<br>0<br>0<br>0<br>0 | 0<br>0<br>0<br>0<br>0<br>0<br>0 |
| Inning Stats | R: 0 E: 0 K: 1 S: 9 H: 1 LOB: 1 BB: 0 P: 16 | R: 0 E: 0 K: 1 S: 7 H: 0 LOB: 0 BB: 0 P: 12 | R: 1 E: 0 K: 1 S: 11 H: 1 LOB: 0 BB: 0 P: 17 | R: 0 E: 0 K: 0 S: 3 H: 0 LOB: 0 BB: 1 P: 9 | R: 0 E: 0 K: 1 S: 6 H: 0 LOB: 0 BB: 0 P: 6 | R: 4 E: 0 K: 1 S: 29 H: 6 LOB: 2 BB: 0 P: 43 | R: 3 E: 1 K: 1 S: 16 H: 3 LOB: 1 BB: 0 P: 23 | R: 4 E: 0 K: 0 S: 18 H: 4 LOB: 0 BB: 0 P: 27 | | 1B: 9<br>2B: 2<br>3B: 1<br>HR: 3 | SF: 1<br>SAC: 0<br>DP: 1<br>HBP: 0 | | WP: 1<br>PB: 0<br>SB: 0<br>CS: 0 | PA: 40 | | |

| | AB | 37 |
|---|---|---|
| | R | 12 |
| | H | 15 |
| | RBI | 12 |
| | BB | 1 |
| | SO | 6 |
| | LOB | 9 |

| PITCHER | | IP | WLS | BF | H | R | ER | SO | BB | IBB | HBP | BLK | WP | HR | S | P | ERA | WHIP |
|---|---|---|---|---|---|---|---|---|---|---|---|---|---|---|---|---|---|---|
| Jason Jennings, R<br>ERA: 5.05 | (1, 1) | 5.2 | L | 25 | 8 | 5 | 5 | 5 | 1 | 0 | 0 | 0 | 1 | 2 | 62 | 97 | 7.94 | 1.588 |
| Scott Dohmann, R<br>ERA: 4.0 | (6, 1) | 1.1 | | 8 | 3 | 3 | 2 | 1 | 0 | 0 | 0 | 0 | 0 | 0 | 19 | 29 | 13.50 | 2.250 |
| Jose Mesa, R<br>ERA: 4.15 | (8, 1) | 0.2 | | 5 | 3 | 3 | 3 | 0 | 0 | 0 | 0 | 0 | 0 | 0 | 11 | 15 | 40.50 | 4.500 |
| 39 Tom Martin, L<br>ERA: 6.0 | (8, 1) | 0.1 | | 2 | 1 | 1 | 1 | 0 | 0 | 0 | 0 | 0 | 0 | 1 | 7 | 12 | 27.00 | 3.000 |

| PITCHER | IP | WLS | BF | H | R | ER | SO | BB | IBB | HBP | BLK | WP | HR | S | P | ERA | WHIP |
|---|---|---|---|---|---|---|---|---|---|---|---|---|---|---|---|---|---|

| Batter | 1 | 2 | 3 | 4 | 5 | 6 | 7 | 8 | 9 | AB | R | H | RBI | BB | SO | LOB |
|---|---|---|---|---|---|---|---|---|---|---|---|---|---|---|---|---|
| 18 Cory Sullivan, L (1, 8)<br>OBP: 0.347, SLG: 0.500 | C X<br>0-1<br>2B | | B B B F B B B<br>4-2<br>1B<br>17<br>1B<br>BB | | B F L X<br>1-2 ①<br>G4-3 | | C X<br>0-1 ②<br>G6-3 | | | 3 | 1 | 1 | 0 | 1 | 0 | 0 |
| Luis Gonzalez, R (1, 4)<br>OBP: 0.263, SLG: 0.390 | B C L S<br>1-3 ①<br>K | | B D X<br>2-0<br>27<br>1B<br>17<br>1B<br>1-2<br>3-H<br>1B | | F F F X<br>0-2 ②<br>F8 | | X<br>0-0 ③<br>G6-3 | | | 4 | 0 | 1 | 1 | 0 | 1 | 1 |
| 17 Todd Helton, L (1, 3)<br>OBP: 0.457, SLG: 0.549 | X<br>0-0 ②<br>L6 | | C B C B F F X<br>2-2<br>27<br>1B<br>1-2<br>2-H<br>1B | | B B F B X<br>3-1<br>2B | | | X<br>0-0 ①<br>L9 | | 4 | 0 | 2 | 1 | 0 | 0 | 1 |
| 27 Garrett Atkins, R (1, 5)<br>OBP: 0.404, SLG: 0.508 | B F C F B C<br>2-3 ③<br>K | | F F X<br>0-2<br>5<br>G6-4-3<br>1-2<br>2-3<br>1B | | X<br>0-0 ③<br>G5-3 | | | B B B C F B<br>4-2<br>5<br>1B<br>BB | | 3 | 0 | 1 | 0 | 1 | 1 | 2 |
| 5 Matt Holliday, R (1, 7)<br>OBP: 0.333, SLG: 0.615 | | X<br>0-0 ①<br>G5-3 | X<br>0-0 ② ③<br>G6-4-3<br>1-2f | | | C B X<br>1-1 ①<br>G6-3 | | C B X<br>1-1<br>11<br>G4-6-3<br>1-2<br>1B | | 4 | 0 | 1 | 0 | 0 | 0 | 3 |
| 11 Brad Hawpe, L (1, 9)<br>OBP: 0.420, SLG: 0.585 | | C X<br>0-1 ②<br>F9 | | B F X<br>1-1<br>12<br>FC6-4<br>1B | | C S F X<br>0-2<br>12<br>S<br>1B | | B C S B X<br>2-2 ② ③<br>G4-6-3<br>1-2f | | 4 | 0 | 2 | 0 | 0 | 0 | 2 |
| 12 Clint Barmes, R (1, 6)<br>OBP: 0.238, SLG: 0.326 | | C X<br>0-1 ③<br>G5-3 | | 1 SAFE F X<br>0-1 ①<br>FC6-4<br>28<br>FC6-4<br>1-2f | | T F F X<br>0-2 ②<br>P6<br>1-2 | | | C B S T<br>1-2 ①<br>K | 4 | 0 | 0 | 0 | 0 | 1 | 2 |
| Danny Ardoin, R (1, 2)<br>OBP: 0.244, SLG: 0.282 | | | C B F X<br>1-2<br>28<br>SH5-4<br>1B<br>2B | C X<br>0-1 ②<br>F7 | | B C B C C<br>2-3 ③<br>K | | | C B L X<br>1-2 ②<br>G6-3 | 4 | 1 | 1 | 0 | 0 | 1 | 2 |
| 28 Aaron Cook, R (1, 1)<br>OBP: 0.105, SLG: 0.105 | | | X<br>0-0 ①<br>SH5-4<br>2-3 | B X<br>1-0 ③<br>FC6-4<br>1-2f | | | C F C<br>0-3 ①<br>K | | B X<br>1-0 ③<br>G5-3 | 2 | 0 | 0 | 0 | 0 | 1 | 1 |
| Ray King, L (7, 1) | | | | | | | | | | 0 | 0 | 0 | 0 | 0 | 0 | 0 |
| 61 Ramon E Ramirez, R (7, 1)<br>OBP: 1.000, SLG: 1.000 | | | | | | | | | | 0 | 0 | 0 | 0 | 0 | 0 | 0 |
| Eli Marrero, R (9, PH)<br>OBP: 0.388, SLG: 0.643 | | | | | | | | | | 1 | 0 | 0 | 0 | 0 | 0 | 0 |
| 40 Brian Fuentes, L (9, 1) | | | | | | | | | | 0 | 0 | 0 | 0 | 0 | 0 | 0 |
| Inning Stats | R: 0<br>E: 0<br>K: 2<br>S: 10<br>H: 1<br>LOB: 1<br>BB: 0<br>P: 13 | R: 0<br>E: 0<br>K: 0<br>S: 5<br>H: 0<br>LOB: 0<br>BB: 0<br>P: 5 | R: 2<br>E: 0<br>K: 0<br>S: 16<br>H: 4<br>LOB: 2<br>BB: 1<br>P: 25 | R: 0<br>E: 0<br>K: 0<br>S: 7<br>H: 1<br>LOB: 1<br>BB: 0<br>P: 9 | R: 0<br>E: 0<br>K: 0<br>S: 10<br>H: 1<br>LOB: 1<br>BB: 0<br>P: 14 | R: 0<br>E: 0<br>K: 1<br>S: 13<br>H: 1<br>LOB: 1<br>BB: 0<br>P: 16 | R: 0<br>E: 0<br>K: 1<br>S: 6<br>H: 0<br>LOB: 0<br>BB: 0<br>P: 6 | R: 0<br>E: 0<br>K: 0<br>S: 8<br>H: 1<br>LOB: 1<br>BB: 1<br>P: 15 | R: 0<br>E: 0<br>K: 1<br>S: 7<br>H: 0<br>LOB: 0<br>BB: 0<br>P: 10 | 1B: 6<br>2B: 3<br>3B: 0<br>HR: 0<br>SF: 0<br>SAC: 1<br>DP: 2<br>HBP: 0 | | | | | | |

| PITCHER | | IP | WLS | BF | H | R | ER | SO | BB | IBB | HBP | BLK | WP | HR | S | P | ERA | WHIP |
|---|---|---|---|---|---|---|---|---|---|---|---|---|---|---|---|---|---|---|
| 44 Roy Oswalt, R<br>ERA: 3.5 | (1, 1) | 7.0 | L | 29 | 8 | 2 | 2 | 4 | 1 | 0 | 0 | 0 | 0 | 0 | 67 | 88 | 2.57 | 1.286 |
| Chad Qualls, R<br>ERA: 4.09 | (8, 1) | 2.0 | | 7 | 1 | 0 | 0 | 1 | 1 | 0 | 0 | 0 | 0 | 0 | 15 | 25 | 0.00 | 1.000 |

| PITCHER | IP | WLS | BF | H | R | ER | SO | BB | IBB | HBP | BLK | WP | HR | S | P | ERA | WHIP |
|---|---|---|---|---|---|---|---|---|---|---|---|---|---|---|---|---|---|

# TOP

## Colorado Rockies @ Houston Astros

Minute Maid Park, Houston, TX

Sat May 13 2006, 6:05 PM CDT

Att. 35,852 - Clear - 88 F

livebaseballscorecards.com

| | |
|---|---|
| AB | 33 |
| R | 2 |
| H | 9 |
| RBI | 2 |
| BB | 2 |
| SO | 5 |
| LOB | 14 |

# BOTTOM

## Colorado Rockies @ Houston Astros

Minute Maid Park, Houston, TX

Sat May 13 2006, 6:05 PM CDT
Att. 35,852 - Clear - 88 F

livebaseballscorecards.com

| Batter | 1 | 2 | 3 | 4 | 5 | 6 | 7 | 8 | 9 | AB | R | H | RBI | BB | SO | LOB |
|---|---|---|---|---|---|---|---|---|---|---|---|---|---|---|---|---|
| Craig Biggio, R (1, 4)<br>OBP: 0.338, SLG: 0.486 | BBBCSFB<br>4-2<br>2B<br>BB | | X<br>0-0 ①<br>P4 | | CBBFX<br>2-2<br>2B | | BX<br>1-0 ③<br>L5 | | | 3 | 0 | 1 | 0 | 1 | 0 | 1 |
| Willy Taveras, R (1, 8)<br>OBP: 0.338, SLG: 0.338 | MX<br>0-1 ①<br>B5 | | CX<br>0-1 ②<br>G6-3 | | CFFBBBFFFF<br>2-2 ③<br>X<br>F9 | | | BX<br>1-0 ①<br>G6-3 | | 4 | 0 | 0 | 0 | 0 | 0 | 2 |
| Mike Lamb, L (1, 3)<br>OBP: 0.424, SLG: 0.656 | X<br>0-0<br>1-3<br>2B | | CBBFX<br>2-2<br>1B | | | X<br>0-0<br>F9<br>SF8<br>2B | | BSX<br>1-1 ②<br>G4-3 | | 4 | 1 | 3 | 0 | 0 | 0 | 0 |
| Morgan Ensberg, R (1, 5)<br>OBP: 0.392, SLG: 0.609 | FBBFS<br>2-3 ②<br>K | | BCX<br>1-1 ③<br>G5-3 | | | DFX<br>1-1 ①<br>F9<br>2-3 | | BCBBCCS<br>3-3 ③<br>K2-3 | | 4 | 0 | 0 | 0 | 0 | 2 | 4 |
| Preston Wilson, R (1, 7)<br>OBP: 0.299, SLG: 0.418 | BCSBFFC<br>2-3 ③<br>K | | | FCFS<br>0-3 ①<br>K | | BFBX<br>2-1 ②<br>SF8<br>3-H | | | CFS<br>0-3 ①<br>K | 3 | 0 | 0 | 1 | 0 | 3 | 2 |
| 16 Jason Lane, R (1, 9)<br>OBP: 0.346, SLG: 0.424 | | BCBBB<br>4-1<br>FC5-4<br>BB | | BCFBX<br>2-2 ②<br>G6-3 | | BBX<br>2-0 ③<br>G5-3 | | | CSX<br>0-2 ②<br>F9 | 3 | 0 | 0 | 0 | 1 | 0 | 0 |
| Brad Ausmus, R (1, 2)<br>OBP: 0.437, SLG: 0.404 | | CFFBX<br>1-2 ①<br>FC5-4<br>28<br>G1-3<br>1-2f | | CBX<br>1-1 ③<br>F9 | | | CSBBS<br>2-3 ①<br>K | | BCCS<br>1-3 ③<br>K | 4 | 0 | 0 | 0 | 0 | 2 | 1 |
| 28 Adam Everett, R (1, 6)<br>OBP: 0.283, SLG: 0.364 | | X<br>0-0 ②<br>G1-3<br>1-2 | | | CCFBFX<br>1-2 ①<br>G6-3 | | FX<br>0-1<br>SH5-3<br>2B | | | 3 | 0 | 1 | 0 | 0 | 0 | 1 |
| 44 Roy Oswalt, R (1, 1)<br>OBP: 0.167, SLG: 0.091<br>Orlando Palmeiro, L (7, PH)<br>OBP: 0.214, SLG: 0.185<br>Chad Qualls, R (8, 1) | | CSS<br>0-3 ③<br>K | | | BBCTC<br>2-3 ②<br>K | | CX<br>0-1 ②<br>SH5-3<br>2-3 | | | 2<br>0<br>0 | 0<br>0<br>0 | 0<br>0<br>0 | 0<br>0<br>0 | 0<br>0<br>0 | 2<br>0<br>0 | 1<br>0<br>0 |
| Inning Stats | R: 0 H: 1<br>E: 0 LOB: 2<br>K: 2 BB: 1<br>S: 14 P: 22 | R: 0 H: 0<br>E: 0 LOB: 1<br>K: 1 BB: 1<br>S: 9 P: 14 | R: 0 H: 1<br>E: 0 LOB: 1<br>K: 0 BB: 0<br>S: 8 P: 11 | R: 0 H: 0<br>E: 0 LOB: 0<br>K: 1 BB: 0<br>S: 9 P: 12 | R: 0 H: 1<br>E: 0 LOB: 1<br>K: 1 BB: 0<br>S: 19 P: 26 | R: 1 H: 1<br>E: 0 LOB: 0<br>K: 0 BB: 0<br>S: 6 P: 11 | R: 0 H: 1<br>E: 0 LOB: 1<br>K: 1 BB: 0<br>S: 8 P: 11 | R: 0 H: 0<br>E: 0 LOB: 0<br>K: 1 BB: 0<br>S: 6 P: 11 | R: 0 H: 0<br>E: 0 LOB: 0<br>K: 2 BB: 0<br>S: 9 P: 10 | 1B: 1 SF: 1<br>2B: 4 SAC: 1<br>3B: 0 DP: 0<br>HR: 0 HBP: 0 | | | | | | WP: 0 PA: 34<br>PB: 0<br>SB: 0<br>CS: 0 | |

| | AB | 30 |
|---|---|---|
| | R | 1 |
| | H | 5 |
| | RBI | 1 |
| | BB | 2 |
| | SO | 9 |
| | LOB | 12 |

| PITCHER | | IP | WLS | BF | H | R | ER | SO | BB | IBB | HBP | BLK | WP | HR | S | P | ERA | WHIP |
|---|---|---|---|---|---|---|---|---|---|---|---|---|---|---|---|---|---|---|
| 28 Aaron Cook, R<br>ERA: 3.27 | (1, 1) | 6.1 | W | 26 | 5 | 1 | 1 | 6 | 2 | 0 | 0 | 0 | 0 | 0 | 70 | 103 | 1.42 | 1.105 |
| Ray King, L<br>ERA: 3.48 | (7, 1) | 0.1 | H | 1 | 0 | 0 | 0 | 0 | 0 | 0 | 0 | 0 | 0 | 0 | 2 | 2 | 0.00 | 0.000 |
| 61 Ramon E Ramirez, R<br>ERA: | (7, 1) | 1.1 | H | 4 | 0 | 0 | 0 | 1 | 0 | 0 | 0 | 0 | 0 | 0 | 7 | 13 | 0.00 | 0.000 |
| 40 Brian Fuentes, L<br>ERA: 1.84 | (9, 1) | 1.0 | S | 3 | 0 | 0 | 0 | 2 | 0 | 0 | 0 | 0 | 0 | 0 | 9 | 10 | 0.00 | 0.000 |

| PITCHER | IP | WLS | BF | H | R | ER | SO | BB | IBB | HBP | BLK | WP | HR | S | P | ERA | WHIP |
|---|---|---|---|---|---|---|---|---|---|---|---|---|---|---|---|---|---|

| Batter | 1 | 2 | 3 | 4 | 5 | 6 | 7 | 8 | 9 | AB | R | H | RBI | BB | SO | LOB |
|---|---|---|---|---|---|---|---|---|---|---|---|---|---|---|---|---|
| Jamey Carroll, R (1, 6)<br>OBP: 0.400, SLG: 0.329 | C X<br>0-1 ① L4 | | 1 SAFE C<br>1 SAFE F X<br>0-2 ③ P3 | | | B B C X<br>2-1 ② G1-3 | | | B C B X<br>2-1 ① F8 | 4 | 0 | 0 | 0 | 0 | 0 | 1 |
| Luis Gonzalez, R (1, 4)<br>OBP: 0.262, SLG: 0.395 | F B X<br>1-1 ② G5-3 | | | B C B F B X<br>3-2 17 G4-3 2B | | B C S S<br>1-3 ③ K | | | C S D B B X<br>3-2 ② F8 | 4 | 0 | 1 | 0 | 0 | 1 | 0 |
| 17 Todd Helton, L (1, 3)<br>OBP: 0.450, SLG: 0.529 | C B F B B X<br>3-2 ③ G6-3 | | | F B F X<br>1-2 ① G4-3 2-3 | | | B B C B B<br>4-1 5 G3 BB | | C B C F B X<br>2-2 ③ G4-3 | 3 | 0 | 0 | 0 | 1 | 0 | 1 |
| 27 Garrett Atkins, R (1, 5)<br>OBP: 0.396, SLG: 0.496 | | C F B B X<br>2-2 ① F7 | | F F S<br>0-3 ② K | | | X<br>0-0 ① L8 | | | 3 | 0 | 0 | 0 | 0 | 1 | 2 |
| 5 Matt Holliday, R (1, 7)<br>OBP: 0.327, SLG: 0.603 | | B B F F F B S<br>3-3 ② K | | D X<br>1-0 ③ G6-3 | | | B B F F F F 1 SAFE X<br>2-2 ② ③ G3 1-2f | | | 3 | 0 | 0 | 0 | 0 | 1 | 2 |
| Eli Marrero, R (1, 2)<br>OBP: 0.365, SLG: 0.600 | | B B B C C S<br>3-3 ③ K | | | B S C B F X<br>2-2 ① G6-3 | | | C B X<br>2-1 ① F9 | | 3 | 0 | 0 | 0 | 0 | 1 | 0 |
| 11 Brad Hawpe, L (1, 9)<br>OBP: 0.418, SLG: 0.579 | | | X<br>0-0 1B | | X<br>0-0 ② L4 | | | X<br>0-0 ② G4-3 | | 3 | 0 | 1 | 0 | 0 | 0 | 0 |
| Choo Freeman, R (1, 8)<br>OBP: 0.300, SLG: 0.316 | | | C S F S<br>0-3 ① K | | B S S D F S<br>2-3 ③ K | | | B C X<br>1-1 1B | | 3 | 0 | 1 | 0 | 0 | 2 | 1 |
| 26 Jeff Francis, L (1, 1)<br>OBP: 0.200, SLG: 0.059<br>12 Clint Barmes, R (8, PH)<br>OBP: 0.236, SLG: 0.324<br>David Cortes, R (8, 1) | | | B C S C<br>1-3 ② K | | | B C X<br>1-1 ① G5-3 | | B X<br>1-0 ③ G6-3 | | 2<br>1<br>0 | 0<br>0<br>0 | 0<br>0<br>0 | 0<br>0<br>0 | 0<br>0<br>0 | 1<br>0<br>0 | 1<br>1<br>0 |
| Inning Stats | R: 0 H: 0<br>E: 0 LOB: 0<br>K: 0 BB: 0<br>S: 7 P: 11 | R: 0 H: 0<br>E: 0 LOB: 0<br>K: 2 BB: 0<br>S: 10 P: 18 | R: 0 H: 1<br>E: 0 LOB: 1<br>K: 2 BB: 0<br>S: 11 P: 12 | R: 0 H: 1<br>E: 0 LOB: 1<br>K: 1 BB: 0<br>S: 10 P: 15 | R: 0 H: 0<br>E: 0 LOB: 0<br>K: 1 BB: 0<br>S: 9 P: 13 | R: 0 H: 0<br>E: 0 LOB: 0<br>K: 1 BB: 0<br>S: 7 P: 11 | R: 0 H: 0<br>E: 0 LOB: 0<br>K: 0 BB: 1<br>S: 7 P: 13 | R: 0 H: 1<br>E: 0 LOB: 1<br>K: 0 BB: 0<br>S: 6 P: 10 | R: 0 H: 0<br>E: 0 LOB: 0<br>K: 0 BB: 0<br>S: 9 P: 16 | 1B: 2 SF: 0<br>2B: 1 SAC: 0<br>3B: 0 DP: 1<br>HR: 0 HBP: 0 | | | | | | |

| PITCHER | IP | WLS | BF | H | R | ER | SO | BB | IBB | HBP | BLK | WP | HR | S | P | ERA | WHIP |
|---|---|---|---|---|---|---|---|---|---|---|---|---|---|---|---|---|---|
| Andy Pettitte, L (1, 1)<br>ERA: 4.76 | 9.0 | W | 30 | 3 | 0 | 0 | 7 | 1 | 0 | 0 | 0 | 0 | 0 | 76 | 119 | 0.00 | 0.444 |

| PITCHER | IP | WLS | BF | H | R | ER | SO | BB | IBB | HBP | BLK | WP | HR | S | P | ERA | WHIP |
|---|---|---|---|---|---|---|---|---|---|---|---|---|---|---|---|---|---|

# TOP

## Colorado Rockies @ Houston Astros

Minute Maid Park, Houston, TX

Sun May 14 2006, 1:05 PM CDT
Att. 37,614 - Roof Closed - 73 F

livebaseballscorecards.com

| | |
|---|---|
| AB | 29 |
| R | 0 |
| H | 3 |
| RBI | 0 |
| BB | 1 |
| SO | 7 |
| LOB | 9 |

PA: 30
WP: 0
PB: 0
SB: 0
CS: 0

| Batter | 1 | 2 | 3 | 4 | 5 | 6 | 7 | 8 | 9 | AB | R | H | RBI | BB | SO | LOB |
|---|---|---|---|---|---|---|---|---|---|---|---|---|---|---|---|---|
| Craig Biggio, R (1, 4)<br>OBP: 0.335, SLG: 0.479 | C S X 0-2 G1-6-3 1B | | F B C B X 2-2 F9 ② | | B B C X 2-1 P4 ① | | S B B S B X 3-2 F9 ③ | | | 4 | 0 | 1 | 0 | 0 | 0 | 0 |
| Willy Taveras, R (1, 8)<br>OBP: 0.329, SLG: 0.329 | X 0-0 ① ② G1-6-3 1-2f | | B B S B F F X 3-2 P3 ③ | | L F F B S 1-3 K ② | | | C X 0-1 F9 ① | | 4 | 0 | 0 | 0 | 0 | 1 | 1 |
| 17 Lance Berkman, S (1, 3)<br>OBP: 0.384, SLG: 0.652<br>Mike Lamb, L (8, PH) (9, 3)<br>OBP: 0.412, SLG: 0.636 | B B B C X 3-1 HR | | | F C B B B X 3-2 F9 ① | S B B X 2-1 F8 ③ | | | B S F X 1-2 F7 ② | | 3<br>1 | 1<br>0 | 1<br>0 | 1<br>0 | 0<br>0 | 0<br>0 | 0<br>0 |
| Morgan Ensberg, R (1, 5)<br>OBP: 0.401, SLG: 0.630 | F B B B B 4-1 BB | | | F B B B F X 3-2 HR | | X 0-0 P4 ① | | C C B B B F B 4-2 BB | | 2 | 1 | 1 | 1 | 2 | 0 | 0 |
| Preston Wilson, R (1, 7)<br>OBP: 0.297, SLG: 0.413 | C C B F 1 SAFE C 1-3 K ③ | | | B F X 1-1 S 1B 1B | | B X 1-0 F9 ② | | B X 1-0 G6-3 ③ | | 4 | 1 | 1 | 0 | 0 | 1 | 2 |
| 16 Jason Lane, R (1, 9)<br>OBP: 0.346, SLG: 0.422 | | B S B X 2-1 G1-3 ① | | C 1 SAFE S F 1 SAFE F B 1 SAFE F 1-3 S K ② | | B X 1-0 1B | | | | 3 | 0 | 1 | 0 | 0 | 1 | 1 |
| Brad Ausmus, R (1, 2)<br>OBP: 0.434, SLG: 0.402 | | B X 1-0 G4-3 ② | | 1 SAFE B B C X 2-1 28 S 1-H 1B | | C X 0-1 F8 ③ | | | | 3 | 0 | 1 | 1 | 0 | 0 | 1 |
| 28 Adam Everett, R (1, 6)<br>OBP: 0.285, SLG: 0.358 | | C X 0-1 G6-3 ③ | | B D C B I 4-1 1-2 IBB | | | C F X 0-2 F8 ① | | | 2 | 0 | 0 | 0 | 1 | 0 | 0 |
| Andy Pettitte, L (1, 1)<br>OBP: 0.125, SLG: 0.067 | | | C C F C 0-3 K ① | F C X 0-2 P6 ③ | | | B C C F S 1-3 K ② | | | 3 | 0 | 0 | 0 | 0 | 2 | 2 |
| Inning Stats | R: 1 H: 2<br>E: 0 LOB: 1<br>K: 1 BB: 1<br>S: 11 P: 19 | R: 0 H: 0<br>E: 0 LOB: 0<br>K: 0 BB: 0<br>S: 5 P: 8 | R: 0 H: 0<br>E: 0 LOB: 0<br>K: 1 BB: 0<br>S: 11 P: 16 | R: 2 H: 3<br>E: 0 LOB: 2<br>K: 1 BB: 1<br>S: 20 P: 34 | R: 0 H: 0<br>E: 0 LOB: 0<br>K: 1 BB: 0<br>S: 8 P: 13 | R: 0 H: 1<br>E: 0 LOB: 1<br>K: 0 BB: 0<br>S: 5 P: 7 | R: 0 H: 0<br>E: 0 LOB: 0<br>K: 1 BB: 0<br>S: 10 P: 14 | R: 0 H: 0<br>E: 0 LOB: 1<br>K: 0 BB: 1<br>S: 9 P: 15 | | 1B: 4 SF: 0<br>2B: 0 SAC: 0<br>3B: 0 DP: 1<br>HR: 2 HBP: 0 | | | | | | WP: 0 PA: 32<br>PB: 0<br>SB: 2<br>CS: 0 |

| PITCHER | | IP | WLS | BF | H | R | ER | SO | BB | IBB | HBP | BLK | WP | HR | S | P | ERA | WHIP |
|---|---|---|---|---|---|---|---|---|---|---|---|---|---|---|---|---|---|---|
| 26 Jeff Francis, L<br>ERA: 3.26 | (1, 1) | 7.0 | L | 28 | 6 | 3 | 3 | 5 | 1 | 1 | 0 | 0 | 0 | 2 | 70 | 111 | 3.86 | 1.000 |
| David Cortes, R<br>ERA: 1.2 | (8, 1) | 1.0 | | 4 | 0 | 0 | 0 | 0 | 1 | 0 | 0 | 0 | 0 | 0 | 9 | 15 | 0.00 | 1.000 |

| PITCHER | IP | WLS | BF | H | R | ER | SO | BB | IBB | HBP | BLK | WP | HR | S | P | ERA | WHIP |
|---|---|---|---|---|---|---|---|---|---|---|---|---|---|---|---|---|---|

# BOTTOM

## Colorado Rockies @ Houston Astros

Minute Maid Park, Houston, TX

Sun May 14 2006, 1:05 PM CDT
Att. 37,614 - Roof Closed - 73 F

livebaseballscorecards.com

| | |
|---|---|
| AB | 29 |
| R | 3 |
| H | 6 |
| RBI | 3 |
| BB | 3 |
| SO | 5 |
| LOB | 7 |

| Batter | 1 | 2 | 3 | 4 | 5 | 6 | 7 | 8 | 9 | AB | R | H | RBI | BB | SO | LOB |
|---|---|---|---|---|---|---|---|---|---|---|---|---|---|---|---|---|
| 15 Rafael Furcal, S (1, 6)<br>OBP: 0.339, SLG: 0.318 | C F F B B X<br>2-2<br>5 G1-6-3 BB<br>1B | | X<br>0-0 ①<br>G1-3 | | B C X<br>1-1 ③<br>G6-3 | | X<br>0-0<br>5 1B<br>1-2<br>2B<br>1B | 1 SAFE C C B B X<br>2-2 ② ③<br>L6-3<br>1-1 | | 5 | 1 | 2 | 0 | 0 | 0 | 1 |
| Kenny Lofton, L (1, 8)<br>OBP: 0.330, SLG: 0.400 | 1 SAFE B B 1 SAFE B B B<br>4-0<br>5 G1-6-3<br>1-2<br>BB | | B X<br>1-0 ②<br>F8 | | | B X<br>1-0 ①<br>G3 | L X<br>0-1<br>P3 | | C F S<br>0-3 ①<br>K | 4 | 0 | 0 | 0 | 1 | 1 | 2 |
| 5 Nomar Garciaparra, R (1, 3)<br>OBP: 0.426, SLG: 0.671 | C B F X<br>1-2 ① ②<br>G1-6-3<br>1-2f<br>2-3 | | F B F B X<br>2-2 ③<br>P5 | | | S B B B B<br>4-1<br>BB<br>12<br>2B<br>BB | B X<br>1-0<br>1-3<br>2-H<br>2B<br>1B | | C B F B H<br>3-2<br>12<br>2B<br>HBP | 3 | 2 | 1 | 1 | 1 | 0 | 2 |
| J.D. Drew, L (1, 9)<br>OBP: 0.388, SLG: 0.519 | F B B B D<br>4-1<br>BB | | | S B B X<br>2-1 ①<br>G3-1 | | B B B B<br>4-0<br>12<br>2B<br>1-2<br>BB | C B F F B F X<br>2-2<br>2-H<br>3-H<br>2B | | L S S<br>0-3 ②<br>K | 3 | 0 | 1 | 2 | 2 | 1 | 1 |
| 12 Jeff Kent, R (1, 4)<br>OBP: 0.344, SLG: 0.424 | B B F S X<br>2-2 ③<br>F8 | | | F B X<br>1-1<br>2B | | B F X<br>1-1<br>1-3<br>2-H<br>2B | C H<br>1-1<br>HBP | | C 1 SAFE B B B X<br>3-1<br>1-3<br>2B | 4 | 0 | 3 | 1 | 0 | 0 | 2 |
| Olmedo Saenz, R (1, 5)<br>OBP: 0.303, SLG: 0.581<br>18 Ramon Martinez, R (7, 5)<br>OBP: 0.378, SLG: 0.344 | | B X<br>1-0 ①<br>P6 | | C B B B S<br>2-3 ②<br>K | | B F S B T<br>3-2 ②<br>K | X<br>0-0 ②<br>F6 | | X<br>0-0 ③<br>F8 | 4<br>1 | 0<br>0 | 0<br>0 | 0<br>0 | 0<br>0 | 2<br>0 | 5<br>2 |
| José Cruz Jr., S (1, 7)<br>OBP: 0.385, SLG: 0.388 | | B F B F B X<br>3-2<br>HR | X<br>0-0 ③<br>P4 | | I I I<br>4-0<br>IBB | D B B C F S<br>3-3 ③<br>K | | | | 3 | 1 | 1 | 1 | 1 | 1 | 3 |
| 55 Russell Martin, R (1, 2)<br>OBP: 0.412, SLG: 0.407 | C T F S<br>0-3 ②<br>K | | C B B X<br>2-1 ①<br>G5-3 | | B B X<br>2-0 ③<br>G5-3 | | B X<br>1-0<br>FC3-6<br>1B | | | 4 | 0 | 1 | 0 | 0 | 1 | 3 |
| Brett Tomko, R (1, 1)<br>OBP: 0.176, SLG: 0.125<br>Willy Aybar, S (8, PH)<br>OBP: 0.455, SLG: 0.444<br>44 Takashi Saito, L (8, 1) | X<br>0-0 ③<br>G4-3 | | X<br>0-0 ②<br>G5-3 | | C B B B B<br>4-1<br>15<br>1B<br>5<br>1B<br>BB | F B 1 C B X<br>2-2 ①<br>1 SAFE<br>FC3-6<br>15<br>L6-3<br>1-2f | | | | 2<br>1<br>0 | 1<br>0<br>0 | 0<br>0<br>0 | 0<br>0<br>0 | 1<br>0<br>0 | 0<br>0<br>0 | 0<br>1<br>0 |
| Inning Stats | R: 0 H: 1<br>E: 0 LOB: 2<br>K: 0 BB: 2<br>S: 11 P: 24 | R: 1 H: 1<br>E: 0 LOB: 0<br>K: 1 BB: 0<br>S: 9 P: 13 | R: 0 H: 0<br>E: 0 LOB: 0<br>K: 0 BB: 0<br>S: 5 P: 8 | R: 0 H: 1<br>E: 0 LOB: 1<br>K: 1 BB: 0<br>S: 8 P: 13 | R: 0 H: 0<br>E: 0 LOB: 0<br>K: 0 BB: 0<br>S: 5 P: 8 | R: 1 H: 1<br>E: 0 LOB: 3<br>K: 1 BB: 3<br>S: 8 P: 27 | R: 3 H: 3<br>E: 0 LOB: 2<br>K: 1 BB: 1<br>S: 15 P: 26 | R: 0 H: 1<br>E: 0 LOB: 0<br>K: 0 BB: 0<br>S: 7 P: 12 | R: 0 H: 1<br>E: 0 LOB: 2<br>K: 2 BB: 0<br>S: 11 P: 17 | 1B: 4 SF: 0<br>2B: 5 SAC: 0<br>3B: 0 DP: 2<br>HR: 1 HBP: 2 | | | | | | |

| PITCHER | | IP | WLS | BF | H | R | ER | SO | BB | IBB | HBP | BLK | WP | HR | S | P | ERA | WHIP |
|---|---|---|---|---|---|---|---|---|---|---|---|---|---|---|---|---|---|---|
| 37 Josh Fogg, R<br>ERA: 4.3 | (1, 1) | 6.0 | | 26 | 4 | 2 | 2 | 3 | 4 | 1 | 0 | 0 | 0 | 1 | 46 | 93 | 3.00 | 1.333 |
| 61 Ramon E Ramirez, R<br>ERA: 1.72 | (7, 1) | 0.1 | L | 4 | 2 | 3 | 3 | 0 | 1 | 0 | 0 | 0 | 0 | 0 | 5 | 10 | 81.00 | 9.000 |
| Ray King, L<br>ERA: 3.48 | (7, 1) | 0.0 | | 1 | 1 | 0 | 0 | 0 | 0 | 0 | 0 | 0 | 0 | 0 | 5 | 7 | ∞ | ∞ |
| Scott Dohmann, R<br>ERA: 3.72 | (7, 1) | 0.2 | | 3 | 0 | 0 | 0 | 1 | 0 | 0 | 1 | 0 | 0 | 0 | 5 | 9 | 0.00 | 0.000 |
| Jose Mesa, R<br>ERA: 3.93 | (8, 1) | 1.0 | | 3 | 1 | 0 | 0 | 0 | 0 | 0 | 0 | 0 | 0 | 0 | 7 | 12 | 0.00 | 1.000 |

| PITCHER | | IP | WLS | BF | H | R | ER | SO | BB | IBB | HBP | BLK | WP | HR | S | P | ERA | WHIP |
|---|---|---|---|---|---|---|---|---|---|---|---|---|---|---|---|---|---|---|
| 40 Brian Fuentes, L<br>ERA: 1.72 | (9, 1) | 1.0 | | 5 | 1 | 0 | 0 | 2 | 0 | 0 | 1 | 0 | 0 | 0 | 11 | 17 | 0.00 | 1.000 |

# TOP

# Los Angeles Dodgers @ Colorado Rockies

Coors Field, Denver, CO

Mon May 15 2006, 6:35 PM MDT

Att. 20,208 - Clear - 72 F

livebaseballscorecards.com

| | |
|---|---|
| AB | 34 |
| R | 5 |
| H | 9 |
| RBI | 5 |
| BB | 6 |
| SO | 6 |
| LOB | 22 |

WP: 0 PA: 42
PB: 0
SB: 0
CS: 0

| Batter | 1 | 2 | 3 | 4 | 5 | 6 | 7 | 8 | 9 | AB | R | H | RBI | BB | SO | LOB |
|---|---|---|---|---|---|---|---|---|---|---|---|---|---|---|---|---|
| 18 Cory Sullivan, L (1, 8)<br>OBP: 0.338, SLG: 0.486 | G4-3 | F7 | | | L9 | | | F7 | | 4 | 0 | 0 | 0 | 0 | 0 | 1 |
| Luis Gonzalez, R (1, 4)<br>OBP: 0.250, SLG: 0.376 | E5<br>27<br>1B | | F7 | | | K | | F9 | | 4 | 1 | 0 | 0 | 0 | 1 | 0 |
| 17 Todd Helton, L (1, 3)<br>OBP: 0.434, SLG: 0.506 | F9 | | K | | | F8 | | F7 | | 4 | 0 | 0 | 0 | 0 | 1 | 1 |
| 27 Garrett Atkins, R (1, 5)<br>OBP: 0.392, SLG: 0.489 | 2-H<br>1B | | K | | | F9 | | | F9 | 4 | 0 | 1 | 1 | 0 | 1 | 0 |
| 5 Matt Holliday, R (1, 7)<br>OBP: 0.325, SLG: 0.613 | F9 | | | P5 | | | F9 | | HR | 4 | 1 | 1 | 1 | 0 | 0 | 1 |
| 11 Brad Hawpe, L (1, 9)<br>OBP: 0.420, SLG: 0.599 | | 12<br>2B<br>1B | | G3 | | | HR | | K | 4 | 2 | 2 | 1 | 0 | 1 | 0 |
| 12 Clint Barmes, R (1, 6)<br>OBP: 0.236, SLG: 0.329 | | 1-H<br>2B | | P4 | | | L5 | | F7 | 4 | 0 | 1 | 1 | 0 | 0 | 0 |
| Danny Ardoin, R (1, 2)<br>OBP: 0.259, SLG: 0.288 | | 37<br>SH1-4<br>1B | | | F8 | | BB | | | 2 | 0 | 1 | 0 | 1 | 0 | 0 |
| 37 Josh Fogg, R (1, 1)<br>61 Ramon E Ramirez, R (7, 1)<br>OBP: 1.000, SLG: 1.000<br>Ray King, L (7, 1)<br>Scott Dohmann, R (7, 1)<br>Jason Smith, L (7, PH)<br>OBP: 0.342, SLG: 0.424<br>Jose Mesa, R (8, 1)<br>40 Brian Fuentes, L (9, 1) | SH1-4<br>1-2 | | | | G6-3 | | F9 | | | 1<br>0<br>0<br>0<br>1<br>0<br>0 | 0<br>0<br>0<br>0<br>0<br>0<br>0 | 0<br>0<br>0<br>0<br>0<br>0<br>0 | 0<br>0<br>0<br>0<br>0<br>0<br>0 | 0<br>0<br>0<br>0<br>0<br>0<br>0 | 0<br>0<br>0<br>0<br>0<br>0<br>0 | 0<br>0<br>0<br>0<br>1<br>0<br>0 |
| Inning Stats | R: 1 E: 1 K: 0 S: 9 H: 1 LOB: 1 BB: 0 P: 16 | R: 1 E: 0 K: 0 S: 13 H: 3 LOB: 1 BB: 0 P: 18 | R: 0 E: 0 K: 2 S: 10 H: 0 LOB: 0 BB: 0 P: 14 | R: 0 E: 0 K: 0 S: 9 H: 0 LOB: 0 BB: 0 P: 13 | R: 0 E: 0 K: 0 S: 10 H: 0 LOB: 0 BB: 0 P: 14 | R: 0 E: 0 K: 1 S: 9 H: 0 LOB: 0 BB: 0 P: 11 | R: 1 E: 0 K: 0 S: 9 H: 1 LOB: 1 BB: 1 P: 16 | R: 0 E: 0 K: 0 S: 7 H: 0 LOB: 0 BB: 0 P: 11 | R: 1 E: 0 K: 1 S: 11 H: 1 LOB: 0 BB: 0 P: 17 | 1B: 3<br>2B: 1<br>3B: 0<br>HR: 2 | SF: 0<br>SAC: 1<br>DP: 0<br>HBP: 0 | | | WP: 0<br>PB: 0<br>SB: 0<br>CS: 0 | PA: 34 | | |

| PITCHER | | IP | WLS | BF | H | R | ER | SO | BB | IBB | HBP | BLK | WP | HR | S | P | ERA | WHIP |
|---|---|---|---|---|---|---|---|---|---|---|---|---|---|---|---|---|---|---|
| Brett Tomko, R<br>ERA: 2.88 | (1, 1) | 7.0 | W | 27 | 5 | 3 | 2 | 3 | 1 | 0 | 0 | 0 | 0 | 1 | 69 | 102 | 2.57 | 0.857 |
| 44 Takashi Saito, R<br>ERA: 2.86 | (8, 1) | 2.0 | S | 7 | 1 | 1 | 1 | 1 | 0 | 0 | 0 | 0 | 0 | 1 | 18 | 28 | 4.50 | 0.500 |

| PITCHER | IP | WLS | BF | H | R | ER | SO | BB | IBB | HBP | BLK | WP | HR | S | P | ERA | WHIP |
|---|---|---|---|---|---|---|---|---|---|---|---|---|---|---|---|---|---|

# BOTTOM

## Los Angeles Dodgers @ Colorado Rockies

Coors Field, Denver, CO

Mon May 15 2006, 6:35 PM MDT

Att. 20,208 - Clear - 72 F

livebaseballscorecards.com

| | |
|---|---|
| AB | 32 |
| R | 4 |
| H | 6 |
| RBI | 4 |
| BB | 1 |
| SO | 4 |
| LOB | 4 |

| Batter | 1 | 2 | 3 | 4 | 5 | 6 | 7 | 8 | 9 | AB | R | H | RBI | BB | SO | LOB |
|---|---|---|---|---|---|---|---|---|---|---|---|---|---|---|---|---|
| 15 Rafael Furcal, S (1, 6)<br>OBP: 0.335, SLG: 0.310 | BBCBB 4-1 WP S 1B BB | BBX 2-0 ③ G3-1 | | | CX 0-1 ① F8 | | CBFB1SAFEC 2-3 ② K | | BBX 2-0 ③ G4-3 | 4 | 1 | 0 | 0 | 1 | 1 | 3 |
| Kenny Lofton, L (1, 8)<br>OBP: 0.342, SLG: 0.406<br>16 Andre Ethier, L (5, PH)<br>OBP: 0.333, SLG: 0.406 (5, 7) | CCFBBBFFB 4-2 5 WP 1-3 1B BB | | CX 0-1 12 S 1B | | CCFBS 1-3 ② K | | CX 0-1 ③ G3 | | | 1<br>2 | 0<br>0 | 1<br>0 | 0<br>0 | 1<br>0 | 0<br>1 | 0<br>1 |
| 5 Nomar Garciaparra, R (1, 3)<br>OBP: 0.418, SLG: 0.647 | BBBCB 4-1 1B 1-2 BB | | 1SAFE1SAFEX 1-0 ① F8 | | X 0-0 ③ L7 | | | X 0-0 ① G6-3 | | 3 | 0 | 0 | 0 | 1 | 0 | 1 |
| J.D. Drew, L (1, 9)<br>OBP: 0.385, SLG: 0.511 | CCX 0-2 ① 1-2 2-H 3-H 1B | | PSAFECSAFEFX 1-2 ② F9 | | | X 0-0 ① F7 | | CBCS 1-3 ② K | | 4 | 0 | 1 | 1 | 0 | 1 | 1 |
| 12 Jeff Kent, R (1, 4)<br>OBP: 0.346, SLG: 0.421<br>Willy Aybar, S (5, 5)<br>OBP: 0.538, SLG: 0.636 | FFFS 0-3 ② K | | BBSSBB 4-1 1-2 BB | | | CBCCX 1-2 1B | | BX 1-0 2B | | 1<br>2 | 0<br>0 | 0<br>2 | 0<br>0 | 1<br>0 | 1<br>0 | 2<br>0 |
| José Cruz Jr., S (1, 7)<br>OBP: 0.373, SLG: 0.374 (5, 8) | BCX 1-1 ③ G3 | | SFS 0-3 ③ K | | | X 0-0 ② F9 | | BFCX 1-2 ③ F9 | | 4 | 0 | 0 | 0 | 0 | 1 | 6 |
| 13 Oscar Robles, L (1, 5)<br>OBP: 0.333, SLG: 0.263 (5, 4) | | CFBX 1-2 ① G3 | | CCX 0-2 ① L8 | | CFBBX 2-2 ③ G5-3 | | | BBCCBX 3-2 ① F8 | 4 | 0 | 0 | 0 | 0 | 0 | 1 |
| 55 Russell Martin, R (1, 2)<br>OBP: 0.421, SLG: 0.467 | | CBCBBBB 4-2 SH3-4 BB | | BCCBBBX 3-2 ② G5-3 | | | MFC 0-3 ① K | | X 0-0 3B | 3 | 0 | 1 | 0 | 1 | 1 | 0 |
| Derek Lowe, R (1, 1)<br>18 Ramon Martinez, R (7, PH)<br>OBP: 0.395, SLG: 0.364<br>47 Tim Hamulack, R (7, 1)<br>Olmedo Saenz, R (9, PH)<br>OBP: 0.299, SLG: 0.571 | | LX 0-1 ② SH3-4 1-2 | | SX 0-1 ③ G6-3 | | | BX 1-0 1B | | X 0-0 ② P2 | 1<br>1<br>0<br>1 | 0<br>0<br>0<br>0 | 0<br>1<br>0<br>0 | 0<br>0<br>0<br>0 | 0<br>0<br>0<br>0 | 0<br>0<br>0<br>0 | 0<br>0<br>0<br>1 |
| Inning Stats | R: 1 H: 1<br>E: 0 LOB: 2<br>K: 1 BB: 3<br>S: 16 P: 29 | R: 0 H: 0<br>E: 0 LOB: 1<br>K: 0 BB: 1<br>S: 8 P: 15 | R: 0 H: 1<br>E: 0 LOB: 2<br>K: 1 BB: 1<br>S: 11 P: 16 | R: 0 H: 0<br>E: 0 LOB: 0<br>K: 0 BB: 0<br>S: 8 P: 11 | R: 0 H: 0<br>E: 0 LOB: 0<br>K: 1 BB: 0<br>S: 7 P: 8 | R: 0 H: 1<br>E: 0 LOB: 1<br>K: 0 BB: 0<br>S: 8 P: 11 | R: 0 H: 1<br>E: 0 LOB: 1<br>K: 2 BB: 0<br>S: 9 P: 12 | R: 0 H: 1<br>E: 0 LOB: 1<br>K: 1 BB: 0<br>S: 8 P: 11 | R: 0 H: 1<br>E: 0 LOB: 1<br>K: 0 BB: 0<br>S: 6 P: 11 | 1B: 4 SF: 0<br>2B: 1 SAC: 1<br>3B: 1 DP: 0<br>HR: 0 HBP: 0 | | | | | | WP: 2 PA: 37<br>PB: 0<br>SB: 2<br>CS: 0 |

| PITCHER | IP | WLS | BF | H | R | ER | SO | BB | IBB | HBP | BLK | WP | HR | S | P | ERA | WHIP |
|---|---|---|---|---|---|---|---|---|---|---|---|---|---|---|---|---|---|
| 49 Byung-Hyun Kim, R (1, 1)<br>ERA: 4.62 | 7.0 | W | 29 | 4 | 1 | 1 | 5 | 5 | 0 | 0 | 0 | 2 | 0 | 67 | 102 | 1.29 | 1.286 |
| Jose Mesa, R (8, 1)<br>ERA: 3.72 | 1.0 | | 4 | 1 | 0 | 0 | 1 | 0 | 0 | 0 | 0 | 0 | 0 | 8 | 11 | 0.00 | 1.000 |
| Scott Dohmann, R (9, 1)<br>ERA: 3.38 | 1.0 | | 4 | 1 | 0 | 0 | 0 | 0 | 0 | 0 | 0 | 0 | 0 | 6 | 11 | 0.00 | 1.000 |

| PITCHER | IP | WLS | BF | H | R | ER | SO | BB | IBB | HBP | BLK | WP | HR | S | P | ERA | WHIP |
|---|---|---|---|---|---|---|---|---|---|---|---|---|---|---|---|---|---|

# TOP

## Los Angeles Dodgers @ Colorado Rockies

Coors Field, Denver, CO

Tue May 16 2006, 6:35 PM MDT

Att. 23,192 - Clear - 75 F

livebaseballscorecards.com

| | |
|---|---|
| AB | 31 |
| R | 1 |
| H | 6 |
| RBI | 1 |
| BB | 5 |
| SO | 6 |
| LOB | 16 |

| Batter | 1 | 2 | 3 | 4 | 5 | 6 | 7 | 8 | 9 | AB | R | H | RBI | BB | SO | LOB |
|---|---|---|---|---|---|---|---|---|---|---|---|---|---|---|---|---|
| 18 Cory Sullivan, L (1, 8)<br>OBP: 0.335, SLG: 0.479 | B C X 1-1 27 G6-4-3 1B | | B B B C X 3-1 ② L4 | | X 0-0 ① F8 | | B F S B S 2-3 ② K | | | 4 | 0 | 1 | 0 | 0 | 1 | 0 |
| 27 Garrett Atkins, R (1, 5)<br>OBP: 0.383, SLG: 0.476 | C B X 1-1 ① ② G6-4-3 1-2f | | B X 1-0 ③ G6-3 | | F B C B F F F B X 3-2 ② G6-3 | | C F B B X 2-2 ③ P3 | | | 4 | 0 | 0 | 0 | 0 | 0 | 1 |
| 17 Todd Helton, L (1, 3)<br>OBP: 0.436, SLG: 0.516 | C X 0-1 ③ F8 | | | X 0-0 5 11 1B HR 1B | F B C F F X 1-2 5 1B 2B | | | F C B S 1-3 K 5 1B | | 4 | 2 | 2 | 0 | 0 | 1 | 0 |
| 5 Matt Holliday, R (1, 7)<br>OBP: 0.341, SLG: 0.629 | | C X 0-1 11 1B 2B | | X 0-0 11 HR 1-2 1B | S C B X 1-2 2-H 1B | | | X 0-0 1-2 1B | | 4 | 2 | 4 | 1 | 0 | 0 | 0 |
| 11 Brad Hawpe, L (1, 9)<br>OBP: 0.422, SLG: 0.617 | | B S S B S X 2-2 FC2-6 2-H 1B | | X 0-0 1-H 2-H HR | F X 0-1 ③ G3-1 | | | C F C 0-3 ① K | | 4 | 1 | 2 | 4 | 0 | 1 | 3 |
| Luis Gonzalez, R (1, 4)<br>OBP: 0.250, SLG: 0.371 | | X 0-0 ① FC2-6 12 FC4-6 1-2f | | C B X 1-1 G6-3 12 G6-3 1B | | C X 0-1 ① G5-3 | | C X 0-1 ② F8 | | 4 | 0 | 1 | 0 | 0 | 0 | 3 |
| 12 Clint Barmes, R (1, 6)<br>OBP: 0.230, SLG: 0.319 | | C C F X 0-2 ② FC4-6 1-2f | | X 0-0 ① G6-3 1-2 | | B F F X 1-2 ② G5-3 | | F X 0-1 ③ P3 | | 4 | 0 | 0 | 0 | 0 | 0 | 4 |
| Danny Ardoin, R (1, 2)<br>OBP: 0.250, SLG: 0.277 | | 1 SAFE B B F B S X 2-2 ③ G5-3 | | B B C 2 SAFE X 2-1 ② G6-3 2-3 | | X 0-0 ③ G6-3 | | | | 3 | 0 | 0 | 0 | 0 | 0 | 2 |
| 49 Byung-Hyun Kim, R (1, 1)<br>Choo Freeman, R (7, PH)<br>OBP: 0.293, SLG: 0.308<br>Jose Mesa, R (8, 1)<br>Scott Dohmann, R (9, 1) | | | C B X 1-1 ① G5-3 | X 0-0 ③ G5-3 | | | F S X 0-2 ① L1 | | | 2<br>1<br>0<br>0 | 0<br>0<br>0<br>0 | 0<br>0<br>0<br>0 | 0<br>0<br>0<br>0 | 0<br>0<br>0<br>0 | 1<br>0<br>0<br>0 | 1<br>0<br>0<br>0 |
| Inning Stats | R: 0 E: 0 K: 0 S: 6 H: 1 LOB: 0 BB: 0 P: 8 | R: 1 E: 0 K: 0 S: 13 H: 2 LOB: 1 BB: 0 P: 17 | R: 0 E: 0 K: 0 S: 5 H: 0 LOB: 0 BB: 0 P: 10 | R: 3 E: 0 K: 0 S: 9 H: 4 LOB: 1 BB: 0 P: 12 | R: 1 E: 0 K: 0 S: 17 H: 2 LOB: 1 BB: 0 P: 22 | R: 0 E: 0 K: 0 S: 6 H: 0 LOB: 0 BB: 0 P: 7 | R: 0 E: 0 K: 1 S: 9 H: 0 LOB: 0 BB: 0 P: 13 | R: 0 E: 0 K: 2 S: 11 H: 1 LOB: 2 BB: 0 P: 12 | | 1B: 7<br>2B: 2<br>3B: 0<br>HR: 1 | SF: 0<br>SAC: 0<br>DP: 1<br>HBP: 0 | | | | WP: 1<br>PB: 0<br>SB: 0<br>CS: 0 | PA: 34 | |

| PITCHER | | IP | WLS | BF | H | R | ER | SO | BB | IBB | HBP | BLK | WP | HR | S | P | ERA | WHIP |
|---|---|---|---|---|---|---|---|---|---|---|---|---|---|---|---|---|---|---|
| Derek Lowe, R<br>ERA: 3.45 | (1, 1) | 6.0 | L | 26 | 9 | 5 | 5 | 0 | 0 | 0 | 0 | 0 | 0 | 1 | 56 | 76 | 7.50 | 1.500 |
| 47 Tim Hamulack, L<br>ERA: 5.63 | (7, 1) | 2.0 | | 8 | 1 | 0 | 0 | 3 | 0 | 0 | 0 | 0 | 1 | 0 | 20 | 25 | 0.00 | 0.500 |

| PITCHER | IP | WLS | BF | H | R | ER | SO | BB | IBB | HBP | BLK | WP | HR | S | P | ERA | WHIP |
|---|---|---|---|---|---|---|---|---|---|---|---|---|---|---|---|---|---|

# BOTTOM

## Los Angeles Dodgers @ Colorado Rockies

Coors Field, Denver, CO

Tue May 16 2006, 6:35 PM MDT

Att. 23,192 - Clear - 75 F

livebaseballscorecards.com

| | |
|---|---|
| AB | 34 |
| R | 5 |
| H | 10 |
| RBI | 5 |
| BB | 0 |
| SO | 3 |
| LOB | 14 |

| Batter | 1 | 2 | 3 | 4 | 5 | 6 | 7 | 8 | 9 | AB | R | H | RBI | BB | SO | LOB |
|---|---|---|---|---|---|---|---|---|---|---|---|---|---|---|---|---|
| 15 Rafael Furcal, S (1, 6)<br>OBP: 0.326, SLG: 0.301 | C F X 0-2 ① G6-3 | S L F C 0-3 ② K | F X 0-1 ① G4-3 | C B C S 1-3 ② K | X 0-0 ② G4-3 | 5 | 0 | 0 | 0 | 0 | 2 | 2 |
| José Cruz Jr., S (1, 8)<br>OBP: 0.374, SLG: 0.364 | C X 0-1 ② P4 | F B X 1-1 ③ F9 | B B B B 4-0 BB | S S D B B B 4-2 5 1B 1-2 2-3 BB | B C B T B F F S 3-3 ③ K | 3 | 0 | 0 | 0 | 2 | 1 | 0 |
| 5 Nomar Garciaparra, R (1, 3)<br>OBP: 0.412, SLG: 0.629 | X 0-0 ③ P4 | C B X 1-1 ① G6-3 | X 0-0 ② P2 | C C F X 0-2 1-3 2-H 3-H 1B | | 4 | 0 | 1 | 2 | 0 | 0 | 1 |
| J.D. Drew, L (1, 9)<br>OBP: 0.388, SLG: 0.507 | B B S S S B X 3-2 1B 1B | C B B X 2-1 ② G4-3 | B B B B 4-0 1-2 BB | X 0-0 ③ G1-3 | | 3 | 0 | 1 | 0 | 1 | 0 | 2 |
| Willy Aybar, S (1, 5)<br>OBP: 0.471, SLG: 0.533<br>Joe Beimel, L (8, 1)<br>Danys Baez, R (8, 1) | X 0-0 55 FC6-4 1-2 1B | S B C F F F B C 2-3 ③ K | B X 1-0 G3-1 | C C X 0-2 ① G4-3 | | 4<br>0<br>0 | 0<br>0<br>0 | 1<br>0<br>0 | 0<br>0<br>0 | 0<br>0<br>0 | 1<br>0<br>0 | 2<br>0<br>0 |
| 16 Andre Ethier, L (1, 7)<br>OBP: 0.300, SLG: 0.361 | B B C B X 3-1 ① F7 | X 0-0 ① G4-3 | C F D X 1-2 ① G5-3 | X 0-0 ② F7 | | 4 | 0 | 0 | 0 | 0 | 0 | 2 |
| 18 Ramon Martinez, R (1, 4)<br>OBP: 0.405, SLG: 0.405 | C F B B F F F F F 2-3 C ② K | B B C X 3-1 ② G6-3 | B B X 2-0 55 1B 1B | C X 0-1 2B | | 4 | 1 | 2 | 0 | 0 | 1 | 2 |
| 55 Russell Martin, R (1, 2)<br>OBP: 0.429, SLG: 0.471 | B X 1-0 ③ FC6-4 1-2f | B B C C X 2-2 1B | C D 1 SAFE X 1-1 WP 5 1B 1-2 1B | D C B S X 2-2 ③ G4-3 | | 4 | 1 | 2 | 0 | 0 | 0 | 3 |
| 31 Brad Penny, R (1, 1)<br>OBP: 0.222, SLG: 0.222<br>Olmedo Saenz, R (7, PH)<br>OBP: 0.309, SLG: 0.578<br>51 Jonathan Broxton, R (7, 1)<br>13 Oscar Robles, L (8, 5)<br>OBP: 0.320, SLG: 0.250 | B X 1-0 ① F9 | C S X 0-2 ③ G6-3 | F C B B 1 SAFE X 2-2 WP 5 1B 1-2 2-H 1B | F B B B F F B C 3-3 ① K | | 2<br>1<br>0<br>1 | 0<br>1<br>0<br>0 | 0<br>1<br>0<br>0 | 0<br>1<br>0<br>0 | 0<br>0<br>0<br>1 | 0<br>0<br>0<br>0 | 1<br>0<br>0<br>0 |
| Inning Stats | R: 0 E: 0 K: 0 S: 6 H: 0 LOB: 0 BB: 0 P: 6 | R: 0 E: 0 K: 1 S: 15 H: 2 LOB: 2 BB: 0 P: 24 | R: 0 E: 0 K: 1 S: 7 H: 0 LOB: 0 BB: 0 P: 9 | R: 0 E: 0 K: 1 S: 10 H: 0 LOB: 0 BB: 0 P: 15 | R: 0 E: 0 K: 0 S: 9 H: 1 LOB: 1 BB: 0 P: 14 | R: 0 E: 0 K: 0 S: 4 H: 0 LOB: 2 BB: 2 P: 13 | R: 3 E: 0 K: 1 S: 19 H: 4 LOB: 2 BB: 1 P: 30 | R: 0 E: 0 K: 0 S: 9 H: 1 LOB: 1 BB: 0 P: 11 | R: 0 E: 0 K: 2 S: 10 H: 0 LOB: 0 BB: 0 P: 16 | 1B: 7 2B: 1 3B: 0 HR: 0 | SF: 0 SAC: 0 DP: 0 HBP: 0 | | | | | |

| PITCHER | | IP | WLS | BF | H | R | ER | SO | BB | IBB | HBP | BLK | WP | HR | S | P | ERA | WHIP |
|---|---|---|---|---|---|---|---|---|---|---|---|---|---|---|---|---|---|---|
| Jason Jennings, R<br>ERA: 4.94 | (1, 1) | 6.2 | L | 30 | 7 | 3 | 3 | 4 | 3 | 0 | 0 | 0 | 1 | 0 | 69 | 110 | 4.05 | 1.500 |
| 39 Tom Martin, L<br>ERA: 5.87 | (7, 1) | 0.1 | | 1 | 0 | 0 | 0 | 0 | 0 | 0 | 0 | 0 | 0 | 0 | 1 | 1 | 0.00 | 0.000 |
| 61 Ramon E Ramirez, R<br>ERA: 1.62 | (8, 1) | 1.0 | | 4 | 1 | 0 | 0 | 0 | 0 | 0 | 0 | 0 | 0 | 0 | 9 | 11 | 0.00 | 1.000 |
| 40 Brian Fuentes, L<br>ERA: 1.62 | (9, 1) | 1.0 | | 3 | 0 | 0 | 0 | 2 | 0 | 0 | 0 | 0 | 0 | 0 | 10 | 16 | 0.00 | 0.000 |

| PITCHER | IP | WLS | BF | H | R | ER | SO | BB | IBB | HBP | BLK | WP | HR | S | P | ERA | WHIP |
|---|---|---|---|---|---|---|---|---|---|---|---|---|---|---|---|---|---|

# TOP

## Los Angeles Dodgers @ Colorado Rockies

Coors Field, Denver, CO

Wed May 17 2006, 1:05 PM MDT

Att. 30,296 - Sunny - 76 F

livebaseballscorecards.com

| | |
|---|---|
| AB | 35 |
| R | 3 |
| H | 8 |
| RBI | 3 |
| BB | 3 |
| SO | 6 |
| LOB | 15 |

| | | | |
|---|---|---|---|
| 1B: 7 | SF: 0 | WP: 1 | PA: 38 |
| 2B: 1 | SAC: 0 | PB: 0 | |
| 3B: 0 | DP: 0 | SB: 0 | |
| HR: 0 | HBP: 0 | CS: 0 | |

# BOTTOM

## Los Angeles Dodgers @ Colorado Rockies

Coors Field, Denver, CO

Wed May 17 2006, 1:05 PM MDT

Att. 30,296 - Sunny - 76 F

livebaseballscorecards.com

| Batter | 1 | 2 | 3 | 4 | 5 | 6 | 7 | 8 | 9 | AB | R | H | RBI | BB | SO | LOB |
|---|---|---|---|---|---|---|---|---|---|---|---|---|---|---|---|---|
| 18 Cory Sullivan, L (1, 8)<br>OBP: 0.337, SLG: 0.483 | C X 0-1 G2-3 ① | | B C B F F F D X 3-2 2B | | B T F F B B X 3-2 F8 ② | | C B C B S 2-3 K ② | | B F B F B X 3-2 27 HBP 1B | 5 | 0 | 2 | 0 | 0 | 1 | 0 |
| 27 Garrett Atkins, R (1, 5)<br>OBP: 0.383, SLG: 0.469 | C B F B F C 2-3 K ② | | X 0-0 G5-3 ② | | F F F B B B X 3-2 1B | | B X 1-0 G6-3 ③ | | H 1-0 1-2 HBP | 4 | 0 | 1 | 0 | 0 | 1 | 1 |
| 17 Todd Helton, L (1, 3)<br>OBP: 0.426, SLG: 0.495 | H 1-0 5 2B HBP | | C C F F F B F F F 1-2 F X G6-3 ③ | | F B F B F F B C 3-3 K ③ | | | C F F B X 1-2 F8 ① | C B B F X 2-2 F9 ③ | 4 | 0 | 0 | 0 | 0 | 1 | 4 |
| 5 Matt Holliday, R (1, 7)<br>OBP: 0.351, SLG: 0.642 | C C X 0-2 1-3 2B | | | H 1-0 1B HBP | | S F X 0-2 G4-3 ① | | B B X 2-0 11 1B 12 E 2B | | 3 | 1 | 2 | 0 | 0 | 0 | 0 |
| 11 Brad Hawpe, L (1, 9)<br>OBP: 0.418, SLG: 0.607 | S B S S 1-3 K ③ | | | B S C X 1-2 F8 ① | | C B F B B S 3-3 K ② | | F X 0-1 12 E 2-3 1B | | 4 | 0 | 1 | 0 | 0 | 2 | 3 |
| Jason Smith, L (1, 4)<br>OBP: 0.342, SLG: 0.420<br>12 Clint Barmes, R (8, PH)<br>OBP: 0.229, SLG: 0.317 (9, 6) | | B B B C S S 3-3 K ① | | 1 SAFE B S 1 SAFE 1 SAFE P F C 2-3 K ② | | B S F X 1-2 S 1B 1B | | X 0-0 E5 G6-4-3 1-2 3-H | | 3<br>1 | 1<br>0 | 1<br>0 | 0<br>1 | 0<br>0 | 2<br>0 | 1<br>1 |
| Miguel Ojeda, R (1, 2)<br>OBP: 0.333, SLG: 0.407 | | C F F B B S 2-3 K ② | | X 0-0 1-3 1B | | C X 0-1 1-H 1B | | C B X 1-1 G6-4-3 ② ③ 1-2f | | 4 | 0 | 2 | 1 | 0 | 1 | 2 |
| Jamey Carroll, R (1, 6)<br>OBP: 0.383, SLG: 0.313 (9, 4) | | X 0-0 G6-3 ③ | | B T F F B X 2-2 L3 ③ | | X 0-0 F9 ③ | | | B B C F B X 3-2 G4-3 ① | 4 | 0 | 0 | 0 | 0 | 0 | 3 |
| Jason Jennings, L (1, 1)<br>OBP: 0.300, SLG: 0.316<br>39 Tom Martin, L (7, 1)<br>Luis Gonzalez, R (7, PH)<br>OBP: 0.247, SLG: 0.367<br>61 Ramon E Ramirez, R (8, 1)<br>OBP: 1.000, SLG: 1.000<br>40 Brian Fuentes, L (9, 1)<br>Choo Freeman, R (9, PH)<br>OBP: 0.286, SLG: 0.300 | | | C B X 1-1 L8 ① | | B X 1-0 P4 ① | | C B B B C T S 3-3 K ① | | S X 0-1 P4 ② | 2<br>0<br>1<br>0<br>0<br>1 | 0<br>0<br>0<br>0<br>0<br>0 | 0<br>0<br>0<br>0<br>0<br>0 | 0<br>0<br>0<br>0<br>0<br>0 | 0<br>0<br>0<br>0<br>0<br>0 | 0<br>0<br>1<br>0<br>0<br>0 | 0<br>0<br>0<br>0<br>0<br>0 |
| Inning Stats | R: 0 H: 1<br>E: 0 LOB: 2<br>K: 2 BB: 0<br>S: 12 P: 16 | R: 0 H: 0<br>E: 0 LOB: 0<br>K: 2 BB: 0<br>S: 8 P: 13 | R: 0 H: 1<br>E: 0 LOB: 1<br>K: 0 BB: 0<br>S: 18 P: 23 | R: 0 H: 1<br>E: 0 LOB: 2<br>K: 1 BB: 0<br>S: 12 P: 17 | R: 0 H: 1<br>E: 0 LOB: 1<br>K: 1 BB: 0<br>S: 14 P: 24 | R: 1 H: 2<br>E: 0 LOB: 1<br>K: 1 BB: 0<br>S: 12 P: 16 | R: 0 H: 0<br>E: 0 LOB: 0<br>K: 2 BB: 0<br>S: 8 P: 14 | R: 1 H: 2<br>E: 1 LOB: 1<br>K: 0 BB: 0<br>S: 10 P: 14 | R: 0 H: 1<br>E: 0 LOB: 2<br>K: 0 BB: 0<br>S: 11 P: 20 | 1B: 6<br>2B: 3<br>3B: 0<br>HR: 0 | SF: 0<br>SAC: 0<br>DP: 1<br>HBP: 3 | | | WP: 0<br>PB: 0<br>SB: 1<br>CS: 0 | PA: 39 | | |

| | AB | 36 |
|---|---|---|
| | R | 2 |
| | H | 9 |
| | RBI | 2 |
| | BB | 0 |
| | SO | 9 |
| | LOB | 15 |

| PITCHER | | IP | WLS | BF | H | R | ER | SO | BB | IBB | HBP | BLK | WP | HR | S | P | ERA | WHIP |
|---|---|---|---|---|---|---|---|---|---|---|---|---|---|---|---|---|---|---|
| 31 Brad Penny, R<br>ERA: 2.53 | (1, 1) | 6.0 | W | 26 | 6 | 1 | 1 | 7 | 0 | 0 | 2 | 0 | 0 | 0 | 76 | 109 | 1.50 | 1.000 |
| 51 Jonathan Broxton, R<br>ERA: 1.29 | (7, 1) | 1.0 | H | 3 | 0 | 0 | 0 | 2 | 0 | 0 | 0 | 0 | 0 | 0 | 8 | 14 | 0.00 | 0.000 |
| Joe Beimel, L<br>ERA: 2.92 | (8, 1) | 0.1 | H | 4 | 2 | 1 | 1 | 0 | 0 | 0 | 0 | 0 | 0 | 0 | 8 | 11 | 27.00 | 6.000 |
| Danys Baez, R<br>ERA: 3.1 | (8, 1) | 1.2 | S | 6 | 1 | 0 | 0 | 0 | 0 | 0 | 1 | 0 | 0 | 0 | 13 | 23 | 0.00 | 0.600 |

| PITCHER | IP | WLS | BF | H | R | ER | SO | BB | IBB | HBP | BLK | WP | HR | S | P | ERA | WHIP |
|---|---|---|---|---|---|---|---|---|---|---|---|---|---|---|---|---|---|

| Batter | 1 | 2 | 3 | 4 | 5 | 6 | 7 | 8 | 9 | AB | R | H | RBI | BB | SO | LOB |
|---|---|---|---|---|---|---|---|---|---|---|---|---|---|---|---|---|
| 3 Reed Johnson, R (1, 7)<br>OBP: 0.469, SLG: 0.427 | B C B X 2-1 ① G6-3 | | C X 0-1 ① G5-3 | | C B X 1-1 15 G3-1 25 2B 1-2 1B | C S S 0-3 ② K | | B X 1-0 15 BB 1-2 3-H 1B | | 5 | 1 | 2 | 1 | 0 | 1 | 3 |
| 15 Alex Rios, R (1, 9)<br>OBP: 0.375, SLG: 0.662 | C B X 1-1 ② G6-3 | | B F S F B X 2-2 10 G6-3 2B | | F B B F F X 2-2 ① G3-1 1-2 2-3 | C X 0-1 ③ P3 | | B B B C B 4-1 10 FC6 1-2 2-3 BB | | 4 | 0 | 1 | 0 | 1 | 0 | 5 |
| 10 Vernon Wells, R (1, 8)<br>OBP: 0.390, SLG: 0.598 | F X 0-1 ③ G6-3 | | B B B C F 2 X SAFE 3-2 ② G6-3 2-3 | | B X 1-0 ② SF8 3-H | | F S X 0-2 ① P6 | B X 1-0 ③ FC6 1-2f | | 4 | 0 | 0 | 1 | 0 | 0 | 4 |
| 25 Troy Glaus, R (1, 5)<br>OBP: 0.361, SLG: 0.587 | | B C B T F F X 2-2 ① G5-3 | C D B B X 3-1 ③ G6-3 | | B B B F S F F X 3-2 2-H 2B | | B C S B X 2-2 ② G5-3 | | B B F X 2-1 17 L4-3 1B | 5 | 0 | 2 | 1 | 0 | 0 | 1 |
| 17 Lyle Overbay, L (1, 3)<br>OBP: 0.380, SLG: 0.459 | | C B X 1-1 2 1B FC1 1B | | C X 1-1 ① G3 | B C C X 1-2 ③ P6 | | B S S X 1-2 ③ G3 | | C B S X 1-2 ① ② L4-3 1-1 | 5 | 0 | 1 | 0 | 0 | 0 | 2 |
| Bengie Molina, R (1, 2)<br>OBP: 0.322, SLG: 0.430 | | C S S 0-3 ② K | | S B B F S 2-3 ② K | | C B S S B F F B 4-2 2 FC6-4 BB | | B F B F S 2-3 ① K | C C F F X 0-2 ③ G4-3 | 4 | 0 | 0 | 0 | 1 | 3 | 1 |
| 2 Aaron Hill, R (1, 4)<br>OBP: 0.255, SLG: 0.304 | | C F B X 1-2 FC1 8 BB 1-3 1B | | S B X 1-1 1B | B X 1-0 ① FC6-4 1B 8 BB 1-2f | | | C B B C B X 3-2 8 1B 3 1B 2B | | 4 | 1 | 3 | 0 | 0 | 0 | 1 |
| 8 Russ Adams, L (1, 6)<br>OBP: 0.320, SLG: 0.384 | | B B C B B 4-1 FC1 1-2 BB | | S 1 SAFE X 0-1 ③ G4-3 | | S B F B 1 B 1 SAFE B 1 SAFE 4-2 1B 1-2 BB | | C X 0-1 15 BB 3 1B 2-3 1B | | 2 | 0 | 1 | 0 | 2 | 0 | 1 |
| Josh Towers, R (1, 1)<br>OBP: 0.500, SLG: 0.500<br>Frank Catalanotto, L (6, PH)<br>OBP: 0.433, SLG: 0.490<br>Francisco Del Rosario, R (6, 1)<br>28 Shaun Marcum, R (7, 1)<br>Shea Hillenbrand, R (8, PH)<br>OBP: 0.378, SLG: 0.508<br>Pete Walker, R (8, 1) | | X 0-0 ③ FC1 1-2 2-3 3-Hf | | | M F X 0-2 15 G3-1 3 1B 10 SF8 1B | D F F X 1-2 1-2 2-3 1B | | C B B F F 1 S SAFE 2-3 ② K | | 2<br>1<br>0<br>0<br>1 | 1<br>0<br>0<br>0<br>0 | 1<br>1<br>0<br>0<br>0 | 0<br>0<br>0<br>0<br>0 | 0<br>0<br>0<br>0<br>1 | 0<br>0<br>0<br>0<br>1 | 3<br>0<br>0<br>0<br>2 |
| Inning Stats | R: 0 H: 0<br>E: 0 LOB: 0<br>K: 0 BB: 0<br>S: 6 P: 9 | R: 0 H: 2<br>E: 0 LOB: 3<br>K: 1 BB: 1<br>S: 15 P: 23 | R: 0 H: 1<br>E: 0 LOB: 1<br>K: 0 BB: 0<br>S: 11 P: 19 | R: 0 H: 1<br>E: 0 LOB: 1<br>K: 1 BB: 0<br>S: 9 P: 13 | R: 2 H: 3<br>E: 0 LOB: 1<br>K: 0 BB: 0<br>S: 18 P: 26 | R: 0 H: 1<br>E: 0 LOB: 3<br>K: 1 BB: 2<br>S: 15 P: 25 | R: 0 H: 0<br>E: 0 LOB: 0<br>K: 0 BB: 0<br>S: 9 P: 12 | R: 1 H: 3<br>E: 0 LOB: 3<br>K: 2 BB: 1<br>S: 15 P: 28 | R: 0 H: 1<br>E: 0 LOB: 0<br>K: 0 BB: 0<br>S: 10 P: 13 | 1B: 9<br>2B: 4<br>3B: 0<br>HR: 0 | SF: 1<br>SAC: 0<br>DP: 1<br>HBP: 0 | | | WP: 0<br>PB: 0<br>SB: 0<br>CS: 0 | PA: 42 | | |

| PITCHER | | IP | WLS | BF | H | R | ER | SO | BB | IBB | HBP | BLK | WP | HR | S | P | ERA | WHIP |
|---|---|---|---|---|---|---|---|---|---|---|---|---|---|---|---|---|---|---|
| 28 Aaron Cook, R<br>ERA: 3.28 | (1, 1) | 5.1 | W | 26 | 7 | 2 | 2 | 2 | 3 | 0 | 0 | 0 | 0 | 0 | 66 | 106 | 3.38 | 1.875 |
| 61 Ramon E Ramirez, R<br>ERA: 1.47 | (6, 1) | 1.2 | H | 6 | 1 | 0 | 0 | 1 | 0 | 0 | 0 | 0 | 0 | 0 | 17 | 21 | 0.00 | 0.600 |
| Scott Dohmann, R<br>ERA: 3.97 | (8, 1) | 0.2 | | 6 | 3 | 1 | 1 | 2 | 1 | 0 | 0 | 0 | 0 | 0 | 14 | 26 | 13.50 | 6.000 |
| Jose Mesa, R<br>ERA: 3.66 | (8, 1) | 0.1 | H | 2 | 1 | 0 | 0 | 0 | 0 | 0 | 0 | 0 | 0 | 0 | 3 | 6 | 0.00 | 3.000 |
| Ray King, L<br>ERA: 3.18 | (9, 1) | 1.0 | | 2 | 0 | 0 | 0 | 0 | 0 | 0 | 0 | 0 | 0 | 0 | 8 | 9 | 0.00 | 0.000 |

| PITCHER | IP | WLS | BF | H | R | ER | SO | BB | IBB | HBP | BLK | WP | HR | S | P | ERA | WHIP |
|---|---|---|---|---|---|---|---|---|---|---|---|---|---|---|---|---|---|

# TOP

## Toronto Blue Jays @ Colorado Rockies

Coors Field, Denver, CO

Fri May 19 2006, 7:05 PM MDT

Att. 26,011 - Partly Cloudy - 81 F

livebaseballscorecards.com

| | |
|---|---|
| AB | 37 |
| R | 3 |
| H | 12 |
| RBI | 3 |
| BB | 4 |
| SO | 5 |
| LOB | 23 |

# BOTTOM

## Toronto Blue Jays @ Colorado Rockies

Coors Field, Denver, CO

Fri May 19 2006, 7:05 PM MDT

Att. 26,011 - Partly Cloudy - 81 F

livebaseballscorecards.com

| Batter | 1 | 2 | 3 | 4 | 5 | 6 | 7 | 8 | 9 | AB | R | H | RBI | BB | SO | LOB |
|---|---|---|---|---|---|---|---|---|---|---|---|---|---|---|---|---|
| 18 Cory Sullivan, L (1, 8)<br>OBP: 0.327, SLG: 0.468 | C X<br>0-1 ① F7 | | B C B X<br>2-1 ② G4-3 | | C X<br>0-1 ① F8 | X<br>0-0 ③ B1-3 | | 1 SAFE F B 1 F S<br>1-3 ① K | | 5 | 0 | 0 | 0 | 0 | 1 | 1 |
| 27 Garrett Atkins, R (1, 5)<br>OBP: 0.384, SLG: 0.487 | C X<br>0-1 HR | | B F X<br>1-1 ③ F9 | | X<br>0-0 17 HR 1B | | C B X<br>1-1 ① F9 | X<br>0-0 ②③ G5-4-3<br>1-2f | | 5 | 2 | 2 | 1 | 0 | 0 | 1 |
| 17 Todd Helton, L (1, 3)<br>OBP: 0.429, SLG: 0.520 | B F X<br>1-1 ② G6-3 | | | C C B F F F X<br>1-2 ① G3-1 | X<br>0-0 1-H HR | | B B B B<br>4-0 11 2B 12 2B BB | | | 3 | 2 | 1 | 2 | 1 | 0 | 0 |
| 5 Matt Holliday, R (1, 7)<br>OBP: 0.354, SLG: 0.639 | S C B F C<br>1-3 ③ K | | | S F X<br>0-2 11 2B 12 2B 1B | X<br>0-0 1B | | F F F C<br>0-3 ② K | | | 4 | 1 | 2 | 0 | 0 | 2 | 1 |
| 11 Brad Hawpe, L (1, 9) | | C B B F B F X<br>2-2 ① F8 | | X<br>0-0 12 2B 1-3 2B | F B 1 SAFE X<br>1-1 ② F8 | | F F X<br>0-2 12 2B 1-3 2B | | | 4 | 2 | 2 | 0 | 0 | 0 | 1 |
| Luis Gonzalez, R (1, 4)<br>OBP: 0.250, SLG: 0.366<br>61 Ramon E Ramirez, R (6, 1)<br>OBP: 1.000, SLG: 1.000<br>Eli Marrero, R (7, PH)<br>OBP: 0.377, SLG: 0.600<br>Scott Dohmann, R (8, 1)<br>Jose Mesa, R (8, 1)<br>Ray King, L (9, 1) | | C B B F B X<br>3-2 1B | | F F F F B X<br>1-2 ② G1-3 | X<br>0-0 ③ G6-3 | | B B B I<br>4-0 12 2B IBB | | | 3<br>0<br>0<br>0<br>0<br>0<br>0 | 0<br>0<br>0<br>0<br>0<br>0<br>0 | 1<br>0<br>0<br>0<br>0<br>0<br>0 | 0<br>0<br>0<br>0<br>1<br>0<br>0 | 0<br>0<br>0<br>0<br>0<br>0<br>0 | 0<br>0<br>0<br>0<br>0<br>0<br>0 | 3<br>0<br>0<br>0<br>0<br>0<br>0 |
| 12 Clint Barmes, R (1, 6)<br>OBP: 0.236, SLG: 0.336 | | C B F F 1 SAFE X<br>1-2 ② F8 | | X<br>0-0 2-H 3-H 2B | | B F F F S<br>1-3 ① K B X<br>1-3 2-H 3-H | 1-0 2B | | | 4 | 0 | 2 | 4 | 0 | 1 | 1 |
| Danny Ardoin, R (1, 2)<br>OBP: 0.250, SLG: 0.267 | S X<br>0-1 ③ G5-3 | | | I I I I<br>4-0 IBB | | C C D B B X<br>3-2 ② G5-3 | C S F S<br>0-3 ③ K | | | 3 | 0 | 0 | 0 | 1 | 1 | 3 |
| 28 Aaron Cook, R (1, 1)<br>OBP: 0.095, SLG: 0.095<br>Jamey Carroll, R (6, 4)<br>OBP: 0.396, SLG: 0.366 | | | C S B B C<br>2-3 ① K | X<br>0-0 ③ G5-3 | | F B B X<br>2-1 HR | | C B F B X<br>2-2 27 G5-4-3 1B | | 2<br>2 | 0<br>1 | 0<br>2 | 0<br>1 | 0<br>0 | 1<br>0 | 2<br>0 |
| Inning Stats | R: 1 E: 0 K: 1 S: 10<br>H: 1 LOB: 0 BB: 0 P: 12 | R: 0 E: 0 K: 0 S: 13<br>H: 1 LOB: 1 BB: 0 P: 19 | R: 0 E: 0 K: 1 S: 7<br>H: 0 LOB: 0 BB: 0 P: 12 | R: 2 E: 0 K: 0 S: 17<br>H: 3 LOB: 2 BB: 1 P: 23 | R: 2 E: 0 K: 0 S: 8<br>H: 3 LOB: 1 BB: 0 P: 9 | R: 1 E: 0 K: 1 S: 10<br>H: 1 LOB: 0 BB: 0 P: 16 | R: 2 E: 0 K: 2 S: 14<br>H: 2 LOB: 2 BB: 2 P: 24 | R: 0 E: 0 K: 1 S: 7<br>H: 1 LOB: 0 BB: 0 P: 10 | | 1B: 5<br>2B: 4<br>3B: 0<br>HR: 3 | SF: 0<br>SAC: 0<br>DP: 1<br>HBP: 0 | | | WP: 0<br>PB: 0<br>SB: 0<br>CS: 0 | PA: 38 | |

| | AB | R | H | RBI | BB | SO | LOB |
|---|---|---|---|---|---|---|---|
| AB | 35 | | | | | | |
| R | | 8 | | | | | |
| H | | | 12 | | | | |
| RBI | | | | 8 | | | |
| BB | | | | | 3 | | |
| SO | | | | | | 6 | |
| LOB | | | | | | | 13 |

| PITCHER | | IP | WLS | BF | H | R | ER | SO | BB | IBB | HBP | BLK | WP | HR | S | P | ERA | WHIP |
|---|---|---|---|---|---|---|---|---|---|---|---|---|---|---|---|---|---|---|
| Josh Towers, R<br>ERA: 8.52 | (1, 1) | 5.0 | L | 24 | 8 | 5 | 5 | 2 | 0 | 1 | 0 | 0 | 0 | 2 | 55 | 75 | 9.00 | 1.600 |
| Francisco Del Rosario, R<br>ERA: 1.5 | (6, 1) | 1.0 | | 4 | 1 | 1 | 1 | 1 | 0 | 0 | 0 | 0 | 0 | 1 | 10 | 16 | 9.00 | 1.000 |
| 28 Shaun Marcum, R<br>ERA: 14.73 | (7, 1) | 1.0 | | 7 | 2 | 2 | 2 | 2 | 1 | 1 | 0 | 0 | 0 | 0 | 14 | 24 | 18.00 | 3.000 |
| Pete Walker, R<br>ERA: 4.34 | (8, 1) | 1.0 | | 3 | 1 | 0 | 0 | 1 | 0 | 0 | 0 | 0 | 0 | 0 | 7 | 10 | 0.00 | 1.000 |

| PITCHER | IP | WLS | BF | H | R | ER | SO | BB | IBB | HBP | BLK | WP | HR | S | P | ERA | WHIP |
|---|---|---|---|---|---|---|---|---|---|---|---|---|---|---|---|---|---|

| Batter | 1 | 2 | 3 | 4 | 5 | 6 | 7 | 8 | 9 | AB | R | H | RBI | BB | SO | LOB |
|---|---|---|---|---|---|---|---|---|---|---|---|---|---|---|---|---|
| 3 Reed Johnson, R (1, 7)<br>OBP: 0.451, SLG: 0.407 | C B S X 1-2 ① F8 | | | C F B D F F X 2-2 ① F9 | | C B S X 1-2 ② P3 | | | C X 0-1 ① G6-3 | 4 | 0 | 0 | 0 | 0 | 0 | 1 |
| 15 Alex Rios, R (1, 9)<br>OBP: 0.378, SLG: 0.664 | C B C B X 2-2 ② G4-3 | | | B B X 2-0 ② G6-3 | | D B X 2-0 ③ 2-H 1B | | | C X 0-1 2B | 4 | 0 | 2 | 0 | 0 | 0 | 0 |
| 10 Vernon Wells, R (1, 8)<br>OBP: 0.387, SLG: 0.587 | C C X 0-2 ③ G1-3 | | | B F C X 1-2 ③ G5-3 | | | B F B F B B 4-2 FC5-4 25 BB BB | | B S F S 1-3 ② K | 3 | 0 | 0 | 0 | 1 | 1 | 1 |
| 25 Troy Glaus, R (1, 5)<br>OBP: 0.364, SLG: 0.579 | | C S B S 1-3 ① K | | | C C B D F B B 4-2 G4-6-3 BB | | B 1 SAFE B B C 1 SAFE C B 4-2 1-2 FC5-4 BB | | B S S S 1-3 ③ K | 2 | 0 | 0 | 0 | 2 | 2 | 1 |
| Shea Hillenbrand, R (1, 3)<br>OBP: 0.370, SLG: 0.496 | | B F X 1-1 ② F8 | | | X 0-0 ① P5 | | B B X 2-0 ① FC5-4 L6-3 1-2f 2-3 | | | 3 | 0 | 0 | 0 | 0 | 0 | 3 |
| Bengie Molina, R (1, 2)<br>OBP: 0.314, SLG: 0.418<br>37 Scott Downs, L (7, 1)<br>Justin Speier, R (7, 1)<br>Scott Schoeneweis, L (8, 1) | | B X 1-0 ③ F8 | | | X 0-0 ②③ G4-6-3 1-2f | | F F F F X 0-2 ②③ L6-3 1-1 | | | 3<br>0<br>0<br>0 | 0<br>0<br>0<br>0 | 0<br>0<br>0<br>0 | 0<br>0<br>0<br>0 | 0<br>0<br>0<br>0 | 0<br>0<br>0<br>0 | 3<br>0<br>0<br>0 |
| 2 Aaron Hill, R (1, 4)<br>OBP: 0.257, SLG: 0.304 | | | B X 1-0 ① F7 | | | C B X 1-1 6 1B 2B 1B | | C X 0-1 ① G6-3 | | 3 | 1 | 1 | 0 | 0 | 0 | 0 |
| 6 John McDonald, R (1, 6)<br>OBP: 0.263, SLG: 0.259<br>8 Russ Adams, L (8, PH)<br>OBP: 0.317, SLG: 0.381 (8, 6) | | | C B C F B X 2-2 ② G5-3 | | | F B F F B F X 2-2 1-3 2B 1B | | C F D F F B B X 3-2 ② G4-3 | | 2<br>1 | 0<br>0 | 1<br>0 | 0<br>0 | 0<br>0 | 0<br>0 | 0<br>0 |
| 48 Ty Taubenheim, R (1, 1)<br>Eric Hinske, L (6, PH)<br>OBP: 0.344, SLG: 0.382<br>Pete Walker, R (6, 1)<br>9 Gregg Zaun, S (7, 2)<br>OBP: 0.377, SLG: 0.684 | | | S B T S 1-3 ③ K | | | X 0-0 ① 1-H 3-H 15 1B 2B | | F F B X 1-2 ③ G4-3 | | 1<br>1<br>0<br>1 | 0<br>0<br>0<br>0 | 0<br>1<br>0<br>0 | 0<br>1<br>0<br>0 | 1<br>0<br>0<br>0 | 0<br>0<br>0<br>0 | 0<br>0<br>0<br>0 |
| Inning Stats | R: 0 E: 0 K: 0 S: 9 H: 0 LOB: 0 BB: 0 P: 12 | R: 0 E: 0 K: 1 S: 6 H: 0 LOB: 0 BB: 0 P: 9 | R: 0 E: 0 K: 1 S: 8 H: 0 LOB: 0 BB: 0 P: 12 | R: 0 E: 0 K: 0 S: 9 H: 0 LOB: 0 BB: 0 P: 14 | R: 0 E: 0 K: 0 S: 5 H: 0 LOB: 0 BB: 1 P: 9 | R: 1 E: 0 K: 0 S: 12 H: 4 LOB: 2 BB: 0 P: 18 | R: 0 E: 0 K: 0 S: 10 H: 0 LOB: 1 BB: 2 P: 20 | R: 0 E: 0 K: 0 S: 10 H: 0 LOB: 0 BB: 0 P: 14 | R: 0 E: 0 K: 2 S: 10 H: 1 LOB: 1 BB: 0 P: 12 | 1B: 3 2B: 3 3B: 0 HR: 0 | SF: 0 SAC: 0 DP: 2 HBP: 0 | | | | | | |

# TOP

## Toronto Blue Jays @ Colorado Rockies

Coors Field, Denver, CO

Sat May 20 2006, 6:05 PM MDT
Att. 26,212 - Partly Cloudy - 81 F

livebaseballscorecards.com

| | |
|---|---|
| AB | 28 |
| R | 1 |
| H | 5 |
| RBI | 1 |
| BB | 3 |
| SO | 4 |
| LOB | 9 |

WP: 0 PB: 0 SB: 0 CS: 0 PA: 31

| PITCHER | | IP | WLS | BF | H | R | ER | SO | BB | IBB | HBP | BLK | WP | HR | S | P | ERA | WHIP |
|---|---|---|---|---|---|---|---|---|---|---|---|---|---|---|---|---|---|---|
| 26 Jeff Francis, L<br>ERA: 3.07 | (1, 1) | 6.0 | W | 22 | 4 | 1 | 1 | 2 | 3 | 0 | 0 | 0 | 0 | 0 | 53 | 86 | 1.50 | 1.167 |
| David Cortes, R<br>ERA: 1.13 | (7, 1) | 1.0 | H | 2 | 0 | 0 | 0 | 0 | 0 | 0 | 0 | 0 | 0 | 0 | 6 | 8 | 0.00 | 0.000 |
| Jose Mesa, R<br>ERA: 3.48 | (8, 1) | 1.0 | | 3 | 0 | 0 | 0 | 0 | 0 | 0 | 0 | 0 | 0 | 0 | 10 | 14 | 0.00 | 0.000 |
| 40 Brian Fuentes, L<br>ERA: 1.53 | (9, 1) | 1.0 | | 4 | 1 | 0 | 0 | 2 | 0 | 0 | 0 | 0 | 0 | 0 | 10 | 12 | 0.00 | 1.000 |

| PITCHER | IP | WLS | BF | H | R | ER | SO | BB | IBB | HBP | BLK | WP | HR | S | P | ERA | WHIP |
|---|---|---|---|---|---|---|---|---|---|---|---|---|---|---|---|---|---|

| Batter | 1 | 2 | 3 | 4 | 5 | 6 | 7 | 8 | 9 | AB | R | H | RBI | BB | SO | LOB |
|---|---|---|---|---|---|---|---|---|---|---|---|---|---|---|---|---|
| 18 Cory Sullivan, L (1, 8)<br>OBP: 0.318, SLG: 0.453 | C X<br>0-1 ① P4 | X<br>0-0 ③ G3-1 | | B C B X<br>2-1 ③ F7 | | C B S B F B X<br>3-2 ②③ G4-6-3<br>1-2f | | C X<br>0-1 E6<br>27 CS | | 5 | 0 | 0 | 0 | 0 | 0 | 3 |
| 27 Garrett Atkins, R (1, 5)<br>OBP: 0.384, SLG: 0.500 | B B X<br>2-0 HR | | B S S X<br>2-1 ① P4 | | C B B B B<br>4-1 5 1B 11 3B BB | | C S C S<br>1-3 ① K | C B C B B X<br>3-2 ②③ G5-3<br>2-3 | | 4 | 2 | 1 | 1 | 1 | 1 | 1 |
| 17 Todd Helton, L (1, 3)<br>OBP: 0.431, SLG: 0.524 | B X<br>1-0 ② G4-3 | | B B C F B B<br>4-2 11 G3 5 HBP BB | | C X<br>0-1 ① F8 | | L X<br>0-1 11 BB 12 SF9 2B | | | 3 | 1 | 1 | 0 | 1 | 0 | 1 |
| 5 Matt Holliday, R (1, 7)<br>OBP: 0.369, SLG: 0.643 | F X<br>0-1 1B | | B H<br>2-0 11 G3<br>1-2 HBP | | 1 SAFE 1 SAFE F 1 SAFE F B P B X<br>3-2 11 3B<br>1-3 1B | | I I I I<br>4-0 12 SF9 11 BB 2B IBB | | | 2 | 2 | 2 | 0 | 1 | 0 | 0 |
| 11 Brad Hawpe, L (1, 9)<br>OBP: 0.422, SLG: 0.625 | S C 1 SAFE B T<br>1-2 ③ K | | C S B B B X<br>3-2 ② G3<br>1-2<br>2-3 | | B B X<br>2-0 1-H 3-H 3B | | B B B B<br>4-0 2B<br>1-2<br>2-3 BB | | | 3 | 0 | 1 | 2 | 1 | 1 | 3 |
| 12 Clint Barmes, R (1, 6)<br>OBP: 0.236, SLG: 0.331 | | C B C B S<br>2-3 ① K | B B C H<br>3-1 HBP | | B X<br>1-0 ② G4-3 | | F X<br>0-1 ② SF9<br>2-3<br>3-H | | | 2 | 0 | 0 | 1 | 0 | 1 | 1 |
| Jamey Carroll, R (1, 4)<br>OBP: 0.400, SLG: 0.395 | C X<br>0-1 2B | C B F C<br>1-3 ③ K | | | C B F X<br>1-2 ③ G6-3 | | 1 SAFE X<br>0-0 1-3 3-H 2B | | | 4 | 0 | 2 | 1 | 0 | 1 | 4 |
| Danny Ardoin, R (1, 2)<br>OBP: 0.240, SLG: 0.256 | B C X<br>1-1 ② F9 | | X<br>0-0 ① F7 | | | X<br>0-0 ① B2-3 | B C F B X<br>2-2 ③ F9 | | | 4 | 0 | 0 | 0 | 0 | 0 | 3 |
| 26 Jeff Francis, L (1, 1)<br>OBP: 0.261, SLG: 0.105<br>David Cortes, R (7, 1)<br>Jose Mesa, R (8, 1)<br>Eli Marrero, R (8, PH)<br>OBP: 0.370, SLG: 0.587<br>40 Brian Fuentes, L (9, 1) | B C B F B B<br>4-2 BB | | | B F X<br>1-1 ② G4-3 | | B F X<br>1-1 18 G4-6-3 1B | | F C B F B T S<br>2-3 ① K | | 2<br>0<br>0<br>0<br>1<br>0 | 0<br>0<br>0<br>0<br>0<br>0 | 1<br>0<br>0<br>0<br>0<br>0 | 0<br>0<br>0<br>0<br>0<br>0 | 1<br>0<br>0<br>0<br>1<br>0 | 0<br>0<br>0<br>0<br>0<br>0 | 0<br>0<br>0<br>0<br>0<br>0 |
| Inning Stats | R: 1 E: 0 K: 1 S: 9 H: 2 LOB: 1 BB: 0 P: 13 | R: 0 E: 0 K: 1 S: 10 H: 1 LOB: 2 BB: 1 P: 17 | R: 0 E: 0 K: 1 S: 11 H: 0 LOB: 3 BB: 1 P: 26 | R: 0 E: 0 K: 0 S: 5 H: 0 LOB: 0 BB: 0 P: 8 | R: 2 E: 0 K: 0 S: 12 H: 2 LOB: 1 BB: 1 P: 22 | R: 0 E: 0 K: 0 S: 7 H: 1 LOB: 0 BB: 0 P: 11 | R: 2 E: 0 K: 1 S: 11 H: 2 LOB: 2 BB: 2 P: 22 | R: 0 E: 1 K: 1 S: 10 H: 0 LOB: 0 BB: 0 P: 15 | | 1B: 3 2B: 3 3B: 1 HR: 1 | | SF: 1 SAC: 0 DP: 1 HBP: 2 | | WP: 0 PB: 0 SB: 0 CS: 1 | | PA: 38 |

| PITCHER | | IP | WLS | BF | H | R | ER | SO | BB | IBB | HBP | BLK | WP | HR | S | P | ERA | WHIP |
|---|---|---|---|---|---|---|---|---|---|---|---|---|---|---|---|---|---|---|
| 48 Ty Taubenheim, R<br>ERA: 5.4 | (1, 1) | 5.0 | L | 25 | 5 | 3 | 3 | 3 | 3 | 0 | 2 | 0 | 0 | 1 | 47 | 86 | 5.40 | 1.600 |
| Pete Walker, R<br>ERA: 4.05 | (6, 1) | 1.1 | | 4 | 1 | 0 | 0 | 1 | 0 | 0 | 0 | 0 | 0 | 0 | 10 | 15 | 0.00 | 0.750 |
| 37 Scott Downs, L<br>ERA: 5.5 | (7, 1) | 0.1 | | 4 | 1 | 1 | 1 | 0 | 1 | 1 | 0 | 0 | 0 | 0 | 4 | 12 | 27.00 | 6.000 |
| Justin Speier, R<br>ERA: 1.76 | (7, 1) | 0.2 | | 3 | 1 | 1 | 1 | 1 | 0 | 0 | 0 | 0 | 0 | 0 | 9 | 13 | 13.50 | 1.500 |
| Scott Schoeneweis, L<br>ERA: 6.92 | (8, 1) | 0.2 | | 2 | 0 | 0 | 0 | 0 | 0 | 0 | 0 | 0 | 0 | 0 | 5 | 8 | 0.00 | 0.000 |

| PITCHER | IP | WLS | BF | H | R | ER | SO | BB | IBB | HBP | BLK | WP | HR | S | P | ERA | WHIP |
|---|---|---|---|---|---|---|---|---|---|---|---|---|---|---|---|---|---|

# BOTTOM

# Toronto Blue Jays @ Colorado Rockies

Coors Field, Denver, CO

Sat May 20 2006, 6:05 PM MDT
Att. 26,212 - Partly Cloudy - 81 F

livebaseballscorecards.com

| | |
|---|---|
| AB | 30 |
| R | 5 |
| H | 8 |
| RBI | 5 |
| BB | 5 |
| SO | 5 |
| LOB | 16 |

# Toronto Blue Jays @ Colorado Rockies

Coors Field, Denver, CO

Sun May 21 2006, 1:05 PM MDT

Att. 30,293 - Partly Cloudy - 85 F

TOP

livebaseballscorecards.com

| Batter | 1 | 2 | 3 | 4 | 5 | 6 | 7 | 8 | 9 | AB | R | H | RBI | BB | SO | LOB |
|---|---|---|---|---|---|---|---|---|---|---|---|---|---|---|---|---|
| 8 Russ Adams, L (1, 6)<br>OBP: 0.315, SLG: 0.376 | B B C X 2-1 10 L9 1B 1B | | C F B B S 2-3 K ② | | X 0-0 F9 ② | | 1 SAFE B 1 SAFE X 1-0 G4-6-3 ② ③ 1-2f | | | 4 | 0 | 1 | 0 | 0 | 1 | 1 |
| 54 Jason Frasor, R (7, 1) | | | | | | | | | | 0 | 0 | 0 | 0 | 0 | 0 | 0 |
| Shea Hillenbrand, R (8, 5)<br>OBP: 0.370, SLG: 0.496 | | | | | | | | | | 0 | 0 | 0 | 0 | 0 | 0 | 0 |
| Frank Catalanotto, L (1, 7)<br>OBP: 0.439, SLG: 0.490 | C B X 1-1 1-2 1B | | B B C C X 2-2 G4-3 ③ | | B B B B 4-0 BB | | | X 0-0 F8 ① | | 2 | 0 | 1 | 0 | 1 | 0 | 0 |
| 37 Scott Downs, L (5, 1) | | | | | | | | | | 0 | 0 | 0 | 0 | 0 | 0 | 0 |
| 6 John McDonald, R (7, 6)<br>OBP: 0.259, SLG: 0.255 | | | | | | | | | | 1 | 0 | 0 | 0 | 0 | 0 | 0 |
| 10 Vernon Wells, R (1, 8)<br>OBP: 0.384, SLG: 0.579 | C B 1 SAFE X 1-1 2-3 L9 ① | | | X 0-0 25 G6-4-3 1B | B F F F B B C 3-3 K ③ | | | X 0-0 F9 ② | | 4 | 0 | 1 | 0 | 0 | 1 | 3 |
| 25 Troy Glaus, R (1, 5)<br>OBP: 0.356, SLG: 0.564 | C F B S 1-3 K ② | | | C X 0-1 G6-4-3 ① ② 1-2f | | X 0-0 L5 ① | | C B B F F F B T 3-2 K ③ | | 4 | 0 | 0 | 0 | 0 | 2 | 3 |
| 52 B.J. Ryan, L (8, 1) | | | | | | | | | | 0 | 0 | 0 | 0 | 0 | 0 | 0 |
| 17 Lyle Overbay, L (1, 3)<br>OBP: 0.371, SLG: 0.447 | C C C 0-3 K ③ | | | F B X 1-1 G1-3 ③ | | C B C X 1-2 G3 ② | | | C X 0-1 G5-3 ① | 4 | 0 | 0 | 0 | 0 | 1 | 2 |
| 9 Gregg Zaun, S (1, 2)<br>OBP: 0.400, SLG: 0.705 | | C B B X 2-1 P3 ① | | | C B B B F F X 3-2 15 HR 1B 1B | B C S X 2-2 2B | | | C B B X 2-1 2 1B 1B | 4 | 1 | 3 | 0 | 0 | 0 | 0 |
| Eric Hinske, L (1, 9)<br>OBP: 0.349, SLG: 0.386 | | B X 1-0 L8 ② | | | C X 0-1 15 HR 1-2 1B | C B X 1-1 F8 ③ | | | C B B X 2-1 P3 ② | 2 | 1 | 1 | 0 | 0 | 0 | 0 |
| (5, 7) | | | | | | | | | | 2 | 0 | 0 | 0 | 0 | 0 | 2 |
| 3 Reed Johnson, R (6, PH)<br>OBP: 0.442, SLG: 0.398 | | | | | | | | | | | | | | | | |
| (6, 7) | | | | | | | | | | | | | | | | |
| 2 Aaron Hill, R (1, 4)<br>OBP: 0.263, SLG: 0.305 | | C F B F C 1-3 K ③ | | | X 0-0 F9 ① | | B C F B F B B 4-2 8 G4-6-3 BB | | B C X 1-1 1-3 1B | 3 | 0 | 1 | 0 | 1 | 1 | 2 |
| Ted Lilly, L (1, 1) | | | B C X 1-1 F8 ① | | C S B X 1-2 1-H 2-H HR | | F F 1 SAFE B S 1-3 K ① | | B X 1-0 G4-3 ③ | 0 | 0 | 0 | 0 | 0 | 0 | 0 |
| Francisco Del Rosario, R (2, 1) | | | | | | | | | | 1 | 0 | 0 | 0 | 0 | 0 | 0 |
| 15 Alex Rios, R (5, PH)<br>OBP: 0.377, SLG: 0.678 | | | | | | | | | | 3 | 1 | 1 | 3 | 0 | 1 | 3 |
| (5, 9) | | | | | | | | | | | | | | | | |

| | AB | 34 |
|---|---|---|
| | R | 3 |
| | H | 9 |
| | RBI | 3 |
| | BB | 2 |
| | SO | 7 |
| | LOB | 16 |

| Inning Stats | 1 | 2 | 3 | 4 | 5 | 6 | 7 | 8 | 9 | 1B: 7 | SF: 0 | WP: 0 | PA: 36 |
|---|---|---|---|---|---|---|---|---|---|---|---|---|---|
| R: | 0 | 0 | 0 | 0 | 3 | 0 | 0 | 0 | 0 | 2B: 1 | SAC: 0 | PB: 0 | |
| E: | 0 | 0 | 0 | 0 | 0 | 0 | 0 | 0 | 0 | 3B: 0 | DP: 2 | SB: 0 | |
| K: | 2 | 1 | 1 | 0 | 1 | 0 | 1 | 1 | 0 | HR: 1 | HBP: 0 | CS: 0 | |
| S: | 12 | 7 | 8 | 5 | 15 | 9 | 7 | 7 | 9 | | | | |
| H: | 2 | 0 | 0 | 1 | 3 | 1 | 0 | 0 | 2 | | | | |
| LOB: | 2 | 0 | 0 | 0 | 1 | 1 | 0 | 0 | 2 | | | | |
| BB: | 0 | 0 | 0 | 0 | 1 | 0 | 1 | 0 | 0 | | | | |
| P: | 17 | 11 | 13 | 6 | 26 | 13 | 13 | 10 | 15 | | | | |

| PITCHER | | IP | WLS | BF | H | R | ER | SO | BB | IBB | HBP | BLK | WP | HR | S | P | ERA | WHIP |
|---|---|---|---|---|---|---|---|---|---|---|---|---|---|---|---|---|---|---|
| 37 Josh Fogg, R | (1, 1) | 5.2 | W | 24 | 7 | 3 | 3 | 5 | 1 | 0 | 0 | 0 | 0 | 1 | 54 | 83 | 4.76 | 1.412 |
| ERA: 4.35 | | | | | | | | | | | | | | | | | | |
| 39 Tom Martin, L | (6, 1) | 0.1 | H | 1 | 0 | 0 | 0 | 0 | 0 | 0 | 0 | 0 | 0 | 0 | 2 | 3 | 0.00 | 0.000 |
| ERA: 5.74 | | | | | | | | | | | | | | | | | | |
| 61 Ramon E Ramirez, R | (7, 1) | 1.0 | H | 3 | 0 | 0 | 0 | 1 | 1 | 0 | 0 | 0 | 0 | 0 | 7 | 13 | 0.00 | 1.000 |
| ERA: 1.4 | | | | | | | | | | | | | | | | | | |
| Jose Mesa, R | (8, 1) | 1.0 | H | 3 | 0 | 0 | 0 | 1 | 0 | 0 | 0 | 0 | 0 | 0 | 7 | 10 | 0.00 | 0.000 |
| ERA: 3.32 | | | | | | | | | | | | | | | | | | |
| 40 Brian Fuentes, L | (9, 1) | 1.0 | S | 5 | 2 | 0 | 0 | 0 | 0 | 0 | 0 | 0 | 0 | 0 | 9 | 15 | 0.00 | 2.000 |
| ERA: 1.45 | | | | | | | | | | | | | | | | | | |

| PITCHER | IP | WLS | BF | H | R | ER | SO | BB | IBB | HBP | BLK | WP | HR | S | P | ERA | WHIP |
|---|---|---|---|---|---|---|---|---|---|---|---|---|---|---|---|---|---|

# BOTTOM

## Toronto Blue Jays @ Colorado Rockies

Coors Field, Denver, CO

Sun May 21 2006, 1:05 PM MDT

Att. 30,293 - Partly Cloudy - 85 F

livebaseballscorecards.com

| Batter | 1 | 2 | 3 | 4 | 5 | 6 | 7 | 8 | 9 | AB | R | H | RBI | BB | SO | LOB |
|---|---|---|---|---|---|---|---|---|---|---|---|---|---|---|---|---|
| Jamey Carroll, R (1, 4)<br>OBP: 0.413, SLG: 0.404 | 0-2: 17 1B, 27 BB, 1B<br>1-2: 1B | 1-0: SH, 27 2B<br>1-2, 2-3: 1B | | 0-1: WP, 17 BB<br>1-2: 1B | | 4-1: 17 G4-6-3<br>BB | | 2-2: G4-6-3 ②③<br>1-2f | | 3 | 2 | 2 | 0 | 1 | 0 | 2 |
| 27 Garrett Atkins, R (1, 5)<br>OBP: 0.387, SLG: 0.503 | 4-2: 1B, 17 1B, 12 1B, BB<br>1-2 | 2-2: 5 1B, 2B<br>1-H, 2-H, 3-H | | 1-1: L8 ①<br>1 SAFE | | 3-2: F9 ①<br>1 SAFE | | | | 3 | 1 | 1 | 3 | 1 | 0 | 2 |
| 17 Todd Helton, L (1, 3)<br>OBP: 0.433, SLG: 0.519 | 0-2: 12 1B, 1B, 1B<br>1-2, 2-3 | 1-2: F9 ①<br>1 SAFE | | 4-0: 12 FC5, WP, BB<br>1-2 | | 0-0: G4-6-3 ②③<br>1-2f | | | | 3 | 0 | 1 | 0 | 1 | 0 | 2 |
| 5 Matt Holliday, R (1, 7)<br>OBP: 0.366, SLG: 0.634 | 3-3: K ①<br>2-3: 1B | 3-2<br>1 SAFE | | 1-3: K ②<br>1 SAFE | | | 2-2: K ①<br>1 SAFE | | | 4 | 0 | 1 | 0 | 0 | 3 | 5 |
| Eli Marrero, R (1, 9)<br>OBP: 0.379, SLG: 0.571<br>Jose Mesa, R (8, 1)<br>40 Brian Fuentes, L (9, 1) | 1-0: 12 1B<br>1-2, 2-3, 3-H: 1B | 3-2: L5 ②<br>1 SAFE | | 4-1: 12 FC5<br>1-2, 2-3: BB | | | 1-1: F8 ②<br>1 SAFE | | | 3<br>0<br>0 | 0<br>0<br>0 | 1<br>0<br>0 | 1<br>0<br>0 | 1<br>0<br>0 | 0<br>0<br>0 | 2<br>0<br>0 |
| 12 Clint Barmes, R (1, 6)<br>OBP: 0.236, SLG: 0.329 | 1-2: G6-4-3<br>1-2, 2-3, 3-H: 1B | 1-1: P3 ③<br>1 SAFE | | 2-0: FC5 ③<br>1-2, 2-3f | | | 0-3: K ③<br>1 SAFE | | | 4 | 0 | 1 | 1 | 0 | 1 | 5 |
| Miguel Ojeda, R (1, 2)<br>OBP: 0.314, SLG: 0.381 | 0-2: G6-4-3 ②③<br>1-2f | 1-0: P6 ①<br>1 SAFE | | 2-1: G5-3 ①<br>1 SAFE | | | | 1-1: F8 ①<br>1 SAFE | | 4 | 0 | 0 | 0 | 0 | 0 | 3 |
| Choo Freeman, R (1, 8)<br>OBP: 0.304, SLG: 0.302 | | 4-1: SH, 37 SH, 27 2B, BB<br>1 SAFE | | 0-3: K ②<br>1 SAFE | | 0-3: K ②<br>1 SAFE | | 3-2: 11 BB, 1B<br>1 SAFE | | 3 | 1 | 1 | 0 | 1 | 2 | 0 |
| 37 Josh Fogg, R (1, 1)<br>39 Tom Martin, L (6, 1)<br>61 Ramon E Ramirez, R (7, 1)<br>OBP: 1.000, SLG: 1.000<br>11 Brad Hawpe, L (8, 9)<br>OBP: 0.425, SLG: 0.625 | | 1-1: SH, SH, 27 2B<br>1-2 | | 0-1: G3 ③<br>1 SAFE | | 1-3: K ③<br>1 SAFE | | 4-0: G4-6-3<br>1-2: BB | | 2<br>0<br>0<br>0 | 1<br>0<br>0<br>0 | 0<br>0<br>0<br>0 | 0<br>0<br>0<br>1 | 0<br>0<br>0<br>0 | 1<br>0<br>0<br>0 | 0<br>0<br>0<br>0 |
| Inning Stats | R: 2 E: 0 K: 1 S: 22<br>H: 4 LOB: 2 BB: 1 P: 31 | R: 3 E: 1 K: 0 S: 24<br>H: 2 LOB: 2 BB: 1 P: 40 | R: 0 E: 0 K: 1 S: 6<br>H: 0 LOB: 0 BB: 0 P: 7 | R: 0 E: 0 K: 1 S: 10<br>H: 1 LOB: 3 BB: 2 P: 22 | R: 0 E: 0 K: 2 S: 8<br>H: 0 LOB: 0 BB: 0 P: 11 | R: 0 E: 0 K: 0 S: 6<br>H: 0 LOB: 0 BB: 1 P: 12 | R: 0 E: 0 K: 2 S: 9<br>H: 0 LOB: 0 BB: 0 P: 12 | R: 0 E: 0 K: 0 S: 8<br>H: 1 LOB: 1 BB: 1 P: 18 | | 1B: 7<br>2B: 1<br>3B: 0<br>HR: 0 | SF: 0<br>SAC: 2<br>DP: 3<br>HBP: 0 | | | WP: 1<br>PB: 0<br>SB: 0<br>CS: 0 | PA: 37 | |

| | AB | 29 |
|---|---|---|
| | R | 5 |
| | H | 8 |
| | RBI | 5 |
| | BB | 6 |
| | SO | 7 |
| | LOB | 21 |

| PITCHER | | IP | WLS | BF | H | R | ER | SO | BB | IBB | HBP | BLK | WP | HR | S | P | ERA | WHIP |
|---|---|---|---|---|---|---|---|---|---|---|---|---|---|---|---|---|---|---|
| Ted Lilly, L<br>ERA: 4.15 | (1, 1) | 1.2 | L | 14 | 6 | 5 | 4 | 1 | 2 | 0 | 0 | 0 | 0 | 0 | 44 | 68 | 21.60 | 4.800 |
| Francisco Del Rosario, R<br>ERA: 1.08 | (2, 1) | 2.1 | | 10 | 1 | 0 | 0 | 2 | 2 | 0 | 0 | 0 | 1 | 0 | 18 | 32 | 0.00 | 1.286 |
| 37 Scott Downs, L<br>ERA: 4.95 | (5, 1) | 2.0 | | 6 | 0 | 0 | 0 | 2 | 1 | 0 | 0 | 0 | 0 | 0 | 14 | 23 | 0.00 | 0.500 |
| 54 Jason Frasor, R<br>ERA: 7.71 | (7, 1) | 1.0 | | 3 | 0 | 0 | 0 | 2 | 0 | 0 | 0 | 0 | 0 | 0 | 9 | 12 | 0.00 | 0.000 |
| 52 B.J. Ryan, L<br>ERA: 0.46 | (8, 1) | 1.0 | | 4 | 1 | 0 | 0 | 0 | 1 | 0 | 0 | 0 | 0 | 0 | 8 | 18 | 0.00 | 2.000 |

| PITCHER | IP | WLS | BF | H | R | ER | SO | BB | IBB | HBP | BLK | WP | HR | S | P | ERA | WHIP |
|---|---|---|---|---|---|---|---|---|---|---|---|---|---|---|---|---|---|

| Batter | 1 | 2 | 3 | 4 | 5 | 6 | 7 | 8 | 9 | AB | R | H | RBI | BB | SO | LOB |
|---|---|---|---|---|---|---|---|---|---|---|---|---|---|---|---|---|
| Jamey Carroll, R (1, 4)<br>OBP: 0.410, SLG: 0.400 | B C B C B F F X<br>3-2<br>E5<br>17 FC3-6<br>27 1B<br>5 SF8 | | X<br>0-0<br>27 1B<br>2B | | B F C X<br>1-2<br>27 G6-4-3<br>1B | | | X<br>0-0 ②<br>F9 | | 1 | 1 | 0 | 0 | 0 | 0 | 0 |
| Luis Gonzalez, R (3, PH)<br>OBP: 0.263, SLG: 0.385 (3, 4) | | | | | | | | | | 3 | 0 | 2 | 0 | 0 | 0 | 0 |
| 27 Garrett Atkins, R (1, 5)<br>OBP: 0.389, SLG: 0.503 | B X<br>1-0<br>17 FC3-6<br>1-2<br>1B | | C X<br>0-1 ①<br>5 HBP<br>2-H<br>1B | | B C C F B X<br>2-2 ②③<br>G6-4-3<br>1-2f | | | C C B B X<br>2-2 ③<br>P3 | | 4 | 0 | 2 | 0 | 0 | 0 | 1 |
| 17 Todd Helton, L (1, 3)<br>OBP: 0.435, SLG: 0.514 | X<br>0-0 ①<br>FC3-6<br>1-2f<br>2-3 | | B F B O B<br>4-1<br>5 HBP<br>BB | | | C F S<br>0-3 ①<br>K2-3 | | | B C C F B X<br>2-2<br>5 G6-4-3<br>1B | 3 | 0 | 1 | 0 | 1 | 1 | 2 |
| 5 Matt Holliday, R (1, 7)<br>OBP: 0.364, SLG: 0.626 | X<br>0-0 ②<br>SF8<br>3-H | | F S O H<br>2-2<br>11 G6-4-3<br>1-2<br>2-3<br>HBP | | | F X<br>0-1 ②<br>F9 | | | B X<br>1-0 ①②<br>G6-4-3<br>1-2f | 2 | 0 | 0 | 1 | 0 | 0 | 1 |
| 11 Brad Hawpe, L (1, 9)<br>OBP: 0.421, SLG: 0.622 | B O S B C S<br>3-3 ③<br>K2-3 | | X<br>0-0 ②③<br>G6-4-3<br>1-2f | | | S B X<br>1-1 ③<br>G4-3 | | | B B C B X<br>3-1<br>2B | 4 | 0 | 1 | 0 | 0 | 1 | 4 |
| 12 Clint Barmes, R (1, 6)<br>OBP: 0.231, SLG: 0.321 | | C F X<br>0-2 ①<br>G6-3 | | C X<br>0-1 ①<br>P4 | | | C B S X<br>1-2 ①<br>G6-3 | | B B C T S<br>2-3 ③<br>K2-3 | 4 | 0 | 0 | 0 | 0 | 1 | 1 |
| 18 Cory Sullivan, L (1, 8)<br>OBP: 0.318, SLG: 0.451 | | C X<br>0-1<br>2B<br>1B | | C F B X<br>1-2 ②<br>F7 | | | C X<br>0-1 ②<br>G6-3 | | | 3 | 0 | 1 | 0 | 0 | 0 | 0 |
| Danny Ardoin, R (1, 2)<br>OBP: 0.242, SLG: 0.269<br>Scott Dohmann, R (7, 1)<br>39 Tom Martin, L (7, 1)<br>David Cortes, R (8, 1) | | 1 SAFE X<br>0-0 ②<br>1-H<br>2B | | B C C C B F B X<br>3-2 ③<br>G1-3 | | | C B S X<br>1-2 ③<br>F9 | | | 3 | 0 | 1 | 0 | 0 | 0 | 0 |
| | | | | | | | | | | 0 | 0 | 0 | 0 | 0 | 0 | 0 |
| | | | | | | | | | | 0 | 0 | 0 | 0 | 0 | 0 | 0 |
| | | | | | | | | | | 0 | 0 | 0 | 0 | 0 | 0 | 0 |
| 49 Byung-Hyun Kim, R (1, 1)<br>Eli Marrero, R (7, 2)<br>OBP: 0.373, SLG: 0.560 | | C X<br>0-1 ③<br>F9 | | | B F B X<br>2-1 ①<br>F9 | | | C B C B B S<br>3-3 ①<br>K | | 2 | 0 | 0 | 0 | 0 | 0 | 1 |
| | | | | | | | | | | 1 | 0 | 0 | 0 | 0 | 1 | 0 |
| Inning Stats | R: 1 H: 1<br>E: 1 LOB: 1<br>K: 1 BB: 0<br>S: 11 P: 18 | R: 0 H: 2<br>E: 0 LOB: 1<br>K: 0 BB: 0<br>S: 8 P: 8 | R: 0 H: 2<br>E: 0 LOB: 2<br>K: 0 BB: 1<br>S: 7 P: 13 | R: 0 H: 0<br>E: 0 LOB: 0<br>K: 0 BB: 0<br>S: 9 P: 13 | R: 0 H: 1<br>E: 0 LOB: 0<br>K: 0 BB: 0<br>S: 9 P: 14 | R: 0 H: 0<br>E: 0 LOB: 0<br>K: 1 BB: 0<br>S: 7 P: 8 | R: 0 H: 0<br>E: 0 LOB: 0<br>K: 0 BB: 0<br>S: 8 P: 10 | R: 0 H: 0<br>E: 0 LOB: 0<br>K: 1 BB: 0<br>S: 7 P: 12 | R: 0 H: 2<br>E: 0 LOB: 1<br>K: 1 BB: 0<br>S: 10 P: 18 | 1B: 5 SF: 1<br>2B: 3 SAC: 0<br>3B: 0 DP: 3<br>HR: 0 HBP: 1 | | | | | | |

| PITCHER | | IP | WLS | BF | H | R | ER | SO | BB | IBB | HBP | BLK | WP | HR | S | P | ERA | WHIP |
|---|---|---|---|---|---|---|---|---|---|---|---|---|---|---|---|---|---|---|
| Jae Weong Seo, R<br>ERA: 4.5 | (1, 1) | 7.0 | W | 26 | 6 | 1 | 0 | 2 | 1 | 0 | 1 | 0 | 0 | 0 | 59 | 84 | 0.00 | 1.000 |
| 51 Jonathan Broxton, R<br>ERA: 0.82 | (8, 1) | 1.0 | H | 3 | 0 | 0 | 0 | 1 | 0 | 0 | 0 | 0 | 0 | 0 | 7 | 12 | 0.00 | 0.000 |
| Joe Beimel, L<br>ERA: 2.51 | (9, 1) | 1.0 | | 4 | 2 | 0 | 0 | 1 | 0 | 0 | 0 | 0 | 0 | 0 | 10 | 18 | 0.00 | 2.000 |

| PITCHER | IP | WLS | BF | H | R | ER | SO | BB | IBB | HBP | BLK | WP | HR | S | P | ERA | WHIP |
|---|---|---|---|---|---|---|---|---|---|---|---|---|---|---|---|---|---|

# TOP

## Colorado Rockies @ Los Angeles Dodgers

Dodger Stadium, Los Angeles, CA

Mon May 22 2006, 7:10 PM PDT

Att. 33,652 - Clear - 67 F

livebaseballscorecards.com

| | |
|---|---|
| AB | 30 |
| R | 1 |
| H | 8 |
| RBI | 1 |
| BB | 1 |
| SO | 4 |
| LOB | 10 |

WP: 0 PA: 33
PB: 0
SB: 0
CS: 0

# Colorado Rockies @ Los Angeles Dodgers

Dodger Stadium, Los Angeles, CA

Mon May 22 2006, 7:10 PM PDT

Att. 33,652 - Clear - 67 F

livebaseballscorecards.com

## BOTTOM

| Batter | 1 | 2 | 3 | 4 | 5 | 6 | 7 | 8 | 9 | AB | R | H | RBI | BB | SO | LOB |
|---|---|---|---|---|---|---|---|---|---|---|---|---|---|---|---|---|
| 15 Rafael Furcal, S (1, 6)<br>OBP: 0.337, SLG: 0.322 | C B X 1-1 CS 1B | | C X 0-1 E3 2B 1B | | C F F B X 1-2 ① P6 | | B B B C B 4-1 WP BB G1-2-3 BB | X 0-0 ① SH5-4 1-2 2-3 | | 3 | 1 | 1 | 0 | 1 | 0 | 0 |
| José Cruz Jr., S (1, 8)<br>OBP: 0.377, SLG: 0.361 | B C C T F X 1-2 ①② G3 1-2 | | 1 SAFE B X 1-0 1B 1-3 FC4-6 2B | | C B B B X 3-1 ② G3 | | 1 SAFE 1 SAFE B B D B 4-0 G1-2-3 WP 1-2 BB BB | I I I I 4-0 FC3-6 18 1B IBB | | 3 | 2 | 1 | 0 | 2 | 0 | 1 |
| Olmedo Saenz, R (1, 3)<br>OBP: 0.347, SLG: 0.580<br>13 Oscar Robles, L (7, PR)<br>OBP: 0.346, SLG: 0.286<br>51 Jonathan Broxton, R (8, 1)<br>18 Ramon Martinez, R (8, PH)<br>OBP: 0.400, SLG: 0.400<br>(9, 4) | C B X 1-1 ③ G6-3 | | X 0-0 FC4-6 2-3 3-H 1B | | B S F F X 1-2 ③ F9 | | B T F D D D F B 4-2 BB G1-2-3 1-2 2-3 BB | F B X 1-1 FC3-6 1-2 2-3 3-H 1B | | 3<br>0<br>0<br>1 | 0<br>0<br>0<br>0 | 1<br>0<br>0<br>1 | 1<br>0<br>0<br>1 | 1<br>0<br>0<br>0 | 0<br>0<br>0<br>0 | 0<br>0<br>0<br>0 |
| J.D. Drew, L (1, 9)<br>OBP: 0.386, SLG: 0.513 | | C B C C 1-3 ① K | B B X 2-0 ② FC4-6 1-2f 3-H | | | B B B C X 3-1 12 2B 1B | C B B B X 2-1 ①② G1-2-3 1-2 2-3 3-Hf | F X 0-1 ② FC3-6 1-2f 2-3 3-H | | 5 | 1 | 1 | 2 | 0 | 1 | 6 |
| 12 Jeff Kent, R (1, 4)<br>OBP: 0.367, SLG: 0.425<br>Joe Beimel, L (9, 1) | | B B B B 4-0 HBP BB | C B X 1-1 ③ F9 | | | 1 SAFE B 1 SAFE B X 2-0 1-H 2B | I I I I 4-0 BB IBB | D X 1-0 ③ F8 | | 3<br>0 | 0<br>0 | 1<br>0 | 1<br>0 | 2<br>0 | 0<br>0 | 3<br>0 |
| Willy Aybar, S (1, 5)<br>OBP: 0.514, SLG: 0.607 | | B C B F H 3-2 1-2 HBP | F X 0-1 1B | | | F B B B C B 4-2 BB | B B B C B 4-1 1-2 2-3 3-H BB | | | 1 | 0 | 1 | 1 | 2 | 0 | 0 |
| 16 Andre Ethier, L (1, 7)<br>OBP: 0.328, SLG: 0.491 | | F X 0-1 ② F7 | X 0-0 ① F8 | | | F F X 0-2 ① F7 | F F X 0-2 ③ G3 | | | 4 | 0 | 0 | 0 | 0 | 0 | 8 |
| 55 Russell Martin, R (1, 2)<br>OBP: 0.390, SLG: 0.431 | | B B C X 2-1 ③ G3 | B X 1-0 ② F9 | | | X 0-0 ② F7 | | C F B B X 2-2 15 SH5-4 5 1B 18 1B 1B | | 4 | 1 | 1 | 0 | 0 | 0 | 5 |
| Jae Weong Seo, R (1, 1)<br>OBP: 0.133, SLG: 0.133<br>5 Nomar Garciaparra, R (8, 3)<br>OBP: 0.431, SLG: 0.660 | | | C F X 0-2 ① G1-3 | F F B F C 1-3 ③ K | | C B B B C X 3-2 ③ G3-1 | | F 1 SAFE F 1 SAFE F B B 1 SAFE 2-2 F X 18 1B 15 SH5-4 1-2 FC3-6 1B | | 3<br>1 | 0<br>1 | 0<br>1 | 0<br>0 | 0<br>0 | 1<br>0 | 3<br>0 |
| Inning Stats | R: 0 E: 0 K: 0 S: 9 H: 1 LOB: 0 BB: 0 P: 12 | R: 0 E: 0 K: 1 S: 9 H: 0 LOB: 2 BB: 1 P: 19 | R: 2 E: 1 K: 0 S: 10 H: 2 LOB: 1 BB: 0 P: 14 | R: 0 E: 0 K: 1 S: 8 H: 1 LOB: 1 BB: 0 P: 10 | R: 0 E: 0 K: 0 S: 10 H: 0 LOB: 0 BB: 0 P: 15 | R: 1 E: 0 K: 0 S: 12 H: 2 LOB: 2 BB: 1 P: 24 | R: 1 E: 0 K: 0 S: 10 H: 0 LOB: 3 BB: 5 P: 32 | R: 2 E: 0 K: 0 S: 15 H: 3 LOB: 2 BB: 1 P: 25 | | 1B: 7<br>2B: 2<br>3B: 0<br>HR: 0 | SF: 0<br>SAC: 1<br>DP: 1<br>HBP: 1 | | | WP: 1<br>PB: 0<br>SB: 0<br>CS: 1 | | PA: 41 |

| | AB | 31 |
|---|---|---|
| | R | 6 |
| | H | 9 |
| | RBI | 6 |
| | BB | 8 |
| | SO | 2 |
| | LOB | 26 |

| PITCHER | IP | WLS | BF | H | R | ER | SO | BB | IBB | HBP | BLK | WP | HR | S | P | ERA | WHIP |
|---|---|---|---|---|---|---|---|---|---|---|---|---|---|---|---|---|---|
| 49 Byung-Hyun Kim, R (1, 1)<br>ERA: 4.02 | 6.0 | L | 27 | 6 | 3 | 1 | 2 | 2 | 0 | 1 | 0 | 0 | 0 | 58 | 94 | 1.50 | 1.333 |
| Scott Dohmann, R (7, 1)<br>ERA: 4.76 | 0.0 | | 3 | 0 | 1 | 1 | 0 | 3 | 0 | 0 | 0 | 1 | 0 | 4 | 16 | ∞ | ∞ |
| 39 Tom Martin, L (7, 1)<br>ERA: 5.4 | 1.0 | | 4 | 0 | 0 | 0 | 0 | 1 | 1 | 0 | 0 | 0 | 0 | 6 | 16 | 0.00 | 1.000 |
| David Cortes, R (8, 1)<br>ERA: 2.12 | 1.0 | | 7 | 3 | 2 | 2 | 0 | 0 | 1 | 0 | 0 | 0 | 0 | 15 | 25 | 18.00 | 3.000 |

| PITCHER | IP | WLS | BF | H | R | ER | SO | BB | IBB | HBP | BLK | WP | HR | S | P | ERA | WHIP |
|---|---|---|---|---|---|---|---|---|---|---|---|---|---|---|---|---|---|

# Colorado Rockies @ Los Angeles Dodgers

Dodger Stadium, Los Angeles, CA

Tue May 23 2006, 7:10 PM PDT

Att. 40,228 - Clear - 70 F

livebaseballscorecards.com

TOP

| Batter | 1 | 2 | 3 | 4 | 5 | 6 | 7 | 8 | 9 | AB | R | H | RBI | BB | SO | LOB |
|---|---|---|---|---|---|---|---|---|---|---|---|---|---|---|---|---|
| 18 Cory Sullivan, L (1, 8)<br>OBP: 0.317, SLG: 0.446 | F8 | | F7 | | F7 | | | 27 HBP 1B | | 4 | 0 | 1 | 0 | 0 | 0 | 0 |
| 27 Garrett Atkins, R (1, 5)<br>OBP: 0.397, SLG: 0.524 | 17 1B 1B | | G6-3 | | | HR | | 17 G6-4-3 HBP | | 3 | 1 | 2 | 1 | 0 | 0 | 0 |
| 17 Todd Helton, L (1, 3)<br>OBP: 0.437, SLG: 0.509 | 1-2 1B | | 5 FC6-4 BB | | | G4-3 | | G6-4-3 | | 3 | 0 | 1 | 0 | 1 | 0 | 2 |
| 5 Matt Holliday, R (1, 7)<br>OBP: 0.361, SLG: 0.624 | K | | FC6-4 1-2f | | | G6-3 | | | 12 WP 2B | 4 | 0 | 1 | 0 | 0 | 1 | 3 |
| 11 Brad Hawpe, L (1, 9)<br>OBP: 0.418, SLG: 0.613 | G5-3 | | | G6-4-3 1B | | K | | | K | 4 | 0 | 1 | 0 | 0 | 2 | 3 |
| Luis Gonzalez, R (1, 4)<br>OBP: 0.262, SLG: 0.390 | | 12 G4-3 2B | | G6-4-3 1-2f | | | K | | P4 | 4 | 0 | 1 | 0 | 0 | 1 | 2 |
| 12 Clint Barmes, R (1, 6)<br>OBP: 0.225, SLG: 0.313 | | G4-3 2-3 | | K | | | F8 | | F9 2-3 | 4 | 0 | 0 | 0 | 0 | 1 | 2 |
| Miguel Ojeda, R (1, 2)<br>OBP: 0.301, SLG: 0.364<br>Sun-Woo Kim, R (8, 1)<br>OBP: 1.000, SLG: 2.000 | | K | | | K | | F8 | | | 3 | 0 | 0 | 0 | 0 | 3 | 1 |
| | | | | | | | K | | | 0 | 0 | 0 | 0 | 0 | 0 | 0 |
| Jason Jennings, L (1, 1)<br>OBP: 0.273, SLG: 0.286<br>Ray King, L (7, 1)<br>Eli Marrero, R (8, PH)<br>OBP: 0.367, SLG: 0.549<br>(8, 2) | | G4-3 | | | K | | | K | | 2 | 0 | 0 | 0 | 0 | 1 | 1 |
| | | | | | | | | | | 0 | 0 | 0 | 0 | 0 | 0 | 0 |
| | | | | | | | | | | 1 | 0 | 0 | 0 | 0 | 1 | 0 |
| Inning Stats | R: 0 H: 2<br>E: 0 LOB: 2<br>K: 1 BB: 0<br>S: 16 P: 28 | R: 0 H: 1<br>E: 0 LOB: 1<br>K: 1 BB: 0<br>S: 16 P: 21 | R: 0 H: 0<br>E: 0 LOB: 1<br>K: 0 BB: 1<br>S: 13 P: 24 | R: 0 H: 1<br>E: 0 LOB: 0<br>K: 1 BB: 0<br>S: 9 P: 15 | R: 0 H: 0<br>E: 0 LOB: 0<br>K: 2 BB: 0<br>S: 10 P: 16 | R: 1 H: 1<br>E: 0 LOB: 0<br>K: 1 BB: 0<br>S: 13 P: 23 | R: 0 H: 0<br>E: 0 LOB: 0<br>K: 2 BB: 0<br>S: 9 P: 12 | R: 0 H: 1<br>E: 0 LOB: 1<br>K: 1 BB: 0<br>S: 9 P: 12 | R: 0 H: 1<br>E: 0 LOB: 1<br>K: 1 BB: 0<br>S: 12 P: 17 | 1B: 4 SF: 0<br>2B: 2 SAC: 0<br>3B: 0 DP: 2<br>HR: 1 HBP: 1 | | | | | | |

| | AB | 32 |
|---|---|---|
| | R | 1 |
| | H | 7 |
| | RBI | 1 |
| | BB | 1 |
| | SO | 10 |
| | LOB | 14 |

WP: 1 PA: 34
PB: 0
SB: 0
CS: 0

| PITCHER | | IP | WLS | BF | H | R | ER | SO | BB | IBB | HBP | BLK | WP | HR | S | P | ERA | WHIP |
|---|---|---|---|---|---|---|---|---|---|---|---|---|---|---|---|---|---|---|
| 31 Brad Penny, R<br>ERA: 2.31 | (1, 1) | 5.0 | W | 19 | 4 | 0 | 0 | 5 | 1 | 0 | 0 | 0 | 0 | 0 | 64 | 104 | 0.00 | 1.000 |
| 47 Tim Hamulack, L<br>ERA: 5.5 | (6, 1) | 1.0 | | 4 | 1 | 1 | 1 | 1 | 0 | 0 | 0 | 0 | 0 | 1 | 13 | 23 | 9.00 | 1.000 |
| Danys Baez, R<br>ERA: 2.7 | (7, 1) | 2.0 | H | 7 | 1 | 0 | 0 | 3 | 0 | 0 | 1 | 0 | 0 | 0 | 18 | 24 | 0.00 | 0.500 |
| 44 Takashi Saito, R<br>ERA: 2.63 | (9, 1) | 1.0 | | 4 | 1 | 0 | 0 | 1 | 0 | 0 | 0 | 0 | 1 | 0 | 12 | 17 | 0.00 | 1.000 |

| PITCHER | IP | WLS | BF | H | R | ER | SO | BB | IBB | HBP | BLK | WP | HR | S | P | ERA | WHIP |
|---|---|---|---|---|---|---|---|---|---|---|---|---|---|---|---|---|---|

| Batter | 1 | 2 | 3 | 4 | 5 | 6 | 7 | 8 | 9 | AB | R | H | RBI | BB | SO | LOB |
|---|---|---|---|---|---|---|---|---|---|---|---|---|---|---|---|---|
| 15 Rafael Furcal, S (1, 6)<br>OBP: 0.333, SLG: 0.321 | C B X<br>1-1 ① G6-3 | B B B C X<br>3-1 WP 1-2 3B 1B | | B B X<br>2-0 ① F9 | B D C C C<br>2-3 ③ K | | | X<br>0-0 ② SF8 3-H | | 4 | 1 | 1 | 1 | 0 | 1 | 1 |
| Kenny Lofton, L (1, 8)<br>OBP: 0.360, SLG: 0.435 | B C B F X<br>2-2 5 G5-3 3B 1B | C B F F B B X<br>3-2 1-H 2-H 3B | | C B B B F X<br>3-2 ② G5-3 | | | C F B X<br>1-2 E9 5 2B | B B T B X<br>3-1 5 1B 1B | | 5 | 2 | 3 | 2 | 0 | 0 | 0 |
| 5 Nomar Garciaparra, R (1, 3)<br>OBP: 0.430, SLG: 0.657 | C X<br>0-1 ② G5-3 1-2 | F F B X<br>1-2 ② L4 | | F B B F F X<br>2-2 ③ L8 | | | F X<br>0-1 WP 12 SF8 2-H 2B | X<br>0-0 1-2 1B | | 5 | 1 | 2 | 1 | 0 | 0 | 2 |
| J.D. Drew, L (1, 9)<br>OBP: 0.392, SLG: 0.526 | S X<br>0-1 2B 2-H 3B | B B C B F T F X<br>3-2 ③ F8 | | | F B X<br>1-1 CS 1B | | B B C D B<br>4-1 G5-4-3 2-3 BB | B B F X<br>2-1 ③ G4-3 | | 4 | 1 | 2 | 1 | 1 | 0 | 3 |
| 12 Jeff Kent, R (1, 4)<br>OBP: 0.365, SLG: 0.419 | B B F B S B<br>4-2 2B BB | | F B X<br>1-1 ① F8 | | X<br>0-0 ① F7 | | B B C X<br>2-1 ① SF8 3-H | | | 2 | 0 | 0 | 1 | 1 | 0 | 1 |
| Willy Aybar, S (1, 5)<br>OBP: 0.487, SLG: 0.594 | B F X<br>1-1 1-3 3-H 2B | | X<br>0-0 ② P5 | | 1 SAFE B X<br>1-0 ② ③ G4-3 1-2 | | X<br>0-0 ② ③ G5-4-3 1-2f | | | 4 | 0 | 1 | 1 | 0 | 0 | 2 |
| 16 Andre Ethier, L (1, 7)<br>OBP: 0.355, SLG: 0.518 | B X<br>1-0 ③ G4-3 | | C B B S X<br>2-2 55 1B 1B | | | X<br>0-0 2B | | H<br>1-0 55 2B HBP | | 3 | 1 | 2 | 0 | 0 | 0 | 2 |
| 55 Russell Martin, R (1, 2)<br>OBP: 0.397, SLG: 0.455 | | C B F F C<br>1-3 ① K | B B X<br>2-0 1-2 1B | | | C D L F F S<br>1-3 ① K2-3 | | B F D X<br>2-1 WP 1-H 15 SF8 2B | | 4 | 1 | 2 | 1 | 0 | 2 | 1 |
| 31 Brad Penny, R (1, 1)<br>OBP: 0.250, SLG: 0.250<br>47 Tim Hamulack, R (6, 1)<br>13 Oscar Robles, L (6, PH)<br>OBP: 0.333, SLG: 0.273<br>Danys Baez, R (7, 1)<br>Olmedo Saenz, R (8, PH)<br>OBP: 0.342, SLG: 0.571<br>44 Takashi Saito, L (9, 1) | | S F X<br>0-2 WP 15 1B 3B 1B | F F S<br>0-3 ③ K | | | B B C B X<br>3-1 ② G6-3 | | C B B C B F S<br>3-3 ① K 2-3 | | 2<br>0<br>1<br>0<br>1<br>0 | 1<br>0<br>0<br>0<br>0<br>0 | 1<br>0<br>0<br>0<br>0<br>0 | 0<br>0<br>0<br>0<br>0<br>0 | 0<br>0<br>0<br>0<br>0<br>0 | 1<br>0<br>0<br>0<br>0<br>0 | 2<br>0<br>1<br>0<br>1<br>0 |
| Inning Stats | R: 2 E: 0 K: 0 S: 14 H: 3 LOB: 2 BB: 1 P: 23 | R: 2 E: 0 K: 1 S: 20 H: 3 LOB: 1 BB: 0 P: 31 | R: 0 E: 0 K: 1 S: 10 H: 2 LOB: 2 BB: 0 P: 15 | R: 0 E: 0 K: 0 S: 8 H: 0 LOB: 0 BB: 0 P: 15 | R: 0 E: 0 K: 0 S: 4 H: 1 LOB: 0 BB: 0 P: 6 | R: 0 E: 0 K: 2 S: 11 H: 1 LOB: 1 BB: 0 P: 17 | R: 2 E: 1 K: 0 S: 9 H: 1 LOB: 0 BB: 1 P: 16 | R: 2 E: 0 K: 1 S: 12 H: 3 LOB: 2 BB: 0 P: 23 | | 1B: 8<br>2B: 4<br>3B: 2<br>HR: 0 | SF: 2<br>SAC: 0<br>DP: 1<br>HBP: 1 | | WP: 3<br>PB: 0<br>SB: 0<br>CS: 1 | PA: 40 | | |

| PITCHER | | IP | WLS | BF | H | R | ER | SO | BB | IBB | HBP | BLK | WP | HR | S | P | ERA | WHIP |
|---|---|---|---|---|---|---|---|---|---|---|---|---|---|---|---|---|---|---|
| Jason Jennings, R<br>ERA: 5.18 | (1, 1) | 6.0 | L | 30 | 11 | 6 | 5 | 4 | 1 | 0 | 0 | 0 | 1 | 0 | 72 | 113 | 7.50 | 2.000 |
| Ray King, L<br>ERA: 2.92 | (7, 1) | 1.0 | | 3 | 0 | 0 | 0 | 0 | 1 | 0 | 0 | 0 | 1 | 0 | 4 | 10 | 0.00 | 1.000 |
| Sun-Woo Kim, R<br>ERA: 19.5 | (8, 1) | 1.0 | | 7 | 3 | 2 | 2 | 1 | 0 | 0 | 1 | 0 | 1 | 0 | 12 | 23 | 18.00 | 3.000 |

| PITCHER | IP | WLS | BF | H | R | ER | SO | BB | IBB | HBP | BLK | WP | HR | S | P | ERA | WHIP |
|---|---|---|---|---|---|---|---|---|---|---|---|---|---|---|---|---|---|

# BOTTOM

## Colorado Rockies @ Los Angeles Dodgers

Dodger Stadium, Los Angeles, CA

Tue May 23 2006, 7:10 PM PDT

Att. 40,228 - Clear - 70 F

livebaseballscorecards.com

| | |
|---|---|
| AB | 35 |
| R | 8 |
| H | 14 |
| RBI | 8 |
| BB | 2 |
| SO | 5 |
| LOB | 16 |

# Colorado Rockies @ Los Angeles Dodgers

Dodger Stadium, Los Angeles, CA

Wed May 24 2006, 7:10 PM PDT

Att. 39,299 - Partly Cloudy - 73 F

livebaseballscorecards.com

TOP

| Batter | 1 | 2 | 3 | 4 | 5 | 6 | 7 | 8 | 9 | AB | R | H | RBI | BB | SO | LOB |
|---|---|---|---|---|---|---|---|---|---|---|---|---|---|---|---|---|
| 18 Cory Sullivan, L (1, 8)<br>OBP: 0.315, SLG: 0.442 | F7 | | K | | | G3 | | 1B<br>1-2<br>2-H | | 4 | 0 | 1 | 1 | 0 | 1 | 2 |
| 27 Garrett Atkins, R (1, 5)<br>OBP: 0.389, SLG: 0.512 | F9 | | FC6-4<br>1-2f | | | K | | K | | 4 | 0 | 0 | 0 | 0 | 2 | 4 |
| 17 Todd Helton, L (1, 3)<br>OBP: 0.425, SLG: 0.491 | F7 | | | F8 | | | G4-3 | G1-3 | | 4 | 0 | 0 | 0 | 0 | 0 | 2 |
| 5 Matt Holliday, R (1, 7)<br>OBP: 0.359, SLG: 0.615 | | G5-3 | | G1-3 | | | 1B | | E3<br>11<br>DI | 4 | 0 | 1 | 0 | 0 | 0 | 0 |
| 11 Brad Hawpe, L (1, 9)<br>OBP: 0.409, SLG: 0.598 | | F7 | | G3 | | | P6 | | K<br>1-2 | 4 | 0 | 0 | 0 | 0 | 1 | 2 |
| Luis Gonzalez, R (1, 4)<br>OBP: 0.262, SLG: 0.385 | | K | | | G4-6-3<br>1B | | K | | F9 | 4 | 0 | 1 | 0 | 0 | 2 | 2 |
| 12 Clint Barmes, R (1, 6)<br>OBP: 0.226, SLG: 0.311 | | | WP<br>1B | | P4 | | | E6<br>WP<br>18<br>1B | P4 | 4 | 1 | 1 | 0 | 0 | 0 | 2 |
| Danny Ardoin, R (1, 2)<br>OBP: 0.248, SLG: 0.266<br>Miguel Ojeda, R (7, 2)<br>OBP: 0.311, SLG: 0.364 | | | 27<br>FC6-4<br>1-2<br>BB | | G4-6-3<br>1-2f | | | 18<br>1B<br>1-2<br>BB | | 1<br>0 | 0<br>0 | 0<br>0 | 0<br>0 | 1<br>1 | 0<br>0 | 1<br>0 |
| 28 Aaron Cook, R (1, 1)<br>OBP: 0.087, SLG: 0.087<br>39 Tom Martin, L (7, 1)<br>Jose Mesa, R (7, 1)<br>Jason Smith, L (8, PH)<br>OBP: 0.338, SLG: 0.414<br>40 Brian Fuentes, L (8, 1) | | | K | | | G6-3 | | F9 | | 2<br>0<br>0<br>1<br>0 | 0<br>0<br>0<br>0<br>0 | 0<br>0<br>0<br>0<br>0 | 0<br>0<br>0<br>0<br>0 | 0<br>0<br>0<br>0<br>0 | 1<br>0<br>0<br>0<br>0 | 2<br>0<br>0<br>2<br>0 |

| | AB | 32 |
|---|---|---|
| | R | 1 |
| | H | 4 |
| | RBI | 1 |
| | BB | 2 |
| | SO | 7 |
| | LOB | 19 |

| Inning Stats | 1 | 2 | 3 | 4 | 5 | 6 | 7 | 8 | 9 |
|---|---|---|---|---|---|---|---|---|---|
| | R: 0<br>E: 0<br>K: 0<br>S: 5 | R: 0<br>E: 0<br>K: 1<br>S: 6 | R: 0<br>E: 0<br>K: 2<br>S: 13 | R: 0<br>E: 0<br>K: 0<br>S: 6 | R: 0<br>E: 0<br>K: 0<br>S: 10 | R: 0<br>E: 0<br>K: 1<br>S: 7 | R: 0<br>E: 0<br>K: 1<br>S: 12 | R: 1<br>E: 1<br>K: 1<br>S: 13 | R: 0<br>E: 1<br>K: 1<br>S: 15 |
| | H: 0<br>LOB: 0<br>BB: 0<br>P: 11 | H: 0<br>LOB: 0<br>BB: 0<br>P: 9 | H: 1<br>LOB: 2<br>BB: 1<br>P: 20 | H: 0<br>LOB: 0<br>BB: 0<br>P: 8 | H: 1<br>LOB: 0<br>BB: 0<br>P: 13 | H: 0<br>LOB: 0<br>BB: 0<br>P: 14 | H: 1<br>LOB: 1<br>BB: 0<br>P: 15 | H: 1<br>LOB: 2<br>BB: 1<br>P: 21 | H: 0<br>LOB: 1<br>BB: 0<br>P: 18 |

1B: 4 SF: 0 WP: 2 PA: 34
2B: 0 SAC: 0 PB: 0
3B: 0 DP: 1 SB: 0
HR: 0 HBP: 0 CS: 0

| PITCHER | | IP | WLS | BF | H | R | ER | SO | BB | IBB | HBP | BLK | WP | HR | S | P | ERA | WHIP |
|---|---|---|---|---|---|---|---|---|---|---|---|---|---|---|---|---|---|---|
| Aaron Sele, R<br>ERA: 1.69 | (1, 1) | 7.0 | W | 24 | 3 | 0 | 0 | 5 | 1 | 0 | 0 | 0 | 1 | 0 | 59 | 90 | 0.00 | 0.571 |
| 51 Jonathan Broxton, R<br>ERA: 0.69 | (8, 1) | 2.0 | | 10 | 1 | 1 | 0 | 2 | 1 | 0 | 0 | 0 | 1 | 0 | 28 | 39 | 0.00 | 1.000 |

| PITCHER | IP | WLS | BF | H | R | ER | SO | BB | IBB | HBP | BLK | WP | HR | S | P | ERA | WHIP |
|---|---|---|---|---|---|---|---|---|---|---|---|---|---|---|---|---|---|

# Colorado Rockies @ Los Angeles Dodgers

Dodger Stadium, Los Angeles, CA

Wed May 24 2006, 7:10 PM PDT

Att. 39,299 - Partly Cloudy - 73 F

livebaseballscorecards.com

BOTTOM

| Batter | 1 | 2 | 3 | 4 | 5 | 6 | 7 | 8 | 9 | AB | R | H | RBI | BB | SO | LOB |
|---|---|---|---|---|---|---|---|---|---|---|---|---|---|---|---|---|
| 15 Rafael Furcal, S (1, 6)<br>OBP: 0.340, SLG: 0.328 | C F X 0-2 5 G6-3 1B | | X 0-0 ② F7 | | C B F X 1-2 BB 12 1B 1B | C B X 1-1 ③ 2-3 1B | | C X 0-1 ① L6 | | 5 | 1 | 3 | 0 | 0 | 0 | 1 |
| Kenny Lofton, L (1, 8)<br>OBP: 0.354, SLG: 0.425<br>16 Andre Ethier, L (9, 7)<br>OBP: 0.355, SLG: 0.518 | D 1 SAFE 1 SAFE B B C X 3-1 ① F7 | | B X 1-0 5 1B 1B 1B | | 1 SAFE 1 SAFE B B B X 2-0 ① F8 | | B C B B X 3-1 ① F8 | B B C X 2-1 ② G5-3 1-2 | | 5<br>0 | 1<br>0 | 1<br>0 | 0<br>0 | 0<br>0 | 0<br>0 | 3<br>0 |
| 5 Nomar Garciaparra, R (1, 3)<br>OBP: 0.437, SLG: 0.652 | 1 SAFE B X 1-0 ② G6-3 1-2 | | 1 SAFE B C B X 2-1 1B 12 1B 1-2 1B | | F 1 SAFE B X 1-1 ② F8 | | X 0-0 HBP S 1B 1B | I I I 4-0 IBB | | 4 | 2 | 2 | 0 | 1 | 0 | 2 |
| J.D. Drew, L (1, 9)<br>OBP: 0.392, SLG: 0.519 | X 0-0 ③ G4-3 | | B X 1-0 12 1B 1-3 2-H 1B | | B 1 SAFE B B B 4-0 12 1B 1-2 BB | | B C C B C 2-3 ② K 1-2 | C B S S 1-3 ③ K | | 4 | 0 | 1 | 1 | 1 | 2 | 4 |
| 12 Jeff Kent, R (1, 4)<br>OBP: 0.378, SLG: 0.430 | | X 0-0 FC4-6 1B | B C X 1-1 1-3 3-H 1B | | D F B F B F F X 3-2 1-3 2-H 1B | | I I I I 4-0 1B HBP 55 2B IBB | | | 3 | 1 | 3 | 2 | 1 | 0 | 0 |
| Willy Aybar, S (1, 5)<br>OBP: 0.465, SLG: 0.543 | | B 1 SAFE F C F F B C 2-3 ① K | X 0-0 ③ G6-3 | | X 0-0 ③ P6 | | C C H 1-2 1B 55 2B 1-2 2-3 HBP | | | 3 | 1 | 0 | 0 | 0 | 1 | 5 |
| José Cruz Jr., S (1, 7)<br>OBP: 0.380, SLG: 0.360 (9, 8) | F B F X 1-2 ② FC4-6 1-2f | | F B B X 2-1 ① F9 | | B B F C F B B 4-2 SH2-4 BB | | B F F D X 2-2 55 2B 1-2 2-3 3-H 1B | | | 3 | 1 | 1 | 1 | 1 | 0 | 1 |
| 55 Russell Martin, R (1, 2)<br>OBP: 0.388, SLG: 0.458 | F D 1 SAFE C 1 SAFE F F P T 2-2 ③ K | | C S F F X 0-2 ② G1-3 | | X 0-0 ① F8 | | X 0-0 ③ 1-H 2-H 3-H 2B | | | 4 | 0 | 1 | 3 | 0 | 1 | 2 |
| Aaron Sele, R (1, 1)<br>OBP: 0.111, SLG: 0.111<br>51 Jonathan Broxton, R (8, 1) | | | B B C S F S 2-3 ① K | | B C C T 1-2 ③ K | | L B X 1-1 ② SH2-4 1-2 | B S F B F B B 4-2 G5-3 BB | | 2<br>0 | 0<br>0 | 0<br>0 | 0<br>0 | 0<br>1 | 2<br>0 | 0<br>0 |
| Inning Stats | R: 0 E: 0 K: 0 S: 7 H: 1 LOB: 1 BB: 0 P: 11 | R: 0 E: 0 K: 2 S: 15 H: 1 LOB: 1 BB: 0 P: 19 | R: 2 E: 0 K: 1 S: 12 H: 4 LOB: 2 BB: 0 P: 19 | R: 0 E: 0 K: 1 S: 10 H: 0 LOB: 0 BB: 0 P: 13 | R: 1 E: 0 K: 0 S: 12 H: 2 LOB: 2 BB: 1 P: 23 | R: 0 E: 0 K: 0 S: 8 H: 1 LOB: 2 BB: 1 P: 14 | R: 4 E: 0 K: 1 S: 12 H: 3 LOB: 1 BB: 1 P: 24 | R: 0 E: 0 K: 1 S: 10 H: 0 LOB: 2 BB: 2 P: 21 | | 1B: 11<br>2B: 1<br>3B: 0<br>HR: 0 | SF: 0<br>SAC: 1<br>DP: 0<br>HBP: 1 | | | WP: 0<br>PB: 0<br>SB: 1<br>CS: 0 | PA: 40 | |

| | AB | 33 |
|---|---|---|
| | R | 7 |
| | H | 12 |
| | RBI | 7 |
| | BB | 5 |
| | SO | 6 |
| | LOB | 18 |

| PITCHER | | IP | WLS | BF | H | R | ER | SO | BB | IBB | HBP | BLK | WP | HR | S | P | ERA | WHIP |
|---|---|---|---|---|---|---|---|---|---|---|---|---|---|---|---|---|---|---|
| 28 Aaron Cook, R<br>ERA: 3.39 | (1, 1) | 6.0 | L | 28 | 9 | 3 | 3 | 4 | 2 | 0 | 0 | 0 | 0 | 0 | 64 | 99 | 4.50 | 1.833 |
| 39 Tom Martin, L<br>ERA: 6.75 | (7, 1) | 0.2 | | 5 | 1 | 3 | 3 | 1 | 0 | 1 | 1 | 0 | 0 | 0 | 8 | 18 | 40.50 | 1.500 |
| Jose Mesa, R<br>ERA: 3.68 | (7, 1) | 0.1 | | 2 | 2 | 1 | 1 | 0 | 0 | 0 | 0 | 0 | 0 | 0 | 4 | 6 | 27.00 | 6.000 |
| 40 Brian Fuentes, L<br>ERA: 1.37 | (8, 1) | 1.0 | | 5 | 0 | 0 | 0 | 1 | 1 | 1 | 0 | 0 | 0 | 0 | 10 | 21 | 0.00 | 1.000 |

| PITCHER | IP | WLS | BF | H | R | ER | SO | BB | IBB | HBP | BLK | WP | HR | S | P | ERA | WHIP |
|---|---|---|---|---|---|---|---|---|---|---|---|---|---|---|---|---|---|

# Colorado Rockies @ San Francisco Giants

AT&T Park, San Francisco, CA

Fri May 26 2006, 7:15 PM PDT

Att. 40,923 - Partly Cloudy - 57 F

livebaseballscorecards.com

## TOP

| Batter | 1 | 2 | 3 | 4 | 5 | 6 | 7 | 8 | 9 | AB | R | H | RBI | BB | SO | LOB |
|---|---|---|---|---|---|---|---|---|---|---|---|---|---|---|---|---|
| 18 Cory Sullivan, L (1, 8)<br>OBP: 0.317, SLG: 0.434 | B C S C<br>1-3 ① K | | B B F F B B<br>4-2 BB | | B B B C F F B<br>4-2 1-2 BB | | | B B B C F S<br>3-3 ① K | B C S S<br>1-3 ③ K | 3 | 0 | 0 | 0 | 2 | 3 | 2 |
| 27 Garrett Atkins, R (1, 5)<br>OBP: 0.386, SLG: 0.506 | B C B X<br>2-1 ② F8 | | B B X<br>2-0 ② F9 | | D B X<br>2-0 ③ L7 | | | C F X<br>0-2 17 FC5-4 1B | | 4 | 0 | 1 | 0 | 0 | 0 | 3 |
| 17 Todd Helton, L (1, 3)<br>OBP: 0.420, SLG: 0.483 | B B C B F S<br>3-3 ③ K | | 1 SAFE B C X<br>1-1 ③ F7 | | | S X<br>0-1 G5-4-3 1B | | B X<br>1-0 ② FC5-4 DI<br>1-2f | | 4 | 0 | 1 | 0 | 0 | 1 | 2 |
| 5 Matt Holliday, R (1, 7)<br>OBP: 0.365, SLG: 0.617<br>Eli Marrero, R (5, 7)<br>OBP: 0.371, SLG: 0.538 | | X<br>0-0 S 1B 1B | | H<br>1-0 11 CS HBP | | B C X<br>1-1 ① ② G5-4-3<br>1-2f | | B B B C B<br>4-1 1-2 BB | | 1<br>1 | 0<br>0 | 1<br>0 | 0<br>0 | 0<br>1 | 0<br>0 | 0<br>1 |
| 11 Brad Hawpe, L (1, 9)<br>OBP: 0.400, SLG: 0.583 | | C B F B S<br>2-3 ① K | | B S F D S<br>3-3 ① ② K<br>1-2 | | C B C B X<br>2-2 ③ G5-3 | | S S D S<br>1-3 ③ K | | 4 | 0 | 0 | 0 | 0 | 3 | 4 |
| Luis Gonzalez, R (1, 4)<br>OBP: 0.262, SLG: 0.385<br>Jason Smith, L (2, PH)<br>OBP: 0.346, SLG: 0.411 (2, 4) | | B S B 1 SAFE F F B X<br>3-2 S 1B<br>1-2 | | C S B S<br>1-3 ③ K2-3 | | | B C X<br>1-1 ① F9 | | B B B B<br>4-0 DI BB | 0<br>3 | 0<br>0 | 0<br>1 | 0<br>0 | 0<br>1 | 0<br>1 | 0<br>0 |
| 12 Clint Barmes, R (1, 6)<br>OBP: 0.221, SLG: 0.304 | | C D X<br>1-1 ② F4 | | | X<br>0-0 ① G5-3 | | C F X<br>0-2 ② G3-1 | | C B S S<br>1-3 ① K | 4 | 0 | 0 | 0 | 0 | 1 | 3 |
| Miguel Ojeda, R (1, 2)<br>OBP: 0.308, SLG: 0.357 | | C C B F B X<br>2-2 ③ L7<br>1-2<br>2-3 | | | B B X<br>2-0 ② G5-3 | | S B B F X<br>2-2 WP 1B | | C B T S<br>1-3 ② K | 4 | 0 | 1 | 0 | 0 | 1 | 3 |
| 26 Jeff Francis, L (1, 1)<br>OBP: 0.280, SLG: 0.100<br>Sun-Woo Kim, R (6, 1)<br>OBP: 1.000, SLG: 2.000<br>Choo Freeman, R (7, PH)<br>OBP: 0.298, SLG: 0.295<br>David Cortes, R (7, 1)<br>61 Ramon E Ramirez, R (8, 1)<br>OBP: 1.000, SLG: 1.000<br>Jamey Carroll, R (9, PH)<br>OBP: 0.415, SLG: 0.400 | | | C X<br>0-1 ① G3 | | B C B B B<br>4-1 18 BB BB | | F D S B F D F S<br>3-3 ③ K<br>1-2 | | B B B C B<br>4-1 1-2 BB | 1<br>0<br>1<br>0<br>0<br>0 | 0<br>0<br>0<br>0<br>0<br>0 | 0<br>0<br>0<br>0<br>0<br>0 | 0<br>0<br>0<br>0<br>0<br>0 | 1<br>0<br>0<br>0<br>0<br>1 | 0<br>0<br>1<br>0<br>0<br>0 | 0<br>0<br>1<br>0<br>0<br>0 |

| | AB | R | H | RBI | BB | SO | LOB |
|---|---|---|---|---|---|---|---|
| | 30 | 0 | 5 | 0 | 6 | 11 | 19 |

| Inning Stats | 1 | 2 | 3 | 4 | 5 | 6 | 7 | 8 | 9 |
|---|---|---|---|---|---|---|---|---|---|
| R: | 0 | 0 | 0 | 0 | 0 | 0 | 0 | 0 | 0 |
| E: | 0 | 0 | 0 | 0 | 0 | 0 | 0 | 0 | 0 |
| K: | 2 | 1 | 0 | 2 | 0 | 0 | 1 | 2 | 3 |
| S: | 8 | 14 | 7 | 6 | 8 | 7 | 13 | 12 | 10 |
| H: | 0 | 2 | 0 | 0 | 0 | 1 | 1 | 1 | 0 |
| LOB: | 0 | 2 | 1 | 0 | 2 | 0 | 1 | 2 | 2 |
| BB: | 0 | 0 | 1 | 0 | 2 | 0 | 0 | 1 | 2 |
| P: | 14 | 22 | 14 | 11 | 20 | 10 | 19 | 21 | 21 |

| | |
|---|---|
| 1B: | 5 |
| 2B: | 1 |
| 3B: | 0 |
| HR: | 0 |
| SF: | 0 |
| SAC: | 0 |
| DP: | 2 |
| HBP: | 1 |
| WP: | 1 |
| PB: | 0 |
| SB: | 2 |
| CS: | 1 |
| PA: | 37 |

| PITCHER | | IP | WLS | BF | H | R | ER | SO | BB | IBB | HBP | BLK | WP | HR | S | P | ERA | WHIP |
|---|---|---|---|---|---|---|---|---|---|---|---|---|---|---|---|---|---|---|
| Jason Schmidt, R<br>ERA: 2.78 | (1, 1) | 7.0 | W | 27 | 4 | 0 | 0 | 6 | 3 | 0 | 1 | 0 | 1 | 0 | 63 | 110 | 0.00 | 1.000 |
| Steve Kline, L<br>ERA: 3.21 | (8, 1) | 1.0 | | 5 | 1 | 0 | 0 | 2 | 1 | 0 | 0 | 0 | 0 | 0 | 12 | 21 | 0.00 | 2.000 |
| 38 Brian Wilson, R<br>ERA: | (9, 1) | 1.0 | | 5 | 0 | 0 | 0 | 3 | 2 | 0 | 0 | 0 | 0 | 0 | 10 | 21 | 0.00 | 2.000 |

| PITCHER | | IP | WLS | BF | H | R | ER | SO | BB | IBB | HBP | BLK | WP | HR | S | P | ERA | WHIP |
|---|---|---|---|---|---|---|---|---|---|---|---|---|---|---|---|---|---|---|

| Batter | 1 | 2 | 3 | 4 | 5 | 6 | 7 | 8 | 9 | AB | R | H | RBI | BB | SO | LOB |
|---|---|---|---|---|---|---|---|---|---|---|---|---|---|---|---|---|
| 2 Randy Winn, S (1, 9)<br>OBP: 0.362, SLG: 0.450 | B B C C X<br>2-2 G5-3 ① | X<br>0-0 FC5-4 ②<br>13 CS<br>1-2f<br>3-H | | | B C B B F X<br>3-2 F8 13 BB 2B 1B | C X<br>1-1 L7 ①<br>B X<br>1-0 P5 ③ | | | | 5 | 1 | 1 | 1 | 0 | 0 | 2 |
| 13 Omar Vizquel, S (1, 6)<br>OBP: 0.409, SLG: 0.448<br>Jose Vizcaino, S (8, PH)<br>OBP: 0.297, SLG: 0.203<br>(9, 6) | B C B B B<br>4-1 HBP 2B BB | 1 SAFE B<br>1 SAFE B<br>1 SAFE<br>2-0 CS ③<br>1-2 | C B X<br>1-1 G3-1 2B | | B B C B B<br>4-1 F8 2B BB<br>1-2 | B X<br>1-0 G1-5-3 1B 1B | | X<br>0-0 F7 ① | | 2 | 3 | 2 | 0 | 2 | 0 | 0 |
| | | | | | | | | | | 1 | 0 | 0 | 0 | 0 | 0 | 0 |
| Steve Finley, L (1, 8)<br>OBP: 0.344, SLG: 0.434 | C B B S S 1 SAFE<br>2-3 K ② | | X<br>0-0 B1-3 ① | | B F S X<br>1-2 F8 ①<br>1-2<br>2-3 | C F F B B F F X<br>2-2 G1-5-3 ②<br>1-2 | | B S B C X<br>2-2 G3-1 ② | | 5 | 0 | 0 | 0 | 0 | 1 | 5 |
| Barry Bonds, L (1, 7)<br>OBP: 0.487, SLG: 0.472<br>Jason Ellison, R (6, PR)<br>OBP: 0.273, SLG: 0.333<br>(7, 7) | H<br>1-0 2B HBP<br>1-2 | B S F B F X<br>2-2 G3-1 ②<br>2-3 | | | I I I I<br>4-0 2B FC4 IBB | B B B C X<br>3-1 2-5 BB 1B<br>2-H | | B X<br>1-0 P5 ③ | | 2 | 1 | 1 | 1 | 1 | 0 | 1 |
| | | | | | | | | | | 1 | 0 | 0 | 0 | 0 | 0 | 0 |
| Ray Durham, S (1, 4)<br>OBP: 0.306, SLG: 0.369 | B X<br>1-0<br>1-3<br>2-H 2B | I I I I I<br>4-0 IBB | | | C B F B X<br>2-2 FC4 47 2B 2B<br>1-3<br>2-H<br>3-H | B B B F F D B<br>4-2<br>1-2 BB | | | | 2 | 1 | 2 | 3 | 2 | 0 | 0 |
| Mike Matheny, R (1, 2)<br>OBP: 0.290, SLG: 0.351 | B X<br>1-0 F9 ③ | S 1 SAFE X<br>0-1 F8 ③ | | | F B B F X<br>2-2 FC4 47 2B<br>2-3<br>3-H | B B<br>2-0 2-5 ③<br>2-3 | F X<br>0-1 L9 ① | | | 4 | 1 | 0 | 1 | 0 | 0 | 5 |
| Pedro Feliz, R (1, 5)<br>OBP: 0.299, SLG: 0.460 | | C X<br>0-1 47 1B 2 FC5-4 1B | B S X<br>1-1 G6-3 ① | | B F B F X<br>2-2 L7 ② | | B X<br>1-0 47 2B 2B | | | 4 | 2 | 2 | 0 | 0 | 0 | 2 |
| 47 Travis Ishikawa, L (1, 3)<br>OBP: 0.667, SLG: 1.000 | | B S F B X<br>2-2 FC2-6 1B<br>1-3 | C B X<br>1-1 G3 ② | | 1 SAFE C X<br>0-1<br>1-H<br>3-H 2B | | B S X<br>1-1<br>2-H 2B | | | 4 | 0 | 3 | 3 | 0 | 0 | 0 |
| Jason Schmidt, R (1, 1)<br>OBP: 0.083, SLG: 0.125<br>9 Mark Sweeney, L (7, PH)<br>OBP: 0.324, SLG: 0.484<br>Steve Kline, S (8, 1)<br>38 Brian Wilson, R (9, 1) | | M X<br>0-1 FC2-6 ①<br>2 FC5-4<br>1-2f | X<br>0-0 F9 ③ | | C B F S<br>1-3 K ③ | | C C X<br>0-2 G6-3 ② | | | 3 | 0 | 0 | 0 | 0 | 1 | 3 |
| | | | | | | | | | | 1 | 0 | 0 | 0 | 0 | 0 | 1 |
| | | | | | | | | | | 0 | 0 | 0 | 0 | 0 | 0 | 0 |
| | | | | | | | | | | 0 | 0 | 0 | 0 | 0 | 0 | 0 |
| Inning Stats | R: 1 H: 1<br>E: 0 LOB: 2<br>K: 1 BB: 1<br>S: 9 P: 20 | R: 1 H: 2<br>E: 0 LOB: 0<br>K: 0 BB: 0<br>S: 8 P: 12 | R: 0 H: 1<br>E: 0 LOB: 2<br>K: 0 BB: 1<br>S: 9 P: 16 | R: 0 H: 0<br>E: 0 LOB: 0<br>K: 0 BB: 0<br>S: 5 P: 7 | R: 5 H: 3<br>E: 0 LOB: 1<br>K: 1 BB: 2<br>S: 21 P: 40 | R: 1 H: 2<br>E: 0 LOB: 2<br>K: 0 BB: 1<br>S: 13 P: 26 | R: 1 H: 2<br>E: 0 LOB: 1<br>K: 0 BB: 0<br>S: 9 P: 12 | R: 0 H: 0<br>E: 0 LOB: 0<br>K: 0 BB: 0<br>S: 5 P: 8 | | 1B: 5 SF: 0<br>2B: 6 SAC: 0<br>3B: 0 DP: 0<br>HR: 0 HBP: 1 | | | | | | |

| PITCHER | | IP | WLS | BF | H | R | ER | SO | BB | IBB | HBP | BLK | WP | HR | S | P | ERA | WHIP |
|---|---|---|---|---|---|---|---|---|---|---|---|---|---|---|---|---|---|---|
| 26 Jeff Francis, L<br>ERA: 3.86 | (1, 1) | 5.0 | L | 27 | 7 | 7 | 7 | 2 | 2 | 2 | 1 | 0 | 0 | 0 | 52 | 95 | 12.60 | 1.800 |
| Sun-Woo Kim, R<br>ERA: 18.0 | (6, 1) | 1.0 | | 6 | 2 | 1 | 1 | 0 | 1 | 0 | 0 | 0 | 0 | 0 | 13 | 26 | 9.00 | 3.000 |
| David Cortes, R<br>ERA: 2.5 | (7, 1) | 1.0 | | 5 | 2 | 1 | 1 | 0 | 0 | 0 | 0 | 0 | 0 | 0 | 9 | 12 | 9.00 | 2.000 |
| 61 Ramon E Ramirez, R<br>ERA: 1.33 | (8, 1) | 1.0 | | 3 | 0 | 0 | 0 | 0 | 0 | 0 | 0 | 0 | 0 | 0 | 5 | 8 | 0.00 | 0.000 |

| PITCHER | IP | WLS | BF | H | R | ER | SO | BB | IBB | HBP | BLK | WP | HR | S | P | ERA | WHIP |
|---|---|---|---|---|---|---|---|---|---|---|---|---|---|---|---|---|---|

# BOTTOM

## Colorado Rockies @ San Francisco Giants

AT&T Park, San Francisco, CA

Fri May 26 2006, 7:15 PM PDT

Att. 40,923 - Partly Cloudy - 57 F

livebaseballscorecards.com

| | |
|---|---|
| AB | 34 |
| R | 9 |
| H | 11 |
| RBI | 9 |
| BB | 5 |
| SO | 2 |
| LOB | 19 |

# Colorado Rockies @ San Francisco Giants

AT&T Park, San Francisco, CA

Sat May 27 2006, 6:05 PM PDT

Att. 40,350 - Partly Cloudy - 59 F

livebaseballscorecards.com

| Batter | 1 | 2 | 3 | 4 | 5 | 6 | 7 | 8 | 9 | AB | R | H | RBI | BB | SO | LOB |
|---|---|---|---|---|---|---|---|---|---|---|---|---|---|---|---|---|
| Jamey Carroll, R (1, 4)<br>OBP: 0.409, SLG: 0.387 | C B F B C<br>2-3 ① K | | F B T X<br>1-2 ② G4-3<br>2-3 | | C B B B C B<br>4-2 ③ FC6-4 BB | | B C B F B S<br>3-3 ③ K | | | 3 | 0 | 0 | 0 | 1 | 2 | 1 |
| Eli Marrero, R (1, 7)<br>OBP: 0.348, SLG: 0.500 | B B F F B S<br>3-3 ② K | | B X<br>1-0 ③ F8 | | B B X<br>2-0 ③ FC6-4<br>1-2f | | | C B X<br>1-1 ① P4 | | 4 | 0 | 0 | 0 | 0 | 1 | 2 |
| 17 Todd Helton, L (1, 3)<br>OBP: 0.409, SLG: 0.468 | C B F B B T<br>3-2 ③ K | | | X<br>0-0 ① F8 | | C B F X<br>1-2 ① G6-3 | | C X<br>0-1 ② G5-3 | | 4 | 0 | 0 | 0 | 0 | 1 | 0 |
| 27 Garrett Atkins, R (1, 5)<br>OBP: 0.388, SLG: 0.511 | | C B X<br>1-1 ① P4 | | B F B X<br>2-1 1B 2B | | C B B F F F B X<br>3-2 ② L8 | | B B C X<br>2-1 1B | | 4 | 1 | 2 | 0 | 0 | 0 | 0 |
| 11 Brad Hawpe, L (1, 9)<br>OBP: 0.402, SLG: 0.576 | | B B B B<br>4-0 BB | | S B B B C S<br>3-3 ② K | | C F B B B F F B F B<br>4-2 BB BB | | T C D S<br>1-3 ③ K | | 2 | 0 | 0 | 0 | 2 | 2 | 2 |
| JD Closser, S (1, 2)<br>OBP: 0.500, SLG: 0.333 | | F B S B F C<br>2-3 ② K | | B B F X<br>2-1 12 FC5-4 1B<br>2-H | | B F B B B<br>4-1 1-2 BB | | | B C S S<br>1-3 ① K2-3 | 3 | 0 | 1 | 1 | 1 | 2 | 1 |
| 12 Clint Barmes, R (1, 6)<br>OBP: 0.216, SLG: 0.297 | | B B B C X<br>3-1 ③ P5 | | X<br>0-0 ③ FC5-4<br>1-2f | | B F F B S<br>2-3 ③ K | | | C B B C D X<br>3-2 ② F8 | 4 | 0 | 0 | 0 | 0 | 1 | 4 |
| Choo Freeman, R (1, 8)<br>OBP: 0.314, SLG: 0.298 | | | C B B B B S B<br>4-2 37 G4-3 SH3-4 BB | | B B F S S<br>2-3 ① K | | F S B X<br>1-2 ① G6-3 | | B C B C F B F F F<br>3-2 X DI 1B | 3 | 0 | 1 | 0 | 1 | 1 | 0 |
| 37 Josh Fogg, R (1, 1)<br>David Cortes, R (6, 1)<br>18 Cory Sullivan, L (7, PH)<br>OBP: 0.316, SLG: 0.432<br>Ray King, L (7, 1)<br>Jose Mesa, R (8, 1)<br>Jason Smith, L (9, PH)<br>OBP: 0.341, SLG: 0.405 | | | X<br>0-0 ① SH3-4<br>1-2 | | B C X<br>1-1 ② G4-3 | | B S T S<br>1-3 ② K | | C S S<br>0-3 ③ K<br>1-2 | 1<br>0<br>1<br>0<br>0<br>1 | 0<br>0<br>0<br>0<br>0<br>0 | 0<br>0<br>0<br>0<br>0<br>1 | 0<br>0<br>0<br>0<br>0<br>1 | 0<br>0<br>1<br>0<br>0<br>1 | 0<br>0<br>0<br>0<br>0<br>1 | 0<br>0<br>0<br>0<br>0<br>1 |
| Inning Stats | R: 0 H: 0<br>E: 0 LOB: 0<br>K: 3 BB: 0<br>S: 10 P: 18 | R: 0 H: 0<br>E: 0 LOB: 1<br>K: 1 BB: 1<br>S: 8 P: 18 | R: 0 H: 0<br>E: 0 LOB: 1<br>K: 0 BB: 1<br>S: 7 P: 13 | R: 1 H: 2<br>E: 0 LOB: 1<br>K: 1 BB: 0<br>S: 9 P: 16 | R: 0 H: 0<br>E: 0 LOB: 1<br>K: 1 BB: 1<br>S: 8 P: 17 | R: 0 H: 0<br>E: 0 LOB: 2<br>K: 1 BB: 2<br>S: 17 P: 31 | R: 0 H: 0<br>E: 0 LOB: 0<br>K: 2 BB: 0<br>S: 9 P: 14 | R: 0 H: 1<br>E: 0 LOB: 1<br>K: 1 BB: 0<br>S: 9 P: 13 | R: 0 H: 1<br>E: 0 LOB: 1<br>K: 2 BB: 0<br>S: 16 P: 23 | 1B: 3 SF: 0<br>2B: 1 SAC: 1<br>3B: 0 DP: 0<br>HR: 0 HBP: 0 | | | | | | WP: 0 PA: 36<br>PB: 0<br>SB: 0<br>CS: 0 |

| TOP | |
|---|---|
| AB | 30 |
| R | 1 |
| H | 4 |
| RBI | 1 |
| BB | 5 |
| SO | 12 |
| LOB | 11 |

| PITCHER | | IP | WLS | BF | H | R | ER | SO | BB | IBB | HBP | BLK | WP | HR | S | P | ERA | WHIP |
|---|---|---|---|---|---|---|---|---|---|---|---|---|---|---|---|---|---|---|
| 18 Matt Cain, R<br>ERA: 5.07 | (1, 1) | 5.2 | W | 24 | 2 | 1 | 1 | 6 | 5 | 0 | 0 | 0 | 0 | 0 | 56 | 108 | 1.59 | 1.235 |
| Jeremy Accardo, R<br>ERA: 3.57 | (6, 1) | 2.0 | H | 7 | 1 | 0 | 0 | 3 | 0 | 0 | 0 | 0 | 0 | 0 | 18 | 28 | 0.00 | 0.500 |
| Steve Kline, L<br>ERA: 3.14 | (8, 1) | 0.1 | H | 1 | 0 | 0 | 0 | 1 | 0 | 0 | 0 | 0 | 0 | 0 | 3 | 4 | 0.00 | 0.000 |
| Armando Benitez, R<br>ERA: 0.87 | (9, 1) | 1.0 | S | 4 | 1 | 0 | 0 | 2 | 0 | 0 | 0 | 0 | 0 | 0 | 16 | 23 | 0.00 | 1.000 |

| PITCHER | IP | WLS | BF | H | R | ER | SO | BB | IBB | HBP | BLK | WP | HR | S | P | ERA | WHIP |
|---|---|---|---|---|---|---|---|---|---|---|---|---|---|---|---|---|---|

| Batter | 1 | 2 | 3 | 4 | 5 | 6 | 7 | 8 | 9 | AB | R | H | RBI | BB | SO | LOB |
|---|---|---|---|---|---|---|---|---|---|---|---|---|---|---|---|---|
| 2 Randy Winn, S (1, 9)<br>OBP: 0.355, SLG: 0.440 | F7 | | E6 13 CS<br>3-H | | P4 | | G6-3 | | | 4 | 0 | 0 | 0 | 0 | 0 | 1 |
| 13 Omar Vizquel, S (1, 6)<br>OBP: 0.411, SLG: 0.442 | CS BB | | CS<br>1-2 | F8 | BB | | G4-3 | | | 2 | 0 | 0 | 0 | 2 | 0 | 0 |
| Steve Finley, L (1, 8)<br>OBP: 0.342, SLG: 0.424 | K<br>1-2 | | | F9 | BB 1 SAFE<br>1-2 | | G3-1 | | | 3 | 0 | 0 | 0 | 1 | 1 | 1 |
| Barry Bonds, L (1, 7)<br>OBP: 0.481, SLG: 0.459 | | L9 | | BB<br>3B | P5 | | | F8 | | 3 | 1 | 0 | 0 | 1 | 0 | 3 |
| Ray Durham, S (1, 4)<br>OBP: 0.313, SLG: 0.377 | | P5 | | 1-2<br>3B BB | | E<br>2B | | G6-3 | | 3 | 2 | 1 | 0 | 1 | 0 | 0 |
| Pedro Feliz, R (1, 5)<br>OBP: 0.302, SLG: 0.472 | | G1-3 | | 1-H 2-H<br>3B | | E7<br>2-H 1B | | G6-3 | | 4 | 0 | 2 | 2 | 0 | 0 | 0 |
| Mike Matheny, R (1, 2)<br>OBP: 0.291, SLG: 0.358 | | | 47 G6-3<br>2 E<br>2B | F8 | | G1-3 | | | | 3 | 1 | 1 | 0 | 0 | 0 | 2 |
| 47 Travis Ishikawa, L (1, 3)<br>OBP: 0.556, SLG: 1.000 | | | G6-3<br>2-3 | | 3B | F7 | | | | 3 | 0 | 1 | 0 | 0 | 0 | 2 |
| 18 Matt Cain, R (1, 1)<br>OBP: 0.154, SLG: 0.231 | | | K | | K | P6 | | | | 2 | 0 | 0 | 0 | 0 | 2 | 2 |
| Jeremy Accardo, R (6, 1) | | | | | | | | | | 1 | 0 | 0 | 0 | 0 | 0 | 1 |
| Steve Kline, S (8, 1) | | | | | | | | | | 0 | 0 | 0 | 0 | 0 | 0 | 0 |
| Armando Benitez, R (9, 1) | | | | | | | | | | 0 | 0 | 0 | 0 | 0 | 0 | 0 |
| Inning Stats | R: 0 E: 0 K: 1 S: 5 H: 0 LOB: 0 BB: 1 P: 12 | R: 0 E: 0 K: 0 S: 8 H: 0 LOB: 0 BB: 0 P: 12 | R: 1 E: 1 K: 1 S: 10 H: 1 LOB: 0 BB: 0 P: 17 | R: 2 E: 0 K: 0 S: 12 H: 1 LOB: 1 BB: 2 P: 28 | R: 0 E: 0 K: 1 S: 9 H: 1 LOB: 3 BB: 2 P: 20 | R: 1 E: 1 K: 0 S: 9 H: 2 LOB: 1 BB: 0 P: 11 | R: 0 E: 0 K: 0 S: 7 H: 0 LOB: 0 BB: 0 P: 8 | R: 0 E: 0 K: 0 S: 6 H: 0 LOB: 0 BB: 0 P: 9 | | 1B: 1 2B: 2 3B: 2 HR: 0 | SF: 0 SAC: 0 DP: 0 HBP: 0 | | | WP: 0 PB: 0 SB: 0 CS: 2 | PA: 34 | | |

| PITCHER | | IP | WLS | BF | H | R | ER | SO | BB | IBB | HBP | BLK | WP | HR | S | P | ERA | WHIP |
|---|---|---|---|---|---|---|---|---|---|---|---|---|---|---|---|---|---|---|
| 37 Josh Fogg, R<br>ERA: 4.45 | (1, 1) | 5.0 | L | 24 | 5 | 4 | 3 | 3 | 5 | 0 | 0 | 0 | 0 | 0 | 49 | 95 | 5.40 | 2.000 |
| David Cortes, R<br>ERA: 2.37 | (6, 1) | 1.0 | | 3 | 0 | 0 | 0 | 0 | 0 | 0 | 0 | 0 | 0 | 0 | 4 | 5 | 0.00 | 0.000 |
| Ray King, L<br>ERA: 2.7 | (7, 1) | 1.0 | | 3 | 0 | 0 | 0 | 0 | 0 | 0 | 0 | 0 | 0 | 0 | 7 | 8 | 0.00 | 0.000 |
| Jose Mesa, R<br>ERA: 3.52 | (8, 1) | 1.0 | | 3 | 0 | 0 | 0 | 0 | 0 | 0 | 0 | 0 | 0 | 0 | 6 | 9 | 0.00 | 0.000 |

| PITCHER | IP | WLS | BF | H | R | ER | SO | BB | IBB | HBP | BLK | WP | HR | S | P | ERA | WHIP |
|---|---|---|---|---|---|---|---|---|---|---|---|---|---|---|---|---|---|

# BOTTOM

## Colorado Rockies @ San Francisco Giants

AT&T Park, San Francisco, CA

Sat May 27 2006, 6:05 PM PDT

Att. 40,350 - Partly Cloudy - 59 F

livebaseballscorecards.com

| | |
|---|---|
| AB | 28 |
| R | 4 |
| H | 5 |
| RBI | 2 |
| BB | 5 |
| SO | 3 |
| LOB | 12 |

# Colorado Rockies @ San Francisco Giants

AT&T Park, San Francisco, CA

Sun May 28 2006, 1:05 PM PDT

Att. 42,935 - Partly Cloudy - 63 F

livebaseballscorecards.com

TOP

| Batter | 1 | 2 | 3 | 4 | 5 | 6 | 7 | 8 | 9 | AB | R | H | RBI | BB | SO | LOB |
|---|---|---|---|---|---|---|---|---|---|---|---|---|---|---|---|---|
| Jamey Carroll, R (1, 4)<br>OBP: 0.435, SLG: 0.406 | B B B B<br>4-0 19 CS BB | | B C X<br>1-1 19 G6-4-3 1B | F B F X<br>1-2 19 3B 1-3 3-H 1B | | B C X<br>1-1 1B | | | B C F B B F B<br>4-2 BB | 3 | 1 | 3 | 1 | 2 | 0 | 0 |
| 19 Ryan Spilborghs, R (1, 8)<br>OBP: 0.526, SLG: 0.533 | 1 SAFE C B P X<br>2-1 ① 5 FC6-4 1-2 1B | | X<br>0-0 ②③ G6-4-3 1-2f | X<br>0-0 1-H 3-H 3B | | C B F B B X<br>3-2 ③ P3 | | | B 1 SAFE 1 SAFE B C 1 SAFE B X<br>3-1 ② F8 | 5 | 0 | 2 | 2 | 0 | 0 | 3 |
| 17 Todd Helton, L (1, 3)<br>OBP: 0.403, SLG: 0.465 | B 1 SAFE X<br>1-0 ② F9 | | | 5 1B 2B<br>F9 | | | B B X<br>2-0 ① F8 | | F B 1 SAFE F F F F B 1 SAFE<br>2-2 X ③ P4 | 5 | 1 | 1 | 0 | 0 | 0 | 3 |
| 5 Matt Holliday, R (1, 7)<br>OBP: 0.363, SLG: 0.610 | B S 1 SAFE X<br>1-1 ③ FC6-4 1-2f | | | S X<br>0-1 11 1B 2-H 1B 1B | X<br>0-0 ① P3 | | T B S F F B X<br>2-2 ② F9 | | | 4 | 1 | 1 | 1 | 0 | 0 | 1 |
| 27 Garrett Atkins, R (1, 5)<br>OBP: 0.390, SLG: 0.516 | | C B X<br>1-1 12 FC5-4 11 BB 1B | | B 1 SAFE B C F X<br>2-2 ① F9 | B X<br>1-0 2B | | C B B B F F X<br>3-2 ③ F9 | | | 4 | 0 | 2 | 0 | 0 | 0 | 1 |
| 11 Brad Hawpe, L (1, 9)<br>OBP: 0.404, SLG: 0.572 | | B B B B<br>4-0 12 FC5-4 1-2 BB | | C B 1 SAFE B C X<br>2-2 1B 49 1B 1-2 1B | B B C S F C<br>2-3 ② K | | | B F X<br>1-1 ① F7 | | 3 | 1 | 1 | 0 | 1 | 1 | 1 |
| 12 Clint Barmes, R (1, 6)<br>OBP: 0.212, SLG: 0.291 | | B X<br>1-0 ①② FC5-4 FC6-4 1-2 2-3 | | X<br>0-0 ② P3 | B B F F X<br>2-2 ③ F8 | | | B B B C X<br>3-1 ② F8 | | 4 | 0 | 0 | 0 | 0 | 0 | 5 |
| Miguel Ojeda, R (1, 2)<br>OBP: 0.305, SLG: 0.351 | | 1 SAFE C B X<br>1-1 ③ FC6-4 1-2f | | X<br>0-0 49 1B 1-3 2-H 1B | F C B F X<br>1-2 ① G6-3 | | | C B X<br>1-1 ③ F8 | | 4 | 1 | 1 | 1 | 0 | 0 | 1 |
| 49 Byung-Hyun Kim, R (1, 1)<br>OBP: 0.077, SLG: 0.077<br>39 Tom Martin, L (6, 1)<br>61 Ramon E Ramirez, R (6, 1)<br>OBP: 1.000, SLG: 1.000<br>Ray King, L (8, 1)<br>Choo Freeman, R (9, PH)<br>OBP: 0.308, SLG: 0.292<br>40 Brian Fuentes, L (9, 1) | | C B X<br>1-1 ① G4-3 | L X<br>0-1 1B 19 3B 2-3 3-H 1B | | B F F B F X<br>2-2 ② F8 | | | C B F B S<br>2-3 ① K | | 3<br>0<br>0<br>0<br>1<br>0 | 1<br>0<br>0<br>0<br>0<br>0 | 1<br>0<br>0<br>0<br>0<br>0 | 1<br>0<br>0<br>0<br>0<br>0 | 0<br>0<br>0<br>0<br>1<br>0 | 0<br>0<br>0<br>0<br>0<br>0 | 0<br>0<br>0<br>0<br>0<br>0 |
| Inning Stats | R: 0 E: 0 K: 0 S: 6 H: 1 LOB: 1 BB: 1 P: 13 | R: 0 E: 0 K: 0 S: 5 H: 1 LOB: 1 BB: 1 P: 12 | R: 0 E: 0 K: 0 S: 5 H: 1 LOB: 0 BB: 0 P: 7 | R: 6 E: 0 K: 0 S: 18 H: 7 LOB: 1 BB: 0 P: 24 | R: 0 E: 0 K: 1 S: 9 H: 1 LOB: 1 BB: 0 P: 14 | R: 0 E: 0 K: 0 S: 13 H: 1 LOB: 1 BB: 0 P: 20 | R: 0 E: 0 K: 0 S: 10 H: 0 LOB: 0 BB: 0 P: 17 | R: 0 E: 0 K: 0 S: 6 H: 0 LOB: 0 BB: 0 P: 11 | R: 0 E: 0 K: 1 S: 14 H: 0 LOB: 1 BB: 1 P: 25 | 1B: 9 2B: 2 3B: 1 HR: 0 | SF: 0 SAC: 0 DP: 2 HBP: 0 | | | | | |

| | AB | 36 |
|---|---|---|
| | R | 6 |
| | H | 12 |
| | RBI | 6 |
| | BB | 3 |
| | SO | 2 |
| | LOB | 15 |

WP: 0 PB: 0 SB: 0 CS: 1 PA: 39

| PITCHER | | IP | WLS | BF | H | R | ER | SO | BB | IBB | HBP | BLK | WP | HR | S | P | ERA | WHIP |
|---|---|---|---|---|---|---|---|---|---|---|---|---|---|---|---|---|---|---|
| Jamey Wright, R<br>ERA: 4.43 | (1, 1) | 3.2 | L | 20 | 10 | 6 | 6 | 0 | 2 | 0 | 0 | 0 | 0 | 0 | 33 | 55 | 14.73 | 3.273 |
| 32 Kevin Correia, R<br>ERA: 2.92 | (4, 1) | 2.1 | | 9 | 2 | 0 | 0 | 1 | 0 | 0 | 0 | 0 | 0 | 0 | 23 | 35 | 0.00 | 0.857 |
| 53 Jonathan Sánchez, L<br>ERA: | (7, 1) | 1.0 | | 3 | 0 | 0 | 0 | 0 | 0 | 0 | 0 | 0 | 0 | 0 | 10 | 17 | 0.00 | 0.000 |
| 41 Brad Hennessey, R<br>ERA: 2.8 | (8, 1) | 2.0 | | 7 | 0 | 0 | 0 | 1 | 1 | 0 | 0 | 0 | 0 | 0 | 20 | 36 | 0.00 | 0.500 |

| PITCHER | IP | WLS | BF | H | R | ER | SO | BB | IBB | HBP | BLK | WP | HR | S | P | ERA | WHIP |
|---|---|---|---|---|---|---|---|---|---|---|---|---|---|---|---|---|---|

| Batter | 1 | 2 | 3 | 4 | 5 | 6 | 7 | 8 | 9 | AB | R | H | RBI | BB | SO | LOB |
|---|---|---|---|---|---|---|---|---|---|---|---|---|---|---|---|---|
| 2 Randy Winn, S (1, 9)<br>OBP: 0.353, SLG: 0.434 | B B B B<br>4-0 G4-6-3 BB | | L B F S<br>1-3 ① K | | C X<br>0-1 ③ F7 | | X<br>0-0 ③ G6-3 | | | 3 | 0 | 0 | 0 | 1 | 1 | 2 |
| Jose Vizcaino, S (1, 6)<br>OBP: 0.295, SLG: 0.206 | C X<br>0-1 ①② G4-6-3<br>1-2f | | B C X<br>1-1 ②③ G4-6-3<br>1-2f | | | C B B B X<br>3-1 1B 9 FC3-6 1B | | X<br>0-0 ① P4 | | 4 | 1 | 1 | 0 | 0 | 0 | 2 |
| Steve Finley, L (1, 8)<br>OBP: 0.345, SLG: 0.423 | C B X<br>1-1 BB 1B | | | B B B C B<br>4-1 HR BB | | B X<br>1-0 ① F8 | | C B F B X<br>2-2 ② G4-3 | | 3 | 1 | 1 | 0 | 1 | 0 | 1 |
| Barry Bonds, L (1, 7)<br>OBP: 0.488, SLG: 0.491<br>Jason Ellison, R (9, 7)<br>OBP: 0.273, SLG: 0.333 | B F B B B<br>4-1 1-2 BB | | | B F F B B X<br>3-2 1-H HR | | B B F B X<br>2-1 9 FC3-6 1-3 1B | | B X<br>1-0 ③ G5-3 | | 3<br>0 | 1<br>0 | 2<br>0 | 2<br>0 | 1<br>0 | 0<br>0 | 0<br>0 |
| 9 Mark Sweeney, L (1, 3)<br>OBP: 0.311, SLG: 0.464 | C S S<br>0-3 ③ K | | | B F C B S<br>2-3 ① K | | X<br>0-0 ② FC3-6<br>1-2f 3-H | | | B F B X<br>2-1 ① G4-3 | 4 | 0 | 0 | 1 | 0 | 2 | 3 |
| Pedro Feliz, R (1, 5)<br>OBP: 0.301, SLG: 0.467 | | C B X<br>1-1 G5-4-3 1B | | B C C S<br>1-3 ② K | | B C X<br>1-1 ③ G6-3 | | | B S X<br>1-1 ② P3 | 4 | 0 | 1 | 0 | 0 | 1 | 1 |
| Mike Matheny, R (1, 2)<br>OBP: 0.284, SLG: 0.348 | C X<br>0-1 ①② G5-4-3<br>1-2f | | | S X<br>0-1 ③ G4-3 | | | C B S T<br>1-2 ① K | | F B B B F F B X<br>3-2 ③ F8 | 4 | 0 | 0 | 0 | 0 | 1 | 1 |
| 19 Kevin Frandsen, R (1, 4)<br>OBP: 0.309, SLG: 0.245 | | B F B B F S<br>2-3 ③ K | | | C F B F F X<br>1-2 ① F7 | | F B X<br>1-1 ② G5-3 | | | 3 | 0 | 0 | 0 | 0 | 1 | 0 |
| Jamey Wright, R (1, 1)<br>OBP: 0.240, SLG: 0.280<br>32 Kevin Correia, R (4, 1)<br>53 Jonathan Sánchez, L (7, 1)<br>47 Travis Ishikawa, L (7, PH)<br>OBP: 0.600, SLG: 1.100<br>41 Brad Hennessey, R (8, 1)<br>OBP: 0.231, SLG: 0.231 | | | B F C B B F X<br>3-2 G4-6-3 1B | | X<br>0-0 ② G6-3 | | F B X<br>1-1 2B | | | 1<br>1<br>0<br>1<br>0 | 0<br>0<br>0<br>0<br>0 | 1<br>0<br>0<br>1<br>0 | 0<br>0<br>0<br>0<br>0 | 0<br>0<br>0<br>0<br>0 | 0<br>0<br>0<br>0<br>0 | 0<br>0<br>0<br>0<br>0 |
| Inning Stats | R: 0 H: 1<br>E: 0 LOB: 2<br>K: 1 BB: 2<br>S: 8 P: 17 | R: 0 H: 1<br>E: 0 LOB: 0<br>K: 1 BB: 0<br>S: 7 P: 10 | R: 0 H: 1<br>E: 0 LOB: 0<br>K: 1 BB: 0<br>S: 9 P: 14 | R: 2 H: 1<br>E: 0 LOB: 0<br>K: 2 BB: 1<br>S: 12 P: 22 | R: 0 H: 0<br>E: 0 LOB: 0<br>K: 0 BB: 0<br>S: 8 P: 9 | R: 1 H: 2<br>E: 0 LOB: 1<br>K: 0 BB: 0<br>S: 8 P: 15 | R: 0 H: 1<br>E: 0 LOB: 1<br>K: 1 BB: 0<br>S: 8 P: 11 | R: 0 H: 0<br>E: 0 LOB: 0<br>K: 0 BB: 0<br>S: 5 P: 8 | R: 0 H: 0<br>E: 0 LOB: 0<br>K: 0 BB: 0<br>S: 8 P: 14 | 1B: 5 SF: 0<br>2B: 1 SAC: 0<br>3B: 0 DP: 3<br>HR: 1 HBP: 0 | | | | | WP: 0 PA: 34<br>PB: 0<br>SB: 0<br>CS: 0 | |

| PITCHER | IP | WLS | BF | H | R | ER | SO | BB | IBB | HBP | BLK | WP | HR | S | P | ERA | WHIP |
|---|---|---|---|---|---|---|---|---|---|---|---|---|---|---|---|---|---|
| 49 Byung-Hyun Kim, R (1, 1)<br>ERA: 4.17 | 5.1 | W | 22 | 6 | 3 | 3 | 5 | 3 | 0 | 0 | 0 | 0 | 1 | 49 | 83 | 5.06 | 1.688 |
| 39 Tom Martin, L (6, 1)<br>ERA: 6.62 | 0.1 | H | 1 | 0 | 0 | 0 | 0 | 0 | 0 | 0 | 0 | 0 | 0 | 1 | 1 | 0.00 | 0.000 |
| 61 Ramon E Ramirez, R (6, 1)<br>ERA: 1.25 | 1.1 | H | 5 | 1 | 0 | 0 | 1 | 0 | 0 | 0 | 0 | 0 | 0 | 10 | 14 | 0.00 | 0.750 |
| Ray King, L (8, 1)<br>ERA: 2.51 | 1.0 | H | 3 | 0 | 0 | 0 | 0 | 0 | 0 | 0 | 0 | 0 | 0 | 5 | 8 | 0.00 | 0.000 |
| 40 Brian Fuentes, L (9, 1)<br>ERA: 1.31 | 1.0 | S | 3 | 0 | 0 | 0 | 0 | 0 | 0 | 0 | 0 | 0 | 0 | 8 | 14 | 0.00 | 0.000 |

| PITCHER | IP | WLS | BF | H | R | ER | SO | BB | IBB | HBP | BLK | WP | HR | S | P | ERA | WHIP |
|---|---|---|---|---|---|---|---|---|---|---|---|---|---|---|---|---|---|

# BOTTOM

## Colorado Rockies @ San Francisco Giants

AT&T Park, San Francisco, CA

Sun May 28 2006, 1:05 PM PDT
Att. 42,935 - Partly Cloudy - 63 F

livebaseballscorecards.com

| | |
|---|---|
| AB | 31 |
| R | 3 |
| H | 7 |
| RBI | 3 |
| BB | 3 |
| SO | 6 |
| LOB | 10 |

# Colorado Rockies @ San Diego Padres

PETCO Park, San Diego, CA

Mon May 29 2006, 9:05 PM EDT

Att. 27,904 - Clear - 69 F

TOP

livebaseballscorecards.com

| Batter | 1 | 2 | 3 | 4 | 5 | 6 | 7 | 8 | 9 | AB | R | H | RBI | BB | SO | LOB |
|---|---|---|---|---|---|---|---|---|---|---|---|---|---|---|---|---|
| Jamey Carroll, R (1, 4)<br>OBP: 0.417, SLG: 0.386 | C B B B C X<br>3-2 ①<br>G6-3 | B X<br>1-0 ③<br>G5-3 | | | C X<br>0-1 ①<br>G6-3 | | B F X<br>1-1 ②<br>G4-3 | | B B X<br>2-0 ②<br>G4-3<br>2-3 | 5 | 0 | 0 | 0 | 0 | 0 | 2 |
| 19 Ryan Spilborghs, R (1, 8)<br>OBP: 0.458, SLG: 0.600 | B B C X<br>2-1 ②<br>F8 | | C F B B B S<br>3-3 ①<br>K | | F F B F F B S<br>2-3 ②<br>K | | B B X<br>2-0<br>HR | | D C B X<br>2-1 ③<br>F8 | 5 | 1 | 1 | 1 | 0 | 2 | 1 |
| 17 Todd Helton, L (1, 3) | X<br>0-0 ③<br>P6 | B X<br>1-0 ②<br>F7 | | | B B B C F X<br>3-2<br>5<br>FC6-4<br>1B | | F B X<br>1-1 ③<br>G3 | | | 4 | 0 | 1 | 0 | 0 | 0 | 0 |
| 5 Matt Holliday, R (1, 7)<br>OBP: 0.371, SLG: 0.639 | | F X<br>0-1<br>HR | C B B X<br>2-1<br>27<br>1B<br>2B | | B B B C X<br>3-1 ③<br>FC6-4<br>1-2f | | | S B B X<br>2-1<br>27<br>G3<br>11<br>2B<br>2B | | 4 | 2 | 3 | 1 | 0 | 0 | 1 |
| 27 Garrett Atkins, R (1, 5)<br>OBP: 0.392, SLG: 0.514 | | B B B C B<br>4-1<br>11<br>HR<br>BB | C X<br>0-1<br>2-3<br>1B | | | B X<br>1-1 ①<br>F8 | | B F B F F X<br>2-2 ①<br>G3<br>2-3 | | 3 | 1 | 1 | 0 | 1 | 0 | 1 |
| 11 Brad Hawpe, L (1, 9)<br>OBP: 0.406, SLG: 0.593 | | B F F 1 SAFE X<br>1-2<br>1-H<br>HR | F 1 SAFE B B F C<br>2-3 ③ | | | B S B S X<br>2-2 ②<br>G3-1 | | C S D B X<br>2-2<br>F8-5<br>3-H<br>2B | | 4 | 1 | 2 | 3 | 0 | 1 | 2 |
| JD Closser, S (1, 2)<br>OBP: 0.500, SLG: 0.333 | | B X<br>1-0<br>SH1-3<br>1B | C B X<br>1-1 ①<br>L9 | | | F B B B B<br>4-1<br>BB | | B C S B X<br>2-2 ②③<br>F8-5<br>2-3 | | 3 | 0 | 1 | 0 | 1 | 0 | 1 |
| 12 Clint Barmes, R (1, 6)<br>OBP: 0.212, SLG: 0.290 | | X<br>0-0 ①<br>F9 | B S X<br>1-1 ②<br>F8 | | | C 1 SAFE X<br>0-1 ③<br>L7 | | | C B X<br>1-1<br>G4-3<br>SH1-3<br>1B | 4 | 0 | 1 | 0 | 0 | 0 | 2 |
| Jason Jennings, L (1, 1)<br>OBP: 0.250, SLG: 0.261 | | F X<br>0-1 ②<br>SH1-3<br>1-2 | S B B B C X<br>3-2 ③<br>G4-3 | | | | C F S<br>0-3 ①<br>K | | 1 SAFE X<br>0-0 ①<br>SH1-3<br>1-2 | 2 | 0 | 0 | 0 | 0 | 1 | 0 |
| Inning Stats | R: 0 H: 0<br>E: 0 LOB: 0<br>K: 0 BB: 0<br>S: 6 P: 11 | R: 3 H: 3<br>E: 0 LOB: 1<br>K: 0 BB: 1<br>S: 11 P: 18 | R: 0 H: 2<br>E: 0 LOB: 2<br>K: 2 BB: 0<br>S: 11 P: 19 | R: 0 H: 0<br>E: 0 LOB: 0<br>K: 0 BB: 0<br>S: 7 P: 12 | R: 0 H: 1<br>E: 0 LOB: 1<br>K: 1 BB: 0<br>S: 12 P: 20 | R: 0 H: 0<br>E: 0 LOB: 1<br>K: 0 BB: 1<br>S: 8 P: 15 | R: 1 H: 1<br>E: 0 LOB: 0<br>K: 1 BB: 0<br>S: 8 P: 12 | R: 1 H: 2<br>E: 0 LOB: 0<br>K: 0 BB: 0<br>S: 12 P: 20 | R: 0 H: 1<br>E: 0 LOB: 1<br>K: 0 BB: 0<br>S: 6 P: 11 | 1B: 4 SF: 0<br>2B: 4 SAC: 2<br>3B: 0 DP: 1<br>HR: 3 HBP: 0 | | | | | | WP: 0 PA: 38<br>PB: 0<br>SB: 0<br>CS: 0 |

| | AB | 34 |
|---|---|---|
| | R | 5 |
| | H | 10 |
| | RBI | 5 |
| | BB | 2 |
| | SO | 4 |
| | LOB | 10 |

| PITCHER | | IP | WLS | BF | H | R | ER | SO | BB | IBB | HBP | BLK | WP | HR | S | P | ERA | WHIP |
|---|---|---|---|---|---|---|---|---|---|---|---|---|---|---|---|---|---|---|
| 39 Mike Thompson, R<br>ERA: 3.5 | (1, 1) | 6.0 | L | 26 | 6 | 3 | 3 | 3 | 2 | 0 | 0 | 0 | 0 | 2 | 55 | 95 | 4.50 | 1.333 |
| Jim Brower, R<br>ERA: 12.15 | (7, 1) | 2.0 | | 8 | 3 | 2 | 2 | 1 | 0 | 0 | 0 | 0 | 0 | 1 | 20 | 32 | 9.00 | 1.500 |
| Brian Sweeney, R<br>ERA: 2.83 | (9, 1) | 1.0 | | 4 | 1 | 0 | 0 | 0 | 0 | 0 | 0 | 0 | 0 | 0 | 6 | 11 | 0.00 | 1.000 |

| PITCHER | IP | WLS | BF | H | R | ER | SO | BB | IBB | HBP | BLK | WP | HR | S | P | ERA | WHIP |
|---|---|---|---|---|---|---|---|---|---|---|---|---|---|---|---|---|---|

# BOTTOM

## Colorado Rockies @ San Diego Padres

PETCO Park, San Diego, CA

Mon May 29 2006, 9:05 PM EDT

Att. 27,904 - Clear - 69 F

livebaseballscorecards.com

| Batter | 1 | 2 | 3 | 4 | 5 | 6 | 7 | 8 | 9 | AB | R | H | RBI | BB | SO | LOB |
|---|---|---|---|---|---|---|---|---|---|---|---|---|---|---|---|---|
| Dave Roberts, L (1, 7)<br>OBP: 0.361, SLG: 0.418 | G4-3 | | F8 | | | K | | | G3 | 4 | 0 | 0 | 0 | 0 | 1 | 1 |
| Mike Cameron, R (1, 8)<br>OBP: 0.333, SLG: 0.326 | P3 | | | K | | | K | | G6-3 | 4 | 0 | 0 | 0 | 0 | 2 | 0 |
| 24 Brian Giles, L (1, 9)<br>OBP: 0.400, SLG: 0.401 | G6-3 | | | G3-1 | | | F7 | | BB | 3 | 0 | 0 | 0 | 1 | 0 | 0 |
| Mike Piazza, R (1, 2)<br>OBP: 0.331, SLG: 0.473 | | K | | F8 | | | F8 | | K | 4 | 0 | 0 | 0 | 0 | 2 | 1 |
| Mark Bellhorn, S (1, 5)<br>OBP: 0.326, SLG: 0.482 | | 3<br>1B | | | K | | | F8 23 1B<br>BB | | 2 | 0 | 1 | 0 | 1 | 1 | 0 |
| 3 Khalil Greene, R (1, 6)<br>OBP: 0.300, SLG: 0.418 | | G1-4-6-3<br>1-2f | | | G6-3 | | | F8 | | 3 | 0 | 0 | 0 | 0 | 0 | 2 |
| 23 Adrián González, L (1, 3)<br>OBP: 0.295, SLG: 0.394 | | | F9 | | K | | | 1-2<br>1B | | 3 | 0 | 1 | 0 | 0 | 1 | 0 |
| Josh Barfield, R (1, 4)<br>OBP: 0.302, SLG: 0.378 | | | P2 | | | P4 | | F8<br>2-3 | | 3 | 0 | 0 | 0 | 0 | 0 | 2 |
| 39 Mike Thompson, R (1, 1) | | | BB | | | L3 | | P5 | | 0 | 0 | 0 | 0 | 1 | 0 | 0 |
| Rob Bowen, S (6, PH)<br>OBP: 0.516, SLG: 0.667 | | | | | | | | | | 1 | 0 | 0 | 0 | 0 | 0 | 0 |
| Jim Brower, R (7, 1) | | | | | | | | | | 0 | 0 | 0 | 0 | 0 | 0 | 0 |
| Geoff Blum, S (8, PH)<br>OBP: 0.339, SLG: 0.431 | | | | | | | | | | 1 | 0 | 0 | 0 | 0 | 0 | 2 |
| Brian Sweeney, R (9, 1) | | | | | | | | | | 0 | 0 | 0 | 0 | 0 | 0 | 0 |

| Inning Stats | 1 | 2 | 3 | 4 | 5 | 6 | 7 | 8 | 9 |
|---|---|---|---|---|---|---|---|---|---|
| | R: 0<br>E: 0<br>K: 0<br>S: 4 | H: 0<br>LOB: 0<br>BB: 0<br>P: 7 | R: 0<br>E: 0<br>K: 1<br>S: 6 | H: 1<br>LOB: 0<br>BB: 0<br>P: 12 | R: 0<br>E: 0<br>K: 0<br>S: 10 | H: 0<br>LOB: 1<br>BB: 1<br>P: 19 | R: 0<br>E: 0<br>K: 1<br>S: 8 | H: 0<br>LOB: 0<br>BB: 0<br>P: 14 | R: 0<br>E: 0<br>K: 2<br>S: 8 | H: 0<br>LOB: 0<br>BB: 0<br>P: 13 |
| | R: 0<br>E: 0<br>K: 1<br>S: 7 | H: 0<br>LOB: 0<br>BB: 0<br>P: 12 | R: 0<br>E: 0<br>K: 1<br>S: 7 | H: 0<br>LOB: 0<br>BB: 0<br>P: 9 | R: 0<br>E: 0<br>K: 0<br>S: 11 | H: 1<br>LOB: 2<br>BB: 1<br>P: 18 | R: 0<br>E: 0<br>K: 1<br>S: 9 | H: 0<br>LOB: 1<br>BB: 1<br>P: 15 | |

| | |
|---|---|
| 1B: 2 | SF: 0 |
| 2B: 0 | SAC: 0 |
| 3B: 0 | DP: 1 |
| HR: 0 | HBP: 0 |

| | |
|---|---|
| WP: 0 | PA: 31 |
| PB: 0 | |
| SB: 0 | |
| CS: 0 | |

| | |
|---|---|
| AB | 28 |
| R | 0 |
| H | 2 |
| RBI | 0 |
| BB | 3 |
| SO | 7 |
| LOB | 8 |

| PITCHER | IP | WLS | BF | H | R | ER | SO | BB | IBB | HBP | BLK | WP | HR | S | P | ERA | WHIP |
|---|---|---|---|---|---|---|---|---|---|---|---|---|---|---|---|---|---|
| Jason Jennings, R (1, 1)<br>ERA: 4.54 | 9.0 | W | 31 | 2 | 0 | 0 | 7 | 3 | 0 | 0 | 0 | 0 | 0 | 70 | 119 | 0.00 | 0.556 |

| PITCHER | IP | WLS | BF | H | R | ER | SO | BB | IBB | HBP | BLK | WP | HR | S | P | ERA | WHIP |
|---|---|---|---|---|---|---|---|---|---|---|---|---|---|---|---|---|---|

# Colorado Rockies @ San Diego Padres

PETCO Park, San Diego, CA

Tue May 30 2006, 10:05 PM EDT

Att. 23,698 - Clear - 70 F

livebaseballscorecards.com

TOP

| Batter | 1 | 2 | 3 | 4 | 5 | 6 | 7 | 8 | 9 | AB | R | H | RBI | BB | SO | LOB |
|---|---|---|---|---|---|---|---|---|---|---|---|---|---|---|---|---|
| Jamey Carroll, R (1, 4) (8, 6)<br>OBP: 0.403, SLG: 0.371 | F8 | | | G5-3 | | F9 | | | F8 | 4 | 0 | 0 | 0 | 0 | 0 | 0 |
| 18 Cory Sullivan, L (1, 8)<br>OBP: 0.309, SLG: 0.422 | K | | | F7 | | K | | | F8 | 4 | 0 | 0 | 0 | 0 | 2 | 0 |
| 17 Todd Helton, L (1, 3)<br>OBP: 0.401, SLG: 0.456 | F9 | | | 5 BB | | | F8 | | 1B | 3 | 0 | 1 | 0 | 1 | 0 | 0 |
| 5 Matt Holliday, R (1, 7)<br>OBP: 0.368, SLG: 0.629 | | P4 | | 1 SAFE 1 SAFE 1 SAFE | | | F9 | | F7 | 3 | 0 | 0 | 0 | 1 | 0 | 1 |
| 27 Garrett Atkins, R (1, 5)<br>OBP: 0.387, SLG: 0.505 | | F9 | | F9 | | | G6-3 | | | 3 | 0 | 0 | 0 | 0 | 0 | 2 |
| 11 Brad Hawpe, L (1, 9)<br>OBP: 0.405, SLG: 0.594 | | P5 | | | P5 | | | 2B | | 3 | 0 | 1 | 0 | 0 | 0 | 0 |
| JD Closser, S (1, 2)<br>OBP: 0.364, SLG: 0.222 | | | F8 | | K | | | P5 | | 3 | 0 | 0 | 0 | 0 | 1 | 1 |
| 12 Clint Barmes, R (1, 6)<br>OBP: 0.210, SLG: 0.286 | | | K | | K | | | K | | 2 | 0 | 0 | 0 | 0 | 2 | 0 |
| Jason Smith, L (8, PH) (8, 4)<br>OBP: 0.337, SLG: 0.400 | | | | | | | | | | 1 | 0 | 0 | 0 | 0 | 1 | 1 |
| 28 Aaron Cook, R (1, 1)<br>OBP: 0.080, SLG: 0.080 | | | F9 | | | K | | K | | 2 | 0 | 0 | 0 | 0 | 1 | 0 |
| 19 Ryan Spilborghs, R (8, PH)<br>OBP: 0.440, SLG: 0.571 | | | | | | | | | | 1 | 0 | 0 | 0 | 0 | 1 | 1 |
| 39 Tom Martin, L (8, 1) | | | | | | | | | | 0 | 0 | 0 | 0 | 0 | 0 | 0 |
| Jose Mesa, R (8, 1) | | | | | | | | | | 0 | 0 | 0 | 0 | 0 | 0 | 0 |

| | AB | R | H | RBI | BB | SO | LOB |
|---|---|---|---|---|---|---|---|
| | 29 | 0 | 2 | 0 | 2 | 8 | 6 |

| Inning Stats | 1 | 2 | 3 | 4 | 5 | 6 | 7 | 8 | 9 | 1B | SF | WP | PA |
|---|---|---|---|---|---|---|---|---|---|---|---|---|---|
| R | 0 | 0 | 0 | 0 | 0 | 0 | 0 | 0 | 0 | 1 | 0 | 0 | 31 |
| E | 0 | 0 | 0 | 0 | 0 | 0 | 0 | 0 | 0 | 2B | SAC | PB |
| K | 1 | 0 | 1 | 0 | 2 | 0 | 0 | 2 | 0 | 1 | 0 | 0 |
| S | 9 | 11 | 11 | 17 | 7 | 8 | 7 | 9 | 12 | 3B | DP | SB |
| H | 0 | 0 | 0 | 0 | 0 | 0 | 0 | 1 | 1 | 0 | 0 | 0 |
| LOB | 0 | 0 | 0 | 2 | 0 | 2 | 0 | 1 | 1 | HR | HBP | CS |
| BB | 0 | 0 | 0 | 2 | 0 | 0 | 0 | 0 | 0 | 0 | 0 | 0 |
| P | 12 | 16 | 13 | 29 | 11 | 9 | 8 | 12 | 16 | | | |

| PITCHER | | IP | WLS | BF | H | R | ER | SO | BB | IBB | HBP | BLK | WP | HR | S | P | ERA | WHIP |
|---|---|---|---|---|---|---|---|---|---|---|---|---|---|---|---|---|---|---|
| 32 Chris Young, R<br>ERA: 3.8 | (1, 1) | 8.0 | W | 27 | 1 | 0 | 0 | 8 | 2 | 0 | 0 | 0 | 0 | 0 | 79 | 110 | 0.00 | 0.375 |
| Trevor Hoffman, R<br>ERA: 1.5 | (9, 1) | 1.0 | S | 4 | 1 | 0 | 0 | 0 | 0 | 0 | 0 | 0 | 0 | 0 | 12 | 16 | 0.00 | 1.000 |

| PITCHER | IP | WLS | BF | H | R | ER | SO | BB | IBB | HBP | BLK | WP | HR | S | P | ERA | WHIP |
|---|---|---|---|---|---|---|---|---|---|---|---|---|---|---|---|---|---|

| Batter | 1 | 2 | 3 | 4 | 5 | 6 | 7 | 8 | 9 | AB | R | H | RBI | BB | SO | LOB |
|---|---|---|---|---|---|---|---|---|---|---|---|---|---|---|---|---|
| Dave Roberts, L (1, 7)<br>OBP: 0.364, SLG: 0.416 | 2-1 G6-3 | | 1-0 1-2 2-H 1B | | 2-0 F9 | | | 4-2 CS BB | | 3 | 0 | 1 | 1 | 1 | 0 | 0 |
| Mike Cameron, R (1, 8)<br>OBP: 0.325, SLG: 0.317 | 0-2 G1-3 | | 3-1 2-3f G5-3 | | | 1-3 K | | 1-2 K | | 4 | 0 | 0 | 0 | 0 | 2 | 3 |
| 24 Brian Giles, L (1, 9)<br>OBP: 0.402, SLG: 0.408 | 1-0 G4-3 | | | 0-1 CS 1B 1B | | 0-0 F9 2B | | 0-2 F7 | | 4 | 0 | 2 | 0 | 0 | 0 | 1 |
| Mike Piazza, R (1, 2)<br>OBP: 0.331, SLG: 0.470<br>Rob Bowen, S (9, 2)<br>OBP: 0.516, SLG: 0.667 | | 2-2 F9 | | 2-1 1-2 3 3B CS 1B | | 3-1 2-3 F9 | | 1-2 CS 1-2 | | 3<br>0 | 1<br>0 | 1<br>0 | 0<br>0 | 0<br>0 | 0<br>0 | 1<br>0 |
| Mark Bellhorn, S (1, 4)<br>OBP: 0.327, SLG: 0.477 | | 2-2 3 G6-4-3 1B | | 3-3 1-2 2-3 K | | 1-0 F7 | | | | 3 | 0 | 1 | 0 | 0 | 1 | 3 |
| 3 Khalil Greene, R (1, 6)<br>OBP: 0.300, SLG: 0.428 | | 2-2 1 SAFE 1 SAFE G6-4-3 1-2f | | 0-0 2-H 3B | | | 0-0 F9 | | | 3 | 0 | 1 | 1 | 0 | 0 | 1 |
| 23 Adrián González, L (1, 3)<br>OBP: 0.301, SLG: 0.399 | | | 2-1 32 FC3-5 1B 1B | 1-1 F8 | | | 3-2 1B 1B | | | 3 | 0 | 2 | 0 | 0 | 0 | 1 |
| Geoff Blum, S (1, 5)<br>OBP: 0.354, SLG: 0.443 | | | 1-0 1 SAFE 1 SAFE 1-2 32 FC3-5 1B 1B | | 2-0 G4-3 | | 0-0 1-3 1B | | | 3 | 1 | 2 | 0 | 0 | 0 | 0 |
| 32 Chris Young, R (1, 1)<br>OBP: 0.150, SLG: 0.250<br>Trevor Hoffman, R (9, 1) | | | 1-0 FC3-5 G5-3 1B 1-2 2-3f | | 1-3 K | | 0-0 G1-3 | | | 3<br>0 | 0<br>0 | 0<br>0 | 0<br>0 | 0<br>0 | 1<br>0 | 3<br>0 |
| Inning Stats | R: 0 E: 0 K: 0 S: 6 H: 0 LOB: 0 BB: 0 P: 9 | R: 0 E: 0 K: 0 S: 9 H: 1 LOB: 0 BB: 0 P: 15 | R: 1 E: 0 K: 0 S: 7 H: 3 LOB: 1 BB: 0 P: 15 | R: 1 E: 0 K: 1 S: 10 H: 3 LOB: 1 BB: 0 P: 16 | R: 0 E: 0 K: 1 S: 5 H: 0 LOB: 0 BB: 0 P: 10 | R: 0 E: 0 K: 1 S: 7 H: 1 LOB: 1 BB: 0 P: 12 | R: 0 E: 0 K: 0 S: 7 H: 2 LOB: 1 BB: 0 P: 10 | R: 0 E: 0 K: 1 S: 13 H: 0 LOB: 0 BB: 1 P: 17 | | 1B: 8 2B: 2 3B: 1 HR: 0 | SF: 0 SAC: 0 DP: 3 HBP: 0 | | | | | |

| PITCHER | | IP | WLS | BF | H | R | ER | SO | BB | IBB | HBP | BLK | WP | HR | S | P | ERA | WHIP |
|---|---|---|---|---|---|---|---|---|---|---|---|---|---|---|---|---|---|---|
| 28 Aaron Cook, R<br>ERA: 3.31 | (1, 1) | 7.0 | L | 27 | 10 | 2 | 2 | 3 | 0 | 0 | 0 | 0 | 0 | 0 | 51 | 87 | 2.57 | 1.429 |
| 39 Tom Martin, L<br>ERA: 6.38 | (8, 1) | 0.2 | | 3 | 0 | 0 | 0 | 1 | 1 | 0 | 0 | 0 | 0 | 0 | 10 | 14 | 0.00 | 1.500 |
| Jose Mesa, R<br>ERA: 3.47 | (8, 1) | 0.1 | | 0 | 0 | 0 | 0 | 0 | 0 | 0 | 0 | 0 | 0 | 0 | 3 | 3 | 0.00 | 0.000 |

| PITCHER | IP | WLS | BF | H | R | ER | SO | BB | IBB | HBP | BLK | WP | HR | S | P | ERA | WHIP |
|---|---|---|---|---|---|---|---|---|---|---|---|---|---|---|---|---|---|

# BOTTOM

## Colorado Rockies @ San Diego Padres

PETCO Park, San Diego, CA

Tue May 30 2006, 10:05 PM EDT

Att. 23,698 - Clear - 70 F

livebaseballscorecards.com

| | |
|---|---|
| AB | 29 |
| R | 2 |
| H | 10 |
| RBI | 2 |
| BB | 1 |
| SO | 4 |
| LOB | 13 |

WP: 0 PB: 0 SB: 0 CS: 3 PA: 31

| Batter | 1 | 2 | 3 | 4 | 5 | 6 | 7 | 8 | 9 | AB | R | H | RBI | BB | SO | LOB |
|---|---|---|---|---|---|---|---|---|---|---|---|---|---|---|---|---|
| Jamey Carroll, R (1, 4)<br>OBP: 0.403, SLG: 0.367 | C F B X<br>1-2<br>19 FC6-4<br>1B | | C F X<br>0-2 ②③<br>G6-4-3<br>1-2f | | B B B B<br>4-0<br>19 G6-4-3<br>1-2 2-3<br>BB | | C C B F B S<br>2-3 ②<br>K | | B C S X<br>1-2 ③<br>P3 | 4 | 0 | 1 | 0 | 1 | 1 | 2 |
| 19 Ryan Spilborghs, R (1, 8)<br>OBP: 0.414, SLG: 0.520<br>David Cortes, R (7, 1)<br>40 Brian Fuentes, L (8, 1) | X<br>0-0 ①<br>FC6-4<br>17 L4-3<br>1-2f | | | C B S B B X<br>3-2<br>17 HR<br>1B | S C F X<br>0-2 ②③<br>G6-4-3<br>1-2f | | C C B B F S<br>2-3 ③<br>K | | | 4<br>0<br>0 | 1<br>0<br>0 | 1<br>0<br>0 | 0<br>0<br>0 | 0<br>0<br>0 | 1<br>0<br>0 | 5<br>0<br>0 |
| 17 Todd Helton, L (1, 3)<br>OBP: 0.404, SLG: 0.475 | B 1 SAFE X<br>1-0 ②③<br>L4-3<br>1-1 | | | B B C F X<br>2-2<br>1-H<br>HR | | B C B B B F S<br>3-3 ①<br>K | | F B B F F B B B<br>5-2<br>27 1B<br>BB | | 3 | 1 | 1 | 2 | 1 | 1 | 1 |
| 5 Matt Holliday, R (1, 7)<br>OBP: 0.366, SLG: 0.621 | | F B B F B F X<br>3-2 ①<br>G6-3 | | B B B C S F X<br>3-2 ①<br>G5-3 | | B B B C S X<br>3-1<br>11 1B<br>1B | | B X<br>1-0 ①<br>F9 | | 4 | 0 | 1 | 0 | 0 | 0 | 1 |
| 27 Garrett Atkins, R (1, 5)<br>OBP: 0.384, SLG: 0.500 | | C B S F F S<br>1-3 ②<br>K | | X<br>0-0 ②<br>F8 | | B B X<br>2-0 ②<br>F7 | | B B C B F 1 SAFE X<br>3-2<br>1-3<br>1B | | 4 | 0 | 1 | 0 | 0 | 1 | 1 |
| 11 Brad Hawpe, L (1, 9)<br>OBP: 0.407, SLG: 0.592 | | F B S B F B X<br>3-2<br>E<br>1B | | B C S X<br>1-2 ③<br>G3-1 | | F B X<br>1-1<br>1-2<br>1B | | B F S S<br>1-3 ②<br>K | | 4 | 0 | 2 | 0 | 0 | 1 | 2 |
| JD Closser, S (1, 2)<br>OBP: 0.333, SLG: 0.231 | | B S F 1 SAFE D S<br>2-3 ③<br>K<br>1-2 | | X<br>0-0<br>26 FC6<br>12 1B<br>1B | | B B B C X<br>3-1 ③<br>G4-3 | | C B S X<br>1-2 ③<br>F7 | | 4 | 0 | 1 | 0 | 0 | 1 | 5 |
| 12 Clint Barmes, R (1, 6)<br>OBP: 0.216, SLG: 0.296 | | | X<br>0-0 ①<br>B1 | | 1 SAFE X<br>0-0<br>BB 26 FC6<br>1-2<br>1B | | S S F B X<br>1-2<br>2B | | S F S<br>0-3 ①<br>K | 4 | 0 | 2 | 0 | 0 | 1 | 0 |
| 26 Jeff Francis, L (1, 1)<br>OBP: 0.296, SLG: 0.095<br>61 Ramon E Ramirez, R (6, 1)<br>OBP: 1.000, SLG: 1.000<br>18 Cory Sullivan, L (7, PH)<br>OBP: 0.306, SLG: 0.418<br>(7, 8) | | | B B C B C F B<br>4-2<br>G6-4-3<br>BB | | B X<br>1-0 ①<br>FC6<br>BB<br>1-2<br>2-3f | | B S B B F S<br>3-3 ①<br>K | | B C M S<br>1-3 ②<br>K | 1<br>0<br>2 | 0<br>0<br>0 | 0<br>0<br>0 | 0<br>0<br>0 | 1<br>0<br>0 | 0<br>0<br>2 | 2<br>0<br>1 |
| Inning Stats | R: 0 H: 1<br>E: 0 LOB: 0<br>K: 0 BB: 0<br>S: 5 P: 7 | R: 0 H: 1<br>E: 1 LOB: 1<br>K: 2 BB: 0<br>S: 16 P: 25 | R: 0 H: 0<br>E: 0 LOB: 0<br>K: 0 BB: 1<br>S: 7 P: 11 | R: 2 H: 2<br>E: 0 LOB: 0<br>K: 0 BB: 0<br>S: 14 P: 23 | R: 0 H: 2<br>E: 0 LOB: 2<br>K: 0 BB: 1<br>S: 7 P: 12 | R: 0 H: 2<br>E: 0 LOB: 2<br>K: 1 BB: 0<br>S: 10 P: 22 | R: 0 H: 1<br>E: 0 LOB: 1<br>K: 3 BB: 0<br>S: 16 P: 24 | R: 0 H: 1<br>E: 0 LOB: 2<br>K: 1 BB: 1<br>S: 13 P: 24 | R: 0 H: 0<br>E: 0 LOB: 0<br>K: 2 BB: 0<br>S: 9 P: 11 | 1B: 8 SF: 0<br>2B: 2 SAC: 0<br>3B: 0 DP: 3<br>HR: 1 HBP: 0 | | | | | | WP: 0 PA: 37<br>PB: 0<br>SB: 0<br>CS: 0 |

| PITCHER | | IP | WLS | BF | H | R | ER | SO | BB | IBB | HBP | BLK | WP | HR | S | P | ERA | WHIP |
|---|---|---|---|---|---|---|---|---|---|---|---|---|---|---|---|---|---|---|
| 52 Clay Hensley, R<br>ERA: 3.82 | (1, 1) | 6.0 | W | 25 | 8 | 2 | 2 | 3 | 2 | 0 | 0 | 0 | 0 | 1 | 59 | 100 | 3.00 | 1.667 |
| 56 Scott Cassidy, R<br>ERA: 1.67 | (7, 1) | 1.0 | H | 4 | 1 | 0 | 0 | 3 | 0 | 0 | 0 | 0 | 0 | 0 | 16 | 24 | 0.00 | 1.000 |
| Scott Linebrink, R<br>ERA: 2.88 | (8, 1) | 1.0 | H | 5 | 1 | 0 | 0 | 1 | 1 | 0 | 0 | 0 | 0 | 0 | 13 | 24 | 0.00 | 2.000 |
| Trevor Hoffman, R<br>ERA: 1.42 | (9, 1) | 1.0 | S | 3 | 0 | 0 | 0 | 2 | 0 | 0 | 0 | 0 | 0 | 0 | 9 | 11 | 0.00 | 0.000 |

| PITCHER | IP | WLS | BF | H | R | ER | SO | BB | IBB | HBP | BLK | WP | HR | S | P | ERA | WHIP |
|---|---|---|---|---|---|---|---|---|---|---|---|---|---|---|---|---|---|

# TOP

## Colorado Rockies @ San Diego Padres

PETCO Park, San Diego, CA

Wed May 31 2006, 3:35 PM EDT

Att. 24,607 - Sunny - 75 F

livebaseballscorecards.com

| | |
|---|---|
| AB | 34 |
| R | 2 |
| H | 10 |
| RBI | 2 |
| BB | 3 |
| SO | 9 |
| LOB | 20 |

| Batter | 1 | 2 | 3 | 4 | 5 | 6 | 7 | 8 | 9 | AB | R | H | RBI | BB | SO | LOB |
|---|---|---|---|---|---|---|---|---|---|---|---|---|---|---|---|---|
| Eric Young Sr., R (1, 7)<br>OBP: 0.275, SLG: 0.246 | C F C<br>0-3 ① K | | B X<br>1-0 ③ G5-3 | | | B C X<br>1-1 28 1B<br>1-2 28 E 1B | | F X<br>0-1 ① P3 | | 4 | 1 | 1 | 0 | 0 | 1 | 0 |
| Mike Cameron, R (1, 8)<br>OBP: 0.323, SLG: 0.310 | L B T B F B X<br>3-2 ② F9 | | | B B C X<br>2-1 ① F9 | | B S S S<br>1-3 ① K | | C C B B B B<br>4-2 BB | | 3 | 0 | 0 | 0 | 1 | 1 | 2 |
| 24 Brian Giles, L (1, 9)<br>OBP: 0.399, SLG: 0.402 | X<br>0-0 ③ G1-3 | | | B B B C C B<br>4-2 BB | | B C X<br>1-1 ② F9 | | B 1 SAFE F 1 C S<br>1-3 ② K | | 3 | 0 | 0 | 0 | 1 | 1 | 3 |
| 28 Josh Bard, S (1, 2)<br>OBP: 0.391, SLG: 0.688<br>56 Scott Cassidy, R (7, 1)<br>Scott Linebrink, R (8, 1)<br>Mike Piazza, R (8, PH)<br>OBP: 0.329, SLG: 0.466<br>Trevor Hoffman, R (9, 1) | | C F C<br>0-3 ① K | | B C S S<br>2-3 ② K | | B X<br>1-0 E7 1-H 2-H 2B 1B | | 1 SAFE B 1 X SAFE<br>1-0 ③ F9 | | 3<br>0<br>0<br>1<br>0 | 1<br>0<br>0<br>0<br>0 | 1<br>0<br>0<br>0<br>0 | 1<br>0<br>0<br>0<br>0 | 0<br>0<br>0<br>0<br>0 | 2<br>0<br>0<br>0<br>0 | 1<br>0<br>0<br>1<br>0 |
| Mark Bellhorn, S (1, 3)<br>OBP: 0.327, SLG: 0.484 | | B C B S F B X<br>3-2 ② F8 | | B C B 1 SAFE B F S<br>3-3 ③ K | | F B B X<br>2-1 2-H 2B | | | | 3 | 0 | 1 | 1 | 0 | 1 | 1 |
| 3 Khalil Greene, R (1, 6)<br>OBP: 0.300, SLG: 0.426 | | C B B T X<br>2-2 1B | | | C F B X<br>1-2 ① F9 | B B B C S X<br>3-2 ③ P5 | | | | 3 | 0 | 1 | 0 | 0 | 0 | 1 |
| Vinny Castilla, R (1, 5)<br>OBP: 0.265, SLG: 0.264 | | S B B F 1 SAFE X<br>1-2 ③ F9 | | | X<br>0-0 ② P4 | | X<br>0-0 ① P4 | | | 3 | 0 | 0 | 0 | 0 | 0 | 1 |
| Josh Barfield, R (1, 4)<br>OBP: 0.297, SLG: 0.372 | | | C X<br>0-1 ① F7 | | B B B C C F S<br>3-3 ③ K | | F C F B X<br>1-2 ② F8 | | | 3 | 0 | 0 | 0 | 0 | 1 | 0 |
| 52 Clay Hensley, R (1, 1)<br>OBP: 0.111, SLG: 0.167<br>Rob Bowen, S (6, PH)<br>OBP: 0.515, SLG: 0.640<br>(7, 2) | | | C S B C<br>1-3 ② K | | | F B B F B F B<br>4-2 1B 28 1B BB | | S B F B X<br>2-2 ③ G4-3 | | 1<br>1 | 0<br>1 | 0<br>1 | 0<br>0 | 0<br>1 | 1<br>0 | 0<br>0 |
| Inning Stats | R: 0 E: 0 K: 1 S: 8 H: 0 LOB: 0 BB: 0 P: 11 | R: 0 E: 0 K: 1 S: 13 H: 1 LOB: 1 BB: 0 P: 19 | R: 0 E: 0 K: 1 S: 6 H: 0 LOB: 0 BB: 0 P: 8 | R: 0 E: 0 K: 2 S: 10 H: 0 LOB: 1 BB: 1 P: 21 | R: 0 E: 0 K: 1 S: 8 H: 0 LOB: 0 BB: 0 P: 12 | R: 3 E: 1 K: 1 S: 17 H: 3 LOB: 1 BB: 1 P: 30 | R: 0 E: 0 K: 0 S: 8 H: 0 LOB: 0 BB: 0 P: 11 | R: 0 E: 0 K: 1 S: 8 H: 0 LOB: 1 BB: 1 P: 14 | | 1B: 3 2B: 1 3B: 0 HR: 0 | SF: 0 SAC: 0 DP: 0 HBP: 0 | | | | | |

| PITCHER | IP | WLS | BF | H | R | ER | SO | BB | IBB | HBP | BLK | WP | HR | S | P | ERA | WHIP |
|---|---|---|---|---|---|---|---|---|---|---|---|---|---|---|---|---|---|
| 26 Jeff Francis, L (1, 1)<br>ERA: 3.8 | 5.2 | L | 23 | 4 | 3 | 2 | 7 | 2 | 0 | 0 | 0 | 0 | 0 | 59 | 95 | 3.18 | 1.059 |
| 61 Ramon E Ramirez, R (6, 1)<br>ERA: 1.23 | 0.1 | | 1 | 0 | 0 | 0 | 0 | 0 | 0 | 0 | 0 | 0 | 0 | 3 | 6 | 0.00 | 0.000 |
| David Cortes, R (7, 1)<br>ERA: 2.25 | 1.0 | | 3 | 0 | 0 | 0 | 0 | 0 | 0 | 0 | 0 | 0 | 0 | 8 | 11 | 0.00 | 0.000 |
| 40 Brian Fuentes, L (8, 1)<br>ERA: 1.25 | 1.0 | | 4 | 0 | 0 | 0 | 1 | 1 | 0 | 0 | 0 | 0 | 0 | 8 | 14 | 0.00 | 1.000 |

| PITCHER | IP | WLS | BF | H | R | ER | SO | BB | IBB | HBP | BLK | WP | HR | S | P | ERA | WHIP |
|---|---|---|---|---|---|---|---|---|---|---|---|---|---|---|---|---|---|

# BOTTOM

## Colorado Rockies @ San Diego Padres

PETCO Park, San Diego, CA

Wed May 31 2006, 3:35 PM EDT

Att. 24,607 - Sunny - 75 F

livebaseballscorecards.com

| | |
|---|---|
| AB | 28 |
| R | 3 |
| H | 4 |
| RBI | 2 |
| BB | 3 |
| SO | 8 |
| LOB | 10 |

1B: 3 SF: 0
2B: 1 SAC: 0
3B: 0 DP: 0
HR: 0 HBP: 0

WP: 0 PA: 31
PB: 0
SB: 0
CS: 0

| Batter | 1 | 2 | 3 | 4 | 5 | 6 | 7 | 8 | 9 | AB | R | H | RBI | BB | SO | LOB |
|---|---|---|---|---|---|---|---|---|---|---|---|---|---|---|---|---|
| 2 Hanley Ramirez, R (1, 6)<br>OBP: 0.379, SLG: 0.466 | C X<br>0-1 ①<br>L7 | | C B X<br>1-1<br>6 G5-3 6 S<br>17 PB<br>2-3 1B | B B X<br>2-0 ③<br>P6 | | | C X<br>0-1<br>6<br>FC5-4-6<br>2B | B B F B X<br>3-1 ③<br>F7 | | 5 | 1 | 2 | 0 | 0 | 0 | 5 |
| 6 Dan Uggla, R (1, 4)<br>OBP: 0.360, SLG: 0.456 | B F C F B S<br>2-3 ②<br>K | | 1 SAFE S X<br>0-1 ②<br>G5-3<br>1-3<br>3-H | | X<br>0-0 ①<br>G4-3 | | F B C F B F X<br>2-2 ①<br>FC5-4-6<br>17 G6-3<br>2-3 | | B X<br>1-0 ①<br>G6-3 | 5 | 0 | 0 | 1 | 0 | 1 | 2 |
| 17 Mike Jacobs, L (1, 3)<br>OBP: 0.333, SLG: 0.402 | B X<br>1-0 ③<br>G4-3 | | B B B B<br>4-0<br>1B<br>3-H BB | | X<br>0-0 ②<br>F7 | | X<br>0-0 ②③<br>G6-3<br>1-2f | | B X<br>1-0 ②<br>G4-3 | 4 | 0 | 0 | 0 | 1 | 0 | 1 |
| Miguel Cabrera, R (1, 5)<br>OBP: 0.447, SLG: 0.615 | | B C B C H<br>3-2<br>61 FC5-4<br>HBP | B C S F X<br>1-2<br>1-2 1B | | C B X<br>1-1 ③<br>F8 | | | B B B B<br>4-0<br>27 1B 14 BB<br>61 SF7<br>BB | C B X<br>1-1 ③<br>G4-3 | 3 | 1 | 1 | 0 | 1 | 0 | 0 |
| 14 Josh Willingham, R (1, 7)<br>OBP: 0.349, SLG: 0.445 | | C B F B C<br>2-3 ①<br>K | X<br>0-0 ③<br>F9 | | | C X<br>0-1 ①<br>G5-3 | | C B B B 1 SAFE F D B<br>4-2<br>BB 27 1B<br>1-2 BB | | 3 | 0 | 0 | 0 | 1 | 1 | 3 |
| 27 Jeremy Hermida, L (1, 9)<br>OBP: 0.379, SLG: 0.449 | | 1 SAFE B F B C 1 SAFE X<br>2-2 ②<br>F7 | | C B C B X<br>2-2<br>FC1-2<br>3B | | C B X<br>1-1<br>HR | | C L B F X<br>1-2<br>BB<br>1-2 2-3 1B | | 4 | 1 | 3 | 1 | 0 | 0 | 1 |
| 61 Reggie Abercrombie, R (1, 8)<br>OBP: 0.295, SLG: 0.375 | | 1 SAFE C X<br>0-1 ③<br>FC5-4<br>1-2f | | X<br>0-0 ①<br>G5-3 | | C F X<br>0-2<br>20 G4-3<br>2B | | C B S F B F X<br>2-2 ①<br>SF7<br>3-H | | 3 | 0 | 1 | 1 | 0 | 0 | 2 |
| 20 Matt Treanor, R (1, 2)<br>OBP: 0.299, SLG: 0.279 | | | C F B B B X<br>3-2<br>2 1B G4-3<br>6 G5-3<br>1B | C P F F D F B D<br>4-2<br>FC1-2<br>BB | | B B F C X<br>2-2 ②<br>G4-3<br>2-3 | | X<br>0-0 ②<br>F8 | | 3 | 1 | 1 | 0 | 1 | 0 | 3 |
| Dontrelle Willis, L (1, 1)<br>OBP: 0.217, SLG: 0.143<br>Joe Borchard, S (8, PH)<br>OBP: 0.323, SLG: 0.363<br>19 Logan Kensing, R (8, 1) | | | X<br>0-0 ①<br>G4-3<br>1-2 | X<br>0-0 ②<br>FC1-2<br>1-2<br>3-H | | F X<br>0-1 ③<br>L4 | | B D F B B<br>4-1<br>1-2<br>2-3 BB | | 3<br>0<br>0 | 0<br>0<br>0 | 0<br>0<br>0 | 0<br>0<br>0 | 0<br>1<br>0 | 0<br>0<br>0 | 4<br>0<br>0 |
| Inning Stats | R: 0 H: 0<br>E: 0 LOB: 0<br>K: 1 BB: 0<br>S: 7 P: 10 | R: 0 H: 0<br>E: 0 LOB: 1<br>K: 1 BB: 0<br>S: 10 P: 17 | R: 2 H: 3<br>E: 0 LOB: 2<br>K: 0 BB: 1<br>S: 13 P: 22 | R: 0 H: 1<br>E: 0 LOB: 2<br>K: 0 BB: 1<br>S: 11 P: 18 | R: 0 H: 0<br>E: 0 LOB: 0<br>K: 0 BB: 0<br>S: 4 P: 5 | R: 1 H: 2<br>E: 0 LOB: 1<br>K: 0 BB: 0<br>S: 12 P: 15 | R: 0 H: 1<br>E: 0 LOB: 0<br>K: 0 BB: 0<br>S: 8 P: 10 | R: 1 H: 1<br>E: 0 LOB: 3<br>K: 0 BB: 3<br>S: 15 P: 33 | R: 0 H: 0<br>E: 0 LOB: 0<br>K: 0 BB: 0<br>S: 4 P: 7 | 1B: 4 SF: 1<br>2B: 2 SAC: 0<br>3B: 1 DP: 1<br>HR: 1 HBP: 1 | | | | | | WP: 0 PA: 40<br>PB: 1<br>SB: 1<br>CS: 0 | |

| PITCHER | | IP | WLS | BF | H | R | ER | SO | BB | IBB | HBP | BLK | WP | HR | S | P | ERA | WHIP |
|---|---|---|---|---|---|---|---|---|---|---|---|---|---|---|---|---|---|---|
| 37 Josh Fogg, R<br>ERA: 4.43 | (1, 1) | 6.1 | L | 29 | 7 | 3 | 3 | 2 | 2 | 0 | 1 | 0 | 0 | 1 | 64 | 96 | 4.26 | 1.421 |
| Ray King, L<br>ERA: 2.4 | (7, 1) | 0.2 | | 1 | 0 | 0 | 0 | 0 | 0 | 0 | 0 | 0 | 0 | 0 | 1 | 1 | 0.00 | 0.000 |
| Sun-Woo Kim, R<br>ERA: 19.29 | (8, 1) | 0.0 | | 2 | 0 | 1 | 1 | 0 | 2 | 0 | 0 | 0 | 0 | 0 | 2 | 10 | ∞ | ∞ |
| 39 Tom Martin, L<br>ERA: 6.38 | (8, 1) | 0.0 | | 1 | 1 | 0 | 0 | 0 | 0 | 0 | 0 | 0 | 0 | 0 | 4 | 5 | ∞ | ∞ |
| David Cortes, R<br>ERA: 2.14 | (8, 1) | 1.0 | | 4 | 0 | 0 | 0 | 0 | 1 | 0 | 0 | 0 | 0 | 0 | 9 | 18 | 0.00 | 1.000 |

| PITCHER | | IP | WLS | BF | H | R | ER | SO | BB | IBB | HBP | BLK | WP | HR | S | P | ERA | WHIP |
|---|---|---|---|---|---|---|---|---|---|---|---|---|---|---|---|---|---|---|
| Jose Mesa, R<br>ERA: 3.33 | (9, 1) | 1.0 | | 3 | 0 | 0 | 0 | 0 | 0 | 0 | 0 | 0 | 0 | 0 | 4 | 7 | 0.00 | 0.000 |

# TOP

## Florida Marlins @ Colorado Rockies

Coors Field, Denver, CO

Fri Jun 02 2006, 7:05 PM MDT

Att. 26,112 - Cloudy - 88 F

livebaseballscorecards.com

| | |
|---|---|
| AB | 33 |
| R | 4 |
| H | 8 |
| RBI | 3 |
| BB | 5 |
| SO | 2 |
| LOB | 21 |

# Florida Marlins @ Colorado Rockies

Coors Field, Denver, CO

Fri Jun 02 2006, 7:05 PM MDT

Att. 26,112 - Cloudy - 88 F

livebaseballscorecards.com

## BOTTOM

| Batter | 1 | 2 | 3 | 4 | 5 | 6 | 7 | 8 | 9 | AB | R | H | RBI | BB | SO | LOB |
|---|---|---|---|---|---|---|---|---|---|---|---|---|---|---|---|---|
| Jamey Carroll, R (1, 4)<br>OBP: 0.398, SLG: 0.363 | C C B X<br>1-2<br>17 G4-3<br>1B | | C C B F B B F F X<br>3-2 ③<br>G5-3 | | | B C B F F F X<br>2-2 ①<br>L4 | B C F B X<br>2-2 ② ③<br>G6-4-3<br>1-2f | | | 4 | 0 | 1 | 0 | 0 | 0 | 2 |
| 19 Ryan Spilborghs, R (1, 9)<br>OBP: 0.394, SLG: 0.586 | C F B B 1 SAFE C<br>2-3 ①<br>K | | | F B B S F B X<br>3-2<br>HR | | X<br>0-0 ②<br>P4 | | C B B F X<br>2-2 ①<br>G4-3 | | 4 | 1 | 1 | 1 | 0 | 1 | 1 |
| 17 Todd Helton, L (1, 3)<br>OBP: 0.400, SLG: 0.469 | B F B C B 1 SAFE X<br>3-2 ②<br>G4-3<br>1-2 | | | S C S<br>0-3 ①<br>K | | C B S B B X<br>3-2<br>5 1B<br>1B | | S B B X<br>2-1 ②<br>F8 | | 4 | 0 | 1 | 0 | 0 | 1 | 1 |
| 5 Matt Holliday, R (1, 7)<br>OBP: 0.364, SLG: 0.614 | F B F D X<br>2-2 ③<br>G4-3 | | | X<br>0-0 ②<br>G4-3 | | C C F B B X<br>2-2<br>1-2<br>1B | | S T S<br>0-3 ③<br>K | | 4 | 0 | 1 | 0 | 0 | 1 | 1 |
| 27 Garrett Atkins, R (1, 5)<br>OBP: 0.382, SLG: 0.495 | | B F X<br>1-1 ①<br>G6-3 | | B C F B B B X<br>3-2<br>8 FC4-6<br>1B | | C C X<br>1-2 ③<br>G4-3 | | | C F B S<br>1-3 ①<br>K | 4 | 0 | 1 | 0 | 0 | 1 | 2 |
| 8 Yorvit Torrealba, R (1, 2) | | C B F F F B X<br>2-2 ②<br>G4-3 | | B X<br>1-0 ③<br>FC4-6<br>1-2f | | | S B X<br>1-1 ①<br>G6-3 | | C B T B B T<br>3-2 ②<br>K | 4 | 0 | 0 | 0 | 0 | 1 | 1 |
| 12 Clint Barmes, R (1, 6)<br>OBP: 0.222, SLG: 0.313 | | F B B F B S<br>3-3 ③<br>K | | | F X<br>0-1 ①<br>P6 | | C B S F F X<br>1-2<br>HR | | C S F B F H<br>2-2<br>11 DI<br>HBP | 3 | 1 | 1 | 1 | 0 | 1 | 0 |
| Choo Freeman, R (1, 8)<br>OBP: 0.309, SLG: 0.294<br>11 Brad Hawpe, L (9, PH)<br>OBP: 0.405, SLG: 0.589 | | | C B X<br>1-1 ①<br>G4-3 | | B X<br>1-0 ②<br>F8 | | X<br>0-0<br>BB<br>1B | | S S B B B C<br>3-3 ③<br>K<br>1-2 | 3<br>1 | 0<br>0 | 1<br>0 | 0<br>0 | 0<br>0 | 0<br>1 | 0<br>1 |
| 37 Josh Fogg, R (1, 1)<br>Ray King, L (7, 1)<br>Eli Marrero, R (7, PH)<br>OBP: 0.358, SLG: 0.500<br>Sun-Woo Kim, R (8, 1)<br>OBP: 1.000, SLG: 2.000<br>39 Tom Martin, L (8, 1)<br>David Cortes, R (8, 1)<br>Jose Mesa, R (9, 1) | | | C F X<br>0-2 ②<br>G1-3 | | B C B B X<br>2-1 ③<br>G5-3 | | B 1 SAFE B B B<br>4-0<br>G6-4-3<br>1-2<br>BB | | | 2<br>0<br>0<br>0<br>0<br>0<br>0<br>0 | 0<br>0<br>0<br>0<br>0<br>0<br>0<br>0 | 0<br>0<br>0<br>0<br>0<br>0<br>0<br>0 | 0<br>0<br>0<br>0<br>1<br>0<br>0<br>0 | 0<br>0<br>0<br>0<br>0<br>0<br>0<br>0 | 0<br>0<br>0<br>0<br>0<br>0<br>0<br>0 | 0<br>0<br>0<br>0<br>0<br>0<br>0<br>0 |

| Inning Stats | 1 | 2 | 3 | 4 | 5 | 6 | 7 | 8 | 9 |
|---|---|---|---|---|---|---|---|---|---|
| | R: 0 H: 1<br>E: 0 LOB: 1<br>K: 1 BB: 0<br>S: 12 P: 20 | R: 0 H: 0<br>E: 0 LOB: 0<br>K: 1 BB: 0<br>S: 10 P: 16 | R: 0 H: 0<br>E: 0 LOB: 0<br>K: 0 BB: 0<br>S: 11 P: 15 | R: 1 H: 2<br>E: 0 LOB: 1<br>K: 1 BB: 0<br>S: 12 P: 19 | R: 0 H: 0<br>E: 0 LOB: 0<br>K: 0 BB: 0<br>S: 5 P: 8 | R: 0 H: 2<br>E: 0 LOB: 2<br>K: 0 BB: 0<br>S: 15 P: 23 | R: 1 H: 2<br>E: 0 LOB: 1<br>K: 0 BB: 1<br>S: 11 P: 19 | R: 0 H: 0<br>E: 0 LOB: 0<br>K: 1 BB: 0<br>S: 8 P: 12 | R: 0 H: 0<br>E: 0 LOB: 1<br>K: 3 BB: 0<br>S: 13 P: 22 |

| | | |
|---|---|---|
| 1B: 5 | SF: 0 | WP: 0 PA: 35 |
| 2B: 0 | SAC: 0 | PB: 0 |
| 3B: 0 | DP: 1 | SB: 0 |
| HR: 2 | HBP: 1 | CS: 0 |

| PITCHER | | IP | WLS | BF | H | R | ER | SO | BB | IBB | HBP | BLK | WP | HR | S | P | ERA | WHIP |
|---|---|---|---|---|---|---|---|---|---|---|---|---|---|---|---|---|---|---|
| Dontrelle Willis, L<br>ERA: 4.72 | (1, 1) | 7.0 | W | 28 | 7 | 2 | 2 | 3 | 1 | 0 | 0 | 0 | 0 | 2 | 76 | 120 | 2.57 | 1.143 |
| 19 Logan Kensing, R<br>ERA: 3.95 | (8, 1) | 2.0 | S | 7 | 0 | 0 | 0 | 4 | 0 | 0 | 1 | 0 | 0 | 0 | 21 | 34 | 0.00 | 0.000 |

| PITCHER | IP | WLS | BF | H | R | ER | SO | BB | IBB | HBP | BLK | WP | HR | S | P | ERA | WHIP |
|---|---|---|---|---|---|---|---|---|---|---|---|---|---|---|---|---|---|

| Batter | 1 | 2 | 3 | 4 | 5 | 6 | 7 | 8 | 9 | AB | R | H | RBI | BB | SO | LOB |
|---|---|---|---|---|---|---|---|---|---|---|---|---|---|---|---|---|
| 2 Hanley Ramirez, R (1, 6)<br>OBP: 0.373, SLG: 0.462 | B B C X<br>2-1<br>6 SH1-3<br>17 1B<br>2B | | B C X<br>1-1 ②<br>F8 | C C B F X<br>1-2 ② ③<br>G4-3<br>1-2f | | B B X<br>2-0 ③<br>P6 | | C B X<br>1-1 ②<br>P3 | C X<br>0-1 ③<br>F9 | 6 | 1 | 1 | 0 | 0 | 0 | 4 |
| 6 Dan Uggla, R (1, 4)<br>OBP: 0.362, SLG: 0.471 | X<br>0-0 ①<br>SH1-3<br>2-3 | | C F B F F X<br>1-2<br>17 S<br>17 1B<br>1B | | B S X<br>1-1<br>HR | | C B B F D S<br>3-3 ①<br>K | C B S B X<br>2-2 ③<br>FC6-4<br>1-2f | | 4 | 2 | 2 | 1 | 0 | 1 | 2 |
| 17 Mike Jacobs, L (1, 3)<br>OBP: 0.335, SLG: 0.402 | C F B B B X<br>3-2<br>G5-4-3<br>3-H<br>1B | | B<br>1 SAFE<br>C C<br>1 SAFE<br>B X<br>2-2<br>1-H<br>1B | | B X<br>1-0 ①<br>G4-3 | | B B X<br>2-0 ②<br>G4-3 | | F X<br>0-1 ①<br>G3-1 | 5 | 0 | 2 | 2 | 0 | 0 | 0 |
| Miguel Cabrera, R (1, 5)<br>OBP: 0.446, SLG: 0.614<br>57 Taylor Tankersley, L (9, 1) | B F B B F F X<br>3-2 ② ③<br>G5-4-3<br>1-2f | | C S F S S<br>0-3 ③<br>K | | S B X<br>1-1<br>2B | | B F X<br>1-1 ③<br>F8 | | C F X<br>0-2<br>4 1B<br>1B<br>1B<br>1B | 5<br>0 | 1<br>0 | 2<br>0 | 0<br>0 | 0<br>0 | 1<br>0 | 2<br>0 |
| Joe Borchard, S (1, 7)<br>OBP: 0.337, SLG: 0.376 (9, 9) | | F F C<br>0-3 ①<br>K | | X<br>0-0<br>27 BB<br>4 HR<br>1B | F F B B B X<br>3-2 ②<br>F7 | | | X<br>0-0<br>27 2B<br>4 G4-3<br>1B | S X<br>0-1<br>4 1B<br>1-2<br>1B<br>1B | 5 | 3 | 3 | 0 | 0 | 1 | 1 |
| 27 Jeremy Hermida, L (1, 9)<br>OBP: 0.387, SLG: 0.462<br>12 Cody Ross, R (9, PH)<br>OBP: 0.333, SLG: 0.708 (9, 7) | C B X<br>1-1 ②<br>G3 | | B S C X<br>1-2 ③<br>G3-1 | C B<br>1 SAFE<br>1 SAFE<br>S B B B<br>4-2<br>4 HR<br>1-2<br>BB | | | | C X<br>0-1<br>4 G4-3<br>1-3<br>2B | B F S B S<br>2-3 ②<br>K | 3<br>1 | 2<br>0 | 1<br>0 | 0<br>0 | 1<br>0 | 0<br>1 | 1<br>2 |
| 4 Alfredo Amezaga, S (1, 8)<br>OBP: 0.322, SLG: 0.364 | B B C B B<br>4-1<br>S<br>BB | | S X<br>0-1<br>1-H<br>2-H<br>HR | | C B X<br>1-1 ①<br>G4-3 | | | F X<br>0-1 ①<br>G4-3<br>2-3<br>3-H | X<br>0-0<br>1B<br>1-2<br>2-3<br>HR<br>1B | 4 | 2 | 2 | 4 | 1 | 0 | 1 |
| Miguel Olivo, R (1, 2)<br>OBP: 0.294, SLG: 0.452 | B X<br>1-0 ③<br>G5-3<br>1-2 | | C B X<br>1-1<br>47 FC1-6<br>1B | | S F S<br>0-3 ②<br>K | | | S B S X<br>1-2<br>47 E<br>3-H<br>1B | B F S X<br>1-2<br>1-2<br>2-H<br>3-H<br>HR<br>1B | 5 | 1 | 3 | 3 | 0 | 1 | 1 |
| 47 Ricky Nolasco, R (1, 1)<br>OBP: 0.273, SLG: 0.545<br>Wes Helms, R (9, PH)<br>OBP: 0.286, SLG: 0.381 (9, 5) | | | C S C<br>0-3 ①<br>K | L X<br>0-1 ①<br>FC1-6<br>2 G4-3<br>1-2f | | C X<br>0-1<br>1B | | X<br>0-0<br>E1<br>6 FC6-4<br>1-3 | B F S S B X<br>2-2<br>1-H<br>2-H<br>HR | 4<br>1 | 0<br>1 | 1<br>1 | 0<br>3 | 0<br>0 | 1<br>0 | 2<br>0 |
| Inning Stats | R: 1 H: 2<br>E: 0 LOB: 0<br>K: 0 BB: 0<br>S: 10 P: 18 | R: 0 H: 0<br>E: 0 LOB: 1<br>K: 1 BB: 1<br>S: 7 P: 13 | R: 1 H: 2<br>E: 0 LOB: 1<br>K: 2 BB: 0<br>S: 17 P: 21 | R: 3 H: 3<br>E: 0 LOB: 0<br>K: 0 BB: 1<br>S: 13 P: 19 | R: 1 H: 2<br>E: 0 LOB: 1<br>K: 0 BB: 0<br>S: 11 P: 18 | R: 0 H: 1<br>E: 0 LOB: 1<br>K: 1 BB: 0<br>S: 8 P: 11 | R: 0 H: 0<br>E: 0 LOB: 0<br>K: 1 BB: 0<br>S: 6 P: 12 | R: 2 H: 3<br>E: 1 LOB: 2<br>K: 0 BB: 0<br>S: 14 P: 18 | R: 5 H: 5<br>E: 0 LOB: 0<br>K: 1 BB: 0<br>S: 19 P: 24 | 1B: 12<br>2B: 3<br>3B: 0<br>HR: 3 | SF: 0<br>SAC: 1<br>DP: 2<br>HBP: 0 | | | | | |

# TOP

## Florida Marlins @ Colorado Rockies

Coors Field, Denver, CO

Sat Jun 03 2006, 6:05 PM MDT

Att. 23,831 - Cloudy - 87 F

livebaseballscorecards.com

| | |
|---|---|
| AB | 43 |
| R | 13 |
| H | 18 |
| RBI | 13 |
| BB | 2 |
| SO | 6 |
| LOB | 16 |

| PITCHER | IP | WLS | BF | H | R | ER | SO | BB | IBB | HBP | BLK | WP | HR | S | P | ERA | WHIP |
|---|---|---|---|---|---|---|---|---|---|---|---|---|---|---|---|---|---|
| 49 Byung-Hyun Kim, R (1, 1)<br>ERA: 4.97 | 5.0 | L | 24 | 9 | 6 | 6 | 3 | 2 | 0 | 0 | 0 | 0 | 2 | 58 | 89 | 10.80 | 2.200 |
| 61 Ramon E Ramirez, R (6, 1)<br>ERA: 1.13 | 2.0 | | 7 | 1 | 0 | 0 | 2 | 0 | 0 | 0 | 0 | 0 | 0 | 14 | 23 | 0.00 | 0.500 |
| 39 Tom Martin, L (8, 1)<br>ERA: 6.98 | 1.0 | | 7 | 3 | 2 | 2 | 0 | 0 | 0 | 0 | 0 | 0 | 0 | 14 | 18 | 18.00 | 3.000 |
| David Cortes, R (9, 1)<br>ERA: 4.09 | 1.0 | | 8 | 5 | 5 | 5 | 1 | 0 | 0 | 0 | 0 | 0 | 1 | 19 | 24 | 45.00 | 5.000 |

| PITCHER | IP | WLS | BF | H | R | ER | SO | BB | IBB | HBP | BLK | WP | HR | S | P | ERA | WHIP |
|---|---|---|---|---|---|---|---|---|---|---|---|---|---|---|---|---|---|

# Florida Marlins @ Colorado Rockies

Coors Field, Denver, CO

Sat Jun 03 2006, 6:05 PM MDT

Att. 23,831 - Cloudy - 87 F

livebaseballscorecards.com

## BOTTOM

| Batter | 1 | 2 | 3 | 4 | 5 | 6 | 7 | 8 | 9 | AB | R | H | RBI | BB | SO | LOB |
|---|---|---|---|---|---|---|---|---|---|---|---|---|---|---|---|---|
| Jamey Carroll, R (1, 4)<br>OBP: 0.409, SLG: 0.371 | G1-3 | | BB | | 1B | | | FC5-4 (5) 1B (17) | | 3 | 0 | 2 | 0 | 1 | 0 | 0 |
| 18 Cory Sullivan, L (1, 8)<br>OBP: 0.302, SLG: 0.411 | L3 | | F9 | | G3 | | | K | | 3 | 0 | 0 | 0 | 0 | 0 | 2 |
| 61 Ramon E Ramirez, R (6, 1)<br>OBP: 1.000, SLG: 1.000 | | | | | | | | | | 0 | 0 | 0 | 0 | 0 | 0 | 0 |
| 39 Tom Martin, L (8, 1) | | | | | | | | | | 0 | 0 | 0 | 0 | 0 | 0 | 0 |
| 19 Ryan Spilborghs, R (8, PH)<br>OBP: 0.382, SLG: 0.567 | | | | | | | | | | 1 | 0 | 0 | 0 | 0 | 1 | 1 |
| David Cortes, R (9, 1) | | | | | | | | | | 0 | 0 | 0 | 0 | 0 | 0 | 0 |
| 17 Todd Helton, L (1, 3)<br>OBP: 0.397, SLG: 0.463 | G6-3 | | | K | | F7 | | 1-2 5 FC5-4 1B | | 4 | 0 | 1 | 0 | 0 | 1 | 0 |
| 5 Matt Holliday, R (1, 7)<br>OBP: 0.367, SLG: 0.612 | | 11 G3-6-1 27 1B 1B | | 11 E 11 1B 1B | | G6-3 | | FC5-4<br>1-2f<br>2-3 | | 4 | 0 | 2 | 0 | 0 | 0 | 2 |
| 27 Garrett Atkins, R (1, 5)<br>OBP: 0.379, SLG: 0.490 | | SAFE<br>11 G3-6-1<br>1-2 1B | | F7 | | K | | | | 4 | 0 | 1 | 0 | 0 | 2 | 3 |
| 11 Brad Hawpe, L (1, 9)<br>OBP: 0.402, SLG: 0.582 | | G3-6-1<br>1-2f<br>2-3 | | E1<br>1-3 1B | | | K | | G4-3 | 4 | 0 | 1 | 0 | 0 | 1 | 2 |
| JD Closser, S (1, 2)<br>OBP: 0.263, SLG: 0.176 | | P5 | | P4 | | | P4 | | K | 4 | 0 | 0 | 0 | 0 | 1 | 3 |
| 12 Clint Barmes, R (1, 6)<br>OBP: 0.232, SLG: 0.318 | | | 49 CS 1B | | G4-3 | | HBP | | FC6-4 1B | 3 | 0 | 2 | 0 | 0 | 0 | 0 |
| 49 Byung-Hyun Kim, R (1, 1)<br>OBP: 0.071, SLG: 0.071 | | | K<br>1-2 | | P4 | | K | | FC6-4<br>1-2f | 1 | 0 | 0 | 0 | 0 | 1 | 1 |
| Choo Freeman, R (5, PH)<br>OBP: 0.293, SLG: 0.278 (6, 8) | | | | | | | | | | 3 | 0 | 0 | 0 | 0 | 1 | 2 |

| | AB | 34 |
|---|---|---|
| | R | 0 |
| | H | 9 |
| | RBI | 0 |
| | BB | 1 |
| | SO | 8 |
| | LOB | 16 |

| Inning Stats | 1 | 2 | 3 | 4 | 5 | 6 | 7 | 8 | 9 | 1B: 9 | SF: 0 | WP: 0 | PA: 36 |
|---|---|---|---|---|---|---|---|---|---|---|---|---|---|
| R: | 0 | 0 | 0 | 0 | 0 | 0 | 0 | 0 | 0 | 2B: 1 | SAC: 0 | PB: 0 | |
| E: | 0 | 0 | 0 | 1 | 0 | 0 | 0 | 0 | 0 | 3B: 0 | DP: 2 | SB: 0 | |
| K: | 0 | 0 | 1 | 0 | 0 | 1 | 2 | 2 | 1 | HR: 0 | HBP: 1 | CS: 1 | |
| S: | 6 | 8 | 7 | 10 | 9 | 10 | 11 | 11 | 9 | | | | |
| H: | 0 | 2 | 1 | 2 | 1 | 0 | 0 | 2 | 1 | | | | |
| LOB: | 0 | 1 | 1 | 2 | 1 | 0 | 1 | 2 | 1 | | | | |
| BB: | 0 | 0 | 1 | 0 | 0 | 0 | 0 | 0 | 0 | | | | |
| P: | 8 | 14 | 13 | 16 | 12 | 13 | 19 | 13 | 16 | | | | |

| PITCHER | | IP | WLS | BF | H | R | ER | SO | BB | IBB | HBP | BLK | WP | HR | S | P | ERA | WHIP |
|---|---|---|---|---|---|---|---|---|---|---|---|---|---|---|---|---|---|---|
| 47 Ricky Nolasco, R<br>ERA: 3.15 | (1, 1) | 8.0 | W | 32 | 8 | 0 | 0 | 7 | 1 | 0 | 1 | 0 | 0 | 0 | 72 | 108 | 0.00 | 1.125 |
| 57 Taylor Tankersley, L<br>ERA: | (9, 1) | 1.0 | | 4 | 1 | 0 | 0 | 1 | 0 | 0 | 0 | 0 | 0 | 0 | 9 | 16 | 0.00 | 1.000 |

| PITCHER | IP | WLS | BF | H | R | ER | SO | BB | IBB | HBP | BLK | WP | HR | S | P | ERA | WHIP |
|---|---|---|---|---|---|---|---|---|---|---|---|---|---|---|---|---|---|

# Florida Marlins @ Colorado Rockies

Coors Field, Denver, CO

Sun Jun 04 2006, 1:05 PM MDT

Att. 21,125 - Sunny - 80 F

TOP

livebaseballscorecards.com

| Batter | 1 | 2 | 3 | 4 | 5 | 6 | 7 | 8 | 9 | AB | R | H | RBI | BB | SO | LOB |
|---|---|---|---|---|---|---|---|---|---|---|---|---|---|---|---|---|
| 2 Hanley Ramirez, R (1, 6)<br>OBP: 0.369, SLG: 0.471 | C X<br>0-1 ①<br>F9 | | B F F S<br>1-3 ①<br>K | | C F X<br>0-2 ①<br>G1-3 | | X<br>0-0<br>HR | B C F S<br>1-3 ③<br>K | | 5 | 1 | 1 | 1 | 0 | 2 | 4 |
| 6 Dan Uggla, R (1, 4)<br>OBP: 0.354, SLG: 0.460 | C B B X<br>2-1 ②<br>F8 | | B B X<br>2-0 ② ③<br>G6-4-3<br>1-2f | | C C B B B S<br>3-3 ②<br>K | | C B X<br>1-1 ①<br>G1-3 | | B F S X<br>1-2 ①<br>P3 | 5 | 0 | 0 | 0 | 0 | 1 | 2 |
| 17 Mike Jacobs, L (1, 3)<br>OBP: 0.337, SLG: 0.420 | C F B X<br>1-2<br>HR | | | C B B S F S<br>2-3 ①<br>K | X<br>0-0<br>1B | | B C X<br>1-1 ②<br>G4-3 | | S B B S S S<br>2-3 ②<br>K | 5 | 1 | 2 | 1 | 0 | 2 | 0 |
| Miguel Cabrera, R (1, 5)<br>OBP: 0.450, SLG: 0.614 | F S F B B X<br>2-2 ③<br>G6-3 | | | B B X<br>2-0<br>14 1B<br>27 1B<br>1B | X<br>0-0 ③<br>G5-3 | | F C B X<br>1-2<br>1B | | T B X<br>1-1<br>1B | 5 | 1 | 3 | 0 | 0 | 0 | 1 |
| 14 Josh Willingham, R (1, 7)<br>OBP: 0.350, SLG: 0.444 | | B B X<br>2-0<br>27 G4-6-3<br>1B | | B C F D F X<br>2-2<br>61 E<br>27 1B<br>20 G3<br>1-2<br>1B | | F B C B C<br>2-3 ①<br>K | X<br>0-0 ③<br>G5-3 | | C F S<br>0-3 ③<br>K | 5 | 1 | 2 | 0 | 0 | 2 | 2 |
| 27 Jeremy Hermida, L (1, 9)<br>OBP: 0.394, SLG: 0.482 | | B C B B F F X<br>3-2 ① ②<br>G4-6-3<br>1-2f | | B X<br>1-0<br>20 G3<br>61 E<br>1-3<br>2-H<br>1B | C X<br>0-1<br>FC5<br>2B | | | M B X<br>1-1 ①<br>G5-3 | | 4 | 0 | 2 | 1 | 0 | 0 | 1 |
| 61 Reggie Abercrombie, R (1, 8)<br>OBP: 0.294, SLG: 0.372 | | C S X<br>0-2 ③<br>G6-3 | | X<br>0-0<br>FC5<br>20 G3<br>1-2<br>3-3 | F C F X<br>0-2 ②<br>L8 | | | X<br>0-0<br>20 CS<br>1B | | 4 | 0 | 1 | 0 | 0 | 0 | 3 |
| 20 Matt Treanor, R (1, 2)<br>OBP: 0.310, SLG: 0.297 | | C X<br>0-1<br>SH<br>2B | | S X<br>0-1 ②<br>G3<br>1-2<br>2-3<br>3-H | I I I I<br>4-0<br>FC5<br>IBB | | | 1 SAFE B<br>1 SAFE 1<br>1 SAFE C<br>1 S X<br>2-1 ②<br>E6<br>1B<br>1-2 | | 3 | 0 | 1 | 1 | 1 | 0 | 3 |
| Scott Olsen, L (1, 1)<br>Randy Messenger, R (7, 1)<br>Joe Borchard, S (8, PH)<br>OBP: 0.343, SLG: 0.384<br>60 Carlos Martinez, R (8, 1)<br>57 Taylor Tankersley, L (8, 1)<br>19 Logan Kensing, R (8, 1)<br>Joe Borowski, R (9, 1) | | | L X<br>0-1<br>SH<br>6<br>G6-4-3<br>2-3 | S B X<br>1-1 ③<br>G3 | | B X<br>1-0 ③<br>FC5<br>1-2<br>2-3f | | C B B X<br>2-1<br>1-3<br>1B | | 2 0 0 0 0 0 4<br>0 0 0 0 0 0 0<br>1 0 1 0 0 0 0<br>0 0 0 0 0 0 0<br>0 0 0 0 0 0 0<br>0 0 0 0 0 0 0<br>0 0 0 0 0 0 0 | | | | | | |

| Inning Stats | | | | | | | | | |
|---|---|---|---|---|---|---|---|---|---|
| | R: 1 H: 1<br>E: 0 LOB: 0<br>K: 0 BB: 0<br>S: 11 P: 16 | R: 0 H: 1<br>E: 0 LOB: 0<br>K: 0 BB: 0<br>S: 8 P: 13 | R: 0 H: 1<br>E: 1 LOB: 0<br>K: 1 BB: 0<br>S: 8 P: 11 | R: 2 H: 3<br>E: 1 LOB: 2<br>K: 1 BB: 0<br>S: 15 P: 23 | R: 0 H: 1<br>E: 0 LOB: 1<br>K: 1 BB: 0<br>S: 8 P: 11 | R: 0 H: 1<br>E: 0 LOB: 1<br>K: 1 BB: 1<br>S: 10 P: 17 | R: 1 H: 2<br>E: 0 LOB: 1<br>K: 0 BB: 0<br>S: 9 P: 12 | R: 0 H: 2<br>E: 1 LOB: 2<br>K: 1 BB: 0<br>S: 11 P: 16 | R: 0 H: 1<br>E: 0 LOB: 1<br>K: 2 BB: 0<br>S: 11 P: 15 |

| | 1B: 9 | SF: 0 | WP: 0 | PA: 41 |
|---|---|---|---|---|
| | 2B: 2 | SAC: 1 | PB: 0 | |
| | 3B: 0 | DP: 2 | SB: 0 | |
| | HR: 2 | HBP: 0 | CS: 1 | |

| | AB | 39 |
|---|---|---|
| | R | 4 |
| | H | 13 |
| | RBI | 4 |
| | BB | 1 |
| | SO | 7 |
| | LOB | 20 |

| PITCHER | | IP | WLS | BF | H | R | ER | SO | BB | IBB | HBP | BLK | WP | HR | S | P | ERA | WHIP |
|---|---|---|---|---|---|---|---|---|---|---|---|---|---|---|---|---|---|---|
| Jason Jennings, R<br>ERA: 4.48 | (1, 1) | 7.0 | L | 32 | 10 | 4 | 3 | 4 | 0 | 1 | 0 | 0 | 0 | 2 | 69 | 103 | 3.86 | 1.429 |
| Jose Mesa, R<br>ERA: 3.2 | (8, 1) | 1.0 | | 5 | 2 | 0 | 0 | 1 | 0 | 0 | 0 | 0 | 0 | 0 | 11 | 16 | 0.00 | 2.000 |
| 40 Brian Fuentes, L<br>ERA: 1.19 | (9, 1) | 1.0 | | 4 | 1 | 0 | 0 | 2 | 0 | 0 | 0 | 0 | 0 | 0 | 11 | 15 | 0.00 | 1.000 |

| PITCHER | IP | WLS | BF | H | R | ER | SO | BB | IBB | HBP | BLK | WP | HR | S | P | ERA | WHIP |
|---|---|---|---|---|---|---|---|---|---|---|---|---|---|---|---|---|---|

# Florida Marlins @ Colorado Rockies

Coors Field, Denver, CO

Sun Jun 04 2006, 1:05 PM MDT

Att. 21,125 - Sunny - 80 F

livebaseballscorecards.com

| Batter | 1 | 2 | 3 | 4 | 5 | 6 | 7 | 8 | 9 | AB | R | H | RBI | BB | SO | LOB |
|---|---|---|---|---|---|---|---|---|---|---|---|---|---|---|---|---|
| Jamey Carroll, R (1, 4)<br>OBP: 0.397, SLG: 0.358 | C X 0-1 G4-3 ① | | C S S 0-3 K ③ | | | C C F B X 1-2 F7 ① | | B C S X 1-2 F7 ① | | 4 | 0 | 0 | 0 | 0 | 1 | 0 |
| 19 Ryan Spilborghs, R (1, 8)<br>OBP: 0.395, SLG: 0.588 | B B S C F X 2-2 17 G1-6-3 1B | | | X 0-0 B1-3 ① | | F F T 0-2 K ② | | B C X 1-1 2B | | 4 | 0 | 2 | 0 | 0 | 1 | 0 |
| 17 Todd Helton, L (1, 3)<br>OBP: 0.393, SLG: 0.457 | X 0-0 G1-6-3 ② ③<br>1-2f | | | B X 1-0 5 HR 1B | | B X 1-0 F8 ③ | | C B S F B S 2-3 K ② | | 4 | 1 | 1 | 0 | 0 | 1 | 2 |
| 5 Matt Holliday, R (1, 7)<br>OBP: 0.378, SLG: 0.632 | | X 0-0 G6-3 WP 1B | | S F D X 1-2 1-H HR | | | B X 1-0 27 2B 1B | B B F B C F D 4-2 BB | | 3 | 1 | 3 | 2 | 1 | 0 | 0 |
| 27 Garrett Atkins, R (1, 5)<br>OBP: 0.377, SLG: 0.490 | | B B C 1 SAFE F 1 SAFE 1 SAFE X 2-2 F9 ① | | C B C B F B S 3-3 K ② | | | C B X 1-1 1-H 12 1B 2B ① | C B S X 1-2 F7 ③ | | 4 | 1 | 1 | 0 | 0 | 1 | 3 |
| Eli Marrero, R (1, 9)<br>OBP: 0.357, SLG: 0.483<br>Jose Mesa, R (8, 1)<br>40 Brian Fuentes, L (9, 1)<br>18 Cory Sullivan, L (9, PH)<br>OBP: 0.300, SLG: 0.409 | | D F X 1-1 G6-3 ② 1-3 | | C X 0-1 G6-3 ③ | | | B S B F D F D 4-2 12 1B BB | | B F X 1-1 B3 ① | 2<br>0<br>0<br>1 | 0<br>0<br>0<br>0 | 0<br>0<br>0<br>0 | 0<br>0<br>0<br>0 | 1<br>0<br>0<br>0 | 0<br>0<br>0<br>0 | 1<br>0<br>0<br>0 |
| 8 Yorvit Torrealba, R (1, 2) | | X 0-0 G6-3 ③ | | | B B B C C F X 3-2 F8 ① | | X 0-0 F9 ② | | C S B B B F S 3-3 K ② | 4 | 0 | 0 | 0 | 0 | 1 | 3 |
| 12 Clint Barmes, R (1, 6)<br>OBP: 0.232, SLG: 0.317 | | | C B X 1-1 F7 ① | | B B B C F X 3-2 F8 ② | | F F F X 0-2 1-2 2-H 1B | | X 0-0 G4-3 ③ | 4 | 0 | 1 | 1 | 0 | 0 | 0 |
| Jason Jennings, L (1, 1)<br>OBP: 0.231, SLG: 0.240<br>11 Brad Hawpe, L (7, PH)<br>OBP: 0.400, SLG: 0.579<br>(8, 9) | | | C B B X 2-1 G4-3 ② | | X 0-0 G4-3 ③ | | B B C B F C 3-3 K ③ | | | 2<br>1 | 0<br>0 | 0<br>0 | 0<br>0 | 0<br>0 | 0<br>1 | 0<br>2 |
| Inning Stats | R: 0 H: 1<br>E: 0 LOB: 0<br>K: 0 BB: 0<br>S: 7 P: 9 | R: 0 H: 1<br>E: 0 LOB: 1<br>K: 0 BB: 0<br>S: 7 P: 10 | R: 0 H: 0<br>E: 0 LOB: 0<br>K: 1 BB: 0<br>S: 7 P: 10 | R: 2 H: 2<br>E: 0 LOB: 0<br>K: 1 BB: 0<br>S: 11 P: 16 | R: 0 H: 0<br>E: 0 LOB: 0<br>K: 0 BB: 0<br>S: 8 P: 14 | R: 0 H: 0<br>E: 0 LOB: 0<br>K: 1 BB: 0<br>S: 8 P: 10 | R: 1 H: 3<br>E: 0 LOB: 2<br>K: 1 BB: 1<br>S: 14 P: 23 | R: 0 H: 1<br>E: 0 LOB: 2<br>K: 1 BB: 1<br>S: 15 P: 24 | R: 0 H: 0<br>E: 0 LOB: 0<br>K: 1 BB: 0<br>S: 7 P: 11 | 1B: 5<br>2B: 2<br>3B: 0<br>HR: 1 | SF: 0<br>SAC: 0<br>DP: 1<br>HBP: 0 | | | | | | |

## BOTTOM

| | |
|---|---|
| AB | 33 |
| R | 3 |
| H | 8 |
| RBI | 3 |
| BB | 2 |
| SO | 6 |
| LOB | 11 |

WP: 1 PA: 35
PB: 0
SB: 0
CS: 0

| PITCHER | | IP | WLS | BF | H | R | ER | SO | BB | IBB | HBP | BLK | WP | HR | S | P | ERA | WHIP |
|---|---|---|---|---|---|---|---|---|---|---|---|---|---|---|---|---|---|---|
| Scott Olsen, L<br>ERA: 5.6 | (1, 1) | 6.2 | W | 25 | 6 | 3 | 3 | 3 | 1 | 0 | 0 | 0 | 1 | 1 | 55 | 82 | 4.05 | 1.050 |
| Randy Messenger, R<br>ERA: 3.92 | (7, 1) | 0.1 | H | 2 | 1 | 0 | 0 | 1 | 0 | 0 | 0 | 0 | 0 | 0 | 7 | 10 | 0.00 | 3.000 |
| 60 Carlos Martinez, R<br>ERA: 2.57 | (8, 1) | 0.1 | H | 2 | 1 | 0 | 0 | 0 | 0 | 0 | 0 | 0 | 0 | 0 | 5 | 7 | 0.00 | 3.000 |
| 57 Taylor Tankersley, L<br>ERA: | (8, 1) | 0.1 | H | 1 | 0 | 0 | 0 | 1 | 0 | 0 | 0 | 0 | 0 | 0 | 4 | 6 | 0.00 | 0.000 |
| 19 Logan Kensing, R<br>ERA: 3.86 | (8, 1) | 0.1 | H | 2 | 0 | 0 | 0 | 0 | 1 | 0 | 0 | 0 | 0 | 0 | 6 | 11 | 0.00 | 3.000 |

| PITCHER | | IP | WLS | BF | H | R | ER | SO | BB | IBB | HBP | BLK | WP | HR | S | P | ERA | WHIP |
|---|---|---|---|---|---|---|---|---|---|---|---|---|---|---|---|---|---|---|
| Joe Borowski, R<br>ERA: 4.22 | (9, 1) | 1.0 | S | 3 | 0 | 0 | 0 | 1 | 0 | 0 | 0 | 0 | 0 | 0 | 7 | 11 | 0.00 | 0.000 |

| Batter | 1 | 2 | 3 | 4 | 5 | 6 | 7 | 8 | 9 | AB | R | H | RBI | BB | SO | LOB |
|---|---|---|---|---|---|---|---|---|---|---|---|---|---|---|---|---|
| 13 Nate McLouth, L (1, 8) (8, 9)<br>OBP: 0.309, SLG: 0.354 | B X 1-0 G3 1B 2B | | C B F B B X 3-2 ① F7 | B C B S C 2-3 ② K | | C B B X 2-1 ③ G1-3 | | B B X 2-0 ② G4-3 2-3 | | 5 | 1 | 1 | 0 | 0 | 1 | 3 |
| 2 Jack Wilson, R (1, 6)<br>OBP: 0.333, SLG: 0.438 | S X 0-1 ① G5-3 | | B C F X 1-2 ② P6 | C F B D T 2-2 ③ K | | | F X 0-1 BB BB G6-4-3 1B | B S S S 1-3 ③ K | | 5 | 1 | 1 | 0 | 0 | 2 | 4 |
| Sean Casey, L (1, 3)<br>OBP: 0.338, SLG: 0.500 | B B C B X 3-1 ② G3 2-3 | | C C X 0-2 BB 1B | X 0-0 ① G3 | | | B B B B 4-0 G6-4-3 BB 12 1B 1-2 BB | | B B B C C B 4-2 WP BB | 3 | 1 | 1 | 0 | 2 | 0 | 1 |
| Jason Bay, R (1, 7)<br>OBP: 0.426, SLG: 0.604 | C X 0-1 3-H 1B | | D F B B B 4-1 1-2 BB | C F B B X 2-2 G3 12 1B 2B | | | B D C B T B 4-2 G6-4-3 1-2 2-3 BB | | C F B T 1-2 ① K 1-2 | 3 | 1 | 2 | 1 | 2 | 1 | 1 |
| Jeromy Burnitz, L (1, 9)<br>OBP: 0.289, SLG: 0.416 | 1 SAFE F B F 1 B S 2-3 ③ K | | F B S B S 2-3 ③ K | B X 1-0 ② G3 2-3 | | | S S B X 1-2 ① ② G6-4-3 1-2f 2-3 3-H | | B F B B B S B 4-2 12 G5-4-3 BB | 3 | 0 | 0 | 0 | 0 | 2 | 4 |
| Craig Wilson, R (7, PH) (7, 9)<br>OBP: 0.355, SLG: 0.509 | SAFE | | | | | | | | | 1 | 0 | 0 | 0 | 0 | 0 | 2 |
| José Bautista, R (8, 8)<br>OBP: 0.368, SLG: 0.478 | | | | | | | | | | 0 | 0 | 0 | 0 | 1 | 0 | 0 |
| 12 Freddy Sanchez, R (1, 5)<br>OBP: 0.387, SLG: 0.508 | | B F X 1-1 ① G1-3 | | X 0-0 1B 2B | B C X 1-1 FC6-4 3-H 1B | | C F X 0-2 S 3-H 1B | | B S B X 2-1 ② ③ G5-4-3 1-2f | 5 | 1 | 3 | 2 | 0 | 0 | 2 |
| Jose Castillo, R (1, 4)<br>OBP: 0.349, SLG: 0.479 | | F X 0-1 ② G1-3 | | F F F X 0-2 26 1B 2-H 1B | 1 SAFE X 0-0 ③ FC6-4 1-2f | | C X 0-1 ③ F8 1-2 | | | 4 | 0 | 1 | 1 | 0 | 0 | 2 |
| 26 Ronny Paulino, R (1, 2)<br>OBP: 0.369, SLG: 0.408 | | C B X 1-1 1B | | X 0-0 45 SH2-4 2-3 1B | | B X 1-0 ① G6-3 | | B X 1-0 13 G4-3 2B | | 4 | 0 | 3 | 0 | 0 | 0 | 0 |
| 45 Ian Snell, R (1, 1)<br>OBP: 0.059, SLG: 0.059 | | F S C 0-3 ③ K | | B X 1-0 ① SH2-4 1-2 | | B X 1-0 ② G1-3 | | C D S T 1-2 ① K | | 2 | 0 | 0 | 0 | 0 | 1 | 1 |
| 16 Salomon Torres, R (7, 1) | | | | | | | | | | 0 | 0 | 0 | 0 | 0 | 0 | 0 |
| 37 Yurendell Decaster, R (8, PH) | | | | | | | | | | 1 | 0 | 0 | 0 | 0 | 1 | 1 |
| Damaso Marte, L (8, 1) | | | | | | | | | | 0 | 0 | 0 | 0 | 0 | 0 | 0 |
| Michael Gonzalez, R (9, 1) | | | | | | | | | | 0 | 0 | 0 | 0 | 0 | 0 | 0 |

# TOP

## Pittsburgh Pirates @ Colorado Rockies

Coors Field, Denver, CO

Mon Jun 05 2006, 7:05 PM MDT

Att. 20,152 - Partly Cloudy - 89 F

livebaseballscorecards.com

| | |
|---|---|
| AB | 36 |
| R | 5 |
| H | 12 |
| RBI | 4 |
| BB | 5 |
| SO | 8 |
| LOB | 21 |

| Inning Stats | 1 | 2 | 3 | 4 | 5 | 6 | 7 | 8 | 9 |
|---|---|---|---|---|---|---|---|---|---|
| | R: 1<br>E: 0<br>K: 1<br>S: 10 | H: 2<br>LOB: 1<br>BB: 0<br>P: 16 | R: 0<br>E: 0<br>K: 1<br>S: 9 | H: 1<br>LOB: 1<br>BB: 0<br>P: 11 | R: 0<br>E: 0<br>K: 1<br>S: 13 | H: 1<br>LOB: 2<br>BB: 1<br>P: 23 | R: 1<br>E: 0<br>K: 2<br>S: 13 | H: 3<br>LOB: 2<br>BB: 0<br>P: 18 | R: 1<br>E: 0<br>K: 0<br>S: 8 | H: 2<br>LOB: 1<br>BB: 0<br>P: 12 | R: 0<br>E: 0<br>K: 0<br>S: 4 | H: 0<br>LOB: 0<br>BB: 0<br>P: 8 | R: 2<br>E: 0<br>K: 0<br>S: 12 | H: 2<br>LOB: 1<br>BB: 2<br>P: 21 | R: 0<br>E: 0<br>K: 2<br>S: 8 | H: 1<br>LOB: 1<br>BB: 0<br>P: 13 | R: 0<br>E: 0<br>K: 1<br>S: 9 | H: 0<br>LOB: 1<br>BB: 2<br>P: 20 |

| | | | | | | | | | |

# Pittsburgh Pirates @ Colorado Rockies

Coors Field, Denver, CO

Mon Jun 05 2006, 7:05 PM MDT

Att. 20,152 - Partly Cloudy - 89 F

livebaseballscorecards.com

## BOTTOM

| Batter | 1 | 2 | 3 | 4 | 5 | 6 | 7 | 8 | 9 | AB | R | H | RBI | BB | SO | LOB |
|---|---|---|---|---|---|---|---|---|---|---|---|---|---|---|---|---|
| 6 Omar Quintanilla, L (1, 4) | K | | K2-3 | | K | | G6-3 1-2f | | | 4 | 0 | 0 | 0 | 0 | 3 | 3 |
| 18 Cory Sullivan, L (1, 8)<br>OBP: 0.296, SLG: 0.402<br>Choo Freeman, R (8, PH)<br>OBP: 0.288, SLG: 0.273 (9, 8) | K2-3 | | | G6-3 | | K | | K | | 3<br>1 | 0<br>0 | 0<br>0 | 0<br>0 | 0<br>0 | 2<br>1 | 0<br>0 |
| 17 Todd Helton, L (1, 3)<br>OBP: 0.396, SLG: 0.465 | L7 | | | 27 FC6-4 1B | | 5 G4-3 2B | | F7 | | 4 | 0 | 2 | 0 | 0 | 0 | 0 |
| 5 Matt Holliday, R (1, 7)<br>OBP: 0.371, SLG: 0.620 | | F9 | | K | | G4-3 2-3 | | G5-3 | | 4 | 0 | 0 | 0 | 0 | 1 | 2 |
| 27 Garrett Atkins, R (1, 5)<br>OBP: 0.375, SLG: 0.486 | | 1B | | FC6-4 1-2f | | K | | | K | 4 | 0 | 1 | 0 | 0 | 2 | 2 |
| 11 Brad Hawpe, L (1, 9)<br>OBP: 0.406, SLG: 0.593 | | K | 12 SF8 3B | | | | 12 F7 19 1B 1B | | 12 DI 1B | 4 | 2 | 3 | 0 | 0 | 1 | 1 |
| JD Closser, S (1, 2)<br>OBP: 0.304, SLG: 0.200 | | K | | 28 SH3 BB | | | 19 1B 1-2 1B | | K | 3 | 0 | 1 | 0 | 1 | 2 | 2 |
| 12 Clint Barmes, R (1, 6)<br>OBP: 0.228, SLG: 0.312 | | | K | SF8 3-H | | | F7 2-3 | | G5-3 1-2 | 3 | 0 | 0 | 1 | 0 | 1 | 3 |
| 28 Aaron Cook, R (1, 1)<br>OBP: 0.077, SLG: 0.077<br>Ray King, L (7, 1)<br>19 Ryan Spilborghs, R (7, PH)<br>OBP: 0.410, SLG: 0.600<br>Scott Dohmann, R (8, 1) | | | G5-3 | SH3 1-2 | | | 6 G6-3 1-2 3-H 1B | | | 1<br>0<br>1<br>0 | 0<br>0<br>0<br>0 | 0<br>0<br>1<br>0 | 0<br>0<br>1<br>0 | 0<br>0<br>0<br>0 | 0<br>0<br>0<br>0 | 0<br>0<br>0<br>0 |
| Inning Stats | R: 0 E: 0 K: 2 S: 11 H: 0 LOB: 0 BB: 0 P: 14 | R: 0 E: 0 K: 2 S: 12 H: 1 LOB: 1 BB: 0 P: 13 | R: 0 E: 0 K: 2 S: 7 H: 0 LOB: 0 BB: 0 P: 9 | R: 0 E: 0 K: 1 S: 10 H: 1 LOB: 1 BB: 0 P: 16 | R: 1 E: 0 K: 1 S: 14 H: 1 LOB: 1 BB: 1 P: 23 | R: 0 E: 0 K: 2 S: 8 H: 1 LOB: 1 BB: 0 P: 10 | R: 1 E: 0 K: 0 S: 7 H: 3 LOB: 1 BB: 0 P: 12 | R: 0 E: 0 K: 1 S: 7 H: 0 LOB: 0 BB: 0 P: 12 | R: 0 E: 0 K: 2 S: 13 H: 1 LOB: 1 BB: 0 P: 20 | 1B: 6 2B: 1 3B: 1 HR: 0 | SF: 1 SAC: 1 DP: 1 HBP: 0 | | | | | | |

| | AB | 32 |
|---|---|---|
| | R | 2 |
| | H | 8 |
| | RBI | 2 |
| | BB | 1 |
| | SO | 13 |
| | LOB | 13 |

WP: 0 PB: 0 SB: 0 CS: 0 PA: 35

| PITCHER | | IP | WLS | BF | H | R | ER | SO | BB | IBB | HBP | BLK | WP | HR | S | P | ERA | WHIP |
|---|---|---|---|---|---|---|---|---|---|---|---|---|---|---|---|---|---|---|
| 45 Ian Snell, R<br>ERA: 5.26 | (1, 1) | 6.1 | W | 26 | 6 | 2 | 2 | 10 | 1 | 0 | 0 | 0 | 0 | 0 | 66 | 94 | 2.84 | 1.105 |
| 16 Salomon Torres, R<br>ERA: 4.54 | (7, 1) | 0.2 | H | 2 | 1 | 0 | 0 | 0 | 0 | 0 | 0 | 0 | 0 | 0 | 3 | 3 | 0.00 | 1.500 |
| Damaso Marte, L<br>ERA: 2.7 | (8, 1) | 1.0 | H | 3 | 0 | 0 | 0 | 1 | 0 | 0 | 0 | 0 | 0 | 0 | 7 | 12 | 0.00 | 0.000 |
| Michael Gonzalez, L<br>ERA: 2.82 | (9, 1) | 1.0 | S | 4 | 1 | 0 | 0 | 2 | 0 | 0 | 0 | 0 | 0 | 0 | 13 | 20 | 0.00 | 1.000 |

| PITCHER | IP | WLS | BF | H | R | ER | SO | BB | IBB | HBP | BLK | WP | HR | S | P | ERA | WHIP |
|---|---|---|---|---|---|---|---|---|---|---|---|---|---|---|---|---|---|

| Batter | 1 | 2 | 3 | 4 | 5 | 6 | 7 | 8 | 9 | AB | R | H | RBI | BB | SO | LOB |
|---|---|---|---|---|---|---|---|---|---|---|---|---|---|---|---|---|
| José Bautista, R (1, 8)<br>OBP: 0.363, SLG: 0.479 | K | | | G5-3 | | P4 | | 2B | | 4 | 0 | 1 | 0 | 0 | 1 | 0 |
| 2 Jack Wilson, R (1, 6)<br>OBP: 0.327, SLG: 0.429 | E6<br>12<br>G4-6-3 | | | G5-3 | | K | | G6-3 | | 4 | 0 | 0 | 0 | 0 | 1 | 2 |
| 12 Freddy Sanchez, R (1, 5)<br>OBP: 0.384, SLG: 0.503 | G4-6-3<br>1-2f | | | K | | G6-3 | | | BB<br>1B<br>1B | 4 | 1 | 1 | 0 | 0 | 1 | 1 |
| Jason Bay, R (1, 7)<br>OBP: 0.427, SLG: 0.614 | | P4 | | | HR | | G6-3 | | 1B<br>1-2<br>BB | 3 | 1 | 1 | 1 | 1 | 0 | 0 |
| Craig Wilson, R (1, 3)<br>OBP: 0.353, SLG: 0.500 | | G5-3 | | | HR<br>BB | | K | | K | 3 | 1 | 0 | 0 | 1 | 2 | 2 |
| Jose Castillo, R (1, 4)<br>OBP: 0.347, SLG: 0.472 | | K | | | F9 | | BB | | K | 3 | 0 | 0 | 0 | 1 | 2 | 3 |
| José Hernández, R (1, 9)<br>OBP: 0.246, SLG: 0.315<br>Jeromy Burnitz, L (7, PH)<br>OBP: 0.291, SLG: 0.417<br>(7, 9) | | | G6-3 | 1 SAFE<br>1 SAFE<br>1 SAFE | HR<br>1-H | | G3 | | 1B<br>1-3<br>2-H | 2<br>2 | 1<br>0 | 1<br>1 | 2<br>1 | 0<br>0 | 0<br>0 | 0<br>1 |
| 26 Ronny Paulino, R (1, 2)<br>OBP: 0.375, SLG: 0.414<br>13 Nate McLouth, L (8, PR)<br>OBP: 0.309, SLG: 0.354<br>11 Humberto Cota, R (8, 2)<br>OBP: 0.271, SLG: 0.236 | | | 1B<br>28<br>G6-4-3 | G4-3 | | | | G6-4-3<br>1B | L4 | 3<br>0<br>1 | 0<br>0<br>0 | 2<br>0<br>0 | 0<br>0<br>0 | 0<br>0<br>0 | 0<br>0<br>0 | 0<br>0<br>2 |
| 28 Paul Maholm, L (1, 1)<br>OBP: 0.045, SLG: 0.045<br>55 Matt Capps, R (6, 1)<br>34 John Grabow, L (6, 1)<br>Sean Casey, L (8, PH)<br>OBP: 0.333, SLG: 0.492<br>16 Salomon Torres, R (8, 1) | | | G6-4-3<br>1-2f | K | | | | G6-4-3<br>1-2f | | 2<br>0<br>0<br>1<br>0 | 0<br>0<br>0<br>0<br>0 | 0<br>0<br>0<br>0<br>0 | 0<br>0<br>0<br>0<br>0 | 0<br>0<br>0<br>0<br>0 | 1<br>0<br>0<br>0<br>0 | 1<br>0<br>0<br>1<br>0 |
| Inning Stats | R: 0 E: 1 K: 1 S: 7 H: 0 LOB: 0 BB: 0 P: 9 | R: 0 E: 0 K: 1 S: 7 H: 0 LOB: 0 BB: 0 P: 9 | R: 0 E: 0 K: 0 S: 5 H: 1 LOB: 0 BB: 0 P: 7 | R: 0 E: 0 K: 1 S: 8 H: 0 LOB: 0 BB: 0 P: 13 | R: 3 E: 0 K: 1 S: 16 H: 2 LOB: 0 BB: 1 P: 26 | R: 0 E: 0 K: 1 S: 9 H: 0 LOB: 0 BB: 0 P: 11 | R: 0 E: 0 K: 1 S: 8 H: 0 LOB: 1 BB: 1 P: 18 | R: 0 E: 0 K: 0 S: 7 H: 2 LOB: 2 BB: 0 P: 11 | R: 1 E: 0 K: 2 S: 17 H: 2 LOB: 2 BB: 1 P: 26 | 1B: 4 2B: 1 3B: 0 HR: 2 | SF: 0 SAC: 0 DP: 3 HBP: 0 | | | | | | |

# TOP

## Pittsburgh Pirates @ Colorado Rockies

Coors Field, Denver, CO

Tue Jun 06 2006, 7:05 PM MDT

Att. 20,277 - Partly Cloudy - 84 F

livebaseballscorecards.com

| | |
|---|---|
| AB | 32 |
| R | 4 |
| H | 7 |
| RBI | 4 |
| BB | 3 |
| SO | 8 |
| LOB | 13 |

| PITCHER | | IP | WLS | BF | H | R | ER | SO | BB | IBB | HBP | BLK | WP | HR | S | P | ERA | WHIP |
|---|---|---|---|---|---|---|---|---|---|---|---|---|---|---|---|---|---|---|
| 26 Jeff Francis, L<br>ERA: 3.86 | (1, 1) | 6.0 | W | 21 | 3 | 3 | 3 | 5 | 1 | 0 | 0 | 0 | 0 | 2 | 52 | 75 | 4.50 | 0.667 |
| 61 Ramon E Ramirez, R<br>ERA: 1.08 | (7, 1) | 1.0 | H | 4 | 0 | 0 | 0 | 1 | 1 | 0 | 0 | 0 | 0 | 0 | 8 | 18 | 0.00 | 1.000 |
| Jose Mesa, R<br>ERA: 3.08 | (8, 1) | 1.0 | H | 4 | 2 | 0 | 0 | 0 | 0 | 0 | 0 | 0 | 0 | 0 | 7 | 11 | 0.00 | 2.000 |
| 40 Brian Fuentes, L<br>ERA: 1.52 | (9, 1) | 1.0 | S | 6 | 2 | 1 | 1 | 2 | 1 | 0 | 0 | 0 | 0 | 0 | 17 | 26 | 9.00 | 3.000 |

| PITCHER | IP | WLS | BF | H | R | ER | SO | BB | IBB | HBP | BLK | WP | HR | S | P | ERA | WHIP |
|---|---|---|---|---|---|---|---|---|---|---|---|---|---|---|---|---|---|

WP: 0 PB: 0 SB: 0 CS: 0 PA: 35

| Batter | 1 | 2 | 3 | 4 | 5 | 6 | 7 | 8 | 9 | AB | R | H | RBI | BB | SO | LOB |
|---|---|---|---|---|---|---|---|---|---|---|---|---|---|---|---|---|
| Jamey Carroll, R (1, 4)<br>OBP: 0.414, SLG: 0.403 | C F X<br>0-2<br>19 1B<br>1B | | B B C X<br>2-1<br>19 CS<br>1B | | C X<br>0-1<br>19 FC5-4<br>1B | X<br>0-0 ①<br>SH3<br>1-2 | | B B B C C X<br>3-2<br>HR | | 4 | 1 | 4 | 1 | 0 | 0 | 0 |
| 19 Ryan Spilborghs, R (1, 8)<br>OBP: 0.386, SLG: 0.550<br>40 Brian Fuentes, L (9, 1) | X<br>0-0<br>5 G4-3<br>1-3<br>1B | | F 1 SAFE B B B X<br>2-1 ① ②<br>G6-3<br>1-2 | | L B 1 SAFE X<br>1-1 ①<br>FC5-4<br>5 F9 17 HBP<br>27 1B<br>1-2f | F X<br>0-1 ②<br>G6-3<br>2-3 | | B B F X<br>2-1 ②<br>F8 | | 5<br>0 | 1<br>0 | 1<br>0 | 0<br>0 | 0<br>0 | 0<br>0 | 3<br>0 |
| 17 Todd Helton, L (1, 3)<br>OBP: 0.406, SLG: 0.465 | C F S<br>0-3 ①<br>K | | F B B C F F B B<br>4-2<br>5 FC6-4<br>BB | | B C H<br>2-1<br>27 1B<br>1-2<br>HBP | C B F B X<br>2-2<br>3-H<br>1B | | B B B S B<br>4-1<br>5 FC6-4<br>BB | | 2 | 0 | 1 | 1 | 2 | 1 | 2 |
| 5 Matt Holliday, R (1, 7)<br>OBP: 0.363, SLG: 0.606 | X<br>0-0 ② ③<br>G4-3<br>1-2f | | B F S X<br>1-2 ③<br>FC6-4<br>1-2f | | C B X<br>1-1 ②<br>F9<br>2-3 | F F X<br>0-2 ③<br>F8 | | F F 1 SAFE B X<br>1-2 ③<br>FC6-4<br>1-2f | | 5 | 0 | 0 | 0 | 0 | 0 | 7 |
| 27 Garrett Atkins, R (1, 5)<br>OBP: 0.386, SLG: 0.498 | | B B X<br>2-0<br>8 G6-3 12 1B<br>1B | | C B F F X<br>1-2<br>2B | B X<br>1-0<br>1-3<br>3-H<br>1B | | B C B B B<br>4-1<br>BB | | | 3 | 0 | 3 | 1 | 1 | 0 | 0 |
| 11 Brad Hawpe, L (1, 9)<br>OBP: 0.399, SLG: 0.581 | | B S B F B C<br>3-3 ①<br>K | | X<br>0-0 ①<br>G1-3 | S S S<br>0-3 ③<br>K | | F F S<br>0-3 ①<br>K | | | 4 | 0 | 0 | 0 | 0 | 3 | 5 |
| 12 Clint Barmes, R (1, 6)<br>OBP: 0.233, SLG: 0.316 | C X<br>0-1<br>8 G6-3<br>1-2<br>1B | | | B B C B X<br>3-1 ②<br>L8 | | B X<br>1-0<br>8 2B<br>1B | B B X<br>2-0 ②<br>P3 | | | 4 | 1 | 2 | 0 | 0 | 0 | 2 |
| 8 Yorvit Torrealba, R (1, 2)<br>OBP: 0.167, SLG: 0.182 | C X<br>0-1 ②<br>G6-3<br>1-2<br>2-3 | | | I I I I<br>4-0<br>IBB | | B B F X<br>2-1<br>1-H<br>26 E<br>2B | C B 1 SAFE B B S S<br>3-3 ③<br>K | | | 3 | 1 | 1 | 1 | 1 | 1 | 3 |
| 26 Jeff Francis, L (1, 1)<br>OBP: 0.300, SLG: 0.125<br>61 Ramon E Ramirez, R (7, 1)<br>OBP: 1.000, SLG: 1.000<br>Jose Mesa, R (8, 1)<br>Eli Marrero, R (8, PH)<br>OBP: 0.352, SLG: 0.475<br>18 Cory Sullivan, L (9, 8)<br>OBP: 0.296, SLG: 0.402 | | C C S<br>0-3 ③<br>K | | C B S F S<br>1-3 ③<br>K | | X<br>0-0<br>E5<br>19 G6-3 SH3<br>17 1B<br>2-H<br>1B | | B C B X<br>2-1 ①<br>G6-3 | | 3<br>0<br>0<br>0<br>1<br>0 | 1<br>0<br>0<br>0<br>0<br>0 | 1<br>0<br>0<br>0<br>0<br>0 | 0<br>0<br>0<br>0<br>0<br>0 | 2<br>0<br>0<br>0<br>0<br>0 | 4<br>0<br>0<br>0<br>0<br>0 | 4<br>0<br>0<br>0<br>0<br>0 |
| Inning Stats | R: 0 E: 0 K: 1 S: 8<br>H: 2 LOB: 1 BB: 0 P: 8 | R: 0 E: 0 K: 2 S: 11<br>H: 2 LOB: 2 BB: 0 P: 16 | R: 0 E: 0 K: 0 S: 11<br>H: 1 LOB: 1 BB: 1 P: 20 | R: 0 E: 0 K: 1 S: 11<br>H: 1 LOB: 2 BB: 1 P: 20 | R: 1 E: 0 K: 1 S: 11<br>H: 2 LOB: 2 BB: 0 P: 16 | R: 3 E: 1 K: 0 S: 13<br>H: 4 LOB: 1 BB: 0 P: 18 | R: 0 E: 0 K: 2 S: 8<br>H: 0 LOB: 1 BB: 1 P: 17 | R: 1 E: 0 K: 0 S: 11<br>H: 1 LOB: 1 BB: 0 P: 23 | | 1B: 10<br>2B: 2<br>3B: 0<br>HR: 1 | SF: 0<br>SAC: 1<br>DP: 1<br>HBP: 1 | | WP: 0<br>PB: 0<br>SB: 0<br>CS: 1 | PA: 40 | | |

| PITCHER | | IP | WLS | BF | H | R | ER | SO | BB | IBB | HBP | BLK | WP | HR | S | P | ERA | WHIP |
|---|---|---|---|---|---|---|---|---|---|---|---|---|---|---|---|---|---|---|
| 28 Paul Maholm, L<br>ERA: 4.57 | (1, 1) | 5.0 | L | 27 | 11 | 4 | 4 | 5 | 1 | 1 | 1 | 0 | 0 | 0 | 56 | 87 | 7.20 | 2.400 |
| 55 Matt Capps, R<br>ERA: 4.33 | (6, 1) | 0.2 | | 2 | 0 | 0 | 0 | 0 | 0 | 0 | 0 | 0 | 0 | 0 | 3 | 3 | 0.00 | 0.000 |
| 34 John Grabow, L<br>ERA: 4.84 | (6, 1) | 1.1 | | 6 | 1 | 0 | 0 | 2 | 1 | 0 | 0 | 0 | 0 | 0 | 14 | 25 | 0.00 | 1.500 |
| 16 Salomon Torres, R<br>ERA: 4.66 | (8, 1) | 1.0 | | 5 | 1 | 1 | 1 | 0 | 1 | 0 | 0 | 0 | 0 | 1 | 11 | 23 | 9.00 | 2.000 |

| PITCHER | IP | WLS | BF | H | R | ER | SO | BB | IBB | HBP | BLK | WP | HR | S | P | ERA | WHIP |
|---|---|---|---|---|---|---|---|---|---|---|---|---|---|---|---|---|---|

# BOTTOM

## Pittsburgh Pirates @ Colorado Rockies

Coors Field, Denver, CO

Tue Jun 06 2006, 7:05 PM MDT
Att. 20,277 - Partly Cloudy - 84 F

livebaseballscorecards.com

| | |
|---|---|
| AB | 34 |
| R | 5 |
| H | 13 |
| RBI | 4 |
| BB | 4 |
| SO | 7 |
| LOB | 26 |

# Pittsburgh Pirates @ Colorado Rockies

Coors Field, Denver, CO

Wed Jun 07 2006, 1:05 PM MDT

Att. 21,509 - Partly Cloudy - 97 F

TOP

livebaseballscorecards.com

| Batter | 1 | 2 | 3 | 4 | 5 | 6 | 7 | 8 | 9 | AB | R | H | RBI | BB | SO | LOB |
|---|---|---|---|---|---|---|---|---|---|---|---|---|---|---|---|---|
| 13 Nate McLouth, L (1, 8)<br>OBP: 0.305, SLG: 0.349 | C X 0-1 ① G4-3 | | C B X 1-1 ② F8 | | B C X 1-1 1B 2 1B BB 1-2 2-H 1B | C B B F X 2-2 ② G3 | | F B C S 1-3 ③ K | | 5 | 1 | 1 | 1 | 0 | 1 | 1 |
| 2 Jack Wilson, R (1, 6)<br>OBP: 0.329, SLG: 0.429 | C S B F B F F T 2-2 ② K | | M X 0-1 ③ L7 | | C B F X 1-2 BB 1B FC5-4 1-2 2-3 1B | C X 0-1 ③ F9 | | | C B B X 2-1 E 12 BB 1B 1B | 5 | 2 | 2 | 0 | 0 | 1 | 0 |
| Sean Casey, L (1, 3)<br>OBP: 0.324, SLG: 0.471 | B B C X 2-1 ③ L4 | | | B C X 1-1 ① G4-3 | B X 1-0 FC5-4 BB 12 2B 1-2 2-3 3-H 1B | | C F S 0-3 ① K | | B F B X 2-1 ① F8 | 5 | 1 | 1 | 1 | 0 | 1 | 1 |
| Jason Bay, R (1, 7)<br>OBP: 0.438, SLG: 0.618 | | C B B X 2-1 HR 1B | | X 0-0 G3 1B | B F F B F B F B 4-2 FC5-4 1-2 2-3 3-H BB | | B F S B B B 4-2 BB BB | | B B F B B 4-1 12 1B E 1-2 BB | 2 | 1 | 2 | 1 | 3 | 0 | 0 |
| Jeromy Burnitz, L (1, 9)<br>OBP: 0.293, SLG: 0.433<br>Craig Wilson, R (5, PH)<br>OBP: 0.352, SLG: 0.494 (5, 9) | | X 0-0 1-H HR | | B X 1-0 ② G3 1-2 | B B X 2-0 ② FC5-4 12 2B 1-2f 2-3 3-H | | B B B B 4-0 12 G4-6-3 1-2 BB | | B C B F F B X 3-2 E5 12 1B 1-2 2-3 | 2 | 1 | 1 | 2 | 0 | 0 | 1 |
| | | | | | | | | | | 2 | 1 | 0 | 1 | 1 | 0 | 4 |
| 12 Freddy Sanchez, R (1, 5)<br>OBP: 0.384, SLG: 0.505 (5, 4) | | F B F X 1-2 ① F7 | | C S F F B X 1-2 ③ G6-3 | F X 0-1 1B 1-H 3-H 2B | | B C F F B B X 3-2 ② ③ G4-6-3 1-2f | | X 0-0 26 G1/4-6-3 1-2 2-3 3-H 1B | 5 | 0 | 2 | 3 | 0 | 0 | 3 |
| Jose Castillo, R (1, 4)<br>OBP: 0.352, SLG: 0.472<br>55 Matt Capps, R (5, 1)<br>Damaso Marte, L (7, 1)<br>José Hernández, R (8, PH)<br>OBP: 0.241, SLG: 0.309<br>Roberto Hernandez, R (8, 1)<br>26 Ronny Paulino, R (9, PH)<br>OBP: 0.372, SLG: 0.410 | | S B B X 2-1 ② G5-3 | | B B B B B 1-2 13 1B BB BB<br>B X 1-1 2-3 1B | | B B X 2-0 F9 | F B X 1-1 ② ③ G1-4-6-3 1-2f | | | 2 | 1 | 1 | 0 | 1 | 0 | 0 |
| | | | | | | | | | | 0 | 0 | 0 | 0 | 0 | 0 | 0 |
| | | | | | | | | | | 0 | 0 | 0 | 0 | 0 | 0 | 0 |
| | | | | | | | | | | 1 | 0 | 0 | 0 | 0 | 0 | 0 |
| | | | | | | | | | | 0 | 0 | 0 | 0 | 0 | 0 | 0 |
| | | | | | | | | | | 1 | 0 | 0 | 0 | 0 | 0 | 3 |
| 11 Humberto Cota, R (1, 2)<br>OBP: 0.254, SLG: 0.220 | | B X 1-0 ③ P3 | | C B X 1-2 ① P4<br>F B X 1-1 ③ L9 | | | | F X 0-1 ② F7 | | 4 | 0 | 0 | 0 | 0 | 0 | 3 |
| Oliver Pérez, L (1, 1)<br>OBP: 0.143, SLG: 0.143<br>37 Yurendell Decaster, R (3, PH)<br>Ryan Vogelsong, R (3, 1)<br>OBP: 0.600, SLG: 0.333<br>José Bautista, R (5, 5)<br>OBP: 0.366, SLG: 0.473 | | C C B S 1-3 ① K | | B B B C B 4-1 2 1B 13 1B 1-2 1B BB | B C S B B X 3-2 ① F9 | | | B B B S T B F B 4-2 BB | | 0 | 0 | 0 | 0 | 0 | 0 | 0 |
| | | | | | | | | | | 1 | 0 | 0 | 0 | 0 | 1 | 0 |
| | | | | | | | | | | 0 | 1 | 0 | 0 | 1 | 0 | 0 |
| | | | | | | | | | | 1 | 0 | 0 | 0 | 1 | 0 | 0 |

| | AB | 36 |
|---|---|---|
| | R | 9 |
| | H | 10 |
| | RBI | 9 |
| | BB | 7 |
| | SO | 4 |
| | LOB | 16 |

| Inning Stats | | | | | | | | | | | | | | | | | | | | | | |
|---|---|---|---|---|---|---|---|---|---|---|---|---|---|---|---|---|---|---|---|---|---|---|
| | R: 0 | H: 0 | R: 2 | H: 2 | R: 0 | H: 0 | R: 0 | H: 1 | R: 6 | H: 5 | R: 0 | H: 0 | R: 0 | H: 0 | R: 0 | H: 0 | R: 1 | H: 2 | 1B: 8 | SF: 0 | WP: 0 | PA: 43 |
| | E: 0 | LOB: 0 | E: 0 | LOB: 0 | E: 0 | LOB: 0 | E: 0 | LOB: 1 | E: 0 | LOB: 2 | E: 0 | LOB: 0 | E: 0 | LOB: 1 | E: 0 | LOB: 1 | E: 1 | LOB: 2 | 2B: 1 | SAC: 0 | PB: 0 | |
| | K: 1 | BB: 0 | K: 0 | BB: 0 | K: 1 | BB: 0 | K: 0 | BB: 0 | K: 0 | BB: 3 | K: 0 | BB: 0 | K: 1 | BB: 2 | K: 1 | BB: 1 | K: 0 | BB: 1 | 3B: 0 | DP: 2 | SB: 0 | |
| | S: 10 | P: 14 | S: 9 | P: 15 | S: 7 | P: 9 | S: 9 | P: 12 | S: 23 | P: 43 | S: 8 | P: 13 | S: 9 | P: 20 | S: 9 | P: 16 | S: 12 | P: 24 | HR: 1 | HBP: 0 | CS: 0 | |

| PITCHER | | IP | WLS | BF | H | R | ER | SO | BB | IBB | HBP | BLK | WP | HR | S | P | ERA | WHIP |
|---|---|---|---|---|---|---|---|---|---|---|---|---|---|---|---|---|---|---|
| 37 Josh Fogg, R<br>ERA: 5.21 | (1, 1) | 4.1 | | 22 | 6 | 8 | 8 | 2 | 3 | 0 | 0 | 0 | 0 | 1 | 51 | 82 | 16.61 | 2.077 |
| 39 Tom Martin, L<br>ERA: 6.86 | (5, 1) | 0.1 | | 2 | 1 | 0 | 0 | 0 | 0 | 0 | 0 | 0 | 0 | 0 | 3 | 5 | 0.00 | 3.000 |
| Scott Dohmann, R<br>ERA: 3.45 | (5, 1) | 2.1 | W | 9 | 1 | 0 | 0 | 1 | 2 | 0 | 0 | 0 | 0 | 0 | 21 | 39 | 0.00 | 1.286 |
| 61 Ramon E Ramirez, R<br>ERA: 1.04 | (8, 1) | 1.0 | | 4 | 0 | 0 | 0 | 1 | 1 | 0 | 0 | 0 | 0 | 0 | 9 | 16 | 0.00 | 1.000 |
| Ray King, L<br>ERA: 2.76 | (9, 1) | 0.1 | | 5 | 2 | 1 | 1 | 0 | 1 | 0 | 0 | 0 | 0 | 0 | 10 | 21 | 27.00 | 9.000 |

| PITCHER | | IP | WLS | BF | H | R | ER | SO | BB | IBB | HBP | BLK | WP | HR | S | P | ERA | WHIP |
|---|---|---|---|---|---|---|---|---|---|---|---|---|---|---|---|---|---|---|
| Jose Mesa, R<br>ERA: 3.0 | (9, 1) | 0.2 | | 1 | 0 | 0 | 0 | 0 | 0 | 0 | 0 | 0 | 0 | 0 | 2 | 3 | 0.00 | 0.000 |

| Batter | 1 | 2 | 3 | 4 | 5 | 6 | 7 | 8 | 9 | AB | R | H | RBI | BB | SO | LOB |
|---|---|---|---|---|---|---|---|---|---|---|---|---|---|---|---|---|
| Jamey Carroll, R (1, 4)<br>OBP: 0.424, SLG: 0.438 | 1-1 19 SF9 3B | 0-1 27 BB; 8 HR; 19 1B; 1-2 1B | 2-2 G4-3 ② 2-3 | | 2-2 19 3B 1B | 1 SAFE 1 SAFE; 0-0 1-H 2B | 3-2 L8 ③ | | | 6 | 3 | 4 | 1 | 0 | 0 | 4 |
| 19 Ryan Spilborghs, R (1, 9)<br>OBP: 0.380, SLG: 0.578 | 0-0 SF9 ① 3-H | 0-1 27 BB; 8 HR; 1-2 2-3 1B | 0-1 G4-3 ③ | | 0-0 27 SF8 1-H 3B | 0-0 G4-3 ③ | | 1-2 G5-3 ① | | 5 | 2 | 2 | 2 | 0 | 0 | 2 |
| 17 Todd Helton, L (1, 3)<br>OBP: 0.404, SLG: 0.456 | 4-1 5 BB; 27 2B BB | 0-1 SF7 ① 3-H | | 4-1 27 1B; 5 1B; 8 SF8 BB | 0-2 P5 ① | | 1-2 G6-3 ① | 3-2 F7 ② | | 3 | 2 | 0 | 1 | 2 | 0 | 1 |
| 5 Matt Holliday, R (1, 7)<br>OBP: 0.371, SLG: 0.604 | 4-2 27 2B 1-2 BB | 1-2 P2 ② | | 0-0 8 SF8; 27 1B; 12 2B 1-2 1B | 4-2 BB | | 2-0 8 BB; 27 BB; 12 BB 1B | 1-2 G4-3 ③ | | 4 | 3 | 2 | 0 | 2 | 0 | 2 |
| 27 Garrett Atkins, R (1, 5)<br>OBP: 0.394, SLG: 0.507 | 1-1 8 WP; 12 SF7 1-H 2-H 2B | 4-0 8 HR 1-2 2-3 BB | | 2-2 12 2B 1-2 2-3 1B | 0-1 SF8 ② 3-H | | 4-1 12 BB; 8 BB; 1B 1-2 BB | | | 2 | 3 | 2 | 3 | 2 | 0 | 0 |
| 8 Yorvit Torrealba, R (1, 2)<br>OBP: 0.294, SLG: 0.462 | 3-1 2-3 HBP | 0-1 1-H 2-H 3-H HR | | 1-1 SF8 ① 2-3 3-H | 1-3 K ③ | | 4-2 1B; 12 BB 1-2 2-3 BB | | | 2 | 1 | 1 | 5 | 1 | 1 | 1 |
| 12 Clint Barmes, R (1, 6)<br>OBP: 0.237, SLG: 0.321 | 2-2 SF7 ② 3-H | 2-2 P4 ③ | | 0-0 1-3 3-H 2B | | 0-0 L8 ① | 4-0 1B 1-2 2-3 3-H BB | | | 3 | 0 | 1 | 3 | 1 | 0 | 0 |
| Choo Freeman, R (1, 8)<br>OBP: 0.297, SLG: 0.283 | 2-2 F9 ③ | | 2-2 E6; G4-3; 37 SH1-4 | 0-3 K ② | | 1-1 2B 1B | 2-1 1-2 2-3 3-H 1B | | | 5 | 1 | 2 | 1 | 0 | 1 | 3 |
| 37 Josh Fogg, R (1, 1)<br>39 Tom Martin, L (5, 1)<br>Scott Dohmann, R (5, 1)<br>Eli Marrero, R (7, PH)<br>OBP: 0.347, SLG: 0.467<br>61 Ramon E Ramirez, R (8, 1)<br>OBP: 1.000, SLG: 1.000<br>Ray King, L (9, 1)<br>Jose Mesa, R (9, 1) | | 4-2 19 1B; 1B; 17 SF7 BB | 1-1 SH1-4 ① 1-2 | 0-3 K ③ | | 1-3 K ② | 1-0 P3 ② | | | 1<br>0<br>1<br>1<br>0<br>0<br>0 | 1<br>0<br>0<br>0<br>0<br>0<br>0 | 0<br>0<br>0<br>0<br>0<br>0<br>0 | 0<br>0<br>0<br>0<br>0<br>0<br>0 | 1<br>0<br>0<br>0<br>0<br>0<br>0 | 1<br>0<br>1<br>0<br>0<br>0<br>0 | 2<br>0<br>1<br>3<br>0<br>0<br>0 |
| Inning Stats | R: 4 E: 0 K: 0 S: 17 H: 2 LOB: 1 BB: 2 P: 34 | R: 5 E: 0 K: 0 S: 17 H: 3 LOB: 0 BB: 2 P: 28 | R: 0 E: 1 K: 0 S: 11 H: 0 LOB: 1 BB: 0 P: 15 | R: 2 E: 0 K: 2 S: 20 H: 3 LOB: 2 BB: 1 P: 27 | R: 2 E: 0 K: 1 S: 15 H: 2 LOB: 1 BB: 1 P: 22 | R: 1 E: 0 K: 1 S: 8 H: 2 LOB: 1 BB: 0 P: 10 | R: 2 E: 0 K: 0 S: 20 H: 2 LOB: 3 BB: 3 P: 41 | R: 0 E: 0 K: 0 S: 16 H: 0 LOB: 0 BB: 0 P: 21 | | 1B: 8 2B: 3 3B: 2 HR: 1 | SF: 5 SAC: 1 DP: 0 HBP: 1 | | | | | |

| PITCHER | | IP | WLS | BF | H | R | ER | SO | BB | IBB | HBP | BLK | WP | HR | S | P | ERA | WHIP |
|---|---|---|---|---|---|---|---|---|---|---|---|---|---|---|---|---|---|---|
| Oliver Pérez, L<br>ERA: 7.18 | (1, 1) | 2.0 | L | 16 | 5 | 9 | 9 | 0 | 4 | 0 | 1 | 0 | 1 | 1 | 34 | 62 | 40.50 | 4.500 |
| Ryan Vogelsong, R<br>ERA: 5.13 | (3, 1) | 2.1 | | 15 | 5 | 4 | 4 | 2 | 2 | 0 | 0 | 0 | 0 | 0 | 41 | 58 | 15.43 | 3.000 |
| 55 Matt Capps, R<br>ERA: 4.4 | (5, 1) | 1.2 | | 7 | 2 | 1 | 1 | 2 | 0 | 0 | 0 | 0 | 0 | 0 | 13 | 16 | 5.40 | 1.200 |
| Damaso Marte, L<br>ERA: 3.43 | (7, 1) | 1.0 | | 8 | 2 | 2 | 2 | 0 | 3 | 0 | 0 | 0 | 0 | 0 | 20 | 41 | 18.00 | 5.000 |
| Roberto Hernandez, R<br>ERA: 2.05 | (8, 1) | 1.0 | | 3 | 0 | 0 | 0 | 0 | 0 | 0 | 0 | 0 | 0 | 0 | 16 | 21 | 0.00 | 0.000 |

| PITCHER | IP | WLS | BF | H | R | ER | SO | BB | IBB | HBP | BLK | WP | HR | S | P | ERA | WHIP |
|---|---|---|---|---|---|---|---|---|---|---|---|---|---|---|---|---|---|

# BOTTOM

## Pittsburgh Pirates @ Colorado Rockies

Coors Field, Denver, CO

Wed Jun 07 2006, 1:05 PM MDT
Att. 21,509 - Partly Cloudy - 97 F

livebaseballscorecards.com

| | |
|---|---|
| AB | 33 |
| R | 16 |
| H | 14 |
| RBI | 16 |
| BB | 9 |
| SO | 4 |
| LOB | 19 |

| Batter | 1 | 2 | 3 | 4 | 5 | 6 | 7 | 8 | 9 | AB | R | H | RBI | BB | SO | LOB |
|---|---|---|---|---|---|---|---|---|---|---|---|---|---|---|---|---|
| 15 Rafael Furcal, S (1, 6)<br>OBP: 0.339, SLG: 0.347 | X 0-0 ① G1-3 | | S F F B X 1-2 ① G3 1-2 | | B B X 2-0 ① G4-3 | | B B B C B 4-1 5 2B BB | | B C S F X 1-2 ② F7 | 4 | 1 | 0 | 0 | 1 | 0 | 1 |
| Kenny Lofton, L (1, 8)<br>OBP: 0.379, SLG: 0.424 | B F B B X 3-1 ② G4-3 | | C X 0-1 S 2-3 1B | | C X 0-1 ② G4-3 | | 1 SAFE X 0-0 ② F8 | | C B S X 1-2 3B | 5 | 0 | 2 | 0 | 0 | 0 | 1 |
| 5 Nomar Garciaparra, R (1, 3)<br>OBP: 0.429, SLG: 0.630 | C F S 0-3 ③ K | | S 1 SAFE F B B B F 1 SAFE 1 SAFE 3-3 S ② K | | B F B X 2-1 1B 2B | | 1 SAFE P S 1 SAFE X 1-1 1-H 2B | | B B O C F S 3-3 ③ K | 5 | 0 | 2 | 1 | 0 | 3 | 3 |
| J.D. Drew, L (1, 9)<br>OBP: 0.387, SLG: 0.497 | | F X 0-1 ① G1-3 | C B B F B 1 4-2 1-2 IBB | | B B X 2-0 ③ 2-H 1B | | B C C B X 2-2 ③ G3-1 | | | 3 | 0 | 1 | 0 | 1 | 0 | 1 |
| Willy Aybar, S (1, 5)<br>OBP: 0.392, SLG: 0.452 | | B S B F S 2-3 ② K | C C B X 1-2 ③ F9 | | | B F F X 1-2 ① L6 | | C B B F X 2-2 ① G4-3 | | 4 | 0 | 0 | 0 | 0 | 1 | 3 |
| 16 Andre Ethier, L (1, 7)<br>OBP: 0.380, SLG: 0.523<br>José Cruz Jr., S (8, PH)<br>OBP: 0.378, SLG: 0.392 (8, 7) | | B B C B F X 3-2 ③ G3 | | F B B F B F B 4-2 55 G6-3 BB | | B B F F X 2-2 1B | | C B B S 1-3 ② K | | 2 | 0 | 1 | 0 | 1 | 0 | 0 |
| | | | | | | | | | | 1 | 0 | 0 | 0 | 0 | 1 | 0 |
| 18 Ramon Martinez, R (1, 4)<br>OBP: 0.430, SLG: 0.465 | | | B C C F B X 2-2 55 3B 1B | C F F B 1 S SAFE 1-3 ① K | | C B X 1-1 ② P6 | | X 0-0 1B | | 4 | 1 | 2 | 0 | 0 | 1 | 2 |
| 55 Russell Martin, R (1, 2)<br>OBP: 0.357, SLG: 0.465 | | | X 0-0 1-H 31 1B 3B | 1 SAFE X 0-0 ② G6-3 1-2 | | B 1 C X 1-1 ③ G1-3 | | B X 1-0 ③ P3 | | 4 | 1 | 1 | 1 | 0 | 0 | 3 |
| 31 Brad Penny, R (1, 1)<br>OBP: 0.286, SLG: 0.286<br>44 Takashi Saito, L (9, 1) | | | X 0-0 1B 15 G3 3-H 1B | F F S 0-3 ③ K | | | X 0-0 ① G5-3 | | X 0-0 ① G6-3 | 4 | 0 | 1 | 1 | 0 | 1 | 1 |
| | | | | | | | | | | 0 | 0 | 0 | 0 | 0 | 0 | 0 |

| Inning Stats | | | | | | | | | | | | | | | | | | | | | | | | | | | | | | | | | | |
|---|---|---|---|---|---|---|---|---|---|---|---|---|---|---|---|---|---|---|---|---|---|---|---|---|---|---|---|---|---|---|---|---|---|---|
| | R: 0 | H: 0 | | R: 0 | H: 0 | | R: 2 | H: 4 | | R: 0 | H: 0 | | R: 0 | H: 2 | | R: 0 | H: 1 | | R: 1 | H: 1 | | R: 0 | H: 1 | | R: 0 | H: 1 | | 1B: 6 | SF: 0 | | WP: 0 | PA: 39 | |
| | E: 0 | LOB: 0 | | E: 0 | LOB: 0 | | E: 0 | LOB: 3 | | E: 0 | LOB: 1 | | E: 0 | LOB: 2 | | E: 0 | LOB: 1 | | E: 0 | LOB: 1 | | E: 0 | LOB: 1 | | E: 0 | LOB: 1 | | 2B: 2 | SAC: 0 | | PB: 0 | | |
| | K: 1 | BB: 0 | | K: 1 | BB: 0 | | K: 1 | BB: 1 | | K: 2 | BB: 1 | | K: 0 | BB: 0 | | K: 0 | BB: 0 | | K: 0 | BB: 1 | | K: 1 | BB: 0 | | K: 1 | BB: 0 | | 3B: 2 | DP: 0 | | SB: 1 | | |
| | S: 6 | P: 9 | | S: 8 | P: 13 | | S: 21 | P: 32 | | S: 12 | P: 17 | | S: 6 | P: 12 | | S: 10 | P: 15 | | S: 9 | P: 15 | | S: 8 | P: 12 | | S: 11 | P: 16 | | HR: 0 | HBP: 0 | | CS: 0 | | |

| PITCHER | | IP | WLS | BF | H | R | ER | SO | BB | IBB | HBP | BLK | WP | HR | S | P | ERA | WHIP |
|---|---|---|---|---|---|---|---|---|---|---|---|---|---|---|---|---|---|---|
| 49 Byung-Hyun Kim, R<br>ERA: 4.84 | (1, 1) | 6.2 | L | 30 | 8 | 3 | 3 | 5 | 2 | 1 | 0 | 0 | 0 | 0 | 69 | 108 | 4.05 | 1.500 |
| 39 Tom Martin, L<br>ERA: 6.43 | (7, 1) | 1.1 | | 5 | 1 | 0 | 0 | 1 | 0 | 0 | 0 | 0 | 0 | 0 | 11 | 17 | 0.00 | 0.750 |
| 61 Ramon E Ramirez, R<br>ERA: 1.0 | (9, 1) | 1.0 | | 4 | 1 | 0 | 0 | 1 | 0 | 0 | 0 | 0 | 0 | 0 | 11 | 16 | 0.00 | 1.000 |

| PITCHER | IP | WLS | BF | H | R | ER | SO | BB | IBB | HBP | BLK | WP | HR | S | P | ERA | WHIP |
|---|---|---|---|---|---|---|---|---|---|---|---|---|---|---|---|---|---|

# TOP

# Los Angeles Dodgers @ Colorado Rockies

Coors Field, Denver, CO

Fri Jun 09 2006, 7:05 PM MDT

Att. 30,455 - Cloudy - 80 F

livebaseballscorecards.com

| | |
|---|---|
| AB | 36 |
| R | 3 |
| H | 10 |
| RBI | 3 |
| BB | 3 |
| SO | 7 |
| LOB | 15 |

# BOTTOM

## Los Angeles Dodgers @ Colorado Rockies

Coors Field, Denver, CO

Fri Jun 09 2006, 7:05 PM MDT

Att. 30,455 - Cloudy - 80 F

livebaseballscorecards.com

| Batter | 1 | 2 | 3 | 4 | 5 | 6 | 7 | 8 | 9 | AB | R | H | RBI | BB | SO | LOB |
|---|---|---|---|---|---|---|---|---|---|---|---|---|---|---|---|---|
| Jamey Carroll, R (1, 4)<br>OBP: 0.413, SLG: 0.425 | G4-3 | | | G6-3 | | K | | | G3 | 4 | 0 | 0 | 0 | 0 | 1 | 0 |
| 18 Cory Sullivan, L (1, 8)<br>OBP: 0.300, SLG: 0.404 | 17 G3-6-1 1B | | | B1-3 | | G4-3 | | | 1B | 4 | 0 | 2 | 0 | 0 | 0 | 0 |
| 17 Todd Helton, L (1, 3)<br>OBP: 0.401, SLG: 0.448 | G3-6-1<br>1-2f | | | BB | | | F9 | | F9 | 3 | 0 | 0 | 0 | 1 | 0 | 2 |
| 5 Matt Holliday, R (1, 7)<br>OBP: 0.373, SLG: 0.604 | | 27 G6-3 BB | | K | | | 27 F8 2B | | K | 3 | 0 | 1 | 0 | 1 | 2 | 2 |
| 27 Garrett Atkins, R (1, 5)<br>OBP: 0.393, SLG: 0.505 | | G6-3<br>1-2f | | | 12 S 1B | | F8<br>2-3 | | | 3 | 0 | 1 | 0 | 0 | 0 | 2 |
| 11 Brad Hawpe, L (1, 9)<br>OBP: 0.394, SLG: 0.572 | | G3-1 | | | P6 | | G4-3 | | | 3 | 0 | 0 | 0 | 0 | 0 | 2 |
| 8 Yorvit Torrealba, R (1, 2)<br>OBP: 0.250, SLG: 0.375 | | G4-3 | | | K | | | F9 | | 3 | 0 | 0 | 0 | 0 | 1 | 1 |
| 12 Clint Barmes, R (1, 6)<br>OBP: 0.238, SLG: 0.321 | | 49 CS 1B | | | K<br>1-2 | | | F8 | | 3 | 0 | 1 | 0 | 0 | 1 | 1 |
| 49 Byung-Hyun Kim, R (1, 1)<br>OBP: 0.063, SLG: 0.063 | | K<br>1-2 | | | | F9 | | F9 | | 2 | 0 | 0 | 0 | 0 | 1 | 1 |
| 39 Tom Martin, L (7, 1) | | | | | | | | | | 0 | 0 | 0 | 0 | 0 | 0 | 0 |
| Jorge Piedra, L (8, PH) | | | | | | | | | | 1 | 0 | 0 | 0 | 0 | 0 | 0 |
| 61 Ramon E Ramirez, R (9, 1)<br>OBP: 1.000, SLG: 1.000 | | | | | | | | | | 0 | 0 | 0 | 0 | 0 | 0 | 0 |

| Inning Stats | 1 | 2 | 3 | 4 | 5 | 6 | 7 | 8 | 9 |
|---|---|---|---|---|---|---|---|---|---|
| | R: 0<br>E: 0<br>K: 0<br>S: 7 | H: 1<br>LOB: 0<br>BB: 0<br>P: 11 | R: 0<br>E: 0<br>K: 0<br>S: 12 | H: 0<br>LOB: 0<br>BB: 1<br>P: 20 | R: 0<br>E: 0<br>K: 1<br>S: 8 | H: 1<br>LOB: 0<br>BB: 0<br>P: 10 | R: 0<br>E: 0<br>K: 1<br>S: 9 | H: 0<br>LOB: 1<br>BB: 1<br>P: 13 | R: 0<br>E: 0<br>K: 2<br>S: 11 | H: 1<br>LOB: 1<br>BB: 0<br>P: 13 | R: 0<br>E: 0<br>K: 1<br>S: 6 | H: 0<br>LOB: 0<br>BB: 0<br>P: 7 | R: 0<br>E: 0<br>K: 0<br>S: 15 | H: 1<br>LOB: 1<br>BB: 0<br>P: 19 | R: 0<br>E: 0<br>K: 0<br>S: 5 | H: 0<br>LOB: 0<br>BB: 0<br>P: 9 | R: 0<br>E: 0<br>K: 1<br>S: 16 | H: 1<br>LOB: 1<br>BB: 0<br>P: 23 |

| | | |
|---|---|---|
| 1B: 4 | SF: 0 | WP: 0 |
| 2B: 1 | SAC: 0 | PB: 0 |
| 3B: 0 | DP: 2 | SB: 1 |
| HR: 0 | HBP: 0 | CS: 1 |

PA: 31

| | |
|---|---|
| AB | 29 |
| R | 0 |
| H | 5 |
| RBI | 0 |
| BB | 2 |
| SO | 6 |
| LOB | 11 |

| PITCHER | | IP | WLS | BF | H | R | ER | SO | BB | IBB | HBP | BLK | WP | HR | S | P | ERA | WHIP |
|---|---|---|---|---|---|---|---|---|---|---|---|---|---|---|---|---|---|---|
| 31 Brad Penny, R<br>ERA: 2.34 | (1, 1) | 8.1 | W | 29 | 5 | 0 | 0 | 5 | 2 | 0 | 0 | 0 | 0 | 0 | 84 | 117 | 0.00 | 0.840 |
| 44 Takashi Saito, R<br>ERA: 2.05 | (9, 1) | 0.2 | S | 2 | 0 | 0 | 0 | 1 | 0 | 0 | 0 | 0 | 0 | 0 | 5 | 8 | 0.00 | 0.000 |

| PITCHER | IP | WLS | BF | H | R | ER | SO | BB | IBB | HBP | BLK | WP | HR | S | P | ERA | WHIP |
|---|---|---|---|---|---|---|---|---|---|---|---|---|---|---|---|---|---|

| Batter | 1 | 2 | 3 | 4 | 5 | 6 | 7 | 8 | 9 | AB | R | H | RBI | BB | SO | LOB |
|---|---|---|---|---|---|---|---|---|---|---|---|---|---|---|---|---|
| 15 Rafael Furcal, S (1, 6)<br>OBP: 0.340, SLG: 0.345 | B S F B X<br>2-2<br>1B<br>SF9<br>1B | B B B C F T T<br>3-2 ①<br>K | | B X<br>1-0 ①<br>L8 | | B B C F B B<br>4-2<br>G5-4-3<br>BB | | B B B C C F C<br>3-3 ①<br>K | | 4 | 1 | 1 | 0 | 1 | 2 | 1 |
| Kenny Lofton, L (1, 8)<br>OBP: 0.374, SLG: 0.418 | B L F 1 SAFE B B X<br>3-2<br>5<br>G5-3<br>27<br>1B<br>1-3<br>1B | X<br>0-0 ②<br>P2 | | B F X<br>1-1 ②<br>P4 | | B B B C X<br>3-1 ② ③<br>G5-4-3<br>1-2f | | C X<br>0-1 ②<br>G4-3 | | 5 | 1 | 1 | 0 | 0 | 0 | 2 |
| 5 Nomar Garciaparra, R (1, 3)<br>OBP: 0.429, SLG: 0.621 | X<br>0-0 ①<br>G5-3<br>1-2 | S X<br>0-1 ③<br>FC6<br>1-2f | | F B B B B<br>4-1<br>2B<br>BB | | | F X<br>0-1 ①<br>F7 | X<br>0-0<br>1B | | 4 | 0 | 1 | 0 | 1 | 0 | 3 |
| J.D. Drew, L (1, 9)<br>OBP: 0.393, SLG: 0.520<br>56 Hung-Chih Kuo, L (7, 1)<br>Olmedo Saenz, R (8, PH)<br>OBP: 0.324, SLG: 0.543<br>Danys Baez, R (8, 1) | F B S D B X<br>3-2 ②<br>SF9<br>3-H | C X<br>0-1<br>27<br>2B<br>3B | S X<br>0-1<br>1-3<br>2B | | | | B X<br>1-0<br>2B<br>1B | F B C T S<br>1-3 ③<br>K | | 3<br>0<br>1<br>0 | 2<br>0<br>0<br>0 | 3<br>0<br>0<br>0 | 1<br>0<br>0<br>0 | 0<br>0<br>1<br>0 | 0<br>0<br>1<br>0 | 0<br>0<br>1<br>0 |
| 27 Matt Kemp, R (1, 7)<br>OBP: 0.366, SLG: 0.684 | C F B X<br>1-2<br>E S<br>WP<br>2-H<br>1B | X<br>0-0<br>SH1-3<br>55<br>1B<br>3-H<br>2B | C F D S<br>1-3 ③<br>K | | | | B 1 SAFE X<br>1-0 ②<br>L5 | | B C B F C<br>2-3 ①<br>K | 5 | 2 | 2 | 2 | 0 | 2 | 3 |
| Willy Aybar, S (1, 4)<br>OBP: 0.400, SLG: 0.465<br>18 Ramon Martinez, R (9, PH)<br>OBP: 0.425, SLG: 0.458 | B S D B B<br>4-1<br>1B<br>55<br>1B<br>1-H<br>BB | F X<br>0-1 ①<br>SH1-3<br>2-3 | B X<br>1-0 ①<br>G4-3 | | | | B X<br>1-0<br>55<br>HR<br>1-H<br>2B | | B X<br>1-0 ②<br>F9 | 2<br>1 | 1<br>0 | 1<br>0 | 1<br>0 | 1<br>0 | 0<br>0 | 0<br>0 |
| Joel Guzman, R (1, 5)<br>OBP: 0.364, SLG: 0.222 | 1 SAFE X<br>0-0<br>55<br>1B<br>1-2<br>1B | F B B C F F F S<br>2-3 ②<br>K | C F B X<br>1-2 ②<br>F7 | | | | S B B F F F H<br>3-2<br>55<br>HR<br>HBP | | B B C S B B<br>4-2<br>BB | 3 | 1 | 1 | 0 | 1 | 1 | 1 |
| 55 Russell Martin, R (1, 2)<br>OBP: 0.367, SLG: 0.500 | C B S B X<br>2-2 ③<br>1-2<br>2-H<br>1B | F B X<br>1-1<br>3-H<br>1B | B C B B C X<br>3-2 ③<br>F9 | | | | S B B C X<br>2-2<br>1-H<br>2-H<br>HR | | C S F B B B F B C<br>3-3 ③<br>K | 5 | 1 | 3 | 4 | 0 | 1 | 1 |
| Brett Tomko, R (1, 1)<br>OBP: 0.160, SLG: 0.125<br>Jae Weong Seo, R (4, 1)<br>OBP: 0.167, SLG: 0.118<br>16 Andre Ethier, L (6, PH)<br>OBP: 0.376, SLG: 0.517<br>Joe Beimel, L (6, 1)<br>51 Jonathan Broxton, R (6, 1)<br>José Cruz Jr., S (7, PH)<br>OBP: 0.376, SLG: 0.389 (7, 9) | | B F S X<br>1-2<br>5<br>FC6<br>1B | C S S<br>0-3 ③<br>K | | | C B F C<br>1-3 ①<br>K | B F F D F S<br>2-3 ③<br>K | | | 2<br>0<br>1<br>0<br>0<br>1 | 0<br>0<br>0<br>0<br>0<br>0 | 1<br>0<br>0<br>0<br>0<br>0 | 0<br>0<br>0<br>0<br>0<br>0 | 0<br>0<br>1<br>0<br>0<br>1 | 1<br>0<br>0<br>0<br>0<br>0 | 1<br>0<br>0<br>0<br>0<br>0 |
| Inning Stats | R: 3 H: 5<br>E: 0 LOB: 2<br>K: 0 BB: 1<br>S: 18 P: 33 | R: 0 H: 1<br>E: 0 LOB: 1<br>K: 1 BB: 0<br>S: 10 P: 14 | R: 2 H: 3<br>E: 0 LOB: 1<br>K: 2 BB: 0<br>S: 16 P: 19 | R: 0 H: 1<br>E: 0 LOB: 2<br>K: 1 BB: 1<br>S: 9 P: 16 | R: 0 H: 0<br>E: 0 LOB: 0<br>K: 0 BB: 0<br>S: 7 P: 12 | R: 0 H: 0<br>E: 0 LOB: 1<br>K: 1 BB: 1<br>S: 8 P: 16 | R: 4 H: 3<br>E: 0 LOB: 0<br>K: 1 BB: 0<br>S: 16 P: 26 | R: 0 H: 1<br>E: 0 LOB: 1<br>K: 2 BB: 0<br>S: 11 P: 15 | R: 0 H: 0<br>E: 0 LOB: 1<br>K: 2 BB: 1<br>S: 11 P: 21 | 1B: 9 SF: 1<br>2B: 3 SAC: 1<br>3B: 1 DP: 1<br>HR: 1 HBP: 1 | | | | | | |

| PITCHER | | IP | WLS | BF | H | R | ER | SO | BB | IBB | HBP | BLK | WP | HR | S | P | ERA | WHIP |
|---|---|---|---|---|---|---|---|---|---|---|---|---|---|---|---|---|---|---|
| Jason Jennings, R<br>ERA: 4.73 | (1, 1) | 5.1 | W | 28 | 10 | 5 | 5 | 5 | 3 | 0 | 0 | 0 | 1 | 0 | 66 | 105 | 8.44 | 2.438 |
| 39 Tom Martin, L<br>ERA: 6.23 | (6, 1) | 0.2 | H | 1 | 0 | 0 | 0 | 0 | 0 | 0 | 0 | 0 | 0 | 0 | 2 | 5 | 0.00 | 0.000 |
| 61 Ramon E Ramirez, R<br>ERA: 2.28 | (7, 1) | 0.2 | | 6 | 3 | 4 | 4 | 0 | 0 | 0 | 1 | 0 | 0 | 1 | 12 | 20 | 54.00 | 4.500 |
| Jose Mesa, R<br>ERA: 2.86 | (7, 1) | 1.1 | H | 5 | 1 | 0 | 0 | 3 | 0 | 0 | 0 | 0 | 0 | 0 | 15 | 21 | 0.00 | 0.750 |
| 40 Brian Fuentes, L<br>ERA: 1.46 | (9, 1) | 1.0 | S | 4 | 0 | 0 | 0 | 2 | 1 | 0 | 0 | 0 | 0 | 0 | 11 | 21 | 0.00 | 1.000 |

| PITCHER | IP | WLS | BF | H | R | ER | SO | BB | IBB | HBP | BLK | WP | HR | S | P | ERA | WHIP |
|---|---|---|---|---|---|---|---|---|---|---|---|---|---|---|---|---|---|

# TOP

# Los Angeles Dodgers @ Colorado Rockies

Coors Field, Denver, CO

Sat Jun 10 2006, 6:05 PM MDT

Att. 35,557 - Partly Cloudy - 82 F

livebaseballscorecards.com

| | |
|---|---|
| AB | 37 |
| R | 9 |
| H | 14 |
| RBI | 8 |
| BB | 4 |
| SO | 10 |
| LOB | 13 |

| | | | | | | |
|---|---|---|---|---|---|---|
| 1B: 9 | SF: 1 | WP: 1 | PA: 44 |
| 2B: 3 | SAC: 1 | PB: 0 | |
| 3B: 1 | DP: 1 | SB: 1 | |
| HR: 1 | HBP: 1 | CS: 0 | |

| Batter | 1 | 2 | 3 | 4 | 5 | 6 | 7 | 8 | 9 | AB | R | H | RBI | BB | SO | LOB |
|---|---|---|---|---|---|---|---|---|---|---|---|---|---|---|---|---|
| Jamey Carroll, R (1, 4)<br>OBP: 0.413, SLG: 0.446 | G6-3 | | L9 | 3B | | 2B | | G1-3 | | 5 | 1 | 2 | 2 | 0 | 0 | 0 |
| 18 Cory Sullivan, L (1, 8)<br>OBP: 0.300, SLG: 0.403<br>19 Ryan Spilborghs, R (6, PH)<br>OBP: 0.392, SLG: 0.578<br>61 Ramon E Ramirez, R (7, 1)<br>OBP: 1.000, SLG: 1.000<br>Jose Mesa, R (7, 1)<br>Jorge Piedra, L (8, PH)<br>OBP: 0.500, SLG: 2.000<br>40 Brian Fuentes, L (9, 1) | 1B | | G4-3 | F8 | | BB | | HR | | 3<br>0<br>0<br>0<br>1<br>0 | 1<br>1<br>0<br>0<br>1<br>0 | 1<br>0<br>0<br>0<br>1<br>0 | 1<br>0<br>0<br>0<br>1<br>0 | 0<br>1<br>0<br>0<br>0<br>0 | 0<br>0<br>0<br>0<br>0<br>0 | 1<br>0<br>0<br>0<br>0<br>0 |
| 17 Todd Helton, L (1, 3)<br>OBP: 0.401, SLG: 0.443 | BB | | F7 | | L6 | 1B | | F9 | | 4 | 1 | 1 | 2 | 1 | 0 | 0 |
| 5 Matt Holliday, R (1, 7)<br>OBP: 0.375, SLG: 0.603 | L8 | | | 1B | 1B | G4-3 | | | | 4 | 1 | 2 | 1 | 0 | 0 | 3 |
| 27 Garrett Atkins, R (1, 5)<br>OBP: 0.391, SLG: 0.514 | HR | | | FC5 | F8 | G5-3 | | | | 4 | 1 | 1 | 3 | 0 | 0 | 3 |
| 11 Brad Hawpe, L (1, 9)<br>OBP: 0.387, SLG: 0.561 | P4 | | | FC3-6 | G3 | | K | | | 4 | 1 | 0 | 0 | 0 | 1 | 3 |
| JD Closer, S (1, 2)<br>OBP: 0.296, SLG: 0.208 | | K | | 1B | | K | K | | | 4 | 1 | 1 | 1 | 0 | 3 | 0 |
| 6 Omar Quintanilla, L (1, 6)<br>OBP: 0.250, SLG: 0.500 | | K | | 3B | | 1B | K | | | 4 | 1 | 2 | 2 | 0 | 2 | 0 |
| Jason Jennings, L (1, 1)<br>OBP: 0.250, SLG: 0.231<br>39 Tom Martin, L (6, 1)<br>Choo Freeman, R (6, PH)<br>OBP: 0.303, SLG: 0.290 (7, 8) | | G4-3 | | BB | | 1B | | F9 | | 1<br>0<br>2 | 1<br>0<br>1 | 0<br>0<br>1 | 0<br>0<br>1 | 1<br>0<br>0 | 0<br>0<br>0 | 0<br>0<br>0 |
| Inning Stats | R: 3<br>E: 0<br>K: 0<br>S: 9<br>H: 2<br>LOB: 0<br>BB: 1<br>P: 15 | R: 0<br>E: 0<br>K: 2<br>S: 11<br>H: 0<br>LOB: 0<br>BB: 0<br>P: 16 | R: 0<br>E: 0<br>K: 0<br>S: 5<br>H: 0<br>LOB: 0<br>BB: 0<br>P: 8 | R: 4<br>E: 0<br>K: 0<br>S: 23<br>H: 4<br>LOB: 1<br>BB: 1<br>P: 33 | R: 0<br>E: 0<br>K: 0<br>S: 8<br>H: 1<br>LOB: 1<br>BB: 0<br>P: 10 | R: 4<br>E: 0<br>K: 1<br>S: 20<br>H: 4<br>LOB: 1<br>BB: 1<br>P: 31 | R: 0<br>E: 0<br>K: 3<br>S: 9<br>H: 0<br>LOB: 0<br>BB: 0<br>P: 13 | R: 1<br>E: 0<br>K: 0<br>S: 10<br>H: 1<br>LOB: 0<br>BB: 0<br>P: 17 | | 1B: 7<br>2B: 1<br>3B: 2<br>HR: 2<br>SF: 0<br>SAC: 0<br>DP: 0<br>HBP: 0 | | | | | | |

| PITCHER | | IP | WLS | BF | H | R | ER | SO | BB | IBB | HBP | BLK | WP | HR | S | P | ERA | WHIP |
|---|---|---|---|---|---|---|---|---|---|---|---|---|---|---|---|---|---|---|
| Brett Tomko, R<br>ERA: 5.2 | (1, 1) | 3.2 | L | 19 | 6 | 7 | 7 | 2 | 2 | 0 | 0 | 0 | 0 | 1 | 46 | 70 | 17.18 | 2.182 |
| Jae Weong Seo, R<br>ERA: 5.28 | (4, 1) | 1.1 | | 5 | 1 | 0 | 0 | 0 | 0 | 0 | 0 | 0 | 0 | 0 | 10 | 12 | 0.00 | 0.750 |
| Joe Beimel, L<br>ERA: 5.03 | (6, 1) | 0.1 | | 6 | 4 | 4 | 4 | 1 | 1 | 0 | 0 | 0 | 0 | 0 | 14 | 23 | 108.00 | 15.000 |
| 51 Jonathan Broxton, R<br>ERA: 2.25 | (6, 1) | 0.2 | | 2 | 0 | 0 | 0 | 0 | 0 | 0 | 0 | 0 | 0 | 0 | 6 | 8 | 0.00 | 0.000 |
| 56 Hung-Chih Kuo, L<br>ERA: 4.08 | (7, 1) | 1.0 | | 3 | 0 | 0 | 0 | 3 | 0 | 0 | 0 | 0 | 0 | 0 | 9 | 13 | 0.00 | 0.000 |

| PITCHER | | IP | WLS | BF | H | R | ER | SO | BB | IBB | HBP | BLK | WP | HR | S | P | ERA | WHIP |
|---|---|---|---|---|---|---|---|---|---|---|---|---|---|---|---|---|---|---|
| Danys Baez, R<br>ERA: 3.73 | (8, 1) | 1.0 | | 4 | 1 | 1 | 1 | 0 | 0 | 0 | 0 | 0 | 0 | 1 | 10 | 17 | 9.00 | 1.000 |

# BOTTOM

## Los Angeles Dodgers @ Colorado Rockies

Coors Field, Denver, CO

Sat Jun 10 2006, 6:05 PM MDT
Att. 35,557 - Partly Cloudy - 82 F

livebaseballscorecards.com

| | |
|---|---|
| AB | 36 |
| R | 12 |
| H | 12 |
| RBI | 12 |
| BB | 3 |
| SO | 6 |
| LOB | 10 |

| Batter | 1 | 2 | 3 | 4 | 5 | 6 | 7 | 8 | 9 | AB | R | H | RBI | BB | SO | LOB |
|---|---|---|---|---|---|---|---|---|---|---|---|---|---|---|---|---|
| 15 Rafael Furcal, S (1, 6)<br>OBP: 0.334, SLG: 0.339 | B X 1-0 G1-3 ① | | B B C X 2-1 F8 ② | | C B B X 2-1 G4-3 ① | | 1 SAFE 1 SAFE 1 SAFE C B P S 1 SAFE 1 SAFE 2-2 F X G6-3 ③ | | C B X 1-1 F7 ② | 5 | 0 | 0 | 0 | 0 | 0 | 2 |
| José Cruz Jr., S (1, 9)<br>OBP: 0.377, SLG: 0.392 | C X 0-1 27 HR 2B | | C C B F B B X 3-2 G4-1 ③ | | C T B F B B B 4-2 27 CS BB | | | B S F C 1-3 K ① | S B X 1-1 F7 ③ | 4 | 1 | 1 | 0 | 1 | 1 | 1 |
| 5 Nomar Garciaparra, R (1, 3)<br>OBP: 0.420, SLG: 0.607 | C X 0-1 G6-3 ② | | | X 0-0 F9 ① | 1 SAFE C X 0-1 F8 ② | | | B X 1-0 F8 ② | | 4 | 0 | 0 | 0 | 0 | 0 | 2 |
| 27 Matt Kemp, R (1, 8) (6, 7) (9, 8)<br>OBP: 0.400, SLG: 0.829 | B F F X 1-2 2-H HR | | | C X 0-1 HR | B 1 SAFE B 2-0 CS ③ 1-2 | B C X 1-1 G5-3 ① | | B B B B 4-0 BB | | 3 | 2 | 2 | 3 | 1 | 0 | 0 |
| Willy Aybar, S (1, 5) (9, 4)<br>OBP: 0.404, SLG: 0.472 | B X 1-0 G4-1 ③ | | | C X 0-1 16 1B 18 G4-3 2B | | C F F B B B B F B 4-2 16 G4-6-3 BB | | B C 1 SAFE F 1 SAFE X 1-2 G6-3 ③ | | 3 | 1 | 1 | 0 | 1 | 0 | 1 |
| 16 Andre Ethier, L (1, 7)<br>OBP: 0.385, SLG: 0.522<br>51 Jonathan Broxton, R (6, 1)<br>Danys Baez, R (8, 1)<br>Joel Guzman, R (9, PH) (9, 7)<br>OBP: 0.348, SLG: 0.211 | | B F X 1-1 55 G6-4-3 1B | | X 0-0 18 G4-3 2-3 1B | | X 0-0 G4-6-3 ② ③ 1-2f | | | B F B B B B F B X 3-2 F7 ① | 3<br>0<br>0<br>1 | 0<br>0<br>0<br>0 | 2<br>0<br>0<br>0 | 0<br>0<br>0<br>0 | 0<br>0<br>0<br>0 | 0<br>0<br>0<br>0 | 1<br>0<br>0<br>0 |
| 18 Ramon Martinez, R (1, 4)<br>OBP: 0.410, SLG: 0.440<br>Olmedo Saenz, R (9, PH) (9, 5)<br>OBP: 0.330, SLG: 0.558 | | C X 0-1 F8 ① | | B 1 SAFE C X 1-1 G4-3 ② 1-2 3-H | | | B B C F F F X 2-2 G6-3 ① | | C B B B B C X 3-2 55 2B 2B | 3<br>1 | 0<br>1 | 0<br>1 | 1<br>0 | 0<br>0 | 0<br>0 | 2<br>0 |
| 55 Russell Martin, R (1, 2)<br>OBP: 0.371, SLG: 0.505 | | 1 SAFE B X 1-0 G6-4-3 ② ③ 1-2f | | 4-0 IBB | | | B B B C X 3-1 G6-3 ② | | B X 1-0 1B 2-H 2B | 3 | 1 | 1 | 1 | 1 | 0 | 1 |
| Derek Lowe, R (1, 1)<br>OBP: 0.097, SLG: 0.100<br>Kenny Lofton, L (6, 8)<br>OBP: 0.378, SLG: 0.421<br>Sandy Alomar Jr., R (9, PH)<br>OBP: 0.367, SLG: 0.449<br>44 Takashi Saito, L (9, 1) | | C X 0-1 G1-3 ① | | X 0-0 G4-3 ③ | | | B B X 2-0 1B | | C C X 0-2 2-H 1B | 2<br>1<br>1<br>0 | 0<br>0<br>0<br>0 | 0<br>1<br>1<br>0 | 0<br>0<br>1<br>0 | 0<br>0<br>0<br>0 | 0<br>0<br>0<br>0 | 2<br>0<br>0<br>0 |
| Inning Stats | R: 2 E: 0 K: 0 S: 9 H: 2 LOB: 0 BB: 0 P: 12 | R: 0 E: 0 K: 0 S: 5 H: 1 LOB: 0 BB: 0 P: 7 | R: 0 E: 0 K: 0 S: 8 H: 0 LOB: 0 BB: 0 P: 13 | R: 2 E: 0 K: 0 S: 9 H: 3 LOB: 2 BB: 1 P: 14 | R: 0 E: 0 K: 0 S: 7 H: 0 LOB: 0 BB: 1 P: 15 | R: 0 E: 0 K: 0 S: 7 H: 0 LOB: 0 BB: 1 P: 12 | R: 0 E: 0 K: 0 S: 13 H: 1 LOB: 1 BB: 0 P: 21 | R: 0 E: 0 K: 1 S: 7 H: 0 LOB: 1 BB: 1 P: 14 | R: 2 E: 0 K: 0 S: 14 H: 3 LOB: 1 BB: 0 P: 23 | 1B: 4 2B: 4 3B: 0 HR: 2 SF: 0 SAC: 0 DP: 2 HBP: 0 | | | | | | |

| PITCHER | | IP | WLS | BF | H | R | ER | SO | BB | IBB | HBP | BLK | WP | HR | S | P | ERA | WHIP |
|---|---|---|---|---|---|---|---|---|---|---|---|---|---|---|---|---|---|---|
| 28 Aaron Cook, R<br>ERA: 3.75 | (1, 1) | 7.0 | | 28 | 7 | 4 | 4 | 0 | 2 | 1 | 0 | 0 | 0 | 2 | 58 | 94 | 5.14 | 1.286 |
| Jose Mesa, R<br>ERA: 2.76 | (8, 1) | 1.0 | H | 4 | 0 | 0 | 0 | 1 | 1 | 0 | 0 | 0 | 0 | 0 | 7 | 14 | 0.00 | 1.000 |
| 40 Brian Fuentes, L<br>ERA: 2.1 | (9, 1) | 1.0 | L | 6 | 3 | 2 | 2 | 0 | 0 | 0 | 0 | 0 | 0 | 0 | 14 | 23 | 18.00 | 3.000 |

| PITCHER | IP | WLS | BF | H | R | ER | SO | BB | IBB | HBP | BLK | WP | HR | S | P | ERA | WHIP |
|---|---|---|---|---|---|---|---|---|---|---|---|---|---|---|---|---|---|

TOP

# Los Angeles Dodgers @ Colorado Rockies

Coors Field, Denver, CO

Sun Jun 11 2006, 1:05 PM MDT

Att. 29,221 - Sunny - 86 F

livebaseballscorecards.com

| | |
|---|---|
| AB | 34 |
| R | 6 |
| H | 10 |
| RBI | 6 |
| BB | 4 |
| SO | 1 |
| LOB | 12 |

WP: 0 PB: 0 SB: 0 CS: 1 PA: 39

# BOTTOM

## Los Angeles Dodgers @ Colorado Rockies

Coors Field, Denver, CO

Sun Jun 11 2006, 1:05 PM MDT

Att. 29,221 - Sunny - 86 F

livebaseballscorecards.com

| Batter | 1 | 2 | 3 | 4 | 5 | 6 | 7 | 8 | 9 | AB | R | H | RBI | BB | SO | LOB |
|---|---|---|---|---|---|---|---|---|---|---|---|---|---|---|---|---|
| Jamey Carroll, R (1, 4)<br>OBP: 0.406, SLG: 0.438 | 1-2 18 1B 17 G6-3 1B | | 0-2 ① ② L3 1-1 | | 2-1 ③ G5-3 | | 3-3 ② K | | 1-3 ② K | 5 | 1 | 1 | 0 | 0 | 2 | 2 |
| 18 Cory Sullivan, L (1, 8)<br>OBP: 0.312, SLG: 0.415 | 3-2 SAFE 17 G6-3 1-3 1B | | 3-3 ③ K | | | 4-2 5 1B 27 2B BB | 0-2 17 HR 2B | | 0-1 1B | 4 | 2 | 3 | 0 | 1 | 1 | 0 |
| 17 Todd Helton, L (1, 3)<br>OBP: 0.396, SLG: 0.453 | 1-2 ① ② G6-3 1-2f 3-H | | | 3-2 ① F7 | | 1-0 ① F7 | 1-2 2-H HR | | 1-1 ③ G4-3 | 5 | 1 | 1 | 2 | 0 | 0 | 3 |
| 5 Matt Holliday, R (1, 7)<br>OBP: 0.381, SLG: 0.614 | 3-2 2B | | | 1-3 ② K | | 1-0 27 2B 1-2 1B | 0-1 2B | | | 4 | 1 | 3 | 0 | 0 | 1 | 0 |
| 27 Garrett Atkins, R (1, 5)<br>OBP: 0.393, SLG: 0.518 | 1-2 ③ L3 | | | 0-0 1B | | 0-0 1-H 2-H 2B | 0-3 ③ K | | | 4 | 0 | 2 | 2 | 0 | 1 | 2 |
| 11 Brad Hawpe, L (1, 9)<br>OBP: 0.380, SLG: 0.550 | | 0-0 ① F9 | | 1-2 ③ F9 | | 0-3 ② K | | 2-2 ① G4-3 | | 4 | 0 | 0 | 0 | 0 | 1 | 2 |
| 8 Yorvit Torrealba, R (1, 2)<br>OBP: 0.292, SLG: 0.421 | | 0-1 ② G3 | | | 1-0 28 G5-3 2B | 4-2 BB | | 3-2 ② G6-3 | | 3 | 0 | 1 | 0 | 1 | 0 | 0 |
| 12 Clint Barmes, R (1, 6)<br>OBP: 0.234, SLG: 0.315 | | 2-1 ③ F8 | | | 0-1 ① P6 | 0-0 ③ G6-3 | | 1-2 ③ G6-3 | | 4 | 0 | 0 | 0 | 0 | 0 | 3 |
| 28 Aaron Cook, R (1, 1)<br>OBP: 0.107, SLG: 0.107 | | | 0-1 L3 1B | | 0-1 ② G5-3 2-3 | | 3-2 ① F9 | | 3-3 ① K | 2 | 0 | 1 | 0 | 0 | 0 | 1 |
| 19 Ryan Spilborghs, R (7, PH)<br>OBP: 0.385, SLG: 0.565 | | | | | | | | | | 1 | 0 | 0 | 0 | 0 | 0 | 0 |
| Jose Mesa, R (8, 1) | | | | | | | | | | 0 | 0 | 0 | 0 | 0 | 0 | 0 |
| 40 Brian Fuentes, L (9, 1) | | | | | | | | | | 0 | 0 | 0 | 0 | 0 | 0 | 0 |
| Jorge Piedra, L (9, PH)<br>OBP: 0.333, SLG: 1.333 | | | | | | | | | | 1 | 0 | 0 | 0 | 0 | 1 | 0 |
| Inning Stats | R: 1 H: 3<br>E: 0 LOB: 1<br>K: 0 BB: 0<br>S: 21 P: 30 | R: 0 H: 0<br>E: 0 LOB: 0<br>K: 0 BB: 0<br>S: 5 P: 7 | R: 0 H: 1<br>E: 0 LOB: 0<br>K: 1 BB: 0<br>S: 9 P: 12 | R: 0 H: 1<br>E: 0 LOB: 1<br>K: 1 BB: 0<br>S: 12 P: 17 | R: 0 H: 1<br>E: 0 LOB: 1<br>K: 0 BB: 0<br>S: 7 P: 10 | R: 2 H: 2<br>E: 0 LOB: 2<br>K: 1 BB: 2<br>S: 13 P: 23 | R: 2 H: 3<br>E: 0 LOB: 1<br>K: 2 BB: 0<br>S: 27 P: 34 | R: 0 H: 0<br>E: 0 LOB: 0<br>K: 0 BB: 0<br>S: 13 P: 19 | R: 0 H: 1<br>E: 0 LOB: 1<br>K: 2 BB: 0<br>S: 10 P: 15 | 1B: 6 SF: 0<br>2B: 6 SAC: 0<br>3B: 0 DP: 2<br>HR: 1 HBP: 0 | | | | | | |

| | AB | 37 |
|---|---|---|
| | R | 5 |
| | H | 12 |
| | RBI | 4 |
| | BB | 2 |
| | SO | 7 |
| | LOB | 13 |

| PITCHER | IP | WLS | BF | H | R | ER | SO | BB | IBB | HBP | BLK | WP | HR | S | P | ERA | WHIP |
|---|---|---|---|---|---|---|---|---|---|---|---|---|---|---|---|---|---|
| Derek Lowe, R (1, 1)<br>ERA: 2.83 | 5.2 | | 25 | 8 | 3 | 3 | 3 | 2 | 0 | 0 | 0 | 0 | 0 | 66 | 98 | 4.76 | 1.765 |
| 51 Jonathan Broxton, R (6, 1)<br>ERA: 2.95 | 1.1 | B | 7 | 3 | 2 | 2 | 2 | 0 | 0 | 0 | 0 | 0 | 1 | 28 | 35 | 13.50 | 2.250 |
| Danys Baez, R (8, 1)<br>ERA: 3.62 | 1.0 | W | 3 | 0 | 0 | 0 | 0 | 0 | 0 | 0 | 0 | 0 | 0 | 13 | 19 | 0.00 | 0.000 |
| 44 Takashi Saito, R (9, 1)<br>ERA: 1.99 | 1.0 | S | 4 | 1 | 0 | 0 | 2 | 0 | 0 | 0 | 0 | 0 | 0 | 10 | 15 | 0.00 | 1.000 |

| PITCHER | IP | WLS | BF | H | R | ER | SO | BB | IBB | HBP | BLK | WP | HR | S | P | ERA | WHIP |
|---|---|---|---|---|---|---|---|---|---|---|---|---|---|---|---|---|---|

WP: 0 PA: 39
PB: 0
SB: 0
CS: 0

| Batter | 1 | 2 | 3 | 4 | 5 | 6 | 7 | 8 | 9 | AB | R | H | RBI | BB | SO | LOB |
|---|---|---|---|---|---|---|---|---|---|---|---|---|---|---|---|---|
| Jamey Carroll, R (1, 4)<br>OBP: 0.412, SLG: 0.450 | C B S F B X<br>2-2<br>18 SH3<br>1B | | C X<br>0-1<br>2B | | B X<br>1-0 ②<br>G4-3<br>3-H | | B C S X<br>1-2 ②<br>G4-3 | | C X<br>0-1<br>18 CS<br>1B | 5 | 0 | 3 | 1 | 0 | 0 | 0 |
| 18 Cory Sullivan, L (1, 8)<br>OBP: 0.311, SLG: 0.412 | B<br>1 SAFE<br>1 SAFE<br>1 SAFE<br>X<br>1-0 ①<br>SH3<br>1-2 | B S B F S<br>2-3 ②<br>K | | | C S X<br>0-2 ③<br>G4-3 | | L X<br>0-1<br>17 S<br>17 1B<br>1B | | 1 SAFE<br>B P S X<br>2-1 ① ②<br>F9<br>1-2 | 4 | 1 | 1 | 0 | 0 | 1 | 2 |
| 17 Todd Helton, L (1, 3)<br>OBP: 0.396, SLG: 0.449 | F S F D B C<br>2-3 ②<br>K | F F B B X<br>2-2 ③<br>G4-3 | | | | B B B C B<br>4-1<br>11 1B<br>1B<br>BB | D<br>1 SAFE<br>C F B X<br>2-2<br>27 1B<br>5 1B<br>1-H<br>1B | | C S B X<br>1-2 ③<br>F9 | 4 | 1 | 1 | 1 | 1 | 1 | 2 |
| 5 Matt Holliday, R (1, 7)<br>OBP: 0.383, SLG: 0.610 | S C B F B B B<br>4-2<br>BB | | | B F S X<br>1-2 ①<br>G6-3 | | C B F F S<br>1-3 ①<br>K | B B S X<br>2-1<br>27 1B<br>1-2<br>1B | | | 3 | 0 | 1 | 0 | 1 | 1 | 1 |
| 27 Garrett Atkins, R (1, 5)<br>OBP: 0.391, SLG: 0.513 | D C F B F B X<br>3-2 ③<br>L8 | | | B F X<br>1-1 ②<br>F8 | | B S F<br>1 SAFE X<br>1-2 ②<br>F8 | B B X<br>2-0<br>1-2<br>2-3<br>1B | | | 4 | 0 | 1 | 0 | 0 | 0 | 3 |
| 11 Brad Hawpe, L (1, 9) | | B F S B S<br>2-3 ①<br>K | | B C F B F B S<br>3-3 ③<br>K | | B X<br>1-0<br>1B<br>1-2<br>1B | B C F S<br>1-3 ③<br>K | | | 4 | 0 | 1 | 0 | 0 | 3 | 3 |
| JD Closser, S (1, 2)<br>OBP: 0.323, SLG: 0.250 | | F B B C X<br>2-2 ②<br>G4-3 | | | B X<br>1-0<br>12 3B<br>1B | D B X<br>2-0<br>1-2<br>2-H<br>1B | B B S F F B X<br>3-2 ①<br>P4 | | | 4 | 1 | 2 | 1 | 0 | 0 | 0 |
| 12 Clint Barmes, R (1, 6)<br>OBP: 0.234, SLG: 0.323 | | B C S F S<br>1-3 ③<br>K | | | D X<br>1-0<br>1-H<br>G4-3<br>3B | B F X<br>1-1 ③<br>G6-3 | | T X<br>0-1 ②<br>G6-3 | | 4 | 1 | 1 | 1 | 0 | 1 | 2 |
| 26 Jeff Francis, L (1, 1)<br>OBP: 0.273, SLG: 0.111<br>Scott Dohmann, R (7, 1)<br>Jorge Piedra, L (8, PH)<br>OBP: 0.250, SLG: 1.000<br>Jose Mesa, R (8, 1)<br>40 Brian Fuentes, L (9, 1) | | | C B F X<br>1-2 ①<br>G6-3 | | S B B S S<br>2-3 ①<br>K | | B F B X<br>2-1 ①<br>F7 | X<br>0-0 ③<br>F8 | | 3<br>0<br>1<br>0<br>0 | 0<br>0<br>0<br>0<br>0 | 0<br>0<br>0<br>0<br>0 | 0<br>0<br>0<br>0<br>0 | 0<br>0<br>0<br>0<br>0 | 1<br>0<br>0<br>0<br>0 | 1<br>0<br>0<br>0<br>0 |
| Inning Stats | R: 0 H: 1<br>E: 0 LOB: 2<br>K: 1 BB: 1<br>S: 16 P: 28 | R: 0 H: 0<br>E: 0 LOB: 0<br>K: 2 BB: 0<br>S: 10 P: 15 | R: 0 H: 1<br>E: 0 LOB: 1<br>K: 1 BB: 0<br>S: 11 P: 16 | R: 0 H: 0<br>E: 0 LOB: 0<br>K: 1 BB: 0<br>S: 9 P: 14 | R: 2 H: 2<br>E: 0 LOB: 0<br>K: 1 BB: 0<br>S: 9 P: 14 | R: 1 H: 2<br>E: 0 LOB: 2<br>K: 1 BB: 1<br>S: 12 P: 22 | R: 1 H: 4<br>E: 0 LOB: 3<br>K: 1 BB: 0<br>S: 16 P: 26 | R: 0 H: 0<br>E: 0 LOB: 0<br>K: 0 BB: 0<br>S: 8 P: 11 | R: 0 H: 1<br>E: 0 LOB: 0<br>K: 0 BB: 0<br>S: 8 P: 10 | 1B: 9<br>2B: 1<br>3B: 1<br>HR: 0 | SF: 0<br>SAC: 1<br>DP: 0<br>HBP: 0 | | | WP: 0<br>PB: 0<br>SB: 1<br>CS: 1 | PA: 39 | | |

| PITCHER | | IP | WLS | BF | H | R | ER | SO | BB | IBB | HBP | BLK | WP | HR | S | P | ERA | WHIP |
|---|---|---|---|---|---|---|---|---|---|---|---|---|---|---|---|---|---|---|
| Ramon Ortiz, R<br>ERA: 4.88 | (1, 1) | 6.2 | L | 29 | 7 | 4 | 4 | 7 | 2 | 0 | 0 | 0 | 0 | 0 | 74 | 119 | 5.40 | 1.350 |
| Mike Stanton, L<br>ERA: 4.44 | (7, 1) | 0.0 | | 1 | 1 | 0 | 0 | 0 | 0 | 0 | 0 | 0 | 0 | 0 | 3 | 5 | ∞ | ∞ |
| 52 Saul Rivera, R<br>ERA: 1.42 | (7, 1) | 0.1 | | 3 | 2 | 0 | 0 | 1 | 0 | 0 | 0 | 0 | 0 | 0 | 6 | 11 | 0.00 | 6.000 |
| Jon Rauch, R<br>ERA: 3.05 | (8, 1) | 2.0 | | 6 | 1 | 0 | 0 | 0 | 0 | 0 | 0 | 0 | 0 | 0 | 16 | 21 | 0.00 | 0.500 |

| PITCHER | IP | WLS | BF | H | R | ER | SO | BB | IBB | HBP | BLK | WP | HR | S | P | ERA | WHIP |
|---|---|---|---|---|---|---|---|---|---|---|---|---|---|---|---|---|---|

# TOP

## Colorado Rockies @ Washington Nationals

Robert F. Kennedy Memorial Stadium, Washington, DC

Mon Jun 12 2006, 7:05 PM EDT

Att. 20,633 - Clear - 71 F

livebaseballscorecards.com

| | |
|---|---|
| AB | 36 |
| R | 4 |
| H | 11 |
| RBI | 4 |
| BB | 2 |
| SO | 8 |
| LOB | 14 |

# Colorado Rockies @ Washington Nationals

Robert F. Kennedy Memorial Stadium, Washington, DC

Mon Jun 12 2006, 7:05 PM EDT

Att. 20,633 - Clear - 71 F

livebaseballscorecards.com

## BOTTOM

| Batter | 1 | 2 | 3 | 4 | 5 | 6 | 7 | 8 | 9 | AB | R | H | RBI | BB | SO | LOB |
|---|---|---|---|---|---|---|---|---|---|---|---|---|---|---|---|---|
| Alfonso Soriano, R (1, 7)<br>OBP: 0.361, SLG: 0.607 | C S B F B B X 3-2 F8 ① | | B S T S 1-3 K ① | | B S C B S 2-3 K ① | | D B B F F F S 3-3 K ③ 1-2 | | | 4 | 0 | 0 | 0 | 0 | 3 | 2 |
| Royce Clayton, R (1, 6)<br>OBP: 0.315, SLG: 0.332 | B X 1-0 F9 ② | | B C F B B F F X 3-2 L9 ② | | X 0-0 L9 ② | | | C B B F F B X 3-2 P3 ① | | 4 | 0 | 0 | 0 | 0 | 0 | 1 |
| Jose Vidro, S (1, 4)<br>OBP: 0.366, SLG: 0.402 | B B X 2-0 P3 ③ | | C X 0-1 F9 ③ | | B X 1-0 P6 ③ | | | C F B F F S 1-3 K ② | | 4 | 0 | 0 | 0 | 0 | 1 | 1 |
| 24 Nick Johnson, L (1, 3)<br>OBP: 0.425, SLG: 0.549 | | C H 1-1 11 2B 1B HBP | | C C B B X 2-2 G3 2B | | C C B X 1-2 F8 ① | | B X 1-0 G4-3 ③ | | 3 | 1 | 1 | 0 | 0 | 0 | 0 |
| 11 Ryan Zimmerman, R (1, 5)<br>OBP: 0.331, SLG: 0.453 | | B C C F B X 2-2 1B 1-3 G6-4-3 2B | | B F D B C F F X 3-2 F9 ① | | X 0-0 F7 ② | | | C S F S 0-3 K ① | 4 | 1 | 1 | 0 | 0 | 1 | 1 |
| Jose Guillen, R (1, 9)<br>OBP: 0.275, SLG: 0.424 | | X 0-0 G6-4-3 2-3 3-H 1B | | I I 4-0 G3 IBB | | B X 1-0 G6-3 ③ | | | B B X 2-0 HR | 3 | 1 | 2 | 2 | 1 | 0 | 0 |
| Brian Schneider, L (1, 2)<br>OBP: 0.302, SLG: 0.314<br>Damian Jackson, R (9, PH)<br>OBP: 0.289, SLG: 0.468 | B B F 1 SAFE X 2-1 G6-4-3 ① ② 1-2f 3-H | | X 0-0 G3 ② 1-2 2-3 | | | | C B F F F F B X 2-2 P5 ① | | B F C B C 2-3 K ② | 3 | 0 | 0 | 0 | 0 | 0 | 3 |
| | | | | | | | | | | 1 | 0 | 0 | 0 | 0 | 1 | 0 |
| Marlon Byrd, R (1, 8)<br>OBP: 0.333, SLG: 0.336 | C X 0-1 F7 ③ | | I I 4-0 IBB | | | | B B B C C B 4-2 S BB | | B F F F F X 2-2 G6-3 ③ | 2 | 0 | 0 | 0 | 2 | 0 | 0 |
| Ramon Ortiz, R (1, 1)<br>OBP: 0.143, SLG: 0.111<br>Mike Stanton, L (7, 1)<br>52 Saul Rivera, S (7, 1)<br>Brendan Harris, R (7, PH)<br>OBP: 0.320, SLG: 0.273<br>Jon Rauch, R (8, 1) | | C F X 0-2 1B | S M S 0-3 K ③ | | | | 1 SAFE B X 1-0 P4 ② | | | 2 | 0 | 1 | 0 | 0 | 1 | 3 |
| | | | | | | | | | | 0 | 0 | 0 | 0 | 0 | 0 | 0 |
| | | | | | | | | | | 0 | 0 | 0 | 0 | 0 | 0 | 0 |
| | | | | | | | | | | 1 | 0 | 0 | 0 | 0 | 0 | 1 |
| | | | | | | | | | | 0 | 0 | 0 | 0 | 0 | 0 | 0 |
| Inning Stats | R: 0 E: 0 K: 0 S: 7 H: 0 LOB: 0 BB: 0 P: 13 | R: 2 E: 0 K: 0 S: 10 H: 2 LOB: 0 BB: 0 P: 15 | R: 0 E: 0 K: 1 S: 13 H: 1 LOB: 1 BB: 0 P: 17 | R: 0 E: 0 K: 1 S: 12 H: 1 LOB: 3 BB: 2 P: 25 | R: 0 E: 0 K: 1 S: 5 H: 0 LOB: 0 BB: 0 P: 8 | R: 0 E: 0 K: 0 S: 5 H: 0 LOB: 0 BB: 0 P: 7 | R: 0 E: 0 K: 1 S: 14 H: 0 LOB: 1 BB: 1 P: 24 | R: 0 E: 0 K: 1 S: 10 H: 0 LOB: 0 BB: 0 P: 15 | R: 1 E: 0 K: 2 S: 13 H: 1 LOB: 0 BB: 0 P: 19 | 1B: 2<br>2B: 2<br>3B: 0<br>HR: 1 | SF: 0<br>SAC: 0<br>DP: 1<br>HBP: 1 | | | WP: 0<br>PB: 0<br>SB: 1<br>CS: 0 | PA: 35 | | |

| | | | | | | | | | | | | | | | | | | | | |
|---|---|---|---|---|---|---|---|---|---|---|---|---|---|---|---|---|---|---|---|---|
| **AB** | **31** | | | | | | | | | | | | | | | | | | | |
| **R** | **3** | | | | | | | | | | | | | | | | | | | |
| **H** | **5** | | | | | | | | | | | | | | | | | | | |
| **RBI** | **2** | | | | | | | | | | | | | | | | | | | |
| **BB** | **3** | | | | | | | | | | | | | | | | | | | |
| **SO** | **7** | | | | | | | | | | | | | | | | | | | |
| **LOB** | **12** | | | | | | | | | | | | | | | | | | | |

| PITCHER | | IP | WLS | BF | H | R | ER | SO | BB | IBB | HBP | BLK | WP | HR | S | P | ERA | WHIP |
|---|---|---|---|---|---|---|---|---|---|---|---|---|---|---|---|---|---|---|
| 26 Jeff Francis, L<br>ERA: 3.76 | (1, 1) | 6.2 | W | 27 | 4 | 2 | 2 | 3 | 1 | 2 | 1 | 0 | 0 | 0 | 61 | 101 | 2.70 | 0.750 |
| Scott Dohmann, R<br>ERA: 3.38 | (7, 1) | 0.1 | H | 1 | 0 | 0 | 0 | 1 | 0 | 0 | 0 | 0 | 0 | 0 | 5 | 8 | 0.00 | 0.000 |
| Jose Mesa, R<br>ERA: 2.67 | (8, 1) | 1.0 | H | 3 | 0 | 0 | 0 | 1 | 0 | 0 | 0 | 0 | 0 | 0 | 10 | 15 | 0.00 | 0.000 |
| 40 Brian Fuentes, L<br>ERA: 2.36 | (9, 1) | 1.0 | S | 4 | 1 | 1 | 1 | 2 | 0 | 0 | 0 | 0 | 0 | 1 | 13 | 19 | 9.00 | 1.000 |

| PITCHER | IP | WLS | BF | H | R | ER | SO | BB | IBB | HBP | BLK | WP | HR | S | P | ERA | WHIP |
|---|---|---|---|---|---|---|---|---|---|---|---|---|---|---|---|---|---|

# Colorado Rockies @ Washington Nationals

Robert F. Kennedy Memorial Stadium, Washington, DC

Tue Jun 13 2006, 7:05 PM EDT

Att. 21,689 - Partly Cloudy - 79 F

livebaseballscorecards.com

## TOP

| Batter | 1 | 2 | 3 | 4 | 5 | 6 | 7 | 8 | 9 | AB | R | H | RBI | BB | SO | LOB |
|---|---|---|---|---|---|---|---|---|---|---|---|---|---|---|---|---|
| Jamey Carroll, R (1, 4) OBP: 0.406, SLG: 0.442 | P4 | | G6-3 | | | P4 | 19 G5-3 / 17 1B / 1B | P4 | | 5 | 1 | 1 | 0 | 0 | 0 | 0 |
| 19 Ryan Spilborghs, R (1, 9) OBP: 0.386, SLG: 0.569 | P3 | | | F9 | | 17 1B / 5 2B / 1B | L 1 SAFE B 1 SAFE X / G5-3 / 1-2 | 2B | | 5 | 1 | 2 | 0 | 0 | 0 | 1 |
| 17 Todd Helton, L (1, 3) OBP: 0.396, SLG: 0.448 | G4-3 | | | G4-3 | | 5 2B / 1B / 1-2 | C T D F X / 5 2B / 8 1B / 1B / 2-H | K | | 5 | 2 | 2 | 1 | 0 | 1 | 1 |
| 5 Matt Holliday, R (1, 7) OBP: 0.383, SLG: 0.614 | | G5-3 | | F7 | | 8 G5-3 / 12 2B / 2B / 1-H 2-H | 8 1B / 12 SF7 / 2B / 1-3 | | K | 5 | 2 | 2 | 2 | 0 | 1 | 0 |
| 27 Garrett Atkins, R (1, 5) OBP: 0.398, SLG: 0.519 | | 12 S / 1B | | | 8 SH5-3 / FC6-4 / 2B | 8 G5-3 / 12 2B / IBB | 8 1B / IBB | | G1-3 | 3 | 2 | 2 | 0 | 2 | 0 | 0 |
| 8 Yorvit Torrealba, R (1, 2) OBP: 0.286, SLG: 0.391 | K | | | | SH5-3 / 2-3 | G5-3 / 1-2 2-3 | FC4-6 / 1B / 1-2 2-3 3-H | | K | 4 | 0 | 1 | 1 | 0 | 2 | 3 |
| 12 Clint Barmes, R (1, 6) OBP: 0.238, SLG: 0.329 | | F7 / 1-2 | | | FC6-4 / HBP | 1B / 2-H 3-H / 2B | SF7 / 3-H | | | 2 | 1 | 1 | 3 | 0 | 0 | 1 |
| Choo Freeman, R (1, 8) OBP: 0.300, SLG: 0.288 | | | K2-3 | | FC6-4 / 1-2f / 3-H | 1B / 2-H | FC4-6 / 1-2f | | | 4 | 0 | 1 | 2 | 0 | 1 | 3 |
| 37 Josh Fogg, R (1, 1) | | | | | G6-3 | G5-3 | | G4-3 | | 3 | 0 | 0 | 0 | 0 | 1 | 2 |
| Scott Dohmann, R (7, 1) | | | | | | | | | | 0 | 0 | 0 | 0 | 0 | 0 | 0 |
| Jorge Piedra, L (8, PH) OBP: 0.200, SLG: 0.800 | | | | | | | | | | 1 | 0 | 0 | 0 | 0 | 0 | 0 |
| David Cortes, R (8, 1) | | | | | | | | | | 0 | 0 | 0 | 0 | 0 | 0 | 0 |
| Ray King, L (9, 1) | | | | | | | | | | 0 | 0 | 0 | 0 | 0 | 0 | 0 |
| **Inning Stats** | R: 0 E: 0 K: 0 S: 6 / H: 0 LOB: 0 BB: 0 P: 10 | R: 0 E: 0 K: 1 S: 12 / H: 1 LOB: 1 BB: 0 P: 16 | R: 0 E: 0 K: 2 S: 10 / H: 0 LOB: 0 BB: 0 P: 13 | R: 0 E: 0 K: 0 S: 7 / H: 0 LOB: 0 BB: 0 P: 12 | R: 1 E: 0 K: 0 S: 9 / H: 1 LOB: 1 BB: 0 P: 16 | R: 5 E: 0 K: 0 S: 15 / H: 5 LOB: 1 BB: 1 P: 24 | R: 3 E: 0 K: 0 S: 13 / H: 4 LOB: 2 BB: 1 P: 23 | R: 0 E: 0 K: 1 S: 10 / H: 1 LOB: 1 BB: 0 P: 13 | R: 0 E: 0 K: 2 S: 9 / H: 0 LOB: 0 BB: 0 P: 14 | 1B: 7 2B: 5 3B: 0 HR: 0 | SF: 1 SAC: 1 DP: 0 HBP: 1 | | | | | | |

| | |
|---|---|
| AB | 37 |
| R | 9 |
| H | 12 |
| RBI | 9 |
| BB | 2 |
| SO | 6 |
| LOB | 11 |

WP: 0 PB: 0 SB: 1 CS: 0 — PA: 42

| PITCHER | | IP | WLS | BF | H | R | ER | SO | BB | IBB | HBP | BLK | WP | HR | S | P | ERA | WHIP |
|---|---|---|---|---|---|---|---|---|---|---|---|---|---|---|---|---|---|---|
| 48 Michael O'Connor, L (1, 1) ERA: 3.7 | | 5.2 | L | 25 | 6 | 6 | 6 | 3 | 0 | 1 | 1 | 0 | 0 | 0 | 55 | 87 | 9.53 | 1.059 |
| 52 Saul Rivera, R (6, 1) ERA: 1.35 | | 0.1 | | 2 | 1 | 0 | 0 | 0 | 0 | 0 | 0 | 0 | 0 | 0 | 4 | 4 | 0.00 | 3.000 |
| Mike Stanton, L (7, 1) ERA: 5.27 | | 1.0 | | 8 | 4 | 3 | 3 | 0 | 0 | 1 | 0 | 0 | 0 | 0 | 13 | 23 | 27.00 | 4.000 |
| Bill Bray, L (8, 1) ERA: | | 1.0 | | 4 | 1 | 0 | 0 | 1 | 0 | 0 | 0 | 0 | 0 | 0 | 10 | 13 | 0.00 | 1.000 |
| Gary Majewski, R (9, 1) ERA: 3.2 | | 1.0 | | 3 | 0 | 0 | 0 | 2 | 0 | 0 | 0 | 0 | 0 | 0 | 9 | 14 | 0.00 | 0.000 |

| PITCHER | IP | WLS | BF | H | R | ER | SO | BB | IBB | HBP | BLK | WP | HR | S | P | ERA | WHIP |
|---|---|---|---|---|---|---|---|---|---|---|---|---|---|---|---|---|---|

| Batter | 1 | 2 | 3 | 4 | 5 | 6 | 7 | 8 | 9 | AB | R | H | RBI | BB | SO | LOB |
|---|---|---|---|---|---|---|---|---|---|---|---|---|---|---|---|---|
| Alfonso Soriano, R (1, 7)<br>OBP: 0.358, SLG: 0.603 | C C C<br>0-3 ① K | | F B B X<br>2-1 ① L1 | | B X<br>1-0 ① F8 | | B C X<br>1-1 24 1B 2B | B F B F F S<br>2-3 ③ K | | 5 | 1 | 1 | 0 | 0 | 2 | 2 |
| Royce Clayton, R (1, 6)<br>OBP: 0.317, SLG: 0.342 | B B X<br>2-0 2B | | B X<br>1-0 ② F8 | | C X<br>0-1 1B 2B | | B F F T<br>1-2 ① K | | X<br>0-0 ① G4-3 | 5 | 1 | 2 | 0 | 0 | 1 | 1 |
| Jose Vidro, S (1, 4)<br>OBP: 0.366, SLG: 0.401<br>Mike Stanton, L (7, 1)<br>Marlon Anderson, L (7, PH)<br>OBP: 0.315, SLG: 0.420<br>Bill Bray, L (8, 1)<br>Gary Majewski, R (9, 1)<br>Matthew LeCroy, R (9, PH)<br>OBP: 0.317, SLG: 0.400 | C X<br>0-1 ② F7 | | C B F B F F X<br>2-2 ③ P3 | | B B X<br>2-0 24 BB 2-H 1B | | C C B X<br>1-2 ② P5 | | B B S F B B<br>4-2 24 G6-4-3 BB | 3<br>0<br>1<br>0<br>0<br>0 | 0<br>0<br>0<br>0<br>0<br>0 | 1<br>0<br>0<br>0<br>0<br>0 | 1<br>0<br>0<br>0<br>0<br>1 | 0<br>0<br>0<br>0<br>0<br>0 | 0<br>0<br>1<br>0<br>0<br>0 | 1<br>0<br>0<br>0<br>0<br>0 |
| 24 Nick Johnson, L (1, 3)<br>OBP: 0.432, SLG: 0.549 | B B B I<br>4-0 IBB | | | C B B B B<br>4-1 11 2B FC5-2 BB | C B B B B<br>4-1 11 G6-4-3 1-2 BB | | X<br>0-0 2-H 1B | | B C B B X<br>3-1 ②③ G6-4-3 1-2f | 2 | 0 | 1 | 1 | 3 | 0 | 1 |
| 11 Ryan Zimmerman, R (1, 5)<br>OBP: 0.330, SLG: 0.454 | C C F F X<br>0-2 ③ F7 | | | F L B F 1 SAFE X<br>1-2 FC5-2 1-3 2B | C X<br>0-1 ②③ G6-4-3 1-2f | | X<br>0-0 ③ F7 | | | 4 | 0 | 1 | 0 | 0 | 0 | 5 |
| Jose Guillen, R (1, 9)<br>OBP: 0.274, SLG: 0.415<br>Damian Jackson, R (8, PR)<br>OBP: 0.289, SLG: 0.468 (9, 8) | | C F B C<br>1-3 ① K | | B B T F X<br>2-2 ① F8 | | B B X<br>2-0 ① P4 | | F H<br>1-1 13 G6-3 HBP | | 3<br>0 | 0<br>0 | 0<br>0 | 0<br>0 | 0<br>0 | 1<br>0 | 2<br>0 |
| Brian Schneider, L (1, 2)<br>OBP: 0.309, SLG: 0.323<br>13 Robert Fick, L (8, PH)<br>OBP: 0.250, SLG: 0.400 (9, 2) | | C X<br>0-1 2B | | I I I I<br>4-0 FC5-2 IBB | | C C F F S<br>0-3 ② K | | C C F F X<br>0-2 ①② G6-3 1-2f | | 2<br>1 | 0<br>0 | 1<br>0 | 0<br>0 | 1<br>0 | 1<br>0 | 0<br>1 |
| Marlon Byrd, R (1, 8)<br>OBP: 0.337, SLG: 0.340 (9, 9) | | S B C S<br>1-3 ② K | | X<br>0-0 ② FC5-2 1-2 2-3 3-Hf | | F F B X<br>1-2 1B | | B X<br>1-0 1B 1B | | 4 | 0 | 2 | 0 | 0 | 1 | 4 |
| 48 Michael O'Connor, L (1, 1)<br>OBP: 0.100, SLG: 0.053<br>52 Saul Rivera, S (6, 1)<br>Brendan Harris, R (6, PH)<br>OBP: 0.333, SLG: 0.292 (7, 4) | F S B X<br>1-2 ③ G4-3 | | | X<br>0-0 ③ G1-3 | | B B C F B X<br>3-2 ③ F7 | | F B B B X<br>3-1 1-2 1B | | 2<br>0<br>2 | 0<br>0<br>0 | 0<br>0<br>1 | 0<br>0<br>0 | 0<br>0<br>0 | 0<br>0<br>0 | 4<br>0<br>1 |
| Inning Stats | R: 0 E: 0 K: 1 S: 11<br>H: 1 LOB: 2 BB: 1 P: 17 | R: 0 E: 0 K: 2 S: 11<br>H: 1 LOB: 1 BB: 0 P: 14 | R: 0 E: 0 K: 0 S: 8<br>H: 0 LOB: 0 BB: 0 P: 13 | R: 0 E: 0 K: 0 S: 10<br>H: 1 LOB: 3 BB: 2 P: 21 | R: 1 E: 0 K: 0 S: 7<br>H: 2 LOB: 1 BB: 1 P: 14 | R: 0 E: 0 K: 1 S: 12<br>H: 1 LOB: 1 BB: 0 P: 18 | R: 1 E: 0 K: 1 S: 10<br>H: 2 LOB: 1 BB: 0 P: 13 | R: 0 E: 0 K: 1 S: 13<br>H: 2 LOB: 2 BB: 0 P: 20 | R: 0 E: 0 K: 0 S: 6<br>H: 0 LOB: 0 BB: 1 P: 13 | 1B: 5 2B: 5 3B: 0 HR: 0<br>SF: 0 SAC: 0 DP: 3 HBP: 1 | | | | | | |

# BOTTOM

## Colorado Rockies @ Washington Nationals

Robert F. Kennedy Memorial Stadium, Washington, DC

Tue Jun 13 2006, 7:05 PM EDT

Att. 21,689 - Partly Cloudy - 79 F

livebaseballscorecards.com

| | |
|---|---|
| AB | 34 |
| R | 2 |
| H | 10 |
| RBI | 2 |
| BB | 5 |
| SO | 6 |
| LOB | 23 |

WP: 0 PB: 0 SB: 0 CS: 0 PA: 40

| PITCHER | IP | WLS | BF | H | R | ER | SO | BB | IBB | HBP | BLK | WP | HR | S | P | ERA | WHIP |
|---|---|---|---|---|---|---|---|---|---|---|---|---|---|---|---|---|---|
| 37 Josh Fogg, R (1, 1)<br>ERA: 4.91 | 6.0 | W | 27 | 6 | 1 | 1 | 4 | 2 | 2 | 0 | 0 | 0 | 0 | 59 | 97 | 1.50 | 1.333 |
| Scott Dohmann, R (7, 1)<br>ERA: 3.71 | 1.0 | | 5 | 2 | 1 | 1 | 1 | 0 | 0 | 0 | 0 | 0 | 0 | 10 | 13 | 9.00 | 2.000 |
| David Cortes, R (8, 1)<br>ERA: 3.91 | 1.0 | | 5 | 2 | 0 | 0 | 1 | 0 | 0 | 1 | 0 | 0 | 0 | 13 | 20 | 0.00 | 2.000 |
| Ray King, L (9, 1)<br>ERA: 2.6 | 1.0 | | 3 | 0 | 0 | 0 | 0 | 1 | 0 | 0 | 0 | 0 | 0 | 6 | 13 | 0.00 | 1.000 |

| PITCHER | IP | WLS | BF | H | R | ER | SO | BB | IBB | HBP | BLK | WP | HR | S | P | ERA | WHIP |
|---|---|---|---|---|---|---|---|---|---|---|---|---|---|---|---|---|---|

# Colorado Rockies @ Washington Nationals

Robert F. Kennedy Memorial Stadium, Washington, DC

Wed Jun 14 2006, 7:05 PM EDT

Att. 24,273 - Cloudy - 70 F

livebaseballscorecards.com

TOP

| Batter | 1 | 2 | 3 | 4 | 5 | 6 | 7 | 8 | 9 | AB | R | H | RBI | BB | SO | LOB |
|---|---|---|---|---|---|---|---|---|---|---|---|---|---|---|---|---|
| Jamey Carroll, R (1, 4)<br>OBP: 0.420, SLG: 0.468 | 4-2 18 SH3-4 BB | | 4-2 18 SH 5 1B 1-2 BB | 1-0 18 SH5-4 5 1B 1-2 1B | | 2-2 HR | 1-0 18 SH3-4 17 1B 1B | | 1-3 ① K | 4 | 4 | 3 | 1 | 2 | 1 | 0 |
| 18 Cory Sullivan, L (1, 8)<br>OBP: 0.312, SLG: 0.413 | 0-0 ① SH3-4 1-2 | | 0-1 SH 5 1B 27 HR 1-2 2-3 | 3-1 ① SH5-4 1-2 2-3 | | 3-1 17 1B 5 1B 1B | 1-0 ① SH3-4 1-2 | | 1-2 ② F9 | 2 | 2 | 1 | 0 | 0 | 0 | 0 |
| 17 Todd Helton, L (1, 3)<br>OBP: 0.408, SLG: 0.473 | 4-2 BB | | 2-2 ① SF7 3-H | 4-0 5 1B 27 SF7 IBB | | 1-0 5 1B 8 2B 1-3 1B | 0-1 27 2B 2-H 1B | | 0-0 HR | 3 | 3 | 3 | 3 | 2 | 0 | 0 |
| 5 Matt Holliday, R (1, 7)<br>OBP: 0.390, SLG: 0.615 | 1-3 ② K | | 1-1 27 HR 1-3 2-H 1B | 1-1 27 S 1-3 2-H 3-H 1B | | 1-0 8 2B 1-2 3-H 1B | 2-1 ② F9 | | 0-0 27 1B 1B | 6 | 2 | 4 | 4 | 0 | 1 | 3 |
| 27 Garrett Atkins, R (1, 5)<br>OBP: 0.401, SLG: 0.538 | 3-1 ③ F8 | | 0-2 1-H 3-H HR | 3-2 ② SF7 1-2 3-H | | 1-1 ① F7 | 2-0 1-3 2B | | 1-1 1-2 1B | 5 | 1 | 3 | 4 | 0 | 0 | 4 |
| 11 Brad Hawpe, L (1, 9)<br>OBP: 0.374, SLG: 0.537<br>61 Ramon E Ramirez, R (7, 1)<br>OBP: 1.000, SLG: 1.000<br>Jorge Piedra, L (9, PH)<br>OBP: 0.167, SLG: 0.667<br>David Cortes, R (9, 1) | | 0-1 ① G4-3 | 1-2 1B | 0-0 ③ G3 | | 0-3 ② K | 1-2 ③ F7 | | 3-2 ③ P3 | 5<br>0<br>1<br>0 | 0<br>0<br>0<br>0 | 1<br>0<br>0<br>0 | 0<br>0<br>0<br>0 | 0<br>0<br>0<br>0 | 1<br>0<br>0<br>0 | 5<br>0<br>2<br>0 |
| 8 Yorvit Torrealba, R (1, 2)<br>OBP: 0.273, SLG: 0.393 | 1-2 ② G6-3 | 1-3 ② K | 0-1 ① G4-3 | 0-1 1-H 2-H 2B | | 1-0 ① F7 | | | | 5 | 0 | 1 | 2 | 0 | 1 | 1 |
| 12 Clint Barmes, R (1, 6)<br>OBP: 0.238, SLG: 0.323 | 1-2 ③ G6-3 | 0-3 ③ K | 1-2 ② L6 | 4-0 IBB | | 0-2 ② G5-3 | | | | 4 | 0 | 0 | 0 | 1 | 1 | 1 |
| 49 Byung-Hyun Kim, R (1, 1)<br>OBP: 0.167, SLG: 0.167<br>39 Tom Martin, L (4, 1)<br>19 Ryan Spilborghs, R (7, 9)<br>OBP: 0.379, SLG: 0.558 | | 1-0 18 SH 17 SF7 BB 1B | 3-2 18 SH5-4 5 1B 1B | 1-0 ③ G5-3 | | 0-0 ③ G3-1 | | | 2-1 ③ L3 | 2<br>2<br>1 | 2<br>0<br>0 | 2<br>0<br>0 | 0<br>0<br>0 | 0<br>0<br>0 | 0<br>0<br>0 | 0<br>2<br>0 |

| | AB | 40 |
|---|---|---|
| | R | 14 |
| | H | 18 |
| | RBI | 14 |
| | BB | 5 |
| | SO | 5 |
| | LOB | 18 |

| Inning Stats | 1 | 2 | 3 | 4 | 5 | 6 | 7 | 8 | 9 | 1B: 13 | SF: 2 | WP: 0 | PA: 51 |
|---|---|---|---|---|---|---|---|---|---|---|---|---|---|
| | R: 0 E: 0 K: 1 S: 16 | R: 0 E: 0 K: 0 S: 10 | R: 5 E: 0 K: 2 S: 24 | R: 3 E: 0 K: 0 S: 13 | R: 0 E: 0 K: 0 S: 7 | R: 4 E: 0 K: 1 S: 15 | R: 1 E: 0 K: 0 S: 10 | R: 0 E: 0 K: 0 S: 6 | R: 1 E: 0 K: 1 S: 13 | 2B: 2 | SAC: 4 | PB: 0 | |
| | H: 0 LOB: 2 BB: 2 P: 28 | H: 0 LOB: 0 BB: 0 P: 12 | H: 4 LOB: 1 BB: 1 P: 34 | H: 3 LOB: 1 BB: 1 P: 28 | H: 0 LOB: 0 BB: 0 P: 9 | H: 5 LOB: 2 BB: 1 P: 27 | H: 3 LOB: 2 BB: 0 P: 17 | H: 0 LOB: 0 BB: 0 P: 9 | H: 3 LOB: 2 BB: 0 P: 19 | 3B: 0 | DP: 0 | SB: 1 | |
| | | | | | | | | | | HR: 3 | HBP: 0 | CS: 0 | |

| PITCHER | | IP | WLS | BF | H | R | ER | SO | BB | IBB | HBP | BLK | WP | HR | S | P | ERA | WHIP |
|---|---|---|---|---|---|---|---|---|---|---|---|---|---|---|---|---|---|---|
| Tony Armas, R<br>ERA: 4.18 | (1, 1) | 3.0 | | 19 | 6 | 7 | 7 | 3 | 3 | 0 | 0 | 0 | 0 | 1 | 54 | 82 | 21.00 | 3.000 |
| Jon Rauch, R<br>ERA: 3.12 | (4, 1) | 2.0 | | 8 | 1 | 1 | 1 | 0 | 0 | 1 | 0 | 0 | 0 | 0 | 16 | 29 | 4.50 | 0.500 |
| Bill Bray, L<br>ERA: 4.82 | (6, 1) | 2.0 | L | 15 | 8 | 5 | 5 | 1 | 0 | 1 | 0 | 0 | 0 | 1 | 25 | 44 | 22.50 | 4.000 |
| Mike Stanton, L<br>ERA: 5.08 | (8, 1) | 1.0 | | 3 | 0 | 0 | 0 | 0 | 0 | 0 | 0 | 0 | 0 | 0 | 6 | 9 | 0.00 | 0.000 |
| Chad Cordero, R<br>ERA: 2.84 | (9, 1) | 1.0 | | 6 | 3 | 1 | 1 | 1 | 0 | 0 | 0 | 0 | 0 | 1 | 13 | 19 | 9.00 | 3.000 |

| PITCHER | IP | WLS | BF | H | R | ER | SO | BB | IBB | HBP | BLK | WP | HR | S | P | ERA | WHIP |
|---|---|---|---|---|---|---|---|---|---|---|---|---|---|---|---|---|---|

| Batter | 1 | 2 | 3 | 4 | 5 | 6 | 7 | 8 | 9 | AB | R | H | RBI | BB | SO | LOB |
|---|---|---|---|---|---|---|---|---|---|---|---|---|---|---|---|---|
| Alfonso Soriano, R (1, 7)<br>OBP: 0.356, SLG: 0.596 | B F B C X 2-2 P6 ① | C X 0-1 F7 ③ | | S F X 0-2 1B 11 1B 1B | B X 1-0 F9 ① | | | F B S F F F S 1-3 K ① | | 5 | 1 | 1 | 0 | 0 | 1 | 2 |
| Royce Clayton, R (1, 6)<br>OBP: 0.315, SLG: 0.339 | B F B X 2-1 G5-3 ② | | C B B X 1-2 G6-3 ① | X 0-0 S 11 1B 1-3 1B | F C 1 B S SAFE 2-3 K ② | | | F F B B S 2-3 K ② | | 5 | 1 | 1 | 0 | 0 | 2 | 1 |
| Jose Vidro, S (1, 4)<br>OBP: 0.367, SLG: 0.398 | B F S X 1-2 F7 ③ | | B B B C B 4-1 24 1B 11 2B BB | C B S S 1-3 K ① 1-2 | C B X 1-1 1-3 1B ③ | | | B C S S 1-3 K ③ | | 4 | 1 | 1 | 0 | 1 | 2 | 2 |
| 24 Nick Johnson, L (1, 3)<br>OBP: 0.431, SLG: 0.543 | | B F C F X 1-2 G4-3 ① | B F B X 2-1 11 2B 1-2 E 1B | I I I 4-0 11 1B IBB | | B X 1-0 G6-3 ① | | | B F C C 1-3 K ① | 4 | 1 | 1 | 0 | 1 | 1 | 0 |
| 11 Ryan Zimmerman, R (1, 5)<br>OBP: 0.338, SLG: 0.469 | | C B X 1-1 1B G3-1 1B | B F S X 1-2 1-3 2-H E 2B | B X 1-0 1-3 2-H 3-H 1B | | C B C X 1-2 L8 ② | | | X 0-0 2B | 5 | 2 | 4 | 3 | 0 | 0 | 0 |
| Jose Guillen, R (1, 9)<br>OBP: 0.278, SLG: 0.411 | | C X 0-1 G3-1 1-3 E 1B | B B F F S 2-3 K ② | I I I 4-0 IBB | | B F X 1-1 G6-3 ③ | | | F F S 0-3 K ② | 4 | 1 | 1 | 0 | 1 | 2 | 3 |
| Brian Schneider, L (1, 2)<br>OBP: 0.306, SLG: 0.315 | | B B X 2-0 G3-1 ② 1-2 3-H | I I I I 4-0 E IBB | B F B X 2-1 F8 ② | | | C B X 1-1 F8 ① | | B D X 2-0 F8 ③ | 4 | 0 | 0 | 1 | 1 | 0 | 5 |
| Marlon Byrd, R (1, 8)<br>OBP: 0.335, SLG: 0.338 | | B B C B C F X 3-2 E2 1B 2-H 1B | B C X 1-1 E6 1-3 2-H 3-H | B F F B C 2-3 K ③ | | | X 0-0 F7 ② | | | 4 | 1 | 1 | 1 | 0 | 1 | 4 |
| Tony Armas, R (1, 1)<br>OBP: 0.154, SLG: 0.120<br>Jon Rauch, R (4, 1)<br>Matthew LeCroy, R (5, PH)<br>OBP: 0.328, SLG: 0.400<br>Ramon Ortiz, R (5, PR)<br>OBP: 0.143, SLG: 0.111<br>Bill Bray, L (6, 1)<br>Marlon Anderson, L (7, PH)<br>OBP: 0.311, SLG: 0.415<br>Mike Stanton, L (8, 1)<br>32 Chad Cordero, R (9, 1) | S F X 0-2 2-H 1B | X 0-0 G4-3 ③ | | B F F B B B 4-2 1B BB | | | B X 1-0 G4-3 ③ | | | 2<br>0<br>0<br>0<br>0<br>1<br>0<br>0 | 0<br>0<br>0<br>0<br>0<br>0<br>0<br>0 | 1<br>0<br>0<br>0<br>0<br>0<br>0<br>0 | 1<br>0<br>0<br>0<br>0<br>0<br>0<br>0 | 0<br>0<br>1<br>0<br>0<br>0<br>0<br>0 | 0<br>0<br>0<br>0<br>0<br>0<br>0<br>0 | 2<br>0<br>0<br>0<br>0<br>0<br>0<br>0 |
| Inning Stats | R: 0 E: 0 K: 0 S: 8 H: 0 LOB: 0 BB: 0 P: 13 | R: 3 E: 1 K: 0 S: 18 H: 4 LOB: 1 BB: 0 P: 25 | R: 3 E: 1 K: 1 S: 15 H: 2 LOB: 2 BB: 2 P: 30 | R: 2 E: 0 K: 2 S: 13 H: 3 LOB: 3 BB: 2 P: 27 | R: 0 E: 0 K: 1 S: 8 H: 1 LOB: 2 BB: 1 P: 16 | R: 0 E: 0 K: 0 S: 6 H: 0 LOB: 0 BB: 0 P: 9 | R: 0 E: 0 K: 0 S: 4 H: 0 LOB: 0 BB: 0 P: 6 | R: 0 E: 0 K: 3 S: 13 H: 0 LOB: 0 BB: 0 P: 17 | R: 0 E: 0 K: 2 S: 8 H: 1 LOB: 1 BB: 0 P: 11 | 1B: 9 2B: 2 3B: 0 HR: 0 SF: 0 SAC: 0 DP: 0 HBP: 0 | | | | | | |

| PITCHER | IP | WLS | BF | H | R | ER | SO | BB | IBB | HBP | BLK | WP | HR | S | P | ERA | WHIP |
|---|---|---|---|---|---|---|---|---|---|---|---|---|---|---|---|---|---|
| 49 Byung-Hyun Kim, R (1, 1)<br>ERA: 5.4 | 3.1 | | 23 | 9 | 8 | 5 | 2 | 1 | 2 | 0 | 0 | 0 | 0 | 49 | 82 | 13.50 | 3.000 |
| 39 Tom Martin, L (4, 1)<br>ERA: 5.47 | 3.0 | W | 11 | 1 | 0 | 0 | 2 | 1 | 1 | 0 | 0 | 0 | 0 | 21 | 41 | 0.00 | 0.667 |
| 61 Ramon E Ramirez, R (7, 1)<br>ERA: 2.15 | 1.2 | | 5 | 0 | 0 | 0 | 3 | 0 | 0 | 0 | 0 | 0 | 0 | 15 | 20 | 0.00 | 0.000 |
| David Cortes, R (9, 1)<br>ERA: 3.75 | 1.0 | | 4 | 1 | 0 | 0 | 2 | 0 | 0 | 0 | 0 | 0 | 0 | 8 | 11 | 0.00 | 1.000 |

| PITCHER | IP | WLS | BF | H | R | ER | SO | BB | IBB | HBP | BLK | WP | HR | S | P | ERA | WHIP |
|---|---|---|---|---|---|---|---|---|---|---|---|---|---|---|---|---|---|

# BOTTOM

## Colorado Rockies @ Washington Nationals

Robert F. Kennedy Memorial Stadium, Washington, DC

Wed Jun 14 2006, 7:05 PM EDT
Att. 24,273 - Cloudy - 70 F

livebaseballscorecards.com

| | |
|---|---|
| AB | 38 |
| R | 8 |
| H | 11 |
| RBI | 6 |
| BB | 5 |
| SO | 9 |
| LOB | 19 |

WP: 0 PA: 43
PB: 0
SB: 1
CS: 0

# Colorado Rockies @ Washington Nationals

Robert F. Kennedy Memorial Stadium, Washington, DC

Thu Jun 15 2006, 1:05 PM EDT

Att. 22,793 - Sunny - 82 F

livebaseballscorecards.com

## TOP

| Batter | 1 | 2 | 3 | 4 | 5 | 6 | 7 | 8 | 9 | AB | R | H | RBI | BB | SO | LOB |
|---|---|---|---|---|---|---|---|---|---|---|---|---|---|---|---|---|
| Jamey Carroll, R (1, 4)<br>OBP: 0.419, SLG: 0.463 | C B C X<br>1-2<br>17 2B 18 SH3-4<br>1B | | B C B C S<br>2-3 ①<br>K | | C S X<br>0-2<br>E6 18 SH3-4<br>17 1B | | B B C B C F B<br>4-2<br>27 BB 18 SH1-6-4<br>11 1B<br>BB | B B C B C C<br>3-3 ②<br>K | | 4 | 2 | 1 | 0 | 1 | 2 | 1 |
| 18 Cory Sullivan, L (1, 8)<br>OBP: 0.309, SLG: 0.409 | X<br>0-0 ①<br>SH3-4<br>1-2 | | B S B B X<br>2-1 ②<br>L6 | | B S X<br>1-1 ①<br>SH3-4<br>1-2 | | X<br>0-0 ①<br>SH1-6-4<br>1-2 | F B F S<br>1-3 ③<br>K | | 2 | 0 | 0 | 0 | 0 | 1 | 1 |
| 17 Todd Helton, L (1, 3)<br>OBP: 0.421, SLG: 0.484 | B F 2 SAFE B F X<br>2-2 ②<br>2-3<br>2B | | F B B B B<br>4-1<br>BB | | C B B X<br>2-1<br>2-H<br>1B | | I I I I<br>4-0<br>27 BB<br>11 1B<br>IBB | | B B B B B<br>4-0<br>5 2B<br>5 E<br>BB | 2 | 2 | 2 | 1 | 3 | 0 | 0 |
| 5 Matt Holliday, R (1, 7)<br>OBP: 0.386, SLG: 0.611 | B B F F B S<br>3-3 ③<br>K | | C C F B S<br>1-3 ③<br>K | | B S X<br>1-1 ②<br>F8 | | S X<br>0-1 ②<br>F9 | | B X<br>1-0<br>E4<br>27 G4-3<br>1-H<br>2B | 5 | 1 | 1 | 0 | 0 | 2 | 5 |
| 27 Garrett Atkins, R (1, 5)<br>OBP: 0.401, SLG: 0.533 | | B C B X<br>2-1<br>11 HR<br>1B | | B X<br>1-0 ①<br>L8 | B C B X<br>2-1 ③<br>F7 | | B C F B B D<br>4-2<br>11 1B<br>1-2<br>2-3<br>BB | | C X<br>0-1 ①<br>G4-3<br>3-H | 4 | 1 | 1 | 1 | 1 | 0 | 1 |
| 11 Brad Hawpe, L (1, 9)<br>OBP: 0.383, SLG: 0.552 | | B F X<br>1-1<br>1-H<br>HR | B C S B F F B F B<br>4-2<br>6 1B G6-3<br>BB | | | C B F S<br>1-3 ①<br>K | B B S B S F F F X<br>3-2<br>1-3<br>2-H<br>3-H<br>1B | | B B F B S B<br>4-2<br>6 WP<br>BB | 3 | 2 | 2 | 4 | 2 | 1 | 0 |
| JD Closser, S (1, 2)<br>OBP: 0.306, SLG: 0.273 | | B B S B X<br>3-1 ①<br>P3 | B 1 SAFE X<br>1-0 ②<br>G6-3<br>1-2 | | | F X<br>0-1<br>6 G4-3<br>2B | X<br>0-0 ③<br>G4-3 | | C X<br>0-1 ②<br>F8 | 5 | 0 | 1 | 0 | 0 | 0 | 4 |
| 6 Omar Quintanilla, L (1, 6)<br>OBP: 0.308, SLG: 0.417 | | C B F C<br>1-3 ②<br>K | B X<br>1-0<br>2-H<br>1B | | | B S C F B F F F B F<br>3-2<br>X<br>2-3<br>G4-3 | | B B B C F B<br>4-2<br>SH1-4<br>BB | B B S F F X<br>2-2 ③<br>1-2<br>F7 | 4 | 0 | 1 | 1 | 1 | 1 | 2 |
| Jason Jennings, L (1, 1)<br>OBP: 0.226, SLG: 0.207<br>Ray King, L (9, 1) | | B C F X<br>1-2 ③<br>P6 | | F F B S<br>1-3 ③<br>K | | S X<br>0-1 ③<br>F7 | | X<br>0-0 ①<br>SH1-4<br>1-2 | | 3<br>0 | 0<br>0 | 0<br>0 | 0<br>0 | 0<br>0 | 1<br>0 | 2<br>0 |
| Inning Stats | R: 0 H: 2<br>E: 0 LOB: 1<br>K: 1 BB: 0<br>S: 10 P: 16 | R: 2 H: 2<br>E: 0 LOB: 0<br>K: 1 BB: 0<br>S: 12 P: 20 | R: 0 H: 0<br>E: 0 LOB: 1<br>K: 2 BB: 1<br>S: 10 P: 19 | R: 1 H: 1<br>E: 0 LOB: 1<br>K: 1 BB: 1<br>S: 11 P: 19 | R: 1 H: 1<br>E: 1 LOB: 1<br>K: 0 BB: 0<br>S: 11 P: 17 | R: 0 H: 1<br>E: 0 LOB: 1<br>K: 1 BB: 0<br>S: 14 P: 18 | R: 2 H: 1<br>E: 0 LOB: 2<br>K: 0 BB: 3<br>S: 15 P: 30 | R: 0 H: 0<br>E: 0 LOB: 1<br>K: 2 BB: 1<br>S: 9 P: 17 | R: 2 H: 1<br>E: 1 LOB: 1<br>K: 0 BB: 2<br>S: 11 P: 22 | 1B: 5 SF: 0<br>2B: 3 SAC: 4<br>3B: 0 DP: 0<br>HR: 1 HBP: 0 | | | | | | |

| | | |
|---|---|---|
| AB | 32 | |
| R | 8 | |
| H | 9 | |
| RBI | 7 | |
| BB | 8 | |
| SO | 8 | |
| LOB | 16 | |

WP: 1 PA: 44
PB: 0
SB: 0
CS: 0

| PITCHER | | IP | WLS | BF | H | R | ER | SO | BB | IBB | HBP | BLK | WP | HR | S | P | ERA | WHIP |
|---|---|---|---|---|---|---|---|---|---|---|---|---|---|---|---|---|---|---|
| Livan Hernandez, R<br>ERA: 5.18 | (1, 1) | 6.2 | L | 33 | 8 | 6 | 5 | 6 | 4 | 1 | 0 | 0 | 0 | 1 | 82 | 138 | 6.75 | 1.800 |
| 52 Saul Rivera, R<br>ERA: 1.13 | (7, 1) | 1.1 | | 5 | 0 | 0 | 0 | 2 | 1 | 0 | 0 | 0 | 0 | 0 | 10 | 18 | 0.00 | 0.750 |
| Gary Majewski, R<br>ERA: 3.57 | (9, 1) | 1.0 | | 6 | 1 | 2 | 2 | 0 | 2 | 0 | 0 | 0 | 1 | 0 | 11 | 22 | 18.00 | 3.000 |

| PITCHER | IP | WLS | BF | H | R | ER | SO | BB | IBB | HBP | BLK | WP | HR | S | P | ERA | WHIP |
|---|---|---|---|---|---|---|---|---|---|---|---|---|---|---|---|---|---|

| Batter | 1 | 2 | 3 | 4 | 5 | 6 | 7 | 8 | 9 | AB | R | H | RBI | BB | SO | LOB |
|---|---|---|---|---|---|---|---|---|---|---|---|---|---|---|---|---|
| Alfonso Soriano, R (1, 7)<br>OBP: 0.350, SLG: 0.585 | F x<br>0-1 ① P6 | | C B F x<br>1-2 ① P3 | | C x<br>0-1 ③ F9 | | B C F x<br>1-2 E5 1-H | | C S S<br>0-3 ③ K | 5 | 0 | 0 | 0 | 0 | 1 | 1 |
| Marlon Anderson, L (1, 4)<br>OBP: 0.298, SLG: 0.395 | C C B B F S<br>2-3 ② K | | F B x<br>1-1 ② P5 | | | C x<br>0-1 ① B1-3 | B B x<br>2-0 ③ F9 | | | 4 | 0 | 0 | 0 | 0 | 1 | 1 |
| 24 Nick Johnson, L (1, 3)<br>OBP: 0.436, SLG: 0.554 | B B B C B<br>4-1 BB | | C F F F S<br>0-3 ③ K | | | B B B C C X<br>3-2 13 F9 2B | | C x<br>0-1 13 WP 2B | | 3 | 0 | 2 | 0 | 1 | 1 | 0 |
| 11 Ryan Zimmerman, R (1, 5)<br>OBP: 0.337, SLG: 0.466 | C C B 1 SAFE S<br>1-3 ③ K | | | B x<br>1-0 ① G5-3 | | S C F B B X<br>2-2 1B | | B C F D S<br>2-3 ① K | | 4 | 0 | 1 | 0 | 0 | 2 | 2 |
| 13 Robert Fick, L (1, 9)<br>OBP: 0.250, SLG: 0.375<br>Marlon Byrd, R (9, 9)<br>OBP: 0.335, SLG: 0.338 | | M F B X<br>1-2 ① F9 | | S x<br>0-1 1B | | B C X<br>1-1 ② F9 2-3 | | B C F B B C<br>3-3 ② K 2-3 | | 4<br>0 | 0<br>0 | 1<br>0 | 0<br>0 | 0<br>0 | 1<br>0 | 3<br>0 |
| Brendan Harris, R (1, 6)<br>OBP: 0.333, SLG: 0.333<br>52 Saul Rivera, S (7, 1)<br>Jose Vidro, S (8, PH)<br>OBP: 0.365, SLG: 0.397<br>Gary Majewski, R (9, 1) | | C B F X<br>1-2 2B | | C x<br>0-1 ② P4 | | C x<br>0-1 ③ F7 | | C C B X<br>1-2 ③ G4-3 | | 3<br>0<br>1<br>0 | 0<br>0<br>0<br>0 | 1<br>0<br>0<br>0 | 0<br>0<br>0<br>0 | 0<br>0<br>0<br>0 | 0<br>0<br>0<br>0 | 3<br>0<br>1<br>0 |
| Brian Schneider, L (1, 2)<br>OBP: 0.306, SLG: 0.311<br>Matthew LeCroy, R (9, PH)<br>OBP: 0.338, SLG: 0.400 | | B F F D B F F B<br>4-2 BB | | C x<br>0-1 ③ F8 | | | C F B X<br>1-2 ① G3-1 | | B B B B<br>4-0 BB | 2<br>0 | 0<br>0 | 0<br>0 | 0<br>0 | 1<br>1 | 0<br>0 | 1<br>0 |
| Damian Jackson, R (1, 8)<br>OBP: 0.276, SLG: 0.444 | | S F B B B S<br>2-3 ② K | | | B B B C C X<br>3-1 ① P4 | | C x<br>0-1 ② P4 | | B B C C C S<br>2-3 ① K | 4 | 0 | 0 | 0 | 0 | 2 | 3 |
| Livan Hernandez, R (1, 1)<br>OBP: 0.265, SLG: 0.424<br>Royce Clayton, R (7, 6)<br>OBP: 0.316, SLG: 0.341 | | C F x<br>0-2 ③ G6-3 | | | x<br>0-0 ② L9 | | C x<br>0-1 E E 1B | | C F B F B S<br>2-3 ② K | 2<br>2 | 0<br>1 | 0<br>1 | 0<br>1 | 0<br>0 | 0<br>1 | 2<br>1 |
| Inning Stats | R: 0 E: 0 K: 2 S: 10 H: 0 LOB: 1 BB: 1 P: 17 | R: 0 E: 0 K: 1 S: 16 H: 1 LOB: 2 BB: 1 P: 24 | R: 0 E: 0 K: 1 S: 10 H: 0 LOB: 0 BB: 0 P: 12 | R: 0 E: 0 K: 0 S: 7 H: 1 LOB: 1 BB: 0 P: 8 | R: 0 E: 0 K: 0 S: 5 H: 0 LOB: 0 BB: 0 P: 8 | R: 0 E: 0 K: 0 S: 13 H: 2 LOB: 2 BB: 0 P: 19 | R: 1 E: 1 K: 0 S: 11 H: 1 LOB: 1 BB: 0 P: 15 | R: 0 E: 0 K: 2 S: 11 H: 1 LOB: 1 BB: 0 P: 17 | R: 0 E: 0 K: 3 S: 10 H: 0 LOB: 1 BB: 1 P: 18 | 1B: 3 2B: 3 3B: 0 HR: 0 | SF: 0 SAC: 0 DP: 0 HBP: 0 | | | | | | |

| PITCHER | | IP | WLS | BF | H | R | ER | SO | BB | IBB | HBP | BLK | WP | HR | S | P | ERA | WHIP |
|---|---|---|---|---|---|---|---|---|---|---|---|---|---|---|---|---|---|---|
| Jason Jennings, R<br>ERA: 4.32 | (1, 1) | 8.0 | W | 33 | 6 | 1 | 0 | 6 | 2 | 0 | 0 | 0 | 1 | 0 | 83 | 120 | 0.00 | 1.000 |
| Ray King, L<br>ERA: 2.45 | (9, 1) | 1.0 | | 4 | 0 | 0 | 0 | 3 | 1 | 0 | 0 | 0 | 0 | 0 | 10 | 18 | 0.00 | 1.000 |

| PITCHER | IP | WLS | BF | H | R | ER | SO | BB | IBB | HBP | BLK | WP | HR | S | P | ERA | WHIP |
|---|---|---|---|---|---|---|---|---|---|---|---|---|---|---|---|---|---|

# BOTTOM

## Colorado Rockies @ Washington Nationals

Robert F. Kennedy Memorial Stadium, Washington, DC

Thu Jun 15 2006, 1:05 PM EDT

Att. 22,793 - Sunny - 82 F

livebaseballscorecards.com

| | |
|---|---|
| AB | 34 |
| R | 1 |
| H | 6 |
| RBI | 0 |
| BB | 3 |
| SO | 9 |
| LOB | 18 |

| | | | |
|---|---|---|---|
| 1B: 3 | SF: 0 | WP: 1 | PA: 37 |
| 2B: 3 | SAC: 0 | PB: 0 | |
| 3B: 0 | DP: 0 | SB: 0 | |
| HR: 0 | HBP: 0 | CS: 0 | |

# Colorado Rockies @ St. Louis Cardinals

Busch Stadium, St. Louis, MO

Fri Jun 16 2006, 7:10 PM CDT

Att. 45,736 - Clear - 90 F

livebaseballscorecards.com

## TOP

| Batter | 1 | 2 | 3 | 4 | 5 | 6 | 7 | 8 | 9 | AB | R | H | RBI | BB | SO | LOB |
|---|---|---|---|---|---|---|---|---|---|---|---|---|---|---|---|---|
| Jamey Carroll, R (1, 4)<br>OBP: 0.416, SLG: 0.458 | G4-3 | | 19 CS 1B | | | F9 | | G1-3 | | 4 | 0 | 1 | 0 | 0 | 0 | 0 |
| 19 Ryan Spilborghs, R (1, 8)<br>OBP: 0.371, SLG: 0.536 | F8 | | CS 1-2 | G6-3 | | G6-3 | | 1B | | 4 | 0 | 1 | 0 | 0 | 0 | 0 |
| Ray King, L (8, 1) | | | | | | | | | | 0 | 0 | 0 | 0 | 0 | 0 | 0 |
| 61 Ramon E Ramirez, R (8, 1)<br>OBP: 1.000, SLG: 1.000 | | | | | | | | | | 0 | 0 | 0 | 0 | 0 | 0 | 0 |
| 17 Todd Helton, L (1, 3)<br>OBP: 0.418, SLG: 0.479 | F9 | | | K | | 1B | | F9 | | 4 | 0 | 1 | 0 | 0 | 1 | 1 |
| 5 Matt Holliday, R (1, 7)<br>OBP: 0.380, SLG: 0.602 | | G5-3 | | F9 | | K | | | K | 4 | 0 | 0 | 0 | 0 | 2 | 1 |
| 27 Garrett Atkins, R (1, 5)<br>OBP: 0.395, SLG: 0.525 | | G6-3 | | | G3 | | G5-3 | | G1-3 | 4 | 0 | 0 | 0 | 0 | 0 | 0 |
| 11 Brad Hawpe, L (1, 9)<br>OBP: 0.389, SLG: 0.565 | | BB | | | 8 1B BB | | HR | | G4-3 | 2 | 1 | 1 | 1 | 2 | 0 | 0 |
| 8 Yorvit Torrealba, R (1, 2)<br>OBP: 0.278, SLG: 0.387 | | G1-4-3 | | | 1-2 1B | | G5-3 | | | 3 | 0 | 1 | 0 | 0 | 0 | 1 |
| 12 Clint Barmes, R (1, 6)<br>OBP: 0.235, SLG: 0.319 | | | F9 | | P3 | | F9 | | | 3 | 0 | 0 | 0 | 0 | 0 | 2 |
| 28 Aaron Cook, R (1, 1)<br>OBP: 0.100, SLG: 0.100 | | | P4 | | K | | | F7 | | 2 | 0 | 0 | 0 | 0 | 1 | 2 |
| Jorge Piedra, L (8, PH)<br>OBP: 0.143, SLG: 0.571 | | | | | | | | | | 1 | 0 | 0 | 0 | 0 | 0 | 0 |
| Scott Dohmann, R (8, 1) | | | | | | | | | | 0 | 0 | 0 | 0 | 0 | 0 | 0 |
| 18 Cory Sullivan, L (8, 8)<br>OBP: 0.309, SLG: 0.409 | | | | | | | | | | 0 | 0 | 0 | 0 | 0 | 0 | 0 |
| **Inning Stats** | R: 0 E: 0 K: 0 S: 7 H: 0 LOB: 0 BB: 0 P: 10 | R: 0 E: 0 K: 0 S: 11 H: 0 LOB: 1 BB: 1 P: 19 | R: 0 E: 0 K: 0 S: 10 H: 1 LOB: 0 BB: 0 P: 16 | R: 0 E: 0 K: 1 S: 7 H: 0 LOB: 0 BB: 0 P: 7 | R: 0 E: 0 K: 1 S: 8 H: 1 LOB: 2 BB: 1 P: 17 | R: 0 E: 0 K: 1 S: 9 H: 1 LOB: 1 BB: 0 P: 14 | R: 1 E: 0 K: 0 S: 6 H: 1 LOB: 0 BB: 0 P: 8 | R: 0 E: 0 K: 0 S: 9 H: 1 LOB: 1 BB: 0 P: 14 | R: 0 E: 0 K: 1 S: 8 H: 0 LOB: 0 BB: 0 P: 11 | 1B: 4 2B: 0 3B: 0 HR: 1 SF: 0 SAC: 0 DP: 0 HBP: 0 | | | | | | | WP: 0 PB: 0 SB: 0 CS: 1 PA: 34 |

| | AB | 31 |
|---|---|---|
| | R | 1 |
| | H | 5 |
| | RBI | 1 |
| | BB | 2 |
| | SO | 4 |
| | LOB | 7 |

| PITCHER | | IP | WLS | BF | H | R | ER | SO | BB | IBB | HBP | BLK | WP | HR | S | P | ERA | WHIP |
|---|---|---|---|---|---|---|---|---|---|---|---|---|---|---|---|---|---|---|
| Jason Marquis, R<br>ERA: 4.55 | (1, 1) | 8.0 | W | 30 | 5 | 1 | 1 | 3 | 2 | 0 | 0 | 0 | 0 | 1 | 67 | 105 | 1.12 | 0.875 |
| 41 Braden Looper, R<br>ERA: 3.18 | (9, 1) | 1.0 | | 3 | 0 | 0 | 0 | 1 | 0 | 0 | 0 | 0 | 0 | 0 | 8 | 11 | 0.00 | 0.000 |

| PITCHER | | IP | WLS | BF | H | R | ER | SO | BB | IBB | HBP | BLK | WP | HR | S | P | ERA | WHIP |
|---|---|---|---|---|---|---|---|---|---|---|---|---|---|---|---|---|---|---|

| Batter | 1 | 2 | 3 | 4 | 5 | 6 | 7 | 8 | 9 | AB | R | H | RBI | BB | SO | LOB |
|---|---|---|---|---|---|---|---|---|---|---|---|---|---|---|---|---|
| Aaron Miles, S (1, 4)<br>OBP: 0.353, SLG: 0.325 | G3 | | G6-3 2-3 | | L4 | | | SH3-4 15 E 2B<br>G4-3 | | 5 | 1 | 1 | 0 | 0 | 0 | 2 |
| 53 John Rodriguez, L (1, 7)<br>OBP: 0.378, SLG: 0.406<br>So Taguchi, R (8, PH)<br>OBP: 0.348, SLG: 0.365 (9, 7) | 27 G4-3 2B | | G6-3 | | 1B | | | SH3-4 2-3 | | 3<br>0 | 0<br>0 | 2<br>0 | 0<br>0 | 0<br>0 | 0<br>0 | 1<br>0 |
| 27 Scott Rolen, R (1, 5)<br>OBP: 0.427, SLG: 0.580 | G4-3 2-3 | | | G4-3 | F8 | | | 15 E 26 BB IBB | | 3 | 1 | 0 | 0 | 1 | 0 | 2 |
| 15 Jim Edmonds, L (1, 8)<br>OBP: 0.349, SLG: 0.396 | G6-3 | | | 43 2B 16 SF7 1B | | K | | E9 26 BB 7 1B 1-3 3-H 1B | | 4 | 2 | 2 | 1 | 0 | 1 | 1 |
| 43 Juan Encarnacion, R (1, 9)<br>OBP: 0.301, SLG: 0.451 | | G5-3 | | 4 1-3 2B | | G4-3 | | 26 BB 7 1B BB | | 3 | 2 | 1 | 0 | 1 | 0 | 0 |
| 16 Chris Duncan, L (1, 3)<br>OBP: 0.290, SLG: 0.633<br>26 Scott Spiezio, S (8, PH)<br>OBP: 0.393, SLG: 0.485 (9, 3) | | K | | SF7 3-H | | G4-3 | | 7 1B 7 E 1-2 2-3 3-H BB | | 2<br>0 | 0<br>1 | 0<br>0 | 1<br>1 | 0<br>1 | 1<br>0 | 0<br>0 |
| 4 Yadier Molina, R (1, 2)<br>OBP: 0.272, SLG: 0.306 | G1-4-3 | | | 7 FC5-4 2-H 1B | | | F7 | P3 | | 4 | 0 | 1 | 1 | 0 | 0 | 3 |
| 7 Hector Luna, R (1, 6)<br>OBP: 0.364, SLG: 0.451 | | | F9 | FC5-4 1-2f | | | G1-6-3 1B | E3 2B 1-H 2-H 3-H 1B | | 4 | 1 | 2 | 2 | 0 | 0 | 1 |
| Jason Marquis, L (1, 1)<br>OBP: 0.200, SLG: 0.308<br>Timo Perez, L (8, PH)<br>OBP: 0.333, SLG: 0.300<br>41 Braden Looper, R (9, 1)<br>OBP: 0.500, SLG: 1.000 | | | G6-3 2B | | G4-3 | | G1-6-3 1-2f | 3-H 2B | | 3<br>1<br>0 | 0<br>0<br>0 | 1<br>1<br>0 | 0<br>1<br>0 | 0<br>0<br>0 | 0<br>0<br>0 | 1<br>0<br>0 |
| Inning Stats | R: 0 E: 0 K: 0 S: 12 H: 1 LOB: 1 BB: 0 P: 18 | R: 0 E: 0 K: 1 S: 7 H: 0 LOB: 0 BB: 0 P: 13 | R: 0 E: 0 K: 0 S: 7 H: 1 LOB: 1 BB: 0 P: 10 | R: 2 E: 0 K: 0 S: 13 H: 3 LOB: 1 BB: 0 P: 17 | R: 0 E: 0 K: 0 S: 6 H: 1 LOB: 1 BB: 0 P: 10 | R: 0 E: 0 K: 1 S: 9 H: 0 LOB: 0 BB: 0 P: 14 | R: 0 E: 0 K: 0 S: 7 H: 1 LOB: 0 BB: 0 P: 9 | R: 6 E: 2 K: 0 S: 10 H: 4 LOB: 1 BB: 3 P: 25 | | 1B: 6 2B: 5 3B: 0 HR: 0 | SF: 1 SAC: 1 DP: 1 HBP: 0 | | | WP: 0 PB: 0 SB: 0 CS: 0 | PA: 37 | | |

| PITCHER | | IP | WLS | BF | H | R | ER | SO | BB | IBB | HBP | BLK | WP | HR | S | P | ERA | WHIP |
|---|---|---|---|---|---|---|---|---|---|---|---|---|---|---|---|---|---|---|
| 28 Aaron Cook, R<br>ERA: 3.66 | (1, 1) | 7.0 | L | 27 | 7 | 2 | 2 | 2 | 0 | 0 | 0 | 0 | 0 | 0 | 61 | 91 | 2.57 | 1.000 |
| Scott Dohmann, R<br>ERA: 4.67 | (8, 1) | 0.1 | | 3 | 1 | 2 | 2 | 0 | 0 | 1 | 0 | 0 | 0 | 0 | 3 | 7 | 54.00 | 3.000 |
| Ray King, L<br>ERA: 3.93 | (8, 1) | 0.0 | | 3 | 1 | 0 | 0 | 0 | 2 | 0 | 0 | 0 | 0 | 0 | 1 | 9 | ∞ | ∞ |
| 61 Ramon E Ramirez, R<br>ERA: 2.4 | (8, 1) | 0.2 | | 4 | 2 | 4 | 4 | 0 | 0 | 0 | 0 | 0 | 0 | 0 | 6 | 9 | 54.00 | 3.000 |

| PITCHER | IP | WLS | BF | H | R | ER | SO | BB | IBB | HBP | BLK | WP | HR | S | P | ERA | WHIP |
|---|---|---|---|---|---|---|---|---|---|---|---|---|---|---|---|---|---|

# BOTTOM

## Colorado Rockies @ St. Louis Cardinals

Busch Stadium, St. Louis, MO

Fri Jun 16 2006, 7:10 PM CDT

Att. 45,736 - Clear - 90 F

livebaseballscorecards.com

| | |
|---|---|
| AB | 32 |
| R | 8 |
| H | 11 |
| RBI | 7 |
| BB | 3 |
| SO | 2 |
| LOB | 11 |

| Batter | 1 | 2 | 3 | 4 | 5 | 6 | 7 | 8 | 9 | AB | R | H | RBI | BB | SO | LOB |
|---|---|---|---|---|---|---|---|---|---|---|---|---|---|---|---|---|
| 18 Cory Sullivan, L (1, 8)<br>OBP: 0.303, SLG: 0.399 | C F F B F F X<br>1-2 ①<br>G4-1 | | C B B X<br>2-1 ③<br>F7 | | C B X<br>1-1 ③<br>P5 | | | X<br>0-0 ①<br>G5-3 | B C F C<br>1-3 ③<br>K | 5 | 0 | 0 | 0 | 0 | 1 | 0 |
| 6 Omar Quintanilla, L (1, 4)<br>OBP: 0.294, SLG: 0.375 | B F X<br>1-1 ②<br>P6 | | | C F B B B X<br>3-2 ①<br>G3-1 | | B X<br>1-0 ①<br>G4-3 | | C F B F X<br>1-2 ②<br>5 1B<br>27 HR<br>1B | | 4 | 1 | 1 | 0 | 0 | 0 | 0 |
| 17 Todd Helton, L (1, 3)<br>OBP: 0.415, SLG: 0.474 | C B B B F F X<br>3-2 ③<br>G6-3 | | | B C C X<br>1-2<br>27 BB<br>5 BB<br>1B | | X<br>0-0 ②<br>F7 | | F C F F D X<br>1-2 ②<br>L8 | | 4 | 0 | 1 | 0 | 0 | 0 | 1 |
| 5 Matt Holliday, R (1, 7)<br>OBP: 0.389, SLG: 0.618 | | X<br>0-0<br>HR | | B B B B<br>4-0<br>27 BB<br>1-2<br>BB | | B C C F X<br>1-2<br>27 FC5-4<br>1B | | F C D B F F B X<br>3-2<br>1-3<br>27 HR<br>1B | | 3 | 2 | 3 | 1 | 1 | 0 | 0 |
| 27 Garrett Atkins, R (1, 5)<br>OBP: 0.396, SLG: 0.534 | | C B X<br>1-1 ①<br>G6-3 | | C F D F F D F B F<br>4-2 B<br>1-2<br>2-3<br>BB | | X<br>0-0 ③<br>FC5-4<br>1-2f | | B F B X<br>2-1<br>1-H<br>3-H<br>HR | | 3 | 1 | 1 | 3 | 1 | 0 | 1 |
| 11 Brad Hawpe, L (1, 9)<br>OBP: 0.383, SLG: 0.555 | | F F B B B F X<br>3-2 ②<br>F7 | | X<br>0-0 ②<br>P5 | | | B X<br>1-0 ①<br>G4-3 | B C F C<br>1-3 ③<br>K | | 4 | 0 | 0 | 0 | 0 | 1 | 3 |
| 8 Yorvit Torrealba, R (1, 2)<br>OBP: 0.256, SLG: 0.353<br>Jamey Carroll, R (9, PH)<br>OBP: 0.414, SLG: 0.455 | | B X<br>1-0 ③<br>G4-3 | | C D X<br>1-1 ③<br>G6-3 | | | B X<br>1-0 ②<br>G6-3 | | C B S C<br>1-3 ①<br>K | 3<br>1 | 0<br>0 | 0<br>0 | 0<br>0 | 0<br>0 | 0<br>1 | 3<br>0 |
| 12 Clint Barmes, R (1, 6)<br>OBP: 0.236, SLG: 0.323<br>JD Closser, S (9, PH)<br>OBP: 0.324, SLG: 0.382 | | | B C S S X<br>1-2 ①<br>G4-3 | | B C S S<br>1-3 ①<br>K | | F F X<br>0-2<br>2B | | B B X<br>2-0<br>HR | 3<br>1 | 0<br>1 | 1<br>1 | 0<br>1 | 0<br>0 | 1<br>0 | 0<br>0 |
| 26 Jeff Francis, L (1, 1)<br>OBP: 0.257, SLG: 0.103<br>Choo Freeman, R (7, PH)<br>OBP: 0.296, SLG: 0.284<br>Jose Mesa, R (7, 1)<br>40 Brian Fuentes, L (8, 1)<br>Jorge Piedra, L (9, PH)<br>OBP: 0.125, SLG: 0.500 | | | C B C X<br>1-2 ②<br>G5-3 | | B C C F T<br>1-2 ②<br>K | | C S S<br>0-3 ③<br>K | | F S B S<br>1-3 ②<br>K | 2<br>1<br>0<br>0<br>1 | 0<br>0<br>0<br>0<br>0 | 0<br>0<br>0<br>0<br>0 | 0<br>0<br>0<br>0<br>0 | 1<br>1<br>0<br>0<br>1 | 0<br>1<br>0<br>0<br>0 | 0<br>1<br>0<br>0<br>0 |
| Inning Stats | R: 0 H: 0<br>E: 0 LOB: 0<br>K: 0 BB: 0<br>S: 12 P: 17 | R: 1 H: 1<br>E: 0 LOB: 0<br>K: 0 BB: 0<br>S: 8 P: 13 | R: 0 H: 0<br>E: 0 LOB: 0<br>K: 0 BB: 0<br>S: 8 P: 12 | R: 0 H: 1<br>E: 0 LOB: 3<br>K: 0 BB: 2<br>S: 15 P: 28 | R: 0 H: 0<br>E: 0 LOB: 0<br>K: 2 BB: 0<br>S: 9 P: 12 | R: 0 H: 1<br>E: 0 LOB: 1<br>K: 0 BB: 0<br>S: 7 P: 9 | R: 0 H: 1<br>E: 0 LOB: 1<br>K: 1 BB: 0<br>S: 8 P: 10 | R: 3 H: 3<br>E: 0 LOB: 0<br>K: 1 BB: 0<br>S: 20 P: 28 | R: 1 H: 1<br>E: 0 LOB: 0<br>K: 3 BB: 0<br>S: 10 P: 15 | 1B: 4<br>2B: 1<br>3B: 0<br>HR: 3 | SF: 0<br>SAC: 0<br>DP: 0<br>HBP: 0 | | | WP: 0<br>PB: 0<br>SB: 0<br>CS: 0 | PA: 37 | | |

| PITCHER | IP | WLS | BF | H | R | ER | SO | BB | IBB | HBP | BLK | WP | HR | S | P | ERA | WHIP |
|---|---|---|---|---|---|---|---|---|---|---|---|---|---|---|---|---|---|
| Jeff Suppan, R (1, 1)<br>ERA: 5.07 | 7.2 | W | 30 | 5 | 2 | 2 | 3 | 2 | 0 | 0 | 0 | 0 | 1 | 77 | 113 | 2.35 | 0.913 |
| Josh Hancock, R (8, 1)<br>ERA: 3.41 | 0.0 | | 2 | 2 | 2 | 2 | 0 | 0 | 0 | 0 | 0 | 0 | 1 | 7 | 12 | ∞ | ∞ |
| 34 Randy Flores, L (8, 1)<br>ERA: 3.43 | 0.1 | H | 1 | 0 | 0 | 0 | 1 | 0 | 0 | 0 | 0 | 0 | 0 | 3 | 4 | 0.00 | 0.000 |
| 44 Jason Isringhausen, R (9, 1)<br>ERA: 3.81 | 1.0 | S | 4 | 1 | 1 | 1 | 3 | 0 | 0 | 0 | 0 | 0 | 1 | 10 | 15 | 9.00 | 1.000 |

| PITCHER | IP | WLS | BF | H | R | ER | SO | BB | IBB | HBP | BLK | WP | HR | S | P | ERA | WHIP |
|---|---|---|---|---|---|---|---|---|---|---|---|---|---|---|---|---|---|

TOP

# Colorado Rockies @ St. Louis Cardinals

Busch Stadium, St. Louis, MO

Sat Jun 17 2006, 6:15 PM CDT
Att. 45,968 - Cloudy - 78 F

livebaseballscorecards.com

| | |
|---|---|
| AB | 35 |
| R | 5 |
| H | 8 |
| RBI | 5 |
| BB | 2 |
| SO | 7 |
| LOB | 9 |

| Batter | 1 | 2 | 3 | 4 | 5 | 6 | 7 | 8 | 9 | AB | R | H | RBI | BB | SO | LOB |
|---|---|---|---|---|---|---|---|---|---|---|---|---|---|---|---|---|
| 7 Hector Luna, R (1, 6)<br>OBP: 0.354, SLG: 0.439 | B C B S B F S<br>3-3 ① **K** | | X<br>0-0 ① **P5** | F F B X<br>1-2 ② **P4** | | | F B C B B X<br>3-2 ② **F9** | | | 4 | 0 | 0 | 0 | 0 | 1 | 2 |
| So Taguchi, R (1, 8)<br>OBP: 0.346, SLG: 0.358 | C B B C F F F B B<br>4-2 27 G5-3 43 HR 27 S **BB** | | B F X<br>1-1 ② **P4** | C D F D X<br>2-2 ③ **FC6-4**<br>**1-2f** | | | X<br>0-0 ③ **F7** | | | 3 | 1 | 0 | 0 | 1 | 0 | 2 |
| 27 Scott Rolen, R (1, 5)<br>OBP: 0.419, SLG: 0.569 | 1 SAFE B X<br>1-0 ② **G5-3**<br>**1-3** | | C S B B X<br>2-2 ③ **P2** | | X<br>0-0 ① **F9** | | | B C B F F S<br>2-3 ① **K** | | 4 | 0 | 0 | 0 | 0 | 1 | 1 |
| 43 Juan Encarnacion, R (1, 9)<br>OBP: 0.308, SLG: 0.484 | B C B X<br>2-1 **HR**<br>**3-H** | | | B C X<br>1-1 **HR** | C X<br>0-1 ② **F8** | | | X<br>0-0 **2B** | | 4 | 2 | 3 | 3 | 0 | 0 | 0 |
| 26 Scott Spiezio, S (1, 3)<br>OBP: 0.388, SLG: 0.476 | B C C F B X<br>2-2 ③ **G6-3** | | | L X<br>0-1 4 SH5-4 53 HBP 2B **1B** | B B F B X<br>3-1 ③ **F7** | | | S F B B S<br>2-3 ② **K** | | 4 | 1 | 1 | 0 | 0 | 1 | 1 |
| 53 John Rodriguez, L (1, 7)<br>OBP: 0.382, SLG: 0.422 | | B X<br>1-0 4 E **3B** | B 1 SAFE S 1 SAFE S H<br>2-2 4 SH5-4 2B **HBP**<br>**1-2** | | | C S F B B X<br>2-2 ① **G4-3** | | C S B S<br>1-3 ③ **K** | | 3 | 2 | 1 | 0 | 0 | 1 | 1 |
| 4 Yadier Molina, R (1, 2)<br>OBP: 0.269, SLG: 0.302 | | B F F X<br>1-2 **E5** CS<br>**3-H** | C X<br>0-1 ① **SH5-4**<br>**1-2**<br>**2-3** | | | X<br>0-0 ② **G5-3** | | | | 2 | 0 | 0 | 1 | 0 | 0 | 0 |
| Aaron Miles, S (1, 4)<br>OBP: 0.353, SLG: 0.331 | | B B C B C F S<br>3-3 ① ② **K**<br>**1-2** | C F X<br>0-2 1B **2B**<br>**2-H**<br>**3-H** | | | C F X<br>0-1 ③ **F9** | | | | 3 | 0 | 1 | 2 | 0 | 1 | 1 |
| Jeff Suppan, R (1, 1)<br>OBP: 0.154, SLG: 0.120<br>Josh Hancock, R (8, 1)<br>34 Randy Flores, L (8, 1)<br>44 Jason Isringhausen, R (9, 1) | | B C F B B X<br>2-2 ③ **G5-3** | | X<br>0-0 FC6-4 **1B**<br>**2-3** | | | C F B C<br>1-3 ① **K** | | | 3<br>0<br>0<br>0 | 0<br>0<br>0<br>0 | 1<br>0<br>0<br>0 | 0<br>0<br>0<br>0 | 0<br>0<br>0<br>0 | 1<br>0<br>0<br>0 | 0<br>0<br>0<br>0 |
| Inning Stats | R: 2 E: 0 K: 1 S: 16<br>H: 1 LOB: 0 BB: 1 P: 28 | R: 1 E: 1 K: 1 S: 11<br>H: 1 LOB: 0 BB: 0 P: 18 | R: 0 E: 0 K: 0 S: 6<br>H: 0 LOB: 0 BB: 0 P: 9 | R: 3 E: 0 K: 0 S: 18<br>H: 4 LOB: 2 BB: 0 P: 24 | R: 0 E: 0 K: 0 S: 5<br>H: 0 LOB: 0 BB: 0 P: 8 | R: 0 E: 0 K: 0 S: 7<br>H: 0 LOB: 0 BB: 0 P: 9 | R: 0 E: 0 K: 1 S: 7<br>H: 0 LOB: 0 BB: 0 P: 11 | R: 0 E: 0 K: 3 S: 11<br>H: 1 LOB: 1 BB: 0 P: 16 | | 1B: 2 2B: 2 3B: 1 HR: 2<br>SF: 0 SAC: 1 DP: 0 HBP: 1 | | | | | | |

| PITCHER | | IP | WLS | BF | H | R | ER | SO | BB | IBB | HBP | BLK | WP | HR | S | P | ERA | WHIP |
|---|---|---|---|---|---|---|---|---|---|---|---|---|---|---|---|---|---|---|
| 26 Jeff Francis, L<br>ERA: 4.13 | (1, 1) | 6.0 | L | 26 | 6 | 6 | 6 | 2 | 1 | 0 | 1 | 0 | 0 | 2 | 63 | 96 | 9.00 | 1.167 |
| Jose Mesa, R<br>ERA: 2.59 | (7, 1) | 1.0 | | 3 | 0 | 0 | 0 | 1 | 0 | 0 | 0 | 0 | 0 | 0 | 7 | 11 | 0.00 | 0.000 |
| 40 Brian Fuentes, L<br>ERA: 2.28 | (8, 1) | 1.0 | | 4 | 1 | 0 | 0 | 3 | 0 | 0 | 0 | 0 | 0 | 0 | 11 | 16 | 0.00 | 1.000 |

| PITCHER | IP | WLS | BF | H | R | ER | SO | BB | IBB | HBP | BLK | WP | HR | S | P | ERA | WHIP |
|---|---|---|---|---|---|---|---|---|---|---|---|---|---|---|---|---|---|

# BOTTOM

## Colorado Rockies @ St. Louis Cardinals

Busch Stadium, St. Louis, MO

Sat Jun 17 2006, 6:15 PM CDT
Att. 45,968 - Cloudy - 78 F

livebaseballscorecards.com

| | |
|---|---|
| AB | 30 |
| R | 6 |
| H | 7 |
| RBI | 6 |
| BB | 1 |
| SO | 6 |
| LOB | 8 |

| Batter | 1 | 2 | 3 | 4 | 5 | 6 | 7 | 8 | 9 | AB | R | H | RBI | BB | SO | LOB |
|---|---|---|---|---|---|---|---|---|---|---|---|---|---|---|---|---|
| Jamey Carroll, R (1, 4)<br>OBP: 0.410, SLG: 0.450 | G5-3 | | K | | G4-3 | | 1B | | | 4 | 0 | 1 | 0 | 0 | 1 | 0 |
| 18 Cory Sullivan, L (1, 8)<br>Jorge Piedra, L (7, PH)<br>OBP: 0.111, SLG: 0.444<br>David Cortes, R (7, 1)<br>Scott Dohmann, R (8, 1) | 5 BB<br>17 1B<br>1B | | 17 G3<br>5 1B<br>1B | | K | | K | | | 3<br>1<br>0<br>0 | 1<br>0<br>0<br>0 | 2<br>0<br>0<br>0 | 0<br>0<br>0<br>0 | 0<br>0<br>0<br>0 | 1<br>1<br>0<br>0 | 0<br>1<br>0<br>0 |
| 17 Todd Helton, L (1, 3)<br>OBP: 0.416, SLG: 0.475 | 5 BB<br>1-2<br>1B | | G3<br>1-2 | | 1B | | | K | | 4 | 0 | 2 | 0 | 0 | 1 | 1 |
| 5 Matt Holliday, R (1, 7)<br>OBP: 0.391, SLG: 0.615 | 1-2<br>2-3<br>BB | | 2-H<br>1B | | F9 | | | K | | 3 | 0 | 1 | 1 | 1 | 1 | 1 |
| 27 Garrett Atkins, R (1, 5)<br>OBP: 0.391, SLG: 0.526 | F8 | | SAFE<br>G5-3 | | | F9 | | P4 | | 4 | 0 | 0 | 0 | 0 | 0 | 4 |
| 11 Brad Hawpe, L (1, 9)<br>OBP: 0.381, SLG: 0.550 | K | | | G1-3<br>1B | | G3 | | | P4 | 4 | 0 | 1 | 0 | 0 | 1 | 3 |
| JD Closser, S (1, 2)<br>OBP: 0.293, SLG: 0.342 | | G3-1 | | G1-3<br>1-2 | | G3 | | | L4 | 4 | 0 | 0 | 0 | 0 | 0 | 1 |
| 12 Clint Barmes, R (1, 6)<br>OBP: 0.232, SLG: 0.318 | | G5-3 | | F8 | | | F7 | | K | 4 | 0 | 0 | 0 | 0 | 1 | 1 |
| 37 Josh Fogg, R (1, 1)<br>39 Tom Martin, L (6, 1)<br>Choo Freeman, R (7, PH)<br>OBP: 0.292, SLG: 0.279<br>(7, 8) | | G2-3 | | P3 | | | P4 | | | 2<br>0<br>1 | 0<br>0<br>0 | 0<br>0<br>0 | 0<br>0<br>0 | 0<br>0<br>0 | 0<br>0<br>0 | 1<br>0<br>0 |
| Inning Stats | R: 0<br>E: 0<br>K: 1<br>S: 13<br>H: 2<br>LOB: 3<br>BB: 1<br>P: 23 | R: 0<br>E: 0<br>K: 0<br>S: 9<br>H: 0<br>LOB: 0<br>BB: 0<br>P: 11 | R: 1<br>E: 0<br>K: 1<br>S: 14<br>H: 2<br>LOB: 1<br>BB: 0<br>P: 20 | R: 0<br>E: 0<br>K: 0<br>S: 12<br>H: 1<br>LOB: 1<br>BB: 0<br>P: 16 | R: 0<br>E: 0<br>K: 1<br>S: 10<br>H: 1<br>LOB: 1<br>BB: 0<br>P: 13 | R: 0<br>E: 0<br>K: 0<br>S: 5<br>H: 0<br>LOB: 0<br>BB: 0<br>P: 8 | R: 0<br>E: 0<br>K: 1<br>S: 11<br>H: 1<br>LOB: 1<br>BB: 0<br>P: 17 | R: 0<br>E: 0<br>K: 2<br>S: 8<br>H: 0<br>LOB: 0<br>BB: 0<br>P: 12 | R: 0<br>E: 0<br>K: 1<br>S: 9<br>H: 0<br>LOB: 0<br>BB: 0<br>P: 11 | 1B: 7<br>2B: 0<br>3B: 0<br>HR: 0<br>SF: 0<br>SAC: 0<br>DP: 0<br>HBP: 0 | | | | | | WP: 0<br>PB: 0<br>SB: 0<br>CS: 0<br>PA: 35 |

| PITCHER | IP | WLS | BF | H | R | ER | SO | BB | IBB | HBP | BLK | WP | HR | S | P | ERA | WHIP |
|---|---|---|---|---|---|---|---|---|---|---|---|---|---|---|---|---|---|
| 29 Chris Carpenter, R (1, 1)<br>ERA: 2.46 | 7.0 | W | 29 | 7 | 1 | 1 | 4 | 1 | 0 | 0 | 0 | 0 | 0 | 74 | 108 | 1.29 | 1.143 |
| 34 Randy Flores, L (8, 1)<br>ERA: 3.38 | 0.1 | H | 1 | 0 | 0 | 0 | 1 | 0 | 0 | 0 | 0 | 0 | 0 | 3 | 4 | 0.00 | 0.000 |
| 50 Adam Wainwright, R (8, 1)<br>ERA: 2.41 | 0.2 | H | 2 | 0 | 0 | 0 | 1 | 0 | 0 | 0 | 0 | 0 | 0 | 5 | 8 | 0.00 | 0.000 |
| 44 Jason Isringhausen, R (9, 1)<br>ERA: 3.68 | 1.0 | S | 3 | 0 | 0 | 0 | 1 | 0 | 0 | 0 | 0 | 0 | 0 | 9 | 11 | 0.00 | 0.000 |

| PITCHER | IP | WLS | BF | H | R | ER | SO | BB | IBB | HBP | BLK | WP | HR | S | P | ERA | WHIP |
|---|---|---|---|---|---|---|---|---|---|---|---|---|---|---|---|---|---|

# TOP

## Colorado Rockies @ St. Louis Cardinals

Busch Stadium, St. Louis, MO

Sun Jun 18 2006, 1:15 PM CDT
Att. 45,647 - Partly Cloudy - 79 F

livebaseballscorecards.com

| | |
|---|---|
| AB | 34 |
| R | 1 |
| H | 7 |
| RBI | 1 |
| BB | 1 |
| SO | 7 |
| LOB | 13 |

# BOTTOM

## Colorado Rockies @ St. Louis Cardinals

Busch Stadium, St. Louis, MO

Sun Jun 18 2006, 1:15 PM CDT

Att. 45,647 - Partly Cloudy - 79 F

livebaseballscorecards.com

| Batter | 1 | 2 | 3 | 4 | 5 | 6 | 7 | 8 | 9 | AB | R | H | RBI | BB | SO | LOB |
|---|---|---|---|---|---|---|---|---|---|---|---|---|---|---|---|---|
| Aaron Miles, S (1, 4)<br>OBP: 0.351, SLG: 0.341 | G6-3 | G4-3 | | 1-H 3B | | | F8 | | | 4 | 0 | 1 | 1 | 0 | 0 | 2 |
| So Taguchi, R (1, 7)<br>OBP: 0.349, SLG: 0.361 | 27 HR 1B | | 27 E 43 G5-3 27 S 1B | G1-3 | | | F8 | | | 4 | 2 | 2 | 0 | 0 | 0 | 1 |
| 27 Scott Rolen, R (1, 5)<br>OBP: 0.417, SLG: 0.577 | 1-H HR | | P3 1-3 | | P4 | | | K | | 4 | 1 | 1 | 2 | 0 | 1 | 1 |
| 15 Jim Edmonds, L (1, 8)<br>OBP: 0.356, SLG: 0.397 | 43 G5-4-3 BB | | 43 G5-3 IBB | | 43 L4-3 1B | | | F9 | | 2 | 0 | 1 | 0 | 2 | 0 | 0 |
| 43 Juan Encarnacion, R (1, 9)<br>OBP: 0.307, SLG: 0.480 | G5-4-3 1-2f | | G5-3 1-2 3-H | | L4-3 1-1 | | | 1B | | 4 | 0 | 1 | 1 | 0 | 0 | 3 |
| 16 Chris Duncan, L (1, 3)<br>OBP: 0.286, SLG: 0.588<br>44 Jason Isringhausen, R (9, 1) | | 7 FC6-4 1B | K | | | K | | SAFE SAFE P5 | | 4<br>0 | 0<br>0 | 1<br>0 | 0<br>0 | 0<br>0 | 2<br>0 | 2<br>0 |
| 4 Yadier Molina, R (1, 2)<br>OBP: 0.270, SLG: 0.303 | SAFE SAFE P6 | | | 3B 1B | | G1-3 | | | | 3 | 1 | 1 | 0 | 0 | 0 | 1 |
| 7 Hector Luna, R (1, 6)<br>OBP: 0.348, SLG: 0.430 | SAFE FC6-4 29 1B 1-2f | | | SAFE P4 | | K | | | | 3 | 0 | 0 | 0 | 0 | 1 | 2 |
| 29 Chris Carpenter, R (1, 1)<br>OBP: 0.080, SLG: 0.080<br>Timo Perez, L (7, PH)<br>OBP: 0.308, SLG: 0.273<br>34 Randy Flores, L (8, 1)<br>50 Adam Wainwright, R (8, 1)<br>OBP: 0.333, SLG: 1.333<br>26 Scott Spiezio, S (9, 3)<br>OBP: 0.388, SLG: 0.476 | 1-3 1B | | | P4 | | | F9 | | | 2<br>1<br>0<br>0<br>0 | 0<br>0<br>0<br>0<br>0 | 1<br>0<br>0<br>0<br>0 | 0<br>0<br>0<br>0<br>0 | 0<br>0<br>0<br>0<br>0 | 0<br>0<br>0<br>0<br>0 | 1<br>0<br>0<br>0<br>0 |
| Inning Stats | R: 2 E: 0 K: 0 S: 12 H: 2 LOB: 0 BB: 1 P: 22 | R: 0 E: 0 K: 0 S: 21 H: 2 LOB: 2 BB: 0 P: 28 | R: 1 E: 0 K: 1 S: 13 H: 1 LOB: 1 BB: 1 P: 23 | R: 1 E: 0 K: 0 S: 6 H: 2 LOB: 1 BB: 0 P: 8 | R: 0 E: 0 K: 0 S: 9 H: 1 LOB: 0 BB: 0 P: 11 | R: 0 E: 0 K: 2 S: 7 H: 0 LOB: 0 BB: 0 P: 13 | R: 0 E: 0 K: 0 S: 6 H: 0 LOB: 0 BB: 0 P: 10 | R: 0 E: 0 K: 1 S: 11 H: 1 LOB: 1 BB: 0 P: 18 | | 1B: 7 2B: 1 3B: 1 HR: 1 | SF: 0 SAC: 0 DP: 2 HBP: 0 | | | | | |

| | AB | 31 |
|---|---|---|
| | R | 4 |
| | H | 9 |
| | RBI | 4 |
| | BB | 2 |
| | SO | 4 |
| | LOB | 13 |

| PITCHER | IP | WLS | BF | H | R | ER | SO | BB | IBB | HBP | BLK | WP | HR | S | P | ERA | WHIP |
|---|---|---|---|---|---|---|---|---|---|---|---|---|---|---|---|---|---|
| 37 Josh Fogg, R (1, 1)<br>ERA: 4.94 | 5.0 | L | 23 | 8 | 4 | 3 | 1 | 1 | 1 | 0 | 0 | 0 | 1 | 61 | 92 | 5.40 | 1.800 |
| 39 Tom Martin, L (6, 1)<br>ERA: 5.26 | 1.0 | | 3 | 0 | 0 | 0 | 2 | 0 | 0 | 0 | 0 | 0 | 0 | 7 | 13 | 0.00 | 0.000 |
| David Cortes, R (7, 1)<br>ERA: 3.6 | 1.0 | | 3 | 0 | 0 | 0 | 0 | 0 | 0 | 0 | 0 | 0 | 0 | 6 | 10 | 0.00 | 0.000 |
| Scott Dohmann, R (8, 1)<br>ERA: 4.42 | 1.0 | | 4 | 1 | 0 | 0 | 1 | 0 | 0 | 0 | 0 | 0 | 0 | 11 | 18 | 0.00 | 1.000 |

| PITCHER | IP | WLS | BF | H | R | ER | SO | BB | IBB | HBP | BLK | WP | HR | S | P | ERA | WHIP |
|---|---|---|---|---|---|---|---|---|---|---|---|---|---|---|---|---|---|

WP: 0 PB: 0 SB: 1 CS: 0 PA: 33

| Batter | 1 | 2 | 3 | 4 | 5 | 6 | 7 | 8 | 9 | AB | R | H | RBI | BB | SO | LOB |
|---|---|---|---|---|---|---|---|---|---|---|---|---|---|---|---|---|
| Jason Kendall, R (1, 2)<br>OBP: 0.343, SLG: 0.315 | C C T<br>0-2 ① K | | C F F F T<br>0-2 ③ K | | | B C B X<br>2-1 ① F8 | | C X<br>0-1 3 BB 1B<br>1B | | 4 | 0 | 1 | 0 | 0 | 2 | 0 |
| Nick Swisher, S (1, 7)<br>OBP: 0.391, SLG: 0.550 | C B B F S<br>2-3 ② K | | | B B F S B B<br>4-2 7 G6-4-3 3 1B<br>BB | | B B C B C S<br>3-3 ② K | | C S B X<br>1-2 3 BB<br>1-2<br>1B | | 3 | 0 | 1 | 0 | 1 | 2 | 0 |
| 3 Eric Chavez, L (1, 5)<br>OBP: 0.370, SLG: 0.500 | X<br>0-0 ③ F7 | | | C B S X<br>1-2 7 G6-4-3<br>1-2<br>1B | | S B B B B<br>4-1 BB | | B B B B<br>4-0 7 G6-4-3<br>1-2<br>2-3<br>BB | | 2 | 0 | 1 | 0 | 2 | 0 | 0 |
| 7 Bobby Crosby, R (1, 6)<br>OBP: 0.302, SLG: 0.392 | | C C B B F B X<br>3-2 ① F9 | | B X<br>1-0 ① ② G6-4-3<br>1-2f<br>2-3 | | B S S X<br>1-2 ③ P4 | | X<br>0-0 ② ③ G6-4-3<br>1-2f | | 4 | 0 | 0 | 0 | 0 | 0 | 6 |
| 29 Dan Johnson, L (1, 3)<br>OBP: 0.332, SLG: 0.398 | | C B F X<br>1-2 ② G6-3 | | X<br>0-0 ③ P5 | | | C B C B X<br>2-2 G4-6-3 23 BB<br>1B | | C C S<br>0-3 ① K | 4 | 0 | 1 | 0 | 0 | 1 | 1 |
| 23 Bobby Kielty, S (1, 9)<br>OBP: 0.360, SLG: 0.450 | | X<br>0-0 1B | | | B C S B X<br>2-2 ① F7 | | B B B B<br>4-0 G4-6-3<br>1-2<br>BB | | S B B X<br>2-1 G3-6-3<br>1B | 3 | 0 | 2 | 0 | 1 | 0 | 0 |
| Jay Payton, R (1, 8)<br>OBP: 0.290, SLG: 0.387 | C F B F B B F X<br>3-2 ③ F8 | | | | X<br>0-0 ② F7 | | B B C X<br>2-1 ① ② G4-6-3<br>1-2f<br>2-3 | | X<br>0-0 ② ③ G3-6-3<br>1-2f | 4 | 0 | 0 | 0 | 0 | 0 | 4 |
| Mike Rouse, L (1, 4)<br>OBP: 0.444, SLG: 0.500 | | | C X<br>0-1 ① F7 | | C B X<br>1-1 2B | | C B S B X<br>2-2 ③ G3-1 | | | 3 | 0 | 1 | 0 | 0 | 0 | 1 |
| Dan Haren, R (1, 1) | | | S S X<br>0-2 ② F9 | | S S B F B F S<br>2-3 ③ K | | | C S S F X<br>0-2 ① P3 | | 2 | 0 | 0 | 0 | 0 | 1 | 1 |
| Marco Scutaro, R (8, PH)<br>OBP: 0.293, SLG: 0.288 | | | | | | | | | | 1 | 0 | 0 | 0 | 0 | 0 | 0 |
| Jay Witasick, R (8, 1) | | | | | | | | | | 0 | 0 | 0 | 0 | 0 | 0 | 0 |
| Scott Sauerbeck, R (8, 1) | | | | | | | | | | 0 | 0 | 0 | 0 | 0 | 0 | 0 |
| 47 Ron Flores, L (8, 1) | | | | | | | | | | 0 | 0 | 0 | 0 | 0 | 0 | 0 |

# TOP

## Oakland Athletics @ Colorado Rockies

Coors Field, Denver, CO

Mon Jun 19 2006, 7:05 PM MDT

Att. 21,964 - Partly Cloudy - 84 F

livebaseballscorecards.com

| | |
|---|---|
| AB | 30 |
| R | 0 |
| H | 7 |
| RBI | 0 |
| BB | 4 |
| SO | 6 |
| LOB | 13 |

| Inning Stats | 1 | 2 | 3 | 4 | 5 | 6 | 7 | 8 | 9 |
|---|---|---|---|---|---|---|---|---|---|
| | R: 0<br>E: 0<br>K: 2<br>S: 7 | H: 0<br>LOB: 0<br>BB: 0<br>P: 9 | R: 0<br>E: 0<br>K: 0<br>S: 13 | H: 1<br>LOB: 1<br>BB: 0<br>P: 20 | R: 0<br>E: 0<br>K: 1<br>S: 11 | H: 0<br>LOB: 0<br>BB: 0<br>P: 11 | R: 0<br>E: 0<br>K: 0<br>S: 7 | H: 1<br>LOB: 1<br>BB: 1<br>P: 13 | R: 0<br>E: 0<br>K: 1<br>S: 11 | H: 1<br>LOB: 1<br>BB: 0<br>P: 16 | R: 0<br>E: 0<br>K: 1<br>S: 9 | H: 0<br>LOB: 1<br>BB: 1<br>P: 19 | R: 0<br>E: 0<br>K: 0<br>S: 8 | H: 1<br>LOB: 1<br>BB: 1<br>P: 18 | R: 0<br>E: 0<br>K: 0<br>S: 11 | H: 2<br>LOB: 2<br>BB: 1<br>P: 16 | R: 0<br>E: 0<br>K: 1<br>S: 6 | H: 1<br>LOB: 0<br>BB: 0<br>P: 8 |

| | |
|---|---|
| 1B: 6 | SF: 0 |
| 2B: 1 | SAC: 0 |
| 3B: 0 | DP: 4 |
| HR: 0 | HBP: 0 |

| | |
|---|---|
| WP: 0 | PA: 34 |
| PB: 0 | |
| SB: 0 | |
| CS: 0 | |

| PITCHER | IP | WLS | BF | H | R | ER | SO | BB | IBB | HBP | BLK | WP | HR | S | P | ERA | WHIP |
|---|---|---|---|---|---|---|---|---|---|---|---|---|---|---|---|---|---|
| 49 Byung-Hyun Kim, R (1, 1)<br>ERA: 4.84 | 6.0 | W | 24 | 4 | 0 | 0 | 5 | 3 | 0 | 0 | 0 | 0 | 0 | 61 | 97 | 0.00 | 1.167 |
| 61 Ramon E Ramirez, R (7, 1)<br>ERA: 2.32 | 1.0 | H | 2 | 0 | 0 | 0 | 0 | 0 | 0 | 0 | 0 | 0 | 0 | 5 | 9 | 0.00 | 0.000 |
| Jose Mesa, R (8, 1)<br>ERA: 2.51 | 1.0 | H | 5 | 2 | 0 | 0 | 0 | 1 | 0 | 0 | 0 | 0 | 0 | 11 | 16 | 0.00 | 3.000 |
| Ray King, L (9, 1)<br>ERA: 3.72 | 1.0 | | 3 | 1 | 0 | 0 | 1 | 0 | 0 | 0 | 0 | 0 | 0 | 6 | 8 | 0.00 | 1.000 |

| PITCHER | IP | WLS | BF | H | R | ER | SO | BB | IBB | HBP | BLK | WP | HR | S | P | ERA | WHIP |
|---|---|---|---|---|---|---|---|---|---|---|---|---|---|---|---|---|---|

| Batter | 1 | 2 | 3 | 4 | 5 | 6 | 7 | 8 | 9 | AB | R | H | RBI | BB | SO | LOB |
|---|---|---|---|---|---|---|---|---|---|---|---|---|---|---|---|---|
| Jamey Carroll, R (1, 4)<br>OBP: 0.410, SLG: 0.449 | B<br>C<br>X<br>1-1<br>5<br>HR<br>1B | | C<br>X<br>0-1<br>17<br>L4-6<br>19<br>SH1<br>1B | | C<br>B<br>B<br>F<br>S<br>2-3<br>③<br>K | | | F9 | G6-3 | 5 | 1 | 2 | 0 | 0 | 1 | 3 |
| 19 Ryan Spilborghs, R (1, 8)<br>OBP: 0.385, SLG: 0.534 | B<br>1 SAFE<br>X<br>1-0<br>①<br>F8 | | 1 SAFE<br>1<br>B<br>X<br>1-0<br>①<br>SH1<br>1-2 | | | C<br>B<br>X<br>1-1<br>17<br>G1-4-3<br>5<br>E<br>1B | | B<br>B<br>F<br>B<br>F<br>B<br>4-2<br>5<br>1B<br>17<br>BB<br>27<br>BB<br>BB | | 2 | 2 | 1 | 0 | 1 | 0 | 1 |
| 17 Todd Helton, L (1, 3)<br>OBP: 0.414, SLG: 0.468 | X<br>0-0<br>②<br>F8 | | C<br>F<br>B<br>F<br>B<br>F<br>F<br>X<br>2-2<br>②<br>③<br>L4-6<br>2-2 | | | B<br>B<br>T<br>F<br>F<br>B<br>X<br>3-2<br>①<br>G1-4-3<br>1-2 | | F<br>1 SAFE<br>B<br>1<br>B<br>B<br>D<br>4-1<br>27<br>BB<br>5<br>1B<br>11<br>BB<br>1-2<br>BB | | 3 | 1 | 0 | 0 | 1 | 0 | 3 |
| 5 Matt Holliday, R (1, 7)<br>OBP: 0.396, SLG: 0.628 | X<br>0-0<br>1-H<br>HR | | X<br>0-0<br>①<br>G5-3 | | | S<br>F<br>F<br>B<br>F<br>X<br>1-2<br>E7<br>2-H<br>1B | | X<br>0-0<br>11<br>BB<br>27<br>BB<br>8<br>1B<br>1-2<br>2-3<br>1B | | 4 | 2 | 3 | 2 | 0 | 0 | 0 |
| 27 Garrett Atkins, R (1, 5)<br>OBP: 0.389, SLG: 0.520 | C<br>S<br>S<br>0-3<br>③<br>K | | B<br>F<br>C<br>S<br>1-3<br>②<br>K | | | 3 SAFE<br>B<br>X<br>1-0<br>②<br>G5-3 | | B<br>B<br>B<br>C<br>B<br>4-1<br>11<br>BB<br>8<br>1B<br>1-2<br>2-3<br>3-H<br>BB | | 3 | 1 | 0 | 1 | 1 | 2 | 1 |
| 11 Brad Hawpe, L (1, 9)<br>OBP: 0.383, SLG: 0.551 | | X<br>0-0<br>①<br>P6 | C<br>X<br>0-1<br>2B | | | B<br>S<br>F<br>B<br>B<br>F<br>S<br>3-3<br>③<br>K | | B<br>B<br>C<br>B<br>B<br>C<br>B<br>4-2<br>12<br>HBP<br>8<br>1B<br>1-2<br>2-3<br>3-H<br>BB | | 3 | 0 | 1 | 1 | 1 | 1 | 1 |
| 8 Yorvit Torrealba, R (1, 2)<br>OBP: 0.302, SLG: 0.405 | | B<br>F<br>B<br>B<br>X<br>3-1<br>2B | X<br>0-0<br>③<br>G5-3 | | | C<br>H<br>1-1<br>CS<br>HBP | | F<br>B<br>X<br>1-1<br>12<br>HBP<br>1-2<br>2-H<br>3-H<br>1B | | 3 | 0 | 2 | 2 | 0 | 0 | 1 |
| 12 Clint Barmes, R (1, 6)<br>OBP: 0.233, SLG: 0.314 | | X<br>0-0<br>②<br>G5-3 | | | C<br>X<br>0-1<br>①<br>G5-3 | 1 SAFE<br>1 SAFE<br>L<br>X<br>0-1<br>①<br>P6 | | C<br>B<br>F<br>B<br>F<br>F<br>B<br>F<br>F<br>4-2<br>F<br>H<br>1-2<br>2-3<br>HBP | | 3 | 0 | 0 | 0 | 0 | 0 | 2 |
| 49 Byung-Hyun Kim, R (1, 1)<br>OBP: 0.150, SLG: 0.150<br>61 Ramon E Ramirez, R (7, 1)<br>OBP: 1.000, SLG: 1.000<br>Choo Freeman, R (7, PH)<br>OBP: 0.288, SLG: 0.275<br>Jose Mesa, R (8, 1)<br>Jorge Piedra, L (8, PH)<br>OBP: 0.100, SLG: 0.400<br>Ray King, L (9, 1) | | C<br>F<br>B<br>B<br>S<br>2-3<br>③<br>K | C<br>F<br>B<br>F<br>B<br>F<br>F<br>X<br>0-2<br>②<br>G1-3 | | | F<br>S<br>B<br>D<br>S<br>2-3<br>②<br>③<br>K<br>1-2 | | F<br>S<br>B<br>F<br>S<br>1-3<br>②<br>K | | 2<br>0<br>1<br>0<br>1<br>0<br>0 | 0<br>0<br>0<br>0<br>0<br>0<br>0 | 0<br>0<br>0<br>0<br>0<br>0<br>0 | 0<br>0<br>0<br>0<br>0<br>0<br>0 | 1<br>0<br>1<br>0<br>0<br>1<br>0 | 1<br>0<br>1<br>0<br>0<br>3<br>0 | 1<br>0<br>1<br>0<br>0<br>0<br>0 |
| Inning Stats | R: 2 H: 2<br>E: 0 LOB: 0<br>K: 1 BB: 0<br>S: 8 P: 10 | R: 0 H: 1<br>E: 0 LOB: 1<br>K: 1 BB: 0<br>S: 7 P: 12 | R: 0 H: 1<br>E: 0 LOB: 0<br>K: 0 BB: 0<br>S: 9 P: 12 | R: 0 H: 1<br>E: 0 LOB: 1<br>K: 1 BB: 0<br>S: 7 P: 8 | R: 0 H: 0<br>E: 0 LOB: 0<br>K: 1 BB: 0<br>S: 9 P: 11 | R: 1 H: 2<br>E: 1 LOB: 1<br>K: 1 BB: 0<br>S: 16 P: 25 | R: 0 H: 0<br>E: 0 LOB: 0<br>K: 1 BB: 0<br>S: 6 P: 9 | R: 4 H: 2<br>E: 0 LOB: 3<br>K: 1 BB: 4<br>S: 26 P: 53 | | 1B: 6 SF: 0<br>2B: 3 SAC: 1<br>3B: 0 DP: 1<br>HR: 1 HBP: 2 | | | | WP: 0 PA: 37<br>PB: 0<br>SB: 0<br>CS: 1 | | |

| PITCHER | | IP | WLS | BF | H | R | ER | SO | BB | IBB | HBP | BLK | WP | HR | S | P | ERA | WHIP |
|---|---|---|---|---|---|---|---|---|---|---|---|---|---|---|---|---|---|---|
| Dan Haren, R<br>ERA: 3.39 | (1, 1) | 7.0 | L | 27 | 7 | 3 | 2 | 6 | 0 | 0 | 1 | 0 | 0 | 1 | 62 | 87 | 2.57 | 1.000 |
| Jay Witasick, R<br>ERA: 15.88 | (8, 1) | 0.1 | | 5 | 1 | 4 | 4 | 0 | 3 | 0 | 0 | 0 | 0 | 0 | 7 | 21 | 108.00 | 12.000 |
| Scott Sauerbeck, L<br>ERA: 6.23 | (8, 1) | 0.0 | | 3 | 1 | 0 | 0 | 0 | 1 | 0 | 1 | 0 | 0 | 0 | 11 | 20 | ∞ | ∞ |
| 47 Ron Flores, L<br>ERA: 4.15 | (8, 1) | 0.2 | | 2 | 0 | 0 | 0 | 1 | 0 | 0 | 0 | 0 | 0 | 0 | 8 | 12 | 0.00 | 0.000 |

| PITCHER | IP | WLS | BF | H | R | ER | SO | BB | IBB | HBP | BLK | WP | HR | S | P | ERA | WHIP |
|---|---|---|---|---|---|---|---|---|---|---|---|---|---|---|---|---|---|

# BOTTOM

## Oakland Athletics @ Colorado Rockies

Coors Field, Denver, CO

Mon Jun 19 2006, 7:05 PM MDT

Att. 21,964 - Partly Cloudy - 84 F

livebaseballscorecards.com

| | |
|---|---|
| AB | 30 |
| R | 7 |
| H | 9 |
| RBI | 6 |
| BB | 4 |
| SO | 7 |
| LOB | 17 |

# Oakland Athletics @ Colorado Rockies

Coors Field, Denver, CO

Tue Jun 20 2006, 7:05 PM MDT

Att. 21,753 - Partly Cloudy - 83 F

TOP

livebaseballscorecards.com

| Batter | 1 | 2 | 3 | 4 | 5 | 6 | 7 | 8 | 9 | AB | R | H | RBI | BB | SO | LOB |
|---|---|---|---|---|---|---|---|---|---|---|---|---|---|---|---|---|
| Jason Kendall, R (1, 2)<br>OBP: 0.342, SLG: 0.314 | BCCFX 1-2 7 BB BB 1B | CBX 1-1 ③ F7 | | | CCBS 1-3 ③ K | | | BCFX 1-2 ① G6-3 | | 4 | 0 | 1 | 0 | 0 | 1 | 1 |
| Nick Swisher, S (1, 7)<br>OBP: 0.395, SLG: 0.548 | BBBBCD 4-1 7 BB 1-2 BB | | BBBB 4-0 21 G4-6-3 BB | | | BCBBFFB 4-2 7 BB BB | | FFBBBS 3-3 ② K | | 1 | 0 | 0 | 0 | 3 | 1 | 0 |
| 21 Mark Kotsay, L (1, 8)<br>OBP: 0.330, SLG: 0.401 | BFFDDX 2-2 ① P6 | | LB1 SAFE FFBX 2-2 ①② G4-6-3 1-2f | | | BBX 2-0 ① F7 | | BBCX 2-1 ③ L7 | | 4 | 0 | 0 | 0 | 0 | 0 | 4 |
| 3 Eric Chavez, L (1, 5)<br>OBP: 0.366, SLG: 0.493<br>Antonio Perez, R (9, PH)<br>OBP: 0.156, SLG: 0.125 | BFFBC 2-3 ② K | | CX 0-1 ③ F8 | | | TFS 0-3 ② K | | | CCBS 1-3 ① K | 3<br>1 | 0<br>0 | 0<br>0 | 0<br>0 | 0<br>0 | 2<br>1 | 3<br>0 |
| 7 Bobby Crosby, R (1, 6)<br>OBP: 0.305, SLG: 0.389 | CBBBSDB 4-2 1-2 2-3 BB | | | CBX 1-1 ① G3 | | BBBCB 4-1 1-2 BB | | | BX 1-0 ② P4 | 2 | 0 | 0 | 0 | 2 | 0 | 0 |
| 29 Dan Johnson, L (1, 3)<br>OBP: 0.326, SLG: 0.389 | BCFX 1-2 ③ F9 | | | BCFS 1-3 ② K | | BFX 1-1 ③ F8 | | | CBBBSFX 3-2 ③ F9 | 4 | 0 | 0 | 0 | 0 | 1 | 5 |
| Jay Payton, R (1, 9)<br>OBP: 0.288, SLG: 0.384<br>57 Chad Gaudin, R (4, 1)<br>Doug Clark, L (7, PH)<br>47 Ron Flores, L (7, 1) | | X 0-0 ① G6-3 | | CBBX 2-1 ③ G4-3 | | | CFBFFC 1-3 ① K | | | 2<br>0<br>1<br>0 | 0<br>0<br>0<br>0 | 0<br>0<br>0<br>0 | 0<br>0<br>0<br>0 | 0<br>0<br>1<br>0 | 0<br>0<br>0<br>0 | 0<br>0<br>0<br>0 |
| Marco Scutaro, R (1, 4)<br>OBP: 0.293, SLG: 0.284 | | BBFFBB 4-2 25 SH5-4 BB | | | BCFBBBX 3-2 ① G5-3 | | CBFFFBBX 3-2 ② G6-3 | | | 2 | 0 | 0 | 0 | 1 | 0 | 0 |
| 25 Esteban Loaiza, R (1, 1)<br>23 Bobby Kielty, S (4, 9)<br>OBP: 0.354, SLG: 0.441 | | X 0-0 ② SH5-4 1-2 | | | X 0-0 ② G3 | | BFSS 1-3 ③ K | | | 0<br>2 | 0<br>0 | 0<br>0 | 0<br>0 | 0<br>0 | 0<br>1 | 0<br>0 |

| | AB | 26 |
|---|---|---|
| | R | 0 |
| | H | 1 |
| | RBI | 0 |
| | BB | 6 |
| | SO | 8 |
| | LOB | 13 |

| Inning Stats | 1 | 2 | 3 | 4 | 5 | 6 | 7 | 8 | 9 |
|---|---|---|---|---|---|---|---|---|---|
| | R: 0<br>E: 0<br>K: 1<br>S: 16 | H: 1<br>LOB: 3<br>BB: 2<br>P: 30 | R: 0<br>E: 0<br>K: 0<br>S: 6 | H: 0<br>LOB: 1<br>BB: 1<br>P: 11 | R: 0<br>E: 0<br>K: 0<br>S: 5 | H: 0<br>LOB: 0<br>BB: 1<br>P: 11 | R: 0<br>E: 0<br>K: 1<br>S: 7 | H: 0<br>LOB: 0<br>BB: 0<br>P: 11 | R: 0<br>E: 0<br>K: 1<br>S: 7 | H: 0<br>LOB: 0<br>BB: 0<br>P: 11 | R: 0<br>E: 0<br>K: 1<br>S: 10 | H: 0<br>LOB: 2<br>BB: 2<br>P: 21 | R: 0<br>E: 0<br>K: 2<br>S: 13 | H: 0<br>LOB: 0<br>BB: 0<br>P: 18 | R: 0<br>E: 0<br>K: 1<br>S: 8 | H: 0<br>LOB: 0<br>BB: 0<br>P: 14 | R: 0<br>E: 0<br>K: 1<br>S: 8 | H: 0<br>LOB: 0<br>BB: 0<br>P: 13 |

| | 1B: 1 | SF: 0 | WP: 0 | PA: 33 |
|---|---|---|---|---|
| | 2B: 0 | SAC: 1 | PB: 0 | |
| | 3B: 0 | DP: 1 | SB: 0 | |
| | HR: 0 | HBP: 0 | CS: 0 | |

| PITCHER | | IP | WLS | BF | H | R | ER | SO | BB | IBB | HBP | BLK | WP | HR | S | P | ERA | WHIP |
|---|---|---|---|---|---|---|---|---|---|---|---|---|---|---|---|---|---|---|
| Jason Jennings, R<br>ERA: 4.02 | (1, 1) | 7.0 | W | 27 | 1 | 0 | 0 | 6 | 6 | 0 | 0 | 0 | 0 | 0 | 64 | 113 | 0.00 | 1.000 |
| 39 Tom Martin, L<br>ERA: 5.06 | (8, 1) | 1.0 | | 3 | 0 | 0 | 0 | 1 | 0 | 0 | 0 | 0 | 0 | 0 | 8 | 14 | 0.00 | 0.000 |
| 40 Brian Fuentes, L<br>ERA: 2.2 | (9, 1) | 1.0 | | 3 | 0 | 0 | 0 | 1 | 0 | 0 | 0 | 0 | 0 | 0 | 8 | 13 | 0.00 | 0.000 |

| PITCHER | IP | WLS | BF | H | R | ER | SO | BB | IBB | HBP | BLK | WP | HR | S | P | ERA | WHIP |
|---|---|---|---|---|---|---|---|---|---|---|---|---|---|---|---|---|---|

# BOTTOM

## Oakland Athletics @ Colorado Rockies

Coors Field, Denver, CO

Tue Jun 20 2006, 7:05 PM MDT

Att. 21,753 - Partly Cloudy - 83 F

livebaseballscorecards.com

| Batter | 1 | 2 | 3 | 4 | 5 | 6 | 7 | 8 | 9 | AB | R | H | RBI | BB | SO | LOB |
|---|---|---|---|---|---|---|---|---|---|---|---|---|---|---|---|---|
| Jamey Carroll, R (1, 4)<br>OBP: 0.415, SLG: 0.450 | BBBCCB<br>4-2 18 SH1-4 17 2B BB | CFC<br>0-3 ③ K | | C X<br>0-1 18 2B 1-2 1B | FBBX<br>2-1 1B | | | CFBX<br>1-2 ② G4-3 | | 4 | 2 | 2 | 0 | 1 | 1 | 2 |
| 18 Cory Sullivan, L (1, 8)<br>OBP: 0.306, SLG: 0.405 | L 1 SAFE X<br>0-1 ① SH1-4 1-2 | | BBCFBS<br>3-3 ① K | X<br>0-0 27 2B 1-H 2-H 2B | B 1 SAFE CCX<br>1-2 ③ G4-3 | | | CSBS<br>1-3 ③ K | | 4 | 1 | 1 | 2 | 0 | 2 | 1 |
| 17 Todd Helton, L (1, 3)<br>OBP: 0.419, SLG: 0.475 | CFX<br>0-2 2-H 2B | | SX<br>0-1 27 F9 5 1B 1B | 4-0 27 2B IBB | | FFX<br>0-2 ① P5 | | | | 3 | 1 | 2 | 1 | 1 | 0 | 0 |
| 5 Matt Holliday, R (1, 7)<br>OBP: 0.394, SLG: 0.622 | FSC<br>0-3 ② K | | CFB 1 SAFE FX<br>1-2 1-2 1B | FBFX<br>1-2 ② P4 | | X<br>0-0 ② F8 | | | | 4 | 0 | 1 | 0 | 0 | 1 | 3 |
| 27 Garrett Atkins, R (1, 5)<br>OBP: 0.387, SLG: 0.519 | CX<br>0-1 ③ G6-3 | | BFDBX<br>3-1 ② F9 2-3 | X<br>0-0 1-H 2-H 2B | | BBCFX<br>2-2 ③ P3 | | | | 4 | 0 | 1 | 2 | 0 | 0 | 3 |
| 11 Brad Hawpe, L (1, 9)<br>OBP: 0.384, SLG: 0.547 | | CBBBBFB<br>4-2 SH2-3 6 1B BB | BDCX<br>2-1 ③ F8 | 4-0 IBB | | | BSCS<br>1-3 ① K | | | 2 | 0 | 0 | 0 | 2 | 1 | 2 |
| JD Closser, S (1, 2)<br>OBP: 0.289, SLG: 0.405 | B 1 SAFE BFX<br>2-1 ① P6 | | | X<br>0-0 HR<br>F7 | | | SCBBX<br>2-2 ② F7 | | | 4 | 1 | 1 | 1 | 0 | 0 | 3 |
| 6 Omar Quintanilla, L (1, 6)<br>OBP: 0.286, SLG: 0.350 | CBX<br>1-1 SH2-3 1-2 1B | | | CFX<br>0-2 ① G4-3 | CBFBFFX<br>2-2 ① F7 | | FBSBFX<br>2-2 ③ G1-3 | | | 4 | 0 | 1 | 0 | 0 | 0 | 0 |
| Jason Jennings, L (1, 1)<br>OBP: 0.242, SLG: 0.226<br>39 Tom Martin, L (8, 1)<br>Choo Freeman, R (8, PH)<br>OBP: 0.284, SLG: 0.271<br>40 Brian Fuentes, L (9, 1) | BFX<br>1-1 ② SH2-3 1-2 2-3 | | | X<br>0-0 1B 18 2B 1B | FCC<br>0-3 ② K | | | BSX<br>1-1 ① G6-3 | | 2<br>0<br>1<br>0 | 1<br>0<br>0<br>0 | 1<br>0<br>0<br>0 | 0<br>0<br>0<br>0 | 0<br>0<br>0<br>0 | 1<br>0<br>0<br>0 | 0<br>0<br>0<br>0 |
| Inning Stats | R: 1 H: 1<br>E: 0 LOB: 1<br>K: 1 BB: 1<br>S: 12 P: 16 | R: 0 H: 1<br>E: 0 LOB: 2<br>K: 1 BB: 1<br>S: 11 P: 19 | R: 0 H: 2<br>E: 0 LOB: 2<br>K: 1 BB: 0<br>S: 13 P: 22 | R: 5 H: 5<br>E: 0 LOB: 2<br>K: 0 BB: 2<br>S: 13 P: 22 | R: 0 H: 1<br>E: 0 LOB: 1<br>K: 1 BB: 0<br>S: 13 P: 18 | R: 0 H: 0<br>E: 0 LOB: 0<br>K: 0 BB: 0<br>S: 7 P: 9 | R: 0 H: 0<br>E: 0 LOB: 0<br>K: 1 BB: 0<br>S: 10 P: 15 | R: 0 H: 0<br>E: 0 LOB: 0<br>K: 1 BB: 0<br>S: 8 P: 11 | | 1B: 6 SF: 0<br>2B: 3 SAC: 2<br>3B: 0 DP: 0<br>HR: 1 HBP: 0 | | | | | WP: 0 PA: 38<br>PB: 0<br>SB: 0<br>CS: 0 | |

| PITCHER | | IP | WLS | BF | H | R | ER | SO | BB | IBB | HBP | BLK | WP | HR | S | P | ERA | WHIP |
|---|---|---|---|---|---|---|---|---|---|---|---|---|---|---|---|---|---|---|
| 25 Esteban Loaiza, R<br>ERA: 6.94 | (1, 1) | 3.2 | L | 24 | 9 | 6 | 6 | 3 | 2 | 2 | 0 | 0 | 0 | 1 | 48 | 78 | 14.73 | 3.000 |
| 57 Chad Gaudin, R<br>ERA: 4.21 | (4, 1) | 2.1 | | 8 | 1 | 0 | 0 | 1 | 0 | 0 | 0 | 0 | 0 | 0 | 21 | 28 | 0.00 | 0.429 |
| 47 Ron Flores, L<br>ERA: 3.38 | (7, 1) | 2.0 | | 6 | 0 | 0 | 0 | 2 | 0 | 0 | 0 | 0 | 0 | 0 | 18 | 26 | 0.00 | 0.000 |

| PITCHER | IP | WLS | BF | H | R | ER | SO | BB | IBB | HBP | BLK | WP | HR | S | P | ERA | WHIP |
|---|---|---|---|---|---|---|---|---|---|---|---|---|---|---|---|---|---|

| | |
|---|---|
| AB | 32 |
| R | 6 |
| H | 10 |
| RBI | 6 |
| BB | 4 |
| SO | 6 |
| LOB | 14 |

| Batter | 1 | 2 | 3 | 4 | 5 | 6 | 7 | 8 | 9 | 10 | 11 | AB | R | H | RBI | BB | SO | LOB |
|---|---|---|---|---|---|---|---|---|---|---|---|---|---|---|---|---|---|---|
| Mike Rouse, L (1, 4)<br>OBP: 0.348, SLG: 0.381 | C B F S 1-3 ① K | | B 1 SAFE X 1-0 ③ G1-3 | | C C F F F B X 1-2 ③ G1 | | | B F F F C 1-3 ③ K | | B X 1-0 ③ FC1-6 1-2f | | 5 | 0 | 0 | 0 | 0 | 2 | 3 |
| Nick Swisher, S (1, 7)<br>OBP: 0.399, SLG: 0.570 | B B F S T 2-2 ② K | | | B B X 2-0 ① HR | | B C B C X 2-2 ① P5 | | | C B X 1-1 HR | | C B B B B 4-1 21 SH5-4 23 1B BB | 4 | 3 | 2 | 2 | 1 | 1 | 0 |
| 21 Mark Kotsay, L (1, 8)<br>OBP: 0.325, SLG: 0.395 | X 0-0 ③ G3 | | | B B B C X 3-1 ① L7 | | X 0-0 ② G6-3 | | | B B F F F S 2-3 ① K | | X 0-0 ① SH5-4 1-2 | 4 | 0 | 0 | 0 | 0 | 1 | 0 |
| 3 Eric Chavez, L (1, 5)<br>OBP: 0.366, SLG: 0.487 | | B X 1-0 ① G4-3 | | B F B B S F F B 4-2 23 FC6-4 BB | | B B S B X 3-1 ③ G4-1 | | | S B C S 1-3 ② K | | B D B B 4-0 23 1B 29 1B BB | 3 | 0 | 0 | 0 | 2 | 1 | 0 |
| 23 Bobby Kielty, S (1, 9)<br>OBP: 0.356, SLG: 0.439 | | C F B X 1-2 ② G4-3 | | B T X 1-1 ② FC6-4 29 1B 1-2f | | | C X 0-1 29 FC4 1B | | X 0-0 ③ G6-3 | | X 0-0 29 1B 1-2 2-H 1B | 5 | 0 | 2 | 1 | 0 | 0 | 1 |
| 29 Dan Johnson, L (1, 3)<br>OBP: 0.327, SLG: 0.390 | | X 0-0 ③ G4-3 | | X 0-0 1-3 1B | | | C B 1 SAFE F B X 2-2 ① FC4 17 G4-6-3 1-2f | | | B B C F X 2-2 ① F8 | B S B B X 2-1 ② 1-3 2-H 1B | 5 | 0 | 2 | 0 | 0 | 0 | 1 |
| 17 Adam Melhuse, S (1, 2)<br>OBP: 0.289, SLG: 0.398 | | | B B X 2-0 ① G4-3 | F X 0-1 ③ G6-3 | | | X 0-0 ② ③ G4-6-3 1-2f | | | B B B B 4-0 1B BB | T F F S 0-3 ③ K | 4 | 0 | 0 | 0 | 1 | 1 | 5 |
| Marco Scutaro, R (1, 6)<br>OBP: 0.299, SLG: 0.290 | | | B X 1-0 1B | C B X 1-1 ① G5-3 | | | | C B F B B F S 2-3 ① K | | C X 0-1 FC1-6 1-3 1B | | 4 | 0 | 2 | 0 | 0 | 1 | 0 |
| Barry Zito, L (1, 1)<br>Doug Clark, L (8, PH)<br>20 Huston Street, R (8, 1)<br>Jay Payton, R (10, PH)<br>OBP: 0.286, SLG: 0.382<br>50 Kiko Calero, R (10, 1) | | | M L L 0-3 ② K | B F X 1-1 ② G4-3 | | | | B F X 1-1 ② G6-3 | | B X 1-0 ② F9 | | 2<br>1<br>0<br>1<br>0 | 0<br>0<br>0<br>0<br>0 | 0<br>0<br>0<br>0<br>0 | 0<br>0<br>0<br>0<br>0 | 1<br>0<br>0<br>0<br>0 | 1<br>0<br>0<br>0<br>0 | 0<br>0<br>0<br>2<br>0 |
| Inning Stats | R: 0 E: 0 K: 2 S: 7 / H: 0 LOB: 0 BB: 0 P: 10 | R: 0 E: 0 K: 0 S: 5 / H: 0 LOB: 0 BB: 0 P: 7 | R: 0 E: 0 K: 1 S: 6 / H: 1 LOB: 1 BB: 0 P: 10 | R: 1 E: 0 K: 0 S: 12 / H: 2 LOB: 2 BB: 1 P: 22 | R: 0 E: 0 K: 0 S: 10 / H: 0 LOB: 0 BB: 0 P: 13 | R: 0 E: 0 K: 0 S: 6 / H: 0 LOB: 0 BB: 0 P: 11 | R: 0 E: 0 K: 0 S: 6 / H: 1 LOB: 0 BB: 0 P: 8 | R: 0 E: 0 K: 2 S: 10 / H: 0 LOB: 0 BB: 0 P: 14 | R: 1 E: 0 K: 2 S: 10 / H: 1 LOB: 0 BB: 0 P: 14 | R: 0 E: 0 K: 0 S: 7 / H: 1 LOB: 2 BB: 1 P: 15 | R: 1 E: 0 K: 1 S: 9 / H: 2 LOB: 2 BB: 2 P: 19 | 1B: 6 2B: 0 3B: 0 HR: 2 | SF: 0 SAC: 1 DP: 1 HBP: 0 | | | | | |

| PITCHER | IP | WLS | BF | H | R | ER | SO | BB | IBB | HBP | BLK | WP | HR | S | P | ERA | WHIP |
|---|---|---|---|---|---|---|---|---|---|---|---|---|---|---|---|---|---|
| 28 Aaron Cook, R (1, 1)<br>ERA: 3.46 | 8.0 | | 28 | 4 | 1 | 1 | 5 | 1 | 0 | 0 | 0 | 0 | 1 | 62 | 95 | 1.12 | 0.625 |
| 40 Brian Fuentes, L (9, 1)<br>ERA: 2.43 | 1.0 | B | 4 | 1 | 1 | 1 | 2 | 0 | 0 | 0 | 0 | 0 | 1 | 10 | 14 | 9.00 | 1.000 |
| Jose Mesa, R (10, 1)<br>ERA: 2.43 | 1.0 | | 5 | 1 | 0 | 0 | 0 | 1 | 0 | 0 | 0 | 0 | 0 | 7 | 15 | 0.00 | 2.000 |
| Ray King, L (11, 1)<br>ERA: 4.12 | 0.1 | L | 3 | 0 | 1 | 1 | 0 | 2 | 0 | 0 | 0 | 0 | 0 | 2 | 10 | 27.00 | 6.000 |
| 61 Ramon E Ramirez, R (11, 1)<br>ERA: 2.27 | 0.2 | | 3 | 2 | 0 | 0 | 1 | 0 | 0 | 0 | 0 | 0 | 0 | 7 | 9 | 0.00 | 3.000 |

| PITCHER | IP | WLS | BF | H | R | ER | SO | BB | IBB | HBP | BLK | WP | HR | S | P | ERA | WHIP |
|---|---|---|---|---|---|---|---|---|---|---|---|---|---|---|---|---|---|

TOP

# Oakland Athletics @ Colorado Rockies

Coors Field, Denver, CO

Wed Jun 21 2006, 7:05 PM MDT

Att. 26,489 - Cloudy - 75 F

livebaseballscorecards.com

| | |
|---|---|
| AB | 38 |
| R | 3 |
| H | 8 |
| RBI | 3 |
| BB | 4 |
| SO | 8 |
| LOB | 13 |

WP: 0 PB: 0 SB: 0 CS: 0 PA: 43

| Batter | 1 | 2 | 3 | 4 | 5 | 6 | 7 | 8 | 9 | 10 | 11 | AB | R | H | RBI | BB | SO | LOB |
|---|---|---|---|---|---|---|---|---|---|---|---|---|---|---|---|---|---|---|
| Jamey Carroll, R (1, 4)<br>OBP: 0.419, SLG: 0.454 | C C F X<br>0-2<br>5 FC4-9-5 17 1B<br>1B | C X<br>0-1<br>E3<br>2-H<br>1B | | | B 1 SAFE L L B B X<br>3-2 ①<br>F7 | | B B C B C X<br>3-2<br>17 1B<br>2-3<br>1B | | B B C X<br>2-1 ③<br>F7 | | | 5 | 0 | 3 | 0 | 0 | 0 | 1 |
| 19 Ryan Spilborghs, R (1, 9)<br>OBP: 0.371, SLG: 0.516 | 1 SAFE X<br>0-0 ①<br>L9 | B B B C C X<br>3-2 ③<br>G6-3 | | | X<br>0-0<br>5 17<br>G5-3 BB<br>1-2<br>1B | | X<br>0-0 ②<br>SF9<br>3-H | | | X<br>0-0 ①<br>F9 | | 4 | 0 | 1 | 1 | 0 | 0 | 2 |
| 17 Todd Helton, L (1, 3)<br>OBP: 0.426, SLG: 0.478 | X<br>0-0<br>27 BB 5 FC4-9-5<br>1-2<br>1B | | B C B B C B<br>4-2<br>27 CS<br>BB | | B B C B B<br>4-1<br>1-2<br>2-3<br>BB | | X<br>0-0<br>1-3<br>1B | | | B F C B B S<br>3-3 ②<br>K | | 3 | 0 | 2 | 0 | 2 | 1 | 0 |
| 5 Matt Holliday, R (1, 7)<br>OBP: 0.387, SLG: 0.611 | B X<br>1-0 ②<br>FC4-9-5<br>27 BB<br>1-2<br>2-3f | F X<br>0-1 ①<br>F8 | | | X<br>0-0 ②③<br>G5-3<br>2-3f | | S B S B B C<br>3-3 ③<br>K | | | F S B B S<br>1-3 ③<br>K | | 5 | 0 | 0 | 0 | 0 | 2 | 8 |
| 27 Garrett Atkins, R (1, 5)<br>OBP: 0.384, SLG: 0.511 | B B B B<br>4-0<br>1-2<br>2-3<br>BB | B B C C F B S<br>3-3 ②③<br>K<br>1-2 | | C B B F X<br>2-2 ①<br>F8 | | B F S X<br>1-2 ①<br>F7 | | | C X<br>0-1 ①<br>F8 | | 4 | 0 | 0 | 0 | 1 | 1 | 1 |
| 8 Yorvit Torrealba, R (1, 2)<br>OBP: 0.292, SLG: 0.381<br>11 Brad Hawpe, L (11, PR)<br>OBP: 0.384, SLG: 0.547 | B C X<br>1-1 ③<br>L6 | B B X<br>2-0 ①<br>P3 | | | F F B B S<br>2-3 ②<br>K | | B X<br>1-0 ②<br>L6 | | B C X<br>1-1<br>18 FC6-4<br>1B | | | 5<br>0 | 0<br>0 | 1<br>0 | 0<br>0 | 0<br>0 | 1<br>0 | 3<br>0 |
| 12 Clint Barmes, R (1, 6)<br>OBP: 0.228, SLG: 0.307 | | C B F B B F X<br>3-2 ①<br>F7 | | B X<br>1-0 ②<br>F7 | | B C F X<br>1-2 ③<br>L5 | | C S F X<br>0-2 ③<br>P6 | | C F B 1 SAFE X<br>1-2 ②<br>L6 | | 5 | 0 | 0 | 0 | 0 | 0 | 1 |
| Choo Freeman, R (1, 8)<br>OBP: 0.299, SLG: 0.301<br>18 Cory Sullivan, L (8, 8)<br>OBP: 0.304, SLG: 0.401 | | C X<br>0-1<br>E<br>2B | | S C B S<br>1-3 ③<br>K | | L C F B F B X<br>2-2<br>1B 19 SF9 28 SH1-3<br>1B | | B B C F F T<br>2-2 ①<br>K | | 1 SAFE C 1 S P B X<br>2-2 ③<br>FC6-4<br>1-2f | | 3<br>2 | 2<br>0 | 2<br>0 | 0<br>0 | 0<br>0 | 1<br>1 | 0<br>1 |
| 28 Aaron Cook, R (1, 1)<br>OBP: 0.125, SLG: 0.097<br>40 Brian Fuentes, L (9, 1)<br>Jorge Piedra, L (9, PH)<br>OBP: 0.091, SLG: 0.364<br>Jose Mesa, R (10, 1)<br>Ray King, L (11, 1)<br>61 Ramon E Ramirez, R (11, 1)<br>OBP: 1.000, SLG: 1.000 | | C S B B S<br>2-3 ②<br>K2-3 | | C S B B B B<br>4-2<br>17 BB 19 1B<br>BB | | L 1 SAFE X<br>0-2 ①<br>SH1-3<br>1-2 | | C S B B S<br>2-3 ②<br>K | | | | 1<br>0<br>1<br>0<br>0<br>0 | 0<br>0<br>0<br>0<br>0<br>0 | 0<br>0<br>0<br>0<br>0<br>0 | 0<br>0<br>0<br>0<br>0<br>0 | 1<br>0<br>1<br>0<br>0<br>0 | 1<br>0<br>0<br>0<br>0<br>0 | 1<br>0<br>0<br>0<br>0<br>0 |
| Inning Stats | R: 0 H: 2<br>E: 0 LOB: 3<br>K: 0 BB: 1<br>S: 10 P: 16 | R: 1 H: 2<br>E: 1 LOB: 1<br>K: 1 BB: 0<br>S: 14 P: 22 | R: 0 H: 0<br>E: 0 LOB: 0<br>K: 1 BB: 1<br>S: 8 P: 15 | R: 0 H: 0<br>E: 0 LOB: 0<br>K: 1 BB: 0<br>S: 5 P: 9 | R: 0 H: 1<br>E: 0 LOB: 2<br>K: 0 BB: 2<br>S: 8 P: 19 | R: 0 H: 0<br>E: 0 LOB: 0<br>K: 1 BB: 0<br>S: 9 P: 14 | R: 1 H: 3<br>E: 0 LOB: 2<br>K: 1 BB: 0<br>S: 16 P: 24 | R: 0 H: 0<br>E: 0 LOB: 0<br>K: 0 BB: 0<br>S: 8 P: 10 | R: 0 H: 0<br>E: 0 LOB: 0<br>K: 2 BB: 0<br>S: 9 P: 15 | R: 0 H: 0<br>E: 0 LOB: 0<br>K: 2 BB: 0<br>S: 7 P: 11 | R: 0 H: 1<br>E: 0 LOB: 1<br>K: 0 BB: 0<br>S: 11 P: 14 | 1B: 8 SF: 1<br>2B: 1 SAC: 1<br>3B: 0 DP: 1<br>HR: 0 HBP: 0 | | | | | | |

| PITCHER | | IP | WLS | BF | H | R | ER | SO | BB | IBB | HBP | BLK | WP | HR | S | P | ERA | WHIP |
|---|---|---|---|---|---|---|---|---|---|---|---|---|---|---|---|---|---|---|
| Barry Zito, L<br>ERA: 3.36 | (1, 1) | 7.0 | | 31 | 8 | 2 | 1 | 5 | 4 | 0 | 0 | 0 | 0 | 0 | 70 | 119 | 1.29 | 1.714 |
| 20 Huston Street, R<br>ERA: 3.06 | (8, 1) | 2.0 | | 6 | 0 | 0 | 0 | 2 | 0 | 0 | 0 | 0 | 0 | 0 | 17 | 25 | 0.00 | 0.000 |
| 50 Kiko Calero, R<br>ERA: 3.68 | (10, 1) | 2.0 | W | 7 | 1 | 0 | 0 | 2 | 0 | 0 | 0 | 0 | 0 | 0 | 18 | 25 | 0.00 | 0.500 |

| PITCHER | IP | WLS | BF | H | R | ER | SO | BB | IBB | HBP | BLK | WP | HR | S | P | ERA | WHIP |
|---|---|---|---|---|---|---|---|---|---|---|---|---|---|---|---|---|---|

# BOTTOM

## Oakland Athletics @ Colorado Rockies

Coors Field, Denver, CO

Wed Jun 21 2006, 7:05 PM MDT

Att. 26,489 - Cloudy - 75 F

livebaseballscorecards.com

| | |
|---|---|
| AB | 38 |
| R | 2 |
| H | 9 |
| RBI | 1 |
| BB | 4 |
| SO | 9 |
| LOB | 18 |

# Texas Rangers @ Colorado Rockies

Coors Field, Denver, CO

Fri Jun 23 2006, 7:05 PM MDT

Att. 28,360 - Clear - 88 F

TOP

livebaseballscorecards.com

| Batter | 1 | 2 | 3 | 4 | 5 | 6 | 7 | 8 | 9 | AB | R | H | RBI | BB | SO | LOB |
|---|---|---|---|---|---|---|---|---|---|---|---|---|---|---|---|---|
| Gary Matthews, S (1, 8)<br>OBP: 0.386, SLG: 0.542 | P4 | | G6-3 | | SF8 | G4-3 | | P6 | | 4 | 0 | 0 | 1 | 0 | 0 | 3 |
| Mark DeRosa, R (1, 9)<br>OBP: 0.394, SLG: 0.505 | L9 | | 1B | | CS | K | P4 | G1-3 | | 5 | 0 | 1 | 0 | 0 | 1 | 1 |
| 10 Michael Young, R (1, 6)<br>OBP: 0.370, SLG: 0.461 | 2B | | F8 | | | G6-3 | 23 HR 2B | | G5-3 | 5 | 1 | 2 | 0 | 0 | 0 | 1 |
| 23 Mark Teixeira, S (1, 3)<br>OBP: 0.364, SLG: 0.439 | BB | | | G1-3 | | 9 1B 2B | 2-H HR | | F8 | 4 | 2 | 2 | 2 | 1 | 0 | 0 |
| 9 Hank Blalock, L (1, 5)<br>OBP: 0.366, SLG: 0.461 | F9 | | | G4-3 | | 2-H 1B 1B | HR | | F8 | 5 | 2 | 2 | 2 | 0 | 0 | 2 |
| Kevin Mench, R (1, 7)<br>Francisco Cordero, R (8, 1)<br>40 Akinori Otsuka, R (9, 1) | | G5-3 | | G6-3 | | 2-H 15 2B 1B | G4-3 | | | 4<br>0<br>0 | 1<br>0<br>0 | 1<br>0<br>0 | 1<br>0<br>0 | 0<br>0<br>0 | 0<br>0<br>0 | 0<br>0<br>0 |
| 15 Gerald Laird, R (1, 2)<br>OBP: 0.367, SLG: 0.588 | | P3 | | | 5 1B SF8 2B | 1-H 19 1B 2B | K | | | 4 | 2 | 2 | 1 | 0 | 1 | 0 |
| 5 Ian Kinsler, R (1, 4)<br>OBP: 0.372, SLG: 0.529 | | L7 | | | 2-3 CS 1B | 19 1B IBB | | BB | | 2 | 0 | 1 | 0 | 2 | 0 | 0 |
| 41 John Koronka, L (1, 1)<br>19 Jason Botts, S (6, PH)<br>OBP: 0.375, SLG: 0.436<br>39 Scott Feldman, L (6, 1)<br>32 Ron Mahay, L (7, 1)<br>Rick Bauer, R (7, 1)<br>6 Brad Wilkerson, L (7, 7)<br>OBP: 0.328, SLG: 0.478 | | | G1-3 | | K | 1-3 2-H 1B | | F7 | | 2<br>1<br>0<br>0<br>0<br>1 | 0<br>0<br>0<br>0<br>0<br>0 | 0<br>1<br>0<br>0<br>0<br>0 | 0<br>1<br>0<br>0<br>0<br>0 | 0<br>0<br>0<br>0<br>0<br>0 | 1<br>0<br>0<br>0<br>0<br>0 | 2<br>0<br>0<br>0<br>0<br>1 |
| Inning Stats | R: 0<br>E: 0<br>K: 0<br>S: 14<br>H: 1<br>LOB: 2<br>BB: 1<br>P: 20 | R: 0<br>E: 0<br>K: 0<br>S: 6<br>H: 0<br>LOB: 0<br>BB: 0<br>P: 12 | R: 0<br>E: 0<br>K: 0<br>S: 9<br>H: 1<br>LOB: 1<br>BB: 0<br>P: 15 | R: 0<br>E: 0<br>K: 0<br>S: 4<br>H: 0<br>LOB: 0<br>BB: 0<br>P: 5 | R: 1<br>E: 0<br>K: 1<br>S: 9<br>H: 2<br>LOB: 0<br>BB: 0<br>P: 13 | R: 4<br>E: 0<br>K: 1<br>S: 20<br>H: 5<br>LOB: 2<br>BB: 1<br>P: 33 | R: 3<br>E: 0<br>K: 1<br>S: 13<br>H: 3<br>LOB: 0<br>BB: 0<br>P: 16 | R: 0<br>E: 0<br>K: 0<br>S: 5<br>H: 0<br>LOB: 1<br>BB: 1<br>P: 13 | R: 0<br>E: 0<br>K: 0<br>S: 7<br>H: 0<br>LOB: 0<br>BB: 0<br>P: 10 | 1B: 5<br>2B: 5<br>3B: 0<br>HR: 2<br>SF: 1<br>SAC: 0<br>DP: 0<br>HBP: 0 | | | | | | |

| | AB | 37 |
|---|---|---|
| | R | 8 |
| | H | 12 |
| | RBI | 8 |
| | BB | 3 |
| | SO | 3 |
| | LOB | 10 |

WP: 0 PB: 0 SB: 0 CS: 1 PA: 42

| PITCHER | | IP | WLS | BF | H | R | ER | SO | BB | IBB | HBP | BLK | WP | HR | S | P | ERA | WHIP |
|---|---|---|---|---|---|---|---|---|---|---|---|---|---|---|---|---|---|---|
| 26 Jeff Francis, L<br>ERA: 4.37 | (1, 1) | 5.2 | L | 26 | 8 | 5 | 5 | 2 | 1 | 1 | 0 | 0 | 0 | 0 | 60 | 96 | 7.94 | 1.588 |
| Scott Dohmann, R<br>ERA: 5.49 | (6, 1) | 1.1 | | 8 | 4 | 3 | 3 | 1 | 0 | 0 | 0 | 0 | 0 | 2 | 15 | 18 | 20.25 | 3.000 |
| David Cortes, R<br>ERA: 3.46 | (8, 1) | 1.0 | | 4 | 0 | 0 | 0 | 0 | 1 | 0 | 0 | 0 | 0 | 0 | 5 | 13 | 0.00 | 1.000 |
| 39 Tom Martin, L<br>ERA: 4.88 | (9, 1) | 1.0 | | 3 | 0 | 0 | 0 | 0 | 0 | 0 | 0 | 0 | 0 | 0 | 7 | 10 | 0.00 | 0.000 |

| PITCHER | IP | WLS | BF | H | R | ER | SO | BB | IBB | HBP | BLK | WP | HR | S | P | ERA | WHIP |
|---|---|---|---|---|---|---|---|---|---|---|---|---|---|---|---|---|---|

# Texas Rangers @ Colorado Rockies

Coors Field, Denver, CO

Fri Jun 23 2006, 7:05 PM MDT

Att. 28,360 - Clear - 88 F

livebaseballscorecards.com

## BOTTOM

| Batter | 1 | 2 | 3 | 4 | 5 | 6 | 7 | 8 | 9 | AB | R | H | RBI | BB | SO | LOB |
|---|---|---|---|---|---|---|---|---|---|---|---|---|---|---|---|---|
| Jamey Carroll, R (1, 4)<br>OBP: 0.419, SLG: 0.453 | C X 0-1 12 1B / 17 E 1B | | B B C X 2-1 12 SH5-4 / 17 1B 1-2 1B | C B B F F D S 3-3 ③ K | | | C S B B B X 3-2 ① P2 | | C F X 0-2 ① G5-3 | 5 | 2 | 2 | 0 | 0 | 1 | 2 |
| 12 Clint Barmes, R (1, 6)<br>OBP: 0.236, SLG: 0.323 | 1 SAFE X 0-0 17 FC4-6 / 1-2 1B | | X 0-0 ① SH5-4 / 1-2 2-3 | | C B X 1-1 17 WP / 17 G4-3 2B | | B B C X 2-1 17 2B / 1-H 2B | | C F B B B F F F B X 3-2 ② G6-3 | 4 | 2 | 3 | 1 | 0 | 0 | 0 |
| 17 Todd Helton, L (1, 3)<br>OBP: 0.426, SLG: 0.481 | S S B B X 2-2 ① FC4-6 / 1-2f 2-H | | X 0-0 27 BB / 2-H 3-H 1B | | B X 1-0 ① G4-3 / 2-H | | S F B X 1-2 5 1B / 11 E7-2-6 / 2-H 2B | | F B X 1-1 ③ F8 | 5 | 0 | 2 | 4 | 0 | 0 | 1 |
| 5 Matt Holliday, R (1, 7)<br>OBP: 0.385, SLG: 0.606 | F B F S 1-3 ② K | | X 0-0 ② F9 | | F B F B S 2-3 ② K | | B B F X 2-1 27 BB / 2-3 1B | | | 4 | 0 | 1 | 0 | 0 | 2 | 2 |
| 27 Garrett Atkins, R (1, 5)<br>OBP: 0.385, SLG: 0.508 | B B X 2-0 ③ G4-3 | | B B B C C B 4-2 / 1-2 BB | | C B X 1-1 ③ G6-3 | | B B B B 4-0 / 1-2 BB | | | 2 | 0 | 0 | 0 | 2 | 0 | 1 |
| 19 Ryan Spilborghs, R (1, 9)<br>OBP: 0.356, SLG: 0.492<br>11 Brad Hawpe, L (7, PH)<br>OBP: 0.383, SLG: 0.544<br>(8, 9) | C B X 1-1 ① F8 | B S 2 SAFE B C T 2-2 ③ K | | | | B X 1-0 ① G5-3 | B F B S F B X 3-2 ② ③ F7-2-6 / 3-H | | | 3 | 0 | 0 | 0 | 0 | 1 | 2 |
| | | | | | | | | | | 1 | 0 | 0 | 0 | 0 | 0 | 3 |
| 8 Yorvit Torrealba, R (1, 2)<br>OBP: 0.269, SLG: 0.348 | C B X 1-1 ② G4-3 | | B F F S 1-3 ① K | | | B C F F X 1-2 ② G6-3 | | F L B B F X 2-2 ① G4-3 | | 4 | 0 | 0 | 0 | 0 | 1 | 0 |
| Choo Freeman, R (1, 8)<br>OBP: 0.296, SLG: 0.325 | C F F C 0-3 ③ K | | | X 0-0 3B | | B F S B C 2-3 ③ K | | B F X 1-1 ② G6-3 | | 4 | 0 | 1 | 0 | 0 | 2 | 0 |
| 26 Jeff Francis, L (1, 1)<br>OBP: 0.270, SLG: 0.129<br>Scott Dohmann, R (6, 1)<br>18 Cory Sullivan, L (7, PH)<br>OBP: 0.307, SLG: 0.401<br>David Cortes, R (8, 1)<br>Jorge Piedra, L (8, PH)<br>OBP: 0.083, SLG: 0.333<br>39 Tom Martin, L (9, 1) | | | C B B B C F X 3-2 12 SH5-4 / 17 1B 1B | X 0-0 ② G6-3 | | | B B C F H 3-2 12 S / 12 2B HBP | B X 1-0 ③ F7 | | 2<br>0<br>0<br>0<br>1<br>0 | 1<br>0<br>1<br>0<br>0<br>0 | 1<br>0<br>0<br>0<br>0<br>0 | 0<br>0<br>0<br>0<br>0<br>0 | 0<br>0<br>0<br>0<br>0<br>0 | 0<br>0<br>0<br>0<br>0<br>0 | 1<br>0<br>0<br>0<br>0<br>0 |
| Inning Stats | R: 1 H: 2<br>E: 1 LOB: 1<br>K: 1 BB: 0<br>S: 10 P: 15 | R: 0 H: 0<br>E: 0 LOB: 0<br>K: 1 BB: 0<br>S: 8 P: 10 | R: 2 H: 3<br>E: 0 LOB: 2<br>K: 1 BB: 1<br>S: 14 P: 25 | R: 0 H: 1<br>E: 0 LOB: 1<br>K: 2 BB: 0<br>S: 9 P: 13 | R: 1 H: 1<br>E: 0 LOB: 0<br>K: 1 BB: 0<br>S: 8 P: 13 | R: 0 H: 0<br>E: 0 LOB: 0<br>K: 1 BB: 0<br>S: 8 P: 12 | R: 2 H: 3<br>E: 0 LOB: 2<br>K: 0 BB: 1<br>S: 16 P: 34 | R: 0 H: 0<br>E: 0 LOB: 0<br>K: 0 BB: 0<br>S: 7 P: 11 | R: 0 H: 0<br>E: 0 LOB: 0<br>K: 0 BB: 0<br>S: 11 P: 15 | 1B: 6<br>2B: 4<br>3B: 1<br>HR: 0 | SF: 0<br>SAC: 1<br>DP: 1<br>HBP: 1 | | | WP: 1<br>PB: 0<br>SB: 1<br>CS: 0 | PA: 39 | | |

| | AB | 35 |
|---|---|---|
| | R | 6 |
| | H | 10 |
| | RBI | 5 |
| | BB | 2 |
| | SO | 7 |
| | LOB | 12 |

| PITCHER | | IP | WLS | BF | H | R | ER | SO | BB | IBB | HBP | BLK | WP | HR | S | P | ERA | WHIP |
|---|---|---|---|---|---|---|---|---|---|---|---|---|---|---|---|---|---|---|
| 41 John Koronka, L<br>ERA: 5.02 | (1, 1) | 5.0 | W | 23 | 7 | 4 | 3 | 6 | 1 | 0 | 0 | 0 | 1 | 0 | 49 | 76 | 5.40 | 1.600 |
| 39 Scott Feldman, R<br>ERA: 5.32 | (6, 1) | 1.1 | H | 6 | 1 | 2 | 2 | 1 | 0 | 0 | 1 | 0 | 0 | 0 | 15 | 27 | 13.50 | 0.750 |
| 32 Ron Mahay, L<br>ERA: 1.99 | (7, 1) | 0.0 | | 1 | 1 | 0 | 0 | 0 | 0 | 0 | 0 | 0 | 0 | 0 | 3 | 4 | ∞ | ∞ |
| Rick Bauer, R<br>ERA: 3.49 | (7, 1) | 0.2 | H | 3 | 1 | 0 | 0 | 0 | 1 | 0 | 0 | 0 | 0 | 0 | 6 | 15 | 0.00 | 3.000 |
| Francisco Cordero, R<br>ERA: 5.15 | (8, 1) | 1.0 | H | 3 | 0 | 0 | 0 | 0 | 0 | 0 | 0 | 0 | 0 | 0 | 7 | 11 | 0.00 | 0.000 |

| PITCHER | | IP | WLS | BF | H | R | ER | SO | BB | IBB | HBP | BLK | WP | HR | S | P | ERA | WHIP |
|---|---|---|---|---|---|---|---|---|---|---|---|---|---|---|---|---|---|---|
| 40 Akinori Otsuka, R<br>ERA: 2.38 | (9, 1) | 1.0 | S | 3 | 0 | 0 | 0 | 0 | 0 | 0 | 0 | 0 | 0 | 0 | 11 | 15 | 0.00 | 0.000 |

| Batter | 1 | 2 | 3 | 4 | 5 | 6 | 7 | 8 | 9 | AB | R | H | RBI | BB | SO | LOB |
|---|---|---|---|---|---|---|---|---|---|---|---|---|---|---|---|---|
| Gary Matthews, S (1, 8)<br>OBP: 0.386, SLG: 0.551 | C F F B B X<br>2-2 ① P6 | | F F X<br>0-2 HR | B B F B C X<br>3-2 ③ G6-3 | | B B C B F F X<br>3-2 S 1B | | C B S S<br>1-3 ② K | | 5 | 1 | 2 | 1 | 0 | 1 | 1 |
| Mark DeRosa, R (1, 4)<br>OBP: 0.399, SLG: 0.508 | C X<br>0-1 23 1B 1B | | F X<br>0-1 23 1B 1B | | B S B C X<br>2-2 10 1B 23 2B 1B | C B B F B 1 S<br>SAFE 3-3 ① K 1-2 | | F X<br>0-1 ③ L8 | | 5 | 1 | 3 | 0 | 0 | 1 | 1 |
| 10 Michael Young, R (1, 6)<br>OBP: 0.367, SLG: 0.457 | C X<br>0-1 ② F9 | | B T B B X<br>3-1 ① L8 | | X<br>0-0 1-2 23 2B 1B | F B B B C S<br>3-3 ② K | | | B S C B B F X<br>3-2 ① L8 | 5 | 1 | 1 | 0 | 0 | 1 | 3 |
| 23 Mark Teixeira, S (1, 3)<br>OBP: 0.370, SLG: 0.458 | C X<br>0-1 ③ 1-3 1B | | F B X<br>1-1 1-2 1B | | C X<br>0-1 1-H 2-H 9 1B 2B | X<br>0-0 ③ G4-3 | | | F B B X<br>2-1 HR | 5 | 2 | 4 | 3 | 0 | 0 | 1 |
| 9 Hank Blalock, L (1, 5)<br>OBP: 0.363, SLG: 0.457 | | C B X<br>1-1 ① G4-3 | B X<br>1-0 ② L8 | | X<br>0-0 G2-3 E 2-H 1B | | C F B S<br>1-3 ① K | | X<br>0-0 ② G6-3 | 5 | 1 | 1 | 1 | 0 | 1 | 2 |
| Kevin Mench, R (1, 9)<br>OBP: 0.333, SLG: 0.475 | | C B S B B F F B<br>4-2 1B BB | B F B X<br>2-1 ③ G2-3 | | C B B X<br>2-1 ① G2-3 1-2 | | C B X<br>1-1 ② G6-3 | | B X<br>1-0 ③ G5-3 | 4 | 0 | 0 | 0 | 1 | 0 | 3 |
| Rod Barajas, R (1, 2)<br>OBP: 0.309, SLG: 0.415 | | C F X<br>0-2 1-3 1B | | C B B S X<br>2-2 19 FC4-6 1B | X<br>0-0 E5 6 F8 2-H | | B F F F B F X<br>2-2 2B | | | 4 | 0 | 3 | 0 | 0 | 0 | 0 |
| 6 Brad Wilkerson, L (1, 7)<br>OBP: 0.323, SLG: 0.470 | | C F S<br>0-3 ② K | | B S X<br>1-1 ① P6 | B S B X<br>2-1 ② F8 2-3 | | B F F X<br>1-2 ③ G3-1 | | | 4 | 0 | 0 | 0 | 0 | 1 | 5 |
| 55 Robinson Tejeda, R (1, 1)<br>19 Jason Botts, S (4, PH)<br>OBP: 0.367, SLG: 0.425<br>39 Scott Feldman, L (4, 1)<br>5 Ian Kinsler, R (5, PH)<br>OBP: 0.389, SLG: 0.524<br>53 Joaquin Benoit, R (5, 1)<br>Jerry Hairston, R (8, PH)<br>OBP: 0.259, SLG: 0.269<br>Bryan Corey, R (8, 1) | | C S S<br>0-3 ③ K | | C B B S X<br>2-2 ② FC4-6 1-2f | B F X<br>1-1 ③ F9 | | | C S B B S<br>2-3 ① K | | 1<br>1<br>0<br>1<br>0<br>1<br>0 | 0<br>0<br>0<br>0<br>0<br>0<br>0 | 0<br>0<br>0<br>0<br>0<br>1<br>0 | 0<br>0<br>0<br>0<br>0<br>0<br>0 | 0<br>0<br>0<br>0<br>0<br>1<br>0 | 1<br>0<br>0<br>0<br>0<br>0<br>0 | 2<br>1<br>0<br>1<br>0<br>0<br>0 |
| Inning Stats | R: 0 H: 2<br>E: 0 LOB: 2<br>K: 0 BB: 0<br>S: 10 P: 12 | R: 0 H: 1<br>E: 0 LOB: 2<br>K: 2 BB: 1<br>S: 15 P: 20 | R: 1 H: 3<br>E: 0 LOB: 2<br>K: 0 BB: 0<br>S: 12 P: 19 | R: 0 H: 1<br>E: 0 LOB: 1<br>K: 0 BB: 0<br>S: 11 P: 19 | R: 4 H: 4<br>E: 1 LOB: 1<br>K: 0 BB: 0<br>S: 14 P: 21 | R: 0 H: 1<br>E: 0 LOB: 1<br>K: 2 BB: 0<br>S: 11 P: 20 | R: 0 H: 1<br>E: 0 LOB: 1<br>K: 1 BB: 0<br>S: 13 P: 18 | R: 0 H: 0<br>E: 0 LOB: 0<br>K: 2 BB: 0<br>S: 8 P: 11 | R: 1 H: 1<br>E: 0 LOB: 0<br>K: 0 BB: 0<br>S: 8 P: 14 | 1B: 10<br>2B: 2<br>3B: 0<br>HR: 2 | SF: 0<br>SAC: 0<br>DP: 0<br>HBP: 0 | | | WP: 0<br>PB: 0<br>SB: 1<br>CS: 0 | PA: 42 | | |

| PITCHER | | IP | WLS | BF | H | R | ER | SO | BB | IBB | HBP | BLK | WP | HR | S | P | ERA | WHIP |
|---|---|---|---|---|---|---|---|---|---|---|---|---|---|---|---|---|---|---|
| 37 Josh Fogg, R<br>ERA: 5.08 | (1, 1) | 5.0 | W | 27 | 11 | 5 | 4 | 2 | 1 | 0 | 0 | 0 | 0 | 1 | 62 | 91 | 7.20 | 2.400 |
| 61 Ramon E Ramirez, R<br>ERA: 2.14 | (6, 1) | 2.0 | | 8 | 2 | 0 | 0 | 3 | 0 | 0 | 0 | 0 | 0 | 0 | 24 | 38 | 0.00 | 1.000 |
| Scott Dohmann, R<br>ERA: 5.23 | (8, 1) | 1.0 | | 3 | 0 | 0 | 0 | 2 | 0 | 0 | 0 | 0 | 0 | 0 | 8 | 11 | 0.00 | 0.000 |
| Jose Mesa, R<br>ERA: 2.62 | (9, 1) | 1.0 | | 4 | 1 | 1 | 1 | 0 | 0 | 0 | 0 | 0 | 0 | 1 | 8 | 14 | 9.00 | 1.000 |

| PITCHER | IP | WLS | BF | H | R | ER | SO | BB | IBB | HBP | BLK | WP | HR | S | P | ERA | WHIP |
|---|---|---|---|---|---|---|---|---|---|---|---|---|---|---|---|---|---|

# TOP

# Texas Rangers @ Colorado Rockies

Coors Field, Denver, CO

Sat Jun 24 2006, 6:05 PM MDT

Att. 31,439 - Cloudy - 80 F

livebaseballscorecards.com

| | |
|---|---|
| AB | 41 |
| R | 6 |
| H | 14 |
| RBI | 5 |
| BB | 1 |
| SO | 7 |
| LOB | 20 |

# Texas Rangers @ Colorado Rockies

Coors Field, Denver, CO

Sat Jun 24 2006, 6:05 PM MDT

Att. 31,439 - Cloudy - 80 F

livebaseballscorecards.com

## BOTTOM

| Batter | 1 | 2 | 3 | 4 | 5 | 6 | 7 | 8 | 9 | AB | R | H | RBI | BB | SO | LOB |
|---|---|---|---|---|---|---|---|---|---|---|---|---|---|---|---|---|
| Jamey Carroll, R (1, 4)<br>OBP: 0.418, SLG: 0.448 | F8 | G6-3 | 1-2 1B | | 17 1B 12 WP 5 1B BB | B 1 SAFE X 1-2 G5-3 | | | | 4 | 1 | 1 | 0 | 1 | 0 | 1 |
| 12 Clint Barmes, R (1, 6)<br>OBP: 0.239, SLG: 0.321 | 5 BB 17 BB 27 1B 1B | F8 | F7 | | 17 1B 5 1B 1-2 BB | X 0-0 G6-3 | | | | 4 | 2 | 1 | 0 | 1 | 0 | 3 |
| 17 Todd Helton, L (1, 3)<br>OBP: 0.433, SLG: 0.500 | B 1 SAFE 1 SAFE 5 BB 27 1B 1-2 BB | HR | | 27 G6-3 5 1B 11 1B 1-2 1B | X 27 F9 5 1B 1-2 2-3 1B | | G4-3 | | | 4 | 3 | 3 | 1 | 1 | 0 | 0 |
| 5 Matt Holliday, R (1, 7)<br>OBP: 0.392, SLG: 0.611 | 27 1B 11 2B 1-2 2-3 BB | 2B | | 27 G6-3 1-2 1B | X 0-0 11 BB 1-2 2-H 3-H 1B | | F9 | | | 4 | 1 | 3 | 2 | 1 | 0 | 0 |
| 27 Garrett Atkins, R (1, 5)<br>OBP: 0.386, SLG: 0.504 | 11 2B HR 1-3 2-H 3-H 1B | BB | | G6-3 1-2f 2-3 | F9 2-3 | | K | | | 4 | 1 | 1 | 2 | 1 | 1 | 4 |
| 11 Brad Hawpe, L (1, 9)<br>OBP: 0.387, SLG: 0.548 | 3-2 HR 1-3 3-H 2B | G3 | | 0-1 2B 3-H 1B | 4-2 1-2 BB | | | 1-2 G4-3 | | 4 | 2 | 2 | 2 | 1 | 0 | 2 |
| JD Closser, S (1, 2)<br>OBP: 0.280, SLG: 0.404 | K | | G6-3 | G3 1-H 2B | G4-3 | | | L3 | | 5 | 0 | 1 | 1 | 0 | 1 | 5 |
| Choo Freeman, R (1, 8)<br>OBP: 0.302, SLG: 0.366 | 2-H 3-H HR | | K | K | F X 0-1 G5-3 1B | | | B X 1-0 E1 | | 5 | 1 | 2 | 3 | 0 | 2 | 1 |
| 37 Josh Fogg, R (1, 1)<br>18 Cory Sullivan, L (5, PH)<br>OBP: 0.305, SLG: 0.399<br>61 Ramon E Ramirez, R (6, 1)<br>OBP: 0.667, SLG: 0.667<br>Scott Dohmann, R (8, 1)<br>Jorge Piedra, L (8, PH)<br>OBP: 0.077, SLG: 0.308<br>Jose Mesa, R (9, 1) | K | | B H 2-0 1B HBP | | C X 0-1 G3 | 1 SAFE C L B S 1-3 K | | S B F B S 2-3 K | | 1<br>1<br>1<br>0<br>1<br>0 | 0<br>0<br>0<br>0<br>0<br>0 | 0<br>0<br>0<br>0<br>0<br>0 | 0<br>0<br>0<br>0<br>0<br>0 | 1<br>0<br>0<br>0<br>1<br>0 | 0<br>0<br>1<br>0<br>1<br>0 | 0<br>0<br>1<br>0<br>1<br>0 |
| Inning Stats | R: 6 E: 0 K: 2 S: 20 H: 4 LOB: 0 BB: 2 P: 36 | R: 1 E: 0 K: 0 S: 19 H: 2 LOB: 2 BB: 1 P: 32 | R: 0 E: 0 K: 1 S: 9 H: 1 LOB: 2 BB: 0 P: 17 | R: 2 E: 0 K: 1 S: 14 H: 4 LOB: 1 BB: 0 P: 20 | R: 2 E: 0 K: 0 S: 12 H: 2 LOB: 3 BB: 3 P: 26 | R: 0 E: 0 K: 1 S: 7 H: 1 LOB: 1 BB: 0 P: 9 | R: 0 E: 0 K: 1 S: 16 H: 0 LOB: 0 BB: 0 P: 25 | R: 0 E: 1 K: 1 S: 9 H: 0 LOB: 1 BB: 0 P: 13 | | 1B: 9 2B: 3 3B: 0 HR: 2 | | SF: 0 SAC: 0 DP: 1 HBP: 1 | | WP: 1 PB: 0 SB: 0 CS: 0 | | PA: 45 |

| | AB | 38 |
|---|---|---|
| | R | 11 |
| | H | 14 |
| | RBI | 11 |
| | BB | 6 |
| | SO | 7 |
| | LOB | 18 |

| PITCHER | | IP | WLS | BF | H | R | ER | SO | BB | IBB | HBP | BLK | WP | HR | S | P | ERA | WHIP |
|---|---|---|---|---|---|---|---|---|---|---|---|---|---|---|---|---|---|---|
| 55 Robinson Tejeda, R<br>ERA: 9.78 | (1, 1) | 3.0 | L | 20 | 7 | 7 | 7 | 3 | 3 | 0 | 1 | 0 | 0 | 2 | 48 | 85 | 21.00 | 3.333 |
| 39 Scott Feldman, R<br>ERA: 5.87 | (4, 1) | 1.0 | | 6 | 4 | 2 | 2 | 1 | 0 | 0 | 0 | 0 | 0 | 0 | 14 | 20 | 18.00 | 4.000 |
| 53 Joaquín Benoit, R<br>ERA: 5.3 | (5, 1) | 3.0 | | 15 | 3 | 2 | 2 | 2 | 3 | 0 | 0 | 0 | 1 | 0 | 35 | 60 | 6.00 | 2.000 |
| Bryan Corey, R<br>ERA: 2.7 | (8, 1) | 1.0 | | 4 | 0 | 0 | 0 | 1 | 0 | 0 | 0 | 0 | 0 | 0 | 9 | 13 | 0.00 | 0.000 |

| PITCHER | IP | WLS | BF | H | R | ER | SO | BB | IBB | HBP | BLK | WP | HR | S | P | ERA | WHIP |
|---|---|---|---|---|---|---|---|---|---|---|---|---|---|---|---|---|---|

# Texas Rangers @ Colorado Rockies

Coors Field, Denver, CO

Sun Jun 25 2006, 1:05 PM MDT

Att. 28,313 - Cloudy - 72 F

TOP

livebaseballscorecards.com

| Batter | 1 | 2 | 3 | 4 | 5 | 6 | 7 | 8 | 9 | AB | R | H | RBI | BB | SO | LOB |
|---|---|---|---|---|---|---|---|---|---|---|---|---|---|---|---|---|
| Gary Matthews, S (1, 8)<br>OBP: 0.381, SLG: 0.542 | C X 0-1 G6-3 ① | | 1 SAFE X 0-0 B1-3 ③ | | F F B F S 1-3 K ③ | | | F B C S 1-3 K ① | | 4 | 0 | 0 | 0 | 0 | 2 | 3 |
| Mark DeRosa, R (1, 9)<br>OBP: 0.396, SLG: 0.508 | C T F F B X 1-2 G6-3 ② | | | C B C B B F S 3-3 K ① | | B X 1-0 2B | | C T S 0-3 K ② | | 4 | 0 | 1 | 0 | 0 | 2 | 0 |
| 10 Michael Young, R (1, 6)<br>OBP: 0.369, SLG: 0.454 | C C B S 1-3 K ③ | | | B B C F B B 4-2 BB | | F B X 1-1 G6-3 ① | | C B B B F F B 4-2 BB | | 2 | 0 | 0 | 0 | 2 | 1 | 1 |
| 23 Mark Teixeira, S (1, 3)<br>OBP: 0.366, SLG: 0.452 | | C B F B X 2-2 G3-1 ① | | B T B X 2-1 F8 ② | | F B X 2-1 P6 ② | | B D F B X 3-1 P6 ③ | | 4 | 0 | 0 | 0 | 0 | 0 | 3 |
| 9 Hank Blalock, L (1, 5)<br>OBP: 0.362, SLG: 0.454 | | B X 1-0 5 G4-6-3 1B | | C X 0-1 L8 ③ | | X 0-0 P5 ③ | | | C F S 0-3 K ① | 4 | 0 | 1 | 0 | 0 | 1 | 2 |
| 5 Ian Kinsler, R (1, 4)<br>OBP: 0.365, SLG: 0.509 | | C X 0-1 G4-6-3 ② ③ 1-2f | | | C B B X 2-1 F7 ① | | B F B B B F B 4-2 BB | | B B X 2-0 P2 ② | 3 | 0 | 0 | 0 | 1 | 0 | 1 |
| Rod Barajas, R (1, 2)<br>OBP: 0.308, SLG: 0.411 | | | B C B F F B C 3-3 K ① | | B F B X 2-1 1B 1B | | S X 0-1 F7 ① | | C F B B S 2-3 K ③ | 4 | 0 | 1 | 0 | 0 | 2 | 1 |
| Jerry Hairston, R (1, 7)<br>OBP: 0.269, SLG: 0.279 | | | C X 0-1 1B | | C X 0-1 44 SH2-3 1-3 1B | | F F B S 1-3 K ② | | | 3 | 0 | 2 | 0 | 0 | 1 | 1 |
| 44 Vicente Padilla, R (1, 1) | | | L L L 0-3 K ② | | L 1 SAFE X 0-1 SH2-3 ② 1-2 | | C F F E S 0-3 K ③ | | | 1 | 0 | 0 | 0 | 0 | 1 | 1 |
| 19 Jason Botts, S (7, PH)<br>OBP: 0.360, SLG: 0.415 | | | | | | | | | | 1 | 0 | 0 | 0 | 0 | 1 | 1 |
| Bryan Corey, R (7, 1) | | | | | | | | | | 0 | 0 | 0 | 0 | 0 | 0 | 0 |
| Rick Bauer, R (8, 1) | | | | | | | | | | 0 | 0 | 0 | 0 | 0 | 0 | 0 |
| Inning Stats | R: 0<br>E: 0<br>K: 1<br>S: 10<br>H: 0<br>LOB: 0<br>BB: 0<br>P: 12 | R: 0<br>E: 0<br>K: 0<br>S: 6<br>H: 1<br>LOB: 0<br>BB: 0<br>P: 9 | R: 0<br>E: 0<br>K: 2<br>S: 10<br>H: 1<br>LOB: 1<br>BB: 0<br>P: 13 | R: 0<br>E: 0<br>K: 1<br>S: 10<br>H: 0<br>LOB: 1<br>BB: 1<br>P: 19 | R: 0<br>E: 0<br>K: 1<br>S: 12<br>H: 2<br>LOB: 2<br>BB: 0<br>P: 17 | R: 0<br>E: 0<br>K: 0<br>S: 6<br>H: 1<br>LOB: 1<br>BB: 0<br>P: 10 | R: 0<br>E: 0<br>K: 2<br>S: 12<br>H: 0<br>LOB: 1<br>BB: 1<br>P: 17 | R: 0<br>E: 0<br>K: 2<br>S: 11<br>H: 0<br>LOB: 1<br>BB: 1<br>P: 19 | R: 0<br>E: 0<br>K: 2<br>S: 8<br>H: 0<br>LOB: 0<br>BB: 0<br>P: 12 | 1B: 4<br>2B: 1<br>3B: 0<br>HR: 0<br>SF: 0<br>SAC: 1<br>DP: 1<br>HBP: 0 | | | | | | |

| | |
|---|---|
| AB | 30 |
| R | 0 |
| H | 5 |
| RBI | 0 |
| BB | 3 |
| SO | 11 |
| LOB | 14 |

WP: 0 PB: 0 SB: 0 CS: 0 PA: 34

| PITCHER | | IP | WLS | BF | H | R | ER | SO | BB | IBB | HBP | BLK | WP | HR | S | P | ERA | WHIP |
|---|---|---|---|---|---|---|---|---|---|---|---|---|---|---|---|---|---|---|
| 49 Byung-Hyun Kim, R<br>ERA: 4.31 | (1, 1) | 7.0 | W | 27 | 5 | 0 | 0 | 7 | 2 | 0 | 0 | 0 | 0 | 0 | 66 | 97 | 0.00 | 1.000 |
| Jose Mesa, R<br>ERA: 2.55 | (8, 1) | 1.0 | H | 4 | 0 | 0 | 0 | 2 | 1 | 0 | 0 | 0 | 0 | 0 | 11 | 19 | 0.00 | 1.000 |
| 40 Brian Fuentes, L<br>ERA: 2.35 | (9, 1) | 1.0 | S | 3 | 0 | 0 | 0 | 2 | 0 | 0 | 0 | 0 | 0 | 0 | 8 | 12 | 0.00 | 0.000 |

| PITCHER | IP | WLS | BF | H | R | ER | SO | BB | IBB | HBP | BLK | WP | HR | S | P | ERA | WHIP |
|---|---|---|---|---|---|---|---|---|---|---|---|---|---|---|---|---|---|

# Texas Rangers @ Colorado Rockies

Coors Field, Denver, CO

Sun Jun 25 2006, 1:05 PM MDT

Att. 28,313 - Cloudy - 72 F

livebaseballscorecards.com

## BOTTOM

| Batter | 1 | 2 | 3 | 4 | 5 | 6 | 7 | 8 | 9 | AB | R | H | RBI | BB | SO | LOB |
|---|---|---|---|---|---|---|---|---|---|---|---|---|---|---|---|---|
| Jamey Carroll, R (1, 4)<br>OBP: 0.420, SLG: 0.460 | C B X 1-1 ① G4-3 | | C C F X 0-2 5 HBP 27 SF9 18 SH3-4 1B | | C X 0-1 18 3B 3B | | C B B X 2-1 ② G3 | | | 4 | 2 | 2 | 0 | 0 | 0 | 0 |
| 18 Cory Sullivan, L (1, 8)<br>OBP: 0.306, SLG: 0.407 | B C F S 1-3 ② K | | 1 SAFE X 0-0 ① SH3-4 1-2 | | B X 1-0 5 FC5-2 3B 3-H | | L B L B B C 3-3 ③ K | | | 3 | 0 | 1 | 1 | 0 | 2 | 0 |
| 17 Todd Helton, L (1, 3)<br>OBP: 0.434, SLG: 0.495 | C X 0-1 ③ F7 | | B H 2-0 27 SF9 5 HBP 11 CS HBP | | F B B B I 4-1 5 FC5-2 IBB | | | S B B X 2-1 ① G4-3 | | 2 | 0 | 0 | 0 | 1 | 0 | 0 |
| 5 Matt Holliday, R (1, 7)<br>OBP: 0.397, SLG: 0.612 | | F S X 0-2 27 1B 8 FC5-4 1B | H 1-0 1-2 2-3 HBP | | S B X 1-1 ② FC5-2 27 FC6-4 1-2 3-H | | | S X 0-1 27 F9-6 1B | | 3 | 1 | 2 | 0 | 0 | 0 | 2 |
| 27 Garrett Atkins, R (1, 5)<br>OBP: 0.384, SLG: 0.502 | | F B 1 SAFE F B F B X 3-2 8 FC5-4 1-3 1B | B X 1-0 ② SF9 2-3 3-H | | X 0-0 ③ FC6-4 1-2f | | | B C B X 2-1 ②③ F9-6 1-2 | | 3 | 0 | 1 | 1 | 0 | 0 | 3 |
| 11 Brad Hawpe, L (1, 9)<br>OBP: 0.386, SLG: 0.545 | | S F B C 1-3 ① K | S S B 1-2 ③ CS 3-H | B C F X 1-2 8 G1-6-3 1B | | X 0-0 ① F7 | | | | 3 | 0 | 1 | 0 | 0 | 1 | 2 |
| 8 Yorvit Torrealba, R (1, 2)<br>OBP: 0.255, SLG: 0.327 | | X 0-0 ② FC5-4 6 E 6 S 1-2f 3-H | | B B X 2-0 ① ② G1-6-3 1-2f | | C B X 1-1 ② G3 | | | | 3 | 0 | 0 | 1 | 0 | 0 | 2 |
| 6 Omar Quintanilla, L (1, 6)<br>OBP: 0.292, SLG: 0.318 | | B C I I I 4-1 1-3 IBB | | B B S F F F X 2-2 ③ F7 | | X 0-0 ③ F7 | | | | 2 | 0 | 0 | 0 | 1 | 0 | 0 |
| 49 Byung-Hyun Kim, R (1, 1)<br>OBP: 0.136, SLG: 0.136<br>Jorge Piedra, L (7, PH)<br>OBP: 0.071, SLG: 0.286<br>Jose Mesa, R (8, 1)<br>40 Brian Fuentes, L (9, 1) | | F F X 0-2 ③ G6-3 | | | S B C B F F F F X 2-2 ① L8 | | S C C 0-3 ① K | | | 2<br>1<br>0<br>0 | 0<br>0<br>0<br>0 | 0<br>0<br>0<br>0 | 0<br>0<br>0<br>0 | 0<br>1<br>0<br>0 | 0<br>0<br>0<br>0 | 2<br>0<br>0<br>0 |
| Inning Stats | R: 0 E: 0 K: 1 S: 7 H: 0 LOB: 0 BB: 0 P: 9 | R: 1 E: 0 K: 1 S: 15 H: 2 LOB: 2 BB: 1 P: 23 | R: 1 E: 0 K: 0 S: 8 H: 1 LOB: 1 BB: 0 P: 13 | R: 0 E: 0 K: 0 S: 9 H: 1 LOB: 0 BB: 0 P: 14 | R: 1 E: 0 K: 0 S: 14 H: 2 LOB: 2 BB: 1 P: 22 | R: 0 E: 0 K: 0 S: 4 H: 0 LOB: 0 BB: 0 P: 5 | R: 0 E: 0 K: 2 S: 8 H: 0 LOB: 0 BB: 0 P: 13 | R: 0 E: 0 K: 0 S: 6 H: 1 LOB: 0 BB: 0 P: 10 | | 1B: 5<br>2B: 1<br>3B: 2<br>HR: 0 | SF: 1<br>SAC: 1<br>DP: 2<br>HBP: 2 | | | WP: 0<br>PB: 0<br>SB: 1<br>CS: 1 | PA: 33 | |

| | AB | 26 |
|---|---|---|
| | R | 3 |
| | H | 7 |
| | RBI | 3 |
| | BB | 2 |
| | SO | 4 |
| | LOB | 11 |

| PITCHER | | IP | WLS | BF | H | R | ER | SO | BB | IBB | HBP | BLK | WP | HR | S | P | ERA | WHIP |
|---|---|---|---|---|---|---|---|---|---|---|---|---|---|---|---|---|---|---|
| 44 Vicente Padilla, R<br>ERA: 4.76 | (1, 1) | 6.0 | L | 26 | 6 | 3 | 3 | 2 | 0 | 2 | 2 | 0 | 0 | 0 | 57 | 86 | 4.50 | 1.000 |
| Bryan Corey, R<br>ERA: 2.35 | (7, 1) | 1.0 | | 3 | 0 | 0 | 0 | 2 | 0 | 0 | 0 | 0 | 0 | 0 | 8 | 13 | 0.00 | 0.000 |
| Rick Bauer, R<br>ERA: 3.4 | (8, 1) | 1.0 | | 3 | 1 | 0 | 0 | 0 | 0 | 0 | 0 | 0 | 0 | 0 | 6 | 10 | 0.00 | 1.000 |

| PITCHER | | IP | WLS | BF | H | R | ER | SO | BB | IBB | HBP | BLK | WP | HR | S | P | ERA | WHIP |
|---|---|---|---|---|---|---|---|---|---|---|---|---|---|---|---|---|---|---|

| Batter | 1 | 2 | 3 | 4 | 5 | 6 | 7 | 8 | 9 | AB | R | H | RBI | BB | SO | LOB |
|---|---|---|---|---|---|---|---|---|---|---|---|---|---|---|---|---|
| Jamey Carroll, R (1, 4)<br>OBP: 0.412, SLG: 0.450 | B C B C C<br>2-3 ① K | X<br>0-0 ② ③ G4-6-3<br>1-2f | | | C B B F B X<br>3-2 ② G6-3 | | C B B X<br>2-1 ③ F7 | | | 4 | 0 | 0 | 0 | 0 | 1 | 3 |
| 12 Clint Barmes, R (1, 6)<br>OBP: 0.239, SLG: 0.320 | C B B S X<br>2-2 17 HR 1B | | B S C F X<br>1-2 ① F7 | | C X<br>0-1 ③ P3 | | | B F X<br>1-1 ① F9 | | 4 | 1 | 1 | 0 | 0 | 0 | 0 |
| 17 Todd Helton, L (1, 3)<br>OBP: 0.435, SLG: 0.507 | B C B X<br>2-1 1-H HR | | B C F F H<br>2-2 HBP | | | B C B X<br>2-1 ① G4-3 | | F B F F X<br>1-2 ② G4-3 | | 3 | 1 | 1 | 2 | 0 | 0 | 0 |
| 5 Matt Holliday, R (1, 7)<br>OBP: 0.395, SLG: 0.606 | S B X<br>1-1 ② F8 | | X<br>0-0 ② L9 | | | B B S B B<br>4-1 27 G5-3 11 1B BB | | B F F F X<br>2-2 ③ F9 | | 3 | 1 | 0 | 0 | 1 | 0 | 1 |
| 27 Garrett Atkins, R (1, 5)<br>OBP: 0.379, SLG: 0.495 | B F B C B X<br>3-2 ③ G5-3 | | B F B 1 SAFE S S<br>2-3 ③ K | | | B X<br>1-0 ② G5-3<br>1-2 | | | C C B C<br>1-3 ① K | 4 | 0 | 0 | 0 | 0 | 2 | 2 |
| 11 Brad Hawpe, L (1, 9)<br>OBP: 0.388, SLG: 0.544 | | B X<br>1-0 BB CI 1B | | B X<br>1-0 ① F8 | | C X<br>0-1 2-H 1B | | | B S S B S<br>2-3 ② K | 4 | 0 | 2 | 1 | 0 | 1 | 0 |
| Jorge Piedra, L (1, 10)<br>OBP: 0.118, SLG: 0.471 | | C B B F F<br>2-2 CI BB<br>1-2 | | X<br>0-0 ② P5 | | F B X<br>1-1 ③ G4-3 | | | X<br>0-0 HR | 3 | 1 | 1 | 1 | 0 | 0 | 1 |
| 8 Yorvit Torrealba, R (1, 2)<br>OBP: 0.241, SLG: 0.308<br>JD Closser, S (9, PH)<br>OBP: 0.275, SLG: 0.396 | F C S<br>0-3 ① K | | | F C C<br>0-3 ③ K | | | X<br>0-0 ① G5-3 | | B X<br>1-0 ③ F8 | 3<br>1 | 0<br>0 | 0<br>0 | 0<br>0 | 0<br>0 | 2<br>0 | 2<br>0 |
| Choo Freeman, R (1, 8)<br>OBP: 0.303, SLG: 0.357 | D B B D<br>4-0 G4-6-3<br>1-2<br>2-3 BB | | | | C C X<br>0-2 ① F8 | | C X<br>0-1 ② G5-3 | | | 2 | 0 | 0 | 0 | 1 | 0 | 0 |
| Inning Stats | R: 2 H: 2<br>E: 0 LOB: 0<br>K: 1 BB: 0<br>S: 13 P: 23 | R: 0 H: 1<br>E: 1 LOB: 2<br>K: 1 BB: 1<br>S: 8 P: 15 | R: 0 H: 0<br>E: 0 LOB: 1<br>K: 1 BB: 0<br>S: 11 P: 16 | R: 0 H: 0<br>E: 0 LOB: 0<br>K: 1 BB: 0<br>S: 5 P: 6 | R: 0 H: 0<br>E: 0 LOB: 0<br>K: 0 BB: 0<br>S: 8 P: 11 | R: 1 H: 1<br>E: 0 LOB: 1<br>K: 0 BB: 1<br>S: 8 P: 16 | R: 0 H: 0<br>E: 0 LOB: 0<br>K: 0 BB: 0<br>S: 5 P: 7 | R: 0 H: 0<br>E: 0 LOB: 0<br>K: 0 BB: 0<br>S: 9 P: 13 | R: 1 H: 1<br>E: 0 LOB: 0<br>K: 2 BB: 0<br>S: 8 P: 12 | 1B: 3 SF: 0<br>2B: 0 SAC: 0<br>3B: 0 DP: 1<br>HR: 2 HBP: 1 | | | | | | |

# TOP

## Colorado Rockies @ Los Angeles Angels

Angel Stadium of Anaheim, Anaheim, CA

Mon Jun 26 2006, 7:05 PM PDT

Att. 43,781 - Partly Cloudy - 85 F

livebaseballscorecards.com

| | |
|---|---|
| AB | 31 |
| R | 4 |
| H | 5 |
| RBI | 4 |
| BB | 2 |
| SO | 6 |
| LOB | 9 |

| PITCHER | | IP | WLS | BF | H | R | ER | SO | BB | IBB | HBP | BLK | WP | HR | S | P | ERA | WHIP |
|---|---|---|---|---|---|---|---|---|---|---|---|---|---|---|---|---|---|---|
| 41 John Lackey, R<br>ERA: 3.31 | (1, 1) | 8.0 | W | 31 | 4 | 3 | 3 | 4 | 2 | 0 | 1 | 0 | 0 | 1 | 67 | 107 | 3.38 | 0.750 |
| Francisco Rodríguez, R<br>ERA: 3.18 | (9, 1) | 1.0 | S | 4 | 1 | 1 | 1 | 2 | 0 | 0 | 0 | 0 | 0 | 1 | 8 | 12 | 9.00 | 1.000 |

| PITCHER | IP | WLS | BF | H | R | ER | SO | BB | IBB | HBP | BLK | WP | HR | S | P | ERA | WHIP |
|---|---|---|---|---|---|---|---|---|---|---|---|---|---|---|---|---|---|

# BOTTOM

## Colorado Rockies @ Los Angeles Angels

Angel Stadium of Anaheim, Anaheim, CA

Mon Jun 26 2006, 7:05 PM PDT

Att. 43,781 - Partly Cloudy - 85 F

livebaseballscorecards.com

| Batter | 1 | 2 | 3 | 4 | 5 | 6 | 7 | 8 | 9 | AB | R | H | RBI | BB | SO | LOB |
|---|---|---|---|---|---|---|---|---|---|---|---|---|---|---|---|---|
| 9 Chone Figgins, S (1, 8)<br>OBP: 0.326, SLG: 0.351 | F8 | | G6-3 | | | 27 CS 1B | | 27 G6-3 1B; 2B 1B; 1-2 2-H | | 4 | 1 | 2 | 1 | 0 | 0 | 0 |
| Orlando Cabrera, R (1, 6)<br>OBP: 0.359, SLG: 0.435 | G6-3 | | | F9 | | F8 | | 27 G6-3; 2B 1B; 1-2 2-3 | | 4 | 1 | 1 | 0 | 0 | 0 | 1 |
| 27 Vladimir Guerrero, R (1, 9)<br>OBP: 0.322, SLG: 0.483 | P3 | | | G6-3 | | G5-3; 1-2 | | G6-3; 1-2 2-3 3-H | | 4 | 0 | 0 | 1 | 0 | 0 | 3 |
| 16 Garret Anderson, L (1, 7)<br>OBP: 0.300, SLG: 0.416 | | K | | G3 | | | K | 2B 22 FC1; IBB | | 3 | 0 | 0 | 0 | 1 | 2 | 0 |
| Mike Napoli, R (1, 2)<br>OBP: 0.435, SLG: 0.581 | | BB | | | K | F8 | | 22 FC1; 20 1B; 1-3 2-H 3-H | | 3 | 1 | 1 | 2 | 1 | 1 | 0 |
| 22 Kendrys Morales, S (1, 3)<br>OBP: 0.298, SLG: 0.383 | | F8 | | | 20 2B BB | 20 WP 1B | | FC1; 20 1B; 2-3 3-H | | 3 | 0 | 1 | 0 | 1 | 0 | 3 |
| 20 Juan Rivera, R (1, 10)<br>OBP: 0.329, SLG: 0.444 | | F8 | | | 1-3 2B | | K | 1-2 1B; 3-H | | 4 | 0 | 2 | 1 | 0 | 1 | 2 |
| 6 Maicer Izturis, S (1, 5)<br>OBP: 0.400, SLG: 0.300 | | | L9 | | P6 | | | 9 1B BB; 1B; G6-3 | | 4 | 1 | 1 | 0 | 0 | 0 | 4 |
| Adam Kennedy, L (1, 4)<br>OBP: 0.318, SLG: 0.362 | | | F9 | | K | | | 1B 9 1B; 27 G6-3; 1-2 BB | | 2 | 1 | 0 | 0 | 1 | 1 | 2 |
| Inning Stats | R: 0 E: 0 K: 0 S: 6 H: 0 LOB: 0 BB: 0 P: 7 | R: 0 E: 0 K: 1 S: 8 H: 0 LOB: 1 BB: 1 P: 17 | R: 0 E: 0 K: 0 S: 9 H: 0 LOB: 0 BB: 0 P: 13 | R: 0 E: 0 K: 0 S: 6 H: 0 LOB: 0 BB: 0 P: 10 | R: 0 E: 0 K: 2 S: 13 H: 1 LOB: 2 BB: 1 P: 20 | R: 0 E: 0 K: 0 S: 8 H: 1 LOB: 0 BB: 0 P: 8 | R: 0 E: 0 K: 2 S: 8 H: 1 LOB: 1 BB: 0 P: 12 | R: 5 E: 0 K: 0 S: 18 H: 5 LOB: 2 BB: 2 P: 36 | | 1B: 6 2B: 2 3B: 0 HR: 0 | SF: 0 SAC: 0 DP: 0 HBP: 0 | | | | | | |

| | AB | 31 |
|---|---|---|
| | R | 5 |
| | H | 8 |
| | RBI | 5 |
| | BB | 4 |
| | SO | 5 |
| | LOB | 15 |

| PITCHER | | IP | WLS | BF | H | R | ER | SO | BB | IBB | HBP | BLK | WP | HR | S | P | ERA | WHIP |
|---|---|---|---|---|---|---|---|---|---|---|---|---|---|---|---|---|---|---|
| Jason Jennings, R<br>ERA: 3.93 | (1, 1) | 7.0 | | 27 | 4 | 2 | 2 | 5 | 3 | 0 | 0 | 0 | 1 | 0 | 62 | 96 | 2.57 | 1.000 |
| Jose Mesa, R<br>ERA: 3.28 | (8, 1) | 0.1 | L | 5 | 3 | 2 | 2 | 0 | 0 | 1 | 0 | 0 | 0 | 0 | 7 | 14 | 54.00 | 9.000 |
| 39 Tom Martin, L<br>ERA: 4.82 | (8, 1) | 0.1 | | 1 | 0 | 0 | 0 | 0 | 0 | 0 | 0 | 0 | 0 | 0 | 4 | 6 | 0.00 | 0.000 |
| 61 Ramon E Ramirez, R<br>ERA: 2.12 | (8, 1) | 0.1 | | 2 | 1 | 1 | 1 | 0 | 0 | 0 | 0 | 0 | 0 | 0 | 3 | 7 | 27.00 | 3.000 |

| PITCHER | IP | WLS | BF | H | R | ER | SO | BB | IBB | HBP | BLK | WP | HR | S | P | ERA | WHIP |
|---|---|---|---|---|---|---|---|---|---|---|---|---|---|---|---|---|---|

# Colorado Rockies @ Los Angeles Angels

Angel Stadium of Anaheim, Anaheim, CA

Tue Jun 27 2006, 7:05 PM PDT

Att. 39,341 - Partly Cloudy - 87 F

livebaseballscorecards.com

## TOP

| Batter | 1 | 2 | 3 | 4 | 5 | 6 | 7 | 8 | 9 | AB | R | H | RBI | BB | SO | LOB |
|---|---|---|---|---|---|---|---|---|---|---|---|---|---|---|---|---|
| Jamey Carroll, R (1, 4) (8, 5)<br>OBP: 0.410, SLG: 0.452 | G5-3 | 2B | K | K | | K | | 18 G4-6-3 1B | | 6 | 0 | 2 | 1 | 0 | 3 | 6 |
| 18 Cory Sullivan, L (1, 8)<br>OBP: 0.306, SLG: 0.405 | L6 | F7 | | 5 E 17 BB 27 1B 1B | 5 F9 17 1B 27 WP 1B | K | | G4-6-3 1-2f | | 6 | 2 | 2 | 0 | 0 | 1 | 5 |
| 17 Todd Helton, L (1, 3)<br>OBP: 0.438, SLG: 0.507<br>6 Omar Quintanilla, L (8, PH)<br>OBP: 0.280, SLG: 0.304 (8, 4) | 5 2B 1B | F7 | | 5 E 27 1B BB | 27 WP 1B | FC4-6 1-2f | | K | | 4<br>1 | 1<br>0 | 2<br>0 | 0<br>0 | 1<br>0 | 0<br>1 | 4<br>0 |
| 5 Matt Holliday, R (1, 7)<br>OBP: 0.398, SLG: 0.616<br>19 Ryan Spilborghs, R (8, PH)<br>OBP: 0.351, SLG: 0.485 (8, 7) | 2B | 27 2B 2B | | FC5 27 1B 1B | F9 | | 27 F8 G1-3 2B | K | | 5<br>1 | 3<br>0 | 3<br>0 | 0<br>0 | 0<br>0 | 0<br>1 | 4<br>1 |
| 27 Garrett Atkins, R (1, 5)<br>OBP: 0.381, SLG: 0.496 (8, 3) | K | 11 HR 2B | | 1B 12 1B 1B | G5-3 | | F8 | | 11 G4-3 BB | 5 | 2 | 2 | 3 | 1 | 1 | 4 |
| 11 Brad Hawpe, L (1, 9)<br>OBP: 0.390, SLG: 0.557 | | E9 2B | HR | F8 | K | | G1-3 BB | | G4-3 | 5 | 1 | 2 | 2 | 1 | 1 | 4 |
| Jorge Piedra, L (1, 10)<br>OBP: 0.217, SLG: 0.455 | | 12 1B HBP | S 1B | K | | 12 BB BB 1B | G1-3 | | K | 5 | 1 | 2 | 1 | 0 | 2 | 4 |
| JD Closser, S (1, 2)<br>OBP: 0.298, SLG: 0.385 | | FC5-2-5-1 12 1B | K | 12 1B 1B | | 12 BB BB | 12 FC6-4 BB | | P3 | 4 | 1 | 1 | 1 | 2 | 1 | 4 |
| 12 Clint Barmes, R (1, 6)<br>OBP: 0.246, SLG: 0.323 | | 2B 1B | K | | | 17 FC4-6 BB | FC6-4 | | | 4 | 1 | 2 | 3 | 1 | 1 | 3 |
| Inning Stats | R: 0 E: 0 K: 1 S: 14 H: 2 LOB: 2 BB: 0 P: 19 | R: 3 E: 1 K: 0 S: 16 H: 3 LOB: 1 BB: 0 P: 25 | R: 3 E: 0 K: 3 S: 22 H: 4 LOB: 0 BB: 0 P: 30 | R: 4 E: 1 K: 2 S: 25 H: 4 LOB: 2 BB: 1 P: 43 | R: 1 E: 0 K: 1 S: 11 H: 2 LOB: 1 BB: 0 P: 14 | R: 0 E: 0 K: 2 S: 13 H: 1 LOB: 3 BB: 2 P: 24 | R: 1 E: 0 K: 0 S: 6 H: 1 LOB: 2 BB: 2 P: 17 | R: 0 E: 0 K: 2 S: 18 H: 1 LOB: 1 BB: 0 P: 28 | R: 0 E: 0 K: 1 S: 8 H: 0 LOB: 1 BB: 1 P: 19 | 1B: 11 2B: 6 3B: 0 HR: 1 | | SF: 0 SAC: 0 DP: 1 HBP: 1 | | | | |

| | AB | 46 |
|---|---|---|
| | R | 12 |
| | H | 18 |
| | RBI | 11 |
| | BB | 6 |
| | SO | 12 |
| | LOB | 39 |

WP: 2 PB: 0 SB: 1 CS: 0 PA: 53

| PITCHER | | IP | WLS | BF | H | R | ER | SO | BB | IBB | HBP | BLK | WP | HR | S | P | ERA | WHIP |
|---|---|---|---|---|---|---|---|---|---|---|---|---|---|---|---|---|---|---|
| Jeff Weaver, R<br>ERA: 6.29 | (1, 1) | 2.0 | L | 16 | 9 | 6 | 6 | 1 | 0 | 0 | 1 | 0 | 0 | 1 | 38 | 55 | 27.00 | 4.500 |
| Kevin Gregg, R<br>ERA: 4.78 | (3, 1) | 3.0 | | 17 | 6 | 5 | 2 | 6 | 1 | 0 | 0 | 0 | 1 | 0 | 50 | 76 | 6.00 | 2.333 |
| Hector Carrasco, R<br>ERA: 4.11 | (6, 1) | 2.0 | | 12 | 2 | 1 | 1 | 2 | 4 | 0 | 0 | 0 | 0 | 0 | 19 | 41 | 4.50 | 3.000 |
| Brendan Donnelly, R<br>ERA: 2.78 | (8, 1) | 1.0 | | 4 | 1 | 0 | 0 | 2 | 0 | 0 | 0 | 0 | 1 | 0 | 18 | 28 | 0.00 | 1.000 |
| J.C. Romero, L<br>ERA: 7.33 | (9, 1) | 1.0 | | 4 | 0 | 0 | 0 | 1 | 1 | 0 | 0 | 0 | 0 | 0 | 8 | 19 | 0.00 | 1.000 |

| PITCHER | | IP | WLS | BF | H | R | ER | SO | BB | IBB | HBP | BLK | WP | HR | S | P | ERA | WHIP |
|---|---|---|---|---|---|---|---|---|---|---|---|---|---|---|---|---|---|---|

| Batter | 1 | 2 | 3 | 4 | 5 | 6 | 7 | 8 | 9 | AB | R | H | RBI | BB | SO | LOB |
|---|---|---|---|---|---|---|---|---|---|---|---|---|---|---|---|---|
| 9 Chone Figgins, S (1, 7)<br>OBP: 0.322, SLG: 0.347 | B S C B B X<br>3-2 ①<br>G4-3 | | C C B F B X<br>2-2 ①<br>L1 | | C B F S<br>1-3 ③<br>K | | C F B S<br>1-3 ③<br>K | | | 4 | 0 | 0 | 0 | 0 | 2 | 1 |
| 6 Maicer Izturis, S (1, 5)<br>OBP: 0.407, SLG: 0.341 | B B B C X<br>3-1<br>1B 27 G6-3 2B | | B C C X<br>1-2 ②<br>G6-3 | | | B X<br>1-0<br>39 G3 32 1B G6-3 1B | | C B X<br>1-1 ①<br>F8 | | 4 | 2 | 2 | 0 | 0 | 0 | 0 |
| Orlando Cabrera, R (1, 6)<br>OBP: 0.363, SLG: 0.439<br>32 Erick Aybar, S (6, 6)<br>OBP: 0.357, SLG: 0.571 | B C C C B X<br>2-2<br>27 G6-3 1B<br>2-3 1B | | C F X<br>0-2<br>27 FC6-4 1B | | | B X<br>1-0<br>G6-3 39 G3<br>1-2 1B | | F B X<br>1-1 ②<br>G6-3 | | 2<br>2 | 1<br>0 | 2<br>1 | 0<br>0 | 0<br>0 | 0<br>0 | 0<br>0 |
| 27 Vladimir Guerrero, R (1, 9)<br>OBP: 0.320, SLG: 0.480<br>39 Robb Quinlan, R (6, 9)<br>OBP: 0.282, SLG: 0.420 | B F X<br>1-1 ②<br>G6-3<br>1-2<br>3-H | | B B X<br>2-0 ③<br>FC6-4<br>1-2f | | | F F X<br>0-2 ①<br>G3<br>1-2<br>2-3 | | C X<br>0-1<br>HR | | 2<br>2 | 0<br>1 | 0<br>1 | 1<br>1 | 0<br>0 | 0<br>0 | 2<br>2 |
| Mike Napoli, R (1, 2)<br>OBP: 0.437, SLG: 0.578 | X<br>0-0<br>2-H 1B | | | B F X<br>1-1<br>20 FC4-6 1B | | X<br>0-0 ②<br>G6-3<br>2-3<br>3-H | | X<br>0-0 ③<br>F7 | | 4 | 0 | 2 | 2 | 0 | 0 | 1 |
| 20 Juan Rivera, R (1, 10)<br>OBP: 0.321, SLG: 0.432 | B C B B X<br>3-1 ③<br>G1-3 | | | C B C X<br>1-2 ①<br>FC4-6 22 G6-4-3<br>1-2f | | F F X<br>0-2 ③<br>G6-3 | | | B C B X<br>2-1 ①<br>G6-3 | 4 | 0 | 0 | 0 | 0 | 0 | 3 |
| 22 Kendrys Morales, S (1, 3)<br>OBP: 0.289, SLG: 0.371 | | C X<br>0-1 ①<br>G1-3 | | X<br>0-0 ② ③<br>G6-4-3<br>1-2f | | | B X<br>1-0 ①<br>G4-3 | | F X<br>0-1 ②<br>G5-3 | 4 | 0 | 0 | 0 | 0 | 0 | 1 |
| 65 Tommy Murphy, S (1, 8)<br>OBP: 0.306, SLG: 0.432 | | B X<br>1-0 ②<br>G6-3 | | | C C B B B F X<br>3-2 ①<br>G4-3 | | B X<br>1-0 ②<br>G3-1 | | B X<br>1-0<br>1B | 4 | 0 | 1 | 0 | 0 | 0 | 0 |
| Adam Kennedy, L (1, 4)<br>OBP: 0.317, SLG: 0.360 | | C B F X<br>1-2 ③<br>P6 | | | X<br>0-0 ②<br>G3 | | S B X<br>1-1<br>1B | | C S X<br>0-2 ③<br>G6-3 | 4 | 0 | 1 | 0 | 0 | 0 | 1 |
| Inning Stats | R: 2 E: 0 K: 0 S: 13<br>H: 3 LOB: 1 BB: 0 P: 25 | R: 0 E: 0 K: 0 S: 6<br>H: 0 LOB: 0 BB: 0 P: 8 | R: 0 E: 0 K: 0 S: 11<br>H: 1 LOB: 1 BB: 0 P: 16 | R: 0 E: 0 K: 0 S: 6<br>H: 1 LOB: 0 BB: 0 P: 8 | R: 0 E: 0 K: 1 S: 8<br>H: 0 LOB: 0 BB: 0 P: 12 | R: 1 E: 0 K: 0 S: 9<br>H: 2 LOB: 1 BB: 0 P: 11 | R: 0 E: 0 K: 1 S: 7<br>H: 1 LOB: 1 BB: 0 P: 11 | R: 1 E: 0 K: 0 S: 7<br>H: 1 LOB: 0 BB: 0 P: 9 | R: 0 E: 0 K: 0 S: 8<br>H: 1 LOB: 1 BB: 0 P: 11 | | | | | | | |

| PITCHER | | IP | WLS | BF | H | R | ER | SO | BB | IBB | HBP | BLK | WP | HR | S | P | ERA | WHIP |
|---|---|---|---|---|---|---|---|---|---|---|---|---|---|---|---|---|---|---|
| 28 Aaron Cook, R<br>ERA: 3.49 | (1, 1) | 7.0 | W | 28 | 8 | 3 | 3 | 2 | 0 | 0 | 0 | 0 | 0 | 0 | 60 | 91 | 3.86 | 1.143 |
| Ray King, L<br>ERA: 4.15 | (8, 1) | 2.0 | | 8 | 2 | 1 | 1 | 0 | 0 | 0 | 0 | 0 | 0 | 1 | 15 | 20 | 4.50 | 1.000 |

| PITCHER | IP | WLS | BF | H | R | ER | SO | BB | IBB | HBP | BLK | WP | HR | S | P | ERA | WHIP |
|---|---|---|---|---|---|---|---|---|---|---|---|---|---|---|---|---|---|

# BOTTOM

## Colorado Rockies @ Los Angeles Angels

Angel Stadium of Anaheim, Anaheim, CA

Tue Jun 27 2006, 7:05 PM PDT

Att. 39,341 - Partly Cloudy - 87 F

livebaseballscorecards.com

| | |
|---|---|
| AB | 36 |
| R | 4 |
| H | 10 |
| RBI | 4 |
| BB | 0 |
| SO | 2 |
| LOB | 11 |

| | | | |
|---|---|---|---|
| 1B: 8 | SF: 0 | WP: 0 | PA: 36 |
| 2B: 1 | SAC: 0 | PB: 0 | |
| 3B: 0 | DP: 1 | SB: 0 | |
| HR: 1 | HBP: 0 | CS: 0 | |

| Batter | 1 | 2 | 3 | 4 | 5 | 6 | 7 | 8 | 9 | AB | R | H | RBI | BB | SO | LOB |
|---|---|---|---|---|---|---|---|---|---|---|---|---|---|---|---|---|
| Jamey Carroll, R (1, 4)<br>OBP: 0.402, SLG: 0.441 | C S F B F C<br>1-3 K | | 1 SAFE B C 1 C B F D F<br>3-2 F X F7 | | C X<br>0-1 G6-3 | | | C C F B F B F F F<br>2-3 S K | C C B B F X<br>2-2 G5-3 | 5 | 0 | 0 | 0 | 0 | 2 | 1 |
| 18 Cory Sullivan, L (1, 8)<br>OBP: 0.312, SLG: 0.414 | F F B B F X<br>2-2 2B | | 1 SAFE F B B 1 SAFE 1 SAFE S 1 SAFE 1 SAFE<br>2-3 F S K | | C X<br>0-1 17 G4-6-3 1B | | | B F X<br>1-1 5 F9 17 BB 27 1B 1B | C C F X<br>0-2 G6-3 | 5 | 1 | 3 | 0 | 0 | 1 | 1 |
| 17 Todd Helton, L (1, 3)<br>OBP: 0.437, SLG: 0.500 | C B S X<br>1-2 F9 | | | B C B B B<br>4-1 5 2B 11 BB BB | 1 SAFE C F F F F X<br>0-2 G4-6-3<br>1-2f | | | D B B B<br>4-0 11 BB 27 1B 1-2 2B BB | X<br>0-0 G4-3 | 3 | 2 | 0 | 0 | 2 | 0 | 2 |
| 5 Matt Holliday, R (1, 7)<br>OBP: 0.396, SLG: 0.614 | S B S B F S<br>2-3 K | | | X<br>0-0 11 BB 1-3 SF8 2B | | S F F B F B X<br>2-2 E5 27 CS | | B X<br>1-0 F9<br>2-3 | | 4 | 1 | 1 | 0 | 0 | 1 | 3 |
| 27 Garrett Atkins, R (1, 5)<br>OBP: 0.386, SLG: 0.498 | | B X<br>1-0 11 G3-6-3 1B | | B B B B<br>4-0 11 BB BB | | C C 1 SAFE B B B F S<br>3-3 K<br>1-2 | | C B B C X<br>2-2 11 BB 1-2 2B 3-H 1B | | 3 | 1 | 2 | 1 | 1 | 1 | 1 |
| 11 Brad Hawpe, L (1, 9)<br>OBP: 0.392, SLG: 0.553 | | T B X<br>1-1 G3-6-3 1-2f | | C B B B B<br>4-1 1-2 2-3 3-H BB | | B X<br>1-0 F7 | | B B F B B<br>4-1 1-2 2-3 2B BB | | 2 | 1 | 0 | 1 | 2 | 0 | 1 |
| Jorge Piedra, L (1, 10)<br>OBP: 0.222, SLG: 0.462 | | C F B B S<br>2-3 K | | B C B B B 3 SAFE F X<br>3-2 F7 | | | B X<br>1-0 F9 | B F X<br>1-1 1-H 2-H 3-H 2B | | 4 | 0 | 1 | 3 | 0 | 1 | 3 |
| JD Closser, S (1, 2)<br>OBP: 0.295, SLG: 0.370 | | | C X<br>0-1 L8 | C B B X<br>2-1 SF8 3-H | | | C B F X<br>1-2 G4-3 | I I I I<br>4-0 IBB | | 2 | 0 | 0 | 1 | 1 | 0 | 0 |
| 12 Clint Barmes, R (1, 6)<br>OBP: 0.246, SLG: 0.319 | | | B B C B B<br>4-1 BB | C C C<br>0-3 K | | | X<br>0-0 B1 | C B F D F X<br>2-2 P4 | | 3 | 0 | 0 | 0 | 1 | 1 | 4 |
| Inning Stats | R: 0 H: 1<br>E: 0 LOB: 1<br>K: 2 BB: 0<br>S: 16 P: 22 | R: 0 H: 1<br>E: 0 LOB: 0<br>K: 1 BB: 0<br>S: 6 P: 10 | R: 0 H: 0<br>E: 0 LOB: 1<br>K: 1 BB: 1<br>S: 13 P: 22 | R: 2 H: 1<br>E: 0 LOB: 2<br>K: 1 BB: 3<br>S: 11 P: 28 | R: 0 H: 1<br>E: 0 LOB: 0<br>K: 0 BB: 0<br>S: 10 P: 10 | R: 0 H: 0<br>E: 1 LOB: 0<br>K: 1 BB: 0<br>S: 10 P: 16 | R: 0 H: 0<br>E: 0 LOB: 0<br>K: 0 BB: 0<br>S: 5 P: 7 | R: 4 H: 3<br>E: 0 LOB: 2<br>K: 1 BB: 3<br>S: 21 P: 42 | R: 0 H: 0<br>E: 0 LOB: 0<br>K: 0 BB: 0<br>S: 9 P: 11 | 1B: 4 SF: 1<br>2B: 3 SAC: 0<br>3B: 0 DP: 2<br>HR: 0 HBP: 0 | | | | | | WP: 0 PA: 39<br>PB: 0<br>SB: 0<br>CS: 1 | |

# TOP

## Colorado Rockies @ Los Angeles Angels

Angel Stadium of Anaheim, Anaheim, CA

Wed Jun 28 2006, 7:05 PM PDT

Att. 38,153 - Clear - 84 F

livebaseballscorecards.com

| | |
|---|---|
| AB | 31 |
| R | 6 |
| H | 7 |
| RBI | 6 |
| BB | 7 |
| SO | 7 |
| LOB | 16 |

| PITCHER | | IP | WLS | BF | H | R | ER | SO | BB | IBB | HBP | BLK | WP | HR | S | P | ERA | WHIP |
|---|---|---|---|---|---|---|---|---|---|---|---|---|---|---|---|---|---|---|
| 54 Ervin Santana, R<br>ERA: 3.92 | (1, 1) | 7.0 | | 27 | 4 | 2 | 2 | 6 | 4 | 0 | 0 | 0 | 0 | 0 | 71 | 115 | 2.57 | 1.143 |
| 62 Scot Shields, R<br>ERA: 2.32 | (8, 1) | 1.0 | L | 9 | 3 | 4 | 4 | 1 | 2 | 1 | 0 | 0 | 0 | 0 | 21 | 42 | 36.00 | 5.000 |
| J.C. Romero, L<br>ERA: 7.07 | (9, 1) | 1.0 | | 3 | 0 | 0 | 0 | 0 | 0 | 0 | 0 | 0 | 0 | 0 | 9 | 11 | 0.00 | 0.000 |

| PITCHER | IP | WLS | BF | H | R | ER | SO | BB | IBB | HBP | BLK | WP | HR | S | P | ERA | WHIP |
|---|---|---|---|---|---|---|---|---|---|---|---|---|---|---|---|---|---|

# BOTTOM

| Batter | 1 | 2 | 3 | 4 | 5 | 6 | 7 | 8 | 9 | AB | R | H | RBI | BB | SO | LOB |
|---|---|---|---|---|---|---|---|---|---|---|---|---|---|---|---|---|
| 6 Maicer Izturis, S (1, 5)<br>OBP: 0.390, SLG: 0.327 | B B C X<br>2-1<br>20 2B<br>1B | | C B B F F B X<br>3-2<br>E5<br>20 G6-4-3 | | C S B X<br>1-2 ①<br>G6-3 | 1 SAFE C 1 SAFE F X<br>0-2 ③<br>F7 | | B C X<br>1-1 ③<br>FC6-4<br>1-2f | | 5 | 1 | 1 | 0 | 0 | 0 | 2 |
| 20 Juan Rivera, R (1, 7)<br>OBP: 0.323, SLG: 0.437 | 1 SAFE C X<br>0-1<br>F9<br>1-H<br>2B | | 1 SAFE C B 1 SAFE 1 SAFE X<br>1-1 ① ②<br>G6-4-3<br>1-2f | | B C B X<br>2-1<br>HBP<br>27 1B<br>1B | | B S B X<br>2-1 ①<br>F8 | | C F B C<br>1-3 ①<br>K | 5 | 0 | 2 | 1 | 0 | 1 | 1 |
| Orlando Cabrera, R (1, 6)<br>OBP: 0.364, SLG: 0.436 | B B C B B<br>4-1<br>S<br>BB | | X<br>0-0 ②<br>27 2B<br>1B | | F B C F X<br>1-2 ②<br>F8 | X<br>0-0 ②<br>F8 | | | B B C X<br>2-1 ②<br>P6 | 4 | 0 | 1 | 0 | 1 | 0 | 1 |
| 27 Vladimir Guerrero, R (1, 9)<br>OBP: 0.327, SLG: 0.490 | B B X<br>2-0 ①<br>F7 | | C X<br>0-1 ③<br>1-H<br>2B | | B B X<br>2-0<br>HBP<br>1-2<br>1B | | B B F B X<br>3-1<br>2B<br>2B | | B S B F F F B B<br>4-2<br>DI<br>BB | 4 | 1 | 3 | 0 | 1 | 0 | 2 |
| Mike Napoli, R (1, 2)<br>OBP: 0.436, SLG: 0.575 | C F F F F F B X<br>1-2 ②<br>F9<br>2-3 | | | C B S B F C<br>2-3 ①<br>K | H<br>1-0<br>1-2<br>2-3<br>HBP | | C D X<br>1-1<br>2-H<br>2B | | C B C B S<br>2-3 ③<br>K<br>1-2 | 4 | 0 | 1 | 1 | 0 | 2 | 3 |
| Tim Salmon, R (1, 10)<br>OBP: 0.384, SLG: 0.482 | C F 1 SAFE D S<br>1-3 ③<br>K<br>1-2 | | | F B B B B<br>4-1<br>39 1B<br>BB | X<br>0-0 ③<br>P6 | | B X<br>1-0 ③<br>P6 | | | 3 | 0 | 0 | 0 | 1 | 1 | 6 |
| 39 Robb Quinlan, R (1, 3)<br>OBP: 0.283, SLG: 0.417<br>22 Kendrys Morales, S (8, PH)<br>OBP: 0.287, SLG: 0.368<br>(9, 3) | | B C X<br>1-1 ①<br>L5 | | F B 1 SAFE C B F X<br>2-2<br>1-2<br>1B | | C B F S<br>1-3 ①<br>K | | B C X<br>1-1 ①<br>F8 | | 3<br>1 | 0<br>0 | 1<br>0 | 0<br>0 | 0<br>0 | 1<br>0 | 0<br>0 |
| 65 Tommy Murphy, S (1, 8)<br>OBP: 0.302, SLG: 0.438 | | L B B X<br>2-1 ②<br>F8 | | X<br>0-0 ②<br>F9 | | B X<br>1-0<br>FC1-6<br>2B | | B X<br>1-0 ②<br>G4-3 | | 4 | 0 | 1 | 0 | 0 | 0 | 2 |
| Adam Kennedy, L (1, 4)<br>OBP: 0.316, SLG: 0.355 | | B B C X<br>2-1 ③<br>F7 | | C B B F S<br>2-3 ③<br>K | | C X<br>0-1 ②<br>FC1-6<br>2-3 | | B C B B F B<br>4-2<br>6 FC6-4<br>BB | | 3 | 0 | 0 | 0 | 1 | 1 | 3 |
| Inning Stats | R: 1 H: 2<br>E: 0 LOB: 2<br>K: 1 BB: 1<br>S: 16 P: 26 | R: 0 H: 0<br>E: 0 LOB: 0<br>K: 0 BB: 0<br>S: 6 P: 11 | R: 0 H: 2<br>E: 1 LOB: 2<br>K: 0 BB: 0<br>S: 9 P: 13 | R: 0 H: 1<br>E: 0 LOB: 2<br>K: 2 BB: 1<br>S: 13 P: 23 | R: 0 H: 2<br>E: 0 LOB: 3<br>K: 0 BB: 0<br>S: 11 P: 18 | R: 0 H: 1<br>E: 0 LOB: 1<br>K: 1 BB: 0<br>S: 9 P: 11 | R: 1 H: 2<br>E: 0 LOB: 1<br>K: 0 BB: 0<br>S: 8 P: 15 | R: 0 H: 0<br>E: 0 LOB: 1<br>K: 0 BB: 1<br>S: 7 P: 14 | R: 0 H: 0<br>E: 0 LOB: 1<br>K: 2 BB: 1<br>S: 12 P: 21 | 1B: 5<br>2B: 5<br>3B: 0<br>HR: 0 | SF: 0<br>SAC: 0<br>DP: 1<br>HBP: 1 | | | WP: 0<br>PB: 0<br>SB: 1<br>CS: 0 | PA: 41 | | |

| PITCHER | IP | WLS | BF | H | R | ER | SO | BB | IBB | HBP | BLK | WP | HR | S | P | ERA | WHIP |
|---|---|---|---|---|---|---|---|---|---|---|---|---|---|---|---|---|---|
| 26 Jeff Francis, L (1, 1)<br>ERA: 4.25 | 6.2 | | 31 | 9 | 2 | 2 | 4 | 2 | 0 | 1 | 0 | 0 | 0 | 69 | 112 | 2.70 | 1.650 |
| 61 Ramon E Ramirez, R (7, 1)<br>ERA: 2.1 | 0.1 | W | 2 | 1 | 0 | 0 | 0 | 0 | 0 | 0 | 0 | 0 | 0 | 3 | 5 | 0.00 | 3.000 |
| Jose Mesa, R (8, 1)<br>ERA: 3.19 | 1.0 | | 4 | 0 | 0 | 0 | 0 | 1 | 0 | 0 | 0 | 0 | 0 | 7 | 14 | 0.00 | 1.000 |
| 40 Brian Fuentes, L (9, 1)<br>ERA: 2.27 | 1.0 | | 4 | 0 | 0 | 0 | 2 | 1 | 0 | 0 | 0 | 0 | 0 | 12 | 21 | 0.00 | 1.000 |

| PITCHER | IP | WLS | BF | H | R | ER | SO | BB | IBB | HBP | BLK | WP | HR | S | P | ERA | WHIP |
|---|---|---|---|---|---|---|---|---|---|---|---|---|---|---|---|---|---|

# Colorado Rockies @ Los Angeles Angels

Angel Stadium of Anaheim, Anaheim, CA

Wed Jun 28 2006, 7:05 PM PDT

Att. 38,153 - Clear - 84 F

livebaseballscorecards.com

| | |
|---|---|
| AB | 36 |
| R | 2 |
| H | 10 |
| RBI | 2 |
| BB | 4 |
| SO | 6 |
| LOB | 20 |

| Batter | 1 | 2 | 3 | 4 | 5 | 6 | 7 | 8 | 9 | AB | R | H | RBI | BB | SO | LOB |
|---|---|---|---|---|---|---|---|---|---|---|---|---|---|---|---|---|
| Jamey Carroll, R (1, 4)<br>OBP: 0.399, SLG: 0.438 | C C F B F S<br>1-3 ① K | | B B C S C<br>2-3 ③ K | | B B S B X<br>3-1 12 CS 3-H 1B | | | C X<br>0-1 ① G4-3 | | 4 | 0 | 1 | 1 | 0 | 2 | 0 |
| 12 Clint Barmes, R (1, 6)<br>OBP: 0.246, SLG: 0.316 | B B C B F B<br>4-2 17 BB BB | | | X<br>0-0 ① F9 | C C<br>1 SAFE<br>1 SAFE<br>0-2 ③ CS 1-2 | B C X<br>1-1 ① L4 | | C X<br>0-1 ② F7 | | 3 | 0 | 0 | 0 | 1 | 0 | 0 |
| 17 Todd Helton, L (1, 3)<br>OBP: 0.434, SLG: 0.494 | B 1 SAFE<br>B S B B<br>4-1 5 G1-4-3 1-2 BB | | | F X<br>0-1 ② L9 | | L X<br>0-1 ② G4-3 | | B X<br>1-0 ③ L7 | | 3 | 0 | 0 | 0 | 1 | 0 | 0 |
| 5 Matt Holliday, R (1, 10)<br>OBP: 0.394, SLG: 0.608 | X<br>0-0 ② ③ G1-4-3 1-2f | | | B B C F B B<br>4-2 27 1B BB | | C B X<br>1-1 ③ P2 | | | F S C<br>0-3 ① K | 3 | 0 | 0 | 0 | 1 | 1 | 2 |
| 27 Garrett Atkins, R (1, 5)<br>OBP: 0.387, SLG: 0.498 | | B C B B C X<br>3-2 19 G5-4-3 1B | | C B X<br>1-1 1-2 1B | | | X<br>0-0 ① F9 | | C X<br>0-1 ② F9 | 4 | 0 | 2 | 0 | 0 | 0 | 0 |
| 19 Ryan Spilborghs, R (1, 7)<br>OBP: 0.333, SLG: 0.457 | | F B F F D F X<br>2-2 ① ② G5-4-3 1-2f | | F C B S<br>1-3 ③ K | | | C B B F X<br>2-2 ② G4-3 | | X<br>0-0 ③ F9 | 4 | 0 | 0 | 0 | 0 | 1 | 3 |
| 11 Brad Hawpe, L (1, 9)<br>OBP: 0.395, SLG: 0.564 | | C C B F E X<br>1-2 ③ F8 | | | C B B B F F B<br>4-2 8 G3 SH2-3 1B BB | | X<br>0-0 HR | | | 2 | 2 | 1 | 1 | 1 | 0 | 0 |
| 8 Yorvit Torrealba, R (1, 2)<br>OBP: 0.250, SLG: 0.315 | | | C B X<br>1-1 ① G5-3 | | X<br>0-0 ① SH2-3 1-2 | | X<br>0-0 1B | | | 2 | 0 | 1 | 0 | 0 | 0 | 0 |
| Choo Freeman, R (1, 8)<br>OBP: 0.293, SLG: 0.345 | | | C S B F X<br>1-2 ② P4 | | S X<br>0-1 ② G3 2-3 | | C B C B X<br>2-2 ③ F9 | | | 3 | 0 | 0 | 0 | 0 | 0 | 2 |
| Inning Stats | R: 0 H: 0<br>E: 0 LOB: 1<br>K: 1 BB: 2<br>S: 9 P: 18 | R: 0 H: 1<br>E: 0 LOB: 0<br>K: 0 BB: 0<br>S: 13 P: 19 | R: 0 H: 0<br>E: 0 LOB: 0<br>K: 1 BB: 0<br>S: 9 P: 13 | R: 0 H: 1<br>E: 0 LOB: 2<br>K: 1 BB: 1<br>S: 10 P: 16 | R: 1 H: 1<br>E: 0 LOB: 0<br>K: 0 BB: 1<br>S: 10 P: 17 | R: 0 H: 0<br>E: 0 LOB: 0<br>K: 0 BB: 0<br>S: 6 P: 8 | R: 1 H: 2<br>E: 0 LOB: 1<br>K: 0 BB: 0<br>S: 9 P: 13 | R: 0 H: 0<br>E: 0 LOB: 0<br>K: 0 BB: 0<br>S: 5 P: 6 | R: 0 H: 0<br>E: 0 LOB: 0<br>K: 1 BB: 0<br>S: 6 P: 6 | 1B: 4 SF: 0<br>2B: 0 SAC: 1<br>3B: 0 DP: 2<br>HR: 1 HBP: 0 | | | | | | WP: 0 PA: 34<br>PB: 0<br>SB: 0<br>CS: 1 |

| PITCHER | IP | WLS | BF | H | R | ER | SO | BB | IBB | HBP | BLK | WP | HR | S | P | ERA | WHIP |
|---|---|---|---|---|---|---|---|---|---|---|---|---|---|---|---|---|---|
| Jamie Moyer, L (1, 1)<br>ERA: 3.39 | 9.0 | L | 33 | 5 | 2 | 2 | 4 | 4 | 0 | 0 | 0 | 0 | 1 | 77 | 116 | 2.00 | 1.000 |

| PITCHER | IP | WLS | BF | H | R | ER | SO | BB | IBB | HBP | BLK | WP | HR | S | P | ERA | WHIP |
|---|---|---|---|---|---|---|---|---|---|---|---|---|---|---|---|---|---|

# TOP

Colorado Rockies @ Seattle Mariners

Safeco Field, Seattle, WA

Fri Jun 30 2006, 7:05 PM PDT

Att. 31,610 - Clear - 80 F

livebaseballscorecards.com

| | |
|---|---|
| AB | 28 |
| R | 2 |
| H | 5 |
| RBI | 2 |
| BB | 4 |
| SO | 4 |
| LOB | 7 |

# BOTTOM

## Colorado Rockies @ Seattle Mariners

Safeco Field, Seattle, WA

Fri Jun 30 2006, 7:05 PM PDT

Att. 31,610 - Clear - 80 F

livebaseballscorecards.com

| Batter | 1 | 2 | 3 | 4 | 5 | 6 | 7 | 8 | 9 | AB | R | H | RBI | BB | SO | LOB |
|---|---|---|---|---|---|---|---|---|---|---|---|---|---|---|---|---|
| 51 Ichiro Suzuki, L (1, 9)<br>OBP: 0.401, SLG: 0.436 | C X 0-1 ① L7 | | | B F B X 2-1 ① G1-3 | | | X 0-0 ① P6 | | | 3 | 0 | 0 | 0 | 0 | 0 | 0 |
| 29 Adrian Beltré, R (1, 5)<br>OBP: 0.326, SLG: 0.409 | B X 1-0 4 G4-6-3 1B | | | C X 0-1 ② G5-3 | | | C B B F B X 3-2 ② F7 | | | 3 | 0 | 1 | 0 | 0 | 0 | 0 |
| 4 Jose Lopez, R (1, 4)<br>OBP: 0.316, SLG: 0.472 | C X 0-1 ②③ G4-6-3 1-2f | | | C B S X 1-2 ③ F7 | | | B B C X 2-1 ③ G6-3 | | | 3 | 0 | 0 | 0 | 0 | 0 | 1 |
| Raul Ibanez, L (1, 7)<br>OBP: 0.357, SLG: 0.532 | | C B B S B X 3-2 ① G6-3 | | | L B B B 4-1 G5-4-3 BB | | | B C B F F C 2-3 ① K | | 2 | 0 | 0 | 0 | 1 | 1 | 0 |
| Richie Sexson, R (1, 3)<br>OBP: 0.293, SLG: 0.417 | | C C X 0-2 ② G5-3 | | | F X 0-1 ①② G5-4-3 1-2f | | | C S B B B X 3-2 ② F7 | | 3 | 0 | 0 | 0 | 0 | 0 | 1 |
| Carl Everett, S (1, 10)<br>OBP: 0.314, SLG: 0.375 | | C B F B X 2-2 ③ P5 | | | S B S B B X 3-2 ③ F9 | | | X 0-0 ③ F8 | | 3 | 0 | 0 | 0 | 0 | 0 | 0 |
| 2 Kenji Johjima, R (1, 2)<br>OBP: 0.347, SLG: 0.484 | | | B X 1-0 ① G1-3 | | | X 0-0 7 G3-6-3 1B | | | F B B F X 2-2 ① F8 | 3 | 0 | 1 | 0 | 0 | 0 | 0 |
| 7 Jeremy Reed, L (1, 8)<br>OBP: 0.266, SLG: 0.379 | | | F X 0-1 ② G4-3 | | | B B B C X 3-1 ①② G3-6-3 1-2f | | | C X 0-1 ② G1-3 | 3 | 0 | 0 | 0 | 0 | 0 | 1 |
| 7 Yuniesky Betancourt, R (1, 6)<br>OBP: 0.304, SLG: 0.408 | | | C B S X 1-2 ③ G3 | | | X 0-0 ③ F7 | | | C X 0-1 ③ G6-3 | 3 | 0 | 0 | 0 | 0 | 0 | 0 |

| | AB | R | H | RBI | BB | SO | LOB |
|---|---|---|---|---|---|---|---|
| **AB** | **26** | | | | | | |
| **R** | **0** | | | | | | |
| **H** | **2** | | | | | | |
| **RBI** | **0** | | | | | | |
| **BB** | **1** | | | | | | |
| **SO** | **1** | | | | | | |
| **LOB** | **3** | | | | | | |

| Inning Stats | 1 | 2 | 3 | 4 | 5 | 6 | 7 | 8 | 9 | 1B | SF | WP | PA |
|---|---|---|---|---|---|---|---|---|---|---|---|---|---|
| R | 0 | 0 | 0 | 0 | 0 | 0 | 0 | 0 | 0 | 2 | 0 | 0 | 27 |
| E | 0 | 0 | 0 | 0 | 0 | 0 | 0 | 0 | 0 | 2B 0 | SAC 0 | PB 0 | |
| K | 0 | 0 | 0 | 0 | 0 | 0 | 0 | 1 | 0 | 3B 0 | DP 3 | SB 0 | |
| S | 5 | 9 | 6 | 7 | 6 | 4 | 6 | 8 | 7 | HR 0 | HBP 0 | CS 0 | |
| H | 1 | 0 | 0 | 0 | 1 | 1 | 0 | 0 | 0 | | | | |
| LOB | 0 | 0 | 0 | 0 | 0 | 0 | 0 | 0 | 0 | | | | |
| BB | 0 | 0 | 0 | 0 | 1 | 0 | 0 | 0 | 0 | | | | |
| P | 6 | 14 | 8 | 10 | 13 | 7 | 11 | 13 | 9 | | | | |

| PITCHER | IP | WLS | BF | H | R | ER | SO | BB | IBB | HBP | BLK | WP | HR | S | P | ERA | WHIP |
|---|---|---|---|---|---|---|---|---|---|---|---|---|---|---|---|---|---|
| 37 Josh Fogg, R (1, 1)<br>ERA: 4.58 | 9.0 | W | 27 | 2 | 0 | 0 | 1 | 1 | 0 | 0 | 0 | 0 | 0 | 58 | 91 | 0.00 | 0.333 |

| PITCHER | IP | WLS | BF | H | R | ER | SO | BB | IBB | HBP | BLK | WP | HR | S | P | ERA | WHIP |
|---|---|---|---|---|---|---|---|---|---|---|---|---|---|---|---|---|---|

| Batter | 1 | 2 | 3 | 4 | 5 | 6 | 7 | 8 | 9 | AB | R | H | RBI | BB | SO | LOB |
|---|---|---|---|---|---|---|---|---|---|---|---|---|---|---|---|---|
| Jamey Carroll, R (1, 4)<br>OBP: 0.403, SLG: 0.446 | C F F F F X<br>0-2 ① F7 | C S F F D F X<br>1-2 18 1B 1B<br>1-H<br>2-H | B 1 SAFE C B B X<br>3-1 1-3 2B | | | C C F F X<br>0-2 18 2B 1B | | C X<br>0-1 ① G4-3 | | 5 | 1 | 3 | 2 | 0 | 0 | 0 |
| 18 Cory Sullivan, L (1, 8)<br>OBP: 0.315, SLG: 0.419<br>19 Ryan Spilborghs, R (8, PH)<br>OBP: 0.329, SLG: 0.451 (8, 8) | B B C X<br>2-1 ② L7 | X<br>0-0 17 BB 5 1B 1B<br>2-H | B F F D B C<br>3-3 ③ K | | | 1 SAFE 1 SAFE C L X<br>0-2 1-3 2B | | C B B B T<br>2-2 ② K | | 4<br>1 | 1<br>0 | 2<br>0 | 1<br>0 | 0<br>0 | 1<br>1 | 2<br>0 |
| 17 Todd Helton, L (1, 3)<br>OBP: 0.434, SLG: 0.489 | F X<br>0-1 5 FC6-4 1B | B 1 SAFE B C B B<br>4-1 5 1B 1-2 BB | | C C B F X<br>1-2 ① G4-3 | | X<br>0-0 ① G1-3 | | S F B B X<br>2-2 ③ G1-3 | | 4 | 0 | 1 | 0 | 1 | 0 | 2 |
| 5 Matt Holliday, R (1, 7)<br>OBP: 0.395, SLG: 0.603 | X<br>0-0 ③ FC6-4<br>1-2f | C X<br>0-1 ③ 1-3 2-H 1B | | X<br>0-0 ② G5-3 | | I I I<br>4-0 IBB | | | C X<br>0-1 ① G6-3 | 4 | 0 | 1 | 1 | 1 | 0 | 1 |
| 27 Garrett Atkins, R (1, 5)<br>OBP: 0.381, SLG: 0.490 | | B C X<br>1-1 ① G6-3 | X<br>0-0 ① F8 | B X<br>1-0 ③ G6-3 | | C X<br>0-1 ② P3 | | | C B B B F C<br>3-3 ② K | 5 | 0 | 0 | 0 | 0 | 1 | 3 |
| 11 Brad Hawpe, L (1, 9)<br>OBP: 0.395, SLG: 0.569 | | C B S X<br>1-2 12 1B 2B | F B B B C X<br>3-2 G4-3 8 HR 2B | | B C C S<br>2-3 ① K | X<br>0-0 ③ L9 | | | S S S<br>0-3 ③ K | 5 | 2 | 2 | 0 | 0 | 2 | 3 |
| Jorge Piedra, L (1, 10)<br>OBP: 0.194, SLG: 0.400 | | F B F B F F S<br>2-3 ② K | F B X<br>1-1 ② G4-3 2-3 | | C B X<br>1-1 ② F7 | | B F F B F F B F X<br>3-2 ① F9 | | | 4 | 0 | 0 | 0 | 0 | 1 | 2 |
| 8 Yorvit Torrealba, R (1, 2)<br>OBP: 0.281, SLG: 0.386 | | B B B B<br>4-0 BLK 12 1B 1B BB | B B X<br>2-0 3-H HR | | B C B B X<br>3-1 12 WP 1B | | X<br>0-0 ② F9 | | | 3 | 2 | 2 | 2 | 1 | 0 | 0 |
| 12 Clint Barmes, R (1, 6)<br>OBP: 0.246, SLG: 0.315 | | C C X<br>0-2 BLK 1-2 2-H 1B | C F X<br>0-2 E6 2B | | C F F 1 SAFE B 1 SAFE B F X<br>2-2 ③ F8 1-2 | | C B X<br>1-1 ③ G5-3 | | | 4 | 1 | 1 | 1 | 0 | 0 | 1 |
| Inning Stats | R: 0 H: 1<br>E: 0 LOB: 1<br>K: 0 BB: 0<br>S: 11 P: 13 | R: 5 H: 5<br>E: 0 LOB: 2<br>K: 1 BB: 2<br>S: 23 P: 36 | R: 2 H: 3<br>E: 1 LOB: 2<br>K: 1 BB: 0<br>S: 15 P: 27 | R: 0 H: 0<br>E: 0 LOB: 0<br>K: 0 BB: 0<br>S: 6 P: 8 | R: 0 H: 1<br>E: 0 LOB: 1<br>K: 1 BB: 0<br>S: 12 P: 20 | R: 0 H: 2<br>E: 0 LOB: 3<br>K: 0 BB: 1<br>S: 12 P: 16 | R: 0 H: 0<br>E: 0 LOB: 0<br>K: 0 BB: 0<br>S: 9 P: 13 | R: 0 H: 0<br>E: 0 LOB: 0<br>K: 1 BB: 0<br>S: 8 P: 12 | R: 0 H: 0<br>E: 0 LOB: 0<br>K: 2 BB: 0<br>S: 8 P: 11 | 1B: 7 SF: 0<br>2B: 4 SAC: 0<br>3B: 0 DP: 0<br>HR: 1 HBP: 0 | | | | | | WP: 1 PA: 42<br>PB: 0<br>SB: 0<br>CS: 0 |

| PITCHER | | IP | WLS | BF | H | R | ER | SO | BB | IBB | HBP | BLK | WP | HR | S | P | ERA | WHIP |
|---|---|---|---|---|---|---|---|---|---|---|---|---|---|---|---|---|---|---|
| Joel Pineiro, R<br>ERA: 5.88 | (1, 1) | 2.2 | | 19 | 9 | 7 | 7 | 1 | 2 | 0 | 0 | 1 | 0 | 1 | 46 | 70 | 23.62 | 4.125 |
| 49 Jake Woods, L<br>ERA: 4.28 | (3, 1) | 2.2 | | 12 | 3 | 0 | 0 | 2 | 0 | 1 | 0 | 0 | 1 | 0 | 30 | 47 | 0.00 | 1.125 |
| 40 Julio Mateo, R<br>ERA: 4.34 | (6, 1) | 2.0 | W | 6 | 0 | 0 | 0 | 0 | 0 | 0 | 0 | 0 | 0 | 0 | 14 | 18 | 0.00 | 0.000 |
| George Sherrill, L<br>ERA: 3.68 | (8, 1) | 0.2 | H | 2 | 0 | 0 | 0 | 1 | 0 | 0 | 0 | 0 | 0 | 0 | 6 | 10 | 0.00 | 0.000 |
| 20 J.J. Putz, R<br>ERA: 2.35 | (9, 1) | 1.0 | S | 3 | 0 | 0 | 0 | 2 | 0 | 0 | 0 | 0 | 0 | 0 | 8 | 11 | 0.00 | 0.000 |

| PITCHER | IP | WLS | BF | H | R | ER | SO | BB | IBB | HBP | BLK | WP | HR | S | P | ERA | WHIP |
|---|---|---|---|---|---|---|---|---|---|---|---|---|---|---|---|---|---|

# TOP

## Colorado Rockies @ Seattle Mariners

Safeco Field, Seattle, WA

Sat Jul 01 2006, 7:05 PM PDT

Att. 33,649 - Clear - 80 F

livebaseballscorecards.com

| | |
|---|---|
| AB | 39 |
| R | 7 |
| H | 12 |
| RBI | 7 |
| BB | 3 |
| SO | 6 |
| LOB | 14 |

| Batter | 1 | 2 | 3 | 4 | 5 | 6 | 7 | 8 | 9 | AB | R | H | RBI | BB | SO | LOB |
|---|---|---|---|---|---|---|---|---|---|---|---|---|---|---|---|---|
| 51 Ichiro Suzuki, L (1, 9)<br>OBP: 0.408, SLG: 0.453 | B B X<br>2-0 HR 2B | | B B B B<br>4-0 4 S BB | | B B C F F X<br>2-2 29 1B WP 1B | B S B B 1 SAFE F F F X<br>3-2 1-H HR | | 1 SAFE B F 1 SAFE 1 SAFE B S 1 SAFE F<br>4-2 ① 1 SAFE B B 29 G5-4-3 1-2 BB | | 3 | 3 | 3 | 2 | 2 | 0 | 0 |
| 29 Adrian Beltré, R (1, 5)<br>OBP: 0.325, SLG: 0.406 | B F C S<br>1-3 ① K | | C F B S<br>1-3 ② K | | B X<br>1-0 WP 1-3 1B 1B | C F X<br>0-2 ③ F9 | | C S 1 SAFE B 1 SAFE B F 1 SAFE 1 SAFE<br>2-2 ②③ X G5-4-3 1-2f | | 5 | 1 | 1 | 0 | 0 | 2 | 3 |
| 4 Jose Lopez, R (1, 4)<br>OBP: 0.315, SLG: 0.469 | C B B B F F S<br>3-3 ② K | | 1 SAFE B C F F F F B X<br>2-2 ③ G6-3 1-2 | | B F X<br>1-1 ① F9 | | C F F X<br>0-2 G4-3 BB 1B | | | 4 | 0 | 1 | 0 | 0 | 1 | 4 |
| Raul Ibanez, L (1, 7)<br>OBP: 0.359, SLG: 0.540 | C X<br>0-1 2-H HR | | | C B C F X<br>1-2 ① P5 | B C F B S<br>2-3 ② K 1-3 3-H 1B | | C B B B 1 SAFE B<br>4-1 G4-3 1-2 BB | | | 3 | 1 | 1 | 2 | 1 | 1 | 1 |
| Richie Sexson, R (1, 3)<br>OBP: 0.295, SLG: 0.418 | C X<br>0-1 ③ F9 | | | C B B S S X<br>2-2 HR 1B | B X<br>1-0 3-H 1B | | S B B F X<br>2-2 ① L7 | | | 4 | 1 | 2 | 1 | 0 | 0 | 2 |
| Carl Everett, S (1, 10)<br>OBP: 0.313, SLG: 0.385 | | C B T C<br>1-3 ① K | | B B X<br>2-0 1-H HR | S B B F F X<br>2-2 ③ P6 | | X<br>0-0 ② G4-3 1-2 2-3 | | | 4 | 1 | 1 | 2 | 0 | 1 | 3 |
| 2 Kenji Johjima, R (1, 2)<br>OBP: 0.353, SLG: 0.484 | | C F H<br>1-2 7 G4-6-3 HBP | | B F F B F S<br>2-3 ② K | X<br>0-0 51 HR 1B | I I I I<br>4-0 IBB | | | | 2 | 1 | 1 | 0 | 1 | 1 | 0 |
| 7 Jeremy Reed, L (1, 8)<br>OBP: 0.266, SLG: 0.386 | | C X<br>0-1 ②③ G4-6-3 1-2f | | B T B X<br>2-1 3B | L 1 SAFE T F F X<br>0-2 ① F8 | B C F F B S<br>2-3 ③ K | | | | 4 | 0 | 1 | 0 | 0 | 1 | 5 |
| 7 Yuniesky Betancourt, R (1, 6)<br>OBP: 0.303, SLG: 0.405 | | | B B C B X<br>3-1 ① L8 | L X<br>0-1 ③ G3 | | C B 1 SAFE C B C<br>2-3 ② K | | B X<br>1-0 51 CS 1B | | 4 | 0 | 1 | 0 | 0 | 1 | 2 |
| Inning Stats | R: 2 E: 0 K: 2 S: 12<br>H: 2 LOB: 0 BB: 0 P: 18 | R: 0 E: 0 K: 1 S: 7<br>H: 0 LOB: 0 BB: 0 P: 9 | R: 0 E: 0 K: 1 S: 11<br>H: 0 LOB: 1 BB: 1 P: 21 | R: 2 E: 0 K: 1 S: 16<br>H: 3 LOB: 1 BB: 0 P: 25 | R: 2 E: 0 K: 1 S: 15<br>H: 3 LOB: 1 BB: 0 P: 24 | R: 2 E: 0 K: 1 S: 16<br>H: 2 LOB: 0 BB: 0 P: 21 | R: 0 E: 0 K: 1 S: 13<br>H: 1 LOB: 3 BB: 2 P: 25 | R: 0 E: 0 K: 0 S: 8<br>H: 1 LOB: 0 BB: 1 P: 15 | | 1B: 7 2B: 1 3B: 1 HR: 3<br>SF: 0 SAC: 0 DP: 2 HBP: 1 | | | | | | |

| PITCHER | | IP | WLS | BF | H | R | ER | SO | BB | IBB | HBP | BLK | WP | HR | S | P | ERA | WHIP |
|---|---|---|---|---|---|---|---|---|---|---|---|---|---|---|---|---|---|---|
| 49 Byung-Hyun Kim, R<br>ERA: 4.83 | (1, 1) | 4.1 | | 21 | 7 | 6 | 6 | 5 | 1 | 0 | 1 | 0 | 0 | 2 | 53 | 84 | 12.46 | 1.846 |
| Ray King, L<br>ERA: 4.03 | (5, 1) | 0.2 | | 3 | 1 | 0 | 0 | 1 | 0 | 0 | 0 | 0 | 1 | 0 | 8 | 13 | 0.00 | 1.500 |
| David Cortes, R<br>ERA: 4.0 | (6, 1) | 1.0 | L | 6 | 3 | 2 | 2 | 1 | 0 | 0 | 0 | 0 | 0 | 1 | 20 | 25 | 18.00 | 3.000 |
| 39 Tom Martin, L<br>ERA: 4.66 | (7, 1) | 1.0 | | 5 | 0 | 0 | 0 | 1 | 1 | 1 | 0 | 0 | 0 | 0 | 9 | 21 | 0.00 | 1.000 |
| Scott Dohmann, R<br>ERA: 4.98 | (8, 1) | 1.0 | | 3 | 1 | 0 | 0 | 0 | 1 | 0 | 0 | 0 | 0 | 0 | 8 | 15 | 0.00 | 2.000 |

| PITCHER | IP | WLS | BF | H | R | ER | SO | BB | IBB | HBP | BLK | WP | HR | S | P | ERA | WHIP |
|---|---|---|---|---|---|---|---|---|---|---|---|---|---|---|---|---|---|

# BOTTOM

## Colorado Rockies @ Seattle Mariners

Safeco Field, Seattle, WA

Sat Jul 01 2006, 7:05 PM PDT

Att. 33,649 - Clear - 80 F

livebaseballscorecards.com

| | |
|---|---|
| AB | 33 |
| R | 8 |
| H | 12 |
| RBI | 7 |
| BB | 4 |
| SO | 8 |
| LOB | 20 |

WP: 2 PB: 0 SB: 1 CS: 1 PA: 38

| Batter | 1 | 2 | 3 | 4 | 5 | 6 | 7 | 8 | 9 | 10 | 11 | AB | R | H | RBI | BB | SO | LOB |
|---|---|---|---|---|---|---|---|---|---|---|---|---|---|---|---|---|---|---|
| Jamey Carroll, R (1, 4)<br>OBP: 0.402, SLG: 0.442 | C B X<br>1-1<br>17 G4-3<br>12 SH1-3<br>1B | | S X<br>0-1 ①<br>FC1-5<br>2-3 | | X<br>0-0 ②<br>SF8<br>3-H | | | C B B B C F B<br>4-2<br>17 BB<br>12 1B<br>27 SF9<br>BB | | B B C F B T F X<br>2-2 ①<br>F8 | B B C S S T B F X<br>3-2 ③<br>F7 | 4 | 1 | 1 | 1 | 1 | 0 | 3 |
| 12 Clint Barmes, R (1, 6)<br>OBP: 0.246, SLG: 0.314 | F X<br>0-1 ①<br>SH1-3<br>1-2 | | B B<br>1 SAFE<br>B<br>1 SAFE<br>C<br>1 SAFE<br>X<br>3-1 ②<br>P3 | | 1 SAFE<br>1 SAFE<br>0-0 ③<br>CS<br>1-2 | C S S<br>0-3 ①<br>K | | X<br>0-0<br>27 SF9<br>17 BB<br>1-2<br>1B | | X<br>0-0 ②<br>P6 | | 4 | 0 | 1 | 0 | 0 | 1 | 1 |
| 17 Todd Helton, L (1, 3)<br>OBP: 0.433, SLG: 0.485 | B C X<br>1-2 ②<br>G4-3<br>2-3 | | X<br>0-0 ③<br>F7 | | | B X<br>1-0<br>27 S<br>1B | | B B B B<br>4-0<br>1-2<br>2-3<br>BB | | S S T X<br>0-2 ③<br>P6 | | 4 | 0 | 1 | 0 | 1 | 0 | 2 |
| 5 Matt Holliday, R (1, 7)<br>OBP: 0.392, SLG: 0.600 | B S X<br>1-1 ③<br>P4 | | | C S F S<br>0-3 ①<br>K | | F S F B F X<br>1-2 ②<br>F9 | | X<br>0-0 ①<br>F9 | | | B S T X<br>1-2<br>11 2B<br>2B | 5 | 1 | 1 | 0 | 0 | 1 | 5 |
| 27 Garrett Atkins, R (1, 5)<br>OBP: 0.379, SLG: 0.485 | | B B B C B<br>4-1<br>BB | | C B B F B X<br>3-2 ②<br>F9 | | B F F F X<br>1-2 ③<br>G4-3<br>1-2 | | C X<br>0-1 ②<br>SF9<br>2-3<br>3-H | | | B X<br>1-0 ①<br>G5-3 | 3 | 0 | 0 | 1 | 1 | 0 | 2 |
| 19 Ryan Spilborghs, R (1, 10)<br>OBP: 0.329, SLG: 0.446<br>Jorge Piedra, L (8, PH)<br>OBP: 0.182, SLG: 0.375<br>(8, 10) | | F B F X<br>1-2 ①<br>L6 | | B F X<br>1-1 ③<br>F9 | | | B X<br>1-0<br>1B | F S S<br>0-3 ③<br>K | | | F T X<br>0-2 ②<br>P5 | 3<br>2 | 0<br>0 | 1<br>0 | 0<br>0 | 0<br>0 | 0<br>1 | 1<br>3 |
| 11 Brad Hawpe, L (1, 9)<br>OBP: 0.395, SLG: 0.568 | S B B F X<br>2-2 ②<br>P6 | | | B C B B B<br>4-1<br>FC3-6<br>BB | | | S X<br>0-1 ①<br>F7 | | B C S S<br>1-3 ①<br>K | | S B B B F X<br>2-2<br>1B<br>2-H<br>2B | 4 | 1 | 1 | 1 | 1 | 1 | 2 |
| JD Closser, S (1, 2)<br>OBP: 0.288, SLG: 0.356 | F B B F S<br>2-3 ③<br>K | | | C P X<br>1-1 ①<br>FC3-6<br>1B<br>SF8<br>1-2f | | | 1 SAFE<br>C B F F B<br>1 SAFE<br>F X<br>2-2 ②<br>F8 | | X<br>0-0 ②<br>G4-3 | | B S C B B B X<br>3-2<br>BB<br>2-H<br>1B | 5 | 1 | 1 | 1 | 0 | 1 | 3 |
| Choo Freeman, R (1, 8)<br>OBP: 0.309, SLG: 0.352 | | X<br>0-0<br>E5<br>FC1-5<br>1B | | B F B X<br>2-1<br>12 CS<br>1-3<br>1B | | | F F<br>1 SAFE<br>X<br>0-2 ③<br>L7 | | C F F B S<br>1-3 ③<br>K2-3 | | F B B<br>1 SAFE<br>B F B<br>4-2<br>1-2<br>BB | 4 | 0 | 2 | 0 | 1 | 1 | 1 |
| Inning Stats | R: 0 E: 0 K: 0 S: 9<br>H: 1 LOB: 1 BB: 0 P: 12 | R: 0 E: 0 K: 1 S: 10<br>H: 0 LOB: 1 BB: 1 P: 19 | R: 0 E: 1 K: 0 S: 6<br>H: 1 LOB: 1 BB: 0 P: 9 | R: 0 E: 0 K: 1 S: 10<br>H: 0 LOB: 0 BB: 0 P: 14 | R: 1 E: 0 K: 0 S: 7<br>H: 1 LOB: 0 BB: 1 P: 13 | R: 0 E: 0 K: 1 S: 12<br>H: 1 LOB: 1 BB: 0 P: 15 | R: 0 E: 0 K: 0 S: 11<br>H: 1 LOB: 1 BB: 0 P: 14 | R: 1 E: 0 K: 1 S: 10<br>H: 1 LOB: 2 BB: 2 P: 18 | R: 0 E: 0 K: 2 S: 8<br>H: 0 LOB: 0 BB: 0 P: 10 | R: 0 E: 0 K: 0 S: 10<br>H: 0 LOB: 0 BB: 0 P: 12 | R: 2 E: 0 K: 0 S: 20<br>H: 3 LOB: 2 BB: 1 P: 34 | 1B: 7 2B: 2 3B: 0 HR: 0<br>SF: 2 SAC: 1 DP: 0 HBP: 0 | | | | | | |

| PITCHER | IP | WLS | BF | H | R | ER | SO | BB | IBB | HBP | BLK | WP | HR | S | P | ERA | WHIP |
|---|---|---|---|---|---|---|---|---|---|---|---|---|---|---|---|---|---|
| 56 Jarrod Washburn, L (1, 1)<br>ERA: 4.75 | 7.0 | | 30 | 6 | 2 | 2 | 3 | 4 | 0 | 0 | 0 | 0 | 0 | 69 | 108 | 2.57 | 1.429 |
| 20 J.J. Putz, R (8, 1)<br>ERA: 2.23 | 2.0 | B | 6 | 0 | 0 | 0 | 3 | 0 | 0 | 0 | 0 | 0 | 0 | 14 | 16 | 0.00 | 0.000 |
| 40 Julio Mateo, R (10, 1)<br>ERA: 4.45 | 1.1 | L | 5 | 1 | 1 | 1 | 0 | 0 | 0 | 0 | 0 | 0 | 0 | 14 | 18 | 6.75 | 0.750 |
| Eddie Guardado, L (11, 1)<br>ERA: 5.48 | 0.1 | | 4 | 2 | 1 | 1 | 0 | 1 | 0 | 0 | 0 | 0 | 0 | 11 | 20 | 27.00 | 9.000 |
| 54 Sean Green, R (11, 1)<br>ERA: 6.19 | 0.1 | | 1 | 0 | 0 | 0 | 0 | 0 | 0 | 0 | 0 | 0 | 0 | 5 | 8 | 0.00 | 0.000 |

| PITCHER | IP | WLS | BF | H | R | ER | SO | BB | IBB | HBP | BLK | WP | HR | S | P | ERA | WHIP |
|---|---|---|---|---|---|---|---|---|---|---|---|---|---|---|---|---|---|

# TOP

## Colorado Rockies @ Seattle Mariners

Safeco Field, Seattle, WA

Sun Jul 02 2006, 1:05 PM PDT

Att. 31,712 - Sunny - 69 F

livebaseballscorecards.com

| | |
|---|---|
| AB | 38 |
| R | 4 |
| H | 9 |
| RBI | 4 |
| BB | 5 |
| SO | 6 |
| LOB | 23 |

WP: 0 PB: 0 SB: 1 CS: 1

PA: 47

# Colorado Rockies @ Seattle Mariners

Safeco Field, Seattle, WA

Sun Jul 02 2006, 1:05 PM PDT

Att. 31,712 - Sunny - 69 F

livebaseballscorecards.com

| Batter | 1 | 2 | 3 | 4 | 5 | 6 | 7 | 8 | 9 | 10 | 11 | AB | R | H | RBI | BB | SO | LOB |
|---|---|---|---|---|---|---|---|---|---|---|---|---|---|---|---|---|---|---|
| 51 Ichiro Suzuki, L (1, 9)<br>OBP: 0.412, SLG: 0.469 | G4-3 | | F8 | | 29 S BB | | 29 SH1-3 1-2 1B | | 3B | | HR | 5 | 1 | 3 | 1 | 1 | 0 | 0 |
| 29 Adrián Beltré, R (1, 5)<br>OBP: 0.326, SLG: 0.402 | F9 | | 4 HBP BB | | P3 1-2 | | SH1-3 1-2 2-3 | | 4 IBB IBB | | P4 | 3 | 0 | 0 | 0 | 2 | 0 | 1 |
| 4 Jose Lopez, R (1, 4)<br>OBP: 0.321, SLG: 0.469 | 1B 1B | | 1 SAFE S 1 SAFE F 1 SAFE H 1-2 HBP | | G1-3 | | F9-2 3-H | | 1-2 IBB | | 0-0 1B | 4 | 0 | 2 | 0 | 1 | 0 | 3 |
| Raul Ibanez, L (1, 7)<br>OBP: 0.358, SLG: 0.536 | 1-2 1B | | L8 | | | HR 1B | | K | K | | F8 | 6 | 1 | 2 | 0 | 0 | 2 | 6 |
| Richie Sexson, R (1, 3)<br>OBP: 0.297, SLG: 0.427<br>16 Willie Bloomquist, R (8, PR)<br>OBP: 0.331, SLG: 0.304 (9, 3) (11, 8) | K | K | | K | | 1-H HR | | BB | G1-3 | | | 3<br>1 | 1<br>0 | 1<br>0 | 2<br>0 | 1<br>0 | 2<br>0 | 2<br>3 |
| Carl Everett, S (1, 10)<br>OBP: 0.315, SLG: 0.383 | | K | | 1B | | G3 | | 1-2 BB | | K | | 4 | 0 | 1 | 0 | 1 | 2 | 0 |
| 7 Jeremy Reed, L (1, 8)<br>OBP: 0.260, SLG: 0.377<br>Eduardo Perez, R (11, 3)<br>OBP: 0.343, SLG: 0.636 | | F8 | | F9 | | F8 | | F8 | | F8 | | 5<br>0 | 0<br>0 | 0<br>0 | 0<br>0 | 0<br>0 | 0<br>0 | 3<br>0 |
| 30 René Rivera, R (1, 2)<br>OBP: 0.200, SLG: 0.302<br>Roberto Petagine, L (8, PH)<br>OBP: 0.323, SLG: 0.385<br>2 Kenji Johjima, R (9, 2)<br>OBP: 0.351, SLG: 0.482 | | L9 | | K | | L7 | | G4-3 | | P3 | | 3<br>1<br>1 | 0<br>0<br>0 | 0<br>0<br>0 | 0<br>0<br>0 | 0<br>0<br>0 | 1<br>0<br>0 | 1<br>2<br>0 |
| 7 Yuniesky Betancourt, R (1, 6)<br>OBP: 0.301, SLG: 0.401 | | | K | | F9 | | 29 SH1-3 51 1B 4 F9-2 1B | | K | | F7 | 5 | 0 | 1 | 0 | 0 | 2 | 0 |
| Inning Stats | R: 0 E: 0 K: 1 S: 10 H: 2 LOB: 2 BB: 0 P: 14 | R: 0 E: 0 K: 1 S: 10 H: 0 LOB: 0 BB: 0 P: 14 | R: 0 E: 0 K: 1 S: 10 H: 0 LOB: 2 BB: 1 P: 18 | R: 0 E: 0 K: 2 S: 10 H: 1 LOB: 1 BB: 0 P: 13 | R: 0 E: 0 K: 0 S: 6 H: 0 LOB: 1 BB: 1 P: 13 | R: 2 E: 0 K: 0 S: 14 H: 2 LOB: 0 BB: 0 P: 16 | R: 0 E: 0 K: 0 S: 6 H: 2 LOB: 1 BB: 0 P: 9 | R: 0 E: 0 K: 1 S: 10 H: 0 LOB: 2 BB: 2 P: 21 | R: 0 E: 0 K: 2 S: 10 H: 1 LOB: 3 BB: 2 P: 25 | R: 0 E: 0 K: 1 S: 10 H: 0 LOB: 0 BB: 0 P: 14 | R: 1 E: 0 K: 0 S: 9 H: 2 LOB: 1 BB: 0 P: 13 | 1B: 7<br>2B: 1<br>3B: 1<br>HR: 2 | SF: 0<br>SAC: 1<br>DP: 1<br>HBP: 1 | | WP: 0<br>PB: 0<br>SB: 1<br>CS: 0 | | PA: 49 | |

| PITCHER | | IP | WLS | BF | H | R | ER | SO | BB | IBB | HBP | BLK | WP | HR | S | P | ERA | WHIP |
|---|---|---|---|---|---|---|---|---|---|---|---|---|---|---|---|---|---|---|
| Jason Jennings, R<br>ERA: 3.85 | (1, 1) | 7.0 | | 30 | 7 | 2 | 2 | 5 | 2 | 0 | 1 | 0 | 0 | 1 | 66 | 97 | 2.57 | 1.286 |
| 39 Tom Martin, L<br>ERA: 4.6 | (8, 1) | 0.1 | | 1 | 0 | 0 | 0 | 1 | 0 | 0 | 0 | 0 | 0 | 0 | 3 | 5 | 0.00 | 0.000 |
| Jose Mesa, R<br>ERA: 3.11 | (8, 1) | 1.0 | | 8 | 1 | 0 | 0 | 1 | 2 | 2 | 0 | 0 | 0 | 0 | 13 | 35 | 0.00 | 3.000 |
| 40 Brian Fuentes, L<br>ERA: 2.16 | (9, 1) | 1.2 | W | 5 | 0 | 0 | 0 | 2 | 0 | 0 | 0 | 0 | 0 | 0 | 14 | 20 | 0.00 | 0.000 |
| Scott Dohmann, R<br>ERA: 5.24 | (11, 1) | 0.2 | H | 4 | 2 | 1 | 1 | 0 | 0 | 0 | 0 | 0 | 0 | 1 | 7 | 10 | 13.50 | 3.000 |

| PITCHER | | IP | WLS | BF | H | R | ER | SO | BB | IBB | HBP | BLK | WP | HR | S | P | ERA | WHIP |
|---|---|---|---|---|---|---|---|---|---|---|---|---|---|---|---|---|---|---|
| Ray King, L<br>ERA: 3.97 | (11, 1) | 0.1 | S | 1 | 0 | 0 | 0 | 0 | 0 | 0 | 0 | 0 | 0 | 0 | 2 | 3 | 0.00 | 0.000 |

| | |
|---|---|
| AB | 41 |
| R | 3 |
| H | 10 |
| RBI | 3 |
| BB | 6 |
| SO | 9 |
| LOB | 21 |

# San Francisco Giants @ Colorado Rockies

Coors Field, Denver, CO

Mon Jul 03 2006, 6:05 PM MDT

Att. 48,364 - Overcast - 70 F

TOP

livebaseballscorecards.com

| Batter | 1 | 2 | 3 | 4 | 5 | 6 | 7 | 8 | 9 | AB | R | H | RBI | BB | SO | LOB |
|---|---|---|---|---|---|---|---|---|---|---|---|---|---|---|---|---|
| 2 Randy Winn, S (1, 9)<br>OBP: 0.351, SLG: 0.443 | G5-3 | | BB<br>13 G4-6-3 | | G6-3 | | K | 2-H<br>13 1B 2B | | 4 | 1 | 1 | 1 | 1 | 1 | 0 |
| 13 Omar Vizquel, S (1, 6)<br>OBP: 0.387, SLG: 0.406 | E 1B | | G4-6-3<br>1-2f | | G1-3<br>1B 1B | | 1B 3B | 2-H<br>1B 1B | | 5 | 2 | 4 | 1 | 0 | 0 | 1 |
| Steve Finley, L (1, 8)<br>OBP: 0.321, SLG: 0.415 | P5 | | | 1B 2B | G1-3<br>1-2 | | FC4-6<br>3-H 1B | 1-2<br>1B | | 5 | 1 | 3 | 1 | 0 | 0 | 2 |
| Barry Bonds, L (1, 7)<br>OBP: 0.478, SLG: 0.491<br>53 Jonathan Sánchez, L (8, 1)<br>32 Kevin Correia, R (8, 1)<br>Armando Benitez, R (9, 1) | E4<br>1-3 | | | G5-4-3 1B<br>1B IBB | FC5 1B<br>2-H 1B | | FC4-6<br>1-2f | P5 | | 4<br>0<br>0<br>0 | 1<br>0<br>0<br>0 | 1<br>0<br>0<br>0 | 1<br>0<br>0<br>0 | 1<br>0<br>0<br>0 | 0<br>0<br>0<br>0 | 4<br>0<br>0<br>0 |
| Ray Durham, S (1, 4)<br>OBP: 0.331, SLG: 0.460<br>Jeremy Accardo, R (7, 1)<br>Jason Ellison, R (8, 7)<br>OBP: 0.286, SLG: 0.381 | G4-3 | | | G5-4-3<br>1-2 2-H 1B | FC5<br>1-2 1B | | G5-3 | | HR 2B | 4<br>0<br>1 | 0<br>0<br>1 | 2<br>0<br>1 | 1<br>0<br>1 | 0<br>0<br>0 | 0<br>0<br>0 | 3<br>0<br>0 |
| Pedro Feliz, R (1, 5)<br>OBP: 0.303, SLG: 0.488 | | G1-3 | | G5-4-3<br>1-2f 2-3 | FC5<br>1-2 2-3f | | | 2B 2B | 2-H HR | 5 | 2 | 2 | 2 | 0 | 0 | 4 |
| Todd Greene, R (1, 2)<br>OBP: 0.366, SLG: 0.460<br>19 Kevin Frandsen, R (8, PR)<br>OBP: 0.290, SLG: 0.226<br>50 Eliezer Alfonzo, R (8, 2)<br>OBP: 0.310, SLG: 0.507 | | K | | 1B<br>3-H 1B | | P4 | | 2<br>2-H 2B 2B | G6-3 | 4<br>0<br>1 | 0<br>1<br>0 | 2<br>0<br>0 | 2<br>0<br>0 | 0<br>0<br>0 | 1<br>0<br>0 | 0<br>0<br>0 |
| Lance Niekro, R (1, 3)<br>OBP: 0.287, SLG: 0.372 | | G5-3 | | 1B<br>1-3 | | G6-3 | | K | G4-3 | 5 | 0 | 1 | 0 | 0 | 1 | 1 |
| 51 Noah Lowry, R (1, 1)<br>OBP: 0.158, SLG: 0.111<br>Jose Vizcaino, S (7, 4)<br>OBP: 0.330, SLG: 0.290 | | | G6-3 | G4-3 | | F8 | | L9 | G4-3 | 3<br>2 | 0<br>0 | 0<br>0 | 0<br>0 | 0<br>0 | 0<br>0 | 2<br>1 |

| Inning Stats | 1 | 2 | 3 | 4 | 5 | 6 | 7 | 8 | 9 |
|---|---|---|---|---|---|---|---|---|---|
| | R: 0<br>E: 1<br>K: 0<br>S: 12 | R: 0<br>E: 0<br>K: 1<br>S: 8 | R: 0<br>E: 0<br>K: 0<br>S: 5 | R: 2<br>E: 0<br>K: 0<br>S: 14 | R: 1<br>E: 0<br>K: 0<br>S: 14 | R: 0<br>E: 0<br>K: 0<br>S: 11 | R: 1<br>E: 0<br>K: 1<br>S: 15 | R: 3<br>E: 0<br>K: 1<br>S: 15 | R: 2<br>E: 0<br>K: 0<br>S: 10 |
| | H: 1<br>LOB: 2<br>BB: 0<br>P: 18 | H: 0<br>LOB: 0<br>BB: 0<br>P: 10 | H: 0<br>LOB: 0<br>BB: 1<br>P: 12 | H: 4<br>LOB: 2<br>BB: 1<br>P: 19 | H: 3<br>LOB: 2<br>BB: 0<br>P: 23 | H: 0<br>LOB: 0<br>BB: 0<br>P: 16 | H: 2<br>LOB: 1<br>BB: 0<br>P: 20 | H: 5<br>LOB: 2<br>BB: 0<br>P: 20 | H: 2<br>LOB: 0<br>BB: 0<br>P: 12 |

| | AB | 43 |
|---|---|---|
| | R | 9 |
| | H | 17 |
| | RBI | 9 |
| | BB | 2 |
| | SO | 3 |
| | LOB | 18 |

1B: 10 SF: 0
2B: 5 SAC: 0
3B: 1 DP: 2
HR: 1 HBP: 0

WP: 0 PA: 45
PB: 0
SB: 0
CS: 0

| PITCHER | | IP | WLS | BF | H | R | ER | SO | BB | IBB | HBP | BLK | WP | HR | S | P | ERA | WHIP |
|---|---|---|---|---|---|---|---|---|---|---|---|---|---|---|---|---|---|---|
| 28 Aaron Cook, R<br>ERA: 3.61 | (1, 1) | 6.1 | | 29 | 9 | 4 | 4 | 2 | 1 | 1 | 0 | 0 | 0 | 0 | 72 | 108 | 5.68 | 1.579 |
| 39 Tom Martin, L<br>ERA: 4.5 | (7, 1) | 0.2 | | 3 | 1 | 0 | 0 | 0 | 0 | 0 | 0 | 0 | 0 | 0 | 7 | 10 | 0.00 | 1.500 |
| 61 Ramon E Ramirez, R<br>ERA: 2.57 | (8, 1) | 0.2 | L | 4 | 2 | 2 | 2 | 1 | 0 | 0 | 0 | 0 | 0 | 0 | 7 | 7 | 27.00 | 3.000 |
| Ray King, L<br>ERA: 4.3 | (8, 1) | 0.1 | | 4 | 3 | 1 | 1 | 0 | 0 | 0 | 0 | 0 | 0 | 0 | 8 | 13 | 27.00 | 9.000 |
| David Cortes, R<br>ERA: 4.5 | (9, 1) | 1.0 | | 5 | 2 | 2 | 2 | 0 | 0 | 0 | 0 | 0 | 0 | 1 | 10 | 12 | 18.00 | 2.000 |

| PITCHER | IP | WLS | BF | H | R | ER | SO | BB | IBB | HBP | BLK | WP | HR | S | P | ERA | WHIP |
|---|---|---|---|---|---|---|---|---|---|---|---|---|---|---|---|---|---|

| Batter | 1 | 2 | 3 | 4 | 5 | 6 | 7 | 8 | 9 | AB | R | H | RBI | BB | SO | LOB |
|---|---|---|---|---|---|---|---|---|---|---|---|---|---|---|---|---|
| Jamey Carroll, R (1, 4)<br>OBP: 0.402, SLG: 0.439 | F9 | | 1B | | G6-3 | | BB | FC5-4 | | 4 | 2 | 1 | 0 | 1 | 0 | 1 |
| 12 Clint Barmes, R (1, 6)<br>OBP: 0.245, SLG: 0.312 | L4 | | F8 | | | | F7 | F9 | | 5 | 0 | 1 | 0 | 0 | 0 | 4 |
| 17 Todd Helton, L (1, 3)<br>OBP: 0.436, SLG: 0.496 | P6 | | | BB | BB | | HR | E7 | | 3 | 2 | 1 | 2 | 2 | 0 | 0 |
| 5 Matt Holliday, R (1, 7)<br>OBP: 0.389, SLG: 0.594 | | F7 | | K | FC5-4 | | 1B | FC6-4 | | 5 | 1 | 1 | 0 | 0 | 1 | 4 |
| 27 Garrett Atkins, R (1, 5)<br>OBP: 0.379, SLG: 0.485 | | L6 | | BB | | G6-3 | 2B | | G4-3 | 4 | 1 | 1 | 1 | 1 | 0 | 0 |
| 11 Brad Hawpe, L (1, 9)<br>OBP: 0.401, SLG: 0.581 | | G5-3 | | 1B | | 3B | IBB | | 2B | 4 | 0 | 3 | 1 | 1 | 0 | 0 |
| 8 Yorvit Torrealba, R (1, 2)<br>OBP: 0.269, SLG: 0.367<br>Jorge Piedra, L (7, PH)<br>OBP: 0.206, SLG: 0.394<br>61 Ramon E Ramirez, R (8, 1)<br>OBP: 0.667, SLG: 0.667<br>Ray King, L (8, 1)<br>David Cortes, R (9, 1)<br>18 Cory Sullivan, L (9, PH)<br>OBP: 0.314, SLG: 0.417 | | | G1-3 | K | G5-3 | | 1B | F8 | | 3<br>1<br>0<br>0<br>0<br>1 | 0<br>0<br>1<br>0<br>0<br>0 | 0<br>1<br>0<br>0<br>0<br>0 | 0<br>1<br>0<br>0<br>0<br>0 | 0<br>0<br>0<br>0<br>0<br>0 | 1<br>0<br>0<br>0<br>0<br>0 | 3<br>0<br>0<br>0<br>0<br>1 |
| Choo Freeman, R (1, 8)<br>OBP: 0.304, SLG: 0.337 | | | 1B | FC6-4 | L8 | | K | K | | 4 | 0 | 0 | 0 | 1 | 2 | 6 |
| 28 Aaron Cook, R (1, 1)<br>OBP: 0.121, SLG: 0.094<br>39 Tom Martin, L (7, 1)<br>19 Ryan Spilborghs, R (7, PH)<br>OBP: 0.325, SLG: 0.440<br>JD Closser, S (8, 2)<br>OBP: 0.299, SLG: 0.356 | | | SH2-4 | | L8 | | G4-3 | HBP | | 1<br>0<br>1<br>0 | 0<br>0<br>0<br>0 | 0<br>0<br>0<br>0 | 0<br>0<br>0<br>0 | 0<br>0<br>0<br>0 | 0<br>0<br>0<br>0 | 0<br>0<br>0<br>0 |
| Inning Stats | R: 0<br>E: 0<br>K: 0<br>S: 7<br>H: 0<br>LOB: 0<br>BB: 0<br>P: 9 | R: 0<br>E: 0<br>K: 0<br>S: 6<br>H: 0<br>LOB: 0<br>BB: 0<br>P: 13 | R: 0<br>E: 0<br>K: 0<br>S: 9<br>H: 1<br>LOB: 2<br>BB: 1<br>P: 16 | R: 1<br>E: 0<br>K: 2<br>S: 12<br>H: 1<br>LOB: 2<br>BB: 2<br>P: 27 | R: 0<br>E: 0<br>K: 0<br>S: 13<br>H: 1<br>LOB: 2<br>BB: 1<br>P: 24 | R: 0<br>E: 0<br>K: 0<br>S: 8<br>H: 1<br>LOB: 1<br>BB: 0<br>P: 15 | R: 4<br>E: 0<br>K: 1<br>S: 16<br>H: 4<br>LOB: 2<br>BB: 2<br>P: 35 | R: 1<br>E: 1<br>K: 0<br>S: 14<br>H: 0<br>LOB: 1<br>BB: 0<br>P: 21 | R: 0<br>E: 0<br>K: 1<br>S: 15<br>H: 1<br>LOB: 1<br>BB: 0<br>P: 23 | 1B: 5<br>2B: 2<br>3B: 1<br>HR: 1 | SF: 0<br>SAC: 1<br>DP: 0<br>HBP: 1 | | | | | |

| PITCHER | | IP | WLS | BF | H | R | ER | SO | BB | IBB | HBP | BLK | WP | HR | S | P | ERA | WHIP |
|---|---|---|---|---|---|---|---|---|---|---|---|---|---|---|---|---|---|---|
| 51 Noah Lowry, L<br>ERA: 3.88 | (1, 1) | 6.2 | | 30 | 5 | 3 | 3 | 2 | 5 | 0 | 0 | 0 | 0 | 1 | 62 | 120 | 4.05 | 1.500 |
| Jeremy Accardo, R<br>ERA: 4.93 | (7, 1) | 0.1 | W | 5 | 3 | 2 | 2 | 1 | 0 | 1 | 0 | 0 | 0 | 0 | 9 | 19 | 54.00 | 9.000 |
| 53 Jonathan Sánchez, L<br>ERA: | (8, 1) | 0.2 | H | 4 | 0 | 1 | 0 | 0 | 0 | 0 | 1 | 0 | 0 | 0 | 12 | 19 | 0.00 | 0.000 |
| 32 Kevin Correia, R<br>ERA: 3.0 | (8, 1) | 0.1 | H | 1 | 0 | 0 | 0 | 0 | 0 | 0 | 0 | 0 | 0 | 0 | 2 | 2 | 0.00 | 0.000 |
| Armando Benitez, R<br>ERA: 2.21 | (9, 1) | 1.0 | S | 4 | 1 | 0 | 0 | 1 | 0 | 0 | 0 | 0 | 0 | 0 | 15 | 23 | 0.00 | 1.000 |

| PITCHER | IP | WLS | BF | H | R | ER | SO | BB | IBB | HBP | BLK | WP | HR | S | P | ERA | WHIP |
|---|---|---|---|---|---|---|---|---|---|---|---|---|---|---|---|---|---|

# BOTTOM

# San Francisco Giants @ Colorado Rockies

Coors Field, Denver, CO

Mon Jul 03 2006, 6:05 PM MDT

Att. 48,364 - Overcast - 70 F

livebaseballscorecards.com

| | |
|---|---|
| AB | 36 |
| R | 6 |
| H | 9 |
| RBI | 5 |
| BB | 6 |
| SO | 4 |
| LOB | 19 |

# San Francisco Giants @ Colorado Rockies

Coors Field, Denver, CO

Tue Jul 04 2006, 6:05 PM MDT

Att. 48,078 - Cloudy - 82 F

TOP

livebaseballscorecards.com

| Batter | 1 | 2 | 3 | 4 | 5 | 6 | 7 | 8 | 9 | AB | R | H | RBI | BB | SO | LOB |
|---|---|---|---|---|---|---|---|---|---|---|---|---|---|---|---|---|
| 2 Randy Winn, S (1, 9)<br>OBP: 0.347, SLG: 0.437 | C B B X 2-1 G5-3 | | C C S 0-3 K | | | F B F B X 2-2 G6-4-3 1-2f | | C C X 0-2 G4-3 | | 4 | 0 | 0 | 0 | 0 | 1 | 3 |
| 13 Omar Vizquel, S (1, 6)<br>OBP: 0.386, SLG: 0.402 | C X 0-1 G6-3 | | B C B F B X 3-2 F9 | | | B C X 1-1 G6-3 | | | C B B F B F F F F 4-2 B 2B BB | 3 | 1 | 0 | 0 | 1 | 0 | 1 |
| Lance Niekro, R (1, 3)<br>OBP: 0.287, SLG: 0.375 | B F B X 2-1 G5-3 | | | S X 0-1 G5-3 | | | X 0-0 G5-3 | | F C X 0-2 G1-3 1-H 2B | 4 | 0 | 1 | 1 | 0 | 0 | 0 |
| Ray Durham, S (1, 4)<br>OBP: 0.329, SLG: 0.457 | | C B B X 2-1 G6-3 | | B X 1-0 G3 | | | C C F B F F F X 1-2 G4-3 1B | | X 0-0 G1-3 2-3 | 4 | 0 | 1 | 0 | 0 | 0 | 1 |
| Pedro Feliz, R (1, 5)<br>OBP: 0.303, SLG: 0.483 | | B C B F F F F B F F 4-2 F B 1B BB | | X 0-0 F9 | | | B B F X 2-1 G4-3 1-2f | | S B C C S 1-3 K | 3 | 0 | 0 | 0 | 1 | 1 | 2 |
| Steve Finley, L (1, 8)<br>OBP: 0.320, SLG: 0.410 | | C B C 1 SAFE F X 1-2 L7 | | | B F X 1-1 G3 | | | B B B C B 4-1 G4-6-3 BB | X 0-0 G4-3 | 3 | 0 | 0 | 0 | 1 | 0 | 2 |
| Jason Ellison, R (1, 7)<br>OBP: 0.288, SLG: 0.379 | | 1 SAFE C B C B F F 1 SAFE X 2-2 1-2 1B | | | C B F B X 2-2 G4-3 | | | C B X 1-1 G4-6-3 1-2f | | 3 | 0 | 1 | 0 | 0 | 0 | 1 |
| 50 Eliezer Alfonzo, R (1, 2)<br>OBP: 0.311, SLG: 0.500 | | B C X 1-1 F9 | | | X 0-0 G6-3 | | | C X 0-1 9 BB 1B | | 3 | 0 | 1 | 0 | 0 | 0 | 2 |
| Jason Schmidt, R (1, 1)<br>OBP: 0.083, SLG: 0.111 | | | S B C B X 2-2 F9 | | | B X 1-0 E5 2 G6-4-3 | | B B B B 4-0 1-2 BB | | 2 | 0 | 0 | 0 | 0 | 0 | 0 |
| 51 Noah Lowry, R (6, PR)<br>OBP: 0.158, SLG: 0.111 | | | | | | | | | | 0 | 0 | 0 | 0 | 0 | 0 | 0 |
| Jack Taschner, L (6, 1) | | | | | | | | | | 0 | 0 | 0 | 0 | 0 | 0 | 0 |
| 9 Mark Sweeney, L (8, PH)<br>OBP: 0.328, SLG: 0.461 | | | | | | | | | | 0 | 0 | 0 | 0 | 1 | 0 | 0 |
| 32 Kevin Correia, R (8, 1) | | | | | | | | | | 0 | 0 | 0 | 0 | 0 | 0 | 0 |
| Inning Stats | R: 0 E: 0 K: 0 S: 6 / H: 0 LOB: 0 BB: 0 P: 10 | R: 0 E: 0 K: 0 S: 20 / H: 1 LOB: 2 BB: 1 P: 30 | R: 0 E: 0 K: 1 S: 9 / H: 0 LOB: 0 BB: 0 P: 14 | R: 0 E: 0 K: 0 S: 4 / H: 0 LOB: 0 BB: 0 P: 5 | R: 0 E: 0 K: 0 S: 6 / H: 0 LOB: 0 BB: 0 P: 9 | R: 0 E: 1 K: 0 S: 6 / H: 0 LOB: 1 BB: 0 P: 10 | R: 0 E: 0 K: 0 S: 10 / H: 1 LOB: 0 BB: 0 P: 13 | R: 0 E: 0 K: 0 S: 8 / H: 1 LOB: 2 BB: 2 P: 17 | R: 1 E: 0 K: 1 S: 14 / H: 1 LOB: 1 BB: 1 P: 19 | | | | | | | |

| | | | | | | | | | | | | | | | | | | | | | | | | | | | | | | | | |
|---|---|---|---|---|---|---|---|---|---|---|---|---|---|---|---|---|---|---|---|---|---|---|---|---|---|---|---|---|---|---|---|---|
| AB | 29 | 1B: 3 | SF: 0 | WP: 0 | PA: 33 | | | | | | | | | | | | | | | | | | | | | | | | | | | |
| R | 1 | 2B: 1 | SAC: 0 | PB: 0 | | | | | | | | | | | | | | | | | | | | | | | | | | | | |
| H | 4 | 3B: 0 | DP: 3 | SB: 0 | | | | | | | | | | | | | | | | | | | | | | | | | | | | |
| RBI | 1 | HR: 0 | HBP: 0 | CS: 0 | | | | | | | | | | | | | | | | | | | | | | | | | | | | |
| BB | 4 | | | | | | | | | | | | | | | | | | | | | | | | | | | | | | | |
| SO | 2 | | | | | | | | | | | | | | | | | | | | | | | | | | | | | | | |
| LOB | 12 | | | | | | | | | | | | | | | | | | | | | | | | | | | | | | | |

| PITCHER | | IP | WLS | BF | H | R | ER | SO | BB | IBB | HBP | BLK | WP | HR | S | P | ERA | WHIP |
|---|---|---|---|---|---|---|---|---|---|---|---|---|---|---|---|---|---|---|
| 26 Jeff Francis, L<br>ERA: 4.05 | (1, 1) | 5.0 | W | 18 | 1 | 0 | 0 | 1 | 1 | 0 | 0 | 0 | 0 | 0 | 46 | 70 | 0.00 | 0.400 |
| 39 Tom Martin, L<br>ERA: 4.22 | (6, 1) | 2.0 | H | 5 | 1 | 0 | 0 | 0 | 0 | 0 | 0 | 0 | 0 | 0 | 15 | 21 | 0.00 | 0.500 |
| Jose Mesa, R<br>ERA: 3.03 | (8, 1) | 1.0 | | 5 | 1 | 0 | 0 | 0 | 2 | 0 | 0 | 0 | 0 | 0 | 8 | 17 | 0.00 | 3.000 |
| 61 Ramon E Ramirez, R<br>ERA: 2.75 | (9, 1) | 1.0 | | 5 | 1 | 1 | 1 | 1 | 1 | 0 | 0 | 0 | 0 | 0 | 14 | 19 | 9.00 | 2.000 |

| PITCHER | | IP | WLS | BF | H | R | ER | SO | BB | IBB | HBP | BLK | WP | HR | S | P | ERA | WHIP |
|---|---|---|---|---|---|---|---|---|---|---|---|---|---|---|---|---|---|---|

| Batter | 1 | 2 | 3 | 4 | 5 | 6 | 7 | 8 | 9 | AB | R | H | RBI | BB | SO | LOB |
|---|---|---|---|---|---|---|---|---|---|---|---|---|---|---|---|---|
| Jamey Carroll, R (1, 4)<br>OBP: 0.399, SLG: 0.436 | C F B F F C<br>1-3 ① K | B X<br>1-0 ③ G4-3 | | | C C B F X<br>1-2 ① G5-3 | | C X<br>0-1 5 BB, 18 BB, 27 SF9, 1B | | | 4 | 1 | 1 | 0 | 0 | 1 | 2 |
| 18 Cory Sullivan, L (1, 8)<br>OBP: 0.317, SLG: 0.416 | B B F X<br>2-1 17 CS, 1B | B C X<br>1-1 ① G6-3 | | | B S M X<br>1-2 ② G6-3 | | L C B B F B B<br>4-2 27 SF9, 5 BB<br>1-2 BB | | | 3 | 0 | 1 | 0 | 1 | 0 | 0 |
| 17 Todd Helton, L (1, 3)<br>OBP: 0.434, SLG: 0.504 | F B B C F B S<br>3-3 ② ③ K<br>1-2 | B F B B F F F X<br>3-2 HR | | | F S B F X<br>1-2 ③ G4-3 | | C B B X<br>2-1 ① F8 | | | 4 | 1 | 1 | 1 | 0 | 1 | 3 |
| 5 Matt Holliday, R (1, 7)<br>OBP: 0.387, SLG: 0.588 | | X<br>0-0 E5, 11 FC4-6, 27 BB, 1B | B F B F E B F F C<br>3-3 ② K | | | X<br>0-0 ① F8 | D S B B B C F B<br>4-2<br>1-2<br>2-3 BB | | | 3 | 1 | 0 | 0 | 1 | 1 | 0 |
| 27 Garrett Atkins, R (1, 5)<br>OBP: 0.380, SLG: 0.495 | | B C B B B<br>4-1 11 FC4-6<br>1-2 BB | X<br>0-0 ③ F9 | | | B X<br>1-0 HR | B C B D F X<br>3-2 ② SF9<br>2-3<br>3-H | | | 2 | 1 | 1 | 2 | 1 | 0 | 0 |
| 11 Brad Hawpe, L (1, 9)<br>OBP: 0.399, SLG: 0.577 | | B F X<br>1-1 ① FC4-6, 6 BB, 1B, 26 SF7<br>1-2f<br>2-3 | | T X<br>0-1 FC3-6, 1B | | C C B X<br>1-2 ② G4-3 | X<br>0-0 ③ G3 | | | 4 | 1 | 1 | 0 | 0 | 0 | 4 |
| JD Closser, S (1, 2)<br>OBP: 0.310, SLG: 0.355 | | X<br>0-0 26 E, 6 BB, 1B<br>1-2<br>3-H | | S 1 SAFE F B X<br>1-2 ① FC3-6, 6 FC6-4<br>1-2f | | B B C S B B<br>4-2 6 E, 39 E, BB | X<br>0-0 ① F9 | | | 3 | 1 | 1 | 1 | 1 | 0 | 1 |
| 6 Omar Quintanilla, L (1, 6)<br>OBP: 0.276, SLG: 0.269 | | B C F B F B B<br>4-2 26 E<br>1-2<br>2-3 BB | | C X<br>0-1 ② FC6-4<br>1-2f | | X<br>0-0 E6, 39 S<br>1-3 | B X<br>1-0 ② G1-3 | | | 3 | 0 | 0 | 0 | 1 | 0 | 2 |
| 26 Jeff Francis, L (1, 1)<br>OBP: 0.256, SLG: 0.125<br>39 Tom Martin, L (6, 1)<br>Jose Mesa, R (8, 1)<br>Luis Gonzalez, R (8, PH)<br>OBP: 0.259, SLG: 0.381<br>61 Ramon E Ramirez, R (9, 1)<br>OBP: 0.667, SLG: 0.667 | | C X<br>0-1 ② SF7<br>1-2<br>2-3<br>3-H | | X<br>0-0 ③ F7 | | B S B F 1 SAFE S<br>2-3 ③ K<br>1-3<br>3-H | X<br>0-0 ③ F9 | | | 1<br>1<br>0<br>1<br>0 | 0<br>0<br>0<br>0<br>0 | 0<br>0<br>0<br>0<br>0 | 1<br>0<br>0<br>0<br>0 | 0<br>1<br>0<br>0<br>0 | 0<br>1<br>0<br>0<br>0 | 1<br>1<br>0<br>0<br>0 |
| Inning Stats | R: 0 E: 0 K: 2 S: 11<br>H: 1 LOB: 1 BB: 0 P: 17 | R: 2 E: 2 K: 0 S: 11<br>H: 1 LOB: 2 BB: 2 P: 21 | R: 1 E: 0 K: 1 S: 14<br>H: 1 LOB: 0 BB: 0 P: 21 | R: 0 E: 0 K: 0 S: 8<br>H: 1 LOB: 1 BB: 0 P: 9 | R: 0 E: 0 K: 0 S: 11<br>H: 0 LOB: 0 BB: 0 P: 14 | R: 2 E: 1 K: 1 S: 11<br>H: 1 LOB: 1 BB: 1 P: 19 | R: 1 E: 0 K: 0 S: 14<br>H: 1 LOB: 2 BB: 2 P: 27 | R: 0 E: 0 K: 0 S: 3<br>H: 0 LOB: 0 BB: 0 P: 4 | | | | | | | | |

| PITCHER | | IP | WLS | BF | H | R | ER | SO | BB | IBB | HBP | BLK | WP | HR | S | P | ERA | WHIP |
|---|---|---|---|---|---|---|---|---|---|---|---|---|---|---|---|---|---|---|
| Jason Schmidt, R<br>ERA: 2.69 | (1, 1) | 5.0 | L | 21 | 4 | 3 | 1 | 3 | 2 | 0 | 0 | 0 | 0 | 1 | 55 | 82 | 1.80 | 1.200 |
| Jack Taschner, L<br>ERA: 22.85 | (6, 1) | 2.0 | | 12 | 2 | 3 | 2 | 1 | 3 | 0 | 0 | 0 | 0 | 1 | 25 | 46 | 9.00 | 2.500 |
| 32 Kevin Correia, R<br>ERA: 2.92 | (8, 1) | 1.0 | | 3 | 0 | 0 | 0 | 0 | 0 | 0 | 0 | 0 | 0 | 0 | 3 | 4 | 0.00 | 0.000 |

| PITCHER | IP | WLS | BF | H | R | ER | SO | BB | IBB | HBP | BLK | WP | HR | S | P | ERA | WHIP |
|---|---|---|---|---|---|---|---|---|---|---|---|---|---|---|---|---|---|

# BOTTOM

# San Francisco Giants @ Colorado Rockies

Coors Field, Denver, CO

Tue Jul 04 2006, 6:05 PM MDT

Att. 48,078 - Cloudy - 82 F

livebaseballscorecards.com

| | |
|---|---|
| AB | 29 |
| R | 6 |
| H | 6 |
| RBI | 5 |
| BB | 5 |
| SO | 4 |
| LOB | 14 |

| | | | |
|---|---|---|---|
| 1B: 4 | SF: 2 | WP: 0 | PA: 36 |
| 2B: 1 | SAC: 0 | PB: 0 | |
| 3B: 0 | DP: 1 | SB: 2 | |
| HR: 2 | HBP: 0 | CS: 1 | |

| Batter | 1 | 2 | 3 | 4 | 5 | 6 | 7 | 8 | 9 | AB | R | H | RBI | BB | SO | LOB |
|---|---|---|---|---|---|---|---|---|---|---|---|---|---|---|---|---|
| Jason Ellison, R (1, 9)<br>OBP: 0.273, SLG: 0.357 | L6 | | FC1-4-5<br>2-3 | | P6 | | F8 | | G5-3 | 4 | 0 | 0 | 0 | 0 | 0 | 1 |
| Todd Greene, R (9, PH)<br>OBP: 0.362, SLG: 0.455 | | | | | | | | | | 1 | 0 | 0 | 0 | 0 | 0 | 1 |
| 13 Omar Vizquel, S (1, 6)<br>OBP: 0.381, SLG: 0.397 | P6 | | F9 | | | G3-1 | K | | | 4 | 0 | 0 | 0 | 0 | 1 | 1 |
| 9 Mark Sweeney, L (1, 3)<br>(8, 7)<br>OBP: 0.326, SLG: 0.456 | L3 | | | 1B | | F8 | | G3 | | 4 | 0 | 1 | 0 | 0 | 0 | 0 |
| Barry Bonds, L (1, 7)<br>OBP: 0.475, SLG: 0.486 | | P5 | | F8 | | 2B<br>1B | | G3 | | 4 | 0 | 1 | 0 | 0 | 0 | 1 |
| Jeremy Accardo, R (8, 1) | | | | | | | | | | 0 | 0 | 0 | 0 | 0 | 0 | 0 |
| Ray Durham, S (1, 4)<br>OBP: 0.332, SLG: 0.462 | | G5-3 | | 1-2<br>1B | | 1-3<br>2B | | G5-3 | | 4 | 0 | 2 | 0 | 0 | 0 | 0 |
| Steve Finley, L (1, 8)<br>OBP: 0.319, SLG: 0.406 | | G1-3 | | F7 | | BB | | | K | 3 | 0 | 0 | 0 | 1 | 1 | 2 |
| Pedro Feliz, R (1, 5)<br>OBP: 0.302, SLG: 0.489 | | | HR | G4-3 | | F7 | | | F9 | 4 | 1 | 1 | 1 | 0 | 0 | 5 |
| 50 Eliezer Alfonzo, R (1, 2)<br>OBP: 0.333, SLG: 0.595 | | | SH1-4<br>FC1-4-5<br>1B | | G6-3 | | HR | | HR | 4 | 2 | 3 | 2 | 0 | 0 | 0 |
| Jamey Wright, R (1, 1)<br>OBP: 0.200, SLG: 0.229 | | | SH1-4<br>1-2 | | K | | G6-3 | | 1B | 1 | 0 | 0 | 0 | 0 | 1 | 0 |
| 2 Randy Winn, S (7, PH)<br>OBP: 0.346, SLG: 0.436 | | | | | | | | | | 1 | 0 | 0 | 0 | 0 | 0 | 0 |
| Steve Kline, S (7, 1) | | | | | | | | | | 0 | 0 | 0 | 0 | 0 | 0 | 0 |
| Lance Niekro, R (8, 3)<br>OBP: 0.291, SLG: 0.379 | | | | | | | | | | 1 | 0 | 1 | 0 | 0 | 0 | 0 |
| Inning Stats | R: 0 E: 0 K: 0 S: 6 H: 0 LOB: 0 BB: 0 P: 10 | R: 0 E: 0 K: 0 S: 7 H: 0 LOB: 0 BB: 0 P: 9 | R: 1 E: 0 K: 0 S: 9 H: 2 LOB: 1 BB: 0 P: 14 | R: 0 E: 0 K: 0 S: 8 H: 2 LOB: 2 BB: 0 P: 12 | R: 0 E: 0 K: 1 S: 7 H: 0 LOB: 0 BB: 0 P: 9 | R: 0 E: 0 K: 0 S: 9 H: 2 LOB: 3 BB: 1 P: 16 | R: 1 E: 0 K: 1 S: 9 H: 1 LOB: 0 BB: 0 P: 12 | R: 0 E: 0 K: 0 S: 3 H: 0 LOB: 0 BB: 0 P: 7 | R: 1 E: 0 K: 1 S: 11 H: 2 LOB: 1 BB: 0 P: 15 | 1B: 5 2B: 1 3B: 0 HR: 3 | SF: 0 SAC: 1 DP: 0 HBP: 0 | | | | | |

| PITCHER | | IP | WLS | BF | H | R | ER | SO | BB | IBB | HBP | BLK | WP | HR | S | P | ERA | WHIP |
|---|---|---|---|---|---|---|---|---|---|---|---|---|---|---|---|---|---|---|
| 37 Josh Fogg, R<br>ERA: 4.44 | (1, 1) | 7.0 | W | 29 | 7 | 2 | 2 | 2 | 1 | 0 | 0 | 0 | 0 | 2 | 55 | 82 | 2.57 | 1.143 |
| Ray King, L<br>ERA: 4.13 | (8, 1) | 1.0 | H | 3 | 0 | 0 | 0 | 0 | 0 | 0 | 0 | 0 | 0 | 0 | 3 | 7 | 0.00 | 0.000 |
| 40 Brian Fuentes, L<br>ERA: 2.36 | (9, 1) | 1.0 | S | 5 | 2 | 1 | 1 | 1 | 0 | 0 | 0 | 0 | 0 | 1 | 11 | 15 | 9.00 | 2.000 |

| PITCHER | IP | WLS | BF | H | R | ER | SO | BB | IBB | HBP | BLK | WP | HR | S | P | ERA | WHIP |
|---|---|---|---|---|---|---|---|---|---|---|---|---|---|---|---|---|---|

# TOP

# San Francisco Giants @ Colorado Rockies

Coors Field, Denver, CO

Wed Jul 05 2006, 7:05 PM MDT

Att. 23,485 - Cloudy - 72 F

livebaseballscorecards.com

| | |
|---|---|
| AB | 35 |
| R | 3 |
| H | 9 |
| RBI | 3 |
| BB | 1 |
| SO | 3 |
| LOB | 11 |

| | | | | | | | | | | | | | | | | | | |
|---|---|---|---|---|---|---|---|---|---|---|---|---|---|---|---|---|---|---|
| | | | | | | | | | | | | | | | | | | |
| WP: 0 | PB: 0 | SB: 0 | CS: 0 | PA: 37 | | | | | | | | | | | | | | |

| Batter | 1 | 2 | 3 | 4 | 5 | 6 | 7 | 8 | 9 | AB | R | H | RBI | BB | SO | LOB |
|---|---|---|---|---|---|---|---|---|---|---|---|---|---|---|---|---|
| Jamey Carroll, R (1, 4)<br>OBP: 0.396, SLG: 0.431 | B C X 1-1 ① G6-3 | C C B X 1-2 18 PO 1B<br>2-H<br>3-H | | | B C B B C X 3-2 ① G6-3 | B C B X 2-1 ③ G1-3 | | C C B S 1-3 ③ K | | 5 | 0 | 1 | 2 | 0 | 1 | 2 |
| 18 Cory Sullivan, L (1, 8)<br>OBP: 0.316, SLG: 0.414 | B C T T 1-2 ② K | 1 SAFE<br>SAFE<br>C 1 SAFE<br>0-1 ③ PO<br>1-2 | X 0-0 ① G1-3 | | C S F S 0-3 ② K | | X 0-0 5 WP 17 1B 1B | | | 4 | 0 | 1 | 0 | 0 | 2 | 0 |
| 17 Todd Helton, L (1, 3)<br>OBP: 0.435, SLG: 0.504 | B B B C C X 3-2 ③ L3 | | S F B B B X 3-2 ② F7 | | C B X 1-1 5 WP 1B | | C B 1 B X SAFE 2-1 5 WP<br>1-2 1B | | | 4 | 0 | 2 | 0 | 0 | 0 | 0 |
| 5 Matt Holliday, R (1, 7)<br>OBP: 0.386, SLG: 0.593 | | B F B B X 3-1 HR | B S S X 1-2 ③ G6-3 | | S B X 1-1 ③ G1-3<br>1-2 | | S C B D B S 3-3 ① K<br>1-2<br>2-3 | | | 4 | 1 | 1 | 1 | 0 | 1 | 3 |
| 27 Garrett Atkins, R (1, 5)<br>OBP: 0.385, SLG: 0.498 | | C F B B F B B 4-2 11 1B 8 1B BB | B X 1-0 ① G6-3 | | | B C X 1-1 37 1B 2B | I I I I 4-0 IBB | | | 2 | 2 | 1 | 0 | 2 | 0 | 0 |
| 11 Brad Hawpe, L (1, 9)<br>OBP: 0.397, SLG: 0.572 | | C X 0-1 12 G5-3 8 1B<br>1-2 1B 1B | C F B B S 2-3 ② K | | | C F F B C 1-3 ① K | B B C B C S 3-3 ② K | | | 4 | 1 | 1 | 0 | 0 | 3 | 4 |
| 8 Yorvit Torrealba, R (1, 2)<br>OBP: 0.282, SLG: 0.375 | | X 0-0 12 G5-3<br>1-2 1B<br>2-H 1B | C X 0-1 12 1B 1B | | | B C B F S 2-3 ② K | C B B X 2-1 ③ L1-3 | | | 4 | 1 | 2 | 1 | 0 | 1 | 4 |
| 12 Clint Barmes, R (1, 6)<br>OBP: 0.248, SLG: 0.312 | | C C F X 0-2 ① G5-3<br>1-2<br>2-3 | X 0-0 1-2 1B | | | I I I I 4-0 37 1B IBB | | X 0-0 ① F7 | | 3 | 0 | 1 | 0 | 1 | 0 | 2 |
| 37 Josh Fogg, R (1, 1)<br>OBP: 0.156, SLG: 0.036<br>Ray King, L (8, 1)<br>Jorge Piedra, L (8, PH)<br>OBP: 0.200, SLG: 0.382<br>40 Brian Fuentes, L (9, 1) | | B F B X 2-1 ② G6-3 | X 0-0 ③ G4-3 | | | B B C X 2-1 1-2 2-H 1B | | F X 0-1 ② P5 | | 3<br>0<br>1<br>0 | 0<br>0<br>0<br>0 | 1<br>0<br>0<br>0 | 1<br>0<br>0<br>0 | 0<br>0<br>0<br>0 | 0<br>0<br>0<br>0 | 4<br>0<br>0<br>0 |
| Inning Stats | R: 0 E: 0 K: 1 S: 8 H: 0 LOB: 0 BB: 0 P: 13 | R: 4 E: 0 K: 0 S: 18 H: 4 LOB: 0 BB: 1 P: 28 | R: 0 E: 0 K: 0 S: 7 H: 0 LOB: 0 BB: 0 P: 11 | R: 0 E: 0 K: 1 S: 8 H: 2 LOB: 2 BB: 0 P: 11 | R: 0 E: 0 K: 1 S: 11 H: 1 LOB: 1 BB: 0 P: 16 | R: 1 E: 0 K: 2 S: 13 H: 2 LOB: 2 BB: 1 P: 25 | R: 0 E: 0 K: 2 S: 11 H: 2 LOB: 3 BB: 1 P: 25 | R: 0 E: 0 K: 1 S: 6 H: 0 LOB: 0 BB: 0 P: 7 | | 1B: 9<br>2B: 1<br>3B: 0<br>HR: 1 | SF: 0<br>SAC: 0<br>DP: 0<br>HBP: 0 | | | | | |

| PITCHER | | IP | WLS | BF | H | R | ER | SO | BB | IBB | HBP | BLK | WP | HR | S | P | ERA | WHIP |
|---|---|---|---|---|---|---|---|---|---|---|---|---|---|---|---|---|---|---|
| Jamey Wright, R<br>ERA: 5.06 | (1, 1) | 6.0 | L | 28 | 9 | 5 | 5 | 5 | 1 | 1 | 0 | 0 | 1 | 1 | 65 | 104 | 7.50 | 1.667 |
| Steve Kline, L<br>ERA: 2.51 | (7, 1) | 1.0 | | 6 | 2 | 0 | 0 | 2 | 0 | 1 | 0 | 0 | 1 | 0 | 11 | 25 | 0.00 | 2.000 |
| Jeremy Accardo, R<br>ERA: 4.79 | (8, 1) | 1.0 | | 3 | 0 | 0 | 0 | 1 | 0 | 0 | 0 | 0 | 0 | 0 | 6 | 7 | 0.00 | 0.000 |

| PITCHER | IP | WLS | BF | H | R | ER | SO | BB | IBB | HBP | BLK | WP | HR | S | P | ERA | WHIP |
|---|---|---|---|---|---|---|---|---|---|---|---|---|---|---|---|---|---|

# BOTTOM

# San Francisco Giants @ Colorado Rockies

Coors Field, Denver, CO

Wed Jul 05 2006, 7:05 PM MDT
Att. 23,485 - Cloudy - 72 F

livebaseballscorecards.com

| | |
|---|---|
| AB | 34 |
| R | 5 |
| H | 11 |
| RBI | 5 |
| BB | 3 |
| SO | 8 |
| LOB | 19 |

WP: 2 PA: 38
PB: 0
SB: 0
CS: 0

| Batter | 1 | 2 | 3 | 4 | 5 | 6 | 7 | 8 | 9 | AB | R | H | RBI | BB | SO | LOB |
|---|---|---|---|---|---|---|---|---|---|---|---|---|---|---|---|---|
| 30 Jeff DaVanon, S (1, 8)<br>OBP: 0.362, SLG: 0.432<br>Jorge Julio, R (9, 1) | C B C X<br>1-2 G6-3 ① | X<br>0-0 2-H HR | | B C D F B B<br>4-2 1-2 BB | | | F X<br>0-1 B1-3 ① | | | 3 | 1 | 1 | 2 | 1 | 0 | 0 |
| | | | | | | | | | | 0 | 0 | 0 | 0 | 0 | 0 | 0 |
| Chad Tracy, L (1, 5)<br>OBP: 0.327, SLG: 0.439 | C X<br>0-1 G6-3 ② | C C B B X<br>2-2 G6-3 ③ | | C F X<br>0-2 F9 ③ | | | B B X<br>2-0 G4-3 ② | | | 4 | 0 | 0 | 0 | 0 | 0 | 2 |
| Shawn Green, L (1, 9)<br>OBP: 0.364, SLG: 0.468 | B B S B B<br>4-1 34 1B BB | | X<br>0-0 F8 ① | | C X<br>0-1 G4-3 ① | | B X<br>1-0 G4-3 ③ | | | 3 | 0 | 0 | 0 | 1 | 0 | 0 |
| 34 Conor Jackson, R (1, 3)<br>OBP: 0.372, SLG: 0.404 | C B B 1 SAFE X<br>2-1 1-2 1B | | B B C B X<br>3-1 G6-3 ② | | X<br>0-0 P6 ② | | | C B B X<br>2-1 G6-3 ① | | 4 | 0 | 1 | 0 | 0 | 0 | 0 |
| Luis Gonzalez, L (1, 7)<br>OBP: 0.353, SLG: 0.401 | B B B C X<br>3-1 F9 ③ | | C X<br>0-1 F9 ③ | | B B C X<br>2-1 G4-3 ③ | | | B B C F X<br>2-2 F9 ② | | 4 | 0 | 0 | 0 | 0 | 0 | 2 |
| Johnny Estrada, S (1, 2) | | B F B C X<br>2-2 1 F8 1B 2B | | X<br>0-0 F8 ① | | B F B X<br>2-1 G5-3 ① | | C X<br>0-1 F9 ③ | | 4 | 1 | 1 | 0 | 0 | 0 | 0 |
| 1 Orlando Hudson, S (1, 4)<br>OBP: 0.322, SLG: 0.403 | | B B F B X<br>3-1 F8 ① 2-3 | | C X<br>0-1 E G6-3 1B | | C F X<br>0-2 G6-3 ② | | | S X<br>0-1 F7 ① | 4 | 1 | 1 | 0 | 0 | 0 | 1 |
| Craig Counsell, L (1, 6)<br>OBP: 0.319, SLG: 0.345 | | B C B F D F F X<br>3-2 30 HR S 3-H 1B | | B F 1 SAFE 1 SAFE X<br>1-1 G6-3 ② 1-H | | C F B B B B<br>4-2 BB | | | C X<br>0-1 P5 ② | 3 | 1 | 1 | 2 | 1 | 0 | 0 |
| Miguel Batista, R (1, 1)<br>OBP: 0.143, SLG: 0.143<br>28 Brandon Medders, R (5, 1)<br>Luis Vizcaino, R (7, 1)<br>Randy Choate, L (8, 1)<br>Brandon Lyon, R (8, 1)<br>22 Eric Byrnes, R (9, PH)<br>OBP: 0.354, SLG: 0.532 (9, 8) | | L M 1 SAFE B B S<br>2-3 K ② 1-2 | | X<br>0-0 E6 30 BB | | S 1 SAFE B C P 1 SAFE B X<br>3-2 G4-3 ③ | | | F B X<br>1-1 P2 ③ | 2 | 0 | 0 | 0 | 0 | 1 | 1 |
| | | | | | | | | | | 1 | 0 | 0 | 0 | 0 | 0 | 1 |
| | | | | | | | | | | 0 | 0 | 0 | 0 | 0 | 0 | 0 |
| | | | | | | | | | | 0 | 0 | 0 | 0 | 0 | 0 | 0 |
| | | | | | | | | | | 0 | 0 | 0 | 0 | 0 | 0 | 0 |
| | | | | | | | | | | 1 | 0 | 0 | 0 | 0 | 0 | 0 |
| Inning Stats | R: 0 E: 0 K: 0 S: 10 H: 1 LOB: 2 BB: 1 P: 20 | R: 3 E: 0 K: 1 S: 17 H: 3 LOB: 0 BB: 0 P: 29 | R: 0 E: 0 K: 0 S: 5 H: 0 LOB: 0 BB: 0 P: 8 | R: 1 E: 2 K: 0 S: 11 H: 1 LOB: 2 BB: 1 P: 16 | R: 0 E: 0 K: 0 S: 5 H: 0 LOB: 0 BB: 0 P: 7 | R: 0 E: 0 K: 0 S: 11 H: 0 LOB: 1 BB: 1 P: 19 | R: 0 E: 0 K: 0 S: 4 H: 0 LOB: 0 BB: 0 P: 7 | R: 0 E: 0 K: 0 S: 7 H: 0 LOB: 0 BB: 0 P: 11 | R: 0 E: 0 K: 0 S: 6 H: 0 LOB: 0 BB: 0 P: 7 | 1B: 3 2B: 1 3B: 0 HR: 1 | SF: 0 SAC: 0 DP: 0 HBP: 0 | | | | | |

| PITCHER | IP | WLS | BF | H | R | ER | SO | BB | IBB | HBP | BLK | WP | HR | S | P | ERA | WHIP |
|---|---|---|---|---|---|---|---|---|---|---|---|---|---|---|---|---|---|
| 49 Byung-Hyun Kim, R (1, 1)<br>ERA: 4.89 | 4.2 | L | 22 | 5 | 4 | 3 | 1 | 2 | 0 | 0 | 0 | 0 | 1 | 46 | 76 | 5.79 | 1.500 |
| 39 Tom Martin, L (5, 1)<br>ERA: 3.93 | 2.1 | | 8 | 0 | 0 | 0 | 0 | 1 | 0 | 0 | 0 | 0 | 0 | 17 | 30 | 0.00 | 0.429 |
| Scott Dohmann, R (8, 1)<br>ERA: 5.01 | 1.0 | | 3 | 0 | 0 | 0 | 0 | 0 | 0 | 0 | 0 | 0 | 0 | 7 | 11 | 0.00 | 0.000 |
| Jose Mesa, R (9, 1)<br>ERA: 2.95 | 1.0 | | 3 | 0 | 0 | 0 | 0 | 0 | 0 | 0 | 0 | 0 | 0 | 6 | 7 | 0.00 | 0.000 |

| PITCHER | IP | WLS | BF | H | R | ER | SO | BB | IBB | HBP | BLK | WP | HR | S | P | ERA | WHIP |
|---|---|---|---|---|---|---|---|---|---|---|---|---|---|---|---|---|---|

# TOP

# Arizona Diamondbacks @ Colorado Rockies

Coors Field, Denver, CO

Fri Jul 07 2006, 7:05 PM MDT

Att. 26,313 - Partly Cloudy - 82 F

livebaseballscorecards.com

| | |
|---|---|
| AB | 33 |
| R | 4 |
| H | 5 |
| RBI | 4 |
| BB | 3 |
| SO | 1 |
| LOB | 7 |

| Batter | 1 | 2 | 3 | 4 | 5 | 6 | 7 | 8 | 9 | AB | R | H | RBI | BB | SO | LOB |
|---|---|---|---|---|---|---|---|---|---|---|---|---|---|---|---|---|
| Jamey Carroll, R (1, 4)<br>OBP: 0.397, SLG: 0.432 | B C F B X<br>2-2<br>18<br>1B<br>17<br>SF9<br>1B | C D X<br>1-1 ③<br>G1-3 | | | S D D F F C<br>2-3 ②<br>K | | B B C F B X<br>3-2<br>1B | | | 4 | 1 | 2 | 0 | 0 | 1 | 2 |
| 18 Cory Sullivan, L (1, 8)<br>OBP: 0.319, SLG: 0.413 | B 1 SAFE<br>L B 1 SAFE<br>1 B SAFE<br>X<br>3-1<br>27<br>CS<br>1-3<br>1B | B B X<br>2-0 ①<br>F7 | | | B B B B<br>4-0<br>1-2<br>BB | | C F S<br>0-3 ③<br>K | | | 3 | 0 | 1 | 0 | 1 | 1 | 1 |
| 17 Todd Helton, L (1, 3)<br>OBP: 0.429, SLG: 0.498 | B C X<br>1-1 ①<br>SF9<br>3-H | C C B S<br>1-3 ②<br>K | | | S S F X<br>0-2 ③<br>G5-3 | | | C F X<br>0-2 ①<br>G4-3 | | 3 | 0 | 0 | 1 | 0 | 1 | 2 |
| 5 Matt Holliday, R (1, 7)<br>OBP: 0.384, SLG: 0.589 | 1 SAFE<br>B B X<br>2-0 ②<br>F9 | X<br>0-0 ③<br>G3 | | | | C X<br>0-1 ①<br>L9 | | B B B S X<br>3-1<br>1B | | 4 | 0 | 1 | 0 | 0 | 0 | 1 |
| 27 Garrett Atkins, R (1, 5)<br>OBP: 0.383, SLG: 0.495 | B 1 SAFE<br>B B<br>3-0 ③<br>CS<br>1-2 | B C B B X<br>3-1 ①<br>G6-3 | | B X<br>1-0 ①<br>G1-3 | | B B C C X<br>2-2<br>1B | | X<br>0-0 ②<br>L9 | | 4 | 0 | 1 | 0 | 0 | 0 | 1 |
| 11 Brad Hawpe, L (1, 9)<br>OBP: 0.396, SLG: 0.567 | | C C B B B X<br>3-2<br>3B<br>1B | | B B X<br>2-0 ②<br>G6-3 | | B C 1 SAFE C X<br>2-2 ②<br>F7 | | B C F B B S<br>3-3 ③<br>K | | 4 | 1 | 1 | 0 | 0 | 1 | 2 |
| JD Closser, S (1, 2)<br>OBP: 0.307, SLG: 0.379 | B F B 1 SAFE X<br>2-1<br>49<br>1B<br>1-H<br>3B | | | B C B B X<br>3-1 ③<br>G3 | | C B B B C S<br>2-3 ③<br>K | | | B B X<br>2-0 ①<br>F8 | 4 | 1 | 1 | 1 | 0 | 1 | 1 |
| 12 Clint Barmes, R (1, 6)<br>OBP: 0.245, SLG: 0.308 | X<br>0-0 ②<br>P5 | | | | C F F S<br>0-3 ①<br>K | | B F B B C F T<br>3-2 ①<br>K | | B B C X<br>2-1 ②<br>G5-3 | 4 | 0 | 0 | 0 | 0 | 2 | 1 |
| 49 Byung-Hyun Kim, R (1, 1)<br>OBP: 0.174, SLG: 0.174<br>39 Tom Martin, L (5, 1)<br>Luis Gonzalez, R (7, PH)<br>OBP: 0.257, SLG: 0.377<br>Scott Dohmann, R (8, 1)<br>Jose Mesa, R (9, 1)<br>Jorge Piedra, L (9, PH)<br>OBP: 0.194, SLG: 0.371 | X<br>0-0<br>3-H<br>1B | | | | F X<br>0-1<br>E1<br>18<br>BB | | B S X<br>1-1 ②<br>G6-3 | | C B B X<br>2-1 ③<br>P5 | 1<br>1<br>1<br>0<br>0<br>0 | 0<br>0<br>0<br>0<br>0<br>1 | 1<br>0<br>0<br>0<br>0<br>0 | 1<br>0<br>0<br>0<br>0<br>0 | 0<br>0<br>0<br>0<br>0<br>0 | 0<br>0<br>0<br>0<br>0<br>0 | 0<br>0<br>0<br>0<br>0<br>0 |
| Inning Stats | R: 1 H: 2<br>E: 0 LOB: 0<br>K: 0 BB: 0<br>S: 8 P: 19 | R: 2 H: 3<br>E: 0 LOB: 1<br>K: 0 BB: 0<br>S: 11 P: 20 | R: 0 H: 0<br>E: 0 LOB: 0<br>K: 1 BB: 0<br>S: 5 P: 8 | R: 0 H: 0<br>E: 0 LOB: 0<br>K: 0 BB: 0<br>S: 4 P: 10 | R: 0 H: 0<br>E: 1 LOB: 2<br>K: 2 BB: 1<br>S: 15 P: 21 | R: 0 H: 1<br>E: 0 LOB: 1<br>K: 1 BB: 0<br>S: 11 P: 17 | R: 0 H: 1<br>E: 0 LOB: 1<br>K: 2 BB: 0<br>S: 12 P: 19 | R: 0 H: 1<br>E: 0 LOB: 1<br>K: 1 BB: 0<br>S: 9 P: 15 | R: 0 H: 0<br>E: 0 LOB: 0<br>K: 0 BB: 0<br>S: 5 P: 11 | 1B: 7<br>2B: 0<br>3B: 1<br>HR: 0 | SF: 1<br>SAC: 0<br>DP: 0<br>HBP: 0 | | | | | WP: 0<br>PB: 0<br>SB: 0<br>CS: 1 | PA: 37 |

| PITCHER | | IP | WLS | BF | H | R | ER | SO | BB | IBB | HBP | BLK | WP | HR | S | P | ERA | WHIP |
|---|---|---|---|---|---|---|---|---|---|---|---|---|---|---|---|---|---|---|
| Miguel Batista, R<br>ERA: 5.01 | (1, 1) | 4.0 | | 16 | 5 | 3 | 3 | 1 | 0 | 0 | 0 | 0 | 0 | 0 | 28 | 57 | 6.75 | 1.250 |
| 28 Brandon Medders, R<br>ERA: 3.95 | (5, 1) | 2.0 | W | 9 | 1 | 0 | 0 | 3 | 1 | 0 | 0 | 0 | 0 | 0 | 26 | 38 | 0.00 | 1.000 |
| Luis Vizcaino, R<br>ERA: 3.93 | (7, 1) | 1.0 | H | 4 | 1 | 0 | 0 | 2 | 0 | 0 | 0 | 0 | 0 | 0 | 12 | 19 | 0.00 | 1.000 |
| Randy Choate, L<br>ERA: | (8, 1) | 0.1 | H | 1 | 0 | 0 | 0 | 0 | 0 | 0 | 0 | 0 | 0 | 0 | 3 | 3 | 0.00 | 0.000 |
| Brandon Lyon, R<br>ERA: 4.73 | (8, 1) | 0.2 | H | 3 | 1 | 0 | 0 | 1 | 0 | 0 | 0 | 0 | 0 | 0 | 6 | 12 | 0.00 | 1.500 |

| PITCHER | | IP | WLS | BF | H | R | ER | SO | BB | IBB | HBP | BLK | WP | HR | S | P | ERA | WHIP |
|---|---|---|---|---|---|---|---|---|---|---|---|---|---|---|---|---|---|---|
| Jorge Julio, R<br>ERA: 3.57 | (9, 1) | 1.0 | S | 3 | 0 | 0 | 0 | 0 | 0 | 0 | 0 | 0 | 0 | 0 | 5 | 11 | 0.00 | 0.000 |

# BOTTOM

## Arizona Diamondbacks @ Colorado Rockies

Coors Field, Denver, CO

Fri Jul 07 2006, 7:05 PM MDT

Att. 26,313 - Partly Cloudy - 82 F

livebaseballscorecards.com

| | |
|---|---|
| AB | 34 |
| R | 3 |
| H | 8 |
| RBI | 3 |
| BB | 1 |
| SO | 7 |
| LOB | 11 |

# Arizona Diamondbacks @ Colorado Rockies

Coors Field, Denver, CO

Sat Jul 08 2006, 6:05 PM MDT

Att. 22,874 - Cloudy - 65 F

TOP

livebaseballscorecards.com

| Batter | 1 | 2 | 3 | 4 | 5 | 6 | 7 | 8 | 9 | AB | R | H | RBI | BB | SO | LOB |
|---|---|---|---|---|---|---|---|---|---|---|---|---|---|---|---|---|
| 30 Jeff DaVanon, S (1, 7)<br>OBP: 0.358, SLG: 0.424 | C C S 0-3 ① K | | B B B C B 4-1 BB | | | C C S 0-3 ② K | | C B F S 1-3 ③ K | X 0-0 ② SF8 3-H | 3 | 0 | 0 | 1 | 1 | 3 | 0 |
| 22 Eric Byrnes, R (1, 8)<br>OBP: 0.355, SLG: 0.530 | S B F F X 1-2 ② G5-3 | | 1 SAFE B X 1-0 ③ F7 | | | X 0-0 ③ G4-3 | | | 34 1B HR 1B<br>1-2 2-H 1B | 5 | 1 | 2 | 1 | 0 | 0 | 1 |
| Shawn Green, L (1, 9)<br>OBP: 0.364, SLG: 0.467 | B X 1-0 ③ G4-3 | | | B B C F X 2-2 ① F9 | | | X 0-0 ① P5 | | 1 SAFE 1 SAFE B X 1-2 34 1B HR 1B<br>C B X 1-2 1-3 2-H 1B | 5 | 1 | 2 | 1 | 0 | 0 | 0 |
| 34 Conor Jackson, R (1, 3)<br>OBP: 0.376, SLG: 0.408 | | B B X 2-0 ① F8 | | C B X 1-1 L1-3 1B | | | C B X 1-1 1B 1B | | B B B B X 1-2 2-3 HR 1B<br>B X 1-0 ③ L7 | 5 | 1 | 3 | 0 | 0 | 0 | 2 |
| Chad Tracy, L (1, 5)<br>OBP: 0.329, SLG: 0.449 | | B C B B X 2-1 ② P5 | | 1 SAFE B X 1-0 ②③ L1-3<br>1-1 | | | C X 0-1 G6-4-3<br>1-2 1B | | C X 0-1 1-H 2-H 3-H HR | 4 | 1 | 2 | 4 | 0 | 0 | 1 |
| Johnny Estrada, S (1, 2)<br>OBP: 0.337, SLG: 0.465 | | C B X 1-1 1B | | | B F F F B B X 3-2 ① F9 | | X 0-0 ②③ G6-4-3<br>1-2f | | F F B T 1-2 ① K | 4 | 0 | 1 | 0 | 0 | 1 | 2 |
| 1 Orlando Hudson, S (1, 4)<br>OBP: 0.321, SLG: 0.404 | | B C B B B F F F S 3-3 ③ K | | | C F S 0-3 ② K | | | C B B F B S 3-3 ① K | X 0-0 BB 30 SF8 2B | 4 | 1 | 1 | 0 | 0 | 3 | 1 |
| Craig Counsell, L (1, 6)<br>OBP: 0.324, SLG: 0.360 | | | C B X 1-1 17 G5-4-3 1B | | B F B F B S 3-3 ③ K | | | B X 1-0 HR | B C B C F X 2-2 BB 22 1B 1B | 4 | 2 | 3 | 1 | 0 | 1 | 0 |
| 17 Brandon Webb, R (1, 1)<br>OBP: 0.163, SLG: 0.190<br>Luis Gonzalez, L (8, PH)<br>OBP: 0.352, SLG: 0.400<br>Luis Vizcaino, R (8, 1)<br>Andy Green, R (9, PH)<br>OBP: 0.338, SLG: 0.306<br>Greg Aquino, R (9, 1)<br>Jorge Julio, R (9, 1) | | | L B L X 1-2 ①② G5-4-3<br>1-2f | | | B B C F S 2-3 ① K | | C B F X 1-2 ② G3-1 | C F B B F B B 4-2 1-2 2-3 22 1B 1B BB | 2<br>1<br>0<br>0<br>0<br>0 | 0<br>0<br>0<br>1<br>0<br>0 | 0<br>0<br>0<br>0<br>0<br>0 | 0<br>0<br>0<br>1<br>0<br>0 | 1<br>0<br>0<br>0<br>0<br>0 | 1<br>0<br>0<br>0<br>0<br>0 | 1<br>0<br>0<br>0<br>0<br>0 |

| | AB | R | H | RBI | BB | SO | LOB |
|---|---|---|---|---|---|---|---|
| | 37 | 8 | 14 | 8 | 2 | 9 | 8 |

| Inning Stats | 1 | 2 | 3 | 4 | 5 | 6 | 7 | 8 | 9 | 1B: 11 | SF: 1 | WP: 0 | PA: 40 |
|---|---|---|---|---|---|---|---|---|---|---|---|---|---|
| R: | 0 | 0 | 0 | 0 | 0 | 0 | 0 | 1 | 7 | 2B: 2 | SAC: 0 | PB: 0 | |
| E: | 0 | 0 | 0 | 0 | 0 | 0 | 0 | 0 | 0 | 3B: 0 | DP: 3 | SB: 0 | |
| K: | 1 | 1 | 0 | 0 | 2 | 2 | 0 | 2 | 1 | HR: 2 | HBP: 0 | CS: 0 | |
| S: | 8 | 10 | 7 | 6 | 9 | 7 | 6 | 10 | 25 | | | | |
| H: | 0 | 1 | 1 | 1 | 0 | 0 | 2 | 1 | 8 | | | | |
| LOB: | 0 | 1 | 1 | 0 | 0 | 0 | 1 | 2 | 2 | | | | |
| BB: | 0 | 0 | 1 | 0 | 0 | 0 | 0 | 0 | 1 | | | | |
| P: | 10 | 18 | 14 | 10 | 15 | 9 | 7 | 16 | 38 | | | | |

| PITCHER | | IP | WLS | BF | H | R | ER | SO | BB | IBB | HBP | BLK | WP | HR | S | P | ERA | WHIP |
|---|---|---|---|---|---|---|---|---|---|---|---|---|---|---|---|---|---|---|
| Jason Jennings, R<br>ERA: 3.67 | (1, 1) | 8.0 | | 28 | 6 | 1 | 1 | 8 | 1 | 0 | 0 | 0 | 0 | 1 | 63 | 99 | 1.12 | 0.875 |
| 40 Brian Fuentes, L<br>ERA: 3.89 | (9, 1) | 0.1 | L | 7 | 6 | 6 | 6 | 1 | 0 | 0 | 0 | 0 | 0 | 1 | 16 | 23 | 162.00 | 18.000 |
| 61 Ramon E Ramirez, R<br>ERA: 3.0 | (9, 1) | 0.0 | | 1 | 0 | 0 | 0 | 0 | 1 | 0 | 0 | 0 | 0 | 0 | 3 | 7 | ∞ | ∞ |
| Ray King, L<br>ERA: 4.07 | (9, 1) | 0.1 | | 3 | 2 | 1 | 1 | 0 | 0 | 0 | 0 | 0 | 0 | 0 | 5 | 6 | 27.00 | 6.000 |
| David Cortes, R<br>ERA: 4.45 | (9, 1) | 0.1 | | 1 | 0 | 0 | 0 | 0 | 0 | 0 | 0 | 0 | 0 | 0 | 1 | 2 | 0.00 | 0.000 |

| PITCHER | IP | WLS | BF | H | R | ER | SO | BB | IBB | HBP | BLK | WP | HR | S | P | ERA | WHIP |
|---|---|---|---|---|---|---|---|---|---|---|---|---|---|---|---|---|---|

# BOTTOM

## Arizona Diamondbacks @ Colorado Rockies

Coors Field, Denver, CO

Sat Jul 08 2006, 6:05 PM MDT

Att. 22,874 - Cloudy - 65 F

livebaseballscorecards.com

| Batter | 1 | 2 | 3 | 4 | 5 | 6 | 7 | 8 | 9 | AB | R | H | RBI | BB | SO | LOB |
|---|---|---|---|---|---|---|---|---|---|---|---|---|---|---|---|---|
| Jamey Carroll, R (1, 4)<br>OBP: 0.401, SLG: 0.435 | G1-3 | | | 6 SH3-4, 17 F8-2, 2B | | F7 | | | BB | 3 | 1 | 1 | 0 | 2 | 0 | 1 |
| 6 Omar Quintanilla, L (1, 6)<br>OBP: 0.273, SLG: 0.300 | K2-3 | | | SH3-4<br>2-3 | | L5 | | | 8 2B, 2B<br>K | 4 | 1 | 1 | 0 | 0 | 2 | 3 |
| 17 Todd Helton, L (1, 3)<br>OBP: 0.424, SLG: 0.490 | K | | | F8-2<br>3-H | | | G4-3 | | K | 4 | 0 | 0 | 0 | 0 | 2 | 3 |
| 5 Matt Holliday, R (1, 7)<br>OBP: 0.383, SLG: 0.584 | | G3 | | | P4 | | 27 CS<br>BB | | K | 3 | 0 | 0 | 0 | 1 | 1 | 2 |
| 27 Garrett Atkins, R (1, 5)<br>OBP: 0.384, SLG: 0.494 | | K | | | 11 G4-3, 8 1B, 1B | | SAFE<br>FC<br>1-2 | | 11 1B, 8 2B, HBP | 3 | 2 | 1 | 0 | 0 | 1 | 1 |
| 11 Brad Hawpe, L (1, 9)<br>OBP: 0.394, SLG: 0.563 | | K | | | G4-3<br>1-2 | | G3 | | 8 2B, 1B<br>1-2<br>2-3<br>3-H | 4 | 1 | 1 | 1 | 0 | 1 | 2 |
| 8 Yorvit Torrealba, R (1, 2)<br>OBP: 0.293, SLG: 0.397 | | | G4-3 | CS<br>2-H | | | | F8 | 18 E, 2B<br>1-H<br>2-H<br>3-H | 4 | 1 | 2 | 4 | 0 | 0 | 0 |
| Choo Freeman, R (1, 8)<br>OBP: 0.298, SLG: 0.330<br>18 Cory Sullivan, L (8, PH)<br>OBP: 0.316, SLG: 0.409 (9, 8) | | | G6-3 | CS<br>1-2 | | K | | K | E7, WP<br>2-H | 2<br>2 | 0<br>1 | 0<br>0 | 0<br>0 | 0<br>0 | 1<br>1 | 0<br>0 |
| Jason Jennings, L (1, 1)<br>OBP: 0.257, SLG: 0.242<br>Jorge Piedra, L (8, PH)<br>OBP: 0.189, SLG: 0.361<br>40 Brian Fuentes, L (9, 1)<br>61 Ramon E Ramirez, R (9, 1)<br>OBP: 0.667, SLG: 0.667<br>Ray King, L (9, 1)<br>David Cortes, R (9, 1)<br>Luis Gonzalez, R (9, PH)<br>OBP: 0.264, SLG: 0.377 | | | G5-3 | | | 1B | | | WP<br>BB | 2<br>1<br>0<br>0<br>0<br>0<br>0<br>0 | 0<br>0<br>0<br>0<br>0<br>0<br>0<br>0 | 1<br>0<br>0<br>0<br>0<br>0<br>0<br>0 | 0<br>0<br>0<br>0<br>0<br>0<br>0<br>1 | 0<br>0<br>0<br>0<br>0<br>0<br>0<br>0 | 0<br>0<br>0<br>0<br>0<br>0<br>0<br>0 | 0<br>0<br>0<br>0<br>0<br>0<br>0<br>0 |
| Inning Stats | R: 0 E: 0 K: 2 S: 12 H: 0 LOB: 0 BB: 0 P: 19 | R: 0 E: 0 K: 2 S: 7 H: 0 LOB: 0 BB: 0 P: 10 | R: 0 E: 0 K: 0 S: 6 H: 0 LOB: 0 BB: 0 P: 8 | R: 0 E: 0 K: 0 S: 6 H: 1 LOB: 0 BB: 0 P: 12 | R: 1 E: 0 K: 0 S: 10 H: 2 LOB: 0 BB: 0 P: 16 | R: 0 E: 0 K: 1 S: 9 H: 1 LOB: 1 BB: 0 P: 13 | R: 0 E: 0 K: 0 S: 13 H: 0 LOB: 1 BB: 1 P: 22 | R: 0 E: 0 K: 1 S: 7 H: 0 LOB: 0 BB: 0 P: 11 | R: 6 E: 1 K: 3 S: 25 H: 3 LOB: 2 BB: 3 P: 50 | 1B: 4 2B: 4 3B: 0 HR: 0 | SF: 0 SAC: 1 DP: 1 HBP: 1 | | | | | | |

| | AB | 32 |
|---|---|---|
| | R | 7 |
| | H | 7 |
| | RBI | 5 |
| | BB | 4 |
| | SO | 9 |
| | LOB | 12 |

WP: 2 PB: 0 SB: 0 CS: 2 PA: 39

| PITCHER | | IP | WLS | BF | H | R | ER | SO | BB | IBB | HBP | BLK | WP | HR | S | P | ERA | WHIP |
|---|---|---|---|---|---|---|---|---|---|---|---|---|---|---|---|---|---|---|
| 17 Brandon Webb, R<br>ERA: 2.65 | (1, 1) | 7.0 | | 24 | 4 | 1 | 1 | 6 | 1 | 0 | 0 | 0 | 1 | 0 | 63 | 100 | 1.29 | 0.714 |
| Luis Vizcaino, R<br>ERA: 3.82 | (8, 1) | 1.0 | W | 3 | 0 | 0 | 0 | 1 | 0 | 0 | 0 | 0 | 0 | 0 | 7 | 11 | 0.00 | 0.000 |
| Greg Aquino, R<br>ERA: 5.34 | (9, 1) | 0.2 | | 7 | 3 | 5 | 4 | 2 | 1 | 0 | 1 | 0 | 0 | 0 | 16 | 29 | 54.00 | 6.000 |
| Jorge Julio, R<br>ERA: 3.54 | (9, 1) | 0.1 | S | 4 | 0 | 1 | 0 | 1 | 2 | 0 | 0 | 0 | 1 | 0 | 9 | 21 | 0.00 | 6.000 |

| PITCHER | IP | WLS | BF | H | R | ER | SO | BB | IBB | HBP | BLK | WP | HR | S | P | ERA | WHIP |
|---|---|---|---|---|---|---|---|---|---|---|---|---|---|---|---|---|---|

| Batter | 1 | 2 | 3 | 4 | 5 | 6 | 7 | 8 | 9 | AB | R | H | RBI | BB | SO | LOB |
|---|---|---|---|---|---|---|---|---|---|---|---|---|---|---|---|---|
| Craig Counsell, L (1, 6)<br>OBP: 0.331, SLG: 0.365 | G1-3 | | 22 G5-3 1B | | 22 G5-4-3 1B | | 1B 22 BB 34 SF 1B<br>1-2 2-3 | 22 FC4 HBP | | 4 | 2 | 3 | 0 | 0 | 0 | 0 |
| 22 Eric Byrnes, R (1, 8)<br>OBP: 0.352, SLG: 0.522 | F7 | | G5-3<br>1-2 | | G5-4-3<br>1-2f | | 1B 34 SF BB<br>1-2 2-3 3-H | FC4<br>1-2f | | 4 | 1 | 0 | 1 | 1 | 0 | 3 |
| Chad Tracy, L (1, 5)<br>OBP: 0.332, SLG: 0.454 | 2B | | 34 FC5-4 1B<br>2-H | | G2-3 | | 34 SF 1B 1B<br>1-2 2-3 3-H | | K | 5 | 1 | 3 | 2 | 0 | 1 | 0 |
| 34 Conor Jackson, R (1, 3)<br>OBP: 0.370, SLG: 0.402 | G5-3 | | FC5-4<br>1-2f | | | G1-3 | SF 1B<br>1-2 2-H 3-H | | P2 | 4 | 0 | 0 | 1 | 0 | 0 | 2 |
| Luis Gonzalez, L (1, 7)<br>OBP: 0.355, SLG: 0.411 | | HR | | F8 | | G4-3 | G3-6-3 1B<br>1-3 2-H | | BB | 4 | 1 | 2 | 2 | 1 | 0 | 0 |
| Shawn Green, L (1, 9)<br>OBP: 0.361, SLG: 0.462 | | F7 | | L4 | | G4-3 | G3-6-3<br>1-2f | | K | 3 | 0 | 0 | 0 | 0 | 0 | 0 |
| 28 Brandon Medders, R (7, 1) | | | | | | | | | | 0 | 0 | 0 | 0 | 0 | 0 | 0 |
| Brandon Lyon, R (8, 1) | | | | | | | | | | 0 | 0 | 0 | 0 | 0 | 0 | 0 |
| Andy Green, R (9, PH)<br>OBP: 0.333, SLG: 0.302 | | | | | | | | | | 1 | 0 | 0 | 0 | 0 | 1 | 1 |
| Jorge Julio, R (9, 1) | | | | | | | | | | 0 | 0 | 0 | 0 | 0 | 0 | 0 |
| 1 Orlando Hudson, S (1, 4)<br>OBP: 0.324, SLG: 0.415 | | G4-3 | | 19 1B 1B | | | F8 | HR | | 4 | 1 | 2 | 1 | 0 | 0 | 0 |
| 19 Chris Snyder, R (1, 2)<br>OBP: 0.347, SLG: 0.414 | | L9 | | 1 SAFE 1 SAFE<br>1-3 | | | 30 1B 1B 22 BB<br>0-2 | G5-3 | | 4 | 1 | 2 | 0 | 0 | 0 | 0 |
| 37 Juan Cruz, R (1, 1) | | | G3 | G5-3 | | | 22 BB 1B 1B<br>1-2 | F8 | | 2 | 0 | 0 | 0 | 0 | 0 | 2 |
| Randy Choate, L (6, 1) | | | | | | | | | | 0 | 0 | 0 | 0 | 0 | 0 | 0 |
| 31 Edgar Gonzalez, R (6, 1)<br>OBP: 0.500, SLG: 0.500 | | | | | | | | | | 0 | 0 | 0 | 0 | 0 | 0 | 0 |
| 30 Jeff DaVanon, S (6, 9)<br>OBP: 0.360, SLG: 0.425 | | | | | | | | | | 2 | 1 | 1 | 0 | 0 | 0 | 0 |
| Tony Clark, S (7, PH)<br>OBP: 0.292, SLG: 0.371 | | | | | | | | | | 1 | 0 | 0 | 0 | 0 | 0 | 2 |
| Inning Stats | R: 0 E: 0 K: 0 S: 11 H: 1 LOB: 1 BB: 0 P: 16 | R: 1 E: 0 K: 0 S: 11 H: 1 LOB: 0 BB: 0 P: 19 | R: 1 E: 0 K: 0 S: 9 H: 2 LOB: 1 BB: 0 P: 15 | R: 0 E: 0 K: 0 S: 13 H: 2 LOB: 2 BB: 0 P: 18 | R: 0 E: 0 K: 0 S: 4 H: 1 LOB: 0 BB: 0 P: 6 | R: 0 E: 0 K: 0 S: 9 H: 0 LOB: 0 BB: 0 P: 16 | R: 5 E: 1 K: 0 S: 17 H: 5 LOB: 1 BB: 1 P: 27 | R: 1 E: 0 K: 0 S: 11 H: 1 LOB: 1 BB: 0 P: 19 | R: 0 E: 0 K: 2 S: 10 H: 0 LOB: 1 BB: 1 P: 21 | 1B: 10 2B: 1 3B: 0 HR: 2 | SF: 1 SAC: 0 DP: 2 HBP: 1 | | | | | | |

# TOP

# Arizona Diamondbacks @ Colorado Rockies

Coors Field, Denver, CO

Sun Jul 09 2006, 1:05 PM MDT

Att. 22,010 - Drizzle - 59 F

livebaseballscorecards.com

| | |
|---|---|
| AB | 38 |
| R | 8 |
| H | 13 |
| RBI | 7 |
| BB | 2 |
| SO | 2 |
| LOB | 10 |

WP: 0 PB: 0 SB: 0 CS: 0 PA: 42

| PITCHER | | IP | WLS | BF | H | R | ER | SO | BB | IBB | HBP | BLK | WP | HR | S | P | ERA | WHIP |
|---|---|---|---|---|---|---|---|---|---|---|---|---|---|---|---|---|---|---|
| 28 Aaron Cook, R<br>ERA: 3.72 | (1, 1) | 6.1 | | 27 | 9 | 4 | 4 | 0 | 0 | 0 | 0 | 0 | 0 | 1 | 62 | 96 | 5.68 | 1.421 |
| 39 Tom Martin, L<br>ERA: 4.19 | (7, 1) | 0.0 | | 1 | 1 | 0 | 0 | 0 | 0 | 0 | 0 | 0 | 0 | 0 | 2 | 2 | ∞ | ∞ |
| Scott Dohmann, R<br>ERA: 5.4 | (7, 1) | 0.0 | L | 1 | 0 | 0 | 0 | 0 | 1 | 0 | 0 | 0 | 0 | 0 | 2 | 6 | ∞ | ∞ |
| Ray King, L<br>ERA: 4.07 | (7, 1) | 0.0 | | 1 | 1 | 0 | 0 | 0 | 0 | 0 | 0 | 0 | 0 | 0 | 1 | 1 | ∞ | ∞ |
| Jose Mesa, R<br>ERA: 3.05 | (7, 1) | 1.2 | B | 8 | 2 | 4 | 3 | 0 | 0 | 0 | 1 | 0 | 0 | 1 | 18 | 31 | 16.20 | 1.200 |

| PITCHER | | IP | WLS | BF | H | R | ER | SO | BB | IBB | HBP | BLK | WP | HR | S | P | ERA | WHIP |
|---|---|---|---|---|---|---|---|---|---|---|---|---|---|---|---|---|---|---|
| 61 Ramon E Ramirez, R<br>ERA: 2.92 | (9, 1) | 1.0 | | 4 | 0 | 0 | 0 | 2 | 1 | 0 | 0 | 0 | 0 | 0 | 10 | 21 | 0.00 | 1.000 |

| Batter | 1 | 2 | 3 | 4 | 5 | 6 | 7 | 8 | 9 | AB | R | H | RBI | BB | SO | LOB |
|---|---|---|---|---|---|---|---|---|---|---|---|---|---|---|---|---|
| Jamey Carroll, R (1, 4)<br>OBP: 0.395, SLG: 0.428 | B C F C<br>1-3 ① K | | B C C F B B C<br>3-3 ② K | | F F B S<br>1-3 ③ K | | C C X<br>0-2 ② G4-3 | | | 4 | 0 | 0 | 0 | 0 | 3 | 0 |
| 18 Cory Sullivan, L (1, 8)<br>OBP: 0.315, SLG: 0.415 | C F X<br>0-2 ② L8 | | B C S T<br>1-2 ③ K | | | C C F F X<br>0-2 17 2B 3B | F B F X<br>1-2 ③ G3 | | | 4 | 1 | 1 | 0 | 0 | 1 | 0 |
| 17 Todd Helton, L (1, 3)<br>OBP: 0.425, SLG: 0.492 | F B B S B B<br>4-2 5 1B BB | | | B C C B F F F B F<br>3-2 F X ① G4-3 | | F B B F X<br>2-2 5 2B 3-H 2B | | X<br>0-0 ① G6-3 | | 3 | 1 | 1 | 1 | 1 | 0 | 0 |
| 5 Matt Holliday, R (1, 7)<br>OBP: 0.387, SLG: 0.587 | B B B C X<br>3-1 27 FC6 1-3 1B | | | B X<br>1-0 ② F8 | | B X<br>1-0 27 2B 2-H 2B | | B B B C F F F B<br>4-2 27 G4-6-3 BB | | 3 | 1 | 2 | 1 | 1 | 0 | 0 |
| 27 Garrett Atkins, R (1, 5)<br>OBP: 0.383, SLG: 0.494 | C F X<br>0-2 ③ FC6 1-2f | | | B F B X<br>2-1 ③ F8 | | X<br>0-0 2H 2B | | C B X<br>1-1 ② ③ G4-6-3 1-2f | | 4 | 0 | 1 | 1 | 0 | 0 | 3 |
| 11 Brad Hawpe, L (1, 9)<br>OBP: 0.392, SLG: 0.562 | | F B F F B X<br>2-2 ① P6 | | | X<br>0-0 ① F8 | S C S<br>0-3 ① K2-3 | | | B B B C F F X<br>3-2 2B | 4 | 0 | 1 | 0 | 0 | 1 | 1 |
| 8 Yorvit Torrealba, R (1, 2)<br>OBP: 0.291, SLG: 0.380 | | B S B C X<br>2-2 ② F8 | | | B B B B<br>4-0 12 HR BB | B B S C C<br>2-3 ② K | | | C B B X<br>2-1 ① G2-3 | 3 | 1 | 0 | 0 | 1 | 1 | 2 |
| 12 Clint Barmes, R (1, 6)<br>OBP: 0.246, SLG: 0.318<br>61 Ramon E Ramirez, R (9, 1)<br>OBP: 0.667, SLG: 0.667<br>Jorge Piedra, L (9, PH)<br>OBP: 0.184, SLG: 0.351 | | B F S F X<br>1-2 ③ F8 | | | C X<br>0-1 1-H HR | B X<br>1-0 ③ G1-3 | | | B C C F S<br>1-3 ② K | 3<br>0<br>1 | 1<br>0<br>0 | 1<br>0<br>0 | 2<br>0<br>0 | 0<br>0<br>0 | 0<br>0<br>1 | 1<br>0<br>1 |
| 28 Aaron Cook, R (1, 1)<br>OBP: 0.114, SLG: 0.088<br>39 Tom Martin, L (7, 1)<br>Scott Dohmann, R (7, 1)<br>Ray King, L (7, 1)<br>Jose Mesa, R (7, 1)<br>6 Omar Quintanilla, L (7, 6)<br>OBP: 0.257, SLG: 0.281 | | | B C X<br>1-1 ① F9 | | B B C F F F S<br>2-3 ② K | | F F F F B B X<br>2-2 ① F7 | | C X<br>0-1 ③ G6-3 | 2<br>0<br>0<br>0<br>0<br>2 | 0<br>0<br>0<br>0<br>0<br>0 | 0<br>0<br>0<br>0<br>0<br>0 | 0<br>0<br>0<br>0<br>0<br>0 | 0<br>0<br>0<br>0<br>0<br>0 | 1<br>0<br>0<br>0<br>0<br>0 | 0<br>0<br>0<br>0<br>0<br>1 |
| Inning Stats | R: 0 H: 1<br>E: 0 LOB: 2<br>K: 1 BB: 1<br>S: 13 P: 21 | R: 0 H: 0<br>E: 0 LOB: 0<br>K: 0 BB: 0<br>S: 11 P: 16 | R: 0 H: 0<br>E: 0 LOB: 0<br>K: 2 BB: 0<br>S: 9 P: 14 | R: 0 H: 0<br>E: 0 LOB: 0<br>K: 0 BB: 0<br>S: 11 P: 17 | R: 2 H: 1<br>E: 0 LOB: 0<br>K: 2 BB: 1<br>S: 11 P: 18 | R: 3 H: 4<br>E: 0 LOB: 1<br>K: 2 BB: 0<br>S: 17 P: 23 | R: 0 H: 0<br>E: 0 LOB: 0<br>K: 0 BB: 0<br>S: 11 P: 14 | R: 0 H: 0<br>E: 0 LOB: 0<br>K: 0 BB: 1<br>S: 7 P: 12 | R: 0 H: 1<br>E: 0 LOB: 1<br>K: 1 BB: 0<br>S: 11 P: 17 | 1B: 1<br>2B: 4<br>3B: 1<br>HR: 1 | SF: 0<br>SAC: 0<br>DP: 1<br>HBP: 0 | | | | | |

| PITCHER | | IP | WLS | BF | H | R | ER | SO | BB | IBB | HBP | BLK | WP | HR | S | P | ERA | WHIP |
|---|---|---|---|---|---|---|---|---|---|---|---|---|---|---|---|---|---|---|
| 37 Juan Cruz, R<br>ERA: 4.45 | (1, 1) | 5.0 | | 19 | 2 | 2 | 2 | 5 | 2 | 0 | 0 | 0 | 0 | 1 | 55 | 86 | 3.60 | 0.800 |
| Randy Choate, L<br>ERA: 3.18 | (6, 1) | 0.0 | | 2 | 2 | 2 | 2 | 0 | 0 | 0 | 0 | 0 | 0 | 0 | 8 | 10 | ∞ | ∞ |
| 31 Edgar Gonzalez, R<br>ERA: 6.89 | (6, 1) | 1.0 | W | 5 | 2 | 1 | 1 | 2 | 0 | 0 | 0 | 0 | 0 | 0 | 9 | 13 | 9.00 | 2.000 |
| 28 Brandon Medders, R<br>ERA: 3.86 | (7, 1) | 1.0 | H | 3 | 0 | 0 | 0 | 0 | 0 | 0 | 0 | 0 | 0 | 0 | 11 | 14 | 0.00 | 0.000 |
| Brandon Lyon, R<br>ERA: 4.61 | (8, 1) | 1.0 | H | 3 | 0 | 0 | 0 | 0 | 1 | 0 | 0 | 0 | 0 | 0 | 7 | 12 | 0.00 | 1.000 |

| PITCHER | | IP | WLS | BF | H | R | ER | SO | BB | IBB | HBP | BLK | WP | HR | S | P | ERA | WHIP |
|---|---|---|---|---|---|---|---|---|---|---|---|---|---|---|---|---|---|---|
| Jorge Julio, R<br>ERA: 3.46 | (9, 1) | 1.0 | S | 4 | 1 | 0 | 0 | 1 | 0 | 0 | 0 | 0 | 0 | 0 | 11 | 17 | 0.00 | 1.000 |

# BOTTOM

## Arizona Diamondbacks @ Colorado Rockies

Coors Field, Denver, CO

Sun Jul 09 2006, 1:05 PM MDT

Att. 22,010 - Drizzle - 59 F

livebaseballscorecards.com

| | |
|---|---|
| AB | 33 |
| R | 5 |
| H | 7 |
| RBI | 5 |
| BB | 3 |
| SO | 8 |
| LOB | 9 |

WP: 0 PA: 36
PB: 0
SB: 0
CS: 0

| Batter | 1 | 2 | 3 | 4 | 5 | 6 | 7 | 8 | 9 | AB | R | H | RBI | BB | SO | LOB |
|---|---|---|---|---|---|---|---|---|---|---|---|---|---|---|---|---|
| Jamey Carroll, R (1, 4)<br>OBP: 0.395, SLG: 0.425 | B B C B C B<br>4-2<br>17 G3-6-4<br>BB | | C B F B B X<br>3-2<br>12 FC5-4<br>2-H 1B | | | B B C B C F X<br>3-2 ①<br>P4 | | C B X<br>1-1 ①<br>L8 | C F B F F F F X<br>1-2 ②<br>F9<br>2-3 | 4 | 0 | 1 | 1 | 1 | 0 | 1 |
| 12 Clint Barmes, R (1, 6)<br>OBP: 0.248, SLG: 0.327 | B B C L F S<br>2-3 ①<br>K | | C B 1 SAFE F F B X<br>2-2 ③<br>FC5-4<br>1-2f | | | F B X<br>1-1<br>17 HR<br>2B | | B X<br>1-0 ②<br>L7 | C B B X<br>2-1<br>3-H 2B | 5 | 1 | 2 | 1 | 0 | 1 | 2 |
| 17 Todd Helton, L (1, 3)<br>OBP: 0.424, SLG: 0.502 | B C X<br>1-1 ② ③<br>G3-6-4<br>1-2f | | | B C X<br>1-1 ①<br>G4-3 | | F B X<br>1-1<br>2-H HR | | F B F B B X<br>2-2<br>1B | C F B B B B F F F F<br>3-3 ③<br>S K | 5 | 1 | 2 | 2 | 0 | 1 | 2 |
| 5 Matt Holliday, R (1, 7)<br>OBP: 0.385, SLG: 0.583 | | B F X<br>1-1 ①<br>G6-3 | | C S B F X<br>1-2<br>11 WP<br>1B | | B X<br>1-0 ②<br>L8 | | F C B B T<br>2-2 ③<br>K | | 4 | 0 | 1 | 0 | 0 | 1 | 1 |
| 27 Garrett Atkins, R (1, 5)<br>OBP: 0.381, SLG: 0.491 | | B X<br>1-0 ②<br>G6-3 | | B F F F 1 SAFE X<br>1-2 ②<br>F7 | | B F B B B X<br>3-1 ③<br>L5 | | | C F B X<br>1-2<br>8 1B 2B 1B | 4 | 1 | 1 | 0 | 0 | 0 | 1 |
| 11 Brad Hawpe, L (1, 9)<br>OBP: 0.390, SLG: 0.558 | | B F F B B X<br>2-2 ③<br>G4-3 | | S B S B S<br>2-3 ③<br>K<br>1-2 | | | B X<br>1-0<br>1B | | B C F C<br>1-3 ①<br>K | 4 | 0 | 1 | 0 | 0 | 2 | 2 |
| 8 Yorvit Torrealba, R (1, 2)<br>OBP: 0.301, SLG: 0.387 | | | C S B F X<br>1-2<br>G1-3<br>1B 1B | | B S B S F F X<br>2-2 ①<br>P4 | | X<br>0-0 ①<br>B3 | | C F X<br>0-2<br>2B 18 E 1B<br>1-2 | 4 | 2 | 2 | 0 | 0 | 0 | 1 |
| Choo Freeman, R (1, 8)<br>OBP: 0.296, SLG: 0.337 | | | B S C B B X<br>2-2 ①<br>G1-3<br>1-2 | | C C F B B F X<br>2-2 ②<br>F9 | | T X<br>0-1 ②<br>F8 | | C C B X<br>1-2<br>18 E 2B<br>1-3 2-H | 4 | 1 | 1 | 1 | 0 | 0 | 2 |
| 26 Jeff Francis, L (1, 1)<br>OBP: 0.244, SLG: 0.118<br>Jorge Piedra, L (7, PH)<br>OBP: 0.179, SLG: 0.342<br>Scott Dohmann, R (7, 1)<br>Ray King, L (7, 1)<br>David Cortes, R (8, 1)<br>18 Cory Sullivan, L (9, PH)<br>OBP: 0.318, SLG: 0.417 | | | L C S<br>0-3 ②<br>K | | F F S<br>0-3 ③<br>K | | B B F F F X<br>2-2 ③<br>G4-3 | | B B B C C X<br>3-1<br>F9 E7 12 2B 1B<br>2-H 3-H | 2<br>1<br>0<br>0<br>0<br>1 | 0<br>0<br>0<br>0<br>0<br>1 | 0<br>0<br>0<br>0<br>0<br>1 | 0<br>0<br>0<br>0<br>0<br>2 | 0<br>0<br>0<br>0<br>0<br>0 | 2<br>0<br>0<br>0<br>0<br>0 | 1<br>1<br>0<br>0<br>0<br>0 |
| Inning Stats | R: 0 H: 0<br>E: 0 LOB: 0<br>K: 1 BB: 1<br>S: 8 P: 15 | R: 0 H: 0<br>E: 0 LOB: 0<br>K: 0 BB: 0<br>S: 6 P: 10 | R: 1 H: 2<br>E: 0 LOB: 1<br>K: 1 BB: 0<br>S: 17 P: 25 | R: 0 H: 1<br>E: 0 LOB: 1<br>K: 1 BB: 0<br>S: 13 P: 18 | R: 0 H: 0<br>E: 0 LOB: 0<br>K: 1 BB: 0<br>S: 13 P: 17 | R: 2 H: 2<br>E: 0 LOB: 0<br>K: 0 BB: 0<br>S: 11 P: 20 | R: 0 H: 1<br>E: 0 LOB: 1<br>K: 0 BB: 0<br>S: 7 P: 10 | R: 0 H: 1<br>E: 0 LOB: 1<br>K: 1 BB: 0<br>S: 9 P: 15 | R: 4 H: 5<br>E: 1 LOB: 1<br>K: 2 BB: 0<br>S: 30 P: 42 | 1B: 8 SF: 0<br>2B: 3 SAC: 0<br>3B: 0 DP: 1<br>HR: 1 HBP: 0 | | | | | | |

| PITCHER | | IP | WLS | BF | H | R | ER | SO | BB | IBB | HBP | BLK | WP | HR | S | P | ERA | WHIP |
|---|---|---|---|---|---|---|---|---|---|---|---|---|---|---|---|---|---|---|
| 22 Eric Milton, L<br>ERA: 5.19 | (1, 1) | 6.0 | W | 23 | 5 | 3 | 3 | 4 | 1 | 0 | 0 | 0 | 1 | 1 | 68 | 105 | 4.50 | 1.000 |
| 25 David Weathers, R<br>ERA: 4.97 | (7, 1) | 1.0 | H | 4 | 1 | 0 | 0 | 0 | 0 | 0 | 0 | 0 | 0 | 0 | 7 | 10 | 0.00 | 1.000 |
| 56 Todd Coffey, R<br>ERA: 3.45 | (8, 1) | 1.0 | | 4 | 1 | 0 | 0 | 1 | 0 | 0 | 0 | 0 | 0 | 0 | 9 | 15 | 0.00 | 1.000 |
| Jason Standridge, R<br>ERA: 8.1 | (9, 1) | 0.1 | | 5 | 4 | 4 | 3 | 1 | 0 | 0 | 0 | 0 | 0 | 0 | 14 | 20 | 81.00 | 12.000 |
| Eddie Guardado, L<br>ERA: 5.11 | (9, 1) | 0.2 | S | 3 | 1 | 0 | 0 | 1 | 0 | 0 | 0 | 0 | 0 | 0 | 16 | 22 | 0.00 | 1.500 |

| PITCHER | IP | WLS | BF | H | R | ER | SO | BB | IBB | HBP | BLK | WP | HR | S | P | ERA | WHIP |
|---|---|---|---|---|---|---|---|---|---|---|---|---|---|---|---|---|---|

# TOP

## Colorado Rockies @ Cincinnati Reds

Great American Ball Park, Cincinnati, OH

Thu Jul 13 2006, 7:10 PM EDT
Att. 20,660 - Partly Cloudy - 86 F

livebaseballscorecards.com

| | |
|---|---|
| AB | 38 |
| R | 7 |
| H | 12 |
| RBI | 7 |
| BB | 1 |
| SO | 7 |
| LOB | 14 |

| | |
|---|---|
| WP: 1 | PA: 39 |
| PB: 0 | |
| SB: 0 | |
| CS: 0 | |

# BOTTOM

| Batter | 1 | 2 | 3 | 4 | 5 | 6 | 7 | 8 | 9 | AB | R | H | RBI | BB | SO | LOB |
|---|---|---|---|---|---|---|---|---|---|---|---|---|---|---|---|---|
| 27 Chris Denorfia, R (1, 9)<br>OBP: 0.429, SLG: 0.538 | B B C C X<br>2-2 G6-3 ① | B B B C F F S<br>3-3 K ② | | B F X<br>1-1 FC1-6 4 G4-6-3 ①<br>1-2f | | B S F F F X<br>1-2 G6-3 ③ | F C X<br>0-2 1-2 1B | | | 5 | 0 | 1 | 0 | 0 | 1 | 2 |
| 4 Brandon Phillips, R (1, 4)<br>OBP: 0.351, SLG: 0.430 | C F F B F F F F S<br>1-3 K ② | B C B X<br>2-1 F8 ③ | | 1 SAFE 1 SAFE C X<br>0-1 G4-6-3 ②③<br>1-2f | | | F9<br>2-0 G4-3 | | | 5 | 0 | 0 | 0 | 0 | 1 | 4 |
| Ken Griffey Jr., L (1, 8)<br>OBP: 0.305, SLG: 0.534 | C B B B B<br>4-1 2B 1B BB | | B S F F F F X<br>1-2 G4-3 ① | | B F S B S<br>2-3 K ① | | C B S F B F F B X<br>3-2 HR | B X<br>1-0 G4-3 ① | | 4 | 2 | 1 | 1 | 1 | 1 | 0 |
| Rich Aurilia, R (1, 3)<br>OBP: 0.321, SLG: 0.491 | C F F B X<br>1-2 1-3 1B 2B | | X<br>0-0 G5-3 ② | | C S B X<br>1-2 12 BB 1B | | B B X<br>2-0 F7 ② | C B B C F F X<br>2-2 L9 ② | | 5 | 1 | 2 | 0 | 0 | 0 | 0 |
| Adam Dunn, L (1, 7)<br>OBP: 0.372, SLG: 0.550 | B C B S F X<br>2-2 12 S 12 1B 2-H 3-H 1B | | B C F T B X<br>2-2 2B | | F S F S<br>0-3 K ② | | B S B B B<br>4-1 12 1B 1B BB | F B X<br>1-1 F8 ③ | | 4 | 2 | 2 | 2 | 1 | 1 | 1 |
| 12 Edwin Encarnación, R (1, 5)<br>OBP: 0.368, SLG: 0.477 | B X<br>1-0 1B 1-H 1B | | S B X<br>1-1 G5-3 ③ | | F B B 1 SAFE B S B<br>4-2 1-2 BB | | C S 1 SAFE D F 1 SAFE B B F<br>3-2 F X 1B 9 HR 1-2 1B | | | 3 | 1 | 2 | 1 | 1 | 0 | 1 |
| Jason LaRue, R (1, 2)<br>OBP: 0.306, SLG: 0.317 | X<br>0-0 1-2 1B | | | B F B F H<br>3-2 9 2B 22 1B HBP | B B X<br>2-0 G1-3 ③ | | F F B F B X<br>2-2 1-3 2-H 9 HR 1B | | | 3 | 2 | 2 | 1 | 0 | 0 | 2 |
| 9 Juan Castro, R (1, 6)<br>OBP: 0.273, SLG: 0.361 | C X<br>0-1 G4-3 ③ | | | C X<br>0-1 22 1B 1-3 2B | | B C X<br>1-1 G4-3 ① | B B F B X<br>3-1 1-H 3-H HR | | | 4 | 1 | 2 | 3 | 0 | 0 | 2 |
| 22 Eric Milton, L (1, 1)<br>OBP: 0.200, SLG: 0.333<br>6 Ryan Freel, R (6, PH)<br>OBP: 0.362, SLG: 0.438<br>25 David Weathers, R (7, 1)<br>Javier Valentin, S (7, PH)<br>OBP: 0.280, SLG: 0.327<br>56 Todd Coffey, R (8, 1)<br>Jason Standridge, R (9, 1)<br>Eddie Guardado, R (9, 1) | | C C B S<br>1-3 K ① | | F B X<br>1-1 27 FC1-6 2-3 3-H 1B | | C X<br>0-1 G6-3 ② | X<br>0-0 27 1B 1B | | | 2<br>1<br>0<br>1<br>0<br>0<br>0<br>0 | 0<br>0<br>0<br>0<br>0<br>0<br>0<br>0 | 1<br>0<br>0<br>1<br>0<br>0<br>0<br>0 | 1<br>0<br>0<br>0<br>0<br>0<br>0<br>0 | 0<br>0<br>0<br>0<br>0<br>0<br>0<br>0 | 1<br>0<br>0<br>0<br>0<br>0<br>0<br>0 | 0<br>0<br>0<br>0<br>0<br>0<br>0<br>0 |
| Inning Stats | R: 3 H: 4<br>E: 0 LOB: 2<br>K: 1 BB: 1<br>S: 24 P: 35 | R: 0 H: 0<br>E: 0 LOB: 0<br>K: 2 BB: 0<br>S: 9 P: 15 | R: 0 H: 1<br>E: 0 LOB: 1<br>K: 0 BB: 0<br>S: 13 P: 17 | R: 1 H: 2<br>E: 0 LOB: 1<br>K: 0 BB: 0<br>S: 10 P: 15 | R: 0 H: 1<br>E: 0 LOB: 2<br>K: 2 BB: 1<br>S: 13 P: 22 | R: 0 H: 0<br>E: 0 LOB: 0<br>K: 0 BB: 0<br>S: 9 P: 11 | R: 5 H: 6<br>E: 0 LOB: 2<br>K: 0 BB: 1<br>S: 26 P: 45 | R: 0 H: 0<br>E: 0 LOB: 0<br>K: 0 BB: 0<br>S: 8 P: 12 | | 1B: 9 SF: 0<br>2B: 3 SAC: 0<br>3B: 0 DP: 1<br>HR: 2 HBP: 1 | | | | | | |

| PITCHER | | IP | WLS | BF | H | R | ER | SO | BB | IBB | HBP | BLK | WP | HR | S | P | ERA | WHIP |
|---|---|---|---|---|---|---|---|---|---|---|---|---|---|---|---|---|---|---|
| 26 Jeff Francis, L<br>ERA: 4.15 | (1, 1) | 6.0 | L | 28 | 8 | 4 | 4 | 5 | 2 | 0 | 1 | 0 | 0 | 0 | 78 | 115 | 6.00 | 1.667 |
| Scott Dohmann, R<br>ERA: 6.38 | (7, 1) | 0.2 | | 5 | 2 | 3 | 3 | 0 | 1 | 0 | 0 | 0 | 0 | 1 | 15 | 27 | 40.50 | 4.500 |
| Ray King, L<br>ERA: 4.74 | (7, 1) | 0.1 | | 5 | 4 | 2 | 2 | 0 | 0 | 0 | 0 | 0 | 0 | 1 | 11 | 18 | 54.00 | 12.000 |
| David Cortes, R<br>ERA: 4.3 | (8, 1) | 1.0 | | 3 | 0 | 0 | 0 | 0 | 0 | 0 | 0 | 0 | 0 | 0 | 8 | 12 | 0.00 | 0.000 |

| PITCHER | IP | WLS | BF | H | R | ER | SO | BB | IBB | HBP | BLK | WP | HR | S | P | ERA | WHIP |
|---|---|---|---|---|---|---|---|---|---|---|---|---|---|---|---|---|---|

Colorado Rockies @ Cincinnati Reds

Great American Ball Park, Cincinnati, OH

Thu Jul 13 2006, 7:10 PM EDT

Att. 20,660 - Partly Cloudy - 86 F

livebaseballscorecards.com

| | |
|---|---|
| AB | 37 |
| R | 9 |
| H | 14 |
| RBI | 9 |
| BB | 3 |
| SO | 5 |
| LOB | 12 |

WP: 0 PA: 41
PB: 0
SB: 1
CS: 0

# Colorado Rockies @ Cincinnati Reds

Great American Ball Park, Cincinnati, OH

Fri Jul 14 2006, 7:10 PM EDT

Att. 22,498 - Cloudy - 76 F

TOP

livebaseballscorecards.com

| Batter | 1 | 2 | 3 | 4 | 5 | 6 | 7 | 8 | 9 | AB | R | H | RBI | BB | SO | LOB |
|---|---|---|---|---|---|---|---|---|---|---|---|---|---|---|---|---|
| Jamey Carroll, R (1, 4)<br>OBP: 0.397, SLG: 0.434 | E5<br>12<br>SH2-4 | | F7 | | | 2B | | 2-1<br>12<br>1B<br>17<br>SF8<br>2B | | 4 | 1 | 2 | 0 | 0 | 0 | 0 |
| 12 Clint Barmes, R (1, 6)<br>OBP: 0.249, SLG: 0.327 | SH2-4<br>1-2 | | | G5-3 | | L5 | | 0-1<br>27<br>E<br>2-3<br>1B | | 3 | 0 | 1 | 0 | 0 | 0 | 1 |
| 17 Todd Helton, L (1, 3)<br>OBP: 0.419, SLG: 0.496 | P6 | | | L9 | | L9 | | 0-0<br>SF8<br>3-H | | 3 | 0 | 0 | 1 | 0 | 0 | 2 |
| 5 Matt Holliday, R (1, 7)<br>OBP: 0.381, SLG: 0.576 | P3 | | | G5-3 | | K | | F9 | | 4 | 0 | 0 | 0 | 0 | 1 | 3 |
| 27 Garrett Atkins, R (1, 5)<br>OBP: 0.383, SLG: 0.494 | | L8 | | | 11<br>BB<br>1B | | SH5-4<br>2B | E6<br>1-2 | | 4 | 0 | 2 | 0 | 0 | 0 | 1 |
| 11 Brad Hawpe, L (1, 9)<br>OBP: 0.392, SLG: 0.554<br>Jose Mesa, R (8, 1) | | K | | | FC6-4<br>1-2<br>BB | | SH5-4<br>BB | K | | 2<br>0 | 0<br>0 | 0<br>0 | 0<br>0 | 2<br>0 | 2<br>0 | 2<br>0 |
| JD Closser, S (1, 2)<br>OBP: 0.299, SLG: 0.368<br>8 Yorvit Torrealba, R (9, PH)<br>OBP: 0.298, SLG: 0.382 | G3 | | | | K | SH5-4<br>1-2<br>2-3 | | | F9 | 2<br>1 | 0<br>0 | 0<br>0 | 0<br>0 | 0<br>0 | 1<br>0 | 2<br>0 |
| 18 Cory Sullivan, L (1, 8)<br>OBP: 0.314, SLG: 0.412<br>Luis Gonzalez, R (9, PH)<br>OBP: 0.261, SLG: 0.374 | | | F7 | | K | K | | | F9 | 3<br>1 | 0<br>0 | 0<br>0 | 0<br>0 | 0<br>0 | 2<br>0 | 4<br>0 |
| Jason Jennings, L (1, 1)<br>OBP: 0.243, SLG: 0.229<br>Jorge Piedra, L (7, PH)<br>OBP: 0.175, SLG: 0.333<br>39 Tom Martin, L (7, 1)<br>Choo Freeman, R (8, 9)<br>OBP: 0.294, SLG: 0.333 | | | K | | FC6-4<br>1-2f | | K | | L9 | 2<br>1<br>0<br>1 | 0<br>0<br>0<br>0 | 0<br>0<br>0<br>0 | 0<br>0<br>0<br>0 | 1<br>1<br>0<br>0 | 2<br>2<br>0<br>0 | 2<br>2<br>0<br>0 |

| Inning Stats | | | | | | | | | |
|---|---|---|---|---|---|---|---|---|---|
| | R: 0<br>E: 1<br>K: 0<br>S: 11 | H: 0<br>LOB: 1<br>BB: 0<br>P: 13 | R: 0<br>E: 0<br>K: 1<br>S: 7 | H: 0<br>LOB: 0<br>BB: 0<br>P: 8 | R: 0<br>E: 0<br>K: 1<br>S: 11 | H: 0<br>LOB: 0<br>BB: 0<br>P: 16 | R: 0<br>E: 0<br>K: 0<br>S: 6 | H: 0<br>LOB: 0<br>BB: 0<br>P: 8 | R: 0<br>E: 0<br>K: 2<br>S: 8 | H: 1<br>LOB: 2<br>BB: 1<br>P: 18 |
| | R: 0<br>E: 0<br>K: 1<br>S: 12 | H: 1<br>LOB: 1<br>BB: 0<br>P: 18 | R: 0<br>E: 0<br>K: 2<br>S: 14 | H: 1<br>LOB: 2<br>BB: 1<br>P: 25 | R: 1<br>E: 1<br>K: 1<br>S: 14 | H: 2<br>LOB: 2<br>BB: 0<br>P: 20 | R: 0<br>E: 0<br>K: 0<br>S: 10 | H: 0<br>LOB: 0<br>BB: 0<br>P: 17 | 1B: 2<br>2B: 3<br>3B: 0<br>HR: 0 | SF: 1<br>SAC: 2<br>DP: 0<br>HBP: 0 |

| | AB | 31 |
|---|---|---|
| | R | 1 |
| | H | 5 |
| | RBI | 1 |
| | BB | 2 |
| | SO | 8 |
| | LOB | 19 |

| | WP: 0 | PA: 36 |
|---|---|---|
| | PB: 0 | |
| | SB: 0 | |
| | CS: 0 | |

| PITCHER | | IP | WLS | BF | H | R | ER | SO | BB | IBB | HBP | BLK | WP | HR | S | P | ERA | WHIP |
|---|---|---|---|---|---|---|---|---|---|---|---|---|---|---|---|---|---|---|
| 39 Aaron Harang, R<br>ERA: 3.51 | (1, 1) | 7.0 | W | 27 | 3 | 0 | 0 | 7 | 2 | 0 | 0 | 0 | 0 | 0 | 69 | 106 | 0.00 | 0.714 |
| Gary Majewski, R<br>ERA: 3.7 | (8, 1) | 0.2 | H | 5 | 2 | 1 | 1 | 0 | 0 | 0 | 0 | 0 | 0 | 0 | 11 | 17 | 13.50 | 3.000 |
| Kent Mercker, L<br>ERA: 4.81 | (8, 1) | 0.1 | H | 1 | 0 | 0 | 0 | 1 | 0 | 0 | 0 | 0 | 0 | 0 | 3 | 3 | 0.00 | 0.000 |
| Eddie Guardado, L<br>ERA: 4.91 | (9, 1) | 1.0 | S | 3 | 0 | 0 | 0 | 0 | 0 | 0 | 0 | 0 | 0 | 0 | 10 | 17 | 0.00 | 0.000 |

| PITCHER | | IP | WLS | BF | H | R | ER | SO | BB | IBB | HBP | BLK | WP | HR | S | P | ERA | WHIP |
|---|---|---|---|---|---|---|---|---|---|---|---|---|---|---|---|---|---|---|

# BOTTOM

## Colorado Rockies @ Cincinnati Reds

Great American Ball Park, Cincinnati, OH

Fri Jul 14 2006, 7:10 PM EDT

Att. 22,498 - Cloudy - 76 F

livebaseballscorecards.com

| Batter | 1 | 2 | 3 | 4 | 5 | 6 | 7 | 8 | 9 | AB | R | H | RBI | BB | SO | LOB |
|---|---|---|---|---|---|---|---|---|---|---|---|---|---|---|---|---|
| 27 Chris Denorfia, R (1, 9)<br>OBP: 0.389, SLG: 0.471 | B X 1-0 G6-3 ① | | B B B C F X 3-2 G6-3 ② | | B B B C X 3-1 L4-3 1B | | S C C 0-3 K | | | 4 | 0 | 1 | 0 | 0 | 1 | 0 |
| Adam Dunn, L (1, 7)<br>OBP: 0.373, SLG: 0.559<br>Gary Majewski, R (8, 1)<br>Kent Mercker, L (8, 1)<br>Eddie Guardado, R (9, 1) | C S C X 0-2 HR | | X 0-0 1B | | B X 1-0 ① ② L4-3<br>1-1 | | C B B S S 2-3 ② K | | | 4<br>0<br>0<br>0 | 1<br>0<br>0<br>0 | 2<br>0<br>0<br>0 | 1<br>0<br>0<br>0 | 0<br>0<br>0<br>0 | 1<br>0<br>0<br>0 | 1<br>0<br>0<br>0 |
| Ken Griffey Jr., L (1, 8)<br>OBP: 0.300, SLG: 0.526 | X 0-0 ② G4-3 | | B B B C X 3-1 ③ L9 | | C F B B B S 3-3 K | | C B F B B X 3-2 ③ G4-3 | | | 4 | 0 | 0 | 0 | 0 | 1 | 1 |
| Rich Aurilia, R (1, 5)<br>OBP: 0.328, SLG: 0.491 | C B X 1-1 1B | | | B B B B 4-0 4 E 4 FC6 G6-3 BB | | F B C B B B 4-2 1B 1B BB | | C F B X 1-2 ① L4 | | 2 | 2 | 1 | 0 | 2 | 0 | 0 |
| Scott Hatteberg, L (1, 3)<br>OBP: 0.405, SLG: 0.478 | B C B B X 3-1 ③ G3 | | | 1 SAFE B C X 1-1 ① F8 | | X 0-0 ① F9 | | C B B X 2-1 ② G4-3 | | 4 | 0 | 0 | 0 | 0 | 0 | 3 |
| 4 Brandon Phillips, R (1, 4)<br>OBP: 0.350, SLG: 0.428 | | X 0-0 CS 1B | | C B X 1-1 FC6 G6-3 1-3 | | X 0-0 ② F8 | | B X 1-0 ③ G6-3 | | 4 | 0 | 1 | 0 | 0 | 0 | 2 |
| Royce Clayton, R (1, 6)<br>OBP: 0.315, SLG: 0.347 | | C F C 0-3 ① K | | B X 1-0 ② G6-3<br>2-3<br>3-H | | B F X 1-1 1B<br>1-2 1B | | | | 3 | 0 | 1 | 1 | 0 | 1 | 2 |
| Jason LaRue, R (1, 2)<br>OBP: 0.313, SLG: 0.320 | | 1 SAFE S 1 SAFE C B B X 2-2 ② ③ L7<br>1-2 | | D C B F H 3-2 39 S HBP | | C B S B D X 3-2<br>1-3<br>2-H 1B | | | | 2 | 0 | 1 | 1 | 0 | 0 | 1 |
| 39 Aaron Harang, R (1, 1)<br>OBP: 0.200, SLG: 0.163<br>Dewayne Wise, L (8, 7) | | | C S S 0-3 ① K2-3 | S S D X 1-2 ③ G6-3<br>1-2 | | S D C S 1-3 ③ K | | | | 3<br>0 | 0<br>0 | 0<br>0 | 0<br>0 | 0<br>0 | 2<br>0 | 4<br>0 |
| Inning Stats | R: 1 E: 0 K: 0 S: 10 H: 2 LOB: 1 BB: 0 P: 15 | R: 0 E: 0 K: 1 S: 7 H: 1 LOB: 0 BB: 0 P: 9 | R: 0 E: 0 K: 1 S: 9 H: 1 LOB: 1 BB: 0 P: 15 | R: 1 E: 1 K: 0 S: 10 H: 0 LOB: 2 BB: 1 P: 21 | R: 0 E: 0 K: 1 S: 6 H: 1 LOB: 0 BB: 0 P: 13 | R: 1 E: 0 K: 1 S: 12 H: 2 LOB: 2 BB: 1 P: 21 | R: 0 E: 0 K: 2 S: 9 H: 0 LOB: 0 BB: 0 P: 14 | R: 0 E: 0 K: 0 S: 6 H: 0 LOB: 0 BB: 0 P: 10 | | 1B: 6 2B: 1 3B: 0 HR: 1 SF: 0 SAC: 0 DP: 1 HBP: 1 | | | | | | |

| | AB | 30 |
|---|---|---|
| | R | 3 |
| | H | 7 |
| | RBI | 3 |
| | BB | 2 |
| | SO | 6 |
| | LOB | 14 |

WP: 0 PB: 0 SB: 1 CS: 1 PA: 33

| PITCHER | | IP | WLS | BF | H | R | ER | SO | BB | IBB | HBP | BLK | WP | HR | S | P | ERA | WHIP |
|---|---|---|---|---|---|---|---|---|---|---|---|---|---|---|---|---|---|---|
| Jason Jennings, R<br>ERA: 3.64 | (1, 1) | 6.0 | L | 27 | 7 | 3 | 2 | 4 | 2 | 0 | 1 | 0 | 0 | 1 | 54 | 94 | 3.00 | 1.500 |
| 39 Tom Martin, L<br>ERA: 4.08 | (7, 1) | 1.0 | | 3 | 0 | 0 | 0 | 2 | 0 | 0 | 0 | 0 | 0 | 0 | 9 | 14 | 0.00 | 0.000 |
| Jose Mesa, R<br>ERA: 2.98 | (8, 1) | 1.0 | | 3 | 0 | 0 | 0 | 0 | 0 | 0 | 0 | 0 | 0 | 0 | 6 | 10 | 0.00 | 0.000 |

| PITCHER | IP | WLS | BF | H | R | ER | SO | BB | IBB | HBP | BLK | WP | HR | S | P | ERA | WHIP |
|---|---|---|---|---|---|---|---|---|---|---|---|---|---|---|---|---|---|

# Colorado Rockies @ Cincinnati Reds

Great American Ball Park, Cincinnati, OH

Sat Jul 15 2006, 6:10 PM EDT

Att. 35,395 - Partly Cloudy - 92 F

TOP

livebaseballscorecards.com

| Batter | 1 | 2 | 3 | 4 | 5 | 6 | 7 | 8 | 9 | AB | R | H | RBI | BB | SO | LOB |
|---|---|---|---|---|---|---|---|---|---|---|---|---|---|---|---|---|
| Jamey Carroll, R (1, 4)<br>OBP: 0.390, SLG: 0.426 | K | | G6-3 | | F8 | | L5 | | F7 | 5 | 0 | 0 | 0 | 0 | 1 | 1 |
| 18 Cory Sullivan, L (1, 8)<br>OBP: 0.316, SLG: 0.412 | 17 1B 1B | | 1B | | G3-1 | | L5 | | G6-3 | 5 | 0 | 2 | 0 | 0 | 0 | 1 |
| 17 Todd Helton, L (1, 3)<br>OBP: 0.416, SLG: 0.491 | 1-2 1B | | L8 | | | G3 | | F7 | G5-3 | 5 | 0 | 1 | 0 | 0 | 0 | 1 |
| 5 Matt Holliday, R (1, 7)<br>OBP: 0.380, SLG: 0.573 | K | | | K | | G4-3 | | 27 1B 2B 1B | | 4 | 1 | 1 | 0 | 0 | 2 | 2 |
| 27 Garrett Atkins, R (1, 5)<br>OBP: 0.387, SLG: 0.500 | F8 | | | 11 1B 1B | | 2B | | 1-2 2B 1B | | 4 | 1 | 3 | 0 | 0 | 0 | 2 |
| 11 Brad Hawpe, L (1, 9)<br>OBP: 0.393, SLG: 0.552 | | L4 | | 1-2 1B | | IBB | | K | | 3 | 0 | 1 | 0 | 1 | 1 | 2 |
| 8 Yorvit Torrealba, R (1, 2)<br>OBP: 0.299, SLG: 0.380<br>Jorge Piedra, L (8, PH)<br>OBP: 0.195, SLG: 0.375<br>Choo Freeman, R (8, PR)<br>OBP: 0.294, SLG: 0.333<br>39 Tom Martin, L (8, 1)<br>Jose Mesa, R (8, 1)<br>40 Brian Fuentes, L (9, 1) | | 6 L1-3 1B | | K | | P6 | | 1-H 2-H 2B | | 3<br>1<br>0<br>0<br>0<br>0 | 0<br>0<br>0<br>0<br>0<br>0 | 1<br>1<br>0<br>0<br>0<br>0 | 0<br>2<br>0<br>0<br>0<br>0 | 0<br>0<br>0<br>0<br>0<br>0 | 1<br>0<br>0<br>0<br>0<br>0 | 4<br>0<br>0<br>0<br>0<br>0 |
| 6 Omar Quintanilla, L (1, 6)<br>OBP: 0.243, SLG: 0.265<br>12 Clint Barmes, R (7, PH)<br>OBP: 0.254, SLG: 0.329<br>(7, 6) | L1-3 1-1 | | G6-3 | | | | 28 SH2-4 28 S 1B | | IBB | 2<br>1 | 0<br>0 | 0<br>1 | 0<br>0 | 0<br>1 | 0<br>0 | 3<br>0 |
| 28 Aaron Cook, R (1, 1)<br>OBP: 0.108, SLG: 0.083<br>JD Closser, S (8, PH)<br>OBP: 0.295, SLG: 0.362<br>(8, 2) | | | K | | G6-3 | | SH2-4 1-3 | K | | 2<br>1 | 0<br>0 | 0<br>0 | 0<br>0 | 0<br>0 | 1<br>1 | 0<br>2 |
| Inning Stats | R: 0 H: 2<br>E: 0 LOB: 2<br>K: 2 BB: 0<br>S: 18 P: 27 | R: 0 H: 1<br>E: 0 LOB: 0<br>K: 0 BB: 0<br>S: 5 P: 6 | R: 0 H: 1<br>E: 0 LOB: 1<br>K: 1 BB: 0<br>S: 9 P: 13 | R: 0 H: 2<br>E: 0 LOB: 2<br>K: 2 BB: 0<br>S: 16 P: 22 | R: 0 H: 0<br>E: 0 LOB: 0<br>K: 0 BB: 0<br>S: 7 P: 8 | R: 0 H: 1<br>E: 0 LOB: 2<br>K: 0 BB: 1<br>S: 9 P: 19 | R: 0 H: 1<br>E: 0 LOB: 1<br>K: 0 BB: 0<br>S: 11 P: 15 | R: 2 H: 3<br>E: 0 LOB: 2<br>K: 2 BB: 1<br>S: 21 P: 30 | R: 0 H: 0<br>E: 0 LOB: 0<br>K: 0 BB: 0<br>S: 9 P: 13 | 1B: 9 SF: 0<br>2B: 3 SAC: 1<br>3B: 0 DP: 1<br>HR: 0 HBP: 0 | | | | | | |

| | | | | | | | | | | | | | | | | | | | | | | | | | | | | | | |
|---|---|---|---|---|---|---|---|---|---|---|---|---|---|---|---|---|---|---|---|---|---|---|---|---|---|---|---|---|---|---|
| PITCHER | | IP | WLS | BF | H | R | ER | SO | BB | IBB | HBP | BLK | WP | HR | S | P | ERA | WHIP | PITCHER | | IP | WLS | BF | H | R | ER | SO | BB | IBB | HBP | BLK | WP | HR | S | P | ERA | WHIP |
| 61 Bronson Arroyo, R<br>ERA: 2.96 | (1, 1) | 7.0 | | 29 | 8 | 0 | 0 | 5 | 0 | 1 | 0 | 0 | 0 | 0 | 75 | 110 | 0.00 | 1.143 | | | | | | | | | | | | | | | | | | | |
| Kent Mercker, L<br>ERA: 4.74 | (8, 1) | 0.1 | H | 1 | 0 | 0 | 0 | 0 | 0 | 0 | 0 | 0 | 0 | 0 | 3 | 3 | 0.00 | 0.000 | | | | | | | | | | | | | | | | | | | |
| Gary Majewski, R<br>ERA: 3.97 | (8, 1) | 0.2 | B | 6 | 3 | 2 | 2 | 2 | 0 | 1 | 0 | 0 | 0 | 0 | 18 | 27 | 27.00 | 4.500 | | | | | | | | | | | | | | | | | | | |
| 45 Bill Bray, L<br>ERA: 3.75 | (9, 1) | 1.0 | W | 3 | 0 | 0 | 0 | 0 | 0 | 0 | 0 | 0 | 0 | 0 | 9 | 13 | 0.00 | 0.000 | | | | | | | | | | | | | | | | | | | |

| | |
|---|---|
| AB | 36 |
| R | 2 |
| H | 11 |
| RBI | 2 |
| BB | 2 |
| SO | 7 |
| LOB | 18 |

| | | | |
|---|---|---|---|
| WP: 0 | PA: 39 | | |
| PB: 0 | | | |
| SB: 1 | | | |
| CS: 0 | | | |

| Batter | 1 | 2 | 3 | 4 | 5 | 6 | 7 | 8 | 9 | AB | R | H | RBI | BB | SO | LOB |
|---|---|---|---|---|---|---|---|---|---|---|---|---|---|---|---|---|
| 27 Chris Denorfia, R (1, 9)<br>OBP: 0.348, SLG: 0.409 | B B B C F F X<br>3-2 G6-3 ① | | | B C F F B F B X<br>3-2 G6-3 ① | | C B X<br>1-1 G6-3 ①<br>P 1 SAFE 1 SAFE B C X<br>2-1 P5 ③<br>1-2 | | | B F C B X<br>2-2 1B<br>1-2<br>2-H<br>3-H | 5 | 0 | 1 | 2 | 0 | 0 | 1 |
| Adam Dunn, L (1, 7)<br>OBP: 0.372, SLG: 0.555 | B F F B B F S<br>3-3 K ② | | | F B X<br>1-1 1B | | X<br>0-0 G4-3 ② | | F X<br>0-1 F9 ①<br>H<br>1-0 G1-6-3 HBP | | 4 | 0 | 1 | 0 | 0 | 1 | 0 |
| Ken Griffey Jr., L (1, 8)<br>OBP: 0.307, SLG: 0.526 | X<br>0-0 G3-1 ③ | | | X<br>0-0 G6-4-3<br>1-2 1B | | T B F B B F B<br>4-2 1B 2B BB | | | | 2 | 1 | 1 | 0 | 1 | 0 | 0 |
| Rich Aurilia, R (1, 5)<br>OBP: 0.327, SLG: 0.487 | | B B X<br>2-0 G4-3 ① | | X<br>0-0 G6-4-3 ②③<br>1-2f | | B X<br>1-0 2B<br>1-2 1B | | C X<br>0-1 G1-6-3 ②③<br>1-2f | | 4 | 0 | 1 | 0 | 0 | 0 | 3 |
| Scott Hatteberg, L (1, 3)<br>OBP: 0.407, SLG: 0.482 | | C X<br>0-1 L6 ② | | | B C F B X<br>2-2 4 G6-3 1B | B X<br>1-0<br>1-3 2B<br>2-H | | | C C S<br>0-3 K ① | 4 | 0 | 2 | 1 | 0 | 1 | 0 |
| 4 Brandon Phillips, R (1, 4)<br>OBP: 0.349, SLG: 0.423 | | B B F F B X<br>3-2 G6-3 ③ | | | X<br>0-0 G6-3 ①<br>1-2 | D X<br>1-0 G6-3 ③ | | | B S C B B F B<br>4-2 12 HBP 27 1B S BB | 3 | 1 | 0 | 0 | 1 | 0 | 3 |
| Royce Clayton, R (1, 6)<br>OBP: 0.315, SLG: 0.346 | | | C X<br>0-1 CS 1B | | C X<br>0-1 F8 ② | | F F S<br>0-3 K ① | | C B F S<br>1-3 K ②<br>1-2 | 4 | 0 | 1 | 0 | 0 | 2 | 2 |
| Jason LaRue, R (1, 2)<br>OBP: 0.318, SLG: 0.315<br>Dewayne Wise, L (9, PR) | | | C S S<br>0-3 K ①②<br>1-2 | | I I I I<br>4-0 61 FC6-4 IBB | | B X<br>1-0 G5-3 ② | | C B F H<br>2-2 12 HBP 27 1B HBP | 2<br>0 | 0<br>1 | 0<br>0 | 0<br>0 | 1<br>0 | 1<br>0 | 1<br>0 |
| 61 Bronson Arroyo, R (1, 1)<br>OBP: 0.200, SLG: 0.298<br>6 Ryan Freel, R (7, PH)<br>OBP: 0.384, SLG: 0.438<br>Kent Mercker, L (8, 1)<br>Gary Majewski, R (8, 1)<br>45 Bill Bray, L (9, 1)<br>12 Edwin Encarnación, R (9, PH)<br>OBP: 0.371, SLG: 0.477 | | | X<br>0-0 G6-3 ③ | | L D B B F X<br>2-2 FC6-4 ③<br>1-2f | | C B B B B<br>4-1 27 S BB | | C D C H<br>2-2 27 1B HBP<br>1-2<br>2-3 | 2<br>0<br>0<br>0<br>0<br>0 | 0<br>0<br>0<br>0<br>0<br>0 | 0<br>0<br>0<br>0<br>0<br>0 | 0<br>0<br>0<br>0<br>0<br>0 | 0<br>1<br>0<br>0<br>0<br>0 | 0<br>0<br>0<br>0<br>0<br>0 | 2<br>0<br>0<br>0<br>0<br>0 |
| Inning Stats | R: 0 E: 0 K: 1 S: 9 H: 0 LOB: 0 BB: 0 P: 15 | R: 0 E: 0 K: 0 S: 6 H: 0 LOB: 0 BB: 0 P: 11 | R: 0 E: 0 K: 1 S: 6 H: 1 LOB: 0 BB: 0 P: 6 | R: 0 E: 0 K: 0 S: 9 H: 2 LOB: 1 BB: 0 P: 13 | R: 0 E: 0 K: 0 S: 9 H: 1 LOB: 2 BB: 1 P: 17 | R: 1 E: 0 K: 0 S: 9 H: 2 LOB: 2 BB: 1 P: 17 | R: 0 E: 0 K: 1 S: 8 H: 0 LOB: 1 BB: 1 P: 14 | R: 0 E: 0 K: 0 S: 4 H: 0 LOB: 0 BB: 0 P: 5 | R: 2 E: 0 K: 2 S: 16 H: 1 LOB: 2 BB: 1 P: 27 | 1B: 6 2B: 1 3B: 0 HR: 0 | | SF: 0 SAC: 0 DP: 2 HBP: 3 | | | WP: 0 PB: 0 SB: 2 CS: 1 | | PA: 37 |

| PITCHER | | IP | WLS | BF | H | R | ER | SO | BB | IBB | HBP | BLK | WP | HR | S | P | ERA | WHIP |
|---|---|---|---|---|---|---|---|---|---|---|---|---|---|---|---|---|---|---|
| 28 Aaron Cook, R<br>ERA: 3.59 | (1, 1) | 7.0 | | 28 | 6 | 1 | 1 | 3 | 2 | 1 | 0 | 0 | 0 | 0 | 56 | 93 | 1.29 | 1.143 |
| 39 Tom Martin, L<br>ERA: 4.04 | (8, 1) | 0.1 | H | 2 | 0 | 0 | 0 | 0 | 0 | 0 | 1 | 0 | 0 | 0 | 2 | 3 | 0.00 | 0.000 |
| Jose Mesa, R<br>ERA: 2.93 | (8, 1) | 0.2 | H | 1 | 0 | 0 | 0 | 0 | 0 | 0 | 0 | 0 | 0 | 0 | 2 | 2 | 0.00 | 0.000 |
| 40 Brian Fuentes, L<br>ERA: 4.33 | (9, 1) | 0.2 | L | 6 | 1 | 2 | 2 | 2 | 1 | 0 | 2 | 0 | 0 | 0 | 16 | 27 | 27.00 | 3.000 |

| PITCHER | IP | WLS | BF | H | R | ER | SO | BB | IBB | HBP | BLK | WP | HR | S | P | ERA | WHIP |
|---|---|---|---|---|---|---|---|---|---|---|---|---|---|---|---|---|---|

# BOTTOM

# Colorado Rockies @ Cincinnati Reds

Great American Ball Park, Cincinnati, OH

Sat Jul 15 2006, 6:10 PM EDT

Att. 35,395 - Partly Cloudy - 92 F

livebaseballscorecards.com

| | |
|---|---|
| AB | 30 |
| R | 3 |
| H | 7 |
| RBI | 3 |
| BB | 4 |
| SO | 5 |
| LOB | 12 |

| Batter | 1 | 2 | 3 | 4 | 5 | 6 | 7 | 8 | 9 | AB | R | H | RBI | BB | SO | LOB |
|---|---|---|---|---|---|---|---|---|---|---|---|---|---|---|---|---|
| Jamey Carroll, R (1, 4)<br>OBP: 0.393, SLG: 0.431 | BBBCB 4-1 17 2B BB | BCBCX 2-2 ③ 2-H 1B | | | CX 0-1 ② G6-3 | | CBBFBX 3-2 2B | | CCBBBX 3-2 ② L8 | 4 | 1 | 2 | 0 | 1 | 0 | 0 |
| 12 Clint Barmes, R (1, 6)<br>OBP: 0.256, SLG: 0.340 | CX 0-1 ① B3 | | CFX 0-2 ① P6 | | FFX 0-2 1B | | SSFBFX 1-2 ② G5-3 | | CFFX 0-2 HR | 5 | 1 | 2 | 1 | 0 | 0 | 2 |
| 17 Todd Helton, L (1, 3)<br>OBP: 0.416, SLG: 0.491 | B 1 SAFE 1 SAFE X 1-H 1-0 2B | | CBX 1-1 ② G3-1 | | B 1 FBX SAFE 2-1 ③ L5 | | IIII 4-0 IBB | | BCX 1-1 ③ G4-3 | 4 | 0 | 1 | 1 | 1 | 0 | 1 |
| 27 Garrett Atkins, R (1, 5)<br>OBP: 0.385, SLG: 0.495 | H 1-0 HBP | | BBBFX 3-1 ③ F8 | | | CFFBFX 1-2 ① G5-3 | BBX 2-0 ③ F8 | | | 3 | 0 | 0 | 0 | 0 | 0 | 2 |
| 11 Brad Hawpe, L (1, 9)<br>OBP: 0.394, SLG: 0.551 | X 0-0 ② P6 | | | CSBS 1-3 ① K2-3 | | BX 1-0 1B 8 E 1B | | FBBCBFX 3-2 FC3-6 1B | | 4 | 1 | 2 | 0 | 0 | 1 | 2 |
| Jorge Piedra, L (1, 7)<br>OBP: 0.227, SLG: 0.465<br>Choo Freeman, R (7, 7)<br>OBP: 0.291, SLG: 0.330 | CBSFFX 1-2 ③ G3-1 | | | BFBCX 2-2 HR | | BFX 1-1 18 G5-3 8 E 1-3 1B | | 1 SAFE 1 BFLFX 1-2 ① FC3-6 8 G5-3 1-2f | | 3<br>1 | 1<br>0 | 2<br>0 | 1<br>0 | 0<br>0 | 0<br>0 | 2<br>1 |
| 8 Yorvit Torrealba, R (1, 2)<br>OBP: 0.286, SLG: 0.361 | | CBCC 1-3 ① K | | CBCBFBFSS 3-3 ② K | | CSFX 0-2 E4 1-2 3-H | | CX 0-1 ② G5-3 1-2 | | 4 | 0 | 0 | 1 | 0 | 2 | 2 |
| 18 Cory Sullivan, L (1, 8)<br>OBP: 0.315, SLG: 0.410 | | FFBX 1-2 37 SH1-4 1B 1B | | SBFX 1-2 ③ G5-3 | | BSX 1-1 ② ③ G5-3 2-3f | | SFT 0-2 ③ K | | 4 | 0 | 1 | 0 | 0 | 1 | 3 |
| 37 Josh Fogg, R (1, 1)<br>OBP: 0.147, SLG: 0.033<br>39 Tom Martin, L (8, 1)<br>Jose Mesa, R (8, 1)<br>Luis Gonzalez, R (9, PH)<br>OBP: 0.259, SLG: 0.370 | | BBL 1 SAFE LX 2-2 ② SH1-4 1-2 | | | CSFBBC 2-3 ① K | | CBFL 1-3 ① K | | CBFS 1-3 ① K | 2<br>0<br>0<br>1 | 0<br>0<br>0<br>0 | 0<br>0<br>0<br>0 | 0<br>0<br>0<br>0 | 0<br>0<br>0<br>0 | 2<br>0<br>0<br>0 | 0<br>0<br>0<br>0 |
| Inning Stats | R: 1 E: 0 K: 0 S: 10 H: 1 LOB: 2 BB: 1 P: 17 | R: 0 E: 0 K: 1 S: 12 H: 2 LOB: 2 BB: 0 P: 18 | R: 0 E: 0 K: 0 S: 7 H: 0 LOB: 0 BB: 0 P: 11 | R: 1 E: 0 K: 2 S: 14 H: 1 LOB: 0 BB: 0 P: 21 | R: 0 E: 0 K: 1 S: 11 H: 1 LOB: 1 BB: 0 P: 15 | R: 1 E: 1 K: 0 S: 14 H: 2 LOB: 1 BB: 0 P: 18 | R: 0 E: 0 K: 1 S: 12 H: 1 LOB: 2 BB: 1 P: 23 | R: 0 E: 0 K: 1 S: 12 H: 1 LOB: 1 BB: 0 P: 16 | R: 1 E: 0 K: 1 S: 12 H: 1 LOB: 0 BB: 0 P: 17 | 1B: 6 2B: 2 3B: 0 HR: 2 | SF: 0 SAC: 1 DP: 1 HBP: 1 | | | | | |

# TOP

## Colorado Rockies @ Cincinnati Reds

Great American Ball Park, Cincinnati, OH

Sun Jul 16 2006, 1:15 PM EDT
Att. 27,042 - Partly Cloudy - 91 F

livebaseballscorecards.com

| | |
|---|---|
| AB | 35 |
| R | 4 |
| H | 10 |
| RBI | 4 |
| BB | 2 |
| SO | 7 |
| LOB | 15 |

| PITCHER | | IP | WLS | BF | H | R | ER | SO | BB | IBB | HBP | BLK | WP | HR | S | P | ERA | WHIP |
|---|---|---|---|---|---|---|---|---|---|---|---|---|---|---|---|---|---|---|
| 54 Elizardo Ramirez, R<br>ERA: 4.16 | (1, 1) | 6.0 | | 26 | 7 | 3 | 3 | 4 | 1 | 0 | 1 | 0 | 0 | 1 | 68 | 100 | 4.50 | 1.333 |
| 25 David Weathers, R<br>ERA: 4.85 | (7, 1) | 1.0 | | 5 | 1 | 0 | 0 | 1 | 0 | 1 | 0 | 0 | 0 | 0 | 12 | 23 | 0.00 | 1.000 |
| 56 Todd Coffey, R<br>ERA: 3.38 | (8, 1) | 1.0 | W | 4 | 1 | 0 | 0 | 1 | 0 | 0 | 0 | 0 | 0 | 0 | 12 | 16 | 0.00 | 1.000 |
| Eddie Guardado, L<br>ERA: 5.06 | (9, 1) | 1.0 | S | 4 | 1 | 1 | 1 | 1 | 0 | 0 | 0 | 0 | 0 | 1 | 12 | 17 | 9.00 | 1.000 |

| PITCHER | IP | WLS | BF | H | R | ER | SO | BB | IBB | HBP | BLK | WP | HR | S | P | ERA | WHIP |
|---|---|---|---|---|---|---|---|---|---|---|---|---|---|---|---|---|---|

WP: 0 PB: 0 SB: 0 CS: 0 PA: 39

# Colorado Rockies @ Cincinnati Reds

Great American Ball Park, Cincinnati, OH

Sun Jul 16 2006, 1:15 PM EDT
Att. 27,042 - Partly Cloudy - 91 F

livebaseballscorecards.com

## BOTTOM

| Batter | 1 | 2 | 3 | 4 | 5 | 6 | 7 | 8 | 9 | AB | R | H | RBI | BB | SO | LOB |
|---|---|---|---|---|---|---|---|---|---|---|---|---|---|---|---|---|
| Dewayne Wise, L (1, 9) | C X 0-1 G4-3 ① | | C B X 1-1 F7 ② | | C F X 0-2 G6-3 ② | | B S B S S 2-3 K ③ | F X 0-1 G4-3 ③ | | 5 | 0 | 0 | 0 | 0 | 1 | 1 |
| Adam Dunn, L (1, 7) OBP: 0.376, SLG: 0.565 | B B C F S 2-3 K ② | | X 0-0 1B | | F S B B B B 4-2 BB | | | X 0-0 HR | | 3 | 1 | 2 | 1 | 1 | 1 | 0 |
| Ken Griffey Jr., L (1, 8) OBP: 0.306, SLG: 0.521 | C F B C 1-3 K ③ | | B B F 1 SAFE F F 1 SAFE S 2-3 K ③ | | F X 0-1 G1-3 ③ | | | B B C B X 3-1 SH1-3 12 1B 1B 1B | | 4 | 1 | 1 | 0 | 0 | 2 | 2 |
| 12 Edwin Encarnación, R (1, 5) OBP: 0.377, SLG: 0.480 | | H 1-0 1B HBP | | B B X 2-0 1B 4 SF9 1B | | F B B X 2-1 G5-3 ① | | B X 1-0 SH1-3 1-2 1B 1B | | 3 | 2 | 2 | 0 | 0 | 0 | 0 |
| Scott Hatteberg, L (1, 3) OBP: 0.409, SLG: 0.484 | | X 0-0 1-2 1B | | C B B X 2-1 L9 ① | | C B C F B B F X 3-2 1B | | X 0-0 SH1-3 ① 1-2 2-3 | | 3 | 0 | 2 | 0 | 0 | 0 | 1 |
| Javier Valentin, S (1, 2) OBP: 0.287, SLG: 0.328 | | X 0-0 F8 ① | | B B T 1 SAFE F B X 3-2 1-3 1B | | F B X 1-1 F9 ② | | I I I 4-0 1B E IBB | | 3 | 1 | 1 | 0 | 1 | 0 | 3 |
| 4 Brandon Phillips, R (1, 4) OBP: 0.345, SLG: 0.419 | | B F F C 1-3 K ② | | B B B C C X 3-2 SF9 ② 3-H | | C B B B X 3-1 F8 ③ | | D B C X 2-1 L9 ② | | 3 | 0 | 0 | 1 | 0 | 1 | 6 |
| 9 Juan Castro, R (1, 6) OBP: 0.269, SLG: 0.356<br>Rich Aurilia, R (8, PH) OBP: 0.329, SLG: 0.489<br>Eddie Guardado, R (9, 1) | | X 0-0 G3 ③ | | X 0-0 L5 ③ | | | C F F B X 1-2 F7 ① | B X 1-0 E 1-2 2-H 3-H 1B | | 3<br>1<br>0 | 0<br>1<br>0 | 0<br>1<br>0 | 0<br>2<br>0 | 0<br>0<br>0 | 0<br>0<br>0 | 3<br>0<br>0 |
| 54 Elizardo Ramirez, S (1, 1) OBP: 0.136, SLG: 0.136<br>25 David Weathers, R (7, 1)<br>6 Ryan Freel, R (7, PH) OBP: 0.382, SLG: 0.436<br>56 Todd Coffey, R (8, 1)<br>Royce Clayton, R (8, PH) OBP: 0.317, SLG: 0.351 (9, 6) | | | C C B F X 1-2 G4-3 ① | | B C B X 2-1 L9 ① | | C F B B X 2-2 F7 ② | B X 1-0 E5 1-H 2-H 2B | | 2<br>0<br>1<br>0<br>1 | 0<br>0<br>0<br>0<br>0 | 0<br>0<br>0<br>0<br>0 | 0<br>0<br>0<br>0<br>0 | 0<br>0<br>0<br>0<br>0 | 0<br>0<br>0<br>0<br>0 | 0<br>0<br>0<br>0<br>0 |
| Inning Stats | R: 0 E: 0 K: 2 S: 8 H: 0 LOB: 0 BB: 0 P: 11 | R: 0 E: 0 K: 1 S: 6 H: 1 LOB: 2 BB: 0 P: 8 | R: 0 E: 0 K: 1 S: 11 H: 1 LOB: 1 BB: 0 P: 15 | R: 1 E: 0 K: 0 S: 10 H: 2 LOB: 1 BB: 0 P: 20 | R: 0 E: 0 K: 0 S: 9 H: 0 LOB: 1 BB: 1 P: 15 | R: 0 E: 0 K: 0 S: 11 H: 1 LOB: 1 BB: 0 P: 20 | R: 0 E: 0 K: 1 S: 10 H: 0 LOB: 0 BB: 0 P: 15 | R: 5 E: 1 K: 0 S: 11 H: 5 LOB: 1 BB: 1 P: 23 | | 1B: 8 2B: 1 3B: 0 HR: 1 | SF: 1 SAC: 1 DP: 0 HBP: 1 | | | | | |

| | |
|---|---|
| AB | 32 |
| R | 6 |
| H | 10 |
| RBI | 6 |
| BB | 2 |
| SO | 5 |
| LOB | 16 |

WP: 0 PB: 0 SB: 0 CS: 0 PA: 37

| PITCHER | | IP | WLS | BF | H | R | ER | SO | BB | IBB | HBP | BLK | WP | HR | S | P | ERA | WHIP |
|---|---|---|---|---|---|---|---|---|---|---|---|---|---|---|---|---|---|---|
| 37 Josh Fogg, R (1, 1) ERA: 4.23 | | 7.0 | | 28 | 5 | 1 | 1 | 5 | 1 | 0 | 1 | 0 | 0 | 0 | 65 | 104 | 1.29 | 0.857 |
| 39 Tom Martin, L (8, 1) ERA: 4.54 | | 0.0 | | 2 | 2 | 2 | 2 | 0 | 0 | 0 | 0 | 0 | 0 | 1 | 3 | 6 | ∞ | ∞ |
| Jose Mesa, R (8, 1) ERA: 3.48 | | 1.0 | L | 7 | 3 | 3 | 3 | 0 | 0 | 1 | 0 | 0 | 0 | 0 | 8 | 17 | 27.00 | 3.000 |

| PITCHER | IP | WLS | BF | H | R | ER | SO | BB | IBB | HBP | BLK | WP | HR | S | P | ERA | WHIP |
|---|---|---|---|---|---|---|---|---|---|---|---|---|---|---|---|---|---|

| Batter | 1 | 2 | 3 | 4 | 5 | 6 | 7 | 8 | 9 | AB | R | H | RBI | BB | SO | LOB |
|---|---|---|---|---|---|---|---|---|---|---|---|---|---|---|---|---|
| Jamey Carroll, R (1, 4)<br>OBP: 0.388, SLG: 0.424 | C B F F B F F X<br>2-2 ① G6-3 | | C X<br>0-1 ① G5-3 | | C B C X<br>1-2 ② L6 | | B C B X<br>2-1 ② G5-3 | | | 4 | 0 | 0 | 0 | 0 | 0 | 0 |
| 12 Clint Barmes, R (1, 6)<br>OBP: 0.256, SLG: 0.349 | X<br>0-0 ② G5-3 | | B X<br>1-0 HR | | B F B X<br>2-1 ③ G6-3 | | B C S F T<br>1-2 ③ K | | | 4 | 1 | 1 | 1 | 0 | 1 | 0 |
| 17 Todd Helton, L (1, 3)<br>OBP: 0.417, SLG: 0.489 | F B X<br>1-1 ③ G4-3 | | X<br>0-0 1B | | F X<br>0-1 ① L8 | | | S F F B F B F F<br>4-2 F B B 27 2B BB | | 3 | 0 | 1 | 0 | 1 | 0 | 0 |
| 5 Matt Holliday, R (1, 7)<br>OBP: 0.381, SLG: 0.572 | | S S F X<br>0-2 27 2B 1B | F F C<br>0-3 ② K | | X<br>0-0 11 FC3-6 27 1B 1B | | | S F B F B F S<br>2-3 ① K | | 4 | 0 | 2 | 0 | 0 | 2 | 2 |
| 27 Garrett Atkins, R (1, 5)<br>OBP: 0.389, SLG: 0.505 | | C C X<br>0-2 1-3 2B | X<br>0-0 ③ F8 | | D C B 1 B F X SAFE<br>3-2 1-2 11 FC3-6 1B | | | B B X<br>2-0 ② 1-H 2B | | 4 | 0 | 3 | 0 | 0 | 0 | 1 |
| 11 Brad Hawpe, L (1, 9)<br>OBP: 0.393, SLG: 0.547 | | B S F S<br>1-3 ① K | C B S F B F F B F<br>3-2 X G6-3 1B | | B B C S F S F X<br>2-2 ② FC3-6 BB 1-2f 2-3 | | | X<br>0-0 ③ G3-1 | | 4 | 0 | 1 | 0 | 0 | 1 | 5 |
| Jorge Piedra, L (1, 8)<br>OBP: 0.234, SLG: 0.444<br>18 Cory Sullivan, L (8, 8)<br>OBP: 0.315, SLG: 0.410<br>Choo Freeman, R (9, PH)<br>OBP: 0.288, SLG: 0.327 | | B F F T<br>1-2 ② K | D B S B X<br>3-1 ① ② G6-3 1-2f | | B B B B<br>4-0 1-2 BB | | | | B C X<br>1-1 ① G5-3 | 2<br>0<br>1 | 0<br>0<br>0 | 0<br>0<br>0 | 0<br>0<br>0 | 1<br>0<br>0 | 1<br>0<br>0 | 3<br>0<br>0 |
| JD Closser, S (1, 2)<br>OBP: 0.293, SLG: 0.347 | I I I I<br>4-0 IBB | | B S X<br>1-1 ③ G3 | | C X<br>0-1 ③ G1-3 | | | | C B C F F B F F F<br>2-3 C ② K | 3 | 0 | 0 | 0 | 1 | 1 | 3 |
| 49 Byung-Hyun Kim, R (1, 1)<br>OBP: 0.154, SLG: 0.154<br>61 Ramon E Ramirez, R (8, 1)<br>OBP: 0.667, SLG: 0.667<br>Ray King, L (8, 1)<br>Scott Dohmann, R (8, 1)<br>Luis Gonzalez, R (9, PH)<br>OBP: 0.257, SLG: 0.367 | | X<br>0-0 ③ G4-3 | | | B X<br>1-0 ① F9 | | X<br>0-0 ① F8 | | B C F X<br>1-2 ③ F7 | 3<br>0<br>0<br>0<br>1 | 0<br>0<br>0<br>0<br>0 | 0<br>0<br>0<br>0<br>0 | 0<br>0<br>0<br>0<br>0 | 0<br>0<br>0<br>0<br>0 | 0<br>0<br>0<br>0<br>0 | 3<br>0<br>0<br>0<br>0 |
| Inning Stats | R: 0 H: 0<br>E: 0 LOB: 0<br>K: 0 BB: 0<br>S: 9 P: 12 | R: 0 H: 2<br>E: 0 LOB: 3<br>K: 2 BB: 1<br>S: 14 P: 20 | R: 1 H: 2<br>E: 0 LOB: 1<br>K: 1 BB: 0<br>S: 8 P: 9 | R: 0 H: 1<br>E: 0 LOB: 0<br>K: 0 BB: 0<br>S: 11 P: 18 | R: 0 H: 0<br>E: 0 LOB: 0<br>K: 0 BB: 0<br>S: 6 P: 10 | R: 0 H: 2<br>E: 0 LOB: 3<br>K: 0 BB: 1<br>S: 12 P: 21 | R: 0 H: 0<br>E: 0 LOB: 0<br>K: 1 BB: 0<br>S: 7 P: 10 | R: 0 H: 1<br>E: 0 LOB: 1<br>K: 1 BB: 1<br>S: 15 P: 23 | R: 0 H: 0<br>E: 0 LOB: 0<br>K: 1 BB: 0<br>S: 13 P: 17 | 1B: 5 SF: 0<br>2B: 2 SAC: 0<br>3B: 0 DP: 1<br>HR: 1 HBP: 0 | | | | | | |

| PITCHER | | IP | WLS | BF | H | R | ER | SO | BB | IBB | HBP | BLK | WP | HR | S | P | ERA | WHIP |
|---|---|---|---|---|---|---|---|---|---|---|---|---|---|---|---|---|---|---|
| Kip Wells, R<br>ERA: 9.13 | (1, 1) | 7.0 | | 29 | 7 | 1 | 1 | 4 | 1 | 1 | 0 | 0 | 0 | 1 | 67 | 100 | 1.29 | 1.143 |
| 34 John Grabow, L<br>ERA: 4.78 | (8, 1) | 1.0 | W | 4 | 1 | 0 | 0 | 1 | 1 | 0 | 0 | 0 | 0 | 0 | 15 | 23 | 0.00 | 2.000 |
| 55 Matt Capps, R<br>ERA: 3.16 | (9, 1) | 1.0 | S | 3 | 0 | 0 | 0 | 1 | 0 | 0 | 0 | 0 | 0 | 0 | 13 | 17 | 0.00 | 0.000 |

| PITCHER | IP | WLS | BF | H | R | ER | SO | BB | IBB | HBP | BLK | WP | HR | S | P | ERA | WHIP |
|---|---|---|---|---|---|---|---|---|---|---|---|---|---|---|---|---|---|

# Colorado Rockies @ Pittsburgh Pirates

PNC Park, Pittsburgh, PA

Mon Jul 17 2006, 7:05 PM EDT

Att. 18,835 - Clear - 86 F

TOP

livebaseballscorecards.com

| | |
|---|---|
| AB | 33 |
| R | 1 |
| H | 8 |
| RBI | 1 |
| BB | 3 |
| SO | 6 |
| LOB | 17 |

| | | | | | |
|---|---|---|---|---|---|
| WP: 0 | PA: 36 | | | | |
| PB: 0 | | | | | |
| SB: 0 | | | | | |
| CS: 0 | | | | | |

# Colorado Rockies @ Pittsburgh Pirates

PNC Park, Pittsburgh, PA

Mon Jul 17 2006, 7:05 PM EDT

Att. 18,835 - Clear - 86 F

livebaseballscorecards.com

BOTTOM

| Batter | 1 | 2 | 3 | 4 | 5 | 6 | 7 | 8 | 9 | AB | R | H | RBI | BB | SO | LOB |
|---|---|---|---|---|---|---|---|---|---|---|---|---|---|---|---|---|
| 13 Nate McLouth, L (1, 9)<br>OBP: 0.304, SLG: 0.364 | 1-1<br>2<br>G6-3<br>12<br>PB<br>2B | | 1-1 ①<br>G4-3 | | 1-2 ①<br>F9 | | | 2-3 ①<br>K | | 4 | 1 | 1 | 0 | 0 | 1 | 0 |
| 2 Jack Wilson, R (1, 6)<br>OBP: 0.302, SLG: 0.380 | 0-2 ①<br>G6-3<br>2-3 | | 2-1 ②<br>G6-3 | | 0-2<br>12<br>CS<br>1B | | | 0-0<br>12<br>2B<br>2B | | 4 | 1 | 2 | 0 | 0 | 0 | 1 |
| 12 Freddy Sanchez, R (1, 5)<br>OBP: 0.401, SLG: 0.529 | 2-0<br>FC3-6<br>1B<br>3-H<br>1B | | 4-2<br>WP<br>BB | | 2-2 ②③<br>P6<br>1-2 | | | 1-0<br>HBP<br>BB<br>2-H<br>2B | | 3 | 1 | 2 | 1 | 1 | 0 | 1 |
| Jason Bay, R (1, 7)<br>OBP: 0.397, SLG: 0.539 | 0-0<br>FC3-6<br>1-2<br>1B | | 1-2 ③<br>F8<br>1-2 | | | 3-1 ①<br>F9 | | 4-2<br>BB<br>HBP<br>BB | | 3 | 0 | 1 | 0 | 1 | 0 | 1 |
| Sean Casey, L (1, 3)<br>OBP: 0.392, SLG: 0.428 | 0-1 ②<br>FC3-6<br>1-2f<br>2-3 | | | 0-2<br>26<br>BB<br>1B | | 1-1 ②<br>G4-3 | | 1-0<br>BB<br>1-2<br>2-3<br>HBP | | 3 | 0 | 1 | 0 | 0 | 0 | 2 |
| José Bautista, R (1, 8)<br>OBP: 0.365, SLG: 0.510 | 1-3 ③<br>K | | | 2-3 ①<br>K | | 2-3 ③<br>K | | 4-2<br>1-2<br>2-3<br>3-H<br>BB | | 3 | 0 | 0 | 1 | 1 | 3 | 3 |
| Jose Castillo, R (1, 4)<br>OBP: 0.328, SLG: 0.428 | | 2-3 ①<br>K | | 1-3 ②<br>K | | | 0-1 ①<br>F7 | 0-1 ②<br>L4 | | 4 | 0 | 0 | 0 | 0 | 2 | 4 |
| 26 Ronny Paulino, R (1, 2)<br>OBP: 0.355, SLG: 0.390 | | 3-2 ②<br>L8 | | 4-1<br>1-2<br>BB | | | 2-3 ②<br>K | 2-3 ③<br>K | | 3 | 0 | 0 | 0 | 1 | 2 | 3 |
| Kip Wells, R (1, 1)<br>OBP: 0.167, SLG: 0.167<br>Jeromy Burnitz, L (7, PH)<br>OBP: 0.275, SLG: 0.414<br>34 John Grabow, L (8, 1)<br>55 Matt Capps, R (9, 1) | | 1-3 ③<br>K | | 1-2 ③<br>G2-3 | | | 3-3 ③<br>K | | | 2<br>1<br>0<br>0 | 0<br>0<br>0<br>0 | 0<br>0<br>0<br>0 | 0<br>0<br>0<br>0 | 0<br>1<br>0<br>0 | 1<br>0<br>0<br>0 | 2<br>0<br>0<br>0 |
| Inning Stats | R: 1 H: 3<br>E: 0 LOB: 2<br>K: 1 BB: 0<br>S: 15 P: 19 | R: 0 H: 0<br>E: 0 LOB: 0<br>K: 2 BB: 0<br>S: 14 P: 20 | R: 0 H: 0<br>E: 0 LOB: 1<br>K: 0 BB: 1<br>S: 9 P: 17 | R: 0 H: 1<br>E: 0 LOB: 2<br>K: 2 BB: 1<br>S: 15 P: 23 | R: 0 H: 1<br>E: 0 LOB: 0<br>K: 0 BB: 0<br>S: 10 P: 13 | R: 0 H: 0<br>E: 0 LOB: 0<br>K: 1 BB: 0<br>S: 8 P: 14 | R: 0 H: 0<br>E: 0 LOB: 0<br>K: 2 BB: 0<br>S: 9 P: 14 | R: 2 H: 2<br>E: 0 LOB: 3<br>K: 2 BB: 2<br>S: 17 P: 31 | | 1B: 4 SF: 0<br>2B: 3 SAC: 0<br>3B: 0 DP: 0<br>HR: 0 HBP: 1 | | | | | | WP: 1 PA: 35<br>PB: 1<br>SB: 0<br>CS: 1 |

| | AB | 30 |
|---|---|---|
| | R | 3 |
| | H | 7 |
| | RBI | 2 |
| | BB | 4 |
| | SO | 10 |
| | LOB | 17 |

| PITCHER | IP | WLS | BF | H | R | ER | SO | BB | IBB | HBP | BLK | WP | HR | S | P | ERA | WHIP |
|---|---|---|---|---|---|---|---|---|---|---|---|---|---|---|---|---|---|
| 49 Byung-Hyun Kim, R (1, 1)<br>ERA: 4.78 | 7.1 | L | 30 | 7 | 3 | 3 | 9 | 2 | 0 | 0 | 0 | 1 | 0 | 85 | 128 | 3.68 | 1.227 |
| 61 Ramon E Ramirez, R (8, 1)<br>ERA: 2.92 | 0.0 | | 1 | 0 | 0 | 0 | 0 | 1 | 0 | 0 | 0 | 0 | 0 | 3 | 7 | ∞ | ∞ |
| Ray King, L (8, 1)<br>ERA: 4.74 | 0.0 | | 2 | 0 | 0 | 0 | 0 | 1 | 0 | 1 | 0 | 0 | 0 | 4 | 9 | ∞ | ∞ |
| Scott Dohmann, R (8, 1)<br>ERA: 6.2 | 0.2 | | 2 | 0 | 0 | 0 | 1 | 0 | 0 | 0 | 0 | 0 | 0 | 5 | 7 | 0.00 | 0.000 |

| PITCHER | IP | WLS | BF | H | R | ER | SO | BB | IBB | HBP | BLK | WP | HR | S | P | ERA | WHIP |
|---|---|---|---|---|---|---|---|---|---|---|---|---|---|---|---|---|---|

| Batter | 1 | 2 | 3 | 4 | 5 | 6 | 7 | 8 | 9 | AB | R | H | RBI | BB | SO | LOB |
|---|---|---|---|---|---|---|---|---|---|---|---|---|---|---|---|---|
| Jamey Carroll, R (1, 4)<br>OBP: 0.388, SLG: 0.427<br>Jorge Piedra, L (8, 9)<br>OBP: 0.229, SLG: 0.435 | P4 | SF9 | 1-3<br>2-H<br>3-H<br>2B | | G1-3 | | 12<br>BB<br>BB | | K | 3<br>1 | 0<br>0 | 1<br>0 | 3<br>0 | 1<br>0 | 0<br>1 | 0<br>0 |
| 12 Clint Barmes, R (1, 6)<br>OBP: 0.260, SLG: 0.349 | 17<br>FC3-6<br>1B | K | G5-3 | | | 5<br>HR<br>1B | 5<br>G6-4-3<br>1-2<br>BB | | F9 | 5 | 1 | 2 | 0 | 1 | 1 | 3 |
| 17 Todd Helton, L (1, 3)<br>OBP: 0.414, SLG: 0.484 | FC3-6<br>5<br>FC5-4<br>1-2f | G1-3 | 5<br>1B<br>27<br>G6-4-3<br>1B | | F7 | K | | | | 5 | 1 | 1 | 0 | 0 | 1 | 4 |
| 5 Matt Holliday, R (1, 7)<br>OBP: 0.384, SLG: 0.580 | FC5-4<br>1-2f | 8<br>WP<br>27<br>BB<br>8<br>2B<br>BB | 27<br>G6-4-3<br>1-3<br>1B | | | 1-H<br>HR | G6-4-3<br>1-2f | | | 4 | 2 | 2 | 2 | 1 | 0 | 3 |
| 27 Garrett Atkins, R (1, 5)<br>OBP: 0.392, SLG: 0.501<br>60 Manny Corpas, R (8, 1)<br>40 Brian Fuentes, L (9, 1) | | 8<br>2B<br>SF8<br>BB | 8<br>WP<br>8<br>2B<br>1-2<br>BB | G6-4-3<br>1-2f<br>3-H | | 1B<br>3B<br>BB | | F8 | | 2<br>0<br>0 | 3<br>0<br>0 | 0<br>0<br>0 | 0<br>0<br>0 | 3<br>0<br>0 | 0<br>0<br>0 | 1<br>0<br>0 |
| 8 Yorvit Torrealba, R (1, 2)<br>OBP: 0.302, SLG: 0.398 | | 26<br>FC1<br>26<br>E<br>1-3<br>2B | 26<br>BB<br>1-H<br>2-H<br>2B<br>2B | FC6-4<br>1B | | L7 | | G5-3 | | 5 | 2 | 3 | 2 | 0 | 0 | 1 |
| Luis Gonzalez, R (1, 9)<br>OBP: 0.254, SLG: 0.363<br>(8, 4) | | SF8<br>3-H | K | FC6-4<br>1-2f | | 1-2<br>3B<br>1B | | K | | 4 | 1 | 1 | 1 | 0 | 2 | 2 |
| Choo Freeman, R (1, 8)<br>OBP: 0.302, SLG: 0.352 | | 26<br>E<br>SF9<br>1B | 26<br>BB<br>2B<br>IBB | | K | 1-H<br>2-H<br>3B | | | K<br>HR | 4 | 2 | 2 | 2 | 1 | 2 | 0 |
| 26 Jeff Francis, L (1, 1)<br>OBP: 0.244, SLG: 0.108<br>Jason Smith, L (8, 5)<br>OBP: 0.345, SLG: 0.447 | | FC1<br>1-3<br>2-H | 2B<br>1-2<br>2-3<br>BB | | G1-3 | G6-3 | | | | 3<br>1 | 0<br>1 | 0<br>1 | 0<br>1 | 1<br>0 | 0<br>0 | 2<br>0 |
| Inning Stats | R: 0<br>E: 0<br>K: 0<br>S: 9<br>H: 1<br>LOB: 1<br>BB: 0<br>P: 11 | R: 3<br>E: 1<br>K: 1<br>S: 13<br>H: 2<br>LOB: 1<br>BB: 1<br>P: 24 | R: 4<br>E: 0<br>K: 1<br>S: 18<br>H: 2<br>LOB: 2<br>BB: 4<br>P: 39 | R: 1<br>E: 0<br>K: 0<br>S: 15<br>H: 3<br>LOB: 1<br>BB: 0<br>P: 24 | R: 0<br>E: 0<br>K: 1<br>S: 8<br>H: 0<br>LOB: 0<br>BB: 0<br>P: 11 | R: 4<br>E: 0<br>K: 0<br>S: 13<br>H: 4<br>LOB: 1<br>BB: 1<br>P: 18 | R: 0<br>E: 0<br>K: 1<br>S: 11<br>H: 0<br>LOB: 1<br>BB: 2<br>P: 25 | R: 0<br>E: 0<br>K: 1<br>S: 6<br>H: 0<br>LOB: 0<br>BB: 0<br>P: 8 | R: 1<br>E: 0<br>K: 2<br>S: 13<br>H: 1<br>LOB: 0<br>BB: 0<br>P: 19 | 1B: 7<br>2B: 3<br>3B: 1<br>HR: 2<br>SF: 2<br>SAC: 0<br>DP: 2<br>HBP: 0 | | | | | | |

| PITCHER | | IP | WLS | BF | H | R | ER | SO | BB | IBB | HBP | BLK | WP | HR | S | P | ERA | WHIP |
|---|---|---|---|---|---|---|---|---|---|---|---|---|---|---|---|---|---|---|
| 24 Tom Gorzelanny, L<br>ERA: 9.26 | (1, 1) | 2.2 | L | 18 | 4 | 7 | 5 | 2 | 4 | 1 | 0 | 0 | 1 | 0 | 35 | 68 | 16.88 | 3.000 |
| Victor Santos, R<br>ERA: 5.14 | (3, 1) | 3.1 | | 18 | 8 | 5 | 5 | 1 | 1 | 0 | 0 | 0 | 0 | 1 | 41 | 59 | 13.50 | 2.700 |
| 34 John Grabow, L<br>ERA: 4.54 | (7, 1) | 2.0 | | 7 | 0 | 0 | 0 | 2 | 2 | 0 | 0 | 0 | 0 | 0 | 17 | 33 | 0.00 | 1.000 |
| Damaso Marte, L<br>ERA: 3.41 | (9, 1) | 1.0 | | 4 | 1 | 1 | 1 | 2 | 0 | 0 | 0 | 0 | 0 | 1 | 13 | 19 | 9.00 | 1.000 |

| PITCHER | IP | WLS | BF | H | R | ER | SO | BB | IBB | HBP | BLK | WP | HR | S | P | ERA | WHIP |
|---|---|---|---|---|---|---|---|---|---|---|---|---|---|---|---|---|---|

# Colorado Rockies @ Pittsburgh Pirates

PNC Park, Pittsburgh, PA

Tue Jul 18 2006, 7:05 PM EDT

Att. 20,086 - Clear - 85 F

TOP

livebaseballscorecards.com

| | |
|---|---|
| AB | 37 |
| R | 13 |
| H | 13 |
| RBI | 11 |
| BB | 8 |
| SO | 7 |
| LOB | 16 |

| | | | |
|---|---|---|---|
| WP: 1 | PA: 47 | | |
| PB: 0 | | | |
| SB: 0 | | | |
| CS: 0 | | | |

| Batter | 1 | 2 | 3 | 4 | 5 | 6 | 7 | 8 | 9 | AB | R | H | RBI | BB | SO | LOB |
|---|---|---|---|---|---|---|---|---|---|---|---|---|---|---|---|---|
| José Bautista, R (1, 8)<br>OBP: 0.366, SLG: 0.510 | C F H<br>1-2<br>12 G4-3<br>HBP | | B C B X<br>2-1 ①<br>P6 | | C F F X<br>0-2 ①<br>P1 | | C F B B X<br>2-2<br>2 1B<br>12 SF7<br>2B | | B F X<br>1-1 ②<br>F7 | 4 | 1 | 1 | 0 | 0 | 0 | 1 |
| 2 Jack Wilson, R (1, 6)<br>OBP: 0.304, SLG: 0.383 | C I M F F B C 1 SAFE<br>1-3 ①<br>K | | C B B X<br>2-1<br>E5<br>2B | | B X<br>1-0 ②<br>F7 | | C B B X<br>2-1<br>11 G5-4-3<br>2-3<br>1B | | B B C B X<br>3-1<br>12 2B<br>2B | 5 | 2 | 2 | 0 | 0 | 1 | 2 |
| 12 Freddy Sanchez, R (1, 5)<br>OBP: 0.401, SLG: 0.531 | 1 SAFE<br>C B B X<br>2-1 ②<br>G4-3<br>1-2 | | F C B X<br>1-2 ②<br>L6 | | B B C F X<br>2-2<br>1-2<br>1B | | B F X<br>1-1 ①<br>SF7<br>3-H | | X<br>0-0<br>2-H<br>2B | 4 | 0 | 2 | 2 | 0 | 0 | 2 |
| Jason Bay, R (1, 7)<br>OBP: 0.399, SLG: 0.542<br>11 Humberto Cota, R (7, 2)<br>OBP: 0.282, SLG: 0.231 | I I I I<br>4-0<br>IBB | | C B B X<br>2-1<br>1-H<br>2B | | C X<br>0-1 ③<br>F7 | | B X<br>1-0 ②③<br>G5-4-3<br>1-2f | | F X<br>0-1 ③<br>F9 | 2<br>2 | 0<br>0 | 1<br>0 | 1<br>0 | 1<br>0 | 0<br>0 | 2<br>2 |
| Sean Casey, L (1, 3)<br>OBP: 0.387, SLG: 0.421<br>13 Nate McLouth, L (7, 7)<br>OBP: 0.303, SLG: 0.363 | B C S S<br>1-3 ③<br>K | | B B X<br>2-0 ③<br>F7 | | C T F B F X<br>1-2 ①<br>F7 | | B X<br>2-2 ①<br>L4 | | | 3<br>1 | 0<br>0 | 0<br>0 | 0<br>0 | 0<br>0 | 1<br>0 | 3<br>0 |
| Craig Wilson, R (1, 9)<br>OBP: 0.351, SLG: 0.498 | F B B B F X<br>3-2<br>1B | | B C F B T<br>2-2 ①<br>K | | C F B B C<br>2-3 ②<br>K | | B X<br>1-0<br>HR | | | 4 | 1 | 2 | 1 | 0 | 2 | 0 |
| Jose Castillo, R (1, 4)<br>OBP: 0.327, SLG: 0.426 | X<br>0-0 ①<br>F8 | | C X<br>0-1 ②<br>P5 | | S S X<br>0-2<br>26 1B<br>1B | | S S S<br>0-3 ②<br>K | | | 4 | 0 | 1 | 0 | 0 | 1 | 1 |
| 26 Ronny Paulino, R (1, 2)<br>OBP: 0.355, SLG: 0.389<br>34 John Grabow, L (7, 1)<br>Jeremy Burnitz, L (8, PH)<br>OBP: 0.274, SLG: 0.413<br>Damaso Marte, L (9, 1) | X<br>0-0 ②<br>F8 | | B X<br>1-0 ③<br>G2-3 | | F B C X<br>1-2<br>1-2<br>1B | | B S B F F S<br>2-3 ③<br>K | | | 3<br>0<br>1<br>0 | 0<br>0<br>0<br>0 | 1<br>0<br>0<br>0 | 0<br>0<br>0<br>0 | 0<br>0<br>0<br>0 | 0<br>0<br>1<br>0 | 1<br>0<br>0<br>0 |
| 24 Tom Gorzelanny, R (1, 1)<br>Victor Santos, R (3, 1)<br>OBP: 0.115, SLG: 0.115<br>José Hernández, R (6, PH)<br>OBP: 0.294, SLG: 0.354<br>(7, 3) | C B F C<br>1-3 ③<br>K | | C X<br>0-1<br>12 1B<br>1B | | D F C S<br>1-3 ③<br>K | | | | S X<br>0-1 ①<br>F8 | 1<br>1<br>2 | 0<br>0<br>0 | 0<br>1<br>0 | 0<br>0<br>0 | 0<br>0<br>0 | 1<br>0<br>1 | 1<br>0<br>2 |
| Inning Stats | R: 0 H: 0<br>E: 0 LOB: 2<br>K: 2 BB: 1<br>S: 12 P: 21 | R: 0 H: 1<br>E: 0 LOB: 1<br>K: 1 BB: 0<br>S: 8 P: 12 | R: 1 H: 1<br>E: 1 LOB: 1<br>K: 0 BB: 0<br>S: 10 P: 19 | R: 0 H: 0<br>E: 0 LOB: 0<br>K: 1 BB: 0<br>S: 6 P: 9 | R: 0 H: 2<br>E: 0 LOB: 2<br>K: 0 BB: 0<br>S: 12 P: 15 | R: 0 H: 2<br>E: 0 LOB: 2<br>K: 2 BB: 0<br>S: 18 P: 23 | R: 1 H: 2<br>E: 0 LOB: 0<br>K: 0 BB: 0<br>S: 8 P: 14 | R: 1 H: 1<br>E: 0 LOB: 0<br>K: 2 BB: 0<br>S: 11 P: 16 | R: 1 H: 2<br>E: 0 LOB: 1<br>K: 0 BB: 0<br>S: 9 P: 13 | 1B: 6 SF: 1<br>2B: 4 SAC: 0<br>3B: 0 DP: 1<br>HR: 1 HBP: 1 | | | | | | |

| PITCHER | | IP | WLS | BF | H | R | ER | SO | BB | IBB | HBP | BLK | WP | HR | S | P | ERA | WHIP |
|---|---|---|---|---|---|---|---|---|---|---|---|---|---|---|---|---|---|---|
| 26 Jeff Francis, L<br>ERA: 3.98 | (1, 1) | 7.0 | W | 31 | 8 | 2 | 1 | 6 | 0 | 1 | 1 | 0 | 0 | 0 | 74 | 113 | 1.29 | 1.143 |
| 60 Manny Corpas, R<br>ERA: 9.0 | (8, 1) | 1.0 | | 4 | 1 | 1 | 1 | 2 | 0 | 0 | 0 | 0 | 0 | 1 | 11 | 16 | 9.00 | 1.000 |
| 40 Brian Fuentes, L<br>ERA: 4.46 | (9, 1) | 1.0 | | 5 | 2 | 1 | 1 | 0 | 0 | 0 | 0 | 0 | 0 | 0 | 9 | 13 | 9.00 | 2.000 |

| PITCHER | IP | WLS | BF | H | R | ER | SO | BB | IBB | HBP | BLK | WP | HR | S | P | ERA | WHIP |
|---|---|---|---|---|---|---|---|---|---|---|---|---|---|---|---|---|---|

# BOTTOM

## Colorado Rockies @ Pittsburgh Pirates

PNC Park, Pittsburgh, PA

Tue Jul 18 2006, 7:05 PM EDT

Att. 20,086 - Clear - 85 F

livebaseballscorecards.com

| | |
|---|---|
| AB | 37 |
| R | 4 |
| H | 11 |
| RBI | 4 |
| BB | 1 |
| SO | 8 |
| LOB | 17 |

| | | | |
|---|---|---|---|
| WP: 0 | PA: 40 | | |
| PB: 0 | | | |
| SB: 0 | | | |
| CS: 0 | | | |

# Colorado Rockies @ Pittsburgh Pirates

PNC Park, Pittsburgh, PA

Wed Jul 19 2006, 12:35 PM EDT

Att. 19,881 - Partly Cloudy - 86 F

livebaseballscorecards.com

| Batter | 1 | 2 | 3 | 4 | 5 | 6 | 7 | 8 | 9 | AB | R | H | RBI | BB | SO | LOB |
|---|---|---|---|---|---|---|---|---|---|---|---|---|---|---|---|---|
| Jamey Carroll, R (1, 4)<br>OBP: 0.392, SLG: 0.426 | C B B X 2-1 12 SH1-3 1B | | B C B F X 2-2 ① L7 | | D X 1-0 ③ F9 | | B C B B B 4-1 27 FC5-4 BB | | C 1 SAFE B D D B 4-1 27 1B 12 1B 1-2 BB | 3 | 0 | 1 | 0 | 2 | 0 | 1 |
| 12 Clint Barmes, R (1, 6)<br>OBP: 0.260, SLG: 0.348 | X 0-0 ① SH1-3 1-2 | | B F B F F F B F F 3-2 X ② P3 | | | B F C X 1-2 ① P6 | C F F D S 1-3 ① K | | F S X 0-2 27 1B 1-2 2-3 1B | 4 | 0 | 1 | 0 | 0 | 1 | 1 |
| 27 Garrett Atkins, R (1, 5)<br>OBP: 0.392, SLG: 0.499 | C F S 0-3 ② K | | X 0-0 ③ F9 | | | B C F F B B B 4-2 2B BB | C B B X 2-2 ② FC5-4 1-2f | | B B C X 2-1 1-2 2-3 3-H 1B | 4 | 1 | 1 | 1 | 1 | 1 | 2 |
| 5 Matt Holliday, R (1, 7)<br>OBP: 0.379, SLG: 0.571 | C S C 0-3 ③ K | | | X 0-0 ① F9 | | B S X 1-1 ② F8 | B X 1-0 ③ F9 | | S C B B B F S 3-3 ② K | 5 | 0 | 0 | 0 | 0 | 2 | 6 |
| Ryan Shealy, R (1, 3)<br>OBP: 0.400, SLG: 0.800 | | C B B X 2-1 8 G6-3 1B 2B | | C B B B S 2-3 ② K | | F B B X 2-1 1-H 8 2B 2B | | C X 0-1 ① P4 | S F B F S 2-3 ③ K | 5 | 2 | 2 | 1 | 0 | 2 | 3 |
| 8 Yorvit Torrealba, R (1, 2)<br>OBP: 0.300, SLG: 0.402 | | C B F B X 2-2 ① G6-3 2-3 | | S S B C 1-3 ③ K | | X 0-0 2B 2-H 2B | | C C B X 1-2 ② G6-3 | | 4 | 1 | 1 | 1 | 0 | 1 | 1 |
| Luis Gonzalez, R (1, 9)<br>OBP: 0.264, SLG: 0.388<br>11 Brad Hawpe, L (8, PH)<br>OBP: 0.391, SLG: 0.545<br>(8, 9) | | C C X 0-2 ② G6-3 | | | B C B B B X 3-1 G6-3 2B | F B S B F X 2-2 2-H 2B | | F C C 0-3 ③ K | | 3<br>1 | 0<br>0 | 2<br>0 | 1<br>0 | 0<br>0 | 0<br>1 | 1<br>0 |
| Choo Freeman, R (1, 8)<br>OBP: 0.317, SLG: 0.360 | | X 0-0 3-H 1B | | | B C X 1-1 ① G6-3 2-3 | I I I I 4-0 IBB | | | B C F F F B B B X 3-2 12 1B BB 27 1B 1B | 3 | 1 | 2 | 1 | 1 | 0 | 1 |
| Jason Jennings, L (1, 1)<br>OBP: 0.225, SLG: 0.211<br>61 Ramon E Ramirez, R (7, 1)<br>OBP: 0.667, SLG: 0.667<br>Jose Mesa, R (8, 1)<br>JD Closer, S (9, PH)<br>OBP: 0.289, SLG: 0.342 | | C S C 0-3 ③ K | | | X 0-0 ② G1-3 | C X 0-1 ③ G3 | | | F C S 0-3 ① K | 3<br>0<br>0<br>1 | 0<br>0<br>0<br>0 | 0<br>0<br>0<br>0 | 0<br>0<br>0<br>0 | 1<br>0<br>0<br>1 | 4<br>0<br>0<br>1 | 4<br>0<br>0<br>1 |
| **Inning Stats** | R: 0 H: 1<br>E: 0 LOB: 1<br>K: 2 BB: 0<br>S: 9 P: 11 | R: 1 H: 2<br>E: 0 LOB: 1<br>K: 1 BB: 0<br>S: 12 P: 16 | R: 0 H: 0<br>E: 0 LOB: 0<br>K: 0 BB: 0<br>S: 11 P: 16 | R: 0 H: 0<br>E: 0 LOB: 0<br>K: 2 BB: 0<br>S: 7 P: 10 | R: 0 H: 1<br>E: 0 LOB: 1<br>K: 0 BB: 0<br>S: 6 P: 11 | R: 3 H: 3<br>E: 0 LOB: 2<br>K: 0 BB: 2<br>S: 17 P: 31 | R: 0 H: 0<br>E: 0 LOB: 1<br>K: 1 BB: 1<br>S: 9 P: 17 | R: 0 H: 0<br>E: 0 LOB: 0<br>K: 1 BB: 0<br>S: 8 P: 9 | R: 1 H: 3<br>E: 0 LOB: 3<br>K: 3 BB: 1<br>S: 22 P: 36 | 1B: 5 SF: 0<br>2B: 5 SAC: 1<br>3B: 0 DP: 0<br>HR: 0 HBP: 0 | | | | | | |

| | AB | 36 |
|---|---|---|
| | R | 5 |
| | H | 10 |
| | RBI | 5 |
| | BB | 4 |
| | SO | 10 |
| | LOB | 21 |

WP: 0 PA: 41
PB: 0
SB: 0
CS: 0

| PITCHER | | IP | WLS | BF | H | R | ER | SO | BB | IBB | HBP | BLK | WP | HR | S | P | ERA | WHIP |
|---|---|---|---|---|---|---|---|---|---|---|---|---|---|---|---|---|---|---|
| 57 Zach Duke, L<br>ERA: 5.19 | (1, 1) | 6.0 | W | 27 | 7 | 4 | 4 | 5 | 1 | 1 | 0 | 0 | 0 | 0 | 62 | 95 | 6.00 | 1.333 |
| 16 Salomon Torres, R<br>ERA: 4.37 | (7, 1) | 1.0 | H | 4 | 0 | 0 | 0 | 1 | 1 | 0 | 0 | 0 | 0 | 0 | 9 | 17 | 0.00 | 1.000 |
| 55 Matt Capps, R<br>ERA: 3.1 | (8, 1) | 1.0 | H | 3 | 0 | 0 | 0 | 1 | 0 | 0 | 0 | 0 | 0 | 0 | 8 | 9 | 0.00 | 0.000 |
| Michael Gonzalez, L<br>ERA: 2.43 | (9, 1) | 1.0 | S | 7 | 3 | 1 | 1 | 3 | 1 | 0 | 0 | 0 | 0 | 0 | 22 | 36 | 9.00 | 4.000 |

| PITCHER | IP | WLS | BF | H | R | ER | SO | BB | IBB | HBP | BLK | WP | HR | S | P | ERA | WHIP |
|---|---|---|---|---|---|---|---|---|---|---|---|---|---|---|---|---|---|

# BOTTOM

## Colorado Rockies @ Pittsburgh Pirates

PNC Park, Pittsburgh, PA

Wed Jul 19 2006, 12:35 PM EDT
Att. 19,881 - Partly Cloudy - 86 F

livebaseballscorecards.com

| Batter | 1 | 2 | 3 | 4 | 5 | 6 | 7 | 8 | 9 | AB | R | H | RBI | BB | SO | LOB |
|---|---|---|---|---|---|---|---|---|---|---|---|---|---|---|---|---|
| 13 Nate McLouth, L (1, 9)<br>OBP: 0.298, SLG: 0.356 | C X 0-1 ① G3 | | | B X 1-0 ① F8 | C X 0-1 ③ L4 | C B F X 1-2 ③ F9 | | | | 4 | 0 | 0 | 0 | 0 | 0 | 3 |
| 2 Jack Wilson, R (1, 6)<br>OBP: 0.303, SLG: 0.387 | C T S 0-3 ② K | | | B F X 1-1 1B 3B | | X 0-0 ① G6-3 | C B S S B B X 3-2 ① G4-3 | | | 4 | 1 | 1 | 0 | 0 | 1 | 0 |
| 12 Freddy Sanchez, R (1, 4)<br>OBP: 0.399, SLG: 0.528 | B T F F B B X 3-2 ③ G5-3 | | | B B X 2-0 ② P3 | | C B F B X 2-2 ② G4-3 | F B X 1-1 1B | | | 4 | 0 | 1 | 0 | 0 | 0 | 1 |
| Jason Bay, R (1, 7)<br>OBP: 0.400, SLG: 0.540 | | X 0-0 ① F9 | | B C S B B B 4-2 1B 2B BB | | X 0-0 1B 1B 1B | B B C 1 SAFE 1 B X 3-1 ② F9 | | | 3 | 2 | 1 | 0 | 1 | 0 | 1 |
| Sean Casey, L (1, 3)<br>OBP: 0.389, SLG: 0.422 | | B B C T X 2-2 ② G4-3 | | F F X 0-2 1-2 3-H 2B 1B | | 1 SAFE C B B B B 1 C X 3-2 BB 1B 26 2B 1-3 1B | C X 0-1 ③ G4-3 | | | 4 | 2 | 2 | 1 | 0 | 0 | 1 |
| Joe Randa, R (1, 5)<br>OBP: 0.321, SLG: 0.406 | | X 0-0 ③ P4 | | B C X 1-1 1-H 2-H 2B | | X 0-0 BB 26 2B 1-2 3-H 1B | | C B S B B X 3-2 ① P6 | | 4 | 1 | 2 | 3 | 0 | 0 | 0 |
| José Bautista, R (1, 8)<br>OBP: 0.368, SLG: 0.505 | | B F F H 2-2 26 G6-4-3 HBP | | C X 0-1 ③ P6 | | B B C B B 4-1 26 2B 1-2 2-3 BB | | C B C B X 2-2 ② F7 | | 2 | 0 | 0 | 0 | 1 | 0 | 1 |
| 26 Ronny Paulino, R (1, 2)<br>OBP: 0.357, SLG: 0.395 | | B X 1-0 ① ② G6-4-3 1-2f | | | B F C B B X 3-2 ① G6-3 | X 0-0 1-3 2-H 3-H 2B | | C C X 0-2 1B | | 4 | 0 | 2 | 2 | 0 | 0 | 1 |
| 57 Zach Duke, L (1, 1)<br>OBP: 0.238, SLG: 0.268 | | | | | | | | | | 2 | 0 | 0 | 0 | 0 | 1 | 0 |
| Jeromy Burnitz, L (6, PH)<br>OBP: 0.277, SLG: 0.413 | | | | | | | | | | 0 | 0 | 0 | 0 | 1 | 0 | 0 |
| 16 Salomon Torres, R (7, 1)<br>OBP: 0.250, SLG: 0.250 | | | | | | | | | | 0 | 0 | 0 | 0 | 0 | 0 | 0 |
| 55 Matt Capps, R (8, 1) | | | | | | | | | | 0 | 0 | 0 | 0 | 0 | 0 | 0 |
| Craig Wilson, R (8, PH)<br>OBP: 0.349, SLG: 0.496 | | | | | | | | | | 1 | 0 | 0 | 0 | 0 | 0 | 1 |
| Michael Gonzalez, R (9, 1) | | B C B X 2-1 ③ G3 | | | B F F B C 2-3 ② K | 4-0 IBB | | F F B D X 2-2 ③ F7 | | 0 | 0 | 0 | 0 | 0 | 0 | 0 |
| Inning Stats | R: 0 E: 0 K: 1 S: 8 H: 0 LOB: 0 BB: 0 P: 11 | R: 0 E: 0 K: 0 S: 5 H: 0 LOB: 0 BB: 0 P: 7 | R: 0 E: 0 K: 0 S: 5 H: 0 LOB: 0 BB: 0 P: 10 | R: 3 E: 0 K: 0 S: 13 H: 3 LOB: 1 BB: 1 P: 22 | R: 0 E: 0 K: 1 S: 8 H: 0 LOB: 0 BB: 0 P: 13 | R: 3 E: 0 K: 0 S: 14 H: 4 LOB: 3 BB: 2 P: 28 | R: 0 E: 0 K: 0 S: 9 H: 1 LOB: 1 BB: 0 P: 16 | R: 0 E: 0 K: 0 S: 12 H: 1 LOB: 1 BB: 0 P: 19 | | 1B: 6 2B: 2 3B: 1 HR: 0 | SF: 0 SAC: 0 DP: 1 HBP: 1 | | WP: 0 PB: 0 SB: 0 CS: 0 | PA: 36 | | | |

| | AB | 32 |
|---|---|---|
| | R | 6 |
| | H | 9 |
| | RBI | 6 |
| | BB | 3 |
| | SO | 2 |
| | LOB | 9 |

| PITCHER | IP | WLS | BF | H | R | ER | SO | BB | IBB | HBP | BLK | WP | HR | S | P | ERA | WHIP |
|---|---|---|---|---|---|---|---|---|---|---|---|---|---|---|---|---|---|
| Jason Jennings, R (1, 1)<br>ERA: 3.88 | 6.0 | L | 28 | 7 | 6 | 6 | 2 | 2 | 1 | 1 | 0 | 0 | 0 | 53 | 91 | 9.00 | 1.500 |
| 61 Ramon E Ramirez, R (7, 1)<br>ERA: 2.84 | 1.0 | | 4 | 1 | 0 | 0 | 0 | 0 | 0 | 0 | 0 | 0 | 0 | 9 | 16 | 0.00 | 1.000 |
| Jose Mesa, R (8, 1)<br>ERA: 3.4 | 1.0 | | 4 | 1 | 0 | 0 | 0 | 0 | 0 | 0 | 0 | 0 | 0 | 12 | 19 | 0.00 | 1.000 |

| PITCHER | IP | WLS | BF | H | R | ER | SO | BB | IBB | HBP | BLK | WP | HR | S | P | ERA | WHIP |
|---|---|---|---|---|---|---|---|---|---|---|---|---|---|---|---|---|---|

# Colorado Rockies @ Arizona Diamondbacks

Chase Field, Phoenix, AZ

Fri Jul 21 2006, 6:40 PM MST

Att. 23,073 - Roof Closed - 82 F

livebaseballscorecards.com

## TOP

| Batter | 1 | 2 | 3 | 4 | 5 | 6 | 7 | 8 | 9 | AB | R | H | RBI | BB | SO | LOB |
|---|---|---|---|---|---|---|---|---|---|---|---|---|---|---|---|---|
| Jamey Carroll, R (1, 4)<br>OBP: 0.389, SLG: 0.420 | C C B F C<br>1-3 ① K | B B X<br>2-0 ③ G4-3 | | | C B F X<br>1-2 ① L4 | | B B B C B<br>4-1 BB | | C C B C<br>1-3 ② K | 4 | 0 | 0 | 0 | 1 | 2 | 4 |
| 12 Clint Barmes, R (1, 6)<br>OBP: 0.265, SLG: 0.348 | C B B C F F B B<br>4-2 5 WP BB | | B C F F X<br>1-2 5 G6-4-3 1B | | C B C X<br>1-2 ② F8 | | X<br>0-0 ② P5 | | B B B B B<br>4-0 1-2 BB | 3 | 0 | 1 | 0 | 2 | 0 | 1 |
| 17 Todd Helton, L (1, 3)<br>OBP: 0.409, SLG: 0.478<br>61 Ramon E Ramirez, R (7, 1)<br>OBP: 0.667, SLG: 0.667<br>39 Tom Martin, L (8, 1)<br>Jorge Piedra, L (9, PH)<br>OBP: 0.224, SLG: 0.426 | B B C X<br>2-1 ② P4 | | B B B C X<br>3-1 ① P5 | | X<br>0-0 ③ F7 | | B C F B F S<br>3-3 K | | X<br>0-0 ③ F8 | 4<br>0<br>0<br>1 | 0<br>0<br>0<br>0 | 0<br>0<br>0<br>0 | 0<br>0<br>0<br>0 | 0<br>0<br>0<br>0 | 1<br>0<br>0<br>0 | 3<br>0<br>0<br>2 |
| 5 Matt Holliday, R (1, 7)<br>OBP: 0.375, SLG: 0.565 | B 1 B X SAFE<br>2-0 ③ P4 1-2 | | X<br>0-0 ② ③ G6-4-3 1-2f | | | X<br>0-0 ① F9 | | B C X<br>1-1 ① G5-3 | | 4 | 0 | 0 | 0 | 0 | 0 | 2 |
| 27 Garrett Atkins, R (1, 5)<br>OBP: 0.395, SLG: 0.512 | | B B B C B<br>4-1 1B 11 1B BB | | C B F F X<br>1-2 11 G4-3 8 G5-3 2B | | C B B F B X<br>3-2 HR | | C F F X<br>0-2 ② G5-3 | | 3 | 2 | 2 | 1 | 1 | 0 | 0 |
| 11 Brad Hawpe, L (1, 9)<br>OBP: 0.393, SLG: 0.543 | | X<br>0-0 1-2 1B 1B | | B C B X<br>2-1 ① G4-3 2-3 | | C B X<br>1-1 ② F7 | | F B B S B B<br>4-2 BB | | 3 | 0 | 1 | 0 | 1 | 0 | 1 |
| 8 Yorvit Torrealba, R (1, 2)<br>OBP: 0.288, SLG: 0.385 | | C B F C<br>1-3 ① K 1B | | F F B B B X<br>2-2 ② G5-3 3-H | | B F B F B X<br>3-2 E5 | | B F B X<br>2-1 ③ P5 | | 4 | 0 | 0 | 1 | 0 | 1 | 3 |
| Choo Freeman, R (1, 8)<br>OBP: 0.331, SLG: 0.377 | | C F X<br>0-2 1-2 2-3 1B | | B X<br>1-0 2B | | S B B B B X<br>3-1 ③ F9 | | | B B B B<br>4-0 12 BB BB | 3 | 0 | 2 | 0 | 1 | 0 | 1 |
| 28 Aaron Cook, R (1, 1)<br>OBP: 0.103, SLG: 0.079<br>Ray King, L (5, 1)<br>Jason Smith, L (7, PH)<br>OBP: 0.341, SLG: 0.442<br>Ryan Shealy, R (7, 3)<br>OBP: 0.333, SLG: 0.667 | | F B 2 SAFE B C S<br>2-3 ② K | | F C B 2 SAFE S<br>1-3 ③ K | | | B B F F F X<br>2-2 ① F8 | | C C F S<br>0-3 ① K | 2<br>0<br>1<br>1 | 0<br>0<br>0<br>0 | 0<br>0<br>0<br>0 | 0<br>0<br>0<br>0 | 2<br>0<br>0<br>1 | 2<br>0<br>0<br>1 | 4<br>0<br>0<br>1 |
| Inning Stats | R: 0<br>E: 0<br>K: 1<br>S: 11<br>H: 0<br>LOB: 1<br>BB: 1<br>P: 20 | R: 0<br>E: 0<br>K: 2<br>S: 12<br>H: 2<br>LOB: 3<br>BB: 1<br>P: 21 | R: 0<br>E: 0<br>K: 0<br>S: 7<br>H: 1<br>LOB: 0<br>BB: 0<br>P: 11 | R: 1<br>E: 0<br>K: 1<br>S: 13<br>H: 2<br>LOB: 1<br>BB: 0<br>P: 20 | R: 0<br>E: 0<br>K: 0<br>S: 7<br>H: 0<br>LOB: 0<br>BB: 0<br>P: 9 | R: 1<br>E: 1<br>K: 0<br>S: 11<br>H: 1<br>LOB: 1<br>BB: 0<br>P: 21 | R: 0<br>E: 0<br>K: 1<br>S: 10<br>H: 0<br>LOB: 1<br>BB: 1<br>P: 19 | R: 0<br>E: 0<br>K: 0<br>S: 10<br>H: 0<br>LOB: 1<br>BB: 1<br>P: 17 | R: 0<br>E: 0<br>K: 2<br>S: 8<br>H: 0<br>LOB: 2<br>BB: 2<br>P: 17 | 1B: 3<br>2B: 2<br>3B: 0<br>HR: 1<br>SF: 0<br>SAC: 0<br>DP: 1<br>HBP: 0 | | | | | | |

| | AB | 33 |
|---|---|---|
| | R | 2 |
| | H | 6 |
| | RBI | 2 |
| | BB | 6 |
| | SO | 7 |
| | LOB | 22 |

WP: 1 PA: 39
PB: 0
SB: 0
CS: 0

| PITCHER | | IP | WLS | BF | H | R | ER | SO | BB | IBB | HBP | BLK | WP | HR | S | P | ERA | WHIP |
|---|---|---|---|---|---|---|---|---|---|---|---|---|---|---|---|---|---|---|
| Claudio Vargas, R<br>ERA: 5.16 | (1, 1) | 6.0 | W | 26 | 6 | 2 | 2 | 4 | 2 | 0 | 0 | 0 | 1 | 1 | 61 | 102 | 3.00 | 1.333 |
| Luis Vizcaino, R<br>ERA: 3.89 | (7, 1) | 0.2 | H | 3 | 0 | 0 | 0 | 0 | 1 | 0 | 0 | 0 | 0 | 0 | 6 | 12 | 0.00 | 1.500 |
| Randy Choate, L<br>ERA: 2.84 | (7, 1) | 0.1 | H | 1 | 0 | 0 | 0 | 1 | 0 | 0 | 0 | 0 | 0 | 0 | 4 | 7 | 0.00 | 0.000 |
| Brandon Lyon, R<br>ERA: 4.5 | (8, 1) | 1.0 | H | 4 | 0 | 0 | 0 | 0 | 1 | 0 | 0 | 0 | 0 | 0 | 10 | 17 | 0.00 | 1.000 |
| Jorge Julio, R<br>ERA: 3.22 | (9, 1) | 1.0 | | 5 | 0 | 0 | 0 | 2 | 2 | 0 | 0 | 0 | 0 | 0 | 8 | 17 | 0.00 | 2.000 |

| PITCHER | IP | WLS | BF | H | R | ER | SO | BB | IBB | HBP | BLK | WP | HR | S | P | ERA | WHIP |
|---|---|---|---|---|---|---|---|---|---|---|---|---|---|---|---|---|---|

| Batter | 1 | 2 | 3 | 4 | 5 | 6 | 7 | 8 | 9 | AB | R | H | RBI | BB | SO | LOB |
|---|---|---|---|---|---|---|---|---|---|---|---|---|---|---|---|---|
| 30 Jeff DaVanon, S (1, 8)<br>OBP: 0.368, SLG: 0.432 | F B B X<br>2-1 FC4-6 1B | B B X<br>2-0 ③ G4-3 | | C B X<br>1-1 F8 34 FC5-2 2B | B C F F B B F B<br>4-2 BB | | | C F T<br>0-2 ① K | | 4 | 0 | 2 | 0 | 1 | 1 | 1 |
| Chad Tracy, L (1, 5)<br>OBP: 0.334, SLG: 0.449 | C B D B F X<br>3-2 ① FC4-6 1B 1B 1-2f | F B B X<br>2-1 2B 1B | B C X<br>1-1 ① F8 2-3 | C B F B B X<br>3-2 ③ P5 | | | | B C B C F F F B F<br>4-2 B 1B 34 1B BB | | 4 | 3 | 1 | 0 | 1 | 0 | 4 |
| Luis Gonzalez, L (1, 7)<br>OBP: 0.368, SLG: 0.436 | B B C X<br>2-1 1B 1-2 1B | B X<br>1-0 G3 2B 1-H 2B | I I I<br>4-0 34 FC5-2 IBB | | | B C B F B X<br>3-2 ① F7 | | B F X<br>1-1 34 1B 1-3 1B | | 4 | 1 | 3 | 1 | 1 | 0 | 0 |
| 34 Conor Jackson, R (1, 3)<br>OBP: 0.362, SLG: 0.407 | B C C B S<br>2-3 ② K | D S S F F F B X<br>2-2 ① G5-3 | C B B F F F B X<br>3-2 ② FC5-2 1-3 3-H | | | B F B B S S<br>3-3 ② K | | C F F F X<br>0-2 1-2 3-H 1B | | 5 | 0 | 1 | 1 | 0 | 2 | 5 |
| Shawn Green, L (1, 9)<br>OBP: 0.364, SLG: 0.467 | B X<br>1-0 1-3 2-H 1B | S C B B B X<br>3-2 ② G3 2-3 | B B C C D B<br>4-2 BB | | | C X<br>0-1 ③ G3 | | C C S<br>0-3 ② K | | 4 | 0 | 1 | 1 | 1 | 1 | 3 |
| Johnny Estrada, S (1, 2)<br>OBP: 0.334, SLG: 0.481 | F F F B X<br>1-2 ③ F7 | F B X<br>1-1 1 1B 3-H 2B | F B F X<br>1-2 ③ F8 | | | | B X<br>1-0 ① G5-3 | F B X<br>1-1 ③ G4-3 | | 5 | 1 | 1 | 1 | 0 | 0 | 7 |
| 1 Orlando Hudson, S (1, 4)<br>OBP: 0.325, SLG: 0.421 | | C B C B X<br>2-2 FC1-6 1B | B X<br>1-0 6 3B 2-H 1B | | X<br>0-0 6 FC3-6 1B | | C C B X<br>1-2 ② F7 | | | 4 | 1 | 3 | 1 | 0 | 0 | 0 |
| 6 Stephen Drew, L (1, 6)<br>OBP: 0.357, SLG: 0.577 | | 1 SAFE C 1 SAFE F B X<br>1-2 ① L7 | 1 SAFE P X<br>1-0 1-H 3B | | B B X<br>2-0 ① FC3-6 SH3-4 1-2f | | B S B F B F F B<br>4-2 BB | | | 3 | 0 | 1 | 1 | 1 | 0 | 2 |
| Claudio Vargas, R (1, 1)<br>OBP: 0.097, SLG: 0.161<br>Luis Vizcaino, R (7, 1)<br>Randy Choate, L (7, 1)<br>7 Carlos Quentin, R (7, PH)<br>OBP: 0.200, SLG: 0.800<br>Brandon Lyon, R (8, 1)<br>Jorge Julio, R (9, 1) | | 1 SAFE X<br>0-0 ② FC1-6 1-2f | B F S X<br>1-2 ③ G4-3 | | B X<br>1-0 ② SH3-4 1-2 | | F C B C<br>1-3 ③ K | | | 2<br>0<br>0<br>1<br>0<br>0 | 0<br>0<br>0<br>0<br>0<br>0 | 0<br>0<br>0<br>0<br>0<br>0 | 0<br>0<br>0<br>0<br>1<br>0 | 0<br>0<br>0<br>0<br>0<br>0 | 0<br>0<br>0<br>0<br>1<br>0 | 2<br>0<br>0<br>1<br>1<br>0 |
| Inning Stats | R: 1 H: 3<br>E: 0 LOB: 2<br>K: 1 BB: 0<br>S: 15 P: 26 | R: 0 H: 1<br>E: 0 LOB: 1<br>K: 0 BB: 0<br>S: 8 P: 13 | R: 4 H: 5<br>E: 0 LOB: 1<br>K: 0 BB: 0<br>S: 20 P: 31 | R: 0 H: 1<br>E: 0 LOB: 3<br>K: 0 BB: 2<br>S: 14 P: 28 | R: 0 H: 1<br>E: 0 LOB: 2<br>K: 0 BB: 1<br>S: 10 P: 20 | R: 0 H: 0<br>E: 0 LOB: 0<br>K: 1 BB: 0<br>S: 8 P: 14 | R: 0 H: 0<br>E: 0 LOB: 1<br>K: 1 BB: 1<br>S: 11 P: 18 | R: 1 H: 2<br>E: 0 LOB: 2<br>K: 2 BB: 1<br>S: 22 P: 28 | | 1B: 9 SF: 0<br>2B: 3 SAC: 1<br>3B: 1 DP: 0<br>HR: 0 HBP: 0 | | | | | | |

| PITCHER | | IP | WLS | BF | H | R | ER | SO | BB | IBB | HBP | BLK | WP | HR | S | P | ERA | WHIP |
|---|---|---|---|---|---|---|---|---|---|---|---|---|---|---|---|---|---|---|
| 28 Aaron Cook, R<br>ERA: 3.8 | (1, 1) | 4.2 | L | 28 | 11 | 5 | 5 | 1 | 2 | 1 | 0 | 0 | 0 | 0 | 64 | 112 | 9.64 | 2.786 |
| Ray King, L<br>ERA: 4.5 | (5, 1) | 1.1 | | 4 | 0 | 0 | 0 | 1 | 0 | 0 | 0 | 0 | 0 | 0 | 11 | 20 | 0.00 | 0.000 |
| 61 Ramon E Ramirez, R<br>ERA: 2.77 | (7, 1) | 1.0 | | 4 | 0 | 0 | 0 | 1 | 1 | 0 | 0 | 0 | 0 | 0 | 11 | 18 | 0.00 | 1.000 |
| 39 Tom Martin, L<br>ERA: 4.66 | (8, 1) | 1.0 | | 6 | 2 | 1 | 1 | 2 | 1 | 0 | 0 | 0 | 0 | 0 | 22 | 28 | 9.00 | 3.000 |

| PITCHER | IP | WLS | BF | H | R | ER | SO | BB | IBB | HBP | BLK | WP | HR | S | P | ERA | WHIP |
|---|---|---|---|---|---|---|---|---|---|---|---|---|---|---|---|---|---|

# BOTTOM

# Colorado Rockies @ Arizona Diamondbacks

Chase Field, Phoenix, AZ

Fri Jul 21 2006, 6:40 PM MST

Att. 23,073 - Roof Closed - 82 F

livebaseballscorecards.com

| | |
|---|---|
| AB | 36 |
| R | 6 |
| H | 13 |
| RBI | 6 |
| BB | 5 |
| SO | 5 |
| LOB | 25 |

| Batter | 1 | 2 | 3 | 4 | 5 | 6 | 7 | 8 | 9 | AB | R | H | RBI | BB | SO | LOB |
|---|---|---|---|---|---|---|---|---|---|---|---|---|---|---|---|---|
| Jamey Carroll, R (1, 4) (8, 6)<br>OBP: 0.390, SLG: 0.430 | C F B X<br>1-2 ①<br>G4-3 | | B C B F X<br>2-2<br>HR | | | B C B B B<br>4-1<br>12 SH1<br>BB | | C X<br>0-1 ①<br>P4 | | 3 | 1 | 1 | 1 | 1 | 0 | 0 |
| 12 Clint Barmes, R (1, 6)<br>OBP: 0.266, SLG: 0.348 | B C F X<br>1-2<br>27 HR<br>1B | | X<br>0-0 ②<br>F9 | | | T B 1 SAFE 1 SAFE 1 SAFE X<br>1-1 ①<br>SH1<br>1-2 | | B B C S X<br>2-2 ②<br>F7 | | 3 | 1 | 1 | 0 | 0 | 0 | 0 |
| 27 Garrett Atkins, R (1, 5)<br>OBP: 0.394, SLG: 0.517 | C X<br>0-1<br>1-H<br>HR | | C C C<br>0-3 ③<br>K | | | B F F X<br>1-2 ②<br>F8 | | C X<br>0-1 ③<br>G6-3 | | 4 | 1 | 1 | 2 | 0 | 1 | 1 |
| 5 Matt Holliday, R (1, 7)<br>OBP: 0.371, SLG: 0.559 | B F S X<br>1-2 ②<br>G5-3 | | | B C B C S<br>2-3 ①<br>K | | B X<br>1-0 ③<br>F9 | | | B B B C F S<br>3-3 ①<br>K | 4 | 0 | 0 | 0 | 0 | 2 | 1 |
| 17 Todd Helton, L (1, 3)<br>OBP: 0.407, SLG: 0.473<br>18 Cory Sullivan, L (9, PR)<br>OBP: 0.315, SLG: 0.410 | B F F C<br>1-3 ③<br>K | | | B X<br>1-0 ②<br>P6 | | | B B F F X<br>2-2 ①<br>L8 | | C B B B F B F F B<br>4-2<br>BB | 3<br>0 | 0<br>0 | 0<br>0 | 0<br>0 | 1<br>0 | 1<br>0 | 0<br>0 |
| 11 Brad Hawpe, L (1, 9)<br>OBP: 0.388, SLG: 0.537 | | C X<br>0-1 ①<br>G1-3 | | B F X<br>1-1 ③<br>G3 | | | B B C S F F X<br>2-2 ②<br>G4-3 | | C X<br>0-1 ②<br>F8 | 4 | 0 | 0 | 0 | 0 | 0 | 1 |
| 8 Yorvit Torrealba, R (1, 2)<br>OBP: 0.280, SLG: 0.374<br>Jorge Piedra, L (9, PH)<br>OBP: 0.220, SLG: 0.417 | | B B F X<br>2-1 ②<br>F9 | | | C F B X<br>1-2 ①<br>G6-3 | | B B B C F X<br>3-2<br>E5<br>1B | | B 1 SAFE X<br>1-0 ③<br>P5 | 3<br>1 | 0<br>0 | 0<br>0 | 0<br>0 | 0<br>0 | 0<br>0 | 0<br>1 |
| Choo Freeman, R (1, 8)<br>OBP: 0.331, SLG: 0.376 | | C B B B B F S<br>3-3 ③<br>K | | | S B C B F S<br>2-3 ②<br>K | | 1 SAFE B F F 1 SAFE B X<br>2-2<br>1-2<br>1B | | | 3 | 0 | 1 | 0 | 0 | 2 | 0 |
| 37 Josh Fogg, R (1, 1)<br>OBP: 0.138, SLG: 0.031<br>Ryan Shealy, R (7, PH)<br>OBP: 0.286, SLG: 0.571<br>61 Ramon E Ramirez, R (7, 1)<br>OBP: 0.667, SLG: 0.667<br>Jose Mesa, R (8, 1)<br>40 Brian Fuentes, L (8, 1)<br>Luis Gonzalez, R (8, 4)<br>OBP: 0.264, SLG: 0.388 | | | B C B F T<br>2-2 ①<br>K | | S F F X<br>0-2 ③<br>G1-6-3 | | C S C<br>0-3 ③<br>K | | | 2<br>1<br>0<br>0<br>0<br>0 | 0<br>0<br>0<br>0<br>0<br>0 | 0<br>0<br>0<br>0<br>0<br>0 | 0<br>0<br>0<br>0<br>0<br>0 | 1<br>1<br>0<br>0<br>0<br>0 | 0<br>2<br>0<br>0<br>0<br>0 | 0<br>2<br>0<br>0<br>0<br>0 |
| Inning Stats | R: 2 E: 0 K: 1 S: 15<br>H: 2 LOB: 0 BB: 0 P: 19 | R: 0 E: 0 K: 1 S: 8<br>H: 0 LOB: 0 BB: 0 P: 13 | R: 1 E: 0 K: 2 S: 10<br>H: 1 LOB: 0 BB: 0 P: 14 | R: 0 E: 0 K: 1 S: 6<br>H: 0 LOB: 0 BB: 0 P: 10 | R: 0 E: 0 K: 1 S: 11<br>H: 0 LOB: 0 BB: 0 P: 14 | R: 0 E: 0 K: 0 S: 7<br>H: 0 LOB: 1 BB: 1 P: 14 | R: 0 E: 1 K: 1 S: 17<br>H: 1 LOB: 2 BB: 0 P: 26 | R: 0 E: 0 K: 0 S: 7<br>H: 0 LOB: 0 BB: 0 P: 9 | R: 0 E: 0 K: 1 S: 10<br>H: 0 LOB: 1 BB: 1 P: 18 | 1B: 2 2B: 0 3B: 0 HR: 2<br>SF: 0 SAC: 1 DP: 0 HBP: 0 | | | | | | |

| PITCHER | | IP | WLS | BF | H | R | ER | SO | BB | IBB | HBP | BLK | WP | HR | S | P | ERA | WHIP |
|---|---|---|---|---|---|---|---|---|---|---|---|---|---|---|---|---|---|---|
| 48 Enrique Gonzalez, R<br>ERA: 4.85 | (1, 1) | 7.0 | | 27 | 4 | 3 | 3 | 7 | 1 | 0 | 0 | 0 | 0 | 2 | 74 | 110 | 3.86 | 0.714 |
| 28 Brandon Medders, R<br>ERA: 3.5 | (8, 1) | 1.0 | W | 3 | 0 | 0 | 0 | 0 | 0 | 0 | 0 | 0 | 0 | 0 | 7 | 9 | 0.00 | 0.000 |
| Jorge Julio, R<br>ERA: 3.15 | (9, 1) | 1.0 | S | 4 | 0 | 0 | 0 | 1 | 1 | 0 | 0 | 0 | 0 | 0 | 10 | 18 | 0.00 | 1.000 |

| PITCHER | IP | WLS | BF | H | R | ER | SO | BB | IBB | HBP | BLK | WP | HR | S | P | ERA | WHIP |
|---|---|---|---|---|---|---|---|---|---|---|---|---|---|---|---|---|---|

# TOP

# Colorado Rockies @ Arizona Diamondbacks

Chase Field, Phoenix, AZ

Sat Jul 22 2006, 6:40 PM MST

Att. 28,760 - Roof Closed - 82 F

livebaseballscorecards.com

| | |
|---|---|
| AB | 31 |
| R | 3 |
| H | 4 |
| RBI | 3 |
| BB | 2 |
| SO | 8 |
| LOB | 6 |

COLORADO ROCKIES

| Batter | 1 | 2 | 3 | 4 | 5 | 6 | 7 | 8 | 9 | AB | R | H | RBI | BB | SO | LOB |
|---|---|---|---|---|---|---|---|---|---|---|---|---|---|---|---|---|
| 22 Eric Byrnes, R (1, 8)<br>OBP: 0.346, SLG: 0.510 | B B C B X 3-1 ① G5-3 | C D F B S 2-3 ③ K | | | B F F X 1-2 ① F9 | | C B B X 2-1 ② L8 | | | 4 | 0 | 0 | 0 | 0 | 1 | 4 |
| 1 Orlando Hudson, S (1, 4)<br>OBP: 0.324, SLG: 0.422 | C B B F X 2-2 ② G5-3 | | C B B X 2-1 2B | | C B C X 1-2 ② F8 | | F X 0-1 ③ F7 | | | 4 | 0 | 1 | 0 | 0 | 0 | 2 |
| Luis Gonzalez, L (1, 7)<br>OBP: 0.367, SLG: 0.443 | C X 0-1 ③ P5 | | B F X 1-1 ① P5 | | X 0-0 ③ G3-1 | | | B F X 1-1 HR | | 4 | 1 | 1 | 1 | 0 | 0 | 1 |
| Chad Tracy, L (1, 5)<br>OBP: 0.338, SLG: 0.457 | | B B X 2-0 HR | I I I I 4-0 G6-4-3 IBB | | | C S B F X 1-2 ① F8 | | B B B C C F B 4-2 WP 1B BB | | 2 | 1 | 1 | 1 | 2 | 0 | 0 |
| Johnny Estrada, S (1, 2)<br>OBP: 0.337, SLG: 0.482 | | B F X 1-1 7 2B 1B | C B B X 2-1 ② ③ G6-4-3 1-2f | | | C B X 1-1 ② F8 | | F X 0-1 WP 1-2 1B | | 4 | 1 | 2 | 0 | 0 | 0 | 2 |
| Shawn Green, L (1, 3)<br>OBP: 0.360, SLG: 0.461 | | C B X 1-1 ① F9 | | F B B F X 2-2 ① G4-3 | | B C C B B X 3-2 ③ G5-3 | | B C X 1-1 ① F7 1-2 2-3 | | 4 | 0 | 0 | 0 | 0 | 0 | 3 |
| 7 Carlos Quentin, R (1, 9)<br>OBP: 0.444, SLG: 1.250 | | X 0-0 1-H 2B | | X 0-0 HR | | | C B S S 1-3 ① K | I I I I 4-0 IBB | | 3 | 1 | 2 | 2 | 1 | 1 | 0 |
| 6 Stephen Drew, L (1, 6)<br>OBP: 0.375, SLG: 0.552 | | B B B C B 4-1 BB | | B F B C B S 3-3 ② K | | | B F X 1-1 30 1B 1B | B B C B F T 3-2 ② K | | 3 | 0 | 1 | 0 | 1 | 2 | 3 |
| 48 Enrique Gonzalez, R (1, 1)<br>OBP: 0.400, SLG: 0.400<br>30 Jeff DaVanon, S (7, PH)<br>OBP: 0.371, SLG: 0.435<br>28 Brandon Medders, R (8, 1)<br>34 Conor Jackson, R (8, PH)<br>OBP: 0.361, SLG: 0.406<br>Jorge Julio, R (9, 1) | | C F S 0-3 ② K | | X 0-0 ③ G6-3 | | | B B X 2-0 1-2 1B | C B F B X 2-2 ③ G4-3 | | 2<br>1<br>0<br>1<br>0 | 0<br>0<br>0<br>0<br>0 | 0<br>1<br>0<br>0<br>0 | 0<br>0<br>0<br>0<br>0 | 0<br>0<br>0<br>0<br>0 | 1<br>0<br>0<br>0<br>0 | 2<br>0<br>0<br>3<br>0 |
| Inning Stats | R: 0 E: 0 K: 0 S: 7 H: 0 LOB: 0 BB: 0 P: 12 | R: 2 E: 0 K: 2 S: 13 H: 3 LOB: 2 BB: 1 P: 23 | R: 0 E: 0 K: 0 S: 6 H: 1 LOB: 1 BB: 1 P: 15 | R: 1 E: 0 K: 1 S: 8 H: 1 LOB: 0 BB: 0 P: 13 | R: 0 E: 0 K: 0 S: 7 H: 0 LOB: 0 BB: 0 P: 9 | R: 0 E: 0 K: 0 S: 9 H: 0 LOB: 0 BB: 0 P: 14 | R: 0 E: 0 K: 1 S: 10 H: 2 LOB: 2 BB: 0 P: 16 | R: 1 E: 0 K: 1 S: 15 H: 2 LOB: 3 BB: 2 P: 30 | | 1B: 4 2B: 2 3B: 0 HR: 3 | SF: 0 SAC: 0 DP: 1 HBP: 0 | | | | | |

| PITCHER | | IP | WLS | BF | H | R | ER | SO | BB | IBB | HBP | BLK | WP | HR | S | P | ERA | WHIP |
|---|---|---|---|---|---|---|---|---|---|---|---|---|---|---|---|---|---|---|
| 37 Josh Fogg, R<br>ERA: 4.25 | (1, 1) | 6.0 | | 24 | 5 | 3 | 3 | 3 | 1 | 1 | 0 | 0 | 0 | 2 | 50 | 86 | 4.50 | 1.000 |
| 61 Ramon E Ramirez, R<br>ERA: 2.7 | (7, 1) | 1.0 | | 5 | 2 | 0 | 0 | 1 | 0 | 0 | 0 | 0 | 0 | 0 | 10 | 16 | 0.00 | 2.000 |
| Jose Mesa, R<br>ERA: 3.6 | (8, 1) | 0.0 | L | 3 | 2 | 1 | 1 | 0 | 1 | 0 | 0 | 0 | 0 | 1 | 7 | 12 | ∞ | ∞ |
| 40 Brian Fuentes, L<br>ERA: 4.34 | (8, 1) | 1.0 | | 4 | 0 | 0 | 0 | 1 | 0 | 1 | 0 | 0 | 1 | 0 | 8 | 18 | 0.00 | 0.000 |

| PITCHER | IP | WLS | BF | H | R | ER | SO | BB | IBB | HBP | BLK | WP | HR | S | P | ERA | WHIP |
|---|---|---|---|---|---|---|---|---|---|---|---|---|---|---|---|---|---|

# BOTTOM

# Colorado Rockies @ Arizona Diamondbacks

Chase Field, Phoenix, AZ

Sat Jul 22 2006, 6:40 PM MST
Att. 28,760 - Roof Closed - 82 F

livebaseballscorecards.com

| | |
|---|---|
| AB | 32 |
| R | 4 |
| H | 9 |
| RBI | 4 |
| BB | 4 |
| SO | 5 |
| LOB | 20 |

1B: 4 2B: 2 3B: 0 HR: 3 SF: 0 SAC: 0 DP: 1 HBP: 0

WP: 1 PB: 0 SB: 0 CS: 0 PA: 36

| Batter | 1 | 2 | 3 | 4 | 5 | 6 | 7 | 8 | 9 | AB | R | H | RBI | BB | SO | LOB |
|---|---|---|---|---|---|---|---|---|---|---|---|---|---|---|---|---|
| 18 Cory Sullivan, L (1, 8)<br>OBP: 0.317, SLG: 0.415 | 2-2 5 12 1B 1B | 2-3 ② K | | 0-2 12 1B 2B | | | 2-3 ① K | | 0-1 ① SH5-4 1-2 2-3 | 4 | 2 | 2 | 0 | 0 | 2 | 0 |
| 12 Clint Barmes, R (1, 6)<br>OBP: 0.273, SLG: 0.361 | 2-1 5 1B 1-2 1B | 1-2 27 2B 3B | | 1-2 27 S 2-H 1B | | | 0-1 ② F7 | | 0-2 27 2B 2-3 3-H 1B | 5 | 3 | 4 | 2 | 0 | 0 | 0 |
| 27 Garrett Atkins, R (1, 5)<br>OBP: 0.394, SLG: 0.521 | 0-3 ① K | 2-0 2B 3-H | | C SAFE 1 SAFE 2-2 ③ G5-3 1-2 | | | 0-1 ③ P4 | | 0-0 5 G6-3 17 1B 1-H 3-H 2B | 5 | 1 | 2 | 3 | 0 | 1 | 3 |
| 5 Matt Holliday, R (1, 7)<br>OBP: 0.372, SLG: 0.559 | 1-2 17 BB 1-3 2-H 1B | 3-2 ③ K | | | 1-1 ① L7 | | | 0-0 17 G4-3 2B | 0-0 ② G6-3 2-3 | 5 | 1 | 2 | 1 | 0 | 1 | 3 |
| 17 Todd Helton, L (1, 3)<br>OBP: 0.407, SLG: 0.470 | 4-2 1B 1-2 BB | | 2-2 ① G6-3 | | 0-2 ② G4-3 | | | 0-0 ① G4-3 2-3 | 1-0 1B 3-H | 4 | 0 | 1 | 1 | 1 | 0 | 1 |
| 11 Brad Hawpe, L (1, 9)<br>OBP: 0.383, SLG: 0.528 | 0-3 ② K | | 0-1 ② F8 | | 0-0 ③ F7 | | | 2-3 ② K | C 1 SAFE 0-1 ③ L4 | 5 | 0 | 0 | 0 | 0 | 2 | 5 |
| Luis Gonzalez, R (1, 4)<br>OBP: 0.264, SLG: 0.383 | 0-1 1-2 2-H 3-H 1B | | 0-1 ③ F9 | | | 1-0 ① G6-3 | | 2-1 ③ G6-3 | | 4 | 0 | 1 | 2 | 0 | 0 | 1 |
| JD Closser, S (1, 2)<br>OBP: 0.279, SLG: 0.329<br>Jamey Carroll, R (9, PH)<br>OBP: 0.392, SLG: 0.432<br>8 Yorvit Torrealba, R (9, 2)<br>OBP: 0.280, SLG: 0.374 | 0-2 ③ G4-3 | | | 1-3 ① K | | 0-2 ② G3 | | | 2-1 18 SH5-4 BB 12 1B 1B | 3<br>1<br>0 | 0<br>1<br>0 | 0<br>1<br>0 | 0<br>0<br>0 | 0<br>0<br>0 | 1<br>0<br>0 | 2<br>0<br>0 |
| 49 Byung-Hyun Kim, R (1, 1)<br>OBP: 0.143, SLG: 0.143<br>Ray King, L (4, 1)<br>Jason Smith, L (6, PH)<br>OBP: 0.337, SLG: 0.436<br>60 Manny Corpas, R (6, 1)<br>39 Tom Martin, L (8, 1)<br>Jorge Piedra, L (9, PH)<br>OBP: 0.235, SLG: 0.417<br>Choo Freeman, R (9, PR)<br>OBP: 0.331, SLG: 0.376<br>40 Brian Fuentes, L (9, 1) | | 0-1 ① L8 | | 1-3 ② K | | 1-3 ③ K | | | 4-2 12 1B 18 SH5-4 27 2B 1-2 BB | 2<br>0<br>1<br>0<br>0<br>0<br>0<br>0<br>0 | 0<br>0<br>0<br>0<br>0<br>0<br>0<br>1<br>0 | 0<br>0<br>0<br>0<br>0<br>0<br>0<br>0<br>0 | 0<br>0<br>0<br>0<br>0<br>0<br>0<br>0<br>0 | 1<br>0<br>1<br>0<br>0<br>0<br>0<br>0<br>0 | 0<br>0<br>0<br>0<br>0<br>0<br>0<br>0<br>0 | 0<br>0<br>0<br>0<br>0<br>0<br>0<br>0<br>0 |
| Inning Stats | R: 3 H: 4<br>E: 0 LOB: 2<br>K: 2 BB: 1<br>S: 22 P: 31 | R: 1 H: 2<br>E: 0 LOB: 1<br>K: 2 BB: 0<br>S: 16 P: 24 | R: 0 H: 0<br>E: 0 LOB: 0<br>K: 0 BB: 0<br>S: 7 P: 9 | R: 1 H: 2<br>E: 0 LOB: 1<br>K: 2 BB: 0<br>S: 17 P: 22 | R: 0 H: 0<br>E: 0 LOB: 0<br>K: 0 BB: 0<br>S: 6 P: 7 | R: 0 H: 0<br>E: 0 LOB: 0<br>K: 1 BB: 0<br>S: 8 P: 10 | R: 0 H: 0<br>E: 0 LOB: 0<br>K: 1 BB: 0<br>S: 7 P: 9 | R: 0 H: 1<br>E: 0 LOB: 1<br>K: 1 BB: 0<br>S: 7 P: 11 | R: 4 H: 4<br>E: 0 LOB: 1<br>K: 0 BB: 1<br>S: 16 P: 23 | 1B: 8<br>2B: 4<br>3B: 1<br>HR: 0 | SF: 0<br>SAC: 1<br>DP: 0<br>HBP: 0 | | | | | | |

| PITCHER | | IP | WLS | BF | H | R | ER | SO | BB | IBB | HBP | BLK | WP | HR | S | P | ERA | WHIP |
|---|---|---|---|---|---|---|---|---|---|---|---|---|---|---|---|---|---|---|
| 37 Juan Cruz, R<br>ERA: 4.95 | (1, 1) | 4.0 | | 21 | 8 | 5 | 5 | 6 | 1 | 0 | 0 | 0 | 0 | 0 | 62 | 86 | 11.25 | 2.250 |
| 56 Ramon Pena, R<br>ERA: 2.45 | (5, 1) | 2.0 | | 6 | 0 | 0 | 0 | 1 | 0 | 0 | 0 | 0 | 0 | 0 | 14 | 17 | 0.00 | 0.000 |
| Luis Vizcaino, R<br>ERA: 3.79 | (7, 1) | 1.0 | H | 3 | 0 | 0 | 0 | 1 | 0 | 0 | 0 | 0 | 0 | 0 | 7 | 9 | 0.00 | 0.000 |
| Brandon Lyon, R<br>ERA: 4.4 | (8, 1) | 1.0 | H | 4 | 1 | 0 | 0 | 1 | 0 | 0 | 0 | 0 | 0 | 0 | 7 | 11 | 0.00 | 1.000 |
| Jorge Julio, R<br>ERA: 3.91 | (9, 1) | 0.1 | L | 5 | 3 | 4 | 4 | 0 | 1 | 0 | 0 | 0 | 0 | 0 | 12 | 18 | 108.00 | 12.000 |

| PITCHER | | IP | WLS | BF | H | R | ER | SO | BB | IBB | HBP | BLK | WP | HR | S | P | ERA | WHIP |
|---|---|---|---|---|---|---|---|---|---|---|---|---|---|---|---|---|---|---|
| 28 Brandon Medders, R<br>ERA: 3.45 | (9, 1) | 0.2 | | 3 | 1 | 0 | 0 | 0 | 0 | 0 | 0 | 0 | 0 | 0 | 4 | 5 | 0.00 | 1.500 |

# TOP

# Colorado Rockies @ Arizona Diamondbacks

Chase Field, Phoenix, AZ

Sun Jul 23 2006, 1:40 PM MST

Att. 29,333 - Roof Closed - 82 F

livebaseballscorecards.com

| | |
|---|---|
| AB | 39 |
| R | 9 |
| H | 13 |
| RBI | 9 |
| BB | 2 |
| SO | 9 |
| LOB | 15 |

WP: 0 PA: 42
PB: 0
SB: 1
CS: 0

# BOTTOM

## Colorado Rockies @ Arizona Diamondbacks

Chase Field, Phoenix, AZ

Sun Jul 23 2006, 1:40 PM MST
Att. 29,333 - Roof Closed - 82 F

livebaseballscorecards.com

| Batter | 1 | 2 | 3 | 4 | 5 | 6 | 7 | 8 | 9 | AB | R | H | RBI | BB | SO | LOB |
|---|---|---|---|---|---|---|---|---|---|---|---|---|---|---|---|---|
| 30 Jeff DaVanon, S (1, 8)<br>OBP: 0.371, SLG: 0.449 | HR | | K | G5-3 | F8 | | | CS 1B | | 5 | 1 | 2 | 1 | 0 | 1 | 1 |
| 34 Conor Jackson, R (1, 3)<br>OBP: 0.358, SLG: 0.406 | L4 | | L4 | 2B | | P4 | | F9 | | 5 | 1 | 1 | 1 | 0 | 0 | 1 |
| Luis Gonzalez, L (1, 7)<br>OBP: 0.370, SLG: 0.454 | F7 | | BB 1B | E 2B | | F7 | | 1-2 3B | | 5 | 1 | 3 | 1 | 0 | 0 | 0 |
| Chad Tracy, L (1, 5)<br>OBP: 0.341, SLG: 0.455 | HBP | | FC3-6 BB | E IBB | | K | | P6 | | 2 | 1 | 0 | 0 | 2 | 1 | 1 |
| Shawn Green, L (1, 9)<br>OBP: 0.358, SLG: 0.460 | G4-3 | | FC3-6 | E6 2B | | | G3 | | F9 | 5 | 0 | 1 | 2 | 0 | 0 | 3 |
| 1 Orlando Hudson, S (1, 4)<br>OBP: 0.331, SLG: 0.424 | | G6-3 | 7 2B BB | | | | 6 S 1B | | | 3 | 1 | 2 | 0 | 2 | 0 | 0 |
| 6 Stephen Drew, L (1, 6)<br>Damion Easley, R (9, PH)<br>OBP: 0.361, SLG: 0.515<br>OBP: 0.336, SLG: 0.441 | | 19 2B 37 F9-2 1B | | F8 K | | | K | K | K | 4<br>1 | 0<br>0 | 1<br>0 | 0<br>0 | 0<br>0 | 2<br>1 | 4<br>1 |
| 19 Chris Snyder, R (1, 2)<br>OBP: 0.364, SLG: 0.426 | | 2B | | 7 2B 1B | F9 | | BB | | F9 | 4 | 1 | 2 | 0 | 1 | 0 | 1 |
| 37 Juan Cruz, R (1, 1)<br>7 Carlos Quentin, R (4, PH)<br>OBP: 0.500, SLG: 1.333<br>56 Ramon Pena, R (5, 1)<br>Luis Vizcaino, R (7, 1)<br>Andy Green, R (7, PH)<br>OBP: 0.325, SLG: 0.294<br>Brandon Lyon, R (8, 1)<br>Jorge Julio, R (9, 1)<br>28 Brandon Medders, R (9, 1) | | F9-2 | | 34 2B | G4-3 | | K | | | 1<br>1<br>1<br>0<br>1<br>0<br>0<br>0 | 0<br>1<br>0<br>0<br>0<br>0<br>0<br>0 | 0<br>1<br>0<br>0<br>0<br>0<br>0<br>0 | 0<br>2<br>0<br>0<br>0<br>0<br>0<br>0 | 0<br>0<br>0<br>0<br>0<br>1<br>0<br>0 | 0<br>0<br>0<br>0<br>0<br>0<br>0<br>0 | 2<br>0<br>0<br>0<br>0<br>2<br>0<br>0 |
| Inning Stats | R: 1 E: 0 K: 0 S: 9 H: 1 LOB: 1 BB: 0 P: 15 | R: 0 E: 0 K: 0 S: 8 H: 2 LOB: 1 BB: 0 P: 13 | R: 0 E: 0 K: 1 S: 7 H: 1 LOB: 2 BB: 1 P: 14 | R: 6 E: 1 K: 1 S: 23 H: 5 LOB: 2 BB: 3 P: 49 | R: 0 E: 0 K: 0 S: 5 H: 0 LOB: 0 BB: 0 P: 8 | R: 0 E: 0 K: 1 S: 7 H: 0 LOB: 0 BB: 0 P: 13 | R: 0 E: 0 K: 2 S: 9 H: 1 LOB: 2 BB: 1 P: 17 | R: 0 E: 0 K: 0 S: 7 H: 2 LOB: 1 BB: 0 P: 9 | R: 0 E: 0 K: 1 S: 10 H: 1 LOB: 1 BB: 0 P: 20 | 1B: 6<br>2B: 6<br>3B: 1<br>HR: 1 | SF: 0<br>SAC: 0<br>DP: 1<br>HBP: 1 | | WP: 0<br>PB: 0<br>SB: 1<br>CS: 1 | PA: 44 | | | |

| PITCHER | | IP | WLS | BF | H | R | ER | SO | BB | IBB | HBP | BLK | WP | HR | S | P | ERA | WHIP |
|---|---|---|---|---|---|---|---|---|---|---|---|---|---|---|---|---|---|---|
| 49 Byung-Hyun Kim, R<br>ERA: 5.31 | (1, 1) | 3.2 | | 24 | 9 | 7 | 7 | 1 | 3 | 1 | 1 | 0 | 0 | 1 | 44 | 86 | 17.18 | 3.273 |
| Ray King, L<br>ERA: 4.28 | (4, 1) | 1.1 | | 4 | 0 | 0 | 0 | 1 | 0 | 0 | 0 | 0 | 0 | 0 | 8 | 13 | 0.00 | 0.000 |
| 60 Manny Corpas, R<br>ERA: 3.0 | (6, 1) | 2.0 | | 8 | 1 | 0 | 0 | 3 | 1 | 0 | 0 | 0 | 0 | 0 | 16 | 30 | 0.00 | 1.000 |
| 39 Tom Martin, L<br>ERA: 4.54 | (8, 1) | 1.0 | W | 4 | 2 | 0 | 0 | 0 | 0 | 0 | 0 | 0 | 0 | 0 | 7 | 9 | 0.00 | 2.000 |
| 40 Brian Fuentes, L<br>ERA: 4.23 | (9, 1) | 1.0 | S | 4 | 1 | 0 | 0 | 1 | 0 | 0 | 0 | 0 | 0 | 0 | 10 | 20 | 0.00 | 1.000 |

| PITCHER | IP | WLS | BF | H | R | ER | SO | BB | IBB | HBP | BLK | WP | HR | S | P | ERA | WHIP |
|---|---|---|---|---|---|---|---|---|---|---|---|---|---|---|---|---|---|

| Batter | 1 | 2 | 3 | 4 | 5 | 6 | 7 | 8 | 9 | AB | R | H | RBI | BB | SO | LOB |
|---|---|---|---|---|---|---|---|---|---|---|---|---|---|---|---|---|
| 22 David Eckstein, R (1, 6)<br>OBP: 0.360, SLG: 0.349 | C C X<br>0-2 F9 ① | | | L B F F F B S<br>2-3 K ① | | X<br>0-0 F8 ③ | | | C C X<br>0-2 G4-3 ② | 4 | 0 | 0 | 0 | 0 | 1 | 1 |
| 16 Chris Duncan, L (1, 7)<br>OBP: 0.343, SLG: 0.560 | B B S F F B F S<br>3-3 K ② | | | B S C F B B F X<br>3-2 G4-3 ② | | | C S B B F X<br>2-2 G6-3 ① | | B F C B F F F B<br>3-2 X G3 ③ | 4 | 0 | 0 | 0 | 0 | 1 | 0 |
| 5 Albert Pujols, R (1, 3)<br>OBP: 0.443, SLG: 0.713 | B F F B X<br>2-2 G6-3 ③ | | | S B F S<br>1-3 K ③ | | | B C X<br>1-1 27 F8 2B | | | 3 | 0 | 1 | 0 | 0 | 1 | 0 |
| 27 Scott Rolen, R (1, 5)<br>OBP: 0.392, SLG: 0.549<br>Tyler Johnson, S (7, 1) | | B C F B X<br>2-2 P3 ① | | | C X<br>0-1 G1-3 ① | | C F B F B B X<br>3-2 F8 ② **2-3** | | | 3<br>0 | 0<br>0 | 0<br>0 | 0<br>0 | 0<br>0 | 0<br>0 | 1<br>0 |
| 43 Juan Encarnacion, R (1, 9)<br>OBP: 0.312, SLG: 0.472 | | B F S F B X<br>2-2 G6-3 ② | | | B B F X<br>2-1 G4-3 ② | | B B X<br>2-0 G4-3 ③ | | | 3 | 0 | 0 | 0 | 0 | 0 | 1 |
| 15 Jim Edmonds, L (1, 8)<br>OBP: 0.351, SLG: 0.471 | | B C S S F X<br>1-2 P5 ③ | | | S B C S<br>1-3 K2-3 ③ | | | C X<br>0-1 F9 ① | | 3 | 0 | 0 | 0 | 0 | 1 | 0 |
| 4 Yadier Molina, R (1, 2)<br>OBP: 0.269, SLG: 0.318 | | X<br>0-0 P6 ① | | | | B B S X<br>2-1 23 SH1-4 1B | | B B F F B X<br>3-2 G6-3 ② | | 3 | 0 | 1 | 0 | 0 | 0 | 0 |
| 7 Hector Luna, R (1, 4)<br>OBP: 0.359, SLG: 0.423 | | B B F X<br>2-1 G4-3 ② | | | | C B F S<br>1-3 K ① | | F F S<br>0-3 K ③ | | 3 | 0 | 0 | 0 | 0 | 2 | 1 |
| 23 Anthony Reyes, R (1, 1)<br>OBP: 0.091, SLG: 0.091<br>Josh Hancock, R (6, 1)<br>26 Scott Spiezio, S (7, 5)<br>OBP: 0.374, SLG: 0.465 | | C F B B S<br>2-3 K ③ | | | | F X<br>0-1 SH1-4 ② **1-2** | | | B F S C<br>1-3 K ① | 1<br>0<br>1 | 0<br>0<br>0 | 0<br>0<br>0 | 0<br>0<br>0 | 1<br>0<br>1 | 0<br>0<br>0 | 0<br>0<br>0 |
| Inning Stats | R: 0 H: 0<br>E: 0 LOB: 0<br>K: 1 BB: 0<br>S: 11 P: 16 | R: 0 H: 0<br>E: 0 LOB: 0<br>K: 0 BB: 0<br>S: 11 P: 16 | R: 0 H: 0<br>E: 0 LOB: 0<br>K: 1 BB: 0<br>S: 6 P: 10 | R: 0 H: 0<br>E: 0 LOB: 0<br>K: 2 BB: 0<br>S: 13 P: 19 | R: 0 H: 0<br>E: 0 LOB: 0<br>K: 1 BB: 0<br>S: 7 P: 10 | R: 0 H: 1<br>E: 0 LOB: 1<br>K: 1 BB: 0<br>S: 8 P: 11 | R: 0 H: 1<br>E: 0 LOB: 1<br>K: 0 BB: 0<br>S: 11 P: 19 | R: 0 H: 0<br>E: 0 LOB: 0<br>K: 1 BB: 0<br>S: 8 P: 11 | R: 0 H: 0<br>E: 0 LOB: 0<br>K: 1 BB: 0<br>S: 13 P: 17 | 1B: 1 SF: 0<br>2B: 1 SAC: 1<br>3B: 0 DP: 0<br>HR: 0 HBP: 0 | | | | | | |

| PITCHER | | IP | WLS | BF | H | R | ER | SO | BB | IBB | HBP | BLK | WP | HR | S | P | ERA | WHIP |
|---|---|---|---|---|---|---|---|---|---|---|---|---|---|---|---|---|---|---|
| 26 Jeff Francis, L<br>ERA: 3.69 | (1, 1) | 9.0 | W | 29 | 2 | 0 | 0 | 8 | 0 | 0 | 0 | 0 | 0 | 0 | 88 | 129 | 0.00 | 0.222 |

| PITCHER | IP | WLS | BF | H | R | ER | SO | BB | IBB | HBP | BLK | WP | HR | S | P | ERA | WHIP |
|---|---|---|---|---|---|---|---|---|---|---|---|---|---|---|---|---|---|

# TOP

## St. Louis Cardinals @ Colorado Rockies

Coors Field, Denver, CO

Mon Jul 24 2006, 7:05 PM MDT

Att. 28,830 - Cloudy - 89 F

livebaseballscorecards.com

| | |
|---|---|
| AB | 28 |
| R | 0 |
| H | 2 |
| RBI | 0 |
| BB | 0 |
| SO | 8 |
| LOB | 4 |

WP: 0 PA: 29
PB: 0
SB: 0
CS: 0

| Batter | 1 | 2 | 3 | 4 | 5 | 6 | 7 | 8 | 9 | AB | R | H | RBI | BB | SO | LOB |
|---|---|---|---|---|---|---|---|---|---|---|---|---|---|---|---|---|
| Jamey Carroll, R (1, 4)<br>OBP: 0.393, SLG: 0.436 | B B C X<br>2-1<br>12 SH5-3<br>27 HR<br>2B | B F B S X<br>2-2 ③<br>G1-3 | | 1 SAFE B C 1 SAFE C P<br>2-2 ③<br>CS<br>1-2 | C X<br>0-1<br>27 F9<br>12 SH1-3<br>1B | F C D B X<br>2-2 ③<br>L9 | | | | 4 | 1 | 2 | 0 | 0 | 0 | 2 |
| 12 Clint Barmes, R (1, 6)<br>OBP: 0.277, SLG: 0.380 | L B X<br>1-1<br>SH5-3 ①<br>2-3 | | B B F X<br>2-1<br>E4<br>3B | | X<br>0-0<br>SH1-3 ①<br>1-2 | | X<br>0-0<br>HR | | | 2 | 2 | 2 | 1 | 0 | 0 | 0 |
| 27 Garrett Atkins, R (1, 5)<br>OBP: 0.393, SLG: 0.527 | C B X<br>1-1<br>3-H<br>HR | | C X<br>0-1<br>F8 ① | | X<br>0-0<br>F9 ②<br>2-3 | | C C X<br>0-2<br>G5-3 ① | | | 4 | 1 | 1 | 2 | 0 | 0 | 1 |
| 5 Matt Holliday, R (1, 7)<br>OBP: 0.368, SLG: 0.553 | C X<br>0-1<br>G6-3 ② | | F F B X<br>1-2<br>F8 ② | | B C S B B F X<br>3-2<br>G6-3 ③ | | F B C B S<br>2-3<br>K ② | | | 4 | 0 | 0 | 0 | 0 | 1 | 1 |
| 17 Todd Helton, L (1, 3)<br>OBP: 0.405, SLG: 0.467 | C X<br>0-1<br>P6 ③ | | B F B B B X<br>3-1<br>1B | | | X<br>0-0<br>F9 ① | C B X<br>1-1<br>G1-3 ③ | | | 4 | 0 | 1 | 0 | 0 | 0 | 0 |
| 11 Brad Hawpe, L (1, 9)<br>OBP: 0.384, SLG: 0.529 | | X<br>0-0<br>8 1B<br>18 SF8<br>2B | C F X<br>0-2<br>G4-3 ③ | | | C S B B B B B<br>4-2<br>8 3B<br>BB | | C F B B B X<br>2-2<br>G4-3 ① | | 3 | 2 | 1 | 0 | 1 | 0 | 1 |
| 8 Yorvit Torrealba, R (1, 2)<br>OBP: 0.288, SLG: 0.398 | B F C X<br>1-2<br>26 SH3-4<br>2-3<br>1B | | | X<br>0-0<br>G5-3 ① | | B 1 C B D X SAFE<br>3-1<br>18 SF<br>1-H<br>3B | | B B X<br>2-0<br>G6-3 ② | | 4 | 1 | 2 | 1 | 0 | 0 | 0 |
| 18 Cory Sullivan, L (1, 8)<br>OBP: 0.316, SLG: 0.415 | C D X<br>1-1<br>SF8 ①<br>3-H | | | C X<br>0-1<br>CS<br>1B | | X<br>0-0<br>SF<br>26 G4-3<br>3-H | | F F B S<br>1-3<br>K ③ | | 2 | 0 | 1 | 2 | 0 | 1 | 0 |
| 26 Jeff Francis, L (1, 1)<br>OBP: 0.234, SLG: 0.103 | | B X<br>1-0<br>SH3-4 ②<br>1-2 | | C 1 SAFE C S<br>0-3<br>K ② | | B F F X<br>1-2<br>G4-3 ②<br>2-3 | | | | 2 | 0 | 0 | 0 | 0 | 1 | 2 |
| Inning Stats | R: 2 E: 0 K: 0 S: 10<br>H: 2 LOB: 0 BB: 0 P: 14 | R: 1 E: 0 K: 0 S: 10<br>H: 2 LOB: 1 BB: 0 P: 15 | R: 1 E: 1 K: 0 S: 12<br>H: 2 LOB: 1 BB: 0 P: 18 | R: 0 E: 0 K: 1 S: 9<br>H: 1 LOB: 0 BB: 0 P: 10 | R: 0 E: 0 K: 0 S: 8<br>H: 1 LOB: 1 BB: 0 P: 11 | R: 2 E: 1 K: 0 S: 12<br>H: 1 LOB: 1 BB: 1 P: 22 | R: 1 E: 0 K: 1 S: 9<br>H: 1 LOB: 0 BB: 0 P: 12 | R: 0 E: 0 K: 1 S: 7<br>H: 0 LOB: 0 BB: 0 P: 12 | | 1B: 4 2B: 2 3B: 2 HR: 2<br>SF: 2 SAC: 3 DP: 0 HBP: 0 | | | | | | |

| PITCHER | | IP | WLS | BF | H | R | ER | SO | BB | IBB | HBP | BLK | WP | HR | S | P | ERA | WHIP |
|---|---|---|---|---|---|---|---|---|---|---|---|---|---|---|---|---|---|---|
| 23 Anthony Reyes, R<br>ERA: 4.57 | (1, 1) | 5.1 | L | 25 | 9 | 6 | 6 | 1 | 1 | 0 | 0 | 0 | 0 | 1 | 54 | 80 | 10.12 | 1.875 |
| Josh Hancock, R<br>ERA: 3.59 | (6, 1) | 1.1 | | 6 | 1 | 1 | 1 | 1 | 0 | 0 | 0 | 0 | 0 | 1 | 14 | 19 | 6.75 | 0.750 |
| Tyler Johnson, L<br>ERA: 5.14 | (7, 1) | 1.1 | | 4 | 0 | 0 | 0 | 1 | 0 | 0 | 0 | 0 | 0 | 0 | 9 | 15 | 0.00 | 0.000 |

| PITCHER | IP | WLS | BF | H | R | ER | SO | BB | IBB | HBP | BLK | WP | HR | S | P | ERA | WHIP |
|---|---|---|---|---|---|---|---|---|---|---|---|---|---|---|---|---|---|

# BOTTOM

St. Louis Cardinals @ Colorado Rockies

Coors Field, Denver, CO

Mon Jul 24 2006, 7:05 PM MDT

Att. 28,830 - Cloudy - 89 F

livebaseballscorecards.com

| | |
|---|---|
| AB | 29 |
| R | 7 |
| H | 10 |
| RBI | 6 |
| BB | 1 |
| SO | 3 |
| LOB | 7 |

COLORADO ROCKIES

| Batter | 1 | 2 | 3 | 4 | 5 | 6 | 7 | 8 | 9 | AB | R | H | RBI | BB | SO | LOB |
|---|---|---|---|---|---|---|---|---|---|---|---|---|---|---|---|---|
| 22 David Eckstein, R (1, 6)<br>OBP: 0.359, SLG: 0.348 | C F B X<br>1-2<br>27 BB<br>1B<br>1B | | B X<br>1-0 ①<br>F7 | | | B B C F B S<br>3-3 ①<br>K | | C S S<br>0-3 ③<br>K | | 4 | 0 | 1 | 0 | 0 | 2 | 0 |
| So Taguchi, R (1, 7)<br>OBP: 0.346, SLG: 0.360 | C F B X<br>1-2<br>27 BB<br>1-2<br>1B | | B B C X<br>2-1 ②<br>G5-3 | | | F B X<br>1-1 ②<br>F7 | | | F B C B X<br>2-2 ①<br>G4-3 | 4 | 0 | 1 | 0 | 0 | 0 | 0 |
| 5 Albert Pujols, R (1, 3)<br>OBP: 0.441, SLG: 0.717 | C B X<br>1-1 ①<br>L6 | | B F X<br>1-1 ③<br>F9 | | | C B X<br>1-1<br>HR | | | C X<br>0-1 ②<br>P4 | 4 | 1 | 1 | 1 | 0 | 0 | 2 |
| 27 Scott Rolen, R (1, 5)<br>OBP: 0.390, SLG: 0.543 | B B B B<br>4-0<br>43 G6-4-3<br>1-2<br>2-3<br>BB | | | F X<br>0-1 ①<br>G4-3 | | B X<br>1-0 ③<br>F7 | | | X<br>0-0 ③<br>G1-3 | 3 | 0 | 0 | 0 | 1 | 0 | 0 |
| 43 Juan Encarnacion, R (1, 9)<br>OBP: 0.312, SLG: 0.471 | D B C F X<br>2-2 ② ③<br>G6-4-3<br>1-2f | | | C B S F X<br>1-2 ②<br>P5 | | | S S B B B X<br>3-2<br>15 CS<br>1B | | | 3 | 0 | 1 | 0 | 0 | 0 | 3 |
| 15 Jim Edmonds, L (1, 8) | | F B C S<br>1-3 ①<br>K | | X<br>0-0 ③<br>F8 | | | S X<br>0-1 ① ②<br>G4-3<br>1-2 | | | 3 | 0 | 0 | 0 | 0 | 1 | 1 |
| 4 Yadier Molina, R (1, 2)<br>OBP: 0.267, SLG: 0.314 | | B C X<br>1-1 ②<br>L1 | | | B F B B F X<br>3-2 ①<br>G5-3 | | C X<br>0-1 ③<br>G6-3 | | | 3 | 0 | 0 | 0 | 0 | 0 | 0 |
| Aaron Miles, S (1, 4)<br>OBP: 0.326, SLG: 0.331 | | C B B B B<br>4-1<br>BB | | | B X<br>1-0 ②<br>G4-3 | | | C B X<br>1-1 ①<br>G3 | | 2 | 0 | 0 | 0 | 1 | 0 | 0 |
| 29 Chris Carpenter, R (1, 1)<br>OBP: 0.075, SLG: 0.075<br>34 Randy Flores, L (8, 1)<br>44 Jason Isringhausen, R (9, 1) | | S F C<br>0-3 ③<br>K | | | C F X<br>0-2 ③<br>F8 | | | S S F X<br>0-2 ②<br>G5-3 | | 3<br>0<br>0 | 0<br>0<br>0 | 0<br>0<br>0 | 0<br>0<br>0 | 0<br>0<br>0 | 1<br>0<br>0 | 1<br>0<br>0 |
| Inning Stats | R: 0 H: 2<br>E: 0 LOB: 2<br>K: 0 BB: 1<br>S: 11 P: 20 | R: 0 H: 0<br>E: 0 LOB: 1<br>K: 2 BB: 1<br>S: 9 P: 15 | R: 0 H: 0<br>E: 0 LOB: 0<br>K: 0 BB: 0<br>S: 5 P: 9 | R: 0 H: 0<br>E: 0 LOB: 0<br>K: 0 BB: 0<br>S: 7 P: 8 | R: 0 H: 0<br>E: 0 LOB: 0<br>K: 0 BB: 0<br>S: 7 P: 11 | R: 1 H: 1<br>E: 0 LOB: 0<br>K: 1 BB: 0<br>S: 8 P: 14 | R: 0 H: 1<br>E: 0 LOB: 0<br>K: 0 BB: 0<br>S: 7 P: 10 | R: 0 H: 0<br>E: 0 LOB: 0<br>K: 1 BB: 0<br>S: 9 P: 10 | R: 0 H: 0<br>E: 0 LOB: 0<br>K: 0 BB: 0<br>S: 6 P: 8 | 1B: 3 SF: 0<br>2B: 0 SAC: 0<br>3B: 0 DP: 1<br>HR: 1 HBP: 0 | | | | | | |

| PITCHER | IP | WLS | BF | H | R | ER | SO | BB | IBB | HBP | BLK | WP | HR | S | P | ERA | WHIP |
|---|---|---|---|---|---|---|---|---|---|---|---|---|---|---|---|---|---|
| Jason Jennings, R (1, 1)<br>ERA: 3.7 | 9.0 | L | 31 | 4 | 1 | 1 | 4 | 2 | 0 | 0 | 0 | 0 | 1 | 69 | 105 | 1.00 | 0.667 |

| PITCHER | IP | WLS | BF | H | R | ER | SO | BB | IBB | HBP | BLK | WP | HR | S | P | ERA | WHIP |
|---|---|---|---|---|---|---|---|---|---|---|---|---|---|---|---|---|---|

# TOP

## St. Louis Cardinals @ Colorado Rockies

Coors Field, Denver, CO

Tue Jul 25 2006, 7:05 PM MDT

Att. 31,673 - Overcast - 77 F

livebaseballscorecards.com

| | |
|---|---|
| AB | 29 |
| R | 1 |
| H | 4 |
| RBI | 1 |
| BB | 2 |
| SO | 4 |
| LOB | 7 |

| Batter | 1 | 2 | 3 | 4 | 5 | 6 | 7 | 8 | 9 | AB | R | H | RBI | BB | SO | LOB |
|---|---|---|---|---|---|---|---|---|---|---|---|---|---|---|---|---|
| Jamey Carroll, R (1, 4)<br>OBP: 0.393, SLG: 0.439 | C X<br>0-1<br>12 SH5-4<br>27 FC5-2<br>2B | | B C B X<br>2-1<br>5 F9<br>27 BB<br>1B | | B C C X<br>1-2 ②<br>G5-3 | | C X<br>0-1 ②<br>G5-3 | | C F B F F C<br>1-3 ②<br>K | 5 | 0 | 2 | 0 | 0 | 1 | 2 |
| 12 Clint Barmes, R (1, 6)<br>OBP: 0.277, SLG: 0.378 | X<br>0-0 ①<br>SH5-4<br>2-3 | | 1 SAFE X<br>0-0 ①<br>F7 | | C X<br>0-1<br>1B | | B X<br>1-0 ③<br>P4 | | B F X<br>1-1 ③<br>F9 | 4 | 0 | 1 | 0 | 0 | 0 | 3 |
| 27 Garrett Atkins, R (1, 5)<br>OBP: 0.391, SLG: 0.522 | B X<br>1-0 ②<br>FC5-2<br>3-H | | B C B 1 SAFE F B F 1 SAFE B<br>4-2<br>1-2<br>BB | | X<br>0-0 ③<br>G5-3 | | | B S X<br>1-1 ①<br>G3 | | 3 | 0 | 0 | 0 | 1 | 0 | 2 |
| 5 Matt Holliday, R (1, 7)<br>OBP: 0.369, SLG: 0.552 | F B C B B F F S<br>3-3 ③<br>K | | F B B F X<br>2-2 ②<br>F9<br>2-3 | | | B F C B F F F B F F<br>4-2 B<br>17 G4-3<br>BB | | F B B X<br>2-1<br>1B | | 3 | 0 | 1 | 0 | 1 | 1 | 3 |
| 17 Todd Helton, L (1, 3)<br>OBP: 0.401, SLG: 0.461 | | B C B X<br>2-1 ①<br>P6 | C B X<br>1-1 ③<br>F8 | | | C B F B B B X<br>3-2 ①<br>G4-3<br>1-2 | | X<br>0-0 ②<br>F8 | | 4 | 0 | 0 | 0 | 0 | 0 | 4 |
| 11 Brad Hawpe, L (1, 9)<br>OBP: 0.388, SLG: 0.531 | | B X<br>1-0<br>1B<br>1B | X<br>0-0<br>CS<br>1B | | | I I I I<br>4-0<br>FC5-4<br>IBB | | F B S B F S<br>2-3 ③<br>K | | 3 | 0 | 2 | 0 | 1 | 1 | 1 |
| 8 Yorvit Torrealba, R (1, 2)<br>OBP: 0.281, SLG: 0.387<br>Jason Smith, L (9, PH)<br>OBP: 0.345, SLG: 0.443 | C C F F B B S<br>2-3 ②<br>K | | X<br>0-0 ①<br>P4 | | | B F B S C<br>2-3 ②<br>K | | | B C F F B F B X<br>3-2<br>FC4-6<br>1B | 3<br>1 | 0<br>0 | 0<br>1 | 0<br>0 | 0<br>0 | 2<br>0 | 4<br>0 |
| Choo Freeman, R (1, 8)<br>OBP: 0.328, SLG: 0.372 | B S B C F X<br>2-2<br>1-3<br>1B | | B S B 1 SAFE B F S<br>3-3 ②③<br>K<br>1-2 | | | X<br>0-0 ③<br>FC5-4<br>1-2f | | | B L L X<br>1-2 ①<br>FC4-6<br>BB<br>1-2f | 4 | 0 | 1 | 0 | 0 | 1 | 4 |
| Jason Jennings, L (1, 1)<br>OBP: 0.209, SLG: 0.195<br>Jorge Piedra, L (9, PH)<br>OBP: 0.250, SLG: 0.417<br>18 Cory Sullivan, L (9, PR)<br>OBP: 0.316, SLG: 0.415 | B S B X<br>2-1 ③<br>F9 | | | | X<br>0-0 ①<br>G6-3 | | B B X<br>2-0 ①<br>F7 | | 1 SAFE B B B B<br>4-0<br>1-2<br>BB | 3<br>0<br>0 | 0<br>0<br>0 | 0<br>0<br>0 | 0<br>0<br>0 | 0<br>1<br>0 | 0<br>0<br>0 | 2<br>0<br>0 |
| Inning Stats | R: 0 H: 1<br>E: 0 LOB: 1<br>K: 1 BB: 0<br>S: 9 P: 13 | R: 0 H: 2<br>E: 0 LOB: 2<br>K: 1 BB: 0<br>S: 14 P: 23 | R: 0 H: 1<br>E: 0 LOB: 2<br>K: 0 BB: 1<br>S: 11 P: 20 | R: 0 H: 1<br>E: 0 LOB: 1<br>K: 1 BB: 0<br>S: 5 P: 8 | R: 0 H: 1<br>E: 0 LOB: 1<br>K: 0 BB: 0<br>S: 7 P: 8 | R: 0 H: 0<br>E: 0 LOB: 2<br>K: 1 BB: 2<br>S: 13 P: 26 | R: 0 H: 0<br>E: 0 LOB: 0<br>K: 0 BB: 0<br>S: 4 P: 7 | R: 0 H: 1<br>E: 0 LOB: 1<br>K: 1 BB: 0<br>S: 9 P: 14 | R: 0 H: 1<br>E: 0 LOB: 2<br>K: 1 BB: 1<br>S: 14 P: 24 | 1B: 7 SF: 0<br>2B: 2 SAC: 1<br>3B: 0 DP: 1<br>HR: 0 HBP: 0 | | | | | | |

| PITCHER | IP | WLS | BF | H | R | ER | SO | BB | IBB | HBP | BLK | WP | HR | S | P | ERA | WHIP |
|---|---|---|---|---|---|---|---|---|---|---|---|---|---|---|---|---|---|
| 29 Chris Carpenter, R (1, 1)<br>ERA: 2.68 | 7.1 | W | 31 | 7 | 0 | 0 | 4 | 2 | 1 | 0 | 0 | 0 | 0 | 67 | 112 | 0.00 | 1.227 |
| 34 Randy Flores, L (8, 1)<br>ERA: 5.02 | 0.2 | H | 2 | 0 | 0 | 0 | 1 | 0 | 0 | 0 | 0 | 0 | 0 | 5 | 7 | 0.00 | 0.000 |
| 44 Jason Isringhausen, R (9, 1)<br>ERA: 3.02 | 1.0 | S | 5 | 1 | 0 | 0 | 1 | 1 | 0 | 0 | 0 | 0 | 0 | 14 | 24 | 0.00 | 2.000 |

| PITCHER | IP | WLS | BF | H | R | ER | SO | BB | IBB | HBP | BLK | WP | HR | S | P | ERA | WHIP |
|---|---|---|---|---|---|---|---|---|---|---|---|---|---|---|---|---|---|

# BOTTOM

## St. Louis Cardinals @ Colorado Rockies

Coors Field, Denver, CO

Tue Jul 25 2006, 7:05 PM MDT

Att. 31,673 - Overcast - 77 F

livebaseballscorecards.com

| | |
|---|---|
| AB | 33 |
| R | 0 |
| H | 8 |
| RBI | 0 |
| BB | 4 |
| SO | 6 |
| LOB | 25 |

| Batter | 1 | 2 | 3 | 4 | 5 | 6 | 7 | 8 | 9 | AB | R | H | RBI | BB | SO | LOB |
|---|---|---|---|---|---|---|---|---|---|---|---|---|---|---|---|---|
| 22 David Eckstein, R (1, 6)<br>OBP: 0.355, SLG: 0.343 | B B B C L X<br>3-2<br>G1-3 | X<br>0-0<br>G6-3 | | C X<br>0-1<br>FC6-4<br>1-2f | | | C X<br>0-1<br>G6-3 | B B B C X<br>3-1<br>F8 | | 5 | 0 | 0 | 0 | 0 | 0 | 4 |
| 16 Chris Duncan, L (1, 9)<br>OBP: 0.330, SLG: 0.537<br>So Taguchi, R (7, 8)<br>OBP: 0.348, SLG: 0.360 | C B X<br>1-1<br>L7 | | B X<br>1-0<br>L9 | | C B B X<br>2-1<br>G4-3 | | B S B S B S<br>3-3<br>K | | S F B F B F F F B<br>4-2<br>53 BB<br>43 1B<br>BB | 4<br>0 | 0<br>0 | 0<br>0 | 0<br>0 | 0<br>1 | 1<br>0 | 0<br>0 |
| 27 Scott Rolen, R (1, 5)<br>OBP: 0.390, SLG: 0.540 | C F X<br>0-2<br>F9 | | B C B F B X<br>3-2<br>G5-3 | | B B F X<br>2-1<br>15 1B | | B C B B B<br>4-1<br>43 FC6-4<br>BB | | B C B X<br>2-1<br>L9 | 4 | 0 | 1 | 0 | 1 | 0 | 1 |
| 15 Jim Edmonds, L (1, 8)<br>OBP: 0.354, SLG: 0.482<br>43 Juan Encarnacion, R (7, PH)<br>OBP: 0.313, SLG: 0.471 (7, 9) | | B C B X<br>2-1<br>53 1B<br>1B<br>1B | B F F B X<br>2-2<br>HR | | F X<br>0-1<br>1-3<br>1B | | C X<br>0-1<br>FC6-4<br>1-2f | | F B X<br>1-1<br>53 BB<br>1-2<br>1B | 3<br>2 | 2<br>0 | 3<br>1 | 1<br>0 | 0<br>0 | 0<br>0 | 0<br>1 |
| 26 Scott Spiezio, S (1, 3)<br>OBP: 0.364, SLG: 0.450 | | F 1 SAFE F C<br>0-3<br>K | C B X<br>1-1<br>G4-3 | | F B B F C<br>2-3<br>K | | | B S X<br>1-1<br>F9 | X<br>0-0<br>F9 | 5 | 0 | 0 | 0 | 0 | 2 | 4 |
| 53 John Rodriguez, L (1, 7)<br>OBP: 0.378, SLG: 0.457 | | 1 SAFE X<br>0-0<br>1-3<br>1B<br>1B | | B X<br>1-0<br>G5-3<br>1B<br>1B | | C X<br>0-1<br>F9 | | B F B S B B<br>4-2<br>HR<br>BB | B C B C B F B<br>4-2<br>1-2<br>2-3<br>BB | 3 | 3 | 2 | 0 | 2 | 0 | 0 |
| Aaron Miles, S (1, 4)<br>OBP: 0.328, SLG: 0.341 | B B B I<br>4-0<br>SH2-4<br>1B<br>IBB | | C B F X<br>1-2<br>G5-3<br>1-2 | | B B C B C F X<br>3-2<br>G6-3 | | | X<br>0-0<br>1-H<br>HR | X<br>0-0<br>G3 | 4 | 1 | 1 | 2 | 1 | 0 | 4 |
| Gary Bennett, R (1, 2)<br>OBP: 0.248, SLG: 0.260 | X<br>0-0<br>SH2-4<br>1-2<br>2-H<br>3-H<br>1B | | C B X<br>1-1<br>G5-3 | | F C X<br>0-2<br>E5 | | | B F B F F S<br>2-3<br>K | | 4 | 0 | 1 | 2 | 0 | 1 | 1 |
| Jeff Suppan, R (1, 1)<br>OBP: 0.222, SLG: 0.176<br>Tyler Johnson, S (7, 1)<br>50 Adam Wainwright, R (7, 1)<br>OBP: 0.500, SLG: 1.250<br>34 Randy Flores, L (9, 1)<br>Josh Hancock, R (9, 1) | X<br>0-0<br>SH2-4<br>1-2<br>2-3 | | B X<br>1-0<br>22 FC6-4<br>2-H<br>1B | | S F F B B S<br>2-3<br>K | | | B C X<br>1-1<br>1B | | 2<br>0<br>0<br>1<br>0<br>0 | 0<br>0<br>0<br>0<br>0<br>0 | 1<br>0<br>1<br>0<br>0<br>0 | 1<br>0<br>0<br>0<br>0<br>0 | 0<br>0<br>0<br>0<br>0<br>0 | 1<br>0<br>0<br>0<br>0<br>0 | 1<br>0<br>0<br>0<br>0<br>0 |
| Inning Stats | R: 0 E: 0 K: 0 S: 8<br>H: 0 LOB: 0 BB: 0 P: 12 | R: 2 E: 0 K: 1 S: 9<br>H: 3 LOB: 2 BB: 1 P: 15 | R: 1 E: 0 K: 0 S: 9<br>H: 1 LOB: 0 BB: 0 P: 16 | R: 1 E: 0 K: 0 S: 9<br>H: 2 LOB: 1 BB: 0 P: 13 | R: 0 E: 0 K: 1 S: 9<br>H: 2 LOB: 1 BB: 0 P: 15 | R: 0 E: 1 K: 1 S: 13<br>H: 0 LOB: 1 BB: 0 P: 18 | R: 0 E: 0 K: 1 S: 8<br>H: 0 LOB: 1 BB: 1 P: 15 | R: 2 E: 0 K: 1 S: 13<br>H: 2 LOB: 1 BB: 1 P: 24 | R: 0 E: 0 K: 0 S: 15<br>H: 1 LOB: 3 BB: 2 P: 26 | 1B: 9 2B: 0 3B: 0 HR: 2<br>SF: 0 SAC: 1 DP: 0 HBP: 0 | | | | | | |

# TOP

## St. Louis Cardinals @ Colorado Rockies

Coors Field, Denver, CO

Wed Jul 26 2006, 1:05 PM MDT

Att. 32,872 - Partly Cloudy - 88 F

livebaseballscorecards.com

| | |
|---|---|
| AB | 37 |
| R | 6 |
| H | 11 |
| RBI | 6 |
| BB | 5 |
| SO | 5 |
| LOB | 16 |

| PITCHER | | IP | WLS | BF | H | R | ER | SO | BB | IBB | HBP | BLK | WP | HR | S | P | ERA | WHIP |
|---|---|---|---|---|---|---|---|---|---|---|---|---|---|---|---|---|---|---|
| 28 Aaron Cook, R<br>ERA: 3.88 | (1, 1) | 6.2 | L | 30 | 8 | 4 | 4 | 4 | 1 | 1 | 0 | 0 | 0 | 1 | 63 | 102 | 5.40 | 1.350 |
| Ray King, L<br>ERA: 4.23 | (7, 1) | 0.1 | | 1 | 0 | 0 | 0 | 0 | 0 | 0 | 0 | 0 | 0 | 0 | 2 | 2 | 0.00 | 0.000 |
| 61 Ramon E Ramirez, R<br>ERA: 3.07 | (8, 1) | 1.0 | | 6 | 2 | 2 | 2 | 1 | 1 | 0 | 0 | 0 | 0 | 1 | 13 | 24 | 18.00 | 3.000 |
| Jose Mesa, R<br>ERA: 3.52 | (9, 1) | 1.0 | | 6 | 1 | 0 | 0 | 0 | 2 | 0 | 0 | 0 | 0 | 0 | 15 | 26 | 0.00 | 3.000 |

| PITCHER | IP | WLS | BF | H | R | ER | SO | BB | IBB | HBP | BLK | WP | HR | S | P | ERA | WHIP |
|---|---|---|---|---|---|---|---|---|---|---|---|---|---|---|---|---|---|

# BOTTOM

## St. Louis Cardinals @ Colorado Rockies

Coors Field, Denver, CO

Wed Jul 26 2006, 1:05 PM MDT

Att. 32,872 - Partly Cloudy - 88 F

livebaseballscorecards.com

| Batter | 1 | 2 | 3 | 4 | 5 | 6 | 7 | 8 | 9 | AB | R | H | RBI | BB | SO | LOB |
|---|---|---|---|---|---|---|---|---|---|---|---|---|---|---|---|---|
| Jamey Carroll, R (1, 4)<br>OBP: 0.389, SLG: 0.433 | C B X 1-1 ① G5-3 | | B F X 1-1 ② L9 | | B C F F F D X 2-2 ③ G6-3 | | C B F X 1-2 ③ G6-3 | | | 4 | 0 | 0 | 0 | 0 | 0 | 2 |
| 12 Clint Barmes, R (1, 6)<br>OBP: 0.274, SLG: 0.374 | B X 1-0 ② F8 | | B B C B B F F F X 3-2 ③ L5 | | | B X 1-0 ① P3 | | C X 0-1 ① F9 | | 4 | 0 | 0 | 0 | 0 | 0 | 1 |
| 27 Garrett Atkins, R (1, 5)<br>OBP: 0.390, SLG: 0.519 | B C F F B X 2-2 ③ L9 | | | C B F B C 2-3 ① K | | C B F X 1-2 ① 5 2B 1B | | C B C F S 1-3 ② K | | 4 | 0 | 1 | 0 | 0 | 2 | 0 |
| 5 Matt Holliday, R (1, 7)<br>OBP: 0.370, SLG: 0.553 | | B B S S F F S 2-3 ① K | | B F B F B B 4-2 17 FC5-4 BB | | B B C F X 2-2 1-3 2B | | B X 1-0 ③ L5 | | 3 | 0 | 1 | 0 | 1 | 1 | 0 |
| 17 Todd Helton, L (1, 3)<br>OBP: 0.399, SLG: 0.458 | | C X 0-1 1B | | X 0-0 ② FC5-4 1-2f | | B F F F F X 1-2 ② F7 | | | F F B F F F X 1-2 ① F8 | 4 | 0 | 1 | 0 | 0 | 0 | 3 |
| 11 Brad Hawpe, L (1, 9)<br>OBP: 0.385, SLG: 0.526<br>Luis Gonzalez, R (9, PH)<br>OBP: 0.262, SLG: 0.380 | | C X 0-1 ② P2 | | B X 1-0 ③ L7 | | X 0-0 ③ G5-3 | | | B X 1-0 ② F9 | 3<br>1 | 0<br>0 | 0<br>0 | 0<br>0 | 0<br>0 | 0<br>0 | 4<br>0 |
| 8 Yorvit Torrealba, R (1, 2)<br>OBP: 0.288, SLG: 0.418 | | X 0-0 ③ G1-3 | | | C C B X 1-2 28 SH3-4 1B | | B B X 2-0 HR | | C C B S 1-3 ③ K | 4 | 1 | 2 | 1 | 0 | 1 | 1 |
| 18 Cory Sullivan, L (1, 8)<br>OBP: 0.318, SLG: 0.414<br>Choo Freeman, R (7, PH)<br>OBP: 0.326, SLG: 0.369<br>(8, 8) | | | C S B F B B B 4-2 28 SH3 BB | | C F B C 0-3 ① K | | C F B X 1-2 ① G4-3 | | | 1<br>1 | 0<br>0 | 0<br>0 | 0<br>0 | 1<br>0 | 1<br>0 | 1<br>0 |
| 28 Aaron Cook, R (1, 1)<br>OBP: 0.103, SLG: 0.079<br>Ray King, L (7, 1)<br>Ryan Shealy, R (7, PH)<br>OBP: 0.250, SLG: 0.500<br>61 Ramon E Ramirez, R (8, 1)<br>OBP: 0.667, SLG: 0.667<br>Jose Mesa, R (9, 1) | | | X 0-0 ① SH3 1-2 | | L B X 1-1 ② SH3-4 1-2 | | B B F X 2-1 ② G6-3 | | | 0<br>0<br>1<br>0<br>0 | 0<br>0<br>0<br>0<br>0 | 0<br>0<br>0<br>0<br>0 | 0<br>0<br>0<br>0<br>0 | 0<br>0<br>0<br>0<br>0 | 0<br>0<br>0<br>0<br>0 | 0<br>0<br>0<br>0<br>0 |
| Inning Stats | R: 0 H: 0<br>E: 0 LOB: 0<br>K: 0 BB: 0<br>S: 7 P: 11 | R: 0 H: 1<br>E: 0 LOB: 1<br>K: 1 BB: 0<br>S: 10 P: 12 | R: 0 H: 0<br>E: 0 LOB: 1<br>K: 0 BB: 1<br>S: 11 P: 19 | R: 0 H: 0<br>E: 0 LOB: 1<br>K: 1 BB: 0<br>S: 7 P: 14 | R: 0 H: 1<br>E: 0 LOB: 1<br>K: 1 BB: 0<br>S: 13 P: 17 | R: 0 H: 2<br>E: 0 LOB: 2<br>K: 0 BB: 0<br>S: 12 P: 17 | R: 1 H: 1<br>E: 0 LOB: 0<br>K: 0 BB: 0<br>S: 9 P: 15 | R: 0 H: 0<br>E: 0 LOB: 0<br>K: 1 BB: 0<br>S: 7 P: 9 | R: 0 H: 0<br>E: 0 LOB: 0<br>K: 1 BB: 0<br>S: 10 P: 13 | 1B: 3 SF: 0<br>2B: 1 SAC: 2<br>3B: 0 DP: 0<br>HR: 1 HBP: 0 | | | | | | WP: 0 PA: 34<br>PB: 0<br>SB: 0<br>CS: 0 |

| | AB | 30 |
|---|---|---|
| | R | 1 |
| | H | 5 |
| | RBI | 1 |
| | BB | 2 |
| | SO | 5 |
| | LOB | 12 |

| PITCHER | | IP | WLS | BF | H | R | ER | SO | BB | IBB | HBP | BLK | WP | HR | S | P | ERA | WHIP |
|---|---|---|---|---|---|---|---|---|---|---|---|---|---|---|---|---|---|---|
| Jeff Suppan, R<br>ERA: 4.98 | (1, 1) | 6.0 | W | 25 | 5 | 1 | 1 | 3 | 2 | 0 | 0 | 0 | 0 | 1 | 61 | 93 | 1.50 | 1.167 |
| Tyler Johnson, L<br>ERA: 5.06 | (7, 1) | 0.1 | H | 1 | 0 | 0 | 0 | 0 | 0 | 0 | 0 | 0 | 0 | 0 | 3 | 4 | 0.00 | 0.000 |
| 50 Adam Wainwright, R<br>ERA: 2.42 | (7, 1) | 1.2 | H | 5 | 0 | 0 | 0 | 1 | 0 | 0 | 0 | 0 | 0 | 0 | 12 | 17 | 0.00 | 0.000 |
| 34 Randy Flores, L<br>ERA: 4.97 | (9, 1) | 0.1 | | 1 | 0 | 0 | 0 | 0 | 0 | 0 | 0 | 0 | 0 | 0 | 6 | 7 | 0.00 | 0.000 |
| Josh Hancock, R<br>ERA: 3.54 | (9, 1) | 0.2 | | 2 | 0 | 0 | 0 | 1 | 0 | 0 | 0 | 0 | 0 | 0 | 4 | 6 | 0.00 | 0.000 |

| PITCHER | IP | WLS | BF | H | R | ER | SO | BB | IBB | HBP | BLK | WP | HR | S | P | ERA | WHIP |
|---|---|---|---|---|---|---|---|---|---|---|---|---|---|---|---|---|---|

| Batter | 1 | 2 | 3 | 4 | 5 | 6 | 7 | 8 | 9 | 10 | AB | R | H | RBI | BB | SO | LOB |
|---|---|---|---|---|---|---|---|---|---|---|---|---|---|---|---|---|---|
| Dave Roberts, L (1, 7)<br>OBP: 0.368, SLG: 0.412 | C X<br>0-1<br>S<br>24<br>1B<br>1B | C B B X<br>2-1 ③<br>G5-3 | | C B X<br>1-1<br>S<br>1B | | B X<br>1-0 ①<br>G6-3 | | F C X<br>0-2 ②<br>G4-3 | | S B C B S<br>2-3 ③<br>K | 6 | 1 | 2 | 0 | 0 | 1 | 2 |
| Mike Cameron, R (1, 8)<br>OBP: 0.347, SLG: 0.477 | C B B 1 B C S<br>SAFE<br>3-3 ①<br>K<br>1-2 | C C C<br>0-3 ①<br>K | C B B S F F S<br>2-3 ③<br>K<br>1-2 | | F B S B C<br>2-3 ②<br>K | | C S X<br>0-2 ③<br>G6-3 | | | 5 | 0 | 0 | 0 | 0 | 4 | 2 |
| 24 Brian Giles, L (1, 9)<br>OBP: 0.382, SLG: 0.385 | C C F F B F B F X<br>2-2<br>2-H<br>1B | B C B B X<br>3-1<br>HR | | | B C B F F B B<br>4-2<br>HR<br>BB | B C X<br>1-2<br>G4-3 | | | G S X<br>0-2 ①<br>G3-1 | | 4 | 2 | 2 | 2 | 1 | 0 | 0 |
| Mike Piazza, R (1, 2)<br>OBP: 0.358, SLG: 0.546<br>Rob Bowen, S (7, PR)<br>OBP: 0.411, SLG: 0.424 (7, 2) | C C S<br>0-3 ②<br>K | F X<br>0-1<br>23<br>G4-6-3<br>1B | | | C F F X<br>0-2<br>1-H<br>HR | | C F B F X<br>1-2<br>3<br>F8<br>23<br>FC3<br>1B | | F F B B X<br>1-2 ②<br>G1-3 | | 4<br>1 | 1<br>0 | 3<br>0 | 2<br>0 | 0<br>0 | 1<br>0 | 1<br>0 |
| 23 Adrián González, L (1, 3)<br>OBP: 0.343, SLG: 0.519 | B F X<br>1-1 ③<br>F9 | C B B B X<br>3-1 ②③<br>G4-6-3<br>1-2f | | | B S H<br>2-1<br>FC2-5<br>3<br>BB<br>HBP | | F X<br>0-1<br>FC3<br>1-2 | | C F B S<br>1-3 ③<br>K | | 4 | 0 | 0 | 0 | 0 | 1 | 3 |
| 3 Khalil Greene, R (1, 6)<br>OBP: 0.332, SLG: 0.455 | | C X<br>0-1<br>HR<br>1B | | F C X<br>0-2<br>HR<br>2B | B F B B B<br>4-1<br>FC5-4<br>FC2-5<br>1-2<br>BB | | X<br>0-0 ①<br>F8<br>2-3 | | | B C X<br>1-1<br>SH1-4<br>1B | 4 | 2 | 3 | 0 | 1 | 0 | 2 |
| Geoff Blum, S (1, 5)<br>OBP: 0.292, SLG: 0.352 | C C B S<br>1-3 ①<br>K | S B S B X<br>2-2 ①<br>F7 | X<br>0-0 ①<br>FC2-5<br>FC5-4<br>1-2<br>2-3f | | S S S<br>0-3 ②<br>K | | B L X<br>1-1 ①<br>SH1-4<br>1-2 | | 4 | 0 | 0 | 0 | 0 | 2 | 6 |
| Josh Barfield, R (1, 4)<br>OBP: 0.342, SLG: 0.437 | X<br>0-0<br>1-H<br>HR | B X<br>1-0<br>2-H<br>HR | B X<br>1-0 ②<br>FC5-4<br>1-2f<br>2-3 | | B B S B X<br>3-1 ③<br>P4 | | B X<br>1-0 ②<br>F9 | | 5 | 2 | 2 | 4 | 0 | 0 | 5 |
| Woody Williams, R (1, 1)<br>OBP: 0.154, SLG: 0.083<br>43 Cla Meredith, R (6, 1)<br>Alan Embree, L (7, 1)<br>28 Josh Bard, S (8, PH)<br>OBP: 0.419, SLG: 0.566<br>Jon Adkins, L (8, 1)<br>Trevor Hoffman, R (9, 1)<br>Eric Young Sr., R (10, PH)<br>OBP: 0.279, SLG: 0.293<br>Scott Williamson, R (10, 1) | C C X<br>0-2 ②<br>L4 | C B B B X<br>2-1 ②<br>F9 | B F B X<br>2-1 ③<br>P4 | | | F B B B X<br>3-1 ①<br>G6-3 | | | I I I<br>4-0<br>IBB | 3<br>0<br>0<br>0<br>1<br>0<br>0<br>0<br>0 | 0<br>0<br>0<br>0<br>0<br>0<br>0<br>0<br>0 | 0<br>0<br>0<br>0<br>0<br>0<br>0<br>0<br>0 | 0<br>0<br>0<br>0<br>0<br>0<br>0<br>0<br>0 | 0<br>0<br>0<br>0<br>0<br>0<br>0<br>1<br>0 | 0<br>0<br>0<br>0<br>0<br>0<br>0<br>0<br>0 | 2<br>0<br>0<br>0<br>0<br>0<br>0<br>0<br>0 |
| Inning Stats | R: 1 H: 2<br>E: 0 LOB: 1<br>K: 2 BB: 0<br>S: 17 P: 23 | R: 2 H: 2<br>E: 0 LOB: 0<br>K: 1 BB: 0<br>S: 11 P: 14 | R: 1 H: 2<br>E: 0 LOB: 0<br>K: 1 BB: 0<br>S: 9 P: 15 | R: 2 H: 3<br>E: 0 LOB: 1<br>K: 1 BB: 0<br>S: 16 P: 24 | R: 2 H: 1<br>E: 0 LOB: 2<br>K: 0 BB: 2<br>S: 13 P: 26 | R: 0 H: 0<br>E: 0 LOB: 0<br>K: 1 BB: 0<br>S: 7 P: 11 | R: 0 H: 1<br>E: 0 LOB: 2<br>K: 1 BB: 0<br>S: 12 P: 16 | R: 0 H: 0<br>E: 0 LOB: 0<br>K: 0 BB: 0<br>S: 8 P: 11 | R: 0 H: 0<br>E: 0 LOB: 0<br>K: 1 BB: 0<br>S: 10 P: 12 | R: 0 H: 1<br>E: 0 LOB: 2<br>K: 1 BB: 1<br>S: 8 P: 17 | 1B: 7<br>2B: 1<br>3B: 0<br>HR: 4 | SF: 0<br>SAC: 1<br>DP: 1<br>HBP: 1 | | | WP: 0<br>PB: 0<br>SB: 2<br>CS: 0 | PA: 46 | |

| PITCHER | | IP | WLS | BF | H | R | ER | SO | BB | IBB | HBP | BLK | WP | HR | S | P | ERA | WHIP |
|---|---|---|---|---|---|---|---|---|---|---|---|---|---|---|---|---|---|---|
| 37 Josh Fogg, R<br>ERA: 4.56 | (1, 1) | 4.0 | | 20 | 9 | 6 | 6 | 5 | 0 | 0 | 0 | 0 | 0 | 3 | 53 | 76 | 13.50 | 2.250 |
| 39 Tom Martin, L<br>ERA: 4.97 | (5, 1) | 0.1 | | 5 | 1 | 2 | 2 | 0 | 2 | 0 | 1 | 0 | 0 | 1 | 10 | 20 | 54.00 | 9.000 |
| 60 Manny Corpas, R<br>ERA: 1.93 | (5, 1) | 1.2 | | 5 | 0 | 0 | 0 | 1 | 0 | 0 | 0 | 0 | 0 | 0 | 10 | 17 | 0.00 | 0.000 |
| 61 Ramon E Ramirez, R<br>ERA: 2.93 | (7, 1) | 2.0 | | 8 | 1 | 0 | 0 | 1 | 0 | 0 | 0 | 0 | 0 | 0 | 20 | 27 | 0.00 | 0.500 |
| 40 Brian Fuentes, L<br>ERA: 4.02 | (9, 1) | 2.0 | W | 8 | 1 | 0 | 0 | 2 | 0 | 1 | 0 | 0 | 0 | 0 | 18 | 29 | 0.00 | 0.500 |

| PITCHER | IP | WLS | BF | H | R | ER | SO | BB | IBB | HBP | BLK | WP | HR | S | P | ERA | WHIP |
|---|---|---|---|---|---|---|---|---|---|---|---|---|---|---|---|---|---|

# TOP

## San Diego Padres @ Colorado Rockies

Coors Field, Denver, CO

Thu Jul 27 2006, 7:05 PM MDT

Att. 24,260 - Clear - 90 F

livebaseballscorecards.com

| | |
|---|---|
| AB | 41 |
| R | 8 |
| H | 12 |
| RBI | 8 |
| BB | 3 |
| SO | 9 |
| LOB | 23 |

| Batter | 1 | 2 | 3 | 4 | 5 | 6 | 7 | 8 | 9 | 10 | AB | R | H | RBI | BB | SO | LOB |
|---|---|---|---|---|---|---|---|---|---|---|---|---|---|---|---|---|---|
| Jamey Carroll, R (1, 4)<br>OBP: 0.388, SLG: 0.431 | C X<br>0-1<br>G3 ① | | C B F X<br>1-2<br>G1-3 ②<br>2-3 | | C F B F F X<br>1-2<br>12 1B<br>1B | C S F X<br>0-2<br>FC6-4 ②<br>12 S<br>12 1B<br>1-2f<br>3-H | | C X<br>0-1<br>F9 ② | | B F X<br>1-1<br>2-H<br>1B | 6 | 1 | 2 | 2 | 0 | 0 | 3 |
| 12 Clint Barmes, R (1, 6)<br>OBP: 0.276, SLG: 0.374 | C C F X<br>0-2<br>G3 ② | | C X<br>0-1<br>F7 ③ | | X<br>0-0<br>1-2<br>1B | 1 SAFE C B X<br>1-1<br>5 BLK<br>27 1B<br>1-H<br>1B | | B X<br>1-0<br>G6-3 ③ | | | 5 | 0 | 2 | 1 | 0 | 0 | 2 |
| 27 Garrett Atkins, R (1, 5)<br>OBP: 0.392, SLG: 0.523 | B B X<br>2-0<br>F9 ③ | | | C B X<br>1-1<br>5 1B<br>17 1B<br>2B | B F B F X<br>2-2<br>F9 ① | C B F 1 SAFE X<br>1-2<br>5 BLK<br>1-2<br>1B | | | C B X<br>1-1<br>5 G4-6-3<br>1B | | 5 | 1 | 3 | 0 | 0 | 0 | 2 |
| 5 Matt Holliday, R (1, 7)<br>OBP: 0.368, SLG: 0.548 | | C B F B S<br>2-3<br>K ① | | C X<br>0-1<br>17 1B<br>8 2B<br>2-3<br>1B | B S F S<br>1-3<br>K ② | B X<br>1-0<br>G1-3 ③<br>1-2<br>2-3 | | | X<br>0-0<br>G4-6-3 ①②<br>1-2f | | 5 | 1 | 1 | 0 | 0 | 2 | 5 |
| 17 Todd Helton, L (1, 3)<br>OBP: 0.399, SLG: 0.457 | | C B B B T X<br>2-2<br>G6-3 ② | | C B B B X<br>3-1<br>8 2B<br>11 SF8<br>1-2<br>3-H<br>1B | F B X<br>1-1<br>F8 ③ | | B C X<br>1-1<br>G3-1 ① | | B F X<br>1-1<br>8 HR<br>1B | | 5 | 2 | 2 | 1 | 0 | 0 | 2 |
| 8 Yorvit Torrealba, R (1, 2)<br>OBP: 0.309, SLG: 0.465 | F X<br>0-1<br>1B | | B B C X<br>2-1<br>11 SF8<br>18 FC3-2<br>1-3<br>2-H<br>2B | | | C C B H<br>2-2<br>11 1B<br>11 E<br>HBP | C F F F B B B T<br>3-2<br>K ② | | X<br>0-0<br>1-H<br>HR | | 4 | 2 | 3 | 3 | 0 | 1 | 0 |
| 11 Brad Hawpe, L (1, 9)<br>OBP: 0.383, SLG: 0.523 | F B S F X<br>1-2<br>G3 ③ | | B F S S X<br>2-2<br>SF8 ①<br>2-3<br>3-H | | | C X<br>0-1<br>E8<br>FC4-6<br>FC6-4<br>1-H<br>1B | F B B F B X<br>3-2<br>G1-6-3 ③ | | C X<br>0-1<br>G4-3 ③ | | 4 | 1 | 1 | 1 | 0 | 0 | 1 |
| 18 Cory Sullivan, L (1, 8)<br>OBP: 0.319, SLG: 0.409 | | B C B F B B<br>4-2<br>G1-3<br>37 SH1-4<br>BB | F C B B F B X<br>3-2<br>FC3-2 ②<br>3-H | | | B F B F B F B<br>4-2<br>FC4-6<br>BB | | X<br>0-0<br>B1-3 ① | | C B C X<br>1-2<br>G1-3 ① | 3 | 0 | 0 | 0 | 2 | 0 | 1 |
| 37 Josh Fogg, R (1, 1)<br>OBP: 0.000, SLG: 0.000<br>Jason Smith, L (4, PH)<br>OBP: 0.341, SLG: 0.438<br>39 Tom Martin, L (5, 1)<br>60 Manny Corpas, R (5, 1)<br>Ryan Shealy, R (6, PH)<br>OBP: 0.000, SLG: 0.000<br>61 Ramon E Ramirez, R (7, 1)<br>OBP: 0.800, SLG: 0.800<br>Jorge Piedra, L (8, PH)<br>OBP: 0.000, SLG: 0.000<br>40 Brian Fuentes, L (9, 1)<br>Choo Freeman, R (10, PH)<br>OBP: 0.571, SLG: 0.800 | | | L X<br>0-1<br>SH1-4 ①<br>1-2 | C X<br>0-1<br>G4-3 ③ | | B X<br>1-0<br>FC4-6 ①<br>FC6-4<br>1-2f<br>2-3 | | X<br>0-0<br>1B | | C B F B X<br>2-2<br>1B 2B | 0 0 0 0 0 0 0<br>1 0 0 0 0 0 1<br>0 0 0 0 0 0 0<br>0 0 0 0 0 0 0<br>1 0 0 0 0 0 2<br>0 0 0 0 0 0 0<br>1 0 1 0 0 0 0<br>0 0 0 0 0 0 0<br>1 1 1 0 0 0 0 | | | | | | |
| Inning Stats | R: 0 E: 0 K: 0 S: 7<br>H: 0 LOB: 0 BB: 0 P: 9 | R: 0 E: 0 K: 1 S: 12<br>H: 1 LOB: 1 BB: 0 P: 17 | R: 0 E: 0 K: 0 S: 9<br>H: 0 LOB: 1 BB: 1 P: 14 | R: 3 E: 0 K: 0 S: 17<br>H: 4 LOB: 1 BB: 0 P: 28 | R: 0 E: 0 K: 1 S: 14<br>H: 2 LOB: 2 BB: 0 P: 19 | R: 3 E: 1 K: 0 S: 18<br>H: 3 LOB: 2 BB: 1 P: 28 | R: 0 E: 0 K: 1 S: 10<br>H: 0 LOB: 0 BB: 0 P: 17 | R: 0 E: 0 K: 0 S: 5<br>H: 1 LOB: 1 BB: 0 P: 6 | R: 2 E: 0 K: 0 S: 8<br>H: 3 LOB: 0 BB: 0 P: 10 | R: 1 E: 0 K: 0 S: 8<br>H: 2 LOB: 1 BB: 0 P: 12 | 1B: 12<br>2B: 3<br>3B: 0<br>HR: 1 | SF: 1<br>SAC: 1<br>DP: 1<br>HBP: 1 | | WP: 0<br>PB: 0<br>SB: 1<br>CS: 0 | | PA: 46 | |

| PITCHER | | IP | WLS | BF | H | R | ER | SO | BB | IBB | HBP | BLK | WP | HR | S | P | ERA | WHIP |
|---|---|---|---|---|---|---|---|---|---|---|---|---|---|---|---|---|---|---|
| Woody Williams, R<br>ERA: 3.69 | (1, 1) | 5.0 | | 26 | 8 | 6 | 6 | 2 | 2 | 0 | 1 | 0 | 0 | 0 | 66 | 100 | 10.80 | 2.000 |
| 43 Cla Meredith, R<br>ERA: 1.93 | (6, 1) | 1.2 | H | 7 | 2 | 0 | 0 | 1 | 0 | 0 | 0 | 1 | 0 | 0 | 18 | 26 | 0.00 | 1.200 |
| Alan Embree, L<br>ERA: 3.89 | (7, 1) | 0.1 | H | 1 | 0 | 0 | 0 | 0 | 0 | 0 | 0 | 0 | 0 | 0 | 3 | 6 | 0.00 | 0.000 |
| Jon Adkins, R<br>ERA: 3.06 | (8, 1) | 1.0 | H | 4 | 1 | 0 | 0 | 0 | 0 | 0 | 0 | 0 | 0 | 0 | 5 | 6 | 0.00 | 1.000 |
| Trevor Hoffman, R<br>ERA: 2.5 | (9, 1) | 1.0 | B | 5 | 3 | 2 | 2 | 0 | 0 | 0 | 0 | 0 | 0 | 1 | 8 | 10 | 18.00 | 3.000 |

| PITCHER | | IP | WLS | BF | H | R | ER | SO | BB | IBB | HBP | BLK | WP | HR | S | P | ERA | WHIP |
|---|---|---|---|---|---|---|---|---|---|---|---|---|---|---|---|---|---|---|
| Scott Williamson, R<br>ERA: 5.23 | (10, 1) | 0.1 | L | 3 | 2 | 1 | 1 | 0 | 0 | 0 | 0 | 0 | 0 | 0 | 8 | 12 | 27.00 | 6.000 |

# BOTTOM

## San Diego Padres @ Colorado Rockies

Coors Field, Denver, CO

Thu Jul 27 2006, 7:05 PM MDT

Att. 24,260 - Clear - 90 F

livebaseballscorecards.com

| | |
|---|---|
| AB | 41 |
| R | 9 |
| H | 16 |
| RBI | 8 |
| BB | 2 |
| SO | 3 |
| LOB | 19 |

| Batter | 1 | 2 | 3 | 4 | 5 | 6 | 7 | 8 | 9 | AB | R | H | RBI | BB | SO | LOB |
|---|---|---|---|---|---|---|---|---|---|---|---|---|---|---|---|---|
| Dave Roberts, L (1, 8)<br>OBP: 0.372, SLG: 0.415 | C B F B B F X<br>3-2<br>8 S<br>1B | | B B B C B<br>4-1<br>BB | | | B C T C<br>1-3 ①<br>K | | S B B B C X<br>3-2<br>8 S<br>8 E<br>1B | | 3 | 1 | 2 | 0 | 1 | 1 | 0 |
| 8 Terrmel Sledge, L (1, 7)<br>OBP: 0.267, SLG: 0.300 | C 1 SAFE F B 1 SAFE 1 SAFE F S<br>1-3 ①<br>K<br>1-2 | | 1 SAFE X<br>0-0 ③<br>F9 | | | C C B F B B F C<br>3-3 ②<br>K | | B 1 T B F X<br>2-2<br>E9<br>1-H | | 4 | 0 | 0 | 0 | 0 | 2 | 2 |
| 24 Brian Giles, L (1, 9)<br>OBP: 0.379, SLG: 0.381 | S X<br>0-1 ②<br>G6-3 | | | X<br>0-0 ①<br>G4-3 | | B F C X<br>1-2 ③<br>G5-3 | | C X<br>0-1 ③<br>G1-3 | | 4 | 0 | 0 | 0 | 0 | 0 | 2 |
| 28 Josh Bard, S (1, 2)<br>OBP: 0.415, SLG: 0.558 | F B B F S<br>2-3 ③<br>K | | | B B X<br>2-0 ②<br>G4-3 | | | X<br>0-0 ①<br>1B | | C C S<br>0-3 ①<br>K | 4 | 0 | 1 | 0 | 0 | 2 | 1 |
| 23 Adrián González, L (1, 3)<br>OBP: 0.344, SLG: 0.518 | | B F X<br>1-1 ①<br>G3 | | B X<br>1-0<br>1B | | | B B F B F F B<br>4-2<br>3 1B<br>BB | | B X<br>1-0 ②<br>G3 | 3 | 0 | 1 | 0 | 1 | 0 | 0 |
| 3 Khalil Greene, R (1, 6)<br>OBP: 0.331, SLG: 0.453 | | C F B X<br>1-2 ②<br>G4-3 | | B S F B B X<br>3-2 ③<br>P3 | | | B B X<br>2-0<br>G4-6-3<br>1-2<br>1B | | B B F C X<br>2-2<br>E5 | 4 | 0 | 1 | 0 | 0 | 0 | 1 |
| Geoff Blum, S (1, 5)<br>OBP: 0.293, SLG: 0.347<br>Mike Piazza, R (9, PH)<br>OBP: 0.357, SLG: 0.544 | | B C B S B B<br>4-2<br>CS<br>BB | | | C F B S<br>1-3 ①<br>K | | X<br>0-0 ② ③<br>G4-6-3<br>1-2f | | X<br>0-0 ③<br>F8 | 2<br>1 | 0<br>0 | 0<br>0 | 0<br>0 | 1<br>0 | 1<br>0 | 2<br>1 |
| Josh Barfield, R (1, 4)<br>OBP: 0.339, SLG: 0.433 | | F B 1 SAFE 1 SAFE B<br>2-1 ③<br>CS<br>1-2 | F X<br>0-1 ①<br>F9 | | C F S<br>0-3 ②<br>K | | | X<br>0-0 ①<br>F7 | | 3 | 0 | 0 | 0 | 0 | 1 | 0 |
| 52 Clay Hensley, R (1, 1)<br>OBP: 0.118, SLG: 0.094<br>26 Doug Brocail, L (7, 1)<br>Rob Bowen, S (8, PH)<br>OBP: 0.405, SLG: 0.417<br>Scott Linebrink, R (8, 1) | | | B C B X<br>2-1 ②<br>G1-3 | | C C S<br>0-3 ③<br>K | | | C B B X<br>2-1 ②<br>F7 | | 2<br>0<br>1<br>0 | 0<br>0<br>0<br>0 | 0<br>0<br>0<br>0 | 0<br>0<br>0<br>0 | 0<br>0<br>0<br>0 | 1<br>0<br>0<br>0 | 0<br>0<br>0<br>0 |
| Inning Stats | R: 0 H: 1<br>E: 0 LOB: 1<br>K: 2 BB: 0<br>S: 13 P: 19 | R: 0 H: 0<br>E: 0 LOB: 0<br>K: 0 BB: 1<br>S: 8 P: 16 | R: 0 H: 0<br>E: 0 LOB: 1<br>K: 0 BB: 1<br>S: 6 P: 12 | R: 0 H: 1<br>E: 0 LOB: 1<br>K: 0 BB: 0<br>S: 6 P: 12 | R: 0 H: 0<br>E: 0 LOB: 0<br>K: 3 BB: 0<br>S: 9 P: 10 | R: 0 H: 0<br>E: 0 LOB: 0<br>K: 2 BB: 0<br>S: 11 P: 16 | R: 0 H: 2<br>E: 0 LOB: 1<br>K: 0 BB: 1<br>S: 6 P: 12 | R: 1 H: 1<br>E: 1 LOB: 1<br>K: 0 BB: 0<br>S: 11 P: 18 | R: 0 H: 0<br>E: 1 LOB: 1<br>K: 1 BB: 0<br>S: 8 P: 11 | 1B: 5 SF: 0<br>2B: 0 SAC: 0<br>3B: 0 DP: 1<br>HR: 0 HBP: 0 | | | | | | |

# TOP

## San Diego Padres @ Colorado Rockies

Coors Field, Denver, CO

Fri Jul 28 2006, 7:05 PM MDT

Att. 28,790 - Partly Cloudy - 86 F

livebaseballscorecards.com

| | |
|---|---|
| AB | 31 |
| R | 1 |
| H | 5 |
| RBI | 0 |
| BB | 3 |
| SO | 8 |
| LOB | 9 |

| PITCHER | | IP | WLS | BF | H | R | ER | SO | BB | IBB | HBP | BLK | WP | HR | S | P | ERA | WHIP |
|---|---|---|---|---|---|---|---|---|---|---|---|---|---|---|---|---|---|---|
| 49 Byung-Hyun Kim, R<br>ERA: 4.87 | (1, 1) | 7.2 | W | 29 | 5 | 1 | 0 | 7 | 3 | 0 | 0 | 0 | 0 | 0 | 68 | 113 | 0.00 | 1.043 |
| Ray King, L<br>ERA: 4.18 | (8, 1) | 0.1 | H | 1 | 0 | 0 | 0 | 0 | 0 | 0 | 0 | 0 | 0 | 0 | 2 | 2 | 0.00 | 0.000 |
| 40 Brian Fuentes, L<br>ERA: 3.92 | (9, 1) | 1.0 | S | 4 | 0 | 0 | 0 | 1 | 0 | 0 | 0 | 0 | 0 | 0 | 8 | 11 | 0.00 | 0.000 |

| PITCHER | IP | WLS | BF | H | R | ER | SO | BB | IBB | HBP | BLK | WP | HR | S | P | ERA | WHIP |
|---|---|---|---|---|---|---|---|---|---|---|---|---|---|---|---|---|---|

# BOTTOM

## San Diego Padres @ Colorado Rockies

Coors Field, Denver, CO

Fri Jul 28 2006, 7:05 PM MDT

Att. 28,790 - Partly Cloudy - 86 F

livebaseballscorecards.com

| Batter | 1 | 2 | 3 | 4 | 5 | 6 | 7 | 8 | 9 | AB | R | H | RBI | BB | SO | LOB |
|---|---|---|---|---|---|---|---|---|---|---|---|---|---|---|---|---|
| Jamey Carroll, R (1, 4)<br>OBP: 0.389, SLG: 0.428 | B C B X<br>2-1 ①<br>G6-3 | | M F B F B B F B<br>4-2<br>27 G5-4-3<br>12 SH<br>BB | | B B B C C B<br>4-2<br>12 1B<br>12 S<br>27 G6-3<br>BB | | C C X<br>0-2 ①<br>L1 | | | 2 | 1 | 0 | 0 | 2 | 0 | 0 |
| 12 Clint Barmes, R (1, 6)<br>OBP: 0.276, SLG: 0.374 | B B X<br>2-0 ②<br>G1-3 | | 1 SAFE<br>1 SAFE<br>L X<br>0-1<br>SH<br>27 G5-4-3<br>1-2 | | S B X<br>1-1<br>27 G6-3<br>5 1B<br>1-3<br>1B | | B B C F F B X<br>3-2 ②<br>P3 | | | 3 | 1 | 1 | 0 | 0 | 0 | 0 |
| 27 Garrett Atkins, R (1, 5)<br>OBP: 0.391, SLG: 0.520 | C X<br>0-1<br>1B | | B S B B X<br>3-1 ① ②<br>G5-4-3<br>1-2f<br>2-3 | | C X<br>0-1 ①<br>G6-3<br>1-2<br>3-H | | B X<br>1-0 ③<br>G6-3 | | | 4 | 0 | 1 | 1 | 0 | 0 | 3 |
| 5 Matt Holliday, R (1, 7)<br>OBP: 0.370, SLG: 0.555 | B F F S<br>1-3 ③<br>K | | X<br>0-0 ③<br>F8 | | B F B B C F X<br>3-2 ②<br>2-H<br>1B | | | X<br>0-0<br>HR | | 4 | 1 | 2 | 2 | 0 | 1 | 2 |
| 17 Todd Helton, L (1, 3)<br>OBP: 0.403, SLG: 0.457 | | B X<br>1-0<br>18<br>1B<br>1B | | B B B B<br>4-0<br>8<br>FC6-4<br>BB | B B C B B B<br>4-1<br>BB | | | B C B B F F X<br>3-2 ①<br>G6-3 | | 2 | 0 | 1 | 0 | 2 | 0 | 0 |
| 8 Yorvit Torrealba, R (1, 2)<br>OBP: 0.307, SLG: 0.458 | | S S B S<br>1-3 ①<br>K | | 1 SAFE<br>S B X<br>1-1 ①<br>FC6-4<br>11<br>BB<br>1-2f | B X<br>1-0 ③<br>G5-3 | | | F F B X<br>1-2<br>11<br>E<br>L1-2-3<br>1B | | 4 | 0 | 1 | 0 | 0 | 1 | 3 |
| 11 Brad Hawpe, L (1, 9)<br>OBP: 0.386, SLG: 0.522 | | C F F S<br>0-3 ②<br>K | | B C S D B B<br>4-2<br>1-2<br>BB | | F C B B F B B<br>4-2<br>18<br>FC4-6<br>BB | | F F B X<br>1-2<br>E6<br>1-3<br>1B | | 2 | 0 | 1 | 0 | 2 | 1 | 1 |
| 18 Cory Sullivan, L (1, 8)<br>OBP: 0.321, SLG: 0.408 | | B C S B B X<br>3-2<br>1-3<br>1B | | B X<br>1-0 ②<br>F7 | C F X<br>0-2 ①<br>FC4-6<br>49<br>B2-6-4<br>1-2f | | | P F I I<br>4-0<br>IBB | | 3 | 0 | 1 | 0 | 1 | 0 | 3 |
| 49 Byung-Hyun Kim, R (1, 1)<br>OBP: 0.129, SLG: 0.129<br>Ray King, L (8, 1)<br>Jorge Piedra, L (8, PH)<br>OBP: 0.259, SLG: 0.420<br>40 Brian Fuentes, L (9, 1) | | S M S<br>0-3 ③<br>K | | C B S D S<br>2-3 ③<br>K | | B X<br>1-0 ② ③<br>B2-6-4<br>1-2f | | B X<br>1-0 ② ③<br>L1-2-3<br>3-H | | 3<br>0<br>1<br>0 | 0<br>0<br>0<br>0 | 0<br>0<br>0<br>0 | 0<br>0<br>0<br>0 | 2<br>0<br>0<br>0 | 5<br>0<br>3<br>0 | |
| Inning Stats | R: 0 E: 0 K: 1 S: 8<br>H: 1 LOB: 1 BB: 0 P: 13 | R: 0 E: 0 K: 3 S: 14<br>H: 2 LOB: 2 BB: 0 P: 19 | R: 0 E: 1 K: 0 S: 9<br>H: 0 LOB: 1 BB: 1 P: 16 | R: 0 E: 0 K: 1 S: 8<br>H: 0 LOB: 2 BB: 2 P: 20 | R: 2 E: 0 K: 0 S: 12<br>H: 2 LOB: 1 BB: 2 P: 25 | R: 0 E: 0 K: 0 S: 7<br>H: 0 LOB: 0 BB: 1 P: 12 | R: 0 E: 0 K: 0 S: 8<br>H: 0 LOB: 0 BB: 0 P: 12 | R: 1 E: 1 K: 0 S: 13<br>H: 3 LOB: 2 BB: 1 P: 22 | | 1B: 7<br>2B: 0<br>3B: 0<br>HR: 1 | SF: 0<br>SAC: 1<br>DP: 3<br>HBP: 0 | | WP: 0<br>PB: 0<br>SB: 1<br>CS: 0 | PA: 36 | | | |

| | AB | 28 |
|---|---|---|
| | R | 3 |
| | H | 8 |
| | RBI | 3 |
| | BB | 7 |
| | SO | 5 |
| | LOB | 20 |

| PITCHER | | IP | WLS | BF | H | R | ER | SO | BB | IBB | HBP | BLK | WP | HR | S | P | ERA | WHIP |
|---|---|---|---|---|---|---|---|---|---|---|---|---|---|---|---|---|---|---|
| 52 Clay Hensley, R<br>ERA: 4.46 | (1, 1) | 6.0 | L | 27 | 5 | 2 | 2 | 5 | 6 | 0 | 0 | 0 | 0 | 0 | 58 | 105 | 3.00 | 1.833 |
| 26 Doug Brocail, R<br>ERA: 6.23 | (7, 1) | 1.0 | | 3 | 0 | 0 | 0 | 0 | 0 | 0 | 0 | 0 | 0 | 0 | 8 | 12 | 0.00 | 0.000 |
| Scott Linebrink, R<br>ERA: 3.83 | (8, 1) | 1.0 | | 6 | 3 | 1 | 1 | 0 | 0 | 1 | 0 | 0 | 0 | 1 | 13 | 22 | 9.00 | 3.000 |

| PITCHER | | IP | WLS | BF | H | R | ER | SO | BB | IBB | HBP | BLK | WP | HR | S | P | ERA | WHIP |
|---|---|---|---|---|---|---|---|---|---|---|---|---|---|---|---|---|---|---|

| Batter | 1 | 2 | 3 | 4 | 5 | 6 | 7 | 8 | 9 | AB | R | H | RBI | BB | SO | LOB |
|---|---|---|---|---|---|---|---|---|---|---|---|---|---|---|---|---|
| Eric Young Sr., R (1, 7)<br>OBP: 0.283, SLG: 0.315 | C B B B B C X<br>3-2 G5-3 ① | | B B X<br>2-0 P2 ③ | | B B B C B<br>4-1 S 3B 2-3 BB | | C B X<br>1-1 HR | | C B C S<br>1-3 K ② | 4 | 2 | 1 | 1 | 1 | 1 | 1 |
| Mike Cameron, R (1, 8)<br>OBP: 0.353, SLG: 0.484 | B X<br>1-0 P3 ② | | | B B B B<br>4-0 3 CS 1B BB | B B B C X<br>3-1 1-H 3-H 3B | | B B B C F B<br>4-2 BB | | B X<br>1-0 1-3 1B | 3 | 0 | 2 | 2 | 2 | 0 | 0 |
| 24 Brian Giles, L (1, 9)<br>OBP: 0.374, SLG: 0.376 | B B B C X<br>3-1 G4-3 ③ | | | 1 SAFE F 1 SAFE F X<br>0-2 F8 ① | X<br>0-0 G4-3 ③ | | 1 SAFE C X<br>0-1 F7 ③ | | C B D X<br>2-1 G3 ③ | 5 | 0 | 0 | 0 | 0 | 0 | 5 |
| Mike Piazza, R (1, 2)<br>OBP: 0.359, SLG: 0.542<br>Dave Roberts, L (8, PR)<br>OBP: 0.372, SLG: 0.415<br>28 Josh Bard, S (8, 2)<br>OBP: 0.415, SLG: 0.558 | | B C B X<br>2-1 G5-3 ① | | C B B S F 1 SAFE X<br>2-2 3 2B 1-2 1B | C S B X<br>1-2 G5-3 ① | | | B B C F B B<br>4-2 3 G5-4-3 BB | | 3<br>0<br>0 | 0<br>0<br>0 | 1<br>0<br>0 | 0<br>0<br>0 | 1<br>0<br>0 | 0<br>0<br>0 | 0<br>0<br>0 |
| 3 Khalil Greene, R (1, 6)<br>OBP: 0.335, SLG: 0.465 | | B C B S F B B<br>4-2 BB | | C F X<br>0-2 1-3 2-3 2B ② | X<br>0-0 HR | | | C X<br>0-1 G5-4-3 ① ② 1-2f | | 3 | 1 | 2 | 1 | 1 | 0 | 1 |
| 23 Adrián González, L (1, 3)<br>OBP: 0.343, SLG: 0.518 | | B X<br>1-0 F7 ② | | B F B S X<br>2-2 G5-3 ③ | B C S S<br>1-3 K ② | | | B B C B X<br>3-1 2B | | 4 | 0 | 1 | 0 | 0 | 1 | 3 |
| Mark Bellhorn, S (1, 5)<br>OBP: 0.294, SLG: 0.383 | | 1 SAFE X<br>0-0 F9 ③ | | | C B C B X<br>2-2 E5 PB 32 SH2-4 3B | B B S C F X<br>2-2 F8 ③ | | B D F B X<br>3-1 G1-4-3 ③ | | 4 | 1 | 0 | 0 | 0 | 0 | 3 |
| Josh Barfield, R (1, 4)<br>OBP: 0.336, SLG: 0.429 | | | C X<br>0-1 F7 ① | | X<br>0-0 F8 ① | | X<br>0-0 G6-3 ① | | C B F X<br>1-2 L8 ① | 4 | 0 | 0 | 0 | 0 | 0 | 1 |
| 32 Chris Young, R (1, 1)<br>OBP: 0.167, SLG: 0.278<br>Alan Embree, L (6, 1)<br>Rob Bowen, S (7, PH)<br>OBP: 0.400, SLG: 0.410<br>Jon Adkins, L (7, 1)<br>43 Cla Meredith, R (7, 1)<br>Scott Linebrink, R (8, 1)<br>8 Termel Sledge, L (9, PH)<br>OBP: 0.283, SLG: 0.317<br>Trevor Hoffman, R (9, 1) | | | B C C S<br>1-3 K ② | | B X<br>1-0 SH2-4 ② 1-2 | | B T F B X<br>2-2 F9 ② | | C B X<br>1-1 1B 1B | 1<br>0<br>1<br>0<br>0<br>0<br>0<br>1<br>0 | 0<br>0<br>0<br>0<br>0<br>0<br>0<br>0<br>0 | 0<br>0<br>0<br>0<br>0<br>0<br>0<br>1<br>0 | 0<br>0<br>0<br>0<br>0<br>0<br>0<br>0<br>1 | 0<br>0<br>0<br>0<br>0<br>0<br>0<br>1<br>0 | 1<br>0<br>0<br>0<br>0<br>0<br>0<br>0<br>0 | 0<br>0<br>0<br>0<br>0<br>0<br>0<br>0<br>0 |
| Inning Stats | R: 0 H: 0<br>E: 0 LOB: 0<br>K: 0 BB: 0<br>S: 6 P: 13 | R: 0 H: 0<br>E: 0 LOB: 1<br>K: 0 BB: 1<br>S: 7 P: 14 | R: 0 H: 0<br>E: 0 LOB: 0<br>K: 1 BB: 0<br>S: 6 P: 9 | R: 0 H: 2<br>E: 0 LOB: 2<br>K: 0 BB: 1<br>S: 14 P: 22 | R: 2 H: 1<br>E: 1 LOB: 1<br>K: 0 BB: 1<br>S: 9 P: 19 | R: 1 H: 1<br>E: 0 LOB: 0<br>K: 1 BB: 0<br>S: 11 P: 15 | R: 1 H: 1<br>E: 0 LOB: 1<br>K: 0 BB: 1<br>S: 10 P: 17 | R: 0 H: 1<br>E: 0 LOB: 2<br>K: 0 BB: 1<br>S: 8 P: 18 | R: 0 H: 2<br>E: 0 LOB: 2<br>K: 1 BB: 0<br>S: 11 P: 17 | 1B: 3 SF: 0<br>2B: 2 SAC: 1<br>3B: 1 DP: 1<br>HR: 2 HBP: 0 | | | | | | WP: 0 PA: 39<br>PB: 1<br>SB: 1<br>CS: 1 |

# San Diego Padres @ Colorado Rockies

Coors Field, Denver, CO

Sat Jul 29 2006, 6:05 PM MDT

Att. 43,433 - Partly Cloudy - 93 F

TOP

livebaseballscorecards.com

| | |
|---|---|
| AB | 33 |
| R | 4 |
| H | 8 |
| RBI | 4 |
| BB | 5 |
| SO | 3 |
| LOB | 14 |

| PITCHER | | IP | WLS | BF | H | R | ER | SO | BB | IBB | HBP | BLK | WP | HR | S | P | ERA | WHIP |
|---|---|---|---|---|---|---|---|---|---|---|---|---|---|---|---|---|---|---|
| 26 Jeff Francis, L<br>ERA: 3.63 | (1, 1) | 7.0 | L | 30 | 5 | 4 | 2 | 2 | 4 | 0 | 0 | 0 | 0 | 2 | 63 | 109 | 2.57 | 1.286 |
| 60 Manny Corpas, R<br>ERA: 1.59 | (8, 1) | 1.0 | | 4 | 1 | 0 | 0 | 0 | 1 | 0 | 0 | 0 | 0 | 0 | 8 | 18 | 0.00 | 2.000 |
| Jose Mesa, R<br>ERA: 3.45 | (9, 1) | 1.0 | | 5 | 2 | 0 | 0 | 1 | 0 | 0 | 0 | 0 | 0 | 0 | 11 | 17 | 0.00 | 2.000 |

| PITCHER | IP | WLS | BF | H | R | ER | SO | BB | IBB | HBP | BLK | WP | HR | S | P | ERA | WHIP |
|---|---|---|---|---|---|---|---|---|---|---|---|---|---|---|---|---|---|

# BOTTOM

San Diego Padres @ Colorado Rockies

Coors Field, Denver, CO

Sat Jul 29 2006, 6:05 PM MDT

Att. 43,433 - Partly Cloudy - 93 F

livebaseballscorecards.com

| Batter | 1 | 2 | 3 | 4 | 5 | 6 | 7 | 8 | 9 | AB | R | H | RBI | BB | SO | LOB |
|---|---|---|---|---|---|---|---|---|---|---|---|---|---|---|---|---|
| Jamey Carroll, R (1, 4)<br>OBP: 0.392, SLG: 0.429 | F9 | | 12 F8, 12 S, 1B | | 12 1B, BB | | G6-3, 1-2, 3-H | | 1B | 4 | 0 | 2 | 1 | 1 | 0 | 1 |
| 12 Clint Barmes, R (1, 6)<br>OBP: 0.275, SLG: 0.371 | P6 | | F8, 1-3 | | 27 L9-3, 1B, 1-2 | | K | | P4 | 5 | 0 | 1 | 0 | 0 | 1 | 3 |
| 27 Garrett Atkins, R (1, 5)<br>OBP: 0.390, SLG: 0.517 | 5 1B, 1B | | L7 | | L9-3, 1-1 | | F9 | | | 4 | 0 | 1 | 0 | 0 | 0 | 4 |
| 5 Matt Holliday, R (1, 7)<br>OBP: 0.373, SLG: 0.559 | 1 SAFE, 1 SAFE, 1 SAFE, 1-3, 1B | | | 17 F9, 11 1B, 2B | | 8 E, 11 G3-2, BB | | G4-3 | | 3 | 1 | 2 | 0 | 1 | 0 | 0 |
| 17 Todd Helton, L (1, 3)<br>OBP: 0.402, SLG: 0.458 | 1 SAFE, F7 | | | F9, 2-3 | | F7 | | 8 G6-3, 2B | | 4 | 0 | 1 | 0 | 0 | 0 | 4 |
| 8 Yorvit Torrealba, R (1, 2)<br>OBP: 0.305, SLG: 0.451 | | L1-3, 1B | | K | | E3, 1-3 | | G6-3, 2-3 | | 4 | 0 | 1 | 0 | 0 | 1 | 3 |
| 11 Brad Hawpe, L (1, 9)<br>OBP: 0.385, SLG: 0.519 | | F7 | | 3-H, 1B | | G3-2, 3-Hf | | K | | 4 | 0 | 1 | 1 | 0 | 1 | 4 |
| Choo Freeman, R (1, 8)<br>OBP: 0.331, SLG: 0.381 | | L1-3, 1-1 | | F9 | | | 1B, G6-3, 1B | | L4 | 3 | 1 | 1 | 0 | 0 | 0 | 2 |
| 18 Cory Sullivan, L (9, PH)<br>OBP: 0.320, SLG: 0.407 | | | | | | | | | | 1 | 0 | 0 | 0 | 0 | 0 | 0 |
| 26 Jeff Francis, L (1, 1)<br>OBP: 0.224, SLG: 0.098 | | | G5-3 | | G3-1 | | G6-3, 1-3, 1B | | L8 | 2 | 0 | 0 | 0 | 0 | 0 | 0 |
| Jason Smith, L (7, PH)<br>OBP: 0.348, SLG: 0.444 | | | | | | | | | | 1 | 0 | 1 | 0 | 0 | 0 | 0 |
| 60 Manny Corpas, R (8, 1) | | | | | | | | | | 0 | 0 | 0 | 0 | 0 | 0 | 0 |
| Jose Mesa, R (9, 1) | | | | | | | | | | 0 | 0 | 0 | 0 | 0 | 0 | 0 |
| Jorge Piedra, L (9, PH)<br>OBP: 0.255, SLG: 0.412 | | | | | | | | | | 1 | 0 | 0 | 0 | 0 | 0 | 0 |
| Inning Stats | R: 0 E: 0 K: 0 S: 14 H: 2 LOB: 2 BB: 0 P: 22 | R: 0 E: 0 K: 0 S: 4 H: 1 LOB: 0 BB: 0 P: 5 | R: 0 E: 0 K: 0 S: 14 H: 1 LOB: 1 BB: 0 P: 20 | R: 1 E: 0 K: 1 S: 14 H: 2 LOB: 1 BB: 0 P: 23 | R: 0 E: 0 K: 0 S: 16 H: 1 LOB: 1 BB: 1 P: 25 | R: 0 E: 1 K: 0 S: 6 H: 0 LOB: 1 BB: 1 P: 11 | R: 1 E: 0 K: 1 S: 10 H: 2 LOB: 1 BB: 0 P: 13 | R: 0 E: 0 K: 1 S: 12 H: 1 LOB: 1 BB: 0 P: 16 | R: 0 E: 0 K: 0 S: 10 H: 1 LOB: 1 BB: 0 P: 14 | 1B: 9 2B: 5 3B: 0 HR: 0 | SF: 0 SAC: 0 DP: 3 HBP: 0 | | | | | | |

| | |
|---|---|
| AB | 36 |
| R | 2 |
| H | 11 |
| RBI | 2 |
| BB | 2 |
| SO | 3 |
| LOB | 21 |

WP: 0 PB: 0 SB: 1 CS: 0 PA: 38

| PITCHER | | IP | WLS | BF | H | R | ER | SO | BB | IBB | HBP | BLK | WP | HR | S | P | ERA | WHIP |
|---|---|---|---|---|---|---|---|---|---|---|---|---|---|---|---|---|---|---|
| 32 Chris Young, R<br>ERA: 3.57 | (1, 1) | 5.0 | W | 22 | 7 | 1 | 1 | 1 | 2 | 0 | 0 | 0 | 0 | 0 | 62 | 99 | 1.80 | 1.800 |
| Alan Embree, L<br>ERA: 3.79 | (6, 1) | 1.0 | H | 3 | 0 | 0 | 0 | 0 | 0 | 0 | 0 | 0 | 0 | 0 | 6 | 7 | 0.00 | 0.000 |
| Jon Adkins, R<br>ERA: 3.31 | (7, 1) | 0.0 | | 2 | 2 | 1 | 1 | 0 | 0 | 0 | 0 | 0 | 0 | 0 | 4 | 6 | ∞ | ∞ |
| 43 Cla Meredith, R<br>ERA: 1.76 | (7, 1) | 1.1 | H | 4 | 0 | 0 | 0 | 1 | 0 | 0 | 0 | 0 | 0 | 0 | 7 | 9 | 0.00 | 0.000 |
| Scott Linebrink, R<br>ERA: 3.78 | (8, 1) | 0.2 | H | 3 | 1 | 0 | 0 | 1 | 0 | 0 | 0 | 0 | 0 | 0 | 11 | 14 | 0.00 | 1.500 |

| PITCHER | | IP | WLS | BF | H | R | ER | SO | BB | IBB | HBP | BLK | WP | HR | S | P | ERA | WHIP |
|---|---|---|---|---|---|---|---|---|---|---|---|---|---|---|---|---|---|---|
| Trevor Hoffman, R<br>ERA: 2.43 | (9, 1) | 1.0 | S | 4 | 1 | 0 | 0 | 0 | 0 | 0 | 0 | 0 | 0 | 0 | 10 | 14 | 0.00 | 1.000 |

| Batter | 1 | 2 | 3 | 4 | 5 | 6 | 7 | 8 | 9 | AB | R | H | RBI | BB | SO | LOB |
|---|---|---|---|---|---|---|---|---|---|---|---|---|---|---|---|---|
| Dave Roberts, L (1, 7)<br>OBP: 0.371, SLG: 0.414 | F8 | SF8<br>3-H | | G4-6-3<br>1-2f | | | 1B | | | 3 | 0 | 1 | 1 | 0 | 0 | 2 |
| Mike Cameron, R (1, 8)<br>OBP: 0.349, SLG: 0.479 | G6-3 | F8 | | | P4 | | SAFE<br>K | | | 4 | 0 | 0 | 0 | 0 | 1 | 3 |
| 23 Adrián González, L (1, 3)<br>OBP: 0.345, SLG: 0.520 | 3 FC5<br>28 BB<br>1B | | F8 | | G4-3 | | | 2B | | 4 | 0 | 2 | 0 | 0 | 0 | 0 |
| 28 Josh Bard, S (1, 2)<br>OBP: 0.417, SLG: 0.551 | 3 FC5<br>1-2<br>BB | | BB | | F7 | | | K | | 2 | 0 | 0 | 0 | 2 | 1 | 1 |
| 3 Khalil Greene, R (1, 6)<br>OBP: 0.332, SLG: 0.460 | FC5<br>1-2<br>2-3f | | K | | | F9 | | K | | 4 | 0 | 0 | 0 | 0 | 2 | 4 |
| 8 Terrmel Sledge, L (1, 9)<br>OBP: 0.300, SLG: 0.333 | | 1B BB<br>SF8<br>1B | G2-3 | | | G1-6-3<br>1B | | G4-3 | | 4 | 1 | 2 | 0 | 0 | 0 | 2 |
| Mark Bellhorn, S (1, 5)<br>OBP: 0.298, SLG: 0.382 | | 1B<br>1-2<br>BB | | E<br>1B | | G1-6-3<br>1-2f | | | F8 | 3 | 0 | 1 | 0 | 1 | 0 | 1 |
| Josh Barfield, R (1, 4)<br>OBP: 0.335, SLG: 0.427 | | 1-2<br>2-3<br>1B | | E6<br>G4-6-3<br>1-2 | | | G5-3 | | G3 | 4 | 0 | 1 | 0 | 0 | 0 | 1 |
| 39 Mike Thompson, R (1, 1)<br>OBP: 0.235, SLG: 0.188 | K | | K | | | | K | | F7 | 2 | 0 | 0 | 0 | 0 | 2 | 5 |
| Rob Bowen, S (7, PH)<br>OBP: 0.395, SLG: 0.403 | | | | | | | | | | 1 | 0 | 0 | 0 | 0 | 1 | 0 |
| 26 Doug Brocail, L (7, 1) | | | | | | | | | | 0 | 0 | 0 | 0 | 0 | 0 | 0 |
| Alan Embree, L (8, 1) | | | | | | | | | | 0 | 0 | 0 | 0 | 0 | 0 | 0 |
| Eric Young Sr., R (9, PH)<br>OBP: 0.281, SLG: 0.313 | | | | | | | | | | 1 | 0 | 0 | 0 | 0 | 0 | 0 |
| Inning Stats | R: 0<br>E: 0<br>K: 0<br>S: 8<br>H: 1<br>LOB: 2<br>BB: 1<br>P: 15 | R: 1<br>E: 0<br>K: 1<br>S: 12<br>H: 2<br>LOB: 2<br>BB: 1<br>P: 20 | R: 0<br>E: 0<br>K: 1<br>S: 8<br>H: 0<br>LOB: 1<br>BB: 1<br>P: 15 | R: 0<br>E: 1<br>K: 1<br>S: 11<br>H: 1<br>LOB: 1<br>BB: 0<br>P: 15 | R: 0<br>E: 0<br>K: 0<br>S: 7<br>H: 0<br>LOB: 0<br>BB: 0<br>P: 11 | R: 0<br>E: 0<br>K: 0<br>S: 6<br>H: 1<br>LOB: 0<br>BB: 0<br>P: 11 | R: 0<br>E: 0<br>K: 2<br>S: 12<br>H: 1<br>LOB: 1<br>BB: 0<br>P: 18 | R: 0<br>E: 0<br>K: 2<br>S: 15<br>H: 1<br>LOB: 1<br>BB: 0<br>P: 23 | R: 0<br>E: 0<br>K: 0<br>S: 7<br>H: 0<br>LOB: 0<br>BB: 0<br>P: 13 | 1B: 6<br>2B: 1<br>3B: 0<br>HR: 0<br>SF: 1<br>SAC: 0<br>DP: 2<br>HBP: 0 | | | | | | |

| PITCHER | | IP | WLS | BF | H | R | ER | SO | BB | IBB | HBP | BLK | WP | HR | S | P | ERA | WHIP |
|---|---|---|---|---|---|---|---|---|---|---|---|---|---|---|---|---|---|---|
| Jason Jennings, R<br>ERA: 3.58 | (1, 1) | 7.0 | W | 29 | 6 | 1 | 1 | 5 | 3 | 0 | 0 | 0 | 0 | 0 | 64 | 105 | 1.29 | 1.286 |
| Ray King, L<br>ERA: 4.13 | (8, 1) | 0.1 | H | 2 | 1 | 0 | 0 | 1 | 0 | 0 | 0 | 0 | 0 | 0 | 7 | 11 | 0.00 | 3.000 |
| Jose Mesa, R<br>ERA: 3.4 | (8, 1) | 0.2 | H | 2 | 0 | 0 | 0 | 1 | 0 | 0 | 0 | 0 | 0 | 0 | 8 | 12 | 0.00 | 0.000 |
| 40 Brian Fuentes, L<br>ERA: 3.83 | (9, 1) | 1.0 | S | 3 | 0 | 0 | 0 | 0 | 0 | 0 | 0 | 0 | 0 | 0 | 7 | 13 | 0.00 | 0.000 |

| PITCHER | IP | WLS | BF | H | R | ER | SO | BB | IBB | HBP | BLK | WP | HR | S | P | ERA | WHIP |
|---|---|---|---|---|---|---|---|---|---|---|---|---|---|---|---|---|---|

# TOP

## San Diego Padres @ Colorado Rockies

Coors Field, Denver, CO

Sun Jul 30 2006, 1:05 PM MDT

Att. 25,790 - Sunny - 94 F

livebaseballscorecards.com

| | |
|---|---|
| AB | 32 |
| R | 1 |
| H | 7 |
| RBI | 1 |
| BB | 3 |
| SO | 7 |
| LOB | 19 |

# Diego Padres @ Colorado Rockies

Coors Field, Denver, CO

Sun Jul 30 2006, 1:05 PM MDT

Att. 25,790 - Sunny - 94 F

livebaseballscorecards.com

## BOTTOM

| Batter | 1 | 2 | 3 | 4 | 5 | 6 | 7 | 8 | 9 | AB | R | H | RBI | BB | SO | LOB |
|---|---|---|---|---|---|---|---|---|---|---|---|---|---|---|---|---|
| Jamey Carroll, R (1, 4)<br>OBP: 0.393, SLG: 0.428 | B B B C B<br>4-1<br>12 SH3<br>27 1B<br>BB | | C B X<br>1-1<br>1B | | C B B B C<br>3-3 ①<br>K | | C B C F F S<br>1-3 ②<br>K | | | 3 | 1 | 1 | 0 | 1 | 2 | 1 |
| 12 Clint Barmes, R (1, 6)<br>OBP: 0.273, SLG: 0.368 | C B X<br>1-1 ①<br>SH3<br>1-2 | | P 1 SAFE C 1 SAFE X<br>1-1 ②<br>P6 | | X<br>0-0 ②<br>F8 | | X<br>0-0 ③<br>P3 | | | 3 | 0 | 0 | 0 | 0 | 0 | 2 |
| 27 Garrett Atkins, R (1, 5)<br>OBP: 0.389, SLG: 0.515 | C S X<br>0-2<br>17 1B<br>2-H<br>1B | | 1 SAFE X<br>0-0 ③<br>F8 | | B C X<br>1-1 ③<br>F9 | | | C F S<br>0-3 ①<br>K | | 4 | 1 | 1 | 1 | 0 | 1 | 1 |
| 5 Matt Holliday, R (1, 7)<br>OBP: 0.372, SLG: 0.563 | B B X<br>2-0 ②<br>F8 | | | C B B B X<br>3-1<br>HR | | T X<br>0-1 ①<br>G4-3 | | X<br>0-0 ②<br>G6-3 | | 4 | 1 | 1 | 1 | 0 | 0 | 1 |
| 17 Todd Helton, L (1, 3)<br>OBP: 0.405, SLG: 0.461 | C B X<br>1-1 ③<br>2-H<br>1B | | | F C X<br>0-2<br>18 FC5-4<br>11 BB<br>1B | | F B X<br>1-1 ②<br>F9 | | B C S X<br>1-2<br>11 S<br>1B | | 4 | 0 | 3 | 1 | 0 | 0 | 0 |
| 11 Brad Hawpe, L (1, 9)<br>OBP: 0.386, SLG: 0.516 | | F B B B X<br>2-1 ①<br>G3-1 | | F S D B B B<br>4-2<br>18 FC5-4<br>1-2<br>BB | | B S B F B B<br>4-2<br>BB | | C B F S<br>1-3 ③<br>K<br>1-2 | | 2 | 0 | 0 | 0 | 2 | 1 | 1 |
| JD Closser, S (1, 2)<br>OBP: 0.281, SLG: 0.329 | | X<br>0-0<br>18 L4<br>1B | | C L X<br>0-2 ①<br>L6 | | B 1 SAFE 1 SAFE D X<br>2-0 ③<br>G4-3 | | | | 3 | 0 | 1 | 0 | 0 | 0 | 3 |
| 18 Cory Sullivan, L (1, 8)<br>OBP: 0.321, SLG: 0.404 | | B X<br>1-0 ②③<br>L4<br>1-2 | | B F X<br>1-1 ②<br>FC5-4<br>S<br>1-2f<br>2-3 | | | B B C B C F B<br>4-2<br>SH1<br>BB | | | 2 | 0 | 0 | 0 | 1 | 0 | 3 |
| Jason Jennings, L (1, 1)<br>OBP: 0.200, SLG: 0.186 | | | C X<br>0-1 ①<br>G6-3 | B S B F X<br>2-2 ③<br>G3-1<br>1-2 | | | 1 SAFE X<br>0-0 ①<br>SH1<br>1-2 | | | 2 | 0 | 0 | 0 | 0 | 0 | 2 |
| Choo Freeman, R (7, PH)<br>OBP: 0.331, SLG: 0.381 | | | | | | | | | | 0 | 0 | 0 | 0 | 0 | 0 | 0 |
| Ray King, L (8, 1) | | | | | | | | | | 0 | 0 | 0 | 0 | 0 | 0 | 0 |
| Jose Mesa, R (8, 1) | | | | | | | | | | 0 | 0 | 0 | 0 | 0 | 0 | 0 |
| 40 Brian Fuentes, L (9, 1) | | | | | | | | | | 0 | 0 | 0 | 0 | 0 | 0 | 0 |
| Inning Stats | R: 2 E: 0 K: 0 S: 9 H: 2 LOB: 1 BB: 1 P: 17 | R: 0 E: 0 K: 0 S: 4 H: 1 LOB: 1 BB: 0 P: 7 | R: 0 E: 0 K: 0 S: 8 H: 1 LOB: 1 BB: 0 P: 9 | R: 1 E: 0 K: 0 S: 15 H: 2 LOB: 2 BB: 1 P: 25 | R: 0 E: 0 K: 1 S: 6 H: 0 LOB: 0 BB: 0 P: 10 | R: 0 E: 0 K: 0 S: 7 H: 0 LOB: 1 BB: 1 P: 14 | R: 0 E: 0 K: 1 S: 10 H: 0 LOB: 1 BB: 1 P: 15 | R: 0 E: 0 K: 2 S: 10 H: 1 LOB: 1 BB: 0 P: 12 | | 1B: 6<br>2B: 0<br>3B: 0<br>HR: 1 | | SF: 0<br>SAC: 2<br>DP: 0<br>HBP: 0 | | WP: 0<br>PB: 0<br>SB: 2<br>CS: 0 | PA: 33 | |

| | AB | R | H | RBI | BB | SO | LOB |
|---|---|---|---|---|---|---|---|
| **AB** | 27 | | | | | | |
| **R** | 3 | | | | | | |
| **H** | 7 | | | | | | |
| **RBI** | 3 | | | | | | |
| **BB** | 4 | | | | | | |
| **SO** | 4 | | | | | | |
| **LOB** | 14 | | | | | | |

| PITCHER | | IP | WLS | BF | H | R | ER | SO | BB | IBB | HBP | BLK | WP | HR | S | P | ERA | WHIP |
|---|---|---|---|---|---|---|---|---|---|---|---|---|---|---|---|---|---|---|
| 39 Mike Thompson, R<br>ERA: 4.34 | (1, 1) | 6.0 | L | 25 | 6 | 3 | 3 | 1 | 3 | 0 | 0 | 0 | 0 | 1 | 49 | 82 | 4.50 | 1.500 |
| 26 Doug Brocail, R<br>ERA: 5.23 | (7, 1) | 1.2 | | 7 | 1 | 0 | 0 | 2 | 1 | 0 | 0 | 0 | 0 | 0 | 17 | 23 | 0.00 | 1.200 |
| Alan Embree, L<br>ERA: 3.75 | (8, 1) | 0.1 | | 1 | 0 | 0 | 0 | 1 | 0 | 0 | 0 | 0 | 0 | 0 | 3 | 4 | 0.00 | 0.000 |

| PITCHER | IP | WLS | BF | H | R | ER | SO | BB | IBB | HBP | BLK | WP | HR | S | P | ERA | WHIP |
|---|---|---|---|---|---|---|---|---|---|---|---|---|---|---|---|---|---|

| Batter | 1 | 2 | 3 | 4 | 5 | 6 | 7 | 8 | 9 | AB | R | H | RBI | BB | SO | LOB |
|---|---|---|---|---|---|---|---|---|---|---|---|---|---|---|---|---|
| Brady Clark, R (1, 8)<br>OBP: 0.389, SLG: 0.353 | C B B X 2-1 G4-3 ① | | C B X 1-1 G6-3 ① | | D X 1-0 9 BB 2-3 1B | | B C B B C F B 4-2 9 FC6-4 BB | | | 3 | 0 | 1 | 0 | 1 | 0 | 0 |
| 9 Tony Graffanino, R (1, 4)<br>OBP: 0.341, SLG: 0.400 | C S F B B C 2-3 K ② | | B C S B X 2-2 E6 28 E | | B B B C B 4-1 1-2 BB | | X 0-0 FC6-4 ③ 1-2f | | | 3 | 0 | 0 | 0 | 1 | 1 | 1 |
| 28 Prince Fielder, L (1, 3)<br>OBP: 0.348, SLG: 0.503 | B X 1-0 G6-3 ③ | | B 1 SAFE C X 1-1 P6 ② 1-2 | | X 0-0 SF7 ② 3-H | | | F B X 1-1 G1-3 ① | | 3 | 0 | 0 | 1 | 0 | 0 | 1 |
| Kevin Mench, R (1, 7)<br>OBP: 0.338, SLG: 0.464 | | C S B B S 2-3 K ① | D B S X 2-1 G3 ③ | | F B S B B X 3-2 G5-3 ③ | | | B X 1-0 G1-3 ② | | 4 | 0 | 0 | 0 | 0 | 1 | 3 |
| Geoff Jenkins, L (1, 9)<br>OBP: 0.329, SLG: 0.390 | | X 0-0 G4-3 ② | | C X 0-1 F7 ① | | B B F X 2-1 G1-3 ① | | F B X 1-1 F7 ③ | | 4 | 0 | 0 | 0 | 0 | 0 | 0 |
| David Bell, R (1, 5)<br>OBP: 0.342, SLG: 0.394 | | B B S X 2-1 2 BB 1B 1B | | X 0-0 G6-3 ② | | C X 0-1 L7 ② | | | C X 0-1 F9 ① | 4 | 1 | 1 | 0 | 0 | 0 | 0 |
| 2 Bill Hall, R (1, 6)<br>OBP: 0.324, SLG: 0.570 | | B C D 1 SAFE C B 1 SAFE B 4-2 1B 1-2 BB | | B F X 1-1 F9 ③ | | B F F B C 2-3 K ③ | | | F F T 0-2 K ② | 3 | 0 | 0 | 0 | 1 | 2 | 0 |
| Damian Miller, R (1, 2)<br>OBP: 0.323, SLG: 0.421 | | X 0-0 1-2 2-H 1B | | X 0-0 1B 39 SH2-4 28 SF7 1B | | | B F B X 2-1 G4-3 ① | | B X 1-0 F8 ③ | 4 | 1 | 2 | 1 | 0 | 0 | 0 |
| 39 Chris Capuano, L (1, 1)<br>OBP: 0.170, SLG: 0.156 | | B F F S 1-3 K ③ | | M M X 0-2 SH2-4 ① 1-2 | | | X 0-0 G4-3 ② | | | 2 | 0 | 0 | 0 | 0 | 1 | 2 |
| Inning Stats | R: 0 E: 0 K: 1 S: 7 H: 0 LOB: 0 BB: 0 P: 12 | R: 1 E: 0 K: 2 S: 12 H: 2 LOB: 2 BB: 1 P: 21 | R: 0 E: 2 K: 0 S: 9 H: 0 LOB: 1 BB: 0 P: 15 | R: 0 E: 0 K: 0 S: 5 H: 0 LOB: 0 BB: 0 P: 6 | R: 1 E: 0 K: 0 S: 10 H: 2 LOB: 2 BB: 1 P: 18 | R: 0 E: 0 K: 1 S: 7 H: 0 LOB: 0 BB: 0 P: 11 | R: 0 E: 0 K: 0 S: 7 H: 0 LOB: 1 BB: 1 P: 13 | R: 0 E: 0 K: 0 S: 5 H: 0 LOB: 0 BB: 0 P: 8 | R: 0 E: 0 K: 1 S: 6 H: 0 LOB: 0 BB: 0 P: 7 | 1B: 4 2B: 0 3B: 0 HR: 0 | SF: 1 SAC: 1 DP: 0 HBP: 0 | | | | | |

# TOP

## Milwaukee Brewers @ Colorado Rockies

Coors Field, Denver, CO

Mon Jul 31 2006, 7:05 PM MDT

Att. 23,189 - Partly Cloudy - 84 F

livebaseballscorecards.com

| | |
|---|---|
| AB | 30 |
| R | 2 |
| H | 4 |
| RBI | 2 |
| BB | 3 |
| SO | 5 |
| LOB | 7 |

| PITCHER | | IP | WLS | BF | H | R | ER | SO | BB | IBB | HBP | BLK | WP | HR | S | P | ERA | WHIP |
|---|---|---|---|---|---|---|---|---|---|---|---|---|---|---|---|---|---|---|
| 28 Aaron Cook, R<br>ERA: 3.79 | (1, 1) | 8.0 | W | 32 | 4 | 2 | 2 | 4 | 3 | 0 | 0 | 0 | 0 | 0 | 62 | 104 | 2.25 | 0.875 |
| 40 Brian Fuentes, L<br>ERA: 3.74 | (9, 1) | 1.0 | S | 3 | 0 | 0 | 0 | 1 | 0 | 0 | 0 | 0 | 0 | 0 | 6 | 7 | 0.00 | 0.000 |

| PITCHER | IP | WLS | BF | H | R | ER | SO | BB | IBB | HBP | BLK | WP | HR | S | P | ERA | WHIP |
|---|---|---|---|---|---|---|---|---|---|---|---|---|---|---|---|---|---|

| Batter | 1 | 2 | 3 | 4 | 5 | 6 | 7 | 8 | 9 | AB | R | H | RBI | BB | SO | LOB |
|---|---|---|---|---|---|---|---|---|---|---|---|---|---|---|---|---|
| Jamey Carroll, R (1, 4)<br>OBP: 0.392, SLG: 0.429 | 0-1 5 1B 2B | | 1-1 F9 | | 1-1 F8 | | | 0-1 G1-3 | | 4 | 1 | 1 | 0 | 0 | 0 | 0 |
| 12 Clint Barmes, R (1, 6)<br>OBP: 0.278, SLG: 0.376 | 4-1 5 1B 17 1B BB | | 0-0 F7 | | 0-2 2B | | | 0-1 2B | | 3 | 1 | 2 | 0 | 1 | 0 | 0 |
| 27 Garrett Atkins, R (1, 5)<br>OBP: 0.387, SLG: 0.520 | 3-1 F8 | | 1-0 HR | | 2-1 G6-3 | | | 1-0 G5-3 | | 4 | 1 | 1 | 1 | 0 | 0 | 4 |
| 5 Matt Holliday, R (1, 7)<br>OBP: 0.373, SLG: 0.570 | 2-2 17 1B 1B<br>1-3<br>2-H | | 0-0 HR | | | 1-3 K | | 1-1 G5-3 | | 4 | 1 | 2 | 2 | 0 | 1 | 1 |
| 17 Todd Helton, L (1, 3)<br>OBP: 0.405, SLG: 0.460 | SAFE<br>0-0 8 G5-4-3 1B<br>1-2<br>3-H | | 2-1 G4-3 | | | 1-1 G3-1 | | | | 3 | 0 | 1 | 1 | 0 | 0 | 0 |
| 8 Yorvit Torrealba, R (1, 2)<br>OBP: 0.299, SLG: 0.440 | 0-0 G5-4-3<br>1-2f | | | 0-0 L9 | | 0-1 G5-3 | | | | 3 | 0 | 0 | 0 | 0 | 0 | 2 |
| Luis Gonzalez, R (1, 9)<br>OBP: 0.256, SLG: 0.371<br>11 Brad Hawpe, L (8, 9)<br>OBP: 0.386, SLG: 0.516 | | 0-1 G5-3 | | 1-0 F7 | | | 2-2 P6 | | | 3<br>0 | 0<br>0 | 0<br>0 | 0<br>0 | 0<br>0 | 0<br>0 | 0<br>0 |
| Choo Freeman, R (1, 8)<br>OBP: 0.324, SLG: 0.372 | | 0-0 F8 | | 1-3 K | | | 3-2 G5-3 | | | 3 | 0 | 0 | 0 | 0 | 1 | 0 |
| 28 Aaron Cook, R (1, 1)<br>OBP: 0.095, SLG: 0.073<br>40 Brian Fuentes, L (9, 1) | | 3-3 K | | | 1-3 K | | 0-0 G4-3 | | | 3<br>0 | 0<br>0 | 0<br>0 | 0<br>0 | 0<br>0 | 2<br>0 | 0<br>0 |
| Inning Stats | R: 2<br>E: 0<br>K: 0<br>S: 10<br>H: 3<br>LOB: 1<br>BB: 1<br>P: 19 | R: 0<br>E: 0<br>K: 1<br>S: 6<br>H: 0<br>LOB: 0<br>BB: 0<br>P: 9 | R: 2<br>E: 0<br>K: 0<br>S: 7<br>H: 2<br>LOB: 0<br>BB: 0<br>P: 11 | R: 0<br>E: 0<br>K: 1<br>S: 6<br>H: 0<br>LOB: 0<br>BB: 0<br>P: 8 | R: 0<br>E: 0<br>K: 1<br>S: 10<br>H: 1<br>LOB: 1<br>BB: 0<br>P: 14 | R: 0<br>E: 0<br>K: 1<br>S: 7<br>H: 0<br>LOB: 0<br>BB: 0<br>P: 9 | R: 0<br>E: 0<br>K: 0<br>S: 9<br>H: 0<br>LOB: 0<br>BB: 0<br>P: 14 | R: 0<br>E: 0<br>K: 0<br>S: 7<br>H: 1<br>LOB: 1<br>BB: 0<br>P: 9 | | 1B: 2<br>2B: 3<br>3B: 0<br>HR: 2<br>SF: 0<br>SAC: 0<br>DP: 1<br>HBP: 0 | | | | | | |

| PITCHER | IP | WLS | BF | H | R | ER | SO | BB | IBB | HBP | BLK | WP | HR | S | P | ERA | WHIP |
|---|---|---|---|---|---|---|---|---|---|---|---|---|---|---|---|---|---|
| 39 Chris Capuano, L (1, 1)<br>ERA: 3.78 | 8.0 | L | 31 | 7 | 4 | 4 | 4 | 1 | 0 | 0 | 0 | 0 | 2 | 62 | 93 | 4.50 | 1.000 |

| PITCHER | IP | WLS | BF | H | R | ER | SO | BB | IBB | HBP | BLK | WP | HR | S | P | ERA | WHIP |
|---|---|---|---|---|---|---|---|---|---|---|---|---|---|---|---|---|---|

# BOTTOM

## Milwaukee Brewers @ Colorado Rockies

Coors Field, Denver, CO

Mon Jul 31 2006, 7:05 PM MDT

Att. 23,189 - Partly Cloudy - 84 F

livebaseballscorecards.com

| | |
|---|---|
| AB | 30 |
| R | 4 |
| H | 7 |
| RBI | 4 |
| BB | 1 |
| SO | 4 |
| LOB | 7 |

PA: 31

| Batter | 1 | 2 | 3 | 4 | 5 | 6 | 7 | 8 | 9 | AB | R | H | RBI | BB | SO | LOB |
|---|---|---|---|---|---|---|---|---|---|---|---|---|---|---|---|---|
| Brady Clark, R (1, 8) (8, 9)<br>OBP: 0.387, SLG: 0.349 | C F B X<br>1-2 L5 ① | | X<br>0-0 F9 ① | | B C S C<br>1-3 K ③ | | B B B C B<br>4-1 1-2 BB | | | 3 | 0 | 0 | 0 | 1 | 1 | 1 |
| 9 Tony Graffanino, R (1, 4)<br>OBP: 0.339, SLG: 0.398 | C X<br>0-1 28 E 28 S 1B | | C X<br>0-1 P6 ② | | | C X<br>0-1 G6-3 ① | B F X<br>1-1 F7 ③ | | | 4 | 0 | 1 | 0 | 0 | 0 | 3 |
| 28 Prince Fielder, L (1, 3)<br>OBP: 0.347, SLG: 0.500 | C F D F B B S<br>3-3 K ②<br>1-3 | | B B S C B X<br>3-2 F9 ③ | | | F X<br>0-1 G4-3 ② | | X<br>0-0 G6-4-3 1B | | 4 | 0 | 1 | 0 | 0 | 1 | 1 |
| Kevin Mench, R (1, 7)<br>OBP: 0.334, SLG: 0.458 | F D S S<br>1-3 K ③ | | | B B F C S<br>2-3 K ① | | B X<br>1-0 G5-3 ③ | | B X<br>1-0 G6-4-3 ① ②<br>1-2f | | 4 | 0 | 0 | 0 | 0 | 2 | 2 |
| Geoff Jenkins, L (1, 9)<br>OBP: 0.330, SLG: 0.394<br>Francisco Cordero, R (8, 1) | | B X<br>1-0 G6-4-3 1B | | X<br>0-0 G6-3 ② | | | C B C B F F X<br>2-2 G6-3 1B 2B | C C S<br>0-3 K ③ | | 4<br>0 | 1<br>0 | 2<br>0 | 0<br>0 | 0<br>0 | 1<br>0 | 0<br>0 |
| David Bell, R (1, 5)<br>OBP: 0.341, SLG: 0.392 | | C X<br>0-1 G6-4-3 ① ②<br>1-2f | | B F B F X<br>2-2 P3 ③ | | | C F B B X<br>2-2 G6-3 ①<br>2-3 | | B B X<br>2-0 2 CS 1B | 4 | 0 | 1 | 0 | 0 | 0 | 2 |
| 2 Bill Hall, R (1, 6)<br>OBP: 0.328, SLG: 0.573 | | F C B B X<br>2-2 2B | | | B C B B X<br>3-1 31 SH1-4 1B | | I I I<br>4-0 CS IBB | | B B S S C<br>2-3 1-2 K ① ② | 3 | 0 | 2 | 0 | 1 | 1 | 1 |
| Damian Miller, R (1, 2)<br>OBP: 0.325, SLG: 0.420 | I I I I<br>4-0 IBB | | | | F C C<br>0-3 K ① | | 1 SAFE C B F<br>1 SAFE D<br>1 SAFE F<br>1 SAFE<br>2-2 F X 18 1B 1B<br>1-2<br>3-H | | C F F S<br>0-3 K ③ | 3 | 0 | 1 | 1 | 1 | 2 | 1 |
| 31 Dave Bush, R (1, 1)<br>OBP: 0.171, SLG: 0.244<br>18 Gabe Gross, L (7, PH)<br>OBP: 0.374, SLG: 0.483<br>Brian Shouse, L (7, 1)<br>Matt Wise, R (7, 1)<br>22 Tony Gwynn Jr., L (8, 8)<br>OBP: 0.444, SLG: 0.556 | | S S S<br>0-3 K ③ | | | L X<br>0-1 SH1-4 ②<br>1-2 | | B B X<br>2-0 BB 1B<br>1-3 | | | 1<br>1<br>0<br>0<br>0 | 0<br>0<br>0<br>0<br>0 | 0<br>1<br>0<br>0<br>0 | 0<br>0<br>0<br>0<br>0 | 0<br>0<br>0<br>0<br>0 | 1<br>0<br>0<br>0<br>0 | 2<br>0<br>0<br>0<br>0 |
| Inning Stats | R: 0 H: 1<br>E: 1 LOB: 1<br>K: 2 BB: 0<br>S: 12 P: 17 | R: 0 H: 2<br>E: 0 LOB: 2<br>K: 1 BB: 1<br>S: 9 P: 16 | R: 0 H: 0<br>E: 0 LOB: 0<br>K: 0 BB: 0<br>S: 6 P: 9 | R: 0 H: 0<br>E: 0 LOB: 0<br>K: 1 BB: 0<br>S: 7 P: 11 | R: 0 H: 1<br>E: 0 LOB: 1<br>K: 2 BB: 0<br>S: 10 P: 14 | R: 0 H: 0<br>E: 0 LOB: 0<br>K: 0 BB: 0<br>S: 5 P: 6 | R: 1 H: 3<br>E: 0 LOB: 3<br>K: 0 BB: 2<br>S: 17 P: 34 | R: 0 H: 1<br>E: 0 LOB: 0<br>K: 1 BB: 0<br>S: 5 P: 6 | R: 0 H: 1<br>E: 0 LOB: 0<br>K: 2 BB: 0<br>S: 8 P: 12 | 1B: 7 SF: 0<br>2B: 2 SAC: 1<br>3B: 0 DP: 2<br>HR: 0 HBP: 0 | | | | | | |

# Milwaukee Brewers @ Colorado Rockies

Coors Field, Denver, CO

Tue Aug 01 2006, 7:05 PM MDT

Att. 22,082 - Partly Cloudy - 72 F

TOP

livebaseballscorecards.com

| | |
|---|---|
| AB | 31 |
| R | 1 |
| H | 9 |
| RBI | 1 |
| BB | 3 |
| SO | 9 |
| LOB | 13 |

WP: 0 PB: 0 SB: 1 CS: 2 PA: 35

| PITCHER | | IP | WLS | BF | H | R | ER | SO | BB | IBB | HBP | BLK | WP | HR | S | P | ERA | WHIP |
|---|---|---|---|---|---|---|---|---|---|---|---|---|---|---|---|---|---|---|
| 37 Josh Fogg, R<br>ERA: 4.39 | (1, 1) | 6.2 | L | 27 | 7 | 1 | 1 | 6 | 0 | 2 | 0 | 0 | 0 | 0 | 63 | 99 | 1.35 | 1.050 |
| 61 Ramon E Ramirez, R<br>ERA: 2.91 | (7, 1) | 0.1 | | 2 | 0 | 0 | 0 | 0 | 1 | 0 | 0 | 0 | 0 | 0 | 3 | 8 | 0.00 | 3.000 |
| 39 Tom Martin, L<br>ERA: 4.85 | (8, 1) | 1.0 | | 3 | 1 | 0 | 0 | 1 | 0 | 0 | 0 | 0 | 0 | 0 | 5 | 6 | 0.00 | 1.000 |
| 60 Manny Corpas, R<br>ERA: 1.35 | (9, 1) | 1.0 | | 3 | 1 | 0 | 0 | 2 | 0 | 0 | 0 | 0 | 0 | 0 | 8 | 12 | 0.00 | 1.000 |

| PITCHER | IP | WLS | BF | H | R | ER | SO | BB | IBB | HBP | BLK | WP | HR | S | P | ERA | WHIP |
|---|---|---|---|---|---|---|---|---|---|---|---|---|---|---|---|---|---|

| Batter | 1 | 2 | 3 | 4 | 5 | 6 | 7 | 8 | 9 | AB | R | H | RBI | BB | SO | LOB |
|---|---|---|---|---|---|---|---|---|---|---|---|---|---|---|---|---|
| 18 Cory Sullivan, L (1, 8)<br>OBP: 0.319, SLG: 0.401 | C X<br>0-1<br>27 CS<br>1B | B B X<br>2-0 ③<br>L4 | | | D X<br>1-0 ①<br>F8 | | | C X<br>0-1 ①<br>B4-3 | C F D S<br>1-3 ③<br>K | 5 | 0 | 1 | 0 | 0 | 1 | 6 |
| 12 Clint Barmes, R (1, 6)<br>OBP: 0.275, SLG: 0.372 | C X<br>0-1 ①<br>F9 | | C C B F X<br>1-2 ①<br>G4-3 | | X<br>0-0 ②<br>P4 | | | B C B X<br>2-1 ②<br>G5-3 | | 4 | 0 | 0 | 0 | 0 | 0 | 2 |
| 27 Garrett Atkins, R (1, 5)<br>OBP: 0.391, SLG: 0.522<br>Jamey Carroll, R (8, PR)<br>OBP: 0.392, SLG: 0.429 (9, 4) | C C B F B B X<br>3-2 ②<br>5 HBP<br>1-2<br>1B | | C C X<br>0-2<br>1B | | C B B F B X<br>3-2 ③<br>G6-3 | | | C B B X<br>2-1<br>1B | | 4<br>0 | 0<br>0 | 3<br>0 | 0<br>0 | 0<br>0 | 0<br>0 | 1<br>0 |
| 5 Matt Holliday, R (1, 7)<br>OBP: 0.372, SLG: 0.566 | B T F B H<br>3-2<br>1-2<br>HBP | | S F B S<br>1-3 ②<br>K | | | S X<br>0-1 ①<br>G5-3 | | F 1 SAFE X<br>0-1 ③<br>F9 | | 3 | 0 | 0 | 0 | 0 | 1 | 2 |
| 17 Todd Helton, L (1, 3)<br>OBP: 0.403, SLG: 0.464 | F X<br>0-1 ③<br>G3-1 | | B B B C F T F B X<br>3-2 ③<br>F9 | | | X<br>0-0 ②<br>F8 | | | C C X<br>0-2<br>3B | 4 | 0 | 1 | 0 | 0 | 0 | 3 |
| 8 Yorvit Torrealba, R (1, 2)<br>OBP: 0.297, SLG: 0.430 | | B F H<br>2-1<br>37 SH1-4<br>11 1B<br>HBP | | B X<br>1-0 ①<br>P2 | | C X<br>0-1 ③<br>G6-3 | | | D C S B S<br>2-3 ①<br>K | 3 | 0 | 0 | 0 | 0 | 1 | 1 |
| 11 Brad Hawpe, L (1, 9)<br>OBP: 0.387, SLG: 0.515 | | B X<br>1-0<br>37 SH1-4<br>1-2<br>1B | | C F B B X<br>2-2 ②<br>G1-4-3 | | | T C F F B F B B C<br>3-3 ①<br>K | | F B B F B D<br>4-2<br>BB<br>BB | 3 | 0 | 1 | 0 | 1 | 1 | 0 |
| Jason Smith, L (1, 4)<br>OBP: 0.341, SLG: 0.434<br>Luis Gonzalez, R (7, PH)<br>OBP: 0.252, SLG: 0.365 (8, 4) (9, 5) | B F C S<br>1-3 ①<br>K | | | B X<br>1-0 ③<br>F7 | | | X<br>0-0 ②<br>G6-3 | | B F T S<br>1-3 ②<br>K | 2<br>2 | 0<br>0 | 0<br>0 | 0<br>0 | 0<br>0 | 1<br>1 | 2<br>2 |
| 37 Josh Fogg, R (1, 1)<br>OBP: 0.162, SLG: 0.061<br>61 Ramon E Ramirez, R (7, 1)<br>OBP: 0.667, SLG: 0.667<br>Jorge Piedra, L (7, PH)<br>OBP: 0.250, SLG: 0.404<br>39 Tom Martin, L (8, 1)<br>60 Manny Corpas, R (9, 1)<br>Choo Freeman, R (9, PH)<br>OBP: 0.329, SLG: 0.372 | F X<br>0-1 ②<br>SH1-4<br>1-2<br>2-3 | | | | B X<br>1-0<br>1B | | F F B S<br>1-3 ③<br>K | | B B B B C C B<br>4-2<br>1-2<br>BB | 1<br>0<br>1<br>0<br>0<br>0 | 0<br>0<br>0<br>0<br>0<br>0 | 1<br>0<br>0<br>0<br>0<br>0 | 0<br>0<br>0<br>0<br>0<br>0 | 0<br>0<br>0<br>0<br>0<br>0 | 0<br>0<br>1<br>0<br>0<br>1 | 0<br>0<br>0<br>0<br>0<br>0 |
| Inning Stats | R: 0 E: 0 K: 0 S: 12 H: 2 LOB: 2 BB: 0 P: 18 | R: 0 E: 0 K: 1 S: 8 H: 1 LOB: 2 BB: 0 P: 14 | R: 0 E: 0 K: 1 S: 15 H: 1 LOB: 1 BB: 0 P: 20 | R: 0 E: 0 K: 0 S: 5 H: 0 LOB: 0 BB: 0 P: 9 | R: 0 E: 0 K: 0 S: 6 H: 1 LOB: 1 BB: 0 P: 11 | R: 0 E: 0 K: 0 S: 5 H: 0 LOB: 0 BB: 0 P: 5 | R: 0 E: 0 K: 2 S: 10 H: 0 LOB: 0 BB: 0 P: 14 | R: 0 E: 0 K: 0 S: 8 H: 1 LOB: 1 BB: 0 P: 12 | R: 0 E: 0 K: 3 S: 16 H: 1 LOB: 3 BB: 2 P: 28 | 1B: 6 2B: 0 3B: 1 HR: 0 | SF: 0 SAC: 1 DP: 0 HBP: 2 | | | | | | |

| PITCHER | | IP | WLS | BF | H | R | ER | SO | BB | IBB | HBP | BLK | WP | HR | S | P | ERA | WHIP |
|---|---|---|---|---|---|---|---|---|---|---|---|---|---|---|---|---|---|---|
| 31 Dave Bush, R<br>ERA: 4.74 | (1, 1) | 6.0 | W | 24 | 5 | 0 | 0 | 2 | 0 | 0 | 2 | 0 | 0 | 0 | 51 | 77 | 0.00 | 0.833 |
| Brian Shouse, L<br>ERA: 2.63 | (7, 1) | 0.1 | H | 1 | 0 | 0 | 0 | 1 | 0 | 0 | 0 | 0 | 0 | 0 | 6 | 9 | 0.00 | 0.000 |
| Matt Wise, R<br>ERA: 4.35 | (7, 1) | 1.1 | H | 5 | 1 | 0 | 0 | 1 | 0 | 0 | 0 | 0 | 0 | 0 | 10 | 15 | 0.00 | 0.750 |
| Francisco Cordero, R<br>ERA: 4.47 | (8, 1) | 1.1 | S | 7 | 1 | 0 | 0 | 3 | 2 | 0 | 0 | 0 | 0 | 0 | 18 | 30 | 0.00 | 2.250 |

| PITCHER | IP | WLS | BF | H | R | ER | SO | BB | IBB | HBP | BLK | WP | HR | S | P | ERA | WHIP |
|---|---|---|---|---|---|---|---|---|---|---|---|---|---|---|---|---|---|

# BOTTOM

# Milwaukee Brewers @ Colorado Rockies

Coors Field, Denver, CO

Tue Aug 01 2006, 7:05 PM MDT
Att. 22,082 - Partly Cloudy - 72 F

livebaseballscorecards.com

| | |
|---|---|
| AB | 32 |
| R | 0 |
| H | 7 |
| RBI | 0 |
| BB | 2 |
| SO | 7 |
| LOB | 19 |

COLORADO ROCKIES

| Batter | 1 | 2 | 3 | 4 | 5 | 6 | 7 | 8 | 9 | AB | R | H | RBI | BB | SO | LOB |
|---|---|---|---|---|---|---|---|---|---|---|---|---|---|---|---|---|
| 22 Tony Gwynn Jr., L (1, 8)<br>OBP: 0.462, SLG: 0.538 | C F B X<br>1-2 G4-3 ① | | B X<br>1-0 FC6-5 S ②<br>3-H | | 1 SAFE C<br>0-1 CS ③<br>1-2 | X<br>0-0 28 G4-6-3 1B | | C B X<br>1-1 1-H 1B | | 4 | 0 | 2 | 1 | 0 | 0 | 1 |
| Jeff Cirillo, R (1, 5)<br>(7, 4)<br>OBP: 0.378, SLG: 0.420 | B C F X<br>1-2 G5-3 ② | | F 1 SAFE B F B X<br>2-2 P5 ③<br>1-2 | | | 1 SAFE S 1 SAFE S F 1 SAFE X<br>0-2 F7 ① | | B C X<br>1-1 L4 ③ | | 4 | 0 | 0 | 0 | 0 | 0 | 3 |
| 28 Prince Fielder, L (1, 3)<br>OBP: 0.346, SLG: 0.505 | C F C<br>0-3 K ③ | | | F X<br>0-1 L3 ① | | P X<br>1-0 G4-6-3 ② ③<br>1-2f | | | C S X<br>0-2 HR | 4 | 1 | 1 | 1 | 0 | 1 | 1 |
| 18 Gabe Gross, L (1, 7)<br>OBP: 0.373, SLG: 0.487<br>Brady Clark, R (9, PH)<br>OBP: 0.389, SLG: 0.349 | | C X<br>0-1 L8 ① | | C B F X<br>1-2 G4-3 2B | | | B C B X<br>2-1 F7 ① | | C B S S F F F B<br>4-2 BB | 3<br>0 | 0<br>0 | 1<br>0 | 0<br>0 | 0<br>1 | 0<br>0 | 0<br>0 |
| Geoff Jenkins, L (1, 9)<br>OBP: 0.328, SLG: 0.391<br>1 Corey Hart, R (9, PH)<br>OBP: 0.357, SLG: 0.385 | | C F B X<br>1-2 G4-3 ② | | B X<br>1-0 G4-3 ②<br>2-3 | | | B C F T<br>1-2 K ② | | C F B S<br>1-3 K ① | 3<br>1 | 0<br>0 | 0<br>0 | 0<br>0 | 0<br>0 | 1<br>1 | 1<br>1 |
| 9 Tony Graffanino, R (1, 4)<br>OBP: 0.339, SLG: 0.401<br>Derrick Turnbow, R (8, 1)<br>Kevin Mench, R (9, PH)<br>OBP: 0.333, SLG: 0.457 | | C C B B X<br>2-2 2B | | B C F X<br>2-2 F7 ③ | | | B C S X<br>1-2 G3 ③ | | C B C S B X<br>3-2 F7 ② | 3<br>0<br>1 | 0<br>0<br>0 | 1<br>0<br>0 | 0<br>0<br>0 | 0<br>0<br>0 | 0<br>0<br>0 | 1<br>0<br>1 |
| 2 Bill Hall, R (1, 6)<br>OBP: 0.327, SLG: 0.570 | | C B B B F F F X<br>3-2 G4-3 ③ | | | F B C B F X<br>2-2 22 CS 1B | | | X<br>0-0 F8 ①<br>C C S | 0-3 K ③ | 4 | 0 | 1 | 0 | 0 | 1 | 2 |
| Damian Miller, R (1, 2)<br>OBP: 0.329, SLG: 0.427 | | | F B C X<br>1-2 SH2-3 22 FC6-5 2B | | C F F F S<br>0-3 K ① | | | X<br>0-0 22 BLK 22 1B 1B | | 3 | 1 | 2 | 0 | 0 | 1 | 1 |
| Tomo Ohka, S (1, 1)<br>OBP: 0.100, SLG: 0.150<br>Rick Helling, R (7, 1)<br>David Bell, R (7, 5)<br>OBP: 0.340, SLG: 0.391 | | | B X<br>1-0 SH2-3 ①<br>2-3 | | L 1 SAFE B C L<br>1-3 K ② | | | C B F F B F S<br>2-3 K ② | | 1<br>0<br>1 | 0<br>0<br>0 | 0<br>0<br>0 | 0<br>0<br>0 | 0<br>0<br>0 | 1<br>0<br>1 | 1<br>0<br>1 |
| Inning Stats | R: 0 E: 0 K: 1 S: 9<br>H: 0 LOB: 0 BB: 0 P: 11 | R: 0 E: 0 K: 0 S: 13<br>H: 1 LOB: 1 BB: 0 P: 19 | R: 0 E: 0 K: 0 S: 8<br>H: 1 LOB: 1 BB: 0 P: 13 | R: 0 E: 0 K: 0 S: 9<br>H: 1 LOB: 1 BB: 0 P: 13 | R: 0 E: 0 K: 2 S: 13<br>H: 1 LOB: 0 BB: 0 P: 16 | R: 0 E: 0 K: 0 S: 7<br>H: 1 LOB: 0 BB: 0 P: 7 | R: 0 E: 0 K: 1 S: 8<br>H: 0 LOB: 0 BB: 0 P: 12 | R: 1 E: 0 K: 1 S: 11<br>H: 2 LOB: 1 BB: 0 P: 15 | R: 1 E: 0 K: 2 S: 17<br>H: 1 LOB: 1 BB: 1 P: 25 | 1B: 4 2B: 3 3B: 0 HR: 1<br>SF: 0 SAC: 1 DP: 1 HBP: 0 | | | | | | |

TOP

# Milwaukee Brewers @ Colorado Rockies

Coors Field, Denver, CO

Wed Aug 02 2006, 7:05 PM MDT

Att. 24,034 - Partly Cloudy - 68 F

livebaseballscorecards.com

| | |
|---|---|
| AB | 32 |
| R | 2 |
| H | 8 |
| RBI | 2 |
| BB | 1 |
| SO | 7 |
| LOB | 14 |

| PITCHER | | IP | WLS | BF | H | R | ER | SO | BB | IBB | HBP | BLK | WP | HR | S | P | ERA | WHIP |
|---|---|---|---|---|---|---|---|---|---|---|---|---|---|---|---|---|---|---|
| 49 Byung-Hyun Kim, R<br>ERA: 4.57 | (1, 1) | 8.0 | W | 29 | 7 | 1 | 1 | 5 | 0 | 0 | 0 | 1 | 0 | 0 | 78 | 106 | 1.12 | 0.875 |
| Jeremy Affeldt, L<br>ERA: 5.96 | (9, 1) | 1.0 | | 5 | 1 | 1 | 1 | 2 | 1 | 0 | 0 | 0 | 0 | 1 | 17 | 25 | 9.00 | 2.000 |

| PITCHER | IP | WLS | BF | H | R | ER | SO | BB | IBB | HBP | BLK | WP | HR | S | P | ERA | WHIP |
|---|---|---|---|---|---|---|---|---|---|---|---|---|---|---|---|---|---|

# BOTTOM

## Milwaukee Brewers @ Colorado Rockies

Coors Field, Denver, CO

Wed Aug 02 2006, 7:05 PM MDT

Att. 24,034 - Partly Cloudy - 68 F

livebaseballscorecards.com

| Batter | 1 | 2 | 3 | 4 | 5 | 6 | 7 | 8 | 9 | AB | R | H | RBI | BB | SO | LOB |
|---|---|---|---|---|---|---|---|---|---|---|---|---|---|---|---|---|
| Jamey Carroll, R (1, 4)<br>OBP: 0.393, SLG: 0.430 | C X<br>0-1<br>12<br>SH5-3<br>17<br>2B<br>1B | B C F B F B F X<br>3-2 ② ③<br>F9-3<br>1-1 | | | C B X<br>1-1<br>1B | | X<br>0-0 ②<br>G6-3<br>2-3 | | | 4 | 1 | 2 | 0 | 0 | 0 | 2 |
| 12 Clint Barmes, R (1, 6)<br>OBP: 0.276, SLG: 0.372 | X<br>0-0 ①<br>SH5-3<br>1-2 | | C B B X<br>2-1 ①<br>G5-3 | | C<br>1 SAFE<br>1 SAFE<br>F B C<br>1-3 ③<br>K | | B S X<br>1-1<br>17<br>HR<br>3-H<br>1B | | | 3 | 1 | 1 | 1 | 0 | 1 | 1 |
| 17 Todd Helton, L (1, 3)<br>OBP: 0.404, SLG: 0.476 | F B X<br>1-1<br>11<br>1B<br>2-H<br>2B | | F X<br>0-1 ②<br>F8 | | | B B X<br>2-0 ①<br>F7 | S X<br>0-1<br>1-H<br>HR | | | 4 | 2 | 2 | 3 | 0 | 0 | 0 |
| 5 Matt Holliday, R (1, 7)<br>OBP: 0.376, SLG: 0.567<br>Jeremy Affeldt, L (9, 1) | F H<br>1-1<br>11<br>1B<br>1B<br>HBP | | B C F F B X<br>2-2 ③<br>P3 | | | C C B F X<br>1-2<br>11<br>2B<br>1B | S X<br>0-1<br>11<br>FC6<br>1B | | | 3<br>0 | 2<br>0 | 2<br>0 | 0<br>0 | 0<br>0 | 0<br>0 | 0<br>0 |
| 11 Brad Hawpe, L (1, 9)<br>OBP: 0.388, SLG: 0.517 | X<br>0-0<br>1B<br>FC6-4<br>1-3<br>2-H<br>1B | | | S F C<br>0-3 ①<br>K | | B B X<br>2-0 ②<br>1-H<br>2B | F B C B F X<br>2-2 ③<br>FC6<br>1-2f | | | 4 | 1 | 2 | 2 | 0 | 1 | 1 |
| Luis Gonzalez, R (1, 5)<br>OBP: 0.259, SLG: 0.364 | X<br>0-0<br>FC6-4<br>1-3<br>3-H<br>1B | | | X<br>0-0 ②<br>F8 | | C B B B S B<br>4-2<br>BB | S C S<br>0-3 ①<br>K | | | 3 | 0 | 1 | 1 | 1 | 1 | 0 |
| Choo Freeman, R (1, 8)<br>OBP: 0.319, SLG: 0.361 | C X<br>0-1 ②<br>FC6-4<br>CS<br>1-2f<br>3-H | | | C C B X<br>1-2 ③<br>F8 | | X<br>0-0 ③<br>F9 | F B C X<br>1-2 ②<br>G6-3 | | | 4 | 0 | 0 | 1 | 0 | 0 | 2 |
| Danny Ardoin, R (1, 2)<br>OBP: 0.257, SLG: 0.268 | B B<br>2-0 ③<br>CS<br>1-2 | X<br>0-0 ①<br>F9 | | | F B X<br>1-1 ①<br>G6-3 | | B B B C B<br>4-1<br>G6-3<br>49<br>SH3-4<br>12<br>1B<br>BB | B B S B S X<br>3-2<br>1B | | 3 | 1 | 1 | 0 | 1 | 0 | 0 |
| 49 Byung-Hyun Kim, R (1, 1)<br>OBP: 0.152, SLG: 0.152<br>Jorge Piedra, L (8, PH)<br>OBP: 0.246, SLG: 0.396 (9, 7) | | B C X<br>1-1<br>F9-3<br>1B | | | C C B B B X<br>3-2 ②<br>G4-3 | | B X<br>1-0 ①<br>SH3-4<br>1-2 | B F C B S<br>2-3 ③<br>K2-3 | | 2<br>1 | 0<br>0 | 1<br>0 | 0<br>0 | 0<br>0 | 0<br>1 | 0<br>1 |
| Inning Stats | R: 4 H: 4<br>E: 0 LOB: 0<br>K: 0 BB: 0<br>S: 10 P: 14 | R: 0 H: 1<br>E: 0 LOB: 0<br>K: 0 BB: 0<br>S: 8 P: 12 | R: 0 H: 0<br>E: 0 LOB: 0<br>K: 0 BB: 0<br>S: 8 P: 12 | R: 0 H: 0<br>E: 0 LOB: 0<br>K: 1 BB: 0<br>S: 7 P: 8 | R: 0 H: 1<br>E: 0 LOB: 1<br>K: 1 BB: 0<br>S: 10 P: 16 | R: 1 H: 2<br>E: 0 LOB: 1<br>K: 0 BB: 1<br>S: 9 P: 18 | R: 3 H: 3<br>E: 0 LOB: 1<br>K: 0 BB: 1<br>S: 13 P: 21 | R: 0 H: 1<br>E: 0 LOB: 1<br>K: 2 BB: 0<br>S: 12 P: 18 | | 1B: 9 SF: 0<br>2B: 3 SAC: 2<br>3B: 0 DP: 1<br>HR: 1 HBP: 1 | | | | WP: 0 PA: 37<br>PB: 0<br>SB: 0<br>CS: 1 | | |

| | AB | 31 |
|---|---|---|
| | R | 8 |
| | H | 12 |
| | RBI | 8 |
| | BB | 2 |
| | SO | 4 |
| | LOB | 7 |

| PITCHER | | IP | WLS | BF | H | R | ER | SO | BB | IBB | HBP | BLK | WP | HR | S | P | ERA | WHIP |
|---|---|---|---|---|---|---|---|---|---|---|---|---|---|---|---|---|---|---|
| Tomo Ohka, R<br>ERA: 3.57 | (1, 1) | 6.0 | L | 26 | 8 | 6 | 6 | 2 | 2 | 0 | 1 | 0 | 0 | 0 | 53 | 85 | 9.00 | 1.667 |
| Rick Helling, R<br>ERA: 4.94 | (7, 1) | 1.0 | | 6 | 3 | 2 | 2 | 0 | 0 | 0 | 0 | 0 | 0 | 1 | 12 | 16 | 18.00 | 3.000 |
| Derrick Turnbow, R<br>ERA: 5.86 | (8, 1) | 1.0 | | 4 | 1 | 0 | 0 | 2 | 0 | 0 | 0 | 0 | 0 | 0 | 12 | 18 | 0.00 | 1.000 |

| PITCHER | IP | WLS | BF | H | R | ER | SO | BB | IBB | HBP | BLK | WP | HR | S | P | ERA | WHIP |
|---|---|---|---|---|---|---|---|---|---|---|---|---|---|---|---|---|---|

| Batter | 1 | 2 | 3 | 4 | 5 | 6 | 7 | 8 | 9 | AB | R | H | RBI | BB | SO | LOB |
|---|---|---|---|---|---|---|---|---|---|---|---|---|---|---|---|---|
| Jamey Carroll, R (1, 4)<br>OBP: 0.391, SLG: 0.426 | C F F X<br>0-2 ①<br>G5-3 | | B B C B C B<br>4-2<br>BB | | | C F B B B F F S<br>2-3 ①<br>K | B B C C X<br>2-2 ③<br>G6-3 | | | 3 | 0 | 0 | 0 | 1 | 1 | 0 |
| 12 Clint Barmes, R (1, 6)<br>OBP: 0.278, SLG: 0.373 | B B B C X<br>3-1<br>27<br>G5-3<br>1B | | 1 SAFE B B B C X<br>3-1 ③<br>F8 | | | C F F F X<br>0-2<br>27<br>2B<br>1B | | C B F C<br>1-3 ①<br>K | | 4 | 1 | 2 | 0 | 0 | 1 | 1 |
| 27 Garrett Atkins, R (1, 5)<br>OBP: 0.389, SLG: 0.522 | C B B B 1 SAFE B X<br>3-1 ②<br>G5-3<br>1-2 | | | B C X<br>1-1 ①<br>G5-3 | | F B 1 SAFE 1 SAFE X<br>1-1<br>5<br>G3<br>8<br>HR<br>1-H<br>2B | | C B X<br>1-1 ②<br>L4 | | 4 | 1 | 1 | 1 | 0 | 0 | 1 |
| 5 Matt Holliday, R (1, 7)<br>OBP: 0.374, SLG: 0.563 | C B S B B F C<br>3-3 ③<br>K | | | B B B F X<br>3-1 ②<br>G4-3 | | B B X<br>2-0 ②<br>G3<br>2-3 | | S B B X<br>2-1<br>1B | | 4 | 0 | 1 | 0 | 0 | 1 | 2 |
| 17 Todd Helton, L (1, 3)<br>OBP: 0.402, SLG: 0.472 | | C B X<br>1-1 ①<br>G3-1 | | C B F X<br>1-2 ③<br>P3 | | B B I I<br>4-0<br>8<br>HR<br>IBB | | B C F 1 SAFE D F F C<br>2-3 ③<br>K | | 3 | 1 | 0 | 0 | 1 | 1 | 1 |
| 8 Yorvit Torrealba, R (1, 2)<br>OBP: 0.303, SLG: 0.462 | | C X<br>0-1 ②<br>G5-3 | | | C B X<br>1-1<br>11<br>G4-3<br>BLK<br>2B | C B B X<br>2-1<br>1-H<br>3-H<br>HR | | | B C B B F X<br>3-2 ①<br>G4-3 | 4 | 2 | 2 | 3 | 0 | 0 | 0 |
| 11 Brad Hawpe, L (1, 9)<br>OBP: 0.385, SLG: 0.511 | | F B F C<br>1-3 ③<br>K | | | B T X<br>1-1 ①<br>G4-3<br>2-3 | B F S B X<br>2-2 ③<br>G4-3 | | | C S F B C<br>1-3 ②<br>K | 4 | 0 | 0 | 0 | 0 | 2 | 1 |
| Choo Freeman, R (1, 8)<br>OBP: 0.311, SLG: 0.350 | | | B B C F X<br>2-2 ①<br>G6-3 | | S F B B X<br>2-2 ②<br>G6-3<br>3-H | | C B S B B C<br>3-3 ①<br>K | | C B C F C<br>1-3 ③<br>K | 4 | 0 | 0 | 0 | 0 | 2 | 0 |
| 26 Jeff Francis, L (1, 1)<br>OBP: 0.212, SLG: 0.091<br>40 Brian Fuentes, L (9, 1) | | | C F B B B F C<br>3-3 ②<br>K | | X<br>0-0 ③<br>G1-3 | | C F S<br>0-3 ②<br>K | | | 3<br>0 | 0<br>0 | 0<br>0 | 0<br>0 | 0<br>0 | 2<br>0 | 0<br>0 |
| Inning Stats | R: 0 E: 0 K: 1 S: 12<br>H: 1 LOB: 1 BB: 0 P: 21 | R: 0 E: 0 K: 1 S: 7<br>H: 0 LOB: 0 BB: 0 P: 9 | R: 0 E: 0 K: 1 S: 11<br>H: 0 LOB: 1 BB: 1 P: 23 | R: 0 E: 0 K: 0 S: 7<br>H: 0 LOB: 0 BB: 0 P: 12 | R: 1 E: 0 K: 0 S: 8<br>H: 1 LOB: 0 BB: 0 P: 12 | R: 4 E: 0 K: 1 S: 18<br>H: 3 LOB: 0 BB: 1 P: 31 | R: 0 E: 0 K: 2 S: 9<br>H: 0 LOB: 0 BB: 0 P: 14 | R: 0 E: 0 K: 2 S: 12<br>H: 1 LOB: 1 BB: 0 P: 18 | R: 0 E: 0 K: 2 S: 12<br>H: 0 LOB: 0 BB: 0 P: 17 | 1B: 3 2B: 2 3B: 0 HR: 1<br>SF: 0 SAC: 0 DP: 0 HBP: 0 | | | | | | WP: 0 PB: 0 SB: 0 CS: 0<br>PA: 35 | |

| PITCHER | | IP | WLS | BF | H | R | ER | SO | BB | IBB | HBP | BLK | WP | HR | S | P | ERA | WHIP |
|---|---|---|---|---|---|---|---|---|---|---|---|---|---|---|---|---|---|---|
| Matt Morris, R<br>ERA: 4.73 | (1, 1) | 6.0 | L | 25 | 5 | 5 | 5 | 4 | 1 | 1 | 0 | 1 | 0 | 1 | 63 | 108 | 7.50 | 1.000 |
| 31 Vinnie Chulk, R<br>ERA: 4.7 | (7, 1) | 2.0 | | 7 | 1 | 0 | 0 | 4 | 0 | 0 | 0 | 0 | 0 | 0 | 21 | 32 | 0.00 | 0.500 |
| Jamey Wright, R<br>ERA: 5.04 | (9, 1) | 1.0 | | 3 | 0 | 0 | 0 | 2 | 0 | 0 | 0 | 0 | 0 | 0 | 12 | 17 | 0.00 | 0.000 |

| PITCHER | IP | WLS | BF | H | R | ER | SO | BB | IBB | HBP | BLK | WP | HR | S | P | ERA | WHIP |
|---|---|---|---|---|---|---|---|---|---|---|---|---|---|---|---|---|---|

# TOP

## Colorado Rockies @ San Francisco Giants

AT&T Park, San Francisco, CA

Fri Aug 04 2006, 7:15 PM PDT

Att. 38,033 - Partly Cloudy - 68 F

livebaseballscorecards.com

| | |
|---|---|
| AB | 33 |
| R | 5 |
| H | 6 |
| RBI | 4 |
| BB | 2 |
| SO | 10 |
| LOB | 6 |

# Colorado Rockies @ San Francisco Giants

AT&T Park, San Francisco, CA

Fri Aug 04 2006, 7:15 PM PDT

Att. 38,033 - Partly Cloudy - 68 F

livebaseballscorecards.com

## BOTTOM

| Batter | 1 | 2 | 3 | 4 | 5 | 6 | 7 | 8 | 9 | AB | R | H | RBI | BB | SO | LOB |
|---|---|---|---|---|---|---|---|---|---|---|---|---|---|---|---|---|
| 2 Randy Winn, S (1, 8)<br>OBP: 0.330, SLG: 0.407 | G5-3 | | G4-3 | | | G5-3 | | F8 | | 4 | 0 | 0 | 0 | 0 | 0 | 1 |
| 13 Omar Vizquel, S (1, 6)<br>OBP: 0.382, SLG: 0.410 | G6-4-3 1B | | P3 | | | G5-3 | | | G3 2B | 4 | 0 | 2 | 0 | 0 | 0 | 1 |
| Ray Durham, S (1, 4)<br>OBP: 0.357, SLG: 0.531<br>Jose Vizcaino, S (4, PH) (5, 4)<br>OBP: 0.306, SLG: 0.263 | G6-4-3<br>1-2f | | | F8 | | | G6-3 | | G3<br>2-3 | 1<br>3 | 0<br>0 | 0<br>0 | 0<br>0 | 0<br>0 | 0<br>0 | 1<br>1 |
| Barry Bonds, L (1, 7)<br>OBP: 0.462, SLG: 0.491<br>Todd Greene, R (9, PH)<br>OBP: 0.331, SLG: 0.404 | | P2 | | L8 | | | HR | | F8 | 3<br>1 | 1<br>0 | 1<br>0 | 1<br>0 | 0<br>0 | 0<br>0 | 0<br>1 |
| Moises Alou, R (1, 9)<br>OBP: 0.361, SLG: 0.536 | | G5-3 | | F9 | | | G6-3 | | F7 | 4 | 0 | 0 | 0 | 0 | 0 | 1 |
| Shea Hillenbrand, R (1, 3)<br>OBP: 0.330, SLG: 0.462 | | PO 1B | | | G4-3 | | FC5-4 1B | | | 3 | 0 | 2 | 0 | 0 | 0 | 0 |
| Pedro Feliz, R (1, 5)<br>OBP: 0.299, SLG: 0.463 | | PO<br>1-2 | HR | | F8 | | FC5-4<br>1-2f | | | 3 | 1 | 1 | 1 | 0 | 0 | 1 |
| 50 Eliezer Alfonzo, R (1, 2)<br>OBP: 0.318, SLG: 0.545 | | | 2<br>G4-3 SH3-4 1B | | G6-3 | | | K | | 3 | 0 | 1 | 0 | 0 | 1 | 0 |
| Matt Morris, R (1, 1)<br>OBP: 0.222, SLG: 0.250<br>Steve Finley, L (6, PH)<br>OBP: 0.320, SLG: 0.406<br>31 Vinnie Chulk, R (7, 1)<br>Todd Linden, S (8, PH)<br>OBP: 0.400, SLG: 0.522<br>Jamey Wright, R (9, 1)<br>OBP: 0.244, SLG: 0.293 | | | SH3-4<br>1-2 | | | K | | G1-3 | | 0<br>1<br>0<br>1<br>0 | 0<br>0<br>0<br>0<br>0 | 0<br>0<br>0<br>0<br>0 | 0<br>0<br>0<br>0<br>0 | 0<br>1<br>0<br>0<br>0 | 0<br>0<br>0<br>0<br>0 | 0<br>0<br>0<br>0<br>0 |
| Inning Stats | R: 0 E: 0 K: 0 S: 5 H: 1 LOB: 0 BB: 0 P: 8 | R: 0 E: 0 K: 0 S: 9 H: 1 LOB: 0 BB: 0 P: 13 | R: 1 E: 0 K: 0 S: 10 H: 2 LOB: 1 BB: 0 P: 17 | R: 0 E: 0 K: 0 S: 8 H: 0 LOB: 0 BB: 0 P: 14 | R: 0 E: 0 K: 0 S: 6 H: 0 LOB: 0 BB: 0 P: 9 | R: 0 E: 0 K: 1 S: 7 H: 0 LOB: 0 BB: 0 P: 10 | R: 1 E: 0 K: 0 S: 9 H: 2 LOB: 1 BB: 0 P: 15 | R: 0 E: 0 K: 1 S: 6 H: 0 LOB: 0 BB: 0 P: 7 | R: 0 E: 0 K: 0 S: 9 H: 1 LOB: 1 BB: 0 P: 11 | 1B: 4 2B: 1 3B: 0 HR: 2 | SF: 0 SAC: 1 DP: 1 HBP: 0 | | | | | | |

| | AB | 31 |
|---|---|---|
| | R | 2 |
| | H | 7 |
| | RBI | 2 |
| | BB | 0 |
| | SO | 2 |
| | LOB | 7 |

WP: 0 PB: 0 SB: 0 CS: 0 PA: 33

| PITCHER | | IP | WLS | BF | H | R | ER | SO | BB | IBB | HBP | BLK | WP | HR | S | P | ERA | WHIP |
|---|---|---|---|---|---|---|---|---|---|---|---|---|---|---|---|---|---|---|
| 26 Jeff Francis, L<br>ERA: 3.55 | (1, 1) | 8.0 | W | 28 | 6 | 2 | 2 | 2 | 0 | 0 | 0 | 0 | 0 | 2 | 60 | 93 | 2.25 | 0.750 |
| 40 Brian Fuentes, L<br>ERA: 3.65 | (9, 1) | 1.0 | S | 4 | 1 | 0 | 0 | 0 | 0 | 0 | 0 | 0 | 0 | 0 | 9 | 11 | 0.00 | 1.000 |

| PITCHER | IP | WLS | BF | H | R | ER | SO | BB | IBB | HBP | BLK | WP | HR | S | P | ERA | WHIP |
|---|---|---|---|---|---|---|---|---|---|---|---|---|---|---|---|---|---|

| Batter | 1 | 2 | 3 | 4 | 5 | 6 | 7 | 8 | 9 | 10 | 11 | AB | R | H | RBI | BB | SO | LOB |
|---|---|---|---|---|---|---|---|---|---|---|---|---|---|---|---|---|---|---|
| Jamey Carroll, R (1, 4)<br>OBP: 0.391, SLG: 0.422 | C X<br>0-1 ①<br>G5-3 | | C B B B C B<br>4-2<br>12<br>S<br>BB | | | B B B C B<br>4-2<br>5<br>CS<br>BB | | | B C S F S<br>1-3 ①<br>K | | C B F F B B S<br>3-3 ②<br>K | 3 | 0 | 0 | 0 | 2 | 2 | 1 |
| 12 Clint Barmes, R (1, 6)<br>OBP: 0.277, SLG: 0.371 | C B S F X<br>1-2 ②<br>F9 | | B C 1 SAFE B X<br>2-1 ③<br>F7<br>1-2 | | | B S<br>2-0 ①<br>G2 | | | B X<br>1-0 ②<br>F8 | | X<br>0-0<br>2-H<br>1B | 5 | 0 | 1 | 1 | 0 | 0 | 2 |
| 27 Garrett Atkins, R (1, 5)<br>OBP: 0.385, SLG: 0.515 | C T F B B S<br>2-3 ③<br>K | | | C T F B B X<br>2-2 ①<br>F7 | | B F 1 SAFE F F B 1 SAFE 1 SAFE 1 SAFE<br>2-2 X ②<br>F8 | | | S T F F C<br>0-3 ③<br>K | | F X<br>0-1 ③<br>G5-3 | 5 | 0 | 0 | 0 | 0 | 2 | 2 |
| 5 Matt Holliday, R (1, 7)<br>OBP: 0.376, SLG: 0.565 | | S S B F B B X<br>3-2<br>17<br>1B<br>2B | | B X<br>1-0 ②<br>G5-3 | | F C P<br>1-2 ③<br>CS<br>1-2 | F F B S<br>1-3 ①<br>K | | | X<br>0-0<br>8<br>FC6-4<br>1B | | 4 | 1 | 2 | 0 | 0 | 1 | 0 |
| 17 Todd Helton, L (1, 3)<br>OBP: 0.403, SLG: 0.472 | | B C B F X<br>2-2<br>8<br>G6-4-3<br>2-H<br>1B | | F B B B C X<br>3-2<br>8<br>FC6-4<br>1B | | | B B B C B F C<br>3-3 ②<br>K | | | X<br>0-0 ①<br>F9 | | 4 | 0 | 2 | 1 | 0 | 1 | 1 |
| 8 Yorvit Torrealba, R (1, 2)<br>OBP: 0.295, SLG: 0.449 | C B X<br>1-1 ① ②<br>G6-4-3<br>1-2f | | | X<br>0-0 ③<br>FC6-4<br>1-2f | | | C S T B S<br>1-3 ③<br>K | | | B 1 SAFE B X<br>2-0 ②<br>FC6-4<br>11<br>S<br>1-2f | | 4 | 0 | 0 | 0 | 0 | 1 | 3 |
| Luis Gonzalez, R (1, 9)<br>OBP: 0.261, SLG: 0.364 | X<br>0-0 ③<br>P4 | | C X<br>0-1 ①<br>F9 | | | B C X<br>1-1<br>B1-4<br>1B | | | | F B S 1 SAFE B S<br>2-3 ③<br>K<br>1-2 | | 3 | 0 | 1 | 0 | 0 | 0 | 0 |
| 11 Brad Hawpe, L (10, PH)<br>OBP: 0.384, SLG: 0.510<br>(10, 9) | | | | | | | | | | | | 1 | 0 | 0 | 0 | 0 | 1 | 1 |
| Choo Freeman, R (1, 8)<br>OBP: 0.309, SLG: 0.343 | | | C X<br>0-1 ①<br>G6-3 | | C B B B S X<br>2-2 ②<br>G6-3 | C X<br>0-1 ① ②<br>B1-4<br>1-1f | | | | | B B B C B<br>4-1<br>37<br>SH3-4<br>12<br>1B<br>BB | 3 | 1 | 0 | 0 | 1 | 0 | 1 |
| Jason Jennings, L (1, 1)<br>OBP: 0.188, SLG: 0.174<br>Jose Mesa, R (8, 1)<br>Jeremy Affeldt, L (9, 1)<br>37 Josh Fogg, R (11, PH)<br>OBP: 0.162, SLG: 0.061<br>40 Brian Fuentes, L (11, 1) | | | B B X<br>2-0 ②<br>G1-3 | | F B B B C X<br>2-2 ③<br>G6-3 | B B F X<br>2-1 ③<br>G6-3 | | | | | B B B C X<br>2-1 ①<br>SH3-4<br>1-2 | 3<br>0<br>0<br>0<br>0 | 0<br>0<br>0<br>0<br>0 | 0<br>0<br>0<br>0<br>0 | 0<br>0<br>0<br>0<br>0 | 0<br>0<br>0<br>0<br>0 | 0<br>0<br>0<br>0<br>0 | 0<br>0<br>0<br>0<br>0 |
| Inning Stats | R: 0 E: 0 K: 1 S: 9<br>H: 0 LOB: 0 BB: 0 P: 12 | R: 1 E: 0 K: 0 S: 10<br>H: 2 LOB: 0 BB: 0 P: 16 | R: 0 E: 0 K: 0 S: 7<br>H: 0 LOB: 1 BB: 1 P: 15 | R: 0 E: 0 K: 0 S: 8<br>H: 1 LOB: 1 BB: 0 P: 14 | R: 0 E: 0 K: 0 S: 8<br>H: 0 LOB: 0 BB: 0 P: 12 | R: 0 E: 0 K: 0 S: 10<br>H: 0 LOB: 0 BB: 1 P: 17 | R: 0 E: 0 K: 3 S: 10<br>H: 0 LOB: 0 BB: 0 P: 15 | R: 0 E: 0 K: 0 S: 6<br>H: 1 LOB: 0 BB: 0 P: 9 | R: 0 E: 0 K: 2 S: 9<br>H: 0 LOB: 0 BB: 0 P: 11 | R: 0 E: 0 K: 1 S: 6<br>H: 1 LOB: 1 BB: 0 P: 10 | R: 1 E: 0 K: 1 S: 10<br>H: 1 LOB: 1 BB: 1 P: 19 | 1B: 5 2B: 2 3B: 0 HR: 0<br>SF: 0 SAC: 1 DP: 2 HBP: 0 | | | | | | |

| PITCHER | IP | WLS | BF | H | R | ER | SO | BB | IBB | HBP | BLK | WP | HR | S | P | ERA | WHIP |
|---|---|---|---|---|---|---|---|---|---|---|---|---|---|---|---|---|---|
| 51 Noah Lowry, L (1, 1)<br>ERA: 4.21 | 9.0 | | 30 | 4 | 1 | 1 | 6 | 2 | 0 | 0 | 0 | 0 | 0 | 77 | 121 | 1.00 | 0.667 |
| 38 Brian Wilson, R (10, 1)<br>ERA: 6.41 | 0.0 | | 1 | 1 | 0 | 0 | 0 | 0 | 0 | 0 | 0 | 0 | 0 | 1 | 1 | ∞ | ∞ |
| Steve Kline, L (10, 1)<br>ERA: 4.08 | 0.1 | | 1 | 0 | 0 | 0 | 0 | 0 | 0 | 0 | 0 | 0 | 0 | 1 | 1 | 0.00 | 0.000 |
| 41 Brad Hennessey, R (10, 1)<br>ERA: 2.86 | 1.2 | L | 7 | 1 | 1 | 1 | 2 | 1 | 0 | 0 | 0 | 0 | 0 | 14 | 27 | 5.40 | 1.200 |

| PITCHER | IP | WLS | BF | H | R | ER | SO | BB | IBB | HBP | BLK | WP | HR | S | P | ERA | WHIP |
|---|---|---|---|---|---|---|---|---|---|---|---|---|---|---|---|---|---|

# TOP

## Colorado Rockies @ San Francisco Giants

AT&T Park, San Francisco, CA

Sat Aug 05 2006, 6:05 PM PDT

Att. 39,014 - Clear - 71 F

livebaseballscorecards.com

| | |
|---|---|
| AB | 35 |
| R | 2 |
| H | 6 |
| RBI | 2 |
| BB | 3 |
| SO | 8 |
| LOB | 11 |

WP: 0 PB: 0 SB: 2 CS: 1 PA: 40

| Batter | 1 | 2 | 3 | 4 | 5 | 6 | 7 | 8 | 9 | 10 | 11 | AB | R | H | RBI | BB | SO | LOB |
|---|---|---|---|---|---|---|---|---|---|---|---|---|---|---|---|---|---|---|
| Steve Finley, L (1, 8)<br>OBP: 0.316, SLG: 0.401 | BBCFS 2-3 ① K | | BCX 1-1 ① P2 | | BFX 1-1 ③ G3 | | | X 0-0 ① SH2-4 1-2 | | F 1 SAFE X 0-1 ③ G4-3 | | 4 | 0 | 0 | 0 | 0 | 1 | 1 |
| 13 Omar Vizquel, S (1, 6)<br>OBP: 0.383, SLG: 0.412 | CBBBCX 3-2 G3 2B 2B | | BCX 1-1 ② F8 | | | BBCX 2-1 ① G4-3 | | D X 1-0 ② G4-3 2-3 | | | CFBX 1-2 CS 1B | 5 | 1 | 2 | 0 | 0 | 0 | 1 |
| Ray Durham, S (1, 4)<br>OBP: 0.352, SLG: 0.523 | FX 0-1 ② G3 2-3 | | CFBS 1-3 ③ K | | | BX 1-0 ② G4-3 | | BFX 1-1 ③ F7 | | | FBBFS 2-3 ① ② K 1-2 | 5 | 0 | 0 | 0 | 0 | 2 | 3 |
| Barry Bonds, L (1, 7)<br>OBP: 0.464, SLG: 0.498<br>2 Randy Winn, S (11, PR)<br>OBP: 0.330, SLG: 0.407 | BCBFBFFX 3-2 2B 3-H | | | X 0-0 ① L7 | | BX 1-0 1B | | | BBX 2-0 ① G2-3 | | CX 0-1 1B | 5<br>0 | 0<br>0 | 3<br>0 | 1<br>0 | 0<br>0 | 0<br>0 | 0<br>0 |
| Moises Alou, R (1, 9)<br>OBP: 0.359, SLG: 0.530<br>41 Brad Hennessey, R (10, 1)<br>OBP: 0.316, SLG: 0.368<br>50 Eliezer Alfonzo, R (11, PH)<br>OBP: 0.316, SLG: 0.542 | CBFBS 2-3 ③ K | | | BFBFX 2-2 FC6-4 1B | | CBDX 2-1 ③ G5-3 | | | CBSSS 1-3 ② K | | BSSFTS 1-3 ③ K | 4<br>0<br>1 | 0<br>0<br>0 | 1<br>0<br>0 | 0<br>0<br>0 | 0<br>0<br>0 | 2<br>0<br>1 | 2<br>0<br>1 |
| Shea Hillenbrand, R (1, 3)<br>OBP: 0.329, SLG: 0.463 | | BSSBX 2-2 2B | | FFX 0-2 ② FC6-4 FC4-6 1-2f | | | CBFBS 2-3 ① K | | BBX 2-0 ③ G3 | | | 4 | 0 | 1 | 0 | 0 | 1 | 1 |
| Pedro Feliz, R (1, 5)<br>OBP: 0.296, SLG: 0.459 | | BX 1-0 ① F8 | | BBSX 2-1 ③ FC4-6 1-2f | | | BX 1-0 ② P6 | | | CBCBX 2-2 ① L6 | | 4 | 0 | 0 | 0 | 0 | 0 | 2 |
| Todd Greene, R (1, 2)<br>OBP: 0.320, SLG: 0.390 | | CSTFBBS 2-3 ② K | | | FFFS 0-3 ① K | | X 0-0 ③ G6-3 | | | BFFBFS 2-3 ② K | | 4 | 0 | 0 | 0 | 0 | 3 | 1 |
| 51 Noah Lowry, R (1, 1)<br>OBP: 0.188, SLG: 0.233<br>38 Brian Wilson, R (10, 1)<br>Steve Kline, S (10, 1)<br>Todd Linden, S (10, 9)<br>OBP: 0.385, SLG: 0.500 | | CBX 1-1 ③ F9 | | | SBFBX 2-2 ② F7 | | | BBBB 4-0 13 G4-3 SH2-4 BB | | | CSFX 0-2 E6 | 2<br>0<br>0<br>1 | 0<br>0<br>0<br>0 | 0<br>0<br>0<br>0 | 0<br>0<br>0<br>0 | 1<br>0<br>0<br>0 | 0<br>0<br>0<br>0 | 1<br>0<br>0<br>0 |
| Inning Stats | R: 1 H: 2<br>E: 0 LOB: 1<br>K: 2 BB: 0<br>S: 16 P: 26 | R: 0 H: 1<br>E: 0 LOB: 1<br>K: 1 BB: 0<br>S: 11 P: 17 | R: 0 H: 0<br>E: 0 LOB: 0<br>K: 1 BB: 0<br>S: 7 P: 10 | R: 0 H: 1<br>E: 0 LOB: 1<br>K: 0 BB: 0<br>S: 9 P: 13 | R: 0 H: 0<br>E: 0 LOB: 0<br>K: 1 BB: 0<br>S: 9 P: 12 | R: 0 H: 1<br>E: 0 LOB: 1<br>K: 0 BB: 0<br>S: 6 P: 12 | R: 0 H: 0<br>E: 0 LOB: 0<br>K: 1 BB: 0<br>S: 5 P: 8 | R: 0 H: 0<br>E: 0 LOB: 1<br>K: 0 BB: 1<br>S: 4 P: 10 | R: 0 H: 0<br>E: 0 LOB: 0<br>K: 1 BB: 0<br>S: 5 P: 10 | R: 0 H: 0<br>E: 1 LOB: 1<br>K: 1 BB: 0<br>S: 13 P: 17 | R: 0 H: 2<br>E: 0 LOB: 1<br>K: 2 BB: 0<br>S: 12 P: 16 | | | | | | |

| PITCHER | | IP | WLS | BF | H | R | ER | SO | BB | IBB | HBP | BLK | WP | HR | S | P | ERA | WHIP |
|---|---|---|---|---|---|---|---|---|---|---|---|---|---|---|---|---|---|---|
| Jason Jennings, R<br>ERA: 3.48 | (1, 1) | 7.0 | | 26 | 5 | 1 | 1 | 6 | 0 | 0 | 0 | 0 | 0 | 0 | 63 | 98 | 1.29 | 0.714 |
| Jose Mesa, R<br>ERA: 3.33 | (8, 1) | 1.0 | | 4 | 0 | 0 | 0 | 0 | 1 | 0 | 0 | 0 | 0 | 0 | 4 | 10 | 0.00 | 1.000 |
| Jeremy Affeldt, L<br>ERA: 5.79 | (9, 1) | 2.0 | W | 7 | 0 | 0 | 0 | 2 | 0 | 0 | 0 | 0 | 0 | 0 | 18 | 27 | 0.00 | 0.000 |
| 40 Brian Fuentes, L<br>ERA: 3.57 | (11, 1) | 1.0 | S | 4 | 2 | 0 | 0 | 2 | 0 | 0 | 0 | 0 | 0 | 0 | 12 | 16 | 0.00 | 2.000 |

| PITCHER | IP | WLS | BF | H | R | ER | SO | BB | IBB | HBP | BLK | WP | HR | S | P | ERA | WHIP |
|---|---|---|---|---|---|---|---|---|---|---|---|---|---|---|---|---|---|

# BOTTOM

## Colorado Rockies @ San Francisco Giants

AT&T Park, San Francisco, CA

Sat Aug 05 2006, 6:05 PM PDT

Att. 39,014 - Clear - 71 F

livebaseballscorecards.com

| | |
|---|---|
| AB | 39 |
| R | 1 |
| H | 7 |
| RBI | 1 |
| BB | 1 |
| SO | 10 |
| LOB | 13 |

| | | | |
|---|---|---|---|
| 1B: 4 | SF: 0 | WP: 0 | PA: 41 |
| 2B: 3 | SAC: 1 | PB: 0 | |
| 3B: 0 | DP: 0 | SB: 0 | |
| HR: 0 | HBP: 0 | CS: 1 | |

| Batter | 1 | 2 | 3 | 4 | 5 | 6 | 7 | 8 | 9 | AB | R | H | RBI | BB | SO | LOB |
|---|---|---|---|---|---|---|---|---|---|---|---|---|---|---|---|---|
| Jamey Carroll, R (1, 4)<br>OBP: 0.390, SLG: 0.420 | F8 | | 1B | | K | | | P2 | | 4 | 0 | 1 | 0 | 0 | 1 | 1 |
| 12 Clint Barmes, R (1, 6)<br>OBP: 0.274, SLG: 0.367 | K | | F 1 SAFE X<br>F8 | | P3 | | | P2 | | 4 | 0 | 0 | 0 | 0 | 1 | 2 |
| 27 Garrett Atkins, R (1, 5)<br>OBP: 0.384, SLG: 0.520 | P2 | | | HR | | F8 | | G5-3 | | 4 | 1 | 1 | 1 | 0 | 0 | 0 |
| 5 Matt Holliday, R (1, 7)<br>OBP: 0.372, SLG: 0.560 | | K | | K | | K | | | G4-3 | 4 | 0 | 0 | 0 | 0 | 3 | 0 |
| 17 Todd Helton, L (1, 3)<br>OBP: 0.402, SLG: 0.472 | | 8<br>1B<br>2B | | K | | P5 | | | G1-3 | 4 | 1 | 1 | 0 | 0 | 1 | 0 |
| 8 Yorvit Torrealba, R (1, 2)<br>OBP: 0.307, SLG: 0.468 | | CS<br>2-H<br>1B | | 3B | | | S<br>BB | | K | 3 | 0 | 2 | 1 | 1 | 1 | 0 |
| Jorge Piedra, L (1, 9)<br>OBP: 0.233, SLG: 0.375 | | 1 SAFE<br>1 SAFE<br>K<br>1-2 | | G4-3 | | | K | | | 3 | 0 | 0 | 0 | 0 | 2 | 3 |
| 18 Cory Sullivan, L (1, 8)<br>OBP: 0.319, SLG: 0.400 | | | K | 28<br>SH1-4<br>1B | | | K | | | 3 | 0 | 1 | 0 | 0 | 2 | 1 |
| 28 Aaron Cook, R (1, 1)<br>OBP: 0.093, SLG: 0.071 | | | K | SH1-4<br>1-2 | | | K<br>1-2 | | | 1 | 0 | 0 | 0 | 0 | 1 | 0 |
| 60 Manny Corpas, R (6, 1) | | | | | | | | | | 0 | 0 | 0 | 0 | 0 | 0 | 0 |
| Jason Smith, L (7, PH)<br>OBP: 0.337, SLG: 0.429 | | | | | | | | | | 1 | 0 | 0 | 0 | 0 | 1 | 1 |
| Ray King, L (7, 1) | | | | | | | | | | 0 | 0 | 0 | 0 | 0 | 0 | 0 |
| 61 Ramon E Ramirez, R (8, 1)<br>OBP: 0.667, SLG: 0.667 | | | | | | | | | | 0 | 0 | 0 | 0 | 0 | 0 | 0 |
| Inning Stats | R: 0<br>E: 0<br>K: 1<br>S: 8<br>H: 0<br>LOB: 0<br>BB: 0<br>P: 13 | R: 1<br>E: 0<br>K: 2<br>S: 13<br>H: 2<br>LOB: 1<br>BB: 0<br>P: 20 | R: 0<br>E: 0<br>K: 2<br>S: 10<br>H: 1<br>LOB: 1<br>BB: 0<br>P: 13 | R: 1<br>E: 0<br>K: 2<br>S: 13<br>H: 2<br>LOB: 1<br>BB: 0<br>P: 18 | R: 0<br>E: 0<br>K: 1<br>S: 11<br>H: 1<br>LOB: 1<br>BB: 0<br>P: 12 | R: 0<br>E: 0<br>K: 1<br>S: 7<br>H: 0<br>LOB: 0<br>BB: 0<br>P: 12 | R: 0<br>E: 0<br>K: 3<br>S: 14<br>H: 0<br>LOB: 1<br>BB: 1<br>P: 22 | R: 0<br>E: 0<br>K: 0<br>S: 10<br>H: 0<br>LOB: 0<br>BB: 0<br>P: 13 | R: 0<br>E: 0<br>K: 1<br>S: 9<br>H: 0<br>LOB: 0<br>BB: 0<br>P: 13 | 1B: 3<br>2B: 2<br>3B: 1<br>HR: 1<br>SF: 0<br>SAC: 1<br>DP: 1<br>HBP: 0 | | | | | | |

| PITCHER | | IP | WLS | BF | H | R | ER | SO | BB | IBB | HBP | BLK | WP | HR | S | P | ERA | WHIP |
|---|---|---|---|---|---|---|---|---|---|---|---|---|---|---|---|---|---|---|
| 18 Matt Cain, R<br>ERA: 4.62 | (1, 1) | 7.0 | W | 27 | 6 | 2 | 2 | 12 | 1 | 0 | 0 | 0 | 0 | 1 | 76 | 110 | 2.57 | 1.000 |
| 31 Vinnie Chulk, R<br>ERA: 4.41 | (8, 1) | 2.0 | | 6 | 0 | 0 | 0 | 1 | 0 | 0 | 0 | 0 | 0 | 0 | 19 | 26 | 0.00 | 0.000 |

| PITCHER | IP | WLS | BF | H | R | ER | SO | BB | IBB | HBP | BLK | WP | HR | S | P | ERA | WHIP |
|---|---|---|---|---|---|---|---|---|---|---|---|---|---|---|---|---|---|

TOP

# Colorado Rockies @ San Francisco Giants

AT&T Park, San Francisco, CA

Sun Aug 06 2006, 1:05 PM PDT

Att. 39,288 - Sunny - 70 F

livebaseballscorecards.com

| | |
|---|---|
| AB | 31 |
| R | 2 |
| H | 6 |
| RBI | 2 |
| BB | 1 |
| SO | 13 |
| LOB | 8 |

PA: 33

WP: 0
PB: 0
SB: 1
CS: 1

| Batter | 1 | 2 | 3 | 4 | 5 | 6 | 7 | 8 | 9 | AB | R | H | RBI | BB | SO | LOB |
|---|---|---|---|---|---|---|---|---|---|---|---|---|---|---|---|---|
| 2 Randy Winn, S (1, 8) (8, 7)<br>OBP: 0.328, SLG: 0.407 | C F F B B B X<br>3-2<br>13 1B<br>2B | | B X<br>1-0<br>G4-3 ② | | C B B B F C<br>3-3<br>K ② | X<br>0-0<br>F9 ② | | B S F X<br>1-2<br>L6 ③ | | 5 | 1 | 1 | 0 | 0 | 1 | 3 |
| 13 Omar Vizquel, S (1, 6)<br>OBP: 0.381, SLG: 0.411 | C B X<br>1-1<br>G4-6-3<br>2-H<br>1B | | C F B F F B B F X<br>3-2<br>G3 ③ | | C B F F X<br>1-2<br>F9 ③ | C C S<br>0-3<br>K ③ | | | | 4 | 0 | 1 | 1 | 0 | 1 | 3 |
| Moises Alou, R (1, 9)<br>OBP: 0.361, SLG: 0.530 | 1 SAFE<br>F<br>B<br>1 SAFE<br>X<br>1-1<br>G4-6-3 ① ②<br>1-2f | | | B X<br>1-0<br>G6-3 ① | | B X<br>1-0<br>2B<br>9 1B<br>1B | B C F X<br>1-2<br>FC4-6<br>1B | | | 4 | 1 | 2 | 0 | 0 | 0 | 1 |
| Barry Bonds, L (1, 7)<br>OBP: 0.462, SLG: 0.498<br>Steve Finley, L (8, 8)<br>OBP: 0.316, SLG: 0.401 | B X<br>1-0<br>E4<br>FC4-6 | | | X<br>0-0<br>G5-3 ② | | C B X<br>1-1<br>9 1B<br>1-3<br>1B<br>2B | C B X<br>1-1<br>FC4-6 ①<br>1B<br>9 1B<br>1-2f | | | 4<br>0 | 2<br>0 | 1<br>0 | 0<br>0 | 0<br>0 | 0<br>0 | 1<br>0 |
| Ray Durham, S (1, 4)<br>OBP: 0.356, SLG: 0.523 | C B B B X<br>3-1<br>FC4-6 ③<br>1-2f | | | C H<br>1-1<br>9 1B<br>1B<br>HBP | | I I I I<br>4-0<br>1B 9 1B<br>50<br>FC6-2<br>IBB | C C B B F X<br>2-2<br>9 1B<br>1-3<br>1B | | | 2 | 1 | 1 | 0 | 1 | 0 | 1 |
| 9 Mark Sweeney, L (1, 3)<br>OBP: 0.342, SLG: 0.433 | | X<br>0-0<br>B1-3 ① | | B<br>1 SAFE<br>B<br>F<br>1 SAFE<br>X<br>2-1<br>1B<br>1-2<br>1B | | F F F B X<br>1-2<br>50<br>FC6-2<br>18 1B<br>1-2<br>2-3<br>3-H<br>1B | S F B B X<br>2-2<br>G5-4-3<br>1-2<br>3-H<br>1B | | | 4 | 1 | 3 | 2 | 0 | 0 | 0 |
| Pedro Feliz, R (1, 5)<br>OBP: 0.298, SLG: 0.459 | | C F X<br>0-2<br>G6-3 ② | | X<br>0-0<br>1-2<br>2-H<br>1B | | X<br>0-0<br>18 1B<br>50<br>FC6-2<br>1-2<br>2-3<br>3-H<br>1B | B F C X<br>1-2<br>G5-4-3 ② ③<br>1-2f | | | 4 | 0 | 2 | 2 | 0 | 0 | 2 |
| 50 Eliezer Alfonzo, R (1, 2)<br>OBP: 0.308, SLG: 0.527 | | F X<br>0-1<br>L1 ③ | | C C X<br>0-2<br>G5-3 ③ | | X<br>0-0<br>FC6-2 ①<br>18 1B<br>1-2<br>2-3<br>3-Hf | | S F S<br>0-3<br>K ① | | 4 | 0 | 0 | 0 | 0 | 1 | 5 |
| 18 Matt Cain, R (1, 1)<br>OBP: 0.194, SLG: 0.250<br>31 Vinnie Chulk, R (8, 1) | | | F C B B F X<br>2-2<br>G4-3 ① | | F X<br>0-1<br>G1-3 ① | X<br>0-0<br>1-2<br>2-3<br>3-H<br>1B | | B X<br>1-0<br>F8 ② | | 3<br>1 | 0<br>0 | 1<br>0 | 1<br>0 | 0<br>0 | 0<br>0 | 0<br>0 |
| Inning Stats | R: 1 E: 1 K: 0 S: 12<br>H: 2 LOB: 1 BB: 0 P: 21 | R: 0 E: 0 K: 0 S: 6<br>H: 0 LOB: 0 BB: 0 P: 6 | R: 0 E: 0 K: 0 S: 11<br>H: 0 LOB: 0 BB: 0 P: 17 | R: 1 E: 0 K: 0 S: 9<br>H: 2 LOB: 2 BB: 0 P: 13 | R: 0 E: 0 K: 1 S: 9<br>H: 0 LOB: 0 BB: 0 P: 13 | R: 3 E: 0 K: 1 S: 14<br>H: 5 LOB: 3 BB: 1 P: 21 | R: 1 E: 0 K: 0 S: 15<br>H: 3 LOB: 1 BB: 0 P: 22 | R: 0 E: 0 K: 1 S: 7<br>H: 0 LOB: 0 BB: 0 P: 9 | | 1B: 10 2B: 2 3B: 0 HR: 0<br>SF: 0 SAC: 0 DP: 2 HBP: 1 | | | | | | |

# BOTTOM

## Colorado Rockies @ San Francisco Giants

AT&T Park, San Francisco, CA

Sun Aug 06 2006, 1:05 PM PDT

Att. 39,288 - Sunny - 70 F

livebaseballscorecards.com

| | |
|---|---|
| AB | 35 |
| R | 6 |
| H | 12 |
| RBI | 6 |
| BB | 1 |
| SO | 3 |
| LOB | 16 |

| PITCHER | | IP | WLS | BF | H | R | ER | SO | BB | IBB | HBP | BLK | WP | HR | S | P | ERA | WHIP |
|---|---|---|---|---|---|---|---|---|---|---|---|---|---|---|---|---|---|---|
| 28 Aaron Cook, R<br>ERA: 3.95 | (1, 1) | 5.1 | L | 27 | 9 | 5 | 5 | 1 | 0 | 1 | 1 | 0 | 0 | 0 | 57 | 87 | 8.44 | 1.688 |
| 60 Manny Corpas, R<br>ERA: 1.23 | (6, 1) | 0.2 | | 2 | 0 | 0 | 0 | 1 | 0 | 0 | 0 | 0 | 0 | 0 | 4 | 4 | 0.00 | 0.000 |
| Ray King, L<br>ERA: 4.3 | (7, 1) | 1.0 | | 5 | 3 | 1 | 1 | 0 | 0 | 0 | 0 | 0 | 0 | 0 | 15 | 22 | 9.00 | 3.000 |
| 61 Ramon E Ramirez, R<br>ERA: 2.84 | (8, 1) | 1.0 | | 3 | 0 | 0 | 0 | 1 | 0 | 0 | 0 | 0 | 0 | 0 | 7 | 9 | 0.00 | 0.000 |

| PITCHER | IP | WLS | BF | H | R | ER | SO | BB | IBB | HBP | BLK | WP | HR | S | P | ERA | WHIP |
|---|---|---|---|---|---|---|---|---|---|---|---|---|---|---|---|---|---|

| Batter | 1 | 2 | 3 | 4 | 5 | 6 | 7 | 8 | 9 | AB | R | H | RBI | BB | SO | LOB |
|---|---|---|---|---|---|---|---|---|---|---|---|---|---|---|---|---|
| Jamey Carroll, R (1, 4)<br>OBP: 0.386, SLG: 0.415 | P4 | | | F9 | | F7 | | G4-3 | | 4 | 0 | 0 | 0 | 0 | 0 | 1 |
| 18 Cory Sullivan, L (1, 8)<br>OBP: 0.318, SLG: 0.398 | K | | | G1-3 | | 1B | | | G4-3 | 4 | 0 | 1 | 0 | 0 | 1 | 0 |
| 27 Garrett Atkins, R (1, 5)<br>OBP: 0.383, SLG: 0.525 | G6-3 | | | HR | | F8 | | | K | 4 | 1 | 1 | 1 | 0 | 1 | 1 |
| 5 Matt Holliday, R (1, 7)<br>OBP: 0.369, SLG: 0.555 | | F7 | | K | | | G6-3 | | K | 4 | 0 | 0 | 0 | 0 | 2 | 0 |
| 17 Todd Helton, L (1, 3)<br>OBP: 0.399, SLG: 0.468 | | K | | | K | | P4 | | | 3 | 0 | 0 | 0 | 0 | 2 | 0 |
| 8 Yorvit Torrealba, R (1, 2)<br>OBP: 0.307, SLG: 0.465 | | G4-3 | | | 1B | | G6-3 | | | 3 | 0 | 1 | 0 | 0 | 0 | 0 |
| 11 Brad Hawpe, L (1, 9)<br>OBP: 0.383, SLG: 0.517 | | | G3 | | P5 | | | HR | | 3 | 1 | 1 | 1 | 0 | 0 | 1 |
| 12 Clint Barmes, R (1, 6)<br>OBP: 0.273, SLG: 0.365 | | | F9 | | F8 | | | G3 | | 2 | 0 | 0 | 0 | 0 | 0 | 1 |
| 60 Manny Corpas, R (5, 1) | | | | | | | | | | 0 | 0 | 0 | 0 | 0 | 0 | 0 |
| 39 Tom Martin, L (7, 1) | | | | | | | | | | 0 | 0 | 0 | 0 | 0 | 0 | 0 |
| Jorge Piedra, L (8, PH)<br>OBP: 0.230, SLG: 0.368 | | | | | | | | | | 1 | 0 | 0 | 0 | 0 | 0 | 0 |
| 61 Ramon E Ramirez, R (8, 1)<br>OBP: 0.667, SLG: 0.667 | | | | | | | | | | 0 | 0 | 0 | 0 | 0 | 0 | 0 |
| Jeremy Affeldt, L (8, 1) | | | | | | | | | | 0 | 0 | 0 | 0 | 0 | 0 | 0 |
| 37 Josh Fogg, R (1, 1)<br>OBP: 0.158, SLG: 0.059 | | | G3 | | | 18 1B S 1B | | G4-3 | | 1 | 0 | 0 | 0 | 0 | 0 | 0 |
| Jason Smith, L (5, 6)<br>OBP: 0.340, SLG: 0.430 | | | | | | | | | | 2 | 0 | 1 | 0 | 0 | 0 | 0 |
| Inning Stats | R: 0<br>E: 0<br>K: 1<br>S: 14<br>H: 0<br>LOB: 0<br>BB: 0<br>P: 19 | R: 0<br>E: 0<br>K: 1<br>S: 11<br>H: 0<br>LOB: 0<br>BB: 0<br>P: 19 | R: 0<br>E: 0<br>K: 0<br>S: 6<br>H: 0<br>LOB: 0<br>BB: 0<br>P: 7 | R: 1<br>E: 0<br>K: 1<br>S: 6<br>H: 1<br>LOB: 0<br>BB: 0<br>P: 9 | R: 0<br>E: 0<br>K: 1<br>S: 11<br>H: 1<br>LOB: 1<br>BB: 0<br>P: 17 | R: 0<br>E: 0<br>K: 0<br>S: 11<br>H: 2<br>LOB: 1<br>BB: 0<br>P: 17 | R: 0<br>E: 0<br>K: 0<br>S: 5<br>H: 0<br>LOB: 0<br>BB: 0<br>P: 6 | R: 1<br>E: 0<br>K: 0<br>S: 9<br>H: 1<br>LOB: 0<br>BB: 0<br>P: 12 | R: 0<br>E: 0<br>K: 2<br>S: 9<br>H: 0<br>LOB: 0<br>BB: 0<br>P: 11 | 1B: 3<br>2B: 0<br>3B: 0<br>HR: 2<br>SF: 0<br>SAC: 0<br>DP: 0<br>HBP: 0 | | | | | | |

| PITCHER | | IP | WLS | BF | H | R | ER | SO | BB | IBB | HBP | BLK | WP | HR | S | P | ERA | WHIP |
|---|---|---|---|---|---|---|---|---|---|---|---|---|---|---|---|---|---|---|
| 31 Brad Penny, R<br>ERA: 3.43 | (1, 1) | 8.0 | W | 28 | 5 | 2 | 2 | 4 | 0 | 0 | 0 | 0 | 0 | 2 | 73 | 106 | 2.25 | 0.625 |
| 51 Jonathan Broxton, R<br>ERA: 2.98 | (9, 1) | 1.0 | | 3 | 0 | 0 | 0 | 2 | 0 | 0 | 0 | 0 | 0 | 0 | 9 | 11 | 0.00 | 0.000 |

| PITCHER | IP | WLS | BF | H | R | ER | SO | BB | IBB | HBP | BLK | WP | HR | S | P | ERA | WHIP |
|---|---|---|---|---|---|---|---|---|---|---|---|---|---|---|---|---|---|

TOP

# Colorado Rockies @ Los Angeles Dodgers

Dodger Stadium, Los Angeles, CA

Mon Aug 07 2006, 7:10 PM PDT

Att. 44,593 - Clear - 76 F

livebaseballscorecards.com

| | |
|---|---|
| AB | 31 |
| R | 2 |
| H | 5 |
| RBI | 2 |
| BB | 0 |
| SO | 6 |
| LOB | 4 |

# Colorado Rockies @ Los Angeles Dodgers

Dodger Stadium, Los Angeles, CA

Mon Aug 07 2006, 7:10 PM PDT

Att. 44,593 - Clear - 76 F

livebaseballscorecards.com

## BOTTOM

| Batter | 1 | 2 | 3 | 4 | 5 | 6 | 7 | 8 | 9 | AB | R | H | RBI | BB | SO | LOB |
|---|---|---|---|---|---|---|---|---|---|---|---|---|---|---|---|---|
| 15 Rafael Furcal, S (1, 6)<br>OBP: 0.352, SLG: 0.390 | P4 | K | | F9 | | G5-3 | | F7 | | 5 | 0 | 0 | 0 | 0 | 1 | 3 |
| Kenny Lofton, L (1, 8)<br>OBP: 0.355, SLG: 0.408<br>17 Jason Repko, R (9, 8)<br>OBP: 0.366, SLG: 0.449 | 12 2B 3B | F7 | | CS 1B | | S 1B | | 1 SAFE<br>1 SAFE<br>1 SAFE<br>E1 S 2B | | 5 2 3 0 0 0 2<br>0 0 0 0 0 0 0 | | | | | | |
| J.D. Drew, L (1, 9)<br>OBP: 0.376, SLG: 0.456 | K | 12 HR BB | CS | 12 1B 1B G5-3 HBP | | K | 1 SAFE | | | 3 2 1 2 1 2 2 | | | | | | |
| 12 Jeff Kent, R (1, 3)<br>OBP: 0.370, SLG: 0.465<br>51 Jonathan Broxton, R (9, 1)<br>OBP: 0.370, SLG: 0.465 | 2B | HR | G5-3 | F7 | | G6-3 | | | | 5 1 2 3 0 0 3<br>0 0 0 0 0 0 0 | | | | | | |
| 16 Andre Ethier, L (1, 7)<br>OBP: 0.399, SLG: 0.564 | BB | G4-3 | 1B 1B BB | | | G5-4-3 1B | | | | 2 0 1 0 2 0 0 | | | | | | |
| Wilson Betemit, S (1, 5)<br>OBP: 0.340, SLG: 0.498 | L6 | K | 1B | | | G5-4-3 | | | | 4 0 1 0 0 1 3 | | | | | | |
| Julio Lugo, R (1, 4)<br>OBP: 0.368, SLG: 0.479 | | F8 | G3 | | | G4-3 | | | | 4 0 1 1 0 0 0 | | | | | | |
| 55 Russell Martin, R (1, 2)<br>OBP: 0.371, SLG: 0.462 | | 31 2B 1B | | 1B 31 G6-3 BB | | P4 | | S E 2B BB | | 2 2 1 0 2 0 3 | | | | | | |
| 31 Brad Penny, R (1, 1)<br>OBP: 0.229, SLG: 0.292<br>Ricky Ledee, L (8, PH)<br>OBP: 0.273, SLG: 0.396<br>7 James Loney, L (9, 3)<br>OBP: 0.343, SLG: 0.433 | | 1-H 2B | | 1 SAFE G6-3 | | L8 | | K | | 3 0 1 1 0 0 4<br>1 0 0 0 0 1 1<br>0 0 0 0 0 0 0 | | | | | | |
| Inning Stats | R: 1 E: 0 K: 1 S: 10 H: 2 LOB: 2 BB: 1 P: 25 | R: 1 E: 0 K: 1 S: 13 H: 2 LOB: 1 BB: 0 P: 16 | R: 2 E: 0 K: 1 S: 14 H: 1 LOB: 0 BB: 1 P: 20 | R: 0 E: 0 K: 0 S: 9 H: 1 LOB: 1 BB: 1 P: 19 | R: 1 E: 0 K: 0 S: 17 H: 2 LOB: 3 BB: 1 P: 33 | R: 0 E: 0 K: 1 S: 11 H: 1 LOB: 1 BB: 0 P: 18 | R: 0 E: 0 K: 0 S: 6 H: 1 LOB: 0 BB: 0 P: 8 | R: 2 E: 1 K: 1 S: 15 H: 1 LOB: 1 BB: 1 P: 25 | | 1B: 6 2B: 3 3B: 1 HR: 1 SF: 0 SAC: 0 DP: 1 HBP: 1 | | | | | | |

| | AB | 34 |
|---|---|---|
| | R | 7 |
| | H | 11 |
| | RBI | 7 |
| | BB | 5 |
| | SO | 5 |
| | LOB | 21 |

WP: 0 PB: 0 SB: 3 CS: 1 PA: 41

| PITCHER | | IP | WLS | BF | H | R | ER | SO | BB | IBB | HBP | BLK | WP | HR | S | P | ERA | WHIP |
|---|---|---|---|---|---|---|---|---|---|---|---|---|---|---|---|---|---|---|
| 37 Josh Fogg, R<br>ERA: 4.59 | (1, 1) | 4.1 | L | 25 | 8 | 5 | 5 | 3 | 4 | 0 | 1 | 0 | 0 | 1 | 59 | 105 | 10.38 | 2.769 |
| 60 Manny Corpas, R<br>ERA: 1.0 | (5, 1) | 1.2 | | 6 | 1 | 0 | 0 | 1 | 0 | 0 | 0 | 0 | 0 | 0 | 15 | 26 | 0.00 | 0.600 |
| 39 Tom Martin, L<br>ERA: 4.73 | (7, 1) | 1.0 | | 3 | 1 | 0 | 0 | 0 | 0 | 0 | 0 | 0 | 0 | 0 | 6 | 8 | 0.00 | 1.000 |
| 61 Ramon E Ramirez, R<br>ERA: 2.8 | (8, 1) | 0.2 | | 4 | 0 | 2 | 0 | 1 | 1 | 0 | 0 | 0 | 0 | 0 | 9 | 15 | 0.00 | 1.500 |
| Jeremy Affeldt, L<br>ERA: 5.77 | (8, 1) | 0.1 | | 2 | 1 | 0 | 0 | 0 | 0 | 0 | 0 | 0 | 0 | 0 | 6 | 10 | 0.00 | 3.000 |

| PITCHER | | IP | WLS | BF | H | R | ER | SO | BB | IBB | HBP | BLK | WP | HR | S | P | ERA | WHIP |
|---|---|---|---|---|---|---|---|---|---|---|---|---|---|---|---|---|---|---|

| Batter | 1 | 2 | 3 | 4 | 5 | 6 | 7 | 8 | 9 | AB | R | H | RBI | BB | SO | LOB |
|---|---|---|---|---|---|---|---|---|---|---|---|---|---|---|---|---|
| Jamey Carroll, R (1, 4)<br>OBP: 0.384, SLG: 0.413 | C S X<br>0-2<br>27 G6-3<br>17 1B<br>1B | | C F X<br>0-2 ①<br>G6-3 | | B B C X<br>2-1 ③<br>F9 | | C B B T S<br>2-3 ③<br>K<br>1-2 | | | 4 | 0 | 1 | 0 | 0 | 1 | 1 |
| 17 Todd Helton, L (1, 3)<br>OBP: 0.398, SLG: 0.466 | X<br>0-0<br>27 G6-3<br>1-2<br>1B | | C X<br>0-1 ②<br>F8 | | | C F B X<br>1-2 ①<br>G5-3 | | C F S<br>0-3 ①<br>K | | 4 | 0 | 1 | 0 | 0 | 1 | 0 |
| 27 Garrett Atkins, R (1, 5)<br>OBP: 0.381, SLG: 0.521 | C B B F X<br>2-2 ① ②<br>G6-3<br>1-2f<br>2-3 | | C F X<br>0-2 ③<br>G6-3 | | | X<br>0-0 ②<br>G5-3 | | C B F B B B<br>4-2<br>5 FC6-4<br>BB | | 3 | 0 | 0 | 0 | 1 | 0 | 2 |
| 5 Matt Holliday, R (1, 7)<br>OBP: 0.370, SLG: 0.559 | B F B B F S<br>3-3 ③<br>K2-3 | | | B B X<br>2-0<br>11 G4-3<br>11 S<br>8 1B<br>1B | | F B X<br>1-1<br>3B | | X<br>0-0 ②<br>FC6-4<br>11 2B<br>1-2f | | 4 | 1 | 2 | 0 | 0 | 1 | 2 |
| 11 Brad Hawpe, L (1, 9)<br>OBP: 0.387, SLG: 0.524 | | F B B F X<br>2-2<br>8 1B<br>2B | | B B F F X<br>2-2 ①<br>G4-3<br>1-3 | | B B D I<br>4-0<br>IBB | | S B X<br>1-1<br>1-3<br>2B | | 3 | 1 | 2 | 0 | 1 | 0 | 1 |
| 8 Yorvit Torrealba, R (1, 2)<br>OBP: 0.312, SLG: 0.466 | | C X<br>0-1<br>2-H<br>1B | | C F B X<br>1-2<br>12 FC4-6<br>3-H<br>1B | | B X<br>1-0 ③<br>G1-3 | | B C F F B F S<br>2-3 ③<br>K | | 4 | 0 | 2 | 2 | 0 | 1 | 4 |
| 12 Clint Barmes, R (1, 6)<br>OBP: 0.270, SLG: 0.361 | | B X<br>1-0 ①<br>L1 | | B C X<br>1-1 ②<br>FC4-6<br>18 CS<br>1-2f | | | X<br>0-0 ①<br>G3 | | B C F X<br>1-2 ①<br>G4-3 | 4 | 0 | 0 | 0 | 0 | 0 | 2 |
| 18 Cory Sullivan, L (1, 8)<br>OBP: 0.317, SLG: 0.394 | | B B C S F B S<br>3-3 ②<br>K | | F 1 SAFE P<br>1-1 ③<br>CS<br>1-2 | X<br>0-0 ①<br>B1-3 | | C F B B B B<br>4-2<br>S<br>BB | | C S B B B C<br>3-3 ②<br>K | 3 | 0 | 0 | 0 | 1 | 2 | 1 |
| 49 Byung-Hyun Kim, R (1, 1)<br>OBP: 0.139, SLG: 0.139<br>61 Ramon E Ramirez, R (7, 1)<br>OBP: 0.667, SLG: 0.667<br>Ray King, L (7, 1)<br>Jose Mesa, R (8, 1)<br>Jorge Piedra, L (9, PH)<br>OBP: 0.226, SLG: 0.362 | | C C X<br>0-2 ③<br>G6-3 | | | C C X<br>0-2 ②<br>G3 | | P L B M L<br>2-3 ②<br>K | | C B F B F F F F F C<br>2-3 ③<br>K | 3<br>0<br>0<br>0<br>1 | 0<br>0<br>0<br>0<br>0 | 0<br>0<br>0<br>0<br>0 | 0<br>0<br>0<br>0<br>0 | 0<br>0<br>0<br>0<br>1 | 1<br>0<br>0<br>0<br>0 | 2<br>0<br>0<br>0<br>0 |
| Inning Stats | R: 0 H: 2<br>E: 0 LOB: 1<br>K: 1 BB: 0<br>S: 10 P: 15 | R: 1 H: 2<br>E: 0 LOB: 1<br>K: 1 BB: 0<br>S: 13 P: 19 | R: 0 H: 0<br>E: 0 LOB: 0<br>K: 0 BB: 0<br>S: 8 P: 8 | R: 1 H: 2<br>E: 0 LOB: 0<br>K: 0 BB: 0<br>S: 11 P: 17 | R: 0 H: 0<br>E: 0 LOB: 0<br>K: 0 BB: 0<br>S: 6 P: 8 | R: 0 H: 1<br>E: 0 LOB: 2<br>K: 0 BB: 1<br>S: 7 P: 14 | R: 0 H: 0<br>E: 0 LOB: 1<br>K: 2 BB: 1<br>S: 10 P: 17 | R: 0 H: 1<br>E: 0 LOB: 2<br>K: 2 BB: 1<br>S: 13 P: 20 | R: 0 H: 0<br>E: 0 LOB: 0<br>K: 2 BB: 0<br>S: 13 P: 19 | 1B: 5<br>2B: 2<br>3B: 1<br>HR: 0 | SF: 0<br>SAC: 0<br>DP: 1<br>HBP: 0 | | | WP: 0<br>PB: 0<br>SB: 2<br>CS: 1 | PA: 37 | | |

| PITCHER | | IP | WLS | BF | H | R | ER | SO | BB | IBB | HBP | BLK | WP | HR | S | P | ERA | WHIP |
|---|---|---|---|---|---|---|---|---|---|---|---|---|---|---|---|---|---|---|
| Greg Maddux, R<br>ERA: 4.43 | (1, 1) | 6.0 | | 24 | 7 | 2 | 2 | 2 | 0 | 1 | 0 | 0 | 0 | 0 | 55 | 81 | 3.00 | 1.167 |
| Brett Tomko, R<br>ERA: 4.87 | (7, 1) | 1.0 | W | 4 | 0 | 0 | 0 | 2 | 1 | 0 | 0 | 0 | 0 | 0 | 10 | 17 | 0.00 | 1.000 |
| 51 Jonathan Broxton, R<br>ERA: 2.92 | (8, 1) | 1.0 | H | 5 | 1 | 0 | 0 | 2 | 1 | 0 | 0 | 0 | 0 | 0 | 13 | 20 | 0.00 | 2.000 |
| 44 Takashi Saito, R<br>ERA: 2.29 | (9, 1) | 1.0 | S | 3 | 0 | 0 | 0 | 2 | 0 | 0 | 0 | 0 | 0 | 0 | 13 | 19 | 0.00 | 0.000 |

| PITCHER | IP | WLS | BF | H | R | ER | SO | BB | IBB | HBP | BLK | WP | HR | S | P | ERA | WHIP |
|---|---|---|---|---|---|---|---|---|---|---|---|---|---|---|---|---|---|

# TOP

## Colorado Rockies @ Los Angeles Dodgers

Dodger Stadium, Los Angeles, CA

Tue Aug 08 2006, 7:10 PM PDT
Att. 50,210 - Clear - 78 F

livebaseballscorecards.com

| | |
|---|---|
| AB | 33 |
| R | 2 |
| H | 8 |
| RBI | 2 |
| BB | 3 |
| SO | 8 |
| LOB | 15 |

# Colorado Rockies @ Los Angeles Dodgers

Dodger Stadium, Los Angeles, CA

Tue Aug 08 2006, 7:10 PM PDT

Att. 50,210 - Clear - 78 F

livebaseballscorecards.com

## BOTTOM

| Batter | 1 | 2 | 3 | 4 | 5 | 6 | 7 | 8 | 9 | AB | R | H | RBI | BB | SO | LOB |
|---|---|---|---|---|---|---|---|---|---|---|---|---|---|---|---|---|
| 15 Rafael Furcal, S (1, 6)<br>OBP: 0.351, SLG: 0.395 | B B X<br>2-0 HR | B C F B C<br>2-3 K ③ | | | B B T B F F C<br>3-3 K ②<br>1-2 | | B B B C S S<br>3-3 K ② ③<br>1-2 | | | 4 | 1 | 1 | 1 | 0 | 3 | 5 |
| Kenny Lofton, L (1, 8)<br>OBP: 0.355, SLG: 0.406<br>51 Jonathan Broxton, R (8, 1)<br>Julio Lugo, R (8, PH) (9, 4)<br>OBP: 0.369, SLG: 0.479 | B B X<br>2-0 P6 ① | | F B B B C B<br>4-2 L7-3 BB | | T B X<br>1-1 FC5-4-6 ③<br>2-3 | | | C B B B B<br>4-1 12 WP G2-3 16 1B BB | | 2<br>0<br>0 | 0<br>0<br>1 | 0<br>0<br>0 | 0<br>0<br>0 | 1<br>0<br>1 | 0<br>0<br>0 | 1<br>0<br>0 |
| J.D. Drew, L (1, 9)<br>OBP: 0.375, SLG: 0.454 | B B B C X<br>3-1 F7 ② | | C X<br>0-1 L7-3 ① ②<br>1-1 | | | C B F B X<br>2-2 12 G6-4-3 1B | | B 1 SAFE 1 SAFE X<br>1-0 G2-3 ①<br>1-2 | | 4 | 0 | 1 | 0 | 0 | 0 | 2 |
| 12 Jeff Kent, R (1, 4)<br>OBP: 0.368, SLG: 0.459<br>44 Takashi Saito, L (9, 1) | C B X<br>1-1 G5-3 ③ | | B C F B X<br>2-2 F9 ③ | | | C X<br>0-1 G6-4-3 ① ②<br>1-2f | | B I I I<br>4-0 CS 16 1B IBB<br>2-3 | | 3<br>0 | 0<br>0 | 0<br>0 | 0<br>0 | 1<br>0 | 0<br>0 | 1<br>0 |
| 16 Andre Ethier, L (1, 7)<br>OBP: 0.397, SLG: 0.559 | | B B C X<br>2-1 L4 ① | | B F S F X<br>1-2 G4-3 ① | | X<br>0-0 G4-3 ③ | | B B X<br>2-0 1-2 1B<br>3-H | | 4 | 0 | 1 | 1 | 0 | 0 | 0 |
| Wilson Betemit, S (1, 5)<br>OBP: 0.346, SLG: 0.515 | | C B B S X<br>2-2 7 S 1B 1B | | F B B X<br>2-1 55 G1-6-3 1B | | | B X<br>1-0 HR | C B B F B S<br>3-3 K ② ③<br>2-3 | | 4 | 1 | 3 | 1 | 0 | 1 | 2 |
| 55 Russell Martin, R (1, 2)<br>OBP: 0.371, SLG: 0.460 | | 1 SAFE B C 1 SAFE B X<br>2-1 L9 ② | | C B 1 SAFE B F X<br>2-2 G1-6-3 ② ③<br>1-2f | | | B X<br>1-0 7 S 1B 1B | | | 3 | 1 | 1 | 0 | 0 | 0 | 2 |
| 7 James Loney, L (1, 3)<br>OBP: 0.357, SLG: 0.435 | | B B I I<br>4-0 1B 1-2 IBB | | | X<br>0-0 FC5-4-6 15 S 1B | | 1 SAFE B 1 SAFE L S X<br>2-1 L6 ①<br>1-2 | | | 2 | 0 | 1 | 0 | 1 | 0 | 1 |
| Greg Maddux, R (1, 1)<br>OBP: 0.143, SLG: 0.128<br>Brett Tomko, R (7, 1)<br>OBP: 0.154, SLG: 0.120<br>Olmedo Saenz, R (7, PH)<br>OBP: 0.356, SLG: 0.573<br>17 Jason Repko, R (7, PR)<br>OBP: 0.366, SLG: 0.449 (8, 8) | | B C C X<br>1-2 1-2 2-3 1B | | | L S X<br>0-2 B3 ① | | C D S T F B X<br>2-2 15 CS 2-H 1B | | | 2<br>0<br>1<br>0 | 0<br>0<br>0<br>0 | 1<br>0<br>1<br>0 | 0<br>0<br>1<br>0 | 0<br>0<br>0<br>0 | 0<br>0<br>0<br>0 | 1<br>0<br>0<br>0 |
| Inning Stats | R: 1 H: 1<br>E: 0 LOB: 0<br>K: 0 BB: 0<br>S: 6 P: 14 | R: 0 H: 2<br>E: 0 LOB: 3<br>K: 1 BB: 1<br>S: 13 P: 26 | R: 0 H: 0<br>E: 0 LOB: 0<br>K: 0 BB: 1<br>S: 7 P: 13 | R: 0 H: 1<br>E: 0 LOB: 0<br>K: 0 BB: 0<br>S: 9 P: 14 | R: 0 H: 1<br>E: 0 LOB: 1<br>K: 1 BB: 0<br>S: 10 P: 14 | R: 0 H: 1<br>E: 0 LOB: 0<br>K: 0 BB: 0<br>S: 6 P: 8 | R: 2 H: 3<br>E: 0 LOB: 1<br>K: 1 BB: 0<br>S: 13 P: 21 | R: 1 H: 1<br>E: 0 LOB: 2<br>K: 1 BB: 2<br>S: 6 P: 20 | | 1B: 8<br>2B: 3<br>3B: 0<br>HR: 2 | SF: 0<br>SAC: 0<br>DP: 5<br>HBP: 0 | | | WP: 1<br>PB: 0<br>SB: 3<br>CS: 2 | PA: 33 | |

| | AB | 29 |
|---|---|---|
| | R | 4 |
| | H | 10 |
| | RBI | 4 |
| | BB | 4 |
| | SO | 4 |
| | LOB | 15 |

| PITCHER | | IP | WLS | BF | H | R | ER | SO | BB | IBB | HBP | BLK | WP | HR | S | P | ERA | WHIP |
|---|---|---|---|---|---|---|---|---|---|---|---|---|---|---|---|---|---|---|
| 49 Byung-Hyun Kim, R<br>ERA: 4.57 | (1, 1) | 6.0 | L | 25 | 8 | 3 | 3 | 2 | 1 | 1 | 0 | 0 | 0 | 2 | 53 | 93 | 4.50 | 1.500 |
| 61 Ramon E Ramirez, R<br>ERA: 2.78 | (7, 1) | 0.1 | | 2 | 1 | 0 | 0 | 0 | 0 | 0 | 0 | 0 | 0 | 0 | 8 | 11 | 0.00 | 3.000 |
| Ray King, L<br>ERA: 4.2 | (7, 1) | 0.2 | | 1 | 0 | 0 | 0 | 1 | 0 | 0 | 0 | 0 | 0 | 0 | 3 | 6 | 0.00 | 0.000 |
| Jose Mesa, R<br>ERA: 3.44 | (8, 1) | 1.0 | | 5 | 1 | 1 | 1 | 1 | 1 | 1 | 0 | 0 | 1 | 0 | 6 | 20 | 9.00 | 2.000 |

| PITCHER | IP | WLS | BF | H | R | ER | SO | BB | IBB | HBP | BLK | WP | HR | S | P | ERA | WHIP |
|---|---|---|---|---|---|---|---|---|---|---|---|---|---|---|---|---|---|

| Batter | 1 | 2 | 3 | 4 | 5 | 6 | 7 | 8 | 9 | AB | R | H | RBI | BB | SO | LOB |
|---|---|---|---|---|---|---|---|---|---|---|---|---|---|---|---|---|
| Jason Smith, L (1, 4) (9, 3)<br>OBP: 0.327, SLG: 0.411 | C C X<br>0-2 ①<br>G1-3 | | S B X<br>1-1 ③<br>F7 | | | S B S C<br>1-3 ②<br>K | | | C S B S<br>1-3 ①<br>K | 4 | 0 | 0 | 0 | 0 | 2 | 1 |
| 17 Todd Helton, L (1, 3)<br>OBP: 0.396, SLG: 0.466<br>Jamey Carroll, R (9, PR)<br>OBP: 0.384, SLG: 0.413 (9, 4) | F F S<br>0-3 ②<br>K | | | C B B F B F F X<br>3-2 ①<br>F7 | | X<br>0-0 ③<br>F8 | | | X<br>0-0<br>27<br>FC6-5<br>2B | 4<br>0 | 0<br>0 | 1<br>0 | 0<br>0 | 0<br>0 | 1<br>0 | 0<br>0 |
| 27 Garrett Atkins, R (1, 5)<br>OBP: 0.378, SLG: 0.516 | C F B C<br>1-3 ③<br>K | | | B X<br>1-0 ②<br>G6-3 | | | B B X<br>2-0 ①<br>G5-3 | | B X<br>1-0 ②<br>FC6-5<br>5<br>11 1B<br>1B<br>2-3 | 4 | 1 | 0 | 0 | 0 | 1 | 1 |
| 5 Matt Holliday, R (1, 7)<br>OBP: 0.369, SLG: 0.556 | | B F B F B F X<br>3-2 ①<br>L6 | | B S S B S<br>2-3 ③<br>K | | | B F X<br>1-1 ②<br>F8 | | C B F X<br>1-2<br>11 1B<br>8 S<br>1B | 4 | 1 | 1 | 0 | 0 | 1 | 0 |
| 11 Brad Hawpe, L (1, 9)<br>OBP: 0.390, SLG: 0.534 | | X<br>0-0 ②<br>F7 | | | X<br>0-0<br>HR | | S B B B S X<br>2-2<br>1B | | B B B C X<br>1-3<br>2-H<br>8 E<br>8 S<br>1B | 4 | 1 | 3 | 2 | 0 | 0 | 0 |
| 8 Yorvit Torrealba, R (1, 2)<br>OBP: 0.304, SLG: 0.453 | | B C X<br>1-1 ③<br>G6-3 | | | C B S B F X<br>2-2 ①<br>G6-3 | | 1 SAFE B B S B F F S<br>3-3 ③<br>K | | C B F B X<br>2-2 ③<br>1-3<br>3-H<br>F7 | 4 | 0 | 0 | 0 | 0 | 1 | 3 |
| 12 Clint Barmes, R (1, 6)<br>OBP: 0.273, SLG: 0.364 | | | C X<br>0-1<br>26<br>SH2-4<br>1B | | C B X<br>1-1<br>18<br>G1-6-3<br>1B | | | B B C F X<br>2-2 ①<br>G6-3 | | 3 | 0 | 2 | 0 | 0 | 0 | 0 |
| 18 Cory Sullivan, L (1, 8)<br>OBP: 0.314, SLG: 0.390 | | | B X<br>1-0 ①<br>L9 | | 1 SAFE X<br>0-0 ② ③<br>G1-6-3<br>1-2f | | | B X<br>1-0 ②<br>L6 | | 3 | 0 | 0 | 0 | 0 | 0 | 2 |
| 26 Jeff Francis, L (1, 1)<br>OBP: 0.204, SLG: 0.087<br>60 Manny Corpas, R (8, 1)<br>Jeremy Affeldt, L (8, 1)<br>40 Brian Fuentes, L (9, 1) | | | L X<br>0-1 ②<br>SH2-4<br>1-2 | | | B C B X<br>2-1 ①<br>G6-3 | | C B S B B X<br>3-2 ③<br>G1-3 | | 2<br>0<br>0<br>0 | 0<br>0<br>0<br>0 | 0<br>0<br>0<br>0 | 0<br>0<br>0<br>0 | 0<br>0<br>0<br>0 | 0<br>0<br>0<br>0 | 0<br>0<br>0<br>0 |
| Inning Stats | R: 0 H: 0<br>E: 0 LOB: 0<br>K: 2 BB: 0<br>S: 9 P: 10 | R: 0 H: 0<br>E: 0 LOB: 0<br>K: 0 BB: 0<br>S: 7 P: 11 | R: 0 H: 1<br>E: 0 LOB: 1<br>K: 0 BB: 0<br>S: 7 P: 9 | R: 0 H: 0<br>E: 0 LOB: 0<br>K: 1 BB: 0<br>S: 9 P: 15 | R: 1 H: 2<br>E: 0 LOB: 0<br>K: 0 BB: 0<br>S: 8 P: 11 | R: 0 H: 0<br>E: 0 LOB: 0<br>K: 1 BB: 0<br>S: 6 P: 9 | R: 0 H: 1<br>E: 0 LOB: 1<br>K: 1 BB: 0<br>S: 10 P: 18 | R: 0 H: 0<br>E: 0 LOB: 0<br>K: 0 BB: 0<br>S: 7 P: 13 | R: 2 H: 3<br>E: 0 LOB: 2<br>K: 1 BB: 0<br>S: 13 P: 21 | 1B: 5 SF: 0<br>2B: 1 SAC: 1<br>3B: 0 DP: 1<br>HR: 1 HBP: 0 | | | | | | WP: 0 PA: 33<br>PB: 0<br>SB: 2<br>CS: 0 |

| PITCHER | | IP | WLS | BF | H | R | ER | SO | BB | IBB | HBP | BLK | WP | HR | S | P | ERA | WHIP |
|---|---|---|---|---|---|---|---|---|---|---|---|---|---|---|---|---|---|---|
| Derek Lowe, R<br>ERA: 4.09 | (1, 1) | 8.2 | L | 31 | 6 | 3 | 3 | 6 | 0 | 0 | 0 | 0 | 0 | 1 | 71 | 107 | 3.12 | 0.692 |
| 44 Takashi Saito, R<br>ERA: 2.28 | (9, 1) | 0.1 | | 2 | 1 | 0 | 0 | 0 | 0 | 0 | 0 | 0 | 0 | 0 | 5 | 10 | 0.00 | 3.000 |

| PITCHER | IP | WLS | BF | H | R | ER | SO | BB | IBB | HBP | BLK | WP | HR | S | P | ERA | WHIP |
|---|---|---|---|---|---|---|---|---|---|---|---|---|---|---|---|---|---|

# TOP

## Colorado Rockies @ Los Angeles Dodgers

Dodger Stadium, Los Angeles, CA

Wed Aug 09 2006, 7:10 PM PDT

Att. 46,643 - Clear - 85 F

livebaseballscorecards.com

| | |
|---|---|
| AB | 32 |
| R | 3 |
| H | 7 |
| RBI | 2 |
| BB | 0 |
| SO | 6 |
| LOB | 7 |

| Batter | 1 | 2 | 3 | 4 | 5 | 6 | 7 | 8 | 9 | AB | R | H | RBI | BB | SO | LOB |
|---|---|---|---|---|---|---|---|---|---|---|---|---|---|---|---|---|
| 15 Rafael Furcal, S (1, 6)<br>OBP: 0.352, SLG: 0.398 | G1-3 | | | FC1-6 1B | FC6-4 | | | SH1-4 2B | | 4 | 0 | 2 | 0 | 0 | 0 | 2 |
| Julio Lugo, R (1, 5) (9, 4)<br>OBP: 0.369, SLG: 0.478 | 5 CS 1B | | | FC1-6 5 1B 7 CS | | K | | SH1-4 | | 3 | 0 | 1 | 0 | 0 | 1 | 1 |
| 5 Nomar Garciaparra, R (1, 3)<br>OBP: 0.402, SLG: 0.535<br>Kenny Lofton, L (8, PR) (9, 8)<br>OBP: 0.355, SLG: 0.406 | P5 | | | 7 CS | | 7 G4-6-3 BB | | S IBB | | 2<br>0 | 0<br>0 | 1<br>0 | 0<br>0 | 2<br>0 | 0<br>0 | 1<br>0 |
| J.D. Drew, L (1, 9)<br>OBP: 0.374, SLG: 0.452<br>7 James Loney, L (4, PH) (5, 9)<br>OBP: 0.347, SLG: 0.422<br>Olmedo Saenz, R (8, PH) (9, 3)<br>OBP: 0.360, SLG: 0.573<br>44 Takashi Saito, L (9, 1) | | F8 | | G3 | | G4-6-3 | | HBP | | 1<br>2<br>0<br>0 | 0<br>0<br>0<br>0 | 0<br>0<br>0<br>0 | 0<br>0<br>0<br>0 | 0<br>0<br>0<br>0 | 0<br>0<br>0<br>0 | 0<br>3<br>0<br>0 |
| 12 Jeff Kent, R (1, 4) (9, 3)<br>OBP: 0.366, SLG: 0.456 | | F7 | | | G5-3 | | 55 G3 1B | F4 | | 4 | 0 | 1 | 0 | 0 | 0 | 3 |
| 16 Andre Ethier, L (1, 7)<br>OBP: 0.395, SLG: 0.562 | | L3 | | | SF8 3B | | P4 | G4-3 | | 4 | 1 | 1 | 0 | 0 | 0 | 4 |
| 55 Russell Martin, R (1, 2)<br>OBP: 0.369, SLG: 0.455 | | | K | | 17 HBP SF8 IBB | | G3 | | L7 | 3 | 0 | 0 | 0 | 1 | 1 | 1 |
| 17 Jason Repko, R (1, 8) (9, 9)<br>OBP: 0.371, SLG: 0.440 | | | F8 | | 15 FC6-4 HBP | | FC6-4 IBB | | L6 | 2 | 0 | 0 | 0 | 1 | 0 | 0 |
| Derek Lowe, R (1, 1)<br>OBP: 0.120, SLG: 0.087<br>Wilson Betemit, S (9, 5)<br>OBP: 0.345, SLG: 0.513 | | | F7 | | SF8 | | FC6-4 | | G3 | 2<br>1 | 0<br>0 | 0<br>0 | 1<br>0 | 0<br>0 | 0<br>0 | 2<br>0 |
| Inning Stats | R: 0 E: 0 K: 0 S: 10 H: 1 LOB: 0 BB: 0 P: 16 | R: 0 E: 0 K: 0 S: 10 H: 0 LOB: 0 BB: 0 P: 16 | R: 0 E: 0 K: 1 S: 10 H: 0 LOB: 0 BB: 0 P: 14 | R: 0 E: 0 K: 0 S: 9 H: 2 LOB: 1 BB: 0 P: 15 | R: 1 E: 0 K: 0 S: 7 H: 1 LOB: 2 BB: 1 P: 15 | R: 0 E: 0 K: 1 S: 11 H: 0 LOB: 0 BB: 1 P: 17 | R: 0 E: 0 K: 0 S: 4 H: 1 LOB: 2 BB: 1 P: 12 | R: 0 E: 0 K: 0 S: 8 H: 1 LOB: 3 BB: 1 P: 18 | R: 0 E: 0 K: 0 S: 8 H: 0 LOB: 0 BB: 0 P: 13 | 1B: 4<br>2B: 1<br>3B: 1<br>HR: 0 | SF: 1<br>SAC: 1<br>DP: 1<br>HBP: 2 | | | WP: 0<br>PB: 0<br>SB: 1<br>CS: 3 | PA: 36 | | |

| PITCHER | | IP | WLS | BF | H | R | ER | SO | BB | IBB | HBP | BLK | WP | HR | S | P | ERA | WHIP |
|---|---|---|---|---|---|---|---|---|---|---|---|---|---|---|---|---|---|---|
| 26 Jeff Francis, L<br>ERA: 3.44 | (1, 1) | 7.1 | | 30 | 6 | 1 | 1 | 2 | 1 | 3 | 1 | 0 | 0 | 0 | 63 | 112 | 1.23 | 0.955 |
| 60 Manny Corpas, R<br>ERA: 0.96 | (8, 1) | 0.1 | | 2 | 0 | 0 | 0 | 0 | 0 | 0 | 1 | 0 | 0 | 0 | 5 | 8 | 0.00 | 0.000 |
| Jeremy Affeldt, L<br>ERA: 5.74 | (8, 1) | 0.1 | W | 1 | 0 | 0 | 0 | 0 | 0 | 0 | 0 | 0 | 0 | 0 | 1 | 3 | 0.00 | 0.000 |
| 40 Brian Fuentes, L<br>ERA: 3.5 | (9, 1) | 1.0 | S | 3 | 0 | 0 | 0 | 0 | 0 | 0 | 0 | 0 | 0 | 0 | 8 | 13 | 0.00 | 0.000 |

| PITCHER | IP | WLS | BF | H | R | ER | SO | BB | IBB | HBP | BLK | WP | HR | S | P | ERA | WHIP |
|---|---|---|---|---|---|---|---|---|---|---|---|---|---|---|---|---|---|

# BOTTOM

## Colorado Rockies @ Los Angeles Dodgers

Dodger Stadium, Los Angeles, CA

Wed Aug 09 2006, 7:10 PM PDT

Att. 46,643 - Clear - 85 F

livebaseballscorecards.com

| | |
|---|---|
| AB | 28 |
| R | 1 |
| H | 6 |
| RBI | 1 |
| BB | 4 |
| SO | 2 |
| LOB | 17 |

| Batter | 1 | 2 | 3 | 4 | 5 | 6 | 7 | 8 | 9 | AB | R | H | RBI | BB | SO | LOB |
|---|---|---|---|---|---|---|---|---|---|---|---|---|---|---|---|---|
| Jamey Carroll, R (1, 4)<br>OBP: 0.379, SLG: 0.407 | B C X<br>1-1 ① F8 | | B L B F B X<br>3-2 ① P6 | F B F X<br>1-2 ③ F9 | | | C B X<br>1-1 ① G6-3 | B B F C S<br>2-3 ③ K | | 5 | 0 | 0 | 0 | 0 | 1 | 3 |
| 17 Todd Helton, L (1, 3)<br>OBP: 0.399, SLG: 0.471 | B F F B X<br>2-2 ② G4-3 | | C B C B B F B<br>4-2 5 BB 27 BB BB | | B B F B B<br>4-1 5 G6-4-3 BB | | B F C F B F B F S<br>3-3 K 5 FC6-4 27 1B | | B X<br>1-0 E4 3B | 3 | 1 | 1 | 0 | 2 | 1 | 0 |
| 27 Garrett Atkins, R (1, 5)<br>OBP: 0.378, SLG: 0.513 | C F B B B F S<br>2-3 ③ K | | C B F F D B B<br>4-2 5 BB 1-2 BB | | C B F C<br>1-3 ① K | | X<br>0-0 5 FC6-4 1-2 1B | | S X<br>0-1 ① F8 | 4 | 0 | 1 | 0 | 1 | 2 | 1 |
| 5 Matt Holliday, R (1, 7)<br>OBP: 0.369, SLG: 0.560 | | B X<br>1-0 HR | D B B B C B<br>4-1 11 G3-6-1 1-2 2-3 BB | | S X<br>0-1 ② ③ G6-4-3 1-2f | | F C B F B X<br>2-2 FC6-4 11 BB 1-2f 2-3 | | S T B S<br>1-3 ② K | 4 | 1 | 1 | 1 | 1 | 1 | 3 |
| 11 Brad Hawpe, L (1, 9)<br>OBP: 0.390, SLG: 0.531 | | X<br>0-0 12 1B 1B | B S B B S X<br>2-2 ② ③ G3-6-1 1-2f | | | C F S<br>1-3 ① K | B B B B C B<br>4-1 8 FC5-4 1-2 BB | | B C I T B B C<br>3-3 ③ K | 4 | 0 | 1 | 0 | 1 | 2 | 3 |
| 8 Yorvit Torrealba, R (1, 2)<br>OBP: 0.309, SLG: 0.451 | | D B X<br>2-0 ① F9 | | F F B B B B<br>4-2 SH1-4 12 BB BB | | C C X<br>0-2 12 S 18 2B 1B | X<br>0-0 ③ FC5-4 1-2f | | | 3 | 1 | 1 | 0 | 1 | 0 | 4 |
| 12 Clint Barmes, R (1, 6)<br>OBP: 0.275, SLG: 0.363 | | F B X<br>1-1 1-3 1B | | B C B B B<br>4-1 SH1-4 1-2 BB | | C B F B B S<br>2-3 ② K 1-2 | | B F B B F X<br>2-2 ① G6-3 | | 3 | 0 | 1 | 0 | 1 | 1 | 1 |
| 18 Cory Sullivan, L (1, 8)<br>OBP: 0.316, SLG: 0.398 | | B S B F S<br>2-3 ② K | | B C B L X<br>2-2 ① F7 | | F X<br>0-1 2-H 2B | | B B C B F F F X<br>3-2 2B | | 4 | 0 | 2 | 1 | 0 | 1 | 4 |
| Jason Jennings, L (1, 1)<br>OBP: 0.180, SLG: 0.167<br>Jorge Piedra, L (8, PH)<br>OBP: 0.222, SLG: 0.356<br>60 Manny Corpas, R (8, 1)<br>Ray King, L (8, 1)<br>Jose Mesa, R (8, 1) | | B B B C X<br>3-1 ③ F9 | | X<br>0-0 ② SH1-4 1-2 2-3 | | B F X<br>1-1 ③ G4-3 | | S D C T<br>1-2 ② K | | 2<br>1<br>0<br>0<br>0 | 0<br>0<br>0<br>0<br>0 | 0<br>0<br>0<br>0<br>0 | 0<br>0<br>0<br>0<br>0 | 0<br>1<br>0<br>0<br>0 | 0<br>1<br>0<br>0<br>0 | 3<br>1<br>0<br>0<br>0 |
| Inning Stats | R: 0 E: 0 K: 1 S: 9<br>H: 0 LOB: 0 BB: 0 P: 14 | R: 1 E: 0 K: 1 S: 10<br>H: 3 LOB: 2 BB: 0 P: 19 | R: 0 E: 0 K: 0 S: 14<br>H: 0 LOB: 2 BB: 3 P: 31 | R: 0 E: 0 K: 0 S: 10<br>H: 0 LOB: 2 BB: 2 P: 21 | R: 0 E: 0 K: 1 S: 6<br>H: 0 LOB: 0 BB: 1 P: 11 | R: 1 E: 0 K: 2 S: 13<br>H: 2 LOB: 1 BB: 0 P: 17 | R: 0 E: 0 K: 1 S: 15<br>H: 1 LOB: 3 BB: 1 P: 25 | R: 0 E: 0 K: 2 S: 15<br>H: 1 LOB: 1 BB: 0 P: 23 | R: 1 E: 1 K: 2 S: 9<br>H: 1 LOB: 0 BB: 0 P: 14 | 1B: 4<br>2B: 2<br>3B: 1<br>HR: 1 | SF: 0<br>SAC: 1<br>DP: 2<br>HBP: 0 | | | | | |

| PITCHER | | IP | WLS | BF | H | R | ER | SO | BB | IBB | HBP | BLK | WP | HR | S | P | ERA | WHIP |
|---|---|---|---|---|---|---|---|---|---|---|---|---|---|---|---|---|---|---|
| 58 Chad Billingsley, R<br>ERA: 3.52 | (1, 1) | 5.0 | | 22 | 3 | 1 | 1 | 3 | 6 | 0 | 0 | 0 | 0 | 1 | 49 | 96 | 1.80 | 1.800 |
| Aaron Sele, R<br>ERA: 3.98 | (6, 1) | 1.2 | B | 9 | 3 | 1 | 1 | 3 | 0 | 0 | 0 | 0 | 1 | 0 | 26 | 36 | 5.40 | 1.800 |
| Joe Beimel, L<br>ERA: 3.5 | (7, 1) | 0.1 | | 2 | 0 | 0 | 0 | 0 | 1 | 0 | 0 | 0 | 0 | 0 | 2 | 6 | 0.00 | 3.000 |
| Brett Tomko, R<br>ERA: 4.82 | (8, 1) | 1.0 | | 4 | 1 | 0 | 0 | 2 | 0 | 0 | 0 | 0 | 0 | 0 | 15 | 23 | 0.00 | 1.000 |
| 44 Takashi Saito, R<br>ERA: 2.4 | (9, 1) | 1.0 | W | 4 | 1 | 1 | 1 | 2 | 0 | 0 | 0 | 0 | 0 | 0 | 9 | 14 | 9.00 | 1.000 |

| PITCHER | IP | WLS | BF | H | R | ER | SO | BB | IBB | HBP | BLK | WP | HR | S | P | ERA | WHIP |
|---|---|---|---|---|---|---|---|---|---|---|---|---|---|---|---|---|---|

# TOP

## Colorado Rockies @ Los Angeles Dodgers

Dodger Stadium, Los Angeles, CA

Thu Aug 10 2006, 7:10 PM PDT

Att. 48,699 - Clear - 81 F

livebaseballscorecards.com

| | |
|---|---|
| AB | 33 |
| R | 3 |
| H | 8 |
| RBI | 2 |
| BB | 7 |
| SO | 10 |
| LOB | 23 |

| Batter | 1 | 2 | 3 | 4 | 5 | 6 | 7 | 8 | 9 | AB | R | H | RBI | BB | SO | LOB |
|---|---|---|---|---|---|---|---|---|---|---|---|---|---|---|---|---|
| 15 Rafael Furcal, S (1, 6)<br>OBP: 0.356, SLG: 0.404 | X 0-0 G4-3 3B | | B S B F F B S 3-3 ② K | | B B C F B B 4-2 1B 5 SF8 BB | | C B B B B 4-1 S BB | | B X 1-0 1B 1-2 1B | 3 | 2 | 2 | 0 | 2 | 1 | 0 |
| Kenny Lofton, L (1, 8)<br>OBP: 0.361, SLG: 0.410 | C B X 1-1 ① G4-3 3-H | | B X 1-0 5 1B 1B | | 1 SAFE P B X 2-0 1-3 1B | | B B B C B 4-1 1-2 BB | | B B X 2-0 1-3 2-H 1B | 4 | 0 | 3 | 2 | 1 | 0 | 0 |
| 5 Nomar Garciaparra, R (1, 3)<br>OBP: 0.403, SLG: 0.536 | B F F X 1-2 1B | | B X 1-0 1-2 1B | | X 0-0 ② SF8 3-H | | S S X 0-2 ③ F8 | | | 3 | 0 | 2 | 1 | 0 | 0 | 2 |
| 12 Jeff Kent, R (1, 4)<br>OBP: 0.361, SLG: 0.448 | B C F B D X 3-2 ② P3 | | C C B F B D S 3-3 ③ K | | 1 SAFE B X 1-0 ③ F8 | | | B S F B S 2-3 ① K | | 4 | 0 | 0 | 0 | 0 | 2 | 4 |
| 16 Andre Ethier, L (1, 7)<br>OBP: 0.393, SLG: 0.569 | S B X 1-1 ③ G6-3 | | | X 0-0 ① G4-3 | | C F S 0-3 ① K | | B X 1-0 HR | | 4 | 1 | 1 | 1 | 0 | 1 | 1 |
| Wilson Betemit, S (1, 5)<br>OBP: 0.344, SLG: 0.513 | | X 0-0 E4 55 G4-3 | | C B X 1-1 2B | | C X 0-1 ② G3-1 | | S F B F B B X 3-2 ② G4-3 | | 4 | 0 | 1 | 0 | 0 | 0 | 0 |
| 55 Russell Martin, R (1, 2)<br>OBP: 0.364, SLG: 0.448 | | B C 1 SAFE 1 SAFE B F X 2-2 ① ② G4-3 1-2f | | F S B B B S 3-3 ② K | | B F C B B X 2-2 ③ G6-3 | | B X 1-0 ③ G6-3 | | 4 | 0 | 0 | 0 | 0 | 1 | 2 |
| 17 Jason Repko, R (1, 9)<br>OBP: 0.358, SLG: 0.421 | | B X 1-0 ③ G6-3 | | B S B F X 2-2 ③ G5-3 | | | S B S T 1-2 ① K | | C F B S 1-3 ① K | 4 | 0 | 0 | 0 | 0 | 2 | 1 |
| 58 Chad Billingsley, R (1, 1)<br>OBP: 0.211, SLG: 0.063<br>J.D. Drew, L (5, PH)<br>OBP: 0.373, SLG: 0.451<br>Aaron Sele, R (6, 1)<br>OBP: 0.208, SLG: 0.250<br>Joe Beimel, L (7, 1)<br>7 James Loney, L (7, PH)<br>OBP: 0.342, SLG: 0.415<br>Brett Tomko, R (8, 1)<br>OBP: 0.154, SLG: 0.120<br>44 Takashi Saito, L (9, 1)<br>Julio Lugo, R (9, PH)<br>OBP: 0.371, SLG: 0.478 | | | B C X 1-1 ① F8 | | B B X 2-0 ① G4-3 | | X 0-0 ② G3 | | B F B C B B 4-2 15 1B 1B BB | 1<br>1<br>0<br>0<br>1<br>0<br>0<br>0 | 0<br>0<br>0<br>0<br>0<br>0<br>1<br>0 | 0<br>0<br>0<br>0<br>0<br>0<br>0<br>1 | 0<br>0<br>0<br>0<br>0<br>0<br>0<br>0 | 0<br>0<br>0<br>0<br>0<br>0<br>0<br>1 | 0<br>0<br>0<br>0<br>0<br>0<br>0<br>0 | 0<br>0<br>0<br>0<br>0<br>0<br>0<br>0 |
| Inning Stats | R: 1 E: 0 K: 0 S: 11 H: 2 LOB: 1 BB: 0 P: 17 | R: 0 E: 1 K: 0 S: 5 H: 0 LOB: 0 BB: 0 P: 8 | R: 0 E: 0 K: 2 S: 12 H: 2 LOB: 2 BB: 0 P: 21 | R: 0 E: 0 K: 1 S: 9 H: 1 LOB: 1 BB: 0 P: 15 | R: 1 E: 0 K: 0 S: 7 H: 1 LOB: 1 BB: 1 P: 15 | R: 0 E: 0 K: 1 S: 8 H: 0 LOB: 0 BB: 0 P: 10 | R: 0 E: 0 K: 1 S: 9 H: 0 LOB: 2 BB: 2 P: 18 | R: 1 E: 0 K: 1 S: 9 H: 1 LOB: 0 BB: 0 P: 16 | R: 1 E: 0 K: 1 S: 7 H: 2 LOB: 2 BB: 1 P: 15 | 1B: 6 2B: 1 3B: 1 HR: 1 | SF: 1 SAC: 0 DP: 1 HBP: 0 | | | | | |

| PITCHER | | IP | WLS | BF | H | R | ER | SO | BB | IBB | HBP | BLK | WP | HR | S | P | ERA | WHIP |
|---|---|---|---|---|---|---|---|---|---|---|---|---|---|---|---|---|---|---|
| Jason Jennings, R<br>ERA: 3.44 | (1, 1) | 7.0 | | 30 | 6 | 2 | 2 | 5 | 3 | 0 | 0 | 0 | 0 | 0 | 61 | 104 | 2.57 | 1.286 |
| 60 Manny Corpas, R<br>ERA: 0.93 | (8, 1) | 0.1 | | 1 | 0 | 0 | 0 | 1 | 0 | 0 | 0 | 0 | 0 | 0 | 3 | 5 | 0.00 | 0.000 |
| Ray King, L<br>ERA: 4.45 | (8, 1) | 0.1 | | 2 | 1 | 1 | 1 | 0 | 0 | 0 | 0 | 0 | 0 | 1 | 5 | 9 | 27.00 | 3.000 |
| Jose Mesa, R<br>ERA: 3.58 | (8, 1) | 0.2 | L | 5 | 2 | 1 | 1 | 1 | 1 | 0 | 0 | 0 | 0 | 0 | 8 | 17 | 13.50 | 4.500 |

| PITCHER | IP | WLS | BF | H | R | ER | SO | BB | IBB | HBP | BLK | WP | HR | S | P | ERA | WHIP |
|---|---|---|---|---|---|---|---|---|---|---|---|---|---|---|---|---|---|

# BOTTOM

# Colorado Rockies @ Los Angeles Dodgers

Dodger Stadium, Los Angeles, CA

Thu Aug 10 2006, 7:10 PM PDT

Att. 48,699 - Clear - 81 F

livebaseballscorecards.com

| | |
|---|---|
| AB | 33 |
| R | 4 |
| H | 9 |
| RBI | 4 |
| BB | 4 |
| SO | 7 |
| LOB | 10 |

| | | | | | | | | | | | | | | | | | | |
|---|---|---|---|---|---|---|---|---|---|---|---|---|---|---|---|---|---|---|
| 1B: 6 | SF: 1 | WP: 0 | PA: 38 |
| 2B: 1 | SAC: 0 | PB: 0 | |
| 3B: 1 | DP: 1 | SB: 1 | |
| HR: 1 | HBP: 0 | CS: 0 | |

# Chicago Cubs @ Colorado Rockies

Coors Field, Denver, CO

Fri Aug 11 2006, 7:05 PM MDT

Att. 35,744 - Partly Cloudy - 81 F

TOP

livebaseballscorecards.com

| Batter | 1 | 2 | 3 | 4 | 5 | 6 | 7 | 8 | 9 | AB | R | H | RBI | BB | SO | LOB |
|---|---|---|---|---|---|---|---|---|---|---|---|---|---|---|---|---|
| Juan Pierre, L (1, 8)<br>OBP: 0.328, SLG: 0.376 | CX 0-1 CS 1B | | X 0-0 E1 WP 1B | | CX 0-1 ① F9 | CBBCX 2-2 ③ G4-3 | | | CFBBBB 4-2 FC6-4 BB | 4 | 0 | 2 | 0 | 1 | 0 | 2 |
| Cesar Izturis, S (1, 6)<br>OBP: 0.301, SLG: 0.329 | 1 SAFE CBCX 1-2 ①② G1-3 1-2 | | BFBBB 4-1 FC6-4 2-3 BB | | X 0-0 ② G4-3 | | CFFBX 1-2 ① F7 | | X 0-0 ③ FC6-4 1-2f | 4 | 0 | 0 | 0 | 1 | 0 | 2 |
| Michael Barrett, R (1, 2)<br>OBP: 0.389, SLG: 0.541 | BBCX 2-1 1B | | F 1 SAFE CX 0-2 ③ FC6-4 1-2f | | FFX 0-2 2B | | BX 1-0 ② F9 | | | 4 | 0 | 2 | 0 | 0 | 0 | 2 |
| 16 Aramis Ramirez, R (1, 5)<br>OBP: 0.341, SLG: 0.542 | BFB 1 SAFE BX 3-1 ③ L7 | | | BCFX 1-2 ① G6-3 | BX 1-0 ③ F9 | | CBX 1-1 ③ L9 | | | 4 | 0 | 0 | 0 | 0 | 0 | 2 |
| Jacque Jones, L (1, 9)<br>OBP: 0.316, SLG: 0.493 | | CBBBX 2-1 ① G4-3 | | SBBBX 2-1 ② G2-3 | | BFX 1-1 HR | | SFFBC 1-3 ① K | | 4 | 1 | 1 | 1 | 0 | 1 | 0 |
| 29 Ángel Pagán, S (1, 7)<br>OBP: 0.337, SLG: 0.479 | | CBX 1-1 ② G4-3 | | CX 0-1 1B 2B | | FBBBBX 3-1 ① F8 | | BX 1-0 ② F8 | | 4 | 1 | 1 | 0 | 0 | 0 | 0 |
| John Mabry, L (1, 3)<br>OBP: 0.325, SLG: 0.358 | | BX 1-0 ③ G3 | | X 0-0 5 1B 2-H 1B | | CBX 1-1 5 FC1-4 1B | | BBFX 2-1 ③ F8 | | 4 | 0 | 2 | 1 | 0 | 0 | 0 |
| 5 Ronny Cedeno, R (1, 4)<br>OBP: 0.279, SLG: 0.340 | | | X 0-0 ① P5 | SBFX 1-2 53 FC6-4 1-2 1B | | BCX 1-1 ② FC1-4 2B 1-2f | | | X 0-0 ① G3 | 4 | 0 | 1 | 0 | 0 | 0 | 1 |
| 53 Rich Hill, L (1, 1)<br>OBP: 0.154, SLG: 0.167<br>43 Michael Wuertz, R (5, 1)<br>Neifi Perez, S (6, PH)<br>OBP: 0.266, SLG: 0.352<br>44 Roberto Novoa, R (6, 1)<br>OBP: 0.250, SLG: 0.500<br>47 Scott Eyre, L (8, 1)<br>Phil Nevin, R (9, PH)<br>OBP: 0.309, SLG: 0.430 | | | BBBCCX 3-2 ② G4-3 | X 0-0 ③ FC6-4 1-2f | | BBX 2-0 1-3 2B | | | CBFFS 2-3 ② K | 2<br>0<br>1<br>0<br>0<br>0<br>1 | 0<br>0<br>0<br>0<br>0<br>0<br>0 | 0<br>0<br>1<br>0<br>0<br>0<br>0 | 0<br>0<br>0<br>0<br>0<br>0<br>0 | 0<br>0<br>0<br>0<br>0<br>0<br>1 | 0<br>0<br>0<br>0<br>0<br>0<br>0 | 2<br>0<br>0<br>0<br>0<br>0<br>0 |
| Inning Stats | R: 0 E: 0 K: 0 S: 9 H: 2 LOB: 1 BB: 0 P: 15 | R: 0 E: 0 K: 0 S: 5 H: 0 LOB: 0 BB: 0 P: 9 | R: 0 E: 1 K: 0 S: 9 H: 1 LOB: 2 BB: 1 P: 16 | R: 1 E: 0 K: 0 S: 12 H: 3 LOB: 2 BB: 0 P: 16 | R: 0 E: 0 K: 0 S: 7 H: 1 LOB: 1 BB: 0 P: 8 | R: 1 E: 0 K: 0 S: 12 H: 3 LOB: 2 BB: 0 P: 22 | R: 0 E: 0 K: 0 S: 7 H: 0 LOB: 0 BB: 0 P: 10 | R: 0 E: 0 K: 1 S: 7 H: 0 LOB: 0 BB: 0 P: 11 | R: 0 E: 0 K: 1 S: 7 H: 0 LOB: 1 BB: 1 P: 13 | 1B: 6 2B: 3 3B: 0 HR: 1 | SF: 0 SAC: 0 DP: 0 HBP: 0 | | | | | | |

| | AB | 36 |
|---|---|---|
| | R | 2 |
| | H | 10 |
| | RBI | 2 |
| | BB | 2 |
| | SO | 2 |
| | LOB | 11 |

| PITCHER | | IP | WLS | BF | H | R | ER | SO | BB | IBB | HBP | BLK | WP | HR | S | P | ERA | WHIP |
|---|---|---|---|---|---|---|---|---|---|---|---|---|---|---|---|---|---|---|
| 28 Aaron Cook, R<br>ERA: 3.87 | (1, 1) | 8.0 | W | 34 | 10 | 2 | 2 | 1 | 1 | 0 | 0 | 0 | 1 | 1 | 68 | 107 | 2.25 | 1.375 |
| 39 Tom Martin, L<br>ERA: 4.61 | (9, 1) | 1.0 | | 4 | 0 | 0 | 0 | 1 | 1 | 0 | 0 | 0 | 0 | 0 | 7 | 13 | 0.00 | 1.000 |

| PITCHER | | IP | WLS | BF | H | R | ER | SO | BB | IBB | HBP | BLK | WP | HR | S | P | ERA | WHIP |
|---|---|---|---|---|---|---|---|---|---|---|---|---|---|---|---|---|---|---|

| | | | | | | | | | | | | | | | | | | |
|---|---|---|---|---|---|---|---|---|---|---|---|---|---|---|---|---|---|---|

WP: 1 PB: 0 SB: 0 CS: 1 PA: 38

# BOTTOM

## Chicago Cubs @ Colorado Rockies

Coors Field, Denver, CO

Fri Aug 11 2006, 7:05 PM MDT

Att. 35,744 - Partly Cloudy - 81 F

livebaseballscorecards.com

| Batter | 1 | 2 | 3 | 4 | 5 | 6 | 7 | 8 | 9 | AB | R | H | RBI | BB | SO | LOB |
|---|---|---|---|---|---|---|---|---|---|---|---|---|---|---|---|---|
| Jamey Carroll, R (1, 4)<br>OBP: 0.380, SLG: 0.405 | B B C F X 2-2 F9 ① | | C B B F B B 4-2 5 CS BB | | C B B B C X 3-2 27 HR 1-2 1B | B S F B F X 2-2 FC5-4 12 S ② 1-2f | | B C B F F X 2-2 P6 ① | | 4 | 1 | 1 | 0 | 1 | 0 | 1 |
| 39 Tom Martin, L (9, 1) | | | | | | | | | | 0 | 0 | 0 | 0 | 0 | 0 | 0 |
| 12 Clint Barmes, R (1, 6)<br>OBP: 0.274, SLG: 0.361 | B C C X 1-2 5 BB 27 BB 19 2B 1B | | L B L F X 1-2 P4 ① | | C B B F X 2-2 F9 ② | 1 SAFE B B C B X 3-1 F8 ③ 1-2 | | F X 0-1 G4-3 ② | | 5 | 1 | 1 | 0 | 0 | 0 | 4 |
| 27 Garrett Atkins, R (1, 5)<br>OBP: 0.381, SLG: 0.519 | B B B C B 4-1 5 BB 19 2B 1-2 BB | | B 1 SAFE 1 SAFE X 1-0 P6 ② | | B B X 2-0 1-H 2-H HR | | B B B 4-0 5 G1-4-3 BB | B B B C X 3-1 F9 ③ | | 3 | 2 | 1 | 3 | 2 | 0 | 1 |
| 5 Matt Holliday, R (1, 7)<br>OBP: 0.371, SLG: 0.561 | B B F F B F B 4-2 19 2B 1-2 2-3 BB | | F B 1 SAFE 1-1 CS ③ 1-2 | C X 0-1 F7 ① | F C X 0-2 19 2B 2B | | B X 1-0 G1-4-3 ① ② 1-2f | | | 3 | 1 | 1 | 0 | 1 | 0 | 1 |
| 19 Ryan Spilborghs, R (1, 9)<br>OBP: 0.345, SLG: 0.481 | C B B X 2-1 ② 1-H 2-H 3-H 2B | | | B B C B X 3-1 G5-3 ② | C B S F X 1-2 1B 2-H 2B | | B B F B F X 3-2 1B | | | 4 | 1 | 3 | 3 | 0 | 0 | 0 |
| Luis Gonzalez, R (1, 3)<br>OBP: 0.268, SLG: 0.368 | X 0-0 F8 ③ | | | C B X 1-1 FC6-4 1B | B X 1-0 2-H 1B | | F X 0-1 G6-3 ③ | | | 4 | 0 | 2 | 1 | 0 | 0 | 2 |
| Choo Freeman, R (1, 8)<br>OBP: 0.314, SLG: 0.364 | | C C F B F B F F B 4-2 B CS BB | | C F 1 SAFE B F X 1-2 FC6-4 ③ 1-2f | B S B F S 2-3 K ③ | | | B F B F B X 3-2 HR | | 3 | 1 | 1 | 1 | 1 | 1 | 2 |
| Danny Ardoin, R (1, 2)<br>OBP: 0.266, SLG: 0.270 | | F 1 SAFE P T S 1-3 K ① ② 1-2 | | | B B B B 4-1 28 FC3-6 BB | B C S S 1-3 K ① | | C F B F X 1-2 HR 1B | | 3 | 1 | 1 | 0 | 1 | 2 | 1 |
| 28 Aaron Cook, R (1, 1)<br>OBP: 0.109, SLG: 0.068 | | F S C 0-3 K ③ | | | X 0-0 FC3-6 ① 1B 27 HR 1-2f | B C F B F F F B B 4-2 FC5-4 BB | | X 0-0 1-H HR | | 2 | 1 | 0 | 0 | 1 | 1 | 1 |
| Jason Smith, L (8, PH)<br>OBP: 0.333, SLG: 0.451 (9, 4) | | | | | | | | | | 1 | 1 | 1 | 2 | 0 | 0 | 0 |
| Inning Stats | R: 2 H: 2<br>E: 0 LOB: 1<br>K: 0 BB: 2<br>S: 13 P: 26 | R: 0 H: 0<br>E: 0 LOB: 0<br>K: 2 BB: 1<br>S: 13 P: 17 | R: 0 H: 0<br>E: 0 LOB: 0<br>K: 0 BB: 1<br>S: 8 P: 15 | R: 0 H: 1<br>E: 0 LOB: 1<br>K: 0 BB: 0<br>S: 10 P: 15 | R: 5 H: 5<br>E: 0 LOB: 1<br>K: 1 BB: 1<br>S: 20 P: 35 | R: 0 H: 0<br>E: 0 LOB: 1<br>K: 1 BB: 1<br>S: 14 P: 24 | R: 0 H: 1<br>E: 0 LOB: 1<br>K: 0 BB: 1<br>S: 6 P: 14 | R: 3 H: 3<br>E: 0 LOB: 0<br>K: 0 BB: 0<br>S: 16 P: 25 | | 1B: 6 SF: 0<br>2B: 3 SAC: 0<br>3B: 0 DP: 1<br>HR: 3 HBP: 0 | | | | | | |

| | |
|---|---|
| AB | 32 |
| R | 10 |
| H | 12 |
| RBI | 10 |
| BB | 7 |
| SO | 4 |
| LOB | 13 |

WP: 0 PA: 40
PB: 0
SB: 1
CS: 2

| PITCHER | | IP | WLS | BF | H | R | ER | SO | BB | IBB | HBP | BLK | WP | HR | S | P | ERA | WHIP |
|---|---|---|---|---|---|---|---|---|---|---|---|---|---|---|---|---|---|---|
| 53 Rich Hill, L<br>ERA: 7.23 | (1, 1) | 4.2 | L | 22 | 6 | 6 | 6 | 2 | 5 | 0 | 0 | 0 | 0 | 1 | 56 | 96 | 11.57 | 2.357 |
| 43 Michael Wuertz, R<br>ERA: 3.77 | (5, 1) | 0.1 | | 3 | 2 | 1 | 1 | 1 | 0 | 0 | 0 | 0 | 0 | 0 | 8 | 12 | 27.00 | 6.000 |
| 44 Roberto Novoa, R<br>ERA: 4.67 | (6, 1) | 2.0 | | 8 | 1 | 0 | 0 | 1 | 2 | 0 | 0 | 0 | 0 | 0 | 20 | 38 | 0.00 | 1.500 |
| 47 Scott Eyre, L<br>ERA: 2.63 | (8, 1) | 1.0 | | 6 | 3 | 3 | 3 | 0 | 0 | 0 | 0 | 0 | 0 | 2 | 16 | 25 | 27.00 | 3.000 |

| PITCHER | IP | WLS | BF | H | R | ER | SO | BB | IBB | HBP | BLK | WP | HR | S | P | ERA | WHIP |
|---|---|---|---|---|---|---|---|---|---|---|---|---|---|---|---|---|---|

# Chicago Cubs @ Colorado Rockies

Coors Field, Denver, CO

Sat Aug 12 2006, 6:05 PM MDT

Att. 43,485 - Cloudy - 77 F

TOP

livebaseballscorecards.com

| Batter | 1 | 2 | 3 | 4 | 5 | 6 | 7 | 8 | 9 | AB | R | H | RBI | BB | SO | LOB |
|---|---|---|---|---|---|---|---|---|---|---|---|---|---|---|---|---|
| Juan Pierre, L (1, 8)<br>OBP: 0.328, SLG: 0.376 | F7 | | L8 | | CS 1B | | G4-3 | | G6-4-3 1B | 5 | 0 | 2 | 0 | 0 | 0 | 0 |
| Cesar Izturis, S (1, 6)<br>OBP: 0.310, SLG: 0.340 | 16 CS 1B | | 2B | | 1-2 BB | | G1-3 | | G6-4-3 1-2f | 4 | 0 | 2 | 0 | 1 | 0 | 1 |
| Michael Barrett, R (1, 2)<br>OBP: 0.387, SLG: 0.538 | L9 | | P4 | | F7 | | 1B | | | 4 | 0 | 1 | 0 | 0 | 0 | 3 |
| 16 Aramis Ramirez, R (1, 5)<br>OBP: 0.340, SLG: 0.539 | CS 1-2 | E6 19 G1-3 2B | | 1B 19 1B 1B | P3 | | F8 | | | 4 | 2 | 1 | 0 | 0 | 0 | 2 |
| Jacque Jones, L (1, 9)<br>OBP: 0.315, SLG: 0.491 | | L9 | | 1B 19 1B 5 G5-4-3 1-3 1B | | K | | G4-3 | | 4 | 1 | 1 | 0 | 0 | 1 | 1 |
| 19 Matt Murton, R (1, 7)<br>OBP: 0.365, SLG: 0.427 | | G1-3 1-2 | | 5 G5-4-3 1B 1-2 3-H 1B | | HR | | 1B | | 4 | 1 | 3 | 2 | 0 | 0 | 1 |
| Bob Howry, L (8, 1)<br>OBP: 1.000, SLG: 1.000 | | | | | | | | | | 0 | 0 | 0 | 0 | 0 | 0 | 0 |
| John Mabry, L (1, 3)<br>OBP: 0.329, SLG: 0.370 | | 2-H 2B | | 5 G5-4-3 1B 1-2 2-3 1B | | P5 | | F7 | | 4 | 0 | 2 | 1 | 0 | 0 | 1 |
| 5 Ronny Cedeno, R (1, 4)<br>OBP: 0.279, SLG: 0.339 | | F7 | | G5-4-3 1-2f 2-3 3-H | | 1B | | K | | 4 | 0 | 1 | 0 | 0 | 1 | 4 |
| 37 Angel Guzman, R (1, 1)<br>OBP: 0.143, SLG: 0.286 | | | G1-3 | G4-3 | | G4-3 | | | F7 | 1 | 0 | 0 | 0 | 0 | 0 | 0 |
| David Aardsma, R (3, 1) | | | | | | | | | | 1 | 0 | 0 | 0 | 0 | 0 | 1 |
| Neifi Perez, S (6, PH)<br>OBP: 0.267, SLG: 0.350 | | | | | | | | | | 1 | 0 | 0 | 0 | 0 | 0 | 1 |
| 43 Michael Wuertz, R (6, 1) | | | | | | | | | | 0 | 0 | 0 | 0 | 0 | 0 | 0 |
| 13 Will Ohman, L (7, 1)<br>OBP: 1.000, SLG: 1.000 | | | | | | | | | | 0 | 0 | 0 | 0 | 0 | 0 | 0 |
| 29 Angel Pagan, S (8, 7)<br>OBP: 0.333, SLG: 0.474 | | | | | | | | | | 1 | 0 | 0 | 0 | 0 | 0 | 0 |

| | AB | 37 |
|---|---|---|
| | R | 4 |
| | H | 13 |
| | RBI | 3 |
| | BB | 1 |
| | SO | 2 |
| | LOB | 15 |

| Inning Stats | 1 | 2 | 3 | 4 | 5 | 6 | 7 | 8 | 9 | 1B: 10 | SF: 0 | WP: 0 | PA: 39 |
|---|---|---|---|---|---|---|---|---|---|---|---|---|---|
| R: | 0 | 1 | 0 | 2 | 0 | 1 | 0 | 0 | 0 | 2B: 2 | SAC: 0 | PB: 0 | |
| E: | 0 | 1 | 0 | 0 | 0 | 0 | 0 | 0 | 0 | 3B: 0 | DP: 2 | SB: 0 | |
| K: | 0 | 0 | 0 | 0 | 0 | 1 | 0 | 1 | 0 | HR: 1 | HBP: 0 | CS: 2 | |
| S: | 12 | 7 | 8 | 13 | 6 | 14 | 10 | 7 | 11 | | | | |
| H: | 1 | 1 | 1 | 4 | 1 | 2 | 1 | 1 | 1 | | | | |
| LOB: | 0 | 1 | 0 | 1 | 1 | 1 | 1 | 1 | 1 | | | | |
| BB: | 0 | 0 | 0 | 0 | 1 | 0 | 0 | 0 | 0 | | | | |
| P: | 17 | 10 | 15 | 19 | 12 | 20 | 17 | 9 | 16 | | | | |

| PITCHER | | IP | WLS | BF | H | R | ER | SO | BB | IBB | HBP | BLK | WP | HR | S | P | ERA | WHIP |
|---|---|---|---|---|---|---|---|---|---|---|---|---|---|---|---|---|---|---|
| 37 Josh Fogg, R<br>ERA: 4.59 | (1, 1) | 6.0 | W | 27 | 10 | 4 | 3 | 1 | 1 | 0 | 0 | 0 | 0 | 1 | 60 | 93 | 4.50 | 1.833 |
| Jeremy Affeldt, L<br>ERA: 5.67 | (7, 1) | 1.0 | | 4 | 1 | 0 | 0 | 0 | 0 | 0 | 0 | 0 | 0 | 0 | 10 | 17 | 0.00 | 1.000 |
| 60 Manny Corpas, R<br>ERA: 0.84 | (8, 1) | 1.0 | | 4 | 1 | 0 | 0 | 1 | 0 | 0 | 0 | 0 | 0 | 0 | 7 | 9 | 0.00 | 1.000 |
| Jose Mesa, R<br>ERA: 3.51 | (9, 1) | 1.0 | | 3 | 1 | 0 | 0 | 0 | 0 | 0 | 0 | 0 | 0 | 0 | 11 | 16 | 0.00 | 1.000 |

| PITCHER | IP | WLS | BF | H | R | ER | SO | BB | IBB | HBP | BLK | WP | HR | S | P | ERA | WHIP |
|---|---|---|---|---|---|---|---|---|---|---|---|---|---|---|---|---|---|

# BOTTOM

## Chicago Cubs @ Colorado Rockies

Coors Field, Denver, CO

Sat Aug 12 2006, 6:05 PM MDT

Att. 43,485 - Cloudy - 77 F

livebaseballscorecards.com

| Batter | 1 | 2 | 3 | 4 | 5 | 6 | 7 | 8 | 9 | AB | R | H | RBI | BB | SO | LOB |
|---|---|---|---|---|---|---|---|---|---|---|---|---|---|---|---|---|
| Jamey Carroll, R (1, 4)<br>OBP: 0.383, SLG: 0.406 | 3-2 L7 ① | 4-2 17 3B BB | 2-1 1-2 1B | | 2-0 SF8 ② 3-H | | 4-2 1-2 BB | | | 2 | 1 | 1 | 1 | 2 | 0 | 0 |
| 17 Todd Helton, L (1, 3) | 0-0 27 1B 5 HR 1B | 3-1 1-H 5 SF8 3B | 1-3 K ③ | | 0-1 2B | | 0-0 P3 ③ | | | 5 | 2 | 3 | 1 | 0 | 1 | 4 |
| 27 Garrett Atkins, R (1, 5)<br>OBP: 0.385, SLG: 0.520 | 1-1 1-3 5 HR 1B | 4-1 BB | | 4-1 11 FC4-6 5 1B BB | 2-0 G5-3 ③ | | | 0-2 11 G3-1 5 1B 1B | | 3 | 1 | 2 | 0 | 2 | 0 | 1 |
| 5 Matt Holliday, R (1, 7)<br>OBP: 0.373, SLG: 0.569 | 2-1 1-H 3-H HR | 0-2 SF8 ② 3-H | | 1-1 11 FC4-6 1-2 1B | | 0-0 G4-3 ① | | 0-2 11 G3-1 1-2 1B | | 4 | 1 | 3 | 4 | 0 | 0 | 0 |
| 11 Brad Hawpe, L (1, 9)<br>OBP: 0.388, SLG: 0.530 | 1-1 19 WP 19 1B 2B | 1 SAFE 2-1 G4-3 ③ | | 1-0 FC4-6 ① 8 FC6-4 1-2f 2-3 | | 2-1 G3-1 ② | | 2-1 G3-1 ① 1-2 2-3 | | 5 | 1 | 1 | 0 | 0 | 0 | 5 |
| 19 Ryan Spilborghs, R (1, 8)<br>OBP: 0.352, SLG: 0.494<br>60 Manny Corpas, R (8, 1)<br>Jason Smith, L (8, PH)<br>OBP: 0.340, SLG: 0.451<br>Jose Mesa, R (9, 1) | 2-1 8 G1-3 2-H 1B | | 1-0 8 G1-3 12 1B 2B | 3-3 K ② | | 0-0 G5-3 ③ | | 4-0 IBB | | 4<br>0<br>0<br>0 | 1<br>0<br>0<br>0 | 2<br>0<br>0<br>0 | 1<br>0<br>1<br>0 | 0<br>0<br>0<br>0 | 1<br>0<br>0<br>0 | 2<br>0<br>0<br>0 |
| 8 Yorvit Torrealba, R (1, 2)<br>OBP: 0.300, SLG: 0.437 | 0-0 G1-3 ② 1-2 | | 0-0 G1-3 ① 2-3 | 0-1 FC6-4 ③ 1-2f | | | 2-2 G6-3 ① | 2-3 K ② | | 5 | 0 | 0 | 0 | 0 | 1 | 7 |
| 12 Clint Barmes, R (1, 6)<br>OBP: 0.276, SLG: 0.364 | 0-1 G5-3 ③ | | 2-2 1B 3-H 1B | | 1-0 37 SH1-4 SF8 2B | | 2-1 F9 ② | 2-3 K ③ | | 5 | 1 | 2 | 1 | 0 | 1 | 4 |
| 37 Josh Fogg, R (1, 1)<br>OBP: 0.150, SLG: 0.056<br>Jeremy Affeldt, L (7, 1)<br>18 Cory Sullivan, L (7, PH)<br>OBP: 0.318, SLG: 0.400 (8, 8) | | 1-0 G4-3 ① | 1-3 K ② | | 1-0 SH1-4 ① 2-3 | | 0-0 BB 1B | | | 2<br>0<br>1 | 0<br>0<br>0 | 0<br>0<br>1 | 0<br>0<br>0 | 0<br>0<br>0 | 1<br>0<br>0 | 1<br>0<br>0 |
| Inning Stats | R: 4 E: 0 K: 0 S: 18 H: 5 LOB: 1 BB: 0 P: 27 | R: 2 E: 0 K: 0 S: 11 H: 1 LOB: 1 BB: 2 P: 25 | R: 1 E: 0 K: 2 S: 15 H: 3 LOB: 2 BB: 0 P: 20 | R: 0 E: 0 K: 1 S: 9 H: 1 LOB: 2 BB: 1 P: 18 | R: 1 E: 0 K: 0 S: 6 H: 2 LOB: 1 BB: 0 P: 12 | R: 0 E: 0 K: 0 S: 4 H: 0 LOB: 0 BB: 0 P: 6 | R: 0 E: 0 K: 0 S: 9 H: 1 LOB: 2 BB: 1 P: 17 | R: 0 E: 0 K: 2 S: 15 H: 2 LOB: 3 BB: 1 P: 25 | | 1B: 9 2B: 4 3B: 1 HR: 1 | SF: 2 SAC: 1 DP: 0 HBP: 0 | | | | | |

| | AB | 36 |
|---|---|---|
| | R | 8 |
| | H | 15 |
| | RBI | 8 |
| | BB | 5 |
| | SO | 5 |
| | LOB | 24 |

WP: 1 PA: 44
PB: 0
SB: 0
CS: 0

| PITCHER | | IP | WLS | BF | H | R | ER | SO | BB | IBB | HBP | BLK | WP | HR | S | P | ERA | WHIP |
|---|---|---|---|---|---|---|---|---|---|---|---|---|---|---|---|---|---|---|
| 37 Angel Guzman, R<br>ERA: 7.39 | (1, 1) | 2.2 | L | 19 | 9 | 7 | 7 | 1 | 2 | 0 | 0 | 0 | 1 | 1 | 41 | 68 | 23.62 | 4.125 |
| David Aardsma, R<br>ERA: 4.67 | (3, 1) | 2.1 | | 11 | 3 | 1 | 1 | 2 | 1 | 0 | 0 | 0 | 0 | 0 | 18 | 34 | 3.86 | 1.714 |
| 43 Michael Wuertz, R<br>ERA: 3.38 | (6, 1) | 1.2 | | 7 | 1 | 0 | 0 | 0 | 1 | 0 | 0 | 0 | 0 | 0 | 12 | 22 | 0.00 | 1.200 |
| 13 Will Ohman, L<br>ERA: 4.74 | (7, 1) | 0.1 | | 1 | 0 | 0 | 0 | 0 | 0 | 0 | 0 | 0 | 0 | 0 | 1 | 1 | 0.00 | 0.000 |
| Bob Howry, R<br>ERA: 3.2 | (8, 1) | 1.0 | | 6 | 2 | 0 | 0 | 2 | 0 | 1 | 0 | 0 | 0 | 0 | 15 | 25 | 0.00 | 2.000 |

| PITCHER | | IP | WLS | BF | H | R | ER | SO | BB | IBB | HBP | BLK | WP | HR | S | P | ERA | WHIP |
|---|---|---|---|---|---|---|---|---|---|---|---|---|---|---|---|---|---|---|

| Batter | 1 | 2 | 3 | 4 | 5 | 6 | 7 | 8 | 9 | AB | R | H | RBI | BB | SO | LOB |
|---|---|---|---|---|---|---|---|---|---|---|---|---|---|---|---|---|
| Juan Pierre, L (1, 8)<br>OBP: 0.329, SLG: 0.379 | G4-3 | | 1B 2B | | G4-3 S 1B | | G4-3 | F8 | | 5 | 1 | 2 | 1 | 0 | 0 | 2 |
| Cesar Izturis, S (1, 6)<br>OBP: 0.307, SLG: 0.335 | G4-3 | | 16 HR G4-3 1B | | K | | L7 | | F8 | 5 | 1 | 1 | 2 | 0 | 1 | 1 |
| Jacque Jones, L (1, 9)<br>OBP: 0.314, SLG: 0.486 | BB | | G4-3 | | G4-3 | | | K | G4-3 | 4 | 0 | 0 | 0 | 1 | 1 | 2 |
| 16 Aramis Ramirez, R (1, 5)<br>OBP: 0.341, SLG: 0.545 | K | | HR | | F8 | | | WP 1B 2 2B 1B | G6-3 | 5 | 2 | 2 | 2 | 0 | 1 | 2 |
| John Mabry, L (1, 3)<br>OBP: 0.323, SLG: 0.362 | | K | F9 | | | K | | 2 2B WP 1B | | 3 | 0 | 0 | 0 | 0 | 2 | 0 |
| Phil Nevin, R (8, PH)<br>OBP: 0.311, SLG: 0.432 (8, 3) | | | | | | | | | | 1 | 1 | 1 | 0 | 0 | 0 | 0 |
| Michael Barrett, R (1, 2)<br>OBP: 0.391, SLG: 0.539 | | L8 | | 19 FC3-6 1B | | 19 CS 1B | | 2 2B BB | | 3 | 1 | 2 | 0 | 1 | 0 | 0 |
| 19 Matt Murton, R (1, 7)<br>OBP: 0.362, SLG: 0.423 | | G5-3 | | FC3-6 FC3-6 | | K | | 1B 2B | | 3 | 0 | 0 | 0 | 0 | 1 | 2 |
| 44 Roberto Novoa, R (6, 1)<br>OBP: 0.250, SLG: 0.500 | | | | | | | | | | 0 | 0 | 0 | 0 | 0 | 0 | 0 |
| 2 Ryan Theriot, R (8, PH)<br>OBP: 0.429, SLG: 0.560 | | | | | | | | | | 1 | 0 | 1 | 3 | 0 | 0 | 0 |
| Bob Howry, L (8, 1)<br>OBP: 1.000, SLG: 1.000 | | | | | | | | | | 0 | 0 | 0 | 0 | 0 | 0 | 0 |
| 46 Ryan Dempster, R (9, 1) | | | | | | | | | | 0 | 0 | 0 | 0 | 0 | 0 | 0 |
| Neifi Perez, S (1, 4)<br>OBP: 0.266, SLG: 0.348 | | | F8 | FC3-6 | | | G4-3 | G4-3 | | 4 | 0 | 1 | 0 | 0 | 0 | 1 |
| 49 Carlos Marmol, R (1, 1)<br>OBP: 0.250, SLG: 0.300 | | | 2B 1B 1B | L5 | | | | | | 2 | 1 | 1 | 0 | 0 | 0 | 1 |
| 29 Ángel Pagán, S (6, 7)<br>OBP: 0.337, SLG: 0.495 | | | | | | | G4-3 3B | K | | 2 | 1 | 1 | 0 | 0 | 1 | 2 |
| Inning Stats | R: 0 H: 0<br>E: 0 LOB: 1<br>K: 1 BB: 1<br>S: 8 P: 13 | R: 0 H: 0<br>E: 0 LOB: 0<br>K: 1 BB: 0<br>S: 8 P: 12 | R: 4 H: 4<br>E: 0 LOB: 0<br>K: 0 BB: 0<br>S: 13 P: 20 | R: 0 H: 1<br>E: 0 LOB: 1<br>K: 0 BB: 0<br>S: 8 P: 9 | R: 0 H: 1<br>E: 0 LOB: 1<br>K: 1 BB: 0<br>S: 11 P: 17 | R: 0 H: 1<br>E: 0 LOB: 0<br>K: 2 BB: 0<br>S: 10 P: 16 | R: 1 H: 1<br>E: 0 LOB: 0<br>K: 0 BB: 0<br>S: 5 P: 9 | R: 3 H: 4<br>E: 0 LOB: 2<br>K: 2 BB: 1<br>S: 15 P: 26 | R: 0 H: 0<br>E: 0 LOB: 0<br>K: 0 BB: 0<br>S: 10 P: 11 | 1B: 8 SF: 0<br>2B: 3 SAC: 0<br>3B: 1 DP: 1<br>HR: 1 HBP: 0 | | | | | | WP: 1 PA: 40<br>PB: 0<br>SB: 1<br>CS: 1 |

| PITCHER | IP | WLS | BF | H | R | ER | SO | BB | IBB | HBP | BLK | WP | HR | S | P | ERA | WHIP |
|---|---|---|---|---|---|---|---|---|---|---|---|---|---|---|---|---|---|
| 49 Byung-Hyun Kim, R (1, 1)<br>ERA: 4.65 | 6.0 | | 25 | 7 | 4 | 4 | 5 | 1 | 0 | 0 | 0 | 0 | 1 | 58 | 87 | 6.00 | 1.333 |
| 61 Ramon E Ramirez, R (7, 1)<br>ERA: 2.96 | 0.1 | H | 2 | 1 | 1 | 1 | 0 | 0 | 0 | 0 | 0 | 0 | 0 | 2 | 4 | 27.00 | 3.000 |
| 39 Tom Martin, L (7, 1)<br>ERA: 4.71 | 1.0 | H | 4 | 1 | 1 | 1 | 1 | 0 | 0 | 0 | 0 | 0 | 0 | 9 | 14 | 9.00 | 1.000 |
| 60 Manny Corpas, R (8, 1)<br>ERA: 2.53 | 0.0 | L | 4 | 3 | 2 | 2 | 0 | 1 | 0 | 0 | 0 | 1 | 0 | 4 | 8 | ∞ | ∞ |
| Ray King, L (8, 1)<br>ERA: 4.35 | 0.2 | | 2 | 0 | 0 | 0 | 1 | 0 | 0 | 0 | 0 | 0 | 0 | 5 | 9 | 0.00 | 0.000 |

| PITCHER | IP | WLS | BF | H | R | ER | SO | BB | IBB | HBP | BLK | WP | HR | S | P | ERA | WHIP |
|---|---|---|---|---|---|---|---|---|---|---|---|---|---|---|---|---|---|
| 40 Brian Fuentes, L (9, 1)<br>ERA: 3.42 | 1.0 | | 3 | 0 | 0 | 0 | 0 | 0 | 0 | 0 | 0 | 0 | 0 | 10 | 11 | 0.00 | 0.000 |

# TOP

## Chicago Cubs @ Colorado Rockies

Coors Field, Denver, CO

Sun Aug 13 2006, 1:05 PM MDT

Att. 35,408 - Partly Cloudy - 81 F

livebaseballscorecards.com

| | |
|---|---|
| AB | 38 |
| R | 8 |
| H | 12 |
| RBI | 8 |
| BB | 2 |
| SO | 7 |
| LOB | 13 |

| Batter | 1 | 2 | 3 | 4 | 5 | 6 | 7 | 8 | 9 | AB | R | H | RBI | BB | SO | LOB |
|---|---|---|---|---|---|---|---|---|---|---|---|---|---|---|---|---|
| Jamey Carroll, R (1, 4)<br>OBP: 0.385, SLG: 0.405 | B B B B<br>4-0<br>27 L8<br>BB | | C F B X<br>1-2<br>17 BB<br>27 HR<br>1B | B C F B B F B<br>4-2<br>1-2<br>BB | | C X<br>0-1 ②<br>G5-3 | | C S C<br>0-3 ③<br>K | | 3 | 1 | 1 | 0 | 2 | 1 | 0 |
| 17 Todd Helton, L (1, 3)<br>OBP: 0.401, SLG: 0.477 | C S S<br>0-3 ①<br>K | | B B B B<br>4-0<br>1-2<br>2-3<br>27 HR<br>BB | X<br>0-0 ③<br>G3 | | B B B C S B<br>4-2<br>27 BB<br>5 1B<br>BB | | | C B S B X<br>2-2 ①<br>P5 | 3 | 2 | 0 | 0 | 2 | 1 | 3 |
| 27 Garrett Atkins, R (1, 5)<br>OBP: 0.387, SLG: 0.526 | 1 SAFE<br>B C C B C X<br>2-2 ② ③<br>L8<br>1-2 | | B B D C X<br>3-1<br>1-H<br>2-H<br>3-H<br>HR | | C B B B B<br>4-1<br>5 L4-3<br>BB | C C B 1 SAFE D B B<br>4-2<br>5 1B<br>1-2<br>BB | | | B X<br>1-0 ②<br>F9 | 3 | 1 | 1 | 4 | 2 | 0 | 1 |
| 5 Matt Holliday, R (1, 7)<br>OBP: 0.375, SLG: 0.569 | | B C F F B F B B<br>4-2<br>11 F8<br>19 1B<br>BB | B F C F B B X<br>3-2 ①<br>L8 | | F X<br>0-1 ① ②<br>1-1<br>L4-3 | F X<br>0-1 ③<br>1-3<br>2-H<br>1B | | | B F B C F F B X<br>3-2<br>11 S<br>1B | 4 | 1 | 2 | 1 | 1 | 0 | 1 |
| 11 Brad Hawpe, L (1, 9)<br>OBP: 0.386, SLG: 0.524 | C 1 SAFE F B B X<br>2-2 ①<br>1-2<br>F8 | | S X<br>0-1 ②<br>G4-3 | | B B B B<br>4-0<br>19 BB<br>8 1B<br>BB | | C S S<br>0-3 ①<br>K | | B B F C B S<br>3-3 ③<br>1-2<br>K | 4 | 1 | 0 | 0 | 1 | 2 | 2 |
| 19 Ryan Spilborghs, R (1, 8)<br>OBP: 0.358, SLG: 0.488<br>18 Cory Sullivan, L (8, 8)<br>OBP: 0.318, SLG: 0.400 | B X<br>1-0<br>2-H<br>12 S<br>1B | B B C C C X<br>2-2 ③<br>G6-3 | | | B B B B<br>4-0<br>8 1B<br>1-2<br>BB | | C F X<br>0-2 ②<br>G4-3 | | | 3<br>0 | 0<br>0 | 1<br>0 | 1<br>0 | 1<br>0 | 0<br>0 | 0<br>0 |
| 8 Yorvit Torrealba, R (1, 2)<br>OBP: 0.299, SLG: 0.432 | 1 SAFE X<br>0-0 ②<br>L7 | | | B X<br>1-0 ①<br>G3 | B C C D X<br>2-2<br>1-3<br>2-H<br>1B | | S C B X<br>1-2 ③<br>G3 | | | 4 | 0 | 1 | 1 | 0 | 0 | 1 |
| 12 Clint Barmes, R (1, 6)<br>OBP: 0.273, SLG: 0.361 | 1 SAFE C B 1 SAFE F F B X<br>2-2 ③<br>1-2<br>G5-3 | | | B C X<br>1-1 ②<br>F7 | B B X<br>2-0 ③<br>G4-3 | | | B S X<br>1-1 ①<br>G1-3 | | 4 | 0 | 0 | 0 | 0 | 0 | 3 |
| 49 Byung-Hyun Kim, R (1, 1)<br>OBP: 0.184, SLG: 0.162<br>Jason Smith, L (6, PH)<br>OBP: 0.312, SLG: 0.446<br>61 Ramon E Ramirez, R (7, 1)<br>OBP: 0.667, SLG: 0.667<br>39 Tom Martin, L (7, 1)<br>60 Manny Corpas, R (8, 1)<br>Ray King, L (8, 1)<br>Choo Freeman, R (8, PH)<br>OBP: 0.312, SLG: 0.361<br>40 Brian Fuentes, L (9, 1) | | | X<br>0-0<br>17 BB<br>27 HR<br>1B | B S F B B B<br>4-2<br>BB<br>BB | | B X<br>1-0 ①<br>L7 | | S C B S<br>1-3 ②<br>K | | 1<br>1<br>0<br>0<br>0<br>0<br>1 | 1<br>0<br>0<br>0<br>0<br>0<br>0 | 1<br>0<br>0<br>0<br>0<br>0<br>0 | 0<br>0<br>0<br>0<br>0<br>0<br>1 | 1<br>0<br>0<br>0<br>0<br>0<br>0 | 0<br>0<br>0<br>0<br>0<br>0<br>0 | 0<br>0<br>0<br>0<br>0<br>0<br>0 |
| Inning Stats | R: 0 E: 0 K: 1 S: 6<br>H: 0 LOB: 0 BB: 1 P: 12 | R: 1 E: 0 K: 0 S: 15<br>H: 1 LOB: 1 BB: 1 P: 23 | R: 4 E: 0 K: 0 S: 16<br>H: 3 LOB: 0 BB: 1 P: 29 | R: 0 E: 0 K: 0 S: 9<br>H: 0 LOB: 2 BB: 2 P: 19 | R: 1 E: 0 K: 0 S: 7<br>H: 1 LOB: 2 BB: 3 P: 23 | R: 1 E: 0 K: 0 S: 9<br>H: 1 LOB: 2 BB: 2 P: 18 | R: 0 E: 0 K: 1 S: 9<br>H: 0 LOB: 0 BB: 0 P: 10 | R: 0 E: 0 K: 2 S: 8<br>H: 0 LOB: 0 BB: 0 P: 10 | R: 0 E: 0 K: 1 S: 12<br>H: 1 LOB: 1 BB: 0 P: 21 | 1B: 6<br>2B: 1<br>3B: 0<br>HR: 1 | SF: 0<br>SAC: 0<br>DP: 1<br>HBP: 0 | | | WP: 0<br>PB: 0<br>SB: 2<br>CS: 0 | PA: 41 | | |

| PITCHER | | IP | WLS | BF | H | R | ER | SO | BB | IBB | HBP | BLK | WP | HR | S | P | ERA | WHIP |
|---|---|---|---|---|---|---|---|---|---|---|---|---|---|---|---|---|---|---|
| 49 Carlos Marmol, R<br>ERA: 5.5 | (1, 1) | 5.0 | | 26 | 5 | 6 | 6 | 1 | 8 | 0 | 0 | 0 | 0 | 1 | 53 | 106 | 10.80 | 2.600 |
| 44 Roberto Novoa, R<br>ERA: 4.66 | (6, 1) | 2.0 | W | 8 | 1 | 1 | 1 | 1 | 2 | 0 | 0 | 0 | 0 | 0 | 18 | 28 | 4.50 | 1.500 |
| Bob Howry, R<br>ERA: 3.14 | (8, 1) | 1.0 | H | 3 | 0 | 0 | 0 | 2 | 0 | 0 | 0 | 0 | 0 | 0 | 8 | 10 | 0.00 | 0.000 |
| 46 Ryan Dempster, R<br>ERA: 3.98 | (9, 1) | 1.0 | S | 4 | 1 | 0 | 0 | 1 | 0 | 0 | 0 | 0 | 0 | 0 | 12 | 21 | 0.00 | 1.000 |

| PITCHER | IP | WLS | BF | H | R | ER | SO | BB | IBB | HBP | BLK | WP | HR | S | P | ERA | WHIP |
|---|---|---|---|---|---|---|---|---|---|---|---|---|---|---|---|---|---|

# BOTTOM

## Chicago Cubs @ Colorado Rockies

Coors Field, Denver, CO

Sun Aug 13 2006, 1:05 PM MDT
Att. 35,408 - Partly Cloudy - 81 F

livebaseballscorecards.com

| | |
|---|---|
| AB | 31 |
| R | 7 |
| H | 7 |
| RBI | 7 |
| BB | 10 |
| SO | 5 |
| LOB | 11 |

| Batter | 1 | 2 | 3 | 4 | 5 | 6 | 7 | 8 | 9 | AB | R | H | RBI | BB | SO | LOB |
|---|---|---|---|---|---|---|---|---|---|---|---|---|---|---|---|---|
| 22 Eric Byrnes, R (1, 8)<br>OBP: 0.337, SLG: 0.523 | C B B F C<br>2-3 ① K | | B X<br>1-0 2B | | | B F C X<br>1-2 ① F9 | | D X<br>1-0 1-H 2-H HR | | 4 | 1 | 2 | 3 | 0 | 1 | 0 |
| 1 Orlando Hudson, S (1, 4)<br>OBP: 0.345, SLG: 0.453 | B X<br>1-0 ② G6-3 | | C X<br>0-1 ③ F7 | | | C X<br>0-1 ② L8 | | B B B C X<br>3-1 ② G4-3 | | 4 | 0 | 0 | 0 | 0 | 0 | 1 |
| Luis Gonzalez, L (1, 7)<br>OBP: 0.371, SLG: 0.480 | B B F X<br>2-1 1B | | | B X<br>1-0 ① P6 | | B C F B X<br>2-2 ③ G6-3 | | F B H<br>2-1 HBP | | 3 | 0 | 1 | 0 | 0 | 0 | 0 |
| 34 Conor Jackson, R (1, 3)<br>OBP: 0.365, SLG: 0.429 | C B F S<br>1-3 ③ K | | | B B B C X<br>3-1 ② G6-3 | | | B X<br>1-0 ① L9 | D X<br>1-0 ③ G4-3 | | 4 | 0 | 0 | 0 | 0 | 1 | 2 |
| Chad Tracy, L (1, 5)<br>OBP: 0.337, SLG: 0.445 | | C B S X<br>1-2 7 G5-4-3 1B | | B F B F X<br>2-2 ③ F7 | | | B X<br>1-0 ② G1-3 | | C C B S<br>1-3 ① K | 4 | 0 | 1 | 0 | 0 | 1 | 0 |
| 7 Carlos Quentin, R (1, 9)<br>OBP: 0.361, SLG: 0.630 | | C B F B X<br>2-2 ① ② G5-4-3<br>1-2f | | | S C F B T<br>1-2 ① K | | B S B X<br>2-1 ③ F9 | | C B X<br>1-1 ② G6-3 | 4 | 0 | 0 | 0 | 0 | 1 | 1 |
| Damion Easley, R (1, 6)<br>OBP: 0.313, SLG: 0.412 | | C B C B B X<br>3-2 ③ G6-3 | | | C B X<br>1-1 ② G1-3 | | | B C S T<br>1-2 ① K | C B X<br>1-1 ③ G2-3 | 4 | 0 | 0 | 0 | 0 | 1 | 0 |
| 19 Chris Snyder, R (1, 2)<br>OBP: 0.376, SLG: 0.446 | | | C B F X<br>1-2 ① G4-3 | | B B F F X<br>2-2 1B | | | C C B B B<br>4-2 1B 22 HR BB | | 2 | 1 | 1 | 0 | 1 | 0 | 0 |
| Claudio Vargas, R (1, 1)<br>OBP: 0.079, SLG: 0.132 | | | X<br>0-0 ② F8 | | C X<br>0-1 ③ G4-3 | | | B F B X<br>2-1 1-2 22 HR 1B | | 2 | 0 | 0 | 0 | 0 | 0 | 1 |
| Luis Vizcaino, R (7, 1) | | | | | | | | | | 0 | 0 | 0 | 0 | 0 | 0 | 0 |
| Scott Hairston, R (8, PH)<br>OBP: 0.667, SLG: 0.800 | | | | | | | | | | 1 | 1 | 1 | 0 | 0 | 0 | 0 |
| 28 Brandon Medders, R (8, 1) | | | | | | | | | | 0 | 0 | 0 | 0 | 0 | 0 | 0 |
| 56 Ramon Pena, R (9, 1) | | | | | | | | | | 0 | 0 | 0 | 0 | 0 | 0 | 0 |
| Inning Stats | R: 0<br>E: 0<br>K: 2<br>S: 9<br>H: 1<br>LOB: 1<br>BB: 0<br>P: 15 | R: 0<br>E: 0<br>K: 0<br>S: 9<br>H: 1<br>LOB: 0<br>BB: 0<br>P: 15 | R: 0<br>E: 0<br>K: 0<br>S: 7<br>H: 1<br>LOB: 1<br>BB: 0<br>P: 9 | R: 0<br>E: 0<br>K: 0<br>S: 6<br>H: 0<br>LOB: 0<br>BB: 0<br>P: 12 | R: 0<br>E: 0<br>K: 1<br>S: 11<br>H: 1<br>LOB: 1<br>BB: 0<br>P: 15 | R: 0<br>E: 0<br>K: 0<br>S: 8<br>H: 0<br>LOB: 0<br>BB: 0<br>P: 11 | R: 0<br>E: 0<br>K: 0<br>S: 4<br>H: 0<br>LOB: 0<br>BB: 0<br>P: 8 | R: 3<br>E: 0<br>K: 1<br>S: 12<br>H: 2<br>LOB: 1<br>BB: 1<br>P: 26 | R: 0<br>E: 0<br>K: 1<br>S: 7<br>H: 0<br>LOB: 0<br>BB: 0<br>P: 10 | 1B: 4<br>2B: 1<br>3B: 0<br>HR: 1<br>SF: 0<br>SAC: 0<br>DP: 1<br>HBP: 1 | | | | | | |

| PITCHER | | IP | WLS | BF | H | R | ER | SO | BB | IBB | HBP | BLK | WP | HR | S | P | ERA | WHIP |
|---|---|---|---|---|---|---|---|---|---|---|---|---|---|---|---|---|---|---|
| 26 Jeff Francis, L<br>ERA: 3.39 | (1, 1) | 7.1 | | 27 | 5 | 2 | 2 | 4 | 1 | 0 | 0 | 0 | 0 | 0 | 61 | 99 | 2.46 | 0.818 |
| Jose Mesa, R<br>ERA: 3.63 | (8, 1) | 0.2 | B | 4 | 1 | 1 | 1 | 0 | 0 | 0 | 1 | 0 | 0 | 1 | 5 | 12 | 13.50 | 1.500 |
| Jeremy Affeldt, L<br>ERA: 5.59 | (9, 1) | 1.0 | W | 3 | 0 | 0 | 0 | 1 | 0 | 0 | 0 | 0 | 0 | 0 | 7 | 10 | 0.00 | 0.000 |

| PITCHER | IP | WLS | BF | H | R | ER | SO | BB | IBB | HBP | BLK | WP | HR | S | P | ERA | WHIP |
|---|---|---|---|---|---|---|---|---|---|---|---|---|---|---|---|---|---|

# TOP

## Arizona Diamondbacks @ Colorado Rockies

Coors Field, Denver, CO

Mon Aug 14 2006, 7:05 PM MDT

Att. 21,365 - Partly Cloudy - 74 F

livebaseballscorecards.com

| | |
|---|---|
| AB | 32 |
| R | 3 |
| H | 6 |
| RBI | 3 |
| BB | 1 |
| SO | 5 |
| LOB | 5 |

| Batter | 1 | 2 | 3 | 4 | 5 | 6 | 7 | 8 | 9 | AB | R | H | RBI | BB | SO | LOB |
|---|---|---|---|---|---|---|---|---|---|---|---|---|---|---|---|---|
| Jamey Carroll, R (1, 4)<br>OBP: 0.390, SLG: 0.409 | L8 | | 5 HBP; 17 1B; 1B | | 17 2B; 27 G6-3; 1B | | 17 2B; HBP | | 18 1B; 11 1B; 1B | 4 | 2 | 3 | 0 | 0 | 0 | 0 |
| 17 Todd Helton, L (1, 3)<br>OBP: 0.403, SLG: 0.484 | L3 | | 5 HBP; 1-2; 1B | | 1-3; 2B | | 1-3; 2-H; 2B | | P5 | 5 | 0 | 3 | 1 | 0 | 0 | 1 |
| 27 Garrett Atkins, R (1, 5)<br>OBP: 0.383, SLG: 0.520 | E6; 5 1B | | F4 | | G6-3; 3-H | | K | | F9 | 5 | 0 | 0 | 1 | 0 | 1 | 6 |
| 5 Matt Holliday, R (1, 7)<br>OBP: 0.378, SLG: 0.570<br>18 Cory Sullivan, L (4, 8)<br>OBP: 0.319, SLG: 0.399 | 1 SAFE; 1-2; 1B | | 1-2; 2-3; HBP | | G4-3 | | K | | 1 SAFE; 1 SAFE; 1 SAFE; 11 1B; 11 DI; 1-3; 1B | 1<br>3 | 0<br>0 | 1<br>1 | 0<br>0 | 0<br>0 | 0<br>1 | 0<br>3 |
| 11 Brad Hawpe, L (1, 9)<br>OBP: 0.384, SLG: 0.520 | K | | F9 | | | K | | G3-1 | 1-3; 3-H; 1B | 5 | 0 | 1 | 1 | 0 | 2 | 5 |
| 19 Ryan Spilborghs, R (1, 8)<br>OBP: 0.343, SLG: 0.467<br>(4, 7) | | G5-3 | | G5-3 | | K | | K | | 4 | 0 | 0 | 0 | 0 | 2 | 0 |
| 12 Clint Barmes, R (1, 6)<br>OBP: 0.273, SLG: 0.362 | | G6-3 | | F8 | | F8 | | 8 1B; 2B | | 4 | 1 | 1 | 0 | 0 | 0 | 0 |
| Danny Ardoin, R (1, 2)<br>OBP: 0.259, SLG: 0.262<br>8 Yorvit Torrealba, R (8, PH)<br>OBP: 0.303, SLG: 0.436<br>(9, 2) | | K2-3 | | K | | | E5; 26 SH3-4; 17 2B | | 2-H; 1B | 3<br>1 | 1<br>0 | 0<br>1 | 0<br>1 | 0<br>0 | 2<br>0 | 0<br>0 |
| 26 Jeff Francis, L (1, 1)<br>OBP: 0.196, SLG: 0.083<br>Jose Mesa, R (8, 1)<br>Jason Smith, L (8, PH)<br>OBP: 0.333, SLG: 0.441<br>Jeremy Affeldt, L (9, 1) | | | K | | G3 | | SH3-4; 1-2 | | G4-3 | 2<br>0<br>1<br>0 | 0<br>0<br>0<br>0 | 0<br>0<br>0<br>0 | 0<br>0<br>0<br>0 | 1<br>0<br>0<br>0 | 0<br>0<br>0<br>0 | 0<br>0<br>1<br>0 |
| Inning Stats | R: 0 E: 1 K: 1 S: 11 H: 1 LOB: 2 BB: 0 P: 16 | R: 0 E: 0 K: 1 S: 7 H: 0 LOB: 0 BB: 0 P: 10 | R: 0 E: 0 K: 1 S: 12 H: 2 LOB: 3 BB: 0 P: 22 | R: 0 E: 0 K: 1 S: 5 H: 0 LOB: 0 BB: 0 P: 10 | R: 1 E: 0 K: 0 S: 12 H: 2 LOB: 1 BB: 0 P: 18 | R: 0 E: 0 K: 2 S: 12 H: 0 LOB: 0 BB: 0 P: 18 | R: 1 E: 1 K: 2 S: 14 H: 1 LOB: 2 BB: 0 P: 19 | R: 1 E: 0 K: 1 S: 8 H: 2 LOB: 1 BB: 0 P: 10 | R: 1 E: 0 K: 0 S: 10 H: 3 LOB: 2 BB: 0 P: 14 | 1B: 8 2B: 3 3B: 0 HR: 0 | SF: 0 SAC: 1 DP: 0 HBP: 2 | | | | | | |

| PITCHER | | IP | WLS | BF | H | R | ER | SO | BB | IBB | HBP | BLK | WP | HR | S | P | ERA | WHIP |
|---|---|---|---|---|---|---|---|---|---|---|---|---|---|---|---|---|---|---|
| Claudio Vargas, R<br>ERA: 5.1 | (1, 1) | 6.1 | | 29 | 6 | 2 | 1 | 6 | 0 | 0 | 2 | 0 | 0 | 0 | 67 | 106 | 1.42 | 0.947 |
| Luis Vizcaino, R<br>ERA: 3.5 | (7, 1) | 0.2 | | 2 | 0 | 0 | 0 | 2 | 0 | 0 | 0 | 0 | 0 | 0 | 6 | 7 | 0.00 | 0.000 |
| 28 Brandon Medders, R<br>ERA: 3.75 | (8, 1) | 1.0 | B | 5 | 2 | 1 | 1 | 1 | 0 | 0 | 0 | 0 | 0 | 0 | 8 | 10 | 9.00 | 2.000 |
| 56 Ramon Pena, R<br>ERA: 3.38 | (9, 1) | 0.2 | L | 5 | 3 | 1 | 1 | 0 | 0 | 0 | 0 | 0 | 0 | 0 | 10 | 14 | 13.50 | 4.500 |

| PITCHER | IP | WLS | BF | H | R | ER | SO | BB | IBB | HBP | BLK | WP | HR | S | P | ERA | WHIP |
|---|---|---|---|---|---|---|---|---|---|---|---|---|---|---|---|---|---|

# BOTTOM

# Arizona Diamondbacks @ Colorado Rockies

Coors Field, Denver, CO

Mon Aug 14 2006, 7:05 PM MDT
Att. 21,365 - Partly Cloudy - 74 F

livebaseballscorecards.com

| | |
|---|---|
| AB | 38 |
| R | 4 |
| H | 11 |
| RBI | 4 |
| BB | 0 |
| SO | 9 |
| LOB | 16 |

| | |
|---|---|
| 1B: 8 | SF: 0 |
| 2B: 3 | SAC: 1 |
| 3B: 0 | DP: 0 |
| HR: 0 | HBP: 2 |

| | |
|---|---|
| WP: 0 | PA: 41 |
| PB: 0 | |
| SB: 0 | |
| CS: 0 | |

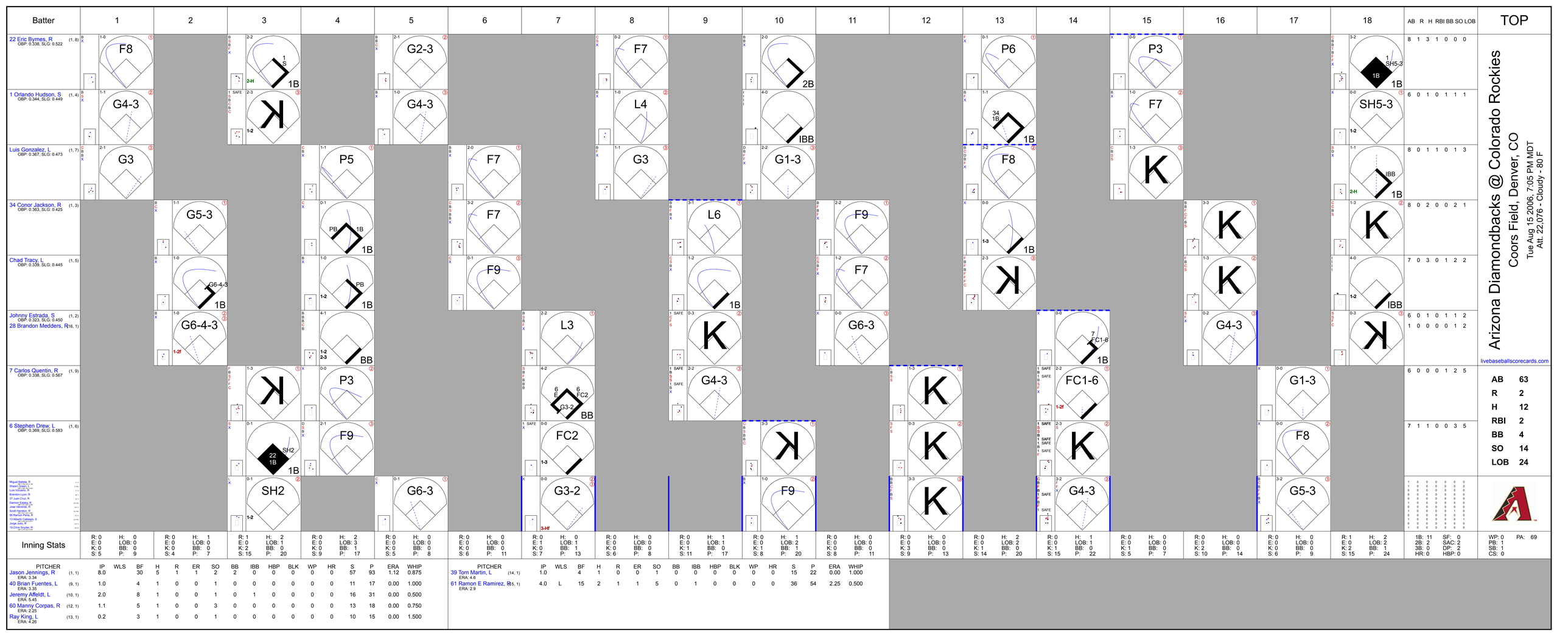

# Arizona Diamondbacks @ Colorado Rockies

Coors Field, Denver, CO

Tue Aug 15 2006, 7:05 PM MDT
Att. 22,076 - Cloudy - 80 F

livebaseballscorecards.com

| Batter | 1 | 2 | 3 | 4 | 5 | 6 | 7 | 8 | 9 | 10 | 11 | 12 | 13 | 14 | 15 | 16 | 17 | 18 | AB | R | H | RBI | BB | SO | LOB |
|---|---|---|---|---|---|---|---|---|---|---|---|---|---|---|---|---|---|---|---|---|---|---|---|---|---|
| 22 Eric Byrnes, R (1, 8) OBP: 0.338, SLG: 0.522 | F8 | | 1 S 2-H 1B | | G2-3 | | F7 | | | 2B | | | P6 | | P3 | | | 1 SH5-3 1B 1B | 8 | 1 | 3 | 1 | 0 | 0 | 0 |
| 1 Orlando Hudson, S (1, 4) OBP: 0.344, SLG: 0.449 | G4-3 | | 1 SAFE 2-3 1-2 | | G4-3 | | L4 | | | IBB | | | 34 1B 1B | | F7 | | | SH5-3 1-2 | 6 | 0 | 1 | 0 | 1 | 1 | 1 |
| Luis Gonzalez, L (1, 7) OBP: 0.367, SLG: 0.473 | G3 | | | P5 | | F7 | | G3 | | G1-3 | | | F8 | | | | | IBB 2-H 1B | 8 | 0 | 1 | 1 | 0 | 1 | 3 |
| 34 Conor Jackson, R (1, 3) OBP: 0.363, SLG: 0.425 | | G5-3 | | PB 1B 1B | | F7 | | | L6 | | F9 | | 1-3 1B | | | | | | 8 | 0 | 2 | 0 | 0 | 2 | 1 |
| Chad Tracy, L (1, 5) OBP: 0.339, SLG: 0.445 | | G6-4-3 1B | | PB 1-2 1B | | F9 | | | 1B | | F7 | | | | | | | IBB 1-2 | 7 | 0 | 3 | 0 | 1 | 2 | 2 |
| Johnny Estrada, S (1, 2) OBP: 0.323, SLG: 0.450 | | G6-4-3 1-2f | | 1-2 2-3 BB | | | L3 | | | | G6-3 | | | 7 FC1-6 1B | | G4-3 | | | 6 | 0 | 1 | 0 | 1 | 1 | 2 |
| 28 Brandon Medders, R (16, 1) | | | | | | | | | | | | | | | | | | | 1 | 0 | 0 | 0 | 0 | 1 | 2 |
| 7 Carlos Quentin, R (1, 9) OBP: 0.338, SLG: 0.567 | | | | P3 | | | 6 E 6 FC2 G3-2 BB | | G4-3 | | | | FC1-6 1-2f | | | | G1-3 | | 6 | 0 | 0 | 0 | 1 | 2 | 5 |
| 6 Stephen Drew, L (1, 6) OBP: 0.369, SLG: 0.583 | | | 22 1B SH2 1B | F9 | | | FC2 1-3 | | | | | | | | | | F8 | | 7 | 1 | 1 | 0 | 0 | 3 | 5 |
| Miguel Batista, R (1-2) Shawn Green, L (2-3) Luis Vizcaino, R (2-3) Brandon Lyon, R (4-1) 37 Juan Cruz, R (4-1) Damian Easley, R (10-2) Jose Valverde, R (10-1) Scott Hairston, R (10-2) 56 Ramon Pena, R (10-1) 13 Alberto Callaspo, S (10-2) Jorge Julio, R (10-1) 19 Chris Snyder, R (10-2) | | | SH2 1-2 | | G6-3 | | G3-2 3-Hf | | | F9 | | | | G4-3 | | | G5-3 | | | | | | | | |

| Inning Stats | 1 | 2 | 3 | 4 | 5 | 6 | 7 | 8 | 9 | 10 | 11 | 12 | 13 | 14 | 15 | 16 | 17 | 18 | AB | R | H | RBI | BB | SO | LOB |
|---|---|---|---|---|---|---|---|---|---|---|---|---|---|---|---|---|---|---|---|---|---|---|---|---|---|
| | R: 0 E: 0 K: 0 S: 5 | H: 0 LOB: 0 BB: 0 P: 9 | R: 0 E: 0 K: 0 S: 4 | H: 1 LOB: 0 BB: 0 P: 7 | R: 1 E: 0 K: 2 S: 15 | H: 2 LOB: 1 BB: 0 P: 20 | R: 0 E: 0 K: 0 S: 9 | H: 2 LOB: 3 BB: 1 P: 17 | R: 0 E: 0 K: 0 S: 5 | H: 0 LOB: 0 BB: 0 P: 8 | R: 0 E: 0 K: 0 S: 6 | H: 0 LOB: 0 BB: 0 P: 11 | R: 0 E: 1 K: 0 S: 7 | H: 0 LOB: 1 BB: 1 P: 13 | R: 0 E: 0 K: 0 S: 6 | H: 0 LOB: 0 BB: 0 P: 8 | R: 0 E: 0 K: 1 S: 11 | H: 1 LOB: 1 BB: 0 P: 17 | R: 0 E: 0 K: 1 S: 8 | H: 1 LOB: 2 BB: 1 P: 20 | R: 0 E: 0 K: 0 S: 8 | H: 0 LOB: 0 BB: 0 P: 11 | R: 0 E: 0 K: 3 S: 9 | H: 0 LOB: 0 BB: 0 P: 13 | R: 0 E: 0 K: 1 S: 14 | H: 2 LOB: 2 BB: 0 P: 20 | R: 0 E: 0 K: 1 S: 15 | H: 1 LOB: 1 BB: 0 P: 22 | R: 0 E: 0 K: 1 S: 5 | H: 0 LOB: 0 BB: 0 P: 7 | R: 0 E: 0 K: 2 S: 10 | H: 0 LOB: 0 BB: 0 P: 14 | R: 0 E: 0 K: 0 S: 6 | H: 0 LOB: 0 BB: 0 P: 9 | R: 1 E: 0 K: 2 S: 15 | H: 2 LOB: 2 BB: 1 P: 24 | 1B: 11 2B: 2 3B: 0 HR: 0 | SF: 0 SAC: 2 DP: 2 HBP: 0 | WP: 0 PB: 1 SB: 1 CS: 0 | PA: 69 |

| PITCHER | IP | WLS | BF | H | R | ER | SO | BB | IBB | HBP | BLK | WP | HR | S | P | ERA | WHIP |
|---|---|---|---|---|---|---|---|---|---|---|---|---|---|---|---|---|---|
| Jason Jennings, R (1, 1) ERA: 3.34 | 8.0 | | 30 | 5 | 1 | 1 | 2 | 2 | 0 | 0 | 0 | 0 | 0 | 57 | 93 | 1.12 | 0.875 |
| 40 Brian Fuentes, L (9, 1) ERA: 3.35 | 1.0 | | 4 | 1 | 0 | 0 | 1 | 0 | 0 | 0 | 0 | 0 | 0 | 11 | 17 | 0.00 | 1.000 |
| Jeremy Affeldt, L (10, 1) ERA: 5.45 | 2.0 | | 8 | 1 | 0 | 0 | 1 | 0 | 1 | 0 | 0 | 0 | 0 | 16 | 31 | 0.00 | 0.500 |
| 60 Manny Corpas, R (12, 1) ERA: 2.25 | 1.1 | | 5 | 1 | 0 | 0 | 3 | 0 | 0 | 0 | 0 | 0 | 0 | 13 | 18 | 0.00 | 0.750 |
| Ray King, L (13, 1) ERA: 4.26 | 0.2 | | 3 | 1 | 0 | 0 | 1 | 0 | 0 | 0 | 0 | 0 | 0 | 10 | 15 | 0.00 | 1.500 |

| PITCHER | IP | WLS | BF | H | R | ER | SO | BB | IBB | HBP | BLK | WP | HR | S | P | ERA | WHIP |
|---|---|---|---|---|---|---|---|---|---|---|---|---|---|---|---|---|---|
| 39 Tom Martin, L (14, 1) ERA: 4.6 | 1.0 | | 4 | 1 | 0 | 0 | 1 | 0 | 0 | 0 | 0 | 0 | 0 | 15 | 22 | 0.00 | 1.000 |
| 61 Ramon E Ramirez, R (15, 1) ERA: 2.9 | 4.0 | L | 15 | 2 | 1 | 1 | 5 | 0 | 1 | 0 | 0 | 0 | 0 | 36 | 54 | 2.25 | 0.500 |

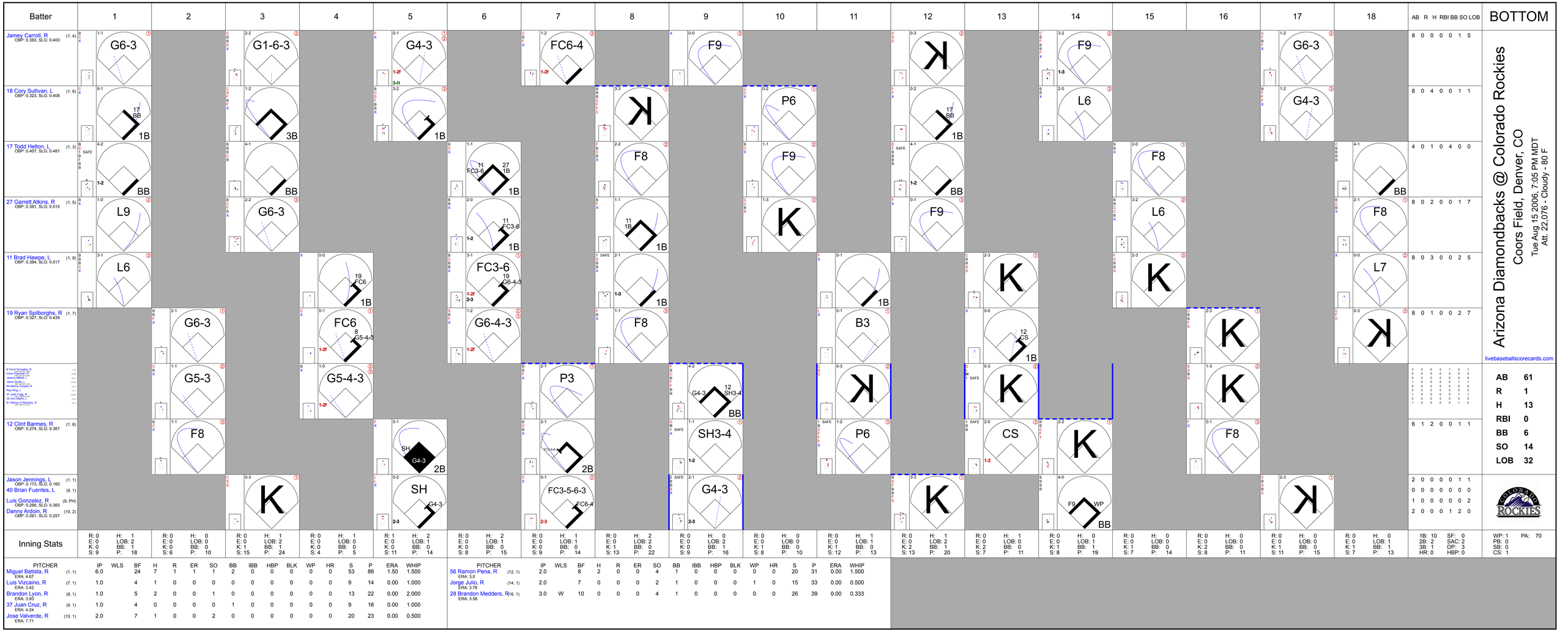


| PITCHER | IP | WLS | BF | H | R | ER | SO | BB | IBB | HBP | BLK | WP | HR | S | P | ERA | WHIP |
|---|---|---|---|---|---|---|---|---|---|---|---|---|---|---|---|---|---|
| Miguel Batista, R (1, 1) ERA: 4.67 | 6.0 | | 24 | 7 | 1 | 1 | 1 | 2 | 0 | 0 | 0 | 0 | 0 | 53 | 86 | 1.50 | 1.500 |
| Luis Vizcaino, R (7, 1) ERA: 3.42 | 1.0 | | 4 | 1 | 0 | 0 | 0 | 0 | 0 | 0 | 0 | 0 | 0 | 9 | 14 | 0.00 | 1.000 |
| Brandon Lyon, R (8, 1) ERA: 3.93 | 1.0 | | 5 | 2 | 0 | 0 | 1 | 0 | 0 | 0 | 0 | 0 | 0 | 13 | 22 | 0.00 | 2.000 |
| 37 Juan Cruz, R (9, 1) ERA: 4.24 | 1.0 | | 4 | 0 | 0 | 0 | 0 | 1 | 0 | 0 | 0 | 0 | 0 | 9 | 16 | 0.00 | 1.000 |
| Jose Valverde, R (10, 1) ERA: 7.71 | 2.0 | | 7 | 1 | 0 | 0 | 2 | 0 | 0 | 0 | 0 | 0 | 0 | 20 | 23 | 0.00 | 0.500 |

| PITCHER | IP | WLS | BF | H | R | ER | SO | BB | IBB | HBP | BLK | WP | HR | S | P | ERA | WHIP |
|---|---|---|---|---|---|---|---|---|---|---|---|---|---|---|---|---|---|
| 56 Ramon Pena, R (12, 1) ERA: 3.0 | 2.0 | | 8 | 2 | 0 | 0 | 4 | 1 | 0 | 0 | 0 | 0 | 0 | 20 | 31 | 0.00 | 1.500 |
| Jorge Julio, R (14, 1) ERA: 3.76 | 2.0 | | 7 | 0 | 0 | 0 | 2 | 1 | 0 | 0 | 0 | 1 | 0 | 15 | 33 | 0.00 | 0.500 |
| 28 Brandon Medders, R (16, 1) ERA: 3.56 | 3.0 | W | 10 | 0 | 0 | 0 | 4 | 1 | 0 | 0 | 0 | 0 | 0 | 26 | 39 | 0.00 | 0.333 |

| Batter | 1 | 2 | 3 | 4 | 5 | 6 | 7 | 8 | 9 | AB | R | H | RBI | BB | SO | LOB |
|---|---|---|---|---|---|---|---|---|---|---|---|---|---|---|---|---|
| 6 Stephen Drew, L (1, 6)<br>OBP: 0.359, SLG: 0.560 | B<br>X<br>1-0<br>E6 | | B<br>X<br>1-0 ①<br>F7 | X<br>0-0<br>1<br>1B<br>2-H<br>1B | | C<br>C<br>B<br>X<br>1-2 ②<br>F8 | | C<br>B<br>S<br>S<br>1-3 ①<br>K | S<br>S<br>S<br>0-3 ③<br>K | 6 | 1 | 1 | 1 | 0 | 2 | 3 |
| 1 Orlando Hudson, S (1, 4)<br>OBP: 0.345, SLG: 0.451 | B<br>S<br>X<br>1-1 ①<br>F7 | | X<br>0-0<br>E4<br>1B<br>FC3-2 | C<br>B<br>C<br>X<br>1-2<br>2B<br>2-H<br>1B | | F<br>B<br>B<br>C<br>B<br>X<br>3-2 ③<br>G1-3 | | C<br>X<br>0-1<br>2B | | 5 | 1 | 2 | 1 | 0 | 0 | 1 |
| Luis Gonzalez, L (1, 7)<br>OBP: 0.370, SLG: 0.477 | B<br>B<br>C<br>B<br>X<br>3-1 ②<br>F7 | | C<br>B<br>1 SAFE<br>X<br>1-1<br>FC3-2<br>22<br>1B<br>1-3<br>1B | B<br>1 SAFE<br>X<br>1-0<br>1-H<br>2B<br>2B | | | B<br>B<br>F<br>X<br>2-1<br>22<br>G4-6-3<br>7<br>1B<br>HBP<br>1B | F<br>S<br>B<br>C<br>1-3 ②<br>K | | 5 | 3 | 3 | 1 | 0 | 1 | 2 |
| Chad Tracy, L (1, 5)<br>OBP: 0.342, SLG: 0.446 | I<br>I<br>I<br>I<br>4-0<br>IBB | | C<br>X<br>0-1 ②<br>FC3-2<br>22<br>1B<br>1-3<br>3-H | B<br>X<br>1-0<br>2-H<br>2B | | | H<br>1-0<br>22<br>G4-6-3<br>1-2<br>HBP | C<br>S<br>B<br>X<br>1-2 ③<br>G4-3 | | 3 | 1 | 1 | 1 | 1 | 0 | 3 |
| 22 Eric Byrnes, R (1, 8)<br>OBP: 0.336, SLG: 0.518 | C<br>B<br>B<br>F<br>X<br>2-2 ③<br>L7 | | X<br>0-0<br>PO<br>2-H<br>3-H<br>1B | B<br>X<br>1-0 ③<br>L6 | | | B<br>X<br>1-0 ①②<br>G4-6-3<br>1-2f<br>2-3 | | X<br>0-0 ①<br>G6-3 | 5 | 0 | 1 | 2 | 0 | 0 | 5 |
| Shawn Green, L (1, 3)<br>OBP: 0.348, SLG: 0.432 | | B<br>X<br>1-0 ①<br>G3-1 | P<br>B<br>1 SAFE<br>1 SAFE<br>2-0 ③<br>PO<br>1-2 | T<br>X<br>0-1<br>HR | B<br>X<br>1-0 ①<br>G1-3 | | B<br>B<br>B<br>C<br>B<br>4-1<br>7<br>1B<br>19<br>2B<br>BB | | B<br>B<br>X<br>2-0<br>13<br>BB<br>7<br>BB<br>1B | 4 | 2 | 2 | 1 | 1 | 0 | 0 |
| 7 Carlos Quentin, R (1, 9)<br>OBP: 0.342, SLG: 0.547 | | X<br>0-0 ②<br>G6-3 | | F<br>B<br>X<br>1-1 ①<br>L8 | C<br>C<br>F<br>B<br>S<br>1-3 ②<br>K | | F<br>B<br>B<br>X<br>2-1<br>19<br>2B<br>1-2<br>3-H<br>1B | | B<br>B<br>B<br>B<br>4-0<br>13<br>BB<br>1-2<br>BB | 4 | 0 | 1 | 1 | 1 | 1 | 0 |
| 19 Chris Snyder, R (1, 2)<br>OBP: 0.381, SLG: 0.457 | C<br>B<br>X<br>1-2<br>FC6-4<br>1B | | | C<br>B<br>F<br>B<br>X<br>2-2<br>SH3-4<br>6<br>1B<br>1B | B<br>C<br>B<br>F<br>S<br>2-3 ③<br>K | | B<br>X<br>1-0<br>1-3<br>2-H<br>2B | | B<br>F<br>F<br>B<br>B<br>X<br>3-2 ②<br>L5 | 5 | 1 | 3 | 1 | 0 | 1 | 2 |
| Livan Hernandez, R (1, 1)<br>OBP: 0.265, SLG: 0.396<br>Luis Vizcaino, R (7, 1)<br>13 Alberto Callaspo, S (9, PH)<br>OBP: 0.385, SLG: 0.417<br>Brandon Lyon, R (9, 1) | B<br>X<br>1-0 ③<br>FC6-4<br>1-2f | | B<br>B<br>C<br>X<br>2-1 ②<br>SH3-4<br>1-2 | C<br>B<br>C<br>X<br>1-2 ①<br>G4-3 | B<br>X<br>1-0 ③<br>G1-3 | | | F<br>B<br>B<br>B<br>D<br>4-1<br>1-2<br>2-3<br>BB | | 3<br>0<br>0<br>0 | 0<br>0<br>0<br>0 | 0<br>0<br>0<br>0 | 0<br>0<br>1<br>0 | 0<br>0<br>0<br>0 | 0<br>0<br>0<br>0 | 3<br>0<br>0<br>0 |
| Inning Stats | R: 0<br>E: 1<br>K: 0<br>S: 8<br>H: 0<br>LOB: 2<br>BB: 1<br>P: 19 | R: 0<br>E: 0<br>K: 0<br>S: 6<br>H: 1<br>LOB: 1<br>BB: 0<br>P: 9 | R: 2<br>E: 1<br>K: 0<br>S: 8<br>H: 2<br>LOB: 0<br>BB: 0<br>P: 11 | R: 5<br>E: 0<br>K: 0<br>S: 16<br>H: 6<br>LOB: 1<br>BB: 0<br>P: 25 | R: 0<br>E: 0<br>K: 2<br>S: 8<br>H: 0<br>LOB: 0<br>BB: 0<br>P: 12 | R: 0<br>E: 0<br>K: 0<br>S: 9<br>H: 0<br>LOB: 0<br>BB: 0<br>P: 14 | R: 2<br>E: 0<br>K: 0<br>S: 8<br>H: 3<br>LOB: 2<br>BB: 1<br>P: 20 | R: 0<br>E: 0<br>K: 2<br>S: 11<br>H: 1<br>LOB: 1<br>BB: 0<br>P: 14 | R: 0<br>E: 0<br>K: 1<br>S: 9<br>H: 1<br>LOB: 3<br>BB: 2<br>P: 22 | 1B: 9<br>2B: 4<br>3B: 0<br>HR: 1<br>SF: 0<br>SAC: 1<br>DP: 1<br>HBP: 1 | | | | | | |

| PITCHER | | IP | WLS | BF | H | R | ER | SO | BB | IBB | HBP | BLK | WP | HR | S | P | ERA | WHIP |
|---|---|---|---|---|---|---|---|---|---|---|---|---|---|---|---|---|---|---|
| 28 Aaron Cook, R<br>ERA: 4.09 | (1, 1) | 6.2 | L | 34 | 11 | 9 | 7 | 2 | 1 | 1 | 1 | 0 | 0 | 1 | 61 | 106 | 9.45 | 1.800 |
| 39 Tom Martin, L<br>ERA: 4.47 | (7, 1) | 1.1 | | 6 | 2 | 0 | 0 | 2 | 0 | 0 | 0 | 0 | 0 | 0 | 13 | 18 | 0.00 | 1.500 |
| Jose Mesa, R<br>ERA: 3.59 | (9, 1) | 0.2 | | 5 | 1 | 0 | 0 | 0 | 2 | 0 | 0 | 0 | 0 | 0 | 6 | 19 | 0.00 | 4.500 |
| Ray King, L<br>ERA: 4.22 | (9, 1) | 0.1 | | 1 | 0 | 0 | 0 | 1 | 0 | 0 | 0 | 0 | 0 | 0 | 3 | 3 | 0.00 | 0.000 |

| PITCHER | IP | WLS | BF | H | R | ER | SO | BB | IBB | HBP | BLK | WP | HR | S | P | ERA | WHIP |
|---|---|---|---|---|---|---|---|---|---|---|---|---|---|---|---|---|---|

# TOP

## Arizona Diamondbacks @ Colorado Rockies

Coors Field, Denver, CO

Wed Aug 16 2006, 7:05 PM MDT

Att. 23,415 - Partly Cloudy - 81 F

livebaseballscorecards.com

| | |
|---|---|
| AB | 40 |
| R | 9 |
| H | 14 |
| RBI | 9 |
| BB | 4 |
| SO | 5 |
| LOB | 19 |

| Batter | 1 | 2 | 3 | 4 | 5 | 6 | 7 | 8 | 9 | AB | R | H | RBI | BB | SO | LOB |
|---|---|---|---|---|---|---|---|---|---|---|---|---|---|---|---|---|
| 18 Cory Sullivan, L (1, 8)<br>OBP: 0.321, SLG: 0.411 | F7 | G3<br>2-3 | | K | | | 17<br>1B<br>3B<br>3-H | | K | 5 | 1 | 1 | 1 | 0 | 2 | 3 |
| 12 Clint Barmes, R (1, 6)<br>OBP: 0.273, SLG: 0.363 | G6-3 | L6 | | | G4-3 | | 17<br>1B<br>27<br>G5-4-3<br>HBP | | K | 4 | 1 | 0 | 0 | 0 | 1 | 1 |
| 17 Todd Helton, L (1, 3)<br>OBP: 0.409, SLG: 0.483 | 27<br>2B<br>8<br>1B<br>1B | | 1B | | G4-3 | | 27<br>G5-4-3<br>1-3<br>3-H<br>1B | | E4 | 5 | 1 | 3 | 1 | 0 | 0 | 0 |
| 27 Garrett Atkins, R (1, 5)<br>OBP: 0.381, SLG: 0.516 | 8<br>1B<br>1-3<br>2B | | G3 | | 1B | | G5-4-3<br>1-2f<br>3-H | | G6-3 | 5 | 1 | 2 | 0 | 0 | 0 | 2 |
| 11 Brad Hawpe, L (1, 9)<br>OBP: 0.385, SLG: 0.514 | 8<br>1B<br>BB | | F7 | | G3 | | BB | | | 2 | 0 | 0 | 0 | 2 | 0 | 1 |
| 8 Yorvit Torrealba, R (1, 2)<br>OBP: 0.301, SLG: 0.424 | 1-2<br>2-H<br>3-H<br>1B | | | G4-3 | G1-3 | K | | | | 4 | 0 | 1 | 2 | 0 | 1 | 1 |
| Jason Smith, L (1, 4)<br>OBP: 0.327, SLG: 0.429 | G5-3 | | | 28<br>SH2-4<br>1B<br>1B | G3 | G4-3 | | K | | 4 | 0 | 1 | 0 | 0 | 1 | 2 |
| Luis Gonzalez, R (1, 7)<br>OBP: 0.274, SLG: 0.371<br>39 Tom Martin, L (7, 1)<br>Choo Freeman, R (8, PH)<br>OBP: 0.310, SLG: 0.359<br>Jose Mesa, R (9, 1)<br>Ray King, L (9, 1) | 18<br>G3<br>28<br>SH1-4<br>1B | | | 28<br>SH2-4<br>1-2<br>1B | | G4-3 | | G6-3 | | 3<br>0<br>1<br>0<br>0 | 0<br>0<br>0<br>0<br>0 | 2<br>0<br>0<br>0<br>0 | 0<br>0<br>0<br>0<br>0 | 0<br>0<br>0<br>0<br>0 | 0<br>0<br>0<br>0<br>0 | 0<br>0<br>0<br>0<br>0 |
| 28 Aaron Cook, R (1, 1)<br>OBP: 0.109, SLG: 0.068<br>19 Ryan Spilborghs, R (7, 7)<br>OBP: 0.330, SLG: 0.460 | SH1-4<br>1-2 | | | SH2-4<br>1-2<br>2-3 | | | 18<br>3B<br>3B | G3 | | 0<br>2 | 0<br>1 | 0<br>1 | 0<br>0 | 0<br>0 | 0<br>0 | 0<br>0 |
| Inning Stats | R: 2<br>E: 0<br>K: 0<br>S: 16<br>H: 3<br>LOB: 2<br>BB: 1<br>P: 27 | R: 0<br>E: 0<br>K: 0<br>S: 8<br>H: 1<br>LOB: 1<br>BB: 0<br>P: 15 | R: 0<br>E: 0<br>K: 0<br>S: 6<br>H: 1<br>LOB: 0<br>BB: 0<br>P: 9 | R: 0<br>E: 0<br>K: 1<br>S: 12<br>H: 2<br>LOB: 2<br>BB: 0<br>P: 17 | R: 0<br>E: 0<br>K: 0<br>S: 7<br>H: 1<br>LOB: 1<br>BB: 0<br>P: 10 | R: 0<br>E: 0<br>K: 0<br>S: 5<br>H: 0<br>LOB: 0<br>BB: 0<br>P: 8 | R: 3<br>E: 0<br>K: 1<br>S: 12<br>H: 3<br>LOB: 1<br>BB: 1<br>P: 23 | R: 0<br>E: 0<br>K: 1<br>S: 5<br>H: 0<br>LOB: 0<br>BB: 0<br>P: 9 | R: 0<br>E: 1<br>K: 2<br>S: 15<br>H: 0<br>LOB: 1<br>BB: 0<br>P: 21 | 1B: 8<br>2B: 1<br>3B: 2<br>HR: 0 | SF: 0<br>SAC: 2<br>DP: 1<br>HBP: 1 | | WP: 0<br>PB: 0<br>SB: 0<br>CS: 0 | PA: 40 | | | |

| PITCHER | | IP | WLS | BF | H | R | ER | SO | BB | IBB | HBP | BLK | WP | HR | S | P | ERA | WHIP |
|---|---|---|---|---|---|---|---|---|---|---|---|---|---|---|---|---|---|---|
| Livan Hernandez, R<br>ERA: 5.36 | (1, 1) | 6.2 | W | 32 | 11 | 5 | 5 | 1 | 2 | 0 | 1 | 0 | 0 | 0 | 63 | 104 | 6.75 | 1.950 |
| Luis Vizcaino, R<br>ERA: 3.33 | (7, 1) | 1.1 | | 4 | 0 | 0 | 0 | 2 | 0 | 0 | 0 | 0 | 0 | 0 | 8 | 14 | 0.00 | 0.000 |
| Brandon Lyon, R<br>ERA: 3.86 | (9, 1) | 1.0 | | 4 | 0 | 0 | 0 | 2 | 0 | 0 | 0 | 0 | 0 | 0 | 15 | 21 | 0.00 | 0.000 |

| PITCHER | IP | WLS | BF | H | R | ER | SO | BB | IBB | HBP | BLK | WP | HR | S | P | ERA | WHIP |
|---|---|---|---|---|---|---|---|---|---|---|---|---|---|---|---|---|---|

# BOTTOM

# Arizona Diamondbacks @ Colorado Rockies

Coors Field, Denver, CO

Wed Aug 16 2006, 7:05 PM MDT
Att. 23,415 - Partly Cloudy - 81 F

livebaseballscorecards.com

| | |
|---|---|
| AB | 35 |
| R | 5 |
| H | 11 |
| RBI | 4 |
| BB | 2 |
| SO | 5 |
| LOB | 10 |

# Arizona Diamondbacks @ Colorado Rockies

Coors Field, Denver, CO

Thu Aug 17 2006, 1:05 PM MDT

Att. 23,390 - Partly Cloudy - 88 F

livebaseballscorecards.com

TOP

| Batter | 1 | 2 | 3 | 4 | 5 | 6 | 7 | 8 | 9 | AB | R | H | RBI | BB | SO | LOB |
|---|---|---|---|---|---|---|---|---|---|---|---|---|---|---|---|---|
| 22 Eric Byrnes, R (1, 8)<br>OBP: 0.337, SLG: 0.515 | B C S B S<br>2-3 ① K | | X<br>0-0 ③ F8 | | X<br>0-0 K2 1B | | C B B S X<br>2-2 ② G6-3 | | C S F F B B B B<br>4-2 DI BB | 4 | 0 | 1 | 0 | 1 | 1 | 0 |
| Chad Tracy, L (1, 5)<br>OBP: 0.340, SLG: 0.443 | B C B F B S<br>3-3 ② K | | | B C B X<br>2-1 BB 2B 1B | B 1 SAFE B B C C F F 1 SAFE<br>3-2 T ①② K2 1-1f | | B B C S B X<br>3-2 ③ G6-3 | | F X<br>0-1 ② F8 | 5 | 1 | 1 | 0 | 0 | 2 | 2 |
| Luis Gonzalez, L (1, 7)<br>OBP: 0.368, SLG: 0.476 | B B X<br>2-0 ③ F9 | | | C B B F C<br>2-3 ① K | C X<br>0-1 ③ G4-3 | | | X<br>0-0 34 1B 1B 2B | B S C S<br>1-3 ③ K 1-2 | 5 | 1 | 1 | 0 | 0 | 2 | 2 |
| 34 Conor Jackson, R (1, 3)<br>OBP: 0.365, SLG: 0.426 | | C X<br>0-1 ① F7 | | X<br>0-0 ② F9 | | C F X<br>0-2 1B 1 F7-2 1B | | C B C F B B X<br>3-2 1B 2-3 1B | | 4 | 0 | 2 | 0 | 0 | 0 | 1 |
| Johnny Estrada, S (1, 2)<br>OBP: 0.328, SLG: 0.452 | | C C B B F F F X<br>2-2 ② P5 | | B B B C B<br>4-1 2B 1 3B 1-2 BB | | F B X<br>1-1 BB 1-3 1B | | S X<br>0-1 1-2 3-H 1B | | 3 | 1 | 2 | 1 | 1 | 0 | 0 |
| Shawn Green, L (1, 9)<br>OBP: 0.351, SLG: 0.436 | | B B S F F F B F X<br>3-2 1B | | X<br>0-0 1 3B 1-3 2-H 2B | | B B B B<br>4-0 1-2 BB | | B F B F F D X<br>3-2 ① P6 | | 3 | 1 | 2 | 1 | 1 | 0 | 2 |
| 1 Orlando Hudson, S (1, 4)<br>OBP: 0.344, SLG: 0.454 | | X<br>0-0 ③ G4-3 | | B C B X<br>2-1 2-H 3-H 3B | | X<br>0-0 ①② F7-2 3-H | | X<br>0-0 ② F9 | | 4 | 0 | 1 | 2 | 0 | 0 | 6 |
| 6 Stephen Drew, L (1, 6)<br>OBP: 0.355, SLG: 0.545 | | C C B X<br>1-2 ① G4-3 | | 4-0 IBB | | C X<br>0-1 ③ G1-3 | | B S S B X<br>2-2 ③ G1-3 | | 3 | 0 | 0 | 0 | 1 | 0 | 4 |
| 17 Brandon Webb, R (1, 1)<br>OBP: 0.158, SLG: 0.148<br>13 Alberto Callaspo, S (7, PH)<br>OBP: 0.357, SLG: 0.385<br>Jose Valverde, R (7, 1)<br>Damion Easley, R (9, PH)<br>OBP: 0.309, SLG: 0.406 | | C S B S<br>1-3 ② K | | B C X<br>1-1 ③ G4-3 | | | X<br>0-0 ① G3 | | C X<br>0-1 ① G4-3 | 2<br>1<br>0<br>1 | 0<br>0<br>0<br>0 | 0<br>0<br>0<br>0 | 0<br>0<br>0<br>0 | 0<br>0<br>0<br>0 | 1<br>0<br>0<br>0 | 2<br>0<br>0<br>0 |
| Inning Stats | R: 0 H: 0<br>E: 0 LOB: 0<br>K: 2 BB: 0<br>S: 7 P: 14 | R: 0 H: 1<br>E: 0 LOB: 1<br>K: 0 BB: 0<br>S: 14 P: 19 | R: 0 H: 0<br>E: 0 LOB: 0<br>K: 1 BB: 0<br>S: 7 P: 9 | R: 3 H: 3<br>E: 0 LOB: 2<br>K: 1 BB: 2<br>S: 12 P: 27 | R: 0 H: 1<br>E: 0 LOB: 0<br>K: 1 BB: 0<br>S: 8 P: 11 | R: 0 H: 2<br>E: 0 LOB: 2<br>K: 0 BB: 1<br>S: 8 P: 13 | R: 0 H: 0<br>E: 0 LOB: 0<br>K: 0 BB: 0<br>S: 7 P: 12 | R: 1 H: 3<br>E: 0 LOB: 2<br>K: 0 BB: 0<br>S: 15 P: 23 | R: 0 H: 0<br>E: 0 LOB: 1<br>K: 1 BB: 1<br>S: 11 P: 16 | 1B: 7<br>2B: 4<br>3B: 1<br>HR: 0 | SF: 0<br>SAC: 0<br>DP: 2<br>HBP: 0 | | | | WP: 0<br>PB: 0<br>SB: 0<br>CS: 0 | PA: 39 | |

| | AB | 35 |
|---|---|---|
| | R | 4 |
| | H | 10 |
| | RBI | 4 |
| | BB | 4 |
| | SO | 6 |
| | LOB | 19 |

| PITCHER | IP | WLS | BF | H | R | ER | SO | BB | IBB | HBP | BLK | WP | HR | S | P | ERA | WHIP |
|---|---|---|---|---|---|---|---|---|---|---|---|---|---|---|---|---|---|
| 37 Josh Fogg, R (1, 1)<br>ERA: 4.62 | 5.0 | W | 24 | 7 | 3 | 3 | 5 | 2 | 1 | 0 | 0 | 0 | 0 | 53 | 90 | 5.40 | 1.800 |
| 60 Manny Corpas, R (6, 1)<br>ERA: 1.93 | 2.0 | H | 5 | 0 | 0 | 0 | 0 | 0 | 0 | 0 | 0 | 0 | 0 | 10 | 15 | 0.00 | 0.000 |
| Jeremy Affeldt, L (8, 1)<br>ERA: 5.49 | 1.0 | | 6 | 3 | 1 | 1 | 0 | 0 | 0 | 0 | 0 | 0 | 0 | 15 | 23 | 9.00 | 3.000 |
| 40 Brian Fuentes, L (9, 1)<br>ERA: 3.28 | 1.0 | | 4 | 0 | 0 | 0 | 1 | 1 | 0 | 0 | 0 | 0 | 0 | 11 | 16 | 0.00 | 1.000 |

| PITCHER | IP | WLS | BF | H | R | ER | SO | BB | IBB | HBP | BLK | WP | HR | S | P | ERA | WHIP |
|---|---|---|---|---|---|---|---|---|---|---|---|---|---|---|---|---|---|

| Batter | 1 | 2 | 3 | 4 | 5 | 6 | 7 | 8 | 9 | AB | R | H | RBI | BB | SO | LOB |
|---|---|---|---|---|---|---|---|---|---|---|---|---|---|---|---|---|
| Jamey Carroll, R (1, 4)<br>OBP: 0.385, SLG: 0.404 | C X<br>0-1 ①<br>G6-3 | C X<br>0-1<br>18 2B<br>2-H<br>2B | | C C X<br>0-2<br>18 G1-3<br>17 3B<br>1B | | C B B B B<br>4-1<br>18 SH3-4<br>BB | | B C 1 S S<br>SAFE<br>1-3 ②<br>K | | 4 | 2 | 2 | 1 | 1 | 1 | 1 |
| 18 Cory Sullivan, L (1, 8)<br>OBP: 0.326, SLG: 0.419 | B C S B B F B<br>4-2<br>27 S<br>17 BB<br>11 E<br>BB | B X<br>1-0<br>17 G4-3<br>27 2B<br>2-H<br>2B | | 1 SAFE<br>B 1 SAFE<br>F X<br>1-1 ②<br>G1-3<br>1-2 | | X<br>0-0 ①<br>SH3-4<br>1-2 | | C 1 C B X<br>SAFE<br>1-2<br>27 BB<br>1-H<br>2B | | 3 | 2 | 2 | 2 | 1 | 0 | 1 |
| 17 Todd Helton, L (1, 3)<br>OBP: 0.413, SLG: 0.488 | B B B C B<br>4-1<br>27 S<br>11 E<br>1-2<br>BB | C F X<br>0-2 ②<br>G4-3<br>2-3 | | C F B X<br>1-2<br>2-H<br>3B | | I I I I<br>4-0<br>27 G6-4-3<br>IBB | | I I I I<br>4-0<br>27 BB<br>IBB | | 2 | 1 | 1 | 1 | 3 | 0 | 1 |
| 27 Garrett Atkins, R (1, 5)<br>OBP: 0.382, SLG: 0.516<br>40 Brian Fuentes, L (9, 1) | B C B B F T<br>3-2 ②<br>K<br>1-2<br>2-3 | B C X<br>1-1<br>2B<br>3-H | | F B B X<br>2-1 ③<br>G1-3 | | F F D X<br>1-2 ② ③<br>G6-4-3<br>1-2f | | B F F B F B B<br>4-2<br>1-2<br>2-3<br>BB | | 4<br>0 | 0<br>0 | 1<br>0 | 1<br>0 | 1<br>0 | 1<br>0 | 5<br>0 |
| 11 Brad Hawpe, L (1, 9)<br>OBP: 0.381, SLG: 0.508 | X<br>0-0<br>E5<br>2-H<br>3-H | B F C X<br>1-2 ③<br>G6-3 | | | F B F F B S<br>2-3 ①<br>K | | B X<br>1-0 ①<br>F7 | B C B B C F F F X<br>3-2 ③<br>G4-3 | | 5 | 0 | 0 | 0 | 0 | 1 | 4 |
| 8 Yorvit Torrealba, R (1, 2)<br>OBP: 0.299, SLG: 0.425 | 1 SAFE<br>1 SAFE<br>C X<br>0-1 ③<br>G4-3 | | X<br>0-0 ①<br>G5-3 | | C X<br>0-1<br>2B | | S F X<br>0-2 ②<br>G4-3 | | | 4 | 0 | 1 | 0 | 0 | 0 | 1 |
| 19 Ryan Spilborghs, R (1, 7)<br>OBP: 0.327, SLG: 0.481 | | C X<br>0-1<br>HR | C C C<br>0-3 ②<br>K | | X<br>0-0 ②<br>G1-3 | | C B B B S S<br>3-3 ③<br>K | | | 4 | 1 | 1 | 1 | 0 | 2 | 1 |
| 12 Clint Barmes, R (1, 6)<br>OBP: 0.275, SLG: 0.363 | | B C F B X<br>2-2<br>37 SH3-4<br>2B<br>1B | C B X<br>1-1 ③<br>G6-3 | | I I I<br>4-0<br>IBB | | | F B S X<br>1-2 ①<br>G4-3 | | 3 | 1 | 1 | 0 | 1 | 0 | 0 |
| 37 Josh Fogg, R (1, 1)<br>OBP: 0.140, SLG: 0.051<br>60 Manny Corpas, R (6, 1)<br>Jeremy Affeldt, L (8, 1)<br>Luis Gonzalez, R (8, PH)<br>OBP: 0.279, SLG: 0.371 (9, 5) | X<br>0-0 ①<br>SH3-4<br>1-2 | | | C X<br>0-1 ①<br>G4-3 | F B B X<br>2-1 ③<br>G1-3 | | | F F F H<br>1-2<br>18 2B<br>HBP | | 2<br>0<br>0<br>0 | 0<br>0<br>0<br>1 | 0<br>0<br>0<br>0 | 0<br>0<br>0<br>0 | 0<br>0<br>0<br>0 | 0<br>0<br>0<br>0 | 2<br>0<br>0<br>0 |
| Inning Stats | R: 2 H: 0<br>E: 1 LOB: 1<br>K: 1 BB: 2<br>S: 12 P: 23 | R: 4 H: 5<br>E: 0 LOB: 1<br>K: 0 BB: 0<br>S: 17 P: 22 | R: 0 H: 0<br>E: 0 LOB: 0<br>K: 1 BB: 0<br>S: 6 P: 7 | R: 1 H: 2<br>E: 0 LOB: 1<br>K: 0 BB: 0<br>S: 12 P: 16 | R: 0 H: 1<br>E: 0 LOB: 2<br>K: 1 BB: 1<br>S: 9 P: 17 | R: 0 H: 0<br>E: 0 LOB: 1<br>K: 0 BB: 2<br>S: 5 P: 14 | R: 0 H: 0<br>E: 0 LOB: 0<br>K: 1 BB: 0<br>S: 7 P: 11 | R: 1 H: 1<br>E: 0 LOB: 3<br>K: 1 BB: 2<br>S: 20 P: 35 | | 1B: 2 SF: 0<br>2B: 5 SAC: 2<br>3B: 1 DP: 1<br>HR: 1 HBP: 1 | | | | | | |

| PITCHER | | IP | WLS | BF | H | R | ER | SO | BB | IBB | HBP | BLK | WP | HR | S | P | ERA | WHIP |
|---|---|---|---|---|---|---|---|---|---|---|---|---|---|---|---|---|---|---|
| 17 Brandon Webb, R<br>ERA: 2.93 | (1, 1) | 6.0 | L | 31 | 8 | 7 | 5 | 3 | 3 | 2 | 0 | 0 | 0 | 1 | 61 | 99 | 7.50 | 1.833 |
| Jose Valverde, R<br>ERA: 7.53 | (7, 1) | 2.0 | | 10 | 1 | 1 | 1 | 2 | 1 | 1 | 1 | 0 | 0 | 0 | 27 | 46 | 4.50 | 1.000 |

| PITCHER | IP | WLS | BF | H | R | ER | SO | BB | IBB | HBP | BLK | WP | HR | S | P | ERA | WHIP |
|---|---|---|---|---|---|---|---|---|---|---|---|---|---|---|---|---|---|

# BOTTOM

# Arizona Diamondbacks @ Colorado Rockies

Coors Field, Denver, CO

Thu Aug 17 2006, 1:05 PM MDT
Att. 23,390 - Partly Cloudy - 88 F

livebaseballscorecards.com

| | |
|---|---|
| AB | 31 |
| R | 8 |
| H | 9 |
| RBI | 6 |
| BB | 7 |
| SO | 5 |
| LOB | 16 |

COLORADO ROCKIES

| | | | |
|---|---|---|---|
| WP: 0 | PA: 41 | | |
| PB: 0 | | | |
| SB: 2 | | | |
| CS: 0 | | | |

# Colorado Rockies @ New York Mets

Shea Stadium, Flushing, NY

Fri Aug 18 2006, 7:10 PM EDT

Att. 35,325 - Clear - 76 F

TOP

livebaseballscorecards.com

| Batter | 1 | 2 | 3 | 4 | 5 | 6 | 7 | 8 | 9 | AB | R | H | RBI | BB | SO | LOB |
|---|---|---|---|---|---|---|---|---|---|---|---|---|---|---|---|---|
| Jamey Carroll, R (1, 4)<br>OBP: 0.383, SLG: 0.404 | 2-1 18 SH2-4 2B | | 2-1 P3 | | 2-2 F7 | | 3-2 G6-3 | | 2-2 F9 1-2 | 5 | 0 | 1 | 0 | 0 | 0 | 1 |
| 18 Cory Sullivan, L (1, 8)<br>OBP: 0.326, SLG: 0.419 | 1-1 SH2-4 2-3 | | 1-3 K | | 0-0 17 G4-6-3 1B | | 1-1 F7 | | | 3 | 0 | 1 | 0 | 0 | 1 | 0 |
| 17 Todd Helton, L (1, 3)<br>OBP: 0.410, SLG: 0.483 | 1-3 K | | | 2-2 G1-3 | 1 SAFE<br>1 SAFE<br>1 SAFE<br>2-1 G4-6-3 1-2f | | | 0-2 F7 | | 4 | 0 | 0 | 0 | 0 | 1 | 2 |
| 5 Matt Holliday, R (1, 7)<br>OBP: 0.377, SLG: 0.567 | 0-1 F7 | | | 1-2 27 HR 1B | | 2-3 K2-3 | | 0-2 G5-3 | | 4 | 1 | 1 | 0 | 0 | 1 | 1 |
| 27 Garrett Atkins, R (1, 5)<br>OBP: 0.384, SLG: 0.524 | | 1-1 P3 | | 1-0 1-H HR | | 2-2 11 BB 1B | | 1-1 1B | | 4 | 1 | 3 | 2 | 0 | 0 | 0 |
| 11 Brad Hawpe, L (1, 9)<br>OBP: 0.379, SLG: 0.504 | | 0-0 G6-3 | | 1-3 K | | 4-1 1-2 BB | | 0-0 F8 | | 3 | 0 | 0 | 0 | 1 | 1 | 1 |
| 8 Yorvit Torrealba, R (1, 2)<br>OBP: 0.309, SLG: 0.435 | | 4-2 BB | | 1-1 49 1B 2B | | 1-3 K | | | 2-2 DI 1B | 3 | 1 | 2 | 0 | 1 | 1 | 2 |
| 12 Clint Barmes, R (1, 6)<br>OBP: 0.275, SLG: 0.360 | | 0-1 F8 | | 4-0 49 1B IBB | | 1-0 G5-3 | | | 1-3 K | 3 | 0 | 0 | 0 | 1 | 1 | 4 |
| 49 Byung-Hyun Kim, R (1, 1)<br>OBP: 0.200, SLG: 0.179<br>39 Tom Martin, L (5, 1)<br>Luis Gonzalez, R (7, PH)<br>OBP: 0.277, SLG: 0.369<br>Jose Mesa, R (7, 1)<br>19 Ryan Spilborghs, R (9, PH)<br>OBP: 0.325, SLG: 0.476 | | | 0-3 K | 2-1 1-3 2-H 1B | | | 1-1 G4-3 | | 3-3 K | 2<br>0<br>1<br>0<br>1 | 0<br>0<br>0<br>0<br>0 | 1<br>0<br>0<br>0<br>1 | 1<br>0<br>0<br>0<br>0 | 0<br>0<br>0<br>0<br>0 | 1<br>0<br>0<br>0<br>1 | 0<br>0<br>0<br>0<br>1 |
| Inning Stats | R: 0 E: 0 K: 1 S: 9 H: 1 LOB: 1 BB: 0 P: 13 | R: 0 E: 0 K: 0 S: 7 H: 0 LOB: 1 BB: 1 P: 12 | R: 0 E: 0 K: 2 S: 8 H: 0 LOB: 0 BB: 0 P: 11 | R: 3 E: 0 K: 1 S: 14 H: 4 LOB: 2 BB: 1 P: 26 | R: 0 E: 0 K: 0 S: 6 H: 1 LOB: 0 BB: 0 P: 10 | R: 0 E: 0 K: 2 S: 11 H: 1 LOB: 2 BB: 1 P: 21 | R: 0 E: 0 K: 0 S: 8 H: 0 LOB: 0 BB: 0 P: 13 | R: 0 E: 0 K: 0 S: 9 H: 1 LOB: 1 BB: 0 P: 10 | R: 0 E: 0 K: 2 S: 13 H: 1 LOB: 1 BB: 0 P: 21 | 1B: 6 2B: 2 3B: 0 HR: 1 SF: 0 SAC: 1 DP: 1 HBP: 0 | | | | | | | |

| | AB | 33 |
|---|---|---|
| | R | 3 |
| | H | 9 |
| | RBI | 3 |
| | BB | 3 |
| | SO | 8 |
| | LOB | 12 |

WP: 0 PB: 0 SB: 0 CS: 0 PA: 37

| PITCHER | | IP | WLS | BF | H | R | ER | SO | BB | IBB | HBP | BLK | WP | HR | S | P | ERA | WHIP |
|---|---|---|---|---|---|---|---|---|---|---|---|---|---|---|---|---|---|---|
| Steve Trachsel, R<br>ERA: 4.79 | (1, 1) | 7.0 | W | 29 | 7 | 3 | 3 | 6 | 2 | 1 | 0 | 0 | 0 | 1 | 63 | 106 | 3.86 | 1.286 |
| Chad Bradford, R<br>ERA: 3.0 | (8, 1) | 1.0 | H | 4 | 1 | 0 | 0 | 0 | 0 | 0 | 0 | 0 | 0 | 0 | 9 | 10 | 0.00 | 1.000 |
| 13 Billy Wagner, L<br>ERA: 2.35 | (9, 1) | 1.0 | S | 4 | 1 | 0 | 0 | 2 | 0 | 0 | 0 | 0 | 0 | 0 | 13 | 21 | 0.00 | 1.000 |

| PITCHER | IP | WLS | BF | H | R | ER | SO | BB | IBB | HBP | BLK | WP | HR | S | P | ERA | WHIP |
|---|---|---|---|---|---|---|---|---|---|---|---|---|---|---|---|---|---|

# Colorado Rockies @ New York Mets

Shea Stadium, Flushing, NY

Fri Aug 18 2006, 7:10 PM EDT

Att. 35,325 - Clear - 76 F

livebaseballscorecards.com

## BOTTOM

| Batter | 1 | 2 | 3 | 4 | 5 | 6 | 7 | 8 | 9 | AB | R | H | RBI | BB | SO | LOB |
|---|---|---|---|---|---|---|---|---|---|---|---|---|---|---|---|---|
| 7 José Reyes, S (1, 6)<br>OBP: 0.352, SLG: 0.489 | C B C B X<br>2-2 G5-3 ① | | X<br>0-0 F8 ①<br>C B C B X<br>2-2 G3 ② | | | C B S F B X<br>2-2 P4 ① | | X<br>0-0 16 G6-4-3 1B | | 5 | 0 | 1 | 0 | 0 | 0 | 0 |
| 16 Paul Lo Duca, R (1, 2)<br>OBP: 0.350, SLG: 0.412 | X<br>0-0 G5-3 ② | | B C C F B B X<br>3-2 G4-3 ②<br>C X<br>0-1 G6-3 ③ | | | C F X<br>0-2 P3 ② | | X<br>0-0 G6-4-3 ① ②<br>1-2f | | 5 | 0 | 0 | 0 | 0 | 0 | 1 |
| 15 Carlos Beltrán, S (1, 8)<br>OBP: 0.394, SLG: 0.627 | B C B B C B<br>4-2 BB | | C B B B X<br>2-2 21 5 2B 1B | | B B B C F B<br>4-2 21 BB 5 1B BB | B B F X<br>2-1 21 S 2B | | C F S<br>0-3 K ③ | | 3 | 2 | 2 | 0 | 2 | 1 | 0 |
| 21 Carlos Delgado, L (1, 3)<br>OBP: 0.354, SLG: 0.515 | B C C 1 SAFE X<br>1-2 F9 ③ | | X<br>0-0 5 2B 1-2 1B | | B B C B 1 SAFE B<br>4-1 5 1B 1-2 2B BB | B C 2 B F B B<br>SAFE 4-2 2-3 BB | | | | 2 | 1 | 1 | 0 | 2 | 0 | 1 |
| 5 David Wright, R (1, 5)<br>OBP: 0.379, SLG: 0.533 | | C S X<br>0-2 G4-3 ①<br>C X<br>0-1 1-3 2-H 2B | | | C F B X<br>1-2 2B 1-2 2-H SF9 1B | F B B F X<br>2-2 F9 ③ | | | | 4 | 1 | 2 | 2 | 0 | 0 | 2 |
| Michael Tucker, L (1, 7)<br>OBP: 0.292, SLG: 0.476 | | C X<br>0-1 F7 ②<br>C B C X<br>1-2 G4-3 ③ | | | F D F F B F F B X<br>3-2 SF9 10 FC3-2 1-3 2-H 2B | | X<br>0-0 G3 ① | | | 4 | 0 | 1 | 1 | 0 | 0 | 2 |
| Chris Woodward, R (1, 4)<br>OBP: 0.308, SLG: 0.340 | C C X<br>0-2 10 1B 1B | | | C H<br>1-1 10 HR HBP | X<br>0-0 SF9 ①<br>2-3 3-H | | C X<br>0-1 10 FC4-6 1B | | | 2 | 1 | 2 | 1 | 0 | 0 | 0 |
| 10 Endy Chavez, L (1, 9)<br>OBP: 0.338, SLG: 0.437 | C F 1 SAFE B 1 SAFE X<br>1-2 1-3 1B | | | 1 SAFE X<br>0-0 1-H HR | C X<br>0-1 FC3-2 ② 3-H | | L B 1 SAFE S X<br>1-2 FC4-6 ② 1-2f | | | 4 | 1 | 2 | 2 | 0 | 0 | 2 |
| Steve Trachsel, R (1, 1)<br>OBP: 0.178, SLG: 0.195 | B F B X<br>2-1 F9 ③ | | | C S S<br>0-3 K ① | 1 SAFE B B C 1 S F C<br>2-3 K ③ | | F 1 SAFE X<br>0-1 F7 ③ | | | 3 | 0 | 0 | 0 | 0 | 2 | 3 |
| Ricky Ledee, L (7, PH)<br>OBP: 0.235, SLG: 0.333 | | | | | | | | | | 1 | 0 | 0 | 0 | 0 | 0 | 1 |
| Chad Bradford, R (8, 1) | | | | | | | | | | 0 | 0 | 0 | 0 | 0 | 0 | 0 |
| 13 Billy Wagner, L (9, 1) | | | | | | | | | | 0 | 0 | 0 | 0 | 0 | 0 | 0 |
| Inning Stats | R: 0 E: 0 K: 0 S: 9 H: 0 LOB: 1 BB: 1 P: 16 | R: 0 E: 0 K: 0 S: 13 H: 2 LOB: 2 BB: 0 P: 16 | R: 1 E: 0 K: 0 S: 14 H: 3 LOB: 2 BB: 0 P: 20 | R: 2 E: 0 K: 1 S: 10 H: 1 LOB: 0 BB: 0 P: 13 | R: 3 E: 0 K: 1 S: 19 H: 2 LOB: 1 BB: 2 P: 33 | R: 0 E: 0 K: 0 S: 14 H: 1 LOB: 2 BB: 1 P: 24 | R: 0 E: 0 K: 0 S: 8 H: 1 LOB: 1 BB: 0 P: 9 | R: 0 E: 0 K: 1 S: 5 H: 1 LOB: 0 BB: 0 P: 5 | | 1B: 7 2B: 3 3B: 0 HR: 1 | SF: 1 SAC: 0 DP: 1 HBP: 1 | | | WP: 0 PB: 0 SB: 1 CS: 0 | PA: 39 | | |

| | AB | R | H | RBI | BB | SO | LOB |
|---|---|---|---|---|---|---|---|
| AB | 33 | | | | | | |
| R | 6 | | | | | | |
| H | 11 | | | | | | |
| RBI | 6 | | | | | | |
| BB | 4 | | | | | | |
| SO | 3 | | | | | | |
| LOB | 12 | | | | | | |

| PITCHER | | IP | WLS | BF | H | R | ER | SO | BB | IBB | HBP | BLK | WP | HR | S | P | ERA | WHIP |
|---|---|---|---|---|---|---|---|---|---|---|---|---|---|---|---|---|---|---|
| 49 Byung-Hyun Kim, R<br>ERA: 4.94 | (1, 1) | 4.1 | L | 25 | 8 | 6 | 6 | 1 | 3 | 0 | 1 | 0 | 0 | 1 | 59 | 90 | 12.46 | 2.538 |
| 39 Tom Martin, L<br>ERA: 4.3 | (5, 1) | 1.2 | | 7 | 1 | 0 | 0 | 1 | 1 | 0 | 0 | 0 | 0 | 0 | 20 | 32 | 0.00 | 1.200 |
| Jose Mesa, R<br>ERA: 3.46 | (7, 1) | 2.0 | | 7 | 2 | 0 | 0 | 1 | 0 | 0 | 0 | 0 | 0 | 0 | 13 | 14 | 0.00 | 1.000 |

| PITCHER | IP | WLS | BF | H | R | ER | SO | BB | IBB | HBP | BLK | WP | HR | S | P | ERA | WHIP |
|---|---|---|---|---|---|---|---|---|---|---|---|---|---|---|---|---|---|

| Batter | 1 | 2 | 3 | 4 | 5 | 6 | 7 | 8 | 9 | AB | R | H | RBI | BB | SO | LOB |
|---|---|---|---|---|---|---|---|---|---|---|---|---|---|---|---|---|
| Jamey Carroll, R (1, 4)<br>OBP: 0.382, SLG: 0.402 | L7 | | CS 1-2 | F9 | | 5 1B 27 HR 1B | G5-4-3 1-2f | | | 4 | 1 | 1 | 0 | 0 | 0 | 2 |
| 19 Ryan Spilborghs, R (1, 9)<br>OBP: 0.314, SLG: 0.459 | G6-3 | | | P4 | | B3 | | G5-3 | | 4 | 0 | 0 | 0 | 0 | 0 | 1 |
| 17 Todd Helton, L (1, 3)<br>OBP: 0.408, SLG: 0.481 | G4-3 | | | 1B | | P5 | | F7 | | 4 | 0 | 1 | 0 | 0 | 0 | 1 |
| 5 Matt Holliday, R (1, 7)<br>OBP: 0.378, SLG: 0.566 | | 27 G5-4-3 1B | | K | | 1-3 27 HR 1B | | G1-3 | | 4 | 1 | 2 | 0 | 0 | 1 | 1 |
| 27 Garrett Atkins, R (1, 5)<br>OBP: 0.383, SLG: 0.529 | | G5-4-3 1-2f | | | G6-3 | 1-H 3-H HR | | | F7 | 4 | 1 | 1 | 3 | 0 | 0 | 1 |
| 8 Yorvit Torrealba, R (1, 2)<br>OBP: 0.313, SLG: 0.453 | | P4 | | | HR | 12 2-4 1B | | | G3 | 4 | 1 | 2 | 1 | 0 | 0 | 0 |
| 12 Clint Barmes, R (1, 6)<br>OBP: 0.275, SLG: 0.359 | | | P5 | | 1B | 2-4 1-2 | G1-3 | | F9 | 4 | 0 | 1 | 0 | 0 | 0 | 0 |
| Choo Freeman, R (1, 8)<br>OBP: 0.313, SLG: 0.356 | | | CS HBP | | F9 | | 11 BB 1B | | | 1 | 0 | 0 | 0 | 0 | 0 | 1 |
| 18 Cory Sullivan, L (7, PH) (7, 8)<br>OBP: 0.328, SLG: 0.420 | | | | | | | | | | 1 | 0 | 1 | 0 | 0 | 0 | 0 |
| 26 Jeff Francis, L (1, 1)<br>OBP: 0.190, SLG: 0.080 | | | B1 | | K | | G5-4-3 1-2 BB | | | 2 | 0 | 0 | 0 | 0 | 1 | 2 |
| 61 Ramon E Ramirez, R (6, 1)<br>OBP: 0.500, SLG: 0.500 | | | | | | | | | | 0 | 0 | 0 | 0 | 0 | 0 | 0 |
| 11 Brad Hawpe, L (7, PH)<br>OBP: 0.381, SLG: 0.504 | | | | | | | | | | 0 | 0 | 0 | 0 | 1 | 0 | 0 |
| Ray King, L (7, 1) | | | | | | | | | | 0 | 0 | 0 | 0 | 0 | 0 | 0 |
| 60 Manny Corpas, R (8, 1) | | | | | | | | | | 0 | 0 | 0 | 0 | 0 | 0 | 0 |
| Inning Stats | R: 0 E: 0 K: 0 S: 9 H: 0 LOB: 0 BB: 0 P: 14 | R: 0 E: 0 K: 0 S: 11 H: 1 LOB: 0 BB: 0 P: 19 | R: 0 E: 0 K: 0 S: 7 H: 0 LOB: 0 BB: 0 P: 11 | R: 0 E: 0 K: 1 S: 12 H: 1 LOB: 0 BB: 0 P: 17 | R: 1 E: 0 K: 1 S: 17 H: 2 LOB: 1 BB: 0 P: 23 | R: 3 E: 0 K: 0 S: 17 H: 4 LOB: 1 BB: 0 P: 23 | R: 0 E: 0 K: 0 S: 9 H: 1 LOB: 1 BB: 1 P: 15 | R: 0 E: 0 K: 0 S: 9 H: 0 LOB: 0 BB: 0 P: 14 | R: 0 E: 0 K: 0 S: 8 H: 0 LOB: 0 BB: 0 P: 12 | 1B: 7 2B: 0 3B: 0 HR: 2 | SF: 0 SAC: 0 DP: 2 HBP: 1 | | | | | |

# TOP

## Colorado Rockies @ New York Mets

Shea Stadium, Flushing, NY

Sat Aug 19 2006, 7:35 PM EDT

Att. 55,085 - Rain - 76 F

livebaseballscorecards.com

| | |
|---|---|
| AB | 32 |
| R | 4 |
| H | 9 |
| RBI | 4 |
| BB | 1 |
| SO | 2 |
| LOB | 9 |

| PITCHER | | IP | WLS | BF | H | R | ER | SO | BB | IBB | HBP | BLK | WP | HR | S | P | ERA | WHIP |
|---|---|---|---|---|---|---|---|---|---|---|---|---|---|---|---|---|---|---|
| 32 Dave Williams, L<br>ERA: 6.9 | (1, 1) | 5.2 | | 22 | 6 | 3 | 3 | 2 | 0 | 0 | 1 | 0 | 0 | 1 | 68 | 99 | 4.76 | 1.059 |
| Roberto Hernandez, R<br>ERA: 3.14 | (6, 1) | 0.1 | | 3 | 2 | 1 | 1 | 0 | 0 | 0 | 0 | 0 | 0 | 1 | 5 | 8 | 27.00 | 6.000 |
| Aaron Heilman, R<br>ERA: 3.99 | (7, 1) | 2.0 | W | 7 | 1 | 0 | 0 | 0 | 1 | 0 | 0 | 0 | 0 | 0 | 18 | 29 | 0.00 | 1.000 |
| 13 Billy Wagner, L<br>ERA: 2.31 | (9, 1) | 1.0 | S | 3 | 0 | 0 | 0 | 0 | 0 | 0 | 0 | 0 | 0 | 0 | 8 | 12 | 0.00 | 0.000 |

| PITCHER | IP | WLS | BF | H | R | ER | SO | BB | IBB | HBP | BLK | WP | HR | S | P | ERA | WHIP |
|---|---|---|---|---|---|---|---|---|---|---|---|---|---|---|---|---|---|

| Batter | 1 | 2 | 3 | 4 | 5 | 6 | 7 | 8 | 9 | AB | R | H | RBI | BB | SO | LOB |
|---|---|---|---|---|---|---|---|---|---|---|---|---|---|---|---|---|
| 7 José Reyes, S (1, 6)<br>OBP: 0.351, SLG: 0.486 | P5 | | G5-3 | | | F7 | | | | 3 | 0 | 0 | 1 | 1 | 0 | 2 |
| 16 Paul Lo Duca, R (1, 2)<br>OBP: 0.349, SLG: 0.413 | F8 | | | P6 | | 2B | | | | 4 | 1 | 1 | 0 | 0 | 0 | 3 |
| 15 Carlos Beltrán, S (1, 8)<br>OBP: 0.391, SLG: 0.623 | G1-3 | | | F8 | | SF | G5-3 | | | 3 | 1 | 0 | 1 | 0 | 0 | 0 |
| 21 Carlos Delgado, L (1, 3)<br>OBP: 0.355, SLG: 0.517 | | G3 | | K | | 1B | 2B | | | 4 | 1 | 2 | 1 | 0 | 1 | 0 |
| 5 David Wright, R (1, 5)<br>OBP: 0.378, SLG: 0.530 | | G6-3 | | | G1-3 | IBB | L6-4 | | | 3 | 1 | 0 | 0 | 1 | 0 | 1 |
| Chris Woodward, R (1, 4)<br>OBP: 0.301, SLG: 0.331 | | G6-3 | | | K | F4 | | F8 | | 4 | 0 | 0 | 0 | 0 | 1 | 2 |
| 44 Lastings Milledge, R (1, 9)<br>OBP: 0.312, SLG: 0.405 | | | HBP | | 1B | E5 | | HR | | 3 | 2 | 3 | 2 | 0 | 0 | 0 |
| 10 Endy Chavez, L (1, 7)<br>OBP: 0.336, SLG: 0.433 | | | G3 | | G1-3 | | | G4-3 | | 2 | 0 | 0 | 0 | 0 | 0 | 2 |
| Roberto Hernandez, R (6, 1) | | | | | | | | | | 0 | 0 | 0 | 0 | 0 | 0 | 0 |
| Julio Franco, R (6, PH)<br>OBP: 0.333, SLG: 0.372 | | | | | | | | | | 0 | 0 | 0 | 0 | 1 | 0 | 0 |
| Aaron Heilman, R (7, 1) | | | | | | | | | | 0 | 0 | 0 | 0 | 0 | 0 | 0 |
| Ricky Ledee, L (8, PH)<br>OBP: 0.232, SLG: 0.328 | | | | | | | | | | 1 | 0 | 0 | 0 | 0 | 0 | 0 |
| 13 Billy Wagner, L (9, 1) | | | | | | | | | | 0 | 0 | 0 | 0 | 0 | 0 | 0 |
| 32 Dave Williams, L (1, 1)<br>OBP: 0.143, SLG: 0.077 | | | L7 | | | 15 SF | | G6-3 | | 1 | 0 | 0 | 0 | 0 | 0 | 1 |
| Michael Tucker, L (6, 7)<br>OBP: 0.333, SLG: 0.478 | | | | | | 7 BB | | | | 2 | 1 | 1 | 1 | 1 | 0 | 0 |
| Inning Stats | R: 0<br>E: 0<br>K: 0<br>S: 6<br>H: 0<br>LOB: 0<br>BB: 0<br>P: 8 | R: 0<br>E: 0<br>K: 0<br>S: 6<br>H: 0<br>LOB: 0<br>BB: 0<br>P: 9 | R: 0<br>E: 0<br>K: 0<br>S: 8<br>H: 0<br>LOB: 1<br>BB: 0<br>P: 14 | R: 0<br>E: 0<br>K: 1<br>S: 10<br>H: 0<br>LOB: 0<br>BB: 0<br>P: 13 | R: 0<br>E: 0<br>K: 1<br>S: 18<br>H: 1<br>LOB: 1<br>BB: 0<br>P: 27 | R: 6<br>E: 2<br>K: 0<br>S: 23<br>H: 4<br>LOB: 3<br>BB: 4<br>P: 44 | R: 0<br>E: 0<br>K: 0<br>S: 13<br>H: 1<br>LOB: 0<br>BB: 0<br>P: 18 | R: 1<br>E: 0<br>K: 0<br>S: 10<br>H: 1<br>LOB: 0<br>BB: 0<br>P: 15 | | 1B: 4<br>2B: 3<br>3B: 0<br>HR: 1<br>SF: 1<br>SAC: 0<br>DP: 1<br>HBP: 1 | | | | | WP: 0<br>PB: 1<br>SB: 0<br>CS: 0<br>PA: 36 | |

| PITCHER | | IP | WLS | BF | H | R | ER | SO | BB | IBB | HBP | BLK | WP | HR | S | P | ERA | WHIP |
|---|---|---|---|---|---|---|---|---|---|---|---|---|---|---|---|---|---|---|
| 26 Jeff Francis, L<br>ERA: 3.38 | (1, 1) | 5.2 | L | 27 | 5 | 6 | 2 | 2 | 1 | 2 | 1 | 0 | 0 | 0 | 67 | 105 | 3.18 | 1.059 |
| 61 Ramon E Ramirez, R<br>ERA: 2.88 | (6, 1) | 0.1 | | 2 | 0 | 0 | 0 | 0 | 1 | 0 | 0 | 0 | 0 | 0 | 4 | 10 | 0.00 | 3.000 |
| Ray King, L<br>ERA: 4.09 | (7, 1) | 1.0 | | 3 | 1 | 0 | 0 | 0 | 0 | 0 | 0 | 0 | 0 | 0 | 13 | 18 | 0.00 | 1.000 |
| 60 Manny Corpas, R<br>ERA: 2.4 | (8, 1) | 1.0 | | 4 | 1 | 1 | 1 | 0 | 0 | 0 | 0 | 0 | 0 | 1 | 10 | 15 | 9.00 | 1.000 |

| PITCHER | IP | WLS | BF | H | R | ER | SO | BB | IBB | HBP | BLK | WP | HR | S | P | ERA | WHIP |
|---|---|---|---|---|---|---|---|---|---|---|---|---|---|---|---|---|---|

# BOTTOM

## Colorado Rockies @ New York Mets

Shea Stadium, Flushing, NY

Sat Aug 19 2006, 7:35 PM EDT

Att. 55,085 - Rain - 76 F

livebaseballscorecards.com

| | |
|---|---|
| AB | 30 |
| R | 7 |
| H | 7 |
| RBI | 6 |
| BB | 4 |
| SO | 2 |
| LOB | 11 |

| Batter | 1 | 2 | 3 | 4 | 5 | 6 | 7 | 8 | 9 | AB | R | H | RBI | BB | SO | LOB |
|---|---|---|---|---|---|---|---|---|---|---|---|---|---|---|---|---|
| Jamey Carroll, R (1, 4)<br>OBP: 0.378, SLG: 0.398 | B B C B C F X<br>3-2 ①<br>F8 | | B C F F B B B X<br>3-2 ②<br>P3 | | C C B B F B S<br>3-3 ③<br>K | | | C B L S<br>1-3 ②<br>K | | 4 | 0 | 0 | 0 | 0 | 2 | 2 |
| 18 Cory Sullivan, L (1, 8)<br>OBP: 0.327, SLG: 0.417 | C B B F F F B F F X<br>3-2 ②<br>F7 | | B C F S<br>1-3 ③<br>K | | | F B B S B B B<br>4-2<br>5 CS<br>BB | | C B B F F F B F S<br>3-3 ③<br>K | | 3 | 0 | 0 | 0 | 1 | 2 | 0 |
| 17 Todd Helton, L (1, 3)<br>OBP: 0.407, SLG: 0.478 | C B F B X<br>2-2<br>1B | | | B F F F B C<br>2-3 ①<br>K | | X<br>0-0 ①<br>F7 | | | C F F F X<br>0-2 ①<br>G6-3 | 4 | 0 | 1 | 0 | 0 | 1 | 1 |
| 5 Matt Holliday, R (1, 7)<br>OBP: 0.377, SLG: 0.566 | C S B S<br>1-3 ③<br>K | | | C X<br>0-1 ②<br>F8 | | B 1 SAFE C F X<br>1-2 ②<br>1-2<br>2B | | | B F F B B S<br>3-3 ②<br>K | 4 | 0 | 1 | 0 | 0 | 2 | 1 |
| 27 Garrett Atkins, R (1, 5)<br>OBP: 0.380, SLG: 0.524 | | B B C F F X<br>2-2 ①<br>G6-3 | | F C B X<br>1-2 ③<br>G4-3 | | B B C F B C<br>3-3 ③<br>K | | | B F X<br>1-1 ③<br>G6-3 | 4 | 0 | 0 | 0 | 0 | 1 | 1 |
| 11 Brad Hawpe, L (1, 9)<br>OBP: 0.383, SLG: 0.505 | | B B C B X<br>3-1<br>1B | | | F B F B F X<br>2-2<br>8 2B<br>1B | | X<br>0-0 ①<br>G3 | | | 3 | 0 | 2 | 0 | 0 | 0 | 0 |
| 8 Yorvit Torrealba, R (1, 2)<br>OBP: 0.318, SLG: 0.459 | | F 1 SAFE 1 SAFE X<br>0-1 ②<br>F9 | | | B 1 SAFE X<br>1-0<br>1-3<br>2B | | B C B F F B B<br>4-2<br>12 G5-4-3<br>BB | | | 2 | 0 | 1 | 0 | 1 | 0 | 1 |
| 12 Clint Barmes, R (1, 6)<br>OBP: 0.273, SLG: 0.357 | | B C F 1 SAFE F 1 SAFE B F F<br>2-3 S ③<br>K | | | S F S<br>0-3 ①<br>K | | B F X<br>1-1 ②③<br>G5-4-3<br>1-2f | | | 3 | 0 | 0 | 0 | 0 | 2 | 4 |
| Jason Jennings, L (1, 1)<br>OBP: 0.167, SLG: 0.154<br>Jose Mesa, R (7, 1)<br>Jason Smith, L (8, PH)<br>OBP: 0.324, SLG: 0.424<br>40 Brian Fuentes, L (8, 1) | | | C B B X<br>2-1 ①<br>G3 | | B S F D B C<br>3-3 ②<br>K | | | B B F X<br>2-1 ①<br>P6 | | 2<br>0<br>1<br>0 | 0<br>0<br>0<br>0 | 0<br>0<br>0<br>0 | 0<br>0<br>0<br>0 | 0<br>0<br>0<br>0 | 1<br>0<br>0<br>0 | 2<br>0<br>0<br>0 |
| Inning Stats | R: 0 H: 1<br>E: 0 LOB: 1<br>K: 1 BB: 0<br>S: 16 P: 25 | R: 0 H: 1<br>E: 0 LOB: 1<br>K: 1 BB: 0<br>S: 14 P: 21 | R: 0 H: 0<br>E: 0 LOB: 0<br>K: 1 BB: 0<br>S: 9 P: 15 | R: 0 H: 0<br>E: 0 LOB: 0<br>K: 1 BB: 0<br>S: 9 P: 12 | R: 0 H: 2<br>E: 0 LOB: 2<br>K: 3 BB: 0<br>S: 15 P: 24 | R: 0 H: 1<br>E: 0 LOB: 1<br>K: 1 BB: 1<br>S: 9 P: 17 | R: 0 H: 0<br>E: 0 LOB: 0<br>K: 0 BB: 1<br>S: 6 P: 11 | R: 0 H: 0<br>E: 0 LOB: 0<br>K: 2 BB: 0<br>S: 10 P: 16 | R: 0 H: 0<br>E: 0 LOB: 0<br>K: 1 BB: 0<br>S: 10 P: 14 | 1B: 3 SF: 0<br>2B: 2 SAC: 0<br>3B: 0 DP: 1<br>HR: 0 HBP: 0 | | | | | | |

TOP

# Colorado Rockies @ New York Mets

Shea Stadium, Flushing, NY

Sun Aug 20 2006, 1:10 PM EDT
Att. 40,654 - Partly Cloudy - 88 F

livebaseballscorecards.com

| | |
|---|---|
| AB | 30 |
| R | 0 |
| H | 5 |
| RBI | 0 |
| BB | 2 |
| SO | 11 |
| LOB | 12 |

| PITCHER | | IP | WLS | BF | H | R | ER | SO | BB | IBB | HBP | BLK | WP | HR | S | P | ERA | WHIP |
|---|---|---|---|---|---|---|---|---|---|---|---|---|---|---|---|---|---|---|
| 26 Orlando Hernandez, R<br>ERA: 5.29 | (1, 1) | 6.0 | W | 23 | 5 | 0 | 0 | 8 | 1 | 0 | 0 | 0 | 0 | 0 | 72 | 114 | 0.00 | 1.000 |
| Chad Bradford, R<br>ERA: 2.93 | (7, 1) | 1.0 | H | 3 | 0 | 0 | 0 | 0 | 1 | 0 | 0 | 0 | 0 | 0 | 6 | 11 | 0.00 | 1.000 |
| Aaron Heilman, R<br>ERA: 3.93 | (8, 1) | 1.0 | H | 3 | 0 | 0 | 0 | 2 | 0 | 0 | 0 | 0 | 0 | 0 | 10 | 16 | 0.00 | 0.000 |
| 13 Billy Wagner, L<br>ERA: 2.28 | (9, 1) | 1.0 | S | 3 | 0 | 0 | 0 | 1 | 0 | 0 | 0 | 0 | 0 | 0 | 10 | 14 | 0.00 | 0.000 |

| PITCHER | | IP | WLS | BF | H | R | ER | SO | BB | IBB | HBP | BLK | WP | HR | S | P | ERA | WHIP |
|---|---|---|---|---|---|---|---|---|---|---|---|---|---|---|---|---|---|---|

# Colorado Rockies @ New York Mets

Shea Stadium, Flushing, NY

Sun Aug 20 2006, 1:10 PM EDT

Att. 40,654 - Partly Cloudy - 88 F

livebaseballscorecards.com

## BOTTOM

| Batter | 1 | 2 | 3 | 4 | 5 | 6 | 7 | 8 | 9 | AB | R | H | RBI | BB | SO | LOB |
|---|---|---|---|---|---|---|---|---|---|---|---|---|---|---|---|---|
| 7 José Reyes, S (1, 6)<br>OBP: 0.349, SLG: 0.482 | B F X 1-1 ① G1-5-3 | | C B S S 1-3 ② K | | F F D D C 2-3 ② K | | X 0-0 ③ B1 | | | 4 | 0 | 0 | 0 | 0 | 2 | 2 |
| 44 Lastings Milledge, R (1, 9)<br>OBP: 0.310, SLG: 0.400<br>10 Endy Chavez, L (9, 9)<br>OBP: 0.336, SLG: 0.433 | C B S B B F X 3-2 ② F9 | | C B F B X 2-2 1-3 1B | | B C B C B F X 3-2 ③ P5 2-3 | | | C S B S 1-3 ① K | | 4<br>0 | 0<br>0 | 1<br>0 | 0<br>0 | 0<br>0 | 1<br>0 | 1<br>0 |
| 15 Carlos Beltrán, S (1, 8)<br>OBP: 0.390, SLG: 0.626 | B S F S 1-3 ③ K | | C X 0-1 ③ F9 | | | L X 0-1 HR | | C C S 0-3 ② K | | 4 | 1 | 1 | 1 | 0 | 2 | 2 |
| 21 Carlos Delgado, L (1, 3)<br>OBP: 0.354, SLG: 0.522 | | B X 1-0 HR | | C B F B B X 3-2 ① G3 | | X 0-0 ① G5-3 | | C F F S 0-3 ③ K2-3 | | 4 | 1 | 1 | 1 | 0 | 1 | 0 |
| 5 David Wright, R (1, 5)<br>OBP: 0.376, SLG: 0.526 | | F B X 1-1 ① G6-3 | | X 0-0 ② F8 | | B F F B B X 2-2 ② G5-3 | | | | 3 | 0 | 0 | 0 | 0 | 0 | 0 |
| Michael Tucker, L (1, 7)<br>OBP: 0.367, SLG: 0.458 | | F S B S 1-3 ② K | | C B B F B B B 4-2 FC6-4 BB | | B B B 4-0 S BB | | | | 1 | 0 | 0 | 0 | 2 | 1 | 0 |
| Chris Woodward, R (1, 4)<br>OBP: 0.295, SLG: 0.325 | | B X 1-0 ③ F9 | | C B S F 1 SAFE B 1 SAFE F X 2-2 ③ FC6-4 1-2f | | | F B C S 1-3 ③ K 1-2 | | | 3 | 0 | 0 | 0 | 0 | 1 | 2 |
| Mike DiFelice, R (1, 2)<br>OBP: 0.235, SLG: 0.071 | | | B S S F B X 2-2 ① G4-3 | | X 0-0 ① G6-3 | | F F B B B X 3-2 ① F9 | | | 3 | 0 | 0 | 0 | 0 | 0 | 0 |
| 26 Orlando Hernandez, R (1, 1)<br>OBP: 0.237, SLG: 0.297<br>Chad Bradford, R (7, 1)<br>Ricky Ledee, L (7, PH)<br>OBP: 0.229, SLG: 0.324<br>Aaron Heilman, R (8, 1)<br>13 Billy Wagner, L (9, 1) | | | C B X 1-1 44 1B 1B | | X 0-0 E2 44 S | | B B X 2-0 ② G1-3 | | | 2<br>0<br>1<br>0<br>0 | 0<br>0<br>0<br>0<br>0 | 1<br>0<br>0<br>0<br>0 | 0<br>0<br>0<br>0<br>0 | 0<br>0<br>0<br>0<br>0 | 0<br>0<br>0<br>0<br>0 | 0<br>0<br>0<br>0<br>0 |
| Inning Stats | R: 0 E: 0 K: 1 S: 9 H: 0 LOB: 0 BB: 0 P: 14 | R: 1 E: 0 K: 1 S: 7 H: 1 LOB: 0 BB: 0 P: 11 | R: 0 E: 0 K: 1 S: 14 H: 2 LOB: 2 BB: 0 P: 20 | R: 0 E: 0 K: 0 S: 11 H: 0 LOB: 1 BB: 1 P: 20 | R: 0 E: 1 K: 1 S: 9 H: 0 LOB: 1 BB: 0 P: 14 | R: 1 E: 0 K: 1 S: 9 H: 1 LOB: 1 BB: 1 P: 16 | R: 0 E: 0 K: 0 S: 5 H: 0 LOB: 0 BB: 0 P: 10 | R: 0 E: 0 K: 3 S: 10 H: 0 LOB: 0 BB: 0 P: 11 | | 1B: 2 2B: 0 3B: 0 HR: 2 | SF: 0 SAC: 0 DP: 0 HBP: 0 | | | | | |

| | AB | 29 |
|---|---|---|
| | R | 2 |
| | H | 4 |
| | RBI | 2 |
| | BB | 2 |
| | SO | 8 |
| | LOB | 7 |

WP: 0 PB: 0 SB: 2 CS: 0 PA: 31

| PITCHER | | IP | WLS | BF | H | R | ER | SO | BB | IBB | HBP | BLK | WP | HR | S | P | ERA | WHIP |
|---|---|---|---|---|---|---|---|---|---|---|---|---|---|---|---|---|---|---|
| Jason Jennings, R<br>ERA: 3.32 | (1, 1) | 6.0 | L | 25 | 4 | 2 | 2 | 5 | 2 | 0 | 0 | 0 | 0 | 2 | 59 | 95 | 3.00 | 1.000 |
| Jose Mesa, R<br>ERA: 3.4 | (7, 1) | 1.0 | | 3 | 0 | 0 | 0 | 0 | 0 | 0 | 0 | 0 | 0 | 0 | 5 | 10 | 0.00 | 0.000 |
| 40 Brian Fuentes, L<br>ERA: 3.22 | (8, 1) | 1.0 | | 3 | 0 | 0 | 0 | 3 | 0 | 0 | 0 | 0 | 0 | 0 | 10 | 11 | 0.00 | 0.000 |

| PITCHER | IP | WLS | BF | H | R | ER | SO | BB | IBB | HBP | BLK | WP | HR | S | P | ERA | WHIP |
|---|---|---|---|---|---|---|---|---|---|---|---|---|---|---|---|---|---|

| Batter | 1 | 2 | 3 | 4 | 5 | 6 | 7 | 8 | 9 | AB | R | H | RBI | BB | SO | LOB |
|---|---|---|---|---|---|---|---|---|---|---|---|---|---|---|---|---|
| Jamey Carroll, R (1, 4)<br>OBP: 0.375, SLG: 0.394 | C B F B B F X<br>3-2 ① F9 | | C X<br>0-1 ② P3 | | B C C X<br>1-2 ② F9 | | | B C C S<br>1-3 ① K | | 4 | 0 | 0 | 0 | 0 | 1 | 0 |
| 12 Clint Barmes, R (1, 6)<br>OBP: 0.270, SLG: 0.353 | F F X<br>0-2 ② F8 | | B C B C F X<br>2-2 ③ F8 | | B X<br>1-0 ③ F8 | | | B C F F S<br>1-3 ② K | | 4 | 0 | 0 | 0 | 0 | 1 | 0 |
| 17 Todd Helton, L (1, 3)<br>OBP: 0.406, SLG: 0.479 | S S B F B B X<br>3-2 2B | | | B B C X<br>2-1 E6<br>27 BB | | C B F X<br>1-2 ① F7 | | C B F F F S<br>1-3 ③ K | | 4 | 0 | 1 | 0 | 0 | 1 | 0 |
| 5 Matt Holliday, R (1, 7)<br>OBP: 0.382, SLG: 0.574 | B S S B B B<br>4-2 BB | | | B C B B B<br>4-1 27 BB BB | | C B C X<br>1-2 1B | | | C B F F B B X<br>3-2 HR | 2 | 1 | 2 | 1 | 2 | 0 | 0 |
| 27 Garrett Atkins, R (1, 5)<br>OBP: 0.380, SLG: 0.521 | C B S C<br>1-3 ③ K | | | S B B B B<br>4-1 1-2 2-3 BB | | 1 SAFE D X<br>1-0 ② P6 | | | C S C<br>0-3 ① K | 3 | 0 | 0 | 0 | 1 | 2 | 3 |
| 8 Yorvit Torrealba, R (1, 2)<br>OBP: 0.317, SLG: 0.455 | | B F C X<br>1-2 ① G3-1 | | B C B F B X<br>3-2 ① F6 | | B B F 1 F B C<br>1 SAFE<br>3-3 ③ K | | | C B B F F B F X<br>3-2 18 DI 1B | 4 | 0 | 1 | 0 | 0 | 1 | 4 |
| 19 Ryan Spilborghs, R (1, 8)<br>OBP: 0.311, SLG: 0.451 (7, 9) | | C X<br>0-1 G1/6-4-3 1B | | B B C F X<br>2-2 ② L5 | | | B X<br>1-0 ① F8 | | C X<br>0-1 ② F9 | 4 | 0 | 1 | 0 | 0 | 0 | 4 |
| Luis Gonzalez, R (1, 9)<br>OBP: 0.273, SLG: 0.364<br>18 Cory Sullivan, L (7, PH)<br>OBP: 0.325, SLG: 0.414 (7, 8) | 1 SAFE B 1 SAFE C B 1 SAFE X<br>2-1 ② ③ G1-6-4-3<br>1-2f | | | F B F X<br>1-2 ③ G1-3 | | | C B F F S<br>1-3 ② K | | B C S B B X<br>3-2 ③ F8<br>1-2 | 2 | 0 | 0 | 0 | 0 | 0 | 4 |
| 28 Aaron Cook, R (1, 1)<br>OBP: 0.104, SLG: 0.065<br>Choo Freeman, R (7, PH)<br>OBP: 0.311, SLG: 0.354<br>61 Ramon E Ramirez, R (7, 1)<br>OBP: 0.500, SLG: 0.500<br>39 Tom Martin, L (7, 1)<br>60 Manny Corpas, R (7, 1)<br>Jeremy Affeldt, L (8, 1) | | B C S B X<br>2-2 ① G6-3 | | | B C C S<br>1-3 ① K2-3 | | S B B S C<br>2-3 ③ K | | | 2<br>1<br>0<br>0<br>0<br>0 | 0<br>0<br>0<br>0<br>0<br>0 | 0<br>0<br>0<br>0<br>0<br>0 | 0<br>0<br>0<br>0<br>0<br>0 | 0<br>1<br>0<br>0<br>0<br>0 | 1<br>0<br>0<br>0<br>0<br>0 | 0<br>0<br>0<br>0<br>0<br>0 |
| Inning Stats | R: 0 E: 0 K: 1 S: 17<br>H: 1 LOB: 2 BB: 1 P: 28 | R: 0 E: 0 K: 0 S: 7<br>H: 1 LOB: 0 BB: 0 P: 10 | R: 0 E: 0 K: 0 S: 9<br>H: 0 LOB: 0 BB: 0 P: 13 | R: 0 E: 1 K: 0 S: 13<br>H: 0 LOB: 3 BB: 2 P: 29 | R: 0 E: 0 K: 1 S: 7<br>H: 0 LOB: 0 BB: 0 P: 10 | R: 0 E: 0 K: 1 S: 10<br>H: 1 LOB: 1 BB: 0 P: 16 | R: 0 E: 0 K: 2 S: 8<br>H: 0 LOB: 0 BB: 0 P: 12 | R: 0 E: 0 K: 3 S: 12<br>H: 0 LOB: 0 BB: 0 P: 15 | R: 1 E: 0 K: 1 S: 17<br>H: 2 LOB: 1 BB: 0 P: 26 | 1B: 3<br>2B: 1<br>3B: 0<br>HR: 1 | SF: 0<br>SAC: 0<br>DP: 1<br>HBP: 0 | WP: 0<br>PB: 0<br>SB: 0<br>CS: 0 | PA: 35 | | | | |

| PITCHER | | IP | WLS | BF | H | R | ER | SO | BB | IBB | HBP | BLK | WP | HR | S | P | ERA | WHIP |
|---|---|---|---|---|---|---|---|---|---|---|---|---|---|---|---|---|---|---|
| 39 Chris Capuano, L<br>ERA: 3.55 | (1, 1) | 6.0 | W | 24 | 3 | 0 | 0 | 3 | 3 | 0 | 0 | 0 | 0 | 0 | 63 | 106 | 0.00 | 1.000 |
| 52 Jose Capellan, R<br>ERA: 3.88 | (7, 1) | 2.0 | H | 6 | 0 | 0 | 0 | 5 | 0 | 0 | 0 | 0 | 0 | 0 | 20 | 27 | 0.00 | 0.000 |
| Derrick Turnbow, R<br>ERA: 6.27 | (9, 1) | 0.1 | | 3 | 2 | 1 | 1 | 1 | 0 | 0 | 0 | 0 | 0 | 1 | 12 | 18 | 27.00 | 6.000 |
| Francisco Cordero, R<br>ERA: 3.82 | (9, 1) | 0.2 | S | 2 | 0 | 0 | 0 | 0 | 0 | 0 | 0 | 0 | 0 | 0 | 5 | 8 | 0.00 | 0.000 |

| PITCHER | IP | WLS | BF | H | R | ER | SO | BB | IBB | HBP | BLK | WP | HR | S | P | ERA | WHIP |
|---|---|---|---|---|---|---|---|---|---|---|---|---|---|---|---|---|---|

# Colorado Rockies @ Milwaukee Brewers

Miller Park, Milwaukee, WI

Tue Aug 22 2006, 7:05 PM CDT

Att. 25,158 - Clear - 75 F

TOP

livebaseballscorecards.com

| | |
|---|---|
| AB | 32 |
| R | 1 |
| H | 5 |
| RBI | 1 |
| BB | 3 |
| SO | 9 |
| LOB | 16 |

| Batter | 1 | 2 | 3 | 4 | 5 | 6 | 7 | 8 | 9 | AB | R | H | RBI | BB | SO | LOB |
|---|---|---|---|---|---|---|---|---|---|---|---|---|---|---|---|---|
| 1 Corey Hart, R (1, 9)<br>OBP: 0.336, SLG: 0.430 | B F C B X<br>2-2 P6 ① | X<br>0-0 P3 ③ | | | C B B F B F B<br>4-2 9 G5-4-3 BB | | F B X<br>1-1 G4-3 ① | | | 3 | 0 | 0 | 0 | 1 | 0 | 0 |
| 9 Tony Graffanino, R (1, 4)<br>OBP: 0.365, SLG: 0.429 | C X<br>0-1 2 E 3B | C B X<br>1-1 G6-3 ① | 1 SAFE C C 1 SAFE F F B 1 SAFE X<br>1-2 G5-4-3 ① ②<br>1-2f | B C B B B<br>4-1 28 2B 20 G4-3 BB | | | | | | 3 | 2 | 1 | 0 | 1 | 0 | 1 |
| 28 Prince Fielder, L (1, 3)<br>OBP: 0.352, SLG: 0.493 | B B B I<br>4-0 2 E 20 2B IBB | X<br>0-0 G3 ② | B C B B X<br>3-1 2 1B 20 1B 1B | B 1 SAFE B C 1 SAFE B X<br>3-1 20 G4-3 1-3 2B | | | | | | 3 | 2 | 2 | 0 | 1 | 0 | 0 |
| 2 Bill Hall, R (1, 6)<br>OBP: 0.338, SLG: 0.558 | X<br>0-0 E5 20 2B G1-2-3 1-2 3-H | B F B X<br>2-1 2B | B C B X<br>2-1 20 1B 1-3 1B | I I I I<br>4-0 20 G4-3 IBB | | | | | | 3 | 0 | 2 | 1 | 1 | 0 | 1 |
| 20 Laynce Nix, L (1, 8)<br>OBP: 0.167, SLG: 0.200 | B F F B X<br>2-2 1-3 2-H 2B | X<br>0-0 F8 ③ | B B 1 SAFE X<br>2-0 1-2 3-H 1B | S B X<br>1-1 G4-3 ② 1-2 2-3 3-H | | | | | | 4 | 0 | 2 | 3 | 0 | 0 | 3 |
| 18 Gabe Gross, L (1, 7)<br>OBP: 0.372, SLG: 0.467<br>Kevin Mench, R (7, PH)<br>OBP: 0.327, SLG: 0.434<br>(8, 7) | I I I I<br>4-0 IBB | B F B X<br>2-1 F7 ① | B F D F S<br>2-3 K ③ | X<br>0-0 L9 ③ | | | | | | 2<br>1 | 0<br>0 | 0<br>0 | 0<br>0 | 1<br>0 | 1<br>0 | 2<br>2 |
| David Bell, R (1, 5)<br>OBP: 0.336, SLG: 0.376 | X<br>0-0 G1-2-3 ② ③ 3-Hf | B X<br>1-0 F9 ② | B B F X<br>2-1 G3 ① | B F B C F X<br>2-2 G5-3 ① | | | | | | 4 | 0 | 0 | 0 | 0 | 0 | 3 |
| Damian Miller, R (1, 2)<br>OBP: 0.319, SLG: 0.401 | X<br>0-0 L6 ① | B B X<br>2-0 1B | B F C F X<br>1-2 G5-3 ② | B S B S X<br>2-2 G5-3 ② | | | | | | 4 | 0 | 1 | 0 | 0 | 0 | 0 |
| 39 Chris Capuano, L (1, 1)<br>OBP: 0.145, SLG: 0.132<br>Geoff Jenkins, L (6, PH)<br>OBP: 0.326, SLG: 0.389<br>52 Jose Capellan, R (7, 1)<br>Brady Clark, R (8, PH)<br>OBP: 0.366, SLG: 0.332<br>Derrick Turnbow, R (9, 1)<br>Francisco Cordero, R (9, 1) | C F B C<br>1-3 K ② | X<br>0-0 F7 ③ | F S B B F F S<br>2-3 K ③ | C S C<br>0-3 K ③ | | | | | | 2<br>1<br>0<br>1<br>0<br>0<br>0 | 0<br>0<br>0<br>0<br>0<br>0<br>0 | 0<br>0<br>0<br>0<br>0<br>0<br>0 | 0<br>0<br>0<br>0<br>0<br>0<br>0 | 1<br>1<br>0<br>1<br>0<br>0<br>0 | 1<br>0<br>0<br>0<br>0<br>0<br>0 | 1<br>0<br>0<br>0<br>0<br>0<br>0 |
| Inning Stats | R: 2 E: 1 K: 0 S: 10<br>H: 2 LOB: 2 BB: 2 P: 22 | R: 0 E: 0 K: 1 S: 5<br>H: 0 LOB: 0 BB: 0 P: 6 | R: 0 E: 0 K: 0 S: 6<br>H: 1 LOB: 1 BB: 0 P: 9 | R: 0 E: 0 K: 0 S: 5<br>H: 1 LOB: 1 BB: 0 P: 10 | R: 1 E: 0 K: 1 S: 15<br>H: 3 LOB: 2 BB: 1 P: 29 | R: 0 E: 0 K: 1 S: 11<br>H: 0 LOB: 0 BB: 0 P: 16 | R: 1 E: 0 K: 0 S: 8<br>H: 1 LOB: 2 BB: 0 P: 21 | R: 0 E: 0 K: 1 S: 10<br>H: 0 LOB: 0 BB: 0 P: 14 | | 1B: 4<br>2B: 3<br>3B: 1<br>HR: 0 | SF: 0<br>SAC: 0<br>DP: 2<br>HBP: 0 | | | | | |

| PITCHER | | IP | WLS | BF | H | R | ER | SO | BB | IBB | HBP | BLK | WP | HR | S | P | ERA | WHIP |
|---|---|---|---|---|---|---|---|---|---|---|---|---|---|---|---|---|---|---|
| 28 Aaron Cook, R<br>ERA: 4.05 | (1, 1) | 6.0 | L | 27 | 7 | 3 | 2 | 3 | 1 | 2 | 0 | 0 | 0 | 0 | 52 | 92 | 3.00 | 1.333 |
| 61 Ramon E Ramirez, R<br>ERA: 3.04 | (7, 1) | 0.1 | | 4 | 1 | 1 | 1 | 0 | 1 | 1 | 0 | 0 | 0 | 0 | 5 | 17 | 27.00 | 6.000 |
| 39 Tom Martin, L<br>ERA: 4.27 | (7, 1) | 0.1 | | 1 | 0 | 0 | 0 | 0 | 0 | 0 | 0 | 0 | 0 | 0 | 2 | 3 | 0.00 | 0.000 |
| 60 Manny Corpas, R<br>ERA: 2.35 | (7, 1) | 0.1 | | 1 | 0 | 0 | 0 | 0 | 0 | 0 | 0 | 0 | 0 | 0 | 1 | 1 | 0.00 | 0.000 |
| Jeremy Affeldt, L<br>ERA: 5.42 | (8, 1) | 1.0 | | 3 | 0 | 0 | 0 | 1 | 0 | 0 | 0 | 0 | 0 | 0 | 10 | 14 | 0.00 | 0.000 |

| PITCHER | IP | WLS | BF | H | R | ER | SO | BB | IBB | HBP | BLK | WP | HR | S | P | ERA | WHIP |
|---|---|---|---|---|---|---|---|---|---|---|---|---|---|---|---|---|---|

# BOTTOM

## Colorado Rockies @ Milwaukee Brewers

Miller Park, Milwaukee, WI

Tue Aug 22 2006, 7:05 PM CDT

Att. 25,158 - Clear - 75 F

livebaseballscorecards.com

| | |
|---|---|
| AB | 31 |
| R | 4 |
| H | 8 |
| RBI | 4 |
| BB | 5 |
| SO | 4 |
| LOB | 13 |

| | | | |
|---|---|---|---|
| 1B: 4 | SF: 0 | WP: 0 | PA: 36 |
| 2B: 3 | SAC: 0 | PB: 0 | |
| 3B: 1 | DP: 2 | SB: 0 | |
| HR: 0 | HBP: 0 | CS: 0 | |

| Batter | 1 | 2 | 3 | 4 | 5 | 6 | 7 | 8 | 9 | AB | R | H | RBI | BB | SO | LOB |
|---|---|---|---|---|---|---|---|---|---|---|---|---|---|---|---|---|
| Jamey Carroll, R (1, 4)<br>OBP: 0.372, SLG: 0.390 | B C X 1-1 G6-3 | | C C B B C 2-3 K | | F B X 1-1 G4-3 2-3 | | | B C X 1-1 G6-3 | | 4 | 0 | 0 | 0 | 0 | 1 | 1 |
| 17 Todd Helton, L (1, 3)<br>OBP: 0.405, SLG: 0.476 | X 0-0 F8 | | | B C C B X 2-2 27 E 1B | C B D B C F X 3-2 F9 | | | C B S F X 1-2 F7 | | 4 | 0 | 1 | 0 | 0 | 0 | 1 |
| 27 Garrett Atkins, R (1, 5)<br>OBP: 0.380, SLG: 0.523 | C C X 0-2 G1-3 | | | T X 0-1 E7 1-3 1B | | X 0-0 2B | | B B X 2-0 F9 | | 4 | 0 | 2 | 0 | 0 | 0 | 0 |
| 5 Matt Holliday, R (1, 7)<br>OBP: 0.379, SLG: 0.569 | | C S X 0-2 L5 | | C F X 0-2 L4 | | F C F B F C 1-3 K | | | B C F B F B X 3-2 G5-3 | 4 | 0 | 0 | 0 | 0 | 1 | 3 |
| 11 Brad Hawpe, L (1, 9)<br>OBP: 0.381, SLG: 0.501 | | B F T B X 2-2 G4-3 | | F F B S 1-3 K2-3 | | B S X 1-1 F8 | | | B B B B 4-0 7 DI BB | 3 | 0 | 0 | 0 | 1 | 1 | 3 |
| 8 Yorvit Torrealba, R (1, 2)<br>OBP: 0.316, SLG: 0.455 | | B X 1-0 2B | | C B X 1-1 G3 | | C B S C 1-3 K | | | C X 0-1 P4 | 4 | 0 | 1 | 0 | 0 | 1 | 4 |
| 7 Kazuo Matsui, S (1, 6)<br>OBP: 0.243, SLG: 0.278 | | C S F B S 1-3 K | | | B B X 2-0 49 2B 2B | | B C F S 1-3 K | | F B B S F B B 4-2 1-2 BB | 3 | 1 | 1 | 0 | 1 | 2 | 1 |
| 18 Cory Sullivan, L (1, 8)<br>OBP: 0.322, SLG: 0.409 | | | X 0-0 F7 | | S B B B C F C 3-3 K | | F B B B F B X 3-2 G4-3 | | B B C F B X 3-2 L4 | 4 | 0 | 0 | 0 | 0 | 1 | 3 |
| 49 Byung-Hyun Kim, R (1, 1)<br>OBP: 0.214, SLG: 0.220 | | | X 0-0 G5-3 | | C B S B X 2-2 G4-3 2-H 2B | | B X 1-0 F9 | | | 2 | 0 | 1 | 1 | 0 | 0 | 0 |
| 61 Ramon E Ramirez, R (6, 1)<br>OBP: 0.500, SLG: 0.500 | | | | | | | | | | 0 | 0 | 0 | 0 | 0 | 0 | 0 |
| Luis Gonzalez, R (7, PH)<br>OBP: 0.272, SLG: 0.361 | | | | | | | | | | 1 | 0 | 0 | 0 | 0 | 0 | 0 |
| Ray King, L (7, 1) | | | | | | | | | | 0 | 0 | 0 | 0 | 0 | 0 | 0 |
| Jose Mesa, R (8, 1) | | | | | | | | | | 0 | 0 | 0 | 0 | 0 | 0 | 0 |
| Inning Stats | R: 0 E: 0 K: 0 S: 6 H: 0 LOB: 0 BB: 0 P: 7 | R: 0 E: 0 K: 1 S: 11 H: 1 LOB: 1 BB: 0 P: 15 | R: 0 E: 0 K: 1 S: 5 H: 0 LOB: 0 BB: 0 P: 7 | R: 0 E: 1 K: 1 S: 13 H: 2 LOB: 2 BB: 0 P: 17 | R: 1 E: 0 K: 1 S: 14 H: 2 LOB: 1 BB: 0 P: 25 | R: 0 E: 0 K: 2 S: 11 H: 1 LOB: 1 BB: 0 P: 14 | R: 0 E: 0 K: 1 S: 7 H: 0 LOB: 0 BB: 0 P: 12 | R: 0 E: 0 K: 0 S: 7 H: 0 LOB: 0 BB: 0 P: 11 | R: 0 E: 0 K: 0 S: 12 H: 0 LOB: 2 BB: 2 P: 26 | 1B: 2 2B: 4 3B: 0 HR: 0 | SF: 0 SAC: 0 DP: 0 HBP: 0 | | | | | | |

| PITCHER | | IP | WLS | BF | H | R | ER | SO | BB | IBB | HBP | BLK | WP | HR | S | P | ERA | WHIP |
|---|---|---|---|---|---|---|---|---|---|---|---|---|---|---|---|---|---|---|
| 15 Ben Sheets, R<br>ERA: 5.02 | (1, 1) | 7.0 | W | 27 | 6 | 1 | 1 | 7 | 0 | 0 | 0 | 0 | 0 | 0 | 67 | 97 | 1.29 | 0.857 |
| Dan Kolb, R<br>ERA: 4.43 | (8, 1) | 1.0 | | 3 | 0 | 0 | 0 | 0 | 0 | 0 | 0 | 0 | 0 | 0 | 7 | 11 | 0.00 | 0.000 |
| Derrick Turnbow, R<br>ERA: 6.14 | (9, 1) | 1.0 | | 5 | 0 | 0 | 0 | 0 | 2 | 0 | 0 | 0 | 0 | 0 | 12 | 26 | 0.00 | 2.000 |

| PITCHER | IP | WLS | BF | H | R | ER | SO | BB | IBB | HBP | BLK | WP | HR | S | P | ERA | WHIP |
|---|---|---|---|---|---|---|---|---|---|---|---|---|---|---|---|---|---|

# TOP

## Colorado Rockies @ Milwaukee Brewers

Miller Park, Milwaukee, WI

Wed Aug 23 2006, 7:05 PM CDT
Att. 35,569 - Roof Closed - 70 F

livebaseballscorecards.com

| | |
|---|---|
| AB | 33 |
| R | 1 |
| H | 6 |
| RBI | 1 |
| BB | 2 |
| SO | 7 |
| LOB | 16 |

| | | | |
|---|---|---|---|
| 1B: 2 | SF: 0 | WP: 0 | PA: 35 |
| 2B: 4 | SAC: 0 | PB: 0 | |
| 3B: 0 | DP: 0 | SB: 0 | |
| HR: 0 | HBP: 0 | CS: 0 | |

| Batter | 1 | 2 | 3 | 4 | 5 | 6 | 7 | 8 | 9 | AB | R | H | RBI | BB | SO | LOB |
|---|---|---|---|---|---|---|---|---|---|---|---|---|---|---|---|---|
| 18 Gabe Gross, L (1, 7)<br>OBP: 0.377, SLG: 0.470 | BBBCB 4-1 9 BB 28 1B **BB** | | CBBFX 2-2 ② F8 | | BBI 4-0 9 1B 28 1B **IBB** | BBX 2-0 **2B** | | CCBX 1-2 ③ F7 | | 3 | 2 | 1 | 0 | 2 | 0 | 0 |
| 9 Tony Graffanino, R (1, 4)<br>OBP: 0.366, SLG: 0.428 | BBBBB 4-0 28 1B 2 SF9 **1-2** **BB** | | BCCCS 1-3 ③ K | | BX 1-0 2 WP 28 1B 20 HBP **1-3** **2-H** **3-H** **1B** | CBX 1-1 ③ P6 | | | | 3 | 2 | 1 | 2 | 1 | 1 | 1 |
| 28 Prince Fielder, L (1, 3)<br>OBP: 0.353, SLG: 0.493 | BX 1-0 20 G4-6-3 **1-3** **2-H** **1B** | | | CFBX 1-2 ① F8 | X 0-0 20 HBP 2 WP **1-2** **3-H** **1B** | | SFX 0-2 ① F9 | | | 4 | 0 | 2 | 2 | 0 | 0 | 0 |
| 2 Bill Hall, R (1, 6)<br>OBP: 0.339, SLG: 0.557 | BBX 2-0 ① SF9 **3-H** | | | CBX 1-1 ② F8 | BBBB 4-0 20 HBP **1-2** **2-3** **BB** | | SBBBB 4-1 FC5 BB **BB** | | | 1 | 0 | 0 | 1 | 2 | 0 | 0 |
| 20 Laynce Nix, L (1, 8)<br>OBP: 0.174, SLG: 0.186 | BX 1-0 ②③ G4-6-3 **1-2f** | | | BCFBX 2-2 ③ G3 | CFFH 1-2 **1-2** **2-3** **3-H** HBP | | SSS 0-3 ② K | | | 3 | 0 | 0 | 1 | 0 | 1 | 2 |
| Geoff Jenkins, L (1, 9)<br>OBP: 0.328, SLG: 0.387 | | FFBC 1-3 ① K | | | H 2-0 11 1B 9 1B HBP<br>C 0-3 ③ K | | CBFBDFD 4-2 FC5 **1-2** **BB** | | | 2 | 1 | 0 | 0 | 1 | 2 | 3 |
| Jeff Cirillo, R (1, 5)<br>OBP: 0.378, SLG: 0.433 | | CX 0-1 ② F9 | | | CFS 0-3 ① K | CFX 0-2 **HR** | X 0-0 ③ FC5 **1-2** **2-3f** | | | 4 | 1 | 1 | 1 | 0 | 1 | 3 |
| 11 Mike Rivera, R (1, 2)<br>OBP: 0.323, SLG: 0.435 | | SFS 0-3 ③ K | | | BBX 2-0 15 SH2-4 9 1B **1-3** **1B** | X 0-0 ① P5 | | BX 1-0 ① F9 | | 4 | 1 | 1 | 0 | 0 | 1 | 0 |
| 15 Ben Sheets, R (1, 1)<br>OBP: 0.050, SLG: 0.050<br>Dan Kolb, R (8, 1)<br>Brady Clark, R (8, PH)<br>OBP: 0.365, SLG: 0.331<br>Derrick Turnbow, R (9, 1) | | | BCCBBC 3-3 ① K | | X 0-0 ② SH2-4 **1-2** | T X 0-1 ② P6 | | CX 0-1 ② F9 | | 2<br>0<br>1<br>0 | 0<br>0<br>0<br>0 | 0<br>0<br>0<br>0 | 0<br>0<br>0<br>0 | 0<br>0<br>0<br>0 | 1<br>0<br>0<br>0 | 0<br>0<br>0<br>0 |
| Inning Stats | R: 2 E: 0 K: 0 S: 4<br>H: 1 LOB: 0 BB: 2 P: 16 | R: 0 E: 0 K: 2 S: 8<br>H: 0 LOB: 0 BB: 0 P: 9 | R: 0 E: 0 K: 2 S: 9<br>H: 0 LOB: 0 BB: 0 P: 15 | R: 0 E: 0 K: 0 S: 8<br>H: 0 LOB: 0 BB: 0 P: 12 | R: 4 E: 0 K: 2 S: 13<br>H: 3 LOB: 3 BB: 2 P: 27 | R: 1 E: 0 K: 0 S: 9<br>H: 2 LOB: 1 BB: 0 P: 12 | R: 0 E: 0 K: 1 S: 11<br>H: 0 LOB: 2 BB: 2 P: 19 | R: 0 E: 0 K: 0 S: 6<br>H: 0 LOB: 0 BB: 0 P: 8 | | 1B: 4<br>2B: 1<br>3B: 0<br>HR: 1 | SF: 1<br>SAC: 1<br>DP: 1<br>HBP: 2 | | | WP: 1<br>PB: 0<br>SB: 0<br>CS: 0 | PA: 37 | |

| PITCHER | IP | WLS | BF | H | R | ER | SO | BB | IBB | HBP | BLK | WP | HR | S | P | ERA | WHIP |
|---|---|---|---|---|---|---|---|---|---|---|---|---|---|---|---|---|---|
| 49 Byung-Hyun Kim, R (1, 1)<br>ERA: 5.18 | 5.0 | L | 24 | 4 | 6 | 6 | 6 | 3 | 1 | 2 | 0 | 1 | 0 | 42 | 79 | 10.80 | 1.400 |
| 61 Ramon E Ramirez, R (6, 1)<br>ERA: 3.16 | 1.0 | | 5 | 2 | 1 | 1 | 0 | 0 | 0 | 0 | 0 | 0 | 1 | 9 | 12 | 9.00 | 2.000 |
| Ray King, L (7, 1)<br>ERA: 3.97 | 1.0 | | 5 | 0 | 0 | 0 | 1 | 2 | 0 | 0 | 0 | 0 | 0 | 11 | 19 | 0.00 | 2.000 |
| Jose Mesa, R (8, 1)<br>ERA: 3.34 | 1.0 | | 3 | 0 | 0 | 0 | 0 | 0 | 0 | 0 | 0 | 0 | 0 | 6 | 8 | 0.00 | 0.000 |

| PITCHER | IP | WLS | BF | H | R | ER | SO | BB | IBB | HBP | BLK | WP | HR | S | P | ERA | WHIP |
|---|---|---|---|---|---|---|---|---|---|---|---|---|---|---|---|---|---|

# BOTTOM

## Colorado Rockies @ Milwaukee Brewers

Miller Park, Milwaukee, WI

Wed Aug 23 2006, 7:05 PM CDT
Att. 35,569 - Roof Closed - 70 F

livebaseballscorecards.com

| | |
|---|---|
| AB | 27 |
| R | 7 |
| H | 6 |
| RBI | 7 |
| BB | 6 |
| SO | 7 |
| LOB | 9 |

| Batter | 1 | 2 | 3 | 4 | 5 | 6 | 7 | 8 | 9 | AB | R | H | RBI | BB | SO | LOB |
|---|---|---|---|---|---|---|---|---|---|---|---|---|---|---|---|---|
| Jamey Carroll, R (1, 4) (8, 6)<br>OBP: 0.370, SLG: 0.387 | B B B C C X<br>3-2 ① F7 | | | B L X<br>1-1 17 WP 17 HR 1B | B C S X<br>1-2 ③ F7 | | C 1 SAFE X<br>0-1 ① FC1-6 27 BB 17 HBP<br>1-2f | | C F X<br>0-2 ② L8 | 5 | 1 | 1 | 0 | 0 | 0 | 2 |
| 17 Todd Helton, L (1, 3)<br>OBP: 0.407, SLG: 0.486 | F B B X<br>2-1 ② F9 | | | B B C C F X<br>2-2 1-H HR | B X<br>1-0 ① P3 | | F B H<br>2-1 27 BB<br>1-2 HBP | | C F X<br>0-2 2B | 4 | 1 | 2 | 2 | 0 | 0 | 0 |
| 27 Garrett Atkins, R (1, 5)<br>OBP: 0.381, SLG: 0.522 | B B F B X<br>3-1 ③ P3 | | | C F F B B X<br>2-2 ① G5-3 | C F B X<br>1-2 5 1B 11 HR 2B | | C B C B F B<br>1-2 2-3 4-2 BB | | B B B C C X<br>3-2 ③ F8 | 4 | 1 | 1 | 0 | 1 | 0 | 1 |
| 5 Matt Holliday, R (1, 7)<br>OBP: 0.378, SLG: 0.566 | | S B B X<br>2-1 ① L8 | | C F X<br>0-2 ② G6-3 | S X<br>0-1 11 HR 2-3 1B | F F S<br>0-3 ② K | | | | 4 | 1 | 1 | 0 | 0 | 1 | 3 |
| 11 Brad Hawpe, L (1, 9)<br>OBP: 0.380, SLG: 0.506 | | B B C B X<br>3-1 ② G3-1 | | F B B X<br>2-1 ③ P6 | S F B F B D F F X<br>3-2 1-H 3-H HR | C B X<br>1-1 ③ L6 | | | | 4 | 1 | 1 | 3 | 0 | 0 | 3 |
| 19 Ryan Spilborghs, R (1, 8)<br>OBP: 0.310, SLG: 0.444 | | B F F B B F F F T<br>3-2 ③ K | | | L C B B S<br>2-3 ① K | F F B B B X<br>3-2 12 S 1B | | S B B B B X<br>3-1 ① G6-3 | | 4 | 0 | 1 | 0 | 0 | 2 | 0 |
| 12 Clint Barmes, R (1, 6)<br>OBP: 0.268, SLG: 0.350 | | | C X<br>0-1 ① L8 | | C B X<br>1-1 ② F9 | 1 SAFE B F B F 1 S<br>2-3 ② K 1-2 | | C F B X<br>1-2 E5 G4-6-3 | | 4 | 0 | 0 | 0 | 0 | 1 | 1 |
| 40 Brian Fuentes, L (8, 1) | | | | | | | | | | 0 | 0 | 0 | 0 | 0 | 0 | 0 |
| Danny Ardoin, R (1, 2)<br>OBP: 0.261, SLG: 0.257 | | | C B S F F B X<br>2-2 ② G5-3 | | F S B X<br>1-2 37 2B 1B | S S B S<br>1-3 ③ K | | C X<br>0-1 ② ③ G4-6-3 1-2f | | 4 | 1 | 1 | 0 | 0 | 1 | 2 |
| 37 Josh Fogg, R (1, 1)<br>OBP: 0.156, SLG: 0.098 | | | S F C<br>0-3 ③ K | | F S X<br>0-2 1-H 2B | | C B S F F X<br>1-2 FC1-6 1B | | B C X<br>1-1 ① L7 | 2 | 0 | 1 | 1 | 0 | 1 | 0 |
| 39 Tom Martin, L (5, 1) | | | | | | | | | | 0 | 0 | 0 | 0 | 0 | 0 | 0 |
| 7 Kazuo Matsui, S (7, PH)<br>OBP: 0.248, SLG: 0.284 | | | | | | | | | | 1 | 0 | 1 | 0 | 0 | 0 | 0 |
| 60 Manny Corpas, R (7, 1) | | | | | | | | | | 0 | 0 | 0 | 0 | 0 | 0 | 0 |
| Jeremy Affeldt, L (7, 1) | | | | | | | | | | 0 | 0 | 0 | 0 | 0 | 0 | 0 |
| Luis Gonzalez, R (8, 4)<br>OBP: 0.270, SLG: 0.359 | | | | | | | | | | 1 | 0 | 0 | 0 | 0 | 0 | 0 |
| Inning Stats | R: 0<br>E: 0<br>K: 0<br>S: 7<br>H: 0<br>LOB: 0<br>BB: 0<br>P: 15 | R: 0<br>E: 0<br>K: 1<br>S: 10<br>H: 0<br>LOB: 0<br>BB: 0<br>P: 18 | R: 0<br>E: 0<br>K: 1<br>S: 10<br>H: 0<br>LOB: 0<br>BB: 0<br>P: 12 | R: 2<br>E: 0<br>K: 0<br>S: 15<br>H: 2<br>LOB: 0<br>BB: 0<br>P: 22 | R: 1<br>E: 0<br>K: 1<br>S: 14<br>H: 2<br>LOB: 1<br>BB: 0<br>P: 19 | R: 3<br>E: 0<br>K: 2<br>S: 21<br>H: 4<br>LOB: 1<br>BB: 0<br>P: 32 | R: 0<br>E: 0<br>K: 1<br>S: 17<br>H: 1<br>LOB: 3<br>BB: 1<br>P: 25 | R: 0<br>E: 1<br>K: 0<br>S: 7<br>H: 0<br>LOB: 0<br>BB: 0<br>P: 11 | R: 0<br>E: 0<br>K: 0<br>S: 11<br>H: 1<br>LOB: 1<br>BB: 0<br>P: 15 | 1B: 5<br>2B: 3<br>3B: 0<br>HR: 2<br>SF: 0<br>SAC: 0<br>DP: 1<br>HBP: 1 | | | | | | |

| PITCHER | | IP | WLS | BF | H | R | ER | SO | BB | IBB | HBP | BLK | WP | HR | S | P | ERA | WHIP |
|---|---|---|---|---|---|---|---|---|---|---|---|---|---|---|---|---|---|---|
| Tomo Ohka, R<br>ERA: 4.42 | (1, 1) | 5.1 | W | 23 | 7 | 6 | 6 | 3 | 0 | 0 | 0 | 0 | 1 | 2 | 68 | 103 | 10.12 | 1.312 |
| 52 Jose Capellan, R<br>ERA: 3.79 | (6, 1) | 1.1 | H | 8 | 2 | 0 | 0 | 3 | 1 | 0 | 1 | 0 | 0 | 0 | 24 | 37 | 0.00 | 2.250 |
| Brian Shouse, L<br>ERA: 2.18 | (7, 1) | 0.1 | H | 1 | 0 | 0 | 0 | 0 | 0 | 0 | 0 | 0 | 0 | 0 | 2 | 3 | 0.00 | 0.000 |
| Dan Kolb, R<br>ERA: 4.32 | (8, 1) | 1.0 | | 3 | 0 | 0 | 0 | 0 | 0 | 0 | 0 | 0 | 0 | 0 | 7 | 11 | 0.00 | 0.000 |
| Rick Helling, R<br>ERA: 4.25 | (9, 1) | 1.0 | | 4 | 1 | 0 | 0 | 0 | 0 | 0 | 0 | 0 | 0 | 0 | 11 | 15 | 0.00 | 1.000 |

# Colorado Rockies @ Milwaukee Brewers

Miller Park, Milwaukee, WI

Thu Aug 24 2006, 1:05 PM CDT

Att. 35,484 - Roof Closed - 77 F

TOP

livebaseballscorecards.com

| | |
|---|---|
| AB | 37 |
| R | 6 |
| H | 10 |
| RBI | 6 |
| BB | 1 |
| SO | 6 |
| LOB | 12 |

| | | | | | | | | | | | | | | | | | | |
|---|---|---|---|---|---|---|---|---|---|---|---|---|---|---|---|---|---|---|
| 1B: 5 | SF: 0 | WP: 1 | PA: 39 |
| 2B: 3 | SAC: 0 | PB: 0 | |
| 3B: 0 | DP: 1 | SB: 1 | |
| HR: 2 | HBP: 1 | CS: 0 | |

| Batter | 1 | 2 | 3 | 4 | 5 | 6 | 7 | 8 | 9 | AB | R | H | RBI | BB | SO | LOB |
|---|---|---|---|---|---|---|---|---|---|---|---|---|---|---|---|---|
| 18 Gabe Gross, L (1, 7)<br>OBP: 0.379, SLG: 0.481 | X<br>0-0 ① F7 | C X<br>0-1 1-3 2-H 3-H 2B | B F X<br>1-1 ② FC4-6<br>1-2f 2-3 | | B B C S X<br>2-2 1-3 2B | | F 1 SAFE X<br>0-1 9 FC5 28 HR 1-2 3-H 1B | | | 4 | 0 | 2 | 2 | 0 | 0 | 2 |
| Brady Clark, R (7, PH)<br>OBP: 0.367, SLG: 0.333 (8, 7) | | | | | | | | | | 1 | 1 | 1 | 1 | 0 | 0 | 0 |
| 9 Tony Graffanino, R (1, 4)<br>OBP: 0.361, SLG: 0.421 | B C S B F X<br>2-2 ② G5-3 | F S B F D X<br>2-2 ② P4 | S D B X<br>2-1 ③ G1-3 | | C C B B S<br>2-3 ③ K | | B X<br>1-0 ② FC5 28 HR 1-2 2-3f | | | 5 | 1 | 0 | 0 | 0 | 1 | 8 |
| 28 Prince Fielder, L (1, 3)<br>OBP: 0.351, SLG: 0.497 | C B X<br>1-1 ③ G3-1 | F F B F S<br>1-3 ③ K | | F B X<br>1-1 ① G4-3 | | B B C X<br>2-1 ① F8 | C D X<br>1-1 1-H 2-H HR | | | 5 | 1 | 1 | 3 | 0 | 1 | 2 |
| 2 Bill Hall, R (1, 6)<br>OBP: 0.342, SLG: 0.566 | | B C B X<br>2-1 HR | F B F B X<br>2-2 20 G4-3 1B 2B | B B F X<br>2-1 ② F7 | | F F F B B B B<br>4-2 BB | B F X<br>1-1 ③ G4-3 | | | 4 | 2 | 2 | 1 | 1 | 0 | 0 |
| 20 Laynce Nix, L (1, 8)<br>OBP: 0.157, SLG: 0.167 | X<br>0-0 ① F7 | C F X<br>0-2 ① G4-3<br>2-3 | B F F S<br>1-3 ③ K | | | C S S<br>0-3 ② K | | B C B X<br>2-1 ① P5 | | 5 | 0 | 0 | 0 | 0 | 2 | 2 |
| Geoff Jenkins, L (1, 9)<br>OBP: 0.333, SLG: 0.388 | F B X<br>1-1 2B CI 1B | I I I I<br>4-0 HBP 1B 1B IBB | | | H<br>1-0 G6-3 1B HBP | 1 SAFE B S 1 SAFE X<br>1-1 ③ G4-3 | | H<br>1-0 HBP | | 2 | 3 | 1 | 0 | 1 | 0 | 1 |
| David Bell, R (1, 5)<br>OBP: 0.337, SLG: 0.379 | B X<br>1-0 CI 18 2B 1-3 2B | B B X<br>2-0 HBP 1B 1-2 3-H 1B | | | S C F X<br>0-2 ① G6-3<br>1-2 | | C C F B B T<br>2-2 ① K | X<br>0-0 ② F8 | | 5 | 2 | 2 | 1 | 0 | 1 | 2 |
| Damian Miller, R (1, 2)<br>OBP: 0.322, SLG: 0.399 | I I I I<br>4-0 CI 18 2B IBB | C H<br>1-1 18 FC4-6 1B 1-2 2-3 HBP | | | C S B D B S<br>3-3 ② K | | B B X<br>2-0 1B 1B 2B | B C B S S<br>2-3 ③ K | | 1 | 1 | 0 | 0 | 1 | 1 | 1 |
| 11 Mike Rivera, R (6, 2)<br>OBP: 0.328, SLG: 0.453 | | | | | | | | | | 2 | 1 | 1 | 0 | 0 | 1 | 1 |
| Tomo Ohka, S (1, 1)<br>OBP: 0.192, SLG: 0.200 | S B F<br>1-2 CI 18 2B 1-2 2-3 3-H | S S X<br>0-2 18 FC4-6 1-2 2-H 3-H 1B | | | B X<br>1-0 18 2B 2-H 1B | | B F B X<br>2-1 9 FC5 1B 2-3 1B | | | 2 | 0 | 2 | 4 | 0 | 0 | 0 |
| 52 Jose Capellan, R (6, 1) | | | | | | | | | | 0 | 0 | 0 | 0 | 0 | 0 | 0 |
| Brian Shouse, L (7, 1) | | | | | | | | | | 0 | 0 | 0 | 0 | 0 | 0 | 0 |
| Jeff Cirillo, R (7, PH)<br>OBP: 0.381, SLG: 0.435 | | | | | | | | | | 1 | 0 | 1 | 0 | 0 | 0 | 0 |
| Dan Kolb, R (8, 1) | | | | | | | | | | 0 | 0 | 0 | 0 | 0 | 0 | 0 |
| Rick Helling, R (9, 1) | | | | | | | | | | 0 | 0 | 0 | 0 | 0 | 0 | 0 |
| Inning Stats | R: 0<br>E: 0<br>K: 0<br>S: 7<br>H: 0<br>LOB: 0<br>BB: 0<br>P: 10 | R: 4<br>E: 1<br>K: 1<br>S: 18<br>H: 4<br>LOB: 2<br>BB: 1<br>P: 30 | R: 3<br>E: 0<br>K: 0<br>S: 15<br>H: 3<br>LOB: 2<br>BB: 1<br>P: 27 | R: 0<br>E: 0<br>K: 1<br>S: 7<br>H: 0<br>LOB: 0<br>BB: 0<br>P: 11 | R: 1<br>E: 0<br>K: 2<br>S: 14<br>H: 2<br>LOB: 2<br>BB: 0<br>P: 23 | R: 0<br>E: 0<br>K: 1<br>S: 10<br>H: 0<br>LOB: 1<br>BB: 1<br>P: 17 | R: 4<br>E: 0<br>K: 1<br>S: 14<br>H: 4<br>LOB: 0<br>BB: 0<br>P: 23 | R: 0<br>E: 0<br>K: 1<br>S: 6<br>H: 0<br>LOB: 1<br>BB: 0<br>P: 11 | | 1B: 6<br>2B: 5<br>3B: 0<br>HR: 2<br>SF: 0<br>SAC: 0<br>DP: 0<br>HBP: 3 | | | | | |

| PITCHER | | IP | WLS | BF | H | R | ER | SO | BB | IBB | HBP | BLK | WP | HR | S | P | ERA | WHIP |
|---|---|---|---|---|---|---|---|---|---|---|---|---|---|---|---|---|---|---|
| 37 Josh Fogg, R<br>ERA: 4.91 | (1, 1) | 4.2 | L | 27 | 8 | 8 | 7 | 3 | 0 | 2 | 2 | 0 | 0 | 1 | 55 | 91 | 13.50 | 1.714 |
| 39 Tom Martin, L<br>ERA: 4.15 | (5, 1) | 1.1 | | 6 | 1 | 0 | 0 | 2 | 1 | 0 | 0 | 0 | 0 | 0 | 16 | 27 | 0.00 | 1.500 |
| 60 Manny Corpas, R<br>ERA: 3.45 | (7, 1) | 0.1 | | 3 | 2 | 2 | 2 | 1 | 0 | 0 | 0 | 0 | 0 | 0 | 7 | 13 | 54.00 | 6.000 |
| Jeremy Affeldt, L<br>ERA: 5.6 | (7, 1) | 0.2 | | 4 | 2 | 2 | 2 | 0 | 0 | 0 | 0 | 0 | 0 | 1 | 7 | 10 | 27.00 | 3.000 |
| 40 Brian Fuentes, L<br>ERA: 3.16 | (8, 1) | 1.0 | | 4 | 0 | 0 | 0 | 1 | 0 | 0 | 1 | 0 | 0 | 0 | 6 | 11 | 0.00 | 0.000 |

| PITCHER | IP | WLS | BF | H | R | ER | SO | BB | IBB | HBP | BLK | WP | HR | S | P | ERA | WHIP |
|---|---|---|---|---|---|---|---|---|---|---|---|---|---|---|---|---|---|

# BOTTOM

# Colorado Rockies @ Milwaukee Brewers

Miller Park, Milwaukee, WI

Thu Aug 24 2006, 1:05 PM CDT
Att. 35,484 - Roof Closed - 77 F

livebaseballscorecards.com

| | |
|---|---|
| AB | 37 |
| R | 12 |
| H | 13 |
| RBI | 12 |
| BB | 3 |
| SO | 7 |
| LOB | 19 |

WP: 0 PA: 44
PB: 0
SB: 0
CS: 0

| Batter | 1 | 2 | 3 | 4 | 5 | 6 | 7 | 8 | 9 | AB | R | H | RBI | BB | SO | LOB |
|---|---|---|---|---|---|---|---|---|---|---|---|---|---|---|---|---|
| Josh Barfield, R (1, 4)<br>OBP: 0.317, SLG: 0.416 | C<br>X | B<br>F<br>B<br>F<br>F<br>F<br>X<br>0-1<br>24<br>G3<br>1B<br>2B | 2-2<br>24<br>S<br>2-H<br>3-H<br>1B | C<br>B<br>C<br>B<br>B<br>B<br>4-2<br>24<br>G4-6-3<br>BB | X<br>0-0<br>F8<br>① | B<br>F<br>F<br>S<br>1-3<br>K<br>① | 4 | 2 | 2 | 2 | 1 | 1 | 1 |
| 24 Brian Giles, L (1, 9)<br>OBP: 0.382, SLG: 0.389 | B<br>C<br>S<br>B<br>X<br>2-2<br>G3<br>①<br>2-3 | 1<br>B<br>B<br>F<br>1<br>B<br>B<br>SAFE<br>SAFE<br>4-1<br>1B<br>1B<br>1-2<br>BB | X<br>0-0<br>G4-6-3<br>②<br>③<br>1-2f | C<br>B<br>C<br>B<br>X<br>2-2<br>F9<br>② | X<br>0-0<br>F8<br>②<br>2-3 | 4 | 1 | 0 | 0 | 1 | 0 | 3 |
| Mike Cameron, R (1, 8)<br>OBP: 0.352, SLG: 0.493 | B<br>X<br>1-0<br>3-H<br>1B | X<br>0-0<br>1B<br>1-3<br>2-H<br>1B | X<br>0-0<br>F8<br>① | B<br>S<br>B<br>X<br>2-1<br>2B | X<br>0-0<br>P3<br>③ | 5 | 0 | 3 | 2 | 0 | 0 | 1 |
| Mike Piazza, R (1, 2)<br>OBP: 0.337, SLG: 0.497<br>28 Josh Bard, S (8, 2)<br>OBP: 0.408, SLG: 0.515 | C<br>B<br>C<br>B<br>X<br>2-2<br>P4<br>② | C<br>B<br>F<br>1<br>B<br>B<br>X<br>SAFE<br>3-2<br>1-3<br>3-H<br>1B | B<br>B<br>C<br>F<br>C<br>2-3<br>K<br>② | B<br>B<br>F<br>F<br>F<br>B<br>F<br>S<br>3-3<br>K<br>③ | 4<br>0<br>0 | 0<br>0<br>0 | 1<br>0<br>0 | 1<br>0<br>0 | 0<br>0<br>0 | 2<br>0<br>0 | 2<br>0 |
| 23 Adrián González, L (1, 3)<br>OBP: 0.344, SLG: 0.491 | B<br>F<br>X<br>1-1<br>G3<br>③ | F<br>S<br>B<br>S<br>1-3<br>K<br>③ | B<br>S<br>X<br>1-1<br>G3<br>③ | X<br>0-0<br>G6-4-3<br>1B | 4 | 0 | 1 | 0 | 0 | 1 | 3 |
| Ben Johnson, R (1, 7)<br>OBP: 0.330, SLG: 0.427 | C<br>B<br>B<br>X<br>2-1<br>39<br>SH2-4<br>BB<br>1B<br>1B | B<br>S<br>X<br>1-1<br>G6-4-3<br>1B | B<br>C<br>X<br>1-1<br>G4-1<br>1B | B<br>B<br>C<br>X<br>2-1<br>①<br>②<br>G6-4-3<br>1-2f | 4 | 1 | 3 | 0 | 0 | 0 | 1 |
| Mark Bellhorn, S (1, 5)<br>OBP: 0.292, SLG: 0.359 | B<br>B<br>B<br>B<br>4-0<br>39<br>SH2-4<br>1-2<br>1B<br>BB | X<br>0-0<br>①<br>②<br>G6-4-3<br>1-2f | B<br>B<br>X<br>2-0<br>①<br>F8 | S<br>C<br>X<br>0-2<br>2B | 3 | 1 | 1 | 0 | 1 | 0 | 2 |
| Manny Alexander, R (1, 6)<br>OBP: 0.143, SLG: 0.143 | B<br>B<br>F<br>X<br>2-1<br>①<br>L8 | C<br>X<br>0-1<br>③<br>F9 | C<br>C<br>B<br>X<br>1-2<br>②<br>G4-1<br>1-2 | S<br>B<br>X<br>1-1<br>③<br>G3 | 4 | 0 | 0 | 0 | 0 | 0 | 4 |
| 39 Mike Thompson, R (1, 1)<br>OBP: 0.190, SLG: 0.150<br>26 Doug Brocail, L (5, 1)<br>Rob Bowen, S (6, PH)<br>OBP: 0.355, SLG: 0.392<br>Scott Williamson, R (6, 1)<br>Brian Sweeney, R (7, 1)<br>Todd Walker, L (9, PH)<br>OBP: 0.363, SLG: 0.405 | X<br>0-0<br>②<br>SH2-4<br>1-2<br>2-3 | C<br>B<br>F<br>B<br>S<br>2-3<br>①<br>K | C<br>B<br>X<br>1-1<br>③<br>G6-3 | F<br>F<br>B<br>B<br>X<br>2-2<br>24<br>F8<br>2B | 1<br>0<br>1<br>0<br>0<br>1 | 0<br>0<br>0<br>0<br>0<br>0 | 0<br>0<br>0<br>0<br>0<br>1 | 0<br>0<br>0<br>0<br>0<br>0 | 1<br>0<br>0<br>0<br>0<br>0 | 0<br>0<br>1<br>0<br>0<br>0 | 0<br>0<br>0<br>0<br>0<br>0 |

# TOP

## San Diego Padres @ Colorado Rockies

Coors Field, Denver, CO

Fri Aug 25 2006, 7:05 PM MDT

Att. 24,182 - Partly Cloudy - 66 F

livebaseballscorecards.com

| | |
|---|---|
| AB | 35 |
| R | 5 |
| H | 12 |
| RBI | 5 |
| BB | 3 |
| SO | 5 |
| LOB | 18 |

| Inning Stats | 1 | 2 | 3 | 4 | 5 | 6 | 7 | 8 | 9 |
|---|---|---|---|---|---|---|---|---|---|
| | R: 1<br>E: 0<br>K: 0<br>S: 11 | R: 4<br>E: 0<br>K: 1<br>S: 18 | R: 0<br>E: 0<br>K: 0<br>S: 5 | R: 0<br>E: 0<br>K: 1<br>S: 6 | R: 0<br>E: 0<br>K: 1<br>S: 6 | R: 0<br>E: 0<br>K: 0<br>S: 8 | R: 0<br>E: 0<br>K: 1<br>S: 12 | R: 0<br>E: 0<br>K: 0<br>S: 8 | R: 0<br>E: 0<br>K: 1<br>S: 8 |
| | H: 2<br>LOB: 1<br>BB: 0<br>P: 17 | H: 4<br>LOB: 2<br>BB: 2<br>P: 36 | H: 1<br>LOB: 0<br>BB: 0<br>P: 6 | H: 0<br>LOB: 0<br>BB: 1<br>P: 12 | H: 0<br>LOB: 0<br>BB: 0<br>P: 9 | H: 1<br>LOB: 1<br>BB: 0<br>P: 13 | H: 1<br>LOB: 1<br>BB: 0<br>P: 19 | H: 2<br>LOB: 1<br>BB: 0<br>P: 11 | H: 1<br>LOB: 1<br>BB: 0<br>P: 11 |

1B: 8 SF: 0 WP: 0 PA: 39
2B: 4 SAC: 1 PB: 0
3B: 0 DP: 3 SB: 1
HR: 0 HBP: 0 CS: 0

| PITCHER | IP | WLS | BF | H | R | ER | SO | BB | IBB | HBP | BLK | WP | HR | S | P | ERA | WHIP |
|---|---|---|---|---|---|---|---|---|---|---|---|---|---|---|---|---|---|
| 26 Jeff Francis, L (1, 1)<br>ERA: 3.53 | 6.0 | W | 27 | 8 | 5 | 5 | 3 | 3 | 0 | 0 | 0 | 0 | 0 | 54 | 93 | 7.50 | 1.833 |
| 60 Manny Corpas, R (7, 1)<br>ERA: 3.24 | 1.0 | | 4 | 1 | 0 | 0 | 1 | 0 | 0 | 0 | 0 | 0 | 0 | 12 | 19 | 0.00 | 1.000 |
| Ray King, L (8, 1)<br>ERA: 3.86 | 1.0 | | 4 | 2 | 0 | 0 | 0 | 0 | 0 | 0 | 0 | 0 | 0 | 8 | 11 | 0.00 | 2.000 |
| 61 Ramon E Ramirez, R (9, 1)<br>ERA: 3.1 | 1.0 | | 4 | 1 | 0 | 0 | 1 | 0 | 0 | 0 | 0 | 0 | 0 | 8 | 11 | 0.00 | 1.000 |

PITCHER IP WLS BF H R ER SO BB IBB HBP BLK WP HR S P ERA WHIP

# BOTTOM

## San Diego Padres @ Colorado Rockies

Coors Field, Denver, CO

Fri Aug 25 2006, 7:05 PM MDT

Att. 24,182 - Partly Cloudy - 66 F

livebaseballscorecards.com

| Batter | 1 | 2 | 3 | 4 | 5 | 6 | 7 | 8 | 9 | AB | R | H | RBI | BB | SO | LOB |
|---|---|---|---|---|---|---|---|---|---|---|---|---|---|---|---|---|
| 7 Kazuo Matsui, S (1, 4)<br>OBP: 0.265, SLG: 0.290 | BCFFX<br>1-2<br>27 1B<br>17 1B<br>1B | CCBX<br>1-2 ②<br>G3 | | BCBFBB<br>4-2<br>17 S<br>17 1B<br>BB | CFT<br>0-2 ③<br>K | | C 1 SAFE<br>1 SAFE<br>1 SAFE<br>F 1 SAFE<br>1BPB<br>4-2 B<br>5 BB<br>17 BB<br>11 1B<br>1-2<br>BB | X<br>0-0<br>1B | | 4 | 3 | 2 | 0 | 2 | 1 | 1 |
| 17 Todd Helton, L (1, 3)<br>OBP: 0.412, SLG: 0.491<br>Luis Gonzalez, R (8, 3)<br>OBP: 0.268, SLG: 0.356 | 1 SAFE<br>1B<br>X<br>1-0<br>27 1B<br>5 1B<br>1-2<br>1B | BBX<br>2-0<br>27 HBP<br>1B | | 1 SAFE<br>1 SAFE<br>BX<br>1-0<br>27 FC5-4<br>1-H<br>1B | | FBX<br>1-1<br>5 1B<br>19 SF9<br>1B | BBBBB<br>4-0<br>5 BB<br>11 1B<br>1-2<br>2-3<br>BB | BX<br>1-0 ③<br>G1-3 | | 4<br>1 | 3<br>0 | 4<br>0 | 1<br>0 | 1<br>0 | 0<br>0 | 0<br>1 |
| 27 Garrett Atkins, R (1, 5)<br>OBP: 0.381, SLG: 0.520 | CBX<br>1-1<br>11 1B<br>5 1B<br>19 1B<br>1-2<br>2-H<br>1B | CH<br>1-1<br>1-2<br>HBP | | X<br>0-0 ③<br>FC5-4<br>1-2f | | BBCX<br>2-1 ①<br>P3 | CFBBBS<br>3-3 ②<br>K | | | 4 | 1 | 1 | 1 | 0 | 1 | 5 |
| 5 Matt Holliday, R (1, 7)<br>OBP: 0.382, SLG: 0.570 | X<br>0-0<br>19 1B<br>11 1B<br>8 G6-4-3<br>1-2<br>2-H<br>1B | FFX<br>0-2 ③<br>F7 | | | X<br>0-0<br>11 HR<br>2B | X<br>0-0<br>8 S<br>11 S<br>1-3<br>1B | FDBDB<br>4-1<br>11 1B<br>19 1B<br>1-2<br>2-3<br>3-H<br>BB | | | 4 | 3 | 3 | 2 | 1 | 0 | 2 |
| 11 Brad Hawpe, L (1, 9)<br>OBP: 0.387, SLG: 0.518 | X<br>0-0<br>8 G6-4-3<br>19 1B<br>1-2<br>2-3<br>1B | | BFX<br>1-1<br>8 G6-4-3<br>1B | | X<br>0-0<br>2-H<br>HR | BBBCTBFB<br>4-2<br>8 S<br>1-2<br>BB | X<br>0-0<br>19 1B<br>1-3<br>2-H<br>3-H<br>1B | | | 4 | 1 | 4 | 4 | 1 | 0 | 0 |
| 19 Ryan Spilborghs, R (1, 8)<br>OBP: 0.321, SLG: 0.450<br>Ray King, L (8, 1)<br>61 Ramon E Ramirez, R (9, 1)<br>OBP: 0.500, SLG: 0.500 | CX<br>0-1<br>8 G6-4-3<br>1-2<br>2-3<br>3-H<br>1B | | 1 SAFE<br>CX<br>0-1 ①<br>F8 | | BBBCB<br>4-1<br>8 S<br>8 2B<br>BB | CBBX<br>2-1 ②<br>SF9<br>3-H | CBX<br>1-1<br>8 FC6-4<br>1-2<br>3-H<br>1B | | | 3<br>0<br>0 | 1<br>0<br>0 | 2<br>0<br>0 | 3<br>0<br>0 | 1<br>0<br>0 | 0<br>0<br>0 | 1<br>0<br>0 |
| 8 Yorvit Torrealba, R (1, 2)<br>OBP: 0.313, SLG: 0.454 | BX<br>1-0 ① ②<br>G6-4-3<br>1-2f<br>2-3<br>3-H | | 1 SAFE<br>BX<br>1-0 ② ③<br>G6-4-3<br>1-2f | | 1PSSX<br>1-1<br>26 SH1-3<br>1-H<br>2B | SBBSBS<br>3-3 ③<br>K<br>1-2<br>2-3 | BBBCX<br>3-1 ③<br>FC6-4<br>1-2f | | | 5 | 0 | 1 | 1 | 0 | 1 | 7 |
| 12 Clint Barmes, R (1, 6)<br>OBP: 0.265, SLG: 0.346 | BBBFFX<br>3-2 ③<br>F7 | | | X<br>0-0 ①<br>F7 | BBFCT<br>2-2 ①<br>K | | BFX<br>1-1 ①<br>G6-3 | X<br>0-0 ①<br>G5-3 | | 5 | 0 | 0 | 0 | 0 | 1 | 2 |
| 26 Jeff Francis, L (1, 1)<br>OBP: 0.183, SLG: 0.077<br>60 Manny Corpas, R (7, 1)<br>Choo Freeman, R (7, PH)<br>OBP: 0.313, SLG: 0.356 (8, 8) | | CCC<br>0-3 ①<br>K | | CFX<br>0-2 ②<br>G1-3 | X<br>0-0 ②<br>SH1-3<br>2-3 | | BFFFBBX<br>3-2<br>17 BB<br>7 S<br>5 BB<br>1B | BBBCX<br>3-1 ②<br>F9 | | 2<br>0<br>2 | 0<br>0<br>1 | 0<br>0<br>1 | 0<br>0<br>0 | 1<br>0<br>0 | 0<br>0<br>0 | 0<br>0<br>0 |
| Inning Stats | R: 4<br>E: 0<br>K: 0<br>S: 15<br>H: 6<br>LOB: 1<br>BB: 0<br>P: 22 | R: 0<br>E: 0<br>K: 1<br>S: 11<br>H: 1<br>LOB: 2<br>BB: 0<br>P: 15 | R: 0<br>E: 0<br>K: 0<br>S: 5<br>H: 1<br>LOB: 0<br>BB: 0<br>P: 7 | R: 1<br>E: 0<br>K: 0<br>S: 8<br>H: 1<br>LOB: 1<br>BB: 1<br>P: 13 | R: 3<br>E: 0<br>K: 2<br>S: 13<br>H: 3<br>LOB: 1<br>BB: 1<br>P: 19 | R: 1<br>E: 0<br>K: 1<br>S: 13<br>H: 2<br>LOB: 2<br>BB: 1<br>P: 25 | R: 4<br>E: 0<br>K: 1<br>S: 18<br>H: 3<br>LOB: 2<br>BB: 3<br>P: 40 | R: 0<br>E: 0<br>K: 0<br>S: 5<br>H: 1<br>LOB: 1<br>BB: 0<br>P: 9 | | 1B: 15<br>2B: 2<br>3B: 0<br>HR: 1<br>SF: 1<br>SAC: 1<br>DP: 2<br>HBP: 1 | | | | | WP: 0<br>PB: 0<br>SB: 6<br>CS: 0<br>PA: 47 | |

| AB | 38 |
|---|---|
| R | 13 |
| H | 18 |
| RBI | 12 |
| BB | 6 |
| SO | 5 |
| LOB | 19 |

| PITCHER | | IP | WLS | BF | H | R | ER | SO | BB | IBB | HBP | BLK | WP | HR | S | P | ERA | WHIP |
|---|---|---|---|---|---|---|---|---|---|---|---|---|---|---|---|---|---|---|
| 39 Mike Thompson, R<br>ERA: 5.07 | (1, 1) | 4.0 | L | 24 | 11 | 8 | 8 | 1 | 2 | 0 | 1 | 0 | 0 | 1 | 42 | 64 | 18.00 | 3.250 |
| 26 Doug Brocail, R<br>ERA: 4.57 | (5, 1) | 1.0 | | 4 | 1 | 0 | 0 | 2 | 0 | 0 | 0 | 0 | 0 | 0 | 10 | 12 | 0.00 | 1.000 |
| Scott Williamson, R<br>ERA: 5.72 | (6, 1) | 1.1 | | 9 | 3 | 3 | 3 | 1 | 2 | 0 | 0 | 0 | 0 | 0 | 22 | 41 | 20.25 | 3.750 |
| Brian Sweeney, R<br>ERA: 3.59 | (7, 1) | 1.2 | | 10 | 3 | 2 | 2 | 1 | 2 | 0 | 0 | 0 | 0 | 0 | 14 | 33 | 10.80 | 3.000 |

| PITCHER | IP | WLS | BF | H | R | ER | SO | BB | IBB | HBP | BLK | WP | HR | S | P | ERA | WHIP |
|---|---|---|---|---|---|---|---|---|---|---|---|---|---|---|---|---|---|

| Batter | 1 | 2 | 3 | 4 | 5 | 6 | 7 | 8 | 9 | AB | R | H | RBI | BB | SO | LOB |
|---|---|---|---|---|---|---|---|---|---|---|---|---|---|---|---|---|
| Dave Roberts, L (1, 7)<br>OBP: 0.377, SLG: 0.407 | B B B C C F B<br>4-2<br>24 BB<br>1B<br>BB | C X<br>0-1 ③<br>F9 | | | B B B<br>4-0<br>G3-1 24 S<br>28 FC5-4<br>BB | C X<br>0-1 ③<br>G4-3 | | | S B X<br>1-1 ②<br>G1-3 | 3 | 2 | 0 | 0 | 2 | 0 | 0 |
| 24 Brian Giles, L (1, 9)<br>OBP: 0.382, SLG: 0.387 | B B B B<br>4-0<br>1B 23 1B<br>1-2<br>BB | | B X<br>1-0 ①<br>G4-3 | | B B 1 SAFE 1 B C B<br>4-1<br>28 FC5-4 G3-1<br>1-2<br>BB | | B B C B X<br>3-1 ①<br>F7 | | B T B X<br>2-1 ③<br>G4-3 | 3 | 1 | 0 | 0 | 2 | 0 | 0 |
| Todd Walker, L (1, 5)<br>OBP: 0.365, SLG: 0.404<br>Mark Bellhorn, S (7, 5)<br>OBP: 0.292, SLG: 0.359 | C X<br>0-1<br>23 1B<br>28 1B<br>1-3<br>2-H<br>1B | | B B B C B<br>4-1<br>23 S<br>BB | | B C X<br>1-1 ①<br>G3-1<br>1-2<br>2-3 | | F T B B X<br>2-2 ②<br>G4-3 | | | 3<br>0 | 1<br>0 | 1<br>0 | 1<br>0 | 1<br>0 | 0<br>0 | 2<br>0 |
| 23 Adrián González, L (1, 3)<br>OBP: 0.345, SLG: 0.490 | F X<br>0-1<br>FC5-4 28 1B<br>1-3<br>3-H<br>1B | | B B F B S C<br>3-3 ②<br>K<br>1-2 | | I I I I<br>4-0<br>28 FC5-4<br>IBB | | C X<br>0-1 ③<br>G3 | | | 3 | 0 | 1 | 1 | 1 | 1 | 1 |
| 28 Josh Bard, S (1, 2)<br>OBP: 0.405, SLG: 0.510 | B B X<br>2-0<br>FC5-4<br>1-2<br>3-H<br>1B | | C B B F B B X<br>3-2 ③<br>G4-3 | | F C D B F B X<br>3-2 ②<br>FC5-4<br>BB<br>1-2f<br>2-3<br>3-H | | | B X<br>1-0 ①<br>G1-3 | | 4 | 0 | 1 | 2 | 0 | 0 | 3 |
| Mike Cameron, R (1, 8)<br>OBP: 0.353, SLG: 0.494 | C F F F D X<br>1-2 ①<br>FC5-4<br>G5-4-3<br>1-2f<br>2-3 | | | C B X<br>1-1<br>1B<br>2B | B C F B F F F F B<br>4-2<br>B<br>1-2<br>BB | | | B X<br>1-0 ②<br>L9 | | 3 | 1 | 1 | 0 | 1 | 0 | 2 |
| Josh Barfield, R (1, 4)<br>OBP: 0.319, SLG: 0.417 | F B F 1 SAFE X<br>1-2 ② ③<br>G5-4-3<br>1-2f | | | B X<br>1-0<br>F9-3<br>2-H<br>1B | X<br>0-0 ③<br>F7 | | | S B B S X<br>2-2<br>1B | | 4 | 0 | 2 | 1 | 0 | 0 | 5 |
| Manny Alexander, R (1, 6)<br>OBP: 0.091, SLG: 0.091 | | B F F X<br>1-2 ①<br>G5-3 | | 1 SAFE X<br>0-0 ① ②<br>F9-3<br>1-1 | | B X<br>1-0 ①<br>G3 | | B 1 C F X<br>1-2 ③<br>F7 | | 4 | 0 | 0 | 0 | 0 | 0 | 2 |
| 52 Clay Hensley, R (1, 1)<br>OBP: 0.122, SLG: 0.103<br>43 Cla Meredith, R (8, 1)<br>Mike Piazza, R (9, PH)<br>OBP: 0.336, SLG: 0.495<br>Scott Linebrink, R (9, 1)<br>Trevor Hoffman, R (9, 1) | | C S S<br>0-3 ②<br>K | | S X<br>0-1 ③<br>G5-3 | | B C B X<br>2-1 ②<br>F9 | | | B F F B X<br>2-2 ①<br>F7 | 3<br>0<br>1<br>0<br>0 | 0<br>0<br>0<br>0<br>0 | 0<br>0<br>0<br>0<br>0 | 0<br>0<br>0<br>0<br>0 | 1<br>0<br>0<br>0<br>0 | 0<br>0<br>0<br>0<br>0 | 0<br>0<br>0<br>0<br>0 |
| Inning Stats | R: 3 H: 3<br>E: 0 LOB: 1<br>K: 0 BB: 2<br>S: 16 P: 28 | R: 0 H: 0<br>E: 0 LOB: 0<br>K: 1 BB: 0<br>S: 8 P: 9 | R: 0 H: 0<br>E: 0 LOB: 1<br>K: 1 BB: 1<br>S: 9 P: 20 | R: 1 H: 2<br>E: 0 LOB: 0<br>K: 0 BB: 0<br>S: 6 P: 8 | R: 1 H: 0<br>E: 0 LOB: 3<br>K: 0 BB: 4<br>S: 14 P: 34 | R: 0 H: 0<br>E: 0 LOB: 0<br>K: 0 BB: 0<br>S: 5 P: 8 | R: 0 H: 0<br>E: 0 LOB: 0<br>K: 0 BB: 0<br>S: 7 P: 12 | R: 0 H: 1<br>E: 0 LOB: 1<br>K: 0 BB: 0<br>S: 8 P: 13 | R: 0 H: 0<br>E: 0 LOB: 0<br>K: 0 BB: 0<br>S: 7 P: 12 | 1B: 5 SF: 0<br>2B: 2 SAC: 0<br>3B: 0 DP: 2<br>HR: 0 HBP: 0 | | | | WP: 0 PA: 38<br>PB: 0<br>SB: 2<br>CS: 0 | | |

# TOP

## San Diego Padres @ Colorado Rockies

Coors Field, Denver, CO

Sat Aug 26 2006, 6:05 PM MDT
Att. 29,748 - Cloudy - 64 F

livebaseballscorecards.com

| | |
|---|---|
| AB | 31 |
| R | 5 |
| H | 6 |
| RBI | 5 |
| BB | 7 |
| SO | 2 |
| LOB | 15 |

| PITCHER | | IP | WLS | BF | H | R | ER | SO | BB | IBB | HBP | BLK | WP | HR | S | P | ERA | WHIP |
|---|---|---|---|---|---|---|---|---|---|---|---|---|---|---|---|---|---|---|
| Jason Jennings, R<br>ERA: 3.48 | (1, 1) | 5.0 | L | 25 | 5 | 5 | 5 | 2 | 6 | 1 | 0 | 0 | 0 | 0 | 53 | 99 | 9.00 | 2.200 |
| 39 Tom Martin, L<br>ERA: 3.99 | (6, 1) | 2.0 | | 6 | 0 | 0 | 0 | 0 | 0 | 0 | 0 | 0 | 0 | 0 | 12 | 20 | 0.00 | 0.000 |
| Jose Mesa, R<br>ERA: 3.28 | (8, 1) | 1.0 | | 4 | 1 | 0 | 0 | 0 | 0 | 0 | 0 | 0 | 0 | 0 | 8 | 13 | 0.00 | 1.000 |
| Jeremy Affeldt, L<br>ERA: 5.53 | (9, 1) | 1.0 | | 3 | 0 | 0 | 0 | 0 | 0 | 0 | 0 | 0 | 0 | 0 | 7 | 12 | 0.00 | 0.000 |

| PITCHER | IP | WLS | BF | H | R | ER | SO | BB | IBB | HBP | BLK | WP | HR | S | P | ERA | WHIP |
|---|---|---|---|---|---|---|---|---|---|---|---|---|---|---|---|---|---|

# San Diego Padres @ Colorado Rockies

Coors Field, Denver, CO

Sat Aug 26 2006, 6:05 PM MDT

Att. 29,748 - Cloudy - 64 F

livebaseballscorecards.com

## BOTTOM

| Batter | 1 | 2 | 3 | 4 | 5 | 6 | 7 | 8 | 9 | AB | R | H | RBI | BB | SO | LOB |
|---|---|---|---|---|---|---|---|---|---|---|---|---|---|---|---|---|
| 7 Kazuo Matsui, S (1, 6)<br>OBP: 0.276, SLG: 0.301 | 5 G6-4-3 | | 27 FC6-4 | | 27 1B | | K | | E3 17 FC6-4 1-2 | 5 | 1 | 3 | 0 | 0 | 1 | 1 |
| 17 Todd Helton, L (1, 3)<br>OBP: 0.412, SLG: 0.490 | 5 G6-4-3 1-2 | | F8 | | L7 | | | 11 FC6-4 | FC6-4 1-2f | 5 | 0 | 2 | 0 | 0 | 0 | 4 |
| 27 Garrett Atkins, R (1, 5)<br>OBP: 0.382, SLG: 0.520 | 5 G6-4-3 1-2 2-3 | | FC6-4 1-2f | | 5 G6-4-3 1-3 | | | F9 | | 4 | 0 | 2 | 0 | 0 | 0 | 2 |
| 5 Matt Holliday, R (1, 7)<br>OBP: 0.379, SLG: 0.565 | G6-4-3 1-2f 2-3 3-H | | G4-3 | | G6-4-3 1-2f | | | F8 | | 4 | 0 | 0 | 0 | 0 | 0 | 6 |
| 11 Brad Hawpe, L (1, 9)<br>OBP: 0.386, SLG: 0.514<br>Jeremy Affeldt, L (9, 1) | G4-3 | | | G3 | | 19 G6-3 BB | | FC6-4 1-2f | | 3<br>0 | 0<br>0 | 0<br>0 | 0<br>0 | 1<br>0 | 0<br>0 | 2<br>0 |
| 19 Ryan Spilborghs, R (1, 8)<br>OBP: 0.311, SLG: 0.435 | | G6-3 | | G6-3 | | G6-3 1-2f | | | G4-3 | 4 | 0 | 0 | 0 | 0 | 0 | 1 |
| 8 Yorvit Torrealba, R (1, 2)<br>OBP: 0.312, SLG: 0.455 | | K | | WP 2B | | F8 | | | K | 4 | 0 | 1 | 0 | 0 | 2 | 0 |
| Jamey Carroll, R (1, 4)<br>OBP: 0.371, SLG: 0.387 | | E3 | | WP BB | | | K | | DI 1B 1B | 3 | 1 | 1 | 0 | 1 | 1 | 0 |
| Jason Jennings, L (1, 1)<br>OBP: 0.161, SLG: 0.148<br>39 Tom Martin, L (6, 1)<br>18 Cory Sullivan, L (7, PH)<br>OBP: 0.321, SLG: 0.408<br>Jose Mesa, R (8, 1)<br>Luis Gonzalez, R (9, 9)<br>OBP: 0.273, SLG: 0.361 | | K2-3 | | G1-3 1-2 2-3 | | | K | | 7 E 1-H 1B | 2<br>0<br>1<br>0<br>1 | 0<br>0<br>0<br>0<br>0 | 0<br>0<br>0<br>0<br>1 | 0<br>0<br>0<br>0<br>1 | 0<br>0<br>0<br>0<br>0 | 1<br>0<br>1<br>0<br>0 | 3<br>0<br>0<br>0<br>0 |
| Inning Stats | R: 1 E: 0 K: 0 S: 10 H: 3 LOB: 1 BB: 0 P: 20 | R: 0 E: 1 K: 2 S: 11 H: 0 LOB: 1 BB: 0 P: 12 | R: 0 E: 0 K: 0 S: 9 H: 1 LOB: 1 BB: 0 P: 15 | R: 0 E: 0 K: 0 S: 6 H: 1 LOB: 2 BB: 1 P: 16 | R: 0 E: 0 K: 0 S: 11 H: 2 LOB: 1 BB: 0 P: 16 | R: 0 E: 0 K: 0 S: 8 H: 0 LOB: 0 BB: 1 P: 15 | R: 0 E: 0 K: 3 S: 9 H: 0 LOB: 0 BB: 0 P: 12 | R: 0 E: 0 K: 0 S: 5 H: 1 LOB: 1 BB: 0 P: 5 | R: 1 E: 1 K: 1 S: 14 H: 2 LOB: 2 BB: 0 P: 28 | 1B: 9<br>2B: 1<br>3B: 0<br>HR: 0 | SF: 0<br>SAC: 0<br>DP: 3<br>HBP: 0 | | | WP: 1<br>PB: 0<br>SB: 0<br>CS: 0 | PA: 38 | | |

| PITCHER | | IP | WLS | BF | H | R | ER | SO | BB | IBB | HBP | BLK | WP | HR | S | P | ERA | WHIP |
|---|---|---|---|---|---|---|---|---|---|---|---|---|---|---|---|---|---|---|
| 52 Clay Hensley, R<br>ERA: 3.94 | (1, 1) | 7.0 | W | 28 | 7 | 1 | 1 | 5 | 2 | 0 | 0 | 0 | 1 | 0 | 64 | 106 | 1.29 | 1.286 |
| 43 Cla Meredith, R<br>ERA: 0.98 | (8, 1) | 1.0 | | 4 | 1 | 0 | 0 | 0 | 0 | 0 | 0 | 0 | 0 | 0 | 5 | 5 | 0.00 | 1.000 |
| Scott Linebrink, R<br>ERA: 3.77 | (9, 1) | 0.2 | | 4 | 2 | 1 | 1 | 1 | 0 | 0 | 0 | 0 | 0 | 0 | 10 | 18 | 13.50 | 3.000 |
| Trevor Hoffman, R<br>ERA: 2.02 | (9, 1) | 0.1 | S | 2 | 0 | 0 | 0 | 0 | 0 | 0 | 0 | 0 | 0 | 0 | 4 | 10 | 0.00 | 0.000 |

| PITCHER | IP | WLS | BF | H | R | ER | SO | BB | IBB | HBP | BLK | WP | HR | S | P | ERA | WHIP |
|---|---|---|---|---|---|---|---|---|---|---|---|---|---|---|---|---|---|

| Batter | 1 | 2 | 3 | 4 | 5 | 6 | 7 | 8 | 9 | AB | R | H | RBI | BB | SO | LOB |
|---|---|---|---|---|---|---|---|---|---|---|---|---|---|---|---|---|
| Dave Roberts, L (1, 7)<br>OBP: 0.376, SLG: 0.405 | G5-3 | | G3-1 | | | 1B | | G5-4-3 | | 4 | 0 | 1 | 0 | 0 | 0 | 1 |
| 24 Brian Giles, L (1, 9)<br>OBP: 0.381, SLG: 0.392 | F7 | | | P4 | | L8 | | | HR | 4 | 1 | 1 | 1 | 0 | 0 | 1 |
| Todd Walker, L (1, 4)<br>OBP: 0.362, SLG: 0.401 | K | | | F8 | | | L3 | | F8 | 3 | 0 | 0 | 0 | 0 | 1 | 0 |
| Josh Barfield, R (9, PH)<br>OBP: 0.318, SLG: 0.416 | | | | K | | | | | | 1 | 0 | 0 | 0 | 0 | 0 | 0 |
| Mike Piazza, R (1, 2)<br>OBP: 0.338, SLG: 0.495 | | G4-3 | | | | | 23 HR 1B | | 23 WP 1B | 4 | 1 | 2 | 0 | 0 | 1 | 0 |
| 23 Adrián González, L (1, 3)<br>OBP: 0.346, SLG: 0.497 | | 34 FC4-6 1B | | | G3 | | 1-H HR | | K 1-2 | 4 | 1 | 2 | 2 | 0 | 1 | 1 |
| Mike Cameron, R (1, 8)<br>OBP: 0.350, SLG: 0.490 | | K | | | G5-3 | | F8 | | K | 4 | 0 | 0 | 0 | 0 | 2 | 2 |
| 34 Russell Branyan, L (1, 5)<br>OBP: 0.284, SLG: 0.468 | | FC4-6 1-2f | | | K | | G3 | | | 2 | 0 | 0 | 0 | 0 | 1 | 1 |
| Brian Sweeney, R (5, 1) | | | | | | | | | | 0 | 0 | 0 | 0 | 0 | 0 | 0 |
| Rob Bowen, S (7, PH)<br>OBP: 0.351, SLG: 0.388 | | | | | | | | | | 1 | 0 | 0 | 0 | 0 | 0 | 0 |
| Jon Adkins, L (7, 1) | | | | | | | | | | 0 | 0 | 0 | 0 | 0 | 0 | 0 |
| Alan Embree, L (8, 1) | | | | | | | | | | 0 | 0 | 0 | 0 | 0 | 0 | 0 |
| Manny Alexander, R (1, 6)<br>OBP: 0.143, SLG: 0.143 | | | G4-3 | | | K | | G5-4-3 1B | | 3 | 0 | 1 | 0 | 0 | 1 | 0 |
| 44 Jake Peavy, R (1, 1)<br>OBP: 0.196, SLG: 0.370 | | | G5-3 | | | G5-3 | | L7 | | 1 | 0 | 0 | 0 | 0 | 0 | 0 |
| Mark Bellhorn, S (5, 5)<br>OBP: 0.289, SLG: 0.356 | | | | | | | | | | 2 | 0 | 0 | 0 | 0 | 0 | 1 |
| Inning Stats | R: 0<br>E: 0<br>K: 1<br>S: 8<br>H: 0<br>LOB: 0<br>BB: 0<br>P: 11 | R: 0<br>E: 0<br>K: 1<br>S: 7<br>H: 1<br>LOB: 1<br>BB: 0<br>P: 9 | R: 0<br>E: 0<br>K: 0<br>S: 6<br>H: 0<br>LOB: 0<br>BB: 0<br>P: 10 | R: 0<br>E: 0<br>K: 1<br>S: 7<br>H: 0<br>LOB: 0<br>BB: 0<br>P: 9 | R: 0<br>E: 0<br>K: 1<br>S: 7<br>H: 0<br>LOB: 0<br>BB: 0<br>P: 12 | R: 0<br>E: 0<br>K: 1<br>S: 8<br>H: 1<br>LOB: 1<br>BB: 0<br>P: 11 | R: 2<br>E: 0<br>K: 0<br>S: 13<br>H: 2<br>LOB: 0<br>BB: 0<br>P: 19 | R: 0<br>E: 0<br>K: 0<br>S: 6<br>H: 1<br>LOB: 0<br>BB: 0<br>P: 9 | R: 1<br>E: 0<br>K: 2<br>S: 13<br>H: 2<br>LOB: 1<br>BB: 0<br>P: 24 | 1B: 5<br>2B: 0<br>3B: 0<br>HR: 2<br>SF: 0<br>SAC: 0<br>DP: 1<br>HBP: 0 | WP: 1<br>PB: 0<br>SB: 0<br>CS: 0<br>PA: 33 | | | | | |

| PITCHER | IP | WLS | BF | H | R | ER | SO | BB | IBB | HBP | BLK | WP | HR | S | P | ERA | WHIP |
|---|---|---|---|---|---|---|---|---|---|---|---|---|---|---|---|---|---|
| 28 Aaron Cook, R (1, 1)<br>ERA: 3.97 | 8.0 | W | 28 | 5 | 2 | 2 | 5 | 0 | 0 | 0 | 0 | 0 | 1 | 62 | 90 | 2.25 | 0.625 |
| 40 Brian Fuentes, L (9, 1)<br>ERA: 3.27 | 1.0 | | 5 | 2 | 1 | 1 | 2 | 0 | 0 | 0 | 0 | 1 | 1 | 13 | 24 | 9.00 | 2.000 |

| PITCHER | IP | WLS | BF | H | R | ER | SO | BB | IBB | HBP | BLK | WP | HR | S | P | ERA | WHIP |
|---|---|---|---|---|---|---|---|---|---|---|---|---|---|---|---|---|---|

TOP

# San Diego Padres @ Colorado Rockies

Coors Field, Denver, CO

Sun Aug 27 2006, 1:05 PM MDT

Att. 26,308 - Partly Cloudy - 73 F

livebaseballscorecards.com

| | |
|---|---|
| AB | 33 |
| R | 3 |
| H | 7 |
| RBI | 3 |
| BB | 0 |
| SO | 7 |
| LOB | 7 |

# BOTTOM

## San Diego Padres @ Colorado Rockies

Coors Field, Denver, CO

Sun Aug 27 2006, 1:05 PM MDT
Att. 26,308 - Partly Cloudy - 73 F

livebaseballscorecards.com

| Batter | 1 | 2 | 3 | 4 | 5 | 6 | 7 | 8 | 9 | AB | R | H | RBI | BB | SO | LOB |
|---|---|---|---|---|---|---|---|---|---|---|---|---|---|---|---|---|
| 7 Kazuo Matsui, S (1, 6)<br>OBP: 0.269, SLG: 0.293 | G3-1 | | P6 | K | | G4-3 | | | | 4 | 0 | 0 | 0 | 0 | 1 | 3 |
| 17 Todd Helton, L (1, 3)<br>OBP: 0.409, SLG: 0.486 | K2-3 | | G5-3 | | G4-3 | K | | | | 4 | 0 | 0 | 0 | 0 | 2 | 0 |
| 27 Garrett Atkins, R (1, 5)<br>OBP: 0.383, SLG: 0.520 | K | | | 11 BB, 5 BB, 18 2B, 1B | 5 HR, 1B | | P4 | | | 4 | 2 | 2 | 0 | 0 | 1 | 0 |
| 5 Matt Holliday, R (1, 7)<br>OBP: 0.382, SLG: 0.572 | | E5, 11 G3, 18 1B, 1B | | 11 BB, 18 2B, 1-2 BB | 1-H HR | | G5-3 | | | 3 | 3 | 2 | 2 | 1 | 0 | 0 |
| 11 Brad Hawpe, L (1, 9)<br>OBP: 0.389, SLG: 0.517 | | G3, 2-3 | | 18 2B, 1-2 2-3 BB | 20 1B, 2B | | BB | | | 2 | 1 | 1 | 0 | 2 | 0 | 1 |
| 20 Chris Iannetta, R (1, 2)<br>OBP: 0.250, SLG: 0.250 | | L3 | | K | 18 1B, 2-H 1B | | 1 SAFE, F9 | | | 4 | 0 | 1 | 1 | 0 | 1 | 5 |
| 18 Cory Sullivan, L (1, 8)<br>OBP: 0.325, SLG: 0.415 | | S, 3-H 1B | | 1-3 2-H 3-H 2B | G6-4-3, 1-3 1B | | | | K | 4 | 0 | 3 | 3 | 0 | 1 | 0 |
| Jamey Carroll, R (1, 4)<br>OBP: 0.370, SLG: 0.384 | | 1 SAFE, F9, 1-2 | | IBB | G6-4-3, 1-2f | | | | K | 3 | 0 | 0 | 0 | 1 | 1 | 3 |
| 28 Aaron Cook, R (1, 1)<br>OBP: 0.098, SLG: 0.061 | | | G1-3 | K | | G6-3 | | | K | 3 | 0 | 0 | 0 | 0 | 1 | 3 |
| Luis Gonzalez, R (8, PH)<br>OBP: 0.271, SLG: 0.358 | | | | | | | | | | 1 | 0 | 0 | 0 | 0 | 1 | 0 |
| 40 Brian Fuentes, L (9, 1) | | | | | | | | | | 0 | 0 | 0 | 0 | 0 | 0 | 0 |
| Inning Stats | R: 0<br>E: 0<br>K: 2<br>S: 10<br>H: 0<br>LOB: 0<br>BB: 0<br>P: 14 | R: 1<br>E: 1<br>K: 0<br>S: 17<br>H: 2<br>LOB: 1<br>BB: 0<br>P: 23 | R: 0<br>E: 0<br>K: 0<br>S: 15<br>H: 0<br>LOB: 0<br>BB: 0<br>P: 20 | R: 2<br>E: 0<br>K: 3<br>S: 13<br>H: 2<br>LOB: 3<br>BB: 3<br>P: 29 | R: 3<br>E: 0<br>K: 0<br>S: 18<br>H: 5<br>LOB: 1<br>BB: 0<br>P: 27 | R: 0<br>E: 0<br>K: 1<br>S: 6<br>H: 0<br>LOB: 0<br>BB: 0<br>P: 10 | R: 0<br>E: 0<br>K: 0<br>S: 13<br>H: 0<br>LOB: 1<br>BB: 1<br>P: 20 | R: 0<br>E: 0<br>K: 3<br>S: 10<br>H: 0<br>LOB: 0<br>BB: 0<br>P: 14 | | 1B: 6<br>2B: 2<br>3B: 0<br>HR: 1<br>SF: 0<br>SAC: 0<br>DP: 1<br>HBP: 0 | | | | WP: 0<br>PB: 0<br>SB: 1<br>CS: 0<br>PA: 36 | | |

| | AB | 32 |
|---|---|---|
| | R | 6 |
| | H | 9 |
| | RBI | 6 |
| | BB | 4 |
| | SO | 9 |
| | LOB | 15 |

| PITCHER | | IP | WLS | BF | H | R | ER | SO | BB | IBB | HBP | BLK | WP | HR | S | P | ERA | WHIP |
|---|---|---|---|---|---|---|---|---|---|---|---|---|---|---|---|---|---|---|
| 44 Jake Peavy, R<br>ERA: 4.51 | (1, 1) | 4.1 | L | 24 | 8 | 6 | 5 | 5 | 2 | 1 | 0 | 0 | 0 | 1 | 68 | 106 | 10.38 | 2.308 |
| Brian Sweeney, R<br>ERA: 3.47 | (5, 1) | 1.2 | | 5 | 1 | 0 | 0 | 1 | 0 | 0 | 0 | 0 | 0 | 0 | 11 | 17 | 0.00 | 0.600 |
| Jon Adkins, R<br>ERA: 3.55 | (7, 1) | 1.0 | | 4 | 0 | 0 | 0 | 0 | 1 | 0 | 0 | 0 | 0 | 0 | 13 | 20 | 0.00 | 1.000 |
| Alan Embree, L<br>ERA: 3.4 | (8, 1) | 1.0 | | 3 | 0 | 0 | 0 | 3 | 0 | 0 | 0 | 0 | 0 | 0 | 10 | 14 | 0.00 | 0.000 |

| PITCHER | IP | WLS | BF | H | R | ER | SO | BB | IBB | HBP | BLK | WP | HR | S | P | ERA | WHIP |
|---|---|---|---|---|---|---|---|---|---|---|---|---|---|---|---|---|---|

| Batter | 1 | 2 | 3 | 4 | 5 | 6 | 7 | 8 | 9 | AB | R | H | RBI | BB | SO | LOB |
|---|---|---|---|---|---|---|---|---|---|---|---|---|---|---|---|---|
| 7 José Reyes, S (1, 6)<br>OBP: 0.352, SLG: 0.494 | F M X<br>0-2 ① G3 | X<br>0-0 1-H HR | | | C X<br>0-1 16 L9 5 3B 2B | B F S X<br>1-2 ① F8 | S B S S<br>1-3 ③ K | | | 5 | 2 | 2 | 2 | 0 | 1 | 2 |
| 16 Paul Lo Duca, R (1, 2)<br>OBP: 0.354, SLG: 0.419 | C B S B X<br>2-2 ② G6-3 | C B B F X<br>2-2 ③ G6-3 | | | X<br>0-0 ① L9 2-3 | C B B X<br>2-1 15 2B 21 3B 1-3 1B | | F C S<br>0-3 ① K | | 5 | 1 | 1 | 0 | 0 | 1 | 1 |
| 15 Carlos Beltrán, S (1, 8)<br>OBP: 0.389, SLG: 0.638 | F B B F F X<br>2-2 HR | | C C X<br>0-2 ① F8 | | B C F S<br>1-3 ② K | F X<br>0-1 21 3B 1-3 3-H 2B | | X<br>0-0 ② G6-3 | | 5 | 2 | 2 | 2 | 0 | 1 | 1 |
| 21 Carlos Delgado, L (1, 3)<br>OBP: 0.364, SLG: 0.558 | B C C X<br>1-2 5 1B 2B | | B B X<br>2-0 ② F7 | | S B B B I<br>4-1 5 3B IBB | F X<br>0-1 2-H 3-H 3B | | C F B S<br>1-3 ③ K | | 4 | 2 | 2 | 2 | 1 | 1 | 0 |
| 5 David Wright, R (1, 5)<br>OBP: 0.373, SLG: 0.518 | B C C F X<br>1-2 20 S 2-H 1B | | B F F F B B S<br>3-3 ③ K | | B F B C F X<br>2-2 20 1B 1-H 3-H 3B | B B B F S F B<br>4-2 20 G5-4-3 BB | | | B B X<br>2-0 20 BB 1B | 4 | 1 | 3 | 3 | 1 | 1 | 0 |
| 20 Shawn Green, L (1, 9)<br>OBP: 0.350, SLG: 0.429 | C S T<br>0-2 ③ K 1-2 | | | B F F F F B X<br>2-2 1B | C S B X<br>1-2 22 1B 3-H 1B | X<br>0-0 ② ③ G5-4-3 1-2f | | | B F S B F D B<br>4-2 10 G6-4-3 1-2 BB | 4 | 0 | 2 | 1 | 1 | 1 | 3 |
| 22 Jose Valentin, S (1, 4)<br>OBP: 0.339, SLG: 0.487 | | B B F F F S<br>2-3 ① K | | F 1 SAFE 1 SAFE B F 1 SAFE S<br>1-3 ① K | F X<br>0-1 1-2 1B | X<br>0-0 ① G1-3 | | | F B F X<br>1-2 ① F7 | 5 | 0 | 1 | 0 | 0 | 2 | 3 |
| 10 Endy Chavez, L (1, 7)<br>OBP: 0.348, SLG: 0.443 | | C B F F F S<br>1-3 ② K | | S C 1 SAFE B X<br>1-2 ② F7 | C B B F S<br>2-3 ③ K | C B F X<br>1-2 2B | | | B X<br>1-0 ② ③ G6-4-3 1-2f | 5 | 0 | 1 | 0 | 0 | 2 | 5 |
| Steve Trachsel, R (1, 1)<br>OBP: 0.200, SLG: 0.200 | | B B C B F B<br>4-2 7 HR BB | | F C B F B X<br>2-2 ③ G5-3 | B C B X<br>2-1 16 1B 15 2B 1B | B B B C X<br>3-1 ② F8 | | | | 2 | 2 | 1 | 0 | 1 | 0 | 1 |
| Michael Tucker, L (7, PH)<br>OBP: 0.395, SLG: 0.414 | | | | | | | | | | 1 | 0 | 0 | 0 | 0 | 0 | 1 |
| Chad Bradford, R (7, 1) | | | | | | | | | | 0 | 0 | 0 | 0 | 0 | 0 | 0 |
| Aaron Heilman, R (9, 1) | | | | | | | | | | 0 | 0 | 0 | 0 | 0 | 0 | 0 |
| Inning Stats | R: 2 E: 0 K: 1 S: 20 H: 3 LOB: 1 BB: 0 P: 26 | R: 2 E: 0 K: 2 S: 15 H: 1 LOB: 0 BB: 1 P: 24 | R: 0 E: 0 K: 1 S: 8 H: 0 LOB: 0 BB: 0 P: 13 | R: 0 E: 0 K: 1 S: 14 H: 1 LOB: 1 BB: 0 P: 20 | R: 3 E: 0 K: 2 S: 19 H: 4 LOB: 2 BB: 1 P: 29 | R: 3 E: 0 K: 0 S: 15 H: 4 LOB: 1 BB: 1 P: 24 | R: 0 E: 0 K: 1 S: 9 H: 1 LOB: 1 BB: 0 P: 14 | R: 0 E: 0 K: 2 S: 7 H: 0 LOB: 0 BB: 0 P: 8 | R: 0 E: 0 K: 0 S: 8 H: 1 LOB: 1 BB: 1 P: 16 | 1B: 7 2B: 4 3B: 2 HR: 2 | SF: 0 SAC: 0 DP: 2 HBP: 0 | | | | | | |

| PITCHER | | IP | WLS | BF | H | R | ER | SO | BB | IBB | HBP | BLK | WP | HR | S | P | ERA | WHIP |
|---|---|---|---|---|---|---|---|---|---|---|---|---|---|---|---|---|---|---|
| 49 Byung-Hyun Kim, R<br>ERA: 5.49 | (1, 1) | 4.2 | L | 23 | 7 | 7 | 7 | 6 | 1 | 1 | 0 | 0 | 0 | 2 | 68 | 101 | 13.50 | 1.714 |
| 39 Tom Martin, L<br>ERA: 4.47 | (5, 1) | 0.2 | | 8 | 6 | 3 | 3 | 1 | 0 | 0 | 0 | 0 | 0 | 0 | 19 | 27 | 40.50 | 9.000 |
| 60 Manny Corpas, R<br>ERA: 2.95 | (6, 1) | 1.2 | | 6 | 1 | 0 | 0 | 1 | 1 | 0 | 0 | 0 | 0 | 0 | 13 | 22 | 0.00 | 1.200 |
| Ray King, L<br>ERA: 3.75 | (8, 1) | 1.0 | | 3 | 0 | 0 | 0 | 2 | 0 | 0 | 0 | 0 | 0 | 0 | 7 | 8 | 0.00 | 0.000 |
| Jose Mesa, R<br>ERA: 3.22 | (9, 1) | 1.0 | | 4 | 1 | 0 | 0 | 0 | 1 | 0 | 0 | 0 | 0 | 0 | 8 | 16 | 0.00 | 2.000 |

| PITCHER | IP | WLS | BF | H | R | ER | SO | BB | IBB | HBP | BLK | WP | HR | S | P | ERA | WHIP |
|---|---|---|---|---|---|---|---|---|---|---|---|---|---|---|---|---|---|

# TOP

## New York Mets @ Colorado Rockies

Coors Field, Denver, CO

Tue Aug 29 2006, 7:05 PM MDT

Att. 23,454 - Clear - 78 F

livebaseballscorecards.com

| | |
|---|---|
| AB | 40 |
| R | 10 |
| H | 15 |
| RBI | 10 |
| BB | 4 |
| SO | 10 |
| LOB | 17 |

WP: 0 PB: 0 SB: 1 CS: 0 PA: 44

# BOTTOM

## New York Mets @ Colorado Rockies

Coors Field, Denver, CO

Tue Aug 29 2006, 7:05 PM MDT

Att. 23,454 - Clear - 78 F

livebaseballscorecards.com

| Batter | 1 | 2 | 3 | 4 | 5 | 6 | 7 | 8 | 9 | AB | R | H | RBI | BB | SO | LOB |
|---|---|---|---|---|---|---|---|---|---|---|---|---|---|---|---|---|
| 7 Kazuo Matsui, S (1, 4)<br>OBP: 0.280, SLG: 0.309 | 1-1 17 S 27 1B 1B | | 0-0 27 1B 17 S 5 2B 1B | 2-1 G6-3 ② 2-3 | | 1-1 G1-3 ③ | | | 0-1 27 2B 1-3 2B | 5 | 3 | 3 | 0 | 0 | 0 | 1 |
| 17 Todd Helton, L (1, 3)<br>OBP: 0.409, SLG: 0.482 | B 1 SAFE C 1 SAFE 1 SAFE B B B B 4-1 27 1B 1-2 BB | | B 1 B B C B 4-1 SAFE 27 1B 5 2B 1-2 BB | X 0-0 G6-3 ③ | | | C X 0-1 L9 ① | | B X 1-0 P6 ① | 3 | 1 | 0 | 0 | 2 | 0 | 3 |
| 27 Garrett Atkins, R (1, 5)<br>OBP: 0.386, SLG: 0.525 | B X 1-0 1-2 2-H 1B | | B F B F X 2-2 5 2B 1-2 2-3 1B | | C B X 1-1 11 1B 1B | | C B F X 1-2 G5-3 ② | | S X 0-1 5 G6-3 2-H 3-H 2B | 5 | 0 | 4 | 3 | 0 | 0 | 0 |
| 5 Matt Holliday, R (1, 7)<br>OBP: 0.380, SLG: 0.570 | F F B S 1-3 K ① | | X 0-0 1-3 2-H 3-H 2B | | F 1 SAFE B B S X 2-2 F8 ① | | X 0-0 G1-3 ③ | | C B B B F X 3-2 G6-3 ② 2-3 | 5 | 0 | 1 | 2 | 0 | 1 | 4 |
| 11 Brad Hawpe, L (1, 9)<br>OBP: 0.387, SLG: 0.513 | C F B B B F F S 3-3 K ② | | F F C 0-3 K ① | | F F B B X 2-2 1-3 1B | | | C F B X 1-2 G3-1 ① | S S C 0-3 K ③ | 5 | 0 | 1 | 0 | 0 | 3 | 5 |
| 8 Yorvit Torrealba, R (1, 2)<br>OBP: 0.311, SLG: 0.448 | C B X 1-1 F7 ③ | | C F X 0-2 L6 ② | | F 1 SAFE F F B T 1-2 K ② | | | F S B B B B 4-2 G4-3 BB | | 3 | 0 | 0 | 0 | 1 | 1 | 6 |
| 18 Cory Sullivan, L (1, 8)<br>60 Manny Corpas, R (6, 1)<br>Ray King, L (8, 1)<br>Luis Gonzalez, R (8, PH)<br>OBP: 0.269, SLG: 0.356<br>Jose Mesa, R (9, 1) | | C X 0-1 F8 ① | S B B F B F S 3-3 K ③ | | F B X 1-1 G4-3 ③ | | | B F B B C X 3-2 G4-3 ② 1-2 | | 3<br>0<br>0<br>1<br>0 | 0<br>0<br>0<br>0<br>0 | 0<br>0<br>0<br>0<br>0 | 0<br>0<br>0<br>0<br>0 | 1<br>0<br>0<br>0<br>0 | 4<br>0<br>0<br>1<br>0 | |
| 12 Clint Barmes, R (1, 6)<br>OBP: 0.265, SLG: 0.348 | | B F F B X 2-2 G1-3 ② | | F X 0-1 7 G6-3 2B | | C F X 0-2 G4-3 ① | | X 0-0 G5-3 ③ | | 4 | 0 | 1 | 0 | 0 | 0 | 1 |
| 49 Byung-Hyun Kim, R (1, 1)<br>OBP: 0.205, SLG: 0.209<br>39 Tom Martin, L (5, 1)<br>19 Ryan Spilborghs, R (6, 8)<br>OBP: 0.314, SLG: 0.432 | | B S F C 1-3 K ③ | | L X 0-1 B2-4 ① | | C B F B X 2-2 G6-3 ② | | | B B C C F B B F F B 4-2 7 2B 27 2B BB | 2<br>0<br>1 | 0<br>0<br>1 | 0<br>0<br>1 | 0<br>0<br>0 | 0<br>0<br>1 | 1<br>0<br>0 | 1<br>0<br>0 |
| Inning Stats | R: 1 H: 2<br>E: 0 LOB: 2<br>K: 2 BB: 1<br>S: 14 P: 25 | R: 0 H: 0<br>E: 0 LOB: 0<br>K: 1 BB: 0<br>S: 8 P: 11 | R: 2 H: 3<br>E: 0 LOB: 2<br>K: 2 BB: 1<br>S: 16 P: 25 | R: 0 H: 1<br>E: 0 LOB: 1<br>K: 0 BB: 0<br>S: 7 P: 9 | R: 0 H: 2<br>E: 0 LOB: 2<br>K: 1 BB: 0<br>S: 13 P: 20 | R: 0 H: 0<br>E: 0 LOB: 0<br>K: 0 BB: 0<br>S: 8 P: 11 | R: 0 H: 0<br>E: 0 LOB: 0<br>K: 0 BB: 0<br>S: 6 P: 7 | R: 0 H: 0<br>E: 0 LOB: 1<br>K: 0 BB: 1<br>S: 9 P: 17 | R: 2 H: 2<br>E: 0 LOB: 1<br>K: 1 BB: 1<br>S: 16 P: 24 | | | | | | | |

| | AB | 37 |
|---|---|---|
| | R | 5 |
| | H | 10 |
| | RBI | 5 |
| | BB | 4 |
| | SO | 7 |
| | LOB | 26 |

| | 1B: 6 | SF: 0 | WP: 0 | PA: 41 |
|---|---|---|---|---|
| | 2B: 4 | SAC: 0 | PB: 0 | |
| | 3B: 0 | DP: 0 | SB: 2 | |
| | HR: 0 | HBP: 0 | CS: 0 | |

| PITCHER | | IP | WLS | BF | H | R | ER | SO | BB | IBB | HBP | BLK | WP | HR | S | P | ERA | WHIP |
|---|---|---|---|---|---|---|---|---|---|---|---|---|---|---|---|---|---|---|
| Steve Trachsel, R<br>ERA: 4.98 | (1, 1) | 6.0 | W | 28 | 8 | 3 | 3 | 6 | 2 | 0 | 0 | 0 | 0 | 0 | 66 | 101 | 4.50 | 1.667 |
| Chad Bradford, R<br>ERA: 2.98 | (7, 1) | 2.0 | | 7 | 0 | 0 | 0 | 0 | 1 | 0 | 0 | 0 | 0 | 0 | 15 | 24 | 0.00 | 0.500 |
| Aaron Heilman, R<br>ERA: 4.0 | (9, 1) | 1.0 | | 6 | 2 | 2 | 2 | 1 | 1 | 0 | 0 | 0 | 0 | 0 | 16 | 24 | 18.00 | 3.000 |

| PITCHER | IP | WLS | BF | H | R | ER | SO | BB | IBB | HBP | BLK | WP | HR | S | P | ERA | WHIP |
|---|---|---|---|---|---|---|---|---|---|---|---|---|---|---|---|---|---|

| Batter | 1 | 2 | 3 | 4 | 5 | 6 | 7 | 8 | 9 | AB | R | H | RBI | BB | SO | LOB |
|---|---|---|---|---|---|---|---|---|---|---|---|---|---|---|---|---|
| 7 José Reyes, S (1, 6)<br>OBP: 0.350, SLG: 0.492 | G3 | P5 | F8<br>2-3 | | E8<br>1-3 | | K | | | 5 | 0 | 1 | 0 | 0 | 1 | 5 |
| 16 Paul Lo Duca, R (1, 2)<br>OBP: 0.355, SLG: 0.423 | 21 BB, 15 BB<br>5 HR<br>1B | 15 E<br>1-3<br>2B | SF7<br>3-H | | | K | | G6-3 | | 4 | 2 | 2 | 1 | 0 | 1 | 0 |
| 15 Carlos Beltrán, S (1, 8)<br>OBP: 0.389, SLG: 0.634 | 21 BB<br>5 HR<br>1-2<br>BB | E9<br>21 G3, 21 WP<br>5 1B<br>2-H<br>3-H<br>1B | K | | | K | | K | | 4 | 2 | 1 | 1 | 1 | 3 | 1 |
| 21 Carlos Delgado, L (1, 3)<br>OBP: 0.367, SLG: 0.565<br>Julio Franco, R (8, PH)<br>OBP: 0.333, SLG: 0.370 (8, 3) | 5 HR<br>1-2<br>2-3<br>BB | G3<br>1-3 | | 20 G3-6-1<br>BB | | 2-0<br>HR | | 3-1<br>1B | | 2<br>1 | 2<br>0 | 1<br>1 | 1<br>0 | 2<br>0 | 0<br>0 | 1<br>0 |
| 5 David Wright, R (1, 5)<br>OBP: 0.373, SLG: 0.523 | 1-H<br>2-H<br>3-H<br>HR | 20 FC6<br>3-H<br>1B | | F8 | | G6-3 | | K | | 5 | 1 | 2 | 5 | 0 | 1 | 2 |
| 20 Shawn Green, L (1, 9)<br>OBP: 0.346, SLG: 0.424 | F8 | FC6<br>1-2f | | G3-6-1<br>1-2f | | | K | | | 5 | 0 | 0 | 0 | 0 | 1 | 2 |
| 22 Jose Valentin, S (1, 4)<br>OBP: 0.343, SLG: 0.507 | HR | HR | | | F9 | | 32 BB<br>BB | | P6<br>BB | 4 | 2 | 2 | 2 | 1 | 0 | 0 |
| Michael Tucker, L (1, 7)<br>OBP: 0.395, SLG: 0.375 | K | | 7 F8, 32 1B<br>16 SF7<br>BB | | G4-3 | | P5 | | | 3 | 1 | 0 | 0 | 2 | 1 | 1 |
| 32 Dave Williams, L (1, 1)<br>OBP: 0.286, SLG: 0.167<br>Roberto Hernandez, R (8, 1)<br>Chris Woodward, R (9, PH)<br>OBP: 0.297, SLG: 0.324<br>59 Guillermo Mota, R (9, 1) | | 16 2B<br>15 1B<br>BB | 1-2<br>1B | | 7 1B, 7 E<br>1B | | 1-2<br>BB | | G5-3 | 2<br>0<br>1<br>0 | 1<br>0<br>0<br>0 | 2<br>0<br>0<br>0 | 0<br>0<br>0<br>0 | 2<br>0<br>0<br>0 | 0<br>0<br>0<br>0 | 0<br>0<br>1<br>0 |

# TOP

# New York Mets @ Colorado Rockies

Coors Field, Denver, CO

Wed Aug 30 2006, 7:05 PM MDT

Att. 22,945 - Partly Cloudy - 86 F

livebaseballscorecards.com

| | |
|---|---|
| AB | 36 |
| R | 11 |
| H | 12 |
| RBI | 10 |
| BB | 8 |
| SO | 8 |
| LOB | 13 |

| Inning Stats | 1 | 2 | 3 | 4 | 5 | 6 | 7 | 8 | 9 |
|---|---|---|---|---|---|---|---|---|---|
| | R: 5<br>E: 0<br>K: 1<br>S: 12 | H: 3<br>LOB: 0<br>BB: 2<br>P: 27 | R: 3<br>E: 1<br>K: 0<br>S: 16 | H: 3<br>LOB: 1<br>BB: 1<br>P: 27 | R: 2<br>E: 0<br>K: 1<br>S: 14 | H: 2<br>LOB: 1<br>BB: 1<br>P: 27 | R: 0<br>E: 0<br>K: 0<br>S: 10 | H: 0<br>LOB: 0<br>BB: 1<br>P: 18 | R: 0<br>E: 1<br>K: 0<br>S: 12 | H: 2<br>LOB: 2<br>BB: 0<br>P: 18 | R: 1<br>E: 0<br>K: 2<br>S: 11 | H: 1<br>LOB: 0<br>BB: 0<br>P: 20 | R: 0<br>E: 0<br>K: 2<br>S: 11 | H: 0<br>LOB: 2<br>BB: 2<br>P: 21 | R: 0<br>E: 0<br>K: 2<br>S: 9 | H: 1<br>LOB: 1<br>BB: 0<br>P: 14 | R: 0<br>E: 0<br>K: 0<br>S: 5 | H: 0<br>LOB: 1<br>BB: 1<br>P: 12 |

| | | |

# New York Mets @ Colorado Rockies

Coors Field, Denver, CO

Wed Aug 30 2006, 7:05 PM MDT

Att. 22,945 - Partly Cloudy - 86 F

livebaseballscorecards.com

## BOTTOM

| Batter | 1 | 2 | 3 | 4 | 5 | 6 | 7 | 8 | 9 | AB | R | H | RBI | BB | SO | LOB |
|---|---|---|---|---|---|---|---|---|---|---|---|---|---|---|---|---|
| 7 Kazuo Matsui, S (1, 4)<br>OBP: 0.279, SLG: 0.308 | F7 | | G6-3 | | K | | 17 DI 1B<br>1-H | | | 4 | 0 | 1 | 1 | 0 | 1 | 1 |
| 39 Tom Martin, L (8, 1) | | | | | | | | | | 0 | 0 | 0 | 0 | 0 | 0 | 0 |
| 40 Brian Fuentes, L (9, 1) | | | | | | | | | | 0 | 0 | 0 | 0 | 0 | 0 | 0 |
| 17 Todd Helton, L (1, 3)<br>OBP: 0.410, SLG: 0.482 | 27 BB 1B | | 1B<br>3-H | | K | | F8<br>1-2 | | | 4 | 0 | 2 | 0 | 0 | 1 | 1 |
| 27 Garrett Atkins, R (1, 5)<br>OBP: 0.389, SLG: 0.526 | 5 G1-4-3 BB<br>1-2 | | F8 | | | 1B | | 1B | | 3 | 0 | 2 | 0 | 1 | 0 | 1 |
| 5 Matt Holliday, R (1, 7)<br>OBP: 0.379, SLG: 0.570 | G1-4-3<br>1-2f | | | 8 3B 2B | | F9 | | L4 | | 4 | 1 | 1 | 0 | 0 | 0 | 4 |
| 19 Ryan Spilborghs, R (1, 9)<br>OBP: 0.312, SLG: 0.426 | | 8 G5-4-3 1B | | F9 | | K | | P3 | | 4 | 0 | 1 | 0 | 0 | 1 | 3 |
| 8 Yorvit Torrealba, R (1, 2)<br>OBP: 0.309, SLG: 0.454 | | G5-4-3<br>1-2f | | 2-H 3B | | P6 | | K | | 4 | 0 | 1 | 1 | 0 | 1 | 3 |
| 2 Troy Tulowitzki, R (1, 6) | | K | | K2-3 | | | G4-3 | | K | 4 | 0 | 0 | 0 | 0 | 3 | 1 |
| Choo Freeman, R (1, 8)<br>OBP: 0.311, SLG: 0.353 | | | 7 G6-3 61 SH1-4 17 WP 1B | L8 | | | L9 | | G5-3 | 4 | 1 | 1 | 0 | 0 | 0 | 1 |
| 37 Josh Fogg, R (1, 1)<br>OBP: 0.158, SLG: 0.098 | | | SH1-4<br>1-2 | | G5-3 | | 7 DI 7 1B 1B | | G4-3 | 0 | 0 | 0 | 0 | 0 | 0 | 0 |
| 61 Ramon E Ramirez, R (2, 1)<br>OBP: 0.500, SLG: 0.500 | | | | | | | | | | 0 | 0 | 0 | 0 | 0 | 0 | 0 |
| 12 Clint Barmes, R (5, PH)<br>OBP: 0.265, SLG: 0.347 | | | | | | | | | | 1 | 0 | 0 | 0 | 0 | 0 | 0 |
| Jeremy Affeldt, L (6, 1) | | | | | | | | | | 0 | 0 | 0 | 0 | 0 | 0 | 0 |
| Jamey Carroll, R (7, PH)<br>OBP: 0.370, SLG: 0.385 | | | | | | | | | | 2 | 1 | 1 | 0 | 0 | 0 | 0 |
| (8, 4) | | | | | | | | | | | | | | | | |

| | AB | 34 |
|---|---|---|
| | R | 3 |
| | H | 10 |
| | RBI | 2 |
| | BB | 1 |
| | SO | 7 |
| | LOB | 15 |

| Inning Stats | 1 | 2 | 3 | 4 | 5 | 6 | 7 | 8 | 9 |
|---|---|---|---|---|---|---|---|---|---|
| | R: 0 E: 0 K: 0 S: 4 | H: 1 LOB: 1 BB: 1 P: 9 | R: 0 E: 0 K: 1 S: 11 | H: 1 LOB: 0 BB: 0 P: 15 | R: 1 E: 0 K: 15 S: 15 | H: 2 LOB: 1 BB: 0 P: 21 | R: 1 E: 0 K: 1 S: 9 | H: 2 LOB: 1 BB: 0 P: 11 | R: 0 E: 0 K: 0 S: 8 | H: 0 LOB: 0 BB: 0 P: 9 |
| | R: 0 E: 0 K: 1 S: 11 | H: 1 LOB: 1 BB: 0 P: 18 | R: 1 E: 0 K: 0 S: 9 | H: 2 LOB: 1 BB: 0 P: 15 | R: 0 E: 0 K: 1 S: 9 | H: 1 LOB: 1 BB: 0 P: 13 | R: 0 E: 0 K: 1 S: 10 | H: 0 LOB: 0 BB: 0 P: 12 | | |

| | 1B: 8 | SF: 0 | WP: 1 | PA: 36 |
|---|---|---|---|---|
| | 2B: 1 | SAC: 1 | PB: 0 | |
| | 3B: 1 | DP: 2 | SB: 0 | |
| | HR: 0 | HBP: 0 | CS: 0 | |

| PITCHER | | IP | WLS | BF | H | R | ER | SO | BB | IBB | HBP | BLK | WP | HR | S | P | ERA | WHIP |
|---|---|---|---|---|---|---|---|---|---|---|---|---|---|---|---|---|---|---|
| 32 Dave Williams, L<br>ERA: 6.1 | (1, 1) | 7.0 | W | 29 | 9 | 3 | 3 | 5 | 1 | 0 | 0 | 0 | 1 | 0 | 67 | 98 | 3.86 | 1.429 |
| Roberto Hernandez, R<br>ERA: 2.87 | (8, 1) | 1.0 | | 4 | 1 | 0 | 0 | 1 | 0 | 0 | 0 | 0 | 0 | 0 | 9 | 13 | 0.00 | 1.000 |
| 59 Guillermo Mota, R<br>ERA: 5.56 | (9, 1) | 1.0 | | 3 | 0 | 0 | 0 | 1 | 0 | 0 | 0 | 0 | 0 | 0 | 10 | 12 | 0.00 | 0.000 |

| PITCHER | IP | WLS | BF | H | R | ER | SO | BB | IBB | HBP | BLK | WP | HR | S | P | ERA | WHIP |
|---|---|---|---|---|---|---|---|---|---|---|---|---|---|---|---|---|---|

| Batter | 1 | 2 | 3 | 4 | 5 | 6 | 7 | 8 | 9 | AB | R | H | RBI | BB | SO | LOB |
|---|---|---|---|---|---|---|---|---|---|---|---|---|---|---|---|---|
| 7 José Reyes, S (1, 6)<br>OBP: 0.353, SLG: 0.496 | B B C B X<br>3-1<br>16 SH1-3<br>15 SF8<br>2B | | C F B X<br>1-2 ①<br>G5-3 | B X<br>1-0<br>16 S<br>2-H 3-H<br>2B | | C X<br>0-1<br>1B | | | C B X<br>1-1 ①<br>P4 | 5 | 1 | 3 | 2 | 0 | 0 | 0 |
| 16 Paul Lo Duca, R (1, 2)<br>OBP: 0.358, SLG: 0.427 | S X<br>0-1 ①<br>SH1-3<br>2-3 | | X<br>0-0<br>5 F8<br>15 1B<br>1B | B C F B B F F B<br>4-2<br>2-3<br>BB | | F X<br>0-1 ③<br>F9 | | | C X<br>0-1<br>15 E<br>2B | 3 | 0 | 2 | 0 | 1 | 0 | 1 |
| 15 Carlos Beltrán, S (1, 8)<br>OBP: 0.387, SLG: 0.631 | B F X<br>1-1 ②<br>SF8<br>3-H | | B X<br>1-0<br>1-2<br>1B | B X<br>1-0 ③<br>L7 | | | C B B X<br>2-1 ①<br>G6-3 | | B B B F B F F F F<br>2 SAFE<br>3-3<br>F S<br>2-3<br>K | 4 | 0 | 1 | 1 | 0 | 1 | 3 |
| 5 David Wright, R (1, 5)<br>OBP: 0.374, SLG: 0.527 | B X<br>1-0<br>HR | | B B X<br>2-0 ②<br>F8<br>2-3 | | C F B B B F F X<br>3-2<br>G6-4-3<br>1B | | B F F B B B X<br>3-2 ②<br>G5-3 | | C B X<br>1-1 ③<br>G4-3 | 5 | 1 | 2 | 1 | 0 | 0 | 3 |
| Julio Franco, R (1, 3)<br>OBP: 0.331, SLG: 0.366 | B B F X<br>2-1<br>1B | | 1 SAFE C C B S<br>1-3 ③<br>K | | B C X<br>1-1 ① ②<br>G6-4-3<br>1-2f | | B C C B X<br>2-2 ③<br>G6-3 | | | 4 | 0 | 1 | 0 | 0 | 1 | 3 |
| 22 Jose Valentin, S (1, 4)<br>OBP: 0.345, SLG: 0.508 | F F B X<br>1-2 ③<br>G5-3 | | | C B B B B C F B<br>4-2<br>10 2B<br>7 2B<br>BB | B B C C F F B X<br>3-2<br>2B | | | C B F X<br>1-2 ①<br>G6-3 | | 3 | 1 | 1 | 0 | 1 | 0 | 1 |
| 20 Shawn Green, L (1, 9)<br>OBP: 0.343, SLG: 0.420 | | B S F B C<br>2-3 ①<br>K | B C S X<br>1-2 ①<br>F8 | F B S X<br>1-2 ③<br>G1-4-3 | | | | B C X<br>1-1 ②<br>G4-3 | | 4 | 0 | 0 | 0 | 0 | 1 | 2 |
| 10 Endy Chavez, L (1, 7)<br>OBP: 0.354, SLG: 0.451 | | B B X<br>2-0<br>46 B1-6-4<br>1B | B 1 SAFE B B C 1 SAFE X<br>3-1<br>7 2B<br>1-3<br>2B | | | B C S B B S<br>2-3 ①<br>K | | B X<br>1-0<br>1B | | 4 | 1 | 3 | 0 | 0 | 1 | 0 |
| 46 Oliver Pérez, L (1, 1)<br>OBP: 0.107, SLG: 0.107<br>Darren Oliver, R (4, 1)<br>OBP: 0.200, SLG: 0.214<br>Chad Bradford, R (7, 1)<br>Chris Woodward, R (8, PH)<br>OBP: 0.296, SLG: 0.322<br>25 Pedro Feliciano, L (8, 1) | B 1 SAFE B 1 SAFE X<br>2-0 ② ③<br>B1-6-4<br>1-2f | | B S B F B F S<br>3-3 ②<br>K | | | B F F S<br>1-3 ②<br>K | | B B B C F X<br>3-2 ③<br>F7 | | 2<br>1<br>0<br>1<br>0 | 0<br>0<br>0<br>0<br>0 | 0<br>0<br>0<br>0<br>0 | 0<br>0<br>0<br>0<br>0 | 1<br>1<br>0<br>0<br>0 | 3<br>0<br>0<br>1<br>0 |
| Inning Stats | R: 2 E: 0 K: 0 S: 12<br>H: 3 LOB: 1 BB: 0 P: 20 | R: 0 E: 0 K: 1 S: 5<br>H: 1 LOB: 0 BB: 0 P: 11 | R: 0 E: 0 K: 1 S: 9<br>H: 2 LOB: 2 BB: 0 P: 14 | R: 2 E: 0 K: 1 S: 18<br>H: 2 LOB: 2 BB: 2 P: 35 | R: 0 E: 0 K: 0 S: 15<br>H: 2 LOB: 1 BB: 0 P: 23 | R: 0 E: 0 K: 2 S: 10<br>H: 1 LOB: 1 BB: 0 P: 13 | R: 0 E: 0 K: 0 S: 8<br>H: 0 LOB: 0 BB: 0 P: 15 | R: 0 E: 0 K: 0 S: 9<br>H: 1 LOB: 1 BB: 0 P: 15 | R: 0 E: 1 K: 1 S: 13<br>H: 1 LOB: 1 BB: 0 P: 18 | 1B: 7 2B: 5 3B: 0 HR: 1<br>SF: 1 SAC: 1 DP: 2 HBP: 0 | | | | | | |

| PITCHER | | IP | WLS | BF | H | R | ER | SO | BB | IBB | HBP | BLK | WP | HR | S | P | ERA | WHIP |
|---|---|---|---|---|---|---|---|---|---|---|---|---|---|---|---|---|---|---|
| 26 Jeff Francis, L<br>ERA: 3.64 | (1, 1) | 5.0 | W | 25 | 10 | 4 | 4 | 3 | 2 | 0 | 0 | 0 | 0 | 1 | 59 | 103 | 7.20 | 2.400 |
| 60 Manny Corpas, R<br>ERA: 2.66 | (6, 1) | 2.0 | | 7 | 1 | 0 | 0 | 2 | 0 | 0 | 0 | 0 | 0 | 0 | 18 | 28 | 0.00 | 0.500 |
| Ray King, L<br>ERA: 3.65 | (8, 1) | 1.0 | | 4 | 1 | 0 | 0 | 0 | 0 | 0 | 0 | 0 | 0 | 0 | 9 | 15 | 0.00 | 1.000 |
| 40 Brian Fuentes, L<br>ERA: 3.15 | (9, 1) | 1.0 | | 4 | 1 | 0 | 0 | 1 | 0 | 0 | 0 | 0 | 0 | 0 | 13 | 18 | 0.00 | 1.000 |

PITCHER | IP | WLS | BF | H | R | ER | SO | BB | IBB | HBP | BLK | WP | HR | S | P | ERA | WHIP

# New York Mets @ Colorado Rockies

Coors Field, Denver, CO

Thu Aug 31 2006, 7:05 PM MDT

Att. 23,273 - Partly Cloudy - 64 F

TOP

livebaseballscorecards.com

| | |
|---|---|
| AB | 36 |
| R | 4 |
| H | 13 |
| RBI | 4 |
| BB | 2 |
| SO | 6 |
| LOB | 17 |

| | | | |
|---|---|---|---|
| WP: 0 | PB: 0 | SB: 1 | CS: 0 |
| PA: 40 | | | |

| Batter | 1 | 2 | 3 | 4 | 5 | 6 | 7 | 8 | 9 | AB | R | H | RBI | BB | SO | LOB |
|---|---|---|---|---|---|---|---|---|---|---|---|---|---|---|---|---|
| Jamey Carroll, R (1, 4)<br>OBP: 0.373, SLG: 0.387 | C C X<br>0-2<br>E6<br>27 1B<br>5 1B<br>1B | C B B X<br>2-1<br>5 L5-4<br>27 BB<br>1-2<br>1B | B B X<br>2-0 ② ③<br>G4-6-3<br>1-2f | | B C B B C F F X<br>3-2<br>17 G5-4-3<br>1B | | | B C B X<br>2-1 ②<br>G6-3 | | 5 | 1 | 3 | 0 | 0 | 0 | 2 |
| 17 Todd Helton, L (1, 3)<br>OBP: 0.410, SLG: 0.480 | B B C B F B<br>4-2<br>27 1B<br>5 1B<br>BB | F F F X<br>1-2 ①<br>F8 | | F C F X<br>0-2<br>27 HR<br>1B | F X<br>0-1 ② ③<br>G5-4-3<br>1-2f | | | C F C C<br>0-3 ③ | | 4 | 2 | 1 | 0 | 1 | 1 | 3 |
| 27 Garrett Atkins, R (1, 5)<br>OBP: 0.391, SLG: 0.533 | C F B X<br>1-2<br>5 1B<br>20 1B<br>1-2<br>2-3<br>1B | B B B B<br>4-0<br>1-2<br>2-3<br>BB | | F F B B F X<br>2-2<br>1-H<br>HR | | C F C<br>0-3 ① | | | | 3 | 2 | 2 | 2 | 1 | 1 | 0 |
| 5 Matt Holliday, R (1, 7)<br>OBP: 0.378, SLG: 0.567 | C B S F F X<br>1-2<br>20 1B<br>1-2<br>2-H<br>3-H<br>1B | S F X<br>0-2 ② ③<br>L5-4<br>2-2 | | B F X<br>1-1 ①<br>L7 | | C C B F X<br>1-2 ②<br>G4-3 | | | | 4 | 0 | 1 | 2 | 0 | 0 | 3 |
| 19 Ryan Spilborghs, R (1, 9)<br>OBP: 0.317, SLG: 0.429 | C B F S<br>1-3 ①<br>K | | B B S B X<br>3-1<br>2 1B<br>1B<br>1B | B X<br>1-0<br>20 G5-3<br>1B | | B C F B B X<br>3-2 ③<br>G6-3 | | | | 4 | 1 | 2 | 0 | 0 | 1 | 2 |
| 20 Chris Iannetta, R (1, 2)<br>OBP: 0.250, SLG: 0.250 | B B F F F F F X<br>2-2<br>1-2<br>2-H<br>1B | | 1 SAFE F S S F B D 1 SAFE X<br>2-2 ①<br>F9 | 1 SAFE B 1 SAFE X<br>1-0 ②<br>G5-3<br>1-2 | | | C B C B F X<br>2-2 ①<br>G2-3 | | | 4 | 0 | 1 | 1 | 0 | 0 | 2 |
| 2 Troy Tulowitzki, R (1, 6)<br>OBP: 0.125, SLG: 0.125 | B C C S<br>1-3 ②<br>K | | B B C B F X<br>3-2<br>1B<br>26 1B<br>1-2<br>1B | X<br>0-0 ③<br>G4-3 | | | C F B C<br>1-3 ② | | | 4 | 1 | 1 | 0 | 0 | 2 | 3 |
| Choo Freeman, R (1, 8)<br>OBP: 0.316, SLG: 0.369 | B B B X<br>3-0 ③<br>F9 | | F X<br>0-1<br>26 1B<br>1-3<br>2-H<br>1B | | B F X<br>1-1<br>26 SF8<br>3B | | C C B B X<br>2-2 ③<br>G5-3 | | | 4 | 1 | 2 | 1 | 0 | 0 | 2 |
| 26 Jeff Francis, L (1, 1)<br>OBP: 0.206, SLG: 0.111<br>60 Manny Corpas, R (6, 1)<br>Ray King, L (8, 1)<br>12 Clint Barmes, R (8, PH)<br>OBP: 0.264, SLG: 0.346<br>40 Brian Fuentes, L (9, 1) | | B B F B C F X<br>3-2<br>27 BB<br>1B<br>1B | D X<br>1-0<br>G4-6-3<br>1-2<br>3-H<br>1B | | C B B C F B F X<br>3-2 ①<br>SF8<br>3-H | | | B C B X<br>2-1 ①<br>G5-3 | | 2<br>0<br>0<br>0<br>1<br>0 | 0<br>0<br>0<br>0<br>0<br>0 | 2<br>0<br>0<br>0<br>0<br>0 | 2<br>0<br>0<br>0<br>0<br>0 | 0<br>0<br>0<br>0<br>0<br>0 | 0<br>0<br>0<br>0<br>0<br>0 | 0<br>0<br>0<br>0<br>0<br>0 |
| Inning Stats | R: 3 H: 4<br>E: 1 LOB: 2<br>K: 2 BB: 1<br>S: 26 P: 39 | R: 0 H: 2<br>E: 0 LOB: 2<br>K: 0 BB: 1<br>S: 12 P: 22 | R: 2 H: 4<br>E: 0 LOB: 1<br>K: 0 BB: 0<br>S: 13 P: 24 | R: 2 H: 3<br>E: 0 LOB: 1<br>K: 0 BB: 0<br>S: 13 P: 18 | R: 1 H: 2<br>E: 0 LOB: 0<br>K: 0 BB: 0<br>S: 14 P: 21 | R: 0 H: 0<br>E: 0 LOB: 0<br>K: 1 BB: 0<br>S: 10 P: 14 | R: 0 H: 0<br>E: 0 LOB: 0<br>K: 1 BB: 0<br>S: 10 P: 15 | R: 0 H: 0<br>E: 0 LOB: 0<br>K: 1 BB: 0<br>S: 8 P: 12 | | 1B: 13<br>2B: 1<br>3B: 1<br>HR: 1 | SF: 1<br>SAC: 0<br>DP: 3<br>HBP: 0 | | | WP: 0<br>PB: 0<br>SB: 0<br>CS: 0 | PA: 38 | |

| PITCHER | | IP | WLS | BF | H | R | ER | SO | BB | IBB | HBP | BLK | WP | HR | S | P | ERA | WHIP |
|---|---|---|---|---|---|---|---|---|---|---|---|---|---|---|---|---|---|---|
| 46 Oliver Pérez, L<br>ERA: 7.29 | (1, 1) | 3.0 | L | 21 | 12 | 7 | 7 | 2 | 2 | 0 | 0 | 0 | 0 | 1 | 59 | 95 | 21.00 | 4.667 |
| Darren Oliver, L<br>ERA: 2.84 | (4, 1) | 3.0 | | 11 | 3 | 1 | 1 | 1 | 0 | 0 | 0 | 0 | 0 | 0 | 29 | 43 | 3.00 | 1.000 |
| Chad Bradford, R<br>ERA: 2.92 | (7, 1) | 1.0 | | 3 | 0 | 0 | 0 | 1 | 0 | 0 | 0 | 0 | 0 | 0 | 10 | 15 | 0.00 | 0.000 |
| 25 Pedro Feliciano, L<br>ERA: 1.88 | (8, 1) | 1.0 | | 3 | 0 | 0 | 0 | 1 | 0 | 0 | 0 | 0 | 0 | 0 | 8 | 12 | 0.00 | 0.000 |

| PITCHER | IP | WLS | BF | H | R | ER | SO | BB | IBB | HBP | BLK | WP | HR | S | P | ERA | WHIP |
|---|---|---|---|---|---|---|---|---|---|---|---|---|---|---|---|---|---|

# BOTTOM

## New York Mets @ Colorado Rockies

Coors Field, Denver, CO

Thu Aug 31 2006, 7:05 PM MDT
Att. 23,273 - Partly Cloudy - 64 F

livebaseballscorecards.com

| | |
|---|---|
| AB | 35 |
| R | 8 |
| H | 15 |
| RBI | 8 |
| BB | 2 |
| SO | 5 |
| LOB | 17 |

# Colorado Rockies @ Los Angeles Dodgers

Dodger Stadium, Los Angeles, CA

Fri Sep 01 2006, 7:40 PM PDT

Att. 49,601 - Clear - 87 F

livebaseballscorecards.com

TOP

| Batter | 1 | 2 | 3 | 4 | 5 | 6 | 7 | 8 | 9 | AB | R | H | RBI | BB | SO | LOB |
|---|---|---|---|---|---|---|---|---|---|---|---|---|---|---|---|---|
| 7 Kazuo Matsui, S (1, 4)<br>OBP: 0.282, SLG: 0.317 | L8 | | 2B | G1-3 | | F9 | | | 5 FC6-4 1B | 5 | 0 | 2 | 0 | 0 | 0 | 2 |
| 17 Todd Helton, L (1, 3)<br>OBP: 0.410, SLG: 0.478 | G5-3 | | 27 G6-4-3 BB | | G3-1 | | 5 BB 1B | | K | 4 | 0 | 1 | 0 | 1 | 1 | 1 |
| 27 Garrett Atkins, R (1, 5)<br>OBP: 0.390, SLG: 0.529 | G6-3 | | G6-4-3<br>1-2f | | 11 BB 1B | | F9 | | K | 5 | 0 | 1 | 0 | 0 | 1 | 4 |
| 5 Matt Holliday, R (1, 7)<br>OBP: 0.380, SLG: 0.567 | | 11 FC4-6 1B | | 11 2B 19 1B 1B | L9 | | 1-2 BB | | FC6-4<br>1-2f | 4 | 1 | 2 | 0 | 1 | 0 | 2 |
| 11 Brad Hawpe, L (1, 9)<br>OBP: 0.388, SLG: 0.514 | | FC4-6 20 G1-3 19 1B<br>1-2f | | 19 1B<br>1-3 2B | 4-0 BB<br>1-2 | | P5 | | | 3 | 1 | 1 | 0 | 1 | 0 | 3 |
| 19 Ryan Spilborghs, R (1, 8)<br>OBP: 0.322, SLG: 0.431 | | 20 G1-3<br>1-2 1B | | 20 E 20 S 2 FC4-6<br>2-H 3-H 1B | G4-3 | | G1-3 | | | 4 | 1 | 2 | 2 | 0 | 0 | 4 |
| 20 Chris Iannetta, R (1, 2)<br>OBP: 0.250, SLG: 0.182 | G1-3<br>1-2 2-3 | | 1 SAFE<br>4-2 | 2 FC4-6 BB<br>1-3 | | G6-3 | | F9 | | 3 | 0 | 0 | 0 | 1 | 0 | 2 |
| 2 Troy Tulowitzki, R (1, 6)<br>OBP: 0.083, SLG: 0.083 | K | | | FC4-6 SH3-4<br>1-2f 3-H | | G6-3 | | G6-3 | | 4 | 0 | 0 | 1 | 0 | 1 | 3 |
| Jason Jennings, L (1, 1)<br>OBP: 0.172, SLG: 0.161 | | | G4-3 | SH3-4<br>1-2 | | 1B | | K | | 2 | 0 | 1 | 0 | 0 | 0 | 0 |
| 39 Tom Martin, L (7, 1) | | | | | | | | | | 0 | 0 | 0 | 0 | 0 | 0 | 0 |
| 18 Cory Sullivan, L (8, PH)<br>OBP: 0.322, SLG: 0.410 | | | | | | | | | | 1 | 0 | 0 | 0 | 0 | 1 | 0 |
| Jose Mesa, R (8, 1) | | | | | | | | | | 0 | 0 | 0 | 0 | 0 | 0 | 0 |

| | AB | 35 |
|---|---|---|
| | R | 3 |
| | H | 10 |
| | RBI | 3 |
| | BB | 4 |
| | SO | 4 |
| | LOB | 21 |

| Inning Stats | 1 | 2 | 3 | 4 | 5 | 6 | 7 | 8 | 9 | 1B: 8 | SF: 0 | WP: 0 | PA: 40 |
|---|---|---|---|---|---|---|---|---|---|---|---|---|---|
| | R: 0 E: 0 K: 0 S: 6 H: 0 LOB: 0 BB: 0 P: 8 | R: 0 E: 0 K: 1 S: 9 H: 2 LOB: 2 BB: 0 P: 18 | R: 0 E: 0 K: 0 S: 6 H: 1 LOB: 1 BB: 1 P: 12 | R: 3 E: 0 K: 0 S: 14 H: 3 LOB: 1 BB: 1 P: 25 | R: 0 E: 0 K: 0 S: 9 H: 1 LOB: 2 BB: 1 P: 19 | R: 0 E: 0 K: 0 S: 8 H: 1 LOB: 1 BB: 0 P: 12 | R: 0 E: 0 K: 0 S: 15 H: 1 LOB: 2 BB: 1 P: 26 | R: 0 E: 0 K: 1 S: 5 H: 0 LOB: 0 BB: 0 P: 8 | R: 0 E: 0 K: 2 S: 12 H: 1 LOB: 1 BB: 0 P: 15 | 2B: 2 3B: 0 HR: 0 | SAC: 1 DP: 1 HBP: 0 | SB: 1 CS: 0 | |

| PITCHER | | IP | WLS | BF | H | R | ER | SO | BB | IBB | HBP | BLK | WP | HR | S | P | ERA | WHIP |
|---|---|---|---|---|---|---|---|---|---|---|---|---|---|---|---|---|---|---|
| Derek Lowe, R<br>ERA: 3.79 | (1, 1) | 5.0 | W | 24 | 7 | 3 | 3 | 1 | 3 | 0 | 0 | 0 | 0 | 0 | 44 | 82 | 5.40 | 2.000 |
| Elmer Dessens, R<br>ERA: 4.24 | (6, 1) | 1.0 | H | 4 | 1 | 0 | 0 | 0 | 0 | 0 | 0 | 0 | 0 | 0 | 8 | 12 | 0.00 | 1.000 |
| Brett Tomko, R<br>ERA: 4.65 | (7, 1) | 1.0 | H | 5 | 1 | 0 | 0 | 0 | 1 | 0 | 0 | 0 | 0 | 0 | 15 | 26 | 0.00 | 2.000 |
| 51 Jonathan Broxton, R<br>ERA: 2.74 | (8, 1) | 1.0 | H | 3 | 0 | 0 | 0 | 1 | 0 | 0 | 0 | 0 | 0 | 0 | 5 | 8 | 0.00 | 0.000 |
| 44 Takashi Saito, R<br>ERA: 2.05 | (9, 1) | 1.0 | S | 4 | 1 | 0 | 0 | 2 | 0 | 0 | 0 | 0 | 0 | 0 | 12 | 15 | 0.00 | 1.000 |

| PITCHER | IP | WLS | BF | H | R | ER | SO | BB | IBB | HBP | BLK | WP | HR | S | P | ERA | WHIP |
|---|---|---|---|---|---|---|---|---|---|---|---|---|---|---|---|---|---|

| Batter | 1 | 2 | 3 | 4 | 5 | 6 | 7 | 8 | 9 | AB | R | H | RBI | BB | SO | LOB |
|---|---|---|---|---|---|---|---|---|---|---|---|---|---|---|---|---|
| 15 Rafael Furcal, S (1, 6)<br>OBP: 0.359, SLG: 0.410 | C S X 0-2 ① G4-1 | | X 0-0 2B 1-2 1B | B X 1-0 ② SF7 3-H | | B F B B X 3-1 ③ 1-3 2-H 1B | | | | 3 | 0 | 2 | 2 | 0 | 0 | 0 |
| Kenny Lofton, L (1, 8)<br>OBP: 0.363, SLG: 0.402 | B S B F B X 3-2 ② G3 | | B X 1-0 1-3 2-H 2B | C X 0-1 ③ G4-3 1-2 | | | B X 1-0 ① G4-3 | | | 4 | 0 | 1 | 1 | 0 | 0 | 1 |
| 5 Nomar Garciaparra, R (1, 3)<br>OBP: 0.382, SLG: 0.499 | X 0-0 ③ F7 | | C X 0-1 ② F9 | | B C F X 1-2 ① G1-3 | | B X 1-0 ② G6-3 | | | 4 | 0 | 0 | 0 | 0 | 0 | 2 |
| J.D. Drew, L (1, 9)<br>OBP: 0.375, SLG: 0.457 | | B F F B B S 3-3 ① K | B C F B B X 3-2 ③ G3-1 | | B B C B X 3-1 ② G4-3 | | X 0-0 ③ P6 | | | 4 | 0 | 0 | 0 | 0 | 1 | 2 |
| 12 Jeff Kent, R (1, 4)<br>OBP: 0.362, SLG: 0.473 | | B X 1-0 ② P3 | | B F B X 2-1 16 BB 2B 1B | S B S F F B F B F 3-2 X ③ F8 | | | B F B B X 3-1 ① L5 | | 4 | 1 | 1 | 0 | 0 | 0 | 0 |
| 16 Andre Ethier, L (1, 7)<br>OBP: 0.377, SLG: 0.525 | | B B B C B 4-1 BB | B F B B B 4-1 2B 1-2 55 WP BB | | | B B C F X 2-2 ① L4 | | B C B C X 2-2 ② F8 | | 2 | 1 | 0 | 0 | 2 | 0 | 0 |
| Wilson Betemit, S (1, 5)<br>OBP: 0.333, SLG: 0.517 | | C F 1 S SAFE 0-3 ③ K | B S X 1-1 55 WP 15 SF7 1-3 2-H 2B | | | F F C 0-3 ② K | | F S B F B F F B X 3-2 HR | | 4 | 2 | 2 | 2 | 0 | 2 | 1 |
| 55 Russell Martin, R (1, 2)<br>OBP: 0.363, SLG: 0.445 | | | C B B X 2-1 ① F8 | C B C F B B B 4-2 S 2-3 3-H BB | | C B X 1-1 21 1B 15 1B 1B | | B B B C B 4-1 BB | | 2 | 1 | 1 | 0 | 2 | 0 | 0 |
| Derek Lowe, R (1, 1)<br>OBP: 0.164, SLG: 0.143<br>Elmer Dessens, R (6, 1)<br>21 Marlon Anderson, L (6, PH)<br>OBP: 0.333, SLG: 0.426<br>Brett Tomko, R (7, 1)<br>OBP: 0.154, SLG: 0.120<br>51 Jonathan Broxton, R (8, 1)<br>Olmedo Saenz, R (8, PH)<br>OBP: 0.351, SLG: 0.566<br>44 Takashi Saito, L (9, 1) | | | X 0-0 15 1B 2B 1B | S B P 1 SAFE F C 2-3 ① K | | C D B 1 SAFE F X 2-2 15 1B 1-2 1B | | F B C X 1-2 ③ F7 | | 2 1 1 0 0 1 2<br>0 0 0 0 0 0 0<br>1 0 1 0 0 0 0<br>0 0 0 0 0 0 0<br>0 0 0 0 0 0 0<br>1 0 0 0 0 0 1<br>0 0 0 0 0 0 0 | | | | | | |
| Inning Stats | R: 0 E: 0 K: 0 S: 7 H: 0 LOB: 0 BB: 0 P: 10 | R: 0 E: 0 K: 2 S: 8 H: 0 LOB: 1 BB: 1 P: 16 | R: 1 E: 0 K: 0 S: 10 H: 3 LOB: 2 BB: 0 P: 16 | R: 3 E: 0 K: 1 S: 15 H: 2 LOB: 1 BB: 2 P: 28 | R: 0 E: 0 K: 0 S: 12 H: 0 LOB: 0 BB: 0 P: 19 | R: 1 E: 0 K: 1 S: 13 H: 3 LOB: 2 BB: 0 P: 21 | R: 0 E: 0 K: 0 S: 3 H: 0 LOB: 0 BB: 0 P: 5 | R: 1 E: 0 K: 0 S: 15 H: 1 LOB: 1 BB: 1 P: 28 | | 1B: 6 2B: 2 3B: 0 HR: 1 | SF: 1 SAC: 0 DP: 0 HBP: 0 | | WP: 1 PB: 0 SB: 1 CS: 0 | PA: 36 | | | |

| PITCHER | | IP | WLS | BF | H | R | ER | SO | BB | IBB | HBP | BLK | WP | HR | S | P | ERA | WHIP |
|---|---|---|---|---|---|---|---|---|---|---|---|---|---|---|---|---|---|---|
| Jason Jennings, R<br>ERA: 3.61 | (1, 1) | 6.0 | L | 28 | 8 | 5 | 5 | 4 | 3 | 0 | 0 | 0 | 1 | 0 | 65 | 110 | 7.50 | 1.833 |
| 39 Tom Martin, L<br>ERA: 4.3 | (7, 1) | 1.0 | | 3 | 0 | 0 | 0 | 0 | 0 | 0 | 0 | 0 | 0 | 0 | 3 | 5 | 0.00 | 0.000 |
| Jose Mesa, R<br>ERA: 3.32 | (8, 1) | 1.0 | | 5 | 1 | 1 | 1 | 0 | 1 | 0 | 0 | 0 | 0 | 1 | 15 | 28 | 9.00 | 2.000 |

| PITCHER | IP | WLS | BF | H | R | ER | SO | BB | IBB | HBP | BLK | WP | HR | S | P | ERA | WHIP |
|---|---|---|---|---|---|---|---|---|---|---|---|---|---|---|---|---|---|

# BOTTOM

## Colorado Rockies @ Los Angeles Dodgers

Dodger Stadium, Los Angeles, CA

Fri Sep 01 2006, 7:40 PM PDT

Att. 49,601 - Clear - 87 F

livebaseballscorecards.com

| | |
|---|---|
| AB | 31 |
| R | 6 |
| H | 9 |
| RBI | 5 |
| BB | 4 |
| SO | 4 |
| LOB | 9 |

# Colorado Rockies @ Los Angeles Dodgers

Dodger Stadium, Los Angeles, CA

Sat Sep 02 2006, 7:10 PM PDT

Att. 48,984 - Clear - 85 F

livebaseballscorecards.com

TOP

| Batter | 1 | 2 | 3 | 4 | 5 | 6 | 7 | 8 | 9 | AB | R | H | RBI | BB | SO | LOB |
|---|---|---|---|---|---|---|---|---|---|---|---|---|---|---|---|---|
| 7 Kazuo Matsui, S (1, 4)<br>OBP: 0.287, SLG: 0.321 | F B B X 2-1 17 FC3-6 1B | | C X 0-1 ② G3 | | C B 1-1 ③ CS 1-2 | C F X 0-2 27 1B 5 1B 1B | C B F B F F X 2-2 ① G5-3 | | C F C 0-3 ③ K | 4 | 1 | 2 | 0 | 0 | 0 | 0 |
| 60 Manny Corpas, R (8, 1) | | | | | | | | | | 0 | 0 | 0 | 0 | 0 | 0 | 0 |
| Jamey Carroll, R (9, PH)<br>OBP: 0.372, SLG: 0.386 | | | | | | | | | | 1 | 0 | 0 | 0 | 0 | 1 | 0 |
| 17 Todd Helton, L (1, 3)<br>OBP: 0.409, SLG: 0.477 | B C 1 SAFE 1 B X 2-1 ① FC3-6 5 FC4-6 27 1B 1-2f | | X 0-0 1B | | | F 1 SAFE X 0-1 ① L9 | B X 1-0 ② G4-3 | | | 3 | 0 | 1 | 0 | 0 | 0 | 2 |
| Vinny Castilla, R (7, PH)<br>OBP: 0.259, SLG: 0.318 | | | | | | | | | | 1 | 0 | 0 | 0 | 0 | 0 | 0 |
| (7, 3) | | | | | | | | | | | | | | | | |
| 27 Garrett Atkins, R (1, 5)<br>OBP: 0.392, SLG: 0.533 | B C X 1-1 5 FC4-6 1-2 1B | | X 0-0 ③ F9 | | | C F X 0-2 5 1B 11 1B 1-2 1B | C C B B B X 3-2 2B | | | 4 | 1 | 3 | 0 | 0 | 0 | 1 |
| 5 Matt Holliday, R (1, 7)<br>OBP: 0.379, SLG: 0.564 | B B X 2-0 ② FC4-6 11 FC4-6 1-2f 2-3 | | | B B T F S 2-3 ① K | X 0-0 | 8 E 11 1B 18 2B 1-2 2-H 1B | B C B B X 3-1 ③ G1-3 | | | 4 | 1 | 1 | 1 | 0 | 1 | 3 |
| 11 Brad Hawpe, L (1, 9)<br>OBP: 0.387, SLG: 0.513 | F B B C X 2-2 ③ FC4-6 1-2f | | | X 0-0 ② F8 | | B F X 1-1 8 E 18 2B 1-2 2-H 1B | | C S S 0-3 ① K | | 3 | 1 | 1 | 1 | 0 | 0 | 2 |
| Choo Freeman, R (8, PH)<br>OBP: 0.314, SLG: 0.367 | | | | | | | | | | 1 | 0 | 0 | 0 | 0 | 1 | 0 |
| (8, 9) | | | | | | | | | | | | | | | | |
| 8 Yorvit Torrealba, R (1, 2)<br>OBP: 0.304, SLG: 0.445 | | B C B S F F C 2-3 ① K | | C X 0-1 ③ G1-3 | | B B F B F X 3-2 FC4 18 2B 1-2 2-3 | | B B S S X 2-1 ② P5 | | 4 | 1 | 0 | 0 | 0 | 1 | 2 |
| 18 Cory Sullivan, L (1, 8)<br>OBP: 0.321, SLG: 0.411 | | F B X 1-1 ② L7 | | | B F X 1-1 ① G6-3 | S F F B F X 1-2 1-H 2-H 3-H 2B | | X 0-0 ③ F7 | | 4 | 0 | 1 | 3 | 0 | 0 | 0 |
| 12 Clint Barmes, R (1, 6)<br>OBP: 0.264, SLG: 0.345 | | B B F X 2-1 ③ G4-3 | | | C B X 1-1 7 CS 1B | B B C F C 2-3 ② K | | | B C F S 1-3 ① K | 4 | 0 | 1 | 0 | 0 | 2 | 1 |
| (8, 4) | | | | | | | | | | | | | | | | |
| 28 Aaron Cook, R (1, 1)<br>OBP: 0.094, SLG: 0.059 | | | C C X 0-2 ① G6-3 | | L X 0-1 ② B2 | B C X 1-1 ③ G6-3 | | | F F B S 1-3 ② K | 2 | 0 | 0 | 0 | 0 | 0 | 1 |
| 19 Ryan Spilborghs, R (6, PH)<br>OBP: 0.320, SLG: 0.428 | | | | | | | | | | 1 | 0 | 0 | 0 | 0 | 0 | 1 |
| Jeremy Affeldt, L (6, 1) | | | | | | | | | | 0 | 0 | 0 | 0 | 0 | 0 | 0 |
| 61 Ramon E Ramirez, R (6, 1)<br>OBP: 0.500, SLG: 0.500 | | | | | | | | | | 0 | 0 | 0 | 0 | 0 | 0 | 0 |
| 2 Troy Tulowitzki, R (8, 6)<br>OBP: 0.077, SLG: 0.077 | | | | | | | | | | 1 | 0 | 0 | 0 | 0 | 1 | 0 |
| Inning Stats | R: 0 E: 0 K: 0 S: 10 H: 2 LOB: 2 BB: 0 P: 19 | R: 0 E: 0 K: 1 S: 9 H: 0 LOB: 0 BB: 0 P: 14 | R: 0 E: 0 K: 0 S: 7 H: 1 LOB: 1 BB: 0 P: 7 | R: 0 E: 0 K: 1 S: 6 H: 0 LOB: 0 BB: 0 P: 8 | R: 0 E: 0 K: 0 S: 7 H: 1 LOB: 0 BB: 0 P: 10 | R: 5 E: 1 K: 1 S: 24 H: 5 LOB: 1 BB: 0 P: 32 | R: 0 E: 0 K: 0 S: 11 H: 1 LOB: 1 BB: 0 P: 20 | R: 0 E: 0 K: 1 S: 6 H: 0 LOB: 0 BB: 0 P: 8 | R: 0 E: 0 K: 3 S: 9 H: 0 LOB: 0 BB: 0 P: 11 | 1B: 8 2B: 2 3B: 0 HR: 0 | SF: 0 SAC: 0 DP: 0 HBP: 0 | | | | | | |

| | |
|---|---|
| AB | 37 |
| R | 5 |
| H | 10 |
| RBI | 5 |
| BB | 0 |
| SO | 7 |
| LOB | 13 |

WP: 0 PB: 0 SB: 0 CS: 1 PA: 38

| PITCHER | | IP | WLS | BF | H | R | ER | SO | BB | IBB | HBP | BLK | WP | HR | S | P | ERA | WHIP |
|---|---|---|---|---|---|---|---|---|---|---|---|---|---|---|---|---|---|---|
| 31 Brad Penny, R<br>ERA: 3.97 | (1, 1) | 5.1 | W | 25 | 9 | 5 | 4 | 2 | 0 | 0 | 0 | 0 | 0 | 0 | 58 | 82 | 6.75 | 1.688 |
| Elmer Dessens, R<br>ERA: 4.2 | (6, 1) | 0.2 | H | 2 | 0 | 0 | 0 | 1 | 0 | 0 | 0 | 0 | 0 | 0 | 5 | 8 | 0.00 | 0.000 |
| Joe Beimel, L<br>ERA: 3.3 | (7, 1) | 1.0 | | 4 | 1 | 0 | 0 | 0 | 0 | 0 | 0 | 0 | 0 | 0 | 11 | 20 | 0.00 | 1.000 |
| Mark Hendrickson, L<br>ERA: 4.29 | (8, 1) | 1.0 | | 3 | 0 | 0 | 0 | 1 | 0 | 0 | 0 | 0 | 0 | 0 | 6 | 8 | 0.00 | 0.000 |
| 56 Hung-Chih Kuo, L<br>ERA: 5.4 | (9, 1) | 1.0 | | 3 | 0 | 0 | 0 | 3 | 0 | 0 | 0 | 0 | 0 | 0 | 9 | 11 | 0.00 | 0.000 |

| PITCHER | IP | WLS | BF | H | R | ER | SO | BB | IBB | HBP | BLK | WP | HR | S | P | ERA | WHIP |
|---|---|---|---|---|---|---|---|---|---|---|---|---|---|---|---|---|---|

| Batter | 1 | 2 | 3 | 4 | 5 | 6 | 7 | 8 | 9 | AB | R | H | RBI | BB | SO | LOB |
|---|---|---|---|---|---|---|---|---|---|---|---|---|---|---|---|---|
| 15 Rafael Furcal, S (1, 6)<br>OBP: 0.361, SLG: 0.413<br>21 Marlon Anderson, L (8, PH)<br>OBP: 0.332, SLG: 0.424<br>56 Hung-Chih Kuo, L (9, 1) | X<br>0-0 F7 ① | | C B S B B B<br>4-2 2B BB | B B C F S<br>2-3 K ② | | C B F B X<br>2-2 12 BB BB 5 2B 1-2 3-H 1B<br>3-2 2B | B F B F B X | C F F X<br>0-2 G6-4-3 ②③ 1-2f | | 4 2 2 1 1 1 0<br>1 0 0 0 0 0 3<br>0 0 0 0 0 0 0 | | | | | | |
| 27 Matt Kemp, R (1, 8)<br>OBP: 0.304, SLG: 0.480 | C B X<br>1-1 G4-3 ② | | 1 SAFE C C 1 SAFE C C C<br>0-3 K ② | B B X<br>2-0 G1-3 ③ | | S S S<br>0-3 K ① | F D F S<br>1-3 K ① | | | 5 0 0 0 0 3 4 | | | | | | |
| J.D. Drew, L (1, 9)<br>OBP: 0.378, SLG: 0.468<br>Joe Beimel, L (7, 1)<br>Toby Hall, R (7, PH)<br>OBP: 0.277, SLG: 0.401 (8, 2) | B C S C C<br>1-3 K ③ | | B B 1 SAFE C 1 SAFE X<br>2-1 5 HR 1-H 2B | | B F B X<br>2-1 HR | B C B C B B<br>4-2 12 BB 5 2B 1-2 2-3 BB | F X<br>0-1 F7 ② | | | 3 3 2 2 1 1 0<br>0 0 0 0 0 0 0<br>1 0 0 0 0 0 1 | | | | | | |
| 12 Jeff Kent, R (1, 4)<br>OBP: 0.367, SLG: 0.477<br>17 Jason Repko, R (6, PR)<br>OBP: 0.348, SLG: 0.402 (7, 9) | | B F B B X<br>3-1 5 E 16 E 2B | B B B I<br>4-0 5 HR IBB | | B X<br>1-0 P4 ① | D B B B<br>4-0 5 2B 1-2 2-3 3-H BB | C X<br>0-1 G1-3 ③ | | | 2 2 1 1 2 0 0<br>1 1 0 0 0 0 1 | | | | | | |
| 5 Nomar Garciaparra, R (1, 3)<br>OBP: 0.383, SLG: 0.509<br>7 James Loney, L (8, 3)<br>OBP: 0.346, SLG: 0.493 | | X<br>0-0 E4 FC4-6 16 E 2-3 | F B X<br>1-1 1-H 2-H HR | | X<br>0-0 G5-3 ② | C S X<br>0-2 16 1B 55 SF7 1-H 2-H 3-H 2B | | C B X<br>1-1 HR | | 4 2 2 6 0 0 1<br>1 1 1 1 0 0 0 | | | | | | |
| 16 Andre Ethier, L (1, 7)<br>OBP: 0.380, SLG: 0.527 | | B C B B X<br>3-1 FC6 FC4-6 1-2 3-H | B F X<br>1-1 1B 2B | | B F B B B F F B<br>4-2 BB | B B C F F F B X<br>3-2 2-3 1B | | B C X<br>1-1 F7 ① | | 4 1 2 0 1 0 1 | | | | | | |
| Wilson Betemit, S (1, 5)<br>OBP: 0.337, SLG: 0.516 | | B X<br>1-0 FC4-6 55 G4-6-3 ① 1-2f 2-3 | B B B C B X<br>3-1 2-H 1B | | F C X<br>0-2 L7 ③ | I I I I<br>4-0 IBB | | X<br>0-0 18 HBP 1B 1B | | 4 0 2 1 1 0 3 | | | | | | |
| 55 Russell Martin, R (1, 2)<br>OBP: 0.362, SLG: 0.444<br>Mark Hendrickson, L (8, 1)<br>18 Ramon Martinez, R (8, PH)<br>OBP: 0.354, SLG: 0.376 (9, 6) | | B B S 1 SAFE F F X<br>2-2 G4-6-3 ②③ 1-2f | S X<br>0-1 P6 ③ | | | 3-2 E 15 1B 1B<br>0-0 SF7 ④ 3-H | | C H<br>1-1 1B 1-2 HBP | | 3 1 1 1 0 0 3<br>0 0 0 0 0 0 0<br>0 0 0 0 0 0 0 | | | | | | |
| 31 Brad Penny, R (1, 1)<br>OBP: 0.211, SLG: 0.263<br>Elmer Dessens, R (6, 1)<br>Julio Lugo, R (6, PH)<br>OBP: 0.363, SLG: 0.456 (7, 4) | | | F F S<br>0-3 K ① | C X<br>0-1 P6 ① | | 0-0 E8 BB 12 BB 15 1B 1-3 1B<br>0-3 K ③ | | X<br>0-0 21 G6-4-3 1-2 2-3 1B | | 2 0 0 0 0 1 0<br>0 0 0 0 0 0 0<br>3 1 2 0 0 1 2 | | | | | | |
| Inning Stats | R: 0 H: 0<br>E: 0 LOB: 0<br>K: 1 BB: 0<br>S: 6 P: 8 | R: 1 H: 1<br>E: 2 LOB: 1<br>K: 0 BB: 0<br>S: 10 P: 19 | R: 5 H: 4<br>E: 0 LOB: 1<br>K: 2 BB: 2<br>S: 18 P: 33 | R: 0 H: 0<br>E: 0 LOB: 0<br>K: 1 BB: 0<br>S: 6 P: 10 | R: 1 H: 1<br>E: 0 LOB: 1<br>K: 0 BB: 1<br>S: 10 P: 17 | R: 6 H: 5<br>E: 1 LOB: 2<br>K: 2 BB: 3<br>S: 24 P: 44 | R: 0 H: 1<br>E: 0 LOB: 1<br>K: 1 BB: 0<br>S: 10 P: 14 | R: 1 H: 3<br>E: 0 LOB: 2<br>K: 0 BB: 0<br>S: 11 P: 14 | | 1B: 7 SF: 1<br>2B: 5 SAC: 0<br>3B: 0 DP: 2<br>HR: 3 HBP: 1 | | WP: 0 PA: 46<br>PB: 0<br>SB: 0<br>CS: 0 | | | | |

| PITCHER | | IP | WLS | BF | H | R | ER | SO | BB | IBB | HBP | BLK | WP | HR | S | P | ERA | WHIP |
|---|---|---|---|---|---|---|---|---|---|---|---|---|---|---|---|---|---|---|
| 28 Aaron Cook, R<br>ERA: 4.15 | (1, 1) | 5.0 | L | 25 | 6 | 7 | 6 | 4 | 2 | 1 | 0 | 0 | 0 | 2 | 50 | 87 | 10.80 | 1.600 |
| Jeremy Affeldt, L<br>ERA: 6.02 | (6, 1) | 0.1 | | 6 | 3 | 5 | 5 | 1 | 2 | 0 | 0 | 0 | 0 | 0 | 12 | 25 | 135.00 | 15.000 |
| 61 Ramon E Ramirez, R<br>ERA: 3.28 | (6, 1) | 1.2 | | 9 | 3 | 1 | 1 | 2 | 0 | 1 | 0 | 0 | 0 | 0 | 22 | 33 | 5.40 | 1.800 |
| 60 Manny Corpas, R<br>ERA: 2.95 | (8, 1) | 1.0 | | 6 | 3 | 1 | 1 | 0 | 0 | 0 | 1 | 0 | 0 | 1 | 11 | 14 | 9.00 | 3.000 |

| PITCHER | IP | WLS | BF | H | R | ER | SO | BB | IBB | HBP | BLK | WP | HR | S | P | ERA | WHIP |
|---|---|---|---|---|---|---|---|---|---|---|---|---|---|---|---|---|---|

# BOTTOM

# Colorado Rockies @ Los Angeles Dodgers

Dodger Stadium, Los Angeles, CA

Sat Sep 02 2006, 7:10 PM PDT

Att. 48,984 - Clear - 85 F

livebaseballscorecards.com

| | |
|---|---|
| AB | 38 |
| R | 14 |
| H | 15 |
| RBI | 13 |
| BB | 6 |
| SO | 7 |
| LOB | 19 |

# Colorado Rockies @ Los Angeles Dodgers

Dodger Stadium, Los Angeles, CA

Sun Sep 03 2006, 1:10 PM PDT

Att. 44,895 - Sunny - 96 F

livebaseballscorecards.com

TOP

| Batter | 1 | 2 | 3 | 4 | 5 | 6 | 7 | 8 | 9 | AB | R | H | RBI | BB | SO | LOB |
|---|---|---|---|---|---|---|---|---|---|---|---|---|---|---|---|---|
| 7 Kazuo Matsui, S (1, 4)<br>OBP: 0.291, SLG: 0.335 | C X<br>0-1<br>F9 | | C D D S B F S<br>3-3<br>K | | X<br>0-0<br>17 2B<br>2-H 3-H<br>3B | X<br>0-0<br>17 CS<br>2-H<br>1B | | C S F S<br>0-3<br>K | | 5 | 1 | 2 | 3 | 0 | 2 | 3 |
| 17 Todd Helton, L (1, 3)<br>OBP: 0.409, SLG: 0.481<br>Jose Mesa, R (8, 1) | B B F B C C<br>3-3<br>K | X<br>0-0<br>G4-3 | | | B X<br>1-0<br>27 1B<br>3-H<br>2B | B C B<br>2-1<br>CS<br>1-2 | F C F B X<br>1-2<br>27 2B<br>2B | D F T B F F F S<br>2-3<br>K | | 5 | 2 | 2 | 1 | 0 | 2 | 2 |
| | | | | | | | | | | 0 | 0 | 0 | 0 | 0 | 0 | 0 |
| 27 Garrett Atkins, R (1, 5)<br>OBP: 0.395, SLG: 0.539<br>Jamey Carroll, R (8, 5)<br>OBP: 0.371, SLG: 0.385 | B C C B B X<br>3-2<br>P4 | | | C X<br>0-1<br>11 1B<br>2B | C C F D F D X<br>2-2<br>5 HR<br>2-H<br>1B | | F B F X<br>1-2<br>2-H<br>2B | | C S B X<br>1-2<br>F7 | 4 | 2 | 3 | 2 | 0 | 0 | 0 |
| | | | | | | | | | | 1 | 0 | 0 | 0 | 0 | 0 | 0 |
| 5 Matt Holliday, R (1, 7)<br>OBP: 0.380, SLG: 0.569<br>Choo Freeman, R (9, PH)<br>OBP: 0.312, SLG: 0.365 | | B X<br>1-0<br>11 FC6-4<br>1B | | X<br>0-0<br>P3 | F X<br>0-1<br>1-H<br>HR | | B X<br>1-0<br>F7 | | X<br>0-0<br>E2<br>WP<br>HR | 4 | 1 | 2 | 2 | 0 | 0 | 2 |
| (9, 7) | | | | | | | | | | 1 | 1 | 0 | 0 | 0 | 0 | 0 |
| 11 Brad Hawpe, L (1, 9)<br>OBP: 0.386, SLG: 0.510<br>Ray King, L (7, 1)<br>Vinny Castilla, R (8, 3)<br>OBP: 0.262, SLG: 0.332 | | 1 SAFE X<br>0-0<br>FC6-4 20 FC6-4<br>1-2f | | B B S D F X<br>3-2<br>2-H<br>1B | X<br>0-0<br>F9 | | X<br>0-0<br>F7 | | F S B B F B X<br>3-2<br>1-H<br>HR | 4 | 0 | 1 | 1 | 0 | 0 | 2 |
| | | | | | | | | | | 0 | 0 | 0 | 0 | 0 | 0 | 0 |
| | | | | | | | | | | 1 | 1 | 1 | 2 | 0 | 0 | 0 |
| 20 Chris Iannetta, R (1, 2)<br>OBP: 0.176, SLG: 0.125 | | 1 SAFE S X<br>0-1<br>FC6-4 18 CS<br>1-2f | | P S 1 B S B X<br>3-2<br>G4-3 | C S B B C<br>2-3<br>K | | C D F S<br>1-3<br>K | | F X<br>0-1<br>G4-3 | 5 | 0 | 0 | 0 | 0 | 2 | 3 |
| 18 Cory Sullivan, L (1, 8)<br>OBP: 0.325, SLG: 0.421 | | F B<br>1-1<br>CS<br>1-2 | X<br>0-0<br>G4-3 | | B S X<br>1-1<br>49 SH1-4<br>2 1B<br>7 3B<br>1B | F F B B X<br>2-2<br>G4-3 | | B B B B<br>4-0<br>2 BB<br>BB | S B S B B X<br>3-2<br>HR | 4 | 2 | 2 | 1 | 1 | 0 | 0 |
| 2 Troy Tulowitzki, R (1, 6)<br>OBP: 0.333, SLG: 0.353 | | | C S X<br>0-2<br>49 SH1-4<br>1B | | 1 SAFE B 1 SAFE X<br>1-0<br>49 SH1-4<br>1-2<br>7 3B<br>1B | X<br>0-0<br>49 SH1-4<br>7 1B<br>1B | | B B B C F B<br>4-2<br>1-2<br>BB | B S X<br>1-1<br>2B | 4 | 2 | 4 | 0 | 1 | 0 | 0 |
| 49 Byung-Hyun Kim, R (1, 1)<br>OBP: 0.205, SLG: 0.209<br>19 Ryan Spilborghs, R (7, 9)<br>OBP: 0.316, SLG: 0.421 | | | L X<br>0-1<br>SH1-4<br>1-2 | | B B B C X<br>3-1<br>SH1-4<br>1-2<br>2-3 | B X<br>1-0<br>SH1-4<br>1-2 | | B S F S<br>1-3<br>K | C S D X<br>1-2<br>F7 | 0 | 0 | 0 | 0 | 0 | 0 | 0 |
| | | | | | | | | | | 2 | 0 | 0 | 0 | 0 | 1 | 3 |
| Inning Stats | R: 0 E: 0 K: 1 S: 8<br>H: 0 LOB: 0 BB: 0 P: 14 | R: 0 E: 0 K: 0 S: 5<br>H: 1 LOB: 0 BB: 0 P: 7 | R: 0 E: 0 K: 1 S: 10<br>H: 1 LOB: 1 BB: 0 P: 13 | R: 1 E: 0 K: 0 S: 11<br>H: 2 LOB: 1 BB: 0 P: 16 | R: 6 E: 0 K: 1 S: 18<br>H: 6 LOB: 0 BB: 0 P: 28 | R: 1 E: 0 K: 0 S: 7<br>H: 2 LOB: 0 BB: 0 P: 12 | R: 1 E: 0 K: 1 S: 12<br>H: 2 LOB: 1 BB: 0 P: 16 | R: 0 E: 0 K: 3 S: 16<br>H: 0 LOB: 2 BB: 2 P: 27 | R: 3 E: 1 K: 0 S: 18<br>H: 3 LOB: 1 BB: 0 P: 27 | 1B: 8 2B: 5 3B: 1 HR: 3<br>SF: 0 SAC: 3 DP: 0 HBP: 0 | | | | | | |

| | AB | 40 |
|---|---|---|
| | R | 12 |
| | H | 17 |
| | RBI | 12 |
| | BB | 2 |
| | SO | 7 |
| | LOB | 15 |

WP: 1 PB: 0 SB: 0 CS: 2 PA: 47

| PITCHER | IP | WLS | BF | H | R | ER | SO | BB | IBB | HBP | BLK | WP | HR | S | P | ERA | WHIP |
|---|---|---|---|---|---|---|---|---|---|---|---|---|---|---|---|---|---|
| Aaron Sele, R (1, 1)<br>ERA: 4.48 | 4.1 | L | 21 | 9 | 6 | 6 | 2 | 0 | 0 | 0 | 0 | 0 | 0 | 46 | 70 | 12.46 | 2.077 |
| Elmer Dessens, R (5, 1)<br>ERA: 4.35 | 1.2 | | 7 | 3 | 2 | 2 | 1 | 0 | 0 | 0 | 0 | 0 | 1 | 13 | 20 | 10.80 | 1.800 |
| 56 Hung-Chih Kuo, L (7, 1)<br>ERA: 5.34 | 2.0 | | 10 | 2 | 1 | 1 | 4 | 2 | 0 | 0 | 0 | 0 | 0 | 28 | 43 | 4.50 | 2.000 |
| Joe Beimel, L (9, 1)<br>ERA: 3.39 | 1.0 | | 7 | 3 | 3 | 1 | 0 | 0 | 0 | 0 | 0 | 1 | 2 | 18 | 27 | 9.00 | 3.000 |

| PITCHER | IP | WLS | BF | H | R | ER | SO | BB | IBB | HBP | BLK | WP | HR | S | P | ERA | WHIP |
|---|---|---|---|---|---|---|---|---|---|---|---|---|---|---|---|---|---|

| Batter | 1 | 2 | 3 | 4 | 5 | 6 | 7 | 8 | 9 | AB | R | H | RBI | BB | SO | LOB |
|---|---|---|---|---|---|---|---|---|---|---|---|---|---|---|---|---|
| 15 Rafael Furcal, S (1, 6)<br>OBP: 0.362, SLG: 0.413<br>27 Matt Kemp, R (8, 8)<br>OBP: 0.309, SLG: 0.480 | B X 1-0 F8 ① | | C B X 1-1 FC3-6 S 1-2f ② | | C B T X 1-2 BB 1B 1B | | F S B F F X 1-2 21 2B 1B | | B F B B F B 4-2 21 HR BB | 4 0 2 0 0 0 1<br>0 1 0 0 1 0 0 | | | | | | |
| Kenny Lofton, L (1, 8)<br>OBP: 0.363, SLG: 0.401<br>21 Marlon Anderson, L (7, PH)<br>OBP: 0.338, SLG: 0.447 (8, 4) | B B X 2-0 G1-3 ② | | B X 1-0 G1-3 ③ 1-2 | | C X 0-1 BB 1-2 1B | | X 0-0 1-3 2B | | B X 1-0 1-H HR | 3 0 1 0 0 0 1<br>2 1 2 2 0 0 0 | | | | | | |
| Julio Lugo, R (1, 4)<br>OBP: 0.359, SLG: 0.450 (8, 6) | C B F C 1-3 K ③ | | | X 0-0 F9 ① | F F X 0-2 F3 ① | | C B F S 1-3 K ② | | B F B F B B F S 3-3 K ① | 5 0 0 0 0 3 4 | | | | | | |
| J.D. Drew, L (1, 9)<br>OBP: 0.379, SLG: 0.469<br>17 Jason Repko, R (8, 9)<br>OBP: 0.346, SLG: 0.398 | | B X 1-0 F7 ① | | B B C C X 2-2 7 1B 2B | B B S B B 4-1 16 G1-6-3 1-2 2-3 BB | | B C X 1-1 G3-1 ③ | | S B X 1-1 L8 ② | 3 1 1 0 1 0 2<br>1 0 0 0 0 0 0 | | | | | | |
| 16 Andre Ethier, L (1, 7)<br>OBP: 0.380, SLG: 0.524 | | B T C F F X 1-2 G4-3 ② | | B B F F F X 2-2 F9 ② | C F X 0-2 G1-6-3 ② ③ 1-2f | | | X 0-0 G5-4-3 1B | B F B B B 4-1 1B BB | 4 0 1 0 1 0 4 | | | | | | |
| Wilson Betemit, S (1, 5)<br>OBP: 0.340, SLG: 0.520<br>56 Hung-Chih Kuo, L (7, 1)<br>Olmedo Saenz, R (8, PH)<br>OBP: 0.349, SLG: 0.563<br>Joe Beimel, L (9, 1)<br>Einar Díaz, R (9, PH)<br>OBP: 1.000, SLG: 1.000 | | B B B C X 3-1 2B | | I I I 4-0 7 1B 1B IBB | | B B B C C F S 3-3 K ① | | B S D C X 2-2 G5-4-3 ① ② 1-2f | C X 0-1 1-2 1B | 2 1 1 0 1 1 0<br>0 0 0 0 0 0 0<br>1 0 0 0 0 0 1<br>0 0 0 0 0 0 0<br>1 0 1 0 0 0 0 | | | | | | |
| 7 James Loney, L (1, 3)<br>OBP: 0.349, SLG: 0.513 | | X 0-0 G3 ③ | | C B X 1-1 1B 1-3 2-H 1B | | F B C X 1-2 F9 ② | | B F C B X 2-2 1B 3B | B C X 1-1 P6 ③ | 5 1 2 1 0 0 3 | | | | | | |
| Toby Hall, R (1, 2)<br>OBP: 0.280, SLG: 0.402 | | | B X 1-0 F8 ① | B X 1-0 1-3 3-H 1B | | B X 1-0 G5-3 ③ | | S F X 0-2 3-H 1B | | 4 0 2 2 0 0 0 | | | | | | |
| Aaron Sele, R (1, 1)<br>OBP: 0.222, SLG: 0.231<br>Elmer Dessens, R (5, 1)<br>18 Ramon Martinez, R (7, 5)<br>OBP: 0.350, SLG: 0.371 | | | B B B B C B 4-1 15 FC3-6 BB | S S B F C 1-3 K ③ | | | C B X 1-1 F8 ① | B F X 1-1 G1-3 ③ | | 1 0 0 0 1 1 2<br>0 0 0 0 0 0 0<br>2 0 0 0 0 0 1 | | | | | | |
| Inning Stats | R: 0 H: 0<br>E: 0 LOB: 0<br>K: 1 BB: 0<br>S: 5 P: 9 | R: 0 H: 1<br>E: 0 LOB: 1<br>K: 0 BB: 0<br>S: 8 P: 13 | R: 0 H: 0<br>E: 0 LOB: 1<br>K: 0 BB: 1<br>S: 5 P: 12 | R: 2 H: 3<br>E: 0 LOB: 2<br>K: 1 BB: 1<br>S: 15 P: 26 | R: 0 H: 2<br>E: 0 LOB: 2<br>K: 0 BB: 1<br>S: 12 P: 17 | R: 0 H: 0<br>E: 0 LOB: 0<br>K: 1 BB: 0<br>S: 8 P: 13 | R: 0 H: 2<br>E: 0 LOB: 2<br>K: 1 BB: 0<br>S: 13 P: 17 | R: 1 H: 3<br>E: 0 LOB: 1<br>K: 0 BB: 0<br>S: 12 P: 17 | R: 2 H: 2<br>E: 0 LOB: 2<br>K: 1 BB: 2<br>S: 14 P: 28 | 1B: 8 SF: 0<br>2B: 3 SAC: 0<br>3B: 1 DP: 2<br>HR: 1 HBP: 0 | | | | | | |

| PITCHER | | IP | WLS | BF | H | R | ER | SO | BB | IBB | HBP | BLK | WP | HR | S | P | ERA | WHIP |
|---|---|---|---|---|---|---|---|---|---|---|---|---|---|---|---|---|---|---|
| 49 Byung-Hyun Kim, R<br>ERA: 5.35 | (1, 1) | 6.2 | W | 30 | 8 | 2 | 2 | 4 | 2 | 1 | 0 | 0 | 0 | 0 | 64 | 104 | 2.70 | 1.500 |
| Ray King, L<br>ERA: 3.79 | (7, 1) | 1.0 | | 5 | 3 | 1 | 1 | 0 | 0 | 0 | 0 | 0 | 0 | 0 | 12 | 17 | 9.00 | 3.000 |
| Jose Mesa, R<br>ERA: 3.54 | (8, 1) | 1.1 | | 8 | 2 | 2 | 2 | 1 | 2 | 0 | 0 | 0 | 0 | 1 | 16 | 31 | 13.50 | 3.000 |

| PITCHER | IP | WLS | BF | H | R | ER | SO | BB | IBB | HBP | BLK | WP | HR | S | P | ERA | WHIP |
|---|---|---|---|---|---|---|---|---|---|---|---|---|---|---|---|---|---|

# BOTTOM

# Colorado Rockies @ Los Angeles Dodgers

Dodger Stadium, Los Angeles, CA

Sun Sep 03 2006, 1:10 PM PDT

Att. 44,895 - Sunny - 96 F

livebaseballscorecards.com

| | |
|---|---|
| AB | 38 |
| R | 5 |
| H | 13 |
| RBI | 5 |
| BB | 5 |
| SO | 5 |
| LOB | 19 |

| | | | | | | |
|---|---|---|---|---|---|---|
| 1B: 8 | SF: 0 | WP: 0 | PA: 43 |
| 2B: 3 | SAC: 0 | PB: 0 | |
| 3B: 1 | DP: 2 | SB: 1 | |
| HR: 1 | HBP: 0 | CS: 0 | |

| Batter | 1 | 2 | 3 | 4 | 5 | 6 | 7 | 8 | 9 | AB | R | H | RBI | BB | SO | LOB |
|---|---|---|---|---|---|---|---|---|---|---|---|---|---|---|---|---|
| Jamey Carroll, R (1, 4)<br>OBP: 0.371, SLG: 0.383 | C B B B B C F B<br>4-2<br>17 HR<br>BB | | B C F X<br>1-2 ②<br>F7 | | B X<br>1-0 ①<br>SH1-4<br>1-2 | | B F X<br>1-1 ①<br>G1-3 | | | 2 | 1 | 0 | 0 | 1 | 0 | 0 |
| 17 Todd Helton, L (1, 3)<br>OBP: 0.408, SLG: 0.485 | X<br>0-0<br>1-H<br>HR | | F F F X<br>0-2 ③<br>L3 | | F B C X<br>1-2<br>E4<br>5 2B<br>2-3 | | S C B X<br>1-2 ②<br>F8 | | | 4 | 2 | 1 | 2 | 0 | 0 | 1 |
| 27 Garrett Atkins, R (1, 5)<br>OBP: 0.392, SLG: 0.534 | C B B B B X<br>3-1 ①<br>P3 | | | B B C F B F F X<br>3-2 ①<br>F9 | F B X<br>1-1 ②<br>F9 | | C S F C<br>0-3 ③<br>K | | | 4 | 0 | 0 | 0 | 0 | 1 | 2 |
| 5 Matt Holliday, R (1, 7)<br>OBP: 0.381, SLG: 0.571 | B F S X<br>1-2 ②<br>P5 | | | F F X<br>0-2<br>8 F9 11 BB<br>1B | F B C B F B F F X<br>3-2<br>1-H 3-H<br>2B | | | F F F F F F B X<br>1-2 ①<br>F7 | | 4 | 0 | 2 | 2 | 0 | 0 | 0 |
| 11 Brad Hawpe, L (1, 9)<br>OBP: 0.385, SLG: 0.507 | F B C X<br>1-2 ③<br>G1-3 | | | F B S 1 SAFE F B B B<br>4-2<br>18 FC4-6<br>1-2<br>BB | X<br>0-0 ③<br>P6 | | | B F S B X<br>2-2 ②<br>F7 | | 3 | 0 | 0 | 0 | 1 | 0 | 1 |
| 8 Yorvit Torrealba, R (1, 2)<br>OBP: 0.299, SLG: 0.437 | | C X<br>0-1 ①<br>G5-3 | | B B X<br>2-0 ②<br>F9<br>2-3 | C B F S<br>1-3 ①<br>K | | | B X<br>1-0 ③<br>G6-3 | | 4 | 0 | 0 | 0 | 0 | 1 | 2 |
| 18 Cory Sullivan, L (1, 8)<br>OBP: 0.321, SLG: 0.416 | | C X<br>0-1 ②<br>B5-3 | | C X<br>0-1 ③<br>FC4-6<br>1-2f | F B S X<br>1-2 ②<br>P6 | | | | X<br>0-0 ①<br>G4-3 | 4 | 0 | 0 | 0 | 0 | 0 | 2 |
| 2 Troy Tulowitzki, R (1, 6)<br>OBP: 0.364, SLG: 0.524 | B T C B X<br>2-2 ③<br>G4-3 | | | | C C B B B X<br>3-2<br>HR | X<br>0-0<br>1B | | | C F B B S<br>2-3 ②<br>K | 4 | 1 | 2 | 1 | 0 | 1 | 0 |
| 37 Josh Fogg, R (1, 1)<br>OBP: 0.176, SLG: 0.116<br>Choo Freeman, R (6, PH)<br>OBP: 0.310, SLG: 0.363<br>39 Tom Martin, L (6, 1)<br>Nate Field, R (7, 1)<br>Ray King, L (7, 1)<br>Jeremy Affeldt, L (8, 1)<br>12 Clint Barmes, R (9, PH)<br>OBP: 0.263, SLG: 0.344<br>40 Brian Fuentes, L (9, 1) | | | B F C X<br>1-2 ①<br>G1-3 | | X<br>0-0<br>17 E 5 2B SH1-4<br>1B | C C S<br>0-3 ③<br>K | | | C F B B S<br>1-3 ③<br>K | 2<br>1<br>0<br>0<br>0<br>0<br>1<br>0 | 1<br>0<br>0<br>0<br>0<br>0<br>0<br>0 | 1<br>0<br>0<br>0<br>0<br>0<br>0<br>0 | 0<br>0<br>0<br>0<br>0<br>0<br>0<br>0 | 0<br>1<br>0<br>0<br>0<br>0<br>1<br>0 | 0<br>1<br>0<br>0<br>0<br>0<br>0<br>0 | 0<br>1<br>0<br>0<br>0<br>0<br>0<br>0 |
| Inning Stats | R: 2 H: 1<br>E: 0 LOB: 0<br>K: 0 BB: 1<br>S: 12 P: 21 | R: 0 H: 0<br>E: 0 LOB: 0<br>K: 0 BB: 0<br>S: 7 P: 9 | R: 0 H: 0<br>E: 0 LOB: 0<br>K: 0 BB: 0<br>S: 10 P: 12 | R: 0 H: 1<br>E: 0 LOB: 2<br>K: 0 BB: 1<br>S: 14 P: 23 | R: 3 H: 3<br>E: 1 LOB: 1<br>K: 0 BB: 0<br>S: 17 P: 26 | R: 0 H: 1<br>E: 0 LOB: 1<br>K: 2 BB: 0<br>S: 10 P: 12 | R: 0 H: 0<br>E: 0 LOB: 0<br>K: 1 BB: 0<br>S: 9 P: 11 | R: 0 H: 0<br>E: 0 LOB: 0<br>K: 0 BB: 0<br>S: 12 P: 16 | R: 0 H: 0<br>E: 0 LOB: 0<br>K: 2 BB: 0<br>S: 7 P: 10 | 1B: 3<br>2B: 1<br>3B: 0<br>HR: 2 | SF: 0<br>SAC: 1<br>DP: 0<br>HBP: 0 | | | | | |

| PITCHER | | IP | WLS | BF | H | R | ER | SO | BB | IBB | HBP | BLK | WP | HR | S | P | ERA | WHIP |
|---|---|---|---|---|---|---|---|---|---|---|---|---|---|---|---|---|---|---|
| Woody Williams, R<br>ERA: 3.91 | (1, 1) | 5.0 | | 23 | 5 | 5 | 3 | 0 | 2 | 0 | 0 | 0 | 0 | 2 | 60 | 91 | 5.40 | 1.400 |
| Jon Adkins, R<br>ERA: 3.31 | (6, 1) | 2.0 | | 7 | 1 | 0 | 0 | 3 | 0 | 0 | 0 | 0 | 0 | 0 | 19 | 23 | 0.00 | 0.500 |
| 26 Doug Brocail, R<br>ERA: 4.91 | (8, 1) | 1.0 | | 3 | 0 | 0 | 0 | 0 | 0 | 0 | 0 | 0 | 0 | 0 | 12 | 16 | 0.00 | 0.000 |
| Rudy Seanez, R<br>ERA: 4.62 | (9, 1) | 1.0 | W | 3 | 0 | 0 | 0 | 2 | 0 | 0 | 0 | 0 | 0 | 0 | 7 | 10 | 0.00 | 0.000 |

| PITCHER | IP | WLS | BF | H | R | ER | SO | BB | IBB | HBP | BLK | WP | HR | S | P | ERA | WHIP |
|---|---|---|---|---|---|---|---|---|---|---|---|---|---|---|---|---|---|

# Colorado Rockies @ San Diego Padres

PETCO Park, San Diego, CA

Mon Sep 04 2006, 9:05 PM EDT

Att. 35,722 - Partly Cloudy - 76 F

TOP

livebaseballscorecards.com

| | |
|---|---|
| AB | 33 |
| R | 5 |
| H | 6 |
| RBI | 5 |
| BB | 2 |
| SO | 5 |
| LOB | 9 |

COLORADO ROCKIES

# Colorado Rockies @ San Diego Padres

PETCO Park, San Diego, CA

Mon Sep 04 2006, 9:05 PM EDT

Att. 35,722 - Partly Cloudy - 76 F

livebaseballscorecards.com

## BOTTOM

| Batter | 1 | 2 | 3 | 4 | 5 | 6 | 7 | 8 | 9 | AB | R | H | RBI | BB | SO | LOB |
|---|---|---|---|---|---|---|---|---|---|---|---|---|---|---|---|---|
| Dave Roberts, L (1, 7)<br>OBP: 0.375, SLG: 0.416 | G6-3 | | G4-6-3<br>1-2f<br>3-H | | G3-1<br>2-3 | | F8 | | | 4 | 0 | 0 | 0 | 0 | 0 | 2 |
| 24 Brian Giles, L (1, 9)<br>OBP: 0.383, SLG: 0.396 | G5-3 | | HR | | K | | | G4-3 | | 4 | 1 | 1 | 1 | 0 | 1 | 1 |
| Todd Walker, L (1, 3)<br>OBP: 0.359, SLG: 0.395 | G4-3 | | K | | | G6-3 | | F8 | | 4 | 0 | 0 | 0 | 0 | 1 | 0 |
| 28 Josh Bard, S (1, 2)<br>OBP: 0.402, SLG: 0.495 | | G4-3 | | 34<br>1B<br>1B | | G1-3 | | K | | 4 | 0 | 1 | 0 | 0 | 1 | 0 |
| 34 Russell Branyan, L (1, 5)<br>OBP: 0.304, SLG: 0.516 | | F8 | | G4-6-3<br>1-2<br>1B | | HR | | | F8 | 4 | 1 | 2 | 1 | 0 | 0 | 0 |
| Mike Cameron, R (1, 8)<br>OBP: 0.350, SLG: 0.480 | | F8 | | K | | E6 | | | HR<br>BB | 3 | 1 | 0 | 0 | 1 | 1 | 2 |
| Geoff Blum, S (1, 6)<br>OBP: 0.293, SLG: 0.356<br>Mike Piazza, R (9, PH)<br>OBP: 0.340, SLG: 0.499<br>3 Khalil Greene, R (9, PR)<br>OBP: 0.320, SLG: 0.430 | | 2B<br>1B | | G4-6-3<br>1-2f | | K | | | HR<br>BB | 3<br>0<br>0 | 1<br>0<br>1 | 1<br>0<br>0 | 0<br>0<br>0 | 0<br>1<br>0 | 1<br>0<br>0 | 3<br>0<br>0 |
| Josh Barfield, R (1, 4)<br>OBP: 0.324, SLG: 0.434 | | 1B<br>1-H<br>G4-6-3<br>2B | | L4 | | | K2-3 | | HR | 4 | 2 | 2 | 4 | 0 | 1 | 0 |
| Woody Williams, R (1, 1)<br>OBP: 0.186, SLG: 0.146<br>8 Terrmel Sledge, L (5, PH)<br>OBP: 0.327, SLG: 0.370<br>Jon Adkins, L (6, 1)<br>Mark Bellhorn, S (7, PH)<br>OBP: 0.284, SLG: 0.348<br>26 Doug Brocail, L (8, 1)<br>Rudy Seanez, R (9, 1) | | G4-6-3<br>2-3<br>1B | | G3-1<br>2B | | | K | | | 1<br>1<br>0<br>1<br>0<br>0 | 0<br>0<br>0<br>0<br>0<br>0 | 1<br>1<br>0<br>0<br>0<br>0 | 0<br>0<br>0<br>0<br>0<br>0 | 0<br>0<br>0<br>1<br>0<br>0 | 0<br>0<br>0<br>0<br>0<br>0 | 0<br>0<br>0<br>0<br>0<br>0 |

| Inning Stats | 1 | 2 | 3 | 4 | 5 | 6 | 7 | 8 | 9 |
|---|---|---|---|---|---|---|---|---|---|
| | R: 0<br>E: 0<br>K: 0<br>S: 13 | R: 0<br>E: 0<br>K: 0<br>S: 5 | R: 3<br>E: 0<br>K: 1<br>S: 16 | R: 0<br>E: 0<br>K: 1<br>S: 9 | R: 0<br>E: 0<br>K: 1<br>S: 11 | R: 1<br>E: 1<br>K: 1<br>S: 12 | R: 0<br>E: 0<br>K: 2<br>S: 9 | R: 0<br>E: 0<br>K: 1<br>S: 8 | R: 3<br>E: 0<br>K: 0<br>S: 13 |
| | H: 0<br>LOB: 0<br>BB: 0<br>P: 20 | H: 0<br>LOB: 0<br>BB: 0<br>P: 7 | H: 4<br>LOB: 0<br>BB: 0<br>P: 27 | H: 2<br>LOB: 1<br>BB: 0<br>P: 14 | H: 1<br>LOB: 1<br>BB: 0<br>P: 17 | H: 1<br>LOB: 1<br>BB: 0<br>P: 22 | H: 0<br>LOB: 0<br>BB: 0<br>P: 15 | H: 0<br>LOB: 0<br>BB: 0<br>P: 11 | H: 1<br>LOB: 1<br>BB: 2<br>P: 25 |

| | |
|---|---|
| AB | 33 |
| R | 7 |
| H | 9 |
| RBI | 6 |
| BB | 2 |
| SO | 7 |
| LOB | 8 |

1B: 4 SF: 0 WP: 0 PA: 35
2B: 2 SAC: 0 PB: 0
3B: 0 DP: 2 SB: 0
HR: 3 HBP: 0 CS: 0

| PITCHER | | IP | WLS | BF | H | R | ER | SO | BB | IBB | HBP | BLK | WP | HR | S | P | ERA | WHIP |
|---|---|---|---|---|---|---|---|---|---|---|---|---|---|---|---|---|---|---|
| 37 Josh Fogg, R<br>ERA: 5.36 | (1, 1) | 5.0 | | 20 | 7 | 3 | 3 | 3 | 0 | 0 | 0 | 0 | 0 | 1 | 54 | 85 | 5.40 | 1.400 |
| 39 Tom Martin, L<br>ERA: 4.39 | (6, 1) | 1.0 | H | 5 | 1 | 1 | 1 | 1 | 0 | 0 | 0 | 0 | 0 | 1 | 12 | 22 | 9.00 | 1.000 |
| Nate Field, R<br>ERA: | (7, 1) | 0.2 | H | 2 | 0 | 0 | 0 | 2 | 0 | 0 | 0 | 0 | 0 | 0 | 6 | 11 | 0.00 | 0.000 |
| Ray King, L<br>ERA: 3.76 | (7, 1) | 0.1 | H | 1 | 0 | 0 | 0 | 0 | 0 | 0 | 0 | 0 | 0 | 0 | 3 | 4 | 0.00 | 0.000 |
| Jeremy Affeldt, L<br>ERA: 5.95 | (8, 1) | 1.0 | H | 3 | 0 | 0 | 0 | 1 | 0 | 0 | 0 | 0 | 0 | 0 | 8 | 11 | 0.00 | 0.000 |

| PITCHER | | IP | WLS | BF | H | R | ER | SO | BB | IBB | HBP | BLK | WP | HR | S | P | ERA | WHIP |
|---|---|---|---|---|---|---|---|---|---|---|---|---|---|---|---|---|---|---|
| 40 Brian Fuentes, L<br>ERA: 3.62 | (9, 1) | 0.1 | L | 4 | 1 | 3 | 3 | 0 | 2 | 0 | 0 | 0 | 0 | 1 | 13 | 25 | 81.00 | 9.000 |

# Colorado Rockies @ San Diego Padres

PETCO Park, San Diego, CA

Tue Sep 05 2006, 10:05 PM EDT

Att. 26,456 - Clear - 73 F

TOP

livebaseballscorecards.com

| Batter | 1 | 2 | 3 | 4 | 5 | 6 | 7 | 8 | 9 | AB | R | H | RBI | BB | SO | LOB |
|---|---|---|---|---|---|---|---|---|---|---|---|---|---|---|---|---|
| 7 Kazuo Matsui, S (1, 4)<br>OBP: 0.283, SLG: 0.326 | C B F C<br>1-3 ① K | | S B S B S<br>2-3 ① K | 1 SAFE 1 SAFE B X<br>1-0 ③ F8 | | | B C F B F S<br>2-3 ① K | B B C S F D X<br>3-2 ③ F8 | | 5 | 0 | 0 | 0 | 0 | 3 | 4 |
| 17 Todd Helton, L (1, 3)<br>OBP: 0.408, SLG: 0.485 | F F B S<br>1-3 ② K | | F B X<br>1-1 27 HR 1B | | C S B F B S<br>2-3 ① K | | X<br>0-0 1B | | B C B X<br>2-1 ① F9 | 5 | 1 | 2 | 0 | 0 | 2 | 0 |
| 27 Garrett Atkins, R (1, 5)<br>OBP: 0.392, SLG: 0.538 | C C B F B B F F F<br>4-2 B BB | | C B X<br>1-1 1-H HR | | B S B X<br>2-1 ② P6 | | B F F F S<br>1-3 ② K | | B F B X<br>2-1 ② F8 | 4 | 1 | 1 | 2 | 1 | 1 | 1 |
| 5 Matt Holliday, R (1, 7)<br>OBP: 0.379, SLG: 0.566 | F 1 SAFE F F B X<br>1-2 ③ P6 | | B X<br>1-0 ② P4 | | B B C B C B<br>4-2 BB | | X<br>0-0 ③ F9 | | F X<br>0-1 ③ G3-1 | 4 | 0 | 0 | 0 | 1 | 0 | 2 |
| 11 Brad Hawpe, L (1, 9)<br>OBP: 0.384, SLG: 0.503 | | F C B B X<br>2-2 ① L8 | B F X<br>1-1 ③ F8 | | S 1 SAFE B C 1 SAFE C<br>1-3 ③ K | | | B B B C B<br>4-1 19 1B 8 L1-3 1B BB | | 3 | 1 | 0 | 0 | 1 | 1 | 1 |
| 8 Yorvit Torrealba, R (1, 2)<br>OBP: 0.298, SLG: 0.447 | | B F S B S<br>2-3 ② K | S B F B B S<br>3-3 K 2 1B 19 1B | | C B F B B X<br>3-1 HR | | | B X<br>1-0 ① L1-3 1-2 | | 4 | 1 | 1 | 1 | 0 | 2 | 1 |
| 19 Ryan Spilborghs, R (1, 8)<br>OBP: 0.327, SLG: 0.431 | | B F B B F X<br>3-2 2 S 1B | B 1 SAFE C F F 1 SAFE B X<br>2-2 26 L4-6 2 1B 1-2 1B | | C B X<br>1-1 ① G3-1 | | | B X<br>1-0 1B 2-3 1B | | 4 | 0 | 3 | 0 | 0 | 0 | 0 |
| 2 Troy Tulowitzki, R (1, 6)<br>OBP: 0.385, SLG: 0.500 | | 1 SAFE B B B I I<br>4-0 1-2 IBB | B B X<br>2-0 1-2 2-3 1B | | X<br>0-0 ② G5-3 | | | C B F C<br>1-3 ② K | | 3 | 0 | 1 | 0 | 1 | 1 | 2 |
| 26 Jeff Francis, L (1, 1)<br>OBP: 0.197, SLG: 0.105<br>60 Manny Corpas, R (6, 1)<br>39 Tom Martin, L (7, 1)<br>Vinny Castilla, R (8, PH)<br>OBP: 0.265, SLG: 0.335<br>Choo Freeman, R (8, PR)<br>OBP: 0.310, SLG: 0.363<br>Jose Mesa, R (8, 1) | | F F C<br>0-3 ③ K | X<br>0-0 ① ② L4-6 2-2 | | C F S<br>0-3 ③ K | | | X<br>0-0 1-2 3-H 1B | | 3<br>0<br>0<br>1<br>0<br>0 | 0<br>0<br>0<br>0<br>0<br>0 | 0<br>0<br>0<br>1<br>0<br>0 | 0<br>0<br>0<br>1<br>0<br>0 | 0<br>0<br>0<br>0<br>0<br>0 | 2<br>0<br>0<br>0<br>0<br>0 | 5<br>0<br>0<br>0<br>0<br>0 |
| Inning Stats | R: 0 E: 0 K: 2 S: 16<br>H: 0 LOB: 1 BB: 1 P: 23 | R: 0 E: 0 K: 2 S: 12<br>H: 1 LOB: 2 BB: 1 P: 23 | R: 2 E: 0 K: 1 S: 10<br>H: 2 LOB: 0 BB: 0 P: 16 | R: 0 E: 0 K: 1 S: 10<br>H: 2 LOB: 2 BB: 0 P: 18 | R: 0 E: 0 K: 2 S: 11<br>H: 0 LOB: 1 BB: 1 P: 20 | R: 1 E: 0 K: 1 S: 8<br>H: 1 LOB: 0 BB: 0 P: 12 | R: 0 E: 0 K: 2 S: 10<br>H: 1 LOB: 1 BB: 0 P: 13 | R: 1 E: 0 K: 1 S: 11<br>H: 2 LOB: 2 BB: 1 P: 21 | R: 0 E: 0 K: 0 S: 6<br>H: 0 LOB: 0 BB: 0 P: 10 | 1B: 7 2B: 1 3B: 0 HR: 2<br>SF: 0 SAC: 0 DP: 1 HBP: 0 | | | | | | |

| PITCHER | | IP | WLS | BF | H | R | ER | SO | BB | IBB | HBP | BLK | WP | HR | S | P | ERA | WHIP |
|---|---|---|---|---|---|---|---|---|---|---|---|---|---|---|---|---|---|---|
| 32 Chris Young, R<br>ERA: 3.71 | (1, 1) | 5.0 | | 24 | 6 | 3 | 3 | 8 | 2 | 1 | 0 | 0 | 1 | 2 | 61 | 105 | 5.40 | 1.600 |
| 43 Cla Meredith, R<br>ERA: 0.79 | (6, 1) | 2.0 | W | 7 | 1 | 0 | 0 | 3 | 0 | 0 | 0 | 0 | 0 | 0 | 16 | 20 | 0.00 | 0.500 |
| Scott Linebrink, R<br>ERA: 3.79 | (8, 1) | 1.0 | H | 6 | 2 | 1 | 1 | 1 | 1 | 0 | 0 | 0 | 0 | 0 | 11 | 21 | 9.00 | 3.000 |
| Trevor Hoffman, R<br>ERA: 1.9 | (9, 1) | 1.0 | S | 3 | 0 | 0 | 0 | 0 | 0 | 0 | 0 | 0 | 0 | 0 | 6 | 10 | 0.00 | 0.000 |

| PITCHER | IP | WLS | BF | H | R | ER | SO | BB | IBB | HBP | BLK | WP | HR | S | P | ERA | WHIP |
|---|---|---|---|---|---|---|---|---|---|---|---|---|---|---|---|---|---|

| | |
|---|---|
| AB | 36 |
| R | 4 |
| H | 9 |
| RBI | 4 |
| BB | 4 |
| SO | 12 |
| LOB | 16 |

WP: 1 PA: 40
PB: 0
SB: 1
CS: 0

| Batter | 1 | 2 | 3 | 4 | 5 | 6 | 7 | 8 | 9 | AB | R | H | RBI | BB | SO | LOB |
|---|---|---|---|---|---|---|---|---|---|---|---|---|---|---|---|---|
| Mike Cameron, R (1, 8)<br>OBP: 0.349, SLG: 0.479 | X<br>0-0 ①<br>G5-3 | | C B B B C X<br>3-2<br>24<br>G3<br>2B | C B X<br>1-1 ③<br>F7 | | B C S F S<br>1-3 ①<br>K | | B X<br>1-0 ②<br>G4-3 | | 5 | 0 | 1 | 0 | 0 | 1 | 3 |
| 24 Brian Giles, L (1, 9)<br>OBP: 0.381, SLG: 0.395 | B C X<br>1-1 ②<br>G5-3 | | B B B X<br>3-0 ①<br>G3<br>2-3 | | C B C B F F X<br>2-2<br>F9 1B<br>FC5-4<br>1B | X<br>0-0 ②<br>F7 | | C B X<br>1-1 ③<br>F8 | | 5 | 1 | 1 | 0 | 0 | 0 | 2 |
| Josh Barfield, R (1, 4)<br>OBP: 0.325, SLG: 0.435 | B B B C X<br>3-1 ③<br>G3 | | S F S<br>0-3 ②<br>K | | X<br>0-0<br>FC5-4<br>1-2<br>1B | B F X<br>1-1<br>1B<br>1-2<br>1B | | | | 4 | 0 | 2 | 0 | 0 | 1 | 1 |
| Mike Piazza, R (1, 2)<br>OBP: 0.344, SLG: 0.509<br>Rob Bowen, S (7, 2)<br>OBP: 0.337, SLG: 0.369 | | C X<br>0-1<br>HR | I I I I<br>4-0<br>FC5-4<br>IBB | | B B C X<br>2-1 ①<br>F9<br>2-3 | C X<br>0-1<br>1-2<br>2-3<br>1B | | | | 3 | 1 | 2 | 1 | 1 | 0 | 2 |
| | | | | | | | | | | 0 | 0 | 0 | 0 | 0 | 0 | 0 |
| Ben Johnson, R (1, 7)<br>OBP: 0.331, SLG: 0.419<br>8 Terrmel Sledge, L (6, PH)<br>OBP: 0.321, SLG: 0.362<br>(7, 7) | | B F B B B<br>4-1<br>34<br>FC3-6<br>1B<br>SF7<br>BB | B X<br>1-0 ③<br>FC5-4<br>1-2f | | S C 1 SAFE X<br>0-2 ②<br>FC5-4<br>1-2f<br>3-H | B B F F F X<br>3-2 ③<br>F7 | | | | 2 | 1 | 0 | 1 | 1 | 0 | 3 |
| | | | | | | | | | | 1 | 0 | 0 | 0 | 0 | 0 | 3 |
| Mark Bellhorn, S (1, 3)<br>OBP: 0.285, SLG: 0.348<br>Scott Linebrink, R (8, 1)<br>Trevor Hoffman, R (9, 1) | C C B 1 SAFE X<br>1-2<br>34<br>FC3-6<br>1B | | C C B X<br>1-2 ①<br>P3 | 1 SAFE 1 SAFE S F 1 SAFE B 1 SAFE C<br>1-3 ③ | | F B F X<br>1-2 ①<br>F8 | | | | 3 | 0 | 1 | 0 | 0 | 1 | 1 |
| | | | | | | | | | | 0 | 0 | 0 | 0 | 0 | 0 | 0 |
| | | | | | | | | | | 0 | 0 | 0 | 0 | 0 | 0 | 0 |
| 34 Russell Branyan, L (1, 5)<br>OBP: 0.307, SLG: 0.516 | C X<br>0-1 ①<br>FC3-6<br>1-2f<br>2-3 | | B B X<br>2-0<br>32<br>1B<br>1B | | | B B S X<br>2-1<br>3B<br>1B | C F T<br>0-2 ②<br>K | | | 4 | 1 | 2 | 0 | 0 | 1 | 2 |
| Manny Alexander, R (1, 6)<br>OBP: 0.182, SLG: 0.286 | B B B C 1 SAFE F F 1 SAFE X<br>3-2 ②<br>SF7<br>3-H | | B B X<br>2-0 ②<br>P3 | | | 1 SAFE 1 SAFE B B B X<br>2-0<br>23<br>1B<br>1-H<br>3B | B F X<br>1-1 ③<br>G1-3 | | | 3 | 1 | 1 | 2 | 0 | 0 | 1 |
| 32 Chris Young, R (1, 1)<br>OBP: 0.156, SLG: 0.244<br>43 Cla Meredith, R (6, 1)<br>23 Adrián González, L (6, 3)<br>OBP: 0.340, SLG: 0.482<br>18 Paul McAnulty, L (7, PH)<br>OBP: 0.286, SLG: 0.167 | S F S<br>0-3 ③<br>K | | F C X<br>0-2<br>1-2<br>1B | | | F X<br>0-1<br>1B 1B<br>3-H<br>1B | | X<br>0-0 ①<br>F7 | | 2 | 0 | 1 | 0 | 0 | 1 | 1 |
| | | | | | | | | | | 0 | 0 | 0 | 0 | 0 | 0 | 0 |
| | | | | | | | | | | 2 | 0 | 1 | 1 | 0 | 0 | 0 |
| | | | | | | | | | | 1 | 0 | 0 | 0 | 0 | 0 | 0 |
| Inning Stats | R: 0<br>E: 0<br>K: 0<br>S: 5<br>H: 0<br>LOB: 0<br>BB: 0<br>P: 9 | R: 2<br>E: 0<br>K: 1<br>S: 15<br>H: 2<br>LOB: 1<br>BB: 1<br>P: 23 | R: 0<br>E: 0<br>K: 1<br>S: 8<br>H: 1<br>LOB: 2<br>BB: 1<br>P: 19 | R: 0<br>E: 0<br>K: 0<br>S: 10<br>H: 2<br>LOB: 2<br>BB: 0<br>P: 16 | R: 1<br>E: 0<br>K: 1<br>S: 14<br>H: 2<br>LOB: 1<br>BB: 0<br>P: 19 | R: 2<br>E: 0<br>K: 1<br>S: 18<br>H: 5<br>LOB: 3<br>BB: 0<br>P: 27 | R: 0<br>E: 0<br>K: 1<br>S: 8<br>H: 0<br>LOB: 0<br>BB: 0<br>P: 10 | R: 0<br>E: 0<br>K: 0<br>S: 4<br>H: 0<br>LOB: 0<br>BB: 0<br>P: 6 | | 1B: 9<br>2B: 1<br>3B: 1<br>HR: 1<br>SF: 1<br>SAC: 0<br>DP: 0<br>HBP: 0 | | | | | | |

| PITCHER | IP | WLS | BF | H | R | ER | SO | BB | IBB | HBP | BLK | WP | HR | S | P | ERA | WHIP |
|---|---|---|---|---|---|---|---|---|---|---|---|---|---|---|---|---|---|
| 26 Jeff Francis, L (1, 1)<br>ERA: 3.79 | 5.0 | L | 27 | 10 | 5 | 5 | 3 | 1 | 1 | 0 | 0 | 0 | 1 | 57 | 95 | 9.00 | 2.200 |
| 60 Manny Corpas, R (6, 1)<br>ERA: 2.82 | 1.0 | | 5 | 2 | 0 | 0 | 1 | 0 | 0 | 0 | 0 | 0 | 0 | 13 | 18 | 0.00 | 2.000 |
| 39 Tom Martin, L (7, 1)<br>ERA: 4.31 | 1.0 | | 3 | 0 | 0 | 0 | 1 | 0 | 0 | 0 | 0 | 0 | 0 | 8 | 10 | 0.00 | 0.000 |
| Jose Mesa, R (8, 1)<br>ERA: 3.48 | 1.0 | | 3 | 0 | 0 | 0 | 0 | 0 | 0 | 0 | 0 | 0 | 0 | 4 | 6 | 0.00 | 0.000 |

| PITCHER | IP | WLS | BF | H | R | ER | SO | BB | IBB | HBP | BLK | WP | HR | S | P | ERA | WHIP |
|---|---|---|---|---|---|---|---|---|---|---|---|---|---|---|---|---|---|

# BOTTOM

## Colorado Rockies @ San Diego Padres

PETCO Park, San Diego, CA

Tue Sep 05 2006, 10:05 PM EDT

Att. 26,456 - Clear - 73 F

livebaseballscorecards.com

| | |
|---|---|
| AB | 35 |
| R | 5 |
| H | 12 |
| RBI | 5 |
| BB | 2 |
| SO | 5 |
| LOB | 19 |

WP: 0 PA: 38
PB: 0
SB: 0
CS: 0

| Batter | 1 | 2 | 3 | 4 | 5 | 6 | 7 | 8 | 9 | 10 | 11 | AB | R | H | RBI | BB | SO | LOB |
|---|---|---|---|---|---|---|---|---|---|---|---|---|---|---|---|---|---|---|
| 7 Kazuo Matsui, S (1, 4)<br>OBP: 0.286, SLG: 0.324 | B C X<br>1-1<br>17 BB<br>1B | | C B B B B<br>4-1<br>17 G4-6-3<br>BB | | | B C B F F X<br>2-2<br>G3-1 ① | | B X<br>1-0<br>G4-3 ② | | B C B S B S<br>3-3<br>K ① | | 4 | 0 | 1 | 0 | 1 | 1 | 0 |
| 17 Todd Helton, L (1, 3)<br>OBP: 0.410, SLG: 0.485<br>Jamey Carroll, R (10, PR)<br>OBP: 0.371, SLG: 0.383<br>(10, 5) | 1 SAFE S<br>1 SAFE<br>1 SAFE<br>B B C B B<br>4-2<br>5 G5-3<br>27 BB<br>1-2<br>BB | | 1 SAFE C<br>1 SAFE X<br>0-1<br>G4-6-3 ② ③<br>1-2f | | | X<br>0-0<br>G6-3 ② | | C B X<br>1-1<br>1B | | C F F B X<br>1-2<br>27 CS<br>1B | | 4<br>0 | 0<br>0 | 2<br>0 | 0<br>0 | 1<br>0 | 0<br>0 | 1<br>0 |
| 27 Garrett Atkins, R (1, 5)<br>OBP: 0.396, SLG: 0.539<br>(10, 3) | B B B C F B<br>4-2<br>5 G5-3<br>1-2<br>BB | | | C B B B C X<br>3-2<br>5 1B<br>1B | | B B F B B<br>4-1<br>BB | | B F C 1 SAFE X<br>1-2<br>F8 ③ | | F B B 1 S X<br>2-2<br>1-2<br>1B ② | | 3 | 0 | 2 | 0 | 2 | 0 | 1 |
| 5 Matt Holliday, R (1, 7)<br>OBP: 0.379, SLG: 0.565 | X<br>0-0<br>G5-3 ②<br>1-2<br>2-3 | | | F X<br>0-1<br>2 G5-4-3<br>1-2<br>1B | | B X<br>1-0<br>F9 ③ | | | S F F B X<br>1-2<br>11 2B<br>1B | B F X<br>1-1<br>G1-3 ③ | | 5 | 0 | 2 | 0 | 0 | 0 | 4 |
| 11 Brad Hawpe, L (1, 9)<br>OBP: 0.382, SLG: 0.502 | X<br>0-0<br>G4-3 ③ | | | X<br>0-0<br>F7 ① | | | B F X<br>1-1<br>F7 ① | | X<br>0-0<br>1-3<br>2B | | C B X<br>1-1<br>G1 ① | 5 | 0 | 1 | 0 | 0 | 0 | 4 |
| 2 Troy Tulowitzki, R (1, 6)<br>OBP: 0.323, SLG: 0.414 | | C X<br>0-1<br>L8 ① | | S B X<br>1-1<br>G5-4-3 ② ③<br>1-2f | | | S S B B B S<br>3-3<br>K ② | | B T D F F S<br>2-3<br>K ① | | B X<br>1-0<br>G4-3 ② | 5 | 0 | 0 | 0 | 0 | 2 | 4 |
| 19 Ryan Spilborghs, R (1, 8)<br>OBP: 0.327, SLG: 0.425<br>18 Cory Sullivan, L (9, PH)<br>OBP: 0.325, SLG: 0.416<br>(9, 8) | | M B B C B S<br>3-3<br>K ② | | | X<br>0-0<br>G6-3 ① | | B B F F B<br>4-2<br>BB | | S T<br>4-0<br>IBB | | B B C B B<br>4-1<br>BB | 2<br>0 | 0<br>0 | 0<br>0 | 0<br>0 | 1<br>0 | 1<br>2 | 0<br>0 |
| 20 Chris Iannetta, R (1, 2)<br>OBP: 0.136, SLG: 0.095 | | C B C B S<br>2-3<br>K ③ | | | S F B X<br>1-2<br>G3-1 ② | | 1 SAFE F X<br>0-1<br>G4-3 ③ | | S B D D S F F C<br>3-3<br>K ② | | X<br>0-0<br>G4-3 ③ | 5 | 0 | 0 | 0 | 0 | 2 | 5 |
| Jason Jennings, L (1, 1)<br>OBP: 0.167, SLG: 0.155<br>Vinny Castilla, R (8, PH)<br>OBP: 0.264, SLG: 0.333<br>Jeremy Affeldt, L (8, 1)<br>8 Yorvit Torrealba, R (9, PH)<br>OBP: 0.297, SLG: 0.445<br>60 Manny Corpas, R (9, 1)<br>Ray King, L (9, 1)<br>Nate Field, R (10, 1) | | | S B B F F B S<br>3-3<br>K ① | | C B B S S<br>2-3<br>K ③ | | | C B X<br>1-1<br>G6-3 | C D F F S<br>1-3<br>K ③ | | | 2<br>1<br>0<br>1<br>0<br>0<br>0 | 0<br>0<br>0<br>0<br>0<br>0<br>0 | 0<br>0<br>0<br>0<br>0<br>0<br>0 | 0<br>0<br>0<br>0<br>0<br>0<br>0 | 0<br>0<br>0<br>1<br>0<br>0<br>0 | 2<br>0<br>0<br>0<br>0<br>1<br>0 | 0<br>0<br>0<br>3<br>0<br>0<br>0 |
| Inning Stats | R: 0 E: 0 K: 0 S: 8 H: 1 LOB: 2 BB: 2 P: 17 | R: 0 E: 0 K: 2 S: 8 H: 0 LOB: 0 BB: 0 P: 13 | R: 0 E: 0 K: 1 S: 7 H: 0 LOB: 0 BB: 1 P: 14 | R: 0 E: 0 K: 0 S: 8 H: 2 LOB: 1 BB: 0 P: 12 | R: 0 E: 0 K: 1 S: 7 H: 0 LOB: 0 BB: 0 P: 10 | R: 0 E: 0 K: 0 S: 7 H: 0 LOB: 1 BB: 1 P: 14 | R: 0 E: 0 K: 1 S: 10 H: 0 LOB: 1 BB: 1 P: 18 | R: 0 E: 0 K: 0 S: 8 H: 1 LOB: 1 BB: 0 P: 12 | R: 0 E: 0 K: 3 S: 18 H: 2 LOB: 3 BB: 1 P: 29 | R: 0 E: 0 K: 1 S: 12 H: 2 LOB: 1 BB: 0 P: 19 | R: 0 E: 0 K: 0 S: 5 H: 0 LOB: 1 BB: 1 P: 11 | 1B: 7<br>2B: 1<br>3B: 0<br>HR: 0 | SF: 0<br>SAC: 0<br>DP: 2<br>HBP: 0 | | | | | |

| PITCHER | | IP | WLS | BF | H | R | ER | SO | BB | IBB | HBP | BLK | WP | HR | S | P | ERA | WHIP |
|---|---|---|---|---|---|---|---|---|---|---|---|---|---|---|---|---|---|---|
| 52 Clay Hensley, R<br>ERA: 3.87 | (1, 1) | 7.0 | | 26 | 3 | 0 | 0 | 5 | 5 | 0 | 0 | 0 | 0 | 0 | 55 | 98 | 0.00 | 1.143 |
| Scott Linebrink, R<br>ERA: 3.73 | (8, 1) | 1.0 | | 4 | 1 | 0 | 0 | 0 | 0 | 0 | 0 | 0 | 0 | 0 | 8 | 12 | 0.00 | 1.000 |
| Trevor Hoffman, R<br>ERA: 1.87 | (9, 1) | 1.0 | | 6 | 2 | 0 | 0 | 3 | 0 | 1 | 0 | 0 | 0 | 0 | 18 | 29 | 0.00 | 2.000 |
| Alan Embree, L<br>ERA: 3.45 | (10, 1) | 0.1 | | 2 | 1 | 0 | 0 | 1 | 0 | 0 | 0 | 0 | 0 | 0 | 7 | 11 | 0.00 | 3.000 |
| 43 Cla Meredith, R<br>ERA: 0.75 | (10, 1) | 1.2 | W | 6 | 1 | 0 | 0 | 0 | 1 | 0 | 0 | 0 | 0 | 0 | 10 | 19 | 0.00 | 1.200 |

| PITCHER | IP | WLS | BF | H | R | ER | SO | BB | IBB | HBP | BLK | WP | HR | S | P | ERA | WHIP |
|---|---|---|---|---|---|---|---|---|---|---|---|---|---|---|---|---|---|

# TOP

## Colorado Rockies @ San Diego Padres

PETCO Park, San Diego, CA

Wed Sep 06 2006, 10:05 PM EDT

Att. 27,971 - Partly Cloudy - 71 F

livebaseballscorecards.com

| | |
|---|---|
| AB | 37 |
| R | 0 |
| H | 8 |
| RBI | 0 |
| BB | 7 |
| SO | 9 |
| LOB | 22 |

| | | | |
|---|---|---|---|
| WP: 0 | PA: 44 | | |
| PB: 0 | | | |
| SB: 0 | | | |
| CS: 1 | | | |

| Batter | 1 | 2 | 3 | 4 | 5 | 6 | 7 | 8 | 9 | 10 | 11 | AB | R | H | RBI | BB | SO | LOB |
|---|---|---|---|---|---|---|---|---|---|---|---|---|---|---|---|---|---|---|
| Dave Roberts, L (1, 7)<br>OBP: 0.376, SLG: 0.419 | BFBBB 4-1 CS 24 S BB | | CBFX 1-2 3B | | | CBFBX 2-2 ① G6-3 | | CBBFBX 3-2 ① F8 | | BX 1-0 ③ F7 | | 4 | 0 | 1 | 0 | 1 | 0 | 0 |
| 24 Brian Giles, L (1, 9)<br>OBP: 0.381, SLG: 0.392 | BBBCB 4-1 1-2 BB | | CX 0-1 ③ F9 | | | BCFBBB 4-2 BB | | CBX 1-1 ② G3 | | | CX 0-1 ① F7 | 3 | 0 | 0 | 0 | 2 | 0 | 1 |
| Todd Walker, L (1, 4)<br>OBP: 0.358, SLG: 0.395<br>(8, 3) | BCX 1-1 ① F7 | | | CFBS 1-3 ① K | | BX 1-0 ② F8 | | FBFFX 1-2 ③ G4-3 | | | BBFBFX 3-2 18 HR 2B | 5 | 1 | 1 | 0 | 0 | 1 | 3 |
| Mike Piazza, R (1, 2)<br>OBP: 0.340, SLG: 0.503<br>Alan Embree, L (10, 1)<br>43 Cla Meredith, R (10, 1)<br>18 Paul McAnulty, L (11, PH)<br>OBP: 0.375, SLG: 0.714 | SBBSBFFFBS 3-3 ② ③ K 2-3 | | | X 0-0 ② G5-3 | | BX 1-0 ③ F8 | | | BSSSBS 2-3 ① K | | BX 1-0 2-H HR | 4<br>0<br>0<br>1 | 0<br>0<br>0<br>1 | 0<br>0<br>0<br>1 | 0<br>0<br>0<br>2 | 0<br>0<br>0<br>0 | 2<br>0<br>0<br>0 | 3<br>0<br>0<br>0 |
| 23 Adrián González, L (1, 3)<br>OBP: 0.340, SLG: 0.484<br>Josh Barfield, R (7, PR)<br>OBP: 0.325, SLG: 0.434<br>(8, 4) | | BBCFC 2-3 ① K | | X 0-0 ③ G3 | | | FBBBFX 3-2 F9 2B | | CX 0-1 ② F8 | | | 3<br>1 | 0<br>0 | 1<br>0 | 0<br>0 | 0<br>0 | 1<br>0 | 0<br>0 |
| Mike Cameron, R (1, 8)<br>OBP: 0.348, SLG: 0.476 | | TCC 0-3 ② K | | | SSS 0-3 ① K | | CX 0-1 ① F9 2-3 | | CSFBFBFBB 4-2 BB | | | 3 | 0 | 0 | 0 | 1 | 2 | 1 |
| 34 Russell Branyan, L (1, 5)<br>OBP: 0.311, SLG: 0.513 | | FBBBFBX 3-2 ③ F7 | | | X 0-0 1B | | I 4-0 IBB | | X 0-0 ③ G5-3 | | | 3 | 0 | 1 | 0 | 1 | 0 | 1 |
| Geoff Blum, S (1, 6)<br>OBP: 0.288, SLG: 0.348 | | | BCFCFFC 1-3 ① K | | CBX 1-1 ② F9 | | CFS 0-3 ② K | | | X 0-0 ① F7 | | 4 | 0 | 0 | 0 | 0 | 2 | 4 |
| 52 Clay Hensley, R (1, 1)<br>OBP: 0.114, SLG: 0.095<br>8 Terrmel Sledge, L (7, PH)<br>OBP: 0.315, SLG: 0.354<br>Scott Linebrink, R (8, 1)<br>Trevor Hoffman, R (9, 1)<br>28 Josh Bard, S (10, 2)<br>OBP: 0.400, SLG: 0.493 | | | CMS 0-3 ② K | | SSDC 1-3 ③ K | | BBCX 2-1 G1-3 | | | CBFC 1-3 ② K | | 2<br>1<br>0<br>0<br>1 | 0<br>0<br>0<br>0<br>0 | 0<br>0<br>0<br>0<br>0 | 0<br>0<br>0<br>0<br>0 | 0<br>0<br>0<br>0<br>0 | 2<br>0<br>0<br>0<br>1 | 1<br>3<br>0<br>0<br>0 |
| Inning Stats | R: 0 H: 0<br>E: 0 LOB: 2<br>K: 1 BB: 2<br>S: 9 P: 21 | R: 0 H: 0<br>E: 0 LOB: 0<br>K: 2 BB: 0<br>S: 9 P: 14 | R: 0 H: 1<br>E: 0 LOB: 1<br>K: 2 BB: 0<br>S: 13 P: 15 | R: 0 H: 0<br>E: 0 LOB: 0<br>K: 1 BB: 0<br>S: 5 P: 6 | R: 0 H: 1<br>E: 0 LOB: 1<br>K: 2 BB: 0<br>S: 9 P: 11 | R: 0 H: 0<br>E: 0 LOB: 1<br>K: 0 BB: 1<br>S: 7 P: 15 | R: 0 H: 1<br>E: 0 LOB: 3<br>K: 1 BB: 1<br>S: 10 P: 19 | R: 0 H: 0<br>E: 0 LOB: 0<br>K: 0 BB: 0<br>S: 9 P: 14 | R: 0 H: 0<br>E: 0 LOB: 1<br>K: 1 BB: 1<br>S: 11 P: 17 | R: 0 H: 0<br>E: 0 LOB: 0<br>K: 1 BB: 0<br>S: 5 P: 7 | R: 2 H: 2<br>E: 0 LOB: 0<br>K: 0 BB: 0<br>S: 6 P: 10 | 1B: 1 SF: 0<br>2B: 3 SAC: 0<br>3B: 1 DP: 1<br>HR: 1 HBP: 0 | | | | | | |

| PITCHER | | IP | WLS | BF | H | R | ER | SO | BB | IBB | HBP | BLK | WP | HR | S | P | ERA | WHIP |
|---|---|---|---|---|---|---|---|---|---|---|---|---|---|---|---|---|---|---|
| Jason Jennings, R<br>ERA: 3.48 | (1, 1) | 7.0 | | 27 | 3 | 0 | 0 | 9 | 3 | 1 | 0 | 0 | 0 | 0 | 62 | 101 | 0.00 | 0.857 |
| Jeremy Affeldt, L<br>ERA: 5.88 | (8, 1) | 1.0 | | 3 | 0 | 0 | 0 | 0 | 0 | 0 | 0 | 0 | 0 | 0 | 9 | 14 | 0.00 | 0.000 |
| 60 Manny Corpas, R<br>ERA: 2.74 | (9, 1) | 0.2 | | 3 | 0 | 0 | 0 | 1 | 1 | 0 | 0 | 0 | 0 | 0 | 10 | 16 | 0.00 | 1.500 |
| Ray King, L<br>ERA: 3.72 | (9, 1) | 0.1 | | 1 | 0 | 0 | 0 | 0 | 0 | 0 | 0 | 0 | 0 | 0 | 1 | 1 | 0.00 | 0.000 |
| Nate Field, R<br>ERA: 9.0 | (10, 1) | 1.1 | L | 6 | 2 | 2 | 2 | 1 | 0 | 0 | 0 | 0 | 0 | 1 | 11 | 17 | 13.50 | 1.500 |

| PITCHER | IP | WLS | BF | H | R | ER | SO | BB | IBB | HBP | BLK | WP | HR | S | P | ERA | WHIP |
|---|---|---|---|---|---|---|---|---|---|---|---|---|---|---|---|---|---|

# BOTTOM

## Colorado Rockies @ San Diego Padres

PETCO Park, San Diego, CA

Wed Sep 06 2006, 10:05 PM EDT

Att. 27,971 - Partly Cloudy - 71 F

livebaseballscorecards.com

| | |
|---|---|
| AB | 35 |
| R | 2 |
| H | 5 |
| RBI | 2 |
| BB | 5 |
| SO | 11 |
| LOB | 17 |

WP: 0 PA: 40
PB: 0
SB: 1
CS: 1

| Batter | 1 | 2 | 3 | 4 | 5 | 6 | 7 | 8 | 9 | AB | R | H | RBI | BB | SO | LOB |
|---|---|---|---|---|---|---|---|---|---|---|---|---|---|---|---|---|
| Alfonso Soriano, R (1, 7)<br>OBP: 0.359, SLG: 0.592 | G6-3 | | G3-1 S, 2-H, 1B | | F9 | | G5-3 | | F9 | 5 | 0 | 1 | 1 | 0 | 0 | 0 |
| Felipe Lopez, S (1, 6)<br>OBP: 0.361, SLG: 0.384 | G4-3 | | 1 SAFE, 2 SAFE, G3-1, 1-3 | | G4-3 | | G4-3 | | 1B | 5 | 0 | 1 | 0 | 0 | 0 | 1 |
| 11 Ryan Zimmerman, R (1, 5)<br>OBP: 0.347, SLG: 0.466 | L1 | | G5-3 | | L9 | | | G5-3 | K | 5 | 0 | 0 | 0 | 0 | 1 | 2 |
| 24 Nick Johnson, L (1, 3)<br>OBP: 0.430, SLG: 0.519 | | G6-3 | | G4-3, 2B, HBP | | HR | | 1B, 25 1B, BB | | 2 | 3 | 1 | 1 | 1 | 0 | 0 |
| Jose Vidro, S (1, 4)<br>OBP: 0.350, SLG: 0.394 | | 2B | | G4-3, 1-2 | | G4-3 | | 25 1B, 1-2, 1B | | 4 | 0 | 2 | 0 | 0 | 0 | 1 |
| Ryan Church, L (1, 9)<br>OBP: 0.376, SLG: 0.516<br>25 Austin Kearns, R (8, PH)<br>OBP: 0.363, SLG: 0.471<br>George Lombard, L (8, 9) | | F8 | | 2-H, 2B | | G1-3, 1B | | 1-3, 2-H, 2B, 1B | | 3<br>1<br>0 | 0<br>1<br>0 | 2<br>1<br>0 | 1<br>1<br>0 | 0<br>0<br>0 | 0<br>0<br>0 | 1<br>0<br>0 |
| Brian Schneider, L (1, 2)<br>OBP: 0.306, SLG: 0.317 | | G4-3 | | F8 | | G1-3, 1-2 | | 2-H, 2B | | 4 | 0 | 1 | 1 | 0 | 0 | 3 |
| 7 Nook Logan, S (1, 8)<br>OBP: 0.348, SLG: 0.333 | | | 57 SH3-4, 1B, 1B | IBB | | G4-3 | | G4-3 | | 3 | 1 | 1 | 0 | 1 | 0 | 2 |
| 57 Jason Bergmann, R (1, 1)<br>58 Brett Campbell, R (4, 1)<br>54 Beltran Perez, R (6, 1)<br>Bernie Castro, S (7, PH)<br>OBP: 0.283, SLG: 0.250<br>35 Ryan Wagner, R (7, 1)<br>OBP: 0.333, SLG: 0.333<br>Felix Rodriguez, R (8, 1)<br>Henry Mateo, S (9, PH)<br>OBP: 0.211, SLG: 0.389 | | | 1 SAFE, SH3-4, 1-2 | G4-3 | | | G4-3 | | G1-3 | 1<br>0<br>0<br>1<br>0<br>0<br>0<br>1 | 0<br>0<br>0<br>0<br>0<br>0<br>0<br>0 | 0<br>0<br>0<br>0<br>0<br>0<br>0<br>0 | 0<br>0<br>0<br>0<br>0<br>0<br>0<br>0 | 0<br>0<br>0<br>0<br>0<br>0<br>0<br>0 | 0<br>0<br>0<br>0<br>0<br>0<br>0<br>0 | 2<br>0<br>0<br>0<br>0<br>0<br>0<br>0 |
| Inning Stats | R: 0 H: 0<br>E: 0 LOB: 0<br>K: 0 BB: 0<br>S: 6 P: 9 | R: 0 H: 1<br>E: 0 LOB: 1<br>K: 0 BB: 0<br>S: 8 P: 14 | R: 1 H: 2<br>E: 0 LOB: 1<br>K: 0 BB: 0<br>S: 12 P: 16 | R: 1 H: 1<br>E: 0 LOB: 2<br>K: 0 BB: 1<br>S: 7 P: 15 | R: 0 H: 0<br>E: 0 LOB: 0<br>K: 0 BB: 0<br>S: 10 P: 16 | R: 1 H: 2<br>E: 0 LOB: 1<br>K: 0 BB: 0<br>S: 10 P: 17 | R: 0 H: 0<br>E: 0 LOB: 0<br>K: 0 BB: 0<br>S: 4 P: 5 | R: 2 H: 3<br>E: 0 LOB: 1<br>K: 0 BB: 1<br>S: 8 P: 14 | R: 0 H: 1<br>E: 0 LOB: 1<br>K: 1 BB: 0<br>S: 11 P: 13 | 1B: 6 SF: 0<br>2B: 3 SAC: 1<br>3B: 0 DP: 0<br>HR: 1 HBP: 1 | | | | | | WP: 0 PA: 39<br>PB: 0<br>SB: 1<br>CS: 0 | |

| PITCHER | | IP | WLS | BF | H | R | ER | SO | BB | IBB | HBP | BLK | WP | HR | S | P | ERA | WHIP |
|---|---|---|---|---|---|---|---|---|---|---|---|---|---|---|---|---|---|---|
| 28 Aaron Cook, R<br>ERA: 4.14 | (1, 1) | 7.0 | | 29 | 6 | 3 | 3 | 0 | 0 | 1 | 1 | 0 | 0 | 1 | 57 | 92 | 3.86 | 0.857 |
| Jeremy Affeldt, L<br>ERA: 6.05 | (8, 1) | 0.2 | B | 5 | 3 | 2 | 2 | 0 | 1 | 0 | 0 | 0 | 0 | 0 | 7 | 13 | 27.00 | 6.000 |
| 60 Manny Corpas, R<br>ERA: 2.7 | (8, 1) | 0.1 | W | 1 | 0 | 0 | 0 | 0 | 0 | 0 | 0 | 0 | 0 | 0 | 1 | 1 | 0.00 | 0.000 |
| 40 Brian Fuentes, L<br>ERA: 3.56 | (9, 1) | 1.0 | | 4 | 1 | 0 | 0 | 1 | 0 | 0 | 0 | 0 | 0 | 0 | 11 | 13 | 0.00 | 1.000 |

| PITCHER | IP | WLS | BF | H | R | ER | SO | BB | IBB | HBP | BLK | WP | HR | S | P | ERA | WHIP |
|---|---|---|---|---|---|---|---|---|---|---|---|---|---|---|---|---|---|

TOP

# Washington Nationals @ Colorado Rockies

Coors Field, Denver, CO

Thu Sep 07 2006, 6:35 PM MDT

Att. 18,617 - Drizzle - 58 F

livebaseballscorecards.com

| | |
|---|---|
| AB | 35 |
| R | 5 |
| H | 10 |
| RBI | 5 |
| BB | 2 |
| SO | 1 |
| LOB | 12 |

# BOTTOM

## Washington Nationals @ Colorado Rockies

Coors Field, Denver, CO

Thu Sep 07 2006, 6:35 PM MDT

Att. 18,617 - Drizzle - 58 F

livebaseballscorecards.com

| Batter | 1 | 2 | 3 | 4 | 5 | 6 | 7 | 8 | 9 | AB | R | H | RBI | BB | SO | LOB |
|---|---|---|---|---|---|---|---|---|---|---|---|---|---|---|---|---|
| Jamey Carroll, R (1, 4)<br>OBP: 0.373, SLG: 0.388 | B B C X 2-1 17 F9 27 SF8 2B | | B C B B C F S 3-3 ① K C F X 0-2 2-H 1B | | | X 0-0 ③ F9 | | B F B F F B X 3-2 17 E 27 1B 17 1B 1-2 2-H 1B | | 5 | 2 | 3 | 2 | 0 | 1 | 2 |
| 17 Todd Helton, L (1, 3)<br>OBP: 0.408, SLG: 0.482 | B X 1-0 ① F9 2-3 | | B B C F X 2-2 ② F7 1 SAFE B B X 2-0 ③ F8 | | | | F B B B X 3-1 ① G4-3 | X 0-0 E3 27 1B 5 1B 1-3 2-H 1B | | 5 | 1 | 1 | 1 | 0 | 0 | 2 |
| 27 Garrett Atkins, R (1, 5)<br>OBP: 0.397, SLG: 0.541 | B F C X 1-2 ② SF8 3-H | | B S B B C B 4-2 5 HR BB | | B B B C C X 3-2 ① P4 | | B B F C B X 3-2 11 WP 2B | C B X 1-1 5 1B 11 E 1-2 3-H 1B | | 3 | 2 | 2 | 2 | 1 | 0 | 0 |
| 5 Matt Holliday, R (1, 7)<br>OBP: 0.381, SLG: 0.570 | C C X 0-2 ③ F7 | | X 0-0 1-H HR | | B H 2-0 11 CS HBP | | B C S F C 1-3 ② K | S B X 1-1 11 E9 1-2 2-H 1B | | 4 | 1 | 2 | 3 | 0 | 1 | 1 |
| 11 Brad Hawpe, L (1, 9)<br>OBP: 0.383, SLG: 0.499 | | B B B B 4-0 2 1B 15 SF9 BB | B B B C B 4-1 BB | | B S F B F B S 3-3 ② ③ K 1-2 | | C B F X 1-2 ③ G1-3 2-3 | F B S B X 2-2 ③ E9 1-H 2-H | | 3 | 1 | 0 | 0 | 2 | 1 | 3 |
| 2 Troy Tulowitzki, R (1, 6)<br>OBP: 0.343, SLG: 0.424 | | D C 1 SAFE C X 1-2 15 SF9 8 S 1-3 1B | 1 SAFE F B B F T 2-2 ③ K | | | B S S S B F C 2-3 ① K | | F X 0-1 20 S 1B 1B | | 4 | 1 | 2 | 0 | 0 | 2 | 1 |
| 8 Yorvit Torrealba, R (1, 2)<br>OBP: 0.293, SLG: 0.439<br>20 Chris Iannetta, R (8, 2)<br>OBP: 0.130, SLG: 0.091 | | C C S 0-3 ① K 1-2 | | S B C B C 2-3 ① K | | S L B C 1-3 ② K | | B L B X 2-1 ① B1 1-2 | | 3<br>1 | 0<br>0 | 0<br>0 | 0<br>0 | 0<br>0 | 3<br>0 | 2<br>1 |
| 15 Jeff Salazar, L (1, 8)<br>OBP: 0.750, SLG: 1.000 | | S F B F D X 2-2 ② SF9 2-3 3-H | | C B X 1-1 28 SH1-4 1B 1B | | C X 0-1 28 S 1B | | I I I I 4-0 1B 17 1B IBB | | 2 | 2 | 2 | 1 | 1 | 0 | 0 |
| 28 Aaron Cook, R (1, 1)<br>OBP: 0.109, SLG: 0.058<br>Jeremy Affeldt, L (8, 1)<br>60 Manny Corpas, R (8, 1)<br>Vinny Castilla, R (8, PH)<br>OBP: 0.263, SLG: 0.332<br>40 Brian Fuentes, L (9, 1) | | C S D D S 2-3 ③ K | M 1 SAFE 1 SAFE B B B L 1 SAFE 1 SAFE B 3-2 X ② SH1-4 1-2 | | | B C C F B F F B B 4-2 1-2 BB | | C B X 1-1 ② F8 | | 1<br>0<br>0<br>1<br>0 | 0<br>0<br>0<br>0<br>0 | 0<br>0<br>0<br>0<br>0 | 0<br>0<br>0<br>0<br>0 | 1<br>0<br>0<br>0<br>0 | 1<br>0<br>0<br>0<br>0 | 1<br>0<br>0<br>2<br>0 |
| Inning Stats | R: 1 E: 0 K: 0 S: 9 H: 1 LOB: 0 BB: 0 P: 13 | R: 1 E: 0 K: 2 S: 13 H: 1 LOB: 1 BB: 1 P: 22 | R: 2 E: 0 K: 2 S: 14 H: 1 LOB: 1 BB: 2 P: 29 | R: 1 E: 0 K: 1 S: 12 H: 2 LOB: 1 BB: 0 P: 20 | R: 0 E: 0 K: 1 S: 7 H: 0 LOB: 1 BB: 0 P: 15 | R: 0 E: 0 K: 2 S: 15 H: 1 LOB: 2 BB: 1 P: 22 | R: 0 E: 0 K: 1 S: 12 H: 1 LOB: 1 BB: 0 P: 20 | R: 5 E: 2 K: 0 S: 19 H: 5 LOB: 2 BB: 1 P: 33 | | 1B: 9 2B: 3 3B: 0 HR: 1 | SF: 2 SAC: 1 DP: 1 HBP: 1 | | WP: 1 PB: 0 SB: 3 CS: 1 | PA: 41 | | | |

| | AB | 32 |
|---|---|---|
| | R | 10 |
| | H | 12 |
| | RBI | 9 |
| | BB | 5 |
| | SO | 9 |
| | LOB | 15 |

| PITCHER | | IP | WLS | BF | H | R | ER | SO | BB | IBB | HBP | BLK | WP | HR | S | P | ERA | WHIP |
|---|---|---|---|---|---|---|---|---|---|---|---|---|---|---|---|---|---|---|
| 57 Jason Bergmann, R<br>ERA: 6.66 | (1, 1) | 3.2 | | 19 | 5 | 5 | 5 | 5 | 3 | 0 | 0 | 0 | 0 | 1 | 47 | 81 | 12.27 | 2.182 |
| 58 Brett Campbell, R<br>ERA: | (4, 1) | 1.1 | | 4 | 0 | 0 | 0 | 1 | 0 | 0 | 1 | 0 | 0 | 0 | 8 | 18 | 0.00 | 0.000 |
| 54 Beltran Perez, R<br>ERA: | (6, 1) | 1.0 | | 5 | 1 | 0 | 0 | 2 | 1 | 0 | 0 | 0 | 0 | 0 | 15 | 22 | 0.00 | 2.000 |
| 35 Ryan Wagner, R<br>ERA: 5.31 | (7, 1) | 1.2 | L | 12 | 6 | 5 | 4 | 1 | 0 | 1 | 0 | 0 | 1 | 0 | 28 | 48 | 21.60 | 3.600 |
| Felix Rodriguez, R<br>ERA: 6.75 | (8, 1) | 0.1 | | 1 | 0 | 0 | 0 | 0 | 0 | 0 | 0 | 0 | 0 | 0 | 3 | 5 | 0.00 | 0.000 |

| PITCHER | IP | WLS | BF | H | R | ER | SO | BB | IBB | HBP | BLK | WP | HR | S | P | ERA | WHIP |
|---|---|---|---|---|---|---|---|---|---|---|---|---|---|---|---|---|---|

# Washington Nationals @ Colorado Rockies

Coors Field, Denver, CO

Fri Sep 08 2006, 7:05 PM MDT

Att. 22,214 - Overcast - 60 F

TOP

livebaseballscorecards.com

| Batter | 1 | 2 | 3 | 4 | 5 | 6 | 7 | 8 | 9 | AB | R | H | RBI | BB | SO | LOB |
|---|---|---|---|---|---|---|---|---|---|---|---|---|---|---|---|---|
| Alfonso Soriano, R (1, 7)<br>OBP: 0.357, SLG: 0.590 | C X<br>0-1<br>11 S 2B | | X<br>0-0 ②<br>F8 | | C F B S<br>1-3 ②<br>K | | S S T<br>0-2 ①<br>K | C B F 1 S SAFE<br>1-3 ③<br>K | | 5 | 0 | 1 | 0 | 0 | 3 | 1 |
| Felipe Lopez, S (1, 6)<br>OBP: 0.360, SLG: 0.382<br>Melvin Dorta, R (3, 6)<br>OBP: 0.250, SLG: 0.250 | F C T<br>0-2 ①<br>K | | C F F B X<br>1-2 ③<br>F7 | | C B F X<br>1-2 ③<br>G4-3 | | F S B X<br>1-2 ②<br>G2-3 | | S F B X<br>1-2 ①<br>G5-3 | 2<br>3 | 0<br>0 | 0<br>0 | 0<br>0 | 0<br>0 | 1<br>0 | 1<br>0 |
| 11 Ryan Zimmerman, R (1, 5)<br>OBP: 0.348, SLG: 0.464 | C F 2 S SAFE<br>0-3 ②<br>K<br>2-3 | | | X<br>0-0<br>24 S 2B 1B | | C B B B C B<br>4-2<br>24 HR BB | C S B X<br>1-2 ③<br>F8 | | X<br>0-0 ②<br>G4-3 | 4 | 2 | 1 | 0 | 1 | 1 | 1 |
| 24 Nick Johnson, L (1, 3)<br>OBP: 0.432, SLG: 0.525 | C S C<br>0-3 ③<br>K | | | B S C B F F B S<br>3-3 ①<br>K<br>1-2 | | B C 1 SAFE 1 B F F B X SAFE<br>3-2<br>1-H HR | | B B B B<br>4-0<br>E G3 2B BB | B F X<br>1-1<br>25 2B 1B | 4 | 2 | 2 | 2 | 1 | 2 | 2 |
| 25 Austin Kearns, R (1, 9)<br>OBP: 0.363, SLG: 0.473 | | B C F S<br>1-3 ①<br>K | | X<br>0-0 ②<br>F8 | | X<br>0-0<br>WP 1B 1B | | F T F B F F S<br>1-3 ①<br>K | B C X<br>1-1<br>1-3 2B | 5 | 1 | 2 | 0 | 0 | 2 | 2 |
| Jose Vidro, S (1, 4)<br>OBP: 0.351, SLG: 0.397 | | X<br>0-0 ②<br>G6-3 | | C B B X<br>2-1<br>2-H 2B | | B C F X<br>1-2<br>1-H G4-3 1B | | X<br>0-0 ②<br>G3<br>1-2 | C X<br>0-1 ③<br>G4-3 | 5 | 0 | 2 | 2 | 0 | 0 | 3 |
| Brian Schneider, L (1, 2)<br>OBP: 0.308, SLG: 0.318 | C X<br>0-1<br>1B | | B B H<br>3-0<br>HBP | | B X<br>1-0 ① ②<br>G4-3<br>1-2f | | | B S B X<br>2-1<br>E1 2B<br>2-3 | | 3 | 1 | 1 | 0 | 0 | 0 | 2 |
| 7 Nook Logan, S (1, 8)<br>OBP: 0.308, SLG: 0.292<br>Ryan Church, L (8, PH)<br>OBP: 0.379, SLG: 0.525 (8, 8) | C B S S S<br>1-3 ③<br>K | | C C X<br>0-2 ③<br>F8 | | L B F F S<br>1-3 ③<br>K | | | B C X<br>1-1<br>1-H E 2B<br>3-H | | 3<br>1 | 0<br>1 | 0<br>1 | 0<br>2 | 0<br>0 | 2<br>0 | 3<br>0 |
| Tony Armas, R (1, 1)<br>OBP: 0.069, SLG: 0.068<br>45 Chris Schroder, R (6, 1)<br>George Lombard, L (7, PH)<br>OBP: 0.333, SLG: 1.333<br>52 Saul Rivera, S (7, 1)<br>Henry Mateo, S (8, PH)<br>OBP: 0.200, SLG: 0.368<br>Jon Rauch, R (8, 1)<br>54 Beltran Perez, R (8, 1) | | | C F F B S<br>1-3 ①<br>K | | B B C X<br>2-1<br>G4-3 | | X<br>0-0<br>HR | B B B C C X<br>3-2<br>2-H E1 | | 2<br>0<br>0<br>1<br>0<br>1<br>0<br>0<br>0 | 0<br>0<br>0<br>1<br>0<br>0<br>0<br>0<br>0 | 0<br>0<br>0<br>1<br>0<br>0<br>0<br>0<br>0 | 0<br>0<br>0<br>0<br>0<br>0<br>0<br>0<br>0 | 1<br>0<br>0<br>0<br>0<br>0<br>0<br>0<br>0 | 0<br>0<br>0<br>0<br>0<br>0<br>0<br>0<br>0 | 0<br>0<br>0<br>0<br>0<br>0<br>0<br>0<br>0 |
| Inning Stats | R: 0 H: 1<br>E: 0 LOB: 1<br>K: 3 BB: 0<br>S: 11 P: 11 | R: 0 H: 1<br>E: 0 LOB: 1<br>K: 2 BB: 0<br>S: 9 P: 11 | R: 0 H: 0<br>E: 0 LOB: 0<br>K: 1 BB: 0<br>S: 9 P: 11 | R: 1 H: 2<br>E: 0 LOB: 2<br>K: 1 BB: 0<br>S: 12 P: 20 | R: 0 H: 0<br>E: 0 LOB: 0<br>K: 1 BB: 0<br>S: 8 P: 12 | R: 3 H: 3<br>E: 0 LOB: 0<br>K: 1 BB: 1<br>S: 14 P: 24 | R: 1 H: 1<br>E: 0 LOB: 0<br>K: 1 BB: 0<br>S: 10 P: 12 | R: 3 H: 1<br>E: 2 LOB: 1<br>K: 2 BB: 1<br>S: 17 P: 29 | R: 0 H: 2<br>E: 0 LOB: 2<br>K: 0 BB: 0<br>S: 10 P: 13 | | | | | | |

| | | | | | | | | | | | | | | | | | | |
|---|---|---|---|---|---|---|---|---|---|---|---|---|---|---|---|---|---|---|
| 1B: 5 | SF: 0 | WP: 1 | PA: 42 |
| 2B: 4 | SAC: 0 | PB: 0 | |
| 3B: 0 | DP: 1 | SB: 2 | |
| HR: 2 | HBP: 1 | CS: 0 | |

| PITCHER | | IP | WLS | BF | H | R | ER | SO | BB | IBB | HBP | BLK | WP | HR | S | P | ERA | WHIP |
|---|---|---|---|---|---|---|---|---|---|---|---|---|---|---|---|---|---|---|
| 49 Byung-Hyun Kim, R<br>ERA: 5.37 | (1, 1) | 6.0 | | 26 | 7 | 4 | 4 | 9 | 1 | 0 | 1 | 0 | 1 | 1 | 63 | 89 | 6.00 | 1.333 |
| 61 Ramon E Ramirez, R<br>ERA: 3.38 | (7, 1) | 1.0 | | 4 | 1 | 1 | 1 | 1 | 0 | 0 | 0 | 0 | 0 | 1 | 10 | 12 | 9.00 | 1.000 |
| Ray King, L<br>ERA: 3.72 | (8, 1) | 0.0 | | 1 | 0 | 1 | 0 | 0 | 1 | 0 | 0 | 0 | 0 | 0 | 0 | 4 | ∞ | ∞ |
| Jose Mesa, R<br>ERA: 3.45 | (8, 1) | 0.2 | H | 3 | 0 | 0 | 0 | 1 | 0 | 0 | 0 | 0 | 0 | 0 | 9 | 12 | 0.00 | 0.000 |
| 39 Tom Martin, L<br>ERA: 4.31 | (8, 1) | 0.0 | B | 2 | 1 | 2 | 0 | 0 | 0 | 0 | 0 | 0 | 0 | 0 | 5 | 9 | ∞ | ∞ |

| PITCHER | | IP | WLS | BF | H | R | ER | SO | BB | IBB | HBP | BLK | WP | HR | S | P | ERA | WHIP |
|---|---|---|---|---|---|---|---|---|---|---|---|---|---|---|---|---|---|---|
| Nate Field, R<br>ERA: 7.71 | (8, 1) | 0.1 | W | 1 | 0 | 0 | 0 | 1 | 0 | 0 | 0 | 0 | 0 | 0 | 3 | 4 | 0.00 | 0.000 |
| 40 Brian Fuentes, L<br>ERA: 3.49 | (9, 1) | 1.0 | S | 5 | 2 | 0 | 0 | 0 | 0 | 0 | 0 | 0 | 0 | 0 | 10 | 13 | 0.00 | 2.000 |

| | |
|---|---|
| AB | 39 |
| R | 8 |
| H | 11 |
| RBI | 7 |
| BB | 2 |
| SO | 12 |
| LOB | 15 |

| Batter | 1 | 2 | 3 | 4 | 5 | 6 | 7 | 8 | 9 | AB | R | H | RBI | BB | SO | LOB |
|---|---|---|---|---|---|---|---|---|---|---|---|---|---|---|---|---|
| Jamey Carroll, R (1, 4)<br>OBP: 0.373, SLG: 0.386 | B C F X<br>1-2<br>F7 ① | | C C B F F B X<br>2-2<br>F9 ① | B B C F X<br>2-2<br>L3 ② | | B B C B C B<br>4-2<br>17 L4-3<br>BB | C B F B F X<br>2-2 ③<br>2-H<br>1B | X<br>0-0<br>L3 ③ | | 5 | 0 | 1 | 0 | 1 | 0 | 3 |
| 17 Todd Helton, L (1, 3)<br>OBP: 0.409, SLG: 0.483<br>7 Kazuo Matsui, S (8, PR)<br>OBP: 0.286, SLG: 0.324<br>40 Brian Fuentes, L (9, 1) | C B B X<br>2-1<br>G5-3 ② | | X<br>0-0<br>5<br>BB<br>11<br>2B<br>2B | I I I<br>4-0<br>27<br>1B<br>IBB | | B F B B 1 SAFE 1 SAFE F X<br>3-2<br>L4-3 ① ②<br>1-1 | | C B B B B<br>4-1<br>5<br>1B<br>11<br>SF7<br>BB | | 3<br>0<br>0 | 1<br>1<br>0 | 1<br>0<br>0 | 0<br>0<br>0 | 2<br>0<br>0 | 0<br>0<br>0 | 1<br>0<br>0 |
| 27 Garrett Atkins, R (1, 5)<br>OBP: 0.397, SLG: 0.539 | B X<br>1-0<br>G6-3 ③ | | B B D C B<br>4-1<br>5<br>BB<br>11<br>2B<br>BB | X<br>0-0<br>1-2<br>2-H<br>1B | | B C B F X<br>2-2 ③<br>F8 | | B C B B X<br>3-1<br>F7 ① | | 4 | 1 | 1 | 1 | 1 | 0 | 1 |
| 5 Matt Holliday, R (1, 7)<br>OBP: 0.383, SLG: 0.569 | | B S C B B F B<br>4-2<br>11<br>FC4-6<br>BB | B S B B F B<br>4-2<br>11<br>2B<br>1-2<br>2-3<br>BB | B X<br>1-0<br>F9 ③ | | | B X<br>1-0<br>11<br>2B<br>E6<br>20<br>E | F 1 SAFE X<br>0-1<br>11<br>SF7<br>20<br>1B<br>1-3<br>1B | | 3 | 2 | 1 | 0 | 2 | 0 | 2 |
| 11 Brad Hawpe, L (1, 9)<br>OBP: 0.385, SLG: 0.506 | B X<br>1-0<br>FC4-6 ①<br>20 E 2 1B<br>15<br>FC1-6-4<br>1-2f | X<br>0-0<br>1-3<br>2-H<br>3-H<br>2B | | | F B X<br>1-1<br>20<br>F8<br>2<br>SH1-3<br>1B | | B F F B B X<br>3-2<br>20<br>E<br>1-3<br>2B | C B X<br>1-1<br>SF7 ②<br>1-2<br>3-H | | 4 | 2 | 3 | 3 | 0 | 0 | 1 |
| 2 Troy Tulowitzki, R (1, 6)<br>OBP: 0.385, SLG: 0.429 | F 1 SAFE B B X<br>2-1<br>15<br>FC1-6-4<br>20<br>E<br>1-2<br>1B | F B F F B D I<br>4-2<br>20<br>G5-4-3<br>IBB | | | 1 SAFE X<br>0-0<br>SH1-3 ①<br>1-2 | | C X<br>0-1<br>F9 ①<br>I I I<br>4-0<br>20<br>1B<br>15<br>1B<br>IBB | | | 2 | 1 | 1 | 0 | 2 | 0 | 2 |
| 20 Chris Iannetta, R (1, 2)<br>OBP: 0.143, SLG: 0.111 | C B B F X<br>2-2<br>FC4<br>15<br>FC1-6-4<br>1-2<br>2-3 | C F B B X<br>2-2<br>G5-4-3 ② ③<br>1-2f | | | B F D X<br>2-1<br>F8 ②<br>2-3 | | B F X<br>1-1<br>FC1<br>15<br>1B<br>2-H<br>3-H | C C B B X<br>2-2<br>15<br>1B<br>E<br>1-3<br>2-H<br>1B | | 5 | 2 | 1 | 1 | 0 | 0 | 6 |
| 15 Jeff Salazar, L (1, 8)<br>OBP: 0.667, SLG: 0.667 | F B F X<br>1-2<br>FC1-6-4 ②<br>1-2f<br>2-3<br>3-H | | | C B X<br>1-1<br>E8<br>49<br>SH1-4<br>27<br>1B | I I I<br>4-0<br>IBB | | X<br>0-0<br>10<br>G4-3<br>1B<br>3-H<br>1B | F B X<br>1-1<br>E<br>1-2<br>3-H<br>1B | | 4 | 1 | 2 | 3 | 1 | 0 | 2 |
| 49 Byung-Hyun Kim, R (1, 1)<br>OBP: 0.143, SLG: 0.429<br>61 Ramon E Ramirez, R (7, 1)<br>OBP: 0.500, SLG: 0.500<br>10 Jeff Baker, R (7, PH)<br>Ray King, L (8, 1)<br>Jose Mesa, R (8, 1)<br>39 Tom Martin, L (8, 1)<br>Nate Field, R (8, 1)<br>Vinny Castilla, R (8, PH)<br>OBP: 0.262, SLG: 0.331 (8, 3) | B X<br>1-0<br>L4 ③ | | | B X<br>1-0<br>SH1-4 ①<br>1-2 | B 1 C B F F X<br>2-2<br>G6-3 ③ | | X<br>0-0<br>G4-3 ②<br>1-2 | C X<br>0-1<br>E5<br>1-3<br>2-H | | 2<br>0<br>1<br>0<br>0<br>0<br>0<br>1 | 0<br>0<br>0<br>0<br>0<br>0<br>0<br>0 | 0<br>0<br>0<br>0<br>0<br>0<br>0<br>0 | 0<br>0<br>0<br>0<br>0<br>0<br>0<br>0 | 0<br>0<br>0<br>0<br>0<br>0<br>0<br>0 | 0<br>0<br>0<br>0<br>0<br>0<br>0<br>0 | 4<br>0<br>1<br>0<br>0<br>0<br>0<br>1 |
| Inning Stats | R: 0 H: 0<br>E: 0 LOB: 0<br>K: 0 BB: 0<br>S: 6 P: 10 | R: 1 H: 1<br>E: 1 LOB: 2<br>K: 0 BB: 1<br>S: 13 P: 24 | R: 2 H: 2<br>E: 0 LOB: 2<br>K: 0 BB: 3<br>S: 16 P: 32 | R: 1 H: 1<br>E: 1 LOB: 2<br>K: 0 BB: 1<br>S: 8 P: 17 | R: 0 H: 1<br>E: 0 LOB: 2<br>K: 0 BB: 1<br>S: 9 P: 18 | R: 0 H: 0<br>E: 0 LOB: 0<br>K: 0 BB: 1<br>S: 8 P: 17 | R: 3 H: 3<br>E: 2 LOB: 2<br>K: 0 BB: 0<br>S: 14 P: 21 | R: 4 H: 3<br>E: 1 LOB: 2<br>K: 0 BB: 2<br>S: 15 P: 30 | | 1B: 8<br>2B: 4<br>3B: 0<br>HR: 0 | SF: 1<br>SAC: 2<br>DP: 2<br>HBP: 0 | | | WP: 0<br>PB: 0<br>SB: 0<br>CS: 0 | PA: 46 | |

# BOTTOM

## Washington Nationals @ Colorado Rockies

Coors Field, Denver, CO

Fri Sep 08 2006, 7:05 PM MDT

Att. 22,214 - Overcast - 60 F

livebaseballscorecards.com

| | |
|---|---|
| AB | 34 |
| R | 11 |
| H | 11 |
| RBI | 8 |
| BB | 9 |
| SO | 0 |
| LOB | 24 |

| PITCHER | | IP | WLS | BF | H | R | ER | SO | BB | IBB | HBP | BLK | WP | HR | S | P | ERA | WHIP |
|---|---|---|---|---|---|---|---|---|---|---|---|---|---|---|---|---|---|---|
| Tony Armas, R<br>ERA: 5.14 | (1, 1) | 5.2 | | 29 | 5 | 4 | 2 | 0 | 4 | 3 | 0 | 0 | 0 | 0 | 57 | 113 | 3.18 | 1.588 |
| 45 Chris Schroder, R<br>ERA: 5.09 | (6, 1) | 0.1 | | 1 | 0 | 0 | 0 | 0 | 0 | 0 | 0 | 0 | 0 | 0 | 3 | 5 | 0.00 | 0.000 |
| 52 Saul Rivera, R<br>ERA: 4.15 | (7, 1) | 1.0 | B | 7 | 3 | 3 | 0 | 0 | 0 | 0 | 0 | 0 | 0 | 0 | 14 | 21 | 0.00 | 3.000 |
| Jon Rauch, R<br>ERA: 3.53 | (8, 1) | 0.2 | L | 8 | 3 | 4 | 3 | 0 | 1 | 1 | 0 | 0 | 0 | 0 | 14 | 29 | 40.50 | 6.000 |
| 54 Beltran Perez, R<br>ERA: | (8, 1) | 0.1 | | 1 | 0 | 0 | 0 | 0 | 0 | 0 | 0 | 0 | 0 | 0 | 1 | 1 | 0.00 | 0.000 |

| PITCHER | IP | WLS | BF | H | R | ER | SO | BB | IBB | HBP | BLK | WP | HR | S | P | ERA | WHIP |
|---|---|---|---|---|---|---|---|---|---|---|---|---|---|---|---|---|---|

# Washington Nationals @ Colorado Rockies

Coors Field, Denver, CO

Sat Sep 09 2006, 6:05 PM MDT

Att. 22,735 - Overcast - 68 F

TOP

livebaseballscorecards.com

| Batter | 1 | 2 | 3 | 4 | 5 | 6 | 7 | 8 | 9 | AB | R | H | RBI | BB | SO | LOB |
|---|---|---|---|---|---|---|---|---|---|---|---|---|---|---|---|---|
| Alfonso Soriano, R (1, 7) OBP: 0.359, SLG: 0.596 | L7 | 2B | | HR | | BB | | K | | 4 | 2 | 2 | 1 | 1 | 1 | 0 |
| Felipe Lopez, S (1, 6) OBP: 0.360, SLG: 0.383 | BB | L9 | | G4-3 | | 2B | | F9 | | 4 | 1 | 1 | 1 | 1 | 0 | 1 |
| 11 Ryan Zimmerman, R (1, 5) OBP: 0.348, SLG: 0.463 | 1B | | F8 | L8 | | G4-3 | | | BB | 4 | 0 | 1 | 1 | 1 | 0 | 1 |
| 24 Nick Johnson, L (1, 3) OBP: 0.433, SLG: 0.529 | 2B | | G5-3 | | G6-3 2B | IBB | | | G6-3 | 4 | 0 | 2 | 1 | 1 | 0 | 1 |
| 25 Austin Kearns, R (1, 9) OBP: 0.362, SLG: 0.470 | K | | 2B | | P3 | G4-3 | | | K | 5 | 0 | 1 | 0 | 0 | 2 | 5 |
| Jose Vidro, S (1, 4) OBP: 0.350, SLG: 0.398 | G4-3 | | 2B | | G6-3 | | G3 | | | 4 | 0 | 1 | 0 | 0 | 0 | 3 |
| 13 Robert Fick, L (1, 2) OBP: 0.306, SLG: 0.327 | | G6-3 2B | IBB | | P5 | | F8 | | | 3 | 1 | 1 | 0 | 1 | 0 | 1 |
| 7 Nook Logan, S (1, 8) OBP: 0.300, SLG: 0.286 | | G4-3 | F7 | | | SH1-4 2B | F9 | | | 4 | 1 | 1 | 0 | 0 | 0 | 4 |
| Ramon Ortiz, R (1, 1) OBP: 0.164, SLG: 0.173 | | G6-3 | | G6-3 | | SH1-4 | | K | | 2 | 0 | 0 | 1 | 0 | 0 | 0 |
| 45 Chris Schroder, R (7, 1) | | | | | | | | | | 0 | 0 | 0 | 0 | 0 | 0 | 0 |
| George Lombard, L (8, PH) OBP: 0.250, SLG: 1.000 | | | | | | | | | | 1 | 0 | 0 | 0 | 0 | 1 | 0 |
| 58 Brett Campbell, R (8, 1) | | | | | | | | | | 0 | 0 | 0 | 0 | 0 | 0 | 0 |

| Inning Stats | 1 | 2 | 3 | 4 | 5 | 6 | 7 | 8 | 9 |
|---|---|---|---|---|---|---|---|---|---|
| | R: 1 H: 2 | R: 1 H: 2 | R: 0 H: 2 | R: 1 H: 1 | R: 0 H: 1 | R: 2 H: 2 | R: 0 H: 0 | R: 0 H: 0 | R: 0 H: 0 |
| | E: 0 LOB: 2 | E: 0 LOB: 1 | E: 0 LOB: 3 | E: 0 LOB: 0 | E: 0 LOB: 1 | E: 0 LOB: 2 | E: 0 LOB: 0 | E: 0 LOB: 0 | E: 0 LOB: 1 |
| | K: 1 BB: 1 | K: 0 BB: 0 | K: 0 BB: 1 | K: 0 BB: 0 | K: 0 BB: 0 | K: 0 BB: 2 | K: 0 BB: 0 | K: 2 BB: 0 | K: 1 BB: 1 |
| | S: 16 P: 25 | S: 9 P: 14 | S: 11 P: 22 | S: 13 P: 17 | S: 8 P: 15 | S: 12 P: 22 | S: 6 P: 9 | S: 11 P: 13 | S: 5 P: 11 |

| | | | | | | | | | | | | | | | | | | | | | | |
|---|---|---|---|---|---|---|---|---|---|---|---|---|---|---|---|---|---|---|---|---|---|---|
| 1B: 3 | SF: 0 | WP: 0 | PA: 41 |
| 2B: 6 | SAC: 1 | PB: 0 | |
| 3B: 0 | DP: 1 | SB: 1 | |
| HR: 1 | HBP: 0 | CS: 0 | |

| PITCHER | | IP | WLS | BF | H | R | ER | SO | BB | IBB | HBP | BLK | WP | HR | S | P | ERA | WHIP |
|---|---|---|---|---|---|---|---|---|---|---|---|---|---|---|---|---|---|---|
| 37 Josh Fogg, R | (1, 1) | 5.1 | | 28 | 9 | 5 | 5 | 1 | 2 | 1 | 0 | 0 | 0 | 1 | 63 | 103 | 8.44 | 2.062 |
| ERA: 5.47 | | | | | | | | | | | | | | | | | | |
| Nate Field, R | (6, 1) | 1.0 | B | 5 | 1 | 0 | 0 | 0 | 0 | 1 | 0 | 0 | 0 | 0 | 9 | 17 | 0.00 | 1.000 |
| ERA: 5.4 | | | | | | | | | | | | | | | | | | |
| Mike Venafro, L | (7, 1) | 0.2 | W | 2 | 0 | 0 | 0 | 0 | 0 | 0 | 0 | 0 | 0 | 0 | 3 | 4 | 0.00 | 0.000 |
| ERA: | | | | | | | | | | | | | | | | | | |
| 60 Manny Corpas, R | (8, 1) | 1.0 | H | 3 | 0 | 0 | 0 | 2 | 0 | 0 | 0 | 0 | 0 | 0 | 11 | 13 | 0.00 | 0.000 |
| ERA: 2.59 | | | | | | | | | | | | | | | | | | |
| Jose Mesa, R | (9, 1) | 1.0 | | 3 | 0 | 0 | 0 | 1 | 1 | 0 | 0 | 0 | 0 | 0 | 5 | 11 | 0.00 | 1.000 |
| ERA: 3.39 | | | | | | | | | | | | | | | | | | |

| PITCHER | IP | WLS | BF | H | R | ER | SO | BB | IBB | HBP | BLK | WP | HR | S | P | ERA | WHIP |
|---|---|---|---|---|---|---|---|---|---|---|---|---|---|---|---|---|---|

# BOTTOM

## Washington Nationals @ Colorado Rockies

Coors Field, Denver, CO

Sat Sep 09 2006, 6:05 PM MDT

Att. 22,735 - Overcast - 68 F

livebaseballscorecards.com

| Batter | 1 | 2 | 3 | 4 | 5 | 6 | 7 | 8 | 9 | AB | R | H | RBI | BB | SO | LOB |
|---|---|---|---|---|---|---|---|---|---|---|---|---|---|---|---|---|
| Jamey Carroll, R (1, 4)<br>OBP: 0.376, SLG: 0.393 | 3-2 B C F B F B X<br>17 G4-3<br>27 1B<br>1B | 4-2 B B B C F B<br>BB | | | 1-1 C B X<br>E6<br>17 G4-3<br>27 HR | | 0-1 L X<br>SH<br>17 G3<br>5 1B<br>1-2 | 2-1 B S B X<br>1-H<br>3-H<br>3B | | 3 | 3 | 2 | 2 | 1 | 0 | 0 |
| 17 Todd Helton, L (1, 3)<br>OBP: 0.406, SLG: 0.478 | F 1 SAFE<br>F B B 1 F 1 B SAFE<br>1 SAFE<br>3-2 X<br>G4-3<br>1-2 ① | 1 SAFE<br>B B B C F C<br>3-3 K ③ | | | X<br>0-0 G4-3 ②<br>1-2 | | B X<br>1-0 G3 ①<br>1-2<br>2-3 | B B B X<br>3-0 F9 ③ | | 5 | 0 | 0 | 0 | 0 | 1 | 6 |
| 27 Garrett Atkins, R (1, 5)<br>OBP: 0.400, SLG: 0.546 | B S B B C X<br>3-2<br>5 HR<br>2-H<br>1B | | B X<br>1-0 F8 ① | | B X<br>1-0<br>2-H<br>HR | | I I I I<br>4-0<br>5 1B<br>IBB | | | 3 | 2 | 2 | 3 | 1 | 0 | 0 |
| 5 Matt Holliday, R (1, 7)<br>OBP: 0.386, SLG: 0.576 | F X<br>0-1<br>1-H<br>HR | | S B X<br>1-1 F8 ② | | B X<br>1-0<br>11 WP<br>1B | | C S B X<br>1-2<br>11 G1-6-3<br>1-2<br>2-H<br>3-H<br>1B | | | 4 | 1 | 3 | 4 | 0 | 0 | 0 |
| 11 Brad Hawpe, L (1, 9)<br>OBP: 0.382, SLG: 0.501 | X<br>0-0 F8 ② | | X<br>0-0 G4-3 ③ | | B B F S F X<br>2-2 G4-3 ③<br>1-2 | | D X<br>1-0 G1-6-3 ②③<br>1-2f | | | 4 | 0 | 0 | 0 | 0 | 0 | 3 |
| 2 Troy Tulowitzki, R (1, 6)<br>OBP: 0.372, SLG: 0.395 | C S B X<br>1-2<br>E5<br>PB | | | B C F B X<br>2-2 G4-3 ① | | S B S B B B<br>4-2<br>G4-6-3<br>BB | | B B F X<br>2-1 L8 ① | | 3 | 0 | 0 | 0 | 1 | 0 | 0 |
| JD Closser, S (1, 2)<br>OBP: 0.280, SLG: 0.317 | 1 SAFE<br>1 SAFE<br>C B X<br>1-1<br>G6-3 ③<br>1-2 | | | B S F X<br>1-2 G4-3 ② | | B L X<br>1-1 ①<br>G4-6-3 ②<br>1-2f | | C B B B S F B<br>4-2<br>18 1B<br>3B<br>BB | | 3 | 1 | 0 | 0 | 1 | 0 | 2 |
| 18 Cory Sullivan, L (1, 8)<br>OBP: 0.324, SLG: 0.414 | | C C B S<br>1-3 K ① | | B F X<br>1-1 G3 ③ | | B X<br>1-0 G4-3 ③ | | F B 1 SAFE<br>S 1 B X<br>2-2<br>S<br>1-3<br>3B<br>1B | | 4 | 1 | 1 | 0 | 0 | 1 | 0 |
| 37 Josh Fogg, R (1, 1)<br>OBP: 0.163, SLG: 0.111<br>Nate Field, R (6, 1)<br>Mike Venafro, L (7, 1)<br>7 Kazuo Matsui, S (7, PH)<br>OBP: 0.289, SLG: 0.328<br>60 Manny Corpas, R (8, 1)<br>Vinny Castilla, R (8, PH)<br>OBP: 0.261, SLG: 0.330<br>Jose Mesa, R (9, 1) | | X<br>0-0 G5-3 ② | | | B X<br>1-0 G6-3 ① | | C B B F X<br>2-2<br>17 G3<br>SH<br>5 1B<br>1B | B S F S<br>1-3 K ② | | 2<br>0<br>0<br>1<br>0<br>1<br>0 | 0<br>0<br>0<br>1<br>0<br>0<br>0 | 0<br>0<br>0<br>1<br>0<br>2<br>0 | 0<br>0<br>0<br>0<br>0<br>1<br>0 | 0<br>0<br>0<br>0<br>0<br>2<br>0 | 0<br>0<br>0<br>0<br>0<br>0<br>0 | 0<br>0<br>0<br>0<br>0<br>0<br>0 |
| Inning Stats | R: 3 E: 1 K: 0 S: 19<br>H: 3 LOB: 1 BB: 0 P: 30 | R: 0 E: 0 K: 2 S: 9<br>H: 0 LOB: 1 BB: 1 P: 17 | R: 0 E: 0 K: 0 S: 4<br>H: 0 LOB: 0 BB: 0 P: 6 | R: 0 E: 0 K: 0 S: 8<br>H: 0 LOB: 0 BB: 0 P: 12 | R: 2 E: 1 K: 0 S: 10<br>H: 2 LOB: 1 BB: 0 P: 16 | R: 0 E: 0 K: 0 S: 5<br>H: 0 LOB: 0 BB: 1 P: 11 | R: 2 E: 0 K: 0 S: 10<br>H: 2 LOB: 1 BB: 1 P: 19 | R: 2 E: 0 K: 1 S: 14<br>H: 2 LOB: 1 BB: 1 P: 28 | | 1B: 6<br>2B: 0<br>3B: 1<br>HR: 2 | SF: 0<br>SAC: 1<br>DP: 2<br>HBP: 0 | | | | | |

| | AB | 33 |
|---|---|---|
| | R | 9 |
| | H | 9 |
| | RBI | 9 |
| | BB | 4 |
| | SO | 3 |
| | LOB | 13 |

WP: 1 PB: 1 SB: 1 CS: 0 PA: 38

| PITCHER | | IP | WLS | BF | H | R | ER | SO | BB | IBB | HBP | BLK | WP | HR | S | P | ERA | WHIP |
|---|---|---|---|---|---|---|---|---|---|---|---|---|---|---|---|---|---|---|
| Ramon Ortiz, R<br>ERA: 5.19 | (1, 1) | 6.1 | L | 30 | 6 | 7 | 5 | 2 | 2 | 1 | 0 | 0 | 1 | 2 | 61 | 105 | 7.11 | 1.263 |
| 45 Chris Schroder, R<br>ERA: 4.91 | (7, 1) | 0.2 | | 2 | 1 | 0 | 0 | 0 | 0 | 0 | 0 | 0 | 0 | 0 | 4 | 6 | 0.00 | 1.500 |
| 58 Brett Campbell, R<br>ERA: 7.71 | (8, 1) | 1.0 | | 6 | 2 | 2 | 2 | 1 | 1 | 0 | 0 | 0 | 0 | 0 | 14 | 28 | 18.00 | 3.000 |

| PITCHER | IP | WLS | BF | H | R | ER | SO | BB | IBB | HBP | BLK | WP | HR | S | P | ERA | WHIP |
|---|---|---|---|---|---|---|---|---|---|---|---|---|---|---|---|---|---|

| Batter | 1 | 2 | 3 | 4 | 5 | 6 | 7 | 8 | 9 | AB | R | H | RBI | BB | SO | LOB |
|---|---|---|---|---|---|---|---|---|---|---|---|---|---|---|---|---|
| Alfonso Soriano, R (1, 7)<br>OBP: 0.362, SLG: 0.597 | F7 | | 0-0 11 1B 1B 1-2 1B | | 1-1 S 1B 1B | 1-2 P4 | | 1-1 FC5-4 1B | 0-1 DI 1-3 2-H 1B | 6 | 1 | 4 | 1 | 0 | 0 | 0 |
| Felipe Lopez, S (1, 6)<br>OBP: 0.361, SLG: 0.386 | 0-2 G4-3 | | 2-1 11 1B 1-2 2-3 1B | | 2-2 11 S 11 2B 1-H 1B | 3-2 2B | | 1-1 FC5-4 24 G1 11 1B 1-2f | 2-2 G4-3 1-2 | 6 | 1 | 3 | 1 | 0 | 0 | 3 |
| 11 Ryan Zimmerman, R (1, 5)<br>OBP: 0.352, SLG: 0.468 | 2-1 1B | | 0-1 1-2 2-3 3-H 1B | | 2-1 25 BB BB 1-H 2B | 1-0 G5-3 | | 1-0 24 G1 1-2 1B | | 5 | 1 | 4 | 2 | 0 | 0 | 1 |
| 24 Nick Johnson, L (1, 3)<br>OBP: 0.431, SLG: 0.525 | B 1 SAFE C 1 SAFE F B 1 SAFE C K | | 2-2 L3 | | 3-2 BB 25 BB FC6-4 HBP | 2-3 K | | 0-0 G1 1-2 2-3 | | 4 | 1 | 0 | 0 | 0 | 2 | 7 |
| 25 Austin Kearns, R (1, 9)<br>OBP: 0.360, SLG: 0.466<br>32 Chad Cordero, R (8, 1) | | 2-0 G6-3 | 2-3 K | | 4-1 FC6-4 7 SF7 BB 1-2 2-3 BB | | 3-3 K | 1-3 K | | 4<br>0 | 1<br>0 | 0<br>0 | 0<br>0 | 1<br>0 | 3<br>0 | 5<br>0 |
| Brandon Harper, R (1, 2)<br>OBP: 0.407, SLG: 0.667<br>Brian Schneider, L (5, PH)<br>OBP: 0.311, SLG: 0.319 (5, 2) | 0-1 G6-4-3 1B | | 1-1 G1-3 | | 4-2 FC6-4 1-2 2-3 3-H BB | | 0-1 FC5-4 1B | | 2-3 K | 2<br>2 | 0<br>0 | 1<br>1 | 0<br>1 | 0<br>1 | 0<br>1 | 3<br>0 |
| Bernie Castro, S (1, 4)<br>OBP: 0.262, SLG: 0.230 | 0-2 G6-4-3 1-2f | | | 1-1 G6-3 | 2-2 FC6-4 1-2f 2-3 3-H | | 0-1 FC5-4 7 S 7 3B 1-2f | | 1-0 G4-3 | 5 | 1 | 0 | 1 | 0 | 0 | 4 |
| 7 Nook Logan, S (1, 8)<br>OBP: 0.343, SLG: 0.484 | | 2-2 HR | | 1-1 G5-3 | 1-0 SF7 3-H | | 1 SAFE S 1 SAFE 1 SAFE B B X 2-1 1-H 3B | | 4-0 13 1B 1B BB | 3 | 2 | 2 | 3 | 1 | 0 | 0 |
| Pedro Astacio, R (1, 1)<br>54 Beltran Perez, R (3, 1)<br>George Lombard, L (4, PH)<br>Felix Rodriguez, R (4, 1)<br>Jose Vidro, S (5, PH)<br>35 Ryan Wagner, R (5, 1)<br>Jon Rauch, R (6, 1)<br>Henry Mateo, S (7, PH)<br>45 Chris Schroder, R (7, 1)<br>30 Chris Booker, R (7, 1)<br>13 Robert Fick, L (8, 1) | | | 0-1 1B 11 1B 1B | 2-2 G6-3 | 1 SAFE B X 1-0 G6-3 | | B F X 1-1 G5-3 | | 2-2 1B 1-2 1B | 1<br>0<br>1<br>0<br>1<br>0<br>0<br>1<br>0<br>0<br>1 | 1<br>0<br>0<br>0<br>0<br>0<br>0<br>0<br>0<br>0<br>0 | 1<br>0<br>0<br>0<br>0<br>0<br>0<br>0<br>0<br>0<br>1 | 0<br>0<br>0<br>0<br>0<br>0<br>0<br>0<br>0<br>0<br>0 | 0<br>0<br>0<br>0<br>0<br>0<br>0<br>0<br>0<br>0<br>0 | 0<br>0<br>0<br>0<br>0<br>0<br>0<br>0<br>0<br>0<br>0 | 0<br>0<br>1<br>0<br>1<br>0<br>0<br>1<br>0<br>0<br>1 |
| Inning Stats | R: 0 E: 0 K: 1 S: 10 H: 1 LOB: 1 BB: 0 P: 15 | R: 0 E: 0 K: 0 S: 6 H: 1 LOB: 0 BB: 0 P: 8 | R: 2 E: 0 K: 1 S: 20 H: 5 LOB: 3 BB: 0 P: 29 | R: 0 E: 0 K: 0 S: 7 H: 0 LOB: 0 BB: 0 P: 11 | R: 5 E: 0 K: 0 S: 19 H: 3 LOB: 1 BB: 2 P: 39 | R: 0 E: 0 K: 1 S: 10 H: 1 LOB: 1 BB: 0 P: 17 | R: 1 E: 0 K: 1 S: 11 H: 2 LOB: 1 BB: 0 P: 17 | R: 0 E: 0 K: 1 S: 10 H: 2 LOB: 2 BB: 0 P: 14 | R: 1 E: 0 K: 1 S: 13 H: 2 LOB: 2 BB: 1 P: 24 | 1B: 13 2B: 2 3B: 1 HR: 1 | SF: 1 SAC: 0 DP: 1 HBP: 1 | | | | | | |

# TOP

# Washington Nationals @ Colorado Rockies

Coors Field, Denver, CO

Sun Sep 10 2006, 1:05 PM MDT

Att. 18,647 - Cloudy - 68 F

livebaseballscorecards.com

| | |
|---|---|
| AB | 42 |
| R | 9 |
| H | 17 |
| RBI | 9 |
| BB | 3 |
| SO | 6 |
| LOB | 25 |

| PITCHER | | IP | WLS | BF | H | R | ER | SO | BB | IBB | HBP | BLK | WP | HR | S | P | ERA | WHIP |
|---|---|---|---|---|---|---|---|---|---|---|---|---|---|---|---|---|---|---|
| 26 Jeff Francis, L<br>ERA: 4.01 | (1, 1) | 4.0 | | 22 | 10 | 6 | 6 | 2 | 0 | 0 | 1 | 0 | 0 | 1 | 53 | 81 | 13.50 | 2.500 |
| 61 Ramon E Ramirez, R<br>ERA: 3.47 | (5, 1) | 1.0 | | 5 | 0 | 1 | 1 | 0 | 2 | 0 | 0 | 0 | 0 | 0 | 9 | 21 | 9.00 | 2.000 |
| Justin Hampson, L<br>ERA: 5.4 | (6, 1) | 1.2 | B | 8 | 3 | 1 | 1 | 2 | 0 | 0 | 0 | 0 | 0 | 0 | 19 | 31 | 5.40 | 1.800 |
| Jose Mesa, R<br>ERA: 3.38 | (7, 1) | 0.1 | W | 1 | 0 | 0 | 0 | 0 | 0 | 0 | 0 | 0 | 0 | 0 | 2 | 3 | 0.00 | 0.000 |
| 60 Manny Corpas, R<br>ERA: 2.49 | (8, 1) | 1.0 | | 5 | 2 | 0 | 0 | 1 | 0 | 0 | 0 | 0 | 0 | 0 | 10 | 14 | 0.00 | 2.000 |

| PITCHER | | IP | WLS | BF | H | R | ER | SO | BB | IBB | HBP | BLK | WP | HR | S | P | ERA | WHIP |
|---|---|---|---|---|---|---|---|---|---|---|---|---|---|---|---|---|---|---|
| Ray King, L<br>ERA: 3.89 | (9, 1) | 0.2 | | 5 | 2 | 1 | 1 | 1 | 1 | 0 | 0 | 0 | 0 | 0 | 10 | 19 | 13.50 | 4.500 |
| 40 Brian Fuentes, L<br>ERA: 3.47 | (9, 1) | 0.1 | S | 1 | 0 | 0 | 0 | 0 | 0 | 0 | 0 | 0 | 0 | 0 | 3 | 5 | 0.00 | 0.000 |

| | | | |
|---|---|---|---|
| 1B: 13 | SF: 1 | WP: 0 | PA: 47 |
| 2B: 2 | SAC: 0 | PB: 0 | |
| 3B: 1 | DP: 1 | SB: 3 | |
| HR: 1 | HBP: 1 | CS: 0 | |

| Batter | 1 | 2 | 3 | 4 | 5 | 6 | 7 | 8 | 9 | AB | R | H | RBI | BB | SO | LOB |
|---|---|---|---|---|---|---|---|---|---|---|---|---|---|---|---|---|
| 7 Kazuo Matsui, S (1, 4)<br>OBP: 0.297, SLG: 0.337 | C F B F F B X<br>2-2 L4 ① | C B B C X<br>2-2 2B<br>2-H<br>3-H | X<br>0-0 1B ③<br>1-2<br>2-3<br>3-H | | B F C D X<br>2-2 G1-3 ③ | | B S F B B B<br>4-2 17 HR BB<br>1-2<br>2-3 | | | 4 | 1 | 2 | 3 | 1 | 0 | 2 |
| 17 Todd Helton, L (1, 3)<br>OBP: 0.406, SLG: 0.482 | C F X<br>0-2 F9 ② | B F X<br>1-1 F8 ③ | | B B C B C X<br>3-2 F7 ① | | B B B C F B<br>4-2 10 FC5-4 BB | B X<br>1-0 HR<br>1-H<br>2-H<br>3-H | | | 4 | 1 | 1 | 4 | 1 | 0 | 1 |
| 27 Garrett Atkins, R (1, 5)<br>OBP: 0.401, SLG: 0.553 | C C B B B B<br>4-2 5 HR BB | | X<br>0-0 5 2B 2B | C B X<br>1-1 L7 ② | | B C S F X<br>1-2 L8 ① | C B X<br>1-1 HR | | | 4 | 3 | 2 | 1 | 1 | 0 | 1 |
| 5 Matt Holliday, R (1, 7)<br>OBP: 0.388, SLG: 0.583 | B X<br>1-0 HR<br>1-H | | F X<br>0-1 10 L8 15 2B 2B<br>2-H | X<br>0-0 L8 ③ | | B F F C<br>1-3 K ② | X<br>0-0 1B | | | 5 | 2 | 3 | 3 | 0 | 1 | 1 |
| 10 Jeff Baker, R (1, 9)<br>Jose Mesa, R (7, 1)<br>Choo Freeman, R (7, PH)<br>OBP: 0.309, SLG: 0.360<br>60 Manny Corpas, R (8, 1)<br>Ray King, L (9, 1)<br>40 Brian Fuentes, L (9, 1) | C C S<br>0-3 K ③ | | B F S X<br>2-2 L8 ①<br>2-3 | | C B T C<br>1-3 K ① | S X<br>0-1 FC5-4 ③<br>1-2f | S C B C<br>1-3 K ③ | | | 4<br>0<br>1<br>0<br>0<br>0 | 0<br>0<br>0<br>0<br>0<br>0 | 0<br>0<br>0<br>0<br>0<br>0 | 0<br>0<br>0<br>0<br>0<br>0 | 2<br>0<br>1<br>0<br>0<br>0 | 2<br>0<br>1<br>0<br>0<br>0 | |
| 15 Jeff Salazar, L (1, 8)<br>OBP: 0.643, SLG: 0.667 | | L F X<br>0-2 F9 ① | C B X<br>1-1 12 F8 7 1B 2B<br>3-H | | C F B B B B<br>4-2 12 1B 12 WP 20 1B BB | | C B B C S<br>2-3 K ① | C B C F B B B<br>4-2 BB | | 3 | 2 | 1 | 1 | 2 | 1 | 0 |
| 12 Clint Barmes, R (1, 6)<br>OBP: 0.267, SLG: 0.344 | | H<br>1-0 26 SH1-4 7 2B 20 1B HBP | B X<br>1-0 F8 ②<br>2-3 | F 1 SAFE B X<br>1-1 20 1B<br>1-3 1B | | | B F B B B S F B<br>4-2 7 BB 20 HBP 17 HR BB | X<br>0-0 F9 ① | | 3 | 2 | 1 | 0 | 1 | 0 | 2 |
| 20 Chris Iannetta, R (1, 2)<br>OBP: 0.242, SLG: 0.167 | | B 1 SAFE X<br>1-0 26 SH1-4 7 2B<br>1-2 1B | I I I I<br>4-0 7 1B 26 BB IBB | | B X<br>1-0<br>1-2<br>3-H 1B | | 1 SAFE B H<br>2-0 7 BB 17 HR<br>1-2 HBP | F B B B F C<br>3-3 ② | | 3 | 2 | 2 | 1 | 1 | 1 | 1 |
| 26 Jeff Francis, L (1, 1)<br>OBP: 0.209, SLG: 0.105<br>61 Ramon E Ramirez, R (5, 1)<br>OBP: 0.500, SLG: 0.500<br>11 Brad Hawpe, L (5, PH)<br>OBP: 0.381, SLG: 0.500<br>Justin Hampson, L (6, 1)<br>19 Ryan Spilborghs, R (7, 9)<br>OBP: 0.323, SLG: 0.419 | | X<br>0-0 SH1-4 ②<br>1-2<br>2-3 | B B B<br>4-0 7 1B<br>1-2 BB | | B B X<br>2-0 F8 ② | | S S B 1 B S<br>2-3 K ②<br>1 SAFE | B B X<br>2-0 L8 ③ | | 0<br>0<br>1<br>0<br>2 | 0<br>0<br>0<br>0<br>0 | 0<br>0<br>0<br>0<br>1 | 0<br>0<br>0<br>0<br>0 | 1<br>0<br>0<br>0<br>0 | 0<br>0<br>2<br>0<br>1 | 0<br>0<br>0<br>0<br>3 |
| Inning Stats | R: 2 H: 1<br>E: 0 LOB: 0<br>K: 1 BB: 1<br>S: 14 P: 21 | R: 2 H: 2<br>E: 0 LOB: 1<br>K: 0 BB: 0<br>S: 10 P: 15 | R: 3 H: 4<br>E: 0 LOB: 3<br>K: 0 BB: 2<br>S: 10 P: 22 | R: 0 H: 0<br>E: 0 LOB: 0<br>K: 0 BB: 0<br>S: 6 P: 10 | R: 1 H: 2<br>E: 0 LOB: 2<br>K: 1 BB: 1<br>S: 12 P: 23 | R: 0 H: 0<br>E: 0 LOB: 1<br>K: 1 BB: 1<br>S: 11 P: 17 | R: 5 H: 3<br>E: 0 LOB: 1<br>K: 3 BB: 2<br>S: 19 P: 36 | R: 0 H: 0<br>E: 0 LOB: 1<br>K: 1 BB: 1<br>S: 8 P: 17 | | 1B: 5 SF: 0<br>2B: 4 SAC: 1<br>3B: 0 DP: 0<br>HR: 3 HBP: 2 | | | | WP: 1 PA: 45<br>PB: 0<br>SB: 0<br>CS: 0 | | |

| PITCHER | | IP | WLS | BF | H | R | ER | SO | BB | IBB | HBP | BLK | WP | HR | S | P | ERA | WHIP |
|---|---|---|---|---|---|---|---|---|---|---|---|---|---|---|---|---|---|---|
| Pedro Astacio, R<br>ERA: 6.38 | (1, 1) | 2.1 | | 14 | 5 | 6 | 6 | 1 | 1 | 0 | 1 | 0 | 0 | 1 | 30 | 44 | 23.14 | 2.571 |
| 54 Beltran Perez, R<br>ERA: 2.25 | (3, 1) | 0.2 | | 5 | 2 | 1 | 1 | 0 | 1 | 1 | 0 | 0 | 0 | 0 | 4 | 14 | 13.50 | 4.500 |
| Felix Rodriguez, R<br>ERA: 6.48 | (4, 1) | 1.0 | | 3 | 0 | 0 | 0 | 0 | 0 | 0 | 0 | 0 | 0 | 0 | 6 | 10 | 0.00 | 0.000 |
| 35 Ryan Wagner, R<br>ERA: 5.48 | (5, 1) | 1.0 | | 6 | 2 | 1 | 1 | 1 | 1 | 0 | 0 | 0 | 1 | 0 | 12 | 23 | 9.00 | 3.000 |
| Jon Rauch, R<br>ERA: 3.49 | (6, 1) | 1.0 | | 4 | 0 | 0 | 0 | 1 | 1 | 0 | 0 | 0 | 0 | 0 | 11 | 17 | 0.00 | 1.000 |

| PITCHER | | IP | WLS | BF | H | R | ER | SO | BB | IBB | HBP | BLK | WP | HR | S | P | ERA | WHIP |
|---|---|---|---|---|---|---|---|---|---|---|---|---|---|---|---|---|---|---|
| 45 Chris Schroder, R<br>ERA: 7.11 | (7, 1) | 0.2 | L | 8 | 3 | 5 | 5 | 2 | 2 | 0 | 1 | 0 | 0 | 2 | 16 | 32 | 67.50 | 7.500 |
| 30 Chris Booker, R<br>ERA: 30.86 | (7, 1) | 0.1 | | 1 | 0 | 0 | 0 | 1 | 0 | 0 | 0 | 0 | 0 | 0 | 3 | 4 | 0.00 | 0.000 |
| 32 Chad Cordero, R<br>ERA: 3.2 | (8, 1) | 1.0 | | 4 | 0 | 0 | 0 | 1 | 1 | 0 | 0 | 0 | 0 | 0 | 8 | 17 | 0.00 | 1.000 |

# BOTTOM

## Washington Nationals @ Colorado Rockies

Coors Field, Denver, CO

Sun Sep 10 2006, 1:05 PM MDT

Att. 18,647 - Cloudy - 68 F

livebaseballscorecards.com

| | |
|---|---|
| AB | 34 |
| R | 13 |
| H | 12 |
| RBI | 13 |
| BB | 8 |
| SO | 7 |
| LOB | 16 |

# Colorado Rockies @ San Francisco Giants

AT&T Park, San Francisco, CA

Tue Sep 12 2006, 7:15 PM PDT

Att. 33,416 - Clear - 68 F

livebaseballscorecards.com

TOP

| Batter | 1 | 2 | 3 | 4 | 5 | 6 | 7 | 8 | 9 | AB | R | H | RBI | BB | SO | LOB |
|---|---|---|---|---|---|---|---|---|---|---|---|---|---|---|---|---|
| 7 Kazuo Matsui, S (1, 4)<br>OBP: 0.300, SLG: 0.340 | C B C B B F B<br>4-2<br>17<br>2B<br>BB | C X<br>0-1 ②<br>L4 | | | C X<br>0-1 ①<br>P3 | F C X<br>0-2 ③<br>G1 | | | B D C X<br>2-1<br>17<br>G3<br>1-H<br>2B | 4 | 1 | 1 | 1 | 1 | 0 | 1 |
| 17 Todd Helton, L (1, 3)<br>OBP: 0.404, SLG: 0.481 | B X<br>1-0<br>27<br>E<br>1-H<br>2B | B C T F B B X<br>3-2 ③<br>F9 | | | B F B C C<br>2-3 ②<br>K | | B B F C X<br>2-2 ①<br>G5-3 | | C C X<br>0-2 ②<br>G3<br>2-3 | 5 | 1 | 1 | 1 | 0 | 1 | 1 |
| 27 Garrett Atkins, R (1, 5)<br>OBP: 0.401, SLG: 0.551 | F X<br>0-1<br>E5<br>10<br>1B<br>2-H<br>1B | | B X<br>1-0 ①<br>G6-3 | | C H<br>1-1<br>5<br>BB<br>10<br>2B<br>HBP | | B B S T X<br>2-2 ②<br>G5-3 | | C C S<br>0-3 ③<br>K | 4 | 2 | 1 | 0 | 0 | 1 | 1 |
| 5 Matt Holliday, R (1, 7)<br>OBP: 0.387, SLG: 0.580 | F S T<br>0-2 ①<br>K | | C B X<br>1-1 ②<br>G5-3 | | S C D 1 B F D B<br>SAFE<br>4-2<br>10<br>2B<br>1-2<br>BB | | F S B F X<br>1-2 ③<br>F8 | | | 3 | 0 | 0 | 0 | 1 | 1 | 1 |
| 10 Jeff Baker, R (1, 9)<br>OBP: 0.333, SLG: 0.375 | B X<br>1-0<br>2<br>S<br>2-H<br>1B | | C B B F F B F B<br>4-2<br>BB | | X<br>0-0<br>1-3<br>2-H<br>2B | | | F B B F S<br>2-3 ①<br>K | | 3 | 0 | 2 | 2 | 1 | 1 | 0 |
| 2 Troy Tulowitzki, R (1, 6)<br>OBP: 0.340, SLG: 0.357 | C F F B X<br>1-2 ②<br>F9<br>1-2 | | B B X<br>2-0 ③<br>F9 | | B B C B X<br>3-1 ③<br>L4 | | | X<br>0-0 ②<br>F9 | | 4 | 0 | 0 | 0 | 0 | 0 | 4 |
| 19 Ryan Spilborghs, R (1, 8)<br>OBP: 0.319, SLG: 0.413<br>18 Cory Sullivan, L (6, PH)<br>OBP: 0.325, SLG: 0.413 (6, 8) | C X<br>0-1 ③<br>G6-3 | | | B B C X<br>2-1 ①<br>F9 | | F S B F B B B<br>4-2<br>20<br>SH3<br>BB | | C F B C<br>1-3 ③<br>K | | 2<br>1 | 0<br>0 | 0<br>0 | 0<br>0 | 0<br>1 | 0<br>1 | 1<br>0 |
| 20 Chris Iannetta, R (1, 2)<br>OBP: 0.278, SLG: 0.303 | | C B B X<br>2-1<br>HR | | C F F B S<br>1-3 ②<br>K | | L X<br>0-1 ①<br>SH3<br>1-2 | | | B C B F B X<br>3-2<br>7<br>2B<br>1B | 3 | 2 | 2 | 1 | 0 | 1 | 0 |
| 54 Denny Bautista, R (1, 1)<br>Justin Hampson, L (2, 1)<br>15 Jeff Salazar, L (6, PH)<br>OBP: 0.600, SLG: 0.600<br>Nate Field, R (6, 1)<br>Jeremy Affeldt, L (7, 1)<br>Jose Mesa, R (8, 1)<br>Jamey Carroll, R (9, PH)<br>OBP: 0.375, SLG: 0.392 | | B F B S X<br>2-2 ①<br>F8 | | B C B X<br>2-1 ③<br>G2-3 | | F C S<br>0-3 ②<br>K | | | C S B F C<br>1-3 ①<br>K | 1<br>1<br>1<br>0<br>0<br>0<br>1 | 0<br>0<br>0<br>0<br>0<br>0<br>0 | 0<br>0<br>0<br>0<br>0<br>0<br>0 | 0<br>0<br>0<br>0<br>0<br>0<br>1 | 0<br>0<br>1<br>0<br>0<br>0<br>1 | 0<br>0<br>1<br>0<br>0<br>0<br>1 | 0<br>0<br>1<br>0<br>0<br>0<br>1 |
| Inning Stats | R: 3 H: 3<br>E: 1 LOB: 1<br>K: 1 BB: 1<br>S: 16 P: 23 | R: 1 H: 1<br>E: 0 LOB: 0<br>K: 0 BB: 0<br>S: 11 P: 18 | R: 0 H: 0<br>E: 0 LOB: 1<br>K: 0 BB: 1<br>S: 8 P: 16 | R: 0 H: 0<br>E: 0 LOB: 0<br>K: 1 BB: 0<br>S: 8 P: 13 | R: 1 H: 1<br>E: 0 LOB: 2<br>K: 1 BB: 1<br>S: 12 P: 22 | R: 0 H: 0<br>E: 0 LOB: 1<br>K: 1 BB: 1<br>S: 11 P: 15 | R: 0 H: 0<br>E: 0 LOB: 0<br>K: 0 BB: 0<br>S: 10 P: 15 | R: 0 H: 0<br>E: 0 LOB: 0<br>K: 2 BB: 0<br>S: 7 P: 10 | R: 1 H: 2<br>E: 0 LOB: 1<br>K: 2 BB: 0<br>S: 15 P: 21 | 1B: 3 SF: 0<br>2B: 3 SAC: 1<br>3B: 0 DP: 0<br>HR: 1 HBP: 1 | | | | | | |

| | AB | 33 |
|---|---|---|
| | R | 6 |
| | H | 7 |
| | RBI | 5 |
| | BB | 4 |
| | SO | 8 |
| | LOB | 11 |

WP: 0 PA: 39
PB: 0
SB: 1
CS: 0

| PITCHER | | IP | WLS | BF | H | R | ER | SO | BB | IBB | HBP | BLK | WP | HR | S | P | ERA | WHIP |
|---|---|---|---|---|---|---|---|---|---|---|---|---|---|---|---|---|---|---|
| 53 Jonathan Sánchez, L<br>ERA: 2.4 | (1, 1) | 4.2 | | 23 | 5 | 5 | 4 | 3 | 3 | 0 | 1 | 0 | 0 | 1 | 53 | 87 | 7.71 | 1.714 |
| 32 Kevin Correia, R<br>ERA: 3.3 | (5, 1) | 3.1 | W | 11 | 0 | 0 | 0 | 3 | 1 | 0 | 0 | 0 | 0 | 0 | 30 | 45 | 0.00 | 0.300 |
| 31 Vinnie Chulk, R<br>ERA: 5.05 | (9, 1) | 0.1 | | 2 | 1 | 1 | 1 | 1 | 0 | 0 | 0 | 0 | 0 | 0 | 7 | 11 | 27.00 | 3.000 |
| Mike Stanton, L<br>ERA: 3.96 | (9, 1) | 0.2 | | 3 | 1 | 0 | 0 | 1 | 0 | 0 | 0 | 0 | 0 | 0 | 8 | 10 | 0.00 | 1.500 |

| PITCHER | IP | WLS | BF | H | R | ER | SO | BB | IBB | HBP | BLK | WP | HR | S | P | ERA | WHIP |
|---|---|---|---|---|---|---|---|---|---|---|---|---|---|---|---|---|---|

# BOTTOM

## Colorado Rockies @ San Francisco Giants

AT&T Park, San Francisco, CA

Tue Sep 12 2006, 7:15 PM PDT

Att. 33,416 - Clear - 68 F

livebaseballscorecards.com

| Batter | 1 | 2 | 3 | 4 | 5 | 6 | 7 | 8 | 9 | AB | R | H | RBI | BB | SO | LOB |
|---|---|---|---|---|---|---|---|---|---|---|---|---|---|---|---|---|
| 2 Randy Winn, S (1, 8)<br>OBP: 0.319, SLG: 0.393 | B B C B C X<br>3-2<br>F8-4<br>2B | X<br>0-0 ②<br>G1<br>1-2<br>2-3<br>3-H | | B C B X<br>2-1 ②<br>G6-3 | | | B F X<br>1-1<br>HR | F F H<br>1-2<br>13<br>G3-1<br>1-2<br>2-3<br>HBP | | 4 | 1 | 2 | 2 | 0 | 0 | 2 |
| 13 Omar Vizquel, S (1, 6)<br>OBP: 0.364, SLG: 0.397 | D X<br>1-0 ①<br>F8 | C F B D B X<br>3-2<br>2B<br>2-H<br>3-H<br>2B | | B C B X<br>2-1 ③<br>F7 | | | X<br>0-0 ①<br>G1-3 | B C C B F D X<br>3-2<br>G3-1<br>1-2<br>2-3<br>3-H | | 5 | 1 | 1 | 3 | 0 | 0 | 3 |
| Shea Hillenbrand, R (1, 3)<br>OBP: 0.314, SLG: 0.464 | B D C S X<br>2-2 ②<br>F8-4<br>2-2 | B B S F B T X<br>3-2 ③<br>2-H<br>2B | | | B F X<br>1-1 ①<br>L7 | | B X<br>1-0 ②<br>F7 | C B X<br>1-1 ③<br>G6-3 | | 5 | 0 | 1 | 1 | 0 | 0 | 3 |
| Barry Bonds, L (1, 7)<br>OBP: 0.457, SLG: 0.531<br>Todd Linden, S (8, 7)<br>OBP: 0.356, SLG: 0.463 | B S S<br>4-2<br>E BB<br>2B<br>BB<br>B S S<br>3-1<br>HBP | | | | C S C<br>0-3 ②<br>K | | B C B F C<br>2-3 ③<br>K | | | 2<br>0 | 1<br>0 | 0<br>0 | 0<br>0 | 1<br>0 | 2<br>0 | 0<br>0 |
| Ray Durham, S (1, 4)<br>OBP: 0.367, SLG: 0.544 | B S S<br>4-2<br>1-2<br>E<br>2B<br>BB<br>C S C X<br>2-2 ③<br>L5 | | | | B B B C B<br>4-1<br>BB | | | F B B B B<br>4-1<br>2B<br>BB | | 1 | 2 | 0 | 0 | 3 | 0 | 2 |
| Moises Alou, R (1, 9)<br>OBP: 0.346, SLG: 0.540<br>20 Fred Lewis, L (8, PR)<br>OBP: 1.000, SLG: 1.500<br>Jason Ellison, R (9, 9)<br>OBP: 0.275, SLG: 0.370 | C B B X<br>2-1<br>E5<br>2B<br>2<br>G1<br>1-2<br>2-3 | F B X<br>1-1 ①<br>G5-3 | | | B D F 1 SAFE F F 1 B X<br>3-2 ③<br>G6-3 | | | B X<br>1-0<br>1B<br>1-H<br>2B | | 4<br>0<br>0 | 1<br>1<br>0 | 1<br>0<br>0 | 1<br>0<br>0 | 0<br>0<br>0 | 0<br>0<br>0 | 3<br>0<br>0 |
| Pedro Feliz, R (1, 5)<br>OBP: 0.290, SLG: 0.445 | B X<br>1-0<br>2<br>G1<br>13<br>2B<br>1-3<br>2-H<br>3-H<br>2B | B C B C B F S<br>3-3 ②<br>K | | | | B B X<br>2-0 ①<br>F8 | | B D C X<br>2-1<br>2<br>HBP<br>9<br>BB<br>13<br>G3-1<br>2-H<br>1B | | 4 | 2 | 2 | 3 | 0 | 1 | 0 |
| 50 Eliezer Alfonzo, R (1, 2)<br>OBP: 0.309, SLG: 0.478 | F F B S<br>1-3 ①<br>K | C B B X<br>2-1 ③<br>G5-3 | | | | C S B S<br>1-3 ②<br>K | | X<br>0-0 ①<br>F8 | | 4 | 0 | 0 | 0 | 0 | 2 | 4 |
| 53 Jonathan Sánchez, L (1, 1)<br>32 Kevin Correia, R (5, 1)<br>OBP: 0.083, SLG: 0.083<br>9 Mark Sweeney, L (8, PH)<br>OBP: 0.332, SLG: 0.389<br>31 Vinnie Chulk, R (9, 1)<br>Mike Stanton, L (9, 1) | B B B C B<br>4-1<br>2<br>G1<br>13<br>2B<br>BB | | | C B F S<br>1-3 ①<br>K | | | F S B C<br>1-3 ③<br>K | B B F F F D B<br>4-2<br>13<br>G3-1<br>2<br>HBP<br>1-2<br>BB | | 1<br>1<br>0<br>0<br>0 | 1<br>0<br>0<br>0<br>0 | 0<br>0<br>0<br>0<br>0 | 0<br>0<br>0<br>0<br>0 | 1<br>0<br>1<br>0<br>0 | 1<br>1<br>0<br>0<br>0 | 0<br>0<br>0<br>0<br>0 |
| Inning Stats | R: 0<br>E: 0<br>K: 0<br>S: 7<br>H: 1<br>LOB: 0<br>BB: 0<br>P: 13 | R: 6<br>E: 1<br>K: 1<br>S: 24<br>H: 3<br>LOB: 2<br>BB: 3<br>P: 51 | R: 0<br>E: 0<br>K: 1<br>S: 8<br>H: 0<br>LOB: 0<br>BB: 0<br>P: 14 | R: 0<br>E: 0<br>K: 1<br>S: 7<br>H: 0<br>LOB: 0<br>BB: 0<br>P: 12 | R: 0<br>E: 0<br>K: 1<br>S: 10<br>H: 0<br>LOB: 1<br>BB: 1<br>P: 18 | R: 0<br>E: 0<br>K: 2<br>S: 7<br>H: 0<br>LOB: 0<br>BB: 0<br>P: 11 | R: 1<br>E: 0<br>K: 1<br>S: 7<br>H: 1<br>LOB: 0<br>BB: 0<br>P: 11 | R: 3<br>E: 0<br>K: 0<br>S: 15<br>H: 2<br>LOB: 2<br>BB: 2<br>P: 31 | | 1B: 1<br>2B: 6<br>3B: 0<br>HR: 1<br>SF: 0<br>SAC: 0<br>DP: 1<br>HBP: 2 | | | | | WP: 0<br>PB: 0<br>SB: 0<br>CS: 0<br>PA: 39 | |

| PITCHER | | IP | WLS | BF | H | R | ER | SO | BB | IBB | HBP | BLK | WP | HR | S | P | ERA | WHIP |
|---|---|---|---|---|---|---|---|---|---|---|---|---|---|---|---|---|---|---|
| 54 Denny Bautista, R<br>ERA: 5.65 | (1, 1) | 1.2 | L | 11 | 3 | 6 | 1 | 1 | 3 | 0 | 0 | 0 | 0 | 0 | 23 | 48 | 5.40 | 3.600 |
| Justin Hampson, L<br>ERA: 1.8 | (2, 1) | 3.1 | | 13 | 1 | 0 | 0 | 3 | 1 | 0 | 1 | 0 | 0 | 0 | 33 | 60 | 0.00 | 0.600 |
| Nate Field, R<br>ERA: 4.15 | (6, 1) | 1.0 | | 3 | 0 | 0 | 0 | 2 | 0 | 0 | 0 | 0 | 0 | 0 | 7 | 11 | 0.00 | 0.000 |
| Jeremy Affeldt, L<br>ERA: 6.29 | (7, 1) | 1.0 | | 6 | 2 | 3 | 3 | 1 | 1 | 0 | 0 | 0 | 0 | 1 | 9 | 18 | 27.00 | 3.000 |
| Jose Mesa, R<br>ERA: 3.46 | (8, 1) | 1.0 | | 6 | 1 | 1 | 1 | 0 | 1 | 0 | 1 | 0 | 0 | 0 | 13 | 24 | 9.00 | 2.000 |

| PITCHER | IP | WLS | BF | H | R | ER | SO | BB | IBB | HBP | BLK | WP | HR | S | P | ERA | WHIP |
|---|---|---|---|---|---|---|---|---|---|---|---|---|---|---|---|---|---|

| Batter | 1 | 2 | 3 | 4 | 5 | 6 | 7 | 8 | 9 | AB | R | H | RBI | BB | SO | LOB |
|---|---|---|---|---|---|---|---|---|---|---|---|---|---|---|---|---|
| Jamey Carroll, R (1, 4)<br>OBP: 0.376, SLG: 0.394 | G6-3 | | 2B | | 1B | G5-3 | | F9 | | 5 | 2 | 2 | 1 | 0 | 0 | 0 |
| 17 Todd Helton, L (1, 3)<br>OBP: 0.404, SLG: 0.481 | K | | 2B | | BB | G6-3 | | G3-1 | | 4 | 1 | 1 | 1 | 1 | 1 | 0 |
| 27 Garrett Atkins, R (1, 5)<br>OBP: 0.400, SLG: 0.546 | K | | K | | BB | G5-3 | | | L5 | 4 | 1 | 0 | 0 | 1 | 2 | 1 |
| 5 Matt Holliday, R (1, 7)<br>OBP: 0.389, SLG: 0.581 | | E1 10 G4-3 1B | | G4-3 | F8 | | HBP | | 2B | 4 | 0 | 2 | 0 | 0 | 0 | 3 |
| 10 Jeff Baker, R (1, 9)<br>OBP: 0.308, SLG: 0.333<br>11 Brad Hawpe, L (8, 9)<br>OBP: 0.380, SLG: 0.499 | G4-3 | | | G5-3 | 1B | | P4 | | L3-1 | 4<br>1 | 1<br>0 | 1<br>0 | 2<br>0 | 0<br>0 | 0<br>0 | 2<br>1 |
| 2 Troy Tulowitzki, R (1, 6)<br>OBP: 0.346, SLG: 0.333 | G3 | | K | SAFE<br>SAFE | BB | | SAFE<br>SAFE | BB | G4-3 | 3 | 2 | 0 | 0 | 2 | 1 | 2 |
| 20 Chris Iannetta, R (1, 2)<br>OBP: 0.325, SLG: 0.343 | G4-3 | | FC6-4 BB<br>1B BB | | | | 2B | | | 2 | 0 | 1 | 2 | 2 | 0 | 1 |
| Choo Freeman, R (1, 8)<br>OBP: 0.307, SLG: 0.358<br>40 Brian Fuentes, L (8, 1) | | G6-3 | FC6-4<br>1B | | 1B | | F7 | | | 4<br>0 | 1<br>0 | 1<br>0 | 2<br>0 | 0<br>0 | 0<br>0 | 2<br>0 |
| Jason Jennings, L (1, 1)<br>OBP: 0.175, SLG: 0.150<br>39 Tom Martin, L (6, 1)<br>Nate Field, R (7, 1)<br>Mike Venafro, L (7, 1)<br>60 Manny Corpas, R (7, 1)<br>18 Cory Sullivan, L (7, 8)<br>OBP: 0.324, SLG: 0.412 | | G3-1 | BB | G4-3 | | | | K | | 2<br>0<br>0<br>0<br>0<br>1 | 1<br>0<br>0<br>0<br>0<br>0 | 0<br>0<br>0<br>0<br>0<br>0 | 0<br>0<br>0<br>0<br>0<br>0 | 1<br>0<br>0<br>0<br>0<br>0 | 0<br>0<br>0<br>0<br>0<br>1 | 2<br>0<br>0<br>0<br>0<br>0 |
| Inning Stats | R: 0<br>E: 0<br>K: 2<br>S: 9<br>H: 0<br>LOB: 0<br>BB: 0<br>P: 11 | R: 0<br>E: 1<br>K: 0<br>S: 11<br>H: 1<br>LOB: 1<br>BB: 0<br>P: 17 | R: 1<br>E: 0<br>K: 1<br>S: 13<br>H: 2<br>LOB: 1<br>BB: 0<br>P: 22 | R: 0<br>E: 0<br>K: 1<br>S: 8<br>H: 0<br>LOB: 0<br>BB: 0<br>P: 13 | R: 7<br>E: 0<br>K: 0<br>S: 18<br>H: 3<br>LOB: 2<br>BB: 6<br>P: 48 | R: 0<br>E: 0<br>K: 0<br>S: 6<br>H: 0<br>LOB: 0<br>BB: 0<br>P: 8 | R: 1<br>E: 0<br>K: 0<br>S: 6<br>H: 1<br>LOB: 1<br>BB: 1<br>P: 16 | R: 0<br>E: 0<br>K: 1<br>S: 10<br>H: 0<br>LOB: 0<br>BB: 0<br>P: 13 | R: 0<br>E: 0<br>K: 0<br>S: 10<br>H: 1<br>LOB: 1<br>BB: 0<br>P: 16 | 1B: 4<br>2B: 4<br>3B: 0<br>HR: 0<br>SF: 0<br>SAC: 0<br>DP: 0<br>HBP: 1 | | | | | | |

| PITCHER | | IP | WLS | BF | H | R | ER | SO | BB | IBB | HBP | BLK | WP | HR | S | P | ERA | WHIP |
|---|---|---|---|---|---|---|---|---|---|---|---|---|---|---|---|---|---|---|
| 51 Noah Lowry, L<br>ERA: 4.19 | (1, 1) | 4.1 | L | 20 | 4 | 5 | 5 | 4 | 3 | 0 | 0 | 0 | 0 | 0 | 51 | 88 | 10.38 | 1.615 |
| Jamey Wright, R<br>ERA: 5.03 | (5, 1) | 0.1 | | 4 | 1 | 0 | 0 | 0 | 2 | 0 | 0 | 0 | 1 | 0 | 5 | 15 | 0.00 | 9.000 |
| 54 Scott Munter, R<br>ERA: 7.2 | (5, 1) | 1.1 | | 6 | 1 | 3 | 3 | 0 | 1 | 0 | 0 | 0 | 0 | 0 | 9 | 16 | 20.25 | 1.500 |
| Jack Taschner, L<br>ERA: 9.88 | (7, 1) | 2.0 | | 8 | 1 | 1 | 1 | 1 | 1 | 0 | 1 | 0 | 0 | 0 | 16 | 29 | 4.50 | 1.000 |
| Steve Kline, L<br>ERA: 3.56 | (9, 1) | 1.0 | | 4 | 1 | 0 | 0 | 0 | 0 | 0 | 0 | 0 | 0 | 0 | 10 | 16 | 0.00 | 1.000 |

| PITCHER | IP | WLS | BF | H | R | ER | SO | BB | IBB | HBP | BLK | WP | HR | S | P | ERA | WHIP |
|---|---|---|---|---|---|---|---|---|---|---|---|---|---|---|---|---|---|

# TOP

# Colorado Rockies @ San Francisco Giants

AT&T Park, San Francisco, CA

Wed Sep 13 2006, 7:15 PM PDT

Att. 34,314 - Overcast - 57 F

livebaseballscorecards.com

| | |
|---|---|
| AB | 34 |
| R | 9 |
| H | 8 |
| RBI | 8 |
| BB | 7 |
| SO | 5 |
| LOB | 14 |

WP: 1 PA: 42
PB: 0
SB: 1
CS: 1

| Batter | 1 | 2 | 3 | 4 | 5 | 6 | 7 | 8 | 9 | AB | R | H | RBI | BB | SO | LOB |
|---|---|---|---|---|---|---|---|---|---|---|---|---|---|---|---|---|
| 2 Randy Winn, S (1, 8)<br>OBP: 0.318, SLG: 0.391 | B F S<br>1-3<br>K ① | | C B B F C<br>2-3<br>K ① | | S X<br>0-1<br>F7 ② | | C F B X<br>1-2<br>G4-3 ① | X<br>0-0<br>WP 13 BB<br>1B | | 5 | 0 | 1 | 0 | 0 | 2 | 1 |
| 13 Omar Vizquel, S (1, 6)<br>OBP: 0.366, SLG: 0.397 | C X<br>0-1<br>F8 ② | | C B X<br>1-1<br>G6-3 ② | | X<br>0-0<br>2B<br>2-3<br>2B 1B | | F X<br>0-1<br>9<br>1B BB<br>2B 1B | B B F F B D<br>4-2<br>WP<br>1-2<br>BB | | 4 | 2 | 2 | 0 | 1 | 0 | 0 |
| Shea Hillenbrand, R (1, 3)<br>OBP: 0.313, SLG: 0.463 | B S X<br>1-1<br>G1-3 ③ | | B B B C X<br>3-1<br>F8 ③ | | C X<br>0-1<br>1-3<br>3-H<br>2B | | B S B S F T<br>2-2<br>K ② | B B S S X<br>2-2<br>F7 ③<br>1-2<br>2-3 | | 5 | 1 | 1 | 1 | 0 | 1 | 3 |
| Barry Bonds, L (1, 7)<br>OBP: 0.459, SLG: 0.543 | | B X<br>1-0<br>G4-3 ① | | C X<br>0-1<br>P3 ① | X<br>0-0<br>2-H<br>3-H<br>2B | | B B B B<br>4-0<br>9<br>1-2<br>2B BB | | B C X<br>1-1<br>HR | 4 | 2 | 2 | 3 | 1 | 0 | 0 |
| Ray Durham, S (1, 4)<br>OBP: 0.367, SLG: 0.541<br>19 Kevin Frandsen, R (7, 4)<br>OBP: 0.312, SLG: 0.319<br>9 Mark Sweeney, L (7, PH)<br>OBP: 0.335, SLG: 0.391<br>Tomas De La Rosa, R (8, 4)<br>OBP: 0.222, SLG: 0.125<br>Lance Niekro, R (9, PH)<br>OBP: 0.294, SLG: 0.382 | | C B F B F B B<br>4-2<br>WP S<br>SF7<br>BB | C F B F B C<br>2-3<br>K ② | B S X<br>1-1<br>G4-3 ③ | | | B X<br>1-0<br>2B<br>1-2<br>2-3<br>1B | B X<br>1-0<br>G6-3 ① | 2 1 0 0 1 1 1<br>0 0 0 0 0 0 0<br>1 0 1 0 0 0 0<br>0 0 0 0 0 0 0<br>1 0 0 0 0 0 0 | | | | | | |
| Moises Alou, R (1, 9)<br>OBP: 0.350, SLG: 0.545<br>Jason Ellison, R (9, PR)<br>OBP: 0.275, SLG: 0.370 | F S F F D F B B F<br>3-2<br>X<br>SF7 ②<br>1-H | | F F B F B F F B X<br>2-2<br>F7 ③ | | | B X<br>1-0<br>FC5-4<br>1B | C S B B B X<br>2-2<br>1-3<br>2-H<br>3-H<br>2B | | B B B B<br>4-0<br>BB<br>BB | 3 0 2 3 1 0 0<br>0 0 0 0 0 0 0 | | | | | | |
| Pedro Feliz, R (1, 5)<br>OBP: 0.291, SLG: 0.444 | B B B C X<br>3-1<br>BB<br>1B | | | | B X<br>1-0<br>G5-3 ① | B X<br>1-0<br>FC5-4 ①<br>1B<br>1-2f | C X<br>0-1<br>G6-3 ③ | | B B B F 1 SAFE B F B<br>4-2<br>1-2<br>BB | 4 | 0 | 1 | 0 | 1 | 0 | 3 |
| Todd Greene, R (1, 2)<br>OBP: 0.325, SLG: 0.400 | B D S B C D<br>4-2<br>1-2<br>BB | | | | X<br>0-0<br>54<br>2B<br>2B | S X<br>0-1<br>G5-4-3<br>1-2<br>1B | | C S S<br>0-3<br>K ① | C F B B X<br>2-2<br>F9 ② | 4 | 1 | 2 | 0 | 1 | 1 | 2 |
| 51 Noah Lowry, R (1, 1)<br>OBP: 0.200, SLG: 0.214<br>Jamey Wright, R (5, 1)<br>OBP: 0.261, SLG: 0.304<br>54 Scott Munter, R (5, 1)<br>OBP: 1.000, SLG: 2.000<br>Todd Linden, S (6, PH)<br>OBP: 0.350, SLG: 0.455<br>Jack Taschner, L (7, 1)<br>Steve Finley, L (8, PH)<br>OBP: 0.319, SLG: 0.391<br>Steve Kline, S (9, 1)<br>50 Eliezer Alfonzo, R (9, PH)<br>OBP: 0.308, SLG: 0.476 | B X<br>1-0<br>G4-3 ③ | | | | B X<br>1-0<br>13<br>1B<br>2-H<br>2B | S B B X<br>2-1<br>G5-4-3 ② ③<br>1-2f | | S X<br>0-1<br>G4-3 ② | F X<br>0-1<br>G5-3 ③ | 1 0 0 0 0 0 2<br>0 0 0 0 0 0 0<br>1 1 1 1 0 0 0<br>1 0 0 0 0 0 2<br>0 0 0 0 0 0 0<br>1 0 0 0 0 0 0<br>0 0 0 0 0 0 0<br>1 0 0 0 0 0 2 | | | | | | |
| Inning Stats | R: 0<br>E: 0<br>K: 1<br>S: 7<br>H: 0<br>LOB: 0<br>BB: 0<br>P: 9 | R: 1<br>E: 0<br>K: 0<br>S: 16<br>H: 1<br>LOB: 2<br>BB: 2<br>P: 32 | R: 0<br>E: 0<br>K: 1<br>S: 7<br>H: 0<br>LOB: 0<br>BB: 0<br>P: 13 | R: 0<br>E: 0<br>K: 1<br>S: 12<br>H: 0<br>LOB: 0<br>BB: 0<br>P: 16 | R: 4<br>E: 0<br>K: 0<br>S: 11<br>H: 5<br>LOB: 1<br>BB: 0<br>P: 14 | R: 0<br>E: 0<br>K: 0<br>S: 6<br>H: 2<br>LOB: 1<br>BB: 0<br>P: 10 | R: 2<br>E: 0<br>K: 1<br>S: 15<br>H: 3<br>LOB: 2<br>BB: 1<br>P: 25 | R: 0<br>E: 0<br>K: 1<br>S: 11<br>H: 1<br>LOB: 2<br>BB: 1<br>P: 17 | R: 1<br>E: 0<br>K: 0<br>S: 10<br>H: 1<br>LOB: 2<br>BB: 2<br>P: 22 | 1B: 7<br>2B: 5<br>3B: 0<br>HR: 1<br>SF: 1<br>SAC: 0<br>DP: 1<br>HBP: 0 | | | | | | |

| PITCHER | IP | WLS | BF | H | R | ER | SO | BB | IBB | HBP | BLK | WP | HR | S | P | ERA | WHIP |
|---|---|---|---|---|---|---|---|---|---|---|---|---|---|---|---|---|---|
| Jason Jennings, R (1, 1)<br>ERA: 3.61 | 5.1 | W | 26 | 8 | 5 | 5 | 3 | 2 | 0 | 0 | 0 | 1 | 0 | 57 | 90 | 8.44 | 1.875 |
| 39 Tom Martin, L (6, 1)<br>ERA: 4.39 | 1.0 | H | 3 | 1 | 1 | 1 | 0 | 0 | 0 | 0 | 0 | 0 | 0 | 7 | 10 | 9.00 | 1.000 |
| Nate Field, R (7, 1)<br>ERA: 3.86 | 0.1 | | 1 | 0 | 0 | 0 | 1 | 0 | 0 | 0 | 0 | 0 | 0 | 4 | 6 | 0.00 | 0.000 |
| Mike Venafro, L (7, 1)<br>ERA: 13.5 | 0.0 | | 1 | 0 | 0 | 0 | 0 | 1 | 0 | 0 | 0 | 0 | 0 | 0 | 4 | ∞ | ∞ |
| 60 Manny Corpas, R (7, 1)<br>ERA: 2.39 | 1.0 | H | 7 | 3 | 1 | 1 | 1 | 1 | 0 | 0 | 0 | 0 | 0 | 14 | 21 | 9.00 | 4.000 |

| PITCHER | IP | WLS | BF | H | R | ER | SO | BB | IBB | HBP | BLK | WP | HR | S | P | ERA | WHIP |
|---|---|---|---|---|---|---|---|---|---|---|---|---|---|---|---|---|---|
| 40 Brian Fuentes, L (8, 1)<br>ERA: 3.55 | 1.1 | S | 7 | 1 | 1 | 1 | 0 | 2 | 0 | 0 | 0 | 1 | 1 | 13 | 27 | 6.75 | 2.250 |

# BOTTOM

## Colorado Rockies @ San Francisco Giants

AT&T Park, San Francisco, CA

Wed Sep 13 2006, 7:15 PM PDT

Att. 34,314 - Overcast - 57 F

livebaseballscorecards.com

| | |
|---|---|
| AB | 38 |
| R | 8 |
| H | 13 |
| RBI | 8 |
| BB | 6 |
| SO | 5 |
| LOB | 16 |

WP: 2 PA: 45
PB: 0
SB: 1
CS: 0

# Colorado Rockies @ San Francisco Giants

AT&T Park, San Francisco, CA

Thu Sep 14 2006, 12:35 PM PDT

Att. 35,167 - Cloudy - 66 F

livebaseballscorecards.com

TOP

| Batter | 1 | 2 | 3 | 4 | 5 | 6 | 7 | 8 | 9 | AB | R | H | RBI | BB | SO | LOB |
|---|---|---|---|---|---|---|---|---|---|---|---|---|---|---|---|---|
| 7 Kazuo Matsui, S (1, 4)<br>OBP: 0.294, SLG: 0.333 | F8 | | G4-3 | | | B1-3 | | | K | 4 | 0 | 0 | 0 | 0 | 1 | 0 |
| 15 Jeff Salazar, L (1, 8)<br>OBP: 0.526, SLG: 0.462 | 5 WP HBP | | | K | | G5-3 | | | F9 | 3 | 0 | 0 | 0 | 0 | 1 | 0 |
| 27 Garrett Atkins, R (1, 5)<br>OBP: 0.399, SLG: 0.544 | SAFE<br>F7 | | | 5 1B 1B | | K | | | F8 | 4 | 0 | 1 | 0 | 0 | 1 | 1 |
| 5 Matt Holliday, R (1, 7)<br>OBP: 0.388, SLG: 0.580 | F8<br>1-2 | | | 11 BB 1B<br>1-3 | | | G5-3 | | | 3 | 0 | 1 | 0 | 0 | 0 | 1 |
| 11 Brad Hawpe, L (1, 9)<br>OBP: 0.380, SLG: 0.497 | | K | | G6-3 BB<br>1-2 | | | G1 | | | 2 | 0 | 0 | 0 | 1 | 1 | 0 |
| Vinny Castilla, R (1, 3)<br>OBP: 0.258, SLG: 0.326 | | G6-3 | | G6-3<br>1-2f | | | F8 | | | 3 | 0 | 0 | 0 | 0 | 0 | 3 |
| 2 Troy Tulowitzki, R (1, 6)<br>OBP: 0.327, SLG: 0.313 | | K | K | | | | | F9 | | 3 | 0 | 0 | 0 | 0 | 2 | 0 |
| JD Closser, S (1, 2)<br>OBP: 0.271, SLG: 0.306 | | | K | | K | | | P2 | | 3 | 0 | 0 | 0 | 0 | 2 | 0 |
| 28 Aaron Cook, R (1, 1)<br>OBP: 0.105, SLG: 0.056 | | | G6-3 | | F8 | | | G4-3 | | 2 | 0 | 0 | 0 | 0 | 0 | 0 |
| Ray King, L (7, 1) | | | | | | | | | | 0 | 0 | 0 | 0 | 0 | 0 | 0 |
| Nate Field, R (7, 1) | | | | | | | | | | 0 | 0 | 0 | 0 | 0 | 0 | 0 |
| Jamey Carroll, R (8, PH)<br>OBP: 0.375, SLG: 0.394 | | | | | | | | | | 1 | 0 | 0 | 0 | 0 | 0 | 0 |
| 61 Ramon E Ramirez, R (8, 1)<br>OBP: 0.500, SLG: 0.500 | | | | | | | | | | 0 | 0 | 0 | 0 | 0 | 0 | 0 |
| Inning Stats | R: 0 E: 0 K: 0 S: 11 H: 0 LOB: 1 BB: 0 P: 17 | R: 0 E: 0 K: 2 S: 8 H: 0 LOB: 0 BB: 0 P: 14 | R: 0 E: 0 K: 1 S: 12 H: 0 LOB: 0 BB: 0 P: 18 | R: 0 E: 0 K: 1 S: 12 H: 2 LOB: 2 BB: 1 P: 17 | R: 0 E: 0 K: 2 S: 8 H: 0 LOB: 0 BB: 0 P: 13 | R: 0 E: 0 K: 1 S: 10 H: 0 LOB: 0 BB: 0 P: 12 | R: 0 E: 0 K: 0 S: 8 H: 0 LOB: 0 BB: 0 P: 12 | R: 0 E: 0 K: 0 S: 10 H: 0 LOB: 0 BB: 0 P: 15 | R: 0 E: 0 K: 1 S: 8 H: 0 LOB: 0 BB: 0 P: 13 | 1B: 2 2B: 0 3B: 0 HR: 0 | SF: 0 SAC: 0 DP: 1 HBP: 1 | | | | | | |

| | AB | 28 |
|---|---|---|
| | R | 0 |
| | H | 2 |
| | RBI | 0 |
| | BB | 1 |
| | SO | 8 |
| | LOB | 5 |

| PITCHER | | IP | WLS | BF | H | R | ER | SO | BB | IBB | HBP | BLK | WP | HR | S | P | ERA | WHIP |
|---|---|---|---|---|---|---|---|---|---|---|---|---|---|---|---|---|---|---|
| 18 Matt Cain, R<br>ERA: 3.75 | (1, 1) | 8.0 | W | 27 | 2 | 0 | 0 | 7 | 1 | 0 | 1 | 0 | 0 | 0 | 79 | 118 | 0.00 | 0.375 |
| 31 Vinnie Chulk, R<br>ERA: 4.93 | (9, 1) | 1.0 | | 3 | 0 | 0 | 0 | 1 | 0 | 0 | 0 | 0 | 0 | 0 | 8 | 13 | 0.00 | 0.000 |

| PITCHER | IP | WLS | BF | H | R | ER | SO | BB | IBB | HBP | BLK | WP | HR | S | P | ERA | WHIP |
|---|---|---|---|---|---|---|---|---|---|---|---|---|---|---|---|---|---|

# Colorado Rockies @ San Francisco Giants

AT&T Park, San Francisco, CA

Thu Sep 14 2006, 12:35 PM PDT

Att. 35,167 - Cloudy - 66 F

livebaseballscorecards.com

## BOTTOM

| Batter | 1 | 2 | 3 | 4 | 5 | 6 | 7 | 8 | 9 | AB | R | H | RBI | BB | SO | LOB |
|---|---|---|---|---|---|---|---|---|---|---|---|---|---|---|---|---|
| 19 Kevin Frandsen, R (1, 4)<br>OBP: 0.317, SLG: 0.338 | B B C X 2-1 G4-3 ① | | B F X 1-1 1-2 1B | | C F C 0-3 K ③ | | S X 0-1 WP 2-H 1B 2B | C B B F S 2-3 K ① | | 5 | 1 | 2 | 1 | 0 | 2 | 3 |
| 13 Omar Vizquel, S (1, 6)<br>OBP: 0.366, SLG: 0.396 | B C F X 1-2 P4 ② | | X 0-0 F8 ③ | | | B C X 1-1 1B HBP G5-4-3 1B | C S F F B B B D 4-2 BB 1B 1B BB | B S B B X 3-1 G4-3 ② 1-2 2-3 | | 4 | 2 | 1 | 0 | 1 | 0 | 4 |
| Shea Hillenbrand, R (1, 3)<br>OBP: 0.314, SLG: 0.462 | B B B C C S 3-3 K ③ | | | C F S 0-3 K ① | | 1 SAFE H 1-0 G5-4-3 1B 1-2 HBP | F D S F B F F X 2-2 BB 1B 1-2 2-H 1B | S B B F X 2-2 G4-3 ③ | | 4 | 1 | 1 | 1 | 0 | 2 | 2 |
| Barry Bonds, L (1, 7)<br>OBP: 0.459, SLG: 0.541<br>Todd Linden, S (7, PR) (8, 7)<br>OBP: 0.350, SLG: 0.455 | | S X 0-1 F9 ① | | B B C B X 3-1 F8 ② | | B B F X 2-1 G5-4-3 1-2 2-3 1B | D C B S F B B 4-2 BB 1B 1-2 2-3 BB | | | 3<br>0 | 0<br>0 | 1<br>0 | 0<br>0 | 1<br>0 | 0<br>0 | 0<br>0 |
| Moises Alou, R (1, 9)<br>OBP: 0.352, SLG: 0.544<br>2 Randy Winn, S (7, PR) (8, 9)<br>OBP: 0.318, SLG: 0.391 | | B B B C X 3-1 F8 ② | | B X 1-0 1B | | X 0-0 ①② G5-4-3 1-2f 2-3 3-H | C S X 0-2 BB 1-2 2-H 3-H 1B | | | 4<br>0 | 0<br>0 | 2<br>0 | 2<br>0 | 0<br>0 | 0<br>0 | 2<br>0 |
| Steve Finley, L (1, 8)<br>OBP: 0.318, SLG: 0.388 | | C B S B F B S 3-3 K ③ | | 1 SAFE F B S X 1-2 F9 ③ | | C X 0-1 ③ P5 | B B B C B 4-1 1-2 2-3 BB | | | 3 | 0 | 0 | 0 | 1 | 1 | 2 |
| Pedro Feliz, R (1, 5)<br>OBP: 0.292, SLG: 0.443 | | | X 0-0 F7 ① | | B B B 4-0 50 G5-3 BB | | x 0-1 50 G5-3 19 2B 1B<br>x 2-2 F9 ③ | | | 3 | 1 | 1 | 0 | 1 | 0 | 3 |
| 50 Eliezer Alfonzo, R (1, 2)<br>OBP: 0.311, SLG: 0.476 | | | C X 0-1 18 FC1-6 1B | | C B X 1-1 ① G5-3 1-2 | | 1 SAFE B X 1-0 ① G5-3 1-2 | S S F X 0-2 13 G4-3 20 1B 1B | | 4 | 0 | 2 | 0 | 0 | 0 | 2 |
| 18 Matt Cain, R (1, 1)<br>OBP: 0.157, SLG: 0.196<br>20 Fred Lewis, L (8, PH)<br>OBP: 1.000, SLG: 1.333<br>31 Vinnie Chulk, R (9, 1) | | | B M X 1-1 ② FC1-6 19 1B 1-2f | | B B C S B S 3-3 K ② | | X 0-0 ② G5-3 | D B C F 1 SAFE X 2-2 13 G4-3 1-2 1B | | 3<br>1<br>0 | 0<br>0<br>0 | 0<br>1<br>0 | 0<br>0<br>0 | 0<br>0<br>0 | 1<br>0<br>0 | 3<br>0<br>0 |
| Inning Stats | R: 0 E: 0 K: 1 S: 8 H: 0 LOB: 0 BB: 0 P: 14 | R: 0 E: 0 K: 1 S: 8 H: 0 LOB: 0 BB: 0 P: 14 | R: 0 E: 0 K: 0 S: 8 H: 2 LOB: 2 BB: 0 P: 10 | R: 0 E: 0 K: 1 S: 9 H: 1 LOB: 1 BB: 0 P: 14 | R: 0 E: 0 K: 2 S: 9 H: 0 LOB: 1 BB: 1 P: 17 | R: 1 E: 0 K: 0 S: 7 H: 2 LOB: 1 BB: 0 P: 11 | R: 4 E: 0 K: 0 S: 27 H: 4 LOB: 3 BB: 3 P: 44 | R: 0 E: 0 K: 1 S: 15 H: 2 LOB: 2 BB: 0 P: 24 | | 1B: 10<br>2B: 1<br>3B: 0<br>HR: 0 | SF: 0<br>SAC: 0<br>DP: 1<br>HBP: 1 | | | | | |

| | AB | 34 |
|---|---|---|
| | R | 5 |
| | H | 11 |
| | RBI | 4 |
| | BB | 4 |
| | SO | 6 |
| | LOB | 21 |

| PITCHER | | IP | WLS | BF | H | R | ER | SO | BB | IBB | HBP | BLK | WP | HR | S | P | ERA | WHIP |
|---|---|---|---|---|---|---|---|---|---|---|---|---|---|---|---|---|---|---|
| 28 Aaron Cook, R<br>ERA: 4.23 | (1, 1) | 6.2 | L | 30 | 8 | 5 | 5 | 5 | 2 | 0 | 1 | 0 | 1 | 0 | 66 | 104 | 6.75 | 1.500 |
| Ray King, L<br>ERA: 3.89 | (7, 1) | 0.0 | | 1 | 0 | 0 | 0 | 0 | 1 | 0 | 0 | 0 | 0 | 0 | 3 | 7 | ∞ | ∞ |
| Nate Field, R<br>ERA: 3.6 | (7, 1) | 0.1 | | 3 | 1 | 0 | 0 | 0 | 1 | 0 | 0 | 0 | 0 | 0 | 7 | 13 | 0.00 | 6.000 |
| 61 Ramon E Ramirez, R<br>ERA: 3.41 | (8, 1) | 1.0 | | 5 | 2 | 0 | 0 | 1 | 0 | 0 | 0 | 0 | 0 | 0 | 15 | 24 | 0.00 | 2.000 |

| PITCHER | IP | WLS | BF | H | R | ER | SO | BB | IBB | HBP | BLK | WP | HR | S | P | ERA | WHIP |
|---|---|---|---|---|---|---|---|---|---|---|---|---|---|---|---|---|---|

| Batter | 1 | 2 | 3 | 4 | 5 | 6 | 7 | 8 | 9 | AB | R | H | RBI | BB | SO | LOB |
|---|---|---|---|---|---|---|---|---|---|---|---|---|---|---|---|---|
| Jamey Carroll, R (1, 4)<br>OBP: 0.374, SLG: 0.392 | C C X<br>0-2<br>17 1B<br>27 E<br>1B | | C B S F S<br>1-3 ①<br>K | | | C B X<br>1-1 ①<br>G6-3 | | L L B X<br>1-2 ①<br>FC5<br>1-2<br>2-3f | | 4 | 1 | 1 | 0 | 0 | 1 | 2 |
| 17 Todd Helton, L (1, 3)<br>OBP: 0.404, SLG: 0.484 | F 1 SAFE<br>B C 1 SAFE<br>X<br>1-2<br>27 1B 27 E<br>5 FC3-2<br>1-3<br>1B | | F C F X<br>0-2 ②<br>F8 | | | X<br>0-0<br>2B | | F F X<br>0-2 ②<br>L7 | | 4 | 0 | 2 | 0 | 0 | 0 | 2 |
| 27 Garrett Atkins, R (1, 5)<br>OBP: 0.398, SLG: 0.542 | C F 1 SAFE<br>X<br>0-2<br>5 FC3-2<br>1-3<br>3-H<br>1B | | F S X<br>0-2 ③<br>G5-3 | | | X<br>0-0 ②<br>G5-3 | | X<br>0-0 ③<br>P4 | | 4 | 0 | 1 | 0 | 0 | 0 | 3 |
| 5 Matt Holliday, R (1, 7)<br>OBP: 0.386, SLG: 0.576 | X<br>0-0 ①<br>FC3-2<br>1-2<br>3-H | | | B S C X<br>1-2 ①<br>G6-3 | | B B C X<br>2-1 ③<br>G1-3 | | | C S S<br>0-3 ①<br>K | 4 | 0 | 0 | 0 | 0 | 1 | 3 |
| 11 Brad Hawpe, L (1, 9)<br>OBP: 0.377, SLG: 0.492 | B F B S X<br>2-2 ②<br>F7 | | | C B F B S<br>2-3 ②<br>K | | | F B B C X<br>2-2 ①<br>G3 | | B C B F S<br>2-3 ②<br>K2-3 | 4 | 0 | 0 | 0 | 0 | 2 | 2 |
| 19 Ryan Spilborghs, R (1, 8)<br>OBP: 0.311, SLG: 0.403 | C X<br>0-1 ③<br>G3 | | | X<br>0-0 ③<br>G6-3 | | | B C F B B X<br>3-2 ②<br>G5-3 | | B C F S<br>1-3 ③<br>K | 4 | 0 | 0 | 0 | 0 | 1 | 2 |
| 12 Clint Barmes, R (1, 6)<br>OBP: 0.265, SLG: 0.342 | | C C S<br>0-3 ①<br>K | | | B B C S S<br>2-3 ①<br>K | | X<br>0-0 ③<br>G5-3 | | | 3 | 0 | 0 | 0 | 0 | 2 | 0 |
| 20 Chris Iannetta, R (1, 2)<br>OBP: 0.326, SLG: 0.342 | | F F B C<br>1-3 ②<br>K | | | C S B B S<br>2-3 ②<br>K | | | X<br>0-0<br>FC5<br>7 1B<br>1B | | 3 | 0 | 1 | 0 | 0 | 2 | 0 |
| 49 Byung-Hyun Kim, R (1, 1)<br>OBP: 0.188, SLG: 0.191<br>7 Kazuo Matsui, S (8, PH)<br>OBP: 0.298, SLG: 0.337<br>Jeremy Affeldt, L (8, 1)<br>Jose Mesa, R (8, 1) | | X<br>0-0 ③<br>G1-3 | | | C F B C<br>1-3 ③<br>K | | | C X<br>0-1<br>FC5<br>1-2<br>1B | | 2<br>1<br>0<br>0 | 0<br>0<br>0<br>0 | 0<br>1<br>0<br>0 | 0<br>0<br>0<br>0 | 0<br>0<br>0<br>0 | 1<br>0<br>0<br>0 | 0<br>0<br>0<br>0 |
| Inning Stats | R: 1 H: 3<br>E: 1 LOB: 2<br>K: 0 BB: 0<br>S: 15 P: 18 | R: 0 H: 0<br>E: 0 LOB: 0<br>K: 2 BB: 0<br>S: 7 P: 8 | R: 0 H: 0<br>E: 0 LOB: 0<br>K: 1 BB: 0<br>S: 11 P: 12 | R: 0 H: 0<br>E: 0 LOB: 0<br>K: 1 BB: 0<br>S: 7 P: 10 | R: 0 H: 0<br>E: 0 LOB: 0<br>K: 3 BB: 0<br>S: 9 P: 14 | R: 0 H: 1<br>E: 0 LOB: 1<br>K: 0 BB: 0<br>S: 6 P: 9 | R: 0 H: 0<br>E: 0 LOB: 0<br>K: 0 BB: 0<br>S: 7 P: 12 | R: 0 H: 2<br>E: 0 LOB: 2<br>K: 0 BB: 0<br>S: 10 P: 11 | R: 0 H: 0<br>E: 0 LOB: 0<br>K: 3 BB: 0<br>S: 9 P: 12 | 1B: 5 SF: 0<br>2B: 1 SAC: 0<br>3B: 0 DP: 0<br>HR: 0 HBP: 0 | | | | | | |

| PITCHER | IP | WLS | BF | H | R | ER | SO | BB | IBB | HBP | BLK | WP | HR | S | P | ERA | WHIP |
|---|---|---|---|---|---|---|---|---|---|---|---|---|---|---|---|---|---|
| 17 Brandon Webb, R (1, 1)<br>ERA: 2.92 | 9.0 | W | 33 | 6 | 1 | 1 | 10 | 0 | 0 | 0 | 0 | 0 | 0 | 81 | 106 | 1.00 | 0.667 |

| PITCHER | IP | WLS | BF | H | R | ER | SO | BB | IBB | HBP | BLK | WP | HR | S | P | ERA | WHIP |
|---|---|---|---|---|---|---|---|---|---|---|---|---|---|---|---|---|---|

# TOP

## Colorado Rockies @ Arizona Diamondbacks

Chase Field, Phoenix, AZ

Fri Sep 15 2006, 6:40 PM MST

Att. 22,042 - Clear - 76 F

livebaseballscorecards.com

| | |
|---|---|
| AB | 33 |
| R | 1 |
| H | 6 |
| RBI | 0 |
| BB | 0 |
| SO | 10 |
| LOB | 14 |

| | | | | | | | | | | | | | | | | | |
|---|---|---|---|---|---|---|---|---|---|---|---|---|---|---|---|---|---|
| WP: 0 | PA: 33 | | | | | | | | | | | | | | | | |
| PB: 0 | | | | | | | | | | | | | | | | | |
| SB: 0 | | | | | | | | | | | | | | | | | |
| CS: 0 | | | | | | | | | | | | | | | | | |

# BOTTOM

## Colorado Rockies @ Arizona Diamondbacks

Chase Field, Phoenix, AZ

Fri Sep 15 2006, 6:40 PM MST

Att. 22,042 - Clear - 76 F

livebaseballscorecards.com

| Batter | 1 | 2 | 3 | 4 | 5 | 6 | 7 | 8 | 9 | AB | R | H | RBI | BB | SO | LOB |
|---|---|---|---|---|---|---|---|---|---|---|---|---|---|---|---|---|
| Craig Counsell, L (1, 5) (7, 6)<br>OBP: 0.324, SLG: 0.347 | SH5-3 1 1 S SF7 BB | | G1-3 | | F8 1 1 S 1B | | G6-3 1-2f | | | 3 | 1 | 1 | 0 | 1 | 0 | 1 |
| 1 Orlando Hudson, S (1, 4)<br>OBP: 0.358, SLG: 0.466 | SH5-3 1-3 | | F7 | | 1 SAFE P 1 SAFE B L 1 SAFE B L F F F X F8 1-3 | | | G3 2B 1B | | 3 | 1 | 1 | 0 | 0 | 0 | 1 |
| Luis Gonzalez, L (1, 7)<br>OBP: 0.359, SLG: 0.461 | SF7 3-H | | G6-3 | | K | | | 1-2 | | 3 | 0 | 0 | 1 | 0 | 1 | 1 |
| Chad Tracy, L (1, 3) (7, 5)<br>OBP: 0.334, SLG: 0.432 | G3 | | | 22 1B 6 1B 1B | | G5-3 | | 0-0 22 WP 2-H 2B | | 4 | 2 | 2 | 1 | 0 | 0 | 0 |
| 22 Eric Byrnes, R (1, 8)<br>OBP: 0.320, SLG: 0.492 | | K | | 7 6 FC1-5 1-2 1B | | 6 CS 1B | | K 2-H | | 4 | 0 | 2 | 0 | 0 | 2 | 0 |
| 6 Stephen Drew, L (1, 6)<br>OBP: 0.363, SLG: 0.540<br>34 Conor Jackson, R (7, 3)<br>OBP: 0.370, SLG: 0.435 | 7 G4-3 3B | | | 7 FC1-5 1-2 2-H 1B | | 1-2 2B | | G4-3 | | 3<br>1 | 1<br>0 | 3<br>0 | 1<br>0 | 0<br>0 | 0<br>0 | 0<br>0 |
| 7 Carlos Quentin, R (1, 9)<br>OBP: 0.353, SLG: 0.542 | | G4-3 3-H | | FC1-5 1-2 2-3f | | G5-3 | | | | 3 | 0 | 0 | 1 | 0 | 0 | 3 |
| 19 Chris Snyder, R (1, 2)<br>OBP: 0.380, SLG: 0.463 | | 1B | | F4 | | | G6-3 1B | | | 3 | 0 | 2 | 0 | 0 | 0 | 2 |
| 17 Brandon Webb, R (1, 1)<br>OBP: 0.159, SLG: 0.167 | | K | | K | | | K | | | 3 | 0 | 0 | 0 | 0 | 3 | 4 |
| Inning Stats | R: 1 E: 0 K: 0 S: 9 H: 0 LOB: 0 BB: 1 P: 14 | R: 1 E: 0 K: 2 S: 14 H: 2 LOB: 1 BB: 0 P: 19 | R: 0 E: 0 K: 0 S: 5 H: 0 LOB: 0 BB: 0 P: 8 | R: 1 E: 0 K: 1 S: 12 H: 3 LOB: 2 BB: 0 P: 16 | R: 0 E: 0 K: 1 S: 12 H: 1 LOB: 0 BB: 0 P: 15 | R: 0 E: 0 K: 0 S: 8 H: 2 LOB: 1 BB: 0 P: 15 | R: 0 E: 0 K: 1 S: 9 H: 1 LOB: 0 BB: 0 P: 11 | R: 2 E: 0 K: 1 S: 10 H: 2 LOB: 0 BB: 0 P: 19 | | 1B: 8 2B: 2 3B: 1 HR: 0 | SF: 1 SAC: 1 DP: 1 HBP: 0 | | | | | | |

| | AB | 30 |
|---|---|---|
| | R | 5 |
| | H | 11 |
| | RBI | 4 |
| | BB | 1 |
| | SO | 6 |
| | LOB | 12 |

WP: 2 PB: 0 SB: 2 CS: 1 PA: 33

| PITCHER | | IP | WLS | BF | H | R | ER | SO | BB | IBB | HBP | BLK | WP | HR | S | P | ERA | WHIP |
|---|---|---|---|---|---|---|---|---|---|---|---|---|---|---|---|---|---|---|
| 49 Byung-Hyun Kim, R<br>ERA: 5.3 | (1, 1) | 7.0 | L | 28 | 9 | 3 | 3 | 5 | 1 | 0 | 0 | 0 | 0 | 0 | 69 | 98 | 3.86 | 1.429 |
| Jeremy Affeldt, L<br>ERA: 6.47 | (8, 1) | 0.1 | | 3 | 2 | 2 | 2 | 0 | 0 | 0 | 0 | 0 | 0 | 0 | 3 | 6 | 54.00 | 6.000 |
| Jose Mesa, R<br>ERA: 3.43 | (8, 1) | 0.2 | | 2 | 0 | 0 | 0 | 1 | 0 | 0 | 0 | 0 | 1 | 0 | 7 | 13 | 0.00 | 0.000 |

| PITCHER | IP | WLS | BF | H | R | ER | SO | BB | IBB | HBP | BLK | WP | HR | S | P | ERA | WHIP |
|---|---|---|---|---|---|---|---|---|---|---|---|---|---|---|---|---|---|

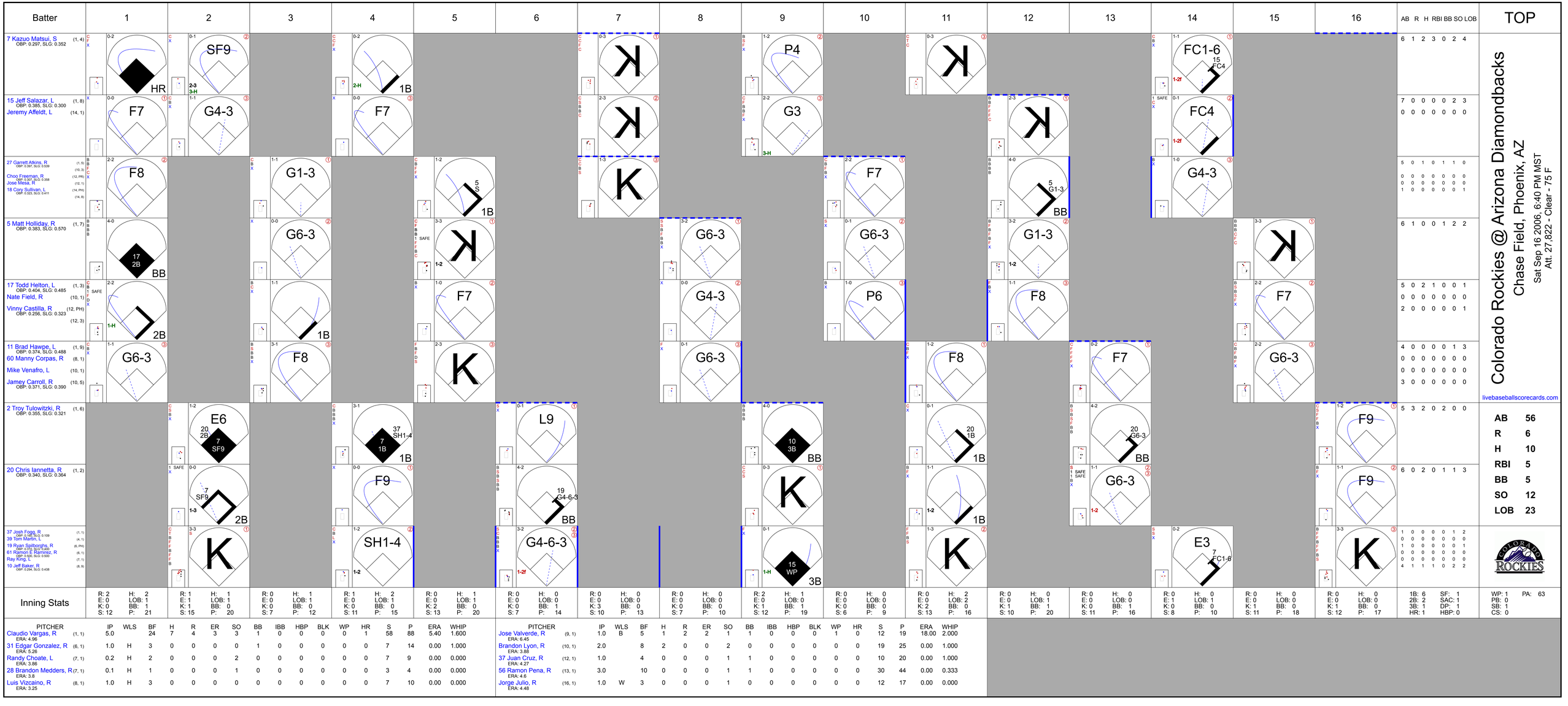
Batter
1
2
3
4
5
6
7
8
9
10
11
12
13
14
15
16
AB R H RBI BB SO LOB
TOP
7 Kazuo Matsui, S (1, 4) OBP: 0.297, SLG: 0.352
15 Jeff Salazar, L (1, 8) OBP: 0.385, SLG: 0.300
Jeremy Affeldt, L (14, 1)
27 Garrett Atkins, R (1, 5) OBP: 0.397, SLG: 0.539 (10, 3)
Chris Freeman, R (12, PR) OBP: 0.333, SLG: 0.358
Jose Mesa, R (13, 1)
18 Cory Sullivan, L (14, PH) OBP: 0.323, SLG: 0.411 (14, 8)
5 Matt Holliday, R (1, 7) OBP: 0.383, SLG: 0.570
17 Todd Helton, L (1, 3) OBP: 0.404, SLG: 0.485
Nate Field, R (10, 1)
Vinny Castilla, R (12, PH) OBP: 0.256, SLG: 0.323 (12, 3)
11 Brad Hawpe, L (1, 9) OBP: 0.374, SLG: 0.488
60 Manny Corpas, R (8, 1)
Mike Venafro, L (10, 1)
Jamey Carroll, R (10, 5) OBP: 0.371, SLG: 0.390
2 Troy Tulowitzki, R (1, 6) OBP: 0.355, SLG: 0.321
20 Chris Iannetta, R (1, 2) OBP: 0.340, SLG: 0.364
37 Josh Fogg, R (1, 1) OBP: 0.188, SLG: 0.109
39 Tom Martin, L (4, 1)
19 Ryan Speier, R (8, PH) OBP: 0.000, SLG: 0.000
61 Ramon E. Ramirez, R (6, 1) OBP: 0.500, SLG: 0.500
Ray King, L (7, 1)
10 Jeff Baker, R (8, 9) OBP: 0.294, SLG: 0.438
HR
F7
G4-3
F8
17 2B BB
1-H 2B
G6-3
G1-3
1B
G6-3
F8
K
F7
5 S 1B
K
1-2
G6-3
G4-3
G6-3
P6
F8
20 1B 1B
F7
G6-3
E6 20 2B 7 SF9
7 SF9 1-3 2B
K
37 SH1-4 7 1B 1B
F9
SH1-4
1-2
L9
19 G4-6-3 BB
G4-6-3
1-2F
K
P4
G3
3-H
K
K
K
10 3B BB
K
15 WP 1-H 3B
K
FC1-6 15 FC4
1-2f
FC4
1-2f
G4-3
K
5 G1-3 BB
G1-3
1-2
F8
F7
20 G6-3 BB
G6-3
K
F7
G6-3
F9
F9
K
E3 7 FC1-6
Colorado Rockies @ Arizona Diamondbacks
Chase Field, Phoenix, AZ
Sat Sep 16 2006, 6:40 PM MST
Att. 27,822 - Clear - 75 F
livebaseballscorecards.com
AB 56
R 6
H 10
RBI 5
BB 5
SO 12
LOB 23
Inning Stats
R: 2 E: 0 K: 0 S: 12 H: 2 LOB: 1 BB: 1 P: 21
R: 1 E: 1 K: 1 S: 15 H: 1 LOB: 1 BB: 0 P: 20
R: 0 E: 0 K: 0 S: 7 H: 1 LOB: 1 BB: 0 P: 12
R: 1 E: 0 K: 0 S: 11 H: 2 LOB: 1 BB: 0 P: 15
R: 0 E: 0 K: 2 S: 13 H: 1 LOB: 1 BB: 0 P: 20
R: 0 E: 0 K: 0 S: 6 H: 1 LOB: 0 BB: 0 P: 14
R: 0 E: 0 K: 3 S: 10 H: 0 LOB: 0 BB: 0 P: 13
R: 0 E: 0 K: 0 S: 7 H: 0 LOB: 0 BB: 0 P: 10
R: 2 E: 0 K: 1 S: 12 H: 1 LOB: 0 BB: 1 P: 19
R: 0 E: 0 K: 0 S: 6 H: 0 LOB: 0 BB: 0 P: 9
R: 0 E: 0 K: 2 S: 13 H: 2 LOB: 2 BB: 0 P: 16
R: 0 E: 0 K: 1 S: 10 H: 0 LOB: 1 BB: 1 P: 20
R: 0 E: 0 K: 0 S: 11 H: 0 LOB: 0 BB: 1 P: 16
R: 0 E: 1 K: 0 S: 8 H: 0 LOB: 1 BB: 0 P: 10
R: 0 E: 0 K: 1 S: 11 H: 0 LOB: 0 BB: 0 P: 18
R: 0 E: 0 K: 1 S: 12 H: 0 LOB: 0 BB: 0 P: 17
1B: 6 2B: 2 3B: 1 HR: 1
SF: 1 SAC: 1 DP: 1 HBP: 0
WP: 1 PB: 0 SB: 1 CS: 0
PA: 63
PITCHER IP WLS BF H R ER SO BB IBB HBP BLK WP HR S P ERA WHIP
Claudio Vargas, R (1, 1) ERA: 4.96 5.0 24 7 4 3 3 1 0 0 0 0 0 1 58 88 5.40 1.600
31 Edgar Gonzalez, R (6, 1) ERA: 5.26 1.0 H 3 0 0 0 0 1 0 0 0 0 0 0 7 14 0.00 1.000
Randy Choate, L (7, 1) ERA: 3.86 0.2 H 2 0 0 0 2 0 0 0 0 0 0 0 7 9 0.00 0.000
28 Brandon Medders, R (7, 1) ERA: 3.8 0.1 H 1 0 0 0 1 0 0 0 0 0 0 0 3 4 0.00 0.000
Luis Vizcaino, R (8, 1) ERA: 3.25 1.0 H 3 0 0 0 0 0 0 0 0 0 0 0 7 10 0.00 0.000
PITCHER IP WLS BF H R ER SO BB IBB HBP BLK WP HR S P ERA WHIP
Jose Valverde, R (9, 1) ERA: 6.45 1.0 B 5 1 2 2 1 1 0 0 0 0 0 0 12 19 18.00 2.000
Brandon Lyon, R (10, 1) ERA: 3.88 2.0 8 2 0 0 2 0 0 0 0 0 0 0 19 25 0.00 1.000
37 Juan Cruz, R (12, 1) ERA: 4.27 1.0 4 0 0 0 1 1 0 0 0 0 0 0 10 20 0.00 1.000
56 Ramon Pena, R (13, 1) ERA: 4.6 3.0 10 0 0 0 1 1 0 0 0 0 0 0 30 44 0.00 0.333
Jorge Julio, R (16, 1) ERA: 4.48 1.0 W 3 0 0 0 1 0 0 0 0 0 0 0 12 17 0.00 0.000

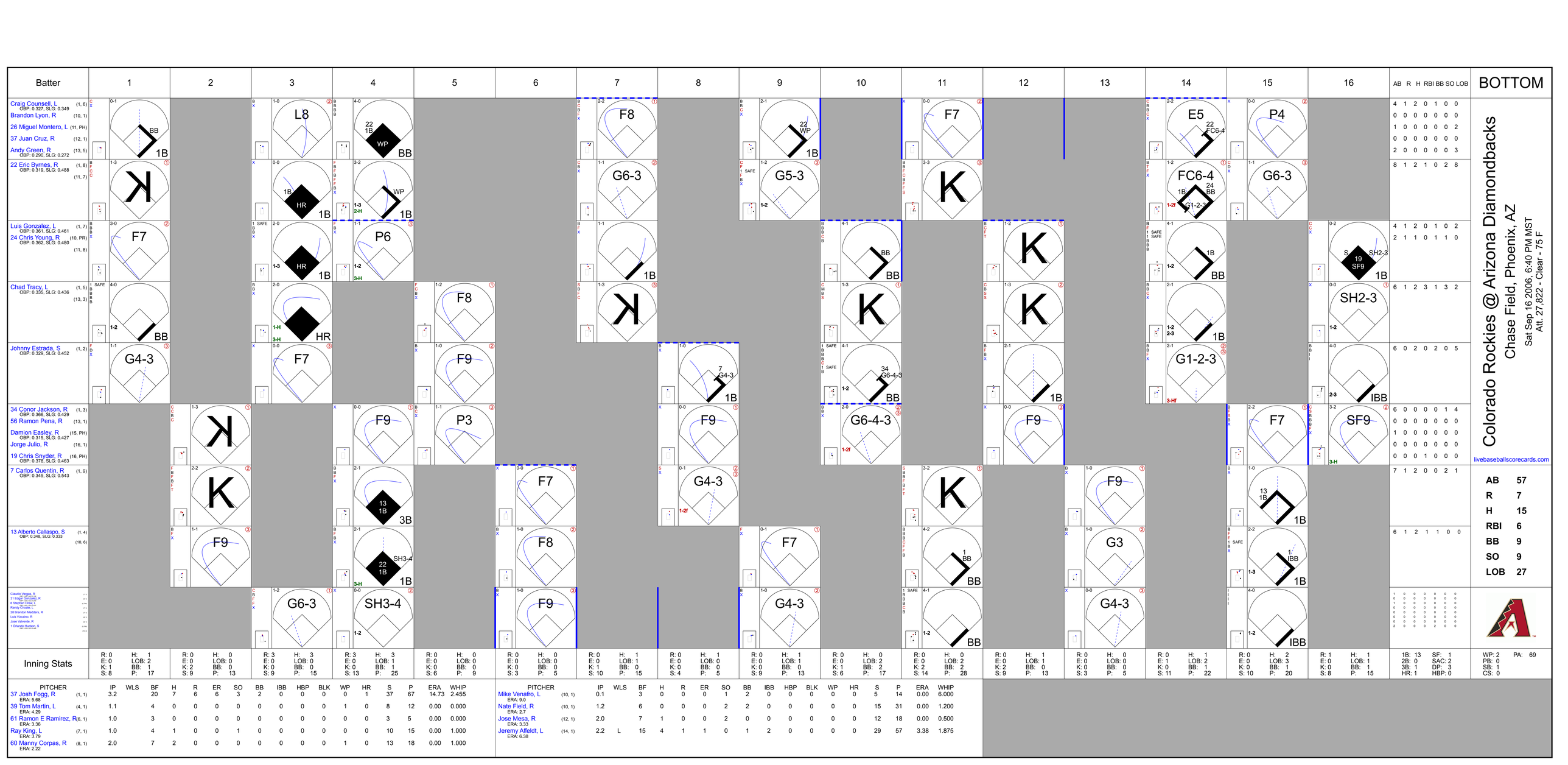
Batter
1
2
3
4
5
6
7
8
9
10
11
12
13
14
15
16
AB R H RBI BB SO LOB
BOTTOM
Craig Counsell, L (1, 6) OBP: 0.327, SLG: 0.349
Brandon Lyon, R (10, 1)
26 Miguel Montero, L (11, PH)
37 Juan Cruz, R (12, 1)
Andy Green, R (13, 5) OBP: 0.290, SLG: 0.272
22 Eric Byrnes, R (1, 8) OBP: 0.319, SLG: 0.488 (11, 7)
Luis Gonzalez, L (1, 7) OBP: 0.361, SLG: 0.461
24 Chris Young, R (10, PR) OBP: 0.362, SLG: 0.480 (11, 8)
Chad Tracy, L (1, 5) OBP: 0.335, SLG: 0.436 (13, 3)
Johnny Estrada, S (1, 2) OBP: 0.329, SLG: 0.452
34 Conor Jackson, R (1, 3) OBP: 0.368, SLG: 0.429
56 Ramon Pena, R (13, 1)
Damion Easley, R (15, PH) OBP: 0.315, SLG: 0.427
Jorge Julio, R (16, 1)
19 Chris Snyder, R (16, PH) OBP: 0.378, SLG: 0.463
7 Carlos Quentin, R (1, 9) OBP: 0.349, SLG: 0.543
13 Alberto Callaspo, S (1, 4) OBP: 0.348, SLG: 0.333 (10, 6)
Claudio Vargas, R
31 Edgar Gonzalez, R
6 Stephen Drew, L
Randy Choate, L
28 Brandon Medders, R
Luis Vizcaino, R
Jose Valverde, R
1 Orlando Hudson, S
Colorado Rockies @ Arizona Diamondbacks
Chase Field, Phoenix, AZ
Sat Sep 16 2006, 6:40 PM MST
Att. 27,822 - Clear - 75 F
livebaseballscorecards.com
AB 57
R 7
H 15
RBI 6
BB 9
SO 9
LOB 27
Inning Stats
PITCHER IP WLS BF H R ER SO BB IBB HBP BLK WP HR S P ERA WHIP
37 Josh Fogg, R (1, 1) ERA: 5.68 3.2 20 7 6 6 3 2 0 0 0 0 1 37 67 14.73 2.455
39 Tom Martin, L (4, 1) ERA: 4.29 1.1 4 0 0 0 0 0 0 0 0 1 0 8 12 0.00 0.000
61 Ramon E Ramirez, R (6, 1) ERA: 3.38 1.0 3 0 0 0 0 0 0 0 0 0 0 3 5 0.00 0.000
Ray King, L (7, 1) ERA: 3.79 1.0 4 1 0 0 1 0 0 0 0 0 0 10 15 0.00 1.000
60 Manny Corpas, R (8, 1) ERA: 2.22 2.0 7 2 0 0 0 0 0 0 0 1 0 13 18 0.00 1.000
PITCHER IP WLS BF H R ER SO BB IBB HBP BLK WP HR S P ERA WHIP
Mike Venafro, L (10, 1) ERA: 9.0 0.1 3 0 0 0 1 2 0 0 0 0 0 5 14 0.00 6.000
Nate Field, R (10, 1) ERA: 2.7 1.2 6 0 0 0 2 2 0 0 0 0 0 15 31 0.00 1.200
Jose Mesa, R (12, 1) ERA: 3.33 2.0 7 1 0 0 2 0 0 0 0 0 0 12 18 0.00 0.500
Jeremy Affeldt, L (14, 1) ERA: 6.38 2.2 L 15 4 1 1 0 1 2 0 0 0 0 29 57 3.38 1.875
1B: 13 SF: 1
2B: 0 SAC: 2
3B: 1 DP: 3
HR: 1 HBP: 0
WP: 2 PA: 69
PB: 0
BK: 1
CS: 0

| Batter | 1 | 2 | 3 | 4 | 5 | 6 | 7 | 8 | 9 | AB | R | H | RBI | BB | SO | LOB |
|---|---|---|---|---|---|---|---|---|---|---|---|---|---|---|---|---|
| 7 Kazuo Matsui, S (1, 4)<br>OBP: 0.290, SLG: 0.345 | B B C F B X<br>3-2 G4-3 ① | B X<br>1-0 E3 1-3 2-H 3-H | | C C B B F S<br>2-3 K ③ | | X<br>0-0 G5-3 ② | | B X<br>1-0 SF8 3-H | 4 | 0 | 0 | 2 | 0 | 1 | 3 |
| 18 Cory Sullivan, L (1, 8)<br>OBP: 0.323, SLG: 0.409<br>Choo Freeman, R (7, PH)<br>OBP: 0.304, SLG: 0.353 (7, 8) | B B B B<br>4-0 BB | S S C<br>0-3 K ② | | | X<br>0-0 F7 ① | X<br>0-0 G1-3 ③ | | B F 1 SAFE B S F B C<br>3-3 K 1-2 ②③ | 2<br>2 | 0<br>0 | 0<br>0 | 0<br>0 | 1<br>0 | 1<br>1 | 2<br>2 |
| 27 Garrett Atkins, R (1, 5)<br>OBP: 0.396, SLG: 0.536 | C F T<br>0-2 K ② | D F B C B F X<br>3-2 F9 ③ | | | C B B F B X<br>3-2 G6-3 ② | | | B B B C C B<br>4-2 10 HR BB | | 3 | 1 | 0 | 0 | 1 | 1 | 3 |
| 17 Todd Helton, L (1, 3)<br>OBP: 0.402, SLG: 0.481 | 1 SAFE 1 SAFE B X<br>1-0 G3 ③ | | F C B B X<br>2-2 G3 ① | | B F B X<br>2-1 G3 ③ | | | B 1 SAFE F X<br>1-1 F8 ① | | 4 | 0 | 0 | 0 | 0 | 0 | 2 |
| 10 Jeff Baker, R (1, 7)<br>OBP: 0.333, SLG: 0.650<br>19 Ryan Spilborghs, R (9, 7)<br>OBP: 0.310, SLG: 0.400 | | C F B X<br>1-2 11 2B 2B | C C X<br>0-2 G4-3 ② | | | X<br>0-0 L7 ① | | B B 1 SAFE X<br>2-0 1-H HR | | 4<br>0 | 2<br>0 | 2<br>0 | 2<br>0 | 0<br>0 | 0<br>0 | 0<br>0 |
| 11 Brad Hawpe, L (1, 9)<br>OBP: 0.375, SLG: 0.489 | | F F D X<br>1-2 26 SH 7 E 2-H 2B | X<br>0-0 F8 ③ | | | B B C B F F B<br>4-2 12 CS BB | | F B B C S<br>2-3 K ② | | 3 | 1 | 1 | 1 | 1 | 1 | 0 |
| 12 Clint Barmes, R (1, 6)<br>OBP: 0.265, SLG: 0.340 | | C F F B F E B B F<br>4-2 7 E 26 SH 7 E BB | | S C B F B X<br>2-2 F8 ① | | 1 SAFE C F X<br>0-2 F8 1-2 ②③ | | C X<br>0-1 F7 ③ | | 3 | 1 | 0 | 0 | 1 | 0 | 1 |
| JD Closser, S (1, 2)<br>OBP: 0.290, SLG: 0.330 | | F X<br>0-1 F8 ① | | B X<br>1-0 2B | | | B F F B F F B B<br>4-2 26 SH2-4 BB | | C T F X<br>0-2 E 7 SF8 FC1 1B | 3 | 1 | 2 | 0 | 1 | 0 | 2 |
| 26 Jeff Francis, L (1, 1)<br>OBP: 0.206, SLG: 0.103<br>Jamey Carroll, R (9, PH)<br>OBP: 0.371, SLG: 0.389<br>40 Brian Fuentes, L (9, 1) | | X<br>0-0 SH 7 E 1-2 2-3 | | B S X<br>1-1 F7 ② | | | C B X<br>1-1 SH2-4 1-2 ① | | X<br>0-0 FC1 CS 1-3 | 1<br>1<br>0 | 0<br>0<br>0 | 0<br>0<br>0 | 0<br>0<br>0 | 0<br>0<br>0 | 0<br>0<br>0 | 1<br>1<br>0 |

# TOP

## Colorado Rockies @ Arizona Diamondbacks

Chase Field, Phoenix, AZ

Sun Sep 17 2006, 1:40 PM MST

Att. 28,111 - Roof Closed - 75 F

livebaseballscorecards.com

| | |
|---|---|
| AB | 30 |
| R | 6 |
| H | 5 |
| RBI | 5 |
| BB | 5 |
| SO | 5 |
| LOB | 17 |

| Inning Stats | | | | | | | | | | |
|---|---|---|---|---|---|---|---|---|---|---|
| | R: 0 E: 0 K: 1 S: 7 | H: 0 LOB: 1 BB: 1 P: 15 | R: 3 E: 2 K: 1 S: 25 | H: 2 LOB: 2 BB: 1 P: 35 | R: 0 E: 0 K: 0 S: 7 | H: 0 LOB: 0 BB: 0 P: 9 | R: 0 E: 0 K: 1 S: 11 | H: 1 LOB: 1 BB: 0 P: 17 | R: 0 E: 0 K: 0 S: 6 | H: 0 LOB: 0 BB: 0 P: 11 |
| | R: 0 E: 0 K: 0 S: 7 | H: 0 LOB: 0 BB: 1 P: 11 | R: 0 E: 0 K: 0 S: 8 | H: 0 LOB: 1 BB: 1 P: 13 | R: 2 E: 0 K: 1 S: 10 | H: 1 LOB: 0 BB: 1 P: 19 | R: 1 E: 1 K: 1 S: 10 | H: 1 LOB: 1 BB: 0 P: 14 | 1B: 1 2B: 4 3B: 0 HR: 1 | SF: 1 SAC: 2 DP: 1 HBP: 0 |
| | WP: 0 PB: 0 SB: 0 CS: 2 | PA: 38 | | | | | | | | |

| PITCHER | | IP | WLS | BF | H | R | ER | SO | BB | IBB | HBP | BLK | WP | HR | S | P | ERA | WHIP |
|---|---|---|---|---|---|---|---|---|---|---|---|---|---|---|---|---|---|---|
| Miguel Batista, R<br>ERA: 4.4 | (1, 1) | 6.0 | L | 25 | 3 | 3 | 1 | 3 | 3 | 0 | 0 | 0 | 0 | 0 | 63 | 98 | 1.50 | 1.000 |
| 45 Doug Slaten, L<br>ERA: | (7, 1) | 1.0 | | 4 | 0 | 0 | 0 | 0 | 1 | 0 | 0 | 0 | 0 | 0 | 8 | 13 | 0.00 | 1.000 |
| Greg Aquino, R<br>ERA: 4.57 | (8, 1) | 1.0 | | 5 | 1 | 2 | 2 | 1 | 1 | 0 | 0 | 0 | 0 | 1 | 10 | 19 | 18.00 | 2.000 |
| 48 Enrique Gonzalez, R<br>ERA: 5.74 | (9, 1) | 1.0 | | 4 | 1 | 1 | 0 | 1 | 0 | 0 | 0 | 0 | 0 | 0 | 10 | 14 | 0.00 | 1.000 |

| PITCHER | IP | WLS | BF | H | R | ER | SO | BB | IBB | HBP | BLK | WP | HR | S | P | ERA | WHIP |
|---|---|---|---|---|---|---|---|---|---|---|---|---|---|---|---|---|---|

# Colorado Rockies @ Arizona Diamondbacks

Chase Field, Phoenix, AZ

Sun Sep 17 2006, 1:40 PM MST

Att. 28,111 - Roof Closed - 75 F

livebaseballscorecards.com

## BOTTOM

| Batter | 1 | 2 | 3 | 4 | 5 | 6 | 7 | 8 | 9 | AB | R | H | RBI | BB | SO | LOB |
|---|---|---|---|---|---|---|---|---|---|---|---|---|---|---|---|---|
| 24 Chris Young, R (1, 8)<br>OBP: 0.339, SLG: 0.444 | C B B F F B X<br>3-2 ①<br>G5-3 | | B F F B X<br>2-2 ③<br>G6-3 | | | S B C B B F X<br>3-2 ②<br>G4-3 | | | B B C X<br>2-1 ②<br>P3 | 4 | 0 | 0 | 0 | 0 | 0 | 0 |
| 13 Alberto Callaspo, S (1, 6)<br>OBP: 0.333, SLG: 0.292 | B F B B F C<br>2-3 ②<br>K | | | X<br>0-0 ①<br>P4 | | C X<br>0-1 ③<br>F8 | | | C B F B B B<br>4-2<br>BB | 3 | 0 | 0 | 0 | 1 | 1 | 0 |
| Luis Gonzalez, L (1, 7)<br>OBP: 0.360, SLG: 0.459 | C B F X<br>1-2 ③<br>G6-3 | | | C X<br>0-1 ②<br>L9 | | | F B B B S X<br>3-2<br>34 G5-4-3<br>1B | | X<br>0-0 ③<br>G4-3 | 4 | 0 | 1 | 0 | 0 | 0 | 1 |
| 22 Eric Byrnes, R (1, 9)<br>OBP: 0.319, SLG: 0.489 | | B B X<br>2-0<br>1<br>F8<br>2B | | B B X<br>2-0 ③<br>F7 | | | C B B C S<br>2-3 ①<br>K | | | 3 | 0 | 1 | 0 | 0 | 1 | 1 |
| 34 Conor Jackson, R (1, 3)<br>OBP: 0.364, SLG: 0.426 | | F C S<br>0-3 ①<br>K | | | B C F X<br>1-2 ①<br>L4 | | B C X<br>1-1 ②③<br>G5-4-3<br>1-2f | | | 3 | 0 | 0 | 0 | 0 | 1 | 2 |
| 1 Orlando Hudson, S (1, 4)<br>OBP: 0.359, SLG: 0.468 | | C B F X<br>1-2 ②<br>F8<br>2-3 | | | B F X<br>1-1<br>19<br>G5-3<br>3B | | | B B F F F X<br>2-2 ①<br>G3 | | 3 | 1 | 1 | 0 | 0 | 0 | 1 |
| 19 Chris Snyder, R (1, 2)<br>OBP: 0.372, SLG: 0.455 | | B C C S<br>1-3 ③<br>K | | | C X<br>0-1 ②<br>G5-3<br>3-H | | | B C X<br>1-1 ②<br>L8 | | 3 | 0 | 0 | 1 | 0 | 1 | 1 |
| Andy Green, R (1, 5)<br>OBP: 0.281, SLG: 0.262 | | | C X<br>0-1 ①<br>B3-1 | | B X<br>1-0 ③<br>F9 | | | C B B X<br>2-1 ③<br>F8 | | 3 | 0 | 0 | 0 | 0 | 0 | 0 |
| Miguel Batista, R (1, 1)<br>OBP: 0.138, SLG: 0.127<br>Damion Easley, R (6, PH)<br>OBP: 0.314, SLG: 0.425<br>45 Doug Slaten, L (7, 1)<br>Greg Aquino, R (8, 1)<br>48 Enrique Gonzalez, R (9, 1)<br>OBP: 0.281, SLG: 0.313<br>7 Carlos Quentin, R (9, PH)<br>OBP: 0.347, SLG: 0.539 | | | C S F S<br>0-3 ②<br>K | | | B C X<br>1-1 ①<br>P2 | | | C F C X<br>0-2 ①<br>G1-3 | 1<br>1<br>0<br>0<br>0<br>1 | 0<br>0<br>0<br>0<br>0<br>0 | 0<br>0<br>0<br>0<br>0<br>0 | 0<br>0<br>0<br>0<br>0<br>0 | 0<br>0<br>0<br>0<br>0<br>0 | 1<br>0<br>0<br>0<br>0<br>0 | 0<br>0<br>0<br>0<br>0<br>0 |
| Inning Stats | R: 0<br>E: 0<br>K: 1<br>S: 10<br>H: 0<br>LOB: 0<br>BB: 0<br>P: 16 | R: 0<br>E: 0<br>K: 2<br>S: 10<br>H: 1<br>LOB: 1<br>BB: 0<br>P: 14 | R: 0<br>E: 0<br>K: 1<br>S: 9<br>H: 0<br>LOB: 0<br>BB: 0<br>P: 11 | R: 0<br>E: 0<br>K: 0<br>S: 4<br>H: 0<br>LOB: 0<br>BB: 0<br>P: 6 | R: 1<br>E: 0<br>K: 0<br>S: 8<br>H: 1<br>LOB: 0<br>BB: 0<br>P: 11 | R: 0<br>E: 0<br>K: 0<br>S: 8<br>H: 0<br>LOB: 0<br>BB: 0<br>P: 12 | R: 0<br>E: 0<br>K: 1<br>S: 8<br>H: 1<br>LOB: 0<br>BB: 0<br>P: 14 | R: 0<br>E: 0<br>K: 0<br>S: 8<br>H: 0<br>LOB: 0<br>BB: 0<br>P: 13 | R: 0<br>E: 0<br>K: 0<br>S: 9<br>H: 0<br>LOB: 1<br>BB: 1<br>P: 15 | 1B: 1<br>2B: 1<br>3B: 1<br>HR: 0 | SF: 0<br>SAC: 0<br>DP: 1<br>HBP: 0 | | | | | |

| | AB | 29 |
|---|---|---|
| | R | 1 |
| | H | 3 |
| | RBI | 1 |
| | BB | 1 |
| | SO | 5 |
| | LOB | 6 |

| PITCHER | | IP | WLS | BF | H | R | ER | SO | BB | IBB | HBP | BLK | WP | HR | S | P | ERA | WHIP |
|---|---|---|---|---|---|---|---|---|---|---|---|---|---|---|---|---|---|---|
| 26 Jeff Francis, L<br>ERA: 3.88 | (1, 1) | 8.0 | W | 26 | 3 | 1 | 1 | 5 | 0 | 0 | 0 | 0 | 0 | 0 | 65 | 97 | 1.12 | 0.375 |
| 40 Brian Fuentes, L<br>ERA: 3.49 | (9, 1) | 1.0 | | 4 | 0 | 0 | 0 | 0 | 1 | 0 | 0 | 0 | 0 | 0 | 9 | 15 | 0.00 | 1.000 |

| PITCHER | IP | WLS | BF | H | R | ER | SO | BB | IBB | HBP | BLK | WP | HR | S | P | ERA | WHIP |
|---|---|---|---|---|---|---|---|---|---|---|---|---|---|---|---|---|---|

WP: 0 PA: 30
PB: 0
SB: 0
CS: 0

| Batter | 1 | 2 | 3 | 4 | 5 | 6 | 7 | 8 | 9 | AB | R | H | RBI | BB | SO | LOB |
|---|---|---|---|---|---|---|---|---|---|---|---|---|---|---|---|---|
| 2 Randy Winn, S (1, 8)<br>OBP: 0.319, SLG: 0.390 | B<br>X | 1-0<br>L7 | B<br>B<br>B<br>B | 4-0<br>13<br>G4-6-3<br>1-2<br>BB | S<br>X | 0-1<br>F8 | C<br>B<br>B<br>F<br>X | 2-2<br>G6-4-3<br>1B | F<br>F<br>F<br>X | 0-2<br>FC4-6<br>1-2f | | 4 | 0 | 1 | 0 | 1 | 0 | 2 |
| 59 Billy Sadler, R (8, 1) | | | | | | | | | | | | 0 | 0 | 0 | 0 | 0 | 0 | 0 |
| 13 Omar Vizquel, S (1, 6)<br>OBP: 0.368, SLG: 0.401 | B<br>C<br>B<br>X | 2-1<br>WP<br>1B<br>1B | B<br>C<br>F<br>B<br>X | 2-2<br>G4-6-3<br>1-2f | B<br>X | 1-0<br>1B<br>3-H<br>1B | B<br>C<br>S<br>B<br>C | 2-3<br>K | F<br>B<br>B<br>X | 2-1<br>9<br>2B<br>1B | 3 | 1 | 2 | 1 | 0 | 0 | 2 |
| Tomas De La Rosa, R (5, 6)<br>OBP: 0.308, SLG: 0.250 | | | | | | | | | | | 2 | 1 | 1 | 0 | 0 | 1 | 1 |
| Shea Hillenbrand, R (1, 3)<br>OBP: 0.313, SLG: 0.457 | C<br>F<br>F<br>X | 0-2<br>F7 | B<br>B<br>F<br>X | 2-1<br>F8<br>E<br>1B | B<br>S<br>C<br>X | 1-2<br>1-2<br>1B | C<br>D<br>X | 1-1<br>G6-4-3<br>1-2f | D<br>B<br>B<br>C<br>S<br>F<br>F<br>X | 3-2<br>19<br>F9<br>20<br>1B<br>1-H<br>2B | 4 | 0 | 2 | 0 | 0 | 0 | 2 |
| Steve Kline, S (7, 1) | | | | | | | | | | | 0 | 0 | 0 | 0 | 0 | 0 | 0 |
| 9 Mark Sweeney, L (8, 7)<br>OBP: 0.336, SLG: 0.396 | | | | | | | | | | | 1 | 1 | 1 | 1 | 0 | 0 | 0 |
| Barry Bonds, L (1, 7)<br>OBP: 0.456, SLG: 0.532 | F<br>B<br>F<br>B<br>X | 2-2<br>HR<br>1-H<br>1B | X | 0-0<br>F8 | B<br>C<br>X | 1-1<br>G6-3 | S<br>S<br>B<br>X | 1-2<br>F8 | B<br>B<br>X | 2-0<br>P6 | 3 | 1 | 1 | 1 | 0 | 0 | 3 |
| Todd Linden, S (5, 9)<br>OBP: 0.338, SLG: 0.467 | | | | | | | | | | | 2 | 0 | 0 | 0 | 0 | 0 | 1 |
| Ray Durham, S (1, 4)<br>OBP: 0.364, SLG: 0.540 | C<br>X | 0-1<br>HR<br>1-H<br>HR | B<br>X | 1-0<br>E6<br>1-2 | X | 0-0<br>G5-3 | B<br>F<br>B<br>F<br>B<br>F<br>F<br>X | 3-2<br>P3 | X | 0-0<br>F9<br>2-3 | 3 | 1 | 1 | 2 | 0 | 0 | 1 |
| 19 Kevin Frandsen, R (5, 4)<br>OBP: 0.318, SLG: 0.377 | | | | | | | | | | | 2 | 0 | 0 | 0 | 0 | 0 | 1 |
| Moises Alou, R (1, 9)<br>OBP: 0.347, SLG: 0.530 | B<br>B<br>B<br>C<br>B | 4-1<br>BB | B<br>F<br>X | 1-1<br>F8<br>2-3 | B<br>F<br>F<br>F<br>X | 1-2<br>L6 | B<br>C<br>C<br>B<br>F<br>C | 2-3<br>K | F<br>X | 0-1<br>1B<br>3-H | 2 | 0 | 0 | 0 | 1 | 0 | 2 |
| 20 Fred Lewis, L (5, 7)<br>OBP: 0.667, SLG: 0.833 | | | | | | | | | | | 2 | 0 | 1 | 1 | 0 | 1 | 0 |
| (8, 8) | | | | | | | | | | | | | | | | | |
| Pedro Feliz, R (1, 5)<br>OBP: 0.292, SLG: 0.447 | F<br>B<br>C<br>C | 1-3<br>K | X | 0-0<br>P4 | B<br>B<br>B<br>C<br>X | 3-1<br>HR<br>1B | | | F<br>X | 0-1<br>P4 | S<br>D<br>B<br>F<br>S | 2-3<br>K | 5 | 1 | 1 | 0 | 0 | 2 | 4 |
| Todd Greene, R (1, 2)<br>OBP: 0.329, SLG: 0.419 | | B<br>B<br>F<br>X<br>2-1<br>G6-3 | | C<br>B<br>F<br>F<br>F<br>S<br>1-3<br>K | S<br>X<br>0-1<br>1-H<br>HR | | | S<br>F<br>X<br>0-2<br>2<br>FC4-6<br>1B | | 3 | 1 | 1 | 2 | 0 | 1 | 0 |
| 60 Justin Knoedler, R (7, 2)<br>OBP: 0.250, SLG: 0.250 | | | | | | | | | | 1 | 0 | 1 | 0 | 0 | 0 | 0 |
| 51 Noah Lowry, R (1, 1)<br>OBP: 0.217, SLG: 0.233 | | B<br>S<br>B<br>C<br>F<br>F<br>X<br>2-2<br>2<br>BB<br>1B | | B<br>B<br>B<br>C<br>F<br>X<br>3-2<br>13<br>1B<br>3B | C<br>X<br>0-1<br>F8 | | | B<br>S<br>S<br>S<br>1-3<br>K | | 1 | 0 | 1 | 0 | 0 | 0 | 0 |
| 54 Scott Munter, R (2, 1)<br>OBP: 1.000, SLG: 2.000 | | | | | | | | | | 0 | 0 | 0 | 0 | 0 | 0 | 0 |
| 38 Brian Wilson, R (3, 1) | | | | | | | | | | 0 | 0 | 0 | 0 | 0 | 0 | 0 |
| Jason Ellison, R (4, PH)<br>OBP: 0.277, SLG: 0.395 | | | | | | | | | | 1 | 1 | 1 | 0 | 0 | 0 | 0 |
| 53 Jonathan Sanchez, L (4, 1) | | | | | | | | | | 1 | 0 | 0 | 0 | 0 | 0 | 0 |
| 31 Vinnie Chulk, R (6, 1) | | | | | | | | | | 0 | 0 | 0 | 0 | 0 | 0 | 0 |
| Lance Niekro, R (7, 3)<br>OBP: 0.291, SLG: 0.378 | | | | | | | | | | 1 | 0 | 0 | 0 | 0 | 1 | 1 |

| Inning Stats | 1 | 2 | 3 | 4 | 5 | 6 | 7 | 8 | 9 |
|---|---|---|---|---|---|---|---|---|---|
| R: | 3 | 0 | 0 | 1 | 2 | 0 | 0 | 0 | 2 |
| E: | 0 | 0 | 1 | 0 | 0 | 0 | 0 | 0 | 0 |
| K: | 1 | 0 | 0 | 1 | 0 | 1 | 1 | 1 | 1 |
| S: | 16 | 10 | 7 | 16 | 11 | 8 | 12 | 12 | 14 |
| H: | 3 | 1 | 1 | 3 | 2 | 1 | 0 | 1 | 3 |
| LOB: | 1 | 1 | 2 | 2 | 0 | 0 | 0 | 1 | 1 |
| BB: | 1 | 1 | 0 | 0 | 0 | 0 | 0 | 0 | 0 |
| P: | 26 | 20 | 11 | 23 | 15 | 13 | 12 | 13 | 23 |

| | |
|---|---|
| 1B: | 11 |
| 2B: | 1 |
| 3B: | 1 |
| HR: | 2 |
| SF: | 0 |
| SAC: | 0 |
| DP: | 2 |
| HBP: | 0 |
| WP: | 1 |
| PB: | 0 |
| SB: | 0 |
| CS: | 0 |
| PA: | 43 |

| PITCHER | IP | WLS | BF | H | R | ER | SO | BB | IBB | HBP | BLK | WP | HR | S | P | ERA | WHIP |
|---|---|---|---|---|---|---|---|---|---|---|---|---|---|---|---|---|---|
| Justin Hampson, L (1, 1)<br>ERA: 6.3 | 5.0 | W | 27 | 10 | 6 | 6 | 2 | 2 | 0 | 0 | 0 | 1 | 2 | 60 | 95 | 10.80 | 2.400 |
| 61 Ramon E Ramirez, R (6, 1)<br>ERA: 3.25 | 2.0 | | 6 | 1 | 0 | 0 | 2 | 0 | 0 | 0 | 0 | 0 | 0 | 20 | 31 | 0.00 | 0.500 |
| 54 Denny Bautista, R (8, 1)<br>ERA: 5.82 | 2.0 | | 10 | 4 | 2 | 2 | 2 | 0 | 0 | 0 | 0 | 0 | 0 | 26 | 36 | 9.00 | 2.000 |

| PITCHER | IP | WLS | BF | H | R | ER | SO | BB | IBB | HBP | BLK | WP | HR | S | P | ERA | WHIP |
|---|---|---|---|---|---|---|---|---|---|---|---|---|---|---|---|---|---|

# TOP

# San Francisco Giants @ Colorado Rockies

Coors Field, Denver, CO

Mon Sep 18 2006, 6:35 PM MDT

Att. 18,346 - Clear - 61 F

livebaseballscorecards.com

| | |
|---|---|
| AB | 41 |
| R | 8 |
| H | 15 |
| RBI | 8 |
| BB | 2 |
| SO | 6 |
| LOB | 20 |

| Batter | 1 | 2 | 3 | 4 | 5 | 6 | 7 | 8 | 9 | AB | R | H | RBI | BB | SO | LOB |
|---|---|---|---|---|---|---|---|---|---|---|---|---|---|---|---|---|
| Jamey Carroll, R (1, 4)<br>OBP: 0.372, SLG: 0.389 (7, 5) | 1-2 27 1B 19 1B 1B<br>0-1 2-3 1B | | 1-1 19 SH5-4 27 2B 1-2 HBP | 0-0 P5 | 1-3 K | | 2-2 G5-3 | | | 5 | 2 | 2 | 0 | 0 | 1 | 4 |
| 19 Ryan Spilborghs, R (1, 8)<br>OBP: 0.324, SLG: 0.424 (9, 7) | 0-0 5 BB 27 1B 17 1B 1-2 1B<br>0-1 G4-3 | | 2-0 SH5-4 1-2 2-3 | 4-1 27 2B 1-2 BB | | 4-0 27 1B 5 2B BB | | 0-0 HR | | 3 | 4 | 2 | 1 | 2 | 0 | 2 |
| 27 Garrett Atkins, R (1, 5)<br>OBP: 0.399, SLG: 0.542<br>12 Clint Barmes, R (7, 4)<br>OBP: 0.265, SLG: 0.339 | 0-2 5 BB 17 1B 1-2 2-H 1B | 2-1 L5 | 1-0 5 2B 2-H 3-H 2B | 2-1 1-H 2-H 3-H 2B | | 2-1 5 2B 1-2 1B | | 1-3 K | | 5<br>1 | 3<br>0 | 4<br>0 | 6<br>0 | 0<br>1 | 0<br>0 | 0<br>0 |
| 5 Matt Holliday, R (1, 7)<br>OBP: 0.386, SLG: 0.575<br>15 Jeff Salazar, L (8, PH)<br>OBP: 0.407, SLG: 0.476 (9, 8) | 4-2 17 1B 10 HR 1-2 2-3 BB | 2-0 17 1B 10 HR 1B | 0-1 2-H 2B | 3-3 K2-3 | | 0-0 1-H 2-H 2B | | 2-2 HR | | 4<br>1 | 2<br>1 | 3<br>1 | 3<br>1 | 1<br>0 | 1<br>0 | 1<br>0 |
| 17 Todd Helton, L (1, 3)<br>OBP: 0.402, SLG: 0.481<br>Vinny Castilla, R (6, PH)<br>OBP: 0.254, SLG: 0.321 (7, 3) | 1-1 10 HR 1-2 2-H 3-H 1B | 1-1 10 HR 1-3 1B | 3-2 L6 | | 0-0 F7 | 3-3 K | | 1-1 L8 | | 4<br>2 | 2<br>0 | 2<br>0 | 2<br>0 | 0<br>0 | 0<br>1 | 1<br>1 |
| 10 Jeff Baker, R (1, 9)<br>OBP: 0.370, SLG: 0.885 | 0-0 1-H 2-H HR<br>1 SAFE | 1-0 1-H 3-H HR | 3-3 K | | 2-2 2 G4-3 55 1B 2B | 0-1 G5-3 | | 1-2 G6-3 | | 6 | 3 | 3 | 6 | 0 | 1 | 2 |
| 2 Troy Tulowitzki, R (1, 6)<br>OBP: 0.343, SLG: 0.310 | 0-0 G5-3<br>2-2 K | | 0-1 FC5-6 20 BB 27 2B 1B | 0-2 G4-3 2-3 | | 2-2 F7 | | | | 5 | 1 | 1 | 0 | 0 | 1 | 2 |
| 20 Chris Iannetta, R (1, 2)<br>OBP: 0.364, SLG: 0.348 | 4-2 1B SH1-4 BB<br>1-0 G5-3 | | 4-1 FC5-6 1-2 BB | 4-1 55 1B BB | | 3-2 F7 | | | | 2 | 0 | 0 | 0 | 3 | 0 | 0 |
| Justin Hampson, L (1, 1)<br>55 Alvin Colina, R (5, PH)<br>OBP: 1.000, SLG: 1.000<br>61 Ramon E Ramirez, R (6, 1)<br>OBP: 0.500, SLG: 0.500<br>Choo Freeman, R (7, PH)<br>OBP: 0.302, SLG: 0.351<br>54 Denny Bautista, R (8, 1) | 0-1 SH1-4 1-2 | | 4-2 19 SH5-4 27 2B HBP BB | 0-0 FC5-6 19 BB 1-2f 2-3 27 2B | | 0-0 1-2 3-H 1B | | 3-3 K | | 1<br>1<br>0<br>1<br>0 | 2<br>0<br>0<br>0<br>0 | 0<br>1<br>0<br>0<br>0 | 0<br>1<br>0<br>0<br>0 | 1<br>0<br>0<br>0<br>0 | 0<br>0<br>0<br>1<br>0 | 2<br>0<br>0<br>0<br>0 |
| Inning Stats | R: 6<br>E: 0<br>K: 0<br>S: 23<br>H: 6<br>LOB: 2<br>BB: 2<br>P: 33 | R: 3<br>E: 0<br>K: 1<br>S: 12<br>H: 3<br>LOB: 0<br>BB: 0<br>P: 21 | R: 3<br>E: 0<br>K: 1<br>S: 17<br>H: 2<br>LOB: 1<br>BB: 1<br>P: 31 | R: 3<br>E: 0<br>K: 1<br>S: 13<br>H: 2<br>LOB: 1<br>BB: 2<br>P: 26 | R: 1<br>E: 0<br>K: 1<br>S: 13<br>H: 2<br>LOB: 2<br>BB: 1<br>P: 20 | R: 2<br>E: 0<br>K: 1<br>S: 11<br>H: 2<br>LOB: 1<br>BB: 1<br>P: 22 | R: 0<br>E: 0<br>K: 1<br>S: 12<br>H: 0<br>LOB: 0<br>BB: 0<br>P: 20 | R: 2<br>E: 0<br>K: 1<br>S: 13<br>H: 2<br>LOB: 0<br>BB: 0<br>P: 18 | | 1B: 10<br>2B: 5<br>3B: 0<br>HR: 4<br>SF: 0<br>SAC: 2<br>DP: 0<br>HBP: 1 | | | | | | |

| PITCHER | | IP | WLS | BF | H | R | ER | SO | BB | IBB | HBP | BLK | WP | HR | S | P | ERA | WHIP |
|---|---|---|---|---|---|---|---|---|---|---|---|---|---|---|---|---|---|---|
| 51 Noah Lowry, L<br>ERA: 4.7 | (1, 1) | 1.1 | L | 15 | 9 | 9 | 9 | 0 | 2 | 0 | 0 | 0 | 0 | 2 | 29 | 45 | 60.75 | 8.250 |
| 54 Scott Munter, R<br>ERA: 9.28 | (2, 1) | 1.0 | | 7 | 2 | 3 | 3 | 1 | 1 | 0 | 1 | 0 | 0 | 0 | 14 | 25 | 27.00 | 3.000 |
| 38 Brian Wilson, R<br>ERA: 5.11 | (3, 1) | 0.2 | | 2 | 0 | 0 | 0 | 1 | 0 | 0 | 0 | 0 | 0 | 0 | 9 | 15 | 0.00 | 0.000 |
| 53 Jonathan Sánchez, L<br>ERA: 3.38 | (4, 1) | 2.0 | | 13 | 4 | 4 | 4 | 2 | 3 | 0 | 0 | 0 | 0 | 0 | 26 | 46 | 18.00 | 3.500 |
| 31 Vinnie Chulk, R<br>ERA: 5.23 | (6, 1) | 1.0 | | 6 | 2 | 2 | 2 | 1 | 1 | 0 | 0 | 0 | 0 | 0 | 11 | 22 | 18.00 | 3.000 |

| PITCHER | | IP | WLS | BF | H | R | ER | SO | BB | IBB | HBP | BLK | WP | HR | S | P | ERA | WHIP |
|---|---|---|---|---|---|---|---|---|---|---|---|---|---|---|---|---|---|---|
| Steve Kline, L<br>ERA: 3.42 | (7, 1) | 1.0 | | 3 | 0 | 0 | 0 | 1 | 0 | 0 | 0 | 0 | 0 | 0 | 12 | 20 | 0.00 | 0.000 |
| 59 Billy Sadler, R<br>ERA: 11.57 | (8, 1) | 1.0 | | 5 | 2 | 2 | 2 | 1 | 0 | 0 | 0 | 0 | 0 | 2 | 13 | 18 | 18.00 | 2.000 |

# BOTTOM

## San Francisco Giants @ Colorado Rockies

Coors Field, Denver, CO

Mon Sep 18 2006, 6:35 PM MDT

Att. 18,346 - Clear - 61 F

livebaseballscorecards.com

| | |
|---|---|
| AB | 41 |
| R | 20 |
| H | 19 |
| RBI | 20 |
| BB | 7 |
| SO | 7 |
| LOB | 15 |

COLORADO ROCKIES

WP: 0 PA: 51
PB: 0
SB: 0
CS: 0

| Batter | 1 | 2 | 3 | 4 | 5 | 6 | 7 | 8 | 9 | AB | R | H | RBI | BB | SO | LOB |
|---|---|---|---|---|---|---|---|---|---|---|---|---|---|---|---|---|
| Steve Finley, L (1, 8)<br>OBP: 0.323, SLG: 0.398 | B C X<br>1-1 ① P6 | | C C B F B F F B X<br>3-2 FC3-6 1B 2B | | B B C F X<br>2-2 WP 3B | B B F B C B<br>4-2 1-2 BB | | C C D B X<br>2-2 BB 13 1B 1-2 1B | | 4 | 2 | 3 | 0 | 1 | 0 | 0 |
| 13 Omar Vizquel, S (1, 6)<br>OBP: 0.369, SLG: 0.400 | B C B C F B X<br>3-2 ② P2 | | B B B C B<br>4-1 FC3-6 BB | | F B B B X<br>3-1 ① G3 | C B X<br>1-1 ③ P3 | | X<br>0-0 1-2 2-H BB 1B | | 4 | 0 | 1 | 1 | 1 | 0 | 3 |
| Shea Hillenbrand, R (1, 3)<br>OBP: 0.318, SLG: 0.459 | B X<br>1-0 BB 1B | | S B X<br>1-1 ① FC3-6 1B 1-2f 2-3 | | F F D B B F B F B<br>4-2 1B FC4-6 3-H BB | | B X<br>1-0 G4-6-3 1B | B B B C F B<br>4-2 1-2 2-3 BB | | 3 | 1 | 2 | 0 | 2 | 0 | 2 |
| Barry Bonds, L (1, 7)<br>OBP: 0.457, SLG: 0.532<br>Jamey Wright, R (8, 1)<br>OBP: 0.255, SLG: 0.298<br>Jack Taschner, L (8, 1) | B B C S S B B<br>4-2 1-2 BB | | B B F X<br>2-1 1-3 3-H 1B | | B X<br>1-0 FC4-6 1-3 1B | C F X<br>0-2 ① ② G4-6-3 1-2f | B X<br>1-0 ③ L8 | | | 4<br>0<br>0 | 0<br>0<br>0 | 2<br>0<br>0 | 1<br>0<br>0 | 1<br>0<br>0 | 0<br>0<br>0 | 4<br>0<br>0 |
| Ray Durham, S (1, 4)<br>OBP: 0.362, SLG: 0.537 | 2 SAFE<br>2-1 ③ P6 | | B F F F X<br>1-2 ② L6 | | X<br>0-0 ② FC4-6 1-2f 3-H | X<br>0-0 FC6-4 1B | | | X<br>0-0 ① F8 | 5 | 0 | 1 | 1 | 0 | 0 | 5 |
| Moises Alou, R (1, 9)<br>OBP: 0.342, SLG: 0.521 | | S B F F F X<br>1-2 ① G1-3 | B X<br>1-0 ③ P3 | | D B B B C F X<br>3-2 ③ F7 | X<br>0-0 ③ FC6-4 1-2f | | | C C S<br>0-3 ② K | 5 | 0 | 0 | 0 | 0 | 1 | 4 |
| Pedro Feliz, R (1, 5)<br>OBP: 0.293, SLG: 0.447 | | C X<br>0-1 1B | | S C F X<br>0-2 50 G5-4-3 1B | | B B B C F S<br>3-3 ① K | | C X<br>0-1 ① F9 | X<br>0-0 ③ F8 | 5 | 0 | 2 | 0 | 0 | 1 | 0 |
| 50 Eliezer Alfonzo, R (1, 2)<br>OBP: 0.301, SLG: 0.460<br>Todd Greene, R (8, 2)<br>OBP: 0.329, SLG: 0.419 | | C X<br>0-1 ② P6 | | S S X<br>0-2 ① ② G5-4-3 1-2f | | B C S C<br>1-3 ② K | | S B F S<br>1-3 ② K | | 4<br>0 | 0<br>0 | 0<br>0 | 0<br>0 | 0<br>0 | 2<br>0 | 2<br>0 |
| 18 Matt Cain, R (1, 1)<br>OBP: 0.167, SLG: 0.189<br>32 Kevin Correia, R (6, 1)<br>OBP: 0.083, SLG: 0.083<br>9 Mark Sweeney, L (8, PH)<br>OBP: 0.338, SLG: 0.396<br>Todd Linden, S (8, 7)<br>OBP: 0.338, SLG: 0.467 | | B C C S<br>1-3 ③ K | | F B C X<br>1-2 ③ G4-3 | | C B B B C B<br>4-2 BB BB | | C F H<br>1-2 13 1B 1B HBP | | 2<br>0<br>0<br>0 | 0<br>0<br>1<br>0 | 0<br>0<br>0<br>0 | 0<br>0<br>0<br>0 | 1<br>0<br>0<br>0 | 1<br>0<br>0<br>0 | 1<br>0<br>0<br>0 |
| Inning Stats | R: 0 H: 1<br>E: 0 LOB: 2<br>K: 0 BB: 1<br>S: 11 P: 22 | R: 0 H: 1<br>E: 0 LOB: 1<br>K: 1 BB: 0<br>S: 12 P: 14 | R: 1 H: 2<br>E: 0 LOB: 2<br>K: 0 BB: 1<br>S: 16 P: 28 | R: 0 H: 1<br>E: 0 LOB: 0<br>K: 0 BB: 0<br>S: 10 P: 11 | R: 2 H: 2<br>E: 0 LOB: 1<br>K: 0 BB: 1<br>S: 14 P: 27 | R: 0 H: 0<br>E: 0 LOB: 2<br>K: 2 BB: 2<br>S: 12 P: 25 | R: 0 H: 2<br>E: 0 LOB: 1<br>K: 0 BB: 0<br>S: 6 P: 7 | R: 1 H: 2<br>E: 0 LOB: 3<br>K: 1 BB: 1<br>S: 14 P: 23 | R: 0 H: 0<br>E: 0 LOB: 0<br>K: 1 BB: 0<br>S: 5 P: 5 | 1B: 9 SF: 0<br>2B: 1 SAC: 0<br>3B: 1 DP: 2<br>HR: 0 HBP: 1 | | | | | | |

| PITCHER | | IP | WLS | BF | H | R | ER | SO | BB | IBB | HBP | BLK | WP | HR | S | P | ERA | WHIP |
|---|---|---|---|---|---|---|---|---|---|---|---|---|---|---|---|---|---|---|
| Jason Jennings, R<br>ERA: 3.65 | (1, 1) | 5.0 | W | 24 | 7 | 3 | 3 | 1 | 3 | 0 | 0 | 0 | 1 | 0 | 63 | 102 | 5.40 | 2.000 |
| Nate Field, R<br>ERA: 2.45 | (6, 1) | 0.2 | H | 3 | 0 | 0 | 0 | 2 | 1 | 0 | 0 | 0 | 0 | 0 | 8 | 16 | 0.00 | 1.500 |
| 39 Tom Martin, L<br>ERA: 4.26 | (6, 1) | 0.1 | H | 2 | 0 | 0 | 0 | 0 | 1 | 0 | 0 | 0 | 0 | 0 | 4 | 9 | 0.00 | 3.000 |
| Ray King, L<br>ERA: 3.7 | (7, 1) | 1.0 | | 4 | 2 | 0 | 0 | 0 | 0 | 0 | 0 | 0 | 0 | 0 | 6 | 7 | 0.00 | 2.000 |
| Jose Mesa, R<br>ERA: 3.42 | (8, 1) | 0.2 | | 5 | 2 | 1 | 1 | 1 | 0 | 0 | 1 | 0 | 0 | 0 | 11 | 15 | 13.50 | 3.000 |

| PITCHER | | IP | WLS | BF | H | R | ER | SO | BB | IBB | HBP | BLK | WP | HR | S | P | ERA | WHIP |
|---|---|---|---|---|---|---|---|---|---|---|---|---|---|---|---|---|---|---|
| 60 Manny Corpas, R<br>ERA: 2.22 | (8, 1) | 0.0 | | 1 | 0 | 0 | 0 | 0 | 1 | 0 | 0 | 0 | 0 | 0 | 2 | 6 | ∞ | ∞ |
| Jeremy Affeldt, L<br>ERA: 6.28 | (8, 1) | 1.1 | S | 4 | 0 | 0 | 0 | 1 | 0 | 0 | 0 | 0 | 0 | 0 | 6 | 7 | 0.00 | 0.000 |

# TOP

## San Francisco Giants @ Colorado Rockies

Coors Field, Denver, CO

Tue Sep 19 2006, 6:35 PM MDT

Att. 20,373 - Clear - 74 F

livebaseballscorecards.com

| | |
|---|---|
| AB | 36 |
| R | 4 |
| H | 11 |
| RBI | 3 |
| BB | 6 |
| SO | 5 |
| LOB | 21 |

| | | | | | | | | | |
|---|---|---|---|---|---|---|---|---|---|
| 1B: 9 | SF: 0 | WP: 1 | PA: 43 |
| 2B: 1 | SAC: 0 | PB: 0 | |
| 3B: 1 | DP: 2 | SB: 0 | |
| HR: 0 | HBP: 1 | CS: 0 | |

| Batter | 1 | 2 | 3 | 4 | 5 | 6 | 7 | 8 | 9 | AB | R | H | RBI | BB | SO | LOB |
|---|---|---|---|---|---|---|---|---|---|---|---|---|---|---|---|---|
| 7 Kazuo Matsui, S (1, 4)<br>OBP: 0.291, SLG: 0.344 | F8 | 15 E, 15 S, 2-H, 1B | | K | | 27 3B, 15 S, 1B | K | E6, FC5, 1-2, 2-H | | 6 | 1 | 2 | 1 | 0 | 2 | 2 |
| 15 Jeff Salazar, L (1, 8)<br>OBP: 0.438, SLG: 0.458 | 27 1B, 17 SF9, BB | 1 SAFE, K, 1-3 | | E7, 27 F8, 1B | | 27 3B, 1-2, BB | K | FC5, 1-2, 2-3f | | 3 | 2 | 1 | 0 | 2 | 2 | 2 |
| (7, 9) | | | | | | | | | | 0 | 0 | 0 | 0 | 0 | 0 | 0 |
| Jose Mesa, R (8, 1) | | | | | | | | | | 0 | 0 | 0 | 0 | 0 | 0 | 0 |
| 60 Manny Corpas, R (8, 1) | | | | | | | | | | 1 | 0 | 0 | 0 | 0 | 0 | 2 |
| Jeremy Affeldt, L (8, 1) | | | | | | | | | | | | | | | | |
| 27 Garrett Atkins, R (1, 5)<br>OBP: 0.402, SLG: 0.559 | 5 HBP, 1-3, 1B | | HR | F8, 2-3 | | 5 2B, 1-H, 2-H, 3B | | HR | | 5 | 3 | 4 | 4 | 0 | 0 | 1 |
| 5 Matt Holliday, R (1, 7)<br>OBP: 0.390, SLG: 0.582 | 10 FC6-4, 1-2, HBP | | HR | L9 | | 17 1B, 3-H, 2B | | 17 1B, 11 1B, HBP | | 3 | 3 | 2 | 2 | 0 | 0 | 1 |
| 17 Todd Helton, L (1, 3)<br>OBP: 0.402, SLG: 0.481 | SF9, 3-H | F9 | | | G1-6-3 | 2 FC4-6, 2-H, 1B | | 20 BB, 11 1B, 18 SF8, 1-3, 1B | | 4 | 1 | 2 | 2 | 0 | 0 | 0 |
| 10 Jeff Baker, R (1, 9)<br>OBP: 0.355, SLG: 0.800 | FC6-4, 1-2f | 2 1B, 2 S, 1B | | | K | K | | 20 BB, 7 E, 1-2, 3-H, 1B | | 4 | 0 | 1 | 0 | 0 | 2 | 3 |
| Ray King, L (7, 1) | | | | | | | | | | 0 | 0 | 0 | 0 | 0 | 0 | 0 |
| 11 Brad Hawpe, L (8, 9)<br>OBP: 0.376, SLG: 0.490 | | | | | | | | | | 1 | 1 | 1 | 1 | 0 | 0 | 0 |
| 2 Troy Tulowitzki, R (1, 6)<br>OBP: 0.347, SLG: 0.317 | | F7 | | | K | FC4-6, 1-2f | | P5 | | 5 | 0 | 2 | 0 | 0 | 0 | 3 |
| 20 Chris Iannetta, R (1, 2)<br>OBP: 0.383, SLG: 0.380 | | 7 1B, SH3-4, 1B | K | | P4 | | 18 F8, 2B | FC5, 7 E, 1-2, 2-3, BB | | 4 | 1 | 2 | 0 | 1 | 1 | 3 |
| Jason Jennings, L (1, 1)<br>OBP: 0.172, SLG: 0.148 | | SH3-4, 1-2 | G5-3 | | | K | F8, 2-3 | SF8, 3-H | | 1 | 0 | 0 | 0 | 0 | 0 | 2 |
| Nate Field, R (6, 1) | | | | | | | | | | 0 | 0 | 0 | 0 | 0 | 0 | 0 |
| 39 Tom Martin, L (6, 1) | | | | | | | | | | 0 | 0 | 0 | 0 | 0 | 0 | 0 |
| 18 Cory Sullivan, L (6, PH)<br>OBP: 0.321, SLG: 0.406 (7, 8) | | | | | | | | | | 2 | 0 | 0 | 1 | 0 | 1 | 1 |
| Inning Stats | R: 1 E: 0 K: 0 S: 12 H: 1 LOB: 2 BB: 1 P: 23 | R: 1 E: 0 K: 1 S: 9 H: 2 LOB: 1 BB: 0 P: 13 | R: 2 E: 0 K: 1 S: 23 H: 4 LOB: 2 BB: 0 P: 32 | R: 0 E: 1 K: 1 S: 13 H: 1 LOB: 1 BB: 0 P: 18 | R: 0 E: 0 K: 1 S: 7 H: 1 LOB: 1 BB: 0 P: 8 | R: 4 E: 0 K: 2 S: 16 H: 4 LOB: 1 BB: 1 P: 30 | R: 0 E: 0 K: 2 S: 15 H: 1 LOB: 1 BB: 0 P: 23 | R: 4 E: 1 K: 0 S: 21 H: 3 LOB: 2 BB: 1 P: 36 | | 1B: 11 2B: 2 3B: 1 HR: 3 | | SF: 2 SAC: 1 DP: 0 HBP: 2 | | WP: 0 PB: 0 SB: 3 CS: 0 | | PA: 47 | |

| PITCHER | | IP | WLS | BF | H | R | ER | SO | BB | IBB | HBP | BLK | WP | HR | S | P | ERA | WHIP |
|---|---|---|---|---|---|---|---|---|---|---|---|---|---|---|---|---|---|---|
| 18 Matt Cain, R<br>ERA: 3.99 | (1, 1) | 5.1 | L | 30 | 11 | 7 | 7 | 5 | 2 | 0 | 1 | 0 | 0 | 2 | 71 | 110 | 11.81 | 2.438 |
| 32 Kevin Correia, R<br>ERA: 3.44 | (6, 1) | 1.2 | | 8 | 3 | 1 | 1 | 3 | 0 | 0 | 0 | 0 | 0 | 0 | 24 | 37 | 5.40 | 1.800 |
| Jamey Wright, R<br>ERA: 5.21 | (8, 1) | 0.0 | | 2 | 1 | 2 | 2 | 0 | 0 | 0 | 1 | 0 | 0 | 1 | 1 | 4 | ∞ | ∞ |
| Jack Taschner, L<br>ERA: 9.77 | (8, 1) | 1.0 | | 7 | 2 | 2 | 1 | 0 | 1 | 0 | 0 | 0 | 0 | 0 | 20 | 32 | 9.00 | 3.000 |

| PITCHER | IP | WLS | BF | H | R | ER | SO | BB | IBB | HBP | BLK | WP | HR | S | P | ERA | WHIP |
|---|---|---|---|---|---|---|---|---|---|---|---|---|---|---|---|---|---|

# BOTTOM

## San Francisco Giants @ Colorado Rockies

Coors Field, Denver, CO

Tue Sep 19 2006, 6:35 PM MDT

Att. 20,373 - Clear - 74 F

livebaseballscorecards.com

| | |
|---|---|
| AB | 39 |
| R | 12 |
| H | 17 |
| RBI | 11 |
| BB | 3 |
| SO | 8 |
| LOB | 20 |

# San Francisco Giants @ Colorado Rockies

Coors Field, Denver, CO

Wed Sep 20 2006, 1:05 PM MDT

Att. 19,324 - Partly Cloudy - 77 F

livebaseballscorecards.com

## TOP

| Batter | 1 | 2 | 3 | 4 | 5 | 6 | 7 | 8 | 9 | AB | R | H | RBI | BB | SO | LOB |
|---|---|---|---|---|---|---|---|---|---|---|---|---|---|---|---|---|
| 2 Randy Winn, S (1, 9)<br>OBP: 0.320, SLG: 0.388 | C B F F X<br>1-2 ①<br>G4-3 | | C B F B B F B<br>4-2<br>BB | | | B B B C C F B<br>4-2<br>G4-3 S<br>BB | B B F B X<br>3-1 ③<br>G4-3 | F X<br>0-1 ③<br>P2 | | 2 | 0 | 0 | 0 | 2 | 0 | 0 |
| 38 Brian Wilson, R (7, 1) | | | | | | | | | | 0 | 0 | 0 | 0 | 0 | 0 | 0 |
| Jason Ellison, R (8, PH)<br>OBP: 0.274, SLG: 0.390 (8, 9) | | | | | | | | | | 1 | 0 | 0 | 0 | 0 | 0 | 3 |
| Todd Linden, S (1, 7)<br>OBP: 0.371, SLG: 0.508 | C C F X<br>0-2<br>3B | | B B X<br>2-0 ③<br>G4-3 | | | B B B C F B<br>4-2<br>1-2<br>G4-3<br>BB | | B C X<br>1-1<br>1B<br>2B<br>1B | B C B B B<br>4-1<br>BB | 3 | 1 | 2 | 0 | 2 | 0 | 1 |
| Shea Hillenbrand, R (1, 3)<br>OBP: 0.317, SLG: 0.457 | B F S S S<br>1-3 ②<br>K | | | B B F F F X<br>2-2 ①<br>P6 | | F D F F F F F F B F<br>2-2 ①<br>P3 | | S S B B B X<br>2-2<br>2B<br>1-2<br>1B<br>1B | S F S S S<br>1-3 ①<br>K | 4 | 0 | 1 | 0 | 0 | 1 | 3 |
| 20 Fred Lewis, L (8, PR)<br>OBP: 0.667, SLG: 0.833 | | | | | | | | | | 0 | 1 | 0 | 0 | 0 | 0 | 0 |
| Lance Niekro, R (8, 3)<br>OBP: 0.290, SLG: 0.376 | | | | | | | | | | 1 | 0 | 0 | 0 | 0 | 1 | 1 |
| Ray Durham, S (1, 4)<br>OBP: 0.361, SLG: 0.535 | S F B S<br>1-3 ③<br>K | | | C X<br>0-1 ②<br>F7 | | F B B X<br>2-1 ②<br>1-2<br>2-3<br>G4-3 | | F B X<br>1-1<br>1-3<br>2-H<br>1B<br>2B | B 1 SAFE B S S S T F X<br>2-2 ②<br>F9 | 5 | 0 | 1 | 1 | 0 | 1 | 4 |
| Steve Finley, L (1, 8)<br>OBP: 0.324, SLG: 0.401 | | C F B X<br>1-2 ①<br>G6-3 | | C X<br>0-1 ②<br>3B | | F S F X<br>0-2 ③<br>G4-3 | | I I I I<br>4-0<br>1B<br>3B<br>IBB | S B X<br>1-1 ③<br>G4-3 | 4 | 1 | 1 | 0 | 1 | 0 | 3 |
| Pedro Feliz, R (1, 5)<br>OBP: 0.291, SLG: 0.443 | | F C B B F X<br>2-2 ②<br>G6-3 | | X<br>0-0 ③<br>L7 | | | S B X<br>1-1 ①<br>G5-3 | F B F D F C<br>2-3 ①<br>K | | 4 | 0 | 0 | 0 | 0 | 1 | 4 |
| 19 Kevin Frandsen, R (1, 6)<br>OBP: 0.318, SLG: 0.367 | | X<br>0-0 ③<br>G6-3 | | | C B F B X<br>2-2 ①<br>L6 | | B B B B<br>4-0<br>HR<br>BB | B C B B X<br>3-1 ②<br>1-3<br>2-H<br>3-H<br>3B<br>1B | | 2 | 1 | 0 | 0 | 1 | 0 | 0 |
| Barry Bonds, L (8, PH)<br>OBP: 0.458, SLG: 0.533 | | | | | | | | | | 1 | 0 | 1 | 1 | 0 | 0 | 0 |
| 13 Omar Vizquel, S (8, PR)<br>OBP: 0.369, SLG: 0.400 (8, 6) | | | | | | | | | | 0 | 1 | 0 | 0 | 0 | 0 | 0 |
| Todd Greene, R (1, 2)<br>OBP: 0.333, SLG: 0.434 | | | C S B B B S<br>3-3 ①<br>K | | X<br>0-0<br>A4<br>D8<br>1B | D 1 SAFE B C X<br>2-1 ②<br>F8 | S B B X<br>2-1<br>1-H<br>3-H<br>2B<br>3B | | | 4 | 1 | 2 | 2 | 0 | 1 | 1 |
| Jason Schmidt, R (1, 1)<br>OBP: 0.125, SLG: 0.203 | | | B C C S<br>1-3 ②<br>K | | B 1 SAFE C F C<br>1-3 ② ③<br>1-2<br>K | B B X<br>2-0<br>1-H<br>HR | B X<br>1-0<br>3-H<br>2B | | | 2 | 0 | 0 | 0 | 0 | 2 | 1 |
| 41 Brad Hennessey, R (5, 1)<br>OBP: 0.231, SLG: 0.269 | | | | | | | | | | 0 | 0 | 0 | 0 | 0 | 0 | 0 |
| 9 Mark Sweeney, L (7, PH)<br>OBP: 0.338, SLG: 0.396 | | | | | | | | | | 0 | 0 | 0 | 0 | 0 | 0 | 0 |
| Moises Alou, R (7, PH)<br>OBP: 0.346, SLG: 0.537 (7, 9) | | | | | | | | | | 2 | 1 | 2 | 3 | 0 | 0 | 0 |
| 31 Vinnie Chulk, R (8, 1) | | | | | | | | | | | | | | | | |
| Mike Stanton, L (9, 1) | | | | | | | | | | 0 | 0 | 0 | 0 | 0 | 0 | 0 |
| | | | | | | | | | | 0 | 0 | 0 | 0 | 0 | 0 | 0 |

| | AB | 35 |
|---|---|---|
| | R | 7 |
| | H | 10 |
| | RBI | 7 |
| | BB | 6 |
| | SO | 7 |
| | LOB | 21 |

| Inning Stats | 1 | 2 | 3 | 4 | 5 | 6 | 7 | 8 | 9 |
|---|---|---|---|---|---|---|---|---|---|
| | R: 0<br>E: 0<br>K: 2<br>S: 14<br>H: 1<br>LOB: 1<br>BB: 0<br>P: 17 | R: 0<br>E: 0<br>K: 0<br>S: 8<br>H: 0<br>LOB: 0<br>BB: 0<br>P: 11 | R: 0<br>E: 0<br>K: 2<br>S: 10<br>H: 0<br>LOB: 1<br>BB: 1<br>P: 20 | R: 0<br>E: 0<br>K: 0<br>S: 8<br>H: 1<br>LOB: 1<br>BB: 0<br>P: 10 | R: 0<br>E: 0<br>K: 1<br>S: 7<br>H: 1<br>LOB: 0<br>BB: 0<br>P: 10 | R: 0<br>E: 0<br>K: 0<br>S: 22<br>H: 0<br>LOB: 2<br>BB: 2<br>P: 34 | R: 2<br>E: 0<br>K: 0<br>S: 7<br>H: 1<br>LOB: 0<br>BB: 1<br>P: 19 | R: 5<br>E: 0<br>K: 1<br>S: 18<br>H: 6<br>LOB: 3<br>BB: 1<br>P: 34 | R: 0<br>E: 0<br>K: 1<br>S: 11<br>H: 0<br>LOB: 1<br>BB: 1<br>P: 19 |

| | | | | | | | | | | | | | | | |

| Batter | 1 | 2 | 3 | 4 | 5 | 6 | 7 | 8 | 9 | AB | R | H | RBI | BB | SO | LOB |
|---|---|---|---|---|---|---|---|---|---|---|---|---|---|---|---|---|
| Jamey Carroll, R (1, 4)<br>OBP: 0.373, SLG: 0.388 | C F B B X 2-2 G6-3 ① | | B B B C B 4-1 18 FC3-6 1-2 BB | | C C B F F X 1-2 27 F8 18 SH3 11 3B 1B | C X 0-1 P3 ② | | C B B X 2-1 P3 ① | | 4 | 1 | 1 | 0 | 1 | 0 | 1 |
| 18 Cory Sullivan, L (1, 8)<br>OBP: 0.323, SLG: 0.408 | F C B B X 2-2 F8 ② | | S B F B X 2-2 FC3-6 27 BB ② 1-2f 2-3 | | X 0-0 SH3 ① 1-2 | B B B C T B 4-2 5 BB 27 BB BB | | X 0-0 1-H 2B | | 3 | 0 | 1 | 1 | 1 | 0 | 2 |
| 27 Garrett Atkins, R (1, 5)<br>OBP: 0.404, SLG: 0.557 | B B X 2-0 1B | | B B C B F B 4-2 1-2 BB | | X 0-0 F8 ② 2-3 | B 1 SAFE 1 SAFE B B C B 4-1 5 BB 1-2 BB | | C B B C T 2-2 K ② | | 3 | 0 | 1 | 0 | 2 | 1 | 2 |
| 5 Matt Holliday, R (1, 7)<br>OBP: 0.390, SLG: 0.579 | B X 1-0 G5-3 ③ | | B D B C E X 3-2 G4-3 ③ | | S S F F B B B B 4-2 17 BB 11 3B BB | B B B B 4-0 1-2 2-3 BB | | X 0-0 G6-3 ③ | | 3 | 1 | 0 | 0 | 2 | 0 | 5 |
| 17 Todd Helton, L (1, 3) | | F B B X 2-1 F7 ① | | B F F X 1-2 11 G4-3 2B | B B B 4-0 1-2 11 3B BB | D X 1-0 F7 ③ | | | C B X 1-1 G5-3 19 1B 1B | 4 | 1 | 2 | 0 | 1 | 0 | 3 |
| 11 Brad Hawpe, L (1, 9)<br>OBP: 0.375, SLG: 0.493<br>19 Ryan Spilborghs, R (9, PH)<br>OBP: 0.328, SLG: 0.428 | | B C B F B C 3-3 K ② | | C F X 0-2 G4-3 ① 2-3 | X 0-0 1-H 2-H 3-H 3B | | B C B F B S 3-3 K ① | | C B X 1-1 1-2 1B | 4 | 0 | 1 | 3 | 0 | 2 | 1 |
| | | | | | | | | | | 1 | 0 | 1 | 0 | 0 | 0 | 0 |
| JD Closser, S (1, 2)<br>OBP: 0.298, SLG: 0.330<br>10 Jeff Baker, R (9, PH)<br>OBP: 0.344, SLG: 0.774 | C F B X 1-2 L3 ③ | | | X 0-0 G1-4-3 ② | B S B B B 4-1 12 FC5-4 BB | | B B S B B X 3-1 12 CS 1B | | F B S S S 1-3 K ① | 3 | 0 | 1 | 0 | 1 | 0 | 1 |
| | | | | | | | | | | 1 | 0 | 0 | 0 | 0 | 1 | 2 |
| 12 Clint Barmes, R (1, 6)<br>OBP: 0.264, SLG: 0.337<br>Vinny Castilla, R (9, PH)<br>OBP: 0.254, SLG: 0.320 | | | X 0-0 F9 ① | 4-0 IBB | B X 1-0 FC5-4 ③ 1-2f | | F P F B F S 2-3 K ② ③ 1-2 | | B F F F X 1-2 G5-3 ② ③ 2-3f | 3 | 0 | 0 | 0 | 1 | 1 | 3 |
| | | | | | | | | | | 1 | 0 | 0 | 0 | 0 | 0 | 2 |
| 28 Aaron Cook, R (1, 1)<br>SP: 3 GS, 0-0, 7.88<br>7 Kazuo Matsui, S (8, PH)<br>OF: 2 GS, 0-0, 1.04<br>61 Ramon E Ramirez, R (7, 1)<br>MIF: 0 GS, 0-0, 0.00<br>Ray King, L (7, 1)<br>60 Manny Corpas, R (8, 1)<br>Nate Field, R (8, 1)<br>39 Tom Martin, L (8, 1)<br>Mike Venafro, L (8, 1)<br>15 Jeff Salazar, L (8, PH)<br>OF: 0 GS, 0-0, 0.00<br>40 Brian Fuentes, L (9, 1) | | | C B F B B B 4-2 18 FC3-6 BB BB | B C F S 1-3 K ③ | | B X 1-0 G6-3 ① | | B F F B B B 4-2 18 2B BB | | 1 | 0 | 0 | 0 | 1 | 1 | 2 |
| | | | | | | | | | | 1 | 0 | 0 | 0 | 0 | 0 | 0 |
| | | | | | | | | | | 0 | 0 | 0 | 0 | 0 | 0 | 0 |
| | | | | | | | | | | 0 | 0 | 0 | 0 | 0 | 0 | 0 |
| | | | | | | | | | | 0 | 0 | 0 | 0 | 0 | 0 | 0 |
| | | | | | | | | | | 0 | 0 | 0 | 0 | 0 | 0 | 0 |
| | | | | | | | | | | 0 | 0 | 0 | 0 | 0 | 0 | 0 |
| | | | | | | | | | | 0 | 1 | 0 | 0 | 0 | 0 | 0 |
| | | | | | | | | | | 0 | 0 | 0 | 0 | 0 | 0 | 0 |
| Inning Stats | R: 0<br>E: 0<br>K: 0<br>S: 8<br>H: 1<br>LOB: 1<br>BB: 0<br>P: 15 | R: 0<br>E: 0<br>K: 1<br>S: 8<br>H: 0<br>LOB: 0<br>BB: 0<br>P: 14 | R: 0<br>E: 0<br>K: 0<br>S: 12<br>H: 0<br>LOB: 3<br>BB: 3<br>P: 29 | R: 0<br>E: 0<br>K: 1<br>S: 10<br>H: 1<br>LOB: 2<br>BB: 1<br>P: 16 | R: 3<br>E: 0<br>K: 0<br>S: 14<br>H: 2<br>LOB: 2<br>BB: 3<br>P: 28 | R: 0<br>E: 0<br>K: 0<br>S: 7<br>H: 0<br>LOB: 3<br>BB: 3<br>P: 21 | R: 0<br>E: 0<br>K: 2<br>S: 10<br>H: 1<br>LOB: 1<br>BB: 0<br>P: 17 | R: 1<br>E: 0<br>K: 1<br>S: 9<br>H: 1<br>LOB: 1<br>BB: 1<br>P: 17 | R: 0<br>E: 0<br>K: 1<br>S: 10<br>H: 2<br>LOB: 1<br>BB: 0<br>P: 14 | 1B: 5<br>2B: 3<br>3B: 1<br>HR: 0<br>SF: 0<br>SAC: 1<br>DP: 2<br>HBP: 0 | | | | | | |

| PITCHER | | IP | WLS | BF | H | R | ER | SO | BB | IBB | HBP | BLK | WP | HR | S | P | ERA | WHIP |
|---|---|---|---|---|---|---|---|---|---|---|---|---|---|---|---|---|---|---|
| Jason Schmidt, R<br>ERA: 3.5 | (1, 1) | 4.2 | | 25 | 4 | 3 | 3 | 2 | 6 | 1 | 0 | 0 | 0 | 0 | 51 | 100 | 5.79 | 2.143 |
| 41 Brad Hennessey, R<br>ERA: 4.15 | (5, 1) | 1.1 | | 7 | 0 | 0 | 0 | 0 | 3 | 0 | 0 | 0 | 0 | 0 | 8 | 23 | 0.00 | 2.250 |
| 38 Brian Wilson, R<br>ERA: 4.91 | (7, 1) | 1.0 | W | 3 | 1 | 0 | 0 | 2 | 0 | 0 | 0 | 0 | 0 | 0 | 10 | 17 | 0.00 | 1.000 |
| 31 Vinnie Chulk, R<br>ERA: 5.32 | (8, 1) | 1.0 | | 5 | 1 | 1 | 1 | 1 | 1 | 0 | 0 | 0 | 0 | 0 | 9 | 17 | 9.00 | 2.000 |
| Mike Stanton, L<br>ERA: 3.9 | (9, 1) | 1.0 | S | 4 | 2 | 0 | 0 | 1 | 0 | 0 | 0 | 0 | 0 | 0 | 10 | 14 | 0.00 | 2.000 |

| PITCHER | IP | WLS | BF | H | R | ER | SO | BB | IBB | HBP | BLK | WP | HR | S | P | ERA | WHIP |
|---|---|---|---|---|---|---|---|---|---|---|---|---|---|---|---|---|---|

# BOTTOM

## San Francisco Giants @ Colorado Rockies

Coors Field, Denver, CO

Wed Sep 20 2006, 1:05 PM MDT
Att. 19,324 - Partly Cloudy - 77 F

livebaseballscorecards.com

| | |
|---|---|
| AB | 32 |
| R | 4 |
| H | 8 |
| RBI | 4 |
| BB | 11 |
| SO | 6 |
| LOB | 24 |

| Batter | 1 | 2 | 3 | 4 | 5 | 6 | 7 | 8 | 9 | AB | R | H | RBI | BB | SO | LOB |
|---|---|---|---|---|---|---|---|---|---|---|---|---|---|---|---|---|
| Marcus Giles, R (1, 4)<br>OBP: 0.346, SLG: 0.396 | B C S B B B<br>4-2<br>14 2B SF7<br>BB | | B B S B F B<br>4-2<br>BB | | B C B F F S<br>3-3 ③<br>K | | S X<br>0-1 ②<br>G4-3 | | S B F H<br>2-2<br>14 1B<br>HBP | 2 | 1 | 0 | 0 | 2 | 1 | 0 |
| 14 Willy Aybar, S (1, 5)<br>OBP: 0.350, SLG: 0.373 | X<br>0-0<br>1-3<br>2B | | B X<br>1-0 ②<br>F7 | | | C B B B B<br>4-1<br>1B HR BB | B C S X<br>1-2 ③<br>G3 | | S B B X<br>2-1<br>1-3 2-H 3-H<br>1B | 4 | 1 | 2 | 2 | 1 | 0 | 1 |
| Adam LaRoche, L (1, 3)<br>OBP: 0.357, SLG: 0.566 | B C C C<br>1-3 ①<br>K | | X<br>0-0 ③<br>G1-3 | | | B C F B B B X<br>3-2<br>1-2<br>HR 1B | | C F S<br>0-3 ①<br>K | C C S<br>0-3 ③<br>K | 5 | 1 | 1 | 0 | 0 | 3 | 5 |
| Andruw Jones, R (1, 8)<br>OBP: 0.355, SLG: 0.518 | C B B S F B X<br>3-2 ②<br>SF7<br>3-H | | | C B B X<br>2-1 ①<br>L6 | | S X<br>0-1<br>1-H 2-H<br>HR | | C B S B X<br>2-2 ②<br>F9 | | 3 | 1 | 1 | 4 | 0 | 0 | 0 |
| 16 Brian McCann, L (1, 2)<br>OBP: 0.385, SLG: 0.549 | C X<br>0-1 ③<br>G4-3 | | | C B X<br>1-1<br>1B | | C F C<br>0-3 ①<br>K | | B F B F X<br>2-2 ③<br>F9 | | 4 | 0 | 1 | 0 | 0 | 1 | 1 |
| 7 Jeff Francoeur, R (1, 9)<br>OBP: 0.293, SLG: 0.444 | | C X<br>0-1 ①<br>G5-3 | | F B S S<br>1-3 ②<br>K | | C F B X<br>1-2 ②<br>G4-3 | | | X<br>0-0 ①<br>P6 | 4 | 0 | 0 | 0 | 0 | 1 | 1 |
| Ryan Langerhans, L (1, 7)<br>OBP: 0.342, SLG: 0.373 | | X<br>0-0 ②<br>G4-3 | | B B F B F S<br>3-3 ③<br>K | | B F B F B B<br>4-2<br>BB | | | C B B F X<br>2-2<br>2B 14 1B<br>1B | 3 | 1 | 1 | 0 | 1 | 1 | 1 |
| Tony Pena Jr., R (1, 6)<br>OBP: 0.231, SLG: 0.324 | | B C X<br>1-1 ③<br>F8 | | | F B X<br>1-1 ①<br>F7 | C B X<br>1-1 ③<br>F8 | | | C F X<br>0-2<br>1-3<br>14 1B<br>2B | 4 | 1 | 1 | 0 | 0 | 0 | 1 |
| 29 John Smoltz, R (1, 1)<br>OBP: 0.190, SLG: 0.186 | | | C B B F B F C<br>3-3 ①<br>K | | B C B B X<br>3-1 ②<br>G4-3 | | X<br>0-0 ①<br>G5-3 | | B F B F X<br>2-2 ②<br>F9 | 3 | 0 | 0 | 0 | 0 | 1 | 0 |
| Tyler Yates, R (8, 1) | | | | | | | | | | 0 | 0 | 0 | 0 | 0 | 0 | 0 |
| 23 Matt Diaz, R (9, PH)<br>OBP: 0.373, SLG: 0.474 | | | | | | | | | | 1 | 0 | 0 | 0 | 0 | 0 | 2 |
| 28 Bob Wickman, R (9, 1) | | | | | | | | | | 0 | 0 | 0 | 0 | 0 | 0 | 0 |
| Inning Stats | R: 1 H: 1<br>E: 0 LOB: 1<br>K: 1 BB: 1<br>S: 12 P: 20 | R: 0 H: 0<br>E: 0 LOB: 0<br>K: 0 BB: 0<br>S: 5 P: 6 | R: 0 H: 0<br>E: 0 LOB: 1<br>K: 1 BB: 1<br>S: 8 P: 16 | R: 0 H: 1<br>E: 0 LOB: 1<br>K: 2 BB: 0<br>S: 10 P: 17 | R: 0 H: 0<br>E: 0 LOB: 0<br>K: 1 BB: 0<br>S: 8 P: 15 | R: 3 H: 2<br>E: 0 LOB: 1<br>K: 1 BB: 2<br>S: 16 P: 29 | R: 0 H: 0<br>E: 0 LOB: 0<br>K: 0 BB: 0<br>S: 6 P: 7 | R: 0 H: 0<br>E: 0 LOB: 0<br>K: 1 BB: 0<br>S: 9 P: 13 | R: 2 H: 3<br>E: 0 LOB: 2<br>K: 1 BB: 0<br>S: 17 P: 25 | 1B: 4 SF: 1<br>2B: 2 SAC: 0<br>3B: 0 DP: 0<br>HR: 1 HBP: 1 | | | | | | |

| PITCHER | | IP | WLS | BF | H | R | ER | SO | BB | IBB | HBP | BLK | WP | HR | S | P | ERA | WHIP |
|---|---|---|---|---|---|---|---|---|---|---|---|---|---|---|---|---|---|---|
| 49 Byung-Hyun Kim, R<br>ERA: 5.29 | (1, 1) | 7.0 | L | 29 | 4 | 4 | 4 | 6 | 4 | 0 | 0 | 0 | 0 | 1 | 65 | 110 | 5.14 | 1.143 |
| Jeremy Affeldt, L<br>ERA: 6.34 | (8, 1) | 2.0 | | 10 | 3 | 2 | 2 | 2 | 0 | 0 | 1 | 0 | 0 | 0 | 26 | 38 | 9.00 | 1.500 |

| PITCHER | IP | WLS | BF | H | R | ER | SO | BB | IBB | HBP | BLK | WP | HR | S | P | ERA | WHIP |
|---|---|---|---|---|---|---|---|---|---|---|---|---|---|---|---|---|---|

# Atlanta Braves @ Colorado Rockies

Coors Field, Denver, CO

Thu Sep 21 2006, 6:35 PM MDT

Att. 18,499 - Cloudy - 58 F

TOP

livebaseballscorecards.com

| | |
|---|---|
| AB | 33 |
| R | 6 |
| H | 7 |
| RBI | 6 |
| BB | 4 |
| SO | 8 |
| LOB | 12 |

WP: 0 PB: 0 SB: 0 CS: 0 PA: 39

| Batter | 1 | 2 | 3 | 4 | 5 | 6 | 7 | 8 | 9 | AB | R | H | RBI | BB | SO | LOB |
|---|---|---|---|---|---|---|---|---|---|---|---|---|---|---|---|---|
| 7 Kazuo Matsui, S (1, 4)<br>OBP: 0.297, SLG: 0.346 | C F F C<br>0-3 ① K | | X<br>0-0 ③ 27 G3 15 SH5-4 5 1B 1B | X<br>0-0 ③ G3 | | | B F B 1 SAFE F F F 1 SAFE 1 SAFE<br>2-2 X 27 S 1-3 1B | | B B B C B<br>4-1 15 DI BB | 4 | 1 | 2 | 0 | 1 | 1 | 2 |
| 15 Jeff Salazar, L (1, 8)<br>OBP: 0.405, SLG: 0.393 | C F F B C<br>1-3 ② K | | 1 SAFE X<br>0-0 ① SH5-4 1-2 | | C F B F B X<br>2-2 ① G3-1 | | B B F 1 SAFE X<br>2-1 ② F9 | | C B C B S<br>2-3 ③ K 1-2 | 4 | 0 | 0 | 0 | 0 | 2 | 3 |
| 27 Garrett Atkins, R (1, 5)<br>OBP: 0.402, SLG: 0.553 | C B S B F F X<br>2-2 ③ F8 | | B X<br>1-0 ② G3 2-3 | | B C B C S<br>2-3 ② K | | F B 1 SAFE S T B S<br>2-3 ③ K 1-2 | | | 4 | 0 | 0 | 0 | 0 | 2 | 3 |
| 5 Matt Holliday, R (1, 7)<br>OBP: 0.390, SLG: 0.584 | | X<br>0-0 HR | S X<br>0-1 ① 1B 3-H | | F X<br>0-1 ③ F9 | | | S X<br>0-1 ① P4 | | 4 | 1 | 2 | 2 | 0 | 0 | 0 |
| 17 Todd Helton, L (1, 3)<br>OBP: 0.405, SLG: 0.484<br>Choo Freeman, R (8, PR)<br>OBP: 0.302, SLG: 0.351<br>Vinny Castilla, R (9, 3)<br>OBP: 0.254, SLG: 0.320 | | X<br>0-0 2 1B 20 SF9 2B | F 1 SAFE B X<br>1-1 ③ F8 | | | F X<br>0-1 ① F9 | | C B B B B<br>4-1 2 E BB | | 3<br>0<br>0 | 1<br>0<br>0 | 1<br>0<br>0 | 0<br>0<br>0 | 1<br>0<br>0 | 0<br>0<br>0 | 1<br>0<br>0 |
| 11 Brad Hawpe, L (1, 9)<br>OBP: 0.375, SLG: 0.493 | | C B B B X<br>3-1 ① L8 | B B B C X<br>3-1 20 1B 2B | | | F B X<br>1-1 ② G1-6-3 | | C 1 SAFE B 1 SAFE F C<br>1-3 ② K | | 4 | 0 | 1 | 0 | 0 | 1 | 2 |
| 2 Troy Tulowitzki, R (1, 6)<br>OBP: 0.342, SLG: 0.313 | | C C X<br>0-2 2-3 1B | X<br>0-0 ① F9 | | | C B S B S<br>2-3 ③ K | | 1 SAFE B F 1 SAFE X<br>1-1 ③ E4 1-3 | | 4 | 0 | 1 | 0 | 0 | 1 | 2 |
| 20 Chris Iannetta, R (1, 2)<br>OBP: 0.375, SLG: 0.377 | | X<br>0-0 ② SF9 3-H | B C S X<br>1-2 2-3 1B | | | | S X<br>0-1 ① L8 | | C B B F F F X<br>2-2 ① G1-3 | 3 | 0 | 1 | 1 | 0 | 0 | 0 |
| 49 Byung-Hyun Kim, R (1, 1)<br>OBP: 0.180, SLG: 0.184<br>Jamey Carroll, R (7, PH)<br>OBP: 0.374, SLG: 0.389<br>Jeremy Affeldt, L (8, 1)<br>19 Ryan Spilborghs, R (9, PH)<br>OBP: 0.326, SLG: 0.425 | | C B S<br>1-3 ③ K | 1 SAFE L B M L<br>1-3 ② K | | | | B X<br>1-0 7 1B 1B | | C B F B X<br>2-2 ② F8 | 2<br>1<br>0<br>1 | 0<br>0<br>0<br>0 | 0<br>1<br>0<br>0 | 0<br>0<br>0<br>0 | 0<br>0<br>0<br>0 | 2<br>0<br>0<br>0 | 3<br>0<br>0<br>0 |
| Inning Stats | R: 0 E: 0 K: 2 S: 13 H: 0 LOB: 0 BB: 0 P: 16 | R: 2 E: 0 K: 1 S: 11 H: 3 LOB: 1 BB: 0 P: 15 | R: 1 E: 0 K: 0 S: 7 H: 2 LOB: 1 BB: 0 P: 9 | R: 0 E: 0 K: 1 S: 10 H: 2 LOB: 2 BB: 0 P: 15 | R: 0 E: 0 K: 1 S: 9 H: 0 LOB: 0 BB: 0 P: 13 | R: 0 E: 0 K: 1 S: 7 H: 0 LOB: 0 BB: 0 P: 10 | R: 0 E: 0 K: 1 S: 14 H: 2 LOB: 2 BB: 0 P: 21 | R: 0 E: 1 K: 1 S: 8 H: 0 LOB: 2 BB: 1 P: 14 | R: 0 E: 0 K: 1 S: 12 H: 0 LOB: 1 BB: 1 P: 22 | 1B: 6 2B: 2 3B: 0 HR: 1 | | SF: 1 SAC: 1 DP: 0 HBP: 0 | | | | WP: 0 PB: 0 SB: 1 CS: 0 | | PA: 38 |

| PITCHER | | IP | WLS | BF | H | R | ER | SO | BB | IBB | HBP | BLK | WP | HR | S | P | ERA | WHIP |
|---|---|---|---|---|---|---|---|---|---|---|---|---|---|---|---|---|---|---|
| 29 John Smoltz, R<br>ERA: 3.72 | (1, 1) | 7.0 | W | 30 | 9 | 3 | 3 | 7 | 0 | 0 | 0 | 0 | 0 | 1 | 71 | 99 | 3.86 | 1.286 |
| Tyler Yates, R<br>ERA: 3.83 | (8, 1) | 1.0 | H | 4 | 0 | 0 | 0 | 1 | 1 | 0 | 0 | 0 | 0 | 0 | 8 | 14 | 0.00 | 1.000 |
| 28 Bob Wickman, R<br>ERA: 2.79 | (9, 1) | 1.0 | S | 4 | 0 | 0 | 0 | 1 | 1 | 0 | 0 | 0 | 0 | 0 | 12 | 22 | 0.00 | 1.000 |

| PITCHER | IP | WLS | BF | H | R | ER | SO | BB | IBB | HBP | BLK | WP | HR | S | P | ERA | WHIP |
|---|---|---|---|---|---|---|---|---|---|---|---|---|---|---|---|---|---|

# BOTTOM

## Atlanta Braves @ Colorado Rockies

Coors Field, Denver, CO

Thu Sep 21 2006, 6:35 PM MDT

Att. 18,499 - Cloudy - 58 F

livebaseballscorecards.com

| | |
|---|---|
| AB | 34 |
| R | 3 |
| H | 9 |
| RBI | 3 |
| BB | 2 |
| SO | 9 |
| LOB | 16 |

# Atlanta Braves @ Colorado Rockies

Coors Field, Denver, CO

Fri Sep 22 2006, 6:05 PM MDT

Att. 33,260 - Cloudy - 46 F

TOP

livebaseballscorecards.com

| Batter | 1 | 2 | 3 | 4 | 5 | 6 | 7 | 8 | 9 | AB | R | H | RBI | BB | SO | LOB |
|---|---|---|---|---|---|---|---|---|---|---|---|---|---|---|---|---|
| Marcus Giles, R (1, 4)<br>OBP: 0.347, SLG: 0.398 | K | | 11 G6-4-3 1B | F8 | | | 2B | | G4-6-3 1-2f | 5 | 0 | 2 | 0 | 0 | 1 | 2 |
| 11 Edgar Renteria, R (1, 6)<br>OBP: 0.359, SLG: 0.425 | G5-3 | | G6-4-3 1-2f | | F8 | | K | | | 4 | 0 | 0 | 0 | 0 | 1 | 2 |
| Adam LaRoche, L (1, 3)<br>OBP: 0.358, SLG: 0.567 | K | | 16 2B 2B | | G4-3 | | | 16 2B BB | | 3 | 2 | 1 | 0 | 1 | 1 | 0 |
| Andruw Jones, R (1, 8)<br>OBP: 0.356, SLG: 0.516 | | 7 16 1B 1B BB | 16 2B BB | | K | | | L7 | | 2 | 2 | 0 | 0 | 2 | 1 | 1 |
| 16 Brian McCann, L (1, 2)<br>OBP: 0.388, SLG: 0.555 | | 14 G3 7 1B 1B<br>1-2 | 1-H 2-H 2B | | | G3 | | 7 FC6-5 2B<br>1-H | | 4 | 0 | 3 | 3 | 0 | 0 | 0 |
| Tony Pena Jr., R (8, PR)<br>OBP: 0.231, SLG: 0.324 | | | | | | | | | | 0 | 0 | 0 | 0 | 0 | 0 | 0 |
| Todd Pratt, R (8, 2)<br>OBP: 0.262, SLG: 0.318 | | | | | | | | | | 0 | 0 | 0 | 0 | 0 | 0 | 0 |
| 7 Jeff Francoeur, R (1, 9)<br>OBP: 0.293, SLG: 0.443 | | 14 G3 1B<br>1-2 2-H | G6-3 | | | G4-3 | | FC6-5 14 FC4-6<br>2-3 | | 4 | 0 | 1 | 1 | 0 | 0 | 2 |
| 14 Willy Aybar, S (1, 5)<br>OBP: 0.349, SLG: 0.376 | | G3 2B<br>1-2 2-3 | | 1B | | G5-3 | | FC6-5 1-2f | | 4 | 0 | 1 | 0 | 0 | 0 | 4 |
| 23 Matt Diaz, R (1, 7)<br>OBP: 0.371, SLG: 0.471 | | K | | 15 SH1-4 1B | | | G5-3 | | K | 4 | 0 | 1 | 0 | 0 | 2 | 2 |
| 15 Tim Hudson, R (1, 1)<br>OBP: 0.115, SLG: 0.085 | | | | | | | | | | 1 | 0 | 0 | 0 | 0 | 0 | 2 |
| 54 Chad Paronto, R (6, 1) | | | | | | | | | | 0 | 0 | 0 | 0 | 0 | 0 | 0 |
| 4 Pete Orr, L (7, PH)<br>OBP: 0.270, SLG: 0.340 | | | | | | | | | | 1 | 0 | 0 | 0 | 0 | 1 | 0 |
| Oscar Villarreal, L (7, 1) | | | | | | | | | | 0 | 0 | 0 | 0 | 0 | 0 | 0 |
| 8 Brayan Peña, S (9, PH)<br>OBP: 0.316, SLG: 0.389 | | G4-3 | | SH1-4 1-2 | | | K | | G4-6-3 BB | 0 | 0 | 0 | 0 | 1 | 0 | 0 |
| **Inning Stats** | R: 0 E: 0 K: 2 S: 9 H: 0 LOB: 0 BB: 0 P: 12 | R: 1 E: 0 K: 1 S: 16 H: 2 LOB: 2 BB: 1 P: 25 | R: 2 E: 0 K: 0 S: 13 H: 3 LOB: 1 BB: 1 P: 21 | R: 0 E: 0 K: 0 S: 7 H: 2 LOB: 1 BB: 0 P: 11 | R: 0 E: 0 K: 1 S: 6 H: 0 LOB: 0 BB: 0 P: 6 | R: 0 E: 0 K: 0 S: 7 H: 0 LOB: 0 BB: 0 P: 10 | R: 0 E: 0 K: 2 S: 11 H: 1 LOB: 1 BB: 0 P: 17 | R: 1 E: 0 K: 0 S: 11 H: 1 LOB: 2 BB: 1 P: 18 | R: 0 E: 0 K: 1 S: 10 H: 0 LOB: 0 BB: 1 P: 15 | 1B: 4 2B: 5 3B: 0 HR: 0 | SF: 0 SAC: 1 DP: 2 HBP: 0 | | | | | | |

| | AB | 32 |
|---|---|---|
| | R | 4 |
| | H | 9 |
| | RBI | 4 |
| | BB | 4 |
| | SO | 7 |
| | LOB | 15 |

WP: 0 PB: 0 SB: 0 CS: 0 PA: 37

| PITCHER | | IP | WLS | BF | H | R | ER | SO | BB | IBB | HBP | BLK | WP | HR | S | P | ERA | WHIP |
|---|---|---|---|---|---|---|---|---|---|---|---|---|---|---|---|---|---|---|
| 37 Josh Fogg, R<br>ERA: 5.62 | (1, 1) | 6.2 | W | 28 | 8 | 3 | 3 | 5 | 2 | 0 | 0 | 0 | 0 | 0 | 66 | 96 | 4.05 | 1.500 |
| Nate Field, R<br>ERA: 2.25 | (7, 1) | 0.1 | H | 1 | 0 | 0 | 0 | 1 | 0 | 0 | 0 | 0 | 0 | 0 | 3 | 6 | 0.00 | 0.000 |
| Ray King, L<br>ERA: 4.07 | (8, 1) | 0.1 | H | 3 | 1 | 1 | 1 | 0 | 1 | 0 | 0 | 0 | 0 | 0 | 9 | 16 | 27.00 | 6.000 |
| 60 Manny Corpas, R<br>ERA: 3.1 | (8, 1) | 0.2 | H | 2 | 0 | 0 | 0 | 0 | 0 | 0 | 0 | 0 | 0 | 0 | 2 | 2 | 0.00 | 0.000 |
| 40 Brian Fuentes, L<br>ERA: 3.38 | (9, 1) | 1.0 | S | 3 | 0 | 0 | 0 | 1 | 1 | 0 | 0 | 0 | 0 | 0 | 10 | 15 | 0.00 | 1.000 |

| PITCHER | IP | WLS | BF | H | R | ER | SO | BB | IBB | HBP | BLK | WP | HR | S | P | ERA | WHIP |
|---|---|---|---|---|---|---|---|---|---|---|---|---|---|---|---|---|---|

# Atlanta Braves @ Colorado Rockies

Coors Field, Denver, CO

Fri Sep 22 2006, 6:05 PM MDT

Att. 33,260 - Cloudy - 46 F

livebaseballscorecards.com

## BOTTOM

| Batter | 1 | 2 | 3 | 4 | 5 | 6 | 7 | 8 | 9 | AB | R | H | RBI | BB | SO | LOB |
|---|---|---|---|---|---|---|---|---|---|---|---|---|---|---|---|---|
| 7 Kazuo Matsui, S (1, 4)<br>OBP: 0.299, SLG: 0.347 | C B F F X 1-2 ① G3-1 | | C F B F B X 2-2 ① G6-3 | | B S F F X 1-2 27 PB 15 S 5 FC5-2 1B | F B B F X 2-2 15 BB 1B 3-H | | B C F S 1-3 ③ K | | 5 | 0 | 2 | 1 | 0 | 1 | 0 |
| 15 Jeff Salazar, L (1, 8)<br>OBP: 0.415, SLG: 0.367 | F B F S 1-3 ② K | | F B B B X 3-1 ② G4-3 | | 1 SAFE 1 SAFE B B B B 4-0 5 FC5-2 27 PB 17 2B 1-2 BB | B 1 SAFE B 1 SAFE B B 4-0 1-2 BB | | | | 2 | 1 | 0 | 0 | 2 | 1 | 0 |
| 27 Garrett Atkins, R (1, 5)<br>OBP: 0.401, SLG: 0.551 | C S B B X 2-2 ③ G4-3 | | S B C X 1-2 ③ F9 | | 2 SAFE B B B C C B 4-2 5 FC5-2 17 2B 1-2 2-3 BB | B B X 2-0 ② F7 | | | | 3 | 1 | 0 | 0 | 1 | 0 | 2 |
| 5 Matt Holliday, R (1, 7)<br>OBP: 0.390, SLG: 0.581 | | C B C X 1-2 ① G5-3 | | S B B B C F F B 4-2 2 1B 17 1B 20 FC5-2 BB | F X 0-1 ① FC5-2 17 2B 10 G6-3 1-2 2-3 3-Hf | B B B C F X 3-2 ③ P6 | | | | 3 | 1 | 0 | 0 | 1 | 0 | 5 |
| 17 Todd Helton, L (1, 3)<br>OBP: 0.407, SLG: 0.488 | | F X 0-1 10 HR 1B | | C B X 1-1 20 FC5-2 2 1B 1-2 1B | X 0-0 10 G6-3 1-3 2-H 3-H 2B | | C B B B X 3-1 ① F8 | | | 4 | 1 | 3 | 2 | 0 | 0 | 0 |
| 10 Jeff Baker, R (1, 9)<br>OBP: 0.333, SLG: 0.800<br>Ray King, L (8, 1)<br>60 Manny Corpas, R (8, 1)<br>40 Brian Fuentes, L (9, 1) | | X 0-0 1-H HR | | B C F F F F S 1-3 ① K | F X 0-1 ② G6-3 2-3 3-H | | B F B F X 2-2 ② G6-3 | | | 4<br>0<br>0<br>0 | 1<br>0<br>0<br>0 | 1<br>0<br>0<br>0 | 3<br>0<br>0<br>0 | 0<br>0<br>0<br>0 | 1<br>0<br>0<br>0 | 3<br>0<br>0<br>0 |
| 2 Troy Tulowitzki, R (1, 6)<br>OBP: 0.350, SLG: 0.324 | | F B C X 1-2 20 S 1B | | F B B X 2-1 20 FC5-2 1-2 2-3 1B | C S X 0-2 ③ G6-3 | | X 0-0 ③ L8 | | | 4 | 0 | 2 | 0 | 0 | 0 | 1 |
| 20 Chris Iannetta, R (1, 2)<br>OBP: 0.382, SLG: 0.404 | | C 1 SAFE C B B S 2-3 ② K 1-2 | | C X 0-1 ② FC5-2 1-2 2-3 3-Hf | | S X 0-1 37 SH2-4 7 1B 2B | | C B B X 2-1 ① 1B | | 4 | 1 | 2 | 0 | 0 | 1 | 4 |
| 37 Josh Fogg, R (1, 1)<br>OBP: 0.154, SLG: 0.104<br>Nate Field, R (7, 1)<br>11 Brad Hawpe, L (8, 9)<br>OBP: 0.374, SLG: 0.492 | | C D S T 1-2 ③ K | | C S S 0-3 ③ K | | B L X 1-1 ① SH2-4 2-3 | | B B C S B X 3-2 ② F7 | | 2<br>0<br>1 | 0<br>0<br>0 | 0<br>0<br>0 | 0<br>0<br>0 | 0<br>0<br>0 | 2<br>0<br>0 | 4<br>0<br>0 |
| Inning Stats | R: 0 E: 0 K: 1 S: 10 H: 0 LOB: 0 BB: 0 P: 14 | R: 2 E: 0 K: 2 S: 15 H: 3 LOB: 1 BB: 0 P: 20 | R: 0 E: 0 K: 0 S: 9 H: 0 LOB: 0 BB: 0 P: 15 | R: 0 E: 0 K: 2 S: 20 H: 2 LOB: 3 BB: 1 P: 28 | R: 3 E: 0 K: 0 S: 14 H: 2 LOB: 1 BB: 2 P: 23 | R: 1 E: 0 K: 0 S: 11 H: 2 LOB: 2 BB: 1 P: 23 | R: 0 E: 0 K: 0 S: 6 H: 0 LOB: 0 BB: 0 P: 11 | R: 0 E: 0 K: 1 S: 8 H: 1 LOB: 0 BB: 0 P: 14 | | 1B: 7 2B: 2 3B: 0 HR: 1 | SF: 0 SAC: 1 DP: 0 HBP: 0 | | | WP: 0 PB: 1 SB: 2 CS: 0 | PA: 37 | | |

| | AB | 32 |
|---|---|---|
| | R | 6 |
| | H | 10 |
| | RBI | 6 |
| | BB | 4 |
| | SO | 6 |
| | LOB | 19 |

| PITCHER | | IP | WLS | BF | H | R | ER | SO | BB | IBB | HBP | BLK | WP | HR | S | P | ERA | WHIP |
|---|---|---|---|---|---|---|---|---|---|---|---|---|---|---|---|---|---|---|
| 15 Tim Hudson, R<br>ERA: 4.96 | (1, 1) | 5.1 | L | 29 | 9 | 6 | 6 | 5 | 4 | 0 | 0 | 0 | 0 | 1 | 75 | 114 | 10.12 | 2.438 |
| 54 Chad Paronto, R<br>ERA: 3.21 | (6, 1) | 0.2 | | 2 | 0 | 0 | 0 | 0 | 0 | 0 | 0 | 0 | 0 | 0 | 4 | 9 | 0.00 | 0.000 |
| Oscar Villarreal, R<br>ERA: 3.67 | (7, 1) | 2.0 | | 6 | 1 | 0 | 0 | 1 | 0 | 0 | 0 | 0 | 0 | 0 | 14 | 25 | 0.00 | 0.500 |

| PITCHER | IP | WLS | BF | H | R | ER | SO | BB | IBB | HBP | BLK | WP | HR | S | P | ERA | WHIP |
|---|---|---|---|---|---|---|---|---|---|---|---|---|---|---|---|---|---|

# Atlanta Braves @ Colorado Rockies

Coors Field, Denver, CO

Sat Sep 23 2006, 6:05 PM MDT

Att. 24,300 - Cloudy - 50 F

TOP

livebaseballscorecards.com

| Batter | 1 | 2 | 3 | 4 | 5 | 6 | 7 | 8 | 9 | AB | R | H | RBI | BB | SO | LOB |
|---|---|---|---|---|---|---|---|---|---|---|---|---|---|---|---|---|
| Marcus Giles, R (1, 4)<br>OBP: 0.345, SLG: 0.396 | B F C F B X 2-2 G6-3 | F B B B X 3-1 G1-3 | | C B B F X 2-2 G6-4-3 1-2f | | C B X 1-1 G4-3 | | B B F F S 2-3 K | | 3 | 0 | 0 | 0 | 0 | 0 | 3 |
| Ken Ray, R (4, 1) | | | | | | | | | | 0 | 0 | 0 | 0 | 0 | 0 | 0 |
| 34 Joey Devine, R (5, 1) | | | | | | | | | | 0 | 0 | 0 | 0 | 0 | 0 | 0 |
| Daryle Ward, L (6, PH)<br>OBP: 0.373, SLG: 0.553 | | | | | | | | | | 1 | 0 | 0 | 0 | 0 | 0 | 0 |
| 58 Peter Moylan, R (6, 1) | | | | | | | | | | 0 | 0 | 0 | 0 | 0 | 0 | 0 |
| 10 Chipper Jones, S (8, PH)<br>OBP: 0.402, SLG: 0.575 | | | | | | | | | | 1 | 0 | 0 | 0 | 0 | 1 | 3 |
| 49 Macay McBride, L (8, 1) | | | | | | | | | | 0 | 0 | 0 | 0 | 0 | 0 | 0 |
| 11 Edgar Renteria, R (1, 6)<br>OBP: 0.359, SLG: 0.424 | C B X 1-1 G5-3 | | C S F B X 1-2 G5-3 | | B C B B B 4-1 BB, 23 1B, 7 G5-4-3 BB | | B B X 2-0 G6-3 | C C B B F F D X 3-2 23 FC6-4 1B<br>1-3<br>2-H<br>3-H | | 4 | 1 | 1 | 2 | 1 | 0 | 0 |
| 23 Matt Diaz, R (1, 7)<br>OBP: 0.372, SLG: 0.473 | X 0-0 2B 2B | | C B X 1-1 L6 | | F X 0-1 7 G5-4-3 BB<br>1-2 1B | | F C F F B S 1-3 K2-3 | X 0-0 FC6-4<br>1-2f | | 5 | 1 | 2 | 0 | 0 | 1 | 2 |
| Andruw Jones, R (1, 8)<br>OBP: 0.361, SLG: 0.532 | C B X 1-1 7 1B 2B<br>2-H | | B B C S X 2-2 HR | | B C B B B 4-1 7 G5-4-3 BB<br>1-2<br>2-3 | | B S F X 1-2 HR | | B X 1-0 14 2B 1B | 4 | 4 | 4 | 3 | 1 | 0 | 0 |
| 7 Jeff Francoeur, R (1, 9)<br>OBP: 0.292, SLG: 0.441 | B C S S F B X 2-2 1B<br>2-H | | B X 1-0 G6-3 | | B B F F X 2-2 G5-4-3<br>1-2f<br>2-3<br>3-H | | X 0-0 P4 | | C S S 0-3 K | 5 | 0 | 1 | 1 | 0 | 1 | 3 |
| 14 Willy Aybar, S (1, 5)<br>OBP: 0.354, SLG: 0.382 | S X 0-1 G4-3 | | | C S B C 1-3 K | B B B B 4-0 FC4-6 BB | | | X 0-0 2B 11 1B 1B | B T B X 2-1 1-H 2B | 4 | 1 | 2 | 1 | 1 | 1 | 1 |
| Adam LaRoche, L (1, 3)<br>OBP: 0.359, SLG: 0.567 | | B B S X 2-1 26 FC1-6 2B | | B X 1-0 2B 24 1B 1B | X 0-0 FC4-6<br>1-2f | | | C C F S 0-3 K | F S S 0-3 K | 5 | 1 | 2 | 0 | 0 | 2 | 4 |
| Todd Pratt, R (1, 2)<br>OBP: 0.273, SLG: 0.343 | | C S S 0-3 K | | F B B B X 3-1 24 1B<br>1-3 2B | | B S F F X 1-2 24 G4-6-3 1B<br>1-2f | | B F X 1-1 11 1B 2B<br>1-3 | C S F F S 0-3 K | 5 | 1 | 3 | 0 | 0 | 2 | 2 |
| 26 Kyle Davies, R (1, 1)<br>OBP: 0.045, SLG: 0.182 | | B C F B X 2-2 FC1-6<br>2-3 | | C X 0-1 G6-4-3<br>2-3<br>3-H | | B X 1-0 G4-6-3<br>1-2f | | B B B B 4-0 11 1B BB | | 1 | 0 | 0 | 0 | 0 | 0 | 1 |
| Kevin Barry, R (3, 1) | | | | | | | | | | 0 | 0 | 0 | 0 | 0 | 0 | 0 |
| 24 Martín Prado, R (4, PH)<br>OBP: 0.372, SLG: 0.447 | | | | | | | | | | 2 | 0 | 1 | 1 | 1 | 0 | 1 |
| (4, 4) | | | | | | | | | | | | | | | | |

| | AB | 40 |
|---|---|---|
| | R | 9 |
| | H | 16 |
| | RBI | 8 |
| | BB | 4 |
| | SO | 8 |
| | LOB | 20 |

| Inning Stats | | | | | | | | | | | | | | | | | | | | | | | | | | | | | | | | | | |
|---|---|---|---|---|---|---|---|---|---|---|---|---|---|---|---|---|---|---|---|---|---|---|---|---|---|---|---|---|---|---|---|---|---|---|
| | R: 2 | H: 3 | E: 0 | LOB: 1 | K: 0 | BB: 0 | S: 15 | P: 21 | R: 0 | H: 1 | E: 0 | LOB: 1 | K: 1 | BB: 0 | S: 10 | P: 17 | R: 1 | H: 1 | E: 0 | LOB: 0 | K: 0 | BB: 0 | S: 10 | P: 15 | R: 1 | H: 3 | E: 0 | LOB: 1 | K: 1 | BB: 0 | S: 11 | P: 18 | R: 1 | H: 1 | E: 0 | LOB: 2 | K: 0 | BB: 3 | S: 8 | P: 22 | R: 0 | H: 1 | E: 0 | LOB: 0 | K: 0 | BB: 0 | S: 7 | P: 10 | R: 1 | H: 1 | E: 0 | LOB: 0 | K: 1 | BB: 0 | S: 10 | P: 14 | R: 2 | H: 3 | E: 0 | LOB: 2 | K: 2 | BB: 1 | S: 16 | P: 26 | R: 1 | H: 2 | E: 0 | LOB: 1 | K: 3 | BB: 0 | S: 15 | P: 18 | 1B: 8 | SF: 0 | 2B: 6 | SAC: 0 | 3B: 0 | DP: 3 | HR: 2 | HBP: 0 | WP: 0 | PA: 44 | PB: 0 | SB: 0 | CS: 0 |

| PITCHER | | IP | WLS | BF | H | R | ER | SO | BB | IBB | HBP | BLK | WP | HR | S | P | ERA | WHIP |
|---|---|---|---|---|---|---|---|---|---|---|---|---|---|---|---|---|---|---|
| 26 Jeff Francis, L<br>ERA: 4.02 | (1, 1) | 5.0 | W | 25 | 9 | 5 | 5 | 2 | 3 | 0 | 0 | 0 | 0 | 1 | 54 | 93 | 9.00 | 2.400 |
| Jose Mesa, R<br>ERA: 3.58 | (6, 1) | 2.0 | | 8 | 3 | 2 | 2 | 1 | 0 | 0 | 0 | 0 | 0 | 1 | 18 | 25 | 9.00 | 1.500 |
| 39 Tom Martin, L<br>ERA: 4.68 | (8, 1) | 0.1 | | 3 | 1 | 0 | 0 | 1 | 1 | 0 | 0 | 0 | 0 | 0 | 6 | 11 | 0.00 | 6.000 |
| Jeremy Affeldt, L<br>ERA: 6.32 | (8, 1) | 0.1 | H | 1 | 0 | 0 | 0 | 1 | 0 | 0 | 0 | 0 | 0 | 0 | 3 | 5 | 0.00 | 0.000 |
| Nate Field, R<br>ERA: 2.25 | (8, 1) | 0.0 | | 1 | 1 | 1 | 1 | 0 | 0 | 0 | 0 | 0 | 0 | 0 | 5 | 8 | ∞ | ∞ |

| PITCHER | | IP | WLS | BF | H | R | ER | SO | BB | IBB | HBP | BLK | WP | HR | S | P | ERA | WHIP |
|---|---|---|---|---|---|---|---|---|---|---|---|---|---|---|---|---|---|---|
| 60 Manny Corpas, R<br>ERA: 3.07 | (8, 1) | 0.1 | H | 1 | 0 | 0 | 0 | 0 | 0 | 0 | 0 | 0 | 0 | 0 | 1 | 1 | 0.00 | 0.000 |
| 40 Brian Fuentes, L<br>ERA: 3.47 | (9, 1) | 1.0 | S | 5 | 2 | 1 | 1 | 3 | 0 | 0 | 0 | 0 | 0 | 0 | 15 | 18 | 9.00 | 2.000 |

| Batter | 1 | 2 | 3 | 4 | 5 | 6 | 7 | 8 | 9 | AB | R | H | RBI | BB | SO | LOB |
|---|---|---|---|---|---|---|---|---|---|---|---|---|---|---|---|---|
| 7 Kazuo Matsui, S (1, 4)<br>OBP: 0.307, SLG: 0.360 | 1-2<br>27 F7<br>15 1B<br>1B | 0-0 ①<br>SH3<br>1-2<br>2-3 | 1-0<br>15 2B<br>2-H<br>3-H<br>3B | | 4-2<br>15 E<br>15 S<br>15 1B<br>1-2<br>BB | | 1-0 ①<br>F8 | | | 3 | 2 | 2 | 2 | 1 | 0 | 0 |
| 15 Jeff Salazar, L (1, 8)<br>OBP: 0.435, SLG: 0.429<br>18 Cory Sullivan, L (8, 8)<br>OBP: 0.323, SLG: 0.408 | 2-2<br>5 G4-3<br>1-2<br>1B | 1-3 ②<br>K | 1-2<br>3-H<br>2B | | 2-2 ①<br>17 BB<br>27 S<br>1-H<br>2-3<br>1B | | 1-1 ②<br>G1-3 | | | 5<br>0 | 0<br>0 | 3<br>0 | 2<br>0 | 0<br>0 | 1<br>0 | 2<br>0 |
| 27 Garrett Atkins, R (1, 5)<br>OBP: 0.398, SLG: 0.546 | 1-2 ①<br>F7<br>2-3 | 3-1 ③<br>F9 | 2-1 ②<br>P4 | | 3-3 ②<br>K<br>1-2 | | 1-1 ③<br>G6-3 | | | 5 | 0 | 0 | 0 | 0 | 1 | 6 |
| 5 Matt Holliday, R (1, 7)<br>OBP: 0.390, SLG: 0.584 | 0-0 ②③<br>G4-3<br>1-2f | 2-2<br>HR<br>2-3 ③<br>K | | | 4-1<br>17 BB<br>BB | | | 2-2 ①<br>G4-3 | | 4 | 1 | 1 | 1 | 1 | 1 | 3 |
| 17 Todd Helton, L (1, 3)<br>OBP: 0.408, SLG: 0.488 | | 0-1<br>10 1B<br>2<br>2B<br>1B | 3-2<br>10<br>2B<br>1B | 0-0 ①<br>G4-3 | 4-2<br>1-2<br>2-3<br>BB | | | 0-0 ②<br>F7 | | 4 | 2 | 2 | 0 | 1 | 0 | 0 |
| 10 Jeff Baker, R (1, 9)<br>OBP: 0.341, SLG: 0.775<br>40 Brian Fuentes, L (9, 1) | 0-0<br>2<br>2B<br>26<br>1B<br>1-2<br>1B | 0-0<br>2<br>1B<br>1-H<br>2B | 1-3 ②<br>K | 1-0 ③<br>P4 | | | | 0-0 ③<br>G5-3 | | 5<br>0 | 2<br>0 | 2<br>0 | 1<br>0 | 0<br>0 | 1<br>0 | 3<br>0 |
| 2 Troy Tulowitzki, R (1, 6)<br>OBP: 0.369, SLG: 0.351 | 3-1<br>26<br>1B<br>1-3<br>2-H<br>2B | 0-0<br>26 20<br>SH2-4 7<br>3B<br>2-H<br>1B | 4-2<br>BB | | 2-2 ①<br>K | | | | | 3 | 2 | 2 | 2 | 1 | 1 | 0 |
| 20 Chris Iannetta, R (1, 2)<br>OBP: 0.389, SLG: 0.400 | 4-1<br>7<br>SH3<br>26<br>1B<br>BB | 1-2<br>26<br>SH2-4<br>7<br>3B<br>1-2<br>1B | 2-1 ③<br>G4-3 | | 1-3 ②<br>K | | | | | 3 | 1 | 1 | 0 | 1 | 1 | 1 |
| 26 Jeff Francis, L (1, 1)<br>OBP: 0.217, SLG: 0.119<br>Choo Freeman, R (5, PH)<br>OBP: 0.306, SLG: 0.351<br>Jose Mesa, R (6, 1)<br>39 Tom Martin, L (8, 1)<br>Jeremy Affeldt, L (8, 1)<br>Nate Field, R (8, 1)<br>60 Manny Corpas, R (8, 1)<br>11 Brad Hawpe, L (9, 9)<br>OBP: 0.374, SLG: 0.492 | 1-0<br>7<br>SH3<br>1-2<br>2-H<br>3-H<br>1B | 0-1 ①<br>SH2-4<br>1-2<br>2-3 | | | 4-2<br>15 CS<br>7 S<br>BB | | 3-1 ③<br>G3 | | | 1<br>0<br>0<br>1<br>0<br>0<br>0<br>0<br>0 | 0<br>0<br>0<br>0<br>0<br>0<br>0<br>0<br>0 | 1<br>0<br>0<br>0<br>0<br>0<br>0<br>0<br>0 | 2<br>1<br>0<br>0<br>0<br>0<br>0<br>0<br>0 | 0<br>0<br>0<br>0<br>0<br>0<br>0<br>0<br>0 | 0<br>0<br>0<br>0<br>0<br>0<br>0<br>0<br>0 | 0<br>0<br>0<br>0<br>0<br>0<br>0<br>0<br>0 |
| Inning Stats | R: 0<br>E: 0<br>K: 0<br>S: 10<br>H: 2<br>LOB: 1<br>BB: 0<br>P: 14 | R: 3<br>E: 0<br>K: 1<br>S: 14<br>H: 4<br>LOB: 2<br>BB: 1<br>P: 26 | R: 6<br>E: 0<br>K: 1<br>S: 26<br>H: 7<br>LOB: 1<br>BB: 0<br>P: 38 | R: 0<br>E: 0<br>K: 1<br>S: 8<br>H: 0<br>LOB: 1<br>BB: 1<br>P: 15 | R: 1<br>E: 0<br>K: 1<br>S: 14<br>H: 1<br>LOB: 3<br>BB: 4<br>P: 36 | R: 0<br>E: 0<br>K: 2<br>S: 8<br>H: 0<br>LOB: 0<br>BB: 0<br>P: 14 | R: 0<br>E: 0<br>K: 0<br>S: 5<br>H: 0<br>LOB: 0<br>BB: 0<br>P: 8 | R: 0<br>E: 0<br>K: 0<br>S: 5<br>H: 0<br>LOB: 0<br>BB: 0<br>P: 7 | | 1B: 9<br>2B: 3<br>3B: 1<br>HR: 1<br>SF: 0<br>SAC: 2<br>DP: 1<br>HBP: 0 | | | | WP: 0<br>PB: 0<br>SB: 3<br>CS: 1<br>PA: 42 | |

| PITCHER | | IP | WLS | BF | H | R | ER | SO | BB | IBB | HBP | BLK | WP | HR | S | P | ERA | WHIP |
|---|---|---|---|---|---|---|---|---|---|---|---|---|---|---|---|---|---|---|
| 26 Kyle Davies, R<br>ERA: 8.25 | (1, 1) | 2.1 | L | 19 | 12 | 9 | 9 | 1 | 1 | 0 | 0 | 0 | 0 | 1 | 41 | 64 | 34.71 | 5.571 |
| Kevin Barry, R<br>ERA: 5.61 | (3, 1) | 0.2 | | 3 | 1 | 0 | 0 | 1 | 0 | 0 | 0 | 0 | 0 | 0 | 9 | 14 | 0.00 | 1.500 |
| Ken Ray, R<br>ERA: 4.68 | (4, 1) | 1.2 | | 10 | 1 | 1 | 1 | 2 | 5 | 0 | 0 | 0 | 0 | 0 | 21 | 49 | 5.40 | 3.600 |
| 34 Joey Devine, R<br>ERA: 11.12 | (5, 1) | 0.1 | | 1 | 0 | 0 | 0 | 0 | 0 | 0 | 0 | 0 | 0 | 0 | 1 | 2 | 0.00 | 0.000 |
| 58 Peter Moylan, R<br>ERA: 4.5 | (6, 1) | 2.0 | | 6 | 0 | 0 | 0 | 2 | 0 | 0 | 0 | 0 | 0 | 0 | 13 | 22 | 0.00 | 0.000 |

| PITCHER | | IP | WLS | BF | H | R | ER | SO | BB | IBB | HBP | BLK | WP | HR | S | P | ERA | WHIP |
|---|---|---|---|---|---|---|---|---|---|---|---|---|---|---|---|---|---|---|
| 49 Macay McBride, L<br>ERA: 3.61 | (8, 1) | 1.0 | | 3 | 0 | 0 | 0 | 0 | 0 | 0 | 0 | 0 | 0 | 0 | 5 | 7 | 0.00 | 0.000 |

# BOTTOM

## Atlanta Braves @ Colorado Rockies

Coors Field, Denver, CO

Sat Sep 23 2006, 6:05 PM MDT

Att. 24,300 - Cloudy - 50 F

livebaseballscorecards.com

| | |
|---|---|
| AB | 34 |
| R | 10 |
| H | 14 |
| RBI | 10 |
| BB | 6 |
| SO | 6 |
| LOB | 15 |

| Batter | 1 | 2 | 3 | 4 | 5 | 6 | 7 | 8 | 9 | AB | R | H | RBI | BB | SO | LOB |
|---|---|---|---|---|---|---|---|---|---|---|---|---|---|---|---|---|
| Marcus Giles, R (1, 4)<br>OBP: 0.345, SLG: 0.394 | B B B B<br>4-0<br>10 BB 11 BB HBP BB | C B F S<br>1-3 ① K | S B C F S<br>1-3 ③ K | | F B C D X<br>2-2 ③ P6 | | C S B S<br>1-3 ③ K<br>1-2 | | 1 SAFE B X<br>1-0<br>1-2 1B | 5 | 1 | 1 | 0 | 1 | 3 | 4 |
| 11 Edgar Renteria, R (1, 6)<br>OBP: 0.361, SLG: 0.429 | 1 SAFE B 1 B C B B<br>4-1<br>HBP 10 BB 16 HR<br>1-2 BB | B F F X<br>1-2<br>10 2B 1B | | X<br>0-0 ① G6-3 | | F B F B X<br>2-2<br>HR | | X<br>0-0 ① P3 | B B X<br>2-0 ③ G4-3 | 5 | 2 | 2 | 1 | 1 | 0 | 2 |
| 10 Chipper Jones, S (1, 5)<br>OBP: 0.409, SLG: 0.591<br>Ryan Langerhans, L (8, PR)<br>OBP: 0.342, SLG: 0.373<br>(8, 7) | B F B B B<br>4-1<br>16 HR HBP<br>1-2 2-3 BB | B X<br>1-0<br>1-3 2B | | B F F B X<br>2-2<br>HR | | X<br>0-0<br>2B | | B B C B B<br>4-1<br>16 1B BB | | 3<br>0 | 2<br>0 | 3<br>0 | 1<br>0 | 2<br>0 | 0<br>0 | 0<br>0 |
| Andruw Jones, R (1, 8)<br>OBP: 0.361, SLG: 0.529 | C H<br>1-1<br>16 HR<br>1-2 2-3 3-H HBP | B C F X<br>1-2 ② P2 | | B S B B C X<br>3-2 ② G5-3 | | F B B B B<br>4-1<br>7 G6-4-3<br>BB | | B B 1 SAFE F C B X<br>3-2 ② L7 | | 3 | 1 | 0 | 1 | 1 | 0 | 3 |
| 16 Brian McCann, L (1, 2)<br>OBP: 0.391, SLG: 0.570 | B C B T B F F X<br>3-2<br>1-H 2-H 3-H HR | B S X<br>1-1 ③ F7 | | F B F B F X<br>2-2<br>HR | | C C B B B S<br>3-3 ① K | | B S C X<br>1-2<br>1-2 1B | | 5 | 2 | 3 | 5 | 0 | 1 | 4 |
| 7 Jeff Francoeur, R (1, 9)<br>OBP: 0.290, SLG: 0.437 | S F X<br>0-2 ① G6-3 | | B F S X<br>1-2 ① F9 | C F S<br>0-3 ③ K | | F B B X<br>2-1 ②③ G6-4-3<br>1-2f | | C B B X<br>2-1 ③ G1-3 | | 5 | 0 | 0 | 0 | 0 | 1 | 4 |
| Adam LaRoche, L (1, 3)<br>OBP: 0.359, SLG: 0.567<br>Scott Thorman, L (5, PH)<br>OBP: 0.270, SLG: 0.436<br>(5, 3)<br>14 Willy Aybar, S (9, PH)<br>OBP: 0.356, SLG: 0.385 | B B S S F F S<br>2-3 ② K | X<br>0-0<br>36 SH5-4 23 1B 1B | | S B B S X<br>2-2<br>2B | | B F C F X<br>1-2 ① G4-3 | | C B X<br>1-1<br>1B 1B | | 2<br>2<br>1 | 0<br>0<br>0 | 1<br>1<br>1 | 0<br>0<br>0 | 0<br>0<br>0 | 1<br>0<br>0 | 0<br>0<br>0 |
| 23 Matt Diaz, R (1, 7)<br>OBP: 0.373, SLG: 0.477<br>24 Martín Prado, R (8, 5)<br>OBP: 0.364, SLG: 0.436 | B B C B X<br>3-1<br>2B | B B X<br>2-0<br>36 SH5-4<br>1-2 1B | | F B X<br>1-1 ① P5 | | B X<br>1-0 ② L9 | | C X<br>0-1 ① F9 | | 4<br>1 | 0<br>0 | 2<br>0 | 0<br>0 | 0<br>0 | 0<br>0 | 1<br>1 |
| 36 Chuck James, L (1, 1)<br>OBP: 0.059, SLG: 0.030<br>Oscar Villarreal, L (6, 1)<br>Daryle Ward, L (7, PH)<br>OBP: 0.378, SLG: 0.556<br>49 Macay McBride, L (7, 1)<br>Tyler Yates, R (8, 1)<br>8 Brayan Peña, S (9, PH)<br>OBP: 0.308, SLG: 0.378 | C B C F B X<br>2-2 ③ G5-3 | B C X<br>1-1 ② SH5-4<br>1-2 2-3 | | S C B B C<br>2-3 ② K | | F B F B X<br>2-2<br>WP 1B | | X<br>0-0 ② F9 | | 2<br>0<br>1<br>0<br>0<br>1 | 0<br>0<br>0<br>0<br>0<br>0 | 0<br>0<br>1<br>0<br>0<br>0 | 0<br>0<br>0<br>0<br>0<br>0 | 1<br>0<br>0<br>0<br>0<br>0 | 2<br>0<br>0<br>0<br>0<br>1 | 2<br>0<br>0<br>0<br>0<br>1 |
| Inning Stats | R: 5 H: 2<br>E: 0 LOB: 1<br>K: 1 BB: 3<br>S: 22 P: 45 | R: 0 H: 2<br>E: 0 LOB: 2<br>K: 1 BB: 0<br>S: 12 P: 17 | R: 0 H: 2<br>E: 0 LOB: 2<br>K: 1 BB: 0<br>S: 12 P: 17 | R: 2 H: 2<br>E: 0 LOB: 0<br>K: 1 BB: 0<br>S: 14 P: 21 | R: 0 H: 1<br>E: 0 LOB: 1<br>K: 1 BB: 0<br>S: 11 P: 18 | R: 1 H: 2<br>E: 0 LOB: 1<br>K: 1 BB: 1<br>S: 10 P: 21 | R: 0 H: 1<br>E: 0 LOB: 1<br>K: 1 BB: 0<br>S: 11 P: 16 | R: 0 H: 1<br>E: 0 LOB: 2<br>K: 0 BB: 1<br>S: 10 P: 20 | R: 0 H: 2<br>E: 0 LOB: 2<br>K: 0 BB: 0<br>S: 7 P: 11 | 1B: 7 SF: 0<br>2B: 4 SAC: 1<br>3B: 0 DP: 1<br>HR: 4 HBP: 1 | | | | | | |

TOP

# Atlanta Braves @ Colorado Rockies

Coors Field, Denver, CO

Sun Sep 24 2006, 1:05 PM MDT

Att. 30,216 - Sunny - 61 F

livebaseballscorecards.com

| | |
|---|---|
| AB | 40 |
| R | 8 |
| H | 15 |
| RBI | 8 |
| BB | 5 |
| SO | 7 |
| LOB | 22 |

| PITCHER | | IP | WLS | BF | H | R | ER | SO | BB | IBB | HBP | BLK | WP | HR | S | P | ERA | WHIP |
|---|---|---|---|---|---|---|---|---|---|---|---|---|---|---|---|---|---|---|
| 51 Juan Morillo, R<br>ERA: 15.75 | (1, 1) | 4.0 | | 24 | 8 | 7 | 7 | 4 | 3 | 0 | 1 | 0 | 0 | 3 | 60 | 100 | 15.75 | 2.750 |
| Justin Hampson, L<br>ERA: 6.55 | (5, 1) | 1.0 | | 7 | 3 | 1 | 1 | 1 | 1 | 0 | 0 | 0 | 0 | 1 | 16 | 29 | 9.00 | 4.000 |
| Mike Venafro, L<br>ERA: 3.86 | (6, 1) | 1.0 | | 2 | 0 | 0 | 0 | 1 | 0 | 0 | 0 | 0 | 0 | 0 | 5 | 10 | 0.00 | 0.000 |
| 61 Ramon E Ramirez, R<br>ERA: 3.27 | (7, 1) | 1.2 | | 7 | 1 | 0 | 0 | 1 | 1 | 0 | 0 | 0 | 1 | 0 | 16 | 28 | 0.00 | 1.200 |
| Jeremy Affeldt, L<br>ERA: 6.3 | (8, 1) | 0.1 | W | 2 | 1 | 0 | 0 | 0 | 0 | 0 | 0 | 0 | 0 | 0 | 5 | 8 | 0.00 | 3.000 |

| PITCHER | | IP | WLS | BF | H | R | ER | SO | BB | IBB | HBP | BLK | WP | HR | S | P | ERA | WHIP |
|---|---|---|---|---|---|---|---|---|---|---|---|---|---|---|---|---|---|---|
| 40 Brian Fuentes, L<br>ERA: 3.41 | (9, 1) | 1.0 | S | 5 | 2 | 0 | 0 | 0 | 0 | 0 | 0 | 0 | 0 | 0 | 7 | 11 | 0.00 | 2.000 |

| Batter | 1 | 2 | 3 | 4 | 5 | 6 | 7 | 8 | 9 | AB | R | H | RBI | BB | SO | LOB |
|---|---|---|---|---|---|---|---|---|---|---|---|---|---|---|---|---|
| Jamey Carroll, R (1, 4)<br>OBP: 0.376, SLG: 0.392 | C X<br>0-1 ①<br>L4 | | C B B F B X<br>3-2<br>2B | | B B B C B<br>4-1<br>19 2B<br>5 HR<br>BB | C X<br>0-1 ②<br>L3 | | B C X<br>1-1<br>11 HR<br>1B | | 4 | 2 | 2 | 0 | 1 | 0 | 1 |
| 19 Ryan Spilborghs, R (1, 8)<br>OBP: 0.330, SLG: 0.429<br>11 Brad Hawpe, L (8, PH)<br>OBP: 0.375, SLG: 0.499<br>(9, 9) | C F X<br>0-2 ②<br>F9 | | D X<br>1-0 ③<br>L8 | | B X<br>1-0<br>1-3<br>5 HR<br>2B | B B C B C B<br>4-2<br>BB | | C B 1 F F X<br>SAFE<br>1-2<br>1-H<br>HR | | 3<br>1 | 1<br>1 | 1<br>1 | 0<br>2 | 1<br>0 | 0<br>0 | 1<br>0 |
| 10 Jeff Baker, R (1, 9)<br>OBP: 0.370, SLG: 0.867<br>18 Cory Sullivan, L (8, PR)<br>OBP: 0.323, SLG: 0.408<br>(9, 8) | C F B B X<br>2-2 ③<br>G5-3 | | | C X<br>0-1<br>HR | X<br>0-0<br>5 HR<br>1B | C B F S<br>1-3 ③<br>K | | S B X<br>1-1<br>3B | | 5<br>0 | 2<br>0 | 3<br>0 | 1<br>0 | 0<br>0 | 1<br>0 | 2<br>0 |
| 5 Matt Holliday, R (1, 7)<br>OBP: 0.391, SLG: 0.592 | | B F F B S<br>2-3 ①<br>K | | B B B B<br>4-0<br>17 G3<br>12 1B<br>BB | B X<br>1-0<br>1-H 2-H 3-H<br>HR | | C F B B F X<br>2-2<br>12 2B<br>3B | B C F F S<br>1-3 ②<br>K | | 4 | 3 | 2 | 4 | 1 | 2 | 1 |
| 17 Todd Helton, L (1, 3)<br>OBP: 0.408, SLG: 0.487 | | X<br>0-0<br>1B | | C B B B X<br>2-1 ①<br>G3<br>1-2 | C X<br>0-1 ②<br>G4-3 | | C B S X<br>1-2 ①<br>P3 | I I I I<br>4-0<br>FC6-4<br>IBB | | 4 | 0 | 1 | 0 | 1 | 0 | 2 |
| Vinny Castilla, R (1, 5)<br>OBP: 0.253, SLG: 0.315 | | X<br>0-0 ②<br>L7 | | C X<br>0-1 ②<br>G6-3 | B H<br>2-0<br>12 FC4-6<br>HBP | | S B S B S<br>2-3 ②<br>K | F B B X<br>2-1 ③<br>FC6-4<br>1-2f | | 4 | 0 | 0 | 0 | 0 | 1 | 5 |
| 12 Clint Barmes, R (1, 6)<br>OBP: 0.266, SLG: 0.340 | | B C B S S<br>2-3 ③<br>K | | X<br>0-0<br>2-H<br>1B | B F F F B F X<br>2-2 ③<br>FC4-6<br>1-2f | | X<br>0-0<br>3-H<br>2B | | | 4 | 0 | 2 | 2 | 0 | 1 | 2 |
| 55 Alvin Colina, R (1, 2)<br>OBP: 0.200, SLG: 0.200 | | | C B X<br>1-1 ①<br>G6-3 | B X<br>1-0 ③<br>G5-3 | | B F S B B B X<br>3-2 ①<br>L5 | B B F C F S<br>2-3 ③<br>K | | | 4 | 0 | 0 | 0 | 0 | 1 | 2 |
| 51 Juan Morillo, R (1, 1)<br>Justin Hampson, L (5, 1)<br>Mike Venafro, L (6, 1)<br>15 Jeff Salazar, L (6, PH)<br>OBP: 0.447, SLG: 0.472<br>61 Ramon E Ramirez, R (7, 1)<br>OBP: 0.500, SLG: 0.500<br>Jeremy Affeldt, L (8, 1)<br>7 Kazuo Matsui, S (8, PH)<br>OBP: 0.305, SLG: 0.359<br>40 Brian Fuentes, L (9, 1) | | | B S X<br>1-1 ②<br>F9 | C B C C<br>1-3 ①<br>K | B B C F X<br>2-2<br>2B | | C S B S<br>1-3 ①<br>K | | | 1<br>1<br>0<br>1<br>0<br>0<br>0<br>1 | 0<br>0<br>0<br>0<br>0<br>0<br>0<br>0 | 0<br>0<br>0<br>1<br>0<br>0<br>0<br>0 | 0<br>0<br>0<br>0<br>0<br>0<br>0<br>0 | 0<br>1<br>0<br>0<br>0<br>0<br>0<br>1 | 0<br>0<br>0<br>0<br>0<br>0<br>0<br>0 | 0<br>0<br>0<br>0<br>0<br>0<br>0<br>0 |
| Inning Stats | R: 0<br>E: 0<br>K: 0<br>S: 8<br>H: 0<br>LOB: 0<br>BB: 0<br>P: 10 | R: 0<br>E: 0<br>K: 2<br>S: 8<br>H: 1<br>LOB: 1<br>BB: 0<br>P: 12 | R: 0<br>E: 0<br>K: 0<br>S: 8<br>H: 1<br>LOB: 1<br>BB: 0<br>P: 14 | R: 2<br>E: 0<br>K: 0<br>S: 8<br>H: 2<br>LOB: 1<br>BB: 1<br>P: 15 | R: 4<br>E: 0<br>K: 1<br>S: 14<br>H: 3<br>LOB: 1<br>BB: 1<br>P: 25 | R: 0<br>E: 0<br>K: 1<br>S: 13<br>H: 1<br>LOB: 2<br>BB: 1<br>P: 23 | R: 1<br>E: 0<br>K: 2<br>S: 15<br>H: 2<br>LOB: 1<br>BB: 0<br>P: 22 | R: 2<br>E: 0<br>K: 2<br>S: 17<br>H: 3<br>LOB: 2<br>BB: 1<br>P: 28 | | 1B: 4<br>2B: 4<br>3B: 2<br>HR: 3 | SF: 0<br>SAC: 0<br>DP: 0<br>HBP: 1 | | | | | |

# BOTTOM

## Atlanta Braves @ Colorado Rockies

Coors Field, Denver, CO

Sun Sep 24 2006, 1:05 PM MDT

Att. 30,216 - Sunny - 61 F

livebaseballscorecards.com

| | |
|---|---|
| AB | 37 |
| R | 9 |
| H | 13 |
| RBI | 9 |
| BB | 4 |
| SO | 8 |
| LOB | 16 |

WP: 0 PA: 42
PB: 0
SB: 0
CS: 0

| PITCHER | | IP | WLS | BF | H | R | ER | SO | BB | IBB | HBP | BLK | WP | HR | S | P | ERA | WHIP |
|---|---|---|---|---|---|---|---|---|---|---|---|---|---|---|---|---|---|---|
| 36 Chuck James, L<br>ERA: 3.94 | (1, 1) | 5.0 | | 25 | 7 | 6 | 6 | 3 | 2 | 0 | 1 | 0 | 0 | 2 | 46 | 76 | 10.80 | 1.800 |
| Oscar Villarreal, R<br>ERA: 3.63 | (6, 1) | 1.0 | H | 5 | 1 | 0 | 0 | 1 | 1 | 0 | 0 | 0 | 0 | 0 | 13 | 23 | 0.00 | 2.000 |
| 49 Macay McBride, L<br>ERA: 3.71 | (7, 1) | 1.0 | H | 5 | 2 | 1 | 1 | 2 | 0 | 0 | 0 | 0 | 0 | 0 | 15 | 22 | 9.00 | 2.000 |
| Tyler Yates, R<br>ERA: 4.13 | (8, 1) | 1.0 | L | 7 | 3 | 2 | 2 | 2 | 0 | 1 | 0 | 0 | 0 | 1 | 17 | 28 | 18.00 | 3.000 |

| PITCHER | IP | WLS | BF | H | R | ER | SO | BB | IBB | HBP | BLK | WP | HR | S | P | ERA | WHIP |
|---|---|---|---|---|---|---|---|---|---|---|---|---|---|---|---|---|---|

# Los Angeles Dodgers @ Colorado Rockies

Coors Field, Denver, CO

Tue Sep 26 2006, 6:35 PM MDT

Att. 20,133 - Clear - 73 F

TOP

livebaseballscorecards.com

| Batter | 1 | 2 | 3 | 4 | 5 | 6 | 7 | 8 | 9 | AB | R | H | RBI | BB | SO | LOB |
|---|---|---|---|---|---|---|---|---|---|---|---|---|---|---|---|---|
| 15 Rafael Furcal, S (1, 6)<br>OBP: 0.373, SLG: 0.451 | S<br>3B<br>1B | L4-3<br>1B | | G6-4-3<br>1-2f | | CS<br>1B | G4-3 | | G6-3 | 5 | 1 | 3 | 0 | 0 | 0 | 2 |
| Oscar Robles, L (9, PH)<br>OBP: 0.278, SLG: 0.226 (9, 4) | | | | | | | | | | 1 | 0 | 0 | 0 | 0 | 0 | 0 |
| Kenny Lofton, L (1, 8)<br>OBP: 0.359, SLG: 0.392 | SAFE<br>5<br>1B<br>1-H<br>3B | L4-3<br>1-1 | | | 5<br>S<br>5<br>HR<br>BB | K<br>1-2 | P2 | | G4-3 | 4 | 2 | 1 | 1 | 1 | 1 | 2 |
| Brett Tomko, R (7, 1)<br>OBP: 0.154, SLG: 0.120 | | | | | | | | | | 0 | 0 | 0 | 0 | 0 | 0 | 0 |
| 16 Andre Ethier, L (9, PH)<br>OBP: 0.367, SLG: 0.483 | | | | | | | | | | 1 | 0 | 0 | 0 | 0 | 0 | 0 |
| 50 Eric Stults, L (9, 1)<br>OBP: 0.667, SLG: 0.667 | | | | | | | | | | 0 | 0 | 0 | 0 | 0 | 0 | 0 |
| 5 Nomar Garciaparra, R (1, 3)<br>OBP: 0.368, SLG: 0.509 | 12<br>E<br>BB<br>55<br>1B<br>3-H<br>1B | G1-3 | | HR | 12<br>1B<br>BB<br>55<br>3B<br>1B | F7 | | | | 3 | 2 | 2 | 3 | 0 | 0 | 0 |
| 7 James Loney, L (5, 3)<br>OBP: 0.320, SLG: 0.457 | | | | | | | | | | 2 | 1 | 1 | 0 | 0 | 0 | 0 |
| 12 Jeff Kent, R (1, 4)<br>OBP: 0.374, SLG: 0.470 | FC4<br>55<br>1B<br>BB<br>1-2 | FC1-6<br>1B | | | 55<br>G4-3<br>G4-3<br>21<br>2B<br>BB | BB<br>55<br>3B<br>1-2<br>1B | | 1B<br>1B | | 3 | 2 | 2 | 0 | 1 | 0 | 1 |
| Julio Lugo, R (7, 4)<br>OBP: 0.345, SLG: 0.425 (9, 6) | | | | | | | | | | 1 | 0 | 1 | 0 | 0 | 0 | 0 |
| J.D. Drew, L (1, 9)<br>OBP: 0.392, SLG: 0.486 | 55<br>1B<br>1-2<br>2-3<br>BB | FC1-6<br>1-2f | | | G4-3<br>1-2 | 55<br>3B<br>1-2<br>2-3<br>BB | | F9 | | 2 | 1 | 0 | 0 | 2 | 0 | 2 |
| 27 Matt Kemp, R (8, PH)<br>OBP: 0.294, SLG: 0.459 (8, 8) | | | | | | | | | | 1 | 0 | 0 | 0 | 0 | 0 | 1 |
| 55 Russell Martin, R (1, 2)<br>OBP: 0.354, SLG: 0.441 | G4-6-3<br>1-2<br>2-3<br>3-H<br>1B | SAFE<br>L6 | | | G4-3<br>2-3 | 21<br>WP<br>1-H<br>2-H<br>3-H<br>3B | | 1B | | 4 | 1 | 2 | 4 | 0 | 0 | 2 |
| Toby Hall, R (8, PH)<br>OBP: 0.283, SLG: 0.401 (8, 2) | | | | | | | | | | 1 | 0 | 1 | 0 | 0 | 0 | 0 |
| 21 Marlon Anderson, L (1, 7)<br>OBP: 0.354, SLG: 0.504 | F7 | FC3-5<br>BB<br>1B | | | 2B<br>3-H | HR<br>3-H | | F8 | | 5 | 1 | 3 | 2 | 0 | 0 | 5 |
| Wilson Betemit, S (1, 5)<br>OBP: 0.327, SLG: 0.466 | G4-6-3<br>1-2f | FC3-5<br>BB<br>1-2 | | | IBB | 1B | | G1-3 | | 3 | 0 | 1 | 0 | 2 | 0 | 5 |
| Greg Maddux, R (1, 1)<br>OBP: 0.145, SLG: 0.152 | | P4 | | FC3-5<br>15<br>G6-4-3<br>1-2<br>2-3f | G6-3 | G4-3 | | | P2 | 4 | 0 | 0 | 0 | 0 | 0 | 5 |
| 17 Jason Repko, R (7, 8)<br>OBP: 0.331, SLG: 0.373 (8, 9) | | | | | | | | | | 1 | 0 | 0 | 0 | 0 | 0 | 0 |
| Inning Stats | R: 3<br>E: 1<br>K: 0<br>S: 19<br>H: 4<br>LOB: 2<br>BB: 1<br>P: 32 | R: 0<br>E: 0<br>K: 0<br>S: 5<br>H: 1<br>LOB: 0<br>BB: 0<br>P: 6 | R: 0<br>E: 0<br>K: 0<br>S: 4<br>H: 1<br>LOB: 1<br>BB: 0<br>P: 6 | R: 0<br>E: 0<br>K: 0<br>S: 5<br>H: 1<br>LOB: 1<br>BB: 1<br>P: 13 | R: 3<br>E: 0<br>K: 0<br>S: 23<br>H: 2<br>LOB: 2<br>BB: 3<br>P: 41 | R: 5<br>E: 0<br>K: 1<br>S: 24<br>H: 6<br>LOB: 1<br>BB: 1<br>P: 41 | R: 0<br>E: 0<br>K: 0<br>S: 6<br>H: 0<br>LOB: 0<br>BB: 0<br>P: 8 | R: 0<br>E: 0<br>K: 0<br>S: 13<br>H: 2<br>LOB: 2<br>BB: 0<br>P: 20 | R: 0<br>E: 0<br>K: 0<br>S: 5<br>H: 0<br>LOB: 0<br>BB: 0<br>P: 8 | 1B: 12<br>2B: 3<br>3B: 2<br>HR: 2<br>SF: 0<br>SAC: 0<br>DP: 4<br>HBP: 0 | | | | | | |

| | AB | 41 |
|---|---|---|
| | R | 11 |
| | H | 17 |
| | RBI | 10 |
| | BB | 6 |
| | SO | 1 |
| | LOB | 25 |

WP: 1 PA: 47
PB: 0
SB: 2
CS: 1

| PITCHER | | IP | WLS | BF | H | R | ER | SO | BB | IBB | HBP | BLK | WP | HR | S | P | ERA | WHIP |
|---|---|---|---|---|---|---|---|---|---|---|---|---|---|---|---|---|---|---|
| Jason Jennings, R<br>ERA: 3.78 | (1, 1) | 5.0 | L | 27 | 9 | 6 | 5 | 0 | 4 | 1 | 0 | 0 | 0 | 1 | 56 | 98 | 9.00 | 2.600 |
| 39 Tom Martin, L<br>ERA: 5.09 | (6, 1) | 0.2 | | 5 | 3 | 3 | 3 | 1 | 1 | 0 | 0 | 0 | 0 | 0 | 13 | 23 | 40.50 | 6.000 |
| Nate Field, R<br>ERA: 4.32 | (6, 1) | 0.1 | | 4 | 3 | 2 | 2 | 0 | 0 | 0 | 0 | 0 | 1 | 1 | 11 | 18 | 54.00 | 9.000 |
| Ray King, L<br>ERA: 3.98 | (7, 1) | 1.0 | | 3 | 0 | 0 | 0 | 0 | 0 | 0 | 0 | 0 | 0 | 0 | 6 | 8 | 0.00 | 0.000 |
| 38 Ubaldo Jiménez, R<br>ERA: | (8, 1) | 1.0 | | 5 | 2 | 0 | 0 | 0 | 0 | 0 | 0 | 0 | 0 | 0 | 13 | 20 | 0.00 | 2.000 |

| PITCHER | | IP | WLS | BF | H | R | ER | SO | BB | IBB | HBP | BLK | WP | HR | S | P | ERA | WHIP |
|---|---|---|---|---|---|---|---|---|---|---|---|---|---|---|---|---|---|---|
| 54 Denny Bautista, R<br>ERA: 5.67 | (9, 1) | 1.0 | | 3 | 0 | 0 | 0 | 0 | 0 | 0 | 0 | 0 | 0 | 0 | 5 | 8 | 0.00 | 0.000 |

| Batter | 1 | 2 | 3 | 4 | 5 | 6 | 7 | 8 | 9 | AB | R | H | RBI | BB | SO | LOB |
|---|---|---|---|---|---|---|---|---|---|---|---|---|---|---|---|---|
| 7 Kazuo Matsui, S (1, 4)<br>OBP: 0.305, SLG: 0.357<br>54 Denny Bautista, R (9, 1) | B F B B C X<br>3-2<br>27<br>1B<br>1B | | B F X<br>1-1 ①<br>F8 | | C X<br>0-1 ③<br>G6-3 | | B B S B X<br>3-1 ③<br>F7 | | | 4 | 0 | 1 | 0 | 0 | 0 | 0 |
| | | | | | | | | | | 0 | 0 | 0 | 0 | 0 | 0 | 0 |
| 15 Jeff Salazar, L (1, 8)<br>OBP: 0.431, SLG: 0.475 | C F X<br>1-2 ①<br>F7 | | M X<br>0-1 ②<br>L9 | | | C B B X<br>2-1<br>27<br>F9<br>5<br>G6-3<br>2B | | B C X<br>1-1 ①<br>F8 | | 4 | 1 | 1 | 0 | 0 | 0 | 1 |
| 27 Garrett Atkins, R (1, 5)<br>OBP: 0.398, SLG: 0.551 | B X<br>1-0<br>**1-2**<br>1B | | C B B X<br>2-1<br>HR | | | B X<br>1-0 ①<br>F9<br>**2-3** | | C C B B T B X<br>3-2 ②<br>G1-3 | | 4 | 1 | 2 | 1 | 0 | 0 | 1 |
| 5 Matt Holliday, R (1, 7)<br>OBP: 0.389, SLG: 0.589<br>Ray King, L (7, 1)<br>38 Ubaldo Jiménez, R (8, 1)<br>Vinny Castilla, R (8, PH)<br>OBP: 0.255, SLG: 0.318<br>12 Clint Barmes, R (8, PR)<br>OBP: 0.266, SLG: 0.340<br>(9, 4) | B<br>2 SAFE<br>F B F S<br>2-3 ②<br>K | | X<br>0-0 ③<br>P2 | | | X<br>0-0 ②<br>G6-3<br>**3-H** | | C S X<br>0-2<br>1B | | 3 | 0 | 0 | 1 | 0 | 1 | 2 |
| | | | | | | | | | | 0 | 0 | 0 | 0 | 0 | 0 | 0 |
| | | | | | | | | | | 0 | 0 | 0 | 0 | 0 | 0 | 0 |
| | | | | | | | | | | 1 | 0 | 1 | 0 | 0 | 0 | 0 |
| | | | | | | | | | | 0 | 0 | 0 | 0 | 0 | 0 | 0 |
| 17 Todd Helton, L (1, 3)<br>OBP: 0.407, SLG: 0.485<br>10 Jeff Baker, R (6, PH)<br>OBP: 0.375, SLG: 0.872<br>(7, 3) | B B F S B F F F X<br>3-2 ③<br>P5 | | | X<br>0-0 ①<br>G4-3 | | B X<br>1-0<br>11<br>1B<br>2B | | F X<br>0-1 ③<br>F9 | | 2 | 0 | 0 | 0 | 0 | 0 | 2 |
| | | | | | | | | | | 2 | 1 | 1 | 0 | 0 | 0 | 1 |
| 11 Brad Hawpe, L (1, 9)<br>OBP: 0.376, SLG: 0.505 | | F B S C<br>1-3 ①<br>K | | B B X<br>2-0 ②<br>F8 | | X<br>0-0<br>2<br>S<br>**2-H**<br>1B | | | C X<br>0-1<br>HR | 4 | 1 | 2 | 2 | 0 | 1 | 0 |
| 2 Troy Tulowitzki, R (1, 6)<br>OBP: 0.352, SLG: 0.333 | | C F B B X<br>2-2 ②<br>G4-3 | | B X<br>1-0 ③<br>G5-3 | | B X<br>1-0 ③<br>F7<br>**1-2** | | | X<br>0-0 ①<br>F9 | 4 | 0 | 0 | 0 | 0 | 0 | 1 |
| 20 Chris Iannetta, R (1, 2)<br>OBP: 0.382, SLG: 0.391 | | X<br>0-0<br>1B | | | C F C<br>0-3 ①<br>K | | F X<br>0-1 ①<br>F7 | | B B F X<br>2-1 ②<br>G6-3 | 4 | 0 | 1 | 0 | 0 | 1 | 0 |
| Jason Jennings, L (1, 1)<br>OBP: 0.169, SLG: 0.145<br>18 Cory Sullivan, L (5, PH)<br>OBP: 0.322, SLG: 0.407<br>39 Tom Martin, L (6, 1)<br>Nate Field, R (6, 1)<br>Choo Freeman, R (7, 7)<br>OBP: 0.303, SLG: 0.347 | | C B B X<br>2-1 ③<br>G3 | | | F B X<br>1-1 ②<br>G4-3 | | X<br>0-0 ②<br>L8 | | B B X<br>2-0 ③<br>G6-3 | 1 | 0 | 0 | 0 | 0 | 0 | 1 |
| | | | | | | | | | | 1 | 0 | 0 | 0 | 0 | 0 | 0 |
| | | | | | | | | | | 0 | 0 | 0 | 0 | 0 | 0 | 0 |
| | | | | | | | | | | 0 | 0 | 0 | 0 | 0 | 0 | 0 |
| | | | | | | | | | | 2 | 0 | 0 | 0 | 0 | 0 | 0 |
| Inning Stats | R: 0 E: 0 K: 1 S: 16 H: 2 LOB: 2 BB: 0 P: 26 | R: 0 E: 0 K: 1 S: 9 H: 1 LOB: 1 BB: 0 P: 14 | R: 1 E: 0 K: 0 S: 7 H: 1 LOB: 0 BB: 0 P: 10 | R: 0 E: 0 K: 0 S: 3 H: 0 LOB: 0 BB: 0 P: 6 | R: 0 E: 0 K: 1 S: 7 H: 0 LOB: 0 BB: 0 P: 8 | R: 2 E: 0 K: 0 S: 7 H: 3 LOB: 1 BB: 0 P: 12 | R: 0 E: 0 K: 0 S: 5 H: 0 LOB: 0 BB: 0 P: 8 | R: 0 E: 0 K: 0 S: 11 H: 1 LOB: 1 BB: 0 P: 15 | R: 1 E: 0 K: 0 S: 6 H: 1 LOB: 0 BB: 0 P: 10 | 1B: 5 2B: 2 3B: 0 HR: 2 | SF: 0 SAC: 0 DP: 0 HBP: 0 | | | | | | |

| PITCHER | | IP | WLS | BF | H | R | ER | SO | BB | IBB | HBP | BLK | WP | HR | S | P | ERA | WHIP |
|---|---|---|---|---|---|---|---|---|---|---|---|---|---|---|---|---|---|---|
| Greg Maddux, R<br>ERA: 4.26 | (1, 1) | 6.0 | W | 25 | 7 | 3 | 3 | 3 | 0 | 0 | 0 | 0 | 0 | 1 | 49 | 76 | 4.50 | 1.167 |
| Brett Tomko, R<br>ERA: 4.86 | (7, 1) | 2.0 | | 7 | 1 | 0 | 0 | 0 | 0 | 0 | 0 | 0 | 0 | 0 | 16 | 23 | 0.00 | 0.500 |
| 50 Eric Stults, L<br>ERA: 6.94 | (9, 1) | 1.0 | | 4 | 1 | 1 | 1 | 0 | 0 | 0 | 0 | 0 | 0 | 1 | 6 | 10 | 9.00 | 1.000 |

| PITCHER | IP | WLS | BF | H | R | ER | SO | BB | IBB | HBP | BLK | WP | HR | S | P | ERA | WHIP |
|---|---|---|---|---|---|---|---|---|---|---|---|---|---|---|---|---|---|

# BOTTOM

# Los Angeles Dodgers @ Colorado Rockies

Coors Field, Denver, CO

Tue Sep 26 2006, 6:35 PM MDT

Att. 20,133 - Clear - 73 F

livebaseballscorecards.com

| | |
|---|---|
| AB | 36 |
| R | 4 |
| H | 9 |
| RBI | 4 |
| BB | 0 |
| SO | 3 |
| LOB | 9 |

| | | | |
|---|---|---|---|
| 1B: 5 | SF: 0 | WP: 0 | PA: 36 |
| 2B: 2 | SAC: 0 | PB: 0 | |
| 3B: 0 | DP: 0 | SB: 1 | |
| HR: 2 | HBP: 0 | CS: 0 | |

| Batter | 1 | 2 | 3 | 4 | 5 | 6 | 7 | 8 | 9 | AB | R | H | RBI | BB | SO | LOB |
|---|---|---|---|---|---|---|---|---|---|---|---|---|---|---|---|---|
| 15 Rafael Furcal, S (1, 6)<br>OBP: 0.370, SLG: 0.448 | F<br>X<br>0-1 ① F8 | | C<br>F<br>B<br>S<br>1-3 ② K | | | B<br>L<br>X<br>1-1 ① F7 | L<br>X<br>0-1 ① FC4-6 FC3-6<br>1-2f<br>2-3 | | C<br>B<br>B<br>X<br>2-1 ③ G4-3 | 5 | 0 | 0 | 0 | 0 | 1 | 2 |
| Kenny Lofton, L (1, 8)<br>OBP: 0.359, SLG: 0.391 | C<br>B<br>F<br>X<br>1-2 ② G5-3 | | F<br>B<br>F<br>C<br>1-3 ③ K | | | B<br>X<br>1-0 12 FC6-4 5 1B 3B 1B | P<br>X<br>1-0 ② FC3-6 5 1B 12 2B<br>1-2f<br>3-H | | | 4 | 2 | 1 | 1 | 0 | 1 | 1 |
| 5 Nomar Garciaparra, R (1, 3)<br>OBP: 0.371, SLG: 0.511<br>49 Delwyn Young, S (7, PR)<br>51 Jonathan Broxton, R (7, 1)<br>44 Takashi Saito, L (9, 1) | F<br>F<br>X<br>0-2 12 FC6-4 1B | | | X<br>0-0 ① G6-3 | | 1 SAFE<br>B<br>F<br>1 SAFE<br>B<br>B<br>1 SAFE<br>1 SAFE<br>X<br>3-1 12 FC6-4 1B<br>1-2 | 1 SAFE<br>B<br>X<br>1-0 12 2B 1B<br>1-3 | | | 4<br>0<br>0<br>0 | 0<br>0<br>0<br>0 | 3<br>0<br>0<br>0 | 0<br>0<br>0<br>0 | 0<br>0<br>0<br>0 | 0<br>0<br>0<br>0 | 0<br>0<br>0<br>0 |
| 12 Jeff Kent, R (1, 4)<br>OBP: 0.375, SLG: 0.472 | X<br>0-0 ③ FC6-4<br>1-2f | | | B<br>S<br>F<br>B<br>X<br>2-2 G4-6-3 1B | | B<br>B<br>X<br>2-0 ② FC6-4 3B<br>1-2f<br>2-3 | B<br>X<br>1-0 ③ 2B<br>1-H<br>3-H | | | 4 | 1 | 2 | 1 | 0 | 0 | 3 |
| J.D. Drew, L (1, 9)<br>OBP: 0.391, SLG: 0.489 | | S<br>X<br>0-1 ① F7 | | C<br>C<br>1 SAFE<br>B<br>B<br>F<br>X<br>2-2 ② ③ G4-6-3<br>1-2f | | 1 SAFE<br>X<br>0-0 1-H 3-H 3B | | B<br>B<br>C<br>F<br>S<br>2-3 ① K | | 4 | 0 | 1 | 2 | 0 | 1 | 1 |
| 55 Russell Martin, R (1, 2)<br>OBP: 0.353, SLG: 0.440 | | B<br>B<br>B<br>C<br>C<br>X<br>3-2 ② G4-3 | | | F<br>X<br>0-1 G4-6-3 21 1B 1B | B<br>X<br>1-0 ③ F8 | | B<br>C<br>F<br>B<br>B<br>F<br>X<br>3-2 ② G6-3 | | 4 | 0 | 1 | 0 | 0 | 0 | 1 |
| 21 Marlon Anderson, L (1, 7)<br>OBP: 0.356, SLG: 0.511<br>17 Jason Repko, R (8, 7)<br>OBP: 0.331, SLG: 0.373 | | S<br>C<br>B<br>F<br>B<br>X<br>2-2 ③ G3 | | | B<br>F<br>X<br>1-1 G4-6-3<br>1-2 1B | | T<br>C<br>B<br>X<br>1-2 16 1B 3B | B<br>F<br>C<br>X<br>1-2 ③ F9 | | 4<br>0 | 1<br>0 | 2<br>0 | 0<br>0 | 0<br>0 | 0<br>0 | 0<br>0 |
| Wilson Betemit, S (1, 5)<br>OBP: 0.328, SLG: 0.474 | | | F<br>B<br>X<br>1-1 HR | | B<br>C<br>X<br>1-1 ① ② G4-6-3<br>1-2f<br>2-3 | | D<br>C<br>B<br>B<br>B<br>4-1 15 FC4-6 16 1B FC3-6 BB | | X<br>0-0 ① G5-3 | 3 | 2 | 1 | 1 | 1 | 0 | 2 |
| Derek Lowe, R (1, 1)<br>OBP: 0.145, SLG: 0.125<br>16 Andre Ethier, L (7, PH)<br>OBP: 0.368, SLG: 0.485<br>7 James Loney, L (7, 3)<br>OBP: 0.317, SLG: 0.452 | | | C<br>S<br>S<br>0-3 ① K | | S<br>D<br>S<br>C<br>1-3 ③ K | | F<br>B<br>S<br>F<br>X<br>1-2 15 FC4-6<br>1-2<br>3-H 1B | | C<br>F<br>X<br>0-2 ② G6-3 | 2<br>1<br>1 | 0<br>0<br>0 | 0<br>1<br>0 | 0<br>1<br>0 | 2<br>0<br>0 | 0<br>0<br>0 | 1<br>0<br>0 |
| Inning Stats | R: 0<br>E: 0<br>K: 0<br>S: 9<br>H: 1<br>LOB: 1<br>BB: 0<br>P: 10 | R: 0<br>E: 0<br>K: 0<br>S: 9<br>H: 0<br>LOB: 0<br>BB: 0<br>P: 14 | R: 1<br>E: 0<br>K: 3<br>S: 11<br>H: 1<br>LOB: 0<br>BB: 0<br>P: 14 | R: 0<br>E: 0<br>K: 0<br>S: 8<br>H: 1<br>LOB: 0<br>BB: 0<br>P: 12 | R: 0<br>E: 0<br>K: 1<br>S: 9<br>H: 2<br>LOB: 1<br>BB: 0<br>P: 12 | R: 2<br>E: 0<br>K: 0<br>S: 8<br>H: 3<br>LOB: 1<br>BB: 0<br>P: 16 | R: 3<br>E: 0<br>K: 0<br>S: 14<br>H: 4<br>LOB: 3<br>BB: 1<br>P: 22 | R: 0<br>E: 0<br>K: 1<br>S: 10<br>H: 0<br>LOB: 0<br>BB: 0<br>P: 16 | R: 0<br>E: 0<br>K: 0<br>S: 6<br>H: 0<br>LOB: 0<br>BB: 0<br>P: 8 | 1B: 8<br>2B: 1<br>3B: 2<br>HR: 1<br>SF: 0<br>SAC: 0<br>DP: 2<br>HBP: 0 | | | | | | |

| PITCHER | | IP | WLS | BF | H | R | ER | SO | BB | IBB | HBP | BLK | WP | HR | S | P | ERA | WHIP |
|---|---|---|---|---|---|---|---|---|---|---|---|---|---|---|---|---|---|---|
| 28 Aaron Cook, R<br>ERA: 4.23 | (1, 1) | 6.2 | L | 30 | 11 | 6 | 6 | 4 | 1 | 0 | 0 | 0 | 0 | 1 | 67 | 98 | 8.10 | 1.800 |
| 60 Manny Corpas, R<br>ERA: 2.93 | (7, 1) | 1.1 | | 4 | 1 | 0 | 0 | 1 | 0 | 0 | 0 | 0 | 0 | 0 | 11 | 18 | 0.00 | 0.750 |
| Jeremy Affeldt, L<br>ERA: 6.23 | (9, 1) | 1.0 | | 3 | 0 | 0 | 0 | 0 | 0 | 0 | 0 | 0 | 0 | 0 | 6 | 8 | 0.00 | 0.000 |

| PITCHER | IP | WLS | BF | H | R | ER | SO | BB | IBB | HBP | BLK | WP | HR | S | P | ERA | WHIP |
|---|---|---|---|---|---|---|---|---|---|---|---|---|---|---|---|---|---|

# TOP

## Los Angeles Dodgers @ Colorado Rockies

Coors Field, Denver, CO

Wed Sep 27 2006, 6:35 PM MDT

Att. 18,858 - Cloudy - 54 F

livebaseballscorecards.com

| | |
|---|---|
| AB | 36 |
| R | 6 |
| H | 12 |
| RBI | 6 |
| BB | 1 |
| SO | 5 |
| LOB | 11 |

WP: 0 PA: 37
PB: 0
SB: 0
CS: 0

# BOTTOM

## Los Angeles Dodgers @ Colorado Rockies

Coors Field, Denver, CO

Wed Sep 27 2006, 6:35 PM MDT

Att. 18,858 - Cloudy - 54 F

livebaseballscorecards.com

| Batter | 1 | 2 | 3 | 4 | 5 | 6 | 7 | 8 | 9 | AB | R | H | RBI | BB | SO | LOB |
|---|---|---|---|---|---|---|---|---|---|---|---|---|---|---|---|---|
| Jamey Carroll, R (1, 4)<br>OBP: 0.376, SLG: 0.392 | C C B S<br>1-3<br>K<br>① | | C X<br>0-1<br>1B | | B C C X<br>1-2<br>G6-3<br>② | | B B C X<br>2-1<br>F8<br>① | | B C X<br>1-1<br>15<br>DI<br>1B | 5 | 0 | 2 | 0 | 0 | 1 | 0 |
| 15 Jeff Salazar, L (1, 8)<br>OBP: 0.429, SLG: 0.467 | C X<br>0-1<br>27<br>1B<br>1B | | M 1 SAFE B F X<br>1-2<br>G1-3<br>③ | | X<br>0-0<br>27<br>BLK<br>27<br>2B<br>1B | | C B F F F B S<br>2-3<br>K<br>② | | S S B F S<br>1-3<br>K<br>③<br>1-2 | 5 | 1 | 2 | 0 | 0 | 2 | 2 |
| 27 Garrett Atkins, R (1, 5)<br>OBP: 0.400, SLG: 0.554 | B F B F X<br>2-2<br>5<br>G6-4-3<br>1-2<br>1B | | | C B F B F B F X<br>3-2<br>5<br>2B<br>17<br>1B<br>1B | B X<br>1-0<br>5<br>1B<br>1-H<br>2B | | C F B B B X<br>3-2<br>F8<br>③ | | | 4 | 2 | 3 | 1 | 0 | 0 | 0 |
| 5 Matt Holliday, R (1, 7)<br>OBP: 0.390, SLG: 0.590 | B B X<br>2-0<br>G6-4-3<br>②<br>③<br>1-2f | | | X<br>0-0<br>17<br>1B<br>11<br>G3-6<br>1-3<br>2B | X<br>0-0<br>17<br>S<br>2-H<br>1B | | | S B B X<br>2-1<br>P3<br>① | | 4 | 1 | 2 | 1 | 0 | 0 | 2 |
| 17 Todd Helton, L (1, 3) | | B F X<br>1-1<br>G6-3<br>① | | F B B F B F F X<br>3-2<br>11<br>G3-6<br>2-3<br>3-H<br>1B | B B C X<br>2-1<br>F7<br>③<br>1-2 | | | C C B X<br>1-2<br>G5-3<br>② | | 4 | 0 | 1 | 1 | 0 | 0 | 1 |
| 11 Brad Hawpe, L (1, 9)<br>OBP: 0.375, SLG: 0.502 | | B F X<br>1-1<br>F8<br>② | | B S X<br>1-1<br>G3-6<br>① ②<br>1-2f<br>3-H | | S X<br>0-1<br>F7<br>① | | B B B C S B<br>4-2<br>BB | | 3 | 0 | 0 | 0 | 1 | 0 | 1 |
| 2 Troy Tulowitzki, R (1, 6)<br>OBP: 0.348, SLG: 0.329 | | B X<br>1-0<br>G1-3<br>③ | | X<br>0-0<br>1B | | L F S<br>0-3<br>K<br>② | | C B B F C<br>2-3<br>K<br>③ | | 4 | 0 | 1 | 0 | 0 | 2 | 1 |
| JD Closser, S (1, 2)<br>OBP: 0.299, SLG: 0.323<br>7 Kazuo Matsui, S (9, PH)<br>OBP: 0.303, SLG: 0.355 | | | C S B F S<br>1-3<br>K<br>① | B X<br>1-0<br>G2-3<br>③ | | B B B B<br>4-0<br>BB | | | C F B F X<br>1-2<br>F8<br>① | 2<br>1 | 0<br>0 | 0<br>0 | 0<br>0 | 1<br>0 | 1<br>0 | 1<br>0 |
| 28 Aaron Cook, R (1, 1)<br>OBP: 0.113, SLG: 0.052<br>60 Manny Corpas, R (7, 1)<br>Jeremy Affeldt, L (9, 1)<br>10 Jeff Baker, R (9, PH)<br>OBP: 0.367, SLG: 0.854 | | | C B F X<br>1-2<br>G2-3<br>② | | B S M B C<br>2-3<br>K<br>① | 1 SAFE B C B X<br>2-1<br>G5-3<br>③ | | | C S B C<br>1-3<br>K<br>② | 3<br>0<br>0<br>1 | 0<br>0<br>0<br>0 | 0<br>0<br>0<br>0 | 0<br>0<br>0<br>0 | 0<br>0<br>0<br>0 | 1<br>0<br>0<br>0 | 1<br>0<br>0<br>0 |

| Inning Stats | 1 | 2 | 3 | 4 | 5 | 6 | 7 | 8 | 9 |
|---|---|---|---|---|---|---|---|---|---|
| | R: 0 H: 2<br>E: 0 LOB: 1<br>K: 1 BB: 0<br>S: 9 P: 14 | R: 0 H: 0<br>E: 0 LOB: 0<br>K: 0 BB: 0<br>S: 5 P: 8 | R: 0 H: 1<br>E: 0 LOB: 1<br>K: 1 BB: 0<br>S: 12 P: 15 | R: 2 H: 4<br>E: 0 LOB: 1<br>K: 0 BB: 0<br>S: 15 P: 23 | R: 2 H: 3<br>E: 0 LOB: 1<br>K: 1 BB: 0<br>S: 11 P: 17 | R: 0 H: 0<br>E: 0 LOB: 1<br>K: 1 BB: 1<br>S: 7 P: 13 | R: 0 H: 0<br>E: 0 LOB: 0<br>K: 1 BB: 0<br>S: 10 P: 17 | R: 0 H: 0<br>E: 0 LOB: 1<br>K: 1 BB: 1<br>S: 10 P: 19 | R: 0 H: 1<br>E: 0 LOB: 1<br>K: 2 BB: 0<br>S: 13 P: 17 |

| | |
|---|---|
| AB | 36 |
| R | 4 |
| H | 11 |
| RBI | 3 |
| BB | 2 |
| SO | 8 |
| LOB | 9 |

| | | 1B | SF | WP | PA |
|---|---|---|---|---|---|
| | | 9 | 0 | 0 | 38 |
| | | 2B | 2 | SAC | 0 | PB | 0 |
| | | 3B | 0 | DP | 2 | SB | 1 |
| | | HR | 0 | HBP | 0 | CS | 0 |

| PITCHER | | IP | WLS | BF | H | R | ER | SO | BB | IBB | HBP | BLK | WP | HR | S | P | ERA | WHIP |
|---|---|---|---|---|---|---|---|---|---|---|---|---|---|---|---|---|---|---|
| Derek Lowe, R<br>ERA: 3.63 | (1, 1) | 6.0 | W | 27 | 10 | 4 | 4 | 4 | 1 | 0 | 0 | 1 | 0 | 0 | 59 | 90 | 6.00 | 1.833 |
| 51 Jonathan Broxton, R<br>ERA: 2.64 | (7, 1) | 2.0 | H | 7 | 0 | 0 | 0 | 2 | 1 | 0 | 0 | 0 | 0 | 0 | 20 | 36 | 0.00 | 0.500 |
| 44 Takashi Saito, R<br>ERA: 2.12 | (9, 1) | 1.0 | S | 4 | 1 | 0 | 0 | 2 | 0 | 0 | 0 | 0 | 0 | 0 | 13 | 17 | 0.00 | 1.000 |

| PITCHER | | IP | WLS | BF | H | R | ER | SO | BB | IBB | HBP | BLK | WP | HR | S | P | ERA | WHIP |
|---|---|---|---|---|---|---|---|---|---|---|---|---|---|---|---|---|---|---|

| Batter | 1 | 2 | 3 | 4 | 5 | 6 | 7 | 8 | 9 | AB | R | H | RBI | BB | SO | LOB |
|---|---|---|---|---|---|---|---|---|---|---|---|---|---|---|---|---|
| 15 Rafael Furcal, S (1, 6)<br>OBP: 0.371, SLG: 0.447 | G6-3<br>1B | F8 | | G4-3 | L4-6<br>2-2 | E<br>1-2<br>BB | | 17<br>PB<br>17<br>1B<br>1-2<br>BB | | 4 | 1 | 1 | 0 | 2 | 0 | 3 |
| Kenny Lofton, L (1, 8)<br>OBP: 0.359, SLG: 0.398<br>17 Jason Repko, R (7, 8)<br>OBP: 0.336, SLG: 0.378<br>(8, 9) | G6-3<br>1-2f | 12<br>HBP<br>21<br>S<br>BB<br>1B | F7 | HR<br>E5<br>21<br>G6-3<br>1-3<br>2nH | | | | 1-H<br>2-H<br>1B | | 5<br>1 | 2<br>0 | 2<br>1 | 1<br>2 | 0<br>0 | 0<br>0 | 2<br>0 |
| 21 Marlon Anderson, L (1, 7)<br>OBP: 0.355, SLG: 0.516<br>16 Andre Ethier, L (9, 7)<br>OBP: 0.368, SLG: 0.485 | K | BB<br>12<br>HBP<br>55<br>1B<br>1-2<br>BB | K | HR<br>G6-3<br>1-2f | | | | P4 | | 5<br>0 | 2<br>0 | 1<br>0 | 1<br>0 | 1<br>0 | 2<br>0 | 3<br>0 |
| 12 Jeff Kent, R (1, 4)<br>OBP: 0.379, SLG: 0.475<br>Brett Tomko, R (7, 1)<br>OBP: 0.154, SLG: 0.120<br>49 Delwyn Young, S (9, PH)<br>50 Eric Stults, L (9, 1)<br>OBP: 0.667, SLG: 0.667 | | 2B<br>7<br>HR<br>BB | BB<br>55<br>1B<br>1-2<br>2-3<br>HBP | | 1B<br>1B<br>2B | 55<br>2B<br>2B<br>BB | G6-3 | | G4-3 | 2<br>0<br>1<br>0 | 3<br>0<br>0<br>0 | 1<br>0<br>0<br>0 | 0<br>0<br>0<br>0 | 2<br>0<br>0<br>0 | 0<br>0<br>0<br>0 | 0<br>0<br>0<br>0 |
| J.D. Drew, L (1, 9)<br>OBP: 0.393, SLG: 0.491<br>27 Matt Kemp, R (8, 8)<br>OBP: 0.292, SLG: 0.456 | 7<br>HR<br>1-3<br>2B | 55<br>1B<br>7<br>2B<br>1-2<br>2-3<br>3-H<br>BB | 1B<br>55<br>BB<br>7<br>1B<br>2-3<br>1B | K | K | K | 0-3<br>K | K | 0-3<br>K | 4<br>1 | 3<br>0 | 2<br>0 | 1<br>0 | 1<br>0 | 2<br>1 | 1<br>0 |
| 55 Russell Martin, R (1, 2)<br>OBP: 0.355, SLG: 0.441 | FC1<br>7<br>HR | 7<br>2B<br>1-2<br>2-H<br>3-H<br>1B | 7<br>1B<br>1B<br>1-2<br>BB | | 2B<br>1-3<br>2B | G3-1 | | | G6-3 | 5 | 3 | 2 | 1 | 1 | 0 | 2 |
| Wilson Betemit, S (1, 5)<br>OBP: 0.329, SLG: 0.475 | L9 | K | 15<br>L4-6<br>7<br>1B<br>1-2<br>2-3<br>3-H<br>1B | 7<br>HR<br>2-H<br>3-H<br>2B | | L4 | | | | 5 | 1 | 2 | 3 | 0 | 1 | 5 |
| 7 James Loney, L (1, 3)<br>OBP: 0.340, SLG: 0.541 | 1-H<br>2-H<br>HR | 1-H<br>2-H<br>2B | 1-2<br>2-3<br>3-H<br>1B | 2-H<br>HR | | | | K | | 5 | 2 | 4 | 9 | 0 | 1 | 0 |
| 31 Brad Penny, R (1, 1)<br>OBP: 0.185, SLG: 0.231<br>Oscar Robles, L (2, PH)<br>OBP: 0.270, SLG: 0.219<br>58 Chad Billingsley, R (2, 1)<br>OBP: 0.185, SLG: 0.083<br>Joe Beimel, L (4, 1)<br>Aaron Sele, R (4, 1)<br>OBP: 0.222, SLG: 0.231<br>5 Nomar Garciaparra, R (5, PH)<br>OBP: 0.370, SLG: 0.510<br>Mark Hendrickson, L (5, 1)<br>Julio Lugo, R (7, 4)<br>OBP: 0.347, SLG: 0.427 | | G6-3 | F9 | F9 | | 15<br>BB<br>E<br>BB | | 17<br>PB<br>15<br>BB<br>17<br>1B<br>1B | | 0<br>1<br>1<br>0<br>0<br>0<br>1<br>0<br>1 | 0<br>0<br>0<br>0<br>0<br>0<br>0<br>1<br>1 | 0<br>0<br>0<br>0<br>0<br>0<br>0<br>0<br>1 | 0<br>0<br>0<br>0<br>0<br>0<br>1<br>1<br>0 | 0<br>1<br>0<br>0<br>0<br>0<br>0<br>0<br>1 | 0<br>0<br>1<br>0<br>0<br>0<br>0<br>0<br>0 | 0<br>0<br>1<br>0<br>0<br>0<br>3<br>0<br>0 |
| Inning Stats | R: 0<br>E: 0<br>K: 1<br>S: 7<br>H: 1<br>LOB: 0<br>BB: 0<br>P: 10 | R: 4<br>E: 0<br>K: 0<br>S: 15<br>H: 2<br>LOB: 0<br>BB: 1<br>P: 26 | R: 4<br>E: 0<br>K: 1<br>S: 15<br>H: 3<br>LOB: 1<br>BB: 2<br>P: 29 | R: 0<br>E: 0<br>K: 1<br>S: 9<br>H: 0<br>LOB: 0<br>BB: 0<br>P: 13 | R: 2<br>E: 0<br>K: 0<br>S: 10<br>H: 4<br>LOB: 2<br>BB: 1<br>P: 18 | R: 7<br>E: 1<br>K: 1<br>S: 25<br>H: 5<br>LOB: 1<br>BB: 3<br>P: 46 | R: 0<br>E: 0<br>K: 1<br>S: 6<br>H: 0<br>LOB: 0<br>BB: 0<br>P: 7 | R: 2<br>E: 0<br>K: 1<br>S: 10<br>H: 2<br>LOB: 1<br>BB: 1<br>P: 22 | R: 0<br>E: 0<br>K: 1<br>S: 7<br>H: 0<br>LOB: 0<br>BB: 0<br>P: 11 | 1B: 8<br>2B: 6<br>3B: 0<br>HR: 4<br>SF: 0<br>SAC: 0<br>DP: 3<br>HBP: 1 | | | | | | |

| PITCHER | | IP | WLS | BF | H | R | ER | SO | BB | IBB | HBP | BLK | WP | HR | S | P | ERA | WHIP |
|---|---|---|---|---|---|---|---|---|---|---|---|---|---|---|---|---|---|---|
| 49 Byung-Hyun Kim, R<br>ERA: 5.57 | (1, 1) | 2.0 | | 13 | 4 | 7 | 7 | 1 | 2 | 0 | 1 | 0 | 0 | 1 | 27 | 48 | 31.50 | 3.000 |
| Justin Hampson, L<br>ERA: 7.5 | (3, 1) | 1.0 | | 5 | 2 | 1 | 1 | 1 | 1 | 0 | 0 | 0 | 0 | 0 | 10 | 17 | 9.00 | 3.000 |
| 39 Tom Martin, L<br>ERA: 5.01 | (4, 1) | 1.0 | | 3 | 0 | 0 | 0 | 1 | 0 | 0 | 0 | 0 | 0 | 0 | 9 | 13 | 0.00 | 0.000 |
| 61 Ramon E Ramirez, R<br>ERA: 3.55 | (5, 1) | 0.0 | | 3 | 2 | 2 | 2 | 0 | 1 | 0 | 0 | 0 | 0 | 0 | 4 | 10 | ∞ | ∞ |
| Mike Venafro, L<br>ERA: 2.7 | (5, 1) | 1.0 | | 4 | 2 | 0 | 0 | 0 | 0 | 0 | 0 | 0 | 0 | 0 | 6 | 8 | 0.00 | 2.000 |

| PITCHER | | IP | WLS | BF | H | R | ER | SO | BB | IBB | HBP | BLK | WP | HR | S | P | ERA | WHIP |
|---|---|---|---|---|---|---|---|---|---|---|---|---|---|---|---|---|---|---|
| Ray King, L<br>ERA: 4.57 | (6, 1) | 0.1 | L | 4 | 2 | 3 | 3 | 1 | 1 | 0 | 0 | 0 | 0 | 2 | 8 | 14 | 81.00 | 9.000 |
| Jose Mesa, R<br>ERA: 3.97 | (6, 1) | 0.0 | | 3 | 3 | 3 | 3 | 0 | 0 | 0 | 0 | 0 | 0 | 1 | 10 | 16 | ∞ | ∞ |
| Jeremy Affeldt, L<br>ERA: 6.12 | (6, 1) | 1.2 | | 7 | 0 | 1 | 0 | 1 | 2 | 0 | 0 | 0 | 0 | 0 | 13 | 23 | 0.00 | 1.200 |
| 54 Denny Bautista, R<br>ERA: 5.62 | (8, 1) | 2.0 | | 9 | 2 | 2 | 1 | 2 | 1 | 0 | 0 | 0 | 0 | 0 | 17 | 33 | 4.50 | 1.500 |

# TOP

# Los Angeles Dodgers @ Colorado Rockies

Coors Field, Denver, CO

Thu Sep 28 2006, 1:05 PM MDT

Att. 21,154 - Sunny - 70 F

livebaseballscorecards.com

| | |
|---|---|
| AB | 42 |
| R | 19 |
| H | 17 |
| RBI | 18 |
| BB | 8 |
| SO | 7 |
| LOB | 20 |

| Batter | 1 | 2 | 3 | 4 | 5 | 6 | 7 | 8 | 9 | AB | R | H | RBI | BB | SO | LOB |
|---|---|---|---|---|---|---|---|---|---|---|---|---|---|---|---|---|
| 7 Kazuo Matsui, S (1, 4)<br>OBP: 0.312, SLG: 0.362 | F F B B F X<br>2-2<br>5<br>HR<br>2B | B B X<br>2-0<br>18<br>BB<br>1B | B B F B S B F X<br>3-2<br>F9<br>③ | C B F B F B B<br>4-2<br>19<br>1B<br>27<br>1B<br>1-2<br>2-3<br>BB | | F C S<br>0-3<br>K<br>① | | B B C B B<br>4-1<br>27<br>G5-4-3<br>19<br>1B<br>BB | | 4 | 2 | 2 | 0 | 2 | 1 | 2 |
| 18 Cory Sullivan, L (1, 8)<br>OBP: 0.327, SLG: 0.409<br>19 Ryan Spilborghs, R (4, PH)<br>OBP: 0.341, SLG: 0.436<br>(5, 8) | B B L B B<br>4-1<br>5<br>HR<br>BB | B B F B C B<br>4-2<br>1-2<br>BB | | 0-0<br>5<br>17<br>1B<br>1B<br>2-1<br>27<br>1B<br>1-2<br>2-3<br>3-H<br>1B | | C B B C F B B<br>4-2<br>5<br>F9<br>27<br>1B<br>17<br>E<br>BB | | C F B X<br>1-2<br>27<br>G5-4-3<br>1-2<br>1B | | 1<br>2 | 2<br>1 | 1<br>2 | 0<br>1 | 2<br>1 | 0<br>0 | 0<br>0 |
| 27 Garrett Atkins, R (1, 5)<br>OBP: 0.400, SLG: 0.551 | C F C<br>0-3<br>K<br>① | C B S B B X<br>3-2<br>F9<br>① | | 3-2<br>F9<br>③<br>2-1<br>1-3<br>2-H<br>3-H<br>1B | | C B X<br>1-1<br>10<br>FC5<br>17<br>E<br>1-2<br>1B | | B F C B X<br>2-2<br>G5-4-3<br>①<br>②<br>1-2f<br>2-3 | | 6 | 0 | 2 | 2 | 0 | 1 | 7 |
| 5 Matt Holliday, R (1, 7)<br>OBP: 0.390, SLG: 0.592 | S B X<br>1-1<br>1-H<br>2-H<br>HR | X<br>0-0<br>P2<br>② | | 4-0<br>17<br>1B<br>10<br>1B<br>1-2<br>BB<br>1-2<br>L7<br>③ | | B X<br>1-0<br>F9<br>②<br>2-3 | | C F C<br>0-3<br>K<br>③ | | 5 | 2 | 1 | 3 | 1 | 1 | 7 |
| 17 Todd Helton, L (1, 3)<br>OBP: 0.407, SLG: 0.482 | X<br>0-0<br>10<br>2B<br>1B | X<br>0-0<br>G4-3<br>③ | | C C X<br>0-2<br>10<br>2<br>1B<br>1-3<br>2-H<br>1B<br>B B B C F F B<br>4-2<br>20<br>BB<br>BB | | B C F X<br>1-2<br>E4<br>10<br>FC5<br>1-2<br>3-H | | | B X<br>1-0<br>G1<br>① | 5 | 1 | 2 | 1 | 1 | 0 | 3 |
| 10 Jeff Baker, R (1, 9)<br>OBP: 0.382, SLG: 0.852 | B X<br>1-0<br>1-3<br>2B | S X<br>0-1<br>20<br>WP<br>2B | B X<br>1-0<br>20<br>1B<br>2<br>1B<br>1-2<br>3-H<br>1B | X<br>0-0<br>P3<br>① | | B F B X<br>2-1<br>FC5<br>③<br>1-2<br>2-3f | | | B X<br>1-0<br>F9<br>② | 6 | 0 | 3 | 1 | 0 | 0 | 3 |
| 2 Troy Tulowitzki, R (1, 6)<br>OBP: 0.337, SLG: 0.318 | B F C F B F B C<br>3-3<br>K<br>② | X<br>0-0<br>G6-3<br>① | X<br>0-0<br>20<br>1B<br>1-2<br>2-H<br>1B | 1 SAFE<br>B S B B X<br>3-1<br>F9<br>② | | B F F X<br>1-2<br>G5-3<br>① | | | C X<br>0-1<br>P3<br>③ | 6 | 1 | 1 | 1 | 0 | 1 | 4 |
| 20 Chris Iannetta, R (1, 2)<br>OBP: 0.395, SLG: 0.388 | I<br>I<br>I<br>4-0<br>IBB | S B F S<br>1-3<br>2-3<br>K<br>② | 2 SAFE<br>C X<br>0-1<br>7<br>WP<br>19<br>1B<br>1B<br>1-3<br>2-3<br>1B<br>② | F F B B F B B<br>4-2<br>1-2<br>BB | | B F C X<br>1-2<br>G3-1<br>② | | | | 3 | 1 | 1 | 0 | 2 | 1 | 1 |
| 49 Byung-Hyun Kim, R (1, 7)<br>OBP: 0.318, SLG: 0.467<br>Justin Hampson, L (3, 1)<br>15 Jeff Salazar, L (3, PH)<br>OBP: 0.409, SLG: 0.467<br>39 Tom Martin, L (4, 1)<br>Vinny Castilla, R (4, PH)<br>OBP: 0.333, SLG: 0.533<br>61 Ramon E Ramirez, R (6, 1)<br>OBP: 0.500, SLG: 0.500<br>Mike Venafro, L (6, 1)<br>Jamey Carroll, R (5, PH)<br>OBP: 0.375, SLG: 0.391<br>Ray King, L (6, 1)<br>Jose Mesa, R (8, 1)<br>Jeremy Affeldt, L (8, 1)<br>Choo Freeman, R (7, PH) | C C C<br>0-3<br>K<br>③ | B B B B<br>4-0<br>BB | B B F X<br>2-1<br>19<br>1B<br>7<br>WP<br>27<br>1B<br>1-2<br>3-H<br>1B | B X<br>1-0<br>F8<br>③ | | S C S<br>0-3<br>K<br>③ | | | | 1<br>0<br>0<br>0<br>0<br>1<br>0<br>0<br>1<br>0<br>1<br>0<br>0<br>0<br>1<br>0<br>0<br>0<br>0<br>1<br>0 | 0<br>0<br>0<br>0<br>0<br>1<br>0<br>0<br>1<br>0<br>1<br>0<br>0<br>0<br>0<br>0<br>0<br>0<br>0<br>0 | 0<br>0<br>0<br>0<br>0<br>1<br>0<br>0<br>1<br>0<br>1<br>0<br>0<br>0<br>0<br>0<br>0<br>0<br>0<br>0 | 0<br>0<br>0<br>0<br>0<br>1<br>0<br>0<br>1<br>0<br>1<br>0<br>0<br>0<br>0<br>0<br>0<br>0<br>0<br>0 | 0<br>0<br>0<br>0<br>0<br>0<br>0<br>0<br>0<br>0<br>0<br>0<br>0<br>0<br>0<br>0<br>0<br>0<br>0<br>0 | 1<br>0<br>0<br>0<br>0<br>0<br>0<br>0<br>0<br>0<br>0<br>0<br>0<br>0<br>0<br>0<br>0<br>0<br>0<br>0 | 3<br>0<br>0<br>0<br>0<br>0<br>0<br>0<br>0<br>0<br>0<br>0<br>0<br>0<br>0<br>0<br>2<br>0<br>0<br>0 |
| Inning Stats | R: 3<br>E: 0<br>K: 3<br>S: 20<br>H: 4<br>LOB: 3<br>BB: 2<br>P: 35 | R: 0<br>E: 0<br>K: 0<br>S: 8<br>H: 1<br>LOB: 2<br>BB: 1<br>P: 17 | R: 0<br>E: 0<br>K: 1<br>S: 10<br>H: 1<br>LOB: 2<br>BB: 1<br>P: 18 | R: 7<br>E: 0<br>K: 0<br>S: 24<br>H: 8<br>LOB: 2<br>BB: 2<br>P: 43 | R: 0<br>E: 0<br>K: 0<br>S: 10<br>H: 0<br>LOB: 2<br>BB: 2<br>P: 22 | R: 1<br>E: 1<br>K: 1<br>S: 14<br>H: 1<br>LOB: 2<br>BB: 1<br>P: 23 | R: 0<br>E: 0<br>K: 1<br>S: 9<br>H: 0<br>LOB: 0<br>BB: 0<br>P: 11 | R: 0<br>E: 0<br>K: 1<br>S: 10<br>H: 1<br>LOB: 1<br>BB: 1<br>P: 17 | R: 0<br>E: 0<br>K: 0<br>S: 4<br>H: 0<br>LOB: 0<br>BB: 0<br>P: 6 | 1B: 12<br>2B: 3<br>3B: 0<br>HR: 1<br>SF: 0<br>SAC: 0<br>DP: 1<br>HBP: 0 | | | | | | |

| PITCHER | | IP | WLS | BF | H | R | ER | SO | BB | IBB | HBP | BLK | WP | HR | S | P | ERA | WHIP |
|---|---|---|---|---|---|---|---|---|---|---|---|---|---|---|---|---|---|---|
| 31 Brad Penny, R<br>ERA: 4.33 | (1, 1) | 1.0 | | 9 | 4 | 3 | 3 | 3 | 1 | 1 | 0 | 0 | 0 | 1 | 20 | 35 | 27.00 | 5.000 |
| 58 Chad Billingsley, R<br>ERA: 3.84 | (2, 1) | 2.2 | | 18 | 8 | 6 | 6 | 1 | 3 | 0 | 0 | 0 | 1 | 0 | 31 | 58 | 20.25 | 4.125 |
| Joe Beimel, L<br>ERA: 3.07 | (4, 1) | 0.0 | | 2 | 1 | 0 | 0 | 0 | 1 | 0 | 0 | 0 | 1 | 0 | 5 | 11 | ∞ | ∞ |
| Aaron Sele, R<br>ERA: 4.57 | (4, 1) | 0.1 | | 2 | 1 | 1 | 1 | 0 | 0 | 0 | 0 | 0 | 0 | 0 | 6 | 9 | 27.00 | 3.000 |
| Mark Hendrickson, L<br>ERA: 4.23 | (5, 1) | 2.0 | W | 11 | 1 | 1 | 0 | 1 | 3 | 0 | 0 | 0 | 0 | 0 | 24 | 45 | 0.00 | 2.000 |

| PITCHER | | IP | WLS | BF | H | R | ER | SO | BB | IBB | HBP | BLK | WP | HR | S | P | ERA | WHIP |
|---|---|---|---|---|---|---|---|---|---|---|---|---|---|---|---|---|---|---|
| Brett Tomko, R<br>ERA: 4.77 | (7, 1) | 2.0 | | 7 | 1 | 0 | 0 | 2 | 1 | 0 | 0 | 0 | 0 | 0 | 19 | 28 | 0.00 | 1.000 |
| 50 Eric Stults, L<br>ERA: 6.39 | (9, 1) | 1.0 | | 3 | 0 | 0 | 0 | 0 | 0 | 0 | 0 | 0 | 0 | 0 | 4 | 6 | 0.00 | 0.000 |

# BOTTOM

## Los Angeles Dodgers @ Colorado Rockies

Coors Field, Denver, CO

Thu Sep 28 2006, 1:05 PM MDT

Att. 21,154 - Sunny - 70 F

livebaseballscorecards.com

| | |
|---|---|
| AB | 42 |
| R | 11 |
| H | 16 |
| RBI | 10 |
| BB | 10 |
| SO | 7 |
| LOB | 32 |

WP: 2 PA: 52
PB: 0
SB: 0
CS: 0

| Batter | 1 | 2 | 3 | 4 | 5 | 6 | 7 | 8 | 9 | AB | R | H | RBI | BB | SO | LOB |
|---|---|---|---|---|---|---|---|---|---|---|---|---|---|---|---|---|
| 7 Kazuo Matsui, S (1, 4)<br>OBP: 0.310, SLG: 0.359 | B S B C C<br>2-3 ① K | | B B B C X<br>3-1 27 1B<br>1-2 1B | | B X<br>1-0 ③ G3 | | C B F B B S<br>3-3 ① K | | F B F F S<br>1-3 ① K | 5 | 0 | 1 | 0 | 0 | 3 | 0 |
| 15 Jeff Salazar, L (1, 8)<br>OBP: 0.410, SLG: 0.429<br>60 Manny Corpas, R (8, 1)<br>19 Ryan Spilborghs, R (9, PH)<br>OBP: 0.339, SLG: 0.434<br>(9, 7) | C B C B B F C<br>3-3 ② K | | F B S X<br>1-2 ② F8 | | | B X<br>1-0 ① F8 | B B C F B C<br>3-3 ② K | | B F B C F S<br>2-3 ② K | 4<br>0<br>1 | 0<br>0<br>0 | 0<br>0<br>0 | 0<br>0<br>0 | 0<br>0<br>0 | 2<br>0<br>1 | 2<br>0<br>0 |
| 27 Garrett Atkins, R (1, 5)<br>OBP: 0.403, SLG: 0.552 | B C B B F B<br>4-2 BB | | F C B X<br>1-2 1-2 2-H 1B | | | B C B F F B B<br>4-2 5 BB 17 E BB | C F B B S<br>2-3 ③ K | | C X<br>0-1 1B | 3 | 1 | 2 | 1 | 2 | 1 | 0 |
| 5 Matt Holliday, R (1, 7)<br>OBP: 0.390, SLG: 0.589<br>40 Brian Fuentes, L (9, 1) | C B D F F B X<br>3-2 ③ F9 | | X<br>0-0 ③ F9 | | | B F S B 1 SAFE B B B<br>4-2 17 E 2 HBP 1-2 BB | | B B S C B B<br>4-2 17 1B 11 1B BB | X<br>0-0 ③ F9 | 3<br>0 | 2<br>0 | 0<br>0 | 0<br>0 | 2<br>0 | 0<br>0 | 4<br>0 |
| 17 Todd Helton, L (1, 3)<br>OBP: 0.406, SLG: 0.480 | | X<br>0-0 ① G3-1 | | C X<br>0-1 ① G5-3 | | F B C D B X<br>3-2 E3 2 HBP 20 G3-1 1-3 2-H | | 1 SAFE F C B X<br>1-2 2 F8 11 1B 1-3 1B | | 4 | 1 | 1 | 0 | 0 | 0 | 1 |
| 11 Brad Hawpe, L (1, 9)<br>OBP: 0.376, SLG: 0.501 | | B C S B B F C<br>3-3 ② K | | S B B B X<br>3-1 ② G4-3 | | I I I I<br>4-0 20 G3-1 2 HBP IBB | | X<br>0-0 1-2 3-H 1B | | 3 | 0 | 1 | 1 | 1 | 1 | 0 |
| 2 Troy Tulowitzki, R (1, 6)<br>OBP: 0.333, SLG: 0.308 | | C F F C<br>0-3 ③ K | | C S F S<br>0-3 ③ K | | F F H<br>1-2 20 G3-1 1-2 2-3 3-H HBP | | C X<br>0-1 ① F8 2-3 | | 3 | 0 | 0 | 1 | 0 | 2 | 2 |
| 20 Chris Iannetta, R (1, 2)<br>OBP: 0.376, SLG: 0.366 | | | C X<br>0-1 ① G6-3 | | S B S B X<br>2-2 ① F9 | F X<br>0-1 ② G3-1 1-2 2-3 3-H | | S B B X<br>2-1 ② P4 | | 4 | 0 | 0 | 1 | 0 | 0 | 4 |
| 37 Josh Fogg, R (1, 1)<br>OBP: 0.164, SLG: 0.118<br>10 Jeff Baker, R (8, PH)<br>OBP: 0.375, SLG: 0.836<br>18 Cory Sullivan, L (8, 8)<br>OBP: 0.327, SLG: 0.409 | | | B S F X<br>1-2 7 1B 27 1B 1B | | C S S<br>0-3 ② K | S C X<br>0-2 ③ F7 | | S S S<br>0-3 ③ K | | 3<br>1<br>0 | 1<br>0<br>0 | 1<br>0<br>0 | 0<br>0<br>0 | 0<br>0<br>0 | 1<br>1<br>0 | 2<br>2<br>0 |
| Inning Stats | R: 0 H: 0<br>E: 0 LOB: 1<br>K: 2 BB: 1<br>S: 13 P: 25 | R: 0 H: 0<br>E: 0 LOB: 0<br>K: 2 BB: 0<br>S: 9 P: 12 | R: 1 H: 3<br>E: 0 LOB: 2<br>K: 0 BB: 0<br>S: 14 P: 20 | R: 0 H: 0<br>E: 0 LOB: 0<br>K: 1 BB: 0<br>S: 8 P: 11 | R: 0 H: 0<br>E: 0 LOB: 0<br>K: 1 BB: 0<br>S: 7 P: 10 | R: 3 H: 0<br>E: 1 LOB: 2<br>K: 0 BB: 3<br>S: 16 P: 33 | R: 0 H: 0<br>E: 0 LOB: 0<br>K: 3 BB: 0<br>S: 9 P: 17 | R: 1 H: 2<br>E: 0 LOB: 2<br>K: 1 BB: 1<br>S: 13 P: 20 | R: 0 H: 1<br>E: 0 LOB: 1<br>K: 2 BB: 0<br>S: 11 P: 14 | 1B: 6<br>2B: 0<br>3B: 0<br>HR: 0 | | SF: 0<br>SAC: 0<br>DP: 0<br>HBP: 1 | | | WP: 0<br>PB: 0<br>SB: 0<br>CS: 0 | PA: 40 |

| PITCHER | | IP | WLS | BF | H | R | ER | SO | BB | IBB | HBP | BLK | WP | HR | S | P | ERA | WHIP |
|---|---|---|---|---|---|---|---|---|---|---|---|---|---|---|---|---|---|---|
| 38 Carlos Zambrano, R<br>ERA: 3.41 | (1, 1) | 7.0 | L | 30 | 3 | 4 | 2 | 9 | 3 | 1 | 1 | 0 | 0 | 0 | 76 | 128 | 2.57 | 0.857 |
| 47 Scott Eyre, L<br>ERA: 3.38 | (8, 1) | 0.0 | | 3 | 2 | 1 | 1 | 0 | 1 | 0 | 0 | 0 | 0 | 0 | 6 | 11 | ∞ | ∞ |
| 43 Michael Wuertz, R<br>ERA: 2.5 | (8, 1) | 1.0 | | 3 | 0 | 0 | 0 | 1 | 0 | 0 | 0 | 0 | 0 | 0 | 7 | 9 | 0.00 | 0.000 |
| 13 Will Ohman, L<br>ERA: 4.2 | (9, 1) | 0.1 | | 1 | 0 | 0 | 0 | 1 | 0 | 0 | 0 | 0 | 0 | 0 | 4 | 5 | 0.00 | 0.000 |
| David Aardsma, R<br>ERA: 4.29 | (9, 1) | 0.2 | | 3 | 1 | 0 | 0 | 1 | 0 | 0 | 0 | 0 | 0 | 0 | 7 | 9 | 0.00 | 1.500 |

| PITCHER | IP | WLS | BF | H | R | ER | SO | BB | IBB | HBP | BLK | WP | HR | S | P | ERA | WHIP |
|---|---|---|---|---|---|---|---|---|---|---|---|---|---|---|---|---|---|

# Colorado Rockies @ Chicago Cubs

Wrigley Field, Chicago, IL

Fri Sep 29 2006, 1:20 PM CDT

Att. 33,721 - Cloudy - 59 F

TOP

livebaseballscorecards.com

| | |
|---|---|
| AB | 34 |
| R | 5 |
| H | 6 |
| RBI | 4 |
| BB | 5 |
| SO | 12 |
| LOB | 17 |

| Batter | 1 | 2 | 3 | 4 | 5 | 6 | 7 | 8 | 9 | AB | R | H | RBI | BB | SO | LOB |
|---|---|---|---|---|---|---|---|---|---|---|---|---|---|---|---|---|
| Juan Pierre, L (1, 8)<br>OBP: 0.329, SLG: 0.388 | C X 0-1 2 G5-4-3 1B | | C B X 1-1 ③ G5-3 | | | B F B X 2-1 ① L8 | | C B X 1-1 ③ G4-3 | | 4 | 0 | 1 | 0 | 0 | 0 | 0 |
| 2 Ryan Theriot, R (1, 4)<br>OBP: 0.415, SLG: 0.536 | 1 SAFE 1 SAFE X 0-0 ① ② G5-4-3 1-2f | | | C B X 1-1 16 2B 1B | | X 0-0 16 G5-3 3B | | | F B B C B F X 3-2 G4-6-3 2B | 4 | 2 | 3 | 0 | 0 | 0 | 1 |
| 16 Aramis Ramirez, R (1, 5)<br>OBP: 0.353, SLG: 0.561 | F B X 1-1 1B | | | D X 1-0 G1-3 1-H 2B | | B F B C X 2-2 ② G5-3 3-H | | | F S F H 1-2 G4-6-3 HBP | 3 | 0 | 2 | 2 | 0 | 0 | 0 |
| Jacque Jones, L (1, 9)<br>OBP: 0.333, SLG: 0.501 | B S X 1-1 ③ F8 | | | C B F B B X 3-2 ① G1-3 2-3 | | F B F X 1-2 ③ G3 | | | X 0-0 ① ② G4-6-3 1-2f 2-3 | 4 | 0 | 0 | 0 | 0 | 0 | 4 |
| 19 Matt Murton, R (1, 7)<br>OBP: 0.363, SLG: 0.447 | | B F X 1-1 ① F7 | | C F B F B B F X 3-2 ② G4-3 | | | X 0-0 ① G5-3 | | S B B F B F X 3-2 ③ P4 | 4 | 0 | 0 | 0 | 0 | 0 | 2 |
| John Mabry, L (1, 3)<br>OBP: 0.280, SLG: 0.322 | | C B S B B S 2-3 ② K | | B X 1-0 ③ G5-3 | | | X 0-0 ② F8 | | | 3 | 0 | 0 | 0 | 0 | 1 | 1 |
| 24 Henry Blanco, R (1, 2)<br>OBP: 0.305, SLG: 0.429 | | C S B B C 2-3 ③ K | | | B F X 1-1 ① G5-3 | | C C F B F F F F S 1-3 ③ K2-3 | | | 3 | 0 | 0 | 0 | 0 | 2 | 0 |
| 5 Ronny Cedeno, R (1, 6)<br>OBP: 0.267, SLG: 0.333 | | | C T B X 1-2 ① G1-3 | | F X 0-1 ② F8 | | | F B X 1-1 ① F8 | | 3 | 0 | 0 | 0 | 0 | 0 | 0 |
| 38 Carlos Zambrano, S (1, 1)<br>OBP: 0.162, SLG: 0.403<br>47 Scott Eyre, L (8, 1)<br>43 Michael Wuertz, R (8, 1)<br>Freddie Bynum, L (8, PH)<br>OBP: 0.506, SLG: 0.440<br>13 Will Ohman, L (9, 1)<br>OBP: 1.000, SLG: 1.000<br>David Aardsma, R (9, 1) | | | B S S S 1-3 ② K | | B X 1-0 ③ G4-3 | | | X 0-0 ② F8 | | 2<br>0<br>0<br>1<br>0<br>0 | 0<br>0<br>0<br>0<br>0<br>0 | 0<br>0<br>0<br>0<br>0<br>0 | 0<br>0<br>0<br>0<br>0<br>0 | 0<br>0<br>0<br>0<br>0<br>0 | 1<br>0<br>0<br>0<br>0<br>0 | 0<br>0<br>0<br>0<br>0<br>0 |
| Inning Stats | R: 0 H: 2<br>E: 0 LOB: 1<br>K: 0 BB: 0<br>S: 7 P: 9 | R: 0 H: 0<br>E: 0 LOB: 0<br>K: 2 BB: 0<br>S: 8 P: 13 | R: 0 H: 0<br>E: 0 LOB: 0<br>K: 1 BB: 0<br>S: 8 P: 11 | R: 1 H: 2<br>E: 0 LOB: 1<br>K: 0 BB: 0<br>S: 12 P: 21 | R: 0 H: 0<br>E: 0 LOB: 0<br>K: 0 BB: 0<br>S: 5 P: 7 | R: 1 H: 1<br>E: 0 LOB: 0<br>K: 0 BB: 0<br>S: 9 P: 14 | R: 0 H: 0<br>E: 0 LOB: 0<br>K: 1 BB: 0<br>S: 10 P: 11 | R: 0 H: 0<br>E: 0 LOB: 0<br>K: 0 BB: 0<br>S: 5 P: 7 | R: 0 H: 1<br>E: 0 LOB: 1<br>K: 0 BB: 0<br>S: 12 P: 19 | 1B: 3<br>2B: 2<br>3B: 1<br>HR: 0 | SF: 0<br>SAC: 0<br>DP: 2<br>HBP: 1 | | | WP: 0<br>PB: 0<br>SB: 0<br>CS: 0 | PA: 32 | | |

# BOTTOM

## Colorado Rockies @ Chicago Cubs

Wrigley Field, Chicago, IL

Fri Sep 29 2006, 1:20 PM CDT

Att. 33,721 - Cloudy - 59 F

livebaseballscorecards.com

| | |
|---|---|
| AB | 31 |
| R | 2 |
| H | 6 |
| RBI | 2 |
| BB | 0 |
| SO | 4 |
| LOB | 8 |

| PITCHER | | IP | WLS | BF | H | R | ER | SO | BB | IBB | HBP | BLK | WP | HR | S | P | ERA | WHIP |
|---|---|---|---|---|---|---|---|---|---|---|---|---|---|---|---|---|---|---|
| 37 Josh Fogg, R<br>ERA: 5.49 | (1, 1) | 7.0 | W | 25 | 5 | 2 | 2 | 4 | 0 | 0 | 0 | 0 | 0 | 0 | 59 | 86 | 2.57 | 0.714 |
| 60 Manny Corpas, R<br>ERA: 2.84 | (8, 1) | 1.0 | H | 3 | 0 | 0 | 0 | 0 | 0 | 0 | 0 | 0 | 0 | 0 | 5 | 7 | 0.00 | 0.000 |
| 40 Brian Fuentes, L<br>ERA: 3.36 | (9, 1) | 1.0 | S | 4 | 1 | 0 | 0 | 0 | 0 | 0 | 1 | 0 | 0 | 0 | 12 | 19 | 0.00 | 1.000 |

| PITCHER | IP | WLS | BF | H | R | ER | SO | BB | IBB | HBP | BLK | WP | HR | S | P | ERA | WHIP |
|---|---|---|---|---|---|---|---|---|---|---|---|---|---|---|---|---|---|

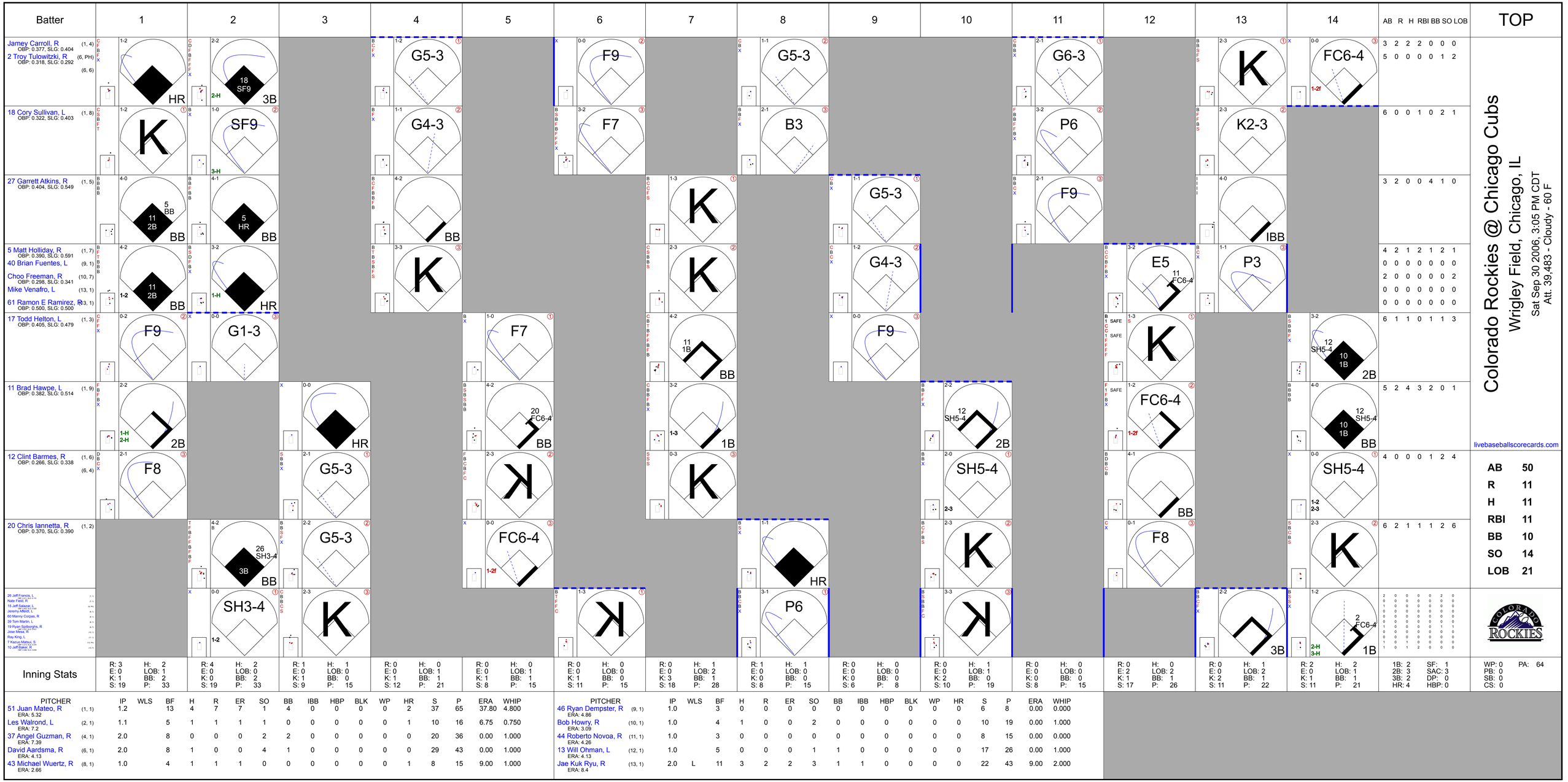
Batter
1
2
3
4
5
6
7
8
9
10
11
12
13
14
AB R H RBI BB SO LOB
TOP
Jamey Carroll, R (1, 4)
OBP: 0.377, SLG: 0.404
2 Troy Tulowitzki, R (6, PH)
OBP: 0.318, SLG: 0.292
(6, 6)
HR
K
18 SF9
2-H
3B
G5-3
F9
G5-3
G6-3
K
FC6-4
1-2f
3 2 2 2 0 0 0
5 0 0 0 0 1 2
18 Cory Sullivan, L (1, 8)
OBP: 0.322, SLG: 0.403
K
SF9
3-H
G4-3
F7
B3
P6
K2-3
6 0 0 1 0 2 1
27 Garrett Atkins, R (1, 5)
OBP: 0.404, SLG: 0.549
5
11
2B
BB
5
HR
BB
BB
K
G5-3
F9
IBB
3 2 0 0 4 1 0
5 Matt Holliday, R (1, 7)
OBP: 0.390, SLG: 0.591
40 Brian Fuentes, L (9, 1)
Choo Freeman, R (10, 7)
OBP: 0.298, SLG: 0.341
Mike Venafro, L (13, 1)
61 Ramon E Ramirez, R (13, 1)
OBP: 0.500, SLG: 0.500
11
2B
1-2
BB
1-H
HR
K
G4-3
E5
11
FC6-4
P3
4 2 1 2 1 2 1
0 0 0 0 0 0 0
2 0 0 0 0 0 2
0 0 0 0 0 0 0
0 0 0 0 0 0 0
17 Todd Helton, L (1, 3)
OBP: 0.405, SLG: 0.479
F9
G1-3
F7
K
11
1B
BB
F9
K
1 SAFE
1 SAFE
12
SH5-4
10
1B
2B
6 1 1 0 1 1 3
11 Brad Hawpe, L (1, 9)
OBP: 0.382, SLG: 0.514
1-H
2-H
2B
HR
20
FC6-4
BB
1-3
1B
12
SH5-4
2B
FC6-4
1-2f
12
SH5-4
10
1B
BB
5 2 4 3 2 0 1
12 Clint Barmes, R (1, 6)
OBP: 0.266, SLG: 0.338
(6, 4)
F8
G5-3
K
SH5-4
2-3
BB
SH5-4
1-2
2-3
4 0 0 0 1 2 4
20 Chris Iannetta, R (1, 2)
OBP: 0.370, SLG: 0.390
26
SH3-4
3B
BB
G5-3
FC6-4
1-2f
HR
K
F8
K
6 2 1 1 1 2 6
26 Jeff Francis, L
Nate Field, R
15 Jeff Salazar, L
Jeremy Affeldt, L
60 Manny Corpas, R
39 Tom Martin, L
19 Ryan Spilborghs, R
Jose Mesa, R
Ray King, L
7 Kazuo Matsui, S
10 Jeff Baker, R
SH3-4
1-2
K
P6
K
3B
2
FC6-4
2-H
3-H
1B
2 0 0 0 0 2 0
0 0 0 0 0 0 0
1 0 0 0 0 0 0
0 0 0 0 0 0 0
0 0 0 0 0 0 0
1 0 0 0 0 1 1
0 0 0 0 0 0 0
1 0 1 0 0 0 0
1 0 1 2 0 0 0
Colorado Rockies @ Chicago Cubs
Wrigley Field, Chicago, IL
Sat Sep 30 2006, 3:05 PM CDT
Att. 39,483 - Cloudy - 60 F
livebaseballscorecards.com
AB 50
R 11
H 11
RBI 11
BB 10
SO 14
LOB 21
Inning Stats
R: 3 E: 0 K: 1 S: 19 H: 2 LOB: 1 BB: 2 P: 33
R: 4 E: 0 K: 0 S: 19 H: 2 LOB: 0 BB: 2 P: 33
R: 1 E: 0 K: 1 S: 9 H: 1 LOB: 0 BB: 0 P: 15
R: 0 E: 0 K: 1 S: 12 H: 0 LOB: 1 BB: 1 P: 21
R: 0 E: 0 K: 1 S: 8 H: 0 LOB: 1 BB: 1 P: 15
R: 0 E: 0 K: 1 S: 11 H: 0 LOB: 0 BB: 0 P: 15
R: 0 E: 0 K: 3 S: 18 H: 1 LOB: 2 BB: 1 P: 28
R: 1 E: 0 K: 0 S: 8 H: 1 LOB: 0 BB: 0 P: 15
R: 0 E: 0 K: 0 S: 6 H: 0 LOB: 0 BB: 0 P: 8
R: 0 E: 0 K: 2 S: 10 H: 1 LOB: 1 BB: 0 P: 19
R: 0 E: 0 K: 0 S: 8 H: 0 LOB: 0 BB: 0 P: 15
R: 0 E: 2 K: 1 S: 17 H: 0 LOB: 2 BB: 1 P: 26
R: 0 E: 0 K: 2 S: 11 H: 1 LOB: 2 BB: 1 P: 22
R: 2 E: 0 K: 1 S: 11 H: 2 LOB: 1 BB: 1 P: 21
1B: 2 2B: 3 3B: 2 HR: 4
SF: 1 SAC: 3 DP: 0 HBP: 0
WP: 0 PB: 0 SB: 0 CS: 0
PA: 64
PITCHER IP WLS BF H R ER SO BB IBB HBP BLK WP HR S P ERA WHIP
51 Juan Mateo, R (1, 1) ERA: 5.32 1.2 13 4 7 7 1 4 0 0 0 0 2 37 65 37.80 4.800
Les Walrond, L (2, 1) ERA: 7.2 1.1 5 1 1 1 0 0 0 0 0 0 1 10 16 6.75 0.750
37 Angel Guzman, R (4, 1) ERA: 7.39 2.0 8 0 0 0 2 2 0 0 0 0 0 20 36 0.00 1.000
David Aardsma, R (6, 1) ERA: 4.13 2.0 8 1 0 0 4 1 0 0 0 0 0 29 43 0.00 1.000
43 Michael Wuertz, R (8, 1) ERA: 2.66 1.0 4 1 1 1 0 0 0 0 0 0 1 8 15 9.00 1.000
PITCHER IP WLS BF H R ER SO BB IBB HBP BLK WP HR S P ERA WHIP
46 Ryan Dempster, R (9, 1) ERA: 4.86 1.0 3 0 0 0 0 0 0 0 0 0 0 6 8 0.00 0.000
Bob Howry, R (10, 1) ERA: 3.09 1.0 4 1 0 0 2 0 0 0 0 0 0 10 19 0.00 1.000
44 Roberto Novoa, R (11, 1) ERA: 4.26 1.0 3 0 0 0 0 0 0 0 0 0 0 8 15 0.00 0.000
13 Will Ohman, L (12, 1) ERA: 4.13 1.0 5 0 0 0 1 1 0 0 0 0 0 17 26 0.00 1.000
Jae Kuk Ryu, R (13, 1) ERA: 8.4 2.0 L 11 3 2 2 3 1 1 0 0 0 0 22 43 9.00 2.000

# BOTTOM

## Colorado Rockies @ Chicago Cubs

Wrigley Field, Chicago, IL

Sat Sep 30 2006, 3:05 PM CDT

Att. 39,483 - Cloudy - 60 F

livebaseballscorecards.com

| | |
|---|---|
| AB | 57 |
| R | 9 |
| H | 15 |
| RBI | 9 |
| BB | 5 |
| SO | 11 |
| LOB | 22 |

| Batter | 1 | 2 | 3 | 4 | 5 | 6 | 7 | 8 | 9 | 10 | 11 | 12 | 13 | 14 | AB | R | H | RBI | BB | SO | LOB |
|---|---|---|---|---|---|---|---|---|---|---|---|---|---|---|---|---|---|---|---|---|---|
| Juan Pierre, L (1, 8) OBP: 0.329, SLG: 0.387 | F8 | | | G6-3 | | 16 S, 2 BB, 16 SF9, 1B | 2 2B, 1-2 2-3 3-H, 1B | F9 | | | F7 | | G4-3 | | 7 | 2 | 2 | 1 | 0 | 0 | 1 |
| 2 Ryan Theriot, R (1, 4) OBP: 0.416, SLG: 0.534 | B5-3 | | | 19 1B, 1B | | 16 SF9, 16 S, 1-2, BB | 1-H 2-H 3-H, 2B | | G4-3 | | K | | K | | 6 | 1 | 2 | 3 | 1 | 2 | 0 |
| 16 Aramis Ramirez, R (1, 5) OBP: 0.352, SLG: 0.558 | G6-3 | | | SAFE, K | | SF9, 1-3 2-H | F9 | | K | | 19 PB, BB | | 19 BB, 1B | | 5 | 0 | 1 | 1 | 1 | 2 | 2 |
| 19 Matt Murton, R (1, 7) OBP: 0.366, SLG: 0.446 | | G6-3 | | 1B, 1-3, 1B | | G1-3 | K | | WP, 1B, BB | | 1-2, BB | | 1-2, BB | | 4 | 1 | 1 | 0 | 3 | 1 | 2 |
| Jacque Jones, L (1, 9) OBP: 0.333, SLG: 0.498 | | G1-3 | | 24 FC6-4, 1-2, 3-H, 1B | | L6 | | K | 1-H, 1B | | K | | G4-3 | | 7 | 0 | 2 | 2 | 0 | 2 | 5 |
| 24 Henry Blanco, R (1, 3) (9, 2) OBP: 0.304, SLG: 0.424 | | G6-3 | | FC6-4, 1-2f | | | 29 FC5, 5 1B, 1B, 1B | 3B, 1B | F8 | | | P6 | | G4-3 | 7 | 2 | 2 | 0 | 0 | 0 | 3 |
| 5 Ronny Cedeno, R (1, 6) OBP: 0.269, SLG: 0.334 | | | F8 | | K | | 1B, 29 FC5, 2 2B, 1-2, 1B | P3 | | F8 | | 1B | | 38 DI, 1B | 7 | 1 | 3 | 0 | 0 | 1 | 1 |
| 58 Geovany Soto, R (1, 2) OBP: 0.231, SLG: 0.240 | | | P6 | | G5-3 | | F9 | 3B, 1-2, 1B | | G4-3 | | K | | K | 3 | 0 | 0 | 0 | 0 | 0 | 2 |
| John Mabry, L (8, PH) (9, 3) OBP: 0.260, SLG: 0.321 | | | P6 | | K | | FC5, 1B, 2 2B, 1-2 2-3 | 3B, 1-H 2-H, 3B | | G4-3 | | F9 | | F9, 1-2 | 4 | 1 | 1 | 0 | 0 | 2 | 2 |
| 51 Juan Mateo, R (1-3) Lee Walrond, L (4-5) 27 Buck Coats, L (5-6) 37 Angel Guzman, R (6-7) Jose Reyes, S (6-8) David Aardsma, R (8-) 29 Angel Pagan, S (7-8) 43 Michael Wuertz, R (8-) Freddie Bynum, L (8-9) 46 Ryan Dempster, R (9-) Bob Howry, L (10-) 9 Scott Mathieson, R (10-) | | | | | | | | | | | | | | | 0 0 0

# Colorado Rockies @ Chicago Cubs

Wrigley Field, Chicago, IL

Sun Oct 01 2006, 1:20 PM CDT

Att. 39,609 - Sunny - 71 F

TOP

livebaseballscorecards.com

| Batter | 1 | 2 | 3 | 4 | 5 | 6 | 7 | 8 | 9 | AB | R | H | RBI | BB | SO | LOB |
|---|---|---|---|---|---|---|---|---|---|---|---|---|---|---|---|---|
| 7 Kazuo Matsui, S (1, 4)<br>OBP: 0.310, SLG: 0.379 | B S C X<br>1-2 G1-3 ① | | C B S X<br>1-2 1-H HR | F B C X<br>1-2 P4 ② | | B F B S S B S<br>3-3 K ③ | | | B C T B F S<br>2-3 K ① | 5 | 1 | 1 | 2 | 0 | 2 | 1 |
| 15 Jeff Salazar, L (1, 8)<br>18 Cory Sullivan, L (7, 8)<br>OBP: 0.409, SLG: 0.415<br>OBP: 0.321, SLG: 0.402 | B B C C B C<br>3-3 K ② | | B B C F B B<br>4-2 27 E 27 1B 11 2B BB | S S B B F X<br>2-2 27 BB 1-3 1B | | | C C B X<br>1-2 F9 ① | | C B B S F F F S<br>2-3 K ② | 3<br>1 | 1<br>0 | 1<br>0 | 0<br>0 | 1<br>0 | 1<br>1 | 0<br>0 |
| 27 Garrett Atkins, R (1, 5)<br>OBP: 0.409, SLG: 0.556 | B C C B X<br>2-2 1B | | B 1 SAFE X<br>1-0 E7 5 S 11 2B 1-3 1B | C B B C B F B<br>4-2 1-2 BB | | | B B B C B<br>4-1 BB | | C C F B F B X<br>2-2 HR | 3 | 2 | 3 | 1 | 2 | 0 | 0 |
| 5 Matt Holliday, R (1, 7)<br>OBP: 0.387, SLG: 0.586 | S B B S T<br>2-2 K ③ | | B C B T B F S<br>3-3 K ② 1-2 | B C S T<br>1-2 K ③ | | | X<br>0-0 F9 ② | | C F B F F S<br>1-3 K ③ | 5 | 0 | 0 | 0 | 0 | 4 | 7 |
| 17 Todd Helton, L (1, 3)<br>OBP: 0.404, SLG: 0.476 | | B C F F X<br>1-2 G6-3 ① | F B B F B F B F F D<br>4-2 11 2B BB | | C F B B C<br>2-3 K ① | | B B F X<br>2-1 F7 ③ | | | 3 | 0 | 0 | 0 | 1 | 1 | 1 |
| 11 Brad Hawpe, L (1, 9)<br>OBP: 0.383, SLG: 0.515 | | B B F B X<br>3-1 G4-3 ② | X<br>0-0 1-3 2-H 3-H 2B | | B F S B C<br>2-3 K ② | | | B B C S B F B<br>4-2 12 G4-3 BB | | 3 | 0 | 1 | 2 | 1 | 1 | 0 |
| 12 Clint Barmes, R (1, 6)<br>OBP: 0.264, SLG: 0.335 | F X<br>0-1 G4-3 ③ | B X<br>1-0 P3 ③ | | | B B B C X<br>3-1 G4-3 ③ | | | L L D D B X<br>3-2 1-2 G4-3 ① | | 4 | 0 | 0 | 0 | 0 | 0 | 3 |
| JD Closser, S (1, 2)<br>OBP: 0.288, SLG: 0.309 | | B X<br>1-0 P3 ① | C B F X<br>1-2 F9 ① | | | X<br>0-0 F8 ① | | S F C<br>0-3 K ② | | 4 | 0 | 0 | 0 | 0 | 1 | 1 |
| 38 Ubaldo Jiménez, R (1, 1)<br>OBP: 0.333, SLG: 0.333<br>Jeremy Affeldt, L (7, 1)<br>Jose Mesa, R (7, 1)<br>10 Jeff Baker, R (8, PH)<br>OBP: 0.379, SLG: 0.825<br>60 Manny Corpas, R (8, 1)<br>39 Tom Martin, L (8, 1) | | X<br>0-0 7 HR 1B | B F B X<br>2-1 E3 15 1B | | | B S S S<br>1-3 K ② | | X<br>0-0 G6-3 ③ | | 3<br>0<br>0<br>1<br>0<br>0 | 1<br>0<br>0<br>0<br>0<br>0 | 1<br>0<br>0<br>0<br>0<br>0 | 0<br>0<br>0<br>0<br>0<br>0 | 0<br>0<br>0<br>0<br>0<br>0 | 1<br>0<br>0<br>0<br>0<br>0 | 0<br>0<br>0<br>1<br>0<br>0 |

| Inning Stats | 1 | 2 | 3 | 4 | 5 | 6 | 7 | 8 | 9 |
|---|---|---|---|---|---|---|---|---|---|
| | R: 0<br>E: 0<br>K: 2<br>S: 12 | H: 1<br>LOB: 1<br>BB: 0<br>P: 20 | R: 0<br>E: 0<br>K: 0<br>S: 8 | H: 0<br>LOB: 0<br>BB: 0<br>P: 12 | R: 4<br>E: 1<br>K: 1<br>S: 18 | H: 4<br>LOB: 2<br>BB: 2<br>P: 33 | R: 0<br>E: 1<br>K: 1<br>S: 18 | H: 1<br>LOB: 3<br>BB: 1<br>P: 29 | R: 0<br>E: 0<br>K: 2<br>S: 8 | H: 0<br>LOB: 0<br>BB: 0<br>P: 15 | R: 0<br>E: 0<br>K: 2<br>S: 7 | H: 0<br>LOB: 0<br>BB: 0<br>P: 11 | R: 0<br>E: 0<br>K: 0<br>S: 7 | H: 0<br>LOB: 1<br>BB: 1<br>P: 14 | R: 0<br>E: 0<br>K: 1<br>S: 10 | H: 0<br>LOB: 1<br>BB: 1<br>P: 17 | R: 1<br>E: 0<br>K: 3<br>S: 21 | H: 1<br>LOB: 0<br>BB: 0<br>P: 28 |

| | AB | 35 |
|---|---|---|
| | R | 5 |
| | H | 7 |
| | RBI | 5 |
| | BB | 5 |
| | SO | 12 |
| | LOB | 14 |

| | 1B: 4 | SF: 0 | WP: 0 | PA: 40 |
|---|---|---|---|---|
| | 2B: 1 | SAC: 0 | PB: 0 | |
| | 3B: 0 | DP: 0 | SB: 1 | |
| | HR: 2 | HBP: 0 | CS: 0 | |

| PITCHER | | IP | WLS | BF | H | R | ER | SO | BB | IBB | HBP | BLK | WP | HR | S | P | ERA | WHIP |
|---|---|---|---|---|---|---|---|---|---|---|---|---|---|---|---|---|---|---|
| 52 Wade Miller, R<br>ERA: 4.57 | (1, 1) | 4.0 | | 22 | 6 | 4 | 4 | 4 | 3 | 0 | 0 | 0 | 0 | 1 | 56 | 94 | 9.00 | 2.250 |
| Les Walrond, L<br>ERA: 6.23 | (5, 1) | 2.1 | | 8 | 0 | 0 | 0 | 4 | 1 | 0 | 0 | 0 | 0 | 0 | 19 | 35 | 0.00 | 0.429 |
| David Aardsma, R<br>ERA: 4.08 | (7, 1) | 0.2 | W | 2 | 0 | 0 | 0 | 0 | 0 | 0 | 0 | 0 | 0 | 0 | 3 | 5 | 0.00 | 0.000 |
| 13 Will Ohman, L<br>ERA: 4.13 | (8, 1) | 0.0 | | 1 | 0 | 0 | 0 | 0 | 1 | 0 | 0 | 0 | 0 | 0 | 3 | 7 | ∞ | ∞ |
| 46 Ryan Dempster, R<br>ERA: 4.8 | (8, 1) | 1.0 | H | 3 | 0 | 0 | 0 | 1 | 0 | 0 | 0 | 0 | 0 | 0 | 7 | 10 | 0.00 | 0.000 |

| PITCHER | | IP | WLS | BF | H | R | ER | SO | BB | IBB | HBP | BLK | WP | HR | S | P | ERA | WHIP |
|---|---|---|---|---|---|---|---|---|---|---|---|---|---|---|---|---|---|---|
| Bob Howry, R<br>ERA: 3.17 | (9, 1) | 1.0 | | 4 | 1 | 1 | 1 | 3 | 0 | 0 | 0 | 0 | 0 | 1 | 21 | 28 | 9.00 | 1.000 |

# Colorado Rockies @ Chicago Cubs

Wrigley Field, Chicago, IL

Sun Oct 01 2006, 1:20 PM CDT

Att. 39,609 - Sunny - 71 F

BOTTOM

livebaseballscorecards.com

| Batter | 1 | 2 | 3 | 4 | 5 | 6 | 7 | 8 | 9 | AB | R | H | RBI | BB | SO | LOB |
|---|---|---|---|---|---|---|---|---|---|---|---|---|---|---|---|---|
| Juan Pierre, L (1, 8)<br>OBP: 0.330, SLG: 0.388 | G4-3 | | 2 CS 1B | | | G3 / E7 1-3 2-H 1B | | | | 4 | 0 | 2 | 1 | 0 | 0 | 0 |
| 2 Ryan Theriot, R (1, 4)<br>OBP: 0.412, SLG: 0.522 | G4-3 | | CS 1-2 | 16 S 16 HR BB | | G1-3 | G1-3 | | | 3 | 1 | 0 | 0 | 1 | 0 | 2 |
| 16 Aramis Ramirez, R (1, 5)<br>OBP: 0.352, SLG: 0.561 | F9 | | | 1-H HR | | G5-3 | | G6-3 | | 4 | 1 | 1 | 2 | 0 | 0 | 0 |
| Jacque Jones, L (1, 9)<br>OBP: 0.334, SLG: 0.499 | | 19 S BB | | P4 | | | F8 | 19 1B 1B 2B | | 3 | 1 | 1 | 0 | 1 | 0 | 0 |
| 19 Matt Murton, R (1, 7)<br>OBP: 0.365, SLG: 0.444 | | L4 1-2 | | G5-3 | | | G5-3 | 5 3B 1B 2-3 1B | | 4 | 1 | 1 | 0 | 0 | 0 | 1 |
| 9 Scott Moore, L (1, 3)<br>OBP: 0.317, SLG: 0.474<br>John Mabry, L (8, 3)<br>OBP: 0.283, SLG: 0.324 | P5 | | | K | | | 5 1B 24 BB 1B | 5 3B 1-2 3-H 1B | | 3<br>1 | 1<br>1 | 1<br>1 | 0<br>1 | 0<br>0 | 1<br>0 | 1<br>0 |
| 24 Henry Blanco, R (1, 2)<br>OBP: 0.304, SLG: 0.419 | F8 | | | K | | | 5 1B 29 E 1-2 BB | L4 | | 3 | 1 | 0 | 0 | 1 | 1 | 3 |
| 5 Ronny Cedeno, R (1, 6)<br>OBP: 0.271, SLG: 0.339 | | | G6-3 | L4 | | | 29 E E 1-3 2-H 1B | 1-H 2-H 3B | | 4 | 1 | 2 | 3 | 0 | 0 | 0 |
| 52 Wade Miller, R (1, 1)<br>OBP: 0.143, SLG: 0.143<br>Les Walrond, L (5, 1)<br>David Aardsma, R (7, 1)<br>29 Ángel Pagán, S (7, PH)<br>OBP: 0.306, SLG: 0.394<br>13 Will Ohman, L (8, 1)<br>OBP: 1.000, SLG: 1.000<br>46 Ryan Dempster, R (8, 1)<br>Freddie Bynum, L (8, PH)<br>OBP: 0.308, SLG: 0.456<br>Bob Howry, L (9, 1)<br>OBP: 1.000, SLG: 1.000 | | | K | L7 | | | E6 E 1-2 3-H | K | | 1<br>1<br>0<br>1<br>0<br>0<br>1<br>0 | 0<br>0<br>0<br>0<br>0<br>0<br>0<br>0 | 0<br>0<br>0<br>0<br>0<br>0<br>1<br>0 | 0<br>0<br>0<br>0<br>0<br>0<br>1<br>0 | 1<br>0<br>0<br>0<br>0<br>0<br>1<br>0 | 0<br>0<br>0<br>0<br>0<br>0<br>1<br>0 | 0<br>0<br>0<br>1<br>0<br>0<br>1<br>0 |
| Inning Stats | R: 0 E: 0 K: 0 S: 7 H: 0 LOB: 0 BB: 0 P: 11 | R: 0 E: 0 K: 0 S: 12 H: 0 LOB: 1 BB: 1 P: 19 | R: 0 E: 0 K: 1 S: 5 H: 1 LOB: 0 BB: 0 P: 9 | R: 2 E: 0 K: 1 S: 10 H: 1 LOB: 0 BB: 1 P: 19 | R: 0 E: 0 K: 1 S: 8 H: 0 LOB: 0 BB: 0 P: 11 | R: 0 E: 0 K: 0 S: 6 H: 0 LOB: 0 BB: 0 P: 8 | R: 3 E: 2 K: 0 S: 13 H: 3 LOB: 2 BB: 1 P: 21 | R: 3 E: 0 K: 1 S: 17 H: 4 LOB: 1 BB: 0 P: 28 | | 1B: 6 2B: 1 3B: 1 HR: 1 | SF: 0 SAC: 0 DP: 0 HBP: 0 | | | | | |

| | |
|---|---|
| AB | 33 |
| R | 8 |
| H | 9 |
| RBI | 7 |
| BB | 3 |
| SO | 4 |
| LOB | 9 |

WP: 0 PB: 0 SB: 2 CS: 1 PA: 37

| PITCHER | | IP | WLS | BF | H | R | ER | SO | BB | IBB | HBP | BLK | WP | HR | S | P | ERA | WHIP |
|---|---|---|---|---|---|---|---|---|---|---|---|---|---|---|---|---|---|---|
| 38 Ubaldo Jiménez, R<br>ERA: 3.52 | (1, 1) | 6.2 | | 25 | 3 | 4 | 3 | 3 | 3 | 0 | 0 | 0 | 0 | 1 | 55 | 92 | 4.05 | 0.900 |
| Jeremy Affeldt, L<br>ERA: 6.2 | (7, 1) | 0.0 | L | 3 | 2 | 1 | 0 | 0 | 0 | 0 | 0 | 0 | 0 | 0 | 5 | 5 | ∞ | ∞ |
| Jose Mesa, R<br>ERA: 3.86 | (7, 1) | 0.1 | | 1 | 0 | 0 | 0 | 0 | 0 | 0 | 0 | 0 | 0 | 0 | 1 | 1 | 0.00 | 0.000 |
| 60 Manny Corpas, R<br>ERA: 3.62 | (8, 1) | 0.1 | | 3 | 2 | 2 | 2 | 0 | 0 | 0 | 0 | 0 | 0 | 0 | 11 | 20 | 54.00 | 6.000 |
| 39 Tom Martin, L<br>ERA: 5.07 | (8, 1) | 0.2 | | 4 | 2 | 1 | 1 | 1 | 0 | 0 | 0 | 0 | 0 | 0 | 6 | 8 | 13.50 | 3.000 |

| PITCHER | IP | WLS | BF | H | R | ER | SO | BB | IBB | HBP | BLK | WP | HR | S | P | ERA | WHIP |
|---|---|---|---|---|---|---|---|---|---|---|---|---|---|---|---|---|---|