

# Colorado Rockies - 2006

Batter	1	2	3	4	5	6	7	8	9	AB	R	H	RBI	BB	SO	LOB	TOP								
18 Cory Sullivan, L (1,8) OBP: 0.333, SLG: 0.333 Choo Freeman, R (5,8)	G4-3		12 WP 17 2B 1B		G5-3			K		3	1	1	0	0	0	0									
12 Clint Barnes, R (1,6) 6 Omar Quintanilla, L (6,6)	G1-3		K		G6-3			F7		3	0	0	0	0	1	1									
17 Todd Helton, L (1,3) OBP: 0.667, SLG: 1.333 Ryan Shealy, R (6, PR) (6,3)	G6-3		2B		27 1B 2B			F7		3	0	2	1	0	0	0									
5 Matt Holliday, R (1,7) OBP: 0.333, SLG: 0.667 19 Ryan Spilborghs, R (6,7)		11 G6-3 2B	F7		P4			K2-3		3	0	1	0	0	0	2									
27 Garrett Atkins, R (1,5) OBP: 0.333, SLG: 0.333 64 Ian Stewart, L (6,5)	F9			G4-3				10 PB 1B		3	0	1	1	0	0	1									
11 Brad Hawpe, L (1,9) 10 Jeff Baker, R (6,9)	G6-3			G4-3				K 1B 24 2B		2	0	0	0	0	0	1									
Jorge Piedra, L (1,10) Eli Marrero, R (7, PH) OBP: 1.000, SLG: 1.000 (9,10)	K			F9				24 FC1-6 1B		2	0	0	0	0	1	1									
Josh Wilson, R (1,4) 24 Jason Smith, L (6,4) OBP: 0.500, SLG: 1.000			F7		G4-3			1-3 2-H 24 2B 1B		2	0	0	0	0	0	0									
Danny Ardoin, R (1,2) OBP: 0.500, SLG: 2.000 Miguel Ojeda, R (6,2)								1-H 3-H 2B		2	1	1	1	0	0	0									
			HR		G3			1-2 CS		2	1	1	1	0	0	0									
								1-2 CS		1	0	0	0	0	1	0									
<b>Inning Stats</b>	R: 0 E: 0 K: 0 S: 3	H: 0 LOB: 0 BB: 0 P: 3	R: 0 E: 0 K: 1 S: 6	H: 1 LOB: 1 BB: 0 P: 6	R: 2 E: 0 K: 1 S: 8	H: 3 LOB: 1 BB: 0 P: 8	R: 0 E: 0 K: 0 S: 3	H: 0 LOB: 0 BB: 0 P: 3	R: 0 E: 0 K: 0 S: 4	H: 0 LOB: 0 BB: 0 P: 3	R: 1 E: 0 K: 0 S: 4	H: 2 LOB: 2 BB: 0 P: 4	R: 0 E: 0 K: 0 S: 4	H: 1 LOB: 0 BB: 0 P: 4	R: 0 E: 0 K: 2 S: 7	H: 0 LOB: 0 BB: 0 P: 7	R: 3 E: 0 K: 2 S: 9	H: 2 LOB: 1 BB: 1 P: 13	1B: 4 2B: 4 3B: 0 HR: 1	SF: 0 SAC: 0 DP: 0 HBP: 0	WP: 1 PB: 1 SB: 0 CS: 1	PA: 36			
<b>PITCHER</b>	IP	WLS	BF	H	R	ER	SO	BB	IBB	HBP	BLK	WP	HR	S	P	ERA	WHIP								
52 Jose Contreras, R (1,1) ERA: 6.0	3.0	L	13	4	2	2	2	0	0	0	0	1	1	17	17	6.00	1.333								
Jon Garland, R (4,1) ERA: 3.0	3.0		10	2	1	1	0	0	0	0	0	0	0	10	10	3.00	0.667								
47 Javier López, L (7,1) ERA:	1.0		3	1	0	0	0	0	0	0	0	0	0	4	4	0.00	1.000								
49 Arnie Munoz, L (8,1) ERA:	1.0		3	0	0	0	2	0	0	0	0	0	0	7	7	0.00	0.000								
40 Charlie Haeger, R (9,1) ERA:	1.0		6	2	3	0	2	1	0	0	0	0	0	9	13	0.00	3.000								

Colorado Rockies @ Chicago White Sox  
Tucson Electric Park, Tucson, AZ  
Wed Mar 01 2006, 3:05 PM EST  
Att. 3,468 - Overcast - 68 F

livebaseballscores.com

AB 34  
R 6  
H 9  
RBI 6  
BB 1  
SO 6  
LOB 8




Batter	1	2	3	4	5	6	7	8	9	AB	R	H	RBI	BB	SO	LOB	BOTTOM								
Rob Mackowiak, L (1,7) OBP: 0.500, SLG: 0.500 7 Jerry Owens, L (4,7) OBP: 0.500, SLG: 1.500	5 G5-3 1B		G4-3			G3			77 SF7 3B	2	0	1	0	0	0	0									
5 Juan Uribe, R (1,6) 77 Robert Valido, R (6,6)	G5-3		F8			F7			SF7	2	0	0	0	0	1	1									
25 Jim Thome, L (1,10) 26 Ben Grieve, L (6, PH)	F7		F8			G6-3			G3	2	0	0	0	0	0	1									
14 Paul Konerko, R (1,3) Casey Rogowski, L (8,3)	K			G6-3			F7		G4-3	3	0	0	0	0	1	1									
23 Jermaine Dye, R (1,9) OBP: 0.500, SLG: 0.500 31 Ryan Sweeney, L (5,9)		BB 1B		G6-3			F8			2	0	1	0	0	0	0									
Tadahito Iguchi, R (1,4) Pedro Lopez, R (5,4)		F8		G6-3			F8			2	0	0	0	0	0	1									
24 Joe Crede, R (1,5) 27 Josh Fields, R (6,5)		F8				G5-3			K	2	0	0	0	0	1	0									
Chris Widger, R (1,2) 39 Chris Stewart, R (6,2)		BB 1B				K			G4-3	1	0	0	0	1	1	0									
32 Brian Anderson, R (1,8)		BB				G4-3			F7	3	0	0	0	0	1	2									
<b>Inning Stats</b>	R: 0 E: 0 K: 1 S: 6	H: 1 LOB: 1 BB: 0 P: 6	R: 0 E: 0 K: 1 S: 6	H: 1 LOB: 1 BB: 1 P: 10	R: 0 E: 0 K: 0 S: 3	H: 0 LOB: 0 BB: 0 P: 3	R: 0 E: 0 K: 0 S: 3	H: 0 LOB: 0 BB: 0 P: 3	R: 0 E: 0 K: 0 S: 3	H: 0 LOB: 0 BB: 0 P: 3	R: 0 E: 0 K: 1 S: 5	H: 0 LOB: 0 BB: 0 P: 5	R: 0 E: 0 K: 0 S: 3	H: 0 LOB: 0 BB: 0 P: 3	R: 0 E: 0 K: 1 S: 5	H: 0 LOB: 0 BB: 0 P: 5	R: 1 E: 0 K: 0 S: 4	H: 1 LOB: 0 BB: 0 P: 4	1B: 2 2B: 0 3B: 1 HR: 0	SF: 1 SAC: 0 DP: 0 HBP: 0	WP: 0 PB: 0 SB: 0 CS: 0	PA: 31			
<b>PITCHER</b>	IP	WLS	BF	H	R	ER	SO	BB	IBB	HBP	BLK	WP	HR	S	P	ERA	WHIP								
Jason Jennings, R (1,1) ERA:	2.0	W	9	2	0	0	0	0	0	0	0	0	0	6	6	0.00	0.000								
26 Jeff Francis, L (3,1) ERA:	2.0		6	0	0	0	0	0	0	0	0	0	0	6	6	0.00	0.000								
Nate Field, R (5,1) ERA:	1.0		3	0	0	0	1	0	0	0	0	0	0	5	5	0.00	0.000								
39 Tom Martin, L (6,1) ERA:	1.0	H	3	0	0	0	0	0	0	0	0	0	0	3	3	0.00	0.000								
Jose Mesa, R (7,1) ERA:	1.0	H	3	0	0	0	0	0	0	0	0	0	0	3	3	0.00	0.000								
<b>PITCHER</b>	IP	WLS	BF	H	R	ER	SO	BB	IBB	HBP	BLK	WP	HR	S	P	ERA	WHIP								
41 Bret Prinz, R (8,1) ERA:	1.0		4	1	1	1	0	0	0	0	0	0	0	4	4	9.00	1.000								
35 Mike Esposito, R (9,1) ERA: 9.0	1.0		4	1	1	1	0	0	0	0	0	0	0	4	4	9.00	1.000								

Colorado Rockies @ Chicago White Sox  
Tucson Electric Park, Tucson, AZ  
Wed Mar 01 2006, 3:05 PM EST  
Att. 3,468 - Overcast - 68 F

livebaseballscores.com

AB 29  
R 1  
H 3  
RBI 1  
BB 1  
SO 4  
LOB 7





Batter	1	2	3	4	5	6	7	8	9	AB	R	H	RBI	BB	SO	LOB	TOP			
7 Jerry Owens, L OBP: 0.400, SLG: 0.750	G6-3		E4			SH4-3				2	0	0	0	1	0	0	<b>Chicago White Sox @ Colorado Rockies</b> US West Sports Complex, Hi Corbett Field, Tucson, AZ Thu Mar 02 2006, 3:05 PM EST Att: 2,290 - Sunny - 74 F livebaseballscores.com			
Rob Mackowiak, L OBP: 0.600, SLG: 0.800 66 Darren Blakely, S	G4-3 2B		G1-3					P3		3	0	2	1	0	0	1				
12 A.J. Pierzynski, L 48 Stephen Randolph, L 58 Chad Bentz, R Sean Tracey, L Chris Amador, R	G4-3			K		F8			K	3	0	0	0	0	1	2				
24 Joe Crede, R 70 Andy González, R	G1-3			G3		P4			E5 94 1B	2	0	0	0	0	1	1				
Ross Gload, L 45 Bobby Jenks, R Armando Almanza, L 94 Thomas Collaro, R Tadahito Iguchi, R Pedro Lopez, R	G6-4-3 1B			L8				G6-3		2	0	1	0	0	0	0				
26 Ben Grievé, L 51 Tim Redding, R 75 Carlos Lee, R	G6-4-3 1-2					P4		F8		2	0	0	0	0	1	2				
77 Robert Valido, R Chris Getz, L						G1-3			F7	2	0	1	0	0	1	0				
Javier Vazquez, R Joshua Hansen, R OBP: 0.500, SLG: 1.000	G1-3									2	0	0	0	0	0	2				
				L6		FC6-4 CS			P5	2	0	0	0	0	1	1				
				G1-3		CS			P3	1	0	0	0	0	0	0				
						SH4-3 1B				2	1	1	0	0	0	0				
<b>Inning Stats</b>	R: 0 E: 0 K: 0 S: 4	H: 1 LOB: 1 BB: 0 P: 4	R: 0 E: 0 K: 1 S: 5	H: 1 LOB: 0 BB: 0 P: 5	R: 0 E: 1 K: 0 S: 4	H: 0 LOB: 1 BB: 0 P: 4	R: 0 E: 0 K: 1 S: 5	H: 0 LOB: 0 BB: 0 P: 5	R: 1 E: 0 K: 0 S: 5	H: 2 LOB: 1 BB: 0 P: 5	R: 0 E: 0 K: 0 S: 3	H: 0 LOB: 0 BB: 0 P: 3	R: 0 E: 0 K: 0 S: 3	H: 0 LOB: 1 BB: 1 P: 7	R: 0 E: 1 K: 1 S: 7	H: 1 LOB: 2 BB: 0 P: 7	1B: 4 2B: 2 3B: 0 HR: 0	SF: 0 SAC: 1 DP: 1 HBP: 0	WP: 0 PB: 0 SB: 0 CS: 1	PA: 35
<b>PITCHER</b>	IP WLS BF H R ER SO BB IBB HBP BLK WP HR S P ERA WHIP	28 Aaron Cook, R ERA: 0.00	2.0 0 7 2 0 0 1 0 0 0 0 0 0 9 9 0.00 1.000	58 Jaime Cerda, L ERA: 0.00	3.1 1.0 4 0 0 0 0 0 0 0 0 0 0 4 4 0.00 0.000	44 Keiichi Yabu, R ERA: 0.00	4.1 1.0 3 0 0 0 1 0 0 0 0 0 0 5 5 0.00 0.000	40 Brian Fuentes, L ERA: 0.00	5.1 1.0 W 3 1 0 0 0 0 0 0 0 0 0 3 4 0.00 1.000	David Cortes, R ERA: 9.00	6.1 1.0 5 2 1 1 0 0 0 0 0 0 0 5 5 9.00 2.000	<b>PITCHER</b>	IP WLS BF H R ER SO BB IBB HBP BLK WP HR S P ERA WHIP	30 Jose Acevedo, R ERA: 0.00	7.1 1.0 3 0 0 0 0 0 0 0 0 0 0 3 3 0.00 0.000	Scott Dohmann, R ERA: 0.00	8.1 1.0 4 0 0 0 0 1 0 0 0 0 0 0 3 7 0.00 1.000	24 Mike DeJean, R ERA: 0.00	9.1 1.0 5 1 0 0 1 0 0 0 0 0 0 0 7 7 0.00 1.000	

Batter	1	2	3	4	5	6	7	8	9	AB	R	H	RBI	BB	SO	LOB	BOTTOM			
18 Cory Sullivan, L OBP: 0.200, SLG: 0.200 10 Jeff Baker, R OBP: 0.250, SLG: 1.000	F7		K2-3							2	0	0	0	0	1	0	<b>Chicago White Sox @ Colorado Rockies</b> US West Sports Complex, Hi Corbett Field, Tucson, AZ Thu Mar 02 2006, 3:05 PM EST Att: 2,290 - Sunny - 74 F livebaseballscores.com			
Jamey Carroll, R 2 Troy Tulowitzki, R	F8									1	0	0	0	1	0	0				
17 Todd Helton, L 67 Carlos Rivera, L										2	0	1	0	0	1	1				
5 Matt Holliday, R Eli Marrero, R OBP: 1.000, SLG: 1.000	K									2	0	0	0	0	1	2				
27 Garrett Atkins, R 64 Ian Stewart, L OBP: 1.000, SLG: 1.500										2	1	2	0	0	0	0				
Ryan Shealy, R 44 Keiichi Yabu, R 40 Brian Fuentes, L Choo Freeman, R OBP: 0.500, SLG: 0.500										1	0	0	0	0	1	0				
Luis Gonzalez, R Jayson Nix, R										0	0	0	0	0	0	0				
JD Closser, S 15 Jeff Salazar, L										3	1	2	2	0	2	2				
28 Aaron Cook, R 58 Jaime Cerda, L Jorge Pizarro, L David Cortes, R 30 Jose Acevedo, R Eli Marrero, R Scott Dohmann, R 11 Brad Hawpe, L 24 Mike DeJean, R										2	0	0	0	0	0	0				
										0	0	0	0	0	0	0				
<b>Inning Stats</b>	R: 0 E: 0 K: 1 S: 6	H: 1 LOB: 1 BB: 0 P: 6	R: 0 E: 0 K: 0 S: 3	H: 1 LOB: 0 BB: 0 P: 3	R: 0 E: 0 K: 2 S: 7	H: 1 LOB: 0 BB: 0 P: 7	R: 0 E: 0 K: 0 S: 2	H: 0 LOB: 0 BB: 1 P: 7	R: 5 E: 0 K: 0 S: 8	H: 5 LOB: 0 BB: 0 P: 10	R: 1 E: 0 K: 1 S: 5	H: 1 LOB: 1 BB: 2 P: 13	R: 0 E: 0 K: 1 S: 5	H: 0 LOB: 1 BB: 1 P: 10	R: 2 E: 0 K: 1 S: 8	H: 4 LOB: 2 BB: 0 P: 8	1B: 11 2B: 3 3B: 0 HR: 1	SF: 0 SAC: 0 DP: 4 HBP: 0	WP: 3 PB: 0 SB: 2 CS: 1	PA: 36
<b>PITCHER</b>	IP WLS BF H R ER SO BB IBB HBP BLK WP HR S P ERA WHIP	Javier Vazquez, R ERA: 0.00	1.1 3.0 10 3 0 0 3 0 0 0 0 0 0 2 7 0.00 1.000	45 Bobby Jenks, R ERA: 0.00	4.1 1.0 3 0 0 0 0 1 0 0 0 0 0 0 5 7 0.00 12.000	Armando Almanza, L ERA: 108.00	5.1 0.1 L 5 4 4 4 0 0 0 0 0 1 0 5 7 108.00 12.000	51 Tim Redding, R ERA: 13.5	5.1 0.2 3 1 1 1 0 0 0 0 0 0 1 3 3 13.50 1.500	48 Stephen Randolph, L ERA: 9.0	6.1 1.0 5 1 1 1 1 2 0 0 0 0 1 0 5 13 9.00 3.000	<b>PITCHER</b>	IP WLS BF H R ER SO BB IBB HBP BLK WP HR S P ERA WHIP	58 Chad Bentz, L ERA: 18.00	7.1 1.0 4 0 0 0 0 1 0 0 0 0 0 0 8 8 18.00 4.000	Sean Tracey, R ERA: 18.00	8.1 1.0 6 4 2 2 1 0 0 0 0 0 0 0 8 8 18.00 4.000			







Batter	1	2	3	4	5	6	7	8	9	AB	R	H	RBI	BB	SO	LOB	TOP					
9 David DeJesus, L (1, 8) 44 Kerry Robinson, L (5, 8) OBP: 0.625, SLG: 1.250 OBP: 0.545, SLG: 0.727										4	3	3	0	0	0	1						
4 Angel Berroa, R (1, 6) 1 Angel Sanchez, R (6, PR) OBP: 0.375, SLG: 0.500 OBP: 0.500, SLG: 1.250										4	1	3	1	0	0	1						
Doug Mientkiewicz, L (1, 3) Wilson Valdez, R (6, 3) OBP: 0.599, SLG: 0.867 OBP: 0.714, SLG: 1.167										2	1	1	1	1	0	1						
Chip Ambres, R (1, 9) Esteban German, R (6, 7) OBP: 0.385, SLG: 0.333 OBP: 0.333, SLG: 0.143										3	0	0	1	0	2	5						
24 Mark Teahen, L (1, 5) 70 Alex Gordon, L (6, PR) OBP: 0.167, SLG: 0.857 OBP: 0.286, SLG: 0.167										3	1	3	3	1	0	0						
Joe Mauer, R (1, 4) Mike Wood, R (7, 1) Ambiorix Burgos, R (8, PH) Jared Price, R (8, PH) Mike MacDougal, S (8, 1) 57 Joel Peralta, R (8, 1)										3	1	2	1	0	0	2						
32 Shane Costa, L (1, 7) 22 Mitch Maier, L (4, PH) OBP: 0.167, SLG: 0.182 OBP: 0.428, SLG: 0.667										2	0	0	1	0	1	3						
12 Paul Phillips, R (1, 2) 64 Matt Tupman, L (7, PR) OBP: 0.500, SLG: 0.750										4	1	4	1	0	0	0						
37 Scott Elarton, R (1, 1) 38 Chris Clapinski, S (4, PH) 13 Andrés Blanco, S (4, 4) OBP: 0.333, SLG: 0.250										1	0	0	0	0	1	1						
<b>Inning Stats</b>	R: 1 E: 0 K: 0 S: 8	H: 1 LOB: 0 BB: 0 P: 10	R: 2 E: 0 K: 1 S: 9	H: 3 LOB: 0 BB: 0 P: 9	R: 2 E: 1 K: 1 S: 20	H: 3 LOB: 2 BB: 2 P: 32	R: 4 E: 0 K: 1 S: 16	H: 7 LOB: 1 BB: 0 P: 21	R: 0 E: 0 K: 2 S: 10	H: 1 LOB: 0 BB: 0 P: 8	R: 1 E: 0 K: 1 S: 13	H: 3 LOB: 1 BB: 0 P: 23	R: 0 E: 0 K: 0 S: 6	H: 0 LOB: 0 BB: 0 P: 9	R: 2 E: 0 K: 1 S: 15	H: 3 LOB: 1 BB: 0 P: 20	1B: 13 2B: 10 3B: 1 HR: 0	SF: 2 SAC: 0 DP: 2 HBP: 0	WP: 1 PB: 0 SB: 1 CS: 1	PA: 49		
<b>PITCHER</b>	IP WLS BF H R ER SO	IP WLS BF H R ER SO	IP WLS BF H R ER SO	IP WLS BF H R ER SO	IP WLS BF H R ER SO	IP WLS BF H R ER SO	IP WLS BF H R ER SO	IP WLS BF H R ER SO	IP WLS BF H R ER SO	IP WLS BF H R ER SO	IP WLS BF H R ER SO	IP WLS BF H R ER SO	IP WLS BF H R ER SO	IP WLS BF H R ER SO	IP WLS BF H R ER SO	IP WLS BF H R ER SO	ERA WHIP	ERA WHIP				
Jason Jennings, R (1, 1) ERA: 9.0	3.0	16	7	5	5	2	2	0	0	0	0	0	0	0	0	0	15.00	3.000				
44 Keiichi Yabu, R (4, 1) ERA: 18.0	1.0	L 9	7	4	4	1	0	0	0	0	0	1	0	16	21	36.00	7.000					
39 Tom Martin, L (5, 1) ERA: 18.0	1.0	3	1	0	0	0	0	0	0	0	0	0	0	7	8	0.00	1.000					
Nate Field, R (6, 1) ERA: 6.0	2.0	11	5	2	2	3	0	0	0	0	0	0	0	23	38	9.00	2.500					
Jose Mesa, R (8, 1) ERA: 9.0	1.0	3	0	0	0	0	0	0	0	0	0	0	0	6	9	0.00	0.000					
<b>PITCHER</b>	IP WLS BF H R ER SO	IP WLS BF H R ER SO	IP WLS BF H R ER SO	IP WLS BF H R ER SO	IP WLS BF H R ER SO	IP WLS BF H R ER SO	IP WLS BF H R ER SO	IP WLS BF H R ER SO	IP WLS BF H R ER SO	IP WLS BF H R ER SO	IP WLS BF H R ER SO	IP WLS BF H R ER SO	IP WLS BF H R ER SO	IP WLS BF H R ER SO	IP WLS BF H R ER SO	IP WLS BF H R ER SO	ERA WHIP	ERA WHIP				
Scott Dohmann, R (9, 1) ERA: 9.0	1.0	6	3	2	2	1	0	0	0	0	0	0	0	15	20	18.00	3.000					
<b>Batter</b>	<b>1</b>	<b>2</b>	<b>3</b>	<b>4</b>	<b>5</b>	<b>6</b>	<b>7</b>	<b>8</b>	<b>9</b>	<b>AB</b>	<b>R</b>	<b>H</b>	<b>RBI</b>	<b>BB</b>	<b>SO</b>	<b>LOB</b>	<b>BOTTOM</b>					
18 Cory Sullivan, L (1, 8) Jayson Nix, R (6, 4) OBP: 0.273, SLG: 0.273 OBP: 0.500, SLG: 0.333										3	0	0	0	0	0	2						
12 Clint Barmes, R (1, 6) 2 Troy Tulowitzki, R (6, 6) OBP: 0.250, SLG: 0.250 OBP: 0.250, SLG: 0.500										3	0	2	0	0	0	0						
17 Todd Helton, L (1, 3) 39 Tom Martin, L (5, 1) OBP: 0.375, SLG: 0.625										3	0	0	0	0	0	2						
15 Jeff Salazar, L (6, 8) OBP: 0.200, SLG: 0.400										2	1	1	1	0	0	1						
10 Jeff Baker, R (1, 7) OBP: 0.100, SLG: 0.400										5	1	0	0	0	0	2						
11 Brad Hawpe, L (1, 9) 19 Ryan Spilborghs, R (6, 7) OBP: 0.333, SLG: 0.444 OBP: 0.400, SLG: 0.400										3	2	2	1	0	0	0						
Eli Marrero, R (1, 2) 76 Dan Conway, R (6, 2) OBP: 1.000, SLG: 1.167										3	1	3	1	0	0	0						
Luis Gonzalez, R (1, 4) Nate Field, R (7, 1) Jorge Piedra, L (8, PH) Jose Mesa, R (8, 1) Scott Dohmann, R (8, 1) 64 Ian Stewart, L (8, PH) OBP: 0.200, SLG: 0.375 OBP: 0.167, SLG: 0.167 OBP: 0.600, SLG: 0.750										3	1	1	1	0	1	3						
Jamey Carroll, R (1, 5) 24 Jason Smith, L (6, 5) OBP: 0.500, SLG: 0.333 OBP: 0.400, SLG: 1.000										2	0	1	1	0	0	1						
Jason Jennings, L (1, 1) 44 Keiichi Yabu, R (4, 1) 8 Yorvit Torrealba, R (4, PH) 67 Carlos Rivera, L (5, 3) OBP: 1.000, SLG: 1.000 OBP: 0.375, SLG: 0.500										1	0	1	1	0	0	0						
<b>Inning Stats</b>	R: 0 E: 0 K: 0 S: 5	H: 0 LOB: 0 BB: 0 P: 10	R: 2 E: 0 K: 0 S: 15	H: 4 LOB: 2 BB: 0 P: 20	R: 3 E: 0 K: 0 S: 11	H: 4 LOB: 1 BB: 0 P: 17	R: 0 E: 0 K: 1 S: 6	H: 1 LOB: 1 BB: 0 P: 8	R: 0 E: 0 K: 1 S: 8	H: 1 LOB: 1 BB: 0 P: 12	R: 0 E: 0 K: 1 S: 6	H: 0 LOB: 0 BB: 0 P: 7	R: 2 E: 1 K: 0 S: 11	H: 3 LOB: 2 BB: 1 P: 18	R: 1 E: 0 K: 0 S: 7	H: 2 LOB: 0 BB: 0 P: 12	R: 0 E: 0 K: 0 S: 8	H: 1 LOB: 1 BB: 0 P: 12	1B: 10 2B: 6 3B: 0 HR: 0	SF: 0 SAC: 0 DP: 1 HBP: 0	WP: 0 PB: 0 SB: 0 CS: 1	PA: 43
<b>PITCHER</b>	IP WLS BF H R ER SO	IP WLS BF H R ER SO	IP WLS BF H R ER SO	IP WLS BF H R ER SO	IP WLS BF H R ER SO	IP WLS BF H R ER SO	IP WLS BF H R ER SO	IP WLS BF H R ER SO	IP WLS BF H R ER SO	IP WLS BF H R ER SO	IP WLS BF H R ER SO	IP WLS BF H R ER SO	IP WLS BF H R ER SO	IP WLS BF H R ER SO	IP WLS BF H R ER SO	IP WLS BF H R ER SO	ERA WHIP	ERA WHIP				
37 Scott Elarton, R (1, 1) ERA: 15.0	3.0	W 11	2	0	0	2	0	0	0	0	0	0	0	20	27	0.00	0.667					
Mike Wood, R (7, 1) ERA: 9.0	1.0	7	3	2	2	0	1	0	0	0	0	0	0	11	18	18.00	4.000					
Ambiorix Burgos, R (8, 1) ERA: 9.0	1.0	4	2	1	1	0	0	0	0	0	0	0	0	7	12	9.00	2.000					
Mike MacDougal, R (8, 1) ERA: 4.5	1.0	4	1	0	0	0	0	0	0	0	0	0	0	8	12	0.00	1.000					
57 Joel Peralta, R (9, 1) ERA: 9.0	1.0	4	1	0	0	0	0	0	0	0	0	0	0	8	12	0.00	1.000					

Kansas City Royals @ Colorado Rockies  
US West Sports Complex, Hi Corbett Field, Tucson, AZ  
Sun Mar 05 2006, 3:05 PM EST  
Att: 2,673 - Sunny - 79 F

AB 44  
R 13  
H 23  
RBI 13  
BB 2  
SO 7  
LOB 22



Kansas City Royals @ Colorado Rockies  
US West Sports Complex, Hi Corbett Field, Tucson, AZ  
Sun Mar 05 2006, 3:05 PM EST  
Att: 2,673 - Sunny - 79 F

AB 41  
R 8  
H 16  
RBI 8  
BB 1  
SO 2  
LOB 16































Batter	1	2	3	4	5	6	7	8	9	AB R H RBI BB SO LOB	TOP																																						
											<p style="text-align: center;"><b>Colorado Rockies @ Texas Rangers</b>            Surprise Stadium, Surprise, AZ            Sat Mar 11 2006, 3:05 PM EST</p> <p style="text-align: right;"><a href="http://livebaseballscorecards.com">livebaseballscorecards.com</a></p> <p><b>AB</b> 0  <b>R</b> 0  <b>H</b> 0  <b>RBI</b> 0  <b>BB</b> 0  <b>SO</b> 0  <b>LOB</b> 0</p> 																																						
Inning Stats																																																	
PITCHER										IP		WLS	BF	H	R	ER	SO	BB	IBB	HBP	BLK	WP	HR	S	P	ERA	WHIP	PITCHER	IP	WLS	BF	H	R	ER	SO	BB	IBB	HBP	BLK	WP	HR	S	P	ERA	WHIP	1B: 0	SF: 0	WP: 0	PA: 0
																																												2B: 0	SAC: 0	FB: 0			
																																												3B: 0	DP: 0	SB: 0			
																																												HR: 0	HBP: 0	CS: 0			

Batter	1	2	3	4	5	6	7	8	9	AB R H RBI BB SO LOB	BOTTOM																																						
											<p style="text-align: center;"><b>Colorado Rockies @ Texas Rangers</b>            Surprise Stadium, Surprise, AZ            Sat Mar 11 2006, 3:05 PM EST</p> <p style="text-align: right;"><a href="http://livebaseballscorecards.com">livebaseballscorecards.com</a></p> <p><b>AB</b> 0  <b>R</b> 0  <b>H</b> 0  <b>RBI</b> 0  <b>BB</b> 0  <b>SO</b> 0  <b>LOB</b> 0</p> 																																						
Inning Stats																																																	
PITCHER										IP		WLS	BF	H	R	ER	SO	BB	IBB	HBP	BLK	WP	HR	S	P	ERA	WHIP	PITCHER	IP	WLS	BF	H	R	ER	SO	BB	IBB	HBP	BLK	WP	HR	S	P	ERA	WHIP	1B: 0	SF: 0	WP: 0	PA: 0
																																													2B: 0	SAC: 0	FB: 0		
																																													3B: 0	DP: 0	SB: 0		
																																													HR: 0	HBP: 0	CS: 0		



Batter	1	2	3	4	5	6	7	8	9	AB	R	H	RBI	BB	SO	LOB	TOP					
14 Mark Ellis, R OBP: 0.385, SLG: 0.750 13 Cliff Pennington, S OBP: 0.273, SLG: 0.273										4	2	2	1	0	1	4	<b>Oakland Athletics @ Colorado Rockies</b> US West Sports Complex, Hi Corbett Field, Tucson, AZ Sun Mar 12 2006, 3:05 PM EST Atr: 2,805 - Partly Cloudy - 52 F					
Freddie Bynum, L OBP: 0.375, SLG: 0.652										4	2	2	1	1	0	1						
Nick Swisher, S OBP: 0.370, SLG: 0.423										4	2	2	0	0	0	1						
29 Dan Johnson, L OBP: 0.333, SLG: 0.462										4	2	2	4	1	0	0						
56 Scott McClain, R OBP: 0.455, SLG: 0.900										4	0	1	0	1	0	2						
17 Adam Melhuse, S OBP: 0.526, SLG: 0.688 Javier Herrera, R OBP: 0.273, SLG: 0.300										4	1	2	1	0	0	1						
Charles Thomas, L OBP: 0.278, SLG: 0.294 Joe Kennedy, R										3	0	0	1	0	0	3						
56 Randy Keisler, L										0	0	0	0	0	0	0						
5 Jeremy Brown, R OBP: 0.286, SLG: 0.167										2	0	1	0	0	0	0						
Mike Rouse, L OBP: 0.400, SLG: 0.211 46 Santiago Casilla, R Kory Wayment, R 52 Matt Roney, R										2	0	0	0	2	0	1						
57 Chad Gaudin, R 66 Danny Putnam, L OBP: 0.455, SLG: 0.556										2	0	0	0	0	2	4						
<b>Inning Stats</b>	R: 4 E: 0 K: 1 S: 10	H: 5 LOB: 3 BB: 2 P: 18	R: 1 E: 0 K: 0 S: 4	H: 1 LOB: 0 BB: 0 P: 4	R: 0 E: 0 K: 1 S: 5	H: 0 LOB: 1 BB: 1 P: 9	R: 3 E: 0 K: 0 S: 7	H: 4 LOB: 1 BB: 0 P: 8	R: 0 E: 1 K: 1 S: 8	H: 0 LOB: 1 BB: 0 P: 8	R: 0 E: 0 K: 0 S: 3	H: 0 LOB: 0 BB: 0 P: 3	R: 1 E: 0 K: 0 S: 4	H: 2 LOB: 0 BB: 0 P: 4	R: 0 E: 0 K: 0 S: 3	H: 0 LOB: 2 BB: 2 P: 11	R: 0 E: 0 K: 2 S: 7	H: 0 LOB: 0 BB: 0 P: 7	1B: 5 2B: 5 3B: 0 HR: 2	SF: 0 SAC: 1 DP: 1 HBP: 0	WP: 0 PB: 1 SB: 0 CS: 0	PA: 44
<b>PITCHER</b>	IP WLS BF H R ER SO BB IBB HBP BLK WP HR S P ERA WHIP																					
Zach Day, R ERA: 14.0	3.0 L 18 6 5 5 2 3 0 0 0 1 0 0 1 19 31 15.00 3.000																					
Justin Hampson, L ERA: 9.0	1.0 7 4 3 2 0 0 0 0 0 0 0 0 0 7 8 18.00 4.000																					
24 Mike DeJean, R ERA: 1.8	2.0 7 0 0 0 1 0 0 0 0 0 0 0 11 11 0.00 0.000																					
41 Bret Prinz, R ERA: 9.0	1.0 4 2 1 1 0 0 0 0 0 0 0 1 4 4 9.00 2.000																					
58 Jaime Cerda, L ERA:	1.0 5 0 0 0 0 2 0 0 0 0 0 0 3 11 0.00 2.000																					

Batter	1	2	3	4	5	6	7	8	9	AB	R	H	RBI	BB	SO	LOB	BOTTOM			
18 Cory Sullivan, L OBP: 0.304, SLG: 0.273 Choo Freeman, R OBP: 0.409, SLG: 0.619										2	1	0	0	1	1	0	<b>Oakland Athletics @ Colorado Rockies</b> US West Sports Complex, Hi Corbett Field, Tucson, AZ Sun Mar 12 2006, 3:05 PM EST Atr: 2,805 - Partly Cloudy - 52 F			
12 Clint Barmes, R OBP: 0.350, SLG: 0.389 2 Troy Tulowitzki, R OBP: 0.364, SLG: 0.333										2	1	1	0	0	0	0				
17 Todd Helton, L OBP: 0.391, SLG: 0.400 24 Jason Smith, L OBP: 0.357, SLG: 0.500										2	0	0	0	1	1	3				
Eli Marrero, R OBP: 0.619, SLG: 0.611 19 Ryan Spilborghs, R OBP: 0.364, SLG: 0.350										3	0	2	1	0	0	1				
11 Brad Hawpe, L OBP: 0.348, SLG: 0.364 JD Closser, S OBP: 0.538, SLG: 0.909										3	0	0	1	0	1	3				
64 Ian Stewart, L OBP: 0.575, SLG: 1.063										4	1	2	1	0	0	2				
Danny Ardoin, R OBP: 0.467, SLG: 0.800 41 Bret Prinz, R 58 Jaime Cerda, L Nate Field, R										3	0	0	0	0	1	1				
20 Chris Iannetta, R OBP: 0.333, SLG: 0.200										0	0	0	0	0	0	0				
Josh Wilson, R OBP: 0.231, SLG: 0.231 6 Omar Quintanilla, L OBP: 0.231, SLG: 0.167										2	0	0	0	0	0	0				
Zach Day, R Justin Hampson, L 8 Yorvit Torrealba, R 24 Mike DeJean, R 10 Jeff Baker, R OBP: 0.217, SLG: 0.667										1	0	0	0	0	1	0				
<b>Inning Stats</b>	R: 0 E: 1 K: 1 S: 7	H: 2 LOB: 2 BB: 0 P: 7	R: 1 E: 0 K: 2 S: 8	H: 1 LOB: 0 BB: 0 P: 8	R: 2 E: 0 K: 1 S: 6	H: 1 LOB: 1 BB: 1 P: 11	R: 0 E: 0 K: 1 S: 5	H: 0 LOB: 0 BB: 0 P: 5	R: 0 E: 1 K: 1 S: 6	H: 1 LOB: 1 BB: 0 P: 6	R: 0 E: 0 K: 1 S: 5	H: 0 LOB: 0 BB: 0 P: 5	R: 0 E: 0 K: 0 S: 4	H: 1 LOB: 1 BB: 0 P: 4	R: 2 E: 1 K: 0 S: 4	H: 0 LOB: 3 BB: 4 P: 20	1B: 4 2B: 1 3B: 0 HR: 1	SF: 0 SAC: 0 DP: 1 HBP: 1	WP: 0 PB: 0 SB: 0 CS: 0	PA: 41
<b>PITCHER</b>	IP WLS BF H R ER SO BB IBB HBP BLK WP HR S P ERA WHIP																			
57 Chad Gaudin, R ERA: 6.75 Joe Kennedy, L 56 Randy Keisler, L 46 Santiago Casilla, R 52 Matt Roney, R ERA: 6.75	3.0 W 15 4 3 3 4 1 0 0 0 0 0 0 8 12 0.00 0.500																			
56 Randy Keisler, L ERA: 7.2	1.0 4 1 0 0 1 0 0 0 0 0 0 0 6 6 0.00 1.000																			
46 Santiago Casilla, R ERA: 1.5	2.0 7 1 0 0 1 0 0 0 0 0 0 0 9 9 0.00 0.500																			
52 Matt Roney, R ERA: 6.75	1.0 8 0 2 1 0 4 0 0 0 0 0 0 4 20 9.00 4.000																			

**AB 38**  
**R 9**  
**H 12**  
**RBI 8**  
**BB 5**  
**SO 5**  
**LOB 18**

**AB 34**  
**R 5**  
**H 6**  
**RBI 4**  
**BB 6**  
**SO 7**  
**LOB 22**







Batter	1	2	3	4	5	6	7	8	9	AB	R	H	RBI	BB	SO	LOB	TOP							
Jamey Carroll, R OBP: 0.350, SLG: 0.389 (1, 7)										5	1	1	0	0	0	3	<b>Colorado Rockies @ Chicago Cubs</b> Hohokam Park, Mesa, AZ Mon Mar 13 2006, 3:05 PM EST Att: 11,041 - Sunny - 64 F							
Luis Gonzalez, R OBP: 0.428, SLG: 0.650 Jayson Nix, R OBP: 0.364, SLG: 0.400 (7, PR) (7, 4)										4	0	3	0	0	0	0								
Ryan Shealy, R OBP: 0.200, SLG: 0.214 2 Troy Tulowitzki, R OBP: 0.308, SLG: 0.273 (1, 3) (5, 6)										2	0	0	0	1	0	2								
27 Garrett Atkins, R OBP: 0.545, SLG: 0.563 Sean Barker, R (7, PR) (7, 7)										2	1	1	1	1	0	2								
JD Closser, S OBP: 0.588, SLG: 0.857 76 Dan Conway, R OBP: 0.286, SLG: 0.333 (8, PH) (8, 2)										3	2	0	1	0	1									
11 Brad Hawpe, L OBP: 0.321, SLG: 0.370 (1, 9)										5	1	1	0	0	3	5								
Choo Freeman, R OBP: 0.407, SLG: 0.640 (1, 8)										4	2	1	3	1	0	2								
24 Jason Smith, L OBP: 0.421, SLG: 0.563 (1, 6) (5, 3)										4	0	3	4	0	0	0								
Jason Jennings, L OBP: 0.200, SLG: 0.200 Ray King, L ERA: 17.16 Judson Thigpen, R ERA: 20.25 25 Steve Colyer, L Eduardo Sierra, R (9, 1)										3	0	0	0	0	0	2								
<b>Inning Stats</b>	R: 1 E: 0 K: 0 S: 5	H: 2 LOB: 1 BB: 0 P: 5	R: 0 E: 0 K: 0 S: 4	H: 1 LOB: 1 BB: 0 P: 4	R: 0 E: 0 K: 0 S: 3	H: 0 LOB: 0 BB: 0 P: 3	R: 2 E: 0 K: 1 S: 9	H: 3 LOB: 1 BB: 0 P: 9	R: 0 E: 0 K: 0 S: 3	H: 1 LOB: 1 BB: 1 P: 7	R: 3 E: 0 K: 0 S: 5	H: 2 LOB: 0 BB: 1 P: 9	R: 3 E: 0 K: 2 S: 11	H: 3 LOB: 3 BB: 3 P: 22	R: 1 E: 0 K: 1 S: 6	H: 1 LOB: 0 BB: 0 P: 6		R: 0 E: 0 K: 1 S: 5	H: 0 LOB: 0 BB: 0 P: 5	1B: 7 2B: 5 3B: 1 HR: 0	SF: 3 SAC: 0 DP: 1 HBP: 0	WP: 0 PB: 0 SB: 1 CS: 0	PA: 44	
<b>PITCHER</b>	IP WLS BF H R ER SO BB IBB HBP BLK WP HR S P ERA WHIP	IP WLS BF H R ER SO BB IBB HBP BLK WP HR S P ERA WHIP	IP WLS BF H R ER SO BB IBB HBP BLK WP HR S P ERA WHIP	IP WLS BF H R ER SO BB IBB HBP BLK WP HR S P ERA WHIP	IP WLS BF H R ER SO BB IBB HBP BLK WP HR S P ERA WHIP	IP WLS BF H R ER SO BB IBB HBP BLK WP HR S P ERA WHIP	IP WLS BF H R ER SO BB IBB HBP BLK WP HR S P ERA WHIP	IP WLS BF H R ER SO BB IBB HBP BLK WP HR S P ERA WHIP	IP WLS BF H R ER SO BB IBB HBP BLK WP HR S P ERA WHIP	IP WLS BF H R ER SO BB IBB HBP BLK WP HR S P ERA WHIP	IP WLS BF H R ER SO BB IBB HBP BLK WP HR S P ERA WHIP	IP WLS BF H R ER SO BB IBB HBP BLK WP HR S P ERA WHIP	IP WLS BF H R ER SO BB IBB HBP BLK WP HR S P ERA WHIP	IP WLS BF H R ER SO BB IBB HBP BLK WP HR S P ERA WHIP	IP WLS BF H R ER SO BB IBB HBP BLK WP HR S P ERA WHIP	IP WLS BF H R ER SO BB IBB HBP BLK WP HR S P ERA WHIP	IP WLS BF H R ER SO BB IBB HBP BLK WP HR S P ERA WHIP	IP WLS BF H R ER SO BB IBB HBP BLK WP HR S P ERA WHIP	IP WLS BF H R ER SO BB IBB HBP BLK WP HR S P ERA WHIP	IP WLS BF H R ER SO BB IBB HBP BLK WP HR S P ERA WHIP	IP WLS BF H R ER SO BB IBB HBP BLK WP HR S P ERA WHIP	IP WLS BF H R ER SO BB IBB HBP BLK WP HR S P ERA WHIP	IP WLS BF H R ER SO BB IBB HBP BLK WP HR S P ERA WHIP	IP WLS BF H R ER SO BB IBB HBP BLK WP HR S P ERA WHIP

Batter	1	2	3	4	5	6	7	8	9	AB	R	H	RBI	BB	SO	LOB	BOTTOM							
Juan Pierre, L OBP: 0.269, SLG: 0.320 Felix Pie, L OBP: 0.333, SLG: 0.706 (1, 8) (6, 8)										3	1	1	0	0	0	1	<b>Colorado Rockies @ Chicago Cubs</b> Hohokam Park, Mesa, AZ Mon Mar 13 2006, 3:05 PM EST Att: 11,041 - Sunny - 64 F							
Jerry Hairston, R OBP: 0.600, SLG: 0.667 Ryan Theriot, R OBP: 0.438, SLG: 0.385 (1, 9) (6, 9)										3	0	2	1	0	0	1								
16 Aramis Ramirez, R OBP: 0.500, SLG: 0.929 64 Casey McGehee, R OBP: 0.263, SLG: 0.176 (1, 5) (7, 5)										3	0	0	0	0	0	2								
John Mabry, L OBP: 0.538, SLG: 0.900 28 Michael Restovich, R OBP: 0.364, SLG: 0.667 (1, 3) (6, 3)										2	0	0	0	0	0	2								
Todd Walker, L OBP: 0.333, SLG: 0.556 27 Buck Coats, L OBP: 0.467, SLG: 0.769 (1, 4) (6, 4)										2	0	1	0	0	0	0								
19 Matt Murton, R OBP: 0.524, SLG: 0.789 3 Marquis Grissom, R OBP: 0.364, SLG: 0.400 (1, 7) (6, 7)										2	0	1	0	0	1	1								
Neifi Perez, S OBP: 0.217 1 Augie Ojeda, S OBP: 0.267, SLG: 0.333 29 Angel Pagán, S OBP: 0.333, SLG: 0.667 (1, 6) (6, 6) (9, PH)										2	0	0	0	0	0	2								
5 Ronny Cedeno, R OBP: 0.261, SLG: 0.238 66 Adam Greenberg, L OBP: 0.276, SLG: 0.353 (1, 10) (7, PH) (8, 10)										1	0	0	0	1	1									
58 Geovany Soto, R OBP: 0.417, SLG: 0.455 74 Jake Fox, R OBP: 0.429, SLG: 0.750 (1, 2) (6, 2)										2	0	1	0	0	0	0								
<b>Inning Stats</b>	R: 0 E: 0 K: 0 S: 4	H: 1 LOB: 1 BB: 0 P: 5	R: 0 E: 0 K: 1 S: 6	H: 1 LOB: 1 BB: 0 P: 6	R: 1 E: 0 K: 0 S: 5	H: 2 LOB: 1 BB: 0 P: 5	R: 0 E: 0 K: 1 S: 5	H: 1 LOB: 1 BB: 1 P: 9	R: 0 E: 0 K: 0 S: 6	H: 1 LOB: 0 BB: 0 P: 6	R: 0 E: 0 K: 1 S: 5	H: 0 LOB: 0 BB: 0 P: 5	R: 0 E: 0 K: 1 S: 16	H: 4 LOB: 2 BB: 1 P: 25	R: 2 E: 0 K: 2 S: 18	H: 3 LOB: 3 BB: 2 P: 31		1B: 9 2B: 3 3B: 2 HR: 0	SF: 0 SAC: 0 DP: 0 HBP: 0	WP: 0 PB: 0 SB: 2 CS: 2	PA: 44			
<b>PITCHER</b>	IP WLS BF H R ER SO BB IBB HBP BLK WP HR S P ERA WHIP	IP WLS BF H R ER SO BB IBB HBP BLK WP HR S P ERA WHIP	IP WLS BF H R ER SO BB IBB HBP BLK WP HR S P ERA WHIP	IP WLS BF H R ER SO BB IBB HBP BLK WP HR S P ERA WHIP	IP WLS BF H R ER SO BB IBB HBP BLK WP HR S P ERA WHIP	IP WLS BF H R ER SO BB IBB HBP BLK WP HR S P ERA WHIP	IP WLS BF H R ER SO BB IBB HBP BLK WP HR S P ERA WHIP	IP WLS BF H R ER SO BB IBB HBP BLK WP HR S P ERA WHIP	IP WLS BF H R ER SO BB IBB HBP BLK WP HR S P ERA WHIP	IP WLS BF H R ER SO BB IBB HBP BLK WP HR S P ERA WHIP	IP WLS BF H R ER SO BB IBB HBP BLK WP HR S P ERA WHIP	IP WLS BF H R ER SO BB IBB HBP BLK WP HR S P ERA WHIP	IP WLS BF H R ER SO BB IBB HBP BLK WP HR S P ERA WHIP	IP WLS BF H R ER SO BB IBB HBP BLK WP HR S P ERA WHIP	IP WLS BF H R ER SO BB IBB HBP BLK WP HR S P ERA WHIP	IP WLS BF H R ER SO BB IBB HBP BLK WP HR S P ERA WHIP	IP WLS BF H R ER SO BB IBB HBP BLK WP HR S P ERA WHIP	IP WLS BF H R ER SO BB IBB HBP BLK WP HR S P ERA WHIP	IP WLS BF H R ER SO BB IBB HBP BLK WP HR S P ERA WHIP	IP WLS BF H R ER SO BB IBB HBP BLK WP HR S P ERA WHIP	IP WLS BF H R ER SO BB IBB HBP BLK WP HR S P ERA WHIP	IP WLS BF H R ER SO BB IBB HBP BLK WP HR S P ERA WHIP	IP WLS BF H R ER SO BB IBB HBP BLK WP HR S P ERA WHIP	IP WLS BF H R ER SO BB IBB HBP BLK WP HR S P ERA WHIP





Batter	1	2	3	4	5	6	7	8	9	AB	R	H	RBI	BB	SO	LOB	TOP			
Brady Clark, R (1.8) OBP: 0.474, SLG: 0.385 22 Tony Gwynn Jr., L (7.8) OBP: 0.286, SLG: 0.632	G6-3		2B		K		SH2-4 BB		G6-3 BB	3	0	1	0	1	1	0	<b>Milwaukee Brewers @ Colorado Rockies</b> US West Sports Complex, Hi Corbett Field, Tucson, AZ Tue Mar 14 2006, 3:05 PM EST Att: 2,707 - Sunny - 73 F <a href="http://livebaseballscorecards.com">livebaseballscorecards.com</a>			
Zach Sorensen, S (1.6) OBP: 0.370, SLG: 0.292 Ryan Crew, R (7.6) OBP: 0.250, SLG: 0.500	G5-3		G3-1		G3-1		SH2-4		G6-3	3	0	0	0	0	0	1				
2 Bill Hall, R (1.5) OBP: 0.353, SLG: 0.448 8 Vinny Rottino, R (7.5) OBP: 0.538, SLG: 0.636	F8		HBP		K		F9		G6-3	3	0	0	0	0	1	1				
28 Prince Fielder, L (1.3) OBP: 0.391, SLG: 0.412 Ned Yost IV, R (7.3) OBP: 0.429, SLG: 0.333		G4-3	G3-6-3				F8		BB	3	0	0	0	1	0	2				
Nelson Cruz, R (1.9) OBP: 0.360, SLG: 0.682 18 Gabe Gross, L (7.9) OBP: 0.333, SLG: 0.333		BB			F8		BB		K	3	2	1	0	1	0	2				
1 Corey Hart, R (1.7) OBP: 0.406, SLG: 0.690 Heman Iribarren, L (8.4) OBP: 0.250, SLG: 0.286		HR			BB		BB		G4-3	3	2	2	1	1	0	0				
62 Brent Abernathy, R (1.4) OBP: 0.529, SLG: 0.533 21 Chad Moeller, R (8.2) OBP: 0.250, SLG: 0.286		BB			BB		BB		B1-3	3	0	1	1	1	0	1				
Mike Rivera, R (1.2) OBP: 0.231, SLG: 0.833 43 Justin Lehr, R (8.1) OBP: 0.231, SLG: 0.833		HR			BB		BB		K	3	1	2	3	0	1	0				
Dana Eveland, L (1.1) OBP: 0.231, SLG: 0.833 Kenny Holmberg, R (4,PH) OBP: 0.231, SLG: 0.833 45 Dennis Sarfate, R (4.1) OBP: 0.231, SLG: 0.833 32 Jason Kershner, L (6.1) OBP: 0.231, SLG: 0.833 Steve Moss, R (8.7) OBP: 0.571, SLG: 0.400		K			K2-3		K		G6-3 BB	1	0	0	0	0	1	0				
<b>Inning Stats</b>	R: 0 E: 0 K: 0 S: 3	H: 0 LOB: 0 BB: 0 P: 3	R: 3 E: 0 K: 1 S: 7	H: 2 LOB: 0 BB: 1 P: 11	R: 0 E: 0 K: 0 S: 3	H: 1 LOB: 1 BB: 0 P: 4	R: 1 E: 0 K: 1 S: 9	H: 3 LOB: 1 BB: 0 P: 9	R: 0 E: 0 K: 2 S: 7	H: 0 LOB: 0 BB: 0 P: 7	R: 1 E: 0 K: 1 S: 6	H: 1 LOB: 2 BB: 2 P: 14	R: 0 E: 0 K: 0 S: 3	H: 0 LOB: 2 BB: 2 P: 11	R: 0 E: 1 K: 1 S: 5	H: 0 LOB: 3 BB: 3 P: 17		1B: 2 2B: 4 3B: 0 HR: 1	SF: 1 SAC: 1 DP: 1 HBP: 1	WP: 0 PA: 41 PB: 0 SB: 1 CS: 1
<b>PITCHER</b>	IP WLS BF H R ER SO BB IBB HBP BLK WP HR S P ERA WHIP	IP WLS BF H R ER SO BB IBB HBP BLK WP HR S P ERA WHIP	IP WLS BF H R ER SO BB IBB HBP BLK WP HR S P ERA WHIP	IP WLS BF H R ER SO BB IBB HBP BLK WP HR S P ERA WHIP	IP WLS BF H R ER SO BB IBB HBP BLK WP HR S P ERA WHIP	IP WLS BF H R ER SO BB IBB HBP BLK WP HR S P ERA WHIP	IP WLS BF H R ER SO BB IBB HBP BLK WP HR S P ERA WHIP	IP WLS BF H R ER SO BB IBB HBP BLK WP HR S P ERA WHIP	IP WLS BF H R ER SO BB IBB HBP BLK WP HR S P ERA WHIP	IP WLS BF H R ER SO BB IBB HBP BLK WP HR S P ERA WHIP	IP WLS BF H R ER SO BB IBB HBP BLK WP HR S P ERA WHIP	IP WLS BF H R ER SO BB IBB HBP BLK WP HR S P ERA WHIP	IP WLS BF H R ER SO BB IBB HBP BLK WP HR S P ERA WHIP	IP WLS BF H R ER SO BB IBB HBP BLK WP HR S P ERA WHIP	IP WLS BF H R ER SO BB IBB HBP BLK WP HR S P ERA WHIP	IP WLS BF H R ER SO BB IBB HBP BLK WP HR S P ERA WHIP	IP WLS BF H R ER SO BB IBB HBP BLK WP HR S P ERA WHIP	IP WLS BF H R ER SO BB IBB HBP BLK WP HR S P ERA WHIP	IP WLS BF H R ER SO BB IBB HBP BLK WP HR S P ERA WHIP	IP WLS BF H R ER SO BB IBB HBP BLK WP HR S P ERA WHIP
26 Jeff Francis, L (1.1) ERA: 5.4	3.0	13	3	3	3	3	1	0	1	0	0	0	0	0	0	13	18	9.00	1.333	
Scott Dohmann, R (4.1) ERA: 7.2	2.0	8	3	1	1	1	0	0	0	0	0	0	0	0	0	6	16	4.50	1.500	
39 Tom Martin, L (6.1) ERA: 1.8	1.0	6	1	1	1	1	2	0	0	0	0	0	0	0	0	14	9.00	3.000		
58 Jaime Cerda, L (7.1) ERA: 9.0	1.0	W	5	0	0	0	2	0	0	0	0	0	0	0	3	11	0.00	2.000		
54 Randy Williams, L (8.1) ERA: 9.0	1.0	H	3	0	0	0	1	0	0	0	0	0	0	0	5	5	0.00	0.000		

Batter	1	2	3	4	5	6	7	8	9	AB	R	H	RBI	BB	SO	LOB	BOTTOM		
Jamey Carroll, R (1.8) OBP: 0.375, SLG: 0.381	S 1B BB		1B		G6-3		SH1-4		G1-3	3	1	1	1	1	0	0	<b>Milwaukee Brewers @ Colorado Rockies</b> US West Sports Complex, Hi Corbett Field, Tucson, AZ Tue Mar 14 2006, 3:05 PM EST Att: 2,707 - Sunny - 73 F <a href="http://livebaseballscorecards.com">livebaseballscorecards.com</a>		
Luis Gonzalez, R (1.4) OBP: 0.458, SLG: 0.652 Bo Hart, R (6.4) OBP: 0.333, SLG: 0.667	1B BB	1B			F7		F9		G5-3	3	0	2	1	0	0	0			
17 Todd Helton, L (1.3) OBP: 0.333, SLG: 0.333 67 Carlos Rivera, L (7.3) OBP: 0.308, SLG: 0.333	1B		G6-3		F8		G5-3		BB	3	0	1	0	0	0	2			
27 Garrett Atkins, R (1.5) OBP: 0.520, SLG: 0.500 1 Tony Miller, R (6.7) OBP: 0.250, SLG: 0.250	F8		BB		K		BB		G5-3	2	1	0	0	1	1	2			
19 Ryan Spilborghs, R (1.7) OBP: 0.379, SLG: 0.385 Joe Gaetti, R (6.9) OBP: 0.600, SLG: 0.500	G6-4-3		1B		BB		BB		BB	2	0	1	0	1	0	2			
24 Jason Smith, L (1.6) OBP: 0.280, SLG: 0.579 39 Tom Martin, L (7.1) OBP: 0.333, SLG: 0.667 58 Jaime Cerda, L (7.1) OBP: 0.333, SLG: 0.667 10 Jeff Baker, R (8.1) OBP: 0.270, SLG: 0.792 54 Randy Williams, L (8.1) OBP: 0.250, SLG: 0.286 Barry Wesson, R (8.1) OBP: 0.250, SLG: 0.286 Nate Field, R (8.1) OBP: 0.250, SLG: 0.286		BB			K		K		BB	3	1	1	0	0	1	3			
Choo Freeman, R (1.9) OBP: 0.438, SLG: 0.621		BB			K		K		BB	4	1	2	1	0	0	4			
Danny Ardoin, R (1.2) OBP: 0.421, SLG: 0.778		BB			K		K		BB	3	1	1	3	0	0	3			
26 Jeff Francis, L (1.1) OBP: 0.231, SLG: 0.833 8 Yorvit Torrealba, R (3,PH) OBP: 0.231, SLG: 0.833 Scott Dohmann, R (4.1) OBP: 0.231, SLG: 0.833 64 Ian Stewart, L (6.5) OBP: 0.600, SLG: 1.409		K			K		SH1-4		HR	1	0	0	0	0	1	1			
<b>Inning Stats</b>	R: 1 E: 0 K: 0 S: 4	H: 2 LOB: 1 BB: 1 P: 9	R: 2 E: 0 K: 1 S: 9	H: 4 LOB: 2 BB: 0 P: 9	R: 1 E: 0 K: 0 S: 4	H: 1 LOB: 2 BB: 1 P: 9	R: 0 E: 0 K: 0 S: 3	H: 0 LOB: 0 BB: 0 P: 3	R: 0 E: 0 K: 2 S: 8	H: 1 LOB: 2 BB: 1 P: 12	R: 0 E: 0 K: 0 S: 4	H: 1 LOB: 1 BB: 0 P: 4	R: 4 E: 0 K: 1 S: 10	H: 4 LOB: 0 BB: 0 P: 10	R: 1 E: 0 K: 0 S: 5	H: 3 LOB: 2 BB: 1 P: 9		1B: 11 2B: 4 3B: 0 HR: 1	SF: 1 SAC: 1 DP: 2 HBP: 1
<b>PITCHER</b>	IP WLS BF H R ER SO BB IBB HBP BLK WP HR S P ERA WHIP	IP WLS BF H R ER SO BB IBB HBP BLK WP HR S P ERA WHIP	IP WLS BF H R ER SO BB IBB HBP BLK WP HR S P ERA WHIP	IP WLS BF H R ER SO BB IBB HBP BLK WP HR S P ERA WHIP	IP WLS BF H R ER SO BB IBB HBP BLK WP HR S P ERA WHIP	IP WLS BF H R ER SO BB IBB HBP BLK WP HR S P ERA WHIP	IP WLS BF H R ER SO BB IBB HBP BLK WP HR S P ERA WHIP	IP WLS BF H R ER SO BB IBB HBP BLK WP HR S P ERA WHIP	IP WLS BF H R ER SO BB IBB HBP BLK WP HR S P ERA WHIP	IP WLS BF H R ER SO BB IBB HBP BLK WP HR S P ERA WHIP	IP WLS BF H R ER SO BB IBB HBP BLK WP HR S P ERA WHIP	IP WLS BF H R ER SO BB IBB HBP BLK WP HR S P ERA WHIP	IP WLS BF H R ER SO BB IBB HBP BLK WP HR S P ERA WHIP	IP WLS BF H R ER SO BB IBB HBP BLK WP HR S P ERA WHIP	IP WLS BF H R ER SO BB IBB HBP BLK WP HR S P ERA WHIP	IP WLS BF H R ER SO BB IBB HBP BLK WP HR S P ERA WHIP	IP WLS BF H R ER SO BB IBB HBP BLK WP HR S P ERA WHIP	IP WLS BF H R ER SO BB IBB HBP BLK WP HR S P ERA WHIP	IP WLS BF H R ER SO BB IBB HBP BLK WP HR S P ERA WHIP
Dana Eveland, L (1.1) ERA: 15.75	3.0	18	7	4	4	1	2	0	0	0	0	0	0	0	17	27	12.00	3.000	
45 Dennis Sarfate, R (4.1) ERA: 8.44	2.2	11	2	0	0	2	1	0	0	0	0	0	0	0	14	18	0.00	1.125	
32 Jason Kershner, L (6.1) ERA: 8.44	1.1	L	8	4	4	4	0	0	0	0	0	1	11	11	27.00	3.000			
43 Justin Lehr, R (8.1) ERA: 4.5	1.0	6	3	1	1	0	1	0	0	0	0	0	5	9	9.00	4.000			



Batter	1	2	3	4	5	6	7	8	9	AB	R	H	RBI	BB	SO	LOB	TOP		
32 Brian Anderson, R OBP: 0.258, SLG: 0.357 Cliff Politte, R	(1, 8) X G4-3		(1, 8) X F8	(1, 8) X K			(1, 8) X FC4-2		(1, 8) X 70 1B	3	0	0	0	0	0	1	Chicago White Sox @ Colorado Rockies US West Sports Complex, Hi Corbett Field, Tucson, AZ Wed Mar 15 2006, 3:05 PM EST Att: 5,491 - Sunny - 75 F		
57 Boone Logan, R 27 Josh Fields, R OBP: 0.476, SLG: 1.000	(5, 1) X F8		(5, 1) X F8				(5, 1) X F8		(5, 1) X 1B	0	0	0	0	0	0	0			
5 Juan Uribe, R OBP: 0.321, SLG: 0.423 70 Andy González, R OBP: 0.250, SLG: 0.250	(1, 6) X F8		(1, 6) X F8		(1, 6) X G3		(1, 6) X F8		(1, 6) X 1B	4	0	0	0	0	0	1			
14 Paul Konerko, R OBP: 0.273, SLG: 0.419	(1, 3) X G6-3		(1, 3) X 23 HR		(1, 3) X G6-3			(1, 3) X G6-3	(1, 3) X K	5	1	1	0	0	1	2			
23 Jermaine Dye, R OBP: 0.333, SLG: 0.542 47 Javier López, L Dwayne Pollok, R	(1, 9) X G6-3		(1, 9) X 2H HR		(1, 9) X K			(1, 9) X K		4	1	1	2	0	2	0			
12 A.J. Pierzynski, L OBP: 0.412, SLG: 0.375 74 Gustavo Molina, R	(1, 2) X 24 1B		(1, 2) X G6-3		(1, 2) X K			(1, 2) X G5-3		3	1	1	0	0	0	0			
Tadahito Iguchi, R OBP: 0.138, SLG: 0.111 77 Robert Valido, R OBP: 0.261, SLG: 0.300	(9, 4) X F9		(9, 4) X E5		(9, 4) X G5-3			(9, 4) X 31 SH2-4		3	1	0	0	1	0	1			
24 Joe Crede, R OBP: 0.238, SLG: 0.238 Vladimir Nunez, R	(6, 1) X 1B		(6, 1) X 1B		(6, 1) X F7			(6, 1) X SH2-4		3	0	2	0	0	0	0			
31 Ryan Sweeney, L OBP: 0.458, SLG: 0.857	(8, 9) X 1-2 1B		(8, 9) X 1B		(8, 9) X 1B			(8, 9) X K		3	0	2	2	0	1	2			
Joe Borchart, S OBP: 0.333, SLG: 0.593	(1, 7) X 1-2 2H 1B		(1, 7) X SF8		(1, 7) X SF8		(1, 7) X 66 WP	(1, 7) X 27 FC4-2		3	0	2	2	0	1	2			
Neal Cotts, L	(1, 1) X G5-3		(1, 1) X F7		(1, 1) X F7		(1, 1) X P5		(1, 1) X 27 1B	1	0	0	0	0	0	2			
45 Bobby Jenks, R	(3, 1) X G5-3		(3, 1) X F7		(3, 1) X F7		(3, 1) X P5		(3, 1) X 70 1B	0	0	0	0	0	0	2			
66 Darren Blakely, S OBP: 0.391, SLG: 0.700	(4, 8) X G5-3		(4, 8) X F7		(4, 8) X F7		(4, 8) X P5		(4, 8) X 2H 2B	3	1	1	1	0	0	2			
<b>Inning Stats</b>	R: 0 E: 0 K: 0 S: 3	H: 0 LOB: 0 BB: 0 P: 3	R: 1 E: 0 K: 0 S: 6	H: 3 LOB: 2 BB: 0 P: 6	R: 2 E: 0 K: 0 S: 5	H: 2 LOB: 0 BB: 0 P: 5	R: 1 E: 2 K: 1 S: 7	H: 1 LOB: 1 BB: 0 P: 7	R: 0 E: 0 K: 0 S: 5	H: 0 LOB: 0 BB: 0 P: 5	R: 0 E: 0 K: 0 S: 4	H: 1 LOB: 1 BB: 0 P: 5	R: 0 E: 0 K: 1 S: 5	H: 0 LOB: 0 BB: 0 P: 5	R: 2 E: 0 K: 2 S: 10	H: 3 LOB: 2 BB: 1 P: 14	1B: 6 2B: 3 HR: 1	SF: 1 SAC: 1 DP: 0 HBP: 0	WP: 1 PA: 39 PB: 0 CS: 0
<b>PITCHER</b>	IP WLS BF H R ER SO BB IBB HBP BLK WP HR S P ERA WHIP																		
28 Aaron Cook, R ERA: 2.57	(1, 1) 5.0 22 6 4 3 2 0 0 0 0 0 1 26 26 5.40 1.200																		
Ray King, L ERA: 1.5	(6, 1) 1.0 3 0 0 0 0 0 0 0 0 0 0 3 3 0.00 0.000																		
Jose Mesa, R ERA: 4.5	(7, 1) 1.0 4 1 0 0 0 0 0 0 0 0 1 0 4 5 0.00 1.000																		
24 Mike DeJean, R ERA: 1.5	(8, 1) 1.0 3 0 0 0 1 0 0 0 0 0 0 0 5 5 0.00 0.000																		
25 Steve Colyer, L ERA: 11.25	(9, 1) 1.0 W 7 3 2 2 2 1 0 0 0 0 0 0 10 14 18.00 4.000																		

Batter	1	2	3	4	5	6	7	8	9	AB	R	H	RBI	BB	SO	LOB	BOTTOM		
18 Cory Sullivan, L OBP: 0.333, SLG: 0.483 Jordan Czarniecki, R	(1, 8) X HR		(1, 8) X SH5-4		(1, 8) X G4-3			(1, 8) X K		3	1	1	1	0	1	0	Chicago White Sox @ Colorado Rockies US West Sports Complex, Hi Corbett Field, Tucson, AZ Wed Mar 15 2006, 3:05 PM EST Att: 5,491 - Sunny - 75 F		
6 Omar Quintanilla, L OBP: 0.200, SLG: 0.211 Jesse Garcia, R	(9, 6) X K		(9, 6) X 1B		(9, 6) X G1-3			(9, 6) X K		4	1	1	2	0	2	0			
27 Garrett Atkins, R OBP: 0.448, SLG: 0.409 25 Steve Colyer, L	(1, 5) X F8		(1, 5) X G6-3		(1, 5) X G5-3			(1, 5) X P5		4	0	0	0	0	0	1			
Eli Marrero, R OBP: 0.556, SLG: 0.583 64 Ian Stewart, L OBP: 0.577, SLG: 1.348	(1, 3) X K		(1, 3) X 10 WP		(1, 3) X G1-3			(1, 3) X G4-3		3	0	1	1	0	1	0			
10 Jeff Baker, R OBP: 0.303, SLG: 0.714	(1, 9) X F9		(1, 9) X FC6-4		(1, 9) X G4-3			(1, 9) X 2B		3	1	1	0	1	0	0			
Luis Gonzalez, R OBP: 0.484, SLG: 0.667	(1, 4) X G6-3		(1, 4) X FC6-4		(1, 4) X CS			(1, 4) X PB		4	1	2	1	0	0	2			
JD Closser, S OBP: 0.524, SLG: 0.778	(1, 2) X K		(1, 2) X F7		(1, 2) X CS		(1, 2) X F9		(1, 2) X 1 2B	4	1	1	1	0	1	0			
1 Tony Miller, R OBP: 0.375, SLG: 0.429	(1, 7) X G6-3		(1, 7) X 18 SH5-4		(1, 7) X G6-3			(1, 7) X K		3	1	1	1	1	1	0			
28 Aaron Cook, R Ray King, L Jose Mesa, R 8 Yorvit Torrealba, R 24 Mike DeJean, R 67 Carlos Rivera, L OBP: 0.208, SLG: 0.333	(1, 1) X G6-3		(1, 1) X 18 SH5-4		(1, 1) X G6-3		(1, 1) X P2		(1, 1) X 2B	1	1	0	0	1	0	0			
<b>Inning Stats</b>	R: 1 E: 0 K: 2 S: 8	H: 1 LOB: 0 BB: 0 P: 8	R: 0 E: 0 K: 1 S: 5	H: 0 LOB: 0 BB: 0 P: 5	R: 3 E: 0 K: 0 S: 5	H: 2 LOB: 3 BB: 0 P: 17	R: 0 E: 0 K: 0 S: 3	H: 0 LOB: 0 BB: 0 P: 3	R: 0 E: 0 K: 0 S: 4	H: 1 LOB: 0 BB: 0 P: 4	R: 0 E: 0 K: 1 S: 5	H: 0 LOB: 0 BB: 0 P: 5	R: 0 E: 0 K: 2 S: 7	H: 0 LOB: 0 BB: 0 P: 7	R: 3 E: 0 K: 0 S: 5	H: 4 LOB: 1 BB: 0 P: 6		1B: 2 2B: 5 3B: 0 HR: 1	SF: 0 SAC: 1 DP: 0 HBP: 0
<b>PITCHER</b>	IP WLS BF H R ER SO BB IBB HBP BLK WP HR S P ERA WHIP																		
47 Javier López, L ERA: 5.4	(8, 1) 1.0 5 4 3 3 0 0 0 0 0 0 0 5 6 81.00 12.000																		
Dwayne Pollok, R ERA: 91.0	(9, 1) 0.1 L 5 4 3 3 0 0 0 0 0 0 0 0 5 6 81.00 12.000																		









Batter	1	2	3	4	5	6	7	8	9	AB	R	H	RBI	BB	SO	LOB	TOP										
30 Jeff DaVanon, S OBP: 0.595, SLG: 0.615 Luis Terrero, R OBP: 0.353, SLG: 0.552										4	1	1	0	0	0	1											
Johnny Estrada, S OBP: 0.454, SLG: 0.444 Koyie Hill, S OBP: 0.611, SLG: 0.688										3	0	2	0	0	0	0											
Shawn Green, L OBP: 0.273, SLG: 0.438 7 Carlos Quentin, R OBP: 0.500, SLG: 0.700										3	1	0	1	0	0	2											
34 Conor Jackson, R OBP: 0.528, SLG: 0.655 36 Brian Bruney, R Adam Haley, L OBP: 0.462, SLG: 0.300										3	3	2	2	1	0	1											
6 Stephen Drew, L OBP: 0.482, SLG: 0.667 Jason Grimsley, R Chris Carter, L OBP: 0.583, SLG: 1.130 Donnie Sadler, R 59 Jeff Bajenaru, R										3	1	2	0	0	0	1											
Scott Hairston, R OBP: 0.469, SLG: 0.593										5	1	2	2	0	1	5											
Andy Green, R OBP: 0.528, SLG: 0.690 67 Brian Barden, R OBP: 0.395, SLG: 0.471										1	0	1	0	0	0	0											
13 Alberto Callaspo, S OBP: 0.243, SLG: 0.206 Kevin Jarvis, L										4	0	0	0	0	0	3											
64 Matt Morgan, R OBP: 0.500, SLG: 0.455										1	1	1	0	0	0	0											
Russ Ortiz, R 11 Jerry Gil, R OBP: 0.464, SLG: 0.778										2	0	0	0	0	1	1											
	R: 1 E: 0 K: 0 S: 6	H: 3 LOB: 2 BB: 0 P: 6	R: 0 E: 0 K: 1 S: 6	H: 1 LOB: 1 BB: 0 P: 7	R: 3 E: 0 K: 1 S: 9	H: 4 LOB: 1 BB: 0 P: 9	R: 0 E: 0 K: 0 S: 3	H: 0 LOB: 0 BB: 0 P: 3	R: 1 E: 0 K: 0 S: 4	H: 1 LOB: 1 BB: 1 P: 8	R: 0 E: 0 K: 0 S: 3	H: 0 LOB: 0 BB: 0 P: 3	R: 2 E: 0 K: 0 S: 5	H: 3 LOB: 0 BB: 0 P: 5	R: 1 E: 0 K: 1 S: 7	H: 2 LOB: 2 BB: 0 P: 8	R: 4 E: 0 K: 2 S: 11	H: 4 LOB: 1 BB: 0 P: 11	1B: 10 2B: 5 3B: 2 HR: 1	SF: 0 SAC: 0 DP: 1 HBP: 1	WP: 1 PA: 46 PB: 0 CS: 1						
PITCHER	IP	WLS	BF	H	R	ER	SO	BB	IBB	HBP	BLK	WP	HR	S	P	ERA	WHIP										
Zach Day, R ERA: 12.21	5.0		25	9	5	5	2	1	0	0	0	1	0	28	33	9.00	2.000										
Jose Mesa, R ERA: 3.96	1.0		3	0	0	0	0	0	0	0	0	0	0	3	3	0.00	0.000										
Ray King, L ERA: 4.5	1.0		5	3	2	2	0	0	0	0	0	0	0	5	5	18.00	3.000										
Scott Dohmann, R ERA: 7.5	1.0		6	2	1	1	1	0	0	1	0	0	0	7	8	9.00	2.000										
44 Keiichi Yabu, R ERA: 12.38	1.0	L	7	4	4	4	2	0	0	0	0	0	1	11	11	36.00	4.000										

Arizona Diamondbacks @ Colorado Rockies  
US West Sports Complex, Hi Corbett Field, Tucson, AZ

AB 44  
R 12  
H 18  
RBI 12  
BB 1  
SO 5  
LOB 22



WP: 1 PA: 46  
PB: 0 CS: 1

Fri Mar 17 2006, 3:05 PM EST  
Att: 5,673 - Partly Cloudy - 71 F

Batter	1	2	3	4	5	6	7	8	9	AB	R	H	RBI	BB	SO	LOB	BOTTOM										
18 Cory Sullivan, L OBP: 0.353, SLG: 0.515 1 Tony Miller, R OBP: 0.444, SLG: 0.500										4	2	2	0	0	1	1											
James Carroll, R OBP: 0.300, SLG: 0.375 Jonathan Herrera, S										3	1	1	1	1	1	1											
17 Todd Helton, L OBP: 0.353, SLG: 0.333 Scott Dohmann, R										3	1	1	1	1	1	2											
64 Ian Stewart, L OBP: 0.500, SLG: 1.138										1	0	1	1	0	0	0											
27 Garrett Atkins, R OBP: 0.441, SLG: 0.423 44 Keiichi Yabu, R										4	1	1	2	1	1	4											
Luis Gonzalez, R OBP: 0.452, SLG: 0.633 Ray King, L										3	0	1	0	0	0	2											
67 Carlos Rivera, L OBP: 0.333, SLG: 0.429										2	0	1	1	0	1	0											
JD Closser, S OBP: 0.458, SLG: 0.667 76 Dan Conway, R OBP: 0.222, SLG: 0.250										3	0	0	0	0	0	3											
Choo Freeman, R OBP: 0.405, SLG: 0.559										5	1	1	0	0	0	0											
19 Ryan Spilborghs, R OBP: 0.375, SLG: 0.357 Joe Gaetti, R OBP: 0.687, SLG: 0.600										2	1	0	0	1	0	0											
Zach Day, R Jose Mesa, R										1	0	0	0	0	0	0											
24 Jason Smith, L OBP: 0.391, SLG: 0.550										1	0	0	0	0	0	0											
	R: 1 E: 1 K: 0 S: 5	H: 1 LOB: 2 BB: 1 P: 10	R: 0 E: 0 K: 0 S: 3	H: 0 LOB: 0 BB: 0 P: 3	R: 0 E: 1 K: 2 S: 8	H: 0 LOB: 1 BB: 0 P: 8	R: 0 E: 0 K: 0 S: 3	H: 0 LOB: 0 BB: 0 P: 3	R: 1 E: 0 K: 2 S: 8	H: 1 LOB: 2 BB: 2 P: 16	R: 0 E: 0 K: 0 S: 3	H: 1 LOB: 0 BB: 0 P: 3	R: 4 E: 0 K: 1 S: 9	H: 4 LOB: 1 BB: 1 P: 13	R: 3 E: 0 K: 1 S: 9	H: 4 LOB: 1 BB: 0 P: 9	R: 0 E: 0 K: 1 S: 5	H: 0 LOB: 0 BB: 0 P: 5	1B: 7 2B: 5 3B: 0 HR: 0	SF: 0 SAC: 2 DP: 1 HBP: 0	WP: 0 PA: 43 PB: 0 CS: 0						
PITCHER	IP	WLS	BF	H	R	ER	SO	BB	IBB	HBP	BLK	WP	HR	S	P	ERA	WHIP										
Russ Ortiz, R ERA: 8.53	4.2		21	2	2	1	3	3	0	0	0	0	0	24	37	1.93	1.071										
Jason Grimsley, R ERA: 6.0	1.1		4	1	0	0	1	0	0	0	0	0	0	6	6	0.00	0.750										
36 Brian Bruney, R ERA: 9.39	1.0		8	4	4	4	1	1	0	0	0	0	0	9	13	36.00	5.000										
Kevin Jarvis, R ERA: 6.0	1.0	W	7	4	3	3	1	0	0	0	0	0	0	9	9	27.00	4.000										
59 Jeff Bajenaru, R ERA: 6.43	1.0	S	3	0	0	0	1	0	0	0	0	0	0	5	5	0.00	0.000										

Arizona Diamondbacks @ Colorado Rockies  
US West Sports Complex, Hi Corbett Field, Tucson, AZ

AB 37  
R 9  
H 11  
RBI 8  
BB 4  
SO 7  
LOB 15



WP: 0 PA: 43  
PB: 0 CS: 0

Fri Mar 17 2006, 3:05 PM EST  
Att: 5,673 - Partly Cloudy - 71 F








Batter	1	2	3	4	5	6	7	8	9	AB	R	H	RBI	BB	SO	LOB	TOP					
Jamey Carroll, R OBP: 0.397, SLG: 0.407 Matt Macri, R (5, 4)	0-0 24 1B 5 SF7 2B		0-0 G4-3			2-3 SAFE K	4-1 24 2-6 BB		0-3 K	3	1	1	0	0	1	2						
24 Jason Smith, L OBP: 0.433, SLG: 0.538 (1, 6) (7, 3)	0-0 8 2B 2-3 1B		1-0 27 G4-6-3 HBP			3-2 G6-3	2-1 2-6 1-2	2-2 G4-3	0-3 K	4	1	1	0	0	1	1						
27 Garrett Atkins, R OBP: 0.432, SLG: 0.393 64 Ian Stewart, L OBP: 0.462, SLG: 0.971 (6, PR) (6, 5)	0-0 F9		0-0 G4-6-3			3-2 5 BB 8 2B HBP	2-1 F8		0-0 1B	2	0	0	0	0	0	3						
5 Matt Holliday, R OBP: 0.308, SLG: 0.455 1 Tony Miller, R OBP: 0.455, SLG: 0.444 (6, PR) (6, 7)	0-0 SF7			0-0 F8		4-1 8 2B 10 1B 1-2 BB	4-0 BB		0-3 K	1	0	0	1	1	0	0						
8 Yorvit Torrealba, R OBP: 0.287, SLG: 0.308 (1, 10)	0-0 3-H 1-H 2B			0-0 E6 10 G5-4-3		2-1 1 SAFE 1-3 SAFE K	1-3 2-H 10 1B 2B		0-3 K	4	1	2	2	0	1	1						
10 Jeff Baker, R OBP: 0.310, SLG: 0.611 (1, 9)	0-0 G6-3			0-0 G5-4-3		0-0 2-H 3-H 2-0 E 1B		0-0 E6		4	1	1	2	0	0	2						
Choo Freeman, R OBP: 0.439, SLG: 0.684 (1, 8)		0-0 CS 1B			0-0 WP 3B	0-0 E6 1-H 3B		1-3 SAFE K		4	2	3	1	0	1	1						
67 Carlos Rivera, L OBP: 0.368, SLG: 0.412 Jonathan Herrera, S (1, 3) (7, 6)		0-0 F7			4-0 WP BB	3-2 G3-1		0-3 K		2	0	0	0	1	0	2						
Miguel Ojeda, R (1, 2)		0-0 G6-3			4-2 1-2 3-H BB	2-3 K		1-0 P4		3	0	0	0	1	1	3						
<b>Inning Stats</b>	R: 2 E: 0 K: 0 S: 6	H: 3 LOB: 1 BB: 0 P: 6	R: 0 E: 0 K: 0 S: 3	H: 1 LOB: 0 BB: 0 P: 3	R: 0 E: 0 K: 0 S: 2	H: 0 LOB: 0 BB: 0 P: 3	R: 0 E: 1 K: 0 S: 3	H: 1 LOB: 0 BB: 2 P: 26	R: 5 E: 1 K: 1 S: 16	H: 3 LOB: 1 BB: 2 P: 38	R: 0 E: 0 K: 1 S: 8	H: 0 LOB: 1 BB: 1 P: 17	R: 0 E: 1 K: 2 S: 10	H: 0 LOB: 1 BB: 0 P: 10	R: 0 E: 0 K: 3 S: 10	H: 1 LOB: 1 BB: 0 P: 10	1B: 4 2B: 3 3B: 2 HR: 0	SF: 1 SAC: 0 DP: 2 HBP: 2	WP: 1 PB: 0 SB: 0 CS: 1	PA: 40		
<b>PITCHER</b>	IP WLS BF H R ER SO BB IBB HBP BLK WP HR S P ERA WHIP	IP WLS BF H R ER SO BB IBB HBP BLK WP HR S P ERA WHIP	IP WLS BF H R ER SO BB IBB HBP BLK WP HR S P ERA WHIP	IP WLS BF H R ER SO BB IBB HBP BLK WP HR S P ERA WHIP	IP WLS BF H R ER SO BB IBB HBP BLK WP HR S P ERA WHIP	IP WLS BF H R ER SO BB IBB HBP BLK WP HR S P ERA WHIP	IP WLS BF H R ER SO BB IBB HBP BLK WP HR S P ERA WHIP	IP WLS BF H R ER SO BB IBB HBP BLK WP HR S P ERA WHIP	IP WLS BF H R ER SO BB IBB HBP BLK WP HR S P ERA WHIP	IP WLS BF H R ER SO BB IBB HBP BLK WP HR S P ERA WHIP	IP WLS BF H R ER SO BB IBB HBP BLK WP HR S P ERA WHIP	IP WLS BF H R ER SO BB IBB HBP BLK WP HR S P ERA WHIP	IP WLS BF H R ER SO BB IBB HBP BLK WP HR S P ERA WHIP	IP WLS BF H R ER SO BB IBB HBP BLK WP HR S P ERA WHIP	IP WLS BF H R ER SO BB IBB HBP BLK WP HR S P ERA WHIP	IP WLS BF H R ER SO BB IBB HBP BLK WP HR S P ERA WHIP	IP WLS BF H R ER SO BB IBB HBP BLK WP HR S P ERA WHIP	IP WLS BF H R ER SO BB IBB HBP BLK WP HR S P ERA WHIP	IP WLS BF H R ER SO BB IBB HBP BLK WP HR S P ERA WHIP	IP WLS BF H R ER SO BB IBB HBP BLK WP HR S P ERA WHIP	IP WLS BF H R ER SO BB IBB HBP BLK WP HR S P ERA WHIP	IP WLS BF H R ER SO BB IBB HBP BLK WP HR S P ERA WHIP

**Colorado Rockies @ Seattle Mariners**  
Peoria Stadium, Peoria, AZ  
Sun Mar 19 2006, 3:05 PM EST  
Att. 6,954 - Overcast - 50 F


**AB 32**  
**R 8**  
**H 9**  
**RBI 6**  
**BB 5**  
**SO 8**  
**LOB 17**



Batter	1	2	3	4	5	6	7	8	9	AB	R	H	RBI	BB	SO	LOB	BOTTOM						
4 Jose Lopez, R OBP: 0.257, SLG: 0.394 85 Asdrubal Cabrera, S OBP: 0.400, SLG: 0.523 (1, 4) (6, 4)	0-0 7 1B WP 1B		0-0 SF9		0-0 L4-3				0-0 FC6 WP	2	1	1	1	0	0	1							
7 Jeremy Reed, L OBP: 0.382, SLG: 0.581 16 Willie Bloomquist, R OBP: 0.304, SLG: 0.318 (1, 8) (5, 8)	0-0 3-H 1B WP 1B		0-0 CS 1B			2-2 G3-1		4-2 86 G3-1 16 S BB	0-0 F6	2	1	2	0	0	0	0							
Raul Ibanez, L OBP: 0.516, SLG: 0.931 86 Jose Morban, S OBP: 0.273, SLG: 0.556 (1, 7) (5, 7)	1-3 K	1-0 CS	0-0 2 FC6-4 1B		2-0 P6		1-1 G3-1		0-3 K	2	0	1	0	0	1	1							
Richie Sexson, R OBP: 0.593, SLG: 0.818 Todd Sears, L OBP: 0.409, SLG: 0.526 25 Adam Jones, R OBP: 0.273, SLG: 0.368 (1, 3) (5, 3) (9, PR)	4-0 2 1B BB		0-3 K		2-3 K		2-3 K		4-0 BB	1	1	0	0	1	1	1							
Carl Everett, S OBP: 0.250, SLG: 0.375 65 Rob Johnson, R OBP: 0.286, SLG: 0.167 (1, 10) (6, PH) (7, 10)	0-0 2 1B 1-2 2-H 1B		0-3 K			3-2 1B		0-0 F8	0-0 G3	2	0	1	1	0	1	1							
2 Kenji Johjima, R OBP: 0.345, SLG: 0.500 64 Jeff Clement, L OBP: 0.417, SLG: 0.778 (1, 2) (5, 2)	0-0 G3-6-1 1B		0-0 FC6-4			0-2 F9		2-2 3B		2	0	1	1	0	0	1							
Greg Dobbs, L OBP: 0.256, SLG: 0.351 78 Matt Tuiasosopo, R OBP: 0.188, SLG: 0.250 (1, 5) (7, 5)	0-0 G3-6-1		0-0 F7			0-3 K		0-3 K		3	0	0	0	0	1	3							
Cody Ransom, R OBP: 0.300, SLG: 0.450 (1, 6)		0-0 12 G6-3 4 SF9 2B		0-0 12 1B 2B		2-0 1B		1-1 F7		4	2	3	0	0	0	1							
12 Michael Morse, R OBP: 0.375, SLG: 0.455 (1, 9)		0-0 G6-3		0-0 4 L4-3 1B		1-3 K		0-0 WP 85 FC6 1B		4	0	2	1	0	1	3							
<b>Inning Stats</b>	R: 3 E: 0 K: 1 S: 8	H: 4 LOB: 1 BB: 1 P: 13	R: 1 E: 0 K: 0 S: 4	H: 2 LOB: 0 BB: 0 P: 5	R: 0 E: 0 K: 2 S: 8	H: 1 LOB: 1 BB: 0 P: 8	R: 1 E: 0 K: 0 S: 4	H: 2 LOB: 0 BB: 0 P: 4	R: 0 E: 0 K: 1 S: 7	H: 0 LOB: 0 BB: 0 P: 13	R: 0 E: 0 K: 2 S: 13	H: 2 LOB: 2 BB: 0 P: 19	R: 0 E: 0 K: 1 S: 8	H: 0 LOB: 1 BB: 1 P: 16	R: 0 E: 0 K: 1 S: 11	H: 1 LOB: 1 BB: 0 P: 14	R: 0 E: 0 K: 1 S: 7	H: 1 LOB: 3 BB: 1 P: 11	1B: 10 2B: 3 3B: 1 HR: 0	SF: 1 SAC: 0 DP: 2 HBP: 0	WP: 2 PB: 0 SB: 1 CS: 1	PA: 42	
<b>PITCHER</b>	IP WLS BF H R ER SO BB IBB HBP BLK WP HR S P ERA WHIP	IP WLS BF H R ER SO BB IBB HBP BLK WP HR S P ERA WHIP	IP WLS BF H R ER SO BB IBB HBP BLK WP HR S P ERA WHIP	IP WLS BF H R ER SO BB IBB HBP BLK WP HR S P ERA WHIP	IP WLS BF H R ER SO BB IBB HBP BLK WP HR S P ERA WHIP	IP WLS BF H R ER SO BB IBB HBP BLK WP HR S P ERA WHIP	IP WLS BF H R ER SO BB IBB HBP BLK WP HR S P ERA WHIP	IP WLS BF H R ER SO BB IBB HBP BLK WP HR S P ERA WHIP	IP WLS BF H R ER SO BB IBB HBP BLK WP HR S P ERA WHIP	IP WLS BF H R ER SO BB IBB HBP BLK WP HR S P ERA WHIP	IP WLS BF H R ER SO BB IBB HBP BLK WP HR S P ERA WHIP	IP WLS BF H R ER SO BB IBB HBP BLK WP HR S P ERA WHIP	IP WLS BF H R ER SO BB IBB HBP BLK WP HR S P ERA WHIP	IP WLS BF H R ER SO BB IBB HBP BLK WP HR S P ERA WHIP	IP WLS BF H R ER SO BB IBB HBP BLK WP HR S P ERA WHIP	IP WLS BF H R ER SO BB IBB HBP BLK WP HR S P ERA WHIP	IP WLS BF H R ER SO BB IBB HBP BLK WP HR S P ERA WHIP	IP WLS BF H R ER SO BB IBB HBP BLK WP HR S P ERA WHIP	IP WLS BF H R ER SO BB IBB HBP BLK WP HR S P ERA WHIP	IP WLS BF H R ER SO BB IBB HBP BLK WP HR S P ERA WHIP	IP WLS BF H R ER SO BB IBB HBP BLK WP HR S P ERA WHIP	IP WLS BF H R ER SO BB IBB HBP BLK WP HR S P ERA WHIP	IP WLS BF H R ER SO BB IBB HBP BLK WP HR S P ERA WHIP

**Colorado Rockies @ Seattle Mariners**  
Peoria Stadium, Peoria, AZ  
Sun Mar 19 2006, 3:05 PM EST  
Att. 6,954 - Overcast - 50 F

**AB 37**  
**R 5**  
**H 13**  
**RBI 4**  
**BB 3**  
**SO 9**  
**LOB 25**





Batter	1	2	3	4	5	6	7	8	9	AB	R	H	RBI	BB	SO	LOB	TOP
Dave Roberts, L (1.7) OBP: 0.390, SLG: 0.444 8 Terrel Sledge, L (6.7) OBP: 0.429, SLG: 0.714	E6 24 2B		L3		L8	1B BB 1-2 BB		K		3	0	0	0	1	0	0	<b>San Diego Padres @ Colorado Rockies</b> US West Sports Complex, Hi Corbett Field, Tucson, AZ Mon Mar 20 2006, 9:05 PM EST Att: 3,926 - Partly Cloudy - 57 F <a href="http://livebaseballscorecards.com">livebaseballscorecards.com</a>
Mike Cameron, R (1.8) OBP: 0.435, SLG: 0.647 75 Eric Valent, L (6.9) OBP: 0.429, SLG: 0.556	F9		2B		1B	1-2 BB 1-2 BB		BB		3	0	2	0	1	0	1	
24 Brian Giles, L (1.9) OBP: 0.372, SLG: 0.294 Ben Johnson, R (5.9) OBP: 0.306, SLG: 0.375	2B		BB		P5	1-2 BB 1-2 BB		BB		2	0	1	0	1	0	1	
Mike Piazza, R (1.2) OBP: 0.400, SLG: 0.667 David Ross, R (6.2) OBP: 0.652, SLG: 1.118	G1-3		G5-3		G6-3	FC6-4 1B		K		4	0	0	0	0	0	7	
Ryan Klesko, L (1.3) OBP: 0.429, SLG: 0.414 59 Jason Anderson, L (7.1) 78 Eric Junge, R (8.1) 53 Pete Laforest, L (9, PH)	F8		2B		2B	2B 3 SF8 1B		F8		4	1	2	0	0	0	2	
Vinny Castilla, R (1.5) OBP: 0.400, SLG: 0.600 Justin Leone, R (6, PR) OBP: 0.414, SLG: 0.538	K		G5-3		G5-3	2B		K		3	0	1	0	0	1	1	
3 Khalil Greene, R (1.6) OBP: 0.244, SLG: 0.421 Geoff Blum, S (6.6) OBP: 0.448, SLG: 0.680	G6-3		G6-3		G6-3	2B		G6-3		2	0	0	0	0	0	1	
Mark Bellhorn, S (1.4) OBP: 0.333, SLG: 0.467 Josh Barfield, R (6.4) OBP: 0.494, SLG: 0.852	K		G4-3		G4-3	1B 2B		P4		3	1	1	1	0	1	1	
55 Shawn Estes, R (1.1) Eric Young Sr., R (6, PH) OBP: 0.455, SLG: 0.529 52 Clay Hensley, R (6.1) Adrián González, L (7.3) OBP: 0.667, SLG: 0.500	K		K		G6-3	BB 1B 1B		75 BB BB		2	0	0	0	0	1	0	
<b>Inning Stats</b>	R: 0 E: 1 K: 0 S: 5	H: 1 LOB: 2 BB: 0 P: 5	R: 0 E: 0 K: 2 S: 7	H: 0 LOB: 0 BB: 0 P: 7	R: 0 E: 0 K: 1 S: 6	H: 1 LOB: 2 BB: 1 P: 10	R: 0 E: 0 K: 0 S: 4	H: 1 LOB: 1 BB: 0 P: 4	R: 0 E: 0 K: 1 S: 5	H: 0 LOB: 0 BB: 0 P: 5	R: 0 E: 0 K: 2 S: 7	H: 0 LOB: 2 BB: 2 P: 15	R: 0 E: 0 K: 0 S: 4	H: 1 LOB: 1 BB: 0 P: 4	1B: 4 2B: 6 3B: 0 HR: 0	SF: 1 SAC: 0 DP: 0 HBP: 0	
<b>PITCHER</b>	IP WLS BF H R ER SO BB IBB HBP BLK WP HR S P ERA WHIP																
28 Aaron Cook, R (1.1) ERA: 3.66	5.2 W 29 8 4 4 3 3 0 0 0 0 0 0 32 44 6.35 1.941																
Zach McClellan, R (6.1) ERA:	0.1 H 2 1 0 0 0 0 0 0 0 0 0 0 2 2 0.00 3.000																
40 Brian Fuentes, L (7.1) ERA:	1.0 3 0 0 0 1 0 0 0 0 0 0 0 5 5 0.00 0.000																
24 Mike DeJean, R (8.1) ERA: 1.29	1.0 5 0 0 0 2 2 0 0 0 0 0 0 7 15 0.00 2.000																
David Cortes, R (9.1) ERA: 6.0	1.0 4 1 0 0 0 0 0 0 0 0 0 0 4 4 0.00 1.000																

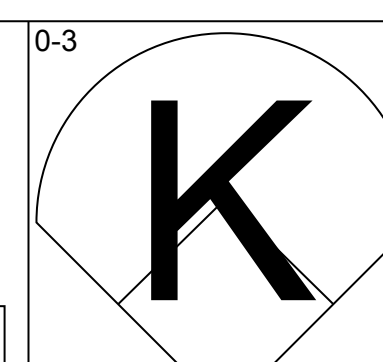
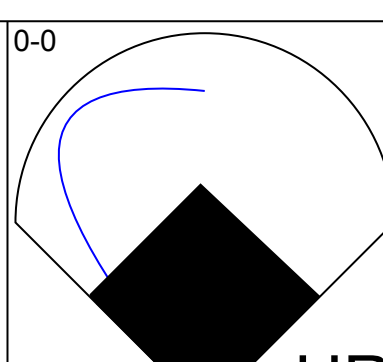
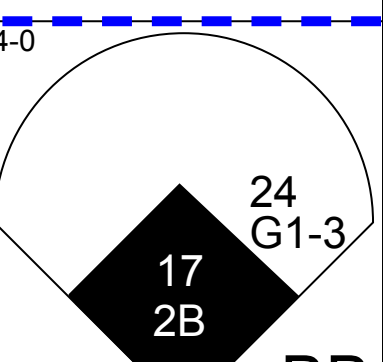
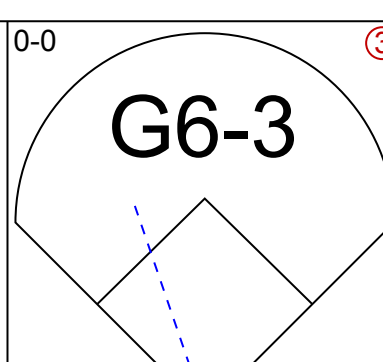
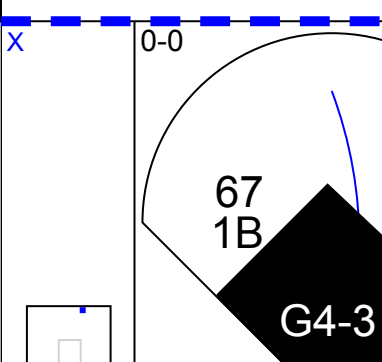
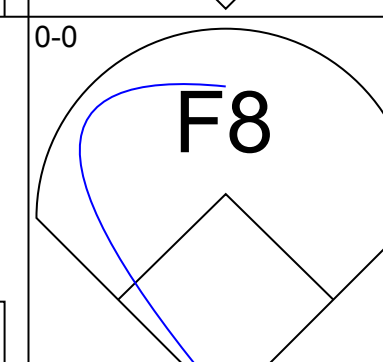
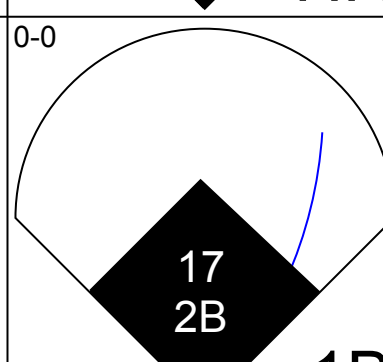
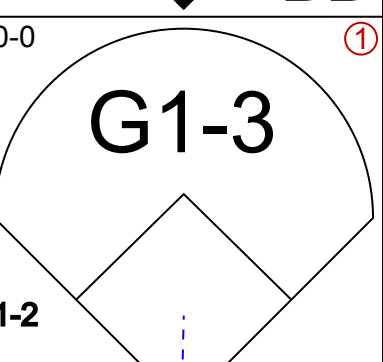
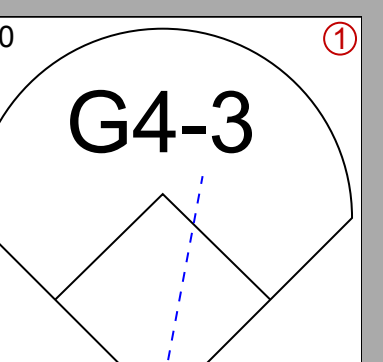
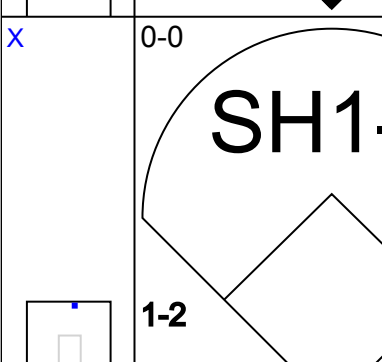
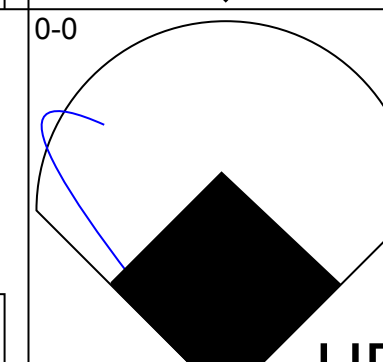
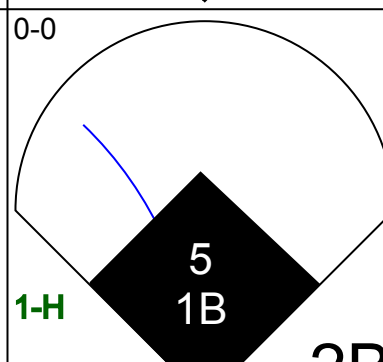
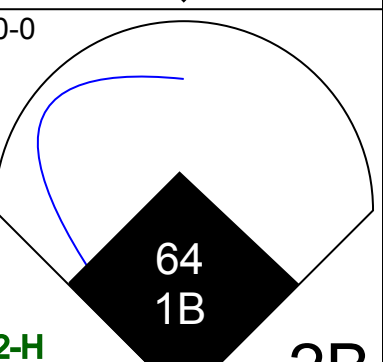
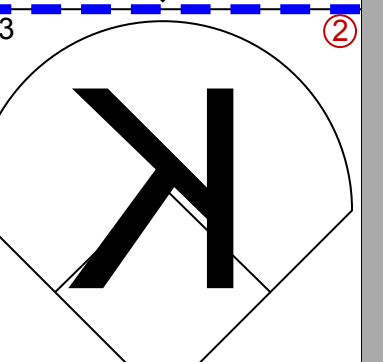
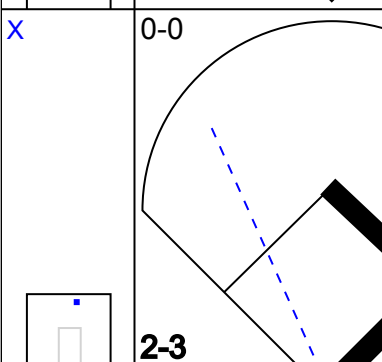
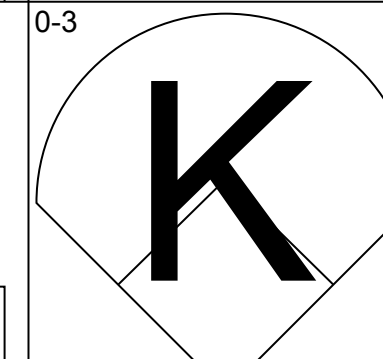
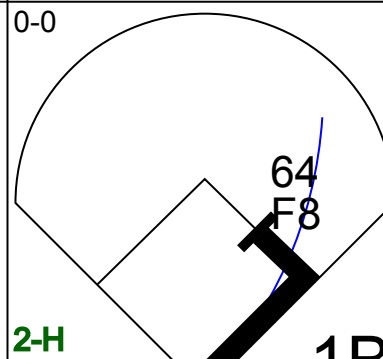
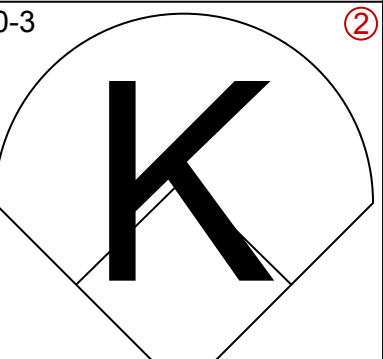
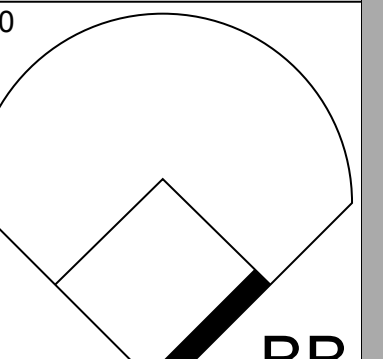
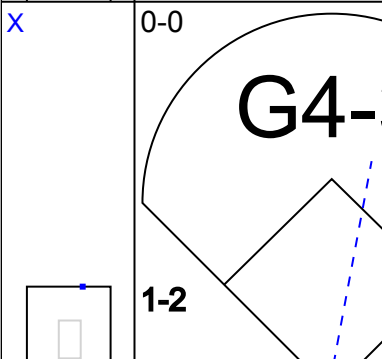

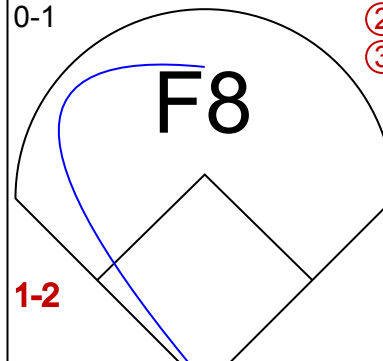
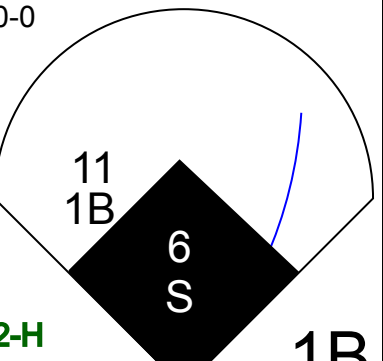
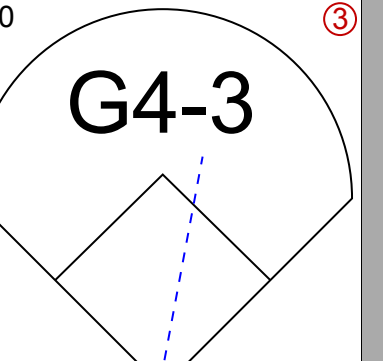
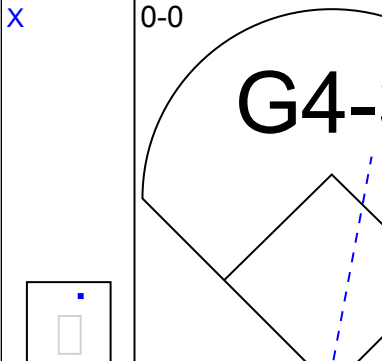

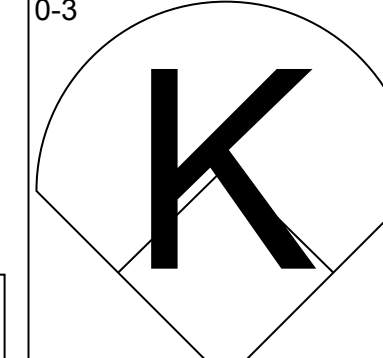

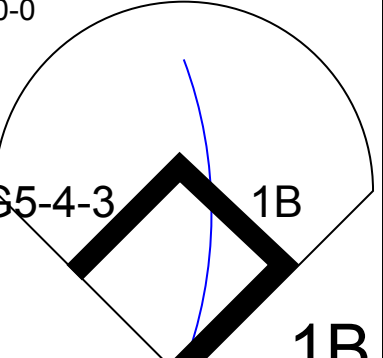

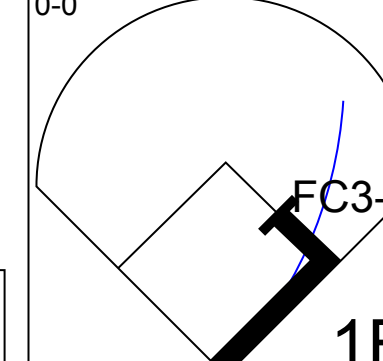

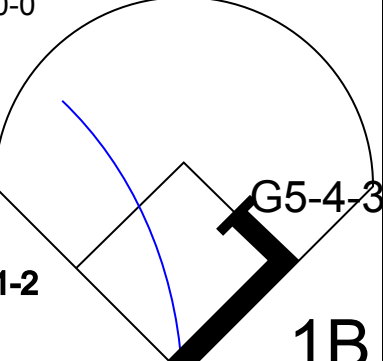

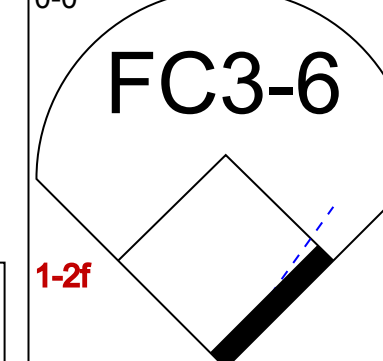
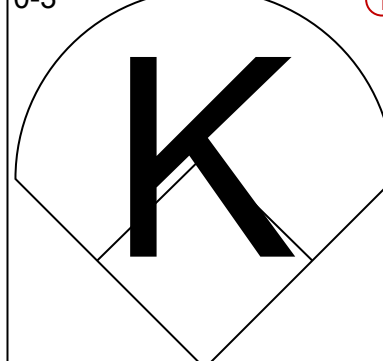
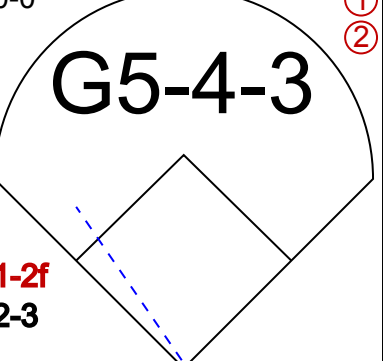

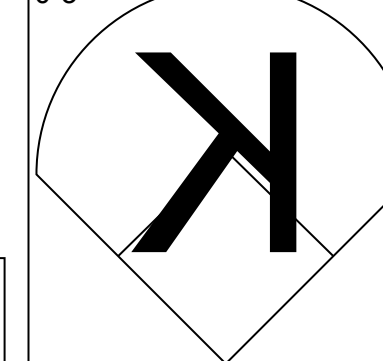
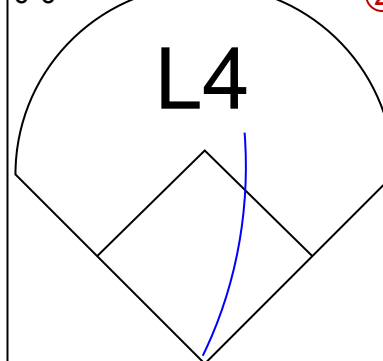
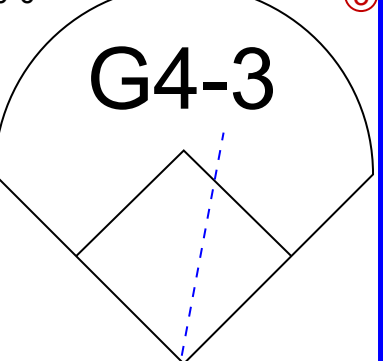
Batter	1	2	3	4	5	6	7	8	9	AB	R	H	RBI	BB	SO	LOB	BOTTOM		
12 Clint Barmes, R (1.6) OBP: 0.343, SLG: 0.323 Jamey Carroll, R (7.6) OBP: 0.375, SLG: 0.393	K	18 HR 1B		F8			G1-3			3	1	1	0	0	1	0	<b>San Diego Padres @ Colorado Rockies</b> US West Sports Complex, Hi Corbett Field, Tucson, AZ Mon Mar 20 2006, 9:05 PM EST Att: 3,926 - Partly Cloudy - 57 F <a href="http://livebaseballscorecards.com">livebaseballscorecards.com</a>		
18 Cory Sullivan, L (1.8) OBP: 0.351, SLG: 0.583 19 Ryan Spilborghs, R (7.8) OBP: 0.389, SLG: 0.375	G1-3	1-3 HR 3-H			G3-1		F8			3	1	1	3	0	0	0			
17 Todd Helton, L (1.3) OBP: 0.375, SLG: 0.389 Eli Marrero, R (7.3) OBP: 0.528, SLG: 0.563	1B	F7		F8			1B			3	0	1	0	0	0	0			
5 Matt Holliday, R (1.7) OBP: 0.235, SLG: 0.333	G4-3	K		G5-3			K			4	0	0	0	0	2	2			
27 Garrett Atkins, R (1.5) OBP: 0.450, SLG: 0.419 24 Jason Smith, L (7.5) OBP: 0.452, SLG: 0.556	11 HR 1B	G3			11 HR 1B		6 FC5-4 1B			3	2	2	0	0	0	0			
11 Brad Hawpe, L (1.9) OBP: 0.375, SLG: 0.459 10 Jeff Baker, R (7.9) OBP: 0.302, SLG: 0.595	1-3 HR 1B	F7		F7		1-3 HR 1B	K			3	2	2	2	0	0	0			
Luis Gonzalez, R (1.4) OBP: 0.432, SLG: 0.667 6 Omar Quintanilla, L (7.4) OBP: 0.208, SLG: 0.162	2-H HR 3-H	K		F9			FC5-4 1-2			3	1	1	3	0	1	0			
8 Yorvit Torrealba, R (1.2) OBP: 0.333, SLG: 0.286 Danny Ardoin, R (7.2) OBP: 0.481, SLG: 0.696	12 HR 18 SH1 BB	K		K		G6-4-3 BB	G4-3			1	1	0	0	2	1	0			
28 Aaron Cook, R (1.1) Zach McClellan, R (6.1) JD Closser, S (6, PH) 40 Brian Fuentes, L (7.1) 24 Mike DeJean, R (8.1) David Cortes, R (9.1)	SH1			B2		G6-4-3				1	0	0	0	0	0	0			
<b>Inning Stats</b>	R: 0 E: 0 K: 1 S: 6	H: 1 LOB: 1 BB: 0 P: 6	R: 6 E: 0 K: 1 S: 10	H: 5 LOB: 0 BB: 1 P: 14	R: 0 E: 0 K: 1 S: 5	H: 0 LOB: 0 BB: 0 P: 5	R: 0 E: 0 K: 1 S: 5	H: 0 LOB: 0 BB: 0 P: 5	R: 0 E: 0 K: 0 S: 3	H: 0 LOB: 0 BB: 0 P: 3	R: 2 E: 0 K: 0 S: 4	H: 2 LOB: 0 BB: 1 P: 8	R: 0 E: 0 K: 1 S: 6	H: 1 LOB: 1 BB: 0 P: 6	R: 0 E: 0 K: 1 S: 6	H: 1 LOB: 1 BB: 0 P: 6		1B: 7 2B: 0 3B: 0 HR: 3	SF: 0 SAC: 1 DP: 1 HBP: 0
<b>PITCHER</b>	IP WLS BF H R ER SO BB IBB HBP BLK WP HR S P ERA WHIP																		
55 Shawn Estes, L (1.1) ERA: 6.75	5.0 L 22 6 6 6 4 1 0 0 0 0 0 1 4 8 18.00 3.000																		
52 Clay Hensley, R (6.1) ERA: 16.5	1.0 5 2 2 2 0 1 0 0 0 0 0 1 4 8 18.00 3.000																		
59 Jason Anderson, R (7.1) ERA: 11.25	1.0 4 1 0 0 1 0 0 0 0 0 0 0 6 6 0.00 1.000																		
78 Eric Junge, R (8.1) ERA: 2.25	1.0 4 1 0 0 1 0 0 0 0 0 0 0 6 6 0.00 1.000																		

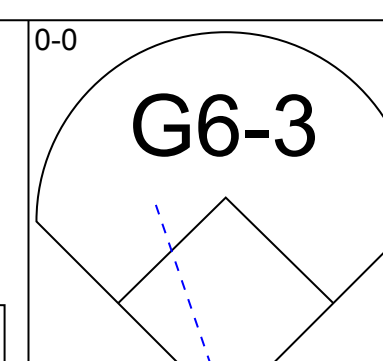
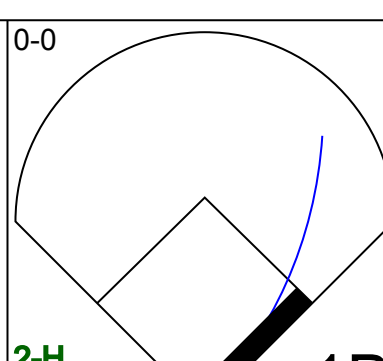
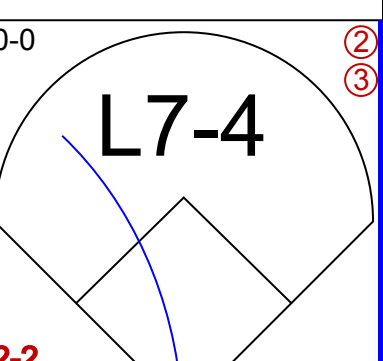
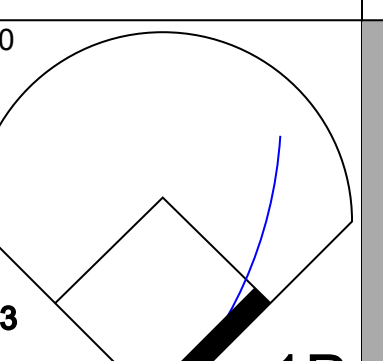
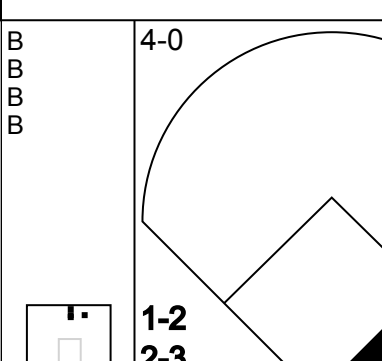
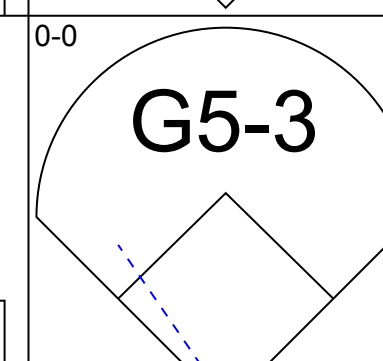
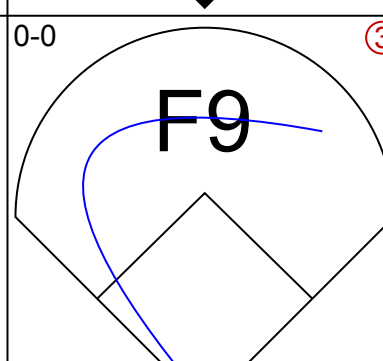
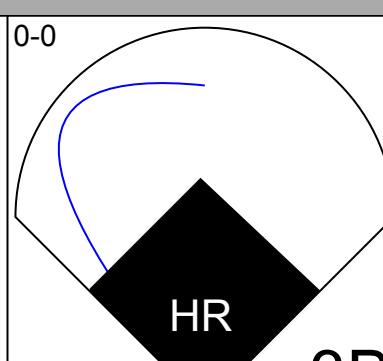
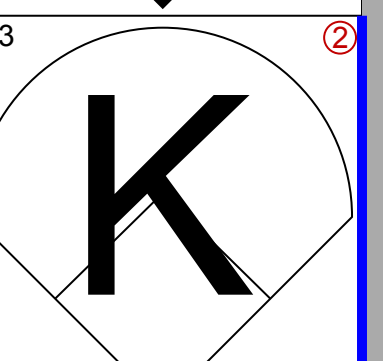
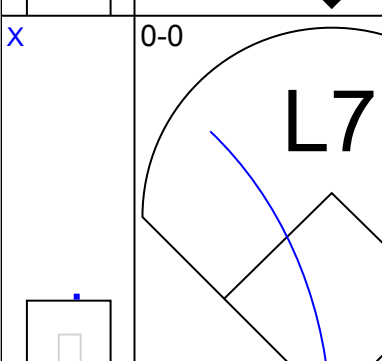
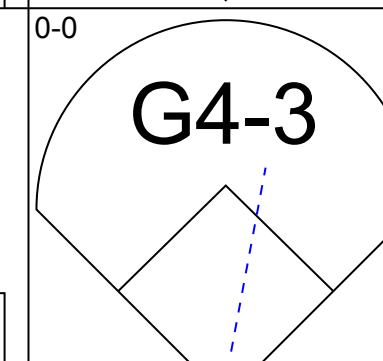
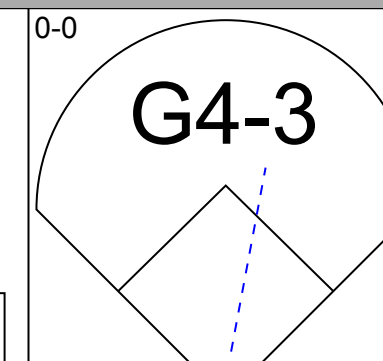
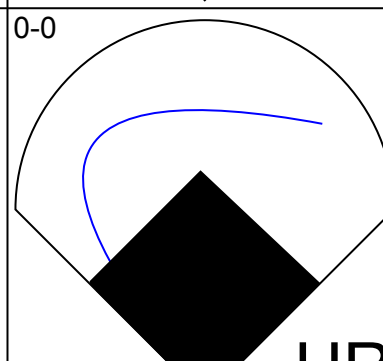
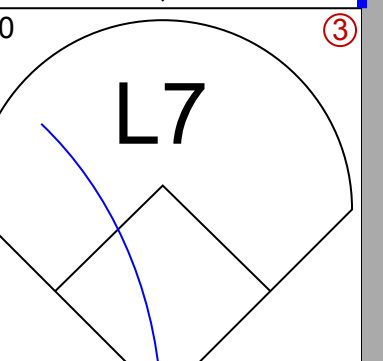
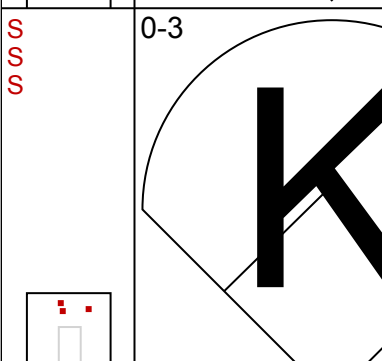

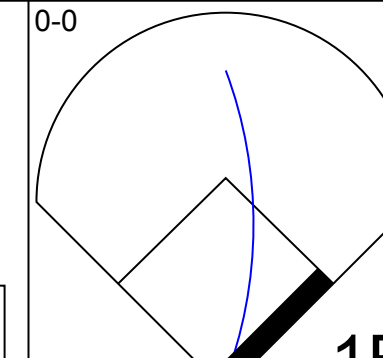
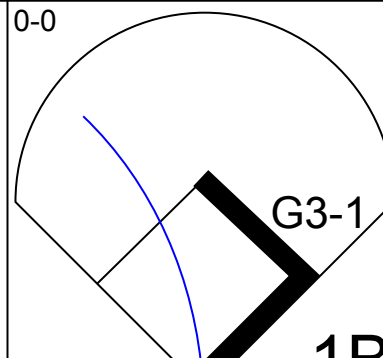
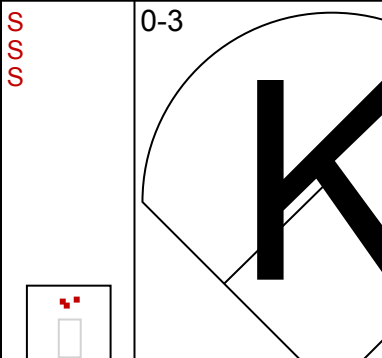

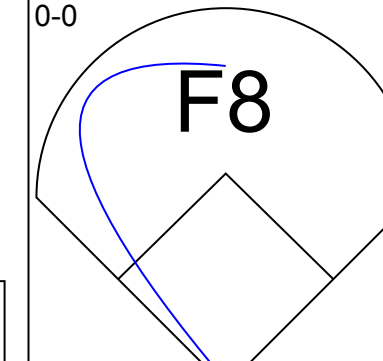
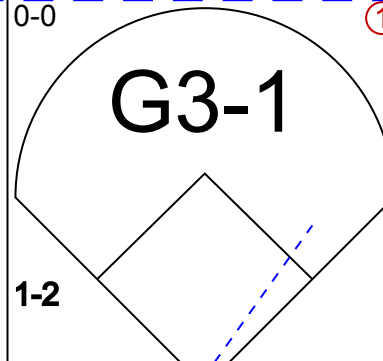
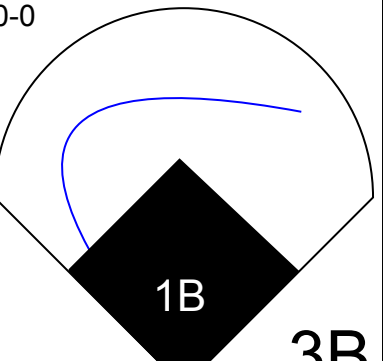


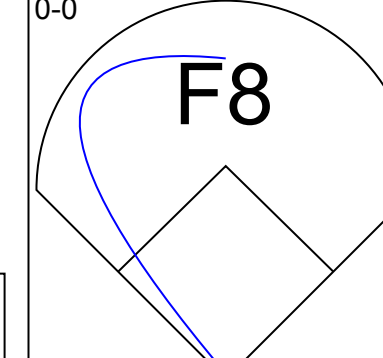
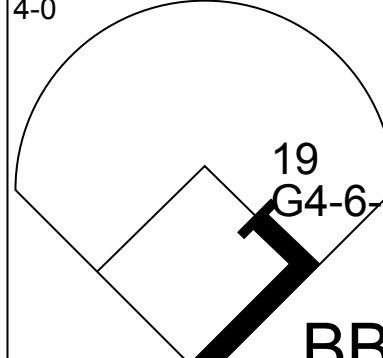
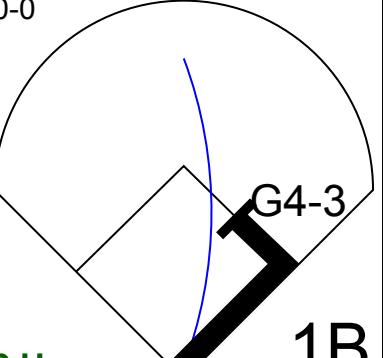

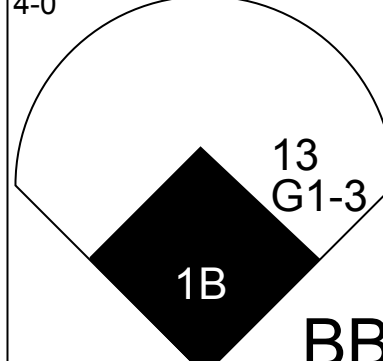
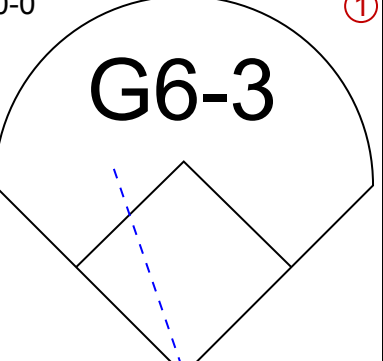
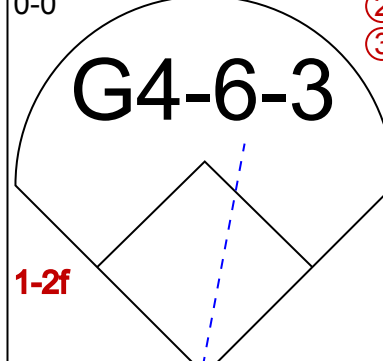
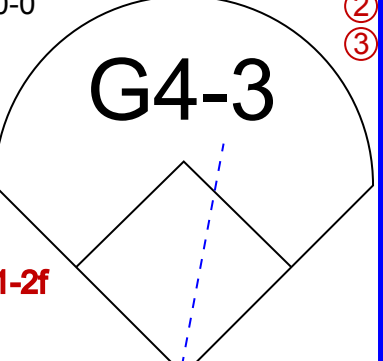

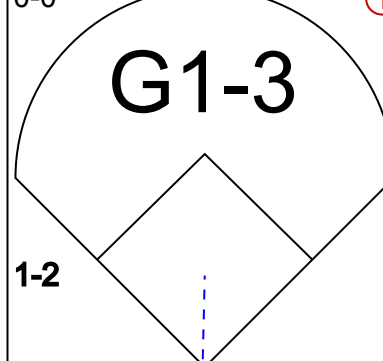
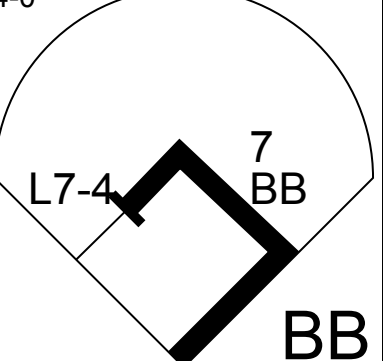
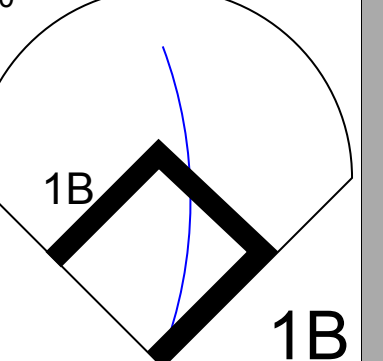
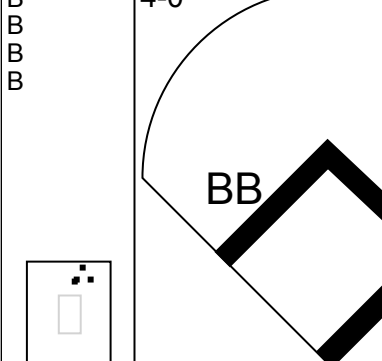

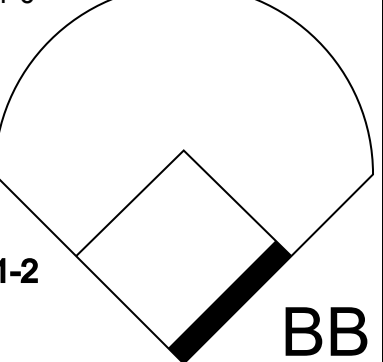
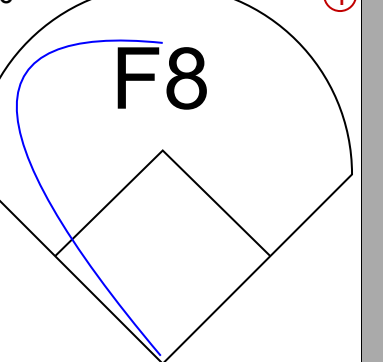
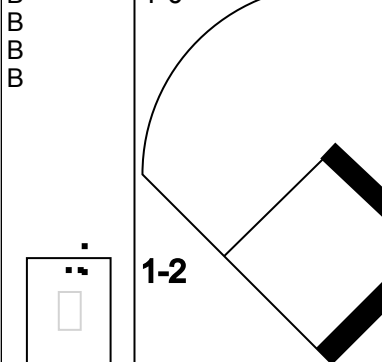










Batter	1	2	3	4	5	6	7	8	9	AB	R	H	RBI	BB	SO	LOB	TOP					
18 Cory Sullivan, L (1, 8) 19 Ryan Spilborghs, R (6, 7)										3	2	1	1	1	1	0	<b>Colorado Rockies @ Arizona Diamondbacks</b> Tucson Electric Park, Tucson, AZ Thu Mar 23 2006, 3:05 PM EST Att: 5,054 - Sunny - 70 F					
24 Jason Smith, L (1, 4)									4	1	1	0	0	0	1							
17 Todd Helton, L (1, 3) 67 Carlos Rivera, L (6, 3)									3	3	3	3	0	0	0							
5 Matt Holliday, R (1, 7) Choo Freeman, R (6, 8)									3	0	1	1	0	2	1							
64 Ian Stewart, L (1, 5)									5	1	1	1	0	1	3							
11 Brad Hawpe, L (1, 9) 10 Jeff Baker, R (6, 9)										3	0	1	0	0	2	0						
6 Omar Quintanilla, L (1, 6) Jamey Carroll, R (6, 6)										3	0	2	0	0	0	1						
Danny Ardoin, R (1, 2) JD Closser, S (7, 2)										3	0	0	0	0	1	2						
Zach Day, R (1, 1) David Cortes, R (6, 1) Bo Hart, R (6, PH) 39 Tom Martin, L (8, 1) 24 Mike DeJean, R (9, 1)										3	0	0	0	0	2	1						
<b>Inning Stats</b>	R: 1 E: 0 K: 2 S: 8	H: 1 LOB: 0 BB: 0 P: 8	R: 0 E: 0 K: 2 S: 8	H: 1 LOB: 1 BB: 0 P: 8	R: 3 E: 0 K: 1 S: 9	H: 4 LOB: 0 BB: 0 P: 9	R: 0 E: 0 K: 2 S: 8	H: 1 LOB: 1 BB: 0 P: 8	R: 3 E: 0 K: 1 S: 9	H: 3 LOB: 1 BB: 1 P: 13	R: 0 E: 0 K: 1 S: 5	H: 0 LOB: 0 BB: 0 P: 5	R: 0 E: 0 K: 1 S: 5	H: 0 LOB: 1 BB: 1 P: 9	R: 0 E: 0 K: 0 S: 4	H: 2 LOB: 1 BB: 0 P: 4		R: 1 E: 0 K: 0 S: 5	H: 2 LOB: 1 BB: 0 P: 5	1B: 10 2B: 2 3B: 0 HR: 2	SF: 0 SAC: 1 DP: 1 HBP: 0	WP: 0 PB: 0 SB: 2 CS: 0
<b>PITCHER</b>	IP WLS BF H R ER SO BB IBB HBP BLK WP HR S P ERA WHIP																					
Claudio Vargas, R (1, 1) 59 Jeff Bajenaru, R (5, 1) Jose Valverde, R (6, 1) Randy Choate, L (7, 1) Dustin Glant, R (9, 1)	4.0 L 18 7 4 4 7 0 0 0 0 0 2 33 33 9.00 1.750	1.0 7 3 3 3 1 1 0 0 0 0 0 9 13 27.00 4.000	1.1 4 0 0 0 1 0 0 0 0 0 0 6 6 0.00 0.000	1.2 7 2 0 0 1 1 0 0 0 0 0 8 12 0.00 1.800	1.0 5 2 1 1 0 0 0 0 0 0 0 5 5 9.00 2.000																	

Batter	1	2	3	4	5	6	7	8	9	AB	R	H	RBI	BB	SO	LOB	BOTTOM					
Craig Counsell, L (1, 6) Jose Valverde, R (6, 1) Koyie Hill, S (7, 2)										3	0	1	1	0	0	2	<b>Colorado Rockies @ Arizona Diamondbacks</b> Tucson Electric Park, Tucson, AZ Thu Mar 23 2006, 3:05 PM EST Att: 5,054 - Sunny - 70 F					
Andy Green, R (1, 5) 16 Kenny Perez, S (8, 5)										4	1	1	0	0	1	3						
Shawn Green, L (1, 9) Carlos González, L (5, 9)										2	0	0	0	0	0	0						
34 Conor Jackson, R (1, 3) Jesus Cota, L (7, 3)										3	0	2	0	0	0	0						
30 Jeff DaVanon, S (1, 8) 59 Jeff Bajenaru, R (5, 1) Adam Haley, L (6, 6)											1	0	0	0	1	0		1				
Scott Hairston, R (1, 7)											3	0	1	1	1	0		2				
19 Chris Snyder, R (1, 2) Randy Choate, L (7, 1) Steve Garabrants, R (8, PH) Dustin Glant, R (9, 1)											2	1	0	0	1	0		2				
13 Alberto Callaspo, S (1, 4)										2	0	1	0	2	0	1						
Claudio Vargas, R (1, 1) 7 Carlos Quentin, R (5, 8)										1	0	0	0	0	0	1						
<b>Inning Stats</b>	R: 0 E: 0 K: 0 S: 3	H: 0 LOB: 0 BB: 0 P: 3	R: 0 E: 0 K: 0 S: 3	H: 0 LOB: 0 BB: 1 P: 7	R: 1 E: 0 K: 0 S: 4	H: 1 LOB: 1 BB: 1 P: 8	R: 0 E: 0 K: 0 S: 4	H: 1 LOB: 1 BB: 0 P: 4	R: 0 E: 0 K: 0 S: 2	H: 0 LOB: 2 BB: 2 P: 10	R: 2 E: 0 K: 0 S: 5	H: 3 LOB: 1 BB: 1 P: 9	R: 0 E: 0 K: 1 S: 7	H: 2 LOB: 2 BB: 0 P: 7	R: 1 E: 0 K: 0 S: 4	H: 2 LOB: 0 BB: 0 P: 4		R: 0 E: 0 K: 2 S: 7	H: 0 LOB: 3 BB: 3 P: 19	1B: 6 2B: 1 3B: 2 HR: 1	SF: 0 SAC: 0 DP: 3 HBP: 0	WP: 0 PB: 0 SB: 0 CS: 1
<b>PITCHER</b>	IP WLS BF H R ER SO BB IBB HBP BLK WP HR S P ERA WHIP																					
Zach Day, R (1, 1) David Cortes, R (6, 1) 39 Tom Martin, L (8, 1) 24 Mike DeJean, R (9, 1)	5.0 W 22 5 3 3 3 1 0 0 0 0 0 9 19 5.40 1.800	2.0 8 2 0 0 1 1 0 0 0 0 0 9 13 0.00 1.500	1.0 4 2 1 1 0 0 0 0 0 0 0 4 4 9.00 2.000	1.0 6 0 0 0 2 3 0 0 0 0 0 7 19 0.00 3.000																		







Batter	1	2	3	4	5	6	7	8	9	AB	R	H	RBI	BB	SO	LOB	TOP										
24 Adrian Brown, S OBP: 0.250, SLG: 0.244	G6-3		SH1-3			P4		G4-3		3	0	0	1	0	0	1	<b>Texas Rangers @ Colorado Rockies</b> US West Sports Complex, Hi Corbett Field, Tucson, AZ Sat Mar 25 2006, 3:05 PM EST Att: 4,313 - Sunny - 82 F 										
5 Ian Kinsler, R OBP: 0.347, SLG: 0.548 49 Jamie Burke, R OBP: 0.294, SLG: 0.375	K		P6			K		P4		4	0	0	0	0	2	2											
Erubiel Durazo, L OBP: 0.250, SLG: 0.348 Luke Grayson, R OBP: 0.294, SLG: 0.375	K					F8				4	0	2	0	0	1	0											
16 Adam Hyzdu, R OBP: 0.400, SLG: 0.649		G5-3				G6-3		K		4	0	0	0	0	1	2											
19 Jason Botts, S OBP: 0.326, SLG: 0.350		G3-1				F8		G4-3		3	0	0	0	1	0	1											
D'Angelo Jimenez, S OBP: 0.354, SLG: 0.386		G3-1				F8				3	0	0	0	0	0	2											
15 Gerald Laird, R OBP: 0.379, SLG: 0.607 71 Tim Olson, R OBP: 0.615, SLG: 0.909			P6			G5-3		2B 24 G4-3 BB		2	1	0	0	1	0	0											
Travis Metcalf, R OBP: 0.304, SLG: 0.300						F8		2B 24 G4-3 1-3		2	1	1	0	1	0	0											
John Mayberry Jr., R OBP: 1.000, SLG: 2.000 Rashad Eldridge, S OBP: 0.371, SLG: 0.750			2B SH1-3 1-H			K		G1-3		1	0	1	1	0	0	0											
										2	0	0	0	0	1	2											
<b>Inning Stats</b>	R: 0 E: 0 K: 2 S: 7	H: 0 LOB: 0 BB: 0 P: 7	R: 0 E: 0 K: 0 S: 3	H: 0 LOB: 0 BB: 0 P: 3	R: 1 E: 0 K: 0 S: 4	H: 1 LOB: 1 BB: 1 P: 8	R: 0 E: 0 K: 0 S: 3	H: 1 LOB: 1 BB: 1 P: 7	R: 0 E: 0 K: 1 S: 5	H: 0 LOB: 0 BB: 0 P: 5	R: 0 E: 0 K: 1 S: 5	H: 0 LOB: 0 BB: 0 P: 5	R: 0 E: 0 K: 0 S: 4	H: 1 LOB: 1 BB: 1 P: 8	R: 0 E: 0 K: 0 S: 3	H: 1 LOB: 1 BB: 0 P: 3	1B: 1 2B: 3 3B: 0 HR: 0	SF: 0 SAC: 1 DP: 2 HBP: 0	WP: 0 PB: 0 SB: 0 CS: 0	PA: 32							
<b>PITCHER</b>	IP	WLS	BF	H	R	ER	SO	BB	IBB	HBP	BLK	WP	HR	S	P	ERA	WHIP										
Miguel Asencio, R ERA: 2.13	5.0	W	18	2	1	1	3	2	0	0	0	0	0	22	30	1.80	0.800										
40 Brian Fuentes, L ERA: 3.0	1.0	H	3	0	0	0	1	0	0	0	0	0	0	5	5	0.00	0.000										
Jose Mesa, R ERA: 3.0	1.0	H	3	0	0	0	1	0	0	0	0	0	0	5	5	0.00	0.000										
58 Jaime Cerda, L ERA: 1.0	1.0	H	5	1	1	1	0	1	0	0	0	0	0	4	8	9.00	2.000										
30 Jose Acevedo, R ERA: 9.0	1.0	S	3	1	0	0	0	0	0	0	0	0	0	3	3	0.00	1.000										
<b>Batter</b>	<b>1</b>	<b>2</b>	<b>3</b>	<b>4</b>	<b>5</b>	<b>6</b>	<b>7</b>	<b>8</b>	<b>9</b>	<b>AB</b>	<b>R</b>	<b>H</b>	<b>RBI</b>	<b>BB</b>	<b>SO</b>	<b>LOB</b>	<b>BOTTOM</b>										
18 Cory Sullivan, L OBP: 0.340, SLG: 0.578 Choo Freeman, R OBP: 0.449, SLG: 0.628	G4-3		L4			12 G4-6-3 1B				3	0	1	1	0	0	0	<b>Texas Rangers @ Colorado Rockies</b> US West Sports Complex, Hi Corbett Field, Tucson, AZ Sat Mar 25 2006, 3:05 PM EST Att: 4,313 - Sunny - 82 F 										
12 Clint Barmes, R OBP: 0.289, SLG: 0.268	K		F7			G4-6-3		G6-3		4	0	0	0	0	1	3											
17 Todd Helton, L OBP: 0.449, SLG: 0.622 67 Carlos Rivera, L OBP: 0.391, SLG: 0.429						27 G6-4-3 11 1B		L7		3	1	3	0	0	0	0											
5 Matt Holliday, R OBP: 0.250, SLG: 0.308	P6					27 G6-4-3 1B		P6		4	0	1	0	0	0	2											
27 Garrett Atkins, R OBP: 0.449, SLG: 0.487 64 Ian Stewart, L OBP: 0.438, SLG: 0.637						G6-4-3				2	1	1	1	0	0	2											
11 Brad Hawpe, L OBP: 0.412, SLG: 0.444						1-2 2-3 1B		11 BB 1B		1	0	1	0	0	0	0											
Luis Gonzalez, R OBP: 0.400, SLG: 0.614 Jose Mesa, R ERA: 3.0						3-H 1B		1-2 BB		2	0	1	1	2	1	2											
58 Jaime Cerda, L OBP: 0.415, SLG: 0.459 19 Ryan Spilborghs, R OBP: 0.415, SLG: 0.459 30 Jose Acevedo, R ERA: 9.0						1-2 1B		P3		3	1	1	0	0	0	3											
8 Yorvit Torrealba, R OBP: 0.348, SLG: 0.368 Miguel Ojeda, R						1-2 1B				1	0	0	0	0	0	0											
						2-3 1B				1	0	0	0	0	0	0											
<b>Inning Stats</b>	R: 0 E: 0 K: 1 S: 6	H: 1 LOB: 1 BB: 0 P: 6	R: 1 E: 0 K: 0 S: 3	H: 1 LOB: 0 BB: 1 P: 7	R: 0 E: 0 K: 0 S: 3	H: 0 LOB: 0 BB: 0 P: 3	R: 1 E: 0 K: 0 S: 4	H: 3 LOB: 0 BB: 0 P: 5	R: 1 E: 0 K: 0 S: 4	H: 2 LOB: 1 BB: 1 P: 8	R: 0 E: 0 K: 1 S: 6	H: 1 LOB: 2 BB: 0 P: 7	R: 0 E: 0 K: 0 S: 4	H: 1 LOB: 1 BB: 0 P: 4	R: 0 E: 0 K: 0 S: 4	H: 1 LOB: 2 BB: 1 P: 8	1B: 7 2B: 2 3B: 0 HR: 1	SF: 0 SAC: 1 DP: 3 HBP: 1	WP: 0 PB: 0 SB: 0 CS: 1	PA: 35							
<b>PITCHER</b>	IP	WLS	BF	H	R	ER	SO	BB	IBB	HBP	BLK	WP	HR	S	P	ERA	WHIP										
44 Vicente Padilla, R ERA: 3.38	5.2	L	24	8	3	3	2	2	0	1	0	0	0	25	35	4.76	1.765										
John Wascini, R ERA: 10.64	1.1		5	1	0	0	0	0	0	0	0	0	0	5	5	0.00	0.750										
Brian Shouse, L ERA: 2.45	0.1		1	0	0	0	0	0	0	0	0	0	0	1	1	0.00	0.000										
53 Joaquin Benoit, R ERA: 7.71	0.2		4	1	0	0	0	1	0	0	0	0	0	3	7	0.00	3.000										



Batter	1	2	3	4	5	6	7	8	9	AB	R	H	RBI	BB	SO	LOB	TOP			
6 Omar Quintanilla, L OBP: 0.273, SLG: 0.258										4	0	1	0	0	1	0	<b>Colorado Rockies @ Oakland Athletics</b> Phoenix Municipal Stadium, Phoenix, AZ Sun Mar 26 2006, 3:05 PM EST Att: 7,090 - Sunny - 75 F			
11 Eli Marrero, R OBP: 0.489, SLG: 0.488										4	0	2	0	0	0	1				
11 Brad Hawpe, L OBP: 0.382, SLG: 0.408										4	0	0	0	0	0	3				
5 Matt Holliday, R OBP: 0.281, SLG: 0.467										4	1	2	1	0	2	2				
24 Jason Smith, L OBP: 0.366, SLG: 0.432										4	0	0	0	0	2	2				
Luis Gonzalez, R OBP: 0.375, SLG: 0.574										3	0	0	0	0	1	1				
67 Carlos Rivera, L OBP: 0.346, SLG: 0.375										3	0	0	0	0	1	1				
Choo Freeman, R OBP: 0.442, SLG: 0.609										3	0	1	0	0	0	0				
Danny Ardoin, R OBP: 0.371, SLG: 0.516										2	0	0	0	0	1	0				
Miguel Ojeda, R (7.2)										1	0	0	0	0	1	1				
<b>Inning Stats</b>	R: 0 E: 0 K: 1 S: 6	H: 1 LOB: 1 BB: 0 P: 6	R: 0 E: 0 K: 1 S: 5	H: 0 LOB: 0 BB: 0 P: 5	R: 0 E: 0 K: 0 S: 3	H: 0 LOB: 0 BB: 0 P: 3	R: 0 E: 0 K: 2 S: 8	H: 1 LOB: 1 BB: 0 P: 8	R: 0 E: 0 K: 1 S: 5	H: 0 LOB: 0 BB: 0 P: 5	R: 0 E: 0 K: 0 S: 4	H: 1 LOB: 1 BB: 0 P: 4	R: 0 E: 0 K: 2 S: 7	H: 1 LOB: 0 BB: 0 P: 7	R: 1 E: 0 K: 1 S: 6	H: 1 LOB: 0 BB: 0 P: 6	1B: 4 2B: 2 3B: 0 HR: 1	SF: 0 SAC: 0 DP: 1 HBP: 0	WP: 0 PB: 0 SB: 0 CS: 1	PA: 32
<b>PITCHER</b>	IP WLS BF H R ER SO BB IBB HBP BLK WP HR S P ERA WHIP																			
Dan Haren, R ERA: 4.18	(1.1) 6.0 W 21 3 0 0 6 0 0 0 0 0 0 0 0 0 0 0 0.00 0.500																			
20 Huston Street, R ERA: 1.5	(7.1) 1.0 H 4 1 0 0 0 0 0 0 0 0 0 0 0 4 4 0.00 1.000																			
Joe Kennedy, L ERA: 0.87	(8.1) 1.0 H 3 1 0 0 2 0 0 0 0 0 0 0 0 7 7 0.00 1.000																			
Kirk Saarloos, R ERA: 4.97	(9.1) 1.0 S 4 1 1 1 1 0 0 0 0 0 0 1 6 6 9.00 1.000																			

Batter	1	2	3	4	5	6	7	8	9	AB	R	H	RBI	BB	SO	LOB	BOTTOM			
14 Mark Ellis, R OBP: 0.375, SLG: 0.639										3	0	0	0	0	0	0	<b>Colorado Rockies @ Oakland Athletics</b> Phoenix Municipal Stadium, Phoenix, AZ Sun Mar 26 2006, 3:05 PM EST Att: 7,090 - Sunny - 75 F			
Keith Ginter, R OBP: 0.405, SLG: 0.571										1	0	0	0	0	0					
21 Mark Kotsay, L OBP: 0.405, SLG: 0.441										3	0	0	0	0	0					
Freddie Bynum, L OBP: 0.434, SLG: 0.646										0	0	0	0	0	0					
7 Bobby Crosby, R OBP: 0.383, SLG: 0.558										3	0	1	0	0	2	0				
Mike Rouse, L OBP: 0.313, SLG: 0.175										0	0	0	0	0	0					
3 Eric Chavez, L OBP: 0.288, SLG: 0.622										3	0	0	0	0	0	1				
56 Scott McClain, R OBP: 0.425, SLG: 0.750										3	1	1	1	0	1	1				
Frank Thomas, R OBP: 0.333, SLG: 1.333										3	0	0	0	0	0	1				
22 Milton Bradley, S OBP: 0.333, SLG: 0.381										3	1	1	1	0	0	0				
89 Lloyd Turner, R (8.9)										0	0	0	0	0	0					
Jay Payton, R OBP: 0.385, SLG: 0.625										3	1	1	1	0	0	0				
23 Bobby Kielty, S OBP: 0.429, SLG: 0.563										0	0	0	0	0	0	0				
Jason Kendall, R OBP: 0.308, SLG: 0.292										3	0	0	0	0	0	0				
5 Jeremy Brown, R OBP: 0.162, SLG: 0.100										3	1	1	1	0	0	0				
Nick Swisher, S OBP: 0.373, SLG: 0.516										3	1	1	1	0	0	0				
<b>Inning Stats</b>	R: 0 E: 0 K: 1 S: 5	H: 0 LOB: 0 BB: 0 P: 5	R: 0 E: 0 K: 1 S: 5	H: 0 LOB: 0 BB: 0 P: 5	R: 0 E: 0 K: 0 S: 3	H: 0 LOB: 0 BB: 0 P: 3	R: 0 E: 0 K: 1 S: 5	H: 0 LOB: 0 BB: 0 P: 5	R: 1 E: 0 K: 0 S: 4	H: 1 LOB: 0 BB: 0 P: 4	R: 1 E: 0 K: 0 S: 4	H: 1 LOB: 0 BB: 0 P: 4	R: 0 E: 0 K: 0 S: 4	H: 1 LOB: 1 BB: 0 P: 4	R: 1 E: 0 K: 0 S: 4	H: 1 LOB: 0 BB: 0 P: 4	1B: 0 2B: 1 3B: 0 HR: 3	SF: 0 SAC: 0 DP: 0 HBP: 0	WP: 0 PB: 0 SB: 0 CS: 0	PA: 28
<b>PITCHER</b>	IP WLS BF H R ER SO BB IBB HBP BLK WP HR S P ERA WHIP																			
37 Josh Foggy, R ERA: 5.54	(1.1) 6.0 L 20 2 2 2 3 0 0 0 0 0 0 0 0 4 4 0.00 1.000																			
Jose Mesa, R ERA: 2.7	(7.1) 1.0 4 1 0 0 0 0 0 0 0 0 0 0 4 4 0.00 1.000																			
David Cortes, R ERA: 4.5	(8.1) 1.0 4 1 1 1 1 0 0 0 0 0 0 1 4 4 9.00 1.000																			

AB	32
R	1
H	6
RBI	1
BB	0
SO	9
LOB	11









Batter	1	2	3	4	5	6	7	8	9	10	AB	R	H	RBI	BB	SO	LOB	TOP	
Jason Ellison, R OBP: 0.508, SLG: 0.593 67 Joe Bateman, R (5, 1) Angel Chavez, R OBP: 0.433, SLG: 0.469 (7, 6)	K		K		G6-3		G6-3		P2		3	0	0	0	0	2	0	<b>San Francisco Giants @ Colorado Rockies</b> US West Sports Complex, Hi Corbett Field, Tucson, AZ Tue Mar 28 2006, 3:05 PM EST Att: 3,643 - Sunny - 64 F	
19 Kevin Frandsen, R OBP: 0.429, SLG: 0.667 (1, 4)	K		G3							F7	4	1	1	0	1	1	0		
Todd Linden, S OBP: 0.448, SLG: 0.346 82 John Bowker, L OBP: 0.400, SLG: 0.400 (5, 7)	G3										2	1	1	0	0	0	0		
28 Lance Niekro, R OBP: 0.369, SLG: 0.720 56 Chad Santos, L OBP: 0.714, SLG: 0.800 (6, 3)	K										3	0	2	0	0	1	0		
Pedro Feliz, R OBP: 0.500, SLG: 0.750 Jed Hansen, R OBP: 0.500, SLG: 0.750 (6, 5)											3	1	1	0	0	0	3		
Todd Greene, R OBP: 0.281, SLG: 0.433 50 Eliezer Alfonzo, R OBP: 0.333, SLG: 0.531 (5, 2)	K										2	1	1	1	0	1	1		
73 Abraham Nunez, S OBP: 0.431, SLG: 0.522 (5, 8)											3	1	2	3	0	0	1		
86 Clay Timmer, L OBP: 0.083, SLG: 0.083 (7, 8)											1	0	0	0	0	1	1		
43 Tomas De La Rosa, R OBP: 0.239, SLG: 0.238 62 Jeff Miller, R (7, 1)											3	0	0	0	0	0	1		
75 Billy Sadler, R (7, 1)											0	0	0	0	0	0	0		
88 Julio Cordido, R OBP: 1.000, SLG: 1.000 Jeff Petersen, R (9, 1)											1	0	1	0	0	0	0		
Jamey Wright, R OBP: 0.100, SLG: 0.100 (5, 9)											1	0	0	0	0	1	0		
83 Brian Horwitz, R (5, 9)											3	0	0	0	0	0	1		
<b>Inning Stats</b>	R: 0 E: 0 K: 2 S: 7	H: 0 LOB: 0 BB: 0 P: 7	R: 2 E: 0 K: 2 S: 9	H: 2 LOB: 0 BB: 0 P: 11	R: 0 E: 0 K: 2 S: 7	H: 0 LOB: 0 BB: 0 P: 7	R: 2 E: 0 K: 0 S: 6	H: 4 LOB: 1 BB: 0 P: 7	R: 0 E: 0 K: 0 S: 4	H: 1 LOB: 1 BB: 0 P: 4	R: 0 E: 0 K: 0 S: 3	H: 0 LOB: 0 BB: 0 P: 3	R: 2 E: 0 K: 2 S: 9	H: 2 LOB: 1 BB: 1 P: 13	R: 0 E: 0 K: 1 S: 5	H: 1 LOB: 0 BB: 0 P: 5	1B: 7 2B: 3 3B: 0 HR: 1	SF: 0 SAC: 0 DP: 2 HBP: 0	WP: 0 PA: 40 PB: 0 SB: 0 CS: 0
<b>PITCHER</b>	IP 5.0	WLS 7	BF 21	H 7	R 4	ER 4	SO 6	BB 0	IBB 0	HBP 0	BLK 0	WP 0	HR 1	S 33	P 35	ERA 7.20	WHIP 1.400		
Zach Day, R ERA: 9.75 49 Byung-Hyun Kim, R ERA: 2.45 58 Jaime Cerda, L ERA: 2.25 61 Ramon E Ramirez, R ERA: 2.25	2.0	7	1	0	0	0	0	0	0	0	0	0	0	7	7	0.00	0.500		
2.0	9	3	2	2	2	1	0	0	0	0	0	0	0	12	16	9.00	2.000		
1.0	3	0	0	0	1	0	0	0	0	0	0	0	0	5	5	0.00	0.000		

Batter	1	2	3	4	5	6	7	8	9	10	AB	R	H	RBI	BB	SO	LOB	BOTTOM					
18 Cory Sullivan, L OBP: 0.377, SLG: 0.640 (1, 8)	F8	F7									5	1	3	0	1	0	0	<b>San Francisco Giants @ Colorado Rockies</b> US West Sports Complex, Hi Corbett Field, Tucson, AZ Tue Mar 28 2006, 3:05 PM EST Att: 3,643 - Sunny - 64 F					
12 Clint Barmes, R OBP: 0.278, SLG: 0.269 6 Omar Quintanilla, L OBP: 0.294, SLG: 0.281 (8, 6)	G5-3										4	1	2	0	0	0	2						
17 Todd Helton, L OBP: 0.473, SLG: 0.673 (1, 3)											4	2	2	3	2	0	1						
5 Matt Holliday, R OBP: 0.316, SLG: 0.556 (1, 7)											6	1	3	1	0	1	6						
27 Garrett Atkins, R OBP: 0.418, SLG: 0.444 (1, 5)											6	0	1	0	0	1	4						
11 Brad Hawpe, L OBP: 0.407, SLG: 0.412 58 Jaime Cerda, L (8, 1)											2	0	1	1	2	1	0						
19 Ryan Spilborghs, R OBP: 0.383, SLG: 0.452 61 Ramon E Ramirez, R (8, 0, 1)											0	0	0	0	0	0	0						
Luis Gonzalez, R OBP: 0.358, SLG: 0.538 (1, 4)											5	1	1	0	0	2	5						
Danny Ardoin, R OBP: 0.359, SLG: 0.471 Jamey Carroll, R OBP: 0.452, SLG: 0.500 Miguel Ojeda, R OBP: 0.154, SLG: 0.182 (9, 2)											3	0	0	0	1	2	1						
Zach Day, R OBP: 0.125, SLG: 0.125 49 Byung-Hyun Kim, R Choo Freeman, R OBP: 0.426, SLG: 0.583 (8, 9)											2	0	1	1	0	1	0						
<b>Inning Stats</b>	R: 1 E: 0 K: 1 S: 9	H: 4 LOB: 3 BB: 0 P: 9	R: 0 E: 0 K: 2 S: 7	H: 0 LOB: 0 BB: 0 P: 7	R: 0 E: 0 K: 0 S: 4	H: 1 LOB: 1 BB: 0 P: 5	R: 1 E: 0 K: 1 S: 7	H: 2 LOB: 2 BB: 1 P: 12	R: 0 E: 0 K: 0 S: 3	H: 1 LOB: 0 BB: 0 P: 4	R: 0 E: 0 K: 1 S: 5	H: 0 LOB: 0 BB: 0 P: 5	R: 4 E: 0 K: 1 S: 8	H: 4 LOB: 1 BB: 2 P: 16	R: 0 E: 0 K: 1 S: 5	H: 1 LOB: 3 BB: 3 P: 19	R: 0 E: 0 K: 1 S: 7	H: 2 LOB: 2 BB: 0 P: 8	R: 0 E: 0 K: 1 S: 6	H: 1 LOB: 2 BB: 1 P: 10	1B: 10 2B: 4 3B: 0 HR: 2	SF: 0 SAC: 1 DP: 0 HBP: 0	WP: 0 PA: 50 PB: 0 SB: 2 CS: 2
<b>PITCHER</b>	IP 4.0	WLS 6	BF 20	H 7	R 2	ER 2	SO 4	BB 1	IBB 0	HBP 0	BLK 0	WP 0	HR 0	S 27	P 33	ERA 4.50	WHIP 2.000						
Jamey Wright, R ERA: 1.38 67 Joe Bateman, R ERA: 21.6 62 Jeff Miller, R ERA: 21.6 75 Billy Sadler, R ERA: 21.6 Jeff Petersen, R ERA: 21.6	2.0	6	1	0	0	1	0	0	0	0	0	0	0	8	9	0.00	0.500						
0.1	5	4	4	4	0	1	0	0	0	0	0	0	0	2	4	108.00	15.000						
1.2	9	1	0	0	2	4	0	0	1	0	0	0	0	9	27	0.00	3.000						
2.0	10	3	0	0	2	0	1	0	0	0	0	0	0	13	18	0.00	1.500						



Batter	1	2	3	4	5	6	7	8	9	AB	R	H	RBI	BB	SO	LOB	TOP										
30 Jeff DeVanon, S OBP: 0.571, SLG: 0.628 Steve Garrabrants, R OBP: 0.500, SLG: 0.500	F9		G4-3 1B		2B	1B			2B 1B	4	2	3	1	0	0	0	<b>Arizona Diamondbacks @ Colorado Rockies</b> US West Sports Complex, Hi Corbett Field, Tucson, AZ Wed Mar 29 2006, 3:05 PM EST Att: 3,287 - Sunny - 73 F <a href="http://livebaseballscorecards.com">livebaseballscorecards.com</a>										
Craig Counsell, L OBP: 0.308, SLG: 0.385 Koyie Hill, S OBP: 0.548, SLG: 0.556	K		G4-3		2B	G3			2B 1B	3	0	1	1	0	1	1											
Chad Tracy, L OBP: 0.382, SLG: 0.551 Agustin Murillo, R OBP: 0.447, SLG: 0.355	F7		G3 1B		F8		G6-3		F8	3	0	1	0	0	0	1											
34 Conor Jackson, R OBP: 0.542, SLG: 0.729 Jesus Cota, L OBP: 0.400, SLG: 0.375		F9 1B 2B	G3		BB				7 1B 2B	2	1	1	1	1	0	1											
Shawn Green, L OBP: 0.222, SLG: 0.340 37 Juan Cruz, R OBP: 0.447, SLG: 0.355	F9		F7		K				P4	3	0	0	0	0	1	4											
Jon Zeringue, R OBP: 0.167, SLG: 0.333										1	0	0	0	0	0	1											
Johnny Estrada, S OBP: 0.488, SLG: 0.561 7 Carlos Quentin, R OBP: 0.433, SLG: 0.574		BB HBP 1B		G3		G6-3				2	0	1	1	0	0	0											
Damon Easley, R OBP: 0.447, SLG: 0.355 Alberto Gonzalez, R OBP: 0.333, SLG: 0.333				K		P4			F9	2	0	0	0	0	1	0											
Andy Green, R OBP: 0.474, SLG: 0.574				F9		11 1B 30 1B BB			G6-3	2	1	0	0	2	0	0											
Russ Ortiz, R Clint Goocher, L 11 Jerry Gil, R OBP: 0.458, SLG: 0.800	G6-4-3				F7				P6	1	0	0	0	0	0	3											
<b>Inning Stats</b>	R: 0 E: 0 K: 1 S: 5	H: 0 LOB: 0 BB: 0 P: 5	R: 1 E: 0 K: 0 S: 4	H: 2 LOB: 2 BB: 1 P: 9	R: 1 E: 0 K: 0 S: 5	H: 2 LOB: 1 BB: 0 P: 5	R: 0 E: 0 K: 1 S: 5	H: 0 LOB: 2 BB: 1 P: 5	R: 1 E: 0 K: 0 S: 7	H: 2 LOB: 2 BB: 1 P: 11	R: 0 E: 0 K: 1 S: 5	H: 0 LOB: 1 BB: 1 P: 9	R: 0 E: 0 K: 0 S: 3	H: 0 LOB: 0 BB: 0 P: 3	R: 2 E: 0 K: 0 S: 7	H: 4 LOB: 2 BB: 0 P: 7	1B: 8 2B: 4 3B: 0 HR: 0	SF: 0 SAC: 0 DP: 1 HBP: 1	WP: 0 PB: 0 SB: 0 CS: 0	PA: 43							
<b>PITCHER</b>	IP	WLS	BF	H	R	ER	SO	BB	IBB	HBP	BLK	WP	HR	S	P	ERA	WHIP										
Miguel Asencio, R ERA: 3.06	5.0	W	23	6	3	3	3	2	0	1	0	0	0	26	35	5.40	1.600										
40 Brian Fuentes, L ERA: 1.8	1.0		6	2	1	1	0	1	0	0	0	0	0	5	9	9.00	3.000										
Jose Mesa, R ERA: 2.45	1.0		4	0	0	0	1	1	0	0	0	0	0	5	9	0.00	1.000										
Ray King, L ERA: 5.0	1.0		3	0	0	0	0	0	0	0	0	0	0	3	3	0.00	0.000										
39 Tom Martin, L ERA: 3.39	1.0		7	4	2	2	0	0	0	0	0	0	0	7	7	18.00	4.000										

Batter	1	2	3	4	5	6	7	8	9	AB	R	H	RBI	BB	SO	LOB	BOTTOM										
18 Cory Sullivan, L OBP: 0.393, SLG: 0.660 Choo Freeman, R OBP: 0.411, SLG: 0.560	17 BB 5 G5-4-3 2B	F8		12 FC6-4 1B			G6-3			3	1	2	1	0	0	1	<b>Arizona Diamondbacks @ Colorado Rockies</b> US West Sports Complex, Hi Corbett Field, Tucson, AZ Wed Mar 29 2006, 3:05 PM EST Att: 3,287 - Sunny - 73 F <a href="http://livebaseballscorecards.com">livebaseballscorecards.com</a>										
12 Clint Barmes, R OBP: 0.281, SLG: 0.250 Jamey Carroll, R OBP: 0.455, SLG: 0.487	5 G5-4-3 17 BB BB	P6		17 BB 5 SF7		G1-3		24 1B 1 WP BB	2	1	0	1	1	0	2												
17 Todd Helton, L OBP: 0.483, SLG: 0.686 24 Jason Smith, L OBP: 0.372, SLG: 0.436	5 G5-4-3 BB		E9	27 1B 2B			E3	6 G3 1 WP 1B	2	1	1	0	1	0	0												
5 Matt Holliday, R OBP: 0.293, SLG: 0.526 1 Tony Miller, R OBP: 0.399, SLG: 0.333	G5-4-3		K	SF7			K		K	2	0	0	1	0	1	2											
27 Garrett Atkins, R OBP: 0.431, SLG: 0.447 6 Omar Quintanilla, L OBP: 0.270, SLG: 0.265	G5-3			1B 1B		G1-3		G3	G3	2	1	1	1	1	0	1											
Eli Marrero, R OBP: 0.500, SLG: 0.511		2B 2B	G4-3	1B 1B			FC6-4 BB	G4-3	G4-3	4	1	2	0	1	0	2											
Luis Gonzalez, R OBP: 0.393, SLG: 0.618 Christian Colonel, R		2B 2B		3B			FC6-4			3	2	3	2	0	0	0											
Miguel Ojeda, R OBP: 0.250, SLG: 0.308 19 Ryan Spilborghs, R OBP: 0.375, SLG: 0.442			FC3-5 2B							2	1	1	1	1	0	2											
Miguel Asencio, R 11 Brad Hawpe, L OBP: 0.400, SLG: 0.400 40 Brian Fuentes, L ERA: 13.5 Jose Mesa, R Jordan Czarniecki, R Ray King, L 39 Tom Martin, L OBP: 0.458, SLG: 1.000	FC3-5			18 1B 12 FC6-4 3H			F7		F9	1	1	0	0	0	0	1											
<b>Inning Stats</b>	R: 1 E: 0 K: 0 S: 3	H: 1 LOB: 1 BB: 2 P: 11	R: 2 E: 0 K: 0 S: 6	H: 3 LOB: 1 BB: 0 P: 6	R: 0 E: 1 K: 1 S: 5	H: 0 LOB: 1 BB: 1 P: 9	R: 0 E: 1 K: 0 S: 10	H: 6 LOB: 2 BB: 1 P: 14	R: 0 E: 1 K: 1 S: 6	H: 0 LOB: 0 BB: 0 P: 11	R: 0 E: 0 K: 1 S: 5	H: 0 LOB: 2 BB: 1 P: 5	R: 0 E: 0 K: 1 S: 6	H: 1 LOB: 1 BB: 1 P: 11	R: 1 E: 0 K: 1 S: 6	H: 1 LOB: 1 BB: 1 P: 11		1B: 5 2B: 5 3B: 1 HR: 0	SF: 1 SAC: 1 DP: 1 HBP: 0	WP: 1 PB: 0 SB: 1 CS: 0	PA: 42						
<b>PITCHER</b>	IP	WLS	BF	H	R	ER	SO	BB	IBB	HBP	BLK	WP	HR	S	P	ERA	WHIP										
Russ Ortiz, R ERA: 8.86	3.2	L	23	8	9	5	1	4	0	0	0	0	0	21	37	12.27	3.273										
Clint Goocher, L ERA: 13.5	0.1		3	2	0	0	0	0	0	0	0	0	0	3	3	0.00	6.000										
37 Juan Cruz, R ERA:	3.0		11	0	0	0	3	1	0	0	0	0	0	16	21	0.00	0.333										
59 Jeff Bajenaru, R ERA: 6.75	1.0		5	1	1	1	1	1	0	0	0	1	0	6	11	9.00	2.000										





Batter	1	2	3	4	5	6	7	8	9	10	AB	R	H	RBI	BB	SO	LOB	TOP
<b>1</b> Jamey Carroll, R <small>OBP: 0.449, SLG: 0.477</small> 			<b>2</b> K 		<b>3</b> 1B 		<b>4</b> F7 		<b>5</b> 1B 		5	1	2	0	0	1	1	<b>Colorado Rockies @ Chicago White Sox</b> Tucson Electric Park, Tucson, AZ Thu Mar 30 2006, 2:05 PM EST Att: 5,846 - Partly Cloudy - 69 F  <b>livebaseballscorecards.com</b>  <b>AB 37</b> <b>R 3</b> <b>H 11</b> <b>RBI 3</b> <b>BB 6</b> <b>SO 11</b> <b>LOB 20</b>  
<b>2</b> Jason Smith, L <small>OBP: 0.354, SLG: 0.432</small> 	<b>3</b> G4-3 		<b>4</b> 2B 		<b>5</b> F8 		<b>6</b> K 		<b>7</b> K 		5	0	1	0	0	2	1	
<b>3</b> Todd Helton, L <small>OBP: 0.698, SLG: 0.698</small> <b>4</b> Joe Koshansky, L <small>OBP: 0.357, SLG: 0.615</small> 			<b>5</b> 2B 		<b>6</b> IBB 		<b>7</b> K 		<b>8</b> K 		2	0	1	0	2	1	0	
<b>4</b> Matt Holliday, R <small>OBP: 0.263, SLG: 0.488</small> 			<b>5</b> L7 		<b>6</b> FC5 		<b>7</b> F9 		<b>8</b> 1B 		5	0	1	1	0	0	4	
<b>5</b> Garrett Atkins, R <small>OBP: 0.429, SLG: 0.429</small> <b>6</b> Omar Quintanilla, L <small>OBP: 0.316, SLG: 0.314</small> 			<b>7</b> F8 		<b>8</b> BB 		<b>9</b> BB 		<b>10</b> SH1-4 		2	0	0	0	1	0	0	
<b>6</b> Brad Hawpe, L <small>OBP: 0.375, SLG: 0.375</small> <b>7</b> Chris Frey, L <small>OBP: 0.375, SLG: 0.375</small> 			<b>8</b> K 		<b>9</b> K 		<b>10</b> G3 		<b>11</b> SH1-4 		4	0	0	0	0	3	4	
<b>7</b> Ryan Spilborghs, R <small>OBP: 0.434, SLG: 0.553</small> 			<b>8</b> 3B 		<b>9</b> 1B 		<b>10</b> K 		<b>11</b> G6-3 		4	0	1	1	1	1	4	
<b>8</b> Danny Ardoin, R <small>OBP: 0.364, SLG: 0.447</small> 			<b>9</b> 1B 		<b>10</b> BB 		<b>11</b> G4-3 		<b>12</b> G4-6-3 		4	0	0	0	0	2	5	
<b>9</b> Choo Freeman, R <small>OBP: 0.383, SLG: 0.519</small> 			<b>10</b> G4-3 		<b>11</b> G4-3 		<b>12</b> K 				4	0	0	0	0	2	5	
<b>Inning Stats</b> R: 0 H: 0 E: 0 K: 1 S: 5 LOB: 1 BB: 1 P: 9	R: 1 H: 2 E: 0 K: 2 S: 9 LOB: 1 BB: 0 P: 9	R: 0 H: 1 E: 0 K: 1 S: 6 LOB: 1 BB: 0 P: 6	R: 0 H: 1 E: 0 K: 1 S: 6 LOB: 2 BB: 1 P: 10	R: 0 H: 2 E: 0 K: 1 S: 6 LOB: 3 BB: 2 P: 15	R: 0 H: 1 E: 0 K: 1 S: 6 LOB: 0 BB: 0 P: 7	R: 0 H: 0 E: 0 K: 1 S: 5 LOB: 0 BB: 0 P: 5	R: 1 H: 1 E: 0 K: 1 S: 6 LOB: 1 BB: 1 P: 11	R: 1 H: 2 E: 0 K: 2 S: 8 LOB: 1 BB: 0 P: 8	R: 0 H: 1 E: 0 K: 0 S: 3 LOB: 0 BB: 1 P: 7	1B: 6 SF: 0 2B: 4 SAC: 1 3B: 1 DP: 1 HR: 0 HBP: 0	WP: 0 PA: 44 PB: 0 SB: 3 CS: 2							
<b>PITCHER</b> <b>52</b> Jose Contreras, R <small>ERA: 3.07</small> <b>37</b> Matt Thornton, L <small>ERA: 3.03</small> <b>Brandon</b> McCarthy, R <small>ERA: 6.27</small> <b>45</b> Bobby Jenks, R <small>ERA: 7.2</small> <b>Ehren</b> Wassermann, R <small>ERA: 10.1</small>	IP WLS BF H R ER SO BB IBB HBP BLK WP HR S P ERA WHIP 4.2 2.0 7 1 0 0 3 0 0 0 0 0 0 13 14 1.93 1.929 1.1 6 1 1 1 1 0 0 0 0 0 0 0 7 12 6.75 1.500 1.0 4 2 1 1 2 0 0 0 0 0 0 0 8 8 9.00 2.000 1.0 4 1 0 0 0 1 0 0 0 0 0 0 3 7 0.00 2.000	<b>PITCHER</b> IP WLS BF H R ER SO BB IBB HBP BLK WP HR S P ERA WHIP 5.0 2.0 8 3 2 2 4 0 0 0 0 1 1 17 18 9.00 1.500 1.0 6 3 1 1 0 0 0 0 0 0 0 0 6 7 9.00 3.000 1.0 3 0 0 0 0 0 0 0 0 0 0 0 3 3 0.00 0.000 1.0 3 0 0 0 0 0 0 0 0 0 0 0 3 3 0.00 0.000																

Batter	1	2	3	4	5	6	7	8	9	10	AB	R	H	RBI	BB	SO	LOB	BOTTOM
<b>1</b> Pablo Ozuna, R <small>OBP: 0.326, SLG: 0.429</small> <b>2</b> Anderson Gomes, R <small>OBP: 0.378, SLG: 0.439</small> 			<b>3</b> P3 		<b>4</b> G3 		<b>5</b> K 		<b>6</b> G4-3 		3	0	0	0	0	0	2	<b>Colorado Rockies @ Chicago White Sox</b> Tucson Electric Park, Tucson, AZ Thu Mar 30 2006, 2:05 PM EST Att: 5,846 - Partly Cloudy - 69 F  <b>livebaseballscorecards.com</b>  <b>AB 39</b> <b>R 3</b> <b>H 11</b> <b>RBI 3</b> <b>BB 0</b> <b>SO 5</b> <b>LOB 17</b>  
<b>2</b> Rob Mackowiak, L <small>OBP: 0.378, SLG: 0.439</small> <b>3</b> David Cook, R <small>OBP: 0.167, SLG: 0.167</small> 			<b>4</b> G4-3 		<b>5</b> F9 		<b>6</b> F9 		<b>7</b> F8 		3	0	1	0	0	0	2	
<b>3</b> Jim Thome, L <small>OBP: 0.517, SLG: 0.694</small> <b>4</b> Sean Smith, R <small>OBP: 0.167, SLG: 0.167</small> 			<b>5</b> G3-1 		<b>6</b> K 		<b>7</b> 1B 		<b>8</b> G6-3 		2	0	0	0	0	1	1	
<b>4</b> Joe Crede, R <small>OBP: 0.475, SLG: 0.475</small> <b>5</b> Charlie Haeger, R <small>OBP: 0.500, SLG: 0.500</small> <b>6</b> Christopher Kelly, R <small>OBP: 0.167, SLG: 0.167</small> 			<b>7</b> 1B 		<b>8</b> 1B 		<b>9</b> G4-6-3 		<b>10</b> F7 		2	0	1	0	0	0	1	
<b>5</b> A.J. Pierzynski, L <small>OBP: 0.415, SLG: 0.525</small> <b>6</b> Chris Widger, R <small>OBP: 0.361, SLG: 0.667</small> <b>7</b> Donny Lucy, R <small>OBP: 0.167, SLG: 0.167</small> 			<b>8</b> L7 		<b>9</b> 1B 		<b>10</b> G4-6-3 		<b>11</b> 1B 		1	0	0	0	0	0	0	
<b>6</b> Juan Uribe, R <small>OBP: 0.328, SLG: 0.431</small> <b>7</b> Robert Valido, R <small>OBP: 0.263, SLG: 0.286</small> 			<b>8</b> 1B 		<b>9</b> FC5-4 		<b>10</b> 1B 		<b>11</b> 1B 		3	0	2	0	0	0	1	
<b>7</b> Alex Cintron, S <small>OBP: 0.391, SLG: 0.565</small> <b>8</b> Jose De Los Santos, R <small>OBP: 0.385, SLG: 0.574</small> 			<b>9</b> G3-1 		<b>10</b> 1B 		<b>11</b> K2-3 		<b>12</b> F9 		3	0	1	0	0	1	2	
<b>8</b> Ross Gload, L <small>OBP: 0.385, SLG: 0.574</small> 			<b>9</b> L8 		<b>10</b> FC3 		<b>11</b> HR 		<b>12</b> F9 		4	1	1	2	0	0	2	
<b>9</b> Brian Anderson, R <small>OBP: 0.380, SLG: 0.516</small> 			<b>10</b> P4 		<b>11</b> SH1-4 		<b>12</b> K 		<b>13</b> G6-3 		3	0	0	0	0	1	1	
<b>Inning Stats</b> R: 0 H: 1 E: 0 K: 1 S: 6 LOB: 1 BB: 0 P: 6	R: 0 H: 1 E: 1 K: 0 S: 4 LOB: 1 BB: 0 P: 4	R: 0 H: 0 E: 0 K: 0 S: 3 LOB: 0 BB: 0 P: 3	R: 0 H: 2 E: 0 K: 0 S: 4 LOB: 1 BB: 0 P: 5	R: 0 H: 1 E: 1 K: 0 S: 5 LOB: 2 BB: 0 P: 5	R: 0 H: 1 E: 0 K: 1 S: 5 LOB: 0 BB: 0 P: 5	R: 2 H: 2 E: 0 K: 3 S: 12 LOB: 1 BB: 0 P: 13	R: 1 H: 3 E: 0 K: 0 S: 6 LOB: 2 BB: 0 P: 7	R: 0 H: 0 E: 0 K: 0 S: 3 LOB: 0 BB: 0 P: 3	R: 0 H: 0 E: 0 K: 0 S: 3 LOB: 0 BB: 0 P: 3	1B: 9 SF: 0 2B: 1 SAC: 1 3B: 0 DP: 1 HR: 1 HBP: 0	WP: 2 PA: 40 PB: 0 SB: 1 CS: 0							
<b>PITCHER</b> <b>30</b> Jose Acevedo, R <small>ERA: 6.0</small> <b>24</b> Mike DeJean, R <small>ERA: 2.46</small> <b>David</b> Cortes, R <small>ERA: 4.5</small> <b>Justin</b> Hampson, L <small>ERA: 6.0</small> <b>Adam</b> Bright, L <small>ERA: 10.1</small>	IP WLS BF H R ER SO BB IBB HBP BLK WP HR S P ERA WHIP 5.0 2.0 8 3 2 2 4 0 0 0 0 1 1 17 18 9.00 1.500 1.0 6 3 1 1 0 0 0 0 0 0 0 0 6 7 9.00 3.000 1.0 3 0 0 0 0 0 0 0 0 0 0 0 3 3 0.00 0.000 1.0 3 0 0 0 0 0 0 0 0 0 0 0 3 3 0.00 0.000	<b>PITCHER</b> IP WLS BF H R ER SO BB IBB HBP BLK WP HR S P ERA WHIP 5.0 2.0 8 3 2 2 4 0 0 0 0 1 1 17 18 9.00 1.500 1.0 6 3 1 1 0 0 0 0 0 0 0 0 6 7 9.00 3.000 1.0 3 0 0 0 0 0 0 0 0 0 0 0 3 3 0.00 0.000 1.0 3 0 0 0 0 0 0 0 0 0 0 0 3 3 0.00 0.000																



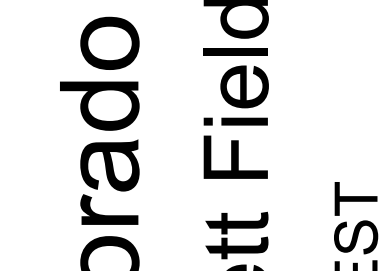
Batter	1	2	3	4	5	6	7	8	9	AB	R	H	RBI	BB	SO	LOB	TOP				
2 Bill Hall, R OBP: 0.434, SLG: 0.625 (1, 8)	F8		2B			BB		BB		2	0	1	0	2	0	0	<b>Milwaukee Brewers @ Colorado Rockies</b> US West Sports Complex, Hi Corbett Field, Tucson, AZ Fri Mar 31 2006, 3:05 PM EST Att: 3,279 - Partly Cloudy - 80 F				
7 J.J. Hardy, R OBP: 0.350, SLG: 0.554 Ozzie Chavez, S OBP: 0.444, SLG: 0.667 (8, 6)	P4		L6			G6-4-3		G4-6-3		4	0	0	0	0	0	3					
47 Corey Koskie, L OBP: 0.413, SLG: 0.741 Mat Gamel, L OBP: 0.667, SLG: 1.333 (1, 5)	HBP					G3		G3		2	0	1	0	0	0	0					
28 Prince Fielder, L OBP: 0.438, SLG: 0.558 (1, 3)	K					G3		G4-3		4	1	1	1	0	1	2					
23 Rickie Weeks Jr., R OBP: 0.380, SLG: 0.533 (1, 4)						FC6-2-5-4		K		4	1	1	1	0	1	1					
18 Gabe Gross, L OBP: 0.342, SLG: 0.441 Matt Wise, R OBP: 0.333, SLG: 0.333 (9, PH)	F8					G1-3		G4-3		3	0	0	0	0	0	1					
1 Corey Hart, R OBP: 0.364, SLG: 0.483 (1, 7)	K					G5-3		1B		1	1	1	0	0	0	0					
21 Chad Moeller, R OBP: 0.243, SLG: 0.306 (1, 2)						G5-3		1B		4	0	1	1	0	1	1					
Tomo Ohka, S OBP: 0.526, SLG: 0.621 (1, 1)						G4-3		G5-3		1	0	0	0	0	0	0					
Rick Helling, R OBP: 0.526, SLG: 0.621 (5, 1)						G4-3		P6		1	0	0	0	0	0	0					
8 Vinny Rottino, R OBP: 0.526, SLG: 0.621 (7, 9)						B5-3		G5-3		2	0	0	0	0	0	2					
<b>Inning Stats</b>	R: 0 E: 0 K: 1 S: 7	H: 0 LOB: 1 BB: 0 P: 10	R: 0 E: 0 K: 1 S: 5	H: 0 LOB: 0 BB: 0 P: 8	R: 0 E: 0 K: 0 S: 13	H: 1 LOB: 1 BB: 0 P: 16	R: 0 E: 0 K: 0 S: 5	H: 1 LOB: 0 BB: 0 P: 6	R: 0 E: 0 K: 0 S: 6	H: 0 LOB: 0 BB: 1 P: 11	R: 2 E: 0 K: 1 S: 14	H: 3 LOB: 1 BB: 0 P: 21	R: 0 E: 0 K: 0 S: 6	H: 0 LOB: 0 BB: 1 P: 11	R: 2 E: 0 K: 1 S: 19	H: 4 LOB: 2 BB: 0 P: 27	1B: 3 2B: 6 3B: 1 HR: 0	SF: 0 SAC: 0 DP: 3 HBP: 1	WP: 1 PB: 0 CS: 0	PA: 36	
<b>PITCHER</b>	IP	WLS	BF	H	R	ER	SO	BB	IBB	HBP	BLK	WP	HR	S	P	ERA	WHIP				
28 Aaron Cook, R ERA: 2.81 (1, 1)	6.0	W	20	2	0	0	2	1	0	1	0	0	0	43	62	0.00	0.500				
39 Tom Martin, L ERA: 4.53 (7, 1)	1.0	H	6	3	2	2	1	0	0	0	0	0	0	14	21	18.00	3.000				
Ray King, L ERA: 4.5 (8, 1)	1.0	H	3	0	0	0	0	1	0	0	0	0	0	6	11	0.00	1.000				
40 Brian Fuentes, L ERA: 4.5 (9, 1)	1.0	S	7	4	2	2	1	0	0	0	0	1	0	19	27	18.00	4.000				

Batter	1	2	3	4	5	6	7	8	9	AB	R	H	RBI	BB	SO	LOB	BOTTOM				
18 Cory Sullivan, L OBP: 0.390, SLG: 0.643 (1, 8)	F7		L3			P6		SH3-4		3	0	1	0	0	0	0	<b>Milwaukee Brewers @ Colorado Rockies</b> US West Sports Complex, Hi Corbett Field, Tucson, AZ Fri Mar 31 2006, 3:05 PM EST Att: 3,279 - Partly Cloudy - 80 F				
Jamey Carroll, R OBP: 0.434, SLG: 0.479 (1, 6)	G6-3		L3			2B		F9		4	0	1	0	0	0	2					
17 Todd Helton, L OBP: 0.500, SLG: 0.719 (1, 3)	F9					K		K		4	1	2	1	0	1	1					
5 Matt Holliday, R OBP: 0.280, SLG: 0.468 (1, 7)	F7					F7		K		4	1	1	1	0	1	2					
27 Garrett Atkins, R OBP: 0.431, SLG: 0.509 (1, 5)	G6-3					G5-3		HR		4	2	2	1	0	0	0					
Eli Marrero, R OBP: 0.500, SLG: 0.510 (1, 9)	1B					F9		F8		4	0	2	2	0	0	0					
Luis Gonzalez, R OBP: 0.400, SLG: 0.627 (1, 4)	1B					F8		K		4	0	2	0	0	1	1					
Miguel Ojeda, R OBP: 0.250, SLG: 0.294 (1, 2)	F8					L7		G5-3		4	0	1	0	0	0	3					
28 Aaron Cook, R ERA: 6.0 (1, 1)						G4-3		G6-3		2	0	0	0	0	0	2					
39 Tom Martin, L OBP: 1.000, SLG: 1.000 (7, PH)						G6-3		1B		0	0	0	0	0	0	0					
11 Brad Hawpe, L OBP: 0.385, SLG: 0.375 (7, PH)						G6-3		1B		0	1	0	0	1	0	0					
Ray King, L OBP: 0.385, SLG: 0.375 (8, 1)						G6-3		1B		0	0	0	0	0	0	0					
40 Brian Fuentes, L OBP: 0.385, SLG: 0.375 (9, 1)						G6-3		1B		0	0	0	0	0	0	0					
<b>Inning Stats</b>	R: 0 E: 0 K: 0 S: 6	H: 2 LOB: 2 BB: 0 P: 11	R: 0 E: 0 K: 0 S: 12	H: 2 LOB: 0 BB: 0 P: 18	R: 0 E: 0 K: 0 S: 6	H: 1 LOB: 0 BB: 0 P: 8	R: 3 E: 0 K: 0 S: 12	H: 5 LOB: 1 BB: 0 P: 18	R: 0 E: 0 K: 1 S: 9	H: 1 LOB: 1 BB: 0 P: 12	R: 0 E: 0 K: 0 S: 8	H: 1 LOB: 1 BB: 0 P: 10	R: 1 E: 0 K: 1 S: 7	H: 1 LOB: 1 BB: 1 P: 14	R: 1 E: 0 K: 1 S: 8	H: 1 LOB: 0 BB: 0 P: 10	1B: 6 2B: 6 3B: 0 HR: 1	SF: 0 SAC: 1 DP: 2 HBP: 0	WP: 0 PB: 0 CS: 0	PA: 35	
<b>PITCHER</b>	IP	WLS	BF	H	R	ER	SO	BB	IBB	HBP	BLK	WP	HR	S	P	ERA	WHIP				
Tomo Ohka, R ERA: 6.0 (1, 1)	4.0	L	18	8	3	3	0	0	0	0	0	0	0	36	55	6.75	2.000				
Rick Helling, R ERA: 5.4 (5, 1)	2.0		8	2	0	0	1	0	0	0	0	0	0	17	22	0.00	1.000				
Matt Wise, R ERA: 5.4 (7, 1)	2.0		9	2	2	2	2	1	0	0	0	0	1	15	24	9.00	1.500				

AB 33  
R 4  
H 9  
RBI 4  
BB 2  
SO 4  
LOB 10



AB 33  
R 5  
H 12  
RBI 5  
BB 1  
SO 3  
LOB 11





Batter	1	2	3	4	5	6	7	8	9	AB	R	H	RBI	BB	SO	LOB	TOP								
18 Cory Sullivan, L OBP: 0.377, SLG: 0.621 Choo Freeman, R OBP: 0.387, SLG: 0.536 1 Tony Miller, R OBP: 0.368, SLG: 0.313										2	0	0	0	0	2	1	<b>Colorado Rockies @ Milwaukee Brewers</b> Maryvale Baseball Park, Phoenix, AZ Sat Apr 01 2006, 2:05 PM EST Att: 3,477 - Sunny - 69 F								
Jamney Carroll, R OBP: 0.455, SLG: 0.510 24 Jason Smith, L OBP: 0.380, SLG: 0.478 Jonathan Herrera, S (8, 6)										1	1	1	0	1	0	0									
17 Todd Helton, L OBP: 0.375, SLG: 0.763 Joe Koshansky, L OBP: 0.375, SLG: 0.571										2	1	1	2	0	0	1									
5 Matt Holliday, R OBP: 0.288, SLG: 0.510 Matt Miller, R David Cortes, R Jose Mesa, R										2	1	1	0	0	0	0									
27 Garrett Atkins, R OBP: 0.433, SLG: 0.509 38 Phillip Cuadrado, S OBP: 1.000, SLG: 2.000										2	0	1	1	0	0	0									
11 Brad Hawpe, L OBP: 0.373, SLG: 0.362 19 Ryan Spilborghs, R OBP: 0.418, SLG: 0.531										2	0	0	0	0	1	1									
Luis Gonzalez, R OBP: 0.397, SLG: 0.617 6 Omar Quintanilla, L OBP: 0.300, SLG: 0.297										1	0	0	1	0	0	0									
Danny Ardoin, R OBP: 0.370, SLG: 0.436 JD Closser, S OBP: 0.375, SLG: 0.552										1	0	0	0	1	0	1									
Sun-Woo Kim, R 26 Jeff Francis, L OBP: 0.375, SLG: 0.375 Seth Smith, L										0	0	0	0	0	0	0									
										3	0	0	0	0	2	1									
<b>Inning Stats</b>	R: 0 E: 0 K: 1 S: 4	H: 0 LOB: 0 BB: 1 P: 8	R: 0 E: 0 K: 0 S: 3	H: 0 LOB: 0 BB: 0 P: 3	R: 0 E: 0 K: 1 S: 5	H: 0 LOB: 1 BB: 1 P: 9	R: 4 E: 1 K: 1 S: 9	H: 4 LOB: 1 BB: 0 P: 10	R: 1 E: 0 K: 1 S: 6	H: 2 LOB: 1 BB: 1 P: 10	R: 0 E: 0 K: 3 S: 5	H: 0 LOB: 0 BB: 0 P: 5	R: 0 E: 0 K: 3 S: 9	H: 0 LOB: 0 BB: 0 P: 9	R: 0 E: 0 K: 0 S: 4	H: 1 LOB: 3 BB: 1 P: 8	R: 1 E: 1 K: 3 S: 11	H: 1 LOB: 1 BB: 0 P: 11	1B: 2 2B: 5 3B: 1 HR: 1	SF: 1 SAC: 0 DP: 2 HBP: 0	WP: 0 PB: 0 SB: 1 CS: 0	PA: 38			
<b>PITCHER</b>	IP WLS BF H R ER SO BB IBB HBP BLK WP HR S P ERA WHIP	3.2 L 16 4 4 3 3 2 0 0 0 0 0 1 20 29 7.36 1.636	1.1 6 2 1 1 1 1 0 0 0 0 0 0 7 11 6.75 2.250	1.0 3 1 0 0 1 0 0 0 0 0 0 0 5 5 0.00 1.000	1.0 3 0 0 0 3 0 0 0 0 0 0 0 9 9 0.00 0.000	1.0 5 1 0 0 0 1 0 0 0 0 0 0 4 8 0.00 2.000	1.0 5 1 1 0 3 0 0 0 0 0 0 0 0 0 0.00 1.000	9.1 1.0 5 1 1 0 3 0 0 0 0 0 0 0 0 0.00 0.871																	

AB	33
R	6
H	9
RBI	5
BB	4
SO	11
LOB	15



Batter	1	2	3	4	5	6	7	8	9	AB	R	H	RBI	BB	SO	LOB	BOTTOM							
2 Bill Hall, R OBP: 0.425, SLG: 0.605										4	0	1	0	0	0	0	<b>Colorado Rockies @ Milwaukee Brewers</b> Maryvale Baseball Park, Phoenix, AZ Sat Apr 01 2006, 2:05 PM EST Att: 3,477 - Sunny - 69 F							
7 J.J. Hardy, R OBP: 0.344, SLG: 0.583										4	1	1	1	0	0	0								
Geoff Jenkins, L OBP: 0.365, SLG: 0.381										3	0	0	0	1	0	0								
Carlos Lee, R OBP: 0.447, SLG: 0.500 52 Jose Capellan, R 47 Corey Koskie, L OBP: 0.406, SLG: 0.729										1	0	0	0	1	0	0								
28 Prince Fielder, L OBP: 0.426, SLG: 0.527										3	0	0	0	1	1	3								
23 Rickie Weeks Jr., R OBP: 0.377, SLG: 0.511										2	0	0	0	1	0	1								
Jeff Cirillo, R OBP: 0.455, SLG: 0.518 Dan Kolb, R 59 Derrick Tumbow, R										2	0	0	0	1	0	2								
Damian Miller, R OBP: 0.348, SLG: 0.523 Jorge De La Rosa, L 1 Corey Hart, R OBP: 0.358, SLG: 0.475										2	0	0	0	0	0	0								
31 Dave Bush, R OBP: 0.100, SLG: 0.200 50 Jared Fernandez, R										1	0	0	0	0	0	0								
8 Vinny Rottino, R OBP: 0.500, SLG: 0.581										2	0	0	0	0	0	0								
<b>Inning Stats</b>	R: 0 E: 0 K: 0 S: 3	H: 0 LOB: 2 BB: 2 P: 11	R: 0 E: 0 K: 0 S: 2	H: 0 LOB: 0 BB: 1 P: 6	R: 1 E: 0 K: 0 S: 4	H: 2 LOB: 0 BB: 0 P: 5	R: 0 E: 0 K: 0 S: 3	H: 0 LOB: 1 BB: 1 P: 7	R: 0 E: 0 K: 0 S: 3	H: 0 LOB: 0 BB: 0 P: 3	R: 0 E: 0 K: 1 S: 3	H: 0 LOB: 0 BB: 0 P: 4	R: 0 E: 0 K: 1 S: 4	H: 0 LOB: 0 BB: 1 P: 8	R: 0 E: 0 K: 0 S: 3	H: 0 LOB: 0 BB: 0 P: 3	R: 0 E: 0 K: 2 S: 7	H: 0 LOB: 0 BB: 0 P: 7	1B: 1 2B: 0 3B: 0 HR: 1	SF: 0 SAC: 0 DP: 2 HBP: 1	WP: 0 PB: 0 SB: 0 CS: 1	PA: 32		
<b>PITCHER</b>	IP WLS BF H R ER SO BB IBB HBP BLK WP HR S P ERA WHIP	1.0 0 0 0 0 0 2 0 0 0 0 0 0 3 11 0.00 2.000	6.0 W 21 2 1 1 1 3 0 1 0 0 0 1 19 33 1.50 0.833	1.0 3 0 0 0 0 0 0 0 0 0 0 0 3 3 0.00 0.000	1.0 3 0 0 0 2 0 0 0 0 0 0 0 7 7 0.00 0.000																			

AB	26
R	1
H	2
RBI	1
BB	5
SO	3
LOB	7





Batter	1	2	3	4	5	6	7	8	9	10	11	AB	R	H	RBI	BB	SO	LOB	TOP						
Craig Counsell, L (1.6)	1-1 BB 34 1B		0-1 1 CS 1B		1-3 K2-3			1-1 1 E 1 B G6-3 1B	0-3 K			5	2	3	0	0	2	3							
1 Orlando Hudson, S (1.4)	1-3 K		1-3 1 SAFE K		2-2 G4-3			0-1 G6-3 1-3 1B	2-2 G4-3			5	0	1	0	0	2	3							
Chad Tracy, L (1.5)	2-2 P5		2-0 F8					1-1 G6-3	1-3 K			5	0	0	1	0	2	2							
Luis Gonzalez, L (1.7)	4-1 1 SAFE BB 34 1B				1-1 F9			1-0 G4-1	2-3 3-H F8			4	0	0	0	1	1	1							
34 Conor Jackson, R (1.3)	3-2 1-2 2-H 1B				3-1 1B			1-1 F9	1-0 F8			4	0	2	1	1	0	1							
Shawn Green, L (1.9)	0-1 L7				2-0 F9			2-1 G1-3	0-1 22 FC1-5 1B			5	0	1	0	0	0	4							
Johnny Estrada, S (1.2)		1-2 G4-1			1-0 G6-3			1-1 G1-3	1-2 22 FC1-5 1B			4	0	1	0	0	0	1							
Andy Green, R (9, PR)												0	0	0	0	0	0	0							
Luis Vizcaino, R (9, 1)												0	0	0	0	0	0	0							
30 Jeff DaVanon, S (11, PH)												1	0	0	0	0	0	1							
22 Eric Byrnes, R (1.8)			1-2 F9					0-0 1B	0-1 FC1-5			5	0	3	0	0	0	2							
Jason Grimsley, R (11, 1)					0-1 17 SH3-4 2B			2-3 1B	1-2 2-3F 1B			0	0	0	0	0	0	0							
17 Brandon Webb, R (1, 1)			0-3 K		2-1 SH3-4			2-3 K	2-2 F9			2	0	0	0	0	2	1							
Terry Mulholland, R (8, 1)												0	0	0	0	0	0	0							
Brandon Lyon, R (8, 1)												0	0	0	0	0	0	0							
Tony Clark, S (9, PH)												1	0	0	0	0	0	2							
19 Chris Snyder, R (9, 2)												1	0	0	0	0	0	2							
<b>Inning Stats</b>	R: 1 E: 0 K: 1 S: 15	H: 2 LOB: 2 BB: 1 P: 26	R: 0 E: 0 K: 1 S: 11	H: 0 LOB: 0 BB: 0 P: 13	R: 0 E: 0 K: 1 S: 6	H: 1 LOB: 1 BB: 0 P: 9	R: 0 E: 0 K: 0 S: 6	H: 1 LOB: 1 BB: 0 P: 13	R: 0 E: 0 K: 1 S: 6	H: 0 LOB: 0 BB: 0 P: 9	R: 0 E: 0 K: 1 S: 8	H: 1 LOB: 1 BB: 0 P: 13	R: 1 E: 1 K: 0 S: 8	H: 2 LOB: 1 BB: 0 P: 11	R: 0 E: 0 K: 1 S: 15	H: 2 LOB: 2 BB: 0 P: 18	R: 0 E: 0 K: 2 S: 10	H: 0 LOB: 0 BB: 1 P: 13	R: 0 E: 0 K: 0 S: 9	H: 1 LOB: 2 BB: 1 P: 18	1B: 10 2B: 1 3B: 0 HR: 0	SF: 0 SAC: 1 DP: 0 HBP: 0	WP: 0 PB: 0 SB: 0 CS: 1	PA: 45	
<b>PITCHER</b>	IP ERA WLS BF H R ER SO BB IBB HBP BLK WP HR S P ERA WHIP	7.0 1.29 0.2 4 2 1 0 0 0 0 0 0 0 0 0 7 9 0.00 3.000	0.2 0.2 5 2 0 0 0 0 0 0 0 0 0 0 0 12 16 0.00 2.000	1.1 0.2 4 2 0 0 3 0 0 0 0 0 0 0 14 17 0.00 0.000	1.0 0.2 5 1 0 0 0 1 0 0 0 0 0 0 9 18 0.00 2.000																				

Arizona Diamondbacks @ Colorado Rockies  
Coors Field, Denver, CO  
Mon Apr 03 2006, 2:05 PM MDT  
Att: 47,278 - Cloudy - 50 F

livebaseballscorecards.com  
AB 42  
R 2  
H 11  
RBI 2  
BB 2  
SO 9  
LOB 23



Batter	1	2	3	4	5	6	7	8	9	10	11	AB	R	H	RBI	BB	SO	LOB	BOTTOM							
18 Cory Sullivan, L (1.8)	0-3 K		2-3 K		1-1 12 FC6-4 1B			0-0 G4-3		1-0 G4-3		5	0	1	0	0	2	0								
12 Clint Barmes, R (1.6)	0-0 G5-3		2-2 G6-3		3-1 FC6-4			3-1 17 2B 1B		1-3 K		5	1	1	0	0	1	2								
17 Todd Helton, L (1.3)	4-1 5 1B BB				1-1 G6-3			0-2 G3-1		2-1 5 G5-3 2B		4	0	1	1	1	0	0								
5 Matt Holliday, R (1.7)	0-0 1B				0-2 G5-3			0-2 G5-3		1-0 G5-3		5	1	2	0	0	0	1								
27 Garrett Atkins, R (1.5)	0-0 G6-3				1-2 G5-3			0-2 G3		0-0 F9		4	0	0	0	0	0	3								
40 Brian Fuentes, L (9, 1)												0	0	0	0	0	0	0								
Mike DeJean, R (11, 1)												0	0	0	0	0	0	0								
Jason Smith, L (11, PH)												1	0	1	0	0	0	0								
11 Brad Hawke, L (1.9)		3-2 FC5-3 1B			2-2 G6-3 1B			4-2 G3 SH3-4 BB		0-0 P5		4	1	2	1	1	0	1								
Luis Gonzalez, R (1.4)		2-0 FC4			1-0 G6-3			1-1 SH3-4		2-2 G6-3		3	0	0	0	0	0	2								
Danny Ardoin, R (1.2)		1-2 1B			1-2 1B			1-2 1B				0	0	0	0	0	0	0								
Jason Jennings, L (1, 1)					0-2 G6-3			2-2 G3		0-3 K		4	0	0	0	0	1	3								
Eli Marrero, R (7, PH)												2	0	1	1	0	0	0								
Ray King, L (8, 1)					0-0 F9			1-2 L6		2-2 G3		1	0	0	0	0	0	0								
Jose Mesa, R (8, 1)												0	0	0	0	0	0	0								
Jamey Carroll, R (9, 5)					3-H 1B							1	0	0	0	0	0	0								
<b>Inning Stats</b>	R: 0 E: 0 K: 1 S: 7	H: 1 LOB: 2 BB: 1 P: 11	R: 0 E: 1 K: 0 S: 6	H: 1 LOB: 0 BB: 0 P: 12	R: 0 E: 0 K: 1 S: 9	H: 0 LOB: 0 BB: 0 P: 13	R: 0 E: 0 K: 0 S: 9	H: 0 LOB: 0 BB: 0 P: 11	R: 1 E: 0 K: 0 S: 15	H: 3 LOB: 2 BB: 0 P: 23	R: 0 E: 0 K: 0 S: 9	H: 0 LOB: 0 BB: 0 P: 9	R: 0 E: 0 K: 0 S: 11	H: 0 LOB: 1 BB: 1 P: 19	R: 1 E: 0 K: 0 S: 7	H: 2 LOB: 1 BB: 0 P: 13	R: 0 E: 0 K: 1 S: 7	H: 0 LOB: 0 BB: 0 P: 9	R: 0 E: 0 K: 1 S: 8	H: 0 LOB: 0 BB: 0 P: 12	R: 1 E: 0 K: 0 S: 9	H: 2 LOB: 2 BB: 0 P: 13	1B: 8 2B: 2 3B: 0 HR: 0	SF: 0 SAC: 1 DP: 1 HBP: 0	WP: 0 PB: 0 SB: 0 CS: 0	PA: 42
<b>PITCHER</b>	IP ERA WLS BF H R ER SO BB IBB HBP BLK WP HR S P ERA WHIP	7.0 1.29 0.1 3 2 1 1 2 2 0 0 0 0 0 0 5 10 0.00 6.000	0.2 0.2 2 0 0 0 0 0 0 0 0 0 0 0 0 2 3 0.00 0.000	2.0 0.6 6 0 0 0 2 0 0 0 0 0 0 0 15 21 0.00 0.000	0.1 0.1 L 4 2 1 1 0 0 0 0 0 0 0 0 9 13 27.00 6.000																					

Arizona Diamondbacks @ Colorado Rockies  
Coors Field, Denver, CO  
Mon Apr 03 2006, 2:05 PM MDT  
Att: 47,278 - Cloudy - 50 F

livebaseballscorecards.com  
AB 39  
R 3  
H 9  
RBI 3  
BB 2  
SO 4  
LOB 13





Batter	1	2	3	4	5	6	7	8	9	AB	R	H	RBI	BB	SO	LOB	TOP				
<b>Craig Counsell, L</b> (1, 6) OBP: 0.500, SLG: 0.444	0-1 G4-3 1B		3-2 L4			2-1 G4-3	2-0 HBP		0-2 G4-3	4	1	1	0	0	0	0					
<b>1 Orlando Hudson, S</b> (1, 4) OBP: 0.200, SLG: 0.300	0-2 G4-3 1B		1-2 G1-3			0-1 L7	2-3 K		1-3 K	5	1	1	0	0	2	2					
<b>Chad Tracy, L</b> (1, 5) OBP: 0.111, SLG: 0.222	2-0 G4-3		2-1 G4-3			3-2 2B		0-2 P6		4	1	1	1	0	0	1					
<b>Luis Gonzalez, L</b> (1, 7) OBP: 0.444, SLG: 0.625	0-0 G4-3 1B			1-0 G3		1-0 2B		1-1 2B		4	1	3	2	0	0	0					
<b>Tony Clark, S</b> (1, 3)	1-0 G4-3			2-2 G3		1-0 HBP		4-0 1B		2	0	0	0	1	0	1					
<b>Shawn Green, L</b> (1, 9) OBP: 0.222, SLG: 0.222	0-2 G4-3			1-1 F8		1-3 K		0-2 IBB		4	0	1	1	0	1	3					
<b>Johnny Estrada, S</b> (1, 2) OBP: 0.250, SLG: 0.143		4-1 30 G1-6-3 BB		1-2 G1-3		1-1 G3-1		0-3 K		3	0	0	0	1	1	2	AB 34				
<b>30 Jeff DaVanon, S</b> (1, 8) OBP: 0.200, SLG: 0.200		0-0 G1-6-3		0-2 G5-3		0-0 G4-3		3-1 FC6-4		4	0	1	0	0	0	3	R 4				
<b>Orlando Hernandez, R</b> (1, 1) <b>Greg Aquino, R</b> (6, 1) <b>Andy Green, R</b> (7, PH) <b>Terry Mulholland, R</b> (7, 1) <b>Brandon Lyon, R</b> (7, 1) <b>Luis Vizcaino, R</b> (8, 1) <b>22 Eric Byrnes, F</b> (8, PH) <b>Jose Valverde, R</b> (9, 1)		0-0 G4-3		0-2 G4-3		2-1 G4-3		0-0 P4		2	0	0	0	0	0	0	H 8				
<b>Inning Stats</b>	R: 2 E: 0 K: 0 S: 11	H: 3 LOB: 1 BB: 0 P: 14	R: 0 E: 0 K: 0 S: 3	H: 0 LOB: 0 BB: 1 P: 7	R: 0 E: 0 K: 0 S: 9	H: 0 LOB: 0 BB: 0 P: 15	R: 0 E: 0 K: 0 S: 7	H: 0 LOB: 0 BB: 0 P: 11	R: 0 E: 0 K: 1 S: 13	H: 2 LOB: 2 BB: 0 P: 21	R: 0 E: 0 K: 1 S: 11	H: 1 LOB: 2 BB: 1 P: 18	R: 1 E: 0 K: 1 S: 16	H: 2 LOB: 2 BB: 1 P: 24	R: 0 E: 0 K: 1 S: 8	H: 0 LOB: 0 BB: 0 P: 9	1B: 4 2B: 4 3B: 0 HR: 0	SF: 0 SAC: 0 DP: 1 HBP: 2	WP: 0 PB: 0 SB: 0 CS: 0	PA: 38	
<b>PITCHER</b>	IP	WLS	BF	H	R	ER	SO	BB	IBB	HBP	BLK	WP	HR	S	P	ERA	WHIP				
<b>28 Aaron Cook, R</b> (1, 1) ERA: 3.86	7.0	L	29	6	3	3	2	1	0	2	0	0	0	64	97	3.86	1.000				
<b>39 Tom Martin, L</b> (8, 1) ERA: 9.0	1.0		6	2	1	1	1	0	1	0	0	0	0	16	24	9.00	2.000				
<b>David Cortes, R</b> (9, 1) ERA:	1.0		3	0	0	0	1	0	0	0	0	0	0	8	9	0.00	0.000				

**Arizona Diamondbacks @ Colorado Rockies**  
 Coors Field, Denver, CO  
 Wed Apr 05 2006, 6:35 PM MDT  
 Att: 18,553 - Partly Cloudy - 70 F

AB	34
R	4
H	8
RBI	4
BB	2
SO	4
LOB	13



Batter	1	2	3	4	5	6	7	8	9	AB	R	H	RBI	BB	SO	LOB	BOTTOM				
<b>18 Cory Sullivan, L</b> (1, 8) OBP: 0.200, SLG: 0.143	2-3 K		0-1 P4		1-1 SH1-4		1-0 SH1-4		4-0 12 K2-3-2 BB	2	0	0	0	1	1	0					
<b>12 Clint Barmes, R</b> (1, 6) OBP: 0.200, SLG: 0.200	1-2 P3		0-1 E8 17 2B		0-3 K		0-1 P3		1-3 K2-3-2	5	1	1	0	0	2	3					
<b>17 Todd Helton, L</b> (1, 3) OBP: 0.667, SLG: 1.000	2-2 2B		2-2 2H 2B		4-0 IBB		4-0 5 C3-6 IBB			2	0	2	1	2	0	0					
<b>5 Matt Holliday, R</b> (1, 7) OBP: 0.222, SLG: 0.222	1-2 K		1-3 K		2-3 K		2-0 FC3-6			4	0	0	0	0	3	6					
<b>27 Garrett Atkins, R</b> (1, 5) OBP: 0.250, SLG: 0.286		4-2 BB		1-2 1B 2B		1-1 F9		1-1 G6-3		3	1	1	0	1	0	0					
<b>11 Brad Hawpe, L</b> (1, 9) OBP: 0.333, SLG: 0.250		1-3 K		1-2 P5		1-3 K		2-1 L9		4	0	0	0	0	2	2					
<b>Luis Gonzalez, R</b> (1, 4) <b>Jamey Carroll, R</b> (6, 4) OBP: 0.667, SLG: 0.500		1-3 K		2-2 CS 1B		1-0 1B		4-2 BB		2	0	1	1	0	1	1	AB 30				
<b>Danny Ardoin, R</b> (1, 2) <b>Eli Marrero, R</b> (8, PH) (9, 2)		0-1 F7		3-3 K		3-2 G3		2-3 K		3	0	0	0	0	1	3	R 2				
<b>28 Aaron Cook, R</b> (1, 1) OBP: 0.500, SLG: 0.500 <b>Choo Freeman, R</b> (7, PH)			0-0 L8		2-1 18 SH1-4 1B		4-0 18 SH1-4 BB		2-2 G6-3	2	0	1	0	0	0	0	H 7				
<b>39 Tom Martin, L</b> (8, 1) <b>David Cortes, R</b> (9, 1) <b>Jason Smith, L</b> (9, PH) OBP: 0.500, SLG: 0.500										0	0	0	0	0	0	0	RBI 2				
<b>Inning Stats</b>	R: 0 E: 0 K: 2 S: 16	H: 1 LOB: 1 BB: 0 P: 22	R: 0 E: 0 K: 2 S: 13	H: 0 LOB: 1 BB: 1 P: 19	R: 1 E: 1 K: 1 S: 12	H: 2 LOB: 1 BB: 0 P: 15	R: 1 E: 0 K: 1 S: 14	H: 2 LOB: 1 BB: 0 P: 21	R: 0 E: 0 K: 2 S: 10	H: 1 LOB: 1 BB: 0 P: 15	R: 0 E: 0 K: 0 S: 4	H: 0 LOB: 2 BB: 2 P: 15	R: 0 E: 0 K: 1 S: 10	H: 0 LOB: 1 BB: 1 P: 19	R: 0 E: 0 K: 1 S: 9	H: 0 LOB: 1 BB: 1 P: 16	1B: 4 2B: 5 3B: 0 HR: 0	SF: 0 SAC: 2 DP: 2 HBP: 0	WP: 0 PB: 0 SB: 0 CS: 1	PA: 38	
<b>PITCHER</b>	IP	WLS	BF	H	R	ER	SO	BB	IBB	HBP	BLK	WP	HR	S	P	ERA	WHIP				
<b>Orlando Hernandez, R</b> (1, 1) ERA: 1.8	5.0	W	22	6	2	1	8	1	1	0	0	0	0	65	96	1.80	1.400				
<b>Greg Aquino, R</b> (6, 1) ERA: 13.5	1.0	H	4	1	0	0	1	0	0	0	0	0	0	10	15	0.00	1.000				
<b>Terry Mulholland, L</b> (7, 1) ERA: 13.5	0.1	H	2	0	0	0	0	1	0	0	0	0	0	1	6	0.00	3.000				
<b>Brandon Lyon, R</b> (7, 1) ERA:	1.1	H	6	0	0	0	0	1	1	0	0	0	0	10	23	0.00	0.750				
<b>Luis Vizcaino, R</b> (8, 1) ERA:	0.1	H	1	0	0	0	1	0	0	0	0	0	0	3	5	0.00	0.000				
<b>PITCHER</b>	IP	WLS	BF	H	R	ER	SO	BB	IBB	HBP	BLK	WP	HR	S	P	ERA	WHIP				
<b>Jose Valverde, R</b> (9, 1) ERA:	1.0	S	3	0	0	0	1	1	0	0	0	0	0	9	16	0.00	1.000				

**Arizona Diamondbacks @ Colorado Rockies**  
 Coors Field, Denver, CO  
 Wed Apr 05 2006, 6:35 PM MDT  
 Att: 18,553 - Partly Cloudy - 70 F

AB	30
R	2
H	7
RBI	2
BB	6
SO	11
LOB	16










Batter	1	2	3	4	5	6	7	8	9	AB	R	H	RBI	BB	SO	LOB	TOP
18 Cory Sullivan, L (1.8) OBP: 0.250, SLG: 0.400	0-3 K		1-1 B2			1-1 17 2B	0-1 F8		0-0 27 1B	5	2	2	0	0	1	0	
12 Clint Barmes, R (1.6) OBP: 0.200, SLG: 0.300	0-3 K		0-1 G6-3			1-1 G5-3	2-1 G6-3		1-2 G6-3	5	0	0	0	0	1	2	
17 Todd Helton, L (1.3) OBP: 0.667, SLG: 0.818	4-2 27 FC5-4 BB		3-3 K			0-0 27 2B	2-2 P3		4-0 27 1B	3	2	1	1	2	1	0	
27 Garrett Atkins, R (1.5) OBP: 0.471, SLG: 0.875	1-1 FC5-4			1-1 F8		0-2 2B		1-1 HR	0-0 2B	5	3	3	3	0	0	1	
Eli Marrero, R (1.7) OBP: 0.500, SLG: 1.125		1-1 HR		1-1 G1-3		0-0 1B		1-0 11 S	0-1 1B	5	2	4	4	0	0	0	
11 Brad Hawpe, L (1.9) OBP: 0.278, SLG: 0.235		0-3 K		2-3 K		1-1 FC6-4 1B		2-3 K	0-1 F7	5	0	1	0	0	3	2	
Jason Smith, L (1.4) OBP: 0.500, SLG: 0.857		3-2 HR			2-1 G4-3	1-0 FC6-4 1B		4-0 BB	1-3 K	4	1	2	2	1	1	1	
Danny Ardoin, R (1.2)		3-2 F8			0-3 K	0-1 FC6-4 37 FC6-4		0-3 K		4	0	0	0	0	2	4	
37 Josh Fogg, R (1.1)		1-3 K			0-2 G4-3	1-1 FC6-4		0-3 K		3	0	0	0	0	1	2	
Mike DeJean, R (7.1)										0	0	0	0	0	0	0	
Ray King, L (7.1)										1	0	0	0	0	1	2	
Jose Mesa, R (8.1)										0	0	0	0	0	0	0	
40 Brian Fuentes, L (9.1)										0	0	0	0	0	0	0	
<b>Inning Stats</b>	R: 0 E: 0 K: 2 S: 11	H: 0 LOB: 1 BB: 1 P: 16	R: 2 E: 0 K: 2 S: 21	H: 2 LOB: 0 BB: 0 P: 29	R: 0 E: 0 K: 1 S: 8	H: 0 LOB: 0 BB: 0 P: 12	R: 0 E: 0 K: 1 S: 8	H: 0 LOB: 0 BB: 0 P: 12	R: 0 E: 0 K: 0 S: 7	H: 0 LOB: 2 BB: 0 P: 11	R: 1 E: 0 K: 3 S: 14	H: 2 LOB: 2 BB: 1 P: 22	R: 3 E: 0 K: 1 S: 16	H: 3 LOB: 1 BB: 1 P: 24	1B: 4 2B: 5 3B: 1 HR: 3	SF: 0 SAC: 0 DP: 0 HBP: 0	WP: 0 PA: 43 PB: 0 SB: 1 CS: 0
<b>PITCHER</b>	IP WLS BF H R ER SO BB IBB HBP BLK WP HR S P ERA WHIP	IP WLS BF H R ER SO BB IBB HBP BLK WP HR S P ERA WHIP	IP WLS BF H R ER SO BB IBB HBP BLK WP HR S P ERA WHIP	IP WLS BF H R ER SO BB IBB HBP BLK WP HR S P ERA WHIP	IP WLS BF H R ER SO BB IBB HBP BLK WP HR S P ERA WHIP	IP WLS BF H R ER SO BB IBB HBP BLK WP HR S P ERA WHIP	IP WLS BF H R ER SO BB IBB HBP BLK WP HR S P ERA WHIP	IP WLS BF H R ER SO BB IBB HBP BLK WP HR S P ERA WHIP	IP WLS BF H R ER SO BB IBB HBP BLK WP HR S P ERA WHIP	IP WLS BF H R ER SO BB IBB HBP BLK WP HR S P ERA WHIP	IP WLS BF H R ER SO BB IBB HBP BLK WP HR S P ERA WHIP	IP WLS BF H R ER SO BB IBB HBP BLK WP HR S P ERA WHIP	IP WLS BF H R ER SO BB IBB HBP BLK WP HR S P ERA WHIP	IP WLS BF H R ER SO BB IBB HBP BLK WP HR S P ERA WHIP	IP WLS BF H R ER SO BB IBB HBP BLK WP HR S P ERA WHIP	IP WLS BF H R ER SO BB IBB HBP BLK WP HR S P ERA WHIP	IP WLS BF H R ER SO BB IBB HBP BLK WP HR S P ERA WHIP

**Colorado Rockies @ San Diego Padres**  
**PETCO Park, San Diego, CA**  
 Fri Apr 07 2006, 10:05 PM EDT  
 Att: 33,918 - Partly Cloudy - 60 F


**AB 40**  
**R 10**  
**H 13**  
**RBI 10**  
**BB 3**  
**SO 11**  
**LOB 14**



Batter	1	2	3	4	5	6	7	8	9	AB	R	H	RBI	BB	SO	LOB	BOTTOM		
Dave Roberts, L (1.8) OBP: 0.300, SLG: 0.222	4-2 1B 24 SF9				1-2 G5-3		0-1 2B			2	1	1	1	1	0	0			
Doug Mirabeli, R (7. PH) OBP: 1.000, SLG: 2.000		2-2 2H 1B			0-0 G6-3		3-1 G6-3			4	1	1	0	0	0	3			
Ben Johnson, R (7. PR) OBP: 0.200, SLG: 0.333		1-3 SF7 1B			3-0 G5-3 1B			4-0 23 G1-3 BB		2	0	2	1	1	0	0			
24 Brian Giles, L (1.9) OBP: 0.583, SLG: 0.429		0-0 SF7		1-0 G5-3		2-2 G6-3		1-1 F8		3	0	0	1	0	0	2			
Mike Piazza, R (1.2) OBP: 0.167, SLG: 0.455		1-3 SF7		1-2 G5-3		1-1 G3-1		1-2 G1-3		4	0	0	0	0	0	2			
23 Adrián González, L (1.3) OBP: 0.417, SLG: 0.833		2-2 G4-3		3-2 P5		2-2 G5-3		3-2 L3		4	0	0	0	0	1	2			
3 Khalil Greene, R (1.6) OBP: 0.167, SLG: 0.417			2-3 K		0-0 P6					4	0	0	0	0	1	0			
Vinny Castilla, R (1.5) OBP: 0.167, SLG: 0.182					2-3 K		1-1 G5-3		1-0 P4	4	0	0	0	0	1	0			
Josh Barfield, R (1.4) OBP: 0.333, SLG: 0.273					1-1 F8		2-1 G6-3		1-0 L4	3	1	0	0	0	0	0			
32 Chris Young, R (1.1) OBP: 0.625, SLG: 1.000		1-2 32 2B HBP			0-3 K		4-2 2B		1-1 P2	2	1	1	1	0	1	0			
52 Clay Hensley, R (8.1) OBP: 0.200, SLG: 0.333										0	0	0	0	0	0	0			
Chan Ho Park, R (8.1)										0	0	0	0	0	0	0			
8 Terrel Sledge, L (7. PH)										0	0	0	0	0	1	0			
56 Scott Cassidy, R (8.1)										0	0	0	0	0	0	0			
Alan Embree, L (8.1)										0	0	0	0	0	0	0			
Brian Sweeney, R (8.1)										0	0	0	0	0	0	0			
Geoff Blum, S (8. PH)										1	0	0	0	0	0	0			
<b>Inning Stats</b>	R: 2 E: 1 K: 0 S: 12	H: 1 LOB: 0 BB: 1 P: 20	R: 2 E: 0 K: 1 S: 15	H: 2 LOB: 1 BB: 0 P: 24	R: 0 E: 0 K: 2 S: 9	H: 0 LOB: 0 BB: 0 P: 13	R: 0 E: 0 K: 0 S: 5	H: 1 LOB: 1 BB: 0 P: 9	R: 0 E: 0 K: 0 S: 9	H: 0 LOB: 2 BB: 1 P: 14	R: 0 E: 0 K: 0 S: 11	H: 1 LOB: 1 BB: 1 P: 21	R: 0 E: 0 K: 0 S: 7	H: 0 LOB: 1 BB: 1 P: 15	R: 0 E: 0 K: 0 S: 4	H: 0 LOB: 0 BB: 0 P: 7	1B: 4 2B: 2 3B: 0 HR: 0	SF: 2 SAC: 0 DP: 0 HBP: 1	WP: 0 PA: 36 PB: 0 SB: 1 CS: 0
<b>PITCHER</b>	IP WLS BF H R ER SO BB IBB HBP BLK WP HR S P ERA WHIP	IP WLS BF H R ER SO BB IBB HBP BLK WP HR S P ERA WHIP	IP WLS BF H R ER SO BB IBB HBP BLK WP HR S P ERA WHIP	IP WLS BF H R ER SO BB IBB HBP BLK WP HR S P ERA WHIP	IP WLS BF H R ER SO BB IBB HBP BLK WP HR S P ERA WHIP	IP WLS BF H R ER SO BB IBB HBP BLK WP HR S P ERA WHIP	IP WLS BF H R ER SO BB IBB HBP BLK WP HR S P ERA WHIP	IP WLS BF H R ER SO BB IBB HBP BLK WP HR S P ERA WHIP	IP WLS BF H R ER SO BB IBB HBP BLK WP HR S P ERA WHIP	IP WLS BF H R ER SO BB IBB HBP BLK WP HR S P ERA WHIP	IP WLS BF H R ER SO BB IBB HBP BLK WP HR S P ERA WHIP	IP WLS BF H R ER SO BB IBB HBP BLK WP HR S P ERA WHIP	IP WLS BF H R ER SO BB IBB HBP BLK WP HR S P ERA WHIP	IP WLS BF H R ER SO BB IBB HBP BLK WP HR S P ERA WHIP	IP WLS BF H R ER SO BB IBB HBP BLK WP HR S P ERA WHIP	IP WLS BF H R ER SO BB IBB HBP BLK WP HR S P ERA WHIP	IP WLS BF H R ER SO BB IBB HBP BLK WP HR S P ERA WHIP		

**Colorado Rockies @ San Diego Padres**  
**PETCO Park, San Diego, CA**  
 Fri Apr 07 2006, 10:05 PM EDT  
 Att: 33,918 - Partly Cloudy - 60 F

**AB 30**  
**R 4**  
**H 6**  
**RBI 4**  
**BB 3**  
**SO 3**  
**LOB 9**





Batter	1	2	3	4	5	6	7	8	9	AB	R	H	RBI	BB	SO	LOB	TOP			
18 Cory Sullivan, L OBP: 0.409, SLG: 0.550										5	3	4	0	1	0	0	<b>Colorado Rockies @ San Diego Padres</b> PETCO Park, San Diego, CA Sat Apr 08 2006, 10:05 PM EDT Att: 29,629 - Clear - 61 F			
12 Clint Barmes, R OBP: 0.231, SLG: 0.423										6	2	2	2	0	2	3				
17 Todd Helton, L OBP: 0.625, SLG: 0.688										5	1	2	1	1	2	1				
27 Garrett Atkins, R OBP: 0.435, SLG: 0.762										5	1	1	2	1	1	3				
5 Matt Holliday, R OBP: 0.263, SLG: 0.474										6	2	2	2	0	2	3				
Eli Marrero, R OBP: 0.538, SLG: 0.909										3	1	1	0	2	0	1				
Jason Smith, L OBP: 0.615, SLG: 0.909										4	1	3	1	1	0	1				
Miguel Ojeda, R OBP: 0.375, SLG: 0.714										4	1	2	4	1	0	4				
Zach Day, R										4	0	0	0	0	2	3				
11 Brad Hawpe, L OBP: 0.263, SLG: 0.222										1	0	0	0	0	0	2				
39 Tom Martin, L										0	0	0	0	0	0	0				
David Cortes, R										0	0	0	0	0	0	0				
<b>Inning Stats</b>	R: 7 E: 1 K: 1 S: 27	H: 7 LOB: 1 BB: 1 P: 38	R: 0 E: 0 K: 1 S: 14	H: 2 LOB: 3 BB: 1 P: 20	R: 2 E: 0 K: 3 S: 20	H: 2 LOB: 1 BB: 1 P: 27	R: 0 E: 0 K: 1 S: 12	H: 0 LOB: 1 BB: 1 P: 17	R: 0 E: 0 K: 2 S: 17	H: 1 LOB: 2 BB: 1 P: 20	R: 0 E: 0 K: 0 S: 10	H: 0 LOB: 0 BB: 0 P: 16	R: 2 E: 0 K: 0 S: 12	H: 3 LOB: 1 BB: 1 P: 21	R: 1 E: 0 K: 1 S: 11	H: 2 LOB: 1 BB: 0 P: 17	1B: 11 2B: 4 3B: 0 HR: 2	SF: 0 SAC: 0 DP: 1 HBP: 0	WP: 1 PB: 0 SB: 0 CS: 0	PA: 50
<b>PITCHER</b>	IP WLS BF H R ER SO BB IBB HBP BLK WP HR S P ERA WHIP	IP WLS BF H R ER SO BB IBB HBP BLK WP HR S P ERA WHIP	IP WLS BF H R ER SO BB IBB HBP BLK WP HR S P ERA WHIP	IP WLS BF H R ER SO BB IBB HBP BLK WP HR S P ERA WHIP	IP WLS BF H R ER SO BB IBB HBP BLK WP HR S P ERA WHIP	IP WLS BF H R ER SO BB IBB HBP BLK WP HR S P ERA WHIP	IP WLS BF H R ER SO BB IBB HBP BLK WP HR S P ERA WHIP	IP WLS BF H R ER SO BB IBB HBP BLK WP HR S P ERA WHIP	IP WLS BF H R ER SO BB IBB HBP BLK WP HR S P ERA WHIP	IP WLS BF H R ER SO BB IBB HBP BLK WP HR S P ERA WHIP	IP WLS BF H R ER SO BB IBB HBP BLK WP HR S P ERA WHIP	IP WLS BF H R ER SO BB IBB HBP BLK WP HR S P ERA WHIP	IP WLS BF H R ER SO BB IBB HBP BLK WP HR S P ERA WHIP	IP WLS BF H R ER SO BB IBB HBP BLK WP HR S P ERA WHIP	IP WLS BF H R ER SO BB IBB HBP BLK WP HR S P ERA WHIP	IP WLS BF H R ER SO BB IBB HBP BLK WP HR S P ERA WHIP	IP WLS BF H R ER SO BB IBB HBP BLK WP HR S P ERA WHIP	IP WLS BF H R ER SO BB IBB HBP BLK WP HR S P ERA WHIP	IP WLS BF H R ER SO BB IBB HBP BLK WP HR S P ERA WHIP	IP WLS BF H R ER SO BB IBB HBP BLK WP HR S P ERA WHIP

AB	43
R	12
H	17
RBI	12
BB	7
SO	9
LOB	21



Batter	1	2	3	4	5	6	7	8	9	AB	R	H	RBI	BB	SO	LOB	BOTTOM			
Dave Roberts, L OBP: 0.286, SLG: 0.231										4	1	1	0	0	0	0	<b>Colorado Rockies @ San Diego Padres</b> PETCO Park, San Diego, CA Sat Apr 08 2006, 10:05 PM EDT Att: 29,629 - Clear - 61 F			
8 Termel Sledge, L										3	1	1	0	1	0	0				
Eric Young Sr., R OBP: 0.286, SLG: 0.333										2	1	0	0	2	0	1				
24 Brian Giles, L OBP: 0.563, SLG: 0.333										0	0	0	0	0	0	0				
Trevor Hoffman, R										0	0	0	0	0	0	0				
23 Adrián González, L OBP: 0.375, SLG: 0.688										4	1	1	1	0	1	1				
Doug Mirabeli, R OBP: 0.600, SLG: 0.667										2	0	0	0	1	0	2				
Brian Sweeney, R										0	0	0	0	0	0	0				
52 Clay Hensley, R										0	0	0	0	0	0	0				
Ben Johnson, R OBP: 1.000, SLG: 1.000										1	0	1	0	0	0	0				
3 Khalil Greene, R OBP: 0.200, SLG: 0.400										3	0	1	1	0	1	1				
Geoff Blum, S										1	0	0	0	0	0	1				
Vinny Castilla, R OBP: 0.133, SLG: 0.143										3	0	0	0	0	0	2				
Mark Bellhorn, S										1	0	0	0	0	0	0				
Josh Barfield, R OBP: 0.250, SLG: 0.200										4	0	0	0	0	1	1				
Dewon Brazelton, R										1	0	0	0	0	1	0				
56 Scott Cassidy, R										1	0	0	0	0	1	0				
Rob Bowen, S										2	0	0	0	0	0	0				
<b>Inning Stats</b>	R: 4 E: 1 K: 0 S: 15	H: 3 LOB: 1 BB: 2 P: 29	R: 0 E: 0 K: 1 S: 8	H: 1 LOB: 0 BB: 0 P: 11	R: 0 E: 0 K: 0 S: 10	H: 0 LOB: 1 BB: 1 P: 16	R: 0 E: 0 K: 1 S: 7	H: 0 LOB: 0 BB: 0 P: 9	R: 0 E: 0 K: 0 S: 6	H: 0 LOB: 1 BB: 1 P: 14	R: 0 E: 0 K: 2 S: 9	H: 0 LOB: 0 BB: 0 P: 14	R: 0 E: 0 K: 1 S: 9	H: 1 LOB: 1 BB: 0 P: 13	R: 0 E: 0 K: 0 S: 13	H: 0 LOB: 0 BB: 0 P: 17	1B: 5 2B: 0 3B: 0 HR: 0	SF: 0 SAC: 0 DP: 0 HBP: 0	WP: 0 PB: 0 SB: 1 CS: 0	PA: 36
<b>PITCHER</b>	IP WLS BF H R ER SO BB IBB HBP BLK WP HR S P ERA WHIP	IP WLS BF H R ER SO BB IBB HBP BLK WP HR S P ERA WHIP	IP WLS BF H R ER SO BB IBB HBP BLK WP HR S P ERA WHIP	IP WLS BF H R ER SO BB IBB HBP BLK WP HR S P ERA WHIP	IP WLS BF H R ER SO BB IBB HBP BLK WP HR S P ERA WHIP	IP WLS BF H R ER SO BB IBB HBP BLK WP HR S P ERA WHIP	IP WLS BF H R ER SO BB IBB HBP BLK WP HR S P ERA WHIP	IP WLS BF H R ER SO BB IBB HBP BLK WP HR S P ERA WHIP	IP WLS BF H R ER SO BB IBB HBP BLK WP HR S P ERA WHIP	IP WLS BF H R ER SO BB IBB HBP BLK WP HR S P ERA WHIP	IP WLS BF H R ER SO BB IBB HBP BLK WP HR S P ERA WHIP	IP WLS BF H R ER SO BB IBB HBP BLK WP HR S P ERA WHIP	IP WLS BF H R ER SO BB IBB HBP BLK WP HR S P ERA WHIP	IP WLS BF H R ER SO BB IBB HBP BLK WP HR S P ERA WHIP	IP WLS BF H R ER SO BB IBB HBP BLK WP HR S P ERA WHIP	IP WLS BF H R ER SO BB IBB HBP BLK WP HR S P ERA WHIP	IP WLS BF H R ER SO BB IBB HBP BLK WP HR S P ERA WHIP	IP WLS BF H R ER SO BB IBB HBP BLK WP HR S P ERA WHIP	IP WLS BF H R ER SO BB IBB HBP BLK WP HR S P ERA WHIP	IP WLS BF H R ER SO BB IBB HBP BLK WP HR S P ERA WHIP

AB	32
R	4
H	5
RBI	2
BB	4
SO	5
LOB	9





Batter	1	2	3	4	5	6	7	8	9	AB	R	H	RBI	BB	SO	LOB	TOP					
18 Cory Sullivan, L OBP: 0.444, SLG: 0.760 Choo Freeman, R (9, FH) (9, 8)										5	1	3	0	0	2	0	<b>Colorado Rockies @ San Diego Padres</b> PETCO Park, San Diego, CA Sun Apr 09 2006, 4:05 PM EDT Att: 28,901 - Partly Cloudy - 63 F					
12 Clint Barmes, R OBP: 0.258, SLG: 0.419										5	1	2	1	0	1	3						
17 Todd Helton, L OBP: 0.586, SLG: 0.650										4	1	1	0	1	1	1						
27 Garrett Atkins, R OBP: 0.500, SLG: 0.769										5	2	4	1	0	0	3						
5 Matt Holliday, R OBP: 0.250, SLG: 0.417										5	1	1	1	0	1	3						
11 Brad Hawpe, L OBP: 0.333, SLG: 0.522										5	2	3	3	0	0	2						
Jason Smith, L OBP: 0.611, SLG: 1.188										5	2	3	4	0	0	2						
Danny Ardoin, R OBP: 0.056, SLG: 0.111										5	0	1	0	0	3	2						
Jason Jennings, L Sun-Woo Kim, R Ray King, L Jose Mesa, R Luis Gonzalez, R 40 Brian Fuentes, L										4	0	0	0	0	1	1						
<b>Inning Stats</b>	R: 0 E: 0 K: 1 S: 6	H: 0 LOB: 0 BB: 0 P: 13	R: 0 E: 0 K: 0 S: 10	H: 1 LOB: 1 BB: 0 P: 11	R: 0 E: 0 K: 0 S: 11	H: 2 LOB: 3 BB: 1 P: 17	R: 2 E: 0 K: 1 S: 13	H: 2 LOB: 0 BB: 0 P: 19	R: 7 E: 0 K: 2 S: 24	H: 8 LOB: 1 BB: 0 P: 30	R: 1 E: 0 K: 2 S: 13	H: 3 LOB: 2 BB: 0 P: 17	R: 0 E: 0 K: 0 S: 6	H: 1 LOB: 1 BB: 0 P: 15	R: 0 E: 0 K: 2 S: 10	H: 1 LOB: 1 BB: 0 P: 14		R: 0 E: 0 K: 2 S: 13	H: 0 LOB: 0 BB: 0 P: 14	1B: 9 2B: 3 3B: 3 HR: 3	SF: 0 SAC: 0 DP: 0 HBP: 0	WP: 0 PA: 46 PB: 0 SB: 0 CS: 0
<b>PITCHER</b>	IP WLS BF H R ER SO BB IBB HBP BLK WP HR S P ERA WHIP	IP WLS BF H R ER SO BB IBB HBP BLK WP HR S P ERA WHIP	IP WLS BF H R ER SO BB IBB HBP BLK WP HR S P ERA WHIP	IP WLS BF H R ER SO BB IBB HBP BLK WP HR S P ERA WHIP	IP WLS BF H R ER SO BB IBB HBP BLK WP HR S P ERA WHIP	IP WLS BF H R ER SO BB IBB HBP BLK WP HR S P ERA WHIP	IP WLS BF H R ER SO BB IBB HBP BLK WP HR S P ERA WHIP	IP WLS BF H R ER SO BB IBB HBP BLK WP HR S P ERA WHIP	IP WLS BF H R ER SO BB IBB HBP BLK WP HR S P ERA WHIP	IP WLS BF H R ER SO BB IBB HBP BLK WP HR S P ERA WHIP	IP WLS BF H R ER SO BB IBB HBP BLK WP HR S P ERA WHIP	IP WLS BF H R ER SO BB IBB HBP BLK WP HR S P ERA WHIP	IP WLS BF H R ER SO BB IBB HBP BLK WP HR S P ERA WHIP	IP WLS BF H R ER SO BB IBB HBP BLK WP HR S P ERA WHIP	IP WLS BF H R ER SO BB IBB HBP BLK WP HR S P ERA WHIP	IP WLS BF H R ER SO BB IBB HBP BLK WP HR S P ERA WHIP	IP WLS BF H R ER SO BB IBB HBP BLK WP HR S P ERA WHIP	IP WLS BF H R ER SO BB IBB HBP BLK WP HR S P ERA WHIP	IP WLS BF H R ER SO BB IBB HBP BLK WP HR S P ERA WHIP	IP WLS BF H R ER SO BB IBB HBP BLK WP HR S P ERA WHIP	IP WLS BF H R ER SO BB IBB HBP BLK WP HR S P ERA WHIP	IP WLS BF H R ER SO BB IBB HBP BLK WP HR S P ERA WHIP

AB	45
R	10
H	18
RBI	10
BB	1
SO	10
LOB	17



Batter	1	2	3	4	5	6	7	8	9	AB	R	H	RBI	BB	SO	LOB	BOTTOM					
Dave Roberts, L OBP: 0.353, SLG: 0.214 Eric Young Sr., R OBP: 0.267, SLG: 0.308										1	1	0	0	2	0	0	<b>Colorado Rockies @ San Diego Padres</b> PETCO Park, San Diego, CA Sun Apr 09 2006, 4:05 PM EDT Att: 28,901 - Partly Cloudy - 63 F					
8 Termel Sledge, L										3	0	0	0	0	0	2						
Ben Johnson, R OBP: 0.500, SLG: 0.500										1	0	0	0	0	1	1						
24 Brian Giles, L OBP: 0.500, SLG: 0.308										4	0	1	0	0	0	1						
Mike Piazza, R OBP: 0.188, SLG: 0.400										4	0	1	1	0	0	1						
23 Adrián González, L OBP: 0.400, SLG: 0.684										3	1	1	0	1	1	1						
3 Khalil Greene, R OBP: 0.211, SLG: 0.526										4	1	1	2	0	1	1						
Vinny Castilla, R OBP: 0.283, SLG: 0.333										4	1	3	0	0	0	0						
Josh Barfield, R OBP: 0.200, SLG: 0.158										4	0	0	0	0	1	3						
44 Jake Peavy, R Chan Ho Park, R Mark Bellhorn, S Scott Linebrink, R Alan Embree, L Doug Mirabeli, R										2	0	0	0	0	1	2						
<b>Inning Stats</b>	R: 1 E: 0 K: 0 S: 12	H: 2 LOB: 2 BB: 1 P: 22	R: 0 E: 0 K: 0 S: 7	H: 1 LOB: 1 BB: 0 P: 12	R: 0 E: 0 K: 0 S: 5	H: 0 LOB: 0 BB: 0 P: 9	R: 2 E: 0 K: 1 S: 15	H: 2 LOB: 1 BB: 1 P: 24	R: 0 E: 0 K: 0 S: 7	H: 0 LOB: 0 BB: 1 P: 15	R: 0 E: 0 K: 0 S: 7	H: 0 LOB: 0 BB: 0 P: 9	R: 1 E: 0 K: 1 S: 16	H: 2 LOB: 1 BB: 0 P: 19	R: 0 E: 0 K: 2 S: 10	H: 1 LOB: 1 BB: 0 P: 14	R: 0 E: 0 K: 1 S: 7	H: 0 LOB: 0 BB: 0 P: 8	1B: 4 2B: 3 3B: 0 HR: 1	SF: 0 SAC: 0 DP: 1 HBP: 0	WP: 1 PA: 36 PB: 0 SB: 0 CS: 0	
<b>PITCHER</b>	IP WLS BF H R ER SO BB IBB HBP BLK WP HR S P ERA WHIP	IP WLS BF H R ER SO BB IBB HBP BLK WP HR S P ERA WHIP	IP WLS BF H R ER SO BB IBB HBP BLK WP HR S P ERA WHIP	IP WLS BF H R ER SO BB IBB HBP BLK WP HR S P ERA WHIP	IP WLS BF H R ER SO BB IBB HBP BLK WP HR S P ERA WHIP	IP WLS BF H R ER SO BB IBB HBP BLK WP HR S P ERA WHIP	IP WLS BF H R ER SO BB IBB HBP BLK WP HR S P ERA WHIP	IP WLS BF H R ER SO BB IBB HBP BLK WP HR S P ERA WHIP	IP WLS BF H R ER SO BB IBB HBP BLK WP HR S P ERA WHIP	IP WLS BF H R ER SO BB IBB HBP BLK WP HR S P ERA WHIP	IP WLS BF H R ER SO BB IBB HBP BLK WP HR S P ERA WHIP	IP WLS BF H R ER SO BB IBB HBP BLK WP HR S P ERA WHIP	IP WLS BF H R ER SO BB IBB HBP BLK WP HR S P ERA WHIP	IP WLS BF H R ER SO BB IBB HBP BLK WP HR S P ERA WHIP	IP WLS BF H R ER SO BB IBB HBP BLK WP HR S P ERA WHIP	IP WLS BF H R ER SO BB IBB HBP BLK WP HR S P ERA WHIP	IP WLS BF H R ER SO BB IBB HBP BLK WP HR S P ERA WHIP	IP WLS BF H R ER SO BB IBB HBP BLK WP HR S P ERA WHIP	IP WLS BF H R ER SO BB IBB HBP BLK WP HR S P ERA WHIP	IP WLS BF H R ER SO BB IBB HBP BLK WP HR S P ERA WHIP	IP WLS BF H R ER SO BB IBB HBP BLK WP HR S P ERA WHIP	IP WLS BF H R ER SO BB IBB HBP BLK WP HR S P ERA WHIP

AB	33
R	4
H	8
RBI	4
BB	3
SO	5
LOB	13













Batter	1	2	3	4	5	6	7	8	9	AB	R	H	RBI	BB	SO	LOB	TOP												
18 Cory Sullivan, L (1, 8) OBP: 0.381, SLG: 0.600	3-1 12 G4-3 2B		0-3 K		2-2 G3	0-0 G3			0-3 K	5	0	1	0	0	2	2	<b>Colorado Rockies @ Arizona Diamondbacks</b> Chase Field, Phoenix, AZ Thu Apr 13 2006, 6:40 PM MST Att: 18,768 - Clear - 78 F <a href="http://livebaseballscorecards.com">livebaseballscorecards.com</a>												
12 Clint Barmes, R (1, 6) OBP: 0.308, SLG: 0.487	0-2 G4-3		1-2		0-2 17 2B		3-1 F8		1-2 2B	5	1	3	1	0	0	1													
17 Todd Helton, L (1, 3) OBP: 0.581, SLG: 0.690	4-2 27 G5-4-3 BB		1-0 G3		1-0 2H 2B		4-1 BB		4-0 27 G5-4-3 IBB	2	0	1	1	3	0	1													
27 Garrett Atkins, R (1, 5) OBP: 0.429, SLG: 0.615	2-2 G5-4-3			0-2 11 2B	2-0 G5-3		1-3 K		1-2 G5-4-3	5	1	1	0	0	1	6													
11 Brad Hawpe, L (1, 9) OBP: 0.417, SLG: 0.912		2-1 HR		2-1 F8 2B	4-0 IBB		1-3 K			3	2	2	2	1	1	1													
Luis Gonzalez, R (1, 4) OBP: 0.143, SLG: 0.143	0-1 F8		0-1 F8		2-1 G5-3			1-2 F9		4	0	0	0	0	0	3													
Choo Freeman, R (1, 7) OBP: 0.250, SLG: 0.286	0-0 F9		1-1 3H 2B		1-2 P4			1-2 F9		4	0	1	1	0	0	0													
Miguel Ojeda, R (1, 2) OBP: 0.375, SLG: 0.462	1-1 G6-3		0-1 G5-3		0-1 G5-3		3-2 F9			4	0	0	0	0	1	1													
37 Josh Fogg, R (1, 1)			1-0 G6-3		0-0 L4			1-2 12 2B		2	0	0	0	1	0	1													
39 Tom Martin, L (6, 1)										0	0	0	0	0	0	0													
Jose Mesa, R (8, 1)										0	0	0	0	0	0	0													
5 Matt Holliday, R (9, PH)										1	1	1	0	0	0	0													
40 Brian Fuentes, L (9, 1)										0	0	0	0	0	0	0													
<b>Inning Stats</b>	R: 0 E: 0 K: 0 S: 15	H: 1 LOB: 1 BB: 1 P: 24	R: 1 E: 0 K: 0 S: 7	H: 1 LOB: 0 BB: 0 P: 10	R: 0 E: 0 K: 1 S: 8	H: 1 LOB: 1 BB: 0 P: 11	R: 2 E: 0 K: 1 S: 14	H: 3 LOB: 1 BB: 0 P: 20	R: 1 E: 0 K: 0 S: 11	H: 2 LOB: 2 BB: 1 P: 22	R: 0 E: 0 K: 2 S: 11	H: 0 LOB: 1 BB: 1 P: 20	R: 0 E: 0 K: 0 S: 11	H: 0 LOB: 0 BB: 0 P: 16	R: 1 E: 0 K: 1 S: 13	H: 2 LOB: 1 BB: 1 P: 20	1B: 1 2B: 8 3B: 0 HR: 1	SF: 0 SAC: 0 DP: 2 HBP: 0	WP: 0 PA: 40 PB: 0 SB: 0 CS: 0										
<b>PITCHER</b>	IP WLS BF H R ER SO BB IBB HBP BLK WP HR S P ERA WHIP	4.1 L 21 8 4 4 2 1 0 0 0 0 1 52 76 8.31 2.077	5.1 L 7 0 0 0 0 1 1 0 0 0 0 10 23 0.00 0.600	7.1 L 7 0 0 0 2 1 0 0 0 0 0 22 36 0.00 0.500	9.1 L 5 2 1 1 1 0 1 0 0 0 0 13 20 9.00 2.000	<b>PITCHER</b>										IP WLS BF H R ER SO BB IBB HBP BLK WP HR S P ERA WHIP													
Russ Ortiz, R (1, 1) ERA: 6.1											4.1	L	21	8	4	4	2	1	0	0	0	0	0	0	1	52	76	8.31	2.077
Jason Grimsley, R (5, 1) ERA: 8.31											1.2	L	7	0	0	0	0	1	1	0	0	0	0	0	0	10	23	0.00	0.600
37 Juan Cruz, R (7, 1) ERA:											2.0	L	7	0	0	0	2	1	0	0	0	0	0	0	0	22	36	0.00	0.500
Brandon Lyon, R (9, 1) ERA: 1.69											1.0	L	5	2	1	1	1	0	1	0	0	0	0	0	13	20	9.00	2.000	

Batter	1	2	3	4	5	6	7	8	9	AB	R	H	RBI	BB	SO	LOB	BOTTOM											
Craig Counsell, L (1, 6) OBP: 0.424, SLG: 0.448	1-2 30 FC3-6 1B		1-0 F8			2-1 30 2B		1-2 1B		4	1	3	0	0	0	0	<b>Colorado Rockies @ Arizona Diamondbacks</b> Chase Field, Phoenix, AZ Thu Apr 13 2006, 6:40 PM MST Att: 18,768 - Clear - 78 F <a href="http://livebaseballscorecards.com">livebaseballscorecards.com</a>											
30 Jeff DaVanon, S (1, 8) OBP: 0.360, SLG: 0.476	2-2 FC3-6 WP		1-2 P6		3-2 1B		2-1 F7		2-1 1B	4	1	1	1	0	0	2												
Brandon Lyon, R (9, 1)	G3-1 WP		1-1 P6		1-1 2H 2B		1-2 F7		1-2 1B	0	0	0	0	0	0	0												
Chad Tracy, L (1, 5) OBP: 0.371, SLG: 0.545	1-0 G3-1		1-1 HR		1-1 2H 1B		1-2 1B		1-2 1B	4	1	3	2	0	0	1												
Luis Gonzalez, L (1, 7) OBP: 0.289, SLG: 0.514	2-0 G4-3		2-2 G4-3		1-0 L4		1-1 F7			4	0	0	0	0	0	4												
Tony Clark, S (1, 3) OBP: 0.400, SLG: 0.455		1-0 P6		3-2 F8		1-3 K		1-2 1B		4	0	1	0	0	1	1												
Shawn Green, L (1, 9) OBP: 0.143, SLG: 0.222		2-3 K		1-1 G4-3		0-0 L6		2-3 K		4	0	0	0	0	2	1												
Johnny Estrada, S (1, 2) OBP: 0.217, SLG: 0.143		1-0 G4-3		0-1 G5-3		1-3 K		2-1 F8		3	0	0	0	0	1	0												
34 Conor Jackson, R (9, PH) OBP: 0.464, SLG: 0.429										1	0	0	0	0	0	1												
1 Orlando Hudson, S (1, 4) OBP: 0.250, SLG: 0.294			2-2 G4-3		3-3 K		1-0 G6-3		0-1 G1-3	3	0	0	0	0	1	0												
Damion Easley, R (9, PH) OBP: 0.474, SLG: 0.571										1	0	0	0	0	0	1												
Russ Ortiz, R (1, 1) Jason Grimsley, R (5, 1) Andy Green, R (9, PH) 37 Juan Cruz, R (7, 1) 22 Eric Byrnes, R (9, 8)			1-1 F8		1-0 P4		0-2 P3			1	0	0	0	0	0	0												
<b>Inning Stats</b>	R: 0 E: 0 K: 0 S: 8	H: 1 LOB: 1 BB: 0 P: 14	R: 0 E: 0 K: 1 S: 5	H: 0 LOB: 0 BB: 0 P: 9	R: 0 E: 0 K: 0 S: 8	H: 0 LOB: 0 BB: 0 P: 12	R: 1 E: 0 K: 0 S: 12	H: 1 LOB: 0 BB: 0 P: 19	R: 0 E: 0 K: 1 S: 8	H: 0 LOB: 0 BB: 0 P: 12	R: 2 E: 0 K: 1 S: 12	H: 3 LOB: 1 BB: 0 P: 21	R: 0 E: 0 K: 1 S: 5	H: 0 LOB: 0 BB: 0 P: 7	R: 0 E: 0 K: 0 S: 14	H: 2 LOB: 2 BB: 0 P: 19	R: 0 E: 0 K: 1 S: 11	H: 1 LOB: 1 BB: 0 P: 16	1B: 5 2B: 2 3B: 0 HR: 1	SF: 0 SAC: 0 DP: 0 HBP: 0	WP: 1 PA: 35 PB: 0 SB: 0 CS: 0							
<b>PITCHER</b>	IP WLS BF H R ER SO BB IBB HBP BLK WP HR S P ERA WHIP	5.1 W 21 5 3 3 2 0 0 0 0 0 1 9 13 5.06 0.938	6.1 H 5 0 0 0 2 0 0 0 0 0 0 9 13 0.00 0.000	7.1 H 5 2 0 0 0 0 0 0 0 0 0 14 19 0.00 2.000	9.1 S 4 1 0 0 1 0 0 0 0 0 0 11 16 0.00 1.000	<b>PITCHER</b>										IP WLS BF H R ER SO BB IBB HBP BLK WP HR S P ERA WHIP												
37 Josh Fogg, R (1, 1) ERA: 4.76											5.1	W	21	5	3	3	2	0	0	0	0	0	0	1	9	13	5.06	0.938
39 Tom Martin, L (6, 1) ERA: 2.7											1.2	H	5	0	0	0	2	0	0	0	0	0	0	0	9	13	0.00	0.000
Jose Mesa, R (8, 1) ERA:											1.0	H	5	2	0	0	0	0	0	0	0	0	0	0	14	19	0.00	2.000
40 Brian Fuentes, L (9, 1) ERA: 1.69											1.0	S	4	1	0	0	1	0	0	0	0	0	0	0	11	16	0.00	1.000




Batter	1	2	3	4	5	6	7	8	9	AB	R	H	RBI	BB	SO	LOB	TOP					
11 Jimmy Rollins, S OBP: 0.362, SLG: 0.523	F9	FC4-6 HR	K		F9		F8		K	6	1	0	0	0	2	5						
Aaron Rowand, R OBP: 0.390, SLG: 0.541	1B SF8 HBP	HR		BB 26 HR BB	F8		1B		BB	4	3	3	2	1	0	1						
Bobby Abreu, L OBP: 0.404, SLG: 0.526	26 2B	G4-3		BB 26 HR 1B	FC5-4 BB		K		BB	4	1	2	0	2	1	1						
Pat Burrell, R OBP: 0.350, SLG: 0.657	SF8			HR	FC5-4		G6-3		P4	4	2	1	2	1	0	6						
8 Shane Victorino, S OBP: 0.333, SLG: 0.375				HR	BB					0	0	0	0	0	0	0						
26 Chase Utley, L OBP: 0.326, SLG: 0.692	2B			HR	HR		L9		F9	5	2	3	5	0	0	0						
6 Ryan Howard, L OBP: 0.425, SLG: 0.429	IBB			L3	K		2B		K	4	1	1	0	1	2	0						
David Bell, R OBP: 0.250, SLG: 0.333	G6-3			F8	L9		F7		F8	5	0	0	0	0	0	4						
Mike Lieberthal, R OBP: 0.370, SLG: 0.500				K	F7		63 1B		1B SH3	5	0	3	1	0	1	0						
63 Ryan Madson, L OBP: 0.667, SLG: 0.600				11 FC4-6 BB	1B				SH3	3	0	3	0	1	0	0						
Julio Santana, R ERA: 19.9				1-3	1B					0	0	0	0	0	0	0						
Arthur Rhodes, L ERA: 2.45				1-3	1B					0	0	0	0	0	0	0						
45 Tom Gordon, R ERA: 1.93				1-3	1B		2H			0	0	0	0	0	0	0						
<b>Inning Stats</b>	R: 1 E: 0 K: 0 S: 12	H: 2 LOB: 3 BB: 1 P: 23	R: 2 E: 0 K: 1 S: 9	H: 1 LOB: 0 BB: 1 P: 17	R: 2 E: 0 K: 1 S: 15	H: 4 LOB: 2 BB: 0 P: 22	R: 4 E: 0 K: 1 S: 14	H: 2 LOB: 0 BB: 2 P: 27	R: 0 E: 0 K: 0 S: 9	H: 1 LOB: 2 BB: 1 P: 18	R: 1 E: 0 K: 0 S: 10	H: 3 LOB: 2 BB: 0 P: 17	R: 0 E: 0 K: 1 S: 8	H: 0 LOB: 0 BB: 0 P: 14	R: 0 E: 0 K: 1 S: 13	H: 2 LOB: 3 BB: 1 P: 24	1B: 10 2B: 2 3B: 0 HR: 4	SF: 1 SAC: 1 DP: 0 HBP: 1	WP: 0 PB: 0 SB: 0 CS: 0	PA: 49		
<b>PITCHER</b>	IP WLS BF H R ER SO BB IBB HBP BLK WP HR S P ERA WHIP	IP WLS BF H R ER SO BB IBB HBP BLK WP HR S P ERA WHIP	IP WLS BF H R ER SO BB IBB HBP BLK WP HR S P ERA WHIP	IP WLS BF H R ER SO BB IBB HBP BLK WP HR S P ERA WHIP	IP WLS BF H R ER SO BB IBB HBP BLK WP HR S P ERA WHIP	IP WLS BF H R ER SO BB IBB HBP BLK WP HR S P ERA WHIP	IP WLS BF H R ER SO BB IBB HBP BLK WP HR S P ERA WHIP	IP WLS BF H R ER SO BB IBB HBP BLK WP HR S P ERA WHIP	IP WLS BF H R ER SO BB IBB HBP BLK WP HR S P ERA WHIP	IP WLS BF H R ER SO BB IBB HBP BLK WP HR S P ERA WHIP	IP WLS BF H R ER SO BB IBB HBP BLK WP HR S P ERA WHIP	IP WLS BF H R ER SO BB IBB HBP BLK WP HR S P ERA WHIP	IP WLS BF H R ER SO BB IBB HBP BLK WP HR S P ERA WHIP	IP WLS BF H R ER SO BB IBB HBP BLK WP HR S P ERA WHIP	IP WLS BF H R ER SO BB IBB HBP BLK WP HR S P ERA WHIP	IP WLS BF H R ER SO BB IBB HBP BLK WP HR S P ERA WHIP	IP WLS BF H R ER SO BB IBB HBP BLK WP HR S P ERA WHIP	IP WLS BF H R ER SO BB IBB HBP BLK WP HR S P ERA WHIP	IP WLS BF H R ER SO BB IBB HBP BLK WP HR S P ERA WHIP	IP WLS BF H R ER SO BB IBB HBP BLK WP HR S P ERA WHIP	IP WLS BF H R ER SO BB IBB HBP BLK WP HR S P ERA WHIP	IP WLS BF H R ER SO BB IBB HBP BLK WP HR S P ERA WHIP

Philadelphia Phillies @ Colorado Rockies  
Coors Field, Denver, CO  
Fri Apr 14 2006, 7:05 PM MDT  
Att: 25,390 - Partly Cloudy - 79 F

livebaseballscorecards.com

AB 40  
R 10  
H 16  
RBI 10  
BB 6  
SO 6  
LOB 17




Batter	1	2	3	4	5	6	7	8	9	AB	R	H	RBI	BB	SO	LOB	BOTTOM						
18 Cory Sullivan, L OBP: 0.362, SLG: 0.545	F7	12 FC5-4 BB		G3		K		P5		4	0	0	0	1	1	2							
12 Clint Barmes, R OBP: 0.318, SLG: 0.465	17 1B	FC5-4		P6		F7			27 1B 5 2B HBP	4	2	1	0	0	0	3							
17 Todd Helton, L OBP: 0.604, SLG: 0.750	11 1B	G3-1				27 2B			27 1B 5 2B BB	3	3	2	0	2	0	1							
27 Garrett Atkins, R OBP: 0.468, SLG: 0.659	11 1B			5 G5-3		11 G4-3		FC5-4 11 1B	5 2B	5	1	4	2	0	0	1							
5 Matt Holliday, R OBP: 0.256, SLG: 0.436	F8			G5-3		P3		F9	G4-3 1B	5	1	1	3	0	0	5							
11 Brad Hawpe, L OBP: 0.415, SLG: 0.846	FC6-4 1B			F7		G4-3			1H 2H 3H	5	0	2	1	0	1	3							
Luis Gonzalez, R OBP: 0.105, SLG: 0.105	FC6-4			F8		G6-3			G4-3	5	0	0	0	0	1	7							
Danny Ardoin, R OBP: 0.160, SLG: 0.167				G5-3		P3		P3	1B	4	1	1	0	0	0	0							
Jason Smith, L OBP: 0.542, SLG: 0.950		12 E SH2-4 1B		G5-3		P3		P3	BB	0	0	0	0	1	0	0							
Zach Day, R Sun-Woo Kim, R Jamey Carroll, R 61 Ramon E Ramirez, R Choo Freeman, R David Cortes, R Miguel Ojeda, R		SH2-4		18 G3		18 S		G6-3	1B	0	0	0	0	0	0	0							
<b>Inning Stats</b>	R: 2 E: 0 K: 0 S: 19	H: 4 LOB: 2 BB: 0 P: 30	R: 1 E: 1 K: 0 S: 5	H: 1 LOB: 1 BB: 1 P: 10	R: 0 E: 0 K: 0 S: 9	H: 1 LOB: 1 BB: 0 P: 13	R: 0 E: 0 K: 0 S: 8	H: 1 LOB: 1 BB: 0 P: 13	R: 1 E: 0 K: 0 S: 7	H: 2 LOB: 1 BB: 0 P: 9	R: 0 E: 0 K: 1 S: 7	H: 1 LOB: 1 BB: 0 P: 10	R: 0 E: 0 K: 1 S: 10	H: 1 LOB: 2 BB: 1 P: 17	R: 0 E: 0 K: 0 S: 7	H: 0 LOB: 0 BB: 0 P: 11	R: 4 E: 0 K: 1 S: 15	H: 3 LOB: 2 BB: 2 P: 28	1B: 10 2B: 3 3B: 1 HR: 0	SF: 0 SAC: 1 DP: 0 HBP: 1	WP: 0 PB: 0 SB: 1 CS: 0	PA: 45	
<b>PITCHER</b>	IP WLS BF H R ER SO BB IBB HBP BLK WP HR S P ERA WHIP	IP WLS BF H R ER SO BB IBB HBP BLK WP HR S P ERA WHIP	IP WLS BF H R ER SO BB IBB HBP BLK WP HR S P ERA WHIP	IP WLS BF H R ER SO BB IBB HBP BLK WP HR S P ERA WHIP	IP WLS BF H R ER SO BB IBB HBP BLK WP HR S P ERA WHIP	IP WLS BF H R ER SO BB IBB HBP BLK WP HR S P ERA WHIP	IP WLS BF H R ER SO BB IBB HBP BLK WP HR S P ERA WHIP	IP WLS BF H R ER SO BB IBB HBP BLK WP HR S P ERA WHIP	IP WLS BF H R ER SO BB IBB HBP BLK WP HR S P ERA WHIP	IP WLS BF H R ER SO BB IBB HBP BLK WP HR S P ERA WHIP	IP WLS BF H R ER SO BB IBB HBP BLK WP HR S P ERA WHIP	IP WLS BF H R ER SO BB IBB HBP BLK WP HR S P ERA WHIP	IP WLS BF H R ER SO BB IBB HBP BLK WP HR S P ERA WHIP	IP WLS BF H R ER SO BB IBB HBP BLK WP HR S P ERA WHIP	IP WLS BF H R ER SO BB IBB HBP BLK WP HR S P ERA WHIP	IP WLS BF H R ER SO BB IBB HBP BLK WP HR S P ERA WHIP	IP WLS BF H R ER SO BB IBB HBP BLK WP HR S P ERA WHIP	IP WLS BF H R ER SO BB IBB HBP BLK WP HR S P ERA WHIP	IP WLS BF H R ER SO BB IBB HBP BLK WP HR S P ERA WHIP	IP WLS BF H R ER SO BB IBB HBP BLK WP HR S P ERA WHIP	IP WLS BF H R ER SO BB IBB HBP BLK WP HR S P ERA WHIP	IP WLS BF H R ER SO BB IBB HBP BLK WP HR S P ERA WHIP	IP WLS BF H R ER SO BB IBB HBP BLK WP HR S P ERA WHIP

Philadelphia Phillies @ Colorado Rockies  
Coors Field, Denver, CO  
Fri Apr 14 2006, 7:05 PM MDT  
Att: 25,390 - Partly Cloudy - 79 F

livebaseballscorecards.com

AB 39  
R 8  
H 14  
RBI 7  
BB 4  
SO 3  
LOB 22





Batter	1	2	3	4	5	6	7	8	9	AB	R	H	RBI	BB	SO	LOB	TOP					
11 Jimmy Rollins, S OBP: 0.385, SLG: 0.521	G3		G3				G4-3 1B		G6-4-3 1B								4 1 2 0 1 0 0					
Aaron Rowand, R OBP: 0.391, SLG: 0.524	HR 1B		L7				G4-3		G6-4-3 1B								5 1 2 0 0 0 3					
Bobby Abreu, L OBP: 0.442, SLG: 0.634	HR		HR BB				BB		G6-4-3 1-2 2-3								3 2 2 4 2 0 2					
Pat Burrell, R OBP: 0.356, SLG: 0.692	K		HR				P2		G4-3 26 PB BB								4 1 1 2 1 1 3					
26 Chase Utley, L OBP: 0.292, SLG: 0.614	G3		G4-3				F7		G3								5 0 0 0 0 1 5					
6 Ryan Howard, L OBP: 0.409, SLG: 0.395			F9 G4-3 BB				G4-3		G5-3								3 0 0 0 1 0 0					
David Bell, R OBP: 0.278, SLG: 0.353			G4-3				1B		G6-3								4 0 2 0 0 0 1					
Sal Fasano, R OBP: 0.133, SLG: 0.286			F9				K		K								4 0 0 0 0 3 3					
21 Jon Lieber, L Rheal Cormier, L Geoff Geary, R Aaron Fultz, L Alex Gonzalez, R			K				K		G4-3								3 0 0 0 0 2 3 0 1 1 0 0 0 0 0					
<b>Inning Stats</b>	R: 2 E: 0 K: 1 S: 8	H: 2 LOB: 0 BB: 0 P: 12	R: 0 E: 0 K: 1 S: 9	H: 0 LOB: 1 BB: 1 P: 16	R: 2 E: 0 K: 0 S: 9	H: 1 LOB: 0 BB: 1 P: 19	R: 0 E: 0 K: 2 S: 12	H: 1 LOB: 1 BB: 0 P: 15	R: 0 E: 0 K: 0 S: 8	H: 1 LOB: 1 BB: 1 P: 14	R: 0 E: 0 K: 1 S: 7	H: 1 LOB: 1 BB: 0 P: 14	R: 0 E: 0 K: 0 S: 9	H: 2 LOB: 2 BB: 1 P: 18	R: 0 E: 0 K: 1 S: 8	H: 0 LOB: 0 BB: 0 P: 11	R: 2 E: 1 K: 1 S: 15	H: 1 LOB: 1 BB: 1 P: 26	1B: 6 2B: 1 3B: 0 HR: 2	SF: 0 SAC: 0 DP: 1 HBP: 0	WP: 0 PA: 41 PB: 1 SB: 0 CS: 0	
<b>PITCHER</b>	IP WLS BF H R ER SO BB IBB HBP BLK WP HR S P ERA WHIP	IP WLS BF H R ER SO BB IBB HBP BLK WP HR S P ERA WHIP	IP WLS BF H R ER SO BB IBB HBP BLK WP HR S P ERA WHIP	IP WLS BF H R ER SO BB IBB HBP BLK WP HR S P ERA WHIP	IP WLS BF H R ER SO BB IBB HBP BLK WP HR S P ERA WHIP	IP WLS BF H R ER SO BB IBB HBP BLK WP HR S P ERA WHIP	IP WLS BF H R ER SO BB IBB HBP BLK WP HR S P ERA WHIP	IP WLS BF H R ER SO BB IBB HBP BLK WP HR S P ERA WHIP	IP WLS BF H R ER SO BB IBB HBP BLK WP HR S P ERA WHIP	IP WLS BF H R ER SO BB IBB HBP BLK WP HR S P ERA WHIP	IP WLS BF H R ER SO BB IBB HBP BLK WP HR S P ERA WHIP	IP WLS BF H R ER SO BB IBB HBP BLK WP HR S P ERA WHIP	IP WLS BF H R ER SO BB IBB HBP BLK WP HR S P ERA WHIP	IP WLS BF H R ER SO BB IBB HBP BLK WP HR S P ERA WHIP	IP WLS BF H R ER SO BB IBB HBP BLK WP HR S P ERA WHIP	IP WLS BF H R ER SO BB IBB HBP BLK WP HR S P ERA WHIP	IP WLS BF H R ER SO BB IBB HBP BLK WP HR S P ERA WHIP	IP WLS BF H R ER SO BB IBB HBP BLK WP HR S P ERA WHIP	IP WLS BF H R ER SO BB IBB HBP BLK WP HR S P ERA WHIP	IP WLS BF H R ER SO BB IBB HBP BLK WP HR S P ERA WHIP	IP WLS BF H R ER SO BB IBB HBP BLK WP HR S P ERA WHIP	IP WLS BF H R ER SO BB IBB HBP BLK WP HR S P ERA WHIP

Philadelphia Phillies @ Colorado Rockies  
Coors Field, Denver, CO  
Sat Apr 15 2006, 6:05 PM MDT  
Att: 23,206 - Partly Cloudy - 63 F

AB	36
R	6
H	9
RBI	6
BB	5
SO	7
LOB	20



Batter	1	2	3	4	5	6	7	8	9	AB	R	H	RBI	BB	SO	LOB	BOTTOM					
18 Cory Sullivan, L OBP: 0.346, SLG: 0.510	G6-3	B1-3		L4			27 BB 5 3B 12 1B		P6								5 1 1 0 0 0 3					
12 Clint Barmes, R OBP: 0.347, SLG: 0.479	E8 17 1B		G6-3				27 BB 5 3B		P3								5 2 3 2 0 0 0					
17 Todd Helton, L OBP: 0.566, SLG: 0.676	5 2B		G4-3				K		P3								5 1 1 1 0 1 3					
27 Garrett Atkins, R OBP: 0.451, SLG: 0.617	P5		G3				G1-3		G3								3 1 0 0 1 0 1					
5 Matt Holliday, R OBP: 0.302, SLG: 0.605	1-H 2B						HR		G5-3								4 2 3 5 0 0 0					
11 Brad Hawpe, L OBP: 0.422, SLG: 0.810	G6-3						SH5-3 G3-1 1B		G3								3 1 1 0 1 0 1					
Luis Gonzalez, R OBP: 0.136, SLG: 0.136 Jose Mesa, R 39 Tom Martin, L 40 Brian Fuentes, L			G3				G3-1 SH5-3 1B		K								3 0 1 0 0 1 0					
Danny Ardoin, R OBP: 0.214, SLG: 0.296			SH1-3 1B				SH5-3		G3-1								3 1 2 0 0 0 0					
Jason Jennings, L OBP: 0.143, SLG: 0.143 Ray King, L Jason Smith, L Choo Freeman, R			SH1-3				G3-1		G3-1								1 0 0 1 0 0 1 0 0 0 0 0 0 0 2 1 1 0 0 0 1 1 0 1 1 0 0 0					
<b>Inning Stats</b>	R: 2 E: 1 K: 0 S: 13	H: 3 LOB: 1 BB: 0 P: 16	R: 0 E: 0 K: 0 S: 6	H: 1 LOB: 0 BB: 0 P: 8	R: 0 E: 0 K: 0 S: 6	H: 0 LOB: 0 BB: 0 P: 8	R: 2 E: 0 K: 0 S: 10	H: 3 LOB: 1 BB: 0 P: 13	R: 0 E: 0 K: 0 S: 13	H: 0 LOB: 0 BB: 0 P: 19	R: 0 E: 0 K: 1 S: 6	H: 0 LOB: 0 BB: 0 P: 11	R: 5 E: 0 K: 1 S: 15	H: 5 LOB: 1 BB: 2 P: 34	R: 1 E: 0 K: 0 S: 13	H: 2 LOB: 1 BB: 0 P: 20	R: 1 E: 0 K: 0 S: 13	H: 2 LOB: 1 BB: 0 P: 20	1B: 10 2B: 1 3B: 2 HR: 1	SF: 0 SAC: 2 DP: 0 HBP: 0	WP: 0 PA: 40 PB: 0 SB: 0 CS: 1	
<b>PITCHER</b>	IP WLS BF H R ER SO BB IBB HBP BLK WP HR S P ERA WHIP	IP WLS BF H R ER SO BB IBB HBP BLK WP HR S P ERA WHIP	IP WLS BF H R ER SO BB IBB HBP BLK WP HR S P ERA WHIP	IP WLS BF H R ER SO BB IBB HBP BLK WP HR S P ERA WHIP	IP WLS BF H R ER SO BB IBB HBP BLK WP HR S P ERA WHIP	IP WLS BF H R ER SO BB IBB HBP BLK WP HR S P ERA WHIP	IP WLS BF H R ER SO BB IBB HBP BLK WP HR S P ERA WHIP	IP WLS BF H R ER SO BB IBB HBP BLK WP HR S P ERA WHIP	IP WLS BF H R ER SO BB IBB HBP BLK WP HR S P ERA WHIP	IP WLS BF H R ER SO BB IBB HBP BLK WP HR S P ERA WHIP	IP WLS BF H R ER SO BB IBB HBP BLK WP HR S P ERA WHIP	IP WLS BF H R ER SO BB IBB HBP BLK WP HR S P ERA WHIP	IP WLS BF H R ER SO BB IBB HBP BLK WP HR S P ERA WHIP	IP WLS BF H R ER SO BB IBB HBP BLK WP HR S P ERA WHIP	IP WLS BF H R ER SO BB IBB HBP BLK WP HR S P ERA WHIP	IP WLS BF H R ER SO BB IBB HBP BLK WP HR S P ERA WHIP	IP WLS BF H R ER SO BB IBB HBP BLK WP HR S P ERA WHIP	IP WLS BF H R ER SO BB IBB HBP BLK WP HR S P ERA WHIP	IP WLS BF H R ER SO BB IBB HBP BLK WP HR S P ERA WHIP	IP WLS BF H R ER SO BB IBB HBP BLK WP HR S P ERA WHIP	IP WLS BF H R ER SO BB IBB HBP BLK WP HR S P ERA WHIP	IP WLS BF H R ER SO BB IBB HBP BLK WP HR S P ERA WHIP

Philadelphia Phillies @ Colorado Rockies  
Coors Field, Denver, CO  
Sat Apr 15 2006, 6:05 PM MDT  
Att: 23,206 - Partly Cloudy - 63 F

AB	35
R	10
H	14
RBI	10
BB	2
SO	2
LOB	10





Batter	1	2	3	4	5	6	7	8	9	AB	R	H	RBI	BB	SO	LOB	TOP					
11 Jimmy Rollins, S OBP: 0.375, SLG: 0.500	G4-3		L8			1B		G4-3		4	0	1	0	0	0	0						
Aaron Rowand, R OBP: 0.380, SLG: 0.500	K			G5-3		CS		G5-3		4	0	1	0	0	1	0						
Bobby Abreu, L OBP: 0.446, SLG: 0.614	1B			L7		G4-6-3		G4-3		3	0	1	0	1	0	0						
Pat Burrell, R OBP: 0.367, SLG: 0.667 8 Shane Victorino, S OBP: 0.333, SLG: 0.375	F9			1B		G4-6-3		G6-3		3	0	1	0	1	0	3						
26 Chase Utley, L OBP: 0.269, SLG: 0.563	F8			F9				G6-3		4	0	0	0	0	0	2						
6 Ryan Howard, L OBP: 0.404, SLG: 0.463	G4-3					HR				3	1	1	1	0	0	0						
Abraham Nunez, S OBP: 0.188, SLG: 0.250	G6-3			G3		G1-3				3	0	0	0	0	0	0						
Mike Lieberthal, R OBP: 0.367, SLG: 0.483				G6-3		G6-3				3	0	1	0	0	0	0						
39 Brett Myers, R Arthur Rhodes, L 45 Tom Gordon, R	K			K		G1		K		3	0	0	0	0	2	1						
<b>Inning Stats</b>	R: 0 E: 0 K: 1 S: 10	H: 1 LOB: 1 BB: 0 P: 14	R: 0 E: 0 K: 0 S: 5	H: 0 LOB: 0 BB: 0 P: 6	R: 0 E: 0 K: 1 S: 5	H: 0 LOB: 0 BB: 0 P: 5	R: 0 E: 0 K: 0 S: 10	H: 1 LOB: 1 BB: 0 P: 13	R: 0 E: 0 K: 0 S: 6	H: 1 LOB: 1 BB: 0 P: 10	R: 0 E: 0 K: 0 S: 8	H: 2 LOB: 1 BB: 1 P: 14	R: 1 E: 0 K: 0 S: 10	H: 1 LOB: 0 BB: 0 P: 17	R: 0 E: 0 K: 1 S: 6	H: 0 LOB: 0 BB: 1 P: 7	R: 0 E: 0 K: 0 S: 4	H: 0 LOB: 1 BB: 1 P: 10	1B: 5 2B: 0 3B: 0 HR: 1	SF: 0 SAC: 0 DP: 2 HBP: 0	WP: 0 PB: 0 SB: 1 CS: 1	PA: 32
<b>PITCHER</b>	IP	WLS	BF	H	R	ER	SO	BB	IBB	HBP	BLK	WP	HR	S	P	ERA	WHIP					
28 Aaron Cook, R ERA: 3.43 Jose Mesa, R ERA:	(1, 1) (9, 1)	8.0 1.0	L 3	29 0	6 0	1 0	3 0	1 0	0 0	0 0	0 0	0 0	0 0	4 10	86 10	1.12 0.00	0.875 1.000					

Philadelphia Phillies @ Colorado Rockies  
Coors Field, Denver, CO  
Sun Apr 16 2006, 1:05 PM MDT  
Att: 25,144 - Sunny - 68 F

AB	30
R	1
H	6
RBI	1
BB	2
SO	3
LOB	6



Batter	1	2	3	4	5	6	7	8	9	AB	R	H	RBI	BB	SO	LOB	BOTTOM				
18 Cory Sullivan, L OBP: 0.339, SLG: 0.491	G4-3		F8			K		17 BB		4	0	1	0	0	1	1					
12 Clint Barmes, R OBP: 0.321, SLG: 0.442	F9			G2-3		P4		F7		4	0	0	0	0	0	1					
17 Todd Helton, L OBP: 0.579, SLG: 0.692	F7			27 BB		27 BB		BB		2	0	1	0	2	0	0					
27 Garrett Atkins, R OBP: 0.473, SLG: 0.627				G6-4-3		G6-3		L9		4	0	3	0	0	0	2					
5 Matt Holliday, R OBP: 0.277, SLG: 0.553	G6-4-3			G6-3		G6-3		L7		4	0	0	0	0	0	5					
11 Brad Hawpe, L OBP: 0.388, SLG: 0.739	K			K		G3-1		K		4	0	0	0	0	3	0					
Jason Smith, L OBP: 0.500, SLG: 0.808				G3-1		K		G4-3		4	0	1	0	0	1	0					
Miguel Ojeda, R OBP: 0.400, SLG: 0.529				K		F8				3	0	1	0	0	1	1					
28 Aaron Cook, R ERA: 3.06 Jamey Carroll, R ERA: 2.25 Jose Mesa, R ERA: 1.59	(1, 1) (8, 1) (9, 1)	7.2 0.1 1.0	W H S	29 2 3	7 0 0	0 0 0	5 0 1	1 0 0	0 0 0	0 1 0	0 0 0	0 8 7	0 15 11	0 0 0	0 0 0	0 0 0					
<b>PITCHER</b>	IP	WLS	BF	H	R	ER	SO	BB	IBB	HBP	BLK	WP	HR	S	P	ERA	WHIP				
39 Brett Myers, R Arthur Rhodes, L 45 Tom Gordon, R	(1, 1) (8, 1) (9, 1)	7.2 0.1 1.0	W H S	29 2 3	7 0 0	0 0 0	5 0 1	1 0 0	0 0 0	0 0 0	0 0 0	0 0 0	0 8 7	0 15 11	0 0 0	0 0 0	0 3.000 0.000				

Philadelphia Phillies @ Colorado Rockies  
Coors Field, Denver, CO  
Sun Apr 16 2006, 1:05 PM MDT  
Att: 25,144 - Sunny - 68 F

AB	31
R	0
H	7
RBI	0
BB	2
SO	6
LOB	11





Batter	1	2	3	4	5	6	7	8	9	AB	R	H	RBI	BB	SO	LOB	TOP				
Eric Young Sr. R (1,7) OBP: 0.240, SLG: 0.304	L7		F9 2B	F8		K		F8		5	0	1	0	0	1	2					
Josh Barfield R (1,4) OBP: 0.302, SLG: 0.316	HR		HBP	G3			F8			3	1	1	1	0	0	1					
24 Brian Giles L (1,9) OBP: 0.440, SLG: 0.361	G6-4-3 1B		F9		E 3 G6-4-3 BB		K			3	1	1	0	1	1	2					
Mike Piazza R (1,2) OBP: 0.216, SLG: 0.314	G6-4-3		K		E5 3 G6-4-3		K			4	0	0	0	0	2	4					
3 Khalil Greene R (1,6) OBP: 0.250, SLG: 0.489		G4-3		E 23 S 1B BB	G6-4-3				E 23 L4-3 1B	3	1	1	0	1	0	1					
23 Adrián González L (1,3) OBP: 0.340, SLG: 0.468	K		K		F7				L4-3	4	0	0	0	0	2	2					
Vinny Castilla R (1,5) OBP: 0.302, SLG: 0.395						G6-3			G6-3	3	1	1	1	1	0	0					
Ben Johnson R (1,8) OBP: 0.400, SLG: 0.375	K				E5 S				G4-3	4	1	1	1	0	1	1					
32 Chris Young R (1,1) OBP: 0.250, SLG: 0.500 Scott Linebrink R (8,1) Mark Bellhorn S (9,PH) Trevor Hoffman R (9,1)									F9	3	0	1	1	0	2	1					
<b>Inning Stats</b>	R: 1 E: 0 K: 0 S: 8	H: 2 LOB: 0 BB: 0 P: 15	R: 0 E: 0 K: 2 S: 12	H: 0 LOB: 1 BB: 1 P: 22	R: 0 E: 0 K: 2 S: 12	H: 1 LOB: 2 BB: 0 P: 22	R: 3 E: 1 K: 1 S: 14	H: 3 LOB: 1 BB: 1 P: 24	R: 1 E: 1 K: 0 S: 7	H: 0 LOB: 0 BB: 1 P: 16	R: 0 E: 1 K: 2 S: 9	H: 0 LOB: 1 BB: 0 P: 13	R: 0 E: 0 K: 0 S: 4	H: 1 LOB: 0 BB: 0 P: 8	R: 0 E: 0 K: 0 S: 6	H: 0 LOB: 0 BB: 0 P: 9	1B: 3 2B: 4 3B: 0 HR: 1	SF: 0 SAC: 0 DP: 3 HBP: 1	WP: 0 PB: 0 SB: 2 CS: 0	PA: 37	
<b>PITCHER</b>	IP	WLS	BF	H	R	ER	SO	BB	IBB	HBP	BLK	WP	HR	S	P	ERA	WHIP				
26 Jeff Francis L (1,1) ERA: 6.75	6.0	L	28	6	5	4	7	3	0	1	0	0	1	62	112	6.00	1.500				
61 Ramon E Ramirez R (7,1) ERA:	1.0		3	0	0	0	2	0	0	0	0	0	0	7	12	0.00	0.000				
David Cortes R (8,1) ERA:	2.0		6	1	0	0	0	0	0	0	0	0	0	10	17	0.00	0.500				

San Diego Padres @ Colorado Rockies  
Coors Field, Denver, CO  
Mon Apr 17 2006, 6:35 PM MDT  
Att: 18,591 - Partly Cloudy - 76 F

AB	33
R	5
H	7
RBI	4
BB	3
SO	9
LOB	14



Batter	1	2	3	4	5	6	7	8	9	AB	R	H	RBI	BB	SO	LOB	BOTTOM					
18 Cory Sullivan L (1,8) OBP: 0.317, SLG: 0.456	F7		K		K		F7			4	0	0	0	0	2	2						
12 Clint Barmes R (1,6) OBP: 0.298, SLG: 0.411	G6-3		G3		FC5-4				G6-3	4	0	0	0	0	0	1						
17 Todd Helton L (1,3) OBP: 0.557, SLG: 0.674	F9				F8				F7	4	1	1	0	0	0	0						
27 Garrett Atkins R (1,5) OBP: 0.475, SLG: 0.673		F8		HR		G4-3			F7	4	1	2	2	0	0	0						
5 Matt Holliday R (1,7) OBP: 0.255, SLG: 0.510		F8		P4		F9			FC6-4	4	0	0	0	0	0	1						
11 Brad Hawpe L (1,9) OBP: 0.396, SLG: 0.708		WP 1B BB				G4-3			F8	2	0	0	0	2	0	0						
Jason Smith L (1,4) OBP: 0.500, SLG: 0.759				K2-3		G5-3			DI BB	3	0	1	0	1	1	1						
Danny Ardoin R (1,2) OBP: 0.219, SLG: 0.290		L8				G5-3			F7	4	0	1	0	0	0	3						
26 Jeff Francis L (1,1) OBP: 0.333, SLG: 0.200 61 Ramon E Ramirez R (7,1) Jamey Carroll R (7,PH) David Cortes R (8,1) Luis Gonzalez R (9,PH)									K	2	0	0	0	0	1	1						
<b>Inning Stats</b>	R: 0 E: 0 K: 0 S: 7	H: 0 LOB: 0 BB: 0 P: 10	R: 0 E: 0 K: 0 S: 14	H: 1 LOB: 2 BB: 1 P: 23	R: 0 E: 0 K: 2 S: 7	H: 0 LOB: 0 BB: 0 P: 8	R: 1 E: 0 K: 1 S: 16	H: 1 LOB: 1 BB: 1 P: 24	R: 0 E: 0 K: 1 S: 8	H: 1 LOB: 1 BB: 0 P: 12	R: 1 E: 0 K: 0 S: 14	H: 1 LOB: 0 BB: 0 P: 18	R: 0 E: 0 K: 0 S: 9	H: 1 LOB: 1 BB: 0 P: 13	R: 0 E: 0 K: 0 S: 6	H: 1 LOB: 1 BB: 0 P: 9	R: 0 E: 0 K: 1 S: 11	H: 0 LOB: 1 BB: 1 P: 20	1B: 4 2B: 1 3B: 0 HR: 1	SF: 0 SAC: 0 DP: 0 HBP: 0	WP: 2 PB: 0 SB: 0 CS: 0	PA: 36
<b>PITCHER</b>	IP	WLS	BF	H	R	ER	SO	BB	IBB	HBP	BLK	WP	HR	S	P	ERA	WHIP					
32 Chris Young R (1,1) ERA: 2.95	7.0		28	5	2	2	4	2	0	0	0	0	0	75	108	2.57	1.000					
Scott Linebrink R (8,1) ERA: 1.42	1.0	H	4	1	0	0	0	0	0	0	0	0	0	6	9	0.00	1.000					
Trevor Hoffman R (9,1) ERA: 2.25	1.0	S	4	0	0	0	1	1	0	0	0	0	0	11	20	0.00	1.000					

San Diego Padres @ Colorado Rockies  
Coors Field, Denver, CO  
Mon Apr 17 2006, 6:35 PM MDT  
Att: 18,591 - Partly Cloudy - 76 F

AB	33
R	2
H	6
RBI	2
BB	3
SO	5
LOB	10





Batter	1	2	3	4	5	6	7	8	9	10	11	AB	R	H	RBI	BB	SO	LOB	TOP								
<b>Dave Roberts, L</b> (1, 7) OBP: 0.333, SLG: 0.395 <b>Eric Young Sr., R</b> (7, PH) OBP: 0.214, SLG: 0.269 (7, 7)	G1-4-3			G3	G4-3		G5-3		FC5-4		F8	3	0	0	0	0	0	1									
<b>Josh Barfield, R</b> (1, 4) OBP: 0.327, SLG: 0.386 (7, 7)	L3			23 1B			P4		F9		24 1B	6	2	3	0	0	0	1									
<b>24 Brian Giles, L</b> (1, 9) OBP: 0.446, SLG: 0.366 (7, 7)	F8			23 1B	IBB		P6		1B		1B	5	0	2	0	1	1	1									
<b>Mike Piazza, R</b> (1, 2) OBP: 0.244, SLG: 0.385 <b>Scott Linebrink, R</b> (8, 1) <b>Alan Embree, L</b> (9, 1) <b>Doug Mirabelli, R</b> (11, PH) OBP: 0.417, SLG: 0.333 <b>Jon Adkins, L</b> (11, 1)		K							BB		K	4	0	2	1	0	2	2									
<b>23 Adrián González, L</b> (1, 3) OBP: 0.364, SLG: 0.460 (7, 7)	F7																										
<b>3 Khalil Greene, R</b> (1, 6) OBP: 0.245, SLG: 0.449 (7, 7)	G6-3																										
<b>Vinny Castilla, R</b> (1, 5) OBP: 0.333, SLG: 0.405 (7, 7)	F8																										
<b>Ben Johnson, R</b> (1, 8) OBP: 0.333, SLG: 0.462 (7, 7)	G5-3																										
<b>52 Clay Hensley, R</b> (1, 1) OBP: 0.244, SLG: 0.429 <b>Mark Bellhorn, S</b> (5, PH) OBP: 0.244, SLG: 0.337 <b>Jose Mesa, R</b> (7, PH) OBP: 0.214, SLG: 0.269 <b>56 Scott Cassidy, R</b> (7, 1) <b>Rob Bowen, S</b> (8, 2)																											
<b>Inning Stats</b>	R: 0 E: 0 K: 0 S: 7	H: 0 LOB: 0 BB: 0 P: 11	R: 0 E: 0 K: 1 S: 6	H: 0 LOB: 0 BB: 0 P: 11	R: 0 E: 0 K: 0 S: 7	H: 0 LOB: 0 BB: 0 P: 11	R: 1 E: 0 K: 1 S: 10	H: 2 LOB: 2 BB: 1 P: 19	R: 0 E: 0 K: 0 S: 11	H: 1 LOB: 2 BB: 0 P: 22	R: 0 E: 0 K: 0 S: 10	H: 1 LOB: 1 BB: 0 P: 15	R: 1 E: 0 K: 1 S: 14	H: 3 LOB: 3 BB: 2 P: 28	R: 0 E: 0 K: 1 S: 10	H: 0 LOB: 1 BB: 1 P: 18	R: 0 E: 0 K: 2 S: 8	H: 1 LOB: 2 BB: 1 P: 20	R: 0 E: 0 K: 1 S: 10	H: 2 LOB: 2 BB: 0 P: 14	1B: 7 2B: 3 3B: 2 HR: 0	SF: 0 SAC: 0 DP: 1 HBP: 0	WP: 1 PB: 0 SB: 1 CS: 0	PA: 49			
<b>37 Josh Fogg, R</b> (1, 1) ERA: 3.57	IP: 6.1	WLS: 26	BF: 26	H: 5	R: 1	ER: 1	SO: 3	BB: 0	IBB: 2	HBP: 0	BLK: 0	WP: 0	HR: 0	S: 53	P: 94	ERA: 1.42	WHIP: 0.789										
<b>Ray King, L</b> (7, 1) ERA: 1.59	0.2	H: 2	0	0	0	0	0	0	0	0	0	0	0	4	6	0.00	0.000										
<b>Jose Mesa, R</b> (8, 1) ERA: 1.17	1.0	B: 7	3	1	1	1	1	1	1	0	0	0	0	14	28	9.00	4.000										
<b>40 Brian Fuentes, L</b> (9, 1) ERA: 1.29	1.0	4	0	0	0	1	1	1	0	0	0	0	0	10	18	0.00	1.000										
<b>39 Tom Martin, L</b> (10, 1) ERA: 0.32	0.2	4	1	0	0	2	1	0	0	0	0	0	0	7	18	0.00	3.000										

San Diego Padres @ Colorado Rockies  
 Coors Field, Denver, CO  
 Tue Apr 18 2006, 6:35 PM MDT  
 Att: 18,595 - Party Cloudy - 48 F

AB 43  
 R 2  
 H 11  
 RBI 2  
 BB 6  
 SO 8  
 LOB 24



Batter	1	2	3	4	5	6	7	8	9	10	11	AB	R	H	RBI	BB	SO	LOB	BOTTOM							
<b>12 Clint Barmes, R</b> (1, 6) OBP: 0.290, SLG: 0.390 (7, 7)	F8				SF8			L6		G4-3		3	0	0	1	1	0	0								
<b>Luis Gonzalez, R</b> (1, 4) OBP: 0.143, SLG: 0.143 (7, 7)	K			G5-3	G6-3						G4-3	5	0	1	0	0	1	1								
<b>17 Todd Helton, L</b> (1, 3) OBP: 0.561, SLG: 0.674 (7, 7)					27 WP			P3		F7		3	2	1	0	2	0	1								
<b>27 Garrett Atkins, R</b> (1, 5) OBP: 0.438, SLG: 0.617 (7, 7)	F7							G6-3		L9		5	0	0	0	0	1	4								
<b>5 Matt Holliday, R</b> (1, 7) OBP: 0.250, SLG: 0.491 (7, 7)																										
<b>11 Brad Hawpe, L</b> (1, 9) OBP: 0.421, SLG: 0.706 (7, 7)																										
<b>Choo Freeman, R</b> (1, 8) OBP: 0.214, SLG: 0.231 <b>39 Tom Martin, L</b> (10, 1) OBP: 0.250, SLG: 0.324 <b>David Cortes, R</b> (10, 1)																										
<b>Danny Ardoin, R</b> (1, 2) OBP: 0.250, SLG: 0.324 (7, 7)	G1-3																									
<b>37 Josh Fogg, R</b> (1, 1) OBP: 0.244, SLG: 0.429 <b>Ray King, L</b> (7, 1) OBP: 0.244, SLG: 0.337 <b>Jose Mesa, R</b> (7, PH) OBP: 0.214, SLG: 0.269 <b>40 Brian Fuentes, L</b> (9, 1) OBP: 0.245, SLG: 0.449 <b>18 Cory Sullivan, L</b> (10, 8)																										
<b>Inning Stats</b>	R: 0 E: 0 K: 1 S: 8	H: 0 LOB: 1 BB: 1 P: 14	R: 0 E: 0 K: 0 S: 4	H: 0 LOB: 0 BB: 1 P: 8	R: 0 E: 0 K: 1 S: 6	H: 0 LOB: 1 BB: 1 P: 12	R: 1 E: 0 K: 1 S: 20	H: 2 LOB: 1 BB: 0 P: 28	R: 1 E: 0 K: 0 S: 15	H: 1 LOB: 1 BB: 0 P: 17	R: 0 E: 0 K: 0 S: 15	H: 1 LOB: 1 BB: 0 P: 18	R: 0 E: 0 K: 1 S: 6	H: 0 LOB: 0 BB: 0 P: 6	R: 0 E: 0 K: 1 S: 8	H: 0 LOB: 0 BB: 0 P: 12	R: 1 E: 0 K: 0 S: 6	H: 1 LOB: 1 BB: 1 P: 14	1B: 4 2B: 2 3B: 0 HR: 0	SF: 2 SAC: 1 DP: 1 HBP: 0	WP: 0 PB: 0 SB: 2 CS: 1	PA: 41				
<b>52 Clay Hensley, R</b> (1, 1) ERA: 6.0	IP: 4.0	WLS: 16	BF: 16	H: 2	R: 1	ER: 1	SO: 3	BB: 3	IBB: 0	HBP: 0	BLK: 0	WP: 1	HR: 0	S: 38	P: 62	ERA: 2.25	WHIP: 1.250									
<b>Brian Sweeney, R</b> (5, 1) ERA: 5.0	2.0	7	1	1	1	0	0	0	0	0	0	0	0	15	26	4.50	0.500									
<b>56 Scott Cassidy, R</b> (7, 1) ERA: 1.17	1.0	4	1	0	0	0	1	0	0	0	0	0	0	11	17	0.00	2.000									
<b>Scott Linebrink, R</b> (8, 1) ERA: 1.23	1.0	4	1	0	0	0	0	0	0	0	0	0	0	15	18	0.00	1.000									
<b>Alan Embree, L</b> (9, 1) ERA: 1.23	2.0	6	0	0	0	1	0	0	0	0	0	0	0	14	18	0.00	0.000									

San Diego Padres @ Colorado Rockies  
 Coors Field, Denver, CO  
 Tue Apr 18 2006, 6:35 PM MDT  
 Att: 18,595 - Party Cloudy - 48 F

AB 33  
 R 3  
 H 6  
 RBI 3  
 BB 5  
 SO 4  
 LOB 10










Batter	1	2	3	4	5	6	7	8	9	AB	R	H	RBI	BB	SO	LOB	TOP					
2 Randy Winn, S OBP: 0.406, SLG: 0.484	F7		K	G3		F8		P4		5	0	0	0	0	1	1	<b>San Francisco Giants @ Colorado Rockies</b> Coors Field, Denver, CO Fri Apr 21 2006, 7:05 PM MDT Att: 30,339 - Partly Cloudy - 71 F					
13 Omar Vizquel, S OBP: 0.470, SLG: 0.444		BB	G3 1B		BB 1B 2B	L1		1B		4	1	3	1	1	0	0						
Ray Durham, S OBP: 0.233, SLG: 0.218	F9		G3		F9	F8				5	0	1	0	0	0	3						
Barry Bonds, L OBP: 0.529, SLG: 0.300 54 Scott Munter, R OBP: 0.333, SLG: 0.325 Tim Worrell, R OBP: 0.300, SLG: 0.311 Steve Kline, S OBP: 0.239, SLG: 0.371 Armando Benitez, R OBP: 0.300, SLG: 0.311	F8							G3-1		2	1	0	0	3	0	3						
Moises Alou, R OBP: 0.333, SLG: 0.595		K	L7							0	0	0	0	0	0	0						
Lance Niekro, R OBP: 0.333, SLG: 0.325		G1-3								4	2	2	1	1	0	0						
Pedro Feliz, R OBP: 0.239, SLG: 0.371		FC5 1B								5	2	3	4	0	1	1						
Mike Matheny, R OBP: 0.300, SLG: 0.311										4	1	2	0	0	0	0						
Jason Schmidt, R OBP: 0.111, SLG: 0.222 Jason Ellison, R OBP: 0.111, SLG: 0.222	FC5									3	0	0	0	0	2	2						
										0	0	0	0	0	0	0						
<b>Inning Stats</b>	R: 0 E: 0 K: 0 S: 8	H: 0 LOB: 1 BB: 1 P: 12	R: 0 E: 0 K: 1 S: 12	H: 2 LOB: 2 BB: 0 P: 18	R: 0 E: 0 K: 1 S: 13	H: 1 LOB: 2 BB: 1 P: 26	R: 2 E: 0 K: 1 S: 11	H: 2 LOB: 0 BB: 0 P: 18	R: 5 E: 1 K: 1 S: 17	H: 3 LOB: 0 BB: 2 P: 31	R: 0 E: 0 K: 0 S: 6	H: 0 LOB: 1 BB: 2 P: 10	R: 0 E: 0 K: 1 S: 8	H: 0 LOB: 2 BB: 2 P: 21	R: 1 E: 0 K: 0 S: 11	H: 3 LOB: 2 BB: 0 P: 18	R: 0 E: 0 K: 0 S: 5	H: 0 LOB: 0 BB: 6 P: 6	1B: 8 2B: 1 3B: 0 HR: 2	SF: 0 SAC: 1 DP: 1 HBP: 0	WP: 0 PA: 43 PB: 0 SB: 1 CS: 0	
<b>PITCHER</b>	IP	WLS	BF	H	R	ER	SO	BB	IBB	HBP	BLK	WP	HR	S	P	ERA	WHIP					
Jason Jennings, R ERA: 5.4	(1, 1)	6.0	30	8	7	7	4	2	2	0	0	0	0	2	67	115	10.50	1.667				
Miguel Asencio, R ERA: 5.4	(7, 1)	1.0	4	0	0	0	1	2	0	0	0	0	0	8	21	0.00	2.000					
Ray King, L ERA: 2.7	(8, 1)	1.0	6	3	1	1	0	0	0	0	0	0	0	11	18	9.00	3.000					
David Cortes, R ERA: 2.7	(9, 1)	1.0	W	3	0	0	0	0	0	0	0	0	0	5	6	0.00	0.000					

AB	36
R	8
H	11
RBI	6
BB	6
SO	5
LOB	13



Batter	1	2	3	4	5	6	7	8	9	AB	R	H	RBI	BB	SO	LOB	BOTTOM				
18 Cory Sullivan, L OBP: 0.324, SLG: 0.463	F8		5 HR 12 BB							4	2	1	0	1	1	4	<b>San Francisco Giants @ Colorado Rockies</b> Coors Field, Denver, CO Fri Apr 21 2006, 7:05 PM MDT Att: 30,339 - Partly Cloudy - 71 F				
12 Clint Barmes, R OBP: 0.299, SLG: 0.387	F9		5 HR							3	1	1	2	1	0	0					
5 Matt Holliday, R OBP: 0.277, SLG: 0.524	G6-3									5	1	3	4	0	0	1					
27 Garrett Atkins, R OBP: 0.411, SLG: 0.559		2B	G5-3							4	1	1	1	1	0	1					
11 Brad Hawpe, L OBP: 0.415, SLG: 0.672		L7								4	0	1	0	0	0	1					
Eli Marrero, R OBP: 0.400, SLG: 0.778		K	G1-3							4	1	1	1	0	1	2					
Luis Gonzalez, R OBP: 0.219, SLG: 0.313										4	1	3	1	0	0	0					
Danny Ardoin, R OBP: 0.250, SLG: 0.316 Jason Smith, L OBP: 0.474, SLG: 0.697	G6-3									4	0	1	0	0	0	2					
Jason Jennings, L OBP: 0.111, SLG: 0.222 Miguel Asencio, R ERA: 5.4 Jamey Carroll, R OBP: 0.300, SLG: 0.316 Ray King, L OBP: 0.111, SLG: 0.222 David Cortes, R OBP: 0.333, SLG: 0.595 Choo Freeman, R OBP: 0.333, SLG: 0.595										2	0	0	0	0	0	0					
										0	0	0	0	0	0	0					
<b>Inning Stats</b>	R: 0 E: 0 K: 0 S: 12	H: 0 LOB: 0 BB: 0 P: 16	R: 1 E: 0 K: 1 S: 12	H: 1 LOB: 1 BB: 1 P: 22	R: 3 E: 0 K: 0 S: 11	H: 2 LOB: 1 BB: 2 P: 23	R: 0 E: 0 K: 0 S: 7	H: 0 LOB: 0 BB: 0 P: 12	R: 1 E: 0 K: 0 S: 6	H: 2 LOB: 0 BB: 0 P: 11	R: 0 E: 0 K: 0 S: 15	H: 1 LOB: 1 BB: 0 P: 19	R: 0 E: 0 K: 0 S: 10	H: 1 LOB: 0 BB: 0 P: 14	R: 0 E: 0 K: 0 S: 6	H: 1 LOB: 0 BB: 0 P: 10	R: 4 E: 0 K: 1 S: 19	H: 6 LOB: 2 BB: 0 P: 20	1B: 9 2B: 2 3B: 1 HR: 2	SF: 1 SAC: 0 DP: 2 HBP: 0	WP: 0 PA: 40 PB: 0 SB: 0 CS: 1
<b>PITCHER</b>	IP	WLS	BF	H	R	ER	SO	BB	IBB	HBP	BLK	WP	HR	S	P	ERA	WHIP				
Jason Schmidt, R ERA: 5.33	(1, 1)	7.0	29	7	5	5	1	3	0	0	0	0	0	73	117	6.43	1.429				
54 Scott Munter, R ERA: 5.4	(8, 1)	1.0	H	3	1	0	0	0	0	0	0	0	0	6	10	0.00	1.000				
Tim Worrell, R ERA: 8.31	(9, 1)	0.0	L	4	4	4	0	0	0	0	0	0	1	8	9	∞	∞				
Steve Kline, L ERA: 3.18	(9, 1)	0.1	H	1	0	0	0	0	0	0	0	0	0	3	3	0.00	0.000				
Armando Benitez, R ERA: 3.18	(9, 1)	0.1	B	3	2	0	0	0	0	0	0	0	0	8	8	0.00	6.000				

AB	36
R	9
H	14
RBI	9
BB	3
SO	2
LOB	11





Batter	1	2	3	4	5	6	7	8	9	AB	R	H	RBI	BB	SO	LOB	TOP			
13 Omar Vizquel, S OBP: 0.479, SLG: 0.500	2-1 HR	0-1 G4-3		1-1 1B		1-1 F7		2-0 HBP		4	1	2	1	0	0	1				
Ray Durham, S OBP: 0.231, SLG: 0.267	0-0 G4-3		2-0 HR	2-0 F7		2-1 G4-3		1-3 SAFE SAFE SAFE SAFE SAFE		5	1	1	1	0	1	3				
Steve Finley, L OBP: 0.378, SLG: 0.444	2-2 G3-1		1-3 K		3-1 E 1B	0-0 1B S 1B		2-0 G3		5	1	2	0	0	1	1				
Barry Bonds, L OBP: 0.536, SLG: 0.412 Jason Ellison, R (9, PR) Armando Benitez, R (9, 1)	1-0 HR		2-1 G6-3		2-1 L8	1-2 1B		4-2 1B G6-3 BB		4	1	2	1	1	0	1				
Moises Alou, R OBP: 0.358, SLG: 0.596	0-0 1B		3-2 1B		2-0 FC5 1B SF7	2-1 L5		1-3 G6-3 1B		5	1	3	0	0	0	3				
Pedro Feliz, R OBP: 0.222, SLG: 0.343	1-3 K		1-2 G5-3		0-0 E1 1B		1-1 G6-3		0-0 G6-3	5	0	0	0	0	1	5				
Lance Niekro, R OBP: 0.340, SLG: 0.318		1-1 L8		4-1 G6-4-3 BB	1-2 E FC6-4 1B		2-3 K		2-3 K	4	0	1	1	1	2	1				
Mike Matheny, R OBP: 0.278, SLG: 0.292	2-2 G6-3		0-1 G6-4-3		0-1 SF7		1-3 K			3	0	0	1	0	1	1				
41 Brad Hennessey, R OBP: 0.500, SLG: 0.500 9 Mark Sweeney, L OBP: 0.306, SLG: 0.529 54 Scott Munter, R (8, PH) 2 Randy Winn, S OBP: 0.406, SLG: 0.484	0-2 1B		1-1 1B		1-1 FC6-4			1-0 G2-3		3	0	2	0	0	0	2				
<b>Inning Stats</b>	R: 2 E: 0 K: 1 S: 15	H: 3 LOB: 1 BB: 0 P: 21	R: 0 E: 0 K: 0 S: 10	H: 1 LOB: 1 BB: 0 P: 13	R: 1 E: 0 K: 1 S: 14	H: 2 LOB: 1 BB: 1 P: 23	R: 0 E: 0 K: 0 S: 8	H: 2 LOB: 2 BB: 1 P: 16	R: 2 E: 0 K: 0 S: 12	H: 2 LOB: 2 BB: 0 P: 20	R: 0 E: 0 K: 0 S: 10	H: 0 LOB: 0 BB: 0 P: 12	R: 0 E: 0 K: 1 S: 8	H: 0 LOB: 1 BB: 0 P: 13	R: 1 E: 0 K: 1 S: 9	H: 1 LOB: 1 BB: 1 P: 16	1B: 10 2B: 0 3B: 0 HR: 3	SF: 1 SAC: 0 DP: 2 HBP: 1	WP: 0 PA: 43 PB: 0 SB: 1 CS: 0	
<b>PITCHER</b>	IP WLS BF H R ER SO BB IBB HBP BLK WP HR S P ERA WHIP	IP WLS BF H R ER SO BB IBB HBP BLK WP HR S P ERA WHIP																		
28 Aaron Cook, R ERA: 3.67	(1, 1) 6.0 L 32 12 5 3 2	(7, 1) 1.0 3 0 0 0 2	(8, 1) 1.0 4 0 0 0 1	(9, 1) 0.0 1 0 1 1 0	(9, 1) 1.0 3 1 0 0 1	(1, 1) 6.0 L 32 12 5 3 2	(7, 1) 1.0 3 0 0 0 2	(8, 1) 1.0 4 0 0 0 1	(9, 1) 0.0 1 0 1 1 0	(9, 1) 1.0 3 1 0 0 1	(1, 1) 6.0 L 32 12 5 3 2	(7, 1) 1.0 3 0 0 0 2	(8, 1) 1.0 4 0 0 0 1	(9, 1) 0.0 1 0 1 1 0	(9, 1) 1.0 3 1 0 0 1	(1, 1) 6.0 L 32 12 5 3 2	(7, 1) 1.0 3 0 0 0 2	(8, 1) 1.0 4 0 0 0 1	(9, 1) 0.0 1 0 1 1 0	(9, 1) 1.0 3 1 0 0 1

San Francisco Giants @ Colorado Rockies  
Coors Field, Denver, CO  
Sat Apr 22 2006, 6:05 PM MDT  
Att: 36,035 - Partly Cloudy - 79 F

AB 39  
R 6  
H 13  
RBI 5  
BB 2  
SO 6  
LOB 18



Batter	1	2	3	4	5	6	7	8	9	AB	R	H	RBI	BB	SO	LOB	BOTTOM				
18 Cory Sullivan, L OBP: 0.329, SLG: 0.451	3-2 1B		0-1 G4-3		1-3 K		0-0 L5		4-1 12 S BB	4	0	1	0	1	1	1					
12 Clint Barmes, R OBP: 0.292, SLG: 0.373	0-1 FC1-6-4 BB 11 BB		2-1 G5-3		0-0 5 HR 1B		1-1 G5-3		3-3 K	5	1	1	0	0	1	3					
5 Matt Holliday, R OBP: 0.275, SLG: 0.552	1-1 F9		3-2 P3		1-0 1H 2H HR			0-0 G5-3		4	1	1	3	0	0	1					
11 Brad Hawpe, L OBP: 0.435, SLG: 0.721	4-1 BB 1-2 BB				0-0 HR		1-2 G3		3-2 1B	3	1	2	1	1	0	0					
Eli Marrero, R OBP: 0.375, SLG: 0.667	4-2 BB		3-2 P3				1-0 E6 FC3-6		0-1 P3	3	0	0	0	1	0	1					
Jason Smith, L OBP: 0.429, SLG: 0.622	1-2 G4-3		0-3 K2-3		0-0 K		0-0 FC3-6 BB		2-0 L4	4	0	0	0	0	1	5					
Luis Gonzalez, R OBP: 0.250, SLG: 0.343		1-1 G3-1		0-0 L4		4-0 G1-6-3 BB		1-1 G4-3 2B		3	0	1	0	1	0	0					
Miguel Ojeda, R OBP: 0.357, SLG: 0.560		0-0 G6-3			1-1 12 1B 5 HR 1B		0-2 G1-6-3		1-1 P6	4	1	1	0	0	0	3					
28 Aaron Cook, R ERA: 3.67 61 Ramon E Ramirez, R ERA: 1.04 19 Ryan Spillane, R Jose Mesa, R 39 Tom Martin, L David Cortes, R Jamey Carroll, R OBP: 0.333, SLG: 0.300	3-1 G1-3				2-2 B2		2-2 L9		2-2 G4-3	2	0	0	0	0	0	1					
<b>Inning Stats</b>	R: 0 E: 0 K: 0 S: 14	H: 1 LOB: 3 BB: 2 P: 27	R: 0 E: 0 K: 0 S: 5	H: 0 LOB: 0 BB: 0 P: 9	R: 0 E: 0 K: 0 S: 8	H: 0 LOB: 0 BB: 0 P: 13	R: 1 E: 0 K: 1 S: 8	H: 1 LOB: 0 BB: 0 P: 11	R: 3 E: 0 K: 1 S: 13	H: 3 LOB: 0 BB: 0 P: 19	R: 0 E: 1 K: 0 S: 6	H: 0 LOB: 1 BB: 1 P: 11	R: 0 E: 0 K: 0 S: 7	H: 1 LOB: 1 BB: 0 P: 12	R: 0 E: 0 K: 1 S: 12	H: 1 LOB: 2 BB: 1 P: 23	1B: 4 2B: 1 3B: 0 HR: 2	SF: 0 SAC: 0 DP: 1 HBP: 0	WP: 0 PA: 38 PB: 0 SB: 1 CS: 0		
<b>PITCHER</b>	IP WLS BF H R ER SO BB IBB HBP BLK WP HR S P ERA WHIP	IP WLS BF H R ER SO BB IBB HBP BLK WP HR S P ERA WHIP																			
41 Brad Hennessey, R ERA: 2.7	(1, 1) 7.0 W 29 4 4 4 2	(8, 1) 1.0 H 4 1 0 0 0	(9, 1) 1.0 S 5 1 0 0 1	(1, 1) 7.0 W 29 4 4 4 2	(8, 1) 1.0 H 4 1 0 0 0	(9, 1) 1.0 S 5 1 0 0 1	(1, 1) 7.0 W 29 4 4 4 2	(8, 1) 1.0 H 4 1 0 0 0	(9, 1) 1.0 S 5 1 0 0 1	(1, 1) 7.0 W 29 4 4 4 2	(8, 1) 1.0 H 4 1 0 0 0	(9, 1) 1.0 S 5 1 0 0 1	(1, 1) 7.0 W 29 4 4 4 2	(8, 1) 1.0 H 4 1 0 0 0	(9, 1) 1.0 S 5 1 0 0 1	(1, 1) 7.0 W 29 4 4 4 2	(8, 1) 1.0 H 4 1 0 0 0	(9, 1) 1.0 S 5 1 0 0 1	(1, 1) 7.0 W 29 4 4 4 2	(8, 1) 1.0 H 4 1 0 0 0	(9, 1) 1.0 S 5 1 0 0 1

San Francisco Giants @ Colorado Rockies  
Coors Field, Denver, CO  
Sat Apr 22 2006, 6:05 PM MDT  
Att: 36,035 - Partly Cloudy - 79 F

AB 34  
R 4  
H 7  
RBI 4  
BB 4  
SO 3  
LOB 16





Batter	1	2	3	4	5	6	7	8	9	10	AB	R	H	RBI	BB	SO	LOB	TOP										
2 Randy Winn, S OBP: 0.378, SLG: 0.448	(1, 7) K		(2-1) P5			(0-0) F9		(1-1) G6-3		(0-3) K	5	0	0	0	0	2	0											
Steve Finley, L OBP: 0.400, SLG: 0.500	(1, 8) G4-3			(3-2) P4		(3-2) BB S HBP		(0-0) G5-3 3B		(1-2) K 1B	4	1	2	0	0	0	0											
Ray Durham, S OBP: 0.250, SLG: 0.286	(1, 4) K		(3-3) FC5-4 1B		(0-0) FC5-4 1B	(1-2) G5-3 1B		(2-1) G5-3 HBP		(0-0) G6-3 1B	3	0	2	0	0	1	0											
13 Omar Vizquel, S OBP: 0.493, SLG: 0.508	(6, PR) (6, 6)									(1-2) G6-3	1	0	1	0	0	0	0											
Moises Alou, R OBP: 0.345, SLG: 0.549	(1, 9)		(0-0) G5-3		(0-0) FC5-4 1-2f	(4-0) FC5-4 1B		(0-1) G5-3		(1-0) G6-3	4	0	0	1	1	0	4											
Pedro Feliz, R OBP: 0.211, SLG: 0.324	(1, 5)		(1-2) F8		(3-3) K	(0-0) G5-3		(1-2) L8			4	0	0	0	0	1	5											
Lance Niekro, R OBP: 0.333, SLG: 0.354	(1, 3)		(1-2) E4 FC5-4			(0-0) G6-3 3B		(1-2) G5-3		(2-3) K	4	1	1	0	0	1	0											
Mike Matheny, R OBP: 0.276, SLG: 0.308	(1, 2)		(1-1) FC5-4 1-2f			(3-2) G6-3		(1-0) G1-3 2B		(0-0) F8	4	0	1	1	0	0	1											
Jose Vizcaino, S OBP: 0.316, SLG: 0.133	(1, 6) (6, 4)		(3-2) L9			(2-2) F7		(0-0) G1-3		(0-1) K 1B	4	0	1	0	0	0	1											
Matt Morris, R OBP: 0.025, SLG: 0.125	(1, 1)		(0-3) K			(1-0) G6-3		(3-1) P6		(1-2) K	0	0	0	0	0	0	0											
32 Kevin Correia, R	(7, PH)										2	0	0	0	0	1	0											
Jason Ellison, R	(7, 1)										1	0	0	0	0	0	1											
38 Brian Wilson, R	(8, PH)										0	0	0	0	0	0	0											
Barry Bonds, L OBP: 0.500, SLG: 0.400	(8, 1)										1	0	0	0	0	0	1											
Jeff Fassero, R OBP: 0.000, SLG: 0.250	(8, 1)										0	0	0	0	0	0	0											
<b>Inning Stats</b>	R: 0 E: 0 K: 2 S: 12	H: 0 LOB: 0 BB: 0 P: 19	R: 0 E: 1 K: 0 S: 9	H: 0 LOB: 1 BB: 0 P: 10	R: 0 E: 0 K: 1 S: 11	H: 0 LOB: 0 BB: 0 P: 16	R: 0 E: 0 K: 1 S: 9	H: 1 LOB: 1 BB: 0 P: 15	R: 1 E: 0 K: 0 S: 8	H: 1 LOB: 0 BB: 0 P: 14	R: 0 E: 0 K: 0 S: 7	H: 1 LOB: 2 BB: 1 P: 15	R: 0 E: 0 K: 0 S: 7	H: 1 LOB: 1 BB: 0 P: 12	R: 1 E: 0 K: 0 S: 8	H: 1 LOB: 1 BB: 0 P: 14	R: 0 E: 0 K: 2 S: 11	H: 1 LOB: 1 BB: 0 P: 14	R: 0 E: 0 K: 1 S: 9	H: 2 LOB: 1 BB: 0 P: 11	1B: 5 2B: 1 3B: 2 HR: 0	SF: 0 SAC: 0 DP: 2 HBP: 2	WP: 0 PB: 0 SB: 1 CS: 0	PA: 40				
<b>PITCHER</b>	IP 6.2	WLS 4	BF 26	H 4	R 1	ER 1	SO 4	BB 1	IBB 0	HBP 1	BLK 0	WP 0	HR 0	S 61	P 98	ERA 1.35	WHIP 0.750											
26 Jeff Francis, L ERA: 5.16	(1, 1)	0.1	H 1	0	0	0	0	0	0	0	0	0	0	0	2	5	0.00	0.000										
61 Ramon E Ramirez, R ERA:	(7, 1)	0.1	H 3	1	1	1	0	0	0	1	0	0	0	0	4	7	27.00	3.000										
Ray King, L ERA: 3.88	(8, 1)	1.2	B 6	1	0	0	2	0	0	0	0	0	0	0	15	21	0.00	0.600										
Jose Mesa, R ERA: 0.87	(8, 1)	1.0	W 4	2	0	0	1	0	0	0	0	0	0	9	11	0.00	2.000											
David Cortes, R ERA:	(10, 1)																											
<b>Batter</b>	<b>1</b>	<b>2</b>	<b>3</b>	<b>4</b>	<b>5</b>	<b>6</b>	<b>7</b>	<b>8</b>	<b>9</b>	<b>10</b>	<b>AB</b>	<b>R</b>	<b>H</b>	<b>RBI</b>	<b>BB</b>	<b>SO</b>	<b>LOB</b>	<b>BOTTOM</b>										
Jamey Carroll, R OBP: 0.346, SLG: 0.292	(1, 5) K 11 SH3-4 1B	(4-0) BB 12		(0-2) F9						(0-3) K	4	1	1	0	1	1	1											
12 Clint Barmes, R OBP: 0.289, SLG: 0.357	(1, 6) SH3-4 1-2	(4-2) BB 12		(2-2) P3						(1-0) L6	3	0	0	0	1	0	1											
5 Matt Holliday, R OBP: 0.284, SLG: 0.535	(1, 7) K 11 FC3-6 HBP	(1-3) K		(1-2) P4						(0-2) G6-3	4	0	1	0	0	1	3											
11 Brad Hawpe, L OBP: 0.419, SLG: 0.677	(1, 9) FC3-6 FC5 1-2f 2-H		(4-1) BB 2B		(3-2) P6					(1-3) K	4	0	0	0	1	1	3											
David Cortes, R ERA:	(10, 1)										0	0	0	0	0	0	0											
Eli Marrero, R OBP: 0.414, SLG: 0.750	(1, 3) K FC5 HBP		(0-3) K		(2-2) HR					(0-1) G6-3	3	2	1	1	1	1	1											
Luis Gonzalez, R OBP: 0.275, SLG: 0.385	(1, 4) FC5 1-2 2-3f		(0-1) SH1-4 1B		(0-2) G4-3					(1-0) K 1B	4	0	2	0	0	0	2											
Choo Freeman, R OBP: 0.286, SLG: 0.300	(1, 8)		(0-1) G4-3		(0-0) P3					(0-1) G6-3	5	0	1	0	0	0	3											
Danny Ardoin, R OBP: 0.233, SLG: 0.293	(1, 2)		(1-2) K		(2-3) K					(0-3) K	3	0	0	0	0	2	2											
Jason Smith, L OBP: 0.419, SLG: 0.605	(8, PH)										1	0	0	0	0	1	2											
Miguel Ojeda, R OBP: 0.379, SLG: 0.577	(9, 2)										1	0	1	1	0	0	0											
26 Jeff Francis, L OBP: 0.032, SLG: 0.143	(1, 1)		(4-2) BB 12		(1-0) L4					(2-1) FC3-6 1B	2	0	0	0	1	0	0											
61 Ramon E Ramirez, R ERA: 4.15	(7, 1)										0	0	0	0	0	0	0											
Ray King, L	(8, 1)										0	0	0	0	0	0	0											
Jose Mesa, R	(8, 1)										0	0	0	0	0	0	0											
19 Ryan Spillorths, R OBP: 0.000, SLG: 0.300	(10, 9)										1	0	1	0	0	0	0											
<b>Inning Stats</b>	R: 1 E: 1 K: 0 S: 5	H: 1 LOB: 2 BB: 0 P: 11	R: 0 E: 0 K: 2 S: 13	H: 0 LOB: 3 BB: 3 P: 27	R: 0 E: 0 K: 2 S: 10	H: 1 LOB: 2 BB: 1 P: 16	R: 0 E: 0 K: 0 S: 9	H: 0 LOB: 0 BB: 0 P: 12	R: 1 E: 0 K: 0 S: 13	H: 1 LOB: 0 BB: 0 P: 19	R: 0 E: 0 K: 1 S: 7	H: 0 LOB: 0 BB: 0 P: 11	R: 0 E: 0 K: 1 S: 8	H: 0 LOB: 0 BB: 0 P: 9	R: 0 E: 0 K: 2 S: 11	H: 2 LOB: 2 BB: 0 P: 13	R: 0 E: 0 K: 0 S: 11	H: 2 LOB: 2 BB: 0 P: 20	R: 1 E: 0 K: 0 S: 5	H: 1 LOB: 1 BB: 1 P: 11	1B: 6 2B: 1 3B: 0 HR: 1	SF: 0 SAC: 2 DP: 0 HBP: 2	WP: 0 PB: 0 SB: 0 CS: 0	PA: 44				
<b>PITCHER</b>	IP 0.2	WLS 2	BF 22	H 2	R 1	ER 0	SO 4	BB 4	IBB 0	HBP 0	BLK 0	WP 0	HR 0	S 4	P 8	ERA 0.00	WHIP 1.500											
Matt Morris, R ERA: 4.87	(1, 1)	5.1	22	2	1	1	4	4	0	0	0	0	0	1	53	88	1.69	1.125										
32 Kevin Correia, R ERA:	(1, 1)	2.0	8	2	0	0	3	0	0	0	0	0	0	0	19	22	0.00	1.000										
38 Brian Wilson, R ERA:	(7, 1)	1.2	L 9	3	1	1	0	1	0	0	0	0	0	0	16	31	5.40	2.400										
Jeff Fassero, L ERA: 7.2	(9, 1)																											

San Francisco Giants @ Colorado Rockies  
Coors Field, Denver, CO  
Sun Apr 23 2006, 1:05 PM MDT  
Att. 30,310 - Sunny - 75 F

livebaseballscorecards.com  
AB 37  
R 2  
H 8  
RBI 2  
BB 1  
SO 7  
LOB 13



WP: 0 PA: 40  
PB: 0  
SB: 1  
CS: 0


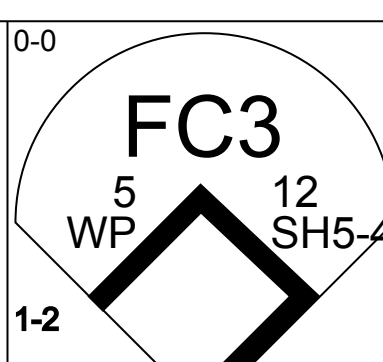
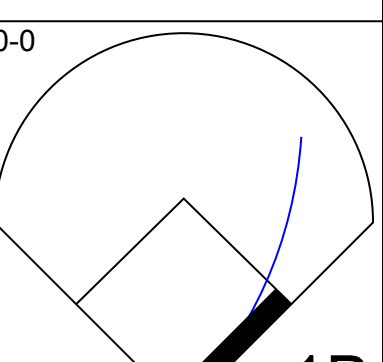
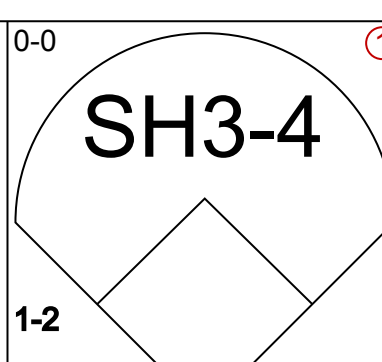
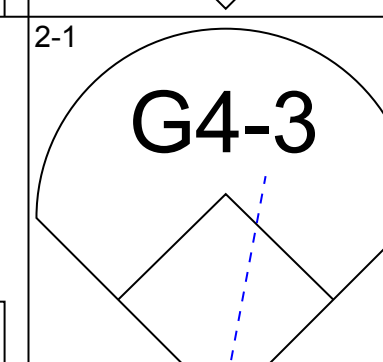
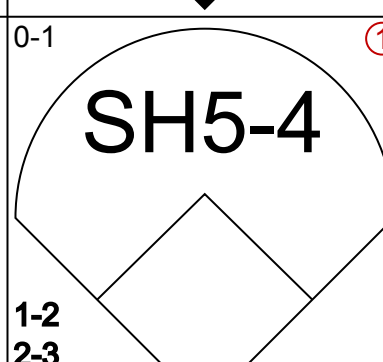
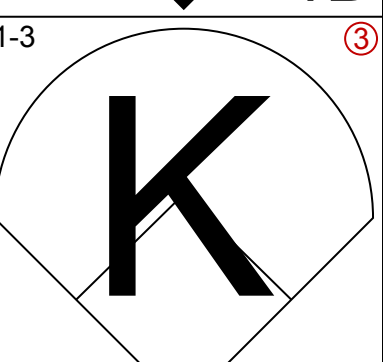
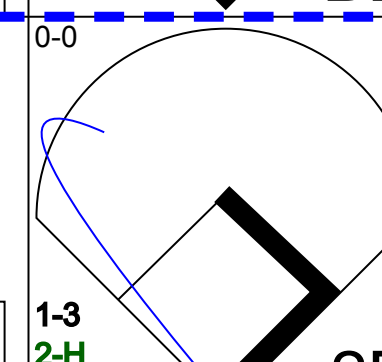
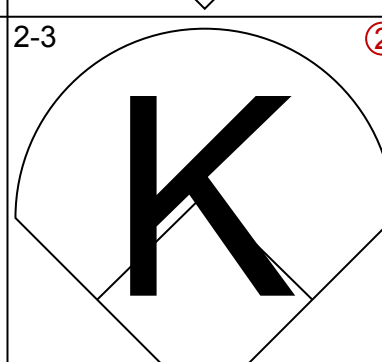
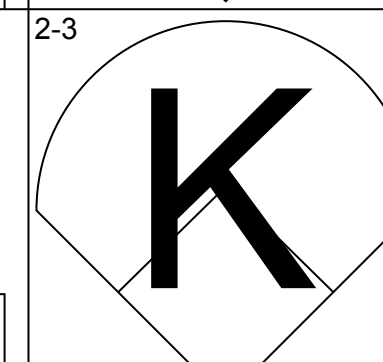
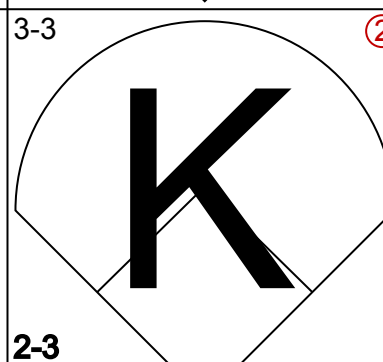
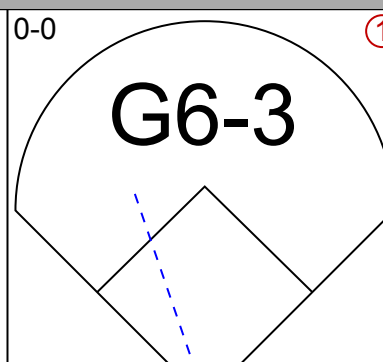
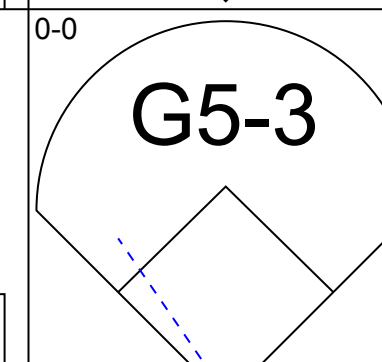
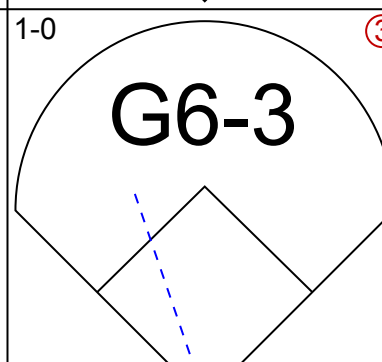
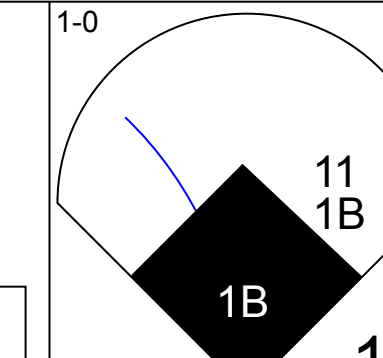
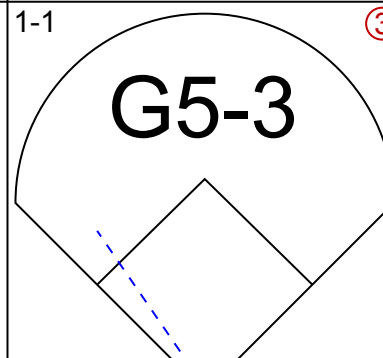
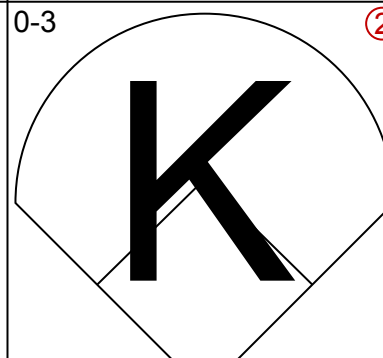
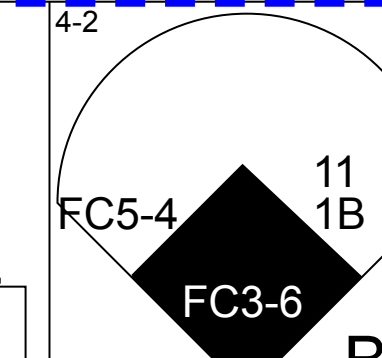
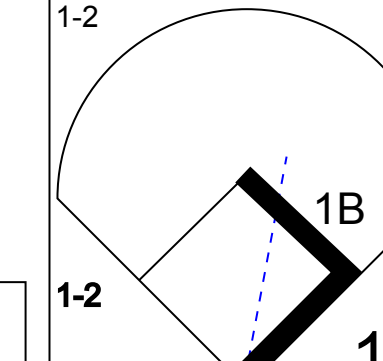
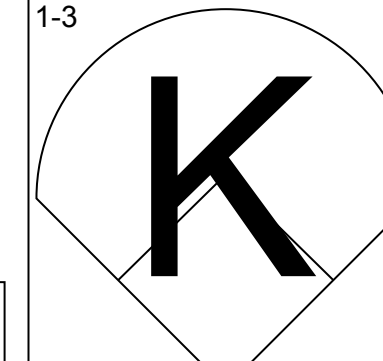
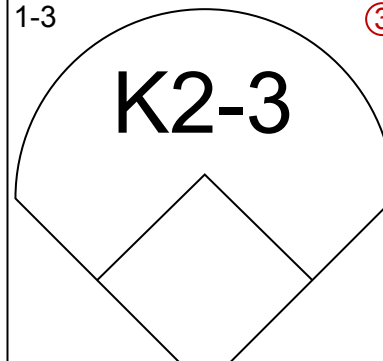
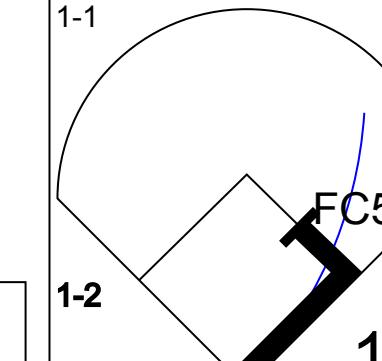
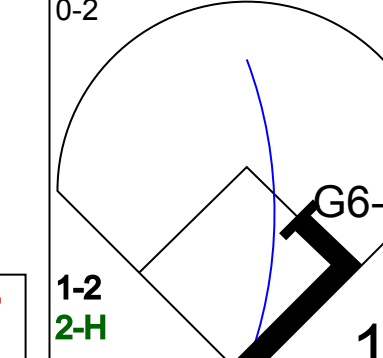
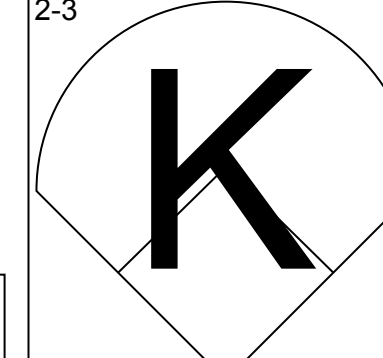
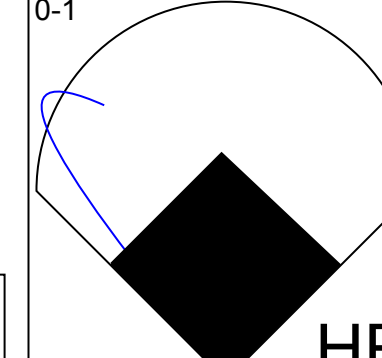
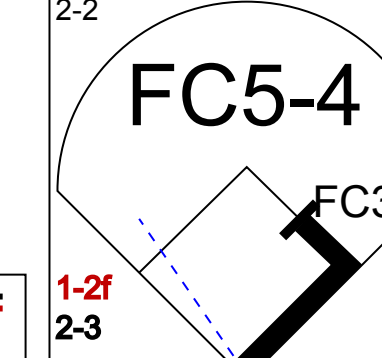
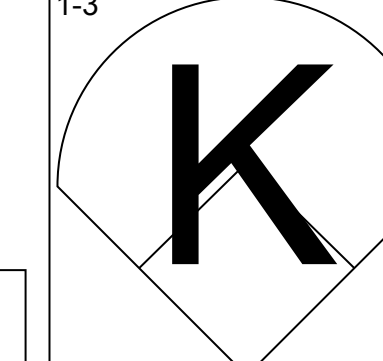
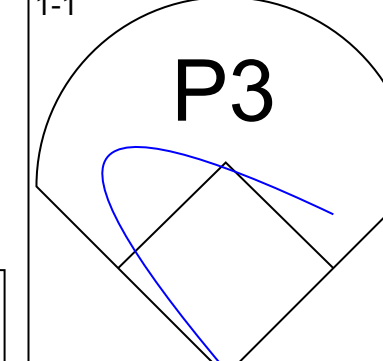
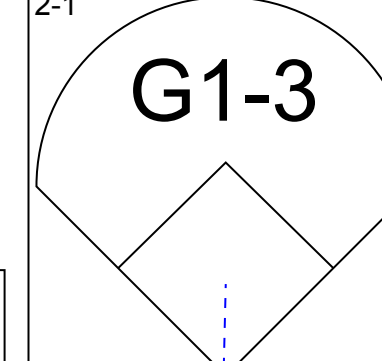
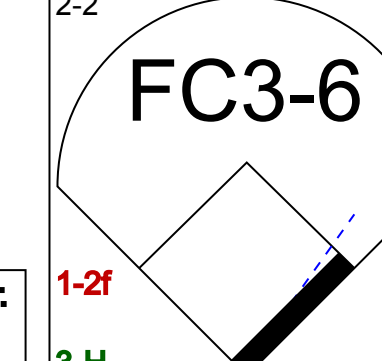
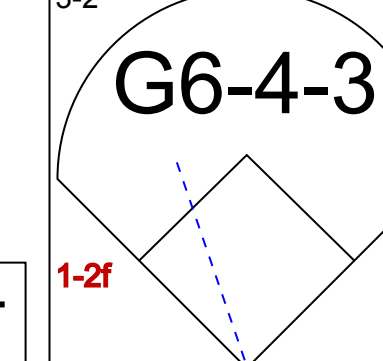
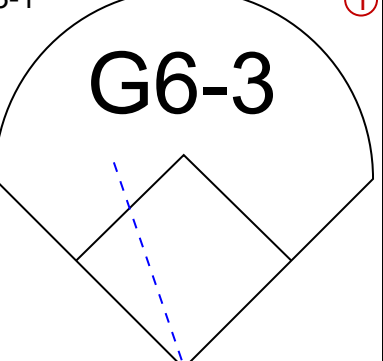
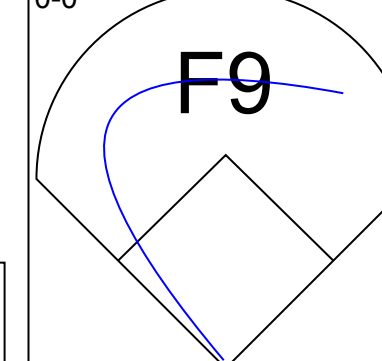
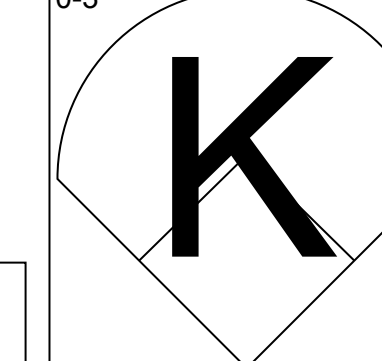
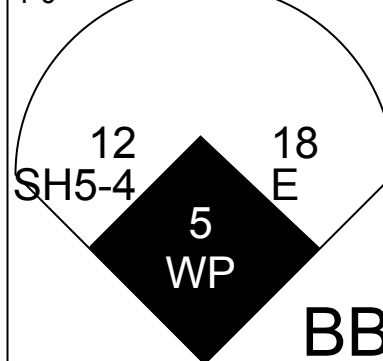
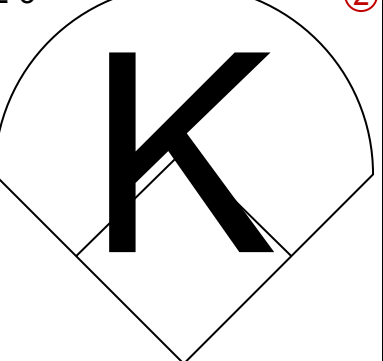
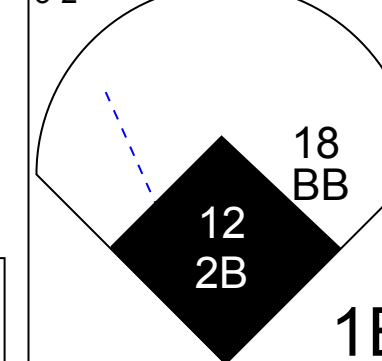
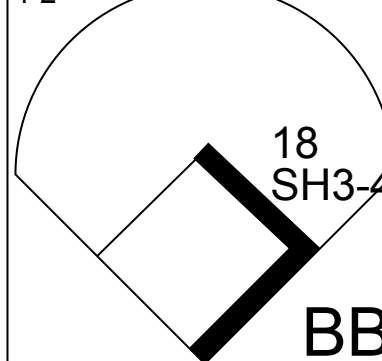
San Francisco Giants @ Colorado Rockies  
Coors Field, Denver, CO  
Sun Apr 23 2006, 1:05 PM MDT  
Att. 30,310 - Sunny - 75 F

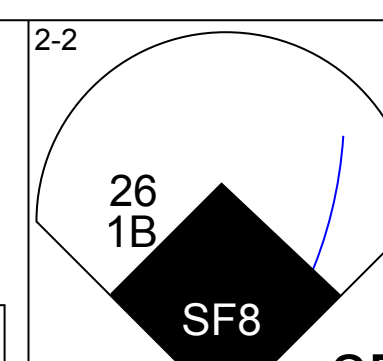
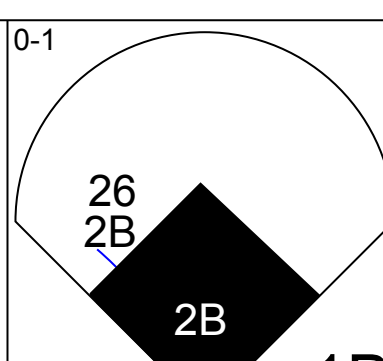
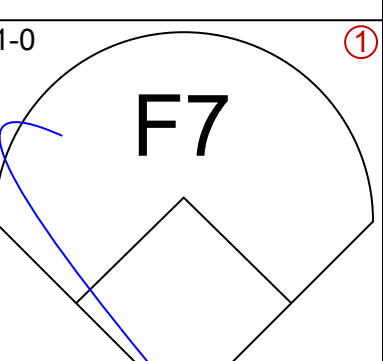
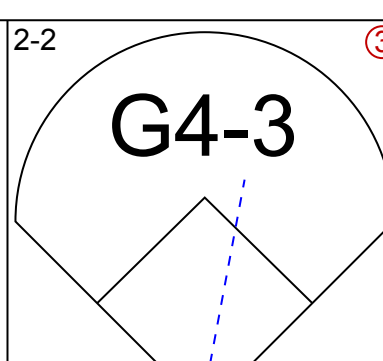
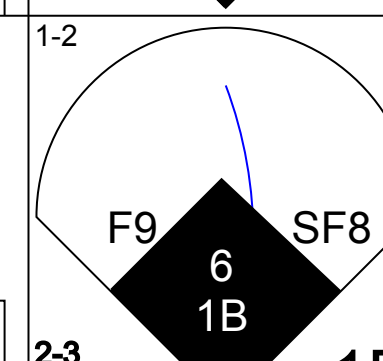
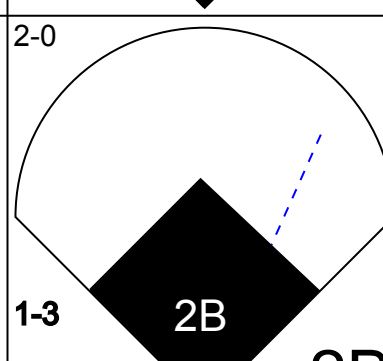
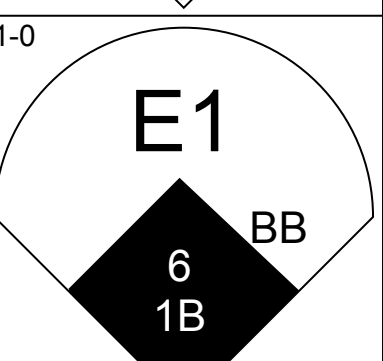
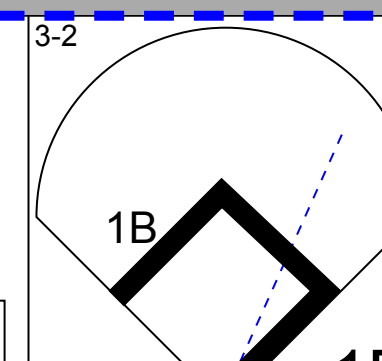
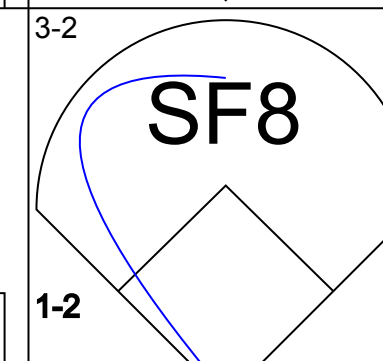
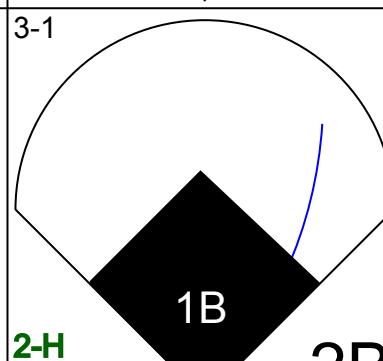
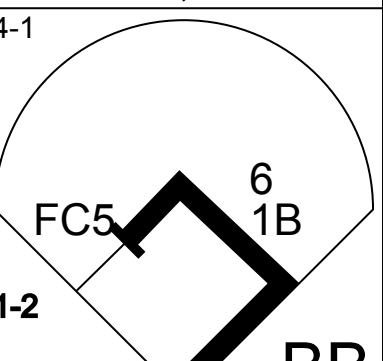
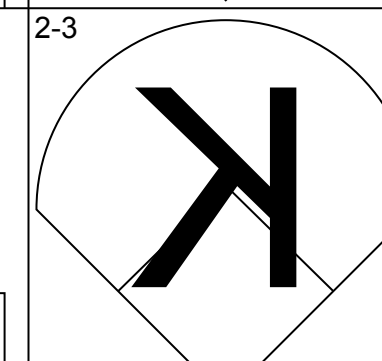
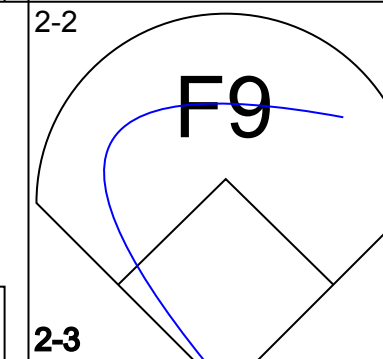
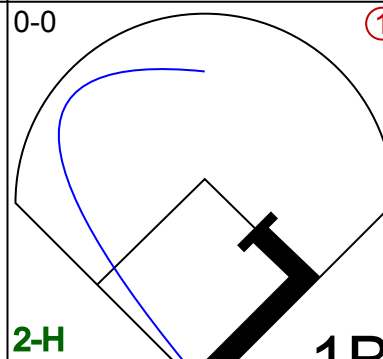
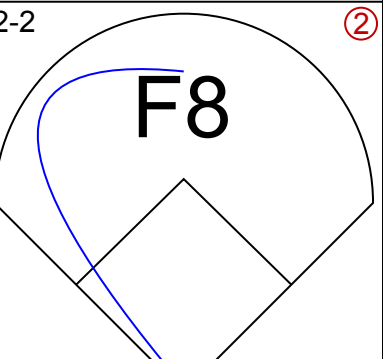
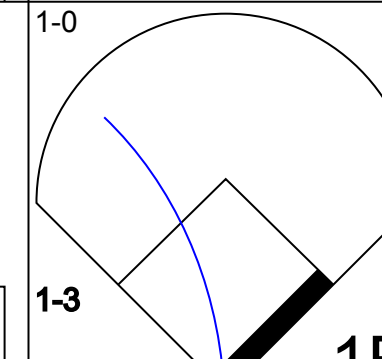
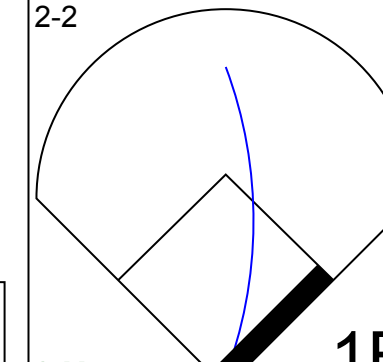
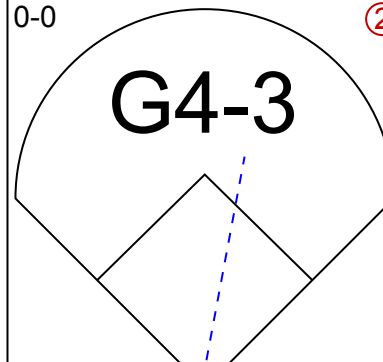
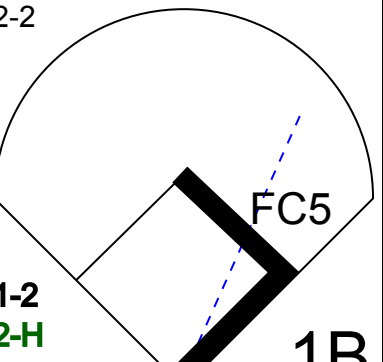
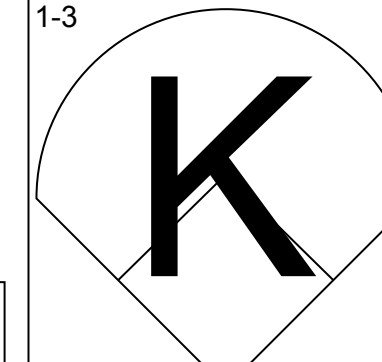
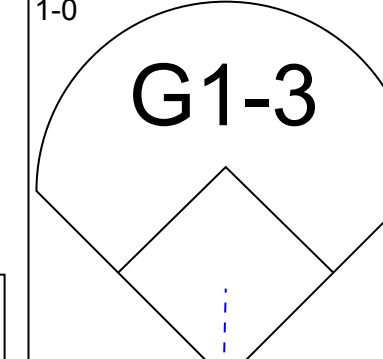
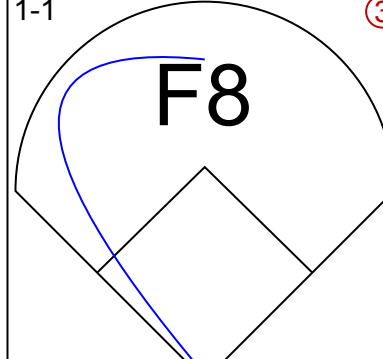
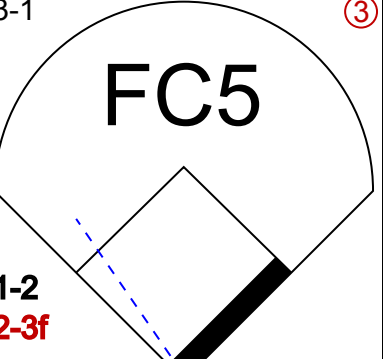
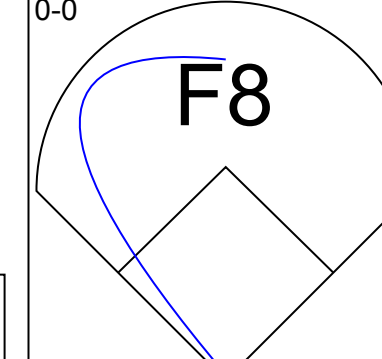
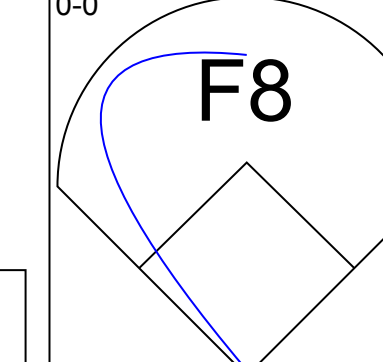
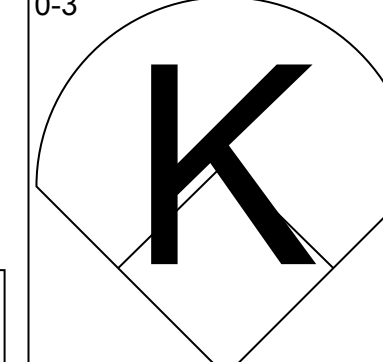
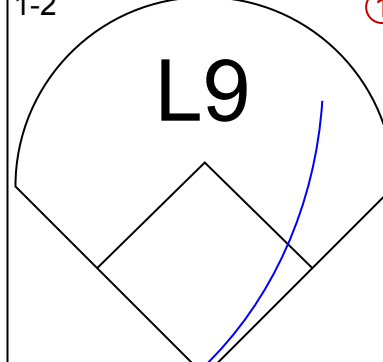
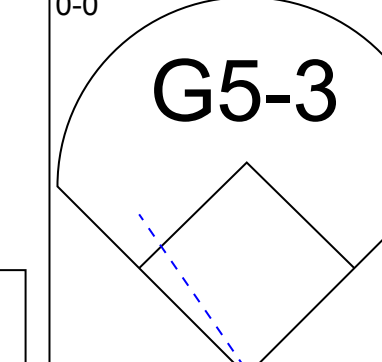
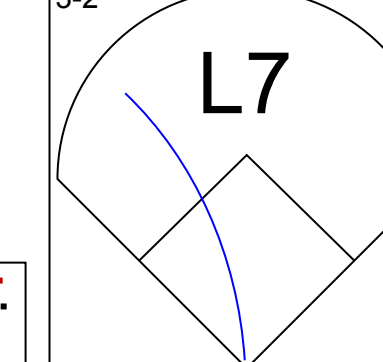
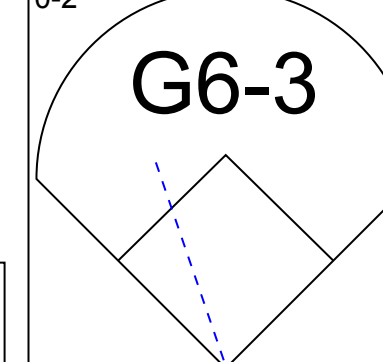
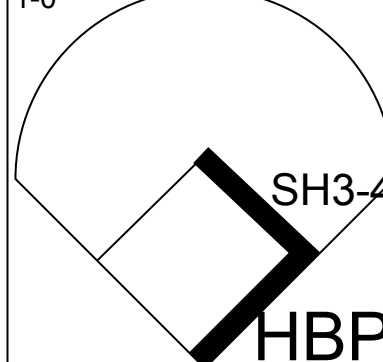
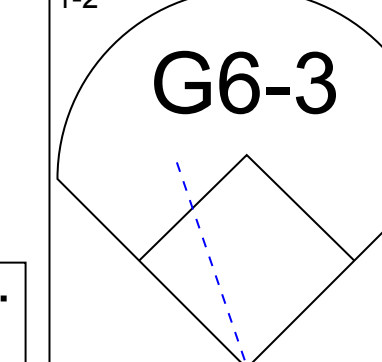

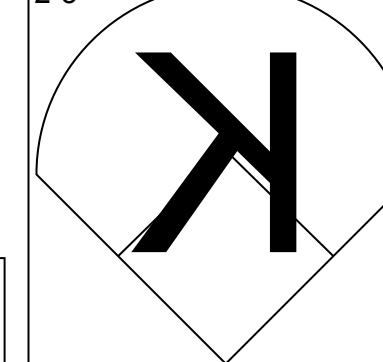
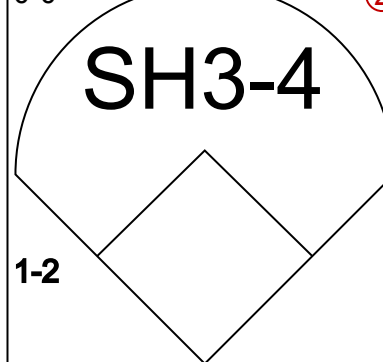
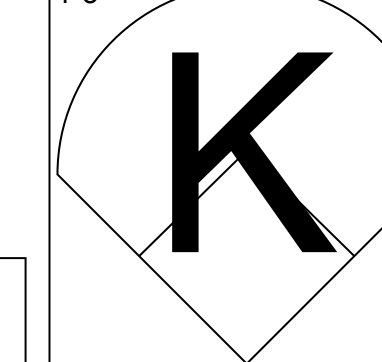
livebaseballscorecards.com  
AB 35  
R 3  
H 8  
RBI 2  
BB 5  
SO 7  
LOB 18



WP: 0 PA: 44  
PB: 0  
SB: 0  
CS: 0



Batter	1	2	3	4	5	6	7	8	9	AB	R	H	RBI	BB	SO	LOB	TOP					
18 Cory Sullivan, L (1, 8) OBP: 0.338, SLG: 0.446										3	0	1	0	1	1	1	<b>Colorado Rockies @ Philadelphia Phillies</b> Citizens Bank Park, Philadelphia, PA Mon Apr 24 2006, 7:05 PM EDT Att: 20,244 - Partly Cloudy - 64 F					
12 Clint Barmes, R (1, 6) OBP: 0.288, SLG: 0.365										4	0	1	1	0	2	2						
5 Matt Holliday, R (1, 7) OBP: 0.266, SLG: 0.500										5	0	0	0	0	2	4						
27 Garrett Atkins, R (1, 5) OBP: 0.416, SLG: 0.549										3	2	1	0	1	1	1						
11 Brad Hawpe, L (1, 9) OBP: 0.423, SLG: 0.667										4	0	2	0	0	2	0						
Eli Marrero, R (1, 3) OBP: 0.424, SLG: 0.821										4	1	2	2	0	1	2						
Luis Gonzalez, R (1, 4) OBP: 0.250, SLG: 0.349										4	0	0	1	0	1	3						
Miguel Ojeda, R (1, 2) OBP: 0.333, SLG: 0.500										4	0	0	0	0	1	3						
37 Josh Fogg, R (1, 1) Scott Dohmann, R (6, 1)										1	1	0	0	0	1	0						
19 Ryan Spilborghs, R (7, PH) 39 Tom Martin, L (7, 1) Jamey Carroll, R (9, PH) OBP: 0.370, SLG: 0.292										0	0	0	0	0	0	0						
<b>Inning Stats</b>	R: 0 E: 0 K: 2 S: 9	H: 0 LOB: 0 BB: 0 P: 14	R: 1 E: 0 K: 1 S: 14	H: 3 LOB: 1 BB: 0 P: 20	R: 1 E: 1 K: 1 S: 8	H: 0 LOB: 1 BB: 1 P: 16	R: 0 E: 0 K: 2 S: 8	H: 0 LOB: 0 BB: 0 P: 12	R: 0 E: 0 K: 2 S: 10	H: 1 LOB: 1 BB: 0 P: 16	R: 0 E: 0 K: 2 S: 7	H: 0 LOB: 0 BB: 0 P: 8	R: 2 E: 0 K: 0 S: 12	H: 3 LOB: 2 BB: 1 P: 21	R: 1 E: 0 K: 1 S: 15	H: 1 LOB: 1 BB: 1 P: 24	R: 0 E: 0 K: 1 S: 10	H: 0 LOB: 1 BB: 1 P: 17	1B: 6 2B: 3 3B: 0 HR: 1	SF: 0 SAC: 2 DP: 1 HBP: 0	WP: 1 PB: 0 SB: 0 CS: 0	PA: 39
<b>PITCHER</b>	IP WLS BF H R ER SO BB IBB HBP BLK WP HR S P ERA WHIP																					
Cory Lidle, R (1, 1) ERA: 4.74	6.2 W 28 6 4 3 10 2 0 0 0 1 1 66 105 4.05 1.200																					
Ryan Franklin, R (7, 1) ERA: 3.18	0.1 H 2 1 0 0 0 0 0 0 0 0 0 2 2 0.00 3.000																					
Arthur Rhodes, L (8, 1) ERA: 5.4	1.0 H 5 1 1 1 1 1 0 0 0 0 0 15 24 9.00 2.000																					
45 Tom Gordon, R (9, 1) ERA: 1.04	1.0 S 4 0 0 0 1 1 0 0 0 0 0 10 17 0.00 1.000																					

Batter	1	2	3	4	5	6	7	8	9	AB	R	H	RBI	BB	SO	LOB	BOTTOM			
11 Jimmy Rollins, S (1, 6) OBP: 0.350, SLG: 0.425										4	2	2	0	0	0	1	<b>Colorado Rockies @ Philadelphia Phillies</b> Citizens Bank Park, Philadelphia, PA Mon Apr 24 2006, 7:05 PM EDT Att: 20,244 - Partly Cloudy - 64 F			
26 Chase Utley, L (1, 4) OBP: 0.324, SLG: 0.537										4	3	3	0	0	0	0				
Bobby Abreu, L (1, 9) OBP: 0.444, SLG: 0.590										2	1	1	3	1	1	1				
Pat Burrell, R (1, 7) 8 Shane Victorino, S (7, PR) OBP: 0.250, SLG: 0.273										4	0	2	1	0	0	3				
6 Ryan Howard, L (1, 3) OBP: 0.444, SLG: 0.613										4	0	2	2	0	1	2				
Aaron Rowand, R (1, 8) OBP: 0.342, SLG: 0.444										4	0	0	0	0	0	5				
David Bell, R (1, 5) OBP: 0.259, SLG: 0.345										4	0	0	0	0	1	0				
Mike Lieberthal, R (1, 2) OBP: 0.304, SLG: 0.386										3	0	0	0	0	0	0				
Cory Lidle, R (1, 1) Ryan Franklin, R (7, 1) Arthur Rhodes, L (8, 1) Alex Gonzalez, R (8, PH) 45 Tom Gordon, R (9, 1) OBP: 0.143, SLG: 0.077										2	0	0	0	0	2	0				
<b>Inning Stats</b>	R: 2 E: 0 K: 0 S: 17	H: 3 LOB: 1 BB: 0 P: 28	R: 0 E: 0 K: 1 S: 8	H: 0 LOB: 0 BB: 0 P: 12	R: 3 E: 0 K: 0 S: 9	H: 4 LOB: 0 BB: 0 P: 15	R: 0 E: 0 K: 2 S: 11	H: 0 LOB: 0 BB: 0 P: 13	R: 1 E: 1 K: 0 S: 11	H: 1 LOB: 2 BB: 1 P: 24	R: 0 E: 0 K: 0 S: 7	H: 0 LOB: 1 BB: 0 P: 11	R: 0 E: 0 K: 2 S: 13	H: 2 LOB: 2 BB: 0 P: 20	R: 0 E: 0 K: 1 S: 7	H: 0 LOB: 0 BB: 0 P: 9		1B: 7 2B: 3 3B: 0 HR: 0	SF: 1 SAC: 1 DP: 0 HBP: 1	WP: 0 PB: 0 SB: 0 CS: 0
<b>PITCHER</b>	IP WLS BF H R ER SO BB IBB HBP BLK WP HR S P ERA WHIP																			
37 Josh Fogg, R (1, 1) ERA: 4.76	5.0 L 24 6 6 5 3 0 0 0 0 0 0 7 11 0.00 1.800																			
Scott Dohmann, R (6, 1) ERA: 6.75	1.0 4 0 0 0 0 0 0 0 1 0 0 0 7 11 0.00 0.000																			
39 Tom Martin, L (7, 1) ERA: 5.73	2.0 8 2 0 0 3 0 0 0 0 0 0 0 20 29 0.00 1.000																			

AB 33  
R 5  
H 8  
RBI 4  
BB 4  
SO 12  
LOB 16



AB 32  
R 6  
H 10  
RBI 6  
BB 1  
SO 6  
LOB 12









Batter	1	2	3	4	5	6	7	8	9	AB	R	H	RBI	BB	SO	LOB	TOP										
18 Cory Sullivan, L OBP: 0.378, SLG: 0.518 (1, 8)	2-2 G4-6-3 1B		3-1 27 BB 12 1B 1B			1-2 HR		0-0 G4-3		0-1 1-2 2-H 1B			5	1	4	2	0	0	0								
12 Clint Barmes, R OBP: 0.300, SLG: 0.417 (1, 6)	0-1 F9		2-0 27 BB 1B			1-1 5 G4-3 27 WP 2B			0-1 P1	2-3 1B			5	1	2	1	0	1	3								
5 Matt Holliday, R OBP: 0.258, SLG: 0.459 (1, 7)	0-0 G4-6-3 1-2		F9			1-2 G4-3			2-0 G6-3				5	0	0	0	0	0	4								
27 Garrett Atkins, R OBP: 0.437, SLG: 0.532 (1, 5)		0-1 G6-3		4-0 1-2 2-3 BB		1-2 11 1B 1B			4-1 BB				3	1	1	0	2	1	0								
11 Brad Hawpe, L OBP: 0.409, SLG: 0.620 (1, 9)		3-3 K	0-1 F7			1-1 1B			0-1 F9				5	0	1	0	0	2	4								
Jason Smith, L OBP: 0.435, SLG: 0.610 Jamey Carroll, R OBP: 0.394, SLG: 0.286 (8, PH) (8, 4)	0-0 1B			1-2 G4-3		0-1 G4-6-3 1B			4-2 18 1B BB				3	0	2	1	0	0	0								
Luis Gonzalez, R OBP: 0.229, SLG: 0.319 (8, 3)	1-0 F9			0-3 K		1-0 G4-6-3 1-2			2-3 K				4	0	0	0	0	2	4								
Danny Ardoin, R OBP: 0.250, SLG: 0.271 (1, 2)			3-2 18 1B 12 1B SH1-4 HBP 1B	1-0 1B		1-0 G4-3			1-1 G6-3				3	1	1	0	0	0	1								
Jason Jennings, L Chico Freeman, R 39 Tom Martin, L Scott Dohmann, R 19 Ryan Spillberghs, R David Cortes, R (1, 1) (5, PH) (6, 1) (7, 1) (8, PH) (8, 1)			2-0 SH1-4	1-0 G4-3		3-2 G5-3			4-2 18 1B BB				1	0	0	0	0	0	1								
<b>Inning Stats</b>	R: 0 E: 0 K: 0 S: 9	H: 1 LOB: 0 BB: 0 P: 11	R: 0 E: 0 K: 1 S: 9	H: 1 LOB: 1 BB: 0 P: 13	R: 1 E: 0 K: 0 S: 11	H: 2 LOB: 3 BB: 1 P: 28	R: 0 E: 0 K: 1 S: 9	H: 1 LOB: 1 BB: 0 P: 12	R: 3 E: 0 K: 0 S: 16	H: 5 LOB: 1 BB: 0 P: 22	R: 0 E: 0 K: 0 S: 6	H: 0 LOB: 1 BB: 1 P: 12	R: 1 E: 0 K: 2 S: 14	H: 1 LOB: 2 BB: 2 P: 27	R: 0 E: 0 K: 2 S: 10	H: 0 LOB: 0 BB: 0 P: 15	1B: 9 2B: 1 3B: 0 HR: 1	SF: 0 SAC: 1 DP: 2 HBP: 1	WP: 1 PB: 0 SB: 0 CS: 0	PA: 41							
<b>PITCHER</b>	IP	WLS	BF	H	R	ER	SO	BB	IBB	HBP	BLK	WP	HR	S	P	ERA	WHIP										
63 Ryan Madson, R ERA: 8.05	5.0	W	25	10	4	4	2	1	0	1	0	1	1	54	86	7.20	2.200										
Clay Condrey, R ERA	1.0	H	3	0	0	0	0	0	0	0	0	0	0	5	9	0.00	0.000										
Ryan Franklin, R ERA: 2.92	1.0	H	4	0	0	0	0	1	0	0	0	0	0	6	12	0.00	1.000										
Arthur Rhodes, L ERA: 5.87	1.0	H	6	1	1	1	2	2	0	0	0	0	0	14	27	9.00	3.000										
45 Tom Gordon, R ERA: 0.93	1.0		3	0	0	0	2	0	0	0	0	0	0	10	15	0.00	0.000										

Colorado Rockies @ Philadelphia Phillies  
Citizens Bank Park, Philadelphia, PA  
Wed Apr 26 2006, 7:05 PM EDT  
Att. 19,182 - Clear - 57 F

AB 35  
R 5  
H 11  
RBI 4  
BB 4  
SO 6  
LOB 17



Batter	1	2	3	4	5	6	7	8	9	AB	R	H	RBI	BB	SO	LOB	BOTTOM										
11 Jimmy Rollins, S OBP: 0.322, SLG: 0.390 (1, 6)	2-2 G1-3	3-2 SF7	2-0 G4-3			3-1 L6		1-0 SAFE 26 1B 1B		4	1	1	1	0	0	1											
26 Chase Utley, L OBP: 0.357, SLG: 0.547 (1, 4)	2-2 BB 2B	4-1 BB		0-1 P6		1-0 BB 1B		2-0 6B 1B		4	1	3	0	1	0	0											
Bobby Abreu, L OBP: 0.440, SLG: 0.552 (1, 9)	4-1 SAFE 2B	1-2 SAFE F7		4-1 BB		1-2 K		2-0 SF7		2	1	0	1	2	1	2											
Pat Burrell, R OBP: 0.392, SLG: 0.606 45 Tom Gordon, R (1, 7) (9, 1)	2-1 1-H 2-H 2B		2-0 6 1B HR 1B	4-2 BB		4-2 BB		0-3 K		3	1	2	2	2	1	2											
6 Ryan Howard, L OBP: 0.415, SLG: 0.556 (1, 3)	3-3 K		3-1 HR 1B	1-3 K		3-2 F9		0-2 FC4 1B		5	1	2	1	0	2	5											
Aaron Rowand, R OBP: 0.337, SLG: 0.413 (1, 8)	1-2 G5-3		2-2 F8	1-1 F8		1-1 P4		1-1 FC4		5	0	0	0	0	0	7											
David Bell, R OBP: 0.288, SLG: 0.429 (1, 5)		1-0 2B	2-1 2B HR		0-0 G5-3		1-0 G6-3			4	2	2	3	0	0	0											
Mike Lieberthal, R OBP: 0.340, SLG: 0.438 (1, 2)		1-0 63 SH2-4 11 SF7 2B	1-1 1B		0-1 G4-6-3 1B		2-1 F9			4	1	3	1	0	0	0											
63 Ryan Madson, L Abraham Nunez, S Clay Condrey, R Ryan Franklin, R Arthur Rhodes, L David Dellucci, L 8 Shane Victorino, S (1, 1) (5, PH) (6, 1) (7, 1) (8, PH) (8, 7)		2-2 SH2-4	2-3 K		2-2 G4-6-3			3-2 26 1B 11 1B SF7 1B		1	0	0	0	0	1	1											
<b>Inning Stats</b>	R: 2 E: 0 K: 1 S: 16	H: 2 LOB: 1 BB: 1 P: 30	R: 2 E: 0 K: 0 S: 15	H: 2 LOB: 1 BB: 1 P: 27	R: 3 E: 0 K: 1 S: 14	H: 4 LOB: 1 BB: 0 P: 28	R: 0 E: 0 K: 1 S: 10	H: 0 LOB: 2 BB: 2 P: 20	R: 0 E: 0 K: 0 S: 6	H: 1 LOB: 0 BB: 0 P: 8	R: 0 E: 0 K: 1 S: 11	H: 1 LOB: 2 BB: 1 P: 23	R: 0 E: 0 K: 0 S: 5	H: 0 LOB: 0 BB: 0 P: 9	R: 2 E: 0 K: 1 S: 15	H: 4 LOB: 2 BB: 0 P: 24	1B: 10 2B: 3 3B: 0 HR: 1	SF: 2 SAC: 1 DP: 1 HBP: 0	WP: 0 PB: 0 SB: 0 CS: 0	PA: 42							
<b>PITCHER</b>	IP	WLS	BF	H	R	ER	SO	BB	IBB	HBP	BLK	WP	HR	S	P	ERA	WHIP										
Jason Jennings, R ERA: 6.6	5.0	L	27	9	7	7	3	4	0	0	0	0	0	11	23	0.00	2.000										
39 Tom Martin, L ERA: 5.25	1.0		5	1	0	0	1	1	0	0	0	0	0	5	9	0.00	0.000										
Scott Dohmann, R ERA: 4.91	1.0		3	0	0	0	0	0	0	0	0	0	0	5	9	0.00	0.000										
David Cortes, R ERA: 1.5	1.0		7	4	2	2	1	0	0	0	0	0	0	15	24	18.00	4.000										

Colorado Rockies @ Philadelphia Phillies  
Citizens Bank Park, Philadelphia, PA  
Wed Apr 26 2006, 7:05 PM EDT  
Att. 19,182 - Clear - 57 F

AB 34  
R 9  
H 14  
RBI 9  
BB 5  
SO 5  
LOB 19





Batter	1	2	3	4	5	6	7	8	9	AB	R	H	RBI	BB	SO	LOB	TOP				
18 Cory Sullivan, L (1.8) OBP: 0.368, SLG: 0.511	2-2 SH1-3 2B		0-0 G3		1-2 F9		2-3 K		0-0 B1-3	5	0	1	0	0	1	1	<b>Colorado Rockies @ Philadelphia Phillies</b> Citizens Bank Park, Philadelphia, PA Thu Apr 27 2006, 3:05 PM EDT Att: 21,506 - Sunny - 70 F				
12 Clint Barmes, R (1.6) OBP: 0.399, SLG: 0.432	0-1 SH1-3		1-2 P5		0-2 5 1B		1-1 P4		0-0 27 1B 2B	4	1	2	1	0	0						
5 Matt Holliday, R (1.7) OBP: 0.277, SLG: 0.467	0-3 K		2-3 K		2-1 1B				0-1 27 HR 1B	5	1	3	0	0	2	1					
27 Garrett Atkins, R (1.5) OBP: 0.435, SLG: 0.561	1-2 F9				1-1 L7				1-2 1-H HR	5	1	2	3	0	0	3					
11 Brad Hawpe, L (1.9) OBP: 0.419, SLG: 0.667		0-1 HR			1-0 G1-3				1-0 SH2-4 2B	5	1	3	1	0	1	1					
Jason Smith, L (1.3) OBP: 0.420, SLG: 0.568		3-2 G4-3			1-1 G3				4-2 SH2-4 BB	3	0	0	0	1	0	1					
Jamey Carroll, R (1.4) OBP: 0.444, SLG: 0.333		0-2 CS 1B			4-2 2B BB				0-0 SH2-4	2	1	2	0	1	0	0					
Miguel Ojeda, R (1.2) OBP: 0.376, SLG: 0.545		0-1 1-2 1B			0-0 18 F9 12 1B 2B				4-0 19 G4-6-3 IBB	3	1	2	1	1	0	2					
28 Aaron Cook, R (1.1) OBP: 0.091, SLG: 0.091		2-2 G5-3			0-1 B3				3-1 G4-6-3	3	0	0	0	0	1	2					
19 Ryan Spilborghs, R (8, PH) OBP: 0.667, SLG: 0.600									1-2 1B	1	0	0	0	0	0	3					
Ray King, L (8.1) Jose Mesa, R (8.1) 40 Brian Fuentes, L (9.1)										0	0	0	0	0	0	0					
<b>Inning Stats</b>	R: 0 E: 0 K: 1 S: 11	H: 1 LOB: 1 BB: 0 P: 14	R: 1 E: 0 K: 0 S: 13	H: 3 LOB: 1 BB: 0 P: 18	R: 0 E: 0 K: 1 S: 11	H: 0 LOB: 0 BB: 0 P: 14	R: 0 E: 0 K: 0 S: 4	H: 0 LOB: 0 BB: 0 P: 7	R: 2 E: 0 K: 0 S: 17	H: 3 LOB: 2 BB: 1 P: 25	R: 0 E: 0 K: 0 S: 8	H: 2 LOB: 1 BB: 0 P: 14	R: 0 E: 0 K: 2 S: 9	H: 0 LOB: 0 BB: 0 P: 13	R: 2 E: 0 K: 0 S: 14	H: 3 LOB: 2 BB: 2 P: 27	R: 1 E: 0 K: 1 S: 14	H: 3 LOB: 1 BB: 0 P: 17	1B: 9 2B: 4 3B: 0 HR: 2	SF: 0 SAC: 2 DP: 2 HBP: 0	WP: 0 PA: 41 PB: 0 SB: 0 CS: 1
<b>PITCHER</b>	IP WLS BF H R ER SO BB IBB HBP BLK WP HR S P ERA WHIP																				
21 Jon Lieber, R (1.1) ERA: 7.04	7.0 29 9 3 3 4 1 0 0 0 0 1 73 105 3.86 1.429																				
Ryan Franklin, R (8.1) ERA: 4.35	0.0 L 2 2 2 2 0 0 0 0 0 0 1 7 8 ∞ ∞																				
Rheal Cormier, L (8.1) ERA:	1.1 6 1 0 0 0 1 1 0 0 0 0 0 8 20 0.00 1.500																				
Clay Condrey, R (9.1) ERA: 5.4	0.2 4 3 1 1 1 0 0 0 0 0 0 0 13 16 13.50 4.500																				

AB	36
R	6
H	15
RBI	6
BB	3
SO	5
LOB	14



Batter	1	2	3	4	5	6	7	8	9	AB	R	H	RBI	BB	SO	LOB	BOTTOM				
11 Jimmy Rollins, S (1.6) OBP: 0.309, SLG: 0.372	1-3 K		0-0 F8		1-1 G4-3		0-2 L6			4	0	0	0	0	1	2	<b>Colorado Rockies @ Philadelphia Phillies</b> Citizens Bank Park, Philadelphia, PA Thu Apr 27 2006, 3:05 PM EDT Att: 21,506 - Sunny - 70 F				
26 Chase Utley, L (1.4) OBP: 0.352, SLG: 0.532	0-0 2B 1B		3-2 G4-3		1-1 G3				2-1 G4-3	4	1	1	0	0	0						
Bobby Abreu, L (1.9) OBP: 0.442, SLG: 0.563	2-2 1B 2B		2-2 F8		1-0 G6-3				3-2 BLK 1B	4	1	2	0	0	0						
Pat Burrell, R (1.7) OBP: 0.398, SLG: 0.600	0-0 2H 3-H 1B		3-2 1B		0-0 F8				2-2 F8	4	0	2	2	0	0	1					
6 Ryan Howard, L (1.3) OBP: 0.419, SLG: 0.541	4-1 BB		2-3 K		1-0 L4				4-2 BB	2	0	0	0	2	1	1					
8 Shane Victorino, S (1.8) OBP: 0.235, SLG: 0.250	0-0 G3		3-1 G3-1		3-2 F7				0-1 P5	4	0	0	0	0	3						
David Bell, R (1.5) OBP: 0.300, SLG: 0.448		0-0 21 SH2-4 1B		1-0 21 E 2B		2-1 G4-3			1-2 F8	4	1	2	0	0	0						
Sal Fasano, R (1.2) OBP: 0.259, SLG: 0.462		1-3 K		1-3 K					1-3 K	3	0	0	0	0	2	2					
Abraham Nunez, S (9, PH) OBP: 0.192, SLG: 0.200										1	0	0	0	0	1	0					
21 Jon Lieber, L (1.1) David Dellucci, L (7, PH) Ryan Franklin, R (8.1) Rheal Cormier, L (8.1) Clay Condrey, R (9.1) Alex Gonzalez, R (9, PH) OBP: 0.133, SLG: 0.071		1-2 SH2-4		0-1 E6					1-3 K	1	0	0	0	0	0	0					
<b>Inning Stats</b>	R: 2 E: 0 K: 1 S: 10	H: 3 LOB: 1 BB: 1 P: 17	R: 0 E: 0 K: 1 S: 8	H: 1 LOB: 0 BB: 0 P: 10	R: 0 E: 0 K: 1 S: 13	H: 1 LOB: 1 BB: 0 P: 23	R: 1 E: 1 K: 1 S: 10	H: 1 LOB: 1 BB: 0 P: 16	R: 0 E: 0 K: 0 S: 4	H: 0 LOB: 0 BB: 0 P: 6	R: 0 E: 0 K: 0 S: 6	H: 0 LOB: 0 BB: 0 P: 12	R: 0 E: 0 K: 1 S: 8	H: 0 LOB: 0 BB: 0 P: 10	R: 0 E: 0 K: 0 S: 15	H: 1 LOB: 2 BB: 1 P: 26	R: 0 E: 0 K: 2 S: 10	H: 0 LOB: 0 BB: 0 P: 13	1B: 5 2B: 2 3B: 0 HR: 0	SF: 0 SAC: 1 DP: 0 HBP: 0	WP: 0 PA: 36 PB: 0 SB: 0 CS: 0
<b>PITCHER</b>	IP WLS BF H R ER SO BB IBB HBP BLK WP HR S P ERA WHIP																				
28 Aaron Cook, R (1.1) ERA: 3.44	7.0 W 28 6 3 2 5 1 0 0 0 0 0 0 59 94 2.57 1.000																				
Ray King, L (8.1) ERA: 3.24	0.1 H 2 1 0 0 0 0 0 0 0 0 0 0 6 11 0.00 3.000																				
Jose Mesa, R (8.1) ERA: 0.75	0.2 H 3 0 0 0 0 1 0 0 0 1 0 0 9 15 0.00 1.500																				
40 Brian Fuentes, L (9.1) ERA: 1.0	1.0 S 3 0 0 0 2 0 0 0 0 0 0 0 10 13 0.00 0.000																				

AB	33
R	3
H	7
RBI	2
BB	2
SO	7
LOB	9


















Batter	1	2	3	4	5	6	7	8	9	AB	R	H	RBI	BB	SO	LOB	TOP					
18 Cory Sullivan, L (1, 8) OBP: 0.364, SLG: 0.520	G6-3		L4			F8			G4-3	4	0	0	0	0	0	1						
12 Clint Barnes, R (1, 6) OBP: 0.274, SLG: 0.374	F9			F9		G5-3			F9	4	0	0	0	0	0	0						
5 Matt Holliday, R (1, 7) OBP: 0.286, SLG: 0.472	K			BB		L4			F9	3	0	0	0	1	1	0						
27 Garrett Atkins, R (1, 5) OBP: 0.413, SLG: 0.546		F8			BB				F9	2	0	0	0	1	0	0						
11 Brad Hawpe, L (1, 9) OBP: 0.436, SLG: 0.656		G3-6		K		G4-3			G4-3	2	0	0	0	1	1	2						
Jason Smith, L (1, 3) OBP: 0.387, SLG: 0.491	G3-6			L4					F7	3	0	0	0	0	0	3						
Luis Gonzalez, R (1, 4) OBP: 0.267, SLG: 0.397			F8			G4-3			F8	3	0	0	0	0	0	0						
Danny Ardoin, R (1, 2) OBP: 0.224, SLG: 0.241			F7			K			K	2	0	0	0	0	1	0						
Jamey Carroll, R (8, PH) OBP: 0.444, SLG: 0.368										1	0	0	0	0	1	0						
61 Ramon E Ramirez, R (8, 1) OBP: 1.000, SLG: 1.000										0	0	0	0	0	0	0						
39 Tom Martin, L (8, 1) OBP: 1.000, SLG: 1.000										0	0	0	0	0	0	0						
Jason Jennings, L (1, 1) OBP: 0.167, SLG: 0.167						F9			K	2	0	1	0	0	0	0						
Miguel Ojeda, R (8, PH) OBP: 0.362, SLG: 0.476									K	3	1	0	0	0	0	0						
										1	0	0	0	0	1	0						
<b>Inning Stats</b>	R: 0 H: 0 E: 0 K: 1 S: 7	H: 0 LOB: 0 BB: 0 P: 8	R: 0 H: 0 E: 0 K: 0 S: 4	H: 0 LOB: 0 BB: 1 P: 9	R: 0 H: 1 E: 0 K: 0 S: 6	H: 1 LOB: 1 BB: 0 P: 12	R: 0 H: 0 E: 0 K: 1 S: 13	H: 0 LOB: 2 BB: 2 P: 23	R: 0 H: 0 E: 0 K: 1 S: 7	H: 0 LOB: 0 BB: 0 P: 11	R: 0 H: 0 E: 0 K: 0 S: 5	H: 0 LOB: 0 BB: 0 P: 7	R: 0 H: 0 E: 0 K: 2 S: 8	H: 0 LOB: 0 BB: 0 P: 9	R: 0 H: 0 E: 0 K: 2 S: 8	H: 0 LOB: 0 BB: 0 P: 11	R: 0 H: 0 E: 0 K: 0 S: 8	H: 0 LOB: 0 BB: 0 P: 13	1B: 1 2B: 0 3B: 0 HR: 0	SF: 0 SAC: 0 DP: 1 HBP: 0	WP: 0 PB: 0 SB: 1 CS: 0	PA: 30
<b>PITCHER</b> 15 Tim Hudson, R (1, 1) ERA: 4.54	IP: 9.0 WLS: W BF: 30 H: 1 R: 0 ER: 0 SO: 5 BB: 3 IBB: 0 HBP: 0 BLK: 0 WP: 0 HR: 0 S: 66 P: 103 ERA: 0.00 WHIP: 0.444															<b>PITCHER</b>	IP: 9.0 WLS: W BF: 30 H: 1 R: 0 ER: 0 SO: 5 BB: 3 IBB: 0 HBP: 0 BLK: 0 WP: 0 HR: 0 S: 66 P: 103 ERA: 0.00 WHIP: 0.444					

**Colorado Rockies @ Atlanta Braves**  
Turner Field, Atlanta, GA  
Mon May 01 2006, 7:05 PM EDT  
Att: 19,212 - Clear - 72 F


AB 27  
R 0  
H 1  
RBI 0  
BB 3  
SO 5  
LOB 6



Batter	1	2	3	4	5	6	7	8	9	AB	R	H	RBI	BB	SO	LOB	BOTTOM
Marcus Giles, R (1, 4) OBP: 0.320, SLG: 0.305	F9	L9		CS		G6-3			G6-3	4	0	1	1	0	0	2	
11 Edgar Renteria, R (1, 6) OBP: 0.417, SLG: 0.537	FC4-6		G6-3	CS	F9				BB	4	0	2	0	0	0	0	
10 Chipper Jones, S (1, 5) OBP: 0.353, SLG: 0.432	FC4-6				G4-3				BB	3	0	1	0	1	0	1	
Andrew Jones, R (1, 8) OBP: 0.352, SLG: 0.581	G4-3		FC6-4		G5-3				F7	4	0	0	0	0	0	4	
Adam LaRoche, L (1, 3) OBP: 0.295, SLG: 0.442		G4-3				G3			F9	2	0	0	0	1	0	0	
Brian Jordan, R (8, PH) OBP: 0.346, SLG: 0.417										1	0	0	0	0	0	2	
7 Jeff Francoeur, R (1, 9) OBP: 0.221, SLG: 0.356		G6-3		K		G1-3			L8	4	0	0	0	0	1	4	
16 Brian McCann, L (1, 2) OBP: 0.351, SLG: 0.529					F8					3	1	2	0	0	0	0	
Ryan Langerhans, L (1, 7) OBP: 0.378, SLG: 0.479									K	2	1	1	0	1	1	0	
15 Tim Hudson, R (1, 1) OBP: 0.182, SLG: 0.182					SH3-4				K	2	0	1	1	0	1	0	
<b>Inning Stats</b>	R: 0 H: 1 E: 0 K: 0 S: 9	H: 2 LOB: 2 BB: 1 P: 21	R: 0 H: 1 E: 0 K: 1 S: 13	H: 1 LOB: 2 BB: 1 P: 20	R: 1 H: 2 E: 0 K: 0 S: 10	H: 2 LOB: 0 BB: 0 P: 15	R: 0 H: 1 E: 0 K: 0 S: 6	H: 0 LOB: 0 BB: 0 P: 8	R: 0 H: 0 E: 0 K: 2 S: 7	H: 0 LOB: 0 BB: 0 P: 10	R: 0 H: 1 E: 0 K: 0 S: 5	H: 1 LOB: 2 BB: 1 P: 11	1B: 8 2B: 0 3B: 0 HR: 0	SF: 0 SAC: 1 DP: 0 HBP: 0	WP: 0 PB: 0 SB: 0 CS: 1	PA: 34	
<b>PITCHER</b> Jason Jennings, R (1, 1) ERA: 5.84	IP: 7.0 WLS: L BF: 28 H: 7 R: 2 ER: 2 SO: 3 BB: 2 IBB: 0 HBP: 0 BLK: 0 WP: 0 HR: 0 S: 63 P: 98 ERA: 2.57 WHIP: 1.286															<b>PITCHER</b>	IP: 7.0 WLS: L BF: 28 H: 7 R: 2 ER: 2 SO: 3 BB: 2 IBB: 0 HBP: 0 BLK: 0 WP: 0 HR: 0 S: 63 P: 98 ERA: 2.57 WHIP: 1.286
61 Ramon E Ramirez, R (8, 1) ERA: 4.97	0.1	3	1	0	0	0	1	0	0	0	0	3	8	0.00	6.000		
39 Tom Martin, L (8, 1) ERA: 4.97	0.2	2	0	0	0	0	0	0	0	0	0	2	3	0.00	0.000		

**Colorado Rockies @ Atlanta Braves**  
Turner Field, Atlanta, GA  
Mon May 01 2006, 7:05 PM EDT  
Att: 19,212 - Clear - 72 F

AB 29  
R 2  
H 8  
RBI 2  
BB 3  
SO 3  
LOB 13





Batter	1	2	3	4	5	6	7	8	9	AB	R	H	RBI	BB	SO	LOB	TOP								
18 Cory Sullivan, L OBP: 0.365, SLG: 0.528										4	1	1	0	1	1	0									
12 Clint Barmes, R OBP: 0.265, SLG: 0.364										3	0	0	1	0	1	1									
5 Matt Holliday, R OBP: 0.293, SLG: 0.527										4	2	2	2	0	1	0									
27 Garrett Atkins, R OBP: 0.416, SLG: 0.554										4	0	2	0	0	1	0									
11 Brad Hawpe, L OBP: 0.456, SLG: 0.697										3	1	3	1	1	0	0									
Luis Gonzalez, R OBP: 0.250, SLG: 0.371										4	0	0	0	0	0	5									
Jamey Carroll, R OBP: 0.408, SLG: 0.333										4	0	0	0	0	0	4									
Jose Mesa, R (8, 1)										0	0	0	0	0	0										
Miguel Ojeda, R OBP: 0.340, SLG: 0.444										3	0	0	0	0	0	0									
19 Ryan Spilborghs, R (9, PH) OBP: 0.600, SLG: 0.429										1	0	0	0	0	0										
2B Aaron Cook, R OBP: 0.071, SLG: 0.071										3	0	0	0	0	0	0									
Scott Dohmann, R (7, 1)										0	0	0	0	0	0										
Ray King, L (8, 1)										0	0	0	0	0	0										
Jason Smith, L OBP: 0.381, SLG: 0.482										1	0	0	0	0	1	0									
<b>Inning Stats</b>	R: 0 E: 0 K: 2 S: 8	H: 0 LOB: 0 BB: 0 P: 12	R: 1 E: 0 K: 1 S: 6	H: 1 LOB: 0 BB: 0 P: 11	R: 0 E: 0 K: 0 S: 7	H: 0 LOB: 0 BB: 0 P: 9	R: 1 E: 0 K: 0 S: 10	H: 2 LOB: 1 BB: 0 P: 19	R: 0 E: 0 K: 0 S: 8	H: 0 LOB: 0 BB: 0 P: 11	R: 2 E: 0 K: 0 S: 15	H: 3 LOB: 2 BB: 1 P: 25	R: 0 E: 0 K: 1 S: 10	H: 0 LOB: 2 BB: 1 P: 18	R: 0 E: 0 K: 0 S: 19	H: 2 LOB: 2 BB: 0 P: 23	R: 0 E: 0 K: 1 S: 7	H: 0 LOB: 0 BB: 0 P: 15	1B: 3 2B: 1 3B: 1 HR: 3	SF: 1 SAC: 0 DP: 0 HBP: 0	WP: 0 PB: 0 SB: 1 CS: 0	PA: 37			
<b>PITCHER</b>	IP	WLS	BF	H	R	ER	SO	BB	IBB	HBP	BLK	WP	HR	S	P	ERA	WHIP								
Jorge Sosa, R ERA: 6.65	(1, 1)	6.0	25	6	4	4	3	0	1	0	0	0	3	54	87	6.00	1.000								
Oscar Villarreal, R ERA: 2.25	(7, 1)	1.0	4	0	0	0	1	1	0	0	0	0	0	10	18	0.00	1.000								
Mike Rentlinger, L ERA: 3.12	(8, 1)	0.1	3	2	0	0	0	0	0	0	0	0	0	14	16	0.00	6.000								
40 Lance Cormier, R ERA: 3.0	(8, 1)	0.2	W	2	0	0	0	0	0	0	0	0	0	5	7	0.00	0.000								
Chris Reitsma, R ERA: 5.98	(9, 1)	1.0	S	3	0	0	1	0	0	0	0	0	0	7	15	0.00	0.000								

Colorado Rockies @ Atlanta Braves  
Turner Field, Atlanta, GA  
Tue May 02 2006, 7:35 PM EDT  
Att: 22,813 - Partly Cloudy - 75 F

AB	34
R	4
H	8
RBI	4
BB	2
SO	5
LOB	10



Batter	1	2	3	4	5	6	7	8	9	AB	R	H	RBI	BB	SO	LOB	BOTTOM								
Marcus Giles, R OBP: 0.343, SLG: 0.345										5	1	4	1	0	0	0									
11 Edgar Renteria, R OBP: 0.416, SLG: 0.528										5	0	2	0	0	0	4									
10 Chipper Jones, S OBP: 0.364, SLG: 0.426										3	1	1	0	1	1	4									
Andruw Jones, R OBP: 0.357, SLG: 0.588										4	1	2	2	0	1	2									
Adam LaRoche, L OBP: 0.304, SLG: 0.450										3	1	1	1	1	0	2									
7 Jeff Francoeur, R OBP: 0.222, SLG: 0.352										4	0	1	1	0	1	2									
16 Brian McCann, L OBP: 0.359, SLG: 0.521										3	0	1	0	1	0	1									
Ryan Langerhans, L OBP: 0.365, SLG: 0.461										3	0	0	0	0	1	2									
23 Matt Diaz, R OBP: 0.206, SLG: 0.226										1	0	0	0	0	0	0									
Jorge Sosa, R OBP: 0.333, SLG: 0.800	(1, 1)									1	0	0	0	1	0	1									
4 Petri Olli, L OBP: 0.217, SLG: 0.237	(6, PH)									1	0	0	0	0	0	0									
Oscar Villarreal, L ERA: 2.54	(7, 1)									0	0	0	0	0	0	0									
Mike Rentlinger, L ERA: 3.12	(8, 1)									0	0	0	0	0	0	0									
40 Lance Cormier, R ERA: 3.0	(8, 1)									0	0	0	0	0	0	0									
Wilson Betemit, S ERA: 4.42	(8, PH)									1	1	1	0	0	0	0									
Chris Reitsma, R ERA: 5.98	(9, 1)									0	0	0	0	0	0	0									
<b>Inning Stats</b>	R: 0 E: 0 K: 0 S: 10	H: 2 LOB: 2 BB: 0 P: 16	R: 0 E: 0 K: 0 S: 8	H: 0 LOB: 1 BB: 1 P: 17	R: 3 E: 0 K: 0 S: 12	H: 5 LOB: 1 BB: 0 P: 18	R: 0 E: 0 K: 1 S: 10	H: 1 LOB: 2 BB: 1 P: 14	R: 0 E: 0 K: 1 S: 6	H: 1 LOB: 0 BB: 0 P: 8	R: 1 E: 0 K: 1 S: 9	H: 2 LOB: 2 BB: 2 P: 24	R: 1 E: 0 K: 0 S: 9	H: 2 LOB: 1 BB: 0 P: 17	1B: 10 2B: 3 3B: 0 HR: 0	SF: 0 SAC: 0 DP: 3 HBP: 0	WP: 1 PB: 0 SB: 1 CS: 0	PA: 38							
<b>PITCHER</b>	IP	WLS	BF	H	R	ER	SO	BB	IBB	HBP	BLK	WP	HR	S	P	ERA	WHIP								
2B Aaron Cook, R ERA: 3.76	(1, 1)	6.2	B	3	1	0	1	0	1	0	0	0	0	5	13	0.00	3.000								
Scott Dohmann, R ERA: 2.54	(7, 1)	0.1	L	3	1	1	1	0	0	0	0	0	0	7	12	13.50	1.500								
Ray King, L ERA: 3.86	(8, 1)	0.2	L	3	1	1	1	0	0	0	0	0	0	2	5	0.00	3.000								
Jose Mesa, R ERA: 0.59	(8, 1)	0.1		2	1	0	0	0	0	0	0	1	0	2	5	0.00	3.000								

Colorado Rockies @ Atlanta Braves  
Turner Field, Atlanta, GA  
Tue May 02 2006, 7:35 PM EDT  
Att: 22,813 - Partly Cloudy - 75 F

AB	34
R	5
H	13
RBI	5
BB	4
SO	4
LOB	19





Batter	1	2	3	4	5	6	7	8	9	AB	R	H	RBI	BB	SO	LOB	TOP
6 Ryan Freel, R OBP: 0.411, SLG: 0.326	F7		F9					G6-3		4	0	0	0	0	0	0	<b>Cincinnati Reds @ Colorado Rockies</b> Coors Field, Denver, CO Wed May 03 2006, 6:35 PM MDT Att: 18,214 - Overcast - 55 F
Felipe Lopez, S OBP: 0.523, SLG: 0.374	1B		G6-3				G4-3	G4-3	4	0	1	0	0	0	0		
Rich Aurilia, R OBP: 0.341, SLG: 0.551 Scott Hatteberg, L OBP: 0.429, SLG: 0.419	P5		2B				G5-3	G3	3	0	1	0	0	0	1		
Adam Dunn, L OBP: 0.423, SLG: 0.613	BB		P6				G4-3	BB	2	0	0	0	2	0	1		
12 Edwin Encarnación, R OBP: 0.400, SLG: 0.567	P6							G6-4-3	4	0	0	0	0	0	3		
Austin Keams, R OBP: 0.371, SLG: 0.529		G6-3							3	0	1	0	0	0	0		
4 Brandon Phillips, R OBP: 0.367, SLG: 0.534								1B	3	0	1	0	0	1	1		
Jason LaRue, R OBP: 0.290, SLG: 0.250									3	0	0	0	0	2	2		
Brandon Claussen, R 31 Matt Belisle, R Quinton McCracken, S Chris Hammond, L								G1-6-3	2	0	0	0	0	2	1		
<b>Inning Stats</b>	R: 0 E: 0 K: 0 S: 7	H: 1 LOB: 2 BB: 1 P: 17	R: 0 E: 0 K: 1 S: 10	H: 1 LOB: 1 BB: 0 P: 15	R: 0 E: 0 K: 1 S: 6	H: 0 LOB: 0 BB: 0 P: 11	R: 0 E: 0 K: 2 S: 10	H: 0 LOB: 0 BB: 0 P: 16	R: 0 E: 0 K: 1 S: 11	H: 1 LOB: 1 BB: 0 P: 16	R: 0 E: 0 K: 0 S: 9	H: 0 LOB: 0 BB: 0 P: 14	R: 0 E: 0 K: 0 S: 5	H: 0 LOB: 0 BB: 1 P: 12	1B: 3 2B: 1 3B: 0 HR: 0	SF: 0 SAC: 0 DP: 1 HBP: 0	WP: 0 PA: 32 PB: 0 SB: 3 CS: 0
<b>PITCHER</b>	IP WLS BF H R ER SO BB IBB HBP BLK WP HR S P ERA WHIP																
26 Jeff Francis, L ERA: 3.6	(1, 1) 7.0 W 26 4 0 0 5 1 0 0 0 0 0 0 0 57 93 0.00 0.714																
Jose Mesa, R ERA: 0.55	(8, 1) 1.0 H 3 0 0 0 0 0 0 0 0 0 0 0 9 14 0.00 0.000																
40 Brian Fuentes, L ERA: 1.5	(9, 1) 1.0 S 3 0 0 0 0 1 0 0 0 0 0 0 0 5 12 0.00 1.000																

Batter	1	2	3	4	5	6	7	8	9	AB	R	H	RBI	BB	SO	LOB	BOTTOM
Jamey Carroll, R OBP: 0.396, SLG: 0.326	G6-3		G6-3					G6-3		4	1	1	0	0	0	0	<b>Cincinnati Reds @ Colorado Rockies</b> Coors Field, Denver, CO Wed May 03 2006, 6:35 PM MDT Att: 18,214 - Overcast - 55 F
19 Ryan Spillborghs, R OBP: 0.571, SLG: 0.400	F9								3	0	1	0	1	0	2		
5 Matt Holliday, R OBP: 0.308, SLG: 0.544	1B								4	0	3	2	0	1	1		
27 Garrett Atkins, R OBP: 0.410, SLG: 0.538	F8								3	0	0	0	1	0	3		
Eli Marrero, R OBP: 0.366, SLG: 0.667 Jason Smith, L OBP: 0.375, SLG: 0.474	K								3	0	0	0	0	2	4		
Luis Gonzalez, R OBP: 0.250, SLG: 0.364	F8								4	0	1	0	0	1	2		
Choo Freeman, R OBP: 0.267, SLG: 0.310	G6-3								4	1	1	0	0	0	1		
Danny Ardoin, R OBP: 0.230, SLG: 0.246									3	0	1	1	0	1	0		
26 Jeff Francis, L ERA: 3.6 Jose Mesa, R ERA: 4.5 40 Brian Fuentes, L ERA: 13.5									3	1	0	0	0	1	1		
<b>Inning Stats</b>	R: 0 E: 0 K: 0 S: 7	H: 1 LOB: 0 BB: 0 P: 10	R: 0 E: 0 K: 1 S: 6	H: 0 LOB: 0 BB: 0 P: 10	R: 0 E: 0 K: 1 S: 7	H: 0 LOB: 0 BB: 0 P: 11	R: 3 E: 0 K: 1 S: 16	H: 4 LOB: 2 BB: 1 P: 21	R: 0 E: 0 K: 2 S: 13	H: 0 LOB: 0 BB: 0 P: 13	R: 0 E: 0 K: 0 S: 9	H: 1 LOB: 1 BB: 0 P: 13	R: 0 E: 0 K: 0 S: 7	H: 1 LOB: 1 BB: 0 P: 13	1B: 7 2B: 1 3B: 0 HR: 0	SF: 0 SAC: 0 DP: 0 HBP: 0	WP: 0 PA: 34 PB: 0 SB: 2 CS: 0
<b>PITCHER</b>	IP WLS BF H R ER SO BB IBB HBP BLK WP HR S P ERA WHIP																
Brandon Claussen, L ERA: 5.63	(1, 1) 6.2 L 29 7 3 3 5 1 1 0 0 0 0 0 0 5 7 4.05 1.200																
31 Matt Belisle, R ERA: 4.5	(7, 1) 0.1 1 0 0 0 1 0 0 0 0 0 0 0 5 7 0.00 0.000																
Chris Hammond, L ERA: 13.5	(8, 1) 1.0 4 1 0 0 0 0 0 0 0 0 0 0 9 13 0.00 1.000																



Batter	1	2	3	4	5	6	7	8	9	AB	R	H	RBI	BB	SO	LOB	TOP			
Felipe Lopez, S OBP: 0.318, SLG: 0.361	1-1 F8	1-1 G1-3			1-0 F8		4-2 FC1-2 BB		0-0 G4-3	4	0	0	0	1	0	1	<b>Cincinnati Reds @ Colorado Rockies</b> Coors Field, Denver, CO Thu May 04 2006, 6:35 PM MDT Att: 18,204 - Overcast - 48 F			
4 Brandon Phillips, R OBP: 0.345, SLG: 0.500	0-0 G1-3	1-1 L7			1-2 F9		2-2 F6		1-2 G4-3	5	0	0	0	0	0	4				
Adam Dunn, L OBP: 0.414, SLG: 0.622 6 Ryan Freel, R OBP: 0.411, SLG: 0.326	1-3 K		3-2 G3-1		1-1 HR		1-1 FC1-2		2-2 F8	5	1	1	1	0	1	3				
12 Edwin Encarnación, R OBP: 0.394, SLG: 0.553		3-2 BB 1B	3-3 K		3-2 G5-3				0-3 K	4	1	1	0	0	2	0				
Scott Hatteberg, L OBP: 0.444, SLG: 0.446		4-0 BB 1B HR	1-1 F9		2-0 G4-6-3 1B				2-1 BB 2B	3	2	2	0	1	0	0				
Austin Kearns, R OBP: 0.375, SLG: 0.528		3-2 SAFE HR 1B		0-0 F8		1-2 G4-6-3			0-2 27 2B 1B	4	2	2	2	0	0	1				
27 Chris Denorfia, R OBP: 0.500, SLG: 0.833		0-3 K		0-2 F8			1-2 G6-3		3-2 2H 2B	4	0	1	1	0	1	2				
Jason LaRue, R OBP: 0.314, SLG: 0.375		2-1 HR		1-1 G5-3			1-2 BB FC1-2 1B		2-3 K	4	1	2	3	0	1	1				
39 Aaron Harang, R OBP: 0.211, SLG: 0.211 Rick White, R		0-1 G1-3 1B			0-3 K		0-2 FC1-2 BB 1B		1-2 G3	4	0	2	0	0	1	1				
										1B: 7	SF: 0	2B: 2	SAC: 0	3B: 0	DP: 1	HR: 2	HBP: 0			
<b>Inning Stats</b>	R: 0 E: 0 K: 1 S: 6	H: 0 LOB: 0 BB: 0 P: 8	R: 4 E: 0 K: 1 S: 17	H: 4 LOB: 1 BB: 1 P: 31	R: 0 E: 0 K: 1 S: 9	H: 0 LOB: 0 BB: 0 P: 16	R: 0 E: 0 K: 0 S: 6	H: 0 LOB: 0 BB: 0 P: 7	R: 0 E: 0 K: 1 S: 7	H: 0 LOB: 0 BB: 0 P: 9	R: 1 E: 0 K: 0 S: 9	H: 2 LOB: 0 BB: 0 P: 16	R: 0 E: 0 K: 0 S: 19	H: 2 LOB: 3 BB: 1 P: 28	R: 2 E: 0 K: 2 S: 21	H: 3 LOB: 1 BB: 0 P: 29	R: 0 E: 0 K: 0 S: 8	H: 0 LOB: 0 BB: 0 P: 11	WP: 0 PB: 0 SB: 0 CS: 0	PA: 39
<b>PITCHER</b>	IP WLS BF H R ER SO BB IBB HBP BLK WP HR S P ERA WHIP	IP WLS BF H R ER SO BB IBB HBP BLK WP HR S P ERA WHIP	IP WLS BF H R ER SO BB IBB HBP BLK WP HR S P ERA WHIP	IP WLS BF H R ER SO BB IBB HBP BLK WP HR S P ERA WHIP	IP WLS BF H R ER SO BB IBB HBP BLK WP HR S P ERA WHIP	IP WLS BF H R ER SO BB IBB HBP BLK WP HR S P ERA WHIP	IP WLS BF H R ER SO BB IBB HBP BLK WP HR S P ERA WHIP	IP WLS BF H R ER SO BB IBB HBP BLK WP HR S P ERA WHIP	IP WLS BF H R ER SO BB IBB HBP BLK WP HR S P ERA WHIP	IP WLS BF H R ER SO BB IBB HBP BLK WP HR S P ERA WHIP	IP WLS BF H R ER SO BB IBB HBP BLK WP HR S P ERA WHIP	IP WLS BF H R ER SO BB IBB HBP BLK WP HR S P ERA WHIP	IP WLS BF H R ER SO BB IBB HBP BLK WP HR S P ERA WHIP	IP WLS BF H R ER SO BB IBB HBP BLK WP HR S P ERA WHIP	IP WLS BF H R ER SO BB IBB HBP BLK WP HR S P ERA WHIP	IP WLS BF H R ER SO BB IBB HBP BLK WP HR S P ERA WHIP	IP WLS BF H R ER SO BB IBB HBP BLK WP HR S P ERA WHIP	IP WLS BF H R ER SO BB IBB HBP BLK WP HR S P ERA WHIP	IP WLS BF H R ER SO BB IBB HBP BLK WP HR S P ERA WHIP	

AB	37
R	7
H	11
RBI	7
BB	2
SO	6
LOB	13



Batter	1	2	3	4	5	6	7	8	9	AB	R	H	RBI	BB	SO	LOB	BOTTOM			
18 Cory Sullivan, L OBP: 0.361, SLG: 0.527	2-3 K		1-1 G6-3		2-0 G4-3 2B		1-3 K2-3			4	0	1	0	0	2	0	<b>Cincinnati Reds @ Colorado Rockies</b> Coors Field, Denver, CO Thu May 04 2006, 6:35 PM MDT Att: 18,204 - Overcast - 48 F			
Jamey Carroll, R OBP: 0.386, SLG: 0.320	2-1 5E 1B		0-1 G4-3		0-0 G4-3			2-3 K	4	0	1	0	0	1	1					
5 Matt Holliday, R OBP: 0.298, SLG: 0.525	1-2 FC4 27 G6-4-3		0-3 K		0-1 G5-3			2-2 G6-3	4	0	0	0	0	1	2					
27 Garrett Atkins, R OBP: 0.405, SLG: 0.528	0-1 G6-4-3			1-0 F8		2-0 G5-3		2-1 1B	4	0	1	0	0	0	2					
11 Brad Hawpe, L OBP: 0.458, SLG: 0.686		3-2 2B G6-3 1B		2-3 K		4-0 BB		0-0 G4-3	3	1	1	0	1	1	1					
Eli Marrero, R OBP: 0.400, SLG: 0.692		1-0 1-3 2B		1-2 1B		1-3 K		4-2 G4-3 DI BB	3	0	2	0	1	1	1					
Jason Smith, L OBP: 0.373, SLG: 0.467 David Cortes, R 39 Tom Martin, L Scott Dohmann, R Choo Freeman, R OBP: 0.258, SLG: 0.300 Danny Ardoin, R OBP: 0.215, SLG: 0.230		0-3 K		0-0 1B		0-3 K		1-3 K	3	0	1	0	0	0	2	3				
37 Josh Fogg, R Luis Gonzalez, R OBP: 0.243, SLG: 0.353		1-1 G6-3		1-3 K		1-3 K		0-2 F7	4	0	0	1	0	1	4					
		3-3 K			0-0 G3-1		0-3 K		2-3 K	2	0	0	0	0	1	1				
										1B: 5	SF: 0	2B: 2	SAC: 0	3B: 0	DP: 1	HR: 0	HBP: 0	WP: 0 PB: 0 SB: 0 CS: 0	PA: 36	
<b>Inning Stats</b>	R: 0 E: 1 K: 1 S: 11	H: 1 LOB: 1 BB: 0 P: 16	R: 1 E: 0 K: 2 S: 15	H: 2 LOB: 0 BB: 0 P: 21	R: 0 E: 0 K: 1 S: 7	H: 0 LOB: 0 BB: 0 P: 8	R: 0 E: 0 K: 2 S: 11	H: 2 LOB: 2 BB: 0 P: 16	R: 0 E: 0 K: 0 S: 5	H: 0 LOB: 1 BB: 0 P: 7	R: 0 E: 0 K: 2 S: 8	H: 0 LOB: 0 BB: 1 P: 15	R: 0 E: 0 K: 2 S: 9	H: 0 LOB: 0 BB: 0 P: 10	R: 0 E: 0 K: 1 S: 9	H: 1 LOB: 1 BB: 0 P: 15	R: 0 E: 0 K: 2 S: 14	H: 0 LOB: 1 BB: 1 P: 22	WP: 0 PB: 0 SB: 0 CS: 0	PA: 36
<b>PITCHER</b>	IP WLS BF H R ER SO BB IBB HBP BLK WP HR S P ERA WHIP	IP WLS BF H R ER SO BB IBB HBP BLK WP HR S P ERA WHIP	IP WLS BF H R ER SO BB IBB HBP BLK WP HR S P ERA WHIP	IP WLS BF H R ER SO BB IBB HBP BLK WP HR S P ERA WHIP	IP WLS BF H R ER SO BB IBB HBP BLK WP HR S P ERA WHIP	IP WLS BF H R ER SO BB IBB HBP BLK WP HR S P ERA WHIP	IP WLS BF H R ER SO BB IBB HBP BLK WP HR S P ERA WHIP	IP WLS BF H R ER SO BB IBB HBP BLK WP HR S P ERA WHIP	IP WLS BF H R ER SO BB IBB HBP BLK WP HR S P ERA WHIP	IP WLS BF H R ER SO BB IBB HBP BLK WP HR S P ERA WHIP	IP WLS BF H R ER SO BB IBB HBP BLK WP HR S P ERA WHIP	IP WLS BF H R ER SO BB IBB HBP BLK WP HR S P ERA WHIP	IP WLS BF H R ER SO BB IBB HBP BLK WP HR S P ERA WHIP	IP WLS BF H R ER SO BB IBB HBP BLK WP HR S P ERA WHIP	IP WLS BF H R ER SO BB IBB HBP BLK WP HR S P ERA WHIP	IP WLS BF H R ER SO BB IBB HBP BLK WP HR S P ERA WHIP	IP WLS BF H R ER SO BB IBB HBP BLK WP HR S P ERA WHIP	IP WLS BF H R ER SO BB IBB HBP BLK WP HR S P ERA WHIP	IP WLS BF H R ER SO BB IBB HBP BLK WP HR S P ERA WHIP	

AB	34
R	1
H	7
RBI	1
BB	2
SO	13
LOB	17






Batter	1	2	3	4	5	6	7	8	9	AB	R	H	RBI	BB	SO	LOB	TOP										
<b>Craig Biggio, R</b> (1,4) OBP: 0.352, SLG: 0.504	F7		1B				F9			4	1	2	1	0	0	0	<b>Houston Astros @ Colorado Rockies</b> Coors Field, Denver, CO Fri May 05 2006, 7:05 PM MDT Att: 20,327 - Overcast - 46 F										
<b>Willy Taveras, R</b> (1,8) OBP: 0.349, SLG: 0.353	K		1B				G4-3			4	1	1	0	0	1	1											
<b>17 Lance Berkman, S</b> (1,3) OBP: 0.397, SLG: 0.708	1B		K				G4-3			4	1	1	0	0	2	2											
<b>Morgan Ensberg, R</b> (1,5) OBP: 0.431, SLG: 0.680	1B		K				K			3	0	0	0	1	3	2											
<b>Preston Wilson, R</b> (1,7) OBP: 0.271, SLG: 0.378	1B		K				K			4	0	2	3	0	1	0											
<b>16 Jason Lane, R</b> (1,9) OBP: 0.347, SLG: 0.400	P2		K				G4-3			4	0	0	0	0	1	3											
<b>Brad Ausmus, R</b> (1,2)			K				G4-3			4	0	1	0	0	2	0											
<b>28 Adam Everett, R</b> (1,6) OBP: 0.309, SLG: 0.352			K				F9			4	1	1	0	0	1	1											
<b>Taylor Buchholz, R</b> (1,1) <b>Mike Gallo, L</b> (8,1) <b>Chad Qualls, R</b> (8,1) <b>Mike Lamb, L</b> (9,PH) <b>54 Brad Lidge, R</b> (9,1) <b>Dan Wheeler, R</b> (9,1)			K				P3			2	0	0	0	0	1	0											
<b>Inning Stats</b>	R: 1 E: 0 K: 1 S: 13	H: 2 LOB: 2 BB: 1 P: 26	R: 0 E: 0 K: 3 S: 9	H: 0 LOB: 0 BB: 0 P: 11	R: 2 E: 0 K: 3 S: 15	H: 3 LOB: 1 BB: 0 P: 19	R: 1 E: 0 K: 1 S: 12	H: 2 LOB: 1 BB: 0 P: 16	R: 0 E: 0 K: 0 S: 7	H: 0 LOB: 0 BB: 0 P: 9	R: 0 E: 0 K: 0 S: 9	H: 0 LOB: 0 BB: 0 P: 13	R: 0 E: 0 K: 3 S: 9	H: 0 LOB: 0 BB: 0 P: 13	R: 0 E: 0 K: 0 S: 12	H: 1 LOB: 1 BB: 0 P: 18		1B: 5 2B: 3 3B: 0 HR: 0	SF: 0 SAC: 1 DP: 0 HBP: 0	WP: 0 PB: 0 SB: 1 CS: 0	PA: 36						
<b>PITCHER</b>	IP	WLS	BF	H	R	ER	SO	BB	IBB	HBP	BLK	WP	HR	S	P	ERA	WHIP										
<b>49 Byung-Hyun Kim, R</b> (1,1) ERA: 3.29	7.0		29	7	4	4	9	1	0	0	0	0	0	70	102	5.14	1.143										
<b>61 Ramon E Ramirez, R</b> (8,1) ERA:	2.0	W	7	1	0	0	3	0	0	0	0	0	0	21	31	0.00	0.500										

**Houston Astros @ Colorado Rockies**  
 Coors Field, Denver, CO  
 Fri May 05 2006, 7:05 PM MDT  
 Att: 20,327 - Overcast - 46 F


AB 34  
 R 4  
 H 8  
 RBI 4  
 BB 1  
 SO 12  
 LOB 10



Batter	1	2	3	4	5	6	7	8	9	AB	R	H	RBI	BB	SO	LOB	BOTTOM										
<b>18 Cory Sullivan, L</b> (1,8) OBP: 0.355, SLG: 0.509	F8		G3-1				G6-3			4	0	0	0	1	0	0	<b>Houston Astros @ Colorado Rockies</b> Coors Field, Denver, CO Fri May 05 2006, 7:05 PM MDT Att: 20,327 - Overcast - 46 F										
<b>Jamey Carroll, R</b> (1,4) OBP: 0.419, SLG: 0.370	G3-1		1B				G4-3			4	1	3	1	1	0	0											
<b>17 Todd Helton, L</b> (1,3) OBP: 0.514, SLG: 0.604	G3-1		F7				K			4	0	1	0	0	1	2											
<b>27 Garrett Atkins, R</b> (1,5) OBP: 0.408, SLG: 0.523	G4-3						1B			3	1	1	0	1	0	2											
<b>5 Matt Holliday, R</b> (1,7) OBP: 0.305, SLG: 0.533							P6			4	1	2	0	0	0	1											
<b>11 Brad Hawpe, L</b> (1,9) OBP: 0.451, SLG: 0.679	F8		FC3				G3			4	1	1	0	0	0	3											
<b>12 Clint Barmes, R</b> (1,6) OBP: 0.258, SLG: 0.354	K		FC6-4				P6			3	1	0	1	0	1	3											
<b>Danny Ardoin, R</b> (1,2) OBP: 0.209, SLG: 0.222							G3			2	0	0	0	0	0	2											
<b>Jason Smith, L</b> (7,PH) OBP: 0.388, SLG: 0.459	P6						G3			1	0	0	0	0	0	0											
<b>61 Ramon E Ramirez, R</b> (8,1) OBP: 1.000, SLG: 1.000							G3			0	0	0	0	0	0	0											
<b>Choo Freeman, R</b> (9,PH) OBP: 0.258, SLG: 0.300							G3			0	0	0	0	0	0	0											
<b>49 Byung-Hyun Kim, R</b> (1,1) ERA: 3.29							P3			2	0	0	0	0	0	1											
<b>Miguel Ojeda, R</b> (7,PH) ERA: 0.435							P3			1	0	0	0	0	0	0											
<b>Eli Marrero, R</b> (9,PH) OBP: 0.413, SLG: 0.692							P3			0	0	0	0	1	0	0											
<b>Inning Stats</b>	R: 0 E: 0 K: 0 S: 6	H: 1 LOB: 1 BB: 0 P: 8	R: 0 E: 0 K: 1 S: 9	H: 1 LOB: 1 BB: 0 P: 14	R: 0 E: 0 K: 0 S: 8	H: 1 LOB: 1 BB: 0 P: 11	R: 2 E: 1 K: 0 S: 13	H: 1 LOB: 1 BB: 1 P: 25	R: 0 E: 0 K: 1 S: 10	H: 0 LOB: 0 BB: 0 P: 12	R: 0 E: 0 K: 0 S: 14	H: 1 LOB: 1 BB: 0 P: 18	R: 0 E: 0 K: 0 S: 8	H: 0 LOB: 0 BB: 0 P: 10	R: 1 E: 0 K: 0 S: 6	H: 2 LOB: 2 BB: 0 P: 9	R: 2 E: 1 K: 0 S: 7	H: 1 LOB: 3 BB: 3 P: 21	1B: 5 2B: 3 3B: 0 HR: 0	SF: 0 SAC: 2 DP: 1 HBP: 0	WP: 0 PB: 0 SB: 1 CS: 0	PA: 38					
<b>PITCHER</b>	IP	WLS	BF	H	R	ER	SO	BB	IBB	HBP	BLK	WP	HR	S	P	ERA	WHIP										
<b>Taylor Buchholz, R</b> (1,1) ERA: 2.16	7.0		29	6	3	2	2	1	0	0	0	0	0	1	102	2.57	1.000										
<b>Mike Gallo, L</b> (8,1) ERA: 9.45	0.0		1	1	0	0	0	0	0	0	0	0	0	1	1	∞	∞										
<b>Chad Qualls, R</b> (8,1) ERA: 5.74	1.0	H	2	0	0	0	0	0	0	0	0	0	0	3	4	0.00	0.000										
<b>54 Brad Lidge, R</b> (9,1) ERA: 6.19	0.1	L	4	1	2	1	0	1	0	0	0	0	0	4	10	27.00	6.000										
<b>Dan Wheeler, R</b> (9,1) ERA: 3.21	0.0		2	0	0	0	0	1	1	0	0	0	0	3	11	∞	∞										

**Houston Astros @ Colorado Rockies**  
 Coors Field, Denver, CO  
 Fri May 05 2006, 7:05 PM MDT  
 Att: 20,327 - Overcast - 46 F

AB 32  
 R 5  
 H 8  
 RBI 2  
 BB 4  
 SO 2  
 LOB 14





Batter	1	2	3	4	5	6	7	8	9	AB	R	H	RBI	BB	SO	LOB	TOP					
<b>Craig Biggio, R</b> (1,4) OBP: 0.341, SLG: 0.487	F7		G4-3			F7		G5-4-3		4	0	0	0	0	0	1						
<b>Willy Taveras, R</b> (1,8) OBP: 0.348, SLG: 0.350 <b>Dave Borkowski, R</b> (8,1)	K		K			17 S 1B		F9		4	0	1	0	0	2	0						
<b>17 Lance Berkman, S</b> (1,3) OBP: 0.400, SLG: 0.698	1B			G3-1		1-2 BB		F7		3	0	1	0	1	0	0						
<b>Morgan Ensberg, R</b> (1,5)	L5			F7		2-3 K		K		4	0	0	0	0	2	3						
<b>Preston Wilson, R</b> (1,7) OBP: 0.279, SLG: 0.391		1-1 2 G6-4-3 1B		K		2-3 K		K		4	0	2	0	0	2	0						
<b>2 Chris Burke, R</b> (1,9) OBP: 0.425, SLG: 0.622 <b>Orlando Palmeiro, L</b> (6,9)	G6-4-3				1-3 K		0-1 1B	F8		2	0	0	0	0	1	1						
<b>Eric Munson, L</b> (1,2) OBP: 0.310, SLG: 0.375		3-2 2B		P5		1-3 K				3	0	1	0	0	1	1						
<b>28 Adam Everett, R</b> (1,6) OBP: 0.300, SLG: 0.341			1-3 K		0-1 P4		0-0 G1-3			3	0	0	0	0	1	2						
<b>51 Wandy Rodriguez, S</b> (1,1) OBP: 0.077, SLG: 0.077 <b>Russ Springer, R</b> (7,1)					0-1 G1-3					2	0	0	0	0	0	0						
<b>4 Eric Bruntlett, R</b> (8, PH) OBP: 0.428, SLG: 0.364 (8,8)						1-2 G3		0-1 G5-4-3 1B		0	0	0	0	0	0	0						
<b>Inning Stats</b>	R: 0 E: 0 K: 1 S: 9	H: 1 LOB: 1 BB: 0 P: 15	R: 0 E: 0 K: 1 S: 10	H: 2 LOB: 1 BB: 0 P: 16	R: 0 E: 0 K: 1 S: 6	H: 0 LOB: 0 BB: 0 P: 7	R: 0 E: 0 K: 1 S: 7	H: 0 LOB: 0 BB: 0 P: 9	R: 0 E: 0 K: 1 S: 6	H: 0 LOB: 0 BB: 0 P: 7	R: 0 E: 0 K: 1 S: 14	H: 1 LOB: 2 BB: 1 P: 22	R: 0 E: 0 K: 2 S: 9	H: 1 LOB: 1 BB: 0 P: 12	R: 0 E: 0 K: 0 S: 7	H: 1 LOB: 0 BB: 0 P: 9	R: 0 E: 0 K: 1 S: 12	H: 1 LOB: 1 BB: 0 P: 20	1B: 5 2B: 2 3B: 0 HR: 0	SF: 0 SAC: 0 DP: 2 HBP: 0	WP: 0 PB: 0 SB: 1 CS: 0	PA: 33
<b>PITCHER</b> <b>Jason Jennings, R</b> (1,1) ERA: 4.7	IP: 9.0 WLS: W BF: 33 H: 7 R: 0 ER: 0 SO: 9 BB: 1 IBB: 0 HBP: 0 BLK: 0 WP: 0 HR: 0 S: 80 P: 117 ERA: 0.00 WHIP: 0.889																					

Houston Astros @ Colorado Rockies  
Coors Field, Denver, CO  
Sat May 06 2006, 6:05 PM MDT  
Att: 26,358 - Partly Cloudy - 61 F

AB 32  
R 0  
H 7  
RBI 0  
BB 1  
SO 9  
LOB 9



Batter	1	2	3	4	5	6	7	8	9	AB	R	H	RBI	BB	SO	LOB	BOTTOM			
<b>Jamey Carroll, R</b> (1,4) OBP: 0.431, SLG: 0.364	S 1B				SH1-3					1	1	0	0	2	1	0				
<b>Choo Freeman, R</b> (1,8) OBP: 0.286, SLG: 0.324	17 S 1B	CS			G4-3			G1-3		4	2	2	1	0	0	1				
<b>17 Todd Helton, L</b> (1,3) OBP: 0.513, SLG: 0.596	27 G3-6 1B		17 1B		G6-3			K		4	0	2	1	0	1	1				
<b>27 Garrett Atkins, R</b> (1,5) OBP: 0.395, SLG: 0.509	G3-6		27 SF8 1B		SF8			F9		3	0	0	1	0	1	1				
<b>5 Matt Holliday, R</b> (1,7) OBP: 0.305, SLG: 0.552	G4-3		G6-4-3					HR		3	1	1	1	0	0	1				
<b>11 Brad Hawpe, L</b> (1,9) OBP: 0.440, SLG: 0.661		G4-3		G3				K		3	0	0	0	0	1	0				
<b>12 Clint Barmes, R</b> (1,6) OBP: 0.260, SLG: 0.348		2B HBP		P4				G5-3		2	1	0	0	0	0	0				
<b>Miguel Ojeda, R</b> (1,2) OBP: 0.333, SLG: 0.449		G4-3		G6-3				F8		3	0	1	1	0	0	0				
<b>Jason Jennings, L</b> (1,1) OBP: 0.200, SLG: 0.200		G4-3		G4-3				F8		3	0	1	0	0	0	1				
<b>Inning Stats</b>	R: 2 E: 0 K: 0 S: 13	H: 2 LOB: 0 BB: 1 P: 24	R: 1 E: 0 K: 0 S: 12	H: 1 LOB: 1 BB: 1 P: 19	R: 1 E: 0 K: 0 S: 10	H: 2 LOB: 0 BB: 0 P: 12	R: 0 E: 0 K: 0 S: 6	H: 0 LOB: 0 BB: 0 P: 12	R: 0 E: 0 K: 1 S: 7	H: 1 LOB: 0 BB: 0 P: 10	R: 0 E: 0 K: 1 S: 11	H: 0 LOB: 0 BB: 0 P: 16	R: 0 E: 0 K: 2 S: 8	H: 0 LOB: 0 BB: 0 P: 13	R: 0 E: 0 K: 0 S: 8	H: 0 LOB: 0 BB: 0 P: 13	1B: 5 2B: 1 3B: 0 HR: 1	SF: 1 SAC: 1 DP: 2 HBP: 1	WP: 0 PB: 0 SB: 2 CS: 1	PA: 32
<b>PITCHER</b> <b>51 Wandy Rodriguez, L</b> (1,1) ERA: 3.27 <b>Russ Springer, R</b> (7,1) ERA: 4.0 <b>Dave Borkowski, R</b> (8,1) ERA:	IP: 6.0 WLS: L BF: 25 H: 7 R: 5 ER: 5 SO: 1 BB: 2 IBB: 0 HBP: 0 BLK: 0 WP: 0 HR: 1 S: 54 P: 83 ERA: 7.50 WHIP: 1.500																			

Houston Astros @ Colorado Rockies  
Coors Field, Denver, CO  
Sat May 06 2006, 6:05 PM MDT  
Att: 26,358 - Partly Cloudy - 61 F

AB 26  
R 5  
H 7  
RBI 5  
BB 2  
SO 4  
LOB 5





Batter	1	2	3	4	5	6	7	8	9	AB	R	H	RBI	BB	SO	LOB	TOP			
Willy Taveras, R OBP: 0.336, SLG: 0.339	G6-3		G4-3			B5-3		F9		4	0	0	0	0	0	0				
Orlando Palmeiro, L OBP: 0.125, SLG: 0.087	G1-3		G4-3			G4-3		F9		4	0	0	0	0	0	0				
17 Lance Berkman, S OBP: 0.403, SLG: 0.692	1B		L6			1B		K		4	0	2	0	0	1	0				
Morgan Ensberg, R OBP: 0.420, SLG: 0.645	G5-3			L6		1B				3	1	1	0	1	0	1				
16 Jason Lane, R OBP: 0.352, SLG: 0.427		HR		P5		F7				3	1	1	1	1	0	2				
Brad Ausmus, R OBP: 0.438, SLG: 0.388	G3-1		G5-3				G1-4-3		G5-4-3	4	0	0	0	0	0	2				
28 Adam Everett, R OBP: 0.317, SLG: 0.379					F7					4	1	3	1	0	0	0				
4 Eric Bruntlett, R OBP: 0.444, SLG: 0.357	FC4-3-6		G1-3		G1-3					3	0	1	1	0	0	1				
64 Fernando Nieve, R OBP: 0.143, SLG: 0.143	G1				K		G4-6-3			2	0	0	0	0	1	1				
Mike Gallo, L OBP: 0.318, SLG: 0.286										0	0	0	0	0	0	0				
Dave Borkowski, R OBP: 0.338, SLG: 0.483										0	0	0	0	0	0	0				
Craig Biggio, R OBP: 0.338, SLG: 0.483										1	0	0	0	0	1	1				
<b>Inning Stats</b>	R: 0 E: 0 K: 0 S: 9	H: 1 LOB: 1 BB: 0 P: 15	R: 1 E: 0 K: 0 S: 10	H: 2 LOB: 1 BB: 0 P: 16	R: 0 E: 0 K: 0 S: 6	H: 0 LOB: 0 BB: 0 P: 9	R: 0 E: 0 K: 0 S: 7	H: 0 LOB: 0 BB: 0 P: 8	R: 0 E: 0 K: 1 S: 9	H: 0 LOB: 0 BB: 0 P: 12	R: 0 E: 0 K: 0 S: 7	H: 1 LOB: 2 BB: 1 P: 14	R: 0 E: 0 K: 1 S: 8	H: 1 LOB: 1 BB: 0 P: 11	R: 2 E: 0 K: 1 S: 17	H: 3 LOB: 1 BB: 1 P: 30	1B: 6 2B: 0 3B: 1 HR: 1	SF: 0 SAC: 0 DP: 2 HBP: 1	WP: 0 PB: 0 SB: 1 CS: 0	PA: 36
<b>PITCHER</b>	IP WLS BF H R ER SO BB IBB HBP BLK WP HR S P ERA WHIP																			
28 Aaron Cook, R ERA: 3.51	8.0 W 32 6 3 3 2 2 0 1 0 0 1 67 104 3.38 1.000																			
40 Brian Fuentes, L ERA: 2.08	1.0 S 4 2 0 0 1 0 0 0 0 0 0 10 17 0.00 2.000																			

Houston Astros @ Colorado Rockies  
Coors Field, Denver, CO  
Sun May 07 2006, 1:05 PM MDT  
Att: 30,270 - Partly Cloudy - 68 F

AB 33  
R 3  
H 8  
RBI 3  
BB 2  
SO 3  
LOB 10



Batter	1	2	3	4	5	6	7	8	9	AB	R	H	RBI	BB	SO	LOB	BOTTOM			
18 Cory Sullivan, L OBP: 0.364, SLG: 0.525	SH1-3 1B		K			SF8		1B		4	1	3	1	0	1	1				
Jamey Carroll, R OBP: 0.441, SLG: 0.368	SH1-3		L9							2	1	1	0	1	0	1				
17 Todd Helton, L OBP: 0.512, SLG: 0.633	BB		F9							3	1	1	3	1	1	2				
27 Garrett Atkins, R OBP: 0.391, SLG: 0.508	F4			F7				F8		4	0	1	0	0	0	2				
5 Matt Holliday, R OBP: 0.311, SLG: 0.555	F9				G4-3					3	1	1	0	1	0	3				
11 Brad Hawpe, L OBP: 0.434, SLG: 0.643		F8								3	0	0	0	1	1	2				
12 Clint Barmes, R OBP: 0.260, SLG: 0.353	G6-3									4	0	1	1	0	1	2				
Danny Ardoin, R OBP: 0.225, SLG: 0.254	L4									4	1	2	0	0	0	2				
28 Aaron Cook, R OBP: 0.118, SLG: 0.118										3	0	1	0	0	0	3				
40 Brian Fuentes, L ERA: 2.08										0	0	0	0	0	0	0				
<b>Inning Stats</b>	R: 0 E: 0 K: 0 S: 9	H: 1 LOB: 2 BB: 1 P: 14	R: 0 E: 0 K: 0 S: 7	H: 0 LOB: 0 BB: 0 P: 11	R: 0 E: 0 K: 1 S: 9	H: 1 LOB: 1 BB: 0 P: 12	R: 1 E: 0 K: 1 S: 15	H: 2 LOB: 2 BB: 1 P: 22	R: 3 E: 0 K: 1 S: 16	H: 4 LOB: 1 BB: 0 P: 23	R: 1 E: 0 K: 1 S: 8	H: 1 LOB: 1 BB: 1 P: 14	R: 0 E: 0 K: 1 S: 12	H: 0 LOB: 1 BB: 1 P: 18	R: 0 E: 0 K: 0 S: 6	H: 2 LOB: 2 BB: 0 P: 7	1B: 5 2B: 5 3B: 0 HR: 1	SF: 1 SAC: 2 DP: 0 HBP: 0	WP: 0 PB: 0 SB: 0 CS: 0	PA: 37
<b>PITCHER</b>	IP WLS BF H R ER SO BB IBB HBP BLK WP HR S P ERA WHIP																			
64 Fernando Nieve, R ERA: 5.55	5.1 L 27 9 5 5 2 2 0 0 0 0 0 59 86 8.44 2.062																			
Mike Gallo, L ERA: 8.59	0.2 3 0 0 0 1 1 0 0 0 0 0 5 10 0.00 1.500																			
Dave Borkowski, R ERA: 8.59	2.0 7 2 0 0 1 1 0 0 0 0 0 18 25 0.00 1.500																			

Houston Astros @ Colorado Rockies  
Coors Field, Denver, CO  
Sun May 07 2006, 1:05 PM MDT  
Att: 30,270 - Partly Cloudy - 68 F

AB 30  
R 5  
H 11  
RBI 5  
BB 4  
SO 4  
LOB 18





Batter	1	2	3	4	5	6	7	8	9	AB	R	H	RBI	BB	SO	LOB	TOP								
18 Cory Sullivan, L (1,8) OBP: 0.361, SLG: 0.516	F8	SH1-3		G3		SH1-3 1B		K		4	0	1	0	0	1	0	<b>Colorado Rockies @ St. Louis Cardinals</b> Busch Stadium, St. Louis, MO Mon May 08 2006, 7:10 PM CDT Att: 39,007 - Cloudy - 68 F								
Jamey Carroll, R (1,6) OBP: 0.444, SLG: 0.367	5 HBP 11 BB 1B			F7		SH1-3		G1-3		3	1	1	0	1	0										
17 Todd Helton, L (1,3) OBP: 0.483, SLG: 0.585	F7	F7			F7	F8			P5	5	0	0	0	0	0	4									
27 Garrett Atkins, R (1,5) OBP: 0.399, SLG: 0.516	5 HBP 11 BB 1B	G4-3			5 BB 11 BB 2B	G5-3			5 FC5-4 1B	4	2	2	0	1	0	3									
5 Matt Holliday, R (1,7) OBP: 0.329, SLG: 0.606	11 BB 1-2 2-3 HBP				11 BB 1B				FC5-4 1-2 1B	4	3	3	2	0	0	1									
11 Brad Hawpe, L (1,9) OBP: 0.433, SLG: 0.632				P6		1B		F8		5	0	2	3	0	0	1									
Luis Gonzalez, R (1,4) OBP: 0.257, SLG: 0.352				G4-3		1B		L6		3	0	1	1	0	0	0									
Danny Ardoin, R (1,2) OBP: 0.227, SLG: 0.254	FC4-6 1-2 1B				26 PO 1B	F9		G5-3		4	0	1	0	0	0	5									
26 Jeff Francis, L (1,1) OBP: 0.222, SLG: 0.067										3	0	0	0	1	0	2									
Jose Mesa, R (8,1) ERA: 0.99				PO		FC6-4		G4-3		0	0	0	0	0	0	0									
Ray King, L (9,1)										0	0	0	0	0	0	0									
40 Brian Fuentes, L (9,1)										0	0	0	0	0	0	0									
<b>Inning Stats</b>	R: 2 E: 0 K: 0 S: 10	H: 2 LOB: 3 BB: 1 P: 19	R: 0 E: 0 K: 0 S: 8	H: 0 LOB: 2 BB: 2 P: 17	R: 1 E: 0 K: 0 S: 8	H: 2 LOB: 0 BB: 0 P: 14	R: 0 E: 0 K: 0 S: 4	H: 0 LOB: 0 BB: 0 P: 5	R: 2 E: 0 K: 0 S: 10	H: 4 LOB: 2 BB: 0 P: 15	R: 0 E: 0 K: 0 S: 6	H: 1 LOB: 1 BB: 0 P: 9	R: 1 E: 0 K: 0 S: 10	H: 1 LOB: 0 BB: 0 P: 16	R: 0 E: 0 K: 1 S: 7	H: 0 LOB: 0 BB: 0 P: 10	R: 0 E: 0 K: 0 S: 9	H: 1 LOB: 1 BB: 0 P: 14	1B: 8 2B: 1 3B: 0 HR: 2	SF: 0 SAC: 2 DP: 0 HBP: 2	WP: 0 PB: 0 SB: 0 CS: 0	PA: 43			
<b>PITCHER</b>	IP WLS BF H R ER SO BB IBB HBP BLK WP HR S P ERA WHIP	IP WLS BF H R ER SO BB IBB HBP BLK WP HR S P ERA WHIP	IP WLS BF H R ER SO BB IBB HBP BLK WP HR S P ERA WHIP	IP WLS BF H R ER SO BB IBB HBP BLK WP HR S P ERA WHIP	IP WLS BF H R ER SO BB IBB HBP BLK WP HR S P ERA WHIP	IP WLS BF H R ER SO BB IBB HBP BLK WP HR S P ERA WHIP	IP WLS BF H R ER SO BB IBB HBP BLK WP HR S P ERA WHIP	IP WLS BF H R ER SO BB IBB HBP BLK WP HR S P ERA WHIP	IP WLS BF H R ER SO BB IBB HBP BLK WP HR S P ERA WHIP	IP WLS BF H R ER SO BB IBB HBP BLK WP HR S P ERA WHIP	IP WLS BF H R ER SO BB IBB HBP BLK WP HR S P ERA WHIP	IP WLS BF H R ER SO BB IBB HBP BLK WP HR S P ERA WHIP	IP WLS BF H R ER SO BB IBB HBP BLK WP HR S P ERA WHIP	IP WLS BF H R ER SO BB IBB HBP BLK WP HR S P ERA WHIP	IP WLS BF H R ER SO BB IBB HBP BLK WP HR S P ERA WHIP	IP WLS BF H R ER SO BB IBB HBP BLK WP HR S P ERA WHIP	IP WLS BF H R ER SO BB IBB HBP BLK WP HR S P ERA WHIP	IP WLS BF H R ER SO BB IBB HBP BLK WP HR S P ERA WHIP	IP WLS BF H R ER SO BB IBB HBP BLK WP HR S P ERA WHIP	IP WLS BF H R ER SO BB IBB HBP BLK WP HR S P ERA WHIP	IP WLS BF H R ER SO BB IBB HBP BLK WP HR S P ERA WHIP	IP WLS BF H R ER SO BB IBB HBP BLK WP HR S P ERA WHIP	IP WLS BF H R ER SO BB IBB HBP BLK WP HR S P ERA WHIP	IP WLS BF H R ER SO BB IBB HBP BLK WP HR S P ERA WHIP	IP WLS BF H R ER SO BB IBB HBP BLK WP HR S P ERA WHIP

AB	35
R	6
H	11
RBI	6
BB	3
SO	1
LOB	16



Batter	1	2	3	4	5	6	7	8	9	AB	R	H	RBI	BB	SO	LOB	BOTTOM								
22 David Eckstein, R (1,6) OBP: 0.371, SLG: 0.351	L9		FC6-4 7 CS 1-2			5 F8 7 BB 1B		G6-4-3		4	0	1	0	0	0	3	<b>Colorado Rockies @ St. Louis Cardinals</b> Busch Stadium, St. Louis, MO Mon May 08 2006, 7:10 PM CDT Att: 39,007 - Cloudy - 68 F								
7 Hector Luna, R (1,4) OBP: 0.375, SLG: 0.478	F7		CS	F7						3	0	1	1	1	0	0									
41 Braden Looper, R (9,1)										0	0	0	0	0	0	0									
5 Albert Pujols, R (1,3) OBP: 0.464, SLG: 0.796										3	0	1	0	1	0	3									
27 Scott Rolen, R (1,5) OBP: 0.407, SLG: 0.519										3	1	0	0	1	1	4									
43 Juan Encarnacion, R (1,9) OBP: 0.250, SLG: 0.374										4	0	1	0	0	0	1									
15 Jim Edmonds, L (1,8) OBP: 0.333, SLG: 0.417										3	0	1	1	0	0	0									
4 Yadier Molina, R (1,2) OBP: 0.219, SLG: 0.206										3	0	0	0	1	0	1									
So Taguchi, R (1,7) OBP: 0.307, SLG: 0.321										3	1	0	0	1	0	2									
Jason Marquis, L (1,1) OBP: 0.263, SLG: 0.278										2	0	1	0	0	0	0									
48 Brad Thompson, R (7,1) ERA: 1.08										0	0	0	0	0	0	0									
Aaron Miles, S (8,PH) OBP: 0.407, SLG: 0.371										2	0	1	0	0	0	2									
40 Brian Fuentes, L (9,1) ERA: 1.98										2	0	1	0	0	0	0									
<b>Inning Stats</b>	R: 0 E: 0 K: 1 S: 8	H: 0 LOB: 1 BB: 1 P: 15	R: 0 E: 0 K: 0 S: 7	H: 0 LOB: 0 BB: 0 P: 14	R: 0 E: 0 K: 0 S: 7	H: 1 LOB: 0 BB: 0 P: 10	R: 0 E: 0 K: 0 S: 8	H: 1 LOB: 1 BB: 0 P: 12	R: 0 E: 0 K: 0 S: 5	H: 0 LOB: 0 BB: 0 P: 10	R: 0 E: 0 K: 0 S: 12	H: 1 LOB: 2 BB: 1 P: 21	R: 0 E: 0 K: 0 S: 9	H: 1 LOB: 0 BB: 0 P: 13	R: 1 E: 0 K: 0 S: 9	H: 2 LOB: 1 BB: 1 P: 17	R: 1 E: 0 K: 0 S: 13	H: 1 LOB: 2 BB: 2 P: 28	1B: 7 2B: 0 3B: 0 HR: 0	SF: 1 SAC: 0 DP: 2 HBP: 0	WP: 1 PB: 0 SB: 0 CS: 1	PA: 37			
<b>PITCHER</b>	IP WLS BF H R ER SO BB IBB HBP BLK WP HR S P ERA WHIP	IP WLS BF H R ER SO BB IBB HBP BLK WP HR S P ERA WHIP	IP WLS BF H R ER SO BB IBB HBP BLK WP HR S P ERA WHIP	IP WLS BF H R ER SO BB IBB HBP BLK WP HR S P ERA WHIP	IP WLS BF H R ER SO BB IBB HBP BLK WP HR S P ERA WHIP	IP WLS BF H R ER SO BB IBB HBP BLK WP HR S P ERA WHIP	IP WLS BF H R ER SO BB IBB HBP BLK WP HR S P ERA WHIP	IP WLS BF H R ER SO BB IBB HBP BLK WP HR S P ERA WHIP	IP WLS BF H R ER SO BB IBB HBP BLK WP HR S P ERA WHIP	IP WLS BF H R ER SO BB IBB HBP BLK WP HR S P ERA WHIP	IP WLS BF H R ER SO BB IBB HBP BLK WP HR S P ERA WHIP	IP WLS BF H R ER SO BB IBB HBP BLK WP HR S P ERA WHIP	IP WLS BF H R ER SO BB IBB HBP BLK WP HR S P ERA WHIP	IP WLS BF H R ER SO BB IBB HBP BLK WP HR S P ERA WHIP	IP WLS BF H R ER SO BB IBB HBP BLK WP HR S P ERA WHIP	IP WLS BF H R ER SO BB IBB HBP BLK WP HR S P ERA WHIP	IP WLS BF H R ER SO BB IBB HBP BLK WP HR S P ERA WHIP	IP WLS BF H R ER SO BB IBB HBP BLK WP HR S P ERA WHIP	IP WLS BF H R ER SO BB IBB HBP BLK WP HR S P ERA WHIP	IP WLS BF H R ER SO BB IBB HBP BLK WP HR S P ERA WHIP	IP WLS BF H R ER SO BB IBB HBP BLK WP HR S P ERA WHIP	IP WLS BF H R ER SO BB IBB HBP BLK WP HR S P ERA WHIP	IP WLS BF H R ER SO BB IBB HBP BLK WP HR S P ERA WHIP	IP WLS BF H R ER SO BB IBB HBP BLK WP HR S P ERA WHIP	IP WLS BF H R ER SO BB IBB HBP BLK WP HR S P ERA WHIP

AB	30
R	2
H	7
RBI	2
BB	5
SO	1
LOB	16









Batter	1	2	3	4	5	6	7	8	9	AB	R	H	RBI	BB	SO	LOB	TOP								
18 Cory Sullivan, L (1, 8) OBP: 0.352, SLG: 0.511										4	1	2	1	0	1	1	<b>Colorado Rockies @ St. Louis Cardinals</b> Busch Stadium, St. Louis, MO Wed May 10 2006, 12:10 PM CDT Att: 39,108 - Drizzlie - 64 F								
61 Ramon E Ramirez, R (7, 1) OBP: 1.000, SLG: 1.000										4	0	1	1	0	1	2									
17 Todd Helton, L (1, 3) OBP: 0.458, SLG: 0.548										4	1	1	0	0	1	1									
5 Matt Holliday, R (1, 7) OBP: 0.338, SLG: 0.636										4	1	2	1	0	1	1									
11 Brad Hawpe, L (1, 9) OBP: 0.415, SLG: 0.597										4	0	0	1	0	0	1									
12 Clint Barmes, R (1, 6) OBP: 0.252, SLG: 0.346										4	0	0	0	0	1	1									
Jason Smith, L (1, 5) OBP: 0.347, SLG: 0.431										4	0	0	0	0	2	1									
Danny Ardoin, R (1, 2) OBP: 0.244, SLG: 0.270										3	1	2	0	0	1	2									
Luis Gonzalez, R (7, 4) OBP: 0.253, SLG: 0.347										1	0	0	0	0	0	0									
49 Byung-Hyun Kim, R (1, 1)										1	0	0	0	0	0	0									
David Cortes, R (5, 1)										0	0	0	0	0	0	0									
Ray King, L (6, 1)										0	0	0	0	0	0	0									
Eli Marrero, R (7, PH)										2	0	0	0	0	1	1									
<b>Inning Stats</b>	R: 0 E: 0 K: 1 S: 6	H: 0 LOB: 0 BB: 0 P: 9	R: 0 E: 0 K: 2 S: 12	H: 0 LOB: 0 BB: 0 P: 18	R: 1 E: 0 K: 1 S: 9	H: 2 LOB: 1 BB: 0 P: 17	R: 1 E: 0 K: 2 S: 14	H: 2 LOB: 2 BB: 0 P: 21	R: 1 E: 0 K: 1 S: 14	H: 2 LOB: 1 BB: 0 P: 20	R: 0 E: 0 K: 0 S: 7	H: 0 LOB: 0 BB: 0 P: 11	R: 0 E: 0 K: 1 S: 8	H: 1 LOB: 1 BB: 0 P: 12	R: 1 E: 0 K: 0 S: 8	H: 1 LOB: 0 BB: 0 P: 11	R: 0 E: 0 K: 1 S: 11	H: 0 LOB: 0 BB: 0 P: 13	1B: 4 2B: 2 3B: 2 HR: 0	SF: 0 SAC: 1 DP: 0 HBP: 0	WP: 2 PB: 0 SB: 0 CS: 0	PA: 36			
<b>PITCHER</b>	IP	WLS	BF	H	R	ER	SO	BB	IBB	HBP	BLK	WP	HR	S	P	ERA	WHIP								
Jeff Suppan, R (1, 1) ERA: 4.58	5.0	W	22	6	3	3	7	0	0	0	0	2	0	55	85	5.40	1.200								
Tyler Johnson, L (6, 1)	0.1		1	0	0	0	0	0	0	0	0	0	0	4	6	0.00	0.000								
Josh Hancock, R (6, 1)	0.2		2	0	0	0	0	0	0	0	0	0	0	3	5	0.00	0.000								
50 Adam Wainwright, R (7, 1)	1.0		4	1	0	0	1	0	0	0	0	0	0	8	12	0.00	1.000								
34 Randy Flores, L (8, 1)	1.0		4	1	1	1	0	0	0	0	0	0	0	8	11	9.00	1.000								
<b>PITCHER</b>	IP	WLS	BF	H	R	ER	SO	BB	IBB	HBP	BLK	WP	HR	S	P	ERA	WHIP								
44 Jason Isringhausen, R (9, 1) ERA: 4.38	1.0	S	3	0	0	0	1	0	0	0	0	0	0	11	13	0.00	0.000								

Batter	1	2	3	4	5	6	7	8	9	AB	R	H	RBI	BB	SO	LOB	BOTTOM								
22 David Eckstein, R (1, 6) OBP: 0.388, SLG: 0.367										5	0	3	0	0	1	1	<b>Colorado Rockies @ St. Louis Cardinals</b> Busch Stadium, St. Louis, MO Wed May 10 2006, 12:10 PM CDT Att: 39,108 - Drizzlie - 64 F								
53 John Rodriguez, L (1, 7) OBP: 0.446, SLG: 0.521										3	1	1	1	0	0	2									
50 Adam Wainwright, R (7, 1)										0	0	0	0	0	0	0									
34 Randy Flores, L (8, 1)										0	0	0	0	0	0	0									
26 Scott Spiezio, S (8, PH)										1	0	0	0	0	0	1									
44 Jason Isringhausen, R (9, 1)										0	0	0	0	0	0	0									
5 Albert Pujols, R (1, 3) OBP: 0.466, SLG: 0.845										4	2	2	2	0	1	2									
15 Jim Edmonds, L (1, 8) OBP: 0.336, SLG: 0.408										3	1	1	0	1	1	2									
27 Scott Rolen, R (1, 5) OBP: 0.384, SLG: 0.483										4	0	1	0	0	0	2									
43 Juan Encarnacion, R (1, 9) OBP: 0.256, SLG: 0.388										4	1	1	2	0	3	3									
Gary Bennett, R (1, 2) OBP: 0.233, SLG: 0.310										4	1	1	1	0	2	2									
Aaron Miles, S (1, 4) OBP: 0.430, SLG: 0.403										4	1	3	1	0	0	0									
Jeff Suppan, R (1, 1) OBP: 0.143, SLG: 0.077										1	0	0	0	0	0	0									
Larry Bigbie, L (5, PH)										1	0	0	0	0	0	1									
Tyler Johnson, S (6, 1)										0	0	0	0	0	0	0									
Josh Hancock, R (6, 1)										0	0	0	0	0	0	0									
So Taguchi, R (7, 7) OBP: 0.315, SLG: 0.329										0	0	0	0	0	0	0									
<b>Inning Stats</b>	R: 2 E: 0 K: 1 S: 21	H: 3 LOB: 2 BB: 1 P: 28	R: 0 E: 0 K: 0 S: 10	H: 1 LOB: 1 BB: 0 P: 14	R: 2 E: 0 K: 1 S: 9	H: 2 LOB: 0 BB: 0 P: 12	R: 1 E: 0 K: 1 S: 12	H: 2 LOB: 1 BB: 0 P: 17	R: 2 E: 0 K: 1 S: 13	H: 3 LOB: 1 BB: 0 P: 18	R: 0 E: 0 K: 1 S: 15	H: 1 LOB: 1 BB: 0 P: 22	R: 0 E: 0 K: 2 S: 12	H: 0 LOB: 0 BB: 0 P: 15	R: 0 E: 0 K: 1 S: 11	H: 1 LOB: 1 BB: 0 P: 15	1B: 9 2B: 2 3B: 0 HR: 2	SF: 1 SAC: 2 DP: 0 HBP: 0	WP: 0 PB: 0 SB: 1 CS: 0	PA: 38					
<b>PITCHER</b>	IP	WLS	BF	H	R	ER	SO	BB	IBB	HBP	BLK	WP	HR	S	P	ERA	WHIP								
49 Byung-Hyun Kim, R (1, 1) ERA: 5.89	4.2	L	25	10	7	7	4	0	0	0	0	0	0	14	18	0.00	2.357								
David Cortes, R (5, 1)	1.0		5	2	0	0	0	0	0	0	0	0	0	4	7	0.00	0.000								
Ray King, L (6, 1)	0.1		1	0	0	0	1	0	0	0	0	0	0	4	7	0.00	0.000								
61 Ramon E Ramirez, R (7, 1)	2.0		7	1	0	0	3	0	0	0	0	0	0	23	30	0.00	0.500								

AB 35  
R 4  
H 8  
RBI 4  
BB 0  
SO 9  
LOB 11



AB 34  
R 7  
H 13  
RBI 7  
BB 1  
SO 8  
LOB 16





Batter	1	2	3	4	5	6	7	8	9	AB	R	H	RBI	BB	SO	LOB	TOP			
18 Cory Sullivan, L (1,8) OBP: 0.342, SLG: 0.496 Choo Freeman, R (9,PH) OBP: 0.297, SLG: 0.314										4	0	0	0	0	1	4				
Jamey Carroll, R (1,4) OBP: 0.419, SLG: 0.347										4	0	0	0	1	1					
17 Todd Helton, L (1,3) OBP: 0.455, SLG: 0.538										5	1	2	0	0	2					
27 Garrett Atkins, R (1,5) OBP: 0.401, SLG: 0.512										4	0	2	0	0	2					
5 Matt Holliday, R (1,7) OBP: 0.336, SLG: 0.625										4	0	1	1	0	1	3				
11 Brad Hawpe, L (1,9)										2	0	0	0	2	1	2				
12 Clint Barmes, R (1,6) OBP: 0.245, SLG: 0.336										4	0	0	0	0	2	5				
Miguel Ojeda, R (1,2) OBP: 0.323, SLG: 0.400										4	0	0	0	0	1	1				
Jason Jennings, L (1,1) OBP: 0.333, SLG: 0.353 Scott Dohmann, R (6,1) Jose Mesa, R (8,1) 39 Tom Martin, L (8,1) Luis Gonzalez, R (9,PH) OBP: 0.283, SLG: 0.397										2	0	2	0	1	0	0				
<b>Inning Stats</b>	R: 0 E: 0 K: 2 S: 15	H: 2 LOB: 2 BB: 0 P: 22	R: 0 E: 0 K: 0 S: 11	H: 0 LOB: 2 BB: 2 P: 23	R: 1 E: 0 K: 0 S: 11	H: 2 LOB: 2 BB: 0 P: 15	R: 0 E: 0 K: 1 S: 11	H: 1 LOB: 1 BB: 0 P: 16	R: 0 E: 0 K: 0 S: 5	H: 1 LOB: 2 BB: 0 P: 8	R: 0 E: 0 K: 1 S: 8	H: 0 LOB: 0 BB: 0 P: 12	R: 0 E: 0 K: 2 S: 11	H: 0 LOB: 0 BB: 0 P: 18	R: 1 E: 0 K: 0 S: 10	H: 1 LOB: 2 BB: 2 P: 22	1B: 5 2B: 2 3B: 0 HR: 1	SF: 0 SAC: 0 DP: 1 HBP: 1	WP: 1 PA: 40 PB: 0 SB: 0 CS: 0	
<b>PITCHER</b>	IP WLS BF H R ER SO BB IBB HBP BLK WP HR S P ERA WHIP	64 Fernando Nieve, R (1,1) ERA: 4.85	5.1 26 6 1 1 4 2 1 1 0 1 0 61 99 1.69 1.500	Mike Gallo, L (6,1) ERA: 7.0	0.2 W 2 1 0 0 0 0 0 0 0 0 0 3 5 0.00 1.500	54 Brad Lidge, R (7,1) ERA: 6.11	1.0 3 0 0 0 1 0 0 0 0 0 0 8 12 0.00 0.000	Russ Springer, R (8,1) ERA: 3.09	1.0 3 0 0 0 2 0 0 0 0 0 0 11 18 0.00 0.000	Trever Miller, L (9,1) ERA: 11.57	1.0 6 1 1 1 0 2 0 0 0 0 0 1 10 22 9.00 3.000									

Colorado Rockies @ Houston Astros  
Minute Maid Park, Houston, TX  
Fri May 12 2006, 7:05 PM CDT  
Att: 39,617 - Clear - 79 F

AB	34
R	2
H	8
RBI	2
BB	5
SO	7
LOB	20



Batter	1	2	3	4	5	6	7	8	9	AB	R	H	RBI	BB	SO	LOB	BOTTOM		
Craig Biggio, R (1,4) OBP: 0.333, SLG: 0.482 Trever Miller, R (9,1)										5	2	2	1	0	0	2			
Willy Taveras, R (1,8) OBP: 0.348, SLG: 0.347										4	1	2	1	0	2	1			
17 Lance Berkman, S (1,3) OBP: 0.365, SLG: 0.638 Mike Lamb, L (7,PH) OBP: 0.379, SLG: 0.571										3	1	1	0	0	1	1			
Morgan Ensberg, R (1,5) OBP: 0.403, SLG: 0.628										4	2	2	4	1	0	1			
Preston Wilson, R (1,7) OBP: 0.307, SLG: 0.427										4	1	2	2	0	0	1			
16 Jason Lane, R (1,9) OBP: 0.348, SLG: 0.434										4	0	1	0	0	1	1			
Brad Ausmus, R (1,2) OBP: 0.452, SLG: 0.421										4	1	2	1	0	1	0			
28 Adam Everett, R (1,6) OBP: 0.282, SLG: 0.357										4	1	1	0	0	1	2			
64 Fernando Nieve, R (1,1) ERA: 5.05 Orlando Palmeiro, L (6,PH) ERA: 4.0 54 Brad Lidge, R (7,1) Joe McEwing, R (8,1) Russ Springer, R (8,1) 4 Eric Bruntlett, R (9,PH) ERA: 6.0										1	0	0	0	0	0	0			
<b>Inning Stats</b>	R: 0 E: 0 K: 1 S: 9	H: 1 LOB: 1 BB: 0 P: 16	R: 0 E: 0 K: 1 S: 7	H: 0 LOB: 0 BB: 0 P: 12	R: 1 E: 0 K: 1 S: 11	H: 1 LOB: 0 BB: 0 P: 17	R: 0 E: 0 K: 0 S: 3	H: 0 LOB: 0 BB: 1 P: 9	R: 0 E: 0 K: 1 S: 6	H: 0 LOB: 0 BB: 0 P: 6	R: 4 E: 0 K: 1 S: 29	H: 6 LOB: 2 BB: 0 P: 43	R: 3 E: 1 K: 1 S: 16	H: 3 LOB: 1 BB: 0 P: 23	R: 4 E: 0 K: 0 S: 18	H: 4 LOB: 0 BB: 0 P: 27	1B: 9 2B: 2 3B: 1 HR: 3	SF: 1 SAC: 0 DP: 1 HBP: 0	WP: 1 PA: 40 PB: 0 SB: 0 CS: 0
<b>PITCHER</b>	IP WLS BF H R ER SO BB IBB HBP BLK WP HR S P ERA WHIP	Jason Jennings, R (1,1) ERA: 5.05	5.2 L 25 8 5 5 5 1 0 0 0 0 0 0 62 29 7.94 1.588	Scott Dohmann, R (6,1) ERA: 4.0	1.1 8 3 3 2 1 0 0 0 0 0 0 19 29 13.50 2.250	Jose Mesa, R (8,1) ERA: 4.15	0.2 5 3 3 3 0 0 0 0 0 0 0 11 15 40.50 4.500	39 Tom Martin, L (8,1) ERA: 6.0	0.1 2 1 1 1 0 0 0 0 0 0 0 1 7 12 27.00 3.000										

Colorado Rockies @ Houston Astros  
Minute Maid Park, Houston, TX  
Fri May 12 2006, 7:05 PM CDT  
Att: 39,617 - Clear - 79 F

AB	37
R	12
H	15
RBI	12
BB	1
SO	6
LOB	9






Batter	1	2	3	4	5	6	7	8	9	AB	R	H	RBI	BB	SO	LOB	TOP			
18 Cory Sullivan, L (1, 8) OBP: 0.347, SLG: 0.500	0-1 2B		4-2 1B BB		1-2 G4-3		0-1 G6-3			3	1	1	0	1	0	0	<b>Colorado Rockies @ Houston Astros</b> Minute Maid Park, Houston, TX Sat May 13 2006, 6:05 PM CDT Att: 35,852 - Clear - 88 F			
Luis Gonzalez, R (1, 4) OBP: 0.283, SLG: 0.390	1-3 K		2-0 1B 1B		0-2 F8		0-0 G6-3			4	0	1	1	0	1					
17 Todd Helton, L (1, 3) OBP: 0.457, SLG: 0.549	0-0 L6		1-2 1B		3-1 2B		0-0 L9			4	0	2	1	0	0	1				
27 Garrett Atkins, R (1, 5) OBP: 0.404, SLG: 0.508	2-3 K		0-2 1B		0-0 G5-3		4-2 BB			3	0	1	0	1	1	2				
5 Matt Holliday, R (1, 7) OBP: 0.333, SLG: 0.615		0-0 G5-3	0-0 G6-4-3		1-1 G6-3		1-1 BB			4	0	1	0	0	0	3				
11 Brad Hawpe, L (1, 9) OBP: 0.420, SLG: 0.585	0-1 F9		0-1 1B		0-2 1B		2-2 G4-6-3			4	0	2	0	0	0	2				
12 Clint Barmes, R (1, 6) OBP: 0.238, SLG: 0.326	0-1 G5-3		0-1 FC6-4		0-2 P6		1-2 K		1-2 K	4	0	0	0	0	1	2				
Danny Ardoin, R (1, 2) OBP: 0.244, SLG: 0.282			1-2 1B		0-1 F7		2-3 G6-3			4	1	1	0	0	1	2				
28 Aaron Cook, R (1, 1) OBP: 0.105, SLG: 0.105			0-0 SH5-4		1-0 FC6-4		0-3 K		1-0 G5-3	2	0	0	0	0	1	1				
Ray King, L (7, 1)			2-3 SH5-4		1-2 FC6-4					0	0	0	0	0	0	0				
61 Ramon E Ramirez, R (7, 1) OBP: 1.000, SLG: 1.000										0	0	0	0	0	0	0				
Eli Marrero, R (9, PH) OBP: 0.388, SLG: 0.643										1	0	0	0	0	0	0				
40 Brian Fuentes, L (9, 1) OBP: 0.388, SLG: 0.643										0	0	0	0	0	0	0				
<b>Inning Stats</b>	R: 0 E: 0 K: 2 S: 10	H: 1 LOB: 1 BB: 0 P: 13	R: 0 E: 0 K: 0 S: 5	H: 0 LOB: 0 BB: 0 P: 5	R: 2 E: 0 K: 0 S: 16	H: 4 LOB: 2 BB: 1 P: 25	R: 0 E: 0 K: 0 S: 7	H: 1 LOB: 1 BB: 0 P: 9	R: 0 E: 0 K: 1 S: 10	H: 1 LOB: 1 BB: 0 P: 14	R: 0 E: 0 K: 1 S: 13	H: 0 LOB: 0 BB: 0 P: 6	R: 0 E: 0 K: 0 S: 8	H: 1 LOB: 1 BB: 1 P: 15	R: 0 E: 0 K: 1 S: 7	H: 0 LOB: 0 BB: 0 P: 10	1B: 6 2B: 3 3B: 0 HR: 0	SF: 0 SAC: 1 DP: 2 HBP: 0	WP: 0 PB: 0 SB: 1 CS: 0	PA: 36
<b>PITCHER</b>	IP WLS BF H R ER SO	IP WLS BF H R ER SO	IP WLS BF H R ER SO	IP WLS BF H R ER SO	IP WLS BF H R ER SO	IP WLS BF H R ER SO	IP WLS BF H R ER SO	IP WLS BF H R ER SO	IP WLS BF H R ER SO	IP WLS BF H R ER SO	IP WLS BF H R ER SO	IP WLS BF H R ER SO	IP WLS BF H R ER SO	IP WLS BF H R ER SO	IP WLS BF H R ER SO	IP WLS BF H R ER SO	ERA WHIP	ERA WHIP		
44 Roy Oswalt, R (1, 1) ERA: 3.5	7.0	2.0	7.0	2.0	7.0	2.0	7.0	2.0	7.0	2.57	1.286	0.00	1.000							
Chad Qualls, R (8, 1) ERA: 4.09	2.0	7.0	1.0	0.0	1.0	0.0	1.0	0.0	1.0	0.00	1.000									

Batter	1	2	3	4	5	6	7	8	9	AB	R	H	RBI	BB	SO	LOB	BOTTOM			
Craig Biggio, R (1, 4) OBP: 0.338, SLG: 0.486	4-2 2B BB		0-0 P4		2-2 2B		1-0 L5			3	0	1	0	1	0	1	<b>Colorado Rockies @ Houston Astros</b> Minute Maid Park, Houston, TX Sat May 13 2006, 6:05 PM CDT Att: 35,852 - Clear - 88 F			
Willy Taveras, R (1, 8) OBP: 0.338, SLG: 0.338	0-1 B5		0-1 G6-3		2-2 F9		1-0 G6-3			4	0	0	0	0	2					
Mike Lamb, L (1, 3) OBP: 0.424, SLG: 0.656	0-0 2B		2-2 1B		0-0 F9 SF8 2B		1-1 G4-3			4	1	3	0	0	0	0				
Morgan Ensberg, R (1, 5) OBP: 0.392, SLG: 0.609	2-3 K		1-1 G5-3		1-1 F9		3-3 K2-3			4	0	0	0	0	2	4				
Preston Wilson, R (1, 7) OBP: 0.299, SLG: 0.418	2-3 K				2-1 SF8		0-3 K			3	0	0	1	0	3	2				
16 Jason Lane, R (1, 9) OBP: 0.346, SLG: 0.424		4-1 FC5-4 BB		2-2 G6-3		2-0 G5-3		0-2 F9		3	0	0	0	1	0	0				
Brad Ausmus, R (1, 2) OBP: 0.437, SLG: 0.404		1-2 FC5-4 28 G1-3		1-1 F9		2-3 K		1-3 K		4	0	0	0	0	2	1				
28 Adam Everett, R (1, 6) OBP: 0.283, SLG: 0.364		0-0 G1-3			1-2 G6-3		0-1 SH5-3 2B			3	0	1	0	0	0	1				
44 Roy Oswalt, R (1, 1) OBP: 0.167, SLG: 0.091					2-3 K		0-1 SH5-3			2	0	0	0	0	2	1				
Orlando Palmeiro, L (7, PH) OBP: 0.214, SLG: 0.185										0	0	0	0	0	0	0				
Chad Qualls, R (8, 1) ERA: 1.84										0	0	0	0	0	0	0				
<b>Inning Stats</b>	R: 0 E: 0 K: 2 S: 14	H: 1 LOB: 2 BB: 1 P: 22	R: 0 E: 0 K: 1 S: 9	H: 0 LOB: 1 BB: 1 P: 14	R: 0 E: 0 K: 0 S: 8	H: 1 LOB: 1 BB: 0 P: 11	R: 0 E: 0 K: 1 S: 9	H: 0 LOB: 0 BB: 0 P: 12	R: 0 E: 0 K: 1 S: 19	H: 1 LOB: 1 BB: 0 P: 26	R: 1 E: 0 K: 0 S: 6	H: 1 LOB: 0 BB: 0 P: 11	R: 0 E: 0 K: 1 S: 8	H: 1 LOB: 1 BB: 0 P: 11	R: 0 E: 0 K: 2 S: 9	H: 0 LOB: 0 BB: 0 P: 10	1B: 1 2B: 4 3B: 0 HR: 0	SF: 1 SAC: 1 DP: 0 HBP: 0	WP: 0 PB: 0 SB: 0 CS: 0	PA: 34
<b>PITCHER</b>	IP WLS BF H R ER SO	IP WLS BF H R ER SO	IP WLS BF H R ER SO	IP WLS BF H R ER SO	IP WLS BF H R ER SO	IP WLS BF H R ER SO	IP WLS BF H R ER SO	IP WLS BF H R ER SO	IP WLS BF H R ER SO	IP WLS BF H R ER SO	IP WLS BF H R ER SO	IP WLS BF H R ER SO	IP WLS BF H R ER SO	IP WLS BF H R ER SO	IP WLS BF H R ER SO	IP WLS BF H R ER SO	ERA WHIP	ERA WHIP		
28 Aaron Cook, R (1, 1) ERA: 3.27	6.1	0.1	1.1	0.0	0.0	0.0	0.0	0.0	0.0	1.42	1.105	0.00	0.000							
Ray King, L (7, 1) ERA: 3.48	0.1	1.1	0.0	0.0	0.0	0.0	0.0	0.0	0.0	0.00	0.000									
61 Ramon E Ramirez, R (7, 1) ERA: 3.48	1.1	0.1	0.0	0.0	0.0	0.0	0.0	0.0	0.0	0.00	0.000									
40 Brian Fuentes, L (9, 1) ERA: 1.84	1.0	0.1	0.0	0.0	0.0	0.0	0.0	0.0	0.0	0.00	0.000									

AB 33  
R 2  
H 9  
RBI 2  
BB 2  
SO 5  
LOB 14



AB 30  
R 1  
H 5  
RBI 1  
BB 2  
SO 9  
LOB 12





Batter	1	2	3	4	5	6	7	8	9	AB	R	H	RBI	BB	SO	LOB	TOP		
Jamey Carroll, R (1, 6) OBP: 0.400, SLG: 0.329	L4		P3			G1-3			F8	4	0	0	0	0	0	1			
Luis Gonzalez, R (1, 4) OBP: 0.282, SLG: 0.395	G5-3				17 G4-3 2B	K			F8	4	0	1	0	0	1	0			
17 Todd Helton, L (1, 3) OBP: 0.450, SLG: 0.529	G6-3				1-2 G4-3				G4-3	3	0	0	0	1	0	1			
27 Garrett Atkins, R (1, 5) OBP: 0.396, SLG: 0.496					2-2 K				L8	3	0	0	0	0	1	2			
5 Matt Holliday, R (1, 7) OBP: 0.327, SLG: 0.603					1-0 G6-3				G3	3	0	0	0	0	1	2			
Eli Marrero, R (1, 2) OBP: 0.365, SLG: 0.600					2-2 G6-3				F9	3	0	0	0	0	1	0			
11 Brad Hawpe, L (1, 9) OBP: 0.418, SLG: 0.579					0-0 L4				G4-3	3	0	1	0	0	0	0			
Choo Freeman, R (1, 8) OBP: 0.300, SLG: 0.316					0-3 K				K	3	0	1	0	0	2	1			
26 Jeff Francis, L (1, 1) OBP: 0.200, SLG: 0.059					1-3 K				G6-3	2	0	0	0	0	1	1			
12 Clint Barmes, R (8, PH) OBP: 0.236, SLG: 0.324									G5-3	1	0	0	0	0	0	1			
David Cortes, R (8, 1)									G6-3	0	0	0	0	0	0	0			
<b>Inning Stats</b>	R: 0 H: 0 E: 0 K: 0 S: 7	H: 0 LOB: 0 BB: 0 P: 11	R: 0 H: 0 E: 0 K: 2 S: 10	H: 0 LOB: 0 BB: 0 P: 18	R: 0 H: 1 E: 0 K: 2 S: 11	H: 1 LOB: 1 BB: 0 P: 12	R: 0 H: 1 E: 0 K: 1 S: 10	H: 1 LOB: 1 BB: 0 P: 15	R: 0 H: 0 E: 0 K: 1 S: 9	H: 0 LOB: 0 BB: 0 P: 13	R: 0 H: 0 E: 0 K: 0 S: 7	H: 0 LOB: 0 BB: 1 P: 13	R: 0 H: 1 E: 0 K: 0 S: 6	H: 1 LOB: 1 BB: 0 P: 10	R: 0 H: 0 E: 0 K: 0 S: 9	H: 0 LOB: 0 BB: 0 P: 16	1B: 2 2B: 1 3B: 0 HR: 0	SF: 0 SAC: 0 DP: 1 HBP: 0	WP: 0 PA: 30 PB: 0 SB: 0 CS: 0
<b>PITCHER</b> Andy Pettitte, L (1, 1) ERA: 4.76	IP: 9.0 WLS: W BF: 30 H: 3 R: 0 ER: 0 SO: 7 BB: 1 IBB: 0 HBP: 0 BLK: 0 WP: 0 HR: 0 S: 76 P: 119 ERA: 0.00 WHIP: 0.444																		

Colorado Rockies @ Houston Astros  
Minute Maid Park, Houston, TX  
Sun May 14 2006, 1:05 PM CDT  
Att: 37,614 - Roof Closed - 73 F

livebaseballscorecards.com

AB 29  
R 0  
H 3  
RBI 0  
BB 1  
SO 7  
LOB 9



Batter	1	2	3	4	5	6	7	8	9	AB	R	H	RBI	BB	SO	LOB	BOTTOM		
Craig Biggio, R (1, 4) OBP: 0.335, SLG: 0.479	G1-6-3 1B		F9			P4			F9	4	0	1	0	0	0	0			
Willy Taveras, R (1, 8) OBP: 0.328, SLG: 0.329	G1-6-3 1-2		P3			K			F9	4	0	0	0	0	1	1			
17 Lance Berkman, S (1, 3) OBP: 0.364, SLG: 0.652	3-1 HR					F9			F7	3	1	1	1	0	0	0			
Mike Lamb, L (8, PH) OBP: 0.412, SLG: 0.636	(9, 3)					F8			F7	1	0	0	0	0	0	0			
Morgan Ensberg, R (1, 5) OBP: 0.401, SLG: 0.630	4-1 BB					HR			BB	2	1	1	1	2	0	0			
Preston Wilson, R (1, 7) OBP: 0.297, SLG: 0.413	1-3 SAFE K					1B 1B			G6-3	4	1	1	0	0	1	2			
16 Jason Lane, R (1, 9) OBP: 0.346, SLG: 0.422						K			G6-3	3	0	1	0	0	1	1			
Brad Ausmus, R (1, 2) OBP: 0.434, SLG: 0.402						1B			F8	3	0	1	1	0	0	1			
28 Adam Everett, R (1, 6) OBP: 0.285, SLG: 0.358						1B			F8	2	0	0	0	1	0	0			
Andy Pettitte, L (1, 1) OBP: 0.125, SLG: 0.067						1B			K	3	0	0	0	0	2	2			
<b>Inning Stats</b>	R: 1 H: 2 E: 0 K: 1 S: 11	H: 2 LOB: 1 BB: 1 P: 19	R: 0 H: 0 E: 0 K: 0 S: 5	H: 0 LOB: 0 BB: 0 P: 8	R: 0 H: 0 E: 0 K: 1 S: 11	H: 0 LOB: 0 BB: 0 P: 16	R: 2 H: 3 E: 0 K: 1 S: 20	H: 3 LOB: 1 BB: 1 P: 34	R: 0 H: 0 E: 0 K: 1 S: 8	H: 0 LOB: 0 BB: 0 P: 13	R: 0 H: 1 E: 0 K: 0 S: 5	H: 1 LOB: 1 BB: 0 P: 7	R: 0 H: 0 E: 0 K: 1 S: 10	H: 0 LOB: 0 BB: 0 P: 14	R: 0 H: 0 E: 0 K: 0 S: 9	H: 0 LOB: 1 BB: 1 P: 15	1B: 4 2B: 0 3B: 0 HR: 2	SF: 0 SAC: 0 DP: 1 HBP: 0	WP: 0 PA: 32 PB: 0 SB: 2 CS: 0
<b>PITCHER</b> 26 Jeff Francis, L (1, 1) ERA: 3.26 David Cortes, R (8, 1) ERA: 1.2	IP: 7.0 WLS: L BF: 28 H: 6 R: 3 ER: 3 SO: 5 BB: 1 IBB: 0 HBP: 0 BLK: 0 WP: 0 HR: 2 S: 70 P: 111 ERA: 3.86 WHIP: 1.000																		

Colorado Rockies @ Houston Astros  
Minute Maid Park, Houston, TX  
Sun May 14 2006, 1:05 PM CDT  
Att: 37,614 - Roof Closed - 73 F

livebaseballscorecards.com

AB 29  
R 3  
H 6  
RBI 3  
BB 3  
SO 5  
LOB 7









Batter	1	2	3	4	5	6	7	8	9	AB	R	H	RBI	BB	SO	LOB	TOP										
15 Rafael Furcal, S OBP: 0.335, SLG: 0.310	4-1 WP 1B BB	2-0 G3-1			0-1 F8		2-3 K		2-0 G4-3	4	1	0	0	1	1	3	<b>Los Angeles Dodgers @ Colorado Rockies</b> Coors Field, Denver, CO Tue May 16 2006, 6:35 PM MDT Att: 23,192 - Clear - 75 F										
Kenny Lofton, L OBP: 0.342, SLG: 0.406	4-2 5 WP 1B BB				1-3 K		0-1 G3			1	0	1	0	1	0	0											
16 Andre Ethier, L OBP: 0.333, SLG: 0.406	1-3 1B BB				1-0 F8					2	0	0	0	0	1	1											
5 Nomar Garciaparra, R OBP: 0.419, SLG: 0.647	4-1 1B BB				1-0 F8				0-0 G6-3	3	0	0	0	1	0	1											
J.D. Drew, L OBP: 0.385, SLG: 0.511	0-2 1B				1-2 F9				0-0 F7	4	0	1	1	0	1	1											
12 Jeff Kent, R OBP: 0.346, SLG: 0.421	0-3 K				4-1 1B				1-2 1B	1	0	0	0	1	1	2											
Willy Aybar, S OBP: 0.538, SLG: 0.636	1-2 1B				1-2 BB				1-0 K	2	0	2	0	0	0	0											
Jose Cruz Jr., S OBP: 0.373, SLG: 0.374	1-1 G3				0-3 K				0-0 F9	4	0	0	0	0	1	6											
13 Oscar Robles, L OBP: 0.333, SLG: 0.263		1-2 G3			0-2 L8				2-2 G5-3	4	0	0	0	0	0	1											
55 Russell Martin, R OBP: 0.421, SLG: 0.467		4-2 SH3-4 BB			3-2 G5-3				0-0 K	3	0	1	0	1	1	0											
Derek Lowe, R OBP: 0.299, SLG: 0.571		0-1 SH3-4			0-1 G6-3				1-0 1B	1	0	0	0	0	0	0											
18 Ramon Martinez, R (7, PH)		1-2 SH3-4							0-0 P2	1	0	1	0	0	0	0											
47 Tim Hamulack, R		1-2								1	0	0	0	0	0	0											
Inning Stats	R: 1 E: 0 K: 1 S: 16	H: 1 LOB: 2 BB: 3 P: 29	R: 0 E: 0 K: 0 S: 8	H: 0 LOB: 1 BB: 1 P: 15	R: 0 E: 0 K: 1 S: 11	H: 1 LOB: 0 BB: 1 P: 16	R: 0 E: 0 K: 0 S: 8	H: 0 LOB: 0 BB: 0 P: 11	R: 0 E: 0 K: 1 S: 7	H: 1 LOB: 1 BB: 0 P: 8	R: 0 E: 0 K: 0 S: 9	H: 1 LOB: 1 BB: 0 P: 12	R: 0 E: 0 K: 1 S: 8	H: 1 LOB: 1 BB: 0 P: 11	R: 0 E: 0 K: 0 S: 6	H: 1 LOB: 1 BB: 0 P: 11	1B: 4 2B: 1 3B: 1 HR: 0	SF: 0 SAC: 1 DP: 0 HBP: 0	WP: 2 PB: 0 SB: 2 CS: 0	PA: 37							
PITCHER	IP	WLS	BF	H	R	ER	SO	BB	IBB	HBP	BLK	WP	HR	S	P	ERA	WHIP										
49 Byung-Hyun Kim, R ERA: 4.62	7.0	W	29	4	1	1	5	5	0	0	0	2	0	67	102	1.29	1.286										
Jose Mesa, R ERA: 3.72	1.0		4	1	0	0	1	0	0	0	0	0	0	8	11	0.00	1.000										
Scott Dohmann, R ERA: 3.38	1.0		4	1	0	0	0	0	0	0	0	0	0	6	11	0.00	1.000										

Batter	1	2	3	4	5	6	7	8	9	AB	R	H	RBI	BB	SO	LOB	BOTTOM										
18 Cory Sullivan, L OBP: 0.335, SLG: 0.479	1-1 27 G6-4-3 1B		3-1 L4		0-0 F8		2-3 K			4	0	1	0	0	1	0	<b>Los Angeles Dodgers @ Colorado Rockies</b> Coors Field, Denver, CO Tue May 16 2006, 6:35 PM MDT Att: 23,192 - Clear - 75 F										
27 Garrett Atkins, R OBP: 0.383, SLG: 0.476	1-1 G6-4-3		1-0 G6-3		3-2 G6-3		2-2 P3			4	0	0	0	0	0	1											
17 Todd Helton, L OBP: 0.436, SLG: 0.516	0-1 F8				0-0 5 1B HR		1-2 5 1B 2B		1-3 K 5 1B	4	2	2	0	0	1	0											
5 Matt Holliday, R OBP: 0.341, SLG: 0.629		0-1 11 1B 2B			0-0 11 HR		1-2 2H 1B		0-0 1B	4	2	4	1	0	0	0											
11 Brad Hawpe, L OBP: 0.422, SLG: 0.617		2-2 FC2-6 1B			1-2 HR		0-1 G3-1		0-3 K	4	1	2	4	0	1	3											
Luis Gonzalez, R OBP: 0.250, SLG: 0.371		0-0 FC2-6 12 FC4-6			1-1 G6-3 12 G6-3 1B				0-1 F8	4	0	1	0	0	0	3											
12 Clint Barmes, R OBP: 0.230, SLG: 0.319		0-2 FC4-6			0-0 G6-3				1-2 G5-3	4	0	0	0	0	0	4											
Danny Ardoin, R OBP: 0.250, SLG: 0.277		1-2 G5-3			1-2 G6-3				0-0 G6-3	3	0	0	0	0	0	2											
49 Byung-Hyun Kim, R (1, 1)			1-1 G5-3		0-0 G5-3				0-2 L1	2	0	0	0	0	0	1											
Choo Freeman, R (7, PH)										1	0	0	0	0	0	0											
Jose Mesa, R (8, 1)										0	0	0	0	0	0	0											
Scott Dohmann, R (9, 1)										0	0	0	0	0	0	0											
Inning Stats	R: 0 E: 0 K: 0 S: 6	H: 1 LOB: 0 BB: 0 P: 8	R: 1 E: 0 K: 0 S: 13	H: 2 LOB: 1 BB: 0 P: 17	R: 0 E: 0 K: 0 S: 5	H: 0 LOB: 0 BB: 0 P: 10	R: 3 E: 0 K: 0 S: 9	H: 4 LOB: 1 BB: 0 P: 12	R: 1 E: 0 K: 0 S: 17	H: 2 LOB: 1 BB: 0 P: 22	R: 0 E: 0 K: 0 S: 6	H: 0 LOB: 0 BB: 0 P: 7	R: 0 E: 0 K: 1 S: 9	H: 0 LOB: 0 BB: 0 P: 13	R: 0 E: 0 K: 2 S: 11	H: 1 LOB: 2 BB: 0 P: 12	1B: 7 2B: 2 3B: 0 HR: 1	SF: 0 SAC: 0 DP: 1 HBP: 0	WP: 1 PB: 0 SB: 0 CS: 0	PA: 34							
PITCHER	IP	WLS	BF	H	R	ER	SO	BB	IBB	HBP	BLK	WP	HR	S	P	ERA	WHIP										
Derek Lowe, R ERA: 3.45	6.0	L	26	9	5	5	0	0	0	0	0	1	0	56	76	0.00	0.500										
47 Tim Hamulack, L ERA: 5.63	2.0		8	1	0	0	3	0	0	0	0	1	0	20	25	0.00	0.500										





Batter	1	2	3	4	5	6	7	8	9	AB	R	H	RBI	BB	SO	LOB	TOP								
15 Rafael Furcal, S OBP: 0.326, SLG: 0.301	G6-3		K			G4-3	K		G4-3	5	0	0	0	0	2	2	<b>Los Angeles Dodgers @ Colorado Rockies</b> Coors Field, Denver, CO Wed May 17 2006, 1:05 PM MDT Att: 30,296 - Sunny - 76 F								
Jose Cruz Jr., S OBP: 0.374, SLG: 0.364	P4		F9			BB	BB		K	3	0	0	0	2	1	0									
5 Nomar Garciaparra, R OBP: 0.472, SLG: 0.629	P4				G6-3	P2				4	0	1	2	0	0	1									
J.D. Drew, L OBP: 0.388, SLG: 0.507					G4-3				G1-3	3	0	1	0	1	0	2									
Willy Aybar, S OBP: 0.471, SLG: 0.533 Joe Beimel, L Danyal Baez, R									G4-3	4	0	1	0	0	1	2									
16 Andre Ethier, L OBP: 0.300, SLG: 0.361									F7	0	0	0	0	0	0	0									
18 Ramon Martinez, R OBP: 0.405, SLG: 0.405									F7	4	0	0	0	0	0	2									
55 Russell Martin, R OBP: 0.429, SLG: 0.471									G4-3	4	1	2	0	0	1	2									
31 Brad Penny, R OBP: 0.222, SLG: 0.222 Olimedo Saenz, R 51 Jonathan Broxton, R									G4-3	4	1	2	0	0	0	3									
13 Oscar Robles, L OBP: 0.320, SLG: 0.250									K	2	0	0	0	0	1	0									
<b>Inning Stats</b>	R: 0 E: 0 K: 0 S: 6	H: 0 LOB: 0 BB: 0 P: 6	R: 0 E: 0 K: 1 S: 15	H: 2 LOB: 2 BB: 0 P: 24	R: 0 E: 0 K: 1 S: 7	H: 0 LOB: 0 BB: 0 P: 9	R: 0 E: 0 K: 1 S: 10	H: 0 LOB: 0 BB: 0 P: 15	R: 0 E: 0 K: 0 S: 9	H: 1 LOB: 1 BB: 0 P: 14	R: 0 E: 0 K: 0 S: 4	H: 0 LOB: 2 BB: 2 P: 13	R: 3 E: 0 K: 1 S: 19	H: 4 LOB: 2 BB: 1 P: 30	R: 0 E: 0 K: 0 S: 9	H: 1 LOB: 1 BB: 0 P: 11	R: 0 E: 0 K: 2 S: 10	H: 0 LOB: 0 BB: 0 P: 16	1B: 7 2B: 1 3B: 0 HR: 0	SF: 0 SAC: 0 DP: 0 HBP: 0	WP: 1 PB: 0 SB: 0 CS: 0	PA: 38			
<b>PITCHER</b>	IP	WLS	BF	H	R	ER	SO	BB	IBB	HBP	BLK	WP	HR	S	P	ERA	WHIP								
Jason Jennings, R ERA: 4.94	6.2	L	30	7	3	3	4	3	0	0	0	1	0	69	110	4.05	1.500								
39 Tom Martin, L ERA: 5.87	0.1		1	0	0	0	0	0	0	0	0	0	0	1	1	0.00	0.000								
61 Ramon E Ramirez, R ERA: 1.62	1.0		4	1	0	0	0	0	0	0	0	0	0	9	11	0.00	1.000								
40 Brian Fuentes, L ERA: 1.62	1.0		3	0	0	0	2	0	0	0	0	0	0	10	16	0.00	0.000								

Batter	1	2	3	4	5	6	7	8	9	AB	R	H	RBI	BB	SO	LOB	BOTTOM								
18 Cory Sullivan, L OBP: 0.337, SLG: 0.483	G2-3									5	0	2	0	0	1	0	<b>Los Angeles Dodgers @ Colorado Rockies</b> Coors Field, Denver, CO Wed May 17 2006, 1:05 PM MDT Att: 30,296 - Sunny - 76 F								
27 Garrett Atkins, R OBP: 0.383, SLG: 0.469	K									4	0	1	0	0	1	1									
17 Todd Helton, L OBP: 0.426, SLG: 0.495										4	0	0	0	0	1	4									
5 Matt Holliday, R OBP: 0.351, SLG: 0.642										3	1	2	0	0	0	0									
11 Brad Hawpe, L OBP: 0.418, SLG: 0.607										4	0	1	0	0	2	3									
Jason Smith, L OBP: 0.342, SLG: 0.420 12 Clint Barnes, R OBP: 0.229, SLG: 0.317										3	1	1	0	0	2	1									
Miguel Ojeda, R OBP: 0.333, SLG: 0.407										4	0	2	1	0	1	2									
Jamey Carroll, R OBP: 0.383, SLG: 0.313										4	0	0	0	0	0	3									
Jason Jennings, L OBP: 0.300, SLG: 0.316 39 Tom Martin, L Luis Gonzalez, R 61 Ramon E Ramirez, R 40 Brian Fuentes, L Choo Freeman, R OBP: 0.296, SLG: 0.320										2	0	0	0	0	0	0									
<b>Inning Stats</b>	R: 0 E: 0 K: 2 S: 12	H: 1 LOB: 2 BB: 0 P: 16	R: 0 E: 0 K: 2 S: 8	H: 0 LOB: 0 BB: 0 P: 13	R: 0 E: 0 K: 0 S: 18	H: 1 LOB: 1 BB: 0 P: 23	R: 0 E: 0 K: 1 S: 12	H: 1 LOB: 2 BB: 0 P: 17	R: 0 E: 0 K: 1 S: 14	H: 1 LOB: 1 BB: 0 P: 24	R: 1 E: 0 K: 0 S: 12	H: 2 LOB: 1 BB: 0 P: 16	R: 0 E: 0 K: 2 S: 8	H: 0 LOB: 0 BB: 0 P: 14	R: 1 E: 1 K: 0 S: 10	H: 2 LOB: 1 BB: 0 P: 14		R: 0 E: 0 K: 0 S: 11	H: 1 LOB: 2 BB: 0 P: 20	1B: 6 2B: 3 3B: 0 HR: 0	SF: 0 SAC: 0 DP: 1 HBP: 3	WP: 0 PB: 0 SB: 1 CS: 0	PA: 39		
<b>PITCHER</b>	IP	WLS	BF	H	R	ER	SO	BB	IBB	HBP	BLK	WP	HR	S	P	ERA	WHIP								
31 Brad Penny, R ERA: 2.53	6.0	W	26	6	1	1	7	0	0	2	0	0	0	76	109	1.50	1.000								
51 Jonathan Broxton, R ERA: 1.29	1.0	H	3	0	0	0	2	0	0	0	0	0	0	8	14	0.00	0.000								
Joe Beimel, L ERA: 2.99	0.1	H	4	2	1	1	0	0	0	0	0	0	0	8	11	27.00	6.000								
Danyal Baez, R ERA: 3.1	1.2	S	6	1	0	0	0	0	0	1	0	0	0	13	23	0.00	0.600								









Batter	1	2	3	4	5	6	7	8	9	AB	R	H	RBI	BB	SO	LOB	TOP										
3 Reed Johnson, R OBP: 0.491, SLG: 0.407	1-2 F8			2-2 F9		1-2 P3			0-1 G6-3	4	0	0	0	0	0	1											
15 Alex Rios, R OBP: 0.376, SLG: 0.664	2-2 G4-3			2-0 G6-3		2-0 1B			0-1 2B	4	0	2	0	0	0	0											
10 Vernon Wells, R OBP: 0.387, SLG: 0.587	0-2 G1-3			1-2 G5-3			4-2 FC5-4 25 BB		1-3 K	3	0	0	0	1	1	1											
25 Troy Glaus, R OBP: 0.364, SLG: 0.579		1-3 K			4-2 G4-6-3 BB		4-2 FC5-4 BB		1-3 K	2	0	0	0	2	2	1											
Shea Hillenbrand, R OBP: 0.370, SLG: 0.496		1-1 F8			0-0 P5		2-0 FC5-4 L6-3			3	0	0	0	0	0	3											
Bengie Molina, R OBP: 0.314, SLG: 0.418 37 Scott Downs, L Justin Speier, R Scott Schoeneweis, L		1-0 F8			0-0 G4-6-3		0-2 L6-3			3	0	0	0	0	0	3											
2 Aaron Hill, R OBP: 0.257, SLG: 0.304			1-0 F7			1-1 6 1B 2B			0-1 G6-3	3	1	1	0	0	0	0											
6 John McDonald, R OBP: 0.263, SLG: 0.259 8 Russ Adams, L OBP: 0.317, SLG: 0.381			2-2 G5-3			2-2 2B 1B			3-2 G4-3	2	0	1	0	0	0	0											
48 Ty Taubenheim, R Eric Hinske, L Pete Walker, R 9 Gregg Zaun, S			1-3 K			0-0 15 1B 2B			1-2 G4-3	1	0	0	0	0	1	0											
<b>Inning Stats</b>	R: 0 E: 0 K: 0 S: 9	H: 0 LOB: 0 BB: 0 P: 12	R: 0 E: 0 K: 1 S: 6	H: 0 LOB: 0 BB: 0 P: 9	R: 0 E: 0 K: 1 S: 8	H: 0 LOB: 0 BB: 0 P: 12	R: 0 E: 0 K: 0 S: 9	H: 0 LOB: 0 BB: 0 P: 14	R: 0 E: 0 K: 0 S: 5	H: 4 LOB: 2 BB: 0 P: 18	R: 0 E: 0 K: 0 S: 10	H: 0 LOB: 1 BB: 2 P: 20	R: 0 E: 0 K: 0 S: 10	H: 0 LOB: 0 BB: 0 P: 14	R: 0 E: 0 K: 2 S: 10	H: 1 LOB: 1 BB: 0 P: 12	1B: 3 2B: 3 3B: 0 HR: 0	SF: 0 SAC: 0 DP: 2 HBP: 0	WP: 0 PB: 0 SB: 0 CS: 0	PA: 31							
<b>PITCHER</b>	IP	WLS	BF	H	R	ER	SO	BB	IBB	HBP	BLK	WP	HR	S	P	ERA	WHIP										
26 Jeff Francis, L ERA: 3.07	6.0	W	22	4	1	1	2	3	0	0	0	0	0	53	86	1.50	1.167										
David Cortes, R ERA: 1.13	1.0	H	2	0	0	0	0	0	0	0	0	0	0	6	8	0.00	0.000										
Jose Mesa, R ERA: 3.48	1.0		3	0	0	0	0	0	0	0	0	0	0	10	14	0.00	0.000										
40 Brian Fuentes, L ERA: 1.53	1.0		4	1	0	0	2	0	0	0	0	0	0	10	12	0.00	1.000										

Toronto Blue Jays @ Colorado Rockies  
Coors Field, Denver, CO  
Sat May 20 2006, 6:05 PM MDT  
Att: 26,212 - Partly Cloudy - 81 F

AB	28
R	1
H	5
RBI	1
BB	3
SO	4
LOB	9



Batter	1	2	3	4	5	6	7	8	9	AB	R	H	RBI	BB	SO	LOB	BOTTOM										
18 Cory Sullivan, L OBP: 0.318, SLG: 0.453	0-1 P4	0-0 G3-1		2-1 F7		3-2 G4-6-3			0-1 E6 27 CS	5	0	0	0	0	0	3											
27 Garrett Atkins, R OBP: 0.384, SLG: 0.500	2-0 HR		2-1 P4		4-1 5 1B 11 3B BB		1-3 K		3-2 G5-3	4	2	1	1	1	1	1											
17 Todd Helton, L OBP: 0.431, SLG: 0.524	1-0 G4-3		4-2 11 G3 5 HBP BB		0-1 F8		0-1 11 BB 12 SF9 2B		2-3	3	1	1	0	1	0	1											
5 Matt Holliday, R OBP: 0.369, SLG: 0.643	0-1 1B		2-0 11 G3 HBP		3-2 11 3B 1B		4-0 12 SF9 11 BB 2B IBB			2	2	2	0	1	0	0											
11 Brad Hawpe, L OBP: 0.422, SLG: 0.625	1-2 K		3-2 G3		2-0 1-H 3-H 3B		4-0 2B BB			3	0	1	2	1	1	3											
12 Clint Barmes, R OBP: 0.236, SLG: 0.331		2-3 K	3-1 HBP		1-0 G4-3		0-1 SF9		2-3 3-H 2-2	2	0	0	1	0	1	1											
Jamey Carroll, R OBP: 0.400, SLG: 0.395		0-1 2B	1-3 K		1-2 G6-3		1-2 3-H 2-2			4	0	2	1	0	1	4											
Danny Ardoin, R OBP: 0.240, SLG: 0.256		1-1 F9			0-0 F7		0-0 B2-3		2-2 F9	4	0	0	0	0	0	3											
26 Jeff Francis, L OBP: 0.261, SLG: 0.105 David Cortes, R Jose Mesa, R Eli Marrero, R 40 Brian Fuentes, L		4-2 BB		1-1 G4-3		1-1 18 G4-6-3 1B		2-3 K		2	0	1	0	1	0	0											
<b>Inning Stats</b>	R: 1 E: 0 K: 1 S: 9	H: 2 LOB: 1 BB: 0 P: 13	R: 0 E: 0 K: 1 S: 10	H: 1 LOB: 2 BB: 1 P: 17	R: 0 E: 0 K: 1 S: 11	H: 0 LOB: 3 BB: 1 P: 26	R: 0 E: 0 K: 0 S: 5	H: 0 LOB: 0 BB: 0 P: 8	R: 2 E: 0 K: 0 S: 12	H: 2 LOB: 1 BB: 1 P: 22	R: 0 E: 0 K: 0 S: 7	H: 1 LOB: 0 BB: 0 P: 11	R: 2 E: 0 K: 1 S: 11	H: 2 LOB: 2 BB: 2 P: 22	R: 0 E: 1 K: 1 S: 10	H: 0 LOB: 0 BB: 0 P: 15	1B: 3 2B: 3 3B: 1 HR: 1	SF: 1 SAC: 0 DP: 1 HBP: 2	WP: 0 PB: 0 SB: 0 CS: 1	PA: 38							
<b>PITCHER</b>	IP	WLS	BF	H	R	ER	SO	BB	IBB	HBP	BLK	WP	HR	S	P	ERA	WHIP										
48 Ty Taubenheim, R ERA: 5.4	5.0	L	25	5	3	3	3	3	0	2	0	0	0	10	15	0.00	0.750										
Pete Walker, R ERA: 4.05	1.1		4	1	0	0	1	0	0	0	0	0	0	4	12	27.00	6.000										
37 Scott Downs, L ERA: 5.5	0.1		4	1	1	1	0	1	1	0	0	0	0	4	12	27.00	6.000										
Justin Speier, R ERA: 1.76	0.2		3	1	1	1	1	0	0	0	0	0	0	9	13	13.50	1.500										
Scott Schoeneweis, L ERA: 8.92	0.2		2	0	0	0	0	0	0	0	0	0	0	5	8	0.00	0.000										

Toronto Blue Jays @ Colorado Rockies  
Coors Field, Denver, CO  
Sat May 20 2006, 6:05 PM MDT  
Att: 26,212 - Partly Cloudy - 81 F

AB	30
R	5
H	8
RBI	5
BB	5
SO	5
LOB	16





Batter	1	2	3	4	5	6	7	8	9	AB	R	H	RBI	BB	SO	LOB	TOP											
8 Russ Adams, L OBP: 0.315, SLG: 0.376 54 Jason Frasor, R Shea Hillenbrand, R OBP: 0.370, SLG: 0.496	2-1 10 L9 1B		2-3 K		0-0 F9		1-0 G4-6-3			4	0	1	0	0	1	1												
Frank Catalanotto, L OBP: 0.439, SLG: 0.450 37 Scott Downs, L 6 John McDonald, R OBP: 0.289, SLG: 0.255	1-1 1B		2-2 G4-3		4-0 BB			0-0 F8		2	0	1	0	1	0	0												
10 Vernon Wells, R OBP: 0.384, SLG: 0.579	1-1 L9			0-0 25 G6-4-3 1B		3-3 K		0-0 F9		4	0	1	0	0	1	3												
25 Troy Glaus, R OBP: 0.356, SLG: 0.564 52 B.J. Ryan, L	1-3 K			0-1 G6-4-3 1-2 1B		0-0 L5		3-2 K		4	0	0	0	0	2	3												
17 Lyle Overbay, L OBP: 0.371, SLG: 0.447	0-3 K			1-1 G1-3		1-2 G3		0-1 G5-3		4	0	0	0	0	1	2												
9 Gregg Zaun, S OBP: 0.400, SLG: 0.705		2-1 P3			3-2 15 HR 1B	2-2 2B		2-1 1B		4	1	3	0	0	0	0												
Eric Hinske, L OBP: 0.349, SLG: 0.386 3 Reed Johnson, R OBP: 0.442, SLG: 0.398		1-0 L8			0-1 15 HR 1B	1-1 F8		2-1 P3		2	1	1	0	0	0	0												
2 Aaron Hill, R OBP: 0.263, SLG: 0.305		1-3 K			0-0 F9		4-2 8 G4-6-3 BB		1-1 1B	3	0	1	0	1	1	2												
Ted Lilly, L Francisco Del Rosario, R 15 Alex Rios, R OBP: 0.377, SLG: 0.678			1-1 F8		1-2 1-H 2-H HR		1-3 K		1-0 G4-3	0	0	0	0	0	0	0												
										1B: 7	SF: 0	2B: 1	SAC: 0	3B: 0	DP: 2	HR: 1	WP: 0	PA: 36										
										ER: 0	LOB: 16	IP: 17	WLS: 17	BF: 17	H: 17	R: 3	ER: 0	SO: 11	BB: 0	IBB: 0	HBP: 0	BLK: 0	WP: 0	HR: 1	S: 5	P: 6	ERA: 0.00	WHIP: 0.00

Toronto Blue Jays @ Colorado Rockies  
Coors Field, Denver, CO  
Sun May 21 2006, 1:05 PM MDT  
Att: 30,293 - Partly Cloudy - 85 F

AB 34  
R 3  
H 9  
RBI 3  
BB 2  
SO 7  
LOB 16



Batter	1	2	3	4	5	6	7	8	9	AB	R	H	RBI	BB	SO	LOB	BOTTOM											
Jamey Carroll, R OBP: 0.413, SLG: 0.404	0-2 17 1B 27 BB 1B	1-0 SH 27 2B		0-1 WP 17 1B		4-1 17 G4-6-3 BB		2-2 G4-6-3		3	2	0	1	0	2													
27 Garrett Atkins, R OBP: 0.387, SLG: 0.503	4-2 1B 12 1B BB	2-2 5 1B 2B		1-1 L8		3-2 F9		3-2 F9		3	1	1	3	1	0	2												
17 Todd Helton, L OBP: 0.433, SLG: 0.519	0-2 12 1B 1B			4-0 12 FC5 WP BB		0-0 G4-6-3		0-0 G4-6-3		3	0	1	0	1	0	2												
5 Matt Holliday, R OBP: 0.366, SLG: 0.634	3-3 K	3-2 1B		1-3 K		2-2 K		2-2 K		4	0	1	0	0	3	5												
Eli Marrero, R OBP: 0.379, SLG: 0.571 Jose Mesa, R 40 Brian Fuentes, L	1-0 12 1B 1B	3-2 L5		4-1 12 FC5 BB		1-1 F8		1-1 F8		3	0	1	1	1	0	2												
12 Clint Barmes, R OBP: 0.236, SLG: 0.329	1-2 G6-4-3 1B	1-1 P3		2-0 FC5		0-3 K		0-3 K		4	0	1	1	0	1	5												
Miguel Ojeda, R OBP: 0.314, SLG: 0.381	0-2 G6-4-3		1-0 P6		2-1 G5-3			1-1 F8		4	0	0	0	0	0	3												
Choo Freeman, R OBP: 0.304, SLG: 0.302		4-1 SH 27 2B BB	0-3 K		0-3 K			3-2 11 BB 1B		3	1	1	0	1	2	0												
37 Josh Fogg, R 39 Tom Martin, L 61 Ramon E Ramirez, R 11 Brad Hawpe, L OBP: 0.425, SLG: 0.625	1-1 SH 27 2B	0-1 G3		1-3 K		1-3 K		4-0 G4-6-3 BB		2	1	0	0	0	1	0												
										1B: 7	SF: 0	2B: 1	SAC: 2	3B: 0	DP: 3	HR: 0	WP: 1	PA: 37										
										ER: 0	LOB: 21	IP: 17	WLS: 17	BF: 31	H: 17	R: 5	ER: 0	SO: 11	BB: 1	IBB: 0	HBP: 0	BLK: 0	WP: 0	HR: 0	S: 6	P: 7	ERA: 0.00	WHIP: 0.00

Toronto Blue Jays @ Colorado Rockies  
Coors Field, Denver, CO  
Sun May 21 2006, 1:05 PM MDT  
Att: 30,293 - Partly Cloudy - 85 F

AB 29  
R 5  
H 8  
RBI 5  
BB 6  
SO 7  
LOB 21





Batter	1	2	3	4	5	6	7	8	9	AB	R	H	RBI	BB	SO	LOB	TOP			
Jamey Carroll, R (1, 4) OBP: 0.410, SLG: 0.400 Luis Gonzalez, R (3, FH) OBP: 0.263, SLG: 0.385 (3, 4)	E5 FC3-6 5 SF8		27 1B		27 1B			F9		1 1 0 0 0 0 0 3 0 2 0 0 0 0							<b>Colorado Rockies @ Los Angeles Dodgers</b> Dodger Stadium, Los Angeles, CA Mon May 22 2006, 7:10 PM PDT Att: 33,652 - Clear - 67 F <a href="http://livebaseballscorecards.com">livebaseballscorecards.com</a>			
27 Garrett Atkins, R (1, 5) OBP: 0.389, SLG: 0.503	17 1B		5 HBP		5 HBP		G6-4-3	P3	4 0 2 0 0 0 1											
17 Todd Helton, L (1, 3) OBP: 0.435, SLG: 0.514	FC3-6		5 HBP		5 HBP		K2-3		3 0 1 0 1 1 2											
5 Matt Holliday, R (1, 7) OBP: 0.364, SLG: 0.626	SF8		11 G6-4-3		11 G6-4-3		F9		2 0 0 1 0 0 1											
11 Brad Hawpe, L (1, 9) OBP: 0.421, SLG: 0.622	K2-3		G6-4-3		G6-4-3		G4-3		4 0 1 0 0 1 4											
12 Clint Barmes, R (1, 6) OBP: 0.231, SLG: 0.321		G6-3			P4		G6-3		4 0 0 0 0 1 1											
18 Cory Sullivan, L (1, 8) OBP: 0.318, SLG: 0.451		2B			F7		G6-3		3 0 1 0 0 0 0											
Danny Ardoin, R (1, 2) OBP: 0.242, SLG: 0.269 Scott Dohmann, R (7, 1) 39 Tom Martin, L (7, 1) David Cortes, R (8, 1)	SAFE	0-0			G1-3		F9		3 0 1 0											
49 Byung-Hyun Kim, R (1, 1) Eli Marrero, R (7, 2) OBP: 0.373, SLG: 0.560		F9			F9		F9		2 0 0 0 0 0 1 1 0 0 0 0 1 0											
<b>Inning Stats</b>	R: 1 E: 1 K: 1 S: 11	H: 1 LOB: 1 BB: 0 P: 18	R: 0 E: 0 K: 0 S: 8	H: 2 LOB: 1 BB: 0 P: 8	R: 0 E: 0 K: 0 S: 7	H: 2 LOB: 2 BB: 1 P: 13	R: 0 E: 0 K: 0 S: 9	H: 0 LOB: 0 BB: 0 P: 13	R: 0 E: 0 K: 0 S: 9	H: 1 LOB: 0 BB: 0 P: 14	R: 0 E: 0 K: 0 S: 7	H: 0 LOB: 0 BB: 0 P: 10	R: 0 E: 0 K: 1 S: 7	H: 0 LOB: 0 BB: 0 P: 12	R: 0 E: 0 K: 1 S: 10	H: 2 LOB: 1 BB: 0 P: 18		1B: 5 2B: 3 3B: 0 HR: 0	SF: 1 SAC: 0 DP: 3 HBP: 1	WP: 0 PB: 0 SB: 0 CS: 0
<b>PITCHER</b>	IP WLS BF H R ER SO BB IBB HBP BLK WP HR S P ERA WHIP																			
Jae Weong Seo, R (1, 1) ERA: 4.5 51 Jonathan Broxton, R (8, 1) ERA: 0.82 Joe Beimel, L (9, 1) ERA: 2.51	7.0 W 26 6 1 0 2 1 0 1 0 0 0 0 0 59 84 0.00 1.000																			


Batter	1	2	3	4	5	6	7	8	9	AB	R	H	RBI	BB	SO	LOB	BOTTOM			
15 Rafael Furcal, S (1, 6) OBP: 0.377, SLG: 0.322	CS		E3		P6		WP	SH5-4		3 1 1 0 1 0 0							<b>Colorado Rockies @ Los Angeles Dodgers</b> Dodger Stadium, Los Angeles, CA Mon May 22 2006, 7:10 PM PDT Att: 33,652 - Clear - 67 F <a href="http://livebaseballscorecards.com">livebaseballscorecards.com</a>			
José Cruz Jr., S (1, 8) OBP: 0.377, SLG: 0.361	G3		1B		G3		BB	FC3-6		3 2 1 0 2 0 1										
Olimedo Saenz, R (1, 3) OBP: 0.347, SLG: 0.580 13 Oscar Robles, L (7, PR) OBP: 0.346, SLG: 0.286 51 Jonathan Broxton, R (8, 1) 18 Ramon Martinez, R (8, PH) OBP: 0.400, SLG: 0.400 (9, 4)	G6-3		FC4-6		F9		BB	FC3-6		3 0 1 1 1 0 0 0 0 0 0 0 0 0 0 0 0 0 0 0 0 0 0 0 1 0 1 1 0 0 0 0										
J.D. Drew, L (1, 9) OBP: 0.386, SLG: 0.513		K	FC4-6		12 2B		G1-2-3	FC3-6		5 1 1 2 0 1 6										
12 Jeff Kent, R (1, 4) OBP: 0.367, SLG: 0.425 Joe Beimel, L (9, 1)		HBP	F9		1-H		BB	F8		3 0 1 1 2 0 3 0 0 0 0 0 0 0 0										
Willy Aybar, S (1, 5) OBP: 0.514, SLG: 0.607		HBP			1B		BB			1 0 1 1 2 0 0										
16 Andre Ethier, L (1, 7) OBP: 0.328, SLG: 0.491		F7			F8		F7	G3		4 0 0 0 0 0 8										
55 Russell Martin, R (1, 2) OBP: 0.390, SLG: 0.431		G3			F9		F7		4 1 1 0 0 0 5											
Jae Weong Seo, R (1, 1) OBP: 0.133, SLG: 0.133 5 Nomar Garciaparra, R (8, 3) OBP: 0.431, SLG: 0.660			G1-3		K		G3-1		3 0 0 0 0 1 3 1 1 1 0 0 0 0											
<b>Inning Stats</b>	R: 0 E: 0 K: 0 S: 9	H: 1 LOB: 0 BB: 0 P: 12	R: 0 E: 0 K: 1 S: 9	H: 0 LOB: 2 BB: 1 P: 19	R: 2 E: 1 K: 0 S: 10	H: 2 LOB: 1 BB: 0 P: 14	R: 0 E: 0 K: 1 S: 8	H: 1 LOB: 0 BB: 0 P: 10	R: 0 E: 0 K: 0 S: 10	H: 0 LOB: 0 BB: 0 P: 15	R: 1 E: 0 K: 0 S: 12	H: 2 LOB: 2 BB: 1 P: 24	R: 1 E: 0 K: 0 S: 10	H: 0 LOB: 3 BB: 5 P: 32	R: 2 E: 0 K: 0 S: 15	H: 3 LOB: 2 BB: 1 P: 25		1B: 7 2B: 2 3B: 0 HR: 0	SF: 0 SAC: 1 DP: 1 HBP: 1	WP: 1 PB: 0 SB: 0 CS: 1
<b>PITCHER</b>	IP WLS BF H R ER SO BB IBB HBP BLK WP HR S P ERA WHIP																			
49 Byung-Hyun Kim, R (1, 1) ERA: 4.02 Scott Dohmann, R (7, 1) ERA: 4.79 39 Tom Martin, L (7, 1) ERA: 5.4 David Cortes, R (8, 1) ERA: 2.12	6.0 L 27 6 3 1 2 3 0 0 1 0 0 0 1 0 4 16 ∞ ∞																			




Batter	1	2	3	4	5	6	7	8	9	AB	R	H	RBI	BB	SO	LOB	TOP								
18 Cory Sullivan, L (1, 8) OBP: 0.317, SLG: 0.446	F8		F7		F7			27 HBP 1B		4	0	1	0	0	0	0	<b>Colorado Rockies @ Los Angeles Dodgers</b> Dodger Stadium, Los Angeles, CA Tue May 23 2006, 7:10 PM PDT Att: 40,228 - Clear - 70 F								
27 Garrett Atkins, R (1, 5) OBP: 0.397, SLG: 0.524	17 1B		G6-3			HR		17 G6-4-3 HBP		3	1	2	1	0	0	0									
17 Todd Helton, L (1, 3) OBP: 0.437, SLG: 0.509	1B		5 FC6-4 BB			G4-3		G6-4-3		3	0	1	0	1	0	2									
5 Matt Holliday, R (1, 7) OBP: 0.361, SLG: 0.624	K		FC6-4			G6-3			12 WP 2B	4	0	1	0	0	1	3									
11 Brad Hawpe, L (1, 9) OBP: 0.418, SLG: 0.613	G5-3			G6-4-3 1B					K	4	0	1	0	0	2	3									
Luis Gonzalez, R (1, 4) OBP: 0.282, SLG: 0.390		12 G4-3 2B		G6-4-3					P4	4	0	1	0	0	1	2									
12 Clint Barmes, R (1, 6) OBP: 0.225, SLG: 0.313		G4-3		K					F9	4	0	0	0	0	1	2									
Miguel Ojeda, R (1, 2) OBP: 0.301, SLG: 0.364										3	0	0	0	0	3	1									
Sun-Woo Kim, R (8, 1) OBP: 1.000, SLG: 2.000										0	0	0	0	0	0	0									
Jason Jennings, L (1, 1) OBP: 0.273, SLG: 0.286										2	0	0	0	0	1	1									
Ray King, L (7, 1)										0	0	0	0	0	0	0									
Eli Marrero, R (8, PH) OBP: 0.367, SLG: 0.549										1	0	0	0	0	1	0									
<b>Inning Stats</b>	R: 0 E: 0 K: 1 S: 16	H: 2 LOB: 2 BB: 0 P: 28	R: 0 E: 0 K: 1 S: 16	H: 1 LOB: 1 BB: 0 P: 21	R: 0 E: 0 K: 1 S: 13	H: 0 LOB: 1 BB: 1 P: 24	R: 0 E: 0 K: 1 S: 9	H: 1 LOB: 0 BB: 0 P: 15	R: 0 E: 0 K: 2 S: 10	H: 0 LOB: 0 BB: 0 P: 16	R: 1 E: 0 K: 1 S: 13	H: 1 LOB: 0 BB: 0 P: 23	R: 0 E: 0 K: 2 S: 9	H: 0 LOB: 0 BB: 0 P: 12	R: 0 E: 0 K: 1 S: 9	H: 1 LOB: 1 BB: 0 P: 10	R: 0 E: 0 K: 1 S: 12	H: 1 LOB: 1 BB: 0 P: 17	1B: 4 2B: 2 3B: 0 HR: 1	SF: 0 SAC: 0 DP: 2 HBP: 1	WP: 1 PB: 0 SB: 0 CS: 0	PA: 34			
<b>PITCHER</b>	IP WLS BF H R ER SO BB IBB HBP BLK WP HR S P ERA WHIP	5.0 W 19 4 0 0 5 1 0 0 0 0 0 64 104 0.00 1.000	1.0 4 1 1 1 1 0 0 0 0 0 0 1 13 23 9.00 1.000	2.0 H 7 1 0 0 3 0 0 1 0 0 0 18 24 0.00 0.500	1.0 4 1 0 0 1 0 0 0 0 0 0 1 12 17 0.00 1.000																				

Batter	1	2	3	4	5	6	7	8	9	AB	R	H	RBI	BB	SO	LOB	BOTTOM							
15 Rafael Furcal, S (1, 6) OBP: 0.333, SLG: 0.321	G6-3			F9				SF8		4	1	1	1	0	1	1	<b>Colorado Rockies @ Los Angeles Dodgers</b> Dodger Stadium, Los Angeles, CA Tue May 23 2006, 7:10 PM PDT Att: 40,228 - Clear - 70 F							
Kenny Lofton, L (1, 8) OBP: 0.390, SLG: 0.435	3B	WP 3B 1B		G5-3				5 1B		5	2	3	2	0	0	0								
5 Nomar Garciaparra, R (1, 3) OBP: 0.430, SLG: 0.657	G5-3	L4		L8				1B		5	1	2	1	0	0	2								
J.D. Drew, L (1, 9) OBP: 0.392, SLG: 0.526	2B 3B	F8						1B		4	1	2	1	1	0	3								
12 Jeff Kent, R (1, 4) OBP: 0.365, SLG: 0.419	2B BB		F8					G5-4-3 BB		2	0	0	1	1	0	1								
Willy Aybar, S (1, 5) OBP: 0.497, SLG: 0.594	2B		P5					G5-4-3		4	0	1	1	0	0	2								
16 Andre Ethier, L (1, 7) OBP: 0.355, SLG: 0.518	G4-3									3	1	2	0	0	0	2								
55 Russell Martin, R (1, 2) OBP: 0.397, SLG: 0.455								55 2B HBP		4	1	2	1	0	2	1								
31 Brad Penny, R (1, 1) ERA: 5.18								15 1B		2	1	1	0	0	1	2								
47 Tim Lincecum, R (8, PH) ERA: 2.92								15 SF8 2B		0	0	0	0	0	0	0								
13 Oscar Robles, L (8, PH) ERA: 2.92										0	0	0	0	0	0	0								
Danyis Baez, R (7, 1)										0	0	0	0	0	0	0								
Olmedo Saenz, R (8, PH) ERA: 19.5										0	0	0	0	0	0	0								
44 Takashi Saito, L (9, 1)										0	0	0	0	0	0	0								
<b>Inning Stats</b>	R: 2 E: 0 K: 0 S: 14	H: 3 LOB: 2 BB: 1 P: 23	R: 2 E: 0 K: 1 S: 20	H: 3 LOB: 0 BB: 0 P: 31	R: 0 E: 0 K: 1 S: 10	H: 2 LOB: 2 BB: 0 P: 15	R: 0 E: 0 K: 0 S: 8	H: 0 LOB: 0 BB: 0 P: 15	R: 0 E: 0 K: 2 S: 11	H: 1 LOB: 1 BB: 0 P: 17	R: 2 E: 1 K: 0 S: 9	H: 1 LOB: 0 BB: 0 P: 16	R: 2 E: 0 K: 1 S: 12	H: 3 LOB: 2 BB: 0 P: 23	R: 2 E: 0 K: 1 S: 12	H: 3 LOB: 2 BB: 0 P: 23	1B: 8 2B: 4 3B: 2 HR: 0	SF: 2 SAC: 0 DP: 1 HBP: 1	WP: 3 PB: 0 SB: 0 CS: 1	PA: 40				
<b>PITCHER</b>	IP WLS BF H R ER SO BB IBB HBP BLK WP HR S P ERA WHIP	6.0 L 30 11 6 5 4 1 0 0 0 0 1 4 10 0.00 1.000	1.0 3 0 0 0 0 1 0 0 0 0 0 1 4 10 0.00 1.000	1.0 7 3 2 2 1 0 0 0 1 0 0 1 12 23 18.00 3.000																				

AB 32  
R 1  
H 7  
RBI 1  
BB 1  
SO 10  
LOB 14



AB 35  
R 8  
H 14  
RBI 8  
BB 2  
SO 5  
LOB 16





Batter	1	2	3	4	5	6	7	8	9	AB	R	H	RBI	BB	SO	LOB	TOP								
18 Cory Sullivan, L (1,8) OBP: 0.315, SLG: 0.442	1-1 F7		2-3 K			2-1 G3		0-0 1B		4	0	1	1	0	1	2	<b>Colorado Rockies @ Los Angeles Dodgers</b> Dodger Stadium, Los Angeles, CA Wed May 24 2006, 7:10 PM PDT Att: 39,299 - Partly Cloudy - 73 F								
27 Garrett Atkins, R (1,5) OBP: 0.389, SLG: 0.512	3-1 F9		1-1 FC6-4			3-3 K		2-3 K		4	0	0	0	0	2	4									
17 Todd Helton, L (1,3) OBP: 0.425, SLG: 0.491	2-0 F7				2-2 F8		1-2 G4-3	1-2 G1-3		4	0	0	0	0	0	2									
5 Matt Holliday, R (1,7) OBP: 0.359, SLG: 0.615		1-1 G5-3			0-1 G1-3		0-0 1B		0-1 E3	4	0	1	0	0	0	0									
11 Brad Hawpe, L (1,9) OBP: 0.409, SLG: 0.598		0-0 F7			0-0 G3		1-0 P6		0-3 K	4	0	0	0	0	1	2									
Luis Gonzalez, R (1,4) OBP: 0.282, SLG: 0.385		2-3 K			1-2 G4-6-3		1-2 K		2-2 F9	4	0	1	0	0	2	2									
12 Clint Barmes, R (1,6) OBP: 0.226, SLG: 0.311			1-1 WP		0-2 P4			1-2 E6	1-2 P4	4	1	1	0	0	0	2									
Danny Ardoin, R (1,2) OBP: 0.248, SLG: 0.266			4-2 1B		2-2 G4-6-3			4-0 1B		1	0	0	0	1	0	1									
Miguel Ojeda, R (7,2) OBP: 0.311, SLG: 0.364			1-2 BB		1-2 1B			1-2 BB		0	0	0	0	1	0	0									
28 Aaron Cook, R (1,1) OBP: 0.087, SLG: 0.087			0-3 K			2-1 G6-3		0-2 F9		2	0	0	0	0	1	2									
39 Tom Martin, L (7,1) Jose Mesa, R (7,1) Jason Smith, L (8,PH) 40 Brian Fuentes, L (8,1)										0	0	0	0	0	0	0									
<b>Inning Stats</b>	R: 0 E: 0 K: 0 S: 5	H: 0 LOB: 0 BB: 0 P: 11	R: 0 E: 0 K: 1 S: 6	H: 0 LOB: 0 BB: 0 P: 9	R: 0 E: 0 K: 2 S: 13	H: 1 LOB: 2 BB: 1 P: 20	R: 0 E: 0 K: 0 S: 6	H: 0 LOB: 0 BB: 0 P: 8	R: 0 E: 0 K: 0 S: 10	H: 1 LOB: 0 BB: 0 P: 13	R: 0 E: 0 K: 1 S: 7	H: 0 LOB: 0 BB: 0 P: 14	R: 0 E: 0 K: 1 S: 12	H: 1 LOB: 1 BB: 0 P: 15	R: 1 E: 1 K: 1 S: 13	H: 1 LOB: 2 BB: 1 P: 21	R: 0 E: 1 K: 1 S: 15	H: 0 LOB: 1 BB: 0 P: 18	1B: 4 2B: 0 3B: 0 HR: 0	SF: 0 SAC: 0 DP: 1 HBP: 0	WP: 2 PB: 0 SB: 0 CS: 0	PA: 34			
<b>PITCHER</b>	IP WLS BF H R ER SO BB IBB HBP BLK WP HR S P ERA WHIP	7.0 W 24 3 0 0 5 1 0 0 0 1 0 59 90 0.00 0.571	2.0 L 10 1 1 0 2 1 0 0 0 1 0 28 39 0.00 1.000																						

Batter	1	2	3	4	5	6	7	8	9	AB	R	H	RBI	BB	SO	LOB	BOTTOM							
15 Rafael Furcal, S (1,6) OBP: 0.340, SLG: 0.328	0-2 G6-3		0-0 F7		1-2 BB	1-1 1B		0-1 L6		5	1	3	0	0	0	1	<b>Colorado Rockies @ Los Angeles Dodgers</b> Dodger Stadium, Los Angeles, CA Wed May 24 2006, 7:10 PM PDT Att: 39,299 - Partly Cloudy - 73 F							
Kenny Lofton, L (1,8) OBP: 0.354, SLG: 0.425	3-1 F7		1-0 1B		2-0 F8		3-1 F8	2-1 G5-3		5	1	1	0	0	0	3								
16 Andre Ethier, L (9,7) OBP: 0.355, SLG: 0.518			5 1B		1-1 F8		0-0 HBP	4-0 1B		4	2	2	0	1	0	2								
5 Nomar Garciaparra, R (1,3) OBP: 0.437, SLG: 0.652	1-0 G6-3		2-1 1B		1-1 F8		0-0 1B	4-0 IBB		4	0	1	1	1	2	4								
J.D. Drew, L (1,9) OBP: 0.392, SLG: 0.519	0-0 G4-3		1-0 1B		4-0 1B		2-3 K	1-3 K		4	0	1	1	1	2	4								
12 Jeff Kent, R (1,4) OBP: 0.378, SLG: 0.430		0-0 FC4-6	1-1 1B		3-2 1B		4-0 1B		4-0 1B	3	1	3	2	1	0	0								
Willy Aybar, S (1,5) OBP: 0.465, SLG: 0.543		2-3 K	0-0 G6-3		0-0 P6		1-2 1B	1-2 HBP		3	1	0	0	0	1	5								
José Cruz Jr., S (1,7) OBP: 0.380, SLG: 0.360		1-2 FC4-6			2-1 F9		4-2 SH2-4	2-2 1B		3	1	1	1	1	0	1								
55 Russell Martin, R (1,2) OBP: 0.388, SLG: 0.458		2-2 K			0-2 G1-3		0-0 F8	0-0 2B		4	0	1	3	0	1	2								
Aaron Sele, R (1,1) OBP: 0.111, SLG: 0.111			2-3 K		1-2 K		1-1 SH2-4	4-2 BB		2	0	0	0	0	2	0								
51 Jonathan Broxton, R (8,1) ERA: 1.37										0	0	0	0	1	0	0								
<b>Inning Stats</b>	R: 0 E: 0 K: 0 S: 7	H: 1 LOB: 1 BB: 0 P: 11	R: 0 E: 0 K: 2 S: 15	H: 1 LOB: 0 BB: 0 P: 19	R: 2 E: 0 K: 1 S: 12	H: 4 LOB: 0 BB: 0 P: 19	R: 0 E: 0 K: 1 S: 10	H: 0 LOB: 0 BB: 0 P: 13	R: 1 E: 0 K: 0 S: 12	H: 2 LOB: 2 BB: 1 P: 23	R: 0 E: 0 K: 0 S: 8	H: 1 LOB: 2 BB: 1 P: 14	R: 4 E: 0 K: 1 S: 12	H: 3 LOB: 1 BB: 1 P: 24	R: 0 E: 0 K: 1 S: 10	H: 0 LOB: 2 BB: 2 P: 21	1B: 11 2B: 1 3B: 0 HR: 0	SF: 0 SAC: 1 DP: 0 HBP: 1	WP: 0 PB: 0 SB: 1 CS: 0	PA: 40				
<b>PITCHER</b>	IP WLS BF H R ER SO BB IBB HBP BLK WP HR S P ERA WHIP	6.0 L 28 9 3 3 4 0 1 1 0 0 0 8 18 40.50 1.833	0.2 L 5 1 3 3 1 0 1 1 0 0 0 4 6 27.00 6.000	0.1 L 2 2 1 1 0 0 0 0 0 0 0 4 6 27.00 6.000	1.0 L 5 0 0 0 1 1 1 0 0 0 10 21 0.00 1.000																			














Batter	1	2	3	4	5	6	7	8	9	AB	R	H	RBI	BB	SO	LOB	TOP					
Jamey Carroll, R (1.4) OBP: 0.435, SLG: 0.406	4-0 BB 19 CS		1-1 1B 19 G6-4-3	1-2 1B 19 3B		1-1 1B			4-2 BB	3	1	3	1	2	0	0						
19 Ryan Spillborghs, R (1.8) OBP: 0.526, SLG: 0.533	2-1 1B 5 FC6-4		0-0 1B G6-4-3	0-0 3B 1-H		3-2 P3			3-1 F8	5	0	2	2	0	0	3						
17 Todd Helton, L (1.3) OBP: 0.403, SLG: 0.465	1-0 F9			0-0 2B F9					2-2 P4	5	1	1	0	0	0	3						
5 Matt Holliday, R (1.7) OBP: 0.363, SLG: 0.610	1-1 FC6-4			0-1 1B 11 1B	0-0 P3				2-2 F9	4	1	1	1	0	0	1						
27 Garrett Atkins, R (1.5) OBP: 0.390, SLG: 0.516		1-1 FC5-4 12 BB		2-2 F9 11 BB	1-0 2B				3-2 F9	4	0	2	0	0	0	1						
11 Brad Hawpe, L (1.9) OBP: 0.404, SLG: 0.572	4-0 FC5-4 12 BB			2-2 1B 49 1B	2-3 K				1-1 F7	3	1	1	0	1	1	1						
12 Clint Barnes, R (1.6) OBP: 0.212, SLG: 0.291	1-0 FC5-4 FC6-4			0-0 P3	2-2 F8				3-1 F8	4	0	0	0	0	0	5						
Miguel Ojeda, R (1.2) OBP: 0.305, SLG: 0.351	1-1 FC6-4			0-0 1B 49 1B					1-1 F8	4	1	1	1	0	0	1						
49 Byung-Hyun Kim, R (1.1) ERA: 4.43			1-1 G4-3	0-1 1B 19 3B					2-3 K	3	1	1	1	0	0	0						
39 Tom Martin, L (6.1) ERA: 6.62				2-3 1B						0	0	0	0	0	0	0						
61 Ramon E Ramirez, R (6.1) ERA: 1.25				2-3 1B						0	0	0	0	0	0	0						
Ray King, L (8.1) ERA: 2.51				2-3 1B						1	0	0	0	0	0	0						
Choo Freeman, R (9. PH) ERA: 2.51				2-3 1B						0	0	0	0	0	0	0						
40 Brian Fuentes, L (9.1) ERA: 1.31				2-3 1B						0	0	0	0	0	0	0						
<b>Inning Stats</b>	R: 0 E: 0 K: 0 S: 6	H: 1 LOB: 1 BB: 1 P: 13	R: 0 E: 0 K: 0 S: 5	H: 1 LOB: 1 BB: 1 P: 12	R: 0 E: 0 K: 0 S: 5	H: 1 LOB: 0 BB: 0 P: 7	R: 6 E: 0 K: 0 S: 18	H: 7 LOB: 1 BB: 0 P: 24	R: 0 E: 0 K: 1 S: 9	H: 1 LOB: 1 BB: 0 P: 14	R: 0 E: 0 K: 0 S: 13	H: 1 LOB: 0 BB: 0 P: 20	R: 0 E: 0 K: 0 S: 10	H: 0 LOB: 0 BB: 0 P: 17	R: 0 E: 0 K: 0 S: 6	H: 0 LOB: 0 BB: 0 P: 11	R: 0 E: 0 K: 1 S: 14	H: 0 LOB: 1 BB: 1 P: 25	1B: 9 2B: 2 3B: 1 HR: 0	SF: 0 SAC: 0 DP: 2 HBP: 0	WP: 0 PB: 0 SB: 0 CS: 1	PA: 39
<b>PITCHER</b>	IP WLS BF H R ER SO BB IBB HBP BLK WP HR S P ERA WHIP																					
Jamey Wright, R (1.1) ERA: 4.43	3.2 L 20 10 6 6 0 2 0 0 0 0 0 0 33 55 14.73 3.273																					
32 Kevin Correia, R (4.1) ERA: 2.92	2.1 9 2 0 0 1 0 0 0 0 0 0 0 23 35 0.00 0.857																					
53 Jonathan Sánchez, L (7.1) ERA: 2.8	1.0 3 0 0 0 0 0 0 0 0 0 0 0 10 17 0.00 0.000																					
41 Brad Hennessey, R (8.1) ERA: 2.8	2.0 7 0 0 0 1 1 0 0 0 0 0 0 20 36 0.00 0.500																					

Colorado Rockies @ San Francisco Giants  
AT&T Park, San Francisco, CA  
Sun May 28 2006, 1:05 PM PDT  
Att: 42,935 - Partly Cloudy - 63 F

livebaseballscorecards.com

AB 36  
R 6  
H 12  
RBI 6  
BB 3  
SO 2  
LOB 15




Batter	1	2	3	4	5	6	7	8	9	AB	R	H	RBI	BB	SO	LOB	BOTTOM					
2 Randy Winn, S (1.9) OBP: 0.353, SLG: 0.434	4-0 BB G4-6-3		1-3 K		0-1 F7				0-0 G6-3	3	0	0	0	1	1	2						
Jose Vizcaino, S (1.6) OBP: 0.295, SLG: 0.206	0-1 G4-6-3		1-1 G4-6-3			3-1 1B 9 FC3-6			0-0 P4	4	1	1	0	0	0	2						
Steve Finley, L (1.8) OBP: 0.345, SLG: 0.423	1-1 BB 1B			4-1 HR BB		1-0 F8			2-2 G4-3	3	1	1	0	1	0	1						
Barry Bonds, L (1.7) OBP: 0.488, SLG: 0.491	4-1 BB			3-2 HR BB		2-1 F8			1-0 G4-3	3	1	2	2	1	0	0						
Jason Ellison, R (9.7) OBP: 0.275, SLG: 0.333	1-2 BB			1-H HR BB		1-3 1B 9 FC3-6			G5-3	0	0	0	0	0	0	0						
9 Mark Sweeney, L (1.3) OBP: 0.311, SLG: 0.464	0-3 K			2-3 K		0-0 FC3-6			2-1 G4-3	4	0	0	1	0	2	3						
Pedro Feliz, R (1.5) OBP: 0.301, SLG: 0.467		1-1 G5-4-3 1B		1-3 K		1-1 G6-3			1-1 P3	4	0	1	0	0	1	1						
Mike Matheny, R (1.2) OBP: 0.284, SLG: 0.348		0-1 G5-4-3		0-1 G4-3					1-2 K	4	0	0	0	0	1	1						
19 Kevin Frandsen, R (1.4) OBP: 0.309, SLG: 0.245		2-3 K				1-2 F7			1-1 G5-3	3	0	0	0	0	1	0						
Jamey Wright, R (1.1) OBP: 0.240, SLG: 0.280										1	0	1	0	0	0	0						
32 Kevin Correia, R (4.1) ERA: 6.62										1	0	0	0	0	0	0						
53 Jonathan Sánchez, L (7.1) ERA: 1.25										0	0	0	0	0	0	0						
47 Travis Ishikawa, L (7. PH) OBP: 0.600, SLG: 1.100										1	0	1	0	0	0	0						
41 Brad Hennessey, R (8.1) ERA: 2.51										0	0	0	0	0	0	0						
40 Brian Fuentes, L (9.1) ERA: 1.31										0	0	0	0	0	0	0						
<b>Inning Stats</b>	R: 0 E: 0 K: 1 S: 8	H: 1 LOB: 2 BB: 2 P: 17	R: 0 E: 0 K: 1 S: 7	H: 1 LOB: 0 BB: 0 P: 10	R: 0 E: 0 K: 1 S: 9	H: 1 LOB: 0 BB: 0 P: 14	R: 2 E: 0 K: 2 S: 12	H: 1 LOB: 1 BB: 1 P: 22	R: 0 E: 0 K: 0 S: 8	H: 0 LOB: 0 BB: 0 P: 9	R: 1 E: 0 K: 0 S: 8	H: 2 LOB: 1 BB: 0 P: 15	R: 0 E: 0 K: 1 S: 8	H: 1 LOB: 1 BB: 0 P: 11	R: 0 E: 0 K: 0 S: 5	H: 0 LOB: 0 BB: 0 P: 8	R: 0 E: 0 K: 0 S: 8	H: 0 LOB: 0 BB: 0 P: 14	1B: 5 2B: 1 3B: 0 HR: 1	SF: 0 SAC: 0 DP: 3 HBP: 0	WP: 0 PB: 0 SB: 0 CS: 0	PA: 34
<b>PITCHER</b>	IP WLS BF H R ER SO BB IBB HBP BLK WP HR S P ERA WHIP																					
49 Byung-Hyun Kim, R (1.1) ERA: 4.17	5.1 W 22 6 3 3 5 3 0 0 0 0 0 0 1 49 5.06 1.688																					
39 Tom Martin, L (6.1) ERA: 6.62	0.1 H 1 0 0 0 0 0 0 0 0 0 0 0 1 1 0.00 0.000																					
61 Ramon E Ramirez, R (6.1) ERA: 1.25	1.1 H 5 1 0 0 1 0 0 0 0 0 0 0 10 14 0.00 0.750																					
Ray King, L (8.1) ERA: 2.51	1.0 H 3 0 0 0 0 0 0 0 0 0 0 0 5 8 0.00 0.000																					
40 Brian Fuentes, L (9.1) ERA: 1.31	1.0 S 3 0 0 0 0 0 0 0 0 0 0 0 8 14 0.00 0.000																					

Colorado Rockies @ San Francisco Giants  
AT&T Park, San Francisco, CA  
Sun May 28 2006, 1:05 PM PDT  
Att: 42,935 - Partly Cloudy - 63 F

livebaseballscorecards.com

AB 31  
R 3  
H 7  
RBI 3  
BB 3  
SO 6  
LOB 10





Batter	1	2	3	4	5	6	7	8	9	AB R H RBI BB SO LOB	TOP										
Jamey Carroll, R (1,4) OBP: 0.417, SLG: 0.386	G6-3	G5-3			G6-3		G4-3		G4-3	5 0 0 0 0 0 2	<b>Colorado Rockies @ San Diego Padres</b> PETCO Park, San Diego, CA Mon May 29 2006, 9:05 PM EDT Att: 27,904 - Clear - 69 F										
19 Ryan Spillborghs, R (1,8) OBP: 0.458, SLG: 0.800	F8		K		K		HR		F8	5 1 1 1 0 2 1											
17 Todd Helton, L (1,3) OBP: 0.399, SLG: 0.459	P6		F7		FC6-4 1B		G3			4 0 1 0 0 0 0											
5 Matt Holliday, R (1,7) OBP: 0.371, SLG: 0.639		HR	2B		FC6-4 1-2			2B	2B	4 2 3 1 0 0 1											
27 Garrett Atkins, R (1,5) OBP: 0.392, SLG: 0.514		11 HR BB	1B				F8		G3	3 1 1 0 1 0 1											
11 Brad Hawpe, L (1,9) OBP: 0.406, SLG: 0.593		1-2 HR	K				G3-1		F8-5 2B	4 1 2 3 0 1 2											
JD Closser, S (1,2) OBP: 0.500, SLG: 0.333		SH1-3 1B			L9				BB	3 0 1 0 1 0 1											
12 Clint Barnes, R (1,6) OBP: 0.212, SLG: 0.290	F9		F8		F8		L7		G4-3 SH1-3 1B	4 0 1 0 0 0 2											
Jason Jennings, L (1,1) OBP: 0.250, SLG: 0.261	SH1-3		G4-3				K		SH1-3	2 0 0 0 0 1 0											
<b>Inning Stats</b>	R: 0 E: 0 K: 0 S: 6	H: 0 LOB: 0 BB: 0 P: 11	R: 3 E: 0 K: 0 S: 11	H: 3 LOB: 1 BB: 1 P: 18	R: 0 E: 0 K: 2 S: 11	H: 2 LOB: 2 BB: 0 P: 19	R: 0 E: 0 K: 0 S: 7	H: 0 LOB: 0 BB: 0 P: 12	R: 0 E: 0 K: 1 S: 12	H: 0 LOB: 1 BB: 1 P: 20	R: 0 E: 0 K: 0 S: 8	H: 0 LOB: 1 BB: 1 P: 15	R: 1 E: 0 K: 1 S: 8	H: 1 LOB: 0 BB: 0 P: 12	R: 1 E: 0 K: 0 S: 12	H: 2 LOB: 0 BB: 0 P: 20	R: 0 E: 0 K: 0 S: 6	H: 1 LOB: 1 BB: 0 P: 11	1B: 4 2B: 4 3B: 0 HR: 3	SF: 0 SAC: 2 DP: 1 HBP: 0	WP: 0 PA: 38 PB: 0 SB: 0 CS: 0
<b>PITCHER</b>	IP WLS BF H R ER SO BB IBB HBP BLK WP HR S P ERA WHIP											<b>PITCHER</b>	IP WLS BF H R ER SO BB IBB HBP BLK WP HR S P ERA WHIP								
39 Mike Thompson, R (1,1) ERA: 3.5	6.0 L 26 6 3 3 3 2 0 0 0 0 0 2 55 95 4.50 1.333																				
Jim Brower, R (7,1) ERA: 12.15	2.0 8 3 2 2 1 0 0 0 0 0 1 20 32 9.00 1.500																				
Brian Sweeney, R (9,1) ERA: 2.83	1.0 4 1 0 0 0 0 0 0 0 0 0 6 11 0.00 1.000																				

AB	34
R	5
H	10
RBI	5
BB	2
SO	4
LOB	10





Batter	1	2	3	4	5	6	7	8	9	AB R H RBI BB SO LOB	BOTTOM										
Dave Roberts, L (1,7) OBP: 0.361, SLG: 0.418	G4-3		F8			K			G3	4 0 0 0 0 1 1	<b>Colorado Rockies @ San Diego Padres</b> PETCO Park, San Diego, CA Mon May 29 2006, 9:05 PM EDT Att: 27,904 - Clear - 69 F										
Mike Cameron, R (1,8) OBP: 0.333, SLG: 0.326	P3				K		K		G6-3	4 0 0 0 0 2 0											
24 Brian Giles, L (1,9) OBP: 0.400, SLG: 0.401	G6-3				G3-1		F7		BB	3 0 0 0 1 0 0											
Mike Piazza, R (1,2) OBP: 0.331, SLG: 0.473		K			F8		F8		K	4 0 0 0 0 2 1											
Mark Bellhorn, S (1,5) OBP: 0.326, SLG: 0.482		3 14-6-3 1B			K				F8 23 1B BB	2 0 1 0 1 1 0											
3 Khalil Greene, R (1,6) OBP: 0.300, SLG: 0.418		G1-4-6-3			G6-3		F8		F8	3 0 0 0 0 0 2											
23 Adrián González, L (1,3) OBP: 0.295, SLG: 0.394			F9		K				1B	3 0 1 0 0 1 0											
Josh Barfield, R (1,4) OBP: 0.302, SLG: 0.378		P2				P4		F8		3 0 0 0 0 0 2											
39 Mike Thompson, R (1,1) Rob Bowen, S (6,PH) Jim Brower, R (7,1) Geoff Blum, S (8,PH) Brian Sweeney, R (9,1)					BB	L3		P5		0 0 0 0 1 0 0 1 0 0 0 0 0 0 0 0 0 0 0 0 0 1 0 0 0 0 0 2 0 0 0 0 0 0 0											
<b>Inning Stats</b>	R: 0 E: 0 K: 0 S: 4	H: 0 LOB: 0 BB: 0 P: 7	R: 0 E: 0 K: 1 S: 6	H: 1 LOB: 0 BB: 0 P: 12	R: 0 E: 0 K: 0 S: 10	H: 0 LOB: 1 BB: 1 P: 19	R: 0 E: 0 K: 1 S: 8	H: 0 LOB: 0 BB: 0 P: 14	R: 0 E: 0 K: 2 S: 8	H: 0 LOB: 0 BB: 0 P: 13	R: 0 E: 0 K: 1 S: 7	H: 0 LOB: 0 BB: 0 P: 12	R: 0 E: 0 K: 1 S: 7	H: 0 LOB: 0 BB: 0 P: 9	R: 0 E: 0 K: 0 S: 11	H: 1 LOB: 2 BB: 1 P: 18	R: 0 E: 0 K: 1 S: 9	H: 0 LOB: 1 BB: 1 P: 15	1B: 2 2B: 0 3B: 0 HR: 0	SF: 0 SAC: 0 DP: 1 HBP: 0	WP: 0 PA: 31 PB: 0 SB: 0 CS: 0
<b>PITCHER</b>	IP WLS BF H R ER SO BB IBB HBP BLK WP HR S P ERA WHIP											<b>PITCHER</b>	IP WLS BF H R ER SO BB IBB HBP BLK WP HR S P ERA WHIP								
Jason Jennings, R (1,1) ERA: 4.54	9.0 W 31 2 0 0 7 3 0 0 0 0 0 70 119 0.00 0.556																				

AB	28
R	0
H	2
RBI	0
BB	3
SO	7
LOB	8





Batter	1	2	3	4	5	6	7	8	9	AB	R	H	RBI	BB	SO	LOB	TOP										
Jamey Carroll, R OBP: 0.403, SLG: 0.371 (1, 4)	F8			G5-3		F9			F8	4	0	0	0	0	0	0	<b>Colorado Rockies @ San Diego Padres</b> PETCO Park, San Diego, CA Tue May 30 2006, 10:05 PM EDT Att: 23,698 - Clear - 70 F  livebaseballscores.com  <b>AB 29</b> <b>R 0</b> <b>H 2</b> <b>RBI 0</b> <b>BB 2</b> <b>SO 8</b> <b>LOB 6</b> 										
18 Cory Sullivan, L OBP: 0.309, SLG: 0.422 (1, 8)	K			F7		K			F8	4	0	0	0	0	2	0											
17 Todd Helton, L OBP: 0.401, SLG: 0.456 (1, 3)	F9			BB					F8	3	0	1	0	1	0	0											
5 Matt Holliday, R OBP: 0.368, SLG: 0.629 (1, 7)		P4		BB					F7	3	0	0	0	1	0	1											
27 Garrett Atkins, R OBP: 0.387, SLG: 0.505 (1, 5)	F9			F9					F7	3	0	0	0	0	0	2											
11 Brad Hawpe, L OBP: 0.405, SLG: 0.594 (1, 9)					P5					3	0	1	0	0	0	0											
JD Closser, S OBP: 0.364, SLG: 0.222 (1, 2)				F8		K			P5	3	0	0	0	0	1	1											
12 Clint Barmes, R OBP: 0.210, SLG: 0.286 (8, PH)				K		K				2	0	0	0	0	2	0											
Jason Smith, L OBP: 0.337, SLG: 0.400 (8, 4)				K		K				1	0	0	0	0	1	1											
28 Aaron Cook, R OBP: 0.080, SLG: 0.080 (1, 1)				F9						2	0	0	0	0	1	0											
19 Ryan Spilborghs, R (8, PH)										1	0	0	0	0	1	1											
39 Tom Martin, L (8, 1)										0	0	0	0	0	0	0											
Jose Mesa, R (8, 1)										0	0	0	0	0	0	0											
<b>Inning Stats</b>	R: 0 E: 0 K: 1 S: 9	H: 0 LOB: 0 BB: 0 P: 12	R: 0 E: 0 K: 0 S: 11	H: 0 LOB: 0 BB: 0 P: 16	R: 0 E: 0 K: 1 S: 11	H: 0 LOB: 0 BB: 0 P: 13	R: 0 E: 0 K: 0 S: 17	H: 0 LOB: 2 BB: 2 P: 29	R: 0 E: 0 K: 2 S: 7	H: 0 LOB: 0 BB: 0 P: 11	R: 0 E: 0 K: 0 S: 8	H: 0 LOB: 0 BB: 0 P: 9	R: 0 E: 0 K: 0 S: 7	H: 0 LOB: 0 BB: 0 P: 8	R: 0 E: 0 K: 2 S: 9	H: 1 LOB: 1 BB: 0 P: 12	R: 0 E: 0 K: 0 S: 12	H: 1 LOB: 1 BB: 0 P: 16	1B: 1 2B: 1 3B: 0 HR: 0	SF: 0 SAC: 0 DP: 0 HBP: 0	WP: 0 PB: 0 SB: 0 CS: 0	PA: 31					
<b>PITCHER</b>	IP	WLS	BF	H	R	ER	SO	BB	IBB	HBP	BLK	WP	HR	S	P	ERA	WHIP										
32 Chris Young, R ERA: 3.8 (1, 1)	8.0	W	27	1	0	0	8	2	0	0	0	0	0	79	110	0.00	0.375										
Trevor Hoffman, R ERA: 1.5 (9, 1)	1.0	S	4	1	0	0	0	0	0	0	0	0	0	12	16	0.00	1.000										

Batter	1	2	3	4	5	6	7	8	9	AB	R	H	RBI	BB	SO	LOB	BOTTOM										
Dave Roberts, L OBP: 0.364, SLG: 0.416 (1, 7)	G6-3				F9					3	0	1	1	1	0	0	<b>Colorado Rockies @ San Diego Padres</b> PETCO Park, San Diego, CA Tue May 30 2006, 10:05 PM EDT Att: 23,698 - Clear - 70 F  livebaseballscores.com  <b>AB 29</b> <b>R 2</b> <b>H 10</b> <b>RBI 2</b> <b>BB 1</b> <b>SO 4</b> <b>LOB 13</b> 										
Mike Cameron, R OBP: 0.325, SLG: 0.317 (1, 8)	G1-3			1B		K				4	0	0	0	0	2	3											
24 Brian Giles, L OBP: 0.402, SLG: 0.408 (1, 9)	G4-3									4	0	2	0	0	0	1											
Mike Piazza, R OBP: 0.331, SLG: 0.470 (1, 2)		F9								3	1	1	0	0	0	1											
Rob Bower, S OBP: 0.516, SLG: 0.667 (9, 2)										0	0	0	0	0	0	0											
Mark Bellhorn, S OBP: 0.327, SLG: 0.477 (1, 4)										3	0	1	0	0	1	3											
3 Khalil Greene, R OBP: 0.300, SLG: 0.428 (1, 6)										3	0	1	1	0	0	1											
23 Adrián González, L OBP: 0.301, SLG: 0.399 (1, 3)										3	0	2	0	0	0	1											
Geoff Blum, S OBP: 0.354, SLG: 0.443 (1, 5)										3	1	2	0	0	0	0											
32 Chris Young, R OBP: 0.150, SLG: 0.250 (1, 1)										3	0	0	0	0	1	3											
Trevor Hoffman, R (9, 1)										0	0	0	0	0	0	0											
<b>Inning Stats</b>	R: 0 E: 0 K: 0 S: 6	H: 0 LOB: 0 BB: 0 P: 9	R: 0 E: 0 K: 0 S: 9	H: 1 LOB: 0 BB: 0 P: 15	R: 1 E: 0 K: 0 S: 7	H: 3 LOB: 1 BB: 0 P: 15	R: 1 E: 0 K: 1 S: 10	H: 3 LOB: 1 BB: 0 P: 16	R: 0 E: 0 K: 1 S: 5	H: 0 LOB: 0 BB: 0 P: 10	R: 0 E: 0 K: 1 S: 7	H: 1 LOB: 1 BB: 0 P: 12	R: 0 E: 0 K: 0 S: 7	H: 2 LOB: 1 BB: 0 P: 10	R: 0 E: 0 K: 1 S: 13	H: 0 LOB: 0 BB: 1 P: 17	1B: 8 2B: 2 3B: 1 HR: 0	SF: 0 SAC: 0 DP: 3 HBP: 0	WP: 0 PB: 0 SB: 0 CS: 3	PA: 31							
<b>PITCHER</b>	IP	WLS	BF	H	R	ER	SO	BB	IBB	HBP	BLK	WP	HR	S	P	ERA	WHIP										
28 Aaron Cook, R ERA: 3.31 (1, 1)	7.0	L	27	10	2	2	3	0	0	0	0	0	0	51	87	2.57	1.429										
39 Tom Martin, L ERA: 6.38 (8, 1)	0.2		3	0	0	0	1	1	0	0	0	0	0	10	14	0.00	1.500										
Jose Mesa, R ERA: 3.47 (8, 1)	0.1		0	0	0	0	0	0	0	0	0	0	0	3	3	0.00	0.000										



Batter	1	2	3	4	5	6	7	8	9	AB	R	H	RBI	BB	SO	LOB	TOP										
Jamey Carroll, R OBP: 0.403, SLG: 0.367	1-2 FC6-4 1B		0-2 G6-4-3		4-0 G6-4-3 BB		2-3 K		1-2 P3	4	0	1	0	1	1	2											
19 Ryan Spillborghs, R OBP: 0.414, SLG: 0.520	0-0 FC6-4			3-2 1B	0-2 G6-4-3		2-3 K			4	1	1	0	0	1	5											
David Cortes, R OBP: 0.407, SLG: 0.592	1-2 L4-3			2-2 HR						3	1	1	2	1	1	1											
17 Todd Helton, L OBP: 0.404, SLG: 0.475	1-0 L4-3			3-2 G6-3	3-2 G5-3		3-1 1B	5-2 BB		4	0	1	0	0	0	1											
5 Matt Holliday, R OBP: 0.366, SLG: 0.621				1-3 K	0-0 F8		2-0 F7	1-0 F9		4	0	1	0	0	1	1											
27 Garrett Atkins, R OBP: 0.384, SLG: 0.500				3-2 E 1B	1-2 G3-1		1-1 1B	1-3 1B		4	0	2	0	0	1	2											
11 Brad Hawpe, L OBP: 0.407, SLG: 0.592				2-3 K	0-0 FC6 1B		3-1 G4-3	1-2 F7		4	0	1	0	0	1	5											
JD Closser, S OBP: 0.333, SLG: 0.231				0-0 B1	1-2 BB FC6 1B		1-2 2B			4	0	2	0	0	1	0											
12 Clint Barmes, R OBP: 0.216, SLG: 0.296				4-2 G6-4-3 BB	1-0 FC6 BB		3-3 K	1-3 K		1	0	0	0	1	0	2											
26 Jeff Francis, L OBP: 0.296, SLG: 0.095										0	0	0	0	0	0	0											
61 Ramon E Ramirez, R OBP: 1.000, SLG: 1.000										0	0	0	0	0	0	0											
18 Cory Sullivan, L OBP: 0.306, SLG: 0.418										2	0	0	0	0	2	1											
<b>Inning Stats</b>	R: 0 E: 0 K: 0 S: 5	H: 1 LOB: 0 BB: 0 P: 7	R: 0 E: 1 K: 2 S: 16	H: 1 LOB: 1 BB: 0 P: 25	R: 0 E: 0 K: 0 S: 7	H: 0 LOB: 0 BB: 1 P: 11	R: 2 E: 0 K: 0 S: 14	H: 2 LOB: 0 BB: 0 P: 23	R: 0 E: 0 K: 1 S: 10	H: 2 LOB: 2 BB: 1 P: 12	R: 0 E: 0 K: 3 S: 16	H: 1 LOB: 1 BB: 0 P: 24	R: 0 E: 0 K: 1 S: 13	H: 1 LOB: 2 BB: 1 P: 24	R: 0 E: 0 K: 2 S: 9	H: 0 LOB: 0 BB: 0 P: 11	1B: 8 2B: 2 3B: 0 HR: 1	SF: 0 SAC: 0 DP: 3 HBP: 0	WP: 0 PB: 0 SB: 0 CS: 0	PA: 37							
<b>PITCHER</b>	IP	WLS	BF	H	R	ER	SO	BB	IBB	HBP	BLK	WP	HR	S	P	ERA	WHIP										
52 Clay Hensley, R ERA: 3.82	6.0	W	25	8	2	2	3	2	0	0	0	0	1	59	100	3.00	1.667										
56 Scott Cassidy, R ERA: 1.57	1.0	H	4	1	0	0	3	0	0	0	0	0	0	16	24	0.00	1.000										
Scott Linebrink, R ERA: 2.88	1.0	H	5	1	0	0	1	1	0	0	0	0	0	13	24	0.00	2.000										
Trevor Hoffman, R ERA: 1.42	1.0	S	3	0	0	0	2	0	0	0	0	0	0	9	11	0.00	0.000										

Colorado Rockies @ San Diego Padres  
PETCO Park, San Diego, CA  
Wed May 31 2006, 3:35 PM EDT  
Att: 24,607 - Sunny - 75 F

AB	34
R	2
H	10
RBI	2
BB	3
SO	9
LOB	20



Batter	1	2	3	4	5	6	7	8	9	AB	R	H	RBI	BB	SO	LOB	BOTTOM										
Eric Young Sr., R OBP: 0.275, SLG: 0.246	0-3 K		1-0 G5-3			1-1 2B E 1B		0-1 P3		4	1	1	0	0	1	0											
Mike Cameron, R OBP: 0.323, SLG: 0.310	3-2 F9			2-1 F9		1-3 K		4-2 BB		3	0	0	0	1	1	2											
24 Brian Giles, L OBP: 0.399, SLG: 0.402	0-0 G1-3			4-2 BB		1-1 F9		1-3 K		3	0	0	0	1	1	3											
28 Josh Bard, S OBP: 0.391, SLG: 0.688				2-3 K		1-0 E7		1-0 F9		3	1	1	1	0	2	1											
56 Scott Cassidy, R ERA: 1.57				3-3 K		1-0 2B 1B		1-0 F9		0	0	0	0	0	0	0											
Scott Linebrink, R ERA: 2.88				3-3 K		2-1 2B		1-0 F9		1	0	0	0	0	0	1											
Mike Piazza, R OBP: 0.329, SLG: 0.466				3-3 K		2-1 2B		1-0 F9		0	0	0	0	0	0	0											
Trevor Hoffman, R ERA: 1.42				3-3 K		2-1 2B		1-0 F9		3	0	1	1	0	1	1											
Mark Bellhorn, S OBP: 0.327, SLG: 0.484				2-2 1B		1-2 F9		3-2 P5		3	0	1	0	0	0	1											
3 Khalil Greene, R OBP: 0.300, SLG: 0.426				1-2 F9		0-0 P4		0-0 P4		3	0	0	0	0	0	1											
Vinny Castilla, R OBP: 0.265, SLG: 0.264				1-2 F9		0-0 P4		0-0 P4		3	0	0	0	0	0	1											
Josh Barfield, R OBP: 0.297, SLG: 0.372				0-1 F7		3-3 K		1-2 F8		3	0	0	0	0	1	0											
52 Clay Hensley, R OBP: 0.111, SLG: 0.167				1-3 K		4-2 1B BB		2-2 G4-3		1	0	0	0	0	1	0											
Rob Bowen, S OBP: 0.515, SLG: 0.640										1	1	0	0	1	0	0											
<b>Inning Stats</b>	R: 0 E: 0 K: 1 S: 8	H: 0 LOB: 0 BB: 0 P: 11	R: 0 E: 0 K: 1 S: 13	H: 1 LOB: 1 BB: 0 P: 19	R: 0 E: 0 K: 1 S: 6	H: 0 LOB: 0 BB: 0 P: 8	R: 0 E: 0 K: 2 S: 10	H: 0 LOB: 1 BB: 1 P: 21	R: 0 E: 0 K: 1 S: 8	H: 0 LOB: 0 BB: 0 P: 12	R: 3 E: 1 K: 1 S: 17	H: 3 LOB: 1 BB: 1 P: 30	R: 0 E: 0 K: 0 S: 8	H: 0 LOB: 0 BB: 0 P: 11	R: 0 E: 0 K: 1 S: 8	H: 0 LOB: 1 BB: 1 P: 14	1B: 3 2B: 1 3B: 0 HR: 0	SF: 0 SAC: 0 DP: 0 HBP: 0	WP: 0 PB: 0 SB: 0 CS: 0	PA: 31							
<b>PITCHER</b>	IP	WLS	BF	H	R	ER	SO	BB	IBB	HBP	BLK	WP	HR	S	P	ERA	WHIP										
26 Jeff Francis, L ERA: 3.8	5.2	L	23	4	3	2	7	2	0	0	0	0	0	59	95	3.18	1.059										
61 Ramon E Ramirez, R ERA: 1.23	0.1		1	0	0	0	0	0	0	0	0	0	0	3	6	0.00	0.000										
David Cortes, R ERA: 2.25	1.0		3	0	0	0	0	0	0	0	0	0	0	8	11	0.00	0.000										
40 Brian Fuentes, L ERA: 1.25	1.0		4	0	0	0	1	1	0	0	0	0	0	8	14	0.00	1.000										

Colorado Rockies @ San Diego Padres  
PETCO Park, San Diego, CA  
Wed May 31 2006, 3:35 PM EDT  
Att: 24,607 - Sunny - 75 F

AB	28
R	3
H	4
RBI	2
BB	3
SO	8
LOB	10









Batter	1	2	3	4	5	6	7	8	9	AB	R	H	RBI	BB	SO	LOB	TOP																												
2 Hanley Ramirez, R OBP: 0.373, SLG: 0.462	2-1 SH1-3 6 17 1B 2B		1-1 F8	1-2 G4-3		2-0 P6		1-1 P3	0-1 F9	6	1	1	0	0	0	4																													
6 Dan Uggla, R OBP: 0.382, SLG: 0.471	0-0 SH1-3		1-2 17 1B		1-1 HR		3-3 K	2-2 FC6-4		4	2	2	1	0	1	2																													
17 Mike Jacobs, L OBP: 0.335, SLG: 0.402	3-2 G5-4-3 1B		2-2 1B		1-0 G4-3		2-0 G4-3		0-1 G3-1	5	0	2	2	0	0	0																													
Miguel Cabrera, R OBP: 0.446, SLG: 0.614 57 Taylor Tankersley, L	3-2 G5-4-3 1B		0-3 K		1-1 2B		1-1 F8		0-2 4 1B 1B	5	1	2	0	0	1	2																													
Joe Borchard, S OBP: 0.337, SLG: 0.376		0-3 K		0-0 27 4 HR 1B		3-2 F7		0-0 27 4 G4-3 1B	0-1 4 1B	5	3	3	0	0	1	1																													
27 Jeremy Hermida, L OBP: 0.387, SLG: 0.462 12 Cody Ross, R OBP: 0.333, SLG: 0.708	1-1 G3		4-2 4 HR BB		1-2 G3-1		0-1 G4-3 1B	0-1 4 G4-3 2B	2-3 K	3	2	1	0	1	0	1																													
4 Alfredo Amezaga, S OBP: 0.322, SLG: 0.364	4-1 S BB		0-1 HR		1-1 K		1-1 G4-3	0-1 G4-3	0-0 1B HR	4	2	2	4	1	0	1																													
Miguel Olivo, R OBP: 0.294, SLG: 0.452	1-0 G5-3		1-1 47 FC1-6 1B		0-3 K		0-1 K	1-2 47 E 1B	1-2 1B HR	5	1	3	3	0	1	1																													
47 Ricky Nolasco, R OBP: 0.273, SLG: 0.545 Wes Helms, R OBP: 0.286, SLG: 0.381			0-1 FC1-6 2 G4-3 1B		0-1 K		0-1 K	0-0 E1 6 FC6-4 1B	1-3 1B HR	4	0	1	0	0	1	2																													
Inning Stats	R: 1 E: 0 K: 0 S: 10	H: 2 LOB: 0 BB: 0 P: 18	R: 0 E: 0 K: 1 S: 7	H: 0 LOB: 1 BB: 1 P: 13	R: 1 E: 0 K: 2 S: 17	H: 2 LOB: 1 BB: 0 P: 21	R: 3 E: 0 K: 0 S: 13	H: 3 LOB: 0 BB: 1 P: 19	R: 1 E: 0 K: 0 S: 11	H: 2 LOB: 1 BB: 0 P: 18	R: 0 E: 0 K: 1 S: 8	H: 1 LOB: 1 BB: 0 P: 11	R: 0 E: 0 K: 1 S: 6	H: 0 LOB: 0 BB: 0 P: 12	R: 2 E: 1 K: 0 S: 14	H: 3 LOB: 2 BB: 0 P: 18	R: 5 E: 0 K: 1 S: 19	H: 5 LOB: 0 BB: 0 P: 24	1B: 12 2B: 3 3B: 0 HR: 3	SF: 0 SAC: 1 DP: 2 HBP: 0	WP: 0 PB: 0 SB: 2 CS: 0	PA: 46																							
PITCHER	IP	WLS	BF	H	R	ER	SO	BB	IBB	HBP	BLK	WP	HR	S	P	ERA	WHIP	PITCHER								IP	WLS	BF	H	R	ER	SO	BB	IBB	HBP	BLK	WP	HR	S	P	ERA	WHIP			
49 Byung-Hyun Kim, R ERA: 4.97	5.0	L	24	9	6	6	3	2	0	0	0	0	0	2	58	89	10.80	2.200																											
61 Ramon E Ramirez, R ERA: 1.13	2.0		7	1	0	0	2	0	0	0	0	0	0	0	14	23	0.00	0.500																											
39 Tom Martin, L ERA: 6.98	1.0		7	3	2	2	0	0	0	0	0	0	0	0	14	18	18.00	3.000																											
David Cortes, R ERA: 4.09	1.0		8	5	5	5	1	0	0	0	0	0	0	1	19	24	45.00	5.000																											

Florida Marlins @ Colorado Rockies  
Coors Field, Denver, CO  
Sat Jun 03 2006, 6:05 PM MDT  
Att: 23,831 - Cloudy - 87 F

AB 43  
R 13  
H 18  
RBI 13  
BB 2  
SO 6  
LOB 16



Batter	1	2	3	4	5	6	7	8	9	AB	R	H	RBI	BB	SO	LOB	BOTTOM																												
Jamey Carroll, R OBP: 0.409, SLG: 0.371	1-1 G1-3		4-0 BB		1-2 1B			0-1 5 FC5-4 17 1B		3	0	2	0	1	0	0																													
18 Cory Sullivan, L OBP: 0.302, SLG: 0.411 61 Ramon E Ramirez, R OBP: 1.000, SLG: 1.000 39 Tom Martin, L	1-0 L3		1-1 F9		1-0 G3			2-3 K		3	0	0	0	0	0	2																													
19 Ryan Spilborghs, R OBP: 0.382, SLG: 0.567 David Cortes, R										1	0	0	0	0	1	1																													
17 Todd Helton, L OBP: 0.397, SLG: 0.463	0-2 G6-3		1-3 K		1-2 F7			0-0 5 FC5-4 1B		4	0	1	0	0	1	0																													
5 Matt Holliday, R OBP: 0.367, SLG: 0.612		1-2 11 G3-6-1 27 1B		0-0 11 E 11 1B		1-2 G6-3		0-0 FC5-4		4	0	2	0	0	0	2																													
27 Garrett Atkins, R OBP: 0.379, SLG: 0.490		2-1 11 G3-6-1 1B		3-2 F7		1-3 K		0-3 K		4	0	1	0	0	2	3																													
11 Brad Hawpe, L OBP: 0.402, SLG: 0.582		1-2 1B		0-0 E1				1-2 2-3		4	0	1	0	0	1	2																													
JD Closser, S OBP: 0.283, SLG: 0.176		3-1 G3-6-1		1-3 1B				3-3 K		4	0	1	0	0	1	2																													
12 Clint Barmes, R OBP: 0.232, SLG: 0.318		0-0 P5		2-1 P4				3-2 P4		4	0	0	0	0	1	3																													
49 Byung-Hyun Kim, R OBP: 0.071, SLG: 0.071 Choo Freeman, R OBP: 0.293, SLG: 0.278			1-1 49 CS 1B		1-0 P4			2-0 HBP		3	0	2	0	0	0	0																													
			0-3 K		1-0 P4			0-3 K		1	0	0	0	0	1	1																													
			1-2 K					2-1 FC6-4		3	0	0	0	0	1	2																													
Inning Stats	R: 0 E: 0 K: 0 S: 6	H: 0 LOB: 0 BB: 0 P: 8	R: 0 E: 0 K: 0 S: 8	H: 2 LOB: 1 BB: 0 P: 14	R: 0 E: 0 K: 1 S: 7	H: 1 LOB: 1 BB: 1 P: 13	R: 0 E: 1 K: 1 S: 10	H: 2 LOB: 2 BB: 0 P: 16	R: 0 E: 0 K: 0 S: 9	H: 1 LOB: 1 BB: 0 P: 12	R: 0 E: 0 K: 1 S: 10	H: 0 LOB: 0 BB: 0 P: 13	R: 0 E: 0 K: 2 S: 11	H: 0 LOB: 1 BB: 0 P: 19	R: 0 E: 0 K: 2 S: 11	H: 2 LOB: 2 BB: 0 P: 13	R: 0 E: 0 K: 1 S: 9	H: 1 LOB: 1 BB: 0 P: 16	1B: 9 2B: 1 3B: 0 HR: 0	SF: 0 SAC: 0 DP: 2 HBP: 1	WP: 0 PB: 0 SB: 0 CS: 1	PA: 36																							
PITCHER	IP	WLS	BF	H	R	ER	SO	BB	IBB	HBP	BLK	WP	HR	S	P	ERA	WHIP	PITCHER								IP	WLS	BF	H	R	ER	SO	BB	IBB	HBP	BLK	WP	HR	S	P	ERA	WHIP			
47 Ricky Nolasco, R ERA: 3.15	8.0	W	32	8	0	0	7	1	0	0	0	0	0	9	16	0.00	1.125																												
57 Taylor Tankersley, L ERA:	1.0		4	1	0	0	1	0	0	0	0	0	0	0	9	16	0.00	1.000																											

Florida Marlins @ Colorado Rockies  
Coors Field, Denver, CO  
Sat Jun 03 2006, 6:05 PM MDT  
Att: 23,831 - Cloudy - 87 F

AB 34  
R 0  
H 9  
RBI 0  
BB 1  
SO 8  
LOB 16





Batter	1	2	3	4	5	6	7	8	9	AB	R	H	RBI	BB	SO	LOB	TOP		
2 Hanley Ramirez, R OBP: 0.369, SLG: 0.471	F9		K		G1-3		HR	K		5	1	1	1	0	2	4			
6 Dan Uggla, R OBP: 0.354, SLG: 0.460	F8		G6-4-3		K		G1-3		P3	5	0	0	0	0	1	2			
17 Mike Jacobs, L OBP: 0.337, SLG: 0.420	HR			K			G4-3		K	5	1	2	1	0	2	0			
Miguel Cabrera, R OBP: 0.450, SLG: 0.614	G6-3				14 27 1B		G5-3			5	1	3	0	0	0	1			
14 Josh Willingham, R OBP: 0.350, SLG: 0.444																			
27 Jeremy Hermida, L OBP: 0.394, SLG: 0.482																			
61 Reggie Abercrombie, R OBP: 0.294, SLG: 0.372																			
20 Matt Treanor, R OBP: 0.310, SLG: 0.297																			
Scott Olsen, L Randy Messenger, R Joe Borchard, S 60 Carlos Martinez, R 57 Taylor Tankersley, L 19 Logan Kensing, R Joe Borowski, R																			
<b>Inning Stats</b>	R: 1 E: 0 K: 0 S: 11	H: 1 LOB: 0 BB: 0 P: 16	R: 0 E: 0 K: 0 S: 8	H: 1 LOB: 0 BB: 0 P: 13	R: 0 E: 1 K: 1 S: 8	H: 1 LOB: 1 BB: 0 P: 11	R: 2 E: 1 K: 1 S: 15	H: 3 LOB: 2 BB: 0 P: 23	R: 0 E: 0 K: 1 S: 10	H: 1 LOB: 2 BB: 1 P: 17	R: 1 E: 0 K: 0 S: 9	H: 2 LOB: 1 BB: 0 P: 12	R: 0 E: 1 K: 1 S: 11	H: 2 LOB: 2 BB: 0 P: 16	R: 0 E: 0 K: 2 S: 11	H: 1 LOB: 1 BB: 0 P: 15	1B: 9 2B: 2 3B: 0 HR: 2	SF: 0 SAC: 1 DP: 2 HBP: 0	WP: 0 PA: 41 PB: 0 SB: 0 CS: 1
<b>PITCHER</b>	IP	WLS	BF	H	R	ER	SO	BB	IBB	HBP	BLK	WP	HR	S	P	ERA	WHIP		
Jason Jennings, R ERA: 4.48	7.0	L	32	10	4	3	4	0	1	0	0	0	2	69	103	3.86	1.429		
Jose Mesa, R ERA: 3.2	1.0		5	2	0	0	1	0	0	0	0	0	0	11	16	0.00	2.000		
40 Brian Fuentes, L ERA: 1.19	1.0		4	1	0	0	2	0	0	0	0	0	0	11	15	0.00	1.000		

Florida Marlins @ Colorado Rockies  
Coors Field, Denver, CO  
Sun Jun 04 2006, 1:05 PM MDT  
Att: 21,125 - Sunny - 80 F

AB 39  
R 4  
H 13  
RBI 4  
BB 1  
SO 7  
LOB 20



Batter	1	2	3	4	5	6	7	8	9	AB	R	H	RBI	BB	SO	LOB	BOTTOM				
Jamey Carroll, R OBP: 0.397, SLG: 0.358	G4-3		K					F7		4	0	0	0	0	1	0					
19 Ryan Spillborghs, R OBP: 0.395, SLG: 0.589										4	0	2	0	0	1	0					
17 Todd Helton, L OBP: 0.393, SLG: 0.457										4	1	1	0	0	1	2					
5 Matt Holliday, R OBP: 0.378, SLG: 0.632										3	1	3	2	1	0	0					
27 Garrett Atkins, R OBP: 0.377, SLG: 0.490										4	1	1	0	0	1	3					
Eli Marrero, R OBP: 0.357, SLG: 0.483 Jose Mesa, R										2	0	0	0	1	0	1					
40 Brian Fuentes, L 18 Cory Sullivan, L OBP: 0.300, SLG: 0.409										0	0	0	0	0	0	0					
8 Yorvit Torrealba, R										1	0	0	0	0	0	0					
12 Clint Barmes, R OBP: 0.232, SLG: 0.317										4	0	1	1	0	0	0					
Jason Jennings, L OBP: 0.231, SLG: 0.240 11 Brad Hawpe, L OBP: 0.400, SLG: 0.579										2	0	0	0	0	0	0					
<b>Inning Stats</b>	R: 0 E: 0 K: 0 S: 7	H: 1 LOB: 0 BB: 0 P: 9	R: 0 E: 0 K: 0 S: 7	H: 1 LOB: 1 BB: 0 P: 10	R: 0 E: 0 K: 1 S: 7	H: 0 LOB: 0 BB: 0 P: 10	R: 2 E: 0 K: 1 S: 11	H: 2 LOB: 0 BB: 0 P: 16	R: 0 E: 0 K: 0 S: 8	H: 0 LOB: 0 BB: 0 P: 14	R: 0 E: 0 K: 1 S: 8	H: 0 LOB: 2 BB: 1 P: 10	R: 1 E: 0 K: 1 S: 14	H: 3 LOB: 2 BB: 1 P: 23	R: 0 E: 0 K: 1 S: 15	H: 1 LOB: 2 BB: 1 P: 24	R: 0 E: 0 K: 1 S: 7	H: 0 LOB: 0 BB: 0 P: 11	1B: 5 2B: 2 3B: 0 HR: 1	SF: 0 SAC: 0 DP: 1 HBP: 0	WP: 1 PA: 35 PB: 0 SB: 0 CS: 0
<b>PITCHER</b>	IP	WLS	BF	H	R	ER	SO	BB	IBB	HBP	BLK	WP	HR	S	P	ERA	WHIP				
Scott Olsen, L ERA: 5.6	6.2	W	25	6	3	3	3	1	0	0	0	0	0	7	10	0.00	3.000				
Randy Messenger, R ERA: 3.92	0.1	H	2	1	0	0	1	0	0	0	0	0	0	5	7	0.00	3.000				
60 Carlos Martinez, R ERA: 2.57	0.1	H	2	1	0	0	0	0	0	0	0	0	0	4	6	0.00	0.000				
57 Taylor Tankersley, L ERA: 3.86	0.1	H	2	0	0	0	0	1	0	0	0	0	0	6	11	0.00	3.000				
19 Logan Kensing, R ERA: 3.86	0.1	H	2	0	0	0	0	1	0	0	0	0	0	6	11	0.00	3.000				
<b>PITCHER</b>	IP	WLS	BF	H	R	ER	SO	BB	IBB	HBP	BLK	WP	HR	S	P	ERA	WHIP				
Joe Borowski, R ERA: 4.22	1.0	S	3	0	0	0	1	0	0	0	0	0	0	7	11	0.00	0.000				

Florida Marlins @ Colorado Rockies  
Coors Field, Denver, CO  
Sun Jun 04 2006, 1:05 PM MDT  
Att: 21,125 - Sunny - 80 F

AB 33  
R 3  
H 8  
RBI 3  
BB 2  
SO 6  
LOB 11





Batter	1	2	3	4	5	6	7	8	9	AB	R	H	RBI	BB	SO	LOB	TOP					
13 Nate McLouth, L OBP: 0.309, SLG: 0.354										5	1	1	0	0	1	3	<b>Pittsburgh Pirates @ Colorado Rockies</b> Coors Field, Denver, CO Mon Jun 05 2006, 7:05 PM MDT Att: 20,152 - Partly Cloudy - 89 F					
2 Jack Wilson, R OBP: 0.333, SLG: 0.438										5	1	1	0	0	2	4						
Sean Casey, L OBP: 0.338, SLG: 0.500										3	1	1	0	2	0	1						
Jason Bay, R OBP: 0.426, SLG: 0.604										3	1	2	1	2	1	1						
Jeremy Burnitz, L OBP: 0.289, SLG: 0.416										3	0	0	0	0	2	4						
Craig Wilson, R OBP: 0.355, SLG: 0.509										1	0	0	0	0	0	2						
José Bautista, R OBP: 0.368, SLG: 0.478										0	0	0	0	1	0	0						
12 Freddy Sanchez, R OBP: 0.387, SLG: 0.508										5	1	3	2	0	0	2						
Jose Castillo, R OBP: 0.349, SLG: 0.479										4	0	1	1	0	0	2						
26 Ronny Paulino, R OBP: 0.369, SLG: 0.408										4	0	3	0	0	0	0						
45 Ian Snell, R OBP: 0.059, SLG: 0.059										2	0	0	0	0	1	1						
16 Salomon Torres, R ERA: 2.25										0	0	0	0	0	0	0						
37 Yurendell Decaster, R Damaso Marte, L Michael Gonzalez, R										0	0	0	0	0	0	0						
<b>Inning Stats</b>	R: 1 E: 0 K: 1 S: 10	H: 2 LOB: 1 BB: 0 P: 16	R: 0 E: 0 K: 1 S: 9	H: 1 LOB: 1 BB: 0 P: 11	R: 0 E: 0 K: 1 S: 13	H: 1 LOB: 2 BB: 1 P: 23	R: 1 E: 0 K: 2 S: 13	H: 3 LOB: 0 BB: 0 P: 18	R: 1 E: 0 K: 0 S: 8	H: 2 LOB: 1 BB: 0 P: 12	R: 0 E: 0 K: 0 S: 4	H: 0 LOB: 0 BB: 0 P: 8	R: 2 E: 0 K: 0 S: 12	H: 2 LOB: 1 BB: 2 P: 21	R: 0 E: 0 K: 2 S: 8	H: 1 LOB: 1 BB: 2 P: 13	R: 0 E: 0 K: 1 S: 9	H: 0 LOB: 1 BB: 2 P: 20	1B: 8 2B: 4 3B: 0 HR: 0	SF: 0 SAC: 1 DP: 2 HBP: 0	WP: 1 PB: 0 SB: 1 CS: 0	PA: 42
<b>PITCHER</b>	IP WLS BF H R ER SO BB IBB HBP BLK WP HR S P ERA WHIP																					
28 Aaron Cook, R ERA: 3.63	(1, 1) 6.0 L 31 10 5 5 5 3 0 0 0 0 0 0 61 100 7.50 2.167																					
Ray King, L ERA: 2.25	(7, 1) 1.0 3 1 0 0 0 0 0 0 0 0 0 8 9 0.00 1.000																					
Scott Dohmann, R ERA: 4.05	(8, 1) 2.0 8 1 0 0 3 2 0 0 0 1 0 17 33 0.00 1.500																					

Batter	1	2	3	4	5	6	7	8	9	AB	R	H	RBI	BB	SO	LOB	BOTTOM					
6 Omar Quintanilla, L										4	0	0	0	0	3	3	<b>Pittsburgh Pirates @ Colorado Rockies</b> Coors Field, Denver, CO Mon Jun 05 2006, 7:05 PM MDT Att: 20,152 - Partly Cloudy - 89 F					
18 Cory Sullivan, L OBP: 0.296, SLG: 0.402										3	0	0	0	0	2	0						
Choo Freeman, R OBP: 0.288, SLG: 0.273										1	0	0	0	1	0							
17 Todd Helton, L OBP: 0.396, SLG: 0.465										4	0	2	0	0	0	0						
5 Matt Holliday, R OBP: 0.371, SLG: 0.620										4	0	0	0	0	1	2						
27 Garrett Atkins, R OBP: 0.375, SLG: 0.486										4	0	1	0	0	2	2						
11 Brad Hawpe, L OBP: 0.406, SLG: 0.593										4	2	3	0	0	1	1						
JD Closser, S OBP: 0.304, SLG: 0.200										3	0	1	0	1	2	2						
12 Clint Barmes, R OBP: 0.228, SLG: 0.312											3	0	0	1	0	1		3				
28 Aaron Cook, R OBP: 0.077, SLG: 0.077										1	0	0	0	0	0	0						
Ray King, L										0	0	0	0	0	0	0						
19 Ryan Spillborghs, R OBP: 0.410, SLG: 0.600										1	0	1	1	0	0	0						
Scott Dohmann, R										0	0	0	0	0	0	0						
<b>Inning Stats</b>	R: 0 E: 0 K: 2 S: 11	H: 0 LOB: 0 BB: 0 P: 14	R: 0 E: 0 K: 2 S: 12	H: 1 LOB: 1 BB: 0 P: 13	R: 0 E: 0 K: 2 S: 7	H: 0 LOB: 0 BB: 0 P: 9	R: 0 E: 0 K: 1 S: 10	H: 1 LOB: 1 BB: 0 P: 16	R: 1 E: 0 K: 1 S: 14	H: 1 LOB: 1 BB: 1 P: 23	R: 0 E: 0 K: 2 S: 8	H: 1 LOB: 1 BB: 0 P: 10	R: 0 E: 0 K: 0 S: 7	H: 3 LOB: 1 BB: 0 P: 12	R: 0 E: 0 K: 1 S: 7	H: 0 LOB: 0 BB: 0 P: 12	R: 0 E: 0 K: 2 S: 13	H: 1 LOB: 1 BB: 0 P: 20	1B: 6 2B: 1 3B: 1 HR: 0	SF: 1 SAC: 1 DP: 1 HBP: 0	WP: 0 PB: 0 SB: 0 CS: 0	PA: 35
<b>PITCHER</b>	IP WLS BF H R ER SO BB IBB HBP BLK WP HR S P ERA WHIP																					
45 Ian Snell, R ERA: 5.26	(1, 1) 6.1 W 26 6 2 2 2 10 1 0 0 0 0 0 0 3 3 0.00 1.500																					
16 Salomon Torres, R ERA: 4.54	(7, 1) 0.2 H 2 1 0 0 0 0 0 0 0 0 0 3 3 0.00 1.500																					
Damaso Marte, L ERA: 2.7	(8, 1) 1.0 H 3 0 0 0 1 0 0 0 0 0 0 7 12 0.00 0.000																					
Michael Gonzalez, L ERA: 2.82	(9, 1) 1.0 S 4 1 0 0 2 0 0 0 0 0 0 0 13 20 0.00 1.000																					





Batter	1	2	3	4	5	6	7	8	9	AB	R	H	RBI	BB	SO	LOB	TOP					
<b>José Bautista, R</b> (1, 8) OBP: 0.363, SLG: 0.479										4	0	1	0	0	1	0	<b>Pittsburgh Pirates @ Colorado Rockies</b> Coors Field, Denver, CO Tue Jun 06 2006, 7:05 PM MDT Att: 20,277 - Partly Cloudy - 84 F					
<b>2 Jack Wilson, R</b> (1, 6) OBP: 0.327, SLG: 0.429										4	0	0	0	0	1	2						
<b>12 Freddy Sanchez, R</b> (1, 5) OBP: 0.384, SLG: 0.503										4	1	1	0	0	1	1						
<b>Jason Bay, R</b> (1, 7) OBP: 0.427, SLG: 0.614											3	1	1	1	1	0						
<b>Craig Wilson, R</b> (1, 3) OBP: 0.353, SLG: 0.500											3	1	0	0	1	2						
<b>Jose Castillo, R</b> (1, 4) OBP: 0.347, SLG: 0.472											3	0	0	0	1	2						
<b>José Hernández, R</b> (1, 9) OBP: 0.246, SLG: 0.315											2	1	1	2	0	0						
<b>Jeremy Burnitz, L</b> (7, 9) OBP: 0.291, SLG: 0.417											2	0	1	1	0	0						
<b>26 Ronny Paulino, R</b> (1, 2) OBP: 0.375, SLG: 0.414											3	0	2	0	0	0						
<b>13 Nate McLouth, L</b> (8, PR) OBP: 0.309, SLG: 0.354											0	0	0	0	0	0						
<b>11 Humberto Cota, R</b> (8, 2) OBP: 0.271, SLG: 0.236											1	0	0	0	0	2						
<b>28 Paul Maholm, L</b> (1, 1) OBP: 0.045, SLG: 0.045											2	0	0	0	0	1						
<b>55 Matt Capps, R</b> (6, 1)											0	0	0	0	0	0						
<b>34 John Grabow, L</b> (6, 1)											0	0	0	0	0	0						
<b>Sean Casey, L</b> (8, PH) OBP: 0.333, SLG: 0.492											1	0	0	0	0	1						
<b>16 Salomon Torres, R</b> (8, 1)											0	0	0	0	0	0						
<b>Inning Stats</b>	R: 0 E: 1 K: 1 S: 7	H: 0 LOB: 0 BB: 0 P: 9	R: 0 E: 0 K: 1 S: 7	H: 0 LOB: 0 BB: 0 P: 9	R: 0 E: 0 K: 0 S: 5	H: 1 LOB: 0 BB: 0 P: 7	R: 0 E: 0 K: 1 S: 8	H: 0 LOB: 0 BB: 0 P: 13	R: 3 E: 0 K: 1 S: 16	H: 2 LOB: 0 BB: 1 P: 26	R: 0 E: 0 K: 1 S: 9	H: 0 LOB: 1 BB: 0 P: 11	R: 0 E: 0 K: 1 S: 8	H: 0 LOB: 1 BB: 1 P: 18	R: 0 E: 0 K: 0 S: 7	H: 2 LOB: 2 BB: 0 P: 11	R: 1 E: 0 K: 2 S: 17	H: 2 LOB: 2 BB: 1 P: 26	1B: 4 2B: 1 3B: 0 HR: 2	SF: 0 SAC: 0 DP: 3 HBP: 0	WP: 0 PB: 0 SB: 0 CS: 0	PA: 35
<b>PITCHER</b>	IP WLS BF H R ER SO BB IBB HBP BLK WP HR S P ERA WHIP																					
<b>26 Jeff Francis, L</b> (1, 1) ERA: 3.86	6.0 W 21 3 3 3 5 1 0 0 0 0 0 2 52 75 4.50 0.667																					
<b>61 Ramon E Ramirez, R</b> (7, 1) ERA: 1.08	1.0 H 4 0 0 0 1 1 0 0 0 0 0 0 8 18 0.00 1.000																					
<b>Jose Mesa, R</b> (8, 1) ERA: 3.08	1.0 H 4 2 0 0 0 0 0 0 0 0 0 0 7 11 0.00 2.000																					
<b>40 Brian Fuentes, L</b> (9, 1) ERA: 1.52	1.0 S 6 2 1 1 2 1 0 0 0 0 0 0 0 17 26 9.00 3.000																					

Batter	1	2	3	4	5	6	7	8	9	AB	R	H	RBI	BB	SO	LOB	BOTTOM	
<b>Jamey Carroll, R</b> (1, 4) OBP: 0.414, SLG: 0.403										4	1	4	1	0	0	0	<b>Pittsburgh Pirates @ Colorado Rockies</b> Coors Field, Denver, CO Tue Jun 06 2006, 7:05 PM MDT Att: 20,277 - Partly Cloudy - 84 F	
<b>19 Ryan Spillbrochs, R</b> (1, 8) OBP: 0.386, SLG: 0.550										5	1	1	0	0	0	3		
<b>40 Brian Fuentes, L</b> (9, 1)										0	0	0	0	0	0	0		
<b>17 Todd Helton, L</b> (1, 3) OBP: 0.406, SLG: 0.465										2	0	1	1	2	1	2		
<b>5 Matt Holliday, R</b> (1, 7) OBP: 0.363, SLG: 0.606										5	0	0	0	0	0	7		
<b>27 Garrett Atkins, R</b> (1, 5) OBP: 0.386, SLG: 0.498										3	0	3	1	1	0	0		
<b>11 Brad Hawpe, L</b> (1, 9) OBP: 0.399, SLG: 0.581										4	0	0	0	0	3	5		
<b>12 Clint Barmes, R</b> (1, 6) OBP: 0.233, SLG: 0.316										4	1	2	0	0	0	2		
<b>8 Yorvit Torrealba, R</b> (1, 2) OBP: 0.167, SLG: 0.182										3	1	1	1	1	1	3		
<b>26 Jeff Francis, L</b> (1, 1) OBP: 0.300, SLG: 0.125										3	1	1	0	0	2	4		
<b>61 Ramon E Ramirez, R</b> (7, 1) OBP: 1.000, SLG: 1.000										0	0	0	0	0	0	0		
<b>Jose Mesa, R</b> (8, 1)										0	0	0	0	0	0	0		
<b>Eli Marrero, R</b> (8, PH) OBP: 0.352, SLG: 0.475										1	0	0	0	0	0	0		
<b>16 Cory Sullivan, L</b> (9, 8) OBP: 0.296, SLG: 0.402										0	0	0	0	0	0	0		
<b>Inning Stats</b>	R: 0 E: 0 K: 1 S: 8	H: 2 LOB: 1 BB: 0 P: 8	R: 0 E: 0 K: 2 S: 11	H: 2 LOB: 2 BB: 0 P: 16	R: 0 E: 0 K: 0 S: 11	H: 1 LOB: 1 BB: 1 P: 20	R: 0 E: 0 K: 1 S: 11	H: 1 LOB: 2 BB: 1 P: 20	R: 1 E: 1 K: 0 S: 13	H: 4 LOB: 1 BB: 0 P: 18	R: 0 E: 0 K: 2 S: 8	H: 0 LOB: 1 BB: 1 P: 17	R: 1 E: 0 K: 0 S: 11	H: 1 LOB: 1 BB: 1 P: 23	1B: 10 2B: 2 3B: 0 HR: 1	SF: 0 SAC: 1 DP: 1 HBP: 1	WP: 0 PB: 0 SB: 0 CS: 1	PA: 40
<b>PITCHER</b>	IP WLS BF H R ER SO BB IBB HBP BLK WP HR S P ERA WHIP																	
<b>28 Paul Maholm, L</b> (1, 1) ERA: 4.57	5.0 L 27 11 4 4 4 5 1 0 0 0 0 0 0 3 3 0.00 0.000																	
<b>55 Matt Capps, R</b> (6, 1) ERA: 4.33	0.2 2 0 0 0 0 0 0 0 0 0 0 0 0 3 3 0.00 1.500																	
<b>34 John Grabow, L</b> (6, 1) ERA: 4.84	1.1 6 1 0 0 2 1 0 0 0 0 0 0 0 14 25 0.00 1.500																	
<b>16 Salomon Torres, R</b> (8, 1) ERA: 4.66	1.0 5 1 1 1 0 1 0 0 0 0 0 1 11 23 9.00 2.000																	

AB	32
R	4
H	7
RBI	4
BB	3
SO	8
LOB	13

AB	34
R	5
H	13
RBI	4
BB	4
SO	7
LOB	26





Batter	1	2	3	4	5	6	7	8	9	AB	R	H	RBI	BB	SO	LOB	TOP					
13 Nate McLouth, L OBP: 0.305, SLG: 0.349	G4-3		F8		G3			K		5	1	1	1	0	1	1						
2 Jack Wilson, R OBP: 0.329, SLG: 0.429	K		L7		F9				F12 BB	5	2	2	0	0	1	0						
Sean Casey, L OBP: 0.324, SLG: 0.471	L4			G4-3	FC5-4 12 BB			K	F8	5	1	1	1	0	1	1						
Jason Bay, R OBP: 0.438, SLG: 0.618		HR		G3	FC5-4 BB				12 BB E	2	1	2	1	3	0	0						
Jeremy Burnitz, L OBP: 0.293, SLG: 0.433				G3	FC5-4 12 BB				E5 12 BB	2	1	1	2	0	0	1						
Craig Wilson, R OBP: 0.352, SLG: 0.494		HR		G3	FC5-4 12 BB				12 BB G4-6-3	2	1	0	1	1	0	4						
12 Freddy Sanchez, R OBP: 0.384, SLG: 0.505		F7		G6-3	1B 2B				G4-6-3	5	0	2	3	0	0	3						
Jose Castillo, R OBP: 0.302, SLG: 0.472		G5-3							F9	2	1	1	0	1	0	0						
55 Matt Capps, R									G1-4-6-3	0	0	0	0	0	0	0						
Damaso Marte, L OBP: 0.241, SLG: 0.330										1	0	0	0	0	0	0						
Roberto Hernandez, R										0	0	0	0	0	0	0						
26 Ronny Paulino, R OBP: 0.372, SLG: 0.410										1	0	0	0	0	0	3						
11 Humberto Cota, R OBP: 0.254, SLG: 0.220		P3							F7	4	0	0	0	0	0	3						
Oliver Pérez, L OBP: 0.143, SLG: 0.143										0	0	0	0	0	0	0						
37 Yurendell Decaster, R ERA: 6.89										1	0	0	0	1	0	0						
Ryan Vogelsong, R OBP: 0.303, SLG: 0.333										0	1	0	0	1	0	0						
Jose Bautista, R OBP: 0.366, SLG: 0.473										1	0	0	0	1	0	0						
<b>Inning Stats</b>	R: 0 E: 0 K: 1 S: 10	H: 0 LOB: 0 BB: 0 P: 14	R: 2 E: 0 K: 0 S: 9	H: 2 LOB: 0 BB: 0 P: 15	R: 0 E: 0 K: 1 S: 7	H: 0 LOB: 0 BB: 0 P: 9	R: 0 E: 0 K: 0 S: 9	H: 1 LOB: 1 BB: 0 P: 12	R: 6 E: 0 K: 0 S: 23	H: 5 LOB: 2 BB: 3 P: 43	R: 0 E: 0 K: 1 S: 8	H: 0 LOB: 1 BB: 2 P: 13	R: 0 E: 0 K: 1 S: 9	H: 0 LOB: 1 BB: 2 P: 20	R: 0 E: 0 K: 1 S: 9	H: 0 LOB: 1 BB: 2 P: 16	R: 1 E: 1 K: 0 S: 12	H: 2 LOB: 2 BB: 1 P: 24	1B: 8 2B: 1 3B: 0 HR: 1	SF: 0 SAC: 0 DP: 2 HBP: 0	WP: 0 PB: 0 CS: 0	PA: 43
<b>PITCHER</b>	IP	WLS	BF	H	R	ER	SO	BB	IBB	HBP	BLK	WP	HR	S	P	ERA	WHIP					
37 Josh Fogg, R ERA: 5.21	4.1		22	6	8	8	2	3	0	0	0	0	1	51	82	16.61	2.077					
39 Tom Martin, L ERA: 6.89	0.1		2	1	0	0	0	0	0	0	0	0	0	3	5	0.00	3.000					
Scott Dohmann, R ERA: 3.45	2.1	W	9	1	0	0	1	2	0	0	0	0	0	21	39	0.00	1.286					
61 Ramon E Ramirez, R ERA: 1.04	1.0		4	0	0	0	1	1	0	0	0	0	0	9	16	0.00	1.000					
Ray King, L ERA: 2.76	0.1		5	2	1	1	0	1	0	0	0	0	0	10	21	27.00	9.000					
37 Jose Mesa, R ERA: 3.0	0.2		1	0	0	0	0	0	0	0	0	0	0	2	3	0.00	0.000					

Pittsburgh Pirates @ Colorado Rockies  
Coors Field, Denver, CO  
Wed Jun 07 2006, 1:05 PM MDT  
Att: 21,509 - Partly Cloudy - 97 F

AB	36
R	9
H	10
RBI	9
BB	7
SO	4
LOB	16




Batter	1	2	3	4	5	6	7	8	9	AB	R	H	RBI	BB	SO	LOB	BOTTOM				
Jamey Carroll, R OBP: 0.424, SLG: 0.438	SF9	27 BB 8 HR	G4-3		19 BB 3B	L8				6	3	4	1	0	0	4					
19 Ryan Spillborghs, R OBP: 0.380, SLG: 0.576	SF9	27 BB 8 HR	G4-3		27 SF8 3B	G4-3		G5-3		5	2	2	2	0	0	2					
17 Todd Helton, L OBP: 0.404, SLG: 0.456	27 BB 2B	SF7		27 BB 8 SF8 1B	P5		G6-3	F7		3	2	0	1	2	0	1					
5 Matt Holliday, R OBP: 0.371, SLG: 0.604	27 BB	P2		8 SF8 12 BB 1B			8 BB 12 BB 1B	G4-3		4	3	2	0	2	0	2					
27 Garrett Atkins, R OBP: 0.394, SLG: 0.507	8 WP 12 SF7 2B	8 HR BB		12 BB 1B	SF8		12 BB 8 BB 1B			2	3	2	3	2	0	0					
8 Yonny Torresalva, R OBP: 0.294, SLG: 0.462	HBP	HR		SF8	K		1B 12 BB BB			2	1	1	5	1	1	1					
12 Clint Barmes, R OBP: 0.237, SLG: 0.321	SF7	P4		SF8	L8		1B BB			3	0	1	3	1	0	0					
Choo Freeman, R OBP: 0.297, SLG: 0.283	F9		E6 G4-3 37 SH1-4	K			2B 1B			5	1	2	1	0	1	3					
37 Josh Fogg, R ERA: 7.16			SH1-4	K			K			1	1	0	0	1	1	2					
39 Tom Martin, L ERA: 5.13				K			K			0	0	0	0	0	0	0					
55 Matt Capps, R ERA: 4.4				K			K			1	0	0	0	0	0	0					
Damaso Marte, L ERA: 3.43				K			K			0	0	0	0	0	0	0					
Roberto Hernandez, R ERA: 2.05				K			K			0	0	0	0	0	0	0					
<b>Inning Stats</b>	R: 4 E: 0 K: 0 S: 17	H: 2 LOB: 1 BB: 2 P: 34	R: 5 E: 0 K: 0 S: 17	H: 3 LOB: 0 BB: 2 P: 28	R: 0 E: 1 K: 0 S: 11	H: 0 LOB: 1 BB: 1 P: 15	R: 2 E: 0 K: 2 S: 20	H: 3 LOB: 2 BB: 1 P: 27	R: 2 E: 0 K: 1 S: 15	H: 2 LOB: 1 BB: 1 P: 22	R: 1 E: 0 K: 1 S: 8	H: 2 LOB: 1 BB: 0 P: 10	R: 2 E: 0 K: 0 S: 20	H: 2 LOB: 3 BB: 3 P: 41	R: 0 E: 0 K: 0 S: 16	H: 0 LOB: 0 BB: 0 P: 21	1B: 8 2B: 3 3B: 2 HR: 1	SF: 5 SAC: 1 DP: 0 HBP: 1	WP: 1 PB: 0 CS: 0	PA: 49	
<b>PITCHER</b>	IP	WLS	BF	H	R	ER	SO	BB	IBB	HBP	BLK	WP	HR	S	P	ERA	WHIP				
Oliver Pérez, L ERA: 7.16	2.0	L	16	5	9	9	0	4	0	1	0	0	1	34	62	40.50	4.500				
Ryan Vogelsong, R ERA: 5.13	2.1		15	5	4	4	2	2	0	0	0	0	0	41	58	15.43	3.000				
55 Matt Capps, R ERA: 4.4	1.2		7	2	1	1	2	0	0	0	0	0	0	13	16	5.40	1.200				
Damaso Marte, L ERA: 3.43	1.0		8	2	2	2	0	3	0	0	0	0	0	20	41	18.00	5.000				
Roberto Hernandez, R ERA: 2.05	1.0		3	0	0	0	0	0	0	0	0	0	0	16	21	0.00	0.000				


Pittsburgh Pirates @ Colorado Rockies  
Coors Field, Denver, CO  
Wed Jun 07 2006, 1:05 PM MDT  
Att: 21,509 - Partly Cloudy - 97 F

AB	33
R	16
H	14
RBI	16
BB	9
SO	4
LOB	19





Batter	1	2	3	4	5	6	7	8	9	AB R H RBI BB SO LOB	TOP									
15 Rafael Furcal, S (1, 6) OBP: 0.339, SLG: 0.347	G1-3		G3		G4-3		5 2B BB		F7	4 1 0 0 1 0 1	<b>Los Angeles Dodgers @ Colorado Rockies</b> Coors Field, Denver, CO Fri Jun 09 2006, 7:05 PM MDT Att: 30,455 - Cloudy - 80 F  livebaseballscores.com  <b>AB 36</b> <b>R 3</b> <b>H 10</b> <b>RBI 3</b> <b>BB 3</b> <b>SO 7</b> <b>LOB 15</b>  									
Kenny Lofton, L (1, 8) OBP: 0.379, SLG: 0.424	G4-3		1-2		G4-3		F8		F7	5 0 2 0 0 0 1										
5 Nomar Garciaparra, R (1, 3) OBP: 0.429, SLG: 0.630	K		K		1B 2B		1-H 2B		K	5 0 2 1 0 3 3										
J.D. Drew, L (1, 9) OBP: 0.387, SLG: 0.497		G1-3	1-2		2H 1B		G3-1			3 0 1 0 1 0 1										
Willy Aybar, S (1, 5) OBP: 0.392, SLG: 0.452	K		F9		1B		L6		G4-3	4 0 0 0 0 1 3										
16 Andre Ethier, L (1, 7) José Cruz Jr., S (8, PH) OBP: 0.378, SLG: 0.392	G3				55 G6-3 BB		1B		K	2 0 1 0 1 0 0 1 0 0 0 0 1 0										
18 Ramon Martinez, R (1, 4) OBP: 0.430, SLG: 0.465			55 3B 1B		K		P6			4 1 2 0 0 1 2										
55 Russell Martin, R (1, 2) OBP: 0.357, SLG: 0.465			31 1B 3B		G6-3		G1-3		P3	4 1 1 1 0 0 3										
31 Brad Penny, R (1, 1) 44 Takashi Saito, L (9, 1) OBP: 0.286, SLG: 0.286			15 G3 1B		K		G5-3		G6-3	4 0 1 1 0 1 1 0 0 0 0 0 0 0										
<b>Inning Stats</b>	R: 0 E: 0 K: 1 S: 6	H: 0 LOB: 0 BB: 9 P: 9	R: 0 E: 0 K: 1 S: 8	H: 0 LOB: 0 BB: 13 P: 13	R: 2 E: 0 K: 1 S: 21	H: 4 LOB: 3 BB: 1 P: 32	R: 0 E: 0 K: 2 S: 12	H: 0 LOB: 1 BB: 1 P: 17	R: 0 E: 0 K: 0 S: 10	H: 1 LOB: 1 BB: 0 P: 15		R: 1 E: 0 K: 0 S: 9	H: 1 LOB: 1 BB: 1 P: 15	R: 0 E: 0 K: 1 S: 8	H: 1 LOB: 1 BB: 0 P: 12	R: 0 E: 0 K: 1 S: 11	H: 1 LOB: 1 BB: 0 P: 16	1B: 6 2B: 2 3B: 2 HR: 0	SF: 0 SAC: 0 DP: 0 HBP: 0	WP: 0 PB: 0 SB: 1 CS: 0
<b>PITCHER</b>	IP WLS BF H R ER SO BB IBB HBP BLK WP HR S P ERA WHIP											IP WLS BF H R ER SO BB IBB HBP BLK WP HR S P ERA WHIP								
49 Byung-Hyun Kim, R (1, 1) ERA: 4.84	6.2 L 30 8 3 3 5 2 1 0 0 0 0 0 69 108 4.05 1.500																			
39 Tom Martin, L (7, 1) ERA: 6.43	1.1 5 1 0 0 1 0 0 0 0 0 0 0 11 17 0.00 0.750																			
61 Ramon E Ramirez, R (9, 1) ERA: 1.0	1.0 4 1 0 0 1 0 0 0 0 0 0 0 11 16 0.00 1.000																			

Batter	1	2	3	4	5	6	7	8	9	AB R H RBI BB SO LOB	BOTTOM											
Jamey Carroll, R (1, 4) OBP: 0.413, SLG: 0.425	G4-3				G6-3		K		G3	4 0 0 0 0 1 0	<b>Los Angeles Dodgers @ Colorado Rockies</b> Coors Field, Denver, CO Fri Jun 09 2006, 7:05 PM MDT Att: 30,455 - Cloudy - 80 F  livebaseballscores.com  <b>AB 29</b> <b>R 0</b> <b>H 5</b> <b>RBI 0</b> <b>BB 2</b> <b>SO 6</b> <b>LOB 11</b>  											
18 Cory Sullivan, L (1, 8) OBP: 0.300, SLG: 0.404	17 G3-6 1B				B1-3		G4-3		G3	4 0 2 0 0 0 0												
17 Todd Helton, L (1, 3) OBP: 0.401, SLG: 0.448	G3-6-1				BB		F9		F9	3 0 0 0 1 0 2												
5 Matt Holliday, R (1, 7) OBP: 0.373, SLG: 0.604					27 G6-3 BB		27 F8 2B		K	3 0 1 0 1 2 2												
27 Garrett Atkins, R (1, 5) OBP: 0.393, SLG: 0.505					12 S 1B		F8			3 0 1 0 0 0 2												
11 Brad Hawpe, L (1, 9) OBP: 0.394, SLG: 0.572					P6		G4-3			3 0 0 0 0 0 2												
8 Yorvit Torrealba, R (1, 2) OBP: 0.250, SLG: 0.375					G4-3		K		F9	3 0 0 0 0 1 1												
12 Clint Barmes, R (1, 6) OBP: 0.238, SLG: 0.321					49 CS 1B		K		F8	3 0 1 0 0 1 1												
49 Byung-Hyun Kim, R (1, 1) 39 Tom Martin, L (7, 1) Jorge Piedra, L (8, PH) 61 Ramon E Ramirez, R (9, 1) OBP: 1.000, SLG: 1.000					K		F9		F9	2 0 0 0 0 1 1 0 0 0 0 0 0 0 1 0 0 0 0 0 0 0 0 0 0 0 0 0												
<b>Inning Stats</b>	R: 0 E: 0 K: 0 S: 7	H: 1 LOB: 0 BB: 0 P: 11	R: 0 E: 0 K: 0 S: 12	H: 0 LOB: 1 BB: 1 P: 20	R: 0 E: 0 K: 1 S: 8	H: 1 LOB: 0 BB: 0 P: 10	R: 0 E: 0 K: 1 S: 9	H: 0 LOB: 1 BB: 1 P: 13	R: 0 E: 0 K: 1 S: 11	H: 1 LOB: 0 BB: 0 P: 13		R: 0 E: 0 K: 1 S: 6	H: 0 LOB: 0 BB: 0 P: 7	R: 0 E: 0 K: 0 S: 15	H: 1 LOB: 1 BB: 0 P: 19	R: 0 E: 0 K: 0 S: 5	H: 0 LOB: 0 BB: 0 P: 9	R: 0 E: 0 K: 1 S: 16	H: 1 LOB: 1 BB: 0 P: 23	1B: 4 2B: 1 3B: 0 HR: 0	SF: 0 SAC: 0 DP: 2 HBP: 0	WP: 0 PB: 0 SB: 1 CS: 1
<b>PITCHER</b>	IP WLS BF H R ER SO BB IBB HBP BLK WP HR S P ERA WHIP											IP WLS BF H R ER SO BB IBB HBP BLK WP HR S P ERA WHIP										
31 Brad Penny, R (1, 1) ERA: 2.34	8.1 W 29 5 0 0 5 2 0 0 0 0 0 0 5 8 0.00 0.840																					
44 Takashi Saito, R (9, 1) ERA: 2.05	0.2 S 2 0 0 0 1 0 0 0 0 0 0 0 5 8 0.00 0.000																					







Batter	1	2	3	4	5	6	7	8	9	AB	R	H	RBI	BB	SO	LOB	TOP							
15 Rafael Furcal, S OBP: 0.334, SLG: 0.339	G1-3		F8		G4-3		G6-3		F7	5	0	0	0	0	0	2	<b>Los Angeles Dodgers @ Colorado Rockies</b> Coors Field, Denver, CO Sun Jun 11 2006, 1:05 PM MDT Att: 29,221 - Sunny - 86 F							
José Cruz Jr., S OBP: 0.377, SLG: 0.392	2B		G4-1		27 CS BB				F7	4	1	1	0	1	1	1								
5 Nomar Garciaparra, R OBP: 0.420, SLG: 0.607	G6-3				F9		F8		F8	4	0	0	0	0	0	2								
27 Matt Kemp, R OBP: 0.400, SLG: 0.829	2H HR				HR		CS		G5-3	3	2	2	3	1	0	0								
Willy Aybar, S OBP: 0.404, SLG: 0.472	G4-1				16 18 G4-3		16 G4-3		G6-3	3	1	1	0	1	0	1								
16 Andre Ethier, L OBP: 0.385, SLG: 0.522										3	0	2	0	0	0	1								
51 Jonathan Broxton, R Dany's Baez, R Joel Guzman, R OBP: 0.348, SLG: 0.211			55 G6-4-3		18 G4-3		G4-6-3		F7	0	0	0	0	0	0	0								
18 Ramón Martínez, R Olmedo Saenz, R OBP: 0.330, SLG: 0.558			1B		2-3 1B				G6-3	3	0	0	1	0	0	2								
55 Russell Martin, R OBP: 0.371, SLG: 0.505			F8		G4-3				G6-3	1	1	1	0	0	0	0								
Derek Lowe, R Kenny Lofton, L Sandy Alomar Jr., R 44 Takashi Saito, L			G6-4-3		1-2 4-0 IBB		G6-3		G6-3	3	1	1	1	1	0	1								
			G1-3		G4-3					2	0	0	0	0	0	2								
										1	0	1	0	0	0	0								
										0	0	0	0	0	0	0								
										2	0	0	0	0	0	2								
										1	0	1	0	0	0	0								
										0	0	0	0	0	0	0								
<b>Inning Stats</b>	R: 2 E: 0 K: 0 S: 9	H: 2 LOB: 0 BB: 0 P: 12	R: 0 E: 0 K: 0 S: 5	H: 1 LOB: 0 BB: 0 P: 7	R: 0 E: 0 K: 0 S: 8	H: 0 LOB: 0 BB: 0 P: 13	R: 2 E: 0 K: 0 S: 9	H: 3 LOB: 2 BB: 1 P: 14	R: 0 E: 0 K: 0 S: 7	H: 0 LOB: 0 BB: 1 P: 15	R: 0 E: 0 K: 0 S: 7	H: 0 LOB: 0 BB: 1 P: 12	R: 0 E: 0 K: 0 S: 13	H: 1 LOB: 1 BB: 0 P: 21	R: 0 E: 0 K: 1 S: 7	H: 0 LOB: 1 BB: 1 P: 14	R: 2 E: 0 K: 0 S: 14	H: 3 LOB: 1 BB: 0 P: 23	1B: 4 2B: 4 3B: 0 HR: 2	SF: 0 SAC: 0 DP: 2 HBP: 0	WP: 0 PB: 0 SB: 0 CS: 1	PA: 39		
<b>PITCHER</b>	IP WLS BF H R ER SO BB IBB HBP BLK WP HR S P ERA WHIP	IP WLS BF H R ER SO BB IBB HBP BLK WP HR S P ERA WHIP	IP WLS BF H R ER SO BB IBB HBP BLK WP HR S P ERA WHIP	IP WLS BF H R ER SO BB IBB HBP BLK WP HR S P ERA WHIP	IP WLS BF H R ER SO BB IBB HBP BLK WP HR S P ERA WHIP	IP WLS BF H R ER SO BB IBB HBP BLK WP HR S P ERA WHIP	IP WLS BF H R ER SO BB IBB HBP BLK WP HR S P ERA WHIP	IP WLS BF H R ER SO BB IBB HBP BLK WP HR S P ERA WHIP	IP WLS BF H R ER SO BB IBB HBP BLK WP HR S P ERA WHIP	IP WLS BF H R ER SO BB IBB HBP BLK WP HR S P ERA WHIP	IP WLS BF H R ER SO BB IBB HBP BLK WP HR S P ERA WHIP	IP WLS BF H R ER SO BB IBB HBP BLK WP HR S P ERA WHIP	IP WLS BF H R ER SO BB IBB HBP BLK WP HR S P ERA WHIP	IP WLS BF H R ER SO BB IBB HBP BLK WP HR S P ERA WHIP	IP WLS BF H R ER SO BB IBB HBP BLK WP HR S P ERA WHIP	IP WLS BF H R ER SO BB IBB HBP BLK WP HR S P ERA WHIP	IP WLS BF H R ER SO BB IBB HBP BLK WP HR S P ERA WHIP	IP WLS BF H R ER SO BB IBB HBP BLK WP HR S P ERA WHIP	IP WLS BF H R ER SO BB IBB HBP BLK WP HR S P ERA WHIP	IP WLS BF H R ER SO BB IBB HBP BLK WP HR S P ERA WHIP	IP WLS BF H R ER SO BB IBB HBP BLK WP HR S P ERA WHIP	IP WLS BF H R ER SO BB IBB HBP BLK WP HR S P ERA WHIP	IP WLS BF H R ER SO BB IBB HBP BLK WP HR S P ERA WHIP	IP WLS BF H R ER SO BB IBB HBP BLK WP HR S P ERA WHIP

AB	34
R	6
H	10
RBI	6
BB	4
SO	1
LOB	12



Batter	1	2	3	4	5	6	7	8	9	AB	R	H	RBI	BB	SO	LOB	BOTTOM							
Jamey Carroll, R OBP: 0.406, SLG: 0.438	18 17 G6-3		L3		G5-3		K		K	5	1	1	0	0	2	2	<b>Los Angeles Dodgers @ Colorado Rockies</b> Coors Field, Denver, CO Sun Jun 11 2006, 1:05 PM MDT Att: 29,221 - Sunny - 86 F							
18 Cory Sullivan, L OBP: 0.312, SLG: 0.415	17 G6-3		K				5 1B			4	2	3	0	1	1	0								
17 Todd Helton, L OBP: 0.396, SLG: 0.453	G6-3				F7		F7		G4-3	5	1	1	2	0	0	3								
5 Matt Holliday, R OBP: 0.381, SLG: 0.614	2B				K		K			4	1	3	0	0	1	0								
27 Garrett Atkins, R OBP: 0.393, SLG: 0.518	L3				1B		K			4	0	2	2	0	1	2								
11 Brad Hawpe, L OBP: 0.380, SLG: 0.550			F9		F9		K		G4-3	4	0	0	0	0	1	2								
8 Yorvit Torrealba, R OBP: 0.292, SLG: 0.421			G3		28 G5-3				G6-3	3	0	1	0	1	0	0								
12 Clint Barmes, R OBP: 0.234, SLG: 0.315			F8		P6		G6-3		G6-3	4	0	0	0	0	0	3								
28 Aaron Cook, R OBP: 0.107, SLG: 0.107					G5-3					2	0	1	0	0	0	1								
19 Ryan Spilborghs, R (7, PH) Jose Mesa, R							F9		K	1	0	0	0	0	0	0								
40 Brian Fuentes, L Jorge Piedra, L OBP: 0.333, SLG: 1.333					2-3					0	0	0	0	0	0	0								
										1	0	0	0	0	1	0								
										0	0	0	0	0	0	0								
										0	0	0	0	0	0	0								
										1	0	0	0	0	1	0								
<b>Inning Stats</b>	R: 1 E: 0 K: 0 S: 21	H: 3 LOB: 1 BB: 0 P: 30	R: 0 E: 0 K: 0 S: 5	H: 0 LOB: 0 BB: 0 P: 7	R: 0 E: 0 K: 1 S: 9	H: 1 LOB: 0 BB: 0 P: 12	R: 0 E: 0 K: 1 S: 12	H: 1 LOB: 1 BB: 0 P: 17	R: 0 E: 0 K: 0 S: 7	H: 1 LOB: 1 BB: 0 P: 10	R: 2 E: 0 K: 1 S: 13	H: 2 LOB: 2 BB: 2 P: 23	R: 2 E: 0 K: 2 S: 27	H: 3 LOB: 1 BB: 0 P: 34	R: 0 E: 0 K: 0 S: 13	H: 0 LOB: 0 BB: 0 P: 19	R: 0 E: 0 K: 2 S: 10	H: 1 LOB: 1 BB: 0 P: 15	1B: 6 2B: 6 3B: 0 HR: 1	SF: 0 SAC: 0 DP: 2 HBP: 0	WP: 0 PB: 0 SB: 0 CS: 0	PA: 39		
<b>PITCHER</b>	IP WLS BF H R ER SO BB IBB HBP BLK WP HR S P ERA WHIP	IP WLS BF H R ER SO BB IBB HBP BLK WP HR S P ERA WHIP	IP WLS BF H R ER SO BB IBB HBP BLK WP HR S P ERA WHIP	IP WLS BF H R ER SO BB IBB HBP BLK WP HR S P ERA WHIP	IP WLS BF H R ER SO BB IBB HBP BLK WP HR S P ERA WHIP	IP WLS BF H R ER SO BB IBB HBP BLK WP HR S P ERA WHIP	IP WLS BF H R ER SO BB IBB HBP BLK WP HR S P ERA WHIP	IP WLS BF H R ER SO BB IBB HBP BLK WP HR S P ERA WHIP	IP WLS BF H R ER SO BB IBB HBP BLK WP HR S P ERA WHIP	IP WLS BF H R ER SO BB IBB HBP BLK WP HR S P ERA WHIP	IP WLS BF H R ER SO BB IBB HBP BLK WP HR S P ERA WHIP	IP WLS BF H R ER SO BB IBB HBP BLK WP HR S P ERA WHIP	IP WLS BF H R ER SO BB IBB HBP BLK WP HR S P ERA WHIP	IP WLS BF H R ER SO BB IBB HBP BLK WP HR S P ERA WHIP	IP WLS BF H R ER SO BB IBB HBP BLK WP HR S P ERA WHIP	IP WLS BF H R ER SO BB IBB HBP BLK WP HR S P ERA WHIP	IP WLS BF H R ER SO BB IBB HBP BLK WP HR S P ERA WHIP	IP WLS BF H R ER SO BB IBB HBP BLK WP HR S P ERA WHIP	IP WLS BF H R ER SO BB IBB HBP BLK WP HR S P ERA WHIP	IP WLS BF H R ER SO BB IBB HBP BLK WP HR S P ERA WHIP	IP WLS BF H R ER SO BB IBB HBP BLK WP HR S P ERA WHIP	IP WLS BF H R ER SO BB IBB HBP BLK WP HR S P ERA WHIP	IP WLS BF H R ER SO BB IBB HBP BLK WP HR S P ERA WHIP	IP WLS BF H R ER SO BB IBB HBP BLK WP HR S P ERA WHIP









Batter	1	2	3	4	5	6	7	8	9	AB	R	H	RBI	BB	SO	LOB	TOP				
Jamey Carroll, R OBP: 0.406, SLG: 0.442	P4		G6-3			P4	19 17 1B	P4		5	1	1	0	0	0	0					
19 Ryan Spillborghs, R OBP: 0.386, SLG: 0.569	P3			F9		17 1B	G5-3			5	1	2	0	0	0	1					
17 Todd Helton, L OBP: 0.396, SLG: 0.448	G4-3			G4-3		5 2B	5 2B	K		5	2	2	1	0	1	1					
5 Matt Holliday, R OBP: 0.383, SLG: 0.614		G5-3		F7		8 12 2B	8 1B	K		5	2	2	2	0	1	0					
27 Garrett Atkins, R OBP: 0.398, SLG: 0.519						8 SH5-3	8 G5-3	G1-3		3	2	2	0	2	0	0					
8 Yovani Torresalva, R OBP: 0.286, SLG: 0.351	K					SH5-3	G5-3	K		4	0	1	1	0	2	3					
12 Clint Barmes, R OBP: 0.238, SLG: 0.329	F7					FC6-4	1B	SF7		2	1	1	3	0	0	1					
Choo Freeman, R OBP: 0.300, SLG: 0.288			K2-3			FC6-4	FC6-4			4	0	1	2	0	1	3					
37 Josh Fogg, R						G6-3	G5-3	G4-3		3	0	0	0	0	1	2					
Scott Dohmann, R										0	0	0	0	0	0	0					
Jorge Piedra, L										1	0	0	0	0	0	0					
David Cortes, R										0	0	0	0	0	0	0					
Ray King, L										0	0	0	0	0	0	0					
<b>Inning Stats</b>	R: 0 E: 0 K: 0 S: 6	H: 0 LOB: 0 BB: 0 P: 10	R: 0 E: 0 K: 1 S: 12	H: 1 LOB: 1 BB: 0 P: 16	R: 0 E: 0 K: 2 S: 10	H: 0 LOB: 0 BB: 0 P: 13	R: 0 E: 0 K: 0 S: 7	H: 0 LOB: 0 BB: 0 P: 12	R: 1 E: 0 K: 0 S: 9	H: 1 LOB: 1 BB: 0 P: 16	R: 5 E: 0 K: 0 S: 15	H: 5 LOB: 1 BB: 1 P: 24	R: 3 E: 0 K: 0 S: 13	H: 4 LOB: 2 BB: 1 P: 23	R: 0 E: 0 K: 1 S: 10	H: 1 LOB: 1 BB: 0 P: 13	R: 0 E: 0 K: 2 S: 9	H: 0 LOB: 0 BB: 0 P: 14	1B: 7 2B: 5 3B: 0 HR: 0	SF: 1 SAC: 1 DP: 0 HBP: 1	WP: 0 PA: 42 PB: 0 SB: 1 CS: 0
<b>PITCHER</b>	IP WLS BF H R ER SO BB IBB HBP BLK WP HR S P ERA WHIP	IP WLS BF H R ER SO BB IBB HBP BLK WP HR S P ERA WHIP	IP WLS BF H R ER SO BB IBB HBP BLK WP HR S P ERA WHIP	IP WLS BF H R ER SO BB IBB HBP BLK WP HR S P ERA WHIP	IP WLS BF H R ER SO BB IBB HBP BLK WP HR S P ERA WHIP	IP WLS BF H R ER SO BB IBB HBP BLK WP HR S P ERA WHIP	IP WLS BF H R ER SO BB IBB HBP BLK WP HR S P ERA WHIP	IP WLS BF H R ER SO BB IBB HBP BLK WP HR S P ERA WHIP	IP WLS BF H R ER SO BB IBB HBP BLK WP HR S P ERA WHIP	IP WLS BF H R ER SO BB IBB HBP BLK WP HR S P ERA WHIP	IP WLS BF H R ER SO BB IBB HBP BLK WP HR S P ERA WHIP	IP WLS BF H R ER SO BB IBB HBP BLK WP HR S P ERA WHIP	IP WLS BF H R ER SO BB IBB HBP BLK WP HR S P ERA WHIP	IP WLS BF H R ER SO BB IBB HBP BLK WP HR S P ERA WHIP	IP WLS BF H R ER SO BB IBB HBP BLK WP HR S P ERA WHIP	IP WLS BF H R ER SO BB IBB HBP BLK WP HR S P ERA WHIP	IP WLS BF H R ER SO BB IBB HBP BLK WP HR S P ERA WHIP	IP WLS BF H R ER SO BB IBB HBP BLK WP HR S P ERA WHIP	IP WLS BF H R ER SO BB IBB HBP BLK WP HR S P ERA WHIP	IP WLS BF H R ER SO BB IBB HBP BLK WP HR S P ERA WHIP	IP WLS BF H R ER SO BB IBB HBP BLK WP HR S P ERA WHIP

Colorado Rockies @ Washington Nationals  
 Robert F. Kennedy Memorial Stadium, Washington, DC  
 Tue Jun 13 2006, 7:05 PM EDT  
 Att: 21,689 - Partly Cloudy - 79 F

AB	37
R	9
H	12
RBI	9
BB	2
SO	6
LOB	11



Batter	1	2	3	4	5	6	7	8	9	AB	R	H	RBI	BB	SO	LOB	BOTTOM				
Alfonso Soriano, R OBP: 0.358, SLG: 0.603	K		L1		F8		24 1B	K		5	1	1	0	0	2	2					
Royce Clayton, R OBP: 0.317, SLG: 0.342			F8		1B		K		G4-3	5	1	2	0	0	1	1					
Jose Vidro, S										3	0	0	1	1	0	0	1				
Mike Stanton, L										1	0	0	0	0	0	0	0				
Marlon Anderson, L										0	0	0	0	0	0	0	0				
Bill Bray, L										0	0	0	0	0	0	0	0				
Gary Majewski, R										0	0	0	0	0	0	0	0				
Matthew LeCroy, R										0	0	0	0	0	0	0	0				
24 Nick Johnson, L OBP: 0.432, SLG: 0.549										2	0	1	1	3	0	1					
11 Ryan Zimmerman, R OBP: 0.330, SLG: 0.454										4	0	1	0	0	0	5					
Jose Guillen, R OBP: 0.274, SLG: 0.415										3	0	0	0	0	1	2					
Damian Jackson, R OBP: 0.289, SLG: 0.468										0	0	0	0	0	0	0					
Brian Schneider, L										2	0	1	0	1	1	0					
13 Robert Fick, L OBP: 0.250, SLG: 0.400										1	0	0	0	0	0	1					
Marlon Byrd, R OBP: 0.337, SLG: 0.340										4	0	2	0	0	1	4					
48 Michael O'Connor, L OBP: 0.100, SLG: 0.053										2	0	0	0	0	0	4					
52 Saul Rivera, S										0	0	0	0	0	0	0					
Brendan Harris, R OBP: 0.333, SLG: 0.292										2	0	1	0	0	0	1					
<b>Inning Stats</b>	R: 0 E: 0 K: 1 S: 11	H: 1 LOB: 2 BB: 1 P: 17	R: 0 E: 0 K: 2 S: 11	H: 1 LOB: 0 BB: 0 P: 14	R: 0 E: 0 K: 0 S: 8	H: 0 LOB: 0 BB: 0 P: 13	R: 0 E: 0 K: 0 S: 10	H: 1 LOB: 3 BB: 2 P: 21	R: 1 E: 0 K: 0 S: 7	H: 2 LOB: 1 BB: 1 P: 14	R: 0 E: 0 K: 1 S: 12	H: 1 LOB: 1 BB: 0 P: 18	R: 1 E: 0 K: 1 S: 10	H: 2 LOB: 1 BB: 0 P: 13	R: 0 E: 0 K: 1 S: 13	H: 2 LOB: 2 BB: 0 P: 20	R: 0 E: 0 K: 0 S: 6	H: 0 LOB: 0 BB: 1 P: 13	1B: 5 2B: 5 3B: 0 HR: 0	SF: 0 SAC: 0 DP: 3 HBP: 1	WP: 0 PA: 40 PB: 0 SB: 0 CS: 0
<b>PITCHER</b>	IP WLS BF H R ER SO BB IBB HBP BLK WP HR S P ERA WHIP	IP WLS BF H R ER SO BB IBB HBP BLK WP HR S P ERA WHIP	IP WLS BF H R ER SO BB IBB HBP BLK WP HR S P ERA WHIP	IP WLS BF H R ER SO BB IBB HBP BLK WP HR S P ERA WHIP	IP WLS BF H R ER SO BB IBB HBP BLK WP HR S P ERA WHIP	IP WLS BF H R ER SO BB IBB HBP BLK WP HR S P ERA WHIP	IP WLS BF H R ER SO BB IBB HBP BLK WP HR S P ERA WHIP	IP WLS BF H R ER SO BB IBB HBP BLK WP HR S P ERA WHIP	IP WLS BF H R ER SO BB IBB HBP BLK WP HR S P ERA WHIP	IP WLS BF H R ER SO BB IBB HBP BLK WP HR S P ERA WHIP	IP WLS BF H R ER SO BB IBB HBP BLK WP HR S P ERA WHIP	IP WLS BF H R ER SO BB IBB HBP BLK WP HR S P ERA WHIP	IP WLS BF H R ER SO BB IBB HBP BLK WP HR S P ERA WHIP	IP WLS BF H R ER SO BB IBB HBP BLK WP HR S P ERA WHIP	IP WLS BF H R ER SO BB IBB HBP BLK WP HR S P ERA WHIP	IP WLS BF H R ER SO BB IBB HBP BLK WP HR S P ERA WHIP	IP WLS BF H R ER SO BB IBB HBP BLK WP HR S P ERA WHIP	IP WLS BF H R ER SO BB IBB HBP BLK WP HR S P ERA WHIP	IP WLS BF H R ER SO BB IBB HBP BLK WP HR S P ERA WHIP	IP WLS BF H R ER SO BB IBB HBP BLK WP HR S P ERA WHIP	IP WLS BF H R ER SO BB IBB HBP BLK WP HR S P ERA WHIP

Colorado Rockies @ Washington Nationals  
 Robert F. Kennedy Memorial Stadium, Washington, DC  
 Tue Jun 13 2006, 7:05 PM EDT  
 Att: 21,689 - Partly Cloudy - 79 F

AB	34
R	2
H	10
RBI	2
BB	5
SO	6
LOB	23





Batter	1	2	3	4	5	6	7	8	9	AB R H RBI BB SO LOB	TOP																
<b>Jamey Carroll, R</b> (1.4) OBP: 0.420, SLG: 0.468	4-2 SH3-4 BB		4-2 5 1B BB	1-0 5 1B 1B		2-2 HR	1-0 17 1B 1B		1-3 K	4 4 3 1 2 1 0	<b>Colorado Rockies @ Washington Nationals</b> Robert F. Kennedy Memorial Stadium, Washington, DC Wed Jun 14 2006, 7:05 PM EDT Att: 24,273 - Cloudy - 70 F																
<b>18 Cory Sullivan, L</b> (1.8) OBP: 0.312, SLG: 0.413	0-0 SH3-4		0-1 5 1B SH	3-1 SH5-4		3-1 17 1B 1B	1-0 SH3-4		1-2 F9	2 2 1 0 0 0 0																	
<b>17 Todd Helton, L</b> (1.3) OBP: 0.408, SLG: 0.473	4-2 BB		2-2 SF7	4-0 5 1B 27 SF7 IBB		1-0 5 1B 1B	0-1 27 2B 1B		0-0 HR	3 3 3 3 2 0 0																	
<b>5 Matt Holliday, R</b> (1.7) OBP: 0.390, SLG: 0.615	1-3 K		1-1 27 HR 1B	1-1 27 S 1B		1-0 8 2B 1B	2-1 F9		0-0 27 1B 1B	6 2 4 4 0 1 3																	
<b>27 Garrett Atkins, R</b> (1.5) OBP: 0.401, SLG: 0.538	3-1 F8		0-2 HR	3-2 SF7		1-1 F7	2-0 2B		1-1 1B	5 1 3 4 0 0 4																	
<b>11 Brad Hawpe, L</b> (1.9) OBP: 0.374, SLG: 0.537		0-1 G4-3	1-2 1B						3-2 P3	5 0 1 0 0 1 5																	
<b>61 Ramon E Ramirez, R</b> (7.1) OBP: 1.000, SLG: 1.000										0 0 0 0 0 0 0																	
<b>Jorge Piedra, L</b> (6. PH) OBP: 0.167, SLG: 0.667										1 0 0 0 0 0 2																	
<b>David Cortes, R</b> (9.1)										0 0 0 0 0 0 0																	
<b>8 Yorvit Torrealba, R</b> (1.2) OBP: 0.273, SLG: 0.393		1-2 G6-3	1-3 K			0-1 G4-3	0-1 1H 2H 2B		1-0 F7	5 0 1 2 0 1 1																	
<b>12 Clint Barmes, R</b> (1.6) OBP: 0.238, SLG: 0.323		1-2 G6-3	0-3 K			1-2 L6	4-0 IBB		0-2 G5-3	4 0 0 0 1 1 1																	
<b>49 Byung-Hyun Kim, R</b> (1.1) OBP: 0.167, SLG: 0.167										2 2 2 0 0 0 0																	
<b>39 Tom Martin, L</b> (4.1)										2 0 0 0 0 0 2																	
<b>19 Ryan Spilborghs, R</b> (7.9) OBP: 0.379, SLG: 0.558			18 SH 17 SF7 BB 1B	18 SH5-4 5 1B 1B						1 0 0 0 0 0 0																	
<b>Inning Stats</b>	R: 0 E: 0 K: 1 S: 16	H: 0 LOB: 2 BB: 2 P: 28	R: 0 E: 0 K: 0 S: 10	H: 0 LOB: 0 BB: 0 P: 12	R: 5 E: 0 K: 2 S: 24	H: 4 LOB: 1 BB: 1 P: 34	R: 3 E: 0 K: 0 S: 13	H: 3 LOB: 1 BB: 1 P: 28	R: 0 E: 0 K: 0 S: 7	H: 0 LOB: 0 BB: 0 P: 9	R: 4 E: 0 K: 1 S: 15	H: 5 LOB: 2 BB: 1 P: 27	R: 1 E: 0 K: 0 S: 10	H: 3 LOB: 2 BB: 0 P: 17	R: 0 E: 0 K: 0 S: 6	H: 0 LOB: 0 BB: 0 P: 9	R: 1 E: 0 K: 1 S: 13	H: 3 LOB: 2 BB: 0 P: 19	1B: 13 2B: 2 3B: 0 HR: 3	SF: 2 SAC: 4 DP: 0 HBP: 0	WP: 0 PB: 0 SB: 1 CS: 1	PA: 51					
<b>PITCHER</b>	IP WLS BF H R ER SO BB IBB HBP BLK WP HR S P ERA WHIP											IP WLS BF H R ER SO BB IBB HBP BLK WP HR S P ERA WHIP															
<b>Tony Armas, R</b> (1.1) ERA: 4.18	3.0	19	6	7	7	3	3	0	0	0	0	0	1	54	82	21.00	3.000										
<b>Jon Rauch, R</b> (4.1) ERA: 3.12	2.0	8	1	1	1	0	0	1	0	0	0	0	0	16	29	4.50	0.500										
<b>Bill Bray, L</b> (6.1) ERA: 4.82	2.0	L	15	8	5	5	1	0	1	0	0	0	1	25	44	22.50	4.000										
<b>Mike Stanton, L</b> (8.1) ERA: 5.08	1.0	3	0	0	0	0	0	0	0	0	0	0	0	6	9	0.00	0.000										
<b>32 Chad Cordero, R</b> (9.1) ERA: 2.84	1.0	6	3	1	1	1	0	0	0	0	0	0	1	13	19	9.00	3.000										

AB	40
R	14
H	18
RBI	14
BB	5
SO	5
LOB	18



Batter	1	2	3	4	5	6	7	8	9	AB R H RBI BB SO LOB	BOTTOM																
<b>Alfonso Soriano, R</b> (1.7) OBP: 0.356, SLG: 0.596	2-2 P6			0-2 1B 11 1B 1B					1-3 K	5 1 1 0 0 1 2	<b>Colorado Rockies @ Washington Nationals</b> Robert F. Kennedy Memorial Stadium, Washington, DC Wed Jun 14 2006, 7:05 PM EDT Att: 24,273 - Cloudy - 70 F																
<b>Royce Clayton, R</b> (1.6) OBP: 0.315, SLG: 0.339	2-1 G5-3		1-2 G6-3	0-0 11 1B S 1B		2-3 K		2-3 K	5 1 1 0 0 2 1																		
<b>Jose Vidro, S</b> (1.4) OBP: 0.367, SLG: 0.398	1-2 F7		4-1 11 2B 24 1B BB	1-3 K		1-1 1B		1-3 K	4 1 1 0 1 2 2																		
<b>24 Nick Johnson, L</b> (1.3) OBP: 0.431, SLG: 0.543		1-2 G4-3	2-1 11 2B E 1B	4-0 11 1B IBB		1-0 G6-3		1-3 K	4 1 1 0 1 1 0																		
<b>11 Ryan Zimmerman, R</b> (1.5) OBP: 0.338, SLG: 0.469		1-1 1B G3-1 1B	1-2 E 2B	1-0 1B		1-2 L8		0-0 2B	5 2 4 3 0 0 0																		
<b>Jose Guillen, R</b> (1.9) OBP: 0.278, SLG: 0.411		0-1 G3-1 E 1B	2-3 K	4-0 IBB		1-1 G6-3		0-3 K	4 1 1 0 1 2 3																		
<b>Brian Schneider, L</b> (1.2) OBP: 0.306, SLG: 0.315		2-0 G3-1	4-0 E IBB	2-1 F8				2-0 F8	4 0 0 1 1 0 5																		
<b>Marlon Byrd, R</b> (1.8) OBP: 0.335, SLG: 0.338		3-2 E2 1B	1-1 E6	2-3 K				0-0 F7	4 1 1 1 0 1 4																		
<b>Tony Armas, R</b> (1.1) OBP: 0.154, SLG: 0.120										2 0 1 1 0 0 2																	
<b>Jon Rauch, R</b> (4.1) ERA: 5.47										0 0 0 0 0 0 0																	
<b>Matthew LeCroy, R</b> (5. PH) OBP: 0.286, SLG: 0.400										0 0 0 0 0 0 0																	
<b>Ramon Ortiz, R</b> (5. PH) OBP: 0.142, SLG: 0.111										0 0 0 0 0 0 0																	
<b>Bill Bray, L</b> (6.1) ERA: 4.82										0 0 0 0 0 0 0																	
<b>Marlon Anderson, L</b> (7. PH) OBP: 0.111, SLG: 0.045										1 0 0 0 0 0 0																	
<b>Mike Stanton, L</b> (8.1) ERA: 5.08										0 0 0 0 0 0 0																	
<b>32 Chad Cordero, R</b> (9.1) ERA: 2.84										0 0 0 0 0 0 0																	
<b>Inning Stats</b>	R: 0 E: 0 K: 0 S: 8	H: 0 LOB: 0 BB: 0 P: 13	R: 3 E: 1 K: 0 S: 18	H: 4 LOB: 1 BB: 0 P: 25	R: 3 E: 1 K: 1 S: 15	H: 2 LOB: 2 BB: 2 P: 30	R: 2 E: 0 K: 2 S: 13	H: 3 LOB: 3 BB: 2 P: 27	R: 0 E: 0 K: 1 S: 8	H: 1 LOB: 2 BB: 1 P: 16	R: 0 E: 0 K: 0 S: 6	H: 0 LOB: 0 BB: 0 P: 9	R: 0 E: 0 K: 0 S: 4	H: 0 LOB: 0 BB: 0 P: 6	R: 0 E: 0 K: 3 S: 13	H: 0 LOB: 0 BB: 0 P: 17	R: 0 E: 0 K: 2 S: 8	H: 1 LOB: 1 BB: 0 P: 11	1B: 9 2B: 2 3B: 0 HR: 0	SF: 0 SAC: 0 DP: 0 HBP: 0	WP: 0 PB: 0 SB: 1 CS: 0	PA: 43					
<b>PITCHER</b>	IP WLS BF H R ER SO BB IBB HBP BLK WP HR S P ERA WHIP											IP WLS BF H R ER SO BB IBB HBP BLK WP HR S P ERA WHIP															
<b>49 Byung-Hyun Kim, R</b> (1.1) ERA: 5.4	3.1	23	1	0	0	2	1	1	0	0	0	0	0	21	41	0.00	0.667										
<b>39 Tom Martin, L</b> (4.1) ERA: 5.47	3.0	W	11	1	0	0	3	0	0	0	0	0	0	15	20	0.00	0.000										
<b>61 Ramon E Ramirez, R</b> (7.1) ERA: 2.15	1.2	5	0	0	0	3	0	0	0	0	0	0	0	8	11	0.00	1.000										
<b>David Cortes, R</b> (9.1) ERA: 3.75	1.0	4	1	0	0	2	0	0	0	0	0	0	0	8	11	0.00	1.000										

AB	38
R	8
H	11
RBI	6
BB	5
SO	9
LOB	19





Batter	1	2	3	4	5	6	7	8	9	AB	R	H	RBI	BB	SO	LOB	TOP								
<b>1</b> Jamey Carroll, R OBP: 0.419, SLG: 0.463	1-2 17 2B 18 SH3-4 1B		2-3 K		0-2 E6 18 SH3-4 17 1B		4-2 27 BB 11 1B BB	3-3 K		4	2	1	0	1	2	1	<b>Colorado Rockies @ Washington Nationals</b> Robert F. Kennedy Memorial Stadium, Washington, DC Thu Jun 15 2006, 1:05 PM EDT Att: 22,793 - Sunny - 82 F <a href="http://livebaseballscorecards.com">livebaseballscorecards.com</a>								
<b>18</b> Cory Sullivan, L OBP: 0.309, SLG: 0.409	0-0 SH3-4		2-1 L6		1-1 SH3-4		0-0 SH1-6-4	1-3 K		2	0	0	0	0	1	1									
<b>17</b> Todd Helton, L OBP: 0.421, SLG: 0.484	1-2 2B		4-1 BB		2-1 1B		4-0 27 BB 11 1B IBB	4-0 5 2B 5 1B BB		2	2	2	1	3	0	0									
<b>5</b> Matt Holliday, R OBP: 0.386, SLG: 0.611	3-3 K		1-3 K		1-1 F8		0-1 F9	1-0 27 G4-3 2B		5	1	1	0	0	2	5									
<b>27</b> Garrett Atkins, R OBP: 0.401, SLG: 0.533		2-1 11 HR 1B		1-0 L8	2-1 F7		4-2 11 1B BB	0-1 G4-3		4	1	1	1	1	0	1									
<b>11</b> Brad Hawpe, L OBP: 0.383, SLG: 0.552		1-1 1-H HR		4-2 6 G6-3 1B BB		1-3 K	3-2 1B	4-2 3-H 6 WP BB		3	2	2	4	2	1	0									
<b>JD</b> Closser, S OBP: 0.306, SLG: 0.273		3-1 P3		1-0 G6-3		0-1 6 G4-3 2B	0-0 G4-3	0-1 F8		5	0	1	0	0	0	4									
<b>6</b> Omar Quintanilla, L OBP: 0.308, SLG: 0.417		1-3 K		1-0 2-H 1B		3-2 G4-3		4-2 SH1-4 BB	2-2 F7	4	0	1	1	1	1	2									
<b>Jason</b> Jennings, L OBP: 0.226, SLG: 0.207 <b>Ray</b> King, L		1-2 P6		1-3 K		0-1 F7		0-0 SH1-4		3	0	0	0	0	1	2									
								1-2 K		0	0	0	0	0	0	0									
<b>Inning Stats</b>	R: 0 E: 0 K: 1 S: 10	H: 2 LOB: 1 BB: 0 P: 16	R: 2 E: 0 K: 1 S: 12	H: 2 LOB: 0 BB: 0 P: 20	R: 0 E: 0 K: 2 S: 10	H: 0 LOB: 1 BB: 1 P: 19	R: 1 E: 0 K: 1 S: 11	H: 1 LOB: 1 BB: 1 P: 19	R: 1 E: 1 K: 0 S: 11	H: 1 LOB: 1 BB: 0 P: 17	R: 0 E: 0 K: 1 S: 14	H: 1 LOB: 1 BB: 0 P: 18	R: 2 E: 0 K: 0 S: 15	H: 1 LOB: 2 BB: 3 P: 30	R: 0 E: 0 K: 2 S: 9	H: 0 LOB: 1 BB: 1 P: 17	R: 2 E: 1 K: 0 S: 11	H: 1 LOB: 1 BB: 2 P: 22	1B: 5 2B: 3 3B: 0 HR: 1	SF: 0 SAC: 4 DP: 0 HBP: 0	WP: 1 PB: 0 SB: 0 CS: 0	PA: 44			
<b>PITCHER</b>	IP	WLS	BF	H	R	ER	SO	BB	IBB	HBP	BLK	WP	HR	S	P	ERA	WHIP								
<b>Livan Hernandez, R</b> ERA: 5.18	6.2	L	33	8	6	5	6	4	1	0	0	0	1	82	138	6.75	1.800								
<b>52 Saul Rivera, R</b> ERA: 1.13	1.1		5	0	0	0	2	1	0	0	0	0	0	10	18	0.00	0.750								
<b>Gary Majewski, R</b> ERA: 3.57	1.0		6	1	2	2	0	2	0	0	0	1	0	11	22	18.00	3.000								

Batter	1	2	3	4	5	6	7	8	9	AB	R	H	RBI	BB	SO	LOB	BOTTOM								
<b>Alfonso</b> Soriano, R OBP: 0.350, SLG: 0.585	0-1 P6		1-2 P3		0-1 F9		1-2 E5		0-3 K	5	0	0	0	0	1	1	<b>Colorado Rockies @ Washington Nationals</b> Robert F. Kennedy Memorial Stadium, Washington, DC Thu Jun 15 2006, 1:05 PM EDT Att: 22,793 - Sunny - 82 F <a href="http://livebaseballscorecards.com">livebaseballscorecards.com</a>								
<b>Marlon</b> Anderson, L OBP: 0.296, SLG: 0.395	2-3 K		1-1 P5		0-1 B1-3		2-0 F9			4	0	0	0	0	1	1									
<b>24</b> Nick Johnson, L OBP: 0.436, SLG: 0.554	4-1 BB		0-3 K		3-2 13 F9 2B		0-1 13 WP 2B			3	0	2	0	1	1	0									
<b>11</b> Ryan Zimmerman, R OBP: 0.337, SLG: 0.466	1-3 K		1-0 G5-3		2-2 1B		2-3 K			4	0	1	0	0	2	2									
<b>13</b> Robert Fick, L OBP: 0.250, SLG: 0.375 <b>Marlon</b> Byrd, R OBP: 0.335, SLG: 0.338		1-2 F9		0-1 1B		1-1 F9		3-3 K		4	0	1	0	0	1	3									
<b>Brendan</b> Harris, R OBP: 0.333, SLG: 0.333 <b>52</b> Saul Rivera, S		1-2 2B		0-1 P4		0-1 F7		1-2 G4-3		3	0	1	0	0	0	3									
<b>Jose</b> Vidro, S OBP: 0.365, SLG: 0.397 <b>Gary</b> Majewski, R										0	0	0	0	0	0	0									
<b>Brian</b> Schneider, L OBP: 0.306, SLG: 0.311 <b>Matthew</b> LeCroy, R OBP: 0.338, SLG: 0.400		4-2 BB		0-1 F8		1-2 G3-1		4-0 BB		2	0	0	0	1	0	1									
<b>Damian</b> Jackson, R OBP: 0.276, SLG: 0.444		2-3 K		3-1 P4		0-1 P4		2-3 K		4	0	0	0	0	2	3									
<b>Livan</b> Hernandez, R OBP: 0.265, SLG: 0.424 <b>Royce</b> Clayton, R OBP: 0.316, SLG: 0.341		0-2 G6-3		0-0 L9		0-1 E 1B		2-3 K		2	0	0	0	0	0	2									
										2	1	1	0	0	1	1									
<b>Inning Stats</b>	R: 0 E: 0 K: 2 S: 10	H: 0 LOB: 1 BB: 1 P: 17	R: 0 E: 0 K: 1 S: 16	H: 1 LOB: 2 BB: 1 P: 24	R: 0 E: 0 K: 1 S: 10	H: 0 LOB: 0 BB: 0 P: 12	R: 0 E: 0 K: 0 S: 7	H: 1 LOB: 1 BB: 0 P: 8	R: 0 E: 0 K: 0 S: 5	H: 0 LOB: 0 BB: 0 P: 8	R: 0 E: 0 K: 0 S: 13	H: 2 LOB: 2 BB: 0 P: 19	R: 1 E: 1 K: 0 S: 11	H: 1 LOB: 1 BB: 0 P: 15	R: 0 E: 0 K: 2 S: 11	H: 1 LOB: 1 BB: 0 P: 17	R: 0 E: 0 K: 3 S: 10	H: 0 LOB: 1 BB: 1 P: 18	1B: 3 2B: 3 3B: 0 HR: 0	SF: 0 SAC: 0 DP: 0 HBP: 0	WP: 1 PB: 0 SB: 0 CS: 0	PA: 37			
<b>PITCHER</b>	IP	WLS	BF	H	R	ER	SO	BB	IBB	HBP	BLK	WP	HR	S	P	ERA	WHIP								
<b>Jason Jennings, R</b> ERA: 4.32	8.0	W	33	6	1	0	6	2	0	0	0	0	0	83	120	0.00	1.000								
<b>Ray King, L</b> ERA: 2.45	1.0		4	0	0	0	3	1	0	0	0	0	0	10	18	0.00	1.000								




Batter	1	2	3	4	5	6	7	8	9	AB	R	H	RBI	BB	SO	LOB	TOP										
Jamey Carroll, R (1,4) OBP: 0.416, SLG: 0.458	G4-3		19 CS 1B			F9		G1-3		4	0	1	0	0	0	0											
19 Ryan Spillborghs, R (1,8) OBP: 0.371, SLG: 0.535 Ray King, L (8,1)	F8		CS	G6-3		G6-3				4	0	1	0	0	0	0											
61 Ramon E Ramirez, R (8,1) OBP: 1.000, SLG: 1.000										0	0	0	0	0	0	0											
17 Todd Helton, L (1,3) OBP: 0.418, SLG: 0.479	F9			K				F9		4	0	1	0	0	1	1											
5 Matt Holliday, R (1,7) OBP: 0.380, SLG: 0.602		G5-3		F9		K			K	4	0	0	0	0	2	1											
27 Garrett Atkins, R (1,5) OBP: 0.395, SLG: 0.525		G6-3			G3			G5-3		4	0	0	0	0	0	0											
11 Brad Hawpe, L (1,9) OBP: 0.389, SLG: 0.565										2	1	1	1	2	0	0											
8 Yorvit Torrealba, R (1,2) OBP: 0.279, SLG: 0.387										3	0	1	0	0	0	1											
12 Clint Barnes, R (1,6) OBP: 0.235, SLG: 0.319			F9							3	0	0	0	0	0	2											
2B Aaron Cook, R (1,1) OBP: 0.100, SLG: 0.100 Jorge Piedra, L (8,PH) OBP: 0.143, SLG: 0.571 Scott Dohmann, R (8,1)				P4						2	0	0	0	0	1	2											
18 Cory Sullivan, L (8,8) OBP: 0.309, SLG: 0.409								F7		1	0	0	0	0	0	0											
										0	0	0	0	0	0	0											
										0	0	0	0	0	0	0											
<b>Inning Stats</b>	R: 0 E: 0 K: 0 S: 7	H: 0 LOB: 0 BB: 0 P: 10	R: 0 E: 0 K: 0 S: 11	H: 0 LOB: 1 BB: 1 P: 19	R: 0 E: 0 K: 0 S: 10	H: 1 LOB: 0 BB: 0 P: 16	R: 0 E: 0 K: 1 S: 7	H: 0 LOB: 0 BB: 0 P: 7	R: 0 E: 0 K: 1 S: 8	H: 1 LOB: 2 BB: 1 P: 17	R: 0 E: 0 K: 1 S: 9	H: 1 LOB: 1 BB: 0 P: 14	R: 1 E: 0 K: 0 S: 6	H: 1 LOB: 0 BB: 0 P: 8	R: 0 E: 0 K: 0 S: 9	H: 1 LOB: 1 BB: 0 P: 10	R: 0 E: 0 K: 1 S: 8	H: 0 LOB: 0 BB: 0 P: 11	1B: 4 2B: 0 3B: 0 HR: 1	SF: 0 SAC: 0 DP: 0 HBP: 0	WP: 0 PB: 0 SB: 0 CS: 1	PA: 34					
<b>PITCHER</b>	IP	WLS	BF	H	R	ER	SO	BB	IBB	HBP	BLK	WP	HR	S	P	ERA	WHIP										
Jason Marquis, R (1,1) ERA: 4.55	8.0	W	30	5	1	1	3	2	0	0	0	0	1	67	105	1.12	0.875										
41 Braden Looper, R (9,1) ERA: 3.18	1.0		3	0	0	0	1	0	0	0	0	0	0	8	11	0.00	0.000										

Colorado Rockies @ St. Louis Cardinals  
 Busch Stadium, St. Louis, MO  
 Fri Jun 16 2006, 7:10 PM CDT  
 Att: 45,736 - Clear - 90 F

livebaseballscores.com

AB 31  
 R 1  
 H 5  
 RBI 1  
 BB 2  
 SO 4  
 LOB 7



Batter	1	2	3	4	5	6	7	8	9	AB	R	H	RBI	BB	SO	LOB	BOTTOM										
Aaron Miles, S (1,4) OBP: 0.353, SLG: 0.325	G3		G6-3		L4					5	1	1	0	0	0	2											
53 John Rodriguez, L (1,7) OBP: 0.378, SLG: 0.406 So Taguchi, R (8,PH) OBP: 0.348, SLG: 0.365	G4-3		G6-3							3	0	2	0	0	0	1											
27 Scott Rolen, R (1,5) OBP: 0.427, SLG: 0.580	G4-3			G4-3	F8					3	1	0	0	1	0	2											
15 Jim Edmonds, L (1,8) OBP: 0.349, SLG: 0.396	G6-3			43 SF7 16 1B		K				4	2	2	1	0	1	1											
43 Juan Encarnacion, R (1,9) OBP: 0.301, SLG: 0.451		G5-3		4 1B		G4-3				3	2	1	0	1	0	0											
16 Chris Duncan, L (1,3) OBP: 0.290, SLG: 0.633 26 Scott Spiezio, S (8,PH) OBP: 0.393, SLG: 0.485			K	SF7		G4-3				2	0	0	1	0	1	0											
4 Yadier Molina, R (1,2) OBP: 0.272, SLG: 0.306										4	0	1	1	0	0	3											
7 Hector Luna, R (1,6) OBP: 0.364, SLG: 0.451			F9	FC5-4						4	1	2	2	0	0	1											
Jason Marquis, L (1,1) OBP: 0.200, SLG: 0.308 Timo Perez, L (8,PH) OBP: 0.333, SLG: 0.300 41 Braden Looper, R (9,1) OBP: 0.500, SLG: 1.000										3	0	1	0	0	0	1											
										1	0	1	1	0	0	0											
										0	0	0	0	0	0	0											
<b>Inning Stats</b>	R: 0 E: 0 K: 0 S: 12	H: 1 LOB: 1 BB: 0 P: 18	R: 0 E: 0 K: 1 S: 7	H: 0 LOB: 0 BB: 0 P: 13	R: 0 E: 0 K: 0 S: 7	H: 1 LOB: 1 BB: 0 P: 10	R: 2 E: 0 K: 0 S: 13	H: 3 LOB: 1 BB: 0 P: 17	R: 0 E: 0 K: 1 S: 9	H: 0 LOB: 0 BB: 0 P: 14	R: 0 E: 0 K: 0 S: 7	H: 1 LOB: 0 BB: 0 P: 9	R: 0 E: 0 K: 0 S: 10	H: 4 LOB: 1 BB: 3 P: 25	R: 6 E: 2 K: 0 S: 10	H: 1 LOB: 1 BB: 3 P: 25	R: 0 E: 0 K: 0 S: 10	H: 0 LOB: 0 BB: 0 P: 11	1B: 6 2B: 5 3B: 0 HR: 0	SF: 1 SAC: 1 DP: 1 HBP: 0	WP: 0 PB: 0 SB: 0 CS: 0	PA: 37					
<b>PITCHER</b>	IP	WLS	BF	H	R	ER	SO	BB	IBB	HBP	BLK	WP	HR	S	P	ERA	WHIP										
28 Aaron Cook, R (1,1) ERA: 3.66	7.0	L	27	7	2	2	2	0	0	0	0	0	0	3	7	54.00	3.000										
Scott Dohmann, R (8,1) ERA: 4.67	0.1		3	1	2	2	0	0	1	0	0	0	0	3	7	54.00	3.000										
Ray King, L (8,1) ERA: 3.93	0.0		3	1	0	0	0	2	0	0	0	0	0	1	9	∞	∞										
61 Ramon E Ramirez, R (8,1) ERA: 2.4	0.2		4	2	4	4	0	0	0	0	0	0	0	6	9	54.00	3.000										

Colorado Rockies @ St. Louis Cardinals  
 Busch Stadium, St. Louis, MO  
 Fri Jun 16 2006, 7:10 PM CDT  
 Att: 45,736 - Clear - 90 F

livebaseballscores.com

AB 32  
 R 8  
 H 11  
 RBI 7  
 BB 3  
 SO 2  
 LOB 11





Batter	1	2	3	4	5	6	7	8	9	AB	R	H	RBI	BB	SO	LOB	TOP		
18 Cory Sullivan, L OBP: 0.303, SLG: 0.399 (1, 8)	G4-1		F7		P5			G5-3	K	5	0	0	0	0	1	0	<b>Colorado Rockies @ St. Louis Cardinals</b> Busch Stadium, St. Louis, MO Sat Jun 17 2006, 6:15 PM CDT Att: 45,968 - Cloudy - 78 F		
6 Omar Quintanilla, L OBP: 0.294, SLG: 0.375 (1, 4)	P6			G3-1		G4-3		5 1B 27 HR		4	1	1	0	0	0	0			
17 Todd Helton, L OBP: 0.415, SLG: 0.474 (1, 3)	G6-3			27 BB 5 BB 1B		F7		L8		4	0	1	0	0	0	1			
5 Matt Holliday, R OBP: 0.389, SLG: 0.618 (1, 7)		HR		27 BB 1B		27 FC5-4 1B		27 HR 1B		3	2	3	1	1	0	0			
27 Garrett Atkins, R OBP: 0.396, SLG: 0.534 (1, 5)	G6-3			BB		1B		1B		3	1	1	3	1	0	1			
11 Brad Hawpe, L OBP: 0.383, SLG: 0.555 (1, 9)	F7			BB				HR		4	0	0	0	0	1	3			
8 Yorvit Torrealba, R OBP: 0.259, SLG: 0.353 Jamey Carroll, R OBP: 0.414, SLG: 0.455 (9, PH)	G4-3			G6-3					K	3	0	0	0	0	0	3			
12 Clint Barmes, R OBP: 0.236, SLG: 0.323 JD Closser, S OBP: 0.324, SLG: 0.382 (9, PH)			G4-3		K				HR	1	0	0	0	0	1	0			
26 Jeff Francis, L OBP: 0.257, SLG: 0.103 Choo Freeman, R OBP: 0.296, SLG: 0.284 Jose Mesa, R OBP: 0.383, SLG: 0.455 (7, PH)			G5-3		K				K	2	0	0	0	0	1	0			
40 Brian Fuentes, L OBP: 0.125, SLG: 0.500 (9, PH)					K				K	0	0	0	0	0	0	0			
Jorge Piedra, L OBP: 0.125, SLG: 0.500 (9, PH)										1	0	0	0	0	1	0			
<b>Inning Stats</b>	R: 0 E: 0 K: 0 S: 12	H: 0 LOB: 0 BB: 0 P: 17	R: 1 E: 0 K: 0 S: 8	H: 1 LOB: 0 BB: 0 P: 13	R: 0 E: 0 K: 0 S: 8	H: 0 LOB: 0 BB: 0 P: 12	R: 0 E: 0 K: 2 S: 15	H: 1 LOB: 0 BB: 0 P: 28	R: 0 E: 0 K: 0 S: 9	H: 0 LOB: 1 BB: 0 P: 12	R: 0 E: 0 K: 1 S: 7	H: 1 LOB: 0 BB: 0 P: 10	R: 3 E: 0 K: 1 S: 20	H: 3 LOB: 0 BB: 0 P: 28	R: 1 E: 0 K: 3 S: 10	H: 1 LOB: 0 BB: 0 P: 15	1B: 4 2B: 1 3B: 0 HR: 3	SF: 0 SAC: 0 DP: 0 HBP: 0	WP: 0 PA: 37 PB: 0 SB: 0 CS: 0
<b>PITCHER</b>	IP WLS BF H R ER SO BB IBB HBP BLK WP HR S P ERA WHIP	IP WLS BF H R ER SO BB IBB HBP BLK WP HR S P ERA WHIP	IP WLS BF H R ER SO BB IBB HBP BLK WP HR S P ERA WHIP	IP WLS BF H R ER SO BB IBB HBP BLK WP HR S P ERA WHIP	IP WLS BF H R ER SO BB IBB HBP BLK WP HR S P ERA WHIP	IP WLS BF H R ER SO BB IBB HBP BLK WP HR S P ERA WHIP	IP WLS BF H R ER SO BB IBB HBP BLK WP HR S P ERA WHIP	IP WLS BF H R ER SO BB IBB HBP BLK WP HR S P ERA WHIP	IP WLS BF H R ER SO BB IBB HBP BLK WP HR S P ERA WHIP	IP WLS BF H R ER SO BB IBB HBP BLK WP HR S P ERA WHIP	IP WLS BF H R ER SO BB IBB HBP BLK WP HR S P ERA WHIP	IP WLS BF H R ER SO BB IBB HBP BLK WP HR S P ERA WHIP	IP WLS BF H R ER SO BB IBB HBP BLK WP HR S P ERA WHIP	IP WLS BF H R ER SO BB IBB HBP BLK WP HR S P ERA WHIP	IP WLS BF H R ER SO BB IBB HBP BLK WP HR S P ERA WHIP	IP WLS BF H R ER SO BB IBB HBP BLK WP HR S P ERA WHIP	IP WLS BF H R ER SO BB IBB HBP BLK WP HR S P ERA WHIP		

Batter	1	2	3	4	5	6	7	8	9	AB	R	H	RBI	BB	SO	LOB	BOTTOM		
7 Hector Luna, R OBP: 0.354, SLG: 0.439 (1, 6)	K		P5	P4			F9			4	0	0	0	0	1	2	<b>Colorado Rockies @ St. Louis Cardinals</b> Busch Stadium, St. Louis, MO Sat Jun 17 2006, 6:15 PM CDT Att: 45,968 - Cloudy - 78 F		
So Taguchi, R OBP: 0.346, SLG: 0.358 (1, 8)	27 G5-3 43 HR 27 S BB		P4	FC6-4			F7			3	1	0	0	1	0	2			
27 Scott Rolen, R OBP: 0.419, SLG: 0.569 (1, 5)	G5-3		P2			F9		K		4	0	0	0	0	1	1			
43 Juan Encarnacion, R OBP: 0.308, SLG: 0.484 (1, 9)	HR			HR		F8		2B		4	2	3	3	0	0	0			
26 Scott Spiezio, S OBP: 0.388, SLG: 0.476 (1, 3)	G6-3			SH5-4 4 53 HBP 2B 1B		F7		K		4	1	1	0	0	1	1			
53 John Rodriguez, L OBP: 0.382, SLG: 0.422 (1, 7)		4 E 3B		4 SH5-4 2B HBP		G4-3		K		3	2	1	0	0	1	1			
4 Yadier Molina, R OBP: 0.269, SLG: 0.302 (1, 2)	E5			SH5-4		G5-3				2	0	0	1	0	0	0			
Aaron Miles, S OBP: 0.353, SLG: 0.331 (1, 4)	K			1B		F9				3	0	1	2	0	1	1			
Jeff Suppan, R OBP: 0.154, SLG: 0.120 Josh Hancock, R OBP: 0.259, SLG: 0.331 (8, 1)				2B						3	0	1	0	0	1	0			
34 Randy Flores, L OBP: 0.259, SLG: 0.331 (8, 1)				FC6-4						0	0	0	0	0	0	0			
44 Jason Istringhausen, R OBP: 0.259, SLG: 0.331 (8, 1)				1B						0	0	0	0	0	0	0			
<b>Inning Stats</b>	R: 2 E: 0 K: 1 S: 16	H: 1 LOB: 0 BB: 1 P: 28	R: 1 E: 1 K: 1 S: 11	H: 1 LOB: 0 BB: 0 P: 18	R: 0 E: 0 K: 0 S: 6	H: 0 LOB: 0 BB: 0 P: 9	R: 3 E: 0 K: 0 S: 18	H: 4 LOB: 2 BB: 0 P: 24	R: 0 E: 0 K: 0 S: 5	H: 0 LOB: 0 BB: 0 P: 8	R: 0 E: 0 K: 0 S: 7	H: 0 LOB: 0 BB: 0 P: 9	R: 0 E: 0 K: 1 S: 7	H: 0 LOB: 0 BB: 0 P: 11	R: 0 E: 0 K: 3 S: 11	H: 1 LOB: 1 BB: 0 P: 16	1B: 2 2B: 2 3B: 1 HR: 2	SF: 0 SAC: 1 DP: 0 HBP: 1	WP: 0 PA: 33 PB: 0 SB: 1 CS: 1
<b>PITCHER</b>	IP WLS BF H R ER SO BB IBB HBP BLK WP HR S P ERA WHIP	IP WLS BF H R ER SO BB IBB HBP BLK WP HR S P ERA WHIP	IP WLS BF H R ER SO BB IBB HBP BLK WP HR S P ERA WHIP	IP WLS BF H R ER SO BB IBB HBP BLK WP HR S P ERA WHIP	IP WLS BF H R ER SO BB IBB HBP BLK WP HR S P ERA WHIP	IP WLS BF H R ER SO BB IBB HBP BLK WP HR S P ERA WHIP	IP WLS BF H R ER SO BB IBB HBP BLK WP HR S P ERA WHIP	IP WLS BF H R ER SO BB IBB HBP BLK WP HR S P ERA WHIP	IP WLS BF H R ER SO BB IBB HBP BLK WP HR S P ERA WHIP	IP WLS BF H R ER SO BB IBB HBP BLK WP HR S P ERA WHIP	IP WLS BF H R ER SO BB IBB HBP BLK WP HR S P ERA WHIP	IP WLS BF H R ER SO BB IBB HBP BLK WP HR S P ERA WHIP	IP WLS BF H R ER SO BB IBB HBP BLK WP HR S P ERA WHIP	IP WLS BF H R ER SO BB IBB HBP BLK WP HR S P ERA WHIP	IP WLS BF H R ER SO BB IBB HBP BLK WP HR S P ERA WHIP	IP WLS BF H R ER SO BB IBB HBP BLK WP HR S P ERA WHIP			









Batter	1	2	3	4	5	6	7	8	9	AB	R	H	RBI	BB	SO	LOB	TOP		
Jason Kendall, R OBP: 0.343, SLG: 0.315	0-2 K		0-2 K			2-1 F8		0-1 BB 1B		4	0	1	0	0	2	0			
Nick Swisher, S OBP: 0.391, SLG: 0.550	2-3 K			4-2 7 G6-4-3 1B		3-3 K		1-2 3 BB 1B		3	0	1	0	1	2	0			
Eric Chavez, L OBP: 0.370, SLG: 0.500	0-0 F7			1-2 7 G6-4-3 1B		4-1 BB		4-0 7 G6-4-3 BB		2	0	1	0	2	0	0			
Bobby Crosby, R OBP: 0.302, SLG: 0.392		3-2 F9		1-0 G6-4-3		1-2 P4		0-0 G6-4-3		4	0	0	0	0	0	6			
Dan Johnson, L OBP: 0.332, SLG: 0.398		1-2 G6-3		0-0 P5			2-2 G4-6-3 23 BB 1B		0-3 K	4	0	1	0	0	1	1			
Bobby Kielty, S OBP: 0.360, SLG: 0.450		0-0 1B			2-2 F7		4-0 G4-6-3 BB		2-1 G3-6-3 1B	3	0	2	0	1	0	0			
Jay Payton, R OBP: 0.290, SLG: 0.387		3-2 F8			0-0 F7		2-1 G4-6-3		0-0 G3-6-3	4	0	0	0	0	0	4			
Mike Rouse, L OBP: 0.444, SLG: 0.500			0-1 F7		1-1 2B		2-2 G3-1			3	0	1	0	0	0	1			
Dan Haren, R			0-2 F9		2-3 K			0-2 P3		2	0	0	0	0	1	1			
Marco Scutaro, R OBP: 0.293, SLG: 0.288										1	0	0	0	0	0	0			
Jay Witasick, R										0	0	0	0	0	0	0			
Scott Sauerbeck, R										0	0	0	0	0	0	0			
Ron Flores, L										0	0	0	0	0	0	0			
<b>Inning Stats</b>	R: 0 E: 0 K: 2 S: 7	H: 0 LOB: 0 BB: 0 P: 9	R: 0 E: 0 K: 0 S: 13	H: 1 LOB: 1 BB: 0 P: 20	R: 0 E: 0 K: 1 S: 11	H: 0 LOB: 0 BB: 0 P: 11	R: 0 E: 0 K: 0 S: 7	H: 1 LOB: 1 BB: 1 P: 13	R: 0 E: 0 K: 1 S: 9	H: 0 LOB: 1 BB: 1 P: 19	R: 0 E: 0 K: 0 S: 8	H: 1 LOB: 1 BB: 1 P: 18	R: 0 E: 0 K: 0 S: 11	H: 2 LOB: 2 BB: 1 P: 16	R: 0 E: 0 K: 1 S: 6	H: 1 LOB: 0 BB: 0 P: 8	1B: 6 2B: 1 3B: 0 HR: 0	SF: 0 SAC: 0 DP: 4 HBP: 0	WP: 0 PA: 34 PB: 0 SB: 0 CS: 0
<b>PITCHER</b>	IP WLS BF H R ER SO BB IBB HBP BLK WP HR S P ERA WHIP	IP WLS BF H R ER SO BB IBB HBP BLK WP HR S P ERA WHIP	IP WLS BF H R ER SO BB IBB HBP BLK WP HR S P ERA WHIP	IP WLS BF H R ER SO BB IBB HBP BLK WP HR S P ERA WHIP	IP WLS BF H R ER SO BB IBB HBP BLK WP HR S P ERA WHIP	IP WLS BF H R ER SO BB IBB HBP BLK WP HR S P ERA WHIP	IP WLS BF H R ER SO BB IBB HBP BLK WP HR S P ERA WHIP	IP WLS BF H R ER SO BB IBB HBP BLK WP HR S P ERA WHIP	IP WLS BF H R ER SO BB IBB HBP BLK WP HR S P ERA WHIP	IP WLS BF H R ER SO BB IBB HBP BLK WP HR S P ERA WHIP	IP WLS BF H R ER SO BB IBB HBP BLK WP HR S P ERA WHIP	IP WLS BF H R ER SO BB IBB HBP BLK WP HR S P ERA WHIP	IP WLS BF H R ER SO BB IBB HBP BLK WP HR S P ERA WHIP	IP WLS BF H R ER SO BB IBB HBP BLK WP HR S P ERA WHIP	IP WLS BF H R ER SO BB IBB HBP BLK WP HR S P ERA WHIP	IP WLS BF H R ER SO BB IBB HBP BLK WP HR S P ERA WHIP	IP WLS BF H R ER SO BB IBB HBP BLK WP HR S P ERA WHIP	IP WLS BF H R ER SO BB IBB HBP BLK WP HR S P ERA WHIP	IP WLS BF H R ER SO BB IBB HBP BLK WP HR S P ERA WHIP

Oakland Athletics @ Colorado Rockies  
Coors Field, Denver, CO  
Mon Jun 19 2006, 7:05 PM MDT  
Att: 21,964 - Partly Cloudy - 84 F

AB	30
R	0
H	7
RBI	0
BB	4
SO	6
LOB	13



Batter	1	2	3	4	5	6	7	8	9	AB	R	H	RBI	BB	SO	LOB	BOTTOM		
Jamey Carroll, R OBP: 0.410, SLG: 0.449	1-1 5 HR 1B		0-1 17 L4-6 19 SH1 1B			2-3 K		0-1 F9		5	1	2	0	0	1	3			
Ryan Spillborghs, R OBP: 0.385, SLG: 0.534	1-0 F8		1-0 SH1			1-1 17 G1-4-3 5 E 1B		4-2 5 17 BB BB		2	2	1	0	1	0	1			
Todd Helton, L OBP: 0.414, SLG: 0.468	0-0 F8		2-2 L4-6			3-2 G1-4-3		4-1 27 BB 5 1B BB		3	1	0	0	1	0	3			
Matt Holliday, R OBP: 0.396, SLG: 0.628	0-0 HR			0-0 G5-3		1-2 E7		0-0 11 BB 27 BB 8 1B 1B		4	2	3	2	0	0	0			
Garrett Atkins, R OBP: 0.389, SLG: 0.520	0-3 K			1-3 K		1-0 G5-3		4-1 11 BB 8 1B BB		3	1	0	1	1	2	1			
Brad Hawpe, L OBP: 0.383, SLG: 0.551		0-0 P6		0-1 2B		3-3 K		1-2 12 HBP 8 1B BB		3	0	1	1	1	1	1			
Yorvit Torrealba, R OBP: 0.302, SLG: 0.405		3-1 2B		0-0 G5-3			1-1 CS HBP	1-1 12 HBP 1B		3	0	2	2	0	0	1			
Clint Barmes, R OBP: 0.233, SLG: 0.314		0-0 G5-3			0-1 G5-3		1-1 P6	1-2 2-H 3-H HBP		3	0	0	0	0	0	2			
Byung-Hyun Kim, R ERA: 4.84			2-3 K		0-2 G1-3		2-3 K	1-3 K		2	0	0	0	0	1	1			
Ramón E. Ramírez, R ERA: 2.32										0	0	0	0	0	0	0			
Jose Mesa, R ERA: 2.51										0	0	0	0	0	0	0			
Ray King, L ERA: 3.72										0	0	0	0	0	0	0			
<b>Inning Stats</b>	R: 2 E: 0 K: 1 S: 8	H: 2 LOB: 0 BB: 0 P: 10	R: 0 E: 0 K: 1 S: 7	H: 1 LOB: 1 BB: 0 P: 12	R: 0 E: 0 K: 0 S: 9	H: 1 LOB: 0 BB: 0 P: 12	R: 0 E: 0 K: 1 S: 7	H: 1 LOB: 1 BB: 0 P: 8	R: 0 E: 0 K: 1 S: 9	H: 0 LOB: 0 BB: 0 P: 11	R: 1 E: 1 K: 1 S: 16	H: 2 LOB: 1 BB: 0 P: 25	R: 0 E: 0 K: 1 S: 6	H: 0 LOB: 0 BB: 0 P: 9	R: 4 E: 0 K: 1 S: 26	H: 2 LOB: 3 BB: 4 P: 53	1B: 6 2B: 3 3B: 0 HR: 1	SF: 0 SAC: 1 DP: 1 HBP: 2	WP: 0 PA: 37 PB: 0 SB: 0 CS: 1
<b>PITCHER</b>	IP WLS BF H R ER SO BB IBB HBP BLK WP HR S P ERA WHIP	IP WLS BF H R ER SO BB IBB HBP BLK WP HR S P ERA WHIP	IP WLS BF H R ER SO BB IBB HBP BLK WP HR S P ERA WHIP	IP WLS BF H R ER SO BB IBB HBP BLK WP HR S P ERA WHIP	IP WLS BF H R ER SO BB IBB HBP BLK WP HR S P ERA WHIP	IP WLS BF H R ER SO BB IBB HBP BLK WP HR S P ERA WHIP	IP WLS BF H R ER SO BB IBB HBP BLK WP HR S P ERA WHIP	IP WLS BF H R ER SO BB IBB HBP BLK WP HR S P ERA WHIP	IP WLS BF H R ER SO BB IBB HBP BLK WP HR S P ERA WHIP	IP WLS BF H R ER SO BB IBB HBP BLK WP HR S P ERA WHIP	IP WLS BF H R ER SO BB IBB HBP BLK WP HR S P ERA WHIP	IP WLS BF H R ER SO BB IBB HBP BLK WP HR S P ERA WHIP	IP WLS BF H R ER SO BB IBB HBP BLK WP HR S P ERA WHIP	IP WLS BF H R ER SO BB IBB HBP BLK WP HR S P ERA WHIP	IP WLS BF H R ER SO BB IBB HBP BLK WP HR S P ERA WHIP	IP WLS BF H R ER SO BB IBB HBP BLK WP HR S P ERA WHIP	IP WLS BF H R ER SO BB IBB HBP BLK WP HR S P ERA WHIP	IP WLS BF H R ER SO BB IBB HBP BLK WP HR S P ERA WHIP	IP WLS BF H R ER SO BB IBB HBP BLK WP HR S P ERA WHIP

Oakland Athletics @ Colorado Rockies  
Coors Field, Denver, CO  
Mon Jun 19 2006, 7:05 PM MDT  
Att: 21,964 - Partly Cloudy - 84 F

AB	30
R	7
H	9
RBI	6
BB	4
SO	7
LOB	17













Batter	1	2	3	4	5	6	7	8	9	AB	R	H	RBI	BB	SO	LOB	TOP					
Gary Matthews, S OBP: 0.386, SLG: 0.542	P4		G6-3		SF8	G4-3		P6		4	0	0	1	0	0	3	<p>Texas Rangers @ Colorado Rockies</p> <p>Coors Field, Denver, CO</p> <p>Fri Jun 23 2006, 7:05 PM MDT</p> <p>Att: 28,360 - Clear - 88 F</p>					
Mark DeRosa, R OBP: 0.394, SLG: 0.595	L9				CS	K	P4	G1-3		5	0	1	0	0	1							
10 Michael Young, R OBP: 0.370, SLG: 0.461			F8			G6-3		23 HR	2B		5	1	2	0	0	1						
23 Mark Teixeira, S OBP: 0.364, SLG: 0.439					G1-3			9 1B	2B		4	2	2	2	1	0						
9 Hank Bialock, L OBP: 0.366, SLG: 0.461					G4-3				HR		5	2	2	2	0	2						
Kevin Mench, R OBP: 0.338, SLG: 0.483					G5-3						4	1	1	1	0	0						
Francisco Cordero, R					G6-3						0	0	0	0	0	0						
40 Akinori Otsuka, R											0	0	0	0	0	0						
15 Gerald Laird, R OBP: 0.367, SLG: 0.588											4	2	2	1	0	1						
5 Ian Kinsler, R OBP: 0.372, SLG: 0.529											2	0	1	0	2	0						
41 John Koronka, L											2	0	0	0	0	1						
19 Jason Botts, S											1	0	1	1	0	0						
39 Scott Feldman, L											0	0	0	0	0	0						
32 Ron Mahay, L											0	0	0	0	0	0						
Rick Bauer, R											0	0	0	0	0	0						
6 Brad Wilkerson, L											1	0	0	0	0	1						
<b>Inning Stats</b>	R: 0 E: 0 K: 0 S: 14	H: 1 LOB: 2 BB: 1 P: 20	R: 0 E: 0 K: 0 S: 6	H: 0 LOB: 0 BB: 0 P: 12	R: 0 E: 0 K: 0 S: 9	H: 1 LOB: 1 BB: 0 P: 15	R: 0 E: 0 K: 0 S: 4	H: 0 LOB: 0 BB: 0 P: 5	R: 1 E: 0 K: 1 S: 9	H: 2 LOB: 0 BB: 0 P: 13	R: 4 E: 0 K: 1 S: 20	H: 5 LOB: 2 BB: 1 P: 33	R: 3 E: 0 K: 1 S: 13	H: 3 LOB: 0 BB: 0 P: 16	R: 0 E: 0 K: 0 S: 5	H: 0 LOB: 1 BB: 1 P: 13	R: 0 E: 0 K: 0 S: 7	H: 0 LOB: 0 BB: 0 P: 10	1B: 5 2B: 5 3B: 0 HR: 2	SF: 1 SAC: 0 DP: 0 HBP: 0	WP: 0 PB: 0 SB: 0 CS: 1	PA: 42
<b>PITCHER</b>	IP WLS BF H R ER SO BB IBB HBP BLK WP HR S P ERA WHIP																					
26 Jeff Francis, L	(1, 1)	5.2	L	26	8	5	5	2	1	0	0	0	0	0	0	0	60	96	7.94	1.588		
Scott Dohmann, R	(6, 1)	1.1		4	4	3	3	1	0	0	0	0	0	0	2	15	18	20.25	3.000			
David Cortes, R	(8, 1)	1.0		4	0	0	0	0	1	0	0	0	0	0	5	13	0.00	1.000				
39 Tom Martin, L	(9, 1)	1.0		3	0	0	0	0	0	0	0	0	0	0	7	10	0.00	0.000				


Batter	1	2	3	4	5	6	7	8	9	AB	R	H	RBI	BB	SO	LOB	BOTTOM					
Jamey Carroll, R OBP: 0.419, SLG: 0.453										5	2	2	0	0	1	2	<p>Texas Rangers @ Colorado Rockies</p> <p>Coors Field, Denver, CO</p> <p>Fri Jun 23 2006, 7:05 PM MDT</p> <p>Att: 28,360 - Clear - 88 F</p>					
12 Clint Barmes, R OBP: 0.236, SLG: 0.323										4	2	3	1	0	0	0						
17 Todd Helton, L OBP: 0.426, SLG: 0.481										5	0	2	4	0	0	1						
5 Matt Holliday, R OBP: 0.385, SLG: 0.606										4	0	1	0	0	2	2						
27 Garrett Atkins, R OBP: 0.385, SLG: 0.508										2	0	0	0	2	0	1						
19 Ryan Spillborghs, R OBP: 0.356, SLG: 0.492										3	0	0	0	0	1	2						
11 Brad Hawpe, L OBP: 0.383, SLG: 0.544										1	0	0	0	0	0	3						
8 Yorvit Torrealba, R OBP: 0.269, SLG: 0.348										4	0	0	0	0	1	0						
Choo Freeman, R OBP: 0.296, SLG: 0.325										4	0	1	0	0	2	0						
26 Jeff Francis, L										2	1	1	0	0	0	1						
18 Cory Sullivan, L										0	0	0	0	0	0	0						
39 Scott Feldman, R										0	1	0	0	0	0	0						
32 Ron Mahay, L										0	0	0	0	0	0	0						
Rick Bauer, R										0	0	0	0	0	0	0						
Francisco Cordero, R										0	0	0	0	0	0	0						
<b>Inning Stats</b>	R: 1 E: 1 K: 1 S: 10	H: 2 LOB: 1 BB: 0 P: 15	R: 0 E: 0 K: 1 S: 8	H: 0 LOB: 0 BB: 0 P: 10	R: 2 E: 0 K: 1 S: 14	H: 3 LOB: 2 BB: 1 P: 25	R: 0 E: 0 K: 2 S: 9	H: 1 LOB: 1 BB: 0 P: 13	R: 1 E: 0 K: 1 S: 8	H: 1 LOB: 0 BB: 0 P: 13	R: 0 E: 0 K: 1 S: 8	H: 0 LOB: 0 BB: 0 P: 12	R: 2 E: 0 K: 0 S: 16	H: 3 LOB: 2 BB: 1 P: 34	R: 0 E: 0 K: 0 S: 7	H: 0 LOB: 0 BB: 0 P: 11	R: 0 E: 0 K: 0 S: 11	H: 0 LOB: 0 BB: 0 P: 15	1B: 6 2B: 4 3B: 1 HR: 0	SF: 0 SAC: 1 DP: 1 HBP: 1	WP: 1 PB: 0 SB: 1 CS: 0	PA: 39
<b>PITCHER</b>	IP WLS BF H R ER SO BB IBB HBP BLK WP HR S P ERA WHIP																					
40 Akinori Otsuka, R	(9, 1)	1.0	S	3	0	0	0	0	0	0	0	0	0	0	11	15	0.00	0.000				



Batter	1	2	3	4	5	6	7	8	9	AB	R	H	RBI	BB	SO	LOB	TOP		
<b>Gary Matthews, S</b> OBP: 0.386, SLG: 0.551 (1, 8)	2-2 P6		0-2 HR	3-2 G6-3		3-2 1B		1-3 K		5	1	2	1	0	1	1	<b>Texas Rangers @ Colorado Rockies</b> Coors Field, Denver, CO Sat Jun 24 2006, 6:05 PM MDT Att: 31,439 - Cloudy - 80 F		
<b>Mark DeRosa, R</b> OBP: 0.395, SLG: 0.508 (1, 4)	0-1 2B		0-1 1B		2-2 1B	3-3 K		0-1 L8		5	1	3	0	0	1	1			
<b>10 Michael Young, R</b> OBP: 0.367, SLG: 0.457 (1, 6)	0-1 F9		3-1 L8		0-0 1B	3-3 K		3-2 L8		5	1	1	0	0	1	3			
<b>23 Mark Teixeira, S</b> OBP: 0.370, SLG: 0.458 (1, 3)	0-1 1B		1-1 1B		0-1 2B	0-0 G4-3		2-1 HR		5	2	4	3	0	0	1			
<b>9 Hank Blalock, L</b> OBP: 0.363, SLG: 0.457 (1, 5)		1-1 G4-3	1-0 L8		0-0 1B		1-3 K		0-0 G6-3		5	1	1	1	0	1		2	
<b>Kevin Mench, R</b> OBP: 0.333, SLG: 0.475 (1, 9)		4-2 1B	2-1 G2-3		2-1 G2-3		1-1 G6-3		1-0 G5-3		4	0	0	0	1	0		3	
<b>Rod Barajas, R</b> OBP: 0.309, SLG: 0.415 (1, 2)		0-2 1B		2-2 1B		2-2 2B		2-2 2B		4	0	3	0	0	0	0			
<b>6 Brad Wilkerson, L</b> OBP: 0.323, SLG: 0.470 (1, 7)		0-3 K		1-1 P6		2-1 F8		1-2 G3-1		4	0	0	0	0	1	5			
<b>55 Robinson Tejeda, R</b> (1, 1)		0-3 K		2-2 FC4-6		1-1 F9		2-3 K		1	0	0	0	0	1	2			
<b>19 Jason Botts, S</b> (4, PH)										1	0	0	0	0	0	1			
<b>39 Scott Feldman, L</b> (4, 1)										0	0	0	0	0	0	0			
<b>5 Ian Kinsler, R</b> (5, PH)										1	0	0	0	0	0	1			
<b>53 Joaquin Benoit, R</b> (5, 1)										0	0	0	0	0	0	0			
<b>Jerry Hairston, R</b> (5, PH)										1	0	0	0	0	0	1	0		
<b>Bryan Corey, R</b> (8, 1)										0	0	0	0	0	0	0			
<b>Inning Stats</b>	R: 0 E: 0 K: 0 S: 10	H: 2 LOB: 2 BB: 0 P: 12	R: 0 E: 0 K: 2 S: 15	H: 1 LOB: 2 BB: 1 P: 20	R: 1 E: 0 K: 0 S: 12	H: 3 LOB: 2 BB: 0 P: 19	R: 0 E: 0 K: 0 S: 11	H: 1 LOB: 1 BB: 0 P: 19	R: 4 E: 1 K: 2 S: 14	H: 4 LOB: 1 BB: 0 P: 21	R: 0 E: 0 K: 1 S: 13	H: 1 LOB: 1 BB: 0 P: 18	R: 0 E: 0 K: 2 S: 8	H: 0 LOB: 0 BB: 0 P: 11	R: 1 E: 0 K: 0 S: 8	H: 1 LOB: 0 BB: 0 P: 14	1B: 10 2B: 2 3B: 0 HR: 2	SF: 0 SAC: 0 DP: 0 HBP: 0	WP: 0 PA: 42 PB: 0 SB: 1 CS: 0
<b>PITCHER</b>	IP	WLS	BF	H	R	ER	SO	BB	IBB	HBP	BLK	WP	HR	S	P	ERA	WHIP		
<b>37 Josh Fogg, R</b> ERA: 5.08	5.0	W	27	11	5	4	2	1	0	0	0	0	0	62	91	7.20	2.400		
<b>61 Ramon E Ramirez, R</b> ERA: 2.14	2.0		8	2	0	0	3	0	0	0	0	0	0	24	38	0.00	1.000		
<b>Scott Dohmann, R</b> ERA: 5.23	1.0		3	0	0	0	2	0	0	0	0	0	0	8	11	0.00	0.000		
<b>Jose Mesa, R</b> ERA: 2.62	1.0		4	1	1	1	0	0	0	0	0	0	1	8	14	9.00	1.000		

Batter	1	2	3	4	5	6	7	8	9	AB	R	H	RBI	BB	SO	LOB	BOTTOM		
<b>Jamey Carroll, R</b> OBP: 0.418, SLG: 0.448 (1, 4)	2-1 F8	3-2 G6-3	1-1 1B		4-2 1B	1-0 G5-3				4	1	1	0	1	0	1	<b>Texas Rangers @ Colorado Rockies</b> Coors Field, Denver, CO Sat Jun 24 2006, 6:05 PM MDT Att: 31,439 - Cloudy - 80 F		
<b>12 Clint Barmes, R</b> OBP: 0.239, SLG: 0.321 (1, 6)	0-1 1B	1-2 F8	2-1 F7		4-1 1B	0-0 G6-3				4	2	1	0	1	0	3			
<b>17 Todd Helton, L</b> OBP: 0.433, SLG: 0.500 (1, 3)	4-0 1B	3-1 HR		1-2 1B	0-0 1B	3-2 G4-3				4	3	3	1	1	0	0			
<b>5 Matt Holliday, R</b> OBP: 0.392, SLG: 0.611 (1, 7)	4-1 1B	2-2 2B		2-1 1B	0-0 1B	3-2 F9				4	1	3	2	1	0	0			
<b>27 Garrett Atkins, R</b> OBP: 0.386, SLG: 0.504 (1, 5)	0-1 1B	4-0 BB		2-2 1B	2-0 F9	3-3 K				4	1	1	2	1	1	4			
<b>11 Brad Hawpe, L</b> OBP: 0.387, SLG: 0.548 (1, 9)	1-3 1B	3-2 G3		0-1 1B	4-2 1B	1-2 BB		1-2 G4-3		4	2	2	2	1	0	2			
<b>JD Closser, S</b> OBP: 0.280, SLG: 0.404 (1, 2)			1-1 G6-3		0-0 G4-3			0-0 L3		5	0	1	1	0	1	5			
<b>Choo Freeman, R</b> OBP: 0.302, SLG: 0.366 (1, 8)	1-0 HR		2-3 K		0-3 K		0-1 G5-3	1-0 E1		5	1	2	3	0	2	1			
<b>37 Josh Fogg, R</b> (1, 1)										1	0	0	0	0	1	0			
<b>18 Cory Sullivan, L</b> (5, PH)										1	0	0	0	0	0	0			
<b>61 Ramon E Ramirez, R</b> (5, 1)										1	0	0	0	0	0	1			
<b>Scott Dohmann, R</b> (8, 1)										0	0	0	0	0	0	0			
<b>Jorge Piedra, L</b> (8, PH)										1	0	0	0	0	0	1			
<b>Jose Mesa, R</b> (9, 1)										0	0	0	0	0	0	0			
<b>Inning Stats</b>	R: 6 E: 0 K: 2 S: 20	H: 4 LOB: 2 BB: 2 P: 36	R: 1 E: 0 K: 0 S: 19	H: 2 LOB: 1 BB: 1 P: 32	R: 0 E: 0 K: 1 S: 9	H: 1 LOB: 2 BB: 0 P: 17	R: 2 E: 0 K: 1 S: 14	H: 4 LOB: 1 BB: 0 P: 20	R: 2 E: 0 K: 0 S: 12	H: 2 LOB: 3 BB: 3 P: 26	R: 0 E: 0 K: 1 S: 7	H: 1 LOB: 1 BB: 0 P: 9	R: 0 E: 0 K: 1 S: 16	H: 0 LOB: 0 BB: 0 P: 25	R: 0 E: 1 K: 1 S: 9	H: 0 LOB: 1 BB: 0 P: 13	1B: 9 2B: 3 3B: 0 HR: 2	SF: 0 SAC: 0 DP: 1 HBP: 1	WP: 1 PA: 45 PB: 0 SB: 0 CS: 0
<b>PITCHER</b>	IP	WLS	BF	H	R	ER	SO	BB	IBB	HBP	BLK	WP	HR	S	P	ERA	WHIP		
<b>55 Robinson Tejeda, R</b> ERA: 9.78	3.0	L	20	7	7	7	3	3	0	0	0	0	0	14	20	18.00	4.000		
<b>39 Scott Feldman, R</b> ERA: 5.87	1.0		6	4	2	2	1	0	0	0	0	0	0	14	20	18.00	4.000		
<b>53 Joaquin Benoit, R</b> ERA: 5.3	3.0		15	3	2	2	2	3	0	0	0	1	0	35	60	6.00	2.000		
<b>Bryan Corey, R</b> ERA: 2.7	1.0		4	0	0	0	1	0	0	0	0	0	0	9	13	0.00	0.000		

**AB** 41  
**R** 6  
**H** 14  
**RBI** 5  
**BB** 1  
**SO** 7  
**LOB** 20



**AB** 38  
**R** 11  
**H** 14  
**RBI** 11  
**BB** 6  
**SO** 7  
**LOB** 18





Batter	1	2	3	4	5	6	7	8	9	AB	R	H	RBI	BB	SO	LOB	TOP					
Gary Matthews, S (1.8) OBP: 0.381, SLG: 0.542	G6-3		B1-3		K			K		4	0	0	0	0	2	3						
Mark DeRosa, R (1.9) OBP: 0.395, SLG: 0.508	G6-3			K			2B	K		4	0	1	0	0	2	0						
10 Michael Young, R (1.6) OBP: 0.369, SLG: 0.454	K			BB		G6-3		BB		2	0	0	0	2	1	1						
23 Mark Teixeira, S (1.3) OBP: 0.366, SLG: 0.452		G3-1		F8		P6		P6		4	0	0	0	0	0	3						
9 Hank Bialock, L (1.5) OBP: 0.362, SLG: 0.454		1B		L8		P5		K		4	0	1	0	0	1	2						
5 Ian Kinsler, R (1.4) OBP: 0.365, SLG: 0.509	G4-6-3				F7		BB		P2	3	0	0	0	1	0	1						
Rod Barajas, R (1.2) OBP: 0.308, SLG: 0.411			K		1B		F7		K	4	0	1	0	0	2	1						
Jerry Hairston, R (1.7) OBP: 0.269, SLG: 0.279			1B		44 SH2-3		K			3	0	2	0	0	1	1						
44 Vicente Padilla, R (1.1) OBP: 0.360, SLG: 0.415			K		SH2-3		K			1	0	0	0	0	1	1						
19 Jason Botts, S (7, PH) OBP: 0.360, SLG: 0.415					1-2					1	0	0	0	0	1	1						
Bryan Corey, R (7.1)										0	0	0	0	0	0	0						
Rick Bauer, R (8.1)										0	0	0	0	0	0	0						
<b>Inning Stats</b>	R: 0 E: 0 K: 1 S: 10	H: 0 LOB: 0 BB: 0 P: 12	R: 0 E: 0 K: 0 S: 6	H: 1 LOB: 0 BB: 0 P: 9	R: 0 E: 0 K: 2 S: 10	H: 1 LOB: 1 BB: 0 P: 13	R: 0 E: 0 K: 1 S: 10	H: 0 LOB: 1 BB: 1 P: 19	R: 0 E: 0 K: 1 S: 12	H: 2 LOB: 2 BB: 0 P: 17	R: 0 E: 0 K: 0 S: 6	H: 1 LOB: 1 BB: 0 P: 10	R: 0 E: 0 K: 2 S: 12	H: 0 LOB: 1 BB: 1 P: 17	R: 0 E: 0 K: 2 S: 11	H: 0 LOB: 1 BB: 1 P: 19	R: 0 E: 0 K: 2 S: 8	H: 0 LOB: 0 BB: 0 P: 12	1B: 4 2B: 1 3B: 0 HR: 0	SF: 0 SAC: 1 DP: 1 HBP: 0	WP: 0 PB: 0 SB: 0 CS: 0	PA: 34
<b>PITCHER</b>	IP	WLS	BF	H	R	ER	SO	BB	IBB	HBP	BLK	WP	HR	S	P	ERA	WHIP					
49 Byung-Hyun Kim, R (1.1) ERA: 4.31	7.0	W	27	5	0	0	7	2	0	0	0	0	0	66	97	0.00	1.000					
Jose Mesa, R (8.1) ERA: 2.55	1.0	H	4	0	0	0	2	1	0	0	0	0	0	11	19	0.00	1.000					
40 Brian Fuentes, L (9.1) ERA: 2.35	1.0	S	3	0	0	0	2	0	0	0	0	0	0	8	12	0.00	0.000					

Texas Rangers @ Colorado Rockies  
Coors Field, Denver, CO  
Sun Jun 25 2006, 1:05 PM MDT  
Att: 28,313 - Cloudy - 72 F

AB 30  
R 0  
H 5  
RBI 0  
BB 3  
SO 11  
LOB 14



Batter	1	2	3	4	5	6	7	8	9	AB	R	H	RBI	BB	SO	LOB	BOTTOM					
Jamey Carroll, R (1.4) OBP: 0.420, SLG: 0.460	G4-3		5 HBP 27 SF9 18 SH3-4		18 3B		G3			4	2	2	0	0	0	0						
18 Cory Sullivan, L (1.8) OBP: 0.306, SLG: 0.407	K		SH3-4		5 FC5-2		K			3	0	1	1	0	2	0						
17 Todd Helton, L (1.3) OBP: 0.434, SLG: 0.495	F7		27 SF9 11 CS 5 HBP		5 FC5-2			G4-3		2	0	0	0	1	0	0						
5 Matt Holliday, R (1.7) OBP: 0.397, SLG: 0.612		27 1B 8 FC5-4		1-2 2-3 HBP	FC5-2 27 FC6-4			27 F9-6		3	1	2	0	0	0	2						
27 Garrett Atkins, R (1.5) OBP: 0.384, SLG: 0.502		8 FC5-4		SF9	FC6-4			F9-6		3	0	1	1	0	0	3						
11 Brad Hawpe, L (1.9) OBP: 0.386, SLG: 0.545			CS		8 G1-6-3		F7			3	0	1	0	0	1	2						
8 Yorvit Torrealba, R (1.2) OBP: 0.255, SLG: 0.327		FC5-4		G1-6-3			G3			3	0	0	1	0	0	2						
6 Omar Quintanilla, L (1.6) OBP: 0.292, SLG: 0.318				F7			F7			2	0	0	0	1	0	0						
49 Byung-Hyun Kim, R (1.1) OBP: 0.136, SLG: 0.136					L8					2	0	0	0	0	0	2						
Jorge Piedra, L (7, PH) OBP: 0.071, SLG: 0.286										1	0	0	0	0	1	0						
Jose Mesa, R (8.1)										0	0	0	0	0	0	0						
40 Brian Fuentes, L (9.1)										0	0	0	0	0	0	0						
<b>Inning Stats</b>	R: 0 E: 0 K: 1 S: 7	H: 2 LOB: 2 BB: 1 P: 9	R: 1 E: 0 K: 1 S: 15	H: 2 LOB: 1 BB: 1 P: 23	R: 1 E: 0 K: 0 S: 8	H: 1 LOB: 0 BB: 0 P: 13	R: 0 E: 0 K: 0 S: 9	H: 1 LOB: 0 BB: 0 P: 14	R: 1 E: 0 K: 0 S: 14	H: 2 LOB: 2 BB: 1 P: 22	R: 0 E: 0 K: 0 S: 4	H: 0 LOB: 0 BB: 0 P: 5	R: 0 E: 0 K: 2 S: 8	H: 0 LOB: 0 BB: 0 P: 13	R: 0 E: 0 K: 0 S: 6	H: 1 LOB: 0 BB: 0 P: 10	1B: 5 2B: 1 3B: 2 HR: 0	SF: 1 SAC: 1 DP: 2 HBP: 2	WP: 0 PB: 0 SB: 1 CS: 1	PA: 33		
<b>PITCHER</b>	IP	WLS	BF	H	R	ER	SO	BB	IBB	HBP	BLK	WP	HR	S	P	ERA	WHIP					
44 Vicente Padilla, R (1.1) ERA: 4.76	6.0	L	26	6	3	3	2	0	2	2	0	0	0	57	86	4.50	1.000					
Bryan Corey, R (7.1) ERA: 2.35	1.0		3	0	0	0	2	0	0	0	0	0	0	8	13	0.00	0.000					
Rick Bauer, R (8.1) ERA: 3.4	1.0		3	1	0	0	0	0	0	0	0	0	0	6	10	0.00	1.000					

Texas Rangers @ Colorado Rockies  
Coors Field, Denver, CO  
Sun Jun 25 2006, 1:05 PM MDT  
Att: 28,313 - Cloudy - 72 F

AB 26  
R 3  
H 7  
RBI 3  
BB 2  
SO 4  
LOB 11





Batter	1	2	3	4	5	6	7	8	9	AB	R	H	RBI	BB	SO	LOB	TOP					
<b>Jamey Carroll, R</b> (1, 4) OBP: 0.412, SLG: 0.450										4	0	0	0	0	1	3						
<b>12 Clint Barnes, R</b> (1, 6) OBP: 0.239, SLG: 0.320										4	1	1	0	0	0	0						
<b>17 Todd Helton, L</b> (1, 3) OBP: 0.435, SLG: 0.507										3	1	1	2	0	0	0						
<b>5 Matt Holliday, R</b> (1, 7) OBP: 0.395, SLG: 0.606										3	1	0	0	1	0	1						
<b>27 Garrett Atkins, R</b> (1, 5) OBP: 0.379, SLG: 0.495										4	0	0	0	0	2	2						
<b>11 Brad Hawpe, L</b> (1, 9) OBP: 0.388, SLG: 0.544										4	0	2	1	0	1	0						
<b>Jorge Piedra, L</b> (1, 10) OBP: 0.118, SLG: 0.471										3	1	1	1	0	0	1						
<b>8 Yorvit Torrealba, R</b> (1, 2) OBP: 0.241, SLG: 0.308										3	0	0	0	0	2	2						
<b>JD Closser, S</b> (9, PH) OBP: 0.275, SLG: 0.396										1	0	0	0	0	0	0						
<b>Choo Freeman, R</b> (1, 8) OBP: 0.303, SLG: 0.357										2	0	0	0	1	0	0						
<b>Inning Stats</b>	R: 2 E: 0 K: 1 S: 13	H: 2 LOB: 0 BB: 0 P: 23	R: 0 E: 1 K: 1 S: 8	H: 1 LOB: 2 BB: 1 P: 15	R: 0 E: 0 K: 1 S: 11	H: 0 LOB: 1 BB: 0 P: 16	R: 0 E: 0 K: 1 S: 5	H: 0 LOB: 0 BB: 0 P: 6	R: 0 E: 0 K: 0 S: 8	H: 0 LOB: 0 BB: 0 P: 11	R: 1 E: 0 K: 0 S: 8	H: 1 LOB: 1 BB: 0 P: 16	R: 0 E: 0 K: 0 S: 5	H: 0 LOB: 0 BB: 0 P: 7	R: 0 E: 0 K: 0 S: 9	H: 0 LOB: 0 BB: 0 P: 13	R: 1 E: 0 K: 2 S: 8	H: 1 LOB: 0 BB: 0 P: 12	1B: 3 2B: 0 3B: 0 HR: 2	SF: 0 SAC: 0 DP: 1 HBP: 1	WP: 0 PB: 0 SB: 0 CS: 0	PA: 35
<b>PITCHER</b>	IP WLS BF H R ER SO BB IBB HBP BLK WP HR S P ERA WHIP																					
<b>41 John Lackey, R</b> (1, 1) ERA: 3.31	8.0 W 31 4 3 3 4 2 0 1 0 0 1 67 107 3.38 0.750																					
<b>Francisco Rodriguez, R</b> (9, 1) ERA: 3.18	1.0 S 4 1 1 1 2 0 0 0 0 0 0 1 8 12 9.00 1.000																					

Colorado Rockies @ Los Angeles Angels  
Angel Stadium of Anaheim, Anaheim, CA  
Mon Jun 26 2006, 7:05 PM PDT  
Att: 43,781 - Partly Cloudy - 85 F

AB 31  
R 4  
H 5  
RBI 4  
BB 2  
SO 6  
LOB 9



Batter	1	2	3	4	5	6	7	8	9	AB	R	H	RBI	BB	SO	LOB	BOTTOM			
<b>9 Chone Figgins, S</b> (1, 8) OBP: 0.328, SLG: 0.351										4	1	2	1	0	0	0				
<b>Orlando Cabrera, R</b> (1, 6) OBP: 0.359, SLG: 0.435										4	1	1	0	0	0	1				
<b>27 Vladimir Guerrero, R</b> (1, 9) OBP: 0.322, SLG: 0.483										4	0	0	1	0	0	3				
<b>16 Garret Anderson, L</b> (1, 7) OBP: 0.300, SLG: 0.416										3	0	0	0	1	2	0				
<b>Mike Napoli, R</b> (1, 2) OBP: 0.435, SLG: 0.581										3	1	1	2	1	1	0				
<b>22 Kendrys Morales, S</b> (1, 3) OBP: 0.298, SLG: 0.393										3	0	1	0	1	0	3				
<b>20 Juan Rivera, R</b> (1, 10) OBP: 0.329, SLG: 0.444										4	0	2	1	0	1	2				
<b>6 Maicer Izturis, S</b> (1, 5) OBP: 0.400, SLG: 0.300										4	1	1	0	0	0	4				
<b>Adam Kennedy, L</b> (1, 4) OBP: 0.318, SLG: 0.362										2	1	0	0	1	1	2				
<b>Inning Stats</b>	R: 0 E: 0 K: 0 S: 6	H: 0 LOB: 0 BB: 0 P: 7	R: 0 E: 0 K: 1 S: 8	H: 0 LOB: 1 BB: 1 P: 17	R: 0 E: 0 K: 0 S: 9	H: 0 LOB: 0 BB: 0 P: 13	R: 0 E: 0 K: 0 S: 6	H: 0 LOB: 0 BB: 0 P: 10	R: 0 E: 0 K: 2 S: 13	H: 1 LOB: 2 BB: 1 P: 20	R: 0 E: 0 K: 0 S: 8	H: 1 LOB: 0 BB: 0 P: 8	R: 0 E: 0 K: 2 S: 8	H: 1 LOB: 1 BB: 0 P: 12	R: 5 E: 0 K: 0 S: 18	H: 5 LOB: 2 BB: 2 P: 36	1B: 6 2B: 2 3B: 0 HR: 0	SF: 0 SAC: 0 DP: 0 HBP: 0	WP: 1 PB: 0 SB: 0 CS: 1	PA: 35
<b>PITCHER</b>	IP WLS BF H R ER SO BB IBB HBP BLK WP HR S P ERA WHIP																			
<b>Jason Jennings, R</b> (1, 1) ERA: 3.93	7.0 L 5 3 2 2 0 0 1 0 0 0 0 7 14 54.00 9.000																			
<b>Jose Mesa, R</b> (8, 1) ERA: 3.29	0.1 1 0 0 0 0 0 0 0 0 0 0 4 6 0.00 0.000																			
<b>39 Tom Martin, L</b> (8, 1) ERA: 4.82	0.1 2 1 1 1 0 0 0 0 0 0 0 3 7 27.00 3.000																			
<b>61 Ramon E Ramirez, R</b> (8, 1) ERA: 2.12																				

Colorado Rockies @ Los Angeles Angels  
Angel Stadium of Anaheim, Anaheim, CA  
Mon Jun 26 2006, 7:05 PM PDT  
Att: 43,781 - Partly Cloudy - 85 F

AB 31  
R 5  
H 8  
RBI 5  
BB 4  
SO 5  
LOB 15









Batter	1	2	3	4	5	6	7	8	9	AB R H RBI BB SO LOB	TOP																			
Jamey Carroll, R (1,4) OBP: 0.402, SLG: 0.441	1-3 K		3-2 F7		0-1 G6-3			2-3 K	2-2 G5-3	5 0 0 0 0 2 1	<b>Colorado Rockies @ Los Angeles Angels</b> Angel Stadium of Anaheim, Anaheim, CA Wed Jun 28 2006, 7:05 PM PDT Att: 38,153 - Clear - 84 F <a href="http://livebaseballscorecards.com">livebaseballscorecards.com</a>																			
18 Cory Sullivan, L (1,8) OBP: 0.312, SLG: 0.414	2-2 2B		2-3 K		0-1 17 G4-6-3 1B			5 F9 27 1B	0-2 G6-3	5 1 3 0 0 1 1																				
17 Todd Helton, L (1,3) OBP: 0.437, SLG: 0.500	1-2 F9			4-1 5 2B 11 BB	0-2 G4-6-3			11 BB 27 1B	0-0 G4-3	3 2 0 0 2 0 2																				
5 Matt Holliday, R (1,7) OBP: 0.396, SLG: 0.614	2-3 K			0-0 11 BB SF8	1-3 2B	2-2 E5		F9		4 1 1 0 0 1 3																				
27 Garrett Atkins, R (1,5) OBP: 0.386, SLG: 0.498		1-0 11 G3-6-3 1B		4-0 11 BB		3-3 K		2-2 11 BB	1-2 2B	3 1 2 1 1 1 1																				
11 Brad Hawpe, L (1,9) OBP: 0.392, SLG: 0.553		1-1 G3-6-3		4-1		1-2 F7		3-H 1-2 2B	4-1 2B	2 1 0 1 2 0 1																				
Jorge Piedra, L (1,10) OBP: 0.222, SLG: 0.462		2-3 K		1-2 2-3 3-H BB				1-2 2-3 BB		4 0 1 3 0 1 3																				
JD Closser, S (1,2) OBP: 0.295, SLG: 0.370			0-1 L8	2-1 SF8		1-2 G4-3		4-0 1-H 2-H 3-H	2B	2 0 0 1 1 0 0																				
12 Clint Barmes, R (1,6) OBP: 0.246, SLG: 0.319			4-1	0-3 K		0-0 B1		2-2 P4		3 0 0 0 1 1 4																				
<b>Inning Stats</b>	R: 0 E: 0 K: 2 S: 16	H: 1 LOB: 1 BB: 0 P: 22	R: 0 E: 0 K: 1 S: 6	H: 1 LOB: 0 BB: 0 P: 10	R: 0 E: 0 K: 1 S: 13	H: 0 LOB: 1 BB: 1 P: 22	R: 2 E: 0 K: 1 S: 11	H: 1 LOB: 2 BB: 3 P: 28	R: 0 E: 0 K: 1 S: 10	H: 0 LOB: 0 BB: 0 P: 16	R: 0 E: 1 K: 1 S: 10	H: 0 LOB: 0 BB: 0 P: 16	R: 0 E: 0 K: 1 S: 5	H: 0 LOB: 0 BB: 0 P: 7	R: 4 E: 0 K: 1 S: 21	H: 3 LOB: 2 BB: 3 P: 42	R: 0 E: 0 K: 0 S: 9	H: 0 LOB: 0 BB: 0 P: 11	1B: 4 2B: 3 3B: 0 HR: 0	SF: 1 SAC: 0 DP: 2 HBP: 0	WP: 0 PB: 0 SB: 0 CS: 1	PA: 39								
<b>PITCHER</b>	IP WLS BF H R ER SO BB IBB HBP BLK WP HR S P ERA WHIP											IP WLS BF H R ER SO BB IBB HBP BLK WP HR S P ERA WHIP																		
54 Ervin Santana, R (1,1) ERA: 3.92	7.0	L	27	4	2	2	6	4	0	0	0	0	0	0	0	0	71	115	2.57	1.143										
62 Scott Shields, R (8,1) ERA: 2.32	1.0	L	9	3	4	4	1	2	1	0	0	0	0	0	0	0	21	42	36.00	5.000										
J.C. Romero, L (9,1) ERA: 7.07	1.0		3	0	0	0	0	0	0	0	0	0	0	0	0	0	9	11	0.00	0.000										

Batter	1	2	3	4	5	6	7	8	9	AB R H RBI BB SO LOB	BOTTOM																			
6 Maicer Izturis, S (1,5) OBP: 0.390, SLG: 0.327	2-1 20 2B		3-2 E5		1-2 G6-3	0-2 F7		1-1 FC6-4		5 1 1 0 0 0 2	<b>Colorado Rockies @ Los Angeles Angels</b> Angel Stadium of Anaheim, Anaheim, CA Wed Jun 28 2006, 7:05 PM PDT Att: 38,153 - Clear - 84 F <a href="http://livebaseballscorecards.com">livebaseballscorecards.com</a>																			
20 Juan Rivera, R (1,7) OBP: 0.323, SLG: 0.437	0-1 F9		1-1 G6-4-3		2-1 HBP	27 1B		F8	1-3 K	5 0 2 1 0 1 1																				
Orlando Cabrera, R (1,6) OBP: 0.364, SLG: 0.436	4-1 S		0-0 27 2B		1-2 F8			0-0 F8	2-1 P6	4 0 1 0 1 0 1																				
27 Vladimir Guerrero, R (1,9) OBP: 0.327, SLG: 0.490	2-0 F7		0-1 1-H		2-0 HBP			3-1 2B	4-2 DI	4 1 3 0 1 0 2																				
Mike Napoli, R (1,2) OBP: 0.436, SLG: 0.575	1-2 F9			2-3 K	1-0 HBP			1-1 2B	2-3 K	4 0 1 1 0 2 3																				
Tim Lincecum, R (1,10) OBP: 0.384, SLG: 0.482	2-3 K			4-1 39 1B	0-0 P6			1-0 P6		3 0 0 0 1 1 6																				
39 Robb Quinlan, R (1,3) ERA: 2.1		1-1 L5		2-2 1B		1-3 K		1-1 F8		3 0 1 0 0 1 0																				
22 Kendrys Morales, S (6, PH) OBP: 0.287, SLG: 0.368				1-2 1B						1 0 0 0 0 0 0																				
65 Tommy Murphy, S (1,8) OBP: 0.302, SLG: 0.438		2-1 F8		0-0 F9		1-0 FC1-6		1-0 G4-3		4 0 1 0 0 0 2																				
Adam Kennedy, L (1,4) OBP: 0.316, SLG: 0.355		2-1 F7		2-3 K		0-1 FC1-6		4-2 6 FC6-4		3 0 0 0 1 1 3																				
<b>Inning Stats</b>	R: 1 E: 0 K: 1 S: 16	H: 2 LOB: 2 BB: 1 P: 26	R: 0 E: 0 K: 0 S: 6	H: 0 LOB: 0 BB: 0 P: 11	R: 0 E: 0 K: 0 S: 9	H: 2 LOB: 2 BB: 0 P: 13	R: 0 E: 0 K: 2 S: 13	H: 1 LOB: 1 BB: 1 P: 23	R: 0 E: 0 K: 0 S: 11	H: 2 LOB: 3 BB: 0 P: 18	R: 0 E: 0 K: 1 S: 9	H: 1 LOB: 1 BB: 0 P: 11	R: 1 E: 0 K: 0 S: 8	H: 2 LOB: 1 BB: 0 P: 15	R: 0 E: 0 K: 0 S: 7	H: 0 LOB: 1 BB: 1 P: 14	R: 0 E: 0 K: 2 S: 12	H: 0 LOB: 1 BB: 1 P: 21	1B: 5 2B: 5 3B: 0 HR: 0	SF: 0 SAC: 0 DP: 1 HBP: 1	WP: 0 PB: 0 SB: 1 CS: 0	PA: 41								
<b>PITCHER</b>	IP WLS BF H R ER SO BB IBB HBP BLK WP HR S P ERA WHIP											IP WLS BF H R ER SO BB IBB HBP BLK WP HR S P ERA WHIP																		
26 Jeff Francis, L (1,1) ERA: 4.25	6.2	W	31	1	0	2	4	2	0	1	0	0	0	0	0	0	69	112	2.70	1.650										
61 Ramon E Ramirez, R (7,1) ERA: 2.1	0.1	W	2	1	0	0	0	0	0	0	0	0	0	0	0	3	5	0.00	3.000											
Jose Mesa, R (8,1) ERA: 3.19	1.0		4	0	0	0	0	1	0	0	0	0	0	0	0	7	14	0.00	1.000											
40 Brian Fuentes, L (9,1) ERA: 2.27	1.0		4	0	0	0	2	1	0	0	0	0	0	0	0	12	21	0.00	1.000											

AB	31
R	6
H	7
RBI	6
BB	7
SO	7
LOB	16

AB	36
R	2
H	10
RBI	2
BB	4
SO	6
LOB	20





Batter	1	2	3	4	5	6	7	8	9	AB	R	H	RBI	BB	SO	LOB	TOP					
<b>Jamey Carroll, R</b> OBP: 0.399, SLG: 0.438 (1, 4)										4	0	1	1	0	2	0	<b>Colorado Rockies @ Seattle Mariners</b> Safeco Field, Seattle, WA Fri Jun 30 2006, 7:05 PM PDT Att: 31,610 - Clear - 80 F					
<b>12 Clint Barmes, R</b> OBP: 0.246, SLG: 0.316 (1, 6)										3	0	0	0	1	0	0						
<b>17 Todd Helton, L</b> OBP: 0.434, SLG: 0.494 (1, 3)										3	0	0	0	1	0	0						
<b>5 Matt Holliday, R</b> OBP: 0.394, SLG: 0.608 (1, 10)										3	0	0	0	1	1	2						
<b>27 Garrett Atkins, R</b> OBP: 0.387, SLG: 0.498 (1, 5)										4	0	2	0	0	0	0						
<b>19 Ryan Spillborghs, R</b> OBP: 0.333, SLG: 0.457 (1, 7)										4	0	0	0	0	1	3						
<b>11 Brad Hawpe, L</b> OBP: 0.395, SLG: 0.564 (1, 9)										2	2	1	1	1	0	0						
<b>8 Yorvit Torrealba, R</b> OBP: 0.250, SLG: 0.315 (1, 2)										2	0	1	0	0	0	0						
<b>Choo Freeman, R</b> OBP: 0.293, SLG: 0.345 (1, 8)										3	0	0	0	0	0	2						
<b>Inning Stats</b>	R: 0 E: 0 K: 1 S: 9	H: 0 LOB: 1 BB: 2 P: 18	R: 0 E: 0 K: 0 S: 13	H: 1 LOB: 0 BB: 0 P: 19	R: 0 E: 0 K: 1 S: 9	H: 0 LOB: 0 BB: 0 P: 13	R: 0 E: 0 K: 1 S: 10	H: 1 LOB: 2 BB: 1 P: 16	R: 1 E: 0 K: 0 S: 10	H: 1 LOB: 0 BB: 1 P: 17	R: 0 E: 0 K: 0 S: 6	H: 0 LOB: 0 BB: 0 P: 8	R: 1 E: 0 K: 0 S: 9	H: 2 LOB: 1 BB: 0 P: 13	R: 0 E: 0 K: 1 S: 5	H: 0 LOB: 0 BB: 0 P: 6		R: 0 E: 0 K: 1 S: 6	H: 0 LOB: 0 BB: 0 P: 6	1B: 4 2B: 0 3B: 0 HR: 1	SF: 0 SAC: 1 DP: 2 HBP: 0	WP: 0 PB: 0 SB: 0 CS: 1
<b>PITCHER</b> <b>Jamie Moyer, L</b> ERA: 3.39 (1, 1)	IP: 9.0 WLS: L BF: 33	H: 5 R: 2 ER: 2 SO: 4	BB: 4 IBB: 0 HBP: 0 BLK: 0	WP: 0 HR: 1 S: 77 P: 116	ERA: 2.00 WHIP: 1.000	<b>PITCHER</b>														IP: WLS: BF: H: R: ER: SO: BB: IBB: HBP: BLK: WP: HR: S: P: ERA: WHIP		

AB	28
R	2
H	5
RBI	2
BB	4
SO	4
LOB	7



Batter	1	2	3	4	5	6	7	8	9	AB	R	H	RBI	BB	SO	LOB	BOTTOM					
<b>51 Ichiro Suzuki, L</b> OBP: 0.401, SLG: 0.436 (1, 9)										3	0	0	0	0	0	0	<b>Colorado Rockies @ Seattle Mariners</b> Safeco Field, Seattle, WA Fri Jun 30 2006, 7:05 PM PDT Att: 31,610 - Clear - 80 F					
<b>29 Adrian Beltré, R</b> OBP: 0.326, SLG: 0.409 (1, 5)										3	0	1	0	0	0	0						
<b>4 Jose Lopez, R</b> OBP: 0.316, SLG: 0.472 (1, 4)										3	0	0	0	0	0	1						
<b>Raul Ibanez, L</b> OBP: 0.357, SLG: 0.532 (1, 7)										2	0	0	0	1	1	0						
<b>Richie Sexson, R</b> OBP: 0.293, SLG: 0.417 (1, 3)										3	0	0	0	0	0	1						
<b>Carl Everett, S</b> OBP: 0.314, SLG: 0.375 (1, 10)										3	0	0	0	0	0	0						
<b>2 Kenji Johjima, R</b> OBP: 0.347, SLG: 0.484 (1, 2)										3	0	1	0	0	0	0						
<b>7 Jeremy Reed, L</b> OBP: 0.266, SLG: 0.379 (1, 8)										3	0	0	0	0	0	1						
<b>7 Yuniesky Betancourt, R</b> OBP: 0.304, SLG: 0.408 (1, 6)										3	0	0	0	0	0	0						
<b>Inning Stats</b>	R: 0 E: 0 K: 0 S: 5	H: 1 LOB: 0 BB: 0 P: 6	R: 0 E: 0 K: 0 S: 9	H: 0 LOB: 0 BB: 0 P: 14	R: 0 E: 0 K: 0 S: 6	H: 0 LOB: 0 BB: 0 P: 8	R: 0 E: 0 K: 0 S: 7	H: 0 LOB: 0 BB: 0 P: 10	R: 0 E: 0 K: 0 S: 6	H: 1 LOB: 0 BB: 1 P: 13	R: 0 E: 0 K: 0 S: 4	H: 0 LOB: 0 BB: 0 P: 7	R: 0 E: 0 K: 0 S: 6	H: 0 LOB: 0 BB: 0 P: 11	R: 0 E: 0 K: 1 S: 8	H: 0 LOB: 0 BB: 0 P: 13		R: 0 E: 0 K: 0 S: 7	H: 0 LOB: 0 BB: 0 P: 9	1B: 2 2B: 0 3B: 0 HR: 0	SF: 0 SAC: 0 DP: 3 HBP: 0	WP: 0 PB: 0 SB: 0 CS: 0
<b>PITCHER</b> <b>37 Josh Fogg, R</b> ERA: 4.88 (1, 1)	IP: 9.0 WLS: W BF: 27	H: 2 R: 0 ER: 0 SO: 1	BB: 1 IBB: 0 HBP: 0 BLK: 0	WP: 0 HR: 0 S: 58 P: 91	ERA: 0.00 WHIP: 0.333	<b>PITCHER</b>														IP: WLS: BF: H: R: ER: SO: BB: IBB: HBP: BLK: WP: HR: S: P: ERA: WHIP		





Batter	1	2	3	4	5	6	7	8	9	AB	R	H	RBI	BB	SO	LOB	TOP				
<b>Jamey Carroll, R</b> OBP: 0.403, SLG: 0.446 (1, 4)	F7	18 1B	1-3			18 2B		G4-3		5	1	3	2	0	0	0	<b>Colorado Rockies @ Seattle Mariners</b> Safeco Field, Seattle, WA Sat Jul 01 2006, 7:05 PM PDT Att: 33,649 - Clear - 80 F				
<b>18 Cory Sullivan, L</b> OBP: 0.315, SLG: 0.419 <b>19 Ryan Spilborghs, R</b> (8, PH) OBP: 0.329, SLG: 0.451 (8, 8)	L7	5 1B	1-3					K		4	1	2	1	0	1	2					
<b>17 Todd Helton, L</b> OBP: 0.434, SLG: 0.489 (1, 3)	5 FC6-4	5 1B						G1-3		4	0	1	0	1	0	2					
<b>5 Matt Holliday, R</b> OBP: 0.395, SLG: 0.603 (1, 7)	FC6-4							G5-3		4	0	1	1	1	0	1					
<b>27 Garrett Atkins, R</b> OBP: 0.381, SLG: 0.490 (1, 5)		G6-3	F8	G6-3				P3		5	0	0	0	0	1	3					
<b>11 Brad Hawpe, L</b> OBP: 0.395, SLG: 0.569 (1, 9)		12 1B	G4-3					L9		5	2	2	0	0	2	3					
<b>Jorge Piedra, L</b> OBP: 0.194, SLG: 0.400 (1, 10)		K	G4-3					F7		4	0	0	0	0	1	2					
<b>8 Yorvit Torrealba, R</b> OBP: 0.281, SLG: 0.386 (1, 2)		BLK 1B						F9		3	2	2	2	1	0	0					
<b>12 Clint Barmes, R</b> OBP: 0.246, SLG: 0.315 (1, 6)		BLK 1B	E6					F8		4	1	1	1	0	0	1					
<b>Inning Stats</b>	R: 0 E: 0 K: 0 S: 11	H: 1 LOB: 1 BB: 0 P: 13	R: 5 E: 0 K: 1 S: 23	H: 5 LOB: 2 BB: 2 P: 36	R: 2 E: 1 K: 1 S: 15	H: 3 LOB: 2 BB: 0 P: 27	R: 0 E: 0 K: 0 S: 6	H: 0 LOB: 0 BB: 0 P: 8	R: 0 E: 0 K: 1 S: 12	H: 1 LOB: 1 BB: 0 P: 20	R: 0 E: 0 K: 0 S: 12	H: 2 LOB: 3 BB: 1 P: 16	R: 0 E: 0 K: 1 S: 9	H: 0 LOB: 0 BB: 0 P: 13	R: 0 E: 0 K: 2 S: 8	H: 0 LOB: 0 BB: 0 P: 11		1B: 7 2B: 4 3B: 0 HR: 1	SF: 0 SAC: 0 DP: 0 HBP: 0	WP: 1 PB: 0 SB: 0 CS: 0	PA: 42
<b>PITCHER</b>	IP	WLS	BF	H	R	ER	SO	BB	IBB	HBP	BLK	WP	HR	S	P	ERA	WHIP				
<b>Joel Pineiro, R</b> ERA: 5.88 (1, 1)	2.2		19	9	7	7	1	2	0	0	1	0	1	46	70	23.62	4.125				
<b>49 Jake Woods, L</b> ERA: 4.29 (3, 1)	2.2		12	3	0	0	2	0	1	0	0	1	0	30	47	0.00	1.125				
<b>40 Julio Mateo, R</b> ERA: 4.34 (6, 1)	2.0	W	6	0	0	0	2	0	0	0	0	0	0	14	18	0.00	0.000				
<b>George Sherrill, L</b> ERA: 3.88 (8, 1)	0.2	H	2	0	0	0	1	0	0	0	0	0	0	6	10	0.00	0.000				
<b>20 J.J. Putz, R</b> ERA: 2.55 (9, 1)	1.0	S	3	0	0	0	2	0	0	0	0	0	0	8	11	0.00	0.000				

Batter	1	2	3	4	5	6	7	8	9	AB	R	H	RBI	BB	SO	LOB	BOTTOM				
<b>51 Ichiro Suzuki, L</b> OBP: 0.408, SLG: 0.453 (1, 9)	HR									3	3	3	2	2	0	0	<b>Colorado Rockies @ Seattle Mariners</b> Safeco Field, Seattle, WA Sat Jul 01 2006, 7:05 PM PDT Att: 33,649 - Clear - 80 F				
<b>29 Adrian Beltré, R</b> OBP: 0.325, SLG: 0.406 (1, 5)	K									5	1	1	0	0	2	3					
<b>4 Jose Lopez, R</b> OBP: 0.315, SLG: 0.469 (1, 4)	K									4	0	1	0	0	1	4					
<b>Raul Ibanez, L</b> OBP: 0.359, SLG: 0.540 (1, 7)	HR									3	1	1	2	1	1	1					
<b>Richie Sexson, R</b> OBP: 0.295, SLG: 0.418 (1, 3)	F9									4	1	2	1	0	0	2					
<b>Carl Everett, S</b> OBP: 0.313, SLG: 0.385 (1, 10)										4	1	1	2	0	1	3					
<b>2 Kenji Johjima, R</b> OBP: 0.353, SLG: 0.484 (1, 2)										2	1	1	0	1	1	0					
<b>7 Jeremy Reed, L</b> OBP: 0.266, SLG: 0.386 (1, 8)										4	0	1	0	0	1	5					
<b>7 Yuniesky Betancourt, R</b> OBP: 0.303, SLG: 0.405 (1, 6)										4	0	1	0	0	1	2					
<b>Inning Stats</b>	R: 2 E: 0 K: 2 S: 12	H: 2 LOB: 0 BB: 0 P: 18	R: 0 E: 0 K: 1 S: 7	H: 0 LOB: 0 BB: 0 P: 9	R: 0 E: 0 K: 1 S: 11	H: 0 LOB: 1 BB: 1 P: 21	R: 2 E: 0 K: 1 S: 16	H: 3 LOB: 1 BB: 0 P: 25	R: 2 E: 0 K: 1 S: 15	H: 3 LOB: 1 BB: 0 P: 24	R: 2 E: 0 K: 1 S: 16	H: 2 LOB: 0 BB: 0 P: 21	R: 0 E: 0 K: 1 S: 13	H: 1 LOB: 3 BB: 2 P: 25	R: 0 E: 0 K: 0 S: 8	H: 1 LOB: 0 BB: 1 P: 15		1B: 7 2B: 1 3B: 1 HR: 3	SF: 0 SAC: 0 DP: 2 HBP: 1	WP: 2 PB: 0 SB: 1 CS: 1	PA: 38
<b>PITCHER</b>	IP	WLS	BF	H	R	ER	SO	BB	IBB	HBP	BLK	WP	HR	S	P	ERA	WHIP				
<b>49 Byung-Hyun Kim, R</b> ERA: 4.83 (1, 1)	4.1		21	7	6	6	5	1	0	1	0	1	0	8	84	12.46	1.846				
<b>Ray King, L</b> ERA: 4.03 (5, 1)	0.2		3	1	0	0	1	0	0	0	0	1	0	8	13	0.00	1.500				
<b>David Cortes, R</b> ERA: 4.0 (6, 1)	1.0	L	6	3	2	2	1	0	0	0	0	0	1	20	25	18.00	3.000				
<b>39 Tom Martin, L</b> ERA: 4.86 (7, 1)	1.0		5	0	0	0	1	1	1	0	0	0	0	9	21	0.00	1.000				
<b>Scott Dohmann, R</b> ERA: 4.98 (8, 1)	1.0		3	1	0	0	0	1	0	0	0	0	0	8	15	0.00	2.000				

AB	39
R	7
H	12
RBI	7
BB	3
SO	6
LOB	14



AB	33
R	8
H	12
RBI	7
BB	4
SO	8
LOB	20






Batter	1	2	3	4	5	6	7	8	9	10	11	AB	R	H	RBI	BB	SO	LOB	TOP			
<b>Jamey Carroll, R</b> OBP: 0.402, SLG: 0.442 (1.4)	G4-3 1B		FC1-5		SF8			BB		F8	F7	4	1	1	1	1	0	3				
<b>12 Clint Barnes, R</b> OBP: 0.246, SLG: 0.314 (1.6)	SH1-3		P3		CS			1B		P6		4	0	1	0	0	1	1				
<b>17 Todd Helton, L</b> OBP: 0.433, SLG: 0.485 (1.3)	G4-3		F7					1B		P6		4	0	1	0	1	0	2				
<b>5 Matt Holliday, R</b> OBP: 0.392, SLG: 0.600 (1.7)	P4							BB		F9		5	1	1	0	0	1	5				
<b>27 Garrett Atkins, R</b> OBP: 0.379, SLG: 0.485 (1.5)											2B	3	0	0	1	1	0	2				
<b>19 Ryan Spilborghs, R</b> OBP: 0.329, SLG: 0.446 (1.10)												3	0	1	0	0	0	1				
<b>Jorge Piedra, L</b> OBP: 0.182, SLG: 0.375 (8.10)												2	0	0	0	0	1	3				
<b>11 Brad Hawpe, L</b> OBP: 0.395, SLG: 0.568 (1.9)												4	1	1	1	1	1	2				
<b>JD Closser, S</b> OBP: 0.288, SLG: 0.356 (1.2)												5	1	1	1	0	1	3				
<b>Choo Freeman, R</b> OBP: 0.309, SLG: 0.352 (1.8)												4	0	2	0	1	1	1				
<b>Inning Stats</b>	R: 0 E: 0 K: 0 S: 9	H: 1 LOB: 1 BB: 0 P: 12	R: 0 E: 0 K: 1 S: 10	H: 0 LOB: 1 BB: 1 P: 19	R: 0 E: 1 K: 0 S: 6	H: 1 LOB: 0 BB: 0 P: 9	R: 0 E: 0 K: 1 S: 10	H: 0 LOB: 0 BB: 0 P: 14	R: 1 E: 0 K: 0 S: 7	H: 1 LOB: 0 BB: 1 P: 13	R: 0 E: 0 K: 1 S: 12	H: 1 LOB: 1 BB: 0 P: 15	R: 0 E: 0 K: 2 S: 8	H: 0 LOB: 0 BB: 0 P: 10	R: 0 E: 0 K: 0 S: 10	H: 0 LOB: 0 BB: 0 P: 12	R: 2 E: 0 K: 0 S: 20	H: 3 LOB: 2 BB: 1 P: 34	1B: 7 2B: 2 3B: 0 HR: 0	SF: 2 SAC: 1 DP: 0 HBP: 0	WP: 0 PB: 0 SB: 1 CS: 1	PA: 47
<b>PITCHER</b>	IP 7.0	WLS 30	BF 6	H 0	R 2	ER 2	SO 3	BB 0	IBB 0	HBP 0	BLK 0	WP 0	HR 0	S 69	P 108	ERA 2.57	WHIP 1.429					
<b>56 Jarrod Washburn, L</b> ERA: 4.75 (1.1)																						
<b>20 J.J. Putz, R</b> ERA: 2.23 (8.1)																						
<b>40 Julio Mateo, R</b> ERA: 1.45 (10.1)																						
<b>Eddie Guardado, L</b> ERA: 5.48 (11.1)																						
<b>54 Sean Green, R</b> ERA: 6.19 (11.1)																						

**Colorado Rockies @ Seattle Mariners**  
Safeco Field, Seattle, WA  
Sun Jul 02 2006, 1:05 PM PDT  
Att: 31,712 - Sunny - 69 F

livebaseballscores.com

AB 38  
R 4  
H 9  
RBI 4  
BB 5  
SO 6  
LOB 23




Batter	1	2	3	4	5	6	7	8	9	10	11	AB	R	H	RBI	BB	SO	LOB	BOTTOM			
<b>51 Ichiro Suzuki, L</b> OBP: 0.412, SLG: 0.469 (1.9)	G4-3		F8		BB							5	1	3	1	1	0	0				
<b>29 Adrián Beltré, R</b> OBP: 0.326, SLG: 0.402 (1.5)	F9		HBP		P3			SH1-3				3	0	0	0	2	0	1				
<b>4 Jose Lopez, R</b> OBP: 0.321, SLG: 0.469 (1.4)	1B		HBP		G1-3			F9-2				4	0	2	0	1	0	3				
<b>Raul Ibanez, L</b> OBP: 0.358, SLG: 0.536 (1.7)	1B		L8									6	1	2	0	0	2	6				
<b>Richie Sexson, R</b> OBP: 0.297, SLG: 0.427 (8.10)												3	1	1	2	1	2	2				
<b>16 Willie Bloomquist, R</b> OBP: 0.331, SLG: 0.304 (9.3)												1	0	0	0	0	0	3				
<b>Carl Everett, S</b> OBP: 0.315, SLG: 0.383 (1.10)												4	0	1	0	1	2	0				
<b>7 Jeremy Reed, L</b> OBP: 0.260, SLG: 0.377 (1.8)												5	0	0	0	0	0	3				
<b>Eduardo Perez, R</b> OBP: 0.343, SLG: 0.636 (11.3)												0	0	0	0	0	0	0				
<b>30 René Rivera, R</b> OBP: 0.268, SLG: 0.302 (8.10)												3	0	0	0	0	1	1				
<b>Roberto Petagine, L</b> OBP: 0.323, SLG: 0.385 (8.10)												1	0	0	0	0	0	2				
<b>2 Kenji Johjima, R</b> OBP: 0.351, SLG: 0.482 (9.2)												1	0	0	0	0	0	0				
<b>7 Yuniesky Betancourt, R</b> OBP: 0.301, SLG: 0.401 (1.6)												5	0	1	0	0	2	0				
<b>Inning Stats</b>	R: 0 E: 0 K: 1 S: 10	H: 2 LOB: 2 BB: 0 P: 14	R: 0 E: 0 K: 1 S: 10	H: 0 LOB: 0 BB: 0 P: 14	R: 0 E: 0 K: 1 S: 10	H: 1 LOB: 1 BB: 1 P: 18	R: 0 E: 0 K: 2 S: 10	H: 1 LOB: 1 BB: 0 P: 13	R: 2 E: 0 K: 0 S: 14	H: 2 LOB: 0 BB: 0 P: 16	R: 0 E: 0 K: 1 S: 10	H: 2 LOB: 2 BB: 2 P: 21	R: 0 E: 0 K: 2 S: 10	H: 1 LOB: 3 BB: 2 P: 25	R: 0 E: 0 K: 1 S: 10	H: 0 LOB: 0 BB: 0 P: 14	R: 1 E: 0 K: 0 S: 9	H: 2 LOB: 1 BB: 0 P: 13	1B: 7 2B: 1 3B: 1 HR: 2	SF: 0 SAC: 1 DP: 1 HBP: 1	WP: 0 PB: 0 SB: 1 CS: 0	PA: 49
<b>PITCHER</b>	IP 7.0	WLS 30	BF 6	H 0	R 2	ER 2	SO 3	BB 0	IBB 0	HBP 0	BLK 0	WP 0	HR 0	S 66	P 97	ERA 2.57	WHIP 1.286					
<b>Jason Jennings, R</b> ERA: 3.85 (1.1)																						
<b>39 Tom Martin, L</b> ERA: 4.6 (8.1)																						
<b>Jose Mesa, R</b> ERA: 3.11 (8.1)																						
<b>40 Brian Fuentes, L</b> ERA: 2.16 (9.1)																						
<b>Scott Dohmann, R</b> ERA: 5.24 (11.1)																						

**Colorado Rockies @ Seattle Mariners**  
Safeco Field, Seattle, WA  
Sun Jul 02 2006, 1:05 PM PDT  
Att: 31,712 - Sunny - 69 F

livebaseballscores.com

AB 41  
R 3  
H 10  
RBI 3  
BB 6  
SO 9  
LOB 21





Batter	1	2	3	4	5	6	7	8	9	AB	R	H	RBI	BB	SO	LOB	TOP							
2 Randy Winn, S OBP: 0.351, SLG: 0.443	G5-3		G4-6-3 BB		G6-3		K	13 1B 2B		4	1	1	1	1	1	0	<b>San Francisco Giants @ Colorado Rockies</b> Coors Field, Denver, CO Mon Jul 03 2006, 6:05 PM MDT Att. 48,364 - Overcast - 70 F							
13 Omar Vizquel, S OBP: 0.397, SLG: 0.406	1B		G4-6-3		1B		1B	1B		5	2	4	1	0	0	1								
Steve Finley, L OBP: 0.321, SLG: 0.415	P5				G1-3		1B	1B		5	1	3	1	0	0	2								
Barry Bonds, L OBP: 0.478, SLG: 0.491 53 Jonathan Sánchez, L OBP: 0.366, SLG: 0.460 32 Kevin Correia, R Armando Benitez, R	E4				1B		FC4-6	P5		4	1	1	1	1	0	4								
Ray Durham, S OBP: 0.331, SLG: 0.460 Jeremy Accardo, R Jason Ellison, R OBP: 0.286, SLG: 0.381	G4-3				1B		FC4-6	1B		0	0	0	0	0	0	0								
Pedro Feliz, R OBP: 0.303, SLG: 0.488					1B		G5-3			4	0	2	1	0	0	3								
Todd Greene, R OBP: 0.290, SLG: 0.226 19 Kevin Frandsen, R OBP: 0.310, SLG: 0.507 50 Eliezer Alfonzo, R OBP: 0.287, SLG: 0.372	K				1B		FC5	2B		0	0	0	0	0	0	0								
Lance Niekro, R OBP: 0.287, SLG: 0.372	G5-3				1B		G6-3	G4-3		5	0	1	0	0	1	1								
51 Noah Lowry, R OBP: 0.158, SLG: 0.111 Jose Vizcaino, S OBP: 0.330, SLG: 0.290					G4-3		F8	L9		3	0	0	0	0	0	2								
					G6-3			G4-3		2	0	0	0	0	0	1								
<b>Inning Stats</b>	R: 0 E: 1 K: 0 S: 12	H: 1 LOB: 2 BB: 0 P: 18	R: 0 E: 0 K: 1 S: 8	H: 0 LOB: 0 BB: 0 P: 10	R: 0 E: 0 K: 0 S: 5	H: 0 LOB: 0 BB: 1 P: 12	R: 2 E: 0 K: 0 S: 14	H: 4 LOB: 2 BB: 1 P: 19	R: 1 E: 0 K: 0 S: 14	H: 3 LOB: 0 BB: 0 P: 23	R: 0 E: 0 K: 0 S: 11	H: 0 LOB: 0 BB: 0 P: 16	R: 1 E: 0 K: 1 S: 15	H: 2 LOB: 1 BB: 0 P: 20	R: 3 E: 0 K: 1 S: 15	H: 5 LOB: 2 BB: 0 P: 20	R: 2 E: 0 K: 0 S: 10	H: 2 LOB: 0 BB: 0 P: 12	1B: 10 2B: 5 3B: 1 HR: 1	SF: 0 SAC: 0 DP: 2 HBP: 0	WP: 0 PB: 0 SB: 0 CS: 0	PA: 45		
<b>PITCHER</b>	IP WLS BF H R ER SO BB IBB HBP BLK WP HR S P ERA WHIP																							
28 Aaron Cook, R ERA: 3.61	6.1	29	9	4	4	2	1	1	0	0	0	0	0	0	7	10	5.68	1.579						
39 Tom Martin, L ERA: 4.5	0.2	3	1	0	0	0	0	0	0	0	0	0	0	7	7	10	0.00	1.500						
61 Ramon E Ramirez, R ERA: 2.57	0.2	L	4	2	2	1	0	0	0	0	0	0	0	8	13	27.00	3.000							
Ray King, L ERA: 4.3	0.1	4	3	1	1	0	0	0	0	0	0	0	0	8	13	27.00	9.000							
David Cortes, R ERA: 4.5	1.0	5	2	2	2	0	0	0	0	0	0	0	1	10	12	18.00	2.000							

Batter	1	2	3	4	5	6	7	8	9	AB	R	H	RBI	BB	SO	LOB	BOTTOM						
Jamey Carroll, R OBP: 0.402, SLG: 0.439	F9				G6-3		17 HR	FC5-4 17 E		4	2	1	0	1	0	1	<b>San Francisco Giants @ Colorado Rockies</b> Coors Field, Denver, CO Mon Jul 03 2006, 6:05 PM MDT Att. 48,364 - Overcast - 70 F						
12 Clint Barmes, R OBP: 0.245, SLG: 0.312	L4		1B		1B		F7	F9		5	0	1	0	0	0	4							
17 Todd Helton, L OBP: 0.436, SLG: 0.496	P6				1B		HR	E7		3	2	1	2	2	0	0							
5 Matt Holliday, R OBP: 0.389, SLG: 0.594					1B		FC5-4	FC6-4		5	1	1	0	0	1	4							
27 Garrett Atkins, R OBP: 0.379, SLG: 0.485	L6				1B		G6-3	G4-3		4	1	1	1	1	0	0							
11 Brad Hawpe, L OBP: 0.401, SLG: 0.581	G5-3				1B		3B	1B		4	0	3	1	1	0	0							
8 Yorvit Torrealba, R OBP: 0.266, SLG: 0.395 Jorge Piedra, L OBP: 0.268, SLG: 0.394 61 Ramon E Ramirez, R OBP: 0.366, SLG: 0.460 Ray King, L OBP: 0.158, SLG: 0.111 David Cortes, R OBP: 0.330, SLG: 0.290 18 Cory Sullivan, L OBP: 0.234, SLG: 0.417	G1-3				K		G5-3	F8		3	0	0	0	0	1	3							
Choo Freeman, R OBP: 0.304, SLG: 0.337					1B		L8	K		4	0	0	0	1	2	6							
28 Aaron Cook, R OBP: 0.121, SLG: 0.094 39 Tom Martin, L OBP: 0.325, SLG: 0.440 19 Ryan Spillborghs, R OBP: 0.299, SLG: 0.356	SH2-4				L8		G4-3	FC5-4 HBP		1	0	0	0	0	0	0							
										0	0	0	0	0	0	0							
<b>Inning Stats</b>	R: 0 E: 0 K: 0 S: 7	H: 0 LOB: 0 BB: 0 P: 9	R: 0 E: 0 K: 0 S: 6	H: 0 LOB: 0 BB: 0 P: 13	R: 0 E: 0 K: 0 S: 9	H: 1 LOB: 1 BB: 1 P: 16	R: 1 E: 0 K: 2 S: 12	H: 1 LOB: 2 BB: 2 P: 27	R: 0 E: 0 K: 0 S: 13	H: 1 LOB: 1 BB: 1 P: 24	R: 0 E: 0 K: 0 S: 8	H: 1 LOB: 1 BB: 0 P: 15	R: 4 E: 0 K: 1 S: 16	H: 4 LOB: 2 BB: 2 P: 35	R: 1 E: 1 K: 0 S: 14	H: 0 LOB: 1 BB: 0 P: 21	R: 0 E: 0 K: 1 S: 15	H: 1 LOB: 0 BB: 0 P: 23	1B: 5 2B: 2 3B: 1 HR: 1	SF: 0 SAC: 1 DP: 0 HBP: 1	WP: 0 PB: 0 SB: 0 CS: 0	PA: 44	
<b>PITCHER</b>	IP WLS BF H R ER SO BB IBB HBP BLK WP HR S P ERA WHIP																						
51 Noah Lowry, L ERA: 3.88	6.2	30	5	3	3	2	5	0	0	0	0	0	9	19	54.00	9.000							
Jeremy Accardo, R ERA: 4.93	0.1	W	5	3	2	2	1	0	1	0	0	0	0	12	19	0.00	0.000						
53 Jonathan Sánchez, L ERA: 3.0	0.2	H	4	0	1	0	0	0	0	1	0	0	0	2	2	0.00	0.000						
32 Kevin Correia, R ERA: 2.21	0.1	H	1	0	0	0	0	0	0	0	0	0	0	2	2	0.00	0.000						
Armando Benitez, R ERA: 2.21	1.0	S	4	1	0	0	1	0	0	0	0	0	0	15	23	0.00	1.000						





Batter	1	2	3	4	5	6	7	8	9	AB	R	H	RBI	BB	SO	LOB	TOP					
2 Randy Winn, S OBP: 0.347, SLG: 0.437	G5-3		K			G6-4-3		G4-3		4	0	0	0	0	1	3	<b>San Francisco Giants @ Colorado Rockies</b> Coors Field, Denver, CO Tue Jul 04 2006, 6:05 PM MDT Att: 48,078 - Cloudy - 82 F					
13 Omar Vizquel, S OBP: 0.396, SLG: 0.402	G6-3		F9			G6-3			2B BB	3	1	0	0	1	0	1						
Lance Niekro, R OBP: 0.287, SLG: 0.375	G5-3				G5-3		G5-3		G1-3 2B	4	0	1	1	0	0	0						
Ray Durham, S OBP: 0.329, SLG: 0.457		G6-3			G3		G4-3 1B		G1-3	4	0	1	0	0	0	1						
Pedro Feliz, R OBP: 0.303, SLG: 0.483		1B BB			F9		G4-3		K	3	0	0	0	1	1	2						
Steve Finley, L OBP: 0.320, SLG: 0.410		L7			G3				G4-3	3	0	0	0	1	0	2						
Jason Ellison, R OBP: 0.288, SLG: 0.379		1B BB			G4-3		G4-6-3			3	0	1	0	0	0	1						
50 Eliezer Alfonzo, R OBP: 0.311, SLG: 0.500		F9			G6-3				9 BB 1B	3	0	1	0	0	0	2						
Jason Schmidt, R OBP: 0.083, SLG: 0.111			F9			E5				2	0	0	0	0	0	0						
51 Noah Lowry, R OBP: 0.158, SLG: 0.111										0	0	0	0	0	0	0						
Jack Taschner, L (6, PH)										0	0	0	0	0	0	0						
9 Mark Sweeney, L OBP: 0.328, SLG: 0.461										0	0	0	0	1	0	0						
32 Kevin Correia, R (8, 1)										0	0	0	0	0	0	0						
<b>Inning Stats</b>	R: 0 E: 0 K: 0 S: 6	H: 0 LOB: 0 BB: 0 P: 10	R: 0 E: 0 K: 0 S: 20	H: 1 LOB: 2 BB: 1 P: 30	R: 0 E: 0 K: 1 S: 9	H: 0 LOB: 0 BB: 0 P: 14	R: 0 E: 0 K: 0 S: 4	H: 0 LOB: 0 BB: 0 P: 5	R: 0 E: 0 K: 0 S: 6	H: 0 LOB: 0 BB: 0 P: 9	R: 0 E: 1 K: 0 S: 6	H: 0 LOB: 1 BB: 0 P: 10	R: 0 E: 0 K: 0 S: 10	H: 1 LOB: 0 BB: 0 P: 13	R: 0 E: 0 K: 0 S: 8	H: 1 LOB: 2 BB: 2 P: 17	R: 1 E: 0 K: 1 S: 14	H: 1 LOB: 1 BB: 1 P: 19	1B: 3 2B: 1 3B: 0 HR: 0	SF: 0 SAC: 0 DP: 3 HBP: 0	WP: 0 PB: 0 SB: 0 CS: 0	PA: 33
<b>PITCHER</b>	IP	WLS	BF	H	R	ER	SO	BB	IBB	HBP	BLK	WP	HR	S	P	ERA	WHIP					
26 Jeff Francis, L ERA: 4.05	5.0	W	18	1	0	0	1	1	0	0	0	0	0	46	70	0.00	0.400					
39 Tom Martin, L ERA: 4.22	2.0	H	5	1	0	0	0	0	0	0	0	0	0	15	21	0.00	0.500					
Jose Mesa, R ERA: 3.03	1.0		5	1	0	0	0	2	0	0	0	0	0	8	17	0.00	3.000					
61 Ramon E Ramirez, R ERA: 2.75	1.0		5	1	1	1	1	1	0	0	0	0	0	14	19	9.00	2.000					

AB	29
R	1
H	4
RBI	1
BB	4
SO	2
LOB	12



Batter	1	2	3	4	5	6	7	8	9	AB	R	H	RBI	BB	SO	LOB	BOTTOM					
Jamey Carroll, R OBP: 0.399, SLG: 0.436	K	G4-3			G5-3		5 BB 27 SF9 18 BB 1B			4	1	1	0	0	1	2	<b>San Francisco Giants @ Colorado Rockies</b> Coors Field, Denver, CO Tue Jul 04 2006, 6:05 PM MDT Att: 48,078 - Cloudy - 82 F					
18 Cory Sullivan, L OBP: 0.317, SLG: 0.416	17 CS 1B		G6-3		G6-3		27 SF9 5 BB BB			3	0	1	0	1	0	0						
17 Todd Helton, L OBP: 0.434, SLG: 0.504	K				G4-3		F8			4	1	1	1	0	1	3						
5 Matt Holliday, R OBP: 0.387, SLG: 0.588		E5 11 FC4-6 27 BB 1B		K		F8		1-2 2-3 BB		3	1	0	0	1	1	0						
27 Garrett Atkins, R OBP: 0.380, SLG: 0.495		11 FC4-6 BB		F9		HR		SF9		2	1	1	2	1	0	0						
11 Brad Hawpe, L OBP: 0.399, SLG: 0.577		6 BB 26 SF7 1B				G4-3		G3		4	1	1	0	0	0	4						
JD Closser, S OBP: 0.310, SLG: 0.355		26 E 6 BB 1B		FC3-6		6 E 39 E BB		F9		3	1	1	1	1	0	1						
6 Omar Quintanilla, L OBP: 0.276, SLG: 0.269		26 E BB		FC6-4		E6 39 S BB		G1-3		3	0	0	0	1	0	2						
26 Jeff Francis, L OBP: 0.256, SLG: 0.125		SF7				K		F9		1	0	0	1	0	0	1						
39 Tom Martin, L ERA: 22.85										1	0	0	0	0	1	1						
Jose Mesa, R (8, 1)										0	0	0	0	0	0	0						
Luis Gonzalez, R OBP: 0.259, SLG: 0.381										0	0	0	0	0	0	0						
61 Ramon E Ramirez, R OBP: 0.097, SLG: 0.697										0	0	0	0	0	0	0						
<b>Inning Stats</b>	R: 0 E: 0 K: 2 S: 11	H: 1 LOB: 1 BB: 0 P: 17	R: 2 E: 2 K: 0 S: 11	H: 1 LOB: 2 BB: 2 P: 21	R: 1 E: 0 K: 1 S: 14	H: 1 LOB: 0 BB: 0 P: 21	R: 0 E: 0 K: 0 S: 8	H: 1 LOB: 1 BB: 0 P: 9	R: 0 E: 0 K: 0 S: 11	H: 0 LOB: 0 BB: 0 P: 14	R: 2 E: 1 K: 1 S: 11	H: 1 LOB: 1 BB: 1 P: 19	R: 1 E: 0 K: 0 S: 14	H: 1 LOB: 2 BB: 2 P: 27	R: 0 E: 0 K: 0 S: 3	H: 0 LOB: 0 BB: 0 P: 4	R: 0 E: 0 K: 0 S: 3	H: 0 LOB: 0 BB: 0 P: 4	1B: 4 2B: 1 3B: 0 HR: 2	SF: 2 SAC: 0 DP: 1 HBP: 0	WP: 0 PB: 0 SB: 2 CS: 1	PA: 36
<b>PITCHER</b>	IP	WLS	BF	H	R	ER	SO	BB	IBB	HBP	BLK	WP	HR	S	P	ERA	WHIP					
Jason Schmidt, R ERA: 2.69	5.0	L	21	4	3	1	3	2	0	0	0	0	0	55	82	1.80	1.200					
Jack Taschner, L ERA: 22.85	2.0		12	2	3	2	1	3	0	0	0	0	1	25	46	9.00	2.500					
32 Kevin Correia, R ERA: 2.92	1.0		3	0	0	0	0	0	0	0	0	0	0	3	4	0.00	0.000					

AB	29
R	6
H	6
RBI	5
BB	5
SO	4
LOB	14









Batter	1	2	3	4	5	6	7	8	9	AB	R	H	RBI	BB	SO	LOB	TOP										
30 Jeff DaVanon, S OBP: 0.362, SLG: 0.432 Jorge Julio, R (9, 1)	G6-3	2H HR		4-2 BB			B1-3			3	1	2	1	0	0	0											
Chad Tracy, L OBP: 0.327, SLG: 0.439 (1, 5)	G6-3	G6-3		F9			G4-3			4	0	0	0	0	0	2											
Shawn Green, L OBP: 0.364, SLG: 0.468 (1, 9)	34 1B BB			F8			G4-3			3	0	0	0	1	0	0											
34 Conor Jackson, R OBP: 0.372, SLG: 0.404 (1, 3)	G6-3	G6-3		G6-3			P6		G6-3	4	0	1	0	0	0	0											
Luis Gonzalez, L OBP: 0.353, SLG: 0.401 (1, 7)	F9			F9			G4-3		F9	4	0	0	0	0	0	2											
Johnny Estrada, S OBP: 0.335, SLG: 0.468 (1, 2)				F8			G5-3		F9	4	1	1	0	0	0	0											
1 Orlando Hudson, S OBP: 0.322, SLG: 0.403 (1, 4)				F8			G6-3		F7	4	1	1	0	0	0	1											
Craig Counsell, L OBP: 0.319, SLG: 0.345 (1, 6)				G6-3					P5	3	1	1	2	1	0	0											
Miguel Batista, R OBP: 0.143, SLG: 0.143 28 Brandon Medders, R Luis Vizcaino, R Randy Choate, L Brandon Lyon, R 22 Eric Byrnes, R (1, 1) (5, 1) (7, 1) (8, 1) (8, 1) (9, PH)				K			G4-3		P2	2	0	0	0	0	1	1											
<b>Inning Stats</b>	R: 0 E: 0 K: 0 S: 10	H: 1 LOB: 2 BB: 1 P: 20	R: 3 E: 0 K: 1 S: 17	H: 3 LOB: 0 BB: 0 P: 29	R: 0 E: 0 K: 0 S: 5	H: 0 LOB: 0 BB: 0 P: 8	R: 1 E: 2 K: 0 S: 11	H: 1 LOB: 2 BB: 1 P: 16	R: 0 E: 0 K: 0 S: 5	H: 0 LOB: 1 BB: 1 P: 7	R: 0 E: 0 K: 0 S: 4	H: 0 LOB: 0 BB: 0 P: 7	R: 0 E: 0 K: 0 S: 7	H: 0 LOB: 0 BB: 0 P: 11	R: 0 E: 0 K: 0 S: 6	H: 0 LOB: 0 BB: 0 P: 7	1B: 3 2B: 1 3B: 0 HR: 1	SF: 0 SAC: 0 DP: 0 HBP: 0	WP: 0 PB: 0 SB: 1 CS: 0	PA: 36							
<b>PITCHER</b>	IP	WLS	BF	H	R	ER	SO	BB	IBB	HBP	BLK	WP	HR	S	P	ERA	WHIP										
49 Byung-Hyun Kim, R ERA: 4.89 39 Tom Martin, L ERA: 3.93 Scott Dohmann, R ERA: 5.01 Jose Mesa, R ERA: 2.95	4.2	L	22	5	4	3	1	2	0	0	0	0	0	17	30	5.79	1.500										

Arizona Diamondbacks @ Colorado Rockies  
Coors Field, Denver, CO  
Fri Jul 07 2006, 7:05 PM MDT  
Att: 26,313 - Partly Cloudy - 82 F

AB	33
R	4
H	5
RBI	4
BB	3
SO	1
LOB	7



Batter	1	2	3	4	5	6	7	8	9	AB	R	H	RBI	BB	SO	LOB	BOTTOM										
Jamey Carroll, R OBP: 0.397, SLG: 0.432 (1, 4)	18 1B 17 SF9	G1-3					K			4	1	2	0	0	1	2											
18 Cory Sullivan, L OBP: 0.318, SLG: 0.413 (1, 8)	27 CS 1B			F7			1B		K	3	0	1	0	1	1	1											
17 Todd Helton, L OBP: 0.429, SLG: 0.498 (1, 3)	SF9			K			G5-3		G4-3	3	0	0	1	0	1	2											
5 Matt Holliday, R OBP: 0.384, SLG: 0.589 (1, 7)	F9			G3			L9		1B	4	0	1	0	0	0	1											
27 Garrett Atkins, R OBP: 0.383, SLG: 0.495 (1, 5)	CS	G6-3		G1-3			1B		L9	4	0	1	0	0	0	1											
11 Brad Hawpe, L OBP: 0.396, SLG: 0.567 (1, 9)		3B 1B		G6-3			F7		K	4	1	1	0	0	1	2											
JD Closser, S OBP: 0.307, SLG: 0.379 (1, 2)		49 1B 3B		G3			K		F8	4	1	1	1	0	1	1											
12 Clint Barmes, R OBP: 0.245, SLG: 0.308 (1, 6)		P5		K			K		G5-3	4	0	0	0	0	2	1											
49 Byung-Hyun Kim, R ERA: 5.01 39 Tom Martin, L Luis Gonzalez, R Scott Dohmann, R Jose Mesa, R Jorge Piedra, L (1, 1) (5, 1) (7, PH) (8, 1) (9, 1) (9, PH)		3H 1B		E1 18 BB			G6-3		P5	1	0	1	1	0	0	0											
<b>Inning Stats</b>	R: 1 E: 0 K: 0 S: 8	H: 2 LOB: 0 BB: 0 P: 19	R: 2 E: 0 K: 0 S: 11	H: 3 LOB: 1 BB: 0 P: 20	R: 0 E: 0 K: 1 S: 5	H: 0 LOB: 0 BB: 0 P: 8	R: 0 E: 0 K: 0 S: 4	H: 0 LOB: 0 BB: 0 P: 10	R: 0 E: 1 K: 2 S: 15	H: 1 LOB: 2 BB: 1 P: 21	R: 0 E: 0 K: 1 S: 11	H: 1 LOB: 1 BB: 0 P: 17	R: 0 E: 0 K: 2 S: 12	H: 1 LOB: 1 BB: 0 P: 19	R: 0 E: 0 K: 1 S: 9	H: 1 LOB: 1 BB: 0 P: 15	R: 0 E: 0 K: 0 S: 5	H: 0 LOB: 0 BB: 0 P: 11	1B: 7 2B: 0 3B: 1 HR: 0	SF: 1 SAC: 0 DP: 0 HBP: 0	WP: 0 PB: 0 SB: 0 CS: 1	PA: 37					
<b>PITCHER</b>	IP	WLS	BF	H	R	ER	SO	BB	IBB	HBP	BLK	WP	HR	S	P	ERA	WHIP										
Miguel Batista, R ERA: 5.01 28 Brandon Medders, R Luis Vizcaino, R Randy Choate, L Brandon Lyon, R (1, 1) (5, 1) (7, PH) (8, 1) (8, 1)	4.0	W	9	1	0	0	3	1	0	0	0	0	0	26	38	0.00	1.000										
Jorge Julio, R ERA: 3.57 (9, 1)	1.0	S	3	0	0	0	0	0	0	0	0	0	0	3	3	0.00	0.000										

Arizona Diamondbacks @ Colorado Rockies  
Coors Field, Denver, CO  
Fri Jul 07 2006, 7:05 PM MDT  
Att: 26,313 - Partly Cloudy - 82 F

AB	34
R	3
H	8
RBI	3
BB	1
SO	7
LOB	11





Batter	1	2	3	4	5	6	7	8	9	AB	R	H	RBI	BB	SO	LOB	TOP								
30 Jeff DaVanon, S OBP: 0.358, SLG: 0.424										3	0	0	1	1	3	0	<b>Arizona Diamondbacks @ Colorado Rockies</b> Coors Field, Denver, CO Sat Jul 08 2006, 6:05 PM MDT Att: 22,874 - Cloudy - 65 F								
22 Eric Byrnes, R OBP: 0.355, SLG: 0.530										5	1	2	1	0	0	1									
Shawn Green, L OBP: 0.364, SLG: 0.467										5	1	2	1	0	0	0									
34 Conor Jackson, R OBP: 0.376, SLG: 0.408										5	1	3	0	0	0	2									
Chad Tracy, L OBP: 0.329, SLG: 0.449										4	1	2	4	0	0	1									
Johnny Estrada, S OBP: 0.337, SLG: 0.465										4	0	1	0	0	1	2									
1 Orlando Hudson, S OBP: 0.321, SLG: 0.404										4	1	1	0	0	3	1									
Craig Counsell, L OBP: 0.324, SLG: 0.360										4	2	3	1	0	1	0									
17 Brandon Webb, R Luis Gonzalez, L Luis Vizcaino, R Andy Green, R Greg Aquino, R Jorge Julio, R										2	0	0	0	0	1	1									
<b>Inning Stats</b>	R: 0 E: 0 K: 1 S: 8	H: 0 LOB: 0 BB: 0 P: 10	R: 0 E: 0 K: 1 S: 10	H: 1 LOB: 1 BB: 0 P: 18	R: 0 E: 0 K: 0 S: 7	H: 1 LOB: 1 BB: 1 P: 14	R: 0 E: 0 K: 0 S: 6	H: 1 LOB: 0 BB: 0 P: 10	R: 0 E: 0 K: 2 S: 9	H: 0 LOB: 0 BB: 0 P: 15	R: 0 E: 0 K: 2 S: 7	H: 0 LOB: 0 BB: 0 P: 9	R: 0 E: 0 K: 0 S: 6	H: 2 LOB: 1 BB: 0 P: 7	R: 1 E: 0 K: 2 S: 10	H: 1 LOB: 0 BB: 0 P: 16		R: 7 E: 0 K: 1 S: 25	H: 8 LOB: 2 BB: 1 P: 38	1B: 11 2B: 2 3B: 0 HR: 2	SF: 1 SAC: 0 DP: 3 HBP: 0	WP: 0 PB: 0 SB: 0 CS: 0	PA: 40		
<b>PITCHER</b>	IP	WLS	BF	H	R	ER	SO	BB	IBB	HBP	BLK	WP	HR	S	P	ERA	WHIP								
Jason Jennings, R ERA: 3.67	8.0		28	6	1	1	8	1	0	0	0	0	1	63	99	1.12	0.875								
40 Brian Fuentes, L ERA: 3.89	0.1	L	7	6	6	6	1	0	0	0	0	0	1	16	23	162.00	18.000								
61 Ramon E Ramirez, R ERA: 3.0	0.0		1	0	0	0	0	1	0	0	0	0	0	3	7	∞	∞								
Ray King, L ERA: 4.07	0.1		3	2	1	1	0	0	0	0	0	0	0	5	6	27.00	6.000								
David Cortes, R ERA: 4.45	0.1		1	0	0	0	0	0	0	0	0	0	0	1	2	0.00	0.000								

Batter	1	2	3	4	5	6	7	8	9	AB	R	H	RBI	BB	SO	LOB	BOTTOM								
Jamey Carroll, R OBP: 0.401, SLG: 0.435										3	1	1	0	2	0	1	<b>Arizona Diamondbacks @ Colorado Rockies</b> Coors Field, Denver, CO Sat Jul 08 2006, 6:05 PM MDT Att: 22,874 - Cloudy - 65 F								
6 Omar Quintanilla, L OBP: 0.273, SLG: 0.300										4	1	1	0	0	2	3									
17 Todd Helton, L OBP: 0.424, SLG: 0.490										4	0	0	0	0	2	3									
5 Matt Holliday, R OBP: 0.383, SLG: 0.584										3	0	0	0	1	1	2									
27 Garrett Atkins, R OBP: 0.384, SLG: 0.494										3	2	1	0	0	1	1									
11 Brad Hawpe, L OBP: 0.394, SLG: 0.563										4	1	1	1	0	1	2									
8 Yorvit Torrealba, R OBP: 0.293, SLG: 0.397										4	1	2	4	0	0	0									
Choo Freeman, R OBP: 0.298, SLG: 0.330										2	0	0	0	0	1	0									
18 Cory Sullivan, L OBP: 0.316, SLG: 0.409										2	1	0	0	0	1	0									
Jason Jennings, L Jorge Julio, R 40 Brian Fuentes, L 61 Ramon E Ramirez, R Ray King, L David Cortes, R Luis Gonzalez, R										2	0	1	0	0	0	0									
<b>Inning Stats</b>	R: 0 E: 0 K: 2 S: 12	H: 0 LOB: 0 BB: 0 P: 19	R: 0 E: 0 K: 2 S: 7	H: 0 LOB: 0 BB: 0 P: 10	R: 0 E: 0 K: 0 S: 6	H: 0 LOB: 0 BB: 0 P: 8	R: 0 E: 0 K: 0 S: 6	H: 1 LOB: 0 BB: 0 P: 12	R: 1 E: 0 K: 0 S: 10	H: 2 LOB: 0 BB: 0 P: 16	R: 0 E: 0 K: 1 S: 9	H: 1 LOB: 1 BB: 0 P: 13	R: 0 E: 0 K: 0 S: 13	H: 0 LOB: 1 BB: 1 P: 22	R: 0 E: 0 K: 1 S: 7	H: 0 LOB: 0 BB: 0 P: 11	R: 6 E: 1 K: 3 S: 25	H: 3 LOB: 3 BB: 3 P: 50	1B: 4 2B: 4 3B: 0 HR: 0	SF: 0 SAC: 1 DP: 1 HBP: 1	WP: 2 PB: 0 SB: 0 CS: 2	PA: 39			
<b>PITCHER</b>	IP	WLS	BF	H	R	ER	SO	BB	IBB	HBP	BLK	WP	HR	S	P	ERA	WHIP								
17 Brandon Webb, R ERA: 2.65	7.0		24	4	1	1	6	1	0	0	0	0	0	63	100	1.29	0.714								
Luis Vizcaino, R ERA: 3.82	1.0	W	3	0	0	0	1	0	0	0	0	0	0	7	11	0.00	0.000								
Greg Aquino, R ERA: 5.34	0.2		7	3	5	4	2	1	0	1	0	0	0	16	29	54.00	6.000								
Jorge Julio, R ERA: 3.54	0.1	S	4	0	1	0	1	2	0	0	0	1	0	9	21	0.00	6.000								

AB	37
R	8
H	14
RBI	8
BB	2
SO	9
LOB	8


AB	32
R	7
H	7
RBI	5
BB	4
SO	9
LOB	12










Batter	1	2	3	4	5	6	7	8	9	AB R H RBI BB SO LOB	TOP										
<b>Jamey Carroll, R</b> OBP: 0.395, SLG: 0.425 (1, 4)	4-2 BB 17 G3-6-4		3-2 FC5-4 1B 2H			3-2 P4		1-1 L8	1-2 F9	4 0 1 1 1 0 1	<b>Colorado Rockies @ Cincinnati Reds</b> Great American Ball Park, Cincinnati, OH Thu Jul 13 2006, 7:10 PM EDT Att: 20,660 - Partly Cloudy - 86 F										
<b>12 Clint Barmes, R</b> OBP: 0.248, SLG: 0.327 (1, 6)	2-3 K		2-2 FC5-4 1-2			1-1 2B 17 HR		1-0 L7	2-1 2B	5 1 2 1 0 1 2											
<b>17 Todd Helton, L</b> OBP: 0.424, SLG: 0.502 (1, 3)	1-1 G3-6-4 1-2			1-1 G4-3		1-1 HR 2H		2-2 1B	3-3 K	5 1 2 2 0 1 2											
<b>5 Matt Holliday, R</b> OBP: 0.385, SLG: 0.583 (1, 7)		1-1 G6-3		1-2 1B 11 WP		1-0 L8		2-2 K		4 0 1 0 0 1 1											
<b>27 Garrett Atkins, R</b> OBP: 0.381, SLG: 0.491 (1, 5)		1-0 G6-3		1-2 F7		3-1 L5		1-2 2B 8 1B		4 1 1 0 0 0 1											
<b>11 Brad Hawpe, L</b> OBP: 0.390, SLG: 0.558 (1, 9)		2-2 G4-3		2-3 K		1-0 1B		1-3 K		4 0 1 0 0 2 2											
<b>8 Yorvit Torrealba, R</b> OBP: 0.301, SLG: 0.387 (1, 2)			1-2 1B G1-3		2-2 P4		0-0 B3	0-2 2B 18 E		4 2 2 0 0 0 1											
<b>Choo Freeman, R</b> OBP: 0.296, SLG: 0.337 (1, 8)			2-2 G1-3		2-2 F9		0-1 F8	1-2 2B 18 E		4 1 1 1 0 0 2											
<b>26 Jeff Francis, L</b> ERA: 5.19 Jorge Fajardo, L ERA: 5.45 Scott Lohmann, R ERA: 8.1 Ray King, L ERA: 8.1 David Cortes, R ERA: 8.1 18 Cory Sullivan, L ERA: 5.11 (1, 1)			0-3 K		0-3 K		2-2 G4-3	3-1 E7 F9 12 2B		2 0 0 0 0 0 2 1 1 0 0 0 0 0 0 1 0 1 1 1 2 0 0 0 0											
<b>Inning Stats</b>	R: 0 E: 0 K: 1 S: 8	H: 0 LOB: 0 BB: 1 P: 15	R: 0 E: 0 K: 0 S: 6	H: 0 LOB: 0 BB: 0 P: 10	R: 1 E: 0 K: 1 S: 17	H: 2 LOB: 1 BB: 0 P: 25	R: 0 E: 0 K: 1 S: 13	H: 1 LOB: 0 BB: 0 P: 18	R: 0 E: 0 K: 1 S: 13	H: 0 LOB: 0 BB: 0 P: 17	R: 2 E: 0 K: 0 S: 11	H: 2 LOB: 0 BB: 0 P: 20	R: 0 E: 0 K: 0 S: 7	H: 1 LOB: 1 BB: 0 P: 10	R: 0 E: 0 K: 1 S: 9	H: 1 LOB: 1 BB: 0 P: 15	R: 4 E: 1 K: 2 S: 30	H: 5 LOB: 1 BB: 0 P: 42	1B: 8 2B: 3 3B: 0 HR: 1	SF: 0 SAC: 0 DP: 1 HBP: 0	WP: 1 PA: 39 PB: 0 SB: 0 CS: 0
<b>PITCHER</b>	IP WLS BF H R ER SO BB IBB HBP BLK WP HR S P ERA WHIP											<b>PITCHER</b>	IP WLS BF H R ER SO BB IBB HBP BLK WP HR S P ERA WHIP								
<b>22 Eric Milton, L</b> ERA: 4.97 (7, 1)	6.0 W 23 5 3 3 4 1 0 0 0 1 1 68 105 4.50 1.000																				
<b>25 David Weathers, R</b> ERA: 4.97 (8, 1)	1.0 H 4 1 0 0 0 0 0 0 0 0 0 7 10 0.00 1.000																				
<b>56 Todd Coffey, R</b> ERA: 5.45 (9, 1)	0.1 S 3 1 0 0 1 0 0 0 0 0 0 16 22 0.00 1.500																				

Batter	1	2	3	4	5	6	7	8	9	AB R H RBI BB SO LOB	BOTTOM								
<b>27 Chris Denorfia, R</b> OBP: 0.429, SLG: 0.538 (1, 9)	2-2 G6-3		3-3 K	1-1 FC1-6 4 G4-6-3 1-2		1-2 G6-3				5 0 1 0 0 1 2	<b>Colorado Rockies @ Cincinnati Reds</b> Great American Ball Park, Cincinnati, OH Thu Jul 13 2006, 7:10 PM EDT Att: 20,660 - Partly Cloudy - 86 F								
<b>4 Brandon Phillips, R</b> OBP: 0.351, SLG: 0.430 (1, 4)	1-3 K		2-1 F8	0-1 G4-6-3 1-2			1-2 1B F9			5 0 0 0 0 1 4									
<b>Ken Griffey Jr., L</b> OBP: 0.305, SLG: 0.534 (1, 8)	4-1 2B 1B BB		1-2 G4-3		2-3 K		3-2 HR	1-0 G4-3		4 2 1 1 1 1 0									
<b>Rich Aurilia, R</b> OBP: 0.321, SLG: 0.491 (1, 3)	1-2 1B 2B		0-0 G5-3		1-2 1B 12 BB		2-0 F7	2-2 L9		5 1 2 0 0 0 0									
<b>Adam Dunn, L</b> OBP: 0.372, SLG: 0.550 (1, 7)	2-2 12 1B 2H 3H		2-2 2B		0-3 K		4-1 1B 12 BB	1-1 F8		4 2 2 2 1 1 1									
<b>12 Edwin Encarnación, R</b> OBP: 0.368, SLG: 0.477 (1, 5)	1-0 1B		1-1 G5-3		4-2 BB		3-2 1B 9 HR			3 1 2 1 1 0 1									
<b>Jason LaRue, R</b> OBP: 0.306, SLG: 0.317 (1, 2)	0-0 1B			3-2 9 2B 22 1B HBP		2-0 G1-3	2-2 1B 9 HR			3 2 2 1 0 0 2									
<b>9 Juan Castro, R</b> OBP: 0.273, SLG: 0.361 (1, 6)	0-1 G4-3			0-1 22 1B		1-1 G4-3	3-1 HR			4 1 2 3 0 0 2									
<b>22 Eric Milton, L</b> ERA: 4.15 6 Ryan Feltz, R ERA: 6.39 25 David Weathers, R ERA: 4.74 Javier Valentin, S ERA: 4.74 56 Todd Coffey, R ERA: 4.3 Jason Standridge, R ERA: 4.3 (1, 1)		1-3 K		1-1 2B 27 FC1-6		0-1 G6-3	0-0 1B 27			2 0 1 1 0 1 0 1 0									
<b>Inning Stats</b>	R: 3 E: 0 K: 1 S: 24	H: 4 LOB: 2 BB: 1 P: 35	R: 0 E: 0 K: 2 S: 9	H: 0 LOB: 0 BB: 0 P: 15	R: 0 E: 0 K: 0 S: 13	H: 1 LOB: 1 BB: 0 P: 17	R: 0 E: 0 K: 0 S: 10	H: 2 LOB: 1 BB: 0 P: 15	R: 0 E: 0 K: 0 S: 9	H: 0 LOB: 0 BB: 0 P: 11	R: 5 E: 0 K: 0 S: 26	H: 6 LOB: 2 BB: 1 P: 45	R: 0 E: 0 K: 0 S: 8	H: 0 LOB: 0 BB: 0 P: 12	R: 0 E: 0 K: 0 S: 8	H: 0 LOB: 0 BB: 0 P: 12	1B: 9 2B: 3 3B: 0 HR: 2	SF: 0 SAC: 0 DP: 1 HBP: 1	WP: 0 PA: 41 PB: 0 SB: 1 CS: 0
<b>PITCHER</b>	IP WLS BF H R ER SO BB IBB HBP BLK WP HR S P ERA WHIP											<b>PITCHER</b>	IP WLS BF H R ER SO BB IBB HBP BLK WP HR S P ERA WHIP						
<b>26 Jeff Francis, L</b> ERA: 4.15 (7, 1)	0.2 S 5 2 3 3 0 1 0 0 0 0 0 15 27 40.50 4.500																		
<b>Scott Dohmann, R</b> ERA: 6.39 (7, 1)	0.1 S 4 2 2 2 0 0 0 0 0 0 0 11 18 54.00 12.000																		
<b>David Cortes, R</b> ERA: 4.3 (8, 1)	1.0 S 3 0 0 0 0 0 0 0 0 0 0 8 12 0.00 0.000																		



Batter	1	2	3	4	5	6	7	8	9	AB	R	H	RBI	BB	SO	LOB	TOP								
Jamey Carroll, R OBP: 0.397, SLG: 0.434	E5 12 SH2-4		F7			2B		2B		4	1	2	0	0	0	0									
12 Clint Barnes, R OBP: 0.249, SLG: 0.327	SH2-4			G5-3		L5		1B		3	0	1	0	0	0	1									
17 Todd Helton, L OBP: 0.419, SLG: 0.496	P6			L9		L9		SF8		3	0	0	1	0	0	2									
5 Matt Holliday, R OBP: 0.381, SLG: 0.576	P3			G5-3		K		F9		4	0	0	0	0	1	3									
27 Garrett Atkins, R OBP: 0.383, SLG: 0.494		L8				1B		E6		4	0	2	0	0	0	1									
11 Brad Hawpe, L OBP: 0.392, SLG: 0.554 Jose Mesa, R	K					FC6-4 BB		K		2	0	0	0	2	2	2									
JD Closser, S OBP: 0.299, SLG: 0.368 8 Yorvit Torrealba, R OBP: 0.298, SLG: 0.382	G3					K		F9		2	0	0	0	0	1	2									
18 Cory Sullivan, L OBP: 0.314, SLG: 0.412 Luis Gonzalez, R OBP: 0.291, SLG: 0.374			F7			K		F9		3	0	0	0	0	2	4									
Jason Jennings, L OBP: 0.243, SLG: 0.229 Jorge Piedra, L OBP: 0.175, SLG: 0.333 39 Tom Martin, L OBP: 0.294, SLG: 0.333			K			FC6-4		L9		2	0	0	0	0	1	2									
						1-2				1	0	0	0	0	0	0									
<b>Inning Stats</b>	R: 0 E: 1 K: 0 S: 11	H: 0 LOB: 1 BB: 0 P: 13	R: 0 E: 0 K: 1 S: 7	H: 0 LOB: 0 BB: 0 P: 8	R: 0 E: 0 K: 1 S: 11	H: 0 LOB: 0 BB: 0 P: 16	R: 0 E: 0 K: 0 S: 6	H: 0 LOB: 0 BB: 0 P: 8	R: 0 E: 0 K: 2 S: 8	H: 1 LOB: 2 BB: 1 P: 18	R: 0 E: 0 K: 1 S: 12	H: 1 LOB: 1 BB: 0 P: 18	R: 0 E: 0 K: 2 S: 14	H: 1 LOB: 2 BB: 1 P: 25	R: 1 E: 1 K: 1 S: 14	H: 2 LOB: 2 BB: 0 P: 20	R: 0 E: 0 K: 0 S: 10	H: 0 LOB: 0 BB: 0 P: 17	1B: 2 2B: 3 3B: 0 HR: 0	SF: 1 SAC: 2 DP: 0 HBP: 0	WP: 0 PB: 0 SB: 0 CS: 0	PA: 36			
<b>PITCHER</b>	IP	WLS	BF	H	R	ER	SO	BB	IBB	HBP	BLK	WP	HR	S	P	ERA	WHIP								
39 Aaron Harang, R ERA: 3.51	7.0	W	27	3	0	0	7	2	0	0	0	0	0	69	106	0.00	0.714								
Gary Majewski, R ERA: 3.7	0.2	H	5	2	1	1	0	0	0	0	0	0	0	11	17	13.50	3.000								
Kent Mercker, L ERA: 4.81	0.1	H	1	0	0	0	1	0	0	0	0	0	0	3	3	0.00	0.000								
Eddie Guardado, L ERA: 4.91	1.0	S	3	0	0	0	0	0	0	0	0	0	0	10	17	0.00	0.000								

Colorado Rockies @ Cincinnati Reds  
Great American Ball Park, Cincinnati, OH  
Fri Jul 14, 2006, 7:10 PM EDT  
Att: 22,498 - Cloudy - 76 F

AB 31  
R 1  
H 5  
RBI 1  
BB 2  
SO 8  
LOB 19



Batter	1	2	3	4	5	6	7	8	9	AB	R	H	RBI	BB	SO	LOB	BOTTOM								
27 Chris Denorfia, R OBP: 0.389, SLG: 0.471	G6-3		G6-3			1B		K		4	0	1	0	0	1	0									
Adam Dunn, L OBP: 0.373, SLG: 0.559 Gary Majewski, R OBP: 0.243, SLG: 0.229 Kent Mercker, L OBP: 0.294, SLG: 0.333 Eddie Guardado, L OBP: 0.294, SLG: 0.333	HR		1B			L4-3		K		4	1	2	1	0	1	1									
Ken Griffey Jr., L OBP: 0.300, SLG: 0.526	G4-3		L9			K		G4-3		4	0	0	0	0	1	1									
Rich Aurilia, R OBP: 0.328, SLG: 0.491	1B					4 E FC6 BB		L4		2	2	1	0	2	0	0									
Scott Hatteberg, L OBP: 0.405, SLG: 0.478	G3					F8		G4-3		4	0	0	0	0	0	3									
4 Brandon Phillips, R OBP: 0.350, SLG: 0.428						FC6 G6-3		F8		4	0	1	0	0	0	2									
Royce Clayton, R OBP: 0.315, SLG: 0.347						G6-3		G6-3		3	0	1	1	0	1	2									
Jason LaRue, R OBP: 0.313, SLG: 0.320						G6-3		G6-3		2	0	1	1	0	0	1									
39 Aaron Harang, R OBP: 0.200, SLG: 0.163 Dewayne Wise, L OBP: 0.298, SLG: 0.374						K2-3		G6-3		3	0	0	0	0	2	4									
						G6-3		K		0	0	0	0	0	0	0									
<b>Inning Stats</b>	R: 1 E: 0 K: 0 S: 10	H: 2 LOB: 1 BB: 0 P: 15	R: 0 E: 0 K: 1 S: 7	H: 1 LOB: 0 BB: 0 P: 9	R: 0 E: 0 K: 1 S: 9	H: 1 LOB: 1 BB: 0 P: 15	R: 1 E: 1 K: 0 S: 10	H: 0 LOB: 2 BB: 1 P: 21	R: 1 E: 0 K: 1 S: 12	H: 2 LOB: 2 BB: 1 P: 21	R: 0 E: 0 K: 2 S: 9	H: 0 LOB: 0 BB: 0 P: 14	R: 0 E: 0 K: 0 S: 6	H: 0 LOB: 0 BB: 0 P: 10	R: 0 E: 0 K: 0 S: 10	H: 0 LOB: 0 BB: 0 P: 10	1B: 6 2B: 1 3B: 0 HR: 1	SF: 0 SAC: 0 DP: 1 HBP: 1	WP: 0 PB: 0 SB: 1 CS: 1	PA: 33					
<b>PITCHER</b>	IP	WLS	BF	H	R	ER	SO	BB	IBB	HBP	BLK	WP	HR	S	P	ERA	WHIP								
Jason Jennings, R ERA: 3.64	6.0	L	27	7	3	2	4	2	0	1	0	0	0	54	94	3.00	1.500								
39 Tom Martin, L ERA: 4.08	1.0		3	0	0	0	2	0	0	0	0	0	0	9	14	0.00	0.000								
Jose Mesa, R ERA: 2.98	1.0		3	0	0	0	0	0	0	0	0	0	0	6	10	0.00	0.000								

Colorado Rockies @ Cincinnati Reds  
Great American Ball Park, Cincinnati, OH  
Fri Jul 14, 2006, 7:10 PM EDT  
Att: 22,498 - Cloudy - 76 F

AB 30  
R 3  
H 7  
RBI 3  
BB 2  
SO 6  
LOB 14





Batter	1	2	3	4	5	6	7	8	9	AB	R	H	RBI	BB	SO	LOB	TOP										
Jamey Carroll, R OBP: 0.390, SLG: 0.426 (1, 4)										5	0	0	0	0	1	1	<b>Colorado Rockies @ Cincinnati Reds</b> Great American Ball Park, Cincinnati, OH Sat Jul 15 2006, 6:10 PM EDT Att: 35,395 - Partly Cloudy - 92 F										
18 Cory Sullivan, L OBP: 0.316, SLG: 0.412 (1, 8)										5	0	2	0	0	0	1											
17 Todd Helton, L OBP: 0.416, SLG: 0.491 (1, 3)										5	0	1	0	0	0	1											
5 Matt Holliday, R OBP: 0.380, SLG: 0.573 (1, 7)										4	1	1	0	0	2	2											
27 Garrett Atkins, R OBP: 0.387, SLG: 0.500 (1, 5)										4	1	3	0	0	0	2											
11 Brad Hawpe, L OBP: 0.393, SLG: 0.552 (1, 9)										3	0	1	0	1	1	2											
8 Yorvit Torrealba, R OBP: 0.266, SLG: 0.385 (8, PH) Jorge Piedra, L OBP: 0.196, SLG: 0.375 Chao Freeman, R OBP: 0.206, SLG: 0.333 39 Tom Martin, L OBP: 0.266, SLG: 0.375 Jose Mesa, R OBP: 0.316, SLG: 0.412 40 Brian Fuentes, L OBP: 0.316, SLG: 0.412										3	0	1	0	0	1	4											
6 Omar Quintanilla, L OBP: 0.243, SLG: 0.265 (7, PH) 12 Clint Barnes, R OBP: 0.254, SLG: 0.329 (7, 6)										2	0	0	0	0	0	3											
28 Aaron Cook, R OBP: 0.108, SLG: 0.083 (8, PH) JD Closser, S OBP: 0.295, SLG: 0.362 (8, 2)										1	0	0	0	0	1	2											
<b>Inning Stats</b>	R: 0 E: 0 K: 2 S: 18	H: 2 LOB: 2 BB: 0 P: 27	R: 0 E: 0 K: 0 S: 5	H: 1 LOB: 0 BB: 0 P: 6	R: 0 E: 0 K: 1 S: 9	H: 1 LOB: 1 BB: 0 P: 13	R: 0 E: 0 K: 2 S: 16	H: 2 LOB: 2 BB: 0 P: 22	R: 0 E: 0 K: 0 S: 7	H: 0 LOB: 0 BB: 0 P: 8	R: 0 E: 0 K: 0 S: 9	H: 1 LOB: 1 BB: 0 P: 19	R: 0 E: 0 K: 0 S: 11	H: 1 LOB: 1 BB: 0 P: 15	R: 2 E: 0 K: 2 S: 21	H: 3 LOB: 2 BB: 1 P: 30		R: 0 E: 0 K: 0 S: 9	H: 0 LOB: 0 BB: 0 P: 13	1B: 9 2B: 3 3B: 0 HR: 0	SF: 0 SAC: 1 DP: 1 HBP: 0	WP: 0 PB: 0 SB: 1 CS: 0	PA: 39				
<b>PITCHER</b>	IP	WLS	BF	H	R	ER	SO	BB	IBB	HBP	BLK	WP	HR	S	P	ERA	WHIP										
61 Bronson Arroyo, R ERA: 2.96 (1, 1)	7.0		29	8	0	0	5	0	1	0	0	0	0	75	110	0.00	1.143										
Kent Mercker, L ERA: 4.74 (8, 1)	0.1	H	1	0	0	0	0	0	0	0	0	0	0	3	3	0.00	0.000										
Gary Majewski, R ERA: 3.97 (8, 1)	0.2	B	6	3	2	2	2	0	1	0	0	0	0	18	27	27.00	4.500										
45 Bill Bray, L ERA: 3.75 (9, 1)	1.0	W	3	0	0	0	0	0	0	0	0	0	0	9	13	0.00	0.000										

Batter	1	2	3	4	5	6	7	8	9	AB	R	H	RBI	BB	SO	LOB	BOTTOM										
27 Chris Denorfia, R OBP: 0.348, SLG: 0.409 (1, 9)										5	0	1	2	0	0	1	<b>Colorado Rockies @ Cincinnati Reds</b> Great American Ball Park, Cincinnati, OH Sat Jul 15 2006, 6:10 PM EDT Att: 35,395 - Partly Cloudy - 92 F										
Adam Dunn, L OBP: 0.372, SLG: 0.555 (1, 7)										4	0	1	0	0	1	0											
Ken Griffey Jr., L OBP: 0.307, SLG: 0.526 (1, 8)										2	1	1	0	1	0	0											
Rich Aurilia, R OBP: 0.327, SLG: 0.487 (1, 5)										4	0	1	0	0	0	3											
Scott Hatteberg, L OBP: 0.407, SLG: 0.482 (1, 3)										4	0	2	1	0	1	0											
4 Brandon Phillips, R OBP: 0.349, SLG: 0.423 (1, 4)										3	1	0	0	1	0	3											
Royce Clayton, R OBP: 0.315, SLG: 0.346 (1, 6)										4	0	1	0	0	2	2											
Jason LaRue, R OBP: 0.318, SLG: 0.315 (1, 2) Dewayne Wise, L (9, PR)										2	0	0	0	1	1	1											
61 Bronson Arroyo, R ERA: 2.96 (1, 1) 6 Ryan Francisco, R ERA: 4.04 (7, PH) Kent Mercker, L ERA: 4.74 (8, 1) Gary Majewski, R ERA: 3.97 (8, 1) 45 Bill Bray, L ERA: 3.75 (9, 1) 12 Edwin Encarnación, R OBP: 0.371, SLG: 0.477 (8, PH)										2	0	0	0	0	0	2											
<b>Inning Stats</b>	R: 0 E: 0 K: 1 S: 9	H: 0 LOB: 0 BB: 0 P: 15	R: 0 E: 0 K: 0 S: 6	H: 0 LOB: 0 BB: 0 P: 11	R: 0 E: 0 K: 1 S: 6	H: 1 LOB: 0 BB: 0 P: 6	R: 0 E: 0 K: 0 S: 9	H: 2 LOB: 1 BB: 0 P: 13	R: 0 E: 0 K: 0 S: 9	H: 1 LOB: 2 BB: 1 P: 17	R: 1 E: 0 K: 0 S: 9	H: 2 LOB: 1 BB: 1 P: 17	R: 0 E: 0 K: 1 S: 8	H: 0 LOB: 1 BB: 1 P: 14	R: 0 E: 0 K: 0 S: 4	H: 0 LOB: 0 BB: 0 P: 5		R: 2 E: 0 K: 2 S: 16	H: 1 LOB: 2 BB: 1 P: 27	1B: 6 2B: 1 3B: 0 HR: 0	SF: 0 SAC: 0 DP: 2 HBP: 3	WP: 0 PB: 0 SB: 2 CS: 1	PA: 37				
<b>PITCHER</b>	IP	WLS	BF	H	R	ER	SO	BB	IBB	HBP	BLK	WP	HR	S	P	ERA	WHIP										
28 Aaron Cook, R ERA: 3.59 (1, 1)	7.0		28	6	1	1	3	2	1	0	0	0	0	56	93	1.29	1.143										
39 Tom Martin, L ERA: 4.04 (8, 1)	0.1	H	2	0	0	0	0	0	0	1	0	0	0	2	3	0.00	0.000										
Jose Mesa, R ERA: 2.93 (8, 1)	0.2	H	1	0	0	0	0	0	0	0	0	0	0	2	2	0.00	0.000										
40 Brian Fuentes, L ERA: 4.33 (9, 1)	0.2	L	6	1	2	2	2	1	0	2	0	0	0	16	27	27.00	3.000										

AB	36
R	2
H	11
RBI	2
BB	2
SO	7
LOB	18





Batter	1	2	3	4	5	6	7	8	9	AB	R	H	RBI	BB	SO	LOB	TOP								
<b>Jamey Carroll, R</b> OBP: 0.393, SLG: 0.431 (1, 4)	4-1 17 2B BB	2-2 2H 1B			0-1 G6-3		3-2 2B		3-2 L8	4	1	2	0	1	0	0									
<b>12 Clint Barmes, R</b> OBP: 0.256, SLG: 0.340 (1, 6)	0-1 B3		0-2 P6		0-2 1B		1-2 G5-3		0-2 HR	5	1	2	1	0	0	2									
<b>17 Todd Helton, L</b> OBP: 0.416, SLG: 0.491 (1, 3)	1-0 1H 2B		1-1 G3-1		2-1 L5		4-0 IBB		1-1 G4-3	4	0	1	1	1	0	1									
<b>27 Garrett Atkins, R</b> OBP: 0.385, SLG: 0.495 (1, 5)	1-0 HBP		3-1 F8			1-2 G5-3		2-0 F8		3	0	0	0	0	0	2									
<b>11 Brad Hawpe, L</b> OBP: 0.394, SLG: 0.551 (1, 9)	0-0 P6			1-3 K2-3		1-0 1B		3-2 FC3-6 1B		4	1	2	0	0	1	2									
<b>Jorge Piedra, L</b> OBP: 0.227, SLG: 0.465 <b>Choo Freeman, R</b> OBP: 0.291, SLG: 0.330 (1, 7) (7, 7)	1-2 G3-1		2-2 HR		1-1 18 G5-3 8 E 1B		1-3 1B		1-2 FC3-6 8 G5-3 1-2f	3	1	2	1	0	0	2									
<b>8 Yorvit Torrealba, R</b> OBP: 0.289, SLG: 0.361 (1, 2)		1-3 K		3-3 K		0-2 E4		0-1 G5-3		4	0	0	1	0	2	2									
<b>18 Cory Sullivan, L</b> OBP: 0.315, SLG: 0.410 (1, 8)		1-2 37 SH1-4 1B 1B		1-2 G5-3		1-2 3H 1-1 G5-3 2-3f		0-2 G5-3		4	0	1	0	0	1	3									
<b>37 Josh Fogg, R</b> OBP: 0.147, SLG: 0.033 <b>39 Tom Martin, L</b> (8, 1) <b>Jose Mesa, R</b> (8, 1) <b>Luis Gonzalez, R</b> OBP: 0.259, SLG: 0.370 (8, PH)		2-2 SH1-4				2-3 K		1-3 K		2	0	0	0	0	2	0									
<b>Inning Stats</b>	R: 1 E: 0 K: 0 S: 10	H: 1 LOB: 2 BB: 1 P: 17	R: 0 E: 0 K: 1 S: 12	H: 2 LOB: 2 BB: 0 P: 18	R: 0 E: 0 K: 0 S: 7	H: 0 LOB: 0 BB: 0 P: 11	R: 1 E: 0 K: 2 S: 14	H: 1 LOB: 0 BB: 0 P: 21	R: 0 E: 0 K: 1 S: 11	H: 1 LOB: 1 BB: 0 P: 15	R: 1 E: 1 K: 0 S: 14	H: 2 LOB: 1 BB: 0 P: 18	R: 0 E: 0 K: 1 S: 12	H: 1 LOB: 2 BB: 1 P: 23	R: 0 E: 0 K: 1 S: 12	H: 1 LOB: 1 BB: 0 P: 16	R: 1 E: 0 K: 1 S: 12	H: 1 LOB: 0 BB: 0 P: 17	1B: 6 2B: 2 3B: 0 HR: 2	SF: 0 SAC: 1 DP: 1 HBP: 1	WP: 0 PB: 0 SB: 0 CS: 0	PA: 39			
<b>PITCHER</b>	IP	WLS	BF	H	R	ER	SO	BB	IBB	HBP	BLK	WP	HR	S	P	ERA	WHIP								
<b>54 Elizardo Ramirez, R</b> ERA: 4.18 <b>25 David Weathers, R</b> ERA: 4.85 <b>56 Todd Coffey, R</b> ERA: 3.38 <b>Eddie Guardado, L</b> ERA: 5.06	6.0		26	7	3	3	4	1	0	1	0	0	1	68	100	4.50	1.333								
	1.0		5	1	0	0	1	0	1	0	0	0	0	12	23	0.00	1.000								
	1.0	W	4	1	0	0	1	0	0	0	0	0	0	12	16	0.00	1.000								
	1.0	S	4	1	1	1	1	0	0	0	0	0	1	12	17	9.00	1.000								

Colorado Rockies @ Cincinnati Reds  
Great American Ball Park, Cincinnati, OH  
Sun Jul 16 2006, 1:15 PM EDT  
Att: 27,042 - Partly Cloudy - 91 F

AB 35  
R 4  
H 10  
RBI 4  
BB 2  
SO 7  
LOB 15



Batter	1	2	3	4	5	6	7	8	9	AB	R	H	RBI	BB	SO	LOB	BOTTOM								
<b>Dewayne Wise, L</b> (1, 9)	0-1 G4-3		1-1 F7		0-2 G6-3		2-3 K		0-1 G4-3	5	0	0	0	0	1	1									
<b>Adam Dunn, L</b> OBP: 0.376, SLG: 0.565 (1, 7)	2-3 K		0-0 1B		4-2 BB		0-0 HR		0-0 HR	3	1	2	1	1	1	0									
<b>Ken Griffey Jr., L</b> OBP: 0.306, SLG: 0.521 (1, 8)	1-3 K		2-3 K		0-1 G1-3		3-1 SH1-3 12 1B 1B		1-0 SH1-3 1B 1B	4	1	1	0	0	2	2									
<b>12 Edwin Encarnación, R</b> OBP: 0.377, SLG: 0.480 (1, 5)		1-0 1B HBP		2-0 1B 4 SF9 1B		2-1 G5-3		1-0 SH1-3 1B 1B		3	2	2	0	0	0	0									
<b>Scott Hatteberg, L</b> OBP: 0.409, SLG: 0.484 (1, 3)		0-0 1B		2-1 L9		3-2 1B		0-0 SH1-3		3	0	2	0	0	0	1									
<b>Javier Valentin, S</b> OBP: 0.287, SLG: 0.328 (1, 2)		1-2 1B		3-2 1B		1-1 F9		1-2 2-3 1B E IBB		3	1	1	0	1	0	3									
<b>4 Brandon Phillips, R</b> OBP: 0.345, SLG: 0.419 (1, 4)		1-3 K		3-2 SF9		3-1 F8		2-1 L9		3	0	0	1	0	1	6									
<b>9 Juan Castro, R</b> OBP: 0.269, SLG: 0.356 <b>Rich Aurilia, R</b> OBP: 0.328, SLG: 0.489 <b>Eddie Guardado, R</b> (8, PH) (9, 1)		0-0 G3		3-H L5			1-2 F7		1-0 E 1B	3	0	0	0	0	0	3									
<b>54 Elizardo Ramirez, S</b> OBP: 0.336, SLG: 0.518 <b>25 David Weathers, R</b> (7, 1) <b>6 Ryan Freel, R</b> OBP: 0.345, SLG: 0.436 <b>56 Todd Coffey, R</b> (8, 1) <b>Royce Clayton, R</b> OBP: 0.317, SLG: 0.335 (9, 6)			1-2 G4-3		2-1 L9		2-2 F7		1-0 E5	2	0	0	0	0	0	0									
<b>Inning Stats</b>	R: 0 E: 0 K: 2 S: 8	H: 0 LOB: 0 BB: 0 P: 11	R: 0 E: 0 K: 1 S: 6	H: 1 LOB: 2 BB: 0 P: 8	R: 0 E: 0 K: 1 S: 11	H: 1 LOB: 1 BB: 0 P: 15	R: 1 E: 0 K: 0 S: 10	H: 2 LOB: 1 BB: 0 P: 20	R: 0 E: 0 K: 0 S: 9	H: 0 LOB: 1 BB: 1 P: 15	R: 0 E: 0 K: 0 S: 11	H: 1 LOB: 1 BB: 0 P: 20	R: 0 E: 0 K: 1 S: 10	H: 0 LOB: 0 BB: 0 P: 15	R: 5 E: 1 K: 0 S: 11	H: 5 LOB: 1 BB: 1 P: 23	R: 1 E: 0 K: 0 S: 11	H: 1 LOB: 1 BB: 1 P: 23	1B: 8 2B: 1 3B: 0 HR: 1	SF: 1 SAC: 1 DP: 0 HBP: 1	WP: 0 PB: 0 SB: 0 CS: 0	PA: 37			
<b>PITCHER</b>	IP	WLS	BF	H	R	ER	SO	BB	IBB	HBP	BLK	WP	HR	S	P	ERA	WHIP								
<b>37 Josh Fogg, R</b> ERA: 4.23 <b>39 Tom Martin, L</b> ERA: 4.54 <b>Jose Mesa, R</b> ERA: 3.48	7.0		28	5	1	1	5	1	0	1	0	0	1	65	104	1.29	0.857								
	0.0		2	2	2	2	0	0	0	0	0	0	1	3	6	∞	∞								
	1.0	L	7	3	3	3	0	0	1	0	0	0	0	8	17	27.00	3.000								

Colorado Rockies @ Cincinnati Reds  
Great American Ball Park, Cincinnati, OH  
Sun Jul 16 2006, 1:15 PM EDT  
Att: 27,042 - Partly Cloudy - 91 F

AB 32  
R 6  
H 10  
RBI 6  
BB 2  
SO 5  
LOB 16





Batter	1	2	3	4	5	6	7	8	9	AB	R	H	RBI	BB	SO	LOB	TOP				
Jamey Carroll, R (1, 4) OBP: 0.388, SLG: 0.424	G6-3		G5-3		L6		G5-3			4	0	0	0	0	0	0	<b>Colorado Rockies @ Pittsburgh Pirates</b> PNC Park, Pittsburgh, PA Mon Jul 17 2006, 7:05 PM EDT Att: 18,835 - Clear - 86 F				
12 Clint Barmes, R (1, 6) OBP: 0.256, SLG: 0.349	G5-3		HR		G6-3		K			4	1	1	1	0	1	0					
17 Todd Helton, L (1, 3) OBP: 0.417, SLG: 0.489	G4-3		1B			L8		27 BB		3	0	1	0	1	0	0					
5 Matt Holliday, R (1, 7) OBP: 0.381, SLG: 0.572		27 BB	1B			11 FC3-6	27 BB	K		4	0	2	0	0	2	2					
27 Garrett Atkins, R (1, 5) OBP: 0.389, SLG: 0.505		1B	F8			11 FC3-6	1B	K		4	0	3	0	0	0	1					
11 Brad Hawpe, L (1, 9) OBP: 0.393, SLG: 0.547					G6-3	1B	FC3-6	G3-1		4	0	1	0	0	1	5					
Jorge Piedra, L (1, 8) OBP: 0.234, SLG: 0.444					G6-3			G5-3		2	0	0	0	1	1	3					
18 Cory Sullivan, L (8, 8) OBP: 0.315, SLG: 0.410										0	0	0	0	0	0	0					
Choo Freeman, R (9, PH) OBP: 0.288, SLG: 0.327										1	0	0	0	0	0	0					
JD Closser, S (1, 2) OBP: 0.293, SLG: 0.347					G3		G1-3	K		3	0	0	0	1	1	3					
49 Byung-Hyun Kim, R (1, 1) OBP: 0.154, SLG: 0.154										3	0	0	0	0	0	3					
61 Ramon E Ramirez, R (8, 1) OBP: 0.667, SLG: 0.667	G4-3				F9			F8		0	0	0	0	0	0	0					
Ray King, L (8, 1)										0	0	0	0	0	0	0					
Scott Dohmann, R (8, 1)										0	0	0	0	0	0	0					
Luis Gonzalez, R (9, PH) OBP: 0.257, SLG: 0.367										1	0	0	0	0	0	0					
<b>Inning Stats</b>	R: 0 E: 0 K: 0 S: 9	H: 0 LOB: 0 BB: 0 P: 12	R: 0 E: 0 K: 2 S: 14	H: 2 LOB: 3 BB: 1 P: 20	R: 1 E: 0 K: 1 S: 8	H: 2 LOB: 1 BB: 0 P: 9	R: 0 E: 0 K: 0 S: 11	H: 1 LOB: 0 BB: 0 P: 18	R: 0 E: 0 K: 0 S: 6	H: 0 LOB: 0 BB: 0 P: 10	R: 0 E: 0 K: 0 S: 12	H: 2 LOB: 3 BB: 1 P: 21	R: 0 E: 0 K: 1 S: 7	H: 0 LOB: 0 BB: 0 P: 10	R: 0 E: 0 K: 1 S: 15	H: 1 LOB: 1 BB: 1 P: 23	R: 0 E: 0 K: 1 S: 13	H: 0 LOB: 0 BB: 0 P: 17	1B: 5 2B: 2 3B: 0 HR: 1	SF: 0 SAC: 0 DP: 1 HBP: 0	WP: 0 PA: 36 PB: 0 SB: 0 CS: 0
<b>PITCHER</b>	IP WLS BF H R ER SO BB IBB HBP BLK WP HR S P ERA WHIP																				
Kip Wells, R (1, 1) ERA: 9.13	7.0		29	7	1	1	4	1	1	0	0	0	0	0	1	67	100	1.29	1.143		
34 John Grabow, L (8, 1) ERA: 4.79	1.0	W	4	1	0	0	1	1	0	0	0	0	0	0	15	23	0.00	2.000			
55 Matt Capps, R (9, 1) ERA: 3.16	1.0	S	3	0	0	0	1	0	0	0	0	0	0	13	17	0.00	0.000				

Batter	1	2	3	4	5	6	7	8	9	AB	R	H	RBI	BB	SO	LOB	BOTTOM		
13 Nate McLouth, L (1, 9) OBP: 0.304, SLG: 0.364	G6-3		G4-3		F9			K		4	1	1	0	0	1	0	<b>Colorado Rockies @ Pittsburgh Pirates</b> PNC Park, Pittsburgh, PA Mon Jul 17 2006, 7:05 PM EDT Att: 18,835 - Clear - 86 F		
2 Jack Wilson, R (1, 6) OBP: 0.302, SLG: 0.380	G6-3		G6-3		12 CS		1B	12 BB		4	1	2	0	0	0	1			
12 Freddy Sanchez, R (1, 5) OBP: 0.401, SLG: 0.529	FC3-6		WP		P6			HBP		3	1	2	1	1	0	1			
Jason Bay, R (1, 7) OBP: 0.397, SLG: 0.539	FC3-6		F8			F9		BB	HBP	3	0	1	0	1	0	1			
Sean Casey, L (1, 3) OBP: 0.392, SLG: 0.428	FC3-6				26 BB	G4-3		BB		3	0	1	0	0	0	2			
José Bautista, R (1, 8) OBP: 0.365, SLG: 0.510	K		K		K		K	HBP		3	0	0	1	1	3	3			
Jose Castillo, R (1, 4) OBP: 0.328, SLG: 0.428			K		K			L4		4	0	0	0	0	2	4			
26 Ronny Paulino, R (1, 2) OBP: 0.355, SLG: 0.390		L8						K		3	0	0	0	1	2	3			
Kip Wells, R (1, 1) OBP: 0.167, SLG: 0.167										2	0	0	0	0	1	2			
Jeromy Burnitz, L (7, PH) OBP: 0.275, SLG: 0.414										1	0	0	0	0	1	0			
34 John Grabow, L (8, 1)										0	0	0	0	0	0	0			
55 Matt Capps, R (9, 1)										0	0	0	0	0	0	0			
<b>Inning Stats</b>	R: 1 E: 0 K: 1 S: 15	H: 3 LOB: 2 BB: 0 P: 19	R: 0 E: 0 K: 2 S: 14	H: 0 LOB: 0 BB: 0 P: 20	R: 0 E: 0 K: 0 S: 9	H: 0 LOB: 1 BB: 1 P: 17	R: 0 E: 0 K: 2 S: 15	H: 1 LOB: 2 BB: 1 P: 23	R: 0 E: 0 K: 0 S: 10	H: 1 LOB: 0 BB: 0 P: 13	R: 0 E: 0 K: 1 S: 8	H: 0 LOB: 0 BB: 0 P: 14	R: 0 E: 0 K: 2 S: 9	H: 0 LOB: 0 BB: 0 P: 14	R: 2 E: 0 K: 2 S: 17	H: 2 LOB: 2 BB: 2 P: 31	1B: 4 2B: 3 3B: 0 HR: 0	SF: 0 SAC: 0 DP: 0 HBP: 1	WP: 1 PA: 35 PB: 1 SB: 0 CS: 1
<b>PITCHER</b>	IP WLS BF H R ER SO BB IBB HBP BLK WP HR S P ERA WHIP																		
49 Byung-Hyun Kim, R (1, 1) ERA: 4.78	7.1	L	30	7	3	3	9	2	0	0	0	0	0	0	85	128	3.68	1.227	
61 Ramon E Ramirez, R (8, 1) ERA: 2.92	0.0		1	0	0	0	0	1	0	0	0	0	0	3	7				
Ray King, L (8, 1) ERA: 4.74	0.0		2	0	0	0	0	1	0	1	0	0	0	4	9				
Scott Dohmann, R (8, 1) ERA: 6.2	0.2		2	0	0	0	1	0	0	0	0	0	0	5	7	0.00	0.000		




Batter	1	2	3	4	5	6	7	8	9	AB	R	H	RBI	BB	SO	LOB	TOP										
Jamey Carroll, R OBP: 0.388, SLG: 0.427 Jorge Piedra, L OBP: 0.229, SLG: 0.435	P4	SF9	2B		G1-3		12 BB BB		K	3	0	1	3	1	0	0											
12 Clint Barmes, R OBP: 0.280, SLG: 0.349	17 FC3-6 1B	K	G5-3			5 HR 1B	5 G6-4-3 BB		F9	5	1	2	0	1	1	3											
17 Todd Helton, L OBP: 0.414, SLG: 0.484	FC3-6 5 FC5-4 1B		G1-3	1B	1B		F7		K	5	1	1	0	0	1	4											
5 Matt Holliday, R OBP: 0.384, SLG: 0.580	FC5-4		8 WP 8 BB 2B	1B			1-H HR		G6-4-3	4	2	2	2	1	0	3											
27 Garrett Atkins, R OBP: 0.392, SLG: 0.501 60 Manny Corpas, R 40 Brian Fuentes, L		8 SF8 BB	8 WP 8 BB 2B	G6-4-3			1B 3B BB		F8	2	3	0	0	3	0	1											
8 Yovit Torresblat, R OBP: 0.302, SLG: 0.398	26 FC1 26 E 2B	26 BB 2B	26 BB 2B	FC6-4 1B			L7		G5-3	5	2	3	2	0	0	1											
Luis Gonzalez, R OBP: 0.254, SLG: 0.363	SF8		K	FC6-4 1B			3B 1B		K	4	1	1	1	0	2	2											
Choo Freeman, R OBP: 0.302, SLG: 0.352	26 E SF9 1B	26 BB 2B	26 BB IBB				K		K	4	2	2	2	1	2	0											
26 Jeff Francis, L Jason Smith, L	FC1		2B				G1-3		G6-3	3	0	0	0	1	0	2											
<b>Inning Stats</b>	R: 0 E: 0 K: 0 S: 9	H: 1 LOB: 1 BB: 0 P: 11	R: 3 E: 1 K: 1 S: 13	H: 2 LOB: 1 BB: 1 P: 24	R: 4 E: 0 K: 1 S: 18	H: 2 LOB: 2 BB: 4 P: 39	R: 1 E: 0 K: 0 S: 15	H: 3 LOB: 1 BB: 0 P: 24	R: 0 E: 0 K: 1 S: 8	H: 0 LOB: 0 BB: 0 P: 11	R: 4 E: 0 K: 0 S: 13	H: 4 LOB: 1 BB: 1 P: 18	R: 0 E: 0 K: 1 S: 11	H: 0 LOB: 0 BB: 2 P: 25	R: 0 E: 0 K: 1 S: 6	H: 0 LOB: 0 BB: 0 P: 8	R: 1 E: 0 K: 2 S: 13	H: 1 LOB: 0 BB: 0 P: 19	1B: 7 2B: 3 3B: 1 HR: 2	SF: 2 SAC: 0 DP: 2 HBP: 0	WP: 1 PB: 0 SB: 0 CS: 0	PA: 47					
<b>PITCHER</b>	IP	WLS	BF	H	R	ER	SO	BB	IBB	HBP	BLK	WP	HR	S	P	ERA	WHIP										
24 Tom Gorzelanny, L ERA: 9.26	2.2	L	18	4	7	5	2	4	1	0	0	1	0	35	68	16.88	3.000										
Victor Santos, R ERA: 5.14	3.1		18	8	5	5	1	1	0	0	0	0	1	41	59	13.50	2.700										
34 John Grabow, L ERA: 4.54	2.0		7	0	0	0	2	2	0	0	0	0	0	17	33	0.00	1.000										
Damaso Marte, L ERA: 3.41	1.0		4	1	1	1	2	0	0	0	0	0	1	13	19	9.00	1.000										

Colorado Rockies @ Pittsburgh Pirates  
PNC Park, Pittsburgh, PA  
Tue Jul 18 2006, 7:05 PM EDT  
Att: 20,086 - Clear - 85 F

livebaseballscores.com

AB 37  
R 13  
H 13  
RBI 11  
BB 8  
SO 7  
LOB 16




Batter	1	2	3	4	5	6	7	8	9	AB	R	H	RBI	BB	SO	LOB	BOTTOM										
José Bautista, R OBP: 0.366, SLG: 0.510	12 G4-3 HBP		P6				2 1B 12 SF7 2B		F7	4	1	1	0	0	0	1											
2 Jack Wilson, R OBP: 0.304, SLG: 0.383	K		E5 2B				11 G5-4-3 1B		12 BB 2B	5	2	2	0	0	1	2											
12 Freddy Sanchez, R OBP: 0.401, SLG: 0.531	G4-3		L6				SF7		2B	4	0	2	2	0	0	2											
Jason Bay, R OBP: 0.399, SLG: 0.542 11 Humberto Cota, R OBP: 0.292, SLG: 0.231			1-H 2B				F7		F9	2	0	1	1	1	0	2											
Sean Casey, L OBP: 0.387, SLG: 0.421 13 Nate McLouth, L OBP: 0.303, SLG: 0.363	K		F7				F7		L4	3	0	0	0	0	1	3											
Craig Wilson, R OBP: 0.351, SLG: 0.498		1B					K		HR	4	1	2	1	0	2	0											
Jose Castillo, R OBP: 0.327, SLG: 0.426	F8		P5				26 BB 1B		K	4	0	1	0	0	1	1											
26 Ronny Paulino, R OBP: 0.355, SLG: 0.389 34 John Grabow, L Jeromy Burnitz, L OBP: 0.274, SLG: 0.413 Damaso Marte, L	F8		G2-3				1B		K	3	0	1	0	0	0	1											
24 Tom Gorzelanny, R Victor Santos, R José Hernández, R	K						12 BB 1B		F8	1	0	0	0	0	1	1											
<b>Inning Stats</b>	R: 0 E: 0 K: 2 S: 12	H: 0 LOB: 2 BB: 1 P: 21	R: 0 E: 0 K: 1 S: 8	H: 1 LOB: 0 BB: 0 P: 12	R: 1 E: 1 K: 0 S: 10	H: 1 LOB: 1 BB: 0 P: 19	R: 0 E: 0 K: 1 S: 6	H: 0 LOB: 0 BB: 0 P: 9	R: 0 E: 0 K: 0 S: 12	H: 2 LOB: 2 BB: 0 P: 15	R: 0 E: 0 K: 2 S: 18	H: 2 LOB: 0 BB: 0 P: 23	R: 1 E: 0 K: 0 S: 8	H: 2 LOB: 0 BB: 0 P: 14	R: 1 E: 0 K: 2 S: 11	H: 1 LOB: 0 BB: 0 P: 16	R: 1 E: 0 K: 0 S: 9	H: 2 LOB: 1 BB: 0 P: 13	1B: 6 2B: 4 3B: 0 HR: 1	SF: 1 SAC: 0 DP: 1 HBP: 1	WP: 0 PB: 0 SB: 0 CS: 0	PA: 40					
<b>PITCHER</b>	IP	WLS	BF	H	R	ER	SO	BB	IBB	HBP	BLK	WP	HR	S	P	ERA	WHIP										
26 Jeff Francis, L ERA: 3.98	7.0	W	31	8	2	1	6	0	1	0	0	0	0	74	113	1.29	1.143										
60 Manny Corpas, R ERA: 9.0	1.0		4	1	1	1	2	0	0	0	0	0	1	11	16	9.00	1.000										
40 Brian Fuentes, L ERA: 4.46	1.0		5	2	1	1	0	0	0	0	0	0	0	9	13	9.00	2.000										

Colorado Rockies @ Pittsburgh Pirates  
PNC Park, Pittsburgh, PA  
Tue Jul 18 2006, 7:05 PM EDT  
Att: 20,086 - Clear - 85 F

livebaseballscores.com

AB 37  
R 4  
H 11  
RBI 4  
BB 1  
SO 8  
LOB 17









Batter	1	2	3	4	5	6	7	8	9	AB	R	H	RBI	BB	SO	LOB	TOP							
Jamey Carroll, R OBP: 0.389, SLG: 0.420	1-3 K	2-0 G4-3			1-2 L4		4-1 BB		1-3 K	4	0	0	0	1	2	4								
12 Clint Barnes, R OBP: 0.265, SLG: 0.348	4-2 5 WP BB		1-2 5 G6-4-3 1B		1-2 F8		0-0 P5		4-0 BB	3	0	1	0	2	0	1								
17 Todd Helton, L OBP: 0.409, SLG: 0.478	2-1 P4		3-1 P5		0-0 F7		3-3 K		0-0 F8	4	0	0	0	0	1	3								
61 Ramon E Ramirez, R OBP: 0.667, SLG: 0.667										0	0	0	0	0	0	0								
39 Tom Martin, L										0	0	0	0	0	0	0								
Jorge Piedra, L OBP: 0.224, SLG: 0.426										1	0	0	0	0	0	2								
5 Matt Holliday, R OBP: 0.375, SLG: 0.565	2-0 P4		0-0 G6-4-3			0-0 F9		1-1 G5-3		4	0	0	0	0	0	2								
27 Garrett Atkins, R OBP: 0.395, SLG: 0.512		4-1 1B 11 BB		1-2 11 8 G4-3 G5-3 2B		3-2 HR		0-2 G5-3		3	2	2	1	1	0	0								
11 Brad Hawpe, L OBP: 0.393, SLG: 0.543		0-0 1B		2-1 G4-3		1-1 F7		4-2 BB		3	0	1	0	1	0	1								
8 Yorvit Torrealba, R OBP: 0.289, SLG: 0.385		1-3 K		2-2 G5-3		3-2 E5		2-1 P5		4	0	0	1	0	1	3								
Choo Freeman, R OBP: 0.331, SLG: 0.377		0-2 1B		1-0 2B		3-1 F9		4-0 12 BB		3	0	2	0	1	0	1								
2B Aaron Cook, R OBP: 0.103, SLG: 0.079		2-3 1B		1-3 K		2-2 F8		0-3 K		2	0	0	0	0	2	4								
Ray King, L										0	0	0	0	0	0	0								
Jason Smith, L OBP: 0.341, SLG: 0.442										1	0	0	0	0	0	0								
Ryan Shealy, R OBP: 0.333, SLG: 0.667										1	0	0	0	0	1	1								
<b>Inning Stats</b>	R: 0 E: 0 K: 1 S: 11	H: 0 LOB: 1 BB: 1 P: 20	R: 0 E: 0 K: 2 S: 12	H: 2 LOB: 3 BB: 1 P: 21	R: 0 E: 0 K: 0 S: 7	H: 1 LOB: 0 BB: 0 P: 11	R: 1 E: 0 K: 1 S: 13	H: 2 LOB: 1 BB: 0 P: 20	R: 0 E: 0 K: 0 S: 7	H: 0 LOB: 0 BB: 0 P: 9	R: 1 E: 1 K: 0 S: 11	H: 1 LOB: 1 BB: 0 P: 21	R: 0 E: 0 K: 1 S: 10	H: 0 LOB: 1 BB: 1 P: 19	R: 0 E: 0 K: 2 S: 10	H: 0 LOB: 2 BB: 2 P: 17	R: 0 E: 0 K: 2 S: 8	H: 0 LOB: 1 BB: 1 P: 17	1B: 3 2B: 2 3B: 0 HR: 1	SF: 0 SAC: 0 DP: 1 HBP: 0	WP: 1 PB: 0 SB: 0 CS: 0	PA: 39		
<b>PITCHER</b>	IP	WLS	BF	H	R	ER	SO	BB	IBB	HBP	BLK	WP	HR	S	P	ERA	WHIP							
Claudio Vargas, R ERA: 5.16	6.0	W	26	6	2	2	4	2	0	0	0	1	1	61	102	3.00	1.333							
Luis Vizcaino, R ERA: 3.89	0.2	H	3	0	0	0	0	1	0	0	0	0	0	6	7	0.00	1.500							
Randy Choate, L ERA: 2.84	0.1	H	1	0	0	0	1	0	0	0	0	0	0	4	7	0.00	0.000							
Brandon Lyon, R ERA: 4.5	1.0	H	4	0	0	0	0	1	0	0	0	0	0	10	17	0.00	1.000							
Jorge Julio, R ERA: 3.22	1.0		5	0	0	0	2	2	0	0	0	0	0	8	17	0.00	2.000							

**Colorado Rockies @ Arizona Diamondbacks**  
Chase Field, Phoenix, AZ  
Fri Jul 21, 2006, 6:40 PM MST  
Att: 23,073 - Roof Closed - 82 F

AB	33
R	2
H	6
RBI	2
BB	6
SO	7
LOB	22



Batter	1	2	3	4	5	6	7	8	9	AB	R	H	RBI	BB	SO	LOB	BOTTOM							
30 Jeff DaVanon, S OBP: 0.368, SLG: 0.432	2-1 FC4-6 1B	2-0 G4-3		1-1 F8 34 FC5-2 2B	4-2 BB			0-2 K		4	0	2	0	1	1	1								
Chad Tracy, L OBP: 0.334, SLG: 0.449	3-2 FC4-6 1B		2-1 2B	1-1 F8	3-2 P5			4-2 1B 34 BB		4	3	1	0	1	0	4								
Luis Gonzalez, L OBP: 0.368, SLG: 0.436	2-1 1B		1-0 G3 2B	4-0 34 FC5-2 IBB		3-2 F7		1-1 34 1B		4	1	3	1	1	0	0								
34 Conor Jackson, R OBP: 0.362, SLG: 0.407	2-3 K		2-2 G5-3	3-2 FC5-2		3-3 K		0-2 1B		5	0	1	1	0	2	5								
Shawn Green, L OBP: 0.364, SLG: 0.467	1-0 1B		3-2 G3	1-3 3H BB		0-1 G3		0-3 K		4	0	1	1	1	1	3								
Johnny Estrada, S OBP: 0.334, SLG: 0.481	1-2 F7		1-1 1B 2B	1-2 F8		1-0 G5-3		1-1 G4-3		5	1	1	1	0	0	7								
1 Orlando Hudson, S OBP: 0.325, SLG: 0.421		2-2 FC1-6 1B	3H 6 3B 1B		0-0 FC3-6 1B		1-2 F7			4	1	3	1	0	0	0								
6 Stephen Drew, L OBP: 0.357, SLG: 0.577	1 SAFE 1 SAFE 1B	1-2 L7	1 SAFE 1-0 1H 3B		2-0 FC3-6 SH3-4		4-2 BB			3	0	1	1	1	0	2								
Claudio Vargas, R OBP: 0.367, SLG: 0.561		0-0 FC1-6	2B G4-3		1-0 SH3-4		1-3 K			2	0	0	0	0	0	2								
Luis Vizcaino, R										0	0	0	0	0	0	0								
Randy Choate, L										0	0	0	0	0	0	0								
7 Carlos Quentin, R OBP: 0.282, SLG: 0.300										1	0	0	0	0	1	1								
Brandon Lyon, R										0	0	0	0	0	0	0								
Jorge Julio, R										0	0	0	0	0	0	0								
<b>Inning Stats</b>	R: 1 E: 0 K: 1 S: 15	H: 3 LOB: 2 BB: 0 P: 26	R: 0 E: 0 K: 0 S: 8	H: 1 LOB: 1 BB: 0 P: 13	R: 4 E: 0 K: 0 S: 20	H: 5 LOB: 1 BB: 0 P: 31	R: 0 E: 0 K: 0 S: 14	H: 1 LOB: 3 BB: 2 P: 28	R: 0 E: 0 K: 1 S: 10	H: 0 LOB: 0 BB: 1 P: 20	R: 0 E: 0 K: 1 S: 8	H: 0 LOB: 0 BB: 0 P: 14	R: 0 E: 0 K: 1 S: 11	H: 0 LOB: 1 BB: 1 P: 18	R: 1 E: 0 K: 2 S: 22	H: 2 LOB: 2 BB: 1 P: 28	R: 1 E: 0 K: 2 S: 8	H: 0 LOB: 1 BB: 1 P: 28	1B: 9 2B: 3 3B: 1 HR: 0	SF: 0 SAC: 1 DP: 0 HBP: 0	WP: 0 PB: 0 SB: 0 CS: 0	PA: 42		
<b>PITCHER</b>	IP	WLS	BF	H	R	ER	SO	BB	IBB	HBP	BLK	WP	HR	S	P	ERA	WHIP							
28 Aaron Cook, R ERA: 3.8	4.2	L	28	11	5	5	1	5	0	0	0	0	0	64	112	9.64	2.786							
Ray King, L ERA: 4.5	1.1		4	0	0	0	1	0	0	0	0	0	0	11	20	0.00	0.000							
61 Ramon E Ramirez, R ERA: 2.77	1.0		4	0	0	0	1	1	0	0	0	0	0	11	18	0.00	1.000							
39 Tom Martin, L ERA: 4.66	1.0		6	2	1	1	2	1	0	0	0	0	0	22	28	9.00	3.000							

**Colorado Rockies @ Arizona Diamondbacks**  
Chase Field, Phoenix, AZ  
Fri Jul 21, 2006, 6:40 PM MST  
Att: 23,073 - Roof Closed - 82 F

AB	36
R	6
H	13
RBI	6
BB	5
SO	5
LOB	25













Batter	1	2	3	4	5	6	7	8	9	AB	R	H	RBI	BB	SO	LOB	TOP				
22 David Eckstein, R OBP: 0.360, SLG: 0.349	F9			K		F8			G4-3	4	0	0	0	0	1	1					
16 Chris Duncan, L OBP: 0.343, SLG: 0.560	K			G4-3					G3	4	0	0	0	0	1	0					
5 Albert Pujols, R OBP: 0.443, SLG: 0.713	G6-3			K						3	0	1	0	0	1	0					
27 Scott Rolen, R OBP: 0.392, SLG: 0.549 Tyler Johnson, S		P3			G1-3				F8	3	0	0	0	0	0	1					
43 Juan Encarnacion, R OBP: 0.312, SLG: 0.472		G6-3			G4-3				G4-3	3	0	0	0	0	0	1					
15 Jim Edmonds, L OBP: 0.351, SLG: 0.471		P5			K2-3					3	0	0	0	0	1	0					
4 Yadier Molina, R OBP: 0.269, SLG: 0.318				P6					G6-3	3	0	1	0	0	0	0					
7 Hector Luna, R OBP: 0.359, SLG: 0.423				G4-3					K	3	0	0	0	0	2	1					
23 Anthony Reyes, R OBP: 0.091, SLG: 0.091 Josh Hancock, R				K						1	0	0	0	0	1	0					
26 Scott Spiezio, S OBP: 0.374, SLG: 0.465					SH1-4					0	0	0	0	0	0	0					
										1	0	0	0	0	1	0					
<b>Inning Stats</b>	R: 0 E: 0 K: 1 S: 11	H: 0 LOB: 0 BB: 0 P: 16	R: 0 E: 0 K: 0 S: 11	H: 0 LOB: 0 BB: 0 P: 16	R: 0 E: 0 K: 1 S: 6	H: 0 LOB: 0 BB: 0 P: 10	R: 0 E: 0 K: 2 S: 13	H: 0 LOB: 0 BB: 0 P: 19	R: 0 E: 0 K: 1 S: 7	H: 0 LOB: 0 BB: 0 P: 10	R: 0 E: 0 K: 1 S: 8	H: 1 LOB: 1 BB: 0 P: 11	R: 0 E: 0 K: 0 S: 11	H: 1 LOB: 1 BB: 0 P: 19	R: 0 E: 0 K: 1 S: 8	H: 0 LOB: 0 BB: 0 P: 11	R: 0 E: 0 K: 1 S: 13	H: 0 LOB: 0 BB: 0 P: 17	1B: 1 2B: 1 3B: 0 HR: 0	SF: 0 SAC: 1 DP: 0 HBP: 0	WP: 0 PA: 29 PB: 0 SB: 0 CS: 0
<b>PITCHER</b> 26 Jeff Francis, L ERA: 3.69	IP: 9.0 WLS: W BF: 29 H: 2 R: 0 ER: 0 SO: 8 BB: 0 IBB: 0 HBP: 0 BLK: 0 WP: 0 HR: 0 S: 88 P: 129 ERA: 0.00 WHIP: 0.222															<b>PITCHER</b>	IP: 9.0 WLS: W BF: 29 H: 2 R: 0 ER: 0 SO: 8 BB: 0 IBB: 0 HBP: 0 BLK: 0 WP: 0 HR: 0 S: 88 P: 129 ERA: 0.00 WHIP: 0.222				

St. Louis Cardinals @ Colorado Rockies  
Coors Field, Denver, CO  
Mon Jul 24 2006, 7:05 PM MDT  
Att: 28,830 - Cloudy - 89 F

AB 28  
R 0  
H 2  
RBI 0  
BB 0  
SO 8  
LOB 4



Batter	1	2	3	4	5	6	7	8	9	AB	R	H	RBI	BB	SO	LOB	BOTTOM		
Jamey Carroll, R OBP: 0.393, SLG: 0.436	SH5-3 27 HR	G1-3		CS		L9				4	1	2	0	0	0	2			
12 Clint Barmes, R OBP: 0.277, SLG: 0.380	SH5-3		E4		SH1-3				HR	2	2	2	1	0	0	0			
27 Garrett Atkins, R OBP: 0.393, SLG: 0.527	HR		F8		F9				G5-3	4	1	1	2	0	0	1			
5 Matt Holliday, R OBP: 0.368, SLG: 0.553	G6-3		F8		G6-3				K	4	0	0	0	0	1	1			
17 Todd Helton, L OBP: 0.405, SLG: 0.467	P6					F9			G1-3	4	0	1	0	0	0	0			
11 Brad Hawpe, L OBP: 0.384, SLG: 0.529			G4-3							3	2	1	0	1	0	1			
8 Yorvit Torrealba, R OBP: 0.269, SLG: 0.396					G5-3				G6-3	4	1	2	1	0	0	0			
18 Cory Sullivan, L OBP: 0.316, SLG: 0.415	SF8					SF			K	2	0	1	2	0	1	0			
26 Jeff Francis, L OBP: 0.234, SLG: 0.103	SH3-4				K					2	0	0	0	0	1	2			
<b>Inning Stats</b>	R: 2 E: 0 K: 0 S: 10	H: 2 LOB: 1 BB: 0 P: 14	R: 1 E: 0 K: 0 S: 10	H: 2 LOB: 1 BB: 0 P: 15	R: 1 E: 1 K: 0 S: 12	H: 2 LOB: 1 BB: 0 P: 18	R: 0 E: 0 K: 1 S: 9	H: 1 LOB: 0 BB: 0 P: 10	R: 0 E: 0 K: 0 S: 8	H: 1 LOB: 1 BB: 0 P: 11	R: 2 E: 1 K: 0 S: 12	H: 1 LOB: 1 BB: 1 P: 22	R: 1 E: 0 K: 1 S: 9	H: 1 LOB: 0 BB: 0 P: 12	R: 0 E: 0 K: 1 S: 7	H: 0 LOB: 0 BB: 0 P: 12	1B: 4 2B: 2 3B: 2 HR: 2	SF: 2 SAC: 3 DP: 0 HBP: 0	WP: 0 PA: 36 PB: 0 SB: 0 CS: 1
<b>PITCHER</b> 23 Anthony Reyes, R ERA: 4.57 Josh Hancock, R ERA: 3.59 Tyler Johnson, L ERA: 5.14	IP: 5.1 WLS: L BF: 25 H: 9 R: 6 ER: 6 SO: 1 BB: 0 IBB: 0 HBP: 0 BLK: 0 WP: 0 HR: 1 S: 54 P: 80 ERA: 10.12 WHIP: 1.875															<b>PITCHER</b>	IP: 5.1 WLS: L BF: 25 H: 9 R: 6 ER: 6 SO: 1 BB: 0 IBB: 0 HBP: 0 BLK: 0 WP: 0 HR: 1 S: 54 P: 80 ERA: 10.12 WHIP: 1.875		

St. Louis Cardinals @ Colorado Rockies  
Coors Field, Denver, CO  
Mon Jul 24 2006, 7:05 PM MDT  
Att: 28,830 - Cloudy - 89 F

AB 29  
R 7  
H 10  
RBI 6  
BB 1  
SO 3  
LOB 7





Batter	1	2	3	4	5	6	7	8	9	AB R H RBI BB SO LOB	TOP														
22 David Eckstein, R (1, 6) OBP: 0.359, SLG: 0.348	1-2 27 BB 1B		1-0 F7			3-3 K		0-3 K		4 0 1 0 0 2 0	<b>St. Louis Cardinals @ Colorado Rockies</b> Coors Field, Denver, CO Tue Jul 25 2006, 7:05 PM MDT Att: 31,673 - Overcast - 77 F														
So Taguchi, R (1, 7) OBP: 0.346, SLG: 0.360	1-2 27 BB 1B		2-1 G5-3			1-1 F7		2-2 G4-3	4 0 1 0 0 0 0																
5 Albert Pujols, R (1, 3) OBP: 0.441, SLG: 0.717	1-1 L6		1-1 F9			1-1 HR		0-1 P4	4 1 1 1 0 0 2																
27 Scott Rolen, R (1, 5) OBP: 0.390, SLG: 0.543	4-0 43 BB G6-4-3		0-1 G4-3			1-0 F7		0-0 G1-3	3 0 0 0 1 0 0																
43 Juan Encarnacion, R (1, 9) OBP: 0.312, SLG: 0.471	2-2 G6-4-3		1-2 P5			3-2 15 CS 1B			3 0 1 0 0 0 3																
15 Jim Edmonds, L (1, 8) OBP: 0.348, SLG: 0.466		1-3 K		0-0 F8		0-1 G4-3		1-2 G4-3	3 0 0 0 0 1 1																
4 Yadier Molina, R (1, 2) OBP: 0.267, SLG: 0.314		1-1 L1			3-2 G5-3		0-1 G6-3		3 0 0 0 0 0 0																
Aaron Miles, S (1, 4) OBP: 0.326, SLG: 0.331		4-1 BB			1-0 G4-3		1-1 G3		2 0 0 0 1 0 0																
29 Chris Carpenter, R (1, 1) OBP: 0.075, SLG: 0.075		0-3 K			0-2 F8		0-2 G5-3		3 0 0 0 0 1 1																
34 Randy Flores, L (8, 1) 44 Jason Istringhausen, R (8, 1)									0 0 0 0 0 0 0																
<b>Inning Stats</b>	R: 0 E: 0 K: 0 S: 11	H: 2 LOB: 2 BB: 1 P: 20	R: 0 E: 0 K: 2 S: 9	H: 0 LOB: 1 BB: 1 P: 15	R: 0 E: 0 K: 0 S: 5	H: 0 LOB: 0 BB: 0 P: 9	R: 0 E: 0 K: 0 S: 7	H: 0 LOB: 0 BB: 0 P: 8	R: 0 E: 0 K: 0 S: 7	H: 1 LOB: 0 BB: 0 P: 11	R: 1 E: 0 K: 1 S: 8	H: 1 LOB: 0 BB: 0 P: 14	R: 0 E: 0 K: 0 S: 7	H: 1 LOB: 0 BB: 0 P: 10	R: 0 E: 0 K: 1 S: 9	H: 0 LOB: 0 BB: 0 P: 10	R: 0 E: 0 K: 0 S: 6	H: 0 LOB: 0 BB: 0 P: 8	1B: 3 2B: 0 3B: 0 HR: 1	SF: 0 SAC: 0 DP: 1 HBP: 0	WP: 0 PA: 31 PB: 0 SB: 0 CS: 1				
<b>PITCHER</b> Jason Jennings, R (1, 1) ERA: 3.7	IP: 9.0 WLS: L BF: 31	H: 4 R: 1 ER: 1 SO: 4	BB: 2 IBB: 0 HBP: 0 BLK: 0	WP: 0 HR: 1 S: 69 P: 105	ERA: 1.00 WHIP: 0.667	<b>PITCHER</b>					IP: 9.0 WLS: L BF: 31	H: 4 R: 1 ER: 1 SO: 4	BB: 2 IBB: 0 HBP: 0 BLK: 0	WP: 0 HR: 1 S: 69 P: 105	ERA: 1.00 WHIP: 0.667	<b>PITCHER</b>					IP: 9.0 WLS: L BF: 31	H: 4 R: 1 ER: 1 SO: 4	BB: 2 IBB: 0 HBP: 0 BLK: 0	WP: 0 HR: 1 S: 69 P: 105	ERA: 1.00 WHIP: 0.667

Batter	1	2	3	4	5	6	7	8	9	AB R H RBI BB SO LOB	BOTTOM										
Jamey Carroll, R (1, 4) OBP: 0.393, SLG: 0.439	0-1 12 SH5-4 27 FC5-2 2B		2-1 5 F9 27 BB 1B			1-2 G5-3		0-1 G5-3		5 0 2 0 0 1 2	<b>St. Louis Cardinals @ Colorado Rockies</b> Coors Field, Denver, CO Tue Jul 25 2006, 7:05 PM MDT Att: 31,673 - Overcast - 77 F										
12 Clint Barmes, R (1, 6) OBP: 0.277, SLG: 0.378	0-0 SH5-4		0-0 F7			0-1 1B		1-0 P4		4 0 1 0 0 0 3											
27 Garrett Atkins, R (1, 5) OBP: 0.391, SLG: 0.522	1-0 FC5-2		4-2 1B			0-0 G5-3		1-1 G3		3 0 0 0 1 0 2											
5 Matt Holliday, R (1, 7) OBP: 0.369, SLG: 0.552	3-H K		2-2 F9			4-2 17 BB G4-3		2-1 1B		3 0 1 0 1 1 3											
17 Todd Helton, L (1, 3) OBP: 0.401, SLG: 0.461		2-1 P6	1-1 F8			3-2 G4-3		0-0 F8		4 0 0 0 0 0 4											
11 Brad Hawpe, L (1, 9) OBP: 0.388, SLG: 0.531		1-0 1B		0-0 CS 1B		1-2 FC5-4 IBB		2-3 K		3 0 2 0 1 1 1											
8 Yorvit Torrealba, R (1, 2) Jason Smith, L (9, PH) OBP: 0.345, SLG: 0.443		2-3 K		0-0 P4		2-3 K		3-2 FC4-6 1B	3 0 0 0 0 2 4	1 0 1 0 0 0 0											
Choo Freeman, R (1, 8) OBP: 0.328, SLG: 0.372		2-2 1B		3-3 K		0-0 FC5-4		1-2 FC4-6 BB	4 0 1 0 0 1 4												
Jason Jennings, L (1, 1) Chris Carpenter, R (9, PH) Jorge Piedra, L (9, PH) 18 Cory Sullivan, L (9, PR) OBP: 0.209, SLG: 0.195 OBP: 0.250, SLG: 0.417 OBP: 0.316, SLG: 0.415		1-3 1B		2-1 F9		0-0 G6-3		2-0 F7		3 0 0 0 0 0 2		0 0 0 0 1 0 0	0 0 0 0 0 0 0								
<b>Inning Stats</b>	R: 0 E: 0 K: 1 S: 9	H: 1 LOB: 1 BB: 0 P: 13	R: 0 E: 0 K: 1 S: 14	H: 2 LOB: 0 BB: 0 P: 23	R: 0 E: 0 K: 0 S: 11	H: 1 LOB: 2 BB: 1 P: 20	R: 0 E: 0 K: 1 S: 5	H: 1 LOB: 1 BB: 0 P: 8	R: 0 E: 0 K: 0 S: 7	H: 1 LOB: 1 BB: 0 P: 8		R: 0 E: 0 K: 1 S: 13	H: 0 LOB: 2 BB: 2 P: 26	R: 0 E: 0 K: 0 S: 4	H: 0 LOB: 0 BB: 0 P: 7	R: 0 E: 0 K: 1 S: 9	H: 1 LOB: 1 BB: 0 P: 14	R: 0 E: 0 K: 1 S: 14	H: 1 LOB: 2 BB: 1 P: 24	1B: 7 2B: 2 3B: 0 HR: 0	SF: 0 SAC: 1 DP: 1 HBP: 0
<b>PITCHER</b> 29 Chris Carpenter, R (1, 1) 34 Randy Flores, L (8, 1) 44 Jason Istringhausen, R (8, 1) ERA: 2.68 ERA: 5.02 ERA: 3.02	IP: 7.1 WLS: W BF: 31	H: 7 R: 0 ER: 0 SO: 4	BB: 2 IBB: 0 HBP: 0 BLK: 0	WP: 0 HR: 0 S: 67 P: 112	ERA: 0.00 WHIP: 0.000	<b>PITCHER</b>					IP: 1.0 WLS: S BF: 5	H: 1 R: 0 ER: 0 SO: 1	BB: 1 IBB: 0 HBP: 0 BLK: 0	WP: 0 HR: 0 S: 14 P: 24	ERA: 0.00 WHIP: 2.000						

AB	29
R	1
H	4
RBI	1
BB	2
SO	4
LOB	7

AB	33
R	0
H	8
RBI	0
BB	4
SO	6
LOB	25









Batter	1	2	3	4	5	6	7	8	9	10	AB	R	H	RBI	BB	SO	LOB	TOP						
<b>Dave Roberts, L</b> OBP: 0.368, SLG: 0.412	0-1 S 24 1B	2-1 G5-3		1-1 S 1B		1-0 G6-3		0-2 G4-3		2-3 K	6	1	2	0	0	1	2							
<b>Mike Cameron, R</b> OBP: 0.347, SLG: 0.477	3-3 SAFE K		0-3 K	2-3 K		2-3 K		0-2 G6-3			5	0	0	0	0	4	2							
<b>24 Brian Giles, L</b> OBP: 0.382, SLG: 0.385	2-2 2-H 1B		3-1 HR		4-2 HR BB	1-2 G4-3			0-2 G3-1		4	2	2	2	1	0	0							
<b>Mike Piazza, R</b> OBP: 0.358, SLG: 0.546 <b>Rob Bowen, S</b> OBP: 0.411, SLG: 0.424	1-2 K		0-1 K	2-3 G4-6-3 1B		0-2 HR		1-2 3 F8 23 FC3 1B	1-2 G1-3		4	1	3	2	0	1	1							
<b>23 Adrián González, L</b> OBP: 0.343, SLG: 0.519	1-1 F9		3-1 G4-6-3		2-1 FC2-5 3 BB HBP		0-1 FC3	1-2 K	1-3 K		4	0	0	0	0	1	3							
<b>3 Khalil Greene, R</b> OBP: 0.332, SLG: 0.455		0-1 HR 1B		0-2 HR		4-1 FC5-4 FC2-5 BB		0-0 F8		1-1 SH1-4 1B	4	2	3	0	1	0	2							
<b>Geoff Blum, S</b> OBP: 0.292, SLG: 0.352		1-3 K		2-2 F7		0-0 FC2-5 FC5-4		0-3 K		1-1 SH1-4	4	0	0	0	0	2	6							
<b>Josh Barfield, R</b> OBP: 0.342, SLG: 0.437		0-0 HR		1-0 HR		1-0 FC5-4		1-0 P4		1-0 F9	5	2	2	4	0	0	5							
<b>Woody Williams, R</b> OBP: 0.354, SLG: 0.583 <b>43 Cla Meredith, R</b> ERA: 4.97 <b>Alan Embree, L</b> ERA: 3.89 <b>28 Josh Bard, S</b> ERA: 3.06 <b>Jon Adkins, R</b> ERA: 3.06 <b>Trevor Hoffman, R</b> ERA: 2.5		0-2 L4		2-1 F9		2-1 P4		3-1 G6-3		4-0 IBB	3	0	0	0	0	0	2							
<b>Inning Stats</b>	R: 1 E: 0 K: 2 S: 17	H: 2 LOB: 1 BB: 0 P: 23	R: 2 E: 0 K: 1 S: 11	H: 2 LOB: 0 BB: 0 P: 14	R: 1 E: 0 K: 1 S: 9	H: 2 LOB: 0 BB: 0 P: 15	R: 2 E: 0 K: 1 S: 16	H: 3 LOB: 1 BB: 0 P: 24	R: 2 E: 0 K: 1 S: 13	H: 1 LOB: 2 BB: 0 P: 26	R: 0 E: 0 K: 1 S: 7	H: 0 LOB: 0 BB: 0 P: 11	R: 0 E: 0 K: 1 S: 12	H: 1 LOB: 2 BB: 0 P: 16	R: 0 E: 0 K: 0 S: 8	H: 0 LOB: 0 BB: 0 P: 11	R: 0 E: 0 K: 1 S: 10	H: 0 LOB: 0 BB: 0 P: 12	R: 0 E: 0 K: 1 S: 8	H: 1 LOB: 2 BB: 1 P: 17	1B: 7 2B: 1 3B: 0 HR: 4	SF: 0 SAC: 1 DP: 1 HBP: 1	WP: 0 PB: 0 SB: 2 CS: 0	PA: 46
<b>PITCHER</b>	IP WLS BF H R ER SO BB IBB HBP BLK WP HR S P ERA WHIP	4.0 5 20 9 6 6 5 0 0 0 0 0 3 53 76 13.50 2.250	0.1 5 1 2 2 0 2 0 1 0 0 0 1 10 20 54.00 9.000	1.2 5 0 0 0 1 0 0 0 0 0 0 0 10 17 0.00 0.000	2.0 8 1 0 0 1 0 0 0 0 0 0 0 20 27 0.00 0.500	2.0 W 8 1 0 0 2 0 1 0 0 0 0 18 29 0.00 0.500	<b>PITCHER</b>										IP WLS BF H R ER SO BB IBB HBP BLK WP HR S P ERA WHIP	4.0 5 20 9 6 6 5 0 0 0 0 0 3 53 76 13.50 2.250						

San Diego Padres @ Colorado Rockies  
Coors Field, Denver, CO  
Thu Jul 27 2006, 7:05 PM MDT  
Att: 24,260 - Clear - 90 F

AB 41  
R 8  
H 12  
RBI 8  
BB 3  
SO 9  
LOB 23



Batter	1	2	3	4	5	6	7	8	9	10	AB	R	H	RBI	BB	SO	LOB	BOTTOM		
<b>Jamey Carroll, R</b> OBP: 0.388, SLG: 0.431	0-1 G3		1-2 G1-3		1-2 12 1B	0-2 FC6-4 12 S 1B		0-1 F9		1-1 1B	6	1	2	2	0	3				
<b>12 Clint Barnes, R</b> OBP: 0.276, SLG: 0.374	0-2 G3		0-1 F7		0-0 1B	1-1 SAFE 5 BLK 27 1B		1-0 G6-3		2-H 1B	5	0	2	1	0	2				
<b>27 Garrett Atkins, R</b> OBP: 0.352, SLG: 0.523	2-0 F9		1-1 5 1B 17 1B		2-2 F9	1-2 SAFE 5 BLK 1B		1-1 G4-6-3 1B			5	1	3	0	0	2				
<b>5 Matt Holliday, R</b> OBP: 0.368, SLG: 0.548		2-3 K		0-1 17 1B 8 2B	1-3 K	1-0 G1-3		0-0 G4-6-3 1B		1-2 1-2 1B	5	1	1	0	0	2	5			
<b>17 Todd Helton, L</b> OBP: 0.399, SLG: 0.457		2-2 G6-3		3-1 8 2B 11 SF8 1B	1-1 F8		1-1 G3-1		1-1 8 HR 1B	5	2	2	1	0	0	2				
<b>8 Yovani Torrealba, R</b> OBP: 0.308, SLG: 0.465		0-1 1B		2-1 11 SF8 18 FC3-2 2B		2-2 11 1B E HBP		3-2 K		1-H HR	4	2	3	3	0	1	0			
<b>11 Brad Hawpe, L</b> OBP: 0.383, SLG: 0.523		1-2 G3		2-2 SF8		0-1 E8 FC4-6 FC6-4 1B		3-2 G1-6-3		0-1 G4-3	4	1	1	1	0	0	1			
<b>18 Cory Sullivan, L</b> OBP: 0.319, SLG: 0.409			4-2 G1-3 37 SH1-4 BB	3-2 FC3-2		4-2 FC4-6 BB		0-0 B1-3		1-2 G1-3	3	0	0	0	2	0	1			
<b>37 Josh Fogg, R</b> ERA: 3.69 <b>Jason Smith, L</b> ERA: 4.50 <b>43 Cla Meredith, R</b> ERA: 4.97 <b>60 Manny Corpas, R</b> ERA: 1.93 <b>Ryan Streete, L</b> ERA: 3.89 <b>40 Brian Fuentes, L</b> ERA: 4.02		0-1 SH1-4		0-1 G4-3		1-0 FC4-6 FC6-4 1B		0-0 1B		2-2 1B	0	0	0	0	0	0	0			
<b>Inning Stats</b>	R: 0 E: 0 K: 0 S: 7	H: 0 LOB: 0 BB: 0 P: 9	R: 0 E: 0 K: 1 S: 12	H: 1 LOB: 1 BB: 0 P: 17	R: 0 E: 0 K: 0 S: 9	H: 0 LOB: 1 BB: 1 P: 14	R: 3 E: 1 K: 0 S: 18	H: 3 LOB: 2 BB: 0 P: 28	R: 0 E: 0 K: 1 S: 10	H: 0 LOB: 0 BB: 0 P: 17	R: 0 E: 0 K: 0 S: 5	H: 1 LOB: 1 BB: 0 P: 6	R: 2 E: 0 K: 0 S: 8	H: 3 LOB: 0 BB: 0 P: 10	R: 1 E: 0 K: 0 S: 8	H: 2 LOB: 1 BB: 0 P: 12	1B: 12 2B: 3 3B: 0 HR: 1	SF: 1 SAC: 1 DP: 1 HBP: 1	WP: 0 PB: 0 SB: 1 CS: 0	PA: 46
<b>PITCHER</b>	IP WLS BF H R ER SO BB IBB HBP BLK WP HR S P ERA WHIP	5.0 5 26 8 6 6 2 2 0 0 0 0 0 66 100 10.80 2.000	1.2 H 7 2 0 0 1 0 0 0 0 0 0 3 6 0.00 0.000	0.1 H 1 0 0 0 0 0 0 0 0 0 0 5 6 0.00 1.000	1.0 B 5 3 2 2 0 0 0 0 0 0 1 8 10 18.00 3.000	<b>PITCHER</b>										IP WLS BF H R ER SO BB IBB HBP BLK WP HR S P ERA WHIP	5.0 5 26 8 6 6 2 2 0 0 0 0 0 66 100 10.80 2.000			

San Diego Padres @ Colorado Rockies  
Coors Field, Denver, CO  
Thu Jul 27 2006, 7:05 PM MDT  
Att: 24,260 - Clear - 90 F

AB 41  
R 9  
H 16  
RBI 8  
BB 2  
SO 3  
LOB 19





Batter	1	2	3	4	5	6	7	8	9	AB	R	H	RBI	BB	SO	LOB	TOP								
Dave Roberts, L (1, 8) OBP: 0.372, SLG: 0.415										3	1	2	0	1	1	0	<b>San Diego Padres @ Colorado Rockies</b> Coors Field, Denver, CO Fri Jul 28 2006, 7:05 PM MDT Att: 28,790 - Partly Cloudy - 86 F								
8 Termel Stedje, L (1, 7) OBP: 0.297, SLG: 0.300										4	0	0	0	0	2	2									
24 Brian Giles, L (1, 9) OBP: 0.379, SLG: 0.381										4	0	0	0	0	0	2									
28 Josh Bard, S (1, 2) OBP: 0.415, SLG: 0.558										4	0	1	0	0	2	1									
23 Adrián González, L (1, 3) OBP: 0.344, SLG: 0.518										3	0	1	0	1	0	0									
3 Khalil Greene, R (1, 6) OBP: 0.331, SLG: 0.453										4	0	1	0	0	0	1									
Geoff Blum, S (1, 5) Mike Piazza, R (9, PH) OBP: 0.357, SLG: 0.544										2	0	0	0	1	1	2									
Josh Barfield, R (1, 4) OBP: 0.339, SLG: 0.433										3	0	0	0	0	1	0									
52 Clay Hensley, R (1, 1) 26 Doug Brocail, L (7, 1) Rob Bowen, S (8, PH) Scott Linebrink, R (8, 1) OBP: 0.118, SLG: 0.094										2	0	0	0	0	1	0									
										0	0	0	0	0	0	0									
										1	0	0	0	0	0	0									
										0	0	0	0	0	0	0									
<b>Inning Stats</b>	R: 0 E: 0 K: 2 S: 13	H: 1 LOB: 1 BB: 0 P: 19	R: 0 E: 0 K: 0 S: 8	H: 0 LOB: 0 BB: 1 P: 16	R: 0 E: 0 K: 0 S: 6	H: 0 LOB: 1 BB: 1 P: 12	R: 0 E: 0 K: 0 S: 6	H: 1 LOB: 1 BB: 0 P: 12	R: 0 E: 0 K: 3 S: 9	H: 0 LOB: 0 BB: 0 P: 10	R: 0 E: 0 K: 2 S: 11	H: 0 LOB: 0 BB: 0 P: 16	R: 0 E: 0 K: 0 S: 6	H: 2 LOB: 1 BB: 1 P: 12	R: 1 E: 1 K: 0 S: 11	H: 1 LOB: 1 BB: 0 P: 18	R: 0 E: 1 K: 1 S: 8	H: 0 LOB: 1 BB: 0 P: 11	1B: 5 2B: 0 3B: 0 HR: 0	SF: 0 SAC: 0 DP: 1 HBP: 0	WP: 0 PB: 0 SB: 2 CS: 1	PA: 35			
<b>PITCHER</b>	IP	WLS	BF	H	R	ER	SO	BB	IBB	HBP	BLK	WP	HR	S	P	ERA	WHIP								
49 Byung-Hyun Kim, R (1, 1) ERA: 4.87	7.2	W	29	5	1	0	7	3	0	0	0	0	0	68	113	0.00	1.043								
Ray King, L (8, 1) ERA: 4.18	0.1	H	1	0	0	0	0	0	0	0	0	0	0	2	2	0.00	0.000								
40 Brian Fuentes, L (9, 1) ERA: 3.92	1.0	S	4	0	0	0	1	0	0	0	0	0	0	8	11	0.00	0.000								

AB	31
R	1
H	5
RBI	0
BB	3
SO	8
LOB	9



Batter	1	2	3	4	5	6	7	8	9	AB	R	H	RBI	BB	SO	LOB	BOTTOM								
Jamey Carroll, R (1, 4) OBP: 0.389, SLG: 0.428										2	1	0	0	2	0	0	<b>San Diego Padres @ Colorado Rockies</b> Coors Field, Denver, CO Fri Jul 28 2006, 7:05 PM MDT Att: 28,790 - Partly Cloudy - 86 F								
12 Clint Barmes, R (1, 6) OBP: 0.276, SLG: 0.374										3	1	1	0	0	0	0									
27 Garrett Atkins, R (1, 5) OBP: 0.391, SLG: 0.520										4	0	1	1	0	0	3									
5 Matt Holliday, R (1, 7) OBP: 0.370, SLG: 0.555										4	1	2	2	0	1	2									
17 Todd Helton, L (1, 3) OBP: 0.403, SLG: 0.457										2	0	1	0	2	0	0									
8 Yovit Torresblat, R (1, 2) OBP: 0.307, SLG: 0.458										4	0	1	0	0	1	3									
11 Brad Hawpe, L (1, 9) OBP: 0.386, SLG: 0.522											2	0	1	0	2	1									
18 Cory Sullivan, L (1, 8) OBP: 0.321, SLG: 0.408										3	0	1	0	1	0	3									
49 Byung-Hyun Kim, R (1, 1) Ray King, L (8, 1) Jorge Piedra, L (8, PH) 40 Brian Fuentes, L (9, 1) OBP: 0.129, SLG: 0.129										3	0	0	0	0	2	5									
										0	0	0	0	0	0	0									
										1	0	0	0	0	0	3									
										0	0	0	0	0	0	0									
<b>Inning Stats</b>	R: 0 E: 0 K: 1 S: 8	H: 1 LOB: 1 BB: 0 P: 13	R: 0 E: 0 K: 3 S: 14	H: 2 LOB: 2 BB: 0 P: 19	R: 0 E: 1 K: 0 S: 9	H: 0 LOB: 1 BB: 1 P: 16	R: 0 E: 0 K: 1 S: 8	H: 0 LOB: 2 BB: 2 P: 20	R: 2 E: 0 K: 0 S: 12	H: 2 LOB: 1 BB: 2 P: 25	R: 0 E: 0 K: 0 S: 7	H: 0 LOB: 0 BB: 1 P: 12	R: 0 E: 0 K: 0 S: 8	H: 0 LOB: 0 BB: 0 P: 12	R: 1 E: 1 K: 0 S: 13	H: 3 LOB: 2 BB: 1 P: 22	R: 0 E: 0 K: 0 S: 8	H: 0 LOB: 0 BB: 0 P: 12	1B: 7 2B: 0 3B: 0 HR: 1	SF: 0 SAC: 1 DP: 3 HBP: 0	WP: 0 PB: 0 SB: 1 CS: 0	PA: 36			
<b>PITCHER</b>	IP	WLS	BF	H	R	ER	SO	BB	IBB	HBP	BLK	WP	HR	S	P	ERA	WHIP								
52 Clay Hensley, R (1, 1) ERA: 4.46	6.0	L	27	5	2	2	5	6	0	0	0	0	0	58	105	3.00	1.833								
26 Doug Brocail, R (7, 1) ERA: 9.23	1.0		3	0	0	0	0	0	0	0	0	0	0	8	12	0.00	0.000								
Scott Linebrink, R (8, 1) ERA: 3.83	1.0		6	3	1	1	0	0	1	0	0	0	1	13	22	9.00	3.000								

AB	28
R	3
H	8
RBI	3
BB	7
SO	5
LOB	20







Batter	1	2	3	4	5	6	7	8	9	AB	R	H	RBI	BB	SO	LOB	TOP					
<b>Eric Young Sr. R</b> OBP: 0.283, SLG: 0.315 (1, 7)	G5-3		P2				HR		K	4	2	1	1	1	1	1	<b>San Diego Padres @ Colorado Rockies</b> Coors Field, Denver, CO Sat Jul 29 2006, 6:05 PM MDT Att: 43,433 - Partly Cloudy - 93 F					
<b>Mike Cameron R</b> OBP: 0.353, SLG: 0.484 (1, 8)	P3			BB	BB		BB		1B	3	0	2	2	2	0	0						
<b>24 Brian Giles L</b> OBP: 0.374, SLG: 0.376 (1, 9)	G4-3			F8	G4-3		F7		G3	5	0	0	0	0	0	5						
<b>Mike Piazza R</b> OBP: 0.359, SLG: 0.542 <b>Dave Roberts L</b> OBP: 0.372, SLG: 0.415 <b>2B Josh Bard S</b> OBP: 0.415, SLG: 0.558 (1, 2)	G5-3			1B			G5-3		BB	3	0	1	0	1	0	0						
<b>3 Khalil Greene R</b> OBP: 0.335, SLG: 0.465 (1, 6)				2B			HR		G5-4-3	3	1	2	1	1	0	1						
<b>23 Adrián González L</b> OBP: 0.343, SLG: 0.518 (1, 3)	F7			G5-3			K		2B	4	0	1	0	0	1	3						
<b>Mark Bellhorn S</b> OBP: 0.294, SLG: 0.383 (1, 5)	F9						F8		G1-4-3	4	1	0	0	0	0	3						
<b>Josh Barfield R</b> OBP: 0.336, SLG: 0.429 (1, 4)				F7			F8		L8	4	0	0	0	0	0	1						
<b>32 Chris Young R</b> OBP: 0.167, SLG: 0.278 <b>Alan Embree L</b> OBP: 0.240, SLG: 0.410 <b>Rob Bowen S</b> OBP: 0.240, SLG: 0.410 <b>Jon Adkins R</b> OBP: 0.240, SLG: 0.410 <b>43 Cla Meredith R</b> OBP: 0.240, SLG: 0.410 <b>Scott Linebrink R</b> OBP: 0.240, SLG: 0.410 <b>8 Termel Sledge L</b> OBP: 0.240, SLG: 0.410 <b>Trevor Hoffman R</b> OBP: 0.240, SLG: 0.410 (1, 1)	K			K			SH2-4		F9	1	0	0	0	0	0	1						
<b>Inning Stats</b>	R: 0 E: 0 K: 0 S: 6	H: 0 LOB: 0 BB: 0 P: 13	R: 0 E: 0 K: 0 S: 7	H: 0 LOB: 1 BB: 1 P: 14	R: 0 E: 0 K: 1 S: 6	H: 0 LOB: 0 BB: 0 P: 9	R: 0 E: 0 K: 0 S: 14	H: 2 LOB: 2 BB: 1 P: 22	R: 2 E: 1 K: 0 S: 9	H: 1 LOB: 0 BB: 1 P: 19	R: 1 E: 0 K: 1 S: 11	H: 1 LOB: 0 BB: 0 P: 15	R: 1 E: 0 K: 0 S: 10	H: 1 LOB: 1 BB: 1 P: 17	R: 0 E: 0 K: 0 S: 8	H: 1 LOB: 2 BB: 1 P: 18		R: 0 E: 0 K: 1 S: 11	H: 2 LOB: 0 BB: 0 P: 17	1B: 3 2B: 2 3B: 1 HR: 2	SF: 0 SAC: 1 DP: 1 HBP: 0	WP: 0 PB: 1 SB: 1 CS: 1
<b>PITCHER</b>	IP	WLS	BF	H	R	ER	SO	BB	IBB	HBP	BLK	WP	HR	S	P	ERA	WHIP					
<b>26 Jeff Francis L</b> ERA: 3.63 (1, 1)	7.0	L	30	5	4	2	2	4	0	0	0	0	2	63	109	2.57	1.286					
<b>60 Manny Corpas R</b> ERA: 1.59 (8, 1)	1.0		4	1	0	0	0	1	0	0	0	0	0	8	18	0.00	2.000					
<b>Jose Mesa R</b> ERA: 3.45 (9, 1)	1.0		5	2	0	0	1	0	0	0	0	0	0	11	17	0.00	2.000					

Batter	1	2	3	4	5	6	7	8	9	AB	R	H	RBI	BB	SO	LOB	BOTTOM				
<b>Jamey Carroll R</b> OBP: 0.392, SLG: 0.429 (1, 4)	F9		1B		BB		G6-3		1B	4	0	2	1	1	0	1	<b>San Diego Padres @ Colorado Rockies</b> Coors Field, Denver, CO Sat Jul 29 2006, 6:05 PM MDT Att: 43,433 - Partly Cloudy - 93 F				
<b>12 Clint Barmes R</b> OBP: 0.275, SLG: 0.371 (1, 6)	P6		F8		BB		K		P4	5	0	1	0	0	1	3					
<b>27 Garrett Atkins R</b> OBP: 0.390, SLG: 0.517 (1, 5)	1B		L7		1B		F9			4	0	1	0	0	0	4					
<b>5 Matt Holliday R</b> OBP: 0.373, SLG: 0.559 (1, 7)	1B			2B			G4-3			3	1	2	0	1	0	0					
<b>17 Todd Helton L</b> OBP: 0.402, SLG: 0.458 (1, 3)	F7			F9			F7		2B	4	0	1	0	0	0	4					
<b>8 Yovani Torresaltes R</b> OBP: 0.305, SLG: 0.451 (1, 2)			1B				E3		G6-3	4	0	1	0	0	1	3					
<b>11 Brad Hawpe L</b> OBP: 0.385, SLG: 0.519 (1, 9)	F7			1B			G3-2		K	4	0	1	1	0	1	4					
<b>Choo Freeman R</b> OBP: 0.331, SLG: 0.381 <b>18 Cory Sullivan L</b> OBP: 0.320, SLG: 0.407 (1, 8)	L1-3			F9			1B		L4	3	1	1	0	0	0	2					
<b>26 Jeff Francis L</b> ERA: 3.57 <b>Jason Smith L</b> ERA: 3.79 <b>60 Manny Corpas R</b> ERA: 3.31 <b>Jose Mesa R</b> ERA: 3.31 <b>Jorge Piedra L</b> ERA: 3.78 (1, 1)	G5-3			G3-1			G6-3		L8	2	0	0	0	0	0	0					
<b>Inning Stats</b>	R: 0 E: 0 K: 0 S: 14	H: 2 LOB: 2 BB: 0 P: 22	R: 0 E: 0 K: 0 S: 4	H: 1 LOB: 0 BB: 0 P: 5	R: 0 E: 0 K: 0 S: 14	H: 1 LOB: 1 BB: 0 P: 20	R: 1 E: 0 K: 1 S: 14	H: 2 LOB: 1 BB: 0 P: 23	R: 0 E: 1 K: 0 S: 6	H: 0 LOB: 1 BB: 1 P: 11	R: 1 E: 0 K: 1 S: 10	H: 2 LOB: 1 BB: 0 P: 13	R: 0 E: 0 K: 1 S: 12	H: 1 LOB: 1 BB: 0 P: 16	R: 0 E: 0 K: 0 S: 10	H: 1 LOB: 1 BB: 0 P: 14		1B: 9 2B: 5 3B: 0 HR: 0	SF: 0 SAC: 0 DP: 3 HBP: 0	WP: 0 PB: 0 SB: 1 CS: 0	PA: 38
<b>PITCHER</b>	IP	WLS	BF	H	R	ER	SO	BB	IBB	HBP	BLK	WP	HR	S	P	ERA	WHIP				
<b>32 Chris Young R</b> ERA: 3.57 (1, 1)	5.0	W	22	7	1	1	1	2	0	0	0	0	0	6	7	0.00	0.000				
<b>Alan Embree L</b> ERA: 3.79 (6, 1)	1.0	H	3	0	0	0	0	0	0	0	0	0	0	6	7	0.00	0.000				
<b>Jon Adkins R</b> ERA: 3.31 (7, 1)	0.0		2	2	1	1	0	0	0	0	0	0	0	4	6	∞	∞				
<b>43 Cla Meredith R</b> ERA: 1.76 <b>Scott Linebrink R</b> ERA: 3.78 (7, 1)	1.1	H	4	0	0	0	1	0	0	0	0	0	0	7	9	0.00	0.000				
<b>Scott Linebrink R</b> ERA: 3.78 (8, 1)	0.2	H	3	1	0	0	1	0	0	0	0	0	0	11	14	0.00	1.500				

**AB 33**  
**R 4**  
**H 8**  
**RBI 4**  
**BB 5**  
**SO 3**  
**LOB 14**



**AB 36**  
**R 2**  
**H 11**  
**RBI 2**  
**BB 2**  
**SO 3**  
**LOB 21**





Batter	1	2	3	4	5	6	7	8	9	AB	R	H	RBI	BB	SO	LOB	TOP			
Dave Roberts, L (1,7) OBP: 0.371, SLG: 0.414	F8	SF8		G4-6-3			1B			3	0	1	1	0	0	2	<b>San Diego Padres @ Colorado Rockies</b> Coors Field, Denver, CO Sun Jul 30 2006, 1:05 PM MDT Att: 25,790 - Sunny - 94 F			
Mike Cameron, R (1,8) OBP: 0.345, SLG: 0.479	G6-3	F8			P4		K			4	0	0	0	0	1	3				
23 Adrián González, L (1,3) OBP: 0.345, SLG: 0.520	FC5		F8		G4-3			2B		4	0	2	0	0	0	0				
28 Josh Bard, S (1,2) OBP: 0.417, SLG: 0.551	FC5				F7			2B		2	0	0	0	2	1	1				
3 Khalil Greene, R (1,6) OBP: 0.332, SLG: 0.460	FC5			K			F9	K		4	0	0	0	0	2	4				
8 Termel Stedje, L (1,9) OBP: 0.300, SLG: 0.333		1B	G2-3				G1-6-3	G4-3		4	1	2	0	0	0	2				
Mark Bellhorn, S (1,5) OBP: 0.298, SLG: 0.382		1B					G1-6-3			3	0	1	0	1	0	1				
Josh Barfield, R (1,4) OBP: 0.335, SLG: 0.427				E6			G5-3	G3		4	0	1	0	0	0	1				
39 Mike Thompson, R (1,1) OBP: 0.235, SLG: 0.188										2	0	0	0	0	2	5				
Rob Bowen, S (7,PH) OBP: 0.395, SLG: 0.403										1	0	0	0	0	1	0				
26 Doug Brocail, L (7,1) Alan Embree, L (8,1) Eric Young Sr., R (9,PH) OBP: 0.331, SLG: 0.313										0	0	0	0	0	0	0				
<b>Inning Stats</b>	R: 0 E: 0 K: 0 S: 8	H: 1 LOB: 2 BB: 1 P: 15	R: 1 E: 0 K: 1 S: 12	H: 2 LOB: 2 BB: 1 P: 20	R: 0 E: 0 K: 1 S: 8	H: 0 LOB: 1 BB: 1 P: 15	R: 0 E: 1 K: 1 S: 11	H: 1 LOB: 1 BB: 0 P: 15	R: 0 E: 0 K: 0 S: 7	H: 0 LOB: 0 BB: 0 P: 11	R: 0 E: 0 K: 2 S: 12	H: 1 LOB: 1 BB: 0 P: 18	R: 0 E: 0 K: 2 S: 15	H: 1 LOB: 1 BB: 0 P: 23	R: 0 E: 0 K: 0 S: 7	H: 0 LOB: 0 BB: 0 P: 13	1B: 6 2B: 1 3B: 0 HR: 0	SF: 1 SAC: 0 DP: 2 HBP: 0	WP: 0 PB: 0 SB: 0 CS: 0	PA: 36
<b>PITCHER</b>	IP WLS BF H R ER SO BB IBB HBP BLK WP HR S P ERA WHIP																			
Jason Jennings, R (1,1) ERA: 3.58	7.0 W 29 6 1 1 5 3 0 0 0 0 0 0 64 105 1.29 1.286																			
Ray King, L (8,1) ERA: 4.13	0.1 H 2 1 0 0 1 0 0 0 0 0 0 0 7 11 0.00 3.000																			
Jose Mesa, R (8,1) ERA: 3.4	0.2 H 2 0 0 0 1 0 0 0 0 0 0 0 8 12 0.00 0.000																			
40 Brian Fuentes, L (9,1) ERA: 3.83	1.0 S 3 0 0 0 0 0 0 0 0 0 0 0 7 13 0.00 0.000																			

Batter	1	2	3	4	5	6	7	8	9	AB	R	H	RBI	BB	SO	LOB	BOTTOM			
Jamey Carroll, R (1,4) OBP: 0.393, SLG: 0.428	SH3		1B		K		K			3	1	1	0	1	2	1	<b>San Diego Padres @ Colorado Rockies</b> Coors Field, Denver, CO Sun Jul 30 2006, 1:05 PM MDT Att: 25,790 - Sunny - 94 F			
12 Clint Barmes, R (1,6) OBP: 0.273, SLG: 0.368	SH3		P6		F8		P3			3	0	0	0	0	2					
27 Garrett Atkins, R (1,5) OBP: 0.389, SLG: 0.515	SH3		F8		F9			K		4	1	1	1	0	1	1				
5 Matt Holliday, R (1,7) OBP: 0.372, SLG: 0.563	F8			HR		G4-3		G6-3		4	1	1	1	0	0	1				
17 Todd Helton, L (1,3) OBP: 0.405, SLG: 0.461			F8			F9				4	0	3	1	0	0	0				
11 Brad Hawpe, L (1,9) OBP: 0.386, SLG: 0.516		G3-1								2	0	0	0	2	1	1				
JD Closser, S (1,2) OBP: 0.281, SLG: 0.329				L6		G4-3				3	0	1	0	0	3					
18 Cory Sullivan, L (1,8) OBP: 0.321, SLG: 0.404		L4			FC5-4			SH1		2	0	0	0	1	3					
Jason Jennings, L (1,1) OBP: 0.200, SLG: 0.186					G6-3					2	0	0	0	0	2					
Choo Freeman, R (7,PH) OBP: 0.331, SLG: 0.381					G3-1					0	0	0	0	0	0	0				
Ray King, L (8,1) Jose Mesa, R (8,1) 40 Brian Fuentes, L (9,1) ERA: 3.75										0	0	0	0	0	0	0				
<b>Inning Stats</b>	R: 2 E: 0 K: 0 S: 9	H: 2 LOB: 1 BB: 1 P: 17	R: 0 E: 0 K: 0 S: 4	H: 1 LOB: 0 BB: 0 P: 7	R: 0 E: 0 K: 0 S: 8	H: 1 LOB: 1 BB: 0 P: 9	R: 1 E: 0 K: 0 S: 15	H: 2 LOB: 2 BB: 1 P: 25	R: 0 E: 0 K: 1 S: 6	H: 0 LOB: 0 BB: 0 P: 10	R: 0 E: 0 K: 0 S: 7	H: 0 LOB: 1 BB: 1 P: 14	R: 0 E: 0 K: 1 S: 10	H: 0 LOB: 1 BB: 1 P: 15	R: 0 E: 0 K: 2 S: 10	H: 1 LOB: 1 BB: 0 P: 12	1B: 6 2B: 0 3B: 0 HR: 1	SF: 0 SAC: 2 DP: 0 HBP: 0	WP: 0 PB: 0 SB: 2 CS: 0	PA: 33
<b>PITCHER</b>	IP WLS BF H R ER SO BB IBB HBP BLK WP HR S P ERA WHIP																			
39 Mike Thompson, R (1,1) ERA: 4.34	6.0 L 25 6 3 3 1 3 0 0 0 0 0 0 49 82 4.50 1.500																			
26 Doug Brocail, R (7,1) ERA: 5.23	1.2 7 1 0 0 2 1 0 0 0 0 0 0 17 23 0.00 1.200																			
Alan Embree, L (8,1) ERA: 3.75	0.1 1 0 0 0 1 0 0 0 0 0 0 0 3 4 0.00 0.000																			





Batter	1	2	3	4	5	6	7	8	9	AB	R	H	RBI	BB	SO	LOB	TOP																							
Brady Clark, R (1, 8) OBP: 0.389, SLG: 0.353	G4-3		G6-3				FC6-4 BB			3	0	1	0	1	0	0	<b>Milwaukee Brewers @ Colorado Rockies</b> Coors Field, Denver, CO Mon Jul 31 2006, 7:05 PM MDT Att: 23,189 - Partly Cloudy - 84 F																							
9 Tony Graffanino, R (1, 4) OBP: 0.341, SLG: 0.400	K		E6 28 E				FC6-4 BB			3	0	0	0	1	1																									
28 Prince Fielder, L (1, 3) OBP: 0.348, SLG: 0.503	G6-3		P6					G1-3		3	0	0	1	0	0																									
Kevin Mench, R (1, 7) OBP: 0.338, SLG: 0.464		K	G3					G1-3		4	0	0	0	0	1																									
Geoff Jenkins, L (1, 9) OBP: 0.329, SLG: 0.390	G4-3			F7				F7		4	0	0	0	0	0																									
David Bell, R (1, 5) OBP: 0.342, SLG: 0.394		1B 2 BB		G6-3			L7			4	1	1	0	0	0																									
2 Bill Hall, R (1, 6) OBP: 0.324, SLG: 0.570		1B 1B BB		F9			K			3	0	0	0	1	2																									
Damian Miller, R (1, 2) OBP: 0.323, SLG: 0.421							G4-3			4	1	2	1	0	0																									
39 Chris Capuano, L (1, 1) OBP: 0.170, SLG: 0.156	K						SH2-4 1B 28 SF7	G4-3		2	0	0	0	0	1	2																								
<b>Inning Stats</b>	R: 0 E: 0 K: 1 S: 7	H: 0 LOB: 0 BB: 0 P: 12	R: 1 E: 0 K: 2 S: 12	H: 2 LOB: 2 BB: 1 P: 21	R: 0 E: 2 K: 0 S: 9	H: 0 LOB: 1 BB: 0 P: 15	R: 0 E: 0 K: 0 S: 5	H: 0 LOB: 0 BB: 0 P: 6	R: 1 E: 0 K: 0 S: 10	H: 2 LOB: 2 BB: 1 P: 18	R: 0 E: 0 K: 1 S: 7	H: 0 LOB: 0 BB: 0 P: 11	R: 0 E: 0 K: 0 S: 7	H: 0 LOB: 1 BB: 1 P: 13	R: 0 E: 0 K: 0 S: 5	H: 0 LOB: 0 BB: 0 P: 8	R: 0 E: 0 K: 1 S: 6	H: 0 LOB: 0 BB: 0 P: 7	1B: 4 2B: 0 3B: 0 HR: 0	SF: 1 SAC: 1 DP: 0 HBP: 0	WP: 0 PB: 0 CS: 0	PA: 35																		
<b>PITCHER</b>	IP	WLS	BF	H	R	ER	SO	BB	IBB	HBP	BLK	WP	HR	S	P	ERA	WHIP	<b>PITCHER</b>				IP	WLS	BF	H	R	ER	SO	BB	IBB	HBP	BLK	WP	HR	S	P	ERA	WHIP		
28 Aaron Cook, R (1, 1) ERA: 3.79	8.0	W	32	4	2	2	4	3	0	0	0	0	0	62	104	2.25	0.875					8.0	L	31	7	4	4	4	1	0	0	0	0	0	0	0	0	0	0	
40 Brian Fuentes, L (9, 1) ERA: 3.74	1.0	S	3	0	0	0	1	0	0	0	0	0	0	6	7	0.00	0.000					1.0	S	3	0	0	0	1	0	0	0	0	0	0	0	0	0	0	0	0

AB	30
R	2
H	4
RBI	2
BB	3
SO	5
LOB	7



Batter	1	2	3	4	5	6	7	8	9	AB	R	H	RBI	BB	SO	LOB	BOTTOM																						
Jamey Carroll, R (1, 4) OBP: 0.392, SLG: 0.429	5 1B		F9					G1-3		4	1	1	0	0	0	0	<b>Milwaukee Brewers @ Colorado Rockies</b> Coors Field, Denver, CO Mon Jul 31 2006, 7:05 PM MDT Att: 23,189 - Partly Cloudy - 84 F																						
12 Clint Barmes, R (1, 6) OBP: 0.276, SLG: 0.376	5 1B		F7				2B			3	1	2	0	1	0																								
27 Garrett Atkins, R (1, 5) OBP: 0.387, SLG: 0.520	F8		HR				G6-3			4	1	1	1	0	0																								
5 Matt Holliday, R (1, 7) OBP: 0.373, SLG: 0.570	17 1B		HR				K			4	1	2	2	0	1																								
17 Todd Helton, L (1, 3) OBP: 0.405, SLG: 0.460	8 G5-4-3		G4-3				G3-1			3	0	1	1	0	0																								
8 Yorvit Torrealba, R (1, 2) OBP: 0.299, SLG: 0.440	G5-4-3						G5-3			3	0	0	0	0	2																								
Luis Gonzalez, R (1, 9) OBP: 0.256, SLG: 0.371			G5-3							3	0	0	0	0	0																								
11 Brad Hawpe, L (8, 9) OBP: 0.386, SLG: 0.516							P6			0	0	0	0	0	0																								
Choo Freeman, R (1, 8) OBP: 0.324, SLG: 0.372			F8				G5-3			3	0	0	0	0	1																								
28 Aaron Cook, R (1, 1) OBP: 0.095, SLG: 0.073										3	0	0	0	0	2																								
40 Brian Fuentes, L (9, 1) ERA: 3.78			K					G4-3		0	0	0	0	0	0																								
<b>Inning Stats</b>	R: 2 E: 0 K: 0 S: 10	H: 3 LOB: 1 BB: 1 P: 19	R: 0 E: 0 K: 1 S: 6	H: 0 LOB: 0 BB: 0 P: 9	R: 2 E: 0 K: 0 S: 7	H: 2 LOB: 0 BB: 0 P: 11	R: 0 E: 0 K: 1 S: 6	H: 0 LOB: 0 BB: 0 P: 8	R: 0 E: 0 K: 1 S: 10	H: 1 LOB: 1 BB: 0 P: 14	R: 0 E: 0 K: 1 S: 7	H: 0 LOB: 0 BB: 0 P: 9	R: 0 E: 0 K: 0 S: 9	H: 0 LOB: 0 BB: 0 P: 14	R: 0 E: 0 K: 0 S: 7	H: 1 LOB: 1 BB: 0 P: 9	1B: 2 2B: 3 3B: 0 HR: 2	SF: 0 SAC: 0 DP: 1 HBP: 0	WP: 0 PB: 0 CS: 0	PA: 31																			
<b>PITCHER</b>	IP	WLS	BF	H	R	ER	SO	BB	IBB	HBP	BLK	WP	HR	S	P	ERA	WHIP	<b>PITCHER</b>				IP	WLS	BF	H	R	ER	SO	BB	IBB	HBP	BLK	WP	HR	S	P	ERA	WHIP	
39 Chris Capuano, L (1, 1) ERA: 3.78	8.0	L	31	7	4	4	4	1	0	0	0	0	0	62	93	4.50	1.000					8.0	L	31	7	4	4	4	1	0	0	0	0	0	0	0	0	0	
40 Brian Fuentes, L (9, 1) ERA: 3.74	1.0	S	3	0	0	0	1	0	0	0	0	0	0	6	7	0.00	0.000					1.0	S	3	0	0	0	1	0	0	0	0	0	0	0	0	0	0	0

AB	30
R	4
H	7
RBI	4
BB	1
SO	4
LOB	7





Batter	1	2	3	4	5	6	7	8	9	AB	R	H	RBI	BB	SO	LOB	TOP										
Brady Clark, R OBP: 0.387, SLG: 0.349 (1, 8)	L5		F9		K					3	0	0	0	1	1	1	<b>Milwaukee Brewers @ Colorado Rockies</b> Coors Field, Denver, CO Tue Aug 01 2006, 7:05 PM MDT Att: 22,082 - Partly Cloudy - 72 F										
9 Tony Graffanino, R OBP: 0.339, SLG: 0.398 (1, 4)	1B		P6			G6-3	F7			4	0	1	0	0	0	3											
28 Prince Fielder, L OBP: 0.347, SLG: 0.500 (1, 3)	K		F9			G4-3		G6-4-3	1B	4	0	1	0	0	1	1											
Kevin Mench, R OBP: 0.334, SLG: 0.458 (1, 7)	K			K		G5-3		G6-4-3	1B	4	0	0	0	0	2	2											
Geoff Jenkins, L OBP: 0.330, SLG: 0.394 Francisco Cordero, R (8, 1)		G6-4-3		G6-3			G6-3	K		4	1	2	0	0	1	0											
David Bell, R OBP: 0.341, SLG: 0.392 (1, 5)		G6-4-3		P3			G6-3		1B	4	0	1	0	0	0	2											
2 Bill Hall, R OBP: 0.328, SLG: 0.573 (1, 6)									1B	3	0	2	0	1	1	1											
Damian Miller, R OBP: 0.325, SLG: 0.420 (1, 2)										3	0	1	1	1	2	1											
31 Dave Bush, R OBP: 0.171, SLG: 0.244 18 Gabe Gross, L OBP: 0.374, SLG: 0.483 Brian Shouse, L (7, 1) Matt Wise, R (7, 1)										1	0	0	0	0	1	2											
22 Tony Gwynn Jr., L OBP: 0.444, SLG: 0.556 (8, 8)										1	0	1	0	0	0	0											
<b>Inning Stats</b>	R: 0 E: 1 K: 2 S: 12	H: 1 LOB: 1 BB: 0 P: 17	R: 0 E: 0 K: 1 S: 9	H: 2 LOB: 2 BB: 1 P: 16	R: 0 E: 0 K: 0 S: 6	H: 0 LOB: 0 BB: 0 P: 9	R: 0 E: 0 K: 1 S: 7	H: 0 LOB: 0 BB: 0 P: 11	R: 0 E: 0 K: 0 S: 5	H: 1 LOB: 1 BB: 0 P: 14	R: 0 E: 0 K: 0 S: 5	H: 0 LOB: 0 BB: 0 P: 6	R: 1 E: 0 K: 0 S: 17	H: 3 LOB: 3 BB: 2 P: 34	R: 0 E: 0 K: 1 S: 5	H: 1 LOB: 0 BB: 0 P: 6	R: 0 E: 0 K: 2 S: 8	H: 1 LOB: 0 BB: 0 P: 12	1B: 7 2B: 2 3B: 0 HR: 0	SF: 0 SAC: 1 DP: 2 HBP: 0	WP: 0 PB: 0 SB: 1 CS: 2	PA: 35					
<b>PITCHER</b>	IP	WLS	BF	H	R	ER	SO	BB	IBB	HBP	BLK	WP	HR	S	P	ERA	WHIP										
37 Josh Fogg, R ERA: 4.39 (1, 1)	6.2	L	27	7	1	1	6	0	2	0	0	0	0	63	99	1.35	1.050										
61 Ramon E Ramirez, R ERA: 2.91 (7, 1)	0.1		2	0	0	0	0	1	0	0	0	0	0	3	8	0.00	3.000										
39 Tom Martin, L ERA: 4.85 (8, 1)	1.0		3	1	0	0	1	0	0	0	0	0	0	5	6	0.00	1.000										
60 Manny Corpas, R ERA: 1.35 (9, 1)	1.0		3	1	0	0	2	0	0	0	0	0	0	8	12	0.00	1.000										

Batter	1	2	3	4	5	6	7	8	9	AB	R	H	RBI	BB	SO	LOB	BOTTOM										
18 Cory Sullivan, L OBP: 0.319, SLG: 0.401 (1, 8)	1B	L4			F8			B4-3	K	5	0	1	0	0	1	6	<b>Milwaukee Brewers @ Colorado Rockies</b> Coors Field, Denver, CO Tue Aug 01 2006, 7:05 PM MDT Att: 22,082 - Partly Cloudy - 72 F										
12 Clint Barmes, R OBP: 0.275, SLG: 0.372 (1, 6)	F9		G4-3		P4			G5-3		4	0	0	0	0	0	2											
27 Garrett Atkins, R OBP: 0.391, SLG: 0.522 Jamey Carroll, R OBP: 0.392, SLG: 0.429 (6, PR) (9, 4)	1B				G6-3				1B	4	0	3	0	0	0	1											
5 Matt Holliday, R OBP: 0.372, SLG: 0.566 (1, 7)	HBP				K					3	0	0	0	0	1	2											
17 Todd Helton, L OBP: 0.403, SLG: 0.464 (1, 3)	G3-1		F9							4	0	1	0	0	0	3											
8 Yovani Torresaltes, R OBP: 0.297, SLG: 0.430 (1, 2)		HBP		P2				G6-3		3	0	0	0	0	1	1											
11 Brad Hawpe, L OBP: 0.387, SLG: 0.515 (1, 9)	1B			G1-4-3						3	0	1	0	1	1	0											
Jason Smith, L OBP: 0.341, SLG: 0.434 Luis Gonzalez, R OBP: 0.252, SLG: 0.365 (7, PH) (8, 4) (9, 5)	K				F7					2	0	0	0	0	1	2											
37 Josh Fogg, R ERA: 4.39 (1, 1)										1	0	1	0	0	0	0											
61 Ramon E Ramirez, R ERA: 2.91 (7, 1)										0	0	0	0	0	0	0											
Jorge Pineda, R ERA: 2.63 (7, PH)										1	0	0	0	0	1	0											
39 Tom Martin, L ERA: 4.85 (8, 1)										0	0	0	0	0	0	0											
60 Manny Corpas, R ERA: 1.35 (9, 1)										0	0	0	0	0	0	0											
Choo Freeman, R OBP: 0.328, SLG: 0.372 (8, PH)										0	0	0	0	1	0	0											
<b>Inning Stats</b>	R: 0 E: 0 K: 0 S: 12	H: 2 LOB: 2 BB: 0 P: 18	R: 0 E: 1 K: 1 S: 8	H: 1 LOB: 0 BB: 0 P: 14	R: 0 E: 0 K: 1 S: 15	H: 1 LOB: 1 BB: 0 P: 20	R: 0 E: 0 K: 0 S: 5	H: 0 LOB: 0 BB: 0 P: 9	R: 0 E: 0 K: 0 S: 6	H: 1 LOB: 1 BB: 0 P: 11	R: 0 E: 0 K: 0 S: 5	H: 0 LOB: 0 BB: 0 P: 5	R: 0 E: 0 K: 2 S: 10	H: 0 LOB: 0 BB: 0 P: 14	R: 0 E: 0 K: 0 S: 8	H: 1 LOB: 1 BB: 0 P: 12	R: 0 E: 0 K: 3 S: 16	H: 1 LOB: 3 BB: 2 P: 28	1B: 6 2B: 0 3B: 1 HR: 0	SF: 0 SAC: 1 DP: 0 HBP: 2	WP: 0 PB: 0 SB: 0 CS: 1	PA: 37					
<b>PITCHER</b>	IP	WLS	BF	H	R	ER	SO	BB	IBB	HBP	BLK	WP	HR	S	P	ERA	WHIP										
31 Dave Bush, R ERA: 4.74 (1, 1)	6.0	W	24	5	0	0	2	0	0	2	0	0	0	51	77	0.00	0.833										
Brian Shouse, L ERA: 2.63 (7, 1)	0.1	H	1	0	0	0	1	0	0	0	0	0	0	6	9	0.00	0.000										
Matt Wise, R ERA: 4.35 (7, 1)	1.1	H	5	1	0	0	1	0	0	0	0	0	0	10	15	0.00	0.750										
Francisco Cordero, R ERA: 4.47 (8, 1)	1.1	S	7	1	0	0	3	2	0	0	0	0	0	18	30	0.00	2.250										

AB	31
R	1
H	9
RBI	1
BB	3
SO	9
LOB	13

AB	32
R	0
H	7
RBI	0
BB	2
SO	7
LOB	19





Batter	1	2	3	4	5	6	7	8	9	AB	R	H	RBI	BB	SO	LOB	TOP								
22 Tony Gwynn Jr., L (1, 8) OBP: 0.482, SLG: 0.538	G4-3		FC6-5		CS	G4-6-3		1B		4	0	2	1	0	0	1	<b>Milwaukee Brewers @ Colorado Rockies</b> Coors Field, Denver, CO Wed Aug 02 2006, 7:05 PM MDT Att: 24,034 - Partly Cloudy - 68 F								
Jeff Cirillo, R (1, 5) OBP: 0.378, SLG: 0.420	G5-3		P5			F7		L4		4	0	0	0	0	0	3									
28 Prince Fielder, L (1, 3) OBP: 0.346, SLG: 0.505	K				L3	G4-6-3			HR	4	1	1	1	0	1	1									
18 Gabe Gross, L (1, 7) OBP: 0.373, SLG: 0.487		L8			G4-3		F7			3	0	1	0	0	0	0									
Brady Clark, R (9, PH) OBP: 0.357, SLG: 0.385					G4-3			BB		0	0	0	0	1	0	0									
Geoff Jenkins, L (1, 9)	G4-3				G4-3			K		3	0	0	0	0	1	1									
1 Corey Hart, R (9, PH)								K		1	0	0	0	0	1	1									
9 Tony Graffanino, R (1, 4) OBP: 0.339, SLG: 0.401					F7					3	0	1	0	0	0	1									
Derrick Turnbow, R (8, 1)							G3			0	0	0	0	0	0	0									
Kevin Mench, R (9, PH) OBP: 0.333, SLG: 0.457		2B						F7		1	0	0	0	0	0	1									
2 Bill Hall, R (1, 6) OBP: 0.327, SLG: 0.570	G4-3							F8		4	0	1	0	0	1	2									
Damian Miller, R (1, 2) OBP: 0.329, SLG: 0.427									K	3	1	2	0	0	1	1									
Tomo Ohka, S (1, 1) OBP: 0.100, SLG: 0.150									22 BLK																
Rick Helling, R (7, 1)									22 1B																
David Bell, R (7, 5) OBP: 0.340, SLG: 0.391									K	1	0	0	0	0	1	1									
										0	0	0	0	0	0	0									
										1	0	0	0	0	1	1									
<b>Inning Stats</b>	R: 0 E: 0 K: 1 S: 9	H: 0 LOB: 0 BB: 0 P: 11	R: 0 E: 0 K: 0 S: 13	H: 1 LOB: 1 BB: 0 P: 19	R: 0 E: 0 K: 0 S: 8	H: 1 LOB: 1 BB: 0 P: 13	R: 0 E: 0 K: 0 S: 9	H: 1 LOB: 1 BB: 0 P: 13	R: 0 E: 0 K: 2 S: 13	H: 1 LOB: 0 BB: 0 P: 16	R: 0 E: 0 K: 0 S: 7	H: 1 LOB: 0 BB: 0 P: 7	R: 0 E: 0 K: 1 S: 8	H: 0 LOB: 0 BB: 0 P: 12	R: 1 E: 0 K: 1 S: 11	H: 2 LOB: 1 BB: 0 P: 15	R: 1 E: 0 K: 2 S: 17	H: 1 LOB: 1 BB: 1 P: 25	1B: 4 2B: 3 3B: 0 HR: 1	SF: 0 SAC: 1 DP: 1 HBP: 0	WP: 0 PB: 0 SB: 1 CS: 1	PA: 35			
<b>PITCHER</b>	IP	WLS	BF	H	R	ER	SO	BB	IBB	HBP	BLK	WP	HR	S	P	ERA	WHIP								
49 Byung-Hyun Kim, R (1, 1) ERA: 4.57	8.0	W	29	7	1	1	5	0	0	0	1	0	0	78	106	1.12	0.875								
Jeremy Affeldt, L (9, 1) ERA: 5.96	1.0		5	1	1	1	2	1	0	0	0	0	1	17	25	9.00	2.000								

Batter	1	2	3	4	5	6	7	8	9	AB	R	H	RBI	BB	SO	LOB	BOTTOM								
Jamey Carroll, R (1, 4) OBP: 0.393, SLG: 0.430	SH5-3	F9-3					G6-3			4	1	2	0	0	0	2	<b>Milwaukee Brewers @ Colorado Rockies</b> Coors Field, Denver, CO Wed Aug 02 2006, 7:05 PM MDT Att: 24,034 - Partly Cloudy - 68 F								
12 Clint Barmes, R (1, 6) OBP: 0.276, SLG: 0.372	SH5-3		G5-3				K			3	1	1	1	0	1	1									
17 Todd Helton, L (1, 3) OBP: 0.404, SLG: 0.476	1B		F8				F7			4	2	2	3	0	0	0									
5 Matt Holliday, R (1, 7) OBP: 0.376, SLG: 0.567	2B									3	2	2	0	0	0	0									
Jeremy Affeldt, L (9, 1)	HBP		P3							0	0	0	0	0	0	0									
11 Brad Hawpe, L (1, 9) OBP: 0.388, SLG: 0.517	1B									4	1	2	2	0	1	1									
Luis Gonzalez, R (1, 5) OBP: 0.299, SLG: 0.364	1B									3	0	1	1	1	1	0									
Choo Freeman, R (1, 8) OBP: 0.319, SLG: 0.361	1B									4	0	0	1	0	0	2									
Danny Ardoin, R (1, 2) OBP: 0.257, SLG: 0.268	CS									3	1	1	0	1	0	0									
49 Byung-Hyun Kim, R (1, 1) OBP: 0.152, SLG: 0.152										2	0	1	0	0	0	0									
Jorge Piedra, L (8, PH) OBP: 0.248, SLG: 0.396										1	0	0	0	0	1	1									
<b>Inning Stats</b>	R: 4 E: 0 K: 0 S: 10	H: 4 LOB: 0 BB: 0 P: 14	R: 0 E: 0 K: 0 S: 8	H: 1 LOB: 0 BB: 0 P: 12	R: 0 E: 0 K: 1 S: 7	H: 0 LOB: 0 BB: 0 P: 8	R: 0 E: 0 K: 1 S: 10	H: 1 LOB: 1 BB: 0 P: 16	R: 1 E: 0 K: 0 S: 9	H: 2 LOB: 1 BB: 1 P: 18	R: 3 E: 0 K: 0 S: 13	H: 3 LOB: 1 BB: 1 P: 21	R: 0 E: 0 K: 2 S: 12	H: 1 LOB: 1 BB: 0 P: 18	1B: 9 2B: 3 3B: 0 HR: 1	SF: 0 SAC: 2 DP: 1 HBP: 1	WP: 0 PB: 0 SB: 0 CS: 1	PA: 37							
<b>PITCHER</b>	IP	WLS	BF	H	R	ER	SO	BB	IBB	HBP	BLK	WP	HR	S	P	ERA	WHIP								
Tomo Ohka, R (1, 1) ERA: 3.57	6.0	L	26	8	6	6	2	2	0	1	0	0	0	53	85	9.00	1.667								
Rick Helling, R (7, 1) ERA: 4.94	1.0		6	3	2	2	0	0	0	0	0	0	1	12	16	18.00	3.000								
Derrick Turnbow, R (8, 1) ERA: 5.86	1.0		4	1	0	0	2	0	0	0	0	0	0	12	18	0.00	1.000								




Batter	1	2	3	4	5	6	7	8	9	AB	R	H	RBI	BB	SO	LOB	TOP					
Jamey Carroll, R (1,4) OBP: 0.391, SLG: 0.426	G5-3		BB			K	G6-3			3	0	0	0	1	1	0						
12 Clint Barmes, R (1,6) OBP: 0.278, SLG: 0.373	1B		F8			1B		K		4	1	2	0	0	1	1						
27 Garrett Atkins, R (1,5) OBP: 0.389, SLG: 0.522	G5-3			G5-3		2B		L4		4	1	1	1	1	0	0						
5 Matt Holliday, R (1,7) OBP: 0.374, SLG: 0.563	K			G4-3		G3		1B		4	0	1	0	0	1	2						
17 Todd Helton, L (1,3)		G3-1		P3		IBB		K		3	1	0	0	0	1	1						
8 Yonny Torresalba, R (1,2)	G5-3				G4-3			G4-3		4	2	2	3	0	0	0						
11 Brad Hawpe, L (1,9)	K				G4-3			K		4	0	0	0	0	2	1						
Choo Freeman, R (1,8) OBP: 0.311, SLG: 0.350			G6-3		G6-3			K		4	0	0	0	0	2	0						
26 Jeff Francis, L (1,1) OBP: 0.212, SLG: 0.091			K		G1-3			K		3	0	0	0	0	2	0						
40 Brian Fuentes, L (9,1)										0	0	0	0	0	0	0						
<b>Inning Stats</b>	R: 0 E: 0 K: 1 S: 12	H: 1 LOB: 1 BB: 0 P: 21	R: 0 E: 0 K: 1 S: 7	H: 0 LOB: 0 BB: 0 P: 9	R: 0 E: 0 K: 1 S: 11	H: 0 LOB: 1 BB: 1 P: 23	R: 0 E: 0 K: 0 S: 7	H: 0 LOB: 0 BB: 0 P: 12	R: 1 E: 0 K: 0 S: 8	H: 1 LOB: 0 BB: 0 P: 12	R: 4 E: 0 K: 1 S: 18	H: 3 LOB: 0 BB: 1 P: 31	R: 0 E: 0 K: 2 S: 9	H: 0 LOB: 0 BB: 0 P: 14	R: 0 E: 0 K: 2 S: 12	H: 1 LOB: 1 BB: 0 P: 18	R: 0 E: 0 K: 2 S: 12	H: 0 LOB: 0 BB: 0 P: 17	1B: 3 2B: 2 3B: 0 HR: 1	SF: 0 SAC: 0 DP: 0 HBP: 0	WP: 0 PB: 0 SB: 0 CS: 0	PA: 35
<b>PITCHER</b>	IP	WLS	BF	H	R	ER	SO	BB	IBB	HBP	BLK	WP	HR	S	P	ERA	WHIP					
Matt Morris, R (1,1) ERA: 4.73	6.0	L	25	5	5	5	4	1	1	0	1	0	1	63	108	7.50	1.000					
31 Vinnie Chulk, R (7,1) ERA: 4.7	2.0		7	1	0	0	4	0	0	0	0	0	0	21	32	0.00	0.500					
Jamey Wright, R (9,1) ERA: 5.04	1.0		3	0	0	0	2	0	0	0	0	0	0	12	17	0.00	0.000					

Colorado Rockies @ San Francisco Giants  
 AT&T Park, San Francisco, CA  
 Fri Aug 04 2006, 7:15 PM PDT  
 Att: 38,033 - Partly Cloudy - 68 F

livebaseballscores.com

AB 33  
 R 5  
 H 6  
 RBI 4  
 BB 2  
 SO 10  
 LOB 6




Batter	1	2	3	4	5	6	7	8	9	AB	R	H	RBI	BB	SO	LOB	BOTTOM					
2 Randy Winn, S (1,8)	G5-3		G4-3			G5-3		F8		4	0	0	0	0	0	1						
13 Omar Vizquel, S (1,6)	1B		P3			G5-3			G3	4	0	2	0	0	0	1						
Ray Durham, S (1,4) OBP: 0.357, SLG: 0.531	G6-4-3			F8			G6-3		G3	1	0	0	0	0	0	1						
Jose Vizcaino, S (5,4) OBP: 0.306, SLG: 0.263	1B			L8			HR		F8	3	1	1	1	0	0	0						
Barry Bonds, L (1,7) OBP: 0.462, SLG: 0.491		P2							F8	1	0	0	0	0	0	1						
Todd Greene, R (9, PH) OBP: 0.331, SLG: 0.404		G5-3		F9			G6-3		F7	4	0	0	0	0	0	1						
Shea Hillenbrand, R (1,3) OBP: 0.330, SLG: 0.462		PO			G4-3			FC5-4		3	0	2	0	0	0	0						
Pedro Feliz, R (1,5) OBP: 0.299, SLG: 0.463	PO		HR		F8			FC5-4		3	1	1	1	0	0	1						
50 Eliezer Alfonso, R (1,2) OBP: 0.318, SLG: 0.545					G6-3				K	3	0	1	0	0	1	0						
Matt Morris, R (1,1) OBP: 0.222, SLG: 0.250									G1-3	0	0	0	0	0	0	0						
Steve Finley, L (6, PH) OBP: 0.320, SLG: 0.406										1	0	0	0	0	1	0						
31 Vinnie Chulk, R (7,1)										0	0	0	0	0	0	0						
Todd Linden, S (8, PH) OBP: 0.400, SLG: 0.522										1	0	0	0	0	0	0						
Jamey Wright, R (9,1) OBP: 0.224, SLG: 0.293										0	0	0	0	0	0	0						
<b>Inning Stats</b>	R: 0 E: 0 K: 0 S: 5	H: 1 LOB: 0 BB: 0 P: 8	R: 0 E: 0 K: 0 S: 9	H: 1 LOB: 0 BB: 0 P: 13	R: 1 E: 0 K: 0 S: 10	H: 2 LOB: 1 BB: 0 P: 17	R: 0 E: 0 K: 0 S: 8	H: 0 LOB: 0 BB: 0 P: 14	R: 0 E: 0 K: 1 S: 7	H: 0 LOB: 0 BB: 0 P: 10	R: 1 E: 0 K: 0 S: 9	H: 2 LOB: 1 BB: 0 P: 15	R: 0 E: 0 K: 1 S: 6	H: 0 LOB: 0 BB: 0 P: 7	R: 0 E: 0 K: 0 S: 9	H: 1 LOB: 1 BB: 0 P: 11	1B: 4 2B: 1 3B: 0 HR: 2	SF: 0 SAC: 1 DP: 1 HBP: 0	WP: 0 PB: 0 SB: 0 CS: 0	PA: 33		
<b>PITCHER</b>	IP	WLS	BF	H	R	ER	SO	BB	IBB	HBP	BLK	WP	HR	S	P	ERA	WHIP					
26 Jeff Francis, L (1,1) ERA: 3.55	8.0	W	28	6	2	2	2	0	0	0	0	0	2	60	93	2.25	0.750					
40 Brian Fuentes, L (9,1) ERA: 3.65	1.0	S	4	1	0	0	0	0	0	0	0	0	0	9	11	0.00	1.000					

Colorado Rockies @ San Francisco Giants  
 AT&T Park, San Francisco, CA  
 Fri Aug 04 2006, 7:15 PM PDT  
 Att: 38,033 - Partly Cloudy - 68 F

livebaseballscores.com

AB 31  
 R 2  
 H 7  
 RBI 2  
 BB 0  
 SO 2  
 LOB 7






Batter	1	2	3	4	5	6	7	8	9	10	11	AB	R	H	RBI	BB	SO	LOB	TOP					
Jamey Carroll, R OBP: 0.391, SLG: 0.422	G5-3		BB			BB			K		K	3	0	0	0	2	2	1						
12 Clint Barnes, R OBP: 0.277, SLG: 0.371	F9		F7			G2			F8		1B	5	0	1	1	0	0	2						
27 Garrett Atkins, R OBP: 0.385, SLG: 0.515	K				F7			F8			G5-3	5	0	0	0	0	2	2						
5 Matt Holliday, R OBP: 0.376, SLG: 0.565		2B				G5-3					1B	4	1	2	0	0	1	0						
17 Todd Helton, L OBP: 0.403, SLG: 0.472		1B									F9	4	0	2	1	0	1	1						
8 Yorvit Torrealba, R OBP: 0.295, SLG: 0.449						FC6-4					FC6-4	4	0	0	0	0	1	3						
Luis Gonzalez, R OBP: 0.281, SLG: 0.364											FC6-4	4	0	0	0	0	1	3						
11 Brad Hawpe, L OBP: 0.364, SLG: 0.510	P4										K	3	0	1	0	0	0	0						
Choo Freeman, R OBP: 0.309, SLG: 0.343						G6-3					1B	3	1	0	0	1	0	1						
Jason Jennings, L OBP: 0.198, SLG: 0.174						G6-3					SH3-4	3	0	0	0	0	0	0						
Jose Mesa, R						G1-3					SH3-4	0	0	0	0	0	0	0						
Jeremy Affeldt, L						G6-3					SH3-4	0	0	0	0	0	0	0						
37 Josh Fogg, R OBP: 0.162, SLG: 0.061						G6-3					SH3-4	0	0	0	0	0	0	0						
40 Brian Fuentes, L						G6-3					SH3-4	0	0	0	0	0	0	0						
<b>Inning Stats</b>	R: 0 E: 0 K: 1 S: 9	H: 0 LOB: 0 BB: 0 P: 12	R: 1 E: 0 K: 0 S: 10	H: 2 LOB: 0 BB: 0 P: 16	R: 0 E: 0 K: 1 S: 7	H: 0 LOB: 1 BB: 1 P: 15	R: 0 E: 0 K: 0 S: 8	H: 1 LOB: 1 BB: 0 P: 14	R: 0 E: 0 K: 0 S: 8	H: 0 LOB: 0 BB: 0 P: 12	R: 0 E: 0 K: 3 S: 10	H: 0 LOB: 0 BB: 0 P: 15	R: 0 E: 0 K: 0 S: 6	H: 1 LOB: 0 BB: 0 P: 9	R: 0 E: 0 K: 2 S: 9	H: 0 LOB: 0 BB: 0 P: 11	R: 0 E: 0 K: 1 S: 6	H: 1 LOB: 1 BB: 1 P: 10	R: 1 E: 0 K: 1 S: 10	H: 1 LOB: 1 BB: 1 P: 19	1B: 5 2B: 2 3B: 0 HR: 0	SF: 0 SAC: 1 DP: 2 HBP: 0	WP: 0 PB: 0 SB: 2 CS: 1	PA: 40
<b>PITCHER</b>	IP ERA WLS BF H R ER SO BB IBB HBP BLK WP HR S P ERA WHIP	51 Noah Lowry, L ERA: 4.21	38 Brian Wilson, R ERA: 6.41	Steve Kline, L ERA: 4.05	41 Brad Hennessey, R ERA: 2.86	<b>PITCHER</b>										IP ERA WLS BF H R ER SO BB IBB HBP BLK WP HR S P ERA WHIP								
	0.0	1	1	0	0	0	0	0	0	0	0	0	0	0	1	1	∞	∞						
	0.1	1	0	0	0	0	0	0	0	0	1	1	0.00	0.000										
	1.2	L	7	1	1	1	2	1	0	0	0	0	0	0	14	27	5.40	1.200						

Colorado Rockies @ San Francisco Giants  
AT&T Park, San Francisco, CA  
Sat Aug 05 2006, 6:05 PM PDT  
Att. 39,014 - Clear - 71 F

livebaseballscores.com

AB 35  
R 2  
H 6  
RBI 2  
BB 3  
SO 8  
LOB 11




Batter	1	2	3	4	5	6	7	8	9	10	11	AB	R	H	RBI	BB	SO	LOB	BOTTOM			
Steve Finley, L OBP: 0.316, SLG: 0.401	K		P2			G3				SH2-4		4	0	0	0	0	1	1				
13 Omar Vizquel, S OBP: 0.363, SLG: 0.412			F8			G4-3				G4-3		5	1	2	0	0	0	1				
Ray Durham, S OBP: 0.352, SLG: 0.523	G3					G4-3			F7		K	5	0	0	0	0	2	3				
Barry Bonds, L OBP: 0.464, SLG: 0.498						L7				G2-3		5	0	3	1	0	0	0				
2 Randy Winn, S OBP: 0.330, SLG: 0.407						1B					1B	0	0	0	0	0	0	0				
Moises Alou, R OBP: 0.359, SLG: 0.530						FC6-4					K	4	0	1	0	0	2	2				
41 Brad Hennessey, R OBP: 0.316, SLG: 0.568						1B					K	0	0	0	0	0	0	0				
50 Eleazer Alfonzo, R OBP: 0.316, SLG: 0.542						FC6-4					K	1	0	0	0	0	1	1				
Shea Hillenbrand, R OBP: 0.329, SLG: 0.483						FC6-4					G3	4	0	1	0	0	1	1				
Pedro Feliz, R OBP: 0.296, SLG: 0.459						FC4-6					L6	4	0	0	0	0	0	2				
Todd Greene, R OBP: 0.320, SLG: 0.390											K	4	0	0	0	0	3	1				
51 Noah Lowry, R ERA: 3.46											E6	2	0	0	0	1	0	1				
38 Brian Wilson, R ERA: 3.33											SH2-4	0	0	0	0	0	0	0				
Steve Kline, S ERA: 5.75											SH2-4	0	0	0	0	0	0	0				
Todd Linden, S OBP: 0.385, SLG: 0.500											BB	1	0	0	0	0	0	0				
<b>Inning Stats</b>	R: 1 E: 0 K: 2 S: 16	H: 2 LOB: 1 BB: 0 P: 26	R: 0 E: 0 K: 1 S: 11	H: 1 LOB: 1 BB: 0 P: 17	R: 0 E: 0 K: 1 S: 7	H: 0 LOB: 0 BB: 0 P: 10	R: 0 E: 0 K: 0 S: 9	H: 1 LOB: 1 BB: 0 P: 13	R: 0 E: 0 K: 1 S: 9	H: 0 LOB: 0 BB: 0 P: 12	R: 0 E: 0 K: 0 S: 6	H: 0 LOB: 0 BB: 0 P: 8	R: 0 E: 0 K: 0 S: 4	H: 0 LOB: 0 BB: 0 P: 10	R: 0 E: 1 K: 1 S: 13	H: 0 LOB: 1 BB: 0 P: 17	R: 0 E: 0 K: 2 S: 12	H: 2 LOB: 1 BB: 1 P: 16	1B: 4 2B: 3 3B: 0 HR: 0	SF: 0 SAC: 1 DP: 0 HBP: 0	WP: 0 PB: 0 SB: 0 CS: 1	PA: 41
<b>PITCHER</b>	IP ERA WLS BF H R ER SO BB IBB HBP BLK WP HR S P ERA WHIP	Jason Jennings, R ERA: 3.46	Jose Mesa, R ERA: 3.33	Jeremy Affeldt, L ERA: 5.75	40 Brian Fuentes, L ERA: 3.57	<b>PITCHER</b>										IP ERA WLS BF H R ER SO BB IBB HBP BLK WP HR S P ERA WHIP						
	7.0	4	5	0	0	0	0	0	0	0	0	0	0	0	4	10	0.00	1.000				
	2.0	W	7	0	0	0	2	0	0	0	0	0	0	0	18	27	0.00	0.000				
	1.0	S	4	2	0	0	2	0	0	0	0	0	0	0	12	16	0.00	2.000				

Colorado Rockies @ San Francisco Giants  
AT&T Park, San Francisco, CA  
Sat Aug 05 2006, 6:05 PM PDT  
Att. 39,014 - Clear - 71 F

livebaseballscores.com

AB 39  
R 1  
H 7  
RBI 1  
BB 1  
SO 10  
LOB 13





Batter	1	2	3	4	5	6	7	8	9	AB	R	H	RBI	BB	SO	LOB	TOP					
Jamey Carroll, R (1,4) OBP: 0.390, SLG: 0.420	F8		F8		K			P2		4	0	1	0	0	1	1	<b>Colorado Rockies @ San Francisco Giants</b> AT&T Park, San Francisco, CA Sun Aug 06 2006, 1:05 PM PDT Att: 39,288 - Sunny - 70 F					
12 Clint Barmes, R (1,6) OBP: 0.274, SLG: 0.367	K		F8		P3			P2		4	0	0	0	0	1	2						
27 Garrett Atkins, R (1,5) OBP: 0.384, SLG: 0.520	P2							G5-3		4	1	1	1	0	0	0						
5 Matt Holliday, R (1,7) OBP: 0.372, SLG: 0.560		K			K			G4-3		4	0	0	0	0	3	0						
17 Todd Helton, L (1,3) OBP: 0.402, SLG: 0.472		8 1B			K			G1-3		4	1	1	0	0	1	0						
8 Yovani Torresalva, R (1,2) OBP: 0.307, SLG: 0.468		2B								3	0	2	1	1	1	0						
Jorge Piedra, L (1,9) OBP: 0.233, SLG: 0.375		1B			G4-3					3	0	0	0	0	2	3						
18 Cory Sullivan, L (1,8) OBP: 0.319, SLG: 0.400					K					3	0	1	0	0	2	1						
28 Aaron Cook, R (1,1) OBP: 0.093, SLG: 0.071					K					1	0	0	0	0	1	0						
60 Manny Corpas, R (6,1) Jason Smith, L (7, PH) Ray King, L (7,1) 61 Ramon E Ramirez, R (8,1) OBP: 0.697, SLG: 0.667					SH1-4					0	0	0	0	0	0	0						
<b>Inning Stats</b>	R: 0 E: 0 K: 1 S: 8	H: 0 LOB: 0 BB: 0 P: 13	R: 1 E: 0 K: 2 S: 13	H: 2 LOB: 1 BB: 0 P: 20	R: 0 E: 0 K: 2 S: 10	H: 1 LOB: 1 BB: 0 P: 13	R: 1 E: 0 K: 2 S: 13	H: 2 LOB: 1 BB: 0 P: 18	R: 0 E: 0 K: 1 S: 11	H: 1 LOB: 1 BB: 0 P: 12	R: 0 E: 0 K: 1 S: 7	H: 0 LOB: 0 BB: 0 P: 12	R: 0 E: 0 K: 3 S: 14	H: 0 LOB: 1 BB: 1 P: 22	R: 0 E: 0 K: 0 S: 10	H: 0 LOB: 0 BB: 0 P: 13	R: 0 E: 0 K: 1 S: 9	H: 0 LOB: 0 BB: 0 P: 13	1B: 3 2B: 2 3B: 1 HR: 1	SF: 0 SAC: 1 DP: 1 HBP: 0	WP: 0 PB: 0 SB: 1 CS: 1	PA: 33
<b>PITCHER</b>	IP WLS BF H R ER SO BB IBB HBP BLK WP HR S P ERA WHIP																					
18 Matt Cain, R (1,1) ERA: 4.62	7.0 W 27 6 2 2 12 1 0 0 0 0 1 76 110 2.57 1.000																					
31 Vinnie Chulk, R (8,1) ERA: 4.41	2.0 6 0 0 0 1 0 0 0 0 0 0 0 19 26 0.00 0.000																					

Batter	1	2	3	4	5	6	7	8	9	AB	R	H	RBI	BB	SO	LOB	BOTTOM			
2 Randy Winn, S (1,8) OBP: 0.328, SLG: 0.407	13 1B		G4-3		K			L6		5	1	1	0	0	1	3	<b>Colorado Rockies @ San Francisco Giants</b> AT&T Park, San Francisco, CA Sun Aug 06 2006, 1:05 PM PDT Att: 39,288 - Sunny - 70 F			
13 Omar Vizquel, S (1,6) OBP: 0.381, SLG: 0.411	G4-6-3		G3		F9					4	0	1	1	0	1	3				
Moises Alou, R (1,9) OBP: 0.361, SLG: 0.530	G4-6-3				G6-3					4	1	2	0	0	0	1				
Barry Bonds, L (1,7) OBP: 0.462, SLG: 0.498	E4				G5-3					4	2	1	0	0	0	1				
Steve Finley, L (8,8) OBP: 0.316, SLG: 0.401	FC4-6							FC4-6		0	0	0	0	0	0	0				
Ray Durham, S (1,4) OBP: 0.356, SLG: 0.523	FC4-6				9 1B					2	1	1	0	1	0	1				
9 Mark Sweeney, L (1,3) OBP: 0.342, SLG: 0.433			B1-3		1B					4	1	3	2	0	0	0				
Pedro Feliz, R (1,5) OBP: 0.298, SLG: 0.459		G6-3			1B					4	0	2	2	0	0	2				
50 Eliezer Alfonzo, R (1,2) OBP: 0.308, SLG: 0.527		L1			G5-3					4	0	0	0	0	1	5				
18 Matt Cain, R (1,1) OBP: 0.194, SLG: 0.250			G4-3							3	0	1	1	0	0	0				
31 Vinnie Chulk, R (8,1) ERA: 2.84					G1-3			F8		1	0	0	0	0	0	0				
<b>Inning Stats</b>	R: 1 E: 1 K: 0 S: 12	H: 2 LOB: 1 BB: 0 P: 21	R: 0 E: 0 K: 0 S: 6	H: 0 LOB: 0 BB: 0 P: 6	R: 0 E: 0 K: 0 S: 11	H: 0 LOB: 0 BB: 0 P: 17	R: 1 E: 0 K: 0 S: 9	H: 2 LOB: 2 BB: 0 P: 13	R: 0 E: 0 K: 1 S: 9	H: 0 LOB: 0 BB: 0 P: 13	R: 3 E: 0 K: 1 S: 14	H: 5 LOB: 3 BB: 1 P: 21	R: 1 E: 0 K: 0 S: 15	H: 3 LOB: 1 BB: 0 P: 22	R: 0 E: 0 K: 1 S: 7	H: 0 LOB: 0 BB: 0 P: 9	1B: 10 2B: 2 3B: 0 HR: 0	SF: 0 SAC: 0 DP: 2 HBP: 1	WP: 0 PB: 0 SB: 0 CS: 0	PA: 37
<b>PITCHER</b>	IP WLS BF H R ER SO BB IBB HBP BLK WP HR S P ERA WHIP																			
28 Aaron Cook, R (1,1) ERA: 3.95	5.1 L 27 9 5 5 1 0 0 0 0 0 0 0 4 4 8.44 1.688																			
60 Manny Corpas, R (6,1) ERA: 1.23	0.2 2 0 0 0 1 0 0 0 0 0 0 0 4 4 0.00 0.000																			
Ray King, L (7,1) ERA: 4.3	1.0 5 3 1 1 0 0 0 0 0 0 0 0 15 22 9.00 3.000																			
61 Ramon E Ramirez, R (8,1) ERA: 2.84	1.0 3 0 0 0 1 0 0 0 0 0 0 0 7 9 0.00 0.000																			

AB	31
R	2
H	6
RBI	2
BB	1
SO	13
LOB	8

AB	35
R	6
H	12
RBI	6
BB	1
SO	3
LOB	16





Batter	1	2	3	4	5	6	7	8	9	AB	R	H	RBI	BB	SO	LOB	TOP
<b>1</b> Jamey Carroll, R <small>OBP: 0.398, SLG: 0.415</small>										4	0	0	0	0	0	1	<b>Colorado Rockies @ Los Angeles Dodgers</b> Dodger Stadium, Los Angeles, CA Mon Aug 07 2006, 7:10 PM PDT Att. 44,593 - Clear - 76 F
<b>18</b> Cory Sullivan, L <small>OBP: 0.318, SLG: 0.398</small>									4	0	1	0	0	1	0		
<b>27</b> Garrett Atkins, R <small>OBP: 0.383, SLG: 0.525</small>									4	1	1	1	0	1	1		
<b>5</b> Matt Holliday, R <small>OBP: 0.369, SLG: 0.555</small>									4	0	0	0	0	2	0		
<b>17</b> Todd Helton, L <small>OBP: 0.399, SLG: 0.468</small>									3	0	0	0	0	2	0		
<b>8</b> Yorvit Torrealba, R <small>OBP: 0.307, SLG: 0.465</small>									3	0	1	0	0	0	0		
<b>11</b> Brad Hawpe, L <small>OBP: 0.383, SLG: 0.517</small>									3	1	1	1	0	0	1		
<b>12</b> Clint Barmes, R <small>OBP: 0.322, SLG: 0.399</small> <b>60</b> Manny Corpas, R <small>OBP: 0.318, SLG: 0.398</small> <b>39</b> Tom Martin, L <small>OBP: 0.328, SLG: 0.368</small> <b>61</b> Ramon E Ramirez, R <small>OBP: 0.273, SLG: 0.396</small> <b>Jeremy Affeldt, L</b> <small>OBP: 0.298, SLG: 0.433</small>									2	0	0	0	0	0	1		
<b>37</b> Josh Fogg, R <small>OBP: 0.158, SLG: 0.059</small> <b>Jason Smith, L</b> <small>OBP: 0.340, SLG: 0.430</small>									1	0	0	0	0	0	0		
<b>Inning Stats</b>	R: 0 H: 0 E: 0 K: 1 S: 14	WLS: 0 BF: 19 H: 0 R: 0 ER: 0 SO: 11	H: 0 R: 0 ER: 0 SO: 11	R: 0 H: 0 E: 0 K: 1 S: 6	H: 0 R: 0 ER: 0 SO: 6	R: 1 H: 1 E: 0 K: 1 S: 6	H: 1 R: 0 ER: 0 SO: 11	R: 0 H: 2 E: 0 K: 0 S: 11	H: 1 R: 0 ER: 0 SO: 11	R: 0 H: 0 E: 0 K: 0 S: 5	H: 0 R: 0 ER: 0 SO: 9	H: 1 R: 0 ER: 0 SO: 12	H: 0 R: 0 ER: 0 SO: 11	1B: 3 2B: 0 3B: 0 HR: 2	SF: 0 SAC: 0 DP: 0 HBP: 0	WP: 0 PA: 31 PB: 0 SB: 1 CS: 1	
<b>PITCHER</b>	IP: 8.0 WLS: W BF: 28 H: 5 R: 2 ER: 2 SO: 4	BB: 0 IBB: 0 HBP: 0 BLK: 0	WP: 0 HR: 2 S: 73 P: 106	ERA: 2.25 WHIP: 0.625	<b>PITCHER</b>	IP: 1.0 WLS: 3 BF: 0 H: 0 R: 0 ER: 0 SO: 2	BB: 0 IBB: 0 HBP: 0 BLK: 0	WP: 0 HR: 0 S: 9 P: 11	ERA: 0.00 WHIP: 0.000								

Batter	1	2	3	4	5	6	7	8	9	AB	R	H	RBI	BB	SO	LOB	BOTTOM
<b>15</b> Rafael Furcal, S <small>OBP: 0.352, SLG: 0.390</small>										5	0	0	0	0	1	3	<b>Colorado Rockies @ Los Angeles Dodgers</b> Dodger Stadium, Los Angeles, CA Mon Aug 07 2006, 7:10 PM PDT Att. 44,593 - Clear - 76 F
<b>17</b> Jason Repko, R <small>OBP: 0.366, SLG: 0.449</small>									5	2	3	0	0	0	2		
<b>J.D. Drew, L</b> <small>OBP: 0.376, SLG: 0.456</small>									3	2	1	2	1	2	2		
<b>12</b> Jeff Kent, R <small>OBP: 0.370, SLG: 0.465</small> <b>51</b> Jonathan Broxton, R <small>OBP: 0.273, SLG: 0.396</small>									5	1	2	3	0	0	3		
<b>16</b> Andre Ethier, L <small>OBP: 0.399, SLG: 0.564</small>									2	0	1	0	2	0	0		
<b>Wilson Betemit, S</b> <small>OBP: 0.340, SLG: 0.498</small>									4	0	1	0	0	1	3		
<b>Julio Lugo, R</b> <small>OBP: 0.368, SLG: 0.479</small>									4	0	1	1	0	0	0		
<b>55</b> Russell Martin, R <small>OBP: 0.371, SLG: 0.462</small>									2	2	1	0	2	0	3		
<b>31</b> Brad Penny, R <small>OBP: 0.229, SLG: 0.292</small> <b>Ricky Ledee, L</b> <small>OBP: 0.273, SLG: 0.396</small> <b>7</b> James Loney, L <small>OBP: 0.343, SLG: 0.433</small>									3	0	1	1	0	0	4		
<b>Inning Stats</b>	R: 1 H: 2 E: 0 K: 1 S: 10	WLS: L BF: 25 H: 8 R: 5 ER: 5 SO: 3	H: 2 R: 0 ER: 0 SO: 13	R: 2 H: 1 E: 0 K: 1 S: 14	H: 1 R: 0 ER: 0 SO: 14	R: 0 H: 1 E: 0 K: 0 S: 9	H: 1 R: 1 ER: 0 SO: 17	R: 0 H: 1 E: 0 K: 1 S: 11	H: 1 R: 0 ER: 0 SO: 18	R: 0 H: 1 E: 0 K: 0 S: 6	H: 1 R: 0 ER: 0 SO: 8	H: 1 R: 2 ER: 1 SO: 15	H: 0 R: 0 ER: 0 SO: 25	1B: 6 2B: 3 3B: 1 HR: 1	SF: 0 SAC: 0 DP: 1 HBP: 1	WP: 0 PA: 41 PB: 0 SB: 3 CS: 1	
<b>PITCHER</b>	IP: 4.1 WLS: L BF: 25 H: 8 R: 5 ER: 5 SO: 3	BB: 4 IBB: 0 HBP: 1 BLK: 0	WP: 0 HR: 1 S: 59 P: 105	ERA: 10.38 WHIP: 2.769	<b>PITCHER</b>	IP: 1.2 WLS: 6 BF: 1 H: 0 R: 0 ER: 0 SO: 1	BB: 0 IBB: 0 HBP: 0 BLK: 0	WP: 0 HR: 0 S: 15 P: 26	ERA: 0.00 WHIP: 0.600								

**AB 31**  
**R 2**  
**H 5**  
**RBI 2**  
**BB 0**  
**SO 6**  
**LOB 4**

**AB 34**  
**R 7**  
**H 11**  
**RBI 7**  
**BB 5**  
**SO 5**  
**LOB 21**



Batter	1	2	3	4	5	6	7	8	9	AB	R	H	RBI	BB	SO	LOB	TOP																
Jamey Carroll, R (1,4) OBP: 0.384, SLG: 0.413			G6-3		F9		K			4	0	1	0	0	1	1	<b>Colorado Rockies @ Los Angeles Dodgers</b> Dodger Stadium, Los Angeles, CA Tue Aug 08 2006, 7:10 PM PDT Att: 50,210 - Clear - 78 F																
17 Todd Helton, L (1,3) OBP: 0.398, SLG: 0.466			F8			G5-3		K		4	0	1	0	0	1	0																	
27 Garrett Atkins, R (1,5) OBP: 0.361, SLG: 0.521			G6-3			G5-3				3	0	0	0	1	0	2																	
5 Matt Holliday, R (1,7) OBP: 0.370, SLG: 0.559										4	1	2	0	0	1	2																	
11 Brad Hawpe, L (1,9) OBP: 0.387, SLG: 0.524										3	1	2	0	1	0	1																	
8 Yorvit Torrealba, R (1,2) OBP: 0.312, SLG: 0.466										4	0	2	2	0	1	4																	
12 Clint Barmes, R (1,6) OBP: 0.270, SLG: 0.361											4	0	0	0	0	2																	
18 Cory Sullivan, L (1,8) OBP: 0.317, SLG: 0.394										3	0	0	0	1	2	1																	
49 Byung-Hyun Kim, R (1,1) OBP: 0.139, SLG: 0.139											3	0	0	0	0	1		2															
61 Ramon E Ramirez, R (7,1) OBP: 0.667, SLG: 0.667										0	0	0	0	0	0	0																	
Ray King, L (7,1)										0	0	0	0	0	0	0																	
Jose Mesa, R (8,1)										0	0	0	0	0	0	0																	
Jorge Piedra, L (9,PH) OBP: 0.226, SLG: 0.362										1	0	0	0	0	1	0																	
<b>Inning Stats</b>	R: 0 E: 0 K: 1 S: 10	H: 2 LOB: 1 BB: 0 P: 15	R: 1 E: 0 K: 1 S: 13	H: 2 LOB: 1 BB: 0 P: 19	R: 0 E: 0 K: 0 S: 8	H: 0 LOB: 0 BB: 0 P: 8	R: 1 E: 0 K: 0 S: 11	H: 2 LOB: 0 BB: 0 P: 17	R: 0 E: 0 K: 0 S: 6	H: 1 LOB: 2 BB: 1 P: 14	R: 0 E: 0 K: 2 S: 10	H: 0 LOB: 1 BB: 1 P: 17	R: 0 E: 0 K: 2 S: 13	H: 1 LOB: 2 BB: 0 P: 20	R: 0 E: 0 K: 2 S: 13	H: 0 LOB: 0 BB: 0 P: 19	1B: 5 2B: 2 3B: 1 HR: 0	SF: 0 SAC: 0 DP: 1 HBP: 0	WP: 0 PB: 0 SB: 2 CS: 1	PA: 37													
<b>PITCHER</b>	IP WLS BF H R ER SO BB IBB HBP BLK WP HR S P ERA WHIP																																
Greg Maddux, R (1,1) ERA: 4.43	6.0	24	7	2	2	2	0	1	0	0	0	0	0	55	81	3.00	1.167																
Brett Tomko, R (7,1) ERA: 4.87	1.0	4	0	0	0	2	1	0	0	0	0	0	0	10	17	0.00	1.000																
51 Jonathan Broxton, R (8,1) ERA: 2.92	1.0	5	1	0	0	2	1	0	0	0	0	0	0	13	20	0.00	2.000																
44 Takashi Saito, R (9,1) ERA: 2.29	1.0	3	0	0	0	2	0	0	0	0	0	0	0	13	19	0.00	0.000																

Batter	1	2	3	4	5	6	7	8	9	AB	R	H	RBI	BB	SO	LOB	BOTTOM																
15 Rafael Furcal, S (1,6) OBP: 0.351, SLG: 0.395										4	1	1	1	0	3	5	<b>Colorado Rockies @ Los Angeles Dodgers</b> Dodger Stadium, Los Angeles, CA Tue Aug 08 2006, 7:10 PM PDT Att: 50,210 - Clear - 78 F																
Kenny Lofton, L (1,8) OBP: 0.355, SLG: 0.406										2	0	0	0	1	0	1																	
51 Jonathan Broxton, R (8,1) OBP: 0.369, SLG: 0.479											0	0	0	0	0	0																	
Julio Lugo, R (8,PH) OBP: 0.369, SLG: 0.479											0	1	0	0	1	0																	
J.D. Drew, L (1,9) OBP: 0.375, SLG: 0.454											4	0	1	0	0	2																	
12 Jeff Kent, R (1,4) OBP: 0.368, SLG: 0.459											3	0	0	0	1	0																	
44 Takashi Saito, L (9,1) OBP: 0.368, SLG: 0.459											0	0	0	0	0	0																	
16 Andre Ethier, L (1,7) OBP: 0.397, SLG: 0.559											4	0	1	1	0	0																	
Wilson Betemit, S (1,5) OBP: 0.346, SLG: 0.515											4	1	3	1	0	1																	
55 Russell Martin, R (1,2) OBP: 0.371, SLG: 0.460											3	1	1	0	0	2																	
7 James Loney, L (1,3) OBP: 0.357, SLG: 0.435											2	0	1	0	1	0																	
Greg Maddux, R (1,1) OBP: 0.143, SLG: 0.128											2	0	1	0	0	1																	
Brett Tomko, R (7,1) ERA: 2.79											0	0	0	0	0	0																	
Olmedo Saenz, R (7,PH) OBP: 0.356, SLG: 0.573											1	0	1	1	0	0																	
17 Jason Repko, R (7,FR) OBP: 0.366, SLG: 0.449											0	0	0	0	0	0																	
<b>Inning Stats</b>	R: 1 E: 0 K: 0 S: 6	H: 1 LOB: 0 BB: 0 P: 14	R: 0 E: 0 K: 1 S: 13	H: 2 LOB: 3 BB: 1 P: 26	R: 0 E: 0 K: 0 S: 7	H: 0 LOB: 0 BB: 1 P: 13	R: 0 E: 0 K: 0 S: 9	H: 1 LOB: 0 BB: 0 P: 14	R: 0 E: 0 K: 1 S: 10	H: 1 LOB: 1 BB: 0 P: 14	R: 0 E: 0 K: 0 S: 6	H: 1 LOB: 0 BB: 0 P: 8	R: 2 E: 0 K: 1 S: 13	H: 3 LOB: 1 BB: 0 P: 21	R: 1 E: 0 K: 1 S: 6	H: 1 LOB: 2 BB: 2 P: 20	1B: 8 2B: 3 3B: 0 HR: 2	SF: 0 SAC: 0 DP: 5 HBP: 0	WP: 1 PB: 0 SB: 3 CS: 2	PA: 33													
<b>PITCHER</b>	IP WLS BF H R ER SO BB IBB HBP BLK WP HR S P ERA WHIP																																
49 Byung-Hyun Kim, R (1,1) ERA: 4.57	6.0	25	8	3	3	2	1	1	0	0	0	0	0	8	11	4.50	1.500																
61 Ramon E Ramirez, R (7,1) ERA: 2.79	0.1	2	1	0	0	0	0	0	0	0	0	0	0	8	11	0.00	3.000																
Ray King, L (7,1) ERA: 4.2	0.2	1	0	0	0	1	0	0	0	0	0	0	0	3	6	0.00	0.000																
Jose Mesa, R (8,1) ERA: 3.44	1.0	5	1	1	1	1	1	1	0	0	1	0	0	6	20	9.00	2.000																





Batter	1	2	3	4	5	6	7	8	9	AB	R	H	RBI	BB	SO	LOB	TOP								
Jason Smith, L OBP: 0.327, SLG: 0.411 (1, 4)	G1-3		F7						K	4	0	0	0	0	2	1	<b>Colorado Rockies @ Los Angeles Dodgers</b> Dodger Stadium, Los Angeles, CA Wed Aug 09 2006, 7:10 PM PDT Att: 46,643 - Clear - 85 F								
17 Todd Helton, L OBP: 0.396, SLG: 0.466 Jamey Carroll, R OBP: 0.384, SLG: 0.413 (1, 3)	K			F7		F8			2B	4	0	1	0	0	1	0									
27 Garrett Atkins, R OBP: 0.378, SLG: 0.516 (1, 5)	K			G6-3			G5-3		FC6-5 1B	4	1	0	0	0	1	1									
5 Matt Holliday, R OBP: 0.369, SLG: 0.556 (1, 7)		L6			K		F8		1B	4	1	1	0	0	1	0									
11 Brad Hawpe, L OBP: 0.390, SLG: 0.534 (1, 9)		F7							1B	4	1	3	2	0	0	0									
8 Yovani Torresalva, R OBP: 0.304, SLG: 0.453 (1, 2)		G6-3							1B	4	0	0	0	0	1	3									
12 Clint Barmes, R OBP: 0.273, SLG: 0.364 (1, 6)									G6-3	3	0	2	0	0	0	0									
18 Cory Sullivan, L OBP: 0.314, SLG: 0.390 (1, 8)				L9					L6	3	0	0	0	0	0	2									
26 Jeff Francis, L OBP: 0.204, SLG: 0.087 60 Manny Corpas, R Jeremy Affeldt, L 40 Brian Fuentes, L (1, 1)				SH2-4					G1-3	2	0	0	0	0	0	0									
									G1-3	0	0	0	0	0	0	0									
									G1-3	0	0	0	0	0	0	0									
									G1-3	0	0	0	0	0	0	0									
									G1-3	0	0	0	0	0	0	0									
<b>Inning Stats</b>	R: 0 E: 0 K: 2 S: 9	H: 0 LOB: 0 BB: 0 P: 10	R: 0 E: 0 K: 0 S: 7	H: 0 LOB: 0 BB: 0 P: 11	R: 0 E: 0 K: 0 S: 7	H: 1 LOB: 1 BB: 0 P: 9	R: 0 E: 0 K: 1 S: 9	H: 0 LOB: 0 BB: 0 P: 15	R: 1 E: 0 K: 0 S: 8	H: 2 LOB: 0 BB: 0 P: 11	R: 0 E: 0 K: 1 S: 6	H: 0 LOB: 0 BB: 0 P: 9	R: 0 E: 0 K: 1 S: 10	H: 1 LOB: 1 BB: 0 P: 18	R: 0 E: 0 K: 0 S: 7	H: 0 LOB: 0 BB: 0 P: 13	R: 2 E: 0 K: 1 S: 13	H: 3 LOB: 2 BB: 0 P: 21	1B: 5 2B: 1 3B: 0 HR: 1	SF: 0 SAC: 1 DP: 1 HBP: 0	WP: 0 PB: 0 SB: 2 CS: 0	PA: 33			
<b>PITCHER</b>	IP	WLS	BF	H	R	ER	SO	BB	IBB	HBP	BLK	WP	HR	S	P	ERA	WHIP								
Derek Lowe, R ERA: 4.09 44 Takeshi Saito, R ERA: 2.28	8.2	L	31	6	3	3	6	0	0	0	0	0	1	71	107	3.12	0.692								
	0.1		2	1	0	0	0	0	0	0	0	0	0	5	10	0.00	3.000								

AB	32
R	3
H	7
RBI	2
BB	0
SO	6
LOB	7



Batter	1	2	3	4	5	6	7	8	9	AB	R	H	RBI	BB	SO	LOB	BOTTOM								
15 Rafael Furcal, S OBP: 0.352, SLG: 0.398 (1, 6)	G1-3			FC1-6 1B	FC6-4				SH1-4 2B	4	0	2	0	0	0	2	<b>Colorado Rockies @ Los Angeles Dodgers</b> Dodger Stadium, Los Angeles, CA Wed Aug 09 2006, 7:10 PM PDT Att: 46,643 - Clear - 85 F								
Julio Lugo, R OBP: 0.365, SLG: 0.478 (1, 5)				FC1-6 1B		K		SH1-4	3	0	1	0	0	1	1										
5 Nomar Garciaparra, R OBP: 0.492, SLG: 0.535 Kenneth Lofton, L OBP: 0.355, SLG: 0.406 (1, 3)				P5						2	0	1	0	2	0	1									
J.D. Drew, L OBP: 0.374, SLG: 0.452 7 James Loney, L OBP: 0.347, SLG: 0.422 Orlando Sanchez, R OBP: 0.300, SLG: 0.373 44 Takeshi Saito, L (1, 9)					F8					1	0	0	0	0	0	0									
12 Jeff Kent, R OBP: 0.366, SLG: 0.456 (1, 4)					G3					2	0	0	0	0	0	3									
16 Andre Ethier, L OBP: 0.395, SLG: 0.562 (1, 7)										0	0	0	0	0	0	0									
55 Russell Martin, R OBP: 0.369, SLG: 0.455 (1, 2)										1	0	0	0	0	0	0									
17 Jason Repko, R OBP: 0.371, SLG: 0.440 (1, 8)										0	0	0	0	1	0	0									
Derek Lowe, R OBP: 0.120, SLG: 0.087 Wilson Betemit, S OBP: 0.345, SLG: 0.513 (1, 1)										2	0	0	1	0	0	2									
										1	0	0	0	0	0	0									
<b>Inning Stats</b>	R: 0 E: 0 K: 0 S: 10	H: 1 LOB: 0 BB: 0 P: 16	R: 0 E: 0 K: 0 S: 10	H: 0 LOB: 0 BB: 0 P: 16	R: 0 E: 0 K: 1 S: 10	H: 0 LOB: 0 BB: 0 P: 14	R: 0 E: 0 K: 0 S: 9	H: 2 LOB: 1 BB: 0 P: 15	R: 1 E: 0 K: 0 S: 7	H: 1 LOB: 2 BB: 1 P: 15	R: 0 E: 0 K: 1 S: 11	H: 0 LOB: 0 BB: 1 P: 17	R: 0 E: 0 K: 0 S: 4	H: 1 LOB: 2 BB: 1 P: 12	R: 0 E: 0 K: 0 S: 8	H: 1 LOB: 3 BB: 1 P: 18	R: 0 E: 0 K: 0 S: 8	H: 0 LOB: 0 BB: 0 P: 13	1B: 4 2B: 1 3B: 1 HR: 0	SF: 1 SAC: 1 DP: 1 HBP: 2	WP: 0 PB: 0 SB: 1 CS: 3	PA: 36			
<b>PITCHER</b>	IP	WLS	BF	H	R	ER	SO	BB	IBB	HBP	BLK	WP	HR	S	P	ERA	WHIP								
26 Jeff Francis, L ERA: 3.44 60 Manny Corpas, R ERA: 0.96 Jeremy Affeldt, L ERA: 5.74 40 Brian Fuentes, L ERA: 3.5	7.1		30	6	1	1	2	1	3	1	0	0	0	5	112	1.23	0.955								
	0.1	W	1	0	0	0	0	0	0	0	0	0	0	1	3	0.00	0.000								
	1.0	S	3	0	0	0	0	0	0	0	0	0	0	8	13	0.00	0.000								









Batter	1	2	3	4	5	6	7	8	9	AB	R	H	RBI	BB	SO	LOB	TOP							
Juan Pierre, L OBP: 0.328, SLG: 0.376 (1, 8)	0-1 CS 1B		0-0 WP 1B		0-1 F9	2-2 G4-3			4-2 FC6-4 BB	4	0	2	0	1	0	2								
Cesar Izturis, S OBP: 0.301, SLG: 0.329 (1, 6)	1-2 SAFE G1-3		4-1 FC6-4 BB		0-0 G4-3		1-2 F7		0-0 FC6-4	4	0	0	0	1	0	2								
Michael Barrett, R OBP: 0.389, SLG: 0.541 (1, 2)	2-1 1B		0-2 FC6-4		0-2 2B		1-0 F9			4	0	2	0	0	0	2								
16 Aramis Ramirez, R OBP: 0.341, SLG: 0.542 (1, 5)	3-1 SAFE L7			1-2 G6-3	1-0 F9		1-1 L9			4	0	0	0	0	0	2								
Jacque Jones, L OBP: 0.316, SLG: 0.493 (1, 9)		2-1 G4-3		2-1 G2-3		1-1 HR		1-3 K		4	1	1	1	0	1	0								
29 Angel Pagan, S OBP: 0.337, SLG: 0.479 (1, 7)	1-1 G4-3		0-1 1B 2B		3-1 F8		1-0 F8			4	1	1	0	0	0	0								
John Mabry, L OBP: 0.325, SLG: 0.358 (1, 3)	1-0 G3		0-0 5 1B 1B		1-1 FC1-4 1B		2-1 F8			4	0	2	1	0	0	0								
5 Ronny Cedeno, R OBP: 0.279, SLG: 0.340 (1, 4)			0-0 P5 53 FC6-4 1B		1-1 FC1-4 2B		0-0 G3			4	0	1	0	0	0	1								
53 Rich Hill, L OBP: 0.154, SLG: 0.167 (5, 1)			3-2 G4-3		0-0 FC6-4		2-0 K		2-3 K	2	0	0	0	0	0	2								
43 Michael Wuerztz, R OBP: 0.288, SLG: 0.332 (8, PH)			1-2 1B		1-3 2B					1	0	0	0	0	0	0								
44 Roberto Novoa, R OBP: 0.287, SLG: 0.350 (8, 1)			1-2 1B							0	0	0	0	0	0	0								
47 Scott Eyre, L OBP: 0.309, SLG: 0.430 (8, PH)			1-2 1B							0	0	0	0	0	1	0								
Phil Nevin, R OBP: 0.309, SLG: 0.430 (8, PH)			1-2 1B							1	0	0	0	0	1	0								
<b>Inning Stats</b>	R: 0 E: 0 K: 0 S: 9	H: 2 LOB: 1 BB: 0 P: 15	R: 0 E: 0 K: 0 S: 5	H: 0 LOB: 0 BB: 0 P: 9	R: 0 E: 1 K: 0 S: 9	H: 1 LOB: 2 BB: 1 P: 16	R: 1 E: 0 K: 0 S: 12	H: 3 LOB: 2 BB: 0 P: 16	R: 0 E: 0 K: 0 S: 7	H: 1 LOB: 1 BB: 0 P: 8	R: 1 E: 0 K: 0 S: 12	H: 3 LOB: 2 BB: 0 P: 22	R: 0 E: 0 K: 0 S: 7	H: 0 LOB: 0 BB: 0 P: 10	R: 0 E: 0 K: 1 S: 7	H: 0 LOB: 1 BB: 1 P: 11	R: 0 E: 0 K: 1 S: 7	H: 0 LOB: 1 BB: 1 P: 13	1B: 6 2B: 3 3B: 0 HR: 1	SF: 0 SAC: 0 DP: 0 HBP: 0	WP: 1 PB: 0 SB: 0 CS: 1	PA: 38		
<b>PITCHER</b>	IP WLS BF H R ER SO BB IBB HBP BLK WP HR S P ERA WHIP	8.0 W 34 10 2 2 1 1 0 0 0 0 1 1 68 107 2.25 1.375	1.0 4 0 0 0 1 1 0 0 0 0 0 0 7 13 0.00 1.000																					

Chicago Cubs @ Colorado Rockies  
Coors Field, Denver, CO  
Fri Aug 11 2006, 7:05 PM MDT  
Att: 35,744 - Partly Cloudy - 81 F

AB 36  
R 2  
H 10  
RBI 2  
BB 2  
SO 2  
LOB 11



Batter	1	2	3	4	5	6	7	8	9	AB	R	H	RBI	BB	SO	LOB	BOTTOM						
Jamey Carroll, R OBP: 0.380, SLG: 0.405 39 Tom Martin, L (9, 1)	2-2 F9		4-2 5 CS BB		3-2 27 HR 1B	2-2 FC5-4 12 S		2-2 P6		4	1	1	0	1	0	1							
12 Clint Barmes, R OBP: 0.274, SLG: 0.361 (1, 6)	1-2 5 BB 19 2B 1B		1-2 P4		2-2 F9	3-1 F8		0-1 G4-3		5	1	1	0	0	0	4							
27 Garrett Atkins, R OBP: 0.381, SLG: 0.519 (1, 5)	4-1 5 BB 19 2B BB		1-0 P6		2-0 1-H 2-H HR		4-0 5 G1-4-3 BB	3-1 F9		3	2	1	3	2	0	1							
5 Matt Holliday, R OBP: 0.371, SLG: 0.561 (1, 7)	4-2 19 2B BB		1-1 CS		0-1 F7	0-2 19 2B 2B		1-0 G1-4-3		3	1	1	0	1	0	1							
19 Ryan Spilborghs, R OBP: 0.345, SLG: 0.481 (1, 9)	2-1 1-H 2-H 3-H 2B		3-1 G5-3		1-2 1B 2B	1-2 1B 2B		3-2 1B		4	1	3	3	0	0	0							
Luis Gonzalez, R OBP: 0.288, SLG: 0.368 (1, 3)	0-0 F8		1-1 FC6-4 1B		1-1 FC6-4 1B	2-3 K		0-1 G6-3		4	0	2	1	0	0	2							
Choo Freeman, R OBP: 0.314, SLG: 0.364 (1, 8)		4-2 CS BB		1-2 FC6-4		2-3 K		3-2 HR		3	1	1	1	1	1	2							
Danny Ardoin, R OBP: 0.266, SLG: 0.270 (1, 2)		1-3 K			4-1 28 FC3-6 BB	1-3 K		1-2 HR 1B		3	1	1	0	1	2	1							
28 Aaron Cook, R OBP: 0.109, SLG: 0.068 Jason Smith, L (8, PH) (9, 4)		0-3 K			0-0 FC3-6 27 HR 1B	4-2 FC5-4 BB		0-0 HR		2	1	0	0	1	1	1							
<b>Inning Stats</b>	R: 2 E: 0 K: 0 S: 13	H: 2 LOB: 1 BB: 2 P: 26	R: 0 E: 0 K: 2 S: 13	H: 0 LOB: 1 BB: 1 P: 17	R: 0 E: 0 K: 0 S: 8	H: 1 LOB: 1 BB: 0 P: 15	R: 5 E: 0 K: 1 S: 20	H: 5 LOB: 1 BB: 1 P: 35	R: 0 E: 0 K: 1 S: 14	H: 0 LOB: 1 BB: 1 P: 24	R: 0 E: 0 K: 0 S: 6	H: 1 LOB: 1 BB: 1 P: 14	R: 3 E: 0 K: 0 S: 16	H: 3 LOB: 0 BB: 0 P: 25	R: 0 E: 0 K: 0 S: 16	H: 3 LOB: 0 BB: 0 P: 25	1B: 6 2B: 3 3B: 0 HR: 3	SF: 0 SAC: 0 DP: 1 HBP: 0	WP: 0 PB: 0 SB: 1 CS: 2	PA: 40			
<b>PITCHER</b>	IP WLS BF H R ER SO BB IBB HBP BLK WP HR S P ERA WHIP	4.2 L 22 6 6 6 2 0 0 0 0 0 0 8 12 27.00 6.000	0.1 3 2 1 1 1 0 0 0 0 0 0 0 8 12 27.00 6.000	2.0 8 1 0 0 1 2 0 0 0 0 0 0 20 38 0.00 1.500	1.0 6 3 3 3 0 0 0 0 0 0 0 2 16 25 27.00 3.000																		

Chicago Cubs @ Colorado Rockies  
Coors Field, Denver, CO  
Fri Aug 11 2006, 7:05 PM MDT  
Att: 35,744 - Partly Cloudy - 81 F

AB 32  
R 10  
H 12  
RBI 10  
BB 7  
SO 4  
LOB 13





Batter	1	2	3	4	5	6	7	8	9	AB	R	H	RBI	BB	SO	LOB	TOP										
Juan Pierre, L OBP: 0.328, SLG: 0.376	F7		L8				G4-3		G6-4-3	5	0	2	0	0	0	0											
Cesar Izturis, S OBP: 0.310, SLG: 0.340	1B		2B				G1-3		G6-4-3	4	0	2	0	1	0	1											
Michael Barrett, R OBP: 0.387, SLG: 0.538	L9		P4				F7			4	0	1	0	0	0	3											
16 Aramis Ramirez, R OBP: 0.340, SLG: 0.539	CS	E6 19 G1-3 2B					F8			4	2	1	0	0	0	2											
Jacque Jones, L OBP: 0.315, SLG: 0.491		L9					G4-3			4	1	1	0	0	1	1											
19 Matt Murton, R OBP: 0.385, SLG: 0.427		G1-3					HR			4	1	3	2	0	0	1											
Bob Howry, L OBP: 1.000, SLG: 1.000										0	0	0	0	0	0	0											
John Mabry, L OBP: 0.329, SLG: 0.370		2B					P5		F7	4	0	2	1	0	0	1											
5 Ronny Cedeno, R OBP: 0.279, SLG: 0.339		F7					G5-4-3		K	4	0	1	0	0	1	4											
37 Angel Guzman, R OBP: 0.143, SLG: 0.286							G4-3			1	0	0	0	0	0	0											
David Adair, R										1	0	0	0	0	0	1											
Neifi Perez, S										1	0	0	0	0	0	1											
43 Michael Wuerztz, R										0	0	0	0	0	0	0											
13 Will Ohman, L										0	0	0	0	0	0	0											
29 Angel Pagan, S										1	0	0	0	0	0	0											
<b>Inning Stats</b>	R: 0 E: 0 K: 0 S: 12	H: 1 LOB: 0 BB: 0 P: 17	R: 1 E: 1 K: 0 S: 7	H: 1 LOB: 1 BB: 0 P: 10	R: 0 E: 0 K: 0 S: 8	H: 1 LOB: 1 BB: 0 P: 15	R: 2 E: 0 K: 0 S: 13	H: 4 LOB: 1 BB: 0 P: 19	R: 0 E: 0 K: 1 S: 6	H: 1 LOB: 1 BB: 0 P: 12	R: 1 E: 0 K: 1 S: 14	H: 2 LOB: 1 BB: 0 P: 20	R: 0 E: 0 K: 0 S: 10	H: 1 LOB: 1 BB: 0 P: 17	R: 0 E: 0 K: 1 S: 7	H: 1 LOB: 0 BB: 0 P: 16	R: 0 E: 0 K: 0 S: 11	H: 1 LOB: 0 BB: 0 P: 16	1B: 10 2B: 2 3B: 0 HR: 1	SF: 0 SAC: 0 DP: 2 HBP: 0	WP: 0 PA: 39 PB: 0 SB: 0 CS: 2						
<b>PITCHER</b>	IP	WLS	BF	H	R	ER	SO	BB	IBB	HBP	BLK	WP	HR	S	P	ERA	WHIP										
37 Josh Fogg, R ERA: 4.59	6.0	W	27	10	4	3	1	1	0	0	0	0	1	60	93	4.50	1.833										
Jeremy Affeldt, L ERA: 5.67	1.0		4	1	0	0	0	0	0	0	0	0	0	10	17	0.00	1.000										
60 Manny Corpas, R ERA: 0.84	1.0		4	1	0	0	1	0	0	0	0	0	0	7	9	0.00	1.000										
Jose Mesa, R ERA: 3.51	1.0		3	1	0	0	0	0	0	0	0	0	0	11	16	0.00	1.000										

Chicago Cubs @ Colorado Rockies  
Coors Field, Denver, CO  
Sat Aug 12 2006, 6:05 PM MDT  
Att: 43,485 - Cloudy - 77 F

AB 37  
R 4  
H 13  
RBI 3  
BB 1  
SO 2  
LOB 15



Batter	1	2	3	4	5	6	7	8	9	AB	R	H	RBI	BB	SO	LOB	BOTTOM										
Jamey Carroll, R OBP: 0.383, SLG: 0.406	L7	17 3B					SF8			2	1	1	1	2	0	0											
17 Todd Helton, L OBP: 0.401, SLG: 0.481	1B	5 HR					P3			5	2	3	1	0	1	4											
27 Garrett Atkins, R OBP: 0.385, SLG: 0.520	1B	5 HR					2B			3	1	2	0	2	0	1											
5 Matt Holliday, R OBP: 0.373, SLG: 0.569	HR						G4-3			4	1	3	4	0	0	0											
11 Brad Hawpe, L OBP: 0.388, SLG: 0.530	2B						G3-1			5	1	1	0	0	0	5											
19 Ryan Spillborghs, R OBP: 0.352, SLG: 0.484	G1-3						G5-3			4	1	2	1	0	1	2											
60 Manny Corpas, R										0	0	0	0	0	0	0											
Jason Smith, L										0	0	0	0	1	0	0											
Jose Mesa, R										0	0	0	0	0	0	0											
8 Yorvit Torrealba, R OBP: 0.300, SLG: 0.437	G1-3						G6-3			5	0	0	0	0	1	7											
12 Clint Barmes, R OBP: 0.276, SLG: 0.364	G5-3						F9			5	1	2	1	0	1	4											
37 Josh Fogg, R OBP: 0.150, SLG: 0.056							SH1-4			2	0	0	0	0	1	1											
Jeremy Affeldt, L										0	0	0	0	0	0	0											
18 Cory Sullivan, L OBP: 0.318, SLG: 0.400							1B			1	0	1	0	0	0	0											
<b>Inning Stats</b>	R: 4 E: 0 K: 0 S: 18	H: 5 LOB: 1 BB: 0 P: 27	R: 2 E: 0 K: 0 S: 11	H: 1 LOB: 2 BB: 2 P: 25	R: 1 E: 0 K: 2 S: 15	H: 3 LOB: 2 BB: 0 P: 20	R: 0 E: 0 K: 1 S: 9	H: 1 LOB: 2 BB: 1 P: 18	R: 1 E: 0 K: 0 S: 6	H: 2 LOB: 1 BB: 0 P: 12	R: 0 E: 0 K: 0 S: 4	H: 0 LOB: 0 BB: 0 P: 6	R: 0 E: 0 K: 0 S: 9	H: 1 LOB: 2 BB: 1 P: 17	R: 0 E: 0 K: 2 S: 15	H: 2 LOB: 3 BB: 1 P: 25	R: 0 E: 0 K: 2 S: 15	H: 2 LOB: 3 BB: 1 P: 25	1B: 9 2B: 4 3B: 1 HR: 1	SF: 2 SAC: 1 DP: 0 HBP: 0	WP: 1 PA: 44 PB: 0 SB: 0 CS: 0						
<b>PITCHER</b>	IP	WLS	BF	H	R	ER	SO	BB	IBB	HBP	BLK	WP	HR	S	P	ERA	WHIP										
37 Angel Guzman, R ERA: 7.39	2.2	L	19	9	7	7	1	2	0	0	0	0	0	18	34	3.86	1.714										
David Adair, R ERA: 4.67	2.1		11	3	1	1	2	1	0	0	0	0	0	12	22	0.00	1.200										
43 Michael Wuerztz, R ERA: 3.38	1.2		7	1	0	0	0	1	0	0	0	0	0	1	1	0.00	0.000										
13 Will Ohman, L ERA: 4.74	0.1		1	0	0	0	0	0	0	0	0	0	0	1	1	0.00	0.000										
Bob Howry, R ERA: 3.2	1.0		6	2	0	0	2	0	1	0	0	0	0	15	25	0.00	2.000										

Chicago Cubs @ Colorado Rockies  
Coors Field, Denver, CO  
Sat Aug 12 2006, 6:05 PM MDT  
Att: 43,485 - Cloudy - 77 F

AB 36  
R 8  
H 15  
RBI 8  
BB 5  
SO 5  
LOB 24









Batter	1	2	3	4	5	6	7	8	9	AB	R	H	RBI	BB	SO	LOB	TOP				
22 Eric Byrnes, R OBP: 0.337, SLG: 0.523										4	1	2	3	0	1	0	<b>Arizona Diamondbacks @ Colorado Rockies</b> Coors Field, Denver, CO Mon Aug 14 2006, 7:05 PM MDT Att: 21,365 - Partly Cloudy - 74 F				
1 Orlando Hudson, S OBP: 0.345, SLG: 0.453										4	0	0	0	0	0	1					
Luis Gonzalez, L OBP: 0.371, SLG: 0.480										3	0	1	0	0	0	0					
34 Conor Jackson, R OBP: 0.365, SLG: 0.429										4	0	0	0	0	1	2					
Chad Tracy, L OBP: 0.337, SLG: 0.445										4	0	1	0	0	1	0					
7 Carlos Quentin, R OBP: 0.361, SLG: 0.630										4	0	0	0	0	1	1					
Damion Easley, R OBP: 0.313, SLG: 0.412										4	0	0	0	0	1	0					
19 Chris Snyder, R OBP: 0.376, SLG: 0.446										2	1	1	0	1	0	0					
Claudio Vargas, R OBP: 0.079, SLG: 0.132										2	0	0	0	0	0	1					
Luis Vizcaino, R OBP: 0.667, SLG: 0.800										0	0	0	0	0	0	0					
28 Brandon Medders, R OBP: 0.319, SLG: 0.399										0	0	0	0	0	0	0					
56 Ramon Pena, R ERA: 5.59										0	0	0	0	0	0	0					
<b>Inning Stats</b>	R: 0 E: 0 K: 2 S: 9	H: 1 LOB: 1 BB: 0 P: 15	R: 0 E: 0 K: 0 S: 9	H: 1 LOB: 0 BB: 0 P: 15	R: 0 E: 0 K: 0 S: 7	H: 0 LOB: 0 BB: 0 P: 12	R: 0 E: 0 K: 1 S: 11	H: 1 LOB: 1 BB: 0 P: 15	R: 0 E: 0 K: 0 S: 8	H: 0 LOB: 0 BB: 0 P: 11	R: 0 E: 0 K: 0 S: 4	H: 0 LOB: 0 BB: 0 P: 8	R: 3 E: 0 K: 1 S: 12	H: 2 LOB: 1 BB: 1 P: 26	R: 0 E: 0 K: 1 S: 7	H: 0 LOB: 0 BB: 0 P: 10	1B: 4 2B: 1 3B: 0 HR: 1	SF: 0 SAC: 0 DP: 1 HBP: 1	WP: 0 PB: 0 SB: 0 CS: 0	PA: 34	
<b>PITCHER</b>	IP WLS BF H R ER SO BB IBB HBP BLK WP HR S P ERA WHIP	7.1 27 5 2 2 4 1 0 0 0 0 0 61 99 2.46 0.818	0.2 4 1 1 1 0 0 0 1 0 0 1 5 12 13.50 1.500	1.0 3 0 0 0 1 0 0 0 0 0 0 7 10 0.00 0.000																	

Batter	1	2	3	4	5	6	7	8	9	AB	R	H	RBI	BB	SO	LOB	BOTTOM				
Jamey Carroll, R OBP: 0.390, SLG: 0.409										4	2	3	0	0	0	0	<b>Arizona Diamondbacks @ Colorado Rockies</b> Coors Field, Denver, CO Mon Aug 14 2006, 7:05 PM MDT Att: 21,365 - Partly Cloudy - 74 F				
17 Todd Helton, L OBP: 0.403, SLG: 0.484										5	0	3	1	0	0	1					
27 Garrett Atkins, R OBP: 0.383, SLG: 0.520										5	0	0	1	0	1	6					
5 Matt Holliday, R OBP: 0.378, SLG: 0.570										1	0	1	0	0	0	0					
18 Cory Sullivan, L OBP: 0.319, SLG: 0.399										3	0	1	0	0	1	3					
11 Brad Hawpe, L OBP: 0.384, SLG: 0.520										5	0	1	1	0	2	5					
19 Ryan Spillborgs, R OBP: 0.343, SLG: 0.467										4	0	0	0	0	2	0					
12 Clint Barmes, R OBP: 0.273, SLG: 0.362										4	1	1	0	0	0	0					
Danny Ardoin, R OBP: 0.259, SLG: 0.262										3	1	0	0	0	2	0					
8 Yovani Torrealba, R OBP: 0.303, SLG: 0.436										1	0	1	1	0	0	0					
26 Jeff Francis, L OBP: 0.196, SLG: 0.083										2	0	0	0	0	1	0					
Jose Mesa, R OBP: 0.333, SLG: 0.441										0	0	0	0	0	0	0					
Jason Smith, L OBP: 0.333, SLG: 0.441										1	0	0	0	0	0	1					
Jeremy Affeldt, L ERA: 3.38										0	0	0	0	0	0	0					
<b>Inning Stats</b>	R: 0 E: 1 K: 1 S: 11	H: 1 LOB: 2 BB: 0 P: 16	R: 0 E: 0 K: 1 S: 7	H: 0 LOB: 0 BB: 0 P: 10	R: 0 E: 0 K: 1 S: 5	H: 0 LOB: 0 BB: 0 P: 10	R: 1 E: 0 K: 0 S: 12	H: 2 LOB: 1 BB: 0 P: 18	R: 0 E: 0 K: 2 S: 12	H: 0 LOB: 0 BB: 0 P: 18	R: 1 E: 1 K: 2 S: 14	H: 1 LOB: 2 BB: 0 P: 19	R: 1 E: 0 K: 1 S: 8	H: 2 LOB: 1 BB: 0 P: 10	R: 1 E: 0 K: 0 S: 10	H: 3 LOB: 2 BB: 0 P: 14	1B: 8 2B: 3 3B: 0 HR: 0	SF: 0 SAC: 1 DP: 0 HBP: 2	WP: 0 PB: 0 SB: 0 CS: 0	PA: 41	
<b>PITCHER</b>	IP WLS BF H R ER SO BB IBB HBP BLK WP HR S P ERA WHIP	6.1 29 6 2 1 6 0 0 0 0 0 0 6 7 0.00 0.000	0.2 0 0 0 0 2 0 0 0 0 0 0 8 10 9.00 2.000	1.0 5 3 1 1 1 0 0 0 0 0 0 10 14 13.50 4.500																	











Batter	1	2	3	4	5	6	7	8	9	AB	R	H	RBI	BB	SO	LOB	TOP					
22 Eric Byrnes, R (1, 8) OBP: 0.337, SLG: 0.515										4	0	1	0	1	1	0	<b>Arizona Diamondbacks @ Colorado Rockies</b> Coors Field, Denver, CO Thu Aug 17 2006, 1:05 PM MDT Att: 23,390 - Partly Cloudy - 88 F					
Chad Tracy, L (1, 5) OBP: 0.340, SLG: 0.443										5	1	1	0	0	2	2						
Luis Gonzalez, L (1, 7) OBP: 0.368, SLG: 0.476										5	1	1	0	0	2	2						
34 Conor Jackson, R (1, 3) OBP: 0.365, SLG: 0.426										4	0	2	0	0	0	1						
Johnny Estrada, S (1, 2) OBP: 0.328, SLG: 0.452										3	1	2	1	1	0	0						
Shawn Green, L (1, 9) OBP: 0.351, SLG: 0.436										3	1	2	1	1	0	2						
1 Orlando Hudson, S (1, 4) OBP: 0.344, SLG: 0.454										4	0	1	2	0	0	6						
6 Stephen Drew, L (1, 6) OBP: 0.355, SLG: 0.545										3	0	0	0	1	0	4						
17 Brandon Webb, R (1, 1) OBP: 0.158, SLG: 0.148										2	0	0	0	0	1	2						
13 Alberto Callaspo, S (7, PH) OBP: 0.337, SLG: 0.385										1	0	0	0	0	0	0						
Jose Valverde, R (7, 1)										0	0	0	0	0	0	0						
Damon Easley, R (9, PH) OBP: 0.309, SLG: 0.406										1	0	0	0	0	0	0						
<b>Inning Stats</b>	R: 0 E: 0 K: 2 S: 7	H: 0 LOB: 0 BB: 0 P: 14	R: 0 E: 0 K: 0 S: 14	H: 1 LOB: 1 BB: 0 P: 19	R: 0 E: 0 K: 1 S: 7	H: 0 LOB: 0 BB: 0 P: 9	R: 3 E: 0 K: 1 S: 12	H: 3 LOB: 2 BB: 2 P: 27	R: 0 E: 0 K: 1 S: 8	H: 1 LOB: 0 BB: 0 P: 11	R: 0 E: 0 K: 0 S: 8	H: 2 LOB: 0 BB: 0 P: 13	R: 0 E: 0 K: 0 S: 7	H: 0 LOB: 0 BB: 0 P: 12	R: 1 E: 0 K: 0 S: 15	H: 3 LOB: 2 BB: 0 P: 23	R: 0 E: 0 K: 1 S: 11	H: 0 LOB: 1 BB: 1 P: 16	1B: 7 2B: 4 3B: 1 HR: 0	SF: 0 SAC: 0 DP: 2 HBP: 0	WP: 0 PB: 0 SB: 0 CS: 0	PA: 39
<b>PITCHER</b>	IP WLS BF H R ER SO BB IBB HBP BLK WP HR S P ERA WHIP																					
37 Josh Fogg, R (1, 1) ERA: 4.62	5.0 W 24 7 3 3 5 2 1 0 0 0 0 0 53 90 5.40 1.800																					
60 Manny Corpas, R (6, 1) ERA: 1.53	2.0 H 5 0 0 0 0 0 0 0 0 0 0 0 10 15 0.00 0.000																					
Jeremy Affeldt, L (8, 1) ERA: 5.49	1.0 6 3 1 1 0 0 0 0 0 0 0 0 0 15 23 9.00 3.000																					
40 Brian Fuentes, L (9, 1) ERA: 3.28	1.0 4 0 0 0 1 1 0 0 0 0 0 0 0 11 16 0.00 1.000																					

Batter	1	2	3	4	5	6	7	8	9	AB	R	H	RBI	BB	SO	LOB	BOTTOM					
Jamey Carroll, R (1, 4) OBP: 0.385, SLG: 0.404										4	2	2	1	1	1	1	<b>Arizona Diamondbacks @ Colorado Rockies</b> Coors Field, Denver, CO Thu Aug 17 2006, 1:05 PM MDT Att: 23,390 - Partly Cloudy - 88 F					
18 Cory Sullivan, L (1, 8) OBP: 0.326, SLG: 0.419										3	2	2	2	1	0	1						
17 Todd Helton, L (1, 3) OBP: 0.413, SLG: 0.488										2	1	1	1	3	0	1						
27 Garrett Atkins, R (1, 5) OBP: 0.382, SLG: 0.516										4	0	1	1	1	1	5						
40 Brian Fuentes, L (9, 1)										0	0	0	0	0	0	0						
11 Brad Hawpe, L (1, 9) OBP: 0.381, SLG: 0.508										5	0	0	0	0	1	4						
8 Yorvit Torrealba, R (1, 2) OBP: 0.259, SLG: 0.425										4	0	1	0	0	0	1						
19 Ryan Spillborghs, R (1, 7) OBP: 0.327, SLG: 0.481										4	1	1	1	0	2	1						
12 Clint Barmes, R (1, 6) OBP: 0.275, SLG: 0.363										3	1	1	0	1	0	0						
37 Josh Fogg, R (1, 1) OBP: 0.140, SLG: 0.051										2	0	0	0	0	0	2						
60 Manny Corpas, R (6, 1) ERA: 2.93	6.0 L 31 8 7 5 3 3 1 1 0 0 0 0 27 46 7.50 1.833																					
Jeremy Affeldt, L (8, 1) ERA: 7.53	2.0 10 1 1 1 2 1 1 1 0 0 0 0 0 15 27 4.50 1.000																					
Luis Gonzalez, R (8, PH) OBP: 0.279, SLG: 0.371										0	0	0	0	0	0	0						
<b>Inning Stats</b>	R: 2 E: 1 K: 1 S: 12	H: 0 LOB: 1 BB: 2 P: 23	R: 4 E: 0 K: 0 S: 17	H: 5 LOB: 1 BB: 0 P: 22	R: 0 E: 0 K: 1 S: 6	H: 0 LOB: 0 BB: 0 P: 7	R: 1 E: 0 K: 0 S: 12	H: 2 LOB: 1 BB: 0 P: 16	R: 0 E: 0 K: 1 S: 9	H: 1 LOB: 2 BB: 1 P: 17	R: 0 E: 0 K: 0 S: 5	H: 0 LOB: 2 BB: 2 P: 14	R: 0 E: 0 K: 1 S: 7	H: 0 LOB: 0 BB: 0 P: 11	R: 1 E: 0 K: 1 S: 20	H: 1 LOB: 3 BB: 2 P: 35	R: 1 E: 0 K: 1 S: 2	H: 1 LOB: 1 BB: 1 P: 16	1B: 2 2B: 5 3B: 1 HR: 1	SF: 0 SAC: 2 DP: 1 HBP: 1	WP: 0 PB: 0 SB: 2 CS: 0	PA: 41
<b>PITCHER</b>	IP WLS BF H R ER SO BB IBB HBP BLK WP HR S P ERA WHIP																					
17 Brandon Webb, R (1, 1) ERA: 2.93	6.0 L 31 8 7 5 3 3 1 1 0 0 0 0 27 46 7.50 1.833																					
Jose Valverde, R (7, 1) ERA: 7.53	2.0 10 1 1 1 2 1 1 1 0 0 0 0 0 15 27 4.50 1.000																					

AB	35
R	4
H	10
RBI	4
BB	4
SO	6
LOB	19

AB	31
R	8
H	9
RBI	6
BB	7
SO	5
LOB	16





Batter	1	2	3	4	5	6	7	8	9	AB	R	H	RBI	BB	SO	LOB	TOP								
Jamey Carroll, R (1,4) OBP: 0.383, SLG: 0.404	2-1 SH2-4 2B		2-1 P3		2-2 F7		3-2 G6-3		2-2 F9	5	0	1	0	0	0	1									
18 Cory Sullivan, L (1,8) OBP: 0.326, SLG: 0.419	1-1 SH2-4		1-3 K		0-0 G4-6-3 1B		1-1 F7			3	0	1	0	0	0	1									
17 Todd Helton, L (1,3) OBP: 0.410, SLG: 0.483	1-3 K			2-2 G1-3	2-1 G4-6-3			0-2 F7		4	0	0	0	0	1	2									
5 Matt Holliday, R (1,7) OBP: 0.377, SLG: 0.567	0-1 F7			1-2 27 HR 1B		2-3 K2-3		0-2 G5-3		4	1	1	0	0	1	1									
27 Garrett Atkins, R (1,5) OBP: 0.384, SLG: 0.524		1-1 P3		1-0 HR 1B		2-2 11 BB 1B		1-1 1B		4	1	3	2	0	0	0									
11 Brad Hawpe, L (1,9) OBP: 0.379, SLG: 0.504		0-0 G6-3		1-3 K		4-1 1B		0-0 F8		3	0	0	0	1	1	1									
8 Yorvit Torrealba, R (1,2) OBP: 0.309, SLG: 0.435		4-2 BB		1-1 49 1B 2B		1-3 BB				3	1	2	0	1	1	2									
12 Clint Barmes, R (1,6) OBP: 0.275, SLG: 0.360		0-1 F8		4-0 49 1B IBB		1-0 G5-3				3	0	0	0	1	1	4									
49 Byung-Hyun Kim, R (1,1) OBP: 0.200, SLG: 0.179			0-3 K	2-1 1B			1-1 G4-3		3-3 K	2	0	1	1	0	1	0									
39 Tom Martin, L (5,1) Luis Gonzalez, R (7,PH) Jose Mesa, R (7,1) 19 Ryan Spillborghs, R (9,PH)										0	0	0	0	0	0	0									
										1	0	0	0	0	0	0									
										1	0	0	0	0	0	0									
										1	0	0	0	0	1	1									
<b>Inning Stats</b>	R: 0 E: 0 K: 1 S: 9	H: 1 LOB: 1 BB: 0 P: 13	R: 0 E: 0 K: 0 S: 7	H: 0 LOB: 1 BB: 1 P: 12	R: 0 E: 0 K: 2 S: 8	H: 0 LOB: 0 BB: 0 P: 11	R: 3 E: 0 K: 1 S: 14	H: 4 LOB: 2 BB: 1 P: 26	R: 0 E: 0 K: 0 S: 6	H: 1 LOB: 0 BB: 0 P: 10	R: 0 E: 0 K: 2 S: 11	H: 1 LOB: 0 BB: 0 P: 21	R: 0 E: 0 K: 0 S: 8	H: 0 LOB: 0 BB: 0 P: 13	R: 0 E: 0 K: 0 S: 9	H: 1 LOB: 1 BB: 0 P: 10	R: 0 E: 0 K: 2 S: 13	H: 1 LOB: 1 BB: 0 P: 21	1B: 6 2B: 2 3B: 0 HR: 1	SF: 0 SAC: 1 DP: 1 HBP: 0	WP: 0 PB: 0 SB: 0 CS: 0	PA: 37			
<b>PITCHER</b>	IP	WLS	BF	H	R	ER	SO	BB	IBB	HBP	BLK	WP	HR	S	P	ERA	WHIP								
Steve Trachsel, R (1,1) ERA: 4.79	7.0	W	29	7	3	3	6	2	1	0	0	0	1	63	106	3.86	1.286								
Chad Bradford, R (8,1) ERA: 3.0	1.0	H	4	1	0	0	0	0	0	0	0	0	0	9	10	0.00	1.000								
13 Billy Wagner, L (9,1) ERA: 2.35	1.0	S	4	1	0	0	2	0	0	0	0	0	0	13	21	0.00	1.000								

Colorado Rockies @ New York Mets  
Shea Stadium, Flushing, NY  
Fri Aug 18 2006, 7:10 PM EDT  
Att: 35,325 - Clear - 76 F

livebaseballscores.com

AB 33  
R 3  
H 9  
RBI 3  
BB 3  
SO 8  
LOB 12

WORLD  
ROCKIES

Batter	1	2	3	4	5	6	7	8	9	AB	R	H	RBI	BB	SO	LOB	BOTTOM								
7 José Reyes, S (1,6) OBP: 0.352, SLG: 0.489	2-2 G5-3		0-0 F8	2-2 G3		2-2 P4		0-0 16 G6-4-3 1B		5	0	1	0	0	0	0									
16 Paul Lo Duca, R (1,2) OBP: 0.350, SLG: 0.412	0-0 G5-3		3-2 G4-3	0-1 G6-3		0-2 P3		0-0 G6-4-3		5	0	0	0	0	0	1									
15 Carlos Beltrán, S (1,8) OBP: 0.394, SLG: 0.627	4-2 BB		2-2 21 1B 5 2B 1B		4-2 21 BB 5 1B BB	2-1 21 S 2B		0-3 K		3	2	2	0	2	1	0									
21 Carlos Delgado, L (1,3) OBP: 0.354, SLG: 0.515	1-2 F9		0-0 5 2B 1B		4-1 5 1B BB	4-2 5 1B BB		0-3 BB		2	1	1	0	2	0	1									
5 David Wright, R (1,5) OBP: 0.375, SLG: 0.533		0-2 G4-3	0-1 1-3 2H 2B		1-2 2B BB	2-2 2B F9				4	1	2	2	0	0	2									
Michael Tucker, L (1,7) OBP: 0.292, SLG: 0.476		0-1 F7	1-2 G4-3		1-2 SF9 10 FC3-2 2B		0-0 G3			4	0	1	1	0	0	2									
Chris Woodward, R (1,4) OBP: 0.308, SLG: 0.340		0-2 10 1B 1B		1-1 10 HR HBP		0-0 SF9 10 FC4-6 1B		0-1 FC4-6		2	1	2	1	0	0	0									
10 Endy Chavez, L (1,9) OBP: 0.338, SLG: 0.437		1-2 1 SAFE 1 SAFE 1B	1-3 1B		0-0 1-H HR	0-1 FC3-2		1-2 FC4-6		4	1	2	2	0	0	2									
Steve Trachsel, R (1,1) OBP: 0.178, SLG: 0.195		2-1 F9		0-3 K		0-0 K		0-1 F7		3	0	0	0	0	2	3									
Ricky Ledee, L (7,PH) Chad Bradford, R (8,1) 13 Billy Wagner, L (9,1)										1	0	0	0	0	0	1									
										0	0	0	0	0	0	0									
										0	0	0	0	0	0	0									
										0	0	0	0	0	0	0									
<b>Inning Stats</b>	R: 0 E: 0 K: 0 S: 9	H: 0 LOB: 1 BB: 1 P: 16	R: 0 E: 0 K: 0 S: 13	H: 2 LOB: 2 BB: 0 P: 16	R: 1 E: 0 K: 0 S: 14	H: 3 LOB: 0 BB: 0 P: 20	R: 2 E: 0 K: 1 S: 10	H: 1 LOB: 0 BB: 0 P: 13	R: 3 E: 0 K: 1 S: 19	H: 2 LOB: 1 BB: 2 P: 33	R: 0 E: 0 K: 0 S: 14	H: 1 LOB: 1 BB: 1 P: 24	R: 0 E: 0 K: 0 S: 8	H: 1 LOB: 1 BB: 0 P: 9	R: 0 E: 0 K: 1 S: 5	H: 1 LOB: 0 BB: 0 P: 5	1B: 7 2B: 3 3B: 0 HR: 1	SF: 1 SAC: 0 DP: 1 HBP: 1	WP: 0 PB: 0 SB: 1 CS: 0	PA: 39					
<b>PITCHER</b>	IP	WLS	BF	H	R	ER	SO	BB	IBB	HBP	BLK	WP	HR	S	P	ERA	WHIP								
49 Byung-Hyun Kim, R (1,1) ERA: 4.94	4.1	L	25	8	6	6	1	0	0	0	0	0	0	59	90	12.46	2.538								
39 Tom Martin, L (5,1) ERA: 4.3	1.2		7	1	0	0	1	1	0	0	0	0	0	20	32	0.00	1.200								
Jose Mesa, R (7,1) ERA: 3.46	2.0		7	2	0	0	1	0	0	0	0	0	0	13	14	0.00	1.000								

Colorado Rockies @ New York Mets  
Shea Stadium, Flushing, NY  
Fri Aug 18 2006, 7:10 PM EDT  
Att: 35,325 - Clear - 76 F

livebaseballscores.com

AB 33  
R 6  
H 11  
RBI 6  
BB 4  
SO 3  
LOB 12

Mets



Batter	1	2	3	4	5	6	7	8	9	AB	R	H	RBI	BB	SO	LOB	TOP															
Jamey Carroll, R (1,4) OBP: 0.382, SLG: 0.402	L7		CS	F9		5 1B 27 HR	G5-4-3			4	1	1	0	0	0	2																
19 Ryan Spillborghs, R (1,9) OBP: 0.314, SLG: 0.459	G6-3			P4			B3	G5-3		4	0	0	0	0	0	1																
17 Todd Helton, L (1,3) OBP: 0.408, SLG: 0.481	G4-3			1B			P5	F7		4	0	1	0	0	0	1																
5 Matt Holliday, R (1,7) OBP: 0.378, SLG: 0.566		27 G5-4-3 1B		K			27 HR 1B	G1-3		4	1	2	0	0	1	1																
27 Garrett Atkins, R (1,5) OBP: 0.383, SLG: 0.529		G5-4-3			G6-3		1-H 3-H HR	F7		4	1	1	3	0	0	1																
8 Yorvit Torrealba, R (1,2) OBP: 0.313, SLG: 0.453	P4			HR			12 2-4 1B	G3		4	1	2	1	0	0	0																
12 Clint Barmes, R (1,6) OBP: 0.275, SLG: 0.359			P5		2-2 1B		2-4	G1-3		4	0	1	0	0	0	0																
Choo Freeman, R (1,8) OBP: 0.313, SLG: 0.356										1	0	0	0	0	0	1																
18 Cory Sullivan, L (7,PH) OBP: 0.328, SLG: 0.420			CS HBP		F9			11 BB 1B		1	0	1	0	0	0	0																
26 Jeff Francis, L (1,1) OBP: 0.190, SLG: 0.080										2	0	0	0	0	1	2																
61 Ramon E Ramirez, R (6,1) OBP: 0.500, SLG: 0.500			B1					G5-4-3 BB		0	0	0	0	0	0	0																
11 Brad Hawpe, L (7,PH) OBP: 0.381, SLG: 0.504										0	0	0	0	1	0	0																
Ray King, L (7,1)										0	0	0	0	0	0	0																
60 Manny Corpas, R (8,1)										0	0	0	0	0	0	0																
<b>Inning Stats</b>	R: 0 E: 0 K: 0 S: 9	H: 0 LOB: 0 BB: 0 P: 14	R: 0 E: 0 K: 0 S: 11	H: 1 LOB: 0 BB: 0 P: 19	R: 0 E: 0 K: 0 S: 7	H: 0 LOB: 0 BB: 0 P: 11	R: 0 E: 0 K: 1 S: 12	H: 1 LOB: 1 BB: 0 P: 17	R: 1 E: 0 K: 1 S: 17	H: 2 LOB: 1 BB: 0 P: 23	R: 3 E: 0 K: 0 S: 17	H: 4 LOB: 1 BB: 0 P: 23	R: 0 E: 0 K: 0 S: 9	H: 1 LOB: 1 BB: 1 P: 15	R: 0 E: 0 K: 0 S: 8	H: 0 LOB: 0 BB: 0 P: 12	R: 0 E: 0 K: 0 S: 8	H: 0 LOB: 0 BB: 0 P: 12	1B: 7 2B: 0 3B: 0 HR: 2	SF: 0 SAC: 0 DP: 2 HBP: 1	WP: 0 PB: 0 SB: 0 CS: 1	PA: 35										
<b>PITCHER</b>	IP WLS BF H R ER SO BB IBB HBP BLK WP HR S P ERA WHIP																															
32 Dave Williams, L (1,1) ERA: 6.9	5.2	22	6	3	3	2	0	0	1	0	0	1	68	99	4.76	1.059																
Roberto Hernandez, R (6,1) ERA: 3.14	0.1	3	2	1	1	0	0	0	0	0	0	1	5	8	27.00	6.000																
Aaron Heilman, R (7,1) ERA: 3.99	2.0	W	7	1	0	0	1	0	0	0	0	0	18	29	0.00	1.000																
13 Billy Wagner, L (9,1) ERA: 2.31	1.0	S	3	0	0	0	0	0	0	0	0	0	8	12	0.00	0.000																

Colorado Rockies @ New York Mets  
Shea Stadium, Flushing, NY  
Sat Aug 19 2006, 7:35 PM EDT  
Att. 55,085 - Rain - 76 F

AB	32
R	4
H	9
RBI	4
BB	1
SO	2
LOB	9



Batter	1	2	3	4	5	6	7	8	9	AB	R	H	RBI	BB	SO	LOB	BOTTOM														
7 José Reyes, S (1,6) OBP: 0.351, SLG: 0.486	P5		G5-3			F7				3	0	0	1	1	0	2															
16 Paul Lo Duca, R (1,2) OBP: 0.348, SLG: 0.413	F8			P6		2B		F8		4	1	1	0	0	0	3															
15 Carlos Beltrán, S (1,8) OBP: 0.391, SLG: 0.623	G1-3			F8		SF 21 1B 5 PB		G5-3		3	1	0	1	0	0	0															
21 Carlos Delgado, L (1,3) OBP: 0.355, SLG: 0.517		G3		K		5 PB 44 1B		L6-4 5		4	1	2	1	0	1	0															
5 David Wright, R (1,5) OBP: 0.378, SLG: 0.530		G6-3			G1-3	44 E 44 1B BB		L6-4		3	1	0	0	1	0	1															
Chris Woodward, R (1,4) OBP: 0.301, SLG: 0.331		G6-3			K		F4		F8	4	0	0	0	0	1	2															
44 Lastings Milledge, R (1,9) OBP: 0.312, SLG: 0.465			10 G3 HBP			E5 BB 7 BB		HR		3	2	3	2	0	0	0															
10 Endy Chavez, L (1,7) OBP: 0.303, SLG: 0.372										2	0	0	0	0	0	2															
Roberto Hernandez, R (6,1) ERA: 3.14										0	0	0	0	0	0	0															
Julio Franco, R (6,PH) OBP: 0.303, SLG: 0.372										0	0	0	0	0	0	0															
Aaron Heilman, R (7,1) ERA: 3.99										0	0	0	0	0	0	0															
Ricky Ledee, L (8,PH) ERA: 2.58										1	0	0	0	0	0	0															
13 Billy Wagner, L (9,1) ERA: 2.31										0	0	0	0	0	0	0															
32 Dave Williams, L (1,1) OBP: 0.143, SLG: 0.077										1	0	0	0	0	0	1															
Michael Tucker, L (6,7) OBP: 0.333, SLG: 0.478		L7						G4-3		2	1	1	1	1	0	0															
<b>Inning Stats</b>	R: 0 E: 0 K: 0 S: 6	H: 0 LOB: 0 BB: 0 P: 8	R: 0 E: 0 K: 0 S: 6	H: 0 LOB: 0 BB: 0 P: 9	R: 0 E: 0 K: 0 S: 8	H: 0 LOB: 1 BB: 0 P: 14	R: 0 E: 0 K: 1 S: 10	H: 0 LOB: 0 BB: 0 P: 13	R: 0 E: 0 K: 1 S: 18	H: 1 LOB: 1 BB: 0 P: 27	R: 6 E: 2 K: 0 S: 23	H: 4 LOB: 3 BB: 4 P: 44	R: 0 E: 0 K: 0 S: 13	H: 1 LOB: 0 BB: 0 P: 18	R: 1 E: 0 K: 0 S: 10	H: 1 LOB: 0 BB: 0 P: 15	R: 0 E: 0 K: 0 S: 10	H: 0 LOB: 0 BB: 0 P: 15	1B: 4 2B: 3 3B: 0 HR: 1	SF: 1 SAC: 0 DP: 1 HBP: 1	WP: 0 PB: 1 SB: 0 CS: 0	PA: 36									
<b>PITCHER</b>	IP WLS BF H R ER SO BB IBB HBP BLK WP HR S P ERA WHIP																														
26 Jeff Francis, L (1,1) ERA: 3.38	5.2	L	27	5	6	2	2	1	0	0	0	67	105	3.18	1.059																
61 Ramon E Ramirez, R (6,1) ERA: 2.88	0.1		2	0	0	0	0	1	0	0	0	4	10	0.00	3.000																
Ray King, L (7,1) ERA: 4.09	1.0		3	1	0	0	0	0	0	0	0	13	18	0.00	1.000																
60 Manny Corpas, R (8,1) ERA: 2.4	1.0		4	1	1	1	0	0	0	0	1	10	15	9.00	1.000																

Colorado Rockies @ New York Mets  
Shea Stadium, Flushing, NY  
Sat Aug 19 2006, 7:35 PM EDT  
Att. 55,085 - Rain - 76 F

AB	30
R	7
H	7
RBI	6
BB	4
SO	2
LOB	11





Batter	1	2	3	4	5	6	7	8	9	AB	R	H	RBI	BB	SO	LOB	TOP										
Jamey Carroll, R (1,4) OBP: 0.378, SLG: 0.398	F8		P3					K		4	0	0	0	0	2	2											
18 Cory Sullivan, L (1,8) OBP: 0.327, SLG: 0.417	F7		K					K		3	0	0	0	1	2	0											
17 Todd Helton, L (1,3) OBP: 0.407, SLG: 0.478	1B									4	0	1	0	0	1	1											
5 Matt Holliday, R (1,7) OBP: 0.377, SLG: 0.566	K									4	0	1	0	0	2	1											
27 Garrett Atkins, R (1,5) OBP: 0.380, SLG: 0.524		G6-3								4	0	0	0	0	1	1											
11 Brad Hawpe, L (1,9) OBP: 0.383, SLG: 0.505										3	0	2	0	0	0	0											
8 Yorvit Torrealba, R (1,2) OBP: 0.319, SLG: 0.459										2	0	1	0	1	0	1											
12 Clint Barmes, R (1,6) OBP: 0.273, SLG: 0.357										3	0	0	0	0	2	4											
Jason Jennings, L (1,1) OBP: 0.167, SLG: 0.154										2	0	0	0	0	1	2											
Jose Mesa, R (7,1)										0	0	0	0	0	0	0											
Jason Smith, L (8,PH) OBP: 0.324, SLG: 0.424										1	0	0	0	0	0	0											
40 Brian Fuentes, L (8,1)										0	0	0	0	0	0	0											
<b>Inning Stats</b>	R: 0 E: 0 K: 1 S: 16	H: 1 LOB: 1 BB: 0 P: 25	R: 0 E: 0 K: 1 S: 14	H: 1 LOB: 1 BB: 0 P: 21	R: 0 E: 0 K: 1 S: 9	H: 0 LOB: 0 BB: 0 P: 15	R: 0 E: 0 K: 1 S: 9	H: 0 LOB: 0 BB: 0 P: 12	R: 0 E: 0 K: 3 S: 15	H: 2 LOB: 2 BB: 0 P: 24	R: 0 E: 0 K: 0 S: 6	H: 0 LOB: 0 BB: 1 P: 11	R: 0 E: 0 K: 2 S: 10	H: 0 LOB: 0 BB: 0 P: 16	R: 0 E: 0 K: 1 S: 10	H: 0 LOB: 0 BB: 0 P: 14	1B: 3 2B: 2 3B: 0 HR: 0	SF: 0 SAC: 0 DP: 1 HBP: 0	WP: 0 PB: 0 SB: 0 CS: 1	PA: 32							
<b>PITCHER</b>	IP	WLS	BF	H	R	ER	SO	BB	IBB	HBP	BLK	WP	HR	S	P	ERA	WHIP										
26 Orlando Hernandez, R (1,1) ERA: 5.29	6.0	W	23	5	0	0	8	1	0	0	0	0	0	72	114	0.00	1.000										
Chad Bradford, R (7,1) ERA: 2.93	1.0	H	3	0	0	0	0	1	0	0	0	0	0	6	11	0.00	1.000										
Aaron Heilman, R (8,1) ERA: 3.93	1.0	H	3	0	0	0	2	0	0	0	0	0	0	10	16	0.00	0.000										
13 Billy Wagner, L (9,1) ERA: 2.28	1.0	S	3	0	0	0	1	0	0	0	0	0	0	10	14	0.00	0.000										

Colorado Rockies @ New York Mets  
Shea Stadium, Flushing, NY  
Sun Aug 20 2006, 1:10 PM EDT  
Att: 40,654 - Partly Cloudy - 88 F

AB	30
R	0
H	5
RBI	0
BB	2
SO	11
LOB	12



Batter	1	2	3	4	5	6	7	8	9	AB	R	H	RBI	BB	SO	LOB	BOTTOM										
7 José Reyes, S (1,6) OBP: 0.349, SLG: 0.482	G1-5-3		K					B1		4	0	0	0	0	2	2											
44 Lastinos Milledor, R (1,9) OBP: 0.310, SLG: 0.360	F9									4	0	1	0	0	1	1											
10 Endy Chavez, L (9,9) OBP: 0.336, SLG: 0.433										0	0	0	0	0	0	0											
15 Carlos Beltrán, S (1,8) OBP: 0.390, SLG: 0.626	K									4	1	1	1	0	2	2											
21 Carlos Delgado, L (1,3) OBP: 0.354, SLG: 0.522										4	1	1	1	0	1	0											
5 David Wright, R (1,5) OBP: 0.376, SLG: 0.526										3	0	0	0	0	0	0											
Michael Tucker, L (1,7) OBP: 0.367, SLG: 0.458										1	0	0	0	2	1	0											
Chris Woodward, R (1,4) OBP: 0.295, SLG: 0.325										3	0	0	0	0	1	2											
Mike DiFelice, R (1,2) OBP: 0.235, SLG: 0.071										3	0	0	0	0	0	0											
26 Orlando Hernandez, R (1,1) OBP: 0.237, SLG: 0.297										2	0	1	0	0	0	0											
Chad Bradford, R (7,1)										0	0	0	0	0	0	0											
Ricky Ledee, L (7,PH) OBP: 0.229, SLG: 0.324										1	0	0	0	0	0	0											
Aaron Heilman, R (8,1)										0	0	0	0	0	0	0											
13 Billy Wagner, L (9,1)										0	0	0	0	0	0	0											
<b>Inning Stats</b>	R: 0 E: 0 K: 1 S: 9	H: 0 LOB: 0 BB: 0 P: 14	R: 1 E: 0 K: 1 S: 7	H: 1 LOB: 0 BB: 0 P: 11	R: 0 E: 0 K: 1 S: 14	H: 2 LOB: 2 BB: 0 P: 20	R: 0 E: 0 K: 0 S: 11	H: 0 LOB: 1 BB: 1 P: 20	R: 0 E: 0 K: 1 S: 9	H: 0 LOB: 1 BB: 0 P: 14	R: 1 E: 0 K: 0 S: 9	H: 1 LOB: 1 BB: 1 P: 16	R: 0 E: 0 K: 0 S: 5	H: 0 LOB: 0 BB: 0 P: 10	R: 0 E: 0 K: 3 S: 10	H: 0 LOB: 0 BB: 0 P: 11	1B: 2 2B: 0 3B: 0 HR: 2	SF: 0 SAC: 0 DP: 0 HBP: 0	WP: 0 PB: 0 SB: 2 CS: 0	PA: 31							
<b>PITCHER</b>	IP	WLS	BF	H	R	ER	SO	BB	IBB	HBP	BLK	WP	HR	S	P	ERA	WHIP										
Jason Jennings, R (1,1) ERA: 3.32	6.0	L	25	4	2	2	5	2	0	0	0	0	0	5	10	0.00	0.000										
Jose Mesa, R (7,1) ERA: 3.4	1.0		3	0	0	0	0	0	0	0	0	0	0	5	10	0.00	0.000										
40 Brian Fuentes, L (8,1) ERA: 3.22	1.0		3	0	0	0	3	0	0	0	0	0	0	10	11	0.00	0.000										

Colorado Rockies @ New York Mets  
Shea Stadium, Flushing, NY  
Sun Aug 20 2006, 1:10 PM EDT  
Att: 40,654 - Partly Cloudy - 88 F

AB	29
R	2
H	4
RBI	2
BB	2
SO	8
LOB	7









Batter	1	2	3	4	5	6	7	8	9	AB	R	H	RBI	BB	SO	LOB	TOP										
Jamey Carroll, R OBP: 0.372, SLG: 0.390	G6-3		K		G4-3			G6-3		4	0	0	0	0	1	1											
17 Todd Helton, L OBP: 0.405, SLG: 0.476	F8			27 E	F9			F7		4	0	1	0	0	0	1											
27 Garrett Atkins, R OBP: 0.380, SLG: 0.523	G1-3			E7				F9		4	0	2	0	0	0	0											
5 Matt Holliday, R OBP: 0.379, SLG: 0.569		L5		L4				G5-3		4	0	0	0	0	1	3											
11 Brad Hawpe, L OBP: 0.381, SLG: 0.501		G4-3		K2-3				F8	7 DI	3	0	0	0	1	1	3											
8 Yovani Torresalva, R OBP: 0.316, SLG: 0.455		2B		G3				P4		4	0	1	0	0	1	4											
7 Kazuo Matsui, S OBP: 0.243, SLG: 0.278		K			49 2B			K		3	1	1	0	1	2	1											
18 Cory Sullivan, L OBP: 0.322, SLG: 0.409			F7		K			G4-3		4	0	0	0	0	1	3											
49 Byung-Hyun Kim, R OBP: 0.214, SLG: 0.220			G5-3		G4-3			F9		2	0	1	1	0	0	0											
61 Ramon E Ramirez, R OBP: 0.500, SLG: 0.500										0	0	0	0	0	0	0											
Luis Gonzalez, R OBP: 0.272, SLG: 0.361										1	0	0	0	0	0	0											
Ray King, L										0	0	0	0	0	0	0											
Jose Mesa, R										0	0	0	0	0	0	0											
<b>Inning Stats</b>	R: 0 E: 0 K: 0 S: 6	H: 0 LOB: 0 BB: 0 P: 7	R: 0 E: 0 K: 1 S: 11	H: 1 LOB: 1 BB: 0 P: 15	R: 0 E: 0 K: 1 S: 5	H: 0 LOB: 0 BB: 0 P: 7	R: 0 E: 1 K: 1 S: 13	H: 2 LOB: 2 BB: 0 P: 17	R: 1 E: 0 K: 1 S: 14	H: 2 LOB: 1 BB: 0 P: 25	R: 0 E: 0 K: 2 S: 11	H: 1 LOB: 0 BB: 0 P: 14	R: 0 E: 0 K: 1 S: 7	H: 0 LOB: 0 BB: 0 P: 12	R: 0 E: 0 K: 0 S: 12	H: 0 LOB: 2 BB: 2 P: 26	1B: 2 2B: 4 3B: 0 HR: 0	SF: 0 SAC: 0 DP: 0 HBP: 0	WP: 0 PB: 0 SB: 0 CS: 0	PA: 35							
<b>PITCHER</b>	IP	WLS	BF	H	R	ER	SO	BB	IBB	HBP	BLK	WP	HR	S	P	ERA	WHIP										
15 Ben Sheets, R ERA: 5.02	7.0	W	27	6	1	1	7	0	0	0	0	0	0	67	97	1.29	0.857										
Dan Kolb, R ERA: 4.43	1.0		3	0	0	0	0	0	0	0	0	0	0	7	11	0.00	0.000										
Derrick Turnbow, R ERA: 6.14	1.0		5	0	0	0	0	2	0	0	0	0	0	12	26	0.00	2.000										

**Colorado Rockies @ Milwaukee Brewers**  
Miller Park, Milwaukee, WI  
Wed Aug 23 2006, 7:05 PM CDT  
Att: 35,569 - Roof Closed - 70 F

**AB 33**  
**R 1**  
**H 6**  
**RBI 1**  
**BB 2**  
**SO 7**  
**LOB 16**



Batter	1	2	3	4	5	6	7	8	9	AB	R	H	RBI	BB	SO	LOB	BOTTOM										
18 Gabe Gross, L OBP: 0.377, SLG: 0.470	28 1B		F8		9 1B			F7		3	2	1	0	2	0	0											
9 Tony Graffanino, R OBP: 0.396, SLG: 0.428	28 1B		K		20 HBP			P6		3	2	1	2	1	1	1											
28 Prince Fielder, L OBP: 0.353, SLG: 0.493	20 C4-6-3			F8	20 HBP			F9		4	0	2	2	0	0	0											
2 Bill Hall, R OBP: 0.339, SLG: 0.557	SF9			F8	20 HBP			FC5	BB	1	0	0	1	2	0	0											
20 Lavnce Nix, L OBP: 0.174, SLG: 0.186	G4-6-3			G3	1-2 2-3 3-H			K		3	0	0	1	0	1	2											
Geoff Jenkins, L OBP: 0.328, SLG: 0.387			K		HBP			FC5	BB	2	1	0	0	1	2	3											
Jeff Cirillo, R OBP: 0.378, SLG: 0.433			F9		K			FC5		4	1	1	1	0	1	3											
11 Mike Rivera, R OBP: 0.323, SLG: 0.435			K		15 SH2-4			F9		4	1	1	0	0	1	0											
15 Ben Sheets, R OBP: 0.050, SLG: 0.050					9 1B			F9		2	0	0	0	0	1	0											
Dan Kolb, R					SH2-4			F9		0	0	0	0	0	0	0											
Brady Clark, R OBP: 0.365, SLG: 0.331								F9		1	0	0	0	0	0	0											
Derrick Turnbow, R								F9		0	0	0	0	0	0	0											
<b>Inning Stats</b>	R: 2 E: 0 K: 0 S: 4	H: 1 LOB: 0 BB: 2 P: 16	R: 0 E: 0 K: 2 S: 8	H: 0 LOB: 0 BB: 0 P: 9	R: 0 E: 0 K: 2 S: 9	H: 0 LOB: 0 BB: 0 P: 15	R: 0 E: 0 K: 0 S: 8	H: 0 LOB: 0 BB: 0 P: 12	R: 4 E: 0 K: 2 S: 13	H: 3 LOB: 3 BB: 2 P: 27	R: 1 E: 0 K: 0 S: 9	H: 2 LOB: 1 BB: 0 P: 12	R: 0 E: 0 K: 1 S: 11	H: 0 LOB: 2 BB: 2 P: 19	R: 0 E: 0 K: 0 S: 6	H: 0 LOB: 0 BB: 0 P: 8	1B: 4 2B: 1 3B: 0 HR: 1	SF: 1 SAC: 1 DP: 1 HBP: 2	WP: 1 PB: 0 SB: 0 CS: 0	PA: 37							
<b>PITCHER</b>	IP	WLS	BF	H	R	ER	SO	BB	IBB	HBP	BLK	WP	HR	S	P	ERA	WHIP										
49 Byung-Hyun Kim, R ERA: 5.18	5.0	L	24	4	6	6	6	3	1	2	0	0	0	42	79	10.80	1.400										
61 Ramon E Ramirez, R ERA: 3.16	1.0		5	2	1	1	0	0	0	0	0	0	1	9	12	9.00	2.000										
Ray King, L ERA: 3.97	1.0		5	0	0	0	1	2	0	0	0	0	0	11	19	0.00	2.000										
Jose Mesa, R ERA: 3.34	1.0		3	0	0	0	0	0	0	0	0	0	0	6	8	0.00	0.000										

**Colorado Rockies @ Milwaukee Brewers**  
Miller Park, Milwaukee, WI  
Wed Aug 23 2006, 7:05 PM CDT  
Att: 35,569 - Roof Closed - 70 F

**AB 27**  
**R 7**  
**H 6**  
**RBI 7**  
**BB 6**  
**SO 7**  
**LOB 9**





Batter	1	2	3	4	5	6	7	8	9	AB	R	H	RBI	BB	SO	LOB	TOP										
Jamey Carroll, R OBP: 0.370, SLG: 0.387	F7			17 WP 17 HR	F7		FC1-6 27 BB 17 HBP		L8	5	1	1	0	0	0	2											
17 Todd Helton, L OBP: 0.407, SLG: 0.486	F9			HR		P3			2B	4	1	2	2	0	0	0											
27 Garrett Atkins, R OBP: 0.361, SLG: 0.522	P3			G5-3					F8	4	1	1	0	1	0	1											
5 Matt Holliday, R OBP: 0.378, SLG: 0.566		L8		G6-3						4	1	1	0	0	1	3											
11 Brad Hawpe, L OBP: 0.380, SLG: 0.506	G3-1			P6						4	1	1	3	0	0	3											
19 Ryan Spillborghs, R OBP: 0.310, SLG: 0.444										4	0	1	0	0	2	0											
12 Clint Barmes, R OBP: 0.268, SLG: 0.350				L8						4	0	0	0	0	1	1											
40 Brian Fuentes, L										0	0	0	0	0	0	0											
Danny Ardoin, R OBP: 0.261, SLG: 0.257				G5-3						4	1	1	0	0	1	2											
37 Josh Fogg, R OBP: 0.198, SLG: 0.099										2	0	1	1	0	1	0											
39 Tom Martin, L										0	0	0	0	0	0	0											
7 Kazuo Matsui, S										1	0	1	0	0	0	0											
60 Manny Corpas, R										0	0	0	0	0	0	0											
Jeremy Affeldt, L										0	0	0	0	0	0	0											
Luis Gonzalez, R OBP: 0.270, SLG: 0.329										1	0	0	0	0	0	0											
<b>Inning Stats</b>	R: 0 E: 0 K: 0 S: 7	H: 0 LOB: 0 BB: 0 P: 15	R: 0 E: 0 K: 1 S: 10	H: 0 LOB: 0 BB: 0 P: 18	R: 0 E: 0 K: 1 S: 10	H: 0 LOB: 0 BB: 0 P: 12	R: 2 E: 0 K: 0 S: 15	H: 2 LOB: 0 BB: 0 P: 22	R: 1 E: 0 K: 1 S: 14	H: 2 LOB: 1 BB: 0 P: 19	R: 3 E: 0 K: 2 S: 21	H: 4 LOB: 1 BB: 0 P: 32	R: 0 E: 0 K: 1 S: 17	H: 1 LOB: 0 BB: 1 P: 25	R: 0 E: 1 K: 0 S: 7	H: 0 LOB: 0 BB: 0 P: 11	R: 0 E: 0 K: 0 S: 11	H: 1 LOB: 1 BB: 0 P: 15	1B: 5 2B: 3 3B: 0 HR: 2	SF: 0 SAC: 0 DP: 1 HBP: 1	WP: 1 PB: 0 SB: 1 CS: 0	PA: 39					
<b>PITCHER</b>	IP	WLS	BF	H	R	ER	SO	BB	IBB	HBP	BLK	WP	HR	S	P	ERA	WHIP										
Tomo Ohka, R ERA: 4.42	5.1	W	23	7	6	6	3	0	0	0	0	1	2	68	103	10.12	1.312										
52 Jose Capellan, R ERA: 3.79	1.1	H	8	2	0	0	3	1	0	1	0	0	0	24	37	0.00	2.250										
Brian Shouse, L ERA: 2.18	0.1	H	1	0	0	0	0	0	0	0	0	0	0	2	3	0.00	0.000										
Dan Kolb, R ERA: 4.32	1.0		3	0	0	0	0	0	0	0	0	0	0	7	11	0.00	0.000										
Rick Helling, R ERA: 4.25	1.0		4	1	0	0	0	0	0	0	0	0	0	11	15	0.00	1.000										

**Colorado Rockies @ Milwaukee Brewers**  
Miller Park, Milwaukee, WI  
Thu Aug 24 2006, 1:05 PM CDT  
Att: 35,484 - Roof Closed - 77 F

livebaseballscorecards.com

AB 37  
R 6  
H 10  
RBI 6  
BB 1  
SO 6  
LOB 12



Batter	1	2	3	4	5	6	7	8	9	AB	R	H	RBI	BB	SO	LOB	BOTTOM											
18 Gabe Gross, L OBP: 0.379, SLG: 0.481	F7			FC4-6						4	0	2	2	0	0	2												
Brady Clark, R OBP: 0.367, SLG: 0.333										1	1	1	1	0	0	0												
9 Tony Graffanino, R OBP: 0.361, SLG: 0.421	G5-3			G1-3						5	1	0	0	0	1	8												
28 Prince Fielder, L OBP: 0.351, SLG: 0.497	G3-1									5	1	1	3	0	1	2												
2 Bill Hall, R OBP: 0.342, SLG: 0.566										4	2	2	1	1	0	0												
20 Lavnce Nix, L OBP: 0.157, SLG: 0.167										5	0	0	0	0	2	2												
Geoff Jenkins, L OBP: 0.333, SLG: 0.388										2	3	1	0	1	0	1												
David Bell, R OBP: 0.337, SLG: 0.379										5	2	2	1	0	1	2												
Damian Miller, R OBP: 0.322, SLG: 0.399										1	1	0	0	1	1	1												
11 Mike Rivera, R OBP: 0.326, SLG: 0.453										2	1	1	0	0	1	1												
Tomo Ohka, S OBP: 0.195, SLG: 0.200										2	0	2	4	0	0	0												
52 Jose Capellan, R ERA: 4.15										0	0	0	0	0	0	0												
Brian Shouse, L										0	0	0	0	0	0	0												
Jeff Cirillo, R OBP: 0.340, SLG: 0.435										1	0	1	0	0	0	0												
Dan Kolb, R										0	0	0	0	0	0	0												
Rick Helling, R										0	0	0	0	0	0	0												
<b>Inning Stats</b>	R: 0 E: 0 K: 0 S: 7	H: 0 LOB: 0 BB: 0 P: 10	R: 4 E: 1 K: 1 S: 18	H: 4 LOB: 2 BB: 1 P: 30	R: 3 E: 0 K: 0 S: 15	H: 3 LOB: 2 BB: 1 P: 27	R: 0 E: 0 K: 1 S: 7	H: 0 LOB: 0 BB: 0 P: 11	R: 1 E: 0 K: 2 S: 14	H: 2 LOB: 2 BB: 0 P: 23	R: 0 E: 0 K: 1 S: 10	H: 0 LOB: 1 BB: 1 P: 17	R: 4 E: 0 K: 1 S: 14	H: 4 LOB: 0 BB: 0 P: 23	R: 0 E: 0 K: 1 S: 6	H: 0 LOB: 1 BB: 0 P: 11	1B: 6 2B: 5 3B: 0 HR: 2	SF: 0 SAC: 0 DP: 0 HBP: 3	WP: 0 PB: 0 SB: 0 CS: 0	PA: 44								
<b>PITCHER</b>	IP	WLS	BF	H	R	ER	SO	BB	IBB	HBP	BLK	WP	HR	S	P	ERA	WHIP											
37 Josh Fogg, R ERA: 4.91	4.2	L	27	8	8	7	3	0	2	0	0	0	0	16	27	0.00	1.500											
39 Tom Martin, L	1.1		6	1	0	0	2	1	0	0	0	0	0	7	13	54.00	6.000											
60 Manny Corpas, R ERA: 3.45	0.1		3	2	2	2	1	0	0	0	0	0	0	1	7	10	27.00	3.000										
Jeremy Affeldt, L ERA: 5.8	0.2		4	2	2	2	0	0	0	0	0	0	1	7	10	27.00	3.000											
40 Brian Fuentes, L ERA: 3.16	1.0		4	0	0	0	1	0	0	0	0	0	0	6	11	0.00	0.000											

**Colorado Rockies @ Milwaukee Brewers**  
Miller Park, Milwaukee, WI  
Thu Aug 24 2006, 1:05 PM CDT  
Att: 35,484 - Roof Closed - 77 F

livebaseballscorecards.com

AB 37  
R 12  
H 13  
RBI 12  
BB 3  
SO 7  
LOB 19





Batter	1	2	3	4	5	6	7	8	9	AB	R	H	RBI	BB	SO	LOB	TOP		
Josh Barfield, R (1.4) OBP: 0.317, SLG: 0.416	0-1 24 G3 1B	2-2 24 S 1B		4-2 24 G4-6-3 BB			0-0 F8		1-3 K	4	2	2	2	1	1	1			
24 Brian Giles, L (1.9) OBP: 0.382, SLG: 0.389	2-2 G3	4-1 1B BB		0-0 G4-6-3			2-2 F9		0-0 F8	4	1	0	0	1	0	3			
Mike Cameron, R (1.8) OBP: 0.352, SLG: 0.493	1-0 1B	0-0 1B 1B					0-0 F8		0-0 P3	5	0	3	2	0	0	1			
Mike Piazza, R (1.2) OBP: 0.337, SLG: 0.497 28 Josh Bard, S (8.2) OBP: 0.408, SLG: 0.515	2-2 P4	3-2 1B					2-3 K			4	0	1	1	0	2	2			
23 Adrián González, L (1.3) OBP: 0.344, SLG: 0.491	1-1 G3	1-3 3-H 1B					1-1 G3			4	0	1	0	0	1	3			
Ben Johnson, R (1.7) OBP: 0.330, SLG: 0.427		2-1 39 SH2-4 1B		1-1 G6-4-3 1B			1-1 G4-1 1B		2-1 G6-4-3	4	1	3	0	0	0	1			
Mark Bellhorn, S (1.5) OBP: 0.292, SLG: 0.359		4-0 39 SH2-4 1B		0-0 G6-4-3			2-0 F8		0-2 2B	3	1	1	0	1	0	2			
Manny Alexander, R (1.6) OBP: 0.143, SLG: 0.143		2-1 L8		0-1 F9			1-2 G4-1		1-1 G3	4	0	0	0	0	0	4			
39 Mike Thompson, R (1.1) OBP: 0.186, SLG: 0.150 28 Doug Brocail, L (5.1) OBP: 0.255, SLG: 0.328 Rob Bowen, S (6. PH) OBP: 0.255, SLG: 0.328 Scott Williamson, R (6.1) OBP: 0.255, SLG: 0.328 Brian Sweeney, R (7.1) OBP: 0.255, SLG: 0.328 Todd Walker, L (9. PH) OBP: 0.255, SLG: 0.328		0-0 SH2-4					1-1 G6-3		2-2 24 F8 2B	1	0	0	0	0	1	0			
<b>Inning Stats</b>	R: 1 E: 0 K: 0 S: 11	H: 2 LOB: 1 BB: 0 P: 17	R: 4 E: 0 K: 1 S: 18	H: 4 LOB: 2 BB: 2 P: 36	R: 0 E: 0 K: 0 S: 5	H: 1 LOB: 0 BB: 0 P: 6	R: 0 E: 0 K: 1 S: 6	H: 0 LOB: 0 BB: 1 P: 12	R: 0 E: 0 K: 0 S: 8	H: 1 LOB: 1 BB: 0 P: 13	R: 0 E: 0 K: 1 S: 12	H: 1 LOB: 1 BB: 0 P: 19	R: 0 E: 0 K: 0 S: 8	H: 2 LOB: 1 BB: 0 P: 11	R: 0 E: 0 K: 1 S: 8	H: 1 LOB: 1 BB: 0 P: 11	1B: 8 2B: 4 3B: 0 HR: 0	SF: 0 SAC: 1 DP: 3 HBP: 0	WP: 0 PA: 39 PB: 0 SB: 1 CS: 0
<b>PITCHER</b>	IP WLS BF H R ER SO BB IBB HBP BLK WP HR S P ERA WHIP	IP WLS BF H R ER SO BB IBB HBP BLK WP HR S P ERA WHIP	IP WLS BF H R ER SO BB IBB HBP BLK WP HR S P ERA WHIP	IP WLS BF H R ER SO BB IBB HBP BLK WP HR S P ERA WHIP	IP WLS BF H R ER SO BB IBB HBP BLK WP HR S P ERA WHIP	IP WLS BF H R ER SO BB IBB HBP BLK WP HR S P ERA WHIP	IP WLS BF H R ER SO BB IBB HBP BLK WP HR S P ERA WHIP	IP WLS BF H R ER SO BB IBB HBP BLK WP HR S P ERA WHIP	IP WLS BF H R ER SO BB IBB HBP BLK WP HR S P ERA WHIP	IP WLS BF H R ER SO BB IBB HBP BLK WP HR S P ERA WHIP	IP WLS BF H R ER SO BB IBB HBP BLK WP HR S P ERA WHIP	IP WLS BF H R ER SO BB IBB HBP BLK WP HR S P ERA WHIP	IP WLS BF H R ER SO BB IBB HBP BLK WP HR S P ERA WHIP	IP WLS BF H R ER SO BB IBB HBP BLK WP HR S P ERA WHIP	IP WLS BF H R ER SO BB IBB HBP BLK WP HR S P ERA WHIP	IP WLS BF H R ER SO BB IBB HBP BLK WP HR S P ERA WHIP	IP WLS BF H R ER SO BB IBB HBP BLK WP HR S P ERA WHIP	IP WLS BF H R ER SO BB IBB HBP BLK WP HR S P ERA WHIP	

San Diego Padres @ Colorado Rockies  
Coors Field, Denver, CO  
Fri Aug 25 2006, 7:05 PM MDT  
Att: 24,182 - Partly Cloudy - 66 F

AB 35  
R 5  
H 12  
RBI 5  
BB 3  
SO 5  
LOB 18



Batter	1	2	3	4	5	6	7	8	9	AB	R	H	RBI	BB	SO	LOB	BOTTOM		
7 Kazuo Matsui, S (1.4) OBP: 0.265, SLG: 0.290	1-2 17 1B 1B	1-2 G3		4-2 17 S 1B			4-2 5 BB 17 BB 11 BB		0-0 1B	4	3	2	0	2	1	1			
17 Todd Helton, L (1.3) OBP: 0.412, SLG: 0.491 Luis Gonzalez, R (8.3) OBP: 0.268, SLG: 0.356	1-0 5 1B 1B	2-0 27 HBP 1B		1-0 27 FC5-4 1B			1-1 5 1B 19 SF9 11 BB		1-0 G1-3	4	3	4	1	1	0	0			
27 Garrett Atkins, R (1.5) OBP: 0.381, SLG: 0.520	1-1 11 1B 19 1B 1B	1-1 1B		0-0 FC5-4			2-1 P3		3-3 K	4	1	1	1	0	1	5			
5 Matt Holliday, R (1.7) OBP: 0.382, SLG: 0.570	0-0 19 1B 8 11 1B 1B	0-2 F7					0-0 11 HR 2B		1-3 8 S 11 S 1B	4	3	3	2	1	0	2			
11 Brad Hawpe, L (1.9) OBP: 0.387, SLG: 0.518	0-0 8 19 1B 1B			1-1 8 G6-4-3 1B			0-0 8 S HR		4-2 8 S BB	4	1	4	4	1	0	0			
19 Ryan Spillborghs, R (1.8) OBP: 0.321, SLG: 0.450 Ray King, L (8.1) OBP: 0.300, SLG: 0.590	0-1 8 G6-4-3 1B			0-1 F8			4-1 8 S BB		2-1 SF9	3	1	2	3	1	0	1			
61 Ramon E Ramirez, R (9.1) OBP: 0.500, SLG: 0.590	1-2 2-3 3-H 1B			1-2 8 G6-4-3 1B			0-0 8 S 2B		1-2 8 FC6-4 1B	0	0	0	0	0	0	0			
8 Yorvit Torrealba, R (1.2) OBP: 0.313, SLG: 0.454	1-0 G6-4-3			1-0 G6-4-3			1-1 26 SH1-3 1B		3-3 FC6-4	5	0	1	1	0	1	7			
12 Clint Barmes, R (1.6) OBP: 0.265, SLG: 0.346	3-2 F7			0-0 F7			0-0 K		1-1 G6-3	5	0	0	0	0	1	2			
26 Jeff Francis, L (1.1) OBP: 0.183, SLG: 0.077 60 Manny Corpas, R (7.1) OBP: 0.313, SLG: 0.356 Choo Freeman, R (7. PH) OBP: 0.313, SLG: 0.356		0-3 K		0-2 G1-3			0-0 SH1-3		3-2 17 BB 7 S 5 BB 1B	2	0	0	0	0	1	0			
<b>Inning Stats</b>	R: 4 E: 0 K: 0 S: 15	H: 6 LOB: 1 BB: 0 P: 22	R: 0 E: 0 K: 1 S: 11	H: 1 LOB: 0 BB: 0 P: 15	R: 0 E: 0 K: 0 S: 5	H: 1 LOB: 0 BB: 0 P: 7	R: 1 E: 0 K: 0 S: 8	H: 1 LOB: 1 BB: 1 P: 13	R: 3 E: 0 K: 2 S: 13	H: 3 LOB: 1 BB: 1 P: 19	R: 1 E: 0 K: 0 S: 13	H: 2 LOB: 2 BB: 1 P: 25	R: 4 E: 0 K: 1 S: 18	H: 3 LOB: 3 BB: 3 P: 40	R: 0 E: 0 K: 0 S: 5	H: 1 LOB: 1 BB: 0 P: 9	1B: 15 2B: 2 3B: 0 HR: 1	SF: 1 SAC: 1 DP: 2 HBP: 1	WP: 0 PA: 47 PB: 0 SB: 6 CS: 0
<b>PITCHER</b>	IP WLS BF H R ER SO BB IBB HBP BLK WP HR S P ERA WHIP	IP WLS BF H R ER SO BB IBB HBP BLK WP HR S P ERA WHIP	IP WLS BF H R ER SO BB IBB HBP BLK WP HR S P ERA WHIP	IP WLS BF H R ER SO BB IBB HBP BLK WP HR S P ERA WHIP	IP WLS BF H R ER SO BB IBB HBP BLK WP HR S P ERA WHIP	IP WLS BF H R ER SO BB IBB HBP BLK WP HR S P ERA WHIP	IP WLS BF H R ER SO BB IBB HBP BLK WP HR S P ERA WHIP	IP WLS BF H R ER SO BB IBB HBP BLK WP HR S P ERA WHIP	IP WLS BF H R ER SO BB IBB HBP BLK WP HR S P ERA WHIP	IP WLS BF H R ER SO BB IBB HBP BLK WP HR S P ERA WHIP	IP WLS BF H R ER SO BB IBB HBP BLK WP HR S P ERA WHIP	IP WLS BF H R ER SO BB IBB HBP BLK WP HR S P ERA WHIP	IP WLS BF H R ER SO BB IBB HBP BLK WP HR S P ERA WHIP	IP WLS BF H R ER SO BB IBB HBP BLK WP HR S P ERA WHIP	IP WLS BF H R ER SO BB IBB HBP BLK WP HR S P ERA WHIP	IP WLS BF H R ER SO BB IBB HBP BLK WP HR S P ERA WHIP	IP WLS BF H R ER SO BB IBB HBP BLK WP HR S P ERA WHIP	IP WLS BF H R ER SO BB IBB HBP BLK WP HR S P ERA WHIP	

San Diego Padres @ Colorado Rockies  
Coors Field, Denver, CO  
Fri Aug 25 2006, 7:05 PM MDT  
Att: 24,182 - Partly Cloudy - 66 F

AB 38  
R 13  
H 18  
RBI 12  
BB 6  
SO 5  
LOB 19





Batter	1	2	3	4	5	6	7	8	9	AB	R	H	RBI	BB	SO	LOB	TOP					
<b>Dave Roberts, L</b> (1, 7) OBP: 0.377, SLG: 0.407										3	2	0	0	2	0	0						
<b>24 Brian Giles, L</b> (1, 9) OBP: 0.382, SLG: 0.387										3	1	0	0	2	0	0						
<b>Todd Walker, L</b> (1, 5) OBP: 0.365, SLG: 0.404										3	1	1	1	1	0	2						
<b>Mark Bellhorn, S</b> (7, 5) OBP: 0.292, SLG: 0.359										0	0	0	0	0	0	0						
<b>23 Adrián González, L</b> (1, 3) OBP: 0.345, SLG: 0.490										3	0	1	1	1	1	1						
<b>28 Josh Bard, S</b> (1, 2) OBP: 0.405, SLG: 0.510										4	0	1	2	0	0	3						
<b>Mike Cameron, R</b> (1, 8) OBP: 0.353, SLG: 0.494										3	1	1	0	1	0	2						
<b>Josh Barfield, R</b> (1, 4) OBP: 0.319, SLG: 0.417										4	0	2	1	0	0	5						
<b>Manny Alexander, R</b> (1, 6) OBP: 0.091, SLG: 0.091										4	0	0	0	0	0	2						
<b>52 Clay Hensley, R</b> (1, 1) OBP: 0.122, SLG: 0.103										3	0	0	0	0	1	0						
<b>43 Cia Meredith, R</b> (8, 1)										0	0	0	0	0	0	0						
<b>Mike Piazza, R</b> (9, PH) OBP: 0.336, SLG: 0.495										1	0	0	0	0	0	0						
<b>Scott Linebrink, R</b> (9, 1)										0	0	0	0	0	0	0						
<b>Trevor Hoffman, R</b> (9, 1)										0	0	0	0	0	0	0						
<b>Inning Stats</b>	R: 3 E: 0 K: 0 S: 16	H: 3 LOB: 1 BB: 2 P: 28	R: 0 E: 0 K: 1 S: 8	H: 0 LOB: 0 BB: 0 P: 9	R: 0 E: 0 K: 1 S: 9	H: 0 LOB: 1 BB: 1 P: 20	R: 1 E: 0 K: 0 S: 6	H: 2 LOB: 0 BB: 0 P: 8	R: 1 E: 0 K: 0 S: 14	H: 0 LOB: 3 BB: 4 P: 34	R: 0 E: 0 K: 0 S: 5	H: 0 LOB: 0 BB: 0 P: 8	R: 0 E: 0 K: 0 S: 7	H: 0 LOB: 0 BB: 0 P: 12	R: 0 E: 0 K: 0 S: 8	H: 1 LOB: 1 BB: 0 P: 13	R: 0 E: 0 K: 0 S: 7	H: 0 LOB: 0 BB: 0 P: 12	1B: 5 2B: 2 3B: 0 HR: 0	SF: 0 SAC: 0 DP: 2 HBP: 0	WP: 0 PB: 0 SB: 2 CS: 0	PA: 38
<b>PITCHER</b>	IP	WLS	BF	H	R	ER	SO	BB	IBB	HBP	BLK	WP	HR	S	P	ERA	WHIP					
<b>Jason Jennings, R</b> (1, 1) ERA: 3.48	5.0	L	25	5	5	5	2	6	1	0	0	0	0	53	99	9.00	2.200					
<b>39 Tom Martin, L</b> (6, 1) ERA: 3.99	2.0		6	0	0	0	0	0	0	0	0	0	0	12	20	0.00	0.000					
<b>Jose Mesa, R</b> (8, 1) ERA: 3.28	1.0		4	1	0	0	0	0	0	0	0	0	0	8	13	0.00	1.000					
<b>Jeremy Affeldt, L</b> (9, 1) ERA: 5.53	1.0		3	0	0	0	0	0	0	0	0	0	0	7	12	0.00	0.000					

San Diego Padres @ Colorado Rockies  
Coors Field, Denver, CO  
Sat Aug 26 2006, 6:05 PM MDT  
Att: 29,748 - Cloudy - 64 F

AB 31  
R 5  
H 6  
RBI 5  
BB 7  
SO 2  
LOB 15



Batter	1	2	3	4	5	6	7	8	9	AB	R	H	RBI	BB	SO	LOB	BOTTOM					
<b>7 Kazuo Matsui, S</b> (1, 6) OBP: 0.276, SLG: 0.301										5	1	3	0	0	1	1						
<b>17 Todd Helton, L</b> (1, 3) OBP: 0.412, SLG: 0.490										5	0	2	0	0	0	4						
<b>27 Garrett Atkins, R</b> (1, 5) OBP: 0.382, SLG: 0.520										4	0	2	0	0	0	2						
<b>5 Matt Holliday, R</b> (1, 7) OBP: 0.379, SLG: 0.565										4	0	0	0	0	0	6						
<b>11 Brad Hawpe, L</b> (1, 9) OBP: 0.386, SLG: 0.514										3	0	0	0	1	0	2						
<b>Jeremy Affeldt, L</b> (9, 1)										0	0	0	0	0	0	0						
<b>19 Ryan Spillborghs, R</b> (1, 8) OBP: 0.311, SLG: 0.435										4	0	0	0	0	0	1						
<b>8 Yorvit Torrealba, R</b> (1, 2) OBP: 0.312, SLG: 0.455										4	0	1	0	0	2	0						
<b>Jamey Carroll, R</b> (1, 4) OBP: 0.371, SLG: 0.387										3	1	1	0	1	1	0						
<b>Jason Jennings, L</b> (1, 1) OBP: 0.161, SLG: 0.148										2	0	0	0	0	1	3						
<b>39 Tom Martin, L</b> (6, 1)										0	0	0	0	0	0	0						
<b>18 Cory Sullivan, L</b> (7, PH) OBP: 0.321, SLG: 0.408										1	0	0	0	0	1	0						
<b>Jose Mesa, R</b> (8, 1)										0	0	0	0	0	0	0						
<b>Luis Gonzalez, R</b> (9, 9) OBP: 0.273, SLG: 0.361										1	0	1	1	0	0	0						
<b>Inning Stats</b>	R: 1 E: 0 K: 0 S: 10	H: 3 LOB: 1 BB: 0 P: 20	R: 0 E: 1 K: 2 S: 11	H: 0 LOB: 0 BB: 0 P: 12	R: 0 E: 0 K: 0 S: 9	H: 1 LOB: 1 BB: 0 P: 15	R: 0 E: 0 K: 0 S: 6	H: 1 LOB: 2 BB: 1 P: 16	R: 0 E: 0 K: 0 S: 11	H: 2 LOB: 1 BB: 0 P: 16	R: 0 E: 0 K: 0 S: 8	H: 0 LOB: 0 BB: 1 P: 15	R: 0 E: 0 K: 3 S: 9	H: 0 LOB: 0 BB: 0 P: 12	R: 0 E: 0 K: 0 S: 5	H: 1 LOB: 1 BB: 0 P: 5	R: 1 E: 1 K: 1 S: 14	H: 2 LOB: 2 BB: 0 P: 28	1B: 9 2B: 1 3B: 0 HR: 0	SF: 0 SAC: 0 DP: 3 HBP: 0	WP: 1 PB: 0 SB: 0 CS: 0	PA: 38
<b>PITCHER</b>	IP	WLS	BF	H	R	ER	SO	BB	IBB	HBP	BLK	WP	HR	S	P	ERA	WHIP					
<b>52 Clay Hensley, R</b> (1, 1) ERA: 3.94	7.0	W	28	7	1	1	5	2	0	0	0	0	0	64	106	1.29	1.286					
<b>43 Cia Meredith, R</b> (8, 1) ERA: 9.98	1.0		4	1	0	0	0	0	0	0	0	0	0	5	5	0.00	1.000					
<b>Scott Linebrink, R</b> (9, 1) ERA: 3.77	0.2		4	2	1	1	1	0	0	0	0	0	0	10	18	13.50	3.000					
<b>Trevor Hoffman, R</b> (9, 1) ERA: 2.02	0.1	S	2	0	0	0	0	0	0	0	0	0	0	4	10	0.00	0.000					

San Diego Padres @ Colorado Rockies  
Coors Field, Denver, CO  
Sat Aug 26 2006, 6:05 PM MDT  
Att: 29,748 - Cloudy - 64 F

AB 36  
R 2  
H 10  
RBI 1  
BB 2  
SO 6  
LOB 19





Batter	1	2	3	4	5	6	7	8	9	AB	R	H	RBI	BB	SO	LOB	TOP				
Dave Roberts, L (1,7) OBP: 0.376, SLG: 0.405	G5-3		G3-1					G5-4-3		4	0	1	0	0	0	1					
24 Brian Giles, L (1,9) OBP: 0.381, SLG: 0.392	F7								HR	4	1	1	1	0	0	1					
Todd Walker, L (1,4) OBP: 0.284, SLG: 0.401 Josh Barfield, R (9,PH) OBP: 0.318, SLG: 0.416	K								F8	3	0	0	0	0	1	0					
Mike Piazza, R (1,2) OBP: 0.338, SLG: 0.495		G4-3							K	4	1	2	0	0	1	0					
23 Adrián González, L (1,3) OBP: 0.346, SLG: 0.497									23 WP 1B	4	1	2	2	0	1	1					
Mike Cameron, R (1,8) OBP: 0.350, SLG: 0.490									K	4	0	0	0	0	2	2					
34 Russell Branyan, L (1,5) OBP: 0.284, SLG: 0.468 Brian Sweeney, R (5,1) Rob Bowen, S (7,PH) OBP: 0.351, SLG: 0.388 Jon Adkins, L (7,1) Alan Embree, L (8,1)									K	2	0	0	0	0	1	1					
Manny Alexander, R (1,6) OBP: 0.143, SLG: 0.143									G4-3	3	0	1	0	0	1	0					
44 Jake Peavy, R (1,1) OBP: 0.196, SLG: 0.370 Mark Bellhorn, S (5,5)									G5-3	1	0	0	0	0	0	0					
									L7	2	0	0	0	0	0	1					
<b>Inning Stats</b>	R: 0 E: 0 K: 1 S: 8	H: 0 LOB: 0 BB: 0 P: 11	R: 0 E: 0 K: 1 S: 7	H: 1 LOB: 1 BB: 0 P: 9	R: 0 E: 0 K: 1 S: 6	H: 0 LOB: 0 BB: 0 P: 10	R: 0 E: 0 K: 1 S: 7	H: 0 LOB: 0 BB: 0 P: 9	R: 0 E: 0 K: 1 S: 7	H: 0 LOB: 0 BB: 0 P: 12	R: 0 E: 0 K: 1 S: 8	H: 1 LOB: 1 BB: 0 P: 11	R: 2 E: 0 K: 0 S: 13	H: 2 LOB: 0 BB: 0 P: 19	R: 0 E: 0 K: 0 S: 6	H: 1 LOB: 0 BB: 0 P: 9	R: 1 E: 0 K: 2 S: 13	H: 2 LOB: 1 BB: 0 P: 24	1B: 5 2B: 0 3B: 0 HR: 2	SF: 0 SAC: 0 DP: 1 HBP: 0	WP: 1 PA: 33 PB: 0 SB: 0 CS: 0
<b>PITCHER</b>	IP WLS BF H R ER SO BB IBB HBP BLK WP HR S P ERA WHIP																				
28 Aaron Cook, R (1,1) ERA: 3.97	8.0 W 28 5 2 2 5 0 0 0 0 0 1 1 62 90 2.25 0.625																				
40 Brian Fuentes, L (9,1) ERA: 3.27	1.0 5 2 1 1 2 0 0 0 0 0 1 1 13 24 9.00 2.000																				

San Diego Padres @ Colorado Rockies  
Coors Field, Denver, CO  
Sun Aug 27 2006, 1:05 PM MDT  
Att: 26,308 - Partly Cloudy - 73 F

AB	33
R	3
H	7
RBI	3
BB	0
SO	7
LOB	7



Batter	1	2	3	4	5	6	7	8	9	AB	R	H	RBI	BB	SO	LOB	BOTTOM		
7 Kazuo Matsui, S (1,6) OBP: 0.269, SLG: 0.293	G3-1		P6					G4-3		4	0	0	0	0	1	3			
17 Todd Helton, L (1,3) OBP: 0.409, SLG: 0.486	K2-3		G5-3					G4-3		4	0	0	0	0	2	0			
27 Garrett Atkins, R (1,5) OBP: 0.383, SLG: 0.520	K									4	2	2	0	0	1	0			
5 Matt Holliday, R (1,7) OBP: 0.382, SLG: 0.572		E5 11 G3 18 1B								3	3	2	2	1	0	0			
11 Brad Hawpe, L (1,9) OBP: 0.389, SLG: 0.517		G3								2	1	1	0	2	0	1			
20 Chris Iannetta, R (1,2) OBP: 0.250, SLG: 0.250		L3								4	0	1	1	0	1	5			
18 Cory Sullivan, L (1,8) OBP: 0.325, SLG: 0.415										4	0	3	3	0	1	0			
Jamey Carroll, R (1,4) OBP: 0.370, SLG: 0.384		F9								3	0	0	0	1	1	3			
28 Aaron Cook, R (1,1) OBP: 0.098, SLG: 0.061 Luis Gonzalez, R (8,PH) OBP: 0.271, SLG: 0.358 40 Brian Fuentes, L (9,1)										3	0	0	0	0	1	3			
										1	0	0	0	0	1	0			
										0	0	0	0	0	0	0			
<b>Inning Stats</b>	R: 0 E: 0 K: 2 S: 10	H: 0 LOB: 0 BB: 0 P: 14	R: 1 E: 1 K: 0 S: 17	H: 2 LOB: 1 BB: 0 P: 23	R: 0 E: 0 K: 0 S: 15	H: 0 LOB: 0 BB: 0 P: 20	R: 2 E: 0 K: 3 S: 13	H: 2 LOB: 3 BB: 3 P: 29	R: 3 E: 0 K: 0 S: 18	H: 5 LOB: 1 BB: 0 P: 27	R: 0 E: 0 K: 1 S: 6	H: 0 LOB: 0 BB: 0 P: 10	R: 0 E: 0 K: 0 S: 13	H: 0 LOB: 1 BB: 1 P: 20	R: 0 E: 0 K: 3 S: 10	H: 0 LOB: 0 BB: 0 P: 14	1B: 6 2B: 2 3B: 0 HR: 1	SF: 0 SAC: 0 DP: 1 HBP: 0	WP: 0 PA: 36 PB: 0 SB: 1 CS: 0
<b>PITCHER</b>	IP WLS BF H R ER SO BB IBB HBP BLK WP HR S P ERA WHIP																		
44 Jake Peavy, R (1,1) ERA: 4.51	4.1 L 24 8 6 5 5 2 0 0 0 0 0 0 0 11 68 10.38 2.308																		
Brian Sweeney, R (5,1) ERA: 3.47	1.2 5 1 0 0 1 0 0 0 0 0 0 0 11 17 0.00 0.600																		
Jon Adkins, R (7,1) ERA: 3.55	1.0 4 0 0 0 0 1 0 0 0 0 0 0 13 20 0.00 1.000																		
Alan Embree, L (8,1) ERA: 3.4	1.0 3 0 0 0 3 0 0 0 0 0 0 0 10 14 0.00 0.000																		

San Diego Padres @ Colorado Rockies  
Coors Field, Denver, CO  
Sun Aug 27 2006, 1:05 PM MDT  
Att: 26,308 - Partly Cloudy - 73 F

AB	32
R	6
H	9
RBI	6
BB	4
SO	9
LOB	15













Batter	1	2	3	4	5	6	7	8	9	AB	R	H	RBI	BB	SO	LOB	TOP			
7 José Reyes, S OBP: 0.353, SLG: 0.496	3-1 SH1-3 16 SF8 2B		1-2 G5-3	1-0 16 S 2B		0-1 1B			1-1 P4	5	1	3	2	0	0	0				
16 Paul Lo Duca, R OBP: 0.386, SLG: 0.427	0-1 SH1-3 2-3		0-0 5 F8 15 1B			0-1 F9			0-1 15 F 2B	3	0	2	0	1	0	1				
15 Carlos Beltrán, S OBP: 0.387, SLG: 0.631	1-1 SF8		1-0 1B	1-0 L7					2-1 G6-3	4	0	1	1	1	0	1	3			
5 David Wright, R OBP: 0.374, SLG: 0.527	1-0 HR		2-0 F8		3-2 G6-4-3 1B				3-2 G5-3	5	1	2	1	0	0	3				
Julio Franco, R OBP: 0.331, SLG: 0.366	2-1 1B		1-3 K		1-1 G6-4-3				2-2 G6-3	4	0	1	0	0	1	3				
22 Jose Valentin, S OBP: 0.345, SLG: 0.508	1-2 G5-3			4-2 10 2B 7 2B BB		3-2 2B			1-2 G6-3	3	1	1	0	1	0	1				
20 Shawn Green, L OBP: 0.343, SLG: 0.420		2-3 K		1-2 F8		1-2 G1-4-3			1-1 G4-3	4	0	0	0	0	1	2				
10 Endy Chavez, L OBP: 0.354, SLG: 0.451		2-0 46 B1-6-4 1B		3-1 7 2B 2B					2-3 K	4	1	3	0	0	1	0				
46 Oliver Pérez, L OBP: 0.107, SLG: 0.107		2-0 B1-6-4		3-3 K					3-2 F7	2	0	0	0	0	1	3				
Darren Oliver, R OBP: 0.209, SLG: 0.214										1	0	0	0	0	1	0				
Chad Bradford, R OBP: 0.296, SLG: 0.322										0	0	0	0	0	0	1				
Chris Woodward, R OBP: 0.374, SLG: 0.527										0	0	0	0	0	0	0				
25 Pedro Feliciano, L										0	0	0	0	0	0	0				
<b>Inning Stats</b>	R: 2 E: 0 K: 0 S: 12	H: 3 LOB: 1 BB: 0 P: 20	R: 0 E: 0 K: 1 S: 5	H: 1 LOB: 0 BB: 1 P: 11	R: 0 E: 0 K: 1 S: 9	H: 2 LOB: 2 BB: 0 P: 14	R: 2 E: 0 K: 1 S: 18	H: 2 LOB: 1 BB: 2 P: 35	R: 0 E: 0 K: 2 S: 10	H: 1 LOB: 1 BB: 0 P: 13	R: 0 E: 0 K: 0 S: 8	H: 0 LOB: 0 BB: 0 P: 15	R: 0 E: 0 K: 0 S: 9	H: 1 LOB: 1 BB: 0 P: 15	R: 0 E: 1 K: 1 S: 13	H: 1 LOB: 1 BB: 0 P: 18	1B: 7 2B: 5 3B: 0 HR: 1	SF: 1 SAC: 1 DP: 2 HBP: 0	WP: 0 PB: 0 SB: 1 CS: 0	PA: 40
<b>PITCHER</b>	IP WLS BF H R ER SO BB IBB HBP BLK WP HR S P ERA WHIP	IP WLS BF H R ER SO BB IBB HBP BLK WP HR S P ERA WHIP																		
26 Jeff Francis, L ERA: 3.64	5.0 W 25 10 4 4 3 2 0 0 0 0 1 59 103 7.20 2.400																			
60 Manny Corpas, R ERA: 2.56	2.0 7 1 0 0 2 0 0 0 0 0 0 0 18 28 0.00 0.500																			
Ray King, L ERA: 3.65	1.0 4 1 0 0 0 0 0 0 0 0 0 0 9 15 0.00 1.000																			
40 Brian Fuentes, L ERA: 3.15	1.0 4 1 0 0 1 0 0 0 0 0 0 0 13 18 0.00 1.000																			

**New York Mets @ Colorado Rockies**  
Coors Field, Denver, CO  
Thu Aug 31 2006, 7:05 PM MDT  
Att: 23,273 - Partly Cloudy - 64 F

AB 36  
R 4  
H 13  
RBI 4  
BB 2  
SO 6  
LOB 17



Batter	1	2	3	4	5	6	7	8	9	AB	R	H	RBI	BB	SO	LOB	BOTTOM			
Jamey Carroll, R OBP: 0.373, SLG: 0.387	0-2 E6 27 1B 5 1B	2-1 L5-4 5 2B 27 BB 1B	2-0 G4-6-3		3-2 17 G5-4-3 1B			2-1 G6-3		5	1	3	0	0	0	2				
17 Todd Helton, L OBP: 0.410, SLG: 0.480	4-2 27 1B 5 1B BB	1-2 F8		0-2 27 HR 1B		0-1 G5-4-3		0-3 K		4	2	1	0	1	1	3				
27 Garrett Atkins, R OBP: 0.391, SLG: 0.533	1-2 20 1B 5 1B	4-0		2-2 HR				0-3 K		3	2	2	2	1	1	0				
5 Matt Holliday, R OBP: 0.378, SLG: 0.567	1-2 20 1B	0-2 L5-4		1-1 L7				1-2 G4-3		4	0	1	2	0	0	3				
19 Ryan Spilborghs, R OBP: 0.317, SLG: 0.429	1-3 K		3-1 2 1B 1B	1-0 20 G5-3 1B				3-2 G6-3		4	1	2	0	0	1	2				
20 Chris Iannetta, R OBP: 0.250, SLG: 0.250	2-2 1B		1 SAFE F9	1 SAFE G5-3				2-2 G2-3		4	0	1	1	0	0	2				
2 Troy Tulowitzki, R OBP: 0.125, SLG: 0.125	1-3 K		3-2 1B 26 1B 1B	0-0 G4-3				1-3 K		4	1	1	0	0	2	3				
Choo Freeman, R OBP: 0.316, SLG: 0.369	3-0 F9		0-1 26 1B 1B		1-1 26 SF8 3B			2-2 G5-3		4	1	2	1	0	0	2				
26 Jeff Francis, L OBP: 0.206, SLG: 0.111		3-2 27 BB 1B		1-0 G4-6-3 1B				2-1 G5-3		2	0	2	2	0	0	0				
60 Manny Corpas, R										0	0	0	0	0	0	0				
Ray King, L										0	0	0	0	0	0	0				
12 Clint Barmes, R OBP: 0.264, SLG: 0.346										0	0	0	0	0	0	0				
40 Brian Fuentes, L										0	0	0	0	0	0	0				
<b>Inning Stats</b>	R: 3 E: 1 K: 2 S: 26	H: 4 LOB: 2 BB: 1 P: 39	R: 0 E: 0 K: 0 S: 12	H: 2 LOB: 2 BB: 1 P: 22	R: 2 E: 0 K: 0 S: 13	H: 4 LOB: 1 BB: 0 P: 24	R: 2 E: 0 K: 0 S: 13	H: 3 LOB: 1 BB: 0 P: 18	R: 1 E: 0 K: 0 S: 14	H: 2 LOB: 0 BB: 0 P: 21	R: 0 E: 0 K: 1 S: 10	H: 0 LOB: 0 BB: 0 P: 14	R: 0 E: 0 K: 1 S: 10	H: 0 LOB: 0 BB: 0 P: 15	R: 0 E: 0 K: 1 S: 8	H: 0 LOB: 0 BB: 0 P: 12	1B: 13 2B: 1 3B: 1 HR: 1	SF: 1 SAC: 0 DP: 3 HBP: 0	WP: 0 PB: 0 SB: 0 CS: 0	PA: 38
<b>PITCHER</b>	IP WLS BF H R ER SO BB IBB HBP BLK WP HR S P ERA WHIP	IP WLS BF H R ER SO BB IBB HBP BLK WP HR S P ERA WHIP																		
46 Oliver Pérez, L ERA: 7.29	3.0 L 11 3 1 1 1 0 0 0 0 0 0 29 43 3.00 4.667																			
Darren Oliver, L ERA: 2.84	1.0 3 0 0 0 1 0 0 0 0 0 0 0 10 15 0.00 0.000																			
Chad Bradford, R ERA: 2.92	1.0 3 0 0 0 1 0 0 0 0 0 0 0 8 12 0.00 0.000																			
25 Pedro Feliciano, L ERA: 1.88	1.0 3 0 0 0 1 0 0 0 0 0 0 0 8 12 0.00 0.000																			

**New York Mets @ Colorado Rockies**  
Coors Field, Denver, CO  
Thu Aug 31 2006, 7:05 PM MDT  
Att: 23,273 - Partly Cloudy - 64 F

AB 35  
R 8  
H 15  
RBI 8  
BB 2  
SO 5  
LOB 17






Batter	1	2	3	4	5	6	7	8	9	AB	R	H	RBI	BB	SO	LOB	TOP										
7 Kazuo Matsui, S (1.4) OBP: 0.282, SLG: 0.317	L8		2B	G1-3		F9			1B	5	0	2	0	0	0	2											
17 Todd Helton, L (1.3) OBP: 0.410, SLG: 0.478	G5-3		BB	G6-4-3		G3-1		1B	1B	4	0	1	0	1	1	1											
27 Garrett Atkins, R (1.5) OBP: 0.390, SLG: 0.529	G6-3		G6-4-3			F9		F9	1B	5	0	1	0	0	1	4											
5 Matt Holliday, R (1.7) OBP: 0.380, SLG: 0.567		1B			L9			1B	FC6-4	4	1	2	0	1	0	2											
11 Brad Hawpe, L (1.9) OBP: 0.388, SLG: 0.514	FC4-6		1B		1B			BB		3	1	1	0	1	0	3											
19 Ryan Spillborghs, R (1.8) OBP: 0.322, SLG: 0.431	G1-3		1B		BB			G4-3		4	1	2	2	0	0	4											
20 Chris Iannetta, R (1.2) OBP: 0.250, SLG: 0.182	G1-3		1B		BB			F9		3	0	0	0	1	0	2											
2 Troy Tulowitzki, R (1.6) OBP: 0.083, SLG: 0.083	K		FC4-6		FC4-6			G6-3		4	0	0	1	0	1	3											
Jason Jennings, L (1.1) ERA: 3.75 39 Tom Martin, L (7.1)			G4-3		SH3-4			G6-3		2	0	1	0	0	0	0											
18 Cory Sullivan, L (8. PH) OBP: 0.322, SLG: 0.410 Jose Mesa, R (8.1)								K		0	0	0	0	0	0	0											
<b>Inning Stats</b>	R: 0 E: 0 K: 0 S: 6	H: 0 LOB: 0 BB: 0 P: 8	R: 0 E: 0 K: 1 S: 9	H: 2 LOB: 2 BB: 0 P: 18	R: 0 E: 0 K: 0 S: 6	H: 1 LOB: 1 BB: 1 P: 12	R: 3 E: 0 K: 0 S: 14	H: 3 LOB: 1 BB: 1 P: 25	R: 0 E: 0 K: 0 S: 9	H: 1 LOB: 2 BB: 1 P: 19	R: 0 E: 0 K: 0 S: 8	H: 1 LOB: 1 BB: 0 P: 12	R: 0 E: 0 K: 0 S: 15	H: 1 LOB: 2 BB: 1 P: 26	R: 0 E: 0 K: 1 S: 5	H: 0 LOB: 0 BB: 0 P: 8	R: 0 E: 0 K: 2 S: 12	H: 1 LOB: 1 BB: 0 P: 15	1B: 8 2B: 2 3B: 0 HR: 0	SF: 0 SAC: 1 DP: 1 HBP: 0	WP: 0 PB: 0 SB: 1 CS: 0	PA: 40					
<b>PITCHER</b>	IP	WLS	BF	H	R	ER	SO	BB	IBB	HBP	BLK	WP	HR	S	P	ERA	WHIP										
Derek Lowe, R (1.1) ERA: 3.75	5.0	W	24	7	3	3	1	3	0	0	0	0	0	44	82	5.40	2.000										
Elmer Dessens, R (6.1) ERA: 4.24	1.0	H	4	1	0	0	0	0	0	0	0	0	0	8	12	0.00	1.000										
Brett Tomko, R (7.1) ERA: 4.65	1.0	H	5	1	0	0	0	1	0	0	0	0	0	15	26	0.00	2.000										
51 Jonathan Broxton, R (8.1) ERA: 2.74	1.0	H	3	0	0	0	1	0	0	0	0	0	0	5	8	0.00	0.000										
44 Takashi Saito, R (9.1) ERA: 2.05	1.0	S	4	1	0	0	2	0	0	0	0	0	0	12	15	0.00	1.000										

**Colorado Rockies @ Los Angeles Dodgers**  
**Dodger Stadium, Los Angeles, CA**  
 Fri Sep 01 2006, 7:40 PM PDT  
 Att: 49,601 - Clear - 87 F

livebaseballscorecards.com

**AB 35**  
**R 3**  
**H 10**  
**RBI 3**  
**BB 4**  
**SO 4**  
**LOB 21**




Batter	1	2	3	4	5	6	7	8	9	AB	R	H	RBI	BB	SO	LOB	BOTTOM										
15 Rafael Furcal, S (1.6) OBP: 0.359, SLG: 0.410	G4-1		1B	SF7		1B				3	0	2	2	0	0	0											
Kenny Lofton, L (1.8) OBP: 0.363, SLG: 0.402	G3		2B	G4-3		G4-3				4	0	1	1	0	0	1											
5 Nomar Garciaparra, R (1.3) OBP: 0.382, SLG: 0.499	F7		F9			G1-3		G6-3		4	0	0	0	0	0	2											
J.D. Drew, L (1.9) OBP: 0.375, SLG: 0.457		K	G3-1			G4-3		P6		4	0	0	0	0	1	2											
12 Jeff Kent, R (1.4) OBP: 0.362, SLG: 0.473	P3			1B		F8		L5		4	1	1	0	0	0	0											
16 Andre Ethier, L (1.7) OBP: 0.377, SLG: 0.525		BB		BB		L4		F8		2	1	0	0	2	0	0											
Wilson Betemit, S (1.5) OBP: 0.333, SLG: 0.517	K			2B		K		HR		4	2	2	2	0	2	1											
55 Russell Martin, R (1.2) OBP: 0.363, SLG: 0.445			F8			1B		BB		2	1	1	0	2	0	0											
Derek Lowe, R (1.1) ERA: 3.75 21 Marlon Anderson, L (6. PH) OBP: 0.333, SLG: 0.438 Brett Tomko, R (7.1) ERA: 4.65 51 Jonathan Broxton, R (8.1) Clomedo Saez, R (8. PH) OBP: 0.301, SLG: 0.396 44 Takashi Saito, L (9.1)			1B			1B		F7		2	1	1	0	0	1	2											
<b>Inning Stats</b>	R: 0 E: 0 K: 0 S: 7	H: 0 LOB: 0 BB: 0 P: 10	R: 0 E: 0 K: 2 S: 8	H: 0 LOB: 1 BB: 1 P: 16	R: 1 E: 0 K: 0 S: 10	H: 3 LOB: 2 BB: 0 P: 16	R: 3 E: 0 K: 1 S: 15	H: 2 LOB: 1 BB: 2 P: 28	R: 0 E: 0 K: 0 S: 12	H: 0 LOB: 0 BB: 0 P: 19	R: 1 E: 0 K: 0 S: 13	H: 3 LOB: 2 BB: 0 P: 21	R: 0 E: 0 K: 0 S: 3	H: 0 LOB: 0 BB: 0 P: 5	R: 1 E: 0 K: 0 S: 15	H: 1 LOB: 1 BB: 1 P: 28	1B: 6 2B: 2 3B: 0 HR: 1	SF: 1 SAC: 0 DP: 0 HBP: 0	WP: 1 PB: 0 SB: 1 CS: 0	PA: 36							
<b>PITCHER</b>	IP	WLS	BF	H	R	ER	SO	BB	IBB	HBP	BLK	WP	HR	S	P	ERA	WHIP										
Jason Jennings, R (1.1) ERA: 3.61	6.0	L	28	8	5	5	4	3	0	0	0	0	0	65	110	7.50	1.833										
39 Tom Martin, L (7.1) ERA: 4.3	1.0		3	0	0	0	0	0	0	0	0	0	0	3	5	0.00	0.000										
Jose Mesa, R (8.1) ERA: 3.32	1.0		5	1	1	1	0	1	0	0	0	0	1	15	28	9.00	2.000										

**Colorado Rockies @ Los Angeles Dodgers**  
**Dodger Stadium, Los Angeles, CA**  
 Fri Sep 01 2006, 7:40 PM PDT  
 Att: 49,601 - Clear - 87 F

livebaseballscorecards.com

**AB 31**  
**R 6**  
**H 9**  
**RBI 5**  
**BB 4**  
**SO 4**  
**LOB 9**









Batter	1	2	3	4	5	6	7	8	9	AB	R	H	RBI	BB	SO	LOB	TOP				
7 Kazuo Matsui, S OBP: 0.291, SLG: 0.335	F9		K					K		5	1	2	3	0	2	3	<b>Colorado Rockies @ Los Angeles Dodgers</b> Dodger Stadium, Los Angeles, CA Sun Sep 03 2006, 1:10 PM PDT Att: 44,895 - Sunny - 96 F				
17 Todd Helton, L OBP: 0.409, SLG: 0.481 Jose Mesa, R	K			G4-3			CS	K		5	2	2	1	0	2	2					
27 Garrett Atkins, R OBP: 0.395, SLG: 0.539 Jamey Carroll, R	P4								F7	4	2	3	2	0	0	0					
5 Matt Holliday, R OBP: 0.380, SLG: 0.569 Choo Freeman, R				P3				F7	E2	4	1	2	2	0	0	2					
11 Brad Hawpe, L OBP: 0.386, SLG: 0.510 Ray King, L	FC6-4							F7		4	0	1	1	0	0	2					
Vinny Castilla, R OBP: 0.262, SLG: 0.332										0	0	0	0	0	0	0					
20 Chris Iannetta, R OBP: 0.176, SLG: 0.125	FC6-4			G4-3			K		G4-3	5	0	0	0	0	2	3					
18 Cory Sullivan, L OBP: 0.325, SLG: 0.421	CS			G4-3						4	2	2	1	1	0	0					
2 Troy Tulowitzki, R OBP: 0.333, SLG: 0.353										4	2	4	0	1	0	0					
49 Byung-Hyun Kim, R OBP: 0.205, SLG: 0.209 19 Ryan Spilborghs, R OBP: 0.316, SLG: 0.421										0	0	0	0	0	0	0					
<b>Inning Stats</b>	R: 0 E: 0 K: 1 S: 8	H: 0 LOB: 0 BB: 0 P: 14	R: 0 E: 0 K: 0 S: 5	H: 1 LOB: 0 BB: 0 P: 7	R: 0 E: 0 K: 1 S: 10	H: 1 LOB: 1 BB: 0 P: 13	R: 1 E: 0 K: 0 S: 11	H: 2 LOB: 1 BB: 0 P: 16	R: 6 E: 0 K: 1 S: 18	H: 6 LOB: 0 BB: 0 P: 28	R: 1 E: 0 K: 0 S: 7	H: 2 LOB: 0 BB: 0 P: 12	R: 1 E: 0 K: 1 S: 12	H: 2 LOB: 1 BB: 0 P: 16	R: 0 E: 0 K: 3 S: 16	H: 0 LOB: 2 BB: 2 P: 27	R: 3 E: 1 K: 0 S: 18	H: 3 LOB: 1 BB: 0 P: 27	1B: 8 2B: 5 3B: 1 HR: 3	SF: 0 SAC: 3 DP: 0 HBP: 0	WP: 1 PA: 47 PB: 0 SB: 0 CS: 2
<b>PITCHER</b>	IP WLS BF H R ER SO BB IBB HBP BLK WP HR S P ERA WHIP																				
Aaron Sele, R ERA: 4.48	4.1 L 21 9 6 2 2 0 0 0 0 0 0 0 46 70 12.46 2.077																				
Elmer Dessens, R ERA: 4.35	1.2 7 3 2 2 1 0 0 0 0 0 0 1 13 20 10.80 1.800																				
56 Hung-Chih Kuo, L ERA: 5.34	2.0 10 2 1 1 4 2 0 0 0 0 0 0 28 43 4.50 2.000																				
Joe Beimel, L ERA: 3.39	1.0 7 3 3 1 0 0 0 0 0 0 1 2 18 27 9.00 3.000																				

Batter	1	2	3	4	5	6	7	8	9	AB	R	H	RBI	BB	SO	LOB	BOTTOM				
15 Rafael Furcal, S OBP: 0.362, SLG: 0.413 27 Matt Kemp, R OBP: 0.309, SLG: 0.480	F8		FC3-6							4	0	2	0	0	0	1	<b>Colorado Rockies @ Los Angeles Dodgers</b> Dodger Stadium, Los Angeles, CA Sun Sep 03 2006, 1:10 PM PDT Att: 44,895 - Sunny - 96 F				
Kenny Lofton, L OBP: 0.383, SLG: 0.401 21 Marlon Anderson, L (7, PH) OBP: 0.338, SLG: 0.447	G1-3		G1-3							3	0	1	0	0	0	1					
Julio Lugo, R OBP: 0.359, SLG: 0.450	K									5	0	0	0	0	3	4					
J.D. Drew, L OBP: 0.379, SLG: 0.469 17 Jason Repko, R OBP: 0.346, SLG: 0.398	F7									3	1	1	0	1	0	2					
16 Andre Ethier, L OBP: 0.380, SLG: 0.524	G4-3									4	0	1	0	1	0	4					
Wilson Betemit, S OBP: 0.340, SLG: 0.520 56 Hung-Chih Kuo, L										2	1	1	0	1	1	0					
Olmedo Saenz, R OBP: 0.349, SLG: 0.563 Joe Beimel, L										0	0	0	0	0	0	0					
Einar Diaz, R OBP: 1.000, SLG: 1.000 7 James Loney, L OBP: 0.349, SLG: 0.513	2B									1	0	1	0	0	0	0					
Toby Hall, R OBP: 0.280, SLG: 0.402	G3									5	1	2	1	0	0	3					
Aaron Sele, R OBP: 0.222, SLG: 0.231 Elmer Dessens, R										1	0	0	0	1	1	2					
18 Ramon Martinez, R OBP: 0.350, SLG: 0.371										2	0	0	0	0	0	1					
<b>Inning Stats</b>	R: 0 E: 0 K: 1 S: 5	H: 0 LOB: 0 BB: 0 P: 9	R: 0 E: 0 K: 0 S: 8	H: 1 LOB: 1 BB: 0 P: 13	R: 0 E: 0 K: 0 S: 5	H: 0 LOB: 1 BB: 1 P: 12	R: 2 E: 0 K: 1 S: 15	H: 3 LOB: 2 BB: 1 P: 26	R: 0 E: 0 K: 0 S: 12	H: 2 LOB: 2 BB: 1 P: 17	R: 0 E: 0 K: 1 S: 8	H: 0 LOB: 0 BB: 0 P: 13	R: 0 E: 0 K: 1 S: 13	H: 2 LOB: 2 BB: 0 P: 17	R: 1 E: 0 K: 0 S: 12	H: 3 LOB: 1 BB: 0 P: 17	R: 2 E: 0 K: 1 S: 14	H: 2 LOB: 2 BB: 2 P: 28	1B: 8 2B: 3 3B: 1 HR: 1	SF: 0 SAC: 0 DP: 2 HBP: 0	WP: 0 PA: 43 PB: 1 SB: 1 CS: 0
<b>PITCHER</b>	IP WLS BF H R ER SO BB IBB HBP BLK WP HR S P ERA WHIP																				
49 Byung-Hyun Kim, R ERA: 5.35	6.2 W 30 8 2 2 4 2 0 0 0 0 0 0 12 17 9.00 3.000																				
Ray King, L ERA: 3.79	1.0 5 3 1 1 0 0 0 0 0 0 0 0 12 17 9.00 3.000																				
Jose Mesa, R ERA: 3.54	1.1 8 2 2 2 1 2 0 0 0 0 0 1 16 31 13.50 3.000																				









Batter	1	2	3	4	5	6	7	8	9	AB	R	H	RBI	BB	SO	LOB	TOP					
7 Kazuo Matsui, S OBP: 0.283, SLG: 0.326										5	0	0	0	0	3	4						
17 Todd Helton, L OBP: 0.408, SLG: 0.485										5	1	2	0	0	2	0						
27 Garrett Atkins, R OBP: 0.392, SLG: 0.538										4	1	1	2	1	1	1						
5 Matt Holliday, R OBP: 0.379, SLG: 0.566										4	0	0	0	1	0	2						
11 Brad Hawpe, L OBP: 0.384, SLG: 0.503										3	1	0	0	1	1	1						
8 Yovit Torresblás, R OBP: 0.258, SLG: 0.447										4	1	1	1	0	2	1						
19 Ryan Spilborghs, R OBP: 0.327, SLG: 0.431										4	0	3	0	0	0	0						
2 Troy Tulowitzki, R OBP: 0.385, SLG: 0.500										3	0	1	0	1	1	2						
26 Jeff Francis, L OBP: 0.197, SLG: 0.192 60 Manny Corpas, R OBP: 0.282, SLG: 0.328 39 Tom Martin, L OBP: 0.255, SLG: 0.325 Vinny Castilla, R OBP: 0.310, SLG: 0.330 Choo Freeman, R OBP: 0.310, SLG: 0.330 Jose Mesa, R OBP: 0.310, SLG: 0.330										3	0	0	0	0	2	5						
<b>Inning Stats</b>	R: 0 E: 0 K: 2 S: 16	H: 0 LOB: 1 BB: 1 P: 23	R: 0 E: 0 K: 2 S: 12	H: 1 LOB: 2 BB: 1 P: 23	R: 2 E: 0 K: 1 S: 10	H: 2 LOB: 2 BB: 0 P: 16	R: 0 E: 0 K: 1 S: 10	H: 2 LOB: 2 BB: 0 P: 18	R: 0 E: 0 K: 2 S: 11	H: 0 LOB: 1 BB: 1 P: 20	R: 1 E: 0 K: 1 S: 8	H: 1 LOB: 2 BB: 0 P: 12	R: 0 E: 0 K: 2 S: 10	H: 1 LOB: 1 BB: 0 P: 13	R: 1 E: 0 K: 1 S: 11	H: 2 LOB: 2 BB: 1 P: 21	R: 0 E: 0 K: 0 S: 6	H: 0 LOB: 0 BB: 0 P: 10	1B: 7 2B: 1 3B: 0 HR: 2	SF: 0 SAC: 0 DP: 1 HBP: 0	WP: 1 PB: 0 SB: 1 CS: 0	PA: 40
<b>PITCHER</b>	IP WLS BF H R ER SO BB IBB HBP BLK WP HR S P ERA WHIP	5.0 3 24 6 3 3 8 2 1 0 0 0 0 0 16 20 5.40 1.600	2.0 7 7 1 0 0 3 0 0 0 0 0 0 11 21 0.00 0.500	1.0 6 6 2 1 1 1 0 0 0 0 0 0 6 10 9.00 3.000	1.0 3 3 0 0 0 0 0 0 0 0 0 0 6 10 0.00 0.000	<b>PITCHER</b>																

Colorado Rockies @ San Diego Padres  
 PETCO Park, San Diego, CA  
 Tue Sep 05 2006, 10:05 PM EDT  
 Att: 26,456 - Clear - 73 F

livebaseballscores.com

AB 36  
 R 4  
 H 9  
 RBI 4  
 BB 4  
 SO 12  
 LOB 16

Batter	1	2	3	4	5	6	7	8	9	AB	R	H	RBI	BB	SO	LOB	BOTTOM					
Mike Cameron, R OBP: 0.349, SLG: 0.479										5	0	1	0	0	1	3						
24 Brian Giles, L OBP: 0.381, SLG: 0.395										5	1	1	0	0	0	2						
Josh Barfield, R OBP: 0.325, SLG: 0.435										4	0	2	0	0	1	1						
Mike Piazza, R OBP: 0.344, SLG: 0.509 Rob Bowen, S OBP: 0.337, SLG: 0.369										3	1	2	1	1	0	2						
Ben Johnson, R OBP: 0.331, SLG: 0.419 8 Termel Sledge, L OBP: 0.321, SLG: 0.362										2	1	0	1	1	0	3						
Mark Bellhorn, S OBP: 0.285, SLG: 0.348 Scott Linebrink, R OBP: 0.321, SLG: 0.362										3	0	1	0	0	1	1						
Trevor Hoffman, R OBP: 0.310, SLG: 0.330										0	0	0	0	0	0	0						
34 Russell Branyan, L OBP: 0.307, SLG: 0.516										4	1	2	0	0	1	2						
Manny Alexander, R OBP: 0.182, SLG: 0.286										3	1	1	2	0	0	1						
32 Chris Young, R OBP: 0.156, SLG: 0.244 43 Cla Meredith, R OBP: 0.282, SLG: 0.328 23 Adrián González, L OBP: 0.340, SLG: 0.482 18 Paul McNulty, L OBP: 0.286, SLG: 0.167										2	0	1	0	0	1	1						
<b>Inning Stats</b>	R: 0 E: 0 K: 0 S: 5	H: 0 LOB: 0 BB: 0 P: 9	R: 2 E: 0 K: 1 S: 15	H: 2 LOB: 1 BB: 1 P: 23	R: 0 E: 0 K: 1 S: 8	H: 1 LOB: 2 BB: 1 P: 19	R: 0 E: 0 K: 0 S: 10	H: 2 LOB: 2 BB: 0 P: 16	R: 1 E: 0 K: 1 S: 14	H: 2 LOB: 1 BB: 0 P: 19	R: 2 E: 0 K: 1 S: 18	H: 5 LOB: 3 BB: 0 P: 27	R: 0 E: 0 K: 1 S: 8	H: 0 LOB: 0 BB: 0 P: 10	R: 0 E: 0 K: 0 S: 4	H: 0 LOB: 0 BB: 0 P: 6	R: 0 E: 0 K: 0 S: 6	H: 0 LOB: 0 BB: 0 P: 10	1B: 9 2B: 1 3B: 1 HR: 1	SF: 1 SAC: 0 DP: 0 HBP: 0	WP: 0 PB: 0 SB: 0 CS: 0	PA: 38
<b>PITCHER</b>	IP WLS BF H R ER SO BB IBB HBP BLK WP HR S P ERA WHIP	5.0 L 27 10 0 0 5 3 1 0 0 0 0 0 0 13 18 9.00 2.200	1.0 5 2 0 0 0 1 0 0 0 0 0 0 8 10 0.00 0.000	1.0 3 0 0 0 0 1 0 0 0 0 0 0 4 6 0.00 0.000	1.0 3 0 0 0 0 0 0 0 0 0 0 0 4 6 0.00 0.000	<b>PITCHER</b>																

Colorado Rockies @ San Diego Padres  
 PETCO Park, San Diego, CA  
 Tue Sep 05 2006, 10:05 PM EDT  
 Att: 26,456 - Clear - 73 F

livebaseballscores.com

AB 35  
 R 5  
 H 12  
 RBI 5  
 BB 2  
 SO 5  
 LOB 19



Batter	1	2	3	4	5	6	7	8	9	10	11	AB	R	H	RBI	BB	SO	LOB	TOP			
7 Kazuo Matsui, S OBP: 0.286, SLG: 0.324	1-1 BB 1B		4-1 BB G4-6-3			2-2 G3-1		1-0 G4-3		3-3 K		4	0	1	0	1	1	0				
17 Todd Helton, L OBP: 0.740, SLG: 0.485	1 SAFE SAFE SAFE BB G5-3	4-2 BB	0-1 G4-6-3			0-0 G6-3		1-1 1B		1-2 27 CS 1B		4	0	2	0	1	0	1				
27 Garrett Atkins, R OBP: 0.396, SLG: 0.539	1-2 BB G5-3			3-2 1B		4-1 BB		1-2 F8		2-2 1B		3	0	2	0	2	0	1				
5 Matt Holliday, R OBP: 0.379, SLG: 0.565	0-0 G5-3			0-1 1B		1-0 F9		1-2 1B		1-2 11 2B 1B		5	0	2	0	0	0	4				
11 Brad Hawpe, L OBP: 0.382, SLG: 0.502	0-0 G4-3			0-0 F7		1-1 F7		0-0 2B		1-1 G1		5	0	1	0	0	0	4				
2 Troy Tulowitzki, R OBP: 0.353, SLG: 0.414		0-1 L8		1-1 G5-4-3		3-3 K		2-3 K		1-0 G4-3		5	0	0	0	0	2	4				
19 Ryan Spilborghs, R OBP: 0.327, SLG: 0.425		3-3 K			0-0 G6-3		4-2 BB		4-0 IBB		4-1 BB	2	0	0	0	1	1	0				
18 Cory Sullivan, L OBP: 0.325, SLG: 0.416		2-3 K			1-2 G3-1		0-1 G4-3		3-3 K		0-0 G4-3	0	0	0	0	2	0	0				
20 Chris Iannetta, R OBP: 0.136, SLG: 0.095					2-3 K			1-1 G6-3		1-3 K		2	0	0	0	0	2	0				
Jason Jennings, L OBP: 0.297, SLG: 0.166												1	0	0	0	0	0	0				
Vinny Castilla, R OBP: 0.304, SLG: 0.333												0	0	0	0	0	0	0				
Jeremy Affeldt, L OBP: 0.277, SLG: 0.248												1	0	0	0	0	0	0				
8 Yovani Gallardo, R OBP: 0.297, SLG: 0.448												0	0	0	0	0	0	0				
60 Manny Corpas, R OBP: 0.277, SLG: 0.448												0	0	0	0	0	0	0				
Ray King, L OBP: 0.277, SLG: 0.448												0	0	0	0	0	0	0				
Nate Field, R OBP: 0.277, SLG: 0.448												0	0	0	0	0	0	0				
<b>Inning Stats</b>	R: 0 E: 0 K: 0 S: 8	H: 1 LOB: 2 BB: 2 P: 17	R: 0 E: 0 K: 2 S: 8	H: 0 LOB: 0 BB: 0 P: 13	R: 0 E: 0 K: 1 S: 7	H: 0 LOB: 0 BB: 1 P: 14	R: 0 E: 0 K: 1 S: 7	H: 0 LOB: 1 BB: 0 P: 10	R: 0 E: 0 K: 1 S: 10	H: 0 LOB: 1 BB: 1 P: 18	R: 0 E: 0 K: 0 S: 8	H: 1 LOB: 1 BB: 0 P: 12	R: 0 E: 0 K: 3 S: 18	H: 2 LOB: 3 BB: 1 P: 29	R: 0 E: 0 K: 1 S: 12	H: 2 LOB: 1 BB: 0 P: 19	R: 0 E: 0 K: 0 S: 5	H: 0 LOB: 1 BB: 1 P: 11	1B: 7 2B: 1 3B: 0 HR: 0	SF: 0 SAC: 0 DP: 2 HBP: 0	WP: 0 PB: 0 SB: 0 CS: 1	PA: 44

Colorado Rockies @ San Diego Padres  
PETCO Park, San Diego, CA  
Wed Sep 06 2006, 10:05 PM EDT  
Att: 27,971 - Partly Cloudy - 71 F

livebaseballscorecards.com  
AB 37  
R 0  
H 8  
RBI 0  
BB 7  
SO 9  
LOB 22



PITCHER	IP	WLS	BF	H	R	ER	SO	BB	IBB	HBP	BLK	WP	HR	S	P	ERA	WHIP
52 Clay Hensley, R ERA: 3.87	7.0		26	3	0	0	5	5	0	0	0	0	0	55	98	0.00	1.143
Scott Linebrink, R ERA: 3.73	8.1	1.0	4	1	0	0	0	0	0	0	0	0	0	8	12	0.00	1.000
Trevor Hoffman, R ERA: 1.87	9.1	1.0	6	2	0	0	3	0	1	0	0	0	0	18	29	0.00	2.000
Alan Embree, L ERA: 3.45	10.1	0.1	2	1	0	0	1	0	0	0	0	0	0	7	11	0.00	3.000
43 Cia Meredith, R ERA: 0.75	10.1	1.2	W	6	1	0	0	1	0	0	0	0	0	10	19	0.00	1.200

Batter	1	2	3	4	5	6	7	8	9	10	11	AB	R	H	RBI	BB	SO	LOB	BOTTOM							
Dave Roberts, L OBP: 0.376, SLG: 0.419	4-1 CS BB		1-2 3B			2-2 G6-3		3-2 F8		1-0 F7		4	0	1	0	1	0	0								
24 Brian Giles, L OBP: 0.361, SLG: 0.392	4-1 BB		0-1 F9			4-2 BB		1-1 G3		0-1 F7		3	0	0	0	2	0	1								
Todd Walker, L OBP: 0.358, SLG: 0.395	1-1 F7			1-3 K		1-0 F8		1-2 G4-3		3-2 16 HR 2B		5	1	1	0	0	1	3								
Mike Piazza, R OBP: 0.340, SLG: 0.503	3-3 K			0-0 G5-3		1-0 F8		2-3 K		1-0 HR		4	0	0	0	0	2	3								
Alan Embree, L OBP: 0.375, SLG: 0.714												0	0	0	0	0	0	0								
43 Cia Meredith, R OBP: 0.375, SLG: 0.714												1	1	1	2	0	0	0								
18 Paul McNulty, L OBP: 0.375, SLG: 0.714												3	0	1	0	0	1	0								
23 Adrián González, L OBP: 0.340, SLG: 0.484		2-3 K			0-0 G3							1	0	0	0	0	0	0								
Josh Barfield, R OBP: 0.325, SLG: 0.434												1	0	0	0	0	0	0								
Mike Cameron, R OBP: 0.348, SLG: 0.476		0-3 K			0-3 K		0-1 F9		4-2 BB			3	0	0	0	1	2	1								
34 Russell Branyan, L OBP: 0.311, SLG: 0.513		3-2 F7			0-0 1B		4-0 IBB		0-0 G5-3			3	0	1	0	1	0	1								
Geoff Blum, S OBP: 0.288, SLG: 0.348				1-3 K		1-1 F9		0-3 K		0-0 F7		4	0	0	0	0	2	4								
52 Clay Hensley, R ERA: 3.45	1.1			0-3 K		1-3 K		2-1 G1-3		1-3 K		2	0	0	0	0	2	1								
8 Termel Sledge, L OBP: 0.315, SLG: 0.354												1	0	0	0	0	0	3								
Scott Linebrink, R ERA: 3.73												0	0	0	0	0	0	0								
Trevor Hoffman, R ERA: 1.87												0	0	0	0	0	0	0								
28 Josh Bard, S ERA: 0.493												1	0	0	0	0	1	0								
<b>Inning Stats</b>	R: 0 E: 0 K: 1 S: 9	H: 0 LOB: 2 BB: 2 P: 21	R: 0 E: 0 K: 2 S: 9	H: 0 LOB: 0 BB: 0 P: 14	R: 0 E: 0 K: 2 S: 13	H: 1 LOB: 1 BB: 0 P: 15	R: 0 E: 0 K: 1 S: 5	H: 0 LOB: 0 BB: 0 P: 6	R: 0 E: 0 K: 2 S: 9	H: 1 LOB: 1 BB: 0 P: 11	R: 0 E: 0 K: 0 S: 7	H: 0 LOB: 1 BB: 1 P: 15	R: 0 E: 0 K: 1 S: 10	H: 1 LOB: 3 BB: 1 P: 19	R: 0 E: 0 K: 0 S: 9	H: 0 LOB: 0 BB: 0 P: 14	R: 0 E: 0 K: 1 S: 11	H: 0 LOB: 0 BB: 1 P: 17	R: 0 E: 0 K: 0 S: 5	H: 0 LOB: 0 BB: 0 P: 7	R: 2 E: 0 K: 0 S: 6	H: 2 LOB: 0 BB: 0 P: 10	1B: 1 2B: 3 3B: 1 HR: 1	SF: 0 SAC: 0 DP: 1 HBP: 0	WP: 0 PB: 0 SB: 1 CS: 1	PA: 40

Colorado Rockies @ San Diego Padres  
PETCO Park, San Diego, CA  
Wed Sep 06 2006, 10:05 PM EDT  
Att: 27,971 - Partly Cloudy - 71 F

livebaseballscorecards.com  
AB 35  
R 2  
H 5  
RBI 2  
BB 5  
SO 11  
LOB 17



PITCHER	IP	WLS	BF	H	R	ER	SO	BB	IBB	HBP	BLK	WP	HR	S	P	ERA	WHIP
Jason Jennings, R ERA: 3.45	7.0		27	3	0	0	9	3	1	0	0	0	0	62	101	0.00	0.857
Jeremy Affeldt, L ERA: 5.88	8.1	1.0	3	0	0	0	0	0	0	0	0	0	0	9	14	0.00	0.000
60 Manny Corpas, R ERA: 2.74	9.1	0.2	3	0	0	0	1	1	0	0	0	0	0	10	16	0.00	1.500
Ray King, L ERA: 3.72	9.1	0.1	1	0	0	0	0	0	0	0	0	0	0	1	1	0.00	0.000
Nate Field, R ERA: 9.0	10.1	1.1	L	6	2	2	1	0	0	0	0	0	1	11	17	13.50	1.500











Batter	1	2	3	4	5	6	7	8	9	AB	R	H	RBI	BB	SO	LOB	TOP								
Alfonso Soriano, R (1, 7) OBP: 0.359, SLG: 0.596	L7	2B		HR		2B 11 G4-3 BB		K		4	2	2	1	1	1	0	<b>Washington Nationals @ Colorado Rockies</b> Coors Field, Denver, CO Sat Sep 09 2006, 6:05 PM MDT Alt: 22,735 - Overcast - 68 F								
Felipe Lopez, S (1, 6) OBP: 0.360, SLG: 0.383	11 S 24 2B BB	L9		G4-3		11 G4-3 1-3 2-H 2B		F9		4	1	1	1	1	0	1									
11 Ryan Zimmerman, R (1, 5) OBP: 0.348, SLG: 0.463	24 2B 1B		F8	L8		G4-3			24 G6-3 BB	4	0	1	1	1	0	1									
24 Nick Johnson, L (1, 3) OBP: 0.433, SLG: 0.529	1-3 2-H 2B		G5-3		G6-3 2B			G6-3	1-1 2 1-2 BB	4	0	2	1	1	0	1									
25 Austin Kearns, R (1, 9) OBP: 0.362, SLG: 0.470	K		2B	1B	P3	G4-3		K		5	0	1	0	0	2	5									
Jose Vidro, S (1, 4) OBP: 0.350, SLG: 0.398	G4-3			2B	G6-3			G3		4	0	1	0	0	0	3									
13 Robert Fick, L (1, 2) OBP: 0.306, SLG: 0.327		7 G4-3 G6-3 2B			P5			F8		3	1	1	0	1	0	1									
7 Nook Logan, S (1, 8) OBP: 0.300, SLG: 0.286		G4-3		F7				F9		4	1	1	0	0	0	4									
Ramon Ortiz, R (1, 1) OBP: 0.164, SLG: 0.173		G6-3			G6-3					2	0	0	1	0	0	0									
45 Chris Schroder, R (7, 1) George Lombard, L (8, PH) 58 Brett Campbell, R (8, 1)						SH1-4 2B 1B		K		0	0	0	0	0	0	0									
<b>Inning Stats</b>	R: 1 E: 0 K: 1 S: 16	H: 2 LOB: 2 BB: 1 P: 25	R: 1 E: 0 K: 0 S: 9	H: 2 LOB: 1 BB: 0 P: 14	R: 0 E: 0 K: 0 S: 11	H: 2 LOB: 3 BB: 1 P: 22	R: 1 E: 0 K: 0 S: 13	H: 1 LOB: 0 BB: 0 P: 17	R: 0 E: 0 K: 0 S: 8	H: 1 LOB: 0 BB: 0 P: 15	R: 2 E: 0 K: 0 S: 12	H: 2 LOB: 2 BB: 2 P: 22	R: 0 E: 0 K: 0 S: 6	H: 0 LOB: 0 BB: 0 P: 9	R: 0 E: 0 K: 2 S: 11	H: 0 LOB: 0 BB: 0 P: 13	R: 0 E: 0 K: 1 S: 5	H: 0 LOB: 0 BB: 1 P: 11	1B: 3 2B: 6 3B: 0 HR: 1	SF: 0 SAC: 1 DP: 1 HBP: 0	WP: 0 PB: 0 SB: 1 CS: 1	PA: 41			
<b>PITCHER</b>	IP WLS BF H R ER SO BB IBB HBP BLK WP HR S P ERA WHIP	5.1 B 5 1 0 0 0 0 1 0 0 0 0 9 103 8.44 2.062	1.0 W 2 0 0 0 0 0 0 0 0 0 0 3 4 0.00 0.000	1.0 H 3 0 0 0 2 0 0 0 0 0 0 11 13 0.00 0.000	1.0 3 0 0 0 1 1 0 0 0 0 0 0 5 11 0.00 1.000																				

AB	35
R	5
H	10
RBI	5
BB	5
SO	4
LOB	16



Batter	1	2	3	4	5	6	7	8	9	AB	R	H	RBI	BB	SO	LOB	BOTTOM						
Jamey Carroll, R (1, 4) OBP: 0.376, SLG: 0.393	17 G4-3 1B				E6 17 G4-3 HR		SH 17 G3 1B			3	3	2	2	1	0	0	<b>Washington Nationals @ Colorado Rockies</b> Coors Field, Denver, CO Sat Sep 09 2006, 6:05 PM MDT Alt: 22,735 - Overcast - 68 F						
17 Todd Helton, L (1, 3) OBP: 0.406, SLG: 0.478	G4-3				G4-3		G3			5	0	0	0	0	1	6							
27 Garrett Atkins, R (1, 5) OBP: 0.400, SLG: 0.546	5 HR 1B			F8						3	2	2	3	1	0	0							
5 Matt Holliday, R (1, 7) OBP: 0.386, SLG: 0.576	1-H HR			F8						4	1	3	4	0	0	0							
11 Brad Hawpe, L (1, 9) OBP: 0.382, SLG: 0.501	F8			G4-3						4	0	0	0	0	0	3							
2 Troy Tulowitzki, R (1, 6) OBP: 0.372, SLG: 0.395	E5 PB			G4-3						3	0	0	0	1	0	0							
JD Closser, S (1, 2) OBP: 0.280, SLG: 0.317	G6-3			G4-3						3	1	0	0	1	0	2							
18 Cory Sullivan, L (1, 8) OBP: 0.324, SLG: 0.414		K		G3						4	1	1	0	0	1	0							
37 Josh Fogg, R (1, 1) Nate Field, R (6, 1) Mike Venafro, L (7, 1) 7 Kazuo Matsui, S (7, PH) 60 Manny Corpas, R (8, 1) Vinny Castilla, R (8, PH) Jose Mesa, R (9, 1)		G5-3			G6-3					2	0	0	0	0	0	0							
<b>Inning Stats</b>	R: 3 E: 1 K: 0 S: 19	H: 3 LOB: 1 BB: 0 P: 30	R: 0 E: 0 K: 2 S: 9	H: 0 LOB: 1 BB: 1 P: 17	R: 0 E: 0 K: 0 S: 4	H: 0 LOB: 0 BB: 0 P: 6	R: 0 E: 0 K: 0 S: 8	H: 0 LOB: 0 BB: 0 P: 12	R: 2 E: 1 K: 0 S: 10	H: 2 LOB: 1 BB: 0 P: 16	R: 0 E: 0 K: 0 S: 5	H: 0 LOB: 0 BB: 1 P: 11	R: 2 E: 0 K: 0 S: 10	H: 2 LOB: 1 BB: 1 P: 19	R: 2 E: 0 K: 1 S: 14	H: 2 LOB: 1 BB: 1 P: 28		1B: 6 2B: 0 3B: 1 HR: 2	SF: 0 SAC: 1 DP: 2 HBP: 0	WP: 1 PB: 1 SB: 1 CS: 0	PA: 38		
<b>PITCHER</b>	IP WLS BF H R ER SO BB IBB HBP BLK WP HR S P ERA WHIP	6.1 L 30 6 1 0 0 0 0 0 0 0 4 6 0.00 1.500	0.2 2 1 0 0 0 0 0 0 0 0 0 4 6 0.00 1.500	1.0 6 2 2 2 1 1 0 0 0 0 0 14 28 18.00 3.000																			

AB	33
R	9
H	9
RBI	9
BB	4
SO	3
LOB	13













Batter	1	2	3	4	5	6	7	8	9	AB	R	H	RBI	BB	SO	LOB	TOP					
Jamey Carroll, R (1.4) OBP: 0.376, SLG: 0.394	G6-3		17 2B			G5-3		F9		5	2	2	1	0	0	0	<b>Colorado Rockies @ San Francisco Giants</b> AT&T Park, San Francisco, CA Wed Sep 13 2006, 7:15 PM PDT Att: 34,314 - Overcast - 57 F					
17 Todd Helton, L (1.3) OBP: 0.404, SLG: 0.481	K					G6-3		G3-1		4	1	1	1	1	1	0						
27 Garrett Atkins, R (1.5) OBP: 0.400, SLG: 0.546	K					G5-3			L5	4	1	0	0	1	2	1						
5 Matt Holliday, R (1.7) OBP: 0.389, SLG: 0.581		E1 10 G4-3 1B			G4-3	F8			11 L3-1 2B	4	0	2	0	0	0	3						
10 Jeff Baker, R (1.9) OBP: 0.308, SLG: 0.333		G4-3			G5-3			P4		4	1	1	2	0	0	2						
11 Brad Hawpe, L (8.9) OBP: 0.380, SLG: 0.499						20 BB 1B			L3-1	1	0	0	0	0	0	1						
2 Troy Tulowitzki, R (1.6) OBP: 0.346, SLG: 0.333		G3				1-3 2H 3-H 1B			G4-3	3	2	0	0	2	1	2						
20 Chris Iannetta, R (1.2) OBP: 0.325, SLG: 0.343		G4-3				20 BB 1B				2	0	1	2	2	0	1						
Choo Freeman, R (1.8) OBP: 0.307, SLG: 0.358										4	1	1	2	0	0	2						
40 Brian Fuentes, L (8.1)			G6-3					F7		0	0	0	0	0	0	0						
Jason Jennings, L (1.1) OBP: 0.175, SLG: 0.150			G3-1							2	1	0	0	1	0	2						
39 Tom Martin, L (6.1)										0	0	0	0	0	0	0						
Nate Field, R (7.1)										0	0	0	0	0	0	0						
Mike Venafro, L (7.1)										0	0	0	0	0	0	0						
60 Manny Corpas, R (7.1)										0	0	0	0	0	0	0						
18 Cory Sullivan, L (7.8) OBP: 0.208, SLG: 0.412										1	0	0	0	0	1	0						
<b>Inning Stats</b>	R: 0 E: 0 K: 2 S: 9	H: 0 LOB: 0 BB: 0 P: 11	R: 0 E: 1 K: 0 S: 11	H: 1 LOB: 1 BB: 0 P: 17	R: 1 E: 0 K: 1 S: 13	H: 2 LOB: 1 BB: 0 P: 22	R: 0 E: 0 K: 1 S: 8	H: 0 LOB: 0 BB: 0 P: 13	R: 7 E: 0 K: 0 S: 18	H: 3 LOB: 2 BB: 6 P: 48	R: 0 E: 0 K: 0 S: 6	H: 0 LOB: 0 BB: 0 P: 8	R: 1 E: 0 K: 0 S: 6	H: 1 LOB: 1 BB: 1 P: 16	R: 0 E: 0 K: 1 S: 10	H: 0 LOB: 0 BB: 0 P: 13	R: 0 E: 0 K: 0 S: 10	H: 1 LOB: 1 BB: 0 P: 16	1B: 4 2B: 4 3B: 0 HR: 0	SF: 0 SAC: 0 DP: 0 HBP: 1	WP: 1 PB: 0 SB: 1 CS: 1	PA: 42
<b>PITCHER</b>	IP WLS BF H R ER SO BB IBB HBP BLK WP HR S P ERA WHIP																					
51 Noah Lowry, L (1.1) ERA: 4.19	4.1 L 20 4 5 5 4 3 0 0 0 0 0 0 51 88 10.38 1.615																					
Jamey Wright, R (5.1) ERA: 5.03	0.1 4 1 0 0 0 2 0 0 0 0 1 0 5 15 0.00 9.000																					
54 Scott Munter, R (5.1) ERA: 7.2	1.1 6 1 3 3 0 1 0 0 0 0 0 0 9 16 20.25 1.500																					
Jack Taschner, L (7.1) ERA: 9.88	2.0 8 1 1 1 1 1 0 1 0 0 0 0 16 29 4.50 1.000																					
Steve Kline, L (9.1) ERA: 3.59	1.0 4 1 0 0 0 0 0 0 0 0 0 0 10 16 0.00 1.000																					

Batter	1	2	3	4	5	6	7	8	9	AB	R	H	RBI	BB	SO	LOB	BOTTOM					
2 Randy Winn, S (1.8) OBP: 0.318, SLG: 0.391	K						G4-3			5	0	1	0	0	2	1	<b>Colorado Rockies @ San Francisco Giants</b> AT&T Park, San Francisco, CA Wed Sep 13 2006, 7:15 PM PDT Att: 34,314 - Overcast - 57 F					
13 Omar Vizquel, S (1.6) OBP: 0.366, SLG: 0.397	F8		G6-3							4	2	2	0	1	0	0						
Shea Hillenbrand, R (1.3) OBP: 0.313, SLG: 0.463	G1-3		F8							5	1	1	1	0	1	3						
Barry Bonds, L (1.7) OBP: 0.459, SLG: 0.543		G4-3				P3				4	2	2	3	1	0	0						
Ray Durham, S (1.4) OBP: 0.367, SLG: 0.541																						
19 Kevin Frandsen, R (7.4) OBP: 0.312, SLG: 0.319																						
9 Mark Sweeney, L (7. PH) OBP: 0.335, SLG: 0.361																						
Tomas De La Rosa, R (8.4) OBP: 0.222, SLG: 0.125																						
Lance Niekro, R (9. PH) OBP: 0.294, SLG: 0.382																						
Moises Alou, R (1.9) OBP: 0.350, SLG: 0.545																						
Jason Ellison, R (9. FR) OBP: 0.275, SLG: 0.370																						
Pedro Feliz, R (1.5) OBP: 0.291, SLG: 0.444																						
Todd Greene, R (1.2) OBP: 0.325, SLG: 0.400																						
51 Noah Lowry, R (1.1) OBP: 0.208, SLG: 0.214																						
Jamey Wright, R (5.1) OBP: 0.308, SLG: 0.304																						
54 Scott Munter, R (5.1) OBP: 0.380, SLG: 0.499																						
Todd Lintz, R (6. PH) OBP: 0.282, SLG: 0.493																						
Jack Taschner, L (7.1)																						
Steve Finley, L (8. PH) OBP: 0.215, SLG: 0.391																						
Steve Kline, S (9.1)																						
50 Eliezer Alfonzo, R (9. PH) OBP: 0.208, SLG: 0.476																						
<b>Inning Stats</b>	R: 0 E: 0 K: 1 S: 7	H: 0 LOB: 0 BB: 0 P: 9	R: 1 E: 0 K: 0 S: 16	H: 1 LOB: 2 BB: 2 P: 32	R: 0 E: 0 K: 1 S: 7	H: 0 LOB: 0 BB: 0 P: 13	R: 0 E: 0 K: 1 S: 12	H: 0 LOB: 0 BB: 0 P: 16	R: 4 E: 0 K: 0 S: 11	H: 5 LOB: 1 BB: 0 P: 14	R: 0 E: 0 K: 0 S: 6	H: 2 LOB: 1 BB: 0 P: 10	R: 2 E: 0 K: 1 S: 15	H: 3 LOB: 2 BB: 1 P: 25	R: 0 E: 0 K: 1 S: 11	H: 1 LOB: 2 BB: 1 P: 17	R: 1 E: 0 K: 0 S: 10	H: 1 LOB: 2 BB: 2 P: 22	1B: 7 2B: 5 3B: 0 HR: 1	SF: 1 SAC: 0 DP: 1 HBP: 0	WP: 2 PB: 0 SB: 1 CS: 0	PA: 45
<b>PITCHER</b>	IP WLS BF H R ER SO BB IBB HBP BLK WP HR S P ERA WHIP																					
Jason Jennings, R (1.1) ERA: 3.61	1.1 H 3 1 1 1 0 0 0 0 0 0 0 7 10 9.00 1.000																					
39 Tom Martin, L (6.1) ERA: 4.39	0.1 1 0 0 0 1 0 0 0 0 0 0 0 4 6 0.00 0.000																					
Nate Field, R (7.1) ERA: 3.86	0.0 1 0 0 0 0 1 0 0 0 0 0 0 0 4 ∞ ∞																					
Mike Venafro, L (7.1) ERA: 13.5	1.0 H 7 3 1 1 1 1 0 0 0 0 0 0 14 21 9.00 4.000																					
60 Manny Corpas, R (7.1) ERA: 2.39																						
40 Brian Fuentes, L (8.1) ERA: 3.55	1.1 S 7 1 1 1 0 2 0 0 0 0 1 1 1 1 0 6.75 2.250																					





Batter	1	2	3	4	5	6	7	8	9	AB	R	H	RBI	BB	SO	LOB	TOP										
7 Kazuo Matsui, S (1,4) OBP: 0.294, SLG: 0.333	F8		G4-3			B1-3			K	4	0	0	0	0	1	0	<b>Colorado Rockies @ San Francisco Giants</b> AT&T Park, San Francisco, CA Thu Sep 14 2006, 12:35 PM PDT Att: 35,167 - Cloudy - 66 F										
15 Jeff Salazar, L (1,8) OBP: 0.526, SLG: 0.462	HBP				K	G5-3			F9	3	0	0	0	0	1	0											
27 Garrett Atkins, R (1,5) OBP: 0.399, SLG: 0.544	F7				1B	K			F8	4	0	1	0	0	1	1											
5 Matt Holliday, R (1,7) OBP: 0.388, SLG: 0.580	F8				1B					3	0	1	0	0	0	1											
11 Brad Hawpe, L (1,9) OBP: 0.380, SLG: 0.497					1B					2	0	0	0	1	1	0											
Vinny Castilla, R (1,3) OBP: 0.298, SLG: 0.326					BB					3	0	0	0	0	0	3											
2 Troy Tulowitzki, R (1,6) OBP: 0.327, SLG: 0.313										3	0	0	0	0	2	0											
JD Closser, S (1,2) OBP: 0.271, SLG: 0.306										3	0	0	0	0	2	0											
2B Aaron Cook, R (1,1) OBP: 0.105, SLG: 0.056										2	0	0	0	0	0	0											
Ray King, L (7,1)										0	0	0	0	0	0	0											
Nate Field, R (7,1)										0	0	0	0	0	0	0											
Jamey Carroll, R (8, PH) OBP: 0.375, SLG: 0.394										1	0	0	0	0	0	0											
61 Ramon E Ramirez, R (8,1) OBP: 0.500, SLG: 0.500										0	0	0	0	0	0	0											
<b>Inning Stats</b>	R: 0 E: 0 K: 0 S: 11	H: 0 LOB: 1 BB: 0 P: 17	R: 0 E: 0 K: 2 S: 8	H: 0 LOB: 0 BB: 0 P: 14	R: 0 E: 0 K: 1 S: 12	H: 0 LOB: 0 BB: 0 P: 18	R: 0 E: 0 K: 1 S: 12	H: 2 LOB: 2 BB: 1 P: 17	R: 0 E: 0 K: 2 S: 8	H: 0 LOB: 0 BB: 0 P: 13	R: 0 E: 0 K: 1 S: 10	H: 0 LOB: 0 BB: 0 P: 12	R: 0 E: 0 K: 0 S: 8	H: 0 LOB: 0 BB: 0 P: 12	R: 0 E: 0 K: 0 S: 10	H: 0 LOB: 0 BB: 0 P: 15	R: 0 E: 0 K: 1 S: 8	H: 0 LOB: 0 BB: 0 P: 13	1B: 2 2B: 0 3B: 0 HR: 0	SF: 0 SAC: 0 DP: 1 HBP: 1	WP: 1 PB: 0 SB: 0 CS: 0	PA: 30					
<b>PITCHER</b>	IP	WLS	BF	H	R	ER	SO	BB	IBB	HBP	BLK	WP	HR	S	P	ERA	WHIP										
18 Matt Cain, R (1,1) ERA: 3.75	8.0	W	27	2	0	0	7	1	0	1	0	1	0	79	118	0.00	0.375										
31 Vinnie Chulk, R (9,1) ERA: 4.93	1.0		3	0	0	0	1	0	0	0	0	0	0	8	13	0.00	0.000										

AB	28
R	0
H	2
RBI	0
BB	1
SO	8
LOB	5



Batter	1	2	3	4	5	6	7	8	9	AB	R	H	RBI	BB	SO	LOB	BOTTOM										
19 Kevin Frandsen, R (1,4) OBP: 0.317, SLG: 0.338	G4-3									5	1	2	1	0	2	3	<b>Colorado Rockies @ San Francisco Giants</b> AT&T Park, San Francisco, CA Thu Sep 14 2006, 12:35 PM PDT Att: 35,167 - Cloudy - 66 F										
13 Omar Vizquel, S (1,6) OBP: 0.396, SLG: 0.396	P4									4	2	1	0	1	0	4											
Shea Hillenbrand, R (1,3) OBP: 0.314, SLG: 0.462	K									4	1	1	1	0	2	2											
Barry Bonds, L (1,7) OBP: 0.459, SLG: 0.541										3	0	1	0	1	0	0											
Todd Linden, S (7, PR) OBP: 0.350, SLG: 0.455										0	0	0	0	0	0	0											
Moises Alou, R (1,9) OBP: 0.352, SLG: 0.544										4	0	2	2	0	0	2											
2 Randy Winn, S (7, PR) OBP: 0.318, SLG: 0.391										0	0	0	0	0	0	0											
Steve Finley, L (1,8) OBP: 0.318, SLG: 0.388										3	0	0	0	1	1	2											
Pedro Feliz, R (1,5) OBP: 0.292, SLG: 0.443										3	1	1	0	1	0	3											
50 Eliezer Alfonzo, R (1,2) OBP: 0.311, SLG: 0.476										4	0	2	0	0	0	2											
18 Matt Cain, R (1,1) OBP: 0.157, SLG: 0.196										3	0	0	0	0	1	3											
20 Fred Lewis, L (8, PH) OBP: 1.000, SLG: 1.333										1	0	1	0	0	0	0											
31 Vinnie Chulk, R (9,1) ERA: 3.41										0	0	0	0	0	0	0											
<b>Inning Stats</b>	R: 0 E: 0 K: 1 S: 8	H: 0 LOB: 0 BB: 0 P: 14	R: 0 E: 0 K: 1 S: 8	H: 0 LOB: 0 BB: 0 P: 14	R: 0 E: 0 K: 0 S: 8	H: 2 LOB: 2 BB: 0 P: 10	R: 0 E: 0 K: 1 S: 9	H: 1 LOB: 1 BB: 0 P: 14	R: 0 E: 0 K: 2 S: 9	H: 0 LOB: 1 BB: 1 P: 17	R: 1 E: 0 K: 0 S: 7	H: 2 LOB: 1 BB: 0 P: 11	R: 4 E: 0 K: 0 S: 27	H: 4 LOB: 3 BB: 3 P: 44	R: 0 E: 0 K: 1 S: 15	H: 2 LOB: 2 BB: 0 P: 24	R: 0 E: 0 K: 1 S: 15	H: 2 LOB: 2 BB: 0 P: 24	1B: 10 2B: 1 3B: 0 HR: 0	SF: 0 SAC: 0 DP: 1 HBP: 1	WP: 1 PB: 0 SB: 0 CS: 0	PA: 39					
<b>PITCHER</b>	IP	WLS	BF	H	R	ER	SO	BB	IBB	HBP	BLK	WP	HR	S	P	ERA	WHIP										
28 Aaron Cook, R (1,1) ERA: 4.23	0.0	L	1	0	0	0	0	1	0	0	0	0	0	3	7	∞	∞										
Ray King, L (7,1) ERA: 3.89	0.1		3	1	0	0	0	1	0	0	0	0	0	7	13	0.00	6.000										
Nate Field, R (7,1) ERA: 3.6	1.0		5	2	0	0	1	0	0	0	0	0	0	15	24	0.00	2.000										





Batter	1	2	3	4	5	6	7	8	9	AB	R	H	RBI	BB	SO	LOB	TOP					
Jamey Carroll, R OBP: 0.374, SLG: 0.392	0-2 17 1B 27 E 1B		1-3 K			1-1 G6-3		1-2 FC5		4	1	1	0	0	1	2	<b>Colorado Rockies @ Arizona Diamondbacks</b> Chase Field, Phoenix, AZ Fri Sep 15 2006, 6:40 PM MST Att: 22,042 - Clear - 76 F <a href="http://livebaseballscorecards.com">livebaseballscorecards.com</a>					
17 Todd Helton, L OBP: 0.404, SLG: 0.484	1-2 27 1B 5 FC3-2 1B		0-2 F8			0-0 2B		0-2 L7		4	0	2	0	0	0	2						
27 Garrett Atkins, R OBP: 0.398, SLG: 0.542	0-2 5 FC3-2 1B		0-2 G5-3			0-0 G5-3		0-0 P4		4	0	1	0	0	0	3						
5 Matt Holliday, R OBP: 0.386, SLG: 0.576	0-0 FC3-2 1B			1-2 G6-3		2-1 G1-3			0-3 K	4	0	0	0	0	1	3						
11 Brad Hawpe, L OBP: 0.377, SLG: 0.492	2-2 F7			2-3 K			2-2 G3		2-3 K2-3	4	0	0	0	0	2	2						
19 Ryan Spillane, R OBP: 0.311, SLG: 0.403	0-1 G3			0-0 G6-3			3-2 G5-3		1-3 K	4	0	0	0	0	1	2						
12 Clint Barmes, R OBP: 0.265, SLG: 0.342		0-3 K			2-3 K		0-0 G5-3			3	0	0	0	0	2	0						
20 Chris Iannetta, R OBP: 0.326, SLG: 0.342		1-3 K			2-3 K			0-0 FC5 7 1B 1B		3	0	1	0	0	2	0						
49 Byung-Hyun Kim, R OBP: 0.188, SLG: 0.191		0-0 G1-3			1-3 K			0-1 FC5 1B		2	0	0	0	0	1	0						
7 Kazuo Matsui, S OBP: 0.298, SLG: 0.337								1-2 FC5 1B		1	0	1	0	0	0	0						
Jeremy Affeldt, L OBP: 0.188, SLG: 0.191										0	0	0	0	0	0	0						
Jose Mesa, R OBP: 0.188, SLG: 0.191										0	0	0	0	0	0	0						
<b>Inning Stats</b>	R: 1 E: 1 K: 0 S: 15	H: 3 LOB: 2 BB: 0 P: 18	R: 0 E: 0 K: 2 S: 7	H: 0 LOB: 0 BB: 0 P: 8	R: 0 E: 0 K: 1 S: 11	H: 0 LOB: 0 BB: 0 P: 12	R: 0 E: 0 K: 1 S: 7	H: 0 LOB: 0 BB: 0 P: 10	R: 0 E: 0 K: 3 S: 9	H: 0 LOB: 0 BB: 0 P: 14	R: 0 E: 0 K: 0 S: 6	H: 1 LOB: 1 BB: 0 P: 9	R: 0 E: 0 K: 0 S: 7	H: 0 LOB: 0 BB: 0 P: 12	R: 0 E: 0 K: 0 S: 10	H: 2 LOB: 2 BB: 0 P: 11	R: 0 E: 0 K: 3 S: 9	H: 0 LOB: 0 BB: 0 P: 12	1B: 5 2B: 1 3B: 0 HR: 0	SF: 0 SAC: 0 DP: 0 HBP: 0	WP: 0 PB: 0 SB: 0 CS: 0	PA: 33
<b>PITCHER</b> 17 Brandon Webb, R ERA: 2.92	IP: 9.0 WLS: W BF: 33	H: 6 R: 1 ER: 1 SO: 10	BB: 0 IBB: 0 HBP: 0 BLK: 0	WP: 0 HR: 0 S: 81 P: 106	ERA: 1.00 WHIP: 0.667	<b>PITCHER</b>										IP: 9.0 WLS: W BF: 33	H: 6 R: 1 ER: 1 SO: 10	BB: 0 IBB: 0 HBP: 0 BLK: 0	WP: 0 HR: 0 S: 81 P: 106	ERA: 1.00 WHIP: 0.667		

Batter	1	2	3	4	5	6	7	8	9	AB	R	H	RBI	BB	SO	LOB	BOTTOM					
Craig Counsell, L OBP: 0.324, SLG: 0.347	4-2 SH5-3 SF7 BB		0-1 G1-3		1-0 F8 1B		0-1 G6-3			3	1	1	0	1	0	1	<b>Colorado Rockies @ Arizona Diamondbacks</b> Chase Field, Phoenix, AZ Fri Sep 15 2006, 6:40 PM MST Att: 22,042 - Clear - 76 F <a href="http://livebaseballscorecards.com">livebaseballscorecards.com</a>					
1 Orlando Hudson, S OBP: 0.358, SLG: 0.466	1-0 SH5-3		1-0 F7		3-2 SAFE SAFE SAFE F8 1B		1-0 G3 2B 1B		1-0 G3 1B	3	1	1	0	0	0	1						
Luis Gonzalez, L OBP: 0.359, SLG: 0.461	0-1 SF7		2-1 G6-3		0-3 K		2-0 G3		1-2 G3	3	0	0	1	0	1	1						
Chad Tracy, L OBP: 0.334, SLG: 0.432	0-2 G3			1-1 22 1B 6 1B 1B		2-2 G5-3		0-0 2H WP 2B		4	2	2	1	0	0	0						
22 Eric Byrnes, R OBP: 0.320, SLG: 0.492		1-3 K		1-0 FC1-5 7 1B 6 1B 1B		2-0 6 CS 1B		3-3 2H K		4	0	2	0	0	2	0						
6 Stephen Drew, L OBP: 0.363, SLG: 0.540		1-0 7 G4-3 3B		1-1 7 FC1-5 1B		3-1 1-2 2H 2B		3-2 G4-3		3	1	3	1	0	0	0						
34 Conor Jackson, R OBP: 0.370, SLG: 0.435				1-2 2H 2-3F FC1-5		1-0 G5-3				1	0	0	0	0	0	0						
7 Carlos Quentin, R OBP: 0.353, SLG: 0.542		1-2 G4-3		0-0 FC1-5		1-0 G5-3				3	0	0	1	0	0	3						
19 Chris Snyder, R OBP: 0.380, SLG: 0.463		0-2 1B		0-2 F4			1-2 G6-3 1B			3	0	2	0	0	0	2						
17 Brandon Webb, R OBP: 0.159, SLG: 0.167		2-3 K		1-3 K			1-3 K			3	0	0	0	0	3	4						
<b>Inning Stats</b>	R: 1 E: 0 K: 0 S: 9	H: 0 LOB: 1 BB: 1 P: 14	R: 1 E: 0 K: 2 S: 14	H: 2 LOB: 1 BB: 0 P: 19	R: 0 E: 0 K: 0 S: 5	H: 0 LOB: 0 BB: 0 P: 8	R: 1 E: 0 K: 1 S: 12	H: 3 LOB: 2 BB: 0 P: 16	R: 0 E: 0 K: 1 S: 12	H: 1 LOB: 0 BB: 0 P: 15	R: 0 E: 0 K: 0 S: 8	H: 2 LOB: 1 BB: 0 P: 15	R: 0 E: 0 K: 1 S: 9	H: 1 LOB: 0 BB: 0 P: 11	R: 2 E: 0 K: 1 S: 10	H: 2 LOB: 0 BB: 0 P: 19	R: 2 E: 0 K: 1 S: 10	H: 2 LOB: 0 BB: 0 P: 19	1B: 8 2B: 2 3B: 1 HR: 0	SF: 1 SAC: 1 DP: 1 HBP: 0	WP: 2 PB: 0 SB: 2 CS: 1	PA: 33
<b>PITCHER</b> 49 Byung-Hyun Kim, R ERA: 5.3	IP: 7.0 WLS: L BF: 28	H: 9 R: 3 ER: 3 SO: 5	BB: 1 IBB: 0 HBP: 0 BLK: 0	WP: 0 HR: 0 S: 69 P: 98	ERA: 3.86 WHIP: 1.429	<b>PITCHER</b>										IP: 7.0 WLS: L BF: 28	H: 9 R: 3 ER: 3 SO: 5	BB: 1 IBB: 0 HBP: 0 BLK: 0	WP: 0 HR: 0 S: 69 P: 98	ERA: 3.86 WHIP: 1.429		
Jeremy Affeldt, L ERA: 6.47	0.1	3	2	2	2	0	0	0	0	0	0	3	6	54.00	6.000							
Jose Mesa, R ERA: 3.43	0.2	2	0	0	0	1	0	0	0	1	0	7	13	0.00	0.000							



Batter	1	2	3	4	5	6	7	8	9	10	11	12	13	14	15	16	AB	R	H	RBI	BB	SO	LOB	TOP				
7 Kazuo Matsui, S OBP: 0.297, SLG: 0.352 (1,4)																	6	1	2	3	0	2	4					
15 Jeff Salazar, L OBP: 0.385, SLG: 0.300 (1,8) Jeremy Affeldt, L (14,1)																	7	0	0	0	0	2	3					
27 Garrett Atkins, R OBP: 0.357, SLG: 0.528 (1,5) Chao Freeman, R (12, PH) Jose Mesa, R (12, PH) 18 Cory Sullivan, L (14, PH) OBP: 0.255, SLG: 0.241 (14,6)																	5	0	1	0	1	1	0					
5 Matt Holliday, R OBP: 0.383, SLG: 0.570 (1,7)																	6	1	0	0	1	2	2					
17 Todd Helton, L OBP: 0.404, SLG: 0.485 (1,3) Nate Field, R (10,1)																	5	0	2	1	0	0	1					
Vinny Castilla, R (12, PH) OBP: 0.296, SLG: 0.323 (12,3)																	2	0	0	0	0	0	1					
11 Brad Hawpe, L OBP: 0.374, SLG: 0.488 (1,9) 60 Manny Corpas, R (8,1) Mike Venafro, L (10,1) Jamey Carroll, R OBP: 0.371, SLG: 0.390 (10,5)																	4	0	0	0	0	1	3					
2 Troy Tulowitzki, R OBP: 0.355, SLG: 0.521 (1,6)																	5	3	2	0	2	0	0					
20 Chris Iannetta, R OBP: 0.340, SLG: 0.364 (1,2)																	6	0	2	0	1	1	3					
37 Josh Fogg, R (1,1) 19 Tom Martin, L (4,1) 61 Ramon E Ramirez, R (12,1) Ray King, L (7,1) 10 Jeff Baker, R (8,1) OBP: 0.286, SLG: 0.438 (8,5)																	1	0	0	0	0	1	2					
<b>Inning Stats</b>	R: 2 E: 0 K: 1 S: 12	H: 2 LOB: 1 BB: 1 P: 21	R: 1 E: 1 K: 1 S: 15	H: 1 LOB: 1 BB: 0 P: 20	R: 0 E: 0 K: 0 S: 7	H: 1 LOB: 0 BB: 0 P: 12	R: 1 E: 0 K: 0 S: 11	H: 2 LOB: 1 BB: 0 P: 15	R: 0 E: 0 K: 0 S: 13	H: 1 LOB: 0 BB: 0 P: 10	R: 0 E: 0 K: 1 S: 12	H: 1 LOB: 1 BB: 1 P: 19	R: 0 E: 0 K: 0 S: 6	H: 0 LOB: 0 BB: 0 P: 9	R: 0 E: 0 K: 0 S: 10	H: 0 LOB: 1 BB: 1 P: 16	R: 0 E: 0 K: 0 S: 11	H: 0 LOB: 0 BB: 0 P: 16	R: 0 E: 0 K: 1 S: 10	H: 0 LOB: 1 BB: 0 P: 10	R: 0 E: 0 K: 1 S: 11	H: 0 LOB: 0 BB: 0 P: 18	R: 0 E: 0 K: 1 S: 12	H: 0 LOB: 0 BB: 0 P: 17	1B: 6 2B: 2 3B: 1 HR: 1	SF: 1 SAC: 1 DP: 1 HBP: 0	WP: 1 PB: 0 SB: 1 CS: 0	PA: 63
<b>PITCHER</b>	IP 5.0	WLS 5.0	BF 24	H 7	R 4	ER 3	SO 3	BB 1	IBB 0	HBP 0	BLK 0	WP 0	HR 0	S 58	P 8	ERA 5.40	WHIP 1.600											
Claudio Vargas, R (1,1) 31 Edgar Gonzalez, R (6,1) Randy Choate, L (7,1) 28 Brandon Medders, R (7,1) Luis Vizcaino, R (8,1) ERA: 4.96 ERA: 3.26 ERA: 3.86 ERA: 3.9 ERA: 3.25	IP 1.0	WLS 0.2	BF 4	H 3	R 0	ER 0	SO 0	BB 1	IBB 0	HBP 0	BLK 0	WP 0	HR 0	S 7	P 14	ERA 0.00	WHIP 1.000											
Jose Valverde, R (9,1) Brandon Lyon, R (10,1) 37 Juan Cruz, R (12,1) 56 Ramon Pena, R (13,1) Jorge Julio, R (16,1) ERA: 6.45 ERA: 3.88 ERA: 4.27 ERA: 4.6 ERA: 4.48	IP 2.0	WLS 1.0	BF 8	H 2	R 0	ER 0	SO 2	BB 1	IBB 0	HBP 0	BLK 0	WP 0	HR 0	S 13	P 16	ERA 0.00	WHIP 0.333											

**Colorado Rockies @ Arizona Diamondbacks**  
Chase Field, Phoenix, AZ  
Sat Sep 16 2006, 6:40 PM MST  
Att: 27,822 - Clear - 75 F

livebaseballscorecards.com

AB	56
R	6
H	10
RBI	5
BB	5
SO	12
LOB	23

Batter	1	2	3	4	5	6	7	8	9	10	11	12	13	14	15	16	AB	R	H	RBI	BB	SO	LOB	BOTTOM						
Craig Counsell, L (1,6) OBP: 0.327, SLG: 0.349 (10,1)																	4	1	2	0	1	0	0							
26 Miguel Montero, L (11, PH) 37 Juan Cruz, R (12,1) Andy Green, R (13,5) 22 Eric Byrnes, R (11,8) OBP: 0.290, SLG: 0.272 (11,7)																	8	1	2	1	0	2	8							
Luis Gonzalez, L (1,7) 24 Chris Young, R (10, PH) OBP: 0.381, SLG: 0.461 (11,8)																	4	1	2	0	1	0	2							
Chad Tracy, L (1,5) OBP: 0.355, SLG: 0.436 (13,3)																	2	1	1	0	1	1	0							
Johnny Estrada, S (1,2) OBP: 0.329, SLG: 0.452 (11,7)																	6	0	2	0	2	0	5							
34 Conor Jackson, R (1,3) 56 Ramon Pena, R (13,1) Damon Easley, R (15, PH) Jorge Julio, R (16,1) 19 Chris Snyder, R (16, PH) 7 Carlos Quentin, R (1,9) OBP: 0.378, SLG: 0.463 (10,5)																	6	0	0	0	0	1	4							
13 Alberto Callaspo, S (1,4) OBP: 0.348, SLG: 0.333 (10,6)																	7	1	2	0	0	2	1							
37 Josh Fogg, R (1,1) 39 Tom Martin, L (4,1) 61 Ramon E Ramirez, R (12,1) Ray King, L (7,1) 60 Manny Corpas, R (8,1) OBP: 0.286, SLG: 0.438 (8,5)																	1	0	0	0	0	0	0							
<b>Inning Stats</b>	R: 0 E: 0 K: 1 S: 8	H: 1 LOB: 2 BB: 1 P: 17	R: 0 E: 0 K: 2 S: 9	H: 0 LOB: 0 BB: 0 P: 13	R: 3 E: 0 K: 0 S: 9	H: 3 LOB: 0 BB: 0 P: 15	R: 3 E: 0 K: 0 S: 13	H: 3 LOB: 1 BB: 1 P: 25	R: 0 E: 0 K: 0 S: 6	H: 0 LOB: 0 BB: 0 P: 9	R: 0 E: 0 K: 0 S: 3	H: 0 LOB: 0 BB: 0 P: 5	R: 0 E: 0 K: 1 S: 10	H: 1 LOB: 1 BB: 0 P: 15	R: 0 E: 0 K: 0 S: 9	H: 0 LOB: 2 BB: 2 P: 17	R: 0 E: 0 K: 2 S: 14	H: 1 LOB: 1 BB: 1 P: 28	R: 0 E: 0 K: 0 S: 9	H: 1 LOB: 1 BB: 1 P: 13	R: 0 E: 0 K: 0 S: 11	H: 2 LOB: 3 BB: 1 P: 22	R: 0 E: 0 K: 0 S: 10	H: 2 LOB: 3 BB: 1 P: 20	R: 1 E: 0 K: 0 S: 8	H: 1 LOB: 1 BB: 1 P: 15	1B: 13 2B: 0 3B: 1 HR: 1	SF: 1 SAC: 2 DP: 3 HBP: 0	WP: 2 PB: 0 SB: 1 CS: 0	PA: 69
<b>PITCHER</b>	IP 3.2	WLS 3.2	BF 20	H 7	R 6	ER 6	SO 3	BB 2	IBB 0	HBP 0	BLK 0	WP 0	HR 1	S 37	P 67	ERA 14.73	WHIP 2.455													
Mike Venafro, L (10,1) Nate Field, R (10,1) Jose Mesa, R (12,1) Jeremy Affeldt, L (14,1) ERA: 5.98 ERA: 2.7 ERA: 3.33 ERA: 6.38	IP 1.1	WLS 1.1	BF 4	H 0	R 0	ER 0	SO 0	BB 0	IBB 0	HBP 0	BLK 0	WP 0	HR 0	S 14	P 14	ERA 0.00	WHIP 6.000													

**Colorado Rockies @ Arizona Diamondbacks**  
Chase Field, Phoenix, AZ  
Sat Sep 16 2006, 6:40 PM MST  
Att: 27,822 - Clear - 75 F

livebaseballscorecards.com

AB	57
R	7
H	15
RBI	6
BB	9
SO	9
LOB	27



Batter	1	2	3	4	5	6	7	8	9	AB	R	H	RBI	BB	SO	LOB	TOP			
7 Kazuo Matsui, S OBP: 0.290, SLG: 0.345	G4-3	E3		K			G5-3		SF8	4	0	0	2	0	1	3	<b>Colorado Rockies @ Arizona Diamondbacks</b> Chase Field, Phoenix, AZ Sun Sep 17 2006, 1:40 PM MST Att. 28,111 - Roof Closed - 75 F  <b>AB 30</b> <b>R 6</b> <b>H 5</b> <b>RBI 5</b> <b>BB 5</b> <b>SO 5</b> <b>LOB 17</b>			
18 Cory Sullivan, L OBP: 0.323, SLG: 0.409 Choo Freeman, R OBP: 0.304, SLG: 0.353					F7		G1-3		K	2	0	0	0	1	1	2				
27 Garrett Atkins, R OBP: 0.396, SLG: 0.536					G6-3				10 HR BB	3	1	0	0	1	1	3				
17 Todd Helton, L OBP: 0.402, SLG: 0.481	G3				G3				F8	4	0	0	0	0	0	2				
10 Jeff Baker, R OBP: 0.333, SLG: 0.650 19 Ryan Spilborghs, R OBP: 0.310, SLG: 0.400					G4-3				L7	4	2	2	2	0	0	0				
11 Brad Hawpe, L OBP: 0.375, SLG: 0.489									1-H HR	0	0	0	0	0	0	0				
12 Clint Barmes, R OBP: 0.265, SLG: 0.340									K	3	1	1	1	1	1	0				
JD Closser, S OBP: 0.290, SLG: 0.330									F8	3	1	0	0	1	0	1				
26 Jeff Francis, L OBP: 0.206, SLG: 0.103 Jamey Carroll, R OBP: 0.371, SLG: 0.389 40 Brian Fuentes, L OBP: 0.371, SLG: 0.389									F7	3	1	0	0	1	0	1				
<b>Inning Stats</b>	R: 0 E: 0 K: 1 S: 7	H: 0 LOB: 1 BB: 1 P: 15	R: 3 E: 2 K: 1 S: 25	H: 2 LOB: 2 BB: 1 P: 35	R: 0 E: 0 K: 0 S: 7	H: 0 LOB: 0 BB: 0 P: 9	R: 0 E: 0 K: 1 S: 11	H: 1 LOB: 1 BB: 0 P: 17	R: 0 E: 0 K: 0 S: 6	H: 0 LOB: 0 BB: 0 P: 11	R: 0 E: 0 K: 0 S: 8	H: 0 LOB: 1 BB: 1 P: 13	R: 2 E: 0 K: 1 S: 10	H: 1 LOB: 0 BB: 1 P: 19	R: 1 E: 1 K: 1 S: 10	H: 1 LOB: 0 BB: 0 P: 14	1B: 1 2B: 4 3B: 0 HR: 1	SF: 1 SAC: 2 DP: 1 HBP: 0	WP: 0 PA: 38 PB: 0 CS: 2	
<b>PITCHER</b>	IP	WLS	BF	H	R	ER	SO	BB	IBB	HBP	BLK	WP	HR	S	P	ERA	WHIP			
Miguel Batista, R ERA: 4.4	6.0	L	25	3	3	1	3	3	0	0	0	0	0	63	98	1.50	1.000			
45 Doug Stuten, L ERA: 4.57	1.0		4	0	0	0	0	1	0	0	0	0	0	8	13	0.00	1.000			
Greg Aquino, R ERA: 4.57	1.0		5	1	2	2	1	1	0	0	0	0	1	10	19	18.00	2.000			
48 Enrique Gonzalez, R ERA: 5.74	1.0		4	1	1	0	1	0	0	0	0	0	0	10	14	0.00	1.000			

Batter	1	2	3	4	5	6	7	8	9	AB	R	H	RBI	BB	SO	LOB	BOTTOM				
24 Chris Young, R OBP: 0.339, SLG: 0.444	G5-3								P3	4	0	0	0	0	0	0	<b>Colorado Rockies @ Arizona Diamondbacks</b> Chase Field, Phoenix, AZ Sun Sep 17 2006, 1:40 PM MST Att. 28,111 - Roof Closed - 75 F  <b>AB 29</b> <b>R 1</b> <b>H 3</b> <b>RBI 1</b> <b>BB 1</b> <b>SO 5</b> <b>LOB 6</b>				
13 Alberto Callaspo, S OBP: 0.333, SLG: 0.292										3	0	0	0	1	1	0					
Luis Gonzalez, L OBP: 0.360, SLG: 0.459										4	0	1	0	0	0	1					
22 Eric Byrnes, R OBP: 0.319, SLG: 0.489										3	0	1	0	0	1	1					
34 Conor Jackson, R OBP: 0.364, SLG: 0.426										3	0	0	0	0	1	2					
1 Orlando Hudson, S OBP: 0.359, SLG: 0.468										3	1	1	0	0	0	1					
19 Chris Snyder, R OBP: 0.372, SLG: 0.455										3	0	0	1	0	1	1					
Andy Green, R OBP: 0.281, SLG: 0.262										3	0	0	0	0	0	0					
Miguel Batista, R OBP: 0.138, SLG: 0.127 Darnell Sasser, R OBP: 0.314, SLG: 0.425 45 Doug Stuten, L ERA: 4.57 Greg Aquino, R ERA: 4.57 48 Enrique Gonzalez, R OBP: 0.319, SLG: 0.489 7 Carlos Quentin, R OBP: 0.371, SLG: 0.389										1	0	0	0	0	1	0					
										1	0	0	0	0	0	0					
										1	0	0	0	0	0	0					
										1	0	0	0	0	0	0					
										1	0	0	0	0	0	0					
<b>Inning Stats</b>	R: 0 E: 0 K: 1 S: 10	H: 0 LOB: 0 BB: 0 P: 16	R: 0 E: 0 K: 2 S: 10	H: 1 LOB: 1 BB: 0 P: 14	R: 0 E: 0 K: 1 S: 9	H: 0 LOB: 0 BB: 0 P: 11	R: 0 E: 0 K: 0 S: 4	H: 0 LOB: 0 BB: 0 P: 6	R: 1 E: 0 K: 0 S: 8	H: 1 LOB: 0 BB: 0 P: 11	R: 0 E: 0 K: 0 S: 8	H: 0 LOB: 0 BB: 0 P: 12	R: 0 E: 0 K: 1 S: 8	H: 0 LOB: 0 BB: 0 P: 14	R: 0 E: 0 K: 0 S: 8	H: 0 LOB: 0 BB: 0 P: 13	R: 0 E: 0 K: 0 S: 9	H: 0 LOB: 1 BB: 1 P: 15	1B: 1 2B: 1 3B: 1 HR: 0	SF: 0 SAC: 0 DP: 1 HBP: 0	WP: 0 PA: 30 PB: 0 CS: 0
<b>PITCHER</b>	IP	WLS	BF	H	R	ER	SO	BB	IBB	HBP	BLK	WP	HR	S	P	ERA	WHIP				
26 Jeff Francis, L ERA: 3.88	8.0	W	26	3	1	1	5	0	0	0	0	0	0	65	97	1.12	0.375				
40 Brian Fuentes, L ERA: 3.49	1.0		4	0	0	0	0	1	0	0	0	0	0	9	15	0.00	1.000				











Batter	1	2	3	4	5	6	7	8	9	AB	R	H	RBI	BB	SO	LOB	TOP		
2 Randy Winn, S OBP: 0.320, SLG: 0.388 38 Brian Wilson, R Jason Ellison, R OBP: 0.274, SLG: 0.390	1-2 G4-3		4-2 BB			4-2 G4-3 BB	3-1 G4-3	0-1 P2		2	0	0	0	2	0	0			
Todd Linden, S OBP: 0.371, SLG: 0.508	0-2 3B		2-0 G4-3			4-2 G4-3 BB		1-1 1B 2B	4-1 BB	3	1	2	0	2	0	1			
Shea Hillenbrand, R OBP: 0.317, SLG: 0.457 20 Fred Lewis, L OBP: 0.067, SLG: 0.833 Lance Niekro, R OBP: 0.290, SLG: 0.376	1-3 K			2-2 P6		2-2 P3		2-2 1B 1B	1-3 K	4	0	1	0	0	1	3			
Ray Durham, S OBP: 0.361, SLG: 0.535	1-3 K			0-1 F7		2-1 G4-3		1-1 1B 2B	2-2 F9	5	0	1	1	0	1	4			
Steve Finley, L OBP: 0.324, SLG: 0.401		1-2 G6-3		0-1 3B		0-2 G4-3		4-0 1B 3B IBB	1-1 G4-3	4	1	1	0	1	0	3			
Pedro Feliz, R OBP: 0.291, SLG: 0.443		2-2 G6-3		0-0 L7			1-1 G5-3	2-3 K		4	0	0	0	0	1	4			
19 Kevin Frandsen, R Barry Bonds, L OBP: 0.458, SLG: 0.533 13 Omar Vizquel, S OBP: 0.369, SLG: 0.400			0-0 G6-3		2-2 L6		4-0 HR BB	3-1 3B 1B		2	1	0	0	1	0	0			
Todd Greene, R OBP: 0.333, SLG: 0.434			3-3 K		0-0 1B		2-1 F8	2-1 2B 3B		4	1	2	2	0	1	1			
Jason Schmidt, R 41 Brad Hennessey, R 9 Mark Swisher, L Moises Alou, S 31 Vinnie Chulk, R Mike Stanton, L	1-1 K		1-3 K		1-3 K		2-0 HR	1-0 2B		2	0	0	0	0	2	1			
<b>Inning Stats</b>	R: 0 E: 0 K: 2 S: 14	H: 1 LOB: 1 BB: 0 P: 17	R: 0 E: 0 K: 0 S: 8	H: 0 LOB: 0 BB: 0 P: 11	R: 0 E: 0 K: 2 S: 10	H: 0 LOB: 1 BB: 1 P: 20	R: 0 E: 0 K: 0 S: 8	H: 1 LOB: 1 BB: 0 P: 10	R: 0 E: 0 K: 0 S: 22	H: 0 LOB: 2 BB: 2 P: 34	R: 2 E: 0 K: 0 S: 7	H: 1 LOB: 0 BB: 1 P: 19	R: 5 E: 0 K: 1 S: 18	H: 6 LOB: 1 BB: 1 P: 34	R: 0 E: 0 K: 1 S: 11	H: 0 LOB: 1 BB: 1 P: 19	1B: 4 2B: 2 3B: 3 HR: 1	SF: 0 SAC: 0 DP: 0 HBP: 0	WP: 0 PA: 41 PB: 0 SB: 1 CS: 0
<b>PITCHER</b>	IP WLS BF H R ER SO	IP WLS BF H R ER SO	IP WLS BF H R ER SO	IP WLS BF H R ER SO	IP WLS BF H R ER SO	IP WLS BF H R ER SO	IP WLS BF H R ER SO	IP WLS BF H R ER SO	IP WLS BF H R ER SO	IP WLS BF H R ER SO	IP WLS BF H R ER SO	IP WLS BF H R ER SO	IP WLS BF H R ER SO	IP WLS BF H R ER SO	IP WLS BF H R ER SO	IP WLS BF H R ER SO	ERA WHIP	ERA WHIP	
28 Aaron Cook, R ERA: 4.11	6.0 0.2 23 3 0 1 5	6.0 0.2 23 3 0 1 5	6.0 0.2 23 3 0 1 5	6.0 0.2 23 3 0 1 5	6.0 0.2 23 3 0 1 5	6.0 0.2 23 3 0 1 5	6.0 0.2 23 3 0 1 5	6.0 0.2 23 3 0 1 5	6.0 0.2 23 3 0 1 5	6.0 0.2 23 3 0 1 5	6.0 0.2 23 3 0 1 5	6.0 0.2 23 3 0 1 5	6.0 0.2 23 3 0 1 5	6.0 0.2 23 3 0 1 5	6.0 0.2 23 3 0 1 5	6.0 0.2 23 3 0 1 5	0.00 1.000	0.00 6.000	
61 Ramon E Ramirez, R ERA: 3.99	0.1 0.1 2 1 1 0	0.1 0.1 2 1 1 0	0.1 0.1 2 1 1 0	0.1 0.1 2 1 1 0	0.1 0.1 2 1 1 0	0.1 0.1 2 1 1 0	0.1 0.1 2 1 1 0	0.1 0.1 2 1 1 0	0.1 0.1 2 1 1 0	0.1 0.1 2 1 1 0	0.1 0.1 2 1 1 0	0.1 0.1 2 1 1 0	0.1 0.1 2 1 1 0	0.1 0.1 2 1 1 0	0.1 0.1 2 1 1 0	0.1 0.1 2 1 1 0	27.00 3.000	27.00 3.000	
60 Manny Copas, R ERA: 3.18 Nate Field, R ERA: 2.55	0.0 0.1 1 0 0 0	0.0 0.1 1 0 0 0	0.0 0.1 1 0 0 0	0.0 0.1 1 0 0 0	0.0 0.1 1 0 0 0	0.0 0.1 1 0 0 0	0.0 0.1 1 0 0 0	0.0 0.1 1 0 0 0	0.0 0.1 1 0 0 0	0.0 0.1 1 0 0 0	0.0 0.1 1 0 0 0	0.0 0.1 1 0 0 0	0.0 0.1 1 0 0 0	0.0 0.1 1 0 0 0	0.0 0.1 1 0 0 0	0.0 0.1 1 0 0 0	0.00 0.000	0.00 0.000	

San Francisco Giants @ Colorado Rockies  
Coors Field, Denver, CO  
Wed Sep 20 2006, 1:05 PM MDT  
Att: 19,324 - Partly Cloudy - 77 F

AB 35  
R 7  
H 10  
RBI 7  
BB 6  
SO 7  
LOB 21



Batter	1	2	3	4	5	6	7	8	9	AB	R	H	RBI	BB	SO	LOB	BOTTOM		
Jamey Carroll, R OBP: 0.373, SLG: 0.388	2-2 G6-3		4-1 18 FC3-6 BB		1-2 27 F8 11 3B 18 SH3 1B	0-1 P3		2-1 P3		4	1	1	0	1	0	1			
18 Cory Sullivan, L OBP: 0.323, SLG: 0.408	2-2 F8		2-2 FC3-6 27 BB		0-0 SH3	4-2 5 BB 27 BB BB		0-0 2B		3	0	1	1	1	0	2			
27 Garrett Atkins, R OBP: 0.404, SLG: 0.557	2-0 1B		4-2 BB		0-0 F8	4-1 5 BB BB		2-2 K		3	0	1	0	2	1	2			
5 Matt Holliday, R OBP: 0.390, SLG: 0.579	1-0 G5-3		3-2 G4-3		4-2 17 BB 11 3B BB	4-0 BB		0-0 G6-3		3	1	0	0	2	0	5			
17 Todd Helton, L OBP: 0.404, SLG: 0.483		2-1 F7		1-2 11 G4-3 2B	4-0 11 3B BB	1-0 F7		1-1 G5-3 19 1B 1B		4	1	2	0	1	0	3			
11 Brad Hawpe, L OBP: 0.375, SLG: 0.493 19 Ryan Spilborghs, R OBP: 0.328, SLG: 0.428		3-3 K		0-2 G4-3		0-0 3B		3-3 K		4	0	1	3	0	2	1			
JD Closser, S OBP: 0.298, SLG: 0.330 10 Jeff Baker, R OBP: 0.344, SLG: 0.774		1-2 L3		0-0 G1-4-3		1-2 12 FC5-4 BB		3-1 12 CS 1B		3	0	1	0	1	0	1			
12 Clint Barmes, R OBP: 0.264, SLG: 0.337 Viny Castillo, R OBP: 0.254, SLG: 0.320			0-0 F9		4-0 IBB	1-0 FC5-4		2-3 K		3	0	0	0	1	1	3			
28 Aaron Cook, R 7 Jason Schmidt, R 41 Brad Hennessey, R 38 Brian Wilson, R 31 Vinnie Chulk, R Mike Stanton, L 15 Jeff Baker, R 40 Brian Fuentes, L			4-2 18 FC3-6 BB		1-3 K		1-0 G6-3		4-2 18 BB BB	1	0	0	0	1	1	2			
<b>Inning Stats</b>	R: 0 E: 0 K: 0 S: 8	H: 1 LOB: 1 BB: 0 P: 15	R: 0 E: 0 K: 1 S: 8	H: 0 LOB: 0 BB: 0 P: 14	R: 0 E: 0 K: 1 S: 10	H: 1 LOB: 2 BB: 1 P: 16	R: 3 E: 0 K: 0 S: 14	H: 2 LOB: 3 BB: 3 P: 28	R: 0 E: 0 K: 0 S: 7	H: 0 LOB: 3 BB: 3 P: 21	R: 0 E: 0 K: 2 S: 10	H: 1 LOB: 1 BB: 0 P: 17	R: 1 E: 0 K: 1 S: 9	H: 1 LOB: 1 BB: 1 P: 17	R: 0 E: 0 K: 1 S: 10	H: 2 LOB: 1 BB: 0 P: 14	1B: 5 2B: 3 3B: 1 HR: 0	SF: 0 SAC: 1 DP: 2 HBP: 0	WP: 0 PA: 44 PB: 0 SB: 0 CS: 1
<b>PITCHER</b>	IP WLS BF H R ER SO	IP WLS BF H R ER SO	IP WLS BF H R ER SO	IP WLS BF H R ER SO	IP WLS BF H R ER SO	IP WLS BF H R ER SO	IP WLS BF H R ER SO	IP WLS BF H R ER SO	IP WLS BF H R ER SO	IP WLS BF H R ER SO	IP WLS BF H R ER SO	IP WLS BF H R ER SO	IP WLS BF H R ER SO	IP WLS BF H R ER SO	IP WLS BF H R ER SO	IP WLS BF H R ER SO	ERA WHIP	ERA WHIP	
Jason Schmidt, R ERA: 3.5	4.2 1.1 7 0 0 0	4.2 1.1 7 0 0 0	4.2 1.1 7 0 0 0	4.2 1.1 7 0 0 0	4.2 1.1 7 0 0 0	4.2 1.1 7 0 0 0	4.2 1.1 7 0 0 0	4.2 1.1 7 0 0 0	4.2 1.1 7 0 0 0	4.2 1.1 7 0 0 0	4.2 1.1 7 0 0 0	4.2 1.1 7 0 0 0	4.2 1.1 7 0 0 0	4.2 1.1 7 0 0 0	4.2 1.1 7 0 0 0	4.2 1.1 7 0 0 0	0.00 2.250	0.00 2.250	
38 Brian Wilson, R ERA: 4.91	1.0 1.0 5 1 1 1	1.0 1.0 5 1 1 1	1.0 1.0 5 1 1 1	1.0 1.0 5 1 1 1	1.0 1.0 5 1 1 1	1.0 1.0 5 1 1 1	1.0 1.0 5 1 1 1	1.0 1.0 5 1 1 1	1.0 1.0 5 1 1 1	1.0 1.0 5 1 1 1	1.0 1.0 5 1 1 1	1.0 1.0 5 1 1 1	1.0 1.0 5 1 1 1	1.0 1.0 5 1 1 1	1.0 1.0 5 1 1 1	1.0 1.0 5 1 1 1	9.00 2.000	9.00 2.000	
31 Vinnie Chulk, R ERA: 5.32 Mike Stanton, L ERA: 3.9	1.0 1.0 4 2 0 0	1.0 1.0 4 2 0 0	1.0 1.0 4 2 0 0	1.0 1.0 4 2 0 0	1.0 1.0 4 2 0 0	1.0 1.0 4 2 0 0	1.0 1.0 4 2 0 0	1.0 1.0 4 2 0 0	1.0 1.0 4 2 0 0	1.0 1.0 4 2 0 0	1.0 1.0 4 2 0 0	1.0 1.0 4 2 0 0	1.0 1.0 4 2 0 0	1.0 1.0 4 2 0 0	1.0 1.0 4 2 0 0	1.0 1.0 4 2 0 0	0.00 2.000	0.00 2.000	

San Francisco Giants @ Colorado Rockies  
Coors Field, Denver, CO  
Wed Sep 20 2006, 1:05 PM MDT  
Att: 19,324 - Partly Cloudy - 77 F

AB 32  
R 4  
H 8  
RBI 4  
BB 11  
SO 6  
LOB 24





Batter	1	2	3	4	5	6	7	8	9	AB	R	H	RBI	BB	SO	LOB	TOP									
Marcus Giles, R (1,4) OBP: 0.346, SLG: 0.396	4-2 14 2B SF7 BB		4-2 BB		3-3 K		0-1 G4-3		2-2 14 1B HBP	2	1	0	0	2	1	0										
14 Willy Aybar, S (1,5) OBP: 0.350, SLG: 0.373	0-0 2B		1-0 F7			4-1 1B HR BB	1-2 G3		2-1 1B	4	1	2	2	1	0	1										
Adam LaRoche, L (1,3) OBP: 0.397, SLG: 0.566	1-3 K		0-0 G1-3			3-2 1B HR		0-3 K	0-3 K	5	1	1	0	0	3	5										
Andruw Jones, R (1,8) OBP: 0.355, SLG: 0.518	3-2 SF7			2-1 L6		0-1 HR		2-2 F9		3	1	1	4	0	0	0										
16 Brian McCann, L (1,2) OBP: 0.385, SLG: 0.549	3-H G4-3			1-1 1B		0-3 K		2-2 F9		4	0	1	0	0	1	1										
7 Jeff Francoeur, R (1,9) OBP: 0.293, SLG: 0.444		0-1 G5-3		1-3 K		1-2 G4-3			0-0 P6	4	0	0	0	0	1	1										
Ryan Langerhans, L (1,7) OBP: 0.342, SLG: 0.373		0-0 G4-3		3-3 K		4-2 BB		2-2 2B 14 1B 1B		3	1	1	0	1	1	1	AB 33									
Tony Pena Jr., R (1,6) OBP: 0.231, SLG: 0.324		1-1 F8			1-1 F7	1-1 F8		0-2 14 1B 2B		4	1	1	0	0	0	1	R 6									
29 John Smoltz, R (1,1) OBP: 0.190, SLG: 0.186			3-3 K		3-1 G4-3			2-2 F9		3	0	0	0	0	1	0	RBI 6									
Tyler Yates, R (8,1)										0	0	0	0	0	0	0	BB 4									
23 Matt Diaz, R (9, PH) OBP: 0.373, SLG: 0.474										1	0	0	0	0	0	2	SO 8									
28 Bob Wickman, R (9,1)										0	0	0	0	0	0	0	LOB 12									
<b>Inning Stats</b>	R: 1 E: 0 K: 1 S: 12	H: 1 LOB: 1 BB: 1 P: 20	R: 0 E: 0 K: 0 S: 5	H: 0 LOB: 0 BB: 0 P: 6	R: 0 E: 0 K: 1 S: 8	H: 0 LOB: 1 BB: 1 P: 16	R: 0 E: 0 K: 2 S: 10	H: 1 LOB: 1 BB: 0 P: 17	R: 0 E: 0 K: 1 S: 8	H: 0 LOB: 0 BB: 0 P: 15	R: 3 E: 0 K: 1 S: 16	H: 2 LOB: 1 BB: 2 P: 29	R: 0 E: 0 K: 0 S: 6	H: 0 LOB: 0 BB: 0 P: 7	R: 0 E: 0 K: 1 S: 9	H: 0 LOB: 0 BB: 0 P: 13	R: 2 E: 0 K: 1 S: 17	H: 3 LOB: 2 BB: 0 P: 25	1B: 4 2B: 2 3B: 0 HR: 1	SF: 1 SAC: 0 DP: 0 HBP: 1	WP: 0 PB: 0 SB: 0 CS: 0	PA: 39				
<b>PITCHER</b>	IP 7.0	WLS L	BF 29	H 4	R 4	ER 4	SO 6	BB 4	IBB 0	HBP 0	BLK 0	WP 0	HR 1	S 65	P 110	ERA 5.14	WHIP 1.143									
49 Byung-Hyun Kim, R (1,1) ERA: 5.29																										
Jeremy Affeldt, L (8,1) ERA: 6.34																										

Atlanta Braves @ Colorado Rockies  
Coors Field, Denver, CO  
Thu Sep 21 2006, 6:35 PM MDT  
Att: 18,499 - Cloudy - 58 F


AB 33  
R 6  
H 7  
RBI 6  
BB 4  
SO 8  
LOB 12



Batter	1	2	3	4	5	6	7	8	9	AB	R	H	RBI	BB	SO	LOB	BOTTOM									
7 Kazuo Matsui, S (1,4) OBP: 0.297, SLG: 0.346	0-3 K		0-0 27 G3 5 1B 15 SH5-4	0-0 G3			2-2 27 S 1B		4-1 15 DI BB	4	1	2	0	1	1	2										
15 Jeff Salazar, L (1,8) OBP: 0.405, SLG: 0.393	1-3 K		0-0 SH5-4		2-2 G3-1		2-1 F9		2-3 K	4	0	0	0	0	2	3										
27 Garrett Atkins, R (1,5) OBP: 0.402, SLG: 0.553	2-2 F8		1-0 G3		2-3 K		2-3 K		1-2 K	4	0	0	0	0	2	3										
5 Matt Holliday, R (1,7) OBP: 0.390, SLG: 0.584		0-0 HR	0-1 1B		0-1 F9			0-1 P4		4	1	2	2	0	0	0										
17 Todd Helton, L (1,3) OBP: 0.405, SLG: 0.484		0-0 HR	1-1 1B		0-1 F9		4-1 2 BB			3	1	1	0	1	0	1										
Choo Freeman, R (8, PR) OBP: 0.302, SLG: 0.351		2 1B 20 SF9 2B		1-1 F8						0	0	0	0	0	0	0										
Vinny Castilla, R (9,3) OBP: 0.254, SLG: 0.320										0	0	0	0	0	0	0										
11 Brad Hawpe, L (1,9) OBP: 0.375, SLG: 0.493		3-1 L8		3-1 20 1B 2B		1-1 G1-6-3		1-3 K		4	0	1	0	0	1	2										
2 Troy Tulowitzki, R (1,6) OBP: 0.342, SLG: 0.313		0-2 1B		0-0 F9		2-3 K		1-1 E4		4	0	1	0	0	1	2										
20 Chris Iannetta, R (1,2) OBP: 0.375, SLG: 0.377		0-0 SF9		1-2 1B			0-1 L8		2-2 G1-3	3	0	1	1	0	0	0										
49 Byung-Hyun Kim, R (1,1) OBP: 0.180, SLG: 0.184			3-H K		1-3 K		1-0 7 1B		2-2 F8	2	0	0	0	0	2	3										
Jamey Carroll, R (7, PH) OBP: 0.374, SLG: 0.389										1	0	1	0	0	0	0										
Jeremy Affeldt, L (8,1)										0	0	0	0	0	0	0										
19 Ryan Spilborghs, R (9, PH) OBP: 0.326, SLG: 0.425										1	0	0	0	0	0	0										
<b>Inning Stats</b>	R: 0 E: 0 K: 2 S: 13	H: 0 LOB: 0 BB: 0 P: 16	R: 2 E: 0 K: 1 S: 11	H: 3 LOB: 1 BB: 0 P: 15	R: 1 E: 0 K: 0 S: 7	H: 2 LOB: 1 BB: 0 P: 9	R: 0 E: 0 K: 1 S: 10	H: 2 LOB: 2 BB: 0 P: 15	R: 0 E: 0 K: 1 S: 9	H: 0 LOB: 0 BB: 0 P: 13	R: 0 E: 0 K: 1 S: 7	H: 0 LOB: 0 BB: 0 P: 10	R: 0 E: 0 K: 1 S: 14	H: 0 LOB: 2 BB: 0 P: 21	R: 0 E: 1 K: 1 S: 8	H: 0 LOB: 2 BB: 1 P: 14	R: 0 E: 0 K: 1 S: 12	H: 0 LOB: 1 BB: 1 P: 22	1B: 6 2B: 2 3B: 0 HR: 1	SF: 1 SAC: 1 DP: 0 HBP: 0	WP: 0 PB: 0 SB: 1 CS: 0	PA: 38				
<b>PITCHER</b>	IP 7.0	WLS W	BF 30	H 9	R 3	ER 3	SO 7	BB 1	IBB 0	HBP 0	BLK 0	WP 0	HR 1	S 71	P 99	ERA 3.86	WHIP 1.286									
29 John Smoltz, R (1,1) ERA: 3.72																										
Tyler Yates, R (8,1) ERA: 3.63																										
28 Bob Wickman, R (9,1) ERA: 2.79																										

Atlanta Braves @ Colorado Rockies  
Coors Field, Denver, CO  
Thu Sep 21 2006, 6:35 PM MDT  
Att: 18,499 - Cloudy - 58 F

AB 34  
R 3  
H 9  
RBI 3  
BB 2  
SO 9  
LOB 16





Batter	1	2	3	4	5	6	7	8	9	AB	R	H	RBI	BB	SO	LOB	TOP										
Marcus Giles, R (1.4) OBP: 0.347, SLG: 0.398	K		11 G6-4-3 1B	F8			2B		G4-6-3	5	0	2	0	0	1	2											
11 Edgar Renteria, R (1.6) OBP: 0.359, SLG: 0.425	G5-3		G6-4-3		F8		K			4	0	0	0	0	1	2											
Adam LaRoche, L (1.3) OBP: 0.358, SLG: 0.567	K		16 2B		G4-3			16 2B BB		3	2	1	0	1	1	0											
Andruw Jones, R (1.8) OBP: 0.356, SLG: 0.516		7 1B BB	16 2B BB		K			L7		2	2	0	0	2	1	1											
16 Brian McCann, L (1.2) OBP: 0.388, SLG: 0.555 Tony Pena Jr., R (8, PR) OBP: 0.231, SLG: 0.324 Todd Pratt, R (8.2) OBP: 0.262, SLG: 0.318		14 G3 1B	7 1B		G3			7 FC6-5 1-H 2B		4	0	3	3	0	0	0											
7 Jeff Francoeur, R (1.9) OBP: 0.293, SLG: 0.443		14 G3 1B	G6-3		G4-3			14 FC6-5 FC4-6 2B		4	0	1	1	0	0	2											
14 Willy Aybar, S (1.5) OBP: 0.349, SLG: 0.376		G3			G5-3			FC4-6		4	0	1	0	0	0	4											
23 Matt Diaz, R (1.7) OBP: 0.371, SLG: 0.471		K			G5-3			K		4	0	1	0	0	2	2											
15 Tim Hudson, R (1.1) OBP: 0.115, SLG: 0.085 54 Chad Paronto, R (6.1) 4 Pete Orr, L (7, PH) OBP: 0.270, SLG: 0.340 Oscar Villareal, L (7.1) 8 Bryan Peña, S (9, PH) OBP: 0.316, SLG: 0.389		G4-3			K			G4-6-3 BB		1	0	0	0	0	0	2											
<b>Inning Stats</b>	R: 0 E: 0 K: 2 S: 9	H: 0 LOB: 0 BB: 0 P: 12	R: 1 E: 0 K: 1 S: 16	H: 2 LOB: 2 BB: 1 P: 25	R: 2 E: 0 K: 0 S: 13	H: 3 LOB: 1 BB: 1 P: 21	R: 0 E: 0 K: 0 S: 7	H: 2 LOB: 1 BB: 0 P: 11	R: 0 E: 0 K: 1 S: 6	H: 0 LOB: 0 BB: 0 P: 6	R: 0 E: 0 K: 0 S: 7	H: 0 LOB: 0 BB: 0 P: 10	R: 0 E: 0 K: 2 S: 11	H: 1 LOB: 1 BB: 0 P: 17	R: 1 E: 0 K: 0 S: 11	H: 1 LOB: 2 BB: 1 P: 18	R: 0 E: 0 K: 1 S: 10	H: 0 LOB: 0 BB: 1 P: 15	1B: 4 2B: 5 3B: 0 HR: 0	SF: 0 SAC: 1 DP: 2 HBP: 0	WP: 0 PA: 37 PB: 0 SB: 0 CS: 0						
<b>PITCHER</b>	IP	WLS	BF	H	R	ER	SO	BB	IBB	HBP	BLK	WP	HR	S	P	ERA	WHIP										
37 Josh Fogg, R (1.1) ERA: 5.62	6.2	W	28	8	3	3	5	2	0	0	0	0	0	66	96	4.05	1.500										
Nate Field, R (7.1) ERA: 2.25	0.1	H	1	0	0	0	1	0	0	0	0	0	0	3	6	0.00	0.000										
Ray King, L (8.1) ERA: 4.07	0.1	H	3	1	1	0	0	1	0	0	0	0	0	9	16	27.00	6.000										
60 Manny Corpas, R (8.1) ERA: 3.1	0.2	H	2	0	0	0	0	0	0	0	0	0	0	2	2	0.00	0.000										
40 Brian Fuentes, L (9.1) ERA: 3.38	1.0	S	3	0	0	0	1	1	0	0	0	0	0	10	15	0.00	1.000										

Atlanta Braves @ Colorado Rockies  
Coors Field, Denver, CO  
Fri Sep 22 2006, 6:05 PM MDT  
Att: 33,260 - Cloudy - 46 F

AB 32  
R 4  
H 9  
RBI 4  
BB 4  
SO 7  
LOB 15



Batter	1	2	3	4	5	6	7	8	9	AB	R	H	RBI	BB	SO	LOB	BOTTOM										
7 Kazuo Matsui, S (1.4) OBP: 0.299, SLG: 0.347	G3-1		G6-3		27 PB 5 FC5-2 1B	15 S 1B		K		5	0	2	1	0	1	0											
15 Jeff Salazar, L (1.8) OBP: 0.415, SLG: 0.367	K		G4-3		5 FC5-2 17 PB 2B BB	27 PB 1B		BB		2	1	0	0	2	1	0											
27 Garrett Atkins, R (1.5) OBP: 0.401, SLG: 0.551	G4-3		F9		5 FC5-2 17 2B BB	17 FC5-2 1B		F7		3	1	0	0	1	0	2											
5 Matt Holliday, R (1.7) OBP: 0.390, SLG: 0.581	G5-3				2 1B 17 1B FC5-2 BB	20 FC5-2 10 G6-3 BB		P6		3	1	0	0	1	0	5											
17 Todd Helton, L (1.3) OBP: 0.407, SLG: 0.488					20 FC5-2 2 1B	10 G6-3 2B		F8		4	1	3	2	0	0	0											
10 Jeff Baker, R (1.9) OBP: 0.333, SLG: 0.800 Ray King, L (8.1) 60 Manny Corpas, R (8.1) 40 Brian Fuentes, L (9.1)					20 FC5-2 1B	10 G6-3 2B		G6-3		4	1	1	3	0	1	3											
2 Troy Tulowitzki, R (1.6) OBP: 0.350, SLG: 0.324					20 FC5-2 1B	10 G6-3 2B		L8		4	0	2	0	0	0	1											
20 Chris Iannetta, R (1.2) OBP: 0.382, SLG: 0.404					FC5-2					4	1	2	0	0	1	4											
37 Josh Fogg, R (1.1) OBP: 0.154, SLG: 0.104 Nate Field, R (7.1) 11 Brad Hawpe, L (8.9) OBP: 0.374, SLG: 0.492					FC5-2					2	0	0	0	0	2	4											
<b>Inning Stats</b>	R: 0 E: 0 K: 1 S: 10	H: 0 LOB: 0 BB: 0 P: 14	R: 2 E: 0 K: 2 S: 15	H: 3 LOB: 1 BB: 0 P: 20	R: 0 E: 0 K: 0 S: 9	H: 0 LOB: 0 BB: 0 P: 15	R: 0 E: 0 K: 2 S: 20	H: 2 LOB: 3 BB: 1 P: 28	R: 3 E: 0 K: 0 S: 14	H: 2 LOB: 1 BB: 2 P: 23	R: 1 E: 0 K: 0 S: 11	H: 2 LOB: 2 BB: 1 P: 23	R: 0 E: 0 K: 0 S: 6	H: 0 LOB: 0 BB: 0 P: 11	R: 0 E: 0 K: 1 S: 8	H: 1 LOB: 0 BB: 0 P: 14	1B: 7 2B: 2 3B: 0 HR: 1	SF: 0 SAC: 1 DP: 0 HBP: 0	WP: 0 PA: 37 PB: 1 SB: 2 CS: 0								
<b>PITCHER</b>	IP	WLS	BF	H	R	ER	SO	BB	IBB	HBP	BLK	WP	HR	S	P	ERA	WHIP										
15 Tim Hudson, R (1.1) ERA: 4.96	5.1	L	29	9	6	6	5	4	0	0	0	0	0	75	114	10.12	2.438										
54 Chad Paronto, R (6.1) ERA: 3.21	0.2		2	0	0	0	0	0	0	0	0	0	0	4	9	0.00	0.000										
Oscar Villareal, R (7.1) ERA: 3.67	2.0		6	1	0	0	1	0	0	0	0	0	0	14	25	0.00	0.500										

Atlanta Braves @ Colorado Rockies  
Coors Field, Denver, CO  
Fri Sep 22 2006, 6:05 PM MDT  
Att: 33,260 - Cloudy - 46 F

AB 32  
R 6  
H 10  
RBI 6  
BB 4  
SO 6  
LOB 19









Batter	1	2	3	4	5	6	7	8	9	AB	R	H	RBI	BB	SO	LOB	TOP					
Marcus Giles, R (1,4) OBP: 0.345, SLG: 0.394	4-0 10 BB 11 BB HBP BB	1-3 K	1-3 K		2-2 P6		1-3 K	1-2 SAFE 1-0 1B		5	1	1	0	1	3	4						
11 Edgar Renteria, R (1,6) OBP: 0.361, SLG: 0.429	4-1 HBP 16 BB HR BB	1-2 10 2B 1B		0-0 G6-3		2-2 HR		0-0 P3	2-0 G4-3	5	2	2	1	1	0	2						
10 Chipper Jones, S (1,5) OBP: 0.409, SLG: 0.591 Ryan Langerhans, L (6, PR) OBP: 0.342, SLG: 0.373	4-1 HBP 16 HR BB	1-0 2B		2-2 HR		0-0 2B		4-1 16 BB BB		3	2	3	1	2	0	0						
Andruw Jones, R (1,8) OBP: 0.361, SLG: 0.529	1-1 16 HR HBP BB	1-2 P2		3-2 G5-3		4-1 7 G6-4-3 BB		3-2 L7		3	1	0	1	1	0	3						
16 Brian McCann, L (1,2) OBP: 0.391, SLG: 0.570	3-2 1-H 2-H 3-H HR	1-1 F7		2-2 HR		3-3 K		1-2 1B		5	2	3	5	0	1	4						
7 Jeff Francoeur, R (1,9) OBP: 0.294, SLG: 0.437	0-2 G6-3		1-2 F9		0-3 K		2-1 G6-4-3	2-1 G1-3		5	0	0	0	0	1	4						
Adam LaRoche, L (1,3) OBP: 0.359, SLG: 0.567 Scott Thorman, L (5, PH) OBP: 0.270, SLG: 0.436	2-3 K		0-0 36 SH5-4 23 1B		2-2 2B		1-2 G4-3	1-1 1B		2	0	1	0	0	1	0						
14 Willy Aybar, S (9, PH) OBP: 0.356, SLG: 0.385			2-0 1B		1-1 P5		1-0 L9	0-1 F9		4	0	2	0	0	0	1						
23 Matt Diaz, R (1,7) OBP: 0.373, SLG: 0.477 24 Martin Prado, R (8,5) OBP: 0.364, SLG: 0.436	3-1 2B		1-2 36 SH5-4 1B		1-2 1B		2-3 K	2-2 WP 1B		2	0	0	0	0	1	2						
36 Chuck James, L (1,1) OBP: 0.269, SLG: 0.330 Oscar Villarreal, L (6,1) Daryle Ward, L (7, PH) OBP: 0.345, SLG: 0.522 49 Macay McBride, L (7,1) Tyler Yates, R (8,1) 8 Brayton Peña, S (6, PH) OBP: 0.268, SLG: 0.376	2-2 G5-3		1-1 SH5-4		1-2 2-3		2-2 K	0-0 F9		1	0	0	0	0	0	1						
<b>Inning Stats</b>	R: 5 E: 0 K: 1 S: 22	H: 2 LOB: 1 BB: 3 P: 45	R: 0 E: 0 K: 1 S: 12	H: 2 LOB: 2 BB: 0 P: 17	R: 0 E: 0 K: 1 S: 12	H: 2 LOB: 2 BB: 0 P: 17	R: 2 E: 0 K: 1 S: 14	H: 2 LOB: 0 BB: 21 P: 18	R: 0 E: 0 K: 1 S: 11	H: 1 LOB: 1 BB: 0 P: 18	R: 1 E: 0 K: 1 S: 10	H: 2 LOB: 1 BB: 1 P: 21	R: 0 E: 0 K: 1 S: 11	H: 1 LOB: 1 BB: 0 P: 16	R: 0 E: 0 K: 0 S: 10	H: 1 LOB: 2 BB: 1 P: 20	R: 0 E: 0 K: 0 S: 7	H: 2 LOB: 2 BB: 0 P: 11	1B: 7 2B: 4 3B: 0 HR: 4	SF: 0 SAC: 1 DP: 1 HBP: 1	WP: 1 PB: 0 SB: 0 CS: 0	PA: 47
<b>PITCHER</b>	IP ERA WHIP	WLS BF	H R ER SO	BB IBB HBP BLK	WP HR S P	ERA WHIP	<b>PITCHER</b>	IP ERA WHIP	WLS BF	H R ER SO	BB IBB HBP BLK	WP HR S P	ERA WHIP									
51 Juan Morillo, R (1,1) ERA: 15.75	4.0	24	8 7 7 4	3 0 1 0	0 3 60 100	15.75 2.750	40 Brian Fuentes, L (9,1) ERA: 3.41	1.0	5	2 0 0 0	0 0 0 0	0 0 7 11	0.00 2.000									
Justin Hampson, L (5,1) ERA: 8.55	1.0	7 3 1 1	1 1 0 0	0 1 16 29	9.00 4.000																	
Mike Venafro, L (6,1) ERA: 3.86	1.0	2 0 0 0	1 0 0 0	0 0 5 10	0.00 0.000																	
61 Ramon E Ramirez, R (7,1) ERA: 3.27	1.2	7 1 0 0	1 0 0 0	1 0 16 28	0.00 1.200																	
Jeremy Affeldt, L (8,1) ERA: 6.3	0.1	W 2 1 0 0	0 0 0 0	0 0 5 8	0.00 3.000																	

Atlanta Braves @ Colorado Rockies  
Coors Field, Denver, CO  
Sun Sep 24 2006, 1:05 PM MDT  
Att: 30,216 - Sunny - 61 F

AB 40  
R 8  
H 15  
RBI 8  
BB 5  
SO 7  
LOB 22



Batter	1	2	3	4	5	6	7	8	9	AB	R	H	RBI	BB	SO	LOB	BOTTOM			
Jamey Carroll, R (1,4) OBP: 0.376, SLG: 0.392	0-1 L4		3-2 2B		4-1 19 2B 5 HR BB	0-1 L3		1-1 11 HR 1B		4	2	2	0	1	0	1				
19 Ryan Spillborghs, R (1,8) OBP: 0.330, SLG: 0.429 11 Brad Hawpe, L (8, PH) OBP: 0.375, SLG: 0.499	0-2 F9		1-0 L8		1-0 5 HR 2B	4-2 BB		1-2 HR		3	1	1	0	1	0	1				
10 Jeff Baker, R (1,9) OBP: 0.370, SLG: 0.867 18 Cory Sullivan, L (6, PR) OBP: 0.323, SLG: 0.408	2-2 G5-3			0-1 HR	0-0 5 HR 1B	1-3 K		1-1 3B		5	2	3	1	0	1	2				
5 Matt Holliday, R (1,7) OBP: 0.391, SLG: 0.592		2-3 K		4-0 17 G3 12 1B BB	1-0 HR		2-2 12 2B 3B	1-3 K		4	3	2	4	1	2	1				
17 Todd Helton, L (1,3) OBP: 0.408, SLG: 0.487		0-0 1B		2-1 G3	0-1 G4-3		1-2 P3	4-0 FC6-4 IBB		4	0	1	0	1	0	2				
Vinny Castilla, R (1,5) OBP: 0.283, SLG: 0.315		0-0 L7		0-1 G6-3	2-0 12 FC4-6 HBP		2-3 K	2-1 FC6-4		4	0	0	0	0	1	5				
12 Clint Barmes, R (1,6) OBP: 0.266, SLG: 0.340		2-3 K		0-0 1B	2-2 FC4-6		0-0 2B			4	0	2	2	0	1	2				
55 Alvin Colina, R (1,2) OBP: 0.200, SLG: 0.200			1-1 G6-3	1-0 G5-3		3-2 L5		1-3 K		4	0	0	0	0	1	2				
51 Juan Morillo, R (1,1) Justin Hampson, L (5,1) Mike Venafro, L (6,1) 15 Jeff Salazar, L (6, PH) OBP: 0.345, SLG: 0.472 61 Ramon E Ramirez, R (7,1) OBP: 0.345, SLG: 0.522 Jeremy Affeldt, L (8,1) 7 Kazuo Matsui, S (6, PH) OBP: 0.268, SLG: 0.376 40 Brian Fuentes, L (9,1)			1-1 F9		1-3 K		2-2 2B		1-3 K	1	0	0	0	0	0	0				
<b>Inning Stats</b>	R: 0 E: 0 K: 0 S: 8	H: 0 LOB: 0 BB: 0 P: 10	R: 0 E: 0 K: 2 S: 8	H: 1 LOB: 1 BB: 0 P: 12	R: 0 E: 0 K: 0 S: 8	H: 1 LOB: 1 BB: 0 P: 14	R: 2 E: 0 K: 0 S: 8	H: 2 LOB: 1 BB: 1 P: 15	R: 4 E: 0 K: 1 S: 14	H: 3 LOB: 1 BB: 1 P: 25	R: 0 E: 0 K: 1 S: 13	H: 1 LOB: 2 BB: 1 P: 23	R: 1 E: 0 K: 2 S: 15	H: 2 LOB: 1 BB: 0 P: 22	R: 2 E: 0 K: 2 S: 17	H: 3 LOB: 2 BB: 1 P: 28	1B: 4 2B: 4 3B: 2 HR: 3	SF: 0 SAC: 0 DP: 0 HBP: 1	WP: 0 PB: 0 SB: 0 CS: 0	PA: 42
<b>PITCHER</b>	IP ERA WHIP	WLS BF	H R ER SO	BB IBB HBP BLK	WP HR S P	ERA WHIP	<b>PITCHER</b>	IP ERA WHIP	WLS BF	H R ER SO	BB IBB HBP BLK	WP HR S P	ERA WHIP							
36 Chuck James, L (1,1) ERA: 3.86	5.0	25	7 6 6 3	2 0 1 0	0 2 46 76	10.80 1.800														
Oscar Villarreal, R (6,1) ERA: 3.63	1.0	H 5 1 0 0	1 0 0 0	0 0 13 23	0.00 2.000															
49 Macay McBride, L (7,1) ERA: 3.71	1.0	H 5 2 1 1	2 0 0 0	0 0 15 22	9.00 2.000															
Tyler Yates, R (8,1) ERA: 4.13	1.0	L 7 3 2 2	2 0 1 0	0 1 17 28	18.00 3.000															

Atlanta Braves @ Colorado Rockies  
Coors Field, Denver, CO  
Sun Sep 24 2006, 1:05 PM MDT  
Att: 30,216 - Sunny - 61 F

AB 37  
R 9  
H 13  
RBI 9  
BB 4  
SO 8  
LOB 16






Batter	1	2	3	4	5	6	7	8	9	AB	R	H	RBI	BB	SO	LOB	TOP		
15 Rafael Furcal, S OBP: 0.373, SLG: 0.451 Oscar Robles, L OBP: 0.278, SLG: 0.226	1-0 S 3B 1B	0-1 L4-3 1B		3-0 G6-4-3 1-2		2-0 CS 1B	0-1 G4-3		1-1 G6-3	5	1	3	0	0	0	2			
Kenny Lofton, L OBP: 0.359, SLG: 0.392 Brett Tomko, R OBP: 0.154, SLG: 0.120 16 Andre Ethier, L OBP: 0.397, SLG: 0.483 50 Eric Stults, L OBP: 0.667, SLG: 0.667	3-1 SAFE 1B	1-1 L4-3			4-2 5 HR BB	3-3 SAFE 1B	2-0 P2		1-1 G4-3	4	2	1	1	1	1	2			
5 Nomar Garciaparra, R OBP: 0.369, SLG: 0.599 7 James Loney, L OBP: 0.320, SLG: 0.457	0-2 BB 55 1B			0-0 G1-3	0-1 HR	0-2 BB 55 1B	0-2 F7			3	2	2	3	0	0	0			
12 Jeff Kent, R OBP: 0.374, SLG: 0.470 Julio Lugo, R OBP: 0.345, SLG: 0.425	1-0 FC4 55 1B BB			0-0 FC1-6 1B	4-2 55 G4-3 21 2B BB	1-0 55 BB 3B 1B		3-2 1B 1B		3	2	2	0	1	0	1			
J.D. Drew, L OBP: 0.392, SLG: 0.486 27 Matt Kemp, R OBP: 0.294, SLG: 0.459	4-2 55 1B BB			1-0 FC1-6 1B	2-0 G4-3	4-2 55 BB 1B		3-1 F9		2	1	0	0	2	0	2			
55 Russell Martin, R OBP: 0.354, SLG: 0.441 Toby Hall, R OBP: 0.283, SLG: 0.401	0-1 G4-6-3 1B			1-0 L6	2-2 G4-3	0-1 21 WP 3B		0-1 1B		4	1	2	4	0	0	2			
21 Marlon Anderson, L OBP: 0.354, SLG: 0.504	2-1 F7			1-1 FC3-5 BB 1B	2-1 2B	3-2 HR		1-2 F8		5	1	3	2	0	0	5			
Wilson Betemit, S OBP: 0.327, SLG: 0.466	2-2 G4-6-3			4-0 FC3-5 BB 1B	4-0 IBB	2-2 1B		0-2 G1-3		3	0	1	0	2	0	5			
Greg Maddux, R OBP: 0.145, SLG: 0.152 17 Jason Repko, R OBP: 0.331, SLG: 0.373		0-0 P4		0-1 FC3-5 15 G6-4-3 1B	0-1 G6-3	2-1 G4-3		1-0 P2		4	0	0	0	0	0	5			
<b>Inning Stats</b>	R: 3 E: 1 K: 0 S: 19	H: 4 LOB: 2 BB: 1 P: 32	R: 0 E: 0 K: 0 S: 5	H: 1 LOB: 0 BB: 0 P: 6	R: 0 E: 0 K: 0 S: 4	H: 1 LOB: 1 BB: 0 P: 6	R: 3 E: 0 K: 0 S: 23	H: 2 LOB: 2 BB: 3 P: 41	R: 5 E: 0 K: 1 S: 24	H: 6 LOB: 1 BB: 1 P: 41	R: 0 E: 0 K: 0 S: 6	H: 0 LOB: 0 BB: 0 P: 8	R: 0 E: 0 K: 0 S: 13	H: 2 LOB: 2 BB: 0 P: 20	R: 0 E: 0 K: 0 S: 5	H: 0 LOB: 0 BB: 0 P: 8	1B: 12 2B: 3 3B: 2 HR: 2	SF: 0 SAC: 0 DP: 4 HBP: 0	WP: 1 PA: 47 PB: 0 SB: 2 CS: 1
<b>PITCHER</b>	IP WLS BF H R ER SO BB IBB HBP BLK WP HR S P ERA WHIP	IP WLS BF H R ER SO BB IBB HBP BLK WP HR S P ERA WHIP	IP WLS BF H R ER SO BB IBB HBP BLK WP HR S P ERA WHIP	IP WLS BF H R ER SO BB IBB HBP BLK WP HR S P ERA WHIP	IP WLS BF H R ER SO BB IBB HBP BLK WP HR S P ERA WHIP	IP WLS BF H R ER SO BB IBB HBP BLK WP HR S P ERA WHIP	IP WLS BF H R ER SO BB IBB HBP BLK WP HR S P ERA WHIP	IP WLS BF H R ER SO BB IBB HBP BLK WP HR S P ERA WHIP	IP WLS BF H R ER SO BB IBB HBP BLK WP HR S P ERA WHIP	IP WLS BF H R ER SO BB IBB HBP BLK WP HR S P ERA WHIP	IP WLS BF H R ER SO BB IBB HBP BLK WP HR S P ERA WHIP	IP WLS BF H R ER SO BB IBB HBP BLK WP HR S P ERA WHIP	IP WLS BF H R ER SO BB IBB HBP BLK WP HR S P ERA WHIP	IP WLS BF H R ER SO BB IBB HBP BLK WP HR S P ERA WHIP	IP WLS BF H R ER SO BB IBB HBP BLK WP HR S P ERA WHIP	IP WLS BF H R ER SO BB IBB HBP BLK WP HR S P ERA WHIP	IP WLS BF H R ER SO BB IBB HBP BLK WP HR S P ERA WHIP	IP WLS BF H R ER SO BB IBB HBP BLK WP HR S P ERA WHIP	IP WLS BF H R ER SO BB IBB HBP BLK WP HR S P ERA WHIP

**Los Angeles Dodgers @ Colorado Rockies**  
Coors Field, Denver, CO  
Tue Sep 26 2006, 6:35 PM MDT  
Att: 20,133 - Clear - 73 F


AB	41
R	11
H	17
RBI	10
BB	6
SO	1
LOB	25



Batter	1	2	3	4	5	6	7	8	9	AB	R	H	RBI	BB	SO	LOB	BOTTOM				
7 Kazuo Matsui, S OBP: 0.305, SLG: 0.357 54 Denny Bautista, R OBP: 0.431, SLG: 0.475	3-2 27 1B		1-1 F8		0-1 G6-3		3-1 F7			4	0	1	0	0	0	0					
15 Jeff Salazar, L OBP: 0.431, SLG: 0.475	1-2 F7		0-1 L9			2-1 27 F9 5 G6-3 2B		1-1 F8		4	1	1	0	0	0	1					
27 Garrett Atkins, R OBP: 0.398, SLG: 0.551	1-0 1B		2-1 HR			1-0 F9		3-2 G1-3		4	1	2	1	0	0	1					
5 Matt Holliday, R OBP: 0.399, SLG: 0.589 Ray King, L OBP: 0.295, SLG: 0.318 38 Ubaldo Jiménez, R OBP: 0.286, SLG: 0.340	2-3 K		0-0 P2			0-0 G6-3		0-2 1B		3	0	0	1	0	1	2					
17 Todd Helton, L OBP: 0.407, SLG: 0.485 10 Jeff Baker, R OBP: 0.375, SLG: 0.672	3-2 P5			0-0 G4-3		1-0 11 1B 2B		0-1 F9		2	0	0	0	0	0	2					
11 Brad Hawpe, L OBP: 0.376, SLG: 0.505		1-3 K		2-0 F8		0-0 2 S 1B		0-1 HR		4	1	2	2	0	1	0					
2 Troy Tulowitzki, R OBP: 0.352, SLG: 0.333		2-2 G4-3		1-0 G5-3		1-0 F7		0-0 F9		4	0	0	0	0	0	1					
20 Chris Iannetta, R OBP: 0.382, SLG: 0.391		0-0 1B			0-3 K		0-1 F7		2-1 G6-3	4	0	1	0	0	1	0					
Jason Jennings, L OBP: 0.169, SLG: 0.145 18 Cory Sullivan, L OBP: 0.322, SLG: 0.407 39 Tom Martin, L		2-1 G3			1-1 G4-3		0-0 L8		2-0 G6-3	1	0	0	0	0	0	1					
Nate Field, R OBP: 0.375, SLG: 0.672 Choo Freeman, R OBP: 0.303, SLG: 0.347										2	0	0	0	0	0	0					
<b>Inning Stats</b>	R: 0 E: 0 K: 1 S: 16	H: 2 LOB: 0 BB: 0 P: 26	R: 0 E: 0 K: 1 S: 9	H: 1 LOB: 0 BB: 0 P: 14	R: 1 E: 0 K: 0 S: 7	H: 1 LOB: 0 BB: 0 P: 10	R: 0 E: 0 K: 0 S: 3	H: 0 LOB: 0 BB: 0 P: 6	R: 0 E: 0 K: 1 S: 7	H: 0 LOB: 0 BB: 0 P: 8	R: 2 E: 0 K: 0 S: 7	H: 3 LOB: 1 BB: 0 P: 12	R: 0 E: 0 K: 0 S: 5	H: 0 LOB: 0 BB: 0 P: 8	R: 0 E: 0 K: 0 S: 11	H: 1 LOB: 1 BB: 0 P: 15	R: 1 E: 0 K: 0 S: 6	H: 1 LOB: 0 BB: 0 P: 10	1B: 5 2B: 2 3B: 0 HR: 2	SF: 0 SAC: 0 DP: 0 HBP: 0	WP: 0 PA: 36 PB: 0 SB: 1 CS: 0
<b>PITCHER</b>	IP WLS BF H R ER SO BB IBB HBP BLK WP HR S P ERA WHIP	IP WLS BF H R ER SO BB IBB HBP BLK WP HR S P ERA WHIP	IP WLS BF H R ER SO BB IBB HBP BLK WP HR S P ERA WHIP	IP WLS BF H R ER SO BB IBB HBP BLK WP HR S P ERA WHIP	IP WLS BF H R ER SO BB IBB HBP BLK WP HR S P ERA WHIP	IP WLS BF H R ER SO BB IBB HBP BLK WP HR S P ERA WHIP	IP WLS BF H R ER SO BB IBB HBP BLK WP HR S P ERA WHIP	IP WLS BF H R ER SO BB IBB HBP BLK WP HR S P ERA WHIP	IP WLS BF H R ER SO BB IBB HBP BLK WP HR S P ERA WHIP	IP WLS BF H R ER SO BB IBB HBP BLK WP HR S P ERA WHIP	IP WLS BF H R ER SO BB IBB HBP BLK WP HR S P ERA WHIP	IP WLS BF H R ER SO BB IBB HBP BLK WP HR S P ERA WHIP	IP WLS BF H R ER SO BB IBB HBP BLK WP HR S P ERA WHIP	IP WLS BF H R ER SO BB IBB HBP BLK WP HR S P ERA WHIP	IP WLS BF H R ER SO BB IBB HBP BLK WP HR S P ERA WHIP	IP WLS BF H R ER SO BB IBB HBP BLK WP HR S P ERA WHIP	IP WLS BF H R ER SO BB IBB HBP BLK WP HR S P ERA WHIP	IP WLS BF H R ER SO BB IBB HBP BLK WP HR S P ERA WHIP	IP WLS BF H R ER SO BB IBB HBP BLK WP HR S P ERA WHIP		

**Los Angeles Dodgers @ Colorado Rockies**  
Coors Field, Denver, CO  
Tue Sep 26 2006, 6:35 PM MDT  
Att: 20,133 - Clear - 73 F

AB	36
R	4
H	9
RBI	4
BB	0
SO	3
LOB	9





Batter	1	2	3	4	5	6	7	8	9	AB R H RBI BB SO LOB	TOP											
15 Rafael Furcal, S OBP: 0.370, SLG: 0.448	F8		K			F7	FC4-6		G4-3	5 0 0 0 0 1 2	<b>Los Angeles Dodgers @ Colorado Rockies</b> Coors Field, Denver, CO Wed Sep 27 2006, 6:35 PM MDT Att: 18,858 - Cloudy - 54 F											
Kenny Lofton, L OBP: 0.359, SLG: 0.391	G5-3		K			FC6-4	FC3-6			4 2 1 1 0 1 1												
5 Nomar Garciaparra, R OBP: 0.371, SLG: 0.511 49 Delwyn Young, S (7, PR) 51 Jonathan Broxton, R (7, 1) 44 Takashi Saito, L (9, 1)	FC6-4				G6-3	FC6-4	FC6-4			4 0 3 0												
12 Jeff Kent, R OBP: 0.375, SLG: 0.472	FC6-4				G4-6-3	FC6-4				4 1 2 1 0 0 3												
J.D. Drew, L OBP: 0.391, SLG: 0.489	F7				G4-6-3					4 0 1 2 0 1 1												
55 Russell Martin, R OBP: 0.353, SLG: 0.440	G4-3				G4-6-3	F8				4 0 1 0 0 0 1												
21 Marion Anderson, L (1, 7) 17 Jason Repko, R (8, 7)	G3				G4-6-3					4 1 2 0 0 0 0 0 0 0 0 0 0 0												
Wilson Betemit, S OBP: 0.328, SLG: 0.474					G4-6-3		FC4-6		G5-3	3 2 1 1 1 0 2												
Derek Lowe, R OBP: 0.145, SLG: 0.125 16 Andre Ethier, L OBP: 0.368, SLG: 0.485 7 James Loney, L OBP: 0.317, SLG: 0.452			K				FC4-6		G6-3	2 0 0 0 0 2 1 1 0 1 1 0 0 0 1 0 0 0 0 0 0												
<b>Inning Stats</b>	R: 0 E: 0 K: 0 S: 9	H: 1 LOB: 1 BB: 0 P: 10	R: 0 E: 0 K: 0 S: 9	H: 0 LOB: 0 BB: 0 P: 14	R: 1 E: 0 K: 3 S: 11	H: 1 LOB: 0 BB: 0 P: 14	R: 0 E: 0 K: 0 S: 8	H: 1 LOB: 0 BB: 0 P: 12	R: 0 E: 0 K: 1 S: 9	H: 2 LOB: 1 BB: 0 P: 12		R: 2 E: 0 K: 0 S: 8	H: 3 LOB: 1 BB: 0 P: 16	R: 3 E: 0 K: 0 S: 14	H: 4 LOB: 3 BB: 1 P: 22	R: 0 E: 0 K: 1 S: 10	H: 0 LOB: 0 BB: 0 P: 16	R: 0 E: 0 K: 0 S: 6	H: 0 LOB: 0 BB: 0 P: 8	1B: 8 2B: 1 3B: 2 HR: 1	SF: 0 SAC: 0 DP: 2 HBP: 0	WP: 0 PB: 0 SB: 0 CS: 0
<b>PITCHER</b>	IP WLS BF H R ER SO BB IBB HBP BLK WP HR S P ERA WHIP											<b>PITCHER</b>	IP WLS BF H R ER SO BB IBB HBP BLK WP HR S P ERA WHIP									
28 Aaron Cook, R ERA: 4.23	6.2 L 30 11 6 6 4 1 0 0 0 0 0 1 67 98 8.10 1.800																					
60 Manny Corpas, R ERA: 2.53	1.1 4 1 0 0 1 0 0 0 0 0 0 0 11 18 0.00 0.750																					
Jeremy Affeldt, L ERA: 6.23	1.0 3 0 0 0 0 0 0 0 0 0 0 0 6 8 0.00 0.000																					


Batter	1	2	3	4	5	6	7	8	9	AB R H RBI BB SO LOB	BOTTOM											
Jamey Carroll, R OBP: 0.376, SLG: 0.392	K				G6-3		F8			5 0 2 0 0 1 0	<b>Los Angeles Dodgers @ Colorado Rockies</b> Coors Field, Denver, CO Wed Sep 27 2006, 6:35 PM MDT Att: 18,858 - Cloudy - 54 F											
15 Jeff Salazar, L OBP: 0.429, SLG: 0.467			1B		G1-3					5 1 2 0 0 2 2												
27 Garrett Atkins, R OBP: 0.400, SLG: 0.554										4 2 3 1 0 0 0												
5 Matt Holliday, R OBP: 0.390, SLG: 0.590	G6-4-3									4 1 2 1 0 0 2												
17 Todd Helton, L OBP: 0.406, SLG: 0.483					G6-3					4 0 1 1 0 0 1												
11 Brad Hawpe, L OBP: 0.375, SLG: 0.502					F8					3 0 0 0 1 0 1												
2 Troy Tulowitzki, R OBP: 0.348, SLG: 0.329					G1-3					4 0 1 0 0 2 1												
JD Closser, S OBP: 0.299, SLG: 0.323 7 Kazuo Matsui, S OBP: 0.303, SLG: 0.355					K					2 0 0 0 1 1 1 1 0 0 0 0 0 0												
2B Aaron Cook, R OBP: 0.113, SLG: 0.052 60 Manny Corpas, R Jeremy Affeldt, L 10 Jeff Baker, R (9, PH)					G2-3					3 0 0 0 0 1 1 0 0 0 0 0 0 0 0 0 0 0 0 0 0 1 0 0 0 0 1 0												
<b>Inning Stats</b>	R: 0 E: 0 K: 1 S: 9	H: 2 LOB: 1 BB: 0 P: 14	R: 0 E: 0 K: 0 S: 5	H: 0 LOB: 0 BB: 0 P: 8	R: 0 E: 0 K: 1 S: 12	H: 1 LOB: 0 BB: 0 P: 15	R: 2 E: 0 K: 0 S: 15	H: 4 LOB: 1 BB: 0 P: 23	R: 2 E: 0 K: 1 S: 11	H: 3 LOB: 1 BB: 0 P: 17		R: 0 E: 0 K: 1 S: 7	H: 0 LOB: 0 BB: 1 P: 13	R: 0 E: 0 K: 1 S: 10	H: 0 LOB: 0 BB: 0 P: 17	R: 0 E: 0 K: 1 S: 10	H: 0 LOB: 1 BB: 1 P: 19	R: 0 E: 0 K: 2 S: 13	H: 1 LOB: 0 BB: 0 P: 17	1B: 9 2B: 2 3B: 0 HR: 0	SF: 0 SAC: 0 DP: 2 HBP: 0	WP: 0 PB: 0 SB: 1 CS: 0
<b>PITCHER</b>	IP WLS BF H R ER SO BB IBB HBP BLK WP HR S P ERA WHIP											<b>PITCHER</b>	IP WLS BF H R ER SO BB IBB HBP BLK WP HR S P ERA WHIP									
Derek Lowe, R ERA: 3.63	6.0 W 27 10 4 4 4 1 0 0 0 0 0 0 20 36 0.00 0.500																					
51 Jonathan Broxton, R ERA: 2.64	2.0 H 7 0 0 0 2 1 0 0 0 0 0 0 0 20 36 0.00 0.500																					
44 Takashi Saito, R ERA: 2.12	1.0 S 4 1 0 0 2 0 0 0 0 0 0 0 0 13 17 0.00 1.000																					



Batter	1	2	3	4	5	6	7	8	9	AB	R	H	RBI	BB	SO	LOB	TOP																		
15 Rafael Furcal, S OBP: 0.371, SLG: 0.447	1-1 G6-3 1B	1-1 F8		1-0 G4-3	1-1 L4-6	4-2 E BB		4-1 17 PB 17 BB		4	1	1	0	2	0	3																			
Kenny Lofton, L OBP: 0.350, SLG: 0.398	1-1 G6-3		2-2 12 HBP 21 S BB	0-1 F7		1-2 HR		3-2 1-H 2-H		5	2	2	1	0	0	2																			
17 Jason Repko, R OBP: 0.336, SLG: 0.378	1-2		1B					1B		1	0	1	2	0	0	0																			
21 Marlon Anderson, L OBP: 0.355, SLG: 0.516	1-3 K		4-1 BB 55 HBP 12 BB	3-3 K				1-0 P4		5	2	1	1	1	2	3																			
16 Andre Ethier, L OBP: 0.368, SLG: 0.485			1-2 BB 55 BB							0	0	0	0	0	0	0																			
12 Jeff Kent, R OBP: 0.379, SLG: 0.475		4-0 2B 7 HR BB	1-1 55 BB 1B		1-0 1B	4-1 55 BB 2B			1-0 G4-3	2	3	1	0	2	0	0																			
Brett Tomko, R OBP: 0.154, SLG: 0.120		2-2 7 HR 2B	4-2 7 BB 55 BB		1-1 1B	1-3 7 BB 55 BB			0-3 K	0	0	0	0	0	0	0																			
49 Delwyn Young, S (9, FH)		2-2 7 HR	1-1 7 BB		4-1 7 BB 1B	1-2 2B			0-0 G3-1	1	0	0	0	0	0	0																			
50 Eric Stults, L OBP: 0.667, SLG: 0.667		FC1 7 HR	1-2 7 BB		1-2 7 BB	1-3 2B			3-2 G6-3	3	5	3	2	1	1	0	2																		
J.D. Drew, L OBP: 0.393, SLG: 0.491		1-1 L9		0-1 15 L4-6 7 BB		2-1 7 HR 2B			0-0 L4	1	5	1	2	3	0	1	5																		
27 Matt Kemp, R OBP: 0.292, SLG: 0.456		1-3 7 HR	1-2 7 BB		1-2 7 BB	1-3 7 BB			2-3 K	2	4	3	2	1	1	2	1																		
55 Russell Martin, R OBP: 0.355, SLG: 0.441		2-2 7 HR	1-1 7 BB		4-1 7 BB 1B	1-2 2B			3-2 G6-3	3	1	0	0	0	0	1	0																		
Wilson Betemit, S OBP: 0.329, SLG: 0.475		1-1 L9		0-1 15 L4-6 7 BB		2-1 7 HR 2B			0-0 L4	1	5	1	2	3	0	1	5																		
7 James Loney, L OBP: 0.340, SLG: 0.541		1-0 HR	1-0 2B		1-2 7 BB	1-3 7 BB			2-3 K	2	5	2	4	9	0	1	0																		
31 Brad Penny, R OBP: 0.185, SLG: 0.231		0-2 G6-3	1-1 F9		1-0 F9	4-1 15 BB E			2-0 17 PB 17 BB	1	0	0	0	0	0	0																			
58 Chad Billingsley, R OBP: 0.270, SLG: 0.219										0	1	0	0	0	0	0																			
Joe Beimel, L OBP: 0.315, SLG: 0.383										0	0	0	0	0	0	0																			
Aaron Sele, R OBP: 0.250, SLG: 0.231										0	0	0	0	0	0	0																			
5 Nomar Garciaparra, R OBP: 0.370, SLG: 0.519										0	1	0	0	0	0	3																			
Mark Hendrickson, L OBP: 0.300, SLG: 0.427										0	1	1	0	0	0	0																			
Inning Stats	R: 0 E: 0 K: 1 S: 7	H: 1 LOB: 0 BB: 0 P: 10	R: 4 E: 0 K: 0 S: 15	H: 2 LOB: 0 BB: 1 P: 26	R: 4 E: 0 K: 1 S: 15	H: 3 LOB: 1 BB: 2 P: 29	R: 0 E: 0 K: 1 S: 9	H: 0 LOB: 0 BB: 0 P: 13	R: 2 E: 0 K: 0 S: 10	H: 4 LOB: 2 BB: 1 P: 18	R: 7 E: 1 K: 1 S: 25	H: 5 LOB: 1 BB: 3 P: 46	R: 0 E: 0 K: 1 S: 6	H: 0 LOB: 0 BB: 0 P: 7	R: 2 E: 0 K: 1 S: 10	H: 2 LOB: 1 BB: 1 P: 22	R: 0 E: 0 K: 1 S: 7	H: 0 LOB: 0 BB: 0 P: 11	1B: 8 2B: 6 3B: 0 HR: 4	SF: 0 SAC: 0 DP: 3 HBP: 1	WP: 0 PB: 1 SB: 1 CS: 0	PA: 51													
PITCHER	IP	WLS	BF	H	R	ER	SO	BB	IBB	HBP	BLK	WP	HR	S	P	ERA	WHIP	PITCHER	IP	WLS	BF	H	R	ER	SO	BB	IBB	HBP	BLK	WP	HR	S	P	ERA	WHIP
49 Byung-Hyun Kim, R ERA: 5.57	2.0		13	4	7	7	1	2	0	1	0	0	0	1	27	48	31.50	3.000	Ray King, L ERA: 4.57	0.1	L	4	2	3	3	1	1	0	0	0	2	8	14	81.00	9.000
Justin Hampson, L ERA: 7.5	1.0		5	2	1	1	1	0	0	0	0	0	0	0	10	17	9.00	3.000	Jose Mesa, R ERA: 3.97	0.0		3	3	3	3	0	0	0	0	1	10	16	*	*	
39 Tom Martin, L ERA: 5.01	1.0		3	0	0	0	1	0	0	0	0	0	0	9	13	0.00	0.000	Jeremy Affeldt, L ERA: 6.12	1.2		7	0	1	0	1	2	0	0	0	13	23	0.00	1.200		
61 Ramon E Ramirez, R ERA: 3.55	0.0		3	2	2	2	0	1	0	0	0	0	0	4	10	*	*	54 Denny Bautista, R ERA: 5.62	2.0		9	2	2	1	2	1	0	0	0	0	17	33	4.50	1.500	
Mike Venafro, L ERA: 2.7	1.0		4	2	0	0	0	0	0	0	0	0	0	6	8	0.00	2.000																		

Los Angeles Dodgers @ Colorado Rockies  
Coors Field, Denver, CO  
Thu Sep 28 2006, 1:05 PM MDT  
Att: 21,154 - Sunny - 70 F


AB 42  
R 19  
H 17  
RBI 18  
BB 8  
SO 7  
LOB 20



Batter	1	2	3	4	5	6	7	8	9	AB	R	H	RBI	BB	SO	LOB	BOTTOM																		
7 Kazuo Matsui, S OBP: 0.312, SLG: 0.362	2-2 5 HR 2B	2-0 18 BB 1B	3-2 F9	4-2 19 BB 27 BB		0-3 K		4-1 27 BB 19 BB		4	2	2	0	2	1	2																			
18 Cory Sullivan, L OBP: 0.327, SLG: 0.409	4-1 5 HR BB	4-2 1B		1-2 1B		4-2 5 F9 27 BB		1-2 27 BB G5-4-3		1	2	1	0	2	0	0																			
19 Ryan Spilborghs, R (4, FH)		1-2 BB		1-2 1B		BB		1-2 27 BB G5-4-3		2	1	2	1	1	0	0																			
27 Garrett Atkins, R OBP: 0.400, SLG: 0.551	0-3 K	3-2 F9		F9		1-1 10 FC5 17 E		2-2 G5-4-3		6	0	2	2	0	1	7																			
5 Matt Holliday, R OBP: 0.390, SLG: 0.592	1-1 1-H 2-H HR	0-0 P2		1-2 1B		1-0 F9		0-3 K		5	2	1	3	1	1	7																			
17 Todd Helton, L OBP: 0.407, SLG: 0.482	0-0 10 BB 1B	G4-3		0-2 10 BB 2 BB		1-2 E4 10 FC5			1-0 G1	1	5	1	2	1	1	0	3																		
10 Jeff Baker, R OBP: 0.382, SLG: 0.852	1-0 2B		0-1 20 WP	1-0 20 BB 2 BB		0-0 P3		2-1 FC5		6	0	3	1	0	0	3																			
2 Troy Tulowitz, R OBP: 0.337, SLG: 0.318	1-3 2B		G6-3	1-2 20 BB 1B		F9		1-2 2-3		6	1	1	1	0	1	4																			
20 Chris Iannetta, R OBP: 0.395, SLG: 0.388	4-0 IBB		1-3 K	0-1 7 WP 19 BB		4-2 BB		1-2 G3-1		3	1	1	0	2	1	1																			
49 Byung-Hyun Kim, R ERA: 4.33		0-3 K		2-1 19 BB 7 WP		1-0 F8		0-3 K		1	0	0	0	0	1	3																			
15 Jeff Salts, L OBP: 0.315, SLG: 0.383				1-2 19 BB 27 BB						0	0	0	0	0	0	0																			
10 Nomar Garciaparra, R OBP: 0.370, SLG: 0.519				1-2 19 BB						0	0	0	0	0	0	0																			
10 Mark Hendrickson, L ERA: 4.23				1-2 19 BB						0	0	0	0	0	0	0																			
Inning Stats	R: 3 E: 0 K: 3 S: 20	H: 4 LOB: 3 BB: 2 P: 35	R: 0 E: 0 K: 0 S: 8	H: 1 LOB: 2 BB: 1 P: 17	R: 0 E: 0 K: 1 S: 10	H: 1 LOB: 2 BB: 1 P: 18	R: 7 E: 0 K: 0 S: 24	H: 8 LOB: 2 BB: 2 P: 43	R: 0 E: 0 K: 0 S: 10	H: 0 LOB: 2 BB: 2 P: 22	R: 1 E: 1 K: 1 S: 14	H: 1 LOB: 2 BB: 1 P: 23	R: 0 E: 0 K: 1 S: 9	H: 0 LOB: 0 BB: 0 P: 11	R: 0 E: 0 K: 1 S: 10	H: 1 LOB: 1 BB: 1 P: 17	R: 0 E: 0 K: 0 S: 4	H: 0 LOB: 0 BB: 0 P: 6	1B: 12 2B: 3 3B: 0 HR: 1	SF: 0 SAC: 0 DP: 1 HBP: 0	WP: 2 PB: 0 SB: 0 CS: 0	PA: 52													
PITCHER	IP	WLS	BF	H	R	ER	SO	BB	IBB	HBP	BLK	WP	HR	S	P	ERA	WHIP	PITCHER	IP	WLS	BF	H	R	ER	SO	BB	IBB	HBP	BLK	WP	HR	S	P	ERA	WHIP
31 Brad Penny, R ERA: 4.33	1.0		9	4	3	3	3	1	1	0	0	0	0	0	35	27.00	5.000	Brett Tomko, R ERA: 4.77	2.0		7	1	0	0	2	1	0	0	19	28	0.00	1.000			
58 Chad Billingsley, R ERA: 3.84	2.2		18	8	6	6	1	3	0	0	0	1	0	31	58	20.25	4.125	50 Eric Stults, L ERA: 6.39	1.0		3	0	0	0	0	0	0	0	0	4	6	0.00	0.000		
Joe Beimel, L ERA: 3.03	0.0		2	1	0	0	0	1	0	0	0	1	0	5	11	*	*																		
Aaron Sele, R ERA: 4.57	0.1		2	1	1	1	0	0	0	0	0	0	0	6	9	27.00	3.000																		
Mark Hendrickson, L ERA: 4.23	2.0	W	11	1	1	0	1	3	0	0	0	0	0	24	45	0.00	2.000																		

Los Angeles Dodgers @ Colorado Rockies  
Coors Field, Denver, CO  
Thu Sep 28 2006, 1:05 PM MDT  
Att: 21,154 - Sunny - 70 F

AB 42  
R 11  
H 16  
RBI 10  
BB 10  
SO 7  
LOB 32





Batter	1	2	3	4	5	6	7	8	9	AB	R	H	RBI	BB	SO	LOB	TOP					
7 Kazuo Matsui, S (1,4) OBP: 0.310, SLG: 0.359										5	0	1	0	0	3	0	<b>Colorado Rockies @ Chicago Cubs</b> Wrigley Field, Chicago, IL Fri Sep 29 2006, 1:20 PM CDT Att: 33,721 - Cloudy - 59 F					
15 Jeff Salazar, L (1,8) OBP: 0.410, SLG: 0.429										4	0	0	0	0	2	2						
60 Manny Corpas, R (8,1)										0	0	0	0	0	0	0						
19 Ryan Spilborghs, R (9,PH) OBP: 0.339, SLG: 0.434										1	0	0	0	0	1	0						
27 Garrett Atkins, R (1,5) OBP: 0.403, SLG: 0.552										3	1	2	1	2	1	0						
5 Matt Holliday, R (1,7) OBP: 0.390, SLG: 0.589										3	2	0	0	2	0	4						
40 Brian Fuentes, L (9,1)										0	0	0	0	0	0	0						
17 Todd Helton, L (1,3) OBP: 0.406, SLG: 0.480										4	1	1	0	0	0	1						
11 Brad Hawpe, L (1,9) OBP: 0.376, SLG: 0.501										3	0	1	1	1	1	0						
2 Troy Tulowitzki, R (1,6) OBP: 0.333, SLG: 0.308										3	0	0	1	0	2	2						
20 Chris Iannetta, R (1,2) OBP: 0.376, SLG: 0.366										4	0	0	1	0	0	4						
37 Josh Fogg, R (1,1) OBP: 0.164, SLG: 0.118										3	1	1	0	0	1	2						
10 Jeff Baker, R (8,PH) OBP: 0.375, SLG: 0.636										1	0	0	0	0	1	2						
18 Cory Sullivan, L (8,8) OBP: 0.327, SLG: 0.409										0	0	0	0	0	0	0						
<b>Inning Stats</b>	R: 0 E: 0 K: 2 S: 13	H: 0 LOB: 1 BB: 1 P: 25	R: 0 E: 0 K: 2 S: 9	H: 0 LOB: 0 BB: 0 P: 12	R: 1 E: 0 K: 0 S: 14	H: 3 LOB: 2 BB: 0 P: 20	R: 0 E: 0 K: 1 S: 8	H: 0 LOB: 0 BB: 0 P: 11	R: 0 E: 0 K: 1 S: 7	H: 0 LOB: 0 BB: 0 P: 10	R: 3 E: 1 K: 0 S: 16	H: 0 LOB: 2 BB: 3 P: 33	R: 0 E: 0 K: 3 S: 9	H: 0 LOB: 0 BB: 0 P: 17	R: 1 E: 0 K: 1 S: 13	H: 2 LOB: 2 BB: 1 P: 20	R: 0 E: 0 K: 2 S: 11	H: 1 LOB: 1 BB: 0 P: 14	1B: 6 2B: 0 3B: 0 HR: 0	SF: 0 SAC: 0 DP: 0 HBP: 1	WP: 0 PB: 0 SB: 0 CS: 0	PA: 40
<b>PITCHER</b>	IP	WLS	BF	H	R	ER	SO	BB	IBB	HBP	BLK	WP	HR	S	P	ERA	WHIP					
38 Carlos Zambrano, R (1,1) ERA: 3.41	7.0	L	30	3	4	2	9	3	1	1	0	0	0	76	128	2.57	0.857					
47 Scott Eyre, L (8,1) ERA: 3.39	0.0		3	2	1	1	0	1	0	0	0	0	0	6	11	∞	∞					
43 Michael Wuerztz, R (8,1) ERA: 2.5	1.0		3	0	0	0	1	0	0	0	0	0	0	7	9	0.00	0.000					
13 Will Ohman, L (9,1) ERA: 4.2	0.1		1	0	0	0	1	0	0	0	0	0	0	4	5	0.00	0.000					
David Aardsma, R (9,1) ERA: 4.29	0.2		3	1	0	0	1	0	0	0	0	0	0	7	9	0.00	1.500					

AB	34
R	5
H	6
RBI	4
BB	5
SO	12
LOB	17



Batter	1	2	3	4	5	6	7	8	9	AB	R	H	RBI	BB	SO	LOB	BOTTOM					
Juan Pierre, L (1,8) OBP: 0.329, SLG: 0.388										4	0	1	0	0	0	0	<b>Colorado Rockies @ Chicago Cubs</b> Wrigley Field, Chicago, IL Fri Sep 29 2006, 1:20 PM CDT Att: 33,721 - Cloudy - 59 F					
2 Ryan Theriot, R (1,4) OBP: 0.415, SLG: 0.536										4	2	3	0	0	0	1						
16 Aramis Ramirez, R (1,5) OBP: 0.353, SLG: 0.561										3	0	2	2	0	0	0						
Jacque Jones, L (1,9) OBP: 0.333, SLG: 0.501										4	0	0	0	0	0	4						
19 Matt Murton, R (1,7) OBP: 0.363, SLG: 0.447										4	0	0	0	0	0	2						
John Mabry, L (1,3) OBP: 0.280, SLG: 0.322										3	0	0	0	0	1	1						
24 Henry Blanco, R (1,2) OBP: 0.306, SLG: 0.429										3	0	0	0	0	2	0						
5 Ronny Cedeno, R (1,6) OBP: 0.267, SLG: 0.333										3	0	0	0	0	0	0						
38 Carlos Zambrano, S (1,1) OBP: 0.362, SLG: 0.403										2	0	0	0	0	1	0						
47 Scott Eyre, L (8,1) ERA: 3.39										0	0	0	0	0	0	0						
43 Michael Wuerztz, R (8,1) ERA: 2.5										0	0	0	0	0	0	0						
Freddie Byrum, L (8,PH) OBP: 0.306, SLG: 0.444										1	0	0	0	0	0	0						
13 Will Ohman, L (9,1) ERA: 4.2										0	0	0	0	0	0	0						
David Aardsma, R (9,1) ERA: 4.29										0	0	0	0	0	0	0						
<b>Inning Stats</b>	R: 0 E: 0 K: 0 S: 7	H: 2 LOB: 1 BB: 0 P: 9	R: 0 E: 0 K: 2 S: 8	H: 0 LOB: 0 BB: 0 P: 13	R: 0 E: 0 K: 1 S: 8	H: 0 LOB: 0 BB: 0 P: 11	R: 1 E: 0 K: 0 S: 12	H: 2 LOB: 1 BB: 0 P: 21	R: 0 E: 0 K: 0 S: 5	H: 0 LOB: 0 BB: 0 P: 7	R: 1 E: 0 K: 0 S: 9	H: 1 LOB: 0 BB: 0 P: 14	R: 0 E: 0 K: 1 S: 10	H: 0 LOB: 0 BB: 0 P: 11	R: 0 E: 0 K: 0 S: 5	H: 0 LOB: 0 BB: 0 P: 7	R: 0 E: 0 K: 0 S: 12	H: 1 LOB: 1 BB: 0 P: 19	1B: 3 2B: 2 3B: 1 HR: 0	SF: 0 SAC: 0 DP: 2 HBP: 1	WP: 0 PB: 0 SB: 0 CS: 0	PA: 32
<b>PITCHER</b>	IP	WLS	BF	H	R	ER	SO	BB	IBB	HBP	BLK	WP	HR	S	P	ERA	WHIP					
37 Josh Fogg, R (1,1) ERA: 5.49	7.0	W	25	5	2	2	4	0	0	0	0	0	0	59	86	2.57	0.714					
60 Manny Corpas, R (8,1) ERA: 2.84	1.0	H	3	0	0	0	0	0	0	0	0	0	0	5	7	0.00	0.000					
40 Brian Fuentes, L (9,1) ERA: 3.36	1.0	S	4	1	0	0	0	0	0	1	0	0	0	12	19	0.00	1.000					

AB	31
R	2
H	6
RBI	2
BB	0
SO	4
LOB	8









Batter	1	2	3	4	5	6	7	8	9	AB	R	H	RBI	BB	SO	LOB	TOP			
7 Kazuo Matsui, S (1.4) OBP: 0.310, SLG: 0.379	G1-3		1-2 HR	P4		K			K	5	1	1	2	0	2	1				
15 Jeff Salazar, L (1.8) OBP: 0.409, SLG: 0.415	K		4-2 BB						K	3	1	1	0	1	1	0				
18 Cory Sullivan, L (7.8) OBP: 0.321, SLG: 0.402	K		27 F 11 2B	1B					K	1	0	0	0	0	1	0				
27 Garrett Atkins, R (1.5) OBP: 0.409, SLG: 0.556	1B		1-0 E7 11 2B	1B					HR	3	2	3	1	2	0	0				
5 Matt Holliday, R (1.7) OBP: 0.387, SLG: 0.586	K		3-3 K	K					K	5	0	0	0	0	4	7				
17 Todd Helton, L (1.3) OBP: 0.404, SLG: 0.476		G6-3	4-2 BB							3	0	0	0	1	1	1				
11 Brad Hawpe, L (1.9) OBP: 0.383, SLG: 0.515	G4-3		0-0 BB							3	0	1	2	1	1	0				
12 Clint Barmes, R (1.6) OBP: 0.264, SLG: 0.335	G4-3		1-3 2H 3H	2B						4	0	0	0	0	0	3				
JD Closser, S (1.2) OBP: 0.288, SLG: 0.309			1-0 P3							4	0	0	0	0	1	1				
38 Ubaldo Jiménez, R (1.1) ERA: 3.83, SLG: 0.533			0-0 P3							3	1	1	0	0	1	0				
Jeremey Affeldt, L (7.1) ERA: 6.23			0-0 E3							0	0	0	0	0	0	0				
Jose Mesa, R (7.1) ERA: 4.08			15 1B							0	0	0	0	0	0	1				
10 Jeff Baker, R (8. PH) OBP: 0.299, SLG: 0.394			7 HR							0	0	0	0	0	0	0				
60 Manny Corpas, R (8.1) ERA: 4.13			1B							0	0	0	0	0	0	0				
39 Tom Martin, L (8.1) ERA: 4.8										0	0	0	0	0	0	0				
<b>Inning Stats</b>	R: 0 E: 0 K: 2 S: 12	H: 1 LOB: 1 BB: 0 P: 20	R: 0 E: 0 K: 0 S: 8	H: 0 LOB: 0 BB: 0 P: 12	R: 4 E: 1 K: 1 S: 18	H: 4 LOB: 2 BB: 2 P: 33	R: 0 E: 0 K: 1 S: 18	H: 1 LOB: 3 BB: 1 P: 29	R: 0 E: 0 K: 2 S: 7	H: 0 LOB: 0 BB: 0 P: 15	R: 0 E: 0 K: 0 S: 7	H: 0 LOB: 1 BB: 1 P: 14	R: 0 E: 0 K: 1 S: 10	H: 0 LOB: 1 BB: 1 P: 17	R: 1 E: 0 K: 3 S: 21	H: 1 LOB: 0 BB: 0 P: 28	1B: 4 2B: 1 3B: 0 HR: 2	SF: 0 SAC: 0 DP: 0 HBP: 0	WP: 0 PA: 40 PB: 0 SB: 1 CS: 0	
<b>PITCHER</b>	IP WLS BF H R ER SO BB IBB HBP BLK WP HR S P ERA WHIP	4.0 22 6 4 4 4 3 0 0 0 0 1 56 94 9.00 2.250	2.1 8 0 0 0 4 1 0 0 0 0 0 19 35 0.00 0.429	0.2 W 2 0 0 0 0 0 0 0 0 0 0 0 3 7 ∞ ∞	1.0 H 3 0 0 0 1 0 0 0 0 0 0 7 10 0.00 0.000															
52 Wade Miller, R (1.1) ERA: 4.57																				
Les Walrod, L (5.1) ERA: 6.23																				
David Aardsma, R (7.1) ERA: 4.08																				
13 Will Ohman, L (8.1) ERA: 4.13																				
46 Ryan Dempster, R (8.1) ERA: 4.8																				

Colorado Rockies @ Chicago Cubs  
Wrigley Field, Chicago, IL  
Sun Oct 01 2006, 1:20 PM CDT  
Att: 39,609 - Sunny - 71 F

AB	35
R	5
H	7
RBI	5
BB	5
SO	12
LOB	14



Batter	1	2	3	4	5	6	7	8	9	AB	R	H	RBI	BB	SO	LOB	BOTTOM	
Juan Pierre, L (1.8) OBP: 0.330, SLG: 0.388	G4-3		0-0 CS	1B		G3	E7			4	0	2	1	0	0	0		
2 Ryan Theriot, R (1.4) OBP: 0.412, SLG: 0.522	G4-3		1 SAFE 1 SAFE	CS		G1-3	G1-3			3	1	0	0	1	0	2		
16 Aramis Ramirez, R (1.5) OBP: 0.352, SLG: 0.561	F9		0-2 HR			G5-3				4	1	1	2	0	0	0		
Jacque Jones, L (1.9) OBP: 0.334, SLG: 0.499			4-2 BB				F8			3	1	1	0	1	0	0		
19 Matt Murton, R (1.7) OBP: 0.365, SLG: 0.444			0-2 L4				G5-3			4	1	1	0	0	0	1		
9 Scott Moore, L (1.3) OBP: 0.317, SLG: 0.474			3-2 P5				K			3	1	1	0	0	1	1		
John Mabry, L (8.3) OBP: 0.283, SLG: 0.324										1	1	1	1	0	0	0		
24 Henry Blanco, R (1.2) OBP: 0.304, SLG: 0.419			0-1 F8				K			3	1	0	0	1	1	3		
5 Ronny Cedeno, R (1.6) OBP: 0.271, SLG: 0.339			1-0 G6-3				L4			4	1	2	3	0	0	0		
52 Wade Miller, R (1.1) ERA: 3.52			1-3 K				L7			1	0	0	0	0	1	0		
Jeremey Affeldt, L (7.1) ERA: 6.2										1	0	0	0	0	0	0		
Jose Mesa, R (7.1) ERA: 3.86										0	0	0	0	0	0	0		
60 Manny Corpas, R (8.1) ERA: 3.62										0	0	0	0	0	0	0		
39 Tom Martin, L (8.1) ERA: 5.07										0	0	0	0	0	0	0		
<b>Inning Stats</b>	R: 0 E: 0 K: 0 S: 7	H: 0 LOB: 0 BB: 0 P: 11	R: 0 E: 0 K: 0 S: 12	H: 0 LOB: 1 BB: 1 P: 19	R: 0 E: 0 K: 1 S: 5	H: 1 LOB: 0 BB: 0 P: 9	R: 2 E: 0 K: 1 S: 10	H: 1 LOB: 0 BB: 1 P: 19	R: 0 E: 0 K: 0 S: 6	H: 0 LOB: 0 BB: 0 P: 8	R: 3 E: 2 K: 0 S: 13	H: 3 LOB: 2 BB: 1 P: 21	R: 3 E: 0 K: 1 S: 17	H: 4 LOB: 1 BB: 0 P: 28	1B: 6 2B: 1 3B: 1 HR: 1	SF: 0 SAC: 0 DP: 0 HBP: 0	WP: 0 PA: 37 PB: 0 SB: 2 CS: 1	
<b>PITCHER</b>	IP WLS BF H R ER SO BB IBB HBP BLK WP HR S P ERA WHIP	6.2 25 3 4 3 3 3 0 0 0 0 0 5 5 ∞ ∞	0.0 L 3 2 1 0 0 0 0 0 0 0 0 0 5 5 ∞ ∞	0.1 3 2 2 2 0 0 0 0 0 0 0 0 11 20 54.00 6.000	0.2 4 2 1 1 1 0 0 0 0 0 0 6 8 13.50 3.000													
38 Ubaldo Jiménez, R (1.1) ERA: 3.52																		
Jeremey Affeldt, L (7.1) ERA: 6.2																		
Jose Mesa, R (7.1) ERA: 3.86																		
60 Manny Corpas, R (8.1) ERA: 3.62																		
39 Tom Martin, L (8.1) ERA: 5.07																		

Colorado Rockies @ Chicago Cubs  
Wrigley Field, Chicago, IL  
Sun Oct 01 2006, 1:20 PM CDT  
Att: 39,609 - Sunny - 71 F

AB	33
R	8
H	9
RBI	7
BB	3
SO	4
LOB	9

