Colorado Rockies - 2007

Batter	1	2	3	4	5	6	7	8	9	AB	R	H	RBI	BB	SO	LOB
3 Willy Taveras, R (1, 8) OBP: 0.333, SLG: 0.333 18 Cory Sullivan, L (5, 8)	7 G5-3 17 1B 1B	SH1-3 1-2	P2	G1-3		FC6-4 1-2f		G1-3		3	1	1	0	0	0	2
										2	0	0	0	0	0	2
7 Kazuo Matsui, S (1, 4) OBP: 0.333, SLG: 0.667 29 Jayson Nix, R (4, 4) OBP: 0.667, SLG: 1.500	G5-3 1-2	27 1B 2-H 2B		E3 27 2B	70 G5-4-3 64 BB HBP		64 2B 3B		G6-3	3	1	1	1	0	0	1
										2	1	1	0	0	0	0
27 Garrett Atkins, R (1, 5) OBP: 0.667, SLG: 1.000 64 Ian Stewart, L (4, 5) OBP: 0.667, SLG: 1.000	F8			17 G6-3 5 HR 1-H 2B	70 G5-4-3 1-2 BB		3-H 2B		G3-1	3	1	2	1	0	0	1
										2	0	1	1	1	0	0
17 Todd Helton, L (1, 3) OBP: 0.333, SLG: 0.333 70 Joe Koshansky, L (4, 3)	5 1B 11 2B 2-H 1B	G3		G6-3 2-3	G5-4-3 1-2f 2-3		K		K	3	1	1	1	0	0	3
										3	0	0	0	0	2	3
5 Matt Holliday, R (1, 7) OBP: 0.667, SLG: 1.667 19 Ryan Spilborghs, R (4, 7)	11 2B 1-2 1B		G6-3	HR 3-H	K		E6			3	2	2	2	0	0	0
										2	0	0	0	0	1	2
11 Brad Hawpe, L (1, 9) OBP: 1.000, SLG: 1.667 10 Jeff Baker, R (6, PH) (6, 9)	1-H 2-H 2B	2B 2B		E 2B 1B		K	K			3	2	3	2	0	0	0
										2	0	0	0	0	2	2
Javy Lopez, R (1, 2) OBP: 0.667, SLG: 1.333 Geronimo Gil, R (6, PH) OBP: 0.500, SLG: 0.500 (6, 2)	L6	8 1B 2-H 2B		12 2B 1-H 2B		6 FC5 1B	F8			3	2	2	2	0	0	1
										2	0	1	0	0	0	2
12 Clint Barmes, R (1, 6) OBP: 0.667, SLG: 1.000 6 Omar Quintanilla, L (6, PH) (6, 6)		8 FC6-4 BB	L5	2-H 2B		FC5 18 FC6-4 1-2		G3-1		2	0	1	1	1	0	1
										2	0	0	0	0	0	1
8 Yorvit Torrealba, R (1, 10) OBP: 0.500, SLG: 0.500 44 Alexis Gomez, L (4, PH) (4, 10) 66 Sean Barker, R (6, PH) (6, 10)		FC6-4 3 SH1-3 7 2B 1-2f	2-H 1B	F9		K		G6-3		2	1	1	1	0	0	1
										1	0	0	0	0	0	1
										2	0	0	0	0	1	2
Inning Stats	R: 3 E: 0 K: 0 S: 7 H: 4 LOB: 1 BB: 0 P: 7	R: 1 E: 0 K: 0 S: 5 H: 2 LOB: 2 BB: 1 P: 9	R: 2 E: 0 K: 0 S: 6 H: 3 LOB: 1 BB: 0 P: 6	R: 5 E: 2 K: 0 S: 9 H: 5 LOB: 1 BB: 0 P: 9	R: 0 E: 0 K: 1 S: 4 H: 0 LOB: 1 BB: 1 P: 11	R: 0 E: 0 K: 2 S: 9 H: 1 LOB: 2 BB: 0 P: 9	R: 1 E: 1 K: 2 S: 10 H: 2 LOB: 2 BB: 0 P: 10	R: 0 E: 0 K: 0 S: 3 H: 0 LOB: 0 BB: 0 P: 3	R: 0 E: 0 K: 1 S: 5 H: 0 LOB: 0 BB: 0 P: 5	1B: 7 2B: 8 3B: 1 HR: 1 SF: 0 SAC: 1 DP: 1 HBP: 1						

TOP

Colorado Rockies @ Chicago White Sox

Tucson Electric Park, Tucson, AZ

Wed Feb 28 2007, 3:05 PM EST

Att. 2,642 - Sunny - 55 F

livebaseballscorecards.com

AB	45
R	12
H	17
RBI	12
BB	2
SO	6
LOB	25

PITCHER		IP	WLS	BF	H	R	ER	SO	BB	IBB	HBP	BLK	WP	HR	S	P	ERA	WHIP
56 Mark Buehrle, L ERA: 18.0	(1, 1)	2.0	L	13	6	4	4	0	1	0	0	0	0	0	12	16	18.00	3.500
Jon Garland, R ERA: 27.0	(3, 1)	2.0		15	8	7	6	0	0	0	0	0	0	1	15	15	27.00	4.000
45 Bobby Jenks, R ERA:	(5, 1)	0.0		2	0	0	0	0	1	0	1	0	0	0	0	5	∞	∞
47 Mike MacDougal, R ERA:	(5, 1)	1.0		2	0	0	0	1	0	0	0	0	0	0	4	6	0.00	0.000
37 Matt Thornton, L ERA:	(6, 1)	1.0		5	1	0	0	2	0	0	0	0	0	0	9	9	0.00	1.000

PITCHER		IP	WLS	BF	H	R	ER	SO	BB	IBB	HBP	BLK	WP	HR	S	P	ERA	WHIP
67 John Danks, L ERA: 4.5	(7, 1)	2.0		9	2	1	1	2	0	0	0	0	0	0	13	13	4.50	1.000
60 Dewon Day, R ERA:	(9, 1)	1.0		3	0	0	0	1	0	0	0	0	0	0	5	5	0.00	0.000

Batter	1	2	3	4	5	6	7	8	9	AB	R	H	RBI	BB	SO	LOB
17 Darin Erstad, L (1, 7)	BBBB 4-0 G6-3 S BB		SSS 0-3 ① K 1-2	DX 1-0 ① G4-3 1-3		SSS 0-3 ② K		X 0-0 ③ G3		2	0	0	0	1	1	2
7 Jerry Owens, L (5, 7)										2	0	0	0	0	1	0
Tadahito Iguchi, R (1, 4) OBP: 0.333, SLG: 0.667	BX 1-0 ① G6-3 1-3		X 0-0 25 2B 2-H 2B	SSS 0-3 ② K		X 0-0 1B			X 0-0 ① G1-3	3	1	1	1	0	1	2
62 Pedro Lopez, R (5, 4) OBP: 0.500, SLG: 0.500										2	0	1	0	0	0	0
25 Jim Thome, L (1, 10) OBP: 0.333, SLG: 0.667	SST 0-2 ② K		X 0-0 23 WP 2-H 2B	SSS 0-3 ③ K		SSS 0-3 ③ K			X 0-0 ② G4-3	3	0	1	1	0	2	2
75 Cole Armstrong, L (6, PH) (7, 10)										2	0	0	0	0	1	1
14 Paul Konerko, R (1, 3)	H 1-0 HBP		X 0-0 ② L9		CCC 0-3 ① K		CCC 0-3 ① K		BBBB 4-0 64 1B BB	2	0	0	0	0	1	1
36 Casey Rogowski, L (6, 3)										1	0	0	0	1	1	0
23 Jermaine Dye, R (1, 9) OBP: 0.667, SLG: 1.000	X 0-0 ③ F9		DBBB 4-0 2-3 BB		X 0-0 12 G1-3 2B		X 0-0 ② G4-3		X 0-0 1-2 1B	2	0	1	0	1	0	2
64 Kenny Kelly, R (5, PR) OBP: 0.500, SLG: 0.500										2	0	1	0	0	0	0
(6, 9)																
12 A.J. Pierzynski, L (1, 2)		X 0-0 ① G4-3	X 0-0 ③ G6-3		X 0-0 ② G1-3 2-3		X 0-0 1B		X 0-0 ③ F8	3	0	0	0	0	0	3
39 Wiki Gonzalez, R (6, 2) OBP: 0.500, SLG: 0.500										2	0	1	0	0	0	2
24 Joe Crede, R (1, 5) OBP: 1.000, SLG: 1.500		X 0-0 32 G6-4-3 1B		X 0-0 32 2B 2B	BBBB 4-0 32 S BB		X 0-0 ③ G4-3			2	1	2	0	0	0	0
65 Kenny Perez, S (5, 5)										1	0	0	0	1	0	1
32 Brian Anderson, R (1, 8) OBP: 0.333, SLG: 0.667		X 0-0 ② G6-4-3 ③ 1-2f		X 0-0 5 1B 2-H 2B	BSSS 1-3 ③ K 1-2			CCC 0-3 ① K		3	1	1	1	0	1	4
30 Luis Terrero, R (6, 8)										1	0	0	0	0	1	0
5 Juan Uribe, R (1, 6) OBP: 1.000, SLG: 1.000			X 0-0 17 S 2B 1B	X 0-0 17 G4-3 17 WP 2-H 1B		SSS 0-3 ① K		SSS 0-3 ② K		2	1	2	1	0	0	0
26 Andy González, R (5, 6)										2	0	0	0	0	2	0
Inning Stats	R: 0 E: 0 K: 1 S: 5 H: 0 LOB: 2 BB: 1 P: 11	R: 0 E: 0 K: 0 S: 3 H: 1 LOB: 0 BB: 0 P: 3	R: 2 E: 0 K: 1 S: 8 H: 3 LOB: 2 BB: 1 P: 12	R: 2 E: 0 K: 2 S: 10 H: 3 LOB: 1 BB: 0 P: 11	R: 0 E: 0 K: 2 S: 8 H: 1 LOB: 2 BB: 1 P: 13	R: 0 E: 0 K: 3 S: 10 H: 1 LOB: 1 BB: 0 P: 10	R: 0 E: 0 K: 1 S: 6 H: 1 LOB: 1 BB: 0 P: 6	R: 0 E: 0 K: 2 S: 7 H: 0 LOB: 0 BB: 0 P: 7	R: 0 E: 0 K: 0 S: 4 H: 1 LOB: 2 BB: 1 P: 8	1B: 6 2B: 5 3B: 0 HR: 0	SF: 0 SAC: 0 DP: 1 HBP: 1						

PITCHER		IP	WLS	BF	H	R	ER	SO	BB	IBB	HBP	BLK	WP	HR	S	P	ERA	WHIP
28 Aaron Cook, R	(1, 1)	2.0	W	8	1	0	0	1	1	0	1	0	0	0	8	14	0.00	1.000
ERA:																		
35 Taylor Buchholz, R	(3, 1)	2.0		13	6	4	4	3	1	0	0	0	2	0	18	23	18.00	3.500
ERA: 18.0																		
54 Denny Bautista, R	(5, 1)	1.0		5	1	0	0	2	1	0	0	0	0	0	8	13	0.00	2.000
ERA:																		
40 Brian Fuentes, L	(6, 1)	1.0		4	1	0	0	3	0	0	0	0	0	0	10	10	0.00	1.000
ERA:																		
32 LaTroy Hawkins, R	(7, 1)	1.0		4	1	0	0	1	0	0	0	0	0	0	6	6	0.00	1.000
ERA:																		

PITCHER		IP	WLS	BF	H	R	ER	SO	BB	IBB	HBP	BLK	WP	HR	S	P	ERA	WHIP
25 Bob Keppel, R	(8, 1)	2.0		8	1	0	0	2	1	0	0	0	0	0	11	15	0.00	1.000
ERA:																		

BOTTOM

Colorado Rockies @ Chicago White Sox

Tucson Electric Park, Tucson, AZ

Wed Feb 28 2007, 3:05 PM EST

Att. 2,642 - Sunny - 55 F

livebaseballscorecards.com

AB	37
R	4
H	11
RBI	4
BB	4
SO	12
LOB	20

1B: 6 SF: 0
2B: 5 SAC: 0
3B: 0 DP: 1
HR: 0 HBP: 1

WP: 2 PA: 42
PB: 0
SB: 3
CS: 0

Batter	1	2	3	4	5	6	7	8	9	AB	R	H	RBI	BB	SO	LOB
38 Pablo Ozuna, R (1, 7)	G6-3		L6			B1-3	65 BB; 31 BB; 1-3; 1B		76 S; 76 P6-2; 1-2; BB	3	0	0	0	0	0	1
64 Kenny Kelly, R (6, 7) OBP: 0.750, SLG: 0.667										1	0	1	0	1	0	0
31 Ryan Sweeney, L (1, 9) OBP: 0.500, SLG: 0.333	G6-3		F7; 1-3			24 HR; 1B	65 BB; 1-2; BB		P6-2; 1-Hf	3	1	1	0	1	0	1
71 Corwin Malone, R (7, 1)										0	0	0	0	0	0	0
50 Sean Tracey, L (8, 1)										0	0	0	0	0	0	0
76 Donny Lucy, R (9, PH)										1	0	0	0	0	0	1
24 Joe Crede, R (1, 5) OBP: 0.800, SLG: 1.600	1B			K		1-H; HR	1-2; 2-3; 3-H; BB			3	1	2	2	0	1	0
65 Kenny Perez, S (6, 5)										0	0	0	1	1	0	0
Eduardo Perez, R (1, 3) OBP: 0.667, SLG: 1.000	G5-3			1 G1-2-3; BB		2B	G1-3			2	0	1	0	1	0	1
Chris Carter, R (6, 3)										1	0	0	0	0	0	3
1 Junior Spivey, R (1, 4)		F8		G1-2-3; 1-2		K		G1-3		3	0	0	0	0	1	2
78 Adam Russell, R (6, 1)										0	0	0	0	0	0	0
Paulo Orlando, R (7, 9)										1	0	0	0	0	0	0
39 Wiki Gonzalez, R (1, 2) OBP: 0.333, SLG: 0.333		F8		G6-3		K		1B		4	0	1	0	0	1	2
30 Luis Terrero, R (1, 8) OBP: 0.200, SLG: 0.200		G1-3			F7		26 G6-4-3; 1B	F8		4	0	1	0	0	0	1
26 Andy González, R (1, 6)			FC4-6; BB		K		G6-4-3; 1-2f	P3		3	0	0	0	1	1	2
43 Heath Phillips, L (1, 1)			FC4-6; 31 E; 1-2f		P4		64 1B; 65 BB; 1B		64 CS; BB	0	0	0	0	0	0	0
Aaron Cunningham, R (3, PH)										1	0	0	0	0	0	1
40 Charlie Haeger, R (3, 1)										0	0	0	0	0	0	0
Javier Castillo, R (5, PH)										1	0	0	0	0	0	0
57 Boone Logan, R (5, 1)										0	0	0	0	0	0	0
Chris Getz, L (6, 4) OBP: 1.000, SLG: 1.000										1	1	1	0	1	0	0
Inning Stats	R: 0 E: 0 K: 0 S: 4 H: 1 LOB: 1 BB: 0 P: 4	R: 0 E: 0 K: 0 S: 3 H: 0 LOB: 0 BB: 0 P: 3	R: 0 E: 0 K: 0 S: 3 H: 0 LOB: 1 BB: 1 P: 8	R: 0 E: 0 K: 1 S: 5 H: 0 LOB: 1 BB: 1 P: 9	R: 0 E: 0 K: 1 S: 5 H: 0 LOB: 0 BB: 0 P: 5	R: 2 E: 0 K: 2 S: 10 H: 3 LOB: 1 BB: 0 P: 10	R: 1 E: 0 K: 0 S: 5 H: 3 LOB: 3 BB: 2 P: 13	R: 0 E: 0 K: 0 S: 4 H: 1 LOB: 1 BB: 0 P: 4	R: 0 E: 0 K: 0 S: 1 H: 0 LOB: 0 BB: 2 P: 11	1B: 6 2B: 2 3B: 0 HR: 1	SF: 0 SAC: 0 DP: 2 HBP: 0						

PITCHER	IP	WLS	BF	H	R	ER	SO	BB	IBB	HBP	BLK	WP	HR	S	P	ERA	WHIP
26 Jeff Francis, L (1, 1) ERA:	2.0		7	1	0	0	0	0	0	0	0	0	0	7	7	0.00	0.500
38 Ubaldo Jiménez, R (3, 1) ERA:	2.0	H	8	0	0	0	1	2	0	0	0	0	0	8	17	0.00	1.000
65 Oscar Rivera, L (5, 1) ERA: 9.0	2.0	B	9	3	2	2	3	0	0	0	0	0	1	15	15	9.00	1.500
Jeremy Affeldt, L (7, 1) ERA: 9.0	1.0		7	3	1	1	0	2	0	0	0	0	0	5	13	9.00	5.000
61 Ramon E Ramirez, R (8, 1) ERA:	1.0	W	4	1	0	0	0	0	0	0	0	0	0	4	4	0.00	1.000

PITCHER	IP	WLS	BF	H	R	ER	SO	BB	IBB	HBP	BLK	WP	HR	S	P	ERA	WHIP
60 Manny Corpas, R (9, 1) ERA:	1.0	S	3	0	0	0	0	2	0	0	0	0	0	1	11	0.00	2.000

TOP

Chicago White Sox @ Colorado Rockies

US West Sports Complex, Hi Corbett Field, Tucson, AZ

Thu Mar 01 2007, 3:05 PM EST

Att. 2,127 - Sunny - 61 F

livebaseballscorecards.com

AB	32
R	3
H	8
RBI	3
BB	6
SO	4
LOB	15

PA: 38

WP: 0 PB: 0 SB: 2 CS: 1

BOTTOM

Batter	1	2	3	4	5	6	7	8	9	AB	R	H	RBI	BB	SO	LOB
Jamey Carroll, R (1, 4) 6 Omar Quintanilla, L (6, 4) OBP: 0.500, SLG: 0.333	C C S 0-3 K	1 SAFE X 0-0 G5-3 1-3			X 0-0 G4-3		X 0-0 64 BB 1B	B B B B 4-0 15 1B 1-2 3-H BB		3 0 0 0 0 1 1 1 0 1 0 1 0 0						
21 Steve Finley, L (1, 8) OBP: 0.333, SLG: 0.333 15 Jeff Salazar, L (6, 8) OBP: 0.500, SLG: 0.500	X 0-0 27 FC5-4 1B		C C C 0-3 K		X 0-0 G4-3		X 0-0 F9	X 0-0 1-2 2-H 1B		3 0 1 0 0 1 0 2 0 1 1 0 0 1						
27 Garrett Atkins, R (1, 5) OBP: 0.600, SLG: 1.000 64 Ian Stewart, L (6, 5) OBP: 0.500, SLG: 0.500	X 0-0 FC5-4 5 PB 17 BB 1-2f		X 0-0 17 1B 2B			X 0-0 G4-3	B B B B 4-0 1-2 BB	X 0-0 G4-3		2 0 1 0 0 0 1 2 0 0 0 1 0 2						
17 Todd Helton, L (1, 3) OBP: 0.600, SLG: 0.500 70 Joe Koshansky, L (6, 3) OBP: 0.200, SLG: 0.200	B B B B 4-0 5 PB 1-2 BB		X 0-0 5 G5-4-3 2-3 1B			X 0-0 2 BB 73 1B 20 BB 1B	X 0-0 F7			1 0 1 0 1 0 0 2 1 1 0 0 0 2						
5 Matt Holliday, R (1, 7) OBP: 0.400, SLG: 1.000 73 Seth Smith, L (6, 7) OBP: 0.500, SLG: 0.500 (9, 9)	B X 1-0 G6-3 1-2 2-3		X 0-0 G5-4-3 1-2f			X 0-0 20 BB 2 BB 1-2 1B	S S C 0-3 K			2 0 0 0 0 0 4 2 0 1 0 0 1 2						
11 Brad Hawpe, L (1, 9) OBP: 0.600, SLG: 1.000 10 Jeff Baker, R (6, 9) (9, 7)		X 0-0 G4-3		X 0-0 F7		X 0-0 P4		B B B B 4-0 55 G1 62 SH1-3 6 PB BB		2 0 0 0 0 0 0 1 1 0 0 1 0 2						
2 Troy Tulowitzki, R (1, 6) 62 Jonathan Herrera, S (7, 6)		X 0-0 G4-3		X 0-0 G6-3		B B B B 4-0 20 BB 1-2 2-3 BB		X 0-0 SH1-3 1-2		2 0 0 0 1 0 0 0 0 0 0 0 0 0						
20 Chris Iannetta, R (1, 2) OBP: 0.667, SLG: 1.000 55 Alvin Colina, R (7, 2)		X 0-0 72 1B 2B		X 0-0 G5-3		B B B B 4-0 44 FC4-6 1-2 2-3 3-H BB		X 0-0 G1 2-3		2 1 1 1 1 0 0 1 0 0 0 0 0 1						
26 Jeff Francis, L (1, 1) 72 Matt Miller, R (2, PH) 38 Ubaldo Jimenez, R (3, 1) 65 Oscar Rivera, L (4, 1) 44 Alexis Gomez, L (5, PH) Jeremy Affeldt, L (7, 1) 61 Ramon E Ramirez, R (8, 1) 67 Erick Almonte, R (8, PH) 60 Manny Corpas, R (9, 1)		X 0-0 E 2-H 1B			C C C 0-3 K	X 0-0 FC4-6 1-2f		H 1-0 6 PB 15 1B HBP		0 0 0 0 0 0 0 1 0 1 1 0 0 0 0 0 0 0 0 0 0 1 0 0 0 0 1 0 1 0 0 0 0 0 3 0 0 0 0 0 0 0 0 0 0 0 0 0 0 0 1 0 0 0 0 0 0 0 0 0 0 0 0						
Inning Stats	R: 0 H: 1 E: 0 LOB: 2 K: 1 BB: 1 S: 6 P: 11	R: 1 H: 2 E: 1 LOB: 1 K: 0 BB: 0 S: 5 P: 5	R: 0 H: 2 E: 0 LOB: 1 K: 1 BB: 0 S: 6 P: 6	R: 0 H: 0 E: 0 LOB: 0 K: 0 BB: 0 S: 3 P: 3	R: 0 H: 0 E: 0 LOB: 0 K: 1 BB: 0 S: 5 P: 5	R: 1 H: 2 E: 0 LOB: 3 K: 0 BB: 2 S: 5 P: 13	R: 0 H: 1 E: 0 LOB: 2 K: 1 BB: 1 S: 6 P: 10	R: 2 H: 1 E: 0 LOB: 2 K: 0 BB: 2 S: 4 P: 13		1B: 7 SF: 0 2B: 2 SAC: 1 3B: 0 DP: 1 HR: 0 HBP: 1						

PITCHER		IP	WLS	BF	H	R	ER	SO	BB	IBB	HBP	BLK	WP	HR	S	P	ERA	WHIP
43 Heath Phillips, L ERA: 4.5	(1, 1)	2.0		10	3	1	1	1	1	0	0	0	0	0	11	16	4.50	2.000
40 Charlie Haeger, R ERA:	(3, 1)	2.0		7	2	0	0	1	0	0	0	0	0	0	9	9	0.00	1.000
57 Boone Logan, L ERA:	(5, 1)	1.0		3	0	0	0	1	0	0	0	0	0	0	5	5	0.00	0.000
78 Adam Russell, R ERA: 9.0	(6, 1)	1.0	B	7	2	1	1	0	2	0	0	0	0	0	5	13	9.00	4.000
71 Corwin Malone, L ERA:	(7, 1)	1.0	H	5	1	0	0	1	1	0	0	0	0	0	6	10	0.00	2.000

PITCHER		IP	WLS	BF	H	R	ER	SO	BB	IBB	HBP	BLK	WP	HR	S	P	ERA	WHIP
50 Sean Tracey, R ERA: 18.0	(8, 1)	1.0	L	7	1	2	2	0	2	0	1	0	0	0	4	13	18.00	3.000

Chicago White Sox @ Colorado Rockies

US West Sports Complex, Hi Corbett Field, Tucson, AZ

Thu Mar 01 2007, 3:05 PM EST

Att. 2,127 - Sunny - 61 F

livebaseballscorecards.com

AB	31
R	4
H	9
RBI	3
BB	6
SO	4
LOB	19

WP: 0 PA: 39
PB: 2
SB: 0
CS: 0

Los Angeles Angels @ Colorado Rockies

US West Sports Complex, Hi Corbett Field, Tucson, AZ

Sat Mar 03 2007, 3:05 PM EST

Att. 3,493 - Partly Cloudy - 68 F

livebaseballscorecards.com

TOP

Batter	1	2	3	4	5	6	7	8	9	AB	R	H	RBI	BB	SO	LOB
6 Maicer Izturis, S (1, 5) OBP: 0.143, SLG: 0.143	G4-3		F7		G6-3 2-H		55 3B 2B	2 S 2 1B		3	0	0	0	0	0	0
32 Brandon Wood, R (5, 5) OBP: 0.400, SLG: 0.600										2	2	2	0	0	0	0
47 Howie Kendrick, R (1, 4) OBP: 0.500, SLG: 0.571	F8		F8		BB		55 3B BB	53 G6-4-3 1-H 1B		2	0	0	0	1	0	0
2 Hainley Statia, S (5, 4) (7, 6) OBP: 0.500, SLG: 0.500										1	1	1	1	1	0	0
Casey Kotchman, L (1, 3) OBP: 0.000, SLG: 0.000	22 2B BB			G4-3	F8		P4	G6-4-3 1-2f		2	0	0	0	1	0	2
53 Mike Eylward, R (6, 3) OBP: 0.333, SLG: 0.333										2	0	0	0	0	0	3
22 Kendrys Morales, S (1, 10) OBP: 0.400, SLG: 0.600	1-H 2B			G4-3		19 E BB 1B	1-H 2-H 64 2B 3B		G3	3	0	2	0	0	0	0
55 Ben Johnson, S (7, PH) (7, 10) OBP: 0.500, SLG: 1.500										2	1	1	2	0	0	0
Mike Napoli, R (1, 2) OBP: 0.500, SLG: 0.667		77 1B 2B		K		1-2 BB	3-H 19 2B 2B		G5-3	2	1	1	0	1	1	0
64 Terry Evans, R (6, PR) (6, 8) OBP: 0.333, SLG: 0.500										2	1	1	1	0	0	0
39 Robb Quinlan, R (1, 7) OBP: 0.500, SLG: 0.600		K			77 SH3 65 HR 2B	1-2 2-3 E1	2-H 25 G5-3 2B		P5	2	0	1	0	0	1	1
19 Curtis Pride, L (5, PR) (5, 7) OBP: 0.400, SLG: 0.500										2	1	1	1	0	0	2
43 Aaron Peel, R (9, PH) OBP: 0.000, SLG: 0.000										1	0	0	0	0	0	0
13 Nathan Haynes, L (9, 7) OBP: 0.000, SLG: 0.000										0	0	0	0	0	0	0
77 Reggie Willits, S (1, 8) OBP: 0.500, SLG: 0.500		65 L8-6 2-H 1B			SH3 2-3	F6	G5-3 2-3			2	0	1	1	0	0	3
25 Nick Gorneault, R (6, 9) OBP: 0.333, SLG: 0.333										1	0	0	0	0	0	1
65 Tommy Murphy, S (1, 9) OBP: 0.571, SLG: 1.286		L8-6 2-2			HR 3-H	P6	F8			2	1	1	2	0	0	1
5 Jeff Mathis, R (6, PH) (6, 2) OBP: 0.000, SLG: 0.000										2	0	0	0	0	0	4
32 Erick Aybar, S (1, 6) OBP: 0.286, SLG: 0.714			B1-3		6 E 2B	P4		G1-3		3	1	1	0	0	0	3
51 Casey Smith, R (7, 4) OBP: 0.000, SLG: 0.000										1	0	0	0	0	0	0

Inning Stats	1	2	3	4	5	6	7	8	9
	R: 0 E: 0 K: 0 S: 3	H: 1 LOB: 2 BB: 1 P: 7	R: 1 E: 0 K: 1 S: 6	H: 2 LOB: 0 BB: 0 P: 6	R: 0 E: 0 K: 0 S: 3	H: 0 LOB: 0 BB: 0 P: 3	R: 0 E: 0 K: 1 S: 5	H: 0 LOB: 0 BB: 0 P: 5	R: 3 E: 0 K: 0 S: 7	H: 3 LOB: 2 BB: 1 P: 11	R: 0 E: 1 K: 0 S: 5	H: 1 LOB: 3 BB: 1 P: 9	R: 4 E: 0 K: 0 S: 7	H: 4 LOB: 1 BB: 1 P: 11	R: 1 E: 0 K: 0 S: 5	H: 2 LOB: 0 BB: 0 P: 6	R: 0 E: 0 K: 0 S: 3	H: 0 LOB: 0 BB: 0 P: 3

	AB	37
	R	9
	H	13
	RBI	8
	BB	4
	SO	2
	LOB	20

	1B: 4	SF: 0	WP: 0	PA: 42
	2B: 8	SAC: 1	PB: 0	
	3B: 1	DP: 2	SB: 2	
	HR: 1	HBP: 0	CS: 0	

PITCHER		IP	WLS	BF	H	R	ER	SO	BB	IBB	HBP	BLK	WP	HR	S	P	ERA	WHIP
49 Byung-Hyun Kim, R ERA: 4.5	(1, 1)	2.0		8	3	1	1	1	1	0	0	0	0	0	9	13	4.50	2.000
37 Josh Fogg, R ERA:	(3, 1)	2.0		6	0	0	0	1	0	0	0	0	0	0	8	8	0.00	0.000
39 Tom Martin, L ERA: 27.0	(5, 1)	1.0	L	7	3	3	3	0	1	0	0	0	0	1	7	11	27.00	4.000
51 Juan Morillo, R ERA:	(6, 1)	1.0		6	1	0	0	0	1	0	0	0	0	0	5	9	0.00	2.000
74 Josh Newman, L ERA: 36.0	(7, 1)	1.0		8	4	4	4	0	1	0	0	0	0	0	7	11	36.00	5.000

PITCHER		IP	WLS	BF	H	R	ER	SO	BB	IBB	HBP	BLK	WP	HR	S	P	ERA	WHIP
45 Mike Gallo, L ERA: 9.0	(8, 1)	1.0		4	2	1	1	0	0	0	0	0	0	0	5	6	9.00	2.000
34 Matt Herges, R ERA:	(9, 1)	1.0		3	0	0	0	0	0	0	0	0	0	0	3	3	0.00	0.000

Batter	1	2	3	4	5	6	7	8	9	AB	R	H	RBI	BB	SO	LOB
3 Willy Taveras, R (1, 8) OBP: 0.500, SLG: 0.600	L8		7 S, 27 1B — BB		21 1B — 2B		F9	1-2 HBP		2	2	1	0	1	0	0
19 Ryan Spilborghs, R (6, 8)										1	0	0	0	0	0	0
7 Kazuo Matsui, S (1, 4) OBP: 0.500, SLG: 0.600	21 E, 1B		21, 27 1B; 1-2 — BB		K		64 S, 64 1B — BB	F9-2-4; 2-2		2	0	1	0	1	1	1
Jamey Carroll, R (6, 4)										1	1	0	0	1	0	3
27 Garrett Atkins, R (1, 5) OBP: 0.625, SLG: 0.857	K		21; 1-2 2-H — 1B		21 5 1B — BB		73 PO; 1-H — 1B		G3-1	2	1	1	1	1	1	1
64 Ian Stewart, L (6, 5) OBP: 0.500, SLG: 0.500										2	0	1	1	0	0	0
21 Steve Finley, L (1, 10) OBP: 0.500, SLG: 0.400	BB; 1-3		L3-1-6-3-1; 1-1 2-2		5 1B; 1-2 2-H — 1B		PO; 1-2	15 WP, 15 HR — BB	G4-3	2	0	1	1	1	0	2
73 Seth Smith, L (7, PH) OBP: 0.500, SLG: 0.333										1	1	0	0	1	0	0
(8, 10)																
5 Matt Holliday, R (1, 7) OBP: 0.500, SLG: 1.000	K			47 CS — 2B	1-3 2-H — 1B			F7	15 2B — 1B	3	0	2	1	0	1	2
44 Alexis Gomez, L (6, 7) OBP: 0.250, SLG: 0.250										2	1	1	0	0	0	1
11 Brad Hawpe, L (1, 9) OBP: 0.500, SLG: 0.714		47 G1-6-3 — BB		F7		G4-3		1-H HR	1-H 2B	2	0	0	0	1	0	1
15 Jeff Salazar, L (7, 9) OBP: 0.750, SLG: 1.750										2	1	2	3	0	0	0
47 John Mabry, L (1, 3) OBP: 0.333, SLG: 0.333		G1-6-3; 1-2f		2-3 — 1B		P5		2B 6 1B — BB	BB	3	0	1	0	0	0	1
70 Joe Koshansky, L (7, 3) OBP: 0.429, SLG: 0.200										0	1	0	0	2	0	0
8 Yorvit Torrealba, R (1, 2) OBP: 0.500, SLG: 0.500		12 S — 1B				F9		6 1B; 1-3 — 2B	F8	2	0	1	0	0	1	1
Javy Lopez, R (6, 2) OBP: 0.500, SLG: 1.000										3	0	1	0	0	0	2
12 Clint Barmes, R (1, 6) OBP: 0.333, SLG: 0.400		F9; 1-2			F9		P6	F9-2-4; 19 HBP; 2-3 3-H — 1B		3	0	0	0	0	0	1
6 Omar Quintanilla, L (8, 6) OBP: 0.600, SLG: 0.500										1	0	1	1	0	0	0
Inning Stats	R: 0 E: 0 K: 2 S: 8 H: 1 LOB: 2 BB: 1 P: 12	R: 0 E: 0 K: 0 S: 3 H: 1 LOB: 1 BB: 1 P: 8	R: 1 E: 0 K: 0 S: 2 H: 1 LOB: 0 BB: 2 P: 10	R: 0 E: 0 K: 1 S: 7 H: 2 LOB: 1 BB: 0 P: 7	R: 2 E: 0 K: 1 S: 7 H: 3 LOB: 2 BB: 1 P: 11	R: 0 E: 0 K: 0 S: 3 H: 0 LOB: 0 BB: 0 P: 3	R: 1 E: 0 K: 0 S: 3 H: 1 LOB: 0 BB: 1 P: 9	R: 3 E: 0 K: 0 S: 6 H: 3 LOB: 2 BB: 2 P: 16	R: 1 E: 0 K: 0 S: 5 H: 2 LOB: 2 BB: 1 P: 9	1B: 9 2B: 5 3B: 1 HR: 1	SF: 0 SAC: 0 DP: 2 HBP: 1						

PITCHER	IP	WLS	BF	H	R	ER	SO	BB	IBB	HBP	BLK	WP	HR	S	P	ERA	WHIP
Hector Carrasco, R (1, 1) ERA:	1.0		5	1	0	0	2	1	0	0	0	0	0	8	12	0.00	2.000
58 Dustin Moseley, R (2, 1) ERA: 4.5	2.0	B	8	2	1	1	0	3	0	0	0	0	0	5	18	4.50	2.500
60 Phil Seibel, L (4, 1) ERA: 6.75	1.2	W	9	4	2	2	2	1	0	0	0	0	0	13	17	10.80	3.000
59 Marcus Gwyn, R (5, 1) ERA: 3.86	2.1		8	2	1	1	0	1	0	0	0	0	0	7	13	3.86	1.286
66 Jose Arredondo, R (8, 1) ERA: 81.0	0.1		6	3	3	3	0	2	0	0	0	1	1	4	13	81.00	15.000

PITCHER	IP	WLS	BF	H	R	ER	SO	BB	IBB	HBP	BLK	WP	HR	S	P	ERA	WHIP
81 Alex Serrano, R (8, 1) ERA: 3.38	1.2	S	8	2	1	1	0	1	0	1	0	0	0	7	12	5.40	1.800

BOTTOM

Los Angeles Angels @ Colorado Rockies

US West Sports Complex, Hi Corbett Field, Tucson, AZ

Sat Mar 03 2007, 3:05 PM EST
Att. 3,493 - Partly Cloudy - 68 F

livebaseballscorecards.com

AB	34
R	8
H	14
RBI	8
BB	9
SO	4
LOB	16

WP: 1 PA: 45
PB: 0
SB: 3
CS: 1

Colorado Rockies @ Arizona Diamondbacks

Tucson Electric Park, Tucson, AZ

Sun Mar 04 2007, 9:05 PM EST

Att. 3,469 - Partly Cloudy - 60 F

livebaseballscorecards.com

TOP

Batter	1	2	3	4	5	6	7	8	9	AB	R	H	RBI	BB	SO	LOB
Jamey Carroll, R (1, 4) OBP: 0.222, SLG: 0.125	S S S 0-3 ① K2-3	X 0-0 ③ P3		X 0-1 21 1B 1-2 27 1B 1B X 0-0 ③ G4-3		X 0-0 ③ P4			X 0-0 ① G1-3	4	1	1	0	0	1	2
54 Denny Bautista, R (4, 1)										0	0	0	0	0	0	0
32 LaTroy Hawkins, R (5, 1)										0	0	0	0	0	0	0
15 Jeff Salazar, L (6, PH) (6, 9) (7, 8) OBP: 0.500, SLG: 1.167										2	0	0	0	0	0	1
21 Steve Finley, L (1, 8) OBP: 0.556, SLG: 0.500	X 0-0 ② G5-3		X 0-0 10 1B 27 S 2 1B 1B	X 0-0 27 1B 10 2B 1B 1-2 2-H	B B B B 4-0 64 2B BB		B B B B 4-0 64 G3-1 64 S BB		B B B B 4-0 64 1B 35 SF8 BB	3	2	2	1	0	0	0
29 Jayson Nix, R (4, 4) OBP: 0.833, SLG: 1.500										0	1	0	0	3	0	0
27 Garrett Atkins, R (1, 5) OBP: 0.545, SLG: 0.700	C C C 0-3 ③ K		C C C 0-3 ① K 1-2	X 0-0 10 2B 2 1B 1B 1-2 2-H	X 0-0 2B 1-3		S X 0-1 ① G3-1 1-3		X 0-0 19 1B 1B 1-3	3	1	1	1	0	2	1
64 Ian Stewart, L (4, 5) OBP: 0.545, SLG: 0.667										3	0	2	0	0	0	1
10 Jeff Baker, R (1, 3) OBP: 0.333, SLG: 0.375		X 0-0 E5 2 2B 28 2B	X 0-0 2 1B 44 1B 1B 2-3	X 0-0 2 1B 2B 1-3 2-H	X 0-0 ① P4		X 0-0 ② G5-3		X 0-0 ② SF8 3-H	5	3	2	1	0	0	3
35 Taylor Buchholz, R (7, 1)										0	0	0	1	0	0	0
5 Matt Holliday, R (1, 7) OBP: 0.455, SLG: 0.800	X 0-0 ① F9	S S S 0-3 ② K	B B B B 4-0 2 1B 44 3B BB	S S S 0-3 ② K	X 0-0 ③ F8		X 0-0 ③ F8		X 0-0 1-2 1B	2	1	0	0	1	1	3
19 Ryan Spilborghs, R (4, 7) OBP: 0.286, SLG: 0.167										3	0	1	0	0	1	3
2 Troy Tulowitzki, R (1, 6) OBP: 0.571, SLG: 0.667	X 0-0 1-3 28 2B 2B	X 0-0 44 1B 1-2 20 E 1B 3-H	X 0-0 1-2 44 3B 1B 2-H 3-H	C C C 0-3 ③ K		X 0-0 ③ E6 70 G3-1		X 0-0 ③ F8		4	3	3	3	0	1	2
62 Jonathan Herrera, S (8, PH) (8, 6)										2	0	0	0	0	0	2
44 Alexis Gomez, L (1, 9) OBP: 0.625, SLG: 0.857	B B B B 4-0 28 2B BB	X 0-0 1-3 20 S 1B 2-H	X 0-0 20 WP 3B 1-H 2-H	X 0-0 18 F7 20 S 1B	S S S 0-3 ① K 1-2		X 0-0 ② G3-1 2-3		3	1	3	3	1	0	0
55 Alvin Colina, R (6, 2)										1	0	0	0	0	1	1
20 Chris Iannetta, R (1, 2) OBP: 0.286, SLG: 0.333	X 0-0 ② F9	C C C 0-3 ③ K 1-2 3-H	B X 1-0 ① G3-1 3-H	S S S 0-3 ① K 1-2		X 0-0 ② F7 2-3		X 0-0 ② G3-1 2-3		4	0	0	0	0	2	5
98 Darren Clarke, R (6, 1)										0	0	0	0	0	0	0
70 Joe Koshansky, L (7, 3) OBP: 0.375, SLG: 0.167										1	0	0	0	0	0	1
28 Aaron Cook, R (1, 1) OBP: 1.000, SLG: 2.000	X 0-0 1-3 2-H 3-H 2B		X 0-0 S 21 1B 1B C C C 0-3 ② K					S S S 0-3 ③ K		1	0	1	2	0	0	0
18 Cory Sullivan, L (4, PH) (4, 8) OBP: 0.200, SLG: 0.200										3	1	1	0	0	1	1
66 Sean Barker, R (7, 9)										1	0	0	0	0	1	1

Inning Stats	1	2	3	4	5	6	7	8	9
R:	0	2	3	8	0	0	0	0	1
E:	0	1	0	0	0	0	0	1	0
K:	2	0	3	1	2	1	0	2	0
S:	7	6	13	13	8	6	4	8	5
H:	0	2	4	7	1	1	0	0	2
LOB:	0	2	1	0	2	1	1	1	2
BB:	0	1	0	1	1	0	1	0	1
P:	7	10	13	18	12	6	8	8	9

1B:	12
2B:	4
3B:	1
HR:	0
SF:	1
SAC:	0
DP:	0
HBP:	0
WP:	1
PB:	0
SB:	5
CS:	0
PA:	51

AB	45
R	14
H	17
RBI	12
BB	5
SO	11
LOB	27

PITCHER		IP	WLS	BF	H	R	ER	SO	BB	IBB	HBP	BLK	WP	HR	S	P	ERA	WHIP
57 Dustin Nippert, R ERA:	(1, 1)	2.0		10	2	2	0	2	1	0	0	0	0	0	13	17	0.00	1.500
73 Adam Bass, R ERA: 63.0	(3, 1)	1.0	L	12	9	8	7	3	0	0	0	0	0	0	19	19	63.00	9.000
75 Matt Elliott, R ERA: 27.0	(4, 1)	1.0		6	2	3	3	1	1	0	0	0	1	0	7	12	27.00	3.000
A.J. Shappi, R ERA:	(5, 1)	1.0		5	1	0	0	2	1	0	0	0	0	0	8	12	0.00	2.000
55 Casey Daigle, R ERA:	(6, 1)	2.0		8	1	0	0	1	1	0	0	0	0	0	10	14	0.00	1.000

PITCHER		IP	WLS	BF	H	R	ER	SO	BB	IBB	HBP	BLK	WP	HR	S	P	ERA	WHIP
63 Jailen Peguero, R ERA: 2.25	(8, 1)	2.0		10	2	1	1	2	1	0	0	0	0	0	13	17	4.50	1.500

BOTTOM

Colorado Rockies @ Arizona Diamondbacks

Tucson Electric Park, Tucson, AZ

Sun Mar 04 2007, 9:05 PM EST

Att. 3,469 - Partly Cloudy - 60 F

livebaseballscorecards.com

Batter	1	2	3	4	5	6	7	8	9	AB	R	H	RBI	BB	SO	LOB
24 Chris Young, R (1, 8) OBP: 0.444, SLG: 0.375	0-0 13 FC4-6 1B	0-0 13 G4-3 1B, 1-2		0-0 P3 ②	0-0 G6-3 ③			0-0 G5-3 ②		4	0	2	0	0	0	3
55 Casey Daigle, R (6, 1)										0	0	0	0	0	0	0
Jon Weber, L (8, 9)										1	0	0	0	0	0	0
13 Alberto Callaspo, S (1, 6) OBP: 0.500, SLG: 0.667	0-0 FC4-6 34 1B E, 1-2f ①	0-0 G4-3 1-2 2-3 ②		0-0 34 1B 2B, 1-H 2-H		SSS 0-3 K ①		0-0 L8 ③		3	2	1	2	0	0	3
A.J. Shappi, R (5, 1)										0	0	0	0	0	0	0
65 Emilio Bonifácio, S (6, 4) OBP: 0.333, SLG: 0.200										2	0	0	0	0	1	0
34 Conor Jackson, R (1, 3) OBP: 0.667, SLG: 0.889	0-0 E 26 1B, 1-3 1B	0-0 G5-3 ③		0-0 HR, 2-H 1B		0-0 G6-3 ②			0-0 G1-3 ①	3	2	2	1	0	0	2
70 Chris Carter, L (6, 3) OBP: 0.375, SLG: 0.375										2	0	0	0	0	0	0
Scott Hairston, R (1, 7) OBP: 0.250, SLG: 0.625	0-0 E4 26 1B, 1-2 3-H		0-0 G5-3 ①	0-0 HR, 1-H		0-0 G5-3 ③			BBB 4-0 BB	3	1	1	3	0	0	1
58 Rich Thompson, L (6, 7)										1	0	0	0	1	0	0
26 Miguel Montero, L (1, 2) OBP: 0.500, SLG: 0.429	0-0 1-2 2-H 1B	0-0 G3-1 ②		0-0 1B			0-0 G1-3 ①		CCC 0-3 K ②	3	0	2	1	0	0	0
68 Justin Upton, R (6, 8) OBP: 0.300, SLG: 0.286										2	0	0	0	0	1	1
71 Mark Reynolds, R (1, 5) OBP: 0.250, SLG: 0.375	SSS 0-3 K ②	SSS 0-3 K ③		0-0 G6-3 ③			0-0 G4-3 ②		SSS 0-3 K ③	2	0	0	0	0	2	2
76 Alex Romero, L (1, 9) OBP: 0.250, SLG: 0.250	0-0 G1-3 ③			0-0 E5 13 2B 1B	0-0 F7 ①		0-0 1B			4	1	1	0	0	0	2
63 Jailen Peguero, R (8, 1)										0	0	0	0	0	0	0
14 Brian Barden, R (1, 4) OBP: 0.400, SLG: 0.667		0-0 13 G4-3 24 1B 1B		SSS 0-3 K ①	0-0 E4 FC6-4		0-0 G6-3 ③			3	0	1	0	0	1	1
29 Mark Johnson, L (6, 2)										1	0	0	0	0	0	1
60 Wilkin Castillo, S (9, 2)										0	0	0	0	0	0	0
57 Dustin Nippert, R (1, 1) 73 Adam Bass, R (3, 1) 75 Matt Elliott, R (4, 1) Matt Erickson, L (4, 5) OBP: 0.333, SLG: 0.333 64 Danny Richar, L (4, PH) (5, 6)	CFM 0-3 K ①			0-0 13 2B 1B, 1-2	0-0 FC6-4 ②, 1-2f			0-0 P2 ①		1	0	0	0	0	1	1
										0	0	0	0	0	0	0
										0	0	0	0	0	0	0
										3	1	1	0	0	0	1
										3	0	0	0	0	1	2
Inning Stats	R: 2 E: 1 K: 1 S: 9 H: 3 LOB: 2 BB: 0 P: 9	R: 0 E: 0 K: 1 S: 7 H: 2 LOB: 2 BB: 0 P: 7	R: 0 E: 0 K: 1 S: 5 H: 0 LOB: 0 BB: 0 P: 5	R: 5 E: 1 K: 1 S: 11 H: 5 LOB: 1 BB: 0 P: 11	R: 0 E: 1 K: 0 S: 4 H: 0 LOB: 1 BB: 0 P: 4	R: 0 E: 0 K: 1 S: 5 H: 0 LOB: 0 BB: 0 P: 5	R: 0 E: 0 K: 0 S: 4 H: 1 LOB: 1 BB: 0 P: 4	R: 0 E: 0 K: 0 S: 3 H: 0 LOB: 0 BB: 0 P: 3	R: 0 E: 0 K: 2 S: 7 H: 0 LOB: 1 BB: 1 P: 11	1B: 9 2B: 1 3B: 0 HR: 1 SF: 0 SAC: 0 DP: 0 HBP: 0							

AB	41	
R	7	
H	11	
RBI	7	
BB	1	
SO	7	
LOB	20	

WP: 0 PB: 0 SB: 0 CS: 0 PA: 42

PITCHER		IP	WLS	BF	H	R	ER	SO	BB	IBB	HBP	BLK	WP	HR	S	P	ERA	WHIP
28 Aaron Cook, R ERA: 1.8	(1, 1)	3.0	W	15	5	2	1	3	0	0	0	0	0	0	21	21	3.00	1.667
54 Denny Bautista, R ERA:	(4, 1)	1.0		9	5	5	0	1	0	0	0	0	0	1	11	11	0.00	5.000
32 LaTroy Hawkins, R ERA:	(5, 1)	1.0		4	0	0	0	0	0	0	0	0	0	0	4	4	0.00	0.000
98 Darren Clarke, R ERA:	(6, 1)	1.0		3	0	0	0	1	0	0	0	0	0	0	5	5	0.00	0.000
35 Taylor Buchholz, R ERA: 7.2	(7, 1)	3.0	S	11	1	0	0	2	1	0	0	0	0	0	14	18	0.00	0.667

PITCHER		IP	WLS	BF	H	R	ER	SO	BB	IBB	HBP	BLK	WP	HR	S	P	ERA	WHIP

Texas Rangers @ Colorado Rockies

US West Sports Complex, Hi Corbett Field, Tucson, AZ

Mon Mar 05 2007, 3:05 PM EST

Att. 2,035 - Partly Cloudy - 77 F

livebaseballscorecards.com

TOP

Batter	1	2	3	4	5	6	7	8	9	AB	R	H	RBI	BB	SO	LOB
27 Frank Catalanotto, L (1, 7) OBP: 0.400, SLG: 0.556 19 Jason Botts, S (5, 7) OBP: 0.333, SLG: 0.625	S S S 0-3 ① K		S X 0-1 ② L4 1-2		S S S 0-3 ① K		S X 0-1 28 E 1-H 2-H 3B		X 0-0 ① F7	3 0 0 0 0 2 1 2 1 1 2 0 0 0						
5 Ian Kinsler, R (1, 4) OBP: 0.400, SLG: 0.900 28 Matt Kata, S (5, 4) OBP: 0.400, SLG: 0.400	X 0-0 ② F9		X 0-0 6 2B 2-H 1B		X 0-0 2B		X 0-0 E6 14 1B 3-H		X 0-0 ② G6-3	3 1 2 1 0 0 0 2 0 0 1 0 0 1						
6 Brad Wilkerson, L (1, 9) OBP: 0.556, SLG: 0.500 14 Victor Diaz, R (5, 9) OBP: 0.333, SLG: 0.833	S S S 0-3 ③ K		X 0-0 1-H 2B		S S S 0-3 ② K		X 0-0 1-2 1B		X 0-0 ③ G6-3	3 0 1 1 0 2 1 2 0 1 0 0 0 0						
23 Mark Teixeira, S (1, 3) OBP: 0.250, SLG: 0.250 65 Nate Gold, R (5, 3) OBP: 0.444, SLG: 0.571		X 0-0 ① P4	C C C 0-3 ③ K		X 0-0 ③ F7		S S S 0-3 ① K			3 0 0 0 0 1 2 1 0 0 0 0 1 2						
22 Marlon Byrd, R (1, 10) OBP: 0.222, SLG: 0.250 3 Joaquin Arias, R (7, PH) OBP: 0.750, SLG: 0.750 (7, 10)		X 0-0 ② F9		C C C 0-3 ① K		X 0-0 ① F8	C C C 0-3 ② K			3 0 0 0 0 1 0 1 0 0 0 0 1 2						
17 Nelson Cruz, R (1, 8) OBP: 0.375, SLG: 0.167 Freddy Guzman, S (6, 8) OBP: 0.333, SLG: 0.333		X 0-0 ③ F9		B B B B 4-0 49 HR BB		X 0-0 ② G6-3	X 0-0 ③ G6-3			2 1 0 0 1 0 0 1 0 0 0 0 0 2						
1 Desi Relaford, S (1, 5) OBP: 0.375, SLG: 0.667 12 Ramón Vázquez, L (6, 5) OBP: 0.286, SLG: 0.167			X 0-0 49 SH1-3 25 1B 2B	S S S 0-3 ② K		S S S 0-3 ③ K		X 0-0 ① G4-3		3 1 1 0 0 2 1 1 0 0 0 0 0 0						
49 Miguel Ojeda, R (1, 2) OBP: 0.667, SLG: 2.000 Todd Donovan, R (7, PR) 35 Chris Stewart, R (7, 2)			X 0-0 ① SH1-3 2-3	X 0-0 1-H HR		B B B B 4-0 19 S 25 1B 19 3B BB	S S S 0-3 ② K			1 1 1 2 1 0 0 0 1 0 0 0 0 0 1 0 0 0 0 1 0						
25 Jerry Hairston, R (1, 6) OBP: 0.800, SLG: 1.000 2 Drew Meyer, L (7, 6)			X 0-0 27 S 5 1B 3-H 1B	X 0-0 ③ F7		X 0-0 19 S 19 3B 1-2 1B	X 0-0 ③ G6-3			3 2 2 1 0 0 0 1 0 0 0 0 0 0						
Inning Stats	R: 0 E: 0 K: 2 S: 7 H: 0 LOB: 0 BB: 0 P: 7	R: 0 E: 0 K: 0 S: 3 H: 0 LOB: 0 BB: 0 P: 3	R: 3 E: 0 K: 1 S: 10 H: 4 LOB: 1 BB: 0 P: 10	R: 2 E: 0 K: 2 S: 8 H: 1 LOB: 0 BB: 1 P: 12	R: 0 E: 0 K: 2 S: 8 H: 1 LOB: 1 BB: 0 P: 8	R: 0 E: 0 K: 1 S: 5 H: 0 LOB: 0 BB: 0 P: 5	R: 3 E: 1 K: 2 S: 12 H: 3 LOB: 2 BB: 1 P: 16	R: 0 E: 0 K: 1 S: 5 H: 0 LOB: 0 BB: 0 P: 5	R: 0 E: 0 K: 0 S: 3 H: 0 LOB: 0 BB: 0 P: 3	1B: 4 2B: 3 3B: 1 HR: 1	SF: 0 SAC: 1 DP: 0 HBP: 0	WP: 0 PB: 0 SB: 3 CS: 0	PA: 39				

	AB	36
	R	8
	H	9
	RBI	8
	BB	2
	SO	11
	LOB	12

PITCHER	IP	WLS	BF	H	R	ER	SO	BB	IBB	HBP	BLK	WP	HR	S	P	ERA	WHIP
38 Ubaldo Jiménez, R (1, 1) ERA: 5.4	3.0	L	13	4	3	3	3	0	0	0	0	0	0	20	20	9.00	1.333
65 Oscar Rivera, L (4, 1) ERA: 7.2	3.0		12	2	2	2	5	1	0	0	0	0	1	21	25	6.00	1.000
Jeremy Affeldt, L (7, 1) ERA: 18.0	1.0		8	3	3	3	2	1	0	0	0	0	0	12	16	27.00	4.000
61 Ramon E Ramirez, R (8, 1) ERA:	1.0		3	0	0	0	1	0	0	0	0	0	0	5	5	0.00	0.000
60 Manny Corpas, R (9, 1) ERA:	1.0		3	0	0	0	0	0	0	0	0	0	0	3	3	0.00	0.000

PITCHER	IP	WLS	BF	H	R	ER	SO	BB	IBB	HBP	BLK	WP	HR	S	P	ERA	WHIP

Batter	1	2	3	4	5	6	7	8	9	AB	R	H	RBI	BB	SO	LOB
3 Willy Taveras, R (1, 8) OBP: 0.333, SLG: 0.375	S S S 0-3 ① K		X 0-0 ① FC6-4 7 CS 1-2f		X 0-0 FC6 47 S 17 1B 1-3		X 0-0 70 PB 62 1B 1B		X 0-0 ② P5	3	1	0	0	0	1	2
44 Alexis Gomez, L (6, 8) OBP: 0.600, SLG: 0.778										2	0	1	0	0	0	0
7 Kazuo Matsui, S (1, 4) OBP: 0.444, SLG: 0.571	X 0-0 ② F9		S X 0-1 ② 47 S 1-2 1B		X 0-0 ② SF9 3-H		X 0-0 47 L3 1-2 1B		X 0-0 ③ G6-3	2	0	1	1	0	0	0
62 Jonathan Herrera, S (6, 4) OBP: 0.250, SLG: 0.250										2	0	1	0	0	0	0
47 John Mabry, L (1, 10) OBP: 0.571, SLG: 0.400	X 0-0 17 1B 1B		B B B 4-0 17 FC6-4 1-2 BB		B B B 4-0 17 1B 1-2 BB		X 0-0 ① ② L3 1-1			2	0	1	0	2	0	2
17 Todd Helton, L (1, 3) OBP: 0.625, SLG: 0.571	X 0-0 1-3 1B		X 0-0 ③ FC6-4 1-2f		X 0-0 1-3 2-H 1B		B B B 4-0 72 FC6-4 2-3 BB			3	0	2	1	0	0	2
70 Joe Koshansky, L (6, 3) OBP: 0.444, SLG: 0.167										0	0	0	0	1	0	0
11 Brad Hawpe, L (1, 9) OBP: 0.364, SLG: 0.500	X 0-0 ③ P6			X 0-0 ① G3-1	X 0-0 L9		X 0-0 ③ FC6-4 1-2f			3	0	0	0	0	0	4
72 Matt Miller, R (6, 9) OBP: 0.500, SLG: 0.500										1	0	0	0	0	0	2
Javy Lopez, R (1, 2) OBP: 0.444, SLG: 0.889		X 0-0 ① F9		X 0-0 ② G5-3		X 0-0 18 G4-3 2B		C C C 0-3 ① K		3	0	1	0	0	0	0
Geronimo Gil, R (7, 2) OBP: 0.333, SLG: 0.333										1	0	0	0	0	1	0
64 Ian Stewart, L (1, 5) OBP: 0.429, SLG: 0.500		X 0-0 ② G3		S S S 0-3 ③ K		C C C 0-3 ① K		X 0-0 ② G5-3		3	0	0	0	0	2	1
67 Erick Almonte, R (7, 5)										1	0	0	0	0	0	0
18 Cory Sullivan, L (1, 7) OBP: 0.222, SLG: 0.125		X 0-0 ③ G6-3			B B B B 4-0 3 E 3 FC6 7 SF9 BB	X 0-0 ② G4-3 2-3		C C C 0-3 ③ K		3	1	0	0	1	1	1
12 Clint Barmes, R (1, 6) OBP: 0.300, SLG: 0.333			X 0-0 3 FC6-4 1B		X 0-0 ① F8	X 0-0 ③ P4			X 0-0 ① F8	4	0	1	0	0	0	2
Inning Stats	R: 0 E: 0 K: 1 S: 7 H: 2 LOB: 2 BB: 0 P: 7	R: 0 E: 0 K: 0 S: 3 H: 0 LOB: 0 BB: 0 P: 3	R: 0 E: 0 K: 0 S: 5 H: 2 LOB: 2 BB: 1 P: 9	R: 0 E: 0 K: 1 S: 5 H: 0 LOB: 0 BB: 0 P: 5	R: 2 E: 1 K: 0 S: 5 H: 1 LOB: 2 BB: 2 P: 13	R: 0 E: 0 K: 1 S: 6 H: 1 LOB: 1 BB: 0 P: 6	R: 0 E: 0 K: 0 S: 4 H: 2 LOB: 2 BB: 1 P: 8	R: 0 E: 0 K: 2 S: 7 H: 0 LOB: 0 BB: 0 P: 7	R: 0 E: 0 K: 0 S: 3 H: 0 LOB: 0 BB: 0 P: 3	1B: 7 2B: 2 3B: 0 HR: 0	SF: 1 SAC: 0 DP: 1 HBP: 0						

BOTTOM

Texas Rangers @ Colorado Rockies

US West Sports Complex, Hi Corbett Field, Tucson, AZ

Mon Mar 05 2007, 3:05 PM EST
Att. 2,035 - Partly Cloudy - 77 F

livebaseballscorecards.com

AB	33
R	2
H	8
RBI	2
BB	4
SO	5
LOB	16

PITCHER		IP	WLS	BF	H	R	ER	SO	BB	IBB	HBP	BLK	WP	HR	S	P	ERA	WHIP
55 Robinson Tejeda, R ERA:	(1, 1)	2.0	W	8	2	0	0	1	0	0	0	0	0	0	10	10	0.00	1.000
59 Josh Rupe, R ERA:	(3, 1)	2.0	H	8	2	0	0	1	1	0	0	0	0	0	10	14	0.00	1.500
50 Frank Francisco, R ERA:	(5, 1)	1.0		7	1	2	0	0	2	0	0	0	0	0	5	13	0.00	3.000
53 Joaquín Benoit, R ERA:	(6, 1)	1.0	H	4	1	0	0	1	0	0	0	0	0	0	6	6	0.00	1.000
58 Wes Littleton, R ERA: 3.86	(7, 1)	1.0		5	2	0	0	0	1	0	0	0	0	0	4	8	0.00	3.000

PITCHER		IP	WLS	BF	H	R	ER	SO	BB	IBB	HBP	BLK	WP	HR	S	P	ERA	WHIP
47 A.J. Murray, L ERA:	(8, 1)	1.0		3	0	0	0	2	0	0	0	0	0	0	7	7	0.00	0.000
63 Scott Rice, L ERA:	(9, 1)	1.0		3	0	0	0	0	0	0	0	0	0	0	3	3	0.00	0.000

WP: 0 PB: 1 SB: 2 CS: 1 PA: 38

Batter	1	2	3	4	5	6	7	8	9	AB	R	H	RBI	BB	SO	LOB
3 Willy Taveras, R (1, 8) OBP: 0.417, SLG: 0.455	0-0 7 G4-3 27 2B 7 S 1B	0-0 1-2 7 3B 1B		1-0 G6-3 1-2		0-0 G4-3 1-2 2-3			0-0 P5	3	2	2	0	0	0	1
15 Jeff Salazar, L (5, 8) OBP: 0.375, SLG: 0.875										2	0	0	0	0	0	2
7 Kazuo Matsui, S (1, 4) OBP: 0.417, SLG: 0.700	1-0 G4-3 1-3	0-0 1-H 2-H 3B			0-0 F8	0-3 K			0-0 P4	3	0	1	2	0	0	1
Jamey Carroll, R (5, 4) OBP: 0.182, SLG: 0.100										2	0	0	0	0	1	2
27 Garrett Atkins, R (1, 5) OBP: 0.500, SLG: 0.692	0-0 17 G3 5 2B 3-H 2B	0-0 G5-3			0-0 L9		0-3 K			3	1	1	1	0	0	1
64 Ian Stewart, L (5, 5) OBP: 0.400, SLG: 0.462										1	0	0	0	0	1	0
17 Todd Helton, L (1, 10) OBP: 0.500, SLG: 0.444	0-0 G3 2-3		0-0 F7		0-0 G4-3		0-3 K			2	0	0	0	0	0	1
21 Steve Finley, L (5, PH) OBP: 0.455, SLG: 0.400 (5, 10)										2	0	0	0	0	1	0
5 Matt Holliday, R (1, 7) OBP: 0.500, SLG: 0.846	0-0 3-H 2B		0-0 P3			0-0 11 HR 1B	0-0 F9			3	1	2	1	0	0	0
44 Alexis Gomez, L (6, 7) OBP: 0.545, SLG: 0.700										1	0	0	0	0	0	0
11 Brad Hawpe, L (1, 9) OBP: 0.357, SLG: 0.692	0-0 F8		0-3 K			0-0 1-H HR		0-0 L9		3	1	1	2	0	1	1
19 Ryan Spilborghs, R (6, 9) OBP: 0.250, SLG: 0.143										1	0	0	0	0	0	0
10 Jeff Baker, R (1, 3) OBP: 0.333, SLG: 0.364		0-3 K2-3		0-0 3 S 1B		0-0 G6-3		0-0 F7		3	0	1	0	0	1	0
70 Joe Koshansky, L (6, 3) OBP: 0.400, SLG: 0.143										1	0	0	0	0	0	0
2 Troy Tulowitzki, R (1, 6) OBP: 0.500, SLG: 0.667		0-3 K		0-3 K		0-0 15 G4-3 2B		0-3 K		3	0	1	0	0	2	1
62 Jonathan Herrera, S (6, 6) OBP: 0.200, SLG: 0.200										1	0	0	0	0	1	0
20 Chris Iannetta, R (1, 2) OBP: 0.400, SLG: 0.375		0-0 3 1B 7 3B 1B		0-3 K		4-0 15 G4-3 BB			0-0 G6-3	2	1	1	0	1	1	1
63 Edwin Bellorin, R (7, 2)										1	0	0	0	0	0	0
Inning Stats	R: 2 E: 0 K: 0 S: 6 H: 3 LOB: 1 BB: 0 P: 7	R: 2 E: 0 K: 2 S: 10 H: 3 LOB: 1 BB: 0 P: 10	R: 0 E: 0 K: 1 S: 5 H: 0 LOB: 0 BB: 0 P: 5	R: 0 E: 0 K: 2 S: 8 H: 1 LOB: 1 BB: 0 P: 9	R: 0 E: 0 K: 0 S: 3 H: 0 LOB: 0 BB: 0 P: 3	R: 2 E: 0 K: 1 S: 8 H: 3 LOB: 2 BB: 1 P: 12	R: 0 E: 0 K: 2 S: 7 H: 0 LOB: 0 BB: 0 P: 7	R: 0 E: 0 K: 1 S: 5 H: 0 LOB: 0 BB: 0 P: 5	R: 0 E: 0 K: 0 S: 3 H: 0 LOB: 0 BB: 0 P: 3	1B: 5 2B: 3 3B: 1 HR: 1 SF: 0 SAC: 0 DP: 0 HBP: 0						

PITCHER		IP	WLS	BF	H	R	ER	SO	BB	IBB	HBP	BLK	WP	HR	S	P	ERA	WHIP
Javier Vazquez, R ERA: 15.19	(1, 1)	3.0	L	15	6	4	4	3	0	0	0	0	0	0	21	22	12.00	2.000
37 Matt Thornton, L ERA:	(4, 1)	1.0		4	1	0	0	2	0	0	0	0	0	0	8	9	0.00	1.000
78 Adam Russell, R ERA: 9.0	(5, 1)	2.0		10	3	2	2	1	1	0	0	0	0	1	11	15	9.00	2.000
43 Heath Phillips, L ERA: 3.0	(7, 1)	1.0		3	0	0	0	2	0	0	0	0	0	0	7	7	0.00	0.000
57 Boone Logan, L ERA:	(8, 1)	1.0		3	0	0	0	1	0	0	0	0	0	0	5	5	0.00	0.000

PITCHER		IP	WLS	BF	H	R	ER	SO	BB	IBB	HBP	BLK	WP	HR	S	P	ERA	WHIP
63 Ryan Bukvich, R ERA: 6.0	(9, 1)	1.0		3	0	0	0	0	0	0	0	0	0	0	3	3	0.00	0.000

Colorado Rockies @ Chicago White Sox

Tucson Electric Park, Tucson, AZ

Tue Mar 06 2007, 3:05 PM EST

Att. 3,482 - Sunny - 78 F

TOP

livebaseballscorecards.com

AB	37
R	6
H	10
RBI	6
BB	1
SO	9
LOB	11

WP: 0	PB: 0	SB: 2	CS: 0	PA: 38														

BOTTOM

Colorado Rockies @ Chicago White Sox

Tucson Electric Park, Tucson, AZ

Tue Mar 06 2007, 3:05 PM EST

Att. 3,482 - Sunny - 78 F

livebaseballscorecards.com

Batter	1	2	3	4	5	6	7	8	9	AB	R	H	RBI	BB	SO	LOB
17 Darin Erstad, L (1, 7) OBP: 0.400, SLG: 0.429	0-0 5 G4-3 1B		0-0 5 2B 1B	0-0 P6			0-3 K		0-0 G6-3	3	1	2	0	0	0	0
64 Kenny Kelly, R (5, 7) OBP: 0.429, SLG: 0.333										2	0	0	0	0	1	0
5 Juan Uribe, R (1, 6) OBP: 0.357, SLG: 0.500	0-0 G4-3 1-2f		0-0 12 HR 1-H 2B	0-0 G5-3			0-0 1B			2	1	1	1	0	0	1
26 Andy González, R (4, 6) OBP: 0.250, SLG: 0.100										2	0	1	0	0	0	0
25 Jim Thome, L (1, 10) OBP: 0.167, SLG: 0.250	0-0 1B		0-0 F8		0-0 G3-1		0-0 G4-3			4	0	1	0	0	0	2
12 A.J. Pierzynski, L (1, 2) OBP: 0.273, SLG: 0.500	0-0 G1-3		0-0 2-H HR		0-3 K			0-0 G4-3		2	1	1	2	0	0	1
39 Wiki Gonzalez, R (5, 2) OBP: 0.273, SLG: 0.273										2	0	0	0	0	1	0
24 Joe Crede, R (1, 5) OBP: 0.500, SLG: 0.786		0-0 L4	0-0 BB 1B		0-0 65 CS 1B			0-0 G6-3		2	0	1	0	0	0	0
1 Junior Spivey, R (4, 4) OBP: 0.250, SLG: 0.375										2	0	1	0	0	0	0
Tadahito Iguchi, R (1, 4) OBP: 0.333, SLG: 0.250		0-0 L5	4-0 1-2 BB		0-1 CS 1-2	0-0 G4-3		4-0 BB		1	0	0	0	1	0	0
65 Kenny Perez, S (4, 5) OBP: 0.444, SLG: 0.167										1	0	0	0	1	0	0
30 Luis Terrero, R (1, 8) OBP: 0.333, SLG: 0.273		0-0 36 BB 1B	0-0 P4			0-0 L7		0-3 K		4	0	1	0	0	1	3
36 Casey Rogowski, L (1, 3) OBP: 0.438, SLG: 0.385		4-0 1-2 BB	0-3 K			0-0 G4-3			0-0 G6-3	3	0	0	0	1	1	2
31 Ryan Sweeney, L (1, 9) OBP: 0.286, SLG: 0.231		0-3 K	0-0 F8				0-0 G4-3		0-0 G5-3	4	0	0	0	0	1	2

Inning Stats	1	2	3	4	5	6	7	8	9
	R: 0 E: 0 K: 0 S: 4 H: 2 LOB: 1 BB: 0 P: 4	R: 0 E: 0 K: 1 S: 6 H: 1 LOB: 2 BB: 1 P: 10	R: 3 E: 0 K: 1 S: 9 H: 4 LOB: 2 BB: 1 P: 13	R: 0 E: 0 K: 0 S: 3 H: 0 LOB: 0 BB: 0 P: 3	R: 0 E: 0 K: 1 S: 6 H: 1 LOB: 0 BB: 0 P: 6	R: 0 E: 0 K: 0 S: 3 H: 0 LOB: 0 BB: 0 P: 3	R: 0 E: 0 K: 1 S: 6 H: 1 LOB: 1 BB: 0 P: 6	R: 0 E: 0 K: 1 S: 5 H: 0 LOB: 1 BB: 1 P: 9	R: 0 E: 0 K: 0 S: 3 H: 0 LOB: 0 BB: 0 P: 3

	AB	34
	R	3
	H	9
	RBI	3
	BB	3
	SO	5
	LOB	11

	1B: 7	SF: 0	WP: 0	PA: 38
	2B: 1	SAC: 0	PB: 0	
	3B: 0	DP: 1	SB: 0	
	HR: 1	HBP: 0	CS: 1	

PITCHER		IP	WLS	BF	H	R	ER	SO	BB	IBB	HBP	BLK	WP	HR	S	P	ERA	WHIP
31 Rodrigo Lopez, R ERA: 9.0	(1, 1)	3.0	W	17	7	3	3	2	2	0	0	0	0	1	19	27	9.00	3.000
48 Jason Hirsh, R ERA:	(4, 1)	3.0	H	9	1	0	0	1	0	0	0	0	0	0	12	12	0.00	0.333
45 Mike Gallo, L ERA: 4.5	(7, 1)	1.0	H	4	1	0	0	1	0	0	0	0	0	0	6	6	0.00	1.000
23 Ryan Speier, R ERA:	(8, 1)	1.0	H	4	0	0	0	1	1	0	0	0	0	0	5	9	0.00	1.000
52 Greg Reynolds, R ERA:	(9, 1)	1.0	S	3	0	0	0	0	0	0	0	0	0	0	3	3	0.00	0.000

PITCHER	IP	WLS	BF	H	R	ER	SO	BB	IBB	HBP	BLK	WP	HR	S	P	ERA	WHIP

Milwaukee Brewers @ Colorado Rockies

US West Sports Complex, Hi Corbett Field, Tucson, AZ

Wed Mar 07 2007, 3:05 PM EST

Att. 2,606 - Sunny - 80 F

livebaseballscorecards.com

TOP

Batter	1	2	3	4	5	6	7	8	9	AB	R	H	RBI	BB	SO	LOB
20 Laynce Nix, L (1, 8) OBP: 0.333, SLG: 0.500	F8		F7	K		7 1B / 1 2B BB	K			4	1	0	0	1	2	4
7 J.J. Hardy, R (1, 6) 57 Ozzie Chavez, S (6, 6) OBP: 0.267, SLG: 0.214	2B		2B		F8	1 2B 1-3 2-H	P4			4 1	3 0	3 0	1 0	0 0	0 0	0 2
1 Corey Hart, R (1, 9) OBP: 0.476, SLG: 0.471 21 Drew Anderson, L (6, 9) OBP: 0.333, SLG: 0.455	K		L4		55 BB E 1B	1B 1-H 3-H 2B		8 BB 1B		4 1	1 0	2 1	2 0	0 0	1 0	2 0
Geoff Jenkins, L (1, 7) OBP: 0.600, SLG: 0.684 94 Chuckie Caufield, R (6, 7)	8 1B 2-H 2B		1-H 2B		FC6 55 BB 1-2	8 CS 2-H 1B		F8		4 1	1 0	3 0	3 0	0 0	0 0	1 1
8 Vinny Rottino, R (1, 5) OBP: 0.296, SLG: 0.333 Ben Hendrickson, R (8, 1) 68 Corey Thurman, R (9, 1)	2-H 1B		G6-3		F7	F7 1-2		77 G6-4-3 1-2 BB		4 0 0	0 0 0	1 0 0	1 0 0	1 0 0	0 0 0	4 0 0
55 JD Closser, S (1, 2) OBP: 0.467, SLG: 0.846 77 Néstor Corredor, R (8, PH) OBP: 0.500, SLG: 0.500 (8, 2)		K		F7	1-2 2-3 BB		99 WP 61 E 2B	G6-4-3 1-2f		3 1	1 0	1 0	0 0	1 0	1 0	0 2
92 Brad Nelson, L (1, 3) OBP: 0.400, SLG: 0.500 99 Jeffrey Eure, R (6, 3) OBP: 0.333, SLG: 0.333	2B		61 1B BB	K			K 2-3		G5-3	2 2	0 0	1 0	0 0	1 0	1 1	3 1
61 Hernan Iribarren, L (1, 4) OBP: 0.529, SLG: 0.643	F8		1-2 1B			76 SH3 7 1B BB	E4 3-H 1B		F9	4	1	2	1	1	0	1
12 Carlos Villanueva, R (1, 1) 76 Yovani Gallardo, R (5, 1) OBP: 0.667, SLG: 0.500 95 Chris Barnwell, R (8, 5)	K		K			SH3 1-2			G6-3	2 0 1	0 0 0	0 0 0	0 0 0	0 1 0	2 0 0	3 0 0
Inning Stats	R: 2 E: 0 K: 1 S: 7 H: 3 LOB: 1 BB: 0 P: 7	R: 0 E: 0 K: 2 S: 8 H: 1 LOB: 1 BB: 0 P: 8	R: 1 E: 0 K: 0 S: 5 H: 2 LOB: 1 BB: 0 P: 5	R: 0 E: 0 K: 2 S: 8 H: 1 LOB: 2 BB: 1 P: 12	R: 0 E: 1 K: 1 S: 7 H: 1 LOB: 3 BB: 1 P: 11	R: 4 E: 0 K: 0 S: 5 H: 3 LOB: 0 BB: 2 P: 14	R: 1 E: 1 K: 2 S: 9 H: 2 LOB: 2 BB: 1 P: 14	R: 0 E: 0 K: 0 S: 3 H: 1 LOB: 1 BB: 1 P: 7	R: 0 E: 0 K: 0 S: 3 H: 0 LOB: 0 BB: 0 P: 3	1B: 8 2B: 6 3B: 0 HR: 0 SF: 0 SAC: 1 DP: 1 HBP: 0						

AB	38
R	8
H	14
RBI	8
BB	6
SO	8
LOB	24

WP: 1 PB: 0 SB: 0 CS: 1 PA: 45

PITCHER		IP	WLS	BF	H	R	ER	SO	BB	IBB	HBP	BLK	WP	HR	S	P	ERA	WHIP
37 Josh Fogg, R ERA: 5.4	(1, 1)	3.0	L	14	6	3	3	3	0	0	0	0	0	0	20	20	9.00	2.000
49 Byung-Hyun Kim, R ERA: 10.38	(4, 1)	2.1		16	4	4	4	3	4	0	0	0	0	0	18	34	15.43	3.429
46 Eric DuBose, L ERA:	(6, 1)	0.2		2	1	0	0	0	0	0	0	0	0	0	2	3	0.00	1.500
40 Brian Fuentes, L ERA: 4.5	(7, 1)	1.0		6	2	1	1	2	1	0	0	0	1	0	9	14	9.00	3.000
39 Tom Martin, L ERA: 13.5	(8, 1)	1.0		4	1	0	0	0	1	0	0	0	0	0	3	7	0.00	2.000
34 Matt Herges, R ERA:	(9, 1)	1.0		3	0	0	0	0	0	0	0	0	0	0	3	3	0.00	0.000

Milwaukee Brewers @ Colorado Rockies

US West Sports Complex, Hi Corbett Field, Tucson, AZ

Wed Mar 07 2007, 3:05 PM EST

Att. 2,606 - Sunny - 80 F

livebaseballscorecards.com

BOTTOM

Batter	1	2	3	4	5	6	7	8	9	AB	R	H	RBI	BB	SO	LOB
Jamey Carroll, R (1, 5) OBP: 0.143, SLG: 0.077	C C C 0-3 ① K		x 0-0 ③ G1-3		x 0-0 ③ F7			x 0-0 72 1B 1B		3	0	0	0	0	1	0
67 Erick Almonte, R (6, 5) OBP: 0.667, SLG: 0.500										1	0	1	0	0	0	0
21 Steve Finley, L (1, 8) OBP: 0.429, SLG: 0.538	x 0-0 ② G3			x 0-0 11 2B 3B		x 0-0 ① G3		x 0-0 1-2 1B		3	1	1	0	0	0	0
72 Matt Miller, R (7, 7) OBP: 0.667, SLG: 0.667										1	0	1	0	0	0	0
11 Brad Hawpe, L (1, 9) OBP: 0.375, SLG: 0.733	S S S 0-3 ③ K			x 0-0 19 1B 3-H 2B		S S S 0-3 ② K		x 0-0 ③ F8		2	1	1	1	0	1	0
73 Seth Smith, L (6, 9) OBP: 0.333, SLG: 0.200										2	0	0	0	0	1	2
47 John Mabry, L (1, 3) OBP: 0.500, SLG: 0.375		x 0-0 8 G6-4-3 1B		x 0-0 ① G4-3		x 0-0 ③ G3			x 0-0 ① P2	3	0	1	0	0	0	1
40 Brian Fuentes, L (7, 1)										0	0	0	0	0	0	0
39 Tom Martin, L (8, 1)										0	0	0	0	0	0	0
34 Matt Herges, L (9, 1)										0	0	0	0	0	0	0
15 Jeff Salazar, L (9, PH) OBP: 0.333, SLG: 0.778										1	0	0	0	0	0	0
8 Yorvit Torrealba, R (1, 2) OBP: 0.333, SLG: 0.333		x 0-0 ① ② G6-4-3 1-2f		C C C 0-3 ② K			x 0-0 ① G6-3		x 0-0 ② F7	2	0	0	0	0	1	2
Javy Lopez, R (6, 2) OBP: 0.364, SLG: 0.727										2	0	0	0	0	0	0
19 Ryan Spilborghs, R (1, 7) OBP: 0.400, SLG: 0.333		x 0-0 1B		x 0-0 2-H 1B			S S S 0-3 ② K		C C C 0-3 ③ K	2	0	2	1	0	0	0
70 Joe Koshansky, L (7, 3) OBP: 0.333, SLG: 0.111										2	0	0	0	0	2	0
12 Clint Barmes, R (1, 6) OBP: 0.231, SLG: 0.250		C C C 0-3 ③ K		x 0-0 ③ F7			C C C 0-3 ③ K			3	0	0	0	0	2	2
29 Jayson Nix, R (1, 4) OBP: 0.556, SLG: 0.600			x 0-0 ① P4		x 0-0 ① L6			x 0-0 ① G6-3		3	0	0	0	0	0	0
37 Josh Fogg, R (1, 1)			S S S 0-3 ② K2-3		x 0-0 ② G6-3			x 0-0 ② G4-3		0	0	0	0	0	0	0
44 Alexis Gomez, L (3, PH) OBP: 0.500, SLG: 0.636										1	0	0	0	0	1	0
49 Byung-Hyun Kim, R (4, 1)										1	0	0	0	0	0	0
46 Eric DuBose, L (6, 1)										0	0	0	0	0	0	0
18 Cory Sullivan, L (7, 8) OBP: 0.200, SLG: 0.111										1	0	0	0	0	0	0
Inning Stats	R: 0 E: 0 K: 2 S: 7 H: 0 LOB: 0 BB: 0 P: 7	R: 0 E: 0 K: 1 S: 6 H: 2 LOB: 1 BB: 0 P: 6	R: 0 E: 0 K: 1 S: 5 H: 0 LOB: 0 BB: 0 P: 5	R: 2 E: 0 K: 1 S: 8 H: 3 LOB: 1 BB: 0 P: 8	R: 0 E: 0 K: 0 S: 3 H: 0 LOB: 0 BB: 0 P: 3	R: 0 E: 0 K: 1 S: 5 H: 0 LOB: 0 BB: 0 P: 5	R: 0 E: 0 K: 2 S: 7 H: 0 LOB: 0 BB: 0 P: 7	R: 0 E: 0 K: 0 S: 5 H: 2 LOB: 2 BB: 0 P: 5	R: 0 E: 0 K: 1 S: 5 H: 0 LOB: 0 BB: 0 P: 5	1B: 5 2B: 1 3B: 1 HR: 0	SF: 0 SAC: 0 DP: 1 HBP: 0						

	AB	33
	R	2
	H	7
	RBI	2
	BB	0
	SO	9
	LOB	7

WP: 0 PB: 0 SB: 0 CS: 0 PA: 33

PITCHER		IP	WLS	BF	H	R	ER	SO	BB	IBB	HBP	BLK	WP	HR	S	P	ERA	WHIP
12 Carlos Villanueva, R ERA: 3.0	(1, 1)	4.0	W	16	5	2	2	5	0	0	0	0	0	0	26	26	4.50	1.250
76 Yovani Gallardo, R ERA:	(5, 1)	3.0	H	9	0	0	0	3	0	0	0	0	0	0	15	15	0.00	0.000
Ben Hendrickson, R ERA: 2.08	(8, 1)	1.0		5	2	0	0	0	0	0	0	0	0	0	5	5	0.00	2.000
68 Corey Thurman, R ERA: 11.57	(9, 1)	1.0		3	0	0	0	1	0	0	0	0	0	0	5	5	0.00	0.000

PITCHER	IP	WLS	BF	H	R	ER	SO	BB	IBB	HBP	BLK	WP	HR	S	P	ERA	WHIP

Batter	1	2	3	4	5	6	7	8	9	AB	R	H	RBI	BB	SO	LOB
17 Darin Erstad, L (1, 8) OBP: 0.368, SLG: 0.353	C C C 0-3 ① K		X 0-0 ① F8	B B B B 4-0 BB		X 0-0 ② G4-3		X 0-0 ② P6		3	0	0	0	1	1	0
62 Pedro Lopez, R (7, 4) OBP: 0.364, SLG: 0.300										1	0	0	0	0	0	0
Tadahito Iguchi, R (1, 4) OBP: 0.316, SLG: 0.200	X 0-0 ② F8		B B B B 4-0 14 S 14 1B BB	B 1-0 ③ CS 3-H	X 0-0 ① G5-3	X 0-0 E9		X 0-0 36 1B 1B		3	1	0	0	1	0	0
51 Andrew Sisco, L (7, 1)										0	0	0	0	0	0	0
57 Boone Logan, R (8, 1)										0	0	0	0	0	0	0
31 Ryan Sweeney, L (9, PH) OBP: 0.333, SLG: 0.286										1	0	1	0	0	0	0
14 Paul Konerko, R (1, 3) OBP: 0.474, SLG: 0.750	X 0-0 ③ G4-3		B X 1-0 23 G1-3 1-H 1B		X 0-0 ② G5-6-3		X 0-0 F7		X 0-0 1-3 1B	3	0	1	1	0	0	0
36 Casey Rogowski, L (5, 3) OBP: 0.444, SLG: 0.400										2	0	1	0	0	0	1
23 Jermaine Dye, R (1, 9) OBP: 0.263, SLG: 0.588		H 1-0 12 FC6-4 24 1B 5 FC5-4 HBP	X 0-0 ② G1-3 1-2		X 0-0 ③ F9			S S S 0-3 ① K	X 0-0 ③ G6-3	2	1	0	0	0	0	1
92 Daron Roberts, R (5, 9)										2	0	0	0	0	1	2
24 Joe Crede, R (1, 5) OBP: 0.529, SLG: 0.941	X 0-0 12 FC6-4 1-2 1B	X 0-0 ③ P3				X 0-0 HR		X 0-0 77 1B 66 G6-3 1B		3	1	2	1	0	0	1
26 Andy González, R (6, 5) OBP: 0.357, SLG: 0.250										1	0	1	0	0	0	0
12 A.J. Pierzynski, L (1, 2) OBP: 0.308, SLG: 0.455	X 0-0 ① FC6-4 5 FC5-4 1-2f 2-3			B B B B 4-0 7 BB 5 BB 75 G3-6-3 BB		S S S 0-3 ① K		X 0-0 ② G6-3 1-2		1	1	0	0	1	0	2
66 Gustavo Molina, R (4, 2) OBP: 0.250, SLG: 1.000										2	0	0	0	0	1	1
5 Juan Uribe, R (1, 6) OBP: 0.353, SLG: 0.438	X 0-0 ② FC5-4 7 1B 1-2f 3-H			B B B B 4-0 75 G3-6-3 7 BB 1-2 CS BB		X 0-0 ② G5-3		X 0-0 2-3 1B		2	0	0	1	1	0	1
77 Robert Valido, R (6, 6) OBP: 0.417, SLG: 0.300										1	0	1	0	0	0	0
7 Jerry Owens, L (1, 7) OBP: 0.357, SLG: 0.182	X 0-0 1-3 1B			B B B B 4-0 75 G3-6-3 1-2 2-3 BB		S S S 0-3 ③ K		X 0-0 ③ G6-3		3	0	1	0	1	1	2
34 Gavin Floyd, R (1, 1)	X 0-0 ③ G3			X 0-0 ① ② G3-6-3 1-2f 2-3 3-H			S S S 0-3 ① K		X 0-0 ① G5-3	1	0	0	0	0	0	2
75 Cole Armstrong, L (4, PH) OBP: 0.125, SLG: 0.125										1	0	0	0	0	0	2
47 Mike MacDougal, S (4, 1)										0	0	0	0	0	0	0
37 Matt Thornton, L (5, 1)										0	0	0	0	0	0	0
45 Bobby Jenks, R (6, 1)										0	0	0	0	0	0	0
30 Luis Terrero, R (7, PH) OBP: 0.333, SLG: 0.286										2	0	0	0	0	1	0
	(7, 8)															

TOP

Chicago White Sox @ Colorado Rockies

US West Sports Complex, Hi Corbett Field, Tucson, AZ

Thu Mar 08 2007, 3:05 PM EST

Att. 2,471 - Sunny - 78 F

livebaseballscorecards.com

AB	34
R	4
H	8
RBI	3
BB	5
SO	5
LOB	15

Inning Stats	1	2	3	4	5	6	7	8	9
	R: 0 H: 0 E: 0 LOB: 0 K: 1 BB: 0 S: 5 P: 5	R: 1 H: 2 E: 0 LOB: 2 K: 0 BB: 0 S: 5 P: 6	R: 1 H: 1 E: 0 LOB: 1 K: 0 BB: 1 S: 4 P: 9	R: 1 H: 0 E: 0 LOB: 1 K: 0 BB: 4 S: 1 P: 18	R: 0 H: 0 E: 0 LOB: 0 K: 0 BB: 0 S: 3 P: 3	R: 1 H: 1 E: 0 LOB: 0 K: 2 BB: 0 S: 8 P: 8	R: 0 H: 0 E: 1 LOB: 1 K: 1 BB: 0 S: 6 P: 6	R: 0 H: 2 E: 0 LOB: 2 K: 1 BB: 0 S: 7 P: 7	R: 0 H: 2 E: 0 LOB: 2 K: 0 BB: 0 S: 5 P: 5

| | | | | | | | | | | | | | | |

Batter	1	2	3	4	5	6	7	8	9	AB	R	H	RBI	BB	SO	LOB
3 Willy Taveras, R (1, 8) OBP: 0.400, SLG: 0.385	G5-3		7 G6-3 27 1B; 7 S; BB	K		1-3 2B		E6 29 S; 2-3		2	1	0	0	1	1	0
19 Ryan Spilborghs, R (6, 8) OBP: 0.417, SLG: 0.455										2	0	1	0	0	0	1
7 Kazuo Matsui, S (1, 4) OBP: 0.400, SLG: 0.615	G6-3		G6-3; 1-3		27 1B; 27 S; 1B	G3-1		L5; 1-2		3	1	1	0	0	0	1
29 Jayson Nix, R (6, 4) OBP: 0.455, SLG: 0.429										2	0	0	0	0	0	4
27 Garrett Atkins, R (1, 5) OBP: 0.529, SLG: 0.688	K		70 1B; 5 E; 3-H; 1B		1-H; 10 FC6-4; 1B		1B			3	1	2	2	0	1	0
64 Ian Stewart, L (6, 5) OBP: 0.438, SLG: 0.500										1	0	1	0	0	0	0
70 Joe Koshansky, L (1, 3) OBP: 0.313, SLG: 0.154		G4-3	5 E; 10 HR; 1-3; 1B		K		K			4	1	1	0	0	2	2
5 Matt Holliday, R (1, 7) OBP: 0.471, SLG: 0.750		8 S; 8 2B; 1B	E5; 10 HR; 1-2; 3-H		F8		P5			3	2	1	0	0	0	2
54 Denny Bautista, R (6, 1)										0	0	0	0	0	0	0
Geronimo Gil, R (7, 2) OBP: 0.250, SLG: 0.250										1	0	0	0	0	0	1
10 Jeff Baker, R (1, 9) OBP: 0.313, SLG: 0.533	F8		1-H; 2-H; HR		FC6-4; 1-2f		K			4	1	1	3	0	1	3
45 Mike Gallo, L (8, 1)										0	0	0	0	0	0	0
25 Bob Keppel, R (9, 1)										0	0	0	0	0	0	0
8 Yorvit Torrealba, R (1, 2) OBP: 0.333, SLG: 0.444	1-H; 2B		P5			P6		K		3	0	1	1	0	0	0
Jeremy Affeldt, L (7, 1)										0	0	0	0	0	0	0
44 Alexis Gomez, L (8, 9) OBP: 0.462, SLG: 0.583										1	0	0	0	0	1	0
2 Troy Tulowitzki, R (1, 6) OBP: 0.429, SLG: 0.500	G4-3			G1-3		F9		19 E; 15 DI; BB		3	0	0	0	1	0	1
35 Taylor Buchholz, R (1, 1)										0	0	0	0	0	0	0
73 Seth Smith, L (3, PH) OBP: 0.286, SLG: 0.167										1	0	0	0	0	0	0
Danny Graves, R (4, 1)										0	0	0	0	0	0	0
66 Sean Barker, R (4, PH)										1	0	0	0	0	1	0
43 Dave Veres, R (5, 1)										0	0	0	0	0	0	0
15 Jeff Salazar, L (6, 7) OBP: 0.364, SLG: 0.700			P6	K		19 2B; BB		F9; 1-2		1	0	0	0	1	0	1
Inning Stats	R: 0 E: 0 K: 1 S: 5 H: 0 LOB: 0 BB: 0 P: 5	R: 1 E: 0 K: 0 S: 5 H: 2 LOB: 1 BB: 0 P: 6	R: 5 E: 1 K: 0 S: 7 H: 3 LOB: 0 BB: 1 P: 12	R: 0 E: 0 K: 2 S: 7 H: 0 LOB: 0 BB: 0 P: 7	R: 1 E: 0 K: 1 S: 7 H: 2 LOB: 1 BB: 0 P: 8	R: 0 E: 0 K: 0 S: 4 H: 1 LOB: 2 BB: 1 P: 8	R: 0 E: 0 K: 2 S: 8 H: 1 LOB: 1 BB: 0 P: 8	R: 0 E: 1 K: 1 S: 6 H: 0 LOB: 2 BB: 1 P: 12		1B: 6 2B: 2 3B: 0 HR: 1	SF: 0 SAC: 0 DP: 0 HBP: 0					

PITCHER	IP	WLS	BF	H	R	ER	SO	BB	IBB	HBP	BLK	WP	HR	S	P	ERA	WHIP
34 Gavin Floyd, R (1, 1) ERA: 4.5	3.0	L	16	5	6	2	1	1	0	0	0	0	1	17	23	6.00	2.000
47 Mike MacDougal, R (4, 1) ERA: 2.25	1.0		3	0	0	0	2	0	0	0	0	0	0	7	7	0.00	0.000
37 Matt Thornton, L (5, 1) ERA: 2.25	1.0		5	2	1	1	1	0	0	0	0	0	0	7	8	9.00	2.000
45 Bobby Jenks, R (6, 1) ERA:	1.0		5	1	0	0	0	1	0	0	0	0	0	4	8	0.00	2.000
51 Andrew Sisco, L (7, 1) ERA:	1.0		4	1	0	0	2	0	0	0	0	0	0	8	8	0.00	1.000

PITCHER	IP	WLS	BF	H	R	ER	SO	BB	IBB	HBP	BLK	WP	HR	S	P	ERA	WHIP
57 Boone Logan, L (8, 1) ERA:	1.0		5	0	0	0	1	1	0	0	0	0	0	6	12	0.00	1.000

BOTTOM

Chicago White Sox @ Colorado Rockies

US West Sports Complex, Hi Corbett Field, Tucson, AZ

Thu Mar 08 2007, 3:05 PM EST

Att. 2,471 - Sunny - 78 F

livebaseballscorecards.com

AB	35
R	7
H	9
RBI	6
BB	3
SO	7
LOB	16

WP: 0	PB: 0	SB: 4	CS: 0
PA: 38			

Batter	1	2	3	4	5	6	7	8	9	10	AB	R	H	RBI	BB	SO	LOB
21 Steve Finley, L (1, 10) OBP: 0.500, SLG: 0.647	1B		G4-3		7 S 2-H 1B			19 1B 2B		B1	4	1	3	1	0	0	0
67 Erick Almonte, R (10, PH) OBP: 0.500, SLG: 0.333 (10, 10)											1	0	0	0	0	0	1
7 Kazuo Matsui, S (1, 4) OBP: 0.316, SLG: 0.471	F8		F8		F8 1-2			K		55 S 1-3 1B	4	0	0	0	0	1	3
62 Jonathan Herrera, S (8, 4) OBP: 0.333, SLG: 0.333											1	0	1	0	0	0	0
11 Brad Hawpe, L (1, 9) OBP: 0.316, SLG: 0.611	F9		K			G4-3		55 PO 2-H 1B		SF9 3-H	3	0	0	0	0	1	1
19 Ryan Spilborghs, R (6, 9) OBP: 0.429, SLG: 0.500											1	0	1	2	0	0	0
Javy Lopez, R (1, 2) OBP: 0.357, SLG: 0.643	K			70 G4-6-3 1B		K		PO 1-2	HR	K 1-2	3	0	1	0	0	2	1
55 Alvin Colina, R (7, 2) OBP: 0.250, SLG: 1.000											2	1	1	1	0	1	1
44 Alexis Gomez, L (1, 7) OBP: 0.438, SLG: 0.533		70 G4-3 70 S 12 E 1B		P6		G6-3			G3-1		3	1	1	0	0	0	1
15 Jeff Salazar, L (7, 7) OBP: 0.333, SLG: 0.636											1	0	0	0	0	0	0
70 Joe Koshansky, L (1, 3) OBP: 0.250, SLG: 0.118		G4-3 1-3		G4-6-3 1-2f			K		K2-3		4	0	0	0	0	2	2
64 Ian Stewart, L (1, 5) OBP: 0.400, SLG: 0.611		P6	K				K		HR		4	1	1	1	0	2	1
12 Clint Barmes, R (1, 6) OBP: 0.250, SLG: 0.267		E9 3-H 1B	F8				G6-3		G3		3	0	1	1	0	0	0
6 Omar Quintanilla, L (7, 6) OBP: 0.500, SLG: 0.400											1	0	0	0	0	0	0
18 Cory Sullivan, L (1, 8) OBP: 0.286, SLG: 0.308		F8			21 1B 2B			K		62 1B 62 WP 19 SF9 1B	4	2	2	0	0	1	1
Inning Stats	R: 0 E: 0 K: 1 S: 6	R: 1 E: 1 K: 0 S: 6	R: 0 E: 0 K: 1 S: 5	R: 0 E: 0 K: 0 S: 3	R: 1 E: 0 K: 1 S: 8	R: 0 E: 0 K: 1 S: 5	R: 0 E: 0 K: 2 S: 7	R: 1 E: 0 K: 2 S: 9	R: 2 E: 0 K: 1 S: 7	R: 1 E: 0 K: 1 S: 7							
	H: 1 LOB: 1 BB: 0 P: 6	H: 2 LOB: 1 BB: 0 P: 6	H: 0 LOB: 0 BB: 0 P: 5	H: 1 LOB: 0 BB: 0 P: 3	H: 2 LOB: 1 BB: 0 P: 8	H: 0 LOB: 0 BB: 0 P: 5	H: 0 LOB: 0 BB: 0 P: 7	H: 2 LOB: 0 BB: 0 P: 9	H: 2 LOB: 0 BB: 0 P: 7	H: 2 LOB: 1 BB: 0 P: 8							

TOP

Colorado Rockies @ Seattle Mariners

Peoria Stadium, Peoria, AZ

Fri Mar 09 2007, 3:05 PM EST
Att. 6,455 - Sunny - 75 F

livebaseballscorecards.com

AB	39
R	6
H	12
RBI	6
BB	0
SO	10
LOB	12

1B: 8 SF: 1
2B: 2 SAC: 0
3B: 0 DP: 1
HR: 2 HBP: 0

WP: 1 PA: 41
PB: 0
SB: 3
CS: 0

PITCHER		IP	WLS	BF	H	R	ER	SO	BB	IBB	HBP	BLK	WP	HR	S	P	ERA	WHIP
36 Jeff Weaver, R ERA: 7.2	(1, 1)	3.0		12	3	1	1	2	0	0	0	0	0	0	17	17	3.00	1.000
58 Cha Seung Baek, R ERA: 7.2	(4, 1)	3.0	H	11	3	1	1	2	0	0	0	0	0	0	16	16	3.00	1.000
59 Eric O'Flaherty, L ERA:	(7, 1)	1.0	H	3	0	0	0	2	0	0	0	0	0	0	7	7	0.00	0.000
George Sherrill, L ERA: 9.0	(8, 1)	1.0	H	4	2	1	1	2	0	0	0	0	0	0	9	9	9.00	2.000
33 Chris Reitsma, R ERA: 9.0	(9, 1)	1.0	B	5	2	2	2	1	0	0	0	0	0	2	7	7	18.00	2.000

PITCHER		IP	WLS	BF	H	R	ER	SO	BB	IBB	HBP	BLK	WP	HR	S	P	ERA	WHIP
61 Giancarlo Alvarado, R ERA: 6.0	(10, 1)	1.0	L	5	2	1	1	1	0	0	0	0	1	0	7	8	9.00	2.000

Colorado Rockies @ Seattle Mariners

Peoria Stadium, Peoria, AZ

Fri Mar 09 2007, 3:05 PM EST

Att. 6,455 - Sunny - 75 F

livebaseballscorecards.com

Batter	1	2	3	4	5	6	7	8	9	10	AB	R	H	RBI	BB	SO	LOB
51 Ichiro Suzuki, L (1, 8) OBP: 0.353, SLG: 0.375	F8		G6-3		2B		SF9		FC6-4		3	0	1	1	0	0	1
25 Adam Jones, R (5, PR) OBP: 0.286, SLG: 0.100 (6, 8)											1	0	0	1	0	0	1
16 Willie Bloomquist, R (1, 5) OBP: 0.444, SLG: 0.588	S 1B		G4-3 3B		K				G1-3		3	1	2	1	0	1	1
78 Matt Tuiasosopo, R (6, 5) OBP: 0.333, SLG: 0.333											2	0	1	0	0	0	1
Jose Vidro, S (1, 10) OBP: 0.350, SLG: 0.333	K		G4-3			G4-3 HBP BB		12 SH1-3 BB		K	2	0	0	1	1	1	1
64 Jeff Clement, L (8, PH)											0	0	0	0	1	0	0
1 Gookie Dawkins, R (8, PR) OBP: 0.111, SLG: 0.222 (9, 10)											1	0	0	0	0	1	0
Raul Ibanez, L (1, 7) OBP: 0.545, SLG: 0.750	K		G1			G4-3 HBP		SH1-3		L6	2	0	0	0	0	1	1
12 Michael Morse, R (6, PR) OBP: 0.250, SLG: 0.222 (7, 7)											1	0	0	0	0	0	0
Richie Sexson, R (1, 3)		P3		K		G4-3		K		F7	3	0	0	0	0	1	2
Tony Torcato, L (7, 9) OBP: 0.429, SLG: 0.538											2	0	0	0	0	1	2
Ben Broussard, L (1, 9) OBP: 0.379, SLG: 0.346	K			K		F9		K			4	0	0	0	0	3	4
(7, 3)																	
2 Kenji Johjima, R (1, 2) OBP: 0.286, SLG: 0.429	G6-3			G5-3			4 1B 25 SF9 2B		4 SH3 69 1B 2B		3	0	1	0	0	0	0
82 Mike Wilson, R (7, PR) OBP: 0.167, SLG: 0.167											0	1	0	0	0	0	0
55 Jamie Burke, R (8, 2) OBP: 0.444, SLG: 0.444											0	0	0	0	0	0	0
7 Jeremy Reed, L (9, PH) OBP: 0.263, SLG: 0.389											1	1	1	0	0	0	0
65 Rob Johnson, R (10, 2)											0	0	0	0	0	0	0
4 Jose Lopez, R (1, 4) OBP: 0.500, SLG: 0.429			7 2B 51 G6-3 1B		G4-3		25 SF9 78 1B 1B		SH3		3	1	2	0	0	0	0
7 Yuniesky Betancourt, R (1, 6) OBP: 0.278, SLG: 0.471			16 3B 2B		F8		F7		25 FC6-4 1B		3	1	1	0	0	0	2
Rey Ordonez, R (8, 6) OBP: 0.385, SLG: 0.500											0	0	0	0	0	0	0
69 Bryan LaHair, L (9, PH) OBP: 0.529, SLG: 0.571											1	0	1	1	0	0	0
17 Oswaldo Navarro, R (9, PR) OBP: 0.500, SLG: 0.250 (10, 6)											0	0	0	0	0	0	0
Inning Stats	R: 0 H: 1 E: 0 LOB: 1 K: 2 BB: 0 S: 8 P: 8	R: 0 H: 0 E: 0 LOB: 0 K: 1 BB: 0 S: 5 P: 5	R: 3 H: 3 E: 0 LOB: 0 K: 0 BB: 0 S: 6 P: 6	R: 0 H: 0 E: 0 LOB: 0 K: 2 BB: 0 S: 7 P: 7	R: 0 H: 1 E: 0 LOB: 1 K: 1 BB: 0 S: 6 P: 6	R: 0 H: 0 E: 0 LOB: 2 K: 0 BB: 1 S: 2 P: 8	R: 1 H: 3 E: 0 LOB: 3 K: 0 BB: 0 S: 5 P: 5	R: 0 H: 0 E: 0 LOB: 2 K: 2 BB: 1 S: 7 P: 11	R: 1 H: 2 E: 0 LOB: 1 K: 0 BB: 0 S: 5 P: 5	R: 0 H: 0 E: 0 LOB: 0 K: 1 BB: 0 S: 5 P: 5	1B: 5 SF: 1 2B: 4 SAC: 2 3B: 1 DP: 1 HR: 0 HBP: 1						

WP: 0 PA: 41
PB: 0
SB: 1
CS: 0

	AB	R	H	RBI	BB	SO	LOB
BOTTOM	35	5	10	5	2	9	16

PITCHER		IP	WLS	BF	H	R	ER	SO	BB	IBB	HBP	BLK	WP	HR	S	P	ERA	WHIP
26 Jeff Francis, L	(1, 1)	4.0		16	4	3	3	5	0	0	0	0	0	0	26	26	6.75	1.000
ERA: 4.5																		
38 Ubaldo Jiménez, R	(5, 1)	2.0		8	1	0	0	1	1	0	1	0	0	0	8	14	0.00	1.000
ERA: 3.86																		
61 Ramon E Ramirez, R	(7, 1)	1.0		5	3	1	1	0	0	0	0	0	0	0	5	5	9.00	3.000
ERA: 3.0																		
60 Manny Corpas, R	(8, 1)	1.0		4	0	0	0	2	1	0	0	0	0	0	7	11	0.00	1.000
ERA:																		
23 Ryan Speier, R	(9, 1)	1.0	W	5	2	1	1	0	0	0	0	0	0	0	5	5	9.00	2.000
ERA: 4.5																		

PITCHER		IP	WLS	BF	H	R	ER	SO	BB	IBB	HBP	BLK	WP	HR	S	P	ERA	WHIP
71 Alberto Arias, R	(10, 1)	1.0	S	3	0	0	0	1	0	0	0	0	0	0	5	5	0.00	0.000
ERA:																		

Colorado Rockies @ San Diego Padres

Peoria Stadium, Peoria, AZ

Sat Mar 10 2007, 3:05 PM EST

Att. 7,650 - Sunny - 79 F

livebaseballscorecards.com

TOP

Batter	1	2	3	4	5	6	7	8	9	AB	R	H	RBI	BB	SO	LOB
21 Steve Finley, L (1, 8) OBP: 0.429, SLG: 0.550 66 Sean Barker, R (6, 9) (7, 8)	B C B F F X 2-2 ① G3		B C C B X 2-2 ② P2			X 0-0 ① G3-1	S S S 0-3 ③ K			3 0 0 0 0 0 0 1 0 0 0 0 1 1						
Jamey Carroll, R (1, 4) (6, 5) OBP: 0.167, SLG: 0.118 45 Mike Gallo, L (8, 1)	C X 0-1 ② G5-3		B C C B X 2-1 ③ F9			X 0-0 27 2B 1B		X 0-0 ① G6-3		4 1 1 0 0 0 0 0 0 0 0 0 0 0						
27 Garrett Atkins, R (1, 5) OBP: 0.500, SLG: 0.684 29 Jayson Nix, R (6, 4) OBP: 0.500, SLG: 0.625	C B B X 2-1 ③ F7		C X 0-1 ① F9			X 0-0 1-H 2B		X 0-0 2B		3 0 1 1 0 0 0 1 0 1 0 0 0 0						
5 Matt Holliday, R (1, 7) OBP: 0.500, SLG: 0.842 73 Seth Smith, L (6, 7) OBP: 0.250, SLG: 0.143		X 0-0 2 2B 2B		X 0-0 10 F9 2B		S S S 0-3 ② K		C C S 0-3 ② K		3 1 2 0 0 1 1 1 0 0 0 0 1 1						
10 Jeff Baker, R (1, 3) OBP: 0.250, SLG: 0.421		B X 1-0 ① F9		X 0-0 ② F9 2-3		S S S 0-3 ③ K		X 0-0 ③ G5-3		4 0 0 0 0 1 4						
8 Yorvit Torrealba, R (1, 2) OBP: 0.250, SLG: 0.333 72 Matt Miller, R (7, 9) OBP: 0.500, SLG: 0.500		C C D B S 2-3 ② K		B C B C F X 2-2 ③ F8			X 0-0 ① F8		X 0-0 ① P4	3 0 0 0 0 1 2 1 0 0 0 0 0 0						
2 Troy Tulowitzki, R (1, 6) OBP: 0.500, SLG: 0.615 62 Jonathan Herrera, S (5, PR) (5, 6) OBP: 0.250, SLG: 0.250		B X 1-0 2-H 2B		S H 1-1 18 G4-6-3 HBP			X 0-0 ② G6-3		X 0-0 ② F8	1 0 1 1 0 0 0 2 0 0 0 0 0 0						
18 Cory Sullivan, L (1, 9) OBP: 0.294, SLG: 0.313 (6, 8) 34 Matt Herges, L (7, 1) 94 Doug Bernier, R (8, 5)		C B B B F X 3-2 ③ G4-1		C X 0-1 ① ② G4-6-3 1-2f			X 0-0 2B 1B		B B B B 4-0 FC5-4 BB	3 1 1 0 0 0 2 0 0 0 0 0 0 0 0 0 0 0 1 0 0						
31 Rodrigo Lopez, R (1, 1) 65 Oscar Rivera, L (5, 1) Geronimo Gil, R (7, PH) (7, 2) OBP: 0.333, SLG: 0.500			F S X 0-2 ① G6-3		C C S 0-3 ③ K		X 0-0 1-H 2B		X 0-0 ③ FC5-4 1-2f	2 0 0 0 0 1 1 0 0 0 0 0 0 0 2 0 1 1 0 0 1						
Inning Stats	R: 0 H: 0 E: 0 LOB: 0 K: 0 BB: 0 S: 8 P: 12	R: 1 H: 2 E: 0 LOB: 1 K: 1 BB: 0 S: 9 P: 16	R: 0 H: 0 E: 0 LOB: 0 K: 0 BB: 0 S: 8 P: 12	R: 0 H: 1 E: 0 LOB: 1 K: 0 BB: 0 S: 8 P: 10	R: 0 H: 0 E: 0 LOB: 1 K: 1 BB: 0 S: 6 P: 7	R: 1 H: 2 E: 0 LOB: 1 K: 2 BB: 0 S: 9 P: 9	R: 1 H: 2 E: 0 LOB: 1 K: 1 BB: 0 S: 7 P: 7	R: 0 H: 1 E: 0 LOB: 1 K: 1 BB: 0 S: 6 P: 6	R: 0 H: 0 E: 0 LOB: 1 K: 0 BB: 1 S: 3 P: 7	1B: 2 SF: 0 2B: 6 SAC: 0 3B: 0 DP: 1 HR: 0 HBP: 1						

AB	34
R	3
H	8
RBI	3
BB	1
SO	6
LOB	13

WP: 0 PA: 36
PB: 0
SB: 0
CS: 0

PITCHER		IP	WLS	BF	H	R	ER	SO	BB	IBB	HBP	BLK	WP	HR	S	P	ERA	WHIP
32 Chris Young, R ERA: 4.0	(1, 1)	4.0	W	15	3	1	1	1	0	0	0	0	0	0	33	50	2.25	0.750
26 Doug Brocail, R ERA:	(5, 1)	1.0		3	0	0	0	1	0	0	1	0	0	0	6	7	0.00	0.000
43 Cla Meredith, R ERA: 6.0	(6, 1)	1.0		5	2	1	1	2	0	0	0	0	0	0	9	9	9.00	2.000
65 Jack Cassel, R ERA: 9.0	(7, 1)	1.0		5	2	1	1	1	0	0	0	0	0	0	7	7	9.00	2.000
66 Steve Watkins, R ERA:	(8, 1)	1.0		4	1	0	0	1	0	0	0	0	0	0	6	6	0.00	1.000

PITCHER		IP	WLS	BF	H	R	ER	SO	BB	IBB	HBP	BLK	WP	HR	S	P	ERA	WHIP
63 Leo Rosales, R ERA: 2.08	(9, 1)	1.0		4	0	0	0	0	1	0	0	0	0	0	3	7	0.00	1.000

Colorado Rockies @ San Diego Padres

Peoria Stadium, Peoria, AZ

Sat Mar 10 2007, 3:05 PM EST

Att. 7,650 - Sunny - 79 F

livebaseballscorecards.com

BOTTOM

Batter	1	2	3	4	5	6	7	8	9	AB	R	H	RBI	BB	SO	LOB
8 Terrmel Sledge, L (1, 7) (6, 8) OBP: 0.417, SLG: 0.957	2-1 HR	0-1 28 HR 1B		0-3 K ②		0-0 F8 ①		0-0 18 1B 2B		5	3	3	1	0	1	0
24 Brian Giles, L (1, 9) OBP: 0.333, SLG: 0.500 18 Paul McAnulty, L (5, 9) OBP: 0.474, SLG: 0.563	0-0 23 1B 2B	1-2 P6 ①		0-1 F9 ③		0-0 23 G4-6-3 1B		0-0 10 WP 2-H 1B		3 2	1 0	1 2	0 1	0 0	0 0	1 0
23 Adrián González, L (1, 3) OBP: 0.421, SLG: 0.588 10 Craig Stansberry, R (7, 5) OBP: 0.364, SLG: 0.300	3-1 3 WP 28 BB 3 1B 2-H 1B	2-3 K ②			0-1 28 2B 3 HR 1B	0-0 G4-6-3 ② ③ 1-2f		1-0 G6-3 ③ 1-2		4 1	2 0	2 0	1 0	0 0	1 0	2 1
28 Josh Bard, S (1, 2) OBP: 0.571, SLG: 0.900 53 Pete Laforest, L (6, 2) OBP: 0.429, SLG: 0.500	4-0 3 1B 3 WP 34 E 1-2 BB	2-0 1-H HR			0-0 3 HR 1-3 2B		0-0 1B			2 1	3 0	2 1	2 0	1 0	0 0	0 0
3 Khalil Greene, R (1, 6) OBP: 0.250, SLG: 0.625 62 Luis Alfonso Cruz, R (6, 6) OBP: 0.300, SLG: 0.375	1-2 34 E SF7 1-3 2-H 1B	0-0 L1 ③			0-0 2-H 3-H HR		1-0 F9 ①			3 1	2 0	2 0	4 0	0 0	0 1	0 1
34 Russell Branyan, L (1, 5) OBP: 0.250, SLG: 0.467 67 Royce Huffman, R (5, PR) (6, 5) (7, 3)	0-0 E1 1-3 3-H	1-3 K ①			4-2 BB		0-3 K ②			2 1	0 0	0 0	1 0	1 0	1 1	1 1
José Cruz Jr., S (1, 8) OBP: 0.176, SLG: 0.438 29 Jack Cust, L (6, 7) OBP: 0.286, SLG: 0.500	0-0 SF7 ① 3-H	2-3 K ②			1-3 K ①		0-0 P6 ③			2 1	0 0	0 0	1 0	0 0	2 0	1 1
13 Oscar Robles, L (1, 4) OBP: 0.267, SLG: 0.154	0-1 F9 ②	0-0 G6-3 ③			2-2 F7 ②			0-0 G4-3 ①		4	0	0	0	0	0	2
32 Chris Young, R (1, 1) 5 Kevin Kouzmanoff, R (4, PH) 26 Doug Brocail, L (8, 1) Rob Bowen, S (5, PH) .000 .000 .000 .000 43 Cla Meredith, R (8, 1) 65 Jack Cassel, R (7, 1) 66 Steve Watkins, R (8, 1) 78 Adam Shabala, L (9, PH) .000 .000 .000 .000 63 Leo Rosales, R (8, 1)	0-0 F8 ③			1-2 F9 ①	0-0 F7 ③			0-0 L5 ②		1 1 0 1 0 0 0 0 1	0 0 0 0 0 0 0 0 0	0 0 0 0 0 0 0 0 0	0 0 0 0 0 0 0 0 0	0 0 0 0 0 0 0 0 0	0 0 0 0 0 0 0 0 0	1 0 0 1 0 0 0 0 0
Inning Stats	R: 5 E: 1 K: 0 S: 13 H: 4 LOB: 1 BB: 1 P: 23	R: 2 E: 0 K: 1 S: 11 H: 2 LOB: 0 BB: 0 P: 16	R: 0 E: 0 K: 2 S: 7 H: 0 LOB: 0 BB: 0 P: 10	R: 0 E: 0 K: 1 S: 9 H: 0 LOB: 0 BB: 0 P: 10	R: 3 E: 0 K: 1 S: 15 H: 3 LOB: 1 BB: 1 P: 22	R: 0 E: 0 K: 0 S: 3 H: 1 LOB: 0 BB: 0 P: 3	R: 0 E: 0 K: 1 S: 6 H: 1 LOB: 1 BB: 0 P: 7	R: 1 E: 0 K: 0 S: 5 H: 2 LOB: 1 BB: 0 P: 6		1B: 7 2B: 3 3B: 0 HR: 3	SF: 1 SAC: 0 DP: 1 HBP: 0		WP: 2 PB: 0 SB: 0 CS: 0	PA: 39		

	AB	36
	R	11
	H	13
	RBI	11
	BB	2
	SO	6
	LOB	13

PITCHER		IP	WLS	BF	H	R	ER	SO	BB	IBB	HBP	BLK	WP	HR	S	P	ERA	WHIP
31 Rodrigo Lopez, R ERA: 11.57	(1, 1)	4.0	L	20	6	7	6	4	1	0	0	0	1	2	40	59	13.50	1.750
65 Oscar Rivera, L ERA: 9.0	(5, 1)	2.0		10	4	3	3	1	1	0	0	0	0	1	18	25	13.50	2.500
34 Matt Herges, R ERA:	(7, 1)	1.0		4	1	0	0	1	0	0	0	0	0	0	6	7	0.00	1.000
45 Mike Gallo, L ERA: 4.5	(8, 1)	1.0		5	2	1	1	0	0	0	0	0	1	0	5	6	9.00	2.000

PITCHER	IP	WLS	BF	H	R	ER	SO	BB	IBB	HBP	BLK	WP	HR	S	P	ERA	WHIP

Chicago White Sox @ Colorado Rockies

US West Sports Complex, Hi Corbett Field, Tucson, AZ

Sat Mar 10 2007, 3:05 PM EST

Att. 2,963 - Partly Cloudy - 75 F

livebaseballscorecards.com

TOP

Batter	1	2	3	4	5	6	7	8	9	AB	R	H	RBI	BB	SO	LOB
17 Darin Erstad, L (1, 7) OBP: 0.370, SLG: 0.400	0-0 38 G2-3 1B	0-0 1-H 2-H 2B		0-0 G4-3 2-3	0-0 G5-4-3 1-2f		0-0 F9		4-0 38 G6-4-3 1-2 2-3 BB	4	0	2	2	0	0	3
27 Josh Fields, R (2, 8) (5, 5) OBP: 0.471, SLG: 0.643										1	0	0	0	1	0	0
38 Pablo Ozuna, R (1, 5) OBP: 0.400, SLG: 0.500	0-0 G2-3 1-2	0-0 G5-3		0-0 44 BB 25 BB 2B 3-H 1B		0-0 25 HR 1B		0-0 G6-3	0-0 G6-4-3 1-2f	6	2	2	1	0	0	5
(5, 8)																
25 Jim Thome, L (1, 10) OBP: 0.333, SLG: 0.467	4-0 BB		0-0 E1 G3 44 1B	4-0 44 BB 2B 1-2 BB		0-0 1-H HR		0-0 76 G6-4-3 1B		2	2	1	2	2	0	0
Chris Getz, L (8, PH) (8, 10) OBP: 1.000, SLG: 1.000										1	0	1	0	0	0	0
44 Toby Hall, R (1, 2) OBP: 0.267, SLG: 0.333	0-0 F8		0-0 G3 HR 1-2 1B	4-0 2B 1-2 2-3 BB		0-0 P6		0-0 G6-4-3 1-2f		3	1	1	0	1	0	2
76 Donny Lucy, R (6, 2) OBP: 0.333, SLG: 0.200										1	0	0	0	0	0	1
Rob Mackowiak, L (1, 9) OBP: 0.333, SLG: 0.563	0-0 F7		1-0 G3 1-2 2-3	0-0 1-3 2-H 3-H 2B		0-0 E6 G5-3			0-0 G4-3	5	0	1	2	0	0	4
(2, 7)																
Eduardo Perez, R (1, 3) OBP: 0.533, SLG: 1.000		0-0 1 S 17 2B 1B	0-0 2-H HR	0-3 K		0-0 G5-3 2-3			0-0 HR	5	3	3	3	0	1	3
8 Alex Cintron, S (1, 6)		0-0 P6	0-0 F8		0-0 P4	0-0 F8			0-0 HR	4	0	0	0	0	0	2
26 Andy González, R (7, 6) OBP: 0.400, SLG: 0.538										1	1	1	1	0	0	0
1 Junior Spivey, R (1, 4) OBP: 0.267, SLG: 0.286	0-3 K 1-2			0-0 G5-3	0-0 94 1B 1B		0-0 G6-3		4-0 27 BB 94 1B BB	4	0	1	0	1	1	1
30 Luis Terrero, R (1, 8) OBP: 0.333, SLG: 0.286	4-1 17 2B BB			0-0 17 G4-3 38 1B 2B	0-0 17 G5-4-3 1-2 1B		0-0 P3		0-0 27 BB 1-2 1B	0	0	0	0	0	0	0
94 Thomas Collaro, R (2, PH) (2, 9) OBP: 0.714, SLG: 0.833										4	2	3	0	1	0	0

Inning Stats										
	R: 0 E: 0 K: 0 S: 4	H: 1 LOB: 2 BB: 1 P: 8	R: 2 E: 0 K: 1 S: 8	H: 2 LOB: 1 BB: 1 P: 12	R: 2 E: 1 K: 0 S: 5	H: 2 LOB: 0 BB: 0 P: 6	R: 3 E: 0 K: 1 S: 8	H: 3 LOB: 2 BB: 2 P: 16	R: 0 E: 0 K: 0 S: 4	H: 2 LOB: 1 BB: 0 P: 4
	R: 2 E: 1 K: 0 S: 6	H: 2 LOB: 1 BB: 0 P: 6	R: 0 E: 0 K: 0 S: 3	H: 0 LOB: 0 BB: 0 P: 3	R: 0 E: 0 K: 0 S: 3	H: 1 LOB: 0 BB: 0 P: 3	R: 2 E: 0 K: 0 S: 5	H: 3 LOB: 2 BB: 2 P: 13	1B: 9 2B: 3 3B: 0 HR: 4	SF: 0 SAC: 0 DP: 3 HBP: 0
	WP: 0 PB: 0 SB: 1 CS: 0	PA: 47								

	AB	41
	R	11
	H	16
	RBI	11
	BB	6
	SO	2
	LOB	21

PITCHER		IP	WLS	BF	H	R	ER	SO	BB	IBB	HBP	BLK	WP	HR	S	P	ERA	WHIP
48 Jason Hirsh, R ERA: 9.45	(1, 1)	3.2		22	7	7	7	1	4	0	0	0	0	1	21	38	17.18	3.000
54 Denny Bautista, R ERA: 2.7	(4, 1)	0.1		2	1	0	0	1	0	0	0	0	0	0	4	4	0.00	3.000
40 Brian Fuentes, L ERA: 3.0	(5, 1)	1.0	W	4	2	0	0	0	0	0	0	0	0	0	4	4	0.00	2.000
50 Brian Lawrence, R ERA: 6.0	(6, 1)	3.0		12	3	2	2	0	0	0	0	0	0	1	12	12	6.00	1.000
39 Tom Martin, L ERA: 15.0	(9, 1)	1.0		7	3	2	2	0	2	0	0	0	0	2	5	13	18.00	5.000

PITCHER	IP	WLS	BF	H	R	ER	SO	BB	IBB	HBP	BLK	WP	HR	S	P	ERA	WHIP

BOTTOM

Chicago White Sox @ Colorado Rockies

US West Sports Complex, Hi Corbett Field, Tucson, AZ

Sat Mar 10 2007, 3:05 PM EST

Att. 2,963 - Partly Cloudy - 75 F

livebaseballscorecards.com

Batter	1	2	3	4	5	6	7	8	9	AB	R	H	RBI	BB	SO	LOB
3 Willy Taveras, R (1, 8) OBP: 0.421, SLG: 0.412	0-0 7 S 20 2B 1B		0-0 7 FC5-4 1B	0-0 G1-3 1-2	0-3 K		0-0 G4-3	4-0 6 2B BB		4	1	2	0	0	1	3
74 Dexter Fowler, S (6, 8)										1	1	0	0	1	0	0
7 Kazuo Matsui, S (1, 4) OBP: 0.273, SLG: 0.400	0-3 K 1-2		0-0 FC5-4 20 WP 19 HR 1-2f	0-0 F9	0-0 G4-3		0-0 3B	0-0 1-H 2-H 2B		3	1	0	0	0	1	3
6 Omar Quintanilla, L (5, 4) OBP: 0.556, SLG: 0.875										3	0	2	2	0	0	2
(7, 6)																
20 Chris Iannetta, R (1, 2) OBP: 0.500, SLG: 0.500	0-0 19 G6-3 2-H 2B		2-0 19 HR 1-2 HBP		19 3B BB F9		0-0 1B	0-0 G1-3		2	2	1	1	1	0	2
Javy Lopez, R (6, 2) OBP: 0.375, SLG: 0.625										2	0	1	0	0	0	1
19 Ryan Spilborghs, R (1, 10) OBP: 0.421, SLG: 0.765	0-0 G6-3 2-3		0-0 1-H 2-H HR		0-0 11 1-H 2B 3B	0-0 G6-3	0-0 G3			5	2	2	4	0	0	2
11 Brad Hawpe, L (1, 9) OBP: 0.318, SLG: 0.619	0-3 K		0-3 K		0-0 12 1B 47 1B 3-H 2B	0-0 E5 12 2B 47 FC3-2		0-0 G4-3		3	1	1	1	0	2	1
44 Alexis Gomez, L (6, 9) OBP: 0.389, SLG: 0.471										2	0	0	0	0	0	0
12 Clint Barmes, R (1, 6) OBP: 0.350, SLG: 0.421		0-0 F8		0-0 47 HR 1B	0-0 64 WP 47 1B 15 FC1 2-3 1B	0-0 47 FC3-2 1-3 2B		0-0 F8		4	2	3	0	0	0	0
Matt Macri, R (7, 4)										1	0	0	0	0	0	0
47 John Mabry, L (1, 3) OBP: 0.500, SLG: 0.667		0-0 G3-1		0-0 1-H HR	0-0 15 FC1 64 WP 15 E 1-2 3-H 1B	0-0 FC3-2 64 BB 2-3 3-H		0-0 64 BB 15 2B 1B		4	2	2	3	0	0	2
70 Joe Koshansky, L (7, 3) OBP: 0.286, SLG: 0.167										1	1	1	0	0	0	0
64 Ian Stewart, L (1, 5) OBP: 0.480, SLG: 0.579	4-0 15 CS BB			0-0 G3-1	4-0 15 E 1-2 2-3 BB	4-0 1-2 BB		4-0 15 2B 1-2 BB		1	1	0	0	4	0	0
15 Jeff Salazar, L (1, 7) OBP: 0.353, SLG: 0.600	2-0 CS 1-2	0-3 K		4-0 3 G1-3 BB	0-0 FC1 1-3 2-H 3-H	0-3 K		0-0 6 2B 1-H 2-H 2B		4	1	1	2	1	2	4
Inning Stats	R: 1 H: 2 E: 0 LOB: 1 K: 2 BB: 0 S: 9 P: 9	R: 0 H: 0 E: 0 LOB: 0 K: 0 BB: 1 S: 2 P: 8	R: 3 H: 2 E: 0 LOB: 0 K: 2 BB: 0 S: 9 P: 11	R: 2 H: 2 E: 0 LOB: 1 K: 0 BB: 1 S: 5 P: 9	R: 5 H: 4 E: 1 LOB: 2 K: 1 BB: 2 S: 10 P: 18	R: 0 H: 1 E: 1 LOB: 3 K: 1 BB: 1 S: 7 P: 11	R: 0 H: 2 E: 0 LOB: 1 K: 0 BB: 0 S: 4 P: 4	R: 4 H: 3 E: 0 LOB: 1 K: 0 BB: 2 S: 6 P: 14		1B: 7 SF: 0 2B: 5 SAC: 0 3B: 2 DP: 0 HR: 2 HBP: 1						

AB	40
R	15
H	16
RBI	13
BB	7
SO	6
LOB	20

WP: 2	PA: 49
PB: 0	
SB: 1	
CS: 1	

PITCHER		IP	WLS	BF	H	R	ER	SO	BB	IBB	HBP	BLK	WP	HR	S	P	ERA	WHIP
56 Mark Buehrle, L ERA: 11.0	(1, 1)	4.0		20	6	6	6	4	2	0	1	0	1	2	25	37	13.50	2.000
47 Mike MacDougal, R ERA: 8.31	(5, 1)	0.1	L	8	4	5	3	1	2	0	0	0	1	0	8	16	81.00	18.000
57 Boone Logan, L ERA:	(5, 1)	2.1		10	2	0	0	1	1	0	0	0	0	0	11	15	0.00	1.286
46 Nick Masset, R ERA: 10.13	(7, 1)	1.1		10	4	4	4	0	2	0	0	0	0	0	8	16	27.00	4.500

PITCHER	IP	WLS	BF	H	R	ER	SO	BB	IBB	HBP	BLK	WP	HR	S	P	ERA	WHIP

Batter	1	2	3	4	5	6	7	8	9	AB	R	H	RBI	BB	SO	LOB
2 Joey Gathright, L (1, 8) OBP: 0.423, SLG: 0.348 93 Adam Greenberg, L (6, 8)	G5-3		G6-3			4 E 32 S 1B		BBBB 4-0 24 CS BB		3 0	1 0	1 0	0 0	0 1	0 0	0 0
4 Angel Berroa, R (1, 6) OBP: 0.348, SLG: 0.429 58 Neal Musser, L (8, 1) 63 Roberto Giron, R (9, 1)	1-0 24 S HBP		G5-3			1 SAFE SSS 0-3 K 1-3		SSS 0-3 K		3 0 0	0 0 0	0 0 0	0 0 0	0 0 0	2 0 0	2 0 0
24 Mark Teahen, L (1, 9) OBP: 0.348, SLG: 0.429	SSS 0-3 K 1-2			P6		BBBB 4-0 32 S BB		C 0-1 CS 1-2	X 0-0 F8	3	0	0	0	1	1	1
26 Justin Huber, R (1, 3) OBP: 0.455, SLG: 0.611	BBBB 4-0 BB			32 G3-4-3 64 1B		F9			0-0 21 HR 1B	3	2	2	0	1	0	2
32 Shane Costa, L (1, 7) OBP: 0.360, SLG: 0.429 21 Billy Butler, R (6, 7) OBP: 0.619, SLG: 1.056	0-0 G4-3			G3-4-3 1-2		1 SAFE SSS 0-3 K 1-3 3-H			0-0 1-H HR	3 1	0 1	0 1	0 2	0 0	1 0	4 0
64 Matt Tupman, L (1, 2) OBP: 0.200, SLG: 0.333 70 Jared Price, R (7, 2) OBP: 0.333, SLG: 0.667		0-0 G5-3		0-0 CS 2-H 1B			CCC 0-3 K		0-0 G5-3	3 1	0 0	1 0	1 0	0 0	1 0	0 0
Richard Lewis, R (1, 5) OBP: 0.273, SLG: 0.400 (7, 4) 86 Irving Falu, S (8, 4)	CCC 0-3 K			1 SAFE 0-0 CS 1-2	0-0 F9		0-0 L9		0-0 G4-3	3 1	0 0	0 0	0 0	0 0	1 0	0 0
13 Andrés Blanco, S (1, 4) OBP: 0.360, SLG: 0.480 57 Joel Peralta, R (7, 1) 90 Ed Lucas, R (8, 6)	0-0 G3				CCC 0-3 K		0-0 G3			3 0 0	0 0 0	0 0 0	0 0 0	1 0 0	0 0 0	0 0 0
48 Joakim Soria, R (1, 1) 67 Damaso Espino, R (5, PH) 41 Jimmy Gobble, L (5, 1) 68 Fernando Cortez, L (7, 5) OBP: 0.444, SLG: 0.375			0-0 G6-3		0-0 G5-3			CCC 0-3 K		1 1 0 1	0 0 0 0	0 0 0 0	0 0 0 0	0 0 0 1	0 0 0 0	0 0 0 0
Inning Stats	R: 0 E: 0 K: 1 S: 5 H: 0 LOB: 2 BB: 1 P: 10	R: 0 E: 0 K: 1 S: 5 H: 0 LOB: 0 BB: 0 P: 5	R: 0 E: 0 K: 0 S: 3 H: 0 LOB: 0 BB: 0 P: 3	R: 1 E: 0 K: 0 S: 4 H: 2 LOB: 0 BB: 0 P: 4	R: 0 E: 0 K: 1 S: 5 H: 0 LOB: 0 BB: 0 P: 5	R: 1 E: 1 K: 2 S: 8 H: 1 LOB: 1 BB: 1 P: 12	R: 0 E: 0 K: 1 S: 5 H: 0 LOB: 0 BB: 0 P: 5	R: 0 E: 0 K: 2 S: 7 H: 0 LOB: 0 BB: 1 P: 11	R: 2 E: 0 K: 0 S: 5 H: 2 LOB: 0 BB: 0 P: 5	1B: 4 2B: 0 3B: 0 HR: 1	SF: 0 SAC: 0 DP: 0 HBP: 1					

PITCHER	IP	WLS	BF	H	R	ER	SO	BB	IBB	HBP	BLK	WP	HR	S	P	ERA	WHIP
37 Josh Fogg, R (1, 1) ERA: 4.0	4.0		15	2	1	1	2	1	0	1	0	0	0	17	22	2.25	0.750
49 Byung-Hyun Kim, R (5, 1) ERA: 5.4	4.0		14	1	1	0	6	2	0	0	0	0	0	25	33	0.00	0.750
Danny Graves, R (9, 1) ERA: 13.5	1.0	W	5	2	2	2	0	0	0	0	0	0	1	5	5	18.00	2.000

PITCHER	IP	WLS	BF	H	R	ER	SO	BB	IBB	HBP	BLK	WP	HR	S	P	ERA	WHIP

TOP

Kansas City Royals @ Colorado Rockies

US West Sports Complex, Hi Corbett Field, Tucson, AZ

Sun Mar 11 2007, 4:05 PM EDT

Att. 3,517 - Sunny - 79 F

livebaseballscorecards.com

AB	30
R	4
H	5
RBI	3
BB	3
SO	8
LOB	9

1B: 4	SF: 0	WP: 0	PA: 36
2B: 0	SAC: 0	PB: 0	
3B: 0	DP: 0	SB: 3	
HR: 1	HBP: 1	CS: 2	

BOTTOM

Kansas City Royals @ Colorado Rockies

US West Sports Complex, Hi Corbett Field, Tucson, AZ

Sun Mar 11 2007, 4:05 PM EDT

Att. 3,517 - Sunny - 79 F

livebaseballscorecards.com

Batter	1	2	3	4	5	6	7	8	9	AB	R	H	RBI	BB	SO	LOB
3 Willy Taveras, R (1, 8) OBP: 0.409, SLG: 0.400	G4-3			E2 G4-3 1B		F9 1-3		K		3	0	1	0	0	0	1
15 Jeff Salazar, L (7, 8) OBP: 0.333, SLG: 0.563										1	0	0	0	0	1	1
Jamey Carroll, R (1, 4) OBP: 0.143, SLG: 0.105	P4			G4-3 2-3		SF8 3-H		K		2	0	0	1	0	0	1
29 Jayson Nix, R (7, 4) OBP: 0.462, SLG: 0.556										1	0	0	0	0	1	1
27 Garrett Atkins, R (1, 5) OBP: 0.435, SLG: 0.591	G6-3			K		F9			72 1B 70 G4-3 73 HR 1B	3	0	0	0	0	1	1
67 Erick Almonte, R (7, 5) OBP: 0.600, SLG: 0.500										1	1	1	0	0	0	0
17 Todd Helton, L (1, 3) OBP: 0.417, SLG: 0.364		G6-3		F8			K		G4-3 1-2	2	0	0	0	0	0	1
70 Joe Koshansky, L (6, 3) OBP: 0.261, SLG: 0.150										2	0	0	0	0	1	1
5 Matt Holliday, R (1, 7) OBP: 0.435, SLG: 0.727		K			E5 8 FC6-4		K		73 HR 2-3 1B	3	0	0	0	0	2	0
72 Matt Miller, R (8, 7) OBP: 0.600, SLG: 0.600										1	1	1	0	0	0	0
73 Seth Smith, L (1, 9) OBP: 0.250, SLG: 0.455		G4-3			P5		F9		1-H 3-H HR	4	1	1	3	0	0	1
8 Yorvit Torrealba, R (1, 2) OBP: 0.214, SLG: 0.286			K		FC6-4 1-2f			F8		2	0	0	0	0	1	1
55 Alvin Colina, R (7, 2) OBP: 0.200, SLG: 0.800										1	0	0	0	0	0	0
6 Omar Quintanilla, L (1, 6) OBP: 0.500, SLG: 0.909			G4-3		G1-3			19 2B 3B		3	1	1	0	0	0	1
37 Josh Fogg, R (1, 1)			G6-3			3 F9 3 PB SF8 1B		3-H 2B		1	0	0	0	0	0	0
49 Byung-Hyun Kim, R (5, 1) OBP: 0.500, SLG: 0.500										1	1	1	0	0	0	0
19 Ryan Spilborghs, R (8, PH) OBP: 0.450, SLG: 0.833										1	0	1	1	0	0	0
Danny Graves, R (9, 1)										0	0	0	0	0	0	0
Inning Stats	R: 0 E: 0 K: 0 S: 3 H: 0 LOB: 0 BB: 0 P: 3	R: 0 E: 0 K: 1 S: 5 H: 0 LOB: 0 BB: 0 P: 5	R: 0 E: 0 K: 1 S: 5 H: 0 LOB: 0 BB: 0 P: 5	R: 0 E: 1 K: 1 S: 6 H: 1 LOB: 1 BB: 0 P: 6	R: 0 E: 1 K: 0 S: 4 H: 0 LOB: 1 BB: 0 P: 4	R: 1 E: 0 K: 0 S: 4 H: 1 LOB: 0 BB: 0 P: 5	R: 0 E: 0 K: 2 S: 7 H: 0 LOB: 0 BB: 0 P: 7	R: 1 E: 0 K: 2 S: 9 H: 2 LOB: 1 BB: 0 P: 9	R: 3 E: 0 K: 0 S: 4 H: 3 LOB: 0 BB: 0 P: 4	1B: 4 2B: 1 3B: 1 HR: 1 SF: 1 SAC: 0 DP: 0 HBP: 0							

	AB	32
	R	5
	H	7
	RBI	5
	BB	0
	SO	7
	LOB	10

WP: 0 PB: 1 SB: 0 CS: 0 PA: 33

PITCHER		IP	WLS	BF	H	R	ER	SO	BB	IBB	HBP	BLK	WP	HR	S	P	ERA	WHIP
48 Joakim Soria, R ERA: 1.13	(1, 1)	4.0		13	1	0	0	3	0	0	0	0	0	0	19	19	0.00	0.250
41 Jimmy Gobble, L ERA: 3.0	(5, 1)	2.0	H	8	1	1	0	0	0	0	0	0	0	0	8	9	0.00	0.500
57 Joel Peralta, R ERA:	(7, 1)	1.0	H	3	0	0	0	2	0	0	0	0	0	0	7	7	0.00	0.000
58 Neal Musser, L ERA: 2.25	(8, 1)	1.0	B	5	2	1	1	2	0	0	0	0	0	0	9	9	9.00	2.000
63 Roberto Giron, R ERA: 19.29	(9, 1)	0.1	L	4	3	3	3	0	0	0	0	0	0	1	4	4	81.00	9.000

PITCHER		IP	WLS	BF	H	R	ER	SO	BB	IBB	HBP	BLK	WP	HR	S	P	ERA	WHIP

TOP

Arizona Diamondbacks @ Colorado Rockies

US West Sports Complex, Hi Corbett Field, Tucson, AZ

Mon Mar 12 2007, 4:05 PM EDT

Att. 3,715 - Sunny - 79 F

livebaseballscorecards.com

Batter	1	2	3	4	5	6	7	8	9	10	AB	R	H	RBI	BB	SO	LOB
Dave Krynzel, L (1, 7) OBP: 0.476, SLG: 0.778	1-0 13 G4-3 7 2B 13 S 1B		0-0 ① F8	0-0 ③ F8			0-0 3B		0-0 65 G6-3 2B		3	1	1	0	0	0	1
Scott Hairston, R (7, PH) OBP: 0.348, SLG: 0.909											2	0	2	0	0	0	0
(7, 7)																	
13 Alberto Callaspo, S (1, 4) OBP: 0.500, SLG: 0.818	1-0 ① G4-3 1-3		0-0 ② G4-3		0-0 ① F9		0-0 ③ G4-3		0-0 ② G6-3 2-3		3	0	0	0	0	0	1
65 Emilio Bonifácio, S (6, 4) OBP: 0.222, SLG: 0.125											2	0	0	0	0	0	2
7 Carlos Quentin, R (1, 9) OBP: 0.393, SLG: 0.625	0-0 G4-3 3-H 2B		0-0 2B 2B		0-0 ② F8			0-0 ① G1-3	0-0 ③ G1-3		3	1	2	1	0	0	0
10 Dee Brown, L (6, 9) OBP: 0.400, SLG: 0.385											2	0	0	0	0	0	1
Tony Clark, S (1, 3) OBP: 0.435, SLG: 0.444	0-0 ② G4-3 2-3		0-0 2B 2-H 2B		0-0 ③ G4-3			BBBB 4-0 24 1B 5 E BB		BBBB 4-0 58 SH1-4 5 E BB	3	0	1	1	0	0	1
70 Chris Carter, L (7, 3) OBP: 0.529, SLG: 0.571											0	2	0	0	2	0	0
24 Chris Young, R (1, 8) OBP: 0.280, SLG: 0.375	0-0 ③ F9		0-0 ③ G6-3			0-0 ① G4-3		0-0 5 E 68 FC5-4 1-2 1B		0-0 ① SH1-4 1-2	4	1	1	0	0	0	2
58 Rich Thompson, L (8, 8) OBP: 0.500, SLG: 0.375											0	0	0	0	0	0	0
14 Brian Barden, R (1, 5) OBP: 0.480, SLG: 0.652		0-0 29 G4-6-3 11 1B 1B		0-0 ① G5-3		0-0 ② F8		0-0 E5 68 FC5-4 1-3 2-H		0-0 E7 76 FC3-2 2-H 1B	3	0	1	0	0	0	0
5 Robby Hammock, R (7, 5) OBP: 0.500, SLG: 0.647											2	0	1	1	0	0	1
11 Augie Ojeda, S (1, 6) OBP: 0.381, SLG: 0.368		0-0 29 G4-6-3 1-2 1B		0-0 29 2B 1B		0-0 ③ F9		0-0 ② FC5-4 1-2f 3-H		0-0 ② FC3-2 60 S 3-H	3	1	2	0	0	0	0
Brandon Lyon, R (6, 1)											0	0	0	0	0	0	0
68 Justin Upton, R (8, PH) OBP: 0.348, SLG: 0.444											1	0	0	1	0	0	1
45 Doug Slaten, L (8, 1)											0	0	0	0	0	0	0
76 Alex Romero, L (10, PH) OBP: 0.143, SLG: 0.143											1	0	0	0	0	0	1
Chris Kinsey, R (10, 1)											0	0	0	0	0	0	0
29 Mark Johnson, L (1, 2) OBP: 0.222, SLG: 0.250	0-0 ① ② G4-6-3 1-2f 2-3		0-0 1-H 2B				0-0 ① G1-3	SSS 0-3 ③ K		BX 1-0 ③ P4 1-2	2	0	1	1	0	0	2
60 Wilkin Castillo, S (7, PH)											3	0	0	0	0	1	2
(7, 2)																	
57 Dustin Nippert, R (1, 1)	0-0 ③ F9		SSS 0-3 ② K				CCC 0-3 ② K		SSS 0-3 ① K2-3		1	0	0	0	0	0	1
66 Carlos González, L (4, PH) OBP: 0.429, SLG: 0.571											1	0	0	0	0	1	1
Jorge Julio, R (4, 1)											0	0	0	0	0	0	0
64 Danny Richar, L (6, 6) OBP: 0.267, SLG: 0.385											2	0	0	0	0	2	0
Inning Stats	R: 1 E: 0 K: 0 S: 5 H: 2 LOB: 1 BB: 0 P: 7	R: 0 E: 0 K: 0 S: 4 H: 2 LOB: 1 BB: 0 P: 4	R: 1 E: 0 K: 0 S: 5 H: 2 LOB: 1 BB: 0 P: 5	R: 1 E: 0 K: 1 S: 7 H: 2 LOB: 1 BB: 0 P: 7	R: 0 E: 0 K: 0 S: 3 H: 0 LOB: 0 BB: 0 P: 3	R: 0 E: 0 K: 0 S: 3 H: 0 LOB: 0 BB: 0 P: 3	R: 0 E: 0 K: 1 S: 6 H: 1 LOB: 1 BB: 0 P: 6	R: 2 E: 1 K: 1 S: 7 H: 1 LOB: 1 BB: 1 P: 11	R: 0 E: 0 K: 1 S: 6 H: 1 LOB: 1 BB: 0 P: 6	R: 1 E: 1 K: 0 S: 4 H: 1 LOB: 1 BB: 1 P: 9	1B: 6 2B: 5 3B: 1 HR: 0 SF: 0 SAC: 1 DP: 1 HBP: 0						

	AB	41
	R	6
	H	12
	RBI	5
	BB	2
	SO	4
	LOB	17

WP: 0 PB: 0 SB: 2 CS: 0 PA: 44

PITCHER	IP	WLS	BF	H	R	ER	SO	BB	IBB	HBP	BLK	WP	HR	S	P	ERA	WHIP
28 Aaron Cook, R (1, 1) ERA: 3.6	5.0		22	8	3	3	1	0	0	0	0	0	0	24	26	5.40	1.600
23 Ryan Speier, R (6, 1) ERA: 3.0	1.0		3	0	0	0	0	0	0	0	0	0	0	3	3	0.00	0.000
Jeremy Affeldt, L (7, 1) ERA: 9.0	1.0		4	1	0	0	1	0	0	0	0	0	0	6	6	0.00	1.000
98 Darren Clarke, R (8, 1) ERA:	0.1	H	3	1	2	0	0	1	0	0	0	0	0	2	6	0.00	6.000
68 Zach McClellan, R (8, 1) ERA:	1.2	B	7	1	0	0	2	0	0	0	0	0	0	11	11	0.00	0.600

PITCHER	IP	WLS	BF	H	R	ER	SO	BB	IBB	HBP	BLK	WP	HR	S	P	ERA	WHIP
54 Denny Bautista, R (10, 1) ERA: 4.15	1.0	L	5	1	1	1	0	1	0	0	0	0	0	4	9	9.00	2.000

Batter	1	2	3	4	5	6	7	8	9	10	AB	R	H	RBI	BB	SO	LOB
21 Steve Finley, L (1, 8) OBP: 0.375, SLG: 0.478	G4-3		F7		L6		66 SH5-3 7 1B 72 1B 1B	7 G5-4-3 1-2 1B		F8	3	0	0	0	0	0	0
10 Jeff Baker, R (6, 5) OBP: 0.304, SLG: 0.455											3	1	2	0	0	0	1
7 Kazuo Matsui, S (1, 4) OBP: 0.296, SLG: 0.375	G4-3		L3		BB		66 SH5-3 72 1B 1-2 1B	G5-4-3 1-2f			4	1	1	0	1	0	2
47 John Mabry, L (1, 5) OBP: 0.471, SLG: 0.571	G3		17 1B BB		F8		SH5-3 1-2 2-3		G5-3		2	0	0	0	1	0	1
23 Ryan Speier, R (6, 1)											0	0	0	0	0	0	0
66 Sean Barker, R (7, 9)											1	0	0	0	0	0	0
17 Todd Helton, L (1, 3) OBP: 0.533, SLG: 0.500		11 BB 72 BB 12 SF8 1B	1-2 1B			11 1B 20 E 1B	F9		2-1 72 FC6-4 1B		3	1	3	0	0	0	0
67 Erick Almonte, R (6, PR) OBP: 0.571, SLG: 0.500 (7, 3)											2	1	1	0	0	0	2
72 Matt Miller, R (1, 7) OBP: 0.500, SLG: 0.444		12 SF8 11 BB 1-2 BB	K			F9	2-H 3-H 1B		1-2 FC6-4 1-2f		4	0	1	2	1	1	4
11 Brad Hawpe, L (1, 9) OBP: 0.360, SLG: 0.609		1-2 2-3 BB		G1-3		20 E 1-3 1B	G1-3		G1-3		2	0	1	0	1	0	0
Jeremy Affeldt, L (7, 1)											0	0	0	0	0	0	0
44 Alexis Gomez, L (7, PH) OBP: 0.368, SLG: 0.444											1	0	0	0	0	0	1
98 Darren Clarke, R (8, 1)											0	0	0	0	0	0	0
68 Zach McClellan, R (8, 1)											0	0	0	0	0	0	0
2 Troy Tulowitzki, R (9, PH)											1	0	0	0	0	0	1
54 Denny Bautista, R (10, 1)											0	0	0	0	0	0	0
20 Chris Iannetta, R (1, 2) OBP: 0.412, SLG: 0.385		P3		F9		E6 1-2 3-H		12 SH1-3 18 1B 1B		F9	3	0	0	1	0	0	4
Geronimo Gil, R (8, 2) OBP: 0.375, SLG: 0.500											2	1	1	0	0	0	0
12 Clint Barmes, R (1, 6) OBP: 0.333, SLG: 0.455		SF8 2-3 3-H		P6		F8		SH1-3 1-2		18 1B 2B	3	0	1	1	0	0	2
28 Aaron Cook, R (1, 1) OBP: 0.500, SLG: 1.000		K			G4-3	K		10 1B 2-H 1B		2-H 1B	1	0	0	0	0	1	2
18 Cory Sullivan, L (5, PH) OBP: 0.333, SLG: 0.350 (6, 8)											4	0	2	1	0	1	2

Inning Stats	1	2	3	4	5	6	7	8	9	10
	R: 0 H: 0 E: 0 LOB: 0 K: 0 BB: 0 S: 3 P: 3	R: 1 H: 1 E: 0 LOB: 2 K: 1 BB: 2 S: 6 P: 14	R: 0 H: 1 E: 0 LOB: 2 K: 1 BB: 1 S: 6 P: 10	R: 0 H: 0 E: 0 LOB: 0 K: 0 BB: 0 S: 3 P: 3	R: 0 H: 0 E: 0 LOB: 1 K: 0 BB: 1 S: 3 P: 7	R: 1 H: 2 E: 1 LOB: 2 K: 1 BB: 0 S: 8 P: 8	R: 2 H: 3 E: 0 LOB: 1 K: 0 BB: 0 S: 6 P: 6	R: 1 H: 3 E: 0 LOB: 1 K: 0 BB: 0 S: 5 P: 5	R: 0 H: 1 E: 0 LOB: 1 K: 0 BB: 0 S: 10 P: 15	R: 0 H: 2 E: 0 LOB: 1 K: 0 BB: 0 S: 4 P: 4

1B: 12 SF: 1
2B: 1 SAC: 2
3B: 0 DP: 1
HR: 0 HBP: 0

WP: 0 PA: 46
PB: 0
SB: 0
CS: 0

PITCHER		IP	WLS	BF	H	R	ER	SO	BB	IBB	HBP	BLK	WP	HR	S	P	ERA	WHIP
57 Dustin Nippert, R ERA: 1.29	(1, 1)	3.0		14	2	1	1	2	3	0	0	0	0	0	15	27	3.00	1.667
Jorge Julio, R ERA:	(4, 1)	2.0	H	7	0	0	0	0	1	0	0	0	0	0	6	10	0.00	0.500
Brandon Lyon, R ERA: 5.4	(6, 1)	2.0	B	12	5	3	3	1	0	0	0	0	0	0	14	14	13.50	2.500
45 Doug Slaten, L ERA: 7.2	(8, 1)	2.0	W	9	4	1	1	0	0	0	0	0	0	0	15	20	4.50	2.000
Chris Kinsey, R ERA:	(10, 1)	1.0	S	4	2	0	0	0	0	0	0	0	0	0	4	4	0.00	2.000

PITCHER	IP	WLS	BF	H	R	ER	SO	BB	IBB	HBP	BLK	WP	HR	S	P	ERA	WHIP

BOTTOM

Arizona Diamondbacks @ Colorado Rockies

US West Sports Complex, Hi Corbett Field, Tucson, AZ

Mon Mar 12 2007, 4:05 PM EDT

Att. 3,715 - Sunny - 79 F

livebaseballscorecards.com

AB	39
R	5
H	13
RBI	5
BB	4
SO	3
LOB	22

Batter	1	2	3	4	5	6	7	8	9	10	AB	R	H	RBI	BB	SO	LOB
8 Terrmel Sledge, L (1, 9) OBP: 0.355, SLG: 0.767	F8	K		F7		G4-3			G4-3		4	0	0	0	0	1	1
78 Adam Shabala, L (6, 9) OBP: 0.313, SLG: 0.154 (7, 8)											1	0	0	0	0	0	0
24 Brian Giles, L (1, 8) OBP: 0.280, SLG: 0.391	28 1B / 23 1B / 1B	F8		F8			P6		70 G3-1 / 1B		4	1	1	0	0	0	0
76 Will Venable, L (7, 9) OBP: 0.438, SLG: 0.500											1	0	1	0	0	0	0
28 Josh Bard, S (1, 2) OBP: 0.476, SLG: 0.647	23 1B / 3 2B / 1-2 / 1B	23 S / 1B			F9		G4-3		G3-1 / 1-2		4	1	2	0	0	0	0
70 Luke Carlin, S (7, 2) OBP: 0.222, SLG: 0.125											1	0	0	0	0	0	1
23 Adrián González, L (1, 3) OBP: 0.423, SLG: 0.565	3 2B / 1-2 / 2-H / 1B	K / 1-2			5 WP / BB		E3 / 67 2B		F8		3	1	1	1	1	1	1
62 Luis Alfonso Cruz, R (7, 6) OBP: 0.250, SLG: 0.300											1	0	0	0	0	0	1
3 Khalil Greene, R (1, 6) OBP: 0.273, SLG: 0.591	5 2B / 1-H / 2-H / 2B		F9		F8		1-3 / 2B			K	3	1	1	2	0	0	1
21 Heath Bell, R (5, 1)											0	0	0	0	0	0	0
67 Royce Huffman, R (7, PH) OBP: 0.353, SLG: 0.400 (7, 3)											2	0	1	0	0	1	0
5 Kevin Kouzmanoff, R (1, 5) OBP: 0.440, SLG: 0.714			G6-3		G6-3 / 1-2		G5-3			K	4	0	1	1	0	0	3
43 Cla Meredith, R (7, 1)											0	0	0	0	0	0	0
66 Steve Watkins, R (8, 1)											0	0	0	0	0	0	0
Scott Strickland, R (9, 1)											0	0	0	0	0	0	0
29 Jack Cust, L (10, PH) OBP: 0.333, SLG: 0.556	2-H / 2B									K	1	0	0	0	0	1	0
79 Aaron Rakers, R (10, 1)											0	0	0	0	0	0	0
34 Russell Branyan, L (1, 7) OBP: 0.261, SLG: 0.350	BB		F7			F8		G4-3		F8	2	0	0	0	1	0	0
18 Paul McAnulty, L (6, 7) OBP: 0.464, SLG: 0.640											2	0	0	0	0	0	0
1 Manny Alexander, R (1, 4) OBP: 0.214, SLG: 0.429	F8			HR		G5-3		F8			3	1	1	1	0	0	2
10 Craig Stansberry, R (6, 4) OBP: 0.308, SLG: 0.250 (7, 5)											1	0	0	0	0	0	0
David Wells, L (1, 1)	K			G5-3		1B		G6-3			1	0	0	0	0	1	2
Rob Bowen, S (4, PH) OBP: 0.278, SLG: 0.412											1	0	0	0	0	0	0
26 Doug Brocail, L (4, 1)											0	0	0	0	0	0	0
13 Oscar Robles, L (5, 6) OBP: 0.316, SLG: 0.235 (7, 4)											2	0	1	0	0	0	0
Inning Stats	R: 4 H: 5 E: 0 LOB: 2 K: 1 BB: 1 S: 10 P: 14	R: 0 H: 1 E: 0 LOB: 1 K: 2 BB: 0 S: 8 P: 8	R: 0 H: 0 E: 0 LOB: 0 K: 0 BB: 0 S: 3 P: 3	R: 1 H: 1 E: 0 LOB: 0 K: 0 BB: 0 S: 4 P: 4	R: 0 H: 0 E: 0 LOB: 1 K: 0 BB: 1 S: 3 P: 8	R: 0 H: 1 E: 0 LOB: 1 K: 0 BB: 0 S: 4 P: 4	R: 0 H: 1 E: 1 LOB: 2 K: 0 BB: 0 S: 5 P: 5	R: 0 H: 0 E: 0 LOB: 0 K: 0 BB: 0 S: 3 P: 3	R: 0 H: 1 E: 0 LOB: 1 K: 0 BB: 0 S: 4 P: 4	R: 0 H: 0 E: 0 LOB: 0 K: 2 BB: 0 S: 7 P: 7	1B: 6 SF: 0 2B: 3 SAC: 0 3B: 0 DP: 0 HR: 1 HBP: 0						

PITCHER		IP	WLS	BF	H	R	ER	SO	BB	IBB	HBP	BLK	WP	HR	S	P	ERA	WHIP
26 Jeff Francis, L ERA: 6.75	(1, 1)	4.2		23	7	5	5	3	2	0	0	0	0	1	27	35	9.64	1.929
Danny Graves, R ERA: 11.57	(5, 1)	0.1		1	0	0	0	0	0	0	0	0	1	0	1	2	0.00	0.000
40 Brian Fuentes, L ERA: 2.25	(6, 1)	1.0		4	1	0	0	0	0	0	0	0	0	0	4	4	0.00	1.000
45 Mike Gallo, L ERA: 3.6	(7, 1)	1.0		5	1	0	0	0	0	0	0	0	0	0	5	5	0.00	1.000
25 Bob Keppel, R ERA:	(8, 1)	1.0		3	0	0	0	0	0	0	0	0	0	0	3	3	0.00	0.000

PITCHER		IP	WLS	BF	H	R	ER	SO	BB	IBB	HBP	BLK	WP	HR	S	P	ERA	WHIP
35 Taylor Buchholz, R ERA: 5.4	(9, 1)	2.0		7	1	0	0	2	0	0	0	0	0	0	11	11	0.00	0.500

TOP

San Diego Padres @ Colorado Rockies

US West Sports Complex, Hi Corbett Field, Tucson, AZ

Tue Mar 13 2007, 4:05 PM EDT
Att. 3,179 - Sunny - 80 F

livebaseballscorecards.com

AB	41
R	5
H	10
RBI	5
BB	2
SO	5
LOB	12

Batter	1	2	3	4	5	6	7	8	9	10	AB	R	H	RBI	BB	SO	LOB
3 Willy Taveras, R (1, 8) OBP: 0.440, SLG: 0.435	0-0 FC5-4 27 17 HR 1B 1B	0-0 F9 ③		0-0 FC6-4 1-2 2-3 1B		S S S 0-3 K ③			x 0-0 F8 ①		3	1	2	0	0	0	1
55 Alvin Colina, R (6, 2) OBP: 0.143, SLG: 0.571											2	0	0	0	0	1	1
Jamey Carroll, R (1, 4) OBP: 0.154, SLG: 0.125 (8, 6)	0-0 27 FC5-4 1-2 1B		0-0 E3 27 L4-3	0-0 FC6-4 ③ 1-2f			x 0-0 G4-3 ①		x 0-0 P3 ②		5	0	1	0	0	0	3
27 Garrett Atkins, R (1, 5) OBP: 0.385, SLG: 0.520	0-0 FC5-4 ① 17 HR 1-2f 2-3		0-0 L4-3 ① ② 1-1		C C C 0-3 K ①		x 0-0 G4-3 ②		x 0-0 G4-3 ③		3	1	0	0	0	1	3
6 Omar Quintanilla, L (7, 6) OBP: 0.429, SLG: 0.769 (8, 4)											2	0	0	0	0	0	0
17 Todd Helton, L (1, 3) OBP: 0.556, SLG: 0.765	0-0 1-H 3-H HR		0-0 G4-3 ③		0-0 2B		x 0-0 G5-3 ③			x 0-0 F8 ①	3	1	2	3	0	0	0
40 Brian Fuentes, L (6, 1)											0	0	0	0	0	0	0
15 Frank Menechino, R (7, 5)											2	0	0	0	0	0	0
5 Matt Holliday, R (1, 7) OBP: 0.423, SLG: 0.667	0-0 F9 ②			H 1-0 G5-4-3 2 11 E 1B HBP	S S S 0-3 K ②			x 0-0 P2 ①		x 0-0 P6 ②	2	1	0	0	0	1	1
92 Joe Gaetti, R (7, 7)											2	0	0	0	0	0	0
11 Brad Hawpe, L (1, 9) OBP: 0.321, SLG: 0.538	0-0 F7 ③			x 0-0 E4 2 G5-4-3 1-2	x 0-0 F8 ③			x 0-0 47 2B 2B		x 0-0 G6-3 ③	3	0	0	0	0	0	2
67 Erick Almonte, R (7, 3) OBP: 0.556, SLG: 0.625											2	1	1	0	0	0	0
2 Troy Tulowitzki, R (1, 6) OBP: 0.450, SLG: 0.529		x 0-0 26 SH1-4 1B		x 0-0 G5-4-3 ① ② 1-2f 2-3		S S S 0-3 K ①		x 0-0 18 G4-3 2-H 2B			3	0	1	0	0	1	2
45 Mike Gallo, L (7, 1)											0	0	0	0	0	0	0
25 Bob Keppel, R (8, 1)											0	0	0	0	0	0	0
47 John Mabry, L (8, PH) OBP: 0.500, SLG: 0.667											1	0	1	1	0	0	0
94 Doug Bernier, R (8, PR)											0	0	0	0	0	0	0
35 Taylor Buchholz, R (9, 1)											0	0	0	0	0	0	0
Geronimo Gil, R (1, 2) OBP: 0.400, SLG: 0.500		x 0-0 F8 ①		x 0-0 3 1B 26 BB 3-H 1B		x 0-0 G3-1 ②		x 0-0 G4-3 ② 2-3			2	0	1	1	0	0	1
18 Cory Sullivan, L (6, 8) OBP: 0.304, SLG: 0.318											2	0	0	0	0	0	1
26 Jeff Francis, L (1, 1)		x 0-0 SH1-4 ② 1-2		B B B B 4-0 3 1B 1-2 BB		x 0-0 1B		x 0-0 G6-3 ③			0	0	0	0	1	0	0
Danny Graves, R (5, 1)											0	0	0	0	0	0	0
10 Jeff Baker, R (6, 3) OBP: 0.320, SLG: 0.458											2	0	1	0	0	0	2
(7, 9)																	
Inning Stats	R: 3 H: 3 E: 0 LOB: 0 K: 0 BB: 0 S: 6 P: 6	R: 0 H: 1 E: 0 LOB: 1 K: 0 BB: 0 S: 4 P: 4	R: 0 H: 0 E: 1 LOB: 0 K: 0 BB: 0 S: 3 P: 3	R: 1 H: 2 E: 1 LOB: 3 K: 0 BB: 1 S: 5 P: 10	R: 0 H: 1 E: 0 LOB: 1 K: 2 BB: 0 S: 8 P: 8	R: 0 H: 1 E: 0 LOB: 1 K: 2 BB: 0 S: 8 P: 8	R: 0 H: 0 E: 0 LOB: 0 K: 0 BB: 0 S: 3 P: 3	R: 1 H: 2 E: 0 LOB: 2 K: 0 BB: 0 S: 5 P: 5	R: 0 H: 0 E: 0 LOB: 0 K: 0 BB: 0 S: 3 P: 3	R: 0 H: 0 E: 0 LOB: 0 K: 0 BB: 0 S: 3 P: 3	1B: 6 2B: 4 3B: 0 HR: 1	SF: 0 SAC: 1 DP: 2 HBP: 1						
											WP: 0 PB: 0 SB: 0 CS: 0	PA: 42						

PITCHER		IP	WLS	BF	H	R	ER	SO	BB	IBB	HBP	BLK	WP	HR	S	P	ERA	WHIP
David Wells, L ERA: 11.57	(1, 1)	3.0		13	4	3	3	0	0	0	0	0	0	1	13	13	9.00	1.333
26 Doug Brocail, R ERA: 2.25	(4, 1)	1.0	H	7	2	1	1	0	1	0	1	0	0	0	5	10	9.00	3.000
21 Heath Bell, R ERA: 1.8	(5, 1)	2.0	H	8	2	0	0	4	0	0	0	0	0	0	16	16	0.00	1.000
43 Cla Meredith, R ERA: 4.5	(7, 1)	1.0	H	3	0	0	0	0	0	0	0	0	0	0	3	3	0.00	0.000
66 Steve Watkins, R ERA: 3.0	(8, 1)	1.0	B	5	2	1	1	0	0	0	0	0	0	0	5	5	9.00	2.000

PITCHER		IP	WLS	BF	H	R	ER	SO	BB	IBB	HBP	BLK	WP	HR	S	P	ERA	WHIP
Scott Strickland, R ERA: 3.86	(9, 1)	1.0		3	0	0	0	0	0	0	0	0	0	0	3	3	0.00	0.000
79 Aaron Rakers, R ERA: 3.18	(10, 1)	1.0		3	0	0	0	0	0	0	0	0	0	0	3	3	0.00	0.000

BOTTOM

San Diego Padres @ Colorado Rockies

US West Sports Complex, Hi Corbett Field, Tucson, AZ

Tue Mar 13 2007, 4:05 PM EDT

Att. 3,179 - Sunny - 80 F

livebaseballscorecards.com

AB	39
R	5
H	10
RBI	5
BB	1
SO	4
LOB	17

Batter	1	2	3	4	5	6	7	8	9	AB	R	H	RBI	BB	SO	LOB
3 Willy Taveras, R (1, 8) OBP: 0.393, SLG: 0.385	S C C 0-3 ① K		X 0-0 ② F7			S S S 0-3 ① K		X 0-0 ① FC6-4 44 CS 1-2f		3	0	0	0	0	2	1
74 Dexter Fowler, S (6, 8)										1	0	0	0	0	0	1
44 Alexis Gomez, L (1, 7) OBP: 0.391, SLG: 0.455	X 0-0 ③ 47 CS 1B		X 0-0 ③ G4-3			X 0-0 10 G1-6-3 1B		B X 1-0 ② ③ P5 1-2		4	0	2	0	0	0	2
10 Jeff Baker, R (1, 9) OBP: 0.310, SLG: 0.536	S S S 0-3 ② K			X 0-0 ① F9		X 0-0 ② ③ G1-6-3 1-2f			X 0-0 HR	4	1	1	1	0	1	2
(7, 3)																
47 John Mabry, L (1, 3) OBP: 0.476, SLG: 0.667	S 0-1 ③ CS 1-2	S S S 0-3 ① K		X 0-0 2B			X 0-0 ① F9		X 0-0 20 1B 2B	3	0	1	0	0	1	0
92 Joe Gaetti, R (7, 9) OBP: 0.333, SLG: 0.667										1	1	1	0	0	0	0
20 Chris Iannetta, R (1, 2) OBP: 0.476, SLG: 0.529		X 0-0 2 G1-3 2B		S S S 0-3 ② K			X 0-0 2 1B 1B		X 0-0 6 WP 1B 2-H 1B	4	0	3	1	0	1	1
2 Troy Tulowitzki, R (1, 10) OBP: 0.435, SLG: 0.500		X 0-0 ② G1-3 2-3		X 0-0 ③ G6-3			X 0-0 1-2 1B		X 0-0 6 WP 1-2 1B	3	0	1	0	0	0	2
Tim Olson, R (9, PH) OBP: 1.000, SLG: 1.000										1	0	1	0	0	0	0
6 Omar Quintanilla, L (1, 4) OBP: 0.333, SLG: 0.588		S S S 0-3 ③ K			X 0-0 ① P6		S S S 0-3 ② K		B C C C 1-3 ① K 1-2 2-3	4	0	0	0	0	3	5
12 Clint Barmes, R (1, 6) OBP: 0.286, SLG: 0.385			S S S 0-3 ① K2-3		S S S 0-3 ② K		X 0-0 ③ G5-3		S S S 0-3 ② K	4	0	0	0	0	3	4
15 Frank Menechino, R (1, 5) OBP: 0.333, SLG: 0.500			X 0-0 2B		S S S 0-3 ③ K			X 0-0 74 FC6-4 1B	X 0-0 ③ G6-3	4	0	2	0	0	1	2
Inning Stats	R: 0 E: 0 K: 2 S: 8 H: 1 LOB: 0 BB: 0 P: 8	R: 0 E: 0 K: 2 S: 8 H: 1 LOB: 1 BB: 0 P: 8	R: 0 E: 0 K: 1 S: 6 H: 1 LOB: 1 BB: 0 P: 6	R: 0 E: 0 K: 1 S: 6 H: 1 LOB: 1 BB: 0 P: 6	R: 0 E: 0 K: 2 S: 7 H: 0 LOB: 0 BB: 0 P: 7	R: 0 E: 0 K: 1 S: 5 H: 1 LOB: 0 BB: 0 P: 5	R: 0 E: 0 K: 1 S: 7 H: 2 LOB: 2 BB: 0 P: 7	R: 0 E: 0 K: 0 S: 3 H: 1 LOB: 0 BB: 0 P: 4	R: 2 E: 0 K: 2 S: 11 H: 4 LOB: 2 BB: 0 P: 12	1B: 7 2B: 4 3B: 0 HR: 1 SF: 0 SAC: 0 DP: 1 HBP: 0						

PITCHER		IP	WLS	BF	H	R	ER	SO	BB	IBB	HBP	BLK	WP	HR	S	P	ERA	WHIP
23 Zack Greinke, R ERA: 4.0	(1, 1)	4.0	W	15	4	0	0	6	0	0	0	0	0	0	28	28	0.00	1.000
28 Octavio Dotel, R ERA:	(5, 1)	1.0	H	3	0	0	0	2	0	0	0	0	0	0	7	7	0.00	0.000
57 Joel Peralta, R ERA:	(6, 1)	1.0	H	3	1	0	0	1	0	0	0	0	0	0	5	5	0.00	1.000
41 Jimmy Gobble, L ERA: 2.57	(7, 1)	1.0	H	5	2	0	0	1	0	0	0	0	0	0	7	7	0.00	2.000
47 Ryan Braun, R ERA: 1.8	(8, 1)	1.0	H	3	1	0	0	0	0	0	0	0	0	0	3	4	0.00	1.000

PITCHER		IP	WLS	BF	H	R	ER	SO	BB	IBB	HBP	BLK	WP	HR	S	P	ERA	WHIP
38 Ken Ray, R ERA: 8.53	(9, 1)	0.1		5	4	2	2	1	0	0	0	0	1	1	7	8	54.00	12.000
39 Jarod Plummer, R ERA: 10.8	(9, 1)	0.2	S	2	0	0	0	1	0	0	0	0	0	0	4	4	0.00	0.000

TOP

Colorado Rockies @ Kansas City Royals

Surprise Stadium, Surprise, AZ

Wed Mar 14 2007, 4:05 PM EDT

Att. 4,372 - Sunny - 84 F

livebaseballscorecards.com

AB	36
R	2
H	12
RBI	2
BB	0
SO	12
LOB	20

WP: 1 PA: 37
PB: 0
SB: 0
CS: 2

BOTTOM

Batter	1	2	3	4	5	6	7	8	9	AB	R	H	RBI	BB	SO	LOB
9 David DeJesus, L (1, 8) OBP: 0.222, SLG: 0.400	G6-3		K		B4-3		92 FC3-6, BB, 1B (1-2)	G5-3		3	0	0	0	0	1	0
2 Joey Gathright, L (7, 8) OBP: 0.455, SLG: 0.414										2	1	1	0	0	0	2
Esteban German, R (1, 4) OBP: 0.342, SLG: 0.371	F9		24 HR, 2B		G5-3		BBBB, 92 FC3-6, BB (1-2, 2-3)			3	1	1	0	0	0	0
Alex Gonzalez, R (7, PH) OBP: 0.667, SLG: 0.714 (8, 5)										0	0	0	0	1	0	0
24 Mark Teahen, L (1, 9) OBP: 0.448, SLG: 0.654	BBBB, BB		2-H, HR		29 S, 1B		FC3-6 (1-2f, 2-H, 3-H)			2	1	2	2	1	0	0
92 Chris Lubanski, L (6, 9) OBP: 0.500, SLG: 0.429										1	0	0	1	0	0	1
29 Mike Sweeney, R (1, 10) OBP: 0.375, SLG: 0.385	K		P2		B, G5-3 (1-2)		P6			4	0	0	0	0	1	3
4 Alex Gordon, L (1, 5) OBP: 0.516, SLG: 0.625		G6-3, 1B (1-2)		WP, 3B		G4-3		G4-3		3	1	2	0	0	0	0
12 Paul Phillips, R (8, 2) OBP: 0.083, SLG: 0.091										1	0	0	0	0	0	0
Emil Brown, R (1, 7) OBP: 0.276, SLG: 0.208		G6-3 (1-2)		B, G4-3 (3-H)		P4		68 1B, 26 1B, 1B		3	0	0	0	0	0	1
21 Billy Butler, R (7, 7) OBP: 0.577, SLG: 0.909										1	1	1	0	0	0	0
43 Ryan Shealy, R (1, 3) OBP: 0.424, SLG: 0.581		G5-3		SSC, K		BBBB, 14 CS, BB		68 1B, 1B (1-2)		2	0	0	0	1	1	1
26 Justin Huber, R (6, PR) OBP: 0.462, SLG: 0.591 (7, 3)										1	0	1	0	0	0	0
14 John Buck, R (1, 2) OBP: 0.421, SLG: 0.667		G6-3		3B	S, CS (1-2)		F8	1B (1-3, 2-H)		3	0	1	0	0	0	1
68 Fernando Cortez, L (8, 4) OBP: 0.455, SLG: 0.400										1	0	1	1	0	0	0
13 Andrés Blanco, S (1, 6) OBP: 0.344, SLG: 0.419			G4-3	P5			SSC, BB, 92 FC3-6, 2 1B, 1B	K		4	1	1	0	0	1	3

Inning Stats	R	E	K	S	H	LOB	BB	P
1	0	0	1	5	0	1	1	9
2	0	0	0	4	1	1	0	4
3	2	0	1	7	2	0	0	7
4	1	0	1	7	2	0	0	8
5	0	0	0	4	1	1	0	5
6	0	0	0	3	0	0	1	7
7	2	1	0	5	2	1	1	9
8	1	0	1	8	3	2	0	8
9								

| | | | | | | | | | |

Batter	1	2	3	4	5	6	7	8	9	AB	R	H	RBI	BB	SO	LOB
Jason Kendall, R (1, 2) OBP: 0.320, SLG: 0.375	BBBB 4-0 22 BB 3 G4-6-3 BB BB	x 0-0 ③ F9			x 0-0 ② F8			x 0-0 ① G4-3		2	1	0	0	1	0	2
69 Landon Powell, S (5, 2) OBP: 0.333, SLG: 0.200										1	0	0	0	0	0	0
Shannon Stewart, R (1, 7) OBP: 0.500, SLG: 0.429	BBBB 4-0 3 G4-6-3 22 BB 1-2 BB		x 0-0 22 G3 2B		x 0-0 ③ F9			x 0-0 ② G6-3		2	0	1	0	1	0	0
51 Brad Halsey, L (5, 1)										0	0	0	0	0	0	0
5 Jeremy Brown, R (8, PH) OBP: 0.250, SLG: 0.571										1	0	0	0	0	0	0
Jay Marshall, L (8, 1)										0	0	0	0	0	0	0
22 Milton Bradley, S (1, 8) OBP: 0.600, SLG: 0.789	BBBB 4-0 3 G4-6-3 1-2 2-3 BB		x 0-0 ① G3 2-3			x 0-0 3 1B 14 WP 2B		x 0-0 ③ G1-3		2	0	1	0	1	0	1
28 Charles Thomas, L (6, PR) OBP: 0.370, SLG: 0.400										1	1	0	0	0	0	0
(6, 8)																
3 Eric Chavez, L (1, 5) OBP: 0.259, SLG: 0.462	x 0-0 ① ② G4-6-3 1-2f 2-3 3-H		SSS 0-3 ② K			x 0-0 CS 2-3 1B			SSS 0-3 ① K	3	0	1	0	0	1	3
13 Donnie Murphy, R (6, PR) OBP: 0.500, SLG: 0.429										1	0	0	0	0	1	0
(6, 5)																
Nick Swisher, S (1, 9) OBP: 0.405, SLG: 0.567	SSS 0-3 ③ K		x 0-0 ③ G1-3			1 SAFE BBBB 4-0 ① 14 CS 14 WP 1-2 BB			BBBB 4-0 10 G3 4 1B BB	2	0	0	0	1	1	2
Ryan Goleski, R (6, PR) OBP: 0.172, SLG: 0.148										0	0	0	0	1	0	0
(6, 9)																
14 Mark Ellis, R (1, 4) OBP: 0.308, SLG: 0.227		x 0-0 2B 1B		x 0-0 ① G6-3		B 2 SAFE X 1-0 ② ③ F7 1-3 3-H			x 0-0 10 G3 1-2 1B	3	0	1	0	0	0	2
4 Antonio Perez, R (6, 4) OBP: 0.410, SLG: 0.500										1	0	1	0	0	0	0
29 Dan Johnson, L (1, 3) OBP: 0.378, SLG: 0.310		x 0-0 ① F8		x 0-0 ② F8			BBBB 4-0 2 G1-6-3 BB		x 0-0 ② G3 1-2 2-3	2	0	0	0	1	0	1
10 Daric Barton, L (7, 3) OBP: 0.476, SLG: 0.650										1	0	0	0	0	0	2
Marco Scutaro, R (1, 6) OBP: 0.478, SLG: 0.800		x 0-0 1-3 2B		x 0-0 ③ G6-3			SSS 0-3 ① K		x 0-0 ③ G4-3	2	0	1	0	0	0	0
67 Travis Buck, L (5, 7) OBP: 0.423, SLG: 0.500										2	0	0	0	0	1	3
40 Rich Harden, L (1, 1)		CCC 0-3 ② K			x 0-0 ① F8		x 0-0 ② ③ G1-6-3 1-2f			1	0	0	0	0	1	2
61 Erasmo Ramirez, L (4, 1)										0	0	0	0	0	0	0
2 Lou Merloni, R (5, PH) OBP: 0.400, SLG: 0.462										2	0	0	0	0	0	1
(5, 6)																
Inning Stats	R: 1 E: 0 K: 1 S: 4 H: 0 LOB: 1 BB: 3 P: 16	R: 0 E: 0 K: 1 S: 7 H: 2 LOB: 2 BB: 0 P: 7	R: 0 E: 0 K: 1 S: 6 H: 1 LOB: 1 BB: 0 P: 6	R: 0 E: 0 K: 0 S: 3 H: 0 LOB: 0 BB: 0 P: 3	R: 0 E: 0 K: 0 S: 3 H: 0 LOB: 0 BB: 0 P: 3	R: 1 E: 0 K: 0 S: 3 H: 2 LOB: 2 BB: 1 P: 8	R: 0 E: 0 K: 1 S: 4 H: 0 LOB: 0 BB: 1 P: 8	R: 0 E: 0 K: 0 S: 3 H: 0 LOB: 0 BB: 0 P: 3	R: 0 E: 0 K: 1 S: 6 H: 1 LOB: 2 BB: 1 P: 10	1B: 3 2B: 3 3B: 0 HR: 0	SF: 0 SAC: 0 DP: 2 HBP: 0	WP: 1 PB: 0 SB: 0 CS: 2	PA: 35				

PITCHER	IP	WLS	BF	H	R	ER	SO	BB	IBB	HBP	BLK	WP	HR	S	P	ERA	WHIP
48 Jason Hirsh, R (1, 1) ERA: 6.17	5.0	W	20	3	1	1	3	3	0	0	0	0	0	23	35	1.80	1.200
40 Brian Fuentes, L (6, 1) ERA: 3.6	1.0	H	4	2	1	1	0	1	0	0	0	1	0	3	8	9.00	3.000
32 LaTroy Hawkins, R (7, 1) ERA:	1.0	H	3	0	0	0	1	1	0	0	0	0	0	4	8	0.00	1.000
61 Ramon E Ramirez, R (8, 1) ERA: 2.25	1.0	H	3	0	0	0	0	0	0	0	0	0	0	3	3	0.00	0.000
60 Manny Corpas, R (9, 1) ERA:	1.0	S	5	1	0	0	1	1	0	0	0	0	0	6	10	0.00	2.000

PITCHER	IP	WLS	BF	H	R	ER	SO	BB	IBB	HBP	BLK	WP	HR	S	P	ERA	WHIP

TOP

Oakland Athletics @ Colorado Rockies

US West Sports Complex, Hi Corbett Field, Tucson, AZ

Thu Mar 15 2007, 4:05 PM EDT

Att. 4,391 - Sunny - 88 F

livebaseballscorecards.com

AB	29
R	2
H	6
RBI	0
BB	6
SO	5
LOB	19

BOTTOM

Batter	1	2	3	4	5	6	7	8	9	AB	R	H	RBI	BB	SO	LOB
21 Steve Finley, L (1, 8) OBP: 0.346, SLG: 0.440 44 Alexis Gomez, L (4, 8) OBP: 0.440, SLG: 0.478	C C C 0-3 ① K	S S S 0-3 ③ K	B B B 4-0 FC4-6 1-2 2-3 BB	X 0-0 FC1-6 1B						2 0 0 0 0 2 1 1 0 1 0 1 0 0						
Jamey Carroll, R (1, 4) OBP: 0.167, SLG: 0.111 74 Jeff Dragicevich, R (8, 4)	C C C 0-3 ② K	B B B 4-0 27 K2-3 27 WP 17 1B BB	X 0-0 ① FC4-6 27 S 1-2f 2-H 3-H	X 0-0 ① FC1-6 27 1B 1-2f						3 1 0 1 1 1 2 0 0 0 0 0 0 0						
27 Garrett Atkins, R (1, 5) OBP: 0.367, SLG: 0.483 61 Ramon E Ramirez, R (8, 1) 60 Manny Corpas, R (9, 1)	C C C 0-3 ③ K	S S S 0-3 ① K2-3 1-3	C X 0-1 ② G6-3 1-2	X 0-0 G6-4-3 1-2 1B						4 0 1 0 0 2 2 0 0 0 0 0 0 0 0 0 0 0 0 0 0						
17 Todd Helton, L (1, 3) OBP: 0.524, SLG: 0.700 40 Brian Fuentes, L (6, 1) Geronimo Gil, R (7, 2) OBP: 0.364, SLG: 0.455	X 0-0 ① G4-3	X 0-0 11 2B 3-H 1B	X 0-0 ③ G6-3	X 0-0 ②✓③ G6-4-3 1-2f						3 0 1 1 0 0 2 0 0 0 0 0 0 0 1 0 0 0 0 0 2						
5 Matt Holliday, R (1, 7) OBP: 0.400, SLG: 0.643 72 Jordan Czarniecki, R (9, 7)	S S S 0-3 ② K	X 0-0 ② F9	X 0-0 E3 8 S 8 1B	X 0-0 15 1B 2B						4 2 1 0 0 1 1 0 0 0 0 0 0 0						
11 Brad Hawpe, L (1, 9) OBP: 0.313, SLG: 0.533 92 Joe Gaetti, R (9, 9) OBP: 0.333, SLG: 0.667	S S S 0-3 ③ K	X 0-0 1-3 2B	S S S 0-3 ① K	X 0-0 ① L3						4 0 1 0 0 2 2 0 0 0 0 0 0 0						
2 Troy Tulowitzki, R (1, 6) OBP: 0.407, SLG: 0.458	X 0-0 8 S 1B	X 0-0 ③ G4-3	S S S 0-3 ② K	S S S 0-3 ② K						4 0 1 0 0 2 4						
8 Yorvit Torrealba, R (1, 2) OBP: 0.294, SLG: 0.353 32 LaTroy Hawkins, R (7, 1) 15 Frank Menechino, R (8, 5) OBP: 0.429, SLG: 0.571	S S S 0-3 ① K 1-2	X 0-0 44 BB 48 SH FC4-6 1B	C X 0-1 67 PB 1-H 1B	X 0-0 2-H 1B						3 1 2 1 0 1 1 0 0 0 0 0 0 0 1 0 1 1 0 0 0						
48 Jason Hirsh, R (1, 1) 63 Edwin Bellorin, R (5, PR) 67 Erick Almonte, R (6, 3) OBP: 0.455, SLG: 0.500	C C C 0-3 ② K	X 0-0 SH 44 BB 1-2 E	C X 0-1 ③ G4-3 1-2	X 0-0 ③ L5						1 0 0 0 0 1 1 0 1 0 0 0 0 0 2 0 0 0 0 0 2						
Inning Stats	R: 0 H: 0 E: 0 LOB: 0 K: 3 BB: 0 S: 9 P: 9	R: 0 H: 0 E: 0 LOB: 0 K: 2 BB: 0 S: 7 P: 7	R: 0 H: 1 E: 0 LOB: 1 K: 3 BB: 0 S: 10 P: 10	R: 1 H: 2 E: 0 LOB: 2 K: 1 BB: 1 S: 7 P: 11	R: 2 H: 1 E: 2 LOB: 2 K: 0 BB: 1 S: 6 P: 10	R: 1 H: 1 E: 1 LOB: 1 K: 2 BB: 0 S: 11 P: 11	R: 0 H: 2 E: 0 LOB: 1 K: 0 BB: 0 S: 4 P: 4	R: 1 H: 2 E: 0 LOB: 1 K: 1 BB: 0 S: 7 P: 7		1B: 7 SF: 0 2B: 2 SAC: 1 3B: 0 DP: 1 HR: 0 HBP: 0					WP: 1 PA: 36 PB: 1 SB: 3 CS: 0	

PITCHER	IP	WLS	BF	H	R	ER	SO	BB	IBB	HBP	BLK	WP	HR	S	P	ERA	WHIP
40 Rich Harden, R (1, 1) ERA: 1.04	3.2		14	2	1	1	9	1	0	0	0	1	0	31	35	2.46	0.818
61 Erasmo Ramirez, L (4, 1) ERA: 14.54	0.1		2	1	0	0	0	0	0	0	0	0	0	2	2	0.00	3.000
51 Brad Halsey, L (5, 1) ERA: 7.45	3.0	L	15	4	3	0	2	1	0	0	0	0	0	21	25	0.00	1.667
Jay Marshall, L (8, 1) ERA: 3.68	1.0		5	2	1	1	1	0	0	0	0	0	0	7	7	9.00	2.000

PITCHER	IP	WLS	BF	H	R	ER	SO	BB	IBB	HBP	BLK	WP	HR	S	P	ERA	WHIP

Oakland Athletics @ Colorado Rockies

US West Sports Complex, Hi Corbett Field, Tucson, AZ

Thu Mar 15 2007, 4:05 PM EDT

Att. 4,391 - Sunny - 88 F

livebaseballscorecards.com

AB	33
R	5
H	9
RBI	4
BB	2
SO	12
LOB	20

Colorado Rockies @ San Francisco Giants

Scottsdale Stadium, Scottsdale, AZ

Fri Mar 16 2007, 4:05 PM EDT

Att. 11,939 - Sunny - 91 F

TOP

livebaseballscorecards.com

Batter	1	2	3	4	5	6	7	8	9	AB	R	H	RBI	BB	SO	LOB
3 Willy Taveras, R (1, 8) OBP: 0.406, SLG: 0.357 63 Edwin Bellorin, R (7, 2)	S H 1-1 21 3B HBP		X 0-0 E6 21 F9 21 S 10 2B	S S S 0-3 ③ K			B B B B 4-0 21 FC6-4 BB		X 0-0 ② G6-3	2 1	2 0	0 0	0 0	1 0	1 0	1 0
21 Steve Finley, L (1, 9) OBP: 0.333, SLG: 0.483 Judson Thigpen, R (7, 7) OBP: 1.000, SLG: 1.000	X 0-0 10 1B 1-H 3B		B X 1-0 ① F9 1-3		X 0-0 ① G4-3		X 0-0 ① FC6-4 10 HR 1-2f		X 0-0 1B	4 1	2 0	1 1	1 0	0 0	0 0	2 0
10 Jeff Baker, R (1, 3) OBP: 0.353, SLG: 0.667	X 0-0 47 G4-3 3-H 1B		X 0-0 8 1B 3-H 2B		S S S 0-3 ② K		X 0-0 1-H HR		S S S 0-3 ③ K	5	2	3	4	0	2	1
47 John Mabry, L (1, 5) OBP: 0.458, SLG: 0.762 34 Matt Herges, L (5, 1) 44 Alexis Gomez, L (7, PH) OBP: 0.423, SLG: 0.458 (7, 9)	X 0-0 ① G4-3 1-2		X 0-0 ② L9		X 0-0 HR		S S S 0-3 ② K			3 0 1	1 0 0	1 0 0	1 0 0	0 0 1	0 0 0	2 0 0
8 Yorvit Torrealba, R (1, 2) OBP: 0.286, SLG: 0.333 45 Mike Gallo, L (7, 1) 35 Taylor Buchholz, R (8, 1)	X 0-0 ② F7		X 0-0 2-H 1B		X 0-0 ③ L5		X 0-0 ③ G4-3			4 0 0	0 0 0	1 0 0	1 0 0	0 0 0	0 0 0	1 0 0
18 Cory Sullivan, L (1, 7) OBP: 0.259, SLG: 0.269 (7, 8)	X 0-0 ③ G3-1		X 0-0 ③ F9			X 0-0 ① F7		X 0-0 ① G5-3		4	0	0	0	0	0	2
12 Clint Barmes, R (1, 6) OBP: 0.281, SLG: 0.345		X 0-0 ① G6-3		B B B B 4-0 CS BB		X 0-0 ② G5-3		X 0-0 ② P3		3	0	0	0	1	0	0
Omar Quintanilla, L (1, 4) OBP: 0.364, SLG: 0.571		X 0-0 ② P6		B X 1-0 ① 49 SH3 1-2 1B		X 0-0 67 FC6-4 1B		S S S 0-3 ③ K		4	0	2	0	0	1	0
49 Byung-Hyun Kim, R (1, 1) OBP: 0.333, SLG: 0.333 67 Erick Almonte, R (5, 5) OBP: 0.417, SLG: 0.455 Russ Johnson, R (8, 5)		C C C 0-3 ③ K		X 0-0 ② SH3 1-2		X 0-0 ③ FC6-4 1-2f			C C C 0-3 ① K	1 1 1	0 0 0	0 0 0	0 0 0	0 0 0	1 1 1	0 1 0
Inning Stats	R: 2 H: 2 E: 0 LOB: 1 K: 0 BB: 0 S: 6 P: 7	R: 0 H: 0 E: 0 LOB: 0 K: 1 BB: 0 S: 5 P: 5	R: 2 H: 2 E: 1 LOB: 1 K: 0 BB: 0 S: 6 P: 7	R: 0 H: 1 E: 0 LOB: 1 K: 1 BB: 1 S: 5 P: 10	R: 1 H: 1 E: 0 LOB: 0 K: 1 BB: 0 S: 6 P: 6	R: 0 H: 1 E: 0 LOB: 1 K: 0 BB: 0 S: 4 P: 4	R: 2 H: 1 E: 0 LOB: 0 K: 1 BB: 1 S: 6 P: 10	R: 0 H: 0 E: 0 LOB: 0 K: 1 BB: 0 S: 5 P: 5	R: 0 H: 1 E: 0 LOB: 1 K: 2 BB: 0 S: 8 P: 8	1B: 5 SF: 0 2B: 1 SAC: 1 3B: 1 DP: 0 HR: 2 HBP: 1						WP: 0 PA: 39 PB: 0 SB: 1 CS: 1	

	AB	35
	R	7
	H	9
	RBI	7
	BB	2
	SO	7
	LOB	10

PITCHER		IP	WLS	BF	H	R	ER	SO	BB	IBB	HBP	BLK	WP	HR	S	P	ERA	WHIP
18 Matt Cain, R ERA: 9.24	(1, 1)	4.0	W	19	5	4	2	2	1	0	1	0	0	0	22	29	4.50	1.500
Steve Kline, L ERA: 7.71	(5, 1)	1.0	H	4	1	1	1	1	0	0	0	0	0	1	6	6	9.00	1.000
55 Tim Lincecum, R ERA: 6.43	(6, 1)	2.0	H	9	2	2	2	1	1	0	0	0	0	1	10	14	9.00	1.500
38 Brian Wilson, R ERA: 2.57	(8, 1)	1.0	H	3	0	0	0	1	0	0	0	0	0	0	5	5	0.00	0.000
Armando Benitez, R ERA:	(9, 1)	1.0		4	1	0	0	2	0	0	0	0	0	0	8	8	0.00	1.000

PITCHER	IP	WLS	BF	H	R	ER	SO	BB	IBB	HBP	BLK	WP	HR	S	P	ERA	WHIP

BOTTOM

Batter	1	2	3	4	5	6	7	8	9	AB	R	H	RBI	BB	SO	LOB
2 Randy Winn, S (1, 8) OBP: 0.432, SLG: 0.636	HR	13 3B 1B 1-2 2-3 3-H		2B		F7		65 3B 1B 1-2		4	2	3	2	0	0	0
Jason Ellison, R (7, 8) OBP: 0.571, SLG: 0.611										1	1	1	0	0	0	0
13 Omar Vizquel, S (1, 6) OBP: 0.382, SLG: 0.516	F8	HR 3B 1-H 2-H 3-H		G1-3		F7		3B 1-H 2-H		3	1	1	3	0	0	1
65 Luis Figueroa, S (5, 6) OBP: 0.176, SLG: 0.313										2	0	1	2	0	0	0
(6, 4)																
Barry Bonds, L (1, 7) OBP: 0.385, SLG: 0.957	K	HR 3-H			F7	P6		K		2	1	1	2	0	1	0
20 Fred Lewis, L (3, 7) OBP: 0.295, SLG: 0.325										3	0	0	0	0	1	1
Ray Durham, S (1, 4) OBP: 0.280, SLG: 0.565	G4-3	K			F8	HR				3	0	0	0	0	1	0
43 Tomas De La Rosa, R (6, 6) OBP: 0.348, SLG: 0.600										1	1	1	1	0	0	0
35 Rich Aurilia, R (1, 3) OBP: 0.351, SLG: 0.500		1 1B 2 1B BB	P4		1 1B 2B	P6				2	2	1	0	1	0	0
55 Tim Lincecum, L (6, 1)										0	0	0	0	0	0	0
67 Guillermo Rodriguez, R (7, PH) OBP: 0.167, SLG: 0.118										1	0	0	0	0	0	0
(8, 2)																
1 Bengie Molina, R (1, 2) OBP: 0.211, SLG: 0.257		2 1B 1B 13 3B BB 1-2	F7		HBP 1B 2-H	F8				3	1	1	1	1	0	0
38 Brian Wilson, R (8, 1)										0	0	0	0	0	0	0
Armando Benitez, R (9, 1)										0	0	0	0	0	0	0
Todd Linden, S (1, 9) OBP: 0.529, SLG: 0.667		2 1B 13 3B 1B 1-2 2-3	K		HBP 1-2			L1-5		3	1	1	0	0	1	0
19 Kevin Frandsen, R (1, 5) OBP: 0.326, SLG: 0.297		K		B1	K			F9		4	0	0	0	0	2	5
18 Matt Cain, R (1, 1)		K		K		G6-3		1B 65 3B BB		1	0	0	0	0	1	3
Ryan Klesko, L (4, PH) OBP: 0.250, SLG: 0.333										1	0	0	0	0	1	0
Steve Kline, S (5, 1)										0	0	0	0	0	0	0
28 Lance Niekro, R (6, 3) OBP: 0.464, SLG: 0.760										1	1	0	0	1	0	0
Inning Stats	R: 1 H: 1 E: 0 LOB: 0 K: 1 BB: 0 S: 6 P: 6	R: 6 H: 4 E: 0 LOB: 0 K: 3 BB: 2 S: 13 P: 21	R: 0 H: 0 E: 0 LOB: 0 K: 1 BB: 0 S: 5 P: 5	R: 0 H: 1 E: 0 LOB: 1 K: 1 BB: 0 S: 6 P: 6	R: 1 H: 2 E: 0 LOB: 2 K: 1 BB: 0 S: 7 P: 8	R: 0 H: 0 E: 0 LOB: 0 K: 0 BB: 0 S: 3 P: 3	R: 1 H: 1 E: 0 LOB: 0 K: 0 BB: 0 S: 4 P: 4	R: 2 H: 2 E: 0 LOB: 1 K: 1 BB: 1 S: 7 P: 11		1B: 4 SF: 0 2B: 2 SAC: 0 3B: 2 DP: 0 HR: 3 HBP: 1						

PITCHER	IP	WLS	BF	H	R	ER	SO	BB	IBB	HBP	BLK	WP	HR	S	P	ERA	WHIP
49 Byung-Hyun Kim, R (1, 1) ERA: 9.0	4.2	L	24	8	8	8	6	2	0	0	0	0	2	34	42	15.43	2.143
34 Matt Herges, R (5, 1) ERA:	1.1		5	0	0	0	1	0	0	1	0	0	0	6	7	0.00	0.000
45 Mike Gallo, L (7, 1) ERA: 4.5	1.0		4	1	1	1	0	0	0	0	0	0	1	4	4	9.00	1.000
35 Taylor Buchholz, R (8, 1) ERA: 6.55	1.0		6	2	2	2	1	1	0	0	0	0	0	7	11	18.00	3.000

PITCHER	IP	WLS	BF	H	R	ER	SO	BB	IBB	HBP	BLK	WP	HR	S	P	ERA	WHIP

Colorado Rockies @ San Francisco Giants

Scottsdale Stadium, Scottsdale, AZ

Fri Mar 16 2007, 4:05 PM EDT

Att. 11,939 - Sunny - 91 F

livebaseballscorecards.com

AB	35
R	11
H	11
RBI	11
BB	3
SO	8
LOB	10

WP: 0 PA: 39
PB: 0
SB: 0
CS: 0

Batter	1	2	3	4	5	6	7	8	9	AB	R	H	RBI	BB	SO	LOB
10 Dave Roberts, L (1, 8) OBP: 0.324, SLG: 0.219	BBBB 4-0 G6-4-3 BB		x 0-0 G3 ③			x 0-0 P5 ①	SSS 0-3 K ③			2	0	0	0	1	0	0
20 Fred Lewis, L (6, 9) OBP: 0.289, SLG: 0.317										1	0	0	0	0	1	0
2 Randy Winn, S (1, 9) OBP: 0.400, SLG: 0.583	CSS 0-3 K ①			x 0-0 G4-3 ①		x 0-0 G3-1 ②		x 0-0 G5-3 ①		3	0	0	0	0	1	1
Jason Ellison, R (6, 8) OBP: 0.558, SLG: 0.595										1	0	0	0	0	0	0
Ryan Klesko, L (1, 3) OBP: 0.333, SLG: 0.429	x 0-0 G6-4-3 ②③ 1-2f			x 0-0 G3 2B		BBBB 4-0 1B 65 1B BB		x 0-0 68 G5-3 1B		2	0	1	0	1	0	1
56 Chad Santos, L (6, PR) OBP: 0.450, SLG: 0.765										1	1	1	0	0	0	0
(6, 3)																
Pedro Feliz, R (1, 5) OBP: 0.302, SLG: 0.488		x 0-0 G5-3 ①		x 0-0 G3 ② 2-3		x 0-0 9 BB 65 1B 1-3 1B		x 0-0 G5-3 ② 1-2		3	1	1	0	0	0	1
68 Justin Leone, R (6, 5) OBP: 0.333, SLG: 0.158										1	0	0	0	0	0	1
9 Mark Sweeney, L (1, 7) OBP: 0.179, SLG: 0.192		x 0-0 19 G6-3 1B		x 0-0 G3-1 ③		BBBB 4-0 65 1B 1-2 BB		x 0-0 G1-3 ③		2	0	1	0	1	0	1
83 Brian Horwitz, R (6, 7)										1	0	0	0	0	0	1
19 Kevin Frandsen, R (1, 6) OBP: 0.333, SLG: 0.289		x 0-0 G6-3 ② 1-2			BBB 4-0 50 G3-6-1 BB	x 0-0 1-2 2-H 3-H 1B			x 0-0 F8 ①	1	0	0	0	1	0	1
65 Luis Figueroa, S (5, PR) OBP: 0.211, SLG: 0.333										2	0	1	2	0	0	0
(5, 6)																
50 Eliezer Alfonzo, R (1, 2) OBP: 0.273, SLG: 0.200		x 0-0 G5-3 ③			x 0-0 G3-6-1 ①② 1-2f	x 0-0 F8 ③			x 0-0 1B	3	0	0	0	0	0	4
60 Justin Knoedler, R (6, 2) OBP: 0.632, SLG: 0.875										1	0	1	0	0	0	0
43 Tomas De La Rosa, R (1, 4) OBP: 0.333, SLG: 0.583			x 0-0 G5-3 ①		x 0-0 2B		x 0-0 F8 ①		x 0-0 P4 ②	4	0	1	0	0	0	1
41 Brad Hennessey, R (1, 1)										1	0	0	0	0	0	0
76 Scott Atchison, R (4, 1) OBP: 0.333, SLG: 0.333										1	0	0	0	0	0	2
28 Lance Niekro, R (7, PH) OBP: 0.448, SLG: 0.731										1	0	0	0	0	1	0
54 Scott Munter, R (7, 1)										0	0	0	0	0	0	0
David Cortes, R (8, 1)										0	0	0	0	0	0	0
67 Guillermo Rodriguez, R (9, PH) OBP: 0.158, SLG: 0.111			x 0-0 G4-3 ②		x 0-0 G4-3 ③		SSS 0-3 K ②		x 0-0 L6 ③	1	0	0	0	0	0	1
Inning Stats	R: 0 E: 0 K: 1 S: 4 H: 0 LOB: 0 BB: 1 P: 8	R: 0 E: 0 K: 0 S: 4 H: 1 LOB: 1 BB: 0 P: 4	R: 0 E: 0 K: 0 S: 3 H: 0 LOB: 0 BB: 0 P: 3	R: 0 E: 0 K: 0 S: 4 H: 1 LOB: 1 BB: 0 P: 4	R: 0 E: 0 K: 0 S: 3 H: 1 LOB: 2 BB: 1 P: 7	R: 2 E: 0 K: 0 S: 5 H: 2 LOB: 2 BB: 2 P: 13	R: 0 E: 0 K: 2 S: 7 H: 0 LOB: 0 BB: 0 P: 7	R: 0 E: 0 K: 0 S: 4 H: 1 LOB: 1 BB: 0 P: 4	R: 0 E: 0 K: 0 S: 4 H: 1 LOB: 1 BB: 0 P: 4	1B: 5 2B: 2 3B: 0 HR: 0	SF: 0 SAC: 0 DP: 2 HBP: 0						

TOP

San Francisco Giants @ Colorado Rockies

US West Sports Complex, Hi Corbett Field, Tucson, AZ

Sat Mar 17 2007, 4:05 PM EDT

Att. 6,128 - Overcast - 96 F

livebaseballscorecards.com

AB	32
R	2
H	7
RBI	2
BB	4
SO	3
LOB	15

WP: 0 PB: 0 SB: 0 CS: 0 PA: 36

PITCHER		IP	WLS	BF	H	R	ER	SO	BB	IBB	HBP	BLK	WP	HR	S	P	ERA	WHIP
28 Aaron Cook, R ERA: 2.35	(1, 1)	5.1	W	19	3	0	0	1	2	0	0	0	0	0	19	27	0.00	0.938
Danny Graves, R ERA: 13.5	(6, 1)	0.2		6	2	2	2	0	2	0	0	0	0	0	4	12	27.00	6.000
60 Manny Corpas, R ERA:	(7, 1)	1.0		3	0	0	0	2	0	0	0	0	0	0	7	7	0.00	0.000
32 LaTroy Hawkins, R ERA:	(8, 1)	1.0		4	1	0	0	0	0	0	0	0	0	0	4	4	0.00	1.000
40 Brian Fuentes, L ERA: 3.0	(9, 1)	1.0		4	1	0	0	0	0	0	0	0	0	0	4	4	0.00	1.000

PITCHER	IP	WLS	BF	H	R	ER	SO	BB	IBB	HBP	BLK	WP	HR	S	P	ERA	WHIP

BOTTOM

San Francisco Giants @ Colorado Rockies

US West Sports Complex, Hi Corbett Field, Tucson, AZ

Sat Mar 17 2007, 4:05 PM EDT

Att. 6,128 - Overcast - 96 F

livebaseballscorecards.com

Batter	1	2	3	4	5	6	7	8	9	AB	R	H	RBI	BB	SO	LOB
3 Willy Taveras, R (1, 8) OBP: 0.444, SLG: 0.406 Travis Becktel, R (8, 7)	0-0 WP; 17 1B; 1B	0-0 S; 27 HR; 2-3 1B		0-0 27 F8; 17 SF7; 1B; 1-2 1B		0-0 ① P3		0-0 ① F9		4 3 3 0 0 0 0 1 0 0 0 0 0 0						
Jamey Carroll, R (1, 4) OBP: 0.182, SLG: 0.133 Omar Quintanilla, L (6, 4) OBP: 0.333, SLG: 0.522 (8, 6)	B S S S; 1-3 ① K; 1-2	S X; 0-1 ② L6; 1-2		0-0 17 SF7; 27 F8; 1B; 1-2 2-H 1B		X 0-0 ② F7		X 0-0 ② G5-3		3 0 1 1 0 1 3 2 0 0 0 0 0 0						
27 Garrett Atkins, R (1, 5) OBP: 0.364, SLG: 0.563 15 Frank Menechino, R (6, 5) OBP: 0.444, SLG: 0.667	0-0 ② G5-3	0-0 2-H 3-H HR		0-0 ① F8; 1-2 2-3		0-0 ③ P6		0-0 2B		3 1 1 3 0 0 3 2 0 1 0 0 0 0						
17 Todd Helton, L (1, 3) OBP: 0.500, SLG: 0.682 10 Jeff Baker, R (6, 3) OBP: 0.333, SLG: 0.629	0-0 5 BB; 11 HR; 2-H 1B	0-0 ③ G4-3		0-0 ② SF7; 2-3 3-H			0-0 ① G6-3	S S S; 0-3 ③ K		2 1 1 2 0 0 0 2 0 0 0 0 1 1						
5 Matt Holliday, R (1, 7) OBP: 0.394, SLG: 0.600 72 Jordan Czarniecki, R (6, 7) OBP: 1.000, SLG: 2.000 (8, 8)	B B B B; 4-0 11 HR; 1-2 BB	0-0 ① P4	0-0 ③ G3				0-0 2 E; 2B			2 1 0 0 1 0 1 1 1 1 0 0 0 0						
11 Brad Hawpe, L (1, 9) OBP: 0.343, SLG: 0.727 44 Alexis Gomez, L (6, 9) OBP: 0.407, SLG: 0.440	0-0 1-H 2-H HR	0-0 HR		S S S; 0-3 ① K2-3			0-0 ② G6-3			3 2 2 4 0 1 0 1 0 0 0 0 0 1						
2 Troy Tulowitzki, R (1, 6) OBP: 0.419, SLG: 0.464 32 LaTroy Hawkins, R (8, 1) 40 Brian Fuentes, L (9, 1)	0-0 ③ F9	0-0 ② G4-3			0-0 20 FC6-4; 1B		0-0 E8; E; 2-H 1B			4 1 2 1 0 0 0 0 0 0 0 0 0 0 0 0 0 0 0 0 0						
20 Chris Iannetta, R (1, 2) OBP: 0.458, SLG: 0.474 Alvin Colina, R (6, 2) OBP: 0.125, SLG: 0.500	B B B B; 4-0 3 1B; 28 SH3-4; 27 HR; BB	S S S; 0-3 ③ K			0-0 ② FC6-4; 1-2f		0-0 E9; 2-H			2 1 0 0 1 1 1 1 0 0 0 0 0 0						
28 Aaron Cook, R (1, 1) OBP: 0.500, SLG: 0.750 Danny Graves, R (6, 1) 60 Manny Corpas, R (7, 1) 74 Jeff Dragicevich, R (7, PH) (8, 4)	X 0-0 ① SH3-4; 1-2			0-0 3 1B; 1B; 1B	C C C; 0-3 ③ K		0-0 ③ G6-3			2 1 1 0 0 1 1 0 0 0 0 0 0 0 0 0 0 0 0 0 0 1 0 0 0 0 0 1						
Inning Stats	R: 4 H: 3 E: 0 LOB: 0 K: 1 BB: 1 S: 8 P: 13	R: 3 H: 2 E: 0 LOB: 0 K: 0 BB: 1 S: 6 P: 10	R: 1 H: 1 E: 0 LOB: 0 K: 1 BB: 0 S: 6 P: 6	R: 2 H: 3 E: 0 LOB: 1 K: 0 BB: 0 S: 6 P: 6	R: 0 H: 1 E: 0 LOB: 1 K: 2 BB: 0 S: 8 P: 8	R: 0 H: 0 E: 0 LOB: 0 K: 0 BB: 0 S: 3 P: 3	R: 2 H: 2 E: 2 LOB: 1 K: 0 BB: 0 S: 6 P: 6	R: 0 H: 1 E: 0 LOB: 1 K: 1 BB: 0 S: 6 P: 6		1B: 8 SF: 1 2B: 2 SAC: 1 3B: 0 DP: 0 HR: 3 HBP: 0						

AB	36
R	12
H	13
RBI	11
BB	2
SO	5
LOB	12

WP: 1 PA: 40
PB: 0
SB: 1
CS: 0

PITCHER		IP	WLS	BF	H	R	ER	SO	BB	IBB	HBP	BLK	WP	HR	S	P	ERA	WHIP
41 Brad Hennessey, R ERA: 11.45	(1, 1)	3.0	L	17	6	8	8	2	2	0	0	0	1	3	20	29	24.00	2.667
76 Scott Atchison, R ERA: 2.89	(4, 1)	3.0		13	4	2	2	2	0	0	0	0	0	0	17	17	6.00	1.333
54 Scott Munter, R ERA: 5.68	(7, 1)	1.0		6	2	2	1	0	0	0	0	0	0	0	6	6	9.00	2.000
David Cortes, R ERA: 1.69	(8, 1)	1.0		4	1	0	0	1	0	0	0	0	0	0	6	6	0.00	1.000

PITCHER	IP	WLS	BF	H	R	ER	SO	BB	IBB	HBP	BLK	WP	HR	S	P	ERA	WHIP

Colorado Rockies @ Texas Rangers

Surprise Stadium, Surprise, AZ

Sun Mar 18 2007, 4:05 PM EDT

Att. 5,014 - Sunny - 85 F

TOP

livebaseballscorecards.com

Batter	1	2	3	4	5	6	7	8	9	AB	R	H	RBI	BB	SO	LOB
Jamey Carroll, R (1, 4) OBP: 0.189, SLG: 0.121 Russ Johnson, R (6, 4)	F8		F7	BB 18 1B		FC5-2-5-1 18 3B	K			3 1	1 0	0 0	0 0	1 0	0 1	2 0
18 Cory Sullivan, L (1, 8) OBP: 0.355, SLG: 0.433 62 Chris Frey, L (6, 8)	27 CS 1B		27 HBP 1B	1B		17 1B 3B		G1-3		4 1	1 0	4 0	3 0	0 0	0 0	0 0
27 Garrett Atkins, R (1, 5) OBP: 0.378, SLG: 0.571 15 Frank Menechino, R (6, 5) OBP: 0.400, SLG: 0.600	B 1 SAFE 17 PO 2B		HBP	G5-3		G5-3		L5		3 1	0 0	1 0	0 0	0 0	0 0	3 0
17 Todd Helton, L (1, 3) OBP: 0.500, SLG: 0.654 67 Erick Almonte, R (6, PR) OBP: 0.462, SLG: 0.455 (6, 3)	B 2 SAFE PO	2 2B 1B	L5		K	5 HR 1B		BB		4 0	0 1	2 0	1 0	0 1	1 0	2 0
5 Matt Holliday, R (1, 7) OBP: 0.405, SLG: 0.667 44 Alexis Gomez, L (6, 9) OBP: 0.393, SLG: 0.423		F8		11 HR HBP	F9	HR		G3		3 1	2 0	1 0	2 0	0 0	0 0	1 1
11 Brad Hawpe, L (1, 9) OBP: 0.385, SLG: 0.811 Judson Thigpen, R (6, PR) OBP: 0.500, SLG: 0.500 (6, 7)		P4		HR	1B	1B			F7	4 1	1 0	3 0	2 0	0 0	0 0	1 0
2 Troy Tulowitzki, R (1, 10) OBP: 0.400, SLG: 0.469 92 Joe Gaetti, R (9, PH) OBP: 0.250, SLG: 0.500	1-3 2B		K	K	G5-3	K			K	4 1	0 0	1 0	0 0	0 0	2 1	2 0
20 Chris Iannetta, R (1, 2) OBP: 0.429, SLG: 0.409 Geronimo Gil, R (7, 2) OBP: 0.333, SLG: 0.417	K		BB 12 BB 18 1B	BB		E6 12 1B FC5-2-5-1	F9		P6	3 1	1 0	0 0	0 0	1 0	1 0	2 0
12 Clint Barmes, R (1, 6) OBP: 0.314, SLG: 0.355 Omar Quintanilla, L (6, 6) OBP: 0.320, SLG: 0.500		P4	BB 18 1B	BB		18 3B FC5-2-5-1 1B	G5-3			2 1	1 0	1 0	0 0	1 0	0 0	0 0
Inning Stats	R: 0 E: 0 K: 0 S: 3 H: 2 LOB: 0 BB: 0 P: 5	R: 0 E: 0 K: 1 S: 7 H: 2 LOB: 2 BB: 0 P: 7	R: 0 E: 0 K: 0 S: 4 H: 1 LOB: 2 BB: 0 P: 5	R: 3 E: 0 K: 1 S: 6 H: 2 LOB: 2 BB: 3 P: 19	R: 0 E: 0 K: 1 S: 6 H: 1 LOB: 1 BB: 0 P: 6	R: 5 E: 1 K: 1 S: 11 H: 5 LOB: 1 BB: 0 P: 11	R: 0 E: 0 K: 1 S: 5 H: 0 LOB: 0 BB: 0 P: 5	R: 0 E: 0 K: 0 S: 3 H: 0 LOB: 1 BB: 1 P: 7	R: 0 E: 0 K: 1 S: 5 H: 0 LOB: 0 BB: 0 P: 5	1B: 8 2B: 2 3B: 1 HR: 2 SF: 0 SAC: 0 DP: 0 HBP: 2							

AB	38
R	8
H	13
RBI	8
BB	4
SO	6
LOB	14

WP: 0 PB: 0 SB: 0 CS: 1 PA: 45

PITCHER		IP	WLS	BF	H	R	ER	SO	BB	IBB	HBP	BLK	WP	HR	S	P	ERA	WHIP
46 Bruce Chen, L ERA: 0.77	(1, 1)	3.0		13	5	0	0	1	0	0	1	0	0	0	14	17	0.00	1.667
58 Wes Littleton, R ERA: 24.0	(4, 1)	0.1		6	1	3	3	1	3	0	1	0	0	1	4	17	81.00	12.000
36 C.J. Wilson, L ERA: 11.12	(4, 1)	1.2		6	2	0	0	1	0	0	0	0	0	0	8	8	0.00	1.200
Rick Bauer, R ERA: 15.43	(6, 1)	1.0		9	5	5	1	1	0	0	0	0	0	1	11	11	9.00	5.000
29 Mike Wood, R ERA: 2.35	(7, 1)	3.0	W	10	0	0	0	2	1	0	0	0	0	0	13	17	0.00	0.333

PITCHER	IP	WLS	BF	H	R	ER	SO	BB	IBB	HBP	BLK	WP	HR	S	P	ERA	WHIP

BOTTOM

Colorado Rockies @ Texas Rangers

Surprise Stadium, Surprise, AZ

Sun Mar 18 2007, 4:05 PM EDT

Att. 5,014 - Sunny - 85 F

livebaseballscorecards.com

Batter	1	2	3	4	5	6	7	8	9	AB	R	H	RBI	BB	SO	LOB
Kenny Lofton, L (1, 8) OBP: 0.297, SLG: 0.324 Freddy Guzman, S (5, PR) OBP: 0.263, SLG: 0.333 (6, 9)	0-0 23 1B 1B	0-0 F7 ③			0-0 28 1B 21 SF8 1B	0-3 K ③ FCS	4-0 28 HR BB BBBB 1-2 2-3			3 0 2 0 0 0 2 1 2 0 0 1 1 1						
28 Matt Kata, S (1, 6) OBP: 0.469, SLG: 0.700	0-0 F7 ①		0-0 HR		0-0 1-3 1B		0-0 65 HR 1B 0-0 1-H 2-H 3-H HR			5 3 4 5 0 0 1						
23 Mark Teixeira, S (1, 3) OBP: 0.286, SLG: 0.333 65 Nate Gold, R (4, 3) OBP: 0.300, SLG: 0.500	0-0 21 G4-6-3 1-2 1B		0-0 G5-3 ①		0-0 P4 ①		0-0 1-H HR 0-0 F7 ①			2 0 1 0 0 0 0 3 1 1 2 0 0 2						
21 Sammy Sosa, R (1, 10) OBP: 0.421, SLG: 0.778 22 Marlon Byrd, R (7, PH) OBP: 0.366, SLG: 0.417 (8, 10)	0-0 G4-6-3 ② ③ 1-2f		0-0 G6-3 ②		0-0 SF8 ② 3-H		0-0 F8 ①	0-0 G5-3 ①		2 0 0 1 0 0 2 2 0 0 0 0 0 0						
6 Brad Wilkerson, L (1, 7) OBP: 0.333, SLG: 0.364 19 Jason Botts, S (6, 7) OBP: 0.419, SLG: 0.481		0-0 G3-1 ①	0-0 F7 ③		0-0 G4-3 ③		BBBBB 4-0 25 1B 17 2B BB	BBBBB 4-0 2 G3 BB		3 0 0 0 0 0 1 0 1 0 0 2 0 0						
25 Jerry Hairston, R (1, 4) OBP: 0.500, SLG: 0.688 2 Drew Meyer, L (8, 4) OBP: 0.500, SLG: 0.474		0-0 49 1B 92 1B 2B		0-0 F7 ①		0-0 49 2B 1B	0-0 1-2 17 2B 1B	0-0 G3 ② 1-2		4 3 3 0 0 0 0 1 0 0 0 0 0 1						
17 Nelson Cruz, R (1, 9) OBP: 0.292, SLG: 0.381 (6, 8)		0-0 F8 ②		0-0 49 F9 2B		0-0 F9 ①	0-0 BB 28 HR 1-H 2-H 2B	0-3 K ③ FCS		5 1 2 2 0 1 3						
49 Miguel Ojeda, R (1, 2) OBP: 0.417, SLG: 1.000 35 Chris Stewart, R (7, 2) OBP: 0.636, SLG: 0.778		0-0 92 1B 2-3 1B		0-0 F9 ② 2-3		0-0 1-H 2B FSC	0-3 K ②			3 0 2 1 0 0 1 1 0 0 0 0 1 1						
92 Travis Metcalf, R (1, 5) OBP: 0.500, SLG: 0.333		0-0 1-2 3-H 1B		0-0 F9 ③		0-0 G4-3 ② BBBB	4-0 28 HR BB BB			3 1 1 1 1 0 2						
Inning Stats	R: 0 E: 0 K: 0 S: 4 H: 2 LOB: 1 BB: 0 P: 4	R: 1 E: 0 K: 0 S: 6 H: 3 LOB: 2 BB: 0 P: 6	R: 1 E: 0 K: 0 S: 4 H: 1 LOB: 0 BB: 0 P: 4	R: 0 E: 0 K: 0 S: 4 H: 1 LOB: 1 BB: 0 P: 4	R: 1 E: 0 K: 0 S: 5 H: 2 LOB: 1 BB: 0 P: 5	R: 1 E: 0 K: 1 S: 7 H: 2 LOB: 2 BB: 0 P: 7	R: 8 E: 0 K: 1 S: 10 H: 5 LOB: 0 BB: 3 P: 22	R: 0 E: 0 K: 1 S: 5 H: 0 LOB: 1 BB: 1 P: 9		1B: 9 2B: 4 3B: 0 HR: 3 SF: 1 SAC: 0 DP: 1 HBP: 0						

	AB	38
	R	12
	H	16
	RBI	12
	BB	4
	SO	3
	LOB	17

WP: 0 PB: 0 SB: 0 CS: 0 PA: 43

PITCHER		IP	WLS	BF	H	R	ER	SO	BB	IBB	HBP	BLK	WP	HR	S	P	ERA	WHIP
26 Jeff Francis, L ERA: 6.48	(1, 1)	6.0		28	11	4	4	1	0	0	0	0	0	1	30	30	6.00	1.833
34 Matt Herges, R ERA: 7.5	(7, 1)	0.2	L	7	4	5	5	1	1	0	0	0	0	1	8	12	67.50	7.500
61 Ramon E Ramirez, R ERA: 8.31	(7, 1)	0.1		4	1	3	3	0	2	0	0	0	0	1	2	10	81.00	9.000
Ryan Speier, R ERA: 3.6	(8, 1)	1.0		4	0	0	0	1	1	0	0	0	0	0	5	9	0.00	1.000

PITCHER	IP	WLS	BF	H	R	ER	SO	BB	IBB	HBP	BLK	WP	HR	S	P	ERA	WHIP

Chicago Cubs @ Colorado Rockies

US West Sports Complex, Hi Corbett Field, Tucson, AZ

Tue Mar 20 2007, 4:05 PM EDT

Att. 6,023 - Cloudy - 75 F

TOP

livebaseballscorecards.com

Batter	1	2	3	4	5	6	7	8	9	AB	R	H	RBI	BB	SO	LOB
12 Alfonso Soriano, R (1, 8) OBP: 0.370, SLG: 0.628 17 Felix Pie, L (7, PH) OBP: 0.404, SLG: 0.417 (7, 8)	HR	K			G6-3		K2-3		K	3 2	1 0	1 0	1 0	0 0	1 2	1 2
Cesar Izturis, S (1, 6) OBP: 0.486, SLG: 0.393 5 Ronny Cedeno, R (7, 6) OBP: 0.391, SLG: 0.425	F7	G4-6-3 1-2f			1B			71 BB 29 BB 1B		3 1	0 0	1 1	0 0	0 0	0 0	1 0
29 Ángel Pagán, S (1, 9) OBP: 0.375, SLG: 0.263	16 1B 32 1B 2B		F7		F9			BB 1-2 71 BB		3	1	1	0	1	0	1
16 Aramis Ramirez, R (1, 5) OBP: 0.409, SLG: 0.675 Tomas Perez, S (7, 5) OBP: 0.333, SLG: 0.296	WP 32 1B 2-3 1B		G1-3			F8		F7		3 1	0 0	1 0	0 0	0 0	0 2	0 2
32 Daryle Ward, L (1, 3) OBP: 0.194, SLG: 0.314 46 Ryan Dempster, R (6, 1) 13 Will Ohman, L (7, 1) 71 James Adduci, L (8, PH) 37 Angel Guzman, R (8, 1)	WP 1-2 3-H 1B		F8			F7		61 G4-6-3 1-2 2-3 BB		3 0 0 0 0	0 0 0 0 0	1 0 0 0 0	1 0 0 0 0	0 0 0 1 0	0 0 0 0 0	0 0 0 0 0
Michael Barrett, R (1, 2) OBP: 0.342, SLG: 0.639 61 Koyie Hill, S (7, 2) OBP: 0.313, SLG: 0.385	BB 1-2 2-3			G6-4-3 1B		G5-3		G4-6-3 1-2f		2 1	0 0	1 0	0 0	1 0	0 0	0 3
Mark DeRosa, R (1, 4) OBP: 0.415, SLG: 0.281	K			G6-4-3 1-2f			BB 27 FC6-4		1B	3	0	1	0	1	1	4
27 Buck Coats, L (1, 7) OBP: 0.409, SLG: 0.425	P6			G1-3			FC6-4 1-2f		K	4	0	0	0	0	1	5
30 Ted Lilly, L (1, 1) OBP: 0.500, SLG: 0.500 76 Micah Hoffpauir, L (6, 3) OBP: 0.409, SLG: 0.684		G4-6-3 1B			F9		F7		F7	2 2	0 0	1 0	0 0	0 0	0 0	0 2
Inning Stats	R: 2 E: 0 K: 1 S: 9 H: 4 LOB: 3 BB: 1 P: 13	R: 0 E: 0 K: 1 S: 5 H: 1 LOB: 0 BB: 0 P: 5	R: 0 E: 0 K: 0 S: 3 H: 0 LOB: 0 BB: 0 P: 3	R: 0 E: 0 K: 0 S: 3 H: 1 LOB: 0 BB: 0 P: 3	R: 0 E: 0 K: 0 S: 4 H: 1 LOB: 1 BB: 0 P: 4	R: 0 E: 0 K: 0 S: 3 H: 0 LOB: 0 BB: 0 P: 3	R: 0 E: 0 K: 1 S: 5 H: 0 LOB: 1 BB: 1 P: 9	R: 0 E: 0 K: 0 S: 3 H: 1 LOB: 2 BB: 2 P: 11	R: 0 E: 0 K: 2 S: 8 H: 1 LOB: 1 BB: 0 P: 8	1B: 7 2B: 1 3B: 0 HR: 1 SF: 0 SAC: 0 DP: 3 HBP: 0						WP: 1 PB: 0 SB: 0 CS: 0 PA: 37	

	AB	33
	R	2
	H	9
	RBI	2
	BB	4
	SO	5
	LOB	21

PITCHER		IP	WLS	BF	H	R	ER	SO	BB	IBB	HBP	BLK	WP	HR	S	P	ERA	WHIP
50 Brian Lawrence, R ERA: 4.5	(1, 1)	5.0	W	21	7	2	2	2	1	0	0	0	1	1	24	28	3.60	1.600
38 Ubaldo Jiménez, R ERA: 2.45	(6, 1)	4.0	S	16	2	0	0	3	3	0	0	0	0	0	19	31	0.00	1.250

PITCHER		IP	WLS	BF	H	R	ER	SO	BB	IBB	HBP	BLK	WP	HR	S	P	ERA	WHIP

BOTTOM

Chicago Cubs @ Colorado Rockies

US West Sports Complex, Hi Corbett Field, Tucson, AZ

Tue Mar 20 2007, 4:05 PM EDT

Att. 6,023 - Cloudy - 75 F

livebaseballscorecards.com

Batter	1	2	3	4	5	6	7	8	9	AB	R	H	RBI	BB	SO	LOB
3 Willy Taveras, R (1, 8) OBP: 0.462, SLG: 0.429	0-0 17 S 1B	0-0 ③ L9		0-0 27 1B 1-2 2-3 1B		0-0 BB 1B		0-0 ② F8		3	0	2	0	0	0	3
21 Steve Finley, L (6, 8) OBP: 0.344, SLG: 0.484 (8, 7)										2	0	1	0	0	0	0
Jamey Carroll, R (1, 4) OBP: 0.175, SLG: 0.114	0-0 ① F8		0-0 ① G6-3	0-0 ② SF8 2-3 3-H		BBBB 4-0 47 G1-6-3 1-2 BB		0-0 ③ G4-3		2	0	0	1	0	0	1
Omar Quintanilla, L (6, 4) OBP: 0.333, SLG: 0.480										1	0	0	0	1	0	0
27 Garrett Atkins, R (1, 5) OBP: 0.375, SLG: 0.553	0-0 ② L9		0-0 ② G6-3	0-0 1-2 3-H 1B		0-0 ②③ G1-6-3 1-2f				3	0	1	1	0	0	1
47 John Mabry, L (6, 3) OBP: 0.440, SLG: 0.727										1	0	0	0	0	0	2
17 Todd Helton, L (1, 3) OBP: 0.452, SLG: 0.586	C 0-1 ③ F7 1-2		0-0 ③ G5-3	0-0 ③ G4-3			0-0 ① F7			3	0	0	0	0	0	3
18 Cory Sullivan, L (6, 7) OBP: 0.344, SLG: 0.419 (8, 8)										1	0	0	0	0	0	0
5 Matt Holliday, R (1, 7) OBP: 0.450, SLG: 0.714		0-0 2 1B 11 1B 1B		BBBB 4-0 2 WP 2 2B BB	0-0 11 G6-3 2B		BBBB 4-0 2 E BB			2	1	2	0	1	0	0
67 Erick Almonte, R (6, 5) OBP: 0.500, SLG: 0.455										0	0	0	0	1	0	0
11 Brad Hawpe, L (1, 9) OBP: 0.381, SLG: 0.775	0-0 2 1B 1-2 1B			0-0 ① F7	0-0 ① G6-3 2-3		SSS 0-3 ② K			3	0	1	0	0	0	2
38 Ubaldo Jiménez, R (6, 1)										1	0	0	0	0	1	1
2 Troy Tulowitzki, R (1, 6) OBP: 0.410, SLG: 0.500	0-0 1-2 2-3 1B			B 1-0 8 1B 1-H 2B	0-0 ② G5-3		0-0 FC4 8 FC6-4 1-2			4	1	2	1	0	0	2
8 Yorvit Torrealba, R (1, 2) OBP: 0.280, SLG: 0.320	0-0 ① P6			0-0 3 1B 50 BB SF8 2-H 1B	0-0 ③ F9		0-0 ③ FC6-4 1-2f			4	1	1	1	0	0	6
50 Brian Lawrence, R (1, 1) 10 Jeff Baker, R (6, 9) OBP: 0.316, SLG: 0.595	CCC 0-3 ② K			BBBB 4-0 3 SF8 1B 27 1B 1-2 BB		0-0 ① G6-3		CCC 0-3 ① K		1	1	0	0	1	1	3
										2	0	0	0	0	1	0
Inning Stats	R: 0 E: 0 K: 0 S: 5 H: 1 LOB: 1 BB: 0 P: 5	R: 0 E: 0 K: 1 S: 8 H: 3 LOB: 3 BB: 0 P: 8	R: 0 E: 0 K: 0 S: 3 H: 0 LOB: 0 BB: 0 P: 3	R: 4 E: 0 K: 0 S: 7 H: 4 LOB: 2 BB: 2 P: 16	R: 0 E: 0 K: 0 S: 4 H: 1 LOB: 1 BB: 0 P: 4	R: 0 E: 0 K: 0 S: 3 H: 1 LOB: 1 BB: 1 P: 7	R: 0 E: 1 K: 1 S: 6 H: 0 LOB: 2 BB: 1 P: 10	R: 0 E: 0 K: 1 S: 5 H: 0 LOB: 0 BB: 0 P: 5		1B: 8 2B: 2 3B: 0 HR: 0 SF: 1 SAC: 0 DP: 1 HBP: 0						

	AB	33
	R	4
	H	10
	RBI	4
	BB	4
	SO	3
	LOB	24

WP: 1 PB: 0 SB: 1 CS: 0 PA: 38

PITCHER		IP	WLS	BF	H	R	ER	SO	BB	IBB	HBP	BLK	WP	HR	S	P	ERA	WHIP
30 Ted Lilly, L ERA: 3.95	(1, 1)	5.0	L	26	9	4	4	1	2	0	0	0	1	0	27	36	7.20	2.200
46 Ryan Dempster, R ERA: 1.8	(6, 1)	1.0		4	1	0	0	0	1	0	0	0	0	0	3	7	0.00	2.000
13 Will Ohman, L ERA: 4.5	(7, 1)	1.0		5	0	0	0	1	1	0	0	0	0	0	6	10	0.00	1.000
37 Angel Guzman, R ERA: 5.91	(8, 1)	1.0		3	0	0	0	1	0	0	0	0	0	0	5	5	0.00	0.000

PITCHER	IP	WLS	BF	H	R	ER	SO	BB	IBB	HBP	BLK	WP	HR	S	P	ERA	WHIP

Batter	1	2	3	4	5	6	7	8	9	AB	R	H	RBI	BB	SO	LOB
51 Ichiro Suzuki, L (1, 8) OBP: 0.404, SLG: 0.444	G1-3		G4-3			29 G5-3 G6-3 2B	K		G1-3	4	1	1	0	0	1	2
25 Adam Jones, R (7, 8) OBP: 0.222, SLG: 0.161										1	0	0	0	0	0	0
29 Adrian Beltré, R (1, 5) OBP: 0.395, SLG: 0.629	1B 2B		P4			G5-3	1-2 2-H 1B			4	0	2	1	0	0	1
46 Sean White, R (7, 1)						2-3				0	0	0	0	0	0	0
Rey Ordonez, R (8, 4) OBP: 0.306, SLG: 0.485										0	0	0	0	0	0	0
Jose Guillen, R (1, 9) OBP: 0.324, SLG: 0.548	G4-6-3 1B 2-3		G6-3			G6-3 3-H	F8			4	0	1	1	0	0	2
Raul Ibanez, L (1, 7) OBP: 0.462, SLG: 0.824	G4-6-3 1-2f			G4-3		HR		1 G1-3 7 G6-3 2B		3	1	1	1	0	0	2
7 Jeremy Reed, L (7, 7) OBP: 0.231, SLG: 0.300										1	1	1	0	0	0	0
Richie Sexson, R (1, 3) OBP: 0.220, SLG: 0.216		7 3B 1B		F7		G6-3		G1-3 2-3		3	1	1	0	0	0	0
1 Gookie Dawkins, R (7, 5) OBP: 0.190, SLG: 0.381										1	0	0	0	0	0	1
7 Yuniesky Betancourt, R (1, 6) OBP: 0.381, SLG: 0.615		4 G4-3 3B 1-H		G6-3			30 BB 1B	G6-3 3-H		4	2	2	2	0	0	0
4 Jose Lopez, R (1, 4) OBP: 0.226, SLG: 0.143	G4-3 3-H				K		F9	K		4	0	0	1	0	2	1
49 Jake Woods, L (8, 1)										0	0	0	0	0	0	0
55 Jamie Burke, R (1, 2) OBP: 0.400, SLG: 0.421	F7				G1-3		1B 29 1B 1-2 BB		G4-3	2	0	0	0	0	0	0
30 René Rivera, R (6, 2) OBP: 0.364, SLG: 0.222										1	1	0	0	1	0	0
43 Miguel Batista, R (1, 1)	L5				G5-3		29 1B 1-2 2-H 1B		G3-1	2	0	0	0	0	0	0
54 Sean Green, R (6, 1)										0	0	0	0	0	0	0
Ben Broussard, L (7, PH) OBP: 0.424, SLG: 0.462										2	0	1	1	0	0	0
(7, 3)																

TOP

Seattle Mariners @ Colorado Rockies

US West Sports Complex, Hi Corbett Field, Tucson, AZ

Wed Mar 21 2007, 4:05 PM EDT

Att. 3,981 - Cloudy - 70 F

livebaseballscorecards.com

AB	36
R	7
H	10
RBI	7
BB	1
SO	3
LOB	9

Inning Stats	1	2	3	4	5	6	7	8	9
R	0	2	0	0	0	2	2	1	0
E	0	0	0	0	0	0	0	0	0
K	0	0	0	0	1	0	1	1	0
S	4	5	3	3	5	5	8	6	3
H	2	2	0	0	0	2	3	1	0
LOB	1	0	0	0	0	0	2	0	0
BB	0	0	0	0	0	0	1	0	0
P	4	5	3	3	5	5	12	6	3

1B	5
2B	3
3B	1
HR	1
SF	0
SAC	0
DP	1
HBP	0
WP	0
PB	0
SB	0
CS	0
PA	37

PITCHER		IP	WLS	BF	H	R	ER	SO	BB	IBB	HBP	BLK	WP	HR	S	P	ERA	WHIP
37 Josh Fogg, R ERA: 4.3	(1, 1)	5.2		21	5	3	3	1	0	0	0	0	0	0	23	23	4.76	0.882
39 Tom Martin, L ERA: 17.18	(6, 1)	0.2	L	4	2	2	2	0	0	0	0	0	0	1	4	4	27.00	3.000
34 Matt Herges, R ERA: 8.1	(7, 1)	0.2		5	2	1	1	1	1	0	0	0	0	0	6	10	13.50	4.500
45 Mike Gallo, L ERA: 5.14	(8, 1)	1.0		4	1	1	1	1	0	0	0	0	0	0	6	6	9.00	1.000
32 LaTroy Hawkins, R ERA:	(9, 1)	1.0		3	0	0	0	0	0	0	0	0	0	0	3	3	0.00	0.000

PITCHER	IP	WLS	BF	H	R	ER	SO	BB	IBB	HBP	BLK	WP	HR	S	P	ERA	WHIP

BOTTOM

Seattle Mariners @ Colorado Rockies

US West Sports Complex, Hi Corbett Field, Tucson, AZ

Wed Mar 21 2007, 4:05 PM EDT

Att. 3,981 - Cloudy - 70 F

livebaseballscorecards.com

Batter	1	2	3	4	5	6	7	8	9	AB	R	H	RBI	BB	SO	LOB
21 Steve Finley, L (1, 8) OBP: 0.333, SLG: 0.486 (5, 7) (6, 8) 74 Dexter Fowler, S (7, 8) OBP: 0.500, SLG: 0.333	0-0 ① G4-3		0-0 7 1B 27 2B 2B	0-0 ② F8		0-0 ② P5			0-0 15 1B 1B	4 1	1 0	1 1	0 0	0 0	0 0	2 0
7 Kazuo Matsui, S (1, 4) OBP: 0.355, SLG: 0.429 Omar Quintanilla, L (7, 4) OBP: 0.321, SLG: 0.462	0-0 27 1B 27 S 19 G5-2-3 1B		0-0 27 2B 2-3 1B	0-0 1B		0-0 ③ FC6-4 1-2f			S C C 0-3 ① K	4 1	1 0	3 0	0 0	0 0	0 1	2 1
27 Garrett Atkins, R (1, 5) OBP: 0.386, SLG: 0.571 15 Frank Menechino, R (8, 5) OBP: 0.455, SLG: 0.636	C X 0-1 17 BB 1-3 1B		0-0 17 1B 1-H 3-H 2B	C C C 0-3 ③ K			0-0 G5-3 ①		0-0 1-2 1B	4 1	1 0	2 1	2 0	0 0	1 0	1 0
17 Todd Helton, L (1, 3) OBP: 0.500, SLG: 0.613 67 Erick Almonte, R (5, PR) OBP: 0.438, SLG: 0.385 (6, 3)	B B B B 4-0 1-2 BB		0-0 19 1B 20 1B 2-H 1B		0-0 19 FC6-4 1B		0-0 ② G6-3		0-0 ② F8	2 2	1 0	2 0	1 0	1 0	0 0	0 2
19 Ryan Spilborghs, R (1, 7) OBP: 0.455, SLG: 0.762 (5, 8) 39 Tom Martin, L (6, 1) 34 Matt Herges, L (7, 1) 18 Cory Sullivan, L (7, PH) OBP: 0.333, SLG: 0.406 45 Mike Gallo, L (8, 1) 32 LaTroy Hawkins, R (9, 1) 94 Doug Bernier, R (9, PH)	0-0 ② ③ G5-2-3 3-Hf		0-0 12 FC6-4 20 1B 1-2 1B		0-0 ① FC6-4 11 CS 1-2f		0-0 ③ G5-3		0-0 ③ G3-1	3 0 0 0 1 0 0 0 1	0 0 0 0 0 0 0 0 0	1 0 0 0 0 0 0 0 0	0 0 0 0 0 0 0 0 0	0 0 0 0 0 0 0 0 0	0 0 0 0 0 0 0 0 0	4 0 0 0 0 0 0 0 2
11 Brad Hawpe, L (1, 9) OBP: 0.370, SLG: 0.727 72 Jordan Czarniecki, R (8, PR) OBP: 1.000, SLG: 2.000 (9, 9)		C C C 0-3 ① K	X 0-0 ① F7		C X 0-1 ② ③ G4-3 1-2			X 0-0 1B		4 0	0 0	1 0	0 0	0 0	1 0	3 0
20 Chris Iannetta, R (1, 2) OBP: 0.484, SLG: 0.520 Geronimo Gil, R (7, 2) OBP: 0.308, SLG: 0.385		X 0-0 12 G4-3 2B	X 0-0 12 FC6-4 1-2 2-H 1B			X 0-0 44 1B 1B		X 0-0 ① F8		3 1	0 0	3 0	1 0	0 0	0 1	0 1
12 Clint Barmes, R (1, 6) OBP: 0.282, SLG: 0.314		X 0-0 ② G4-3 2-3	X 0-0 ② FC6-4 37 CS 1-2f 2-3			X 0-0 ① F9		X 0-0 ② P3		4	0	0	0	0	0	5
37 Josh Fogg, R (1, 1) 44 Alexis Gomez, L (6, 7) OBP: 0.400, SLG: 0.429		X 0-0 ③ G5-3	C 0-1 ③ CS 1-2	X 0-0 ① G4-3		X 0-0 7 FC6-4 1-2 1B		X 0-0 ③ P5		2 2	0 0	0 1	0 0	0 0	0 0	1 1
Inning Stats	R: 0 E: 0 K: 0 S: 5 H: 2 LOB: 2 BB: 1 P: 9	R: 0 E: 0 K: 1 S: 6 H: 1 LOB: 1 BB: 0 P: 6	R: 4 E: 0 K: 0 S: 9 H: 6 LOB: 1 BB: 0 P: 9	R: 0 E: 0 K: 1 S: 6 H: 1 LOB: 1 BB: 0 P: 6	R: 0 E: 0 K: 0 S: 4 H: 1 LOB: 1 BB: 0 P: 4	R: 0 E: 0 K: 0 S: 5 H: 2 LOB: 2 BB: 0 P: 5	R: 0 E: 0 K: 0 S: 3 H: 0 LOB: 0 BB: 0 P: 3	R: 0 E: 0 K: 0 S: 4 H: 1 LOB: 1 BB: 0 P: 4	R: 0 E: 0 K: 1 S: 7 H: 2 LOB: 2 BB: 0 P: 7	1B: 13 2B: 3 3B: 0 HR: 0	SF: 0 SAC: 0 DP: 1 HBP: 0						

	AB	40
	R	4
	H	16
	RBI	4
	BB	1
	SO	3
	LOB	25

WP: 0 PB: 0 SB: 1 CS: 2 PA: 42

PITCHER		IP	WLS	BF	H	R	ER	SO	BB	IBB	HBP	BLK	WP	HR	S	P	ERA	WHIP
43 Miguel Batista, R ERA: 4.5	(1, 1)	5.0		24	11	4	4	2	1	0	0	0	0	0	30	34	7.20	2.400
54 Sean Green, R ERA: 10.5	(6, 1)	1.0	W	5	2	0	0	0	0	0	0	0	0	0	5	5	0.00	2.000
46 Sean White, R ERA: 1.64	(7, 1)	1.0	H	3	0	0	0	0	0	0	0	0	0	0	3	3	0.00	0.000
49 Jake Woods, L ERA: 4.0	(8, 1)	2.0	S	9	3	0	0	1	0	0	0	0	0	0	11	11	0.00	1.500

PITCHER	IP	WLS	BF	H	R	ER	SO	BB	IBB	HBP	BLK	WP	HR	S	P	ERA	WHIP

Batter	1	2	3	4	5	6	7	8	9	AB	R	H	RBI	BB	SO	LOB
Inning Stats										1B: 0 2B: 0 3B: 0 HR: 0		SF: 0 SAC: 0 DP: 0 HBP: 0		WP: 0 PB: 0 SB: 0 CS: 0		PA: 0	

TOP

Colorado Rockies @ Milwaukee Brewers

Maryvale Baseball Park, Phoenix, AZ

Thu Mar 22 2007, 4:05 PM EDT

livebaseballscorecards.com

AB	**0**
R	**0**
H	**0**
RBI	**0**
BB	**0**
SO	**0**
LOB	**0**

PITCHER	IP	WLS	BF	H	R	ER	SO	BB	IBB	HBP	BLK	WP	HR	S	P	ERA	WHIP

PITCHER	IP	WLS	BF	H	R	ER	SO	BB	IBB	HBP	BLK	WP	HR	S	P	ERA	WHIP

Batter	1	2	3	4	5	6	7	8	9	AB	R	H	RBI	BB	SO	LOB
Inning Stats										1B: 0 2B: 0 3B: 0 HR: 0		SF: 0 SAC: 0 DP: 0 HBP: 0					

PITCHER	IP	WLS	BF	H	R	ER	SO	BB	IBB	HBP	BLK	WP	HR	S	P	ERA	WHIP

PITCHER	IP	WLS	BF	H	R	ER	SO	BB	IBB	HBP	BLK	WP	HR	S	P	ERA	WHIP

BOTTOM

Colorado Rockies @ Milwaukee Brewers

Maryvale Baseball Park, Phoenix, AZ

Thu Mar 22 2007, 4:05 PM EDT

livebaseballscorecards.com

AB	0
R	0
H	0
RBI	0
BB	0
SO	0
LOB	0

WP: 0 PA: 0
PB: 0
SB: 0
CS: 0

Chicago White Sox @ Colorado Rockies

US West Sports Complex, Hi Corbett Field, Tucson, AZ

Fri Mar 23 2007, 4:05 PM EDT

Att. 4,717 - Overcast - 63 F

livebaseballscorecards.com

Batter	1	2	3	4	5	6	7	8	9	AB	R	H	RBI	BB	SO	LOB
22 Scott Podsednik, L (1, 7) OBP: 0.364, SLG: 0.250	C X 0-1 G4-3 ①		B B B B 4-0 38 FC5-4 BB		X 0-0 G6-4-3 ② ③ 1-2f		X 0-0 E6 38 1B 2-H			2	0	0	0	1	0	1
92 Daron Roberts, R (6, 7)										1	0	0	0	0	0	1
38 Pablo Ozuna, R (1, 5) OBP: 0.357, SLG: 0.476 (6, 4)	X 0-0 G6-3 ②		X 0-0 FC5-4 ② 1-2f			X 0-0 23 F8 14 BB 8 G3 1B	X 0-0 1-2 1B			4	1	2	0	0	0	1
14 Paul Konerko, R (1, 3) OBP: 0.483, SLG: 0.633	X 0-0 G6-3 ③		X 0-0 L9 ③			B B B B 4-0 8 E 8 G3 44 1B 1-2 BB	S S S 0-3 K ③			2	0	0	0	1	0	1
94 Brandon Allen, L (6, PR) (6, 3)										1	1	0	0	0	1	2
23 Jermaine Dye, R (1, 9) OBP: 0.373, SLG: 0.604		X 0-0 G4-3 ①		X 0-0 F7 ①		X 0-0 F8 ① 2-3				3	0	0	0	0	0	2
30 Luis Terrero, R (6, 9) OBP: 0.314, SLG: 0.485										0	0	0	0	0	0	0
8 Alex Cintron, S (1, 4) OBP: 0.206, SLG: 0.273		X 0-0 F7 ②		C C C 0-3 K ②		X 0-0 G3 ② 1-3 3-H				3	0	0	1	0	1	1
Michael Myers, R (6, 5)										0	0	0	0	0	0	0
44 Toby Hall, R (1, 2) OBP: 0.375, SLG: 0.448		X 0-0 5 1B 1B		X 0-0 1B		X 0-0 5 CS 1B 3-H				3	0	3	1	0	0	0
39 Wiki Gonzalez, R (6, 2) OBP: 0.280, SLG: 0.217										0	0	0	0	0	0	0
5 Juan Uribe, R (1, 6) OBP: 0.346, SLG: 0.500		X 0-0 1-3 1B		X 0-0 F7 ③		B 1-0 CS ③ 1-2	X 0-0 34 B5-6-4 32 BB 1B			3	0	2	0	0	0	1
Javier Castillo, R (7, PR)										0	0	0	0	0	0	0
32 Brian Anderson, R (1, 8) OBP: 0.391, SLG: 0.513		X 0-0 G4-3 ③			X 0-0 FC6-4 1B		B B B B 4-0 34 B5-6-4 92 E 1-2 BB			2	1	1	0	1	0	2
67 John Danks, L (1, 1)			C C C 0-3 K ①		X 0-0 FC6-4 ① 22 G6-4-3 1-2f		X 0-0 B5-6-4 ① ② 1-2 2-3f			1	0	0	0	0	1	0
Rob Mackowiak, L (5, PH) OBP: 0.415, SLG: 0.556										1	0	0	0	0	0	1
34 Gavin Floyd, R (5, 1)										1	0	0	0	0	0	2

Inning Stats	1	2	3	4	5	6	7	8	9
	R: 0 H: 0 E: 0 LOB: 0 K: 0 BB: 0 S: 4 P: 4	R: 0 H: 2 E: 0 LOB: 2 K: 0 BB: 0 S: 5 P: 5	R: 0 H: 0 E: 0 LOB: 1 K: 1 BB: 1 S: 5 P: 9	R: 0 H: 1 E: 0 LOB: 1 K: 1 BB: 0 S: 6 P: 6	R: 0 H: 1 E: 0 LOB: 0 K: 0 BB: 0 S: 3 P: 3	R: 2 H: 2 E: 1 LOB: 1 K: 0 BB: 1 S: 4 P: 9	R: 1 H: 2 E: 1 LOB: 2 K: 1 BB: 1 S: 7 P: 11		

PITCHER		IP	WLS	BF	H	R	ER	SO	BB	IBB	HBP	BLK	WP	HR	S	P	ERA	WHIP
28 Aaron Cook, R ERA: 2.11	(1, 1)	6.0	W	24	6	2	1	2	2	0	0	0	0	0	27	36	1.50	1.333
Jeremy Affeldt, L ERA: 7.2	(7, 1)	1.0	S	6	2	1	0	1	1	0	0	0	0	0	7	11	0.00	3.000

PITCHER	IP	WLS	BF	H	R	ER	SO	BB	IBB	HBP	BLK	WP	HR	S	P	ERA	WHIP

1B: 8	SF: 0	WP: 0	PA: 31														
2B: 0	SAC: 0	PB: 0															
3B: 0	DP: 2	SB: 0															
HR: 0	HBP: 0	CS: 1															

AB	27
R	3
H	8
RBI	2
BB	3
SO	3
LOB	15

BOTTOM

Chicago White Sox @ Colorado Rockies

US West Sports Complex, Hi Corbett Field, Tucson, AZ

Fri Mar 23 2007, 4:05 PM EDT

Att. 4,717 - Overcast - 63 F

livebaseballscorecards.com

Batter	1	2	3	4	5	6	7	8	9	AB	R	H	RBI	BB	SO	LOB
3 Willy Taveras, R (1, 8) OBP: 0.476, SLG: 0.474 74 Dexter Fowler, S (7, 8) OBP: 0.500, SLG: 0.333	7 L9-6 2B		FC6-4 1-2f			E1 7 BB 27 HR 1-3 2-H 1B				3 1 2 0 0 0 1 0 0 0 0 0 0 0						
7 Kazuo Matsui, S (1, 4) OBP: 0.382, SLG: 0.414 Jason Van Kooten, R (7, 4)	L9-6 2-2			17 G6-3 BB		27 HR 1-2 BB				1 1 0 0 2 0 1 0 0 0 0 0 0 0						
27 Garrett Atkins, R (1, 5) OBP: 0.383, SLG: 0.622 19 Ryan Spilborghs, R (7, 9) OBP: 0.435, SLG: 0.762	G5-3			K		1-H 2-H 3-H HR				3 1 1 4 0 1 1 0 0 0 0 0 0 0						
17 Todd Helton, L (1, 3) OBP: 0.459, SLG: 0.559 Travis Becktel, R (7, 7)		G6-3		G6-3 1-2f		G3				3 0 0 0 0 0 1 0 0 0 0 0 0 0						
5 Matt Holliday, R (1, 7) OBP: 0.465, SLG: 0.703 94 Doug Bernier, R (7, 6)		11 AA DB BB			2 G5-4-3 1B	K				2 0 1 0 1 1 0 0 0 0 0 0 0 0						
11 Brad Hawpe, L (1, 9) OBP: 0.347, SLG: 0.681 Jeremy Affeldt, L (7, 1)		1 SAFE K 1-2			F8	F8				3 0 0 0 0 1 2 0 0 0 0 0 0 0						
2 Troy Tulowitzki, R (1, 6) OBP: 0.390, SLG: 0.474 Jamey Carroll, R (7, 5) OBP: 0.175, SLG: 0.114			G3		G5-4-3 1-2f					2 0 0 0 0 0 1 0 0 0 0 0 0 0						
20 Chris Iannetta, R (1, 2) OBP: 0.515, SLG: 0.520 10 Jeff Baker, R (7, 3) OBP: 0.316, SLG: 0.595			28 28 E FC1-6-5-4 BB			3 1B 47 1B 3 E BB				0 1 0 0 2 0 0 0 0 0 0 0 0 0						
28 Aaron Cook, R (1, 1) OBP: 0.400, SLG: 0.600 47 John Mabry, L (6, PH) OBP: 0.462, SLG: 0.739 8 Yorvit Torrealba, R (7, 2) OBP: 0.280, SLG: 0.320			1 SAFE FC1-6-5-4 3 FC6-4 1-3			3 E 27 HR 1-2 1B				1 0 0 0 0 0 1 1 1 1 0 0 0 0 0 0 0 0 0 0 0						
Inning Stats	R: 0 E: 0 K: 0 S: 3 H: 1 LOB: 0 BB: 0 P: 3	R: 0 E: 0 K: 1 S: 4 H: 0 LOB: 0 BB: 1 P: 8	R: 0 E: 1 K: 0 S: 3 H: 0 LOB: 1 BB: 1 P: 8	R: 0 E: 0 K: 1 S: 4 H: 0 LOB: 0 BB: 1 P: 8	R: 0 E: 0 K: 0 S: 3 H: 1 LOB: 0 BB: 0 P: 3	R: 5 E: 1 K: 1 S: 8 H: 3 LOB: 0 BB: 2 P: 16				1B: 3 2B: 2 3B: 0 HR: 1 SF: 0 SAC: 0 DP: 3 HBP: 0						

	AB	19
	R	5
	H	5
	RBI	4
	BB	5
	SO	3
	LOB	8

WP: 0 PB: 0 SB: 0 CS: 0 PA: 24

PITCHER		IP	WLS	BF	H	R	ER	SO	BB	IBB	HBP	BLK	WP	HR	S	P	ERA	WHIP
67 John Danks, L ERA: 4.32	(1, 1)	4.0		13	1	0	0	2	3	0	0	0	0	0	14	27	0.00	1.000
34 Gavin Floyd, R ERA: 8.44	(5, 1)	2.0	L	11	4	5	5	1	2	0	0	0	0	1	11	19	22.50	3.000

PITCHER	IP	WLS	BF	H	R	ER	SO	BB	IBB	HBP	BLK	WP	HR	S	P	ERA	WHIP

Colorado Rockies @ Los Angeles Angels

Tempe Diablo Stadium, Tempe, AZ

Sat Mar 24 2007, 4:05 PM EDT

Att. 8,720 - Cloudy - 76 F

livebaseballscorecards.com

Batter	1	2	3	4	5	6	7	8	9	AB	R	H	RBI	BB	SO	LOB
21 Steve Finley, L (1, 8) OBP: 0.333, SLG: 0.474 19 Ryan Spilborghs, R (6, 8) OBP: 0.462, SLG: 0.870	0-0 27 CS 1B		0-0 G4-3		0-3 K 1-2		0-0 HR	HBP 15 BB 92 BB 1-2 BB	0-0 G6-3	3 2	0 2	1 1	0 1	0 1	1 0	1 0
7 Kazuo Matsui, S (1, 4) OBP: 0.378, SLG: 0.406 15 Frank Menechino, R (6, 4) OBP: 0.571, SLG: 0.667	0-0 F8		0-0 27 S 1B		0-0 F9		0-0 3B 1B	92 BB HBP 72 1B 1-2 2-3 BB	BB	3 1	0 2	1 1	0 0	0 2	0 0	2 0
27 Garrett Atkins, R (1, 5) OBP: 0.380, SLG: 0.604 Tim Olson, R (6, PR) (6, 5) (8, 3)	0-3 K 1-2		1-0 F7 1-2			0-0 10 1B 5 1B 44 1B 1B	0-0 92 1B 3B 1-H	72 1B 92 BB BB HBP 1-2 2-3 3-H	0-0 G1-3	3 2	0 3	1 1	0 2	0 0	1 0	2 1
47 John Mabry, L (1, 3) OBP: 0.483, SLG: 0.846 92 Joe Gaetti, R (6, 9) OBP: 0.500, SLG: 0.600		0-0 20 SF8 3B		0-0 5 G4-3 2B		0-3 K	0-0 72 BB 1B 3-H	BB 72 1B 44 FC3-6 1-2 2-3 3-H BB		3 1	1 1	2 1	0 2	0 1	1 0	1 0
5 Matt Holliday, R (1, 7) OBP: 0.457, SLG: 0.675 72 Jordan Czarniecki, R (6, PR) OBP: 1.000, SLG: 1.500 (6, 7)		0-0 G6-3		0-0 G4-3 2-3		0-0 10 1B 44 1B 1-2 1B	4-0 1-2 BB	0-0 44 FC3-6 BB 1-2 2-3 3-H 1B		3 1	0 1	1 1	0 1	0 1	0 0	2 0
10 Jeff Baker, R (1, 9) OBP: 0.333, SLG: 0.575 (6, 3) Russ Johnson, R (8, PH) (8, 5)		4-0 BB		0-0 G5-3		0-0 44 1B 1-2 2-3 1B	0-3 K	4-0 44 FC3-6 1-2 2-3 3-H BB		3 0	0 0	1 0	0 1	1 1	1 0	3 0
20 Chris Iannetta, R (1, 10) OBP: 0.486, SLG: 0.500 44 Alexis Gomez, L (6, PH) OBP: 0.394, SLG: 0.419 (6, 10)	0-0 SF8 3-H		0-0 L3			0-0 8 G6-4-3 1-2 2-H 3-H 1B	0-3 K	0-0 FC3-6 1-2f 2-3 3-H		1 3	0 0	0 1	1 3	0 0	0 1	1 4
8 Yorvit Torrealba, R (1, 2) OBP: 0.286, SLG: 0.296 Geronimo Gil, R (7, 2) OBP: 0.267, SLG: 0.333	0-0 F9			4-0 21 S BB		0-0 G6-4-3 1-2f	K F8			2 2	0 0	0 0	0 0	1 0	0 1	3 2
Jamey Carroll, R (1, 6) OBP: 0.182, SLG: 0.128 94 Doug Bernier, R (8, 6)			0-0 F8		0-0 L3		0-0 F9	0-0 15 BB 19 BB HBP 1B	0-3 K	4 1	1 0	1 0	0 0	0 0	0 1	1 0

Inning Stats	1	2	3	4	5	6	7	8	9
	R: 0 E: 0 K: 1 S: 5	R: 1 E: 0 K: 0 S: 4	R: 0 E: 0 K: 0 S: 4	R: 0 E: 0 K: 0 S: 4	R: 0 E: 0 K: 1 S: 5	R: 2 E: 0 K: 1 S: 8	R: 3 E: 0 K: 2 S: 11	R: 5 E: 0 K: 1 S: 7	R: 0 E: 0 K: 1 S: 5
	H: 1 LOB: 0 BB: 0 P: 5	H: 1 LOB: 1 BB: 1 P: 8	H: 1 LOB: 1 BB: 0 P: 5	H: 1 LOB: 1 BB: 0 P: 4	H: 0 LOB: 1 BB: 1 P: 9	H: 4 LOB: 2 BB: 1 P: 15	H: 4 LOB: 2 BB: 1 P: 15	H: 2 LOB: 2 BB: 4 P: 24	H: 0 LOB: 1 BB: 1 P: 9

AB	38
R	11
H	14
RBI	11
BB	8
SO	7
LOB	23

1B: 10	SF: 1
2B: 1	SAC: 0
3B: 2	DP: 1
HR: 1	HBP: 1

WP: 0	PA: 48
PB: 0	
SB: 2	
CS: 1	

PITCHER		IP	WLS	BF	H	R	ER	SO	BB	IBB	HBP	BLK	WP	HR	S	P	ERA	WHIP
45 Kelvim Escobar, R ERA: 3.27	(1, 1)	2.2		11	3	1	1	1	1	0	0	0	0	0	12	16	3.38	1.500
Rafael Rodriguez, R ERA:	(3, 1)	1.1		5	1	0	0	0	0	0	0	0	0	0	5	6	0.00	0.750
Francisco Rodríguez, R ERA: 4.26	(5, 1)	1.1	L	6	1	1	1	2	1	0	0	0	0	0	9	13	6.75	1.500
34 Chris Resop, R ERA: 15.83	(6, 1)	1.2		12	7	4	4	2	1	0	0	0	0	1	15	19	21.60	4.800
Kevin Jepsen, R ERA: 135.0	(8, 1)	0.1		6	1	5	5	1	3	0	1	0	0	0	4	17	135.00	12.000

PITCHER		IP	WLS	BF	H	R	ER	SO	BB	IBB	HBP	BLK	WP	HR	S	P	ERA	WHIP
Jason Bulger, R ERA:	(8, 1)	0.2		4	1	0	0	0	1	0	0	0	0	0	3	7	0.00	3.000
82 Warner Madrigal, R ERA:	(9, 1)	1.0		4	0	0	0	1	1	0	0	0	0	0	5	9	0.00	1.000

Batter	1	2	3	4	5	6	7	8	9	AB	R	H	RBI	BB	SO	LOB
24 Gary Matthews, S (1, 8) OBP: 0.265, SLG: 0.435 34 Brad Coon, L (8, 8) OBP: 0.320, SLG: 0.458	x 0-0 G6-3 ①		x 0-0 SF7 ② 3-H		S S S 0-3 K ①		x 0-0 P3 ③			3 0 0 1 0 1 2 0 0 0 0 0 0 0						
Orlando Cabrera, R (1, 6) OBP: 0.340, SLG: 0.341 32 Brandon Wood, R (8, 5) OBP: 0.320, SLG: 0.458	x 0-0 L3 ②		x 0-0 1B		B C 2 SAFE X 1-1 1-3 ② 1B			B B B B 4-0 22 G3 1B BB		3 0 2 0 0 0 0 0 0 0 0 1 0 0						
27 Vladimir Guerrero, R (1, 9) OBP: 0.250, SLG: 0.357 José Molina, R (8, 2) OBP: 0.419, SLG: 0.407	x 0-0 F8 ③		x 0-0 G6-3 ③		x 0-0 P4 ③			x 0-0 22 G3 1-2 1B		3 0 0 0 0 0 2 1 0 1 0 0 0 0						
16 Garret Anderson, L (1, 7) OBP: 0.412, SLG: 0.600 65 Tommy Murphy, S (8, 7) OBP: 0.293, SLG: 0.500		x 0-0 F8 ①		x 0-0 G3-1 ①		x 0-0 G4-3 ①		S S S 0-3 K ①		3 0 0 0 0 0 0 1 0 0 0 0 1 2						
Shea Hillenbrand, R (1, 10) OBP: 0.368, SLG: 0.371 22 Kendrys Morales, S (8, PH) OBP: 0.364, SLG: 0.366 (9, 10)		x 0-0 1B		x 0-0 1B 1B		x 0-0 F8 ②		x 0-0 G3 ② 1-2 2-3		3 0 2 0 0 0 0 1 0 0 0 0 0 2						
39 Robb Quinlan, R (1, 3) OBP: 0.348, SLG: 0.605		x 0-0 F8 ②		x 0-0 P3 ②		S S S 0-3 K ③		x 0-0 F9 ③		4 0 0 0 0 1 4						
Mike Napoli, R (1, 2) OBP: 0.452, SLG: 0.593 25 Nick Gorneault, R (8, 9) OBP: 0.433, SLG: 0.621		x 0-0 F8 ③		x 0-0 1-3 1B			x 0-0 1B		x 0-0 G6-4-3 1B	3 0 2 0 0 0 1 1 0 1 0 0 0 0						
6 Maicer Izturis, S (1, 5) OBP: 0.300, SLG: 0.417 Wilberto Ortiz, R (8, 6)			x 0-0 32 SH2-3 24 SF7 2B	x 0-0 F9 ③			x 0-0 F7 ①		x 0-0 ① ② G6-4-3 1-2f	3 1 1 0 0 0 3 1 0 0 0 0 0 1						
32 Erick Aybar, S (1, 4) OBP: 0.333, SLG: 0.423 38 Adam Pavkovich, R (8, 4)			x 0-0 SH2-3 ① 2-3		x 0-0 CS S 1B		x 0-0 F8 ②		S S S 0-3 K ③	2 0 1 0 0 0 1 1 0 0 0 0 1 0						
Inning Stats	R: 0 E: 0 K: 0 S: 3 H: 0 LOB: 0 BB: 0 P: 3	R: 0 E: 0 K: 0 S: 4 H: 1 LOB: 1 BB: 0 P: 4	R: 1 E: 0 K: 0 S: 5 H: 2 LOB: 1 BB: 0 P: 5	R: 0 E: 0 K: 0 S: 5 H: 2 LOB: 2 BB: 0 P: 5	R: 0 E: 0 K: 1 S: 7 H: 2 LOB: 1 BB: 0 P: 8	R: 0 E: 0 K: 1 S: 5 H: 0 LOB: 0 BB: 0 P: 5	R: 0 E: 0 K: 0 S: 4 H: 1 LOB: 1 BB: 0 P: 4	R: 0 E: 0 K: 1 S: 6 H: 1 LOB: 2 BB: 1 P: 10	R: 0 E: 0 K: 1 S: 5 H: 1 LOB: 0 BB: 0 P: 5	1B: 9 2B: 1 3B: 0 HR: 0	SF: 1 SAC: 1 DP: 1 HBP: 0						

PITCHER		IP	WLS	BF	H	R	ER	SO	BB	IBB	HBP	BLK	WP	HR	S	P	ERA	WHIP
26 Jeff Francis, L ERA: 5.16	(1, 1)	6.0	W	24	7	1	1	2	0	0	0	0	0	0	29	30	1.50	1.167
40 Brian Fuentes, L ERA: 2.57	(7, 1)	1.0		4	1	0	0	0	0	0	0	0	0	0	4	4	0.00	1.000
32 LaTroy Hawkins, R ERA:	(8, 1)	1.0		5	1	0	0	1	1	0	0	0	0	0	6	10	0.00	2.000
60 Manny Corpas, R ERA:	(9, 1)	1.0		3	1	0	0	1	0	0	0	0	0	0	5	5	0.00	1.000

PITCHER	IP	WLS	BF	H	R	ER	SO	BB	IBB	HBP	BLK	WP	HR	S	P	ERA	WHIP

BOTTOM

Colorado Rockies @ Los Angeles Angels

Tempe Diablo Stadium, Tempe, AZ

Sat Mar 24 2007, 4:05 PM EDT

Att. 8,720 - Cloudy - 76 F

livebaseballscorecards.com

AB	33
R	1
H	10
RBI	1
BB	1
SO	4
LOB	18

1B: 9	SF: 1	WP: 0	PA: 36
2B: 1	SAC: 1	PB: 0	
3B: 0	DP: 1	SB: 1	
HR: 0	HBP: 0	CS: 1	

Arizona Diamondbacks @ Colorado Rockies

US West Sports Complex, Hi Corbett Field, Tucson, AZ

Sun Mar 25 2007, 4:05 PM EDT

Att. 6,513 - Sunny - 77 F

livebaseballscorecards.com

TOP

Batter	1	2	3	4	5	6	7	8	9	AB	R	H	RBI	BB	SO	LOB
22 Eric Byrnes, R (1, 7) OBP: 0.357, SLG: 0.608	HR		HR		P6			BB 1B		3	2	2	2	1	0	0
13 Alberto Callaspo, S (1, 6) OBP: 0.455, SLG: 0.620 5 Robby Hammock, R (7, 2) OBP: 0.424, SLG: 0.481	G4-3		BB 2B			2B 1B		F9		2 1	1 0	1 0	0 0	1 0	0 0	0 1
Chad Tracy, L (1, 5) OBP: 0.453, SLG: 0.644 71 Mark Reynolds, R (8, 5) OBP: 0.500, SLG: 0.769	F7		1-H 2B			BB 2-3 1B		G6-4-3 1-2 1B		4 0	0 0	3 0	1 0	0 0	0 0	0 0
Tony Clark, S (1, 3) OBP: 0.340, SLG: 0.359 Jose Valverde, R (8, 1) 56 Ramon Pena, R (9, 1)	P6		G3-1			14 G6-4-3 1-2 BB		G6-4-3 1-2f		3 0 0	0 0 0	0 0 0	0 0 0	1 0 0	0 0 0	3 0 0
24 Chris Young, R (1, 8) OBP: 0.254, SLG: 0.345		F7		F8		F4			G6-3 1B	4	0	0	0	0	0	3
14 Brian Barden, R (1, 4) OBP: 0.435, SLG: 0.636		G4-3		G6-3		G6-4-3 1-2f				4	0	1	0	0	0	3
19 Chris Snyder, R (1, 2) OBP: 0.333, SLG: 0.278 37 Juan Cruz, R (7, 1) 70 Chris Carter, L (8, 3) OBP: 0.393, SLG: 0.375	K			G6-3			F9		L4	3 0 1	0 0 0	0 0 0	0 0 0	1 0 0	0 0 0	0 0 1
58 Rich Thompson, L (1, 9) OBP: 0.333, SLG: 0.313			B2-3		K		G3		G3	4	0	0	0	0	1	1
31 Edgar Gonzalez, R (1, 1) OBP: 0.200, SLG: 0.200 11 Augie Ojeda, S (7, PH) OBP: 0.343, SLG: 0.323 (7, 6)			K		K		P6			2 1	0 0	0 0	0 0	0 0	2 0	0 0

	AB	32
	R	3
	H	7
	RBI	3
	BB	3
	SO	4
	LOB	12

Inning Stats	1	2	3	4	5	6	7	8	9	1B: 3	SF: 0	WP: 0	PA: 35
R:	1	0	2	0	0	0	0	0	0	2B: 2	SAC: 0	PB: 0	
E:	0	0	0	0	0	2	0	0	0	3B: 0	DP: 2	SB: 0	
K:	0	1	1	0	2	0	3	3	3	HR: 2	HBP: 0	CS: 0	
S:	4	5	7	3	7	4	3	3	4				
H:	1	0	2	0	0	2	0	1	1				
LOB:	0	0	1	0	0	2	0	1	1				
BB:	0	0	1	0	0	1	0	0	0				
P:	4	5	11	3	7	8	3	7	4				

PITCHER		IP	WLS	BF	H	R	ER	SO	BB	IBB	HBP	BLK	WP	HR	S	P	ERA	WHIP
50 Brian Lawrence, R ERA: 4.5	(1, 1)	6.0	L	24	5	3	3	4	2	0	0	0	0	2	30	38	4.50	1.167
35 Taylor Buchholz, R ERA: 6.0	(7, 1)	1.0		3	0	0	0	0	0	0	0	0	0	0	3	3	0.00	0.000
Jeremy Affeldt, L ERA: 6.0	(8, 1)	1.0		4	1	0	0	0	1	0	0	0	0	0	3	7	0.00	2.000
60 Manny Corpas, R ERA:	(9, 1)	1.0		4	1	0	0	0	0	0	0	0	0	0	4	4	0.00	1.000

PITCHER		IP	WLS	BF	H	R	ER	SO	BB	IBB	HBP	BLK	WP	HR	S	P	ERA	WHIP

BOTTOM

Batter	1	2	3	4	5	6	7	8	9	AB	R	H	RBI	BB	SO	LOB
3 Willy Taveras, R (1, 8) OBP: 0.489, SLG: 0.475	H 1-0 27 G4-6-3 7 1B 17 E HBP		X 0-0 ② F8			X 0-0 27 G3-6-1 1B		B X 1-0 ② 19 1B 1-2 2B		2	1	1	0	0	0	0
15 Frank Menechino, R (7, 4) OBP: 0.600, SLG: 0.769										1	1	1	0	0	0	0
7 Kazuo Matsui, S (1, 4) OBP: 0.375, SLG: 0.400	X 0-0 27 G4-6-3 1-2 1B		X 0-0 ③ G1-3			X 0-0 ① F9		X 0-0 27 1B 2-H 1B		3	0	1	0	0	0	1
35 Taylor Buchholz, R (7, 1)										0	0	0	0	0	0	0
19 Ryan Spilborghs, R (8, 9) OBP: 0.481, SLG: 0.875										1	0	1	1	0	0	0
27 Garrett Atkins, R (1, 5) OBP: 0.370, SLG: 0.577	X 0-0 ① ② G4-6-3 1-2f 2-3			C C C 0-3 ① K		X 0-0 ② ③ G3-6-1 1-2f		X 0-0 1-2 1B		4	0	1	0	0	1	3
94 Doug Bernier, R (8, PR)										0	0	0	0	0	0	0
(9, 5)																
17 Todd Helton, L (1, 3) OBP: 0.415, SLG: 0.500	X 0-0 E4 3-H			X 0-0 ② P6			X 0-0 ① G4-3	X 0-0 ③ G3		4	0	0	0	0	0	2
5 Matt Holliday, R (1, 7) OBP: 0.420, SLG: 0.614	X 0-0 ③ F9			X 0-0 ③ F9			X 0-0 ② F9		C C C 0-3 ① K	4	0	0	0	0	1	1
11 Brad Hawpe, L (1, 9) OBP: 0.346, SLG: 0.700		X 0-0 ① F7			X 0-0 ① G3		X 0-0 3B		B B B B 4-0 2 G4-6-3 BB	3	0	1	0	0	0	0
Jeremy Affeldt, L (8, 1)										0	0	0	0	0	0	0
60 Manny Corpas, R (9, 1)										0	0	0	0	0	0	0
10 Jeff Baker, R (9, PH) OBP: 0.349, SLG: 0.575										0	0	0	0	1	0	0
2 Troy Tulowitzki, R (1, 6) OBP: 0.356, SLG: 0.429		X 0-0 ② F9			S S S 0-3 ② K		C C C 0-3 ③ K		X 0-0 ② ③ G4-6-3 1-2f	4	0	0	0	0	2	2
20 Chris Iannetta, R (1, 2) OBP: 0.486, SLG: 0.481	S S S 0-3 ③ K				B B B B 4-0 BB		X 0-0 ① G4-3			1	0	0	0	1	1	0
47 John Mabry, L (8, PH) OBP: 0.467, SLG: 0.815										1	0	0	0	0	0	0
Geronimo Gil, R (9, 2) OBP: 0.267, SLG: 0.333										0	0	0	0	0	0	0
50 Brian Lawrence, R (1, 1)			X 0-0 ① G3-1		X 0-0 ③ G3			X 0-0 15 CS 1B		2	0	0	0	0	0	1
44 Alexis Gomez, L (7, 8) OBP: 0.412, SLG: 0.438										1	0	1	0	0	0	0
Inning Stats	R: 1 H: 1 E: 1 LOB: 1 K: 0 BB: 0 S: 4 P: 5	R: 0 H: 0 E: 0 LOB: 0 K: 1 BB: 0 S: 5 P: 5	R: 0 H: 0 E: 0 LOB: 0 K: 0 BB: 0 S: 3 P: 3	R: 0 H: 0 E: 0 LOB: 0 K: 1 BB: 0 S: 5 P: 5	R: 0 H: 0 E: 0 LOB: 1 K: 1 BB: 1 S: 5 P: 9	R: 0 H: 1 E: 0 LOB: 0 K: 0 BB: 0 S: 3 P: 3	R: 0 H: 1 E: 0 LOB: 1 K: 1 BB: 0 S: 6 P: 6	R: 1 H: 4 E: 0 LOB: 2 K: 0 BB: 0 S: 6 P: 7	R: 0 H: 0 E: 0 LOB: 0 K: 1 BB: 1 S: 4 P: 8	1B: 5 2B: 1 3B: 1 HR: 0	SF: 0 SAC: 0 DP: 3 HBP: 1		WP: 0 PB: 0 SB: 0 CS: 1		PA: 34		

PITCHER	IP	WLS	BF	H	R	ER	SO	BB	IBB	HBP	BLK	WP	HR	S	P	ERA	WHIP
31 Edgar Gonzalez, R (1, 1) ERA: 3.32	6.0	W	21	2	1	0	3	1	0	1	0	0	0	25	30	0.00	0.500
37 Juan Cruz, R (7, 1) ERA: 4.5	1.0	H	4	1	0	0	1	0	0	0	0	0	0	6	6	0.00	1.000
Jose Valverde, R (8, 1) ERA: 3.18	1.0	H	6	4	1	1	0	0	0	0	0	0	0	6	7	9.00	4.000
56 Ramon Pena, R (9, 1) ERA: 2.7	1.0	S	3	0	0	0	1	1	0	0	0	0	0	4	8	0.00	1.000

PITCHER	IP	WLS	BF	H	R	ER	SO	BB	IBB	HBP	BLK	WP	HR	S	P	ERA	WHIP

Arizona Diamondbacks @ Colorado Rockies

US West Sports Complex, Hi Corbett Field, Tucson, AZ

Sun Mar 25 2007, 4:05 PM EDT

Att. 6,513 - Sunny - 77 F

livebaseballscorecards.com

AB	31
R	2
H	7
RBI	1
BB	2
SO	5
LOB	10

Colorado Rockies @ Oakland Athletics

Phoenix Municipal Stadium, Phoenix, AZ

Mon Mar 26 2007, 4:05 PM EDT

Att. 4,891 - Sunny - 74 F

livebaseballscorecards.com

TOP

Batter	1	2	3	4	5	6	7	8	9	AB	R	H	RBI	BB	SO	LOB
3 Willy Taveras, R (1, 8) OBP: 0.469, SLG: 0.442 74 Dexter Fowler, S (7, 8) OBP: 0.500, SLG: 0.333	F9		F8		F8		BB BB			3	0	0	0	1	0	1
										0	0	0	0	0	0	0
Jamey Carroll, R (1, 4) OBP: 0.188, SLG: 0.119 Jason Van Kooten, R (7, 4)	K			F9		G4-3	BB			3	0	0	0	1	1	0
										0	0	0	0	0	0	0
11 Brad Hawpe, L (1, 10) OBP: 0.339, SLG: 0.722	P6			HR	K		G3			4	1	1	1	0	1	3
10 Jeff Baker, R (1, 3) OBP: 0.340, SLG: 0.535 (6, 5)		K		47 BB		G4-3		F7		3	0	0	0	1	1	0
47 John Mabry, L (1, 5) OBP: 0.471, SLG: 0.767 (6, 3)		F7		BB			2 PB 19 1B 1B	L8		3	1	1	0	1	0	0
19 Ryan Spilborghs, R (1, 7) OBP: 0.452, SLG: 0.786		K		F9			2 PB 1B	K		4	1	1	0	0	2	2
44 Alexis Gomez, L (1, 9) OBP: 0.368, SLG: 0.389			G4-3	G4-3			K		F7	4	0	0	0	0	1	4
2 Troy Tulowitzki, R (1, 6) OBP: 0.327, SLG: 0.391			K		G1-3		L8		F9	4	0	0	0	0	1	2
8 Yorvit Torrealba, R (1, 2) OBP: 0.300, SLG: 0.310 Geronimo Gil, R (5, 2) OBP: 0.294, SLG: 0.353			3 S 1B		G6-3		BB 3 BB 1B		F9	2	0	1	0	0	0	0
										2	0	1	2	0	0	0

	AB	32
	R	3
	H	5
	RBI	3
	BB	4
	SO	7
	LOB	12

Inning Stats	1	2	3	4	5	6	7	8	9	1B: 4	SF: 0	WP: 0	PA: 36
	R: 0	R: 0	R: 0	R: 1	R: 0	R: 0	R: 2	R: 0	R: 0	2B: 0	SAC: 0	PB: 1	
	E: 0	E: 0	E: 0	E: 0	E: 0	E: 0	E: 0	E: 0	E: 0	3B: 0	DP: 0	SB: 1	
	K: 1	K: 2	K: 1	K: 0	K: 0	K: 1	K: 1	K: 1	K: 0	HR: 1	HBP: 0	CS: 0	
	S: 5	S: 7	S: 6	S: 4	S: 3	S: 5	S: 8	S: 5	S: 3				
	H: 0	H: 0	H: 1	H: 1	H: 0	H: 0	H: 3	H: 0	H: 0				
	LOB: 0	LOB: 0	LOB: 1	LOB: 2	LOB: 0	LOB: 0	LOB: 3	LOB: 0	LOB: 0				
	BB: 0	BB: 0	BB: 0	BB: 2	BB: 0	BB: 0	BB: 2	BB: 0	BB: 0				
	P: 5	P: 7	P: 7	P: 12	P: 3	P: 5	P: 17	P: 5	P: 3				

PITCHER		IP	WLS	BF	H	R	ER	SO	BB	IBB	HBP	BLK	WP	HR	S	P	ERA	WHIP
57 Chad Gaudin, R ERA: 1.0	(1, 1)	3.0	W	10	1	0	0	4	0	0	0	0	0	0	18	19	0.00	0.333
Jay Marshall, L ERA: 3.14	(4, 1)	2.0		9	1	1	1	0	2	0	0	0	0	1	7	15	4.50	1.500
50 Kiko Calero, R ERA:	(6, 1)	1.0		3	0	0	0	1	0	0	0	0	0	0	5	5	0.00	0.000
Alan Embree, L ERA: 6.14	(7, 1)	1.0		8	3	2	2	1	2	0	0	0	0	0	8	17	18.00	5.000
58 Justin Duchscherer, R ERA:	(8, 1)	1.0	H	3	0	0	0	1	0	0	0	0	0	0	5	5	0.00	0.000

PITCHER		IP	WLS	BF	H	R	ER	SO	BB	IBB	HBP	BLK	WP	HR	S	P	ERA	WHIP
64 Michael Mitchell, R ERA:	(9, 1)	1.0	S	3	0	0	0	0	0	0	0	0	0	0	3	3	0.00	0.000

Batter	1	2	3	4	5	6	7	8	9	AB	R	H	RBI	BB	SO	LOB
Jason Kendall, R (1, 2) OBP: 0.255, SLG: 0.250 17 Adam Melhuse, S (6, 2) OBP: 0.306, SLG: 0.179	F9		F8		2B 1B		BBBB 67 FC4-6 BB			3 0	1 0	1 0	0 0	0 1	0 0	0 0
Shannon Stewart, R (1, 7) OBP: 0.500, SLG: 0.537 67 Travis Buck, L (6, 7) OBP: 0.464, SLG: 0.574	BBBB 31 2B BB		G4-3		4 F9 1-H 2B		FC4-6 1-2f			2 1	1 0	1 0	1 0	1 0	0 0	0 1
22 Milton Bradley, S (1, 8) OBP: 0.511, SLG: 0.684 4 Antonio Perez, R (5, 8) OBP: 0.417, SLG: 0.529	P6		HR		F9 2-3			F7		2 2	1 0	1 0	1 0	0 0	0 0	1 1
31 Mike Piazza, R (1, 10) OBP: 0.436, SLG: 0.667 23 Bobby Kielty, S (5, PH) (6, 10)	3 HR 1-H 2B		F9		G3-1			P6		2 2	1 0	1 0	1 0	0 0	0 0	0 1
3 Eric Chavez, L (1, 5) OBP: 0.280, SLG: 0.400 2 Lou Merloni, R (7, 5) OBP: 0.412, SLG: 0.533	2-H HR			F8		L3		BBBB BB		3 0	1 0	1 0	2 0	0 1	0 0	0 0
Nick Swisher, S (1, 9) OBP: 0.426, SLG: 0.679 Ryan Goleski, R (7, 9) OBP: 0.170, SLG: 0.159	G3			HR		G4-3		SSS K		3 1	1 0	1 0	1 0	0 0	0 1	0 1
7 Bobby Crosby, R (1, 6) OBP: 0.308, SLG: 0.667 Marco Scutaro, R (7, 6) OBP: 0.422, SLG: 0.514		F8		F7		G6-3				3 0	0 0	0 0	0 0	0 0	0 0	0 0
29 Dan Johnson, L (1, 3) OBP: 0.397, SLG: 0.412 8 Erubiel Durazo, L (8, 3) OBP: 0.318, SLG: 0.425		F8		F7			F8			3 0	0 0	0 0	0 0	0 0	0 0	0 0
14 Mark Ellis, R (1, 4) OBP: 0.275, SLG: 0.326 13 Donnie Murphy, R (8, 4) OBP: 0.500, SLG: 0.541		F8			G1-3		F9			3 0	0 0	0 0	0 0	0 0	0 0	0 0
Inning Stats	R: 3 H: 2 E: 0 LOB: 0 K: 0 BB: 1 S: 5 P: 9	R: 0 H: 0 E: 0 LOB: 0 K: 0 BB: 0 S: 3 P: 3	R: 1 H: 1 E: 0 LOB: 0 K: 0 BB: 0 S: 4 P: 4	R: 1 H: 1 E: 0 LOB: 0 K: 0 BB: 0 S: 4 P: 4	R: 1 H: 2 E: 0 LOB: 1 K: 0 BB: 0 S: 5 P: 5	R: 0 H: 0 E: 0 LOB: 0 K: 0 BB: 0 S: 3 P: 3	R: 0 H: 0 E: 0 LOB: 1 K: 0 BB: 1 S: 3 P: 7	R: 0 H: 0 E: 0 LOB: 1 K: 1 BB: 1 S: 5 P: 9		1B: 1 2B: 2 3B: 0 HR: 3	SF: 0 SAC: 0 DP: 0 HBP: 0			WP: 0 PB: 0 SB: 0 CS: 0	PA: 33	

PITCHER		IP	WLS	BF	H	R	ER	SO	BB	IBB	HBP	BLK	WP	HR	S	P	ERA	WHIP
48 Jason Hirsh, R ERA: 7.13	(1, 1)	6.0	L	25	6	6	6	0	1	0	0	0	0	3	24	28	9.00	1.167
39 Tom Martin, L ERA: 13.5	(7, 1)	1.0		4	0	0	0	0	1	0	0	0	0	0	3	7	0.00	1.000
61 Ramon E Ramirez, R ERA: 7.2	(8, 1)	0.2		2	0	0	0	0	0	0	0	0	0	0	2	2	0.00	0.000
68 Zach McClellan, R ERA:	(8, 1)	0.1		2	0	0	0	1	1	0	0	0	0	0	3	7	0.00	3.000

PITCHER	IP	WLS	BF	H	R	ER	SO	BB	IBB	HBP	BLK	WP	HR	S	P	ERA	WHIP

BOTTOM

Colorado Rockies @ Oakland Athletics

Phoenix Municipal Stadium, Phoenix, AZ

Mon Mar 26 2007, 4:05 PM EDT

Att. 4,891 - Sunny - 74 F

livebaseballscorecards.com

AB	30
R	6
H	6
RBI	6
BB	3
SO	1
LOB	5

Batter	1	2	3	4	5	6	7	8	9	AB	R	H	RBI	BB	SO	LOB
21 Steve Finley, L (1, 8) OBP: 0.318, SLG: 0.429	BBB 4-0 27 1B 17 1B BB		x 0-0 ③ G3-1		x 0-0 ②③ G3-6-1 1-2f		SSS 0-3 ① K		x 0-0 ③ G3	4	1	0	0	1	1	6
62 Chris Frey, L (7, 7)	x 0-0 ③ G3-1									1	0	0	0	0	0	0
7 Kazuo Matsui, S (1, 4) OBP: 0.378, SLG: 0.425	SSS 0-3 ① K	x 0-0 ① G4-3		x 0-0 17 WP 5 HR 2B		x 0-0 10 BB 27 BB 1B	x 0-0 ②③ G4-6-3 1-2f			5	1	2	0	0	1	3
Jeremy Affeldt, L (7, 1)										0	0	0	0	0	0	0
27 Garrett Atkins, R (1, 5) OBP: 0.379, SLG: 0.564	x 0-0 17 1B 10 1B 1-3 1B	x 0-0 ② F9		x 0-0 ① G6-3		BBBB 4-0 10 BB 1-2 BB		x 0-0 ① L3		3	1	1	0	1	0	1
Jamey Carroll, R (7, 4) OBP: 0.184, SLG: 0.116										1	0	0	0	0	0	0
17 Todd Helton, L (1, 3) OBP: 0.422, SLG: 0.500	x 0-0 10 1B 2 1B 1-3 3-H 1B	x 0-0 1B		B x 1-0 ② G3 2-3		SSS 0-3 ① K		x 0-0 1B 1B		4	1	2	1	0	1	3
15 Frank Menechino, R (7, 5) OBP: 0.625, SLG: 0.786										1	0	1	0	0	0	0
5 Matt Holliday, R (1, 7) OBP: 0.407, SLG: 0.646	SSS 0-3 ② K	SSS 0-3 ③ K		x 0-0 HR 3-H		SSS 0-3 ② K		x 0-0 1-2 1B		4	1	1	2	0	3	5
Travis Becktel, R (7, 9) OBP: 0.500, SLG: 0.500										1	0	1	0	0	0	0
10 Jeff Baker, R (1, 9) OBP: 0.346, SLG: 0.511	x 0-0 2 1B 20 1B 1-2 3-H 1B		x 0-0 ① G5-3	SSS 0-3 ③ K		BBBB 4-0 1-2 2-3 BB		x 0-0 ② F9		4	1	1	1	1	1	2
(7, 3)																
2 Troy Tulowitzki, R (1, 6) OBP: 0.340, SLG: 0.388	x 0-0 20 1B 1-3 2-H 1B		x 0-0 ② G5-3		BBB 4-0 20 1B BB	SSS 0-3 ③ K		x 0-0 ③ G6-3		3	1	1	1	1	1	3
47 John Mabry, L (8, PH) OBP: 0.457, SLG: 0.742										1	0	0	0	0	0	2
94 Doug Bernier, R (8, 6)										0	0	0	0	0	0	0
20 Chris Iannetta, R (1, 2) OBP: 0.548, SLG: 0.567	x 0-0 37 2B 2-H 3-H 1B		x 0-0 37 2B 2B		x 0-0 21 G3-6-1 1-2 1B		BBBB 4-0 19 1B BB		BBBB 4-0 19 G4-6-3 BB	3	2	3	2	2	0	0
37 Josh Fogg, R (1, 1) OBP: 0.400, SLG: 0.800	x 0-0 1-H 2B		x 0-0 2-H 2B		x 0-0 ① B1		x 0-0 7 G4-6-3 1-2 1B		x 0-0 ①② G4-6-3 1-2f	2	0	2	2	0	0	0
49 Byung-Hyun Kim, R (4, 1) OBP: 0.250, SLG: 0.250										1	0	0	0	0	0	2
19 Ryan Spilborghs, R (7, PH) OBP: 0.455, SLG: 0.767										2	0	1	0	0	0	1
(7, 8)																
Inning Stats	R: 6 E: 0 K: 2 S: 13 H: 6 LOB: 1 BB: 1 P: 17	R: 0 E: 0 K: 1 S: 6 H: 1 LOB: 1 BB: 0 P: 6	R: 1 E: 0 K: 0 S: 5 H: 2 LOB: 0 BB: 0 P: 5	R: 2 E: 0 K: 1 S: 7 H: 2 LOB: 0 BB: 0 P: 8	R: 0 E: 0 K: 0 S: 3 H: 1 LOB: 1 BB: 1 P: 7	R: 0 E: 0 K: 3 S: 10 H: 1 LOB: 3 BB: 2 P: 18	R: 0 E: 0 K: 1 S: 5 H: 1 LOB: 1 BB: 1 P: 9	R: 0 E: 0 K: 0 S: 5 H: 2 LOB: 2 BB: 0 P: 5	R: 0 E: 0 K: 0 S: 2 H: 0 LOB: 0 BB: 1 P: 6	1B: 11 2B: 4 3B: 0 HR: 1 SF: 0 SAC: 0 DP: 3 HBP: 0						

PITCHER		IP	WLS	BF	H	R	ER	SO	BB	IBB	HBP	BLK	WP	HR	S	P	ERA	WHIP
39 Dana Eveland, L ERA: 8.25	(1, 1)	4.0	W	24	11	9	9	4	1	0	0	0	1	1	31	36	20.25	3.000
Abe Woody, R ERA:	(5, 1)	1.0	H	4	1	0	0	0	1	0	0	0	0	0	3	7	0.00	2.000
37 Juan Cruz, R ERA: 4.0	(6, 1)	1.0	H	6	1	0	0	3	2	0	0	0	0	0	10	18	0.00	3.000
45 Doug Slaten, L ERA: 10.38	(7, 1)	1.0	H	4	1	0	0	1	1	0	0	0	0	0	5	9	0.00	2.000
Dustin Glant, R ERA:	(8, 1)	1.0		5	2	0	0	0	0	0	0	0	0	0	5	5	0.00	2.000

PITCHER		IP	WLS	BF	H	R	ER	SO	BB	IBB	HBP	BLK	WP	HR	S	P	ERA	WHIP
46 D.J. Carrasco, R ERA: 4.09	(9, 1)	1.0		3	0	0	0	0	1	0	0	0	0	0	2	6	0.00	1.000

TOP

Colorado Rockies @ Arizona Diamondbacks

Tucson Electric Park, Tucson, AZ

Tue Mar 27 2007, 4:05 PM EDT

Att. 5,583 - Sunny - 79 F

livebaseballscorecards.com

AB	40
R	9
H	16
RBI	9
BB	6
SO	8
LOB	28

WP: 1 PA: 46
PB: 0
SB: 0
CS: 0

Batter	1	2	3	4	5	6	7	8	9	AB	R	H	RBI	BB	SO	LOB
6 Stephen Drew, L (1, 6) OBP: 0.424, SLG: 0.500	F7	G3 2-3 3-H		22 2B 3B	G6-3	K				4	1	1	1	0	0	1
37 Juan Cruz, R (6, 1)										0	0	0	0	0	0	0
Dave Krynzel, L (6, PH) OBP: 0.419, SLG: 0.543 (7, 9)										1	0	0	0	0	1	3
22 Eric Byrnes, R (1, 9) OBP: 0.383, SLG: 0.630	1 1B 34 1B BB	K		1 1B G6-4-3 3-H 2B			29 G1-3 34 G1-6-3 2B			3	2	2	1	1	1	1
Donnie Sadler, R (7, 4) OBP: 0.333, SLG: 0.667					1B					1	1	1	0	0	0	0
1 Orlando Hudson, S (1, 4) OBP: 0.500, SLG: 0.646	CS 34 1B 1-3 1B		HR BB	G6-4-3 34 BB HR 2-3 1B	F9		G1-3 2-3			3	2	2	0	1	0	1
29 Mark Johnson, L (7, 2) OBP: 0.154, SLG: 0.167										1	0	0	0	0	0	1
34 Conor Jackson, R (1, 3) OBP: 0.379, SLG: 0.451	1-2 3-H 1B	F8	G6-4-3 1-2 BB		K	G1-6-3 3-H				4	0	1	2	1	1	1
70 Chris Carter, L (8, 3) OBP: 0.379, SLG: 0.360										0	0	0	0	0	0	0
Chad Tracy, L (1, 5) OBP: 0.431, SLG: 0.600	K 2-3	F8	G6-4-3 1-2f 2-3 3-H		19 1B BLK 1B	F7				5	1	1	0	0	1	5
Dustin Glant, R (8, 1)										0	0	0	0	0	0	0
46 D.J. Carrasco, R (9, 1)										0	0	0	0	0	0	0
Scott Hairston, R (1, 7) OBP: 0.492, SLG: 0.963		HR	1-H HR	3-H HR		19 1B 1-2 BB		K		4	3	3	5	1	1	0
24 Chris Young, R (1, 8) OBP: 0.281, SLG: 0.383	39 SH1-4 19 HBP 6 G3 1B	19 CS 1B	2B	F7		G6-3				5	1	3	0	0	0	2
19 Chris Snyder, R (1, 2) OBP: 0.370, SLG: 0.308	6 G3 39 SH1-4 1-2 HBP	CS 1-2	HR 1B F7		11 BB 1-3 2-H 1B	2B				3	1	2	1	0	0	1
45 Doug Slaten, L (7, 1)										0	0	0	0	0	0	0
14 Brian Barden, R (8, 5) OBP: 0.431, SLG: 0.625										1	0	1	0	0	0	0
39 Dana Eveland, L (1, 1)	SH1-4 1-2 2-3		1-H HR	P6		BB		G5-3		0	0	0	0	0	0	0
Tony Clark, S (4, PH) OBP: 0.347, SLG: 0.439										1	1	1	2	0	0	0
Abe Woody, R (5, 1)										0	0	0	0	0	0	0
11 Augie Ojeda, S (5, PH) OBP: 0.333, SLG: 0.294 (6, 6)										2	0	0	0	1	0	1
Inning Stats	R: 1 E: 0 K: 1 S: 6 H: 2 LOB: 2 BB: 1 P: 10	R: 2 E: 0 K: 1 S: 8 H: 2 LOB: 1 BB: 0 P: 9	R: 2 E: 0 K: 0 S: 4 H: 2 LOB: 0 BB: 1 P: 9	R: 6 E: 0 K: 0 S: 9 H: 7 LOB: 1 BB: 1 P: 13	R: 0 E: 0 K: 0 S: 4 H: 1 LOB: 1 BB: 0 P: 4	R: 1 E: 0 K: 2 S: 9 H: 2 LOB: 3 BB: 2 P: 17	R: 1 E: 0 K: 0 S: 4 H: 1 LOB: 0 BB: 0 P: 4	R: 0 E: 0 K: 1 S: 6 H: 1 LOB: 1 BB: 0 P: 6		1B: 9 2B: 5 3B: 1 HR: 4 SF: 0 SAC: 1 DP: 2 HBP: 1				WP: 0 PB: 0 SB: 0 CS: 2 PA: 46	

PITCHER		IP	WLS	BF	H	R	ER	SO	BB	IBB	HBP	BLK	WP	HR	S	P	ERA	WHIP
37 Josh Fogg, R ERA: 8.35	(1, 1)	3.2	L	25	13	11	10	2	3	0	1	0	0	4	26	40	24.55	4.364
49 Byung-Hyun Kim, R ERA: 8.22	(4, 1)	2.1		12	3	1	1	2	2	0	0	1	0	0	14	22	3.86	2.143
Jeremy Affeldt, L ERA: 5.63	(7, 1)	2.0		8	2	1	1	1	0	0	0	0	0	0	10	10	4.50	1.000

PITCHER	IP	WLS	BF	H	R	ER	SO	BB	IBB	HBP	BLK	WP	HR	S	P	ERA	WHIP

BOTTOM

Colorado Rockies @ Arizona Diamondbacks

Tucson Electric Park, Tucson, AZ

Tue Mar 27 2007, 4:05 PM EDT

Att. 5,583 - Sunny - 79 F

livebaseballscorecards.com

AB	38
R	13
H	18
RBI	12
BB	5
SO	5
LOB	17

Batter	1	2	3	4	5	6	7	8	9	10	AB	R	H	RBI	BB	SO	LOB
3 Willy Taveras, R (1, 8) OBP: 0.462, SLG: 0.435	C X 0-1 7 E 1B	X 0-0 E7 2-H		S S S 0-3 K ③			C C C 0-3 K ①		C S S 0-3 K ②		3	1	1	0	0	1	1
72 Matt Miller, R (5, 7) OBP: 0.417, SLG: 0.364											2	0	0	0	0	2	1
7 Kazuo Matsui, S (1, 4) OBP: 0.354, SLG: 0.395	X 0-0 E8 17 WP 5 SF7 1-H	S S S 0-3 K ③			X 0-0 G5-3 ①		X 0-0 F7 ②		X 0-0 FC6-4 1-2f ③		3	1	0	0	0	1	1
Jonathan Herrera, S (5, 4) OBP: 0.200, SLG: 0.200											2	0	0	0	0	0	1
27 Garrett Atkins, R (1, 5) OBP: 0.393, SLG: 0.554	C C C 0-3 K ①		B B B 4-0 21 WP BB		B B B 4-0 17 G1-3 5 2B BB		X 0-0 F8 ③			X 0-0 G4-3 ①	1	1	0	0	2	1	1
Geronimo Gil, R (5, 2) OBP: 0.263, SLG: 0.316											2	0	0	0	0	0	0
17 Todd Helton, L (1, 3) OBP: 0.408, SLG: 0.467	B B B B 4-0 5 E 2-3 BB	X 0-0 P5 ①			X 0-0 G1-3 ② 1-2			X 0-0 G6-3 ①		X 0-0 G4-3 ②	3	0	0	0	1	0	2
15 Frank Menechino, R (8, 5) OBP: 0.588, SLG: 0.733											1	0	0	0	0	0	0
5 Matt Holliday, R (1, 7) OBP: 0.404, SLG: 0.660	X 0-0 SF7 ② 1-2 3-H	X 0-0 P4 ②			X 0-0 2-H 2B			B B B B 4-0 10 S E4 BB		X 0-0 3B	2	0	1	2	0	0	1
68 Zach McClellan, R (5, 1)											0	0	0	0	0	0	0
74 Dexter Fowler, S (6, 8) OBP: 0.667, SLG: 1.000											1	0	1	0	1	0	0
21 Steve Finley, L (1, 9) OBP: 0.298, SLG: 0.400	X 0-0 F8 ③		B B S C S 1-3 K ③ 1-2		X 0-0 G4-3 ③			C S S S 0-3 K ② 1-2		B B B B 4-0 BB	3	0	0	0	0	1	3
39 Tom Martin, L (6, 1)											0	0	0	0	0	0	0
61 Ramon E Ramirez, R (6, 1)											0	0	0	0	0	0	0
10 Jeff Baker, R (8, PH) OBP: 0.342, SLG: 0.500											1	0	0	0	0	1	1
60 Manny Corpas, R (8, 1)											0	0	0	0	0	0	0
71 Alberto Arias, R (9, 1)											0	0	0	0	0	0	0
44 Alexis Gomez, L (10, PH) OBP: 0.385, SLG: 0.389											0	0	0	0	0	0	0
Adam Bright, L (10, 1)											0	0	0	0	0	0	0
2 Troy Tulowitzki, R (1, 6) OBP: 0.364, SLG: 0.420		X 0-0 3 E 2B		B B B 4-0 28 SH3-4 BB		X 0-0 19 CS 1B		X 0-0 E4 2-H ③		X 0-0 F9 ③	1	1	1	0	1	0	0
Jamey Carroll, R (5, 6) OBP: 0.192, SLG: 0.130											3	0	1	0	0	0	3
20 Chris Iannetta, R (1, 2) OBP: 0.523, SLG: 0.531		X 0-0 G5-3 ①		S S S 0-3 K ①		C X 0-1 L9 ① ② 1-2			X 0-0 G4-3 ①		2	0	0	0	0	1	2
19 Ryan Spilborghs, R (5, 8) OBP: 0.429, SLG: 0.719											2	0	0	0	0	0	1
(6, 9)																	
28 Aaron Cook, R (1, 1) OBP: 0.333, SLG: 0.500		X 0-0 B1 ②		X 0-0 SH3-4 ② 1-2		X 0-0 P5 ③			B B B B 4-0 FC6-4 BB		1	0	0	0	0	0	1
47 John Mabry, L (5, 5) OBP: 0.459, SLG: 0.719											1	0	0	0	1	0	0
(8, 3)																	
Inning Stats	R: 2 H: 1 E: 2 LOB: 1 K: 1 BB: 1 S: 8 P: 12	R: 1 H: 1 E: 1 LOB: 1 K: 1 BB: 0 S: 7 P: 7	R: 0 H: 0 E: 0 LOB: 1 K: 1 BB: 1 S: 5 P: 10	R: 0 H: 0 E: 0 LOB: 1 K: 2 BB: 1 S: 7 P: 11	R: 1 H: 1 E: 0 LOB: 1 K: 0 BB: 1 S: 4 P: 8	R: 0 H: 1 E: 0 LOB: 0 K: 0 BB: 0 S: 4 P: 4	R: 0 H: 0 E: 0 LOB: 0 K: 1 BB: 0 S: 5 P: 5	R: 0 H: 0 E: 1 LOB: 2 K: 1 BB: 1 S: 5 P: 9	R: 0 H: 0 E: 0 LOB: 1 K: 1 BB: 1 S: 5 P: 9	R: 0 H: 1 E: 0 LOB: 2 K: 0 BB: 1 S: 4 P: 8	1B: 2 SF: 1 2B: 2 SAC: 1 3B: 1 DP: 0 HR: 0 HBP: 0						

PITCHER	IP	WLS	BF	H	R	ER	SO	BB	IBB	HBP	BLK	WP	HR	S	P	ERA	WHIP
Mark Prior, R (1, 1) ERA: 6.97	3.0		15	2	3	0	3	2	0	0	0	2	0	20	29	0.00	1.333
43 Michael Wuertz, R (4, 1) ERA: 4.5	1.0		4	0	0	0	2	1	0	0	0	0	0	7	11	0.00	1.000
37 Angel Guzman, R (5, 1) ERA: 5.29	3.0		11	2	1	1	1	1	0	0	0	0	0	13	17	3.00	1.000
48 Neal Cotts, L (8, 1) ERA: 6.57	1.0		4	0	0	0	1	1	0	0	0	0	0	5	9	0.00	1.000
46 Ryan Dempster, R (9, 1) ERA: 3.0	1.0		4	0	0	0	1	1	0	0	0	0	0	5	9	0.00	1.000

PITCHER	IP	WLS	BF	H	R	ER	SO	BB	IBB	HBP	BLK	WP	HR	S	P	ERA	WHIP
81 Federico Baez, R (10, 1) ERA:	1.0		5	1	0	0	0	1	0	0	0	0	0	4	8	0.00	2.000

TOP

Colorado Rockies @ Chicago Cubs

Hohokam Park, Mesa, AZ

Wed Mar 28 2007, 4:05 PM EDT

Att. 12,712 - Partly Cloudy - 61 F

livebaseballscorecards.com

AB	34
R	4
H	5
RBI	2
BB	7
SO	8
LOB	19

1B: 2	SF: 1	WP: 2	PA: 43
2B: 2	SAC: 1	PB: 0	
3B: 1	DP: 0	SB: 1	
HR: 0	HBP: 0	CS: 1	

Batter	1	2	3	4	5	6	7	8	9	10	AB	R	H	RBI	BB	SO	LOB
12 Alfonso Soriano, R (1, 8) OBP: 0.324, SLG: 0.515	G6-3		2-H HR		G5-3		E9 5 S 1B		G5-3		5	1	2	2	0	0	1
Cesar Izturis, S (1, 6) OBP: 0.412, SLG: 0.310	G5-3		G4-3		G1-3		BB 2-3		25 FC6-4 1B 2-3		3	0	0	0	0	0	0
5 Ronny Cedeno, R (6, 6) OBP: 0.439, SLG: 0.527											1	0	1	0	1	0	0
25 Derrek Lee, R (1, 3) OBP: 0.500, SLG: 0.810	BB		G6-3			HR	P4		FC6-4 1-2f		4	1	1	1	1	0	4
16 Aramis Ramirez, R (1, 5) OBP: 0.424, SLG: 0.820	F8			L4		HR	G6-3			G4-6-3 1B	5	1	2	1	0	0	3
Jacque Jones, L (1, 9) OBP: 0.313, SLG: 0.433		G4-3		G4-3		37 SH1-4 BB		2 G4-3-4 BB		G4-6-3 1-2f	3	0	0	0	2	0	1
15 Cliff Floyd, L (1, 7) OBP: 0.415, SLG: 0.528		G4-3		1B 1B		L9		G4-3-4 1-2f		G6-3	2	0	1	0	0	0	0
2 Ryan Theriot, R (4, PR) OBP: 0.413, SLG: 0.552											3	0	0	0	0	0	2
(5, 4)																	
Mark DeRosa, R (1, 4) OBP: 0.413, SLG: 0.340		G6-3		1-2 1B		SH1-4 1-2		K			2	0	1	0	0	0	0
37 Angel Guzman, R (5, 1)											0	0	0	0	0	0	0
48 Neal Cotts, L (8, 1)											0	0	0	0	0	0	0
Robinson Chirinos, R (8, PH)											1	0	0	0	0	1	0
46 Ryan Dempster, R (9, 1)											0	0	0	0	0	0	0
81 Federico Baez, R (10, 1)											0	0	0	0	0	0	0
24 Henry Blanco, R (1, 2) OBP: 0.167, SLG: 0.167			E5 12 HR	L7		G4-3			5 1B 19 SH1-4 1B		4	1	1	0	0	0	3
Mark Prior, R (1, 1) OBP: 1.000, SLG: 1.000			F9		G6-3		G1-3		SH1-4 1-2		0	0	0	0	0	0	0
Kyle Reynolds, L (3, PH)											1	0	0	0	0	0	1
43 Michael Wuertz, R (4, 1)											0	0	0	0	0	0	0
19 Matt Murton, R (5, 7) OBP: 0.351, SLG: 0.500											2	0	0	0	0	0	0
Inning Stats	R: 0 H: 0 E: 0 LOB: 1 K: 0 BB: 1 S: 3 P: 7	R: 0 H: 0 E: 0 LOB: 0 K: 0 BB: 0 S: 3 P: 3	R: 2 H: 1 E: 1 LOB: 0 K: 0 BB: 0 S: 5 P: 5	R: 0 H: 2 E: 0 LOB: 2 K: 0 BB: 0 S: 5 P: 5	R: 0 H: 0 E: 0 LOB: 0 K: 0 BB: 0 S: 3 P: 3	R: 2 H: 2 E: 0 LOB: 1 K: 0 BB: 1 S: 5 P: 9	R: 0 H: 1 E: 1 LOB: 2 K: 0 BB: 1 S: 4 P: 8	R: 0 H: 0 E: 0 LOB: 0 K: 1 BB: 1 S: 4 P: 8	R: 0 H: 2 E: 0 LOB: 2 K: 0 BB: 0 S: 5 P: 5	R: 0 H: 1 E: 0 LOB: 0 K: 0 BB: 0 S: 3 P: 3	1B: 6 SF: 0 2B: 0 SAC: 2 3B: 0 DP: 2 HR: 3 HBP: 0						

PITCHER		IP	WLS	BF	H	R	ER	SO	BB	IBB	HBP	BLK	WP	HR	S	P	ERA	WHIP
28 Aaron Cook, R ERA: 2.13	(1, 1)	4.0		17	3	2	1	0	1	0	0	0	0	1	16	20	2.25	1.000
68 Zach McClellan, R ERA:	(5, 1)	1.0		3	0	0	0	0	0	0	0	0	0	0	3	3	0.00	0.000
39 Tom Martin, L ERA: 15.19	(6, 1)	0.2	B	5	2	2	2	0	1	0	0	0	0	2	4	8	27.00	4.500
61 Ramon E Ramirez, R ERA: 5.68	(6, 1)	1.1		6	1	0	0	0	1	0	0	0	0	0	5	9	0.00	1.500
60 Manny Corpas, R ERA:	(8, 1)	1.0		3	0	0	0	1	1	0	0	0	0	0	4	8	0.00	1.000

PITCHER		IP	WLS	BF	H	R	ER	SO	BB	IBB	HBP	BLK	WP	HR	S	P	ERA	WHIP
71 Alberto Arias, R ERA:	(9, 1)	1.0		5	2	0	0	0	0	0	0	0	0	0	5	5	0.00	2.000
Adam Bright, L ERA:	(10, 1)	1.0		3	1	0	0	0	0	0	0	0	0	0	3	3	0.00	1.000

Colorado Rockies @ Chicago Cubs

Hohokam Park, Mesa, AZ

Wed Mar 28 2007, 4:05 PM EDT

Att. 12,712 - Partly Cloudy - 61 F

BOTTOM

livebaseballscorecards.com

AB	36
R	4
H	9
RBI	4
BB	4
SO	1
LOB	15

1B: 6	SF: 0	WP: 0	PA: 42
2B: 0	SAC: 2	PB: 0	
3B: 0	DP: 2	SB: 1	
HR: 3	HBP: 0	CS: 0	

Colorado Rockies @ Chicago White Sox

Tucson Electric Park, Tucson, AZ

Thu Mar 29 2007, 3:05 PM EDT

Att. 5,247 - Sunny - 65 F

TOP

livebaseballscorecards.com

Batter	1	2	3	4	5	6	7	8	9	AB	R	H	RBI	BB	SO	LOB
3 Willy Taveras, R (1, 8) OBP: 0.436, SLG: 0.408	F9	G6-3		G1-3			2-H 2B		K	3	0	0	0	0	0	1
19 Ryan Spilborghs, R (6, 8) OBP: 0.432, SLG: 0.735										2	0	1	1	0	1	1
7 Kazuo Matsui, S (1, 4) OBP: 0.353, SLG: 0.391	27 E 27 FC6 17 1B 1B	G4-3			G3-1		G2		G5-3	3	1	1	0	0	0	0
Jamey Carroll, R (6, 4) OBP: 0.185, SLG: 0.125										2	0	0	0	0	0	2
27 Garrett Atkins, R (1, 5) OBP: 0.375, SLG: 0.525	FC6 17 1B 5 HR 1-3	F8			G5-3		K			3	1	0	0	0	0	1
15 Frank Menechino, R (6, 5) OBP: 0.556, SLG: 0.688										1	0	0	0	0	1	1
17 Todd Helton, L (1, 3) OBP: 0.423, SLG: 0.500	5 HR 1-2 3-H 1B		G3		G2 2B		K			3	1	2	1	0	0	0
67 Erick Almonte, R (6, 3) OBP: 0.412, SLG: 0.357										1	0	0	0	0	1	1
5 Matt Holliday, R (1, 7) OBP: 0.400, SLG: 0.698	1-H 2-H HR		G6-3		G5-3			K		3	1	1	3	0	0	1
Travis Becktel, R (6, 7) OBP: 0.333, SLG: 0.333										1	0	0	0	0	1	0
10 Jeff Baker, R (1, 9) OBP: 0.321, SLG: 0.471	G5-3		G6-3			G6-3		F9		3	0	0	0	0	0	0
72 Matt Miller, R (6, 9) OBP: 0.385, SLG: 0.333										1	0	0	0	0	0	0
2 Troy Tulowitzki, R (1, 6) OBP: 0.379, SLG: 0.434						L5		F7		3	0	2	0	0	0	0
Jonathan Herrera, S (6, 6) OBP: 0.182, SLG: 0.182	47 1B 1B			20 S 1B						1	0	0	0	0	0	0
47 John Mabry, L (1, 10) OBP: 0.462, SLG: 0.706	1-2 1B			F7		G6-3			P3	2	0	1	0	0	0	1
21 Steve Finley, L (6, PH) OBP: 0.286, SLG: 0.383										2	0	0	0	0	0	0
(6, 10)																
20 Chris Iannetta, R (1, 2) OBP: 0.500, SLG: 0.500	G4-3			B C C S 1-2 K			19 2B 2B		1B	2	0	0	0	0	1	3
63 Edwin Bellorin, R (6, 2) OBP: 0.500, SLG: 0.750										2	1	2	0	0	0	0
Inning Stats	R: 4 E: 1 K: 0 S: 9 H: 5 LOB: 2 BB: 0 P: 9	R: 0 E: 0 K: 0 S: 3 H: 0 LOB: 0 BB: 0 P: 3	R: 0 E: 0 K: 0 S: 3 H: 0 LOB: 0 BB: 0 P: 3	R: 0 E: 0 K: 1 S: 6 H: 1 LOB: 1 BB: 0 P: 7	R: 0 E: 0 K: 0 S: 4 H: 1 LOB: 1 BB: 0 P: 4	R: 0 E: 0 K: 0 S: 3 H: 0 LOB: 0 BB: 0 P: 3	R: 1 E: 0 K: 2 S: 9 H: 2 LOB: 1 BB: 0 P: 9	R: 0 E: 0 K: 1 S: 5 H: 0 LOB: 0 BB: 0 P: 5	R: 0 E: 0 K: 1 S: 6 H: 1 LOB: 1 BB: 0 P: 6	1B: 6 2B: 3 3B: 0 HR: 1	SF: 0 SAC: 0 DP: 0 HBP: 0						

AB	38
R	5
H	10
RBI	5
BB	0
SO	5
LOB	12

WP: 0 PB: 0 SB: 1 CS: 0 PA: 38

PITCHER		IP	WLS	BF	H	R	ER	SO	BB	IBB	HBP	BLK	WP	HR	S	P	ERA	WHIP
Jon Garland, R ERA: 7.66	(1, 1)	7.0		31	9	5	4	3	0	0	0	0	0	1	37	38	5.14	1.286
Charlie Haeger, R ERA: 8.1	(8, 1)	1.0		3	0	0	0	1	0	0	0	0	0	0	5	5	0.00	0.000
63 Ryan Bukvich, R ERA: 3.6	(9, 1)	1.0		4	1	0	0	1	0	0	0	0	0	0	6	6	0.00	1.000

PITCHER	IP	WLS	BF	H	R	ER	SO	BB	IBB	HBP	BLK	WP	HR	S	P	ERA	WHIP

Batter	1	2	3	4	5	6	7	8	9	AB	R	H	RBI	BB	SO	LOB
Jerry Owens, L (1, 7) OBP: 0.375, SLG: 0.286	S S S 0-3 K ①		C C S 0-3 K ③		X 0-0 FC4-6 1-2f ③		X 0-0 G3 ③		X 0-0 G3-1 ②	5	0	0	0	0	2	4
Pedro Lopez, R (1, 6) OBP: 0.360, SLG: 0.458 Victor Mercedes, S (8, 6) OBP: 0.400, SLG: 1.000	X 0-0 F9 ②			X 0-0 P3 ①		X 0-0 1B 2B		X 0-0 47 1B 36 1B 1B	X 0-0 HR	3 2	1 2	1 2	0 1	0 0	0 0	0 0
25 Jim Thome, L (1, 10) OBP: 0.545, SLG: 0.743 47 Ernie Young, R (8, PH) OBP: 0.500, SLG: 0.500 (9, 10)	X 0-0 F8 ③			B B B 4-0 BB		C C C 0-3 K ①		X 0-0 36 1B 65 2B 1-3 1B	X 0-0 G6-3 ③	2 2	0 1	0 1	0 1	1 0	1 0	1 0
Josh Fields, R (1, 5) OBP: 0.436, SLG: 0.606 Javier Castillo, R (7, 5)		S S S 0-3 K ①		C C S 0-3 K ②		X 0-0 2-H 1B		C S S 0-3 K ①		3 1	0 0	1 0	1 0	0 0	2 1	1 2
36 Casey Rogowski, L (1, 3) OBP: 0.486, SLG: 0.444		X 0-0 F8 ②		X 0-0 G3 ③		S S S 0-3 K ②		X 0-0 65 2B 1-2 3-H 1B		4	1	1	1	0	1	2
Ryan Sweeney, L (1, 8) OBP: 0.286, SLG: 0.375 Paulo Orlando, R (7, 8) OBP: 0.400, SLG: 0.600		X 0-0 G4-3 ③			X 0-0 L4 ①	X 0-0 G3 ③		C S S 0-3 K ②		3 1	0 0	0 0	0 0	0 0	0 1	1 2
65 Kenny Perez, S (1, 4) OBP: 0.400, SLG: 0.333			S S S 0-3 K ①		X 0-0 F7 ②		X 0-0 F9 ①	X 0-0 1-H 2-H 2B		4	0	1	2	0	1	0
64 Kenny Kelly, R (1, 9) OBP: 0.500, SLG: 0.444 Aaron Cunningham, R (7, 9) OBP: 0.400, SLG: 0.400			C C S 0-3 K ②		X 0-0 1B 1B		X 0-0 1B	C S S 0-3 K ③		2 2	0 0	1 1	0 0	0 0	1 1	0 1
Ryan Smith, R (1, 2) OBP: 0.500, SLG: 0.500 39 Wiki Gonzalez, R (6, 2) OBP: 0.219, SLG: 0.167			X 0-0 E5		X 0-0 FC4-6 1-3 1B		C S S 0-3 K2-3 ②		S S S 0-3 K ①	2 2	0 0	1 0	0 0	0 0	0 2	0 1
Inning Stats	R: 0 H: 0 E: 0 LOB: 0 K: 1 BB: 0 S: 5 P: 5	R: 0 H: 0 E: 0 LOB: 0 K: 1 BB: 0 S: 5 P: 5	R: 0 H: 0 E: 1 LOB: 1 K: 3 BB: 0 S: 10 P: 10	R: 0 H: 0 E: 0 LOB: 1 K: 1 BB: 1 S: 5 P: 9	R: 0 H: 2 E: 0 LOB: 2 K: 0 BB: 0 S: 5 P: 5	R: 1 H: 2 E: 0 LOB: 1 K: 2 BB: 0 S: 9 P: 9	R: 0 H: 1 E: 0 LOB: 1 K: 1 BB: 0 S: 6 P: 6	R: 3 H: 4 E: 0 LOB: 1 K: 3 BB: 0 S: 13 P: 13	R: 1 H: 1 E: 0 LOB: 0 K: 1 BB: 0 S: 6 P: 6	1B: 7 2B: 2 3B: 0 HR: 1	SF: 0 SAC: 0 DP: 0 HBP: 0			WP: 0 PB: 0 SB: 0 CS: 0	PA: 39		

PITCHER		IP	WLS	BF	H	R	ER	SO	BB	IBB	HBP	BLK	WP	HR	S	P	ERA	WHIP
26 Jeff Francis, L ERA: 4.23	(1, 1)	5.0		19	2	0	0	6	1	0	0	0	0	0	30	34	0.00	0.600
35 Taylor Buchholz, R ERA: 7.36	(6, 1)	2.2		14	6	4	4	5	0	0	0	0	0	0	24	24	13.50	2.250
45 Mike Gallo, L ERA: 4.91	(8, 1)	0.1	H	2	1	0	0	1	0	0	0	0	0	0	4	4	0.00	3.000
49 Byung-Hyun Kim, R ERA: 8.27	(9, 1)	1.0	B	4	1	1	1	1	0	0	0	0	0	1	6	6	9.00	1.000

PITCHER	IP	WLS	BF	H	R	ER	SO	BB	IBB	HBP	BLK	WP	HR	S	P	ERA	WHIP

BOTTOM

Colorado Rockies @ Chicago White Sox

Tucson Electric Park, Tucson, AZ

Thu Mar 29 2007, 3:05 PM EDT

Att. 5,247 - Sunny - 65 F

livebaseballscorecards.com

AB	38
R	5
H	10
RBI	5
BB	1
SO	13
LOB	15

Batter	1	2	3	4	5	6	7	8	9	AB	R	H	RBI	BB	SO	LOB
3 Willy Taveras, R (1, 8) OBP: 1.000, SLG: 1.000 74 Dexter Fowler, S (3, 8)	B X 1-0 7 1B 27 SF8 1B	L B C B B F F B 4-2 7 BB 1-2 BB		F C B B X 2-2 FC4-6 ② 1-2f			S C X 0-2 F9 ①		F F F C 0-3 K ②	1 3	1 0	1 0	0 0	1 0	0 1	0 3
7 Kazuo Matsui, S (1, 4) OBP: 1.000, SLG: 1.000 Jamey Carroll, R (3, 5)	B 1 SAFE X 1-0 5 S 5 1B 1-3 1B	B B B B 4-0 27 G5-4-3 1-2 2-3 BB		C 1 SAFE B X 1-1 G1-3 ③			B F C F F F D S 2-3 K ②		B C F B F F F B C 3-3 K ③	1 3	1 0	1 0	0 0	1 0	0 2	0 3
27 Garrett Atkins, R (1, 5) 10 Jeff Baker, R (3, 3)	B F X 1-1 SF8 ① 3-H	X 0-0 G5-4-3 ② ③ 1-2f			B X 1-0 G6-3 ①		F F X 0-2 G4-3 ③			1 2	0 0	0 0	1 0	0 0	0 0	3 1
17 Todd Helton, L (1, 3) Ryan Spilborghs, R (3, 7) OBP: 0.500, SLG: 0.500	B B F 1 C X SAFE 2-2 F7 ②	F X 0-1 G4-3 ①			B X 1-0 L6 ②			B X 1-0 72 G5-4-3 1B		2 2	0 0	0 1	0 0	0 0	0 0	1 0
5 Matt Holliday, R (1, 7) OBP: 1.000, SLG: 1.500 94 Doug Bernier, R (3, 4)	B 1 SAFE B T F B X 3-2 1B 1-H 1B	X 0-0 2B			C C F B B F B F F 3-2 F9 ③			F B X 1-1 F9 ①		2 2	0 0	2 0	1 0	0 0	0 0	0 1
Steve Finley, L (1, 9) OBP: 0.500, SLG: 0.500 72 Jordan Czarniecki, R (3, 9)	X 0-0 1-3 1B	D X 1-0 P6 ②				C F B S 1-3 K ①		X 0-0 G5-4-3 ② ③ 1-2f		2 2	0 0	1 0	0 0	0 0	0 1	1 1
2 Troy Tulowitzki, R (1, 6) Jonathan Herrera, S (3, 6) OBP: 0.500, SLG: 1.500	B X 1-0 G1-3 ③	C X 0-2 G4-3 ③				F X 0-1 B1-3 ②			B C X 1-1 15 1B 3B	2 2	0 1	0 1	0 0	0 0	0 0	3 0
John Mabry, L (1, 10) 15 Frank Menechino, R (6, PH) OBP: 0.500, SLG: 0.500 (6, 10)	F X 0-1 E6 20 1B	X 0-0 G6-3 ①				B F B F B C 3-3 K ③			B B F C X 2-2 FC3-6 3-H 1B	2 2	0 0	0 1	0 1	0 0	0 1	0 0
20 Chris Iannetta, R (1, 2) OBP: 1.000, SLG: 1.000 Tino Sanchez, S (7, PH) (7, 2)	B B 1 SAFE X 2-0 7 BB 3 BB 1-2 1B	B B F B B 4-1 74 FC4-6 BB					C F B B B B 4-2 BB		C B X 1-1 FC3-6 ① 1-2f	1 1	0 0	1 0	0 0	1 1	0 0	0 1
Inning Stats	R: 2 E: 0 K: 0 S: 12 H: 4 LOB: 2 BB: 0 P: 21	R: 0 E: 1 K: 0 S: 8 H: 1 LOB: 2 BB: 2 P: 18	R: 0 E: 0 K: 0 S: 7 H: 1 LOB: 1 BB: 0 P: 8	R: 0 E: 0 K: 0 S: 7 H: 0 LOB: 1 BB: 1 P: 14	R: 0 E: 0 K: 0 S: 9 H: 0 LOB: 0 BB: 0 P: 14	R: 0 E: 0 K: 2 S: 8 H: 0 LOB: 0 BB: 0 P: 12	R: 0 E: 0 K: 1 S: 14 H: 0 LOB: 1 BB: 1 P: 20	R: 0 E: 0 K: 0 S: 4 H: 1 LOB: 0 BB: 0 P: 6	R: 1 E: 0 K: 2 S: 17 H: 2 LOB: 1 BB: 0 P: 24	1B: 7 2B: 1 3B: 1 HR: 0	SF: 1 SAC: 0 DP: 2 HBP: 0				WP: 0 PB: 0 SB: 1 CS: 0	PA: 38	

PITCHER		IP	WLS	BF	H	R	ER	SO	BB	IBB	HBP	BLK	WP	HR	S	P	ERA	WHIP
Bob Keppel, R ERA: 3.6	(1, 1)	0.0	W	0	0	0	0	0	0	0	0	0	0	0	0	0	∞	∞
Eric DuBose, L ERA:	(6, 1)	0.0	H	0	0	0	0	0	0	0	0	0	0	0	0	0	∞	∞
Matt Herges, R ERA:	(8, 1)	0.0	H	0	0	0	0	0	0	0	0	0	0	0	0	0	∞	∞
Ryan Speier, R ERA: 9.0	(9, 1)	1.0	S	5	2	1	1	2	0	0	0	0	0	0	17	24	9.00	2.000

PITCHER	IP	WLS	BF	H	R	ER	SO	BB	IBB	HBP	BLK	WP	HR	S	P	ERA	WHIP

TOP

Colorado Rockies @ Colorado Springs Sky Sox
Security Service Field, Colorado Springs, CO
Fri Mar 30 2007, 4:00 PM EDT
Att. 6,168 - Cloudy - 42 F

livebaseballscorecards.com

AB	33
R	3
H	9
RBI	3
BB	4
SO	5
LOB	18

Batter	1	2	3	4	5	6	7	8	9	AB	R	H	RBI	BB	SO	LOB
Cory Sullivan, L (1, 8) OBP: 0.250, SLG: 0.250	F F B S 1-3 K ①		F B F B X 2-2 F7 ①		X 0-0 E 1B 1B 1-2 1B	B B F B F S 3-3 K ② 1-2 2-3		B S X 1-1 SH1-3 ② 1-2 3-H		4	1	1	1	0	2	2
Clint Barmes, R (1, 6) OBP: 0.333, SLG: 0.333 Jayson Nix, R (6, PH) (7, 4)	B B S F X 2-2 G6-3 ②		C X 0-1 G6-3 ②		C X 0-1 E7 1-3 2-H 1B	C B F X 1-2 G5-3 ③		C B F X 1-2 F9 ③		3 2	1 0	1 0	1 0	0 0	0 0	0 3
Seth Smith, L (1, 9) OBP: 0.500, SLG: 0.333	B B B C B 4-1 BB		B C B X 2-1 G4-3 ③		B B X 2-0 2-H 3-H 1B		C B X 1-1 F8 ①			3	0	1	2	1	0	0
Joe Koshansky, L (1, 3) OBP: 0.500, SLG: 0.667	C C B B B B 4-2 1-2 BB			B B F F X 2-2 G4-3 ①	B C F S 1-3 K ②		B B F B X 3-1 2B			3	0	1	0	1	1	1
Sean Barker, R (1, 7) OBP: 0.250, SLG: 0.250	X 0-0 F9 ③			L C F X 0-2 F9 ②	B B S X 2-1 1-2 1B		B S X 1-1 G6-3 ② 2-3			4	0	1	0	0	0	3
Ian Stewart, L (1, 5)		F S X 0-2 G1-3 ①		C F F S 0-3 K ③	B B X 2-0 G3 ③		C B X 1-1 G6-3 ③			4	0	0	0	0	1	3
Alvin Colina, R (1, 2) OBP: 0.667, SLG: 2.000 16 Edwin Bellorin, R (7, 2) OBP: 1.000, SLG: 1.000		X 0-0 G3-1 ②			B C X 1-1 HR	B B F B B 4-1 WP BB BB		C X 0-1 1B		2 1	1 0	1 1	1 0	1 0	0 0	0 0
Omar Quintanilla, L (1, 4) OBP: 0.500, SLG: 0.333 (7, 6)		C F B X 1-2 1B			F X 0-1 F9 ①	B B F F B B 4-2 1-2 WP BB		S B B S B B X 3-2 G1-3 ① 1-3		3	0	1	0	1	0	1
Erick Almonte, R (1, 10)		B F C B B S 3-3 K ③			B B C F B B 4-2 BB	C X 0-1 F3 ①		B B B B 4-0 BB		2	0	0	0	2	1	3
Inning Stats	R: 0 E: 0 K: 1 S: 10 H: 0 LOB: 2 BB: 2 P: 21	R: 0 E: 0 K: 1 S: 10 H: 1 LOB: 1 BB: 0 P: 14	R: 0 E: 0 K: 0 S: 7 H: 0 LOB: 0 BB: 0 P: 11	R: 0 E: 0 K: 1 S: 11 H: 0 LOB: 0 BB: 0 P: 13	R: 4 E: 1 K: 1 S: 16 H: 5 LOB: 2 BB: 1 P: 28	R: 0 E: 0 K: 1 S: 11 H: 0 LOB: 2 BB: 2 P: 23	R: 0 E: 0 K: 0 S: 8 H: 1 LOB: 1 BB: 0 P: 14	R: 1 E: 0 K: 0 S: 10 H: 1 LOB: 1 BB: 1 P: 19		1B: 6 2B: 1 3B: 0 HR: 1 SF: 0 SAC: 1 DP: 0 HBP: 0						

PITCHER		IP	WLS	BF	H	R	ER	SO	BB	IBB	HBP	BLK	WP	HR	S	P	ERA	WHIP
Ubaldo Jiménez, R ERA: 7.2	(1, 1)	5.0	L	24	6	4	4	4	3	0	0	0	0	1	54	87	7.20	1.800
Marc Kaiser, R ERA:	(6, 1)	2.0		9	1	0	0	1	2	0	0	0	1	0	19	37	0.00	1.500
45 Mike Gallo, L ERA: 9.0	(8, 1)	1.0		5	1	1	1	0	1	0	0	0	1	0	10	19	9.00	2.000

PITCHER	IP	WLS	BF	H	R	ER	SO	BB	IBB	HBP	BLK	WP	HR	S	P	ERA	WHIP

BOTTOM

Colorado Rockies @ Colorado Springs Sky Sox
Security Service Field, Colorado Springs, CO
Fri Mar 30 2007, 4:00 PM EDT
Att. 6,168 - Cloudy - 42 F

livebaseballscorecards.com

AB	31
R	3
H	8
RBI	5
BB	6
SO	5
LOB	16

1B: 6	SF: 0	WP: 3	PA: 38
2B: 1	SAC: 1	PB: 0	
3B: 0	DP: 0	SB: 1	
HR: 1	HBP: 0	CS: 0	

Batter	1	2	3	4	5	6	7	8	9	AB	R	H	RBI	BB	SO	LOB
6 Stephen Drew, L (1, 6) OBP: 0.400, SLG: 0.250	C X 0-1 22 1B 1 1B 1B	B X 1-0 ③ G4-3		X 0-0 ① L9		B C X 1-1 ① P6		I I I 4-0 22 1B 1 SF8 IBB		4	2	1	0	1	0	0
22 Eric Byrnes, R (1, 9) OBP: 0.600, SLG: 0.800	B X 1-0 1 1B 1-2 1B		X 0-0 1 1B 1B 2B	C B B F F F X 2-2 ② P6		C F F B F S 1-3 ② K2-3		S S B X 1-2 1-3 2-H 3-H 1B		5	1	3	2	0	1	0
1 Orlando Hudson, S (1, 4) OBP: 0.600, SLG: 1.000	B X 1-0 24 FC5 34 BB 1-3 2-H 1B		C B X 1-1 1B 34 FC5 2-3 1B	B C B X 2-1 2B 2B		C X 0-1 G1-3		C X 0-1 ② SF8 3-H		4	2	3	2	0	0	0
Chad Tracy, L (1, 5) OBP: 0.400, SLG: 0.250 Brandon Lyon, R (8, 1) Jose Valverde, R (9, 1)	C F 1 SAFE F F B X 1-2 ① P6		X 0-0 34 FC5 BB 1-3 3-H 1B	B I I I 4-0 2B IBB		B B C X 2-1 ① G3	B F 1 SAFE B F 1 SAFE 1 SAFE F B 3-2 F X L7 ③			4 0 0	1 0 0	1 0 0	1 0 0	1 0 0	0 0 0	3 0 0
Scott Hairston, R (1, 7) OBP: 0.400, SLG: 0.500	B C C S 1-3 ② K		B B C 1 SAFE B B 4-1 19 BB 34 FC5 1-2 BB	X 0-0 1-H 2-H 2B		B B C X 2-1 F9 ②			C F X 1-2 ① G6-3	4	0	1	2	1	1	2
34 Conor Jackson, R (1, 3)	B B C 1 SAFE B B 4-1 24 FC5 1-2 BB		C B X 1-1 ① FC5 19 BB 1-2 2-3f 3-H	F X 0-1 ③ L6		B S C S 1-3 ③ K			B X 1-0 ② F8	4	0	0	1	1	1	3
24 Chris Young, R (1, 8) OBP: 0.200, SLG: 0.200	B B C X 2-1 ③ FC5 1-2 2-3f		X 0-0 ② F7	X 0-0 ① L5				B C B X 2-1 13 1B 22 1B 1B	S B B B C X 3-2 ③ P5	5	1	1	0	0	0	5
19 Chris Snyder, R (1, 2) OBP: 0.667, SLG: 0.500 13 Alberto Callaspo, S (8, PH) OBP: 1.000, SLG: 1.000 (8, 5)		C B B X 2-1 ① G6-3	F C D B B B 4-2 1-2 2-3 BB	C C B B X 2-2 17 E5 1B				B B C 1 SAFE B X 3-1 E 22 1B 1-3 1B		2 1	0 1	1 1	0 1	1 0	0 0	0 0
17 Brandon Webb, R (1, 1) 28 Brandon Medders, R (6, 1) 45 Doug Slaten, L (7, 1) 37 Juan Cruz, R (7, 1) Tony Clark, S (8, PH) 5 Robby Hammock, R (8, 2)		B C S B X 2-2 ② G1-3	C F S 0-3 ③ K	C 2 SAFE S B F B C 2-3 ②③ K 2-3				X 0-0 ① F7 1-2		3 0 0 0 0 1 0	0 0 0 0 0 0 0	0 0 0 0 0 0 0	0 0 0 0 0 0 0	0 0 0 0 0 0 0	2 0 0 0 0 0 0	4 0 0 0 0 2 0
Inning Stats	R: 1 H: 3 E: 0 LOB: 3 K: 1 BB: 1 S: 15 P: 25	R: 0 H: 0 E: 0 LOB: 0 K: 0 BB: 0 S: 6 P: 11	R: 2 H: 3 E: 0 LOB: 3 K: 1 BB: 2 S: 13 P: 23	R: 2 H: 2 E: 0 LOB: 1 K: 0 BB: 1 S: 11 P: 19	R: 0 H: 1 E: 1 LOB: 0 K: 1 BB: 0 S: 8 P: 12	R: 0 H: 0 E: 0 LOB: 0 K: 1 BB: 0 S: 9 P: 11	R: 0 H: 0 E: 0 LOB: 0 K: 1 BB: 0 S: 7 P: 12	R: 3 H: 3 E: 1 LOB: 1 K: 0 BB: 1 S: 15 P: 28	R: 0 H: 0 E: 0 LOB: 0 K: 0 BB: 0 S: 7 P: 12	1B: 9 SF: 1 2B: 3 SAC: 0 3B: 0 DP: 0 HR: 0 HBP: 0						

PITCHER		IP	WLS	BF	H	R	ER	SO	BB	IBB	HBP	BLK	WP	HR	S	P	ERA	WHIP
28 Aaron Cook, R ERA: 7.5	(1, 1)	6.0		30	9	5	5	4	3	1	0	0	0	0	62	101	7.50	2.000
60 Manny Corpas, R ERA:	(7, 1)	1.0	H	3	0	0	0	1	0	0	0	0	0	0	7	12	0.00	0.000
32 LaTroy Hawkins, R ERA: 40.5	(8, 1)	0.2	L	6	3	3	3	0	0	1	0	0	0	0	10	20	40.50	4.500
Jeremy Affeldt, L ERA:	(8, 1)	0.1		1	0	0	0	0	0	0	0	0	0	0	5	8	0.00	0.000
61 Ramon E Ramirez, R ERA:	(9, 1)	1.0		3	0	0	0	0	0	0	0	0	0	0	7	12	0.00	0.000

PITCHER IP WLS BF H R ER SO BB IBB HBP BLK WP HR S P ERA WHIP

TOP

Arizona Diamondbacks @ Colorado Rockies

Coors Field, Denver, CO

Mon Apr 02 2007, 2:05 PM MDT

Att. 48,169 - Partly Cloudy - 66 F

livebaseballscorecards.com

AB	37
R	8
H	12
RBI	8
BB	5
SO	5
LOB	19

WP: 0 PA: 43
PB: 0
SB: 0
CS: 0

Batter	1	2	3	4	5	6	7	8	9	AB	R	H	RBI	BB	SO	LOB
3 Willy Taveras, R (1, 8)	B B C B F B 4-2 17 BB 7 S 11 1B BB	C B M S 1-3 K ③		F B B F S 2-3 K ②		B F L C 1-3 K ①		L F C 0-3 K ①		4	1	0	0	1	4	3
61 Ramon E Ramirez, R (9, 1)										0	0	0	0	0	0	0
7 Kazuo Matsui, S (1, 4) OBP: 0.600, SLG: 0.500	1 SAFE 1 SAFE B B B B 4-0 17 BB 11 1B 1-2 BB		B C X 1-1 1B	C B B X 3-1 2-H 1B		C B F S 1-3 K ②		B X 1-0 G4-3 ② 1-2 2-3		4	1	2	1	1	1	2
27 Garrett Atkins, R (1, 5)	C C S 0-3 K ①		C 1 SAFE X 0-1 P4 ①	X 0-0 F8 ③		C F B X 1-2 G5-3 ③		X 0-0 L7 ③		5	0	0	0	0	1	6
17 Todd Helton, L (1, 3) OBP: 0.600, SLG: 0.750	B F B F B F B 4-2 2 FC5 11 1B 1-2 2-3 BB		B B C 1 SAFE X 2-1 L7 ②		X 0-0 G3-1 ①		B C C X 1-2 1B		C B B X 2-1 2B	4	0	2	0	1	0	1
5 Matt Holliday, R (1, 7)	C F F F S 0-3 K ②		1 SAFE F X 0-1 G6-3 ③		C X 0-1 G5-3 ②		F S 0-3 K ①		S F B B B F S 3-3 K ①	5	0	0	0	0	3	6
11 Brad Hawpe, L (1, 9) OBP: 0.600, SLG: 0.600	C B B S F F B F F 3-2 X 2 FC5 1-2 2-H 3-H 1B			X 0-0 2 2B 20 1B 1B	B S B B X 3-1 2 1B 1B		S F F 1 SAFE S 0-3 K ②		C S F B S 1-3 K ②	5	1	3	2	0	2	2
2 Troy Tulowitzki, R (1, 6) OBP: 0.400, SLG: 0.600	C X 0-1 FC5 ③ 1-2 2-3f			C X 0-1 20 1B 1-3 2B	1 SAFE B C X 1-1 1-3 1B		C F B B B F C 3-3 K ③		S S S 0-3 K ③	5	1	2	0	0	2	4
20 Chris Iannetta, R (1, 2) OBP: 0.250, SLG: 0.250		C C F B C 1-3 K ①		F B X 1-1 28 SH1-4 7 1B 2-H 3-H 1B	B B X 2-0 G1-3 ③			F B C F F X 1-2 E6 7 G4-3 BB		4	1	1	2	0	1	2
28 Aaron Cook, R (1, 1) 10 Jeff Baker, R (6, PH) OBP: 1.000, SLG: 4.000 60 Manny Corpas, R (7, 1) 32 LaTroy Hawkins, R (8, 1) Jeremy Affeldt, L (8, 1) Steve Finley, L (8, PH) (9, 8)		B B C C X 2-2 G1-3 ②		C X 0-1 SH1-4 ① 1-2		B F X 1-1 HR		B F B B B 4-1 7 G4-3 1-2 BB		1 0 0 0 0 0 0 1 1 1 1 0 0 0 0 0 0 0 0 0 0 0 0 0 0 0 0 0 0 0 0 0 0 0 0 0 0 0 0 1 0 0						
Inning Stats	R: 2 H: 1 E: 0 LOB: 2 K: 2 BB: 3 S: 23 P: 38	R: 0 H: 0 E: 0 LOB: 0 K: 2 BB: 0 S: 10 P: 14	R: 0 H: 1 E: 0 LOB: 1 K: 0 BB: 0 S: 8 P: 11	R: 3 H: 4 E: 0 LOB: 1 K: 1 BB: 0 S: 13 P: 19	R: 0 H: 2 E: 0 LOB: 2 K: 0 BB: 0 S: 8 P: 14	R: 1 H: 1 E: 0 LOB: 0 K: 2 BB: 0 S: 11 P: 15	R: 0 H: 1 E: 0 LOB: 1 K: 3 BB: 0 S: 14 P: 18	R: 0 H: 0 E: 1 LOB: 2 K: 1 BB: 1 S: 11 P: 17	R: 0 H: 1 E: 0 LOB: 1 K: 3 BB: 0 S: 13 P: 19	1B: 8 2B: 2 3B: 0 HR: 1	SF: 0 SAC: 1 DP: 0 HBP: 0					

PITCHER		IP	WLS	BF	H	R	ER	SO	BB	IBB	HBP	BLK	WP	HR	S	P	ERA	WHIP
17 Brandon Webb, R ERA: 9.0	(1, 1)	5.0		26	8	5	5	5	3	0	0	0	0	0	62	96	9.00	2.200
28 Brandon Medders, R ERA: 9.0	(6, 1)	1.0		4	1	1	1	2	0	0	0	0	0	1	11	15	9.00	1.000
45 Doug Slaten, L ERA:	(7, 1)	0.2		3	1	0	0	2	0	0	0	0	0	0	10	11	0.00	1.500
37 Juan Cruz, R ERA:	(7, 1)	0.1	W	1	0	0	0	1	0	0	0	0	0	0	4	7	0.00	0.000
Brandon Lyon, R ERA:	(8, 1)	1.0	H	5	0	0	0	1	1	0	0	0	0	0	11	17	0.00	1.000

PITCHER		IP	WLS	BF	H	R	ER	SO	BB	IBB	HBP	BLK	WP	HR	S	P	ERA	WHIP
Jose Valverde, R ERA:	(9, 1)	1.0	S	4	1	0	0	3	0	0	0	0	0	0	13	19	0.00	1.000

BOTTOM

Arizona Diamondbacks @ Colorado Rockies

Coors Field, Denver, CO

Mon Apr 02 2007, 2:05 PM MDT
Att. 48,169 - Partly Cloudy - 66 F

livebaseballscorecards.com

AB	38
R	6
H	11
RBI	6
BB	4
SO	14
LOB	26

Arizona Diamondbacks @ Colorado Rockies

Coors Field, Denver, CO

Tue Apr 03 2007, 6:35 PM MDT

Att. 20,547 - Partly Cloudy - 52 F

TOP

livebaseballscorecards.com

Batter	1	2	3	4	5	6	7	8	9	10	11	AB	R	H	RBI	BB	SO	LOB
6 Stephen Drew, L (1, 6) OBP: 0.364, SLG: 0.300	C B B C X 2-2 ① F8		B C X 2-1 22 FC9-6-5 34 BB 1B		B B B C X 3-1 ② F7		B X 1-0 ① G6-3		B C 1 SAFE F B 1 B X 3-2 ③ P4		C B B S X 2-2 1-3 2-H 1B	6	0	2	1	0	0	1
34 Conor Jackson, R (1, 3) OBP: 0.364, SLG: 0.333	C B F X 1-2 1B		B B B C B 4-1 22 FC9-6-5 1-2 BB		B S X 1-1 1 1B 2B		C B B F C 2-3 ② K			B B B C X 3-1 ① F7	C X 0-1 ③ G6-3	5	1	2	0	1	1	2
1 Orlando Hudson, S (1, 4) OBP: 0.400, SLG: 0.556	C S B S 1-3 ② K		X 0-0 ① L8		F X 0-1 22 1B 2-H 1B		B C F S 1-3 ③ K			F F S 0-3 ② K		5	1	1	1	0	3	3
22 Eric Byrnes, R (1, 9) OBP: 0.500, SLG: 0.600	X 0-0 ③ F7		B B X 2-0 ② FC9-6-5 1-2 2-3f		X 0-0 2-H 1B			B B X 2-0 ① G3-1		B B I X 2-1 S 1B		5	0	2	1	0	0	3
Scott Hairston, R (1, 7) OBP: 0.400, SLG: 0.444		C X 0-1 19 1B 24 HBP 1B	X 0-0 ③ P2		1 SAFE 1 SAFE C F 1 B X 1-2 ③ F8			C S X 0-2 G3-6-3 1B		B F S D X 2-2 ③ F8 1-2		5	0	2	0	0	0	4
Chad Tracy, L (1, 5) OBP: 0.222, SLG: 0.125	B X 1-0 ① P6			C C B F X 1-2 ① G3-1		C B S B S 2-3 ① K		B B B T F X 2-2 ② ③ G3-6-3 1-2f			C S X 0-2 ① G3-1	4	0	0	0	0	1	2
56 Ramon Pena, R (8, 1)												0	0	0	0	0	0	0
Brandon Lyon, R (10, 1)												0	0	0	0	0	0	0
14 Brian Barden, R (11, PH)												1	0	0	0	0	0	0
Jose Valverde, R (11, 1)												0	0	0	0	0	0	0
24 Chris Young, R (1, 8) OBP: 0.200, SLG: 0.111	C B H 2-1 19 1B 1-2 HBP			B B X 2-0 ② G1-3		C S B X 1-2 ② F7			B S X 1-1 ① F8		C F B X 1-2 ② F7	4	0	0	0	0	0	0
19 Chris Snyder, R (1, 2) OBP: 0.625, SLG: 0.400	B B B C X 3-1 ② 1-3 2-3 1B			B B X 2-0 ③ G5-3		S F B B B 4-2 BB			B S S B C 2-3 ② K		B C B B B 4-1 13 HBP 6 1B BB	3	1	1	0	2	1	0
Livan Hernandez, R (1, 1)	F 1 SAFE B S B F S 2-3 ③ K				F F B S 1-3 ① K	F D S F B F X 2-2 ③ F9			F B B F X 2-2 1B		F F H 1-2 6 1B 1-2 HBP	3	0	0	0	0	2	3
13 Alberto Callaspo, S (8, 5) OBP: 1.000, SLG: 1.000												1	0	1	0	0	0	0

Inning Stats	1	2	3	4	5	6	7	8	9	10	11
	R: 0 E: 0 K: 1 S: 10 H: 1 LOB: 1 BB: 0 P: 14	R: 0 E: 0 K: 1 S: 10 H: 2 LOB: 2 BB: 0 P: 18	R: 0 E: 0 K: 0 S: 6 H: 1 LOB: 2 BB: 1 P: 14	R: 0 E: 0 K: 0 S: 6 H: 0 LOB: 0 BB: 0 P: 11	R: 2 E: 0 K: 1 S: 13 H: 3 LOB: 1 BB: 0 P: 19	R: 0 E: 0 K: 1 S: 13 H: 0 LOB: 1 BB: 1 P: 22	R: 0 E: 0 K: 2 S: 7 H: 0 LOB: 0 BB: 0 P: 11	R: 0 E: 0 K: 0 S: 8 H: 1 LOB: 0 BB: 0 P: 12	R: 0 E: 0 K: 1 S: 11 H: 1 LOB: 1 BB: 0 P: 19	R: 0 E: 0 K: 1 S: 10 H: 1 LOB: 1 BB: 0 P: 17	R: 1 E: 0 K: 0 S: 14 H: 1 LOB: 2 BB: 1 P: 22

	AB	42
	R	3
	H	11
	RBI	3
	BB	3
	SO	8
	LOB	18

1B: 10 SF: 0
2B: 1 SAC: 0
3B: 0 DP: 1
HR: 0 HBP: 2

WP: 0 PA: 47
PB: 0
SB: 1
CS: 0

PITCHER	IP	WLS	BF	H	R	ER	SO	BB	IBB	HBP	BLK	WP	HR	S	P	ERA	WHIP
26 Jeff Francis, L (1, 1) ERA: 3.0	6.0		27	7	2	2	4	2	0	1	0	0	0	58	98	3.00	1.500
60 Manny Corpas, R (7, 1) ERA:	1.0		3	0	0	0	2	0	0	0	0	0	0	7	11	0.00	0.000
32 LaTroy Hawkins, R (8, 1) ERA: 16.2	1.0		3	1	0	0	0	0	0	0	0	0	0	8	12	0.00	1.000
40 Brian Fuentes, L (9, 1) ERA:	1.0		4	1	0	0	1	0	0	0	0	0	0	11	19	0.00	1.000
61 Ramon E Ramirez, R (10, 1) ERA:	1.0		4	1	0	0	1	0	0	0	0	0	0	10	17	0.00	1.000

PITCHER	IP	WLS	BF	H	R	ER	SO	BB	IBB	HBP	BLK	WP	HR	S	P	ERA	WHIP
49 Byung-Hyun Kim, R (11, 1) ERA: 9.0	1.0	W	6	1	1	1	0	1	0	1	0	0	0	14	22	9.00	2.000

Batter	1	2	3	4	5	6	7	8	9	10	11	AB	R	H	RBI	BB	SO	LOB
3 Willy Taveras, R (1, 8) OBP: 0.200, SLG: 0.111	0-2 27 G5-3 7 S 5 1B 1B	1-0 G6-3			1-0 F7		1 SAFE 1-3 K			2-3 K		5	1	1	0	0	2	2
7 Kazuo Matsui, S (1, 4) OBP: 0.400, SLG: 0.333	3-2 P5 1-2	2-2 3-H 1B			1-1 G3-1			2-2 G6-3		1-1 G3		5	0	1	1	0	0	1
27 Garrett Atkins, R (1, 5) OBP: 0.100, SLG: 0.200	1-1 G5-3 2-3	1-1 L5			2-0 G1-3			3-1 11 1B 2B		1-1 P5		5	0	1	0	0	0	2
17 Todd Helton, L (1, 3) OBP: 0.600, SLG: 0.571 Jamey Carroll, R (11, PR)	4-2 11 BB 5 1B BB	0-1 L5		1-0 F7				4-0 11 1B IBB			2-2 11 G6-3 5 1B 2 2B 1B	3 0	0 1	1 0	0 0	2 0	0 0	0 0
5 Matt Holliday, R (1, 7) OBP: 0.200, SLG: 0.200	1-1 11 BB 1-2 3-H 1B	3-2 F7		3-2 K				0-1 L9			0-2 11 G6-3 1-2 1B	5	0	2	1	0	1	2
11 Brad Hawpe, L (1, 9) OBP: 0.500, SLG: 0.444	4-2 1-2 2-3 BB	0-0 G5-3		1-2 F7				0-1 1-2 2-H 1B			1-0 G6-3 1-2f 2-3	4	0	1	0	1	0	2
2 Troy Tulowitzki, R (1, 6) OBP: 0.300, SLG: 0.500	1-3 K	1-0 G6-3					0-0 L7		0-1 G6-3		0-1 20 E 3-H 2B	5	1	1	1	0	1	3
20 Chris Iannetta, R (1, 2) OBP: 0.222, SLG: 0.333		1-0 26 SH2-4 7 1B 2B				1-1 E5 26 G1-6-3	2-3 K		2-3 K		0-1 E5 2-H	5	1	1	0	0	2	0
26 Jeff Francis, L (1, 1) 60 Manny Corpas, R (7, 1) 10 Jeff Baker, R (7, PH) OBP: 1.000, SLG: 2.500 32 LaTroy Hawkins, R (8, 1) 40 Brian Fuentes, L (9, 1) Steve Finley, L (9, PH) 61 Ramon E Ramirez, R (10, 1) 49 Byung-Hyun Kim, R (11, 1)		0-0 SH2-4 2-3				1-2 G1-6-3 1-2f	0-0 1B		1-3 K			1 0 1 0 0 1 0 0	0 0 0 0 0 0 0 0	0 0 1 0 0 0 1 0	0 0 0 0 0 0 0 0	0 0 0 0 0 0 1 0	0 0 0 0 0 0 0 0	1 0 0 0 0 0 0 0
Inning Stats	R: 1 H: 2 E: 0 LOB: 3 K: 1 BB: 2 S: 20 P: 34	R: 1 H: 2 E: 0 LOB: 1 K: 0 BB: 0 S: 8 P: 13	R: 0 H: 0 E: 0 LOB: 0 K: 0 BB: 0 S: 7 P: 10	R: 0 H: 0 E: 1 LOB: 0 K: 0 BB: 0 S: 6 P: 9	R: 0 H: 0 E: 0 LOB: 0 K: 0 BB: 0 S: 4 P: 8	R: 0 H: 0 E: 0 LOB: 0 K: 1 BB: 0 S: 7 P: 12	R: 0 H: 1 E: 0 LOB: 1 K: 2 BB: 0 S: 8 P: 11	R: 0 H: 2 E: 0 LOB: 2 K: 0 BB: 1 S: 9 P: 18	R: 0 H: 0 E: 0 LOB: 0 K: 2 BB: 0 S: 8 P: 11	R: 0 H: 0 E: 0 LOB: 0 K: 1 BB: 0 S: 7 P: 11	R: 2 H: 3 E: 1 LOB: 2 K: 0 BB: 0 S: 11 P: 14	1B: 7 SF: 0 2B: 3 SAC: 1 3B: 0 DP: 2 HR: 0 HBP: 0						

PITCHER	IP	WLS	BF	H	R	ER	SO	BB	IBB	HBP	BLK	WP	HR	S	P	ERA	WHIP
Livan Hernandez, R (1, 1) ERA: 2.57	7.0		28	5	2	2	4	2	0	0	0	0	0	60	97	2.57	1.000
56 Ramon Pena, R (8, 1) ERA:	2.0		8	2	0	0	2	0	1	0	0	0	0	17	29	0.00	1.000
Brandon Lyon, R (10, 1) ERA:	1.0		3	0	0	0	1	0	0	0	0	0	0	7	11	0.00	0.000
Jose Valverde, R (11, 1) ERA: 5.4	0.2	L	5	3	2	1	0	0	0	0	0	0	0	11	14	13.50	4.500

PITCHER	IP	WLS	BF	H	R	ER	SO	BB	IBB	HBP	BLK	WP	HR	S	P	ERA	WHIP

BOTTOM

Arizona Diamondbacks @ Colorado Rockies

Coors Field, Denver, CO

Tue Apr 03 2007, 6:35 PM MDT
Att. 20,547 - Partly Cloudy - 52 F

livebaseballscorecards.com

AB	40
R	4
H	10
RBI	3
BB	3
SO	7
LOB	13

WP: 0	PA: 44		
PB: 0			
SB: 1			
CS: 0			

Batter	1	2	3	4	5	6	7	8	9	AB	R	H	RBI	BB	SO	LOB
6 Stephen Drew, L (1, 6) OBP: 0.313, SLG: 0.267	F7		1B		K			G3	K	5	0	1	0	0	2	1
13 Alberto Callaspo, S (1, 9) OBP: 0.571, SLG: 0.500	F7		G5-3			L4		1B		4	0	1	0	0	0	1
1 Orlando Hudson, S (1, 4) OBP: 0.357, SLG: 0.462	P6			1B		L9		F7		4	1	1	0	0	0	1
22 Eric Byrnes, R (1, 8) OBP: 0.500, SLG: 0.857		HR		FC4 1-2		2B		K		4	1	2	1	0	1	2
Chad Tracy, L (1, 5) OBP: 0.250, SLG: 0.182 14 Brian Barden, R (9, PH)		K		G5-4-3 1-2 2-3		F8			G6-3	3 1	0 0	1 0	0 0	0 0	1 0	1 0
34 Conor Jackson, R (1, 3) OBP: 0.286, SLG: 0.273 5 Robby Hammock, R (9, PH) OBP: 1.000, SLG: 1.000	L9			SF9 2-3 3-H			G6-3		2B 26 1B	2 1	0 1	0 1	1 0	0 0	0 0	0 0
Scott Hairston, R (1, 7) OBP: 0.357, SLG: 0.462	F9			G5-4-3 1-2f			F8		26 1B 24 FC5-4 1-3	4	1	1	0	0	0	2
26 Miguel Montero, L (1, 2) OBP: 0.500, SLG: 0.500		G5-3			G2-3		1B		24 FC5-4 2-3 3-H	4	0	2	1	0	0	0
49 Doug Davis, R (1, 1) 57 Dustin Nippert, R (6, 1) Tony Clark, S (7, PH) 37 Juan Cruz, R (7, 1) J.D. Durbin, R (8, 1) 28 Brandon Medders, R (8, 1) 24 Chris Young, R (9, PH) OBP: 0.182, SLG: 0.100		K			K		K		FC5-4 1-2f 3-H	2 0 1 0 0 0 1	0 0 0 0 0 0 0	0 0 0 0 0 0 1	0 0 0 0 0 0 1	0 0 1 0 0 0 0	2 0 1 0 0 0 0	0 0 1 0 0 0 1
Inning Stats	R: 0 E: 0 K: 0 S: 4 H: 0 LOB: 0 BB: 0 P: 6	R: 1 E: 0 K: 1 S: 10 H: 1 LOB: 0 BB: 0 P: 13	R: 0 E: 0 K: 1 S: 7 H: 1 LOB: 0 BB: 0 P: 11	R: 1 E: 1 K: 0 S: 9 H: 2 LOB: 1 BB: 0 P: 13	R: 0 E: 0 K: 2 S: 7 H: 0 LOB: 0 BB: 0 P: 11	R: 0 E: 0 K: 0 S: 4 H: 1 LOB: 1 BB: 0 P: 8	R: 0 E: 0 K: 1 S: 7 H: 1 LOB: 1 BB: 0 P: 14	R: 0 E: 0 K: 1 S: 13 H: 1 LOB: 1 BB: 0 P: 18	R: 2 E: 0 K: 1 S: 15 H: 3 LOB: 1 BB: 0 P: 25	1B: 7 2B: 2 3B: 0 HR: 1 SF: 1 SAC: 0 DP: 1 HBP: 0						

PITCHER		IP	WLS	BF	H	R	ER	SO	BB	IBB	HBP	BLK	WP	HR	S	P	ERA	WHIP
31 Rodrigo Lopez, R ERA: 1.29	(1, 1)	7.0	W	27	6	2	1	5	0	0	0	0	0	1	48	76	1.29	0.857
32 LaTroy Hawkins, R ERA: 10.13	(8, 1)	1.0	H	4	1	0	0	1	0	0	0	0	0	0	13	18	0.00	1.000
Jeremy Affeldt, L ERA:	(9, 1)	0.1		1	0	0	0	0	0	0	0	0	0	0	2	4	0.00	0.000
35 Taylor Buchholz, R ERA: 27.0	(9, 1)	0.2		5	3	2	2	1	0	0	0	0	0	0	13	21	27.00	4.500

PITCHER	IP	WLS	BF	H	R	ER	SO	BB	IBB	HBP	BLK	WP	HR	S	P	ERA	WHIP

TOP

Arizona Diamondbacks @ Colorado Rockies

Coors Field, Denver, CO

Wed Apr 04 2007, 1:05 PM MDT

Att. 19,352 - Partly Cloudy - 45 F

livebaseballscorecards.com

AB	36
R	4
H	10
RBI	4
BB	0
SO	7
LOB	10

WP: 0 PA: 37
PB: 0
SB: 0
CS: 0

BOTTOM

Arizona Diamondbacks @ Colorado Rockies

Coors Field, Denver, CO

Wed Apr 04 2007, 1:05 PM MDT

Att. 19,352 - Partly Cloudy - 45 F

livebaseballscorecards.com

Batter	1	2	3	4	5	6	7	8	9	AB	R	H	RBI	BB	SO	LOB
Steve Finley, L (1, 8) OBP: 0.250, SLG: 0.143	G4-3	L4-3		P5		G3		G3-1		6	0	1	1	0	0	1
Jamey Carroll, R (1, 4) OBP: 0.833, SLG: 1.000	27 1B 17 1B BB	27 1B BB		G5-3		1B		17 2B 27 BB 1B		4	2	3	0	2	0	0
27 Garrett Atkins, R (1, 5) OBP: 0.313, SLG: 0.286	17 1B 17 E 1-2 1B	1-2 1B		K		L6		17 2B 5 1B 1-2 BB		4	2	2	0	2	1	1
17 Todd Helton, L (1, 3) OBP: 0.563, SLG: 0.583	E3 5 2B 1-H 2-H 1B	G3			8 1B 5 1B BB	F8		5 1B 1-3 2-H 2B	G6-3	5	2	2	2	1	0	6
5 Matt Holliday, R (1, 7) OBP: 0.400, SLG: 0.667	8 FC5 2-H 2B		G5-3		8 1B 1-2 1B		HR	11 2B 2-H 3-H 1B		5	2	4	4	0	0	0
Jeremy Affeldt, L (9, 1)										0	0	0	0	0	0	0
35 Taylor Buchholz, R (9, 1)										0	0	0	0	0	0	0
11 Brad Hawpe, L (1, 9) OBP: 0.533, SLG: 0.500	8 FC5 BB		G4-3		K		2 PB BB	8 1B 2-H 2B		3	1	1	1	2	1	2
2 Troy Tulowitzki, R (1, 6) OBP: 0.267, SLG: 0.400	K		8 1B 1B		K		K 1-2	K		5	0	1	0	0	4	6
8 Yorvit Torrealba, R (1, 2) OBP: 0.600, SLG: 0.600	FC5 1-2 2-3f		1-2 1B		1-2 2-3 1B		K	10 2B 2-H 1B		5	1	3	1	0	1	3
31 Rodrigo Lopez, R (1, 1)										2	0	0	0	1	2	5
John Mabry, L (7, PH)										1	0	0	0	0	0	1
32 LaTroy Hawkins, R (8, 1)										0	0	0	0	0	0	0
10 Jeff Baker, R (8, PH) (9, 7) OBP: 1.000, SLG: 2.333		L4-3 BB	K		K		P5	1B 1-H 2B		1	1	1	1	0	0	0
Inning Stats	R: 3 E: 1 K: 1 S: 23 H: 3 LOB: 2 BB: 2 P: 38	R: 0 E: 0 K: 0 S: 8 H: 1 LOB: 2 BB: 2 P: 20	R: 0 E: 0 K: 1 S: 12 H: 2 LOB: 2 BB: 0 P: 16	R: 0 E: 0 K: 1 S: 8 H: 0 LOB: 0 BB: 0 P: 13	R: 0 E: 0 K: 3 S: 14 H: 2 LOB: 3 BB: 1 P: 19	R: 0 E: 0 K: 0 S: 9 H: 1 LOB: 1 BB: 0 P: 13	R: 1 E: 0 K: 2 S: 15 H: 1 LOB: 1 BB: 1 P: 26	R: 7 E: 0 K: 1 S: 28 H: 8 LOB: 3 BB: 2 P: 49		1B: 12 2B: 6 3B: 0 HR: 1 SF: 0 SAC: 0 DP: 1 HBP: 0					

AB	41
R	11
H	18
RBI	10
BB	8
SO	9
LOB	25

PITCHER		IP	WLS	BF	H	R	ER	SO	BB	IBB	HBP	BLK	WP	HR	S	P	ERA	WHIP
49 Doug Davis, L ERA:	(1, 1)	5.0	L	27	8	3	0	6	5	0	0	0	0	0	65	106	0.00	2.600
57 Dustin Nippert, R ERA:	(6, 1)	1.0		4	1	0	0	0	0	0	0	0	0	0	9	13	0.00	1.000
37 Juan Cruz, R ERA: 6.75	(7, 1)	1.0		5	1	1	1	2	1	0	0	0	0	1	15	26	9.00	2.000
J.D. Durbin, R ERA: 94.5	(8, 1)	0.2		10	7	7	7	1	1	0	0	0	0	0	23	39	94.50	12.000
28 Brandon Medders, R ERA: 6.75	(8, 1)	0.1		3	1	0	0	0	1	0	0	0	0	0	5	10	0.00	6.000

PITCHER	IP	WLS	BF	H	R	ER	SO	BB	IBB	HBP	BLK	WP	HR	S	P	ERA	WHIP

Batter	1	2	3	4	5	6	7	8	9	AB	R	H	RBI	BB	SO	LOB
3 Willy Taveras, R (1, 8) OBP: 0.214, SLG: 0.083	B FA 86 X 1-0 G5-3		C FA 86 L FA 86 H 1-2 7 3B HBP		F FA 80 B FA 86 L FA 86 F FA 85 C FA 85 1-3 K		C FA 97 C CU 86 B FA 99 F FA 99 F FA 99 F FA 98 F SL 90 X CU 89 1-2 P4			3	1	0	0	0	1	0
7 Kazuo Matsui, S (1, 4) OBP: 0.500, SLG: 0.615	C FA 86 C FA 87 F SL 81 X CU 73 0-2 G4-3		1 SAFE 1 SAFE C FA 93 X FA 94 0-1 1-H 3B			C FA 83 B SL 80 M FA 85 X CU 72 1-2 27 F9 27 S 17 WP 1B		B CU 72 F CH 85 B FA 93 B FA 85 C FA 90 F FA 91 X FA 86 3-2 27 E 27 S 1B		4	1	3	1	0	0	0
27 Garrett Atkins, R (1, 5) OBP: 0.350, SLG: 0.294	C FA 87 B FA 87 X FA 87 1-1 1B		B FA 94 X FA 94 1-0 F9			C FA 85 X FA 86 0-1 F9 1-3		1 SAFE C SL 87 P PO 84 B CH 84 S FA 92 B CU 76 H CH 83 4-2 1-3 HBP		3	0	1	0	0	0	2
17 Todd Helton, L (1, 3) OBP: 0.500, SLG: 0.467	C FA 86 B FA 86 X SL 81 1-1 F7			C B F B X 2-2 G1-3		F FA 86 D FA 86 F FA 86 B FA 85 B SL 80 F SL 79 B CU 80 4-2 5 HR 3-H BB		X CH 84 0-0 P5		3	1	0	0	1	0	3
5 Matt Holliday, R (1, 7) OBP: 0.421, SLG: 0.789		F F B F B X 2-2 F9		F FA 86 S FA 86 X FA 86 0-2 1B		F FA 86 X FA 86 0-2 1-H HR		S CH 85 B FA 92 S FA 92 S FA 86 1-3 K		4	1	2	2	0	1	2
11 Brad Hawpe, L (1, 9)		C B B X 2-1 G4-3		1 SAFE X CH 79 0-0 F8		B C F X 1-2 F8		F CH 84 B FA 93 F CH 84 B CH 85 B CH 84 S FA 92 3-3 K		4	0	0	0	0	1	3
2 Troy Tulowitzki, R (1, 6) OBP: 0.211, SLG: 0.316		B B B C F X FA 85 3-2 F7		C C FA 85 1 SAFE S SL 79 0-3 K		C B X 1-1 G6-3			F FA 90 F FA 89 X FA 84 0-2 G5-3	4	0	0	0	0	1	1
20 Chris Iannetta, R (1, 2) OBP: 0.154, SLG: 0.231			C FA 86 B FA 86 S SL 84 C 1-3 K		F CH 78 X FA 86 0-1 G1-3		C CU 86 C FA 98 B SL 89 S FA 98 1-3 K		B FA 90 X CH 84 1-0 G3-1	4	0	0	0	0	2	0
48 Jason Hirsh, R (1, 1) 60 Manny Corpas, R (7, 1) 32 LaTroy Hawkins, R (8, 1) John Mabry, L (9, PH) 40 Brian Fuentes, L (9, 1)			C FA 85 B FA 80 X 1-1 G2-3		B FA 84 C FA 85 S FA 85 B FA 85 F FA 84 S SL 80 2-3 K		C FA 96 C FA 98 S CU 90 0-3 K2-3		X FA 84 0-0 F8	3 0 0 1 0	0 0 0 0 0	0 0 0 0 0	0 0 0 0 0	2 0 0 0 0	0 0 0 0 0	0 0 0 0 0
Inning Stats	R: 0 E: 0 K: 0 S: 9 H: 1 LOB: 1 BB: 0 P: 12	R: 0 E: 0 K: 0 S: 9 H: 0 LOB: 0 BB: 0 P: 16	R: 1 E: 0 K: 1 S: 10 H: 1 LOB: 1 BB: 0 P: 14	R: 0 E: 0 K: 1 S: 10 H: 1 LOB: 1 BB: 0 P: 12	R: 0 E: 0 K: 2 S: 10 H: 0 LOB: 0 BB: 0 P: 13	R: 3 E: 0 K: 0 S: 16 H: 2 LOB: 0 BB: 1 P: 23	R: 0 E: 0 K: 2 S: 13 H: 0 LOB: 0 BB: 0 P: 15	R: 0 E: 0 K: 2 S: 14 H: 1 LOB: 2 BB: 0 P: 24	R: 0 E: 0 K: 0 S: 5 H: 0 LOB: 0 BB: 0 P: 6	1B: 4 2B: 0 3B: 1 HR: 1	SF: 0 SAC: 0 DP: 0 HBP: 2					

PITCHER		IP	WLS	BF	H	R	ER	SO	BB	IBB	HBP	BLK	WP	HR	S	P	ERA	WHIP
Greg Maddux, R ERA: 6.75	(1, 1)	5.1	L	23	5	4	4	4	1	0	1	0	1	1	59	83	6.75	1.125
21 Heath Bell, R ERA:	(6, 1)	1.2		5	0	0	0	2	0	0	0	0	0	0	18	22	0.00	0.000
39 Mike Thompson, R ERA:	(8, 1)	2.0		8	1	0	0	2	0	0	1	0	0	0	19	30	0.00	0.500

PITCHER	IP	WLS	BF	H	R	ER	SO	BB	IBB	HBP	BLK	WP	HR	S	P	ERA	WHIP

Colorado Rockies @ San Diego Padres

PETCO Park, San Diego, CA

Fri Apr 06 2007, 10:05 PM EDT

Att. 44,267 - Cloudy - 61 F

TOP

livebaseballscorecards.com

AB	33
R	4
H	6
RBI	3
BB	1
SO	8
LOB	11

WP: 1	PA: 36
PB: 0	
SB: 2	
CS: 0	

BOTTOM

Colorado Rockies @ San Diego Padres

PETCO Park, San Diego, CA

Fri Apr 06 2007, 10:05 PM EDT

Att. 44,267 - Cloudy - 61 F

livebaseballscorecards.com

Batter	1	2	3	4	5	6	7	8	9	AB	R	H	RBI	BB	SO	LOB
22 Marcus Giles, R (1, 4) OBP: 0.444, SLG: 0.625	B FA 93 F FA 94 X 1-1 ① F7		B CU 77 X FA 95 1-0 1B			C FA 90 S CH 84 C FA 92 0-3 ① K		F FA 95 X CH 84 0-1 1B		4	0	2	0	0	1	0
24 Brian Giles, L (1, 9) OBP: 0.333, SLG: 0.375	B C S B X 2-2 ② P6		B CH 84 B FA 85 C FA 84 C SL 81 1 SAFE C SL 82 2-3 ③ K			B CU 77 X FA 92 1-0 1B		F FA 95 B FA 95 C FA 95 B CH 84 B FA 96 F FA 97 S CH 84 3-3 ① K		4	0	1	0	0	2	2
23 Adrián González, L (1, 3) OBP: 0.333, SLG: 0.438	X 0-0 ③ F8			C CU 77 F FA 93 F FA 94 B CH 84 B FA 95 S CH 85 2-3 ① K		C FA 93 B FA 94 B CH 83 C CH 82 B FA 93 S CH 82 3-3 ② K		C FA 96 1 SAFE S FA 95 F FA 95 B CH 83 B CH 84 B FA 96 1 SAFE X CH 84 3-2 ② F9		4	0	0	0	0	2	2
28 Josh Bard, S (1, 2) OBP: 0.333, SLG: 0.389		B FA 94 B SL 86 X 2-0 ① F7		F FA 94 B CU 85 X FA 93 1-1 ② F8		B FA 93 B FA 93 X FA 93 2-0 ③ F8		C FA 96 C CH 84 B FA 95 X CH 85 1-2 ③ G4-3		4	0	0	0	0	0	2
Mike Cameron, R (1, 8) OBP: 0.278, SLG: 0.188		B FA 95 B FA 84 B CH 82 C FA 94 C SL 84 S 3-3 ② K		C FA 95 X FA 93 0-1 ③ L8			X FA 93 0-0 ① F8		C FA 94 B FA 94 H FA 93 2-1 3 HR HBP	3	1	0	0	0	1	0
3 Khalil Greene, R (1, 6) OBP: 0.412, SLG: 0.941		C CH 83 X CH 86 0-1 1B			B FA 93 B FA 94 S FA 84 B FA 95 T FA 93 S CH 84 3-3 ① K		C FA 92 X FA 92 0-1 8 1B 2B		C FA 94 X CH 74 0-1 1-H HR	4	1	3	2	0	1	0
5 Kevin Kouzmanoff, R (1, 5) OBP: 0.118, SLG: 0.176		B FA 85 F FA 86 B CH 80 C X 2-2 ③ F8			C CU 76 B SL 85 B FA 94 X FA 93 2-1 ② G6-3		C CU 76 B FA 94 S CH 82 S FA 84 1-3 ② K		F FA 93 F CH 74 S CH 75 0-3 ① K	4	0	0	0	0	2	2
8 Terrmel Sledge, L (1, 7) OBP: 0.364, SLG: 0.556 Geoff Blum, S (9, PH)			B FA 93 B SL 87 F F B S 3-3 ① K		B CH 86 C FA 94 F FA 94 B FA 93 X FA 95 2-2 HR		C FA 94 S FA 84 X CH 83 0-2 2-3 1B		B CU 74 C FA 92 F FA 93 B CH 74 B FA 94 X FA 94 3-2 ② P6	3 1	1 0	2 0	1 0	0 0	1 0	0 0
Greg Maddux, R (1, 1) 21 Heath Bell, R (6, 1) 18 Paul McAnulty, L (7, PH) 39 Mike Thompson, R (8, 1) José Cruz Jr., S (9, PH) OBP: 0.500, SLG: 0.800			C F X 0-2 ② G6-3		X 0-0 ③ G1-3		B SL 80 B FA 95 S FA 95 X FA 96 2-1 ③ G2-3		B F S F B T B F F 3-3 C ③ K	2 0 1 0 1	0 0 0 0 0	0 0 0 0 1	0 0 0 0 0	0 0 0 0 0	0 0 0 0 1	0 0 2 0 0
Inning Stats	R: 0 H: 0 E: 0 LOB: 0 K: 0 BB: 0 S: 6 P: 9	R: 0 H: 1 E: 0 LOB: 1 K: 1 BB: 0 S: 9 P: 16	R: 0 H: 1 E: 0 LOB: 1 K: 2 BB: 0 S: 10 P: 16	R: 0 H: 0 E: 0 LOB: 0 K: 1 BB: 0 S: 8 P: 11	R: 1 H: 1 E: 0 LOB: 0 K: 1 BB: 0 S: 9 P: 16	R: 0 H: 1 E: 0 LOB: 1 K: 2 BB: 0 S: 8 P: 14	R: 0 H: 2 E: 0 LOB: 2 K: 1 BB: 0 S: 11 P: 14	R: 0 H: 1 E: 0 LOB: 1 K: 1 BB: 0 S: 13 P: 20	R: 2 H: 1 E: 0 LOB: 0 K: 2 BB: 0 S: 16 P: 24	1B: 5 2B: 1 3B: 0 HR: 2	SF: 0 SAC: 0 DP: 0 HBP: 1			WP: 0 PB: 0 SB: 0 CS: 0		PA: 36	

PITCHER	IP	WLS	BF	H	R	ER	SO	BB	IBB	HBP	BLK	WP	HR	S	P	ERA	WHIP
48 Jason Hirsh, R (1, 1) ERA: 1.35	6.2	W	26	6	1	1	8	0	0	0	0	0	1	59	92	1.35	0.900
60 Manny Corpas, R (7, 1) ERA:	0.1	H	1	0	0	0	0	0	0	0	0	0	0	2	4	0.00	0.000
32 LaTroy Hawkins, R (8, 1) ERA: 7.36	1.0	H	4	1	0	0	1	0	0	0	0	0	0	13	20	0.00	1.000
40 Brian Fuentes, L (9, 1) ERA: 9.0	1.0	S	5	1	2	2	2	0	0	1	0	0	1	16	24	18.00	1.000

PITCHER	IP	WLS	BF	H	R	ER	SO	BB	IBB	HBP	BLK	WP	HR	S	P	ERA	WHIP

Colorado Rockies @ San Diego Padres

PETCO Park, San Diego, CA

Sat Apr 07 2007, 10:05 PM EDT

Att. 40,504 - Cloudy - 64 F

TOP

livebaseballscorecards.com

Batter	1	2	3	4	5	6	7	8	9	AB	R	H	RBI	BB	SO	LOB
3 Willy Taveras, R (1, 8) OBP: 0.222, SLG: 0.125	C FA 89 F FA 90 F FA 90 B FA 90 B CU 74 B SL 82 X FA 90 3-2 ① **P3**		X CH 80 0-0 ② **F7**			X CH 78 0-0 **CS** **1B**		C FA 97 X FA 95 0-1 ② **L1-3**		4	0	1	0	0	0	2
Jamey Carroll, R (1, 4) OBP: 0.600, SLG: 0.625	B FA 90 B FA 91 C FA 90 X FA 88 2-1 ② **L4**		C FA 89 X FA 90 0-1 ③ **1B** 2-H 3-H			1 SAFE 1 SAFE C CU 72 F FA 90 B CU 72 1 SAFE S CU 72 1-3 ②③ **K** 1-2		B FA 97 B FA 95 C FA 94 B FA 95 C FA 95 X FA 96 3-2 ③ **G6-3**		4	0	1	2	0	1	1
27 Garrett Atkins, R (1, 5) OBP: 0.333, SLG: 0.286	B FA 90 X FA 89 1-0 ③ **F9**			B FA 87 C CU 70 F CU 70 B FA 89 X CU 71 2-2 ① **G6-3**			C CU 70 B FA 86 B FA 87 X CU 71 2-1 **10 1B** **1B**		C FC 88 B SL 83 F FC 89 B CH 77 S CH 76 2-3 ① **K**	4	0	1	0	0	1	0
17 Todd Helton, L (1, 3) OBP: 0.500, SLG: 0.474		B SL 86 B CU 71 C FA 88 B SL 86 X FA 89 3-1 ① **1B**		B CU 73 B SL 86 F FA 89 X CU 71 2-1 ② **F9**			B SL 86 C CU 72 X FA 88 1-1 ① **F7**		B CU 74 C FA 87 F CU 74 F FA 88 F FC 88 X CH 75 1-2 **5 G5-4-3** **1B**	4	0	2	0	0	0	1
5 Matt Holliday, R (1, 7) OBP: 0.348, SLG: 0.652		F FA 90 B SL 86 C FA 90 B SL 86 X FA 87 2-2 ② **F9**		F FC 86 X CH 78 0-1 ③ **F7**			F SL 84 B FA 88 F SL 85 S CU 72 1-3 ② **K**		F FA 89 B SL 86 S SL 84 B CH 74 X CH 76 2-2 ②③ **G5-4-3** 1-2f	4	0	0	0	0	1	2
10 Jeff Baker, R (1, 9) OBP: 0.667, SLG: 1.333 Steve Finley, L (7, 9) OBP: 0.250, SLG: 0.143		B FA 91 B FA 90 C FA 90 X FA 90 2-1 ③ **F9**			B FA 88 X CU 71 1-0 ① **G5-3**		B CU 71 C FA 88 D CU 72 X CU 72 2-1 **2 BB** **1-3** **1B**			3 0	0 0	1 0	0 0	0 0	0 0	0 0
2 Troy Tulowitzki, R (1, 6) OBP: 0.273, SLG: 0.333			X FA 88 0-0 **37 SH1-4** **20 BB** **1B** **1B**		C CU 72 F FA 90 B CU 70 B CU 62 B CU 70 X FA 89 3-2 ② **G5-3**		S FA 94 B FA 94 B CU 79 B FA 94 B FA 94 4-1 **1-2** **BB**			2	1	1	0	1	0	0
20 Chris Iannetta, R (1, 2) OBP: 0.188, SLG: 0.200			B FA 87 B FA 89 B FA 88 C FA 88 F FA 89 F FA 90 F FA 89 F FA 89 B FA 90 4-2 **37 SH1-4** **1B** **1-2** **BB**		C CH 79 C FA 86 B FA 88 B FA 91 F CU 72 S FA 87 2-3 ③ **K**		C FA 94 F FA 97 F FA 96 X FA 96 0-2 ③ **F9**			2	1	0	0	1	1	3
37 Josh Fogg, R (1, 1) Jeremy Affeldt, L (7, 1) 61 Ramon E Ramirez, R (7, 1) 11 Brad Hawpe, L (8, PH) OBP: 0.400, SLG: 0.353 60 Manny Corpas, R (8, 1)			C FA 90 X FA 90 0-1 ① **SH1-4** 1-2 2-3			F FA 87 F CU 68 B FA 85 S CU 72 1-3 ① **K**		B FA 96 B FA 94 X FA 93 2-0 ① **F9**		1 0 0 1 0	0 0 0 0 0	0 0 0 0 0	0 0 0 0 0	1 0 0 0 0	0 0 0 0 0	0 0 0 0 0
Inning Stats	R: 0 E: 0 K: 0 S: 7 H: 0 LOB: 0 BB: 0 P: 13	R: 0 E: 0 K: 0 S: 7 H: 1 LOB: 0 BB: 0 P: 14	R: 2 E: 0 K: 0 S: 11 H: 2 LOB: 1 BB: 1 P: 15	R: 0 E: 0 K: 0 S: 7 H: 0 LOB: 0 BB: 0 P: 11	R: 0 E: 0 K: 1 S: 8 H: 0 LOB: 0 BB: 0 P: 14	R: 0 E: 0 K: 2 S: 7 H: 1 LOB: 1 BB: 0 P: 9	R: 0 E: 0 K: 1 S: 14 H: 2 LOB: 3 BB: 1 P: 24	R: 0 E: 0 K: 0 S: 6 H: 0 LOB: 0 BB: 0 P: 11	R: 0 E: 0 K: 1 S: 11 H: 1 LOB: 0 BB: 0 P: 16	1B: 7 2B: 1 3B: 0 HR: 0 SF: 0 SAC: 1 DP: 2 HBP: 0						

AB	29
R	2
H	7
RBI	2
BB	2
SO	5
LOB	9

WP: 0	PA: 32
PB: 0	
SB: 0	
CS: 1	

PITCHER		IP	WLS	BF	H	R	ER	SO	BB	IBB	HBP	BLK	WP	HR	S	P	ERA	WHIP
David Wells, L ERA: 2.7	(1, 1)	6.2		24	6	2	2	4	1	0	0	0	0	0	56	91	2.70	1.050
26 Doug Brocail, R ERA:	(7, 1)	0.1		2	0	0	0	0	1	0	0	0	0	0	5	9	0.00	3.000
Scott Linebrink, R ERA:	(8, 1)	1.0		3	0	0	0	0	0	0	0	0	0	0	6	11	0.00	0.000
Trevor Hoffman, R ERA:	(9, 1)	1.0	W	3	1	0	0	1	0	0	0	0	0	0	11	16	0.00	1.000

PITCHER	IP	WLS	BF	H	R	ER	SO	BB	IBB	HBP	BLK	WP	HR	S	P	ERA	WHIP

Colorado Rockies @ San Diego Padres

PETCO Park, San Diego, CA

Sat Apr 07 2007, 10:05 PM EDT

Att. 40,504 - Cloudy - 64 F

livebaseballscorecards.com

BOTTOM

Batter	1	2	3	4	5	6	7	8	9	AB	R	H	RBI	BB	SO	LOB
22 Marcus Giles, R (1, 4) OBP: 0.500, SLG: 0.611	X FA 87 0-0 1B 1B		X FA 89 0-0 F8 ②		F FA 87 S FA 88 B FA 88 H SL 82 2-2 23 S HBP		B FA 89 F FA 88 B B CH 83 B FA 89 4-1 24 1B 23 SF9 BB		L FA 94 X FA 94 0-1 SH3-4 ① 1-2	2	1	1	0	1	0	0
24 Brian Giles, L (1, 9) OBP: 0.391, SLG: 0.400	B FA 87 X FA 87 1-0 F7 ①		C FA 86 B FA 90 X 1-1 23 1B 1B		X FA 89 0-0 F8 ①		D CU 79 B FA 95 X FA 96 2-0 1B 1-3 1B		I IN 80 4-0 23 2B IBB	4	0	2	0	1	0	2
23 Adrián González, L (1, 3) OBP: 0.348, SLG: 0.500	C FA 88 B CH 82 B FA 90 C CU 79 B CH 82 X SL 87 3-2 F8 ②		B SL 84 B FA 87 B FA 83 C FA 90 S CH 83 X CH 83 3-2 1-3 1B		F FA 88 1 SAFE B FA 82 B FA 82 B FA 82 X FA 89 3-1 F7 ② 1-2		X CU 79 0-0 SF9 ② 3-H		X FA 95 0-0 1-3 2-H 2B	4	0	2	2	0	0	2
Mike Cameron, R (1, 8) OBP: 0.318, SLG: 0.250	B FA 91 C SL 86 X FA 92 1-1 1-3 1B		B FA 90 C SL 85 X FA 91 1-1 G5-3 ③		B FA 88 F SL 84 X FA 89 1-1 G5-3 ③		B SL 88 B SL 89 F FA 97 C FA 98 D SL 91 X SL 89 3-2 3 FC6-4 1-3 1B			4	0	2	0	0	0	3
3 Khalil Greene, R (1, 6) OBP: 0.333, SLG: 0.762	C FA 92 B FA 91 X FA 86 1-1 P4 ③			C FA 89 C SL 84 B CH 81 B FA 91 X SL 83 2-2 P5 ①		C FA 88 S CH 82 B SL 86 F SL 84 B FA 82 S FA 90 2-3 K ①	X FA 98 0-0 FC6-4 ③ 1-2f			4	0	0	0	0	1	4
34 Russell Branyan, L (1, 5) OBP: 0.333, SLG: 1.000		B CU 76 S SL 84 X CH 80 1-1 G4-3 ①		F CU 79 B CU 77 B FA 86 S FA 82 X SL 85 2-2 HR	F FA 91 B FA 87 B FA 91 S CH 84 S FA 90 2-3 K ②			X FA 94 0-0 P6 ①		4	1	1	1	0	1	0
8 Terrmel Sledge, L (1, 7) OBP: 0.429, SLG: 0.545 26 Doug Brocail, L (7, 1) Scott Linebrink, R (8, 1) Geoff Blum, S (8, PH) Trevor Hoffman, R (9, 1)		C FA 90 C SL 86 X CH 81 0-2 G5-3 ②		B FA 89 F SL 83 S CH 82 F CH 80 X CU 78 1-2 G3 1B		B CH 85 F CH 83 B FA 83 H FA 92 3-1 HBP		B FA 95 S FA 94 S FA 96 S FA 96 1-3 K ②		2 0 0 0 1 0	0 0 0 0 0 0	1 0 0 0 0 0	0 0 0 0 1 0	0 0 0 0 0 0	0 0 0 0 1 0	0 0 0 0 0 0
Rob Bowen, S (1, 2)		C CU 79 B CU 78 B FA 91 X FA 83 2-1 F8 ③		X FA 82 0-0 G3 ② 1-2		B FA 89 B CH 82 S CH 82 X CH 81 2-1 G4-3 ③		B SL 81 B FA 96 C SL 82 B FA 98 S FA 96 C FA 97 3-3 K ③		4	0	0	0	0	1	2
David Wells, L (1, 1) José Cruz Jr., S (7, 7) OBP: 0.500, SLG: 0.714			S FA 87 B CH 81 X FA 86 1-1 L3 ①	C CH 81 X FA 90 0-1 G6-3 ③			B CH 80 L SL 83 B CH 79 F CH 79 S FA 88 2-3 K ①		B SL 80 X FA 96 1-0 22 SH3-4 23 2B 1B	2 2	0 1	0 1	0 0	0 1	0 0	1 0

Inning Stats	1	2	3	4	5	6	7	8	9
	R: 0 E: 0 K: 0 S: 9 H: 2 LOB: 2 BB: 0 P: 15	R: 0 E: 0 K: 0 S: 7 H: 0 LOB: 0 BB: 0 P: 10	R: 0 E: 0 K: 0 S: 10 H: 2 LOB: 2 BB: 0 P: 16	R: 1 E: 0 K: 0 S: 13 H: 2 LOB: 1 BB: 0 P: 18	R: 0 E: 0 K: 0 S: 7 H: 0 LOB: 1 BB: 0 P: 13	R: 0 E: 0 K: 2 S: 10 H: 0 LOB: 1 BB: 0 P: 19	R: 1 E: 0 K: 1 S: 10 H: 2 LOB: 2 BB: 1 P: 21	R: 0 E: 0 K: 2 S: 7 H: 0 LOB: 0 BB: 0 P: 11	R: 1 E: 0 K: 0 S: 4 H: 2 LOB: 2 BB: 1 P: 9

AB	33
R	3
H	10
RBI	3
BB	2
SO	5
LOB	14

		1B	2B	3B	HR	SF	SAC	DP	HBP	PA
		8	1	0	1	1	1	0	2	39

		WP	PB	SB	CS
		0	0	1	0

PITCHER		IP	WLS	BF	H	R	ER	SO	BB	IBB	HBP	BLK	WP	HR	S	P	ERA	WHIP
37 Josh Fogg, R ERA: 2.84	(1, 1)	6.1		28	6	2	2	3	1	0	2	0	0	1	60	101	2.84	1.105
Jeremy Affeldt, L ERA:	(7, 1)	0.1	B	2	1	0	0	0	0	0	0	0	0	0	2	4	0.00	3.000
61 Ramon E Ramirez, R ERA:	(7, 1)	0.1		2	1	0	0	0	0	0	0	0	0	0	4	7	0.00	3.000
60 Manny Corpas, R ERA: 2.45	(8, 1)	1.1	L	7	2	1	1	2	0	1	0	0	0	0	11	20	6.75	1.500

PITCHER		IP	WLS	BF	H	R	ER	SO	BB	IBB	HBP	BLK	WP	HR	S	P	ERA	WHIP

Colorado Rockies @ San Diego Padres

PETCO Park, San Diego, CA

Sun Apr 08 2007, 4:05 PM EDT

Att. 27,086 - Cloudy - 67 F

TOP

livebaseballscorecards.com

Batter	1	2	3	4	5	6	7	8	9	10	AB	R	H	RBI	BB	SO	LOB
Steve Finley, L (1, 8) OBP: 0.154, SLG: 0.083	C CH 70 B CH 74 B CH 83 S CH 82 X CU 75 2-2 F8 ①		B FA 94 C SL 83 F CH 87 B SL 84 X FA 96 2-2 F9 ②		C FA 97 C FA 89 F SL 85 X SL 87 0-2 F8 ③		X FA 97 0-0 FC6-4 ③ 1-2f			B CH 84 C FA 94 X CH 84 1-1 L8 ③	5	0	0	0	0	0	3
7 Kazuo Matsui, S (1, 4) OBP: 0.444, SLG: 0.529	B FA 96 B FA 96 B FA 94 C FA 94 F FA 96 F FA 95 X FA 96 3-2 27 G1-3 1B		C FA 96 S CU 78 B SL 84 S FA 97 1-3 K			C CH 84 X CH 84 0-1 F8 ①		B FA 88 B FA 88 C FA 88 X FA 88 2-1 G5-3 ①			4	0	1	0	0	1	0
27 Garrett Atkins, R (1, 5) OBP: 0.321, SLG: 0.280	C FA 96 C FA 97 X SL 90 0-2 G1-3 ② 1-2			C F FA 95 X SL 83 0-2 5 G4-3 17 G1-3 11 1B 1B		B FA 96 C FF 96 F FC 89 X SL 83 1-2 F9 ②		F FA 89 X FA 88 0-1 G6-3 ②			4	1	1	0	0	0	1
17 Todd Helton, L (1, 3) OBP: 0.429, SLG: 0.391	B FA 97 C FA 98 D CH 88 F FA 98 B FA 92 C SL 85 3-3 K ③			X FA 88 0-0 G1-3 ① 1-2		C FA 95 C FA 90 F FA 97 F SL 84 B SL 84 X FA 90 1-2 G6-3 ③		B FA 89 F FA 89 F FA 88 X FA 87 1-2 L9 ③			4	0	0	0	0	1	2
5 Matt Holliday, R (1, 7) OBP: 0.333, SLG: 0.593		S FA 96 B FA 96 B FA 96 S SL 86 B FA 98 X FA 88 3-2 G5-3 ①		X FA 96 0-0 G4-3 ② 2-3			B SL 83 F SL 84 B FF 96 X CH 88 2-1 28 WP 11 G3-4-3 1B		F FA 88 X CH 77 0-1 F8 ①		4	0	1	0	0	0	1
11 Brad Hawpe, L (1, 9) OBP: 0.417, SLG: 0.381		C FA 97 B CH 87 B FA 96 C SL 84 X FA 97 2-2 1B		C FA 88 B FA 97 X FA 96 1-1 3-H 1B			X FA 90 0-0 G3-4-3 ① 1-2		C FA 88 B CH 77 B FA 88 C FA 89 C FA 90 2-3 K ②		4	0	2	1	0	1	1
8 Yorvit Torrealba, R (1, 2) OBP: 0.333, SLG: 0.333		B FA 97 C SL 86 X FA 90 1-1 F9 ②		B SL 86 F SL 86 X SL 86 1-1 G5-3 ③			B SL 84 S SL 84 B SL 83 X SL 87 2-1 G1-3 ②		B SL 85 B SL 85 C FA 89 X SL 84 2-1 F9 ③		4	0	0	0	0	0	3
2 Troy Tulowitzki, R (1, 6) OBP: 0.269, SLG: 0.292		X FA 96 0-0 L1 ③			B SL 84 C SL 84 C SL 84 F SL 84 B SL 84 X FA 96 2-2 G6-3 ①		I IN 64 I IN 67 I IN 67 I IN 70 4-0 28 WP IBB			S FA 96 F FF 95 B CU 82 B CU 83 B FA 96 F FA 95 C FF 95 3-3 K ①	3	0	0	0	1	1	1
28 Aaron Cook, R (1, 1) John Mabry, L (10, PH) 32 LaTroy Hawkins, R (10, 1)			X 0-0 F8 ①		C FA 96 C FA 96 S SL 85 0-3 K ②		C SL 85 S SL 84 B SL 83 B SL 82 B SL 84 B FA 96 4-2 FC6-4 BB 1-2 2-3			B CH 85 X CH 84 1-0 G4-3 ②	2 1 0	0 0 0	0 0 0	0 0 0	1 0 0	1 0 0	0 0 0
Inning Stats	R: 0 H: 1 E: 0 LOB: 1 K: 1 BB: 0 S: 14 P: 22	R: 0 H: 1 E: 0 LOB: 1 K: 0 BB: 0 S: 9 P: 15	R: 0 H: 0 E: 0 LOB: 0 K: 1 BB: 0 S: 7 P: 10	R: 1 H: 2 E: 0 LOB: 1 K: 0 BB: 0 S: 9 P: 11	R: 0 H: 0 E: 0 LOB: 0 K: 1 BB: 0 S: 11 P: 13	R: 0 H: 0 E: 0 LOB: 0 K: 0 BB: 0 S: 10 P: 12	R: 0 H: 1 E: 0 LOB: 3 K: 0 BB: 2 S: 8 P: 20	R: 0 H: 0 E: 0 LOB: 0 K: 0 BB: 0 S: 7 P: 10	R: 0 H: 0 E: 0 LOB: 0 K: 1 BB: 0 S: 7 P: 11	R: 0 H: 0 E: 0 LOB: 0 K: 1 BB: 0 S: 7 P: 12	1B: 5 2B: 0 3B: 0 HR: 0	SF: 0 SAC: 0 DP: 0 HBP: 0						

	AB	35
	R	1
	H	5
	RBI	1
	BB	2
	SO	5
	LOB	12

WP: 1 PA: 37
PB: 0
SB: 0
CS: 0

PITCHER	IP	WLS	BF	H	R	ER	SO	BB	IBB	HBP	BLK	WP	HR	S	P	ERA	WHIP
44 Jake Peavy, R (1, 1) ERA: 0.69	7.0		28	5	1	1	3	1	1	0	0	1	0	68	103	1.29	0.857
43 Cla Meredith, R (8, 1) ERA:	1.0		3	0	0	0	0	0	0	0	0	0	0	7	10	0.00	0.000
Trevor Hoffman, R (9, 1) ERA:	1.0		3	0	0	0	1	0	0	0	0	0	0	7	11	0.00	0.000
Scott Linebrink, R (10, 1) ERA:	1.0	W	3	0	0	0	1	0	0	0	0	0	0	7	12	0.00	0.000

PITCHER	IP	WLS	BF	H	R	ER	SO	BB	IBB	HBP	BLK	WP	HR	S	P	ERA	WHIP

Colorado Rockies @ San Diego Padres

PETCO Park, San Diego, CA

Sun Apr 08 2007, 4:05 PM EDT

Att. 27,086 - Cloudy - 67 F

livebaseballscorecards.com

Batter	1	2	3	4	5	6	7	8	9	10	AB	R	H	RBI	BB	SO	LOB
22 Marcus Giles, R (1, 4) OBP: 0.462, SLG: 0.591	G4-3		K			2B			F8		4	0	1	0	0	1	0
24 Brian Giles, L (1, 9) OBP: 0.370, SLG: 0.375	G3			G4-3		F7			1B		4	0	1	0	0	0	1
23 Adrián González, L (1, 3) OBP: 0.333, SLG: 0.458	G3-1			F7			G4-3		1B		4	0	1	0	0	0	0
28 Josh Bard, S (1, 2) OBP: 0.318, SLG: 0.409		2B		L9			G4-3		G6-3		4	0	1	0	0	0	2
Mike Cameron, R (1, 8) OBP: 0.269, SLG: 0.208		G6-3			F7		G6-3			K	4	0	0	0	0	1	1
3 Khalil Greene, R (1, 6) OBP: 0.320, SLG: 0.760		F8			G4-3			G5-3		3B	4	1	1	0	0	0	1
5 Kevin Kouzmanoff, R (1, 5) OBP: 0.143, SLG: 0.190		K			G5-3			G6-3		1B	4	0	1	1	0	1	1
José Cruz Jr., S (1, 7) OBP: 0.455, SLG: 0.900			G3			K		HR			3	1	1	1	0	1	0
44 Jake Peavy, R (1, 1) 43 Cla Meredith, R (8, 1) 34 Russell Branyan, L (8, PH) OBP: 0.286, SLG: 0.857 Trevor Hoffman, R (9, 1) Scott Linebrink, R (10, 1)			G4-3			K		F7			2 0 1 0 0	0 0 0 0 0	0 0 0 0 0	0 0 0 0 0	0 0 0 0 0	1 0 0 0 0	0 0 0 0 0
Inning Stats	R: 0 H: 0 E: 0 LOB: 0 K: 0 BB: 0 S: 5 P: 9	R: 0 H: 1 E: 0 LOB: 1 K: 1 BB: 0 S: 13 P: 21	R: 0 H: 0 E: 0 LOB: 0 K: 1 BB: 0 S: 9 P: 15	R: 0 H: 0 E: 0 LOB: 0 K: 0 BB: 0 S: 8 P: 11	R: 0 H: 0 E: 0 LOB: 0 K: 0 BB: 0 S: 5 P: 6	R: 0 H: 1 E: 0 LOB: 1 K: 2 BB: 0 S: 12 P: 15	R: 0 H: 0 E: 0 LOB: 0 K: 0 BB: 0 S: 3 P: 5	R: 1 H: 1 E: 0 LOB: 0 K: 0 BB: 0 S: 9 P: 13	R: 0 H: 2 E: 0 LOB: 1 K: 0 BB: 0 S: 6 P: 8	R: 1 H: 2 E: 0 LOB: 1 K: 1 BB: 0 S: 10 P: 16	1B: 3 SF: 0 2B: 2 SAC: 0 3B: 1 DP: 1 HR: 1 HBP: 0	WP: 0 PA: 34 PB: 0 SB: 0 CS: 0					

PITCHER	IP	WLS	BF	H	R	ER	SO	BB	IBB	HBP	BLK	WP	HR	S	P	ERA	WHIP
28 Aaron Cook, R (1, 1) ERA: 3.6	9.0		31	5	1	1	4	0	0	0	0	0	1	70	103	1.00	0.556
32 LaTroy Hawkins, R (10, 1) ERA: 9.0	0.1	L	3	2	1	1	1	0	0	0	0	0	0	10	16	27.00	6.000

PITCHER	IP	WLS	BF	H	R	ER	SO	BB	IBB	HBP	BLK	WP	HR	S	P	ERA	WHIP

BOTTOM

AB	34
R	2
H	7
RBI	2
BB	0
SO	5
LOB	6

Batter	1	2	3	4	5	6	7	8	9	AB	R	H	RBI	BB	SO	LOB
3 Willy Taveras, R (1, 8) OBP: 0.261, SLG: 0.238	C CH 81 S FA 85 B FA 86 B FA 86 C CH 84 2-3 ① K		B CH 87 F FA 88 L FA 89 B FA 90 B FA 91 X FA 88 3-2 2B	F FA 90 B CH 86 B CH 84 B FA 90 F FA 90 S FA 91 3-3 ③ K			L FA 87 B CH 84 C FA 88 X FA 88 1-2 ① G1-3		X FA 87 0-0 7 SH1-3 7 BLK 27 SF9 1B	5	1	2	0	0	2	2
7 Kazuo Matsui, S (1, 4) OBP: 0.364, SLG: 0.429	C CH 84 B CH 84 B FA 85 S CH 85 X CH 86 2-2 ② G3		B FA 87 X FA 88 1-0 ② P3		C CH 86 X CH 82 0-1 E3 27 E 27 S 27 SF8		C FA 88 B CU 78 F CU 77 B CU 77 B FA 88 X FA 89 3-2 ② F8		C FA 88 X FA 91 0-1 ① SH1-3 1-3	4	1	0	0	0	0	1
27 Garrett Atkins, R (1, 5) OBP: 0.303, SLG: 0.393	B CH 84 X CH 85 1-0 HR		C FA 90 C CH 84 B FA 90 S FA 90 1-3 ③ K		B FA 86 F FA 89 X CH 83 1-1 ① SF8 1-H		B FA 85 B FA 88 C FA 90 X FA 91 2-1 ③ L9		C FA 89 F SL 87 B FA 89 F FA 90 X FA 88 1-2 ② SF9 3-H	3	1	1	3	0	1	1
5 Matt Holliday, R (1, 7) OBP: 0.313, SLG: 0.531	C FA 86 S FA 87 X CH 84 0-2 1B			B FA 89 F FA 88 B FA 88 X FA 89 2-1 ① F9	B CH 82 S FA 87 F FA 87 B FA 89 X CH 83 2-2 ② G1-3			F FA 92 F SL 82 B FA 94 B SL 81 X FA 94 2-2 ① G6-3	X FA 87 0-0 ③ L9	5	0	1	0	0	0	0
11 Brad Hawpe, L (1, 9) OBP: 0.429, SLG: 0.440	C FA 86 C FA 88 B FA 88 B CH 83 F FA 90 S FA 89 2-3 ③ K			B FA 87 C FA 88 B FA 88 B FA 90 S FA 87 X FA 90 3-2 10 3B 2B	S FA 88 F FA 88 C FA 90 0-3 ③ K			S FA 94 F FA 93 X CH 83 0-2 2 BB 10 1B 20 SF8 1B		4	2	2	0	0	2	1
10 Jeff Baker, R (1, 3) OBP: 0.700, SLG: 1.300 60 Manny Corpas, R (8, 1) 40 Brian Fuentes, L (9, 1)		B FA 90 C FA 88 B FA 87 F FA 89 X FA 91 2-2 ① G1-3		C FA 90 S SL 84 B FA 91 F FA 90 X FA 90 1-2 2 1B 2-H 3B		C FA 86 B CH 83 B CH 83 B FA 89 F FA 88 F FA 88 X SL 83 3-2 1B		1 SAFE B CU 82 1 SAFE X SL 81 1-0 2 BB 1-2 1B		4 0 0	1 0 0	3 0 0	1 0 0	0 0 0	0 0 0	0 0 0
2 Troy Tulowitzki, R (1, 6) OBP: 0.300, SLG: 0.296		B FA 87 X FA 88 1-0 ② G6-3		X SL 62 0-0 26 1B 3-H 1B	S FA 88 C CU 76 S FA 90 0-3 ① K			F FA 93 B FA 93 B FA 93 D SL 82 B FA 93 4-1 1-2 2-3 BB		3	0	1	1	1	1	1
20 Chris Iannetta, R (1, 2) OBP: 0.150, SLG: 0.167		B FA 85 F FA 86 B FA 89 S FA 90 C FA 90 2-3 ③ K		F FA 90 C FA 89 B FA 88 B CH 84 F CH 86 F FA 92 B SL 81 X FA 91 3-2 ② P3	C SL 84 C FA 88 S CU 77 1-3 ② K			B FA 92 F FA 93 B FA 93 B FA 93 X 3-1 ② SF8 3-H		3	0	0	1	0	2	2
26 Jeff Francis, L (1, 1) OBP: 0.250, SLG: 0.250 61 Ramon E Ramirez, R (7, 1) 17 Todd Helton, L (8, PH) OBP: 0.414, SLG: 0.375 (8, 3)			C CH 86 C FA 90 B FA 90 F FA 89 S CH 88 1-3 ① K	B FA 90 X FA 89 1-0 1-2 1B	C FA 89 C CU 77 B FA 89 S FA 90 1-3 ③ K			B FA 94 B C B FA 88 C FA 90 X FA 88 3-2 ③ G3		3 0 1	0 0 0	1 0 0	0 0 0	0 0 0	2 0 0	1 0 2
Inning Stats	R: 1 E: 0 K: 2 S: 14 H: 2 LOB: 1 BB: 0 P: 21	R: 0 E: 0 K: 1 S: 7 H: 0 LOB: 0 BB: 0 P: 12	R: 0 E: 0 K: 2 S: 11 H: 1 LOB: 1 BB: 0 P: 17	R: 2 E: 0 K: 1 S: 19 H: 4 LOB: 2 BB: 0 P: 32	R: 1 E: 1 K: 1 S: 10 H: 0 LOB: 0 BB: 0 P: 13	R: 0 E: 0 K: 3 S: 13 H: 1 LOB: 1 BB: 0 P: 18	R: 0 E: 0 K: 0 S: 8 H: 0 LOB: 0 BB: 0 P: 14	R: 1 E: 0 K: 0 S: 13 H: 2 LOB: 2 BB: 1 P: 26	R: 1 E: 0 K: 0 S: 8 H: 1 LOB: 0 BB: 0 P: 9	1B: 7 2B: 2 3B: 1 HR: 1 SF: 3 SAC: 1 DP: 0 HBP: 0						WP: 0 PB: 0 SB: 1 CS: 0 PA: 40

TOP

Colorado Rockies @ Los Angeles Dodgers

Dodger Stadium, Los Angeles, CA

Mon Apr 09 2007, 1:10 PM PDT

Att. 56,000 - Partly Cloudy - 64 F

livebaseballscorecards.com

AB	35
R	6
H	11
RBI	6
BB	1
SO	10
LOB	11

PITCHER		IP	WLS	BF	H	R	ER	SO	BB	IBB	HBP	BLK	WP	HR	S	P	ERA	WHIP
29 Jason Schmidt, R ERA: 4.0	(1, 1)	4.0	L	20	7	4	3	6	0	0	0	0	0	1	53	84	6.75	1.750
Mark Hendrickson, L ERA: 1.5	(5, 1)	3.0		10	1	0	0	4	0	0	0	0	0	0	29	43	0.00	0.333
Rudy Seanez, R ERA: 13.5	(8, 1)	0.2		5	2	1	1	0	1	0	0	0	0	0	10	20	13.50	4.500
Joe Beimel, L ERA: 2.7	(8, 1)	1.1		5	1	1	1	0	0	0	0	1	0	0	11	15	6.75	0.750

PITCHER	IP	WLS	BF	H	R	ER	SO	BB	IBB	HBP	BLK	WP	HR	S	P	ERA	WHIP

Batter	1	2	3	4	5	6	7	8	9	AB	R	H	RBI	BB	SO	LOB
9 Juan Pierre, L (1, 8) OBP: 0.188, SLG: 0.200	C FA 88 X FA 88 0-1 L5		B FA 90 B CH 82 C FA 89 C CH 79 X CH 78 2-2 G3 ①		C FA 86 B CU 72 F FA 89 X SL 80 1-2 F8 ①		F FA 89 X CU 74 0-1 2B		F FA 93 C FA 94 D SL 79 B SL 80 F FA 91 F FA 93 X FA 92 2-2 SF7 ② 3-H	4	0	1	1	0	0	0
55 Russell Martin, R (1, 2) OBP: 0.393, SLG: 0.458	B FA 89 F CH 81 F FA 87 C SL 80 1-3 K ②		C CH 79 X FA 89 0-1 1B		B FA 87 B CH 79 B FA 89 B FA 86 4-0 BB		B FA 93 S CH 86 D CH 89 B FA 93 C SL 87 S SL 88 3-3 K ③		C CH 75 X CH 75 0-1 F8 ③	4	0	1	0	1	2	3
5 Nomar Garciaparra, R (1, 3) OBP: 0.172, SLG: 0.231	B FA 88 F FA 89 B FA 88 X SL 81 2-1 E5 12 1B		B FA 88 B FA 89 F CH 82 1 SAFE S FA 87 X CH 79 2-2 F8 ②		B FA 86 F FA 89 B FA 87 S CH 79 S CH 78 2-3 K ②			F FA 95 B FA 95 X 1-1 G1-3 ①		4	0	0	0	0	1	2
12 Jeff Kent, R (1, 4) OBP: 0.379, SLG: 0.538	S CU 73 X FA 87 0-1 1-2 1B		1 SAFE S FA 87 F SL 80 1 SAFE 1 SAFE B FA 89 D CU 74 1 SAFE S FA 90 2-3 K ③		B FA 86 C FA 91 F FA 87 S CH 78 1-3 K ③			C FA 93 X FA 92 0-1 F9 ②		4	0	1	0	0	2	2
Luis Gonzalez, L (1, 7) OBP: 0.333, SLG: 0.577	C CH 81 B FA 87 F CU 72 C FA 91 1-3 K ③			F FA 88 T CU 70 X CU 70 0-2 G3 ①		S CH 80 F FA 90 B CU 74 B CH 80 X SL 82 2-2 G3 ①		B F X 1-1 G4-3 ③		4	0	0	0	0	1	2
27 Matt Kemp, R (1, 9) OBP: 0.438, SLG: 0.500 16 Andre Ethier, L (4, 9) OBP: 0.250, SLG: 0.273		C FA 87 B FA 86 B FA 88 S CH 80 F CH 79 B FA 92 X CH 80 3-2 P6 ①		B CU 71 C FA 89 X FA 87 1-1 G1-6-3 ②		B SL 80 X FA 90 1-0 F7 ②			B FA 92 C FA 93 B FA 93 X FA 93 2-1 BB 9 SF7 1B 1B	1 3	0 1	0 1	0 0	0 0	0 0	0 0
Wilson Valdez, R (1, 6) OBP: 0.571, SLG: 0.769		B FA 88 C CU 74 F CH 79 B FA 87 F FA 92 F FA 90 X CU 75 2-2 G6-3 ②		B FA 88 B CH 79 B FA 90 C FA 88 F FA 86 B FA 86 4-2 18 2B BB		B FA 88 C FA 89 X SL 82 1-1 B1-3 ③			B FA 92 C FA 92 S CH 73 X CH 74 1-2 BB 1-2 1B	3	1	1	0	1	0	0
18 Ramon Martinez, R (1, 5) OBP: 0.238, SLG: 0.176 Olmedo Saenz, R (9, PH) OBP: 0.500, SLG: 0.667		B FA 90 X FA 86 1-0 G5-3 ③		C CH 78 F SL 80 B FA 87 F FA 90 B CU 73 F CH 77 X CU 74 2-2 1-H 2B			B FA 90 F FA 87 B FA 88 B CH 79 B FA 89 4-1 G6-4-3 BB		B FA 92 D FA 92 F FA 92 B FA 91 B FA 93 4-1 1-2 2-3 BB	2 0	0 0	1 0	1 0	1 1	0 0	0 0
29 Jason Schmidt, R (1, 1) OBP: 0.250, SLG: 1.000 Mark Hendrickson, L (5, 1) Brady Clark, R (7, PH) OBP: 0.400, SLG: 0.800 Rudy Seanez, R (8, 1) Joe Beimel, L (8, 1) Mike Lieberthal, R (9, PH) OBP: 0.200, SLG: 0.200			C FA 88 B FA 89 X FA 87 1-1 HR	F FA 89 C CH 80 D CH 80 C FA 90 1-3 K ③			B CH 81 X FA 89 1-0 G6-4-3 ①② 1-2f		C FA 92 B CH 75 B FA 93 B FA 92 X FA 93 3-1 P5 ①	2 0 1 0 0 1	1 0 0 0 0 0	1 0 0 0 0 0	1 0 0 0 0 3	0 0 0 0 0 1	1 0 1 0 0 0	1 0 1 0 0 0
Inning Stats	R: 0 E: 1 K: 2 S: 12 H: 1 LOB: 2 BB: 0 P: 16	R: 0 E: 0 K: 0 S: 10 H: 0 LOB: 0 BB: 0 P: 16	R: 1 E: 0 K: 1 S: 13 H: 2 LOB: 1 BB: 0 P: 20	R: 1 E: 0 K: 1 S: 15 H: 1 LOB: 1 BB: 1 P: 23	R: 0 E: 0 K: 2 S: 9 H: 0 LOB: 1 BB: 1 P: 17	R: 0 E: 0 K: 0 S: 6 H: 0 LOB: 0 BB: 0 P: 10	R: 0 E: 0 K: 1 S: 7 H: 1 LOB: 1 BB: 1 P: 15	R: 0 E: 0 K: 0 S: 6 H: 0 LOB: 0 BB: 0 P: 8	R: 1 E: 0 K: 0 S: 15 H: 2 LOB: 2 BB: 1 P: 27	1B: 4 2B: 2 3B: 0 HR: 1	SF: 1 SAC: 0 DP: 1 HBP: 0	WP: 0 PB: 0 SB: 0 CS: 0	PA: 38			

PITCHER	IP	WLS	BF	H	R	ER	SO	BB	IBB	HBP	BLK	WP	HR	S	P	ERA	WHIP
26 Jeff Francis, L (1, 1) ERA: 2.84	6.2	W	28	5	2	2	6	3	0	0	0	0	1	69	111	2.70	1.200
61 Ramon E Ramirez, R (7, 1) ERA:	0.1	H	1	0	0	0	1	0	0	0	0	0	0	3	6	0.00	0.000
60 Manny Corpas, R (8, 1) ERA: 1.93	1.0	H	3	0	0	0	0	0	0	0	0	0	0	6	8	0.00	0.000
40 Brian Fuentes, L (9, 1) ERA: 9.0	1.0		6	2	1	1	0	1	0	0	0	0	0	15	27	9.00	3.000

PITCHER	IP	WLS	BF	H	R	ER	SO	BB	IBB	HBP	BLK	WP	HR	S	P	ERA	WHIP

BOTTOM

Colorado Rockies @ Los Angeles Dodgers

Dodger Stadium, Los Angeles, CA

Mon Apr 09 2007, 1:10 PM PDT

Att. 56,000 - Partly Cloudy - 64 F

livebaseballscorecards.com

AB	33
R	3
H	7
RBI	3
BB	4
SO	7
LOB	14

Batter	1	2	3	4	5	6	7	8	9	AB	R	H	RBI	BB	SO	LOB
3 Willy Taveras, R (1, 8) OBP: 0.259, SLG: 0.208	C FA 92 F FA 91 B FA 93 B FA 94 B FA 91 C FA 94 3-3 ① K			L FA 92 F FA 90 B FA 94 X FA 91 1-2 ① G6-3		F FA 89 L CH 83 B FA 90 B CH 81 B FA 93 B FA 92 4-2 7 CS BB		C FA 94 B CU 78 X FA 92 1-1 ① B1-3		3	0	0	0	1	1	0
7 Kazuo Matsui, S (1, 4) OBP: 0.346, SLG: 0.440	F FA 93 F FA 93 X FA 94 0-2 ② G6-3			B FA 90 C FA 92 X CH 83 1-1 ② F8		C FA 92 P PO 82 S FA 88 1 SAFE P PO 92 F FA 91 F F S 2-3 ① ② K 1-2		C FA 95 S FA 88 B FA 90 B CU 82 X FA 94 2-2 17 BB 5 G1-2-3 2B		4	0	1	0	0	1	1
27 Garrett Atkins, R (1, 5) OBP: 0.351, SLG: 0.379	C FA 94 C CU 77 B FA 93 X CU 82 1-2 ③ G3			C FA 91 F CU 77 F SL 83 H FA 92 1-2 HBP		B CH 83 S FA 89 B B B 4-1 BB		B FA 91 B CU 78 B FA 95 B FA 94 4-0 17 BB BB		1	0	0	0	2	0	0
17 Todd Helton, L (1, 3) OBP: 0.394, SLG: 0.333		C FA 92 B FA 92 C FA 92 B SL 83 F FA 93 F FA 91 S CH 83 2-3 ① K		B FA 92 B FA 91 B FA 89 C FA 90 X CH 81 3-1 ③ F8		B SL 80 X SL 81 1-0 ③ F9		B FA 89 B FA 90 B FA 89 C FA 90 D FA 88 4-1 1-2 2-3 BB		3	0	0	0	1	1	2
5 Matt Holliday, R (1, 7) OBP: 0.306, SLG: 0.528		B FA 94 F FA 94 F FA 92 B SL 85 S FA 94 2-3 ② K			S CH 83 X FA 92 0-1 2B		F FA 94 F FA 91 B FC 91 B SL 89 S SL 89 2-3 ① K	X FA 89 0-0 ② ③ G1-2-3 3-Hf		4	0	1	0	0	2	3
11 Brad Hawpe, L (1, 9) OBP: 0.406, SLG: 0.448		B CH 85 S FA 93 S FA 93 X FA 95 1-2 ③ G1-3			F FA 91 F FA 92 S FA 93 0-3 ① K		B FA 95 X FA 95 1-0 8 1B 2B		B CU 76 C FA 92 S SL 82 B FS 90 S SL 83 2-3 ① K	4	1	1	0	0	2	1
2 Troy Tulowitzki, R (1, 6) OBP: 0.273, SLG: 0.267 Steve Finley, L (9, PH) OBP: 0.143, SLG: 0.077			X FA 92 0-0 ① F8		B CU 79 C FA 92 F CU 80 S CH 82 1-3 ② K		F SL 89 B CU 80 X FA 91 1-1 ② G5-3		B FA 93 B FA 92 X 2-0 ② G4-3	3 1	0 0	0 0	0 0	0 0	1 0	2 0
8 Yorvit Torrealba, R (1, 2) OBP: 0.385, SLG: 0.333			C FA 93 B FA 93 B FA 91 C FA 93 S CH 84 2-3 ② K		B CH 82 D SL 82 I IN 60 I 4-0 IBB		B FA 97 B FA 94 C FA 95 C FA 91 B FA 97 X FA 96 3-2 2-H 1B		B FA 93 C FA 94 C FA 93 C SL 83 1-3 ③ K	3	0	1	1	1	2	0
31 Rodrigo Lopez, R (1, 1) 10 Jeff Baker, R (7, PH) OBP: 0.636, SLG: 1.182 49 Byung-Hyun Kim, R (7, 1)			F FA 93 C FA 94 S CU 82 0-3 ③ K2-3		B FA 93 F FA 91 F FA 93 S CH 82 1-3 ③ K2-3		B FA 93 B FC 90 B FA 94 C FA 94 S FA 95 S FA 95 3-3 ③ K			2 1 0	0 0 0	0 0 0	0 0 0	0 0 0	2 1 0	2 1 0
Inning Stats	R: 0 H: 0 E: 0 LOB: 0 K: 1 BB: 0 S: 9 P: 13	R: 0 H: 0 E: 0 LOB: 0 K: 2 BB: 0 S: 11 P: 16	R: 0 H: 0 E: 0 LOB: 0 K: 2 BB: 0 S: 7 P: 9	R: 0 H: 0 E: 0 LOB: 1 K: 0 BB: 0 S: 10 P: 16	R: 0 H: 1 E: 0 LOB: 2 K: 3 BB: 1 S: 11 P: 17	R: 0 H: 0 E: 0 LOB: 1 K: 1 BB: 2 S: 12 P: 21	R: 1 H: 2 E: 0 LOB: 1 K: 2 BB: 0 S: 12 P: 22	R: 0 H: 1 E: 0 LOB: 2 K: 0 BB: 2 S: 7 P: 18	R: 0 H: 0 E: 0 LOB: 0 K: 2 BB: 0 S: 7 P: 12	1B: 1 SF: 0 2B: 3 SAC: 0 3B: 0 DP: 1 HR: 0 HBP: 1				WP: 0 PA: 35 PB: 0 SB: 0 CS: 1		

TOP

Colorado Rockies @ Los Angeles Dodgers

Dodger Stadium, Los Angeles, CA

Tue Apr 10 2007, 7:10 PM PDT

Att. 40,560 - Clear - 66 F

livebaseballscorecards.com

AB	29
R	1
H	4
RBI	1
BB	5
SO	13
LOB	12

PITCHER		IP	WLS	BF	H	R	ER	SO	BB	IBB	HBP	BLK	WP	HR	S	P	ERA	WHIP
Brett Tomko, R ERA:	(1, 1)	6.0		22	1	0	0	9	2	1	1	0	0	0	60	92	0.00	0.500
58 Chad Billingsley, R ERA: 8.31	(7, 1)	1.1	B	8	3	1	1	2	1	0	0	0	0	0	17	34	6.75	3.000
Joe Beimel, L ERA: 2.25	(8, 1)	0.2	W	2	0	0	0	0	1	0	0	0	0	0	2	6	0.00	1.500
44 Takashi Saito, R ERA: 1.93	(9, 1)	1.0	S	3	0	0	0	2	0	0	0	0	0	0	7	12	0.00	0.000

PITCHER		IP	WLS	BF	H	R	ER	SO	BB	IBB	HBP	BLK	WP	HR	S	P	ERA	WHIP

Batter	1	2	3	4	5	6	7	8	9	AB	R	H	RBI	BB	SO	LOB
9 Juan Pierre, L (1, 8) OBP: 0.222, SLG: 0.235	B FA 91 C FA 91 B FC 90 X FA 90 2-1 ① G4-3		X FF 90 0-0 ③ G3		L FA 90 X CH 84 0-1 55 CS 1B			F FA 88 X FA 90 0-1 55 SF7 1-3 1B		4	0	2	0	0	0	0
55 Russell Martin, R (1, 2) OBP: 0.406, SLG: 0.481	X FA 91 0-0 5 S 5 1B 1B			C FA 88 C SL 82 B SL 82 X FA 89 1-2 5 2B 1B	1 SAFE P PO 84 1-0 ③ CS 1-2	B FC 89 X 1-0 ① F9		C FA 90 C SL 82 F FA 92 B SL 81 X SL 83 1-2 ② SF7 1-2 3-H		3	1	2	1	0	0	0
5 Nomar Garciaparra, R (1, 3) OBP: 0.212, SLG: 0.300	D FC 90 D FA 89 C FC 90 X SL 83 2-1 12 G5-4-3 1-H 1B			C FA 90 1 SAFE C SL 82 D SL 82 F FA 91 1 SAFE X CU 80 1-2 1-3 2B		B F CH 83 X CH 83 1-1 ② G6-3		C FA 91 S SL 81 F FA 91 B SL 82 X FA 92 1-2 ③ F9		4	0	2	1	0	0	1
12 Jeff Kent, R (1, 4) OBP: 0.344, SLG: 0.483	F FA 89 B FC 89 X SL 82 1-1 ②③ G5-4-3 1-2f			X FA 89 0-0 ① G5-3		F FC 87 B FC 85 X FC 88 1-1 ③ F9				3	0	0	0	0	0	3
Luis Gonzalez, L (1, 7) OBP: 0.333, SLG: 0.536 Brady Clark, R (9, 7) OBP: 0.400, SLG: 0.800		B CH 84 B FA 91 X CH 85 2-0 ① G3-1		I IN 66 I IN 69 I IN 71 I IN 68 4-0 IBB			B FA 87 X FA 86 1-0 ① G4-3			2 0	0 0	0 0	0 0	1 0	0 0	0 0
Wilson Valdez, R (1, 6) OBP: 0.471, SLG: 0.625		C SL 80 X FA 91 0-1 ② G1-3		B SL 82 F FA 89 S SL 83 X SL 83 1-2 ② F9			C FA 86 X FA 89 0-1 ② G6-3			3	0	0	0	0	0	3
16 Andre Ethier, L (1, 9) OBP: 0.200, SLG: 0.214		B FA 90 S CH 83 X FA 90 1-1 ③ G5-3		C CH 85 X CH 86 0-1 ③ G6-3			B FA 88 C FA 89 B FA 90 B FA 89 F FA 89 F SL 81 X FA 92 3-2 ③ G4-3			3	0	0	0	0	0	3
Wilson Betemit, S (1, 5) OBP: 0.318, SLG: 0.063			B FA 88 B CH 84 B FA 88 C FC 88 F FA 89 B FF 90 4-2 K BB		C CH 83 X FA 89 0-1 ① G4-3			B FA 87 B FA 88 C FA 89 C FA 89 B SL 80 B FA 89 4-2 9 1B 55 SF7 BB		1	1	0	0	2	0	0
Brett Tomko, R (1, 1) 58 Chad Billingsley, R (7, 1) Joe Beimel, L (8, 1) 21 Marlon Anderson, L (8, PH) 44 Takashi Saito, L (9, 1)			L B FC 90 C FC 89 1 SAFE S 1-3 ①② K 1-2		C FA 89 B SL 81 C SL 81 C FA 90 1-3 ② K			C FA 90 B FA 89 X FA 90 1-1 ① F8		2 0 0 1 0	0 0 0 0 0	0 0 0 0 0	0 0 0 0 0	2 0 0 0 0	0 0 0 0 0	1 0 0 1 0
Inning Stats	R: 1 E: 0 K: 0 S: 7 H: 2 LOB: 0 BB: 0 P: 12	R: 0 E: 0 K: 0 S: 5 H: 0 LOB: 0 BB: 0 P: 8	R: 0 E: 0 K: 1 S: 6 H: 0 LOB: 0 BB: 1 P: 11	R: 0 E: 0 K: 0 S: 13 H: 2 LOB: 3 BB: 1 P: 20	R: 0 E: 0 K: 1 S: 8 H: 1 LOB: 0 BB: 0 P: 9	R: 0 E: 0 K: 0 S: 5 H: 0 LOB: 0 BB: 0 P: 8	R: 0 E: 0 K: 0 S: 7 H: 0 LOB: 0 BB: 0 P: 11	R: 1 E: 0 K: 0 S: 14 H: 1 LOB: 1 BB: 1 P: 21		1B: 5 2B: 1 3B: 0 HR: 0 SF: 1 SAC: 0 DP: 1 HBP: 0					WP: 0 PB: 0 SB: 1 CS: 1	PA: 31

PITCHER	IP	WLS	BF	H	R	ER	SO	BB	IBB	HBP	BLK	WP	HR	S	P	ERA	WHIP
31 Rodrigo Lopez, R (1, 1) ERA: 1.38	6.0		22	5	1	1	2	1	1	0	0	0	0	44	68	1.50	1.000
49 Byung-Hyun Kim, R (7, 1) ERA: 6.0	2.0	L	8	1	1	1	0	1	0	0	0	0	0	21	32	4.50	1.000

PITCHER	IP	WLS	BF	H	R	ER	SO	BB	IBB	HBP	BLK	WP	HR	S	P	ERA	WHIP

BOTTOM

Colorado Rockies @ Los Angeles Dodgers

Dodger Stadium, Los Angeles, CA

Tue Apr 10 2007, 7:10 PM PDT

Att. 40,560 - Clear - 66 F

livebaseballscorecards.com

AB	26
R	2
H	6
RBI	2
BB	3
SO	2
LOB	12

Batter	1	2	3	4	5	6	7	8	9	AB	R	H	RBI	BB	SO	LOB
3 Willy Taveras, R (1, 8) OBP: 0.233, SLG: 0.185	C FA 92 B FA 94 X FA 95 1-1 ① F9	X FA 94 0-0 ③ B1			B FA 94 F FA 93 X FA 96 1-1 ① G1-3		B FA 95 B FA 93 X FA 93 2-0 ③ G3			3	0	0	0	0	0	1
Steve Finley, L (7, PH) OBP: 0.133, SLG: 0.071 (7, 8)										1	0	0	0	0	0	1
7 Kazuo Matsui, S (1, 4) OBP: 0.333, SLG: 0.393	B FA 92 F FA 93 B FA 93 B FA 93 B FA 93 4-1 17 BB 27 S BB		F FA 91 C CU 77 B CH 84 B CH 87 F FA 95 F FA 96 S FA 88 2-3 ① K		X FA 95 0-0 ② B2			C FA 95 X FA 96 0-1 ① L6		3	0	0	0	1	1	0
27 Garrett Atkins, R (1, 5) OBP: 0.366, SLG: 0.375	B FA 94 C CH 86 B FA 93 F FS 86 B CU 80 B FA 96 4-2 17 BB 1-2 BB		B CU 77 B FA 95 S FA 88 X FA 88 2-1 17 G4-3 17 S 1B		F FA 96 S FA 98 B FA 97 F FA 98 X FA 98 1-2 ③ F9			B FA 94 S FA 96 B FA 94 B FA 95 X FA 94 3-1 ② F8		3	0	1	0	1	0	0
17 Todd Helton, L (1, 3) OBP: 0.378, SLG: 0.300	C FA 95 B CH 88 B FA 95 B FA 95 B FA 94 4-1 11 FC5-4 1-2 2-3 BB		F FA 94 C FA 95 B FS 88 B FA 97 B CH 86 F FS 88 X CU 79 3-2 ② G4-3 1-3			X CU 76 0-0 ① G4-3		C FA 95 C FA 94 B FA 95 B SL 88 X FA 94 2-2 ③ F7		3	0	0	0	1	0	1
40 Brian Fuentes, L (8, 1)										0	0	0	0	0	0	0
5 Matt Holliday, R (1, 7) OBP: 0.300, SLG: 0.487	C FA 95 S CH 89 S CH 88 0-3 ② K		D CH 88 B FA 97 B FA 97 B FA 97 4-0 BB			C FA 94 X FA 88 0-1 ② G5-3			B FA 91 C FA 92 B FA 92 B FA 91 F FA 91 F FA 93 S FA 93 3-3 ① K	3	0	0	0	1	2	3
11 Brad Hawpe, L (1, 9) OBP: 0.361, SLG: 0.394	C FA 95 X CH 87 0-1 ③ FC5-4 1-2f		S FA 96 B FA 97 B FA 96 F FA 96 F FA 97 X FA 97 2-2 ③ F7			B FA 92 F FA 93 S FA 95 B FA 96 X FA 96 2-2 ③ F7			B FA 93 C FA 92 F FA 93 X FA 92 1-2 ② G6-3	4	0	0	0	0	0	5
Jamey Carroll, R (1, 6) OBP: 0.500, SLG: 0.455		B FA 93 C FA 93 B FA 94 C FA 94 F CH 88 X FA 95 2-2 ① F9		B B C FA 92 X FA 95 2-1 ① F9			B CU 75 C FA 91 F FA 93 F FA 93 B CU 77 X FA 94 2-2 ① G5-3		B FA 93 B FA 93 C FA 92 F FA 92 B FA 94 B SL 83 4-2 BB	3	0	0	0	1	0	0
20 Chris Iannetta, R (1, 2) OBP: 0.208, SLG: 0.190		B FA 95 S FA 95 B FA 96 C FA 96 X FA 96 2-2 1B		F FA 94 S FA 95 B FA 96 F FA 97 B FA 90 C FA 98 2-3 ② K			B CU 78 F FA 92 F FA 93 F FA 96 B FA 90 F FA 96 H FA 88 3-2 HBP		C FA 92 S FA 92 B SL 83 B FA 93 S FA 93 2-3 ③ K	3	0	1	0	0	2	1
48 Jason Hirsh, R (1, 1)		X FA 94 0-0 ② B3		C FA 95 F FA 96 X FA 96 0-2 ③ G1-3			C FA 93 B FA 96 D SL 86 F FA 94 C FA 96 2-3 ② K			2	0	0	0	0	0	1
Jeremy Affeldt, L (6, 1)										0	0	0	0	0	0	0
John Mabry, L (7, PH)										1	0	0	0	0	1	1
35 Taylor Buchholz, R (7, 1)										0	0	0	0	0	0	0
10 Jeff Baker, R (8, 3) OBP: 0.636, SLG: 1.182										0	0	0	0	0	0	0
Inning Stats	R: 0 E: 0 K: 1 S: 11 H: 0 LOB: 3 BB: 3 P: 24	R: 0 E: 0 K: 0 S: 9 H: 1 LOB: 1 BB: 0 P: 13	R: 0 E: 0 K: 1 S: 15 H: 1 LOB: 2 BB: 1 P: 28	R: 0 E: 0 K: 1 S: 9 H: 0 LOB: 0 BB: 0 P: 13	R: 0 E: 0 K: 0 S: 7 H: 0 LOB: 0 BB: 0 P: 9	R: 0 E: 0 K: 0 S: 6 H: 0 LOB: 0 BB: 0 P: 8	R: 0 E: 0 K: 1 S: 12 H: 0 LOB: 0 BB: 1 P: 21	R: 0 E: 0 K: 0 S: 7 H: 0 LOB: 0 BB: 0 P: 12	R: 0 E: 0 K: 2 S: 12 H: 0 LOB: 1 BB: 1 P: 22	1B: 2 2B: 0 3B: 0 HR: 0 SF: 0 SAC: 0 DP: 0 HBP: 1						

WP: 0 PB: 0 SB: 2 CS: 0 PA: 35

PITCHER		IP	WLS	BF	H	R	ER	SO	BB	IBB	HBP	BLK	WP	HR	S	P	ERA	WHIP
31 Brad Penny, R ERA: 0.68	(1, 1)	6.1	W	26	2	0	0	3	4	0	1	0	0	0	65	108	0.00	0.947
51 Jonathan Broxton, R ERA:	(7, 1)	1.2	H	5	0	0	0	1	0	0	0	0	0	0	11	20	0.00	0.000
44 Takashi Saito, R ERA: 1.59	(9, 1)	1.0	S	4	0	0	0	2	1	0	0	0	0	0	12	22	0.00	1.000

PITCHER	IP	WLS	BF	H	R	ER	SO	BB	IBB	HBP	BLK	WP	HR	S	P	ERA	WHIP

Colorado Rockies @ Los Angeles Dodgers

Dodger Stadium, Los Angeles, CA

Wed Apr 11 2007, 7:10 PM PDT

Att. 35,852 - Partly Cloudy - 66 F

TOP

livebaseballscorecards.com

AB	29
R	0
H	2
RBI	0
BB	5
SO	6
LOB	14

BOTTOM

Colorado Rockies @ Los Angeles Dodgers

Dodger Stadium, Los Angeles, CA

Wed Apr 11 2007, 7:10 PM PDT

Att. 35,852 - Partly Cloudy - 66 F

livebaseballscorecards.com

Batter	1	2	3	4	5	6	7	8	9	AB	R	H	RBI	BB	SO	LOB
9 Juan Pierre, L (1, 8) OBP: 0.225, SLG: 0.237	C FA 90 B FA 89 F FA 90 X CH 84 1-2 ① G4-3		F FA 90 F FA 90 X SL 82 0-2 5 S, 55 1B, 5 1B, 1B		B CU 74 F FA 89 X CH 82 1-1 ① P5		B FA 95 X FA 93 1-0 ② B2-3			4	1	1	0	0	0	0
55 Russell Martin, R (1, 2) OBP: 0.389, SLG: 0.452	B FA 90 C FA 91 S CH 82 B CH 83 F FA 91 X FA 92 2-2 ② F7		B FA 91 1 SAFE B FA 92 C CH 82 1 SAFE X FA 91 2-1 5 S, 5 1B, 1-2, 1B		C FA 90 B FA 90 F FA 91 S FA 91 1-3 ② K		B CU 80 X FA 94 1-0 ③ F9			4	1	1	0	0	1	0
5 Nomar Garciaparra, R (1, 3) OBP: 0.243, SLG: 0.324	F FA 92 S FA 92 F FA 92 B FA 93 X CH 83 1-2 ③ G6-3		X FA 92 0-0 12 BLK, 12 1B, 1-H, 2-H, 1B		C CU 74 X CH 82 0-1 12 FC6-4, 1B			S FA 92 B CU 77 F FA 92 F CH 75 X SL 78 1-2 ① L4		4	1	2	2	0	0	0
12 Jeff Kent, R (1, 4) OBP: 0.361, SLG: 0.469		B FA 90 S FA 91 B FA 91 S CH 83 B CH 81 F FA 92 B CH 83 4-2 F8, 1B, BB	B SL 86 B CH 82 F FA 92 S FA 92 X CH 81 2-2 BB, 1-H, 1B		S FA 91 B CH 81 B FA 92 X FA 91 2-1 ③ FC6-4, 1-2f			B FA 92 F FA 92 B FA 94 B FA 92 X FA 91 3-1 ② P3		3	0	1	1	1	0	1
Luis Gonzalez, L (1, 7) OBP: 0.382, SLG: 0.548		C FA 94 F FA 92 X FA 92 0-2 16 G4-6-3, 1-2, 1B	B CH 81 B CH 81 B FA 92 B FA 91 4-0 1-2, BB			C FA 93 B FA 94 B FA 92 X FA 94 2-1 G1-3, 1B		X SL 79 0-0 ③ G3		3	0	2	0	1	0	0
Wilson Valdez, R (1, 6) OBP: 0.400, SLG: 0.526		B FA 90 F FA 91 D CU 75 B FF 91 X FA 90 3-1 ① F8, 2-3	C CU 76 F CH 80 X CH 80 0-2 ③ F8			B FA 93 X FA 93 1-0 ① G1-3, 1-2				3	0	0	0	0	0	5
16 Andre Ethier, L (1, 9) OBP: 0.167, SLG: 0.176 51 Jonathan Broxton, R (7, 1) 44 Takashi Saito, L (9, 1)		X FA 92 0-0 ② ③ G4-6-3, 1-2f		B CU 74 X FA 91 1-0 ① F7		C CU 78 S CU 78 D CU 79 F FA 95 S CU 79 1-3 ② K				3 0 0	0 0 0	0 0 0	0 0 0	0 0 0	1 0 0	3 0 0
Wilson Betemit, S (1, 5) OBP: 0.280, SLG: 0.053			C FA 89 X CH 82 0-1 ① G1-3	F FA 91 C CU 74 B FA 91 B CH 83 X CH 81 2-2 ② P4		D FA 95 B FA 94 X FA 93 2-0 ③ L9				3	0	0	0	0	0	1
31 Brad Penny, R (1, 1) OBP: 0.200, SLG: 0.200 Brady Clark, R (7, 9) OBP: 0.333, SLG: 0.667			B FA 90 F FA 90 C CH 81 B FA 91 F FA 91 C CU 73 2-3 ② K	F FA 90 S FA 91 B FA 89 S CU 75 1-3 ③ K			C CU 80 B CU 82 B FA 93 B FA 92 C FA 92 X CU 80 3-2 ① F9			2 1	0 0	0 0	0 0	0 0	2 0	0 0
Inning Stats	R: 0 E: 0 K: 0 S: 11 H: 0 LOB: 0 BB: 0 P: 15	R: 0 E: 0 K: 0 S: 9 H: 1 LOB: 1 BB: 1 P: 16	R: 3 E: 0 K: 1 S: 18 H: 4 LOB: 2 BB: 1 P: 28	R: 0 E: 0 K: 1 S: 7 H: 0 LOB: 0 BB: 0 P: 11	R: 0 E: 0 K: 1 S: 9 H: 1 LOB: 1 BB: 0 P: 13	R: 0 E: 0 K: 1 S: 8 H: 1 LOB: 1 BB: 0 P: 14	R: 0 E: 0 K: 0 S: 5 H: 0 LOB: 0 BB: 0 P: 10	R: 0 E: 0 K: 0 S: 7 H: 0 LOB: 0 BB: 0 P: 11		1B: 7 2B: 0 3B: 0 HR: 0	SF: 0 SAC: 0 DP: 1 HBP: 0			WP: 0 PB: 0 SB: 2 CS: 0	PA: 32	

	AB	30
	R	3
	H	7
	RBI	3
	BB	2
	SO	4
	LOB	10

PITCHER	IP	WLS	BF	H	R	ER	SO	BB	IBB	HBP	BLK	WP	HR	S	P	ERA	WHIP
48 Jason Hirsh, R (1, 1) ERA: 3.09	5.0	L	22	6	3	3	3	2	0	0	1	0	0	54	83	5.40	1.600
Jeremy Affeldt, L (6, 1) ERA:	1.0		4	1	0	0	1	0	0	0	0	0	0	8	14	0.00	1.000
35 Taylor Buchholz, R (7, 1) ERA: 10.8	1.0		3	0	0	0	0	0	0	0	0	0	0	5	10	0.00	0.000
40 Brian Fuentes, L (8, 1) ERA: 6.75	1.0		3	0	0	0	0	0	0	0	0	0	0	7	11	0.00	0.000

PITCHER	IP	WLS	BF	H	R	ER	SO	BB	IBB	HBP	BLK	WP	HR	S	P	ERA	WHIP

Colorado Rockies @ Arizona Diamondbacks

Chase Field, Phoenix, AZ

Fri Apr 13 2007, 6:40 PM MST

Att. 20,240 - Clear - 75 F

livebaseballscorecards.com

TOP

Batter	1	2	3	4	5	6	7	8	9	AB	R	H	RBI	BB	SO	LOB
Steve Finley, L (1, 8) OBP: 0.100, SLG: 0.053	G1-3		G6-3		G3	G6-3		F9		5	0	0	0	0	0	3
7 Kazuo Matsui, S (1, 4) OBP: 0.371, SLG: 0.455	G4-3		1-1 S 17 1B 1B		G4-3		1-0 FC3-6 1B		2-1 SH2-4 5 2B 2B	5	2	3	0	0	0	0
John Mabry, L (1, 5) OBP: 0.250, SLG: 0.286 Jamey Carroll, R (7, PR) OBP: 0.500, SLG: 0.455 (7, 5)	K		1 SAFE 4-1 17 1B 5 1B 1-2 BB		3-1 17 1B 2B		1 SAFE 1-1 FC3-6 5 BB 11 2B 1-2f		1-0 SH2-4 2-3	3 0	2 1	1 0	0 0	1 0	1 0	1 0
17 Todd Helton, L (1, 3) OBP: 0.381, SLG: 0.314		1-0 G5-3	3-2 5 1B 1-3 2-H 1B		1-0 2-H 1B		3-0 L7		0-2 G4-3	5	0	2	2	0	0	2
5 Matt Holliday, R (1, 7) OBP: 0.356, SLG: 0.535		1-0 11 BB 1B	0-0 1-2 3-H 1B		0-0 F8		4-1 11 2B 1-2 BB		0-0 3-H 2B	4	1	3	2	1	0	1
11 Brad Hawpe, L (1, 9) OBP: 0.390, SLG: 0.417		4-0 8 FC6-4 1-2 BB	2-2 G1-3			0-1 F7	2-1 1-H 2-H 2B		4-0 IBB	3	0	1	2	2	0	2
2 Troy Tulowitzki, R (1, 6) OBP: 0.263, SLG: 0.235		2-2 F8		1-0 G1-3		4-1 37 SH3-4 8 E BB		0-0 G6-3	1-3 K	4	0	0	0	1	1	4
8 Yorvit Torrealba, R (1, 2) OBP: 0.294, SLG: 0.250		1-2 FC6-4 1-2f		1-1 G4-3		1 SAFE 0-1 FC5 37 SH3-4 1-2		0-1 G6-3		4	0	0	0	0	0	3
37 Josh Fogg, R (1, 1) Jeremy Affeldt, L (6, 1) 60 Manny Corpas, R (7, 1) 10 Jeff Baker, R (8, PH) OBP: 0.667, SLG: 1.182 32 LaTroy Hawkins, R (8, 1) 40 Brian Fuentes, L (9, 1)			0-1 G1-3	0-3 K		0-2 SH3-4 1-2 2-3		4-1 BB		2 0 0 0 0 0	0 0 0 0 0 0	0 0 0 0 1 0	0 0 0 0 0 0	0 0 0 0 0 0	1 0 0 0 0 0	0 0 0 0 0 0

	AB	35
	R	6
	H	10
	RBI	6
	BB	6
	SO	3
	LOB	16

Inning Stats																								
	R: 0	H: 0	R: 0	H: 1	R: 2	H: 3	R: 0	H: 0	R: 1	H: 2	R: 0	H: 0	R: 2	H: 2	R: 0	H: 0	R: 1	H: 2	1B: 6	SF: 0	WP: 0	PA: 43		
	E: 0	LOB: 0	E: 0	LOB: 2	E: 0	LOB: 2	E: 0	LOB: 1	E: 0	LOB: 1	E: 1	LOB: 2	E: 0	LOB: 2	E: 0	LOB: 1	E: 0	LOB: 2	2B: 4	SAC: 2	PB: 0			
	K: 1	BB: 0	K: 0	BB: 1	K: 0	BB: 1	K: 1	BB: 0	K: 0	BB: 0	K: 0	BB: 1	S: 7	BB: 1	K: 0	BB: 1	K: 1	BB: 1	3B: 0	DP: 0	SB: 1			
	S: 9	P: 13	S: 8	P: 17	S: 18	P: 31	S: 7	P: 9	S: 8	P: 12	S: 11	P: 15	S: 7	P: 18	S: 5	P: 9	S: 10	P: 18	HR: 0	HBP: 0	CS: 0			

PITCHER		IP	WLS	BF	H	R	ER	SO	BB	IBB	HBP	BLK	WP	HR	S	P	ERA	WHIP
17 Brandon Webb, R ERA: 5.21	(1, 1)	7.0	L	33	8	5	5	2	4	0	0	0	0	0	68	115	6.43	1.714
56 Ramon Pena, R ERA:	(8, 1)	1.0		4	0	0	0	0	1	0	0	0	0	0	5	9	0.00	1.000
37 Juan Cruz, R ERA: 5.06	(9, 1)	1.0		6	2	1	1	1	0	1	0	0	0	0	10	18	9.00	2.000

PITCHER	IP	WLS	BF	H	R	ER	SO	BB	IBB	HBP	BLK	WP	HR	S	P	ERA	WHIP

Batter	1	2	3	4	5	6	7	8	9	AB	R	H	RBI	BB	SO	LOB
6 Stephen Drew, L (1, 6) OBP: 0.372, SLG: 0.286	C M B F B X 2-2 G5-3 ①		X 0-0 22 1B 2B			X 0-0 22 HR 1B		B F F B F B F X 3-2 L3 ②		4	2	2	0	0	0	0
22 Eric Byrnes, R (1, 9) OBP: 0.353, SLG: 0.563	F B X 1-1 G4-3 ②		F X 0-1 2-H 1B			C B X 1-1 1-H HR		X 0-0 F9 ③		4	1	2	3	0	0	0
1 Orlando Hudson, S (1, 4) OBP: 0.412, SLG: 0.568	B X 1-0 F9 ③		B X 1-0 F7 ③			B B B B 4-0 G3-6 BB			B C B B F F X 3-2 G4-3 ①	3	0	0	0	1	0	1
Chad Tracy, L (1, 5) OBP: 0.302, SLG: 0.436		C X 0-1 34 G4-6-3 1B		C B S B X 2-2 G1-3 ①		B B C X 2-1 G3-6 ① ② 1-2f			C B S T 1-2 K ②	4	0	1	0	0	1	1
34 Conor Jackson, R (1, 3) OBP: 0.364, SLG: 0.257		B X 1-0 G4-6-3 ① ② 1-2f		C B X 1-1 G6-3 ②		B X 1-0 G4-3 ③			C B X 1-1 G6-3 ③	4	0	0	0	0	0	1
Scott Hairston, R (1, 7) OBP: 0.325, SLG: 0.389		C B B B B 4-1 BB		B F B X 2-1 F7 ③			B F F S 1-3 K ①			2	0	0	0	1	1	0
24 Chris Young, R (1, 8) OBP: 0.194, SLG: 0.310		B C C B 1 SAFE 1 SAFE B 1 SAFE X 3-2 F8 ③			C F B B B S 3-3 K ①		B F B F X 2-2 F8 ②			3	0	0	0	0	1	1
19 Chris Snyder, R (1, 2) OBP: 0.346, SLG: 0.350			B C S X 1-2 G1-3 ①		X 0-0 L9 ②		C S B B S 2-3 K ③			3	0	0	0	0	1	0
17 Brandon Webb, R (1, 1) 56 Ramon Pena, R (8, 1) 13 Alberto Callaspo, S (8, PH) OBP: 0.323, SLG: 0.400 37 Juan Cruz, R (9, 1)			C C F S 0-3 K ②		C B S X 1-2 P6 ③			B C F F X 1-2 G6-3 ①		2 0 1 0	0 0 0 0	0 0 0 0	0 0 0 0	0 0 0 0	1 0 0 0	0 0 0 0
Inning Stats	R: 0 E: 0 K: 0 S: 7 H: 0 LOB: 0 BB: 0 P: 11	R: 0 E: 0 K: 0 S: 7 H: 1 LOB: 1 BB: 1 P: 15	R: 1 E: 0 K: 1 S: 11 H: 2 LOB: 1 BB: 0 P: 13	R: 0 E: 0 K: 0 S: 7 H: 0 LOB: 0 BB: 0 P: 12	R: 0 E: 0 K: 1 S: 7 H: 0 LOB: 0 BB: 0 P: 11	R: 2 E: 0 K: 0 S: 6 H: 2 LOB: 0 BB: 1 P: 14	R: 0 E: 0 K: 2 S: 9 H: 0 LOB: 0 BB: 0 P: 14	R: 0 E: 0 K: 0 S: 10 H: 0 LOB: 0 BB: 0 P: 14	R: 0 E: 0 K: 1 S: 9 H: 0 LOB: 0 BB: 0 P: 14	1B: 3 2B: 1 3B: 0 HR: 1	SF: 0 SAC: 0 DP: 2 HBP: 0						

PITCHER		IP	WLS	BF	H	R	ER	SO	BB	IBB	HBP	BLK	WP	HR	S	P	ERA	WHIP
37 Josh Fogg, R ERA: 3.97	(1, 1)	5.0		21	5	3	3	2	2	0	0	0	0	1	42	70	5.40	1.400
Jeremy Affeldt, L ERA:	(6, 1)	1.0	W	2	0	0	0	0	0	0	0	0	0	0	3	6	0.00	0.000
60 Manny Corpas, R ERA: 1.59	(7, 1)	1.0	H	3	0	0	0	2	0	0	0	0	0	0	9	14	0.00	0.000
32 LaTroy Hawkins, R ERA: 7.2	(8, 1)	1.0	H	3	0	0	0	0	0	0	0	0	0	0	10	14	0.00	0.000
40 Brian Fuentes, L ERA: 5.4	(9, 1)	1.0	S	3	0	0	0	1	0	0	0	0	0	0	9	14	0.00	0.000

PITCHER	IP	WLS	BF	H	R	ER	SO	BB	IBB	HBP	BLK	WP	HR	S	P	ERA	WHIP

BOTTOM

Colorado Rockies @ Arizona Diamondbacks

Chase Field, Phoenix, AZ

Fri Apr 13 2007, 6:40 PM MST

Att. 20,240 - Clear - 75 F

livebaseballscorecards.com

AB	30
R	3
H	5
RBI	3
BB	2
SO	5
LOB	4

Batter	1	2	3	4	5	6	7	8	9	AB	R	H	RBI	BB	SO	LOB
3 Willy Taveras, R (1, 8) OBP: 0.257, SLG: 0.194	C B X 1-1 ① G1-3	F D B F X 2-2 ③ FC5-4 1-2f			C B X 1-1 ② 7 1B, 7 S, 17 1B 2-H 1B	B F B F B B 4-2 BB		X 0-0 ② G4-3		4	1	1	0	1	0	2
7 Kazuo Matsui, S (1, 4) OBP: 0.395, SLG: 0.472 Jamey Carroll, R (5, 4) OBP: 0.500, SLG: 0.462	F B B S B X 3-2 27 F7, 27 BLK, 1B		B B C B X 3-1 ① G6-3		1 SAFE B B C B B F X 3-2 27 BB, 17 1B 1-3 1B	C B B X 2-1 ③ G6-3		B X 1-0 ③ 1B		3 2	1 0	2 1	0 0	0 0	0 0	0 3
27 Garrett Atkins, R (1, 5) OBP: 0.370, SLG: 0.444	C 1 SAFE 1 SAFE B X 1-1 ② F7 1-3	C X 0-1 ② F9			B C B B B 4-1 17 1B 1-2 BB		B B X 2-0 HR		C B B F X 2-2 ① P5	4	1	1	1	1	0	1
17 Todd Helton, L (1, 3) OBP: 0.404, SLG: 0.333	C X 0-1 ③ F9	C X 0-1 ③ G4-3			X 0-0 1B 1-2 2-H 3-H		B B B C B 4-1 2 HBP		C F B B X 2-2 11 F8, 5 1B	4	0	2	2	1	0	1
5 Matt Holliday, R (1, 7) OBP: 0.360, SLG: 0.542		X 0-0 28 E, 2B		B X 1-0 ① G6-3	S F B C 1-3 ③ K		X 0-0 ① F9		F X 0-1 1B 1-2	5	1	2	0	0	1	3
11 Brad Hawpe, L (1, 9) OBP: 0.391, SLG: 0.385		B B B B 4-0 2 BB 5-6-3-4-6		B C B B X 3-1 ② F7		B B B B 4-0 28 2B, BB	C X 0-1 ② F7		C S X 0-2 ② F8 2-3	3	0	0	0	2	0	3
2 Troy Tulowitzki, R (1, 6) OBP: 0.262, SLG: 0.216 John Mabry, L (9, PH) OBP: 0.222, SLG: 0.250	B C C F B F X 2-2 ① ② G6-3-4-6 1-2f			F C S 0-3 ③ K	B C C F B 1 SAFE C 2-3 ① K	B F B C H 3-2 HBP 1-2		S F X 0-2 ③ G4-3		3 1	0 0	0 0	0 0	0 0	2 0	3 2
20 Chris Iannetta, R (1, 2) OBP: 0.250, SLG: 0.174	B I I I I 4-0 28 E, IBB				B S B B B 4-1 28 SH1-4, 3 1B, BB	S C B S 1-3 ② K	C T B X 1-2 ③ F9			2	0	0	0	2	1	3
28 Aaron Cook, R (1, 1) OBP: 0.333, SLG: 0.400 60 Manny Corpas, R (7, 1) Steve Finley, L (8, PH) OBP: 0.095, SLG: 0.050 32 LaTroy Hawkins, R (8, 1) Jeremy Affeldt, L (8, 1) 61 Ramon E Ramirez, R (8, 1)	C S B B X 2-2 E6, 3 FC5-4 1-3 2-H				B B X 2-0 ① SH1-4 1-2	B F C X 1-2 2B 1-3		C T F X 0-2 ① P4		2 0 1 0 0 0	0 0 0 0 0 0	1 0 0 0 0 0	0 0 0 0 0 0	0 0 0 0 0 0	0 0 0 0 0 0	1 0 0 0 0 0

| Inning Stats | | | |

BOTTOM

Colorado Rockies @ Arizona Diamondbacks

Chase Field, Phoenix, AZ

Sat Apr 14 2007, 6:40 PM MST
Att. 27,740 - Clear - 82 F

livebaseballscorecards.com

Batter	1	2	3	4	5	6	7	8	9	AB	R	H	RBI	BB	SO	LOB
6 Stephen Drew, L (1, 6) OBP: 0.354, SLG: 0.256	X 0-0 ① F8	D X 1-0 ③ G4-3		C B B X 2-1 ② L4		X 0-0 ③ F9		F D B 1 B B SAFE 4-1 1 SF8 13 BB 1-2 BB		4	0	0	0	1	0	4
13 Alberto Callaspo, S (1, 9) OBP: 0.333, SLG: 0.382	C X 0-1 22 CS 1 1B 1B		B X 1-0 ① G3	S B X 1-1 ③ G4-3			B C B B X 3-1 ① F7	F B D D B B 4-1 1 SF8 1-2 2-3 BB		4	0	1	0	1	0	1
1 Orlando Hudson, S (1, 4) OBP: 0.429, SLG: 0.583	1 SAFE 1 SAFE D C B B X 3-1 22 CS 1-2 1B		C B X 1-1 22 F7 2B 1B		B B B C C F F F X 3-2 ① L1		B S C B X 2-2 22 BB 1B	B B B C X 3-1 ② SF8 1-2 2-3 3-H		4	1	3	1	0	0	0
22 Eric Byrnes, R (1, 7) OBP: 0.339, SLG: 0.519	B F S B X 2-2 ②③ F7 1-2 2-3		B X 1-0 ② F7 1-2		B B F X 2-1 ② F7		B B B B 4-0 ① BB 1-2	B S F X 1-2 ③ P6		4	0	0	0	1	0	5
Chad Tracy, L (1, 5) OBP: 0.340, SLG: 0.500		B C C C X 1-2 G4-3 26 SF8 2B	B F B B I 4-1 2B IBB		X 0-0 2B		X 0-0 ② F7			3	2	2	0	1	0	2
Tony Clark, S (1, 3) OBP: 0.267, SLG: 0.357		C X 0-1 ① G4-3 2-3	F F E D X 1-2 1-H 2-H 2B		B C X 1-1 ③ G1-3		B X 1-0 ③ F8			4	0	1	2	0	0	4
24 Chris Young, R (1, 8) OBP: 0.200, SLG: 0.281		B B C B B B 4-1 1B BB	F C F S 0-3 ③ K			B C T B T 2-2 ① K		X 0-0 ① F8		3	0	0	0	1	2	1
26 Miguel Montero, L (1, 2) OBP: 0.263, SLG: 0.412		1 SAFE C B X 1-1 ② SF8 3-H		C B F F B X 2-2 ① L4		B B X 2-0 ② F7		F F B B B F X 3-2 HR		3	1	1	2	0	0	0
Livan Hernandez, R (1, 1) OBP: 0.286, SLG: 0.286 5 Robby Hammock, R (6, PH) OBP: 0.333, SLG: 0.375 28 Brandon Medders, R (7, 1) Brandon Lyon, R (8, 1) Scott Hairston, R (8, PH) OBP: 0.341, SLG: 0.389 Jose Valverde, R (9, 1)		X 0-0 1-2 1B		B X 1-0 1B		C B F H 2-2 HBP		B C B F F B B 4-2 13 BB 6 BB 1 SF8 BB		2 0 0 0 0 0	0 0 0 0 1 0	2 0 0 0 0 0	0 0 0 0 1 0	0 0 0 0 0 0	0 0 0 0 0 0	0 0 0 0 0 0
Inning Stats	R: 0 E: 0 K: 0 S: 8 H: 2 LOB: 1 BB: 0 P: 13	R: 1 E: 0 K: 0 S: 10 H: 2 LOB: 2 BB: 1 P: 17	R: 2 E: 0 K: 1 S: 13 H: 2 LOB: 1 BB: 1 P: 21	R: 0 E: 0 K: 0 S: 9 H: 1 LOB: 1 BB: 0 P: 15	R: 0 E: 0 K: 0 S: 11 H: 1 LOB: 1 BB: 0 P: 17	R: 0 E: 0 K: 1 S: 7 H: 0 LOB: 1 BB: 0 P: 13	R: 0 E: 0 K: 0 S: 7 H: 1 LOB: 2 BB: 1 P: 17	R: 2 E: 0 K: 0 S: 15 H: 1 LOB: 2 BB: 3 P: 34		1B: 6 2B: 3 3B: 0 HR: 1		SF: 2 SAC: 0 DP: 0 HBP: 1		WP: 0 PB: 0 SB: 0 CS: 2		PA: 40

	AB	31
	R	5
	H	10
	RBI	5
	BB	6
	SO	2
	LOB	17

PITCHER		IP	WLS	BF	H	R	ER	SO	BB	IBB	HBP	BLK	WP	HR	S	P	ERA	WHIP
28 Aaron Cook, R ERA: 3.86	(1, 1)	6.0		28	8	3	3	2	1	1	1	0	0	0	58	96	4.50	1.500
60 Manny Corpas, R ERA: 1.35	(7, 1)	1.0	H	5	1	0	0	0	1	0	0	0	0	0	7	17	0.00	2.000
32 LaTroy Hawkins, R ERA: 10.13	(8, 1)	0.1	L	3	1	2	2	0	1	0	0	0	0	1	8	15	54.00	6.000
Jeremy Affeldt, L ERA:	(8, 1)	0.0		2	0	0	0	0	2	0	0	0	0	0	2	10	∞	∞
61 Ramon E Ramirez, R ERA:	(8, 1)	0.2		2	0	0	0	0	0	0	0	0	0	0	5	9	0.00	0.000

PITCHER	IP	WLS	BF	H	R	ER	SO	BB	IBB	HBP	BLK	WP	HR	S	P	ERA	WHIP

Colorado Rockies @ Arizona Diamondbacks

Chase Field, Phoenix, AZ

Sun Apr 15 2007, 1:40 PM MST

Att. 21,925 - Sunny - 77 F

livebaseballscorecards.com

TOP

Batter	1	2	3	4	5	6	7	8	9	AB	R	H	RBI	BB	SO	LOB
3 Willy Taveras, R (1, 8) OBP: 0.237, SLG: 0.176	G5-3	SH3-4 3-H		F8		K		L3		3	0	0	1	0	1	0
John Mabry, L (8, PH) OBP: 0.200, SLG: 0.222										1	0	0	0	0	0	1
Jeremy Affeldt, L (8, 1)										0	0	0	0	0	0	0
Jamey Carroll, R (1, 4) OBP: 0.476, SLG: 0.500	27 2B 2B	1B		F9		F8			K	5	1	2	0	0	1	0
27 Garrett Atkins, R (1, 5) OBP: 0.373, SLG: 0.463	17 1B 2B 2-H	F9		17 FC5-4 1B		G6-3			F8	5	1	2	1	0	0	1
17 Todd Helton, L (1, 3) OBP: 0.423, SLG: 0.419	5 BB 1B 2-H		HR	FC5-4 1-2f			L7		5 BB BB	4	1	2	2	1	0	1
5 Matt Holliday, R (1, 7) OBP: 0.400, SLG: 0.540	BB 1-2		10 G6-4-3 BB		2 BB 1B		G6-3		BB 1-2	2	0	1	0	3	0	0
10 Jeff Baker, R (1, 9) OBP: 0.471, SLG: 0.813	K		G6-4-3 1-2f		F8		G6-3		K	5	0	0	0	0	2	6
8 Yorvit Torrealba, R (1, 2) OBP: 0.333, SLG: 0.350	K		2B		F7			2 G4-3 1B		4	0	2	0	0	1	3
2 Troy Tulowitzki, R (1, 6) OBP: 0.304, SLG: 0.231		49 PB 3 SH3-4 49 BLK 1B	IBB		BB 1-2			G4-3 1-2		2	1	1	0	2	0	1
49 Byung-Hyun Kim, R (1, 1)		1 SAFE	L3		G1-3			F9		2	0	0	0	0	1	3
35 Taylor Buchholz, R (4, 1)										1	0	0	0	0	0	2
61 Ramon E Ramirez, R (6, 1)										0	0	0	0	0	0	0
11 Brad Hawpe, L (8, PH) OBP: 0.383, SLG: 0.375										1	0	0	0	0	0	1
Steve Finley, L (8, 8) OBP: 0.095, SLG: 0.050										0	0	0	0	0	0	0
Inning Stats	R: 2 E: 0 K: 2 S: 17 H: 3 LOB: 2 BB: 1 P: 30	R: 1 E: 0 K: 1 S: 10 H: 2 LOB: 1 BB: 0 P: 18	R: 1 E: 0 K: 0 S: 10 H: 2 LOB: 2 BB: 2 P: 26	R: 0 E: 0 K: 0 S: 10 H: 1 LOB: 1 BB: 0 P: 13	R: 0 E: 0 K: 0 S: 13 H: 1 LOB: 2 BB: 1 P: 25	R: 0 E: 0 K: 1 S: 9 H: 0 LOB: 0 BB: 0 P: 16	R: 0 E: 0 K: 0 S: 4 H: 0 LOB: 0 BB: 0 P: 5	R: 0 E: 0 K: 0 S: 9 H: 1 LOB: 1 BB: 0 P: 13	R: 0 E: 0 K: 2 S: 9 H: 0 LOB: 2 BB: 2 P: 22	1B: 6 2B: 3 3B: 0 HR: 1 SF: 0 SAC: 1 DP: 1 HBP: 0						

	AB	35
	R	4
	H	10
	RBI	4
	BB	6
	SO	6
	LOB	19

WP: 0 PB: 1 SB: 0 CS: 0 PA: 42

PITCHER	IP	WLS	BF	H	R	ER	SO	BB	IBB	HBP	BLK	WP	HR	S	P	ERA	WHIP
49 Doug Davis, L (1, 1) ERA: 3.38	5.0	W	27	9	4	4	3	3	1	0	1	0	1	60	112	7.20	2.400
57 Dustin Nippert, R (6, 1) ERA:	1.0	H	3	0	0	0	1	0	0	0	0	0	0	9	16	0.00	0.000
56 Ramon Pena, R (7, 1) ERA:	1.0	H	3	0	0	0	0	0	0	0	0	0	0	4	5	0.00	0.000
Brandon Lyon, R (8, 1) ERA: 1.29	1.0	H	4	1	0	0	0	0	0	0	0	0	0	9	13	0.00	1.000
Jose Valverde, R (9, 1) ERA: 1.35	1.0	S	5	0	0	0	2	2	0	0	0	0	0	9	22	0.00	2.000

PITCHER	IP	WLS	BF	H	R	ER	SO	BB	IBB	HBP	BLK	WP	HR	S	P	ERA	WHIP

BOTTOM

Colorado Rockies @ Arizona Diamondbacks

Chase Field, Phoenix, AZ

Sun Apr 15 2007, 1:40 PM MST

Att. 21,925 - Sunny - 77 F

livebaseballscorecards.com

Batter	1	2	3	4	5	6	7	8	9	AB	R	H	RBI	BB	SO	LOB
6 Stephen Drew, L (1, 6) OBP: 0.340, SLG: 0.233	C B B B B B 4-2 1 1B 13 1B SF8 BB	F B C X 1-2 ③ F9		B B C X 2-1 ② F7		T B B B F X 3-2 ② G3		C X 0-1 ③ G4-3		4	1	0	0	1	0	2
13 Alberto Callaspo, S (1, 9) OBP: 0.350, SLG: 0.378	B X 1-0 SF8 1 1B 22 SF8 1-2 1B		B B C X 2-1 ① L8	C X 0-1 ③ F7		B B B C B 4-1 1 1B BB				3	1	1	0	1	0	2
1 Orlando Hudson, S (1, 4) OBP: 0.450, SLG: 0.588	C B F B B X 3-2 1-2 2-3 HR 1B		B B C B B 4-1 F8 BB		B C F S 1-3 ① K	1 SAFE 1 SAFE X 0-0 1-3 1B				3	1	2	0	1	1	0
Chad Tracy, L (1, 5) OBP: 0.333, SLG: 0.489	B B B C F F X 3-2 ① SF8 2-3 3-H		1 SAFE B X 1-0 ② F8 1-2		B C X 1-1 22 G6-3 1B 1B	C B F B X 2-2 ③ G2-3				3	1	1	1	0	0	3
22 Eric Byrnes, R (1, 8) OBP: 0.317, SLG: 0.491	C B X 1-1 ② SF8 3-H		B F C S 1-3 ③ K		F S F B B B F X 3-2 ② G6-3 1-2		B B X 2-0 ① P2			3	0	0	1	0	1	2
Tony Clark, S (1, 3) OBP: 0.368, SLG: 0.765	B 1 SAFE F B 1 SAFE X 2-1 1-H HR			B B X 2-0 HR	B B C B I 4-1 1B IBB		B C B S B X 3-2 ② L3			3	2	2	3	1	0	0
Scott Hairston, R (1, 7) OBP: 0.356, SLG: 0.385	B C C F X 1-2 ③ G5-3			B B B C F F B 4-2 19 2B BB	B X 1-0 1-2 2-H 1B		F C B B S 2-3 ③ K			3	0	1	1	1	1	0
19 Chris Snyder, R (1, 2) OBP: 0.333, SLG: 0.375		C X 0-1 ① P6		C X 0-1 1-3 2B	C B X 1-1 ③ P2			F X 0-1 ① F8		4	0	1	0	0	0	2
49 Doug Davis, R (1, 1) 57 Dustin Nippert, R (6, 1) 14 Brian Barden, R (6, PH) OBP: 0.100, SLG: 0.100 56 Ramon Pena, R (7, 1) Brandon Lyon, R (8, 1) 34 Conor Jackson, R (8, PH) OBP: 0.356, SLG: 0.250 Jose Valverde, R (9, 1)		B B C B C F C 3-3 ② K		X 0-0 ① G3		B X 1-0 ① F7		C B X 1-1 ② F7		2 0 1 0 0 0 1 0	0 0 0 0 0 0 0 0	0 0 0 0 0 0 0 0	0 0 0 0 0 0 0 0	0 0 0 0 0 0 0 0	1 0 0 0 0 0 0 0	2 0 0 0 0 0 0 0
Inning Stats	R: 4 H: 3 E: 0 LOB: 0 K: 0 BB: 1 S: 18 P: 33	R: 0 H: 0 E: 0 LOB: 0 K: 1 BB: 0 S: 9 P: 13	R: 0 H: 0 E: 0 LOB: 1 K: 1 BB: 1 S: 7 P: 15	R: 1 H: 2 E: 0 LOB: 2 K: 0 BB: 1 S: 11 P: 19	R: 1 H: 2 E: 0 LOB: 2 K: 1 BB: 1 S: 14 P: 25	R: 0 H: 1 E: 0 LOB: 2 K: 0 BB: 1 S: 9 P: 19	R: 0 H: 0 E: 0 LOB: 0 K: 1 BB: 0 S: 7 P: 14	R: 0 H: 0 E: 0 LOB: 0 K: 0 BB: 0 S: 6 P: 7		1B: 5 SF: 2 2B: 1 SAC: 0 3B: 0 DP: 0 HR: 2 HBP: 0						

	AB	30
	R	6
	H	8
	RBI	6
	BB	5
	SO	4
	LOB	13

WP: 0 PB: 0 SB: 0 CS: 0 PA: 37

PITCHER	IP	WLS	BF	H	R	ER	SO	BB	IBB	HBP	BLK	WP	HR	S	P	ERA	WHIP
49 Byung-Hyun Kim, R (1, 1) ERA: 10.5	3.0	L	15	4	5	5	2	2	0	0	0	0	2	35	64	15.00	2.000
35 Taylor Buchholz, R (4, 1) ERA: 6.23	2.2		15	4	1	1	1	2	1	0	0	0	0	30	55	3.38	2.250
61 Ramon E Ramirez, R (6, 1) ERA:	1.1		4	0	0	0	1	0	0	0	0	0	0	10	19	0.00	0.000
Jeremy Affeldt, L (8, 1) ERA:	1.0		3	0	0	0	0	0	0	0	0	0	0	6	7	0.00	0.000

PITCHER	IP	WLS	BF	H	R	ER	SO	BB	IBB	HBP	BLK	WP	HR	S	P	ERA	WHIP

Batter	1	2	3	4	5	6	7	8	9	AB	R	H	RBI	BB	SO	LOB
10 Dave Roberts, L (1, 8) OBP: 0.317, SLG: 0.351	C B C X 1-2 F8 ①		B B B C B 4-1 13 S 13 1B BB	B C B X 2-1 35 SF7 3B		C F B X 1-2 L4 ①		B F X 1-1 G3 ① 2-3		4	2	1	0	1	0	1
13 Omar Vizquel, S (1, 6) OBP: 0.295, SLG: 0.262	C B X 1-1 35 2B 1B		C B 1 SAFE X 1-1 WP HR 1-H 1B	B C F F X 1-2 P2 ①		B X 1-0 35 1B 1B		B X 1-0 35 E 3-H 1B		5	2	4	2	0	0	1
35 Rich Aurilia, R (1, 3) OBP: 0.378, SLG: 0.439 32 Kevin Correia, R (8, 1) Steve Kline, S (9, 1)	1 SAFE B B B C F X 2-2 G3 1-H 2B		C F B 1 SAFE F X 1-2 L8 ②	B X 1-0 SF7 ② 3-H		C X 0-1 FC4-6 1-2 1B		B B C X 2-1 E6 2 G6-4-3 1-2		4	0	2	2	0	0	2
										0	0	0	0	0	0	0
										0	0	0	0	0	0	0
Barry Bonds, L (1, 7) OBP: 0.410, SLG: 0.594 2 Randy Winn, S (6, 9) OBP: 0.278, SLG: 0.250	B X 1-0 G3 ② 2-3		C F B B B B 4-2 HR 1-2 BB	X 0-0 1B		B C X 1-1 F8 ②		B C B X 2-1 G6-4-3 ② ③ 1-2f		3	1	1	0	1	0	3
										1	0	0	0	0	0	2
Ray Durham, S (1, 4) OBP: 0.391, SLG: 0.487	C B B C B X 3-2 F7 ③		B X 1-0 1-H 2-H HR	X 0-0 F9 ③		C X 0-1 FC4-6 ③ 1-2f			C B F X 1-2 P3 ①	5	1	1	3	0	0	4
1 Bengie Molina, R (1, 2) OBP: 0.300, SLG: 0.474		C X 0-1 G6-3 ①	C X 0-1 HR		C B X 1-1 L8 ①		C B C C 1-3 K ①		B X 1-0 L9 ②	5	1	1	1	0	1	0
Pedro Feliz, R (1, 5) OBP: 0.229, SLG: 0.353		C C B B B X 3-2 G6-3 ②	F X 0-1 2B		X 0-0 P4 ②		B B C X 2-1 P3 ②		C F S 0-3 K ③	5	0	1	0	0	1	0
Todd Linden, S (1, 9) OBP: 0.381, SLG: 0.333 (6, 7)		B B X 2-0 G1-3 ③	I I I I 4-0 IBB		B B X 2-0 2B		F S X 0-2 G3 ③			3	0	1	0	1	0	0
75 Barry Zito, L (1, 1) 31 Vinnie Chulk, R (7, 1) Mark Sweeney, L (8, PH) OBP: 1.000, SLG: 2.000 (8, 3)			B X 1-1 G4-3 ①		B X 1-0 G4-3 ③			C X 0-1 10 G3 13 1B 2B		3	0	0	0	0	0	3
			0-2 G5-3 ③							0	0	0	0	0	0	0
										1	1	1	0	0	0	0
Inning Stats	R: 1 E: 0 K: 0 S: 12 H: 2 LOB: 1 BB: 0 P: 20	R: 0 E: 0 K: 0 S: 6 H: 0 LOB: 0 BB: 0 P: 11	R: 5 E: 0 K: 0 S: 19 H: 4 LOB: 2 BB: 3 P: 35	R: 1 E: 0 K: 0 S: 9 H: 2 LOB: 1 BB: 0 P: 13	R: 0 E: 0 K: 0 S: 5 H: 1 LOB: 1 BB: 0 P: 9	R: 0 E: 0 K: 0 S: 10 H: 2 LOB: 2 BB: 0 P: 13	R: 0 E: 0 K: 1 S: 8 H: 0 LOB: 0 BB: 0 P: 11	R: 1 E: 1 K: 0 S: 9 H: 2 LOB: 1 BB: 0 P: 15	R: 0 E: 0 K: 1 S: 7 H: 0 LOB: 0 BB: 0 P: 9	1B: 6 2B: 4 3B: 1 HR: 2	SF: 1 SAC: 0 DP: 1 HBP: 0					

PITCHER		IP	WLS	BF	H	R	ER	SO	BB	IBB	HBP	BLK	WP	HR	S	P	ERA	WHIP
26 Jeff Francis, L ERA: 5.6	(1, 1)	5.0	L	27	9	7	7	0	2	1	0	0	1	2	51	88	12.60	2.200
37 Josh Fogg, R ERA: 3.38	(6, 1)	2.0		8	2	0	0	1	0	0	0	0	0	0	18	24	0.00	1.000
46 Zach McClellan, R ERA: 9.0	(8, 1)	1.0		5	2	1	1	0	0	0	0	0	0	0	9	15	9.00	2.000
40 Brian Fuentes, L ERA: 4.5	(9, 1)	1.0		3	0	0	0	1	0	0	0	0	0	0	7	9	0.00	0.000

PITCHER	IP	WLS	BF	H	R	ER	SO	BB	IBB	HBP	BLK	WP	HR	S	P	ERA	WHIP

TOP

San Francisco Giants @ Colorado Rockies

Coors Field, Denver, CO

Mon Apr 16 2007, 6:35 PM MDT

Att. 18,222 - Overcast - 57 F

livebaseballscorecards.com

AB	39
R	8
H	13
RBI	8
BB	3
SO	2
LOB	16

WP: 1	PB: 0	SB: 1	CS: 0	PA:	43

Batter	1	2	3	4	5	6	7	8	9	AB	R	H	RBI	BB	SO	LOB
3 Willy Taveras, R (1, 8) OBP: 0.238, SLG: 0.162	B B C X 2-1 G4-3 ①			L B X 1-1 G5-3 ① B C S B F B F B 4-2 1-2 2-3 BB				B X 1-0 P4 ①		3	0	0	0	1	0	0
Jamey Carroll, R (1, 4) (9, 5) OBP: 0.400, SLG: 0.409	C X 0-1 G5-3 ②			B C B C X 2-2 G6-3 ② C F B B F S 2-3 K ③				C C B B F B X 3-2 P6 ②		4	0	0	0	0	1	3
27 Garrett Atkins, R (1, 5) OBP: 0.364, SLG: 0.432 40 Brian Fuentes, L (9, 1)	C B C B F X 2-2 L6 ③			C B B B B 4-1 17 1B BB		C B F F B S 2-3 K ①		C F B C 1-3 K ③		3 0	0 0	0 0	0 0	1 0	2 0	0 0
17 Todd Helton, L (1, 3) OBP: 0.446, SLG: 0.468		F B C B X 2-2 L6 ①		C B B X 2-1 1-2 1B		F B B C B F X 3-2 2B			B B C X 2-1 11 1B 1B	4	0	3	0	0	0	0
5 Matt Holliday, R (1, 7) OBP: 0.373, SLG: 0.500		B X 1-0 F8 ②		B F X 1-1 F8 ③		X 0-0 F9 ②			B B B C F X 3-2 F9 ①	4	0	0	0	0	0	4
11 Brad Hawpe, L (1, 9) OBP: 0.373, SLG: 0.364		F C X 0-2 G4-3 ③		X 0-0 G4-3 ①		D C B F F X 2-2 G4-3 ③			X 0-0 2 G5-4-3 1-3 1B	4	0	1	0	0	0	1
2 Troy Tulowitzki, R (1, 6) OBP: 0.320, SLG: 0.256			B B C X 2-1 L9 ①	B B F X 2-1 E8 3 BB 1B		X 0-0 G4-6-3 1B			X 0-0 ②③ G5-4-3 1-2f	4	0	2	0	0	0	2
20 Chris Iannetta, R (1, 2) OBP: 0.258, SLG: 0.160			C F B B B S 3-3 K ②	B B B B 4-0 3 BB BB		X 0-0 F9 ①				2	0	0	0	1	1	1
26 Jeff Francis, L (1, 1) OBP: 0.200, SLG: 0.200 10 Jeff Baker, R (5, PH) OBP: 0.444, SLG: 0.765 37 Josh Fogg, R (6, 1) Steve Finley, L (7, PH) OBP: 0.091, SLG: 0.048 46 Zach McClellan, R (8, 1) 21 Clint Barmes, R (9, 4)			B C S B F C 2-3 K ③		S F B X 1-2 F9 ②		D C B B X 3-1 ②③ G4-6-3 1-2f			1 1 0 1 0 0	0 0 0 0 0 0	0 0 0 0 0 0	0 0 0 0 0 0	0 0 0 1 0 0	1 0 0 0 0 0	0 2 0 1 0 0
Inning Stats	R: 0 E: 0 K: 0 S: 8 H: 0 LOB: 0 BB: 0 P: 12	R: 0 E: 0 K: 0 S: 7 H: 0 LOB: 0 BB: 0 P: 10	R: 0 E: 0 K: 2 S: 9 H: 0 LOB: 0 BB: 0 P: 16	R: 0 E: 0 K: 0 S: 10 H: 1 LOB: 2 BB: 1 P: 20	R: 0 E: 1 K: 1 S: 14 H: 1 LOB: 3 BB: 2 P: 27	R: 0 E: 0 K: 1 S: 13 H: 1 LOB: 1 BB: 0 P: 20	R: 0 E: 0 K: 0 S: 4 H: 1 LOB: 0 BB: 0 P: 7	R: 0 E: 0 K: 1 S: 8 H: 0 LOB: 0 BB: 0 P: 13	R: 0 E: 0 K: 0 S: 7 H: 2 LOB: 1 BB: 0 P: 12	1B: 5 2B: 1 3B: 0 HR: 0		SF: 0 SAC: 0 DP: 2 HBP: 0			WP: 0 PB: 0 SB: 0 CS: 0		PA: 34

PITCHER		IP	WLS	BF	H	R	ER	SO	BB	IBB	HBP	BLK	WP	HR	S	P	ERA	WHIP
75 Barry Zito, L ERA: 5.29	(1, 1)	6.0	W	24	3	0	0	4	3	0	0	0	0	0	61	105	0.00	1.000
31 Vinnie Chulk, R ERA: 1.59	(7, 1)	1.0		3	1	0	0	0	0	0	0	0	0	0	4	7	0.00	1.000
32 Kevin Correia, R ERA: 4.5	(8, 1)	1.0		3	0	0	0	1	0	0	0	0	0	0	8	13	0.00	0.000
Steve Kline, L ERA: 4.91	(9, 1)	1.0		4	2	0	0	0	0	0	0	0	0	0	7	12	0.00	2.000

PITCHER	IP	WLS	BF	H	R	ER	SO	BB	IBB	HBP	BLK	WP	HR	S	P	ERA	WHIP

BOTTOM

San Francisco Giants @ Colorado Rockies

Coors Field, Denver, CO

Mon Apr 16 2007, 6:35 PM MDT

Att. 18,222 - Overcast - 57 F

livebaseballscorecards.com

AB	31
R	0
H	6
RBI	0
BB	3
SO	5
LOB	14

Batter	1	2	3	4	5	6	7	8	9	AB	R	H	RBI	BB	SO	LOB
10 Dave Roberts, L (1, 8) OBP: 0.304, SLG: 0.381	G4-3		35 3B 2-H 3B	F9			K		S B B C S 2-3 K	5	1	1	1	0	2	1
13 Omar Vizquel, S (1, 6) OBP: 0.271, SLG: 0.239	G1-3		F7		L7		G3			4	0	0	0	0	0	1
35 Rich Aurilia, R (1, 3) OBP: 0.388, SLG: 0.489	K		3B 3-H		FC3-6 BB 1B		F9			4	0	2	1	0	1	0
Barry Bonds, L (1, 7) OBP: 0.465, SLG: 0.636 Todd Linden, S (8, PR) OBP: 0.381, SLG: 0.333 (8, 7)		BB	IBB		FC3-6 1-2 BB			2B		1 0	0 0	1 0	0 0	3 0	0 0	0 0
Ray Durham, S (1, 4) OBP: 0.360, SLG: 0.442		K	F7		FC3-6 1-2f 2-3			G1-3		4	0	0	0	0	1	6
1 Bengie Molina, R (1, 2) OBP: 0.295, SLG: 0.476		L7		2 2B	G5-3			P4		4	1	1	0	0	0	4
Pedro Feliz, R (1, 5) OBP: 0.205, SLG: 0.316		K	F8			G5-3		K		4	0	0	0	0	2	3
2 Randy Winn, S (1, 9) OBP: 0.300, SLG: 0.306			18 SH1-3 10 3B 1B	2B		G4-3			L6	4	1	2	1	0	0	0
18 Matt Cain, R (1, 1) 31 Vinnie Chulk, R (8, 1) 53 Jonathan Sánchez, L (8, 1) 32 Kevin Correia, R (8, 1) 50 Eliezer Alfonzo, R (9, PH)			SH1-3 1-2	K		P6			K	2 0 0 0 1	0 0 0 0 0	0 0 0 0 0	0 0 0 0 0	0 0 0 0 0	1 0 0 0 1	1 0 0 0 0

TOP

San Francisco Giants @ Colorado Rockies

Coors Field, Denver, CO

Tue Apr 17 2007, 6:35 PM MDT

Att. 18,207 - Partly Cloudy - 57 F

livebaseballscorecards.com

AB	33
R	3
H	7
RBI	3
BB	3
SO	8
LOB	16

Inning Stats	1	2	3	4	5	6	7	8	9
	R: 0 H: 0 E: 0 LOB: 0 K: 1 BB: 0 S: 8 P: 14	R: 0 H: 0 E: 0 LOB: 1 K: 2 BB: 1 S: 13 P: 22	R: 2 H: 3 E: 0 LOB: 2 K: 0 BB: 1 S: 16 P: 27	R: 1 H: 2 E: 0 LOB: 1 K: 1 BB: 0 S: 11 P: 13	R: 0 H: 1 E: 0 LOB: 2 K: 0 BB: 1 S: 10 P: 18	R: 0 H: 0 E: 0 LOB: 0 K: 0 BB: 0 S: 7 P: 7	R: 0 H: 0 E: 0 LOB: 0 K: 1 BB: 0 S: 6 P: 6	R: 0 H: 1 E: 0 LOB: 1 K: 1 BB: 0 S: 9 P: 14	R: 0 H: 0 E: 0 LOB: 0 K: 2 BB: 0 S: 10 P: 13

1B: 2	SF: 0	WP: 0 PA: 37
2B: 3	SAC: 1	PB: 0
3B: 2	DP: 0	SB: 0
HR: 0	HBP: 0	CS: 0

PITCHER	IP	WLS	BF	H	R	ER	SO	BB	IBB	HBP	BLK	WP	HR	S	P	ERA	WHIP
48 Jason Hirsh, R (1, 1) ERA: 3.38	7.0		30	6	3	3	5	2	1	0	0	0	0	71	107	3.86	1.143
61 Ramon E Ramirez, R (8, 1) ERA:	1.0	W	4	1	0	0	1	0	0	0	0	0	0	9	14	0.00	1.000
40 Brian Fuentes, L (9, 1) ERA: 3.86	1.0	S	3	0	0	0	2	0	0	0	0	0	0	10	13	0.00	0.000

Batter	1	2	3	4	5	6	7	8	9	AB	R	H	RBI	BB	SO	LOB
3 Willy Taveras, R (1, 8) OBP: 0.283, SLG: 0.200	C S B F S 1-3 K		L F H 1-2 HBP		B B C F X 2-2 1B			X 0-0 CS 1B		3	0	2	0	0	1	0
40 Brian Fuentes, L (9, 1)										0	0	0	0	0	0	0
Jamey Carroll, R (1, 4) OBP: 0.345, SLG: 0.346	B X 1-0 F8		C F 1 SAFE F P C 1-3 K		X 0-0 L9			1 SAFE B B C X 2-1 L5 1-2		4	0	0	0	0	1	3
27 Garrett Atkins, R (1, 5) OBP: 0.373, SLG: 0.426	B X 1-0 G6-3			B B B B 4-0 11 G3 5 BB BB		C F B B B C 3-3 K		C B B X 2-1 5 1B 17 BB 11 BB 1B		3	1	1	0	1	1	0
17 Todd Helton, L (1, 3) OBP: 0.467, SLG: 0.469		B B B C B 4-1 BB		B B F F X 2-2 F8		B X 1-0 5 G4-3 1B		B C B F F F F B B 4-2 11 BB 5 1B 8 2B 1-2 BB		2	1	1	0	2	0	1
5 Matt Holliday, R (1, 7) OBP: 0.381, SLG: 0.491	S B 1 SAFE C B B F S 3-3 K			B B B B 4-0 11 G3 1-2 BB		F F B F X 1-2 G4-3 1-2f		B S C X 1-2 11 BB 8 2B 1-2 2-3 1B		3	1	1	0	1	1	2
11 Brad Hawpe, L (1, 9) OBP: 0.364, SLG: 0.340	F B F S 1-3 K			C C X 0-2 G3 1-2 2-3			S B B F F X 2-2 G5-3	F B B B B 4-1 8 2B 1-2 2-3 3-H BB		3	1	0	1	1	1	3
8 Yorvit Torrealba, R (1, 2) OBP: 0.320, SLG: 0.375	X 0-0 F8			B B X 2-0 L8			B C B X 2-1 G5-3	C B X 1-1 1-H 2-H 3-H 2B		4	0	1	3	0	0	3
2 Troy Tulowitzki, R (1, 6) OBP: 0.296, SLG: 0.234			B B C S F F F X 2-2 P3		B S B F X 2-2 F8		F F B F F B X 2-2 F9	X 0-0 G6-3		4	0	0	0	0	0	1
48 Jason Hirsh, R (1, 1)			F B B F S 2-3 K		F F S 0-3 K			B X 1-0 HR		2	0	0	0	0	2	0
61 Ramon E Ramirez, R (8, 1)										0	0	0	0	0	0	0
Steve Finley, L (8, PH) (9, 8) OBP: 0.130, SLG: 0.227										1	1	1	1	0	0	0
Inning Stats	R: 0 H: 0 E: 0 LOB: 0 K: 1 BB: 0 S: 6 P: 9	R: 0 H: 0 E: 0 LOB: 1 K: 2 BB: 1 S: 9 P: 17	R: 0 H: 0 E: 0 LOB: 1 K: 2 BB: 0 S: 16 P: 21	R: 0 H: 0 E: 0 LOB: 2 K: 0 BB: 2 S: 7 P: 19	R: 0 H: 1 E: 0 LOB: 1 K: 1 BB: 0 S: 10 P: 14	R: 0 H: 1 E: 0 LOB: 0 K: 1 BB: 0 S: 8 P: 13	R: 0 H: 0 E: 0 LOB: 0 K: 0 BB: 0 S: 11 P: 17	R: 5 H: 5 E: 0 LOB: 1 K: 0 BB: 2 S: 18 P: 33		1B: 5 SF: 0 2B: 1 SAC: 0 3B: 0 DP: 1 HR: 1 HBP: 1				WP: 0 PA: 35 PB: 0 SB: 0 CS: 1		

PITCHER		IP	WLS	BF	H	R	ER	SO	BB	IBB	HBP	BLK	WP	HR	S	P	ERA	WHIP
18 Matt Cain, R ERA: 1.8	(1, 1)	7.0		26	2	0	0	7	3	0	1	0	0	0	67	110	0.00	0.714
31 Vinnie Chulk, R ERA: 4.26	(8, 1)	0.2	H	4	3	2	2	0	0	0	0	0	0	1	6	11	27.00	4.500
53 Jonathan Sánchez, L ERA: 9.0	(8, 1)	0.0		1	0	0	0	0	1	0	0	0	0	0	5	9	∞	∞
32 Kevin Correia, R ERA: 7.11	(8, 1)	0.1	L	4	2	3	3	0	1	0	0	0	0	0	7	13	81.00	9.000

PITCHER	IP	WLS	BF	H	R	ER	SO	BB	IBB	HBP	BLK	WP	HR	S	P	ERA	WHIP

BOTTOM

San Francisco Giants @ Colorado Rockies

Coors Field, Denver, CO

Tue Apr 17 2007, 6:35 PM MDT
Att. 18,207 - Partly Cloudy - 57 F

livebaseballscorecards.com

AB	29
R	5
H	7
RBI	5
BB	5
SO	7
LOB	13

Batter	1	2	3	4	5	6	7	8	9	AB	R	H	RBI	BB	SO	LOB
15 Rafael Furcal, S (1, 6) OBP: 0.259, SLG: 0.280	G3		G6-3		G4-6-3 1-2f			1B		4	0	1	0	0	0	2
9 Juan Pierre, L (1, 8) OBP: 0.258, SLG: 0.302	5 G5-3 1B		5 CS 1B			K		F8		4	0	2	0	0	1	1
5 Nomar Garciaparra, R (1, 3) OBP: 0.328, SLG: 0.448	G5-3 1-2		CS 1-2	L7		16 BB 1B		P6		4	0	1	0	0	0	2
Mike Lieberthal, R (1, 2) OBP: 0.111, SLG: 0.111	G5-3			G5-3		F7		G5-3		4	0	0	0	0	0	3
16 Andre Ethier, L (1, 9) OBP: 0.289, SLG: 0.444		1B 3B		F7		FC6-4 1-2 BB			F7	3	1	1	0	1	0	0
Brady Clark, R (1, 7) OBP: 0.389, SLG: 0.529		CS 3-H 1B			18 1B 1B SF8 1B	FC6-4 1-2f			G4-3	4	1	2	1	0	0	2
Wilson Betemit, S (1, 5) OBP: 0.268, SLG: 0.129	K 1-2				SF8 18 1B 1-2 1B		K		BB	3	0	1	0	1	2	1
18 Ramon Martinez, R (1, 4) OBP: 0.276, SLG: 0.240	G5-3				15 G4-6-3 1-2 2-3 1B		G4-3		F8	4	0	1	0	0	0	1
Derek Lowe, R (1, 1) OBP: 0.444, SLG: 0.200			G6-3		SF8 2-3 3-H		F8			1	0	0	1	0	0	0
41 Chin-hui Tsao, R (5, 1)										0	0	0	0	0	0	0
Olmedo Saenz, R (7, PH) OBP: 0.250, SLG: 0.286										1	0	0	0	0	0	0
Rudy Seanez, R (7, 1)										0	0	0	0	0	0	0

TOP

Los Angeles Dodgers @ Colorado Rockies

Coors Field, Denver, CO

Wed Apr 18 2007, 6:35 PM MDT

Att. 20,366 - Cloudy - 66 F

livebaseballscorecards.com

AB	32
R	2
H	9
RBI	2
BB	2
SO	3
LOB	12

Inning Stats	1	2	3	4	5	6	7	8	9
	R: 0 E: 0 K: 0 S: 7	H: 1 LOB: 1 BB: 0 P: 11	R: 1 E: 0 K: 1 S: 11	H: 2 LOB: 0 BB: 0 P: 16	R: 0 E: 0 K: 0 S: 10	H: 1 LOB: 0 BB: 0 P: 15	R: 0 E: 0 K: 0 S: 5	H: 0 LOB: 0 BB: 0 P: 9	R: 1 E: 0 K: 0 S: 7	H: 3 LOB: 1 BB: 0 P: 13	R: 0 E: 0 K: 1 S: 12	H: 1 LOB: 2 BB: 1 P: 19	R: 0 E: 0 K: 1 S: 6	H: 0 LOB: 0 BB: 0 P: 9	R: 0 E: 0 K: 0 S: 9	H: 1 LOB: 1 BB: 0 P: 13	R: 0 E: 0 K: 0 S: 8	H: 0 LOB: 1 BB: 1 P: 13

| | | | | | | | | | |

Batter	1	2	3	4	5	6	7	8	9	AB	R	H	RBI	BB	SO	LOB
Steve Finley, L (1, 8) OBP: 0.179, SLG: 0.296	C X 0-1 2B		C X 0-1 ② G6-3		B B F C F X 2-2 ① G6-3	F F B S 1-3 ② K		C F B B X 2-2 27 1B		5	0	2	0	0	1	1
Jamey Carroll, R (1, 4) OBP: 0.353, SLG: 0.333	B C L B H 3-2 17 G4-6-3 HBP		B X 1-0 E6 27 CS		C S X 0-2 27 2B 1B	F C F F B B S 2-3 ③ K		F F D F B X 2-2 ② F8		4	1	1	0	0	1	2
27 Garrett Atkins, R (1, 5) OBP: 0.375, SLG: 0.442	C B F X 1-2 ① L7		B F C B 2-2 ③ CS 1-2	B C B X 2-1 ① F8	F C B B F X 2-2 17 1B 1-H 2B		C C S 0-3 ① K	X 0-0 1-2 1B		5	1	2	1	0	1	2
17 Todd Helton, L (1, 3) OBP: 0.462, SLG: 0.453	B B X 2-0 ② ③ G4-6-3 1-2f			C B B F F F B F B 4-2 5 1B 8 1B BB	B B C X 2-1 11 1B 2-H 1B		B C X 1-1 ② G1-3	B C F X 1-2 ③ G6-3		4	1	1	1	1	0	4
5 Matt Holliday, R (1, 7) OBP: 0.403, SLG: 0.525		X 0-0 2B		X 0-0 11 BB 8 1B 1-3 1B	B C B S C 2-3 ② K		B S X 1-1 11 2B 2 1B 1B			4	2	3	0	0	1	1
11 Brad Hawpe, L (1, 9) OBP: 0.407, SLG: 0.388	B B F B B B 4-1 2 G6-3 BB			F C B B F B B 4-2 8 1B 8 E 1-2 BB	S B X 1-1 1-3 1B		S 1 SAFE X 0-1 2 1B 1-3 2B			2	2	2	0	2	0	0
8 Yorvit Torrealba, R (1, 2) OBP: 0.345, SLG: 0.370	C C D X 1-2 ① F8			F B B X 2-1 E9 1-H 2-H 3-H 1B	C C B F B B X 3-2 ③ G5-3		C C D B B F D 4-2 2 1B BB			3	0	1	2	1	0	4
2 Troy Tulowitzki, R (1, 6) OBP: 0.293, SLG: 0.235	B F F X 1-2 ② ③ G6-3 1-2f			F X 0-1 ② G4-3		X 0-0 ① G1-3	B X 1-0 ③ 1-3 2-H 3-H 1B			4	0	1	2	0	0	3
31 Rodrigo Lopez, R (1, 1) John Mabry, L (4, PH) OBP: 0.182, SLG: 0.200 35 Taylor Buchholz, R (5, 1) Jeremy Affeldt, L (7, 1) 60 Manny Corpas, R (8, 1) 10 Jeff Baker, R (8, PH) OBP: 0.421, SLG: 0.722 32 LaTroy Hawkins, R (9, 1)			L B F X 1-2 ① G1-3	C F S 0-3 ③ K		C F B B F B B 4-2 BB		X 0-0 ① G4-3		1 1 0 0 0 1 0	0 0 0 0 0 0 0	0 0 0 0 0 0 0	0 0 1 0 0 0 0	0 1 0 0 0 0 0	0 1 0 0 0 0 0	0 1 0 0 0 0 0
Inning Stats	R: 0 E: 0 K: 0 S: 8 H: 1 LOB: 1 BB: 0 P: 14	R: 0 E: 0 K: 0 S: 8 H: 1 LOB: 1 BB: 1 P: 14	R: 0 E: 1 K: 0 S: 8 H: 0 LOB: 0 BB: 0 P: 12	R: 3 E: 1 K: 1 S: 18 H: 2 LOB: 1 BB: 2 P: 30	R: 2 E: 0 K: 1 S: 22 H: 4 LOB: 2 BB: 0 P: 34	R: 0 E: 0 K: 2 S: 12 H: 0 LOB: 1 BB: 1 P: 19	R: 2 E: 0 K: 1 S: 13 H: 3 LOB: 2 BB: 1 P: 20	R: 0 E: 0 K: 0 S: 12 H: 2 LOB: 2 BB: 0 P: 17		1B: 9 2B: 4 3B: 0 HR: 0 SF: 0 SAC: 0 DP: 2 HBP: 1				WP: 0 PB: 0 SB: 0 CS: 1 PA: 41		

PITCHER		IP	WLS	BF	H	R	ER	SO	BB	IBB	HBP	BLK	WP	HR	S	P	ERA	WHIP
Derek Lowe, R ERA: 4.56	(1, 1)	4.2	L	24	8	5	4	2	3	0	1	0	0	0	60	97	7.71	2.357
41 Chin-hui Tsao, R ERA:	(5, 1)	1.1		5	0	0	0	2	1	0	0	0	0	0	16	26	0.00	0.750
Rudy Seanez, R ERA: 6.43	(7, 1)	2.0		11	5	2	2	1	1	0	0	0	0	0	25	37	9.00	3.000

PITCHER	IP	WLS	BF	H	R	ER	SO	BB	IBB	HBP	BLK	WP	HR	S	P	ERA	WHIP

BOTTOM

Los Angeles Dodgers @ Colorado Rockies

Coors Field, Denver, CO

Wed Apr 18 2007, 6:35 PM MDT

Att. 20,366 - Cloudy - 66 F

livebaseballscorecards.com

AB	34
R	7
H	13
RBI	6
BB	5
SO	5
LOB	18

Batter	1	2	3	4	5	6	7	8	9	AB	R	H	RBI	BB	SO	LOB
15 Rafael Furcal, S (1, 6) OBP: 0.250, SLG: 0.267	B B S X 2-1 ① G3	B D C X 2-1 ③ P5		F F B B B X 3-2 ① G1-3		C B C B D X 3-2 ③ F7			C X 0-1 9 1B 12 2B 1-2 1B	5	1	1	0	0	0	3
9 Juan Pierre, L (1, 8) OBP: 0.268, SLG: 0.309	L B X 1-1 ② G4-3		C X 0-1 BB 16 BB 5 G5-3 1B	C X 0-1 ② G4-3			B X 1-0 B1-3		C B B X 2-1 5 CS 1-3 2-H 1B	5	1	2	1	0	0	0
5 Nomar Garciaparra, R (1, 3) OBP: 0.319, SLG: 0.419	C X 0-1 ③ F9		X 0-0 ① G5-3 1-2	B F F S 1-3 ③ K			F B F B B X 3-2 ② F8		B B B B B 4-0 ② 12 2B 1-2 BB	4	1	0	0	1	1	1
12 Jeff Kent, R (1, 4) OBP: 0.397, SLG: 0.481 Wilson Valdez, R (9, PR) OBP: 0.444, SLG: 0.560 (9, 4)		C B B F X 2-2 1B 55 SF9 1B	B B F 2 C B B SAFE 4-2 16 BB BB E BB		F X 0-1 55 G6-4-3 1B		B B B C F C 3-3		D X 1-0 1-H 3-H 2B	4	2	3	2	1	1	0
										0	0	0	0	0	0	0
Luis Gonzalez, L (1, 7) OBP: 0.373, SLG: 0.509 Brady Clark, R (8, 7) OBP: 0.368, SLG: 0.500		B 1 SAFE B X 2-0 1B 16 1B 1-3 G6-3 1B	B B B B 4-0 16 BB 1-2 2-3 E BB		C B X 1-1 ① F7			B B C X 2-1 ① G1-3	D S C D S 2-3 ③ K	3	2	1	0	1	0	1
										1	0	0	0	0	1	1
55 Russell Martin, R (1, 2) OBP: 0.393, SLG: 0.442		X 0-0 ① SF9 3-H	C B F F F B B S 3-3 ② K		C F F F F X 0-2 ② ③ G6-4-3 1-2f			F X 0-1 ② G1-3		3	0	0	1	0	1	4
16 Andre Ethier, L (1, 9) OBP: 0.333, SLG: 0.462		C X 0-1 G6-3 1B 1-2 1B	B B B C C B 4-2 E 1-2 2-3 3-H BB			F B F S 1-3 ① K		C X 0-1 CS 1B		3	0	2	1	1	1	0
Wilson Betemit, S (1, 5) OBP: 0.289, SLG: 0.147		S B B F B X 3-2 G6-3 1-2 2-3 1B	X 0-0 E3 1-3 2-H 3-H			C B B B F B 4-2 BB		B B 2-0 ③ CS 1-2	C B S S S 1-3 ① K	3	0	1	0	1	1	1
Mark Hendrickson, L (1, 1) 41 Chin-hui Tsao, R (6, 1) Joe Beimel, L (7, 1) 21 Marlon Anderson, L (9, PH) OBP: 0.286, SLG: 0.167 51 Jonathan Broxton, R (9, 1)	B S S X 1-2 ② G6-3 1-2 2-3 3-H	X 0-0 ③ G1-3				B C M M 1-3 ② K			B B B B 4-0 15 1B 9 1B BB	3	0	0	1	0	1	5
										0	0	0	0	0	0	0
										0	0	0	0	0	0	0
										0	1	0	0	1	0	0
										0	0	0	0	0	0	0
Inning Stats	R: 0 E: 0 K: 0 S: 6 H: 0 LOB: 0 BB: 0 P: 9	R: 2 E: 0 K: 0 S: 15 H: 4 LOB: 2 BB: 0 P: 25	R: 3 E: 1 K: 1 S: 13 H: 1 LOB: 2 BB: 3 P: 28	R: 0 E: 0 K: 1 S: 8 H: 0 LOB: 0 BB: 0 P: 12	R: 0 E: 0 K: 0 S: 10 H: 1 LOB: 0 BB: 0 P: 11	R: 0 E: 0 K: 2 S: 11 H: 0 LOB: 1 BB: 1 P: 20	R: 0 E: 0 K: 1 S: 7 H: 0 LOB: 0 BB: 0 P: 14	R: 0 E: 0 K: 0 S: 6 H: 1 LOB: 0 BB: 0 P: 10	R: 3 E: 0 K: 2 S: 11 H: 3 LOB: 1 BB: 2 P: 25	1B: 9 2B: 1 3B: 0 HR: 0 SF: 1 SAC: 0 DP: 1 HBP: 0						

PITCHER		IP	WLS	BF	H	R	ER	SO	BB	IBB	HBP	BLK	WP	HR	S	P	ERA	WHIP
28 Aaron Cook, R ERA: 4.0	(1, 1)	6.0	L	28	6	5	3	4	4	0	0	0	0	0	63	105	4.50	1.667
46 Zach McClellan, R ERA: 3.0	(7, 1)	2.0		6	1	0	0	1	0	0	0	0	0	0	13	24	0.00	0.500
Matt Herges, R ERA: 27.0	(9, 1)	1.0		7	3	3	3	2	2	0	0	0	0	0	11	25	27.00	5.000

PITCHER	IP	WLS	BF	H	R	ER	SO	BB	IBB	HBP	BLK	WP	HR	S	P	ERA	WHIP

TOP

Los Angeles Dodgers @ Colorado Rockies

Coors Field, Denver, CO

Thu Apr 19 2007, 1:05 PM MDT

Att. 19,135 - Sunny - 56 F

livebaseballscorecards.com

AB	34
R	8
H	10
RBI	6
BB	6
SO	7
LOB	16

WP: 0 PB: 0 SB: 0 CS: 2 PA: 42

Batter	1	2	3	4	5	6	7	8	9	AB	R	H	RBI	BB	SO	LOB
3 Willy Taveras, R (1, 8) OBP: 0.286, SLG: 0.209	B B C B F X 3-2 G3-1 ①		X 0-0 B1-3 ③			B S X 1-1 WP 27 1B 1B		B C X 1-1 G6-3 ②		3	1	1	0	0	0	1
46 Zach McClellan, R (7, 1)										0	0	0	0	0	0	0
21 Clint Barmes, R (8, PH)										1	0	0	0	0	0	0
Matt Herges, L (9, 1)										0	0	0	0	0	0	0
Jamey Carroll, R (1, 4) OBP: 0.342, SLG: 0.303	C X 0-1 G5-3 ②			C B C F F B B B 4-2 27 G6-4-3 BB		C B F F S 1-3 K ② 1-2		B B C X 2-1 F9 ③		3	0	0	0	1	1	1
27 Garrett Atkins, R (1, 5) OBP: 0.368, SLG: 0.429	C B X 1-1 G6-3 ③			C B B B C X 3-2 G6-4-3 ① ② 1-2f		C X 0-1 5 PB 1B 2-H			C C F B F B B F S 3-3 K ①	4	0	1	1	0	1	1
5 Matt Holliday, R (1, 7) OBP: 0.408, SLG: 0.516		F X 0-1 F8 ①		C B B X 2-1 1B		F C B B F B B 4-2 1-2 BB			F X 0-1 G4-3 ②	3	0	1	0	1	0	0
10 Jeff Baker, R (1, 3) OBP: 0.348, SLG: 0.591		C F B B X 2-2 F9 ②		B X 1-0 G4-3 ③		B S S S 1-3 K ③			B S C B X 2-2 F9 ③	4	0	0	0	0	1	3
11 Brad Hawpe, L (1, 9) OBP: 0.403, SLG: 0.385		X 0-0 P6 ③			C X 0-1 2 G6-4-3 1B		X 0-0 F7 ①			3	0	1	0	0	0	0
2 Troy Tulowitzki, R (1, 6) OBP: 0.295, SLG: 0.241			B F T F B X 2-2 28 SH1-4 1B		F F D B B X 2-2 ① ② G6-4-3 1-2f		B X 1-0 ② G3			3	0	1	0	0	0	1
20 Chris Iannetta, R (1, 2) OBP: 0.235, SLG: 0.143			C B C F B F F S 2-3 K ①		B F X 1-1 F8 ③		C B B X 2-1 F8 ③			3	0	0	0	0	1	1
28 Aaron Cook, R (1, 1) OBP: 0.333, SLG: 0.400			X 0-0 SH1-4 ② 1-2			X 0-0 B1-3 ①		C X 0-1 F9 ①		0	0	0	0	0	0	0
Steve Finley, L (6, PH) OBP: 0.167, SLG: 0.276 (7, 8)										2	0	0	0	0	0	0
Inning Stats	R: 0 E: 0 K: 0 S: 7 H: 0 LOB: 0 BB: 0 P: 11	R: 0 E: 0 K: 0 S: 6 H: 0 LOB: 0 BB: 0 P: 8	R: 0 E: 0 K: 1 S: 12 H: 1 LOB: 1 BB: 0 P: 16	R: 0 E: 0 K: 0 S: 10 H: 1 LOB: 1 BB: 1 P: 20	R: 0 E: 0 K: 0 S: 7 H: 1 LOB: 0 BB: 0 P: 10	R: 1 E: 0 K: 2 S: 15 H: 2 LOB: 2 BB: 1 P: 22	R: 0 E: 0 K: 0 S: 4 H: 0 LOB: 0 BB: 0 P: 7	R: 0 E: 0 K: 0 S: 6 H: 0 LOB: 0 BB: 0 P: 9	R: 0 E: 0 K: 1 S: 11 H: 0 LOB: 0 BB: 0 P: 16	1B: 5 2B: 0 3B: 0 HR: 0	SF: 0 SAC: 1 DP: 2 HBP: 0						

PITCHER		IP	WLS	BF	H	R	ER	SO	BB	IBB	HBP	BLK	WP	HR	S	P	ERA	WHIP
Mark Hendrickson, L ERA: 1.62	(1, 1)	5.2	W	21	5	1	1	2	1	0	0	0	1	0	51	76	1.59	1.059
41 Chin-hui Tsao, R ERA:	(6, 1)	0.1		2	0	0	0	1	1	0	0	0	0	0	6	11	0.00	3.000
Joe Beimel, L ERA: 1.13	(7, 1)	2.0		6	0	0	0	0	0	0	0	0	0	0	10	16	0.00	0.000
51 Jonathan Broxton, R ERA:	(9, 1)	1.0		3	0	0	0	1	0	0	0	0	0	0	11	16	0.00	0.000

PITCHER	IP	WLS	BF	H	R	ER	SO	BB	IBB	HBP	BLK	WP	HR	S	P	ERA	WHIP

BOTTOM

Los Angeles Dodgers @ Colorado Rockies

Coors Field, Denver, CO

Thu Apr 19 2007, 1:05 PM MDT
Att. 19,135 - Sunny - 56 F

livebaseballscorecards.com

AB	29
R	1
H	5
RBI	1
BB	2
SO	4
LOB	8

1B: 5	SF: 0	WP: 1	PA: 32
2B: 0	SAC: 1	PB: 1	
3B: 0	DP: 2	SB: 0	
HR: 0	HBP: 0	CS: 0	

San Diego Padres @ Colorado Rockies

Coors Field, Denver, CO

Fri Apr 20 2007, 7:05 PM MDT

Att. 22,338 - Partly Cloudy - 69 F

TOP

livebaseballscorecards.com

Batter	1	2	3	4	5	6	7	8	9	AB	R	H	RBI	BB	SO	LOB
22 Marcus Giles, R (1, 4) OBP: 0.359, SLG: 0.443	F9	1B 1-2 3-H 1B	FC6-4 1-2f	1-2 3-H 1B		G6-3		G4-6-3 1-2f 2-3 3-H		4	0	2	2	0	0	3
Geoff Blum, S (5, 4) OBP: 0.174, SLG: 0.200										2	0	0	0	0	0	3
José Cruz Jr., S (1, 7) OBP: 0.436, SLG: 0.618	24 1B 23 HR BB	1-2 2-3 1B		24 1B 23 1B 1B G4-3		G5-3		G3-1		5	2	2	0	1	0	4
24 Brian Giles, L (1, 9) OBP: 0.354, SLG: 0.397	23 HR 1-2 1B	F9		23 1B 1B 3 FC5-4 1-2 1B	K		G1-3		G4-3	5	2	2	0	0	1	3
8 Terrmel Sledge, L (7, 9) OBP: 0.372, SLG: 0.294										1	0	0	0	0	0	0
23 Adrián González, L (1, 3) OBP: 0.358, SLG: 0.507	HR 1-H 2-H	K		3 FC5-4 1B G3 1-2 2-H 1B	K		K		F7	6	2	2	4	0	3	3
Mike Cameron, R (1, 8) OBP: 0.276, SLG: 0.239	F8		K	3 FC5-4 1-2 2-3 1B	2B		3 FC6-4 1B		K	6	0	3	0	0	2	0
3 Khalil Greene, R (1, 6) OBP: 0.282, SLG: 0.522	F9	32 BB 2B	FC5-4 G3 34 BB 32 E 1-2f 2-3 3-H	F9		FC6-4 1-2f				5	1	1	1	0	0	4
34 Russell Branyan, L (1, 5) OBP: 0.500, SLG: 0.619	G4-3	K	32 E G3 22 1B 1-2 BB	2B 32 G5-3 BB		1B G4-6-3 2B				3	3	1	0	2	1	1
Rob Bowen, S (1, 2) OBP: 0.343, SLG: 0.469	32 1B 22 1B 2B	32 BB IBB	G3 1-2 2-3 3-H	1-3 2B		G4-6-3 5 BB 2-3 1B				4	1	3	1	1	0	2
32 Chris Young, R (1, 1) OBP: 0.222, SLG: 0.125	1B 22 1B 2-3 1B	22 FC6-4 1-2 2-3 BB	E3 22 1B 2-3 3-H	G5-3 3-H		G4-6-3 1-2 BB				3	0	1	1	1	0	2
5 Kevin Kouzmanoff, R (8, PH) OBP: 0.239, SLG: 0.244										0	0	0	0	1	0	0
26 Doug Brocail, L (8, 1)										0	0	0	0	0	0	0

Inning Stats										
	R: 3 H: 2 E: 0 LOB: 0 K: 0 BB: 1 S: 15 P: 26	R: 1 H: 4 E: 0 LOB: 3 K: 1 BB: 0 S: 12 P: 17	R: 0 H: 1 E: 0 LOB: 2 K: 2 BB: 2 S: 10 P: 21	R: 5 H: 5 E: 1 LOB: 2 K: 0 BB: 1 S: 18 P: 33	R: 0 H: 1 E: 0 LOB: 1 K: 2 BB: 0 S: 10 P: 14	R: 1 H: 1 E: 0 LOB: 1 K: 0 BB: 1 S: 11 P: 20	R: 0 H: 1 E: 0 LOB: 1 K: 1 BB: 0 S: 10 P: 15	R: 1 H: 2 E: 0 LOB: 1 K: 0 BB: 1 S: 10 P: 20	R: 0 H: 0 E: 0 LOB: 0 K: 1 BB: 0 S: 8 P: 12	1B: 11 SF: 0 2B: 5 SAC: 0 3B: 0 DP: 1 HR: 1 HBP: 0	WP: 0 PA: 50 PB: 0 SB: 0 CS: 0

PITCHER		IP	WLS	BF	H	R	ER	SO	BB	IBB	HBP	BLK	WP	HR	S	P	ERA	WHIP
37 Josh Fogg, R ERA: 6.61	(1, 1)	3.0	L	23	11	8	7	3	2	1	0	0	0	1	45	77	21.00	4.333
Matt Herges, R ERA: 9.0	(4, 1)	2.0		10	2	1	0	2	1	0	0	0	0	0	20	34	0.00	1.500
Jeremy Affeldt, L ERA: 1.29	(6, 1)	2.0		9	2	1	1	1	1	0	0	0	0	0	21	35	4.50	1.500
32 LaTroy Hawkins, R ERA: 8.59	(8, 1)	1.0		5	2	1	1	0	1	0	0	0	0	0	10	20	9.00	3.000
40 Brian Fuentes, L ERA: 3.38	(9, 1)	1.0		3	0	0	0	1	0	0	0	0	0	0	8	12	0.00	0.000

PITCHER	IP	WLS	BF	H	R	ER	SO	BB	IBB	HBP	BLK	WP	HR	S	P	ERA	WHIP

AB	44
R	11
H	17
RBI	9
BB	6
SO	7
LOB	25

San Diego Padres @ Colorado Rockies

Coors Field, Denver, CO

Fri Apr 20 2007, 7:05 PM MDT

Att. 22,338 - Partly Cloudy - 69 F

livebaseballscorecards.com

BOTTOM

Batter	1	2	3	4	5	6	7	8	9	AB	R	H	RBI	BB	SO	LOB
Jamey Carroll, R (1, 4) OBP: 0.333, SLG: 0.297	B C X 1-1 17 S 1B		C B S X 1-2 ① P3		B B B C F C 3-3 ③ K			C C B F B S 2-3 ③ K		4	0	1	0	0	2	1
Steve Finley, L (1, 8) OBP: 0.147, SLG: 0.242	C X 0-1 ① P2		B C X 1-1 ② F7			B B F B C F F F X 3-2 ① L8			B B X 2-0 ① P4	4	0	0	0	0	0	1
27 Garrett Atkins, R (1, 5) OBP: 0.352, SLG: 0.407 21 Clint Barmes, R (8, 5)	C X 0-1 ② F9		C F B B X 2-2 ③ G6-3			F B B X 2-1 ② F8			C S B S 1-3 ② K	3 1	0 0	0 0	0 0	0 0	0 1	1 0
17 Todd Helton, L (1, 3) OBP: 0.435, SLG: 0.421	B F B C F F B X 3-2 ③ G4-3 1-2			F B F F F B S 2-3 ① K		X 0-0 ③ L8			B C F F B B X 3-2 ③ G6-3	4	0	0	0	0	1	1
5 Matt Holliday, R (1, 7) OBP: 0.405, SLG: 0.507 32 LaTroy Hawkins, R (8, 1) 40 Brian Fuentes, L (9, 1)		F B F X 1-2 10 S 8 1B 1B		S B C F F F F B F 3-2 ② B X G5-3			S F S 0-3 ① K			3 0 0	1 0 0	1 0 0	0 0 0	0 0 0	1 0 0	0 0 0
10 Jeff Baker, R (1, 9) OBP: 0.308, SLG: 0.520		F B S S 1-3 ① K 1-2		B X 1-0 ③ F9			C F F B S 1-3 ② K			3	0	0	0	0	2	1
8 Yorvit Torrealba, R (1, 2) OBP: 0.344, SLG: 0.367		S X 0-1 2-H 1B			C C B X 1-2 ① L6		X 0-0 ③ F9			3	0	1	1	0	0	0
2 Troy Tulowitzki, R (1, 6) OBP: 0.281, SLG: 0.228		B 1 SAFE C C S 1-3 ② K			F C D S 1-3 ② K			F F F F B B X 2-2 ① F9		3	0	0	0	0	2	1
37 Josh Fogg, R (1, 1) Matt Herges, L (4, 1) 11 Brad Hawpe, L (5, PH) OBP: 0.413, SLG: 0.396 Jeremy Affeldt, L (6, 1) John Mabry, L (8, 7) OBP: 0.167, SLG: 0.182		B X 1-0 ③ G5-3			F F X 0-2 1B			F B S B X 2-2 ② L9		1 0 1 0 1	0 0 0 0 0	0 0 1 0 0	0 0 0 0 0	0 0 0 0 0	0 0 0 0 0	1 0 0 0 0
Inning Stats	R: 0 H: 1 E: 0 LOB: 1 K: 0 BB: 0 S: 11 P: 15	R: 1 H: 2 E: 0 LOB: 1 K: 2 BB: 0 S: 12 P: 16	R: 0 H: 0 E: 0 LOB: 0 K: 0 BB: 0 S: 8 P: 12	R: 0 H: 0 E: 0 LOB: 0 K: 1 BB: 0 S: 13 P: 19	R: 0 H: 1 E: 0 LOB: 1 K: 2 BB: 0 S: 12 P: 17	R: 0 H: 0 E: 0 LOB: 0 K: 0 BB: 0 S: 8 P: 13	R: 0 H: 0 E: 0 LOB: 0 K: 2 BB: 0 S: 8 P: 9	R: 0 H: 0 E: 0 LOB: 0 K: 1 BB: 0 S: 12 P: 18	R: 0 H: 0 E: 0 LOB: 0 K: 1 BB: 0 S: 8 P: 14	1B: 4 SF: 0 2B: 0 SAC: 0 3B: 0 DP: 0 HR: 0 HBP: 0						

	AB	31
	R	1
	H	4
	RBI	1
	BB	0
	SO	9
	LOB	7

WP: 0 PA: 31
PB: 0
SB: 2
CS: 0

PITCHER		IP	WLS	BF	H	R	ER	SO	BB	IBB	HBP	BLK	WP	HR	S	P	ERA	WHIP
32 Chris Young, R ERA: 3.32	(1, 1)	7.0	W	25	4	1	1	7	0	0	0	0	0	0	72	101	1.29	0.571
26 Doug Brocail, R ERA: 1.86	(8, 1)	2.0		6	0	0	0	2	0	0	0	0	0	0	20	32	0.00	0.000

PITCHER	IP	WLS	BF	H	R	ER	SO	BB	IBB	HBP	BLK	WP	HR	S	P	ERA	WHIP

Batter	1	2	3	4	5	6	7	8	9	AB	R	H	RBI	BB	SO	LOB
22 Marcus Giles, R (1, 4) OBP: 0.386, SLG: 0.493	F F D X 1-2 2B 24 SF8 1B	T X 0-1 1B 1-3 2B	D S F S 1-3 ③ K			B B F B S F X 3-2 24 1B 2B		X 0-0 G4-6-3 1B		5	2	4	0	0	1	2
José Cruz Jr., S (1, 7) OBP: 0.455, SLG: 0.632	B C X 1-1 24 SF8 23 G3-1 1-3 2B	D X 1-0 24 FC4-6 2-3 3-H 1B		F X 0-1 ① P6		B I I 4-0 24 1B IBB		B 1 SAFE 1 SAFE B X 2-0 ② ③ G4-6-3 1-2f		4	1	2	1	1	0	1
24 Brian Giles, L (1, 9) OBP: 0.357, SLG: 0.416	X 0-0 ① SF8 2-3 3-H	B X 1-0 ③ FC4-6 1-2f		B X 1-0 2B		C B B X 2-1 ② 1-2 2-H 1B			X 0-0 ① G3-1	4	0	2	2	0	0	2
23 Adrián González, L (1, 3) OBP: 0.360, SLG: 0.538	X 0-0 ② G3-1 3-H	X 0-0 HR		B C S S 1-3 ② K		B S X 1-1 ③ 2-3 1B			C S B C 1-3 ② K	5	1	2	2	0	2	1
Mike Cameron, R (1, 8) OBP: 0.296, SLG: 0.268	C F B X 1-2 1B	B B X 2-0 3 1B 2B	C B B F B X 3-2 G6-3				C B F B B B 4-2 3 1B 5 G6-4-3 BB		X 0-0 ③ G1-4-3	4	2	2	0	1	0	1
3 Khalil Greene, R (1, 6) OBP: 0.293, SLG: 0.521	C B X 1-1 ③ F9	B B X 2-0 1B 2-H 1B			X 0-0 ① G6-3		B C 1 SAFE X 1-1 5 G6-4-3 1-3 1B			4	0	2	1	0	0	1
5 Kevin Kouzmanoff, R (1, 5) OBP: 0.220, SLG: 0.222		C X 0-1 ① F8	B B S S S 2-3 ① K		C B X 1-1 ② G4-3		B B X 2-0 ① ② G6-4-3 1-2f 3-H			4	0	0	0	0	1	2
Rob Bowen, S (1, 2) OBP: 0.359, SLG: 0.457		B C B C F F B B 4-2 22 2B 1B BB	F F B F B F B X 3-2 1-2 1B		C X 0-1 ③ F9		C B F B B C 2-3 ③ K			3	1	1	0	1	1	0
52 Clay Hensley, R (1, 1) OBP: 0.250, SLG: 0.250		X 0-0 ② P6	L L L 0-3 ② K			B C B X 2-1 ① F8		B F B X 2-1 ① G3		3	0	0	0	0	1	3
21 Heath Bell, R (7, 1)										0	0	0	0	0	0	0
34 Russell Branyan, L (8, PH) OBP: 0.483, SLG: 0.591										1	0	0	0	0	0	0
Scott Linebrink, R (8, 1)										0	0	0	0	0	0	0
41 Kevin Cameron, R (9, 1)										0	0	0	0	0	0	0
Inning Stats	R: 2 E: 0 K: 0 S: 12 H: 3 LOB: 1 BB: 0 P: 16	R: 1 E: 0 K: 0 S: 11 H: 2 LOB: 2 BB: 1 P: 17	R: 2 E: 0 K: 3 S: 18 H: 4 LOB: 2 BB: 0 P: 28	R: 0 E: 0 K: 1 S: 9 H: 1 LOB: 1 BB: 0 P: 14	R: 0 E: 0 K: 0 S: 5 H: 0 LOB: 0 BB: 0 P: 6	R: 1 E: 0 K: 0 S: 10 H: 3 LOB: 2 BB: 1 P: 22	R: 1 E: 0 K: 1 S: 8 H: 1 LOB: 0 BB: 1 P: 17	R: 0 E: 0 K: 0 S: 4 H: 1 LOB: 0 BB: 0 P: 8	R: 0 E: 0 K: 1 S: 5 H: 0 LOB: 0 BB: 0 P: 6	1B: 9 2B: 5 3B: 0 HR: 1 SF: 1 SAC: 0 DP: 2 HBP: 0						

TOP

San Diego Padres @ Colorado Rockies

Coors Field, Denver, CO

Sat Apr 21 2007, 6:05 PM MDT

Att. 22,795 - Cloudy - 60 F

livebaseballscorecards.com

AB	37
R	7
H	15
RBI	6
BB	3
SO	6
LOB	13

PITCHER		IP	WLS	BF	H	R	ER	SO	BB	IBB	HBP	BLK	WP	HR	S	P	ERA	WHIP
26 Jeff Francis, L ERA: 6.46	(1, 1)	6.0	L	31	13	6	6	4	1	1	0	0	0	1	65	103	9.00	2.333
23 Ryan Speier, R ERA: 9.0	(7, 1)	1.0		4	1	1	1	1	1	0	0	0	0	0	8	17	9.00	2.000
Bob Keppel, R ERA:	(8, 1)	1.0		3	1	0	0	0	0	0	0	0	0	0	4	8	0.00	1.000
60 Manny Corpas, R ERA: 1.04	(9, 1)	1.0		3	0	0	0	1	0	0	0	0	0	0	5	6	0.00	0.000

PITCHER	IP	WLS	BF	H	R	ER	SO	BB	IBB	HBP	BLK	WP	HR	S	P	ERA	WHIP

BOTTOM

San Diego Padres @ Colorado Rockies

Coors Field, Denver, CO

Sat Apr 21 2007, 6:05 PM MDT
Att. 22,795 - Cloudy - 60 F

livebaseballscorecards.com

Batter	1	2	3	4	5	6	7	8	9	AB	R	H	RBI	BB	SO	LOB
3 Willy Taveras, R (1, 8) OBP: 0.296, SLG: 0.229 60 Manny Corpas, R (9, 1)	F7	L8		G1-3			FC3-6 1B	27 BB 1B		5 0	0 0	2 0	0 0	0 0	0 0	3 0
Jamey Carroll, R (1, 4) OBP: 0.340, SLG: 0.293	27 2B 1B		27 G5-4-3 BB		G6-3		FC3-6 27 2B	F9		4	2	1	0	1	0	3
27 Garrett Atkins, R (1, 5) OBP: 0.382, SLG: 0.476	1-H 2B		G5-4-3		17 1B 2B		11 BB 1-H 2B	1-2 2-3 BB		4	1	3	2	1	0	1
17 Todd Helton, L (1, 3) OBP: 0.459, SLG: 0.450	5 1B BB		5 1B 2B		5 G6-4-3 2-H 1B		11 BB BB	F8		3	0	2	1	2	0	3
5 Matt Holliday, R (1, 7) OBP: 0.418, SLG: 0.514	1-2 1B		2-H 1B		G6-4-3 1-2f		K		11 FC3-6 1B	5	0	3	0	0	1	3
11 Brad Hawpe, L (1, 9) OBP: 0.397, SLG: 0.368	L7			G2-3		G3-1	1-2 2-3 BB		FC3-6 1-2f	4	0	0	0	1	0	3
20 Chris Iannetta, R (1, 2) OBP: 0.243, SLG: 0.161 8 Yorvit Torrealba, R (7, PH) OBP: 0.324, SLG: 0.344 (8, 2)		26 SH1-4 1B		G4-3		K	K		K	3 2	0 0	1 0	0 0	0 0	1 2	0 4
21 Clint Barmes, R (1, 6) OBP: 0.286, SLG: 0.429		F9		26 BB 1B		2B		F8	F8	5	0	2	0	0	0	2
26 Jeff Francis, L (1, 1) OBP: 0.333, SLG: 0.200 John Mabry, L (6, PH) OBP: 0.154, SLG: 0.167 23 Ryan Speier, R (7, 1) Bob Keppel, R (8, 1) Steve Finley, L (8, PH) OBP: 0.171, SLG: 0.242 (9, 8)		SH1-4 1-2		1-2 BB		P6		27 BB 3 1B BB		0 1 0 0 0	0 0 0 0 0	0 0 0 0 0	0 0 0 0 0	1 0 0 0 1	0 0 0 0 0	0 1 0 0 0
Inning Stats	R: 1 E: 0 K: 0 S: 11 H: 3 LOB: 2 BB: 1 P: 21	R: 0 E: 0 K: 0 S: 6 H: 1 LOB: 1 BB: 0 P: 8	R: 0 E: 0 K: 0 S: 5 H: 2 LOB: 2 BB: 1 P: 12	R: 0 E: 0 K: 0 S: 15 H: 1 LOB: 2 BB: 1 P: 26	R: 1 E: 0 K: 0 S: 11 H: 2 LOB: 0 BB: 0 P: 17	R: 0 E: 0 K: 1 S: 6 H: 1 LOB: 1 BB: 0 P: 9	R: 1 E: 0 K: 2 S: 18 H: 2 LOB: 3 BB: 2 P: 28	R: 0 E: 0 K: 0 S: 12 H: 1 LOB: 3 BB: 2 P: 24	R: 0 E: 0 K: 1 S: 12 H: 1 LOB: 1 BB: 0 P: 14	1B: 9 2B: 5 3B: 0 HR: 0	SF: 0 SAC: 1 DP: 2 HBP: 0					

	AB	36
	R	3
	H	14
	RBI	3
	BB	7
	SO	4
	LOB	23

WP: 0 PB: 0 SB: 0 CS: 0 PA: 44

PITCHER		IP	WLS	BF	H	R	ER	SO	BB	IBB	HBP	BLK	WP	HR	S	P	ERA	WHIP
52 Clay Hensley, R ERA: 9.45	(1, 1)	6.0	W	27	10	2	2	1	3	0	0	0	0	0	54	93	3.00	2.167
21 Heath Bell, R ERA: 0.79	(7, 1)	1.0		7	2	1	1	2	2	0	0	0	0	0	18	28	9.00	4.000
Scott Linebrink, R ERA: 3.0	(8, 1)	1.0		6	1	0	0	0	2	0	0	0	0	0	12	24	0.00	3.000
41 Kevin Cameron, R ERA:	(9, 1)	1.0		4	1	0	0	1	0	0	0	0	0	0	12	14	0.00	1.000

PITCHER	IP	WLS	BF	H	R	ER	SO	BB	IBB	HBP	BLK	WP	HR	S	P	ERA	WHIP

Batter	1	2	3	4	5	6	7	8	9	AB	R	H	RBI	BB	SO	LOB
José Cruz Jr., S (1, 7) OBP: 0.417, SLG: 0.571	C X 0-1 ① P5		B B C F S X 2-2 ③ F9			C X 0-1 ① F9		X 0-0 ② G6-3		4	0	0	0	0	0	0
24 Brian Giles, L (1, 9) OBP: 0.364, SLG: 0.413	X 0-0 ② G6-3			B B B C B 4-1 23 2B BB		X 0-0 WP 1B		X 0-0 ③ G6-3		3	1	1	0	1	0	0
23 Adrián González, L (1, 3) OBP: 0.356, SLG: 0.537	B B S C X 2-2 ③ F7			B B F C X 2-2 1-H 2B		F B C B S 2-3 ② K			M B B X 2-1 ① G6-3	4	0	1	1	0	1	1
Mike Cameron, R (1, 8) OBP: 0.294, SLG: 0.267		C F B F F S 1-3 ① K		C F F B F B S 3-3 ① K		S B B X 2-1 ③ L9 1-2			F S X 0-2 3 G5-4-3 1B	4	0	1	0	0	2	2
3 Khalil Greene, R (1, 6) OBP: 0.304, SLG: 0.560		B B X 2-0 34 BB 1B		X 0-0 ② F8			B X 1-0 HR		C X 0-1 ②③ G5-4-3 1-2f	4	1	2	1	0	0	2
34 Russell Branyan, L (1, 5) OBP: 0.469, SLG: 0.542		B B B B 4-0 G4-6-3 1-2 BB		X 0-0 ③ G3			S B C S 1-3 ① K			2	0	0	0	1	1	1
Geoff Blum, S (1, 4) OBP: 0.154, SLG: 0.174		B S F B B X 3-2 ②③ G4-6-3 1-2f			C X 0-1 ① P4		C B F S 1-3 ② K			3	0	0	0	0	1	2
Rob Bowen, S (1, 2) OBP: 0.333, SLG: 0.421			X 0-0 ① F7		B S C C 1-3 ② K		F B B C B S 3-3 ③ K			3	0	0	0	0	2	0
Greg Maddux, R (1, 1) 8 Terrmel Sledge, L (8, PH) OBP: 0.364, SLG: 0.286 43 Cla Meredith, R (8, 1)			C B B X 2-1 ② G6-3		X 0-0 ③ P3			C F B C 1-3 ① K		2 1 0	0 0 0	0 0 0	0 0 0	0 1 0	0 0 0	0 0 0
Inning Stats	R: 0 H: 0 E: 0 LOB: 0 K: 0 BB: 0 S: 6 P: 8	R: 0 H: 1 E: 0 LOB: 1 K: 1 BB: 1 S: 9 P: 19	R: 0 H: 0 E: 0 LOB: 0 K: 0 BB: 0 S: 7 P: 11	R: 1 H: 1 E: 0 LOB: 1 K: 1 BB: 1 S: 11 P: 20	R: 0 H: 0 E: 0 LOB: 0 K: 1 BB: 0 S: 6 P: 7	R: 0 H: 1 E: 0 LOB: 1 K: 1 BB: 0 S: 8 P: 12	R: 1 H: 1 E: 0 LOB: 0 K: 3 BB: 0 S: 10 P: 16	R: 0 H: 0 E: 0 LOB: 0 K: 1 BB: 0 S: 5 P: 6	R: 0 H: 1 E: 0 LOB: 0 K: 0 BB: 0 S: 7 P: 9	1B: 3 SF: 0 2B: 1 SAC: 0 3B: 0 DP: 2 HR: 1 HBP: 0						

PITCHER		IP	WLS	BF	H	R	ER	SO	BB	IBB	HBP	BLK	WP	HR	S	P	ERA	WHIP
48 Jason Hirsh, R ERA: 3.16	(1, 1)	7.0	W	26	4	2	2	7	2	0	0	0	1	1	57	93	2.57	0.857
60 Manny Corpas, R ERA: 0.93	(8, 1)	1.0	H	3	0	0	0	1	0	0	0	0	0	0	5	6	0.00	0.000
40 Brian Fuentes, L ERA: 3.0	(9, 1)	1.0	S	3	1	0	0	0	0	0	0	0	0	0	7	9	0.00	1.000

PITCHER	IP	WLS	BF	H	R	ER	SO	BB	IBB	HBP	BLK	WP	HR	S	P	ERA	WHIP

TOP

San Diego Padres @ Colorado Rockies

Coors Field, Denver, CO

Sun Apr 22 2007, 1:05 PM MDT
Att. 25,746 - Partly Cloudy - 58 F

livebaseballscorecards.com

AB	30
R	2
H	5
RBI	2
BB	2
SO	8
LOB	8

BOTTOM

San Diego Padres @ Colorado Rockies
Coors Field, Denver, CO
Sun Apr 22 2007, 1:05 PM MDT
Att. 25,746 - Partly Cloudy - 58 F

livebaseballscorecards.com

Batter	1	2	3	4	5	6	7	8	9	AB	R	H	RBI	BB	SO	LOB
3 Willy Taveras, R (1, 8) OBP: 0.276, SLG: 0.212	K 1B 17 SF7-5-3				G4-3		FC6-4 S 1-2f			4	1	0	0	0	2	1
Jamey Carroll, R (1, 4) OBP: 0.333, SLG: 0.289	SAFE 17 SF7-5-3 1B 1-3		G6-3		G3		G4-3 1-2			4	0	1	0	0	0	1
27 Garrett Atkins, R (1, 5) OBP: 0.388, SLG: 0.493	K			17 1B 5 1B 2B	G5-3			1-1 5 G5-3 17 BLK 1B		4	1	2	0	0	1	2
17 Todd Helton, L (1, 3) OBP: 0.462, SLG: 0.452	SAFE SF7-5-3 1-1 3-H			11 G4-3 5 1B 8 G4-3 2-3 1B		F7		F B B B B 4-1 5 G5-3 1-2 BB		2	1	1	1	1	0	0
5 Matt Holliday, R (1, 7) OBP: 0.434, SLG: 0.566		8 G6-3 2B		11 G4-3 1-2 3-H 1B		11 SF9 3B		F F X 0-2 G5-3 1-2 2-3f		4	1	3	1	0	0	2
11 Brad Hawpe, L (1, 9) OBP: 0.389, SLG: 0.356		P5		G4-3 1-2 2-3		SF9 3-H		IBB		2	0	0	1	1	0	3
8 Yorvit Torrealba, R (1, 2) OBP: 0.289, SLG: 0.306		G6-3 2-3		G4-3 3-H		G5-3		P3		4	0	0	1	0	0	4
21 Clint Barmes, R (1, 6) OBP: 0.300, SLG: 0.333		L8		IBB			F8			2	0	0	0	1	0	1
48 Jason Hirsh, R (1, 1) John Mabry, L (7, PH) OBP: 0.214, SLG: 0.231 60 Manny Corpas, R (8, 1) 40 Brian Fuentes, L (9, 1)			K	G6-3			3 FC6-4 1B			2 1 0 0	0 0 0 0	0 1 0 0	0 0 0 0	0 0 0 0	1 0 0 0	2 0 0 0
Inning Stats	R: 1 H: 1 E: 0 LOB: 0 K: 2 BB: 0 S: 12 P: 20	R: 0 H: 1 E: 0 LOB: 1 K: 0 BB: 0 S: 7 P: 10	R: 0 H: 0 E: 0 LOB: 0 K: 2 BB: 0 S: 9 P: 12	R: 2 H: 3 E: 0 LOB: 2 K: 0 BB: 1 S: 12 P: 22	R: 0 H: 0 E: 0 LOB: 0 K: 0 BB: 0 S: 6 P: 7	R: 1 H: 1 E: 0 LOB: 0 K: 0 BB: 0 S: 5 P: 10	R: 0 H: 1 E: 0 LOB: 1 K: 0 BB: 0 S: 10 P: 16	R: 0 H: 1 E: 0 LOB: 2 K: 0 BB: 2 S: 9 P: 19		1B: 5 SF: 2 2B: 3 SAC: 0 3B: 1 DP: 2 HR: 0 HBP: 0						

AB	29
R	4
H	8
RBI	4
BB	3
SO	4
LOB	16

WP: 1 PA: 34
PB: 0
SB: 1
CS: 0

PITCHER		IP	WLS	BF	H	R	ER	SO	BB	IBB	HBP	BLK	WP	HR	S	P	ERA	WHIP
Greg Maddux, R ERA: 4.24	(1, 1)	7.0	L	29	7	4	4	4	0	1	0	0	1	0	61	97	5.14	1.000
43 Cla Meredith, R ERA:	(8, 1)	1.0		5	1	0	0	0	1	1	0	1	0	0	9	19	0.00	2.000

PITCHER	IP	WLS	BF	H	R	ER	SO	BB	IBB	HBP	BLK	WP	HR	S	P	ERA	WHIP

Batter	1	2	3	4	5	6	7	8	9	AB	R	H	RBI	BB	SO	LOB
Jamey Carroll, R (1, 4) OBP: 0.321, SLG: 0.265	B C C X 1-2 ① G6-3		C B X 1-1 ② P6		F C X 0-2 ③ F9		X 0-0 ③ F8		C D F B B F B 4-2 BB 1-2 BB	4	0	0	0	1	0	1
Steve Finley, L (1, 8) OBP: 0.200, SLG: 0.270	B C S B F B X 3-2 ② P4		C B X 1-1 ③ F8			B C X 1-1 ① 5 1B 2B		B C F B F X 2-2 ① G5-3	B B C F F B B 4-2 1-2 2-3 BB	4	1	1	0	1	0	0
27 Garrett Atkins, R (1, 5) OBP: 0.365, SLG: 0.458	B X 1-0 ③ F8			B C X 1-1 ① G1-3		B S S S 1-3 ① K		C B F C 1-3 ② K	C F X 0-2 ③ P3	5	0	0	0	0	2	4
17 Todd Helton, L (1, 3) OBP: 0.476, SLG: 0.462		C F B F X 1-2 ① F8		X 0-0 5 G1-3 1B		B B F B C F F B 4-2 11 FC4-6 5 1B BB		F B X 1-1 5 1B 1B		3	0	2	0	1	0	0
5 Matt Holliday, R (1, 7) OBP: 0.448, SLG: 0.575		X 0-0 11 S 1B		X 0-0 ② G1-3 1-2		C X 0-1 11 FC4-6 1-2 2-H 1B		X 0-0 1-2 1B		4	0	3	1	0	0	1
11 Brad Hawpe, L (1, 9) OBP: 0.382, SLG: 0.339		B 1 B S S B B SAFE 4-2 1-2 BB		B B F B X 3-1 ③ F8		B S F X 1-2 ② FC4-6 1-2f 2-3		X 0-0 ③ P4		3	0	0	0	1	0	5
8 Yorvit Torrealba, R (1, 2) OBP: 0.286, SLG: 0.282		B B X 2-0 ② F8			C C B B X 2-2 ① G6-3	B X 1-0 ③ P4			B B C F B B 4-2 BB BB BB	3	0	0	0	1	0	4
21 Clint Barmes, R (1, 6) OBP: 0.214, SLG: 0.231		F F S 0-3 ③ K			B C F S 1-3 ② K		C B C C 1-3 ① K		C S S 0-3 ① K	4	0	0	0	0	4	3
35 Taylor Buchholz, R (1, 1) OBP: 0.500, SLG: 0.333			B C S X 1-2 ① G4-3		X 0-0 1B		X 0-0 ② P4		B C D F D X 3-2 ② P4	2	0	1	0	0	0	0
46 Zach McClellan, R (6, 1)										0	0	0	0	0	0	0
John Mabry, L (7, PH) OBP: 0.200, SLG: 0.214										1	0	0	0	0	0	0
Bob Keppel, R (7, 1)										0	0	0	0	0	0	0
10 Jeff Baker, R (9, PH) OBP: 0.296, SLG: 0.500										1	0	0	0	0	0	1
Inning Stats	R: 0 E: 0 K: 0 S: 8 H: 0 LOB: 0 BB: 0 P: 13	R: 0 E: 0 K: 1 S: 11 H: 1 LOB: 2 BB: 1 P: 18	R: 0 E: 0 K: 0 S: 7 H: 0 LOB: 0 BB: 0 P: 10	R: 0 E: 0 K: 0 S: 6 H: 1 LOB: 1 BB: 0 P: 10	R: 0 E: 0 K: 1 S: 11 H: 1 LOB: 1 BB: 0 P: 14	R: 1 E: 0 K: 1 S: 15 H: 2 LOB: 2 BB: 1 P: 23	R: 0 E: 0 K: 1 S: 5 H: 0 LOB: 0 BB: 0 P: 6	R: 0 E: 0 K: 1 S: 11 H: 2 LOB: 2 BB: 0 P: 15	R: 0 E: 0 K: 1 S: 17 H: 0 LOB: 3 BB: 3 P: 32	1B: 6 2B: 1 3B: 0 HR: 0 SF: 0 SAC: 0 DP: 0 HBP: 0						

PITCHER	IP	WLS	BF	H	R	ER	SO	BB	IBB	HBP	BLK	WP	HR	S	P	ERA	WHIP
33 John Maine, R (1, 1) ERA: 1.71	7.2	W	32	7	1	1	5	2	0	0	0	0	0	73	108	1.17	1.174
25 Pedro Feliciano, L (8, 1) ERA:	0.1		1	0	0	0	0	0	0	0	0	0	0	1	1	0.00	0.000
40 Ambiorix Burgos, R (9, 1) ERA: 3.86	1.0		6	0	0	0	1	3	0	0	0	0	0	17	32	0.00	3.000

PITCHER	IP	WLS	BF	H	R	ER	SO	BB	IBB	HBP	BLK	WP	HR	S	P	ERA	WHIP

TOP

Colorado Rockies @ New York Mets

Shea Stadium, Flushing, NY

Mon Apr 23 2007, 7:10 PM EDT

Att. 32,154 - Cloudy - 76 F

livebaseballscorecards.com

AB	34
R	1
H	7
RBI	1
BB	5
SO	6
LOB	19

COLORADO ROCKIES

BOTTOM

Colorado Rockies @ New York Mets

Shea Stadium, Flushing, NY

Mon Apr 23 2007, 7:10 PM EDT

Att. 32,154 - Cloudy - 76 F

livebaseballscorecards.com

Batter	1	2	3	4	5	6	7	8	9	AB	R	H	RBI	BB	SO	LOB
7 José Reyes, S (1, 6) OBP: 0.438, SLG: 0.610	BBBCB 4-1 16 F9 16 S BB	BSTDBFX 3-2 FC4-6 16 S ② 1-2f			X 0-0 G3 ①	DX 1-0 G3 ③		BBX 2-0 F7 ②		4	0	0	0	1	0	3
16 Paul Lo Duca, R (1, 2) OBP: 0.308, SLG: 0.310	B 1 SAFE CBX 2-1 F9 ① 1-3	P 1 SAFE CX 1-1 F8 ③ 1-2			BX 1-0 21 HBP 1B		X 0-0 G6-3 ①	BCFBBFX 3-2 G4-3 ③		5	0	1	0	0	0	2
15 Carlos Beltrán, S (1, 8) OBP: 0.412, SLG: 0.662	X 0-0 G4-3 ②	CFS 0-3 K ①			BBCCX 2-2 F8 ②		BCBCBX 3-2 21 HR 2B			4	1	1	0	0	1	2
21 Carlos Delgado, L (1, 3) OBP: 0.289, SLG: 0.311	CX 0-1 P4 ③	CX 0-1 G4-3 ②			FBH 2-1 1-2 HBP		BBCX 2-1 2-H HR			3	1	1	2	0	0	1
5 David Wright, R (1, 5) OBP: 0.363, SLG: 0.333		SCC 0-3 K ①	BFSSBBS 3-3 K ③		X 0-0 F9 ③		BBBBX 4-0 20 F9 18 1B BB			3	0	0	0	1	2	2
18 Moises Alou, R (1, 7) OBP: 0.458, SLG: 0.556		BFBBBX 4-1 20 1B 22 HR BB		BX 1-0 20 G1-3 22 SF8 2B		CBX 1-1 20 G4-3 2B	1 SAFE X 0-0 1-2 1B			3	2	3	0	1	0	0
20 Shawn Green, L (1, 9) OBP: 0.403, SLG: 0.551	CBX 1-1 22 HR 1-2 1B			BBSX 2-1 G1-3 ① 2-3		FBBBBX 3-1 G4-3 ① 2-3	BFBX 2-1 F9 ② 2-3			4	1	1	0	0	0	4
22 Jose Valentin, S (1, 4) OBP: 0.354, SLG: 0.474		CX 0-1 1-H 2-H HR		CBX 1-1 SF8 ② 3-H		IIIII 4-0 IBB	BBSCFX 2-2 G4-3 ③			2	1	1	4	1	0	2
33 John Maine, R (1, 1) OBP: 0.273, SLG: 0.200 25 Pedro Feliciano, L (8, 1) 17 David Newhan, L (8, PH) OBP: 0.455, SLG: 0.250 40 Ambiorix Burgos, R (9, 1)		CX 0-1 7 FC4-6 1B		X 0-0 G6-3 ③		LC 1 SAFE L 0-3 K ②		BX 1-0 F8 ①		3 0 1 0	0 0 0 0	1 0 0 0	0 0 0 0	0 0 0 0	1 0 0 0	2 0 0 0
Inning Stats	R: 0 E: 0 K: 0 S: 6 H: 0 LOB: 1 BB: 1 P: 12	R: 3 E: 0 K: 1 S: 17 H: 3 LOB: 1 BB: 1 P: 25	R: 0 E: 0 K: 2 S: 8 H: 0 LOB: 0 BB: 0 P: 11	R: 1 E: 0 K: 0 S: 6 H: 1 LOB: 0 BB: 0 P: 10	R: 0 E: 0 K: 0 S: 7 H: 1 LOB: 2 BB: 0 P: 12	R: 0 E: 0 K: 1 S: 8 H: 1 LOB: 2 BB: 1 P: 17	R: 2 E: 0 K: 0 S: 13 H: 3 LOB: 2 BB: 1 P: 26	R: 0 E: 0 K: 0 S: 6 H: 0 LOB: 0 BB: 0 P: 12		1B: 4 2B: 3 3B: 0 HR: 2	SF: 1 SAC: 0 DP: 0 HBP: 1			WP: 0 PB: 0 SB: 2 CS: 0	PA: 38	

PITCHER		IP	WLS	BF	H	R	ER	SO	BB	IBB	HBP	BLK	WP	HR	S	P	ERA	WHIP
35 Taylor Buchholz, R ERA: 6.35	(1, 1)	5.0	L	23	5	4	4	3	2	0	1	0	0	1	44	70	7.20	1.400
46 Zach McClellan, R ERA: 2.25	(6, 1)	1.0		5	1	0	0	1	0	1	0	0	0	0	8	17	0.00	1.000
Bob Keppel, R ERA: 6.0	(7, 1)	2.0		10	3	2	2	0	1	0	0	0	0	1	19	38	9.00	2.000

PITCHER	IP	WLS	BF	H	R	ER	SO	BB	IBB	HBP	BLK	WP	HR	S	P	ERA	WHIP

AB	32
R	6
H	9
RBI	6
BB	4
SO	4
LOB	18

Batter	1	2	3	4	5	6	7	8	9	10	11	12	AB	R	H	RBI	BB	SO	LOB
Steve Finley, L (1, 8) (10, 9) OBP: 0.200, SLG: 0.262	C X 0-1 G3 ①		C B C B F F X 2-2 BB 1-2 1B		B C X 1-1 P4 ③			B X 1-0 F9 ③			C B X 1-1 G3 ①		5	0	1	0	0	0	0
Jamey Carroll, R (1, 4) (11, 5) OBP: 0.328, SLG: 0.250	C C C 0-3 K ②		B F B B B 4-1 BB 1-2 2-3			C B C C T X 1-2 L1 ①			C B B B C F B 4-2 17 G4-3 BB		C S X 0-2 G5-3 ②		3	0	0	0	2	1	0
27 Garrett Atkins, R (1, 5) OBP: 0.344, SLG: 0.429	C B C C 1-3 K ③		B S X 1-1 P3 ③			B B C X 2-1 G5-3 ②			B 1 SAFE B B C X 3-1 F7 ①		B C C F S 1-3 K ③		5	0	0	0	0	2	4
23 Ryan Speier, R (11, 1)													0	0	0	0	0	0	0
17 Todd Helton, L (1, 3) OBP: 0.460, SLG: 0.435		C X 0-1 L9 ①		B C B B B 4-0 BB		C B B F X 2-2 G1-3 ③			S 1 SAFE B B B S X 2-2 G4-3 ② ③ 1-2f			C B F X 1-2 G4-3 ①	4	0	0	0	1	0	1
5 Matt Holliday, R (1, 7) OBP: 0.435, SLG: 0.553		B F X 1-1 11 G6-3 1B		B F X 1-1 F8 ①			C B B C 1-3 K ①			S F B B F C 2-3 K ①		C X 0-1 G1-3 ②	5	0	1	0	0	2	1
11 Brad Hawpe, L (1, 9) OBP: 0.367, SLG: 0.323		B 1 SAFE C F B 1 SAFE X 2-2 G6-3 ② ③ 1-2f		B X 1-0 P6 ②			C X 0-1 F8 ②			B F C S 1-3 K ②		X 0-0 F9 ③	3	0	0	0	0	0	2
10 Jeff Baker, R (10, PH) OBP: 0.286, SLG: 0.481													1	0	0	0	0	1	0
40 Brian Fuentes, L (10, 1)													0	0	0	0	0	0	0
Jeremy Affeldt, L (11, 1)													0	0	0	0	0	0	0
21 Clint Barmes, R (11, 4) OBP: 0.200, SLG: 0.214													1	0	0	0	0	0	0
8 Yorvit Torrealba, R (1, 2) OBP: 0.304, SLG: 0.326			B C C C 1-3 K ①	C B C B F C 2-3 K ③			X 0-0 2 CS 1B			B C B X 2-1 2 WP 2 3B 2B			4	0	2	0	0	2	1
3 Willy Taveras, R (10, PR) OBP: 0.276, SLG: 0.212													0	1	0	0	0	0	0
(10, 8)																			
2 Troy Tulowitzki, R (1, 6) OBP: 0.279, SLG: 0.262			B C B F X 2-2 G5-3 ②		C B F B F F X 2-2 G5-3 ①		C B C B 2-2 CS ③ 1-2	C F C 0-3 K ①		S B B B B X 3-1 2-H 3B			4	0	1	1	0	1	0
28 Aaron Cook, R (1, 1) OBP: 0.375, SLG: 0.429			B B C C C X 2-2 BB 1B 1B		X 0-0 P3 ②			B B B C X 3-1 L3 ②		C S D S 1-3 K ③			2	0	1	0	0	0	0
John Mabry, L (8, PH) OBP: 0.188, SLG: 0.200													1	0	0	0	0	0	0
60 Manny Corpas, R (8, 1)													0	0	0	0	0	0	0
20 Chris Iannetta, R (10, PH) OBP: 0.237, SLG: 0.156													1	0	0	0	0	1	2
(10, 2)																			
Inning Stats	R: 0 E: 0 K: 2 S: 8 H: 0 LOB: 0 BB: 0 P: 9	R: 0 E: 0 K: 0 S: 7 H: 1 LOB: 0 BB: 0 P: 10	R: 0 E: 0 K: 1 S: 17 H: 2 LOB: 3 BB: 1 P: 29	R: 0 E: 0 K: 1 S: 7 H: 0 LOB: 1 BB: 1 P: 15	R: 0 E: 0 K: 0 S: 8 H: 0 LOB: 0 BB: 0 P: 11	R: 0 E: 0 K: 0 S: 10 H: 0 LOB: 0 BB: 0 P: 15	R: 0 E: 0 K: 1 S: 8 H: 1 LOB: 0 BB: 0 P: 11	R: 0 E: 0 K: 1 S: 6 H: 0 LOB: 0 BB: 0 P: 10	R: 0 E: 0 K: 0 S: 8 H: 0 LOB: 0 BB: 1 P: 17	R: 1 E: 0 K: 3 S: 14 H: 2 LOB: 2 BB: 0 P: 23	R: 0 E: 0 K: 1 S: 9 H: 0 LOB: 0 BB: 0 P: 11	R: 0 E: 0 K: 0 S: 6 H: 0 LOB: 0 BB: 0 P: 7	1B: 4 2B: 1 3B: 1 HR: 0 SF: 0 SAC: 0 DP: 2 HBP: 0						
													WP: 1 PB: 0 SB: 0 CS: 1			PA: 43			

PITCHER		IP	WLS	BF	H	R	ER	SO	BB	IBB	HBP	BLK	WP	HR	S	P	ERA	WHIP
26 Orlando Hernandez, R ERA: 2.53	(1, 1)	7.0		25	4	0	0	5	2	0	0	0	0	0	65	100	0.00	0.857
Aaron Heilman, R ERA: 2.7	(8, 1)	1.0		3	0	0	0	1	0	0	0	0	0	0	6	10	0.00	0.000
13 Billy Wagner, L ERA: 1.0	(9, 1)	2.0		8	2	1	1	3	1	0	0	0	1	0	22	40	4.50	1.500
Scott Schoeneweis, L ERA: 2.25	(11, 1)	1.1		4	0	0	0	1	0	0	0	0	0	0	12	15	0.00	0.000
35 Joe Smith, R ERA:	(12, 1)	0.2	W	2	0	0	0	0	0	0	0	0	0	0	3	3	0.00	0.000

PITCHER	IP	WLS	BF	H	R	ER	SO	BB	IBB	HBP	BLK	WP	HR	S	P	ERA	WHIP

Colorado Rockies @ New York Mets

Shea Stadium, Flushing, NY

Tue Apr 24 2007, 7:10 PM EDT

Att. 38,500 - Partly Cloudy - 67 F

TOP

livebaseballscorecards.com

AB	39
R	1
H	6
RBI	1
BB	3
SO	10
LOB	11

Batter	1	2	3	4	5	6	7	8	9	10	11	12	AB	R	H	RBI	BB	SO	LOB
7 José Reyes, S (1, 6) OBP: 0.421, SLG: 0.573	G4-3		K		G4-3			G6-3		F8		10 1B 10 DI IBB	5	0	0	0	1	1	2
16 Paul Lo Duca, R (1, 2) OBP: 0.300, SLG: 0.302 10 Endy Chavez, L (11, PR) OBP: 0.417, SLG: 0.667 (12, 7)	G6-3		G4-3			G6-3		G4-3			18 FC5 21 G3-4-3 1B	1-3 3-H 1B	5 1	0 0	1 1	0 1	0 0	0 0	1 0
15 Carlos Beltrán, S (1, 8) OBP: 0.400, SLG: 0.628	F8			5 FC6 21 S BB		G3-1		F7			F8		4	0	0	0	1	0	1
21 Carlos Delgado, L (1, 3) OBP: 0.273, SLG: 0.291		G3		1 SAFE L7		G5-3			G1-3		G3-4-3		5	0	0	0	0	0	2
5 David Wright, R (1, 5) OBP: 0.376, SLG: 0.342		18 1B 1B		FC6			G6-3		G5-4-3		4-2 18 FC5 BB		4	0	2	0	1	0	1
18 Moises Alou, R (1, 7) OBP: 0.442, SLG: 0.529 11 Ramon Castro, R (12, 2) OBP: 0.450, SLG: 0.882		SAFE SAFE SAFE 20 G4-6-3 1B		F9			G5-3		G5-4-3		FC5		5 0	0 0	1 0	0 0	0 0	0 0	4 0
20 Shawn Green, L (1, 9) OBP: 0.415, SLG: 0.562	G4-6-3				22 G4-6-3 1B		2B			G4-3		17 BLK 22 SH1-4 10 1B BB	4	1	2	0	1	0	2
22 Jose Valentin, S (1, 4) OBP: 0.362, SLG: 0.500			3B		G4-6-3		IBB			F7		SH1-4	3	0	1	0	1	0	1
26 Orlando Hernandez, R (1, 1) OBP: 0.308, SLG: 0.462 Julio Franco, R (7, PH) OBP: 0.500, SLG: 0.333 Aaron Heilman, R (8, 1) 13 Billy Wagner, L (9, 1) 3 Damion Easley, R (10, PH) OBP: 0.308, SLG: 0.727 Scott Schoeneweis, L (11, 1) 35 Joe Smith, R (12, 1) 17 David Newhan, L (12, PH) OBP: 0.417, SLG: 0.222			K			2-2	G4-3					K	2 1 0 0 1 0 0 0 1	0 0 0 0 1 0 0 0 0	1 0 0 0 1 0 0 0 1	1 0 0 0 1 0 0 0 1	0 0 0 0 0 0 0 0 0	1 0 0 0 0 0 0 0 1	1 2 0 0 0 0 0 0 1
Inning Stats	R: 0 E: 0 K: 0 S: 8 H: 0 LOB: 0 BB: 0 P: 15	R: 0 E: 0 K: 0 S: 7 H: 2 LOB: 1 BB: 0 P: 12	R: 0 E: 0 K: 2 S: 11 H: 1 LOB: 1 BB: 0 P: 12	R: 0 E: 0 K: 0 S: 6 H: 0 LOB: 1 BB: 1 P: 13	R: 0 E: 0 K: 0 S: 11 H: 2 LOB: 1 BB: 0 P: 15	R: 0 E: 0 K: 0 S: 10 H: 0 LOB: 0 BB: 0 P: 13	R: 0 E: 0 K: 0 S: 7 H: 1 LOB: 2 BB: 1 P: 16	R: 0 E: 0 K: 0 S: 4 H: 0 LOB: 0 BB: 0 P: 8	R: 0 E: 0 K: 0 S: 4 H: 1 LOB: 0 BB: 0 P: 6	R: 1 E: 0 K: 0 S: 8 H: 1 LOB: 0 BB: 0 P: 11	R: 0 E: 0 K: 0 S: 11 H: 1 LOB: 2 BB: 1 P: 18	R: 1 E: 0 K: 1 S: 11 H: 1 LOB: 2 BB: 2 P: 20	1B: 6 2B: 2 3B: 1 HR: 1	SF: 0 SAC: 1 DP: 3 HBP: 0		WP: 0 PB: 0 SB: 1 CS: 0	PA: 47		

PITCHER	IP	WLS	BF	H	R	ER	SO	BB	IBB	HBP	BLK	WP	HR	S	P	ERA	WHIP
28 Aaron Cook, R (1, 1) ERA: 3.18	7.0		27	6	0	0	2	1	1	0	0	0	0	60	96	0.00	1.000
60 Manny Corpas, R (8, 1) ERA: 0.77	2.0		6	1	0	0	0	0	0	0	0	0	0	8	14	0.00	0.500
40 Brian Fuentes, L (10, 1) ERA: 3.6	1.0	B	4	1	1	1	0	0	0	0	0	0	1	8	11	9.00	1.000
Jeremy Affeldt, L (11, 1) ERA: 1.17	0.2		4	1	0	0	0	1	0	0	0	0	0	10	16	0.00	3.000
23 Ryan Speier, R (11, 1) ERA: 9.0	1.0	L	6	1	1	1	1	1	1	0	1	0	0	12	22	9.00	2.000

PITCHER	IP	WLS	BF	H	R	ER	SO	BB	IBB	HBP	BLK	WP	HR	S	P	ERA	WHIP

Colorado Rockies @ New York Mets

Shea Stadium, Flushing, NY

Tue Apr 24 2007, 7:10 PM EDT

Att. 38,500 - Partly Cloudy - 67 F

BOTTOM

livebaseballscorecards.com

AB	41
R	2
H	10
RBI	2
BB	5
SO	3
LOB	18

Batter	1	2	3	4	5	6	7	8	9	AB	R	H	RBI	BB	SO	LOB
3 Willy Taveras, R (1, 8) OBP: 0.328, SLG: 0.276	C B B F B X 3-2 ① G5-3		X 0-0 5 1B 17 1B 1-2 1B	X 0-0 2 SH1-3 5 1B 1-2 1B	B B C X 2-1 1-2 2-H 1B		C X 0-1 1B		X 0-0 1B	6	2	5	1	0	0	0
2 Troy Tulowitzki, R (1, 6) OBP: 0.274, SLG: 0.246	B C C B B B 4-2 5 G6-3 5 S 17 1B BB		C X 0-1 ① L9 2-3	F X 0-1 ① SH1-3 1-2 2-3	C F D X 1-2 ③ G5-3		X 0-0 ③ F7		B B B C F C 3-3 ③ K	4	1	0	0	1	1	6
5 Matt Holliday, R (1, 7) OBP: 0.438, SLG: 0.551 10 Jeff Baker, R (6, 7) OBP: 0.310, SLG: 0.500	F 1 SAFE B F X 1-2 ② G6-3 1-3		X 0-0 17 1B HR 1-3 3-H 1B	B B X 2-0 17 2B 2-H 3-H 1B		X 0-0 ① P4		B X 1-0 11 1B 1B		4 1	2 0	2 1	3 0	0 0	0 0	1 0
17 Todd Helton, L (1, 3) OBP: 0.478, SLG: 0.486	B B C B X 3-1 3-H 1B		C 1 SAFE X 0-1 1-2 HR 3-H 1B	C B C X 1-2 L4-6 1-H 2B		B C B B C X 3-2 1B 2B		B C X 1-1 ① L5		5	2	4	3	0	0	1
John Mabry, L (1, 5) OBP: 0.238, SLG: 0.400	C B B F S 2-3 ③ K		B X 1-0 1-H 2-H HR	X 0-0 ② ③ L4-6 2-2		S F B B B F X 3-2 2-H 1B		C C B S 1-3 ② K		5	1	2	4	0	2	3
11 Brad Hawpe, L (1, 9) OBP: 0.369, SLG: 0.343		B F X 1-1 ① F7	B B S C B F X 3-2 ② F7		X 0-0 3 1B 2B	B F C B S 2-3 ② K		C S F B B F X 2-2 1-2 1B		5	1	2	0	0	1	1
20 Chris Iannetta, R (1, 2) OBP: 0.279, SLG: 0.194		B X 1-0 21 G6-4-3 1B	C C B X 1-2 1B		C B B B F B 4-2 3 1B BB	C F B S 1-3 ③ K		C C C 0-3 ③ K		4	0	2	0	1	2	3
21 Clint Barmes, R (1, 4) OBP: 0.150, SLG: 0.158		B 1 SAFE X 1-0 ② ③ G6-4-3 1-2f	F F F X 0-2 ③ P3		B B F X 2-1 ① F5		C S F T 0-2 ① K		B C C X 1-2 ① F7	5	0	0	0	0	1	4
37 Josh Fogg, R (1, 1) OBP: 0.250, SLG: 0.250 Tom Martin, L (8, 1) Steve Finley, L (9, PH) OBP: 0.196, SLG: 0.256 46 Zach McClellan, R (9, 1)			M B B X 2-1 2 3 L9 5 1B 1B	X 0-0 2 3 SH1-3 5 1B 1B	L C S 0-3 ② K		B X 1-0 ② P4		F F X 0-2 ② F8	4 0 1 0	2 0 0 0	2 0 0 0	0 0 0 0	0 0 0 0	1 0 0 0	2 0 0 0
Inning Stats	R: 1 E: 0 K: 1 S: 14 H: 1 LOB: 1 BB: 1 P: 27	R: 0 E: 0 K: 0 S: 4 H: 1 LOB: 0 BB: 0 P: 7	R: 5 E: 0 K: 0 S: 20 H: 6 LOB: 0 BB: 0 P: 27	R: 3 E: 0 K: 0 S: 9 H: 4 LOB: 0 BB: 0 P: 12	R: 1 E: 0 K: 1 S: 13 H: 2 LOB: 2 BB: 1 P: 22	R: 1 E: 0 K: 2 S: 14 H: 2 LOB: 1 BB: 0 P: 23	R: 0 E: 0 K: 1 S: 8 H: 1 LOB: 1 BB: 0 P: 9	R: 0 E: 0 K: 2 S: 14 H: 2 LOB: 2 BB: 0 P: 19	R: 0 E: 0 K: 1 S: 10 H: 1 LOB: 1 BB: 0 P: 14	1B: 16 2B: 4 3B: 0 HR: 1 SF: 0 SAC: 1 DP: 2 HBP: 0						

PITCHER		IP	WLS	BF	H	R	ER	SO	BB	IBB	HBP	BLK	WP	HR	S	P	ERA	WHIP
34 Mike Pelfrey, R ERA: 7.9	(1, 1)	3.0	L	17	8	6	6	1	1	0	0	0	0	1	38	61	18.00	3.000
Aaron Sele, R ERA: 6.0	(4, 1)	2.0		12	6	4	4	1	1	0	0	0	0	0	22	34	18.00	3.500
40 Ambiorix Burgos, R ERA: 3.97	(6, 1)	2.0		9	3	1	1	3	0	0	0	0	0	0	22	32	4.50	1.500
25 Pedro Feliciano, L ERA:	(8, 1)	1.0		5	2	0	0	2	0	0	0	0	0	0	14	19	0.00	2.000
35 Joe Smith, R ERA:	(9, 1)	1.0		4	1	0	0	1	0	0	0	0	0	0	10	14	0.00	1.000

PITCHER	IP	WLS	BF	H	R	ER	SO	BB	IBB	HBP	BLK	WP	HR	S	P	ERA	WHIP

Colorado Rockies @ New York Mets

Shea Stadium, Flushing, NY

Wed Apr 25 2007, 1:10 PM EDT

Att. 33,522 - Partly Cloudy - 61 F

TOP

livebaseballscorecards.com

AB	44
R	11
H	20
RBI	11
BB	2
SO	8
LOB	21

WP: 0	PA: 47
PB: 0	
SB: 1	
CS: 0	

Batter	1	2	3	4	5	6	7	8	9	AB	R	H	RBI	BB	SO	LOB
7 José Reyes, S (1, 6) OBP: 0.440, SLG: 0.609	L8			10 FC4-6 1B		15 F9 10 1B 20 2B 1B	2B		10 2B 2B	5	2	4	0	0	0	0
10 Endy Chavez, L (1, 7) OBP: 0.412, SLG: 0.647	L7			FC4-6 15 1B		15 F9 20 2B	G4-3		2-H 3-H 2B	5	1	2	2	0	0	2
15 Carlos Beltrán, S (1, 8) OBP: 0.400, SLG: 0.627	F8			1B		F9		2B	G6-3	5	0	2	0	0	0	3
21 Carlos Delgado, L (1, 3) OBP: 0.261, SLG: 0.277		K		L7		K		P6		4	0	0	0	0	2	5
5 David Wright, R (1, 5) OBP: 0.371, SLG: 0.329		G6-3		G6-3		20 2B BB		G6-3		3	1	0	0	1	0	3
20 Shawn Green, L (1, 9) OBP: 0.419, SLG: 0.571		F9			11 FC4-6 1B	1-H 2-H 3-H 2B		K		4	0	2	3	0	1	1
11 Ramon Castro, R (1, 2) OBP: 0.375, SLG: 0.714			L6	FC4-6 3 2B		K			K	4	0	0	0	0	2	2
22 Jose Valentin, S (1, 4) OBP: 0.356, SLG: 0.484			K	F8			F9		7 10 2B 1B	4	1	1	0	0	1	1
34 Mike Pelfrey, R (1, 1) 17 David Newhan, L (3, PH) Aaron Sele, R (4, 1) 3 Damion Easley, R (5, PH) OBP: 0.367, SLG: 0.633 40 Ambiorix Burgos, R (6, 1) Julio Franco, R (7, PH) OBP: 0.406, SLG: 0.250 25 Pedro Feliciano, L (8, 1) 35 Joe Smith, R (9, 1) 18 Moises Alou, R (9, PH) OBP: 0.406, SLG: 0.522		K	K	K	1-H		F9		K	0 0 0 0 0 0 0 1 0 0 0 0 1 0 0 0 0 0 0 0 0 1 0 1 0 0 0 0 0 0 0 0 0 0 0 1 0 0 0 0 0 0 0 0 0 0 0 0 0 0 0 0 0 0 0 0 1 0 0 0 0 1 1						
Inning Stats	R: 0 E: 0 K: 0 S: 5 H: 0 LOB: 0 BB: 0 P: 8	R: 0 E: 0 K: 1 S: 7 H: 0 LOB: 0 BB: 0 P: 12	R: 0 E: 0 K: 2 S: 8 H: 0 LOB: 0 BB: 0 P: 11	R: 0 E: 0 K: 0 S: 8 H: 2 LOB: 2 BB: 1 P: 13	R: 0 E: 0 K: 0 S: 14 H: 2 LOB: 2 BB: 0 P: 22	R: 3 E: 0 K: 2 S: 13 H: 3 LOB: 1 BB: 1 P: 25	R: 0 E: 0 K: 0 S: 7 H: 1 LOB: 1 BB: 0 P: 11	R: 0 E: 0 K: 1 S: 9 H: 1 LOB: 1 BB: 0 P: 12	R: 2 E: 0 K: 2 S: 15 H: 3 LOB: 1 BB: 0 P: 20	1B: 6 2B: 6 3B: 0 HR: 0	SF: 0 SAC: 0 DP: 0 HBP: 0						

PITCHER		IP	WLS	BF	H	R	ER	SO	BB	IBB	HBP	BLK	WP	HR	S	P	ERA	WHIP
37 Josh Fogg, R ERA: 5.79	(1, 1)	7.0	W	29	8	3	3	5	1	0	0	0	0	0	62	102	3.86	1.286
Tom Martin, L ERA:	(8, 1)	1.0		4	1	0	0	1	0	0	0	0	0	0	9	12	0.00	1.000
46 Zach McClellan, R ERA: 5.4	(9, 1)	1.0		6	3	2	2	2	0	0	0	0	0	0	15	20	18.00	3.000

PITCHER	IP	WLS	BF	H	R	ER	SO	BB	IBB	HBP	BLK	WP	HR	S	P	ERA	WHIP

BOTTOM

Colorado Rockies @ New York Mets

Shea Stadium, Flushing, NY

Wed Apr 25 2007, 1:10 PM EDT
Att. 33,522 - Partly Cloudy - 61 F

livebaseballscorecards.com

AB	38
R	5
H	12
RBI	5
BB	1
SO	8
LOB	18

WP: 0 PB: 0 SB: 0 CS: 0 PA: 39

Atlanta Braves @ Colorado Rockies

Coors Field, Denver, CO

Fri Apr 27 2007, 7:05 PM MDT

Att. 25,079 - Clear - 62 F

TOP

livebaseballscorecards.com

Batter	1	2	3	4	5	6	7	8	9	AB	R	H	RBI	BB	SO	LOB
2 Kelly Johnson, L (1, 4) OBP: 0.457, SLG: 0.573	2-2 10 G5-3 11 1B 1B	2-3 K		2-1 11 1B 2-H 1B		4-2 10 2B HR BB	4-2 11 1B 10 2B 1-2 BB			3	3	2	1	2	1	2
11 Edgar Renteria, R (1, 6) OBP: 0.410, SLG: 0.500	1-1 10 G5-3 1-2 1B		3-2 7 1B 1B	0-1 2-H 1B		1-0 ② L6	0-1 10 2B 1-3 2-H 1B			5	1	4	2	0	0	1
10 Chipper Jones, S (1, 5) OBP: 0.422, SLG: 0.667	0-0 ① ② G5-3 1-2 2-3f		1-3 ① K	1-1 ③ G6-3		1-1 HR 1-3 2B	1-2 ③ 1-H 3-H 2B			5	1	2	2	0	1	4
Andruw Jones, R (1, 8) OBP: 0.378, SLG: 0.474	4-0 IBB		0-1 ② F9	0-1 ② G5-3		0-0 ① 2-H 3-H HR		2-3 ① K		4	1	1	3	1	1	1
7 Jeff Francoeur, R (1, 9) OBP: 0.365, SLG: 0.506	2-2 ③ F9		1 SAFE 1 SAFE 0-2 1-2 1B	4-1 BB		1-1 1B		1-3 ② K		4	0	2	0	1	1	2
16 Brian McCann, L (1, 2) OBP: 0.373, SLG: 0.500		0-1 23 1B 1B 36 G1-2-3 1B	2-2 ③ F7		0-1 ② F8	1-1 ③ G3		1-1 ③ F7		5	0	1	0	0	0	4
23 Matt Diaz, R (1, 7) OBP: 0.273, SLG: 0.396	0-1 36 G1-2-3 1B 1-2 1B		3-2 36 SH2-4 2 1B 1B	0-3 ③ K		0-3 ① K	1-0 ① F9			4	1	2	0	0	2	1
Ryan Langerhans, L (8, 7) OBP: 0.182, SLG: 0.053										1	0	0	0	0	0	0
Craig Wilson, R (1, 3) OBP: 0.296, SLG: 0.261	1-2 36 G1-2-3 1-2 2-3 1B		2-3 ① K	0-1 HR		0-0 2 BB 11 1B 1B	1-3 ② K			5	2	3	1	0	2	1
36 Chuck James, L (1, 1) Tyler Yates, R (6, 1) Scott Thorman, L (7, PH) OBP: 0.000, SLG: 0.429 51 Michael Gonzalez, R (7, 1) 39 Rafael Soriano, R (8, 1) 4 Pete Orr, L (8, PH) OBP: 0.250, SLG: 0.250 28 Bob Wickman, R (8, 1) Steve Colyer, L (8, 1) 58 Peter Moylan, R (8, 1)	1-1 ① ② G1-2-3 1-2 2-3 3-Hf		0-1 ② SH2-4 1-2			0-0 ① G6-3	1-0 ② F8	0-2 ③ G4-3		2 0 0 0 0 0 3 0 0 0 0 0 0 0 1 0 0 0 0 0 1 0 0 0 0 0 0 0 0 0 0 0 0 0 0 1 0 0 0 0 0 0 0 0 0 0 0 0 0 0 0 0 0 0 0 0 0 0 0 0 0 0 0						
Inning Stats	R: 0 E: 0 K: 0 S: 11 H: 2 LOB: 2 BB: 1 P: 20	R: 0 E: 0 K: 1 S: 13 H: 3 LOB: 2 BB: 0 P: 17	R: 0 E: 0 K: 1 S: 17 H: 2 LOB: 2 BB: 0 P: 23	R: 2 E: 0 K: 1 S: 16 H: 3 LOB: 1 BB: 0 P: 24	R: 0 E: 0 K: 1 S: 7 H: 0 LOB: 1 BB: 1 P: 11	R: 4 E: 0 K: 0 S: 13 H: 4 LOB: 1 BB: 1 P: 21	R: 3 E: 0 K: 1 S: 13 H: 3 LOB: 1 BB: 1 P: 19	R: 0 E: 0 K: 2 S: 8 H: 0 LOB: 0 BB: 0 P: 12	R: 0 E: 0 K: 1 S: 7 H: 0 LOB: 0 BB: 0 P: 9	1B: 13 2B: 2 3B: 0 HR: 2	SF: 0 SAC: 1 DP: 2 HBP: 0						

	AB	40
	R	9
	H	17
	RBI	9
	BB	4
	SO	8
	LOB	20

WP: 0 PB: 0 SB: 0 CS: 0 PA: 45

PITCHER		IP	WLS	BF	H	R	ER	SO	BB	IBB	HBP	BLK	WP	HR	S	P	ERA	WHIP
26 Jeff Francis, L ERA: 6.52	(1, 1)	5.1	L	28	11	4	4	4	2	1	0	0	0	1	69	104	6.75	2.438
23 Ryan Speier, R ERA: 15.43	(6, 1)	0.1		4	3	2	2	0	0	0	0	0	0	1	6	9	54.00	9.000
Tom Martin, L ERA:	(6, 1)	0.1		1	0	0	0	0	0	0	0	0	0	0	2	3	0.00	0.000
Bob Keppel, R ERA: 12.27	(7, 1)	0.2		5	2	3	3	1	1	0	0	0	0	0	10	15	40.50	4.500
Jeremy Affeldt, L ERA: 1.13	(7, 1)	0.1		1	1	0	0	0	0	0	0	0	0	0	3	4	0.00	3.000

PITCHER		IP	WLS	BF	H	R	ER	SO	BB	IBB	HBP	BLK	WP	HR	S	P	ERA	WHIP
46 Zach McClellan, R ERA: 4.5	(8, 1)	1.0		3	0	0	0	2	0	0	0	0	0	0	8	12	0.00	0.000
35 Taylor Buchholz, R ERA: 5.84	(9, 1)	1.0		3	0	0	0	1	0	0	0	0	0	0	7	9	0.00	0.000

Batter	1	2	3	4	5	6	7	8	9	AB	R	H	RBI	BB	SO	LOB
3 Willy Taveras, R (1, 8) OBP: 0.348, SLG: 0.302	B F X 1-1 27 G6-4-3 1B		B F B X 2-1 ③ F9			B C B B C X 3-2 27 1B 2 S 17 1B 1B	B T B F B C 3-3 ① K 1-2		B X 1-0 2 DI 27 2B 2-3 1B	5	2	3	0	0	1	1
2 Troy Tulowitzki, R (1, 6) OBP: 0.282, SLG: 0.290	C F B F 1 SAFE B S 2-3 ① K			X 0-0 HR		B D C B B C C 3-3 ① K 1-2	X 0-0 ② F8 2-3		F B B B D C B 4-2 27 2B 1-2 BB	4	2	1	1	1	2	3
27 Garrett Atkins, R (1, 5) OBP: 0.347, SLG: 0.439	C X 0-1 ② ③ G6-4-3 1-2f			B X 1-0 ① G4-3		X 0-0 17 1B 5 1B 2-3 1B	C B C X 1-2 ③ L5		X 0-0 1-H 2-H 3-H 2B	5	1	2	3	0	0	2
17 Todd Helton, L (1, 3) 21 Clint Barmes, R (9, PR) OBP: 0.150, SLG: 0.158		B F B C B C 3-3 ① K		F C B F X 1-2 ② G5-3		X 0-0 5 1B 8 1B 1-3 3-H 1B		C B B B B 4-1 8 G6-4-3 BB	B C B F B B B 4-2 BB	3 0	1 0	1 0	1 0	2 0	1 0	0 0
5 Matt Holliday, R (1, 7) OBP: 0.436, SLG: 0.553		B X 1-0 2B		B B C S F X 2-2 ③ F7		D S X 1-1 8 1B 1-2 3-H 1B		B B S S C 2-3 ① K	X 0-0 ③ F9	5	0	2	1	0	1	3
8 Yorvit Torrealba, R (1, 2) OBP: 0.300, SLG: 0.319	F B B F T 2-2 ② K				S S F X 0-2 ① G4-3	B C X 1-1 FC6 1-2 2-H 1B		F X 0-1 ② ③ G6-4-3 1-2f		4	0	1	1	0	1	2
10 Jeff Baker, R (1, 9) OBP: 0.273, SLG: 0.438	C C X 0-2 ③ G3-1				B B X 2-0 ② G1-3	F D B F F B S 3-3 ② K			C B X 1-1 ① G2-3	4	0	0	0	0	1	3
Jamey Carroll, R (1, 4) OBP: 0.338, SLG: 0.241			C X 0-1 ① G6-3		C B B B B B 4-1 BB	X 0-0 ③ FC6 1-2f			B B C C B F F B 4-2 3 1B 27 2B G6-3 BB	2	1	0	0	2	0	2
26 Jeff Francis, L (1, 1) OBP: 0.000, SLG: 0.000 23 Ryan Speier, R (8, 1) Tom Martin, L (8, 1) Bob Keppel, R (7, 1) Jeremy Affeldt, L (7, 1) Steve Finley, L (7, PH) OBP: 0.412, SLG: 0.412 46 Zach McClellan, R (8, 1) 35 Taylor Buchholz, R (8, 1) John Mabry, L (9, PH) OBP: 0.333, SLG: 0.381			B B B C X 3-1 ② G4-3		C T B B B X 3-2 ③ G4-3		C C X 0-2 2 F8 3 PB 1B		B X 1-0 ② G6-3 1-2	2 0 0 0 0 0 1 0 0 1	0 0 0 0 0 0 0 0 0 0	0 0 0 0 0 0 1 0 0 0	0 0 0 0 0 0 0 1 0 0	0 0 0 0 0 0 0 0 0 0	0 0 0 0 0 0 0 0 0 0	1 0 0 0 0 0 0 0 0 1
Inning Stats	R: 0 H: 1 E: 0 LOB: 0 K: 1 BB: 0 S: 8 P: 11	R: 0 H: 1 E: 0 LOB: 1 K: 2 BB: 0 S: 10 P: 16	R: 0 H: 0 E: 0 LOB: 0 K: 0 BB: 0 S: 6 P: 11	R: 1 H: 1 E: 0 LOB: 0 K: 0 BB: 0 S: 10 P: 14	R: 0 H: 0 E: 0 LOB: 1 K: 0 BB: 1 S: 9 P: 18	R: 3 H: 5 E: 0 LOB: 2 K: 2 BB: 0 S: 17 P: 28	R: 0 H: 1 E: 0 LOB: 1 K: 1 BB: 0 S: 10 P: 14	R: 0 H: 0 E: 0 LOB: 0 K: 1 BB: 1 S: 6 P: 12	R: 3 H: 2 E: 0 LOB: 2 K: 0 BB: 3 S: 14 P: 29	1B: 8 2B: 2 3B: 0 HR: 1	SF: 0 SAC: 0 DP: 2 HBP: 0					WP: 0 PB: 1 SB: 1 CS: 0	PA: 41

BOTTOM

Atlanta Braves @ Colorado Rockies

Coors Field, Denver, CO

Fri Apr 27 2007, 7:05 PM MDT

Att. 25,079 - Clear - 62 F

livebaseballscorecards.com

AB	36
R	7
H	11
RBI	7
BB	5
SO	7
LOB	18

PITCHER		IP	WLS	BF	H	R	ER	SO	BB	IBB	HBP	BLK	WP	HR	S	P	ERA	WHIP
36 Chuck James, L ERA: 4.73	(1, 1)	5.1	W	22	6	4	4	4	1	0	0	0	0	1	51	84	6.75	1.312
Tyler Yates, R ERA: 4.5	(6, 1)	0.2	H	4	2	0	0	1	0	0	0	0	0	0	9	14	0.00	3.000
51 Michael Gonzalez, L ERA: 2.16	(7, 1)	1.0		4	1	0	0	1	0	0	0	0	0	0	10	14	0.00	1.000
39 Rafael Soriano, R ERA: 5.23	(8, 1)	1.0		3	0	0	0	1	1	0	0	0	0	0	6	12	0.00	1.000
28 Bob Wickman, R ERA: 2.53	(9, 1)	0.2		6	2	3	3	0	2	0	0	0	0	0	11	22	40.50	6.000

PITCHER		IP	WLS	BF	H	R	ER	SO	BB	IBB	HBP	BLK	WP	HR	S	P	ERA	WHIP
Steve Colyer, L ERA:	(9, 1)	0.0		1	0	0	0	0	1	0	0	0	0	0	2	6	∞	∞
58 Peter Moylan, R ERA: 3.68	(9, 1)	0.1	S	1	0	0	0	0	0	0	0	0	0	0	1	1	0.00	0.000

Atlanta Braves @ Colorado Rockies

Coors Field, Denver, CO

Sat Apr 28 2007, 6:05 PM MDT

Att. 28,178 - Clear - 78 F

TOP

livebaseballscorecards.com

Batter	1	2	3	4	5	6	7	8	9	AB	R	H	RBI	BB	SO	LOB
2 Kelly Johnson, L (1, 4) OBP: 0.455, SLG: 0.582	B C B C B F T 3-2 ① K		B B B C B 4-1 11 BB 10 1B BB	B C X 1-1 2-H 3B		C X 0-1 ③ G6-3			C B C B F B X 3-2 ② L6	4	1	1	1	1	1	1
11 Edgar Renteria, R (1, 6) OBP: 0.410, SLG: 0.521	X 0-0 ② F9		D B C B B 4-1 10 1B 1-2 2-3 SF9 BB	X 0-0 ③ L7			B C C X 1-2 ① G5-3		X 0-0 HR	4	2	1	1	1	0	1
10 Chipper Jones, S (1, 5) OBP: 0.421, SLG: 0.648	F C B F B B B 4-2 BB		F B C B B X 3-2 1-3 2-H 3-H 1B		B B X 2-0 ① G6-3		C F B F C 1-3 ② K		C B B B B X 3-1 ③ G6-3	4	0	1	2	1	1	0
Andruw Jones, R (1, 8) OBP: 0.382, SLG: 0.488	B F F F B S 2-3 ③ K		X 0-0 ② SF9 3-H		S B B C F X 2-2 2B		B B F B B 4-2 BB			2	0	1	1	1	1	1
16 Brian McCann, L (1, 2) OBP: 0.356, SLG: 0.474		X 0-0 ① G4-3	1 SAFE C B X 1-1 ③ F7		B F X 1-1 ② F8		F C D B F C 2-3 ③ K			4	0	0	0	0	1	3
7 Jeff Francoeur, R (1, 9) OBP: 0.360, SLG: 0.528		C X 0-1 ② P6		X 0-0 HR	F D S F X 1-2 ③ G6-3			B S B F X 2-2 ① G4-3		4	1	1	1	0	0	1
Scott Thorman, L (1, 3) OBP: 0.277, SLG: 0.432		B F B S X 2-2 ③ F7		C B X 1-1 ① G4-3		F S X 0-2 ① G1-3		X 0-0 ② G4-3		4	0	0	0	0	0	0
Ryan Langerhans, L (1, 7) OBP: 0.188, SLG: 0.049			B C X 1-1 11 BB 29 SH2-4 10 1B E6	C C B B B B 4-2 29 SH3 2 3B BB		X 0-0 ② F8		C C X 0-2 ③ G4-3		3	2	0	0	1	0	0
29 John Smoltz, R (1, 1) OBP: 0.083, SLG: 0.167 51 Michael Gonzalez, R (8, 1) Chris Woodward, R (9, PH) OBP: 0.296, SLG: 0.250 39 Rafael Soriano, R (9, 1)			X 0-0 ① SH2-4 1-2	L X 0-1 ② SH3 1-2		X 0-0 2B			X 0-0 ① P5	1 0 1 0	0 0 0 0	1 0 0 0	0 0 0 0	0 0 0 0	0 0 0 0	0 0 0 0
Inning Stats	R: 0 H: 0 E: 0 LOB: 1 K: 2 BB: 1 S: 12 P: 21	R: 0 H: 0 E: 0 LOB: 0 K: 0 BB: 0 S: 6 P: 8	R: 3 H: 1 E: 1 LOB: 1 K: 0 BB: 2 S: 11 P: 24	R: 2 H: 2 E: 0 LOB: 1 K: 0 BB: 1 S: 10 P: 16	R: 0 H: 1 E: 0 LOB: 1 K: 0 BB: 0 S: 11 P: 17	R: 0 H: 1 E: 0 LOB: 1 K: 0 BB: 0 S: 7 P: 7	R: 0 H: 0 E: 0 LOB: 1 K: 2 BB: 1 S: 13 P: 21	R: 0 H: 0 E: 0 LOB: 0 K: 0 BB: 0 S: 7 P: 9	R: 1 H: 1 E: 0 LOB: 0 K: 0 BB: 0 S: 8 P: 14	1B: 1 SF: 1 2B: 2 SAC: 2 3B: 1 DP: 0 HR: 2 HBP: 0						

AB	31
R	6
H	6
RBI	6
BB	5
SO	4
LOB	7

WP: 0 PA: 39
PB: 0
SB: 0
CS: 0

PITCHER		IP	WLS	BF	H	R	ER	SO	BB	IBB	HBP	BLK	WP	HR	S	P	ERA	WHIP
48 Jason Hirsh, R ERA: 3.41	(1, 1)	6.0	L	28	5	5	3	2	4	0	0	0	0	1	57	93	4.50	1.500
Jeremy Affeldt, L ERA: 1.0	(7, 1)	1.0		4	0	0	0	2	1	0	0	0	0	0	13	21	0.00	1.000
60 Manny Corpas, R ERA: 0.71	(8, 1)	1.0		3	0	0	0	0	0	0	0	0	0	0	7	9	0.00	0.000
40 Brian Fuentes, L ERA: 4.09	(9, 1)	1.0		4	1	1	1	0	0	0	0	0	0	1	8	14	9.00	1.000

PITCHER	IP	WLS	BF	H	R	ER	SO	BB	IBB	HBP	BLK	WP	HR	S	P	ERA	WHIP

Atlanta Braves @ Colorado Rockies

Coors Field, Denver, CO

Sat Apr 28 2007, 6:05 PM MDT

Att. 28,178 - Clear - 78 F

BOTTOM

Batter	1	2	3	4	5	6	7	8	9	AB	R	H	RBI	BB	SO	LOB
3 Willy Taveras, R (1, 8) OBP: 0.338, SLG: 0.284	4-2 2 HR BB	0-0 B2-3			1-2 P4		2-3 K		1-2 E6 2 DI	4	1	0	0	1	1	1
2 Troy Tulowitzki, R (1, 6) OBP: 0.289, SLG: 0.338	0-0 1-H HR		0-1 G1-3		1-1 G6-3		1-2 27 CS 1B		0-3 K 1-2	5	1	2	2	0	1	1
27 Garrett Atkins, R (1, 5) OBP: 0.343, SLG: 0.430	0-0 F8		0-0 F8		1-0 17 1B 1B		3-3 K 1-2			4	0	1	0	0	1	1
17 Todd Helton, L (1, 3) OBP: 0.495, SLG: 0.506	3-2 F9		1-2 5 2B 1B		2-1 5 FC6 1-3 1B			1-2 2B		4	0	3	0	0	0	0
5 Matt Holliday, R (1, 7) OBP: 0.438, SLG: 0.571	0-2 2B		0-0 1-3 2B		1-2 FC6 1-2f			0-0 P4		4	0	2	0	0	0	3
11 Brad Hawpe, L (1, 9) OBP: 0.352, SLG: 0.324 40 Brian Fuentes, L (9, 1)	1-0 G1		1-0 G4-3			0-3 K		2-3 K		4 0	0 0	0 0	0 0	0 0	2 0	4 0
8 Yorvit Torrealba, R (1, 2) OBP: 0.315, SLG: 0.333		0-0 1B		2-3 K		0-0 1B		0-1 G5-3		4	0	2	0	0	1	1
Jamey Carroll, R (1, 4) OBP: 0.319, SLG: 0.224		2-3 K		3-2 L8		2-3 K			1-1 G5-3	4	0	0	0	0	2	2
48 Jason Hirsh, R (1, 1) John Mabry, L (6, PH) OBP: 0.217, SLG: 0.364 Jeremy Affeldt, L (7, 1) 60 Manny Corpas, R (8, 1) Steve Finley, L (9, 9) OBP: 0.208, SLG: 0.267		0-3 K		0-3 K		1-0 P6			0-3 K	2 1 0 0 1	0 0 0 0 0	0 0 0 0 0	0 0 0 0 0	0 0 0 0 0	2 0 0 0 1	1 1 0 0 0
Inning Stats	R: 2 E: 0 K: 0 S: 13 H: 2 LOB: 1 BB: 1 P: 21	R: 0 E: 0 K: 2 S: 8 H: 1 LOB: 1 BB: 0 P: 10	R: 0 E: 0 K: 0 S: 8 H: 2 LOB: 2 BB: 0 P: 10	R: 0 E: 0 K: 2 S: 10 H: 0 LOB: 0 BB: 0 P: 15	R: 0 E: 0 K: 0 S: 11 H: 2 LOB: 2 BB: 0 P: 17	R: 0 E: 0 K: 2 S: 9 H: 1 LOB: 1 BB: 0 P: 12	R: 0 E: 0 K: 2 S: 10 H: 1 LOB: 0 BB: 0 P: 16	R: 0 E: 0 K: 1 S: 9 H: 1 LOB: 1 BB: 0 P: 12	R: 0 E: 1 K: 2 S: 13 H: 0 LOB: 1 BB: 0 P: 15	1B: 6 2B: 3 3B: 0 HR: 1		SF: 0 SAC: 0 DP: 0 HBP: 0		WP: 0 PB: 0 SB: 0 CS: 1		PA: 38

livebaseballscorecards.com

AB	37
R	2
H	10
RBI	2
BB	1
SO	11
LOB	15

PITCHER		IP	WLS	BF	H	R	ER	SO	BB	IBB	HBP	BLK	WP	HR	S	P	ERA	WHIP
29 John Smoltz, R ERA: 3.96	(1, 1)	7.0	W	30	9	2	2	8	1	0	0	0	0	1	69	101	2.57	1.429
51 Michael Gonzalez, L ERA: 1.93	(8, 1)	1.0	H	4	1	0	0	1	0	0	0	0	0	0	9	12	0.00	1.000
39 Rafael Soriano, R ERA: 4.76	(9, 1)	1.0		4	0	0	0	2	0	0	0	0	0	0	13	15	0.00	0.000

PITCHER	IP	WLS	BF	H	R	ER	SO	BB	IBB	HBP	BLK	WP	HR	S	P	ERA	WHIP

Batter	1	2	3	4	5	6	7	8	9	10	11	AB	R	H	RBI	BB	SO	LOB
2 Kelly Johnson, L (1, 4) OBP: 0.457, SLG: 0.595	B B C X 2-1 G6-3 ①		C B S B C 2-3 K ②		B B X 2-0 G4-3 ②		B B C X 3-1 10 L6 11 1B 1B		C B S S X 2-2 11 1B 3B		B B C B B 4-1 BB	5	1	2	0	1	1	1
11 Edgar Renteria, R (1, 6) OBP: 0.405, SLG: 0.510	B B S B X 3-1 G4-3 ②		X 0-0 G6-3 ③		C B B F X 2-2 G5-3 ③		1 SAFE C B 1 X 1-1 10 L6 1-2 1B		S D B X 2-1 10 G4-3 10 S 3-H 1B		X 0-0 F9 ②	6	0	2	1	0	0	2
10 Chipper Jones, S (1, 5) OBP: 0.407, SLG: 0.619 Steve Colyer, L (11, 1)	F S B T 1-2 K ③			B B C X 2-1 G4-3 ①		X 0-0 7 2B 1B 1B	B C C F D B X 3-2 L6 ① ② ③ 1-1 2-2		B B X 2-0 G4-3 ② 1-3		B X 1-0 G6-3 ③	6	1	1	0	0	1	4
												0	0	0	0	0	0	0
Andruw Jones, R (1, 8) OBP: 0.393, SLG: 0.500		C F X 0-2 P5 ①		B F X 1-1 1B 2B		S D 1 SAFE X 1-2 L7 ①		B F B X 2-1 7 2B 1B	B B B 4-0 BB			4	1	2	0	1	0	1
7 Jeff Francoeur, R (1, 9) OBP: 0.362, SLG: 0.543		X 0-0 F9 ②		X 0-0 G6-3 ②		B C X 1-1 1-3 1B 2B		B X 1-0 1-H 8 E 2B ①	S 1 SAFE C D X 1-2 P6 ③			5	2	2	0	0	0	3
Scott Thorman, L (1, 3) OBP: 0.346, SLG: 0.563		C B B B X 3-1 HR		F S B B B X 2-2 8 1B 2-H 1B		F X 0-1 8 1B SF8 2-H 3-H 1B		I I I I 4-0 8 E IBB		S B F X 1-2 8 L3-6 2B		4	2	4	4	1	0	0
8 Bryan Peña, S (1, 2) OBP: 0.263, SLG: 0.421		B X 1-0 G4-3 ③		S 1 SAFE F X 0-2 1-2 1B		X 0-0 1-3 1B		X 0-0 E5 G4-6-3 1-2 2-H		F F X 0-2 L3-6 ① ② 2-2		5	0	2	0	0	0	2
Ryan Langerhans, L (1, 7) OBP: 0.192, SLG: 0.091 23 Matt Diaz, R (10, PH) OBP: 0.268, SLG: 0.389 (10, 7)		C B X 1-1 26 G4-3 2B		D X 1-0 G4-3 ③		F X 0-1 SF8 ② 3-H		2 SAFE X 0-0 G4-6-3 ② ③ 1-2f		B X 1-0 F9 ③		3	0	1	1	0	0	4
												1	0	0	0	0	0	0
28 Kyle Davies, R (7, 1) 4 Pete Orr, L (8, PH) OBP: 0.000, SLG: 0.000 Oscar Villarreal, L (8, 1) 16 Brian McCann, L (8, PH) 58 Peter Moylan, R (8, 1) 39 Rafael Soriano, R (8, 1) Craig Wilson, R (9, PH) OBP: 0.000, SLG: 0.000 28 Bob Wickman, R (9, 1) Tyler Yates, R (9, 1) Chris Woodward, R (11, PH) OBP: 0.286, SLG: 0.286 (11, 6)		B C F B X 2-2 G4-3 ① 2-3		B F X 1-1 G6-3 ①		C D F B F X 2-2 F7 ③		B B C F B S 3-3 K ①		B B C X 2-1 L6 ①	1 0 0 0 0 0 1 1 0 0 0 0 0 0 0 0 0 0 0 0 0 1 0 0 0 0 0 1 0 0 0 0 0 0 0 0 0 0 0 0 0 0 1 0 0 0 0 1 0 0 0 0 0 0 0 0 0 0 0 0 0 0 0 1 0 0 0 0 0 0							
Inning Stats	R: 0 E: 0 K: 1 S: 7 H: 0 LOB: 0 BB: 0 P: 13	R: 1 E: 0 K: 0 S: 7 H: 1 LOB: 0 BB: 0 P: 11	R: 0 E: 0 K: 1 S: 9 H: 1 LOB: 1 BB: 0 P: 14	R: 1 E: 0 K: 0 S: 12 H: 3 LOB: 2 BB: 0 P: 18	R: 0 E: 0 K: 0 S: 6 H: 0 LOB: 0 BB: 0 P: 11	R: 3 E: 0 K: 0 S: 15 H: 4 LOB: 1 BB: 0 P: 19	R: 0 E: 0 K: 0 S: 8 H: 2 LOB: 0 BB: 0 P: 15	R: 1 E: 1 K: 0 S: 5 H: 2 LOB: 1 BB: 1 P: 12	R: 1 E: 0 K: 1 S: 12 H: 2 LOB: 2 BB: 1 P: 26	R: 0 E: 0 K: 0 S: 7 H: 1 LOB: 0 BB: 0 P: 9	R: 0 E: 0 K: 0 S: 5 H: 0 LOB: 1 BB: 1 P: 12	1B: 9 2B: 6 3B: 2 HR: 1	SF: 1 SAC: 0 DP: 2 HBP: 0		WP: 0 PB: 0 SB: 1 CS: 0	PA: 48		

PITCHER		IP	WLS	BF	H	R	ER	SO	BB	IBB	HBP	BLK	WP	HR	S	P	ERA	WHIP
28 Aaron Cook, R ERA: 3.83	(1, 1)	6.0		27	9	5	5	2	0	0	0	0	0	1	56	86	7.50	1.500
46 Zach McClellan, R ERA: 3.86	(7, 1)	1.0		3	2	0	0	0	0	0	0	0	0	0	8	15	0.00	2.000
60 Manny Corpas, R ERA: 0.66	(8, 1)	1.0		5	2	1	0	0	0	1	0	0	0	0	5	12	0.00	2.000
Tom Martin, L ERA: 4.5	(9, 1)	0.2		4	2	1	1	1	0	0	0	0	0	0	9	18	13.50	3.000
Bob Keppel, R ERA: 11.25	(9, 1)	0.1		2	0	0	0	0	1	0	0	0	0	0	3	8	0.00	3.000

PITCHER		IP	WLS	BF	H	R	ER	SO	BB	IBB	HBP	BLK	WP	HR	S	P	ERA	WHIP
40 Brian Fuentes, L ERA: 3.75	(10, 1)	1.0		3	1	0	0	0	0	0	0	0	0	0	7	9	0.00	1.000
54 Denny Bautista, R ERA:	(11, 1)	1.0	W	4	0	0	0	0	1	0	0	0	0	0	5	12	0.00	1.000

TOP

Atlanta Braves @ Colorado Rockies

Coors Field, Denver, CO

Sun Apr 29 2007, 1:05 PM MDT

Att. 31,445 - Sunny - 82 F

livebaseballscorecards.com

AB	44
R	7
H	16
RBI	6
BB	3
SO	3
LOB	19

Atlanta Braves @ Colorado Rockies

Coors Field, Denver, CO

Sun Apr 29 2007, 1:05 PM MDT

Att. 31,445 - Sunny - 82 F

livebaseballscorecards.com

BOTTOM

Batter	1	2	3	4	5	6	7	8	9	10	11	AB	R	H	RBI	BB	SO	LOB
3 Willy Taveras, R (1, 8) OBP: 0.350, SLG: 0.282	BBBB 4-0 2 CS BB	TFX 0-2 E9 2 3B 1B 1-3 2-H 3-H		BX 1-0 F8 ①		CFX 0-2 G4-6-3 ②③ 1-2f			BCFBBBB 4-2 17 BB 2 S 5 1B BB	BX 1-0 G6-3 ②		4	2	1	2	2	0	1
2 Troy Tulowitzki, R (1, 6) OBP: 0.303, SLG: 0.359	CB1CBX SAFE 2-2 G5-3 ①② 1-2	CX 0-1 3B 1-H 3-H		X 0-0 F8 ②			BFBH 3-1 17 BB HBP		BBBBB 4-0 5 1B 17 BB 11 G4-3 1-2 BB	X 0-0 L9 ③		4	1	1	2	1	0	1
27 Garrett Atkins, R (1, 5) OBP: 0.333, SLG: 0.413	BBBCX 3-1 17 1B 1B	FFBX 1-2 G5-3 ②		BCFS 2-3 K ③			B1SAFBC1X SAFE 2-1 L9 ①		CX 0-1 L7 ①		CFC 0-3 K ①	6	0	1	0	0	2	4
17 Todd Helton, L (1, 3) OBP: 0.523, SLG: 0.512	CX 0-1 1B 1-2	BDBCB 4-1 BB			FBBBB 4-1 5 G6-4-3 BB		B1SAFBBB 4-0 5 G5-4-3 BB 1-2		BDBCCCB 4-2 11 G4-3 5 1B BB 1-2 2-3		FBFBBBB 4-2 5 HR BB	1	1	1	0	5	0	0
5 Matt Holliday, R (1, 7) OBP: 0.432, SLG: 0.587	BBSSFFC 2-3 K ③	SBTBBX 3-2 F9 ③			BX 1-0 G6-4-3 ①② 1-2f		BX 1-0 G5-4-3 ②③ 1-2f		FX 0-1 11 G4-3 1B 1-2 2-3 3-H		BFFBX 2-2 HR 1-H	6	1	2	3	0	1	7
11 Brad Hawpe, L (1, 9) OBP: 0.366, SLG: 0.372		BFBBBFX 3-2 BB 20 BB 3 1B 1B	CCBBBX 2-2 F7 ①		FX 0-1 HR			BBBBB 4-0 BB	X 0-0 G4-3 ② 1-2 2-3 3-H			4	2	2	2	1	0	2
20 Chris Iannetta, R (1, 2) OBP: 0.313, SLG: 0.184	BCB1SAFCDB 4-2 BB 3 1B BB 1-2	BBBB 4-0 FC5-4 BB			SBSBC 2-3 K ③			LLBFX 1-2 F8 ①CBH	2-1 HBP			2	1	0	0	2	1	1
Jamey Carroll, R (1, 4) OBP: 0.319, SLG: 0.217 John Mabry, L (8, PH) OBP: 0.208, SLG: 0.348 21 Clint Barmes, R (9, 4) OBP: 0.143, SLG: 0.150	CFDBBBB 4-2 3 E 3 1B 2 3B BB 1-2 2-3	1SAFFFBX 1-2 FC5-4 ② 1-2f			X 0-0 B5-3 ①			FBBSFBBBFFF 3-3 S K ②	CFDX 1-2 L9 ③			2 1 1	1 0 0	0 0 0	0 0 0	1 1 0	0 1 0	1 1 3
28 Aaron Cook, R (1, 1) ERA: 6.75 Steve Finley, L (8, PH) OBP: 0.333, SLG: 0.231 46 Zach McClellan, R (7, 1) 60 Manny Corpas, R (8, 1) 10 Jeff Baker, R (8, PH) OBP: 0.385, SLG: 0.424 Tom Martin, L (8, 1) Bob Keppel, R (9, 1) 40 Brian Fuentes, L (10, 1) 8 Yorvit Torrealba, R (10, PH) OBP: 0.304, SLG: 0.130 54 Denny Bautista, R (11, 1)	BBBCCC 3-3 K ①	FCBFS 1-3 K ③				CFBBBB 4-2 3 G4-6-3 BB		CBBTS 2-3 K ③		CSSBC 1-3 K ①		2 0 0 0 0 0 1 0 0 0 0 0

Batter	1	2	3	4	5	6	7	8	9	AB	R	H	RBI	BB	SO	LOB
3 Willy Taveras, R (1, 8) OBP: 0.365, SLG: 0.293	4-1 2 1B 17 FC4-6 BB		3-2 ① G4-3		1-0 17 BB 2 1B 5 FC5-4 1B		2-1 2 1B 27 1B 1B		0-2 ① K	4	3	2	0	1	1	1
2 Troy Tulowitzki, R (1, 6) OBP: 0.340, SLG: 0.390	2-1 17 FC4-6 27 BB 1-3 1B		1-0 1B		0-0 5 FC5-4 17 BB 1-2 1B		1-2 17 G6-4-3 27 1B 1-3 1B		4-2 17 1B 1-2 BB	4	0	4	0	1	0	0
27 Garrett Atkins, R (1, 5) OBP: 0.336, SLG: 0.406	4-2 17 FC4-6 1-2 BB		3-1 ② F9		3-2 ① L7		2-2 17 G6-4-3 1-2 3-H 1B		2-3 ② K	4	0	1	1	1	1	5
17 Todd Helton, L (1, 3) OBP: 0.518, SLG: 0.500	1-1 ① FC4-6 1-2f 2-3 3-H		2-3 ③ K		4-2 5 FC5-4 1-2 2-3 BB		2-2 ①② G6-4-3 1-2f 2-3		0-0 5 FC5-4 1-2 2-H 1B	4	0	1	2	1	1	5
5 Matt Holliday, R (1, 7) OBP: 0.422, SLG: 0.578	2-3 ② K			1-2 10 G3 8 1B 2B	2-2 ② FC5-4 1-2f 2-3 3-H		0-0 ③ G6-3		0-1 ③ FC5-4 1-2f	5	1	1	1	0	1	7
10 Jeff Baker, R (1, 9) OBP: 0.237, SLG: 0.378	0-1 ③ F9			1-1 ① G3 2-3	3-2 ③ P6			2-2 ① P3		4	0	0	0	0	0	5
8 Yorvit Torrealba, R (1, 2) OBP: 0.305, SLG: 0.321		2-1 ① G6-3		2-2 3-H 1B		2-0 ① F9		1-1 ② G5-3		4	0	1	1	0	0	0
Jamey Carroll, R (1, 4) OBP: 0.303, SLG: 0.203		1-1 ② B1-3		0-3 ② K		1-1 ② G6-3		1-1 ③ F8		4	0	0	0	0	1	1
37 Josh Fogg, R (1, 1) OBP: 0.200, SLG: 0.200 John Mabry, L (6, PH) OBP: 0.200, SLG: 0.333 46 Zach McClellan, R (6, 1) Jeremy Affeldt, L (7, 1) 54 Denny Bautista, R (8, 1) 20 Chris Iannetta, R (9, PH) OBP: 0.327, SLG: 0.184		0-1 ③ G5-3		0-0 ③ P3		2-3 ③ K			4-2 2 BB 17 1B BB	2 1 0 0 0 0 0	0 0 0 0 0 0 1	0 0 0 0 0 0 0	0 0 0 0 0 0 1	0 1 0 0 0 0 0	0 0 0 0 1 0 0	1 0 0 0 0 0 0
Inning Stats	R: 1 E: 0 K: 1 S: 13 H: 1 LOB: 2 BB: 2 P: 26	R: 0 E: 0 K: 0 S: 6 H: 0 LOB: 0 BB: 0 P: 9	R: 0 E: 0 K: 1 S: 9 H: 1 LOB: 1 BB: 0 P: 18	R: 1 E: 0 K: 1 S: 12 H: 2 LOB: 1 BB: 0 P: 16	R: 1 E: 0 K: 0 S: 17 H: 2 LOB: 2 BB: 1 P: 30	R: 0 E: 0 K: 1 S: 6 H: 0 LOB: 0 BB: 0 P: 11	R: 1 E: 0 K: 0 S: 13 H: 3 LOB: 1 BB: 0 P: 20	R: 0 E: 0 K: 0 S: 7 H: 0 LOB: 0 BB: 0 P: 11	R: 1 E: 0 K: 2 S: 14 H: 1 LOB: 2 BB: 2 P: 24	1B: 9 2B: 1 3B: 0 HR: 0 SF: 0 SAC: 0 DP: 1 HBP: 0						

PITCHER		IP	WLS	BF	H	R	ER	SO	BB	IBB	HBP	BLK	WP	HR	S	P	ERA	WHIP
51 Noah Lowry, L ERA: 3.69	(1, 1)	5.0	W	24	6	3	3	3	3	0	0	0	0	0	57	99	5.40	1.800
32 Kevin Correia, R ERA: 5.59	(6, 1)	1.0	H	6	3	1	1	1	0	0	0	0	0	0	15	25	9.00	3.000
Steve Kline, L ERA: 3.38	(7, 1)	0.2	H	1	0	0	0	0	0	0	0	0	0	0	3	5	0.00	0.000
41 Brad Hennessey, R ERA: 2.79	(7, 1)	1.1	H	4	0	0	0	0	0	0	0	0	0	0	8	12	0.00	0.000
53 Jonathan Sánchez, L ERA: 5.4	(9, 1)	0.1		3	0	1	1	1	2	0	0	0	0	0	7	15	27.00	6.000

PITCHER		IP	WLS	BF	H	R	ER	SO	BB	IBB	HBP	BLK	WP	HR	S	P	ERA	WHIP
Armando Benitez, R ERA: 2.0	(9, 1)	0.2		3	1	0	0	1	0	0	0	0	0	0	7	9	0.00	1.500

TOP

Colorado Rockies @ San Francisco Giants

AT&T Park, San Francisco, CA

Mon Apr 30 2007, 7:15 PM PDT

Att. 34,659 - Clear - 68 F

livebaseballscorecards.com

AB	36
R	5
H	10
RBI	5
BB	5
SO	6
LOB	25

PA: 41

WP: 0
PB: 0
SB: 0
CS: 0

Colorado Rockies @ San Francisco Giants

AT&T Park, San Francisco, CA

Mon Apr 30 2007, 7:15 PM PDT

Att. 34,659 - Clear - 68 F

livebaseballscorecards.com

BOTTOM

Batter	1	2	3	4	5	6	7	8	9	AB	R	H	RBI	BB	SO	LOB
2 Randy Winn, S (1, 9) OBP: 0.315, SLG: 0.407	1-0 35 E 3B	3-2 F7 ②		1-1 P4 ②		1-3 K ③		0-1 13 FC4-6 2-3 1B		5	1	2	0	0	1	2
13 Omar Vizquel, S (1, 6) OBP: 0.281, SLG: 0.278	0-2 P6 ①	3-2 35 2B 1B		1-3 K ③			2-1 35 2B SF8 1B	0-0 FC4-6 ② 1-2f 3-H		5	1	2	1	0	1	2
35 Rich Aurilia, R (1, 3) OBP: 0.320, SLG: 0.415	3-2 E5 BB 1 1B 3-H	0-0 1-3 2B			2-1 G5-3 ①		1-0 1-3 E 2B	1-3 K ③		5	2	2	1	0	1	1
Barry Bonds, L (1, 7) OBP: 0.536, SLG: 0.814 53 Jonathan Sánchez, L (9, 1) Armando Benitez, R (9, 1)	4-1 1 1B HR 1-2 BB	4-0 IBB			3-1 G4-3 ②		4-0 E 1 WP IBB			1 0 0	2 0 0	0 0 0	0 0 0	3 0 0	0 0 0	0 0 0
Ray Durham, S (1, 4) OBP: 0.333, SLG: 0.430	2-3 K ②	3-1 F7 ③			3-3 K ③		2-2 SF8 ① 1-3 2-H 3-H			3	0	0	1	0	2	5
1 Bengie Molina, R (1, 2) OBP: 0.325, SLG: 0.430	2-2 HR 1-2 2-H 1B			3-2 F9 ①		2-2 G5-4-3 1B	3-2 G6-3 ② 3-H			4	1	2	1	0	0	0
Pedro Feliz, R (1, 5) OBP: 0.257, SLG: 0.486	3-2 HR 1-H 2-H			1-2 G5-3 ②		2-1 G5-4-3 ①② 1-2f	2-2 G1-3 ③			4	1	1	3	0	0	1
Todd Linden, S (1, 8) OBP: 0.295, SLG: 0.250	2-3 K ③			3-1 G4-3 ③		1-1 32 1B 1B		0-1 G6-3 ①		4	0	1	0	0	1	0
51 Noah Lowry, R (1, 1) 32 Kevin Correia, R (6, 1) OBP: 1.000, SLG: 1.000 Steve Kline, S (7, 1) 41 Brad Hennessey, R (7, 1) Mark Sweeney, L (8, PH) OBP: 0.333, SLG: 0.889 (9, 7)		2-1 F9 ①		1-3 K ①		1 SAFE 2-2 1-2 1B		1-0 2 1B 13 FC4-6 2B		2 1 0 0 1	0 0 0 0 1	0 1 0 0 1	0 0 0 0 1	0 0 0 0 0	1 0 0 0 0	0 0 0 0 0
Inning Stats	R: 5 E: 1 K: 2 S: 20 H: 3 LOB: 0 BB: 1 P: 37	R: 0 E: 0 K: 0 S: 13 H: 2 LOB: 3 BB: 1 P: 28	R: 0 E: 0 K: 0 S: 12 H: 0 LOB: 0 BB: 0 P: 19	R: 0 E: 0 K: 2 S: 8 H: 0 LOB: 0 BB: 0 P: 11	R: 0 E: 0 K: 1 S: 8 H: 0 LOB: 0 BB: 0 P: 16	R: 0 E: 0 K: 1 S: 14 H: 3 LOB: 2 BB: 0 P: 22	R: 3 E: 1 K: 0 S: 13 H: 2 LOB: 0 BB: 1 P: 27	R: 1 E: 0 K: 1 S: 10 H: 2 LOB: 1 BB: 0 P: 12		1B: 7 2B: 3 3B: 1 HR: 1	SF: 1 SAC: 0 DP: 1 HBP: 0		WP: 1 PB: 0 SB: 0 CS: 0	PA: 39		

	AB	35
	R	9
	H	12
	RBI	7
	BB	3
	SO	7
	LOB	11

PITCHER		IP	WLS	BF	H	R	ER	SO	BB	IBB	HBP	BLK	WP	HR	S	P	ERA	WHIP
37 Josh Fogg, R ERA: 5.08	(1, 1)	5.0	L	23	5	5	1	5	1	1	0	0	0	1	61	111	1.80	1.200
46 Zach McClellan, R ERA: 3.38	(6, 1)	1.0		5	3	0	0	1	0	0	0	0	0	0	14	22	0.00	3.000
Jeremy Affeldt, L ERA: 2.7	(7, 1)	1.0		6	2	3	2	0	0	1	0	0	1	0	13	27	18.00	2.000
54 Denny Bautista, R ERA: 4.5	(8, 1)	1.0		5	2	1	1	1	0	0	0	0	0	0	10	12	9.00	2.000

PITCHER	IP	WLS	BF	H	R	ER	SO	BB	IBB	HBP	BLK	WP	HR	S	P	ERA	WHIP

Colorado Rockies @ San Francisco Giants

AT&T Park, San Francisco, CA

Tue May 01 2007, 7:15 PM PDT

Att. 33,210 - Cloudy - 57 F

livebaseballscorecards.com

TOP

Batter	1	2	3	4	5	6	7	8	9	AB	R	H	RBI	BB	SO	LOB
Steve Finley, L (1, 8) OBP: 0.241, SLG: 0.265	G4-3	F7		IBB		G1-3		FC5-4 1B		4	1	1	0	1	0	0
2 Troy Tulowitzki, R (1, 6) OBP: 0.333, SLG: 0.379	G6-3		G5-3	1B		F9		F8		5	1	1	1	0	0	1
5 Matt Holliday, R (1, 7) OBP: 0.430, SLG: 0.614	1B		HR	2B			P3	FC5-4		5	2	3	4	0	0	1
17 Todd Helton, L (1, 3) OBP: 0.513, SLG: 0.505	1B		G5-3	K			2B	F7		5	2	2	0	0	1	2
27 Garrett Atkins, R (1, 5) OBP: 0.348, SLG: 0.404	BB		K	F8			IBB		1B	3	0	1	0	2	1	1
11 Brad Hawpe, L (1, 9) OBP: 0.378, SLG: 0.398	1B			2B	F9		1B		L7	5	1	3	3	0	0	1
20 Chris Iannetta, R (1, 2) OBP: 0.352, SLG: 0.262	K			2B	2B		BB		F8	4	1	2	1	1	1	3
6 Omar Quintanilla, L (1, 4) OBP: 0.250, SLG: 0.250 10 Jeff Baker, R (9, PH) OBP: 0.256, SLG: 0.378 40 Brian Fuentes, L (9, 1)		K		1B	L5		K		BB	4 0 0	1 0 0	1 0 0	0 0 0	0 1 0	2 0 0	4 0 0
35 Taylor Buchholz, R (1, 1) OBP: 0.400, SLG: 0.250 44 Alberto Arias, R (4, 1) 60 Manny Corpas, R (8, 1) Jamey Carroll, R (9, PH) OBP: 0.299, SLG: 0.200 (9, 4)		K		SH1-3		K	K		F9	1 2 0 1	0 0 0 0	0 0 0 0	0 0 0 0	0 0 0 0	1 2 0 0	0 3 0 2

| Inning Stats | | |

BOTTOM

Batter	1	2	3	4	5	6	7	8	9	AB	R	H	RBI	BB	SO	LOB
10 Dave Roberts, L (1, 8) OBP: 0.310, SLG: 0.390	C X	0-1 1B 3B	C B F B X	2-2 G4-3	X	0-0 G4-3 2-3 3-H	B B B B	4-0 13 G6-4-3 BB	B F F S	1-3 K	3	1	1	1	1	0	1
Todd Linden, S (9, PH) OBP: 0.289, SLG: 0.244											1	0	0	0	0	1	0
13 Omar Vizquel, S (1, 6) OBP: 0.267, SLG: 0.263	C T T	0-2 K	B C T B C	2-3 K	B C D B X	3-1 L4	C B F X	1-2 G6-4-3 1-2f	B X	1-0 L7	5	0	0	0	0	2	3
Ryan Klesko, L (1, 3) OBP: 0.348, SLG: 0.372	B C X	1-1 FC4-6 3-H 1B	B S B C X	2-2 G4-3	B B X	2-0 FC3-6 1B	B X	1-0 G1-3	S F B F B S	2-3 K	4	0	2	1	0	0	0
Lance Niekro, R (9, PH) OBP: 0.267, SLG: 0.214											1	0	0	0	0	1	0
Barry Bonds, L (1, 7) OBP: 0.511, SLG: 0.762	X	0-0 FC4-6 2B 1 1B 1-2f	B C B X	2-1 P5	C C B F S	1-3 K					4	1	0	0	0	1	2
Ray Durham, S (1, 4) OBP: 0.340, SLG: 0.444	C D X	1-1 1 1B 1-3 2B	X	0-0 G3	B C T X	1-2 FC3-6 1-2f					4	2	2	0	0	0	1
1 Bengie Molina, R (1, 2) OBP: 0.345, SLG: 0.446	F X	0-1 FC6-4 2-H 3-H 1B	B B F B X	3-1 2 1B 1B 2B 1B	C B B B X	3-1 F8					4	1	3	2	0	0	1
Pedro Feliz, R (1, 5) OBP: 0.269, SLG: 0.487	D X	1-0 FC6-4 1-2f	B C B F X	2-2 2 1B 2B 1-2 1B	C F X	0-2 G5-3					4	1	2	1	0	0	1
2 Randy Winn, S (1, 9) OBP: 0.312, SLG: 0.400			B X	1-0 G1-3	C B X	1-1 2B 10 G4-3 1-2 2-3 1B	B B X	2-0 F7			4	1	1	0	0	0	2
48 Russ Ortiz, R (1, 1) OBP: 0.182, SLG: 0.273			B S F C	1-3 K	F D B B X	3-1 10 G4-3 1-3 2-H 3-H 2B	X	0-0 F9	B X	1-0 F8	1	0	0	0	0	1	0
53 Jonathan Sanchez, L (4, 1)											0	0	0	0	0	0	0
Mark Sweeney, L (4, PH) OBP: 0.400, SLG: 1.000											1	0	1	2	0	0	0
31 Vinnie Chulk, R (5, 1)											1	0	0	0	0	0	0
Jack Taschner, L (7, 1)											0	0	0	0	0	0	0
35 Rich Aurilia, R (8, PH) OBP: 0.317, SLG: 0.411											1	0	0	0	0	0	2
Steve Kline, S (9, 1)											0	0	0	0	0	0	0
Inning Stats	R: 3 E: 0 K: 1 S: 13 H: 4 LOB: 1 BB: 0 P: 16	R: 0 E: 0 K: 1 S: 7 H: 0 LOB: 0 BB: 0 P: 11	R: 0 E: 0 K: 1 S: 8 H: 0 LOB: 0 BB: 0 P: 14	R: 3 E: 0 K: 0 S: 13 H: 4 LOB: 1 BB: 0 P: 25	R: 0 E: 0 K: 1 S: 10 H: 1 LOB: 1 BB: 0 P: 17	R: 0 E: 0 K: 0 S: 5 H: 0 LOB: 0 BB: 0 P: 7	R: 0 E: 0 K: 0 S: 4 H: 0 LOB: 0 BB: 1 P: 10	R: 1 E: 0 K: 0 S: 10 H: 3 LOB: 2 BB: 0 P: 19	R: 0 E: 0 K: 2 S: 9 H: 0 LOB: 0 BB: 0 P: 13	1B: 9 2B: 2 3B: 1 HR: 0 SF: 0 SAC: 0 DP: 1 HBP: 0						

PITCHER		IP	WLS	BF	H	R	ER	SO	BB	IBB	HBP	BLK	WP	HR	S	P	ERA	WHIP
35 Taylor Buchholz, R ERA: 8.04	(1, 1)	3.1		18	8	6	6	3	0	0	0	0	0	0	38	60	16.20	2.400
44 Alberto Arias, R ERA:	(4, 1)	3.2	W	12	1	0	0	1	1	0	0	0	0	0	22	40	0.00	0.545
60 Manny Corpas, R ERA: 1.23	(8, 1)	1.0	H	6	3	1	1	0	0	0	0	0	0	0	10	19	9.00	3.000
40 Brian Fuentes, L ERA: 3.46	(9, 1)	1.0	S	3	0	0	0	2	0	0	0	0	0	0	9	13	0.00	0.000

PITCHER	IP	WLS	BF	H	R	ER	SO	BB	IBB	HBP	BLK	WP	HR	S	P	ERA	WHIP

Colorado Rockies @ San Francisco Giants

AT&T Park, San Francisco, CA

Tue May 01 2007, 7:15 PM PDT

Att. 33,210 - Cloudy - 57 F

livebaseballscorecards.com

AB	38
R	7
H	12
RBI	7
BB	1
SO	6
LOB	13

Batter	1	2	3	4	5	6	7	8	9	AB	R	H	RBI	BB	SO	LOB
3 Willy Taveras, R (1, 8) OBP: 0.367, SLG: 0.300	B C B C B F X 3-2 ① F9		C B X 1-1 ② G4-3		B X 1-0 5 S 2-3 3-H 1B		B D C X 2-1 ③ G3		C F B X 1-2 2 DI 1B	5	0	2	1	0	0	1
2 Troy Tulowitzki, R (1, 6) OBP: 0.337, SLG: 0.378	B F X 1-1 1B		C B B X 2-1 ③ G6-3		X 0-0 ② SF8 3-H			C B F B F B B 4-2 5 BB 17 E BB	F F B B X 2-2 ③ F9 1-2	3	1	1	1	1	0	1
5 Matt Holliday, R (1, 7) OBP: 0.424, SLG: 0.598	B C C D F X 2-2 ② P4			B B B X 3-0 ① P5	C F B X 1-2 ③ G1-3 1-2			B B B C 1 SAFE F B 4-2 17 FC3-6 1-2 BB		3	0	0	0	1	0	2
17 Todd Helton, L (1, 3) OBP: 0.504, SLG: 0.489	B B F 1 SAFE C B C 3-3 ③ K			B C B C B F B 4-2 27 FC6-4 BB		B X 1-0 ① F8		F B F X 1-2 ① FC3-6 11 1B 1-2f 2-H		3	0	0	0	1	1	2
27 Garrett Atkins, R (1, 5) OBP: 0.345, SLG: 0.398		B C B S X 2-2 20 S 1B		B F S F F F X 1-2 ② FC6-4 1-2f		B C S B F B X 3-2 ② P4		B B B C X 3-1 ② F9		4	0	1	0	0	0	2
11 Brad Hawpe, L (1, 9) OBP: 0.373, SLG: 0.391		C S 0-3 ① K		B S B X 2-1 ③ G4-3		C B B F X 2-2 ③ G6-3		1 SAFE 1 SAFE S F 1 SAFE B B X 2-2 1-2 1B		4	0	1	0	0	1	2
20 Chris Iannetta, R (1, 2) OBP: 0.362, SLG: 0.250	C B B B T S 3-3 ② K 1-2		B C S B B B 4-2 26 SH2-4 3 1B BB			C B B B B 4-1 26 SH2-4 BB		C S B B S 2-3 ③ K		2	1	0	0	2	2	3
Jamey Carroll, R (1, 4) OBP: 0.300, SLG: 0.206 Steve Finley, L (9, PH) OBP: 0.236, SLG: 0.260	F X 0-1 ③ G4-3		B B B C S X 3-2 3 1B 26 SH2-4 2 SF8 1-2 1B			B 1 SAFE 1 SAFE D B C X 3-1 ① P4			B C F F X 1-2 ① F7	3 1	1 0	1 0	0 0	0 0	0 0	2 0
26 Jeff Francis, L (1, 1) OBP: 0.222, SLG: 0.125 60 Manny Corpas, R (8, 1) John Mabry, L (9, PH) OBP: 0.192, SLG: 0.320		C C B B C 2-3 ① K		L X 0-1 ① SH2-4 1-2 2-3		X 0-0 ② SH2-4 1-2		F B B X 2-1 ② F7		1 0 1	0 0 0	0 0 0	0 0 0	1 0 0	0 0 0	0 0 0
Inning Stats	R: 0 H: 1 E: 0 LOB: 1 K: 1 BB: 0 S: 13 P: 22	R: 0 H: 1 E: 0 LOB: 1 K: 2 BB: 0 S: 11 P: 16	R: 0 H: 0 E: 0 LOB: 0 K: 1 BB: 0 S: 7 P: 12	R: 0 H: 0 E: 0 LOB: 1 K: 0 BB: 1 S: 12 P: 22	R: 2 H: 2 E: 0 LOB: 1 K: 0 BB: 1 S: 12 P: 21	R: 0 H: 0 E: 0 LOB: 0 K: 0 BB: 0 S: 8 P: 14	R: 0 H: 0 E: 0 LOB: 1 K: 0 BB: 1 S: 6 P: 15	R: 1 H: 1 E: 1 LOB: 2 K: 1 BB: 2 S: 16 P: 32	R: 0 H: 1 E: 0 LOB: 1 K: 0 BB: 0 S: 12 P: 18	1B: 6 SF: 1 2B: 0 SAC: 2 3B: 0 DP: 0 HR: 0 HBP: 0						

TOP

Colorado Rockies @ San Francisco Giants

AT&T Park, San Francisco, CA

Wed May 02 2007, 7:15 PM PDT

Att. 32,557 - Partly Cloudy - 56 F

livebaseballscorecards.com

AB	30
R	3
H	6
RBI	2
BB	5
SO	5
LOB	15

WP: 0 PA: 38
PB: 0
SB: 2
CS: 0

PITCHER		IP	WLS	BF	H	R	ER	SO	BB	IBB	HBP	BLK	WP	HR	S	P	ERA	WHIP
75 Barry Zito, L ERA: 3.52	(1, 1)	7.0		28	4	2	2	4	3	0	0	0	0	0	69	122	2.57	1.000
32 Kevin Correia, R ERA: 6.52	(8, 1)	0.0		2	0	1	1	0	2	0	0	0	0	0	5	13	∞	∞
Steve Kline, L ERA: 2.57	(8, 1)	0.2		3	1	0	0	0	0	0	0	0	0	0	8	14	0.00	1.500
41 Brad Hennessey, R ERA: 2.45	(8, 1)	1.1	W	5	1	0	0	1	0	0	0	0	0	0	15	23	0.00	0.750

PITCHER	IP	WLS	BF	H	R	ER	SO	BB	IBB	HBP	BLK	WP	HR	S	P	ERA	WHIP

Batter	1	2	3	4	5	6	7	8	9	AB	R	H	RBI	BB	SO	LOB
10 Dave Roberts, L (1, 8) OBP: 0.295, SLG: 0.370	L3		F9		L5			K		4	0	0	0	0	1	1
2 Randy Winn, S (1, 9) OBP: 0.330, SLG: 0.427	2B			F9 HBP		35 G6-4-3 1B		35 BB 1B		4	1	3	0	0	0	0
35 Rich Aurilia, R (1, 6) OBP: 0.324, SLG: 0.402	G5-3			HR		G6-4-3 1-2f		1B 1 1B BB		2	2	0	0	1	0	2
Barry Bonds, L (1, 7) OBP: 0.511, SLG: 0.791 Todd Linden, S (8, PR) OBP: 0.289, SLG: 0.244 (9, 7)	F9			1-H HR		F9		1B 1B		4 0	1 0	2 0	4 0	0 0	0 0	1 0
Ray Durham, S (1, 4) OBP: 0.346, SLG: 0.441		G5-4-3 BB		F8			1 G5-3 1B	K		3	0	1	0	1	1	2
1 Bengie Molina, R (1, 2) OBP: 0.352, SLG: 0.448		F9		1B			1 SAFE 1 SAFE 1 SAFE G5-3 1B	1-2 G5-3 1-3 3-H 1B		4	0	2	1	0	0	2
Pedro Feliz, R (1, 5) OBP: 0.268, SLG: 0.468		G5-4-3 1-2f		P3			G1-6-3 IBB	G5-3		3	0	0	0	1	0	4
Lance Niekro, R (1, 3) OBP: 0.222, SLG: 0.176 32 Kevin Correia, R (8, 1) OBP: 1.000, SLG: 1.000 Steve Kline, S (8, 1) 41 Brad Hennessey, R (8, 1)			G5-3		G6-3		G1-6-3 1-2f			3 0 0 0	0 0 0 0	0 0 0 0	0 0 0 0	0 0 0 0	0 0 0 0	2 0 0 0
75 Barry Zito, L (1, 1) Ryan Klesko, L (8, 3) OBP: 0.362, SLG: 0.386			K		G6-3			35 BB 2 1B 1B 1B		2 1	0 1	0 1	0 0	0 0	1 0	0 0
Inning Stats	R: 0 E: 0 K: 0 S: 15 H: 1 LOB: 1 BB: 0 P: 24	R: 0 E: 0 K: 0 S: 7 H: 0 LOB: 0 BB: 1 P: 13	R: 0 E: 0 K: 1 S: 9 H: 0 LOB: 0 BB: 0 P: 12	R: 2 E: 0 K: 0 S: 8 H: 2 LOB: 1 BB: 0 P: 15	R: 0 E: 0 K: 0 S: 5 H: 0 LOB: 0 BB: 0 P: 7	R: 0 E: 0 K: 0 S: 5 H: 1 LOB: 0 BB: 0 P: 8	R: 0 E: 0 K: 0 S: 6 H: 1 LOB: 1 BB: 1 P: 13	R: 3 E: 0 K: 2 S: 19 H: 4 LOB: 2 BB: 1 P: 30		1B: 7 2B: 1 3B: 0 HR: 1	SF: 0 SAC: 0 DP: 3 HBP: 1			WP: 0 PB: 0 SB: 0 CS: 0	PA: 34	

PITCHER		IP	WLS	BF	H	R	ER	SO	BB	IBB	HBP	BLK	WP	HR	S	P	ERA	WHIP
26 Jeff Francis, L ERA: 6.19	(1, 1)	7.1	L	29	7	4	4	2	1	1	1	0	0	1	64	105	4.91	1.091
60 Manny Corpas, R ERA: 1.76	(8, 1)	0.2	B	5	2	1	1	1	1	0	0	0	0	0	10	17	13.50	4.500

PITCHER	IP	WLS	BF	H	R	ER	SO	BB	IBB	HBP	BLK	WP	HR	S	P	ERA	WHIP

BOTTOM

Colorado Rockies @ San Francisco Giants

AT&T Park, San Francisco, CA

Wed May 02 2007, 7:15 PM PDT

Att. 32,557 - Partly Cloudy - 56 F

livebaseballscorecards.com

AB	30
R	5
H	9
RBI	5
BB	3
SO	3
LOB	14

Colorado Rockies @ Cincinnati Reds

Great American Ball Park, Cincinnati, OH

Fri May 04 2007, 7:10 PM EDT
Att. 23,920 - Overcast - 72 F

TOP

livebaseballscorecards.com

Batter	1	2	3	4	5	6	7	8	9	10	11	AB	R	H	RBI	BB	SO	LOB
3 Willy Taveras, R (1, 8) OBP: 0.375, SLG: 0.326	C C B B X 2-2 ① F8	C X 0-1 ③ F8			L B X 1-1 2 CS 1B		X 0-0 E5 1-H 1B		B C C X 1-2 G5-3 ①		B X 1-0 2 1B 2B	6	1	3	0	0	0	1
2 Troy Tulowitzki, R (1, 6) OBP: 0.336, SLG: 0.375	C F X 0-2 17 HR 1B	C S B B F S 2-3 ① K			F C B 1 SAFE B F X 2-2 ② ③ F9 1-2		X 0-0 ① G6-3		C B X 1-1 ② P3		B F F X 1-2 2-H 1B	6	1	2	1	0	1	2
5 Matt Holliday, R (1, 7) OBP: 0.412, SLG: 0.577	B C F S 1-3 ② K	B F F F X 1-2 ② G4-3				X 0-0 17 BB 27 1B 1B	C B F B B C 3-3 ② K		B T B C X 2-2 ③ L3		F X 0-1 ③ F8	6	1	1	0	0	2	3
17 Todd Helton, L (1, 3) OBP: 0.516, SLG: 0.526 Jamey Carroll, R (10, PR) OBP: 0.300, SLG: 0.206 (10, 5)	1 SAFE B S B C X 2-2 1-H HR	F B B F C 2-3 ③ K				B B B F B 4-1 27 1B 8 G4-6-3 1-2 BB	I I I 4-0 27 BB IBB			F S F B X 1-2 27 BB 1B		3	2	2	2	2	1	0
												0	0	0	0	0	0	0
27 Garrett Atkins, R (1, 5) OBP: 0.363, SLG: 0.406 (10, 3)	C B B B C X 3-2 1B			F X 0-1 ① F9		X 0-0 8 G4-6-3 11 BB 1-3 2-H 1B	C B F B B F F B 4-2 1-2 BB			B B C B B 4-1 8 G5-4-3 1-2 BB		3	0	2	1	2	0	0
11 Brad Hawpe, L (1, 9) OBP: 0.374, SLG: 0.385	T X 0-1 ③ G3			S X 0-1 8 G6-3 1B		B B F S B B 4-2 8 G4-6-3 1-2 BB	S B F X 1-2 ③ F9			B L F C 1-3 ① K		4	0	1	0	1	1	6
8 Yorvit Torrealba, R (1, 2) OBP: 0.281, SLG: 0.295		C F X 0-2 ① F8		C F F B X 1-2 ② G6-3 1-2		F X 0-1 ① ② G4-6-3 1-2f 2-3 3-H		C X 0-1 ① G6-3		B T F X 1-2 ② ③ G5-4-3 1-2f		5	0	0	0	0	0	5
6 Omar Quintanilla, L (1, 4) OBP: 0.111, SLG: 0.111		C B B S X 2-2 E3		S X 0-1 ③ G4-3		B B F F F X 2-2 ③ L5		B B F X 2-1 ② F8			C F B X 1-2 ① G6-3	5	0	0	0	0	0	2
48 Jason Hirsh, R (1, 1) Steve Finley, L (1PH) Jeremy Affeldt, L (1, 1) 44 Alberto Arias, R (1, 1) John Mabry, L (8, PH) 46 Zach McClellan, R (8, 1) 54 Denny Bautista, R (10, 1) 10 Jeff Baker, R (11, PH) 40 Brian Fuentes, L (11, 1)		1 SAFE L L B L 1-3 ② K			F B F S 1-3 ① K		B C B F X 2-2 3 1B 3 E 1B	S C X 0-2 ③ G4-3			F C B X 1-2 ② G6-3	2 0 0 0 0 2 1 1 1 1 0 0 0 0 0 0 0 0 0 0 0 0 0 0 0 0 0 0 1 0 0 0 0 0 0 0 0 0 0 0 0 0 0 0 0 0 0 0 0 1 0 0 0 0 0 0 0 0 0 0 0 0 0							
Inning Stats	R: 2 E: 0 K: 1 S: 17 H: 3 LOB: 1 BB: 0 P: 25	R: 0 E: 1 K: 1 S: 11 H: 0 LOB: 1 BB: 0 P: 14	R: 0 E: 0 K: 2 S: 11 H: 0 LOB: 0 BB: 0 P: 16	R: 0 E: 0 K: 0 S: 10 H: 1 LOB: 1 BB: 0 P: 11	R: 0 E: 0 K: 1 S: 9 H: 1 LOB: 0 BB: 0 P: 13	R: 2 E: 0 K: 0 S: 11 H: 2 LOB: 1 BB: 2 P: 21	R: 1 E: 1 K: 1 S: 16 H: 2 LOB: 3 BB: 2 P: 30	R: 0 E: 0 K: 0 S: 7 H: 0 LOB: 0 BB: 0 P: 9	R: 0 E: 0 K: 0 S: 8 H: 0 LOB: 0 BB: 0 P: 12	R: 0 E: 0 K: 1 S: 11 H: 1 LOB: 2 BB: 1 P: 18	R: 1 E: 0 K: 0 S: 12 H: 2 LOB: 1 BB: 0 P: 16	1B: 10 2B: 1 3B: 0 HR: 1 SF: 0 SAC: 0 DP: 2 HBP: 0						

PITCHER	IP	WLS	BF	H	R	ER	SO	BB	IBB	HBP	BLK	WP	HR	S	P	ERA	WHIP
31 Matt Belisle, R (1, 1) ERA: 4.1	6.0		28	9	5	5	5	2	0	0	0	0	1	73	106	7.50	1.833
56 Todd Coffey, R (7, 1) ERA: 5.52	0.2		4	0	0	0	1	1	1	0	0	0	0	9	20	0.00	1.500
40 Jon Coutlangus, L (7, 1) ERA: 5.4	0.1		1	0	0	0	0	0	0	0	0	0	0	3	4	0.00	0.000
35 Kirk Saarloos, R (8, 1) ERA: 3.77	2.0		6	0	0	0	0	0	0	0	0	0	0	15	21	0.00	0.000
29 Mike Stanton, L (10, 1) ERA: 7.71	1.2	L	7	2	1	1	1	1	0	0	0	0	0	18	28	5.40	1.800

PITCHER	IP	WLS	BF	H	R	ER	SO	BB	IBB	HBP	BLK	WP	HR	S	P	ERA	WHIP
25 David Weathers, R (11, 1) ERA: 2.45	0.1		2	1	0	0	0	0	0	0	0	0	0	5	6	0.00	3.000

AB	43
R	6
H	12
RBI	4
BB	5
SO	7
LOB	20

WP: 0 PB: 0 SB: 0 CS: 1
PA: 48

Colorado Rockies @ Cincinnati Reds

Great American Ball Park, Cincinnati, OH

Fri May 04 2007, 7:10 PM EDT

Att. 23,920 - Overcast - 72 F

livebaseballscorecards.com

BOTTOM

Batter	1	2	3	4	5	6	7	8	9	10	11	AB	R	H	RBI	BB	SO	LOB
Scott Hatteberg, L (1, 3) OBP: 0.364, SLG: 0.412	BB	BB		P4			SH1-4		K		BB	2	0	0	0	2	1	0
29 Mike Stanton, L (10, 1)												0	0	0	0	0	0	0
25 David Weathers, R (11, 1)												0	0	0	0	0	0	0
Jeff Conine, R (11, PH) OBP: 0.309, SLG: 0.510												0	0	0	0	1	0	0
4 Brandon Phillips, R (1, 4) OBP: 0.321, SLG: 0.445	P4	K			K		2-H 12 2B 1B		BB		F9	5	0	1	1	1	2	3
Ken Griffey Jr., L (1, 9) OBP: 0.427, SLG: 0.534	1-2 BB		1B BB		HR		L7		F7			3	1	1	1	2	0	2
12 Edwin Encarnación, R (1, 5) OBP: 0.293, SLG: 0.267	P5		F9		P2		1 SAFE C 1 SAFE P F B 1 SAFE 1-H 2B			K		5	0	1	0	0	1	3
Adam Dunn, L (1, 7) OBP: 0.367, SLG: 0.552	K		2 2B 1B		P3					2 FC3-6 1B		5	1	2	0	0	2	2
2 Alex Gonzalez, R (1, 6) OBP: 0.365, SLG: 0.526		F7	2-H 2B					33 G3-6-4 BB		FC3-6 1-2f		4	0	1	1	1	1	1
33 Josh Hamilton, L (1, 8) OBP: 0.371, SLG: 0.553		26 HR 1B			G4-3			G3-6-4 1-2f			K	4	1	1	0	1	1	3
26 David Ross, R (1, 2) OBP: 0.213, SLG: 0.286		1-H HR		P3				P4			G5-3	5	1	1	2	0	1	1
31 Matt Belisle, R (1, 1)		K		K			4 1B 1B		G3		L8	2	0	0	0	0	2	0
56 Todd Coffey, R (7, 1)												0	0	0	0	0	0	0
40 Jon Coutlangus, L (7, 1)												0	0	0	0	0	0	0
30 Norris Hopper, R (7, PH) OBP: 0.300, SLG: 0.300												1	1	1	0	0	0	0
35 Kirk Saarloos, R (8, 1) OBP: 0.350, SLG: 0.303												0	0	0	0	0	0	0
Javier Valentin, S (9, PH)												1	0	0	0	0	0	0
(10, 3)																		
6 Ryan Freel, R (11, PH) OBP: 0.327, SLG: 0.301												1	0	0	0	0	0	0
Inning Stats	R: 0 E: 0 K: 1 S: 11 H: 0 LOB: 2 BB: 2 P: 21	R: 2 E: 0 K: 2 S: 15 H: 2 LOB: 1 BB: 1 P: 26	R: 1 E: 0 K: 0 S: 13 H: 2 LOB: 1 BB: 1 P: 23	R: 0 E: 0 K: 1 S: 8 H: 0 LOB: 0 BB: 0 P: 13	R: 1 E: 0 K: 1 S: 10 H: 1 LOB: 0 BB: 0 P: 11	R: 0 E: 0 K: 0 S: 5 H: 0 LOB: 0 BB: 1 P: 12	R: 1 E: 0 K: 0 S: 9 H: 3 LOB: 2 BB: 0 P: 11	R: 0 E: 0 K: 3 S: 13 H: 0 LOB: 1 BB: 1 P: 24	R: 0 E: 0 K: 1 S: 9 H: 0 LOB: 1 BB: 1 P: 16	R: 0 E: 0 K: 2 S: 10 H: 1 LOB: 1 BB: 0 P: 12	R: 0 E: 0 K: 0 S: 8 H: 0 LOB: 1 BB: 1 P: 15	1B: 5 2B: 2 3B: 0 HR: 2	SF: 0 SAC: 1 DP: 1 HBP: 0		WP: 0 PB: 0 SB: 0 CS: 0	PA: 47			

	AB	38
	R	5
	H	9
	RBI	5
	BB	8
	SO	11
	LOB	15

PITCHER		IP	WLS	BF	H	R	ER	SO	BB	IBB	HBP	BLK	WP	HR	S	P	ERA	WHIP
48 Jason Hirsh, R ERA: 3.82	(1, 1)	6.0		26	5	4	4	5	5	0	0	0	0	2	62	106	6.00	1.667
Jeremy Affeldt, L ERA: 3.38	(7, 1)	0.2	B	4	2	1	1	0	0	0	0	0	0	0	5	6	13.50	3.000
44 Alberto Arias, R ERA:	(7, 1)	0.1		1	1	0	0	0	0	0	0	0	0	0	4	5	0.00	3.000
46 Zach McClellan, R ERA: 2.7	(8, 1)	2.0		8	0	0	0	4	2	0	0	0	0	0	22	40	0.00	1.000
54 Denny Bautista, R ERA: 3.0	(10, 1)	1.0	W	4	1	0	0	2	0	0	0	0	0	0	10	12	0.00	1.000

PITCHER		IP	WLS	BF	H	R	ER	SO	BB	IBB	HBP	BLK	WP	HR	S	P	ERA	WHIP
40 Brian Fuentes, L ERA: 3.21	(11, 1)	1.0	S	4	0	0	0	0	1	0	0	0	0	0	8	15	0.00	1.000

Colorado Rockies @ Cincinnati Reds

Great American Ball Park, Cincinnati, OH

Sat May 05 2007, 7:10 PM EDT

Att. 26,663 - Rain - 66 F

TOP

livebaseballscorecards.com

Batter	1	2	3	4	5	6	7	8	9	AB	R	H	RBI	BB	SO	LOB
3 Willy Taveras, R (1, 8) OBP: 0.376, SLG: 0.322	F8		G5-3, 5, 5 S, 17, 1B, 2-3, 1B		K	G4-3		G4-3, 2, 2 S, HBP		4	1	1	0	0	1	0
2 Troy Tulowitzki, R (1, 6) OBP: 0.330, SLG: 0.366	K2-3		K		F9		5, HR, 1B	G4-3, 1-3		5	1	1	0	0	2	3
5 Matt Holliday, R (1, 7) OBP: 0.412, SLG: 0.594	E9, 1B		G5-3, 1-3, 3-H		K		1-H, HR	G6-3		5	1	2	3	0	1	2
17 Todd Helton, L (1, 3) OBP: 0.527, SLG: 0.540	L8		1B, 3-H			27, 2B, 11, 1B, BB	27, F9, 11, 1B, 2B	IBB		3	2	2	1	2	0	1
27 Garrett Atkins, R (1, 5) 60 Manny Corpas, R (8, 1) 40 Brian Fuentes, L (9, 1)		F8	F8			11, 1B, 1-3, 2B	F9, 2-3	F7		5 0 0	1 0 0	1 0 0	0 0 0	0 0 0	0 0 0	4 0 0
11 Brad Hawpe, L (1, 9)	K	F8		F8		20, HR, 2-H, 3-H, 1B	BB, 3-H, 1B		K	5	1	2	3	0	2	0
20 Chris Iannetta, R (1, 2) OBP: 0.365, SLG: 0.367	3B	K	K			HR, 1-H	K		F9	5	1	2	2	0	2	1
Jamey Carroll, R (1, 4) OBP: 0.318, SLG: 0.222 (8, 5)	K		1B	G5-3		BB, 1-2		1B		4	0	2	0	1	1	1
28 Aaron Cook, R (1, 1) OBP: 0.308, SLG: 0.417 54 Denny Bautista, R (6, 1) Tom Martin, L (8, 1) 6 Omar Quintanilla, L (8, 4) OBP: 0.100, SLG: 0.100			3, 1B, 5, G5-3, 2B	K		G6-3	K		G4-3, SAFE	3 1 0 1	1 0 0 0	1 0 0 0	0 0 0 0	0 1 0 0	1 2 0 1	1 2 0 1

	AB	41
	R	9
	H	14
	RBI	9
	BB	3
	SO	11
	LOB	16

Inning Stats	1	2	3	4	5	6	7	8	9	1B: 8	SF: 0	WP: 0	PA: 45
	R: 0 E: 1 K: 1 S: 12 H: 1 LOB: 1 BB: 0 P: 18	R: 0 E: 0 K: 2 S: 13 H: 1 LOB: 1 BB: 0 P: 19	R: 2 E: 0 K: 1 S: 16 H: 3 LOB: 3 BB: 0 P: 25	R: 0 E: 0 K: 2 S: 16 H: 1 LOB: 1 BB: 0 P: 25	R: 0 E: 0 K: 2 S: 14 H: 0 LOB: 0 BB: 0 P: 20	R: 4 E: 0 K: 0 S: 21 H: 3 LOB: 0 BB: 1 P: 33	R: 3 E: 0 K: 2 S: 16 H: 4 LOB: 2 BB: 1 P: 25	R: 0 E: 0 K: 0 S: 14 H: 0 LOB: 2 BB: 1 P: 26	R: 0 E: 0 K: 1 S: 10 H: 1 LOB: 1 BB: 0 P: 13	2B: 3 3B: 1 HR: 2	SAC: 0 DP: 0 HBP: 1	PB: 0 SB: 2 CS: 0	

PITCHER		IP	WLS	BF	H	R	ER	SO	BB	IBB	HBP	BLK	WP	HR	S	P	ERA	WHIP
39 Aaron Harang, R ERA: 4.78	(1, 1)	5.0	L	24	8	5	5	8	1	0	0	0	0	0	78	120	9.00	1.800
56 Todd Coffey, R ERA: 5.74	(6, 1)	1.0		4	1	1	1	0	0	0	0	0	0	1	14	20	9.00	1.000
Victor Santos, R ERA: 4.05	(7, 1)	0.1		5	4	3	3	0	0	0	0	0	0	1	9	12	81.00	12.000
53 Brad Salmon, R ERA:	(7, 1)	1.2		8	0	0	0	2	1	1	1	0	0	0	21	39	0.00	0.600
40 Jon Coutlangus, L ERA: 4.82	(9, 1)	1.0		4	1	0	0	1	0	0	0	0	0	0	10	13	0.00	1.000

PITCHER	IP	WLS	BF	H	R	ER	SO	BB	IBB	HBP	BLK	WP	HR	S	P	ERA	WHIP

Batter	1	2	3	4	5	6	7	8	9	AB	R	H	RBI	BB	SO	LOB
6 Ryan Freel, R (1, 5) OBP: 0.349, SLG: 0.320	C X 0-1 ① G6-3	B X 1-0 S 3-H 1B		C B X 1-1 BB 3-H 1B		B B C S F F F X 2-2 G4-6-3 1B		F B F B F B B 4-2 1B 1-2 BB		4	0	3	2	1	0	0
Scott Hatteberg, L (1, 3) OBP: 0.378, SLG: 0.417	B X 1-0 4 BB 1B G4-3 1B	1 SAFE 1 SAFE B 1 SAFE B B C C X 3-2 ③ L7 1-2		B 1 SAFE B B C 1 SAFE B 4-1 1-2 BB		1 SAFE 1 B B X 2-0 ②③ G4-6-3 1-2f		B C X 1-1 1-3 2-H 3-H 1B		4	1	2	2	1	0	2
Ken Griffey Jr., L (1, 9) OBP: 0.426, SLG: 0.526	1 SAFE B X 1-0 G4-3 4 BB 1-2 1B		F C B B X 2-2 4 G6-4-3 1B	B F B X 2-1 ③ P5			B S F S 1-3 ① K	C B F F F S 1-3 ③ K		5	0	2	0	0	2	4
4 Brandon Phillips, R (1, 4) OBP: 0.324, SLG: 0.439	B S B S B B 4-2 G4-3 1-2 2-3 BB		D X 1-0 ① ② G6-4-3 1-2f		B B C X 2-1 ① G6-3		B F S F X 1-2 ② F9		B C X 1-1 1B	4	0	1	0	1	0	1
Adam Dunn, L (1, 7) OBP: 0.360, SLG: 0.532	F B F X 1-2 ② G4-3 1-2 2-3 3-H		B B B B 4-0 BB		B B F X 2-1 ② P6		B C B X 2-1 ③ F8		F C S 0-3 ① K	4	0	0	1	1	1	3
2 Alex Gonzalez, R (1, 6) OBP: 0.349, SLG: 0.500	B X 1-0 ③ G6-3	C F F B X 1-2 ③ P6		X 0-0 ③ P6				B X 1-0 ① P2	B C S X 1-2 ② P5	5	0	0	0	0	0	4
33 Josh Hamilton, L (1, 8) OBP: 0.394, SLG: 0.605		X 0-0 6 1B 3B		C B B B F X 3-2 39 S 26 SH5-3 6 1B 1B		X 0-0 12 HR 2B		B B X 2-0 30 1B 1B 1B	B B C F F F X 2-2 ③ L7	5	4	4	0	0	0	1
26 David Ross, R (1, 2) OBP: 0.205, SLG: 0.274		C S B B F F S 2-3 ① K		X 0-0 ① SH5-3 1-2		D B S S T F S 2-3 ① K		B X 1-0 ② P3		3	0	0	0	0	2	3
39 Aaron Harang, R (1, 1) OBP: 0.125, SLG: 0.133 56 Todd Coffey, R (6, 1) 12 Edwin Encarnación, R (6, PH) OBP: 0.300, SLG: 0.308 Victor Santos, R (7, 1) 53 Brad Salmon, L (7, 1) 30 Norris Hopper, R (8, PH) OBP: 0.364, SLG: 0.364 40 Jon Coutlangus, L (9, 1)		S S S 0-3 ② K		F B S S 1-3 ② K 2-3		B B X 2-0 2-H HR		B F X 1-1 6 BB 1-3 1B 1B		2 0 1 0 0 1 0	0 0 1 0 0 1 0	0 0 1 0 0 1 0	0 0 2 0 0 0 0	0 0 0 0 0 0 0	2 0 0 0 0 0 0	2 0 0 0 0 0 0
Inning Stats	R: 1 E: 0 K: 0 S: 10 H: 2 LOB: 2 BB: 1 P: 18	R: 1 E: 0 K: 2 S: 13 H: 2 LOB: 1 BB: 0 P: 19	R: 0 E: 0 K: 0 S: 8 H: 1 LOB: 1 BB: 1 P: 16	R: 1 E: 0 K: 1 S: 12 H: 2 LOB: 2 BB: 1 P: 23	R: 0 E: 0 K: 0 S: 5 H: 0 LOB: 0 BB: 0 P: 9	R: 2 E: 0 K: 1 S: 14 H: 3 LOB: 0 BB: 0 P: 22	R: 0 E: 0 K: 1 S: 9 H: 0 LOB: 0 BB: 0 P: 13	R: 2 E: 0 K: 1 S: 15 H: 3 LOB: 2 BB: 1 P: 26	R: 0 E: 0 K: 1 S: 13 H: 1 LOB: 1 BB: 0 P: 17	1B: 11 2B: 1 3B: 1 HR: 1 SF: 0 SAC: 1 DP: 2 HBP: 0						

PITCHER		IP	WLS	BF	H	R	ER	SO	BB	IBB	HBP	BLK	WP	HR	S	P	ERA	WHIP
28 Aaron Cook, R ERA: 4.37	(1, 1)	5.1	W	28	10	5	5	4	3	0	0	0	0	1	61	104	8.44	2.438
54 Denny Bautista, R ERA: 1.93	(6, 1)	1.2	H	4	0	0	0	1	0	0	0	0	0	0	10	16	0.00	0.000
Tom Martin, L ERA: 10.13	(8, 1)	0.2		4	2	2	2	0	0	0	0	0	0	0	5	10	27.00	3.000
60 Manny Corpas, R ERA: 1.72	(8, 1)	0.1	H	3	1	0	0	1	1	0	0	0	0	0	10	16	0.00	6.000
40 Brian Fuentes, L ERA: 3.0	(9, 1)	1.0	S	4	1	0	0	1	0	0	0	0	0	0	13	17	0.00	1.000

PITCHER	IP	WLS	BF	H	R	ER	SO	BB	IBB	HBP	BLK	WP	HR	S	P	ERA	WHIP

BOTTOM

Colorado Rockies @ Cincinnati Reds

Great American Ball Park, Cincinnati, OH

Sat May 05 2007, 7:10 PM EDT

Att. 26,663 - Rain - 66 F

livebaseballscorecards.com

AB	38
R	7
H	14
RBI	7
BB	4
SO	7
LOB	20

WP: 0 PA: 43
PB: 0
SB: 2
CS: 0

Colorado Rockies @ Cincinnati Reds

Great American Ball Park, Cincinnati, OH

Sun May 06 2007, 3:15 PM EDT

Att. 27,915 - Partly Cloudy - 69 F

livebaseballscorecards.com

TOP

Batter	1	2	3	4	5	6	7	8	9	AB	R	H	RBI	BB	SO	LOB
3 Willy Taveras, R (1, 8) OBP: 0.379, SLG: 0.319 Steve Finley, L (5, 8) OBP: 0.271, SLG: 0.302	K			BB		2B	BB		L7	1 2	0 1	0 1	0 0	1 1	1 0	0 0
2 Troy Tulowitzki, R (1, 6) OBP: 0.342, SLG: 0.365	G6-3			1B		BB	BB		F9	3	1	1	0	2	0	0
5 Matt Holliday, R (1, 7) OBP: 0.407, SLG: 0.583	G5-3			K		1B	G6-4-3			4	1	1	0	0	1	3
17 Todd Helton, L (1, 3) OBP: 0.526, SLG: 0.538		K		P5		1B		1B		4	0	2	2	0	1	1
27 Garrett Atkins, R (1, 5) OBP: 0.353, SLG: 0.400		F9			1B	K		FC4-6		4	0	1	0	0	1	3
11 Brad Hawpe, L (1, 9) OBP: 0.371, SLG: 0.374		P5			P2	BB		L8		3	0	0	0	1	0	2
20 Chris Iannetta, R (1, 2) OBP: 0.354, SLG: 0.353 John Mabry, L (6, PH) OBP: 0.214, SLG: 0.308 Tom Martin, L (6, 1) 44 Alberto Arias, R (7, 1) 6 Omar Quintanilla, L (8, PH) OBP: 0.182, SLG: 0.182 (8, 4)			L4	K		FC5-4				2 0 0 0 1	0 0 0 0 0	0 0 1 0 1	0 1 0 0 0	0 1 0 0 0	1 0 0 0 0	1 0 0 0 0
Jamey Carroll, R (1, 4) OBP: 0.303, SLG: 0.211 Jeremy Affeldt, L (8, 1)		K		K		FC5-4		K		4 0	0 0	0 0	0 0	0 0	3 0	6 0
37 Josh Fogg, R (1, 1) OBP: 0.182, SLG: 0.182 10 Jeff Baker, R (6, PH) OBP: 0.244, SLG: 0.359 8 Yorvit Torrealba, R (6, 2) OBP: 0.273, SLG: 0.286		G1-3				G4-3	G6-3		K	1 1 2	0 0 0	0 0 0	0 0 0	0 0 0	0 0 1	0 0 0
Inning Stats	R: 0 E: 0 K: 1 S: 10 H: 0 LOB: 0 BB: 0 P: 17	R: 0 E: 0 K: 1 S: 7 H: 0 LOB: 0 BB: 0 P: 11	R: 0 E: 0 K: 1 S: 9 H: 0 LOB: 0 BB: 0 P: 13	R: 0 E: 0 K: 1 S: 10 H: 1 LOB: 1 BB: 1 P: 18	R: 0 E: 0 K: 2 S: 11 H: 1 LOB: 1 BB: 0 P: 17	R: 3 E: 0 K: 1 S: 29 H: 3 LOB: 3 BB: 3 P: 52	R: 0 E: 0 K: 0 S: 10 H: 0 LOB: 1 BB: 2 P: 19	R: 0 E: 0 K: 1 S: 16 H: 2 LOB: 2 BB: 0 P: 23	R: 0 E: 0 K: 1 S: 12 H: 0 LOB: 0 BB: 0 P: 17	1B: 6 2B: 1 3B: 0 HR: 0 SF: 0 SAC: 0 DP: 1 HBP: 0						

AB	32
R	3
H	7
RBI	3
BB	6
SO	9
LOB	16

WP: 1 PB: 0 SB: 0 CS: 0 PA: 38

PITCHER		IP	WLS	BF	H	R	ER	SO	BB	IBB	HBP	BLK	WP	HR	S	P	ERA	WHIP
61 Bronson Arroyo, R ERA: 2.85	(1, 1)	5.2	W	24	5	3	3	7	3	0	0	0	1	0	73	120	4.76	1.412
35 Kirk Saarloos, R ERA: 3.45	(6, 1)	1.1	H	6	0	0	0	0	3	0	0	0	0	0	13	27	0.00	2.250
29 Mike Stanton, L ERA: 7.2	(8, 1)	0.2		4	2	0	0	0	0	0	0	0	0	0	12	19	0.00	3.000
25 David Weathers, R ERA: 2.19	(8, 1)	1.1	S	4	0	0	0	2	0	0	0	0	0	0	16	21	0.00	0.000

PITCHER	IP	WLS	BF	H	R	ER	SO	BB	IBB	HBP	BLK	WP	HR	S	P	ERA	WHIP

BOTTOM

Colorado Rockies @ Cincinnati Reds

Great American Ball Park, Cincinnati, OH

Sun May 06 2007, 3:15 PM EDT

Att. 27,915 - Partly Cloudy - 69 F

livebaseballscorecards.com

Batter	1	2	3	4	5	6	7	8	9	AB	R	H	RBI	BB	SO	LOB
6 Ryan Freel, R (1, 4) (9, 8) OBP: 0.368, SLG: 0.380	G5-3	2B, 12 BB 1-2 BB		12 S BB		HR		SF8 3B		3	3	2	1	2	0	0
Scott Hatteberg, L (1, 3) OBP: 0.384, SLG: 0.434	BB, 1B 1B	12 BB 1-3 2-H 2B		F8		F7		SF8 3-H		4	0	2	1	0	0	1
Jeff Conine, R (8, PH) (9, 3) OBP: 0.304, SLG: 0.510										0	0	0	1	0	0	0
Ken Griffey Jr., L (1, 9) OBP: 0.434, SLG: 0.537	BB 1-2 1B	12 BB IBB		1 SAFE 1 SAFE K		12 G4-3 2B		F7		4	0	2	0	1	1	1
12 Edwin Encarnación, R (1, 5) OBP: 0.305, SLG: 0.298	F3	1-2 2-3 3-H BB		1 SAFE K 1-2		G4-3 2-3		3B BB		3	1	0	1	2	1	4
Adam Dunn, L (1, 7) OBP: 0.362, SLG: 0.540	2 FC4-6 1-2 2-3 BB	K			G3	F9		3B 1-H		4	0	1	1	1	1	4
9 Juan Castro, R (9, 4) OBP: 0.179, SLG: 0.154										0	0	0	0	0	0	0
2 Alex Gonzalez, R (1, 6) OBP: 0.351, SLG: 0.519	FC4-6 1-2f	HR			33 HR HBP	F7		G5-3		4	2	1	1	0	0	4
33 Josh Hamilton, L (1, 8) (9, 7) OBP: 0.398, SLG: 0.671		G4-3		G3	HR 1-H	HR				4	2	2	3	0	0	0
26 David Ross, R (1, 2) OBP: 0.220, SLG: 0.286		61 FC3-6 1B		K	61 F8-6-3 1B	G6-3				4	0	2	0	0	1	0
61 Bronson Arroyo, R (1, 1) OBP: 0.105, SLG: 0.105		FC3-6 6 BB 1-2f 2B		G4-3	F8-6-3 1-1	G6-3				3	1	0	0	0	0	2
35 Kirk Saarloos, R (6, 1)										0	0	0	0	0	0	0
30 Norris Hopper, R (7, PH) OBP: 0.333, SLG: 0.333										1	0	0	0	0	0	0
29 Mike Stanton, L (8, 1)										0	0	0	0	0	0	0
25 David Weathers, R (8, 1)										0	0	0	0	0	0	0
Inning Stats	R: 0 E: 0 K: 0 S: 10 / H: 2 LOB: 3 BB: 1 P: 21	R: 2 E: 0 K: 1 S: 14 / H: 2 LOB: 3 BB: 3 P: 31	R: 1 E: 0 K: 1 S: 10 / H: 1 LOB: 0 BB: 0 P: 19	R: 0 E: 0 K: 2 S: 11 / H: 0 LOB: 1 BB: 1 P: 20	R: 2 E: 0 K: 0 S: 10 / H: 2 LOB: 0 BB: 0 P: 14	R: 1 E: 0 K: 0 S: 13 / H: 2 LOB: 1 BB: 0 P: 19	R: 1 E: 0 K: 0 S: 5 / H: 1 LOB: 0 BB: 0 P: 7	R: 2 E: 0 K: 0 S: 18 / H: 2 LOB: 1 BB: 1 P: 32		1B: 4 2B: 3 3B: 2 HR: 4 / SF: 1 SAC: 0 DP: 1 HBP: 1						

	AB	34
	R	9
	H	12
	RBI	9
	BB	6
	SO	4
	LOB	16

WP: 0 PB: 0 SB: 1 CS: 0 / PA: 42

PITCHER		IP	WLS	BF	H	R	ER	SO	BB	IBB	HBP	BLK	WP	HR	S	P	ERA	WHIP
37 Josh Fogg, R ERA: 5.67	(1, 1)	5.0	L	27	7	5	5	4	4	1	1	0	0	2	55	105	9.00	2.200
Tom Martin, L ERA: 9.82	(6, 1)	1.0		5	2	1	1	0	0	0	0	0	0	1	13	19	9.00	2.000
44 Alberto Arias, R ERA: 1.8	(7, 1)	1.0		4	1	1	1	0	0	0	0	0	0	1	5	7	9.00	1.000
Jeremy Affeldt, L ERA: 4.63	(8, 1)	1.0		6	2	2	2	0	1	0	0	0	0	0	18	32	18.00	3.000

PITCHER	IP	WLS	BF	H	R	ER	SO	BB	IBB	HBP	BLK	WP	HR	S	P	ERA	WHIP

Batter	1	2	3	4	5	6	7	8	9	AB	R	H	RBI	BB	SO	LOB
Steve Finley, L (1, 8) OBP: 0.254, SLG: 0.281	C B F X 1-2 P5 ①		C 1 SAFE F B X 1-2 F8 ②			C B B B C X 3-2 G6-3 ①			B C F X 1-2 G3-1 ①	4	0	0	0	0	0	1
2 Troy Tulowitzki, R (1, 6) OBP: 0.347, SLG: 0.389	X 0-0 F9 ②		B F F B B F X 3-2 1-H 2B			B C C F B X 2-2 F9 ②			C X 0-1 27 IBB 11 BB 2B	4	1	2	1	0	0	0
5 Matt Holliday, R (1, 7) OBP: 0.403, SLG: 0.570	B B F B F C 3-3 K ③		B X 1-0 G6-3 ③			B B C F F F T 2-2 K ③			B B F B B 4-1 11 BB 27 IBB BB	3	0	0	0	1	2	1
17 Todd Helton, L (1, 3) OBP: 0.518, SLG: 0.556		C X 0-1 HR		C B C F F X 1-2 G5-3 ①			F B B B X 3-1 F7 ①		B C C B S 2-3 K ②	4	1	1	1	0	1	2
27 Garrett Atkins, R (1, 5) OBP: 0.350, SLG: 0.390 40 Brian Fuentes, L (9, 1)		B F X 1-1 F9 ①		F B C F B B F S 3-3 K ②			B C F B X 2-2 F7 ②		D S B I I 4-1 8 FC5 11 BB 1-2 2-3 IBB	3 0	0 0	0 0	0 0	1 0	1 0	0 0
11 Brad Hawpe, L (1, 9) OBP: 0.367, SLG: 0.363		C B X 1-1 F9 ②		B B F B B X 3-1 G2-3 ③			B C C C 1-3 K ③		B B C B C B 4-2 8 FC5 1-2 2-3 3-H BB	3	0	0	1	1	1	0
8 Yorvit Torrealba, R (1, 2) OBP: 0.257, SLG: 0.269		F B B C F B S 3-3 K ③			X 0-0 G6-3 ①			C B B B X 3-1 L4 ①	B X 1-0 FC5 ③ 1-2 2-3f	4	0	0	0	0	1	3
6 Omar Quintanilla, L (1, 4) OBP: 0.214, SLG: 0.214			B F X 1-1 2 WP 2 2B 1B		B C F X 1-2 F7 ②			F B B X 2-1 L6 ②		3	1	1	0	0	0	0
26 Jeff Francis, L (1, 1) OBP: 0.182, SLG: 0.100 10 Jeff Baker, R (8, PH) OBP: 0.238, SLG: 0.350 46 Zach McClellan, R (8, 1) Jamey Carroll, R (9, 5) OBP: 0.303, SLG: 0.211			C L 1 SAFE L 0-3 K ①		C C B B F F X 2-2 G3-1 ③			C F S 0-3 K ③		2 1 0 0	0 0 0 0	0 0 0 0	0 0 0 0	0 0 0 0	1 1 0 0	1 0 0 0
Inning Stats	R: 0 E: 0 K: 1 S: 7 H: 0 LOB: 0 BB: 0 P: 11	R: 1 E: 0 K: 1 S: 10 H: 1 LOB: 0 BB: 0 P: 15	R: 1 E: 0 K: 1 S: 13 H: 2 LOB: 1 BB: 0 P: 19	R: 0 E: 0 K: 1 S: 12 H: 0 LOB: 0 BB: 0 P: 19	R: 0 E: 0 K: 0 S: 9 H: 0 LOB: 0 BB: 0 P: 12	R: 0 E: 0 K: 1 S: 12 H: 0 LOB: 0 BB: 0 P: 19	R: 0 E: 0 K: 1 S: 8 H: 0 LOB: 0 BB: 0 P: 14	R: 0 E: 0 K: 1 S: 7 H: 0 LOB: 0 BB: 0 P: 12	R: 1 E: 0 K: 1 S: 13 H: 1 LOB: 3 BB: 3 P: 29	1B: 1 2B: 2 3B: 0 HR: 1	SF: 0 SAC: 0 DP: 0 HBP: 0						

PITCHER		IP	WLS	BF	H	R	ER	SO	BB	IBB	HBP	BLK	WP	HR	S	P	ERA	WHIP
23 Anthony Reyes, R ERA: 5.03	(1, 1)	6.0		21	3	2	2	5	0	0	0	0	1	1	63	95	3.00	0.500
34 Randy Flores, L ERA: 2.31	(7, 1)	2.0		6	0	0	0	2	0	0	0	0	0	0	15	26	0.00	0.000
40 Brian Falkenborg, R ERA: 27.0	(9, 1)	0.1	L	3	1	1	1	0	1	0	0	0	0	0	6	11	27.00	6.000
Tyler Johnson, L ERA: 0.79	(9, 1)	0.1		3	0	0	0	1	1	1	0	0	0	0	6	16	0.00	3.000
56 Kelvin Jimenez, R ERA: 4.91	(9, 1)	0.1		1	0	0	0	0	0	0	0	0	0	0	1	2	0.00	0.000

PITCHER	IP	WLS	BF	H	R	ER	SO	BB	IBB	HBP	BLK	WP	HR	S	P	ERA	WHIP

TOP

Colorado Rockies @ St. Louis Cardinals

Busch Stadium, St. Louis, MO

Mon May 07 2007, 7:10 PM CDT
Att. 42,285 - Partly Cloudy - 84 F

livebaseballscorecards.com

AB	31
R	3
H	4
RBI	3
BB	3
SO	8
LOB	8

WP: 1 PA: 34
PB: 0
SB: 0
CS: 0

Batter	1	2	3	4	5	6	7	8	9	AB	R	H	RBI	BB	SO	LOB
Aaron Miles, S (1, 4) OBP: 0.259, SLG: 0.259	B C X 1-1 G6-3 ①			B B C S B B 4-2 1B 47 1B BB	F B X 1-1 F9 ③			F B F B S 2-3 K ③		3	1	0	0	1	1	0
So Taguchi, R (1, 7) OBP: 0.370, SLG: 0.390	C C S 0-3 K ②			X 0-0 47 1B 5 BB 15 G1-4-3 1-3 1B	F B X 1-1 5 L9-3 1B				F B H 2-1 47 S 27 HBP HBP	3	1	2	0	0	1	0
5 Albert Pujols, R (1, 3) OBP: 0.357, SLG: 0.464	B S B B B 4-1 27 CS BB			S B B F F B B 4-2 15 G1-4-3 47 1B 1-2 BB	B S 1 B F B 1 X SAFE SAFE 3-2 L9-3 ① ② 1-1				C X 0-1 F9 ①	2	0	0	0	2	0	2
27 Scott Rolen, R (1, 5) OBP: 0.276, SLG: 0.323	C B 1-1 CS ③ 1-2	X 0-0 F8 ①		D X 1-0 F7 ①	C B F B B F S 3-3 K ③				S 1 B S 1 B F F H SAFE SAFE 3-2 1-2 HBP	3	0	0	0	0	1	3
47 Ryan Ludwick, R (1, 9) OBP: 0.125, SLG: 0.125		B B B C F F X 3-2 F9 ②		C C X 0-2 15 G1-4-3 1-2 2-3 3-H 1B			B B B C X 3-1 G6-3 ①		S C X 0-2 P3 ② 2-3	4	0	1	1	0	0	2
15 Jim Edmonds, L (1, 8) OBP: 0.268, SLG: 0.253		B C S B B X 3-2 G4-3 ③		B S B X 2-1 G1-4-3 ② 1-2 2-3 3-H			C B S B F C 2-3 K ②		B S X 1-1 F8 ③	4	0	0	1	0	1	4
4 Yadier Molina, R (1, 2) OBP: 0.345, SLG: 0.316		B B X 2-0 22 G4-6-3 1B		C B B F F F X 2-2 F9 ③			F B X 1-1 F8 ③			3	0	1	0	0	0	2
22 David Eckstein, R (1, 6) OBP: 0.283, SLG: 0.245		F F X 0-2 G4-6-3 ① ② 1-2f			C B F F H 2-2 23 B2-6-4 HBP			C B B S X 2-2 G1-3 ①		2	0	0	0	0	0	1
23 Anthony Reyes, R (1, 1) 34 Randy Flores, L (7, 1) 16 Chris Duncan, L (8, PH) OBP: 0.387, SLG: 0.540 40 Brian Falkenborg, R (9, 1) Tyler Johnson, S (9, 1) 56 Kelvin Jimenez, R (9, 1)		S F B X 1-2 G6-3 ③			X 0-0 B2-6-4 ① ② 1-2f			C S B C 1-3 K ②		2 0 1 0 0 0	0 0 0 0 0 0	0 0 0 0 0 0	0 0 0 0 0 0	0 0 1 0 0 0	0 0 0 0 0 0	1 0 0 0 0 0
Inning Stats	R: 0 H: 0 E: 0 LOB: 0 K: 1 BB: 1 S: 7 P: 13	R: 0 H: 0 E: 0 LOB: 0 K: 0 BB: 0 S: 8 P: 14	R: 0 H: 1 E: 0 LOB: 0 K: 0 BB: 0 S: 7 P: 10	R: 2 H: 2 E: 0 LOB: 2 K: 0 BB: 2 S: 17 P: 30	R: 0 H: 0 E: 0 LOB: 0 K: 0 BB: 0 S: 6 P: 9	R: 0 H: 1 E: 0 LOB: 0 K: 1 BB: 0 S: 9 P: 16	R: 0 H: 0 E: 0 LOB: 0 K: 1 BB: 0 S: 8 P: 14	R: 0 H: 0 E: 0 LOB: 0 K: 2 BB: 0 S: 9 P: 14	R: 0 H: 0 E: 0 LOB: 2 K: 0 BB: 0 S: 12 P: 18	1B: 4 2B: 2 3B: 0 HR: 0	SF: 0 SAC: 0 DP: 3 HBP: 3			WP: 0 PB: 0 SB: 1 CS: 1		PA: 34	

PITCHER		IP	WLS	BF	H	R	ER	SO	BB	IBB	HBP	BLK	WP	HR	S	P	ERA	WHIP
26 Jeff Francis, L ERA: 5.61	(1, 1)	7.0		25	4	2	2	3	3	0	1	0	0	0	62	106	2.57	1.000
46 Zach McClellan, R ERA: 2.45	(8, 1)	1.0	W	3	0	0	0	2	0	0	0	0	0	0	9	14	0.00	0.000
40 Brian Fuentes, L ERA: 2.81	(9, 1)	1.0	S	5	0	0	0	0	0	0	2	0	0	0	12	18	0.00	0.000

PITCHER	IP	WLS	BF	H	R	ER	SO	BB	IBB	HBP	BLK	WP	HR	S	P	ERA	WHIP

BOTTOM

Colorado Rockies @ St. Louis Cardinals

Busch Stadium, St. Louis, MO

Mon May 07 2007, 7:10 PM CDT
Att. 42,285 - Partly Cloudy - 84 F

livebaseballscorecards.com

AB	27
R	2
H	4
RBI	2
BB	3
SO	5
LOB	15

Batter	1	2	3	4	5	6	7	8	9	AB	R	H	RBI	BB	SO	LOB
Steve Finley, L (1, 8) OBP: 0.239, SLG: 0.262	C F B F B X 2-2 ① G4-3		L B X 1-1 ① G4-3		B B C B X 3-1 ② G3		B X 1-0 ② G4-3 1-2			4	0	0	0	0	0	1
2 Troy Tulowitzki, R (1, 6) OBP: 0.336, SLG: 0.375	X 0-0 ② G6-3		C B B X 2-1 ② G4-3		C F B X 1-2 ③ P3		S D B C X 2-2 ③ G3			4	0	0	0	0	0	1
5 Matt Holliday, R (1, 7) OBP: 0.412, SLG: 0.612	C X 0-1 2B		C B S F F F X 1-2 HR			B B X 2-0 11 FC1-6 2B		C X 0-1 ① G6-3		4	1	3	1	0	0	0
17 Todd Helton, L (1, 3) OBP: 0.517, SLG: 0.554	C F B X 1-2 ③ G5-3		B F X 1-1 27 FC4-6 1B			B B X 2-0 ① F7		B C X 1-1 27 G5-4-3 1B		4	0	2	0	0	0	2
27 Garrett Atkins, R (1, 5) OBP: 0.348, SLG: 0.380		C F F B X 1-2 ① G5-3	B X 1-0 ③ FC4-6 1-2f			I I I I 4-0 11 FC1-6 IBB		F B S X 1-2 ②③ G5-4-3 1-2f		3	0	0	0	1	0	2
11 Brad Hawpe, L (1, 9) OBP: 0.371, SLG: 0.377		C F F X 0-2 6 1B 2B	C B B X 2-1 8 G5-4-3 1B			X 0-0 ② FC1-6 1-2f 2-3			B S S X 1-2 ① G3	4	0	2	0	0	0	2
8 Yorvit Torrealba, R (1, 2) OBP: 0.257, SLG: 0.257	B B B C B 4-1 6 1B BB		X 0-0 ①② G5-4-3 1-2f			B B X 2-0 ③ F8			C B F B F X 2-2 ② G4-3	3	0	0	0	1	0	3
6 Omar Quintanilla, L (1, 4) OBP: 0.222, SLG: 0.222	B F F F X 1-2 ② 1-3 2-H 1B		X 0-0 ③ L7				C B X 1-1 ① P5		B B B C X 3-1 ③ L5	4	0	1	0	0	0	0
35 Taylor Buchholz, R (1, 1) OBP: 0.286, SLG: 0.167	S B B C C 2-3 ③ K				C B B S F B T 3-2 ① K		S C B B F B B 4-2 G4-3 BB			2	0	0	0	0	2	2
10 Jeff Baker, R (7, PH) OBP: 0.256, SLG: 0.350										0	0	0	0	1	0	0
54 Denny Bautista, R (7, 1)										0	0	0	0	0	0	0
44 Alberto Arias, R (7, 1)										0	0	0	0	0	0	0
Jeremy Affeldt, L (8, 1)										0	0	0	0	0	0	0
Inning Stats	R: 0 E: 0 K: 0 S: 10 H: 1 LOB: 1 BB: 0 P: 13	R: 0 E: 0 K: 1 S: 16 H: 2 LOB: 2 BB: 1 P: 24	R: 1 E: 0 K: 0 S: 13 H: 2 LOB: 1 BB: 0 P: 19	R: 0 E: 0 K: 0 S: 4 H: 1 LOB: 0 BB: 0 P: 6	R: 0 E: 0 K: 1 S: 9 H: 0 LOB: 0 BB: 0 P: 16	R: 0 E: 0 K: 0 S: 4 H: 1 LOB: 2 BB: 1 P: 14	R: 0 E: 0 K: 0 S: 9 H: 0 LOB: 1 BB: 1 P: 17	R: 0 E: 0 K: 0 S: 7 H: 1 LOB: 0 BB: 0 P: 9	R: 0 E: 0 K: 0 S: 9 H: 0 LOB: 0 BB: 0 P: 15	1B: 4 2B: 3 3B: 0 HR: 1 SF: 0 SAC: 0 DP: 2 HBP: 0						

PITCHER		IP	WLS	BF	H	R	ER	SO	BB	IBB	HBP	BLK	WP	HR	S	P	ERA	WHIP
48 Brad Thompson, R ERA: 4.03	(1, 1)	5.0		20	6	1	1	2	1	0	0	0	0	1	52	78	1.80	1.400
Tyler Johnson, L ERA: 0.75	(6, 1)	0.2		4	1	0	0	0	0	1	0	0	0	0	3	11	0.00	1.500
56 Kelvin Jimenez, R ERA: 3.6	(6, 1)	1.1	W	5	0	0	0	0	1	0	0	0	0	0	10	20	0.00	0.750
31 Ryan Franklin, R ERA: 1.2	(8, 1)	1.0	H	3	1	0	0	0	0	0	0	0	0	0	7	9	0.00	1.000
44 Jason Isringhausen, R ERA: 2.03	(9, 1)	1.0	S	3	0	0	0	0	0	0	0	0	0	0	9	15	0.00	0.000

PITCHER	IP	WLS	BF	H	R	ER	SO	BB	IBB	HBP	BLK	WP	HR	S	P	ERA	WHIP

TOP

Colorado Rockies @ St. Louis Cardinals

Busch Stadium, St. Louis, MO

Tue May 08 2007, 7:10 PM CDT

Att. 42,763 - Partly Cloudy - 84 F

livebaseballscorecards.com

AB	32
R	1
H	8
RBI	1
BB	3
SO	2
LOB	13

WP: 0 PA: 35
PB: 0
SB: 0
CS: 0

Batter	1	2	3	4	5	6	7	8	9	AB	R	H	RBI	BB	SO	LOB
7 Adam Kennedy, L (1, 4) OBP: 0.281, SLG: 0.310	X 0-0 ① G3		C B S X 1-2 ③ G4-3		B C F X 1-2 ③ G2-3		F B F F B B X 3-2 47 BB 2-H 3-H 1B			4	0	1	2	0	0	2
47 Ryan Ludwick, R (1, 9) OBP: 0.250, SLG: 0.182	X 0-0 5 G4-6-3 1B			C X 0-1 ① F7		C B B T X 2-2 ① G6-3	B F B B B 4-1 5 G6-4-3 1-2 BB			3	0	1	0	1	0	0
5 Albert Pujols, R (1, 3) OBP: 0.353, SLG: 0.452	B B B X 3-0 ② ③ G4-6-3 1-2f			B B B B 4-0 16 FC4-6 BB		B B F C X 2-2 ② G5-3	B X 1-0 ② ③ G6-4-3 1-2f			3	0	0	0	1	0	3
16 Chris Duncan, L (1, 7) OBP: 0.377, SLG: 0.524 So Taguchi, R (8, PH) OBP: 0.362, SLG: 0.381 (9, 7)		C B X 1-1 ① P5		B C B F X 2-2 ② FC4-6 27 WP 1-2f		C B B F B S 3-3 ③ K		C S B B S 2-3 ① K		3 1	0 0	0 0	0 0	0 0	1 1	1 0
27 Scott Rolen, R (1, 5) OBP: 0.266, SLG: 0.310		C B B C X 2-2 ② G6-3		B F X 1-1 ③ F8 1-2			C B F B B S 3-3 ① K	C B B B C X 3-2 ② F7		4	0	0	0	0	1	1
15 Jim Edmonds, L (1, 8) OBP: 0.287, SLG: 0.275	F X 0-1 1B				C B B B X 3-1 22 1B 1B		X 0-0 22 HBP 4 1B 26 2B 1B	C B F S 1-3 ③ K		4	1	3	0	0	1	0
4 Yadier Molina, R (1, 2) OBP: 0.344, SLG: 0.316	F F X 0-2 ③ F7				X 0-0 ① P4		B F X 1-1 22 HBP 26 2B 1-2 1B			3	1	1	0	0	0	2
22 David Eckstein, R (1, 6) OBP: 0.293, SLG: 0.250			B B C X 2-1 ① F7		X 0-0 1-3 1B		C B B B H 4-1 26 2B 7 1B 1-2 2-3 HBP			2	1	1	0	0	0	0
48 Brad Thompson, R (1, 1) 55 Skip Schumaker, L (5, PH) OBP: 0.261, SLG: 0.279 Tyler Johnson, S (6, 1) 56 Kelvin Jimenez, R (6, 1) 26 Scott Spiezio, S (7, PH) OBP: 0.344, SLG: 0.309 31 Ryan Franklin, R (8, 1) 44 Jason Isringhausen, R (9, 1)			X 0-0 ② F7		B X 1-0 ② L6		X 0-0 7 1B 1-3 2-H 3-H 2B			1 1 0 0 1 0 0 0	0 0 0 0 1 0 0 0	0 0 0 0 1 0 0 0	0 0 0 0 0 0 0 0	0 0 0 0 0 0 0 0	0 2 0 0 0 0 0 0	0 0 0 0 0 0 0 0
Inning Stats	R: 0 E: 0 K: 0 S: 3 H: 1 LOB: 0 BB: 0 P: 6	R: 0 E: 0 K: 0 S: 10 H: 1 LOB: 1 BB: 0 P: 13	R: 0 E: 0 K: 0 S: 6 H: 0 LOB: 0 BB: 0 P: 9	R: 0 E: 0 K: 0 S: 7 H: 0 LOB: 1 BB: 1 P: 14	R: 0 E: 0 K: 0 S: 8 H: 2 LOB: 2 BB: 0 P: 13	R: 0 E: 0 K: 1 S: 9 H: 0 LOB: 0 BB: 0 P: 16	R: 4 E: 0 K: 1 S: 14 H: 4 LOB: 1 BB: 1 P: 30	R: 0 E: 0 K: 2 S: 9 H: 0 LOB: 0 BB: 0 P: 15		1B: 7 2B: 1 3B: 0 HR: 0	SF: 0 SAC: 0 DP: 2 HBP: 1			WP: 1 PB: 0 SB: 0 CS: 0	PA: 33	

PITCHER		IP	WLS	BF	H	R	ER	SO	BB	IBB	HBP	BLK	WP	HR	S	P	ERA	WHIP
35 Taylor Buchholz, R ERA: 5.82	(1, 1)	6.0		22	4	0	0	1	1	0	0	0	1	0	43	71	0.00	0.833
54 Denny Bautista, R ERA: 7.2	(7, 1)	0.1	L	4	2	3	3	1	0	0	1	0	0	0	7	15	81.00	6.000
44 Alberto Arias, R ERA: 3.18	(7, 1)	0.2	B	4	2	1	1	0	1	0	0	0	0	0	7	15	13.50	4.500
Jeremy Affeldt, L ERA: 4.26	(8, 1)	1.0		3	0	0	0	2	0	0	0	0	0	0	9	15	0.00	0.000

PITCHER	IP	WLS	BF	H	R	ER	SO	BB	IBB	HBP	BLK	WP	HR	S	P	ERA	WHIP

BOTTOM

Colorado Rockies @ St. Louis Cardinals

Busch Stadium, St. Louis, MO

Tue May 08 2007, 7:10 PM CDT
Att. 42,763 - Partly Cloudy - 84 F

livebaseballscorecards.com

AB	30
R	4
H	8
RBI	4
BB	2
SO	4
LOB	11

Batter	1	2	3	4	5	6	7	8	9	AB	R	H	RBI	BB	SO	LOB
Steve Finley, L (1, 8) OBP: 0.236, SLG: 0.258	C X 0-1 27 FC5 17 1B 1B	B C X 1-1 ③ G3-1		D C B F B X 3-2 ③ G6-3		X 0-0 ② G4-3		C X 0-1 ③ L3		5	0	1	0	0	0	5
60 Manny Corpas, R (8, 1)										0	0	0	0	0	0	0
2 Troy Tulowitzki, R (1, 6) OBP: 0.331, SLG: 0.368	S S B D C 2-3 ① K		B X 1-0 17 2B 1B		X 0-0 E5 11 2B	B B C F X 2-2 ③ G4-3			X 0-0 ① F9	5	2	1	0	0	1	1
11 Brad Hawpe, L (1, 9) OBP: 0.372, SLG: 0.382	B B C 1 SAFE C S 2-3 ② K		F F B S 1-3 ① K		B F F X 1-2 17 WP 17 FC3-2 2-H 2B		C F S 0-3 ① K		B B C B B 4-1 17 G4-6-3 BB	4	0	1	1	1	3	2
17 Todd Helton, L (1, 3) OBP: 0.514, SLG: 0.556	T D X 1-1 27 FC5 1-2 1B		C D B X 2-1 1-H 2B		C C F B X 1-2 ① FC3-2 10 G6-3 27 1B 2-H		B C F B X 2-2 ② P5		B F F X 1-2 ②③ G4-6-3 1-2f	5	0	2	1	0	0	2
27 Garrett Atkins, R (1, 5) OBP: 0.345, SLG: 0.376	C X 0-1 ③ FC5 1-2 2-3f		B C S C 1-3 ② K		X 0-0 10 G6-3 1-2 1B		B C X 1-1 ③ G5-3			4	0	1	0	0	1	3
10 Jeff Baker, R (1, 7) OBP: 0.277, SLG: 0.349		B X 1-0 20 FC4-3-6 1B	S X 0-1 ③ F8		B C X 1-1 ② G6-3 1-2 2-3			B B S C F B F B 4-2 BB BB		3	0	1	0	1	0	3
20 Chris Iannetta, R (1, 2) OBP: 0.348, SLG: 0.333		F X 0-1 ① FC4-3-6 6 2B 1-2f		C B X 1-1 ① F9	H 1-0 HBP			B B S T F F S 2-3 ① K		3	0	0	0	0	1	2
6 Omar Quintanilla, L (1, 4) OBP: 0.273, SLG: 0.318		X 0-0 1-3 2B		X 0-0 48 SH1-3 1B	B B X 2-0 ③ L4			B F S B S 2-3 ② K		4	0	2	0	0	1	4
48 Jason Hirsh, R (1, 1) 44 Alberto Arias, R (5, 1) Jeremy Affeldt, L (5, 1) John Mabry, L (6, PH) OBP: 0.207, SLG: 0.296 46 Zach McClellan, R (6, 1) Tom Martin, L (6, 1) Jamey Carroll, R (8, PH) OBP: 0.311, SLG: 0.211 (8, 8)		X 0-0 ② P2		M 1 SAFE C B X 1-2 ② SH1-3 1-2		B B C C F F B X 3-2 ① P5		B B C F F F B B 4-2 1-2 BB		1	0	0	0	0	0	2
										0	0	0	0	0	0	0
										0	0	0	0	0	0	0
										1	0	0	0	0	0	0
										0	0	0	0	0	0	0
										0	0	0	0	0	0	0
										0	0	0	0	1	0	0
Inning Stats	R: 0 E: 0 K: 2 S: 12 H: 2 LOB: 2 BB: 0 P: 17	R: 0 E: 0 K: 0 S: 7 H: 2 LOB: 2 BB: 0 P: 9	R: 1 E: 0 K: 2 S: 11 H: 2 LOB: 1 BB: 0 P: 16	R: 0 E: 0 K: 0 S: 9 H: 1 LOB: 1 BB: 0 P: 14	R: 1 E: 1 K: 0 S: 12 H: 2 LOB: 3 BB: 0 P: 18	R: 0 E: 0 K: 0 S: 9 H: 0 LOB: 0 BB: 0 P: 14	R: 0 E: 0 K: 1 S: 8 H: 0 LOB: 0 BB: 0 P: 11	R: 0 E: 0 K: 2 S: 18 H: 0 LOB: 2 BB: 2 P: 30	R: 0 E: 0 K: 0 S: 5 H: 0 LOB: 0 BB: 1 P: 10	1B: 6 2B: 3 3B: 0 HR: 0			SF: 0 SAC: 1 DP: 1 HBP: 1			WP: 1 PB: 0 SB: 0 CS: 0	PA: 40

PITCHER		IP	WLS	BF	H	R	ER	SO	BB	IBB	HBP	BLK	WP	HR	S	P	ERA	WHIP
50 Adam Wainwright, R ERA: 5.01	(1, 1)	6.0	W	29	9	2	1	4	0	0	1	0	1	0	60	88	1.50	1.500
34 Randy Flores, L ERA: 2.13	(7, 1)	1.0		3	0	0	0	1	0	0	0	0	0	0	8	11	0.00	0.000
36 Russ Springer, R ERA: 2.53	(8, 1)	1.0		5	0	0	0	2	2	0	0	0	0	0	18	30	0.00	2.000
40 Brian Falkenborg, R ERA: 6.75	(9, 1)	1.0		3	0	0	0	0	1	0	0	0	0	0	5	10	0.00	1.000

PITCHER	IP	WLS	BF	H	R	ER	SO	BB	IBB	HBP	BLK	WP	HR	S	P	ERA	WHIP

TOP

Colorado Rockies @ St. Louis Cardinals

Busch Stadium, St. Louis, MO

Wed May 09 2007, 12:10 PM CDT

Att. 43,001 - Sunny - 78 F

livebaseballscorecards.com

AB	35
R	2
H	9
RBI	2
BB	3
SO	7
LOB	24

Batter	1	2	3	4	5	6	7	8	9	AB	R	H	RBI	BB	SO	LOB
7 Adam Kennedy, L (1, 4) OBP: 0.287, SLG: 0.307	F B F B B B 4-2 5 1B BB	S B B B B X 3-1 5 BB 16 BB 1-2 3-H 1B	C S X 0-2 F7 ③		F B X 1-1 G4-3 ③		X 0-0 F9 ①			4	0	1	1	1	0	4
16 Chris Duncan, L (1, 7) OBP: 0.387, SLG: 0.519	C F C 0-3 K ①	B B F B S B 4-2 5 BB 1-2 2-3 BB		B C C C 1-3 K ①		B B B B 4-0 5 1B 15 1B BB	C C B F B F F X 2-2 55 BB 26 1B 1B			3	2	1	0	2	2	1
5 Albert Pujols, R (1, 3) OBP: 0.362, SLG: 0.454	B X 1-0 1-3 1B	C F B O F B F F F F 4-2 B 1-2 2-3 3-H BB		B C B B C X 3-2 F8 ②		C 1 SAFE C D X 1-2 15 1B 26 2B 1-2 1B	B C S F F X 1-2 F8 ②			4	1	2	1	1	0	1
15 Jim Edmonds, L (1, 8) OBP: 0.286, SLG: 0.274 34 Randy Flores, L (7, 1) 55 Skip Schumaker, L (7, PH) OBP: 0.277, SLG: 0.279 36 Russ Springer, R (8, 1) 40 Brian Falkenborg, R (9, 1)	X 0-0 L4 ②	F S B B B B F S 3-3 K ③		X 0-0 F7 ③		C X 0-1 26 2B 47 E 1-3 2-H 1B	B B C B B 4-1 26 1B 1-2 BB			4 0 0 0 0	1 0 0 0 0	1 0 0 0 0	1 0 0 0 0	0 0 1 0 0	1 0 0 0 0	5 0 0 0 0
26 Scott Spiezio, S (1, 5) OBP: 0.362, SLG: 0.339	B C B C F F C 2-3 K ③		C S B X 1-2 F7 ①		B B B C F B 4-2 47 2B BB	B B X 2-0 47 E 1-3 3-H G5-4-3 2B	F C B X 1-2 1-3 2-H 1B			4	2	2	2	1	1	2
47 Ryan Ludwick, R (1, 9) OBP: 0.294, SLG: 0.313		S F B S 1-3 K ①	B B X 2-0 50 BB G5-3 1B		C B D F F X 2-2 SH5-4 1-H 1B 2B	B C F D B X 3-2 E6 G5-4-3 2-3 3-H	C B F X 1-2 G1-3 ③			5	1	2	1	0	1	3
Gary Bennett, R (1, 2) OBP: 0.294, SLG: 0.281	C B X 1-1 G6-3 ②	B B B C F 1 SAFE X 3-2 G5-3 ② 1-2			B X 1-0 SH5-4 ① 2-3	B F F X 1-2 G5-4-3 ① ② 1-2f 3-H		F X 0-1 F8 ①		4	0	0	0	0	0	2
Aaron Miles, S (1, 6) OBP: 0.302, SLG: 0.310	B X 1-0 50 1B 7 1B 1B	I I I I 4-0 50 BB IBB			B B X 2-0 50 PB 3-H 1B	X 0-0 2B		X 0-0 G6-3 ②		4	1	3	1	1	0	0
50 Adam Wainwright, R (1, 1) OBP: 0.385, SLG: 0.417 So Taguchi, R (6, PH) OBP: 0.347, SLG: 0.364 (7, 8)	C S B F B X 2-2 16 BB 7 1B 5 BB 1-3 1B	B B C B F B 4-2 1-2 2-3 BB			1 SAFE L 1 B C S 1-3 K ② 1-2	C F B B B X 3-2 F8 ③		C C X 0-2 F7 ③		2 2	1 0	1 0	0 0	1 0	1 0	1 1
Inning Stats	R: 0 H: 1 E: 0 LOB: 2 K: 2 BB: 1 S: 12 P: 19	R: 2 H: 3 E: 0 LOB: 3 K: 2 BB: 2 S: 24 P: 43	R: 0 H: 1 E: 0 LOB: 3 K: 0 BB: 2 S: 13 P: 27	R: 0 H: 0 E: 0 LOB: 0 K: 1 BB: 0 S: 7 P: 11	R: 2 H: 2 E: 0 LOB: 1 K: 1 BB: 1 S: 13 P: 24	R: 4 H: 4 E: 1 LOB: 1 K: 0 BB: 1 S: 16 P: 30	R: 1 H: 2 E: 0 LOB: 2 K: 0 BB: 1 S: 19 P: 28	R: 0 H: 0 E: 0 LOB: 0 K: 0 BB: 0 S: 6 P: 6		1B: 10 SF: 0 2B: 3 SAC: 1 3B: 0 DP: 1 HR: 0 HBP: 0						

BOTTOM

Colorado Rockies @ St. Louis Cardinals

Busch Stadium, St. Louis, MO

Wed May 09 2007, 12:10 PM CDT

Att. 43,001 - Sunny - 78 F

livebaseballscorecards.com

AB	36
R	9
H	13
RBI	7
BB	8
SO	6
LOB	20

PITCHER		IP	WLS	BF	H	R	ER	SO	BB	IBB	HBP	BLK	WP	HR	S	P	ERA	WHIP
48 Jason Hirsh, R ERA: 4.1	(1, 1)	4.0	L	23	5	3	3	5	5	1	0	0	0	0	58	106	6.75	2.500
44 Alberto Arias, R ERA: 4.26	(5, 1)	0.2		4	2	1	1	1	0	0	0	0	0	0	9	15	13.50	3.000
Jeremy Affeldt, L ERA: 4.15	(5, 1)	0.1		1	0	0	0	0	0	0	0	0	0	0	2	3	0.00	0.000
46 Zach McClellan, R ERA: 5.4	(6, 1)	0.2		7	4	4	4	0	1	0	0	0	0	0	13	24	54.00	7.500
Tom Martin, L ERA: 9.0	(6, 1)	1.1		7	2	1	1	0	1	0	0	0	0	0	22	34	6.75	2.250

PITCHER		IP	WLS	BF	H	R	ER	SO	BB	IBB	HBP	BLK	WP	HR	S	P	ERA	WHIP
60 Manny Corpas, R ERA: 1.62	(8, 1)	1.0		3	0	0	0	0	0	0	0	0	0	0	6	6	0.00	0.000

WP: 0 PA: 45
PB: 1
SB: 0
CS: 0

Batter	1	2	3	4	5	6	7	8	9	AB	R	H	RBI	BB	SO	LOB
2 Randy Winn, S (1, 8) OBP: 0.333, SLG: 0.420	C SI 90 B SI 92 X SI 92 1-1 ① G6-3		C X 0-1 ③ 1-2 1B		B SI 90 B SI 93 F F B X 3-2 ③ G4-3		C B B B 4-1 13 SH1-3 BB	X 0-0 ③ F7		4	0	1	0	1	0	3
13 Omar Vizquel, S (1, 6) OBP: 0.293, SLG: 0.290	B SI 91 B SI 92 X SI 91 2-0 ② G6-3		B SI 90 C FA 92 B FA 94 F SI 92 F SI 92 B X 3-2 ③ G6-3			B B B D 4-0 G3-1 35 G5-3 1B BB	B X 1-0 ① SH1-3 1-2		C X 0-1 ① F9	3	1	0	0	1	0	2
35 Rich Aurilia, R (1, 5) OBP: 0.315, SLG: 0.400	C SI 92 B SI 92 T SI 91 F SI 92 B FA 95 B SI 89 F SI 91 X SI 91 3-2 ③ F8			B F F B X 2-2 ① L8		1 SAFE 1 SAFE B C F B B X 3-2 ① G5-3 1-2	C B C X 1-2 ② F7		S B X 1-1 L6-4 BB 1B	5	0	1	0	0	0	2
Barry Bonds, L (1, 7) OBP: 0.529, SLG: 0.780 40 Daniel Ortmeier, S (9, PR)		F X 0-1 ① G4-3		B B F B X 3-1 G4-3 2B		F B 2 SAFE B X 2-1 ② G3-1 2-3	I I I I 4-0 IBB		C B B B B 4-1 1-2 BB	3 0	0 0	1 0	0 0	2 0	0 0	1 0
Ray Durham, S (1, 4) OBP: 0.336, SLG: 0.388		C SL 88 F X 0-2 ② P3		S B X 1-1 ② G4-3 2-3		X 0-0 BB 1 1B 3-H 1B	C B X 1-1 ③ F7		B X 1-0 ②③ L6-4 2-2	5	1	1	1	0	0	5
Ryan Klesko, L (1, 3) OBP: 0.387, SLG: 0.429		X 0-0 ③ F7		F FA 93 B FA 92 X SI 91 1-1 ③ F8		1 SAFE B B B C B 4-1 1 1B 14 1B 1-2 BB		B B C B X 3-1 1 CS 1B		3	1	1	0	1	0	1
1 Bengie Molina, R (1, 2) OBP: 0.357, SLG: 0.491			B S F X 1-2 ① G6-3		B SL 82 B SL 83 B SL 84 B FA 90 4-0 14 G4-6-3 BB	B C B F X 2-2 14 1B 1-2 2-H 1B		B B S B C S 3-3 ①② K 1-2		3	0	1	1	1	1	1
14 Fred Lewis, L (1, 9) OBP: 0.250, SLG: 0.250			F B X 1-1 ② F8		B SI 90 B SI 90 C SI 90 X SI 90 2-1 ①② G4-6-3 1-2f	F B X 1-1 1-2 2-H 1B		B B C B C X 3-2 E3 BB		4	0	1	1	0	0	1
51 Noah Lowry, R (1, 1) OBP: 0.125, SLG: 0.133 Mark Sweeney, L (8, PH) OBP: 0.304, SLG: 0.524 32 Kevin Correia, R (8, 1) OBP: 1.000, SLG: 1.000 Steve Kline, S (8, 1)			B B C B C F B 4-2 2 1B BB		F SI 90 X SI 91 0-1 2B	B C C B F X 2-2 ③ G4-3		C B B B 1 SAFE C B 4-2 1-2 BB		2 0 0 0	0 0 0 0	1 0 0 0	0 1 0 0	1 0 0 0	0 0 0 0	2 0 0 0
Inning Stats	R: 0 H: 0 E: 0 LOB: 0 K: 0 BB: 0 S: 8 P: 14	R: 0 H: 0 E: 0 LOB: 0 K: 0 BB: 0 S: 6 P: 6	R: 0 H: 1 E: 0 LOB: 2 K: 0 BB: 1 S: 14 P: 23	R: 0 H: 1 E: 0 LOB: 1 K: 0 BB: 0 S: 9 P: 16	R: 0 H: 1 E: 0 LOB: 1 K: 0 BB: 1 S: 7 P: 16	R: 3 H: 3 E: 0 LOB: 2 K: 0 BB: 2 S: 16 P: 34	R: 0 H: 0 E: 0 LOB: 2 K: 0 BB: 2 S: 7 P: 18	R: 0 H: 1 E: 1 LOB: 2 K: 1 BB: 1 S: 11 P: 24	R: 0 H: 1 E: 0 LOB: 1 K: 0 BB: 1 S: 6 P: 12	1B: 6 2B: 4 3B: 0 HR: 0	SF: 0 SAC: 1 DP: 2 HBP: 0					

PITCHER		IP	WLS	BF	H	R	ER	SO	BB	IBB	HBP	BLK	WP	HR	S	P	ERA	WHIP
28 Aaron Cook, R ERA: 4.38	(1, 1)	6.0	W	27	6	3	3	0	4	0	0	0	0	0	60	109	4.50	1.667
Jeremy Affeldt, L ERA: 3.95	(7, 1)	0.2	H	4	0	0	0	0	1	1	0	0	0	0	5	15	0.00	1.500
60 Manny Corpas, R ERA: 1.5	(7, 1)	1.1	H	6	1	0	0	1	1	0	0	0	0	0	13	27	0.00	1.500
40 Brian Fuentes, L ERA: 2.65	(9, 1)	1.0	S	4	1	0	0	0	1	0	0	0	0	0	6	12	0.00	2.000

PITCHER	IP	WLS	BF	H	R	ER	SO	BB	IBB	HBP	BLK	WP	HR	S	P	ERA	WHIP

TOP

San Francisco Giants @ Colorado Rockies

Coors Field, Denver, CO

Thu May 10 2007, 6:35 PM MDT
Att. 20,120 - Partly Cloudy - 76 F

livebaseballscorecards.com

AB	32
R	3
H	8
RBI	3
BB	8
SO	1
LOB	18

WP: 0 PA: 41
PB: 0
SB: 0
CS: 1

Batter	1	2	3	4	5	6	7	8	9	AB	R	H	RBI	BB	SO	LOB
Jamey Carroll, R (1, 4) (7, 5) OBP: 0.312, SLG: 0.205	C CH 77 X FA 86 0-1 G6-3 ①		L FA 88 B CU 80 X FA 88 1-1 SH2-4 ① 1-2 2-3	C CH 77 X CH 79 0-1 L3 ③			C B B F B F B 4-2 BB			2	0	0	0	1	0	1
2 Troy Tulowitzki, R (1, 6) OBP: 0.336, SLG: 0.380	C FA 86 C FA 89 F CU 81 F CU 80 B CH 78 F CH 78 B FA 90 F CU 80 B FA 90 3-3 C CU 80 K ②		F CU 81 S FA 90 X CU 80 0-2 5 E 2-H 3-H 2B		X 0-0 10 CS 1B		S B B 1 SAFE X 2-1 F9 ③			4	1	2	2	0	1	1
5 Matt Holliday, R (1, 7) OBP: 0.408, SLG: 0.615	C B FA 87 C F S CU 79 1-3 K ③		F FA 90 B FA 90 X CU 79 1-1 FC6 2-H		S B C X 1-2 F8 ①			F B B B X 3-1 27 SF9 3B		4	1	1	0	0	1	1
27 Garrett Atkins, R (1, 5) (7, 3) OBP: 0.342, SLG: 0.370		X 0-0 L6 ①	S CH 78 D CH 78 B FA 90 B FA 90 B CH 78 4-1 10 G4-3-6 BB		X 0-0 F7 ②			X 0-0 SF9 ① 3-H		2	0	0	1	1	0	1
10 Jeff Baker, R (1, 3) OBP: 0.280, SLG: 0.348 60 Manny Corpas, R (7, 1) John Mabry, L (8, PH) OBP: 0.200, SLG: 0.286 40 Brian Fuentes, L (9, 1)		C B F C 1-3 K ②	F FA 90 B FA 91 S CH 78 B FA 91 X FA 90 2-2 G4-3-6 ②③ 1-2f		1 SAFE B 1-0 CS ③ 1-2	X 0-0 8 G6-4-3 1B		X 0-0 F7 ②		3 0 1 0 0 0 0 0 0 0 0 0 0 1 0 0 0 0 0 0 0	0 1 0 0 0 0 0 0	1 0 0 0 0 0 0 0	0 0 0 0 0 0 0 0	2 0 0 0 0 0 0 0	1 0 0 0 0 0 0 0	2 0 0 0 0 0 0 0
8 Yorvit Torrealba, R (1, 2) OBP: 0.282, SLG: 0.264		B B F B B 4-1 BB	B CH 69 B CH 76 C CH 77 B CH 77 B CH 78 4-1 11 1B 28 SH3-4 BB		S X 0-1 G6-4-3 ①② 1-2f			C B X 1-1 11 1B 1B		2 0 0 0 0 0 0 0	1 0 0 0 0 0 0 0	1 0 0 0 0 0 0 0	0 0 0 0 0 0 0 0	2 0 0 0 0 0 0 0	0 0 0 0 0 0 0 0	1 0 0 0 0 0 0 0
11 Brad Hawpe, L (1, 9) OBP: 0.376, SLG: 0.386		C B B X 2-1 G4-3 ③	B FA 88 1 SAFE B FA 88 C FA 87 B CU 78 X FA 89 3-1 28 SH3-4 1-3 1B		F X 0-1 G3-1 ③			T S F X 0-2 FC4-6 1-3 1B		4	0	2	0	0	0	1
Steve Finley, L (1, 8) OBP: 0.250, SLG: 0.271			B CU 77 B FA 89 C X 2-1 28 SH SH2-4 2 2B 1B	B CU 78 X CU 78 1-0 P6 ①			B B C X 2-1 6 G6-4-3 1B	X 0-0 FC4-6 ③ 1-2f		4	1	2	0	0	0	4
28 Aaron Cook, R (1, 1) OBP: 0.308, SLG: 0.417 Jeremy Affeldt, L (7, 1) 6 Omar Quintanilla, L (7, 4) OBP: 0.261, SLG: 0.304			L FA 88 X FA 88 0-1 SH SH2-4 2 2B 1-2	1 SAFE C CU 78 X CU 79 0-1 SH3-4 ② 1-2 3-H			L L X 0-2 G6-4-3 ①② 1-2f			0 0 0 1 0 0 0 0 0 0 0 0 1 0 0 0 0 0 1	1 0 0 0 0 0 0 0	0 0 0 0 0 0 0 1	1 0 0 0 0 0 0 0	0 0 0 0 0 0 0 0	0 0 0 0 0 0 0 1
Inning Stats	R: 0 E: 0 K: 2 S: 13 H: 0 LOB: 0 BB: 0 P: 17	R: 0 E: 0 K: 1 S: 7 H: 0 LOB: 1 BB: 1 P: 14	R: 3 E: 2 K: 0 S: 15 H: 2 LOB: 1 BB: 1 P: 25	R: 1 E: 0 K: 0 S: 8 H: 1 LOB: 1 BB: 1 P: 16	R: 0 E: 0 K: 0 S: 5 H: 1 LOB: 0 BB: 0 P: 7	R: 0 E: 0 K: 0 S: 5 H: 1 LOB: 0 BB: 0 P: 5	R: 0 E: 0 K: 0 S: 10 H: 1 LOB: 1 BB: 1 P: 18	R: 1 E: 0 K: 0 S: 11 H: 3 LOB: 2 BB: 0 P: 15		1B: 7 2B: 1 3B: 1 HR: 0	SF: 1 SAC: 3 DP: 3 HBP: 0	WP: 0 PB: 0 SB: 0 CS: 1	PA: 36			

PITCHER		IP	WLS	BF	H	R	ER	SO	BB	IBB	HBP	BLK	WP	HR	S	P	ERA	WHIP
51 Noah Lowry, L ERA: 3.18	(1, 1)	7.0	L	29	6	4	2	3	4	0	0	0	0	0	63	102	2.57	1.429
32 Kevin Correia, R ERA: 5.06	(8, 1)	0.2		4	2	1	1	0	0	0	0	0	0	0	6	10	13.50	3.000
Steve Kline, L ERA: 3.12	(8, 1)	0.1		2	1	0	0	0	0	0	0	0	0	0	5	5	0.00	3.000

PITCHER	IP	WLS	BF	H	R	ER	SO	BB	IBB	HBP	BLK	WP	HR	S	P	ERA	WHIP

BOTTOM

San Francisco Giants @ Colorado Rockies

Coors Field, Denver, CO

Thu May 10 2007, 6:35 PM MDT
Att. 20,120 - Partly Cloudy - 76 F

livebaseballscorecards.com

AB	27
R	5
H	9
RBI	4
BB	4
SO	3
LOB	13

Batter	1	2	3	4	5	6	7	8	9	AB	R	H	RBI	BB	SO	LOB
14 Fred Lewis, L (1, 8) (8, 7) OBP: 0.333, SLG: 0.250	B C C X 1-2 ① G3			C X 0-1 ① P6		F B X 1-1 ② F7		B C B S B B 4-2 35 1B 1B BB	C C B F X 1-2 19 1B 13 1B BB 1-2 2-H 3-H 1B	4	2	1	2	1	0	1
Ryan Klesko, L (1, 3) OBP: 0.373, SLG: 0.410	F B B C X 2-2 ② P6			X 0-0 ② F7		D F B X 2-1 ③ F7		C X 0-1 35 1B 1-2 SF9 1B	C C B C 1-3 ① K	5	1	1	0	0	1	3
35 Rich Aurilia, R (1, 6) OBP: 0.313, SLG: 0.395 13 Omar Vizquel, S (8, PR) OBP: 0.299, SLG: 0.296 (8, 6)	C B X 1-1 ③ G5-3			C F B F X 1-2 E5			C X 0-1 ① G6-3	B F C B X 2-2 SF9 IBB 1-3 2-H 1B	B B X 2-0 BB 19 1B 1-2 2-3 1B	4	0	1	1	0	0	0
										1	0	1	0	0	0	0
Barry Bonds, L (1, 7) OBP: 0.520, SLG: 0.753 31 Vinnie Chulk, R (8, 1) Jack Taschner, L (8, 1) 19 Kevin Frandsen, R (9, PH) OBP: 0.364, SLG: 0.455 (9, 4)		C F X 0-2 ① L3		X 0-0 ③ G6-3			C C B F B C 2-3 ② K	I I I 4-0 1-2 IBB	B X 1-0 1-2 2-3 3-H BB 1B	3	0	0	0	1	1	1
										0	0	0	0	0	0	0
										0	0	0	0	0	0	0
										1	0	1	1	0	0	0
Ray Durham, S (1, 4) OBP: 0.338, SLG: 0.382 53 Jonathan Sánchez, L (9, 1) Armando Benitez, R (9, 1)		C S B B T 2-2 ② K		X 0-0 ① F9			B B B B 4-0 1 2B BB	X 0-0 ② SF9 2-3 3-H	F B B B B F B 4-2 1-2 2-3 3-H BB	2	1	0	2	2	1	0
										0	0	0	0	0	0	0
										0	0	0	0	0	0	0
1 Bengie Molina, R (1, 2) OBP: 0.350, SLG: 0.486		B B X 2-0 ③ F9		C S B X 1-2 ② F8			B F F F F X 1-2 1-H 2B 2B	X 0-0 ③ F7	B B B F S 3-3 ② K	5	1	1	1	0	1	5
Pedro Feliz, R (1, 5) OBP: 0.281, SLG: 0.459			X 0-0 ① L5	B C F F F B X 2-2 ③ P5			B X 1-0 2-H 2B		3-2 2 1B 40 1B 14 1B 1B C X 0-1 ③ L4	5	1	2	1	0	0	3
40 Daniel Ortmeier, S (1, 9) OBP: 0.500, SLG: 0.750			C F S 0-3 ② K			B B F X 2-1 2B	B X 1-0 ③ G4-3		C B 1 SAFE C B 1 SAFE 1 SAFE X 2-2 2 1B 14 1B 1-2 1B	4	1	2	0	0	1	1
55 Tim Lincecum, L (1, 1) Mark Sweeney, L (8, PH) OBP: 0.292, SLG: 0.500 2 Randy Winn, S (8, 8) OBP: 0.338, SLG: 0.425			B S C C 1-3 ③ K			X 0-0 ① B3-4		C S B F S 1-3 ① K	C X 0-1 13 1B 14 1B 19 1B 1-2 2-3 1B	2	0	0	0	0	1	1
										1	0	0	0	0	1	0
										1	1	1	0	0	0	0
Inning Stats	R: 0 E: 0 K: 0 S: 8 H: 0 LOB: 0 BB: 0 P: 12	R: 0 E: 0 K: 1 S: 7 H: 0 LOB: 0 BB: 0 P: 11	R: 0 E: 0 K: 2 S: 7 H: 0 LOB: 0 BB: 0 P: 8	R: 0 E: 1 K: 0 S: 8 H: 0 LOB: 1 BB: 0 P: 9	R: 0 E: 0 K: 0 S: 9 H: 0 LOB: 0 BB: 0 P: 12	R: 0 E: 0 K: 0 S: 7 H: 1 LOB: 1 BB: 0 P: 12	R: 2 E: 0 K: 1 S: 13 H: 2 LOB: 1 BB: 1 P: 22	R: 2 E: 0 K: 1 S: 13 H: 2 LOB: 2 BB: 2 P: 24	R: 4 E: 0 K: 2 S: 27 H: 6 LOB: 3 BB: 1 P: 44	1B: 8 2B: 3 3B: 0 HR: 0	SF: 1 SAC: 0 DP: 0 HBP: 0						

PITCHER		IP	WLS	BF	H	R	ER	SO	BB	IBB	HBP	BLK	WP	HR	S	P	ERA	WHIP
37 Josh Fogg, R ERA: 5.53	(1, 1)	7.1	L	29	4	4	4	5	2	0	0	0	0	0	67	99	4.91	0.818
46 Zach McClellan, R ERA: 6.57	(8, 1)	0.2	B	6	3	2	2	0	0	1	0	0	0	0	13	24	27.00	4.500
54 Denny Bautista, R ERA: 10.13	(9, 1)	0.1		6	4	2	2	1	1	0	0	0	0	0	14	23	54.00	15.000
Tom Martin, L ERA: 7.94	(9, 1)	0.2		2	0	0	0	1	0	0	0	0	0	0	5	8	0.00	0.000

PITCHER	IP	WLS	BF	H	R	ER	SO	BB	IBB	HBP	BLK	WP	HR	S	P	ERA	WHIP

TOP

San Francisco Giants @ Colorado Rockies

Coors Field, Denver, CO

Fri May 11 2007, 7:05 PM MDT

Att. 26,162 - Clear - 79 F

livebaseballscorecards.com

AB	38
R	8
H	11
RBI	8
BB	4
SO	7
LOB	15

WP: 0	PA: 43		
PB: 0			
SB: 0			
CS: 0			

Batter	1	2	3	4	5	6	7	8	9	AB	R	H	RBI	BB	SO	LOB
Steve Finley, L (1, 8) OBP: 0.247, SLG: 0.267	B C C B B X 3-2 G6-3 ①		B B C F F X 2-2 P4 ②		C C X 0-2 G5-3 ③		C X 0-1 1-2 1B		B F B F B X 3-2 L3 ②	5	0	1	0	0	0	3
2 Troy Tulowitzki, R (1, 6) OBP: 0.324, SLG: 0.365	X 0-0 G5-3 ②		B F X 1-1 F8 ③			B C F S 1-3 K ①	S F F D S 1-3 K ③		B B B C S S 3-3 K ③	5	0	0	0	0	3	4
5 Matt Holliday, R (1, 7) OBP: 0.404, SLG: 0.612	F B S B S 2-3 K ③			B F F S 1-3 K ①		S S F B F S 1-3 K ②		C B B X 2-1 2B		4	0	1	0	0	3	0
17 Todd Helton, L (1, 3) OBP: 0.513, SLG: 0.579		B B C F X 2-2 G3 ①		F B X 1-1 G3-6-3 1B		B C B X 2-1 HR		F F B X 1-2 F9 ①		4	1	2	1	0	0	1
John Mabry, L (1, 5) OBP: 0.212, SLG: 0.267 Jamey Carroll, R (6, PR) OBP: 0.312, SLG: 0.205 (7, 5) 27 Garrett Atkins, R (8, PH) OBP: 0.340, SLG: 0.367 (9, 5)		S C B F F F B B B 4-2 11 PB 8 1B BB		B T B F F F F X 2-2 G3-6-3 ② ③ 1-2f		B F F B B S 2-3 K		B B F F F X 2-2 L5 ②		2 0 1	1 0 0	0 0 0	0 0 0	1 0 0	1 0 0	1 0 1
11 Brad Hawpe, L (1, 9) OBP: 0.372, SLG: 0.381	B X 1-0 L5 ② 1-2				X 0-0 6 2B 1B	S F 1 SAFE B 1 SAFE B B X 3-2 P6 ③		D S F X 1-2 G3 ③		4	1	1	0	0	0	3
8 Yorvit Torrealba, R (1, 2) OBP: 0.293, SLG: 0.276	C X 0-1 6 FC4-6 1B 2-H				X 0-0 F9 ①		B C C F B B X 3-2 1B 1B		C C B C 1-3 K ①	4	0	2	1	0	1	1
6 Omar Quintanilla, L (1, 4) OBP: 0.296, SLG: 0.346	1 SAFE X 0-0 FC4-6 ③ 1-2f				B 1 SAFE X 1-0 37 G1-3 1-H 2B		B B B C C F F X 3-2 L5 ①		B C B S F F B F F 4-2 F B 20 BB BB	3	0	1	1	1	0	2
37 Josh Fogg, R (1, 1) OBP: 0.143, SLG: 0.143 46 Zach McClellan, R (8, 1) 54 Denny Bautista, R (9, 1) Tom Martin, L (9, 1) 20 Chris Iannetta, R (9, PH) OBP: 0.357, SLG: 0.333			B X 1-0 G4-3 ①		X 0-0 G1-3 ② 2-3		X 0-0 B1-4 ②		C F B B B B F B B 4-2 1-2 BB	3 0 0 0 0	0 0 0 0 0	0 0 0 0 0	0 0 0 0 1	0 0 0 0 0	0 0 0 0 0	2 0 0 0 0
Inning Stats	R: 0 H: 0 E: 0 LOB: 0 K: 1 BB: 0 S: 7 P: 12	R: 1 H: 1 E: 0 LOB: 1 K: 0 BB: 1 S: 12 P: 19	R: 0 H: 0 E: 0 LOB: 0 K: 0 BB: 0 S: 7 P: 11	R: 0 H: 1 E: 0 LOB: 0 K: 1 BB: 0 S: 10 P: 14	R: 1 H: 2 E: 0 LOB: 1 K: 0 BB: 0 S: 7 P: 8	R: 1 H: 1 E: 0 LOB: 1 K: 3 BB: 0 S: 16 P: 25	R: 0 H: 2 E: 0 LOB: 2 K: 1 BB: 0 S: 16 P: 23	R: 0 H: 1 E: 0 LOB: 1 K: 0 BB: 0 S: 11 P: 17	R: 0 H: 0 E: 0 LOB: 2 K: 2 BB: 2 S: 19 P: 34	1B: 5 2B: 2 3B: 0 HR: 1	SF: 0 SAC: 0 DP: 1 HBP: 0			WP: 1 PB: 1 SB: 0 CS: 0	PA: 38		

PITCHER		IP	WLS	BF	H	R	ER	SO	BB	IBB	HBP	BLK	WP	HR	S	P	ERA	WHIP
55 Tim Lincecum, R ERA: 5.56	(1, 1)	7.0	W	29	7	3	2	6	1	0	0	0	1	1	75	112	2.57	1.143
31 Vinnie Chulk, R ERA: 4.3	(8, 1)	0.0		1	1	0	0	0	0	0	0	0	0	0	2	4	∞	∞
Jack Taschner, L ERA: 3.48	(8, 1)	1.0	H	3	0	0	0	0	0	0	0	0	0	0	9	13	0.00	0.000
53 Jonathan Sánchez, L ERA: 5.11	(9, 1)	0.2		4	0	0	0	1	2	0	0	0	0	0	16	28	0.00	3.000
Armando Benitez, R ERA: 3.18	(9, 1)	0.1		1	0	0	0	1	0	0	0	0	0	0	3	6	0.00	0.000

PITCHER	IP	WLS	BF	H	R	ER	SO	BB	IBB	HBP	BLK	WP	HR	S	P	ERA	WHIP

BOTTOM

San Francisco Giants @ Colorado Rockies

Coors Field, Denver, CO

Fri May 11 2007, 7:05 PM MDT

Att. 26,162 - Clear - 79 F

livebaseballscorecards.com

AB	35
R	3
H	8
RBI	3
BB	3
SO	8
LOB	18

Batter	1	2	3	4	5	6	7	8	9	AB	R	H	RBI	BB	SO	LOB
2 Randy Winn, S (1, 8) OBP: 0.336, SLG: 0.427	C B X 1-1 ① P4		C F B F B S 2-3 ② K		F X 0-1 2B			B B F F F X 2-2 ② G5-3		4	0	1	0	0	1	0
13 Omar Vizquel, S (1, 6) OBP: 0.297, SLG: 0.295	B C X 1-1 ② G1-3		C B B X 2-1 1B		C B C X 1-2 ③ F8			C X 0-1 ③ G5-3		4	0	1	0	0	0	1
35 Rich Aurilia, R (1, 3) OBP: 0.304, SLG: 0.383	C B F B F F B F X 3-2 ③ G6-3		B X 1-0 ③ G5-3			B C X 1-1 ① F7			C B X 1-1 ① G6-3	4	0	0	0	0	0	1
Barry Bonds, L (1, 7) OBP: 0.512, SLG: 0.727		C B B B B 4-1 BLK 2B BB		B X 1-0 ① P6		X 0-0 ② F9			S S S 0-3 ② K	3	1	0	0	1	1	0
Ray Durham, S (1, 4) OBP: 0.336, SLG: 0.402		B F B C F F S 2-3 ① K 1-2		C B X 1-1 HR		C B X 1-1 ③ L9			X 0-0 ③ G4-3	4	1	1	1	0	1	1
1 Bengie Molina, R (1, 2) OBP: 0.342, SLG: 0.474		C S B B B S 3-3 ② K		C B B F X 2-2 ② P6			C S X 0-2 ① F7			3	0	0	0	0	1	1
Pedro Feliz, R (1, 5) OBP: 0.282, SLG: 0.464		B F X 1-1 2-H 2B		C B B F F B X 3-2 ③ G6-3			B F F F B X 2-2 ② G1-3			3	0	1	1	0	0	0
40 Daniel Ortmeier, S (1, 9) OBP: 0.286, SLG: 0.429 31 Vinnie Chulk, R (7, 1)		C S B S 1-3 ③ K			F X 0-1 ① G3		B C C F S 1-3 ③ K2-3			3 0	0 0	0 0	0 0	0 0	2 0	1 0
75 Barry Zito, L (1, 1) OBP: 0.059, SLG: 0.059 19 Kevin Frandsen, R (7, 9) OBP: 0.333, SLG: 0.417			C F F B B X 2-2 ① G3-1		B F B X 2-1 ② G6-3			C X 0-1 ① G1-3		2 1	0 0	0 0	0 0	0 0	0 0	0 0

San Francisco Giants @ Colorado Rockies

Coors Field, Denver, CO

Sat May 12 2007, 6:05 PM MDT

Att. 33,569 - Partly Cloudy - 74 F

TOP

livebaseballscorecards.com

AB	31
R	2
H	4
RBI	2
BB	1
SO	6
LOB	5

Inning Stats	1	2	3	4	5	6	7	8	9
	R: 0 E: 0 K: 0 S: 10	H: 0 LOB: 0 BB: 0 P: 15	R: 1 E: 0 K: 3 S: 14	H: 1 LOB: 1 BB: 1 P: 25	R: 0 E: 0 K: 1 S: 11	H: 1 LOB: 1 BB: 0 P: 18	R: 1 E: 0 K: 0 S: 10	H: 1 LOB: 0 BB: 0 P: 17	R: 0 E: 0 K: 0 S: 9	H: 1 LOB: 1 BB: 0 P: 12	R: 0 E: 0 K: 0 S: 5	H: 0 LOB: 0 BB: 0 P: 7	R: 0 E: 0 K: 1 S: 11	H: 0 LOB: 0 BB: 0 P: 14	R: 0 E: 0 K: 0 S: 8	H: 0 LOB: 0 BB: 0 P: 10	R: 0 E: 0 K: 1 S: 6	H: 0 LOB: 0 BB: 0 P: 7

1B: 1	SF: 0	WP: 0	PA: 32
2B: 2	SAC: 0	PB: 0	
3B: 0	DP: 0	SB: 0	
HR: 1	HBP: 0	CS: 0	

PITCHER		IP	WLS	BF	H	R	ER	SO	BB	IBB	HBP	BLK	WP	HR	S	P	ERA	WHIP
26 Jeff Francis, L ERA: 5.08	(1, 1)	8.0	W	29	4	2	2	5	1	0	0	1	0	1	78	118	2.25	0.625
40 Brian Fuentes, L ERA: 2.5	(9, 1)	1.0		3	0	0	0	1	0	0	0	0	0	0	6	7	0.00	0.000

PITCHER	IP	WLS	BF	H	R	ER	SO	BB	IBB	HBP	BLK	WP	HR	S	P	ERA	WHIP

San Francisco Giants @ Colorado Rockies

Coors Field, Denver, CO

Sat May 12 2007, 6:05 PM MDT

Att. 33,569 - Partly Cloudy - 74 F

livebaseballscorecards.com

Batter	1	2	3	4	5	6	7	8	9	AB	R	H	RBI	BB	SO	LOB
3 Willy Taveras, R (1, 8) OBP: 0.383, SLG: 0.330	BBCCBFB 4-2 2 1B 5 HR BB	BX 1-0 2B			CX 0-1 ① G6-3		BX 1-0 ① F9			3	1	1	0	1	0	0
2 Troy Tulowitzki, R (1, 6) OBP: 0.322, SLG: 0.362	CX 0-1 5 HR **1-2** 1B	BBCCX 2-2 ② P4			X 0-0 ② F7		CFBFFBFFS 2-3 ② K			4	1	1	0	0	1	1
5 Matt Holliday, R (1, 7) OBP: 0.406, SLG: 0.649	BX 1-0 **1-H** **2-H** HR	FBFFX 1-2 ③ P3			CSBBBX 3-2 HR		BSX 1-1 ③ G5-3			4	2	2	4	0	0	1
17 Todd Helton, L (1, 3) OBP: 0.500, SLG: 0.560	CBBCBX 3-2 ① G6-3	BBCFX 2-2 ① G4-3			FFFBBBX 3-2 ③ G6-3			BBCCFBFFF 3-3 C ① K		4	0	0	0	0	1	0
27 Garrett Atkins, R (1, 5) OBP: 0.331, SLG: 0.356	CBBBX 2-1 ② F8	CX 0-1 ② F7				BFCFBX 2-2 ① G5-3		X 0-0 ② G6-3		4	0	0	0	0	0	0
10 Jeff Baker, R (1, 9) OBP: 0.315, SLG: 0.429 40 Brian Fuentes, L (9, 1)	FCX 0-2 HR	CX 0-1 ③ F9				BBFBFB 4-2 20 G5-3 1B BB		CX 0-1 1B		3 0	2 0	2 0	1 0	1 0	0 0	0 0
20 Chris Iannetta, R (1, 2) OBP: 0.351, SLG: 0.316	BBBBB 4-0 BB			X 0-0 ① L7		BCBFBX 3-2 ② G5-3 **1-2**		X 0-0 ③ G6-3		3	0	0	0	1	0	2
Jamey Carroll, R (1, 4) OBP: 0.313, SLG: 0.210	BBCX 2-1 ③ L8			BBX 2-0 ② G6-3		BCCCX 1-2 **2-H** 1B				3	0	1	1	0	0	1
26 Jeff Francis, L (1, 1) OBP: 0.143, SLG: 0.077 11 Brad Hawpe, L (9, 9) OBP: 0.372, SLG: 0.381		CX 0-1 ① G4-3		CCBX 1-2 ③ L5		CX 0-1 ③ G4-3				3 0	0 0	0 0	0 0	0 0	0 0	1 0
Inning Stats	R: 4 H: 3 E: 0 LOB: 1 K: 0 BB: 2 S: 16 P: 32	R: 0 H: 1 E: 0 LOB: 1 K: 0 BB: 0 S: 10 P: 14	R: 0 H: 0 E: 0 LOB: 0 K: 0 BB: 0 S: 7 P: 9	R: 0 H: 0 E: 0 LOB: 0 K: 0 BB: 0 S: 5 P: 8	R: 1 H: 1 E: 0 LOB: 0 K: 0 BB: 0 S: 10 P: 16	R: 1 H: 1 E: 0 LOB: 1 K: 0 BB: 1 S: 14 P: 24	R: 0 H: 0 E: 0 LOB: 0 K: 1 BB: 0 S: 10 P: 14	R: 0 H: 1 E: 0 LOB: 1 K: 1 BB: 0 S: 11 P: 14		1B: 3 SF: 0 2B: 1 SAC: 0 3B: 0 DP: 0 HR: 3 HBP: 0				WP: 0 PA: 34 PB: 0 SB: 0 CS: 0		

	AB	31
	R	6
	H	7
	RBI	6
	BB	3
	SO	2
	LOB	6

PITCHER		IP	WLS	BF	H	R	ER	SO	BB	IBB	HBP	BLK	WP	HR	S	P	ERA	WHIP
75 Barry Zito, L ERA: 4.29	(1, 1)	6.0	L	27	6	6	6	0	3	0	0	0	0	3	62	103	9.00	1.500
31 Vinnie Chulk, R ERA: 3.78	(7, 1)	2.0		7	1	0	0	2	0	0	0	0	0	0	21	28	0.00	0.500

PITCHER	IP	WLS	BF	H	R	ER	SO	BB	IBB	HBP	BLK	WP	HR	S	P	ERA	WHIP

Batter	1	2	3	4	5	6	7	8	9	AB	R	H	RBI	BB	SO	LOB
14 Fred Lewis, L (1, 8) OBP: 0.533, SLG: 0.929	C X 0-1 13 1B BLK 2B	B C F B S 2-3 ③ K		B X 1-0 1-H 3-H HR	S B X 1-1 1-H 3B		2B 1B 1B 1-0 1-2 1B			6	3	5	4	0	1	2
13 Omar Vizquel, S (1, 6) OBP: 0.306, SLG: 0.304	X 0-0 BLK 2-3 1B		M B F C 1-3 ① K	X 0-0 2B 1B	C B X 2-1 ③ G6-3		2B 1B 1-2 1B 0-0 ③ G4-3			6	2	3	0	0	1	3
Pedro Feliz, R (1, 5) OBP: 0.285, SLG: 0.475	T B F B F X 2-2 ① P6 1-2 3-H	B S X 1-1 ② G6-3		X 0-0 1-H 2B		C X 0-1 ① G6-3	B X 1-0 1-3 2-H 1B 2B	B B C X 2-1 ① G5-3		6	1	2	2	0	0	1
Ryan Klesko, L (1, 3) OBP: 0.370, SLG: 0.394	F C B F C 1-3 ② K	B B B S B 4-1 BB	B C X 1-1 ③ G3			F B B B X 3-1 ② G3	X 0-0 50 1B 40 2B 2-H 3-H 1B	X 0-0 ② P6		5	1	1	2	1	1	2
Mark Sweeney, L (1, 7) OBP: 0.300, SLG: 0.481	C B F S 1-3 ③ K	B B F B X 3-1 ③ L3			C B X 1-1 19 3B 2B	B C B F B B 4-2 40 BB 50 1B 19 BB BB	B F X 2-1 ① F7	B B X 2-0 ③ F8		5	2	1	0	1	1	3
50 Eliezer Alfonzo, R (1, 2) OBP: 0.333, SLG: 0.500		B S S X 1-2 18 SH2-4 19 1B 1B		X 0-0 ① G6-3	C S B B S 2-3 ① K	X 0-0 19 BB 40 BB 1-2 1B	B F X 1-2 40 2B 1B		B B C F B S 3-3 ① K	6	1	3	0	0	2	1
40 Daniel Ortmeier, S (1, 9) OBP: 0.385, SLG: 0.500		F F B X 1-2 ① P5		C X 0-1 19 1B 14 HR 1B	C S S 0-3 ② K	F D B B B 4-1 19 BB 1-2 2-3 BB	F B C F F X 1-2 19 1B 1-H 2-H 2B		C B X 1-1 ② G1	5	2	2	2	1	1	2
19 Kevin Frandsen, R (1, 4) OBP: 0.500, SLG: 0.647		B B C C F F B X 3-2 18 SH2-4 1-2 1B		B F 1 SAFE C X 1-2 14 HR 1-3 1B	X 0-0 18 1B 2-H 3B	B B F B B B 4-1 1-2 2-3 BB	B X 1-0 14 1B 2-H 1B		S X 0-1 ③ L8	5	2	4	3	1	0	0
18 Matt Cain, R (1, 1) OBP: 0.059, SLG: 0.059 Ray Durham, S (7, PH) OBP: 0.333, SLG: 0.398 32 Kevin Correia, R (7, 1) OBP: 1.000, SLG: 1.000 Steve Kline, S (9, 1)		X 0-0 ② SH2-4 1-2 2-3		F 1 SAFE L 1 SAFE C 0-3 ② K	X 0-0 14 3B 3-H 1B	B C F S 1-3 ③ K	C F B X 1-2 ② F7			3 1 0 0	1 0 0 0	1 0 0 0	1 0 0 0	0 0 0 0	2 0 0 0	5 1 0 0

Inning Stats	1	2	3	4	5	6	7	8	9
	R: 1 E: 0 K: 2 S: 14	R: 0 E: 0 K: 1 S: 15	R: 0 E: 0 K: 1 S: 8	R: 4 E: 0 K: 1 S: 14	R: 3 E: 0 K: 2 S: 14	R: 1 E: 0 K: 1 S: 12	R: 6 E: 0 K: 0 S: 24	R: 0 E: 0 K: 0 S: 4	R: 0 E: 0 K: 1 S: 8
	H: 2 LOB: 1 BB: 0 P: 18	H: 2 LOB: 2 BB: 0 P: 22	H: 0 LOB: 1 BB: 1 P: 17	H: 5 LOB: 1 BB: 0 P: 17	H: 4 LOB: 1 BB: 0 P: 20	H: 1 LOB: 3 BB: 3 P: 28	H: 8 LOB: 2 BB: 0 P: 34	H: 0 LOB: 0 BB: 0 P: 8	H: 0 LOB: 0 BB: 0 P: 12

1B: 14 SF: 0
2B: 5 SAC: 1
3B: 2 DP: 0
HR: 1 HBP: 0

WP: 0 PA: 53
PB: 0
SB: 0
CS: 0

PITCHER		IP	WLS	BF	H	R	ER	SO	BB	IBB	HBP	BLK	WP	HR	S	P	ERA	WHIP
35 Taylor Buchholz, R ERA: 7.52	(1, 1)	4.2	L	27	12	8	8	7	1	0	0	1	0	1	61	87	15.43	2.786
Tom Martin, L ERA: 7.5	(5, 1)	0.1		2	1	0	0	0	0	0	0	0	0	0	4	7	0.00	3.000
44 Alberto Arias, R ERA: 4.91	(6, 1)	1.0		7	1	1	1	1	3	0	0	0	0	0	12	28	9.00	4.000
54 Denny Bautista, R ERA: 19.06	(7, 1)	0.1		8	7	6	6	0	0	0	0	0	0	0	19	27	162.00	21.000
46 Zach McClellan, R ERA: 5.79	(7, 1)	1.2		6	1	0	0	0	0	0	0	0	0	0	9	15	0.00	0.600

PITCHER		IP	WLS	BF	H	R	ER	SO	BB	IBB	HBP	BLK	WP	HR	S	P	ERA	WHIP
60 Manny Corpas, R ERA: 1.42	(9, 1)	1.0		3	0	0	0	1	0	0	0	0	0	0	8	12	0.00	0.000

TOP

San Francisco Giants @ Colorado Rockies

Coors Field, Denver, CO

Sun May 13 2007, 1:05 PM MDT
Att. 24,243 - Partly Cloudy - 83 F

livebaseballscorecards.com

AB	48
R	15
H	22
RBI	14
BB	4
SO	9
LOB	20

BOTTOM

San Francisco Giants @ Colorado Rockies

Coors Field, Denver, CO

Sun May 13 2007, 1:05 PM MDT

Att. 24,243 - Partly Cloudy - 83 F

livebaseballscorecards.com

Batter	1	2	3	4	5	6	7	8	9	AB	R	H	RBI	BB	SO	LOB
3 Willy Taveras, R (1, 8) OBP: 0.391, SLG: 0.344 Steve Finley, L (7, PH) OBP: 0.241, SLG: 0.260 (8, 8)	4-2 2 CS BB		0-1 L9		0-0 1-3 2-H 2B		0-0 G4-6-3 1-2f		1-2 G3	2 2	0 0	1 0	1 0	1 0	0 0	0 2
2 Troy Tulowitzki, R (1, 6) OBP: 0.315, SLG: 0.353 Jamey Carroll, R (8, 4) OBP: 0.309, SLG: 0.207	3-3 1-2		2-2 F8		2-1 L3			2-3		3 1	0 0	0 0	0 0	0 0	1 1	3 0
5 Matt Holliday, R (1, 7) OBP: 0.402, SLG: 0.636	1-3			2-3	2-0 L8			2-2 HBP		3	0	0	0	0	2	2
17 Todd Helton, L (1, 3) OBP: 0.497, SLG: 0.563 10 Jeff Baker, R (8, 3) OBP: 0.309, SLG: 0.420		2-1 G6-3		0-1 P5		0-1 2B		2-3		3 1	0 0	1 0	0 0	0 1	0 1	0 1
27 Garrett Atkins, R (1, 5) OBP: 0.329, SLG: 0.360		1-3		2-1 2B		0-0 F7		0-0 F9		4	0	1	0	0	1	2
11 Brad Hawpe, L (1, 9) OBP: 0.369, SLG: 0.372		4-1 8 1B BB		0-1 F7		0-1 F8			3-1 G4-3	3	0	0	0	1	0	2
8 Yorvit Torrealba, R (1, 2) OBP: 0.302, SLG: 0.288		2-2 1-2 1B			0-0 F8	1-3			0-0 20 DI 20 1B	4	1	2	0	0	1	1
6 Omar Quintanilla, L (1, 4) OBP: 0.323, SLG: 0.345 (8, 6)		2-1 G3-1			1-0 BB 3 2B 1B		4-2 G4-6-3 BB		2-3	3	1	1	0	1	1	3
35 Taylor Buchholz, R (1, 1) OBP: 0.250, SLG: 0.143 Tom Martin, L (5, 1) John Mabry, L (5, PH) OBP: 0.235, SLG: 0.267 44 Alberto Arias, R (6, 1) 54 Denny Bautista, R (7, 1) 46 Zach McClellan, R (7, 1) 60 Manny Corpas, R (9, 1) 20 Chris Iannetta, R (9, PH) OBP: 0.360, SLG: 0.328			2-3		4-0 3 2B 1-2 BB		0-3		1-1 1-H 1B	1 0 0 0 0 1 0	0 0 0 0 0 0 1	0 0 0 0 0 0 1	0 0 1 0 0 0 1	0 0 0 0 0 0 0	1 0 0 0 0 0 0	0 0 0 0 0 0 0
Inning Stats	R: 0 E: 0 K: 2 S: 10 H: 0 LOB: 0 BB: 1 P: 18	R: 0 E: 0 K: 1 S: 11 H: 1 LOB: 2 BB: 1 P: 22	R: 0 E: 0 K: 1 S: 8 H: 0 LOB: 0 BB: 0 P: 12	R: 0 E: 0 K: 1 S: 9 H: 1 LOB: 1 BB: 0 P: 13	R: 1 E: 0 K: 0 S: 6 H: 2 LOB: 2 BB: 1 P: 15	R: 0 E: 0 K: 1 S: 8 H: 1 LOB: 1 BB: 0 P: 9	R: 0 E: 0 K: 1 S: 7 H: 0 LOB: 0 BB: 1 P: 11	R: 0 E: 0 K: 2 S: 11 H: 0 LOB: 1 BB: 0 P: 17	R: 1 E: 0 K: 1 S: 14 H: 2 LOB: 1 BB: 0 P: 21	1B: 4 2B: 3 3B: 0 HR: 0	SF: 0 SAC: 0 DP: 1 HBP: 1						

	AB	32
	R	2
	H	7
	RBI	2
	BB	4
	SO	10
	LOB	17

PITCHER		IP	WLS	BF	H	R	ER	SO	BB	IBB	HBP	BLK	WP	HR	S	P	ERA	WHIP
18 Matt Cain, R ERA: 3.18	(1, 1)	6.0	W	25	5	1	1	6	3	0	0	0	0	0	52	89	1.50	1.333
32 Kevin Correia, R ERA: 4.5	(7, 1)	2.0		7	0	0	0	3	1	0	1	0	0	0	18	28	0.00	0.500
Steve Kline, L ERA: 3.72	(9, 1)	1.0		5	2	1	1	1	0	0	0	0	0	0	14	21	9.00	2.000

PITCHER	IP	WLS	BF	H	R	ER	SO	BB	IBB	HBP	BLK	WP	HR	S	P	ERA	WHIP

WP: 0 PB: 0 SB: 0 CS: 1 PA: 37

Arizona Diamondbacks @ Colorado Rockies

Coors Field, Denver, CO

Tue May 15 2007, 6:35 PM MDT

Att. 20,178 - Cloudy - 57 F

TOP

livebaseballscorecards.com

Batter	1	2	3	4	5	6	7	8	9	AB	R	H	RBI	BB	SO	LOB
24 Chris Young, R (1, 8) OBP: 0.308, SLG: 0.470	C S X 0-2 F8		C B C F S 1-3 K			B B F X 2-1 34 HR 1B		X 0-0 34 G5-4-3 1B		4	1	2	0	0	1	0
34 Conor Jackson, R (1, 3) OBP: 0.375, SLG: 0.319	B B F S X 2-2 1B 1B		B X 1-0 F8			1 SAFE 1 SAFE P B C 1 SAFE F X 2-2 1-H HR		C X 0-1 G5-4-3 1-2f		4	1	2	2	0	0	1
1 Orlando Hudson, S (1, 4) OBP: 0.371, SLG: 0.497	C B X 1-1 F7			C B B C B F X 3-2 G6-3		B X 1-0 F7			C F F B B B S 3-3 K	4	0	0	0	0	1	1
Chad Tracy, L (1, 5) OBP: 0.397, SLG: 0.505 56 Ramon Pena, R (7, 1) Scott Hairston, R (9, PH) OBP: 0.293, SLG: 0.392 Jose Valverde, R (9, 1)	B X 1-0 1-2 1B			B X 1-0 F7		C X 0-1 G4-3			B F X 1-1 F8	3 0 0 1 0	0 0 0 0 0	1 0 0 0 0	0 0 0 0 0	0 0 0 0 0	0 0 0 0 0	0 0 0 0 0
22 Eric Byrnes, R (1, 7) OBP: 0.357, SLG: 0.484	B F S B S 2-3 K			F S B S 1-3 K			X 0-0 HR		C B C X 1-2 G4-3	4	1	1	1	0	2	2
6 Stephen Drew, L (1, 6) OBP: 0.303, SLG: 0.312		C F X 0-2 F9			C B B X 2-1 F9		X 0-0 19 G1-6-3 1B			3	0	1	0	0	0	0
7 Carlos Quentin, R (1, 9) OBP: 0.286, SLG: 0.288		B C X 1-1 G5-3			X 0-0 G4-3		C B F F X 1-2 L8			3	0	0	0	0	0	1
19 Chris Snyder, R (1, 2) OBP: 0.293, SLG: 0.296		B C B F B S 3-3 K			B B F B X 3-1 F8		1 SAFE B B F F X 2-2 1-2f G1-6-3			3	0	0	0	0	1	1
51 Randy Johnson, R (1, 1) 5 Robby Hammock, R (7, 5) OBP: 0.292, SLG: 0.238			C B S X 1-2 F8			B C X 1-1 F7		C F X 0-2 G4-3		2 1	0 0	0 0	0 0	0 0	0 0	0 0

	AB	32
	R	3
	H	7
	RBI	3
	BB	0
	SO	5
	LOB	6

Inning Stats																		
	R: 0	H: 2	R: 0	H: 0	R: 0	H: 0	R: 0	H: 0	R: 0	H: 0	R: 2	H: 2	R: 1	H: 2	R: 0	H: 1	R: 0	H: 0
	E: 0	LOB: 2	E: 0	LOB: 0	E: 0	LOB: 0	E: 0	LOB: 0	E: 0	LOB: 0	E: 0	LOB: 0	E: 0	LOB: 0	E: 0	LOB: 0	E: 0	LOB: 0
	K: 1	BB: 0	K: 1	BB: 0	K: 1	BB: 0	K: 1	BB: 0	K: 0	BB: 0	K: 0	BB: 0	K: 0	BB: 0	K: 0	BB: 0	K: 1	BB: 0
	S: 12	P: 18	S: 8	P: 12	S: 8	P: 11	S: 8	P: 13	S: 5	P: 10	S: 11	P: 16	S: 9	P: 12	S: 6	P: 6	S: 9	P: 14

PITCHER		IP	WLS	BF	H	R	ER	SO	BB	IBB	HBP	BLK	WP	HR	S	P	ERA	WHIP	PITCHER	IP	WLS	BF	H	R	ER	SO	BB	IBB	HBP	BLK	WP	HR	S	P	ERA	WHIP
48 Jason Hirsh, R ERA: 3.99	(1, 1)	8.0	L	29	7	3	3	4	0	0	0	0	0	2	67	98	3.38	0.875																	
Jeremy Affeldt, L ERA: 3.68	(9, 1)	1.0		3	0	0	0	1	0	0	0	0	0	0	9	14	0.00	0.000																	

1B: 5	SF: 0	WP: 0	PA: 32
2B: 0	SAC: 0	PB: 0	
3B: 0	DP: 2	SB: 0	
HR: 2	HBP: 0	CS: 0	

Batter	1	2	3	4	5	6	7	8	9	AB	R	H	RBI	BB	SO	LOB
3 Willy Taveras, R (1, 8) OBP: 0.389, SLG: 0.343	C F C 0-3 ① K			C B X 1-1 5 CS 1B			C L B S 1-3 ① K		C B S S 1-3 ③ K	3	0	1	0	0	2	0
11 Brad Hawpe, L (9, PH) OBP: 0.366, SLG: 0.369										1	0	0	0	0	1	1
2 Troy Tulowitzki, R (1, 6) OBP: 0.316, SLG: 0.353	C C B S 1-3 ② K			1 SAFE B 1 SAFE M 1 SAFE X 1-1 ① F8			B X 1-0 5 G4-6-3 1B			3	0	1	0	0	1	1
5 Matt Holliday, R (1, 7) OBP: 0.395, SLG: 0.624	B X 1-0 ③ F9			F 1 SAFE P 1 SAFE F F B S 2-3 ② ③ K 1-2			B D 1 SAFE 1 SAFE 1 SAFE X 2-0 ② ③ G4-6-3 1-2f			3	0	0	0	0	1	2
17 Todd Helton, L (1, 3) OBP: 0.488, SLG: 0.550		X 0-0 ① F8			C B X 1-1 ① G4-3			B F F X 1-2 ① G3-1		3	0	0	0	0	0	0
27 Garrett Atkins, R (1, 5) OBP: 0.323, SLG: 0.353		B C S X 1-2 ② P6			C B S B S 2-3 ② K			C X 0-1 ② L8		3	0	0	0	0	1	0
10 Jeff Baker, R (1, 9) OBP: 0.293, SLG: 0.396		C F F F B C 1-3 ③ K			C B B S B F F S 3-3 ③ K			C B B B F T 3-2 ③ K		3	0	0	0	0	3	0
8 Yorvit Torrealba, R (1, 2) OBP: 0.303, SLG: 0.301			C S B B B C 3-3 ① K			F B B S F F F X 2-2 ① G5-3			C B F X 1-2 2B	3	0	1	0	0	1	0
Jamey Carroll, R (1, 4) OBP: 0.303, SLG: 0.202			X 0-0 ② G5-3			B C X 1-1 ② L9			B C S F D F X 2-2 ① P6	2	0	0	0	0	0	0
Steve Finley, L (9, PH) OBP: 0.238, SLG: 0.256										1	0	0	0	0	0	1
48 Jason Hirsh, R (1, 1)			C S S F S 0-3 ③ K2-3			C B S B F F B S 3-3 ③ K			C B B T B T 3-2 ② K	2	0	0	0	0	2	0
Jeremy Affeldt, L (9, 1)										0	0	0	0	0	0	0
John Mabry, L (9, PH) OBP: 0.229, SLG: 0.258										1	0	0	0	0	1	1
Inning Stats	R: 0 E: 0 K: 2 S: 7 H: 0 LOB: 0 BB: 0 P: 9	R: 0 E: 0 K: 1 S: 9 H: 0 LOB: 0 BB: 0 P: 11	R: 0 E: 0 K: 2 S: 8 H: 0 LOB: 0 BB: 0 P: 11	R: 0 E: 0 K: 1 S: 9 H: 1 LOB: 0 BB: 0 P: 12	R: 0 E: 0 K: 2 S: 11 H: 0 LOB: 0 BB: 0 P: 17	R: 0 E: 0 K: 1 S: 13 H: 0 LOB: 0 BB: 0 P: 19	R: 0 E: 0 K: 1 S: 5 H: 1 LOB: 0 BB: 0 P: 9	R: 0 E: 0 K: 1 S: 8 H: 0 LOB: 0 BB: 0 P: 12	R: 0 E: 0 K: 2 S: 14 H: 1 LOB: 1 BB: 0 P: 21	1B: 2 2B: 1 3B: 0 HR: 0	SF: 0 SAC: 0 DP: 1 HBP: 0						

PITCHER	IP	WLS	BF	H	R	ER	SO	BB	IBB	HBP	BLK	WP	HR	S	P	ERA	WHIP
51 Randy Johnson, L (1, 1) ERA: 4.8	6.0	W	18	1	0	0	9	0	0	0	0	0	0	57	79	0.00	0.167
56 Ramon Pena, R (7, 1) ERA: 1.21	2.0	H	6	1	0	0	2	0	0	0	0	0	0	13	21	0.00	0.500
Jose Valverde, R (9, 1) ERA: 3.31	1.0	S	4	1	0	0	2	0	0	0	0	0	0	14	21	0.00	1.000

PITCHER	IP	WLS	BF	H	R	ER	SO	BB	IBB	HBP	BLK	WP	HR	S	P	ERA	WHIP

BOTTOM

Arizona Diamondbacks @ Colorado Rockies

Coors Field, Denver, CO

Tue May 15 2007, 6:35 PM MDT
Att. 20,178 - Cloudy - 57 F

livebaseballscorecards.com

AB	28
R	0
H	3
RBI	0
BB	0
SO	13
LOB	6

1B: 2	SF: 0	WP: 0	PA: 28
2B: 1	SAC: 0	PB: 0	
3B: 0	DP: 1	SB: 0	
HR: 0	HBP: 0	CS: 1	

Batter	1	2	3	4	5	6	7	8	9	AB	R	H	RBI	BB	SO	LOB
24 Chris Young, R (1, 8) OBP: 0.299, SLG: 0.456	C X 0-1 ① F9			S B X 1-1 ① F8	X 0-0 ③ P4		B X 1-0 ③ L7			4	0	0	0	0	0	3
6 Stephen Drew, L (1, 6) OBP: 0.302, SLG: 0.305	C B X 1-1 ② L4			B X 1-0 ② G4-3		C H 1-1 22 1B 1 G1-3 HBP		C S B S 1-3 ① K		3	0	0	0	0	1	0
1 Orlando Hudson, S (1, 4) OBP: 0.363, SLG: 0.484	C F B B B X 3-2 ③ G4-3			B B X 2-0 ③ G3-1		1 SAFE B B F B X 3-1 ① G1-3 1-2		X 0-0 ② G3		4	0	0	0	0	0	1
22 Eric Byrnes, R (1, 9) OBP: 0.360, SLG: 0.484 (7, 7)		C B C B F X 2-2 ① P4			B C X 1-1 FC4-6 1B	S C B X 1-2 G6-4-3 2-3 1B		C B C F X 1-2 ③ G5-3		4	0	2	0	0	0	0
Tony Clark, S (1, 3) OBP: 0.261, SLG: 0.484		B F X 1-1 ② G4-3			1 SAFE X 0-0 ① FC4-6 2B 27 2B 1-2f	X 0-0 ② ③ G6-4-3 1-2f			C X 0-1 ① G6-3	4	1	0	0	0	0	3
Scott Hairston, R (1, 7) OBP: 0.306, SLG: 0.408 7 Carlos Quentin, R (7, 9) OBP: 0.283, SLG: 0.284		B S B F F X 2-2 ③ G5-3			C B F X 1-2 1-3 27 2B 2B		C F B H 2-2 27 1B 26 SF8 HBP		B B F B F C 3-3 ② K	2 1	2 0	1 0	0 0	0 0	0 1	0 0
27 Mark Reynolds, R (1, 5) OBP: 0.750, SLG: 1.000			F F B F B B X 3-2 ① F8		X 0-0 19 FC6-5 2-H 3-H 2B		X 0-0 1-3 1B		B B B B 4-0 34 DI BB	3	0	2	2	1	0	0
19 Chris Snyder, R (1, 2) OBP: 0.282, SLG: 0.284 28 Brandon Medders, R (7, 1) 45 Doug Slaten, L (7, 1) 37 Juan Cruz, R (8, 1) 34 Conor Jackson, R (9, PH) OBP: 0.372, SLG: 0.315			L X 0-1 ② G5-3		F B F D B X 3-2 ② FC6-5 17 E 2-3		F S B S 1-3 ① K		C B B X 2-1 ③ F9 1-2	3 0 0 0 1	0 0 0 0 0	0 0 0 0 0	0 0 0 0 0	1 0 0 0 0	3 0 0 0 1	
17 Brandon Webb, R (1, 1) OBP: 0.042, SLG: 0.042 26 Miguel Montero, L (7, PH) OBP: 0.290, SLG: 0.370 (7, 2)			B B C S F S 2-3 ③ K		X 0-0 E6 1-3		S X 0-1 ② SF8 3-H			2 0	0 0	0 0	0 1	1 0	1 0	1 0
Inning Stats	R: 0 E: 0 K: 0 S: 7 H: 0 LOB: 0 BB: 0 P: 11	R: 0 E: 0 K: 0 S: 10 H: 0 LOB: 0 BB: 0 P: 15	R: 0 E: 0 K: 1 S: 10 H: 0 LOB: 0 BB: 0 P: 15	R: 0 E: 0 K: 0 S: 4 H: 0 LOB: 0 BB: 0 P: 8	R: 2 E: 1 K: 0 S: 12 H: 3 LOB: 2 BB: 0 P: 17	R: 0 E: 0 K: 0 S: 7 H: 1 LOB: 1 BB: 0 P: 12	R: 1 E: 0 K: 1 S: 9 H: 1 LOB: 1 BB: 0 P: 13	R: 0 E: 0 K: 1 S: 8 H: 0 LOB: 0 BB: 0 P: 10	R: 0 E: 0 K: 1 S: 7 H: 0 LOB: 1 BB: 1 P: 16	1B: 3 2B: 2 3B: 0 HR: 0	SF: 1 SAC: 0 DP: 1 HBP: 2					

TOP

Arizona Diamondbacks @ Colorado Rockies

Coors Field, Denver, CO

Wed May 16 2007, 6:35 PM MDT

Att. 20,023 - Partly Cloudy - 70 F

livebaseballscorecards.com

AB	31
R	3
H	5
RBI	3
BB	1
SO	4
LOB	12

PITCHER		IP	WLS	BF	H	R	ER	SO	BB	IBB	HBP	BLK	WP	HR	S	P	ERA	WHIP
28 Aaron Cook, R ERA: 4.4	(1, 1)	6.0	W	25	5	3	3	1	0	0	2	0	0	0	53	83	4.50	0.833
61 Ramon E Ramirez, R ERA:	(7, 1)	1.0	H	3	0	0	0	1	0	0	0	0	0	0	6	8	0.00	0.000
60 Manny Corpas, R ERA: 1.35	(8, 1)	1.0	H	3	0	0	0	1	0	0	0	0	0	0	8	10	0.00	0.000
40 Brian Fuentes, L ERA: 2.37	(9, 1)	1.0	S	4	0	0	0	1	1	0	0	0	0	0	7	16	0.00	1.000

PITCHER	IP	WLS	BF	H	R	ER	SO	BB	IBB	HBP	BLK	WP	HR	S	P	ERA	WHIP

WP: 0 PB: 0 SB: 0 CS: 0 PA: 35

BOTTOM

Arizona Diamondbacks @ Colorado Rockies

Coors Field, Denver, CO

Wed May 16 2007, 6:35 PM MDT

Att. 20,023 - Partly Cloudy - 70 F

livebaseballscorecards.com

Batter	1	2	3	4	5	6	7	8	9	AB	R	H	RBI	BB	SO	LOB
3 Willy Taveras, R (1, 8) OBP: 0.397, SLG: 0.353	B F S X 1-2 17 FC1 2 S 17 E 1B		C B S X 1-2 2 G5-4-3 1B		C C B F B B F X 3-2 ③ G4-3		L 1 X SAFE 0-1 ① ② SH5-4-2 1-3f			3	1	2	0	0	0	0
2 Troy Tulowitzki, R (1, 6) OBP: 0.321, SLG: 0.353	B 1 SAFE B C B B 4-1 17 E 1-2 FC3-2 BB		1 SAFE 1 SAFE X 0-0 ① ② G5-4-3 1-2f			C B X 1-1 ① F8	B B C X 2-1 5 BB 1B			3	0	1	0	1	0	1
5 Matt Holliday, R (1, 7) OBP: 0.398, SLG: 0.625	L B X 1-1 ① F9		F X 0-1 ③ G6-3			F X 0-1 17 G4-3 11 HR 2B	B S 1 SAFE 1 SAFE B 1 B SAFE 1 B SAFE 4-1 1-2 BB			3	1	1	0	1	0	2
17 Todd Helton, L (1, 3) OBP: 0.476, SLG: 0.533	C X 0-1 FC1 FC3-2 1-3 2-H			C B F F F S 1-3 ① K		C B X 1-1 ② G4-3 2-3	B C C F F B S 2-3 ③ K2-3			4	0	0	0	0	2	4
John Mabry, L (1, 5) OBP: 0.237, SLG: 0.242 Jamey Carroll, R (6, PR) OBP: 0.300, SLG: 0.200 (7, 5)	C S F X 0-2 ② FC3-2 1-2 3-H			X 0-0 ② G4-3		B D B B C B 4-1 11 HR BB		C B S B B S 3-3 ① K		2 1	0 1	0 0	0 0	1 0	0 1	2 0
11 Brad Hawpe, L (1, 9) OBP: 0.370, SLG: 0.421	S F F B S 1-3 ③ K			X 0-0 HR		C D B C B X 3-2 1-H 3-H HR		B B S X 2-1 ② F7		4	2	2	4	0	1	2
20 Chris Iannetta, R (1, 2) OBP: 0.354, SLG: 0.323		C B X 1-1 ① G1-3		F X 0-1 ③ G1-3		B B C X 2-1 1B		B S F S 1-3 ③ K		4	0	1	0	0	1	0
6 Omar Quintanilla, L (1, 4) OBP: 0.294, SLG: 0.313		B B X 2-0 ② G3			C X 0-1 ① L4	X 0-0 ③ G3				3	0	0	0	0	0	1
28 Aaron Cook, R (1, 1) OBP: 0.267, SLG: 0.357 61 Ramon E Ramirez, R (7, 1) 10 Jeff Baker, R (7, PH) OBP: 0.305, SLG: 0.407 60 Manny Corpas, R (8, 1) 40 Brian Fuentes, L (9, 1)		B C X 1-1 ③ G5-3			S B C S 1-3 ② K		B X 1-0 3 SH5-4-3 1B			2 0 1 0 0	0 0 0 0 0	0 0 1 0 0	0 0 0 0 0	0 0 0 0 0	1 0 0 0 0	0 0 0 0 0
Inning Stats	R: 1 H: 1 E: 1 LOB: 2 K: 1 BB: 1 S: 17 P: 24	R: 0 H: 0 E: 0 LOB: 0 K: 0 BB: 0 S: 5 P: 9	R: 0 H: 1 E: 0 LOB: 0 K: 0 BB: 0 S: 6 P: 7	R: 1 H: 1 E: 0 LOB: 0 K: 1 BB: 0 S: 9 P: 10	R: 0 H: 0 E: 0 LOB: 0 K: 1 BB: 0 S: 10 P: 14	R: 3 H: 3 E: 0 LOB: 1 K: 0 BB: 1 S: 13 P: 24	R: 0 H: 2 E: 0 LOB: 2 K: 1 BB: 1 S: 11 P: 20	R: 0 H: 0 E: 0 LOB: 0 K: 2 BB: 0 S: 8 P: 14		1B: 5 SF: 0 2B: 2 SAC: 1 3B: 0 DP: 2 HR: 2 HBP: 0						

	AB	
	R	5
	H	8
	RBI	4
	BB	3
	SO	6
	LOB	12

PITCHER	IP	WLS	BF	H	R	ER	SO	BB	IBB	HBP	BLK	WP	HR	S	P	ERA	WHIP
17 Brandon Webb, R (1, 1) ERA: 3.57	6.0	L	26	6	5	4	3	2	0	0	0	0	2	60	88	6.00	1.333
28 Brandon Medders, R (7, 1) ERA: 5.19	0.2		4	2	0	0	0	1	0	0	0	0	0	6	13	0.00	4.500
45 Doug Slaten, L (7, 1) ERA: 0.96	0.1		1	0	0	0	1	0	0	0	0	0	0	5	7	0.00	0.000
37 Juan Cruz, R (8, 1) ERA: 2.38	1.0		3	0	0	0	2	0	0	0	0	0	0	8	14	0.00	0.000

PITCHER	IP	WLS	BF	H	R	ER	SO	BB	IBB	HBP	BLK	WP	HR	S	P	ERA	WHIP

WP: 0 PB: 0 SB: 1 CS: 0 PA: 34

Batter	1	2	3	4	5	6	7	8	9	AB	R	H	RBI	BB	SO	LOB
24 Chris Young, R (1, 8) OBP: 0.303, SLG: 0.461	F X 0-1 1 G1-3 22 1B 2B		C X 0-1 26 E 1 BB 1-2 1B	X 0-0 ③ F8			C B F B X 2-2 ② F8		B C X 1-1 ② F8	5	1	2	0	0	0	1
34 Conor Jackson, R (1, 3) OBP: 0.373, SLG: 0.305	B B C C X 2-2 ① G6-3		C F F B B X 2-2 ① P3		B B F B B 4-1 1 G1-6-3 BB		X 0-0 ③ G3		B B B C B 4-1 1 S BB	3	0	0	0	2	0	3
1 Orlando Hudson, S (1, 4) OBP: 0.370, SLG: 0.487	C B X 1-1 ② G1-3 2-3		B B C B B 4-1 26 E 1-2 2-3 BB		C X 0-1 ① ② G1-6-3 1-2f			F B F X 1-2 26 G1-3 1B 2B	C B B S D F D 4-2 1-2 BB	3	1	1	0	2	0	2
22 Eric Byrnes, R (1, 7) OBP: 0.361, SLG: 0.494	X 0-0 3-H 1B		B B S C B F C 3-3 ② K		X 0-0 3B			B X 1-0 ① P3	C C C 0-3 ③ K	5	0	2	1	0	2	6
26 Miguel Montero, L (1, 2) OBP: 0.273, SLG: 0.345	B X 1-0 ③ G4-3		C C C X 1-2 E6 27 FC6-4 1-2 2-3 3-H		S C B F B B X 3-2 ③ F7			X 0-0 ② G1-3 2-3		4	0	0	0	0	0	5
27 Mark Reynolds, R (1, 5) OBP: 0.500, SLG: 0.500		B B C B X 3-1 ① F7	C B B X 2-1 ③ FC6-4 1-2f			C B X 1-1 ① G5-3		I I I I 4-0 1B IBB		3	0	0	0	1	0	3
21 Jason Smith, L (1, 6) OBP: 0.271, SLG: 0.273 Tony Clark, S (8, PH) OBP: 0.271, SLG: 0.492 Brandon Lyon, R (8, 1) Jose Valverde, R (9, 1)	C F S 0-3 ② K		L X 0-1 7 G1-6-3 1B			X 0-0 ② G4-3		S B X 1-1 1-3 3-H 1B		3 1 0 0	0 0 0 0	1 1 0 0	0 1 0 0	0 0 0 0	1 0 0 0	0 0 0 0
7 Carlos Quentin, R (1, 9) OBP: 0.271, SLG: 0.271	X 0-0 ③ G5-6-3		X 0-0 ① ② G1-6-3 1-2f			C B B B C X 3-2 ③ L7		B X 1-0 ③ G1-3		4	0	0	0	0	0	3
Livan Hernandez, R (1, 1) OBP: 0.318, SLG: 0.333 6 Stephen Drew, L (8, 6) OBP: 0.300, SLG: 0.303		X 0-0 1 BB 24 1B 26 E 1B	B F C B B F X 3-2 1B				F B F B S 2-3 ① K		B S C T F X 1-2 ① G6-3	3 1	1 0	2 0	0 0	0 0	1 0	0 0

Inning Stats	1	2	3	4	5	6	7	8	9
	R: 1 E: 0 K: 0 S: 9	R: 0 E: 0 K: 1 S: 6	R: 1 E: 1 K: 1 S: 17	R: 0 E: 0 K: 0 S: 8	R: 0 E: 0 K: 0 S: 8	R: 0 E: 0 K: 0 S: 6	R: 0 E: 0 K: 1 S: 7	R: 1 E: 0 K: 0 S: 8	R: 0 E: 0 K: 1 S: 14
	H: 2 LOB: 1 BB: 0 P: 13	H: 0 LOB: 0 BB: 0 P: 9	H: 2 LOB: 3 BB: 1 P: 29	H: 2 LOB: 1 BB: 0 P: 11	H: 1 LOB: 1 BB: 1 P: 15	H: 0 LOB: 0 BB: 0 P: 10	H: 0 LOB: 0 BB: 0 P: 11	H: 2 LOB: 2 BB: 1 P: 16	H: 0 LOB: 2 BB: 2 P: 24

PITCHER		IP	WLS	BF	H	R	ER	SO	BB	IBB	HBP	BLK	WP	HR	S	P	ERA	WHIP
37 Josh Fogg, R ERA: 4.91	(1, 1)	7.0	L	29	7	2	1	3	2	0	0	0	0	0	61	98	1.29	1.286
Jeremy Affeldt, L ERA: 4.02	(8, 1)	1.0		6	2	1	1	0	0	1	0	0	0	0	8	16	9.00	2.000
50 Jorge Julio, R ERA: 11.32	(9, 1)	1.0		5	0	0	0	1	2	0	0	0	0	0	14	24	0.00	2.000

PITCHER	IP	WLS	BF	H	R	ER	SO	BB	IBB	HBP	BLK	WP	HR	S	P	ERA	WHIP

TOP

Arizona Diamondbacks @ Colorado Rockies

Coors Field, Denver, CO

Thu May 17 2007, 1:05 PM MDT

Att. 23,610 - Cloudy - 66 F

livebaseballscorecards.com

AB	35
R	3
H	9
RBI	2
BB	5
SO	4
LOB	23

1B: 6	SF: 0	WP: 0	PA: 40
2B: 2	SAC: 0	PB: 0	
3B: 1	DP: 2	SB: 1	
HR: 0	HBP: 0	CS: 0	

BOTTOM

Arizona Diamondbacks @ Colorado Rockies

Coors Field, Denver, CO

Thu May 17 2007, 1:05 PM MDT

Att. 23,610 - Cloudy - 66 F

livebaseballscorecards.com

Batter	1	2	3	4	5	6	7	8	9	AB	R	H	RBI	BB	SO	LOB
3 Willy Taveras, R (1, 8) OBP: 0.387, SLG: 0.343	X 0-0 ① F9		C F B X 1-2 ③ G4-3		B X 1-0 ② SH1-3 1-2		X 0-0 ③ P4			3	0	0	0	0	0	1
2 Troy Tulowitzki, R (1, 6) OBP: 0.338, SLG: 0.362	B B B C B 4-1 BB			B C C B B F X 3-2 ① 1B	C B F F B X 2-2 2-H 1B			B S B C B 4-2 5 G5-4-3 BB		2	0	2	1	2	0	0
5 Matt Holliday, R (1, 7) OBP: 0.394, SLG: 0.622	F S T 0-2 ② K			F F B F B F X 2-2 11 BB 2B	C F 1 B X SAFE 1-2 ③ F9			B S X 1-1 ① ② G5-4-3 1-2f		4	0	1	0	0	1	3
17 Todd Helton, L (1, 3) OBP: 0.465, SLG: 0.518	C 1 SAFE B D F F F X 2-2 ③ F9			B B F B F X 3-2 ② F9		B F F X 1-2 ① F7		X 0-0 ③ G5-3		4	0	0	0	0	0	2
27 Garrett Atkins, R (1, 5) OBP: 0.321, SLG: 0.345		B X 1-0 ① F8		B B B B 4-0 11 BB BB		B F B X 2-1 ② G6-3			B B B C B C X 3-2 ① P4	3	0	0	0	1	0	0
11 Brad Hawpe, L (1, 9) OBP: 0.367, SLG: 0.411		B X 1-0 ② G4-3		B B B C F B 4-2 1-2 2-3 BB		X 0-0 ③ G3-1			B B C F X 2-2 ② G5-3	3	0	0	0	1	0	0
8 Yorvit Torrealba, R (1, 2) OBP: 0.301, SLG: 0.299		C F F B X 1-2 ③ G4-3		B C F B D X 3-2 ③ G6-3			C F B X 1-2 ① L9		C F X 0-2 DI 1B	4	0	1	0	0	0	3
6 Omar Quintanilla, L (1, 4) OBP: 0.297, SLG: 0.314 John Mabry, L (9, PH) OBP: 0.231, SLG: 0.235		C B X 1-1 ① F8			C X 0-1 3 SH1-3 2 1B 1B		B F B B C B X 3-2 ② G3		S F B B F S 1-3 ③ K 1-2	3 1	1 0	1 0	0 0	0 0	0 1	0 1
37 Josh Fogg, R (1, 1) OBP: 0.125, SLG: 0.125 Steve Finley, L (7, PH) OBP: 0.247, SLG: 0.256 Jeremy Affeldt, L (8, 1) 50 Jorge Julio, R (9, 1)		B B C C C X 2-2 ② G1-3			L B L L 1-3 ① K		B B B B 4-0 BB			2 0 0 0	0 0 0 0	0 0 0 0	0 0 0 0	1 1 0 0	1 0 0 0	1 0 0 0
Inning Stats	R: 0 E: 0 K: 1 S: 10 H: 0 LOB: 1 BB: 1 P: 16	R: 0 E: 0 K: 0 S: 6 H: 0 LOB: 0 BB: 0 P: 9	R: 0 E: 0 K: 0 S: 9 H: 0 LOB: 0 BB: 0 P: 13	R: 0 E: 0 K: 0 S: 17 H: 2 LOB: 3 BB: 2 P: 36	R: 1 E: 0 K: 1 S: 13 H: 2 LOB: 1 BB: 0 P: 18	R: 0 E: 0 K: 0 S: 6 H: 0 LOB: 0 BB: 0 P: 9	R: 0 E: 0 K: 0 S: 7 H: 0 LOB: 1 BB: 1 P: 15	R: 0 E: 0 K: 0 S: 5 H: 0 LOB: 0 BB: 1 P: 10	R: 0 E: 0 K: 1 S: 13 H: 1 LOB: 1 BB: 0 P: 19	1B: 4 2B: 1 3B: 0 HR: 0	SF: 0 SAC: 1 DP: 1 HBP: 0			WP: 0 PB: 0 SB: 0 CS: 0	PA: 35		

	AB	29
	R	1
	H	5
	RBI	1
	BB	5
	SO	3
	LOB	11

PITCHER		IP	WLS	BF	H	R	ER	SO	BB	IBB	HBP	BLK	WP	HR	S	P	ERA	WHIP
Livan Hernandez, R ERA: 4.02	(1, 1)	7.0	W	28	4	1	1	2	4	0	0	0	0	0	68	116	1.29	1.143
Brandon Lyon, R ERA: 1.5	(8, 1)	1.0	H	3	0	0	0	0	1	0	0	0	0	0	5	10	0.00	1.000
Jose Valverde, R ERA: 3.12	(9, 1)	1.0	S	4	1	0	0	1	0	0	0	0	0	0	13	19	0.00	1.000

PITCHER	IP	WLS	BF	H	R	ER	SO	BB	IBB	HBP	BLK	WP	HR	S	P	ERA	WHIP

Batter	1	2	3	4	5	6	7	8	9	AB	R	H	RBI	BB	SO	LOB
9 David DeJesus, L (1, 8) OBP: 0.343, SLG: 0.425	C X 0-1 15 G6-4-3 1B		B C B X 2-1 ③ P4			B C F S 1-3 ① K		F B F C 1-3 ① K	S S X 0-2 ① G4-3	5	0	1	0	0	2	2
15 Mark Grudzielanek, R (1, 4) OBP: 0.294, SLG: 0.359	C B S 1 SAFE B X 2-2 ① ② G6-4-3 1-2f			B B X 2-0 ① G4-3		C B S S 1-3 ② K		B S S B B B 4-1 24 1B 32 1B BB	C B B X 2-1 43 BB 1B	4	1	1	0	1	1	1
24 Mark Teahen, L (1, 9) OBP: 0.392, SLG: 0.449	C X 0-1 ③ F9			B X 1-0 ② L4		X 0-0 ③ F8		X 0-0 32 1B 1-2 HR 2-H 1B	B B X 2-0 ② F8	5	1	1	1	0	0	1
29 Mike Sweeney, R (1, 3) OBP: 0.338, SLG: 0.409 Angel Berroa, R (7, PR) OBP: 0.500, SLG: 0.333 (7, 5) (7, 6) 32 Shane Costa, L (8, PH) OBP: 0.200, SLG: 0.200 43 Ryan Shealy, R (8, 3) OBP: 0.221, SLG: 0.230		B X 1-0 ① L4	B C X 1-1 1B 1B				B X 1-0 1B 14 FC5-2-6 2B	C F F B F X 1-2 1-3 HR 2-H 1B	B B B C B 4-1 1-2 BB	3 0 0	0 0 0	2 0 0	0 0 0	0 0 0	0 0 0	0 0 0
Emil Brown, R (1, 7) OBP: 0.291, SLG: 0.313		B B F C S 2-3 ② K	F X 0-1 1-2 1B				S X 0-1 14 FC5-2-6 2-3 1B	F B X 1-1 1-H 3-H HR	B X 1-0 ③ G6-3	5	1	3	3	0	1	2
14 John Buck, R (1, 2) OBP: 0.387, SLG: 0.598		B X 1-0 ③ F8	B B X 2-0 ③ F8				X 0-0 ① FC5-2-6 1-2 3-H	X 0-0 4 FC6-4 1B		4	0	1	0	0	0	5
4 Alex Gordon, L (1, 5) OBP: 0.290, SLG: 0.250 (7, 3) (8, 5)			B X 1-0 1 G6-3 1B		B X 1-0 ① L9		B F B S B S 3-3 ② K	B C F B F X 2-2 ② FC6-4 1B 1-2f		4	0	1	0	0	1	3
1 Tony Pena Jr., R (1, 6) OBP: 0.279, SLG: 0.333 Brandon Duckworth, R (7, 1) OBP: 1.000, SLG: 1.000 48 Joakim Soria, R (9, 1)			X 0-0 ① ② G6-3 1-2f		C C S 0-3 ② K2-3		C X 0-1 ③ G6-3	F S 1 SAFE F X 0-2 1-3 1B		3 1 0	0 0 0	0 1 0	0 0 0	0 0 0	1 0 0	3 0 0
36 Jorge De La Rosa, L (1, 1) Esteban German, R (7, 5) OBP: 0.405, SLG: 0.462 (8, 6)			X 0-0 E5		B X 1-0 ③ G5-3			24 1B 2B 2-1 G1-3		2 2	0 1	0 1	0 0	0 0	0 0	0 2
Inning Stats	R: 0 E: 0 K: 0 S: 7 H: 1 LOB: 0 BB: 0 P: 9	R: 0 E: 0 K: 1 S: 5 H: 0 LOB: 0 BB: 0 P: 9	R: 0 E: 1 K: 0 S: 5 H: 1 LOB: 1 BB: 0 P: 8	R: 0 E: 0 K: 0 S: 7 H: 2 LOB: 2 BB: 0 P: 13	R: 0 E: 0 K: 1 S: 5 H: 0 LOB: 0 BB: 0 P: 7	R: 0 E: 0 K: 2 S: 7 H: 0 LOB: 0 BB: 0 P: 9	R: 0 E: 0 K: 1 S: 9 H: 2 LOB: 2 BB: 0 P: 13	R: 5 E: 0 K: 1 S: 24 H: 6 LOB: 2 BB: 1 P: 36	R: 0 E: 0 K: 0 S: 8 H: 1 LOB: 2 BB: 1 P: 17	1B: 10 2B: 2 3B: 0 HR: 1	SF: 0 SAC: 0 DP: 2 HBP: 0						

PITCHER		IP	WLS	BF	H	R	ER	SO	BB	IBB	HBP	BLK	WP	HR	S	P	ERA	WHIP
26 Jeff Francis, L ERA: 4.6	(1, 1)	7.1		28	7	1	1	6	0	0	0	0	0	0	49	74	1.23	0.955
60 Manny Corpas, R ERA: 3.1	(8, 1)	0.1	L	7	5	4	4	0	1	0	0	0	0	1	18	26	108.00	18.000
99 Darren Clarke, R ERA:	(8, 1)	0.1		1	0	0	0	0	0	0	0	0	0	0	2	4	0.00	0.000
Tom Martin, L ERA: 6.43	(9, 1)	1.0		5	1	0	0	0	1	0	0	0	0	0	8	17	0.00	2.000

PITCHER	IP	WLS	BF	H	R	ER	SO	BB	IBB	HBP	BLK	WP	HR	S	P	ERA	WHIP

TOP

Kansas City Royals @ Colorado Rockies

Coors Field, Denver, CO

Fri May 18 2007, 7:05 PM MDT

Att. 22,399 - Partly Cloudy - 69 F

livebaseballscorecards.com

AB	39
R	5
H	13
RBI	5
BB	2
SO	6
LOB	19

1B: 10	SF: 0	WP: 0	PA: 41
2B: 2	SAC: 0	PB: 0	
3B: 0	DP: 2	SB: 0	
HR: 1	HBP: 0	CS: 0	

Batter	1	2	3	4	5	6	7	8	9	AB	R	H	RBI	BB	SO	LOB
3 Willy Taveras, R (1, 8) OBP: 0.377, SLG: 0.333	1-1 F9		1-0 F9			0-1 SH1-3 1-2		1-2 F9		3	0	0	0	0	0	0
2 Troy Tulowitzki, R (1, 6) OBP: 0.341, SLG: 0.366	0-1 5 BLK 5 1B 1B			0-0 P6		2-3 K		1-0 5 G5-4-3 1B		4	1	2	0	0	1	1
5 Matt Holliday, R (1, 7) OBP: 0.391, SLG: 0.613	2-2 17 G1-6-3 1-H 1B			2-3 K		0-0 F8		1-1 G5-4-3 1-2f		4	0	1	1	0	1	2
17 Todd Helton, L (1, 3) OBP: 0.460, SLG: 0.510	3-2 G1-6-3 1-2f			1-1 1B			2-1 L8		2-1 F7	4	0	1	0	0	0	1
27 Garrett Atkins, R (1, 5) OBP: 0.325, SLG: 0.349		1-0 F9		0-1 F7			0-0 10 3B 1B		2-1 11 BB 1B	4	1	2	0	0	0	1
10 Jeff Baker, R (1, 9) OBP: 0.306, SLG: 0.439 11 Brad Hawpe, L (8, 9) OBP: 0.371, SLG: 0.411		2-0 G5-3			1-1 L8		0-0 1-H 3B		4-1 1-2 BB	3 0	0 0	1 0	1 0	0 1	0 0	0 0
8 Yorvit Torrealba, R (1, 2) OBP: 0.289, SLG: 0.286		2-1 G4-3			2-2 F9		1-1 G2-3		3-2 F7	4	0	0	0	0	0	3
Jamey Carroll, R (1, 4) OBP: 0.301, SLG: 0.195 Steve Finley, L (9, PH) OBP: 0.244, SLG: 0.253			0-2 L3		0-1 G5-3		4-0 26 S IBB		0-1 G4-3	2 1	0 0	0 0	0 0	1 0	0 0	0 2
26 Jeff Francis, L (1, 1) OBP: 0.176, SLG: 0.125 60 Manny Corpas, R (8, 1) 99 Darren Clarke, R (8, 1) Tom Martin, L (9, 1)			1-2 G1-3			0-0 3 SH1-3 1B	1-1 F7 1-2			3 0 0 0	0 0 0 0	1 0 0 0	0 0 0 0	0 0 0 0	0 0 0 0	2 0 0 0
Inning Stats	R: 1 E: 0 K: 0 S: 12 H: 2 LOB: 0 BB: 0 P: 18	R: 0 E: 0 K: 0 S: 4 H: 0 LOB: 0 BB: 0 P: 9	R: 0 E: 0 K: 0 S: 7 H: 0 LOB: 0 BB: 0 P: 9	R: 0 E: 0 K: 1 S: 9 H: 1 LOB: 1 BB: 0 P: 12	R: 0 E: 0 K: 0 S: 7 H: 0 LOB: 0 BB: 0 P: 10	R: 0 E: 0 K: 1 S: 8 H: 1 LOB: 1 BB: 0 P: 10	R: 1 E: 0 K: 0 S: 9 H: 2 LOB: 2 BB: 1 P: 16	R: 0 E: 0 K: 0 S: 6 H: 1 LOB: 0 BB: 0 P: 9	R: 0 E: 0 K: 0 S: 11 H: 1 LOB: 2 BB: 1 P: 22	1B: 7 2B: 0 3B: 1 HR: 0	SF: 0 SAC: 1 DP: 2 HBP: 0					WP: 0 PB: 0 SB: 1 CS: 0	PA: 35

PITCHER		IP	WLS	BF	H	R	ER	SO	BB	IBB	HBP	BLK	WP	HR	S	P	ERA	WHIP
36 Jorge De La Rosa, L ERA: 3.59	(1, 1)	6.1		24	6	2	2	2	0	0	0	1	0	0	51	74	2.84	0.947
Brandon Duckworth, R ERA: 2.42	(7, 1)	1.2	W	6	1	0	0	0	0	1	0	0	0	0	11	19	0.00	0.600
48 Joakim Soria, R ERA: 3.54	(9, 1)	1.0	S	5	1	0	0	0	1	0	0	0	0	0	11	22	0.00	2.000

PITCHER	IP	WLS	BF	H	R	ER	SO	BB	IBB	HBP	BLK	WP	HR	S	P	ERA	WHIP

BOTTOM

Kansas City Royals @ Colorado Rockies

Coors Field, Denver, CO

Fri May 18 2007, 7:05 PM MDT

Att. 22,399 - Partly Cloudy - 69 F

livebaseballscorecards.com

AB	32
R	2
H	8
RBI	2
BB	2
SO	2
LOB	12

Batter	1	2	3	4	5	6	7	8	9	AB	R	H	RBI	BB	SO	LOB
9 David DeJesus, L (1, 8) OBP: 0.342, SLG: 0.421	C B X 1-1 ① G4-3		B X 1-0 ① F8		B B C X 2-1 ② G6-3			C X 0-1 15 G4-6-3 1B		4	0	1	0	0	0	0
15 Mark Grudzielanek, R (1, 4) OBP: 0.293, SLG: 0.351	C F B F B B B 4-2 24 1B 24 E BB		B F B F X 2-2 ② F9		B X 1-0 ③ L8			X 0-0 ②③ G4-6-3 1-2f		3	1	0	0	1	0	1
24 Mark Teahen, L (1, 9) OBP: 0.394, SLG: 0.450	B S O S X 2-2 E8 1-H 1B		C B B X 2-1 ③ F8			X 0-0 ① G4-3			C F B X 1-2 4 S 43 HR 1B	4	1	2	0	0	0	0
Emil Brown, R (1, 7) OBP: 0.289, SLG: 0.311	B B C B F F X 3-2 ② G1-3			X 0-0 ① P3		B B C F X 2-2 4 L3 1B			C X 0-1 ① L8	4	0	1	0	0	0	2
4 Alex Gordon, L (1, 5) OBP: 0.289, SLG: 0.250	F S C 0-3 ③ K			C F X 0-2 14 S 1B		X 0-0 ②③ L3 1-1			B X 1-0 ② L4 1-2	4	0	1	0	0	1	3
14 John Buck, R (1, 2) OBP: 0.391, SLG: 0.585		C F B S 1-3 ① K		B B B F B 4-1 1-2 BB			B X 1-0 ① G5-3		C B S F B B F B 4-2 43 HR BB	2	1	0	0	2	1	0
43 Ryan Shealy, R (1, 3) OBP: 0.250, SLG: 0.308		C B S S X 1-2 1B		C S S 0-3 ② K			C F X 0-2 1 G5-4-3 1B		C B B C F F X 2-2 1-H 2-H HR	4	1	3	3	0	1	2
1 Tony Pena Jr., R (1, 6) OBP: 0.274, SLG: 0.327 Esteban German, R (9, PH) OBP: 0.402, SLG: 0.457		C C B X 1-2 ② F9		X 0-0 ③ F9			C X 0-1 ②③ G5-4-3 1-2f		C S B X 1-2 ③ G4-3	3 1	0 0	0 0	0 0	0 0	0 0	4 0
55 Gil Meche, R (1, 1) 57 Joel Peralta, R (6, 1) Angel Berroa, R (8, PH) OBP: 0.400, SLG: 0.250 Jason Standridge, R (8, 1)		B X 1-0 ③ G6-3			C C S 0-3 ① K			C S B T S 1-3 ① K		2 0 1 0	0 0 0 0	0 0 0 0	0 0 0 0	0 0 1 0	1 0 0 0	1 0 0 0

Inning Stats																															
	R: 1	H: 1		R: 0	H: 1		R: 0	H: 0		R: 0	H: 1		R: 0	H: 0		R: 0	H: 1		R: 0	H: 1		R: 3	H: 2		1B: 7	SF: 0		WP: 0	PA: 35	
	E: 1	LOB: 1		E: 0	LOB: 1		E: 0	LOB: 0		E: 0	LOB: 2		E: 0	LOB: 0		E: 0	LOB: 0		E: 0	LOB: 0		E: 0	LOB: 0		2B: 1	SAC: 0		PB: 0		
	K: 1	BB: 1		K: 1	BB: 0		K: 0	BB: 0		K: 1	BB: 1		K: 1	BB: 0		K: 0	BB: 0		K: 0	BB: 0		K: 0	BB: 1		3B: 0	DP: 3		SB: 2		
	S: 15	P: 25		S: 10	P: 14		S: 6	P: 11		S: 9	P: 13		S: 6	P: 9		S: 5	P: 7		S: 6	P: 7		S: 7	P: 8		S: 18	P: 27		HR: 1	HBP: 0		CS: 0	

PITCHER		IP	WLS	BF	H	R	ER	SO	BB	IBB	HBP	BLK	WP	HR	S	P	ERA	WHIP
35 Taylor Buchholz, R ERA: 5.94	(1, 1)	7.0	W	26	5	1	0	4	2	0	0	0	0	0	57	86	0.00	1.000
Jeremy Affeldt, L ERA: 3.78	(8, 1)	1.0		3	1	0	0	1	0	0	0	0	0	0	7	8	0.00	1.000
61 Ramon E Ramirez, R ERA: 3.68	(9, 1)	0.2		5	2	3	3	0	1	0	0	0	0	1	15	23	40.50	4.500
40 Brian Fuentes, L ERA: 2.33	(9, 1)	0.1	S	1	0	0	0	0	0	0	0	0	0	0	3	4	0.00	0.000

PITCHER	IP	WLS	BF	H	R	ER	SO	BB	IBB	HBP	BLK	WP	HR	S	P	ERA	WHIP

TOP

Kansas City Royals @ Colorado Rockies

Coors Field, Denver, CO

Sat May 19 2007, 6:05 PM MDT

Att. 24,017 - Cloudy - 73 F

livebaseballscorecards.com

AB	32
R	4
H	8
RBI	3
BB	3
SO	5
LOB	13

Batter	1	2	3	4	5	6	7	8	9	AB	R	H	RBI	BB	SO	LOB
3 Willy Taveras, R (1, 8) OBP: 0.373, SLG: 0.330	C B B C B C 3-3 ① K		1 SAFE X 0-0 1-3 1B		B B B C X 3-1 ② F8	S X 0-1 ③ F9				4	0	1	0	0	1	2
2 Troy Tulowitzki, R (1, 6) OBP: 0.333, SLG: 0.356	C T B B X 2-2 ② G4-3		S B C 1-3 ③ K		X 0-0 ③ G3-1		B C X 1-1 ① P6			4	0	0	0	0	1	2
5 Matt Holliday, R (1, 7) OBP: 0.388, SLG: 0.610	X 0-0 ③ G6-3			B X 1-0 ① G5-3		X 0-0 27 HR 2B	F X 0-1 ② L7			4	1	1	0	0	0	0
17 Todd Helton, L (1, 3) OBP: 0.466, SLG: 0.534		C C F B X 1-2 ① G5-3		B S B C B F X 3-2 11 HR 1B		B B B C F F B 4-2 27 HR BB	B B X 2-0 HR			3	3	2	1	1	0	0
27 Garrett Atkins, R (1, 5) OBP: 0.324, SLG: 0.367		C B F B X 2-2 ② G6-3		B C B B S X 3-2 ② P3		C B F B F F X 2-2 1-H 2-H HR	C X 0-1 ③ F8			4	1	1	3	0	0	1
11 Brad Hawpe, L (1, 9) OBP: 0.374, SLG: 0.436		C B B F F X 2-2 ③ G4-3		B S B S F B X 3-2 1-H HR		C T B X 1-2 20 G5-3 1B		B F S X 1-2 ① G3		4	1	2	2	0	0	0
20 Chris Iannetta, R (1, 2) OBP: 0.349, SLG: 0.318			B S X 1-1 ① P4	F X 0-1 1B		B C B S X 2-2 ① 1-2 G5-3		B B B C S T 3-2 ② K		4	0	1	0	0	1	1
6 Omar Quintanilla, L (1, 4) OBP: 0.293, SLG: 0.308			B X 1-0 3 1B 1B	B X 1-0 ③ G4-3		B F B F F S 2-3 ② K		C F B F B F F S 2-3 ③ K		4	0	1	0	0	2	2
35 Taylor Buchholz, R (1, 1) OBP: 0.273, SLG: 0.111 Jeremy Affeldt, L (8, 1) 61 Ramon E Ramirez, R (9, 1) 40 Brian Fuentes, L (9, 1)			L L B L 1-3 ② K		C B B X 2-1 ① F9	B F B B B C F B 4-2 BB				2 0 0 0	0 0 0 0	0 0 0 0	0 0 0 0	1 0 0 0	1 0 0 0	1 0 0 0
Inning Stats	R: 0 E: 0 K: 1 S: 7 H: 0 LOB: 0 BB: 0 P: 12	R: 0 E: 0 K: 0 S: 11 H: 0 LOB: 0 BB: 0 P: 16	R: 0 E: 0 K: 2 S: 10 H: 2 LOB: 2 BB: 0 P: 14	R: 2 E: 0 K: 0 S: 15 H: 3 LOB: 1 BB: 0 P: 26	R: 0 E: 0 K: 0 S: 5 H: 0 LOB: 0 BB: 0 P: 10	R: 3 E: 0 K: 1 S: 24 H: 3 LOB: 2 BB: 2 P: 39	R: 1 E: 0 K: 0 S: 7 H: 1 LOB: 0 BB: 0 P: 10	R: 0 E: 0 K: 2 S: 12 H: 0 LOB: 0 BB: 0 P: 18		1B: 5 2B: 1 3B: 0 HR: 3 SF: 0 SAC: 0 DP: 0 HBP: 0						

PITCHER		IP	WLS	BF	H	R	ER	SO	BB	IBB	HBP	BLK	WP	HR	S	P	ERA	WHIP
55 Gil Meche, R ERA: 2.44	(1, 1)	5.0	L	24	8	5	5	3	1	0	0	0	0	2	60	97	9.00	1.800
57 Joel Peralta, R ERA: 5.19	(6, 1)	2.0		8	1	1	1	1	1	0	0	0	0	1	19	30	4.50	1.000
Jason Standridge, R ERA: 8.22	(8, 1)	1.0		3	0	0	0	2	0	0	0	0	0	0	12	18	0.00	0.000

PITCHER	IP	WLS	BF	H	R	ER	SO	BB	IBB	HBP	BLK	WP	HR	S	P	ERA	WHIP

BOTTOM

Kansas City Royals @ Colorado Rockies

Coors Field, Denver, CO

Sat May 19 2007, 6:05 PM MDT

Att. 24,017 - Cloudy - 73 F

livebaseballscorecards.com

AB	33
R	6
H	9
RBI	6
BB	2
SO	6
LOB	9

WP: 0 PB: 0 SB: 0 CS: 0 PA: 35

Batter	1	2	3	4	5	6	7	8	9	10	11	12	AB	R	H	RBI	BB	SO	LOB
9 David DeJesus, L (1, 8) OBP: 0.349, SLG: 0.417	P5		FC1-5	P6			K		SH2-4		24 3B BB	57 2B IBB	4	3	1	0	3	1	1
Esteban German, R (1, 4) OBP: 0.393, SLG: 0.439	BB		FC1-5	G6-3			G5-3		SH2-4		F8	24 1B 2B	4	1	0	0	1	0	4
24 Mark Teahen, L (1, 9) OBP: 0.401, SLG: 0.465	P2		E9		K		G1-3		IBB			FC6-4	6	1	3	3	1	1	1
Emil Brown, R (1, 7) OBP: 0.281, SLG: 0.300	P5		43 2B		P2			F8	K		F7	FC6-4	7	1	1	2	0	1	5
4 Alex Gordon, L (1, 5) OBP: 0.297, SLG: 0.270		FC4-2	L8		G4-3			1B 43 BB	G3			43 S 43 1B HBP	5	1	2	0	0	0	3
43 Ryan Shealy, R (1, 3) OBP: 0.282, SLG: 0.343		K				G6-4-3				K		15 2B SH1-3	5	1	3	2	1	2	1
Paul Phillips, R (1, 2) OBP: 0.273, SLG: 0.300		FC4-2	L5			G6-4-3				G4-3		K	6	0	1	0	0	1	4
1 Tony Pena Jr., R (1, 6) OBP: 0.272, SLG: 0.323 Brandon Duckworth, R (10, 1) OBP: 1.000, SLG: 1.000 57 Joel Peralta, R (11, 1) OBP: 1.000, SLG: 2.000 15 Mark Grudzielanek, R (11, 4) OBP: 0.298, SLG: 0.364		G4-3		K		1B				G1-3		SH1-3 57 2B 2B	5 0 1 1	0 0 1 1	1 0 1 1	0 0 2 0	0 0 0 0	2 0 0 0	4 0 0 0
19 Brian Bannister, R (1, 1) OBP: 1.000, SLG: 1.000 32 Shane Costa, L (6, PH) OBP: 0.190, SLG: 0.190 41 Jimmy Gobble, L (6, 1) 23 Zack Greinke, R (6, 1) 29 Mike Sweeney, R (8, PH) OBP: 0.336, SLG: 0.406 David Riske, R (8, 1) 48 Joakim Soria, R (8, 1) Angel Berroa, R (10, 6) OBP: 0.333, SLG: 0.200			FC1-5 9 1B 1B			HBP		F8			G1-3	SH1-3	1 1 0 0 1 0 0 0 1 0	0 0 0 0 0 0 0 0 0 0	1 1 0 0 0 0 0 0 1 0	0 0 0 0 0 0 0 0 0 0	0 1 0 0 0 0 0 0 0 0	0 0 0 0 0 0 3 0 0 0	0 1 0 0 0 0 0 0 0 0
Inning Stats	R: 0 E: 0 K: 0 S: 12 / H: 0 LOB: 1 BB: 1 P: 23	R: 0 E: 0 K: 1 S: 11 / H: 1 LOB: 1 BB: 0 P: 15	R: 4 E: 1 K: 0 S: 15 / H: 5 LOB: 1 BB: 0 P: 23	R: 0 E: 0 K: 1 S: 6 / H: 0 LOB: 1 BB: 0 P: 10	R: 0 E: 0 K: 1 S: 6 / H: 0 LOB: 0 BB: 0 P: 6	R: 0 E: 0 K: 1 S: 11 / H: 2 LOB: 1 BB: 0 P: 17	R: 0 E: 0 K: 1 S: 8 / H: 0 LOB: 0 BB: 0 P: 13	R: 0 E: 0 K: 1 S: 14 / H: 2 LOB: 3 BB: 1 P: 23	R: 0 E: 0 K: 1 S: 9 / H: 0 LOB: 1 BB: 2 P: 21	R: 0 E: 0 K: 1 S: 8 / H: 0 LOB: 0 BB: 0 P: 12	R: 1 E: 0 K: 0 S: 14 / H: 1 LOB: 1 BB: 1 P: 23	R: 5 E: 0 K: 1 S: 19 / H: 4 LOB: 1 BB: 1 P: 29	1B: 10 2B: 3 3B: 2 HR: 0 / SF: 0 SAC: 2 DP: 1 HBP: 2						

TOP

Kansas City Royals @ Colorado Rockies

Coors Field, Denver, CO

Sun May 20 2007, 1:05 PM MDT

Att. 25,829 - Partly Cloudy - 76 F

livebaseballscorecards.com

AB	48
R	10
H	15
RBI	10
BB	6
SO	9
LOB	27

WP: 0 PB: 0 SB: 1 CS: 0 PA: 58

PITCHER		IP	WLS	BF	H	R	ER	SO	BB	IBB	HBP	BLK	WP	HR	S	P	ERA	WHIP
48 Jason Hirsh, R ERA: 4.28	(1, 1)	5.0		23	6	4	4	3	1	0	1	0	0	0	50	77	7.20	1.400
50 Jorge Julio, R ERA: 10.32	(6, 1)	1.0		4	2	0	0	1	0	0	0	0	0	0	11	17	0.00	2.000
Jeremy Affeldt, L ERA: 3.57	(7, 1)	1.0		3	0	0	0	1	0	0	0	0	0	0	8	13	0.00	0.000
99 Darren Clarke, R ERA:	(8, 1)	1.0		6	2	0	0	1	1	0	0	0	0	0	14	23	0.00	3.000
60 Manny Corpas, R ERA: 2.82	(9, 1)	2.0		8	0	0	0	2	1	1	0	0	0	0	17	33	0.00	0.500

PITCHER		IP	WLS	BF	H	R	ER	SO	BB	IBB	HBP	BLK	WP	HR	S	P	ERA	WHIP
40 Brian Fuentes, L ERA: 2.66	(11, 1)	1.0		5	1	1	1	0	1	0	0	0	0	0	14	23	9.00	2.000
61 Ramon E Ramirez, R ERA: 9.0	(12, 1)	0.2	L	7	3	5	5	1	0	1	1	0	0	0	16	24	67.50	4.500
Tom Martin, L ERA: 6.14	(12, 1)	0.1		2	1	0	0	0	0	0	0	0	0	0	3	5	0.00	3.000

Batter	1	2	3	4	5	6	7	8	9	10	11	12	AB	R	H	RBI	BB	SO	LOB
Steve Finley, L (1, 8) OBP: 0.250, SLG: 0.250	C B C B F F X 2-2 ① G3		C B X 1-1 ② F7		B B B C B 4-1 2 2B BB		S B B F F B C 3-3 ③ K		C B X 1-1 2 HBP 5 1B 1B	B B X 2-0 ③ F8			5	2	1	0	1	1	3
2 Troy Tulowitzki, R (1, 6) OBP: 0.345, SLG: 0.362	B B B C C S 3-3 ② K		B F F B C 2-3 ③ K 1-2		B B S X 2-1 1-H 2-H 2B			B B B B 4-0 17 1B BB	F B B C H 3-2 5 1B 1-2 HBP		B B B B 4-0 5 1B 5 E BB		3	1	1	2	2	2	1
5 Matt Holliday, R (1, 7) OBP: 0.386, SLG: 0.601	X 0-0 ③ G6-3	C F B B X 2-2 ① G6-3			B C C B S 2-3 ③ K			B F F B F B X 3-2 ① L8	D F F B X 2-2 1-3 2-H 17 IBB 1B		C B X 1-1 1-H E7 1B		6	0	2	1	0	1	2
17 Todd Helton, L (1, 3) OBP: 0.473, SLG: 0.533		C B C X 1-2 1B		B X 1-0 ② G3-1		B C C B F X 2-2 ① F7		C C B F B F X 3-2 1-3 27 G1-3 1B	I I I 4-0 1-2 IBB		I I I 4-0 11 G4-6-3 IBB		4	0	2	0	2	0	0
27 Garrett Atkins, R (1, 5) OBP: 0.318, SLG: 0.359		C F X 0-2 ① F8		B X 1-0 ③ F9		B B F X 2-1 1B		C X 0-1 ② G1-3 1-2	S F B S 1-3 ③ K		F F B S 1-3 ① K		6	0	1	0	0	2	8
11 Brad Hawpe, L (1, 9) OBP: 0.373, SLG: 0.435	B C C F B S 2-3 ② K		B X 1-0 20 G4-3 6 2B 2B		B C S S 1-3 ② K		I I I 4-0 IBB			F B F B F T 2-2 ① K	B S X 1-1 ② ③ G4-6-3 1-2f		5	1	1	0	1	3	4
20 Chris Iannetta, R (1, 2) OBP: 0.337, SLG: 0.304 10 Jeff Baker, R (8, PH) OBP: 0.302, SLG: 0.431 60 Manny Corpas, R (9, 1) Jamey Carroll, R (10, PH) OBP: 0.305, SLG: 0.202 (11, 4)	F X 0-1 ③ P4		C B X 1-1 ① G4-3 2-3	B F X 1-1 ③ G5-3				C D X 1-1 ③ F8		C S S X 0-2 ② G3-1		C B B F X 2-2 G5-4-3 1B	3 1 0 2	0 0 0 0	0 0 0 1	0 0 0 0	0 0 0 0	0 0 0 0	3 3 0 0
6 Omar Quintanilla, L (1, 4) OBP: 0.304, SLG: 0.326 40 Brian Fuentes, L (11, 1) 61 Ramon E Ramirez, R (12, 1) Tom Martin, L (12, 1)			B B F X 2-1 ① L7		B C F F B F B X 3-2 2 2B 2B 3-H		C F F F B S 1-3 ① K		C F S 0-3 ① K	B B S F F B B 4-2 8 WP BB		F C X 0-2 ① ② G5-4-3 1-2f	4 0 0 1	1 0 0 0	1 0 0 0	1 0 0 0	2 0 0 0	0 0 0 1	0 0 0 1
48 Jason Hirsh, R (1, 1) OBP: 0.059, SLG: 0.059 19 Ryan Spilborghs, R (5, PH) 50 Jorge Julio, R (6, 1) Jeremy Affeldt, L (7, 1) 3 Willy Taveras, R (7, PH) OBP: 0.370, SLG: 0.327 99 Darren Clarke, R (8, 1) 8 Yorvit Torrealba, R (9, 2) OBP: 0.290, SLG: 0.280			B X 1-0 2 WP 1B		C B X 1-1 ② P3		F X 0-1 ② L4		B X 1-0 ② G6-3	1 SAFE S B T 1 SAFE 1 SAFE B B D 4-2 1-2 BB		B B C C C 2-3 ③ K	1 1 0 0 1 0 2	0 0 0 0 0 0 0	1 0 0 0 0 0 0	0 0 0 0 0 0 1	0 0 0 0 0 0 1	0 1 0 0 0 0 0	0 1 0 0 0 0 0
Inning Stats	R: 0 H: 0 E: 0 LOB: 0 K: 1 BB: 0 S: 9 P: 14	R: 0 H: 1 E: 0 LOB: 1 K: 1 BB: 0 S: 12 P: 15	R: 0 H: 1 E: 0 LOB: 1 K: 1 BB: 0 S: 8 P: 14	R: 0 H: 0 E: 0 LOB: 0 K: 0 BB: 0 S: 6 P: 10	R: 3 H: 3 E: 0 LOB: 1 K: 1 BB: 1 S: 16 P: 30	R: 0 H: 1 E: 0 LOB: 1 K: 1 BB: 0 S: 11 P: 17	R: 0 H: 0 E: 0 LOB: 0 K: 2 BB: 0 S: 12 P: 16	R: 0 H: 1 E: 0 LOB: 3 K: 0 BB: 2 S: 14 P: 29	R: 1 H: 2 E: 0 LOB: 3 K: 2 BB: 1 S: 14 P: 26	R: 0 H: 0 E: 0 LOB: 2 K: 1 BB: 2 S: 13 P: 25	R: 1 H: 1 E: 1 LOB: 1 K: 1 BB: 2 S: 7 P: 18	R: 0 H: 1 E: 0 LOB: 0 K: 1 BB: 0 S: 9 P: 13	1B: 8 2B: 3 3B: 0 HR: 0		SF: 0 SAC: 0 DP: 2 HBP: 1		WP: 2 PB: 0 SB: 0 CS: 0	PA: 54	

PITCHER		IP	WLS	BF	H	R	ER	SO	BB	IBB	HBP	BLK	WP	HR	S	P	ERA	WHIP
19 Brian Bannister, R ERA: 4.39	(1, 1)	5.0		21	5	3	3	4	1	0	0	0	1	0	51	83	5.40	1.200
41 Jimmy Gobble, L ERA: 2.6	(6, 1)	0.2	H	3	1	0	0	1	0	0	0	0	0	0	9	14	0.00	1.500
23 Zack Greinke, R ERA: 4.85	(6, 1)	1.1	H	4	0	0	0	2	0	0	0	0	0	0	14	19	0.00	0.000
David Riske, R ERA: 3.66	(8, 1)	0.2	H	5	1	0	0	0	1	1	0	0	0	0	12	26	0.00	3.000
48 Joakim Soria, R ERA: 3.74	(8, 1)	1.1	B	8	2	1	1	2	0	1	1	0	0	0	16	29	6.75	1.500

PITCHER		IP	WLS	BF	H	R	ER	SO	BB	IBB	HBP	BLK	WP	HR	S	P	ERA	WHIP
Brandon Duckworth, R ERA: 2.31	(10, 1)	1.0		8	1	1	0	1	3	1	0	0	1	0	15	36	0.00	4.000
57 Joel Peralta, R ERA: 4.82	(11, 1)	2.0	W	5	1	0	0	2	0	0	0	0	0	0	14	20	0.00	0.500

BOTTOM

Kansas City Royals @ Colorado Rockies

Coors Field, Denver, CO

Sun May 20 2007, 1:05 PM MDT

Att. 25,829 - Partly Cloudy - 76 F

livebaseballscorecards.com

AB	45
R	5
H	11
RBI	4
BB	8
SO	12
LOB	26

Batter	1	2	3	4	5	6	7	8	9	AB	R	H	RBI	BB	SO	LOB
3 Willy Taveras, R (1, 8) OBP: 0.382, SLG: 0.342	CFX 0-2 CS 1B		CFX 0-2 2B 1B		CCX 0-2 ② P3		FX 0-1 1-2 2-H 2B 1B			4	2	3	1	0	0	0
Kazuo Matsui, S (1, 4) OBP: 0.405, SLG: 0.525	BC1B1CS SAFE SAFE 2-3 ①② K 1-2		1 SAFE X 0-0 5 F9 1-H 2B		BCBCX 2-2 ③ G4-3		CBX 1-1 1-H 2-H 2B			4	0	2	3	0	1	1
5 Matt Holliday, R (1, 7) OBP: 0.378, SLG: 0.588	X 0-0 ③ G1-3		BX 1-0 ② F9 2-3			BCCCS 1-3 ① K2-3	BFBCBFX 3-2 ③ G5-3			4	0	0	0	0	1	2
17 Todd Helton, L (1, 3) OBP: 0.473, SLG: 0.526		BCBCBX 3-2 ① G3	DBBI 4-0 27 FC6-4 IBB			BCBFBB 4-2 27 G5-4-3 BB		BCFBBS 3-3 ① K		2	0	0	0	2	1	0
27 Garrett Atkins, R (1, 5) OBP: 0.311, SLG: 0.350		BBCFS 2-3 ② K	CX 0-1 ③ FC6-4 1-2f			BSX 1-1 ②③ G5-4-3 1-2f		CFFX 0-2 ② L8		4	0	0	0	0	1	3
11 Brad Hawpe, L (1, 9) OBP: 0.376, SLG: 0.454		X 0-0 HR		SFBBBFFB 4-2 20 G6-4-3 BB			FSS 0-3 ① K	SSS 0-3 ③ K		3	1	1	1	1	2	0
2 Troy Tulowitzki, R (1, 6) OBP: 0.348, SLG: 0.361		BBBCB 4-1 BB	BC1C1FX SAFE SAFE 1-2 ① P5				X 0-0 20 3 1B 1B		CCBBS 2-3 ① K	3	1	1	0	1	1	1
20 Chris Iannetta, R (1, 2) OBP: 0.333, SLG: 0.301		1 SAFE X 0-0 ③ G6-3	BX 1-0 ②③ G6-4-3 1-2f				X 0-0 3 1B 1-2 2B 1B		BCX 1-1 ② F8	4	1	1	0	0	0	2
28 Aaron Cook, R (1, 1) OBP: 0.235, SLG: 0.313			BCFBC 2-3 ① K		BBCSFBFFF 3-3 C ① K		BSDFFSS 2-3 ② K		BBBCX 3-1 ③ P2	2	0	0	0	0	2	0
19 Ryan Spilborghs, R (7, PH)										1	0	0	0	0	1	2
50 Jorge Julio, R (7, 1)										0	0	0	0	0	0	0
Jeremy Affeldt, L (7, 1)										0	0	0	0	0	0	0
10 Jeff Baker, R (9, PH) OBP: 0.297, SLG: 0.424										1	0	0	0	0	0	0
Inning Stats	R: 0 E: 0 K: 1 S: 7 H: 1 LOB: 0 BB: 0 P: 9	R: 1 E: 0 K: 1 S: 9 H: 1 LOB: 1 BB: 1 P: 18	R: 1 E: 0 K: 1 S: 10 H: 2 LOB: 2 BB: 1 P: 17	R: 0 E: 0 K: 0 S: 9 H: 0 LOB: 0 BB: 1 P: 15	R: 0 E: 0 K: 1 S: 13 H: 0 LOB: 0 BB: 0 P: 18	R: 0 E: 0 K: 1 S: 7 H: 0 LOB: 0 BB: 1 P: 13	R: 3 E: 0 K: 2 S: 17 H: 4 LOB: 1 BB: 0 P: 23	R: 0 E: 0 K: 2 S: 10 H: 0 LOB: 0 BB: 0 P: 13	R: 0 E: 0 K: 1 S: 7 H: 0 LOB: 0 BB: 0 P: 13	1B: 5 2B: 2 3B: 0 HR: 1 SF: 0 SAC: 0 DP: 2 HBP: 0						

PITCHER		IP	WLS	BF	H	R	ER	SO	BB	IBB	HBP	BLK	WP	HR	S	P	ERA	WHIP
17 Brandon Webb, R ERA: 3.86	(1, 1)	7.0		30	8	5	5	7	3	1	0	0	0	1	72	113	6.43	1.571
45 Doug Slaten, L ERA: 1.59	(8, 1)	1.0	W	3	0	0	0	2	0	0	0	0	0	0	10	13	0.00	0.000
Jose Valverde, R ERA: 2.66	(9, 1)	1.0	S	3	0	0	0	1	0	0	0	0	0	0	7	13	0.00	0.000

PITCHER	IP	WLS	BF	H	R	ER	SO	BB	IBB	HBP	BLK	WP	HR	S	P	ERA	WHIP

TOP

Colorado Rockies @ Arizona Diamondbacks

Chase Field, Phoenix, AZ

Mon May 21 2007, 6:40 PM MST

Att. 19,777 - Clear - 90 F

livebaseballscorecards.com

AB	32
R	5
H	8
RBI	5
BB	4
SO	10
LOB	11

WP: 0	PA: 36		
PB: 0			
SB: 0			
CS: 1			

BOTTOM

Colorado Rockies @ Arizona Diamondbacks

Chase Field, Phoenix, AZ

Mon May 21 2007, 6:40 PM MST

Att. 19,777 - Clear - 90 F

livebaseballscorecards.com

Batter	1	2	3	4	5	6	7	8	9	AB	R	H	RBI	BB	SO	LOB
22 Eric Byrnes, R (1, 8) OBP: 0.365, SLG: 0.489	B B X 2-0 G6-3 ①		X 0-0 2-H 1B ②		B C F F X 1-2 G5-3 ①		X 0-0 F7 ①			4	0	1	0	0	0	2
13 Alberto Callaspo, S (1, 7) OBP: 0.262, SLG: 0.253	X 0-0 G4-3 ②		1 SAFE B X 1-0 G4-3 ③		C X 0-1 G4-3 ②		B C B F X 2-2 1-2f G4-6-3 ②③			4	0	0	0	0	0	3
1 Orlando Hudson, S (1, 4) OBP: 0.358, SLG: 0.468	C F B T 1-2 K ③			B F B F B X 3-2 G1-3 ①	C B F B B X 3-2 G4-3 ③			X 0-0 7 SF8 3B		4	1	1	0	0	1	0
Tony Clark, S (1, 3) OBP: 0.303, SLG: 0.580		C B X 1-1 HR		C B B B B 4-1 27 2B 6 FC1-5-2 BB		B X 1-0 G3-1 ①		C B C B B S 3-3 K ①		3	1	1	1	1	1	1
27 Mark Reynolds, R (1, 5) OBP: 0.458, SLG: 0.714		C B F F F B S 2-3 K ①		X 0-0 6 FC1-5-2 7 HR 1-3 2B		S X 0-1 G6-3 ②		I I I I 4-0 7 SF8 6 BB IBB		3	1	1	0	1	1	0
6 Stephen Drew, L (1, 6) OBP: 0.302, SLG: 0.310		C S X 0-2 G3 ②		C C B B X 2-2 FC1-5-2 7 HR 2-3 3-H ②		B X 1-0 F7 ③		D C B C B B 4-2 1-2 BB		3	1	0	0	1	0	2
7 Carlos Quentin, R (1, 9) OBP: 0.301, SLG: 0.357		F X 0-1 P3 ③		F F D B X 2-2 2-H 3-H HR			B B C B X 3-1 HR	B F X 1-1 SF8 2-3 3-H ②		3	2	2	5	0	0	0
19 Chris Snyder, R (1, 2) OBP: 0.316, SLG: 0.326			C B C F F X 1-2 17 SH3-4 22 1B 1B	C X 0-1 1B			C S F B F X 1-2 BB 1B	B F C 1 SAFE X 1-2 F9 ③		4	0	3	0	0	0	2
17 Brandon Webb, R (1, 1) OBP: 0.040, SLG: 0.040 Scott Hairston, R (7, PH) OBP: 0.319, SLG: 0.392 45 Doug Slaten, L (8, 1) Jose Valverde, R (9, 1)			B C L B X 2-2 SH3-4 ① 1-2	B X 1-0 G5-3 ③			B F 1 SAFE F F D B B 4-2 13 G4-6-3 1-2 BB			1 0 0 0	0 0 0 0	0 0 0 0	0 0 0 0	0 1 0 0	0 0 0 0	1 0 0 0

Inning Stats	1	2	3	4	5	6	7	8	9
	R: 0 H: 0 E: 0 LOB: 0 K: 1 BB: 0 S: 5 P: 8	R: 1 H: 1 E: 0 LOB: 0 K: 1 BB: 0 S: 12 P: 15	R: 0 H: 2 E: 0 LOB: 1 K: 0 BB: 0 S: 10 P: 14	R: 3 H: 3 E: 0 LOB: 1 K: 0 BB: 1 S: 14 P: 26	R: 0 H: 0 E: 0 LOB: 0 K: 0 BB: 0 S: 9 P: 13	R: 0 H: 0 E: 0 LOB: 0 K: 0 BB: 0 S: 4 P: 6	R: 1 H: 2 E: 0 LOB: 1 K: 0 BB: 1 S: 14 P: 24	R: 1 H: 1 E: 0 LOB: 2 K: 1 BB: 2 S: 11 P: 24	

1B: 4	SF: 1	WP: 0 PA: 35
2B: 1	SAC: 1	PB: 0
3B: 1	DP: 1	SB: 0
HR: 3	HBP: 0	CS: 0

AB	29
R	6
H	9
RBI	6
BB	4
SO	3
LOB	11

PITCHER		IP	WLS	BF	H	R	ER	SO	BB	IBB	HBP	BLK	WP	HR	S	P	ERA	WHIP
28 Aaron Cook, R ERA: 4.55	(1, 1)	6.0		24	6	4	4	2	1	0	0	0	0	2	54	82	6.00	1.167
50 Jorge Julio, R ERA: 11.12	(7, 1)	0.0	B	3	2	1	1	0	1	0	0	0	0	1	10	18	∞	∞
Jeremy Affeldt, L ERA: 3.66	(7, 1)	2.0	L	8	1	1	1	1	1	1	0	0	0	0	15	30	4.50	1.000

PITCHER		IP	WLS	BF	H	R	ER	SO	BB	IBB	HBP	BLK	WP	HR	S	P	ERA	WHIP

Colorado Rockies @ Arizona Diamondbacks

Chase Field, Phoenix, AZ

Tue May 22 2007, 6:40 PM MST

Att. 23,160 - Clear - 88 F

livebaseballscorecards.com

Batter	1	2	3	4	5	6	7	8	9	AB	R	H	RBI	BB	SO	LOB
3 Willy Taveras, R (1, 8) OBP: 0.375, SLG: 0.336	C X 0-1 P4		C C B F F S 1-3 K		B B X 2-0 FC4-6 1-2 2-H 1B		C B X 1-1 L3		X 0-0 P4	5	0	1	1	0	1	3
Kazuo Matsui, S (1, 4) OBP: 0.370, SLG: 0.477	S B B X 2-1 G6-3		B X 1-0 FC4-6 1-2f		B F S B F X 2-2 FC4-6 5 S 1-2f 2-3			B X 1-0 F7		4	0	0	0	0	0	3
5 Matt Holliday, R (1, 7) OBP: 0.376, SLG: 0.581	B X 1-0 1B			S F B F X 1-2 P4	S 1 F B S SAFE 1-3 K 1-2			B B B S S F F X 3-2 F9		4	0	1	0	0	1	2
17 Todd Helton, L (1, 3) OBP: 0.474, SLG: 0.538	B B C B X 3-1 G4-3			C C B F F B X 2-2 F7		F F B B X 2-2 11 A4 D8 2B		X 0-0 2B		4	0	2	0	0	0	1
11 Brad Hawpe, L (1, 9) OBP: 0.379, SLG: 0.455		C X 0-1 27 G5-4-3 1B		X 0-0 1B		B C B C B 2 F C SAFE 3-3 K 2-3		B C F S 1-3 K		4	0	2	0	0	2	2
27 Garrett Atkins, R (1, 5) OBP: 0.310, SLG: 0.344 Jamey Carroll, R (9, PR) OBP: 0.305, SLG: 0.202 (9, 5)		C X 0-1 G5-4-3 1-2f		B B C C F S 2-3 K		F C B B S 2-3 K			B B C F B B 4-2 2 2B BB	3 0	0 1	0 0	0 0	1 0	2 0	2 0
2 Troy Tulowitzki, R (1, 6) OBP: 0.346, SLG: 0.365		C B B B C C 3-3 K			X 0-0 G4-3		C F B B B C 3-3 K		B B 1 SAFE B C L 1 SAFE F F 3-2 X 8 SH5-3 19 SF8 1-H 2B	4	1	1	1	0	2	0
8 Yorvit Torrealba, R (1, 2) OBP: 0.311, SLG: 0.295			B B B B 4-0 37 FC1-6 BB		C F B X 1-2 37 3 1B 1B		B B C X 2-1 37 SH3-4 1B		X 0-0 SH5-3 2-3	2	1	2	0	1	0	0
37 Josh Fogg, R (1, 1) OBP: 0.167, SLG: 0.167 LaTroy Hawkins, R (7, 1) 60 Manny Corpas, R (8, 1) 19 Ryan Spilborghs, R (9, PH) 40 Brian Fuentes, L (9, 1)			X 0-0 FC1-6 FC4-6 1-2f		X 0-0 FC4-6 3 1B 1-2 1B		B B B C X 3-1 SH3-4 1-2		S C B B B B X 3-2 SF8 3-H	2 0 0 0 0	0 0 0 0 0	1 0 0 1 0	0 0 0 0 0	0 0 0 0 0	0 0 0 0 0	1 0 0 0 0

TOP

AB	32
R	3
H	10
RBI	3
BB	2
SO	8
LOB	14

Inning Stats	1	2	3	4	5	6	7	8	9	1B	SF	WP	PA
R	0	0	0	0	1	0	0	0	2	7	1	0	37
E	0	0	0	0	0	0	0	0	0	2B: 3	SAC: 2	PB: 0	
K	0	1	1	1	1	2	1	1	0	3B: 0	DP: 1	SB: 1	
S	7	7	7	14	13	10	9	11	12	HR: 0	HBP: 0	CS: 0	
H	1	1	0	1	3	1	1	1	1				
LOB	1	0	1	0	2	0	1	1	1				
BB	0	0	1	0	0	0	0	0	1				
P	13	10	13	19	19	17	18	16	22				

PITCHER		IP	WLS	BF	H	R	ER	SO	BB	IBB	HBP	BLK	WP	HR	S	P	ERA	WHIP
Livan Hernandez, R ERA: 3.66	(1, 1)	8.0		32	9	1	1	8	1	0	0	0	0	0	78	125	1.12	1.250
Brandon Lyon, R ERA: 2.14	(9, 1)	1.0	L	5	1	2	2	0	1	0	0	0	0	0	12	22	18.00	2.000

PITCHER	IP	WLS	BF	H	R	ER	SO	BB	IBB	HBP	BLK	WP	HR	S	P	ERA	WHIP

BOTTOM

Colorado Rockies @ Arizona Diamondbacks

Chase Field, Phoenix, AZ

Tue May 22 2007, 6:40 PM MST

Att. 23,160 - Clear - 88 F

livebaseballscorecards.com

Batter	1	2	3	4	5	6	7	8	9	AB	R	H	RBI	BB	SO	LOB
6 Stephen Drew, L (1, 6) OBP: 0.301, SLG: 0.309	F B X 1-1 G6-3	X 0-0 G4-6-3 1-2f		C X 0-1 34 E 34 S 1B			C F B X 1-2 F7			4	0	1	0	0	0	3
34 Conor Jackson, R (1, 3) OBP: 0.375, SLG: 0.348	C C C X 1-2 1 WP 1B		B C B X 2-2 1 WP 27 SF7 2B	C F B B F S 3-3 K 1-3			X 0-0 G1-3			4	1	2	0	0	1	1
1 Orlando Hudson, S (1, 4) OBP: 0.366, SLG: 0.466	B B B B 4-0 1-2 BB		B B B 4-0 22 FC1-6 2-3 BB		B F B X 2-1 L8			B B S B F B 4-2 27 CS BB		1	0	0	0	3	0	0
22 Eric Byrnes, R (1, 8) OBP: 0.363, SLG: 0.480	C F D B S 2-3 K		B F B F X 2-2 FC1-6 7 S 1-2f		B B B C B 4-1 27 G5-4-3 BB			L B B 1 B S C SAFE 3-3 K		3	0	0	0	1	2	5
27 Mark Reynolds, R (1, 5) OBP: 0.393, SLG: 0.625	S B S B B X 2-2 G6-3		X 0-0 SF7 3-H		D X 1-0 G5-4-3 1-2f			S S B B B 1 B S SAFE 3-3 K 1-2		3	0	0	1	0	1	4
7 Carlos Quentin, R (1, 9) OBP: 0.308, SLG: 0.356		S B X 1-1 5 1B 1B 1B	1 SAFE B 1 SAFE 1 SAFE B C B B 4-1 1-2 BB			B B X 2-0 G5-3			C B F T 1-2 K	3	0	1	0	1	1	0
26 Miguel Montero, L (1, 2) OBP: 0.247, SLG: 0.308 19 Chris Snyder, R (9, PH) OBP: 0.313, SLG: 0.322		B B C X 2-1 F8	F X 0-1 G1			B C X 1-1 G3			B C X 1-1 G6-3	3 1	0 0	0 0	0 0	0 0	0 0	3 0
5 Robby Hammock, R (1, 7) OBP: 0.333, SLG: 0.281		B C 1 SAFE X 1-1 1B 1-2 1B		B F B C X 2-2 G4-3		C B X 1-1 G6-3			B C X 1-1 G6-3	4	0	1	0	0	0	0
Livan Hernandez, R (1, 1) OBP: 0.308, SLG: 0.320 Brandon Lyon, R (9, 1)	C X 0-1 6 G4-6-3 1-2 2-3 1B			B X 1-0 P6			C B B X 2-1 G4-3			3 0	0 0	1 0	0 0	0 0	0 0	0 0
Inning Stats	R: 0 E: 0 K: 1 S: 11 H: 1 LOB: 2 BB: 1 P: 21	R: 0 E: 0 K: 0 S: 9 H: 3 LOB: 2 BB: 0 P: 13	R: 1 E: 0 K: 0 S: 11 H: 1 LOB: 2 BB: 2 P: 23	R: 0 E: 0 K: 1 S: 10 H: 1 LOB: 1 BB: 0 P: 16	R: 0 E: 0 K: 0 S: 4 H: 0 LOB: 0 BB: 1 P: 11	R: 0 E: 0 K: 0 S: 5 H: 0 LOB: 0 BB: 0 P: 9	R: 0 E: 0 K: 0 S: 6 H: 0 LOB: 0 BB: 0 P: 9	R: 0 E: 0 K: 2 S: 8 H: 0 LOB: 1 BB: 1 P: 18	R: 0 E: 0 K: 1 S: 7 H: 0 LOB: 0 BB: 0 P: 10	1B: 5 2B: 2 3B: 0 HR: 0	SF: 1 SAC: 0 DP: 3 HBP: 0					

	AB	29
	R	1
	H	6
	RBI	1
	BB	5
	SO	5
	LOB	16

WP: 2 PB: 0 SB: 2 CS: 1 PA: 35

PITCHER		IP	WLS	BF	H	R	ER	SO	BB	IBB	HBP	BLK	WP	HR	S	P	ERA	WHIP
37 Josh Fogg, R ERA: 4.53	(1, 1)	6.0		26	6	1	1	2	4	0	0	0	2	0	50	93	1.50	1.667
LaTroy Hawkins, R ERA: 7.56	(7, 1)	1.0		3	0	0	0	0	0	0	0	0	0	0	6	9	0.00	0.000
60 Manny Corpas, R ERA: 2.7	(8, 1)	1.0	W	3	0	0	0	2	1	0	0	0	0	0	8	18	0.00	1.000
40 Brian Fuentes, L ERA: 2.53	(9, 1)	1.0	S	3	0	0	0	1	0	0	0	0	0	0	7	10	0.00	0.000

PITCHER		IP	WLS	BF	H	R	ER	SO	BB	IBB	HBP	BLK	WP	HR	S	P	ERA	WHIP

Colorado Rockies @ Arizona Diamondbacks

Chase Field, Phoenix, AZ

Wed May 23 2007, 6:40 PM MST

Att. 18,384 - Clear - 86 F

TOP

livebaseballscorecards.com

Batter	1	2	3	4	5	6	7	8	9	AB	R	H	RBI	BB	SO	LOB
19 Ryan Spilborghs, R (1, 8) (7, 9) OBP: 0.286, SLG: 0.500	B C B F X 2-2 ① G6-3		C B B F D X 3-2 2 G4-3 2-H 2B		B C S B B F X 3-2 2 G4-6-3 2-H 1B		F B C X 1-2 ③ F8			4	0	2	2	0	0	0
2 Troy Tulowitzki, R (1, 6) OBP: 0.339, SLG: 0.356	C X 0-1 ② G6-3		F B B B X 3-1 ② G4-3 2-3		1 SAFE B F 1 SAFE X 1-1 ②③ G4-6-3 1-2f			B B B C F C 3-3 ① K		4	0	0	0	0	1	2
5 Matt Holliday, R (1, 7) OBP: 0.373, SLG: 0.574	X 0-0 ③ G5-3		D D F S B F X 3-2 ③ G6-3			X 0-0 17 1B 1B		S X 0-1 ② F8		4	0	1	0	0	0	1
17 Todd Helton, L (1, 3) OBP: 0.480, SLG: 0.538		C X 0-1 ① G4-3		C B B B B 4-1 10 FC4-6 27 1B BB		B C S F B B X 3-2 1-2 1B		B C B B B 4-1 27 FC6-4 BB		2	0	1	0	2	0	0
27 Garrett Atkins, R (1, 5) OBP: 0.309, SLG: 0.341		C S B B X 2-2 ② G1-3		B B X 2-0 10 FC4-6 1-2 1B		B C X 1-1 ① F8		B S 1 SAFE B X 2-1 ③ FC6-4 1-2f		4	0	1	0	0	0	3
10 Jeff Baker, R (1, 9) OBP: 0.299, SLG: 0.410 Steve Finley, L (7, 8) OBP: 0.247, SLG: 0.247		F B B B B 4-1 BB		X 0-0 ① FC4-6 8 G6-4-3 1-2f 2-3		C B B X 2-1 ② F8			X 0-0 ① P6	2 1	0 0	0 0	0 0	1 0	0 0	4 0
8 Yorvit Torrealba, R (1, 2) OBP: 0.299, SLG: 0.283		C S B 1 SAFE 1 F D S 2-3 ③ K		X 0-0 ②③ G6-4-3 1-2f		C C F B S 1-3 ③ K			C C C 0-3 ② K	4	0	0	0	0	3	5
Jamey Carroll, R (1, 4) OBP: 0.312, SLG: 0.207			C C B X 1-2 26 SH1-3 19 2B 1B		B B B B 4-1 19 WP 26 SH1-3 19 1B BB		B B C F S 2-3 ① K		F F X 0-2 ③ G4-3	3	2	1	0	1	1	0
26 Jeff Francis, L (1, 1) OBP: 0.167, SLG: 0.118 60 Manny Corpas, R (8, 1) 40 Brian Fuentes, L (9, 1)			C L 1 SAFE X 0-2 ① SH1-3 1-2		X 0-0 ① SH1-3 1-2		F F S 0-3 ② K			1 0 0	0 0 0	0 0 0	0 0 0	1 0 0	0 0 0	0 0 0
Inning Stats	R: 0 E: 0 K: 0 S: 6 H: 0 LOB: 0 BB: 0 P: 8	R: 0 E: 0 K: 1 S: 10 H: 0 LOB: 1 BB: 1 P: 18	R: 1 E: 0 K: 0 S: 15 H: 2 LOB: 1 BB: 0 P: 25	R: 0 E: 0 K: 0 S: 4 H: 1 LOB: 1 BB: 1 P: 10	R: 1 E: 0 K: 0 S: 8 H: 1 LOB: 0 BB: 1 P: 16	R: 0 E: 0 K: 1 S: 13 H: 2 LOB: 2 BB: 0 P: 20	R: 0 E: 0 K: 2 S: 9 H: 0 LOB: 0 BB: 0 P: 12	R: 0 E: 0 K: 1 S: 8 H: 0 LOB: 1 BB: 1 P: 17	R: 0 E: 0 K: 1 S: 7 H: 0 LOB: 0 BB: 0 P: 7	1B: 5 2B: 1 3B: 0 HR: 0 SF: 0 SAC: 2 DP: 2 HBP: 0						

	AB	29
	R	2
	H	6
	RBI	2
	BB	4
	SO	6
	LOB	15

WP: 1 PB: 0 SB: 0 CS: 0 PA: 35

PITCHER	IP	WLS	BF	H	R	ER	SO	BB	IBB	HBP	BLK	WP	HR	S	P	ERA	WHIP
49 Doug Davis, L (1, 1) ERA: 3.57	7.0	L	28	6	2	2	4	3	0	0	0	1	0	65	109	2.57	1.286
28 Brandon Medders, R (8, 1) ERA: 4.35	2.0		7	0	0	0	2	1	0	0	0	0	0	15	24	0.00	0.500

PITCHER	IP	WLS	BF	H	R	ER	SO	BB	IBB	HBP	BLK	WP	HR	S	P	ERA	WHIP

Batter	1	2	3	4	5	6	7	8	9	AB	R	H	RBI	BB	SO	LOB
6 Stephen Drew, L (1, 6) OBP: 0.299, SLG: 0.303	F B B C X 2-2 L3 ①		B C B B C B 4-2 BB		B B X 2-0 L8 ③		B F F F S 1-3 K ③			3	0	0	0	1	1	1
34 Conor Jackson, R (1, 3) OBP: 0.364, SLG: 0.336	B C B F B X 3-2 P6 ②		C B F F X 1-2 F8 ②			C B F X 1-2 F9 ①		B S B F F S 2-3 K ①		4	0	0	0	0	1	2
1 Orlando Hudson, S (1, 4) OBP: 0.364, SLG: 0.461	B S X 1-1 1B		B B F F F B X 3-2 F9 ③			C X 0-1 G4-3 ②		B B B C T S 3-3 K ②		4	0	1	0	0	1	2
22 Eric Byrnes, R (1, 8) OBP: 0.361, SLG: 0.475	C 1 SAFE B X 1-1 P3 ③			S B X 1-1 P3 ①		B B X 2-0 27 1B 1B		X 0-0 G6-3 ③		4	0	1	0	0	0	1
27 Mark Reynolds, R (1, 5) OBP: 0.438, SLG: 0.643		F B S F F X 1-2 P3 ①		C X 0-1 1B		B S D F X 2-2 1-2 1B			C B X 1-1 19 CS 1B 1B	4	0	3	0	0	0	0
7 Carlos Quentin, R (1, 9) OBP: 0.298, SLG: 0.343		B B X 2-0 G5-3 ②		X 0-0 F8 ②		F B S F B B C 3-3 K ③			F C B F B S 2-3 K ①	4	0	0	0	0	2	4
Scott Hairston, R (1, 7) OBP: 0.316, SLG: 0.386		C B F F X 1-2 G6-3 ③		B B C B F C 3-3 K ③			C X 0-1 F9 ①		S F X 0-2 1-2 1B	4	0	1	0	0	1	1
19 Chris Snyder, R (1, 2) OBP: 0.311, SLG: 0.311			B B B C B 4-1 49 SH2-4 BB		S B C B S 2-3 K ①		C B F F X 1-2 F9 ②		C B 2 SAFE X 1-1 2-3 F9 ② ③	3	0	0	0	1	1	2
49 Doug Davis, R (1, 1) 5 Robby Hammock, R (7, PH) OBP: 0.351, SLG: 0.303 28 Brandon Medders, R (8, 1)			L B M X 1-2 SH2-4 ① 1-2		B B C X 2-1 G4-3 ②		C B B B C X 3-2 1B			1 1 0	0 0 0	0 1 0	0 0 0	0 0 0	0 0 0	0 0 0
Inning Stats	R: 0 H: 1 E: 0 LOB: 1 K: 0 BB: 0 S: 10 P: 17	R: 0 H: 0 E: 0 LOB: 0 K: 0 BB: 0 S: 10 P: 14	R: 0 H: 0 E: 0 LOB: 2 K: 0 BB: 2 S: 12 P: 25	R: 0 H: 1 E: 0 LOB: 1 K: 1 BB: 0 S: 8 P: 12	R: 0 H: 0 E: 0 LOB: 0 K: 1 BB: 0 S: 6 P: 12	R: 0 H: 2 E: 0 LOB: 2 K: 1 BB: 0 S: 13 P: 21	R: 0 H: 1 E: 0 LOB: 1 K: 1 BB: 0 S: 13 P: 18	R: 0 H: 0 E: 0 LOB: 0 K: 2 BB: 0 S: 8 P: 13	R: 0 H: 2 E: 0 LOB: 1 K: 1 BB: 0 S: 11 P: 15	1B: 7 SF: 0 2B: 0 SAC: 1 3B: 0 DP: 0 HR: 0 HBP: 0						WP: 0 PA: 35 PB: 0 SB: 0 CS: 1

PITCHER	IP	WLS	BF	H	R	ER	SO	BB	IBB	HBP	BLK	WP	HR	S	P	ERA	WHIP
26 Jeff Francis, L (1, 1) ERA: 4.11	7.0	W	28	5	0	0	4	2	0	0	0	0	0	72	119	0.00	1.000
60 Manny Corpas, R (8, 1) ERA: 2.59	1.0	H	3	0	0	0	2	0	0	0	0	0	0	8	13	0.00	0.000
40 Brian Fuentes, L (9, 1) ERA: 2.42	1.0	S	4	2	0	0	1	0	0	0	0	0	0	11	15	0.00	2.000

PITCHER	IP	WLS	BF	H	R	ER	SO	BB	IBB	HBP	BLK	WP	HR	S	P	ERA	WHIP

BOTTOM

Colorado Rockies @ Arizona Diamondbacks

Chase Field, Phoenix, AZ

Wed May 23 2007, 6:40 PM MST

Att. 18,384 - Clear - 86 F

livebaseballscorecards.com

AB	32
R	0
H	7
RBI	0
BB	2
SO	7
LOB	13

Colorado Rockies @ San Francisco Giants

AT&T Park, San Francisco, CA

Fri May 25 2007, 7:15 PM PDT

Att. 41,274 - Cloudy - 52 F

livebaseballscorecards.com

TOP

Batter	1	2	3	4	5	6	7	8	9	AB	R	H	RBI	BB	SO	LOB
3 Willy Taveras, R (1, 8) OBP: 0.369, SLG: 0.331 40 Brian Fuentes, L (9, 1)	C F C 0-3 ① K		F B B B F X 3-2 ① F8			L B F B C 2-3 ① K	B X 1-0 1-3 3-H 1B		C X 0-1 ② G6-3 2-3	5 0 1 1 0 2 1 0 0 0 0 0 0 0						
Kazuo Matsui, S (1, 4) OBP: 0.353, SLG: 0.449	X 0-0 ② G1-3		B C B X 2-1 ② G6-3			C X 0-1 ② G6-3	B T F S 1-3 ③ K		B X 1-0 5 S 5 1B 3-H 1B	5 1 1 1 0 1 2						
5 Matt Holliday, R (1, 7) OBP: 0.379, SLG: 0.574	B S F X 1-2 ③ G5-3		T F F B B S 2-3 ③ K			F C B X 1-2 1B		B B F X 2-1 11 2B 1B	B X 1-0 17 S 1-H 1B	5 1 3 1 0 1 0						
17 Todd Helton, L (1, 3) OBP: 0.478, SLG: 0.528		X 0-0 ① G6-3		B B F B F F B 4-2 27 L4-6 27 WP BB		F B X 1-1 G4-3		F C F F S 0-3 ① K	B I I I 4-0 1-2 IBB	3 0 0 0 2 1 2						
27 Garrett Atkins, R (1, 5) OBP: 0.301, SLG: 0.331		B C X 1-1 ② F9		B X 1-0 ① ② L4-6 1-2			C B F B X 2-2 ① G5-3	X 0-0 ② F9	B C F S 1-3 ③ K	5 0 0 0 0 1 4						
11 Brad Hawpe, L (1, 9) OBP: 0.387, SLG: 0.463		B F B B B F F F B 4-2 8 BB 2 1B BB		B X 1-0 ③ G1-3			B F B B B 4-1 2 1B 19 1B BB	F C X 0-2 1-H 2B		2 1 1 1 2 0 0						
2 Troy Tulowitzki, R (1, 6) OBP: 0.342, SLG: 0.359		B F C 1 B B B X 3-2 SAFE 8 BB 1-2 1B			C C F B F C 1-3 ① K	B F X 1-1 19 1B 3 1B 1-2 1B	C X 0-1 ③ G4-3		4 1 2 0 0 1 1							
8 Yorvit Torrealba, R (1, 2) OBP: 0.297, SLG: 0.275		B C B B B 4-1 1-2 2-3 BB			C X 0-1 ② F9	B C B C F F B X 3-2 ② F8			B X 1-0 ① G6-3	3 0 0 0 1 0 2						
48 Jason Hirsh, R (1, 1) OBP: 0.053, SLG: 0.053 19 Ryan Spilborghs, R (7, PH) OBP: 0.375, SLG: 0.571 61 Ramon E Ramirez, R (7, 1) Jeremy Affeldt, L (8, 1) Steve Finley, L (9, PH) OBP: 0.255, SLG: 0.256 (9, 8)		B B C F C 2-3 ③ K			S B X 1-1 ③ G1-3		C F D X 1-2 3 1B 1-3 2-H 1B		B C X 1-1 E4 3 G6-3 1B 1B	2 0 0 0 0 1 3 1 0 1 1 0 0 0 0 0 0 0 0 0 0 0 0 0 0 0 0 0 1 1 1 0 0 0 0							
Inning Stats	R: 0 E: 0 K: 1 S: 8 H: 0 LOB: 0 BB: 0 P: 9	R: 0 E: 0 K: 1 S: 14 H: 1 LOB: 3 BB: 2 P: 28	R: 0 E: 0 K: 1 S: 9 H: 0 LOB: 0 BB: 0 P: 16	R: 0 E: 0 K: 0 S: 5 H: 0 LOB: 0 BB: 1 P: 11	R: 0 E: 0 K: 1 S: 9 H: 0 LOB: 0 BB: 0 P: 11	R: 0 E: 0 K: 1 S: 10 H: 1 LOB: 1 BB: 0 P: 14	R: 2 E: 0 K: 1 S: 18 H: 3 LOB: 2 BB: 1 P: 31	R: 1 E: 0 K: 1 S: 13 H: 2 LOB: 1 BB: 0 P: 15	R: 2 E: 1 K: 1 S: 10 H: 3 LOB: 2 BB: 1 P: 19	1B: 9 2B: 2 3B: 0 HR: 0 SF: 0 SAC: 0 DP: 1 HBP: 0							

	AB	36
	R	5
	H	10
	RBI	5
	BB	5
	SO	8
	LOB	15

WP: 1 PB: 0 SB: 2 CS: 0 PA: 41

PITCHER		IP	WLS	BF	H	R	ER	SO	BB	IBB	HBP	BLK	WP	HR	S	P	ERA	WHIP
18 Matt Cain, R ERA: 3.23	(1, 1)	6.2		27	4	2	2	5	4	0	0	0	1	0	69	114	2.70	1.200
41 Brad Hennessey, R ERA: 2.79	(7, 1)	0.1	H	3	2	1	1	1	0	0	0	0	0	0	6	10	27.00	6.000
Jack Taschner, L ERA: 4.61	(8, 1)	0.2	B	3	1	0	0	1	0	0	0	0	0	0	9	9	0.00	1.500
32 Kevin Correia, R ERA: 3.86	(8, 1)	0.1		1	0	0	0	0	0	0	0	0	0	0	2	2	0.00	0.000
Armando Benitez, R ERA: 3.78	(9, 1)	1.0	L	7	3	2	2	1	0	1	0	0	0	0	10	19	18.00	3.000

PITCHER	IP	WLS	BF	H	R	ER	SO	BB	IBB	HBP	BLK	WP	HR	S	P	ERA	WHIP

BOTTOM

Colorado Rockies @ San Francisco Giants

AT&T Park, San Francisco, CA

Fri May 25 2007, 7:15 PM PDT

Att. 41,274 - Cloudy - 52 F

livebaseballscorecards.com

Batter	1	2	3	4	5	6	7	8	9	AB	R	H	RBI	BB	SO	LOB
2 Randy Winn, S (1, 8) OBP: 0.361, SLG: 0.476	C X 0-1 BB 35 BB G4-6-3 1B	F F C 0-3 ③ K			B S X 1-1 ② G4-3			B B B C X 3-1 40 BLK BB 1B		4	1	2	0	0	1	0
35 Rich Aurilia, R (1, 6) OBP: 0.282, SLG: 0.358	C F B B B B 4-2 G4-6-3 BB 1-2 2B BB		X 0-0 ① G6-3		C X 0-1 ③ G5-3			X 0-0 ① F8		3	1	0	0	1	0	1
Ryan Klesko, L (1, 3) OBP: 0.390, SLG: 0.484	C B D D B 4-1 G4-6-3 1-2 2-3 BB		X 0-0 1B			B B X 2-0 G4-3 2B		C C B S 1-3 ② K		3	0	2	0	1	1	1
Barry Bonds, L (1, 7) OBP: 0.497, SLG: 0.602	B C B F B X 3-2 ① ② G4-6-3 1-2f 2-3 3-H		F D B X 2-1 ② P2			B X 1-0 ① G4-3 2-3		B B C F B B 4-2 40 BLK 1-2 BB		3	0	0	0	1	0	4
Ray Durham, S (1, 4) OBP: 0.316, SLG: 0.395 41 Brad Hennessey, R (7, 1) Jack Taschner, L (8, 1) 32 Kevin Correia, R (8, 1) OBP: 1.000, SLG: 1.000 40 Daniel Ortmeier, S (8, PH) OBP: 0.423, SLG: 0.500 Armando Benitez, R (9, 1)	B B C X 2-1 1 1B 3-H 2B		C B F F B B S 3-3 ③ K			B X 1-0 ② G3		B X 1-0 ③ P4 1-2 2-3		3 0 0 0 1 0	1 0 0 0 0 0	1 0 0 0 0 0	1 0 0 0 0 0	0 0 0 0 0 0	1 0 0 0 0 0	2 0 0 0 2 0
1 Bengie Molina, R (1, 2) OBP: 0.340, SLG: 0.473 51 Noah Lowry, R (9, PR) OBP: 0.143, SLG: 0.150	C X 0-1 2-H 1B		B B X 2-0 ① F8		C X 0-1 ③ L9			C X 0-1 1B		4 0	0 0	2 0	1 0	0 0	0 0	1 0
Pedro Feliz, R (1, 5) OBP: 0.294, SLG: 0.441	C B F X 1-2 ③ F8		X 0-0 ② G6-3				B F C X 1-2 19 G6-4-3 1B	B X 1-0 ① F9		4	0	1	0	0	0	2
14 Fred Lewis, L (1, 9) OBP: 0.351, SLG: 0.442 50 Eliezer Alfonzo, R (9, PH) OBP: 0.308, SLG: 0.432		C F F B X 1-2 ① G6-3	C F X 0-2 ③ G6-3				1 SAFE C T B F 1 SAFE F S 1-3 ① K	F S S 0-3 ② K		3 1	0 0	0 0	0 0	0 0	1 1	1 1
18 Matt Cain, R (1, 1) OBP: 0.053, SLG: 0.053 19 Kevin Frandsen, R (7, 4) OBP: 0.316, SLG: 0.378		C B C S 1-3 ② K			B F C X 1-2 ① F8		X 0-0 ② ③ G6-4-3 1-2f	B X 1-0 ③ F9		2 2	0 0	0 0	0 0	0 0	1 0	0 2

	AB	33
	R	3
	H	8
	RBI	2
	BB	3
	SO	6
	LOB	17

Inning Stats	1	2	3	4	5	6	7	8	9	1B: 6	SF: 0	WP: 0	PA: 36
	R: 3 H: 3 E: 0 LOB: 1 K: 0 BB: 2 S: 15 P: 29	R: 0 H: 0 E: 0 LOB: 0 K: 2 BB: 0 S: 10 P: 12	R: 0 H: 1 E: 0 LOB: 1 K: 1 BB: 0 S: 8 P: 13	R: 0 H: 0 E: 0 LOB: 0 K: 0 BB: 0 S: 5 P: 7	R: 0 H: 0 E: 0 LOB: 0 K: 0 BB: 0 S: 7 P: 9	R: 0 H: 1 E: 0 LOB: 1 K: 0 BB: 0 S: 5 P: 9	R: 0 H: 1 E: 0 LOB: 0 K: 1 BB: 0 S: 9 P: 11	R: 0 H: 1 E: 0 LOB: 2 K: 1 BB: 1 S: 9 P: 18	R: 0 H: 1 E: 0 LOB: 1 K: 1 BB: 0 S: 7 P: 9	2B: 2 SAC: 0 3B: 0 DP: 2 HR: 0 HBP: 0		PB: 0 SB: 0 CS: 0	

PITCHER	IP	WLS	BF	H	R	ER	SO	BB	IBB	HBP	BLK	WP	HR	S	P	ERA	WHIP
48 Jason Hirsh, R (1, 1) ERA: 4.3	6.0		24	5	3	3	3	2	0	0	0	0	0	50	79	4.50	1.167
61 Ramon E Ramirez, R (7, 1) ERA: 8.0	1.0		3	1	0	0	1	0	0	0	0	0	0	9	11	0.00	1.000
Jeremy Affeldt, L (8, 1) ERA: 3.48	1.0	W	5	1	0	0	1	1	0	0	1	0	0	9	18	0.00	2.000
40 Brian Fuentes, L (9, 1) ERA: 2.31	1.0	S	4	1	0	0	1	0	0	0	0	0	0	7	9	0.00	1.000

PITCHER	IP	WLS	BF	H	R	ER	SO	BB	IBB	HBP	BLK	WP	HR	S	P	ERA	WHIP

Colorado Rockies @ San Francisco Giants

AT&T Park, San Francisco, CA

Sat May 26 2007, 6:05 PM PDT

Att. 38,212 - Partly Cloudy - 59 F

livebaseballscorecards.com

Batter	1	2	3	4	5	6	7	8	9	AB	R	H	RBI	BB	SO	LOB
3 Willy Taveras, R (1, 8) OBP: 0.377, SLG: 0.336	L9		E 5 G5-3 1B	G6-3			SH5-4 5 1B 1B	BB		4	2	2	0	1	0	0
Kazuo Matsui, S (1, 4) OBP: 0.327, SLG: 0.415	K		FC1 17 E 27 2B		F9		SH5-4	G6-3		4	1	0	0	0	1	4
5 Matt Holliday, R (1, 7) OBP: 0.379, SLG: 0.575	K		G5-3		2B		1B		F9	5	0	2	3	0	1	1
17 Todd Helton, L (1, 3) OBP: 0.466, SLG: 0.512		P6	E4 27 2B 11 SF9		K		F7		K	5	1	0	0	0	2	3
27 Garrett Atkins, R (1, 5) OBP: 0.303, SLG: 0.345		G5-3	2B		F8		P6		2B	5	0	2	1	0	0	2
11 Brad Hawpe, L (1, 9) OBP: 0.382, SLG: 0.457		2 1B 1B	SF9			G3		F7	L5	4	0	1	1	0	0	1
2 Troy Tulowitzki, R (1, 6) OBP: 0.345, SLG: 0.363		1-3 1B	G6-3			F9		28 SH5-4 8 HBP 1B		4	0	2	0	0	0	1
8 Yorvit Torrealba, R (1, 2) OBP: 0.296, SLG: 0.267		1 SAFE L4				G6-3		1-2 28 SH5-4 HBP		3	0	0	0	0	0	2
28 Aaron Cook, R (1, 1) OBP: 0.300, SLG: 0.333			FC1 3 1B E 1B	G1-3			SH5-4 3 1B 5 1B HBP	SH5-4		2	2	1	0	0	0	0

Inning Stats	R: 0 E: 0 K: 2 S: 8	H: 0 LOB: 0 BB: 0 P: 11	R: 0 E: 0 K: 0 S: 12	H: 2 LOB: 2 BB: 0 P: 15	R: 4 E: 2 K: 0 S: 15	H: 3 LOB: 1 BB: 0 P: 24	R: 0 E: 0 K: 0 S: 5	H: 0 LOB: 0 BB: 0 P: 8	R: 0 E: 0 K: 1 S: 13	H: 1 LOB: 1 BB: 0 P: 17
	R: 0 E: 0 K: 0 S: 8	H: 0 LOB: 0 BB: 0 P: 12	R: 2 E: 0 K: 0 S: 7	H: 2 LOB: 1 BB: 0 P: 11	R: 0 E: 0 K: 0 S: 14	H: 1 LOB: 3 BB: 1 P: 25	R: 0 E: 0 K: 1 S: 11	H: 1 LOB: 1 BB: 0 P: 15	1B: 7 2B: 3 3B: 0 HR: 0	SF: 1 SAC: 2 DP: 0 HBP: 2	WP: 0 PB: 0 SB: 0 CS: 0	PA: 42

PITCHER		IP	WLS	BF	H	R	ER	SO	BB	IBB	HBP	BLK	WP	HR	S	P	ERA	WHIP
Matt Morris, R ERA: 2.9	(1, 1)	7.0	L	32	8	6	2	3	0	0	1	0	0	0	68	98	2.57	1.143
Steve Kline, L ERA: 6.75	(8, 1)	1.0		6	1	0	0	0	1	0	1	0	0	0	14	25	0.00	2.000
31 Vinnie Chulk, R ERA: 4.12	(9, 1)	1.0		4	1	0	0	1	0	0	0	0	0	0	11	15	0.00	1.000

PITCHER	IP	WLS	BF	H	R	ER	SO	BB	IBB	HBP	BLK	WP	HR	S	P	ERA	WHIP

TOP	
AB	36
R	6
H	10
RBI	5
BB	1
SO	4
LOB	14

Colorado Rockies @ San Francisco Giants

AT&T Park, San Francisco, CA

Sat May 26 2007, 6:05 PM PDT

Att. 38,212 - Partly Cloudy - 59 F

livebaseballscorecards.com

BOTTOM

Batter	1	2	3	4	5	6	7	8	9	AB	R	H	RBI	BB	SO	LOB
2 Randy Winn, S (1, 8) OBP: 0.353, SLG: 0.465	B F B X 2-1 ① G4-3	C X 0-1 ③ G6-3			C S B X 1-2 ② G6-3		F C S 0-3 ③ K			4	0	0	0	0	1	4
14 Fred Lewis, L (1, 9) OBP: 0.361, SLG: 0.426	F B F X 1-2 ② G1-3		B B C B B 4-1 G6-3 BB		B B B B 4-0 FC4-6 BB			B B C X 2-1 ① G1-3		2	0	0	0	2	0	0
Ryan Klesko, L (1, 3) OBP: 0.376, SLG: 0.465	B B X 2-0 ③ G3		1 SAFE 1 SAFE X 0-0 ① ② G6-3 1-2f		C B B X 2-1 ③ FC4-6 1-2f			X 0-0 ② G4-3		4	0	0	0	0	0	2
Barry Bonds, L (1, 7) OBP: 0.485, SLG: 0.581 31 Vinnie Chulk, R (9, 1)		C B X 1-1 ① G4-3	F X 0-1 ③ G6-3			C F B F X 1-2 ① G3		B B X 2-0 ③ G4-3		4 0	0 0	0 0	0 0	0 0	0 0	0 0
Ray Durham, S (1, 4) OBP: 0.320, SLG: 0.399 19 Kevin Frandsen, R (4, 4) OBP: 0.317, SLG: 0.359		L B C X 1-2 2B 1B 1B		C B X 1-1 ① F9		B B B C B 4-1 1 L3 BB			C X 0-1 ① G6-3	1 2	1 0	1 0	0 0	0 1	0 0	0 0
1 Bengie Molina, R (1, 2) OBP: 0.338, SLG: 0.468		C 1 SAFE F X 0-2 ② F8		B F C B F F F F X 2-2 G1-3 1B		C X 0-1 ② ③ L3 1-1			C F X 0-2 ② G1	4	0	1	0	0	0	2
Pedro Feliz, R (1, 5) OBP: 0.299, SLG: 0.449		1 SAFE X 0-0 1B 1-3 2B		B B C X 2-1 ② G1-3 1-2			B C B X 2-1 FC4-6 1B		X 0-0 ③ G5-3	4	0	2	0	0	0	1
13 Omar Vizquel, S (1, 6) OBP: 0.274, SLG: 0.280		I I I I 4-0 1B IBB		B B X 2-0 ③ F8			1 SAFE B B B C X 2-1 ① F8			2	0	0	0	1	0	2
Matt Morris, R (1, 1) OBP: 0.211, SLG: 0.167 Mark Sweeney, L (7, PH) OBP: 0.243, SLG: 0.382 Steve Kline, S (8, 1) 40 Daniel Ortmeier, S (9, 7) OBP: 0.423, SLG: 0.500		C X 0-1 1-2 2-3 3-H 1B			F C F S 0-3 ① K		X 0-0 ② FC4-6 1-2f			2 1 0 0	0 0 0 0	1 0 0 0	1 0 0 0	0 0 0 0	1 0 0 0	0 1 0 0
Inning Stats	R: 0 E: 0 K: 0 S: 6 H: 0 LOB: 0 BB: 0 P: 11	R: 1 E: 0 K: 0 S: 13 H: 3 LOB: 3 BB: 1 P: 19	R: 0 E: 0 K: 0 S: 4 H: 0 LOB: 0 BB: 1 P: 8	R: 0 E: 0 K: 0 S: 12 H: 1 LOB: 1 BB: 0 P: 19	R: 0 E: 0 K: 1 S: 9 H: 0 LOB: 1 BB: 1 P: 16	R: 0 E: 0 K: 0 S: 7 H: 0 LOB: 0 BB: 1 P: 12	R: 0 E: 0 K: 1 S: 8 H: 1 LOB: 1 BB: 0 P: 12	R: 0 E: 0 K: 0 S: 4 H: 0 LOB: 0 BB: 0 P: 8	R: 0 E: 0 K: 0 S: 6 H: 0 LOB: 0 BB: 0 P: 6	1B: 4 2B: 2 3B: 0 HR: 0	SF: 0 SAC: 0 DP: 2 HBP: 0						

	AB	30
	R	1
	H	5
	RBI	1
	BB	4
	SO	2
	LOB	12

WP: 0 PB: 0 SB: 0 CS: 0 PA: 34

PITCHER	IP	WLS	BF	H	R	ER	SO	BB	IBB	HBP	BLK	WP	HR	S	P	ERA	WHIP
28 Aaron Cook, R (1, 1) ERA: 4.11	9.0	W	34	5	1	1	2	3	1	0	0	0	0	69	111	1.00	0.889

PITCHER	IP	WLS	BF	H	R	ER	SO	BB	IBB	HBP	BLK	WP	HR	S	P	ERA	WHIP

Batter	1	2	3	4	5	6	7	8	9	10	AB	R	H	RBI	BB	SO	LOB
3 Willy Taveras, R (1, 8) OBP: 0.375, SLG: 0.336	C F B F X 1-2 G3-1 ①		F B F B F C 2-3 K ②		C F X 0-2 5 3B 19 BB 1B		B S X 1-1 F9 ①		C X 0-1 1B	F C F X 0-2 G2-3 ③	6	1	2	0	0	1	2
19 Ryan Spilborghs, R (1, 9) OBP: 0.385, SLG: 0.545	C B F X 1-2 G6-3 ②		C X 0-1 2B		B B B B 4-0 5 3B 1-2 BB		F C C 0-3 K ②		C X 0-1 F8 ②		4	1	1	0	1	1	1
5 Matt Holliday, R (1, 7) OBP: 0.380, SLG: 0.578	B B B C B 4-1 17 1B BB		D B C S X 2-2 F9 ③		B F B X 2-1 17 1B 1-H 2-H 3B		B C X 1-1 P3 ③		1 SAFE B C 1 B X 2-1 G6-3 ③		4	1	1	2	1	0	2
17 Todd Helton, L (1, 3) OBP: 0.474, SLG: 0.526 Kazuo Matsui, S (10, PR) OBP: 0.327, SLG: 0.415 (10, 4)	X 0-0 1-2 1B			C B S C 1-3 K ①	C X 0-1 27 G5-4-3 3-H 1B			B C C B F F X 2-2 27 FC5 2B		B X 1-0 27 PB 2 1B 1B	5 0	0 1	4 0	1 0	0 0	1 0	0 0
27 Garrett Atkins, R (1, 5) OBP: 0.296, SLG: 0.335 (10, 3)	B X 1-0 F8 ③			C B F B F B X 3-2 F8 ②	X 0-0 G5-4-3 ① ② 1-2f			C F B B F F X 2-2 FC5 ① 2 FC6-4 2-3		C 1 SAFE F F 1 SAFE B D D F 3-2 F8 ① 1-2	5	0	0	0	0	0	5
2 Troy Tulowitzki, R (1, 6) OBP: 0.347, SLG: 0.369		C C B F X 1-2 G6-3 ①		S B B C B X 3-2 20 3B 2B	X 0-0 P3 ③			X 0-0 FC6-4 ② 20 BLK 1-2f		C F B F F B F F X 2-2 20 2B 2-H 1B	5	2	2	1	0	0	1
20 Chris Iannetta, R (1, 2) OBP: 0.347, SLG: 0.351		B F C X 1-2 G1-3 ②		C B F F X 1-2 2-H 3B	X 0-0 F9 ①			1 SAFE B F F B B B 4-2 1-2 BB		X 0-0 2-H 2B	4	0	2	2	1	0	0
Jamey Carroll, R (1, 4) OBP: 0.307, SLG: 0.198 (10, 5)		C B B B C S 3-3 K ③		B B C S F B F D 4-2 35 S BB	B X 1-0 L9 ②			F F X 0-2 L3 ③		B B S C B F F X 3-2 F7 ②	4	0	0	0	1	1	4
35 Taylor Buchholz, R (1, 1) OBP: 0.214, SLG: 0.083 60 Manny Corpas, R (8, 1) Jeremy Affeldt, L (8, 1) LaTroy Hawkins, R (8, 1) Steve Finley, L (9, PH) OBP: 0.253, SLG: 0.253 61 Ramon E Ramirez, R (9, 1) 11 Brad Hawpe, L (10, PH) OBP: 0.385, SLG: 0.457 40 Brian Fuentes, L (10, 1)			C B B S F C 2-3 K ①	C F D X 1-2 G4-3 ③ 1-2		B F F C 1-3 K ③			C B F X 1-2 F8 ①	B C C E B B 4-2 BB	3 0 0 0 1 0 0 0 0	0 0 0 0 0 0 0 0 0	0 0 0 0 0 0 0 0 0	0 0 0 0 0 0 0 0 0	0 0 0 0 0 0 1 0 0	2 0 0 0 0 0 0 0 0	2 0 0 0 0 0 0 0 0
Inning Stats	R: 0 E: 0 K: 0 S: 10 H: 1 LOB: 2 BB: 1 P: 17	R: 0 E: 0 K: 1 S: 10 H: 0 LOB: 0 BB: 0 P: 15	R: 0 E: 0 K: 2 S: 13 H: 1 LOB: 1 BB: 0 P: 19	R: 1 E: 0 K: 1 S: 21 H: 2 LOB: 2 BB: 1 P: 34	R: 3 E: 0 K: 0 S: 9 H: 3 LOB: 0 BB: 1 P: 15	R: 0 E: 0 K: 1 S: 5 H: 0 LOB: 0 BB: 0 P: 7	R: 0 E: 0 K: 1 S: 7 H: 0 LOB: 0 BB: 0 P: 9	R: 0 E: 0 K: 0 S: 16 H: 1 LOB: 2 BB: 1 P: 24	R: 0 E: 0 K: 0 S: 9 H: 1 LOB: 1 BB: 0 P: 12	R: 2 E: 0 K: 0 S: 26 H: 3 LOB: 2 BB: 1 P: 39	1B: 6 2B: 4 3B: 2 HR: 0	SF: 0 SAC: 0 DP: 1 HBP: 0				WP: 0 PB: 1 SB: 1 CS: 0	PA: 46	

PITCHER	IP	WLS	BF	H	R	ER	SO	BB	IBB	HBP	BLK	WP	HR	S	P	ERA	WHIP
51 Noah Lowry, L (1, 1) ERA: 3.08	4.0		22	7	4	4	4	3	0	0	0	0	0	61	98	9.00	2.500
31 Vinnie Chulk, R (5, 1) ERA: 3.92	1.0		2	0	0	0	0	0	0	0	0	0	0	2	2	0.00	0.000
48 Russ Ortiz, R (6, 1) ERA: 5.85	2.0		6	0	0	0	2	0	0	0	0	0	0	12	16	0.00	0.000
32 Kevin Correia, R (8, 1) ERA: 3.52	2.0		9	2	0	0	0	1	0	0	1	0	0	25	36	0.00	1.500
Steve Kline, L (10, 1) ERA: 7.59	0.0	L	1	1	1	1	0	0	0	0	0	0	0	1	2	∞	∞

PITCHER	IP	WLS	BF	H	R	ER	SO	BB	IBB	HBP	BLK	WP	HR	S	P	ERA	WHIP
41 Brad Hennessey, R (10, 1) ERA: 3.1	1.0		6	2	1	1	0	1	0	0	0	0	0	25	37	9.00	3.000

TOP

Colorado Rockies @ San Francisco Giants

AT&T Park, San Francisco, CA

Sun May 27 2007, 1:05 PM PDT

Att. 41,708 - Overcast - 63 F

livebaseballscorecards.com

AB	41
R	6
H	12
RBI	6
BB	5
SO	6
LOB	17

Colorado Rockies @ San Francisco Giants

AT&T Park, San Francisco, CA

Sun May 27 2007, 1:05 PM PDT

Att. 41,708 - Overcast - 63 F

livebaseballscorecards.com

Batter	1	2	3	4	5	6	7	8	9	10	AB	R	H	RBI	BB	SO	LOB
2 Randy Winn, S (1, 8) OBP: 0.349, SLG: 0.455	G4-3		K		G4-3			14 FC6-4 HBP	F9		4	0	0	0	0	1	2
14 Fred Lewis, L (1, 9) OBP: 0.348, SLG: 0.424	G3-1		2-H 2B			K2-3		FC6-4 1 BB 1B 1-2f		P6	5	1	1	1	0	1	1
35 Rich Aurilia, R (1, 3) OBP: 0.280, SLG: 0.353	F9		G6-3			HR 1B		K		K	5	1	1	0	0	2	2
Barry Bonds, L (1, 7) OBP: 0.494, SLG: 0.608		F7		1 G4-3 1 S 1B		1-H HR		1 1B 1-2 BB		BB	3	1	2	2	2	0	0
1 Bengie Molina, R (1, 2) OBP: 0.339, SLG: 0.465		1B	G4-3 1-3			F8		1-3 1B 2-H		L7	5	0	2	1	0	0	2
Pedro Feliz, R (1, 5) OBP: 0.292, SLG: 0.438		K	P4			G5-3		G6-3			4	0	0	0	0	1	4
13 Omar Vizquel, S (1, 6) OBP: 0.273, SLG: 0.279		P3	K2-3				F7		19 SH5-4 1B		4	0	1	0	0	1	2
19 Kevin Frandsen, R (1, 4) OBP: 0.318, SLG: 0.357			51 SH3-4 14 2B 1B		F8		G4-3		SH5-4 1-2		3	1	1	0	0	0	0
51 Noah Lowry, R (1, 1) OBP: 0.143 SLG: 0.143 31 Vinnie Chulk, R (5, 1) Mark Sweeney, L (5, PH) 48 Russ Ortiz, R (6, 1) OBP: 0.000 SLG: 0.000 Ryan Klesko, L (7, PH) OBP: 0.000 SLG: 0.000 32 Kevin Correia, R (8, 1) OBP: 0.000 SLG: 0.000 40 Daniel Ortmeier, S (9, PH) OBP: 0.400 SLG: 0.400 Steve Kline, S (10, 1) 41 Brad Hennessey, R (10, 1)			SH3-4 1-2		F8		K		K	0	0	0	0	0	0	0 0 1 0 1 0 0 1 0
Inning Stats	R: 0 E: 0 K: 0 S: 8 H: 0 LOB: 0 BB: 0 P: 12	R: 0 E: 0 K: 1 S: 10 H: 1 LOB: 1 BB: 0 P: 18	R: 1 E: 0 K: 1 S: 14 H: 2 LOB: 1 BB: 0 P: 20	R: 0 E: 0 K: 1 S: 7 H: 1 LOB: 1 BB: 0 P: 10	R: 0 E: 0 K: 0 S: 5 H: 0 LOB: 0 BB: 0 P: 9	R: 2 E: 0 K: 1 S: 9 H: 2 LOB: 0 BB: 0 P: 13	R: 0 E: 0 K: 1 S: 10 H: 0 LOB: 0 BB: 0 P: 11	R: 1 E: 0 K: 1 S: 13 H: 1 LOB: 2 BB: 1 P: 21	R: 0 E: 0 K: 1 S: 10 H: 1 LOB: 1 BB: 0 P: 15	R: 0 E: 0 K: 1 S: 11 H: 0 LOB: 1 BB: 1 P: 18	1B: 6 2B: 1 3B: 0 HR: 1	SF: 0 SAC: 2 DP: 0 HBP: 1		WP: 0 PB: 0 SB: 1 CS: 0		PA: 41		

PITCHER		IP	WLS	BF	H	R	ER	SO	BB	IBB	HBP	BLK	WP	HR	S	P	ERA	WHIP
35 Taylor Buchholz, R ERA: 5.58	(1, 1)	7.0		27	6	3	3	5	0	0	0	0	0	1	63	93	3.86	0.857
60 Manny Corpas, R ERA: 2.88	(8, 1)	0.2	H	3	0	1	1	1	0	0	1	0	0	0	8	11	13.50	0.000
Jeremy Affeldt, L ERA: 3.48	(8, 1)	0.0		1	0	0	0	0	1	0	0	0	0	0	2	6	∞	∞
LaTroy Hawkins, R ERA: 7.27	(8, 1)	0.1	B	2	1	0	0	0	0	0	0	0	0	0	3	4	0.00	3.000
61 Ramon E Ramirez, R ERA: 7.2	(9, 1)	1.0	W	4	1	0	0	1	0	0	0	0	0	0	10	15	0.00	1.000

PITCHER		IP	WLS	BF	H	R	ER	SO	BB	IBB	HBP	BLK	WP	HR	S	P	ERA	WHIP
40 Brian Fuentes, L ERA: 2.22	(10, 1)	1.0	S	4	0	0	0	1	1	0	0	0	0	0	11	18	0.00	1.000

BOTTOM	
AB	36
R	4
H	8
RBI	4
BB	2
SO	8
LOB	14

Batter	1	2	3	4	5	6	7	8	9	AB	R	H	RBI	BB	SO	LOB
Aaron Miles, S (1, 6) OBP: 0.320, SLG: 0.337	G4-3		G6-3			1B		HR		4	1	2	0	0	0	1
So Taguchi, R (1, 8) OBP: 0.318, SLG: 0.372	F7			F8		5 BB		HR		4	1	2	2	0	0	0
5 Albert Pujols, R (1, 3) OBP: 0.386, SLG: 0.484	G6-3			G1-3		26 FC4-6 BB		G4-3		3	0	0	0	1	0	0
26 Scott Spiezio, S (1, 5) OBP: 0.347, SLG: 0.374		F9		F9		FC4-6			G3	4	0	0	0	0	0	3
43 Juan Encarnacion, R (1, 9) OBP: 0.239, SLG: 0.250		G6-3			F8		G4-3		P4	4	0	0	0	0	0	0
47 Ryan Ludwick, R (1, 7) OBP: 0.250, SLG: 0.261		F7			K		K		K	4	0	0	0	0	3	0
Gary Bennett, R (1, 2) OBP: 0.227, SLG: 0.214			F8		G5-3		G5-3			3	0	0	0	0	0	0
7 Adam Kennedy, L (1, 4) OBP: 0.291, SLG: 0.305			1B			G6-3		G4-3		3	0	1	0	0	0	0
Kip Wells, R (1, 1) OBP: 0.263, SLG: 0.474			B2			G6-3		K		2	0	0	0	0	0	1
56 Kelvin Jimenez, R (7, 1)										0	0	0	0	0	0	0
4 Yadier Molina, R (8, PH) OBP: 0.338, SLG: 0.346										1	0	0	0	0	1	0
46 Troy Cate, L (8, 1)										0	0	0	0	0	0	0
Inning Stats	R: 0 E: 0 K: 0 S: 5 H: 0 LOB: 0 BB: 0 P: 7	R: 0 E: 0 K: 0 S: 6 H: 0 LOB: 0 BB: 0 P: 9	R: 0 E: 0 K: 0 S: 7 H: 1 LOB: 1 BB: 0 P: 13	R: 0 E: 0 K: 0 S: 4 H: 0 LOB: 0 BB: 0 P: 8	R: 0 E: 0 K: 1 S: 6 H: 0 LOB: 0 BB: 0 P: 11	R: 0 E: 0 K: 0 S: 13 H: 2 LOB: 3 BB: 1 P: 25	R: 0 E: 0 K: 1 S: 7 H: 0 LOB: 0 BB: 0 P: 9	R: 2 E: 0 K: 1 S: 11 H: 2 LOB: 0 BB: 0 P: 18	R: 0 E: 0 K: 1 S: 5 H: 0 LOB: 0 BB: 0 P: 7	1B: 3 2B: 1 3B: 0 HR: 1	SF: 0 SAC: 0 DP: 0 HBP: 0					

PITCHER	IP	WLS	BF	H	R	ER	SO	BB	IBB	HBP	BLK	WP	HR	S	P	ERA	WHIP
26 Jeff Francis, L (1, 1) ERA: 3.93	7.2	W	29	5	2	2	3	1	0	0	0	0	1	58	99	2.35	0.783
61 Ramon E Ramirez, R (8, 1) ERA: 6.97	0.1		1	0	0	0	0	0	0	0	0	0	0	1	1	0.00	0.000
50 Jorge Julio, R (9, 1) ERA: 10.22	1.0		3	0	0	0	1	0	0	0	0	0	0	5	7	0.00	0.000

PITCHER	IP	WLS	BF	H	R	ER	SO	BB	IBB	HBP	BLK	WP	HR	S	P	ERA	WHIP

TOP

St. Louis Cardinals @ Colorado Rockies

Coors Field, Denver, CO

Mon May 28 2007, 1:05 PM MDT

Att. 31,575 - Partly Cloudy - 81 F

livebaseballscorecards.com

AB	32
R	2
H	5
RBI	2
BB	1
SO	4
LOB	5

1B: 3	SF: 0	WP: 0	PA: 33
2B: 1	SAC: 0	PB: 0	
3B: 0	DP: 0	SB: 0	
HR: 1	HBP: 0	CS: 0	

BOTTOM

St. Louis Cardinals @ Colorado Rockies

Coors Field, Denver, CO

Mon May 28 2007, 1:05 PM MDT

Att. 31,575 - Partly Cloudy - 81 F

Batter	1	2	3	4	5	6	7	8	9	AB	R	H	RBI	BB	SO	LOB
3 Willy Taveras, R (1, 8) OBP: 0.378, SLG: 0.340	F7		F8 S 1B		G6-3		1B S 5 G6-3 1B	G3		4	1	2	0	0	0	1
Steve Finley, L (8, 8) OBP: 0.250, SLG: 0.250										1	0	0	0	0	0	0
Kazuo Matsui, S (1, 4) OBP: 0.339, SLG: 0.421	K		F8 1-3		E9 5 PB 2-H 1B		SAFE 5 G6-3 11 HR 1-3 1B			4	2	2	1	0	1	1
5 Matt Holliday, R (1, 7) OBP: 0.377, SLG: 0.587	HR		L9		G1-3 3-H		G6-3 1-3 3-H			4	1	1	2	0	0	2
11 Brad Hawpe, L (1, 9) OBP: 0.388, SLG: 0.477	G6-3			K		10 BB 2 E 1B	HR 3-H			4	1	2	2	0	1	0
27 Garrett Atkins, R (1, 5) OBP: 0.295, SLG: 0.333		G5-3		P4		F9	1B			4	0	1	0	0	0	1
2 Troy Tulowitzki, R (1, 6) OBP: 0.350, SLG: 0.383		3B		1B		FC6 10 BB 1-2	F8			4	0	2	0	0	0	2
10 Jeff Baker, R (1, 3) OBP: 0.296, SLG: 0.391		G4-3		F9		26 FC6 1-2 2-3 BB	K			3	0	0	0	1	1	3
20 Chris Iannetta, R (1, 2) OBP: 0.333, SLG: 0.333		G4-3			F8	K		F9		4	0	0	0	0	1	4
26 Jeff Francis, L (1, 1) OBP: 0.190, SLG: 0.200			G5-3		E 2B	FC6 1-2f		F8		3	1	1	0	0	0	3
61 Ramon E Ramirez, R (8, 1)										0	0	0	0	0	0	0
19 Ryan Spilborghs, R (8, PH) OBP: 0.357, SLG: 0.500										1	0	0	0	0	0	0
50 Jorge Julio, R (9, 1)										0	0	0	0	0	0	0
Inning Stats	R: 1 H: 1 E: 0 LOB: 0 K: 1 BB: 0 S: 8 P: 12	R: 0 H: 1 E: 0 LOB: 1 K: 0 BB: 0 S: 7 P: 12	R: 0 H: 1 E: 0 LOB: 1 K: 0 BB: 0 S: 8 P: 14	R: 0 H: 1 E: 0 LOB: 1 K: 1 BB: 0 S: 6 P: 9	R: 2 H: 2 E: 1 LOB: 0 K: 0 BB: 0 S: 14 P: 21	R: 0 H: 1 E: 1 LOB: 3 K: 1 BB: 1 S: 12 P: 21	R: 3 H: 4 E: 0 LOB: 1 K: 1 BB: 0 S: 16 P: 23	R: 0 H: 0 E: 0 LOB: 0 K: 0 BB: 0 S: 5 P: 7		1B: 7 SF: 0 2B: 1 SAC: 0 3B: 1 DP: 0 HR: 2 HBP: 0						

livebaseballscorecards.com

AB	36
R	6
H	11
RBI	5
BB	1
SO	4
LOB	17

WP: 0 PB: 1 SB: 2 CS: 0 PA: 37

PITCHER		IP	WLS	BF	H	R	ER	SO	BB	IBB	HBP	BLK	WP	HR	S	P	ERA	WHIP
Kip Wells, R ERA: 6.2	(1, 1)	6.1	L	32	11	6	5	3	1	0	0	0	0	2	65	103	7.11	1.895
56 Kelvin Jimenez, R ERA: 7.71	(7, 1)	0.2		2	0	0	0	1	0	0	0	0	0	0	6	9	0.00	0.000
46 Troy Cate, L ERA:	(8, 1)	1.0		3	0	0	0	0	0	0	0	0	0	0	5	7	0.00	0.000

PITCHER	IP	WLS	BF	H	R	ER	SO	BB	IBB	HBP	BLK	WP	HR	S	P	ERA	WHIP

Batter	1	2	3	4	5	6	7	8	9	AB	R	H	RBI	BB	SO	LOB
Aaron Miles, S (1, 6) OBP: 0.317, SLG: 0.344	B B C X 2-1 G4-3			C B X 1-1 26 F9 5 SF8 2B		X 0-0 ① F7		C S F B F X 1-2 ③ G3		4	1	1	0	0	0	0
26 Scott Spiezio, S (1, 9) OBP: 0.340, SLG: 0.366 43 Juan Encarnacion, R (4, 9) OBP: 0.229, SLG: 0.239	S T F B F S 1-3 ② K			S B C B X 2-2 ① F9 2-3		C B X 1-1 ② G5-3			B X 1-0 ① G5-3	2 2	0 0	0 0	0 0	0 0	1 0	1 0
5 Albert Pujols, R (1, 3) OBP: 0.379, SLG: 0.476	C B F B D S 3-3 ③ K			B B X 2-0 ② SF8 3-H		B X 1-0 ③ G1-3			C F B F B X 2-2 ② G6-3	3	0	0	1	0	1	0
15 Jim Edmonds, L (1, 8) OBP: 0.305, SLG: 0.348		B C F B F X 2-2 ① G3		B F F B C 2-3 ③ K			F B B X 2-1 HR		B B B C B 4-1 27 1B BB	3	1	1	1	1	1	0
27 Scott Rolen, R (1, 5) OBP: 0.339, SLG: 0.367		C F B B S 1-3 ② K			B C B X 2-1 HR		C X 0-1 G5-4-3 1B		B C X 1-1 1-2 1B	4	1	3	1	0	1	0
So Taguchi, R (1, 7) OBP: 0.315, SLG: 0.366		X 0-0 ③ G6-3			C B X 1-1 7 G6-4-3 1B		B X 1-0 ① ② G5-4-3 1-2f		B B X 2-0 ③ L3	4	0	1	0	0	0	3
4 Yadier Molina, R (1, 2) OBP: 0.336, SLG: 0.344 Gary Bennett, R (4, 2) OBP: 0.239, SLG: 0.227			B C X 1-1 ① G4-3		C S X 0-2 7 G6-4-3 1-2 1B		C B X 1-1 ③ G6-3			1 2	0 0	0 1	0 0	0 0	0 0	0 0
7 Adam Kennedy, L (1, 4) OBP: 0.285, SLG: 0.299			C B F B S 2-3 ② K		B C X 1-1 ① ② G6-4-3 1-2f 2-3			S C S 0-3 ① K		3	0	0	0	0	2	2
41 Braden Looper, R (1, 1) OBP: 0.250, SLG: 0.222 Tyler Johnson, S (6, 1) 47 Ryan Ludwick, R (8, PH) OBP: 0.245, SLG: 0.255 36 Russ Springer, R (8, 1)			S B C B S 2-3 ③ K		C B F S 1-3 ③ K			C X 0-1 ② G6-3		2 0 1 0	0 0 0 0	0 0 0 0	0 0 0 0	0 0 0 0	2 0 0 0	1 0 0 0
Inning Stats	R: 0 H: 0 E: 0 LOB: 0 K: 2 BB: 0 S: 9 P: 15	R: 0 H: 0 E: 0 LOB: 0 K: 1 BB: 0 S: 8 P: 11	R: 0 H: 0 E: 0 LOB: 0 K: 2 BB: 0 S: 8 P: 13	R: 1 H: 1 E: 0 LOB: 0 K: 1 BB: 0 S: 9 P: 16	R: 1 H: 3 E: 0 LOB: 1 K: 1 BB: 0 S: 12 P: 17	R: 0 H: 0 E: 0 LOB: 0 K: 0 BB: 0 S: 4 P: 6	R: 1 H: 2 E: 0 LOB: 0 K: 0 BB: 0 S: 7 P: 11	R: 0 H: 0 E: 0 LOB: 0 K: 1 BB: 0 S: 10 P: 11	R: 0 H: 1 E: 0 LOB: 2 K: 0 BB: 1 S: 9 P: 19	1B: 4 SF: 1 2B: 1 SAC: 0 3B: 0 DP: 2 HR: 2 HBP: 0						

TOP

St. Louis Cardinals @ Colorado Rockies

Coors Field, Denver, CO

Tue May 29 2007, 7:05 PM MDT

Att. 18,213 - Cloudy - 48 F

livebaseballscorecards.com

AB	31
R	3
H	7
RBI	3
BB	1
SO	8
LOB	7

WP: 0 PA: 33
PB: 0
SB: 0
CS: 0

PITCHER		IP	WLS	BF	H	R	ER	SO	BB	IBB	HBP	BLK	WP	HR	S	P	ERA	WHIP
31 Rodrigo Lopez, R ERA: 2.35	(1, 1)	6.0	W	23	6	3	3	7	0	0	0	0	0	2	54	84	4.50	1.000
50 Jorge Julio, R ERA: 9.45	(7, 1)	1.0	H	2	0	0	0	0	0	0	0	0	0	0	3	5	0.00	0.000
Jeremy Affeldt, L ERA: 3.32	(8, 1)	1.0		3	0	0	0	1	0	0	0	0	0	0	10	11	0.00	0.000
Tom Martin, L ERA: 5.4	(9, 1)	1.0		5	1	0	0	0	1	0	0	0	0	0	9	19	0.00	2.000

PITCHER	IP	WLS	BF	H	R	ER	SO	BB	IBB	HBP	BLK	WP	HR	S	P	ERA	WHIP

Batter	1	2	3	4	5	6	7	8	9	AB	R	H	RBI	BB	SO	LOB
19 Ryan Spilborghs, R (1, 8) OBP: 0.316, SLG: 0.471	B C C X 1-2 G6-3 ①	C B X 1-1 G6-3 ③		1 SAFE C F X 0-2 G1-6-3 ① ② 1-2f		F X 0-1 2B 3-H		X 0-0 L8 ③		5	0	1	1	0	0	1
Kazuo Matsui, S (1, 4) OBP: 0.349, SLG: 0.459	C F B X 1-2 5 1B 27 FC6-4 1B		C F B F X 2-2 G4-3 ①	B F C F B X 2-2 3B		C B B F T 2-2 K ③				4	1	2	0	0	1	1
5 Matt Holliday, R (1, 7) OBP: 0.375, SLG: 0.580	X 0-0 27 FC6-4 17 BB 1-3 1B		C X 0-1 G6-3 ②	X 0-0 P4 ③			F B F X 1-2 F8 ①			4	0	1	0	0	0	1
17 Todd Helton, L (1, 3) OBP: 0.470, SLG: 0.517	B F B B B 4-1 27 FC6-4 1-2 BB		F F B F F O C 2-3 K ③		B F X 1-1 F7 ①		B X 1-0 F8 ②			3	0	0	0	1	1	0
27 Garrett Atkins, R (1, 5) OBP: 0.299, SLG: 0.333	F B X 1-1 FC6-4 11 BB ② 1-2f 2-3 3-H			B B B B 4-0 2 BB 8 HR 11 BB BB	C X 0-1 G6-3 ②		B X 1-0 11 HR 1B			3	2	1	1	1	0	2
11 Brad Hawpe, L (1, 9) OBP: 0.396, SLG: 0.497	B B B B 4-0 1-2 BB			B B F B B 4-1 2 BB 8 HR 1-2 BB	X 0-0 G3 ③		X 0-0 1-H HR			2	2	1	2	2	0	0
2 Troy Tulowitzki, R (1, 6) OBP: 0.353, SLG: 0.383	C B S B F S 2-3 K ③			F F B B F B B 4-2 8 HR 1-2 2-3 BB		C B F F B X 2-2 31 G5-3 8 G4-3 19 2B 1B	B C C X 1-2 F9 ③			3	2	1	0	1	1	3
8 Yorvit Torrealba, R (1, 2) OBP: 0.294, SLG: 0.294		B B X 2-0 G4-3 ①		C B F D X 2-2 1-H 2-H 3-H HR		B F C B X 2-2 G4-3 ① 1-2		X 0-0 F8 ①		4	1	1	4	0	0	1
31 Rodrigo Lopez, R (1, 1) OBP: 0.222, SLG: 0.125		L S X 0-2 G3-1 ②		C C B X 1-2 19 G1-6-3 1B		X 0-0 G5-3 ② 2-3		C F T 0-2 K ②		3	0	1	0	0	0	1
50 Jorge Julio, R (7, 1)										0	0	0	0	0	0	0
Jeremy Affeldt, L (8, 1)										0	0	0	0	0	0	0
10 Jeff Baker, R (8, PH) OBP: 0.292, SLG: 0.385										1	0	0	0	0	1	0
Tom Martin, L (9, 1)										0	0	0	0	0	0	0
Inning Stats	R: 1 H: 2 E: 0 LOB: 3 K: 1 BB: 2 S: 14 P: 27	R: 0 H: 0 E: 0 LOB: 0 K: 0 BB: 0 S: 6 P: 9	R: 0 H: 0 E: 0 LOB: 0 K: 1 BB: 0 S: 11 P: 15	R: 4 H: 3 E: 0 LOB: 1 K: 0 BB: 3 S: 18 P: 35	R: 0 H: 0 E: 0 LOB: 0 K: 0 BB: 0 S: 5 P: 6	R: 1 H: 2 E: 0 LOB: 1 K: 1 BB: 0 S: 13 P: 19	R: 2 H: 2 E: 0 LOB: 0 K: 0 BB: 0 S: 9 P: 13	R: 0 H: 0 E: 0 LOB: 0 K: 1 BB: 0 S: 5 P: 5		1B: 5 SF: 0 2B: 1 SAC: 0 3B: 1 DP: 1 HR: 2 HBP: 0						

PITCHER		IP	WLS	BF	H	R	ER	SO	BB	IBB	HBP	BLK	WP	HR	S	P	ERA	WHIP
41 Braden Looper, R ERA: 3.65	(1, 1)	5.2	L	28	7	6	6	2	5	0	0	0	0	1	64	106	9.53	2.118
Tyler Johnson, L ERA: 2.0	(6, 1)	1.1		6	2	2	2	1	0	0	0	0	0	1	12	18	13.50	1.500
36 Russ Springer, R ERA: 2.81	(8, 1)	1.0		3	0	0	0	1	0	0	0	0	0	0	5	5	0.00	0.000

PITCHER	IP	WLS	BF	H	R	ER	SO	BB	IBB	HBP	BLK	WP	HR	S	P	ERA	WHIP

BOTTOM

St. Louis Cardinals @ Colorado Rockies

Coors Field, Denver, CO

Tue May 29 2007, 7:05 PM MDT

Att. 18,213 - Cloudy - 48 F

livebaseballscorecards.com

AB	32
R	8
H	9
RBI	8
BB	5
SO	4
LOB	10

WP: 0 PA: 37
PB: 0
SB: 0
CS: 0

St. Louis Cardinals @ Colorado Rockies

Coors Field, Denver, CO

Wed May 30 2007, 7:05 PM MDT

Att. 19,062 - Cloudy - 62 F

TOP

livebaseballscorecards.com

Batter	1	2	3	4	5	6	7	8	9	AB	R	H	RBI	BB	SO	LOB
Aaron Miles, S (1, 6) OBP: 0.311, SLG: 0.337	C B C X 1-2 G6-3		C X 0-1 G6-3		C X 2 1B 5 HR 1B; 0-0 FC5-4 1-2f			C B B X 2-1 G1-3		5	1	1	0	0	0	2
So Taguchi, R (1, 7) OBP: 0.319, SLG: 0.360	C B F B H 3-2 5 1B 27 2B HBP		B F B B S F F F B X 3-2 L6		B X 1-0 5 HR 1-2 1B	C F C 0-3 K		C C B X 1-2 G1-3		4	2	1	0	0	1	0
5 Albert Pujols, R (1, 3) OBP: 0.384, SLG: 0.492	C X 0-1 27 2B 43 WP 1-2 1B		B B F B X 3-1 P5		X 0-0 1-H 2-H HR	B C B F B F B 4-2 BB			B C X 1-1 G6-3	4	2	2	3	1	0	0
15 Jim Edmonds, L (1, 8) OBP: 0.314, SLG: 0.392	B B B F C X 3-2 F8			S C B X 1-2 27 2B 3B	X 0-0 HR	B F X 1-1 F8			B B C F X 2-2 27 G4-6-3 1B	5	2	3	1	0	0	3
27 Scott Rolen, R (1, 5) OBP: 0.341, SLG: 0.381	B C C B F F F X 2-2 43 WP 1-3 2-H 2B			B X 1-0 3-H 2B	B C B F C 2-3 K	C B X 2-1 L4			C X 0-1 1-2f G4-6-3	5	0	2	2	0	1	2
43 Juan Encarnacion, R (1, 9) OBP: 0.231, SLG: 0.260	S B B X 2-1 G6-3 2-3 3-H			C C B X 1-2 G5-3	F X 0-1 37 1B 2B	C B X 1-1 L8				4	1	1	0	0	0	2
31 Ryan Franklin, R (7, 1)										0	0	0	0	0	0	0
Tyler Johnson, S (8, 1)										0	0	0	0	0	0	0
44 Jason Isringhausen, R (9, 1)										0	0	0	0	0	0	0
Gary Bennett, R (1, 2) OBP: 0.220, SLG: 0.208		B X 1-0 F7		C 2 SAFE F C 0-3 K	X 0-0 F7		C F F B B X 2-2 F8			4	0	0	0	0	1	2
7 Adam Kennedy, L (1, 4) OBP: 0.291, SLG: 0.294		C B S B F F F F F 2-2 G4-3		I I I 4-0 IBB	2 SAFE B D I I 4-0 37 1B IBB		B B X 2-0 F7			2	0	0	0	2	0	0
37 Todd Wellemeyer, R (1, 1) OBP: 0.250, SLG: 0.250		C B X 1-1 P4		B B C F B X 3-2 P3	X 0-0 FC5-4 1-3 2-H 1B			B C S B F F X 2-2 L7		3	0	1	1	0	0	2
34 Randy Flores, L (6, 1)										0	0	0	0	0	0	0
47 Ryan Ludwick, R (7, 9) OBP: 0.240, SLG: 0.250										1	0	0	0	0	0	0

Inning Stats																															
	R: 2	H: 2		R: 0	H: 0		R: 0	H: 0		R: 1	H: 2		R: 5	H: 6		R: 0	H: 0		R: 0	H: 0		R: 0	H: 1		1B: 5	SF: 0		WP: 1	PA: 41	
	E: 0	LOB: 1		E: 0	LOB: 0		E: 0	LOB: 0		E: 0	LOB: 2		E: 0	LOB: 2		E: 0	LOB: 1		E: 0	LOB: 0		E: 0	LOB: 0		2B: 3	SAC: 0		PB: 0		
	K: 0	BB: 0		K: 0	BB: 0		K: 0	BB: 0		K: 1	BB: 1		K: 1	BB: 1		K: 1	BB: 1		K: 0	BB: 0		K: 0	BB: 0		3B: 1	DP: 1		SB: 0		
	S: 18	P: 29		S: 11	P: 15		S: 10	P: 16		S: 13	P: 23		S: 14	P: 21		S: 10	P: 17		S: 7	P: 12		S: 10	P: 15		HR: 2	HBP: 1		CS: 0		

PITCHER		IP	WLS	BF	H	R	ER	SO	BB	IBB	HBP	BLK	WP	HR	S	P	ERA	WHIP
48 Jason Hirsh, R	(1, 1)	4.2	L	27	10	8	8	2	0	2	1	0	1	2	65	103	15.43	2.143
ERA: 5.1																		
Tom Martin, L	(5, 1)	2.1		8	0	0	0	1	1	0	0	0	0	0	18	30	0.00	0.429
ERA: 4.22																		
LaTroy Hawkins, R	(8, 1)	1.0		3	0	0	0	0	0	0	0	0	0	0	10	15	0.00	0.000
ERA: 6.52																		
60 Manny Corpas, R	(9, 1)	1.0		3	1	0	0	0	0	0	0	0	0	0	7	10	0.00	1.000
ERA: 2.77																		

PITCHER	IP	WLS	BF	H	R	ER	SO	BB	IBB	HBP	BLK	WP	HR	S	P	ERA	WHIP

AB	37
R	8
H	11
RBI	7
BB	3
SO	3
LOB	13

BOTTOM

St. Louis Cardinals @ Colorado Rockies
Coors Field, Denver, CO
Wed May 30 2007, 7:05 PM MDT
Att. 19,062 - Cloudy - 62 F

livebaseballscorecards.com

Batter	1	2	3	4	5	6	7	8	9	AB	R	H	RBI	BB	SO	LOB
Kazuo Matsui, S (1, 4) OBP: 0.343, SLG: 0.438	BBBCB 4-1 2 1B 2 S 5 G4-6-3 BB		BSCBBX 3-2 P4 ②		BCFS 1-3 K ②		X 0-0 F7-4 ②③ 2-2			3	1	0	0	1	1	2
2 Troy Tulowitzki, R (1, 6) OBP: 0.355, SLG: 0.385	BTLFBBX 3-2 5 G4-6-3 1-3 1B		CBX 1-1 5 1B 1B		BFFC 1-3 K ③			FFBT 1-2 K ①		4	0	2	0	0	2	1
5 Matt Holliday, R (1, 7) OBP: 0.382, SLG: 0.597	SX 0-1 G4-6-3 ①② 1-2f 3-H		BF1SAFEX 1-1 1-3 1B			BX 1-0 HR		CFX 0-2 17 E 1B		4	1	3	1	0	0	1
17 Todd Helton, L (1, 3) OBP: 0.461, SLG: 0.506	BX 1-0 P6 ③		BFBFBX 3-2 F7 ③			FCBBX 2-2 G5-3 ①		X 0-0 FC4 1-2		4	0	0	0	0	0	3
27 Garrett Atkins, R (1, 5) OBP: 0.298, SLG: 0.332		BBBCX 3-1 F8 ①		BX 1-0 11 G3-6-1 1B		CBX 1-1 F9 ②		FFS 0-3 K ②		4	0	1	0	0	1	2
11 Brad Hawpe, L (1, 9) OBP: 0.393, SLG: 0.509		FFX 0-2 HR		SX 0-1 G3-6-1 ①② 1-2f		FSBC 1-3 K ③		BBX 2-0 F9 ③		4	1	1	1	0	1	3
8 Yorvit Torrealba, R (1, 2) OBP: 0.293, SLG: 0.286	CX 0-1 G6-3 ②		CLFBX 1-2 G6-3 ③				H 1-0 10 2B HBP		FX 0-1 G2-3 ①	3	1	0	0	0	0	0
Steve Finley, L (1, 8) OBP: 0.250, SLG: 0.250	BBFFX 2-2 G4-3 ③				CFBX 1-2 SH5-3 1B		CBBSX 2-2 P5 ①		BX 1-0 G4-3 ②	4	0	1	0	0	0	1
48 Jason Hirsh, R (1, 1) OBP: 0.050, SLG: 0.050 Tom Martin, L (5, 1) 10 Jeff Baker, R (7, PH) OBP: 0.301, SLG: 0.409 LaTroy Hawkins, R (8, 1) 60 Manny Corpas, R (9, 1) 19 Ryan Spilborghs, R (9, PH) OBP: 0.300, SLG: 0.444			CFS 0-3 K ①		BBX 2-0 SH5-3 ① 1-2		CSBFBBFF 3-2 X F7-4 1-H 2B		SBSSS 1-3 K ③	1 0 1 0 0 0 1	0 0 0 0 0 0 0	0 0 1 0 0 0 0	0 0 1 0 0 0 0	0 0 0 0 0 0 0	1 0 0 0 0 0 1	0 0 0 0 0 0 0
Inning Stats	R: 1 H: 1 E: 0 LOB: 0 K: 0 BB: 1 S: 8 P: 16	R: 1 H: 1 E: 0 LOB: 0 K: 0 BB: 0 S: 10 P: 15	R: 0 H: 2 E: 0 LOB: 2 K: 1 BB: 0 S: 13 P: 21	R: 0 H: 1 E: 0 LOB: 0 K: 0 BB: 0 S: 7 P: 9	R: 0 H: 1 E: 0 LOB: 1 K: 2 BB: 0 S: 10 P: 15	R: 1 H: 1 E: 0 LOB: 0 K: 1 BB: 0 S: 9 P: 14	R: 1 H: 1 E: 0 LOB: 0 K: 0 BB: 0 S: 11 P: 17	R: 0 H: 1 E: 1 LOB: 2 K: 2 BB: 0 S: 11 P: 14	R: 0 H: 0 E: 0 LOB: 0 K: 1 BB: 0 S: 6 P: 8	1B: 6 SF: 0 2B: 2 SAC: 1 3B: 0 DP: 3 HR: 2 HBP: 1						WP: 0 PA: 36 PB: 0 SB: 1 CS: 0

AB	33
R	4
H	9
RBI	3
BB	1
SO	7
LOB	13

PITCHER		IP	WLS	BF	H	R	ER	SO	BB	IBB	HBP	BLK	WP	HR	S	P	ERA	WHIP
37 Todd Wellemeyer, R ERA: 7.57	(1, 1)	5.0	W	21	7	3	3	3	1	0	0	0	0	2	49	78	5.40	1.600
34 Randy Flores, L ERA: 3.79	(6, 1)	1.0		3	0	0	0	1	0	0	0	0	0	0	8	12	0.00	0.000
31 Ryan Franklin, R ERA: 1.27	(7, 1)	1.2		8	2	1	1	2	0	0	1	0	0	0	21	28	5.40	1.200
Tyler Johnson, L ERA: 1.96	(8, 1)	0.1	H	1	0	0	0	0	0	0	0	0	0	0	1	3	0.00	0.000
44 Jason Isringhausen, R ERA: 1.35	(9, 1)	1.0		3	0	0	0	1	0	0	0	0	0	0	6	8	0.00	0.000

PITCHER	IP	WLS	BF	H	R	ER	SO	BB	IBB	HBP	BLK	WP	HR	S	P	ERA	WHIP

Batter	1	2	3	4	5	6	7	8	9	AB	R	H	RBI	BB	SO	LOB
Aaron Miles, S (1, 6) OBP: 0.297, SLG: 0.321	G4-3		G6-3			G6-3	F7		G4-6-3 1-2f	5	0	0	0	0	0	1
So Taguchi, R (1, 7) OBP: 0.323, SLG: 0.348	26 G3-6-3 HBP		G6-3			27 1B 15 1B 43 2B BB	F8		F9	3	1	0	0	1	0	0
26 Scott Spiezio, S (1, 3) OBP: 0.336, SLG: 0.361 5 Albert Pujols, R (9, 3) OBP: 0.384, SLG: 0.492	G3-6-3 1-2f		G4-3			F8		E9 27 2B 1B		4 0	1 0	1 0	0 0	0 0	0 0	2 0
15 Jim Edmonds, L (1, 8) OBP: 0.313, SLG: 0.388		F8		F8		27 1B 43 2B 1-2 1B		G3		4	1	1	0	0	0	1
27 Scott Rolen, R (1, 5) OBP: 0.350, SLG: 0.392		43 FC5-4 BB		L6		43 2B 1-2 2-3 1B		WP 2B 3-H 2B		3	2	2	1	1	0	0
43 Juan Encarnacion, R (1, 9) OBP: 0.232, SLG: 0.278		FC5-4 7 1B 1-2f		F9		1B 1-H 2-H 3-H 2B		G6-3		4	2	1	3	0	0	2
Gary Bennett, R (1, 2) OBP: 0.259, SLG: 0.269		7 1B 1-2 1B			G6-3	2-H 1B		2-H 2B		4	0	3	2	0	0	0
7 Adam Kennedy, L (1, 4) OBP: 0.289, SLG: 0.293		1-2 2-H 1B			L6	F7		G3-1		4	0	1	1	0	0	2
48 Brad Thompson, R (1, 1) 34 Randy Flores, L (8, 1) 47 Ryan Ludwick, R (9, PH) OBP: 0.255, SLG: 0.265 36 Russ Springer, R (9, 1)	G6-3				K		G5-3		G4-6-3 1B	3 0 1 0	0 0 0 0	0 0 1 0	0 0 0 0	0 0 0 0	1 0 0 0	2 0 0 0

TOP

St. Louis Cardinals @ Colorado Rockies

Coors Field, Denver, CO

Thu May 31 2007, 7:05 PM MDT

Att. 19,097 - Cloudy - 64 F

livebaseballscorecards.com

AB	35
R	7
H	10
RBI	7
BB	2
SO	1
LOB	10

Inning Stats	1	2	3	4	5	6	7	8	9	1B	SF	WP	PA
R	0	1	0	0	0	4	0	2	0	7	0	1	38
E	0	0	0	0	0	0	0	1	0	2B: 3	SAC: 0	PB: 0	
K	0	0	0	0	1	0	0	0	0	3B: 0	DP: 2	SB: 0	
S	4	13	7	9	7	17	6	14	4	HR: 0	HBP: 1	CS: 0	
H	0	2	0	0	0	4	0	3	1				
LOB	0	2	0	0	0	1	0	1	0				
BB	0	1	0	0	0	1	0	0	0				
P	5	22	8	11	8	25	10	18	8				

PITCHER	IP	WLS	BF	H	R	ER	SO	BB	IBB	HBP	BLK	WP	HR	S	P	ERA	WHIP
28 Aaron Cook, R (1, 1) ERA: 4.31	7.0	L	29	6	5	5	1	2	0	1	0	0	0	63	89	6.43	1.143
61 Ramon E Ramirez, R (8, 1) ERA: 7.94	1.0		6	3	2	2	0	0	0	0	0	1	0	14	18	18.00	3.000
50 Jorge Julio, R (9, 1) ERA: 8.79	1.0		3	1	0	0	0	0	0	0	0	0	0	4	8	0.00	1.000

Batter	1	2	3	4	5	6	7	8	9	AB	R	H	RBI	BB	SO	LOB
19 Ryan Spilborghs, R (1, 8) OBP: 0.333, SLG: 0.455	G4-3 5 1B; S; 1B		17 BB; 2-3; 1B	FC6-4; 1-2f			G5-3			4	1	2	0	0	0	2
Kazuo Matsui, S (1, 4) OBP: 0.324, SLG: 0.412	G4-3; 1-3		K	G1-3			F7			4	0	0	0	0	1	3
5 Matt Holliday, R (1, 7) OBP: 0.379, SLG: 0.591	17 G4-6-3; 3-H; 1B		L6	G6-3			F8			4	0	1	1	0	0	2
17 Todd Helton, L (1, 3) OBP: 0.457, SLG: 0.497	G4-6-3; 1-2f		BB; 1-2	F9			F7			3	0	0	0	1	0	1
27 Garrett Atkins, R (1, 5) OBP: 0.297, SLG: 0.335		11 F8 2 G6-3 2B	G6-3		L5		K			4	1	1	0	0	1	3
11 Brad Hawpe, L (1, 9) OBP: 0.395, SLG: 0.515		F8; 2-3	F8		1B			2 F9 20 SF9 2B		4	1	2	0	0	0	1
2 Troy Tulowitzki, R (1, 6) OBP: 0.353, SLG: 0.382		G6-3; 3-H	20 BB; 1B	F8			F9; 2-3			4	0	1	1	0	0	2
20 Chris Iannetta, R (1, 2) OBP: 0.330, SLG: 0.325		G5-3	19 FC6-4; 1-2; BB	F7			SF9; 3-H			2	0	0	1	1	0	1
28 Aaron Cook, R (1, 1) OBP: 0.318, SLG: 0.400			19 1B; 2B	K		G4-3	K			2	0	1	0	0	1	2
Steve Finley, L (7, PH) OBP: 0.248, SLG: 0.247										1	0	0	0	0	0	0
61 Ramon E Ramirez, R (8, 1)										0	0	0	0	0	0	0
50 Jorge Julio, R (9, 1)										0	0	0	0	0	0	0
10 Jeff Baker, R (9, PH) OBP: 0.297, SLG: 0.403										1	0	0	0	0	1	0
Inning Stats	R: 1 E: 0 K: 0 S: 10 H: 2 LOB: 0 BB: 0 P: 15	R: 1 E: 0 K: 0 S: 5 H: 1 LOB: 0 BB: 0 P: 9	R: 0 E: 0 K: 1 S: 10 H: 2 LOB: 3 BB: 1 P: 19	R: 0 E: 0 K: 1 S: 10 H: 1 LOB: 2 BB: 1 P: 16	R: 0 E: 0 K: 0 S: 8 H: 0 LOB: 0 BB: 0 P: 12	R: 0 E: 0 K: 0 S: 8 H: 1 LOB: 1 BB: 0 P: 11	R: 0 E: 0 K: 0 S: 6 H: 0 LOB: 0 BB: 0 P: 7	R: 0 E: 0 K: 1 S: 8 H: 0 LOB: 0 BB: 0 P: 13	R: 1 E: 0 K: 1 S: 10 H: 1 LOB: 0 BB: 0 P: 14	1B: 5 2B: 3 3B: 0 HR: 0	SF: 1 SAC: 0 DP: 1 HBP: 0			WP: 0 PB: 0 SB: 1 CS: 0		PA: 36	

PITCHER		IP	WLS	BF	H	R	ER	SO	BB	IBB	HBP	BLK	WP	HR	S	P	ERA	WHIP
48 Brad Thompson, R ERA: 4.37	(1, 1)	7.1	W	30	7	2	2	2	2	0	0	0	0	0	61	96	2.46	1.227
34 Randy Flores, L ERA: 3.66	(8, 1)	0.2		2	0	0	0	1	0	0	0	0	0	0	4	6	0.00	0.000
36 Russ Springer, R ERA: 3.18	(9, 1)	1.0		4	1	1	1	1	0	0	0	0	0	0	10	14	9.00	1.000

PITCHER	IP	WLS	BF	H	R	ER	SO	BB	IBB	HBP	BLK	WP	HR	S	P	ERA	WHIP

BOTTOM

St. Louis Cardinals @ Colorado Rockies

Coors Field, Denver, CO

Thu May 31 2007, 7:05 PM MDT

Att. 19,097 - Cloudy - 64 F

livebaseballscorecards.com

AB	33
R	3
H	8
RBI	3
BB	2
SO	4
LOB	17

Batter	1	2	3	4	5	6	7	8	9	AB	R	H	RBI	BB	SO	LOB
30 Norris Hopper, R (1, 8) (8, 7) OBP: 0.333, SLG: 0.393	F8		HBP	F9			G4-3			3	0	0	0	0	0	2
Scott Hatteberg, L (1, 3) OBP: 0.387, SLG: 0.477	G3		BB		G6-3		P6			3	0	0	0	1	0	1
Ken Griffey Jr., L (1, 9) OBP: 0.397, SLG: 0.540	HR		G4-3		F8			4 G6-4-3 1B		4	1	2	1	0	0	2
4 Brandon Phillips, R (1, 4) OBP: 0.331, SLG: 0.477 25 David Weathers, R (8, 1)	F9			S 2 HR 1B	L9			G6-4-3 1-2f		4 0	1 0	1 0	0 0	0 0	0 0	1 0
Adam Dunn, L (1, 7) OBP: 0.352, SLG: 0.533 Dewayne Wise, L (8, 8)		K		K 1-2		G2-3		F8		4 0	0 0	0 0	0 0	0 0	2 0	1 0
2 Alex Gonzalez, R (1, 6) OBP: 0.319, SLG: 0.508		G5-3		HR 2-H		G6-3			G6-3	4	1	1	2	0	0	0
28 Edwin Encarnación, R (1, 5) OBP: 0.331, SLG: 0.364		P3		G3 37 1B 2B		F9			HBP	3	1	1	0	0	0	0
Javier Valentin, S (1, 2) OBP: 0.328, SLG: 0.393 26 David Ross, R (9, PH) (9, 2) OBP: 0.266, SLG: 0.357		G3		G3 2-3				30 G4-3 2B	SAFE P6	3 1	0 0	1 0	0 0	0 0	0 0	1 1
37 Bobby Livingston, L (1, 1) OBP: 0.250, SLG: 0.250 53 Brad Salmon, L (7, 1) 40 Jon Coutlangus, L (7, 1) 9 Juan Castro, R (8, 4) OBP: 0.172, SLG: 0.182			3-H 1B				B2-4		G2-3	3 0 0 1	0 0 0 0	1 0 0 0	1 0 0 0	0 0 0 0	1 0 0 0	1 0 0 1

Inning Stats										
	R: 1 E: 0 K: 0 S: 5	H: 1 LOB: 0 BB: 0 P: 9	R: 0 E: 0 K: 1 S: 6	H: 0 LOB: 0 BB: 0 P: 9	R: 0 E: 0 K: 1 S: 9	H: 0 LOB: 2 BB: 1 P: 19	R: 3 E: 0 K: 1 S: 12	H: 4 LOB: 1 BB: 0 P: 19	R: 0 E: 0 K: 0 S: 8	H: 0 LOB: 0 BB: 0 P: 13
	R: 0 E: 0 K: 0 S: 7	H: 0 LOB: 0 BB: 0 P: 8	R: 0 E: 0 K: 0 S: 8	H: 1 LOB: 1 BB: 0 P: 8	R: 0 E: 0 K: 0 S: 6	H: 1 LOB: 0 BB: 0 P: 8	R: 0 E: 0 K: 0 S: 9	H: 0 LOB: 1 BB: 0 P: 15		

PITCHER		IP	WLS	BF	H	R	ER	SO	BB	IBB	HBP	BLK	WP	HR	S	P	ERA	WHIP
35 Taylor Buchholz, R ERA: 5.55	(1, 1)	6.2	L	28	6	4	4	3	1	0	1	0	0	2	52	82	5.40	1.050
Jeremy Affeldt, L ERA: 3.27	(7, 1)	0.1		1	0	0	0	0	0	0	0	0	0	0	3	3	0.00	0.000
LaTroy Hawkins, R ERA: 5.91	(8, 1)	1.0		3	1	0	0	0	0	0	0	0	0	0	6	8	0.00	1.000
40 Brian Fuentes, L ERA: 2.13	(9, 1)	1.0		4	0	0	0	0	0	0	1	0	0	0	9	15	0.00	0.000

PITCHER	IP	WLS	BF	H	R	ER	SO	BB	IBB	HBP	BLK	WP	HR	S	P	ERA	WHIP

TOP

Cincinnati Reds @ Colorado Rockies

Coors Field, Denver, CO

Fri Jun 01 2007, 7:05 PM MDT

Att. 22,265 - Partly Cloudy - 66 F

livebaseballscorecards.com

AB	33
R	4
H	7
RBI	4
BB	1
SO	3
LOB	11

1B: 3	SF: 0	WP: 0	PA: 36
2B: 2	SAC: 0	PB: 0	
3B: 0	DP: 1	SB: 2	
HR: 2	HBP: 2	CS: 0	

Cincinnati Reds @ Colorado Rockies

Coors Field, Denver, CO

Fri Jun 01 2007, 7:05 PM MDT

Att. 22,265 - Partly Cloudy - 66 F

livebaseballscorecards.com

BOTTOM

Batter	1	2	3	4	5	6	7	8	9	AB	R	H	RBI	BB	SO	LOB
3 Willy Taveras, R (1, 8) OBP: 0.385, SLG: 0.349	G6-3		2 FC5-4 1B 1-2		G4-3		19 BB 2 S 17 E 1B	1-3 2-H 1B		5	1	3	1	0	0	0
2 Troy Tulowitzki, R (1, 6) OBP: 0.350, SLG: 0.374	F9		FC5-4 1-2f 2-3		G2-3		17 E 19 BB 1-2 BB	SAFE L7		4	0	0	0	1	0	4
5 Matt Holliday, R (1, 7) OBP: 0.380, SLG: 0.590 19 Ryan Spilborghs, R (5, 7) OBP: 0.333, SLG: 0.417	17 1B 1B		F9			P4 1-2 2-3 17 E BB			F8	2 2	0 0	1 0	0 0	0 1	0 0	2 0
17 Todd Helton, L (1, 3) OBP: 0.456, SLG: 0.495	10 FC5-4 1-2 1B		G1-3			F8 11 BB 1B	E6 10 FC6-4 1-2 2-3 3-H		F7	5	0	2	0	0	0	4
10 Jeff Baker, R (1, 5) OBP: 0.291, SLG: 0.389	FC5-4 1-2f			8 WP 11 G1-3 1B		F8	FC6-4 1-2f		G3-1	5	0	1	0	0	0	6
11 Brad Hawpe, L (1, 9) OBP: 0.392, SLG: 0.506		F7		G1-3 1-2		4-2 1-2 BB		K		3	0	0	0	1	1	1
8 Yorvit Torrealba, R (1, 2) OBP: 0.283, SLG: 0.276		G5-3		L8 2-3		F9		K		4	0	0	0	0	1	3
Jamey Carroll, R (1, 4) OBP: 0.299, SLG: 0.192 LaTroy Hawkins, R (8, 1) 27 Garrett Atkins, R (8, PH) OBP: 0.300, SLG: 0.335 40 Brian Fuentes, L (9, 1)		G6-3		G5-3			G4-3	1B 3 1B BB		3 0 0 0	0 0 1 0	0 0 0 0	0 0 0 0	0 0 1 0	0 0 0 0	1 0 0 0
35 Taylor Buchholz, R (1, 1) OBP: 0.250, SLG: 0.143 Jeremy Affeldt, L (7, 1) Kazuo Matsui, S (7, PH) OBP: 0.329, SLG: 0.414 (8, 4)			2 FC5-4 3 1B 1B		F7		G4-3	3 1B 1-2 1B		2 0 2	0 0 0	1 0 1	0 0 0	0 0 0	0 0 0	0 0 0
Inning Stats	R: 0 E: 0 K: 0 S: 10 H: 2 LOB: 2 BB: 0 P: 15	R: 0 E: 0 K: 0 S: 8 H: 0 LOB: 0 BB: 0 P: 14	R: 0 E: 0 K: 0 S: 10 H: 2 LOB: 2 BB: 0 P: 11	R: 0 E: 0 K: 0 S: 9 H: 1 LOB: 1 BB: 0 P: 14	R: 0 E: 0 K: 0 S: 15 H: 0 LOB: 0 BB: 0 P: 22	R: 0 E: 0 K: 0 S: 12 H: 1 LOB: 2 BB: 1 P: 22	R: 1 E: 1 K: 0 S: 13 H: 1 LOB: 3 BB: 2 P: 27	R: 1 E: 0 K: 2 S: 16 H: 2 LOB: 2 BB: 1 P: 26	R: 0 E: 0 K: 0 S: 7 H: 0 LOB: 0 BB: 0 P: 11							

AB	37
R	2
H	9
RBI	1
BB	4
SO	2
LOB	21

	1B	SF	WP	PA
	9	0	1	41
	2B: 0	SAC: 0	PB: 0	
	3B: 0	DP: 0	SB: 1	
	HR: 0	HBP: 0	CS: 0	

PITCHER		IP	WLS	BF	H	R	ER	SO	BB	IBB	HBP	BLK	WP	HR	S	P	ERA	WHIP
37 Bobby Livingston, L ERA: 3.0	(1, 1)	6.2	W	28	7	1	0	0	1	0	0	0	1	0	70	108	0.00	1.200
53 Brad Salmon, R ERA: 4.5	(7, 1)	0.0		2	0	0	0	0	2	0	0	0	0	0	2	10	∞	∞
40 Jon Coutlangus, L ERA: 5.12	(7, 1)	1.0	H	6	1	1	1	2	1	0	0	0	0	0	17	25	9.00	2.000
25 David Weathers, R ERA: 3.91	(8, 1)	1.1	S	5	1	0	0	0	0	0	0	0	0	0	11	19	0.00	0.750

Batter	1	2	3	4	5	6	7	8	9	AB	R	H	RBI	BB	SO	LOB
30 Norris Hopper, R (1, 8) OBP: 0.328, SLG: 0.385	B C L B F F S 2-3 ① K			L F X 0-2 ① F8		L X 0-1 1-2 1B		C S X 0-2 ① L8		4	0	1	0	0	1	0
4 Brandon Phillips, R (1, 4) OBP: 0.325, SLG: 0.469	S B B F B X 3-2 ② G4-3			F F B X 1-2 ② G3-1		C F S 0-3 ① K		S F X 0-2 ② G5-3		4	0	0	0	0	1	2
Ken Griffey Jr., L (1, 9) OBP: 0.390, SLG: 0.528	C C F F C 0-3 ③ K			S S B S 1-3 ③ K		B X 1-0 ② L9		B C S B F T 2-2 ③ K		4	0	0	0	0	3	2
Jeff Conine, R (1, 3) OBP: 0.331, SLG: 0.406		B C X 1-1 ① F9			C B X 1-1 28 S 1B	S B C X 1-2 ③ G3			B C X 1-1 ① F9	4	0	1	0	0	0	2
Adam Dunn, L (1, 7) OBP: 0.351, SLG: 0.528		C S S 0-3 ② K			B B F S B S 3-3 ① K		B F B B X 3-1 ① G1-3		B S X 1-1 28 FC6-4 1B	4	0	1	0	0	2	1
2 Alex Gonzalez, R (1, 6) OBP: 0.318, SLG: 0.507		B C B X 2-1 ③ G5-3			X 0-0 ② L7		C X 0-1 28 2B 2B		F S F S 0-3 ② K	4	1	1	0	0	1	2
28 Edwin Encarnación, R (1, 5) OBP: 0.335, SLG: 0.370			C B C F X 1-2 ① G4-3		B C B S B B 4-2 1-2 BB		B X 1-0 2-H 2B		C B X 1-1 ③ FC6-4 1-2f	3	0	1	1	1	0	1
26 David Ross, R (1, 2) OBP: 0.261, SLG: 0.349			C B B F X 2-2 ② P2		B B X 2-0 ③ G1-3		X 0-0 ② G1-3			3	0	0	0	0	0	3
Kyle Lohse, R (1, 1) OBP: 0.300, SLG: 0.263 9 Juan Castro, R (7, PH) OBP: 0.169, SLG: 0.179 29 Mike Stanton, L (7, 1)			C X 0-1 ③ G4-3			L B F X 1-2 30 1B 1B	X 0-0 ③ F8			2 1 0	0 0 0	1 0 0	0 0 0	0 0 0	0 0 0	0 1 0

TOP

Cincinnati Reds @ Colorado Rockies

Coors Field, Denver, CO

Sat Jun 02 2007, 6:05 PM MDT

Att. 30,076 - Partly Cloudy - 69 F

livebaseballscorecards.com

AB	33
R	1
H	6
RBI	1
BB	1
SO	8
LOB	14

Inning Stats	1	2	3	4	5	6	7	8	9
	R: 0 E: 0 K: 2 S: 13	H: 0 LOB: 0 BB: 0 P: 18	R: 0 E: 0 K: 1 S: 7	H: 0 LOB: 0 BB: 0 P: 10	R: 0 E: 0 K: 0 S: 9	H: 0 LOB: 0 BB: 0 P: 12	R: 0 E: 0 K: 1 S: 9	H: 0 LOB: 0 BB: 0 P: 11	R: 0 E: 0 K: 1 S: 9	H: 1 LOB: 2 BB: 1 P: 19	R: 0 E: 0 K: 1 S: 12	H: 2 LOB: 2 BB: 0 P: 15	R: 1 E: 0 K: 0 S: 7	H: 2 LOB: 1 BB: 0 P: 11	R: 0 E: 0 K: 1 S: 10	H: 0 LOB: 0 BB: 0 P: 12	R: 0 E: 0 K: 1 S: 10	H: 1 LOB: 1 BB: 0 P: 13

| | | |

Batter	1	2	3	4	5	6	7	8	9	AB	R	H	RBI	BB	SO	LOB
3 Willy Taveras, R (1, 8) OBP: 0.382, SLG: 0.347	F9		G6-3		P4			E1 L4-6 2-H 1B		4	0	1	0	0	0	0
Kazuo Matsui, S (1, 4) OBP: 0.338, SLG: 0.419	17 HR 5 S 1B		5 5 1B 1B			G4-3		L4-6 2-2		4	2	2	0	0	0	1
5 Matt Holliday, R (1, 7) OBP: 0.378, SLG: 0.584	K 1-2		1 SAFE 1 SAFE 1-H 1B			G6-3		F8		4	0	1	1	0	1	1
17 Todd Helton, L (1, 3) OBP: 0.459, SLG: 0.511	2-H HR		L8			BB				2	1	1	2	1	0	1
2 Troy Tulowitzki, R (1, 6) OBP: 0.347, SLG: 0.371 Jamey Carroll, R (6, 6) OBP: 0.297, SLG: 0.190	K			G4-3		P4				2 1	0 0	0 0	0 0	0 0	1 0	0 1
11 Brad Hawpe, L (1, 9) OBP: 0.401, SLG: 0.512		10 G6-4-3 1B		10 G6-3 BB			10 G5-4-3 1B			2	0	2	0	1	0	0
10 Jeff Baker, R (1, 5) OBP: 0.280, SLG: 0.373		G6-4-3 1-2f		G6-3 1-2f			G5-4-3 1-2f			3	0	0	0	0	0	3
20 Chris Iannetta, R (1, 2) OBP: 0.321, SLG: 0.314		G6-3			L7		K			3	0	0	0	0	1	0
26 Jeff Francis, L (1, 1) OBP: 0.174, SLG: 0.182 60 Manny Corpas, R (8, 1) 19 Ryan Spilborghs, R (8, PH) OBP: 0.357, SLG: 0.480 40 Brian Fuentes, L (9, 1)			K		G3-1			3 E 2B		2 0 1 0	0 0 1 0	0 0 1 0	0 0 1 0	0 0 0 0	1 0 0 0	0 0 0 0
Inning Stats	R: 2 E: 0 K: 2 S: 13 H: 2 LOB: 0 BB: 0 P: 19	R: 0 E: 0 K: 0 S: 9 H: 1 LOB: 0 BB: 0 P: 17	R: 1 E: 0 K: 1 S: 14 H: 2 LOB: 1 BB: 0 P: 19	R: 0 E: 0 K: 0 S: 9 H: 0 LOB: 0 BB: 1 P: 14	R: 0 E: 0 K: 0 S: 5 H: 0 LOB: 0 BB: 0 P: 8	R: 0 E: 0 K: 0 S: 10 H: 0 LOB: 1 BB: 1 P: 18	R: 0 E: 0 K: 1 S: 6 H: 1 LOB: 0 BB: 0 P: 10	R: 1 E: 1 K: 0 S: 6 H: 2 LOB: 0 BB: 0 P: 8		1B: 6 2B: 2 3B: 0 HR: 1 SF: 0 SAC: 0 DP: 4 HBP: 0						

PITCHER		IP	WLS	BF	H	R	ER	SO	BB	IBB	HBP	BLK	WP	HR	S	P	ERA	WHIP
Kyle Lohse, R ERA: 4.58	(1, 1)	6.0	L	23	5	3	3	3	2	0	0	0	0	1	60	95	4.50	1.167
29 Mike Stanton, L ERA: 5.23	(7, 1)	2.0		7	3	1	1	1	0	0	0	0	0	0	12	18	4.50	1.500

PITCHER	IP	WLS	BF	H	R	ER	SO	BB	IBB	HBP	BLK	WP	HR	S	P	ERA	WHIP

BOTTOM

Cincinnati Reds @ Colorado Rockies

Coors Field, Denver, CO

Sat Jun 02 2007, 6:05 PM MDT
Att. 30,076 - Partly Cloudy - 69 F

livebaseballscorecards.com

AB	28
R	4
H	8
RBI	3
BB	2
SO	4
LOB	7

WP: 0	PA: 30		
PB: 0			
SB: 1			
CS: 0			

Batter	1	2	3	4	5	6	7	8	9	10	AB	R	H	RBI	BB	SO	LOB
30 Norris Hopper, R (1, 7) OBP: 0.356, SLG: 0.414	B B C X 2-1 F9 ①	B B B 4-0 1-2 BB		C B B C X 2-2 2-3 1B		B X 1-0 28 2B 2B	X 0-0 2-3 1B		L 1 SAFE B 1 SAFE B F 1 SAFE B F 3-2 X G4-3 ② ③ 1-2f		5	1	3	0	1	0	1
Scott Hatteberg, L (1, 3) OBP: 0.374, SLG: 0.460 Victor Santos, R (10, 1)	B B B C X 3-1 F8 ②	B C T X 1-2 G1-3 ③		C B B B F F X 3-2 F7 ③		B F C F S 1-3 K ①	1 SAFE B S S 1 SAFE B X 2-1 P6 ②			B F B B X 3-1 G4-6-3 1B	5 0	0 0	0 0	0 0	0 0	1 0	7 0
Ken Griffey Jr., L (1, 9) OBP: 0.388, SLG: 0.516	B B B C B 4-1 BB		B F B F S 2-3 K ①		C B B S X 2-2 F8 ①	B B I I 4-0 28 2B 4 HR IBB	C X 0-1 P5 ③			S F 1 SAFE B X 1-2 G4-6-3 ① ② 1-2f	4	1	0	0	2	1	3
28 Edwin Encarnación, R (1, 5) OBP: 0.341, SLG: 0.382	C C D F F X 1-2 G5-3 ③		F F X 0-2 1B		X 0-0 2 2B 9 SF 1B	B B X 2-0 1-3 2-H 4 HR 2B		C B X 1-1 G3 ①		F S F B C K ③	6	2	3	1	0	1	1
2 Alex Gonzalez, R (1, 6) OBP: 0.323, SLG: 0.515 4 Brandon Phillips, R (5, 4) OBP: 0.327, SLG: 0.482		B C X 1-1 3B 1B	1 SAFE B C X 1-1 F8 ②		X 0-0 1-3 9 SF 2B	F B B X 2-1 2-H 3-H HR		B F L T 1-2 K ②			3 2	2 1	2 1	0 3	0 0	0 1	1 0
Dewayne Wise, L (1, 8) OBP: 0.333, SLG: 0.600		C F B X 1-2 1-H SH2-3 3B	X 0-0 F8 ③		I I I I 4-0 9 SF IBB	B S F S 1-3 K ②		C X 0-1 G3-1 ③			4	1	1	1	1	1	1
9 Juan Castro, R (1, 4) OBP: 0.188, SLG: 0.217 (5, 6)		C C B B D S 3-3 K ①		B B F X 2-1 FC6-4 1B	X 0-0 1-3 2-H 3-H SF	X 0-0 F8 ③			B B C F B F X 3-2 E 1B 2B		4	1	2	1	0	1	1
Chad Moeller, R (1, 2) OBP: 0.233, SLG: 0.333		S B X 1-1 3-H SH2-3 ②		B B F F X 2-2 1-2f FC6-4 30 1B 31 SH2-4 ①	B F B B S F X 3-2 F8 ②		B B F B X 3-1 30 1B 31 SH2-4 1B		B 2 B F B X 2-0 2-3 F9 ①		4	0	1	1	0	0	4
31 Matt Belisle, R (1, 1) OBP: 0.200, SLG: 0.111 40 Jon Coutlangus, L (7, 1) 38 Gary Majewski, R (7, 1) Jeff Conine, R (7, 3) OBP: 0.336, SLG: 0.411 25 David Weathers, R (8, 1) Adam Dunn, L (10, PH) OBP: 0.353, SLG: 0.530		B X 1-0 30 S 1B		X 0-0 1-2 SH2-4 ②	C X 0-1 G1-3 ③		L X 0-1 1-2 SH2-4 ①		C X 0-1 30 G4-3 3-H 1B		2 0 0 1 0 1	0 0 0 0 0 0	1 0 0 1 0 1	0 0 0 1 0 0	0 0 0 0 0 0	0 0 0 0 0 0	2 0 0 0 0 0
Inning Stats	R: 0 E: 0 K: 0 S: 10 H: 0 LOB: 1 BB: 1 P: 20	R: 2 E: 0 K: 1 S: 14 H: 3 LOB: 2 BB: 1 P: 26	R: 0 E: 0 K: 1 S: 9 H: 1 LOB: 1 BB: 0 P: 12	R: 0 E: 0 K: 0 S: 13 H: 2 LOB: 2 BB: 0 P: 22	R: 2 E: 1 K: 0 S: 12 H: 2 LOB: 2 BB: 1 P: 21	R: 4 E: 0 K: 2 S: 12 H: 3 LOB: 0 BB: 1 P: 23	R: 0 E: 0 K: 0 S: 9 H: 2 LOB: 2 BB: 0 P: 14	R: 0 E: 0 K: 1 S: 7 H: 0 LOB: 0 BB: 0 P: 9	R: 1 E: 1 K: 0 S: 11 H: 2 LOB: 0 BB: 0 P: 19	R: 0 E: 0 K: 1 S: 9 H: 1 LOB: 0 BB: 0 P: 14	1B: 10 2B: 4 3B: 1 HR: 1	SF: 1 SAC: 3 DP: 2 HBP: 0					

PITCHER	IP	WLS	BF	H	R	ER	SO	BB	IBB	HBP	BLK	WP	HR	S	P	ERA	WHIP
31 Rodrigo Lopez, R (1, 1) ERA: 2.96	4.1		25	8	4	3	2	2	1	0	0	0	0	52	92	6.23	2.308
50 Jorge Julio, R (5, 1) ERA: 8.4	0.2		2	0	0	0	0	0	0	0	0	0	0	6	9	0.00	0.000
61 Ramon E Ramirez, R (6, 1) ERA: 10.22	1.0		7	3	4	4	2	0	1	0	0	0	1	12	23	36.00	3.000
Tom Martin, L (7, 1) ERA: 3.86	1.0		5	2	0	0	0	0	0	0	0	0	0	9	14	0.00	2.000
LaTroy Hawkins, R (8, 1) ERA: 5.4	1.0		3	0	0	0	1	0	0	0	0	0	0	7	9	0.00	0.000

PITCHER	IP	WLS	BF	H	R	ER	SO	BB	IBB	HBP	BLK	WP	HR	S	P	ERA	WHIP
40 Brian Fuentes, L (9, 1) ERA: 1.98	1.0	B	4	2	1	0	0	0	0	0	0	0	0	11	19	0.00	2.000
60 Manny Corpas, R (10, 1) ERA: 2.57	1.0	W	3	1	0	0	1	0	0	0	0	0	0	9	14	0.00	1.000

TOP

Cincinnati Reds @ Colorado Rockies

Coors Field, Denver, CO

Sun Jun 03 2007, 1:05 PM MDT
Att. 26,071 - Partly Cloudy - 72 F

livebaseballscorecards.com

AB	41
R	9
H	16
RBI	8
BB	4
SO	6
LOB	21

WP: 0	PB: 0	SB: 1	CS: 0
PA: 49			

Cincinnati Reds @ Colorado Rockies

Coors Field, Denver, CO

Sun Jun 03 2007, 1:05 PM MDT

Att. 26,071 - Partly Cloudy - 72 F

livebaseballscorecards.com

Batter	1	2	3	4	5	6	7	8	9	10	AB	R	H	RBI	BB	SO	LOB
3 Willy Taveras, R (1, 8) OBP: 0.386, SLG: 0.359	C B S C 1-3 K ①		X 0-0 1B BLK 1B		B F X 1-1 2B		X 0-0 G1-3 ①	B B B C X 3-1 3B 1B 1-2 2-3	C B S F T 1-2 K ③		6	1	3	0	0	2	0
Kazuo Matsui, S (1, 4) OBP: 0.349, SLG: 0.450	B B B C X 3-1 G3-1 ②		C S B X 1-2 1-3 1B ③		D T X 1-1 F7 ③		C X 0-1 G4-3 ②	B F X 1-1 11 1B 3B 1-H 2-H 3-H		C B B X 2-1 27 5 E 1B	6	2	3	3	0	0	1
5 Matt Holliday, R (1, 7) OBP: 0.377, SLG: 0.578	X 0-0 G5-3 ③			X 0-0 G6-3 ①		B B X 2-0 11 BB 8 1B 1B	B X 1-0 27 BB 17 BB 11 BB 1B	B S B F C 2-3 K ①		1 SAFE 1 SAFE 1 SAFE 1 SAFE B C F S 1-3 K2-3 ① 1-2	6	2	2	0	0	2	2
17 Todd Helton, L (1, 3) OBP: 0.460, SLG: 0.503		B X 1-0 G3-1 ①		C C F B B B X 3-2 G3-1 ②		B C X 1-1 F7 ①	B B C B C B 4-2 11 BB 27 BB 1-2 BB	I I I I 4-0 11 1B IBB		I I I I 4-0 27 1B IBB	3	0	0	0	3	0	1
27 Garrett Atkins, R (1, 5) OBP: 0.310, SLG: 0.361		C B B B F F F F F 3-2 X HR		B X 1-0 11 2B 2B		B F X 1-1 F8 ②	B B B C B 4-1 11 BB 1-2 2-3 BB	C F X 0-2 F7 ②		B B X 2-0 1-2 2-H 1B	5	2	3	2	1	0	3
11 Brad Hawpe, L (1, 9) OBP: 0.411, SLG: 0.520		B S T X 1-2 L4 ②		X 0-0 2-H 2B		C B B B B B 4-1 8 1B 1-2 1B BB	F S B B B B F B 4-2 1-2 2-3 3-H BB	X 0-0 1-2 3-H 1B			3	1	2	3	2	0	0
8 Yorvit Torrealba, R (1, 2) OBP: 0.280, SLG: 0.273		B F B X 2-1 L6 ③		C S X 0-2 G6-3 ③		F X 0-1 1-3 2-H 1B 1B	B X 1-0 F8 ③	S C F B F S 1-3 K ③			5	0	1	1	0	1	6
Jamey Carroll, R (1, 6) OBP: 0.301, SLG: 0.200			B C F S 1-3 K ①		B B C X 2-1 P5 ①	B X 1-0 1-2 3-H 1B		C B C X 1-2 3 1B 10 1B 3B 1B	C X 0-1 F9 ①		5	1	2	1	0	1	0
31 Rodrigo Lopez, R (1, 1) OBP: 0.000, SLG: 0.000 50 Jorge Julio, R (5, 1) Steve Finley, L (5, PH) OBP: 0.000, SLG: 0.000 61 Ramon E Ramirez, R (6, 1) 19 Ryan Spilborghs, R (6, PH) OBP: 0.000, SLG: 0.000 Tom Martin, L (7, 1) LaTroy Hawkins, R (8, 1) 10 Jeff Baker, R (8, PH) OBP: 0.286, SLG: 0.500 40 Brian Fuentes, L (9, 1) 20 Chris Iannetta, R (9, PH) OBP: 0.000, SLG: 0.000 60 Manny Corpas, R (10, 1)			C F B X 1-2 G1-3 ②		C F B X 1-2 F8 ②	B B B C X 2-1 F8 ③		B X 1-0 1-2 3 1B 3B 1B	C X 0-1 F8 ②		1 0 1 0 1 0 0 1 0 1 0	0 0 0 0 0 0 0 1 0 0 0	0 0 0 0 0 0 0 1 0 0 0	0 0 0 0 0 0 0 0 0 0 0	0 0 0 0 0 0 0 0 0 0 0	0 0 0 0 0 0 0 0 0 0 0	0 0 0 0 2 0 0 0 0 0 0
Inning Stats	R: 0 H: 0 E: 0 LOB: 0 K: 1 BB: 0 S: 6 P: 10	R: 1 H: 1 E: 0 LOB: 0 K: 0 BB: 0 S: 13 P: 20	R: 0 H: 2 E: 0 LOB: 2 K: 1 BB: 0 S: 10 P: 13	R: 1 H: 2 E: 0 LOB: 1 K: 0 BB: 0 S: 10 P: 14	R: 0 H: 1 E: 0 LOB: 1 K: 0 BB: 0 S: 9 P: 14	R: 2 H: 3 E: 0 LOB: 2 K: 0 BB: 1 S: 11 P: 22	R: 1 H: 1 E: 0 LOB: 3 K: 0 BB: 3 S: 11 P: 25	R: 4 H: 5 E: 0 LOB: 2 K: 2 BB: 1 S: 20 P: 33	R: 0 H: 0 E: 0 LOB: 0 K: 1 BB: 0 S: 9 P: 10	R: 1 H: 2 E: 1 LOB: 2 K: 1 BB: 1 S: 6 P: 15	1B: 12 SF: 0 2B: 3 SAC: 0 3B: 1 DP: 0 HR: 1 HBP: 0						

BOTTOM

AB	44
R	10
H	17
RBI	10
BB	6
SO	6
LOB	15

WP: 0 PA: 50
PB: 0
SB: 0
CS: 0

PITCHER	IP	WLS	BF	H	R	ER	SO	BB	IBB	HBP	BLK	WP	HR	S	P	ERA	WHIP
31 Matt Belisle, R (1, 1) ERA: 4.48	6.2		30	10	5	5	2	1	0	0	1	0	1	63	98	6.75	1.650
40 Jon Coutlangus, L (7, 1) ERA: 5.12	0.0		3	0	0	0	0	3	0	0	0	0	0	6	18	∞	∞
38 Gary Majewski, R (7, 1) ERA: 15.0	0.1	H	4	3	3	3	0	0	0	0	0	0	0	7	13	81.00	9.000
25 David Weathers, R (8, 1) ERA: 3.95	2.0	B	9	2	1	1	3	0	1	0	0	0	0	23	32	4.50	1.000
Victor Santos, R (10, 1) ERA: 4.7	0.1	L	4	2	1	1	1	0	1	0	0	0	0	6	15	27.00	6.000

PITCHER	IP	WLS	BF	H	R	ER	SO	BB	IBB	HBP	BLK	WP	HR	S	P	ERA	WHIP

Batter	1	2	3	4	5	6	7	8	9	AB	R	H	RBI	BB	SO	LOB
Craig Biggio, R (1, 4) OBP: 0.280, SLG: 0.378	B B C T X 2-2 G6-3 ①			S F S 0-3 K ①		C F B B S K ①		F B X 1-1 G4-3 ①		4	0	0	0	0	2	2
9 Hunter Pence, R (1, 8) OBP: 0.391, SLG: 0.606	C C X 0-2 P4 ②			C B X 1-1 L5 ②		X 0-0 L5 ②		S F B S 1-3 K ②		4	0	0	0	0	1	2
17 Lance Berkman, S (1, 3) OBP: 0.380, SLG: 0.342 Morgan Ensberg, R (8, 5) OBP: 0.325, SLG: 0.387	C B B F C 2-3 K ③			X 0-0 G4-3 ③		D S B B X 3-1 1-H 3-H 2B		B B C F B S 3-3 K ③		4 0	0 0	1 0	2 0	0 0	2 0	0 0
45 Carlos Lee, R (1, 7) OBP: 0.350, SLG: 0.542		X 0-0 G4-3 ①			B B B C X 3-1 P4 ①	I 4-0 IBB			H 1-0 HR HBP	2	1	0	0	1	0	0
Mark Loretta, R (1, 5) OBP: 0.364, SLG: 0.408 (8, 3)		C X 0-1 F9 ②			C B B C X 2-2 F7 ②	S B C X 1-2 G1-3 ③			F 1 SAFE B X 1-1 F9 ①	4	0	0	0	0	0	3
Luke Scott, L (1, 9) OBP: 0.333, SLG: 0.472		B B X 2-0 F8 ③			B S B C X 2-2 2B		B B X 2-0 28 2B 28 WP CS 1B		1 SAFE B B X 2-0 1-H HR	4	1	3	2	0	0	0
28 Adam Everett, R (1, 6) OBP: 0.270, SLG: 0.311			C F X 0-2 P5 ①		B B X 2-0 F9 ③		F 1 SAFE B 1 SAFE 1 SAFE F B F B 3-2 F X 1-3 2B		F C X 0-2 P5 ②	4	0	1	0	0	0	1
Brad Ausmus, R (1, 2) OBP: 0.325, SLG: 0.310			S X 0-1 G4-3 ②			B C B B B 4-1 1B 17 2B BB	B S D B 3 SAFE B 4-1 G4-6-3 BB ①		B B X 2-0 G1-3 ③	2	1	0	0	2	0	0
51 Wandy Rodriguez, S (1, 1) OBP: 0.200, SLG: 0.250 Orlando Palmeiro, L (6, PH) OBP: 0.327, SLG: 0.220 Dave Borkowski, R (6, 1) Mike Lamb, L (7, PH) OBP: 0.333, SLG: 0.359 Chad Qualls, R (7, 1) 54 Brad Lidge, R (8, 1) Dan Wheeler, R (9, 1)			C B S B C 2-3 K ③			B X 1-0 1-3 17 2B 1B	B C X 1-1 3-H 1-2f G4-6-3 ② ③			1 1 0 1 0 0 0	0 1 0 0 0 0 0	0 1 0 0 0 0 0	0 0 0 0 0 0 0	1 0 0 0 0 0 0	0 0 0 2 0 0 0	0 0 0 0 0 0 0
Inning Stats	R: 0 E: 0 K: 1 S: 9 H: 0 LOB: 0 BB: 0 P: 13	R: 0 E: 0 K: 0 S: 4 H: 0 LOB: 0 BB: 0 P: 6	R: 0 E: 0 K: 1 S: 8 H: 0 LOB: 0 BB: 0 P: 10	R: 0 E: 0 K: 1 S: 6 H: 0 LOB: 0 BB: 0 P: 7	R: 0 E: 0 K: 0 S: 9 H: 1 LOB: 1 BB: 0 P: 18	R: 2 E: 0 K: 1 S: 11 H: 2 LOB: 2 BB: 2 P: 26	R: 0 E: 0 K: 0 S: 9 H: 2 LOB: 1 BB: 1 P: 19	R: 0 E: 0 K: 2 S: 8 H: 0 LOB: 0 BB: 0 P: 13	R: 2 E: 0 K: 0 S: 7 H: 1 LOB: 0 BB: 0 P: 13	1B: 2 2B: 3 3B: 0 HR: 1 SF: 0 SAC: 0 DP: 1 HBP: 1							

TOP

Houston Astros @ Colorado Rockies

Coors Field, Denver, CO

Tue Jun 05 2007, 7:05 PM MDT

Att. 27,101 - Cloudy - 77 F

livebaseballscorecards.com

AB	31
R	4
H	6
RBI	4
BB	3
SO	6
LOB	10

WP: 1 PB: 0 SB: 0 CS: 1 PA: 35

PITCHER		IP	WLS	BF	H	R	ER	SO	BB	IBB	HBP	BLK	WP	HR	S	P	ERA	WHIP
48 Jason Hirsh, R ERA: 4.92	(1, 1)	6.0	L	25	5	2	2	4	1	1	0	0	1	0	53	91	3.00	1.000
50 Jorge Julio, R ERA: 8.22	(7, 1)	0.1		1	0	0	0	0	1	0	0	0	0	0	1	5	0.00	3.000
Jeremy Affeldt, L ERA: 3.18	(7, 1)	0.2		1	0	0	0	0	0	0	0	0	0	0	2	3	0.00	0.000
LaTroy Hawkins, R ERA: 4.97	(8, 1)	1.0		3	0	0	0	2	0	0	0	0	0	0	8	13	0.00	0.000
60 Manny Corpas, R ERA: 3.1	(9, 1)	1.0		5	1	2	2	0	0	0	1	0	0	1	7	13	18.00	1.000

Houston Astros @ Colorado Rockies

Coors Field, Denver, CO

Tue Jun 05 2007, 7:05 PM MDT

Att. 27,101 - Cloudy - 77 F

BOTTOM

Batter	1	2	3	4	5	6	7	8	9	AB	R	H	RBI	BB	SO	LOB
3 Willy Taveras, R (1, 8) OBP: 0.383, SLG: 0.363	BFX 1-1 FC6-5-4-1 2B		CBBLC 2-3 K ②		FBBX 2-1 F9 ①		LFX 0-2 G4-3 ③			4	0	1	0	0	1	0
Kazuo Matsui, S (1, 4) OBP: 0.345, SLG: 0.440	BCLFDFBFX 3-2 FC6-5-4-1 ① 2-3		BBX 2-0 G5-3 ③		BBBCX 3-1 17 CS 1B			BSX 1-1 L9 ①		4	0	1	0	0	0	1
5 Matt Holliday, R (1, 7) OBP: 0.375, SLG: 0.581	BBBCFX 3-2 P4 ②			X 0-0 27 2B 3B	X 0-0 P4 ②			FFBX 1-2 F9 ②		4	1	1	0	0	0	2
17 Todd Helton, L (1, 3) OBP: 0.461, SLG: 0.523	BCBFC 2-3 K ③			FCS 0-3 K ①	1 SAFE 1 SAFE 0-0 CS ③ 1-2	BFBSBBFFX 3-2 3B		BSBBBX 3-1 3B		4	0	2	0	0	2	2
27 Garrett Atkins, R (1, 5) OBP: 0.313, SLG: 0.374		CBBBFX 2-2 2B		BX 1-0 11 E 3-H 2B		BX 1-0 P4 ①		BBBFFBS 3-3 K ③		4	0	2	1	0	1	2
11 Brad Hawpe, L (1, 9) OBP: 0.403, SLG: 0.508		SFX 0-2 F8 ①		CFX 0-2 E4 8 BB 2-3		FSX 0-2 G3 ②			BBSCTFX 2-2 G3 ①	4	0	0	0	0	0	3
2 Troy Tulowitzki, R (1, 6) OBP: 0.341, SLG: 0.363		BBBCCSS 3-3 K ②		BFBBFFSS 3-3 K ②		BX 1-0 F8 ③			X 0-0 F9 ②	4	0	0	0	0	2	4
8 Yorvit Torrealba, R (1, 2) OBP: 0.279, SLG: 0.266		BCDDFC 3-3 K ③		F 1 SAFE BCBFBB 4-2 1-2 BB			BSBX 2-1 F9 ①		CSBFS 1-3 K ③	3	0	0	0	1	2	1
48 Jason Hirsh, R (1, 1) OBP: 0.045, SLG: 0.045 50 Jorge Julio, R (7, 1) Jeremy Affeldt, L (7, 1) 10 Jeff Baker, R (7, PH) OBP: 0.286, SLG: 0.377 LaTroy Hawkins, R (8, 1) 60 Manny Corpas, R (9, 1)			CSBX 1-2 G3 ①	BCCFS 1-3 K ③			BCBX 2-1 F7 ②			2 0 0 1 0 0	0 0 0 0 0 0	0 0 0 0 0 0	0 0 0 0 0 0	0 0 0 0 0 0	1 0 0 0 0 0	3 0 0 0 0 0
Inning Stats	R: 0 E: 0 K: 1 S: 14 H: 1 LOB: 1 BB: 0 P: 23	R: 0 E: 0 K: 2 S: 12 H: 1 LOB: 1 BB: 0 P: 20	R: 0 E: 0 K: 1 S: 7 H: 0 LOB: 0 BB: 0 P: 12	R: 1 E: 1 K: 3 S: 19 H: 2 LOB: 3 BB: 1 P: 28	R: 0 E: 0 K: 0 S: 5 H: 1 LOB: 0 BB: 0 P: 10	R: 0 E: 0 K: 0 S: 10 H: 1 LOB: 1 BB: 0 P: 15	R: 0 E: 0 K: 0 S: 7 H: 0 LOB: 0 BB: 0 P: 11	R: 0 E: 0 K: 1 S: 10 H: 1 LOB: 1 BB: 0 P: 18	R: 0 E: 0 K: 1 S: 9 H: 0 LOB: 0 BB: 0 P: 12	1B: 1 2B: 3 3B: 3 HR: 0	SF: 0 SAC: 0 DP: 0 HBP: 0						

livebaseballscorecards.com

AB	34
R	1
H	7
RBI	1
BB	1
SO	9
LOB	18

PITCHER	IP	WLS	BF	H	R	ER	SO	BB	IBB	HBP	BLK	WP	HR	S	P	ERA	WHIP
51 Wandy Rodriguez, L (1, 1) ERA: 4.31	5.0	W	21	5	1	1	7	1	0	0	0	0	0	57	93	1.80	1.200
Dave Borkowski, R (6, 1) ERA: 3.24	1.0	H	4	1	0	0	0	0	0	0	0	0	0	10	15	0.00	1.000
Chad Qualls, R (7, 1) ERA: 4.4	1.0	H	3	0	0	0	0	0	0	0	0	0	0	7	11	0.00	0.000
54 Brad Lidge, R (8, 1) ERA: 2.6	1.0	H	4	1	0	0	1	0	0	0	0	0	0	10	18	0.00	1.000
Dan Wheeler, R (9, 1) ERA: 4.67	1.0	S	3	0	0	0	1	0	0	0	0	0	0	9	12	0.00	0.000

PITCHER	IP	WLS	BF	H	R	ER	SO	BB	IBB	HBP	BLK	WP	HR	S	P	ERA	WHIP

Batter	1	2	3	4	5	6	7	8	9	AB	R	H	RBI	BB	SO	LOB
Craig Biggio, R (1, 4) OBP: 0.278, SLG: 0.374	B S X 1-1 ① G1-3			C B X 1-1 ① P2	F B X 1-1 9 1B 17 G6-4-3 1-2 1B		S X 0-1 ② G6-3		B B F X 2-1 ③ G6-3	5	1	1	0	0	0	0
9 Hunter Pence, R (1, 8) OBP: 0.394, SLG: 0.610	F F F B X 1-2 ② G1-3			B X 1-0 17 1B 2B	S B X 1-1 17 G6-4-3 1-3 2-H 1B		C B F F S 1-3 ③ K			4	1	2	1	0	1	0
17 Lance Berkman, S (1, 3) OBP: 0.382, SLG: 0.360	B F B X 2-1 ③ G4-3			2 SAFE B X 1-0 2-H 1B 1B	1 SAFE C 1 SAFE B B X 2-1 ① ② G6-4-3 1-2f 3-H			X 0-0 HR		4	2	2	2	0	0	1
45 Carlos Lee, R (1, 7) OBP: 0.348, SLG: 0.534		S T F B X 1-2 ① F9		B B B C B 4-1 1B 28 1B BB	F X 0-1 ③ F9			X 0-0 ① F9		3	1	0	0	1	0	0
Mark Loretta, R (1, 5) OBP: 0.368, SLG: 0.407		C B C F B F B X 3-2 ② L3		C B S D B F F F X 3-2 28 1B G3 1-3 2-H 1B		B B B B 4-0 FC3-6 BB		C X 0-1 ② G6-3		3	0	1	1	1	0	0
Luke Scott, L (1, 9) OBP: 0.325, SLG: 0.459 54 Brad Lidge, R (8, 1)		C F B B B F F F C 3-3 ③ K		B X 1-0 ② G3 1-2		B B B C C X 3-2 ① FC3-6 28 FC4-6 1-2f		F C B S 1-3 ③ K		4 0	0 0	0 0	0 0	0 0	2 0	3 0
28 Adam Everett, R (1, 6) OBP: 0.270, SLG: 0.310			F C X 0-2 ① G5-3	X 0-0 2-3 3-H 1B		B 1 SAFE X 1-0 ② FC4-6 1-2f			C B X 1-1 ① G6-3	4	0	1	1	0	0	1
Brad Ausmus, R (1, 2) OBP: 0.319, SLG: 0.303 Morgan Ensberg, R (9, PH) OBP: 0.329, SLG: 0.413			S X 0-1 ② G1-3	1 SAFE B C X 1-1 ③ G1-3		1 SAFE C 1 SAFE B 1 SAFE X 1-1 ③ G6-3			B C X 1-1 HR	3 1	0 1	0 1	0 1	0 0	0 0	3 0
Woody Williams, R (1, 1) OBP: 0.143, SLG: 0.250 Trever Miller, R (7, 1) Chad Qualls, R (7, 1) Chris Burke, R (8, 9) OBP: 0.340, SLG: 0.383			C B F T F X 1-2 ③ G5-3		B F X 1-1 9 1B 1B 1B		F X 0-1 ① F9		C B C B B X 3-2 ② G6-3	3 0 0 1	1 0 0 0	1 0 0 0	0 0 0 0	0 0 0 0	0 0 0 0	0 0 0 0

Inning Stats										
	R: 0 E: 0 K: 0 S: 8	H: 0 LOB: 0 BB: 0 P: 12	R: 0 E: 0 K: 1 S: 15	H: 0 LOB: 0 BB: 0 P: 22	R: 0 E: 0 K: 0 S: 10	H: 0 LOB: 0 BB: 0 P: 11	R: 3 E: 0 K: 0 S: 15	H: 4 LOB: 2 BB: 1 P: 27	R: 2 E: 0 K: 0 S: 10	H: 3 LOB: 0 BB: 0 P: 15
	R: 0 E: 0 K: 0 S: 6	H: 0 LOB: 1 BB: 1 P: 15	R: 0 E: 0 K: 1 S: 8	H: 0 LOB: 0 BB: 0 P: 9	R: 1 E: 0 K: 1 S: 7	H: 1 LOB: 0 BB: 0 P: 8	R: 1 E: 0 K: 0 S: 9	H: 1 LOB: 0 BB: 0 P: 16	1B: 6 2B: 1 3B: 0 HR: 2	SF: 0 SAC: 0 DP: 1 HBP: 0

PITCHER	IP	WLS	BF	H	R	ER	SO	BB	IBB	HBP	BLK	WP	HR	S	P	ERA	WHIP
28 Aaron Cook, R (1, 1) ERA: 4.54	6.0		26	7	5	5	1	2	0	0	0	0	0	64	102	7.50	1.500
35 Taylor Buchholz, R (7, 1) ERA: 5.44	1.0	W	3	0	0	0	1	0	0	0	0	0	0	8	9	0.00	0.000
LaTroy Hawkins, R (8, 1) ERA: 5.27	1.0	H	4	1	1	1	1	0	0	0	0	0	1	7	8	9.00	1.000
40 Brian Fuentes, L (9, 1) ERA: 2.22	1.0	S	4	1	1	1	0	0	0	0	0	0	1	9	16	9.00	1.000

PITCHER	IP	WLS	BF	H	R	ER	SO	BB	IBB	HBP	BLK	WP	HR	S	P	ERA	WHIP

TOP

Houston Astros @ Colorado Rockies

Coors Field, Denver, CO

Wed Jun 06 2007, 7:05 PM MDT

Att. 22,471 - Cloudy - 68 F

livebaseballscorecards.com

AB	35
R	7
H	9
RBI	6
BB	2
SO	3
LOB	8

BOTTOM

Houston Astros @ Colorado Rockies

Coors Field, Denver, CO

Wed Jun 06 2007, 7:05 PM MDT

Att. 22,471 - Cloudy - 68 F

livebaseballscorecards.com

Batter	1	2	3	4	5	6	7	8	9	AB	R	H	RBI	BB	SO	LOB
3 Willy Taveras, R (1, 8) OBP: 0.378, SLG: 0.358	F9		G1-3	1B 1-2 2-H 1B		F7-2 3-H	FC6-2 1-2 2-3 3-Hf			5	0	1	1	0	0	4
Kazuo Matsui, S (1, 4) OBP: 0.359, SLG: 0.477	F8		5 S 5 2B BB	5 BB 1-3 2-H 1B			HR K			4	2	2	2	1	1	3
5 Matt Holliday, R (1, 7) OBP: 0.387, SLG: 0.594	1B		1-H 2B	1 SAFE 1 SAFE 1-2 BB			17 FC6-4 HBP	17 G4-3 2B		3	0	3	1	1	0	0
17 Todd Helton, L (1, 3) OBP: 0.451, SLG: 0.510	1 SAFE F7		L7	F7			FC6-4 27 1B 11 3B 1-2f	G4-3 2-3		5	1	0	0	0	0	7
27 Garrett Atkins, R (1, 5) OBP: 0.315, SLG: 0.374		L8		8 S 8 1B 1B	F9		1 SAFE 1 SAFE 11 3B 1-2 1B	G1-3		5	2	2	0	0	0	1
11 Brad Hawpe, L (1, 9) OBP: 0.403, SLG: 0.514		L3		F9	F7		2 1B 1-H 2-H 3B	IBB		4	1	1	2	1	0	1
2 Troy Tulowitzki, R (1, 6) OBP: 0.342, SLG: 0.369		2B		F9	F8		14 HBP 8 1B 3 FC6-2 3-H 1B	K2-3		5	0	2	1	0	1	3
8 Yorvit Torrealba, R (1, 2) OBP: 0.293, SLG: 0.281		G4-3		28 1B 3 1B 1-H 1B		SH1-4 28 28 BLK 3 F7-2 1B	3 FC6-2 14 HBP 1-2 1B			4	1	3	1	0	0	1
28 Aaron Cook, R (1, 1) OBP: 0.333, SLG: 0.409			L4	3 1B 1-2 1B		SH1-4 1-3	3 FC6-2 1-2 2-3 HBP			2	1	1	0	0	0	0
35 Taylor Buchholz, R (7, 1) OBP: 0.250, SLG: 0.143										0	0	0	0	0	0	0
14 Sean Barker, R (7, PH)										0	0	0	0	0	0	0
LaTroy Hawkins, R (8, 1)										0	0	0	0	0	0	0
40 Brian Fuentes, L (9, 1)										0	0	0	0	0	0	0
Inning Stats	R: 0 E: 0 K: 0 S: 9 H: 1 LOB: 1 BB: 0 P: 16	R: 0 E: 0 K: 0 S: 16 H: 1 LOB: 1 BB: 0 P: 24	R: 1 E: 0 K: 0 S: 13 H: 1 LOB: 1 BB: 1 P: 25	R: 3 E: 0 K: 0 S: 20 H: 5 LOB: 3 BB: 1 P: 30	R: 0 E: 0 K: 0 S: 7 H: 0 LOB: 0 BB: 0 P: 8	R: 0 E: 0 K: 0 S: 5 H: 1 LOB: 0 BB: 0 P: 7	R: 4 E: 0 K: 1 S: 19 H: 5 LOB: 3 BB: 0 P: 30	R: 0 E: 0 K: 1 S: 8 H: 1 LOB: 2 BB: 1 P: 17		1B: 10 2B: 4 3B: 1 HR: 1 SF: 0 SAC: 1 DP: 1 HBP: 2						

AB	37
R	8
H	15
RBI	8
BB	3
SO	2
LOB	20

WP: 0 PA: 43
PB: 0
SB: 2
CS: 0

PITCHER		IP	WLS	BF	H	R	ER	SO	BB	IBB	HBP	BLK	WP	HR	S	P	ERA	WHIP
Woody Williams, R ERA: 5.79	(1, 1)	6.0	L	30	10	6	6	0	2	0	1	1	0	1	74	118	9.00	2.000
Trever Miller, L ERA: 7.8	(7, 1)	0.1		3	2	1	1	0	0	0	0	0	0	0	7	8	27.00	6.000
Chad Qualls, R ERA: 4.3	(7, 1)	0.2		5	2	1	1	1	0	0	1	0	0	0	8	14	13.50	3.000
54 Brad Lidge, R ERA: 2.51	(8, 1)	1.0		5	1	0	0	1	0	1	0	0	0	0	8	17	0.00	1.000

PITCHER	IP	WLS	BF	H	R	ER	SO	BB	IBB	HBP	BLK	WP	HR	S	P	ERA	WHIP

Batter	1	2	3	4	5	6	7	8	9	AB	R	H	RBI	BB	SO	LOB
Mark Loretta, R (1, 4) OBP: 0.370, SLG: 0.402	B C S F S 1-3 ① K		F B B F X 2-2 ① G6-3	F D B B X 3-1 2-3 1B		B X 1-0 ① G4-3		B B B C B 4-1 BB		4	0	1	0	1	1	0
9 Hunter Pence, R (1, 8) OBP: 0.395, SLG: 0.610	B B S F X 2-2 17 G3 2B		B F F F B X 2-2 17 HR 1B	X 0-0 ② P3		S B B B F S 3-3 ② K2-3		F F S 0-3 ② K		5	1	2	0	0	2	3
17 Lance Berkman, S (1, 3) OBP: 0.382, SLG: 0.373	C B X 1-1 ② G3 2-3		X 0-0 1-H HR	X 0-0 ③ F9		F B F B B B 4-2 BB		B F C B X 2-2 ③ L4		4	1	1	2	1	0	4
45 Carlos Lee, R (1, 7) OBP: 0.353, SLG: 0.538	B B C B C S 3-3 ③ K		B F F F B F F X 2-2 3B 2B		B X 1-0 28 1B 28 S 2B 1B	B 1 SAFE D B C X 3-1 ③ P6			C H 1-1 FC5-4 HBP	4	2	2	0	0	1	2
Luke Scott, L (1, 9) OBP: 0.327, SLG: 0.470		B B X 2-0 28 WP BB 28 G5-3 1B	B X 1-0 2-H 3B		F B X 1-1 ① F8		C F B X 1-2 ① F9		B C B C S 2-3 ① K	5	1	2	1	0	1	2
Morgan Ensberg, R (1, 5) OBP: 0.325, SLG: 0.401		B B B B 4-0 28 G5-3 28 WP 1-2 BB	X 0-0 ② G6-3		C B F S 1-3 ② K		X 0-0 ② G6-3		B C C D X 2-2 ② FC5-4 28 BB 1-2f	4	0	0	0	1	1	3
28 Adam Everett, R (1, 6) OBP: 0.278, SLG: 0.314		F B F F F X 1-2 ① G5-3 1-3 2-H	C B B X 2-1 ③ F8		C B B F D X 3-2 1-3 2B 1B		C B X 1-1 1B		B B B C B 4-1 1-2 BB	4	1	2	1	1	0	2
Brad Ausmus, R (1, 2) OBP: 0.322, SLG: 0.313	B C X 1-1 ② G4-3			C X 0-1 1B 44 SH3 1B	X 0-0 1-H 3-H 2B		X 0-0 ③ F9		C C S 0-3 ③ K	5	0	2	2	0	1	4
44 Roy Oswalt, R (1, 1) OBP: 0.107, SLG: 0.143 Trever Miller, R (7, 1) Chad Qualls, R (7, 1) Craig Biggio, R (8, PH) OBP: 0.277, SLG: 0.372 54 Brad Lidge, R (8, 1) Dan Wheeler, R (9, 1)	B C C F F F B X 2-2 ③ F9			X 0-0 ① SH3 1-2	C C F B C 1-3 ③ K			S B S S 1-3 ① K		2 0 0 0 0 1 2 0 0 0 0 0 0 0 0 0 0 0 0 0 0 1 0 0 0 0 1 0 0 0 0 0 0 0 0 0 0 0 0 0 0 0						
Inning Stats	R: 0 H: 1 E: 0 LOB: 1 K: 2 BB: 0 S: 12 P: 19	R: 1 H: 1 E: 0 LOB: 1 K: 0 BB: 1 S: 14 P: 24	R: 3 H: 4 E: 0 LOB: 1 K: 0 BB: 0 S: 19 P: 28	R: 0 H: 2 E: 0 LOB: 2 K: 0 BB: 0 S: 7 P: 10	R: 2 H: 3 E: 0 LOB: 1 K: 2 BB: 0 S: 14 P: 21	R: 0 H: 0 E: 0 LOB: 1 K: 1 BB: 1 S: 8 P: 19	R: 0 H: 1 E: 0 LOB: 1 K: 0 BB: 0 S: 7 P: 9	R: 0 H: 0 E: 0 LOB: 1 K: 2 BB: 1 S: 10 P: 17	R: 0 H: 0 E: 0 LOB: 2 K: 2 BB: 1 S: 11 P: 20	1B: 7 SF: 0 2B: 3 SAC: 1 3B: 1 DP: 0 HR: 1 HBP: 1						

TOP

Houston Astros @ Colorado Rockies

Coors Field, Denver, CO

Thu Jun 07 2007, 1:05 PM MDT

Att. 22,103 - Cloudy - 66 F

livebaseballscorecards.com

AB	38
R	6
H	12
RBI	6
BB	4
SO	9
LOB	22

PITCHER		IP	WLS	BF	H	R	ER	SO	BB	IBB	HBP	BLK	WP	HR	S	P	ERA	WHIP
Josh Fogg, R ERA: 5.06	(1, 1)	5.0		27	11	6	6	4	1	0	0	0	1	1	66	102	10.80	2.400
50 Jorge Julio, R ERA: 7.71	(6, 1)	1.0		4	0	0	0	1	1	0	0	0	0	0	8	19	0.00	1.000
Tom Martin, L ERA: 3.55	(7, 1)	1.0		4	1	0	0	0	0	0	0	0	0	0	7	9	0.00	1.000
60 Manny Corpas, R ERA: 3.0	(8, 1)	1.0		4	0	0	0	2	1	0	0	0	0	0	10	17	0.00	1.000
Jeremy Affeldt, L ERA: 3.04	(9, 1)	1.0	W	5	0	0	0	2	1	0	1	0	0	0	11	20	0.00	1.000

PITCHER	IP	WLS	BF	H	R	ER	SO	BB	IBB	HBP	BLK	WP	HR	S	P	ERA	WHIP

WP: 1	PA: 44		
PB: 0			
SB: 1			
CS: 0			

Batter	1	2	3	4	5	6	7	8	9	AB	R	H	RBI	BB	SO	LOB
3 Willy Taveras, R (1, 8) OBP: 0.378, SLG: 0.376	C B X 1-1 HR	C F X 0-2 ③ G1-3		B X 1-0 ③ G4-3		X 0-0 1-2 1B		B B C F X 2-2 ③ F9		5	1	2	1	0	0	1
Kazuo Matsui, S (1, 4) OBP: 0.351, SLG: 0.473	X 0-0 ① B1-3		B F X 1-1 ① F7		C B B F X 2-2 ① F9	C B B X 2-1 ③ L6			B F C X 1-2 5 1B 2B	5	1	1	0	0	0	2
5 Matt Holliday, R (1, 7) OBP: 0.395, SLG: 0.607	B F X 1-1 27 BB 2B		B X 1-0 2B		B F F X 1-2 ② P3		F X 0-1 11 1B 1B		F B F F D X 2-2 17 1B 11 SF9 2-H 1B	5	1	4	1	0	0	0
17 Todd Helton, L (1, 3) OBP: 0.450, SLG: 0.505 Jamey Carroll, R (9, PR) OBP: 0.301, SLG: 0.200	B B B B 4-0 2 FC5 27 BB BB	F C C 0-3 ② K			X 0-0 ③ G6-3		B B X 2-0 ① F9		B 1 SAFE X 1-0 11 SF9 27 BB 2 1B 1-3 1B	4 0	0 1	1 0	0 0	1 0	1 0	2 0
27 Garrett Atkins, R (1, 5) OBP: 0.321, SLG: 0.371	C B B B B 4-1 2 FC5 1-2 2-3 BB	C B B X 1-2 ③ G5-3				C B F B F B B 4-2 2 HR BB	C B F 1 SAFE S 1-3 ② K		F B B B S B D 4-2 2 1B 1-2 BB	2	1	0	0	3	1	2
11 Brad Hawpe, L (1, 9) OBP: 0.398, SLG: 0.508	C S X 0-2 ② F4			F F F C 0-3 ① K		X 0-0 ① F8	C B C B X 2-2 1-2 1B		S S B X 1-2 ① SF9 2-3 3-H	4	0	1	1	0	1	4
2 Troy Tulowitzki, R (1, 6) OBP: 0.347, SLG: 0.393	C F B F B X 2-2 ③ FC5 1-2 2-3f			C F B X 1-2 20 1B 2B		B B X 2-0 1-H HR	B B C B X 3-1 ③ G6-3		S S D X 1-2 1-2 3-H 1B	5	2	3	3	0	0	5
20 Chris Iannetta, R (1, 2) OBP: 0.324, SLG: 0.319		B B B C F S 3-3 ① K		S C F F X 0-2 G6-3 2-H 1B		S F B B X 2-2 3 1B 1B		B X 1-0 ① F8		4	0	2	1	0	1	0
Josh Fogg, R (1, 1) OBP: 0.150, SLG: 0.150 50 Jorge Julio, R (6, 1) 19 Ryan Spilborghs, R (6, PH) OBP: 0.333, SLG: 0.444 Tom Martin, L (7, 1) 60 Manny Corpas, R (8, 1) 10 Jeff Baker, R (8, PH) OBP: 0.282, SLG: 0.372 Jeremy Affeldt, L (9, 1)		C B X 1-1 ② P3		B B L X 2-1 ② G6-3 1-2		C C B B F F C 2-3 ② K		S S F S 0-3 ② K		2 0 1 0 0 0 1 0	0 0 0 0 0 0 0 0	0 0 0 0 0 0 0 0	0 0 0 0 0 0 0 0	0 0 1 0 0 0 1 0	0 0 1 0 0 0 0 0	1 0 1 0 0 0 0 0
Inning Stats	R: 1 H: 2 E: 0 LOB: 3 K: 0 BB: 2 S: 13 P: 25	R: 0 H: 0 E: 0 LOB: 0 K: 1 BB: 0 S: 8 P: 12	R: 0 H: 1 E: 0 LOB: 1 K: 1 BB: 0 S: 9 P: 12	R: 1 H: 2 E: 0 LOB: 1 K: 1 BB: 0 S: 15 P: 19	R: 0 H: 0 E: 0 LOB: 0 K: 0 BB: 0 S: 7 P: 10	R: 2 H: 3 E: 0 LOB: 2 K: 1 BB: 1 S: 16 P: 28	R: 0 H: 2 E: 0 LOB: 2 K: 1 BB: 0 S: 11 P: 19	R: 0 H: 0 E: 0 LOB: 0 K: 1 BB: 0 S: 8 P: 11	R: 3 H: 4 E: 0 LOB: 2 K: 0 BB: 1 S: 16 P: 26	1B: 8 2B: 4 3B: 0 HR: 2	SF: 1 SAC: 0 DP: 0 HBP: 0			WP: 0 PB: 0 SB: 0 CS: 0		PA: 43	

PITCHER		IP	WLS	BF	H	R	ER	SO	BB	IBB	HBP	BLK	WP	HR	S	P	ERA	WHIP
44 Roy Oswalt, R ERA: 3.38	(1, 1)	6.0		30	9	4	4	4	3	0	0	0	0	2	70	108	6.00	2.000
Trever Miller, L ERA: 7.63	(7, 1)	0.1	H	1	0	0	0	0	0	0	0	0	0	0	1	3	0.00	0.000
Chad Qualls, R ERA: 4.2	(7, 1)	0.2	H	3	1	0	0	1	0	0	0	0	0	0	8	14	0.00	1.500
54 Brad Lidge, R ERA: 2.43	(8, 1)	1.0	H	3	0	0	0	1	0	0	0	0	0	0	8	11	0.00	0.000
Dan Wheeler, R ERA: 5.6	(9, 1)	0.1	L	6	4	3	3	0	1	0	0	0	0	0	16	26	81.00	15.000

PITCHER	IP	WLS	BF	H	R	ER	SO	BB	IBB	HBP	BLK	WP	HR	S	P	ERA	WHIP

BOTTOM

Houston Astros @ Colorado Rockies

Coors Field, Denver, CO

Thu Jun 07 2007, 1:05 PM MDT

Att. 22,103 - Cloudy - 66 F

livebaseballscorecards.com

AB	38
R	7
H	14
RBI	7
BB	4
SO	6
LOB	18

Colorado Rockies @ Baltimore Orioles

Oriole Park at Camden Yards, Baltimore, MD

Fri Jun 08 2007, 7:05 PM EDT

Att. 22,375 - Partly Cloudy - 96 F

TOP

livebaseballscorecards.com

Batter	1	2	3	4	5	6	7	8	9	AB	R	H	RBI	BB	SO	LOB
3 Willy Taveras, R (1, 10) OBP: 0.379, SLG: 0.377	C X 0-1 ① G4-3		L B X 1-1 S 1B		B X 1-0 E S 1B		C C X 0-2 ② G4-3		C S B X 1-2 ② F8	5	0	2	0	0	0	0
Kazuo Matsui, S (1, 4) OBP: 0.353, SLG: 0.474	C B B X 2-1 5 F8 2B		B 1 SAFE 1 SAFE 1 SAFE B 1 SAFE 1 SAFE B C 3-2 C T ③ K 1-2		1 SAFE B B 1 SAFE B B 4-0 5 S 1-3 BB		C B X 1-1 ③ L4		C F B F F S 1-3 ③ K	4	0	1	0	1	2	1
5 Matt Holliday, R (1, 7) OBP: 0.389, SLG: 0.597	B S B X 2-1 ② F8 2-3			X 0-0 ① L9	B F B X 2-1 ③ F8 1-2			C F B F X 1-2 E1 17 G4-3		4	0	0	0	0	0	3
17 Todd Helton, L (1, 3) OBP: 0.447, SLG: 0.505	C B F B F C 2-3 ③ K			C X 0-1 ② F8		X 0-0 27 F9 2 BLK 2B		B X 1-0 ① G4-3 2-3		4	1	1	0	0	1	2
27 Garrett Atkins, R (1, 5) OBP: 0.320, SLG: 0.369		C C B X 1-2 ① F9		X 0-0 1B		D B X 2-0 ① F9 2-3		C F B X 1-2 ② F9		4	0	1	0	0	0	2
11 Brad Hawpe, L (1, 9) OBP: 0.396, SLG: 0.500		X 0-0 ② F8		B 1 SAFE 1 SAFE S B C 1 SAFE F B 3-3 S ③ K		B F B F F B T 3-2 ② K		C B F B B B 4-2 2 BB BB		3	0	0	0	1	2	2
2 Troy Tulowitzki, R (1, 6) OBP: 0.350, SLG: 0.393		B C B C B X 3-2 ③ F8			C B S B X 2-2 ① F9	X 0-0 3-H 1B		C B B S F B B 1-2 4-2 BB		3	0	1	0	1	0	0
19 Ryan Spilborghs, R (1, 8) OBP: 0.294, SLG: 0.387			C X 0-1 ① G5-3		C C B C 1-3 ② K	B B 1 SAFE F 1 SAFE F 1 SAFE X 2-2 ③ G4-3		S C B B S 2-3 ③ K		4	0	0	0	0	2	4
8 Yorvit Torrealba, R (1, 2) OBP: 0.292, SLG: 0.303			B C X 1-1 ② G5-3		B B F B X 3-1 HR		B C X 1-1 ① G1-3		B B B C C X 3-2 ① G3	4	1	1	1	0	0	0

	AB	35
	R	2
	H	7
	RBI	1
	BB	3
	SO	7
	LOB	14

Inning Stats																		
	R: 0	H: 1	R: 0	H: 0	R: 0	H: 1	R: 0	H: 1	R: 1	H: 2	R: 1	H: 2	R: 0	H: 0	R: 0	H: 0	R: 0	H: 0	1B: 4	SF: 0	WP: 0	PA: 38
	E: 0	LOB: 1	E: 0	LOB: 0	E: 0	LOB: 1	E: 0	LOB: 1	E: 0	LOB: 2	E: 0	LOB: 1	E: 0	LOB: 0	E: 1	LOB: 3	E: 0	LOB: 0	2B: 2	SAC: 0	PB: 0	
	K: 1	BB: 0	K: 0	BB: 0	K: 1	BB: 0	K: 1	BB: 0	K: 1	BB: 1	K: 1	BB: 0	K: 0	BB: 0	K: 1	BB: 2	K: 1	BB: 0	3B: 0	DP: 0	SB: 3	
	S: 10	P: 16	S: 7	P: 11	S: 9	P: 14	S: 8	P: 11	S: 11	P: 24	S: 10	P: 17	S: 7	P: 9	S: 16	P: 29	S: 11	P: 16	HR: 1	HBP: 0	CS: 0	

PITCHER		IP	WLS	BF	H	R	ER	SO	BB	IBB	HBP	BLK	WP	HR	S	P	ERA	WHIP
41 Steve Trachsel, R ERA: 3.82	(1, 1)	6.0	W	26	7	2	2	5	1	0	0	1	0	1	55	93	3.00	1.333
Todd Williams, R ERA: 5.11	(7, 1)	1.0	H	3	0	0	0	0	0	0	0	0	0	0	7	9	0.00	0.000
Chad Bradford, R ERA: 2.96	(8, 1)	0.0		1	0	0	0	0	0	0	0	0	0	0	4	5	∞	∞
32 Jamie Walker, L ERA: 3.52	(8, 1)	0.2	H	3	0	0	0	0	1	0	0	0	0	0	6	12	0.00	1.500
37 Chris Ray, R ERA: 4.03	(8, 1)	1.1	S	5	0	0	0	2	1	0	0	0	0	0	17	28	0.00	0.750

PITCHER	IP	WLS	BF	H	R	ER	SO	BB	IBB	HBP	BLK	WP	HR	S	P	ERA	WHIP

Colorado Rockies @ Baltimore Orioles

Oriole Park at Camden Yards, Baltimore, MD

Fri Jun 08 2007, 7:05 PM EDT

Att. 22,375 - Partly Cloudy - 96 F

livebaseballscorecards.com

BOTTOM

Batter	1	2	3	4	5	6	7	8	9	AB	R	H	RBI	BB	SO	LOB
1 Brian Roberts, S (1, 4) OBP: 0.410, SLG: 0.427	F8	K			FC6-4		P3			4	0	0	0	0	1	2
Jay Payton, R (1, 8) (8, 7) OBP: 0.325, SLG: 0.369	BB	L9			FC6-4 HR		F7			3	2	0	0	1	0	2
21 Nick Markakis, L (1, 9) OBP: 0.332, SLG: 0.464	1B	G4-3			HR			G4-3		4	2	2	2	0	0	0
10 Miguel Tejada, R (1, 6) OBP: 0.365, SLG: 0.424	F6	K			G6-3			F9		4	0	0	0	0	1	2
Kevin Millar, R (1, 3) OBP: 0.367, SLG: 0.417 Chris Gomez, R (9, 3) OBP: 0.354, SLG: 0.364	1B	G6-3				F9		F9		4 0	0 0	1 0	1 0	0 0	0 0	0 0
17 Aubrey Huff, L (1, 10) OBP: 0.284, SLG: 0.382	1B	G3-1				G4-3				3	0	1	1	0	0	0
6 Melvin Mora, R (1, 5) OBP: 0.316, SLG: 0.417	K			1B		K				3	0	1	0	0	2	2
31 Jay Gibbons, L (1, 7) OBP: 0.255, SLG: 0.333 Corey Patterson, L (7, PR) (8, 8) OBP: 0.273, SLG: 0.297	K		P3				2B			3 0	0 0	1 0	0 0	0 0	1 0	1 0
Paul Bako, L (1, 2) OBP: 0.297, SLG: 0.313	F8				1 FC6-4 1B		K			3	0	1	0	0	1	1

Inning Stats	1	2	3	4	5	6	7	8	9
	R: 2 E: 0 K: 1 S: 17	H: 3 LOB: 2 BB: 1 P: 30	R: 0 E: 0 K: 2 S: 7	H: 0 LOB: 0 BB: 0 P: 10	R: 0 E: 0 K: 1 S: 8	H: 0 LOB: 0 BB: 0 P: 10	R: 0 E: 0 K: 0 S: 10	H: 2 LOB: 0 BB: 0 P: 16	R: 0 E: 0 K: 1 S: 8	H: 0 LOB: 0 BB: 0 P: 10	R: 0 E: 0 K: 1 S: 9	H: 1 LOB: 1 BB: 0 P: 14	R: 0 E: 0 K: 0 S: 8	H: 0 LOB: 0 BB: 0 P: 12

| | | | |

Colorado Rockies @ Baltimore Orioles

Oriole Park at Camden Yards, Baltimore, MD

Sat Jun 09 2007, 7:05 PM EDT

Att. 27,320 - Clear - 88 F

livebaseballscorecards.com

TOP

Batter	1	2	3	4	5	6	7	8	9	10	AB	R	H	RBI	BB	SO	LOB
3 Willy Taveras, R (1, 8) OBP: 0.376, SLG: 0.374	C B B B X 3-1 F9 E 1B	B X 1-0 G4-3 ①	B B C X 3-1 F7 ③	C X 0-1 G3 ①	X 0-0 SH5-3 ② 1-2	4	0	1	0	0	0	1
Kazuo Matsui, S (1, 4) OBP: 0.355, SLG: 0.480	B B 1 SAFE X 2-0 F9 ① 1-3	C B B S S 2-3 K ②	C X 0-1 5 FC6 1B	C S B F X 1-2 F7 ②	B B C X 2-1 2-H 2B	5	0	2	1	0	1	1
5 Matt Holliday, R (1, 10) OBP: 0.382, SLG: 0.585	X 0-0 G5-3 ②	B S X 1-1 F9 ③	B B X 2-0 FC6 ① 1-2f	C B S B B X 3-2 F8 ③	B X 1-0 G6-3 ③	5	0	0	0	0	0	3
17 Todd Helton, L (1, 3) Jamey Carroll, R (9, PR) OBP: 0.444, SLG: 0.500 OBP: 0.301, SLG: 0.200 (9, 5)	C B B F B F C 3-3 K	F B B C F F X 2-2 G3-1 ①	B F F B F F X 2-2 F8 ②	C B F 1 SAFE P 1 SAFE S 2-3 K ③	C B C X 1-2 27 FC6-4 1B	4 0	0 0	1 0	0 0	0 0	1 0	2 0
27 Garrett Atkins, R (1, 5) OBP: 0.319, SLG: 0.364 (9, 3)	B F B F F B B 4-2 11 2B 2 G6-3 BB	C B F B C 2-3 K ②	B S B F S 2-3 K ③	F S B B X 2-2 1B	1 SAFE F 1 SAFE F X 0-2 FC6-4 ① 1-2f	3	1	0	0	1	2	2
11 Brad Hawpe, L (1, 9) OBP: 0.397, SLG: 0.505	X 0-0 19 1B 1-3 2B	C F X 0-2 G6-3 ① 3-H	C X 0-1 F7 ①	M S C 0-3 K ①	S F B 1 SAFE X 1-2 F9 ②	4	1	2	0	0	1	1
2 Troy Tulowitzki, R (1, 6) OBP: 0.344, SLG: 0.385	C F X 0-2 G6-3 ① 3-H	C X 0-1 F7 ①	M S C 0-3 K ①	C X 0-1 G4-3 ③	4	0	0	1	0	1	3
19 Ryan Spilborghs, R (1, 7) OBP: 0.316, SLG: 0.400	C X 0-1 20 G6-4-3 2-H 1B	X 0-0 20 G6-3 1B	B 1 SAFE X 1-0 L8 ②	B B C X 2-1 G4-3 ①	4	0	2	1	0	0	1
20 Chris Iannetta, R (1, 2) OBP: 0.322, SLG: 0.316	B X 1-0 G6-4-3 ② ③ 1-2f	B B 1 SAFE 1 SAFE B C X 3-1 G6-3 ② 1-2	B F X 1-1 F9 ③	C B B B X 3-1 3 SH5-3 2B 1B	4	1	1	0	0	0	3
Inning Stats	R: 0 E: 1 K: 1 S: 8 H: 1 LOB: 1 BB: 0 P: 16	R: 2 E: 0 K: 0 S: 10 H: 2 LOB: 0 BB: 1 P: 15	R: 0 E: 0 K: 1 S: 6 H: 0 LOB: 0 BB: 0 P: 10	R: 0 E: 0 K: 2 S: 11 H: 0 LOB: 0 BB: 0 P: 17	R: 0 E: 0 K: 0 S: 7 H: 1 LOB: 1 BB: 0 P: 13	R: 0 E: 0 K: 1 S: 12 H: 1 LOB: 1 BB: 0 P: 17	R: 0 E: 0 K: 1 S: 9 H: 1 LOB: 1 BB: 0 P: 13	R: 0 E: 0 K: 0 S: 9 H: 0 LOB: 0 BB: 0 P: 13	R: 0 E: 0 K: 0 S: 11 H: 1 LOB: 1 BB: 0 P: 13	R: 1 E: 0 K: 0 S: 8 H: 2 LOB: 1 BB: 0 P: 16	1B: 7 2B: 2 3B: 0 HR: 0	SF: 0 SAC: 1 DP: 1 HBP: 0					

	AB	37
	R	3
	H	9
	RBI	3
	BB	1
	SO	6
	LOB	17

PITCHER		IP	WLS	BF	H	R	ER	SO	BB	IBB	HBP	BLK	WP	HR	S	P	ERA	WHIP
46 Jeremy Guthrie, R ERA: 2.7	(1, 1)	8.0		30	6	2	2	6	1	0	0	0	0	0	72	114	2.25	0.875
32 Jamie Walker, L ERA: 3.42	(9, 1)	0.2		3	1	0	0	0	0	0	0	0	0	0	9	11	0.00	1.500
Chad Bradford, R ERA: 2.92	(9, 1)	0.1		1	0	0	0	0	0	0	0	0	0	0	2	2	0.00	0.000
Todd Williams, R ERA: 5.4	(10, 1)	1.0	L	5	2	1	1	0	0	0	0	0	0	0	8	16	9.00	2.000

PITCHER	IP	WLS	BF	H	R	ER	SO	BB	IBB	HBP	BLK	WP	HR	S	P	ERA	WHIP

WP: 0	PB: 0	SB: 0	CS: 0
PA: 39			

Colorado Rockies @ Baltimore Orioles

Oriole Park at Camden Yards, Baltimore, MD

Sat Jun 09 2007, 7:05 PM EDT

Att. 27,320 - Clear - 88 F

livebaseballscorecards.com

BOTTOM

Batter	1	2	3	4	5	6	7	8	9	10	AB	R	H	RBI	BB	SO	LOB
1 Brian Roberts, S (1, 4) OBP: 0.414, SLG: 0.430	2-1 10 S, 21 1B, 10 G4-3 1B		1-1 ① F8		2-1 21 FC1, 21 S 1B		3-2 1B			0-2 ② G6-3	5	1	3	0	0	0	0
21 Nick Markakis, L (1, 9) OBP: 0.333, SLG: 0.461	0-0 10 G4-3, 10 S, 17 1B, 1-2 1B		0-0 ② G6-3		2-2 ② FC1, 1-3		2-1 ③ P4			3-2 HBP	4	1	1	0	0	0	2
10 Miguel Tejada, R (1, 6) OBP: 0.358, SLG: 0.415	2-0 ① G4-3, 1-3, 2-H		3-2 E9		2-1 ③ G6-3			2-0 ① G4-3		2-3 ③ K	5	0	0	1	0	1	3
17 Aubrey Huff, L (1, 3) OBP: 0.283, SLG: 0.380 Chris Gomez, R (9, 3) OBP: 0.354, SLG: 0.364	1-2 FC4-6 1B, 3-H		0-0 ③ F7			1-1 ① G3		0-2 ② F8			4 0	0 0	1 0	1 0	0 0	0 0	1 0
Jay Payton, R (1, 7) OBP: 0.323, SLG: 0.366	0-2 ② FC4-6, 1-2f			1-3 ① K		1-0 1B		1-2 ③ G4-3			4	0	1	0	0	1	1
31 Jay Gibbons, L (1, 10) OBP: 0.255, SLG: 0.327	0-1 ③ G6-3			4-0 FC4-6, BB		2-0 ② F8			2-0 ① G4-3		3	0	0	0	1	0	2
6 Melvin Mora, R (1, 5) OBP: 0.311, SLG: 0.410		3-2 ① P3		1-1 ② F7		0-1 ③ P6			1-3 ② K		4	0	0	0	0	1	2
Corey Patterson, L (1, 8) OBP: 0.267, SLG: 0.290		1-0 ② G3-1		3-1 ③ FC4-6, 1-2f			0-0 ① B1-3		0-1 ③ G3		4	0	0	0	0	0	1
Paul Bako, L (1, 2) OBP: 0.286, SLG: 0.300 Kevin Millar, R (10, PH) OBP: 0.365, SLG: 0.414		1-1 ③ F7			2-3 ① K		0-1 ② G2-3			3-3 ① K	3 1	0 0	0 0	0 0	0 0	1 1	0 0
Inning Stats	R: 2 H: 3 E: 0 LOB: 1 K: 0 BB: 0 S: 12 P: 17	R: 0 H: 0 E: 0 LOB: 0 K: 0 BB: 0 S: 6 P: 11	R: 0 H: 0 E: 1 LOB: 1 K: 0 BB: 0 S: 7 P: 11	R: 0 H: 0 E: 0 LOB: 1 K: 1 BB: 1 S: 7 P: 16	R: 0 H: 1 E: 0 LOB: 1 K: 1 BB: 0 S: 11 P: 19	R: 0 H: 1 E: 0 LOB: 1 K: 0 BB: 0 S: 6 P: 10	R: 0 H: 1 E: 0 LOB: 1 K: 0 BB: 0 S: 9 P: 13	R: 0 H: 0 E: 0 LOB: 0 K: 0 BB: 0 S: 7 P: 10	R: 0 H: 0 E: 0 LOB: 0 K: 1 BB: 0 S: 6 P: 9	R: 0 H: 0 E: 0 LOB: 1 K: 2 BB: 0 S: 13 P: 21	1B: 6 SF: 0 2B: 0 SAC: 0 3B: 0 DP: 0 HR: 0 HBP: 1						

AB	37
R	2
H	6
RBI	2
BB	1
SO	5
LOB	12

WP: 0 PA: 39
PB: 0
SB: 3
CS: 0

PITCHER		IP	WLS	BF	H	R	ER	SO	BB	IBB	HBP	BLK	WP	HR	S	P	ERA	WHIP
31 Rodrigo Lopez, R ERA: 2.88	(1, 1)	7.0		29	6	2	2	2	1	0	0	0	0	0	58	97	2.57	1.000
60 Manny Corpas, R ERA: 2.9	(8, 1)	1.0		3	0	0	0	0	0	0	0	0	0	0	7	10	0.00	0.000
Jeremy Affeldt, L ERA: 2.92	(9, 1)	1.0	W	3	0	0	0	1	0	0	0	0	0	0	6	9	0.00	0.000
40 Brian Fuentes, L ERA: 2.15	(10, 1)	1.0	S	4	0	0	0	2	0	0	1	0	0	0	13	21	0.00	0.000

Batter	1	2	3	4	5	6	7	8	9	AB	R	H	RBI	BB	SO	LOB
3 Willy Taveras, R (1, 8) OBP: 0.372, SLG: 0.370	B F C B C 2-3 ① K	1 SAFE B X 1-0 1-2 1B		S F T 0-2 ③ K		C S B X 1-2 ② F7		S S F F S 0-3 ① K		5	0	1	0	0	3	2
2 Troy Tulowitzki, R (1, 6) OBP: 0.337, SLG: 0.377	F S B B C 2-3 ② K	C S D C 1-3 ③ K			F B F S 1-3 ① K	C B S B S 2-3 ③ K		X 0-0 FC1		5	0	0	0	0	4	3
5 Matt Holliday, R (1, 7) OBP: 0.390, SLG: 0.586	X 0-0 17 1B 1B		S B B S B B 4-2 27 CS BB		X 0-0 17 1B 19 1B 1B		S B B B F F B 4-2 17 1B 19 HR BB	B B C S S 2-3 ② K		3	2	2	0	2	1	2
17 Todd Helton, L (1, 3) OBP: 0.447, SLG: 0.502	B B F C F B X 3-2 27 BB 1-3 1B		C F F B C 1-3 ① K		C B X 1-1 27 PB 19 1B 1-3 1B		B C B F X 2-2 19 HR 1-3 1B	C B X 1-1 ③ F8		5	2	3	0	0	1	3
27 Garrett Atkins, R (1, 5) OBP: 0.320, SLG: 0.362	C B B F B F B 4-2 1-2 BB		B B F F F B F S 3-3 ② ③ K 1-2		F S S 0-3 ② K 1-2		C X 0-1 ① L7		B F C B F X 2-2 10 1B 1B	4	0	1	0	1	2	5
19 Ryan Spilborghs, R (1, 9) OBP: 0.349, SLG: 0.575	C C F X 0-2 ③ G5-3			B B X 2-0 HR	B C F X 1-2 2-H 3-H 1B		D X 1-0 1-H 3-H HR		C F X 0-2 ① P6	5	2	3	6	0	0	4
10 Jeff Baker, R (1, 10) OBP: 0.300, SLG: 0.378		C F B B X 2-2 FC5-4 1B		B B X 2-0 ① G6-3	C B B C F B B 4-2 BB		B S F S 1-3 ② K		C B C X 1-2 8 G6-4-3 1-2 1B	4	0	2	0	1	1	0
8 Yorvit Torrealba, R (1, 2) OBP: 0.289, SLG: 0.299		C B B S F F X 2-2 ① P4		F B C B X 2-2 1B	B B X 2-0 ③ F9		C B S S S 1-3 ③ K		B B F X 2-1 ② ③ G6-4-3 1-2f	5	0	1	0	0	1	5
Jamey Carroll, R (1, 4) OBP: 0.299, SLG: 0.211		B 1 SAFE C X 1-1 ② FC5-4 3 1B 1-2f		M F D X 1-2 ② L8		C B C B B T 3-2 ① K		B S B F X 2-2 2B		4	0	1	0	0	1	2
Inning Stats	R: 0 E: 0 K: 2 S: 18 H: 2 LOB: 3 BB: 1 P: 29	R: 0 E: 0 K: 1 S: 14 H: 2 LOB: 2 BB: 0 P: 21	R: 0 E: 0 K: 2 S: 10 H: 0 LOB: 1 BB: 1 P: 18	R: 1 E: 0 K: 1 S: 11 H: 2 LOB: 1 BB: 0 P: 18	R: 2 E: 0 K: 2 S: 16 H: 3 LOB: 2 BB: 1 P: 25	R: 0 E: 0 K: 2 S: 9 H: 0 LOB: 0 BB: 0 P: 15	R: 3 E: 0 K: 2 S: 15 H: 2 LOB: 0 BB: 1 P: 24	R: 0 E: 0 K: 2 S: 14 H: 1 LOB: 2 BB: 0 P: 19	R: 0 E: 0 K: 0 S: 12 H: 2 LOB: 1 BB: 0 P: 17	1B: 11 2B: 2 3B: 0 HR: 2 SF: 0 SAC: 0 DP: 2 HBP: 0						

TOP

Colorado Rockies @ Baltimore Orioles

Oriole Park at Camden Yards, Baltimore, MD

Sun Jun 10 2007, 1:35 PM EDT
Att. 34,784 - Overcast - 80 F

livebaseballscorecards.com

AB	40
R	6
H	14
RBI	6
BB	4
SO	14
LOB	26

PITCHER		IP	WLS	BF	H	R	ER	SO	BB	IBB	HBP	BLK	WP	HR	S	P	ERA	WHIP
45 Erik Bedard, L ERA: 3.72	(1, 1)	5.0	L	26	9	3	2	8	3	0	0	0	0	1	69	111	3.60	2.400
Scott Williamson, R ERA: 2.45	(6, 1)	1.0		4	0	1	1	2	1	0	0	0	0	0	12	22	9.00	1.000
John Parrish, L ERA: 5.79	(7, 1)	1.0		5	2	2	2	2	0	0	0	0	0	1	12	17	18.00	2.000
28 Danys Baez, R ERA: 6.33	(8, 1)	2.0		9	3	0	0	2	0	0	0	0	0	0	26	36	0.00	1.500

PITCHER	IP	WLS	BF	H	R	ER	SO	BB	IBB	HBP	BLK	WP	HR	S	P	ERA	WHIP

WP: 0 PB: 1 SB: 0 CS: 1 PA: 44

Batter	1	2	3	4	5	6	7	8	9	AB	R	H	RBI	BB	SO	LOB
1 Brian Roberts, S (1, 4) OBP: 0.412, SLG: 0.427	B B C F B X 3-2 L7 ①		C B X 1-1 21 P6 3 FC3-5 1-2 1B		C F B B X 2-2 F7 ③			B B C F B X 3-2 G6-3 ③		4	0	1	0	0	0	1
3 Freddie Bynum, L (1, 8) OBP: 0.231, SLG: 0.423	X 0-0 L8 ②		D X 1-0 FC3-5 ① 1-2 2-3f			B B X 2-0 G3 ①			C B S X 1-2 F8 ①	4	0	0	0	0	0	2
21 Nick Markakis, L (1, 9) OBP: 0.328, SLG: 0.453	C B B T F S 2-3 K ③		2 SAFE B F 1 SAFE 1 SAFE B C 1 SAFE X 2-2 P6 ② ③ 2-3			X 0-0 G1-3 ②			B B C F X 2-2 F7 ②	4	0	0	0	0	1	2
10 Miguel Tejada, R (1, 6) OBP: 0.356, SLG: 0.413		C B C X 1-2 17 2B 1B		B X 1-0 G5-3 ①		B C B S X 2-2 L5 ③			C B B S B F F X 3-2 F8 ③	4	1	1	0	0	0	0
17 Aubrey Huff, L (1, 10) OBP: 0.284, SLG: 0.384		C B F X 1-2 G6-4-3 1-H 2B		B X 1-0 F8 ②			C X 0-1 G5-3 ①			3	0	1	1	0	0	0
Kevin Millar, R (1, 3) OBP: 0.365, SLG: 0.409		B C B B B 4-1 G6-4-3 BB		B C X 1-1 F8 ③			B F B X 2-1 F9 ②			2	0	0	0	1	0	0
Jay Payton, R (1, 7) OBP: 0.317, SLG: 0.359		C X 0-1 G6-4-3 ① ② 1-2f 2-3			S X 0-1 P3 ①		C X 0-1 G4-3 ③			3	0	0	0	0	0	2
Chris Gomez, R (1, 5) OBP: 0.333, SLG: 0.340		D C B C F X 2-2 P4 ③			C B X 1-1 G6-3 ②			X 0-0 G6-3 ①		3	0	0	0	0	0	1
Paul Bako, L (1, 2) OBP: 0.300, SLG: 0.315			F F X 0-2 3 FC3-5 1 1B 1B		B S B S F X 2-2 1B			B S S S 1-3 K ②		3	0	2	0	0	1	0
Inning Stats	R: 0 H: 0 E: 0 LOB: 0 K: 1 BB: 0 S: 8 P: 13	R: 1 H: 2 E: 0 LOB: 1 K: 0 BB: 1 S: 13 P: 21	R: 0 H: 2 E: 0 LOB: 1 K: 0 BB: 0 S: 9 P: 13	R: 0 H: 0 E: 0 LOB: 0 K: 0 BB: 0 S: 4 P: 7	R: 0 H: 1 E: 0 LOB: 1 K: 0 BB: 0 S: 11 P: 16	R: 0 H: 0 E: 0 LOB: 0 K: 0 BB: 0 S: 5 P: 9	R: 0 H: 0 E: 0 LOB: 0 K: 0 BB: 0 S: 6 P: 8	R: 0 H: 0 E: 0 LOB: 0 K: 1 BB: 0 S: 7 P: 11	R: 0 H: 0 E: 0 LOB: 0 K: 0 BB: 0 S: 11 P: 17	1B: 4 SF: 0 2B: 1 SAC: 0 3B: 0 DP: 1 HR: 0 HBP: 0						WP: 0 PA: 31 PB: 0 SB: 0 CS: 0

PITCHER	IP	WLS	BF	H	R	ER	SO	BB	IBB	HBP	BLK	WP	HR	S	P	ERA	WHIP
48 Jason Hirsh, R (1, 1) ERA: 4.48	9.0	W	31	5	1	1	2	1	0	0	0	0	0	74	115	1.00	0.667

PITCHER	IP	WLS	BF	H	R	ER	SO	BB	IBB	HBP	BLK	WP	HR	S	P	ERA	WHIP

BOTTOM

Colorado Rockies @ Baltimore Orioles

Oriole Park at Camden Yards, Baltimore, MD

Sun Jun 10 2007, 1:35 PM EDT

Att. 34,784 - Overcast - 80 F

livebaseballscorecards.com

AB	30
R	1
H	5
RBI	1
BB	1
SO	2
LOB	8

Batter	1	2	3	4	5	6	7	8	9	AB	R	H	RBI	BB	SO	LOB
3 Willy Taveras, R (1, 8) OBP: 0.365, SLG: 0.362	B C B B X 3-1 P6			B B C X 2-1 F9		D B F C X 2-2 G4-3 2-3		L F F 1 X SAFE 0-2 G2		4	0	0	0	0	0	2
Kazuo Matsui, S (1, 4) OBP: 0.342, SLG: 0.462	C T B F X 1-2 F8			C S B B B X 3-2 L7		B F B F S 2-3 K			C S B F F S 1-3 K	4	0	0	0	0	2	1
5 Matt Holliday, R (1, 7) OBP: 0.384, SLG: 0.577	S B X 1-1 G6-3			B X 1-0 G5-3			X 0-0 G5-3		S B X 1-1 F9	4	0	0	0	0	0	0
17 Todd Helton, L (1, 3) OBP: 0.440, SLG: 0.493		B B C X 2-1 G4-3			C C F X 0-2 F8		B F F X 1-2 P4		B C S B B S 3-3 K	4	0	0	0	0	1	0
27 Garrett Atkins, R (1, 5) OBP: 0.320, SLG: 0.358		B C X 1-1 G3			C B B B C B 4-2 19 FC5-4 BB		B S C F X 1-2 L8			2	0	0	0	1	0	0
11 Brad Hawpe, L (1, 9) OBP: 0.397, SLG: 0.508		X 0-0 F7			S S S 0-3 K			B X 1-0 19 F9 8 1B 2B		3	1	1	0	0	1	1
19 Ryan Spilborghs, R (1, 10) OBP: 0.348, SLG: 0.558			C B B X 2-1 2 G6-4-3 1B		1 SAFE B B X 2-0 FC5-4 1-2f			C B F X 1-2 F9 2-3		3	0	1	0	0	0	2
2 Troy Tulowitzki, R (1, 6) OBP: 0.333, SLG: 0.372			C X 0-1 G6-4-3 1-2f			C C S 0-3 K		B F C X 1-2 F9		3	0	0	0	0	1	2
8 Yorvit Torrealba, R (1, 2) OBP: 0.296, SLG: 0.314			C B B X 2-1 G6-3			C B B X 2-1 3 G4-3 2B		C X 0-1 3-H 1B		3	0	2	1	0	0	0
Inning Stats	R: 0 E: 0 K: 0 S: 8 H: 0 LOB: 0 BB: 0 P: 13	R: 0 E: 0 K: 0 S: 5 H: 0 LOB: 0 BB: 0 P: 8	R: 0 E: 0 K: 0 S: 6 H: 1 LOB: 0 BB: 0 P: 10	R: 0 E: 0 K: 0 S: 6 H: 0 LOB: 0 BB: 0 P: 12	R: 0 E: 0 K: 1 S: 10 H: 0 LOB: 1 BB: 1 P: 16	R: 0 E: 0 K: 2 S: 11 H: 1 LOB: 1 BB: 0 P: 17	R: 0 E: 0 K: 0 S: 8 H: 0 LOB: 0 BB: 0 P: 10	R: 1 E: 0 K: 0 S: 13 H: 2 LOB: 1 BB: 0 P: 16	R: 0 E: 0 K: 2 S: 10 H: 0 LOB: 0 BB: 0 P: 15	1B: 2 2B: 2 3B: 0 HR: 0 SF: 0 SAC: 0 DP: 1 HBP: 0							

TOP

Colorado Rockies @ Boston Red Sox

Fenway Park, Boston, MA

Tue Jun 12 2007, 7:05 PM EDT

Att. 37,008 - Cloudy - 68 F

livebaseballscorecards.com

AB	30
R	1
H	4
RBI	1
BB	1
SO	5
LOB	8

PITCHER		IP	WLS	BF	H	R	ER	SO	BB	IBB	HBP	BLK	WP	HR	S	P	ERA	WHIP
49 Tim Wakefield, R ERA: 3.92	(1, 1)	8.0	W	28	4	1	1	3	1	0	0	0	0	0	67	102	1.12	0.625
58 Jonathan Papelbon, R ERA: 1.93	(9, 1)	1.0	S	3	0	0	0	2	0	0	0	0	0	0	10	15	0.00	0.000

PITCHER	IP	WLS	BF	H	R	ER	SO	BB	IBB	HBP	BLK	WP	HR	S	P	ERA	WHIP

Batter	1	2	3	4	5	6	7	8	9	AB	R	H	RBI	BB	SO	LOB
15 Dustin Pedroia, R (1, 4) OBP: 0.395, SLG: 0.436	C B F X 1-2 G1-3 ①		X 0-0 G6-3 ②		B C B B X 3-1 G6-3 ②			B B C C F X 2-2 34 2B 7 SF8 1B		4	0	1	0	0	0	1
13 Alex Cora, L (8, PR) OBP: 0.330, SLG: 0.448 (9, 4)										0	1	0	0	0	0	0
20 Kevin Youkilis, R (1, 3) OBP: 0.421, SLG: 0.524	C B X 1-1 G1-3 ②		B C C B B X 3-2 2-H 2B		B F C B S 2-3 K2-3 ③			1 SAFE X 0-0 F8 ①		4	0	1	1	0	1	1
34 David Ortiz, L (1, 10) OBP: 0.452, SLG: 0.609	C B B C F F B F X 3-2 1B		B B B B 4-0 BB			B B X 2-0 7 G4-6-3 BB 1B		B C X 1-1 1-3 2B		3	0	3	0	1	0	0
Manny Ramirez, R (1, 7) OBP: 0.391, SLG: 0.462	C C B B X 2-2 G1-3 ③		C B F S 1-3 K ③			B B B C B 4-1 1-2 7 G4-6-3 BB		I I I I 4-0 IBB		2	0	0	0	2	1	3
7 J.D. Drew, L (1, 9) OBP: 0.346, SLG: 0.358		B B C X 2-1 G3 ①		C B X 1-1 G3-1 ①		B B F X 2-1 1-2f 2-3 G4-6-3 ① ②		B F B B X 3-1 3-H SF8 ②		3	0	0	1	0	0	2
25 Mike Lowell, R (1, 5) OBP: 0.370, SLG: 0.543		C F B B F B X 3-2 F8 ②		C B X 1-1 1B 1B		C F F D S 2-3 K ③		F C F B X 1-2 G6-3 ③		4	0	1	0	0	1	3
Coco Crisp, S (1, 8) OBP: 0.281, SLG: 0.300		C B B C B F X 3-2 G4-3 ③		X 0-0 1-2 28 G5-4-3 1B			B X 1-0 G4-3 ①			3	0	1	0	0	0	0
28 Doug Mirabelli, R (1, 2) OBP: 0.233, SLG: 0.316			B C F S 1-3 K ①	X 0-0 1-2f G5-4-3 ② ③			C B B X 2-1 F9 ②			3	0	0	0	0	1	2
23 Julio Lugo, R (1, 6) OBP: 0.274, SLG: 0.322			C B B S F X 2-2 20 S 20 2B 2B		F B C X 1-2 G4-3 ①		B X 1-0 F8 ③			3	1	1	0	0	0	0
Inning Stats	R: 0 E: 0 K: 0 S: 14 H: 1 LOB: 1 BB: 0 P: 21	R: 0 E: 0 K: 0 S: 10 H: 0 LOB: 0 BB: 0 P: 18	R: 1 E: 0 K: 2 S: 14 H: 2 LOB: 2 BB: 1 P: 25	R: 0 E: 0 K: 0 S: 6 H: 2 LOB: 1 BB: 0 P: 8	R: 0 E: 0 K: 1 S: 8 H: 0 LOB: 0 BB: 0 P: 14	R: 0 E: 0 K: 1 S: 8 H: 1 LOB: 1 BB: 1 P: 18	R: 0 E: 0 K: 0 S: 4 H: 0 LOB: 0 BB: 0 P: 8	R: 1 E: 0 K: 0 S: 13 H: 2 LOB: 2 BB: 1 P: 24		1B: 5 2B: 3 3B: 0 HR: 0	SF: 1 SAC: 0 DP: 2 HBP: 0					

PITCHER		IP	WLS	BF	H	R	ER	SO	BB	IBB	HBP	BLK	WP	HR	S	P	ERA	WHIP
28 Aaron Cook, R ERA: 4.37	(1, 1)	7.1	L	29	7	2	2	4	2	0	0	0	0	0	69	119	2.46	1.227
Jeremy Affeldt, L ERA: 2.88	(8, 1)	0.1		3	1	0	0	0	0	1	0	0	0	0	4	12	0.00	3.000
60 Manny Corpas, R ERA: 2.87	(8, 1)	0.1		1	0	0	0	0	0	0	0	0	0	0	4	5	0.00	0.000

PITCHER	IP	WLS	BF	H	R	ER	SO	BB	IBB	HBP	BLK	WP	HR	S	P	ERA	WHIP

BOTTOM

Colorado Rockies @ Boston Red Sox

Fenway Park, Boston, MA

Tue Jun 12 2007, 7:05 PM EDT

Att. 37,008 - Cloudy - 68 F

livebaseballscorecards.com

AB	29
R	2
H	8
RBI	2
BB	3
SO	4
LOB	12

1B: 5	SF: 1	WP: 0	PA: 33
2B: 3	SAC: 0	PB: 0	
3B: 0	DP: 2	SB: 1	
HR: 0	HBP: 0	CS: 0	

Colorado Rockies @ Boston Red Sox

Fenway Park, Boston, MA

Wed Jun 13 2007, 7:05 PM EDT

Att. 36,808 - Cloudy - 55 F

TOP

livebaseballscorecards.com

Batter	1	2	3	4	5	6	7	8	9	AB	R	H	RBI	BB	SO	LOB
3 Willy Taveras, R (1, 8) OBP: 0.367, SLG: 0.365 Jamey Carroll, R (8, 6) OBP: 0.299, SLG: 0.211	E6 G4-3' 27 2B 1B	F9 ②		B1-3 ③		SH1-4 ① 1-2 2-3		FC6-4 1-2 1B		4 0	1 0	2 0	0 0	0 0	0 0	2 0
Kazuo Matsui, S (1, 4) OBP: 0.345, SLG: 0.459	G4-3 ① 2-3	5 E 1-2 3-H 1B			5 1B 11 HR 1B	P6 ②		FC6-4 ① 5 2B 17 WP 1-2f 2-3		5	2	2	1	0	0	5
5 Matt Holliday, R (1, 7) OBP: 0.391, SLG: 0.583	K ② 2-3	E5 1-3 2-H 1B			11 HR 1-2 1B	17 2B 4-0 IBB		17 WP 17 G6-3 1-3 3-H 2B		4	3	3	1	1	1	1
17 Todd Helton, L (1, 3) OBP: 0.440, SLG: 0.493	27 2B 4-2 BB	G4-3 ③ 3-2			F8 ① 1-2	2-2 1-H 2-H 3-H 2B		G6-3 3-2 2-H 3-H		4	0	1	4	1	0	4
27 Garrett Atkins, R (1, 5) OBP: 0.318, SLG: 0.359	2-1 1-3 3-H 2B		F9 ① 0-1		K ② 0-3	G6-3 ③ 1-1		K ③ 2-3		5	0	1	1	0	2	3
11 Brad Hawpe, L (1, 9) OBP: 0.397, SLG: 0.520	K ③ 0-3		G3-1 ② 3-1		HR 0-0 1-H 2-H		K ① 0-3		19 FC6-4 0-0 1B	5	1	2	3	0	2	2
19 Ryan Spilborghs, R (1, 10) OBP: 0.314, SLG: 0.500		G4-1 ① 0-1	K ③ 1-3		K ③ 3-3		K ② 2-3		FC6-4 1-1 1-2f	5	0	0	0	0	3	1
8 Yorvit Torrealba, R (1, 2) OBP: 0.299, SLG: 0.319		2 1B 2-0 1B 2B		G5-3 ① 1-1		3 SH1-4 2 BB 4-2 17 2B BB	F8 ③ 2-1		F9 ② 3-1	4	2	1	0	1	0	1
2 Troy Tulowitzki, R (1, 6) OBP: 0.340, SLG: 0.376 14 Sean Barker, R (8, 8)	5 1B 5 E 1B 0-1 2-3 1B			G4-3 ② 0-2		3 SH1-4 4-0 1-2 17 2B BB		FC6-4 3 1B 0-1 5 2B 1B	K ③ 0-3	3 1	3 0	2 0	0 0	1 0	0 1	0 1
Inning Stats	R: 1 H: 2 E: 1 LOB: 2 K: 2 BB: 1 S: 16 P: 24	R: 2 H: 4 E: 1 LOB: 2 K: 0 BB: 0 S: 19 P: 27	R: 0 H: 0 E: 0 LOB: 0 K: 1 BB: 0 S: 9 P: 13	R: 0 H: 0 E: 0 LOB: 0 K: 0 BB: 0 S: 9 P: 11	R: 3 H: 3 E: 0 LOB: 0 K: 2 BB: 0 S: 19 P: 23	R: 3 H: 1 E: 0 LOB: 1 K: 0 BB: 3 S: 11 P: 28	R: 0 H: 0 E: 0 LOB: 0 K: 2 BB: 0 S: 8 P: 12	R: 3 H: 3 E: 0 LOB: 0 K: 1 BB: 0 S: 15 P: 22	R: 0 H: 1 E: 0 LOB: 1 K: 1 BB: 0 S: 8 P: 12	1B: 9 SF: 0 2B: 4 SAC: 1 3B: 0 DP: 0 HR: 1 HBP: 0						WP: 1 PA: 45 PB: 0 SB: 0 CS: 0	

	AB	40
	R	12
	H	14
	RBI	10
	BB	4
	SO	9
	LOB	20

PITCHER		IP	WLS	BF	H	R	ER	SO	BB	IBB	HBP	BLK	WP	HR	S	P	ERA	WHIP
38 Curt Schilling, R ERA: 3.8	(1, 1)	5.0	L	25	9	6	5	5	1	0	0	0	0	1	72	98	9.00	2.000
39 Kyle Snyder, R ERA: 3.48	(6, 1)	0.2		5	0	3	3	0	2	1	0	0	0	0	6	20	40.50	3.000
48 Javier López, L ERA: 3.14	(6, 1)	0.1		2	1	0	0	0	0	0	0	0	0	0	5	8	0.00	3.000
36 Joel Pineiro, R ERA: 5.47	(7, 1)	2.0		9	3	3	3	3	0	0	0	0	1	0	23	34	13.50	1.500
50 Mike Timlin, R ERA: 5.06	(9, 1)	1.0		4	1	0	0	1	0	0	0	0	0	0	8	12	0.00	1.000

PITCHER	IP	WLS	BF	H	R	ER	SO	BB	IBB	HBP	BLK	WP	HR	S	P	ERA	WHIP

BOTTOM

Colorado Rockies @ Boston Red Sox

Fenway Park, Boston, MA

Wed Jun 13 2007, 7:05 PM EDT

Att. 36,808 - Cloudy - 55 F

livebaseballscorecards.com

Batter	1	2	3	4	5	6	7	8	9	AB	R	H	RBI	BB	SO	LOB
Coco Crisp, S (1, 8) OBP: 0.277, SLG: 0.295	C B B B X 2-2 ① F8		C B B X 2-1 ② G3	B X 1-0 ③ FC4-6 1-2f			B X 1-0 ① G4-3			4	0	0	0	0	0	2
12 Eric Hinske, L (8, 7) OBP: 0.288, SLG: 0.323										0	0	0	0	0	0	0
20 Kevin Youkilis, R (1, 3) OBP: 0.422, SLG: 0.527	C C C X 1-2 ② F9		C C C X 1-2 34 1B 1B 1B		C B B S B X 3-2 G4-3 2B		B B C C B X 3-2 ② F8			4	1	2	0	0	0	0
34 David Ortiz, L (1, 10) OBP: 0.449, SLG: 0.603	B B B B C X 3-1 ③ F9		B B B X 3-0 1B 1-3 1B		B B B B C X 3-1 ① F7		C C F B F B B X 3-2 ③ G1-3			4	0	1	0	0	0	1
Manny Ramirez, R (1, 7) OBP: 0.390, SLG: 0.461		C B B B F S 3-3 ① K	F 1 SAFE B B B X 2-1 1-2 3-H 1B		B X 1-0 ② G4-3 2-3			C F C 0-3 ① K		3	0	1	1	0	1	1
Wily Mo Peña, R (8, 8) OBP: 0.319, SLG: 0.429										1	0	0	0	0	1	0
7 J.D. Drew, L (1, 9) OBP: 0.344, SLG: 0.352		C B C X 1-2 ② L4	B S F B B S 3-3 ③ K		B C C B S 2-3 ③ K			B F B B B 4-1 25 G5-4-3 BB		3	0	0	0	1	2	3
25 Mike Lowell, R (1, 5) OBP: 0.372, SLG: 0.556		B X 1-0 HR	B B C X 2-1 13 1B 1B			B X 1-0 ① G3-1		B X 1-0 ② ③ G5-4-3 1-2f		4	1	2	1	0	0	1
Jason Varitek, S (1, 2) OBP: 0.361, SLG: 0.454		B B B C S B 4-2 BB	B X 1-0 ① L7			C C B B X 2-2 1B			F F B C 1-3 ① K	2	0	1	0	1	0	1
28 Doug Mirabelli, R (8, 2) OBP: 0.230, SLG: 0.310										1	0	0	0	0	1	0
13 Alex Cora, L (1, 4) OBP: 0.327, SLG: 0.440		C B F F X 1-2 ③ F9		B B C C F 1 SAFE X 2-2 FC4-6 1-3 1B		B C C C 1-3 ② K			F F B X 1-2 ② G6-3	4	0	1	0	0	1	2
23 Julio Lugo, R (1, 6) OBP: 0.270, SLG: 0.317			C F B X 1-2 ① P3	C 1 SAFE S S 0-3 ② K		C X 0-1 ③ P4			B B X 2-0 ③ F8	4	0	0	0	0	1	3
Inning Stats	R: 0 E: 0 K: 0 S: 8 H: 0 LOB: 0 BB: 0 P: 14	R: 1 E: 0 K: 1 S: 13 H: 1 LOB: 1 BB: 1 P: 23	R: 1 E: 0 K: 1 S: 14 H: 3 LOB: 2 BB: 0 P: 26	R: 0 E: 0 K: 1 S: 11 H: 2 LOB: 2 BB: 0 P: 17	R: 0 E: 0 K: 1 S: 9 H: 1 LOB: 1 BB: 0 P: 18	R: 0 E: 0 K: 1 S: 9 H: 1 LOB: 1 BB: 0 P: 13	R: 0 E: 0 K: 0 S: 9 H: 0 LOB: 0 BB: 0 P: 16	R: 0 E: 0 K: 1 S: 5 H: 0 LOB: 0 BB: 1 P: 10	R: 0 E: 0 K: 1 S: 7 H: 0 LOB: 0 BB: 0 P: 11	1B: 6 2B: 1 3B: 0 HR: 1 SF: 0 SAC: 0 DP: 1 HBP: 0						WP: 0 PB: 0 SB: 0 CS: 0 PA: 36	

	AB	34
	R	2
	H	8
	RBI	2
	BB	2
	SO	7
	LOB	14

PITCHER		IP	WLS	BF	H	R	ER	SO	BB	IBB	HBP	BLK	WP	HR	S	P	ERA	WHIP
Josh Fogg, R ERA: 4.95	(1, 1)	5.0	W	23	7	2	2	4	1	0	0	0	0	1	55	98	3.60	1.600
35 Taylor Buchholz, R ERA: 5.22	(6, 1)	2.0		7	1	0	0	1	0	0	0	0	0	0	18	29	0.00	0.500
50 Jorge Julio, R ERA: 7.27	(8, 1)	1.0		3	0	0	0	1	1	0	0	0	0	0	5	10	0.00	1.000
LaTroy Hawkins, R ERA: 4.91	(9, 1)	1.0		3	0	0	0	1	0	0	0	0	0	0	7	11	0.00	0.000

PITCHER	IP	WLS	BF	H	R	ER	SO	BB	IBB	HBP	BLK	WP	HR	S	P	ERA	WHIP

Colorado Rockies @ Boston Red Sox

Fenway Park, Boston, MA

Thu Jun 14 2007, 7:05 PM EDT

Att. 36,939 - Cloudy - 56 F

livebaseballscorecards.com

TOP

Batter	1	2	3	4	5	6	7	8	9	AB	R	H	RBI	BB	SO	LOB
3 Willy Taveras, R (1, 10) OBP: 0.358, SLG: 0.355	B C S B X 2-2 ① F9	C B B B F C 3-3 ③ K 1-2		F B B X 2-1 ① G4-3		C B X 1-1 ② G5-3		C B X 1-1 ② G6-3 3-H		5	0	0	1	0	1	2
Kazuo Matsui, S (1, 4) OBP: 0.355, SLG: 0.474	F B B S B F F X 3-2 17 1B 2B		C B F B B B X 3-2 5 2B 27 HR 1B	B F X 1-1 ② G4-3		C F X 0-2 1B		C B B B C F S 3-3 ③ K		5	2	3	0	0	1	1
5 Matt Holliday, R (1, 7) OBP: 0.392, SLG: 0.595	C S S X 1-2 ② G6-3		F B 1 SAFE X 1-1 27 HR 1-3 2B	C B X 1-1 HR		1 S X SAFE 0-1 ③ F7			B S S B X 2-2 ① F8	5	2	2	1	0	0	2
17 Todd Helton, L (1, 3) OBP: 0.439, SLG: 0.489	B C C X 1-2 27 1B 2-H 1B		C F B B B F B 4-2 27 HR BB	X 0-0 ③ F8			B C F S 1-3 ① K		F C B B S 2-3 ② K	4	1	1	1	1	2	0
27 Garrett Atkins, R (1, 5) OBP: 0.323, SLG: 0.381	X 0-0 1-3 1B		F B B B X 3-1 1-H 2-H 3-H HR		C X 0-1 11 G4-3 2B		C X 0-1 ② F8		B B X 2-0 ③ P4	5	1	3	4	0	0	0
11 Brad Hawpe, L (1, 9) OBP: 0.390, SLG: 0.510	B S B B X 3-1 ③ L9		C S B F X 1-2 ① G6-3		S S X 0-2 ① G4-3 2-3		B S F S 1-3 ③ K			4	0	0	0	0	1	3
19 Ryan Spilborghs, R (1, 8) OBP: 0.309, SLG: 0.471		X 0-0 ① L4	B B X 2-0 ② P3		D X 1-0 ② L9			F B C B B B 4-2 2 SH1-3 8 1B 3 G6-3 BB		3	1	0	0	1	0	1
8 Yorvit Torrealba, R (1, 2) OBP: 0.304, SLG: 0.324		C C B B X 2-2 ② G5-3	C F X 0-2 2 FC6-4 1B		B C B C F B X 3-2 ③ G5-3			1 B 1 F X SAFE SAFE 1-1 2 SH1-3 1-2 1B		4	0	2	0	0	0	1
2 Troy Tulowitzki, R (1, 6) OBP: 0.340, SLG: 0.375		C X 0-1 3 WP 1B	X 0-0 ③ FC6-4 1-2f			S C C 0-3 ① K		S B X 1-1 ① SH1-3 1-2 2-3		3	0	1	0	0	1	1
Inning Stats	R: 1 E: 0 K: 0 S: 17 H: 3 LOB: 2 BB: 0 P: 27	R: 0 E: 0 K: 1 S: 9 H: 1 LOB: 1 BB: 0 P: 14	R: 4 E: 0 K: 0 S: 20 H: 4 LOB: 1 BB: 1 P: 34	R: 1 E: 0 K: 0 S: 7 H: 1 LOB: 0 BB: 0 P: 11	R: 0 E: 0 K: 0 S: 10 H: 1 LOB: 1 BB: 0 P: 14	R: 0 E: 0 K: 1 S: 10 H: 1 LOB: 1 BB: 0 P: 11	R: 0 E: 0 K: 2 S: 8 H: 0 LOB: 0 BB: 0 P: 10	R: 1 E: 0 K: 1 S: 12 H: 1 LOB: 1 BB: 1 P: 22	R: 0 E: 0 K: 1 S: 7 H: 0 LOB: 0 BB: 0 P: 13	1B: 7 2B: 3 3B: 0 HR: 2 SF: 0 SAC: 1 DP: 0 HBP: 0							

	AB	38
	R	7
	H	12
	RBI	7
	BB	2
	SO	6
	LOB	11

WP: 1 PB: 0 SB: 0 CS: 0 PA: 41

PITCHER	IP	WLS	BF	H	R	ER	SO	BB	IBB	HBP	BLK	WP	HR	S	P	ERA	WHIP
19 Josh Beckett, R (1, 1) ERA: 3.39	5.0	L	26	10	6	6	1	1	0	0	0	1	2	63	100	10.80	2.200
39 Kyle Snyder, R (6, 1) ERA: 3.18	2.0		7	1	0	0	3	0	0	0	0	0	0	18	21	0.00	0.500
50 Mike Timlin, R (8, 1) ERA: 5.4	1.0		5	1	1	1	1	1	0	0	0	0	0	12	22	9.00	2.000
48 Javier López, L (9, 1) ERA: 2.93	1.0		3	0	0	0	1	0	0	0	0	0	0	7	13	0.00	0.000

PITCHER	IP	WLS	BF	H	R	ER	SO	BB	IBB	HBP	BLK	WP	HR	S	P	ERA	WHIP

Batter	1	2	3	4	5	6	7	8	9	AB	R	H	RBI	BB	SO	LOB
7 J.D. Drew, L (1, 9) OBP: 0.336, SLG: 0.342	C B S B X 2-2 ① F7	C S T B X 1-2 ② L6		S X 0-1 ③ G3		F F B C 1-3 ② K		X 0-0 ③ G6-3		5	0	0	0	0	1	7
15 Dustin Pedroia, R (1, 4) OBP: 0.390, SLG: 0.429	C F B X 2-2 34 HBP 1B	F B C S 1-3 ③ K			C B B X 2-1 ① F9	C F B X 1-2 ③ FC4 1-2f			C F B B X 2-2 ① F9	5	0	1	0	0	1	5
34 David Ortiz, L (1, 10) OBP: 0.448, SLG: 0.595	B C B H 3-1 1-2 HBP		B F S S 1-3 ① K		B S B B F B 4-2 1B BB		C B B F S 2-3 ① K		C S X 0-2 ② G4-3	3	0	0	0	1	2	0
Manny Ramirez, R (1, 7) OBP: 0.394, SLG: 0.461	C B C B C 2-3 ② K		X 0-0 ② L4		C C B X 1-2 25 FC5-4 1-2 1B		C C B X 1-2 20 G5-3 25 1B 1B		B B B B 4-0 20 1B BB	4	1	2	0	1	1	2
20 Kevin Youkilis, R (1, 3) OBP: 0.418, SLG: 0.521	C B F B S 2-3 ③ K		C B F B S 2-3 ③ K		C X 0-1 ② P6		C X 0-1 ② G5-3 1-2		C B B F B X 3-2 1-3 1B	5	0	1	0	0	2	5
25 Mike Lowell, R (1, 5) OBP: 0.373, SLG: 0.553		C B B B X 3-1 23 E BB 1B		C B X 1-1 ① F8	B X 1-0 ③ FC5-4 1-2f		X 0-0 2-H 1B		B C F S 1-3 ③ K	5	0	2	1	0	1	4
Jason Varitek, S (1, 2) OBP: 0.364, SLG: 0.455		B C B F S 2-3 ① K		B B B C C X 3-2 23 1B 1B		X 0-0 1B 1B	F S F S 0-3 ③ K2-3			4	0	2	0	0	2	2
Coco Crisp, S (1, 8) OBP: 0.280, SLG: 0.295		B F B B B 4-1 23 E 1-2 BB		S B B X 2-1 ② P3		C D B B X 3-1 15 FC4 1-2 1B		C B C F B X 3-2 ① G3-1		3	0	1	0	1	0	1
23 Julio Lugo, R (1, 6) OBP: 0.270, SLG: 0.316		C X 0-1 E3 1-2 2-3		B C X 1-1 1-2 1B		B C X 1-1 ① F8		C X 0-1 ② G4-3		4	0	1	0	0	0	4
Inning Stats	R: 0 E: 0 K: 2 S: 13 H: 1 LOB: 2 BB: 0 P: 24	R: 0 E: 1 K: 2 S: 15 H: 1 LOB: 3 BB: 1 P: 26	R: 0 E: 0 K: 2 S: 8 H: 0 LOB: 0 BB: 0 P: 11	R: 0 E: 0 K: 0 S: 11 H: 2 LOB: 2 BB: 0 P: 18	R: 0 E: 0 K: 0 S: 10 H: 1 LOB: 2 BB: 1 P: 18	R: 0 E: 0 K: 1 S: 11 H: 2 LOB: 2 BB: 0 P: 17	R: 1 E: 0 K: 2 S: 13 H: 2 LOB: 1 BB: 0 P: 16	R: 0 E: 0 K: 0 S: 7 H: 0 LOB: 0 BB: 0 P: 10	R: 0 E: 0 K: 1 S: 12 H: 1 LOB: 2 BB: 1 P: 22	1B: 10 2B: 0 3B: 0 HR: 0	SF: 0 SAC: 0 DP: 0 HBP: 1					

BOTTOM

Colorado Rockies @ Boston Red Sox

Fenway Park, Boston, MA

Thu Jun 14 2007, 7:05 PM EDT

Att. 36,939 - Cloudy - 56 F

livebaseballscorecards.com

AB	38
R	1
H	10
RBI	1
BB	3
SO	10
LOB	30

PITCHER		IP	WLS	BF	H	R	ER	SO	BB	IBB	HBP	BLK	WP	HR	S	P	ERA	WHIP
26 Jeff Francis, L ERA: 3.61	(1, 1)	5.0	W	26	7	0	0	6	2	0	1	0	0	0	60	103	0.00	1.800
50 Jorge Julio, R ERA: 6.87	(6, 1)	1.0		3	0	0	0	1	0	0	0	0	0	0	8	11	0.00	0.000
Tom Martin, L ERA: 3.86	(7, 1)	0.1		2	1	1	1	1	0	0	0	0	0	0	6	9	27.00	3.000
LaTroy Hawkins, R ERA: 4.7	(7, 1)	0.2		3	1	0	0	1	0	0	0	0	0	0	7	7	0.00	1.500
60 Manny Corpas, R ERA: 2.78	(8, 1)	1.0		3	0	0	0	0	0	0	0	0	0	0	7	10	0.00	0.000

PITCHER		IP	WLS	BF	H	R	ER	SO	BB	IBB	HBP	BLK	WP	HR	S	P	ERA	WHIP
40 Brian Fuentes, L ERA: 2.08	(9, 1)	1.0		5	1	0	0	1	1	0	0	0	0	0	12	22	0.00	2.000

WP: 0 PB: 0 SB: 0 CS: 0 PA: 42

Tampa Bay Devil Rays @ Colorado Rockies

Coors Field, Denver, CO

Fri Jun 15 2007, 7:05 PM MDT

Att. 25,762 - Partly Cloudy - 84 F

livebaseballscorecards.com

TOP

Batter	1	2	3	4	5	6	7	8	9	AB	R	H	RBI	BB	SO	LOB
1 Akinori Iwamura, L (1, 5) OBP: 0.434, SLG: 0.447	F7		1B		G4-6-3 1B		G1-3		FC4-6 1B 1-2f	5	0	2	0	0	0	1
Brendan Harris, R (1, 6) OBP: 0.367, SLG: 0.458	G6-3		P5		G4-6-3 1-2f		BB		13 G6-4-3 1B 1-3	4	0	1	0	1	0	2
13 Carl Crawford, L (1, 7) OBP: 0.341, SLG: 0.475	F7		F7		F8		K		G6-4-3 1-2f	5	0	0	0	0	1	4
Ty Wigginton, R (1, 4) OBP: 0.320, SLG: 0.456		K		23 2B 1B		G1-3		FC5-4 1B		4	1	2	0	0	1	0
23 Carlos Pena, L (1, 3) OBP: 0.405, SLG: 0.650		G1-3		G3 1-H 2B		K		K		4	0	1	1	0	2	1
Delmon Young, R (1, 8) OBP: 0.298, SLG: 0.412		31 1B 1B		G3 2-3		HR		FC5-4 31 1B 1-2f		4	1	2	1	0	0	2
31 Jonny Gomes, R (1, 9) OBP: 0.348, SLG: 0.375		1-2 1B		K		0-2 1B		1-2 1B		4	0	3	0	0	1	1
30 Dioner Navarro, S (1, 2) OBP: 0.247, SLG: 0.252		G4-3		IBB		G4-3		G3		3	0	0	0	1	0	5
33 James Shields, R (1, 1)			G1-3	G2-3			F8		1 FC4-6 1B	2	0	0	0	0	0	2
3 Jorge Cantu, R (7, PH) OBP: 0.319, SLG: 0.302										1	0	0	0	0	0	0
22 Shawn Camp, R (7, 1)										0	0	0	0	0	0	0
Casey Fossum, L (7, 1)										0	0	0	0	0	0	0
28 Al Reyes, R (8, 1)										0	0	0	0	0	0	0
Brian Stokes, R (8, 1)										0	0	0	0	0	0	0
Josh Wilson, R (9, PH) OBP: 0.322, SLG: 0.255										1	0	1	0	0	0	0

Inning Stats	1	2	3	4	5	6	7	8	9
R:	0	0	0	1	0	1	0	0	0
E:	0	0	0	0	0	0	0	0	0
K:	0	1	0	1	0	1	1	1	0
S:	7	13	7	14	3	12	7	9	5
H:	0	2	1	2	1	2	0	2	2
LOB:	0	2	0	2	0	1	1	2	1
BB:	0	0	0	1	0	0	1	0	0
P:	11	18	13	21	3	15	17	13	7

1B:	10
2B:	1
3B:	0
HR:	1
SF:	0
SAC:	0
DP:	2
HBP:	0

WP:	0
PB:	0
SB:	0
CS:	0
PA:	39

AB	37
R	2
H	12
RBI	2
BB	2
SO	5
LOB	18

PITCHER		IP	WLS	BF	H	R	ER	SO	BB	IBB	HBP	BLK	WP	HR	S	P	ERA	WHIP
31 Rodrigo Lopez, R ERA: 2.9	(1, 1)	6.0	W	26	8	2	2	3	0	1	0	0	0	1	56	81	3.00	1.333
Jeremy Affeldt, L ERA: 2.77	(7, 1)	1.0	H	4	0	0	0	1	1	0	0	0	0	0	7	17	0.00	1.000
60 Manny Corpas, R ERA: 2.7	(8, 1)	1.0		5	2	0	0	1	0	0	0	0	0	0	9	13	0.00	2.000
Tom Martin, L ERA: 3.6	(9, 1)	1.0		4	2	0	0	0	0	0	0	0	0	0	5	7	0.00	2.000

PITCHER	IP	WLS	BF	H	R	ER	SO	BB	IBB	HBP	BLK	WP	HR	S	P	ERA	WHIP

Batter	1	2	3	4	5	6	7	8	9	AB	R	H	RBI	BB	SO	LOB
3 Willy Taveras, R (1, 8) OBP: 0.364, SLG: 0.366	B C X 1-1 2 SH2-3 17 1B 2B	X 0-0 ③ B2-3			B F T F F B X 2-2 ③ G6-3		F F F X 0-2 2 1B 5 1B 1B 1-2 2-3	F X 0-1 5 2B 1B 1-2 2-3 3-H		5	2	3	1	0	0	0
2 Troy Tulowitzki, R (1, 6) OBP: 0.338, SLG: 0.373	X 0-0 ① SH2-3 2-3		F B X 1-1 ① F			C X 0-1 ① F9	F F X 0-2 5 1B 17 SF7 1B 1-2 2-3 3-H	B C S B S 2-3 ② K		4	1	1	1	0	1	3
5 Matt Holliday, R (1, 7) OBP: 0.395, SLG: 0.602 Tom Martin, L (9, 1)	S F B S 1-3 ② K2-3		B X 1-0 ② P4			B B B X 3-0 17 1B 2B	X 0-0 1B 1-3 2-H 3-H	B C B X 2-1 2B 1-3 2-H 3-H		5 0	1 0	3 0	4 0	0 0	1 0	1 0
17 Todd Helton, L (1, 3) OBP: 0.440, SLG: 0.491 60 Manny Corpas, R (8, 1) Sean Barker, R (8, PH) (9, 7)	B S F D F F F D X 3-2 27 HR 1B 3-H		X 0-0 ③ G1-3			C B B X 2-1 27 BB 1B 2-H	F F X 0-2 ② SF7 3-H	S F D B F X 2-2 ③ G4-3		3 0 1	1 0 0	2 0 0	3 0 0	0 0 0	0 0 0	0 0 2
27 Garrett Atkins, R (1, 5) OBP: 0.326, SLG: 0.393	B C B B F X 3-2 1-H HR			C C B B F B X 3-2 ① G6-3		B B 1 SAFE B 4-0 11 G3-6-1 1-2 BB	B B C B F C 3-3 ③ K			3	1	1	2	1	1	1
11 Brad Hawpe, L (1, 9) OBP: 0.388, SLG: 0.519	C B X 1-1 HR			F B X 1-1 ② G1-3		B F X 1-1 ②③ G3-6-1 1-2f		F S F B F X 1-2 ① F8		4	1	1	1	0	0	2
20 Chris Iannetta, R (1, 2) OBP: 0.319, SLG: 0.306	B B X 2-0 ③ F7			B X 1-0 ③ F7			X 0-0 ① F9	B C B B F B 4-2 10 1B E 3 1B BB		3	1	0	0	1	0	0
Jamey Carroll, R (1, 4) OBP: 0.298, SLG: 0.205		C B X 1-1 ① P4			C B B X 2-1 ① L9		B C B B B 4-1 3 1B 10 1B 2 1B BB	C B B X 2-1 3 1B 10 1B 5 2B 1-2		3	2	0	0	1	0	1
31 Rodrigo Lopez, R (1, 1) OBP: 0.167, SLG: 0.091 Jeremy Affeldt, L (7, 1) 10 Jeff Baker, R (7, PH) OBP: 0.315, SLG: 0.393 (8, 3)		C C X 0-2 ② G4-3			B C F C 1-3 ② K		C X 0-1 2 1B 3 1B 5 1B 1B 1-2	C F B X 1-2 3 1B 5 2B 1B 1-2 2-3		2 0 2	0 0 2	0 0 2	0 0 0	0 0 0	1 0 0	0 0 0
Inning Stats	R: 4 E: 0 K: 1 S: 18 H: 4 LOB: 0 BB: 0 P: 29	R: 0 E: 0 K: 0 S: 6 H: 0 LOB: 0 BB: 0 P: 7	R: 0 E: 0 K: 0 S: 4 H: 0 LOB: 0 BB: 0 P: 6	R: 0 E: 0 K: 0 S: 7 H: 0 LOB: 0 BB: 0 P: 12	R: 0 E: 0 K: 0 S: 10 H: 0 LOB: 0 BB: 0 P: 15	R: 1 E: 0 K: 0 S: 7 H: 2 LOB: 1 BB: 1 P: 17	R: 4 E: 0 K: 1 S: 18 H: 4 LOB: 1 BB: 1 P: 25	R: 3 E: 1 K: 1 S: 23 H: 3 LOB: 2 BB: 1 P: 37		1B: 8 2B: 3 3B: 0 HR: 2	SF: 1 SAC: 1 DP: 1 HBP: 0			WP: 0 PB: 0 SB: 0 CS: 0	PA: 40	

PITCHER		IP	WLS	BF	H	R	ER	SO	BB	IBB	HBP	BLK	WP	HR	S	P	ERA	WHIP
33 James Shields, R ERA: 3.3	(1, 1)	6.0	L	24	6	5	5	2	1	0	0	0	0	2	52	86	7.50	1.167
22 Shawn Camp, R ERA: 7.2	(7, 1)	0.1		6	4	4	4	0	1	0	0	0	0	0	12	16	108.00	15.000
Casey Fossum, L ERA: 7.44	(7, 1)	0.2		2	0	0	0	1	0	0	0	0	0	0	6	9	0.00	0.000
28 Al Reyes, R ERA: 2.25	(8, 1)	0.1		5	2	3	1	0	1	0	0	0	0	0	14	22	27.00	9.000
Brian Stokes, R ERA: 6.83	(8, 1)	0.2		3	1	0	0	1	0	0	0	0	0	0	9	15	0.00	1.500

PITCHER	IP	WLS	BF	H	R	ER	SO	BB	IBB	HBP	BLK	WP	HR	S	P	ERA	WHIP

BOTTOM

Tampa Bay Devil Rays @ Colorado Rockies

Coors Field, Denver, CO

Fri Jun 15 2007, 7:05 PM MDT
Att. 25,762 - Partly Cloudy - 84 F

livebaseballscorecards.com

AB	35
R	12
H	13
RBI	12
BB	3
SO	4
LOB	10

Tampa Bay Devil Rays @ Colorado Rockies

Coors Field, Denver, CO

Sat Jun 16 2007, 6:05 PM MDT

Att. 30,101 - Cloudy - 81 F

livebaseballscorecards.com

TOP

Batter	1	2	3	4	5	6	7	8	9	AB	R	H	RBI	BB	SO	LOB
1 Akinori Iwamura, L (1, 5) OBP: 0.433, SLG: 0.434	F B B B B 4-1 SH5-3 BB		C C B B B B 4-2 2B BB	T B B X 2-1 ③ G4-3		C B C X 1-2 ③ L7			S B S S 1-3 ② K	3	1	0	0	2	1	0
Brendan Harris, R (1, 6) OBP: 0.378, SLG: 0.485	X 0-0 ① SH5-3 1-2		1 SAFE B C X 1-1 1-H 2B		F B X 1-1 HR		B B C X 2-1 13 G6-4-3 1B		B B C B B 4-1 BB	3	1	3	2	1	0	0
13 Carl Crawford, L (1, 7) OBP: 0.339, SLG: 0.468	C B F F S 1-3 ② K		F B B B B 4-1 BB		B F F F F X 1-2 ① F7		X 0-0 ① ② G6-4-3 1-2f		S X 0-1 ③ G1-3	4	0	0	0	1	1	3
Ty Wigginton, R (1, 4) OBP: 0.322, SLG: 0.461	D B B C X 3-1 ③ F8		B X 1-0 ③ F8		X 0-0 23 BB 1B		C F B B X 2-2 2B			4	0	2	0	0	0	3
23 Carlos Pena, L (1, 3) OBP: 0.407, SLG: 0.663		C C F B B S 2-3 ① K	X 0-0 HR	B B F B B 4-1 1-2 BB			B C S S 1-3 ③ K			3	1	1	1	1	2	1
Delmon Young, R (1, 8) OBP: 0.297, SLG: 0.410		F F F F F B F S 1-3 ② K	C X 0-1 31 2B 1B	B X 1-0 ② L7				S B B F S 2-3 ① K		4	1	1	0	0	2	2
31 Jonny Gomes, R (1, 9) OBP: 0.343, SLG: 0.383		C F B T 1-2 ③ K	F 1 SAFE F F F X 0-2 1-H G6-3 2B	B B C S B X 3-2 ③ P3				F S B B X 2-2 ② P3		4	1	1	1	0	1	2
Raul Casanova, S (1, 2) OBP: 0.318, SLG: 0.550		X 0-0 ① G4-3	B S F F X 1-2 ① G6-3 3-H			B C B B S X 3-2 35 G6-4-3 1B		B B T C B X 3-2 ③ G4-3		4	0	1	1	0	0	0
21 Andy Sonnanstine, L (1, 1) OBP: 0.400, SLG: 0.400			C S B F C 1-3 ② K	F C F X 0-2 ② G4-3		B B C X 2-1 ① ② G6-4-3 1-2f			B X 1-0 ① F8	2	0	0	0	0	1	0
35 Elijah Dukes, R (6, PH) OBP: 0.321, SLG: 0.396										1	0	0	0	0	0	1
Casey Fossum, L (6, 1)										0	0	0	0	0	0	0
45 Jay Witasick, R (7, 1)										0	0	0	0	0	0	0
Brian Stokes, R (8, 1)										0	0	0	0	0	0	0
3 Jorge Cantu, R (9, PH) OBP: 0.313, SLG: 0.295										1	0	0	0	0	0	0
Inning Stats	R: 0 E: 0 K: 1 S: 8 H: 0 LOB: 1 BB: 1 P: 16	R: 0 E: 0 K: 3 S: 14 H: 0 LOB: 0 BB: 0 P: 18	R: 1 E: 0 K: 1 S: 11 H: 1 LOB: 2 BB: 2 P: 22	R: 3 E: 0 K: 0 S: 17 H: 3 LOB: 0 BB: 0 P: 20	R: 1 E: 0 K: 0 S: 13 H: 2 LOB: 2 BB: 1 P: 23	R: 0 E: 0 K: 0 S: 8 H: 1 LOB: 0 BB: 0 P: 14	R: 0 E: 0 K: 1 S: 9 H: 2 LOB: 1 BB: 0 P: 14	R: 0 E: 0 K: 1 S: 9 H: 0 LOB: 0 BB: 0 P: 16	R: 0 E: 0 K: 1 S: 7 H: 0 LOB: 1 BB: 1 P: 13	1B: 4 2B: 3 3B: 0 HR: 2 SF: 0 SAC: 1 DP: 2 HBP: 0	WP: 0 PB: 0 SB: 0 CS: 0 PA: 39					

	AB	33
	R	5
	H	9
	RBI	5
	BB	5
	SO	8
	LOB	12

PITCHER		IP	WLS	BF	H	R	ER	SO	BB	IBB	HBP	BLK	WP	HR	S	P	ERA	WHIP
48 Jason Hirsh, R ERA: 4.78	(1, 1)	4.1		23	6	5	5	5	4	0	0	0	0	2	59	91	10.38	2.308
35 Taylor Buchholz, R ERA: 5.05	(5, 1)	1.2	W	5	1	0	0	0	0	0	0	0	0	0	12	22	0.00	0.600
LaTroy Hawkins, R ERA: 4.41	(7, 1)	1.0	H	4	2	0	0	1	0	0	0	0	0	0	9	14	0.00	2.000
50 Jorge Julio, R ERA: 6.52	(8, 1)	1.0		3	0	0	0	1	0	0	0	0	0	0	9	16	0.00	0.000
40 Brian Fuentes, L ERA: 2.01	(9, 1)	1.0		4	0	0	0	1	1	0	0	0	0	0	7	13	0.00	1.000

PITCHER	IP	WLS	BF	H	R	ER	SO	BB	IBB	HBP	BLK	WP	HR	S	P	ERA	WHIP

BOTTOM

Tampa Bay Devil Rays @ Colorado Rockies

Coors Field, Denver, CO

Sat Jun 16 2007, 6:05 PM MDT

Att. 30,101 - Cloudy - 81 F

livebaseballscorecards.com

Batter	1	2	3	4	5	6	7	8	9	AB	R	H	RBI	BB	SO	LOB
3 Willy Taveras, R (1, 8) OBP: 0.365, SLG: 0.379 40 Brian Fuentes, L (9, 1)	B B B B 4-0 2B 11 HR BB	B C F X 1-2 G6-3 ③		C B B C B X 3-2 HR		F F D X 1-2 FC4-6 ② 1-2f 2-3		B F B X 2-1 FC5-4 ① G4-6-3 1-2f		4 0	2 0	1 0	1 0	1 0	0 0	3 0
Kazuo Matsui, S (1, 4) OBP: 0.349, SLG: 0.471	B C 1 X SAFE 1-1 11 HR 1-3 2B	B C F B B X 3-2 P6 ①		B C B X 2-1 G1-3 ③		C S F X 0-2 F9 ③		S B B X 2-1 G4-6-3 ② ③ 1-2f		5	1	1	0	0	0	3
5 Matt Holliday, R (1, 7) OBP: 0.397, SLG: 0.601	S B S F S 1-3 K ①	F S B X 1-2 27 HR 1B	F F F B S 1-3 K ①			X 0-0 17 BB 27 1B 1B				4	2	2	0	0	2	2
17 Todd Helton, L (1, 3) OBP: 0.441, SLG: 0.487	I I I I 4-0 11 HR IBB	C B X 1-1 F7 ②	C B F F S 1-3 K ②			B B B B 4-0 27 1B 11 E 1-2 BB				2	2	0	0	2	1	1
27 Garrett Atkins, R (1, 5) OBP: 0.329, SLG: 0.407	C F B X 1-2 F4 ②	B B X 2-0 1-H HR	F B X 1-1 G4-3 ③			F F X 0-2 11 E 1-2 2-H 1B				4	1	2	3	0	0	3
11 Brad Hawpe, L (1, 9) OBP: 0.394, SLG: 0.536	F F B B F X 2-2 1-H 2-H 3-H HR	F B X 1-1 1B				B C B B B 4-1 8 FC6-4 2 1B 19 1B BB	B X 1-0 F8 ①			3	2	2	4	1	0	1
2 Troy Tulowitzki, R (1, 6) OBP: 0.337, SLG: 0.371	B F B S X 2-2 P3 ③	B X 1-0 F7 ③				X 0-0 8 FC6-4 1-2 1B	F X 0-1 G3 ②			4	0	1	0	0	0	2
8 Yorvit Torrealba, R (1, 2) OBP: 0.297, SLG: 0.316		S C B X 1-2 P6 ①		C B F F B X 2-2 P6 ①		B X 1-0 FC6-4 ① 3 FC4-6 19 1B 1-2f 2-3	B C B S B X 3-2 F8 ③			4	0	0	0	0	0	3
48 Jason Hirsh, R (1, 1) OBP: 0.042, SLG: 0.042 35 Taylor Buchholz, R (5, 1) OBP: 0.250, SLG: 0.143 19 Ryan Spilborghs, R (6, PH) OBP: 0.321, SLG: 0.481 LaTroy Hawkins, R (7, 1) 50 Jorge Julio, R (8, 1) 18 Cory Sullivan, L (8, PH) OBP: 1.000, SLG: 1.000 (9, 8)		B F F F F C 1-3 K ②		B C C S 1-3 K2-3 ②		B X 1-0 3 FC4-6 1-2 3-H 1B		B S F S X 1-2 3 FC5-4 1B		2 0 0 1 0 0 1	0 0 0 0 0 0 0	0 0 1 0 0 0 0	0 0 1 0 0 0 0	0 0 0 0 0 0 0	2 0 0 0 0 0 0	0 0 0 0 0 0 0
Inning Stats	R: 4 H: 2 E: 0 LOB: 0 K: 1 BB: 2 S: 16 P: 31	R: 0 H: 0 E: 0 LOB: 0 K: 1 BB: 0 S: 10 P: 13	R: 2 H: 3 E: 0 LOB: 1 K: 0 BB: 0 S: 12 P: 21	R: 1 H: 1 E: 0 LOB: 0 K: 1 BB: 0 S: 12 P: 20	R: 0 H: 0 E: 0 LOB: 0 K: 2 BB: 0 S: 10 P: 13	R: 1 H: 2 E: 0 LOB: 2 K: 0 BB: 1 S: 11 P: 18	R: 2 H: 2 E: 1 LOB: 1 K: 0 BB: 1 S: 10 P: 18	R: 0 H: 1 E: 0 LOB: 0 K: 0 BB: 0 S: 7 P: 12		1B: 7 SF: 0 2B: 1 SAC: 0 3B: 0 DP: 1 HR: 3 HBP: 0						

	AB	
AB	34	
R	10	
H	11	
RBI	9	
BB	4	
SO	5	
LOB	18	

WP: 0 PA: 38
PB: 0
SB: 0
CS: 0

PITCHER		IP	WLS	BF	H	R	ER	SO	BB	IBB	HBP	BLK	WP	HR	S	P	ERA	WHIP
21 Andy Sonnanstine, R ERA: 7.11	(1, 1)	5.0	L	23	6	7	7	5	1	1	0	0	0	3	60	98	12.60	1.400
Casey Fossum, L ERA: 7.58	(6, 1)	1.1		10	4	3	2	0	2	0	0	0	0	0	16	28	13.50	4.500
45 Jay Witasick, R ERA: 4.24	(7, 1)	0.2		2	0	0	0	0	0	0	0	0	0	0	5	8	0.00	0.000
Brian Stokes, R ERA: 6.6	(8, 1)	1.0		3	1	0	0	0	0	0	0	0	0	0	7	12	0.00	1.000

PITCHER	IP	WLS	BF	H	R	ER	SO	BB	IBB	HBP	BLK	WP	HR	S	P	ERA	WHIP

Tampa Bay Devil Rays @ Colorado Rockies

Coors Field, Denver, CO

Sun Jun 17 2007, 1:05 PM MDT

Att. 31,190 - Partly Cloudy - 93 F

livebaseballscorecards.com

TOP

Batter	1	2	3	4	5	6	7	8	9	AB	R	H	RBI	BB	SO	LOB
1 Akinori Iwamura, L (1, 5) OBP: 0.424, SLG: 0.423	F B X 1-1 G6-3 ①		C F F B F B X 2-2 G4-3 ②		X 0-0 F7 ②		B C S B S 2-3 K ②		X 0-0 13 1B 1B	5	0	1	0	0	1	1
Brendan Harris, R (1, 6) OBP: 0.370, SLG: 0.474	C B F X 1-2 G2-3 ②		B C X 1-1 G4-3 ③		B X 1-0 FC5-4 ③ 1-2f		S B F B X 2-2 F8 ③		B C F X 1-2 F8 ②	5	0	0	0	0	0	2
13 Carl Crawford, L (1, 7) OBP: 0.347, SLG: 0.474	F B B X 2-1 L8 ③			X 0-0 1B 1B		B B F X 2-1 L5-3 1B		F B X 1-1 2B 23 2B 1B	1 SAFE C F F F 1 SAFE F F X 0-2 1-2 1B	5	1	4	0	0	0	0
Ty Wigginton, R (1, 4) OBP: 0.327, SLG: 0.471		S X 0-1 31 HR 2B		1 SAFE 1 SAFE D F 1 SAFE F 1 SAFE B X 2-2 G1-6-3 1-2 1B		1 SAFE P B B C X 3-1 L5-3 ① ② 1-1		B B X 2-0 ① 1-3 2B	B B X 2-0 G3-1 ③	5	1	3	0	0	0	3
23 Carlos Pena, L (1, 3) OBP: 0.409, SLG: 0.683		C X 0-1 L8 ①		S B B 2 SAFE X 2-1 L9 ①		B X 1-0 HR		C D B X 2-1 3-H 2B		4	1	2	2	0	0	3
Delmon Young, R (1, 8) OBP: 0.296, SLG: 0.408		S X 0-1 G6-3 ②		X 0-0 G1-6-3 ② ③ 1-2f		F S X 0-2 31 HR 1B		C X 0-1 F9 ②		4	1	1	0	0	0	4
31 Jonny Gomes, R (1, 9) OBP: 0.378, SLG: 0.524		X 0-0 2-H HR		C F X 0-2 30 G3-1 19 1B 2B		B 1 SAFE 1 SAFE F B 1 SAFE X 2-1 1-H HR		I I I I 4-0 IBB		3	3	3	4	1	0	0
30 Dioner Navarro, S (1, 2) OBP: 0.242, SLG: 0.245		X 0-0 G4-3 ③		B B F X 2-1 G3-1 ① 2-3		C X 0-1 G6-3 ③		B F S X 1-2 F7 ③		4	0	0	0	0	0	3
19 Scott Kazmir, L (1, 1) OBP: 0.500, SLG: 0.500			C X 0-1 G1-3 ①		B S X 1-1 FC5-4 3-H 1B		X 0-0 L7 ①		C X 0-1 L9 ①	2	0	1	1	0	0	0
35 Elijah Dukes, R (7, PH) OBP: 0.320, SLG: 0.393										1	0	0	0	0	0	0
45 Jay Witasick, R (7, 1)										0	0	0	0	0	0	0
47 Gary Glover, R (8, 1)										0	0	0	0	0	0	0
Greg Norton, S (9, PH) OBP: 0.367, SLG: 0.292										1	0	0	0	0	0	0
28 Al Reyes, R (9, 1)										0	0	0	0	0	0	0

	AB	39
	R	7
	H	15
	RBI	7
	BB	1
	SO	1
	LOB	16

Inning Stats	1	2	3	4	5	6	7	8	9	1B: 8	SF: 0	WP: 0	PA: 40
R:	0	2	0	0	1	3	0	1	0	2B: 5	SAC: 0	PB: 0	
E:	0	0	0	0	0	0	0	0	0	3B: 0	DP: 2	SB: 0	
K:	0	0	0	0	0	0	1	0	0	HR: 3	HBP: 0	CS: 0	
S:	7	8	9	7	9	13	7	10	14				
H:	0	2	0	2	2	4	0	3	2				
LOB:	0	0	0	1	1	0	0	2	2				
BB:	0	0	0	0	0	0	0	1	0				
P:	11	8	12	11	13	20	11	20	17				

PITCHER		IP	WLS	BF	H	R	ER	SO	BB	IBB	HBP	BLK	WP	HR	S	P	ERA	WHIP
28 Aaron Cook, R	(1, 1)	6.0	L	26	10	6	6	0	0	0	0	0	0	3	53	75	9.00	1.667
ERA: 4.65																		
Tom Martin, L	(7, 1)	1.0		3	0	0	0	1	0	0	0	0	0	0	7	11	0.00	0.000
ERA: 3.38																		
Jeremy Affeldt, L	(8, 1)	1.0		6	3	1	1	0	0	1	0	0	0	0	10	20	9.00	3.000
ERA: 3.0																		
60 Manny Corpas, R	(9, 1)	1.0		5	2	0	0	0	0	0	0	0	0	0	14	17	0.00	2.000
ERA: 2.62																		

PITCHER		IP	WLS	BF	H	R	ER	SO	BB	IBB	HBP	BLK	WP	HR	S	P	ERA	WHIP

BOTTOM

Tampa Bay Devil Rays @ Colorado Rockies

Coors Field, Denver, CO

Sun Jun 17 2007, 1:05 PM MDT
Att. 31,190 - Partly Cloudy - 93 F

livebaseballscorecards.com

Batter	1	2	3	4	5	6	7	8	9	AB	R	H	RBI	BB	SO	LOB
3 Willy Taveras, R (1, 8) OBP: 0.366, SLG: 0.379	C B B F B X 3-2 G6-3 ① B T B F F B S 3-3 K ③				X 0-0 17 BB SH1-3 1B		C X 0-1 17 BB 5 S 1B		C S B B S 2-3 K ①	5	0	2	0	0	2	1
Kazuo Matsui, S (1, 4) OBP: 0.346, SLG: 0.488	B F B B X 3-1 HR	B B C S F C 2-3 K ①			B 1 SAFE 1 SAFE X 1-0 SH1-3 ① 1-2		B F B 1 SAFE B F X 3-2 F7 ②		B B X 2-0 F8 ②	4	1	1	1	0	1	1
5 Matt Holliday, R (1, 7) OBP: 0.403, SLG: 0.612	B X 1-0 17 FC4-6 1B	X 0-0 HR			B B B C B 4-1 17 BB BB		F S B D D B 4-2 17 BB 1-2 BB		B S S S 1-3 K ③	3	1	2	1	2	1	0
17 Todd Helton, L (1, 3) OBP: 0.441, SLG: 0.483	D B X 2-0 FC4-6 ② 1-2f	C X 0-1 G4-3 ②			B B C B B 4-1 27 G4-3 1-2 2-3 BB		B C B B S B 4-2 27 FC6-4 1-2 2-3 BB			2	0	0	0	2	0	1
27 Garrett Atkins, R (1, 5) OBP: 0.327, SLG: 0.402	B B C X 2-1 G5-3 ③	B B B C B 4-1 BB			C B X 1-1 G4-3 ② ③ 1-2f		C X 0-1 FC6-4 ③ 1-2f			3	0	0	0	1	0	7
11 Brad Hawpe, L (1, 9) OBP: 0.391, SLG: 0.544		F C B F F B B S 3-3 K ① B X 1-0 F8 ③				S B F B B X 3-2 G4-3 ①		B F B B X 3-1 HR		4	1	1	1	0	1	1
2 Troy Tulowitzki, R (1, 6) OBP: 0.339, SLG: 0.370		C X 0-1 20 S 20 2B 1B	S S F F X 0-2 F9 ①			C F B B B B 4-2 20 CS BB		C B B X 2-1 G1-3 ①		3	1	1	0	1	0	0
20 Chris Iannetta, R (1, 2) OBP: 0.317, SLG: 0.314		B B C F F X 2-2 1-H 2B	C B C X 1-2 G6-3 ②			F B C B B S 3-3 K ② ③ 1-2		S S B T 1-2 K ②		4	0	1	1	0	2	1
28 Aaron Cook, R (1, 1) OBP: 0.308, SLG: 0.375 Tom Martin, L (7, 1) 18 Cory Sullivan, L (7, PH) OBP: 0.500, SLG: 0.500 Jeremy Affeldt, L (8, 1) 19 Ryan Spilborghs, R (8, PH) OBP: 0.316, SLG: 0.472 60 Manny Corpas, R (9, 1)		B S S S F 2 SAFE F B X 2-2 F9 ②	F F B F S 1-3 K ③				X 0-0 F7 ①	C B B B S 2-3 K ③		2 0 1 0 1 0	0 0 0 0 0 0	0 0 0 0 0 0	0 0 0 0 0 0	0 0 0 0 0 0	1 0 0 0 0 0	1 0 0 0 0 0
Inning Stats	R: 1 E: 0 K: 0 S: 9 H: 2 LOB: 1 BB: 0 P: 20	R: 1 E: 0 K: 2 S: 20 H: 2 LOB: 1 BB: 0 P: 30	R: 1 E: 0 K: 1 S: 9 H: 1 LOB: 1 BB: 1 P: 16	R: 0 E: 0 K: 1 S: 12 H: 0 LOB: 0 BB: 0 P: 14	R: 0 E: 0 K: 0 S: 6 H: 1 LOB: 2 BB: 2 P: 16	R: 0 E: 0 K: 1 S: 8 H: 0 LOB: 0 BB: 1 P: 18	R: 0 E: 0 K: 0 S: 12 H: 1 LOB: 3 BB: 2 P: 23	R: 1 E: 0 K: 2 S: 10 H: 1 LOB: 0 BB: 0 P: 18	R: 0 E: 0 K: 2 S: 7 H: 0 LOB: 0 BB: 0 P: 12	1B: 4 2B: 1 3B: 0 HR: 3 SF: 0 SAC: 1 DP: 1 HBP: 0							

	AB	32
	R	4
	H	8
	RBI	4
	BB	6
	SO	9
	LOB	13

WP: 0 PB: 0 SB: 2 CS: 1 PA: 39

PITCHER		IP	WLS	BF	H	R	ER	SO	BB	IBB	HBP	BLK	WP	HR	S	P	ERA	WHIP
19 Scott Kazmir, L ERA: 4.1	(1, 1)	6.0	W	26	6	3	3	5	4	0	0	0	0	2	64	114	4.50	1.667
45 Jay Witasick, R ERA: 4.0	(7, 1)	1.0	H	6	1	0	0	0	2	0	0	0	0	0	12	23	0.00	3.000
47 Gary Glover, R ERA: 4.86	(8, 1)	1.0		4	1	1	1	2	0	0	0	0	0	1	10	18	9.00	1.000
28 Al Reyes, R ERA: 2.17	(9, 1)	1.0	S	3	0	0	0	2	0	0	0	0	0	0	7	12	0.00	0.000

PITCHER	IP	WLS	BF	H	R	ER	SO	BB	IBB	HBP	BLK	WP	HR	S	P	ERA	WHIP

Batter	1	2	3	4	5	6	7	8	9	AB	R	H	RBI	BB	SO	LOB
28 Melky Cabrera, S (1, 8) OBP: 0.310, SLG: 0.345	L4		L7		2B			1B		4	0	2	0	0	0	0
2 Derek Jeter, R (1, 6) OBP: 0.416, SLG: 0.476	G5-3		2B		G4-3			F9		4	0	1	0	0	0	2
Bobby Abreu, L (1, 9) OBP: 0.369, SLG: 0.378	F7		BB			F7		1B		3	0	1	0	1	0	0
13 Alex Rodriguez, R (1, 5) OBP: 0.414, SLG: 0.693		1B	K			K		BB		3	1	1	0	1	2	2
20 Jorge Posada, S (1, 3) (7, 2) OBP: 0.402, SLG: 0.564		2B		F7		G4-3		FC6-4		4	0	1	0	0	0	3
55 Hideki Matsui, L (1, 7) OBP: 0.376, SLG: 0.476		G6-3		F8			F8		2B	4	0	1	1	0	0	1
24 Robinson Canó, L (1, 4) OBP: 0.309, SLG: 0.412		G6-3		F8			F8		G6-3	4	0	0	0	0	0	2
Wil Nieves, R (1, 2) OBP: 0.156, SLG: 0.116		K			P4		L6		K2-3	2	0	0	0	0	1	1
12 Andy Phillips, R (7, PH) (7, 3)										1	0	0	0	0	0	0
Miguel Cairo, R (9, PH) OBP: 0.299, SLG: 0.295										1	0	0	0	0	1	1
35 Mike Mussina, L (1, 1)			F8		P6			F8	K	2	0	0	0	0	0	0
Luis Vizcaino, R (7, 1)										0	0	0	0	0	0	0
Mike Myers, L (7, 1)										0	0	0	0	0	0	0
33 Brian Bruney, R (7, 1)										0	0	0	0	0	0	0
18 Johnny Damon, L (7, 3) OBP: 0.345, SLG: 0.359										2	0	0	0	0	1	1
Inning Stats	R: 0 E: 0 K: 0 S: 5 H: 0 LOB: 0 BB: 0 P: 7	R: 1 E: 0 K: 1 S: 13 H: 2 LOB: 1 BB: 0 P: 20	R: 0 E: 0 K: 1 S: 13 H: 1 LOB: 2 BB: 1 P: 25	R: 0 E: 0 K: 0 S: 3 H: 0 LOB: 0 BB: 0 P: 7	R: 0 E: 0 K: 0 S: 12 H: 1 LOB: 1 BB: 0 P: 19	R: 0 E: 0 K: 1 S: 7 H: 0 LOB: 0 BB: 0 P: 14	R: 0 E: 0 K: 0 S: 6 H: 0 LOB: 0 BB: 0 P: 9	R: 0 E: 0 K: 0 S: 14 H: 2 LOB: 3 BB: 1 P: 26	R: 0 E: 0 K: 2 S: 11 H: 1 LOB: 1 BB: 0 P: 14	1B: 3 2B: 4 3B: 0 HR: 0 SF: 0 SAC: 0 DP: 0 HBP: 0						

PITCHER		IP	WLS	BF	H	R	ER	SO	BB	IBB	HBP	BLK	WP	HR	S	P	ERA	WHIP
Josh Fogg, R ERA: 4.58	(1, 1)	7.0	W	26	4	1	1	3	1	0	0	0	0	0	59	101	1.29	0.714
60 Manny Corpas, R ERA: 2.57	(8, 1)	0.2	H	5	2	0	0	0	1	0	0	0	0	0	11	21	0.00	4.500
LaTroy Hawkins, R ERA: 4.32	(8, 1)	0.1	H	1	0	0	0	0	0	0	0	0	0	0	3	5	0.00	0.000
40 Brian Fuentes, L ERA: 1.95	(9, 1)	1.0	S	4	1	0	0	2	0	0	0	0	0	0	11	14	0.00	1.000

PITCHER	IP	WLS	BF	H	R	ER	SO	BB	IBB	HBP	BLK	WP	HR	S	P	ERA	WHIP

TOP

New York Yankees @ Colorado Rockies

Coors Field, Denver, CO

Tue Jun 19 2007, 7:05 PM MDT

Att. 48,077 - Partly Cloudy - 87 F

livebaseballscorecards.com

AB	34
R	1
H	7
RBI	1
BB	2
SO	5
LOB	13

BOTTOM

New York Yankees @ Colorado Rockies

Coors Field, Denver, CO

Tue Jun 19 2007, 7:05 PM MDT

Att. 48,077 - Partly Cloudy - 87 F

livebaseballscorecards.com

Batter	1	2	3	4	5	6	7	8	9	AB	R	H	RBI	BB	SO	LOB
3 Willy Taveras, R (1, 8) OBP: 0.364, SLG: 0.377	B S B C F X 2-2 G6-3 ①		L B X 1-1 S 27 1B 1B		B F B F C 2-3 K ①		C C B F B X 2-2 L8 ①			4	1	1	0	0	1	0
Kazuo Matsui, S (1, 4) OBP: 0.343, SLG: 0.481	X 0-0 F7 ②		B 1 SAFE C 1 SAFE F P F D X 3-2 F8 ① 1-2		C X 0-1 5 S 5 1B 1B		C F S 0-3 K ②			4	1	1	0	0	1	1
5 Matt Holliday, R (1, 7) OBP: 0.408, SLG: 0.611	B B B B 4-0 17 1B BB		F 2 S S S SAFE 0-3 K ②		1 SAFE C X 0-1 1-H 1B		B B B S B 4-1 27 FC5 17 BB BB			2	0	1	1	2	1	1
17 Todd Helton, L (1, 3) OBP: 0.446, SLG: 0.483	C F B X 1-2 1-2 1B		C B B C B B 4-2 27 1B BB		C B B C F F F C 2-3 K ②		C B B F 1 SAFE F B B 4-2 27 FC5 1-2 BB			2	0	1	0	2	1	1
27 Garrett Atkins, R (1, 5) OBP: 0.326, SLG: 0.400	F F X 0-2 F8 ③		F B B B B X 3-1 1-2 2-H 1B		F X 0-1 P3 ③		B F F F F B X 2-2 FC5 ③ 1-2 2-3f			4	0	1	1	0	0	5
11 Brad Hawpe, L (1, 9) OBP: 0.389, SLG: 0.539		C S X 0-2 G4-3 ①	B X 1-0 P5 ③			B S F B S 2-3 K ①		B C B X 2-1 2 SH2-3 1B		4	0	1	0	0	1	2
2 Troy Tulowitzki, R (1, 6) OBP: 0.339, SLG: 0.367		X 0-0 F9 ②		C B F H 2-2 8 G6-4-3 HBP		F C B F X 1-2 G6-3 ②		X 0-0 SH2-3 ① 1-2		2	0	0	0	0	0	0
8 Yorvit Torrealba, R (1, 2) OBP: 0.302, SLG: 0.340		C X 0-1 1B		C 1 SAFE X 0-1 G6-4-3 ① ② 1-2f		X 0-0 HR		B S S B S F X 2-2 G5-3 ②		4	1	2	1	0	0	2
Josh Fogg, R (1, 1) OBP: 0.130, SLG: 0.130 60 Manny Corpas, R (8, 1) LaTroy Hawkins, R (8, 1) 19 Ryan Spilborghs, R (8, PH) OBP: 0.310, SLG: 0.463 40 Brian Fuentes, L (9, 1)		C X 0-1 G5-3 ③		S S B S 1-3 K ③		F C S 0-3 K ③		D F X 1-1 L9 ③		3 0 0 1 0	0 0 0 0 0	0 0 0 0 0	0 0 0 0 0	0 0 0 0 0	2 0 0 0 0	1 0 0 1 0
Inning Stats	R: 0 E: 0 K: 0 S: 11 H: 1 LOB: 2 BB: 1 P: 18	R: 0 E: 0 K: 0 S: 8 H: 1 LOB: 1 BB: 0 P: 8	R: 1 E: 0 K: 1 S: 15 H: 2 LOB: 2 BB: 1 P: 26	R: 0 E: 0 K: 1 S: 7 H: 0 LOB: 0 BB: 0 P: 10	R: 1 E: 0 K: 2 S: 15 H: 2 LOB: 1 BB: 0 P: 19	R: 1 E: 0 K: 2 S: 11 H: 1 LOB: 0 BB: 0 P: 14	R: 0 E: 0 K: 1 S: 15 H: 0 LOB: 2 BB: 2 P: 27	R: 0 E: 0 K: 0 S: 9 H: 1 LOB: 1 BB: 0 P: 14		1B: 7 2B: 0 3B: 0 HR: 1	SF: 0 SAC: 1 DP: 1 HBP: 1					

	AB	30
	R	3
	H	8
	RBI	3
	BB	4
	SO	7
	LOB	14

WP: 0 PB: 0 SB: 2 CS: 0 PA: 36

PITCHER		IP	WLS	BF	H	R	ER	SO	BB	IBB	HBP	BLK	WP	HR	S	P	ERA	WHIP
35 Mike Mussina, R ERA: 5.1	(1, 1)	6.0	L	27	7	3	3	6	2	0	1	0	0	1	67	95	4.50	1.500
Luis Vizcaino, R ERA: 5.94	(7, 1)	0.2		3	0	0	0	1	1	0	0	0	0	0	8	14	0.00	1.500
Mike Myers, L ERA: 2.51	(7, 1)	0.0		1	0	0	0	0	1	0	0	0	0	0	3	7	∞	∞
33 Brian Bruney, R ERA: 2.08	(7, 1)	1.1		5	1	0	0	0	0	0	0	0	0	0	13	20	0.00	0.750

PITCHER	IP	WLS	BF	H	R	ER	SO	BB	IBB	HBP	BLK	WP	HR	S	P	ERA	WHIP

Batter	1	2	3	4	5	6	7	8	9	AB	R	H	RBI	BB	SO	LOB
28 Melky Cabrera, S (1, 8) OBP: 0.309, SLG: 0.348	C B X 1-1 ① G6-3		B B C B X 3-1 ② F8			C X 0-1 2 2B 2B		C B F X 1-2 ② G6-3		4	1	1	0	0	0	0
2 Derek Jeter, R (1, 6) OBP: 0.417, SLG: 0.480	C F B X 1-2 1B		B F B X 2-1 ③ G4-3			C D X 1-1 FC1-6-5 2-H 2B		C C B B B F X 3-2 ③ G3-1		4	0	2	1	0	0	0
Bobby Abreu, L (1, 9) OBP: 0.365, SLG: 0.373	C B B S B S 3-3 ② K			C B B C C C 2-3 ① K		C X 0-1 ② FC1-6-5 2-3			B B C C C 2-3 ① K	4	0	0	0	0	3	2
13 Alex Rodriguez, R (1, 5) OBP: 0.416, SLG: 0.688	X 0-0 ③ G6-3			B C C B S 2-3 ② K		B B F B B 4-1 BB			C B C B B B 4-2 BB	2	0	0	0	2	1	1
20 Jorge Posada, S (1, 2) OBP: 0.399, SLG: 0.558		C B B B X 3-1 24 1B 1B		C B S B X 2-2 ③ G6-3		C B S S 1-3 ③ K			C S S 0-3 ② K	4	0	1	0	0	2	3
55 Hideki Matsui, L (1, 7) OBP: 0.369, SLG: 0.467		B C C S 1-3 ① K			C B F S 1-3 ① K		C B B X 2-1 ① G6-3		F B X 1-1 ③ G6-3	4	0	0	0	0	2	2
24 Robinson Canó, L (1, 4) OBP: 0.310, SLG: 0.411		B B B C X 3-1 12 G4-3 1-2 1B			B X 1-0 ② G3-1		X 0-0 ② G4-3			3	0	1	0	0	0	0
12 Andy Phillips, R (1, 3)		D B B C X 3-1 ② ③ G4-3 1-2f			B C X 1-1 ③ G6-3		C C S 0-3 ③ K			3	0	0	0	0	1	2
46 Andy Pettitte, L (1, 1)			C B B F S 2-3 ① K			C B C B S 2-3 ① K		B B C X 2-1 ① G5-3		2	0	0	0	0	2	0
Luis Vizcaino, R (7, 1)										0	0	0	0	0	0	0
18 Johnny Damon, L (8, PH) OBP: 0.344, SLG: 0.357										1	0	0	0	0	0	0
47 Ron Villone, L (8, 1)										0	0	0	0	0	0	0
Inning Stats	R: 0 E: 0 K: 1 S: 9 H: 1 LOB: 1 BB: 0 P: 14	R: 0 E: 0 K: 1 S: 9 H: 2 LOB: 1 BB: 0 P: 19	R: 0 E: 0 K: 1 S: 7 H: 0 LOB: 0 BB: 0 P: 14	R: 0 E: 0 K: 2 S: 9 H: 0 LOB: 0 BB: 0 P: 15	R: 0 E: 0 K: 1 S: 6 H: 0 LOB: 0 BB: 0 P: 9	R: 1 E: 0 K: 2 S: 13 H: 2 LOB: 2 BB: 1 P: 21	R: 0 E: 0 K: 1 S: 6 H: 0 LOB: 0 BB: 0 P: 8	R: 0 E: 0 K: 0 S: 9 H: 0 LOB: 0 BB: 0 P: 15	R: 0 E: 0 K: 2 S: 10 H: 0 LOB: 1 BB: 1 P: 17	1B: 3 2B: 2 3B: 0 HR: 0 SF: 0 SAC: 0 DP: 1 HBP: 0						

TOP

New York Yankees @ Colorado Rockies

Coors Field, Denver, CO

Wed Jun 20 2007, 7:05 PM MDT

Att. 48,440 - Clear - 93 F

livebaseballscorecards.com

AB	31
R	1
H	5
RBI	1
BB	2
SO	11
LOB	10

WP: 0 PB: 0 SB: 0 CS: 0 PA: 33

PITCHER		IP	WLS	BF	H	R	ER	SO	BB	IBB	HBP	BLK	WP	HR	S	P	ERA	WHIP
26 Jeff Francis, L ERA: 3.44	(1, 1)	7.0	W	26	5	1	1	9	1	0	0	0	0	0	59	100	1.29	0.857
LaTroy Hawkins, R ERA: 4.08	(8, 1)	1.0		3	0	0	0	0	0	0	0	0	0	0	9	15	0.00	0.000
Jeremy Affeldt, L ERA: 2.89	(9, 1)	1.0		4	0	0	0	2	1	0	0	0	0	0	10	17	0.00	1.000

PITCHER	IP	WLS	BF	H	R	ER	SO	BB	IBB	HBP	BLK	WP	HR	S	P	ERA	WHIP

Batter	1	2	3	4	5	6	7	8	9	AB	R	H	RBI	BB	SO	LOB
3 Willy Taveras, R (1, 8) OBP: 0.362, SLG: 0.374	B B C X 2-1 G6-3		C M S 0-3 K			B X 1-0 FC5-6 5 HR 1-2f	1 SAFE S D X 1-1 3B 1-2 3-H 1B			4	2	1	1	0	1	1
Kazuo Matsui, S (1, 4) OBP: 0.341, SLG: 0.489	C X 0-1 P3		B C X 1-1 G5-3			B 1 SAFE 1 SAFE B X 2-0 L6	F B S D B X 3-2 5 1B 1-H 2-H 3B			4	1	1	2	0	0	1
5 Matt Holliday, R (1, 7) OBP: 0.409, SLG: 0.620	B B X 2-0 G6-3			B C F F S 1-3 K		X 0-0 HR 1-H	F B X 1-1 1B 3-H			4	1	2	3	0	1	0
17 Todd Helton, L (1, 3) OBP: 0.446, SLG: 0.488		X 0-0 2 BB 1B		X 0-0 F7		C B B X 2-1 27 1B 2B	B X 1-0 G4-3			4	0	2	0	0	0	1
27 Garrett Atkins, R (1, 5) OBP: 0.325, SLG: 0.398		C B T S 1-3 K		C B S B F X 2-2 L9		B F B F X 2-2 2-H 1B		C X 0-1 F9		4	0	1	0	0	1	1
11 Brad Hawpe, L (1, 9) OBP: 0.383, SLG: 0.529		B F C 1 SAFE D F S 2-3 K			X 0-0 G3		X 0-0 F7	S F B X 1-2 F8		4	0	0	0	0	1	1
2 Troy Tulowitzki, R (1, 6) OBP: 0.345, SLG: 0.371	B B B B 4-0 8 FC6-4 1-2 BB				B B F X 2-1 8 G6-4-3 1B		C F F B B X 2-2 19 FC3-6 8 1B 3 1B 1B	F B B X 2-1 G6-3		3	1	2	0	1	0	0
8 Yorvit Torrealba, R (1, 2) OBP: 0.302, SLG: 0.340	B C B X 2-1 FC6-4 1-2f				B S 1 SAFE 1 SAFE C F X 1-2 G6-4-3 1-2f		X 0-0 19 FC3-6 1-2 1B			3	0	1	0	0	0	3
26 Jeff Francis, L (1, 1) OBP: 0.200, SLG: 0.174			B X 1-0 G4-3			B C B B B C B 4-2 3 FC5-6 BB	S B B S X 2-2 FC3-6 3 1B 1-2f 2-3 3B			1	0	0	0	1	0	0
19 Ryan Spilborghs, R (7, PH) OBP: 0.305, SLG: 0.455										1	1	0	0	0	0	2
LaTroy Hawkins, R (8, 1)										0	0	0	0	0	0	0
Jeremy Affeldt, L (9, 1)										0	0	0	0	0	0	0
Inning Stats	R: 0 E: 0 K: 0 S: 5 H: 0 LOB: 0 BB: 0 P: 9	R: 0 E: 0 K: 2 S: 10 H: 1 LOB: 2 BB: 1 P: 19	R: 0 E: 0 K: 1 S: 6 H: 0 LOB: 0 BB: 0 P: 8	R: 0 E: 0 K: 1 S: 9 H: 0 LOB: 0 BB: 0 P: 12	R: 0 E: 0 K: 0 S: 7 H: 1 LOB: 0 BB: 0 P: 10	R: 2 E: 0 K: 0 S: 10 H: 3 LOB: 2 BB: 1 P: 21	R: 4 E: 0 K: 0 S: 17 H: 5 LOB: 1 BB: 0 P: 27	R: 0 E: 0 K: 0 S: 7 H: 0 LOB: 0 BB: 0 P: 10		1B: 7 2B: 1 3B: 1 HR: 1 SF: 0 SAC: 0 DP: 1 HBP: 0						

PITCHER		IP	WLS	BF	H	R	ER	SO	BB	IBB	HBP	BLK	WP	HR	S	P	ERA	WHIP
46 Andy Pettitte, L ERA: 3.28	(1, 1)	6.2	L	29	9	6	6	4	2	0	0	0	0	1	61	101	8.10	1.650
Luis Vizcaino, R ERA: 5.88	(7, 1)	0.1		2	1	0	0	0	0	0	0	0	0	0	3	5	0.00	3.000
47 Ron Villone, L ERA: 5.73	(8, 1)	1.0		3	0	0	0	0	0	0	0	0	0	0	7	10	0.00	0.000

PITCHER	IP	WLS	BF	H	R	ER	SO	BB	IBB	HBP	BLK	WP	HR	S	P	ERA	WHIP

BOTTOM

New York Yankees @ Colorado Rockies

Coors Field, Denver, CO

Wed Jun 20 2007, 7:05 PM MDT

Att. 48,440 - Clear - 93 F

livebaseballscorecards.com

AB	32
R	6
H	10
RBI	6
BB	2
SO	4
LOB	10

WP: 0 PB: 0 SB: 0 CS: 0 PA: 34

Batter	1	2	3	4	5	6	7	8	9	AB	R	H	RBI	BB	SO	LOB
18 Johnny Damon, L (1, 8) (7, 3) OBP: 0.339, SLG: 0.351	C B B S X 2-2 G1-3		C F C 0-3 K		C B F X 1-2 L5-4 2-3		C F B B F X 2-2 G4-3			4	0	0	0	0	1	2
2 Derek Jeter, R (1, 6) OBP: 0.418, SLG: 0.482	F F B B B F F B 4-2 CS BB		F S B B X 2-2 L5			X 0-0 13 FC6-5-4 2B		C C S 0-3 K		3	0	1	0	1	1	0
Bobby Abreu, L (1, 9) OBP: 0.360, SLG: 0.367	B B C B F F F X 3-2 G4-3 1-2			B C B B X 3-1 G3-1		L S F B B S 1-3 K		X 0-0 G3		4	0	0	0	0	1	2
13 Alex Rodriguez, R (1, 5) OBP: 0.417, SLG: 0.685		C F B B X 2-2 55 HR 1B		F B S B C 2-3 K		X 0-0 FC6-5-4 20 1B 2-3		X 0-0 1B		4	1	2	0	0	1	1
20 Jorge Posada, S (1, 2) OBP: 0.401, SLG: 0.557		B X 1-0 F7		C B B B F X 3-2 1B		B C B B X 2-1 1-3 1B		X 0-0 G4-3		4	0	2	0	0	0	2
55 Hideki Matsui, L (1, 7) OBP: 0.367, SLG: 0.477		B B X 2-0 1-H HR		B B C C F F B X 3-2 G6-3		C B F B B S 3-3 K			B F X 1-1 P5	4	1	1	2	0	1	3
24 Robinson Canó, L (1, 4) OBP: 0.312, SLG: 0.416		X 0-0 G4-3			C F B F X 1-2 18 L5-4 22 1B 1B		B C X 1-1 SH2-3 28 SF7 2B		B C C X 1-2 G3	4	1	2	0	0	0	0
Miguel Cairo, R (1, 3) OBP: 0.290, SLG: 0.286		B X 1-0 L4			C 1 SAFE X 0-1 F8		M X 0-1 SH2-3 2-3		C B B B B C F S 3-3 K	2	0	0	0	0	0	1
33 Brian Bruney, R (7, 1)										0	0	0	0	0	0	0
Kyle Farnsworth, R (8, 1)										0	0	0	0	0	0	0
12 Andy Phillips, R (9, PH)										1	0	0	0	0	1	0
22 Roger Clemens, R (1, 1) OBP: 0.500, SLG: 0.500			C X 0-1 G5-3		L C B X 1-2 1-2 1B		X 0-0 SF7 3-H			2	0	1	0	0	0	0
Mike Myers, L (5, 1)										0	0	0	0	0	0	0
Scott Proctor, R (5, 1)										0	0	0	0	0	0	0
28 Melky Cabrera, S (7, PH) (7, 8) OBP: 0.308, SLG: 0.348										0	0	0	1	0	0	0
Inning Stats	R: 0 E: 0 K: 0 S: 12 H: 0 LOB: 0 BB: 1 P: 21	R: 2 E: 0 K: 0 S: 7 H: 2 LOB: 0 BB: 0 P: 13	R: 0 E: 0 K: 1 S: 8 H: 0 LOB: 0 BB: 0 P: 10	R: 0 E: 0 K: 1 S: 13 H: 1 LOB: 1 BB: 0 P: 24	R: 0 E: 0 K: 0 S: 12 H: 2 LOB: 1 BB: 0 P: 15	R: 0 E: 0 K: 2 S: 11 H: 2 LOB: 2 BB: 0 P: 17	R: 1 E: 0 K: 0 S: 9 H: 1 LOB: 0 BB: 0 P: 12	R: 0 E: 0 K: 1 S: 6 H: 1 LOB: 1 BB: 0 P: 6	R: 0 E: 0 K: 1 S: 9 H: 0 LOB: 0 BB: 0 P: 14	1B: 6 2B: 3 3B: 0 HR: 1	SF: 1 SAC: 1 DP: 1 HBP: 0						

TOP

New York Yankees @ Colorado Rockies

Coors Field, Denver, CO

Thu Jun 21 2007, 1:05 PM MDT

Att. 48,611 - Partly Cloudy - 93 F

livebaseballscorecards.com

AB	32
R	3
H	9
RBI	3
BB	1
SO	6
LOB	11

WP: 0 PB: 0 SB: 0 CS: 1 PA: 35

PITCHER		IP	WLS	BF	H	R	ER	SO	BB	IBB	HBP	BLK	WP	HR	S	P	ERA	WHIP
31 Rodrigo Lopez, R ERA: 2.93	(1, 1)	5.2	W	23	7	2	2	3	1	0	0	0	0	1	60	94	3.18	1.412
50 Jorge Julio, R ERA: 6.53	(6, 1)	1.1	H	5	1	1	1	1	0	0	0	0	0	0	12	18	6.75	0.750
60 Manny Corpas, R ERA: 2.5	(8, 1)	1.0	H	4	1	0	0	1	0	0	0	0	0	0	6	6	0.00	1.000
40 Brian Fuentes, L ERA: 1.89	(9, 1)	1.0	S	3	0	0	0	1	0	0	0	0	0	0	9	14	0.00	0.000

PITCHER	IP	WLS	BF	H	R	ER	SO	BB	IBB	HBP	BLK	WP	HR	S	P	ERA	WHIP

Batter	1	2	3	4	5	6	7	8	9	AB	R	H	RBI	BB	SO	LOB
3 Willy Taveras, R (1, 8) OBP: 0.358, SLG: 0.371	C B C B F C 2-3 ① K		X 0-0 S 1B		X 0-0 ① P6	F B F X 1-2 ③ F8		F B F X 1-2 ③ G1-3		5	0	1	0	0	1	3
Kazuo Matsui, S (1, 4) OBP: 0.345, SLG: 0.485	B B B C F F X 3-2 ② L4		P 1 SAFE 1 SAFE 1 SAFE 1 SAFE 1 SAFE B 1 SAFE 1 SAFE 4-0 B B 1-2 BB		C B B X 2-1 5 5 S 5 1B 1B		B C B F X 2-2 ① F8			3	1	1	0	1	0	0
5 Matt Holliday, R (1, 7) OBP: 0.410, SLG: 0.617	B C S B T 2-2 ③ K		B C B F F B S 3-3 ② K		1 SAFE 1 SAFE P B F S B X 3-2 17 1B 27 SF9 1-H 1B		B S S B B B 4-2 27 F8 17 1B BB			3	1	1	1	1	2	2
17 Todd Helton, L (1, 3)		C F F B X 1-2 ① F7	X 0-0 ③ G4-3		B B 1 SAFE F X 2-1 11 CS 1-3 1B		1 SAFE X 0-0 1-2 1B			4	0	2	0	0	0	2
27 Garrett Atkins, R (1, 5) OBP: 0.324, SLG: 0.409		B B X 2-0 HR		B C F B X 2-2 ① F8	B B X 2-0 ② SF9 3-H		X 0-0 ② F8 2-3			3	1	1	2	0	0	2
11 Brad Hawpe, L (1, 9) OBP: 0.381, SLG: 0.524		S B B B F F C 3-3 ② K		S C X 0-2 8 G3 2 1B 1B	C S 1 SAFE B 1-2 ③ CS 1-2	X 0-0 ① L4	B F D F X 2-2 ③ F8			4	0	1	0	0	1	2
2 Troy Tulowitzki, R (1, 6) OBP: 0.351, SLG: 0.393		B B B C S X 3-2 HR		F F X 0-2 8 G3 1-2 1B		B C X 1-1 2B		X 0-0 ① P4		4	1	3	1	0	0	0
8 Yorvit Torrealba, R (1, 2) OBP: 0.301, SLG: 0.333		C C X 0-2 ③ G6-3		B B B C X 3-1 ② G3 1-2 2-3		B C S F C 1-3 ② K		B S F B F F B H 4-2 10 E HBP		3	0	0	0	0	1	3
31 Rodrigo Lopez, R (1, 1) OBP: 0.143, SLG: 0.077			C S B S 1-3 ① K	M B F S 1-3 ③ K		B F B B B 4-1 BB		F C 1 SAFE B S 1-3 ② K 1-2		2	0	0	0	0	2	2
50 Jorge Julio, R (6, 1)										0	0	0	0	1	0	0
60 Manny Corpas, R (8, 1)										0	0	0	0	0	0	0
10 Jeff Baker, R (8, PH) OBP: 0.312, SLG: 0.388										1	0	0	0	0	1	1
40 Brian Fuentes, L (9, 1)										0	0	0	0	0	0	0
Inning Stats	R: 0 E: 0 K: 2 S: 11 H: 0 LOB: 0 BB: 0 P: 18	R: 2 E: 0 K: 1 S: 15 H: 2 LOB: 0 BB: 0 P: 24	R: 0 E: 0 K: 2 S: 10 H: 1 LOB: 2 BB: 1 P: 17	R: 0 E: 0 K: 1 S: 14 H: 2 LOB: 2 BB: 0 P: 20	R: 2 E: 0 K: 0 S: 12 H: 3 LOB: 0 BB: 0 P: 21	R: 0 E: 0 K: 1 S: 11 H: 1 LOB: 2 BB: 1 P: 18	R: 0 E: 0 K: 0 S: 10 H: 1 LOB: 2 BB: 1 P: 18	R: 0 E: 1 K: 1 S: 12 H: 0 LOB: 1 BB: 0 P: 18		1B: 7 2B: 1 3B: 0 HR: 2 SF: 1 SAC: 0 DP: 0 HBP: 1						

PITCHER		IP	WLS	BF	H	R	ER	SO	BB	IBB	HBP	BLK	WP	HR	S	P	ERA	WHIP
22 Roger Clemens, R ERA: 4.86	(1, 1)	4.1	L	21	7	4	4	6	1	0	0	0	0	2	57	90	8.31	1.846
Mike Myers, L ERA: 2.51	(5, 1)	0.0		1	1	0	0	0	0	0	0	0	0	0	2	4	∞	∞
Scott Proctor, R ERA: 3.13	(5, 1)	1.2		6	1	0	0	1	1	0	0	0	0	0	14	24	0.00	1.200
33 Brian Bruney, R ERA: 2.01	(7, 1)	1.0		5	1	0	0	0	1	0	0	0	0	0	10	18	0.00	2.000
Kyle Farnsworth, R ERA: 4.76	(8, 1)	1.0		4	0	0	0	1	0	0	1	0	0	0	12	18	0.00	0.000

PITCHER	IP	WLS	BF	H	R	ER	SO	BB	IBB	HBP	BLK	WP	HR	S	P	ERA	WHIP

BOTTOM

New York Yankees @ Colorado Rockies

Coors Field, Denver, CO

Thu Jun 21 2007, 1:05 PM MDT

Att. 48,611 - Partly Cloudy - 93 F

livebaseballscorecards.com

AB	32
R	4
H	10
RBI	4
BB	3
SO	8
LOB	17

WP: 0 PA: 38
PB: 0
SB: 2
CS: 1

Batter	1	2	3	4	5	6	7	8	9	10	AB	R	H	RBI	BB	SO	LOB
3 Willy Taveras, R (1, 10) OBP: 0.362, SLG: 0.383	C CH 80 B CH 82 C SL 77 F SL 79 X CH 83 1-2 F8 ①	D SL 81 1 SAFE L SL 81 B FA 87 X SL 79 2-1 G6-3 ③		1 SAFE F FA 85 X SL 80 0-1 1-2 2 FC4-6 1B	1 SAFE F FA 89 B FA 89 F FA 89 1 SAFE F SL 82 X FA 90 1-2 1-H 3B			B FA 90 X FA 90 1-0 B3 ①		B FA 91 S FA 90 C FA 90 X CH 81 1-2 2 HR 1B	6	1	3	1	0	0	3
2 Troy Tulowitzki, R (1, 6) OBP: 0.351, SLG: 0.401	C CH 83 B CH 84 B SL 78 B SL 85 C FA 86 F CH 77 F SL 85 B SL 79 4-2 5 S 17 1B BB		C CH 83 F CH 84 B FA 85 B SL 79 B CH 79 X FA 85 3-2 G6-3 ①	L SL 81 B CH 86 B SL 79 B SI 86 C FA 87 X FA 88 3-2 1-2f 2-3 FC4-6 5 FC6-4 ①	D CH 82 S FA 88 X CH 81 1-1 G5-3 ③			C SL 79 B FA 90 1 SAFE 1 SAFE F FA 91 C FA 91 1-3 K ②		X FA 90 0-0 1-H HR	5	2	1	2	1	1	4
5 Matt Holliday, R (1, 7) OBP: 0.403, SLG: 0.605	B SL 84 1 SAFE C CH 84 B SL 78 C CH 85 1 SAFE B SL 81 X SL 80 3-2 1-2 F9 ②		B CH 84 B SL 80 F CH 85 T SL 80 S FA 87 2-3 K ②	B FA 86 X FA 88 1-0 1-2f 3-H FC6-4 17 1B ②		B FA 88 F CH 79 S SL 81 B SL 82 B FA 86 C FA 88 3-3 K ①		1 SAFE B FA 90 F FA 90 S FA 89 D FA 91 X SL 81 2-2 1-2f FC6-4 ③		B FA 91 F FA 89 B FA 91 S SL 77 X SL 77 2-2 P3 ②	6	0	0	1	0	2	3
17 Todd Helton, L (1, 3) OBP: 0.451, SLG: 0.490	C SL 79 X CH 79 0-1 2-H 1B		C FA 86 C FA 86 X SL 82 0-2 11 1B 27 1B 1B	B FA 88 X FA 88 0-0 1-H 1B ③		B SL 81 C FA 88 F FA 88 F FA 87 S SL 81 1-3 K ②			B C CU 72 F S 1-3 K ①	B CH 81 C FA 90 B FA 90 S CH 81 B CH 80 B FA 90 4-2 BB	5	1	3	1	1	2	0
27 Garrett Atkins, R (1, 5) OBP: 0.324, SLG: 0.407	B FA 85 C SL 78 X SL 80 1-1 F8 ③		F FA 86 X SL 80 0-1 11 1B 1-2 1B	B CH 84 B FA 85 X SL 80 2-0 11 HR 1B	C FA 89 S SL 80 B FA 89 B CH 82 F SL 83 F FA 89 S CH 81 2-3 K ③				B FA 87 C FA 87 F FA 87 C FA 88 1-3 K ②	S FA 89 C FA 88 C CU 77 0-3 K ③	6	1	2	0	0	3	2
11 Brad Hawpe, L (1, 9) OBP: 0.385, SLG: 0.537		T CH 82 F SL 79 B CH 73 B FA 87 B FA 87 X FA 88 3-2 G1-3 ①	B SL 81 C FA 87 X FA 88 1-1 1-3 2-H 19 BB 1B	S FA 86 F SL 80 B FA 87 B CH 74 X CH 74 2-2 1-H HR	F FA 86 C SL 80 C FA 88 0-3 K ①			H FA 90 1-0 19 1B HBP		4	1	2	3	0	1	0
19 Ryan Spilborghs, R (1, 8) OBP: 0.328, SLG: 0.475		B FA 85 B SL 83 B FA 87 C CH 84 F FA 86 X SL 83 3-2 1B 2B	F S B B B B FA 87 4-2 1-2 BB	F FA 89 C FA 88 X CH 83 0-2 F8 ①	B FA 90 B FA 91 C FA 90 C FA 90 F FA 89 C FA 90 2-3 K ②			F FF 92 D FA 91 1 SAFE B FA 91 F FA 92 B CH 81 F FA 93 F FA 92 X FA 93 3-2 1-3 1B		4	0	2	0	1	1	0
Jamey Carroll, R (1, 4) OBP: 0.301, SLG: 0.207	C SL 81 X SL 80 0-1 2-3 1B	C CH 86 X SL 82 0-1 G1-3 ③	C FA 90 C FA 89 B FA 90 F SL 82 F FA 87 F FA 89 H SL 84 2-2 3 3B HBP	C FA 90 B SL 81 F FA 90 B FA 90 B FA 91 F FA 90 F FA 90 F FA 90 3-3 K ③			B FF 92 C FF 91 S FA 92 S FA 92 1-3 K2-3 ③		4	1	1	0	0	2	5
20 Chris Iannetta, R (1, 2) OBP: 0.320, SLG: 0.318	C FA 87 1 SAFE B SL 80 1 SAFE C FA 86 S FA 87 1-3 K ②			B CH 82 S CH 85 X SL 77 1-1 2 FC4-6 3 1B 5 FC6-4 1B	F FA 90 1 SAFE S FA 90 S FA 90 0-3 K ②			C FA 89 B CH 81 F FA 90 X SL 79 1-2 5 FC6-4 1B		F FA 89 S CH 80 C CH 79 0-3 K ①	5	1	2	0	0	3	3
Inning Stats	R: 1 H: 1 E: 0 LOB: 1 K: 0 BB: 1 S: 15 P: 24	R: 0 H: 2 E: 0 LOB: 2 K: 1 BB: 0 S: 13 P: 22	R: 1 H: 3 E: 0 LOB: 3 K: 1 BB: 1 S: 17 P: 27	R: 1 H: 3 E: 0 LOB: 2 K: 0 BB: 0 S: 9 P: 14	R: 3 H: 3 E: 0 LOB: 1 K: 1 BB: 0 S: 21 P: 29	R: 0 H: 0 E: 0 LOB: 0 K: 3 BB: 0 S: 12 P: 18	R: 0 H: 0 E: 0 LOB: 0 K: 3 BB: 0 S: 14 P: 19	R: 0 H: 1 E: 0 LOB: 1 K: 1 BB: 0 S: 10 P: 15	R: 0 H: 1 E: 0 LOB: 2 K: 3 BB: 0 S: 14 P: 21	R: 2 H: 2 E: 0 LOB: 1 K: 2 BB: 1 S: 15 P: 22	1B: 12 SF: 0 2B: 1 SAC: 0 3B: 1 DP: 0 HR: 2 HBP: 2						

PITCHER		IP	WLS	BF	H	R	ER	SO	BB	IBB	HBP	BLK	WP	HR	S	P	ERA	WHIP
Josh Towers, R ERA: 5.75	(1, 1)	4.0		24	11	5	5	2	2	0	0	0	0	1	58	95	11.25	3.250
56 Brian Tallet, L ERA: 2.53	(5, 1)	2.1		9	1	1	1	5	0	0	1	0	0	0	32	42	3.86	0.429
54 Jason Frasor, R ERA: 3.09	(7, 1)	1.2		6	1	0	0	3	0	0	0	0	0	0	21	31	0.00	0.600
37 Scott Downs, L ERA: 2.83	(9, 1)	0.2		3	0	0	0	2	0	0	1	0	0	0	6	9	0.00	0.000
49 Jeremy Accardo, R ERA: 2.64	(9, 1)	1.0		7	3	2	2	2	1	0	0	0	0	1	20	31	18.00	4.000

PITCHER		IP	WLS	BF	H	R	ER	SO	BB	IBB	HBP	BLK	WP	HR	S	P	ERA	WHIP
40 Brian Wolfe, R ERA: 4.91	(10, 1)	0.1	W	1	0	0	0	1	0	0	0	0	0	0	3	3	0.00	0.000

TOP

Colorado Rockies @ Toronto Blue Jays

Rogers Centre, Toronto, ON

Fri Jun 22 2007, 7:07 PM EDT

Att. 27,369 - Clear - 66 F

livebaseballscorecards.com

AB	45
R	8
H	16
RBI	8
BB	3
SO	15
LOB	20

WP: 0 PA: 50
PB: 0
SB: 1
CS: 0

Batter	1	2	3	4	5	6	7	8	9	10	AB	R	H	RBI	BB	SO	LOB
10 Vernon Wells, R (1, 8) OBP: 0.304, SLG: 0.400	B FA 84 C FA 86 X SI 86 1-1 ① F9		B CU 74 X FA 89 1-0 HR		B CH 77 B FA 86 S SL 81 B SL 81 B FA 87 4-1 15 BB, 9 1B, 25 1B BB		C FA 89 X FA 89 0-1 9 1B, 25 SF8 1B		B SL 85 B FA 91 B FA 91 C FA 92 X FA 92 3-1 ① G6-3		4	3	2	1	1	0	0
9 Gregg Zaun, S (1, 2) OBP: 0.309, SLG: 0.402	C SI 87 B FA 87 X FA 87 1-1 ② L8		B FA 88 B FA 88 C CH 79 X CH 79 2-1 25 BB 1B		X FA 86 0-0 15 BB, 25 1B, 1-2 1B		C CU 76 B FA 89 X FA 89 1-1 1B, 1-3 1B		C FA 90 C CH 78 B CU 78 B FA 90 F SL 84 F CU 77 B FA 91 F FA 92 X CH 82 3-2 ② G1-3		5	1	3	0	0	0	0
15 Alex Rios, R (1, 9) OBP: 0.342, SLG: 0.527	B CU 73 B FA 88 C FA 88 F SI 88 F CH 79 X FF 88 2-2 HR		B SL 84 F CU 73 X FA 87 1-1 ② F7		B SL 81 B FA 86 F SL 80 B CH 78 F SL 81 B SL 82 4-2 25 1B, 1-2, 2-3 BB		C FA 91 S SL 80 S SL 80 0-3 ① K		X FA 92 0-0 1B		4	1	2	1	1	1	3
25 Troy Glaus, R (1, 5) OBP: 0.402, SLG: 0.552	B SI 89 C FF 88 B CU 75 B CH 79 S FA 88 X FA 88 3-2 ③ F9		B FA 88 B SI 88 B CU 73 B FA 88 4-0 1-2 BB		C CU 77 F FA 91 B CU 80 B CU 78 X FF 90 2-2 G6-4-3, 1-2, 2-H, 3-H 1B		B FA 91 X SL 81 1-0 ② SF8 3-H		1 SAFE B FA 90 B FA 92 B CH 83 C FA 91 S FA 91 S FA 91 3-3 ③ K		3	0	1	3	1	1	1
Frank Thomas, R (1, 10) OBP: 0.371, SLG: 0.404		C SI 87 B CH 78 C CH 78 B FA 88 S FA 88 2-3 ① K	X FF 89 0-0 ③ F9		B FA 90 X FA 89 1-0 ② ③ G6-4-3, 1-2f		C FA 93 B FA 92 B FA 92 X FA 93 2-1 1-2 1B			C FA 87 C FA 88 X CH 70 0-2 ① P6	5	0	1	0	0	1	4
Matt Stairs, L (1, 3) OBP: 0.366, SLG: 0.549 (9, 7)	B CH 80 X FA 88 1-0 ② G4-3	F FA 88 B CH 80 S CH 79 F CH 79 F CU 73 B FA 87 C SL 80 2-3 ① K			B FA 89 B FA 88 C FA 88 X FA 90 2-1 ① F8		B CU 76 F FA 92 F CU 75 X CU 77 1-2 ③ F7			X SL 73 0-0 59 1B, 2 1B, 6 1B, 1B	5	1	1	0	0	1	2
2 Aaron Hill, R (1, 4) OBP: 0.337, SLG: 0.457	C FA 87 C SL 80 B SL 81 X FF 88 1-2 ③ L7			B CU 73 B FA 88 X FA 89 2-0 ② F8		S FA 90 B FF 91 F CU 78 B SL 80 F FA 91 X CU 79 2-2 26 FC5-4 1B		C B FA 91 B CU 76 F FA 92 B CU 76 X FA 91 3-2 ① G6-3		B FA 88 C FA 87 1 SAFE F CH 69 F FA 88 B FA 88 X CH 69 2-2 1-2 59 1B, 6 1B, 1B	5	1	2	0	0	0	0
26 Adam Lind, L (1, 7) OBP: 0.273, SLG: 0.395 59 Curtis Thigpen, R (8, PH) OBP: 0.348, SLG: 0.391 (9, 3)			B SI 86 B SI 87 X FA 86 2-0 HR	B SL 83 S FA 88 X SL 81 1-1 ③ G4-3		1 SAFE X FA 89 0-0 ② FC5-4, 1-2f		C CU 75 S CU 76 S CU 76 0-3 ② K		B CH 70 X FA 88 1-0 6 1B, 6 E, 1-2, 2-3 1B	3 2	1 1	1 1	1 0	0 0	0 1	1 0
6 John McDonald, R (1, 6) OBP: 0.310, SLG: 0.390			X FA 88 0-0 ① P4		C SL 78 S CH 76 F SL 80 X CU 73 0-2 ① P6	C CU 77 X FA 90 0-1 ③ G5-3		C FA 93 B FA 92 B FA 92 B CU 76 S FA 92 S SL 77 3-3 ③ K		B FA 88 F FA 88 F CH 70 X CH 70 1-2 1-H, 2-H, 3-H E2 1B	5	0	1	2	0	1	1
Inning Stats	R: 1 H: 1 E: 0 LOB: 0 K: 0 BB: 0 S: 11 P: 18	R: 0 H: 0 E: 0 LOB: 0 K: 1 BB: 0 S: 7 P: 11	R: 2 H: 3 E: 0 LOB: 2 K: 0 BB: 1 S: 8 P: 18	R: 0 H: 0 E: 0 LOB: 0 K: 1 BB: 0 S: 8 P: 13	R: 2 H: 2 E: 0 LOB: 1 K: 0 BB: 2 S: 12 P: 23	R: 0 H: 1 E: 0 LOB: 1 K: 0 BB: 0 S: 9 P: 13	R: 1 H: 3 E: 0 LOB: 2 K: 1 BB: 0 S: 13 P: 18	R: 0 H: 0 E: 0 LOB: 0 K: 2 BB: 0 S: 9 P: 15	R: 0 H: 1 E: 0 LOB: 1 K: 1 BB: 0 S: 12 P: 21	R: 3 H: 4 E: 1 LOB: 1 K: 0 BB: 0 S: 12 P: 16	1B: 12 SF: 1 2B: 0 SAC: 0 3B: 0 DP: 1 HR: 3 HBP: 0						

PITCHER		IP	WLS	BF	H	R	ER	SO	BB	IBB	HBP	BLK	WP	HR	S	P	ERA	WHIP
48 Jason Hirsh, R ERA: 5.06	(1, 1)	4.1		21	5	5	5	2	3	0	0	0	0	3	42	76	10.38	1.846
35 Taylor Buchholz, R ERA: 5.06	(5, 1)	1.2		8	4	1	1	0	0	0	0	0	0	0	17	25	5.40	2.400
50 Jorge Julio, R ERA: 6.33	(7, 1)	0.2	B	3	1	0	0	1	0	0	0	0	0	0	6	9	0.00	1.500
Jeremy Affeldt, L ERA: 2.76	(7, 1)	1.1		4	0	0	0	2	0	0	0	0	0	0	12	19	0.00	0.000
LaTroy Hawkins, R ERA: 3.86	(9, 1)	1.0		4	1	0	0	1	0	0	0	0	0	0	12	21	0.00	1.000

PITCHER		IP	WLS	BF	H	R	ER	SO	BB	IBB	HBP	BLK	WP	HR	S	P	ERA	WHIP
40 Brian Fuentes, L ERA: 2.41	(10, 1)	0.1	L	5	4	3	2	0	0	0	0	0	0	0	12	16	54.00	12.000

BOTTOM

Colorado Rockies @ Toronto Blue Jays

Rogers Centre, Toronto, ON

Fri Jun 22 2007, 7:07 PM EDT

Att. 27,369 - Clear - 66 F

livebaseballscorecards.com

AB	41
R	9
H	15
RBI	8
BB	3
SO	6
LOB	12

WP: 0 PA: 45
PB: 0
SB: 0
CS: 0

Batter	1	2	3	4	5	6	7	8	9	AB	R	H	RBI	BB	SO	LOB
3 Willy Taveras, R (1, 8) OBP: 0.363, SLG: 0.380	B X 1-0 F7 ①		B B C S B B 4-2 17 BB, 1B, 27 SF7 BB		B F X 1-1 1B	B FA 94 X FA 89 1-0 P3 ③			B SL 88 B FA 90 C FA 90 X FA 90 2-1 P6 ①	4	1	1	0	1	0	1
Kazuo Matsui, S (1, 4) OBP: 0.347, SLG: 0.479	B F S B X 2-2 F7 ②		C 1 SAFE 1 SAFE B P F 1 SAFE X 2-2 17 BB, 11 2B 1-2 1B		C 1 SAFE B X 1-1 P6 ①		B FA 87 C FA 86 B FA 87 B FA 88 B FA 88 4-1 BB		X FA 89 0-0 F8 ②	4	1	1	0	1	0	2
5 Matt Holliday, R (1, 7) OBP: 0.402, SLG: 0.605	B B X 2-0 2B		B S B S F F X 2-2 F9 ①		1 SAFE C X 0-1 F9 ②		B FA 86 C FA 87 S CU 72 C FA 87 1-3 K ①		B FC 90 B FA 91 B FA 90 C FA 91 C FA 89 F FA 90 F FA 90 F SL 89 X FA 91 3-2 1B	5	0	2	0	0	1	4
17 Todd Helton, L (1, 10) OBP: 0.447, SLG: 0.482	B C X 1-1 G3 ③		B B S B B 4-1 11 2B 1-2 2-3 BB		1 SAFE X 0-0 G4-3 ③		C FA 88 S CU 73 B FA 87 F CU 72 F FA 87 S CU 72 1-3 K ②		B FA 91 B FA 90 B FC 88 C FA 89 F FA 90 X FC 88 3-2 G6-3 ③	4	0	0	0	1	1	5
27 Garrett Atkins, R (1, 5) OBP: 0.323, SLG: 0.404		C F B S 1-3 K ①	B X 1-0 SF7 ② 3-H			B FA 87 C FA 87 B FA 86 B FA 87 B FA 88 4-1 2 BB, 11 WP, 10 G4-3 BB	B FA 86 X FA 86 1-0 L9 ③			2	1	0	1	1	1	1
11 Brad Hawpe, L (1, 9) OBP: 0.387, SLG: 0.538		B S F S 1-3 K ②	X 0-0 1-H 2-H 2B ③			F FA 87 F CH 81 B SL 86 D SL 76 F FA 87 B FA 88 B SL 82 4-2 10 G4-3, 2 BB, 20 G6-3 1-2 BB		S FA 85 B FA 85 B CU 71 S FA 87 F FA 87 S FA 88 2-3 K ①		3	1	1	1	1	2	0
2 Troy Tulowitzki, R (1, 6) OBP: 0.353, SLG: 0.412		X 0-0 HR	C B B B X 3-1 P3 ①			B CH 87 B FA 88 C FA 91 B FA 92 B FA 89 4-1 10 G4-3, 20 E 1-2 2-3 BB		X FA 85 0-0 G6-3 ②		3	2	1	1	1	0	0
10 Jeff Baker, R (1, 3) OBP: 0.309, SLG: 0.375		C H 1-1 HBP	B B B F C X 3-2 F7 ②			F FA 90 X FA 93 0-1 G4-3 ① 1-2 2-3 3-H		X FA 85 0-0 G4-3 ③		3	0	0	1	0	0	2
8 Yorvit Torrealba, R (1, 2) OBP: 0.298, SLG: 0.329 20 Chris Iannetta, R (4, 2) OBP: 0.323, SLG: 0.330		C 1 SAFE D B S 1 SAFE F S 2-3 K ③	B C C S 1-3 K ③			B FA 90 F FA 88 X FA 90 1-1 G6-3 ② 2-H 3-H			F FA 91 B FA 90 B FA 90 X SL 87 2-1 2B	2 2	0 0	0 1	0 1	0 0	2 0	1 0
Inning Stats	R: 0 E: 0 K: 0 S: 7 H: 1 LOB: 1 BB: 0 P: 13	R: 1 E: 0 K: 3 S: 12 H: 1 LOB: 1 BB: 0 P: 17	R: 2 E: 0 K: 0 S: 14 H: 2 LOB: 2 BB: 2 P: 26	R: 0 E: 0 K: 1 S: 8 H: 0 LOB: 0 BB: 0 P: 15	R: 0 E: 0 K: 0 S: 7 H: 1 LOB: 1 BB: 0 P: 9	R: 3 E: 1 K: 0 S: 10 H: 0 LOB: 0 BB: 3 P: 24	R: 0 E: 0 K: 2 S: 11 H: 0 LOB: 1 BB: 1 P: 18	R: 0 E: 0 K: 1 S: 6 H: 0 LOB: 0 BB: 0 P: 8	R: 0 E: 0 K: 0 S: 14 H: 2 LOB: 2 BB: 0 P: 24	1B: 3 2B: 3 3B: 0 HR: 1 SF: 1 SAC: 0 DP: 0 HBP: 1						

PITCHER		IP	WLS	BF	H	R	ER	SO	BB	IBB	HBP	BLK	WP	HR	S	P	ERA	WHIP
48 Ty Taubenheim, R ERA: 9.0	(1, 1)	5.0		24	5	5	5	4	4	0	1	0	1	1	52	92	9.00	1.800
40 Brian Wolfe, R ERA: 3.86	(6, 1)	1.0	W	4	0	1	0	0	1	0	0	0	0	0	6	12	0.00	1.000
37 Scott Downs, L ERA: 2.64	(7, 1)	2.0	H	7	0	0	0	3	1	0	0	0	0	0	17	26	0.00	0.500
44 Casey Janssen, R ERA: 2.31	(9, 1)	1.0		5	2	0	0	0	0	0	0	0	0	0	14	24	0.00	2.000

PITCHER	IP	WLS	BF	H	R	ER	SO	BB	IBB	HBP	BLK	WP	HR	S	P	ERA	WHIP

TOP

Colorado Rockies @ Toronto Blue Jays

Rogers Centre, Toronto, ON

Sat Jun 23 2007, 1:07 PM EDT

Att. 32,482 - Sunny - 61 F

livebaseballscorecards.com

AB	32
R	6
H	7
RBI	5
BB	6
SO	7
LOB	16

WP: 1 PA: 40
PB: 0
SB: 0
CS: 0

Batter	1	2	3	4	5	6	7	8	9	AB	R	H	RBI	BB	SO	LOB
10 Vernon Wells, R (1, 8) OBP: 0.302, SLG: 0.394	B X 1-0 G6-3 ①		B F B F F X 2-2 G6-3 ① B F S F F X 1-2 F8 ②			C FA 93 B FA 94 B SL 82 B FA 94 X FA 94 3-1 G6-3 ② 2-3 3-H	B SL 78 B FA 90 S SL 78 B CH 80 B FA 92 4-1 BB 1-2 2-3			4	0	0	1	1	0	1
15 Alex Rios, R (1, 9) OBP: 0.343, SLG: 0.524	C F B B B F X 3-2 P4 ②		X 0-0 1B 1B ③ C B X 1-1 L8			C SL 83 H FA 95 1-1 1B HBP	C SL 80 X SL 79 0-1 L9 ③			4	1	1	0	0	0	3
Matt Stairs, L (1, 3) OBP: 0.380, SLG: 0.577	B X 1-0 HR		B C B B F X 3-2 25 BB 1B 1-3 1B		B FA 88 S CU 75 C CU 77 X CU 77 1-2 2 G5-3 BB 1B	C CU 75 C CU 74 B FA 88 B SL 77 X CU 76 2-2 1B 1-3 3-H		B FA 91 S SL 78 F SL 79 F FA 90 X SL 78 1-2 G4-3 ①		5	2	4	2	0	0	0
25 Troy Glaus, R (1, 5) OBP: 0.407, SLG: 0.557	B C B X 2-1 HR 2B		C B B B B 4-1 2 1B 1B 26 1B BB 1-2		B FA 88 B FA 88 C CU 76 F SI 88 F SL 82 F FA 90 X SL 83 2-2 L5 ①	B FA 88 B CH 80 S FA 88 C CU 77 B FA 89 X CH 81 3-2 G6-3 ③		B FA 92 B SL 78 C FA 92 X FA 91 2-1 2 FC5-4 1B 26 1B 1B		4	3	2	0	1	0	3
Frank Thomas, R (1, 10) OBP: 0.382, SLG: 0.427	C B F F X 1-2 2-H HR		B B X 2-0 2 1B 26 1B 1-2 2-H 3-H 1B		B SI 91 B FA 90 B FA 90 B FA 90 4-0 1-2 BB		B FA 88 X FA 88 1-0 1B ①	B FA 91 B FA 91 B FA 90 X FA 90 3-0 2 FC5-4 1B 1-2		4	1	4	4	1	0	0
2 Aaron Hill, R (1, 4) OBP: 0.338, SLG: 0.459	F X 0-1 G6-3 ③		C F X 0-2 26 1B 1-2 2-3 1B		X FA 89 0-0 G5-3 ② ③ 2-3f	B CU 76 B FA 86 C CH 80 B FA 86 F FA 88 F FA 88 X CH 79 3-2 26 G3 6 1B 2B	B SL 79 C FA 90 X SL 77 1-1 FC5-4 ② 1-2f 2-3			5	2	2	0	0	0	4
26 Adam Lind, L (1, 7) OBP: 0.276, SLG: 0.395		B B X 2-0 G4-3 ① F F X 0-2 1-2 2-H 3-H 1B ②				B CH 78 X FA 87 1-0 L7 ① B CU 74 S CH 74 S FA 88 B CU 75 B FA 88 X CU 75 3-2 G3 ② 2-3 C FA 90 X FA 90 0-1 9 1B 1-2 3-H 1B			5	0	2	2	0	0	1
Jason Phillips, R (1, 2) OBP: 0.284, SLG: 0.287 9 Gregg Zaun, S (6, PH) (7, 2) OBP: 0.330, SLG: 0.410		S B S B B B X 3-2 G6-3 ② X 0-0 G5-3 ③				C FA 87 B FA 87 C CU 76 B FA 89 F SI 89 F FA 90 B CU 77 F FA 88 B FA 88 4-2 6 E 10 G6-3 BB D CH 81 B CH 76 B CH 80 B FA 89 4-0 10 BB 6 1B BB C SL 78 X SL 78 0-1 1-3 2-H 1B ③			2	0	0	0	0	0	2
										1	1	1	1	2	0	0
6 John McDonald, R (1, 6) OBP: 0.308, SLG: 0.386		B C C B X 2-2 G1-3 ③		B B C X 2-1 G4-3 ①		X FA 89 0-0 E3 10 G6-3 1B 1-3 X 0-0 10 BB 1B 1-2 3-H				4	1	1	1	0	0	1
Inning Stats	R: 3 E: 0 K: 0 S: 14 H: 3 LOB: 0 BB: 0 P: 22	R: 0 E: 0 K: 0 S: 7 H: 0 LOB: 0 BB: 0 P: 14	R: 3 E: 0 K: 0 S: 17 H: 5 LOB: 2 BB: 1 P: 28	R: 0 E: 0 K: 0 S: 9 H: 0 LOB: 0 BB: 0 P: 13	R: 0 E: 0 K: 0 S: 9 H: 1 LOB: 1 BB: 1 P: 16	R: 2 E: 1 K: 0 S: 16 H: 1 LOB: 2 BB: 1 P: 30	R: 1 E: 0 K: 0 S: 12 H: 3 LOB: 3 BB: 2 P: 27	R: 2 E: 0 K: 0 S: 13 H: 4 LOB: 2 BB: 0 P: 20		1B: 13 2B: 2 3B: 0 HR: 2	SF: 0 SAC: 0 DP: 1 HBP: 1					

PITCHER		IP	WLS	BF	H	R	ER	SO	BB	IBB	HBP	BLK	WP	HR	S	P	ERA	WHIP
28 Aaron Cook, R ERA: 4.93	(1, 1)	5.1	L	27	9	8	6	0	3	0	0	0	0	2	63	105	10.12	2.250
50 Jorge Julio, R ERA: 6.23	(6, 1)	0.1		2	0	0	0	0	0	0	1	0	0	0	3	7	0.00	0.000
Tom Martin, L ERA: 3.71	(6, 1)	1.0		6	3	1	1	0	1	0	0	0	0	0	14	30	9.00	4.000
60 Manny Corpas, R ERA: 2.89	(7, 1)	1.1		9	5	2	2	0	1	0	0	0	0	0	17	28	13.50	4.500

PITCHER	IP	WLS	BF	H	R	ER	SO	BB	IBB	HBP	BLK	WP	HR	S	P	ERA	WHIP

BOTTOM

Colorado Rockies @ Toronto Blue Jays

Rogers Centre, Toronto, ON

Sat Jun 23 2007, 1:07 PM EDT
Att. 32,482 - Sunny - 61 F

livebaseballscorecards.com

AB	38
R	11
H	17
RBI	11
BB	5
SO	0
LOB	15

1B: 13 SF: 0
2B: 2 SAC: 0
3B: 0 DP: 1
HR: 2 HBP: 1

WP: 0 PA: 44
PB: 0
SB: 0
CS: 0

Colorado Rockies @ Toronto Blue Jays

Rogers Centre, Toronto, ON

Sun Jun 24 2007, 1:07 PM EDT

Att. 33,910 - Sunny - 79 F

livebaseballscorecards.com

TOP

Batter	1	2	3	4	5	6	7	8	9	AB	R	H	RBI	BB	SO	LOB
3 Willy Taveras, R (1, 8) OBP: 0.357, SLG: 0.374	C FA 93 C CH 81 X SL 88 0-2 G6-3			C FA 94 B CU 76 B FA 93 B FA 93 X FA 93 3-1 G5-3		L SL 86 X CH 79 0-1 G6-3			S SL 88 F FA 94 F SL 88 X FA 95 0-2 1-2 G5-3	4	0	0	0	0	0	1
Kazuo Matsui, S (1, 4) OBP: 0.344, SLG: 0.469	C FA 94 B FA 88 B FA 94 B FA 94 F FA 95 F FA 94 S FA 95 3-3 K			B CH 85 B FA 93 B FA 93 B FA 92 4-0 5 S BB			C FA 94 F FA 94 B SL 83 X FA 94 1-2 F8		F FA 94 D CH 86 C FA 94 F SL 83 F FA 94 B CH 85 B FA 92 X FA 94 3-2 F7	3	0	0	0	1	1	1
5 Matt Holliday, R (1, 7) OBP: 0.399, SLG: 0.599	X FA 95 0-0 G6-3			F SL 85 S FA 95 D SL 90 B FA 95 B FA 96 F FA 95 F FA 93 S SL 88 3-3 1-2 K			S FA 97 S FA 96 S SL 88 0-3 K			3	0	0	0	0	2	1
17 Todd Helton, L (1, 3) OBP: 0.443, SLG: 0.477		B FA 94 B FA 94 C FA 93 C FA 93 X FA 93 2-2 G4-3		B FA 95 X CH 84 1-0 G3-1			B FA 95 C FA 94 X SL 80 1-1 F7			3	0	0	0	0	0	1
27 Garrett Atkins, R (1, 5) OBP: 0.320, SLG: 0.399		B CH 81 F FA 94 X SL 86 1-1 F8			C FA 94 B FA 94 F CU 77 S SL 85 1-3 K			X FA 95 0-0 G4-3		3	0	0	0	0	1	0
11 Brad Hawpe, L (1, 9) OBP: 0.383, SLG: 0.532		C SL 85 F FA 93 B SL 83 B FA 94 S FA 87 2-3 K			S CH 84 S CH 83 B CH 86 B SL 84 X FA 94 2-2 G1-3			B FA 95 C CH 84 S FA 96 X FA 95 1-2 G3		3	0	0	0	0	1	0
2 Troy Tulowitzki, R (1, 6) OBP: 0.349, SLG: 0.407			B FA 95 S SL 86 S SL 87 S SL 87 1-3 K		C FA 94 B SL 85 C SL 86 F FA 93 X FA 96 1-2 G4-3			S SL 88 F FA 97 C SL 88 0-3 K		3	0	0	0	0	2	0
10 Jeff Baker, R (1, 10) OBP: 0.310, SLG: 0.374			B FA 95 B FA 94 X FA 94 2-0 G1-3			C SL 84 X FA 94 0-1 P3			C SL 85 X FA 94 0-1 3 G5-3 1B	3	0	1	0	0	0	0
8 Yorvit Torrealba, R (1, 2) OBP: 0.293, SLG: 0.323			B SL 86 X FA 96 1-0 G6-3			B FA 95 C FA 94 B SL 88 B FA 95 X FA 95 3-1 G5-3			C FA 95 X SL 87 0-1 F8	3	0	0	0	0	0	1
Inning Stats	R: 0 H: 0 E: 0 LOB: 0 K: 1 BB: 0 S: 8 P: 11	R: 0 H: 0 E: 0 LOB: 0 K: 1 BB: 0 S: 8 P: 13	R: 0 H: 0 E: 0 LOB: 0 K: 1 BB: 0 S: 5 P: 9	R: 0 H: 0 E: 0 LOB: 1 K: 1 BB: 1 S: 8 P: 19	R: 0 H: 0 E: 0 LOB: 0 K: 1 BB: 0 S: 10 P: 14	R: 0 H: 0 E: 0 LOB: 0 K: 0 BB: 0 S: 6 P: 9	R: 0 H: 0 E: 0 LOB: 0 K: 1 BB: 0 S: 8 P: 10	R: 0 H: 0 E: 0 LOB: 0 K: 1 BB: 0 S: 7 P: 8	R: 0 H: 1 E: 0 LOB: 1 K: 0 BB: 0 S: 13 P: 16	1B: 1 SF: 0 2B: 0 SAC: 0 3B: 0 DP: 0 HR: 0 HBP: 0						

	AB	28
	R	0
	H	1
	RBI	0
	BB	1
	SO	7
	LOB	5

WP: 0 PA: 29
PB: 0
SB: 1
CS: 0

PITCHER	IP	WLS	BF	H	R	ER	SO	BB	IBB	HBP	BLK	WP	HR	S	P	ERA	WHIP
29 Dustin McGowan, R (1, 1) ERA: 4.83	9.0	W	29	1	0	0	7	1	0	0	0	0	0	73	109	0.00	0.222

PITCHER	IP	WLS	BF	H	R	ER	SO	BB	IBB	HBP	BLK	WP	HR	S	P	ERA	WHIP

Batter	1	2	3	4	5	6	7	8	9	AB	R	H	RBI	BB	SO	LOB
10 Vernon Wells, R (1, 8) OBP: 0.302, SLG: 0.403	X FA 85 0-0 ① P4		C FA 87 X CH 81 0-1 1-H 2-H HR		B FA 88 F FA 87 C SL 84 1 SAFE B SL 83 B FA 86 C SL 84 3-3 ① K 1-2		X FA 91 0-0 ① F9			4	1	1	3	0	1	1
9 Gregg Zaun, S (1, 2) OBP: 0.327, SLG: 0.395	B FA 84 B CH 84 C CH 85 C FA 87 B FA 84 B CH 80 4-2 BB		F FA 86 B FA 87 B FC 85 C SL 83 B SL 77 S CH 83 3-3 ① K		B FA 88 F FA 88 C CH 81 X FA 88 1-2 ② F9 2-3		C FA 92 X FA 90 0-1 ② F8			3	0	0	0	1	1	1
15 Alex Rios, R (1, 9) OBP: 0.338, SLG: 0.517	B FA 87 X CH 80 1-0 ② F8		C FA 87 B SL 84 S SL 84 X FA 88 1-2 ② G4-3		B SL 80 B SL 85 B FA 85 C SL 77 C FA 88 X SL 84 3-2 ③ F9		C CU 78 X FA 91 0-1 ③ F8			4	0	0	0	0	0	2
Matt Stairs, L (1, 3) OBP: 0.376, SLG: 0.575	B CH 80 S FA 87 D CH 80 S CH 81 F FA 88 B FA 88 F CH 82 F FA 87 S FA 86 3-3 ③ K		F CH 82 C FA 88 B SL 85 X FA 88 1-2 ③ F7			B FA 86 S FA 84 B CH 79 F CH 79 F SL 84 X FA 88 2-2 2 2B 2B		C CU 77 B SL 78 F FA 90 S SL 79 1-3 ① K		4	1	1	0	0	2	1
Frank Thomas, R (1, 10) OBP: 0.380, SLG: 0.437		B FA 87 C FA 86 C SL 82 B SL 83 X FA 88 2-2 ① G5-3		X FA 86 0-0 HR		C SL 85 B FA 88 C FA 88 B SL 85 C SL 84 2-3 ① K		C FA 91 F FA 92 B SL 82 F FA 92 B FA 93 S SL 82 2-3 ② K		4	1	1	1	0	2	1
2 Aaron Hill, R (1, 4) OBP: 0.340, SLG: 0.464		C SL 76 C FA 88 B SL 85 X SL 85 1-2 ② G6-3		X SL 77 0-0 26 L5-3 1B		X CH 79 0-0 2-H 2B		B CU 78 C SL 79 B CU 78 B FA 91 F FA 92 F SL 80 F FA 90 F CU 79 3-2 ③ X FA 89 G4-3		4	0	2	1	0	0	0
26 Adam Lind, L (1, 7) OBP: 0.272, SLG: 0.389		B CH 81 C CH 81 X FA 88 1-1 ③ G3		B CH 84 X CH 80 1-0 ① ② L5-3 1-1		C CH 80 X FA 88 0-1 ② F9				3	0	0	0	0	0	2
Howie Clark, L (1, 5) OBP: 0.458, SLG: 0.368			C FA 86 B FA 86 B CH 80 X CH 79 2-1 6 HBP 10 HR 1B	C SL 75 B FA 87 X CH 81 1-1 ③ G4-3		B SI 87 C FA 89 F FA 90 B FA 89 B FA 90 F SL 85 F FA 88 F FA 89 B SL 84 4-2 BB				2	1	1	0	1	0	0
6 John McDonald, R (1, 6) OBP: 0.316, SLG: 0.388			B FA 83 1 SAFE C SL 84 1 SAFE B CH 80 F FA 84 H FA 88 3-2 1-2 10 HR HBP		B SL 75 F FA 86 B FA 87 B SL 81 L FA 86 X FA 88 3-2 9 F9 10 S 1B	B FA 89 C FA 85 X SL 85 1-1 ③ F9				2	1	1	0	0	0	2
Inning Stats	R: 0 E: 0 K: 1 S: 10 H: 0 LOB: 1 BB: 1 P: 18	R: 0 E: 0 K: 0 S: 8 H: 0 LOB: 0 BB: 0 P: 12	R: 3 E: 0 K: 1 S: 15 H: 2 LOB: 0 BB: 0 P: 25	R: 1 E: 0 K: 0 S: 5 H: 2 LOB: 0 BB: 0 P: 7	R: 0 E: 0 K: 1 S: 12 H: 1 LOB: 1 BB: 0 P: 22	R: 1 E: 0 K: 1 S: 17 H: 2 LOB: 2 BB: 1 P: 26	R: 0 E: 0 K: 0 S: 5 H: 0 LOB: 0 BB: 0 P: 5	R: 0 E: 0 K: 2 S: 14 H: 0 LOB: 0 BB: 0 P: 20		1B: 3 2B: 3 3B: 0 HR: 2 SF: 0 SAC: 0 DP: 1 HBP: 1				WP: 0 PB: 0 SB: 1 CS: 0 PA: 33	

PITCHER	IP	WLS	BF	H	R	ER	SO	BB	IBB	HBP	BLK	WP	HR	S	P	ERA	WHIP
Josh Fogg, R (1, 1) ERA: 4.81	6.0	L	27	7	5	5	4	2	0	1	0	0	2	67	110	7.50	1.500
35 Taylor Buchholz, R (7, 1) ERA: 4.88	2.0		6	0	0	0	2	0	0	0	0	0	0	19	25	0.00	0.000

PITCHER	IP	WLS	BF	H	R	ER	SO	BB	IBB	HBP	BLK	WP	HR	S	P	ERA	WHIP

BOTTOM

Colorado Rockies @ Toronto Blue Jays

Rogers Centre, Toronto, ON

Sun Jun 24 2007, 1:07 PM EDT
Att. 33,910 - Sunny - 79 F

livebaseballscorecards.com

AB	30
R	5
H	7
RBI	5
BB	2
SO	6
LOB	10

Colorado Rockies @ Chicago Cubs

Wrigley Field, Chicago, IL

Mon Jun 25 2007, 7:05 PM CDT

Att. 40,269 - Clear - 77 F

TOP

livebaseballscorecards.com

Batter	1	2	3	4	5	6	7	8	9	AB	R	H	RBI	BB	SO	LOB
3 Willy Taveras, R (1, 8) OBP: 0.351, SLG: 0.368 Tom Martin, L (6, 1) 10 Jeff Baker, R (8, PH) OBP: 0.307, SLG: 0.370 50 Jorge Julio, R (8, 1) 18 Cory Sullivan, L (9, PH) OBP: 0.333, SLG: 0.333 (9, 8)	C C B T 1-2 ① K	C X 0-1 ③ FC5 1-2 2-3f			X 0-0 ① B1-3	C F B X 1-2 ③ FC6-4 1-2f		B F D S 2-3 ③ K2-3	C C S 0-3 ③ K	4 0 1 0 1	0 0 0 0 0	0 0 0 0 0	0 0 0 0 0	0 0 1 0 0	1 0 1 0 1	4 0 1 0 0
Kazuo Matsui, S (1, 4) OBP: 0.346, SLG: 0.466	C C X 0-2 5 S 5 1B 1B	C F S 0-3 ① K	B C C S 1-3 ② K		X 0-0 ① L5		C B B S F X 2-2 5 BB 17 2B 1B		5	2	2	0	0	2	0
5 Matt Holliday, R (1, 7) OBP: 0.399, SLG: 0.594	C B C B X 2-2 17 BB 1-H 1B	F F T 0-2 ② K			F X 0-1 ③ F8		C B B X 2-1 ② G5-3		B B C D B 4-1 17 2B 27 1B 1-2 BB	4	1	1	1	1	1	0
17 Todd Helton, L (1, 3) OBP: 0.445, SLG: 0.479	C B B B B 4-1 27 G5-4-3 1-2 BB	B B C F X 2-2 ③ F7				C B F X 1-2 ① F7	B F S B F F B B 4-2 27 BB BB		C B B X 2-1 27 1B 11 1B 1-3 2B 2-H	3	1	1	1	2	0	0
27 Garrett Atkins, R (1, 5) OBP: 0.325, SLG: 0.401	X 0-0 ② ③ G5-4-3 1-2f			C B C X 1-2 ① G5-3		B B B B C F X 3-2 8 1B 11 1B 19 1B 1B	C B B B B 4-1 1-2 BB		B X 1-0 11 1B 2 HR 2-3 1B 3-H	4	2	2	1	1	0	2
11 Brad Hawpe, L (1, 9) OBP: 0.387, SLG: 0.531		B F X 1-1 ① G1-3		T F B F B B B 4-2 26 FC5 2 G1-6-3 BB		F D X 1-1 8 1B 19 1B 1-2 1B	B B C C D S 3-3 ③ K		X 0-0 2 HR 1-2 1B 3-H	4	2	2	1	1	1	2
2 Troy Tulowitzki, R (1, 6) OBP: 0.350, SLG: 0.422		C B F B X 2-2 E6 3 FC5 8 1B		S B F F X 1-2 ② G1-6-3 1-2		X 0-0 ② F7		B C X 1-1 19 G6-4-3 2B	X 0-0 1-H 2-H HR	5	1	2	3	0	0	3
8 Yorvit Torrealba, R (1, 2) OBP: 0.306, SLG: 0.329		C X 0-1 3 FC5 1-2 1B		B C C H 2-2 26 FC5 HBP		C B S X 1-2 19 1B 1-2 2-3 1B		B S B B F B 4-2 19 G6-4-3 BB	C B F B F F X 2-2 ① G6-3	3	0	2	0	1	0	0
26 Jeff Francis, L (1, 1) OBP: 0.185, SLG: 0.160 19 Ryan Spilborghs, R (6, PH) OBP: 0.328, SLG: 0.468 (6, 8) 40 Brian Fuentes, L (9, 1)		L M L 0-3 ② K		C B B B X 2-1 ③ FC5 1-2 2-3f		B F X 1-1 3 FC6-4 1-3 2-H 3-H 1B		X 0-0 ① ② G6-4-3 1-2f 2-3	B S F B F X 2-2 ② G6-3	2 3 0	0 0 0	0 1 0	0 2 0	0 0 0	1 0 0	4 2 0
Inning Stats	R: 1 H: 2 E: 0 LOB: 1 K: 1 BB: 1 S: 11 P: 18	R: 0 H: 1 E: 1 LOB: 2 K: 1 BB: 0 S: 12 P: 15	R: 0 H: 0 E: 0 LOB: 0 K: 2 BB: 0 S: 9 P: 11	R: 0 H: 0 E: 0 LOB: 2 K: 0 BB: 1 S: 14 P: 24	R: 0 H: 0 E: 0 LOB: 0 K: 1 BB: 0 S: 6 P: 7	R: 2 H: 4 E: 0 LOB: 2 K: 0 BB: 0 S: 18 P: 26	R: 0 H: 0 E: 0 LOB: 2 K: 1 BB: 2 S: 12 P: 25	R: 0 H: 1 E: 0 LOB: 1 K: 1 BB: 1 S: 8 P: 15	R: 6 H: 5 E: 0 LOB: 0 K: 1 BB: 1 S: 22 P: 35	1B: 10 SF: 0 2B: 2 SAC: 0 3B: 0 DP: 2 HR: 1 HBP: 1						

	AB	39
	R	9
	H	13
	RBI	9
	BB	6
	SO	8
	LOB	18

WP: 0 PA: 46
PB: 0
SB: 1
CS: 0

PITCHER		IP	WLS	BF	H	R	ER	SO	BB	IBB	HBP	BLK	WP	HR	S	P	ERA	WHIP
Jason Marquis, R ERA: 3.46	(1, 1)	5.2		27	7	3	3	5	2	0	1	0	0	0	67	97	4.76	1.588
43 Michael Wuertz, R ERA: 3.31	(6, 1)	1.0	H	5	0	0	0	0	2	0	0	0	0	0	12	23	0.00	2.000
47 Scott Eyre, L ERA: 6.92	(7, 1)	1.1	H	8	3	3	3	2	2	0	0	0	0	0	18	36	20.25	3.750
Bob Howry, R ERA: 4.3	(9, 1)	1.0	W	6	3	3	3	1	0	0	0	0	0	1	15	20	27.00	3.000

PITCHER	IP	WLS	BF	H	R	ER	SO	BB	IBB	HBP	BLK	WP	HR	S	P	ERA	WHIP

Batter	1	2	3	4	5	6	7	8	9	AB	R	H	RBI	BB	SO	LOB
12 Alfonso Soriano, R (1, 7) OBP: 0.356, SLG: 0.557	P4	G5-3		FC6-4		G6-3		K	1B	6	0	1	2	0	1	3
17 Mike Fontenot, L (1, 4) OBP: 0.418, SLG: 0.651	25 CS 1B		16 FC6-4 25 1B G5-3 1B		25 1B FC6-4 2B	3-H 1B		3-H 2B		5	2	5	2	0	0	0
25 Derrek Lee, R (1, 3) OBP: 0.423, SLG: 0.518	1-2 16 1B 1B		16 FC6-4 1-2 1B		2-3 FC6-4 1B	1 SAFE P4		F9		5	1	3	0	0	0	2
16 Aramis Ramirez, R (1, 5) OBP: 0.351, SLG: 0.539	1-2 29 HR 1B 1B		FC6-4 G5-3 1-2f 2-3		P4	1 SAFE G5-3		G5-3		5	1	1	0	0	0	6
Mark DeRosa, R (1, 9) OBP: 0.351, SLG: 0.434 20 Felix Pie, L (9, PR) OBP: 0.281, SLG: 0.367	1-2 2-H 29 HR 1B		G5-3 1-2 3-H		1 SAFE FC6-4 BB 29 BB 1-2f 3-H		29 FC6-4 1B		FC3-6 1B	5 0	1 0	3 0	3 0	0 0	0 0	2 0
29 Ángel Pagán, S (1, 8) OBP: 0.349, SLG: 0.500	1-H 2-H HR		P6		4-2 BB 1-2 BB		FC6-4 G5-3 1-2f		K	4	1	1	3	1	1	3
Rob Bowen, S (1, 2) OBP: 0.360, SLG: 0.389 Jacque Jones, L (9, PR) OBP: 0.295, SLG: 0.328	K			K	4-2 FC4 1-2 2-3 BB		G5-3 1-2		FC3-6 2 E 12 1B 1-2f	4 0	0 1	0 0	0 0	1 0	2 0	2 0
Cesar Izturis, S (1, 6) OBP: 0.304, SLG: 0.315 43 Michael Wuertz, R (6, 1) 47 Scott Eyre, L (7, 1) Bob Howry, L (9, 1) Koyie Hill, S (9, PH) OBP: 0.278, SLG: 0.344		K		12 FC6-4 1B	FC4 1-2f		G3		2 E 12 1B 1B	3 0 1 0 1	0 0 0 0 1	1 0 0 0 1	0 0 0 0 1	0 0 0 0 0	1 0 0 0 0	3 0 1 0 0
Jason Marquis, L (1, 1) OBP: 0.189, SLG: 0.306 2 Ryan Theriot, R (6, 6) OBP: 0.317, SLG: 0.327		L6		K		12 G6-3 12 BLK 17 1B 1B		12 S 17 2B 2B	FC4 12 1B 1-2 2-3	2 3	0 2	0 2	0 2	0 0	1 0	1 2
Inning Stats	R: 4 H: 5 E: 0 LOB: 0 K: 1 BB: 0 S: 19 P: 27	R: 0 H: 0 E: 0 LOB: 0 K: 1 BB: 0 S: 6 P: 10	R: 1 H: 2 E: 0 LOB: 1 K: 0 BB: 0 S: 10 P: 18	R: 0 H: 1 E: 0 LOB: 1 K: 2 BB: 0 S: 8 P: 11	R: 1 H: 2 E: 0 LOB: 3 K: 0 BB: 2 S: 14 P: 27	R: 1 H: 2 E: 0 LOB: 1 K: 0 BB: 0 S: 11 P: 13	R: 0 H: 1 E: 0 LOB: 1 K: 0 BB: 0 S: 10 P: 19	R: 1 H: 2 E: 0 LOB: 1 K: 1 BB: 0 S: 10 P: 15	R: 2 H: 3 E: 1 LOB: 2 K: 1 BB: 0 S: 12 P: 18	1B: 14 SF: 0 2B: 3 SAC: 0 3B: 0 DP: 0 HR: 1 HBP: 0						

PITCHER		IP	WLS	BF	H	R	ER	SO	BB	IBB	HBP	BLK	WP	HR	S	P	ERA	WHIP
26 Jeff Francis, L ERA: 3.8	(1, 1)	5.0		26	10	6	6	4	2	0	0	0	0	1	57	93	10.80	2.400
Tom Martin, L ERA: 3.79	(6, 1)	2.0		9	3	1	1	0	0	0	0	1	0	0	21	32	4.50	1.500
50 Jorge Julio, R ERA: 6.35	(8, 1)	1.0		5	2	1	1	1	0	0	0	0	0	0	10	15	9.00	2.000
40 Brian Fuentes, L ERA: 2.36	(9, 1)	0.2	L	6	3	2	0	1	0	0	0	0	0	0	12	18	0.00	4.500

PITCHER	IP	WLS	BF	H	R	ER	SO	BB	IBB	HBP	BLK	WP	HR	S	P	ERA	WHIP

BOTTOM

Colorado Rockies @ Chicago Cubs

Wrigley Field, Chicago, IL

Mon Jun 25 2007, 7:05 PM CDT

Att. 40,269 - Clear - 77 F

livebaseballscorecards.com

AB	44
R	10
H	18
RBI	10
BB	2
SO	6
LOB	25

Batter	1	2	3	4	5	6	7	8	9	AB	R	H	RBI	BB	SO	LOB
3 Willy Taveras, R (1, 8) OBP: 0.360, SLG: 0.378	C F B B S 2-3 ① K		B F X 1-1 2 1B 1B	B B F B B 4-1 BB			C F X 0-2 17 WP 2B		X 0-0 1-2 1B	4	0	3	0	1	1	0
2 Troy Tulowitzki, R (1, 6) OBP: 0.348, SLG: 0.418	B C F F B C 2-3 ② K		X 0-0 ② 1-3 1B	C 1 SAFE C 1 SAFE X 0-2 ③ F9			C F S 0-3 K ①		B C F B C 2-3 K ①	5	0	1	0	0	3	5
5 Matt Holliday, R (1, 7) OBP: 0.396, SLG: 0.587	C X 0-1 ③ G5-3		S S F B B D B 4-2 BB		B F F B B F S 2-3 ① K		B S S S 1-3 ② K		F S F B S 1-3 ② K	4	0	0	0	1	3	3
17 Todd Helton, L (1, 3) OBP: 0.442, SLG: 0.472		C B B C F B F F B 4-2 19 BB 27 1B 20 G5-3 BB	B F B B C S 3-3 ③ K		F F X 0-2 ② L8		C D S F B X 2-2 P3 ③ 2-3		C X 0-1 P6 ③	4	1	0	0	1	1	5
27 Garrett Atkins, R (1, 5) OBP: 0.327, SLG: 0.400		C X 0-1 20 G5-3 19 BB 1-2 1B		C B B F F B F B 4-2 20 F8 19 1B 2B BB	B C B X 2-1 ③ F7			B F C F B X 2-2 ① F9		3	1	1	0	1	0	0
19 Ryan Spilborghs, R (1, 9) OBP: 0.338, SLG: 0.462		B B B B 4-0 20 G5-3 1-2 2-3 BB		F X 0-1 20 F8 1-2 2B 1B		C B C X 1-2 ① G5-3		X 0-0 ② F8		3	1	1	0	1	0	0
20 Chris Iannetta, R (1, 2) OBP: 0.313, SLG: 0.319		B F X 1-1 ① ② G5-3 1-2 2-3f 3-H		X 0-0 ① F8 1-2 2-3		C B C B F X 2-2 ② G1-3		S F C 0-3 ③ K		4	0	0	0	0	1	4
Jamey Carroll, R (1, 4) OBP: 0.314, SLG: 0.267		B C F X 1-2 ③ G4-3		C X 0-1 31 SH1-4 2-H 3-H 2B		C B B F B F X 3-2 HR			C B F B B F X 3-2 18 1B 2B	4	2	3	3	0	0	1
31 Rodrigo Lopez, R (1, 1) OBP: 0.133, SLG: 0.071			B C F S 1-3 ① K	B B C X 2-1 ② SH1-4 2-3		C C X 0-2 ③ P6			B B S B X 3-1 3 1B 2-H 1B	1	0	0	0	0	1	0
35 Taylor Buchholz, R (5, 1) OBP: 0.235, SLG: 0.133										1	0	0	0	0	0	0
Jeremy Affeldt, L (7, 1)										0	0	0	0	0	0	0
LaTroy Hawkins, R (8, 1)										0	0	0	0	0	0	0
18 Cory Sullivan, L (9, PH) OBP: 0.500, SLG: 0.500										1	0	1	1	0	0	0
Inning Stats	R: 0 E: 0 K: 2 S: 9 / H: 0 LOB: 0 BB: 0 P: 13	R: 1 E: 0 K: 0 S: 12 / H: 1 LOB: 1 BB: 2 P: 22	R: 0 E: 0 K: 2 S: 12 / H: 2 LOB: 2 BB: 1 P: 21	R: 2 E: 0 K: 0 S: 15 / H: 2 LOB: 2 BB: 2 P: 25	R: 0 E: 0 K: 1 S: 9 / H: 0 LOB: 0 BB: 0 P: 13	R: 1 E: 0 K: 0 S: 14 / H: 1 LOB: 0 BB: 0 P: 20	R: 0 E: 0 K: 2 S: 13 / H: 1 LOB: 1 BB: 0 P: 16	R: 0 E: 0 K: 1 S: 8 / H: 0 LOB: 0 BB: 0 P: 10	R: 1 E: 0 K: 2 S: 16 / H: 3 LOB: 2 BB: 0 P: 25	1B: 6 2B: 3 3B: 0 HR: 1 / SF: 0 SAC: 1 DP: 1 HBP: 0						

TOP

Colorado Rockies @ Chicago Cubs

Wrigley Field, Chicago, IL

Tue Jun 26 2007, 7:05 PM CDT

Att. 40,121 - Partly Cloudy - 78 F

livebaseballscorecards.com

AB	34
R	5
H	10
RBI	4
BB	5
SO	10
LOB	18

WP: 1 PB: 0 SB: 0 CS: 0 PA: 40

PITCHER		IP	WLS	BF	H	R	ER	SO	BB	IBB	HBP	BLK	WP	HR	S	P	ERA	WHIP
30 Ted Lilly, L ERA: 4.03	(1, 1)	6.0	W	27	6	4	4	5	5	0	0	0	0	1	71	114	6.00	1.833
43 Michael Wuertz, R ERA: 3.12	(7, 1)	2.0		7	1	0	0	3	0	0	0	0	1	0	21	26	0.00	0.500
49 Carlos Marmol, R ERA: 1.35	(9, 1)	0.2		5	3	1	1	2	0	0	0	0	0	0	14	23	13.50	4.500
13 Will Ohman, L ERA: 4.37	(9, 1)	0.1	S	1	0	0	0	0	0	0	0	0	0	0	2	2	0.00	0.000

Colorado Rockies @ Chicago Cubs

Wrigley Field, Chicago, IL

Tue Jun 26 2007, 7:05 PM CDT

Att. 40,121 - Partly Cloudy - 78 F

BOTTOM

livebaseballscorecards.com

Batter	1	2	3	4	5	6	7	8	9	AB	R	H	RBI	BB	SO	LOB
12 Alfonso Soriano, R (1, 7) OBP: 0.357, SLG: 0.558	1-2 17 G5-3 16 2B 17 S 1B		2-1 17 2B	1-0 G6-3	1-2 FC5-4 1-2f			1-0 FC5-4 1-2f		5	2	2	0	0	0	3
17 Mike Fontenot, L (1, 6) OBP: 0.417, SLG: 0.642	2-1 G5-3 1-3		1-0 25 L9 2-H 2B		4-2 25 S 1B BB	3-1 L7		1-2 G5-3		4	1	1	1	1	0	2
25 Derrek Lee, R (1, 3) OBP: 0.420, SLG: 0.514	2-2 P4		0-0 L9 2-3		3-3 K 1-2	1-1 16 G4-6-3 1B				4	0	1	0	0	1	3
16 Aramis Ramirez, R (1, 5) OBP: 0.349, SLG: 0.539	2-2 15 HR 3-H 2B		0-0 P6		1-0 F9	0-0 G4-6-3 1-2f				4	1	1	1	0	0	3
15 Cliff Floyd, L (1, 9) OBP: 0.376, SLG: 0.430 29 Ángel Pagán, S (7, PH) OBP: 0.345, SLG: 0.494 (8, 9)	2-1 2-H HR		4-0 BB IBB		4-0 1B 2B IBB		2-3 K			1 1	2 0	1 0	2 0	2 0	0 1	0 0
Mark DeRosa, R (1, 4) OBP: 0.353, SLG: 0.432	0-1 G6-3		4-1 1-2 BB		0-0 1-2 2-H 2B 1B		3-3 K G6-4-3			3	1	1	1	1	1	0
Koyie Hill, S (1, 2) OBP: 0.275, SLG: 0.361		1-1 F9	1-1 F8		0-1 1-H 2-H 20 1B 2B		0-0 G6-4-3 1-2f			4	1	1	2	0	0	4
20 Felix Pie, L (1, 8) OBP: 0.280, SLG: 0.364		0-1 G3		0-0 G3	0-2 2-H 30 1B 1B			0-1 L5		4	0	1	1	0	0	0
30 Ted Lilly, L (1, 1) OBP: 0.125, SLG: 0.125 43 Michael Wuertz, R (7, 1) 32 Daryle Ward, L (8, PH) OBP: 0.463, SLG: 0.419 49 Carlos Marmol, R (9, 1) 13 Will Ohman, L (9, 1)		0-0 G4-3		3-2 G1-3	1-0 1-2 12 FC5-4 1B			0-1 12 FC5-4 1B		3 0 1 0 0	0 0 0 0 0	1 0 1 0 0	0 0 0 0 0	0 0 0 0 0	0 0 0 0 0	0 0 0 0 0
Inning Stats	R: 3 H: 3 E: 0 LOB: 0 K: 0 BB: 0 S: 19 P: 28	R: 0 H: 0 E: 0 LOB: 0 K: 0 BB: 0 S: 5 P: 6	R: 1 H: 2 E: 0 LOB: 3 K: 0 BB: 2 S: 8 P: 20	R: 0 H: 0 E: 0 LOB: 0 K: 0 BB: 0 S: 5 P: 9	R: 4 H: 4 E: 0 LOB: 2 K: 1 BB: 2 S: 17 P: 31	R: 0 H: 1 E: 0 LOB: 0 K: 0 BB: 0 S: 5 P: 9	R: 0 H: 0 E: 0 LOB: 0 K: 2 BB: 0 S: 7 P: 12	R: 0 H: 1 E: 0 LOB: 1 K: 0 BB: 0 S: 8 P: 10		1B: 6 SF: 0 2B: 4 SAC: 0 3B: 0 DP: 2 HR: 1 HBP: 0						

	AB	34
	R	8
	H	11
	RBI	8
	BB	4
	SO	3
	LOB	15

WP: 1 PA: 38
PB: 0
SB: 2
CS: 0

PITCHER		IP	WLS	BF	H	R	ER	SO	BB	IBB	HBP	BLK	WP	HR	S	P	ERA	WHIP
31 Rodrigo Lopez, R ERA: 4.09	(1, 1)	4.2	L	27	9	8	8	1	2	2	0	0	0	1	50	89	15.43	2.357
35 Taylor Buchholz, R ERA: 4.76	(5, 1)	1.1		4	1	0	0	0	0	0	0	0	0	0	9	14	0.00	0.750
Jeremy Affeldt, L ERA: 2.67	(7, 1)	1.0		3	0	0	0	2	0	0	0	0	1	0	7	12	0.00	0.000
LaTroy Hawkins, R ERA: 3.66	(8, 1)	1.0		4	1	0	0	0	0	0	0	0	0	0	8	10	0.00	1.000

PITCHER	IP	WLS	BF	H	R	ER	SO	BB	IBB	HBP	BLK	WP	HR	S	P	ERA	WHIP

Colorado Rockies @ Chicago Cubs

Wrigley Field, Chicago, IL

Wed Jun 27 2007, 1:20 PM CDT

Att. 39,972 - Partly Cloudy - 87 F

livebaseballscorecards.com

TOP

Batter	1	2	3	4	5	6	7	8	9	AB	R	H	RBI	BB	SO	LOB
18 Cory Sullivan, L (1, 8) OBP: 0.500, SLG: 0.500	C S B S 1-3 K ①		B X 1-0 5 FC6 1B			B C X 1-1 5 1B 11 1B 1B	S F F F T 0-2 K ③			4	1	2	0	0	2	0
Kazuo Matsui, S (1, 4) OBP: 0.344, SLG: 0.457	B F B X 2-1 F7 ②		C B C 1 SAFE B S 2-3 K ②			C B B X 2-1 F7 ①		B B B C F B 4-2 27 HR BB		3	1	0	0	1	1	2
5 Matt Holliday, R (1, 7) OBP: 0.397, SLG: 0.584	B B S B B 4-1 17 BB BB		X 0-0 FC6 ③ 1-2f			F 1 SAFE X 0-1 17 BB 11 1B 1-3 1B		X 0-0 F8 ①		3	1	1	0	1	0	2
17 Todd Helton, L (1, 3) OBP: 0.442, SLG: 0.468	C B C B B B 4-2 1-2 BB			F C F B X 1-2 G4-3 ①		B B B C B 4-1 11 1B 1-2 BB		C B B B X 3-1 F7 ②		2	0	0	0	2	0	1
27 Garrett Atkins, R (1, 5) OBP: 0.326, SLG: 0.409	B B F C F B X 3-2 P4 ③			C S F B F C 1-3 K ②		S F S S 0-3 K ②		B X 1-0 1-H HR		4	1	1	2	0	2	5
11 Brad Hawpe, L (1, 9)		F B X 1-1 F7 ①		S B C S 1-3 K ③		F B B F B X 3-2 1-3 2-H 3-H 1B		S X 0-1 G3 ③		4	0	1	2	0	1	0
2 Troy Tulowitzki, R (1, 6) OBP: 0.343, SLG: 0.412		B C C B S 2-3 K ②			C C F F X 0-2 G5-3 ①	F S F S 0-3 K ③			B F S C 1-3 K ①	4	0	0	0	0	3	2
8 Yorvit Torrealba, R (1, 2) OBP: 0.305, SLG: 0.328	C C B S 1-3 K ③				B F B S B F F X 3-2 48 G1-6-3 1B		C F B X 1-2 G4-3 ①		B S F B C 2-3 K ②	4	0	1	0	0	2	0
48 Jason Hirsh, R (1, 1) OBP: 0.038, SLG: 0.038 3 Willy Taveras, R (7, PH) OBP: 0.358, SLG: 0.377 Jeremy Affeldt, L (7, 1) 60 Manny Corpas, R (8, 1) 19 Ryan Spilborghs, R (9, PH) OBP: 0.333, SLG: 0.455			C F B X 1-2 L5 ①		B X 1-0 G1-6-3 ② ③ 1-2f		B S S S T B C 2-3 K ②		C B S X 1-2 G4-3 ③	2 1 0 0 1	0 0 0 0 0	0 0 0 0 0	0 0 0 0 0	0 1 0 0 0	0 0 0 0 0	1 0 0 0 0
Inning Stats	R: 0 E: 0 K: 1 S: 12 H: 0 LOB: 2 BB: 2 P: 26	R: 0 E: 0 K: 2 S: 8 H: 0 LOB: 0 BB: 0 P: 12	R: 0 E: 0 K: 1 S: 8 H: 1 LOB: 1 BB: 0 P: 12	R: 0 E: 0 K: 2 S: 12 H: 0 LOB: 0 BB: 0 P: 15	R: 0 E: 0 K: 0 S: 11 H: 1 LOB: 0 BB: 0 P: 15	R: 2 E: 0 K: 2 S: 17 H: 3 LOB: 2 BB: 1 P: 27	R: 0 E: 0 K: 2 S: 12 H: 0 LOB: 0 BB: 0 P: 15	R: 2 E: 0 K: 0 S: 8 H: 1 LOB: 0 BB: 1 P: 16	R: 0 E: 0 K: 2 S: 9 H: 0 LOB: 0 BB: 0 P: 13	1B: 5 2B: 0 3B: 0 HR: 1 SF: 0 SAC: 0 DP: 1 HBP: 0						

	AB	32
	R	4
	H	6
	RBI	4
	BB	4
	SO	12
	LOB	13

WP: 0 PA: 36
PB: 0
SB: 0
CS: 0

PITCHER	IP	WLS	BF	H	R	ER	SO	BB	IBB	HBP	BLK	WP	HR	S	P	ERA	WHIP
38 Carlos Zambrano, R (1, 1) ERA: 4.2	6.0	W	25	5	2	2	8	3	0	0	0	0	0	68	107	3.00	1.333
56 Billy Petrick, R (7, 1) ERA: 10.8	1.2	H	7	1	2	2	2	1	0	0	0	0	1	18	29	10.80	1.200
13 Will Ohman, L (8, 1) ERA: 4.3	0.1	H	1	0	0	0	0	0	0	0	0	0	0	2	2	0.00	0.000
49 Carlos Marmol, R (9, 1) ERA: 1.29	1.0	S	3	0	0	0	2	0	0	0	0	0	0	9	13	0.00	0.000

PITCHER	IP	WLS	BF	H	R	ER	SO	BB	IBB	HBP	BLK	WP	HR	S	P	ERA	WHIP

Batter	1	2	3	4	5	6	7	8	9	AB	R	H	RBI	BB	SO	LOB
12 Alfonso Soriano, R (1, 7) OBP: 0.353, SLG: 0.551	S B X 1-1 ① F8	S B F F S 1-3 ③ K 1-2		S S F F F X 0-2 ② G6-3		S S F F X 0-2 ③ F8				4	0	0	0	0	1	1
17 Mike Fontenot, L (1, 4) OBP: 0.434, SLG: 0.704	B B C C X 2-2 25 WP 1B		B B C T X 2-2 ① F8	C X 0-1 HR			C X 0-1 25 G3 29 SF8 2B			4	2	3	1	0	0	0
25 Derrek Lee, R (1, 3) OBP: 0.421, SLG: 0.511	B 1 SAFE B B B B 4-0 1-2 BB		B C B B B 4-1 15 BB HR BB	S B X 1-1 E4			B C D X 2-1 ① G3 2-3			2	1	0	0	2	0	1
15 Cliff Floyd, L (1, 9) OBP: 0.379, SLG: 0.424 20 Felix Pie, L (7, PR) (8, 8) OBP: 0.280, SLG: 0.364	S X 0-1 ② F7		C B D B B 4-1 1-2 HR BB	F B D F X 2-2 ③ F8			B B B B 4-0 FC4-6 BB			2 0	1 0	0 0	0 0	2 0	0 0	3 0
29 Ángel Pagán, S (1, 8) (8, 9) OBP: 0.330, SLG: 0.475	C F X 0-2 ③ G1-3		C C B B B C 2-3 ② K		C X 0-1 ① P6		B X 1-0 ② SF8 3-H			3	0	0	1	0	1	4
Mark DeRosa, R (1, 5) OBP: 0.355, SLG: 0.451		X 0-0 2 WP 2 1B 2B	D C B X 2-1 1-H 2-H HR		B B B C X 3-1 ② G6-3		X 0-0 ③ FC4-6 1-2f			4	2	2	3	0	0	1
Koyie Hill, S (1, 2) OBP: 0.273, SLG: 0.333		C B X 1-1 ① P6	B B B B 4-0 BB		F F B B S 2-3 ③ K			F B F F S 1-3 ① K		3	0	0	0	1	2	1
2 Ryan Theriot, R (1, 6) OBP: 0.316, SLG: 0.326		C B B B F B X 3-2 12 S 2-H 1B	X 0-0 ③ F9			C X 0-1 ① G6-3		X 0-0 ② L4		4	0	1	1	0	0	1
38 Carlos Zambrano, S (1, 1) OBP: 0.257, SLG: 0.457 Jacque Jones, L (6, PH) OBP: 0.294, SLG: 0.327 56 Billy Petrick, R (7, 1) 13 Will Ohman, L (8, 1) 32 Daryle Ward, L (8, PH) OBP: 0.455, SLG: 0.409 49 Carlos Marmol, R (9, 1)	C S F F S 1 SAFE 0-3 ② K			B S F F X 1-2 ① G4-3		B C F B X 2-2 ② G3		B C C S 1-3 ③ K		2 1 0 0 1 0	0 0 0 0 0 0	0 0 0 0 0 0	0 0 0 0 0 0	1 0 0 0 0 0	1 0 0 0 1 0	1 0 0 0 0 0
Inning Stats	R: 0 E: 0 K: 0 S: 10 H: 1 LOB: 2 BB: 1 P: 17	R: 1 E: 0 K: 2 S: 14 H: 2 LOB: 1 BB: 0 P: 19	R: 3 E: 0 K: 1 S: 11 H: 1 LOB: 1 BB: 3 P: 29	R: 1 E: 1 K: 0 S: 17 H: 1 LOB: 1 BB: 0 P: 21	R: 0 E: 0 K: 1 S: 7 H: 0 LOB: 0 BB: 0 P: 12	R: 0 E: 0 K: 0 S: 10 H: 0 LOB: 0 BB: 0 P: 12	R: 1 E: 0 K: 0 S: 6 H: 1 LOB: 1 BB: 1 P: 13	R: 0 E: 0 K: 2 S: 8 H: 0 LOB: 0 BB: 0 P: 10		1B: 2 2B: 2 3B: 0 HR: 2	SF: 1 SAC: 0 DP: 0 HBP: 0			WP: 2 PB: 0 SB: 1 CS: 0	PA: 36	

PITCHER		IP	WLS	BF	H	R	ER	SO	BB	IBB	HBP	BLK	WP	HR	S	P	ERA	WHIP
48 Jason Hirsh, R ERA: 5.21	(1, 1)	6.0	L	28	5	5	5	4	4	0	0	0	2	2	69	110	7.50	1.500
Jeremy Affeldt, L ERA: 2.87	(7, 1)	1.0		5	1	1	1	0	1	0	0	0	0	0	6	13	9.00	2.000
60 Manny Corpas, R ERA: 2.82	(8, 1)	1.0		3	0	0	0	2	0	0	0	0	0	0	8	10	0.00	0.000

PITCHER	IP	WLS	BF	H	R	ER	SO	BB	IBB	HBP	BLK	WP	HR	S	P	ERA	WHIP

BOTTOM

Colorado Rockies @ Chicago Cubs

Wrigley Field, Chicago, IL

Wed Jun 27 2007, 1:20 PM CDT

Att. 39,972 - Partly Cloudy - 87 F

livebaseballscorecards.com

AB	30
R	6
H	6
RBI	6
BB	5
SO	6
LOB	13

Batter	1	2	3	4	5	6	7	8	9	10	11	AB	R	H	RBI	BB	SO	LOB
3 Willy Taveras, R (1, 8) OBP: 0.358, SLG: 0.375	C X 0-1 5 1B 1B		X 0-0 ① 5 1B 1-3 1B		C B X 1-1 ① G4-3		F B C B F B T 3-2 ① K		C F B S 1-3 ① K		C B F F F X 1-2 ③ G1-3	6	0	2	0	0	2	0
Kazuo Matsui, S (1, 4) OBP: 0.339, SLG: 0.462	C X 0-1 ① F8		B C X 1-1 ② F8		C F B F B F X 2-2 3B		B C B F F F X 2-2 ② F8		C B B F F F F X 2-2 ② L7			5	0	1	0	0	0	2
5 Matt Holliday, R (1, 7) OBP: 0.397, SLG: 0.581	B 1 SAFE S 1 SAFE 1 SAFE B 1 SAFE X 2-1 17 G6-3 1-3 1B		F 1 SAFE F X 0-2 1-3 1B		S F B B B X 3-2 ② G1-3		S S X 0-2 ③ G4-3		B F B X 2-1 ③ G4-3			5	0	2	0	0	0	1
17 Todd Helton, L (1, 3) OBP: 0.436, SLG: 0.460	B C F X 1-2 ② ③ G6-3 1-2f		C X 0-1 ③ F9		F B C B S 2-3 ③ K			C X 0-1 ① P5		B C B B T F F S 3-3 ① K		5	0	0	0	0	2	5
27 Garrett Atkins, R (1, 5) OBP: 0.324, SLG: 0.408		C B X 1-1 ① G6-3		C F B X 1-2 ① L5		X 0-0 ① G1-3		B X 1-0 19 HR 2B		C C B C 1-3 ② K		5	1	1	0	0	1	0
11 Brad Hawpe, L (1, 9) OBP: 0.384, SLG: 0.528 19 Ryan Spilborghs, R (8, PH) OBP: 0.338, SLG: 0.500 (8, 9)		B F S X 1-2 ② G6-3		X 0-0 ② 2B		X 0-0 ② G3-1		B X 1-0 2-H HR		C S B B B F S 2-3 ③ K		3 2	0 1	1 1	0 2	0 0	0 1	0 0
2 Troy Tulowitzki, R (1, 6) OBP: 0.347, SLG: 0.426		F F B S 1-3 ③ K		C F B F B F X 1-2 ② F8		C S F X 0-2 20 BB 1B		X 0-0 20 S 20 1B 1B			B C X 1-1 HR	5	2	3	1	0	1	1
20 Chris Iannetta, R (1, 2) OBP: 0.331, SLG: 0.353			X 0-0 HR	S S B B B F B 4-2 28 FC6-4 BB		B F 1 SAFE B B B S B 4-2 1-2 BB		F S D B F X 2-2 10 G4-6-3 1-H 1B			C X 0-1 ① G4-3	3	1	2	2	2	0	0
28 Aaron Cook, R (1, 1) OBP: 0.310, SLG: 0.370 10 Jeff Baker, R (8, PH) OBP: 0.304, SLG: 0.366 LaTroy Hawkins, R (8, 1) 60 Manny Corpas, R (8, 1) Jeremy Affeldt, L (9, 1) 50 Jorge Julio, R (10, 1) 18 Cory Sullivan, L (11, PH) OBP: 0.444, SLG: 0.444 40 Brian Fuentes, L (11, 1)			F B B F X 2-2 3 1B 1B	C B X 1-1 ③ FC6-4 1-2f		M S B B C 2-3 ③ K		B S F B F X 2-2 ② ③ G4-6-3 1-2f			C B S T 1-2 ② K	3 1 0 0 0 0 1 0	0 0 0 0 0 0 0 0	1 0 0 0 0 0 0 0	0 0 0 0 0 0 1 0	0 0 0 0 0 0 0 0	1 1 0 0 0 0 0 0	4 1 0 0 0 0 0 0
Inning Stats	R: 0 E: 0 K: 0 S: 9 H: 2 LOB: 1 BB: 0 P: 12	R: 0 E: 0 K: 1 S: 8 H: 0 LOB: 0 BB: 0 P: 11	R: 1 E: 0 K: 0 S: 12 H: 4 LOB: 2 BB: 0 P: 15	R: 0 E: 0 K: 0 S: 15 H: 1 LOB: 2 BB: 1 P: 22	R: 0 E: 0 K: 1 S: 13 H: 1 LOB: 1 BB: 0 P: 21	R: 0 E: 0 K: 1 S: 11 H: 1 LOB: 2 BB: 1 P: 17	R: 0 E: 0 K: 1 S: 11 H: 0 LOB: 0 BB: 0 P: 16	R: 3 E: 0 K: 0 S: 13 H: 4 LOB: 0 BB: 0 P: 19	R: 0 E: 0 K: 1 S: 11 H: 0 LOB: 0 BB: 0 P: 16	R: 0 E: 0 K: 3 S: 12 H: 0 LOB: 0 BB: 0 P: 18	R: 1 E: 0 K: 1 S: 12 H: 1 LOB: 0 BB: 0 P: 15	1B: 8 2B: 2 3B: 1 HR: 3	SF: 0 SAC: 0 DP: 2 HBP: 0				WP: 0 PB: 0 SB: 1 CS: 0	PA: 46	

PITCHER		IP	WLS	BF	H	R	ER	SO	BB	IBB	HBP	BLK	WP	HR	S	P	ERA	WHIP
44 Roy Oswalt, R ERA: 3.42	(1, 1)	7.0		30	9	1	1	4	2	0	0	0	0	1	79	114	1.29	1.571
Trever Miller, L ERA: 7.91	(8, 1)	0.1		2	1	1	1	0	0	0	0	0	0	0	3	4	27.00	3.000
Chad Qualls, R ERA: 4.5	(8, 1)	0.0		3	3	2	2	0	0	0	0	0	0	1	6	9	∞	∞
Dave Borkowski, R ERA: 5.01	(8, 1)	0.2		1	0	0	0	0	0	0	0	0	0	0	4	6	0.00	0.000
Dan Wheeler, R ERA: 5.87	(9, 1)	2.0		6	0	0	0	4	0	0	0	0	0	0	23	34	0.00	0.000

PITCHER		IP	WLS	BF	H	R	ER	SO	BB	IBB	HBP	BLK	WP	HR	S	P	ERA	WHIP
Brian Moehler, R ERA: 5.79	(11, 1)	1.0	W	4	1	1	1	1	0	0	0	0	0	1	12	15	9.00	1.000

TOP

Colorado Rockies @ Houston Astros

Minute Maid Park, Houston, TX

Thu Jun 28 2007, 7:05 PM CDT

Att. 42,537 - Roof Closed - 72 F

livebaseballscorecards.com

AB	44
R	5
H	14
RBI	5
BB	2
SO	9
LOB	14

Batter	1	2	3	4	5	6	7	8	9	10	11	AB	R	H	RBI	BB	SO	LOB
Craig Biggio, R (1, 4) OBP: 0.289, SLG: 0.396	G5-3		9 G1-3 1B 1-2		E5 9 G6-3 1B		2-H 1B		9 FC6-4 1B		9 2B 45 HR 1B	6	1	5	1	0	0	0
9 Hunter Pence, R (1, 8) OBP: 0.368, SLG: 0.580	G6-3		G1-3 1-2 2-3		G6-3 2-3			G5-3	1 SAFE FC6-4 17 CS 1-2f		45 HR 2B 1-3	6	1	1	0	0	0	4
17 Lance Berkman, S (1, 9) (9, 3) OBP: 0.385, SLG: 0.417	F8		P6		G3			HR	K 1-2		45 HR HBP	5	2	1	1	0	1	4
45 Carlos Lee, R (1, 7) OBP: 0.344, SLG: 0.520		G6-3		S 1B		F9		P4		G5-3	45 HR 1-H 2-H 3-H	6	1	2	4	0	0	0
Mark Loretta, R (1, 5) (9, 6) OBP: 0.404, SLG: 0.422		FC6-4 1B		K 1-2		L9		HR 1B		1B		5	1	3	0	0	1	1
Mike Lamb, L (1, 3) (9, 5) OBP: 0.367, SLG: 0.475		F7		BB		L4		HR 1-H		K		4	1	1	2	1	1	2
Brad Ausmus, R (1, 2) OBP: 0.336, SLG: 0.365		FC6-4 1-2f		K			SH2-4 1B 1B	BB 1B		K		5	1	2	0	0	2	4
Eric Bruntlett, R (1, 6) OBP: 0.346, SLG: 0.261 Luke Scott, L (8, PH) (9, 9) OBP: 0.335, SLG: 0.470			L9	G1-3			SH2-4 1-2	BB 1-2			K	2	0	0	0	0	0	2
			9 G1-3 1B 1B		G5-3		G1-3	G4-3			F9	1	0	0	0	1	1	0

44 Roy Oswalt, R. (1, 1)
OBP: 0.167, SLG: 0.176
Orlando Palmeiro, L (7, PH)
OBP: 0.333, SLG: 0.357
Trever Miller, R (8, 1)
Chad Qualls, R (8, 1)
Dave Borkowski, R (8, 1)
Morgan Ensberg, R (8, PH)
OBP: 0.250, SLG: 0.375
Dan Wheeler, R (9, 1)
Brian Moehler, R (7, 1)
Chris Burke, R (11, PH)
OBP: 0.308, SLG: 0.347

Inning Stats	1	2	3	4	5	6	7	8	9	10	11
	R: 0 H: 0 E: 0 LOB: 0 K: 0 BB: 0 S: 3 P: 6	R: 0 H: 1 E: 0 LOB: 1 K: 0 BB: 0 S: 13 P: 18	R: 0 H: 2 E: 0 LOB: 2 K: 0 BB: 0 S: 13 P: 24	R: 0 H: 1 E: 0 LOB: 2 K: 2 BB: 1 S: 10 P: 17	R: 0 H: 1 E: 1 LOB: 1 K: 0 BB: 0 S: 10 P: 14	R: 0 H: 0 E: 0 LOB: 0 K: 0 BB: 0 S: 7 P: 13	R: 1 H: 2 E: 0 LOB: 1 K: 0 BB: 0 S: 6 P: 10	R: 3 H: 4 E: 0 LOB: 2 K: 0 BB: 1 S: 10 P: 18	R: 0 H: 1 E: 0 LOB: 1 K: 1 BB: 0 S: 6 P: 12	R: 0 H: 1 E: 0 LOB: 1 K: 2 BB: 0 S: 16 P: 20	R: 4 H: 3 E: 0 LOB: 0 K: 1 BB: 0 S: 11 P: 17

1B: 12 SF: 0
2B: 2 SAC: 1
3B: 0 DP: 1
HR: 3 HBP: 1

WP: 0 PA: 49
PB: 0
SB: 1
CS: 1

PITCHER		IP	WLS	BF	H	R	ER	SO	BB	IBB	HBP	BLK	WP	HR	S	P	ERA	WHIP
28 Aaron Cook, R ERA: 4.7	(1, 1)	7.0		28	7	1	1	2	1	0	0	0	0	0	62	102	1.29	1.143
LaTroy Hawkins, R ERA: 4.87	(8, 1)	0.2	B	6	4	3	3	0	0	0	0	0	0	2	8	10	40.50	6.000
60 Manny Corpas, R ERA: 2.77	(8, 1)	0.2		4	1	0	0	0	1	0	0	0	0	0	5	14	0.00	3.000
Jeremy Affeldt, L ERA: 2.81	(9, 1)	0.2		1	0	0	0	1	0	0	0	0	0	0	3	6	0.00	0.000
50 Jorge Julio, R ERA: 6.08	(10, 1)	1.0		4	1	0	0	2	0	0	0	0	0	0	16	20	0.00	1.000

PITCHER		IP	WLS	BF	H	R	ER	SO	BB	IBB	HBP	BLK	WP	HR	S	P	ERA	WHIP
40 Brian Fuentes, L ERA: 3.34	(11, 1)	0.2	L	6	3	4	4	1	0	0	1	0	0	1	11	17	54.00	4.500

BOTTOM

Colorado Rockies @ Houston Astros

Minute Maid Park, Houston, TX

Thu Jun 28 2007, 7:05 PM CDT
Att. 42,537 - Roof Closed - 72 F

livebaseballscorecards.com

AB	45
R	8
H	16
RBI	8
BB	2
SO	6
LOB	20

Batter	1	2	3	4	5	6	7	8	9	AB	R	H	RBI	BB	SO	LOB
3 Willy Taveras, R (1, 8) OBP: 0.361, SLG: 0.374	E6		5 F8 S BB	2-H 3-H 1B		H 1-0 E 5 S 1B HBP	P3		G1-3	4	1	1	2	1	0	4
Kazuo Matsui, S (1, 4) OBP: 0.335, SLG: 0.450	C 1 SAFE L F 1 SAFE P 1 SAFE 1 SAFE X E4 5 CS 1-2		1 SAFE C F 1 SAFE B C K 1-2	1 SAFE P X G3-1		B B 1 B B SAFE 17 BB 5 1B 1-3 BB	C B F B S K			4	0	0	0	1	2	5
5 Matt Holliday, R (1, 7) OBP: 0.394, SLG: 0.575	C B P F B C K 1-2		X F8 2-3		B C C X F9	B B B S 1 SAFE S X 17 BB 1-2 3-H 1B		F X P3		5	0	1	1	0	1	2
17 Todd Helton, L (1, 3) OBP: 0.438, SLG: 0.471		C C X 27 HR 1B	X G5-3		B B B C X HR	B F B B B 1-2 2-3 BB		B C F B X G3-1		4	2	2	1	1	0	1
27 Garrett Atkins, R (1, 5) OBP: 0.325, SLG: 0.429		C X 1-H HR		X HR	B C B X P4	C S X F8		F X P6		5	2	2	3	0	0	3
11 Brad Hawpe, L (1, 9) OBP: 0.388, SLG: 0.530		C F B B B X F7		C S B X P6	C B B B S B X 1B		B C X 19 1B 2 1B 1B		C X 2 FC1-6 1B	5	1	3	0	0	0	0
2 Troy Tulowitzki, R (1, 6) OBP: 0.351, SLG: 0.427		X F9-6 20 BB 1B		B B C B B 20 1B 3 1B BB	C F B 1 SAFE D F B C K		B S L X 19 1B 1-2 1B		X FC1-6 20 BB 1-2f	4	1	2	0	1	1	2
20 Chris Iannetta, R (1, 2) OBP: 0.340, SLG: 0.353		D B B B 1-2 BB		1 SAFE S S B B X SH1 3 1B 1-3 1B		F X F8	X B2		P S 1 SAFE B 1 SAFE 1 SAFE F 1 SAFE B BB	3	1	1	0	2	0	2
Josh Fogg, R (1, 1) OBP: 0.125, SLG: 0.125 35 Taylor Buchholz, R (5, 1) OBP: 0.222, SLG: 0.125 19 Ryan Spilborghs, R (7, PH) OBP: 0.347, SLG: 0.507 50 Jorge Julio, R (7, 1) 60 Manny Corpas, R (8, 1) 18 Cory Sullivan, L (9, PH) OBP: 0.400, SLG: 0.400 40 Brian Fuentes, L (9, 1)		X F9-6 2-2		C P X SH1 1-2		B F B F S K	X 1-2 2-H 1B		C B F X P5	1 1 1 0 0 1 0	0 0 0 0 0 0 0	0 0 1 0 0 0 0	0 0 1 0 0 0 0	0 1 0 0 0 0 0	0 0 0 0 0 0 0	2 0 0 0 0 2 0
Inning Stats	R: 0 E: 2 K: 1 S: 10 H: 0 LOB: 0 BB: 0 P: 13	R: 2 E: 0 K: 0 S: 11 H: 3 LOB: 1 BB: 1 P: 17	R: 0 E: 0 K: 1 S: 9 H: 0 LOB: 1 BB: 1 P: 14	R: 3 E: 0 K: 0 S: 14 H: 3 LOB: 1 BB: 1 P: 22	R: 1 E: 0 K: 1 S: 14 H: 2 LOB: 1 BB: 0 P: 26	R: 1 E: 0 K: 1 S: 12 H: 1 LOB: 3 BB: 2 P: 27	R: 1 E: 0 K: 1 S: 13 H: 3 LOB: 2 BB: 0 P: 17	R: 0 E: 0 K: 0 S: 7 H: 0 LOB: 0 BB: 0 P: 9	R: 0 E: 0 K: 0 S: 10 H: 1 LOB: 2 BB: 1 P: 14	1B: 10 2B: 1 3B: 0 HR: 3	SF: 0 SAC: 1 DP: 1 HBP: 1					

PITCHER		IP	WLS	BF	H	R	ER	SO	BB	IBB	HBP	BLK	WP	HR	S	P	ERA	WHIP
43 Chris Sampson, R ERA: 4.15	(1, 1)	5.2		29	8	7	7	4	4	0	1	0	0	3	63	104	11.12	2.118
62 Mark McLemore, L ERA: 2.08	(6, 1)	2.1	B	12	4	1	1	1	1	0	0	0	0	0	27	41	3.86	2.143
Dave Borkowski, R ERA: 4.86	(9, 1)	1.0	W	5	1	0	0	0	1	0	0	0	0	0	10	14	0.00	2.000

PITCHER | IP | WLS | BF | H | R | ER | SO | BB | IBB | HBP | BLK | WP | HR | S | P | ERA | WHIP

Colorado Rockies @ Houston Astros

Minute Maid Park, Houston, TX

Fri Jun 29 2007, 7:05 PM CDT

Att. 42,861 - Roof Closed - 72 F

TOP

livebaseballscorecards.com

AB	38
R	8
H	13
RBI	8
BB	6
SO	5
LOB	23

WP: 0 PB: 0 SB: 2 CS: 1 PA: 46

Colorado Rockies @ Houston Astros

Minute Maid Park, Houston, TX

Fri Jun 29 2007, 7:05 PM CDT

Att. 42,861 - Roof Closed - 72 F

BOTTOM

livebaseballscorecards.com

Batter	1	2	3	4	5	6	7	8	9	AB	R	H	RBI	BB	SO	LOB
Craig Biggio, R (1, 4) OBP: 0.290, SLG: 0.392 Dave Borkowski, R (9, 1)	P6	K			9 1B 17 3B HBP	BB		G3-1		3	1	0	0	1	1	3
										0	0	0	0	0	0	0
9 Hunter Pence, R (1, 8) OBP: 0.364, SLG: 0.572	G3		P3		17 3B 1-2 1B	G1-3			G4-3	5	1	1	0	0	0	1
17 Lance Berkman, S (1, 3) OBP: 0.385, SLG: 0.435 (6, 9) (9, 3)	K		HR		45 SF8 1-H 2-H 3B		F8		K	5	2	2	3	0	2	0
45 Carlos Lee, R (1, 7) OBP: 0.348, SLG: 0.519 Chris Burke, R (9, PR) OBP: 0.326, SLG: 0.347		G3-1 HBP 2B BB	CS 1B		SF8 3-H		P6		HR BB	2	1	1	1	2	0	0
										0	1	0	0	0	0	0
Mark Loretta, R (1, 6) OBP: 0.413, SLG: 0.440 (6, 3) (9, 4)		G3-1 1-2 2B HBP	G4-3 1-2		2B 1B		BB		1-H HR	3	3	2	2	1	0	1
Mike Lamb, L (1, 5) OBP: 0.365, SLG: 0.475		G3-1 1-2 2-3	G4-3		1-H 2B		G4-3			4	0	1	1	0	0	3
Luke Scott, L (1, 9) OBP: 0.335, SLG: 0.465 62 Mark McLemore, L (6, 1) Orlando Palmeiro, L (8, PH) OBP: 0.365, SLG: 0.313 (9, 9)		2B IBB	F9		G6-3			G4-3		2	0	0	0	1	0	1
										0	0	0	0	0	0	0
										1	0	0	0	0	0	0
Eric Munson, L (1, 2) OBP: 0.340, SLG: 0.390 Brad Ausmus, R (8, PR) OBP: 0.336, SLG: 0.365 (9, 2)		1-3 2-H 3-H 2B	L8			P4		G6-3 1B		4	0	2	2	0	0	0
										0	0	0	0	0	0	0
43 Chris Sampson, R (1, 1) OBP: 0.190, SLG: 0.190 Eric Bruntlett, R (6, 6) OBP: 0.321, SLG: 0.240	K				G1-3	G4-3		SAFE G6-3 1-2		2	0	0	0	0	1	2
										2	0	0	0	0	0	1

	AB	33
	R	9
	H	9
	RBI	9
	BB	5
	SO	4
	LOB	12

Inning Stats	1	2	3	4	5	6	7	8	9	1B: 4	SF: 1	WP: 0	PA: 41
	R: 0 E: 0 K: 1 S: 6	H: 0 LOB: 0 BB: 0 P: 7	R: 2 E: 0 K: 2 S: 14	H: 1 LOB: 2 BB: 2 P: 30	R: 1 E: 0 K: 0 S: 9	H: 2 LOB: 0 BB: 0 P: 14	R: 0 E: 0 K: 0 S: 7	H: 0 LOB: 0 BB: 0 P: 10	R: 4 E: 0 K: 0 S: 15	H: 4 LOB: 1 BB: 0 P: 26	R: 0 E: 0 K: 0 S: 7	H: 0 LOB: 1 BB: 1 P: 14	R: 0 E: 0 K: 0 S: 11	H: 0 LOB: 1 BB: 1 P: 22	R: 0 E: 0 K: 0 S: 10	H: 1 LOB: 1 BB: 0 P: 15	R: 2 E: 0 K: 1 S: 9	H: 1 LOB: 1 BB: 1 P: 17	2B: 2 3B: 1 HR: 2	SAC: 0 DP: 0 HBP: 2	PB: 0 SB: 0 CS: 1	

PITCHER		IP	WLS	BF	H	R	ER	SO	BB	IBB	HBP	BLK	WP	HR	S	P	ERA	WHIP
Josh Fogg, R ERA: 5.31	(1, 1)	4.2		24	7	7	7	3	1	1	2	0	0	1	47	80	13.50	1.714
35 Taylor Buchholz, R ERA: 4.66	(5, 1)	1.1		5	0	0	0	0	1	0	0	0	0	0	11	21	0.00	0.750
50 Jorge Julio, R ERA: 5.84	(7, 1)	1.0	H	4	0	0	0	0	1	0	0	0	0	0	11	22	0.00	1.000
60 Manny Corpas, R ERA: 2.7	(8, 1)	1.0	H	4	1	0	0	0	0	0	0	0	0	0	10	15	0.00	1.000
40 Brian Fuentes, L ERA: 3.79	(9, 1)	0.2	L	4	1	2	2	1	1	0	0	0	0	1	9	17	27.00	3.000

PITCHER	IP	WLS	BF	H	R	ER	SO	BB	IBB	HBP	BLK	WP	HR	S	P	ERA	WHIP

Batter	1	2	3	4	5	6	7	8	9	AB	R	H	RBI	BB	SO	LOB
19 Ryan Spilborghs, R (1, 8) OBP: 0.350, SLG: 0.500	C C X 0-2 ① F8		C B F B S 2-3 ③ K		B S S D X 2-2 S 3-H 1B		B F X 1-1 ③ G6-3		X 0-0 5 G5-4-3 1B 1B	5	0	2	1	0	1	1
Kazuo Matsui, S (1, 4) OBP: 0.343, SLG: 0.461	C C S 0-3 ② K			L X 0-1 5 WP 5 2B 1B	B F X 1-1 ③ G3-1 1-2			B B C F X 2-2 5 G4-3 27 1B 2B	S X 1-1 5 G5-4-3 1-2 1B	5	2	3	0	0	1	1
5 Matt Holliday, R (1, 7) OBP: 0.394, SLG: 0.576	F B B F B X 3-2 ③ L4			S B X 1-1 17 F8 27 SF8 1-H 2B		C B B X 2-1 11 F9 17 BB 1B		B X 1-0 ① G4-3 2-3	B B S C F X 2-2 ① ② G5-4-3 1-2f 2-3	5	1	2	1	0	0	3
17 Todd Helton, L (1, 3) OBP: 0.438, SLG: 0.466		B B X 2-0 ① G6-3		B B B C X 3-1 ① F8 2-3		B B B B 4-0 1-2 BB		B D B B 4-0 27 1B 11 2B BB	B B X 2-0 ③ F8	3	1	0	0	2	0	2
27 Garrett Atkins, R (1, 5) OBP: 0.324, SLG: 0.428		C B C B S 2-3 ② K		B F B B B X 3-1 ② SF8 3-H		X 0-0 ① F7		F B X 1-1 11 2B 1-2 3-H 1B		3	0	1	2	0	1	2
11 Brad Hawpe, L (1, 9) OBP: 0.386, SLG: 0.529		B C X 1-1 ③ F9		C S S 0-3 ③ K		S B B X 2-1 ② F9 2-3		C X 0-1 1-3 2-H 2B		4	0	1	1	0	1	2
2 Troy Tulowitzki, R (1, 6) OBP: 0.356, SLG: 0.427			B C F B B B 4-2 26 SH2-3 BB		C B C B X 2-2 26 G3 20 G6-3 19 1B 1B	X 0-0 ③ F7		I I I I 4-0 10 FC6-4 IBB		2	1	1	0	2	0	2
20 Chris Iannetta, R (1, 2) OBP: 0.331, SLG: 0.341			S F 1 SAFE B S 1-3 ① K		1 SAFE B C F 1 SAFE 1 SAFE B B X 3-2 ① G6-3 1-2		F B C X 1-2 ① P4	F F B F C 1-3 ② K		4	0	0	0	0	2	5
26 Jeff Francis, L (1, 1) OBP: 0.172, SLG: 0.148			B 1 SAFE B X 2-0 ② SH2-3 1-2		B X 1-0 ② G3 2-3		B C C B B C 3-3 ② K	X 0-0 ③ FC6-4 1-2f		2	0	0	0	0	1	1
10 Jeff Baker, R (8, PH) OBP: 0.301, SLG: 0.362										1	0	0	0	0	0	3
LaTroy Hawkins, R (8, 1)										0	0	0	0	0	0	0
Jeremy Affeldt, L (9, 1)										0	0	0	0	0	0	0

TOP

Colorado Rockies @ Houston Astros

Minute Maid Park, Houston, TX

Sat Jun 30 2007, 6:05 PM CDT
Att. 43,071 - Roof Closed - 74 F

livebaseballscorecards.com

AB	34
R	5
H	10
RBI	5
BB	4
SO	7
LOB	22

Inning Stats	1	2	3	4	5	6	7	8	9
	R: 0 E: 0 K: 1 S: 9	H: 0 LOB: 0 BB: 0 P: 12	R: 0 E: 0 K: 1 S: 6	H: 0 LOB: 0 BB: 0 P: 11	R: 0 E: 0 K: 2 S: 9	H: 0 LOB: 1 BB: 1 P: 18	R: 2 E: 0 K: 1 S: 11	H: 2 LOB: 0 BB: 0 P: 18	R: 1 E: 0 K: 0 S: 12	H: 2 LOB: 1 BB: 0 P: 21	R: 0 E: 0 K: 0 S: 6	H: 1 LOB: 2 BB: 1 P: 14	R: 0 E: 0 K: 1 S: 8	H: 0 LOB: 0 BB: 0 P: 13	R: 2 E: 0 K: 1 S: 13	H: 3 LOB: 3 BB: 2 P: 26	R: 0 E: 0 K: 0 S: 8	H: 2 LOB: 1 BB: 0 P: 13

1B: 7	SF: 1	WP: 1
2B: 3	SAC: 1	PB: 0
3B: 0	DP: 1	SB: 1
HR: 0	HBP: 0	CS: 0

PA: 40

PITCHER		IP	WLS	BF	H	R	ER	SO	BB	IBB	HBP	BLK	WP	HR	S	P	ERA	WHIP
23 Jason Jennings, R ERA: 3.69	(1, 1)	7.0	L	28	5	3	3	6	2	0	0	0	1	0	61	107	3.86	1.000
Matt Albers, R ERA: 6.5	(8, 1)	2.0		12	5	2	2	1	1	1	0	0	0	0	21	39	9.00	3.000

PITCHER	IP	WLS	BF	H	R	ER	SO	BB	IBB	HBP	BLK	WP	HR	S	P	ERA	WHIP

Colorado Rockies @ Houston Astros

Minute Maid Park, Houston, TX

Sat Jun 30 2007, 6:05 PM CDT

Att. 43,071 - Roof Closed - 74 F

BOTTOM

Batter	1	2	3	4	5	6	7	8	9	AB	R	H	RBI	BB	SO	LOB
Craig Biggio, R (1, 4) OBP: 0.293, SLG: 0.393	P3		1B		1B		K			4	0	2	0	0	1	0
9 Hunter Pence, R (1, 8) OBP: 0.358, SLG: 0.562	G6-3		K		F3			G6-3		4	0	0	0	0	1	3
17 Lance Berkman, S (1, 3) OBP: 0.386, SLG: 0.434	45 BB		P2		K			1B		3	0	1	0	1	1	3
45 Carlos Lee, R (1, 7) OBP: 0.346, SLG: 0.514	BB			F7		G4-3		P4		3	0	0	0	1	0	1
Mark Loretta, R (1, 6) OBP: 0.410, SLG: 0.441	F9			F8 2B		F9		F7		4	0	1	0	0	0	3
Morgan Ensberg, R (1, 5) OBP: 0.311, SLG: 0.367		K		F8		BB			F9	3	0	0	0	1	1	1
Chris Burke, R (1, 9) OBP: 0.317, SLG: 0.336		P3		F7		F9			F9	4	0	0	0	0	0	2
Eric Munson, L (1, 2) OBP: 0.314, SLG: 0.356		F8			G5-3		G1-3		G3-1	4	0	0	0	0	0	0
23 Jason Jennings, L (1, 1) OBP: 0.333, SLG: 0.111			G4-3		BB		G4-3			1	0	0	0	1	0	0
Eric Bruntlett, R (7, PH) OBP: 0.310, SLG: 0.231										1	0	0	0	0	0	0
Matt Albers, L (8, 1) OBP: 0.222, SLG: 0.222										0	0	0	0	0	0	0

	AB	31
	R	0
	H	4
	RBI	0
	BB	4
	SO	4
	LOB	13

livebaseballscorecards.com

Inning Stats	1	2	3	4	5	6	7	8	9
	R: 0 E: 0 K: 0 S: 9	H: 0 LOB: 2 BB: 2 P: 22	R: 0 E: 0 K: 1 S: 9	H: 0 LOB: 0 BB: 0 P: 15	R: 0 E: 0 K: 1 S: 13	H: 1 LOB: 1 BB: 0 P: 20	R: 0 E: 0 K: 0 S: 9	H: 1 LOB: 1 BB: 0 P: 18	R: 0 E: 0 K: 1 S: 13	H: 1 LOB: 2 BB: 1 P: 20	R: 0 E: 0 K: 0 S: 6	H: 0 LOB: 1 BB: 1 P: 12	R: 0 E: 0 K: 1 S: 9	H: 0 LOB: 0 BB: 0 P: 12	R: 0 E: 0 K: 0 S: 10	H: 1 LOB: 1 BB: 0 P: 17	R: 0 E: 0 K: 0 S: 6	H: 0 LOB: 0 BB: 0 P: 10

1B: 3	SF: 0	WP: 0	PA: 35
2B: 1	SAC: 0	PB: 0	
3B: 0	DP: 0	SB: 0	
HR: 0	HBP: 0	CS: 0	

PITCHER		IP	WLS	BF	H	R	ER	SO	BB	IBB	HBP	BLK	WP	HR	S	P	ERA	WHIP
26 Jeff Francis, L ERA: 3.56	(1, 1)	7.0	W	28	3	0	0	4	4	0	0	0	0	0	68	119	0.00	1.000
LaTroy Hawkins, R ERA: 4.64	(8, 1)	1.0		4	1	0	0	0	0	0	0	0	0	0	10	17	0.00	1.000
Jeremy Affeldt, L ERA: 2.73	(9, 1)	1.0		3	0	0	0	0	0	0	0	0	0	0	6	10	0.00	0.000

PITCHER	IP	WLS	BF	H	R	ER	SO	BB	IBB	HBP	BLK	WP	HR	S	P	ERA	WHIP

Batter	1	2	3	4	5	6	7	8	9	AB	R	H	RBI	BB	SO	LOB
19 Ryan Spilborghs, R (1, 8) (8, 7) OBP: 0.345, SLG: 0.487	S B B B F F X 2-2 ① G4-3		C C B F X 1-2 G4-3 1B			F B B B C F F F X 3-2 ① G6-3		B B X 2-0 ② G6-3 1-3		4	0	1	0	0	0	1
Kazuo Matsui, S (1, 4) OBP: 0.335, SLG: 0.450	C T B B B F F F 3-3 ② K		S 1 SAFE X 0-1 ②③ G4-3 1-2			C B B F F B F X 3-2 ② F7		C B F B X 2-2 ③ F9		4	0	0	0	0	1	2
5 Matt Holliday, R (1, 7) OBP: 0.397, SLG: 0.578 40 Brian Fuentes, L (8, 1) 20 Chris Iannetta, R (9, PH) OBP: 0.329, SLG: 0.339	B B B C S F B 4-2 BB			C F B F X 1-2 ① L9		X 0-0 2B			C X 0-1 ① F9	2 0 1	0 0 0	1 0 0	0 0 0	1 0 0	0 0 0	0 0 0
17 Todd Helton, L (1, 3) OBP: 0.434, SLG: 0.461 10 Jeff Baker, R (6, 3) OBP: 0.298, SLG: 0.358	C C X 0-2 ③ G4-3			B B C C F X 2-2 ② G4-3		B C X 1-1 ③ L4			F X 0-1 ② G4-3	3 1	0 0	0 0	0 0	0 0	0 0	2 0
27 Garrett Atkins, R (1, 5) OBP: 0.323, SLG: 0.424		C B F B B B 4-2 11 FC4-6 BB		S B F B B F F F X 2-2 ③ F9			S B B B F C 2-3 ① K		C B F B X 2-2 ③ G6-3	3	0	0	0	1	1	0
11 Brad Hawpe, L (1, 9) OBP: 0.382, SLG: 0.523		F X 0-1 ① FC4-6 1-2f			C B X 1-1 ① G6-3		C X 0-1 ② P2			3	0	0	0	0	0	1
8 Yorvit Torrealba, R (1, 2) OBP: 0.301, SLG: 0.322		1 SAFE X 0-0 ② F8			C C F B S 1-3 ② K		B X 1-0 ③ G6-3			3	0	0	0	0	1	1
Jamey Carroll, R (1, 6) OBP: 0.315, SLG: 0.268		1 SAFE 1 SAFE C X 0-1 ③ F9			C F B F B B X 3-2 1B			C X 0-1 ① F8		3	0	1	0	0	0	1
31 Rodrigo Lopez, R (1, 1) OBP: 0.125, SLG: 0.067 3 Willy Taveras, R (5, PH) OBP: 0.360, SLG: 0.372 Tom Martin, L (5, 1) 18 Cory Sullivan, L (8, PH) OBP: 0.455, SLG: 0.455 (8, 8)			C B S C 1-3 ① K		X 0-0 ③ F9			C S B B X 2-2 19 G6-3 19 DI 1B		1 1 0 1	0 0 0 0	0 0 0 1	0 0 0 0	0 0 0 0	1 0 0 0	0 1 0 0
Inning Stats	R: 0 H: 0 E: 0 LOB: 1 K: 1 BB: 1 S: 21 P: 30	R: 0 H: 0 E: 0 LOB: 1 K: 0 BB: 1 S: 7 P: 11	R: 0 H: 1 E: 0 LOB: 0 K: 1 BB: 0 S: 9 P: 11	R: 0 H: 0 E: 0 LOB: 0 K: 0 BB: 0 S: 14 P: 19	R: 0 H: 1 E: 0 LOB: 1 K: 1 BB: 0 S: 11 P: 16	R: 0 H: 1 E: 0 LOB: 1 K: 0 BB: 0 S: 14 P: 21	R: 0 H: 0 E: 0 LOB: 0 K: 1 BB: 0 S: 6 P: 9	R: 0 H: 1 E: 0 LOB: 1 K: 0 BB: 0 S: 9 P: 15	R: 0 H: 0 E: 0 LOB: 0 K: 0 BB: 0 S: 7 P: 9	1B: 3 SF: 0 2B: 1 SAC: 0 3B: 0 DP: 0 HR: 0 HBP: 0						WP: 0 PA: 32 PB: 0 SB: 0 CS: 0

PITCHER		IP	WLS	BF	H	R	ER	SO	BB	IBB	HBP	BLK	WP	HR	S	P	ERA	WHIP
51 Wandy Rodriguez, L ERA: 4.23	(1, 1)	7.0	W	25	3	0	0	4	2	0	0	0	0	0	82	117	0.00	0.714
Trever Miller, L ERA: 7.52	(8, 1)	1.0		4	1	0	0	0	0	0	0	0	0	0	9	15	0.00	1.000
Brian Moehler, R ERA: 5.59	(9, 1)	1.0		3	0	0	0	0	0	0	0	0	0	0	7	9	0.00	0.000

PITCHER	IP	WLS	BF	H	R	ER	SO	BB	IBB	HBP	BLK	WP	HR	S	P	ERA	WHIP

TOP

Colorado Rockies @ Houston Astros

Minute Maid Park, Houston, TX

Sun Jul 01 2007, 1:05 PM CDT
Att. 35,260 - Roof Closed - 73 F

livebaseballscorecards.com

AB	30
R	0
H	4
RBI	0
BB	2
SO	4
LOB	9

BOTTOM

Colorado Rockies @ Houston Astros

Minute Maid Park, Houston, TX

Sun Jul 01 2007, 1:05 PM CDT
Att. 35,260 - Roof Closed - 73 F

livebaseballscorecards.com

Batter	1	2	3	4	5	6	7	8	9	AB	R	H	RBI	BB	SO	LOB
Chris Burke, R (1, 4) OBP: 0.313, SLG: 0.331	G6-3		FC2-5 9 2B 45 SF8 1-2 2-3f	9 1B 17 2B 2-H 1B	P2			P3		5	2	1	1	0	0	2
9 Hunter Pence, R (1, 8) OBP: 0.367, SLG: 0.571	G6-3		45 SF8 1-3 2-H 2B	1 SAFE 1 SAFE 1 SAFE 1 SAFE 17 2B 1-2 1B		17 HR 1B		BB BB 1B 1B		5	3	4	1	0	0	0
17 Lance Berkman, S (1, 3) OBP: 0.391, SLG: 0.451 Orlando Palmeiro, L (7, 7) OBP: 0.373, SLG: 0.313	G4-3		IBB	45 1B 1-H 2-H 2B		1-H HR		BB 1-2 1B BB		3 0	1 1	2 0	4 0	1 1	0 0	0 0
45 Carlos Lee, R (1, 7) OBP: 0.345, SLG: 0.513 Eric Bruntlett, R (7, 6) OBP: 0.333, SLG: 0.231		F8	SF8 2-3 3-H	2-3 1B		G6-3		1B 1-2 2-3 BB		3 0	0 0	1 0	1 0	0 1	0 0	0 0
Mark Loretta, R (1, 6) OBP: 0.403, SLG: 0.433 (7, 3) Trever Miller, R (8, 1) Eric Munson, L (8, PH) OBP: 0.308, SLG: 0.348 (9, 2)	G1-3	P4		G4-3		P6		K		4 0 1	0 0 0	0 0 0	0 0 0	0 0 1	0 0 1	4 0 3
Mike Lamb, L (1, 5) OBP: 0.376, SLG: 0.494 (8, 3) Brian Moehler, R (9, 1) OBP: 0.250, SLG: 0.250	FC4-6 1B		G6-3 3B	HR HBP		F9		1-3 2-H 3-H 1B		4 0	2 0	3 0	2 0	0 0	0 0	0 0
Luke Scott, L (1, 9) OBP: 0.332, SLG: 0.473	FC4-6 1-2f		G6-3 3-H	HR 1-H		F8	P4			5	1	1	3	0	0	3
Brad Ausmus, R (1, 2) OBP: 0.339, SLG: 0.365 (9, 3)			FC2-5 51 BB BB	51 SH1-4 1B 1B	L6		F8			3	1	1	0	1	0	0
51 Wandy Rodriguez, S (1, 1) OBP: 0.185, SLG: 0.192 Morgan Ensberg, R (7, PH) OBP: 0.309, SLG: 0.365 (8, 5)			1 SAFE 9 2B FC2-5 1-2 BB	SH1-4 1-2	K		G5-3			1 1	1 0	0 0	0 0	1 0	1 0	0 0
Inning Stats	R: 0 E: 0 K: 0 S: 8 H: 0 LOB: 0 BB: 0 P: 12	R: 0 E: 0 K: 0 S: 9 H: 1 LOB: 1 BB: 0 P: 14	R: 2 E: 0 K: 0 S: 13 H: 1 LOB: 2 BB: 3 P: 26	R: 4 E: 0 K: 0 S: 26 H: 6 LOB: 2 BB: 0 P: 39	R: 2 E: 0 K: 1 S: 16 H: 1 LOB: 0 BB: 0 P: 25	R: 2 E: 0 K: 0 S: 12 H: 2 LOB: 0 BB: 0 P: 20	R: 0 E: 0 K: 0 S: 9 H: 0 LOB: 0 BB: 0 P: 13	R: 2 E: 0 K: 1 S: 22 H: 2 LOB: 2 BB: 2 P: 35		1B: 8 2B: 2 3B: 1 HR: 2 SF: 1 SAC: 1 DP: 0 HBP: 1						

	AB	35
	R	12
	H	13
	RBI	12
	BB	5
	SO	2
	LOB	12

WP: 0 PA: 43
PB: 0
SB: 0
CS: 0

PITCHER		IP	WLS	BF	H	R	ER	SO	BB	IBB	HBP	BLK	WP	HR	S	P	ERA	WHIP
31 Rodrigo Lopez, R ERA: 4.77	(1, 1)	4.0	L	23	8	6	6	0	2	1	0	0	0	0	56	91	13.50	2.500
Tom Martin, L ERA: 4.91	(5, 1)	3.0		13	3	4	4	1	0	0	1	0	0	2	37	58	12.00	1.000
40 Brian Fuentes, L ERA: 4.17	(8, 1)	1.0		7	2	2	2	1	2	0	0	0	0	0	22	35	18.00	4.000

PITCHER	IP	WLS	BF	H	R	ER	SO	BB	IBB	HBP	BLK	WP	HR	S	P	ERA	WHIP

Batter	1	2	3	4	5	6	7	8	9	AB	R	H	RBI	BB	SO	LOB
7 José Reyes, S (1, 6) OBP: 0.397, SLG: 0.453	C S B X 1-2 G4-3 ①		B F F X 1-2 F9 ③		X 0-0 F7 ③			X 0-0 16 WP 15 G5-3 1-3 2B		4	1	1	0	0	0	3
16 Paul Lo Duca, R (1, 2) OBP: 0.329, SLG: 0.371	B C C B X 2-2 F8 ②			X 0-0 G6-3 ①		C S X 0-2 L3 ①		B C D X 2-1 F9 ① 2-3 3-H		4	0	0	0	0	0	1
15 Carlos Beltrán, S (1, 8) OBP: 0.346, SLG: 0.475	C X 0-1 G3 ③			B X 1-0 G6-3 ②		B B C S T 2-2 K		D B F X 2-1 G5-3 ② 3-H		4	0	0	1	0	1	0
5 David Wright, R (1, 5) OBP: 0.378, SLG: 0.505		B C X 1-1 F8 ①		C X 0-1 2B		F X 0-1 L5 ③		C X 0-1 21 S 1B		4	0	2	0	0	0	0
21 Carlos Delgado, L (1, 3) OBP: 0.293, SLG: 0.418		X 0-0 F8 ②		B C X 1-1 P6 ③			B X 1-0 G1-3 ①	F D S B X 2-2 G4-3 ③ 1-2		4	0	0	0	0	0	2
Shawn Green, L (1, 9) OBP: 0.331, SLG: 0.436		B B S X 2-1 G4-3 ③			C S F X 0-2 BB 1B		B C B F X 2-2 G3-1 ②		C B X 1-1 F9 2B	4	0	2	0	0	0	0
22 Jose Valentin, S (1, 4) OBP: 0.310, SLG: 0.418 35 Joe Smith, R (7, 1) Ricky Ledee, L (9, PH) OBP: 0.286, SLG: 0.440			C F S 0-3 K ①		F X 0-1 F8 ①		B B F X 2-1 E5		S B F X 1-2 F9 ① 2-3	3 0 1	0 0 0	0 0 0	0 0 0	0 0 0	1 0 0	1 0 1
27 Carlos Gómez, R (1, 7) OBP: 0.310, SLG: 0.343			X 0-0 G4-3 1B		C C X 0-2 L7 ②		F S X 0-2 F7 ③		B C F S 1-3 K ②	4	0	1	0	0	1	3
Tom Glavine, L (1, 1) OBP: 0.355, SLG: 0.345 Ruben Gotay, S (7, 4) OBP: 0.365, SLG: 0.500			B 1 SAFE X 1-0 G4-3 ② 1-2		D B C B B 4-1 1-2 BB			B B C B C T F F 3-2 X 7 2B 16 WP 1B	C B F X 1-2 G6-3 ③	1 2	0 1	0 1	0 0	1 0	0 0	1 1
Inning Stats	R: 0 E: 0 K: 0 S: 8 H: 0 LOB: 0 BB: 0 P: 11	R: 0 E: 0 K: 0 S: 5 H: 0 LOB: 0 BB: 0 P: 8	R: 0 E: 0 K: 1 S: 8 H: 1 LOB: 1 BB: 0 P: 10	R: 0 E: 0 K: 0 S: 6 H: 1 LOB: 1 BB: 0 P: 8	R: 0 E: 0 K: 0 S: 11 H: 1 LOB: 2 BB: 1 P: 15	R: 0 E: 0 K: 1 S: 8 H: 0 LOB: 0 BB: 0 P: 10	R: 0 E: 1 K: 0 S: 9 H: 0 LOB: 1 BB: 0 P: 14	R: 2 E: 0 K: 0 S: 17 H: 3 LOB: 1 BB: 0 P: 26	R: 0 E: 0 K: 1 S: 11 H: 1 LOB: 1 BB: 0 P: 15	1B: 4 2B: 3 3B: 0 HR: 0	SF: 0 SAC: 0 DP: 0 HBP: 0						

PITCHER		IP	WLS	BF	H	R	ER	SO	BB	IBB	HBP	BLK	WP	HR	S	P	ERA	WHIP
48 Jason Hirsh, R ERA: 4.9	(1, 1)	6.0	W	22	3	0	0	2	1	0	0	0	0	0	46	62	0.00	0.667
Jeremy Affeldt, L ERA: 2.65	(7, 1)	1.0		4	0	0	0	0	0	0	0	0	0	0	9	14	0.00	0.000
50 Jorge Julio, R ERA: 6.31	(8, 1)	1.0		6	3	2	2	0	0	0	0	0	1	0	17	26	18.00	3.000
60 Manny Corpas, R ERA: 2.63	(9, 1)	1.0		4	1	0	0	1	0	0	0	0	0	0	11	15	0.00	1.000

PITCHER	IP	WLS	BF	H	R	ER	SO	BB	IBB	HBP	BLK	WP	HR	S	P	ERA	WHIP

TOP

New York Mets @ Colorado Rockies

Coors Field, Denver, CO

Mon Jul 02 2007, 7:05 PM MDT

Att. 27,252 - Clear - 95 F

livebaseballscorecards.com

AB	35
R	2
H	7
RBI	1
BB	1
SO	3
LOB	13

1B: 4	SF: 0	WP: 1	PA: 36
2B: 3	SAC: 0	PB: 0	
3B: 0	DP: 0	SB: 1	
HR: 0	HBP: 0	CS: 0	

Batter	1	2	3	4	5	6	7	8	9	AB	R	H	RBI	BB	SO	LOB
3 Willy Taveras, R (1, 8) OBP: 0.362, SLG: 0.374	C B F X 1-2 17 BB 1B		B X 1-0 1B 5 HR 1B 2-2 P4			S X 0-1 SH2-3 1-2		C X 0-1 G1-3		4	1	2	0	0	0	2
60 Manny Corpas, R (9, 1)										0	0	0	0	0	0	0
Jamey Carroll, R (1, 4) OBP: 0.324, SLG: 0.276	1 SAFE C X 0-1 L9		B 1 SAFE 1 SAFE X 1-0 5 HR 1-3 1B	C B X 1-1 G6-3		B X 1-0 17 BB 2-3 1B		B F B B B 4-1 5 FC6-4 BB		4	1	2	0	1	0	1
5 Matt Holliday, R (1, 7) OBP: 0.394, SLG: 0.582	X 0-0 F9		C F B B B X 3-2 1-H 3-H HR	F B X 1-1 G6-3		B X 1-0 L7		C F X 0-2 FC6-4 1-2f		5	1	1	3	0	0	4
17 Todd Helton, L (1, 3) OBP: 0.438, SLG: 0.459	B 1 SAFE B B B 4-0 1-2 BB		C B B X 2-1 L3	B B B C B 4-1 BB		C B B 3 SAFE B F B 4-2 1-2 BB				1	0	0	0	3	0	0
27 Garrett Atkins, R (1, 5) OBP: 0.323, SLG: 0.421	C B B X 2-1 F8		B C X 1-1 2 BB 11 1B 1B	X 0-0 F8		D B X 2-0 L7				4	1	1	0	0	0	6
2 Troy Tulowitzki, R (1, 6) OBP: 0.355, SLG: 0.423		B B C X 2-1 G1-3	C B F B D F B 4-2 11 1B 48 1B 1-2 BB		B X 1-0 G5-3		X 0-0 G1-3			3	1	0	0	1	0	0
11 Brad Hawpe, L (1, 9) OBP: 0.380, SLG: 0.519		B S F B F F S 2-3 K	X 0-0 48 1B 1-3 2-H 1B		B B S X 2-1 F7		C C B X 1-2 P5			4	1	1	1	0	1	0
20 Chris Iannetta, R (1, 2) OBP: 0.327, SLG: 0.331		B C C S 1-3 K	I I I I 4-0 48 1B IBB		C B F B X 2-2 G6-3		B X 1-0 L9			3	0	0	0	1	1	0
48 Jason Hirsh, R (1, 1) OBP: 0.103, SLG: 0.103			C B 1-3 K			F B T X 1-2 1B 3 SH2-3 1B		F B B F B F X 3-2 G3 1		3	0	2	2	0	1	0
26 Jeff Francis, L (6, PR) OBP: 0.172, SLG: 0.148										0	0	0	0	0	0	0
Jeremy Affeldt, L (7, 1)										0	0	0	0	0	0	0
50 Jorge Julio, R (8, 1)										0	0	0	0	0	0	0
18 Cory Sullivan, L (8, PH) OBP: 0.417, SLG: 0.417			2-1 K 2-H 3-H 1B							1	0	0	0	0	0	0
(9, 8)																
Inning Stats	R: 0 E: 0 K: 0 S: 8 H: 1 LOB: 2 BB: 1 P: 15	R: 0 E: 0 K: 2 S: 10 H: 0 LOB: 0 BB: 0 P: 15	R: 6 E: 0 K: 1 S: 21 H: 6 LOB: 2 BB: 2 P: 40	R: 0 E: 0 K: 0 S: 6 H: 0 LOB: 1 BB: 1 P: 12	R: 0 E: 0 K: 0 S: 6 H: 0 LOB: 0 BB: 0 P: 11	R: 0 E: 0 K: 0 S: 10 H: 2 LOB: 3 BB: 1 P: 19	R: 0 E: 0 K: 0 S: 5 H: 0 LOB: 0 BB: 0 P: 7	R: 0 E: 0 K: 0 S: 10 H: 0 LOB: 1 BB: 1 P: 17		1B: 8 2B: 0 3B: 0 HR: 1	SF: 0 SAC: 1 DP: 0 HBP: 0					

PITCHER		IP	WLS	BF	H	R	ER	SO	BB	IBB	HBP	BLK	WP	HR	S	P	ERA	WHIP
Tom Glavine, L	(1, 1)	6.0	L	32	9	6	6	3	4	1	0	0	0	1	61	112	9.00	2.167
ERA: 4.39																		
35 Joe Smith, R	(7, 1)	2.0		7	0	0	0	0	1	0	0	0	0	0	15	24	0.00	0.500
ERA: 2.73																		

PITCHER	IP	WLS	BF	H	R	ER	SO	BB	IBB	HBP	BLK	WP	HR	S	P	ERA	WHIP

BOTTOM

New York Mets @ Colorado Rockies

Coors Field, Denver, CO

Mon Jul 02 2007, 7:05 PM MDT

Att. 27,252 - Clear - 95 F

livebaseballscorecards.com

AB	32
R	6
H	9
RBI	6
BB	6
SO	3
LOB	13

1B: 8	SF: 0	WP: 0	PA: 39
2B: 0	SAC: 1	PB: 0	
3B: 0	DP: 0	SB: 0	
HR: 1	HBP: 0	CS: 0	

Batter	1	2	3	4	5	6	7	8	9	AB	R	H	RBI	BB	SO	LOB
7 José Reyes, S (1, 6) OBP: 0.396, SLG: 0.450 Scott Schoeneweis, L (8, 1)	X 0-0 S E 1B	C F B X 1-2 ③ G3			F F X 0-2 ② P6			S B C X 1-2 ① G1-3		4 0	1 0	1 0	0 0	0 0	0 0	1 0
Ruben Gotay, S (1, 4) OBP: 0.358, SLG: 0.500 (8, 6)	1 SAFE B 1 SAFE 1 B C L X 2-2 FC1 15 G3 5 1B 1-H	B C B X 2-1 ① G6-3			B C B X 2-1 2B			B C F B F F X 2-2 ② G3		4	1	1	0	0	0	0
15 Carlos Beltrán, S (1, 8) OBP: 0.342, SLG: 0.469	S B B B X 3-1 ① G3 2-3	C B X 1-1 ② G4-3			B B C F D X 3-2 ③ G4-3			C B X 1-1 ③ G4-3		4	0	0	0	0	0	2
5 David Wright, R (1, 5) OBP: 0.377, SLG: 0.502	F X 0-1 21 1B 3-H 1B	B F C E B X 2-2 ③ L5				C B F B B X 3-2 ① G6-3			B F F X 1-2 ① G1-3	4	0	1	1	0	0	0
21 Carlos Delgado, L (1, 3) OBP: 0.295, SLG: 0.419	1 SAFE B B B C B F X 3-2 G6-4-3 1-3 1B			F X 0-1 G4-6-3 1B		B B X 2-0 ② G6-3			S B S F S 1-3 ② K	4	0	2	0	0	1	0
Shawn Green, L (1, 9) OBP: 0.326, SLG: 0.429	X 0-0 ② ③ G6-4-3 1-2f			C X 0-1 ① ② G4-6-3 1-2f		C B B B B F X 3-2 ③ G1			C S F B C 1-3 ③ K	4	0	0	0	0	1	3
11 Ramon Castro, R (1, 2) OBP: 0.333, SLG: 0.529		C X 0-1 43 G4-3 27 G1-3 1B		B X 1-0 HR			C B C X 1-2 ① G6-3			3	1	2	1	0	0	0
27 Carlos Gómez, R (1, 7) OBP: 0.302, SLG: 0.333		X 0-0 ① G1-3 1-2		X 0-0 ③ B1-3			C C S 0-3 ② K			3	0	0	0	0	1	1
43 Jason Vargas, L (1, 1) 35 Joe Smith, R (4, 1) Ricky Ledee, L (5, PH) OBP: 0.276, SLG: 0.423 Aaron Sele, R (5, 1) 22 Jose Valentin, S (7, PH) OBP: 0.308, SLG: 0.415 59 Guillermo Mota, R (7, 1) 3 Damion Easley, R (8, 4) OBP: 0.335, SLG: 0.455		B F X 1-1 ② G4-3 2-3			B B C X 2-1 ① G4-3		B B X 2-0 ③ L8			1 0 1 0 1 0 0	0 0 0 0 0 0 0	0 0 0 0 0 0 0	0 0 0 0 0 0 0	0 0 0 0 0 0 0	0 0 0 0 0 0 0	1 0 0 0 0 0 0

New York Mets @ Colorado Rockies

Coors Field, Denver, CO

Tue Jul 03 2007, 6:05 PM MDT

Att. 48,040 - Overcast - 83 F

TOP

livebaseballscorecards.com

	AB	R	H	RBI	BB	SO	LOB
	33	3	7	2	0	3	8

Inning Stats	1	2	3	4	5	6	7	8	9
	R: 2 E: 1 K: 0 S: 12	R: 0 E: 0 K: 0 S: 8	R: 0 E: 0 K: 0 S: 8	R: 1 E: 0 K: 0 S: 6	R: 0 E: 0 K: 0 S: 10	R: 0 E: 0 K: 0 S: 7	R: 0 E: 0 K: 1 S: 7	R: 0 E: 0 K: 0 S: 10	R: 0 E: 0 K: 2 S: 11
	H: 3 LOB: 1 BB: 0 P: 20	H: 1 LOB: 1 BB: 0 P: 10	H: 0 LOB: 0 BB: 0 P: 13	H: 2 LOB: 0 BB: 0 P: 7	H: 1 LOB: 1 BB: 0 P: 17	H: 0 LOB: 0 BB: 0 P: 15	H: 0 LOB: 0 BB: 0 P: 10	H: 0 LOB: 0 BB: 0 P: 14	H: 0 LOB: 0 BB: 0 P: 14

1B: 5 SF: 0
2B: 1 SAC: 0
3B: 0 DP: 2
HR: 1 HBP: 0

WP: 0 PA: 33
PB: 0
SB: 1
CS: 0

PITCHER		IP	WLS	BF	H	R	ER	SO	BB	IBB	HBP	BLK	WP	HR	S	P	ERA	WHIP
28 Aaron Cook, R ERA: 4.54	(1, 1)	8.0	W	30	7	3	2	1	0	0	0	0	0	1	68	106	2.25	0.875
40 Brian Fuentes, L ERA: 4.06	(9, 1)	1.0		3	0	0	0	2	0	0	0	0	0	0	11	14	0.00	0.000

PITCHER		IP	WLS	BF	H	R	ER	SO	BB	IBB	HBP	BLK	WP	HR	S	P	ERA	WHIP

BOTTOM

New York Mets @ Colorado Rockies

Coors Field, Denver, CO

Tue Jul 03 2007, 6:05 PM MDT

Att. 48,040 - Overcast - 83 F

livebaseballscorecards.com

Batter	1	2	3	4	5	6	7	8	9	AB	R	H	RBI	BB	SO	LOB
3 Willy Taveras, R (1, 8) OBP: 0.367, SLG: 0.380	B B C F B F F X 3-2 E 5 1B 1B	C F B B X 2-2 1B 17 BB 1B	C B 1 SAFE X 1-1 ③ G6-3 1-2		B X 1-0 5 FC3-6 1B 27 SF9 1B		S F B F B X 2-2 ① F8	F X 0-1 ③ G3		4	3	3	0	0	0	1
18 Cory Sullivan, L (7, PH) OBP: 0.357, SLG: 0.357 (8, 8)										2	0	0	0	0	0	2
Kazuo Matsui, S (1, 4) OBP: 0.353, SLG: 0.466	C X 0-1 E7 5 1B 1-3 1B	B C F X 1-2 17 BB 5 WP 1-3 1B		F X 0-1 27 1B 5 1B 19 HR 1B	F S B F X 1-2 5 FC3-6 1-2 1B		X 0-0 17 1B 1B			5	2	5	0	0	0	0
5 Matt Holliday, R (1, 7) OBP: 0.397, SLG: 0.581	B X 1-0 17 S 27 HR 2-H 3-H 1B	D I I I 4-0 17 BB 1-2 IBB		X 0-0 27 1B 19 HR 1-2 1B	B F B X 2-1 ① FC3-6 17 BB 1-2f 2-3		B B B C X 3-1 ② F8			4	2	2	2	1	0	3
17 Todd Helton, L (1, 3) OBP: 0.440, SLG: 0.458 40 Brian Fuentes, L (9, 1)	F B B C F X 2-2 ① G5-3 1-2	C B B B T B 4-2 1-2 2-3 3-H BB		F X 0-1 ① F7	C C B B F F F F B 4-2 F B 1-2 BB		B C C B X 2-2 1-2 1B			3	0	1	1	2	0	3
										0	0	0	0	0	0	0
27 Garrett Atkins, R (1, 5) OBP: 0.324, SLG: 0.432	B B X 2-0 2-H HR	B X 1-0 ② F3		C B B X 2-1 19 HR 1-2 2-3 1B	C F B X 1-2 ② SF9 3-H		C S S 0-3 ③ K			4	2	2	3	0	1	5
19 Ryan Spilborghs, R (1, 9) OBP: 0.337, SLG: 0.506	X 0-0 ② P3	C F S 0-3 ③ K		B X 1-0 1-H 2-H 3-H HR	C B B B X 3-1 ③ P3			C S F B F F B F F 2-2 T ① K		5	1	1	4	0	2	5
2 Troy Tulowitzki, R (1, 6) OBP: 0.355, SLG: 0.422	B F B B F X 3-2 ③ P2		F B B X 2-1 ① P4	B B X 2-0 8 BB 1B		X 0-0 ① G6-3		B X 1-0 8 E 8 FC4 1B		5	0	2	0	0	0	0
8 Yorvit Torrealba, R (1, 2) OBP: 0.308, SLG: 0.343		B F S X 1-2 HR	C C B B X 2-2 3 BLK 1B	B B C B B 4-2 28 G6-4-3 1-2 BB		C X 0-1 ② G6-3		D C X 1-1 FC4 1-3		4	1	2	1	1	0	1
28 Aaron Cook, R (1, 1) OBP: 0.273, SLG: 0.323 10 Jeff Baker, R (8, PH) OBP: 0.295, SLG: 0.354 (9, 3)		F B S B X 2-2 ① P4	C F F L 0-3 ② K	B F F D D F X 3-2 ② ③ G6-4-3 1-2f		C C B B S 2-3 ③ K		B B F S F F F C 2-3 ② K		4	0	0	0	0	2	3
										1	0	0	0	0	1	2
Inning Stats	R: 4 E: 1 K: 0 S: 18 H: 4 LOB: 0 BB: 0 P: 29	R: 2 E: 0 K: 1 S: 18 H: 3 LOB: 3 BB: 2 P: 33	R: 0 E: 0 K: 1 S: 11 H: 1 LOB: 1 BB: 0 P: 16	R: 4 E: 0 K: 0 S: 15 H: 5 LOB: 1 BB: 1 P: 27	R: 1 E: 0 K: 0 S: 19 H: 2 LOB: 2 BB: 1 P: 31	R: 0 E: 0 K: 1 S: 6 H: 0 LOB: 0 BB: 0 P: 8	R: 0 E: 0 K: 1 S: 13 H: 2 LOB: 2 BB: 0 P: 20	R: 0 E: 1 K: 2 S: 19 H: 1 LOB: 2 BB: 0 P: 25		1B: 15 2B: 0 3B: 0 HR: 3		SF: 1 SAC: 0 DP: 1 HBP: 0		WP: 1 PB: 0 SB: 1 CS: 0		PA: 46

	AB	41
	R	11
	H	18
	RBI	11
	BB	4
	SO	6
	LOB	25

PITCHER		IP	WLS	BF	H	R	ER	SO	BB	IBB	HBP	BLK	WP	HR	S	P	ERA	WHIP
43 Jason Vargas, L ERA: 12.19	(1, 1)	3.1	L	23	11	9	9	2	1	1	0	1	1	2	54	87	24.30	3.600
35 Joe Smith, R ERA: 2.94	(4, 1)	0.2		4	2	1	1	0	1	0	0	0	0	1	8	18	13.50	4.500
Aaron Sele, R ERA: 5.2	(5, 1)	2.0		9	2	1	1	1	1	0	0	0	0	0	25	39	4.50	1.500
59 Guillermo Mota, R ERA: 5.0	(7, 1)	1.0		5	2	0	0	1	0	0	0	0	0	0	13	20	0.00	2.000
Scott Schoeneweis, L ERA: 5.28	(8, 1)	1.0		5	1	0	0	2	0	0	0	0	0	0	19	25	0.00	1.000

PITCHER	IP	WLS	BF	H	R	ER	SO	BB	IBB	HBP	BLK	WP	HR	S	P	ERA	WHIP

Batter	1	2	3	4	5	6	7	8	9	AB	R	H	RBI	BB	SO	LOB
7 José Reyes, S (1, 6) OBP: 0.391, SLG: 0.444	E2 (5 HR, 16 S)	F8 (2-3)			L8	FC6-4 (1-2f)		G1-3		5	1	0	0	0	0	4
16 Paul Lo Duca, R (1, 2) OBP: 0.330, SLG: 0.383	G6-3 (1-2)	G6-3			15 SF7 3B		15 G4-3 5 1B 2B		G5-3	5	2	2	0	0	0	2
15 Carlos Beltrán, S (1, 8) OBP: 0.343, SLG: 0.471	5 HR BB		K		SF7 (3-H)		G4-3 (2-3)		1B 21 SF9 2B	3	2	1	1	1	1	1
5 David Wright, R (1, 5) OBP: 0.381, SLG: 0.514 Scott Schoeneweis, L (7, 1) Aaron Heilman, R (8, 1) Ruben Gotay, S (9, PH) OBP: 0.368, SLG: 0.508	HR (1-H 2-H)		K		1B		21 G4-6-3 1B (3-H)		2-3 1B	4 0 0 1	1 0 0 0	3 0 0 1	4 0 0 0	0 0 0 0	1 0 0 0	0 0 0 0
21 Carlos Delgado, L (1, 3) OBP: 0.294, SLG: 0.420	2B	G4-3		G4-3		G4-6-3 (1-2f)			SF9 (3-H)	4	0	1	1	0	0	2
22 Jose Valentin, S (1, 4) OBP: 0.305, SLG: 0.414	P6	F7		1B SF7 2B				L3	F7	5	1	1	0	0	0	2
Shawn Green, L (1, 9) OBP: 0.328, SLG: 0.434	G3	2B		7 FC6-4 1B (2-3)				G4-3		4	0	2	0	0	0	1
27 Carlos Gómez, R (1, 7) OBP: 0.303, SLG: 0.333 25 Pedro Feliciano, L (6, 1) 3 Damion Easley, R (7, 5) OBP: 0.339, SLG: 0.459	7 F8 26 SH2-3 1B	F8			K			BB 1B		3 0 1	0 0 0	1 0 1	0 0 0	0 0 0	1 0 0	3 0 0
26 Orlando Hernandez, R (1, 1) OBP: 0.192, SLG: 0.269 59 Guillermo Mota, R (5, 1) Aaron Sele, R (5, 1) Ricky Ledee, L (6, PH) OBP: 0.290, SLG: 0.423 (6, 7)	SH2-3 (1-2)	G1-3			SF7 (3-H)			BB (1-2)		1 0 0 0	0 0 0 0	0 0 0 0	0 0 0 1	0 0 0 1	0 0 0 0	1 0 0 0
Inning Stats	R: 3 E: 1 K: 0 S: 15 H: 2 LOB: 1 BB: 1 P: 24	R: 0 E: 0 K: 0 S: 8 H: 1 LOB: 1 BB: 0 P: 12	R: 0 E: 0 K: 2 S: 9 H: 0 LOB: 0 BB: 0 P: 14	R: 0 E: 0 K: 0 S: 8 H: 1 LOB: 1 BB: 0 P: 12	R: 1 E: 0 K: 0 S: 11 H: 2 LOB: 1 BB: 0 P: 14	R: 1 E: 0 K: 1 S: 10 H: 2 LOB: 1 BB: 0 P: 14	R: 1 E: 0 K: 0 S: 8 H: 2 LOB: 0 BB: 0 P: 12	R: 0 E: 0 K: 0 S: 10 H: 1 LOB: 2 BB: 1 P: 19	R: 1 E: 0 K: 0 S: 18 H: 2 LOB: 1 BB: 0 P: 23	1B: 6 2B: 5 3B: 1 HR: 1	SF: 3 SAC: 1 DP: 1 HBP: 0						

TOP

New York Mets @ Colorado Rockies

Coors Field, Denver, CO

Wed Jul 04 2007, 6:05 PM MDT

Att. 48,123 - Partly Cloudy - 87 F

livebaseballscorecards.com

AB	36
R	7
H	13
RBI	7
BB	2
SO	3
LOB	16

PITCHER		IP	WLS	BF	H	R	ER	SO	BB	IBB	HBP	BLK	WP	HR	S	P	ERA	WHIP
Josh Fogg, R ERA: 5.36	(1, 1)	6.0	W	28	8	5	4	3	1	0	0	0	0	1	61	90	6.00	1.500
35 Taylor Buchholz, R ERA: 4.73	(7, 1)	1.0		4	2	1	1	0	0	0	0	0	0	0	8	12	9.00	2.000
LaTroy Hawkins, R ERA: 4.43	(8, 1)	1.0		5	1	0	0	0	1	0	0	0	0	0	10	19	0.00	2.000
34 Matt Herges, R ERA: 9.0	(9, 1)	1.0		5	2	1	1	0	0	0	0	0	0	0	18	23	9.00	2.000

PITCHER	IP	WLS	BF	H	R	ER	SO	BB	IBB	HBP	BLK	WP	HR	S	P	ERA	WHIP

WP: 0	PA: 42
PB: 0	
SB: 1	
CS: 0	

Batter	1	2	3	4	5	6	7	8	9	AB	R	H	RBI	BB	SO	LOB
18 Cory Sullivan, L (1, 8) OBP: 0.450, SLG: 0.421	G1-3		5 WP, S, 17 SF9, 1B	17 BB, G3, 27 1B, BB	G3	17 BB, G3, 27 2B, 1B	FC4-6, 1B			5	3	3	0	1	0	1
Kazuo Matsui, S (1, 4) OBP: 0.347, SLG: 0.456	G3-1		K	G3	5 1B, 5 S, 17 2B, 1B	G3	FC4-6, 5 FC5-4			6	1	1	2	0	1	7
5 Matt Holliday, R (1, 7) OBP: 0.404, SLG: 0.584 LaTroy Hawkins, R (8, 1) 34 Matt Herges, L (9, 1)	17 WP, 2B		11 BB, 27 BB, BB	27 1B, 17 BB, 27 E, BB	17 2B, 1B	17 BB, 27 2B, IBB	FC5-4, 19 1B			3 0 0	3 0 0	2 0 0	1 0 0	3 0 0	0 0 0	1 0 0
17 Todd Helton, L (1, 3) OBP: 0.442, SLG: 0.462 35 Taylor Buchholz, R (7, 1) OBP: 0.222, SLG: 0.125 19 Ryan Spilborghs, R (7, PH) OBP: 0.344, SLG: 0.512 (8, 7)	F7		SF9	27 E, BB	27 HR, 2B	27 2B, BB	1B			2 0 1	1 0 0	1 0 1	5 0 0	2 0 0	0 0 0	1 0 0
27 Garrett Atkins, R (1, 5) OBP: 0.332, SLG: 0.451		11 HR, 1B	11 BB, BB	E6, 1B	HR	2B	L7			5	2	4	5	1	0	2
11 Brad Hawpe, L (1, 9) OBP: 0.383, SLG: 0.526		HR	BB	L4	2 1B, BB	K		K		4	1	1	2	2	2	4
2 Troy Tulowitzki, R (1, 6) OBP: 0.358, SLG: 0.437		G6-3	G4-3		HR; 1B	P5		8 G5-3, 2B		6	1	3	1	0	0	5
8 Yorvit Torrealba, R (1, 2) OBP: 0.314, SLG: 0.353		K		SH1-4, 17 BB, 2B	18 G3, 1B; F7		18 1B, 10 BB, FC4-6, 1B	G5-3		6	3	3	0	0	1	3
Josh Fogg, R (1, 1) OBP: 0.148, SLG: 0.148 10 Jeff Baker, R (7, 3) OBP: 0.299, SLG: 0.351		G3		SH1-4	K	G3, 17 BB, 18 1B, 1B	FC4-6, 18 1B, 5 FC5-4, BB	F8		3 1	1 1	1 0	0 0	0 1	1 0	1 1
Inning Stats	R: 0 E: 0 K: 0 S: 9 H: 1 LOB: 1 BB: 0 P: 15	R: 2 E: 0 K: 1 S: 13 H: 2 LOB: 0 BB: 0 P: 20	R: 1 E: 0 K: 1 S: 20 H: 1 LOB: 3 BB: 3 P: 39	R: 3 E: 1 K: 0 S: 17 H: 2 LOB: 2 BB: 3 P: 33	R: 6 E: 0 K: 1 S: 40 H: 7 LOB: 2 BB: 1 P: 59	R: 3 E: 0 K: 1 S: 17 H: 3 LOB: 2 BB: 2 P: 31	R: 2 E: 0 K: 0 S: 15 H: 3 LOB: 2 BB: 1 P: 26	R: 0 E: 0 K: 1 S: 8 H: 1 LOB: 1 BB: 0 P: 10		1B: 12 2B: 5 3B: 0 HR: 3 SF: 1 SAC: 1 DP: 0 HBP: 0						

PITCHER		IP	WLS	BF	H	R	ER	SO	BB	IBB	HBP	BLK	WP	HR	S	P	ERA	WHIP
26 Orlando Hernandez, R ERA: 3.22	(1, 1)	4.0	L	24	6	6	5	2	6	0	0	0	2	1	59	107	11.25	3.000
59 Guillermo Mota, R ERA: 7.71	(5, 1)	0.2		8	6	6	6	1	0	0	0	0	0	2	31	43	81.00	9.000
Aaron Sele, R ERA: 5.14	(5, 1)	0.1		3	1	0	0	0	1	0	0	0	0	0	9	16	0.00	6.000
25 Pedro Feliciano, L ERA: 2.56	(6, 1)	1.0		8	3	3	3	1	1	1	0	0	0	0	17	31	27.00	4.000
Scott Schoeneweis, L ERA: 5.68	(7, 1)	1.0		7	3	2	2	0	1	0	0	0	0	0	15	26	18.00	4.000

PITCHER		IP	WLS	BF	H	R	ER	SO	BB	IBB	HBP	BLK	WP	HR	S	P	ERA	WHIP
Aaron Heilman, R ERA: 4.08	(8, 1)	1.0		4	1	0	0	1	0	0	0	0	0	0	8	10	0.00	1.000

BOTTOM

New York Mets @ Colorado Rockies

Coors Field, Denver, CO

Wed Jul 04 2007, 6:05 PM MDT
Att. 48,123 - Partly Cloudy - 87 F

livebaseballscorecards.com

AB	42
R	17
H	20
RBI	16
BB	10
SO	5
LOB	26

COLORADO ROCKIES

Batter	1	2	3	4	5	6	7	8	9	10	11	AB	R	H	RBI	BB	SO	LOB
11 Jimmy Rollins, S (1, 6) OBP: 0.324, SLG: 0.511	1-2 26 1B 2B	2-0 G5-3 ①		2-2 8 G4-6-3 1B		1-1 G6-3 ①		1-2 G1-3 ②		2-0 G3 ③		6	1	2	0	0	0	0
8 Shane Victorino, S (1, 9) OBP: 0.346, SLG: 0.422	0-1 L9 ①	0-1 6 1B 2B		0-0 G4-6-3 ① ② 1-2f		4-0 26 1B BB		1-3 K ③			1-2 G3-1 ①	5	1	1	0	1	1	2
26 Chase Utley, L (1, 4) OBP: 0.402, SLG: 0.574	2-2 2B 1B 2-H 1B	1-3 K ②		2-2 F7 ③		1 SAFE 1 SAFE 0-1 1-3 1B			2-2 F7 ①		0-2 G3 ②	6	1	2	1	0	1	1
6 Ryan Howard, L (1, 3) OBP: 0.382, SLG: 0.553	3-2 F7 ②	1-2 2B 2-H 1B			1-3 K ①	3-3 K ②			2-1 BB 1B		1-1 G6-3 ③	6	0	2	1	0	2	3
Aaron Rowand, R (1, 8) OBP: 0.390, SLG: 0.486	2-0 1-3 1B 2B	0-0 1-H 2B			1-0 2B 2B	1-2 G5-3 ③			4-0 1-2 BB			4	2	3	0	1	0	2
Pat Burrell, R (1, 7) OBP: 0.373, SLG: 0.391 59 Mike Zagurski, L (7, 1) Jose Mesa, R (7, 1) 19 Greg Dobbs, L (9, PH) OBP: 0.316, SLG: 0.521 Abraham Nunez, S (9, 5) OBP: 0.318, SLG: 0.325	3-1 27 1B 1B 2-H 3-H 1B		1-3 K ①		4-2 2B BB		1-2 G4-3 ①		1-1 F8 ②			3 0 0 1 0	1 0 0 0 0	1 0 0 0 0	2 0 0 0 0	1 0 0 0 0	1 0 0 0 0	0 0 0 2 0
Wes Helms, R (1, 5) OBP: 0.329, SLG: 0.388 16 J.C. Romero, S (9, 1) Antonio Alfonseca, R (9, 1) 58 J.D. Durbin, R (10, 1)	0-1 27 1B 1-2 1B		1-0 27 FC6-4 HBP		1-2 27 G4-3 1-H 2-H 2B		2-2 G6-3 ②		2-3 K ③			4 0 0 0	0 0 0 0	2 0 0 0	2 0 0 0	0 0 0 0	1 0 0 0	2 0 0 0
27 Chris Coste, R (1, 2) OBP: 0.400, SLG: 0.526	1-0 1-2 2-3 1B		1-2 FC6-4 ② 1-2f		3-2 G4-3 ② 2-3		2-2 G5-3 ③			1-2 F8 ①		5	0	1	0	0	0	2
38 Kyle Kendrick, R (1, 1) OBP: 0.182, SLG: 0.100 9 Michael Bourn, L (7, 7) OBP: 0.345, SLG: 0.325	1-1 G5-3 ③		2-1 F9 ③		2-3 K ③			0-0 B2-3 ①		2-1 G4-3 ②		3 2	0 0	0 0	0 0	0 0	1 0	5 0
Inning Stats	R: 3 E: 0 K: 0 S: 20 H: 6 LOB: 3 BB: 0 P: 33	R: 1 E: 0 K: 1 S: 11 H: 3 LOB: 2 BB: 0 P: 15	R: 0 E: 0 K: 1 S: 8 H: 0 LOB: 1 BB: 0 P: 13	R: 0 E: 0 K: 0 S: 8 H: 1 LOB: 0 BB: 0 P: 12	R: 2 E: 0 K: 2 S: 21 H: 2 LOB: 1 BB: 1 P: 33	R: 0 E: 0 K: 0 S: 10 H: 1 LOB: 2 BB: 1 P: 19	R: 0 E: 0 K: 0 S: 13 H: 0 LOB: 0 BB: 0 P: 18	R: 0 E: 0 K: 0 S: 8 H: 0 LOB: 0 BB: 0 P: 10	R: 0 E: 0 K: 1 S: 10 H: 1 LOB: 2 BB: 1 P: 21	R: 0 E: 0 K: 0 S: 6 H: 0 LOB: 0 BB: 0 P: 11	R: 0 E: 0 K: 0 S: 8 H: 0 LOB: 0 BB: 0 P: 10							

TOP

Philadelphia Phillies @ Colorado Rockies

Coors Field, Denver, CO

Fri Jul 06 2007, 7:05 PM MDT

Att. 29,239 - Partly Cloudy - 89 F

livebaseballscorecards.com

AB	45
R	6
H	14
RBI	6
BB	3
SO	7
LOB	19

1B: 8	SF: 0	WP: 0	PA: 49
2B: 6	SAC: 0	PB: 0	
3B: 0	DP: 1	SB: 0	
HR: 0	HBP: 1	CS: 0	

PITCHER		IP	WLS	BF	H	R	ER	SO	BB	IBB	HBP	BLK	WP	HR	S	P	ERA	WHIP
26 Jeff Francis, L ERA: 3.87	(1, 1)	5.0		27	12	6	6	4	1	0	1	0	0	0	68	106	10.80	2.600
Tom Martin, L ERA: 4.7	(6, 1)	1.0		5	1	0	0	1	1	0	0	0	0	0	10	19	0.00	2.000
34 Matt Herges, R ERA: 7.2	(7, 1)	1.0		3	0	0	0	0	0	0	0	0	0	0	13	18	0.00	0.000
Jeremy Affeldt, L ERA: 2.57	(8, 1)	1.0		3	0	0	0	1	0	0	0	0	0	0	8	10	0.00	0.000
50 Jorge Julio, R ERA: 5.86	(9, 1)	2.0		8	1	0	0	1	1	0	0	0	0	0	16	32	0.00	1.000

PITCHER		IP	WLS	BF	H	R	ER	SO	BB	IBB	HBP	BLK	WP	HR	S	P	ERA	WHIP
60 Manny Corpas, R ERA: 2.57	(11, 1)	1.0	W	3	0	0	0	0	0	0	0	0	0	0	8	10	0.00	0.000

Batter	1	2	3	4	5	6	7	8	9	10	11	AB	R	H	RBI	BB	SO	LOB
3 Willy Taveras, R (1, 8) OBP: 0.297, SLG: 0.367 Tom Martini, L (8, 1) 10 Jeff Baker, R (8, PH) OBP: 0.347, SLG: 0.347 34 Matt Herges, L (7, 1) Jeremy Affeldt, L (8, 1) 19 Ryan Spilborghs, R (8, PH) OBP: 0.341, SLG: 0.519 50 Jorge Julio, R (8, 1) Jamey Carroll, R (10, PH) OBP: 0.324, SLG: 0.276 (11, 4)	B C B F F X 2-2 2B	F B X 1-1 ① G5-3	C X 0-1 1-2 1B	S F B C 1-3 ③ K	F X 0-1 ① SF9 3-H	B X 1-0 ① SH3-4 1-2	3 0 2 0 0 0 0 0 0 0 0 0 0 0 1 0 0 0 0 1 1 0 0 0 0 0 0 0 0 0 0 0 0 0 0 0 0 0 1 0 0 0 0 0 0 0 0 0 0 0 0 0 0 0 0 0										
Kazuo Matsui, S (1, 4) OBP: 0.347, SLG: 0.449 60 Manny Corpas, R (11, 1)	C X 0-1 ① F7	B X 1-0 ① 5 FC6-4 1B	B X 1-0 ① L6	C B X 1-1 ① F7	C B C D B F B 4-2 5 G4-6-3 1-2 BB	C B F X 1-2 ② G1-3						5	0	1	0	1	0	4
5 Matt Holliday, R (1, 7) OBP: 0.400, SLG: 0.586	X 0-0 ② G6-3	C SAFE 1 SAFE S B X 1-2 ② FC6-4 17 CS 1-2f	X 0-0 ② F8	B S X 1-1 HR	S B F F F B X 2-2 ②③ G4-6-3 1-2f	B X 1-0 ③ G6-3						6	1	1	1	0	0	7
17 Todd Helton, L (1, 3) OBP: 0.440, SLG: 0.455	B B F B B 4-1 27 FC6-4 BB	F B C 1-2 ③ CS 1-2	C C X 0-2 ① F8	B S S B S 3-3 ③ K	F B B F B F F B 4-2 27 1B BB	C B F X 1-2 ① G3-1	B C C C X 1-2 ① L4					4	0	0	0	2	1	2
27 Garrett Atkins, R (1, 5) OBP: 0.335, SLG: 0.454	X 0-0 ③ FC6-4 1-2f		C F B X 1-2 11 1B 2B	X 0-0 ① P3	B B X 2-0 1-2 1B	B F X 1-1 ② F7	B B B C S B 4-2 11 1B 8 1B BB					5	1	2	0	1	0	2
11 Brad Hawpe, L (1, 9) OBP: 0.388, SLG: 0.544		B B X 2-0 2 F9 8 G5-3 2B	B B S B X 3-1 2-3 1B	B F B B X 3-1 ② G3-1	C B S F B S 2-3 ② K	F F B X 1-2 HR	B S B B F X 2-2 8 1B 1-2 1B					6	2	4	1	0	1	2
2 Troy Tulowitzki, R (1, 6) OBP: 0.358, SLG: 0.435	C F X 0-2 ① F9 2-3	B X 1-0 ② P4	B B F X 2-1 8 1B 18 1B 1B	B S B F X 2-2 ③ P4	F X 0-1 8 FC5-4 1B	B B F C S 2-3 ② K						6	1	2	0	0	1	7
8 Yorvit Torrealba, R (1, 2) OBP: 0.319, SLG: 0.363	X 0-0 ② G5-3 3-H	C X 0-1 ③ G6-3	B C F F B X 2-2 1-3 18 1B 1B	B X 1-0 18 1B 19 SF9 2B	1 SAFE 1 SAFE 1 SAFE F F F B X 1-2 1-2f FC5-4	B F X 1-1 1-2 2-H 1B						6	2	3	2	0	0	3
26 Jeff Francis, L (1, 1) OBP: 0.167, SLG: 0.143 18 Cory Sullivan, L (5, PH) OBP: 0.542, SLG: 0.500 (6, 8)	B S C B X 2-2 ③ G6-3		B X 1-0 3 1B 1B	B B X 2-0 2-H 3-H 1B	B B X 2-0 BB 2-3 1B	B B C B F B 4-2 SH3-4 BB						1	0	0	0	0	0	0
												3	0	3	2	1	0	0
Inning Stats	R: 0 E: 0 K: 0 S: 9 H: 1 LOB: 2 BB: 1 P: 15	R: 1 E: 0 K: 0 S: 8 H: 1 LOB: 0 BB: 0 P: 12	R: 0 E: 0 K: 0 S: 8 H: 1 LOB: 0 BB: 0 P: 12	R: 0 E: 0 K: 0 S: 11 H: 2 LOB: 2 BB: 0 P: 16	R: 0 E: 0 K: 1 S: 8 H: 2 LOB: 2 BB: 0 P: 13	R: 2 E: 0 K: 1 S: 13 H: 3 LOB: 1 BB: 0 P: 23	R: 1 E: 0 K: 1 S: 16 H: 2 LOB: 2 BB: 1 P: 28	R: 1 E: 0 K: 0 S: 11 H: 2 LOB: 1 BB: 1 P: 20	R: 1 E: 0 K: 0 S: 15 H: 2 LOB: 1 BB: 0 P: 19	R: 0 E: 0 K: 0 S: 7 H: 0 LOB: 1 BB: 1 P: 14	R: 1 E: 0 K: 1 S: 14 H: 2 LOB: 2 BB: 1 P: 24	1B: 12 2B: 4 3B: 0 HR: 2 SF: 1 SAC: 1 DP: 1 HBP: 0						
PITCHER	IP	WLS	BF	H	R	ER	SO	BB	IBB	HBP	BLK	WP	HR	S	P	ERA	WHIP
38 Kyle Kendrick, R (1, 1) ERA: 4.4	6.0		28	10	3	3	2	1	0	0	0	0	0	57	91	4.50	1.833
59 Mike Zagurski, L (7, 1) ERA: 5.02	0.2	H	5	2	1	1	1	1	0	0	0	0	1	13	23	13.50	4.500
Jose Mesa, R (7, 1) ERA: 8.28	1.1	H	6	2	1	1	0	1	0	0	0	0	0	14	25	6.75	2.250
16 J.C. Romero, L (9, 1) ERA: 2.78	0.1	H	1	0	0	0	0	0	0	0	0	0	0	3	4	0.00	0.000
Antonio Alfonseca, R (9, 1) ERA: 3.93	0.2	B	4	2	1	1	0	0	0	0	0	0	1	12	15	13.50	3.000

PITCHER	IP	WLS	BF	H	R	ER	SO	BB	IBB	HBP	BLK	WP	HR	S	P	ERA	WHIP
58 J.D. Durbin, R (10, 1) ERA: 14.0	1.2	L	9	2	1	1	1	2	0	0	0	0	0	21	38	5.40	2.400

BOTTOM

Philadelphia Phillies @ Colorado Rockies

Coors Field, Denver, CO

Fri Jul 06 2007, 7:05 PM MDT

Att. 29,239 - Partly Cloudy - 89 F

livebaseballscorecards.com

AB	46
R	7
H	18
RBI	7
BB	5
SO	4
LOB	28

WP: 0 PB: 0 SB: 0 CS: 1 PA: 54

Batter	1	2	3	4	5	6	7	8	9	AB	R	H	RBI	BB	SO	LOB
11 Jimmy Rollins, S (1, 6) OBP: 0.324, SLG: 0.516	HR	F7			P4		G1-6-3 1-2f			4	1	1	1	0	0	1
8 Shane Victorino, S (1, 9) OBP: 0.345, SLG: 0.420	G1-3	1B			K			G6-3		4	0	1	0	0	1	0
26 Chase Utley, L (1, 4) OBP: 0.401, SLG: 0.574	6 HR 2B	G6-3			L9			K		4	1	1	0	0	1	1
6 Ryan Howard, L (1, 3) OBP: 0.380, SLG: 0.560	2-H HR		K			K		K		4	1	1	2	0	3	0
Aaron Rowand, R (1, 8) OBP: 0.386, SLG: 0.479	L8		K			G1-3			K	4	0	0	0	0	2	0
19 Greg Dobbs, L (1, 7) OBP: 0.320, SLG: 0.533	2B		G5-3			2B			K	4	0	2	0	0	1	0
Wes Helms, R (1, 5) OBP: 0.327, SLG: 0.382	BB			F9		F8			K	3	0	0	0	1	1	1
27 Chris Coste, R (1, 2) OBP: 0.391, SLG: 0.500	G4-3			G6-3			11 G1-6-3 1B			3	0	1	0	0	0	2
Jamie Moyer, L (1, 1) OBP: 0.146, SLG: 0.171		G5-3		K			K			2	0	0	0	0	1	0
48 Brian Sanches, R (6, 1)										0	0	0	0	0	0	0
51 Carlos Ruiz, R (7, PH) OBP: 0.329, SLG: 0.401										1	0	0	0	0	1	1
61 Anderson Garcia, R (7, 1)										0	0	0	0	0	0	0
16 J.C. Romero, S (7, 1)										0	0	0	0	0	0	0
59 Mike Zagurski, L (8, 1)										0	0	0	0	0	0	0
Inning Stats	R: 3 E: 0 K: 0 S: 17 H: 4 LOB: 2 BB: 1 P: 29	R: 0 E: 0 K: 0 S: 10 H: 1 LOB: 1 BB: 0 P: 12	R: 0 E: 0 K: 2 S: 9 H: 0 LOB: 0 BB: 0 P: 13	R: 0 E: 0 K: 1 S: 11 H: 0 LOB: 0 BB: 0 P: 14	R: 0 E: 0 K: 1 S: 6 H: 0 LOB: 0 BB: 0 P: 9	R: 0 E: 0 K: 1 S: 7 H: 1 LOB: 1 BB: 0 P: 13	R: 0 E: 0 K: 1 S: 6 H: 1 LOB: 0 BB: 0 P: 11	R: 0 E: 0 K: 2 S: 8 H: 0 LOB: 0 BB: 0 P: 12	R: 0 E: 0 K: 3 S: 11 H: 0 LOB: 0 BB: 0 P: 16	1B: 2 2B: 3 3B: 0 HR: 2	SF: 0 SAC: 0 DP: 1 HBP: 0		WP: 0 PB: 0 SB: 0 CS: 0	PA: 34			

PITCHER		IP	WLS	BF	H	R	ER	SO	BB	IBB	HBP	BLK	WP	HR	S	P	ERA	WHIP
31 Rodrigo Lopez, R ERA: 4.83	(1, 1)	5.0	W	21	5	3	3	4	1	0	0	0	0	2	53	77	5.40	1.200
35 Taylor Buchholz, R ERA: 4.65	(6, 1)	1.0	H	4	1	0	0	1	0	0	0	0	0	0	7	13	0.00	1.000
LaTroy Hawkins, R ERA: 4.24	(7, 1)	1.0	H	3	1	0	0	1	0	0	0	0	0	0	6	11	0.00	1.000
Jeremy Affeldt, L ERA: 2.5	(8, 1)	1.0	H	3	0	0	0	2	0	0	0	0	0	0	8	12	0.00	0.000
60 Manny Corpas, R ERA: 2.51	(9, 1)	1.0	S	3	0	0	0	3	0	0	0	0	0	0	11	16	0.00	0.000

PITCHER	IP	WLS	BF	H	R	ER	SO	BB	IBB	HBP	BLK	WP	HR	S	P	ERA	WHIP

TOP

Philadelphia Phillies @ Colorado Rockies

Coors Field, Denver, CO

Sat Jul 07 2007, 6:05 PM MDT

Att. 35,196 - Cloudy - 90 F

livebaseballscorecards.com

AB	33
R	3
H	7
RBI	3
BB	1
SO	11
LOB	6

BOTTOM

Philadelphia Phillies @ Colorado Rockies

Coors Field, Denver, CO

Sat Jul 07 2007, 6:05 PM MDT

Att. 35,196 - Cloudy - 90 F

livebaseballscorecards.com

Batter	1	2	3	4	5	6	7	8	9	AB	R	H	RBI	BB	SO	LOB
19 Ryan Spilborghs, R (1, 8) OBP: 0.365, SLG: 0.557	BBBCB 4-1 FC5-4 BB		BX 1-0 5 FC6-4 1B		X 0-0 2-H HR	CBBX 2-1 1-3 2-H 1B		BBFX 2-1 ② G6-3		4	1	3	3	1	0	0
Jamey Carroll, R (1, 4) OBP: 0.320, SLG: 0.273	CBX SAFE 1-1 ① FC5-4 17 2B 1-2f		BSX 1 SAFE 1 SAFE 1 SAFE 1-1 ① L9		CBBX 2-1 5 E 17 1B 1B	X 0-0 ③ F8		BCX 1-1 ③ G5-3		5	2	1	0	0	0	4
5 Matt Holliday, R (1, 7) OBP: 0.396, SLG: 0.579	DFX 1-1 ② F7		1 SAFE BBBFX 1 SAFE 3-1 ② FC6-4 1-2f		BBBCX 3-1 E4 17 1B 1-2		X 0-0 ① F8			4	0	0	0	0	0	3
17 Todd Helton, L (1, 3) OBP: 0.444, SLG: 0.463	CBCX 1-2 1-H 2B		BFBBX 3-1 ③ F7		CX 0-1 27 G5-4-3 1-3 2-H 1B		BFFBX 2-2 2 11 1B 1B			4	1	3	2	0	0	1
27 Garrett Atkins, R (1, 5) OBP: 0.331, SLG: 0.448	CSFC 0-3 ③ K			CX 0-1 ① L6	BBX 2-0 ②③ G5-4-3 1-2f		CBBBX 3-1 ② F7			4	0	0	0	0	1	4
2 Troy Tulowitzki, R (1, 6) OBP: 0.359, SLG: 0.434		CBFBBBB 4-2 8 G6-3 11 S BB		BBBCCX 3-2 ② G6-3		BBFFCX 2-2 ① F7	X 0-0 11 1B 1-2 1B			3	0	1	0	1	0	0
11 Brad Hawpe, L (1, 9) OBP: 0.389, SLG: 0.547		FCDFBS 2-3 ① K 1-2		CFBBX 2-2 ③ G6-3		X 0-0 10 1B 2B	DX 1-0 1-3 2-H 1B			4	0	2	1	0	1	1
8 Yorvit Torrealba, R (1, 2) OBP: 0.322, SLG: 0.367		CBX 1-1 ② G6-3 2-3			X 0-0 19 HR 2B	BBBFB 4-1 10 1B 19 1B BB	CBSFFFBX 2-2 ③ G1-3			3	2	1	0	1	0	3
31 Rodrigo Lopez, R (1, 1) OBP: 0.118, SLG: 0.063 3 Willy Taveras, R (5, PH) OBP: 0.280, SLG: 0.385 35 Taylor Buchholz, R (6, 1) OBP: 0.222, SLG: 0.125 10 Jeff Baker, R (6, PH) OBP: 0.303, SLG: 0.354 LaTroy Hawkins, R (7, 1) Jeremy Affeldt, L (8, 1) 18 Cory Sullivan, L (8, PH) OBP: 0.520, SLG: 0.478 60 Manny Corpas, R (9, 1)		FBX 1-1 ③ G1-3			X 0-0 ① G1-3	CB2X SAFE 1-1 ② 19 1B 1-2 2-3 1B		BBCBFFFFFX 3-2 ① F8		1 1 0 1 0 0 0 1 0	0 0 0 0 0 0 0 0 0	0 0 0 1 0 0 0 0 0	0 0 0 0 0 0 0 0 0	0 0 0 0 0 0 0 0 0	0 0 0 0 0 0 0 0 0	1 1 0 0 0 0 0 0 0
Inning Stats	R: 1 H: 1 E: 0 LOB: 1 K: 1 BB: 1 S: 12 P: 19	R: 0 H: 0 E: 0 LOB: 1 K: 1 BB: 1 S: 10 P: 18	R: 0 H: 1 E: 0 LOB: 1 K: 0 BB: 0 S: 7 P: 15	R: 0 H: 0 E: 0 LOB: 0 K: 0 BB: 0 S: 8 P: 13	R: 3 H: 4 E: 1 LOB: 1 K: 0 BB: 0 S: 10 P: 17	R: 1 H: 3 E: 0 LOB: 2 K: 0 BB: 1 S: 10 P: 19	R: 1 H: 3 E: 0 LOB: 2 K: 0 BB: 0 S: 14 P: 22	R: 0 H: 0 E: 0 LOB: 0 K: 0 BB: 0 S: 10 P: 16		1B: 8 SF: 0 2B: 3 SAC: 0 3B: 0 DP: 1 HR: 1 HBP: 0						

AB	35
R	6
H	12
RBI	6
BB	3
SO	2
LOB	18

WP: 0 PA: 38
PB: 0
SB: 1
CS: 0

PITCHER		IP	WLS	BF	H	R	ER	SO	BB	IBB	HBP	BLK	WP	HR	S	P	ERA	WHIP
Jamie Moyer, L ERA: 4.43	(1, 1)	5.2	L	27	8	5	5	2	3	0	0	0	0	1	54	96	7.94	1.941
48 Brian Sanches, R ERA: 4.22	(6, 1)	0.1		2	1	0	0	0	0	0	0	0	0	0	3	5	0.00	3.000
61 Anderson Garcia, R ERA: 13.5	(7, 1)	0.2		4	2	1	1	0	0	0	0	0	0	0	7	12	13.50	3.000
16 J.C. Romero, L ERA: 2.74	(7, 1)	0.1		2	1	0	0	0	0	0	0	0	0	0	7	10	0.00	3.000
59 Mike Zagurski, L ERA: 4.7	(8, 1)	1.0		3	0	0	0	0	0	0	0	0	0	0	10	16	0.00	0.000

PITCHER	IP	WLS	BF	H	R	ER	SO	BB	IBB	HBP	BLK	WP	HR	S	P	ERA	WHIP

Philadelphia Phillies @ Colorado Rockies

Coors Field, Denver, CO

Sun Jul 08 2007, 1:05 PM MDT

Att. 25,119 - Partly Cloudy - 85 F

TOP

livebaseballscorecards.com

Batter	1	2	3	4	5	6	7	8	9	AB	R	H	RBI	BB	SO	LOB
11 Jimmy Rollins, S (1, 6) OBP: 0.329, SLG: 0.518	C F F F B F B X 2-2 ① G4-3		X 0-0 9 FC6-4 1-2 1B	B X 1-0 2-H 1B		C F F F B B B X 3-2 1-3 2-H 1B		B C S B F B B 4-2 9 CS BB		4	0	3	2	1	0	0
9 Michael Bourn, L (1, 8) OBP: 0.337, SLG: 0.329 (7, 7)	B B C F X 2-2 ② G5-3		B B F X 2-1 ② FC6-4 26 1B 6 1B 1-2f 2-3	1 SAFE 1 SAFE B F 1 SAFE X 1-1 ③ G6-3		X 0-0 ③ B3		B B C 2-1 ③ CS 1-2	C S B F B X 2-2 26 G1-3 6 SF8 2B	5	2	1	0	0	0	5
26 Chase Utley, L (1, 4) OBP: 0.401, SLG: 0.571	C F F S 0-3 ③ K		1 SAFE 1 SAFE B F F X 1-1 6 1B 1-3 3-H 1B		B C B X 2-1 ① G3-1		S B C X 1-2 8 HR 1B		C B S B F F B X 3-2 ① G1-3 2-3	5	1	2	1	0	1	1
6 Ryan Howard, L (1, 3) OBP: 0.377, SLG: 0.555		B F X 1-1 ① L9	F X 0-1 1-2 3-H 1B		B S X 1-1 ② F7		S B S S 1-3 ① K		C B B S F X 2-2 ② SF8 3-H	4	0	1	2	0	1	1
8 Shane Victorino, S (1, 9) OBP: 0.346, SLG: 0.429		B B B C C F F X 3-2 HBP 1B	B X 1-0 ③ F7		C S X 0-2 ③ F7		C F B F F X 1-2 1-H HR		X 0-0 ③ G6-3	5	1	2	2	0	0	2
Pat Burrell, R (1, 7) OBP: 0.378, SLG: 0.408 63 Ryan Madson, L (7, 1)		1 SAFE 1 SAFE H 1-0 19 G6-4-3 1-2 HBP	B X 1-0 HR			C B X 1-1 19 G4-6-3 1B	B B C C S 2-3 ② K			3 0	1 0	2 0	1 0	0 0	1 0	0 0
19 Greg Dobbs, L (1, 5) OBP: 0.320, SLG: 0.529 Abraham Nunez, S (7, PH) OBP: 0.317, SLG: 0.323 (7, 5)	C X 0-1 ②③ G6-4-3 1-2f			X 0-0 2 FC6-4 1B		X 0-0 ①② G4-6-3 1-2f	C X 0-1 ③ G6-3			3 1	0 0	1 0	0 0	0 0	0 0	3 0
2 Rod Barajas, R (1, 2) OBP: 0.341, SLG: 0.389			C X 0-1 ① P4	1 SAFE F B X 1-1 ① FC6-4 23 SH5-4 11 1B 1-2f		B B X 2-0 23 1B 11 1B 1B		B F S S 1-3 ① K		4	2	1	0	0	1	1
23 Adam Eaton, R (1, 1) OBP: 0.225, SLG: 0.250 Aaron Rowand, R (7, 8) OBP: 0.385, SLG: 0.478			B C F X 1-2 9 FC6-4 11 1B 26 1B 1B	L M B X 1-2 ② SH5-4 1-2		F F P B X 2-2 11 1B 1-2 1B		B X 1-0 ② G5-3		2 1	1 0	2 0	0 0	0 0	0 0	0 0

Inning Stats	1	2	3	4	5	6	7	8	9
	R: 0 H: 0 E: 0 LOB: 0 K: 1 BB: 0 S: 14 P: 18	R: 0 H: 1 E: 0 LOB: 1 K: 0 BB: 0 S: 9 P: 14	R: 2 H: 4 E: 0 LOB: 2 K: 0 BB: 0 S: 13 P: 18	R: 2 H: 3 E: 0 LOB: 1 K: 0 BB: 0 S: 10 P: 15	R: 0 H: 0 E: 0 LOB: 0 K: 0 BB: 0 S: 7 P: 10	R: 1 H: 4 E: 0 LOB: 2 K: 0 BB: 0 S: 15 P: 22	R: 2 H: 2 E: 0 LOB: 0 K: 2 BB: 0 S: 16 P: 21	R: 0 H: 0 E: 0 LOB: 0 K: 1 BB: 1 S: 8 P: 16	R: 1 H: 1 E: 0 LOB: 0 K: 0 BB: 0 S: 14 P: 21

	AB	37
	R	8
	H	15
	RBI	8
	BB	1
	SO	4
	LOB	13

	1B: 12	SF: 1	WP: 0	PA: 42
	2B: 1	SAC: 1	PB: 0	
	3B: 0	DP: 2	SB: 0	
	HR: 2	HBP: 1	CS: 1	

PITCHER		IP	WLS	BF	H	R	ER	SO	BB	IBB	HBP	BLK	WP	HR	S	P	ERA	WHIP
28 Aaron Cook, R ERA: 4.68	(1, 1)	6.0	L	29	12	5	5	1	0	0	1	0	0	1	68	97	7.50	2.000
Tom Martin, L ERA: 5.25	(7, 1)	1.0		5	2	2	2	2	0	0	0	0	0	1	16	21	18.00	2.000
LaTroy Hawkins, R ERA: 4.07	(8, 1)	1.0		3	0	0	0	1	1	0	0	0	0	0	8	16	0.00	1.000
50 Jorge Julio, R ERA: 5.97	(9, 1)	1.0		4	1	1	1	0	0	0	0	0	0	0	14	21	9.00	1.000

PITCHER	IP	WLS	BF	H	R	ER	SO	BB	IBB	HBP	BLK	WP	HR	S	P	ERA	WHIP

Philadelphia Phillies @ Colorado Rockies

Coors Field, Denver, CO

Sun Jul 08 2007, 1:05 PM MDT

Att. 25,119 - Partly Cloudy - 85 F

livebaseballscorecards.com

BOTTOM

Batter	1	2	3	4	5	6	7	8	9	AB	R	H	RBI	BB	SO	LOB
18 Cory Sullivan, L (1, 8) OBP: 0.467, SLG: 0.429	B C F F C 1-3 ① K	B C B X 2-1 1B 2-H 1B		B X 1-0 ③ L8			F B X 1-1 ① G4-3 2-3		X 0-0 ③ G4-3	5	0	1	1	0	1	1
Kazuo Matsui, S (1, 4) OBP: 0.350, SLG: 0.466	B F C F B X 2-2 HR	1 SAFE C B B F F B X 3-2 1-2 1B			C B X 1-1 ① P6		C F C 0-3 ② K			4	1	2	1	0	1	1
5 Matt Holliday, R (1, 7) OBP: 0.392, SLG: 0.573	C B F F F X 1-2 ② G5-3	B F F B B S 3-3 ③ K			F X 0-1 ② F8		C X 0-1 ③ G5-3			4	0	0	0	0	1	3
17 Todd Helton, L (1, 3) OBP: 0.444, SLG: 0.473	C F F X 0-2 27 WP 1B		F F B F F B X 2-2 HR		C F X 0-2 ③ L8			B C S S 1-3 ① K		4	1	2	1	0	1	0
27 Garrett Atkins, R (1, 5) OBP: 0.331, SLG: 0.445	B S C 1 SAFE B B X 3-2 ③ P3 1-2		F F B B F X 2-2 2 CS 1B			B C X 1-1 ① G6-3		C S B B S 2-3 ② K		4	0	1	0	0	1	1
11 Brad Hawpe, L (1, 9) OBP: 0.394, SLG: 0.555		B S S S B X 2-2 2 1B 3B	S X 0-1 ① F8			S B B F F B B 4-2 2 FC6-4 BB		X 0-0 2 FC6-4 1B		3	1	2	0	1	0	1
2 Troy Tulowitzki, R (1, 6) OBP: 0.358, SLG: 0.432		C S F B B X 2-2 28 SH1 18 1B 1B 3-H	1 SAFE B C F F S 1-3 ②③ K 1-2			F C F X 0-2 ② FC6-4 1-2f		X 0-0 ③ FC6-4 1-2f		4	1	1	1	0	1	3
20 Chris Iannetta, R (1, 2) OBP: 0.318, SLG: 0.321		S 1 SAFE F F X 0-2 ① F9		B B X 2-0 ① F9		1 SAFE X 0-0 ③ P4			C B B B X 3-1 ① F9	4	0	0	0	0	0	2
28 Aaron Cook, R (1, 1) OBP: 0.265, SLG: 0.313 Tom Martin, L (7, 1) 3 Willy Taveras, R (7, PH) OBP: 0.371, SLG: 0.391 LaTroy Hawkins, R (8, 1) 50 Jorge Julio, R (9, 1) 10 Jeff Baker, R (9, PH) OBP: 0.300, SLG: 0.350		1 SAFE X 0-0 ② SH1 1-2		F C X 0-2 ② G5-3			C B F X 1-2 18 G4-3 2B		B X 1-0 ② F7	1 0 1 0 0 1	0 0 0 0 0 0	0 0 1 0 0 0	0 0 0 0 0 0	0 0 0 0 0 0	0 0 0 0 0 0	0 0 0 0 0 0
Inning Stats	R: 1 H: 2 E: 0 LOB: 1 K: 1 BB: 0 S: 20 P: 27	R: 2 H: 4 E: 0 LOB: 2 K: 1 BB: 0 S: 21 P: 33	R: 1 H: 2 E: 0 LOB: 1 K: 1 BB: 0 S: 15 P: 20	R: 0 H: 0 E: 0 LOB: 0 K: 0 BB: 0 S: 5 P: 8	R: 0 H: 0 E: 0 LOB: 0 K: 0 BB: 0 S: 7 P: 8	R: 0 H: 0 E: 0 LOB: 1 K: 0 BB: 1 S: 10 P: 15	R: 0 H: 1 E: 0 LOB: 1 K: 1 BB: 0 S: 10 P: 12	R: 0 H: 1 E: 0 LOB: 1 K: 2 BB: 0 S: 8 P: 11	R: 0 H: 0 E: 0 LOB: 0 K: 0 BB: 0 S: 4 P: 8	1B: 6 2B: 2 3B: 1 HR: 2	SF: 0 SAC: 1 DP: 1 HBP: 0						

	AB	35
	R	4
	H	10
	RBI	4
	BB	1
	SO	6
	LOB	12

WP: 1 PA: 37
PB: 0
SB: 0
CS: 1

PITCHER		IP	WLS	BF	H	R	ER	SO	BB	IBB	HBP	BLK	WP	HR	S	P	ERA	WHIP
23 Adam Eaton, R ERA: 5.69	(1, 1)	6.0	W	26	8	4	4	3	1	0	0	0	1	2	78	111	6.00	1.500
63 Ryan Madson, R ERA: 3.66	(7, 1)	3.0	S	11	2	0	0	3	0	0	0	0	0	0	22	31	0.00	0.667

PITCHER	IP	WLS	BF	H	R	ER	SO	BB	IBB	HBP	BLK	WP	HR	S	P	ERA	WHIP

Colorado Rockies @ Milwaukee Brewers

Miller Park, Milwaukee, WI

Fri Jul 13 2007, 7:05 PM CDT

Att. 37,690 - Partly Cloudy - 69 F

livebaseballscorecards.com

TOP

Batter	1	2	3	4	5	6	7	8	9	AB	R	H	RBI	BB	SO	LOB
19 Ryan Spilborghs, R (1, 8) OBP: 0.356, SLG: 0.543	B FA 86 X FA 87 1-0 ① G3		C CH 76 X FA 89 0-1 1B 17 2B 1B	B S B B X 3-1 ① SF9 2-3 3-H	C X 0-1 ③ G6-3			C X 0-1 ① G4-3		4	1	1	1	0	0	0
Jamey Carroll, R (1, 4) OBP: 0.318, SLG: 0.272 34 Matt Herges, L (6, 1) LaTroy Hawkins, R (7, 1) 10 Jeff Baker, R (8, PH) OBP: 0.287, SLG: 0.347 Jeremy Affeldt, L (8, 1) 60 Manny Corpas, R (9, 1)	C FA 87 B FA 89 B FA 88 X FA 87 2-1 ② F8		B FA 88 B CH 75 C FA 86 1 SAFE 1 SAFE F FA 86 X CH 76 2-2 1-2 17 2B 1B	B F X 1-1 ② G6-3		B B C X 2-1 ① L8		F B X 1-1 ② P2		4 0 0 1 0 0 0	1 0 0 0 0 0 0	1 0 0 0 0 0 0	0 0 0 0 0 0 0	0 0 0 0 0 0 0	0 0 0 0 0 0 0	1 0 0 0 0 0 0
5 Matt Holliday, R (1, 7) OBP: 0.389, SLG: 0.576	F FA 89 S FA 90 S FA 91 0-3 ③ K		S CH 77 F FA 90 S FA 90 0-3 ② K	C S F F B S 1-3 ③ K		F F B F B B X 3-2 HR		F C S 0-3 ③ K		5	1	1	1	0	4	3
17 Todd Helton, L (1, 3) OBP: 0.444, SLG: 0.475		C FA 86 B CU 78 X FA 88 1-1 ① G4-3	B SL 81 F FA 89 B FA 90 C FA 89 X CH 78 2-2 1-H 2-H 2B		C B F B X 2-2 ① G6-3	X 0-0 ② F8			C B F B F F X 2-2 27 FC6-4 1B	5	0	2	2	0	0	0
27 Garrett Atkins, R (1, 5) OBP: 0.329, SLG: 0.440		C FA 88 X FA 89 0-1 ② F9	F FA 90 B FA 90 X CH 77 1-1 ③ F7		B C B F B F B 4-2 2 HR BB	C S B B B S 3-3 ③ K			C B B F B X 3-2 ① FC6-4 1-2f	4	1	0	0	1	1	2
2 Troy Tulowitzki, R (1, 6) OBP: 0.361, SLG: 0.442		X FA 88 0-0 11 BB 1B		C B F B F B B 4-2 8 1B 11 BB 26 2B BB	B C F F 1 SAFE B F X 2-2 1-H HR		C X 0-1 ① G6-3		B B C B F C 3-3 ② K	4	2	2	2	1	1	1
11 Brad Hawpe, L (1, 9) OBP: 0.397, SLG: 0.551		1 SAFE 1 SAFE B SL 81 B FA 87 1 SAFE C FA 87 S CH 77 B CH 76 F FA 88 4-2 8 FC5-4 1-2 BB		B C S B B B 4-2 8 1B 26 2B 1-2 BB	B S C B F B B 4-2 8 HR BB		S F F X 0-2 ② F7		S B X 1-1 ③ G4-3	2	2	0	0	3	0	1
8 Yorvit Torrealba, R (1, 2) OBP: 0.330, SLG: 0.390		X CH 76 0-0 ③ FC5-4 1-2f		B B C X 2-1 26 2B 19 SF9 1-2 2-3 1B	X 0-0 1-H HR		B C X 1-1 1B			4	2	3	2	0	0	2
26 Jeff Francis, L (1, 1) OBP: 0.182, SLG: 0.194 Kazuo Matsui, S (6, 4) OBP: 0.348, SLG: 0.463			B FA 86 C CH 85 C CH 75 B FA 88 C FA 88 2-3 ① K	X 0-0 19 SF9 1-3 2-H 3-H 2B	C C B B S 2-3 ② K		B X 1-0 ③ G3			3 1	0 0	1 0	2 0	0 0	2 0	0 1
Inning Stats	R: 0 E: 0 K: 1 S: 6 H: 0 LOB: 0 BB: 0 P: 9	R: 0 E: 0 K: 0 S: 12 H: 1 LOB: 2 BB: 1 P: 17	R: 2 E: 0 K: 2 S: 16 H: 3 LOB: 1 BB: 0 P: 23	R: 3 E: 0 K: 1 S: 17 H: 2 LOB: 1 BB: 2 P: 32	R: 4 E: 0 K: 1 S: 20 H: 2 LOB: 0 BB: 2 P: 34	R: 1 E: 0 K: 1 S: 10 H: 1 LOB: 0 BB: 0 P: 18	R: 0 E: 0 K: 0 S: 9 H: 1 LOB: 1 BB: 0 P: 11	R: 0 E: 0 K: 1 S: 7 H: 0 LOB: 0 BB: 0 P: 8	R: 0 E: 0 K: 1 S: 13 H: 1 LOB: 1 BB: 0 P: 22	1B: 6 2B: 2 3B: 0 HR: 3 SF: 1 SAC: 0 DP: 0 HBP: 0						

	AB	37
	R	10
	H	11
	RBI	10
	BB	5
	SO	8
	LOB	11

WP: 0 PB: 0 SB: 0 CS: 0 PA: 43

PITCHER		IP	WLS	BF	H	R	ER	SO	BB	IBB	HBP	BLK	WP	HR	S	P	ERA	WHIP
39 Chris Capuano, L ERA: 5.16	(1, 1)	3.0		18	6	5	5	3	3	0	0	0	0	0	42	67	15.00	3.000
12 Carlos Villanueva, R ERA: 3.41	(4, 1)	3.0	L	14	3	5	5	3	2	0	0	0	0	3	39	66	15.00	1.667
50 Chris Spurling, R ERA: 3.03	(7, 1)	2.0		7	1	0	0	1	0	0	0	0	0	0	16	19	0.00	0.500
Brian Shouse, L ERA: 2.82	(9, 1)	1.0		4	1	0	0	1	0	0	0	0	0	0	13	22	0.00	1.000

PITCHER	IP	WLS	BF	H	R	ER	SO	BB	IBB	HBP	BLK	WP	HR	S	P	ERA	WHIP

BOTTOM

Batter	1	2	3	4	5	6	7	8	9	AB	R	H	RBI	BB	SO	LOB
1 Corey Hart, R (1, 8) OBP: 0.369, SLG: 0.508	C CH 77 B FA 86 B CH 85 F CH 79 F FA 86 B CH 78 F FA 87 F FA 87 X FA 90 3-2 ① L8		F CH 84 F CH 84 B FA 86 X 1-2 ② F7 2-3	X 0-0 1-3 3-H 2B		B B X 2-0 ③ G6-3			B B B B 4-0 8 G6-3 BB	4	0	1	1	1	0	1
7 J.J. Hardy, R (1, 6) OBP: 0.336, SLG: 0.489	C FA 88 S CU 70 B FA 86 B CH 80 S CH 80 2-3 ② K		B B B B 4-0 8 HR BB	C B F D B S 3-3 ③ K			C X 0-1 ① G6-3		D C B C B S 3-3 ① K	4	1	0	0	1	3	3
8 Ryan Braun, R (1, 5) OBP: 0.397, SLG: 0.695	B FA 89 B CH 80 B CH 84 C FA 86 F FA 86 F FA 90 S CH 81 3-3 ③ K		X 0-0 1-H 3-H HR		F X 0-1 HR		B F F B B B 4-2 28 1B BB		B C X 1-1 ②③ G6-3 1-2f	4	2	2	4	1	1	1
28 Prince Fielder, L (1, 3) OBP: 0.377, SLG: 0.628		C FA 86 F CU 70 B FA 88 B CH 79 X CH 80 2-2 ① G5-3	C B C B X 2-2 HR		B B C X 2-1 ① G1-3		B X 1-0 1-2 1B			4	1	2	1	0	0	0
Johnny Estrada, S (1, 2) OBP: 0.307, SLG: 0.444		B CU 72 X FA 87 1-0 ② F8	S F S 0-3 ③ K		X 0-0 ② G5-3		C B F S 1-3 ② K			4	0	0	0	0	2	2
Kevin Mench, R (1, 9) OBP: 0.290, SLG: 0.444		B FA 89 C SL 81 X FA 89 1-1 E9		B C B C B F X 3-2 ① P3	B C X 1-1 1B		B B X 2-0 ③ G6-3			4	0	1	0	0	0	2
Geoff Jenkins, L (1, 7) OBP: 0.327, SLG: 0.485		B FA 86 B FA 86 S FA 86 S CH 80 1 SAFE F CH 78 B FA 89 F CH 80 F FA 88 3-3 ③ C FA 86 K		B F F B B S 3-3 ② K	S S B C 1-3 ③ K			B F B F B X 3-2 E6 9 G6-4-3		4	0	0	0	0	3	2
23 Rickie Weeks Jr., R (1, 4) OBP: 0.331, SLG: 0.391			C CH 75 B CH 78 B CH 81 F FA 86 B CU 71 B CH 80 4-2 1 F7 39 SH3-4 8 HR BB	S B X 1-1 12 1B 1 2B 1B		B X 1-0 ① G6-3		B F F S 1-3 ① K		3	2	1	0	1	1	1
39 Chris Capuano, L (1, 1) OBP: 0.333, SLG: 0.435 12 Carlos Villanueva, R (4, 1) OBP: 0.200, SLG: 0.200 Craig Counsell, L (6, PH) OBP: 0.344, SLG: 0.328 50 Chris Spurling, R (7, 1) 9 Tony Graffanino, R (8, PH) OBP: 0.307, SLG: 0.376 Brian Shouse, L (9, 1)			B B B C FA 85 1 SAFE X 3-1 ① SH3-4 1-2	C 1 SAFE X 0-1 1 2B 1-3 1B		B F B X 2-1 ② F8		B X 1-0 ②③ G6-4-3 1-2f		0 1 1 0 0 1	0 0 0 0 0 0	0 1 0 0 0 0	0 0 0 0 0 0	0 0 0 0 0 0	0 0 0 0 0 0	0 0 0 0 0 1
Inning Stats	R: 0 H: 0 E: 0 LOB: 0 K: 2 BB: 0 S: 13 P: 21	R: 0 H: 0 E: 1 LOB: 1 K: 1 BB: 0 S: 12 P: 19	R: 4 H: 2 E: 0 LOB: 0 K: 1 BB: 2 S: 14 P: 28	R: 1 H: 3 E: 0 LOB: 2 K: 2 BB: 0 S: 15 P: 25	R: 1 H: 2 E: 0 LOB: 1 K: 1 BB: 0 S: 10 P: 14	R: 0 H: 0 E: 0 LOB: 0 K: 0 BB: 0 S: 4 P: 9	R: 0 H: 1 E: 0 LOB: 2 K: 1 BB: 1 S: 9 P: 17	R: 0 H: 0 E: 1 LOB: 0 K: 1 BB: 0 S: 7 P: 12	R: 0 H: 0 E: 0 LOB: 0 K: 1 BB: 1 S: 5 P: 13	1B: 4 2B: 1 3B: 0 HR: 3	SF: 0 SAC: 1 DP: 2 HBP: 0					

PITCHER		IP	WLS	BF	H	R	ER	SO	BB	IBB	HBP	BLK	WP	HR	S	P	ERA	WHIP
26 Jeff Francis, L ERA: 4.15	(1, 1)	5.0	W	25	7	6	6	7	2	0	0	0	0	3	64	107	10.80	1.800
34 Matt Herges, R ERA: 6.0	(6, 1)	1.0		3	0	0	0	0	0	0	0	0	0	0	4	9	0.00	0.000
LaTroy Hawkins, R ERA: 3.91	(7, 1)	1.0		5	1	0	0	1	1	0	0	0	0	0	9	17	0.00	2.000
Jeremy Affeldt, L ERA: 2.43	(8, 1)	1.0		3	0	0	0	1	0	0	0	0	0	0	7	12	0.00	0.000
60 Manny Corpas, R ERA: 2.45	(9, 1)	1.0		3	0	0	0	1	1	0	0	0	0	0	5	13	0.00	1.000

PITCHER	IP	WLS	BF	H	R	ER	SO	BB	IBB	HBP	BLK	WP	HR	S	P	ERA	WHIP

Colorado Rockies @ Milwaukee Brewers

Miller Park, Milwaukee, WI

Fri Jul 13 2007, 7:05 PM CDT

Att. 37,690 - Partly Cloudy - 69 F

livebaseballscorecards.com

AB	34
R	6
H	8
RBI	6
BB	4
SO	10
LOB	13

WP: 0 PB: 0 SB: 0 CS: 0 PA: 39

Batter	1	2	3	4	5	6	7	8	9	10	AB	R	H	RBI	BB	SO	LOB
19 Ryan Spilborghs, R (1, 7) OBP: 0.362, SLG: 0.573	F B F X 1-2 E4 27 F8 1B		B S S B F X 2-2 HR			C B B S X 2-2 ② F8			B B C B X 3-1 ② P3		4	1	2	1	0	0	0
Kazuo Matsui, S (1, 4) OBP: 0.341, SLG: 0.454 LaTroy Hawkins, R (9, 1)	F X 0-1 ① F7		X 0-0 ③ B3			B C X 1-1 ③ G4-3			B S F B B X 3-2 ③ P4		4 0	0 0	0 0	0 0	0 0	0 0	1 0
27 Garrett Atkins, R (1, 5) OBP: 0.325, SLG: 0.435	B T F B B F X 3-2 ② F8 2-3			C B C S 1-3 ① K			F B F C 1-3 ① K			C F S 0-3 ① K	4	0	0	0	0	3	1
17 Todd Helton, L (1, 3) OBP: 0.442, SLG: 0.471	B B C T B F F F X 3-2 ③ G4-3			C B B C B F F F F 3-3 C ② K			B C C B B X 3-2 ② F7			B B B B 4-0 2 G5-4-3 BB	3	0	0	0	1	1	1
2 Troy Tulowitzki, R (1, 6) OBP: 0.357, SLG: 0.437		B C X 1-1 ① F7		F B B C X 2-2 ③ L8			C C B F F F B T 2-2 ③ K			B B B C C F X 3-2 ②③ G5-4-3 1-2f	4	0	0	0	0	1	1
11 Brad Hawpe, L (1, 9) OBP: 0.393, SLG: 0.545		S B F F S 1-3 ② K			C B F B X 2-2 ① G3-1			S X 0-1 ① G4-3			3	0	0	0	0	1	0
8 Yorvit Torrealba, R (1, 2) OBP: 0.330, SLG: 0.389		B C B B F F X 3-2 ③ F9			C X 0-1 18 G4-6-3 1B			C B C F B B X 3-2 ② G4-3			3	0	1	0	0	0	0
18 Cory Sullivan, L (1, 8) OBP: 0.424, SLG: 0.387			C F X 0-2 ① G6-3		1 SAFE X 0-0 ②③ G4-6-3 1-2f			B C X 1-1 ③ G4-3			3	0	0	0	0	0	1
31 Rodrigo Lopez, R (1, 1) OBP: 0.105, SLG: 0.056 50 Jorge Julio, R (8, 1) Jamey Carroll, R (9, PH) OBP: 0.316, SLG: 0.270 (9, 4)			B S F F B S 2-3 ② K			C F B F S 1-3 ① K			B C B B F S 3-3 ① K		2 0 1	0 0 0	0 0 0	0 0 0	0 0 1	2 0 0	0 0 0
Inning Stats	R: 0 E: 1 K: 0 S: 15 H: 1 LOB: 1 BB: 0 P: 22	R: 0 E: 0 K: 1 S: 10 H: 0 LOB: 0 BB: 0 P: 15	R: 1 E: 0 K: 1 S: 12 H: 1 LOB: 0 BB: 0 P: 16	R: 0 E: 0 K: 2 S: 13 H: 0 LOB: 0 BB: 0 P: 19	R: 0 E: 0 K: 0 S: 6 H: 1 LOB: 0 BB: 0 P: 8	R: 0 E: 0 K: 1 S: 9 H: 0 LOB: 0 BB: 0 P: 13	R: 0 E: 0 K: 2 S: 12 H: 0 LOB: 0 BB: 0 P: 18	R: 0 E: 0 K: 0 S: 8 H: 0 LOB: 0 BB: 0 P: 12	R: 0 E: 0 K: 1 S: 9 H: 0 LOB: 0 BB: 0 P: 18	R: 0 E: 0 K: 1 S: 7 H: 0 LOB: 0 BB: 1 P: 14	1B: 2 2B: 0 3B: 0 HR: 1	SF: 0 SAC: 0 DP: 2 HBP: 0					

PITCHER		IP	WLS	BF	H	R	ER	SO	BB	IBB	HBP	BLK	WP	HR	S	P	ERA	WHIP
15 Ben Sheets, R ERA: 3.39	(1, 1)	3.1		12	2	1	1	3	0	0	0	0	0	1	40	57	2.70	0.600
49 Yovani Gallardo, R ERA: 2.83	(4, 1)	4.2		14	1	0	0	4	0	0	0	0	0	0	45	66	0.00	0.214
Francisco Cordero, R ERA: 2.78	(9, 1)	1.0		3	0	0	0	1	0	0	0	0	0	0	9	18	0.00	0.000
Derrick Turnbow, R ERA: 3.4	(10, 1)	1.0	W	3	0	0	0	1	1	0	0	0	0	0	7	14	0.00	1.000

PITCHER	IP	WLS	BF	H	R	ER	SO	BB	IBB	HBP	BLK	WP	HR	S	P	ERA	WHIP

TOP

Colorado Rockies @ Milwaukee Brewers

Miller Park, Milwaukee, WI

Sat Jul 14 2007, 6:05 PM CDT
Att. 42,559 - Partly Cloudy - 78 F

livebaseballscorecards.com

AB	31
R	1
H	3
RBI	1
BB	1
SO	9
LOB	5

1B: 2	SF: 0	WP: 0	PA: 32
2B: 0	SAC: 0	PB: 0	
3B: 0	DP: 2	SB: 0	
HR: 1	HBP: 0	CS: 0	

Batter	1	2	3	4	5	6	7	8	9	10	AB	R	H	RBI	BB	SO	LOB
1 Corey Hart, R (1, 9) OBP: 0.367, SLG: 0.516	C B X 1-1 F8 ①		S S B F B F X 2-2 F7 ③			S B F B F X 2-2 HR		S D B F S 2-3 K ③			4	1	1	1	0	1	1
7 J.J. Hardy, R (1, 6) OBP: 0.332, SLG: 0.483	C B S X 1-2 F9 ②			C X 0-1 F8 ①		C X 0-1 P5 ③			B C X 1-1 P3 ①		4	0	0	0	0	0	0
8 Ryan Braun, R (1, 5) OBP: 0.399, SLG: 0.686	F C B B B B 4-2 BB			X 0-0 G5-3 ②			C B B S F B B 4-2 BB		B X 1-0 F7 ②		2	0	0	0	2	0	0
28 Prince Fielder, L (1, 3) OBP: 0.376, SLG: 0.623	B C B S 1 SAFE S 2-3 K ③			B X 1-0 F8 ③			B 1 SAFE B X 2-0 F7 ①		F X 0-1 1B		4	0	1	0	0	1	2
Johnny Estrada, S (1, 2) OBP: 0.302, SLG: 0.438		B F F F X 1-2 G3-1 ①			F B T X 1-2 G1-3 ①		1 SAFE 1 SAFE 1 SAFE S P F 1 SAFE X 1-2 F8 ②		F F D S 1-3 K ③		4	0	0	0	0	1	2
Geoff Jenkins, L (1, 7) OBP: 0.325, SLG: 0.485		C X 0-1 G6-3 ②			X 0-0 P6 ②		1 SAFE F S 1 B B B S 3-3 K ③			X 0-0 22 G4-3 9 1B 2B	4	1	1	0	0	1	1
22 Tony Gwynn Jr., L (1, 8) OBP: 0.340, SLG: 0.326	C B B B C F F B X 3-2 P2 ③				C F B F C 1-3 K ③			C F B B X 2-2 F9 ①		B L F B D X 3-2 2-3 G4-3 ①	4	0	0	0	0	1	1
23 Rickie Weeks Jr., R (1, 4) OBP: 0.331, SLG: 0.388 9 Tony Graffanino, R (10, PH) OBP: 0.311, SLG: 0.379			C B F B B C 3-3 K ①			C S C 0-3 K ①		B B B C B 4-1 F8 S BB		B X 1-0 3-H 1B	2 1	0 0	0 1	0 1	1 0	2 0	0 0
15 Ben Sheets, R (1, 1) OBP: 0.079, SLG: 0.079 49 Yovani Gallardo, R (4, 1) OBP: 0.200, SLG: 0.222 Craig Counsell, L (8, PH) OBP: 0.343, SLG: 0.326 Francisco Cordero, R (9, 1) Derrick Turnbow, R (10, 1)			C L X 0-2 B2 ②			B X 1-0 F8 ②		1 SAFE B B 1 SAFE C S X 2-2 1-3 F8 ②			1 1 1 0 0	0 0 0 0 0	0 0 0 0 0	0 0 0 0 0	0 0 0 0 0	0 0 0 0 0	0 0 1 0 0
Inning Stats	R: 0 E: 0 K: 1 S: 10 H: 0 LOB: 1 BB: 1 P: 18	R: 0 E: 0 K: 0 S: 11 H: 0 LOB: 0 BB: 0 P: 15	R: 0 E: 0 K: 1 S: 11 H: 0 LOB: 0 BB: 0 P: 16	R: 0 E: 0 K: 0 S: 4 H: 0 LOB: 0 BB: 0 P: 5	R: 0 E: 0 K: 1 S: 8 H: 0 LOB: 0 BB: 0 P: 10	R: 1 E: 0 K: 1 S: 10 H: 1 LOB: 0 BB: 0 P: 13	R: 0 E: 0 K: 1 S: 11 H: 0 LOB: 1 BB: 1 P: 20	R: 0 E: 0 K: 1 S: 10 H: 0 LOB: 1 BB: 1 P: 20	R: 0 E: 0 K: 1 S: 8 H: 1 LOB: 1 BB: 0 P: 11	R: 1 E: 0 K: 0 S: 5 H: 2 LOB: 1 BB: 0 P: 9	1B: 2 2B: 1 3B: 0 HR: 1	SF: 0 SAC: 0 DP: 0 HBP: 0					WP: 0 PB: 0 SB: 1 CS: 0	PA: 35	

PITCHER		IP	WLS	BF	H	R	ER	SO	BB	IBB	HBP	BLK	WP	HR	S	P	ERA	WHIP
31 Rodrigo Lopez, R ERA: 4.46	(1, 1)	7.0		24	1	1	1	5	2	0	0	0	0	1	65	97	1.29	0.429
50 Jorge Julio, R ERA: 5.76	(8, 1)	1.0		4	0	0	0	1	1	0	0	0	0	0	10	20	0.00	1.000
LaTroy Hawkins, R ERA: 4.05	(9, 1)	1.1	L	7	3	1	1	1	0	0	0	0	0	0	13	20	6.75	2.250

PITCHER	IP	WLS	BF	H	R	ER	SO	BB	IBB	HBP	BLK	WP	HR	S	P	ERA	WHIP

BOTTOM

Colorado Rockies @ Milwaukee Brewers

Miller Park, Milwaukee, WI

Sat Jul 14 2007, 6:05 PM CDT
Att. 42,559 - Partly Cloudy - 78 F

livebaseballscorecards.com

AB	32
R	2
H	4
RBI	2
BB	3
SO	7
LOB	8

Batter	1	2	3	4	5	6	7	8	9	AB	R	H	RBI	BB	SO	LOB
19 Ryan Spilborghs, R (1, 8) OBP: 0.355, SLG: 0.550	C C X 0-2 G1-3		C B F X 1-2 L9		B B B C B 4-1 BB		B C F F F B X 2-2 E5 1B		B F B S D S 3-3 K	4	0	0	0	1	1	4
Kazuo Matsui, S (1, 4) OBP: 0.343, SLG: 0.457	C B B F S 2-3 K		B B X 2-0 2-H 2B		X 0-0 G4-3		C X 0-1 5 G6-4-3 1-2 2-3 1B		B X 1-0 F9	5	0	2	1	0	1	3
5 Matt Holliday, R (1, 7) OBP: 0.390, SLG: 0.574	B B C B F B 4-2 BB		F B S B S 2-3 K			S B X 1-1 27 G5-4-3 17 1B 1B	C D F F X 1-2 G6-4-3 1-2f			3	0	1	0	1	1	4
17 Todd Helton, L (1, 3) OBP: 0.440, SLG: 0.468	F B C X 1-2 F8			B C B S C 2-3 K		F F 1 SAFE X 0-2 27 G5-4-3 1-2 1B		B C C F C 1-3 K		4	0	1	0	0	2	1
27 Garrett Atkins, R (1, 5) OBP: 0.325, SLG: 0.432		C B S B B F F F X 3-2 F9		C B X 1-1 1B		C B X 1-1 G5-4-3 1-2f 2-3		B F X 1-1 P4		4	0	1	0	0	0	2
11 Brad Hawpe, L (1, 9) OBP: 0.392, SLG: 0.552		S F S 0-3 K		1 SAFE X 0-0 F7		B F F S 1-3 K		B X 1-0 HR		4	1	1	1	0	2	2
2 Troy Tulowitzki, R (1, 6) OBP: 0.356, SLG: 0.434		B X 1-0 L5		B C D S F F X 2-2 P4			F M X 0-2 20 SH1-3 18 E 1B	B F B C X 2-2 G4-3		4	1	1	0	0	0	1
20 Chris Iannetta, R (1, 2) OBP: 0.325, SLG: 0.318 6 Omar Quintanilla, L (9, PR) OBP: 0.304, SLG: 0.326			B B S B F B 4-2 28 SH1-4 2B BB		F B B F X 2-2 L6		L B 1 SAFE X 1-1 SH1-3 1-2		B F S B B B 4-2 SH1-4 WP BB	1	1	0	0	2	0	0
										0	0	0	0	0	0	0
28 Aaron Cook, R (1, 1) OBP: 0.257, SLG: 0.303 18 Cory Sullivan, L (7, PH) OBP: 0.441, SLG: 0.406 Jeremy Affeldt, L (7, 1) 34 Matt Herges, L (7, 1) Tom Martin, L (8, 1) Jamey Carroll, R (9, PH) OBP: 0.316, SLG: 0.270			X 0-0 SH1-4 1-2		F X 0-1 G5-3		B C F F F X 1-2 E9 1B 2-H 1B		B X 1-0 SH1-4 1-3	1	0	0	0	0	0	0
										1	0	1	1	0	0	0
										0	0	0	0	0	0	0
										0	0	0	0	0	0	0
										0	0	0	0	0	0	0
										0	0	0	0	0	0	0

TOP

Colorado Rockies @ Milwaukee Brewers

Miller Park, Milwaukee, WI

Sun Jul 15 2007, 1:05 PM CDT
Att. 42,754 - Partly Cloudy - 78 F

livebaseballscorecards.com

AB	31
R	3
H	8
RBI	3
BB	4
SO	7
LOB	17

Inning Stats	1	2	3	4	5	6	7	8	9
	R: 0 E: 0 K: 1 S: 11	R: 0 E: 0 K: 1 S: 10	R: 1 E: 0 K: 1 S: 10	R: 0 E: 0 K: 1 S: 11	R: 0 E: 0 K: 0 S: 7	R: 0 E: 0 K: 1 S: 10	R: 1 E: 2 K: 0 S: 20	R: 1 E: 0 K: 1 S: 10	R: 0 E: 0 K: 1 S: 7
	H: 0 LOB: 1 BB: 1 P: 18	H: 0 LOB: 0 BB: 0 P: 14	H: 1 LOB: 1 BB: 1 P: 19	H: 1 LOB: 1 BB: 0 P: 16	H: 0 LOB: 1 BB: 1 P: 13	H: 2 LOB: 1 BB: 0 P: 13	H: 3 LOB: 2 BB: 0 P: 25	H: 1 LOB: 0 BB: 0 P: 15	H: 0 LOB: 2 BB: 1 P: 16

1B: 6	SF: 0	WP: 1
2B: 1	SAC: 3	PB: 0
3B: 0	DP: 2	SB: 0
HR: 1	HBP: 0	CS: 0

PA: 38

PITCHER		IP	WLS	BF	H	R	ER	SO	BB	IBB	HBP	BLK	WP	HR	S	P	ERA	WHIP
37 Jeff Suppan, R ERA: 4.9	(1, 1)	6.0		25	5	2	2	5	3	0	0	0	0	0	62	96	3.00	1.333
Matt Wise, R ERA: 2.79	(7, 1)	1.0	W	5	2	0	0	0	0	0	0	0	0	0	17	22	0.00	2.000
Derrick Turnbow, R ERA: 3.54	(8, 1)	1.0	H	4	1	1	1	1	0	0	0	0	0	1	10	15	9.00	1.000
Francisco Cordero, R ERA: 2.7	(9, 1)	1.0	S	4	0	0	0	1	1	0	0	0	1	0	7	16	0.00	1.000

PITCHER		IP	WLS	BF	H	R	ER	SO	BB	IBB	HBP	BLK	WP	HR	S	P	ERA	WHIP

Colorado Rockies @ Milwaukee Brewers

Miller Park, Milwaukee, WI

Sun Jul 15 2007, 1:05 PM CDT
Att. 42,754 - Partly Cloudy - 78 F

livebaseballscorecards.com

BOTTOM

Batter	1	2	3	4	5	6	7	8	9	AB	R	H	RBI	BB	SO	LOB
1 Corey Hart, R (1, 8) OBP: 0.369, SLG: 0.515	M F S 0-3 ① K			X 0-0 ① P6	B B X 2-0 FC4-6 1B 1-2 3-H		X 0-0 BB 1B			4	0	2	1	0	1	0
Craig Counsell, L (1, 6) OBP: 0.341, SLG: 0.320	C F B B X 2-2 ② G3-1			C B B X 2-1 ② G4-3	B B C X 2-1 ③ FC4-6 1-2f		B B C D B 4-1 1-2 BB			3	0	0	0	1	0	2
8 Ryan Braun, R (1, 5) OBP: 0.401, SLG: 0.680	F F X 0-2 ③ G6-3			B C B X 2-1 1B	B F F B B B 4-2 G6-4-3 BB		B C C F S 1-3 ③ K			3	0	1	0	1	1	2
28 Prince Fielder, L (1, 3) OBP: 0.372, SLG: 0.616		F C B S 1-3 ① K		1 SAFE 1 SAFE C X 0-1 ③ F8		X 0-0 ① F7		F B X 1-1 ① G4-3		4	0	0	0	0	1	2
Damian Miller, R (1, 2) OBP: 0.343, SLG: 0.443		B X 1-0 ② G6-3			C B F F X 1-2 ① G4-3	1 SAFE P 1 SAFE X 1-0 ② ③ G6-4-3 1-2f		S B X 1-1 ② G6-3		4	0	0	0	0	0	1
Geoff Jenkins, L (1, 7) OBP: 0.324, SLG: 0.485		B B X 2-0 ③ G3			S B X 1-1 ② G6-3		F X 0-1 3B 2B	B F B X 2-1 ③ G3		4	1	1	0	0	0	0
18 Gabe Gross, L (1, 9) OBP: 0.333, SLG: 0.366 Kevin Mench, R (7, PH) (8, 9) OBP: 0.294, SLG: 0.459			X 0-0 ① L8		X 0-0 9 PB 37 1B 1B		X 0-0 7 WP 3B 2-H			2 1	1 1	1 1	0 1	0 0	0 0	0 0
9 Tony Graffanino, R (1, 4) OBP: 0.311, SLG: 0.375			C B F S 1-3 ② K		1 SAFE B 1 B I I SAFE 4-0 37 1B 1 1B IBB 1-2		B B X 2-0 ① P4			2	1	0	0	1	1	1
37 Jeff Suppan, R (1, 1) OBP: 0.150, SLG: 0.105 Matt Wise, R (7, 1) 7 J.J. Hardy, R (7, PH) OBP: 0.332, SLG: 0.482 Derrick Turnbow, R (8, 1) Francisco Cordero, R (9, 1)			C B C B S 2-3 ③ K		C B F X 1-2 1 1B 1-3 2-H		B B F X 2-1 ② L8 3-H			2 0 1 0 0	0 0 0 0 0	1 0 0 0 0	1 0 0 0 0	0 0 0 0 0	1 0 0 0 0	0 0 0 0 0
Inning Stats	R: 0 E: 0 K: 1 S: 10 H: 0 LOB: 0 BB: 0 P: 12	R: 0 E: 0 K: 1 S: 5 H: 0 LOB: 0 BB: 0 P: 9	R: 0 E: 0 K: 2 S: 7 H: 0 LOB: 0 BB: 0 P: 10	R: 0 E: 0 K: 0 S: 7 H: 1 LOB: 1 BB: 0 P: 11	R: 2 E: 0 K: 0 S: 13 H: 3 LOB: 2 BB: 1 P: 24	R: 0 E: 0 K: 0 S: 5 H: 0 LOB: 0 BB: 1 P: 9	R: 2 E: 0 K: 1 S: 12 H: 3 LOB: 2 BB: 1 P: 21	R: 0 E: 0 K: 0 S: 6 H: 0 LOB: 0 BB: 0 P: 10		1B: 5 2B: 1 3B: 1 HR: 0	SF: 0 SAC: 0 DP: 1 HBP: 0			WP: 1 PB: 1 SB: 0 CS: 0	PA: 33	

	AB	30
	R	4
	H	7
	RBI	3
	BB	3
	SO	5
	LOB	8

PITCHER		IP	WLS	BF	H	R	ER	SO	BB	IBB	HBP	BLK	WP	HR	S	P	ERA	WHIP
28 Aaron Cook, R ERA: 4.6	(1, 1)	6.0		23	4	2	2	4	1	1	0	0	0	0	47	75	3.00	0.833
Jeremy Affeldt, L ERA: 2.87	(7, 1)	0.2	L	6	3	2	2	0	1	0	0	0	1	0	8	16	27.00	6.000
34 Matt Herges, R ERA: 5.68	(7, 1)	0.1		1	0	0	0	1	0	0	0	0	0	0	4	5	0.00	0.000
Tom Martin, L ERA: 5.04	(8, 1)	1.0		3	0	0	0	0	0	0	0	0	0	0	6	10	0.00	0.000

PITCHER		IP	WLS	BF	H	R	ER	SO	BB	IBB	HBP	BLK	WP	HR	S	P	ERA	WHIP

Colorado Rockies @ Pittsburgh Pirates

PNC Park, Pittsburgh, PA

Mon Jul 16 2007, 7:05 PM EDT

Att. 16,423 - Partly Cloudy - 81 F

livebaseballscorecards.com

TOP

Batter	1	2	3	4	5	6	7	8	9	AB	R	H	RBI	BB	SO	LOB
3 Willy Taveras, R (1, 8) OBP: 0.372, SLG: 0.391	H 1-0 G3 S 5 2B HBP	C X 0-1 E 5 S SF8 1B	F X 0-1 ① SF7 3-H			C B B C X 2-2 E6 G4-3 5 SF8		C B F B F C 2-3 ③ K		3	3	1	1	0	1	0
Kazuo Matsui, S (1, 4) OBP: 0.335, SLG: 0.446	1 SAFE 1 SAFE C 1 SAFE P 1 SAFE B X 2-1 ① G3 1-3	B C D X 2-1 E4 17 S 1-3	F B C B B S 3-3 ② K			L F X 0-2 ① G4-3 2-3			X 0-0 ① B5-3	5	0	0	0	0	1	4
5 Matt Holliday, R (1, 7) OBP: 0.388, SLG: 0.575	X 0-0 27 1B 11 BB 2B 3-H	B F B 1 SAFE X 2-1 ① SF8 3-H	F X 0-1 ③ F7			B F B F F X 2-2 ② SF8 3-H			C X 0-1 E5 27 FC5 17 1B	3	1	1	3	0	0	1
17 Todd Helton, L (1, 3) OBP: 0.439, SLG: 0.465	C F B D B B 4-2 11 BB 27 1B 2 1B BB	B C X 1-1 ② G6-3 1-2		C B F F B X 2-2 ① F8		B C B X 2-1 ③ G1-3			B X 1-0 27 FC5 1-2 1B	4	1	1	0	1	0	1
27 Garrett Atkins, R (1, 5) OBP: 0.323, SLG: 0.429 60 Manny Corpas, R (9, 1)	C S B X 1-2 11 BB 2 1B 1-2 2-3 1B	C X 1-1 ③ F9		F F B X 1-2 ② F8			C B C X 1-2 ① G6-3		B X 1-0 ② FC5 1-2 2-3f	5 0	1 0	1 0	0 0	0 0	0 0	3 0
11 Brad Hawpe, L (1, 9) OBP: 0.393, SLG: 0.549 50 Jorge Julio, R (7, 1) Jamey Carroll, R (9, PH) OBP: 0.314, SLG: 0.268 (9, 5)	B F B B B S F B 4-2 2 1B 8 G5-3 1-2 2-3 3-H BB		X 0-0 2 HBP 8 2B 1B	B X 1-0 ③ G4-3			F C B S 1-3 ② K		C F F X 0-2 ③ G5-3	3 0 1	2 0 0	1 0 0	1 0 0	1 0 0	1 0 2	0 0 2
2 Troy Tulowitzki, R (1, 6) OBP: 0.358, SLG: 0.433	C F F X 0-2 8 G5-3 1-3 2-H 3-H 1B		T F F B B H 3-2 8 2B 35 1B 1-2 HBP		C X 0-1 ① L7		X 0-0 ③ G6-3			3	1	1	2	0	0	0
8 Yorvit Torrealba, R (1, 2) OBP: 0.329, SLG: 0.391	B C X 1-1 ② G5-3 1-2 3-H		B B F S X 2-2 35 1B 3 SF7 1-3 2-H 2B		C F F B S 1-3 ② K			B X 1-0 ① P3		4	1	1	2	0	1	1
35 Taylor Buchholz, R (1, 1) OBP: 0.238, SLG: 0.158 34 Matt Herges, L (5, 1) Tom Martin, L (6, 1) LaTroy Hawkins, R (6, 1) 19 Ryan Spilborghs, R (7, 9) OBP: 0.351, SLG: 0.545	F D X 1-1 ③ G5-3		B X 1-0 2-3 3-H 1B		C S S 0-3 ③ K			B X 1-0 ② F8		3 0 0 0 1	0 0 0 0 0	1 0 0 0 0	1 0 0 0 0	0 0 0 0 0	1 0 0 0 0	1 0 0 0 0
Inning Stats	R: 5 E: 0 K: 0 S: 20 H: 3 LOB: 1 BB: 2 P: 33	R: 1 E: 1 K: 0 S: 10 H: 1 LOB: 1 BB: 0 P: 16	R: 3 E: 0 K: 1 S: 16 H: 3 LOB: 1 BB: 0 P: 25	R: 0 E: 0 K: 0 S: 8 H: 0 LOB: 0 BB: 0 P: 12	R: 0 E: 0 K: 2 S: 9 H: 0 LOB: 0 BB: 0 P: 10	R: 1 E: 1 K: 0 S: 12 H: 0 LOB: 0 BB: 0 P: 18	R: 0 E: 0 K: 1 S: 7 H: 0 LOB: 0 BB: 0 P: 9	R: 0 E: 0 K: 1 S: 6 H: 0 LOB: 0 BB: 0 P: 10	R: 0 E: 1 K: 0 S: 9 H: 1 LOB: 2 BB: 0 P: 11	1B: 6 2B: 2 3B: 0 HR: 0		SF: 3 SAC: 0 DP: 0 HBP: 2		WP: 0 PB: 0 SB: 3 CS: 0	PA: 42	

AB	35
R	10
H	8
RBI	10
BB	2
SO	5
LOB	13

PITCHER		IP	WLS	BF	H	R	ER	SO	BB	IBB	HBP	BLK	WP	HR	S	P	ERA	WHIP
47 John Van Benschoten, R ERA: 8.17	(1, 1)	2.0	L	17	6	9	9	0	2	0	2	0	0	0	38	62	40.50	4.000
Tony Armas, R ERA: 7.57	(3, 1)	3.0		10	1	0	0	3	0	0	0	0	0	0	25	34	0.00	0.333
Masumi Kuwata, R ERA: 6.92	(6, 1)	0.2		3	0	1	0	0	0	0	0	0	0	0	10	14	0.00	0.000
Damaso Marte, L ERA: 1.57	(6, 1)	1.1		4	0	0	0	1	0	0	0	0	0	0	9	13	0.00	0.000
16 Salomon Torres, R ERA: 5.1	(8, 1)	1.0		3	0	0	0	1	0	0	0	0	0	0	6	10	0.00	0.000

PITCHER		IP	WLS	BF	H	R	ER	SO	BB	IBB	HBP	BLK	WP	HR	S	P	ERA	WHIP
55 Matt Capps, R ERA: 2.32	(9, 1)	1.0		5	1	0	0	0	0	0	0	0	0	0	9	11	0.00	1.000

BOTTOM

Colorado Rockies @ Pittsburgh Pirates

PNC Park, Pittsburgh, PA

Mon Jul 16 2007, 7:05 PM EDT

Att. 16,423 - Partly Cloudy - 81 F

livebaseballscorecards.com

Batter	1	2	3	4	5	6	7	8	9	AB	R	H	RBI	BB	SO	LOB
13 Nate McLouth, L (1, 8) OBP: 0.312, SLG: 0.368	0-1 41 1B 2B	2-3 K		2-2 E1 12 2B 25 SF6	0-0 SH1-3 1-2 3-H		2-0 1-2 1B			4	2	2	1	0	1	1
12 Freddy Sanchez, R (1, 4) OBP: 0.322, SLG: 0.391	1-0 G6-3		1-0 41 1B 25 1B 1B	0-0 25 SF6 SF7 1-3 2B	2-3 K		1-3 K			5	2	2	0	0	2	4
25 Adam LaRoche, L (1, 3) OBP: 0.322, SLG: 0.430	3-3 K		0-0 41 1B 1B 1-2 1B	3-1 SF6 2-3 3-H		C B B F B B 4-2 G5-3 1B BB		S C B B X 2-2 G4-3		3	1	1	1	1	1	1
Xavier Nady, R (1, 9) OBP: 0.336, SLG: 0.490	4-1 41 1B BB		1-3 K	2-2 SF7 3-H		X 0-0 1-2 1B		B X 1-0 G4-3		3	0	1	1	1	1	2
41 Ryan Doumit, S (1, 2) OBP: 0.379, SLG: 0.517	1-2 1-2 2-H 1B		2-0 F8 2 1B 1-3 2-H 1B	2-3 K		F B S B F B X 3-2 P6		B B X 2-0 F8		5	1	2	2	0	1	2
Jason Bay, R (1, 7) OBP: 0.328, SLG: 0.422	1-3 K		1-2 2 1B 1-2 3-H 1B		B B C B C B 4-2 2 1B 1B BB	B S B D X 3-1 G5-3 2-3f			F F S 0-3 K	4	1	1	1	1	2	4
Jose Castillo, R (1, 5) OBP: 0.279, SLG: 0.339		0-0 2 FC3-6 1B	3-2 F8 2-3		1-1 P4		0-2 G6-3		2-2 G4-3	5	0	1	0	0	0	3
2 Jack Wilson, R (1, 6) OBP: 0.314, SLG: 0.358		2-1 FC3-6 47 SH1-4 1-2f	3-2 1-2 3-H 1B		0-1 1B 13 SH1-3 1-2 1B		3-2 L4		3-2 F8	5	1	2	1	0	0	1
47 John Van Benschoten, R (1, 1) Tony Armas, R (3, 1) OBP: 0.250, SLG: 0.250 Matt Kata, S (5, PH) OBP: 0.250, SLG: 0.297 Masumi Kuwata, R (6, 1) Damaso Marte, L (6, 1) Rajai Davis, R (7, PH) OBP: 0.347, SLG: 0.317 16 Salomon Torres, R (8, 1) 55 Matt Capps, R (9, 1) OBP: 1.000, SLG: 1.000		0-0 SH1-4 1-2	0-1 G1-3		1-1 13 SH1-3 1-3 2-H 1B		2-2 13 1B 1B			0 0 0 0 0 0 0 1 0 0 0 0 0 2 1 0 1 1 0 0 0 0 0 0 0 0 0 0 0 0 0 0 0 0 0 1 0 1 0 0 0 0 0 0 0 0 0 0 0 0 0 0 0 0 0 0						
Inning Stats	R: 1 E: 0 K: 2 S: 13 H: 2 LOB: 2 BB: 1 P: 23	R: 0 E: 0 K: 1 S: 7 H: 1 LOB: 1 BB: 0 P: 11	R: 3 E: 0 K: 1 S: 17 H: 5 LOB: 2 BB: 0 P: 28	R: 2 E: 1 K: 1 S: 13 H: 1 LOB: 0 BB: 0 P: 22	R: 2 E: 0 K: 1 S: 12 H: 2 LOB: 1 BB: 1 P: 20	R: 0 E: 0 K: 0 S: 9 H: 1 LOB: 1 BB: 1 P: 19	R: 0 E: 0 K: 1 S: 14 H: 2 LOB: 2 BB: 0 P: 22	R: 0 E: 0 K: 0 S: 5 H: 0 LOB: 0 BB: 0 P: 10	R: 0 E: 0 K: 1 S: 10 H: 0 LOB: 0 BB: 0 P: 15	1B: 12 2B: 2 3B: 0 HR: 0 SF: 2 SAC: 2 DP: 1 HBP: 0						

AB	37
R	8
H	14
RBI	8
BB	3
SO	8
LOB	20

WP: 0 PB: 0 SB: 0 CS: 0 PA: 44

PITCHER		IP	WLS	BF	H	R	ER	SO	BB	IBB	HBP	BLK	WP	HR	S	P	ERA	WHIP
35 Taylor Buchholz, R ERA: 4.92	(1, 1)	4.0		23	9	6	4	5	1	0	0	0	0	0	50	84	9.00	2.500
34 Matt Herges, R ERA: 7.36	(5, 1)	1.0		6	2	2	2	1	1	0	0	0	0	0	12	20	18.00	3.000
Tom Martin, L ERA: 4.97	(6, 1)	0.1	H	3	1	0	0	0	1	0	0	0	0	0	7	14	0.00	6.000
LaTroy Hawkins, R ERA: 3.86	(6, 1)	1.1	W	5	2	0	0	0	0	0	0	0	0	0	13	23	0.00	1.500
50 Jorge Julio, R ERA: 5.52	(7, 1)	1.1	H	4	0	0	0	1	0	0	0	0	0	0	8	14	0.00	0.000

PITCHER		IP	WLS	BF	H	R	ER	SO	BB	IBB	HBP	BLK	WP	HR	S	P	ERA	WHIP
60 Manny Corpas, R ERA: 2.4	(9, 1)	1.0	S	3	0	0	0	1	0	0	0	0	0	0	10	15	0.00	0.000

Colorado Rockies @ Pittsburgh Pirates

PNC Park, Pittsburgh, PA

Tue Jul 17 2007, 7:05 PM EDT

Att. 21,604 - Cloudy - 81 F

TOP

livebaseballscorecards.com

Batter	1	2	3	4	5	6	7	8	9	AB	R	H	RBI	BB	SO	LOB
3 Willy Taveras, R (1, 8) OBP: 0.372, SLG: 0.392	B B C F F B X 3-2 19 F9 2B	C F X 0-2 ② G5-3 3-H		B F F X 1-2 ② F7 2-3			L H 1-1 27 S 27 1B HBP	X 0-0 ① B2		4	1	1	1	0	0	4
19 Ryan Spilborghs, R (1, 9) OBP: 0.345, SLG: 0.528	X 0-0 ① F9 2-3	X 0-0 ③ 1B 2-H		B L D S S 2-3 ③ K			1 SAFE C 1 SAFE X 0-1 ① B2	B X 1-0 ② ③ G5-4-3 1-2f		5	0	1	1	0	1	5
5 Matt Holliday, R (1, 7) OBP: 0.386, SLG: 0.570	B F X 1-1 ② G1-3		F S B B S 2-3 ① K		B B B X 3-0 27 G6-4-3 1B		F 1 SAFE B F 1 SAFE 1 SAFE X 1-2 ② F7		X 0-0 ① G4-3	5	0	1	0	0	1	2
27 Garrett Atkins, R (1, 5) OBP: 0.326, SLG: 0.434	B X 1-0 ③ F9		B C B X 2-1 8 2B 10 PB 1B		B D B B C F X 3-2 ① ② G6-4-3 1-2f		1 SAFE F B D B X 3-1 8 BB 2 1B 1-H 1B		C S B B B X 3-2 2B	5	1	3	1	0	0	2
2 Troy Tulowitzki, R (1, 6) OBP: 0.358, SLG: 0.433		X 0-0 8 BB 10 1B 1B	B C F X 1-2 ② F9		F B X 1-1 ③ F9		B C F B X 2-2 8 BB 1-2 1B		F X 0-1 ② F9	5	1	2	0	0	0	2
8 Yorvit Torrealba, R (1, 2) OBP: 0.335, SLG: 0.395		B B B B 4-0 10 1B 2B 1-2 BB	1 SAFE C B B X 2-1 10 PB 1-3 2B		C B X 1-1 ① G6-3		B B B B 4-0 10 FC5-4 1-2 2-3 BB		B F B F S 2-3 ③ K	3	1	1	0	2	1	1
10 Jeff Baker, R (1, 3) OBP: 0.296, SLG: 0.343		C F X 0-2 2B 3 G5-3 1-3 2-H 1B	F B S B S 2-3 ③ K 2-3 3-H		C B X 1-1 ② G5-3	B X 1-0 ③ FC5-4 1-2f				4	1	1	1	0	1	4
Jamey Carroll, R (1, 4) OBP: 0.331, SLG: 0.291		B S F X 1-2 19 1B 2B 1-3 3-H	B C F F B F B D 4-2 3 F7 SH1-4 BB		C B X 1-1 FC5-4 1B			B B C B C X 3-2 1B 1B		3	1	3	1	1	0	0
Josh Fogg, R (1, 1) Jeremy Affeldt, L (8, 1) 60 Manny Corpas, R (9, 1)		F F X 0-2 ① G1-3		B L 1 SAFE L X 1-2 ① SH1-4 1-2		X 0-0 ③ FC5-4 1-2f		X 0-0 19 G5-4-3 1-2 1B		3 0 0	0 0 0	1 0 0	0 0 0	0 0 0	0 0 0	3 0 0

Inning Stats	1	2	3	4	5	6	7	8	9
	R: 0 H: 1 E: 0 LOB: 1 K: 0 BB: 0 S: 8 P: 13	R: 4 H: 4 E: 0 LOB: 1 K: 0 BB: 1 S: 14 P: 19	R: 1 H: 2 E: 0 LOB: 1 K: 2 BB: 0 S: 13 P: 22	R: 0 H: 0 E: 0 LOB: 1 K: 1 BB: 1 S: 13 P: 21	R: 0 H: 1 E: 0 LOB: 0 K: 0 BB: 0 S: 6 P: 13	R: 0 H: 1 E: 0 LOB: 1 K: 0 BB: 0 S: 7 P: 10	R: 1 H: 2 E: 0 LOB: 3 K: 0 BB: 1 S: 12 P: 24	R: 0 H: 2 E: 0 LOB: 1 K: 0 BB: 0 S: 6 P: 10	R: 0 H: 1 E: 0 LOB: 1 K: 1 BB: 0 S: 9 P: 14

1B: 10 SF: 0
2B: 4 SAC: 1
3B: 0 DP: 2
HR: 0 HBP: 1

WP: 0 PA: 42
PB: 1
SB: 1
CS: 0

AB	37
R	6
H	14
RBI	5
BB	3
SO	4
LOB	23

PITCHER		IP	WLS	BF	H	R	ER	SO	BB	IBB	HBP	BLK	WP	HR	S	P	ERA	WHIP
Shane Youman, L ERA: 4.24	(1, 1)	5.0	L	23	8	5	4	3	2	0	0	0	0	0	54	88	7.20	2.000
Masumi Kuwata, R ERA: 6.6	(6, 1)	2.0		11	3	1	1	0	1	0	1	0	0	0	19	34	4.50	2.000
34 John Grabow, L ERA: 5.92	(8, 1)	1.0		4	2	0	0	0	0	0	0	0	0	0	6	10	0.00	2.000
Shawn Chacon, R ERA: 3.58	(9, 1)	1.0		4	1	0	0	1	0	0	0	0	0	0	9	14	0.00	1.000

PITCHER		IP	WLS	BF	H	R	ER	SO	BB	IBB	HBP	BLK	WP	HR	S	P	ERA	WHIP

Colorado Rockies @ Pittsburgh Pirates

PNC Park, Pittsburgh, PA

Tue Jul 17 2007, 7:05 PM EDT

Att. 21,604 - Cloudy - 81 F

livebaseballscorecards.com

BOTTOM

Batter	1	2	3	4	5	6	7	8	9	AB	R	H	RBI	BB	SO	LOB
13 Nate McLouth, L (1, 8) OBP: 0.310, SLG: 0.388	F7		HR		K			K		4	1	1	1	0	2	0
12 Freddy Sanchez, R (1, 4) OBP: 0.324, SLG: 0.391	41 1B 1B		F8		F7			HBP		3	1	1	0	0	0	0
25 Adam LaRoche, L (1, 3) OBP: 0.318, SLG: 0.425	F9		K			G3-1		F7		4	0	0	0	0	1	2
Xavier Nady, R (1, 9) OBP: 0.338, SLG: 0.493	41 1B 1-2 1B		2B			L7			K	4	0	2	0	0	1	0
41 Ryan Doumit, S (1, 2) OBP: 0.376, SLG: 0.511	1-3 2-H 1B		P6			K			K	4	0	1	1	0	2	1
Jason Bay, R (1, 7) OBP: 0.327, SLG: 0.419	K			F8			G6-4-3 BB		K	3	0	0	0	1	2	2
Jose Castillo, R (1, 5) OBP: 0.272, SLG: 0.331		G6-3		G1-3			G6-4-3 1-2f			3	0	0	0	0	0	1
2 Jack Wilson, R (1, 6) OBP: 0.311, SLG: 0.354		F9		F8			P6			3	0	0	0	0	0	0
Shane Youman, L (1, 1) OBP: 0.200, SLG: 0.200 Don Kelly, L (5, PH) OBP: 0.281, SLG: 0.148 Masumi Kuwata, R (6, 1) 34 John Grabow, L (8, 1) Josh Phelps, R (8, PH) OBP: 0.343, SLG: 0.351 Shawn Chacon, R (9, 1) OBP: 0.273, SLG: 0.273		K			P4			G5-3		1 1 0 0 1 0	0 0 0 0 0 0	0 0 0 0 0 0	0 0 0 0 0 0	0 0 0 0 0 0	1 0 0 0 0 0	0 0 0 0 0 0
Inning Stats	R: 1 E: 0 K: 1 S: 14 H: 3 LOB: 2 BB: 0 P: 23	R: 0 E: 0 K: 1 S: 7 H: 0 LOB: 0 BB: 0 P: 11	R: 1 E: 0 K: 1 S: 11 H: 2 LOB: 1 BB: 0 P: 17	R: 0 E: 0 K: 0 S: 5 H: 0 LOB: 0 BB: 0 P: 6	R: 0 E: 0 K: 1 S: 11 H: 0 LOB: 0 BB: 0 P: 17	R: 0 E: 0 K: 1 S: 8 H: 0 LOB: 0 BB: 0 P: 14	R: 0 E: 0 K: 0 S: 5 H: 0 LOB: 0 BB: 1 P: 12	R: 0 E: 0 K: 1 S: 9 H: 0 LOB: 1 BB: 0 P: 13	R: 0 E: 0 K: 3 S: 12 H: 0 LOB: 0 BB: 0 P: 12	1B: 3 2B: 1 3B: 0 HR: 1	SF: 0 SAC: 0 DP: 1 HBP: 1						

AB	31
R	2
H	5
RBI	2
BB	1
SO	9
LOB	6

WP: 0 PB: 0 SB: 0 CS: 0 PA: 33

PITCHER		IP	WLS	BF	H	R	ER	SO	BB	IBB	HBP	BLK	WP	HR	S	P	ERA	WHIP
Josh Fogg, R ERA: 5.15	(1, 1)	7.0	W	26	5	2	2	5	1	0	0	0	0	1	61	100	2.57	0.857
Jeremy Affeldt, L ERA: 2.79	(8, 1)	1.0		4	0	0	0	1	0	0	1	0	0	0	9	13	0.00	0.000
60 Manny Corpas, R ERA: 2.35	(9, 1)	1.0		3	0	0	0	3	0	0	0	0	0	0	12	12	0.00	0.000

PITCHER	IP	WLS	BF	H	R	ER	SO	BB	IBB	HBP	BLK	WP	HR	S	P	ERA	WHIP

Colorado Rockies @ Pittsburgh Pirates

PNC Park, Pittsburgh, PA

Wed Jul 18 2007, 12:35 PM EDT

Att. 19,285 - Cloudy - 75 F

TOP

livebaseballscorecards.com

Batter	1	2	3	4	5	6	7	8	9	AB	R	H	RBI	BB	SO	LOB
18 Cory Sullivan, L (1, 8) OBP: 0.395, SLG: 0.361	C F X 0-2 ① G4-3		X 0-0 ② F7		C X 0-1 ③ P6			X 0-0 ① G4-3		4	0	0	0	0	0	1
Kazuo Matsui, S (1, 4) OBP: 0.333, SLG: 0.442	C B X 1-1 ② G3		C T C 0-3 ③ K			S X 0-1 ① 5 G2-3 17 HR 1B		C S F X 0-2 ② L4		4	1	1	0	0	1	1
5 Matt Holliday, R (1, 7) OBP: 0.384, SLG: 0.565	F C F C 1-3 ③ K			B F B B F B 4-2 11 HR BB		S B X 1-1 ① G2-3 1-2		F F C 0-3 ③ K		3	1	0	0	1	2	1
17 Todd Helton, L (1, 3) OBP: 0.440, SLG: 0.473		F B C C 1-3 ① K		B X 1-0 ① F8		F B B B S X 3-2 2-H HR			C B B B C B 4-2 27 BB BB	3	1	1	2	1	1	1
27 Garrett Atkins, R (1, 5) OBP: 0.326, SLG: 0.431		B F C B F B F S 3-3 ② K		1 SAFE 1-1 ② L8		C C X 0-2 ② L5			C B B C F F F F 1 SAFE 4-2 B F B 1-2 BB	3	0	0	0	1	1	1
11 Brad Hawpe, L (1, 9) OBP: 0.391, SLG: 0.556		S F S 0-3 ③ K		X 0-0 1-H HR		F B X 1-1 ③ F8			B S B F S 2-3 ① K	4	1	1	2	0	2	2
2 Troy Tulowitzki, R (1, 6) OBP: 0.357, SLG: 0.434			C S F B B X 2-2 20 G4-3 26 1B 2B	F F S 0-3 ③ K			C B B S S 2-3 ① K		F X 0-1 ② F8	4	1	1	0	0	2	2
20 Chris Iannetta, R (1, 2) OBP: 0.317, SLG: 0.309			X 0-0 ① G4-3 2-3		X 0-0 ① G1		C C X 0-2 ② G3		F C B F C 1-3 ③ K	4	0	0	0	0	1	3
26 Jeff Francis, L (1, 1) OBP: 0.194, SLG: 0.206 50 Jorge Julio, R (8, 1) 60 Manny Corpas, R (9, 1)			C S B F B B F X 3-2 ③ 3-H 1B		B B C F X 2-2 ② G4-3		B C S B F S 2-3 ③ K			3 0 0	0 0 0	1 0 0	1 0 0	0 0 0	1 0 0	0 0 0
Inning Stats	R: 0 H: 0 E: 0 LOB: 0 K: 1 BB: 0 S: 9 P: 11	R: 0 H: 0 E: 0 LOB: 0 K: 3 BB: 0 S: 11 P: 15	R: 1 H: 2 E: 0 LOB: 1 K: 1 BB: 0 S: 14 P: 19	R: 2 H: 1 E: 0 LOB: 0 K: 1 BB: 1 S: 9 P: 15	R: 0 H: 0 E: 0 LOB: 0 K: 0 BB: 0 S: 6 P: 8	R: 2 H: 2 E: 0 LOB: 0 K: 0 BB: 0 S: 12 P: 17	R: 0 H: 0 E: 0 LOB: 0 K: 2 BB: 0 S: 10 P: 14	R: 0 H: 0 E: 0 LOB: 0 K: 1 BB: 0 S: 8 P: 8	R: 0 H: 0 E: 0 LOB: 2 K: 2 BB: 2 S: 18 P: 29	1B: 2 SF: 0 2B: 1 SAC: 0 3B: 0 DP: 0 HR: 2 HBP: 0						

	AB	32
	R	5
	H	5
	RBI	5
	BB	3
	SO	11
	LOB	12

PITCHER		IP	WLS	BF	H	R	ER	SO	BB	IBB	HBP	BLK	WP	HR	S	P	ERA	WHIP
45 Ian Snell, R ERA: 3.31	(1, 1)	6.0	L	24	5	5	5	6	1	0	0	0	0	2	61	85	7.50	1.000
34 John Grabow, L ERA: 5.47	(7, 1)	2.0		6	0	0	0	3	0	0	0	0	0	0	18	22	0.00	0.000
Damaso Marte, L ERA: 1.55	(9, 1)	0.1		3	0	0	0	1	2	0	0	0	0	0	12	22	0.00	6.000
16 Salomon Torres, R ERA: 4.99	(9, 1)	0.2		2	0	0	0	1	0	0	0	0	0	0	6	7	0.00	0.000

PITCHER	IP	WLS	BF	H	R	ER	SO	BB	IBB	HBP	BLK	WP	HR	S	P	ERA	WHIP

WP: 0 PA: 35
PB: 0
SB: 0
CS: 0

Batter	1	2	3	4	5	6	7	8	9	AB	R	H	RBI	BB	SO	LOB
Rajai Davis, R (1, 8) OBP: 0.358, SLG: 0.333	C B F F B X 2-2 12 2B 25 G4-3 1B	X 0-0 ① FC3-6 12 CS 1-2f	L B F B T 2-2 ② K	C B X 1-1 12 WP 1B		4	1	2	0	0	1	1
12 Freddy Sanchez, R (1, 4) OBP: 0.326, SLG: 0.403	B B C 1 SAFE X 2-1 25 G4-3 1-3 2B	1 SAFE B F F 1 SAFE 1 SAFE B F X 2-2 ②③ P6 1-2	C B B B X 3-1 HR	B C F S 1-3 ③ K 1-2		4	1	2	1	0	1	2
25 Adam LaRoche, L (1, 3) OBP: 0.317, SLG: 0.432	C X 0-1 ① G4-3 2-3 3-H	F B C B F B X 3-2 ① G3-1	B S S S 1-3 ③ K			B C C B F X 2-2 HR			4	1	1	2	0	1	1
Xavier Nady, R (1, 9) OBP: 0.334, SLG: 0.487	C B S S 1-3 ② K	B S F B S 2-3 ② K	C B X 1-1 ① G1-3	C B C B F X 2-2 ① F9		4	0	0	0	0	2	1
Jason Bay, R (1, 7) OBP: 0.327, SLG: 0.417	B F F F B S 2-3 ③ K	B X 1-0 ③ G6-3		F F B X 1-2 ② G6-3		4	0	1	0	0	1	1
Jose Castillo, R (1, 5) OBP: 0.271, SLG: 0.328		X 0-0 2 G4-6-3 1B	F B X 1-1 ① P3	F B B B F S 2-3 ② K		B F F F S 1-3 ③ K				4	0	1	0	0	2	1
26 Ronny Paulino, R (1, 2) OBP: 0.282, SLG: 0.354		B B X 2-0 ① F8	B X 1-0 ② F9	B B F B F X 3-2 ③ F9						3	0	0	0	0	0	2
2 Jack Wilson, R (1, 6) OBP: 0.309, SLG: 0.351		B X 1-0 ②③ G4-6-3 1-2f	C B X 1-1 ③ L4					B X 1-0 ① F8		3	0	0	0	0	0	1
45 Ian Snell, R (1, 1) OBP: 0.206, SLG: 0.129 Matt Kata, S (6, PH) OBP: 0.247, SLG: 0.293 34 John Grabow, L (7, 1) 13 Nate McLouth, L (8, PH) OBP: 0.308, SLG: 0.385 Damaso Marte, L (9, 1) 16 Salomon Torres, R (9, 1)			C X 0-1 FC3-6 1B			B T F F X 1-2 ① G5-3		X 0-0 ② G6-3		1 0 1 0 0 0 0 1 0 0 0 0 0 0 0 0 0 0 0 0 0 1 0 0 0 0 0 0 0 0 0 0 0 0 0 0 0 0 0 0 0 0						
Inning Stats	R: 1 H: 2 E: 0 LOB: 1 K: 2 BB: 0 S: 14 P: 21	R: 0 H: 1 E: 0 LOB: 0 K: 0 BB: 0 S: 3 P: 6	R: 0 H: 1 E: 0 LOB: 0 K: 0 BB: 0 S: 7 P: 9	R: 0 H: 0 E: 0 LOB: 0 K: 1 BB: 0 S: 8 P: 14	R: 0 H: 0 E: 0 LOB: 0 K: 0 BB: 0 S: 5 P: 8	R: 1 H: 1 E: 0 LOB: 0 K: 2 BB: 0 S: 12 P: 19	R: 0 H: 1 E: 0 LOB: 1 K: 1 BB: 0 S: 10 P: 17	R: 0 H: 1 E: 0 LOB: 1 K: 1 BB: 0 S: 7 P: 10	R: 1 H: 1 E: 0 LOB: 0 K: 1 BB: 0 S: 14 P: 20	1B: 5 SF: 0 2B: 1 SAC: 0 3B: 0 DP: 1 HR: 2 HBP: 0				WP: 1 PA: 33 PB: 0 SB: 0 CS: 1		

PITCHER		IP	WLS	BF	H	R	ER	SO	BB	IBB	HBP	BLK	WP	HR	S	P	ERA	WHIP
26 Jeff Francis, L ERA: 4.07	(1, 1)	7.0	W	25	6	2	2	6	0	0	0	0	0	1	59	94	2.57	0.857
50 Jorge Julio, R ERA: 5.34	(8, 1)	1.0	H	4	1	0	0	1	0	0	0	0	1	0	7	10	0.00	1.000
60 Manny Corpas, R ERA: 2.49	(9, 1)	1.0	S	4	1	1	1	1	0	0	0	0	0	1	14	20	9.00	1.000

PITCHER	IP	WLS	BF	H	R	ER	SO	BB	IBB	HBP	BLK	WP	HR	S	P	ERA	WHIP

BOTTOM

Colorado Rockies @ Pittsburgh Pirates

PNC Park, Pittsburgh, PA

Wed Jul 18 2007, 12:35 PM EDT

Att. 19,285 - Cloudy - 75 F

livebaseballscorecards.com

AB	33
R	3
H	8
RBI	3
BB	0
SO	8
LOB	10

Batter	1	2	3	4	5	6	7	8	9	10	AB	R	H	RBI	BB	SO	LOB
3 Willy Taveras, R (1, 8) OBP: 0.369, SLG: 0.387	C B B B B 4-1 2 HR BB		B X 1-0 ① F8	C F B B X 2-2 ③ L3 1-2 2-3			C B M X 1-2 ① P4			C F X 0-2 ① F9	4	1	0	0	1	0	2
2 Troy Tulowitzki, R (1, 6) OBP: 0.355, SLG: 0.439	1 SAFE C S 1 SAFE 1 SAFE 1 SAFE X 0-2 1-H HR		B B B C S F X 3-2 ② L8		C X 0-1 ① F8		B B C F X 2-2 ② F8			F B C F F S 1-3 ② K	5	1	1	2	0	1	0
5 Matt Holliday, R (1, 7) OBP: 0.385, SLG: 0.562	C B C B B B 4-2 27 L8 17 1B BB		F X 0-1 ③ G5-3		B B F F X 2-2 1B		B X 1-0 ③ G6-3			B T F B C 2-3 ③ K	4	0	1	0	1	1	0
17 Todd Helton, L (1, 3) OBP: 0.440, SLG: 0.472	C X 0-1 8 G5-4-3 1-2 1B			B C B F F B F F F 4-2 B 27 HR BB	1 SAFE C X 0-1 ② L8			B B C X 2-1 ① F8			3	1	1	0	1	0	1
27 Garrett Atkins, R (1, 5) OBP: 0.325, SLG: 0.437 LaTroy Hawkins, R (8, 1)	B D X 2-0 ① L8 2-3			D F X 1-1 1-H HR	C F X 0-2 ③ G1-3			C B X 1-1 ② P4			4	1	1	2	0	0	3
											0	0	0	0	0	0	0
8 Yorvit Torrealba, R (1, 2) OBP: 0.329, SLG: 0.388	S B S B X 2-2 ②③ G5-4-3 1-2f			B B X 2-0 ① P6		B S F X 1-2 ① P4		B C X 1-1 ③ G5-3			4	0	0	0	0	0	2
11 Brad Hawpe, L (1, 9) OBP: 0.387, SLG: 0.548		C B B B F S 3-3 ① K		F C B X 1-2 ② G4-3		C B F F F B S 2-3 ② K			B C T B S 2-3 ① K		4	0	0	0	0	3	0
Jamey Carroll, R (1, 4) OBP: 0.335, SLG: 0.303 (8, 5)		C B F X 1-2 ② L9		C T X 0-2 3 WP 38 1B 1B		C X 0-1 2B			C B B X 2-1 ② G5-3		4	0	2	0	0	0	0
38 Ubaldo Jiménez, R (1, 1) OBP: 0.333, SLG: 0.333		X 0-0 ③ G6-3		B X 1-0 3 WP 1-2 1B		S B D C S 2-3 ③ K			C B C X 1-2 ③ F7		3	0	1	0	0	1	1
Tom Martin, L (6, 1)											0	0	0	0	0	0	0
34 Matt Herges, L (6, 1)											0	0	0	0	0	0	0
Jeremy Affeldt, L (8, 1)											0	0	0	0	0	0	0
Kazuo Matsui, S (8, 4) OBP: 0.332, SLG: 0.440											1	0	0	0	0	0	0
Inning Stats	R: 2 H: 2 E: 0 LOB: 1 K: 0 BB: 2 S: 12 P: 24	R: 0 H: 0 E: 0 LOB: 0 K: 1 BB: 0 S: 7 P: 11	R: 0 H: 0 E: 0 LOB: 0 K: 0 BB: 0 S: 8 P: 12	R: 2 H: 3 E: 0 LOB: 2 K: 0 BB: 1 S: 19 P: 30	R: 0 H: 1 E: 0 LOB: 1 K: 0 BB: 0 S: 10 P: 12	R: 0 H: 1 E: 0 LOB: 1 K: 2 BB: 0 S: 13 P: 18	R: 0 H: 0 E: 0 LOB: 0 K: 0 BB: 0 S: 7 P: 11	R: 0 H: 0 E: 0 LOB: 0 K: 0 BB: 0 S: 6 P: 10	R: 0 H: 0 E: 0 LOB: 0 K: 1 BB: 0 S: 8 P: 13	R: 0 H: 0 E: 0 LOB: 0 K: 2 BB: 0 S: 12 P: 15	1B: 4 SF: 0 2B: 1 SAC: 0 3B: 0 DP: 1 HR: 2 HBP: 0						

PITCHER	IP	WLS	BF	H	R	ER	SO	BB	IBB	HBP	BLK	WP	HR	S	P	ERA	WHIP
47 Matt Chico, L (1, 1) ERA: 4.65	6.0		27	7	4	4	3	3	0	0	0	1	2	69	107	6.00	1.667
Luis Ayala, R (7, 1) ERA: 3.27	2.0		6	0	0	0	0	0	0	0	0	0	0	13	21	0.00	0.000
32 Chad Cordero, R (9, 1) ERA: 2.74	1.0		3	0	0	0	1	0	0	0	0	0	0	8	13	0.00	0.000
Jon Rauch, R (10, 1) ERA: 3.91	1.0	W	3	0	0	0	2	0	0	0	0	0	0	12	15	0.00	0.000

PITCHER	IP	WLS	BF	H	R	ER	SO	BB	IBB	HBP	BLK	WP	HR	S	P	ERA	WHIP

TOP

Colorado Rockies @ Washington Nationals

Robert F. Kennedy Memorial Stadium, Washington, DC

Thu Jul 19 2007, 7:05 PM EDT
Att. 20,573 - Cloudy - 83 F

livebaseballscorecards.com

AB	36
R	4
H	7
RBI	4
BB	3
SO	6
LOB	9

1B: 4	SF: 0	WP: 1	PA: 39
2B: 1	SAC: 0	PB: 0	
3B: 0	DP: 1	SB: 0	
HR: 2	HBP: 0	CS: 0	

Batter	1	2	3	4	5	6	7	8	9	10	AB	R	H	RBI	BB	SO	LOB
Felipe Lopez, S (1, 6) OBP: 0.291, SLG: 0.335	G4-3		3-2 11 F8 10 S 1B		3-2 G3-1		2-1 G6-3		0-1 L8		5	0	1	0	0	0	0
10 Ronnie Belliard, R (1, 4) OBP: 0.353, SLG: 0.434	4-1 11 2B BB		4-0 1-2 BB		3-1 F9		2-1 G1-3		4-0 BB BB		2	1	0	0	3	0	0
11 Ryan Zimmerman, R (1, 5) OBP: 0.308, SLG: 0.434	1-0 1-H 2B		0-1 F8 2-3		2-1 F9		2-2 G6-3		0-1 L9		5	0	1	1	0	0	3
21 Dmitri Young, S (1, 3) OBP: 0.394, SLG: 0.521 Robert Fick, L (4, 3) OBP: 0.295, SLG: 0.257	4-0 BB		2-3 K			3-2 F9 FC3-6 2B		1-3 K	1 SAFE 1 SAFE 4-1 1-2 BB		1 2	0 1	0 1	0 1	1 1	1 1	2 0
Ryan Church, L (1, 7) OBP: 0.343, SLG: 0.416	1-3 K		1-0 G1-3			1-2 F9 2-3		2-0 25 HBP 3 1B 1B	3-1 G1-3		5	1	1	0	0	1	7
25 Austin Kearns, R (1, 9) OBP: 0.329, SLG: 0.364	1-2 F9		3-3 K			4-1 FC3-6 BB BB		2-2 3 1B 3 E 1-2 HBP	1-1 WP SH1-4 1B		3	2	1	0	1	1	2
Brian Schneider, L (1, 2) OBP: 0.306, SLG: 0.309			3-1 G6-3		2-3 K	4-0 FC3-6 1-2 BB		1-1 L7	1 SAFE 0-1 SH1-4 1-2		3	0	0	0	1	1	2
Ryan Langerhans, L (1, 8) OBP: 0.279, SLG: 0.310 3 Jesus Flores, R (8, PH) OBP: 0.323, SLG: 0.325 32 Chad Cordero, R (9, 1) Jon Rauch, R (10, 1) D'Angelo Jimenez, S (10, PH) OBP: 0.200, SLG: 0.077			1-3 K		1-0 47 S 1B	3-2 FC3-6 1-2f 2-3 3-H		0-1 E9 1-H 2-H 1B	2-0 2-H 1B		3 1 0 0 1	0 0 0 0 0	1 1 0 0 1	1 0 0 0 0	0 0 0 0 0	1 0 0 0 0	2 0 0 0 0
47 Matt Chico, L (1, 1) OBP: 0.167, SLG: 0.167 Tony Batista, R (6, PH) OBP: 0.288, SLG: 0.222 Luis Ayala, R (7, 1) Nook Logan, S (8, PH) OBP: 0.277, SLG: 0.307 (9, 8)			3-2 F8		2-2 G4-3 1-2	1-2 F8		0-0 G6-3			2 1 0 1	0 0 0 0	0 0 0 0	0 0 0 0	0 0 0 0	0 0 0 0	1 2 0 1
Inning Stats	R: 1 E: 0 K: 1 S: 14 H: 1 LOB: 2 BB: 2 P: 25	R: 0 E: 0 K: 1 S: 9 H: 0 LOB: 0 BB: 0 P: 16	R: 0 E: 0 K: 1 S: 9 H: 1 LOB: 2 BB: 1 P: 19	R: 0 E: 0 K: 2 S: 16 H: 1 LOB: 1 BB: 0 P: 24	R: 0 E: 0 K: 0 S: 7 H: 0 LOB: 0 BB: 0 P: 15	R: 1 E: 0 K: 0 S: 17 H: 1 LOB: 2 BB: 2 P: 33	R: 0 E: 0 K: 0 S: 7 H: 0 LOB: 0 BB: 0 P: 13	R: 2 E: 1 K: 1 S: 14 H: 2 LOB: 1 BB: 0 P: 20	R: 0 E: 0 K: 0 S: 7 H: 0 LOB: 2 BB: 2 P: 18	R: 1 E: 0 K: 0 S: 5 H: 2 LOB: 1 BB: 0 P: 8	1B: 6 2B: 2 3B: 0 HR: 0	SF: 0 SAC: 1 DP: 0 HBP: 1						

PITCHER	IP	WLS	BF	H	R	ER	SO	BB	IBB	HBP	BLK	WP	HR	S	P	ERA	WHIP
38 Ubaldo Jiménez, R (1, 1) ERA: 3.6	5.0		22	4	2	2	5	3	0	0	0	0	0	59	106	3.60	1.400
Tom Martin, L (6, 1) ERA: 4.91	0.1	H	3	0	0	0	0	2	0	0	0	0	0	4	13	0.00	6.000
34 Matt Herges, R (6, 1) ERA: 6.0	1.2	H	5	0	0	0	0	0	0	0	0	0	0	16	26	0.00	0.000
Jeremy Affeldt, L (8, 1) ERA: 2.97	0.2	B	5	2	2	1	1	0	0	1	0	0	0	13	19	13.50	3.000
LaTroy Hawkins, R (8, 1) ERA: 3.94	1.2	L	9	2	1	1	0	2	0	0	0	1	0	13	27	5.40	2.400

PITCHER	IP	WLS	BF	H	R	ER	SO	BB	IBB	HBP	BLK	WP	HR	S	P	ERA	WHIP

BOTTOM

Colorado Rockies @ Washington Nationals

Robert F. Kennedy Memorial Stadium, Washington, DC

Thu Jul 19 2007, 7:05 PM EDT
Att. 20,573 - Cloudy - 83 F

livebaseballscorecards.com

AB	35
R	5
H	8
RBI	4
BB	7
SO	6
LOB	22

WP: 1 PB: 0 SB: 2 CS: 0 PA: 44

Colorado Rockies @ Washington Nationals

Robert F. Kennedy Memorial Stadium, Washington, DC

Fri Jul 20 2007, 7:05 PM EDT

Att. 27,581 - Partly Cloudy - 81 F

livebaseballscorecards.com

TOP

Batter	1	2	3	4	5	6	7	8	9	AB	R	H	RBI	BB	SO	LOB
3 Willy Taveras, R (1, 8) OBP: 0.370, SLG: 0.387	P3		0-1 FC6-4 5 SH 17 SF7 1-2 1B	L9			0-0 5 BB 17 SF7 1B	0-1 FC6-4 1-2f		5	2	2	0	0	0	3
Kazuo Matsui, S (1, 4) OBP: 0.330, SLG: 0.434	F9		0-1 SH 5 FC6-4 1-2 2-3		2-2 G5-3		4-2 17 SF7 5 BB 1-2 BB		0-1 G6-3	3	0	0	0	1	0	0
5 Matt Holliday, R (1, 7) OBP: 0.387, SLG: 0.560	HBP		3-2 FC6-4 27 1B 1-2f 2-3 3-H		1-0 17 E 17 S 1B		4-2 27 FC6-4 1-2 2-3 BB		0-2 G5-3	3	0	1	1	1	0	2
17 Todd Helton, L (1, 3) OBP: 0.435, SLG: 0.468	G6-3		2-2 SF7 3-H		3-3 K 1-3		0-0 SF7 2-3 3-H		1-3 K	3	0	0	2	0	2	2
27 Garrett Atkins, R (1, 5) OBP: 0.324, SLG: 0.435		1-1 F8	0-0 19 FC6-4 1-3 1B		2-0 F7		2-2 FC6-4 1-2f			4	0	1	0	0	0	3
19 Ryan Spilborghs, R (1, 9) OBP: 0.350, SLG: 0.536		0-0 2 G3 2B	1-0 FC6-4 1-2f		2-0 G1-3			3-1 20 FC6-5 2 1B 1B		4	0	2	0	0	0	2
2 Troy Tulowitzki, R (1, 6) OBP: 0.354, SLG: 0.437		0-0 G3 2-3		2-2 E4 28 SH1-4	1-1 G5-3			0-0 20 FC6-5 1-2 1B		4	0	1	0	0	0	1
20 Chris Iannetta, R (1, 2) OBP: 0.310, SLG: 0.300		1-1 F8		1-1 P2	0-0 G1-3			1-2 FC6-5 3 FC6-4 1-2 2-3f		4	0	0	0	0	0	4
28 Aaron Cook, R (1, 1) OBP: 0.270, SLG: 0.294			4-0 SH 3 1B 5 FC6-4 BB	1-0 SH1-4 1-2			3-3 K	0-3 K		1	1	0	0	1	1	0
11 Brad Hawpe, L (8, PH) OBP: 0.386, SLG: 0.546										1	0	0	0	0	1	2
50 Jorge Julio, R (8, 1)										0	0	0	0	0	0	0
60 Manny Corpas, R (9, 1)										0	0	0	0	0	0	0
Inning Stats	R: 0 E: 0 K: 0 S: 5 H: 0 LOB: 1 BB: 0 P: 9	R: 0 E: 0 K: 0 S: 6 H: 1 LOB: 1 BB: 0 P: 8	R: 2 E: 1 K: 0 S: 16 H: 2 LOB: 2 BB: 1 P: 26	R: 0 E: 1 K: 0 S: 9 H: 0 LOB: 1 BB: 0 P: 13	R: 0 E: 1 K: 1 S: 8 H: 1 LOB: 1 BB: 0 P: 16	R: 0 E: 0 K: 0 S: 4 H: 0 LOB: 0 BB: 0 P: 7	R: 1 E: 0 K: 1 S: 17 H: 1 LOB: 2 BB: 2 P: 28	R: 0 E: 0 K: 1 S: 11 H: 2 LOB: 2 BB: 0 P: 15	R: 0 E: 0 K: 1 S: 8 H: 0 LOB: 0 BB: 0 P: 9	1B: 6 2B: 1 3B: 0 HR: 0	SF: 2 SAC: 2 DP: 0 HBP: 1					

	AB	32
	R	3
	H	7
	RBI	3
	BB	3
	SO	4
	LOB	19

WP: 0 PB: 0 SB: 2 CS: 0 PA: 40

PITCHER		IP	WLS	BF	H	R	ER	SO	BB	IBB	HBP	BLK	WP	HR	S	P	ERA	WHIP
40 Billy Traber, L ERA: 4.2	(1, 1)	4.0	L	19	3	2	1	0	1	0	1	0	0	0	36	56	2.25	1.000
49 Chris Schroder, R ERA: 1.69	(5, 1)	2.1		11	2	1	1	2	2	0	0	0	0	0	23	43	3.86	1.714
34 Ray King, L ERA: 5.32	(7, 1)	0.1		1	0	0	0	0	0	0	0	0	0	0	1	1	0.00	0.000
52 Saul Rivera, R ERA: 3.54	(7, 1)	1.1		6	2	0	0	1	0	0	0	0	0	0	16	22	0.00	1.500
Jon Rauch, R ERA: 3.83	(9, 1)	1.0		3	0	0	0	1	0	0	0	0	0	0	8	9	0.00	0.000

Batter	1	2	3	4	5	6	7	8	9	AB	R	H	RBI	BB	SO	LOB
Felipe Lopez, S (1, 6) OBP: 0.295, SLG: 0.336	F7		BB			BB		1B		2	1	1	0	2	0	0
10 Ronnie Belliard, R (1, 4) OBP: 0.355, SLG: 0.433	BB		G5-3			G2-3		1B		3	0	1	0	1	0	2
11 Ryan Zimmerman, R (1, 5) OBP: 0.310, SLG: 0.435	G6-3			K		K		1B		4	0	2	1	0	2	1
Ryan Church, L (1, 7) OBP: 0.343, SLG: 0.419	G6-3			2B		F8		G3		3	0	1	0	0	0	3
52 Saul Rivera, S (7, 1)										0	0	0	0	0	0	0
21 Dmitri Young, S (8, PH) OBP: 0.393, SLG: 0.520										1	0	0	0	0	0	2
Jon Rauch, R (9, 1)										0	0	0	0	0	0	0
25 Austin Kearns, R (1, 9) OBP: 0.328, SLG: 0.363		G4-6-3		K			E5	P4-6		4	0	1	0	0	1	3
Robert Fick, L (1, 3) OBP: 0.286, SLG: 0.248		K		G6-3			F8		L3	4	0	0	0	0	1	3
Brian Schneider, L (1, 2) OBP: 0.305, SLG: 0.309		G4-6-3			F9		G3		F9	4	0	1	0	0	0	1
Ryan Langerhans, L (1, 8) OBP: 0.274, SLG: 0.302 (7, 7)			G4-3		K		G3		K	4	0	0	0	0	2	2
40 Billy Traber, L (1, 1)										1	0	0	0	0	1	0
49 Chris Schroder, R (5, 1)										1	0	0	0	0	1	0
34 Ray King, L (7, 1)										0	0	0	0	0	0	0
Nook Logan, S (7, 8) OBP: 0.275, SLG: 0.305			K		K		K			1	0	0	0	0	1	2
Inning Stats	R: 0 H: 1 E: 0 LOB: 1 K: 0 BB: 1 S: 5 P: 9	R: 0 H: 1 E: 0 LOB: 0 K: 1 BB: 0 S: 9 P: 12	R: 0 H: 0 E: 0 LOB: 1 K: 1 BB: 1 S: 10 P: 16	R: 0 H: 1 E: 0 LOB: 1 K: 2 BB: 0 S: 10 P: 14	R: 0 H: 0 E: 0 LOB: 0 K: 2 BB: 0 S: 7 P: 11	R: 0 H: 0 E: 0 LOB: 1 K: 1 BB: 1 S: 8 P: 17	R: 0 H: 1 E: 1 LOB: 2 K: 1 BB: 0 S: 8 P: 12	R: 1 H: 3 E: 0 LOB: 1 K: 0 BB: 0 S: 11 P: 15	R: 0 H: 0 E: 0 LOB: 0 K: 1 BB: 0 S: 9 P: 12	1B: 6 SF: 0 2B: 2 SAC: 0 3B: 0 DP: 3 HR: 0 HBP: 0						WP: 0 PA: 35 PB: 0 SB: 1 CS: 0

PITCHER	IP	WLS	BF	H	R	ER	SO	BB	IBB	HBP	BLK	WP	HR	S	P	ERA	WHIP
28 Aaron Cook, R (1, 1) ERA: 4.37	7.0	W	27	4	0	0	8	3	0	0	0	0	0	57	91	0.00	1.000
50 Jorge Julio, R (8, 1) ERA: 5.45	1.0	H	5	3	1	1	0	0	0	0	0	0	0	11	15	9.00	3.000
60 Manny Corpas, R (9, 1) ERA: 2.44	1.0	S	3	0	0	0	1	0	0	0	0	0	0	9	12	0.00	0.000

PITCHER	IP	WLS	BF	H	R	ER	SO	BB	IBB	HBP	BLK	WP	HR	S	P	ERA	WHIP

BOTTOM

Colorado Rockies @ Washington Nationals

Robert F. Kennedy Memorial Stadium, Washington, DC

Fri Jul 20 2007, 7:05 PM EDT

Att. 27,581 - Partly Cloudy - 81 F

livebaseballscorecards.com

AB	32
R	1
H	7
RBI	1
BB	3
SO	9
LOB	19

Batter	1	2	3	4	5	6	7	8	9	AB	R	H	RBI	BB	SO	LOB
3 Willy Taveras, R (1, 8) OBP: 0.368, SLG: 0.385	X 0-0 5 G6-4-3 1B 1B		B X 1-0 ② G3 1-2			B B C F X 2-2 ② P4		F X 0-1 ③ G6-3		4	0	1	0	0	0	1
Jamey Carroll, R (1, 4) OBP: 0.335, SLG: 0.304 Kazuo Matsui, S (9, PH) OBP: 0.329, SLG: 0.432	C X 0-1 5 G6-4-3 1-2 1B		C F D B B F X 3-2 ③ F9			B B C B C X 3-2 ③ L5			B C F B X 2-2 ① F8	3 1	0 0	1 0	0 0	0 0	0 0	1 0
5 Matt Holliday, R (1, 7) OBP: 0.384, SLG: 0.554	B X 1-0 ① ② G6-4-3 1-2f 2-3			B B C B X 3-1 ① G6-3			F T B B X 2-2 ① L9		C B F B S 2-3 ② K	4	0	0	0	0	1	2
17 Todd Helton, L (1, 3) OBP: 0.433, SLG: 0.463	B B X 2-0 ③ F8			X 0-0 ② P6			C B B F B F B 4-2 19 BB BB		C C F X 0-2 ③ F7	3	0	0	0	1	0	1
27 Garrett Atkins, R (1, 5) OBP: 0.322, SLG: 0.431		C B X 1-1 ① G6-3		B B X 2-0 ③ F9			F F B X 1-2 ② L6			3	0	0	0	0	0	1
19 Ryan Spilborghs, R (1, 9) OBP: 0.358, SLG: 0.532		B B F C T B F X 3-2 ② F7			C B B C B B 4-2 2 G6-4-3 BB		C F B B F B B 4-2 1-2 BB			1	0	0	0	2	0	0
2 Troy Tulowitzki, R (1, 6) OBP: 0.351, SLG: 0.433		C X 0-1 ③ G6-3			1 SAFE B C F B X 2-2 ① ② G6-4-3 1-2f		B B F C B S 3-3 ③ K			3	0	0	0	0	1	3
8 Yorvit Torrealba, R (1, 2) OBP: 0.329, SLG: 0.387			B X 1-0 3 G3 1B		B B X 2-0 ③ G5-3			C X 0-1 ① B5-3		3	0	1	0	0	0	0
31 Rodrigo Lopez, R (1, 1) OBP: 0.095, SLG: 0.050 Jeremy Affeldt, L (7, 1) 18 Cory Sullivan, L (8, PH) OBP: 0.385, SLG: 0.351 61 Ramon E Ramirez, R (8, 1)			L B M D L 2-3 ① K			F B B X 2-1 ① G6-3		B F B T F F F C 2-3 ② K		2 0 1 0	0 0 0 0	0 0 0 0	0 0 0 0	1 0 1 0	1 0 0 0	
Inning Stats	R: 0 H: 2 E: 0 LOB: 1 K: 0 BB: 0 S: 5 P: 8	R: 0 H: 0 E: 0 LOB: 0 K: 0 BB: 0 S: 9 P: 13	R: 0 H: 1 E: 0 LOB: 1 K: 1 BB: 0 S: 9 P: 16	R: 0 H: 0 E: 0 LOB: 0 K: 0 BB: 0 S: 4 P: 9	R: 0 H: 0 E: 0 LOB: 0 K: 0 BB: 1 S: 6 P: 14	R: 0 H: 0 E: 0 LOB: 0 K: 0 BB: 0 S: 8 P: 15	R: 0 H: 0 E: 0 LOB: 2 K: 1 BB: 2 S: 15 P: 29	R: 0 H: 0 E: 0 LOB: 0 K: 1 BB: 0 S: 10 P: 12	R: 0 H: 0 E: 0 LOB: 0 K: 1 BB: 0 S: 10 P: 14	1B: 3 SF: 0 2B: 0 SAC: 0 3B: 0 DP: 2 HR: 0 HBP: 0				WP: 0 PA: 31 PB: 0 SB: 0 CS: 0		

TOP

Colorado Rockies @ Washington Nationals

Robert F. Kennedy Memorial Stadium, Washington, DC

Sat Jul 21 2007, 3:55 PM EDT

Att. 31,674 - Sunny - 83 F

livebaseballscorecards.com

AB	28
R	0
H	3
RBI	0
BB	3
SO	4
LOB	10

PITCHER		IP	WLS	BF	H	R	ER	SO	BB	IBB	HBP	BLK	WP	HR	S	P	ERA	WHIP
Mike Bacsik, L ERA: 4.39	(1, 1)	6.2	W	24	3	0	0	1	3	0	0	0	0	0	53	98	0.00	0.900
Luis Ayala, R ERA: 3.18	(7, 1)	0.1	H	1	0	0	0	1	0	0	0	0	0	0	3	6	0.00	0.000
52 Saul Rivera, R ERA: 3.47	(8, 1)	1.0	H	3	0	0	0	1	0	0	0	0	0	0	10	12	0.00	0.000
32 Chad Cordero, R ERA: 2.68	(9, 1)	1.0	S	3	0	0	0	1	0	0	0	0	0	0	10	14	0.00	0.000

PITCHER	IP	WLS	BF	H	R	ER	SO	BB	IBB	HBP	BLK	WP	HR	S	P	ERA	WHIP

Batter	1	2	3	4	5	6	7	8	9	AB	R	H	RBI	BB	SO	LOB
Felipe Lopez, S (1, 6) OBP: 0.295, SLG: 0.343	C X 0-1 ① B2		B C B B F C 3-3 ③ K			C B B B C X 3-2 HR	F B C F F B B S 3-3 ③ K			4	1	1	1	0	2	3
10 Ronnie Belliard, R (1, 4) OBP: 0.350, SLG: 0.426	B B X 2-0 ② P3			C B B F X 2-2 ① F8		X 0-0 ② F8		X 0-0 ① P3		4	0	0	0	0	0	0
11 Ryan Zimmerman, R (1, 5) OBP: 0.309, SLG: 0.435	C B C B C 2-3 ③ K			B B X 2-0 ② G5-3		C F B B X 2-2 PO 2B		X 0-0 ② F7		4	0	1	0	0	1	0
Ryan Church, L (1, 7) OBP: 0.342, SLG: 0.420		B X 1-0 ① P4		C C F X 0-2 ③ F9		F B B C F 2 SAFE 2-2 ③ PO 2-3	B B F C X 2-2 SH5-4 1B 2B	C B B B F X 3-2 ③ G3		4	1	1	0	0	0	0
25 Austin Kearns, R (1, 9) OBP: 0.328, SLG: 0.361		C X 0-1 ② G6-3			X 0-0 ① F7		B B B B 4-0 SH5-4 1B BB			2	1	0	0	1	0	0
Robert Fick, L (1, 3) OBP: 0.281, SLG: 0.243 D'Angelo Jimenez, S (7, PH) OBP: 0.200, SLG: 0.077 52 Saul Rivera, S (8, 1) 32 Chad Cordero, R (9, 1)		C X 0-1 ③ L9			B C B B F X 2-2 ② G4-3		X 0-0 ① SH5-4 1-2 2-3			2 0 0 0	0 0 0 0	0 0 0 0	0 0 0 0	0 0 0 0	0 0 0 0	0 0 0 0
Brian Schneider, L (1, 2) OBP: 0.308, SLG: 0.316			C X 0-1 G6-3 2B		C X 0-1 FC6-4 1B		B C X 1-1 ② G4-3			3	0	2	0	0	0	2
Nook Logan, S (1, 8) OBP: 0.271, SLG: 0.300 21 Dmitri Young, S (7, PH) OBP: 0.395, SLG: 0.520 Ryan Langerhans, L (7, PR) OBP: 0.274, SLG: 0.302 (8, 8)			C B X 1-1 ① L9		B C F X 1-2 ③ FC6-4 1-2f		I I I 4-0 1B IBB			2 0 0	0 0 0	0 0 0	0 0 0	0 1 0	0 0 0	2 0 0
Mike Bacsik, L (1, 1) OBP: 0.063, SLG: 0.063 Luis Ayala, R (7, 1) Tony Batista, R (7, PH) OBP: 0.302, SLG: 0.239 (8, 3)			C B B X 2-1 ② G6-3 2-3			C B C C 1-3 ① K	B F F X 1-2 1-2 2-H 3-H 1B			2 0 1	0 0 0	0 0 1	0 0 2	0 0 0	1 0 0	1 0 0
Inning Stats	R: 0 H: 0 E: 0 LOB: 0 K: 1 BB: 0 S: 6 P: 10	R: 0 H: 0 E: 0 LOB: 0 K: 0 BB: 0 S: 5 P: 6	R: 0 H: 1 E: 0 LOB: 1 K: 1 BB: 0 S: 9 P: 15	R: 0 H: 0 E: 0 LOB: 0 K: 0 BB: 0 S: 8 P: 12	R: 0 H: 1 E: 0 LOB: 1 K: 0 BB: 0 S: 9 P: 12	R: 1 H: 2 E: 0 LOB: 0 K: 1 BB: 0 S: 13 P: 21	R: 2 H: 2 E: 0 LOB: 2 K: 1 BB: 2 S: 14 P: 29	R: 0 H: 0 E: 0 LOB: 0 K: 0 BB: 0 S: 5 P: 8		1B: 2 SF: 0 2B: 3 SAC: 1 3B: 0 DP: 0 HR: 1 HBP: 0				WP: 0 PA: 32 PB: 0 SB: 0 CS: 0		

PITCHER		IP	WLS	BF	H	R	ER	SO	BB	IBB	HBP	BLK	WP	HR	S	P	ERA	WHIP
31 Rodrigo Lopez, R ERA: 4.46	(1, 1)	6.0	L	23	5	3	3	3	1	0	0	0	0	1	53	85	4.50	1.000
Jeremy Affeldt, L ERA: 2.9	(7, 1)	1.0		5	1	0	0	1	0	1	0	0	0	0	11	20	0.00	1.000
61 Ramon E Ramirez, R ERA: 9.45	(8, 1)	1.0		3	0	0	0	0	0	0	0	0	0	0	5	8	0.00	0.000

PITCHER	IP	WLS	BF	H	R	ER	SO	BB	IBB	HBP	BLK	WP	HR	S	P	ERA	WHIP

BOTTOM

Colorado Rockies @ Washington Nationals

Robert F. Kennedy Memorial Stadium, Washington, DC

Sat Jul 21 2007, 3:55 PM EDT

Att. 31,674 - Sunny - 83 F

livebaseballscorecards.com

AB	28
R	3
H	6
RBI	3
BB	2
SO	4
LOB	8

Batter	1	2	3	4	5	6	7	8	9	AB	R	H	RBI	BB	SO	LOB
3 Willy Taveras, R (1, 8) OBP: 0.363, SLG: 0.378	B X 1-0 ① F8	B F X 1-1 ③ F9	B B C X 2-1 ③ G1-3					C X 0-1 ① G4-3	C C X 0-2 ③ P3	5	0	0	0	0	0	4
Kazuo Matsui, S (1, 4) OBP: 0.323, SLG: 0.424	B C B S B F X 3-2 ② F7			C X 0-1 ① F7		B C F X 1-2 ① G4-3		C L B B S 2-3 ② K		4	0	0	0	0	1	0
5 Matt Holliday, R (1, 7) OBP: 0.385, SLG: 0.552	B S F S 1-3 ③ K			B S C B X 2-2 17 S 1B		S B S F X 1-2 ② G6-3		C B B B B 4-1 17 1B BB		3	0	1	0	1	1	0
17 Todd Helton, L (1, 3) OBP: 0.434, SLG: 0.464		B C B X 2-1 2 FC5-4 1B		C C F X 0-2 ② F9 1-2		B X 1-0 ③ F9		X 0-0 1-3 1B		4	0	2	0	0	0	1
27 Garrett Atkins, R (1, 5) OBP: 0.321, SLG: 0.432		F F B X 1-2 ① L9		X 0-0 ③ F7			B F B B C X 3-2 11 PB 2B	C B C X 1-2 ③ G4-3		4	0	1	0	0	0	4
11 Brad Hawpe, L (1, 9) OBP: 0.387, SLG: 0.544		X 0-0 ② F8			F C B B X 2-2 8 FC7-5 2 1B 1B		B B B X 3-0 ① P6 2-3		B B C B F B 4-2 2 FC6-4 BB	3	0	1	0	1	0	2
2 Troy Tulowitzki, R (1, 6) OBP: 0.350, SLG: 0.431		C B F X 1-2 ③ FC5-4 1-2f			B 1 SAFE S X 1-1 8 SH2-4 8 FC7-5 1-2 1B		S X 0-1 ② G6-3		X 0-0 ① FC6-4 8 2B 1-2f	4	0	1	0	0	0	3
8 Yorvit Torrealba, R (1, 2) OBP: 0.336, SLG: 0.393			B B B C B 4-1 G6-4-3 BB		B C X 1-1 ① FC7-5 SH2-4 1-2 2-3f		B C B B B 4-1 BB		S S X 0-2 1-3 2B	2	0	1	0	2	0	2
Josh Fogg, R (1, 1) OBP: 0.161, SLG: 0.161		L B C X 1-2 ① ② G6-4-3 1-2f			L B X 1-1 ② SH2-4 1-2 2-3		B B B C C S 3-3 ③ K		B S B L C 2-3 ② K	1	0	0	0	0	0	1
19 Ryan Spilborghs, R (7, PH) OBP: 0.355, SLG: 0.527										1	0	0	0	0	1	2
LaTroy Hawkins, R (7, 1)										0	0	0	0	0	0	0
50 Jorge Julio, R (8, 1)										0	0	0	0	0	0	0
10 Jeff Baker, R (9, PH) OBP: 0.293, SLG: 0.340										1	0	0	0	0	1	2
Inning Stats	R: 0 E: 0 K: 1 S: 9 H: 0 LOB: 0 BB: 0 P: 14	R: 0 E: 0 K: 0 S: 9 H: 1 LOB: 1 BB: 0 P: 13	R: 0 E: 0 K: 0 S: 6 H: 0 LOB: 0 BB: 1 P: 12	R: 0 E: 0 K: 0 S: 10 H: 1 LOB: 1 BB: 0 P: 12	R: 0 E: 0 K: 0 S: 11 H: 2 LOB: 2 BB: 0 P: 18	R: 0 E: 0 K: 0 S: 8 H: 0 LOB: 0 BB: 0 P: 11	R: 0 E: 0 K: 1 S: 10 H: 1 LOB: 2 BB: 1 P: 23	R: 0 E: 0 K: 1 S: 10 H: 1 LOB: 2 BB: 1 P: 17	R: 0 E: 0 K: 1 S: 12 H: 1 LOB: 2 BB: 1 P: 18	1B: 5 2B: 2 3B: 0 HR: 0 SF: 0 SAC: 1 DP: 1 HBP: 0						WP: 0 PB: 1 SB: 1 CS: 0 PA: 37	

PITCHER		IP	WLS	BF	H	R	ER	SO	BB	IBB	HBP	BLK	WP	HR	S	P	ERA	WHIP
Tim Redding, R ERA: 2.92	(1, 1)	6.2		26	5	0	0	1	2	0	0	0	0	0	60	97	0.00	1.050
30 Chris Booker, R ERA:	(7, 1)	0.1		1	0	0	0	1	0	0	0	0	0	0	3	6	0.00	0.000
Jon Rauch, R ERA: 3.76	(8, 1)	1.0	W	5	1	0	0	1	1	0	0	0	0	0	10	17	0.00	2.000
32 Chad Cordero, R ERA: 2.63	(9, 1)	1.0	S	5	1	0	0	1	1	0	0	0	0	0	12	18	0.00	2.000

PITCHER	IP	WLS	BF	H	R	ER	SO	BB	IBB	HBP	BLK	WP	HR	S	P	ERA	WHIP

TOP

Colorado Rockies @ Washington Nationals

Robert F. Kennedy Memorial Stadium, Washington, DC

Sun Jul 22 2007, 1:35 PM EDT

Att. 21,793 - Sunny - 83 F

livebaseballscorecards.com

AB	32
R	0
H	7
RBI	0
BB	4
SO	4
LOB	21

Batter	1	2	3	4	5	6	7	8	9	AB	R	H	RBI	BB	SO	LOB
Felipe Lopez, S (1, 6) OBP: 0.294, SLG: 0.342	F8		G4-6-3 1B		K			G4-6-3		4	0	1	0	0	1	1
D'Angelo Jimenez, S (1, 4) OBP: 0.206, SLG: 0.100	P5		G4-6-3		F8			11 PB 25 HR 1B		4	1	1	0	0	0	2
11 Ryan Zimmerman, R (1, 5) OBP: 0.313, SLG: 0.438	BB			BB 2B		G3-1		25 HR IBB		2	1	1	0	2	0	0
25 Austin Kearns, R (1, 9) OBP: 0.328, SLG: 0.368	P3			L1		G6-3		1-H 2-H HR		4	1	1	3	0	0	2
Tony Batista, R (1, 3) OBP: 0.298, SLG: 0.224		F8		3 FC5 BB BB		F8		G6-3		3	0	0	0	1	0	0
Robert Fick, L (1, 7) OBP: 0.282, SLG: 0.239 Nook Logan, S (7, PR) OBP: 0.271, SLG: 0.300 (8, 8)	G1-3			P5			B1-3 BB			2	0	0	0	1	0	2
										0	0	0	0	0	0	0
Ryan Langerhans, L (1, 8) OBP: 0.275, SLG: 0.299 (8, 7)	G6-3			3 FC5 BB			B1-3			2	0	0	0	1	0	1
3 Jesus Flores, R (1, 2) OBP: 0.323, SLG: 0.326			1B SH1-4 1B	FC5			K			3	0	1	0	0	1	4
Tim Redding, R (1, 1) OBP: 0.167, SLG: 0.167 30 Chris Booker, R (7, 1) Jon Rauch, R (8, 1) 10 Ronnie Belliard, R (8, PH) OBP: 0.352, SLG: 0.429 32 Chad Cordero, R (9, 1)			SH1-4		G6-3			G4-6-3 1B		1	0	0	0	0	0	0
										0	0	0	0	0	0	0
										0	0	0	0	0	0	0
										1	0	1	0	0	0	0
										0	0	0	0	0	0	0
Inning Stats	R: 0 E: 0 K: 0 S: 5 H: 0 LOB: 1 BB: 1 P: 11	R: 0 E: 0 K: 0 S: 7 H: 0 LOB: 0 BB: 0 P: 12	R: 0 E: 0 K: 0 S: 8 H: 2 LOB: 1 BB: 0 P: 10	R: 0 E: 0 K: 0 S: 11 H: 1 LOB: 3 BB: 2 P: 23	R: 0 E: 0 K: 0 S: 7 H: 0 LOB: 0 BB: 0 P: 13	R: 0 E: 0 K: 0 S: 7 H: 0 LOB: 0 BB: 0 P: 10	R: 0 E: 0 K: 1 S: 8 H: 0 LOB: 1 BB: 1 P: 13	R: 3 E: 0 K: 0 S: 13 H: 3 LOB: 0 BB: 1 P: 19		1B: 4 2B: 2 3B: 0 HR: 1	SF: 0 SAC: 1 DP: 3 HBP: 0					

BOTTOM

Colorado Rockies @ Washington Nationals

Robert F. Kennedy Memorial Stadium, Washington, DC

Sun Jul 22 2007, 1:35 PM EDT

Att. 21,793 - Sunny - 83 F

livebaseballscorecards.com

AB	26
R	3
H	6
RBI	3
BB	5
SO	2
LOB	12

WP: 0 PB: 1 SB: 0 CS: 0 PA: 32

PITCHER		IP	WLS	BF	H	R	ER	SO	BB	IBB	HBP	BLK	WP	HR	S	P	ERA	WHIP
Josh Fogg, R ERA: 4.84	(1, 1)	6.0		23	3	0	0	1	3	0	0	0	0	0	45	79	0.00	1.000
LaTroy Hawkins, R ERA: 3.82	(7, 1)	1.0		3	0	0	0	1	1	0	0	0	0	0	8	13	0.00	1.000
50 Jorge Julio, R ERA: 6.09	(8, 1)	1.0	L	6	3	3	3	0	0	1	0	0	0	1	13	19	27.00	3.000

PITCHER	IP	WLS	BF	H	R	ER	SO	BB	IBB	HBP	BLK	WP	HR	S	P	ERA	WHIP

Batter	1	2	3	4	5	6	7	8	9	AB	R	H	RBI	BB	SO	LOB
24 Brian Giles, L (1, 9) OBP: 0.381, SLG: 0.369	X 0-0 2B		B B C B F F X 3-2 ① G3		B F C B X 2-2 ① F8		X 0-0 ① G6-3		B B B C C C 3-3 ③ K	5	0	1	0	0	1	2
Mike Cameron, R (1, 8) OBP: 0.319, SLG: 0.427	B B C B F F T 3-2 ① K		B S B F C 2-3 ② K		B B B B 4-0 1-2 HR BB		B F X 1-1 ② G4-3			3	1	0	0	1	2	1
Milton Bradley, S (1, 7) OBP: 0.392, SLG: 0.518	S B F B F B X 3-2 ② P4		C S B X 1-2 1B		X 0-0 1-H 2-H HR		F F B X 1-2 ③ G3			4	1	2	3	0	0	1
23 Adrián González, L (1, 3) OBP: 0.333, SLG: 0.467	C S B X 1-2 ③ G6-3		F S 1 SAFE B 1 SAFE 1 SAFE B S 2-3 ③ K		C F B X 1-2 3 G5-4-3 1B			X 0-0 28 G4-6-3 1B		4	0	2	0	0	1	2
3 Khalil Greene, R (1, 6) OBP: 0.272, SLG: 0.452		C B X 1-1 28 1B 22 1B 1B		B F F F S 1-3 ① K	B F X 1-1 ② ③ G5-4-3 1-2f			B X 1-0 ① F9		4	1	1	0	0	1	2
28 Josh Bard, S (1, 2) OBP: 0.335, SLG: 0.376 43 Cla Meredith, R (8, 1)		X 0-0 22 1B 1-2 1B		B C T B F B X 3-2 1B		B S X 1-1 ① F7		B S X 1-1 ② ③ G4-6-3 1-2f		4 0	0 0	2 0	0 0	0 0	0 0	1 0
5 Kevin Kouzmanoff, R (1, 5) OBP: 0.290, SLG: 0.413		B X 1-0 ① F7		X 0-0 ② F9		C C B X 1-2 HR			C B F S 1-3 ① K	4	1	1	1	0	1	3
22 Marcus Giles, R (1, 4) OBP: 0.310, SLG: 0.329		X 0-0 G4-6-3 1-3 2-H 1B		B B X 2-0 ③ G5-3		C F B B F B X 3-2 ② F8			C B X 1-1 4 G6-3 1B	4	0	2	1	0	0	1
Greg Maddux, R (1, 1) OBP: 0.108, SLG: 0.083 21 Heath Bell, R (7, 1) Scott Linebrink, R (8, 1) 4 Michael Barrett, R (8, 2) OBP: 0.298, SLG: 0.401		X 0-0 ② ③ G4-6-3 1-2f			X 0-0 S HR 1B		C C X 0-2 ③ G6-3		C X 0-1 ② G6-3 1-2	3 0 0 1	1 0 0 0	1 0 0 0	0 0 0 0	0 0 0 0	0 0 0 0	2 0 0 1
Inning Stats	R: 0 E: 0 K: 1 S: 12 H: 1 LOB: 1 BB: 0 P: 19	R: 1 E: 0 K: 0 S: 6 H: 3 LOB: 1 BB: 0 P: 8	R: 0 E: 0 K: 2 S: 13 H: 1 LOB: 1 BB: 0 P: 21	R: 0 E: 0 K: 1 S: 10 H: 1 LOB: 1 BB: 0 P: 16	R: 3 E: 0 K: 0 S: 10 H: 3 LOB: 0 BB: 1 P: 18	R: 1 E: 0 K: 0 S: 12 H: 1 LOB: 0 BB: 0 P: 17	R: 0 E: 0 K: 0 S: 6 H: 0 LOB: 0 BB: 0 P: 8	R: 0 E: 0 K: 0 S: 4 H: 1 LOB: 0 BB: 0 P: 6	R: 0 E: 0 K: 2 S: 10 H: 1 LOB: 1 BB: 0 P: 15	1B: 9 2B: 1 3B: 0 HR: 2	SF: 0 SAC: 0 DP: 3 HBP: 0						

PITCHER	IP	WLS	BF	H	R	ER	SO	BB	IBB	HBP	BLK	WP	HR	S	P	ERA	WHIP
26 Jeff Francis, L (1, 1) ERA: 4.22	6.0		27	10	5	5	4	1	0	0	0	0	2	63	99	7.50	1.833
35 Taylor Buchholz, R (7, 1) ERA: 4.77	2.0	W	6	1	0	0	0	0	0	0	0	0	0	10	14	0.00	0.500
60 Manny Corpas, R (9, 1) ERA: 2.39	1.0	S	4	1	0	0	2	0	0	0	0	0	0	10	15	0.00	1.000

PITCHER	IP	WLS	BF	H	R	ER	SO	BB	IBB	HBP	BLK	WP	HR	S	P	ERA	WHIP

TOP

San Diego Padres @ Colorado Rockies

Coors Field, Denver, CO

Mon Jul 23 2007, 7:05 PM MDT

Att. 31,047 - Partly Cloudy - 91 F

livebaseballscorecards.com

AB	36
R	5
H	12
RBI	5
BB	1
SO	6
LOB	16

1B: 9	SF: 0	WP: 0	PA: 37
2B: 1	SAC: 0	PB: 0	
3B: 0	DP: 3	SB: 1	
HR: 2	HBP: 0	CS: 0	

BOTTOM

San Diego Padres @ Colorado Rockies

Coors Field, Denver, CO

Mon Jul 23 2007, 7:05 PM MDT

Att. 31,047 - Partly Cloudy - 91 F

livebaseballscorecards.com

Batter	1	2	3	4	5	6	7	8	9	AB	R	H	RBI	BB	SO	LOB
3 Willy Taveras, R (1, 8) OBP: 0.358, SLG: 0.373	G4-3		G4-3 2-3		G4-3			K		4	0	0	0	0	1	3
Kazuo Matsui, S (1, 4) OBP: 0.322, SLG: 0.418	G1-3		G3-1			G6-3		5 HR 1-2 BB		3	1	0	0	1	0	1
5 Matt Holliday, R (1, 7) OBP: 0.383, SLG: 0.557	G1-3			K		F9		1-H 2-H HR		4	1	1	3	0	1	0
17 Todd Helton, L (1, 3) OBP: 0.432, SLG: 0.464		27 1B 2B		K		F7		F9		4	1	1	0	0	1	0
27 Garrett Atkins, R (1, 5) OBP: 0.323, SLG: 0.433		11 F7-4-1-3 2-H 1B		F9			L8	11 HR 1B		4	1	2	1	0	0	0
11 Brad Hawpe, L (1, 9) OBP: 0.388, SLG: 0.557		F7-4-1-3 1-1			2 1B 8 FC4-6 2B		K	1-H HR		4	2	2	2	0	1	1
2 Troy Tulowitzki, R (1, 6) OBP: 0.352, SLG: 0.430		P4			8 FC4-6 2-3 1B		BB	G3-1		3	0	1	0	1	0	0
8 Yorvit Torrealba, R (1, 2) OBP: 0.336, SLG: 0.392			3 G4-3 26 SH3-4 1B		FC4-6 26 SH3-4 1-2f 3-H		G4-3			3	0	1	1	0	0	2
26 Jeff Francis, L (1, 1) OBP: 0.194, SLG: 0.206			SH3-4 1-2		SH3-4 1-2			5 HR BB HBP		0	0	0	0	0	0	0
35 Taylor Buchholz, R (7, 1) OBP: 0.238, SLG: 0.158										0	0	0	0	0	0	0
18 Cory Sullivan, L (8, PH) OBP: 0.400, SLG: 0.351										0	1	0	0	0	0	0
60 Manny Corpas, R (9, 1)										0	0	0	0	0	0	0
Inning Stats	R: 0 E: 0 K: 0 S: 9 H: 0 LOB: 0 BB: 0 P: 11	R: 1 E: 0 K: 0 S: 11 H: 2 LOB: 0 BB: 0 P: 16	R: 0 E: 0 K: 0 S: 8 H: 1 LOB: 1 BB: 0 P: 12	R: 0 E: 0 K: 2 S: 10 H: 0 LOB: 0 BB: 0 P: 14	R: 1 E: 0 K: 0 S: 16 H: 2 LOB: 1 BB: 0 P: 19	R: 0 E: 0 K: 0 S: 6 H: 0 LOB: 0 BB: 0 P: 9	R: 0 E: 0 K: 1 S: 10 H: 0 LOB: 1 BB: 1 P: 21	R: 5 E: 0 K: 1 S: 18 H: 3 LOB: 0 BB: 1 P: 32		1B: 4 2B: 3 3B: 0 HR: 2	SF: 0 SAC: 2 DP: 1 HBP: 1					

	AB	29
	R	7
	H	8
	RBI	7
	BB	2
	SO	4
	LOB	7

WP: 0 PB: 0 SB: 0 CS: 0 PA: 34

PITCHER		IP	WLS	BF	H	R	ER	SO	BB	IBB	HBP	BLK	WP	HR	S	P	ERA	WHIP
Greg Maddux, R ERA: 4.19	(1, 1)	6.0		22	5	2	2	2	0	0	0	0	0	0	60	81	3.00	0.833
21 Heath Bell, R ERA: 2.11	(7, 1)	1.0	H	4	0	0	0	1	1	0	0	0	0	0	10	21	0.00	1.000
Scott Linebrink, R ERA: 3.8	(8, 1)	0.2	L	6	2	4	4	1	1	0	1	0	0	1	15	29	54.00	4.500
43 Cla Meredith, R ERA: 3.75	(8, 1)	0.1		2	1	1	1	0	0	0	0	0	0	1	3	3	27.00	3.000

PITCHER	IP	WLS	BF	H	R	ER	SO	BB	IBB	HBP	BLK	WP	HR	S	P	ERA	WHIP

Batter	1	2	3	4	5	6	7	8	9	AB	R	H	RBI	BB	SO	LOB
24 Brian Giles, L (1, 9) OBP: 0.381, SLG: 0.370	G6-3		4 G3-6-3 1B		F8			K	1B	5	0	2	0	0	1	0
4 Michael Barrett, R (1, 2) OBP: 0.296, SLG: 0.401	P6		G3-6-3 1-2f			K		1B 23 2B	SAFE G6-3	5	1	1	0	0	1	2
Milton Bradley, S (1, 7) OBP: 0.411, SLG: 0.523	23 1B HR		HBP			23 G3-1		23 2B 3 SF9		1	2	1	0	2	0	0
23 Adrián González, L (1, 3) OBP: 0.335, SLG: 0.470	1-2 HR		P3			G3-1 1-2		3 SF9 1-3 3-H		4	1	2	1	0	0	2
Mike Cameron, R (1, 8) OBP: 0.321, SLG: 0.434	1-H 2-H HR			K		P3		BB		3	1	1	3	1	1	1
3 Khalil Greene, R (1, 6) OBP: 0.269, SLG: 0.448	L5			G6-3			G6-3	SF9 2-3 3-H		3	0	0	1	0	0	0
5 Kevin Kouzmanoff, R (1, 5) OBP: 0.286, SLG: 0.407		K		K			G5-3	K		4	0	0	0	0	3	2
Geoff Blum, S (1, 4) OBP: 0.319, SLG: 0.341		F9			G4-3		1B	F9		4	0	1	0	0	0	0
32 Chris Young, R (1, 1) OBP: 0.200, SLG: 0.067		K			G5-3		L6		L3	1	0	0	0	0	1	0
45 Justin Hampson, L (3, 1)										1	0	0	0	0	0	0
41 Kevin Cameron, R (6, 1)										0	0	0	0	0	0	0
8 Termel Sledge, L (7, PH) OBP: 0.312, SLG: 0.378										1	0	0	0	0	0	1
26 Doug Brocail, L (7, 1) OBP: 0.500, SLG: 0.500										0	0	0	0	0	0	0
21 Heath Bell, R (7, 1)										0	0	0	0	0	0	0
José Cruz Jr., S (9, PH) OBP: 0.320, SLG: 0.384										1	0	0	0	0	0	0
Trevor Hoffman, R (9, 1)										0	0	0	0	0	0	0
Inning Stats	R: 3 H: 2 E: 0 LOB: 0 K: 0 BB: 1 S: 13 P: 18	R: 0 H: 0 E: 0 LOB: 0 K: 2 BB: 0 S: 10 P: 13	R: 0 H: 1 E: 0 LOB: 1 K: 0 BB: 0 S: 7 P: 13	R: 0 H: 0 E: 0 LOB: 0 K: 2 BB: 0 S: 9 P: 14	R: 0 H: 0 E: 0 LOB: 0 K: 0 BB: 0 S: 4 P: 6	R: 0 H: 0 E: 0 LOB: 1 K: 1 BB: 1 S: 11 P: 18	R: 0 H: 1 E: 0 LOB: 1 K: 0 BB: 0 S: 5 P: 9	R: 2 H: 3 E: 0 LOB: 2 K: 2 BB: 1 S: 12 P: 20	R: 0 H: 1 E: 0 LOB: 1 K: 0 BB: 0 S: 7 P: 11	1B: 5 SF: 1 2B: 2 SAC: 0 3B: 0 DP: 1 HR: 1 HBP: 1						

PITCHER		IP	WLS	BF	H	R	ER	SO	BB	IBB	HBP	BLK	WP	HR	S	P	ERA	WHIP
38 Ubaldo Jiménez, R ERA: 3.75	(1, 1)	7.0		27	4	3	3	5	2	0	1	0	0	1	59	91	3.86	0.857
61 Ramon E Ramirez, R ERA: 10.54	(8, 1)	0.1	L	3	2	2	2	1	0	0	0	0	0	0	5	7	54.00	6.000
Jeremy Affeldt, L ERA: 2.9	(8, 1)	0.0		1	1	0	0	0	0	0	0	0	0	0	2	2	∞	∞
50 Jorge Julio, R ERA: 5.97	(8, 1)	0.2		3	0	0	0	1	1	0	0	0	0	0	5	11	0.00	1.500
34 Matt Herges, R ERA: 5.4	(9, 1)	1.0		4	1	0	0	0	0	0	0	0	0	0	7	11	0.00	1.000

PITCHER	IP	WLS	BF	H	R	ER	SO	BB	IBB	HBP	BLK	WP	HR	S	P	ERA	WHIP

TOP

San Diego Padres @ Colorado Rockies

Coors Field, Denver, CO

Tue Jul 24 2007, 7:05 PM MDT

Att. 37,127 - Partly Cloudy - 93 F

livebaseballscorecards.com

AB	33
R	5
H	8
RBI	5
BB	3
SO	7
LOB	8

WP: 0 PA: 38
PB: 0
SB: 0
CS: 0

Batter	1	2	3	4	5	6	7	8	9	AB	R	H	RBI	BB	SO	LOB
3 Willy Taveras, R (1, 8) OBP: 0.357, SLG: 0.372	L8		F9			B2-3	1B			4	0	1	0	0	0	1
Kazuo Matsui, S (1, 4) OBP: 0.321, SLG: 0.415	G6-3			K		1B		K		4	0	1	0	0	2	0
5 Matt Holliday, R (1, 7) OBP: 0.382, SLG: 0.553	K			HBP		K		P4		3	0	0	0	0	2	1
17 Todd Helton, L (1, 3) OBP: 0.428, SLG: 0.459		F8		F9			L6	F7		4	0	0	0	0	0	1
27 Garrett Atkins, R (1, 5) OBP: 0.322, SLG: 0.431		G5-3		G6-3			11 1B 8 1B 1B		G6-3	4	1	1	0	0	0	1
11 Brad Hawpe, L (1, 9) OBP: 0.387, SLG: 0.553		G3			G4-3		8 1B 19 2B 1-3 1B		G3-1	4	1	1	0	0	0	0
8 Yorvit Torrealba, R (1, 2) OBP: 0.335, SLG: 0.389			P6		G6-3		19 2B 1-2 3-H 1B		P6	4	1	1	1	0	0	0
Jamey Carroll, R (1, 6) OBP: 0.335, SLG: 0.305			38 SH1-4 1B		G5-3		K			3	0	1	0	0	1	2
38 Ubaldo Jiménez, R (1, 1) OBP: 0.250, SLG: 0.250 19 Ryan Spilborghs, R (7, PH) OBP: 0.360, SLG: 0.540 61 Ramon E Ramírez, R (8, 1) Jeremy Affeldt, L (8, 1) 50 Jorge Julio, R (8, 1) 34 Matt Herges, L (9, 1)			SH1-4 1-2			G1-3	1-H 2-H 3 1B 2B			1 1 0 0 0 0	0 0 0 0 0 0	0 1 0 0 0 0	0 2 0 0 0 0	0 0 0 0 0 0	0 0 0 0 0 0	0 0 0 0 0 0
Inning Stats	R: 0 E: 0 K: 1 S: 10 H: 0 LOB: 0 BB: 0 P: 17	R: 0 E: 0 K: 0 S: 6 H: 0 LOB: 0 BB: 0 P: 11	R: 0 E: 0 K: 0 S: 9 H: 1 LOB: 1 BB: 0 P: 13	R: 0 E: 0 K: 1 S: 12 H: 0 LOB: 1 BB: 0 P: 20	R: 0 E: 0 K: 0 S: 6 H: 0 LOB: 0 BB: 0 P: 10	R: 0 E: 0 K: 1 S: 8 H: 1 LOB: 1 BB: 0 P: 11	R: 3 E: 0 K: 1 S: 18 H: 5 LOB: 2 BB: 0 P: 25	R: 0 E: 0 K: 1 S: 9 H: 0 LOB: 0 BB: 0 P: 13	R: 0 E: 0 K: 0 S: 10 H: 0 LOB: 0 BB: 0 P: 14	1B: 6 2B: 1 3B: 0 HR: 0	SF: 0 SAC: 1 DP: 0 HBP: 1			WP: 0 PB: 0 SB: 0 CS: 0	PA: 34		

PITCHER		IP	WLS	BF	H	R	ER	SO	BB	IBB	HBP	BLK	WP	HR	S	P	ERA	WHIP
32 Chris Young, R ERA: 1.82	(1, 1)	2.0		6	0	0	0	1	0	0	0	0	0	0	16	28	0.00	0.000
45 Justin Hampson, L ERA: 2.03	(3, 1)	3.2		14	2	0	0	1	0	0	1	0	0	0	32	49	0.00	0.545
41 Kevin Cameron, R ERA: 0.52	(6, 1)	0.1	H	1	0	0	0	1	0	0	0	0	0	0	3	5	0.00	0.000
26 Doug Brocail, R ERA: 4.64	(7, 1)	0.2	H	5	3	3	3	1	0	0	0	0	0	0	11	12	40.50	4.500
21 Heath Bell, R ERA: 2.06	(7, 1)	1.1	W	5	2	0	0	1	0	0	0	0	0	0	16	26	0.00	1.500

PITCHER		IP	WLS	BF	H	R	ER	SO	BB	IBB	HBP	BLK	WP	HR	S	P	ERA	WHIP
Trevor Hoffman, R ERA: 1.75	(9, 1)	1.0	S	3	0	0	0	0	0	0	0	0	0	0	10	14	0.00	0.000

BOTTOM

San Diego Padres @ Colorado Rockies

Coors Field, Denver, CO

Tue Jul 24 2007, 7:05 PM MDT

Att. 37,127 - Partly Cloudy - 93 F

livebaseballscorecards.com

AB	32
R	3
H	7
RBI	3
BB	0
SO	5
LOB	6

Batter	1	2	3	4	5	6	7	8	9	AB	R	H	RBI	BB	SO	LOB
24 Brian Giles, L (1, 9) OBP: 0.386, SLG: 0.380	C F B B X 2-2 4 2B 23 1B 1B		C X 0-1 4 CS 2B			F F B X 1-2 ② L8			X 0-0 4 FC6-4 1B	4	1	3	0	0	0	0
4 Michael Barrett, R (1, 2) OBP: 0.296, SLG: 0.402	1 SAFE X 0-0 23 1B 3 G6-4-3 1-3 2B		B F B F X 2-2 ②③ G1-3 2-3			X 0-0 ③ G1-3			F F X 0-2 ① FC6-4 1-2f	4	1	1	0	0	0	2
23 Adrián González, L (1, 3) OBP: 0.334, SLG: 0.468	C B F X 1-2 3 G6-4-3 2-3 3-H 1B			F X 0-1 ① G4-3			X 0-0 ① G4-3		B F X 1-1 ② L4	4	0	1	1	0	0	1
3 Khalil Greene, R (1, 6) OBP: 0.269, SLG: 0.449	X 0-0 ①② G6-4-3 1-2f 3-H			B F F B F S 2-3 ② K			B C B X 2-1 F8 2B		X 0-0 ③ F9	4	0	1	0	0	1	2
Russell Branyan, L (1, 7) OBP: 0.322, SLG: 0.426	S X 0-1 ③ F7			B X 1-0 ③ F7			B B X 2-0 ② F8 2-3			3	0	0	0	0	0	1
5 Kevin Kouzmanoff, R (1, 5) OBP: 0.287, SLG: 0.406 43 Cla Meredith, R (7, 1)		B F X 1-1 ① G1-3			B B X 2-0 G6-4-3 1B		X 0-0 ③ L6			3 0	0 0	1 0	0 0	0 0	0 0	1 0
José Cruz Jr., S (1, 8) OBP: 0.317, SLG: 0.379		X 0-0 ② G4-3			X 0-0 ①② G6-4-3 1-2f			B X 1-0 ① G6-3		3	0	0	0	0	0	1
22 Marcus Giles, R (1, 4) OBP: 0.308, SLG: 0.326		C F S 0-3 ③ K			F X 0-1 ③ G6-3			X 0-0 ② F9		3	0	0	0	0	1	0
Justin Germano, R (1, 1) OBP: 0.300, SLG: 0.316 41 Kevin Cameron, R (6, 1) Geoff Blum, S (7, 5) OBP: 0.317, SLG: 0.339			C X 0-1 ① G4-3			C X 0-1 ① G5-3		B X 1-0 ③ G4-3		2 0 1	0 0 0	0 0 0	0 0 0	0 0 0	0 0 0	0 0 0
Inning Stats	R: 2 H: 3 E: 0 LOB: 0 K: 0 BB: 0 S: 10 P: 13	R: 0 H: 0 E: 0 LOB: 0 K: 1 BB: 0 S: 6 P: 7	R: 0 H: 1 E: 0 LOB: 0 K: 0 BB: 0 S: 7 P: 9	R: 0 H: 0 E: 0 LOB: 0 K: 1 BB: 0 S: 7 P: 10	R: 0 H: 1 E: 0 LOB: 0 K: 0 BB: 0 S: 4 P: 6	R: 0 H: 0 E: 0 LOB: 0 K: 0 BB: 0 S: 6 P: 7	R: 0 H: 1 E: 0 LOB: 1 K: 0 BB: 0 S: 5 P: 9	R: 0 H: 0 E: 0 LOB: 0 K: 0 BB: 0 S: 3 P: 5	R: 0 H: 1 E: 0 LOB: 1 K: 0 BB: 0 S: 7 P: 8	1B: 4 SF: 0 2B: 3 SAC: 0 3B: 0 DP: 2 HR: 0 HBP: 0						

PITCHER		IP	WLS	BF	H	R	ER	SO	BB	IBB	HBP	BLK	WP	HR	S	P	ERA	WHIP
28 Aaron Cook, R ERA: 4.22	(1, 1)	9.0	W	31	7	2	2	2	0	0	0	0	0	0	55	74	2.00	0.778

PITCHER	IP	WLS	BF	H	R	ER	SO	BB	IBB	HBP	BLK	WP	HR	S	P	ERA	WHIP

TOP

San Diego Padres @ Colorado Rockies

Coors Field, Denver, CO

Wed Jul 25 2007, 1:05 PM MDT

Att. 28,162 - Sunny - 93 F

livebaseballscorecards.com

AB	31
R	2
H	7
RBI	1
BB	0
SO	2
LOB	8

WP: 0 PA: 31
PB: 0
SB: 0
CS: 1

Batter	1	2	3	4	5	6	7	8	9	AB	R	H	RBI	BB	SO	LOB
Jamey Carroll, R (1, 6) OBP: 0.326, SLG: 0.295	F9		G4-3 1-2f		F9	K		FC6 G4-3 1-3		5	0	0	0	0	1	4
Kazuo Matsui, S (1, 4) OBP: 0.318, SLG: 0.410	P5			G6-3		5 2B 1B	K	G4-3 2-3 3-H		5	1	1	1	0	1	1
5 Matt Holliday, R (1, 7) OBP: 0.389, SLG: 0.570 18 Cory Sullivan, L (8, PR) OBP: 0.400, SLG: 0.351 (9, 8)	HR			17 F8 27 1B 2B		27 1B 1-H 2B	17 1B 27 1B 1B	10 G4-6-3 BB		4 0	4 0	4 0	2 0	1 0	0 0	0 0
17 Todd Helton, L (1, 3) OBP: 0.429, SLG: 0.458 10 Jeff Baker, R (8, PH) OBP: 0.291, SLG: 0.336 (9, 3)	G3			F8 2-3		27 E BB	27 1B 19 1B 1-2 1B	G4-6-3 1-2f		3 1	2 0	1 0	0 0	1 0	0 0	1 2
27 Garrett Atkins, R (1, 5) OBP: 0.326, SLG: 0.434		E5 11 G3-6-3		1-1 3-H 1B		E7 19 SF8 1-H 2-H 1B	19 1B 1-3 2-H 1B			4	1	3	3	0	0	0
11 Brad Hawpe, L (1, 9) OBP: 0.385, SLG: 0.547		G3-6-3 1-2f		P6		28 1B BB	P4			3	0	0	0	1	0	4
19 Ryan Spilborghs, R (1, 8) OBP: 0.364, SLG: 0.569 (9, 7)		G4-3			HR	SF8 3-H	1-2 3-H 1B			3	1	2	3	0	0	0
20 Chris Iannetta, R (1, 2) OBP: 0.302, SLG: 0.292			K		L4	K	K			4	0	0	0	0	3	3
28 Aaron Cook, R (1, 1) OBP: 0.317, SLG: 0.342			G4-3 1B		G4-3	1-2 1B		E FC6 G4-3 1B		4	1	3	0	0	0	0
Inning Stats	R: 1 H: 1 E: 0 LOB: 0 K: 0 BB: 0 S: 10 P: 15	R: 0 H: 0 E: 1 LOB: 0 K: 0 BB: 0 S: 7 P: 10	R: 0 H: 1 E: 0 LOB: 0 K: 1 BB: 0 S: 9 P: 14	R: 1 H: 2 E: 0 LOB: 1 K: 0 BB: 0 S: 12 P: 19	R: 1 H: 1 E: 0 LOB: 0 K: 0 BB: 0 S: 7 P: 13	R: 4 H: 4 E: 1 LOB: 2 K: 2 BB: 2 S: 18 P: 35	R: 2 H: 4 E: 0 LOB: 2 K: 2 BB: 0 S: 17 P: 24	R: 1 H: 1 E: 1 LOB: 2 K: 0 BB: 1 S: 16 P: 26		1B: 10 SF: 1 2B: 2 SAC: 0 3B: 0 DP: 3 HR: 2 HBP: 0						WP: 0 PA: 40 PB: 0 SB: 0 CS: 0

PITCHER		IP	WLS	BF	H	R	ER	SO	BB	IBB	HBP	BLK	WP	HR	S	P	ERA	WHIP
Justin Germano, R ERA: 4.2	(1, 1)	5.0	L	22	7	6	6	1	1	0	0	0	0	2	50	82	10.80	1.600
41 Kevin Cameron, R ERA: 0.99	(6, 1)	1.2		12	6	3	2	3	1	0	0	0	0	0	26	44	10.80	4.200
43 Cla Meredith, R ERA: 3.65	(7, 1)	1.1		6	1	1	0	1	1	0	0	0	0	0	20	30	0.00	1.500

PITCHER	IP	WLS	BF	H	R	ER	SO	BB	IBB	HBP	BLK	WP	HR	S	P	ERA	WHIP

BOTTOM

San Diego Padres @ Colorado Rockies

Coors Field, Denver, CO

Wed Jul 25 2007, 1:05 PM MDT

Att. 28,162 - Sunny - 93 F

livebaseballscorecards.com

AB	36
R	10
H	14
RBI	9
BB	3
SO	5
LOB	15

Batter	1	2	3	4	5	6	7	8	9	AB	R	H	RBI	BB	SO	LOB
15 Rafael Furcal, S (1, 6) OBP: 0.341, SLG: 0.378	C F B X 1-2 ① G1-3			F C S 0-3 ① K	X 0-0 1-H HR		B X 1-0 1-3 1B			4	1	2	2	0	1	0
9 Juan Pierre, L (1, 8) OBP: 0.316, SLG: 0.337 51 Jonathan Broxton, R (7, 1) 44 Takashi Saito, L (9, 1)	C X 0-1 55 G4-6-3 1B			B L X 1-1 55 E 55 S SF 1B	B X 1-0 ② L4		X 0-0 ③ B1-3			4 0 0	1 0 0	2 0 0	0 0 0	0 0 0	0 0 0	2 0 0
55 Russell Martin, R (1, 2) OBP: 0.368, SLG: 0.464	C X 0-1 ②③ G4-6-3 1-2f			P S S B F F B B 4-2 SF 5 1B 1-3 BB	C B B X 2-1 ③ P2			B B X 2-0 ① G6-3		3	1	0	0	1	0	1
Luis Gonzalez, L (1, 7) OBP: 0.371, SLG: 0.456		C C S 0-3 ① K		F X 0-1 SF 5 1B 1-3 3-H		T S F B X 1-2 ① G3-1		B B F X 2-1 ② G4-3		3	1	0	1	0	1	0
5 Nomar Garciaparra, R (1, 5) OBP: 0.327, SLG: 0.353		B C X 1-1 ② F8		B C B B F F X 3-2 2-H 3-H 1B		B B X 2-0 ② P3		B B F F X 2-2 ③ F9		4	0	1	2	0	0	0
7 James Loney, L (1, 3) OBP: 0.401, SLG: 0.545		B B F B F X 3-2 ③ G4-3		C X 0-1 ② F7		X 0-0 ③ G5-3			C B B F F S 2-3 ① K	4	0	0	0	0	1	1
Wilson Betemit, S (1, 4) OBP: 0.361, SLG: 0.477 Joe Beimel, L (7, 1) 16 Andre Ethier, L (7, 9) OBP: 0.368, SLG: 0.449			F B B C B F B 4-2 31 L3 BB	C C B B S 2-3 ③ K			B B X 2-0 ① P6		C B B B X 3-1 ② G4-3	2 0 1	0 0 0	0 0 0	0 0 0	1 0 0	1 0 0	1 0 0
27 Matt Kemp, R (1, 9) OBP: 0.391, SLG: 0.553 (7, 8)			B C B F C 2-3 ① K	X 0-0 ① F8			F B S B S 2-3 ② K		S B F S 1-3 ③ K	4	0	0	0	0	3	1
31 Brad Penny, R (1, 1) OBP: 0.326, SLG: 0.390 Ramon Martinez, R (7, PR) OBP: 0.232, SLG: 0.203 (7, 4)			M F F F 1 SAFE X 0-2 ②③ L3 1-1	S C X 0-2 15 HR 1B			C X 0-1 15 1B 1B			3 0	1 0	2 0	0 0	0 0	0 0	1 0
Inning Stats	R: 0 E: 0 K: 0 S: 7 H: 1 LOB: 0 BB: 0 P: 8	R: 0 E: 0 K: 1 S: 8 H: 0 LOB: 0 BB: 0 P: 12	R: 0 E: 0 K: 1 S: 11 H: 0 LOB: 0 BB: 1 P: 17	R: 3 E: 1 K: 2 S: 21 H: 2 LOB: 1 BB: 1 P: 30	R: 2 E: 0 K: 0 S: 8 H: 2 LOB: 0 BB: 0 P: 11	R: 0 E: 0 K: 0 S: 6 H: 0 LOB: 0 BB: 0 P: 9	R: 0 E: 0 K: 1 S: 8 H: 2 LOB: 2 BB: 0 P: 13	R: 0 E: 0 K: 0 S: 6 H: 0 LOB: 0 BB: 0 P: 12	R: 0 E: 0 K: 2 S: 9 H: 0 LOB: 0 BB: 0 P: 15	1B: 6 2B: 1 3B: 0 HR: 1	SF: 1 SAC: 0 DP: 2 HBP: 0						

TOP

Los Angeles Dodgers @ Colorado Rockies

Coors Field, Denver, CO

Thu Jul 26 2007, 7:05 PM MDT

Att. 31,057 - Partly Cloudy - 84 F

livebaseballscorecards.com

AB	32
R	5
H	7
RBI	5
BB	2
SO	7
LOB	7

WP: 0 PB: 0 SB: 1 CS: 0 PA: 35

PITCHER		IP	WLS	BF	H	R	ER	SO	BB	IBB	HBP	BLK	WP	HR	S	P	ERA	WHIP
31 Rodrigo Lopez, R ERA: 4.42	(1, 1)	6.2	L	26	5	5	3	5	2	0	0	0	0	1	65	95	4.05	1.050
34 Matt Herges, R ERA: 5.4	(7, 1)	0.0		2	2	0	0	0	0	0	0	0	0	0	3	4	∞	∞
Jeremy Affeldt, L ERA: 2.88	(7, 1)	0.1		1	0	0	0	0	0	0	0	0	0	0	1	1	0.00	0.000
LaTroy Hawkins, R ERA: 3.69	(8, 1)	1.0		3	0	0	0	0	0	0	0	0	0	0	6	12	0.00	0.000
50 Jorge Julio, R ERA: 5.8	(9, 1)	1.0		3	0	0	0	2	0	0	0	0	0	0	9	15	0.00	0.000

PITCHER	IP	WLS	BF	H	R	ER	SO	BB	IBB	HBP	BLK	WP	HR	S	P	ERA	WHIP

Batter	1	2	3	4	5	6	7	8	9	AB	R	H	RBI	BB	SO	LOB
3 Willy Taveras, R (1, 8) OBP: 0.358, SLG: 0.371 LaTroy Hawkins, R (8, 1) 50 Jorge Julio, R (9, 1) 18 Cory Sullivan, L (9, PH) OBP: 0.390, SLG: 0.342	X 0-0 B5-3 ①		C B B F B B 4-2 BB			C B X 1-1 5 BB 17 SF7 1B 1B	X 0-0 E3 1-2		X 0-0 G6-3 ②	3 0 0 1	1 0 0 0	1 0 0 0	0 0 0 0	1 0 0 0	0 0 0 0	1 0 0 0
Kazuo Matsui, S (1, 4) OBP: 0.320, SLG: 0.408	B F S C 1-3 K ②		C 1 SAFE X 0-1 G6-3 ③			B C X 1-1 17 SF7 11 1B 5 BB 1-2 1B	C F B B F S 1-3 K ②		C B F B B B 4-2 BB	4	1	1	0	1	2	3
5 Matt Holliday, R (1, 7) OBP: 0.387, SLG: 0.564	C B X 1-1 G6-3 ③			S F B X 1-2 G6-3 ①		B S F F F B B B 4-2 17 SF7 11 1B 1-2 2-3 BB	B S F B F S 2-3 K ③		S F S 0-3 K ③	4	1	0	0	1	2	3
17 Todd Helton, L (1, 3) OBP: 0.427, SLG: 0.460		B F F F B B F F X 3-2 F7 ①		C B F F B X 2-2 L6 ②		X 0-0 SF7 ② 1-2 2-3 3-H		C X 0-1 11 1B 2B		3	1	1	1	0	0	0
27 Garrett Atkins, R (1, 5) OBP: 0.328, SLG: 0.434		C C B X 1-2 1B		B B X 2-0 F7 ③		B F B B B 4-1 11 1B BB		B C B B F X 3-2 L4 ①		3	0	1	0	1	0	1
11 Brad Hawpe, L (1, 9) OBP: 0.386, SLG: 0.547		C S C 0-3 K ②			B X 1-0 F9 ①	X 0-0 2 FC6 1-3 2-H 3-H 1B		C B S X 1-2 2-H 1B		4	0	2	3	0	1	1
2 Troy Tulowitzki, R (1, 6) OBP: 0.348, SLG: 0.425		X 0-0 F9 ③		B B X 2-0 G1-3 ②		B C X 1-1 FC6 ③ 1-2f		X 0-0 L7 ②		4	0	0	0	0	0	4
8 Yorvit Torrealba, R (1, 2) OBP: 0.337, SLG: 0.389			B B F X 2-1 31 B3-6-4 1B		B C C B F X 2-2 F9 ③		B B S B B 4-1 3 E BB	B B F C D X 3-2 G6-3 ③		3	0	1	0	1	0	1
31 Rodrigo Lopez, R (1, 1) OBP: 0.087, SLG: 0.045 34 Matt Herges, L (7, 1) Jeremy Affeldt, L (7, 1) 19 Ryan Spilborghs, R (7, PH) OBP: 0.359, SLG: 0.559 (8, 8)			X 0-0 B3-6-4 ① ② 1-2f			C C B S 1-3 K ①	B 1 SAFE F X 1-1 F9 ①		C X 0-1 F7 ①	2 0 0 2	0 0 0 0	0 0 0 0	0 0 0 0	0 0 0 0	1 0 0 0	1 0 0 1
Inning Stats	R: 0 E: 0 K: 1 S: 6 H: 0 LOB: 0 BB: 0 P: 8	R: 0 E: 0 K: 1 S: 13 H: 1 LOB: 1 BB: 0 P: 17	R: 0 E: 0 K: 0 S: 7 H: 1 LOB: 1 BB: 1 P: 13	R: 0 E: 0 K: 0 S: 8 H: 0 LOB: 0 BB: 0 P: 13	R: 0 E: 0 K: 0 S: 6 H: 0 LOB: 0 BB: 0 P: 11	R: 3 E: 0 K: 1 S: 16 H: 3 LOB: 2 BB: 2 P: 28	R: 0 E: 1 K: 2 S: 13 H: 0 LOB: 2 BB: 1 P: 21	R: 1 E: 0 K: 0 S: 12 H: 2 LOB: 1 BB: 0 P: 19	R: 0 E: 0 K: 1 S: 8 H: 0 LOB: 1 BB: 1 P: 12	1B: 6 2B: 1 3B: 0 HR: 0	SF: 1 SAC: 0 DP: 1 HBP: 0					

PITCHER		IP	WLS	BF	H	R	ER	SO	BB	IBB	HBP	BLK	WP	HR	S	P	ERA	WHIP
31 Brad Penny, R ERA: 2.51	(1, 1)	6.0	W	25	5	3	3	3	3	0	0	0	0	0	56	90	4.50	1.333
Joe Beimel, L ERA: 3.83	(7, 1)	0.2	H	4	0	0	0	1	1	0	0	0	0	0	9	15	0.00	1.500
51 Jonathan Broxton, R ERA: 2.55	(7, 1)	1.1	H	6	2	1	1	1	0	0	0	0	0	0	16	25	6.75	1.500
44 Takashi Saito, R ERA: 1.55	(9, 1)	1.0	S	4	0	0	0	1	1	0	0	0	0	0	8	12	0.00	1.000

PITCHER	IP	WLS	BF	H	R	ER	SO	BB	IBB	HBP	BLK	WP	HR	S	P	ERA	WHIP

BOTTOM

Los Angeles Dodgers @ Colorado Rockies

Coors Field, Denver, CO

Thu Jul 26 2007, 7:05 PM MDT

Att. 31,057 - Partly Cloudy - 84 F

livebaseballscorecards.com

AB	33
R	4
H	7
RBI	4
BB	5
SO	6
LOB	16

COLORADO ROCKIES

WP: 0 PB: 0 SB: 0 CS: 0 PA: 39

Batter	1	2	3	4	5	6	7	8	9	AB	R	H	RBI	BB	SO	LOB
15 Rafael Furcal, S (1, 6) OBP: 0.342, SLG: 0.379	C B B X 2-1 F9			X 0-0 9 SH1-3 12 1B 1B		X 0-0 G6-3		C B B C X 2-2 9 G1-3 1B		4	1	2	0	0	0	0
9 Juan Pierre, L (1, 8) OBP: 0.314, SLG: 0.335	C F B F X 1-2 G1-3			X 0-0 SH1-3 1-2		C B F F X 1-2 G6-3		C C C X 0-2 G1-3 1-2		3	0	0	0	0	0	1
Olmedo Saenz, R (1, 3) OBP: 0.313, SLG: 0.359	B C X 1-1 G5-3			C S S 0-3 K		C X 0-1 F7		F B C B B X 3-2 L7		4	0	0	0	0	1	2
12 Jeff Kent, R (1, 4) OBP: 0.379, SLG: 0.504		C X 0-1 F9		C C B B X 2-2 5 FC1-4 2-H 1B			X 0-0 5 2B 16 1B 1B	B F X 1-1 G6-3		4	1	2	1	0	0	1
5 Nomar Garciaparra, R (1, 5) OBP: 0.329, SLG: 0.361		X 0-0 F7		B B X 2-0 FC1-4 1-2f			C C B B X 2-2 16 1B 1-3 2B		C B F X 1-2 16 G3 2B	4	0	2	0	0	0	1
27 Matt Kemp, R (1, 9) OBP: 0.382, SLG: 0.540 7 James Loney, L (9, PH) OBP: 0.399, SLG: 0.541		B C X 1-1 G3			S B F B B C 3-3 K		C C S 0-3 K		X 0-0 L4	3 1	0 0	0 0	0 0	0 0	2 0	2 1
16 Andre Ethier, L (1, 7) OBP: 0.369, SLG: 0.449			C X 0-1 G1-3		C F B F X 1-2 1B		B C X 1-1 2-3 3-H 1B		C C B X 1-2 G3 2-3	4	0	2	1	0	0	1
Mike Lieberthal, R (1, 2) OBP: 0.298, SLG: 0.278			C B C B X 2-2 G6-3		F X 0-1 F7		B C B F B F X 3-2 P3		F X 0-1 P6	4	0	0	0	0	0	4
Brett Tomko, R (1, 1) 55 Russell Martin, R (7, PH) OBP: 0.367, SLG: 0.463 Rudy Seanez, R (7, 1) Roberto Hernandez, R (8, 1)			B F C B F F F S 2-3 K		C F B S 1-3 K		F B X 1-1 P4			2 1 0 0	0 0 0 0	0 0 0 0	0 0 0 0	0 0 0 0	2 0 0 0	1 2 0 0
Inning Stats	R: 0 E: 0 K: 0 S: 8 H: 0 LOB: 0 BB: 0 P: 12	R: 0 E: 0 K: 0 S: 5 H: 0 LOB: 0 BB: 0 P: 6	R: 0 E: 0 K: 1 S: 11 H: 0 LOB: 0 BB: 0 P: 15	R: 1 E: 0 K: 1 S: 9 H: 2 LOB: 1 BB: 0 P: 13	R: 0 E: 0 K: 2 S: 12 H: 1 LOB: 1 BB: 0 P: 17	R: 0 E: 0 K: 0 S: 7 H: 0 LOB: 0 BB: 0 P: 8	R: 1 E: 0 K: 1 S: 15 H: 3 LOB: 2 BB: 0 P: 22	R: 0 E: 0 K: 0 S: 11 H: 1 LOB: 1 BB: 0 P: 17	R: 0 E: 0 K: 0 S: 9 H: 1 LOB: 1 BB: 0 P: 11	1B: 6 2B: 2 3B: 0 HR: 0	SF: 0 SAC: 1 DP: 0 HBP: 0					

TOP

Los Angeles Dodgers @ Colorado Rockies

Coors Field, Denver, CO

Sat Jul 28 2007, 6:05 PM MDT

Att. 46,039 - Cloudy - 78 F

livebaseballscorecards.com

AB	34
R	2
H	8
RBI	2
BB	0
SO	5
LOB	16

WP: 0 PB: 0 SB: 0 CS: 0 PA: 35

PITCHER		IP	WLS	BF	H	R	ER	SO	BB	IBB	HBP	BLK	WP	HR	S	P	ERA	WHIP
26 Jeff Francis, L ERA: 4.12	(1, 1)	7.2	W	30	7	2	2	5	0	0	0	0	0	0	76	107	2.35	0.913
50 Jorge Julio, R ERA: 5.75	(8, 1)	0.1		1	0	0	0	0	0	0	0	0	0	0	2	3	0.00	0.000
60 Manny Corpas, R ERA: 2.34	(9, 1)	1.0		4	1	0	0	0	0	0	0	0	0	0	9	11	0.00	1.000

PITCHER	IP	WLS	BF	H	R	ER	SO	BB	IBB	HBP	BLK	WP	HR	S	P	ERA	WHIP

Los Angeles Dodgers @ Colorado Rockies

Coors Field, Denver, CO

Sat Jul 28 2007, 6:05 PM MDT

Att. 46,039 - Cloudy - 78 F

livebaseballscorecards.com

BOTTOM

Batter	1	2	3	4	5	6	7	8	9	AB	R	H	RBI	BB	SO	LOB
19 Ryan Spilborghs, R (1, 8) OBP: 0.360, SLG: 0.549	BBSBB 4-1 F8 5 HR BB	CCBBX 2-2 2-H 1B		SX 0-1 ① F9		CX 0-1 ② G6-3		X 0-0 ③ G5-3		4	1	1	1	1	0	2
60 Manny Corpas, R (9, 1)										0	0	0	0	0	0	0
Kazuo Matsui, S (1, 4) OBP: 0.315, SLG: 0.401	BX 1-0 ① F8 1-2	BCX 1-1 ② P6		BX 1-0 ② P6		CBFX 1-2 ③ P4				4	0	0	0	0	0	3
5 Matt Holliday, R (1, 7) OBP: 0.386, SLG: 0.568	X 0-0 2-H HR	CX 0-1 G6-3		X 0-0 ③ G4-3			SCFS 0-3 ① K			4	1	1	2	0	1	2
17 Todd Helton, L (1, 3) OBP: 0.423, SLG: 0.454	X 0-0 ② G6-3		CBFBBC 3-3 ① K		FBX 1-1 ① L9		BBFBFFFS 3-3 ② K			4	0	0	0	0	2	0
27 Garrett Atkins, R (1, 5) OBP: 0.332, SLG: 0.450	BBCBSX 3-2 ③ P6		BBBCX 2-1 11 BB 1B		BBBFX 2-1 3B		CBFX 1-2 HR			4	1	3	1	0	0	0
11 Brad Hawpe, L (1, 9) OBP: 0.388, SLG: 0.543		CBBBB 4-1 2 HR BB	DBBB 4-0 1-2 BB		BCBBFS 3-3 ② K		BFCFBS 2-3 ③ K			2	1	0	0	2	2	1
2 Troy Tulowitzki, R (1, 6) OBP: 0.350, SLG: 0.433		BCCCX 1-2 1-H HR	CBFX 1-2 ② F6		BBBB 4-0 BB			X 0-0 E5 8 1B 10 L5		3	1	1	2	1	0	2
8 Yorvit Torrealba, R (1, 2) OBP: 0.340, SLG: 0.391		CBBBX 2-1 26 SH1-4 19 1B 1B	CSBBC 1-3 ③ K		FFB1S SAFE 1-3 ③ K			X 0-0 2-3 1B		4	1	2	0	0	2	4
26 Jeff Francis, L (1, 1) OBP: 0.211, SLG: 0.222	X 0-0 ① SH1-4 1-2			BBCX 2-1 1B		CX 0-1 ① F8		BSFX 1-2 ①② L5 3-3		2	0	1	0	0	0	0
50 Jorge Julio, R (8, 1)										0	0	0	0	0	0	0
10 Jeff Baker, R (8, PH) OBP: 0.288, SLG: 0.333										1	0	0	0	0	0	2
18 Cory Sullivan, L (9, 8) OBP: 0.390, SLG: 0.342										0	0	0	0	0	0	0
Inning Stats	R: 2 E: 0 K: 0 S: 7 H: 1 LOB: 0 BB: 1 P: 15	R: 3 E: 0 K: 0 S: 14 H: 3 LOB: 1 BB: 1 P: 24	R: 0 E: 0 K: 2 S: 11 H: 1 LOB: 2 BB: 1 P: 22	R: 0 E: 0 K: 0 S: 6 H: 1 LOB: 1 BB: 0 P: 9	R: 0 E: 0 K: 2 S: 10 H: 1 LOB: 2 BB: 1 P: 21	R: 0 E: 0 K: 0 S: 7 H: 0 LOB: 0 BB: 0 P: 8	R: 1 E: 0 K: 3 S: 17 H: 1 LOB: 0 BB: 0 P: 23	R: 0 E: 1 K: 0 S: 6 H: 1 LOB: 1 BB: 0 P: 7		1B: 5 2B: 1 3B: 1 HR: 3	SF: 0 SAC: 1 DP: 1 HBP: 0					

	AB	32
	R	6
	H	9
	RBI	6
	BB	4
	SO	7
	LOB	16

PITCHER		IP	WLS	BF	H	R	ER	SO	BB	IBB	HBP	BLK	WP	HR	S	P	ERA	WHIP
Brett Tomko, R ERA: 5.57	(1, 1)	6.0	L	29	7	5	5	4	4	0	0	0	0	2	55	99	7.50	1.833
Rudy Seanez, R ERA: 4.31	(7, 1)	1.0		4	1	1	1	3	0	0	0	0	0	1	17	23	9.00	1.000
Roberto Hernandez, R ERA: 6.1	(8, 1)	1.0		4	1	0	0	0	0	0	0	0	0	0	6	7	0.00	1.000

PITCHER	IP	WLS	BF	H	R	ER	SO	BB	IBB	HBP	BLK	WP	HR	S	P	ERA	WHIP

WP: 0 PB: 0 SB: 0 CS: 0 PA: 37

Los Angeles Dodgers @ Colorado Rockies

Coors Field, Denver, CO

Sun Jul 29 2007, 1:05 PM MDT

Att. 38,167 - Partly Cloudy - 79 F

TOP

livebaseballscorecards.com

Batter	1	2	3	4	5	6	7	8	9	AB	R	H	RBI	BB	SO	LOB
15 Rafael Furcal, S (1, 6) OBP: 0.343, SLG: 0.376	G5-3		F7		BB		BB		L3	3	1	0	0	2	0	1
9 Juan Pierre, L (1, 8) OBP: 0.312, SLG: 0.332	G6-3	G6-3			B2-3		BB		G4-3	4	0	0	0	1	0	2
55 Russell Martin, R (1, 2) OBP: 0.370, SLG: 0.478	G4-3			2B		2B	K		HR	5	3	3	1	0	1	3
12 Jeff Kent, R (1, 4) OBP: 0.384, SLG: 0.511 Ramon Martinez, R (9, PR) OBP: 0.232, SLG: 0.203		G3-1		1B		2B	1B		1B	5 0	0 1	4 0	3 0	0 0	0 0	0 0
Luis Gonzalez, L (1, 7) OBP: 0.369, SLG: 0.452		F8	K		FC1-6		F8		1B	5	0	1	0	0	1	5
5 Nomar Garciaparra, R (1, 5) OBP: 0.330, SLG: 0.360		BB	SF7		F9			G6-3	1B	3	0	1	2	1	0	1
7 James Loney, L (1, 3) OBP: 0.399, SLG: 0.536		K	G4-3		F8			G6-3	1B	5	0	2	0	0	1	3
16 Andre Ethier, L (1, 9) OBP: 0.370, SLG: 0.450			BB		L7		2B	FC4-6	K	4	1	1	0	1	1	4
58 Chad Billingsley, R (1, 1) OBP: 0.143, SLG: 0.214 57 Eric Hull, R (5, 1) Rudy Seanez, R (6, 1) Wilson Betemit, S (7, PH) OBP: 0.359, SLG: 0.474 Joe Beimel, L (7, 1) Roberto Hernandez, R (7, 1) Olmedo Saenz, R (8, PH) OBP: 0.309, SLG: 0.354 51 Jonathan Broxton, R (8, 1)			SH1-4		K		K	G6-3		1 0 0 1 0 0 0 1 0	0 0 0 0 0 0 0 0 0	0 0 0 0 0 0 0 0 0	0 0 0 0 0 0 0 0 0	1 0 0 0 0 0 0 0 0	0 0 0 1 0 0 0 1 0	0 0 0 1 0 0 0 0 0

Inning Stats	1	2	3	4	5	6	7	8	9
R:	0	0	0	1	0	1	2	0	2
E:	0	0	0	0	0	0	0	0	0
K:	0	1	0	1	1	0	2	0	1
S:	6	8	5	14	6	10	17	8	18
H:	0	0	0	2	0	2	2	1	5
LOB:	0	1	1	1	1	1	2	1	3
BB:	0	1	1	0	1	0	2	0	0
P:	10	15	13	22	10	19	30	14	29

1B:	7
2B:	4
3B:	0
HR:	1
SF:	1
SAC:	1
DP:	0
HBP:	0

WP:	1
PB:	0
SB:	0
CS:	0
PA:	44

AB	37
R	6
H	12
RBI	6
BB	5
SO	6
LOB	21

PITCHER		IP	WLS	BF	H	R	ER	SO	BB	IBB	HBP	BLK	WP	HR	S	P	ERA	WHIP
38 Ubaldo Jiménez, R ERA: 3.5	(1, 1)	6.0	W	25	4	2	2	3	3	0	0	0	0	0	49	89	3.00	1.167
LaTroy Hawkins, R ERA: 4.22	(7, 1)	0.1		4	1	2	2	1	2	0	0	0	1	0	10	18	54.00	9.000
61 Ramon E Ramirez, R ERA: 10.29	(7, 1)	0.1	H	2	1	0	0	1	0	0	0	0	0	0	5	9	0.00	3.000
Jeremy Affeldt, L ERA: 2.79	(7, 1)	1.1	H	5	1	0	0	0	0	0	0	0	0	0	10	17	0.00	0.750
35 Taylor Buchholz, R ERA: 5.0	(9, 1)	0.2		5	3	2	2	0	0	0	0	0	0	1	11	18	27.00	4.500
60 Manny Corpas, R ERA: 2.32	(9, 1)	0.1	S	3	2	0	0	1	0	0	0	0	0	0	7	11	0.00	6.000

BOTTOM

Los Angeles Dodgers @ Colorado Rockies

Coors Field, Denver, CO

Sun Jul 29 2007, 1:05 PM MDT

Att. 38,167 - Partly Cloudy - 79 F

livebaseballscorecards.com

Batter	1	2	3	4	5	6	7	8	9	AB	R	H	RBI	BB	SO	LOB
3 Willy Taveras, R (1, 8) OBP: 0.359, SLG: 0.372	B F F B S 2-3 K ①		L S B F B C 2-3 K ②	F F X 0-2 F8 ③		L B C X 1-2 1-3 S 1B 1B	B S B X 2-1 1-2 3-H 5 S 1B			5	1	2	1	0	2	3
Jamey Carroll, R (1, 4) (7, 5) OBP: 0.328, SLG: 0.298	C C B B X 2-2 L6 ②		B S X 1-1 5 E 5 S 5 HR 1B		B S B B C F F F X 3-2 G3-1 ①	B B X 2-0 1-H 3-H 5 S 5 1B 1B	C F X 0-2 2-3 F7 ②			5	2	2	2	0	0	2
5 Matt Holliday, R (1, 7) OBP: 0.390, SLG: 0.576	B C B C B X 3-2 G4-3 ③		B F B 1 SAFE B C F X 1-H 3-2 HR		B F B B C B B 4-2 17 2B BB	F B B X 1-H 2-1 17 S 1B	B B B C B 1-2 4-1 17 FC6 BB			3	2	2	3	2	0	0
17 Todd Helton, L (1, 3) OBP: 0.423, SLG: 0.455		B C S F B B X 3-2 E4	B F F B T X 2-2 L4 ③		F B F B F B X 1-H 3-2 2B	C I I 1-2 4-1 IBB	B S S F B X 1-2f 2-2 FC6 ③			4	0	1	1	1	0	3
27 Garrett Atkins, R (1, 5) OBP: 0.329, SLG: 0.445 Jeremy Affeldt, L (7, 1) 18 Cory Sullivan, L (8, PH) OBP: 0.381, SLG: 0.333 35 Taylor Buchholz, R (9, 1) OBP: 0.238, SLG: 0.158 60 Manny Corpas, R (9, 1)		B B C F F B S 3-3 K ①		B B B C X 3-1 F8 ①	B B B C B X 3-1 F7 ②	B B S X 2-1 P6 ③		F B F F S 1-3 K ①		4 0 1 0 0	0 0 0 0 0	0 0 0 0 0	0 0 0 0 0	0 0 1 0 0	1 0 0 0 0	4 0 0 0 0
11 Brad Hawpe, L (1, 9) OBP: 0.385, SLG: 0.538	X 0-0 F9 ②			C B F B B F F X 3-2 P6 ②	S B B B F S 3-3 K ③		S F B B X 2-2 P1 ①	F X 0-1 1B		5	0	1	0	0	1	2
2 Troy Tulowitzki, R (1, 6) OBP: 0.350, SLG: 0.429	C S D F B S 2-3 K ③			B B B 4-0 38 BB 8 1B BB		B B B C C S 2-3 K ①	B B B B 4-0 8 1B 1B BB	F F C 0-3 K ②		3	1	0	0	2	3	2
8 Yorvit Torrealba, R (1, 2) OBP: 0.345, SLG: 0.408			B X 1-0 HR	C X 0-1 1-2 38 BB 1B		B C B B B X 3-1 F8 ②	B 1 B C X SAFE 2-1 1-2 1B 3 1B 1B	C F X 0-2 G4-3 ③		5	2	3	1	0	0	1
38 Ubaldo Jiménez, R (1, 1) OBP: 0.333, SLG: 0.200 10 Jeff Baker, R (6, PH) OBP: 0.294, SLG: 0.333 LaTroy Hawkins, R (7, 1) 61 Ramon E Ramirez, R (7, 1) Kazuo Matsui, S (7, 4) OBP: 0.317, SLG: 0.403			C B X 1-1 G1-3 ①	B B C B C B 1-2 2-3 4-2 BB		C B B B T B 4-2 3 1B 1B BB	F B B B F X 1-3 2-H 3-2 F7 3 1B 1B			1 0 0 0 1	0 1 0 0 0	0 0 0 0 1	0 1 0 0 1	1 0 0 0 0	0 0 0 0 0	0 0 0 0 0
Inning Stats	R: 0 E: 0 K: 1 S: 9 H: 0 LOB: 0 BB: 0 P: 16	R: 0 E: 1 K: 2 S: 13 H: 0 LOB: 1 BB: 0 P: 21	R: 3 E: 0 K: 1 S: 17 H: 3 LOB: 0 BB: 0 P: 27	R: 0 E: 0 K: 0 S: 14 H: 1 LOB: 3 BB: 2 P: 28	R: 1 E: 0 K: 1 S: 17 H: 1 LOB: 1 BB: 1 P: 33	R: 3 E: 0 K: 1 S: 16 H: 3 LOB: 2 BB: 2 P: 36	R: 2 E: 0 K: 0 S: 18 H: 3 LOB: 3 BB: 2 P: 37	R: 0 E: 0 K: 2 S: 12 H: 1 LOB: 1 BB: 0 P: 13		1B: 9 2B: 1 3B: 0 HR: 2 SF: 0 SAC: 0 DP: 0 HBP: 0						

	AB	37
	R	9
	H	12
	RBI	9
	BB	7
	SO	8
	LOB	17

WP: 0 PB: 0 SB: 5 CS: 0 PA: 44

PITCHER		IP	WLS	BF	H	R	ER	SO	BB	IBB	HBP	BLK	WP	HR	S	P	ERA	WHIP
58 Chad Billingsley, R ERA: 3.65	(1, 1)	4.1	L	22	5	4	4	4	3	0	0	0	0	2	65	114	8.31	1.846
57 Eric Hull, R ERA: 8.1	(5, 1)	1.1		8	3	3	3	2	1	0	0	0	0	0	18	38	20.25	3.000
Rudy Seanez, R ERA: 4.28	(6, 1)	0.1		2	0	0	0	0	0	1	0	0	0	0	3	9	0.00	0.000
Joe Beimel, L ERA: 4.2	(7, 1)	0.1		5	3	2	2	0	1	0	0	0	0	0	10	23	54.00	12.000
Roberto Hernandez, R ERA: 5.97	(7, 1)	0.2		3	0	0	0	0	1	0	0	0	0	0	8	14	0.00	1.500

PITCHER		IP	WLS	BF	H	R	ER	SO	BB	IBB	HBP	BLK	WP	HR	S	P	ERA	WHIP
51 Jonathan Broxton, R ERA: 2.5	(8, 1)	1.0		4	1	0	0	2	0	0	0	0	0	0	12	13	0.00	1.000

Batter	1	2	3	4	5	6	7	8	9	AB	R	H	RBI	BB	SO	LOB
3 Willy Taveras, R (1, 8) OBP: 0.363, SLG: 0.380	C C X 0-2 SF8 3B		X 0-0 SH3-4 27 2B 1-2 1B	B B B C C B 4-2 BB		B F F F S 1-3 ③ K		F S S 0-3 ③ K		4	2	2	0	1	2	2
Jamey Carroll, R (1, 4) OBP: 0.321, SLG: 0.293	C X 0-1 ① SF8 3-H		X 0-0 ① SH3-4 1-2 2-3	C 1 SAFE 1 SAFE 1 SAFE 1 SAFE B B 1 SAFE F 2-3 ③ S K			B C C F X 1-2 ① G5-3		B F B X 2-1 ① F9	3	0	0	1	0	1	1
5 Matt Holliday, R (1, 7) OBP: 0.395, SLG: 0.583	S B S B B S 3-3 ② K		B D I I 4-0 27 2B IBB		S X 0-1 27 F8 19 SF8 2B		S B X 1-1 2B		B C F B X 2-2 19 CS 1B	4	2	3	0	1	1	0
27 Garrett Atkins, R (1, 5) OBP: 0.330, SLG: 0.446	C F X 0-2 ③ G6-3		C B F B F D X 3-2 19 1B 2 1B 1-H 2-H 3-H 2B		F B C F X 1-2 ① F8 2-3		B B B B 4-0 BB		B 1 SAFE B C 1 SAFE C S 2-3 ② K	4	1	1	3	1	1	2
19 Ryan Spilborghs, R (1, 9) OBP: 0.364, SLG: 0.552		S X 0-1 10 CS 1B	X 0-0 2 1B 2-3 1B		D F B T D X 3-2 ② SF8 3-H		S F B S 1-3 ② K		C 1 SAFE 0-1 ③ CS 1-2	3	0	2	1	0	1	2
2 Troy Tulowitzki, R (1, 6) OBP: 0.349, SLG: 0.427		C X 0-1 ① F9	F B S X 1-2 10 A4 D8 1-2 3-H 1B		X 0-0 ③ F9		B C S B X 2-2 ③ P4			4	0	1	1	0	0	3
10 Jeff Baker, R (1, 3) OBP: 0.293, SLG: 0.324		C B 1 SAFE F B F B F B 4-2 ② 20 FC5-4 1-2 BB	S 1 SAFE B S C 1-3 ② ③ K 1-2			C B X 1-1 ① F8		B F S S 1-3 ① K		3	0	0	0	1	2	2
20 Chris Iannetta, R (1, 2) OBP: 0.307, SLG: 0.293		B B S C X 2-2 ③ FC5-4 1-2f		B F S X 1-2 ① G6-3		B F H 2-1 28 SH1 HBP		C B B B X 3-1 28 SH3 1B		3	0	1	0	0	0	1
28 Aaron Cook, R (1, 1) OBP: 0.326, SLG: 0.333 50 Jorge Julio, R (8, 1) 60 Manny Corpas, R (9, 1)			B B C B C F B 4-2 SH3-4 3 1B 27 2B BB	S C X 0-2 ② F8		X 0-0 ② SH1 1-2		B C X 1-1 ② SH3 1-2		1 0 0	1 0 0	0 0 0	0 0 0	1 0 0	0 0 0	0 0 0
Inning Stats	R: 1 H: 1 E: 0 LOB: 0 K: 1 BB: 0 S: 11 P: 14	R: 0 H: 1 E: 0 LOB: 1 K: 0 BB: 1 S: 11 P: 17	R: 4 H: 4 E: 0 LOB: 1 K: 1 BB: 2 S: 17 P: 30	R: 0 H: 0 E: 0 LOB: 1 K: 1 BB: 1 S: 11 P: 18	R: 1 H: 1 E: 0 LOB: 0 K: 0 BB: 0 S: 10 P: 14	R: 0 H: 0 E: 0 LOB: 1 K: 1 BB: 0 S: 8 P: 12	R: 0 H: 1 E: 0 LOB: 2 K: 1 BB: 1 S: 12 P: 21	R: 0 H: 1 E: 0 LOB: 1 K: 2 BB: 0 S: 10 P: 15	R: 0 H: 1 E: 0 LOB: 0 K: 1 BB: 0 S: 9 P: 15	1B: 6 2B: 3 3B: 1 HR: 0	SF: 2 SAC: 3 DP: 0 HBP: 1			WP: 0 PB: 0 SB: 0 CS: 2	PA: 41		

PITCHER		IP	WLS	BF	H	R	ER	SO	BB	IBB	HBP	BLK	WP	HR	S	P	ERA	WHIP
Scott Olsen, L ERA: 5.53	(1, 1)	5.0	L	24	7	6	6	3	3	1	0	0	0	0	60	93	10.80	2.000
48 Lee Gardner, R ERA: 2.72	(6, 1)	2.0		9	1	0	0	2	1	0	1	0	0	0	20	33	0.00	1.000
22 Matt Lindstrom, R ERA: 3.89	(8, 1)	1.0		4	1	0	0	2	0	0	0	0	0	0	10	15	0.00	1.000
32 Justin Miller, R ERA: 2.02	(9, 1)	1.0		3	1	0	0	1	0	0	0	0	0	0	9	15	0.00	1.000

PITCHER	IP	WLS	BF	H	R	ER	SO	BB	IBB	HBP	BLK	WP	HR	S	P	ERA	WHIP

TOP

Colorado Rockies @ Florida Marlins

Dolphin Stadium, Miami, FL

Tue Jul 31 2007, 7:05 PM EDT

Att. 11,534 - Cloudy - 82 F

livebaseballscorecards.com

AB	29
R	6
H	10
RBI	6
BB	5
SO	8
LOB	13

Batter	1	2	3	4	5	6	7	8	9	AB	R	H	RBI	BB	SO	LOB
2 Hanley Ramirez, R (1, 6) OBP: 0.393, SLG: 0.568	F S B F B C 2-3 K ①		B S B B B 4-1 6 1B 1B 2-3 BB		C F B C 1-3 K ③			C B F F B F B X 3-2 6 S 2B		3	1	1	0	1	2	0
6 Dan Uggla, R (1, 4) OBP: 0.328, SLG: 0.505	C C B S 1-3 K ②		S X 0-1 G5-3 1B 1-3 3-H 1B			B B B C F X 3-2 G5-3 ①		D C B C S 2-3 K ③ 2-3		4	0	1	1	0	2	1
Miguel Cabrera, R (1, 5) OBP: 0.406, SLG: 0.610	C C B X 1-2 G5-3 ③		1 SAFE S F B X 1-2 1-2 3-H 1B			S C B F B B X 3-2 G6-3 ②			B B C X 2-1 G5-3 ①	4	0	1	1	0	0	0
Mike Jacobs, L (1, 3) OBP: 0.321, SLG: 0.443		F X 0-1 G3 ① 2-3f	F X 0-1 G5-3 ② ③			B B X 2-0 G4-3 ③			B B B C X 3-1 G4-3 ②	4	0	0	0	0	0	2
14 Josh Willingham, R (1, 7) OBP: 0.371, SLG: 0.469		C B B B S S 3-3 K ②		B X 1-0 G6-3 ①			S C B B X 2-2 L9 ①		C C S 0-3 K ③	4	0	0	0	0	2	0
27 Jeremy Hermida, L (1, 9) OBP: 0.348, SLG: 0.447		C S B B B B X 3-2 G4-3 ③		X 0-0 G3 ②			C X 0-1 G6-3 ②			3	0	0	0	0	0	0
Miguel Olivo, R (1, 2) OBP: 0.251, SLG: 0.386			X 0-0 HR	C B C C 1-3 K ③			B X 1-0 L8 ③			3	1	1	1	0	1	0
4 Alfredo Amezaga, S (1, 8) OBP: 0.324, SLG: 0.369			C X 0-1 E6 2 S 6 1B SH2-4		B B B B 4-0 G6-4-3 BB			C X 0-1 G4-6-3 1B		2	1	1	0	1	0	0
Scott Olsen, L (1, 1) OBP: 0.250, SLG: 0.286 Joe Borchard, S (5, PH) OBP: 0.291, SLG: 0.318 48 Lee Gardner, R (6, 1) 22 Matt Lindstrom, R (8, 1) Todd Linden, S (8, PH) OBP: 0.286, SLG: 0.292 32 Justin Miller, R (9, 1)			B X 1-0 SH2-4 ① 1-2		1 SAFE C 1 SAFE S B B 1 SAFE 1 SAFE F 2-2 G6-4-3 ① ② 1-2f			1 SAFE C B B X 2-1 G4-6-3 ① ② 1-2f		0 0 0 0 0 0 0 1 0 0 0 0 0 1 0 0 0 0 0 0 0 0 0 0 0 0 0 0 1 0 0 0 0 0 1 0 0 0 0 0 0 0						
Inning Stats	R: 0 H: 0 E: 0 LOB: 0 K: 2 BB: 0 S: 10 P: 14	R: 0 H: 0 E: 0 LOB: 0 K: 1 BB: 0 S: 8 P: 14	R: 3 H: 3 E: 1 LOB: 1 K: 0 BB: 1 S: 12 P: 18	R: 0 H: 0 E: 0 LOB: 0 K: 1 BB: 0 S: 5 P: 7	R: 0 H: 0 E: 0 LOB: 0 K: 1 BB: 0 S: 7 P: 14	R: 0 H: 0 E: 0 LOB: 0 K: 0 BB: 0 S: 8 P: 16	R: 0 H: 0 E: 0 LOB: 0 K: 0 BB: 0 S: 6 P: 9	R: 0 H: 2 E: 0 LOB: 1 K: 1 BB: 0 S: 12 P: 19	R: 0 H: 0 E: 0 LOB: 0 K: 1 BB: 0 S: 7 P: 12	1B: 3 SF: 0 2B: 1 SAC: 1 3B: 0 DP: 3 HR: 1 HBP: 0						

PITCHER		IP	WLS	BF	H	R	ER	SO	BB	IBB	HBP	BLK	WP	HR	S	P	ERA	WHIP
28 Aaron Cook, R ERA: 4.13	(1, 1)	7.2	W	28	5	3	2	5	2	0	0	0	0	1	65	106	2.35	0.913
50 Jorge Julio, R ERA: 5.7	(8, 1)	0.1	H	1	0	0	0	1	0	0	0	0	0	0	3	5	0.00	0.000
60 Manny Corpas, R ERA: 2.28	(9, 1)	1.0	S	3	0	0	0	1	0	0	0	0	0	0	7	12	0.00	0.000

PITCHER	IP	WLS	BF	H	R	ER	SO	BB	IBB	HBP	BLK	WP	HR	S	P	ERA	WHIP

BOTTOM

Colorado Rockies @ Florida Marlins

Dolphin Stadium, Miami, FL

Tue Jul 31 2007, 7:05 PM EDT
Att. 11,534 - Cloudy - 82 F

livebaseballscorecards.com

AB	29
R	3
H	5
RBI	3
BB	2
SO	7
LOB	5

WP: 0	PA: 32				
PB: 0					
SB: 2					
CS: 0					

Batter	1	2	3	4	5	6	7	8	9	AB	R	H	RBI	BB	SO	LOB
3 Willy Taveras, R (1, 8) OBP: 0.369, SLG: 0.382 61 Ramon E Ramirez, R (8, 1)	X 0-0 S 2B 1B	C B X 1-1 S 1B		B C B B L B 4-2 5 WP S BB		B S F F B B F B 4-2 1-2 BB		S B B F F F F 3-2 F X L4 ③		3 0	1 0	2 0	0 0	2 0	0 0	1 0
Kazuo Matsui, S (1, 4) OBP: 0.319, SLG: 0.412	1 SAFE 1 SAFE B C L B X 2-2 17 2B 1-H 2B	B 1 SAFE C P B S S 3-3 ② K 1-2		B C F B 2 SAFE F C 2-3 ② K 1-2		C D X 1-1 ② F9			C B X 1-1 5 1B 27 1B 2B	5	2	2	1	0	2	4
5 Matt Holliday, R (1, 7) OBP: 0.395, SLG: 0.580	C F S 0-3 ① K	F B C B B B 4-2 BB		C B X 1-1 ③ G3 2-3		B X 1-0 ③ G5-3			S T X 0-2 27 1B 2-3 1B	4	0	1	0	1	1	4
17 Todd Helton, L (1, 3) OBP: 0.420, SLG: 0.454	C C F F B F B B F 3-2 X 2 BB 2-H 2B	C X 0-1 ③ G4-3			B C X 1-1 ① F9		S C S 0-3 ① K		C C F B F B S 2-3 ① K	5	0	1	1	0	2	4
27 Garrett Atkins, R (1, 5) OBP: 0.333, SLG: 0.445 Jamey Carroll, R (9, PR) OBP: 0.321, SLG: 0.293	B X 1-0 ② P3		B B B C B 4-1 BB		B B B C B 4-1 BB		C B B C X 2-2 G6-3		F C F B B 1 SAFE X 2-2 2 BB 1-3 3-H 1B	3 0	0 0	1 0	1 0	2 0	0 0	1 0
11 Brad Hawpe, L (1, 9) OBP: 0.383, SLG: 0.532	C C B F B H 3-2 2 BB HBP		S B S S 1-3 ① K		F C B S 2-3 ② K		S B S B C 2-3 ③ K		B B S T C 2-3 ② K	4	0	0	0	0	4	4
2 Troy Tulowitzki, R (1, 6) OBP: 0.350, SLG: 0.424	F B B B 4-1 1-2 2-3 BB		F F C 0-3 ② K		S B B C B C 3-3 ③ K			X 0-0 ① F9	B B B C B 4-1 1-2 BB	3	0	0	0	2	2	2
8 Yorvit Torrealba, R (1, 2) OBP: 0.346, SLG: 0.405	C C B B X 2-2 ③ G5-3		C C C 0-3 ③ K			C X 0-1 3 S 1B		B B B C F F B 4-2 BB	C S S 0-3 ③ K	4	0	1	0	1	2	7
Josh Fogg, R (1, 1) OBP: 0.147, SLG: 0.147 34 Matt Herges, L (6, 1) 19 Ryan Spilborghs, R (8, PH) OBP: 0.362, SLG: 0.548 (8, 8)		F B F B X 2-2 ① P4		B F C F S 1-3 ① K		L F L 0-3 ① K		C B S O F S 2-3 ② K		3 0 1	0 0 0	0 0 0	0 0 0	0 0 1	2 0 1	1 0 1
Inning Stats	R: 2 E: 0 K: 1 S: 22 H: 3 LOB: 3 BB: 1 P: 37	R: 0 E: 0 K: 1 S: 13 H: 1 LOB: 2 BB: 1 P: 22	R: 0 E: 0 K: 3 S: 10 H: 0 LOB: 1 BB: 1 P: 15	R: 0 E: 0 K: 2 S: 12 H: 0 LOB: 1 BB: 1 P: 20	R: 0 E: 0 K: 2 S: 9 H: 0 LOB: 1 BB: 1 P: 19	R: 0 E: 0 K: 1 S: 12 H: 1 LOB: 2 BB: 1 P: 18	R: 0 E: 0 K: 2 S: 9 H: 0 LOB: 0 BB: 0 P: 13	R: 0 E: 0 K: 1 S: 16 H: 0 LOB: 1 BB: 1 P: 25	R: 1 E: 0 K: 3 S: 21 H: 3 LOB: 3 BB: 1 P: 32	1B: 5 2B: 3 3B: 0 HR: 0 SF: 0 SAC: 0 DP: 0 HBP: 1						

PITCHER		IP	WLS	BF	H	R	ER	SO	BB	IBB	HBP	BLK	WP	HR	S	P	ERA	WHIP
Byung-Hyun Kim, R ERA: 4.63	(1, 1)	5.1	W	28	5	2	2	10	6	0	1	0	1	0	75	126	3.38	2.062
37 Renyel Pinto, L ERA: 4.13	(6, 1)	0.2	H	2	0	0	0	0	0	0	0	0	0	0	3	5	0.00	0.000
57 Taylor Tankersley, L ERA: 5.22	(7, 1)	1.0	H	3	0	0	0	2	0	0	0	0	0	0	9	13	0.00	0.000
Armando Benitez, R ERA: 5.31	(8, 1)	1.0	H	4	0	0	0	1	1	0	0	0	0	0	16	25	0.00	1.000
Kevin Gregg, R ERA: 3.36	(9, 1)	1.0	S	7	3	1	1	3	1	0	0	0	0	0	21	32	9.00	4.000

PITCHER	IP	WLS	BF	H	R	ER	SO	BB	IBB	HBP	BLK	WP	HR	S	P	ERA	WHIP

TOP

Colorado Rockies @ Florida Marlins

Dolphin Stadium, Miami, FL

Wed Aug 01 2007, 7:05 PM EDT

Att. 11,556 - Cloudy - 79 F

livebaseballscorecards.com

AB	35
R	3
H	8
RBI	3
BB	8
SO	16
LOB	29

WP: 1 PA: 44
PB: 0
SB: 4
CS: 0

Colorado Rockies @ Florida Marlins

Dolphin Stadium, Miami, FL

Wed Aug 01 2007, 7:05 PM EDT

Att. 11,556 - Cloudy - 79 F

livebaseballscorecards.com

BOTTOM

Batter	1	2	3	4	5	6	7	8	9	AB	R	H	RBI	BB	SO	LOB
2 Hanley Ramirez, R (1, 6) OBP: 0.392, SLG: 0.564	4-1 6 S 1B 14 1B BB		2-0 ① P2		1-3 ① K		2-2 ① G4-3			3	1	0	0	1	1	0
6 Dan Uggla, R (1, 4) OBP: 0.325, SLG: 0.500	2-1 ① F9 1-2		1-2 ② F9		0-0 ② F8		0-0 ② G4-3			4	0	0	0	0	0	1
Miguel Cabrera, R (1, 5) OBP: 0.412, SLG: 0.623	1-1 14 1B 14 E BB 2-3 1B		1-1 2B		3-2 HR		4-2 BB			3	2	3	1	1	0	0
Mike Jacobs, L (1, 3) OBP: 0.320, SLG: 0.438 Armando Benitez, R (8, 1) 12 Cody Ross, R (9, 9) OBP: 0.400, SLG: 0.584	4-2 14 E 1-2 BB		1-1 ③ P3		0-1 ③ G3		0-0 ③ F9			3 0 0	0 0 0	0 0 0	0 0 0	1 0 0	0 0 0	2 0 0
14 Josh Willingham, R (1, 7) OBP: 0.374, SLG: 0.472	0-0 E8 27 G4-6-3 1-2 2-H 3-H 1B			2-1 27 G3 27 S 20 1B 1B		2-2 27 1B 4 FC3-2 1B		3-2 ① F9		4	1	3	1	0	0	0
27 Jeremy Hermida, L (1, 9) OBP: 0.351, SLG: 0.446 Kevin Gregg, R (9, 1)	1-1 ② ③ G4-6-3 1-2f			2-2 ① G3 1-3		3-2 SAFE 4 FC3-2 1-3 1B		4-1 20 BB BB		3 0	0 0	1 0	0 0	1 0	0 0	3 0
20 Matt Treanor, R (1, 2) OBP: 0.389, SLG: 0.446		H 1-0 4 G6-4-3 HBP		X 0-0 4 G4-3 3-H 1B		3-3 ① K		4-1 SAFE SAFE 4 L3 1-2 BB		2	0	1	1	1	1	2
4 Alfredo Amezaga, S (1, 8) OBP: 0.320, SLG: 0.364		X 0-0 ① ② G6-4-3 1-2f		X 0-0 ② G4-3 1-2		2-2 ② FC3-2 1-2 3-H		2-1 ② ③ L3 1-1		4	0	0	0	0	0	6
Byung-Hyun Kim, R (1, 1) OBP: 0.100, SLG: 0.105 37 Renyel Pinto, L (6, 1) Todd Linden, S (6, PH) OBP: 0.294, SLG: 0.289 57 Taylor Tankersley, L (7, 1) Jason Wood, R (8, 3) OBP: 0.322, SLG: 0.469		C S X 0-2 ③ F8		B S B X 2-1 ③ F8		X 0-0 ③ G1-3				2 0 1 0 0	0 0 0 0 0	0 0 0 0 0	0 0 0 0 0	0 0 0 0 0	0 0 0 0 0	1 0 2 0 0
Inning Stats	R: 2 E: 1 K: 0 S: 10 H: 2 LOB: 1 BB: 2 P: 22	R: 0 E: 0 K: 0 S: 4 H: 0 LOB: 0 BB: 0 P: 5	R: 0 E: 0 K: 0 S: 8 H: 1 LOB: 1 BB: 0 P: 13	R: 1 E: 0 K: 0 S: 9 H: 2 LOB: 1 BB: 0 P: 15	R: 1 E: 0 K: 1 S: 9 H: 1 LOB: 0 BB: 0 P: 13	R: 0 E: 0 K: 1 S: 15 H: 2 LOB: 2 BB: 0 P: 25	R: 0 E: 0 K: 0 S: 8 H: 0 LOB: 1 BB: 1 P: 14	R: 0 E: 0 K: 0 S: 8 H: 0 LOB: 1 BB: 2 P: 21		1B: 6 2B: 2 3B: 0 HR: 1	SF: 0 SAC: 0 DP: 3 HBP: 1		WP: 0 PB: 0 SB: 2 CS: 0	PA: 35			

	AB	29
	R	4
	H	8
	RBI	3
	BB	5
	SO	2
	LOB	17

PITCHER		IP	WLS	BF	H	R	ER	SO	BB	IBB	HBP	BLK	WP	HR	S	P	ERA	WHIP
Josh Fogg, R ERA: 4.87	(1, 1)	5.0	L	24	8	4	3	1	2	0	1	0	0	1	47	80	5.40	2.000
34 Matt Herges, R ERA: 4.5	(6, 1)	2.0		7	0	0	0	1	1	0	0	0	0	0	16	27	0.00	0.500
61 Ramon E Ramirez, R ERA: 9.6	(8, 1)	1.0		4	0	0	0	0	2	0	0	0	0	0	8	21	0.00	2.000

PITCHER	IP	WLS	BF	H	R	ER	SO	BB	IBB	HBP	BLK	WP	HR	S	P	ERA	WHIP

Colorado Rockies @ Florida Marlins

Dolphin Stadium, Miami, FL

Thu Aug 02 2007, 7:05 PM EDT

Att. 11,927 - Clear - 88 F

livebaseballscorecards.com

TOP

Batter	1	2	3	4	5	6	7	8	9	AB	R	H	RBI	BB	SO	LOB
3 Willy Taveras, R (1, 8) OBP: 0.368, SLG: 0.381	C F F C 0-3 ① K		C F X 0-2 ① G3		B X 1-0 5 CS 2-3 1B		B M B C C 2-3 ③ K			4	0	1	0	0	2	1
Kazuo Matsui, S (1, 4) OBP: 0.322, SLG: 0.413	B C F S 1-3 ② K		B F B B X 2-1 5 S 5 1B 1B		C B F 1 SAFE S 1-3 ② K			S X 0-1 5 2B 1B		4	2	2	0	0	2	2
5 Matt Holliday, R (1, 7) OBP: 0.398, SLG: 0.583	S C F B B F B F 4-2 B 17 BB 27 1B BB		S 1 SAFE S X 0-2 ② 1-H 1B		C B 1 SAFE 1 SAFE F 1 SAFE 1 SAFE B 2-2 ③ CS 1-2	S B B T 2-2 ① K		F B F X 1-2 27 SF9 1-H 2B		3	2	2	2	1	1	0
17 Todd Helton, L (1, 3) OBP: 0.419, SLG: 0.450	C B 1 SAFE B C B F F F 4-2 B 27 1B 1-2 BB		F B B F F B X 3-2 ③ F7			C B B B F S 3-3 ② K		B C B T B C 3-3 ① K		3	0	0	0	1	2	1
27 Garrett Atkins, R (1, 5) OBP: 0.334, SLG: 0.447	C C B B F F B F F X 3-2 1-3 2-H 1B			B C F B F C 2-3 ① K		B B C C F B X 3-2 1B		T F F F F X 0-2 ② SF9 3-H		3	0	2	2	0	1	0
11 Brad Hawpe, L (1, 9) OBP: 0.379, SLG: 0.525	B B S X 2-1 ③ F9			B B S S F F C 2-3 ② K		C B S 1-3 ③ K		B X 1-0 ③ G4-3		4	0	0	0	0	2	3
2 Troy Tulowitzki, R (1, 6) OBP: 0.347, SLG: 0.420		C C F B S 1-3 ① K		B F F B X 2-2 ③ G6-3			F S B B F X 2-2 ① G6-3		X 0-0 ① F9	4	0	0	0	0	1	0
8 Yorvit Torrealba, R (1, 2) OBP: 0.348, SLG: 0.402		B B B C X 3-1 ② P4			B F B B F F B 4-2 3 1B 48 SH3-4 BB		S B B B S B B 4-2 BB		C B B X 2-1 ② G5-3	2	0	0	0	2	0	0
48 Jason Hirsh, R (1, 1) OBP: 0.150, SLG: 0.100 35 Taylor Buchholz, R (6, 1) OBP: 0.238, SLG: 0.158 19 Ryan Spilborghs, R (7, PH) OBP: 0.359, SLG: 0.543 LaTroy Hawkins, R (7, 1) 50 Jorge Julio, R (8, 1) 18 Cory Sullivan, L (9, PH) OBP: 0.372, SLG: 0.325 60 Manny Corpas, R (9, 1)		C X 0-1 ③ G6-3			M B X 1-1 ① SH3-4 1-2		F S B S 1-3 ② K		S B S S X 1-2 ③ F9	1	0	0	0	0	0	0
										0	0	0	0	0	0	0
										1	0	0	0	0	1	1
										0	0	0	0	0	0	0
										0	0	0	0	0	0	0
										1	0	0	0	0	0	0
										0	0	0	0	0	0	0

Inning Stats	1	2	3	4	5	6	7	8	9
R:	1	0	1	0	0	0	0	2	0
E:	0	0	0	0	0	0	0	0	0
K:	2	1	0	2	1	3	2	1	0
S:	27	8	12	12	11	13	12	15	6
H:	1	0	2	0	1	1	0	2	0
LOB:	2	0	0	0	1	1	1	0	0
BB:	2	0	0	0	1	0	1	0	0
P:	41	12	17	18	20	22	21	20	9

1B:	6
2B:	1
3B:	0
HR:	0
SF:	1
SAC:	1
DP:	0
HBP:	0

WP:	0
PB:	0
SB:	1
CS:	1
PA:	37

AB	30
R	4
H	7
RBI	4
BB	4
SO	12
LOB	8

PITCHER		IP	WLS	BF	H	R	ER	SO	BB	IBB	HBP	BLK	WP	HR	S	P	ERA	WHIP
56 Rick Van Den Hurk, R ERA: 6.75	(1, 1)	4.1		19	4	2	2	5	3	0	0	0	0	0	65	100	4.15	1.615
37 Renyel Pinto, L ERA: 4.1	(5, 1)	0.1		1	0	0	0	1	0	0	0	0	0	0	3	4	0.00	0.000
22 Matt Lindstrom, R ERA: 3.77	(5, 1)	1.1	H	4	1	0	0	3	0	0	0	0	0	0	15	26	0.00	0.750
32 Justin Miller, R ERA: 1.96	(7, 1)	1.0	H	4	0	0	0	2	1	0	0	0	0	0	12	21	0.00	1.000
Armando Benitez, R ERA: 5.62	(8, 1)	1.0	L	5	2	2	2	1	0	0	0	0	0	0	15	20	18.00	2.000

PITCHER		IP	WLS	BF	H	R	ER	SO	BB	IBB	HBP	BLK	WP	HR	S	P	ERA	WHIP
48 Lee Gardner, R ERA: 2.66	(9, 1)	1.0		3	0	0	0	0	0	0	0	0	0	0	6	9	0.00	0.000

BOTTOM

Colorado Rockies @ Florida Marlins

Dolphin Stadium, Miami, FL

Thu Aug 02 2007, 7:05 PM EDT

Att. 11,927 - Clear - 88 F

Batter	1	2	3	4	5	6	7	8	9	AB	R	H	RBI	BB	SO	LOB
2 Hanley Ramirez, R (1, 6) OBP: 0.392, SLG: 0.561	4-2 6 HR BB	0-2 P3			1-0 14 S 6 1B 1B		2-3 K		1-2 L7	4	1	1	0	1	1	1
6 Dan Uggla, R (1, 4) OBP: 0.328, SLG: 0.507	1-2 1-H HR		0-2 L9		0-0 14 G4-6-3 1-2 1B		2-1 P6		4-1 G6-4-3 BB	4	1	2	2	1	0	0
Miguel Cabrera, R (1, 5) OBP: 0.409, SLG: 0.618	0-3 K		2-3 K		2-3 K		2-0 14 1B 1B		1-0 G6-4-3 1-2f	5	0	1	0	0	3	3
14 Josh Willingham, R (1, 7) OBP: 0.375, SLG: 0.480	0-2 G4-3		2-1 HR		1-0 G4-6-3 1-2f 2-3		2-2 27 FC6-4 1-2 1B			4	1	2	1	0	0	2
27 Jeremy Hermida, L (1, 9) OBP: 0.349, SLG: 0.443	1-1 1B		1-3 K			0-3 K	2-1 FC6-4 1-2f			4	0	1	0	0	2	2
Armando Benitez, R (8, 1)										0	0	0	0	0	0	0
48 Lee Gardner, R (9, 1)										0	0	0	0	0	0	0
Jason Wood, R (1, 3) OBP: 0.330, SLG: 0.464	1-0 F9			1-3 K		4-2 BB		3-2 4 G4-3 4 S 1B		3	0	1	0	1	1	1
Joe Borchard, S (8, PR) OBP: 0.291, SLG: 0.318										0	0	0	0	0	0	0
(9, 9)																
Miguel Olivo, R (1, 2) OBP: 0.251, SLG: 0.383		2-2 K		2-2 F9		4-2 1-2 BB		2-3 K		3	0	0	0	1	2	1
4 Alfredo Amezaga, S (1, 8)		4-1 56 SH3 BB		1-2 3B		0-3 K		1-0 G4-3 1-3		3	0	1	0	1	1	3
(9, 3)																
56 Rick Van Den Hurk, R (1, 1) OBP: 0.083, SLG: 0.083		0-0 SH3 1-2		0-3 K		3-2 P2		0-3 K		1	0	0	0	0	1	1
37 Renyel Pinto, L (5, 1)										0	0	0	0	0	0	0
22 Matt Lindstrom, R (5, 1)										0	0	0	0	0	0	0
Mike Jacobs, L (6, PH) OBP: 0.318, SLG: 0.436										1	0	0	0	0	0	2
32 Justin Miller, R (7, 1)										0	0	0	0	0	0	0
12 Cody Ross, R (8, 9) OBP: 0.396, SLG: 0.577										1	0	0	0	0	1	2
(9, 8)																
Inning Stats	R: 2 E: 0 K: 1 S: 15 H: 2 LOB: 1 BB: 1 P: 22	R: 0 E: 0 K: 1 S: 9 H: 0 LOB: 1 BB: 1 P: 15	R: 1 E: 0 K: 2 S: 13 H: 1 LOB: 0 BB: 0 P: 18	R: 0 E: 0 K: 2 S: 14 H: 1 LOB: 1 BB: 0 P: 18	R: 0 E: 0 K: 1 S: 6 H: 2 LOB: 1 BB: 0 P: 10	R: 0 E: 0 K: 2 S: 14 H: 0 LOB: 2 BB: 2 P: 25	R: 0 E: 0 K: 1 S: 12 H: 2 LOB: 2 BB: 0 P: 22	R: 0 E: 0 K: 2 S: 10 H: 1 LOB: 2 BB: 0 P: 16	R: 0 E: 0 K: 0 S: 5 H: 0 LOB: 0 BB: 1 P: 11	1B: 6 2B: 0 3B: 1 HR: 2	SF: 0 SAC: 1 DP: 2 HBP: 0						

AB	33
R	3
H	9
RBI	3
BB	5
SO	12
LOB	18

WP: 0 PB: 0 SB: 2 CS: 0 PA: 39

livebaseballscorecards.com

PITCHER		IP	WLS	BF	H	R	ER	SO	BB	IBB	HBP	BLK	WP	HR	S	P	ERA	WHIP
48 Jason Hirsh, R ERA: 4.91	(1, 1)	5.1		25	6	3	3	8	4	0	0	0	0	2	64	98	5.06	1.875
35 Taylor Buchholz, R ERA: 4.95	(6, 1)	0.2		2	0	0	0	1	0	0	0	0	0	0	7	10	0.00	0.000
LaTroy Hawkins, R ERA: 4.09	(7, 1)	1.0	W	5	2	0	0	1	0	0	0	0	0	0	12	22	0.00	2.000
50 Jorge Julio, R ERA: 5.54	(8, 1)	1.0	H	4	1	0	0	2	0	0	0	0	0	0	10	16	0.00	1.000
60 Manny Corpas, R ERA: 2.24	(9, 1)	1.0	S	3	0	0	0	0	1	0	0	0	0	0	5	11	0.00	1.000

PITCHER	IP	WLS	BF	H	R	ER	SO	BB	IBB	HBP	BLK	WP	HR	S	P	ERA	WHIP

Batter	1	2	3	4	5	6	7	8	9	AB	R	H	RBI	BB	SO	LOB
3 Willy Taveras, R (1, 8) OBP: 0.368, SLG: 0.384	C FA 93 B SL 86 F SL 88 B FA 93 X FA 94 2-2 1B 11 E 2B	X FA 92 0-0 ② F8		X SL 87 0-0 ② B1-3			B FA 92 F FA 92 F SL 86 B SL 87 S SL 85 2-3 ① K	B FA 94 F FA 92 S FA 94 B FA 93 D SL 81 X FA 95 3-2 1-2 1B		5	1	2	0	0	1	1
Kazuo Matsui, S (1, 4) OBP: 0.327, SLG: 0.417	X FA 92 0-0 5 S 11 E 2-3 1B	B FA 93 X CH 83 1-0 5 2B 1-2 1B		C SL 89 F SL 88 B FA 91 X CU 76 1-2 ③ F7			X CU 74 0-0 E1 27 HR 1B	B FA 93 B FA 91 F FA 92 S FA 92 B FA 93 F FA 94 S FA 94 3-3 ③ K		5	3	3	0	0	1	2
5 Matt Holliday, R (1, 7) OBP: 0.398, SLG: 0.585 18 Cory Sullivan, L (9, 7) OBP: 0.372, SLG: 0.325	B FA 94 S SL 88 B FA 94 1 SAFE S SL 89 D SL 90 F SL 89 S SL 90 3-3 ① K 1-2	B FA 93 B SL 88 F FA 93 C FA 94 B SL 88 X SL 88 3-2 1-H 2-H 2B			S SL 86 X CU 74 0-1 ① F7		C FA 92 F FA 92 S SL 82 0-3 ② K		F FA 90 C SL 89 B SL 90 B FA 89 F SL 88 X SL 90 2-2 27 1B 2 1B 2B	5 0	1 0	2 0	2 0	0 0	2 0	3 0
17 Todd Helton, L (1, 3) OBP: 0.419, SLG: 0.447	I IN 72 I IN 72 I IN 75 I 4-0 11 E IBB	F FA 92 D CH 87 F SL 89 F SL 88 F CH 86 S FC 89 1-3 ③ K			B CU 72 X FA 92 1-0 ② G6-3		I IN 63 I IN 70 I IN 71 I IN 71 4-0 27 HR IBB		C FA 89 S CH 82 B SL 90 F SL 89 C FA 90 1-3 ① K	3	1	0	0	2	2	2
27 Garrett Atkins, R (1, 5) OBP: 0.337, SLG: 0.459	C SL 90 B SL 90 F FA 93 B SL 90 X FA 94 2-2 ② L5		C FA 93 X FA 91 0-1 2 G4-6-3 2B		C CH 81 B CU 76 C SL 85 X SL 86 1-2 ③ F8		S SL 87 B SL 88 X CU 78 1-1 1-H 2-H HR		C FA 90 F FA 90 X SL 90 0-2 11 BB 2 1B 2-3 1B	5	2	3	3	0	0	3
11 Brad Hawpe, L (1, 9) OBP: 0.382, SLG: 0.522	C SL 90 C FC 90 B SL 90 X SL 87 1-2 E3 1-3 2-H 3-H		B FA 92 D CH 86 D FA 92 B FA 92 4-0 2 G4-6-3 BB			B CH 81 B SL 83 B FA 93 B FA 90 4-0 8 G1-6-3 2 1B BB	C FA 95 B FA 95 X FA 94 1-1 ③ G6-3		B FC 90 B FA 91 B FA 90 C FA 89 C FA 90 F SL 89 D FA 92 4-2 2 1B 1-2 BB	2	0	0	0	3	0	1
2 Troy Tulowitzki, R (1, 6) OBP: 0.350, SLG: 0.420 34 Matt Herges, L (9, 1)	B FA 94 S B FA 94 C FA 94 F SL 88 X SL 87 2-2 ③ F9		B SL 87 X SL 88 1-0 ① ② G4-6-3 1-2f 2-3			C FA 92 X SL 86 0-1 8 G1-6-3 1-2 1B		C FA 94 B SL 82 F FA 94 F FA 96 B SL 82 B CU 81 B FA 94 4-2 3 1B BB	C FA 90 X CU 77 0-1 8 G6-4-3 1-2 2-H 3-H 1B	4 0	0 0	2 0	2 0	1 0	0 0	4 0
8 Yorvit Torrealba, R (1, 2) OBP: 0.345, SLG: 0.398		C FA 93 X FA 93 0-1 1B 5 2B 1B	C SL 88 C FA 93 X SL 86 0-2 ③ G3-4-1			X SL 86 0-0 ① ② G1-6-3 1-2f 2-3		C FA 93 B FA 93 B FA 94 F FA 94 F FA 93 S SL 81 2-3 ① K	B SL 90 F SL 89 T FA 90 X FA 90 1-2 ② ③ G6-4-3 1-2f	5	1	1	0	0	1	6
26 Jeff Francis, L (1, 1) OBP: 0.195, SLG: 0.205 Jeremy Affeldt, L (7, 1) 10 Jeff Baker, R (8, PH) OBP: 0.290, SLG: 0.321 61 Ramon E Ramirez, R (8, 1) Jamey Carroll, R (9, 6) OBP: 0.321, SLG: 0.293		F FA 90 X FA 92 0-1 ① B2		B FA 92 C FA 92 C SL 84 S CU 76 1-3 ① K		C SL 83 X SL 84 0-1 ③ G1-3		B FA 93 X 1-0 ② F9		3 0 1 0 0	0 0 0 0 0	0 0 0 0 0	0 0 0 0 0	1 0 0 0 0	0 0 0 0 0	2 0 1 0 0
Inning Stats	R: 2 E: 1 K: 1 S: 18 H: 2 LOB: 2 BB: 1 P: 32	R: 2 E: 0 K: 1 S: 14 H: 3 LOB: 1 BB: 0 P: 19	R: 0 E: 0 K: 0 S: 6 H: 1 LOB: 1 BB: 1 P: 11	R: 0 E: 0 K: 1 S: 7 H: 0 LOB: 0 BB: 0 P: 9	R: 0 E: 0 K: 0 S: 6 H: 0 LOB: 0 BB: 0 P: 8	R: 0 E: 0 K: 0 S: 5 H: 1 LOB: 1 BB: 1 P: 9	R: 3 E: 1 K: 2 S: 11 H: 2 LOB: 0 BB: 1 P: 19	R: 0 E: 0 K: 2 S: 15 H: 1 LOB: 2 BB: 1 P: 28	R: 2 E: 0 K: 1 S: 19 H: 3 LOB: 1 BB: 1 P: 27	1B: 8 2B: 4 3B: 0 HR: 1 SF: 0 SAC: 0 DP: 3 HBP: 0						WP: 0 PB: 0 SB: 1 CS: 0 PA: 44	

PITCHER		IP	WLS	BF	H	R	ER	SO	BB	IBB	HBP	BLK	WP	HR	S	P	ERA	WHIP
29 John Smoltz, R ERA: 3.04	(1, 1)	6.2	L	32	9	7	5	5	2	2	0	0	0	1	65	104	6.75	1.650
Tyler Yates, R ERA: 5.01	(7, 1)	0.1		1	0	0	0	0	0	0	0	0	0	0	2	3	0.00	0.000
50 Joey Devine, R ERA: 2.25	(8, 1)	1.0		5	1	0	0	2	1	0	0	0	0	0	15	28	0.00	2.000
Lance Cormier, R ERA: 15.58	(9, 1)	1.0		6	3	2	2	1	1	0	0	0	0	0	19	27	18.00	4.000

PITCHER	IP	WLS	BF	H	R	ER	SO	BB	IBB	HBP	BLK	WP	HR	S	P	ERA	WHIP

TOP

Colorado Rockies @ Atlanta Braves

Turner Field, Atlanta, GA

Fri Aug 03 2007, 7:35 PM EDT

Att. 37,481 - Clear - 89 F

livebaseballscorecards.com

AB	38
R	9
H	13
RBI	7
BB	6
SO	8
LOB	25

Batter	1	2	3	4	5	6	7	8	9	AB	R	H	RBI	BB	SO	LOB
19 Yunel Escobar, R (1, 6) OBP: 0.366, SLG: 0.413	C FA 88 S CH 80 B CH 81 B FA 88 S FA 86 2-3 ① K		D CH 79 B CH 82 F FA 87 X CH 80 2-1 ② F8			B CU 71 X FA 85 1-0 2 1B 1B		C FA 94 B FA 89 S SL 87 S SL 87 1-3 ② K		4	0	1	0	0	2	1
2 Kelly Johnson, L (1, 4) OBP: 0.395, SLG: 0.497	B FA 89 C FA 86 B CU 73 B FA 88 X FA 90 3-1 1B		B CU 72 X FA 90 1-0 ③ P6			C CH 80 B FA 88 X CH 80 1-1 FC5-4 1-2 1B		C FA 94 B FA 93 B CH 88 C FA 94 F SL 87 B SL 88 F FA 93 B FA 89 4-2 BB		3	0	2	0	1	0	1
10 Chipper Jones, S (1, 5) OBP: 0.430, SLG: 0.577 Lance Cormier, R (9, 1)	C FA 89 B CH 81 B FA 87 X CH 81 2-1 ② F8			B FA 87 F FA 88 X CH 80 1-1 1B G5-4-3 2B		C FA 87 B FA 87 S FA 88 F CU 72 S FA 89 1-3 ① K		C FA 94 X SL 88 0-1 ③ G4-3		4 0	1 0	1 0	0 0	0 0	1 0	4 0
Mark Teixeira, S (1, 3) OBP: 0.398, SLG: 0.548	C FA 89 C FA 88 1 SAFE B CU 72 B FA 90 S CH 81 2-3 ③ K			F FA 89 B CH 79 X FA 89 1-1 G5-4-3 2-3 1B		B CH 81 F FA 87 B FA 87 F CH 81 B FA 90 F CH 81 F FA 90 F CH 82 C FA 91 3-3 ② K			C FA 90 X FA 90 0-1 HR	4	1	2	1	0	2	3
Andruw Jones, R (1, 8) OBP: 0.316, SLG: 0.426		F CH 81 F CH 79 B FA 87 B CU 72 S FA 91 2-3 ① K		B CU 72 S CH 81 B FA 88 F CH 80 X FA 90 2-2 ①② G5-4-3 1-2f 3-H		X CH 80 0-0 ③ FC5-4 1-2f			C FA 90 C CU 75 S FA 90 0-3 ① K	4	0	0	0	0	2	3
7 Jeff Francoeur, R (1, 9) OBP: 0.347, SLG: 0.450		C CU 73 B FA 89 B FA 89 C FA 89 X CH 80 2-2 ② G5-3		S CU 74 B CH 81 X CH 80 1-1 ③ G6-3			C CU 77 F FA 93 S CU 78 0-3 ① K		C FA 90 B CH 82 X CH 82 1-1 ② G1-3	4	0	0	0	0	1	0
23 Matt Diaz, R (1, 7) OBP: 0.365, SLG: 0.476		B FA 88 C CH 81 B FA 89 F CH 81 T FA 88 2-2 ③ K			B FA 88 S CH 82 B FA 89 X FA 88 2-1 ① G4-3		C FA 93 B FA 93 X CU 77 1-1 ② F8		B FA 90 C FA 90 X CU 75 1-1 1B	4	0	1	0	0	1	0
16 Brian McCann, L (1, 2) OBP: 0.317, SLG: 0.455 Corky Miller, R (9, 2) OBP: 0.500, SLG: 0.500			C FA 86 X CH 80 0-1 1B		B CU 69 F FA 88 B FA 88 B FA 86 F FA 88 S CH 81 3-3 ② K		B FA 94 B FA 94 B FA 93 C FA 93 F FA 93 X FA 94 3-2 ③ F8		B FA 89 C FA 90 F CU 76 X FA 90 1-2 ③ L3	3 1	0 0	1 0	0 0	0 0	1 0	0 1
29 John Smoltz, R (1, 1) OBP: 0.114, SLG: 0.143 Tyler Yates, R (7, 1) 50 Joey Devine, R (8, 1) Chris Woodward, R (8, PH) OBP: 0.248, SLG: 0.306 (9, 5)			L FA 86 C CU 71 B FA 86 F FA 89 B FA 88 F FA 91 F FA 88 F CH 80 F FA 89 2-3 ① F FA 89 F C K		C CU 72 B CU 73 B FA 86 X FA 88 2-1 ③ G3			C FA 94 F SL 86 B SL 87 F FA 93 B SL 87 X SL 87 2-2 ① F7		2 0 0 1	0 0 0 0	0 0 0 0	0 0 0 0	1 0 0 0	0 0 0 0	1 0 0 0
Inning Stats	R: 0 E: 0 K: 2 S: 10 H: 1 LOB: 1 BB: 0 P: 19	R: 0 E: 0 K: 2 S: 9 H: 0 LOB: 0 BB: 0 P: 15	R: 0 E: 0 K: 1 S: 15 H: 1 LOB: 1 BB: 0 P: 20	R: 1 E: 0 K: 0 S: 9 H: 2 LOB: 0 BB: 0 P: 14	R: 0 E: 0 K: 1 S: 7 H: 0 LOB: 0 BB: 0 P: 14	R: 0 E: 0 K: 2 S: 14 H: 2 LOB: 2 BB: 0 P: 20	R: 0 E: 0 K: 1 S: 8 H: 0 LOB: 0 BB: 0 P: 12	R: 0 E: 0 K: 1 S: 13 H: 0 LOB: 1 BB: 1 P: 20	R: 1 E: 0 K: 1 S: 12 H: 2 LOB: 1 BB: 0 P: 15	1B: 6 2B: 1 3B: 0 HR: 1	SF: 0 SAC: 0 DP: 1 HBP: 0			WP: 0 PB: 0 SB: 0 CS: 0	PA: 35		

PITCHER		IP	WLS	BF	H	R	ER	SO	BB	IBB	HBP	BLK	WP	HR	S	P	ERA	WHIP
26 Jeff Francis, L ERA: 4.01	(1, 1)	6.0	W	23	6	1	1	8	0	0	0	0	0	0	64	102	1.50	1.000
Jeremy Affeldt, L ERA: 2.72	(7, 1)	1.0		3	0	0	0	1	0	0	0	0	0	0	8	12	0.00	0.000
61 Ramon E Ramirez, R ERA: 9.0	(8, 1)	1.0		4	0	0	0	1	1	0	0	0	0	0	13	20	0.00	1.000
34 Matt Herges, R ERA: 4.85	(9, 1)	1.0		5	2	1	1	1	0	0	0	0	0	1	12	15	9.00	2.000

PITCHER	IP	WLS	BF	H	R	ER	SO	BB	IBB	HBP	BLK	WP	HR	S	P	ERA	WHIP

BOTTOM

Colorado Rockies @ Atlanta Braves

Turner Field, Atlanta, GA

Fri Aug 03 2007, 7:35 PM EDT
Att. 37,481 - Clear - 89 F

livebaseballscorecards.com

AB	34
R	2
H	8
RBI	1
BB	1
SO	11
LOB	14

Colorado Rockies @ Atlanta Braves

Turner Field, Atlanta, GA

Sat Aug 04 2007, 7:05 PM EDT
Att. 50,647 - Partly Cloudy - 91 F

TOP

livebaseballscorecards.com

Batter	1	2	3	4	5	6	7	8	9	AB	R	H	RBI	BB	SO	LOB
18 Cory Sullivan, L (1, 8) OBP: 0.362, SLG: 0.318	B FA 91 C FA 91 F FA 91 B FA 92 F SI 92 X SL 88 2-2 27 G6-4-3 1B		C FA 91 B FA 92 B SI 92 F FA 92 S FA 91 2-3 ③ K			B CU 75 C CH 80 F SL 82 B CU 76 B FA 92 F FA 92 X CH 80 3-2 ② F8		F FA 95 F FA 94 X FA 95 0-2 E6 27 HR BB		4	1	1	0	0	1	1
Kazuo Matsui, S (1, 4) OBP: 0.330, SLG: 0.416	C CH 83 C FA 92 B CH 81 F FA 93 B X 2-2 ① F7			C FA 89 F FA 90 X FA 91 0-2 17 G5-4-3 1B		X FA 92 0-0 ③ F8		B FA 95 B FA 94 B FA 94 C FA 95 B FA 93 4-1 1-2 2-3 27 HR BB		3	1	1	0	1	0	1
27 Garrett Atkins, R (1, 5) OBP: 0.336, SLG: 0.464	1 SAFE C FA 91 F FA 91 X SL 87 0-2 ②③ G6-4-3 1-2f			F FA 92 X SL 87 0-1 ① F7			C SL 85 S F CU 77 X SL 86 0-2 ① G5-3	C FA 95 F FA 94 X FA 95 0-2 1-H 2-H 3-H HR		4	1	1	4	0	0	2
17 Todd Helton, L (1, 3) OBP: 0.417, SLG: 0.444		B FA 89 X FA 90 1-0 ① P6		1 SAFE B CH 83 C CH 85 B FC 88 X FA 92 2-1 ②③ G5-4-3 1-2f			B FA 90 B SL 86 B CH 80 C FA 92 X FA 91 3-1 11 BB 19 BB 1B	C CH 84 F FA 90 B FA 92 F B FA 95 F SL 86 X FA 95 2-2 ② P2		4	0	1	0	0	0	1
19 Ryan Spilborghs, R (1, 7) OBP: 0.356, SLG: 0.531		B FA 91 F FA 91 F SL 86 C FA 92 1-3 ② K			X FA 90 0-0 ① G5-3		B FA 91 S SL 84 S FA 93 B SL 87 B FA 93 F FA 92 B FA 91 4-2 11 BB 1-2 BB	C SL 84 B FA 96 S FA 96 B SL 84 X FA 95 2-2 ③ G5-3		3	0	0	0	1	1	0
11 Brad Hawpe, L (1, 9) OBP: 0.383, SLG: 0.524		B FA 91 B FA 91 C CH 83 X FA 92 2-1 2B			C FA 89 C FA 91 S SL 88 0-3 ② K		F FA 91 F SL 87 B SL 87 B CH 85 B SL 88 B FA 94 4-2 2 G4-6-3 1-2 2-3 BB		C FA 92 S FA 92 B FA 92 S FA 92 1-3 ① K	3	0	1	0	1	2	0
2 Troy Tulowitzki, R (1, 6) OBP: 0.351, SLG: 0.420		B SL 88 B FA 94 B FA 93 C FA 92 C C 3-3 ③ K			C FA 92 B SL 78 B SI 92 S SL 86 X FA 93 2-2 1B		X FA 94 0-0 ②③ G4-6-3 1-2f		B FA 93 C FA 91 H FA 90 2-1 3 DI HBP	3	0	1	0	0	1	4
8 Yorvit Torrealba, R (1, 2) OBP: 0.344, SLG: 0.399			B FA 91 X FA 91 1-0 ① G6-3		C FA 92 B FA 91 S SL 86 S SL 82 1-3 ③ K			C FA 94 B FA 94 F FA 94 F FA 95 X SL 83 1-2 BB 27 HR 2B	C FA 93 D SL 86 F SL 85 C FA 94 1-3 ② K	4	1	1	0	0	2	2
38 Ubaldo Jiménez, R (1, 1) OBP: 0.286, SLG: 0.167 61 Ramon E Ramirez, R (5, 1) 10 Jeff Baker, R (6, PH) OBP: 0.288, SLG: 0.319 35 Taylor Buchholz, R (6, 1) OBP: 0.238, SLG: 0.158 20 Chris Iannetta, R (8, PH) OBP: 0.305, SLG: 0.291 34 Matt Herges, L (8, 1) 3 Willy Taveras, R (9, PH) OBP: 0.367, SLG: 0.383			B F FA 92 F FA 92 S SL 86 1-3 ② K			C FA 89 B SL 85 F SL 84 B SL 86 C SL 81 2-3 ① K		F FA 94 C FA 95 F FA 94 D SL 83 F FA 96 D SL 82 F FA 94 S FA 93 2-3 ① K	B FA 92 C FA 91 C SL 84 B FA 93 B FA 94 X FA 89 3-2 ③ G1-3 1-2	1 0 1 0 1 0 1	0 0 0 0 0 0 0	0 0 0 0 1 0 1	0 0 0 0 1 0 1	0 0 1 0 0 0 0	1 0 0 0 0 0 0	0 0 0 0 1 0 1
Inning Stats	R: 0 E: 0 K: 0 S: 11 H: 1 LOB: 0 BB: 0 P: 15	R: 0 E: 0 K: 2 S: 9 H: 1 LOB: 1 BB: 0 P: 16	R: 0 E: 0 K: 2 S: 7 H: 0 LOB: 0 BB: 0 P: 11	R: 0 E: 0 K: 0 S: 7 H: 1 LOB: 0 BB: 0 P: 9	R: 0 E: 0 K: 2 S: 10 H: 1 LOB: 1 BB: 0 P: 13	R: 0 E: 0 K: 1 S: 8 H: 0 LOB: 0 BB: 0 P: 13	R: 0 E: 0 K: 0 S: 12 H: 1 LOB: 2 BB: 2 P: 23	R: 4 E: 1 K: 1 S: 25 H: 2 LOB: 0 BB: 1 P: 36	R: 0 E: 0 K: 2 S: 10 H: 0 LOB: 1 BB: 0 P: 17	1B: 4 2B: 2 3B: 0 HR: 1 SF: 0 SAC: 0 DP: 3 HBP: 1						

AB	32
R	4
H	7
RBI	4
BB	3
SO	10
LOB	13

WP: 0 PA: 36
PB: 0
SB: 0
CS: 0

PITCHER		IP	WLS	BF	H	R	ER	SO	BB	IBB	HBP	BLK	WP	HR	S	P	ERA	WHIP
15 Tim Hudson, R ERA: 2.95	(1, 1)	7.0	W	25	5	0	0	7	2	0	0	0	0	0	64	100	0.00	1.000
26 Octavio Dotel, R ERA: 4.62	(8, 1)	0.1		5	2	4	3	1	1	0	0	0	0	1	17	24	81.00	9.000
39 Rafael Soriano, R ERA: 3.88	(8, 1)	0.2	H	2	0	0	0	0	0	0	0	0	0	0	8	12	0.00	0.000
Bob Wickman, R ERA: 3.99	(9, 1)	1.0	S	4	0	0	0	2	0	0	1	0	0	0	10	17	0.00	0.000

PITCHER	IP	WLS	BF	H	R	ER	SO	BB	IBB	HBP	BLK	WP	HR	S	P	ERA	WHIP

Colorado Rockies @ Atlanta Braves

Turner Field, Atlanta, GA

Sat Aug 04 2007, 7:05 PM EDT
Att. 50,647 - Partly Cloudy - 91 F

BOTTOM

livebaseballscorecards.com

Batter	1	2	3	4	5	6	7	8	9	AB	R	H	RBI	BB	SO	LOB
Willie Harris, L (1, 8) OBP: 0.397, SLG: 0.443	C FA 90 B FA 97 B FA 95 S FA 95 X FA 97 2-2 2 1B 3B		C B CU 75 F FA 96 B CU 77 X CH 84 2-2 ① F8	B FA 96 C FA 95 X FA 95 1-1 ② G3 1-2 2-3 3-H	X FA 94 0-0 2 WP 1-2 3-H 1B			X FA 89 0-0 ① L6		5	1	2	2	0	0	2
Andruw Jones, R (9, 8) OBP: 0.316, SLG: 0.426										0	0	0	0	0	0	0
2 Kelly Johnson, L (1, 4) OBP: 0.400, SLG: 0.501	B FA 97 X FA 96 1-0 S 3-H 1B		C FA 96 B CU 76 C CU 74 B FA 98 B FA 96 B FA 97 4-2 10 E 10 S BB	B CU 74 B FA 95 B FA 96 B FA 95 4-0 BB	B FA 93 D SL 88 C FA 88 C FA 87 S SL 88 2-3 ③ K 1-2 2-3			C FA 89 S CH 81 X FA 90 0-2 10 G4-3 2B		3	0	2	1	2	1	2
10 Chipper Jones, S (1, 5) OBP: 0.425, SLG: 0.568	F FA 95 D CU 78 X CH 87 1-1 ① F7		D FA 95 1 SAFE B FA 96 C CH 85 B FA 95 F FA 96 F FA 97 1 SAFE F FA 96 3-3 S CH 88 ② K 1-3	B CU 76 C FA 96 F FA 98 B SL 89 F FA 98 F FA 98 S FA 98 2-3 ③ K		C FA 92 C CU 80 S SL 84 0-3 ① K		C CH 81 B FA 90 S FA 90 X 1-2 ② G4-3 2-3		5	0	0	0	0	3	6
Mark Teixeira, S (1, 3) OBP: 0.395, SLG: 0.541	B C FA 97 B FA 96 S CH 88 C FA 98 2-3 ② K 1-2		B CU 79 B CU 74 F CH 86 B FA 97 B CH 86 4-1 BB		B CU 71 C CH 82 X CH 82 1-1 ① G1-3	B FA 94 B CU 80 X FA 86 2-0 ② F9		C CH 80 B FA 89 B FA 90 C CU 75 B FA 91 X CH 81 3-2 ③ G3		4	0	0	0	1	1	2
16 Brian McCann, L (1, 2) OBP: 0.319, SLG: 0.455	C FA 98 C FA 99 S FA 99 0-3 ③ K		F FA 96 X CH 85 0-1 ③ G3		B CU 71 C CU 72 S FA 95 X FA 95 1-2 19 BB 23 HBP 15 1B 1B	B SL 82 C CU 78 B FA 94 C CU 80 F FA 93 B FA 93 X CU 81 3-2 1B				4	1	2	0	0	1	3
7 Jeff Francoeur, R (1, 9) OBP: 0.347, SLG: 0.446		F FA 97 B FA 96 F SL 84 X FA 97 1-2 ① G5-3		B CU 71 B SL 83 F FA 95 B SL 84 F FA 94 B SL 84 4-2 19 1B 23 HBP 15 FC4-2 BB	C SL 82 S FA 93 F SL 86 S FA 96 0-3 ② K	X FA 92 0-0 ③ P4				3	0	0	0	1	1	2
23 Matt Diaz, R (1, 7) OBP: 0.372, SLG: 0.489		X FA 96 0-0 HR		H FA 95 1-0 15 FC4-2 19 1B 1-2 G3 HBP	1 SAFE F SL 86 S FA 96 H FA 96 1-2 19 BB 15 1B 1-2 HBP		C FA 92 B FA 92 X CU 79 1-1 ① F8			2	3	1	1	0	0	0
19 Yunel Escobar, R (1, 6) OBP: 0.370, SLG: 0.412		F FA 97 B CU 77 F CU 75 F FA 98 S SL 84 1-3 ② K		F SL 82 B SL 85 X CU 73 1-1 G3 15 FC4-2 1-2 2-3 1B	B SL 84 B SL 84 B FA 93 C SL 82 B SL 86 4-1 15 1B 1B 1-2 2-3 BB		B CU 79 B CU 79 F FA 91 X CU 79 2-1 ② G6-3			3	1	1	0	1	1	0
15 Tim Hudson, R (1, 1) OBP: 0.232, SLG: 0.241 Scott Thorman, L (7, PH) OBP: 0.259, SLG: 0.397 26 Octavio Dotel, R (8, 1) 39 Rafael Soriano, R (8, 1) Bob Wickman, R (9, 1)		C FA 97 F FA 98 C CU 78 0-3 ③ K		C FA 97 F FA 97 X FA 98 0-2 ① FC4-2 G3 1-2 2-3 3-Hf	B FA 95 B FA 92 B FA 91 C FA 91 C FA 90 F FA 93 X FA 93 3-2 2 WP 1B 1-3 2-H 3-H 1B		B FA 92 S CU 79 B FA 93 S CU 79 F CU 81 B FA 95 S SL 82 3-3 ③ K			3 1 0 0 0	0 0 0 0 0	1 0 0 0 0	2 0 0 0 0	0 0 0 0 0	1 1 0 0 0	3 0 0 0 0
Inning Stats	R: 1 E: 0 K: 2 S: 12 H: 2 LOB: 1 BB: 0 P: 18	R: 1 E: 0 K: 2 S: 11 H: 1 LOB: 0 BB: 0 P: 13	R: 0 E: 1 K: 1 S: 13 H: 0 LOB: 2 BB: 2 P: 26	R: 1 E: 0 K: 1 S: 14 H: 1 LOB: 3 BB: 2 P: 27	R: 3 E: 0 K: 2 S: 20 H: 3 LOB: 2 BB: 1 P: 32	R: 0 E: 0 K: 1 S: 9 H: 1 LOB: 1 BB: 0 P: 14	R: 0 E: 0 K: 1 S: 8 H: 0 LOB: 0 BB: 0 P: 14	R: 0 E: 0 K: 0 S: 10 H: 1 LOB: 1 BB: 0 P: 14		1B: 6 2B: 1 3B: 1 HR: 1	SF: 0 SAC: 0 DP: 0 HBP: 2		WP: 1 PB: 0 SB: 2 CS: 0	PA: 40	

	AB	33
	R	6
	H	9
	RBI	6
	BB	5
	SO	10
	LOB	20

PITCHER	IP	WLS	BF	H	R	ER	SO	BB	IBB	HBP	BLK	WP	HR	S	P	ERA	WHIP
38 Ubaldo Jiménez, R (1, 1) ERA: 5.16	4.2	L	27	6	6	6	7	5	0	2	0	0	1	66	110	11.57	2.357
61 Ramon E Ramirez, R (5, 1) ERA: 8.82	0.1		2	1	0	0	1	0	0	0	0	1	0	4	6	0.00	3.000
35 Taylor Buchholz, R (6, 1) ERA: 4.8	2.0		7	1	0	0	2	0	0	0	0	0	0	17	28	0.00	0.500
34 Matt Herges, R (8, 1) ERA: 4.5	1.0		4	1	0	0	0	0	0	0	0	0	0	10	14	0.00	1.000

PITCHER	IP	WLS	BF	H	R	ER	SO	BB	IBB	HBP	BLK	WP	HR	S	P	ERA	WHIP

Batter	1	2	3	4	5	6	7	8	9	10	AB	R	H	RBI	BB	SO	LOB
3 Willy Taveras, R (1, 8) OBP: 0.367, SLG: 0.383	G4-3		B2		2-H 1B				SH2-4 1B		5	0	2	0	0	1	1
Jamey Carroll, R (1, 4) OBP: 0.330, SLG: 0.311	5 G4-6-3 1B		F8			5 1B 17 1B BB	17 1B 3B		SH2-4 1-2		3	2	2	0	1	0	1
5 Matt Holliday, R (1, 7) OBP: 0.396, SLG: 0.581	G4-6-3 1-2f			K		17 1B 27 2B 1-2 1B	K		G6-3		5	1	1	0	0	2	3
17 Todd Helton, L (1, 3) OBP: 0.419, SLG: 0.445		K		F7		27 2B 1-3 2-H 1B	3-H 1B		IBB		4	0	2	2	1	1	0
27 Garrett Atkins, R (1, 5) OBP: 0.335, SLG: 0.463		L3		G6-3		1-3 3-H 2B	F9		K		5	0	1	1	0	1	3
19 Ryan Spilborghs, R (1, 9) OBP: 0.371, SLG: 0.579		HR			HR	IBB		11 S BB		G5-3	3	2	2	2	2	0	0
2 Troy Tulowitzki, R (1, 6) OBP: 0.349, SLG: 0.415		G2-3			28 SH1-3 3 1B BB	K		P6		F7	4	0	0	0	1	1	4
20 Chris Iannetta, R (1, 2) OBP: 0.300, SLG: 0.285			F9		P5	K		K		K	3	0	0	0	0	1	4
11 Brad Hawpe, L (8, PH) OBP: 0.382, SLG: 0.522											1	0	0	0	0	1	1
50 Jorge Julio, R (8, 1)											0	0	0	0	0	0	0
10 Jeff Baker, R (10, PH) OBP: 0.286, SLG: 0.316											1	0	0	0	0	1	0
35 Taylor Buchholz, R (10, 1) OBP: 0.238, SLG: 0.158											0	0	0	0	0	0	0
28 Aaron Cook, R (1, 1) OBP: 0.333, SLG: 0.325			BB		SH1-3 1-2		F9		K		1	0	0	0	1	0	3
Jeremy Affeldt, L (6, 1)											0	0	0	0	0	0	0
LaTroy Hawkins, R (7, 1)											0	0	0	0	0	0	0
8 Yorvit Torrealba, R (8, PH) OBP: 0.343, SLG: 0.398											1	0	0	0	0	1	1
(8, 2)																	
Inning Stats	R: 0 E: 0 K: 0 S: 9 H: 1 LOB: 0 BB: 0 P: 14	R: 1 E: 0 K: 1 S: 12 H: 1 LOB: 0 BB: 0 P: 17	R: 0 E: 0 K: 0 S: 10 H: 0 LOB: 1 BB: 1 P: 18	R: 0 E: 0 K: 1 S: 9 H: 0 LOB: 0 BB: 0 P: 13	R: 1 E: 0 K: 0 S: 12 H: 2 LOB: 2 BB: 1 P: 19	R: 2 E: 0 K: 2 S: 20 H: 3 LOB: 3 BB: 2 P: 33	R: 1 E: 0 K: 2 S: 22 H: 2 LOB: 1 BB: 0 P: 24	R: 0 E: 0 K: 2 S: 14 H: 0 LOB: 1 BB: 1 P: 25	R: 0 E: 0 K: 1 S: 6 H: 1 LOB: 2 BB: 1 P: 11	R: 0 E: 0 K: 1 S: 9 H: 0 LOB: 0 BB: 0 P: 13	1B: 6 2B: 1 3B: 1 HR: 2	SF: 0 SAC: 2 DP: 1 HBP: 0						

PITCHER	IP	WLS	BF	H	R	ER	SO	BB	IBB	HBP	BLK	WP	HR	S	P	ERA	WHIP
36 Chuck James, L (1, 1) ERA: 3.84	5.0		22	6	4	4	2	3	0	0	0	0	2	59	94	7.20	1.800
Tyler Yates, R (6, 1) ERA: 4.91	1.0		5	1	0	0	2	0	1	0	0	0	0	13	20	0.00	1.000
26 Octavio Dotel, R (7, 1) ERA: 4.78	1.0	B	5	2	1	1	2	0	0	0	0	0	0	22	24	9.00	2.000
39 Rafael Soriano, R (8, 1) ERA: 3.81	1.0		4	0	0	0	2	1	0	0	0	0	0	14	25	0.00	1.000
Bob Wickman, R (9, 1) ERA: 3.89	1.0		5	1	0	0	1	0	1	0	0	0	0	6	11	0.00	1.000

PITCHER	IP	WLS	BF	H	R	ER	SO	BB	IBB	HBP	BLK	WP	HR	S	P	ERA	WHIP
Oscar Villarreal, R (10, 1) ERA: 3.69	1.0	W	3	0	0	0	1	0	0	0	0	0	0	9	13	0.00	0.000

TOP

Colorado Rockies @ Atlanta Braves

Turner Field, Atlanta, GA

Sun Aug 05 2007, 1:05 PM EDT
Att. 37,089 - Partly Cloudy - 93 F

livebaseballscorecards.com

AB	36
R	5
H	10
RBI	5
BB	6
SO	10
LOB	21

1B: 6	SF: 0	WP: 0	PA: 44
2B: 1	SAC: 2	PB: 0	
3B: 1	DP: 1	SB: 1	
HR: 2	HBP: 0	CS: 0	

Batter	1	2	3	4	5	6	7	8	9	10	AB	R	H	RBI	BB	SO	LOB
Willie Harris, L (1, 8) OBP: 0.397, SLG: 0.447	B B C X 2-1 G4-3 ①		F CH 84 B FA 93 X 1-1 2 G4-6-3 1B		B FA 89 B B C B X 3-1 F7 ②	B F C B X 2-2 2 1B 2-H 2B			B B B C C X 3-2 G4-3 ①		5	0	2	1	0	0	0
2 Kelly Johnson, L (1, 4) OBP: 0.397, SLG: 0.497	B C F B B X 3-2 G5-3 ②		1 SAFE B B X 2-0 G4-6-3 ②③ 1-2f		B FA 90 C B F X 2-2 E4 10 HR	B B X 2-0 2-3 1B			C B S X 1-2 G4-3 ②		5	1	1	0	0	0	1
10 Chipper Jones, S (1, 5) OBP: 0.429, SLG: 0.582	F SL 83 S B B X 2-2 2B			B F X 1-1 7 1B 19 1B G4-3 1B	B F 1 SAFE B X 2-1 1-H HR	F CU 78 C S 0-3 ③ K			C B S B B F B 4-2 CS BB		4	2	3	2	1	1	2
Mark Teixeira, S (1, 3) OBP: 0.395, SLG: 0.540	B H 2-0 HBP			B 1 SAFE C X 1-1 ① G4-3 1-2	X 0-0 2B		C C B B F X 2-2 F7 ①		C B 1-1 ③ CS 1-2	F CU 78 B C F S 1-3 ① K	4	0	1	0	0	1	1
7 Jeff Francoeur, R (1, 9) OBP: 0.349, SLG: 0.450	B B X 2-0 ③ L9			X 0-0 23 FC1-4 2-3 1B	F B B B X 3-1 ③ G6-3		F S X 0-2 23 G4-3 1B			B S F B B F F X 3-2 19 1B 2B	5	1	3	0	0	0	3
23 Matt Diaz, R (1, 7) OBP: 0.376, SLG: 0.490	L X 0-1 G6-4-3 1B			F X 0-1 ② FC1-4 19 1B 1-2f		B B S X 2-1 19 SH1-3 2B 1B	C X 0-1 ②③ G4-3 1-2f			I I I I 4-0 19 1B IBB	4	1	2	0	1	0	3
19 Yunel Escobar, R (1, 6) OBP: 0.373, SLG: 0.414	C FA 88 B S F X 1-2 ① L4			B B F B X 3-1 1-3 3-H 1B	X 0-0 ① SH1-3 1-2		B B B C C X 3-2 ① G6-3			S F X 0-2 1-2 2-H 1B	4	0	2	2	0	0	1
Corky Miller, R (1, 2) OBP: 0.333, SLG: 0.500	X 0-0 ②③ G6-4-3 1-2f			1 SAFE C 1 SAFE F B B X 2-2 ③ G5-3	F X 0-1 2-H 2B		B C S B F B S 3-3 ② K				4	1	1	1	0	1	3
36 Chuck James, L (1, 1) OBP: 0.190, SLG: 0.175			M F F C 0-3 ① K		X 0-0 ① B1-3	B X 1-0 ② G6-3		B B C X 2-1 ③ G6-3			2	0	0	0	0	1	0
Tyler Yates, R (6, 1)											0	0	0	0	0	0	0
Scott Thorman, L (6, PH) OBP: 0.256, SLG: 0.395											1	0	0	0	0	0	1
26 Octavio Dotel, R (7, 1)											0	0	0	0	0	0	0
39 Rafael Soriano, R (8, 1)											0	0	0	0	0	0	0
Chris Woodward, R (8, PH) OBP: 0.246, SLG: 0.304											1	0	0	0	0	0	0
Bob Wickman, R (9, 1)											0	0	0	0	0	0	0
Oscar Villarreal, L (10, 1) OBP: 0.250, SLG: 0.250											0	0	0	0	0	0	0
Inning Stats	R: 0 E: 0 K: 0 S: 9 H: 1 LOB: 2 BB: 0 P: 20		R: 0 E: 0 K: 0 S: 7 H: 1 LOB: 0 BB: 0 P: 8	R: 0 E: 0 K: 1 S: 7 H: 1 LOB: 0 BB: 0 P: 10	R: 1 E: 0 K: 0 S: 12 H: 3 LOB: 2 BB: 0 P: 19	R: 2 E: 1 K: 0 S: 11 H: 2 LOB: 1 BB: 0 P: 21	R: 2 E: 0 K: 1 S: 13 H: 4 LOB: 2 BB: 0 P: 20	R: 0 E: 0 K: 0 S: 9 H: 1 LOB: 0 BB: 0 P: 11	R: 0 E: 0 K: 1 S: 9 H: 0 LOB: 0 BB: 0 P: 17	R: 0 E: 0 K: 0 S: 10 H: 0 LOB: 0 BB: 1 P: 19	R: 1 E: 0 K: 1 S: 12 H: 2 LOB: 2 BB: 1 P: 20	1B: 9 2B: 5 3B: 0 HR: 1	SF: 0 SAC: 1 DP: 3 HBP: 1		WP: 0 PB: 0 SB: 0 CS: 1	PA: 44		

PITCHER		IP	WLS	BF	H	R	ER	SO	BB	IBB	HBP	BLK	WP	HR	S	P	ERA	WHIP
28 Aaron Cook, R ERA: 4.16	(1, 1)	5.1		26	10	5	3	1	0	0	1	0	0	1	51	85	5.06	1.875
Jeremy Affeldt, L ERA: 2.68	(6, 1)	0.2		4	2	0	0	1	0	0	0	0	0	0	8	13	0.00	3.000
LaTroy Hawkins, R ERA: 3.97	(7, 1)	1.0		3	1	0	0	0	0	0	0	0	0	0	9	11	0.00	1.000
50 Jorge Julio, R ERA: 5.26	(8, 1)	2.0		6	0	0	0	1	1	0	0	0	0	0	19	36	0.00	0.500
35 Taylor Buchholz, R ERA: 4.91	(10, 1)	0.1	L	4	2	1	1	1	0	1	0	0	0	0	12	20	27.00	6.000

PITCHER	IP	WLS	BF	H	R	ER	SO	BB	IBB	HBP	BLK	WP	HR	S	P	ERA	WHIP

BOTTOM

Colorado Rockies @ Atlanta Braves

Turner Field, Atlanta, GA

Sun Aug 05 2007, 1:05 PM EDT
Att. 37,089 - Partly Cloudy - 93 F

livebaseballscorecards.com

AB	39
R	6
H	15
RBI	6
BB	2
SO	4
LOB	15

TOP

Milwaukee Brewers @ Colorado Rockies

Coors Field, Denver, CO

Mon Aug 06 2007, 7:05 PM MDT

Att. 29,555 - Cloudy - 66 F

livebaseballscorecards.com

Batter	1	2	3	4	5	6	7	8	9	AB	R	H	RBI	BB	SO	LOB
1 Corey Hart, R (1, 8) OBP: 0.346, SLG: 0.509	C B C X 1-2 G5-3		B B X 2-0 F8			B FA 88 B SL 82 X SL 85 2-0 F8 7 7 S 1B		B B X 2-0 G6-3		4	0	1	0	0	0	0
7 J.J. Hardy, R (1, 6) OBP: 0.324, SLG: 0.448	C B X 1-1 G6-3			C X 0-1 L5		C FA 88 B FA 82 1 SAFE B SL 85 B SL 81 X FA 90 3-1 F8 1-3		B F C X 1-2 G5-3		4	0	0	0	0	0	1
8 Ryan Braun, R (1, 5) OBP: 0.388, SLG: 0.669	B C F X 1-2 P5			C B X 1-1 HR		X FA 90 0-0 G1-3			B X 1-0 L4	4	1	1	1	0	0	1
28 Prince Fielder, L (1, 3) OBP: 0.380, SLG: 0.600		C B X 1-1 HR		B F X 1-1 G3-1		F FA 83 B CH 79 F SL 81 B FA 90 F FA 90 X SI 90 2-2 F8			C F X 0-2 E6 E	4	1	1	1	0	0	1
Kevin Mench, R (1, 9) OBP: 0.304, SLG: 0.432		C X 0-1 G6-3		X 0-0 F7			C SL 76 B FA 86 X FA 85 1-1 G3-1		B C X 1-1 FC6 G6-4-3 1-2	4	0	0	0	0	0	1
Geoff Jenkins, L (1, 7) OBP: 0.346, SLG: 0.488		F X 0-1 G1-6-3 1B	B C F B B B 4-2 G4-6-3 BB				F CU 77 S SL 88 B FA 88 F FA 89 X CH 82 1-2 2B		C B F B F X 2-2 G6-4-3 1-2f	3	0	2	0	1	0	2
Johnny Estrada, S (1, 2) OBP: 0.305, SLG: 0.427		B X 1-0 G1-6-3 1-2f	F X 0-1 G4-6-3 1-2f				X SL 80 0-0 F8			3	0	0	0	0	0	3
9 Tony Graffanino, R (1, 4) OBP: 0.315, SLG: 0.390			C B B X 2-1 G6-3		X 0-0 46 FC6-4 1B		B SL 87 C CH 81 F FA 90 F FA 89 F SL 85 D SL 78 T SI 89 2-2 K			3	0	1	0	0	1	1
46 Claudio Vargas, R (1, 1) OBP: 0.121, SLG: 0.152		C F S 0-3 K			C S B X 1-2 FC6-4 1-2f			C C X 0-2 G6-3		2	0	0	0	0	1	1
Craig Counsell, L (8, PH) OBP: 0.347, SLG: 0.330										1	0	0	0	0	0	0
Chris Spurling, R (8, 1)										0	0	0	0	0	0	0

	AB	32
	R	2
	H	6
	RBI	2
	BB	1
	SO	2
	LOB	11

Inning Stats	1	2	3	4	5	6	7	8	9	1B: 3	SF: 0	WP: 0	PA: 33
	R: 0 E: 0 K: 0 S: 8	R: 1 E: 0 K: 0 S: 7	R: 0 E: 0 K: 1 S: 6	R: 1 E: 0 K: 0 S: 7	R: 0 E: 0 K: 0 S: 8	R: 0 E: 0 K: 0 S: 8	R: 0 E: 0 K: 1 S: 12	R: 0 E: 0 K: 0 S: 7	R: 0 E: 2 K: 0 S: 10	2B: 1	SAC: 0	PB: 0	
	H: 0 LOB: 0 BB: 0 P: 11	H: 2 LOB: 0 BB: 0 P: 9	H: 0 LOB: 0 BB: 0 P: 10	H: 1 LOB: 0 BB: 0 P: 9	H: 1 LOB: 1 BB: 1 P: 13	H: 1 LOB: 1 BB: 0 P: 15	H: 1 LOB: 1 BB: 0 P: 16	H: 0 LOB: 0 BB: 0 P: 10	H: 0 LOB: 1 BB: 0 P: 14	3B: 0 HR: 2	DP: 3 HBP: 0	SB: 1 CS: 0	

PITCHER		IP	WLS	BF	H	R	ER	SO	BB	IBB	HBP	BLK	WP	HR	S	P	ERA	WHIP
Josh Fogg, R ERA: 4.73	(1, 1)	7.0	W	26	6	2	2	2	1	0	0	0	0	2	56	83	2.57	1.000
LaTroy Hawkins, R ERA: 3.86	(8, 1)	1.0		3	0	0	0	0	0	0	0	0	0	0	7	10	0.00	0.000
60 Manny Corpas, R ERA: 2.19	(9, 1)	1.0		4	0	0	0	0	0	0	0	0	0	0	10	14	0.00	0.000

PITCHER	IP	WLS	BF	H	R	ER	SO	BB	IBB	HBP	BLK	WP	HR	S	P	ERA	WHIP

Milwaukee Brewers @ Colorado Rockies

Coors Field, Denver, CO

Mon Aug 06 2007, 7:05 PM MDT

Att. 29,555 - Cloudy - 66 F

BOTTOM

livebaseballscorecards.com

Batter	1	2	3	4	5	6	7	8	9	AB	R	H	RBI	BB	SO	LOB
3 Willy Taveras, R (1, 8)	C C B B X 2-2 G6-3 ①	B C X 1-1 G6-3 ②		X 0-0 F8 ①		C SL 78 F FA 91 B FA 91 X 1-2 G4-3 ②		C S B X 1-2 F9 ③		5	0	0	0	0	0	0
60 Manny Corpas, R (9, 1)										0	0	0	0	0	0	0
Kazuo Matsui, S (1, 4) OBP: 0.332, SLG: 0.421	F F X 0-2 17 1B 2B	B F X 1-1 5 HR 1B		B F B F F X 2-2 G6-3 ②		B FA 87 S FA 87 S FA 90 B FA 89 F FA 89 X FA 88 2-2 G1-3 ③				4	2	2	0	0	0	0
5 Matt Holliday, R (1, 7) OBP: 0.399, SLG: 0.591	C X 0-1 F7 ②	1 SAFE X 0-0 1-H HR		B C F X 1-2 1B			X FA 90 0-0 27 F7 2B			4	1	3	2	0	0	1
17 Todd Helton, L (1, 3) OBP: 0.418, SLG: 0.443	X 0-0 27 1B 2-H 11 HR 1B	B B C S X 2-2 P3 ③		C B 1 SAFE X 1-1 F7 ③			C SL 80 B FA 87 B CH 86 B CH 80 S SL 81 C FA 90 3-3 K ①			4	1	1	1	0	1	2
27 Garrett Atkins, R (1, 5) OBP: 0.336, SLG: 0.464	B C B S B X 3-2 11 HR 1-2 1B		C B B F X 2-2 L4 ①		C X 0-1 11 FC4-3-6 1B		X SL 80 0-0 F7 ② 2-3			4	1	2	0	0	0	1
11 Brad Hawpe, L (1, 9) OBP: 0.386, SLG: 0.532	S B X 1-1 1-H 2-H HR		C B B F B X 3-2 8 1B 1B		C B S X 1-2 FC4-3-6 ① 1-2f		I IN 63 I IN 62 I I I 4-0 2 FC6-4 IBB			3	1	2	3	1	0	1
2 Troy Tulowitzki, R (1, 6) OBP: 0.348, SLG: 0.414	B B X 2-0 1B		B X 1-0 P6 ②		F X 0-1 F8 ②		S SL 83 B FA 89 S SL 83 F SL 83 B FA 90 X FA 90 2-2 FC6-4 ③ 1-2f			4	0	1	0	0	0	4
8 Yorvit Torrealba, R (1, 2) OBP: 0.342, SLG: 0.395	B F 1 SAFE B X 2-1 F9 ③		C B B B X 2-1 FC5-4 1-3 1B		S B B C X 1-2 G6-3 ③			X 0-0 G4-3 ①		4	0	1	0	0	0	2
Josh Fogg, R (1, 1) OBP: 0.135, SLG: 0.135		B C X 1-1 G4-3 ①	B X 1-0 FC5-4 ③ 1-2f			C FA 91 C SL 80 S SL 82 0-3 K ①		T F C 0-3 K ②		3	0	0	0	0	1	2
LaTroy Hawkins, R (8, 1)										0	0	0	0	0	0	0
18 Cory Sullivan, L (8, PH) OBP: 0.354, SLG: 0.311 (9, 8)										1	0	0	0	0	1	0
Inning Stats	R: 4 E: 0 K: 0 S: 17 H: 5 LOB: 1 BB: 0 P: 27	R: 2 E: 0 K: 0 S: 10 H: 2 LOB: 0 BB: 0 P: 15	R: 0 E: 0 K: 0 S: 10 H: 2 LOB: 2 BB: 0 P: 19	R: 0 E: 0 K: 0 S: 10 H: 1 LOB: 1 BB: 0 P: 14	R: 0 E: 0 K: 0 S: 10 H: 1 LOB: 1 BB: 0 P: 12	R: 0 E: 0 K: 1 S: 10 H: 0 LOB: 0 BB: 0 P: 13	R: 0 E: 0 K: 1 S: 9 H: 1 LOB: 2 BB: 1 P: 18	R: 0 E: 0 K: 1 S: 7 H: 0 LOB: 0 BB: 0 P: 8		1B: 8 2B: 2 3B: 0 HR: 2	SF: 0 SAC: 0 DP: 0 HBP: 0					

	AB	36
	R	6
	H	12
	RBI	6
	BB	1
	SO	3
	LOB	13

PITCHER		IP	WLS	BF	H	R	ER	SO	BB	IBB	HBP	BLK	WP	HR	S	P	ERA	WHIP
46 Claudio Vargas, R ERA: 4.97	(1, 1)	7.0	L	34	12	6	6	2	0	1	0	0	0	2	76	118	7.71	1.714
Chris Spurling, R ERA: 4.58	(8, 1)	1.0		3	0	0	0	1	0	0	0	0	0	0	7	8	0.00	0.000

PITCHER	IP	WLS	BF	H	R	ER	SO	BB	IBB	HBP	BLK	WP	HR	S	P	ERA	WHIP

Batter	1	2	3	4	5	6	7	8	9	AB	R	H	RBI	BB	SO	LOB
1 Corey Hart, R (1, 9) OBP: 0.343, SLG: 0.504	B B B C X 3-1 F8 ①		B SL 81 S SL 82 S SL 83 F FA 90 B SL 83 X FA 90 2-2 G6-3 ②		B SL 83 B SL 85 B FA 87 S FA 87 X SL 82 3-1 SF7 ② 3-H			C FA 96 S FA 97 S SL 85 0-3 K ①		3	0	0	1	0	1	0
7 J.J. Hardy, R (1, 6) OBP: 0.323, SLG: 0.448	F S X 0-2 G1-5-3 ②		C FA 87 B SL 83 B FA 88 F SL 82 X FA 90 2-2 2B		C FA 88 B CH 78 X FA 88 1-1 F7 ③			B FA 97 X FA 96 1-0 G6-3 ②		4	0	1	0	0	0	0
8 Ryan Braun, R (1, 5) OBP: 0.390, SLG: 0.665	C S B F F X 1-2 G4-3 ③		B FA 89 B FA 88 B FA 89 C FA 89 B FA 89 4-1 BB			S FA 86 X FA 88 0-1 G6-3 ①		C FA 97 B SL 86 X SL 86 1-1 28 FC6 1B		3	0	1	0	1	0	0
28 Prince Fielder, L (1, 3) OBP: 0.381, SLG: 0.603		B C B B B 4-1 FC3-6 2 1B SF8 BB	S SL 85 X FA 90 0-1 F8 ③			B CH 77 F FA 87 B SL 84 X FA 87 2-1 2 SF7 3B		X FA 97 0-0 FC6 1-2f		3	2	1	0	1	0	3
2 Bill Hall, R (1, 8) OBP: 0.328, SLG: 0.430		X 0-0 FC3-6 1-2 1B	B SL 82 S FA 88 S FA 88 X FA 88 1-2 F9 ①			B FA 88 X FA 87 1-0 SF7 ② 3-H			C FA 88 B SL 80 C FA 88 X SL 80 1-2 2B 2B	3	1	2	1	0	0	0
Geoff Jenkins, L (1, 7) OBP: 0.345, SLG: 0.488		X 0-0 FC3-6 ① 1-2f 2-3	F FA 88 B CH 79 B CH 76 B FA 88 S SL 88 F SL 84 X FA 89 3-2 G4-3 ②			B CH 78 F FA 87 B CH 86 X CH 87 2-1 G3 ③			X FA 90 0-0 G4-3 2-H 2B	4	0	1	1	0	0	2
Johnny Estrada, S (1, 2) OBP: 0.302, SLG: 0.423		C X 0-1 SF8 ② 3-H	F SL 83 S CH 78 X CH 78 0-2 F8 ③				C FA 90 X CU 77 0-1 G3 ①		B FA 90 B FA 89 C FA 88 F FA 89 X SL 82 2-2 G1-3 ①	3	0	0	1	0	0	1
Craig Counsell, L (1, 4) OBP: 0.342, SLG: 0.324		S B X 1-1 P6 ③			B FA 85 C FA 85 S CH 77 B SL 84 X SL 82 2-2 E9 39 SH3-4 1 SF7		C FA 93 B FA 94 B CU 78 X FA 94 2-1 G4-3 ②		C FA 90 S SL 80 B CH 81 F FA 89 X SL 80 1-2 G4-3 ② 2-3	4	1	0	0	0	0	2
39 Chris Capuano, L (1, 1) OBP: 0.265, SLG: 0.333 12 Carlos Villanueva, R (6, 1) OBP: 0.200, SLG: 0.200 Kevin Mench, R (7, PH) OBP: 0.303, SLG: 0.430 Scott Linebrink, R (7, 1) Brian Shouse, L (8, 1) Chris Spurling, R (8, 1) Matt Wise, R (8, 1) OBP: 1.000, SLG: 1.000 27 Joe Dillon, R (9, PH) OBP: 0.500, SLG: 0.500			F FA 86 F SL 82 S FA 88 0-3 K ①		2 SAFE X 0-0 SH3-4 ① 2-3		C CU 78 B CU 79 B FA 93 C FA 94 X FA 94 2-2 G6-3 ③		C FA 90 X CU 80 0-1 F7 ③	1 0 0 0 0 1 0 0 0 0 0 0 0 0 1 0 0 0 0 0 0 0 0 0 0 0 0 0 0 0 0 0 0 0 0 0 0 0 0 0 0 0 0 0 0 0 0 0 0 1 0 0 0 0 0 1							
Inning Stats	R: 0 E: 0 K: 0 S: 10 H: 0 LOB: 0 BB: 0 P: 14	R: 1 E: 0 K: 0 S: 7 H: 1 LOB: 1 BB: 1 P: 12	R: 0 E: 0 K: 1 S: 13 H: 1 LOB: 2 BB: 1 P: 21	R: 0 E: 0 K: 0 S: 10 H: 0 LOB: 0 BB: 0 P: 14	R: 1 E: 1 K: 0 S: 8 H: 0 LOB: 0 BB: 0 P: 14	R: 1 E: 0 K: 0 S: 7 H: 1 LOB: 0 BB: 0 P: 12	R: 0 E: 0 K: 0 S: 7 H: 0 LOB: 0 BB: 0 P: 11	R: 0 E: 0 K: 1 S: 7 H: 1 LOB: 1 BB: 0 P: 9	R: 1 E: 0 K: 0 S: 13 H: 2 LOB: 1 BB: 0 P: 17	1B: 2 2B: 3 3B: 1 HR: 0 SF: 3 SAC: 1 DP: 0 HBP: 0							

PITCHER		IP	WLS	BF	H	R	ER	SO	BB	IBB	HBP	BLK	WP	HR	S	P	ERA	WHIP
48 Jason Hirsh, R ERA: 4.81	(1, 1)	6.0	W	24	3	3	2	1	2	0	0	0	0	0	55	87	3.00	0.833
Jeremy Affeldt, L ERA: 2.62	(7, 1)	1.0	H	3	0	0	0	0	0	0	0	0	0	0	7	11	0.00	0.000
50 Jorge Julio, R ERA: 5.13	(8, 1)	1.0	H	4	1	0	0	1	0	0	0	0	0	0	7	9	0.00	1.000
23 Ryan Speier, R ERA: 13.5	(9, 1)	1.0		5	2	1	1	0	0	0	0	0	0	0	13	17	9.00	2.000

PITCHER	IP	WLS	BF	H	R	ER	SO	BB	IBB	HBP	BLK	WP	HR	S	P	ERA	WHIP

TOP

Milwaukee Brewers @ Colorado Rockies

Coors Field, Denver, CO

Tue Aug 07 2007, 7:05 PM MDT

Att. 30,280 - Cloudy - 69 F

livebaseballscorecards.com

AB	30
R	4
H	6
RBI	4
BB	2
SO	2
LOB	9



Milwaukee Brewers @ Colorado Rockies

Coors Field, Denver, CO

Tue Aug 07 2007, 7:05 PM MDT

Att. 30,280 - Cloudy - 69 F

livebaseballscorecards.com

BOTTOM

Batter	1	2	3	4	5	6	7	8	9	AB	R	H	RBI	BB	SO	LOB
Jamey Carroll, R (1, 4) OBP: 0.321, SLG: 0.302	C X 0-1 ① F7		B CH 76 1 SAFE 1 SAFE C FA 87 C FA 89 B CH 78 X CH 76 2-2 ①② G6-3 1-2		B FA 86 B FA 87 C CH 85 F CH 75 B CH 75 X FA 88 3-2 ③ F8	F FA 89 B FA 90 C SL 83 B FA 91 B SL 81 X CH 82 3-2 ② FC5-4 1-2f 2-3 3-H		F FA 91 B FA 91 X FA 90 1-1 E3 17 HR 1-2 2-H 3-H		5	1	0	2	0	0	4
2 Troy Tulowitzki, R (1, 6) OBP: 0.351, SLG: 0.422	B X 1-0 1B		C CH 78 B CH 74 B FA 89 T FA 89 B CH 77 B CH 74 4-2 BB			F FA 87 F FA 88 S CH 77 X CH 78 1-2 HR B SL 82 X FA 89 1-0 ③ F8		C FA 89 F FA 90 C FA 88 0-3 ① K		4	1	2	1	1	1	4
5 Matt Holliday, R (1, 7) OBP: 0.397, SLG: 0.587	1 SAFE F 1 SAFE B B S B X 3-2 ② L8		F CH 78 B CH 77 B FA 89 X CH 76 2-1 ③ F8			B FA 90 X FA 90 1-0 17 1B 27 1B 1B	B FA 93 X CH 79 1-0 ① F8	F FA 91 F SI 90 X SL 88 0-2 ② F8		5	1	1	0	0	0	4
17 Todd Helton, L (1, 3) OBP: 0.419, SLG: 0.461 23 Ryan Speier, R (9, 1)	F B C F F B S 2-3 ③ K			C CH 76 B CH 76 S CH 74 C FA 89 1-3 ① K		B FA 88 B CH 76 X FA 88 2-0 27 1B 19 2B 1-3 1B	S FA 94 B FA 93 F CH 81 X FA 92 1-2 HR	C SL 84 F FA 92 B FA 91 B FA 92 X FA 91 2-2 1-H 2-H HR		5 0	3 0	3 0	4 0	0 0	2 0	1 0
27 Garrett Atkins, R (1, 5) OBP: 0.341, SLG: 0.469		C B B X 2-1 19 1B 2B		B FA 88 F CH 75 B FA 89 X CH 76 2-1 ② G6-3		X CH 78 0-0 19 2B 18 1B 1-2 3-H 1B	B FA 93 B CU 75 C CH 79 F CU 77 B FA 91 F CH 78 F FA 92 B FA 92 4-2 19 L1-4-3 BB	B FA 85 B CH 74 S CH 74 B CH 73 S CH 74 X CH 74 3-2 11 BB 19 1B 1B		4	1	3	1	1	0	0
19 Ryan Spilborghs, R (1, 8) OBP: 0.385, SLG: 0.591		S B X 1-1 15 G6-4-3 2-3 1B		C CH 77 F CH 78 B CH 75 B FA 90 B CH 77 B CH 73 4-2 BB		S SL 81 S FA 90 B FA 90 B SL 84 F SL 83 F CH 83 X FA 89 2-2 18 1B FC5-4 1-3 2-H 2B	B CU 78 X CH 80 1-0 ②③ L1-4-3 1-2	C CH 73 X FA 85 0-1 11 BB 1-2 1B		4	1	3	1	1	0	1
11 Brad Hawpe, L (1, 9) OBP: 0.388, SLG: 0.529		C B 1 SAFE F F B S 2-3 ① K		B CH 78 B FA 89 C FA 88 X CH 76 2-1 ③ G3		I IN 77 I IN 80 I IN 81 I IN 81 4-0 18 1B FC5-4 IBB		1-2 10 1B 8 1B E BB 4-0 1-2 2-3 BB		2	1	0	0	3	1	3
15 Edwin Bellorin, R (1, 2) 8 Yorvit Torrealba, R (5, 2) OBP: 0.340, SLG: 0.393		B FA 89 X FA 89 1-0 ②③ G6-4-3 1-2f			B FA 87 F CH 74 S CH 75 B FA 90 X CH 77 2-2 ① G6-3	X SL 81 0-0 ① F3		3-2 10 1B E 1B 1-2 F9		1 4	0 1	0 1	0 0	0 0	0 0	2 6
48 Jason Hirsh, R (1, 1) OBP: 0.125, SLG: 0.097 18 Cory Sullivan, L (6, PH) OBP: 0.367, SLG: 0.326 Jeremy Affeldt, L (7, 1) 50 Jorge Julio, R (8, 1) 10 Jeff Baker, R (8, PH) OBP: 0.291, SLG: 0.322 (9, 3)			C FA 86 S CH 74 B CH 75 B FA 89 B CH 74 B CH 85 4-2 G6-3 BB		X FA 87 0-0 ② L8	C CU 73 X SL 89 0-1 FC5-4 1-2 2-3 3-H 1B		C FA 90 C FA 89 F SL 85 B SL 86 B SL 92 F FA 90 X FA 90 2-2 17 HR E 1-2 2-3 1B		1 1 0 0 1	0 0 0 0 1	0 1 0 0 1	0 0 0 0 0	1 0 0 0 0	0 0 0 0 0	0 0 0 0 0
Inning Stats	R: 0 E: 0 K: 1 S: 11 H: 1 LOB: 1 BB: 0 P: 17	R: 0 E: 0 K: 1 S: 9 H: 2 LOB: 1 BB: 0 P: 15	R: 0 E: 0 K: 0 S: 9 H: 0 LOB: 1 BB: 2 P: 21	R: 0 E: 0 K: 1 S: 9 H: 0 LOB: 1 BB: 1 P: 18	R: 0 E: 0 K: 0 S: 7 H: 0 LOB: 0 BB: 0 P: 12	R: 5 E: 0 K: 0 S: 18 H: 6 LOB: 2 BB: 1 P: 32	R: 1 E: 0 K: 0 S: 9 H: 1 LOB: 0 BB: 1 P: 16	R: 5 E: 1 K: 1 S: 31 H: 5 LOB: 3 BB: 2 P: 51		1B: 10 2B: 2 3B: 0 HR: 3		SF: 0 SAC: 0 DP: 2 HBP: 0		WP: 0 PB: 0 SB: 0 CS: 0		PA: 44

PITCHER		IP	WLS	BF	H	R	ER	SO	BB	IBB	HBP	BLK	WP	HR	S	P	ERA	WHIP
39 Chris Capuano, L ERA: 4.96	(1, 1)	5.0	L	23	7	4	4	3	3	0	0	0	0	1	51	93	7.20	2.000
12 Carlos Villanueva, R ERA: 4.14	(6, 1)	1.0	B	6	2	1	1	0	0	1	0	0	0	0	12	22	9.00	2.000
Scott Linebrink, R ERA: 3.6	(7, 1)	1.0		4	1	1	1	0	1	0	0	0	0	1	9	16	9.00	2.000
Brian Shouse, L ERA: 2.14	(8, 1)	0.0		2	1	2	1	0	1	0	0	0	0	0	7	14	∞	∞
Chris Spurling, R ERA: 4.5	(8, 1)	0.2		5	2	3	0	1	0	0	0	0	0	1	16	21	0.00	3.000

PITCHER		IP	WLS	BF	H	R	ER	SO	BB	IBB	HBP	BLK	WP	HR	S	P	ERA	WHIP
Matt Wise, R ERA: 3.4	(8, 1)	0.1		4	2	0	0	0	1	0	0	0	0	0	8	16	0.00	9.000

AB	37
R	11
H	15
RBI	10
BB	7
SO	4
LOB	25

Batter	1	2	3	4	5	6	7	8	9	AB	R	H	RBI	BB	SO	LOB
1 Corey Hart, R (1, 9) OBP: 0.344, SLG: 0.507	C FA 87 F CH 84 B CU 69 B CH 80 X FA 88 2-2 7 G5-4-3 1B	C CU 74 B FA 89 B FA 89 B FA 89 F FA 90 X FA 90 3-2 ③ F8	B CU 73 B FA 88 X FA 88 2-0 1-3 2-H 2B	C FA 90 C CH 81 C FA 89 0-3 ③ K						4	0	2	1	0	1	1
7 J.J. Hardy, R (1, 6) OBP: 0.322, SLG: 0.449	B FA 86 1 SAFE X FA 86 1-0 ① ② G5-4-3 1-2f	B CU 73 F FA 88 F CH 81 B CH 79 F FA 87 X FA 89 2-2 ① L7	F CH 82 C FA 89 F FA 88 S CU 72 0-3 ② K				C FA 88 X SL 80 0-1 8 1B 2B			4	1	1	0	0	1	3
8 Ryan Braun, R (1, 5) OBP: 0.395, SLG: 0.665	B CU 73 B FA 88 C FA 85 F FA 89 F FA 90 B FA 90 X CH 83 3-2 ③ G6-3	C FA 88 B CH 81 X CH 81 1-1 28 HR 1B	F CH 72 B FA 89 B FA 89 F CH 80 B FA 90 B FA 88 4-2 BB				S FA 89 X FA 90 0-1 2 L9 28 G5-3 2-H 1B			3	1	2	1	1	0	0
28 Prince Fielder, L (1, 3) OBP: 0.380, SLG: 0.607		C CU 70 B FA 86 C FA 86 S CU 70 1-3 ① K	B FA 88 F FA 89 F FA 88 B FA 90 X FA 91 2-2 1-H HR	C CU 73 B FA 90 B FA 90 X FA 88 2-1 ③ F8			C FA 89 X FA 89 0-1 ① G5-3 1-2			4	1	1	2	0	1	4
2 Bill Hall, R (1, 8) OBP: 0.324, SLG: 0.425		B FA 86 C FA 86 B FA 88 F CH 82 B FA 88 F FA 90 F FA 88 F CH 81 F CH 82 3-2 ② X CH 82 F8	F FA 89 B FA 88 F FA 90 S CU 72 1-3 ② K		X FA 90 0-0 ① F8			B FA 90 B FA 89 F FA 89 B SL 90 X FA 90 3-1 ② L9 2-3		4	0	0	0	0	1	1
Kevin Mench, R (1, 7) OBP: 0.298, SLG: 0.423		B FA 86 B FA 87 X FA 87 2-0 ③ F9	B FA 86 B FA 90 C FA 88 C FA 89 X CH 81 2-2 ③ G5-3		B FA 89 C FA 89 C FA 90 X CU 76 1-2 ② G1-3			B CH 80 B FA 89 F FA 90 X FA 89 2-1 ③ F9		4	0	0	0	0	0	1
9 Tony Graffanino, R (1, 4) OBP: 0.315, SLG: 0.390 27 Joe Dillon, R (2, 4) OBP: 0.625, SLG: 0.875			C FA 86 B CH 81 X FA 85 1-1 3B	C FA 86 X CH 79 0-1 BB 1 2B 1B	C FA 91 B CU 76 X CU 76 1-1 ③ G6-3				C FA 87 B SI 88 X CU 79 1-1 G5-4-3 1B	0 4	0 1	0 3	0 0	0 0	0 0	0 0
Damian Miller, R (1, 2) OBP: 0.319, SLG: 0.377			C FA 88 B CH 80 F CH 80 B FA 87 S FA 87 2-3 ① K	F FA 88 B FA 89 F FA 88 B CU 70 B FA 89 B FA 88 4-2 1 2B 1-2 BB			X FA 89 0-0 ① L7		X FA 88 0-0 ① ② G5-4-3 1-2f	3	0	0	0	1	1	2
49 Yovani Gallardo, R (1, 1) OBP: 0.227, SLG: 0.238 12 Carlos Villanueva, R (3, 1) OBP: 0.200, SLG: 0.200 Matt Wise, R (4, 1) OBP: 1.000, SLG: 1.000 Geoff Jenkins, L (5, PH) OBP: 0.343, SLG: 0.486 43 Manny Parra, L (5, 1) OBP: 0.200, SLG: 0.400 Brian Shouse, L (7, 1) Derrick Turnbow, R (8, 1) Craig Counsell, L (9, PH) OBP: 0.341, SLG: 0.323			B CU 69 F FA 89 B CH 81 S FA 90 B FA 88 F FA 89 X FA 90 3-2 ② P6	B FA 88 S FA 88 F FA 89 S CU 73 1-3 ① K		S FA 89 S FA 89 X FA 89 0-2 ② G4-3		B FA 89 C FA 88 X FA 89 1-1 ③ F8	1 0 0 1 1 0 0 1	0 0 0 0 0 0 0 0	0 0 0 0 0 0 0 0	0 0 0 0 0 0 0 0	0 0 0 1 1 0 0 0	0 0 0 0 0 0 0 0	1 0 0 2 0 0 0 0

Inning Stats	1	2	3	4	5	6	7	8	9
	R: 0 E: 0 K: 0 S: 8 H: 1 LOB: 0 BB: 0 P: 14	R: 0 E: 0 K: 1 S: 11 H: 0 LOB: 0 BB: 0 P: 17	R: 0 E: 0 K: 1 S: 12 H: 1 LOB: 1 BB: 0 P: 21	R: 2 E: 0 K: 1 S: 15 H: 2 LOB: 0 BB: 0 P: 23	R: 1 E: 0 K: 2 S: 16 H: 2 LOB: 3 BB: 2 P: 29	R: 0 E: 0 K: 0 S: 6 H: 0 LOB: 0 BB: 0 P: 8	R: 0 E: 0 K: 1 S: 7 H: 0 LOB: 0 BB: 0 P: 7	R: 1 E: 0 K: 0 S: 10 H: 2 LOB: 1 BB: 0 P: 15	R: 0 E: 0 K: 0 S: 5 H: 1 LOB: 0 BB: 0 P: 7

1B: 5	SF: 0	WP: 0	PA: 36
2B: 2	SAC: 0	PB: 0	
3B: 1	DP: 2	SB: 0	
HR: 1	HBP: 0	CS: 0	

PITCHER		IP	WLS	BF	H	R	ER	SO	BB	IBB	HBP	BLK	WP	HR	S	P	ERA	WHIP
26 Jeff Francis, L ERA: 4.06	(1, 1)	5.0	W	22	6	3	3	5	2	0	0	0	0	1	62	104	5.40	1.600
34 Matt Herges, R ERA: 4.24	(6, 1)	3.0	H	11	2	1	1	1	0	0	0	0	0	0	23	30	3.00	0.667
23 Ryan Speier, R ERA: 10.38	(9, 1)	1.0		3	1	0	0	0	0	0	0	0	0	0	5	7	0.00	1.000

PITCHER	IP	WLS	BF	H	R	ER	SO	BB	IBB	HBP	BLK	WP	HR	S	P	ERA	WHIP

TOP

Milwaukee Brewers @ Colorado Rockies

Coors Field, Denver, CO

Wed Aug 08 2007, 1:05 PM MDT

Att. 26,613 - Partly Cloudy - 88 F

livebaseballscorecards.com

AB	34
R	4
H	9
RBI	4
BB	2
SO	6
LOB	15

Batter	1	2	3	4	5	6	7	8	9	AB	R	H	RBI	BB	SO	LOB
Kazuo Matsui, S (1, 4) OBP: 0.339, SLG: 0.424	B SL 89 B SL 90 F SL 89 X FA 89 2-1 5 S 27 2B 1B	B CU 76 B CU 76 B SL 88 C SL 87 F SL 89 B FA 92 4-2 2 2B 5 3B BB	S SL 82 B FA 90 X SL 82 1-1 2 2B 27 1B 1B 2-H	B CU 73 S FA 89 S SL 84 X SL 89 1-2 ① FC6-4 2 HR 1-2f 3-H	C FA 92 S FA 92 C CU 75 0-3 ③ K		F CU 83 S CU 73 F CH 73 F FA 82 F CH 72 X FA 82 0-2 10 1B 2 1B 1B 1-2 2-3			5	4	3	2	1	1	1
2 Troy Tulowitzki, R (1, 6) OBP: 0.358, SLG: 0.439	M FA 90 1 SAFE B CU 76 C CU 75 B SL 91 X SL 90 2-2 ① F9	C CU 76 B CU 76 X SL 88 1-1 5 3B 2B 1-3	X CU 76 0-0 27 1B 2B 1-3	S SL 83 B FA 90 X FA 90 1-1 HR 1-H		B FA 91 C CH 80 B FA 92 F FA 91 F FA 92 B FA 92 F CH 80 B 4-2 1B 27 SF8 BB	C FA 82 B CU 72 B CU 82 X CU 81 2-1 18 FC6-5 10 1B 1B 1-2 2-3 3-H			5	4	4	3	1	0	1
5 Matt Holliday, R (1, 7) OBP: 0.400, SLG: 0.592 Jamey Carroll, R (6, PH) OBP: 0.323, SLG: 0.305 (7, 5)	B FA 91 1 SAFE C CU 76 T SL 91 X SL 90 1-2 ② P4 1-2	X SL 91 0-0 17 2B 3B 2-H 3-H	I IN 66 I IN 66 I IN 62 I 4-0 27 1B IBB	B FA 85 C SL 84 B SL 85 X SL 85 2-1 27 2B 1B		B FA 91 X FA 91 1-0 1-3 1B	C CU 82 C FA 82 S CH 73 0-3 ② K			3 2	2 0	2 1	2 0	1 0	0 1	1 3
17 Todd Helton, L (1, 3) OBP: 0.422, SLG: 0.465 10 Jeff Baker, R (3, PH) OBP: 0.290, SLG: 0.319 (4, 3)	C FA 91 B SL 85 B SL 90 B SL 90 B SL 83 4-1 27 2B BB	B CU 77 S SL 81 C SL 88 B CU 77 F SL 89 F SL 82 B SL 90 X SL 89 3-2 27 1B 2B 3-H	F SL 90 B CU 77 B SL 89 X CU 76 2-1 ② F8	B CH 76 X CH 76 1-0 ② F7		B CU 76 F FA 93 F CH 82 B FA 93 S CU 76 2-3 ① K	F CH 72 X CU 72 0-1 18 FC6-5 1B 1-2 2-3 3-H			1 4	1 0	1 1	1 1	1 0	0 1	0 6
27 Garrett Atkins, R (1, 5) OBP: 0.346, SLG: 0.479 18 Cory Sullivan, L (7, 8) OBP: 0.360, SLG: 0.319	C CU 75 X SL 91 0-1 1-3 2-H 2B	F CU 77 X CU 76 0-1 11 HR 1B 2-H	B SL 90 B SL 89 F SL 89 X CU 77 2-1 1-3 2-H 3-H 1B	C SL 86 B FA 87 B SL 86 X CH 78 2-1 1-H 2B		B FA 93 C FA 92 X CH 83 1-1 ② SF8 3-H	B CU 74 F FA 82 X CU 81 1-1 ③ FC6-5 1-2 2-3f			4 1	1 0	4 0	6 0	0 0	0 0	0 3
11 Brad Hawpe, L (1, 9) OBP: 0.390, SLG: 0.534	B FA 90 F SL 81 C SL 89 F CU 78 X SL 81 1-2 ③ L4	C SL 90 X CU 76 0-1 2-H HR	B SL 80 B FA 83 F CH 70 S CU 75 B SL 79 S FA 89 3-3 ③ K	F CH 78 S FA 86 F FA 86 B CH 82 B FA 86 B CH 82 B CH 77 4-2 BB		S FA 92 S FA 93 B FA 92 B CU 77 F FA 94 S FA 95 2-3 ③ K		C FA 95 B FA 96 C SL 85 B SL 88 B FA 97 B SL 95 4-2 8 G6-4-3 BB		4	1	1	2	2	2	5
19 Ryan Spilborghs, R (1, 8) OBP: 0.389, SLG: 0.615 (7, 7)	X SL 88 0-0 HR C SL 88 X CU 78 0-1 G5-3	X FA 89 0-0 8 2B 2B B CH 78 S CH 77 C SL 86 2-3 K					X FA 80 0-0 8 1B 2 1B 1B	C SL 84 C SL 86 S SL 87 0-3 ① K		6	3	3	1	0	2	3
8 Yorvit Torrealba, R (1, 2) OBP: 0.344, SLG: 0.399	X SL 92 0-0 ① F8	B SL 88 C SL 79 B CU 74 F SL 89 B SL 90 X SL 90 3-2 26 SH1-4 1B 1B	B SL 82 F SL 82 B FA 89 X SL 82 2-1 26 E FC6-4 2B 2-H	C FA 90 X CU 73 0-1 ① F8			C FA 80 B CH 73 F FA 81 B CH 72 F FA 82 F FA 81 X CU 81 2-2 2 1B 10 1B 1B 1-2	C FA 96 B FA 97 D SL 84 X SL 96 2-1 ② ③ G6-4-3 1-2f		6	3	3	1	0	0	1
26 Jeff Francis, L (1, 1) OBP: 0.182, SLG: 0.190 34 Matt Herges, L (6, 1) 23 Ryan Speier, R (9, 1)	C CU 77 B SL 89 B SL 89 C CU 76 S 2-3 ② K	L SL 88 X SL 88 0-1 ① SH1-4 1-2	B FA 89 B FA 88 X FA 89 2-0 E5 FC6-4 2-3	C FA 90 S FA 92 X FA 91 0-2 ② G4-3			B FA 82 S FA 81 S CU 81 B CU 82 S FA 80 2-3 ① K			3 1 0	0 0 0	0 0 0	0 0 0	0 0 0	1 1 0	1 2 0
Inning Stats	R: 1 E: 0 K: 0 S: 15 H: 2 LOB: 2 BB: 1 P: 25	R: 7 E: 0 K: 1 S: 21 H: 6 LOB: 0 BB: 1 P: 31	R: 3 E: 0 K: 1 S: 15 H: 4 LOB: 2 BB: 1 P: 30	R: 5 E: 1 K: 1 S: 20 H: 5 LOB: 2 BB: 1 P: 37	R: 0 E: 0 K: 1 S: 8 H: 0 LOB: 0 BB: 0 P: 8	R: 1 E: 0 K: 2 S: 14 H: 1 LOB: 1 BB: 1 P: 24	R: 2 E: 0 K: 2 S: 24 H: 5 LOB: 3 BB: 0 P: 31	R: 0 E: 0 K: 1 S: 7 H: 0 LOB: 0 BB: 1 P: 13		1B: 12 2B: 7 3B: 1 HR: 3 SF: 1 SAC: 1 DP: 1 HBP: 0				WP: 0 PB: 0 SB: 1 CS: 0 PA: 53	

PITCHER		IP	WLS	BF	H	R	ER	SO	BB	IBB	HBP	BLK	WP	HR	S	P	ERA	WHIP
49 Yovani Gallardo, R ERA: 4.2	(1, 1)	2.2	L	23	12	11	11	1	2	1	0	0	0	2	48	80	37.12	5.250
12 Carlos Villanueva, R ERA: 4.46	(3, 1)	0.2		6	3	4	3	1	0	0	0	0	0	1	12	21	40.50	4.500
Matt Wise, R ERA: 3.55	(4, 1)	0.2		5	2	1	1	1	1	0	0	0	0	0	11	22	13.50	4.500
43 Manny Parra, L ERA: 3.06	(5, 1)	2.0		8	1	1	1	3	1	0	0	0	0	0	22	32	4.50	1.000
Brian Shouse, L ERA: 2.6	(7, 1)	1.0		8	5	2	2	2	0	0	0	0	0	0	24	31	18.00	5.000

PITCHER		IP	WLS	BF	H	R	ER	SO	BB	IBB	HBP	BLK	WP	HR	S	P	ERA	WHIP
Derrick Turnbow, R ERA: 3.88	(8, 1)	1.0		3	0	0	0	1	1	0	0	0	0	0	7	13	0.00	1.000

BOTTOM

Milwaukee Brewers @ Colorado Rockies

Coors Field, Denver, CO

Wed Aug 08 2007, 1:05 PM MDT

Att. 26,613 - Partly Cloudy - 88 F

livebaseballscorecards.com

AB	45
R	19
H	23
RBI	19
BB	6
SO	9
LOB	27

Chicago Cubs @ Colorado Rockies

Coors Field, Denver, CO

Thu Aug 09 2007, 7:05 PM MDT

Att. 40,738 - Partly Cloudy - 85 F

TOP

livebaseballscorecards.com

Batter	1	2	3	4	5	6	7	8	9	AB	R	H	RBI	BB	SO	LOB
2 Ryan Theriot, R (1, 6) OBP: 0.353, SLG: 0.373	C FA 91 X FA 97 0-1 E 1B 1B	B CU 74 C CU 75 B FA 97 F FA 96 F SL 88 X SL 86 2-2 E5 1-3 2-H 2B	S B F X 1-2 ② SF8 2-3 3-H		C FA 92 F FA 93 X SL 83 0-2 1B		B CU 81 C CU 80 X FA 92 1-1 ③ F8			4	2	2	1	0	0	2
Jacque Jones, L (1, 9) OBP: 0.322, SLG: 0.361	B FA 93 S CH 84 1 SAFE X FA 96 1-1 19 G2-3 1-H 1B	B CH 86 S CH 86 X FA 97 1-1 2-H 3-H 2B	X 0-0 3-H 1B		F FA 92 B FA 94 F FA 93 S SL 83 1-3 ② K			B CU 78 F FA 92 F FA 94 F CU 78 B FA 95 B FA 94 F FA 93 F FA 95 F FA 95 3-2 X FA 94 25 WP 1B		5	0	4	4	0	1	1
25 Derrek Lee, R (1, 3) OBP: 0.406, SLG: 0.499	S FA 96 D SL 86 B SL 86 S FA 98 X FA 97 2-2 ① F8	F FA 99 C FA 99 D CU 78 B FA 97 S SL 86 2-3 ③ K	B FA 93 C F X 1-2 ③ F8		C CU 81 B CU 82 X SL 82 1-1 ③ G5-3			C FA 94 F FA 94 F FA 95 B CU 80 S CU 80 1-3 ① K 1-2		5	0	0	0	0	2	5
19 Matt Murton, R (1, 7) OBP: 0.338, SLG: 0.382	B CU 76 B FA 97 F FA 95 X SL 85 2-1 ② G2-3 1-2		C CU 70 B FA 96 X SL 83 1-1 HR	B SL 91 B FA 91 X FA 92 2-0 ① G6-3		X CU 79 0-0 ① F7		B CU 79 F FA 93 X FA 94 1-1 ② G5-3		5	1	1	1	0	0	2
Mark DeRosa, R (1, 5) OBP: 0.365, SLG: 0.424	C CU 73 S FA 99 B FA 98 B SL 86 S FA 97 2-3 ③ K		F FA 94 F FA 96 X CU 75 0-2 17 3B 1B	C CU 79 B FA 93 B CU 79 X FA 92 2-1 3B 1B		B SL 90 X SL 90 1-0 17 G4-6-3 1B		C CU 78 B FA 95 S CU 80 S FA 94 1-3 ③ K		5	2	3	0	0	2	2
17 Mike Fontenot, L (1, 4) OBP: 0.347, SLG: 0.454		B FA 92 B FA 92 C FA 93 X FA 97 2-1 ① F7	X FA 92 0-0 1-H 1B 3B	F FA 93 X FA 93 0-1 ② F9		C CU 78 X FA 93 0-1 ② ③ G4-6-3 1-2f			F FA 94 B SL 88 B SL 88 X CH 86 2-1 ① G4-3	5	1	1	1	0	0	2
Jason Kendall, R (1, 2) OBP: 0.283, SLG: 0.299		C FA 95 X FA 97 0-1 30 BB 2 E 1B	B FA 96 F FA 95 X FA 95 1-1 20 2B 2 SF8 3-H 1B	B CU 80 C CU 79 B FA 92 F FA 92 F CU 82 B FA 93 X FA 93 3-2 1-H 3B			B CU 79 C FA 91 B CU 79 B FA 92 C FA 90 X FA 91 3-2 ① G5-3		C SL 88 F FA 93 B FA 93 F SL 87 B SL 87 X SL 87 2-2 ② G1-3	5	2	3	2	0	0	0
20 Felix Pie, L (1, 8) OBP: 0.274, SLG: 0.359		F FA 94 X FA 96 0-1 ② F7	B FA 94 S CH 84 X FA 93 1-1 2 SF8 1-3 1B 2B	C CU 80 B CU 80 F FA 93 B CU 82 F FA 93 C CU 81 2-3 ③ K			B FA 92 X FA 91 1-0 38 WP 2B		B FA 94 B FA 94 X FA 94 2-0 ③ G4-3	5	1	2	0	0	1	2
30 Ted Lilly, L (1, 1) OBP: 0.164, SLG: 0.148 38 Carlos Zambrano, S (7, PH) OBP: 0.262, SLG: 0.377 34 Kerry Wood, R (7, 1) 49 Carlos Marmol, R (8, 1) Bob Howry, L (9, 1)		B FA 93 S FA 93 B FA 96 S FA 94 F FA 96 B FA 96 B FA 95 4-2 2 E 1-2 2B BB	X 0-0 ① G3		C FA 91 B FA 93 X FA 91 1-1 ① G4-3		C FA 91 B SL 84 B FA 92 S FA 92 S SL 82 2-3 ② K 2-3			2 1 0 0 0	1 0 0 0 0	0 0 0 0 0	0 0 0 0 0	1 0 0 0 0	0 1 0 0 0	2 1 0 0 0

Inning Stats	1	2	3	4	5	6	7	8	9
	R: 1 E: 1 K: 1 S: 12 H: 2 LOB: 1 BB: 0 P: 19	R: 3 E: 1 K: 1 S: 18 H: 2 LOB: 1 BB: 1 P: 29	R: 5 E: 0 K: 0 S: 18 H: 6 LOB: 1 BB: 0 P: 23	R: 1 E: 0 K: 1 S: 13 H: 2 LOB: 1 BB: 0 P: 22	R: 0 E: 0 K: 1 S: 10 H: 1 LOB: 1 BB: 0 P: 13	R: 0 E: 0 K: 0 S: 4 H: 1 LOB: 0 BB: 0 P: 5	R: 0 E: 0 K: 1 S: 9 H: 1 LOB: 1 BB: 0 P: 16	R: 0 E: 0 K: 2 S: 16 H: 1 LOB: 1 BB: 0 P: 22	R: 0 E: 0 K: 0 S: 7 H: 0 LOB: 0 BB: 0 P: 13

| | | |

Batter	1	2	3	4	5	6	7	8	9	AB	R	H	RBI	BB	SO	LOB
Jamey Carroll, R (1, 4) OBP: 0.320, SLG: 0.298	B FA 85 C FA 85 X FA 84 1-1 F7 ①	C FA 90 B CU 71 C CU 68 F SL 82 B CU 72 X CH 79 2-2 G5-3 ③		B SL 84 D FA 90 F FA 90 T FA 90 S CU 72 2-3 K ③			B FA 93 B FA 92 B FA 93 B FA 92 4-0 27 BB BB		X FA 93 0-0 L3 ②	4	0	0	0	1	1	3
2 Troy Tulowitzki, R (1, 6) OBP: 0.357, SLG: 0.437 21 Clint Barmes, R (7, PH) OBP: 0.130, SLG: 0.136 (8, 6)	B FA 87 S FA 88 F FA 88 F FA 89 B CU 71 B CU 69 F CH 82 B FA 88 4-2 27 BB BB	C CH 87 B CH 75 B CH 77 C CH 82 F CH 81 F FA 88 B FA 89 F SL 82 F FA 89 3-2 F8 ①	F CH 84 X CH 75 0-1 G5-3 ①				C CU 76 F FA 94 S SL 82 0-3 K ①		C FA 94 B SL 84 F SL 82 F FA 93 S SL 84 1-3 K ③	2 2	0 0	0 0	0 0	1 0	0 2	0 1
5 Matt Holliday, R (1, 7) OBP: 0.400, SLG: 0.589	B FA 90 B FA 89 B FA 89 X FA 89 3-0 P4 ②	F FA 90 B CU 73 B CH 80 S CH 80 B CU 71 B FA 90 4-2 BB	B CH 75 B CH 75 B SL 83 C CH 82 B CH 79 4-1 27 1B 19 SF8 BB				F CU 76 F SL 82 B FA 94 C FA 93 1-3 K ②			2	1	0	0	2	1	2
27 Garrett Atkins, R (1, 5) OBP: 0.349, SLG: 0.479	C FA 90 1 SAFE 1 SAFE D CU 71 B CH 79 B FA 90 B FA 89 4-1 19 FC6-4 1-2 BB	B FA 89 C FA 89 C SL 82 B CU 73 C SL 83 2-3 K ②	F FA 89 F FA 90 B CU 73 B FA 89 B CU 71 X CH 81 3-2 1-3 1B				B FA 93 D SL 84 B FA 93 C FA 92 B FA 92 4-1 1-2 BB			2	0	1	0	2	1	1
19 Ryan Spilborghs, R (1, 9) OBP: 0.380, SLG: 0.603	B FA 89 C FA 90 C FA 82 X FA 89 2-1 FC6-4 ③ 1-2f	B FA 90 C SL 82 D CU 69 B FA 90 X FA 90 3-1 G5-3 ③	S FA 90 B FA 90 X CU 71 1-1 SF8 ② 3-H				X FA 93 0-0 F8 ③			3	0	0	1	0	0	5
8 Yorvit Torrealba, R (1, 2) OBP: 0.343, SLG: 0.399 Geronimo Gil, R (7, 2)		B FA 88 C SL 83 B SL 83 F SL 83 X FA 90 2-2 1B ①		B FA 87 F FA 87 B FA 89 F SL 84 X FA 90 2-2 L7 ① B CU 72 C CU 71 B FA 89 C CU 70 X CU 72 2-2 G1-3 ③				C FA 94 S FA 95 T FA 95 0-2 K ①		3 1	0 0	1 0	0 0	0 0	0 1	1 0
10 Jeff Baker, R (1, 3) OBP: 0.296, SLG: 0.344		B FA 89 B FA 89 F FA 88 X FA 88 2-1 HR	F FA 91 B FA 90 F SL 83 B CU 72 B CH 79 B SL 82 4-2 18 1B BB		B FA 90 F FA 89 S SL 83 F SL 85 S SL 83 1-3 K ①			F FA 95 B FA 94 S SL 82 B CU 79 X SL 80 2-2 F9 ②		3	1	1	1	1	1	0
18 Cory Sullivan, L (1, 8) OBP: 0.370, SLG: 0.333		F FA 89 S FA 90 X SL 84 0-2 38 SH2-4 1B	B FA 89 F FA 88 X CH 83 1-1 1-2 1B		B FA 89 F FA 89 S SL 83 B CU 70 F FA 90 B SL 85 S CH 82 3-3 K ②			B FA 94 F FA 93 X SL 82 1-1 G4-3 ③		4	0	2	0	0	1	0
38 Ubaldo Jiménez, R (1, 1) OBP: 0.286, SLG: 0.167 35 Taylor Buchholz, R (3, 1) OBP: 0.217, SLG: 0.143 Jeremy Affeldt, L (8, 1) LaTroy Hawkins, R (9, 1) 11 Brad Hawpe, L (9, PH) OBP: 0.389, SLG: 0.533		X FA 89 0-0 SH2-4 ② 1-2		T FA 91 F FA 91 C FA 90 0-3 K ②			F FA 90 F FA 91 X CU 74 0-2 G3 ③		B FA 94 S FA 94 B FA 94 S FA 93 S FA 94 2-3 K ①	0 2 0 0 1	0 0 0 0 0	0 0 0 0 0	0 0 0 0 0	0 0 0 0 1	0 1 0 0 0	0 2 0 0 0
Inning Stats	R: 0 E: 0 K: 0 S: 10 H: 0 LOB: 2 BB: 2 P: 24	R: 1 E: 0 K: 0 S: 13 H: 3 LOB: 1 BB: 0 P: 19	R: 0 E: 0 K: 1 S: 14 H: 0 LOB: 1 BB: 1 P: 26	R: 0 E: 0 K: 2 S: 13 H: 1 LOB: 2 BB: 1 P: 22	R: 1 E: 0 K: 0 S: 11 H: 1 LOB: 1 BB: 1 P: 21	R: 0 E: 0 K: 2 S: 11 H: 0 LOB: 0 BB: 0 P: 15	R: 0 E: 0 K: 2 S: 8 H: 0 LOB: 2 BB: 2 P: 17	R: 0 E: 0 K: 1 S: 8 H: 0 LOB: 0 BB: 0 P: 11	R: 0 E: 0 K: 2 S: 8 H: 0 LOB: 0 BB: 0 P: 11	1B: 4 2B: 0 3B: 0 HR: 1	SF: 1 SAC: 1 DP: 0 HBP: 0			WP: 0 PB: 0 SB: 0 CS: 0	PA: 38		

PITCHER		IP	WLS	BF	H	R	ER	SO	BB	IBB	HBP	BLK	WP	HR	S	P	ERA	WHIP
30 Ted Lilly, L ERA: 3.51	(1, 1)	6.0	W	27	5	2	2	5	5	0	0	0	0	1	72	127	3.00	1.667
34 Kerry Wood, R ERA:	(7, 1)	1.0		5	0	0	0	2	2	0	0	0	0	0	8	17	0.00	2.000
49 Carlos Marmol, R ERA: 1.64	(8, 1)	1.0		3	0	0	0	1	0	0	0	0	0	0	8	11	0.00	0.000
Bob Howry, R ERA: 3.81	(9, 1)	1.0		3	0	0	0	2	0	0	0	0	0	0	8	11	0.00	0.000

PITCHER	IP	WLS	BF	H	R	ER	SO	BB	IBB	HBP	BLK	WP	HR	S	P	ERA	WHIP

BOTTOM

Chicago Cubs @ Colorado Rockies

Coors Field, Denver, CO

Thu Aug 09 2007, 7:05 PM MDT

Att. 40,738 - Partly Cloudy - 85 F

livebaseballscorecards.com

AB	29
R	2
H	5
RBI	2
BB	7
SO	10
LOB	15

Chicago Cubs @ Colorado Rockies

Coors Field, Denver, CO

Fri Aug 10 2007, 7:05 PM MDT

Att. 41,282 - Partly Cloudy - 81 F

TOP

livebaseballscorecards.com

Batter	1	2	3	4	5	6	7	8	9	AB	R	H	RBI	BB	SO	LOB
2 Ryan Theriot, R (1, 6) OBP: 0.348, SLG: 0.367	F8	FC6-4 1-2f		F7		K		G5-3		5	0	0	0	0	1	3
Jacque Jones, L (1, 9) OBP: 0.326, SLG: 0.379	G6-3		25 E 25 FC3 19 FC1 1B	19 FC5-4 2-H 2B		HR		K 25 S		5	1	3	2	0	1	0
25 Derrek Lee, R (1, 3) OBP: 0.406, SLG: 0.496	19 1B 1B		FC3 BB 19 FC1 17 G4-3 1-3	19 FC5-4 IBB		G6-3		K 1-2		4	1	1	0	1	1	2
19 Matt Murton, R (1, 7) OBP: 0.345, SLG: 0.409	1-2 1B		FC1 17 G4-3 BB 1B 1-2 3-H	FC5-4 FC4-6 1-2f 2-3			FC5-4 1B		HR	5	2	3	1	0	0	4
Mark DeRosa, R (1, 5) OBP: 0.363, SLG: 0.419	G4-3		17 G4-3 1B 1-2 2-3 BB	FC4-6 1-2f			FC5-4 20 WP 1B 1-2f		K	4	1	0	0	1	1	5
17 Mike Fontenot, L (1, 4) OBP: 0.345, SLG: 0.449 49 Carlos Marmol, R (7, 1) Bob Howry, L (8, 1) 3 Eric Patterson, L (9, PH) OBP: 0.250, SLG: 0.250 46 Ryan Dempster, R (9, 1)		BB 1B	G4-3 1-2 2-3 3-H		L9		K		G3	4 0 0 1 0	0 0 0 0 0	1 0 0 0 0	1 0 0 0 0	0 0 0 0 0	1 0 0 0 0	3 0 0 0 0
Jason Kendall, R (1, 2) OBP: 0.289, SLG: 0.304		2 FC6-4 1-2 BB		G6-3 2-H 3-H			20 WP 1-2 1B		20 CS 1B	4	0	3	2	1	0	0
20 Felix Pie, L (1, 8) OBP: 0.267, SLG: 0.349		K	F8	G3			G6-3 1-2 2-3		CS 1-2	4	0	0	0	0	1	5
Jason Marquis, L (1, 1) OBP: 0.185, SLG: 0.283 5 Ronny Cedeno, R (7, 4) OBP: 0.160, SLG: 0.277		K		2B 2B		K		G5-3		3 1	1 0	1 0	0 0	0 0	2 0	2 0
Inning Stats	R: 0 E: 0 K: 0 S: 11 H: 2 LOB: 2 BB: 0 P: 15	R: 0 E: 0 K: 2 S: 13 H: 1 LOB: 2 BB: 1 P: 21	R: 3 E: 1 K: 0 S: 11 H: 2 LOB: 1 BB: 1 P: 19	R: 1 E: 0 K: 0 S: 15 H: 2 LOB: 2 BB: 1 P: 26	R: 0 E: 0 K: 0 S: 5 H: 0 LOB: 0 BB: 0 P: 6	R: 1 E: 0 K: 2 S: 15 H: 1 LOB: 0 BB: 0 P: 18	R: 0 E: 0 K: 1 S: 17 H: 2 LOB: 2 BB: 0 P: 24	R: 0 E: 0 K: 2 S: 13 H: 0 LOB: 1 BB: 0 P: 17	R: 1 E: 0 K: 1 S: 10 H: 2 LOB: 0 BB: 0 P: 15	1B: 8 2B: 2 3B: 0 HR: 2 SF: 0 SAC: 0 DP: 0 HBP: 0						

	AB	40
	R	6
	H	12
	RBI	6
	BB	3
	SO	8
	LOB	24

WP: 2 PB: 0 SB: 1 CS: 1 PA: 44

PITCHER	IP	WLS	BF	H	R	ER	SO	BB	IBB	HBP	BLK	WP	HR	S	P	ERA	WHIP
28 Aaron Cook, R (1, 1) ERA: 4.12	6.0	L	30	8	5	2	4	2	1	0	0	0	1	70	105	3.00	1.667
23 Ryan Speier, R (7, 1) ERA: 8.44	1.0		5	2	0	0	1	0	0	0	0	1	0	17	24	0.00	2.000
50 Jorge Julio, R (8, 1) ERA: 5.01	1.0		4	0	0	0	2	0	0	0	0	1	0	13	17	0.00	0.000
60 Manny Corpas, R (9, 1) ERA: 2.32	1.0		4	2	1	1	1	0	0	0	0	0	1	10	15	9.00	2.000

PITCHER	IP	WLS	BF	H	R	ER	SO	BB	IBB	HBP	BLK	WP	HR	S	P	ERA	WHIP

BOTTOM

Chicago Cubs @ Colorado Rockies

Coors Field, Denver, CO

Fri Aug 10 2007, 7:05 PM MDT

Att. 41,282 - Partly Cloudy - 81 F

livebaseballscorecards.com

Batter	1	2	3	4	5	6	7	8	9	AB	R	H	RBI	BB	SO	LOB
3 Willy Taveras, R (1, 8) OBP: 0.361, SLG: 0.376	C FA 91 X FA 90 0-1 ① G6-3		B FA 90 X SL 87 1-0 1B		B FA 90 X FA 91 1-0 ③ G6-3		B FA 93 C SL 81 S FA 94 S SL 81 1-3 ③ K		B FA 91 C FA 91 F FA 90 B CH 82 X SL 82 2-2 ③ E5	4	0	1	0	0	1	3
50 Jorge Julio, R (8, 1)										0	0	0	0	0	0	0
60 Manny Corpas, R (9, 1)										0	0	0	0	0	0	0
18 Cory Sullivan, L (9, PH) OBP: 0.364, SLG: 0.327										1	0	0	0	0	0	0
Kazuo Matsui, S (1, 4) OBP: 0.342, SLG: 0.425	B FA 91 C FA 90 B SL 85 S FA 90 X SL 86 2-2 27 S 1B		B FA 91 1 SAFE C FA 90 B CH 82 F FA 90 F FA 91 X SL 86 2-2 ③ P5			C FA 90 F FA 90 B FA 91 X FA 90 1-2 ① G4-3		C FA 93 B SL 82 B SL 81 X FA 92 2-1 27 WP 5 1B 2 G5-3 1B		4	1	2	0	0	0	1
5 Matt Holliday, R (1, 7) OBP: 0.399, SLG: 0.586	X SL 85 0-0 ② F9			X FA 90 0-0 E5 27 G6-3 2 2B		B SL 86 X FA 92 1-0 ② G4-3		F SL 81 F FA 94 B SL 80 F SL 79 X FA 94 1-2 2 G5-3 27 WP 1-2 1B		4	1	1	0	0	0	1
27 Garrett Atkins, R (1, 5) (8, 3) OBP: 0.349, SLG: 0.475	B FA 91 C SL 84 C FA 90 X FA 91 1-2 ③ G4-3 1-2			C FA 89 S FA 91 B FA 90 B FA 91 B FA 91 X FA 92 3-2 ① G6-3 1-2		C FA 91 F FA 91 F SL 85 S 0-3 ③ K2-3		B FA 94 B SL 83 C SL 81 B FA 92 C SL 81 B SL 79 4-2 2 G5-3 BB 1-2 2-3		3	0	0	0	1	1	2
11 Brad Hawpe, L (1, 9) OBP: 0.390, SLG: 0.535		C SL 83 B FA 91 X SL 82 1-1 2 G6-3 1B		C FA 91 C FA 91 B SL 87 B FA 91 C 2-3 ② K			S FA 91 B FA 90 B SL 86 B FA 91 C FA 89 X FA 90 3-2 8 G4-3 2B	C FA 94 B FA 94 S FA 94 B FA 94 X FA 94 2-2 ① F6		4	0	2	0	0	1	4
2 Troy Tulowitzki, R (1, 6) OBP: 0.357, SLG: 0.438		F FA 90 L FA 90 B SL 86 F FA 91 X SL 87 1-2 ① ② G6-3 1-2f		X FA 89 0-0 2-H 2B			X SL 86 0-0 ① G6-3	X FA 95 0-0 ② G5-3 1-2 2-3 3-H		4	0	1	2	0	0	4
8 Yorvit Torrealba, R (1, 2) OBP: 0.339, SLG: 0.393		B SL 85 B SL 86 X FA 91 2-0 ③ G5-3		D SL 86 C FA 92 F SL 87 F SL 85 F FA 92 F FA 92 S SL 84 1-3 ③ K			C SL 85 X FA 92 0-1 ② G4-3 2-3	B FA 93 B FA 94 F FA 94 C SL 82 F FA 94 X FA 93 2-2 ③ F8		4	0	0	0	0	1	4
10 Jeff Baker, R (1, 3) OBP: 0.297, SLG: 0.339			B FA 90 F FA 90 X SL 86 1-1 ① P4		B FA 91 C SL 87 S FA 91 C 1-3 ① K		C FA 92 B SL 87 H FA 92 2-1 19 BB HBP		B FA 90 C FA 91 F FA 90 B SL 85 X SL 85 2-2 ① L3	2	0	0	0	0	1	0
Jamey Carroll, R (7, PR) OBP: 0.319, SLG: 0.296										1	0	0	0	0	0	0
(8, 5)																
28 Aaron Cook, R (1, 1) OBP: 0.319, SLG: 0.310			C FA 91 S FA 91 B SL 87 B FA 92 F FA 91 S SL 86 2-3 ② K		X FA 91 0-0 ② P4		B SL 80 B FA 94 B FA 93 B FA 93 4-0 1-2 BB		C FA 91 C CH 82 B FA 91 B SL 86 S CH 82 2-3 ② K2-3	2	0	0	0	0	1	0
23 Ryan Speier, R (7, 1)										0	0	0	0	0	0	0
19 Ryan Spilborghs, R (7, PH) OBP: 0.381, SLG: 0.599										1	0	0	0	1	1	0
(8, 8)																

Inning Stats																												
	R: 0	H: 1		R: 0	H: 1		R: 0	H: 1		R: 1	H: 1		R: 0	H: 0		R: 0	H: 0		R: 0	H: 1		R: 1	H: 2		R: 0	H: 0		1B: 5	SF: 0		WP: 1	PA: 37
	E: 0	LOB: 1		E: 0	LOB: 0		E: 0	LOB: 1		E: 1	LOB: 1		E: 0	LOB: 0		E: 0	LOB: 0		E: 0	LOB: 3		E: 0	LOB: 2		E: 1	LOB: 1		2B: 2	SAC: 0		PB: 0	
	K: 0	BB: 0		K: 0	BB: 0		K: 1	BB: 0		K: 2	BB: 1		K: 1	BB: 0		K: 1	BB: 0		K: 1	BB: 1		K: 0	BB: 1		K: 1	BB: 0		3B: 0	DP: 1		SB: 1	
	S: 9	P: 12		S: 7	P: 11		S: 11	P: 17		S: 14	P: 20		S: 5	P: 7		S: 8	P: 10		S: 10	P: 20		S: 16	P: 27		S: 9	P: 15		HR: 0	HBP: 1		CS: 0	

PITCHER		IP	WLS	BF	H	R	ER	SO	BB	IBB	HBP	BLK	WP	HR	S	P	ERA	WHIP
Jason Marquis, R ERA: 4.18	(1, 1)	6.2	W	26	5	1	0	5	0	0	1	0	0	0	61	89	0.00	0.750
49 Carlos Marmol, R ERA: 1.83	(7, 1)	0.1	H	5	2	1	1	1	2	0	0	0	1	0	11	23	27.00	12.000
Bob Howry, R ERA: 3.75	(8, 1)	1.0	H	3	0	0	0	0	0	0	0	0	0	0	8	12	0.00	0.000
46 Ryan Dempster, R ERA: 3.71	(9, 1)	1.0		3	0	0	0	1	0	0	0	0	0	0	9	15	0.00	0.000

PITCHER	IP	WLS	BF	H	R	ER	SO	BB	IBB	HBP	BLK	WP	HR	S	P	ERA	WHIP

AB	34
R	2
H	7
RBI	2
BB	2
SO	7
LOB	19

Batter	1	2	3	4	5	6	7	8	9	AB	R	H	RBI	BB	SO	LOB
2 Ryan Theriot, R (1, 6) OBP: 0.349, SLG: 0.368	C FA 87 S CH 79 B SL 78 F SL 84 F SL 85 F FA 88 F SL 80 C SL 84 1-3 K ①	C FA 88 B SL 77 B SL 78 C FA 88 B SL 80 X FA 89 3-2 P3 ③		X SL 79 0-0 G5-3 ③			B CU 78 C FA 95 B CU 78 B FA 94 C FA 94 X FA 94 3-2 25 S 1B 1B		C FA 87 F FA 87 X FA 86 0-2 BB 1B	5	0	2	0	0	1	2
Jacque Jones, L (1, 9) OBP: 0.327, SLG: 0.377	X SI 88 0-0 G1-3 ②		B FA 86 C FA 84 B CH 80 X CH 79 2-1 F8 ①		C SL 73 B FA 84 F FA 83 X CH 78 1-2 F7 ①		C CU 78 B FA 94 X FA 94 1-1 25 S 1-2 1B		B FA 89 B FA 88 B SL 79 B FA 88 B FA 88 4-0 25 G6-4-3 1-2 2-3 BB	4	0	1	0	1	0	0
25 Derrek Lee, R (1, 3) OBP: 0.406, SLG: 0.494	C FA 90 B SI 89 B SL 85 C SL 82 B SL 86 F SL 82 X SL 83 3-2 1B 19 BB 17 BB 1B	S CU 77 C FA 90 S SL 77 0-3 K ②		C FC 90 B FA 90 X SL 79 1-1 G5-3 ②			C CU 79 C CU 79 B CU 79 B FA 95 B CU 79 B CU 80 4-2 1-2 2-3 BB		C FA 90 C FA 89 B SL 79 B CH 85 B FA 88 X FA 88 3-2 1-2f G6-4-3 ②③	4	1	1	0	1	1	3
19 Matt Murton, R (1, 7) OBP: 0.343, SLG: 0.401	B SL 78 B SL 79 B SL 86 C FC 89 1 SAFE B SL 84 4-1 17 BB 1B 1-2 BB		X SL 85 0-0 F9 ③		C FA 90 B SL 85 X SL 84 1-1 G6-3 ③		C SL 84 D SL 85 F SL 85 X FA 97 1-2 G5-3 ③			3	0	0	0	1	0	3
Mark DeRosa, R (1, 5) OBP: 0.362, SLG: 0.417	B SL 79 C CH 79 B SL 86 X SL 80 2-1 17 BB 1-2 2-3 1B			X CU 76 0-0 F7 ①		B FC 88 B SL 88 F FA 89 X FA 90 2-1 F9 ①		C FA 94 C FA 94 B FA 94 F FA 94 B SL 96 X FA 96 2-2 G6-3 ①		4	0	1	0	0	0	0
17 Mike Fontenot, L (1, 4) OBP: 0.343, SLG: 0.442	B CH 80 B SL 88 C FA 87 B CH 80 B FA 87 4-1 1-2 2-3 3-H BB			C FA 87 B CH 81 X SL 80 1-1 F8 ②		C CU 77 X FA 89 0-1 F9 ②		F FA 95 F FA 94 B FA 94 F FA 95 X FA 95 1-2 G4-3 ②		3	0	0	1	1	0	0
Jason Kendall, R (1, 2) OBP: 0.289, SLG: 0.303	B FA 89 C FA 88 B SL 79 F FA 88 F SL 84 B SL 86 X FA 89 3-2 G5-3 ③			C FA 88 F FC 90 B SL 78 B SL 80 B SL 84 X FA 88 3-2 20 1B 53 1B 1B		C FA 90 F FA 90 B SL 79 X FA 90 1-2 L9 ③		B FA 95 X FA 96 1-0 L4 ③		4	1	1	0	0	0	3
20 Felix Pie, L (1, 8) OBP: 0.273, SLG: 0.353		C FA 84 S CH 79 S CH 78 0-3 K ①		B CH 80 X CH 80 1-0 53 1B 1-3 1B			C FA 94 C CU 78 S CU 78 0-3 K ①		C CH 87 B CU 80 C FA 86 B FA 88 X SL 80 2-2 BB 3 G3 1B	4	0	2	0	0	2	0
53 Rich Hill, L (1, 1) OBP: 0.156, SLG: 0.182 43 Michael Wuertz, R (6, 1) 5 Ronny Cedeno, R (7, PH) OBP: 0.157, SLG: 0.271 36 Sean Gallagher, R (7, 1) 47 Scott Eyre, L (7, 1) 3 Eric Patterson, L (9, PH) OBP: 0.200, SLG: 0.200		X CH 85 0-0 G4-3 ②		X FA 88 0-0 1-2 3-H 1B			F FA 92 X FA 94 0-1 G6-3 ②		C FA 88 F FA 89 B SL 79 F CU 81 X FA 88 1-2 G3 ① 1-2	2 0 1 0 0 1	0 0 0 0 0 0	1 0 0 0 0 0	1 0 0 0 0 0	0 0 0 0 0 0	0 0 0 0 0 0	0 0 0 0 0 1
Inning Stats	R: 1 E: 0 K: 1 S: 20 H: 2 LOB: 3 BB: 2 P: 37	R: 0 E: 0 K: 1 S: 7 H: 0 LOB: 0 BB: 0 P: 10	R: 0 E: 0 K: 1 S: 6 H: 0 LOB: 0 BB: 0 P: 8	R: 1 E: 0 K: 0 S: 9 H: 3 LOB: 2 BB: 0 P: 14	R: 0 E: 0 K: 0 S: 7 H: 0 LOB: 0 BB: 0 P: 10	R: 0 E: 0 K: 0 S: 7 H: 0 LOB: 0 BB: 0 P: 10	R: 0 E: 0 K: 1 S: 15 H: 2 LOB: 3 BB: 1 P: 24	R: 0 E: 0 K: 0 S: 9 H: 0 LOB: 0 BB: 0 P: 13	R: 0 E: 0 K: 0 S: 13 H: 2 LOB: 2 BB: 1 P: 23	1B: 9 2B: 0 3B: 0 HR: 0	SF: 0 SAC: 0 DP: 1 HBP: 0			WP: 0 PB: 0 SB: 2 CS: 0	PA: 39		

TOP

Chicago Cubs @ Colorado Rockies

Coors Field, Denver, CO

Sat Aug 11 2007, 6:05 PM MDT

Att. 48,095 - Clear - 90 F

livebaseballscorecards.com

AB	35
R	2
H	9
RBI	2
BB	4
SO	4
LOB	12

PITCHER		IP	WLS	BF	H	R	ER	SO	BB	IBB	HBP	BLK	WP	HR	S	P	ERA	WHIP
Josh Fogg, R ERA: 4.64	(1, 1)	6.0	W	25	5	2	2	3	2	0	0	0	0	0	56	89	3.00	1.167
Jeremy Affeldt, L ERA: 2.53	(7, 1)	0.2		5	2	0	0	1	1	0	0	0	0	0	12	20	0.00	4.500
50 Jorge Julio, R ERA: 4.97	(7, 1)	0.1	H	1	0	0	0	0	0	0	0	0	0	0	3	4	0.00	0.000
LaTroy Hawkins, R ERA: 3.65	(8, 1)	1.0		3	0	0	0	0	0	0	0	0	0	0	9	13	0.00	0.000
23 Ryan Speier, R ERA: 7.11	(9, 1)	1.0		5	2	0	0	0	1	0	0	0	0	0	13	23	0.00	3.000

PITCHER	IP	WLS	BF	H	R	ER	SO	BB	IBB	HBP	BLK	WP	HR	S	P	ERA	WHIP

BOTTOM

Chicago Cubs @ Colorado Rockies

Coors Field, Denver, CO

Sat Aug 11 2007, 6:05 PM MDT

Att. 48,095 - Clear - 90 F

livebaseballscorecards.com

Batter	1	2	3	4	5	6	7	8	9	AB	R	H	RBI	BB	SO	LOB
Kazuo Matsui, S (1, 4) OBP: 0.345, SLG: 0.431	X FA 90 0-0 ① G1-3	D FA 87 X FA 89 1-0 1-H 2B			B FA 91 B FA 91 C FA 91 S FA 91 F FA 91 F CU 75 X FA 92 2-2 ① P5	S CU 74 X FA 91 0-1 2 S 2 1B 1B	F CU 72 B FA 92 F CU 72 X CU 73 1-2 2 1B 1-2 2-3 1B	B FA 91 C FA 90 F SL 82 F FA 92 F FA 90 F CH 81 X FA 91 1-2 ③ F8		6	1	3	1	0	0	0
2 Troy Tulowitzki, R (1, 6) OBP: 0.361, SLG: 0.442	B FA 92 X FA 91 1-0 5 BB 19 1B 1B	C CU 74 F FA 90 F FA 92 X CU 74 0-2 ③ G4-3			F FA 89 F FA 92 F FA 92 B CU 75 X FA 92 1-2 5 CS 1B	B FA 91 B SL 85 S SL 86 X SL 86 2-1 1-H 1B	C FA 92 X CU 73 0-1 1-2 2-H 3-H 1B			5	1	4	3	0	0	1
5 Matt Holliday, R (1, 7) OBP: 0.399, SLG: 0.583	B FA 91 B FA 92 B FA 92 C FA 91 B FA 92 4-1 19 1B 1-2 BB		F FA 90 X FA 87 0-1 27 G5-3 1B		1 SAFE B CU 74 C CU 74 C FA 92 S CU 74 1-3 ② ③ K 1-2	X SL 84 0-0 ③ P4	B FA 91 F CH 79 F FA 91 F FA 91 S SL 82 1-3 ③ K			4	0	1	0	1	2	4
27 Garrett Atkins, R (1, 3) OBP: 0.345, SLG: 0.470	B FA 91 X FA 91 1-0 ② F3		B CU 74 C FA 91 X FA 91 1-1 ① G5-3 1-2			C FA 88 X FA 92 0-1 ① G5-3	C FA 94 B CU 74 X CU 74 1-1 ① L7	C FA 90 B CH 79 X CH 80 1-1 ① F8		5	0	0	0	0	0	3
19 Ryan Spilborghs, R (1, 8) OBP: 0.387, SLG: 0.596 23 Ryan Speier, R (9, 1)	B CU 74 X FA 92 1-0 1-3 2-H 1B		C FA 91 X CU 74 0-1 ② L1-3			B FA 92 X FA 87 1-0 24 HBP 8 BB HR 1B	C FA 95 B FA 92 F FA 94 B CU 76 F FA 94 B CU 80 B SL 95 4-2 11 HR BB	F FA 91 C CU 80 X SL 85 0-2 E6 11 3B		4 0	3 0	2 0	1 0	1 0	0 0	1 0
11 Brad Hawpe, L (1, 9) OBP: 0.390, SLG: 0.547	B FA 91 C FA 92 B CU 74 S FA 90 C CU 74 2-3 ③ K		B CU 75 C FA 90 S FA 91 B CU 76 S FA 92 2-3 ③ K			1 SAFE 1 SAFE 1 SAFE F FA 92 B FA 91 C CU 73 T FA 91 1-2 ② K	1 SAFE B FA 93 X FA 92 1-0 1-H HR	C CU 79 X FA 90 0-1 1-H 8 1B 3B		5	2	2	3	0	3	4
8 Yorvit Torrealba, R (1, 2) OBP: 0.346, SLG: 0.396		B FA 91 X FA 92 1-0 2B 1B		C FA 91 B CU 73 F FA 85 X CU 79 1-2 ① L1		B CU 74 B FA 91 B FA 91 B FA 91 4-0 1-2 24 HBP HR BB	B FA 94 C FA 93 B CU 72 B FA 93 B FA 93 4-1 1B BB 2 1B BB	X CU 78 0-0 3-H 21 2B WP 1B		3	4	2	1	2	0	0
24 Ian Stewart, L (1, 5) Jeremy Affeldt, L (7, 1) 50 Jorge Julio, R (7, 1) 3 Willy Taveras, R (7, PH) OBP: 0.360, SLG: 0.375 LaTroy Hawkins, R (8, 1) 21 Clint Barmes, R (8, PH) OBP: 0.167, SLG: 0.217 (9, 8)		C CU 74 F FA 92 X FA 91 0-2 ① F7		C CU 81 B CU 74 X FA 92 1-1 ② F7		H CU 74 1-0 1-2 2-3 HR HBP	B FA 92 B FA 92 F FA 92 F FA 93 B FA 93 F FA 92 X FA 91 3-2 ② P3	B FA 90 X CH 80 1-0 WP 1-3 G5-3 2B		2 0 0 1 0 1	1 0 0 0 0 1	0 0 0 0 0 1	0 0 0 0 0 1	0 0 0 0 0 1	0 0 0 0 0 0	1 0 0 1 0 1
Josh Fogg, R (1, 1) OBP: 0.128, SLG: 0.128 Jamey Carroll, R (6, PH) OBP: 0.324, SLG: 0.315 (7, 5)		X FA 92 0-0 ② B3		S FA 92 F FA 92 B FA 92 B CU 75 X FA 91 2-2 ③ G6-3		B CU 74 C FA 90 F FA 90 F FA 91 X FA 91 1-2 1-H 2-H 3-H HR	S FA 93 C CU 73 B FA 93 F CU 74 B FA 93 B FA 92 F FA 94 B FA 93 4-2 1-2 1B 2 1B BB	B FA 90 F FA 90 S SL 81 X SL 85 1-2 ② G5-3 2-H 3-H		2 2	0 2	0 2	0 1	0 5	0 1	1 0
Inning Stats	R: 1 E: 0 K: 1 S: 8 H: 2 LOB: 2 BB: 1 P: 17	R: 1 E: 0 K: 0 S: 10 H: 2 LOB: 1 BB: 0 P: 12	R: 0 E: 0 K: 1 S: 9 H: 1 LOB: 1 BB: 0 P: 12	R: 0 E: 0 K: 0 S: 8 H: 0 LOB: 0 BB: 0 P: 12	R: 0 E: 0 K: 1 S: 12 H: 1 LOB: 0 BB: 0 P: 16	R: 5 E: 0 K: 1 S: 15 H: 4 LOB: 1 BB: 1 P: 25	R: 4 E: 0 K: 1 S: 24 H: 3 LOB: 2 BB: 3 P: 43	R: 4 E: 1 K: 0 S: 18 H: 3 LOB: 0 BB: 0 P: 22		1B: 11 2B: 2 3B: 1 HR: 2 SF: 0 SAC: 0 DP: 0 HBP: 1				WP: 1 PB: 0 SB: 1 CS: 1 PA: 46		

	AB	40
	R	15
	H	16
	RBI	14
	BB	5
	SO	5
	LOB	16

PITCHER		IP	WLS	BF	H	R	ER	SO	BB	IBB	HBP	BLK	WP	HR	S	P	ERA	WHIP
53 Rich Hill, L ERA: 3.85	(1, 1)	5.2	L	28	9	7	7	4	2	0	1	0	0	1	59	89	11.12	1.941
43 Michael Wuertz, R ERA: 3.52	(6, 1)	0.1		2	1	0	0	0	0	0	0	0	0	0	3	5	0.00	3.000
36 Sean Gallagher, R ERA: 7.82	(7, 1)	0.2		8	3	4	4	0	3	0	0	0	0	1	20	38	54.00	9.000
47 Scott Eyre, L ERA: 5.73	(7, 1)	1.1		8	3	4	2	1	0	0	0	0	1	0	22	27	13.50	2.250

PITCHER	IP	WLS	BF	H	R	ER	SO	BB	IBB	HBP	BLK	WP	HR	S	P	ERA	WHIP

Chicago Cubs @ Colorado Rockies

Coors Field, Denver, CO

Sun Aug 12 2007, 1:05 PM MDT

Att. 39,176 - Partly Cloudy - 90 F

TOP

livebaseballscorecards.com

Batter	1	2	3	4	5	6	7	8	9	AB	R	H	RBI	BB	SO	LOB
2 Ryan Theriot, R (1, 6) OBP: 0.348, SLG: 0.367	L6		B2-3	G4-6-3 1-2 3-H			G4-3			4	0	1	1	0	0	0
Jacque Jones, L (1, 9) OBP: 0.326, SLG: 0.375	2-2 19 G5-3 25 BB 1B		2-3 K	1-1 G4-6-3 1-2f			1-1 G4-3			4	0	1	0	0	1	2
25 Derrek Lee, R (1, 3) OBP: 0.407, SLG: 0.493	SAFE 4-1 1-2 BB		1-0 19 PB 1B		0-0 G6-3			1-2 G6-3		3	0	1	0	1	0	0
19 Matt Murton, R (1, 7) OBP: 0.335, SLG: 0.391	0-1 G5-3 2-3f		2-0 P5 1-2		0-1 F7			1-3 K		4	0	0	0	0	1	3
Mark DeRosa, R (1, 5) OBP: 0.363, SLG: 0.418		2-0 17 1B 1B		3-2 17 1B 1B	2-2 G6-3			2-2 G5-3		4	1	2	0	0	0	0
17 Mike Fontenot, L (1, 4) OBP: 0.347, SLG: 0.443		2-1 1-2 1B		0-0 1B 20 G3 1-2 1B		0-0 G6-3			0-3 K	4	1	2	0	0	1	0
Jason Kendall, R (1, 2) OBP: 0.291, SLG: 0.304		0-1 F6		2-1 45 1B 20 G3 2 1B 1-3 2-H 1B		1-2 L7			4-2 20 FC3-6 BB	3	1	1	1	1	0	2
20 Felix Pie, L (1, 8) OBP: 0.266, SLG: 0.344		1-3 K		1-1 G3 1-2 3-H		2-3 K			1-1 FC3-6 1-2f	4	0	0	1	0	2	4
45 Sean Marshall, L (1, 1) OBP: 0.125, SLG: 0.130 34 Kerry Wood, R (6, 1) 3 Eric Patterson, L (7, PH) OBP: 0.167, SLG: 0.167 43 Michael Wuertz, R (7, 1) 46 Ryan Dempster, R (8, 1) 33 Daryle Ward, L (9, PH) OBP: 0.450, SLG: 0.438		1-0 G3-1		1-2 2 1B 2-3 1B			0-0 B2-3		0-0 F8	2 0 1 0 0 0	0 0 0 0 0 0	1 0 0 0 0 0	0 0 0 0 0 0	0 0 0 0 0 0	0 0 0 0 0 0	2 0 0 0 0 1
Inning Stats	R: 0 E: 0 K: 0 S: 9 H: 1 LOB: 1 BB: 1 P: 16	R: 0 E: 0 K: 1 S: 9 H: 2 LOB: 2 BB: 0 P: 15	R: 0 E: 0 K: 1 S: 6 H: 1 LOB: 1 BB: 0 P: 11	R: 3 E: 0 K: 0 S: 16 H: 5 LOB: 1 BB: 0 P: 24	R: 0 E: 0 K: 0 S: 6 H: 0 LOB: 0 BB: 0 P: 8	R: 0 E: 0 K: 1 S: 8 H: 0 LOB: 0 BB: 0 P: 11	R: 0 E: 0 K: 0 S: 7 H: 0 LOB: 0 BB: 0 P: 11	R: 0 E: 0 K: 1 S: 10 H: 0 LOB: 0 BB: 0 P: 14	R: 0 E: 0 K: 1 S: 9 H: 0 LOB: 1 BB: 1 P: 14	1B: 9 2B: 0 3B: 0 HR: 0 SF: 0 SAC: 0 DP: 2 HBP: 0						

	AB	34
	R	3
	H	9
	RBI	3
	BB	2
	SO	5
	LOB	14

WP: 0 PA: 36
PB: 1
SB: 0
CS: 0

PITCHER	IP	WLS	BF	H	R	ER	SO	BB	IBB	HBP	BLK	WP	HR	S	P	ERA	WHIP
Tim Harikkala, R (1, 1) ERA: 8.1	3.1		19	9	3	3	2	1	0	0	0	0	0	38	63	8.10	3.000
34 Matt Herges, R (4, 1) ERA: 3.66	2.2	W	7	0	0	0	1	0	0	0	0	0	0	16	22	0.00	0.000
LaTroy Hawkins, R (7, 1) ERA: 3.55	1.0	H	3	0	0	0	0	0	0	0	0	0	0	7	11	0.00	0.000
50 Jorge Julio, R (8, 1) ERA: 4.85	1.0	H	3	0	0	0	1	0	0	0	0	0	0	10	14	0.00	0.000
60 Manny Corpas, R (9, 1) ERA: 2.28	1.0	S	4	0	0	0	1	1	0	0	0	0	0	9	14	0.00	1.000

PITCHER	IP	WLS	BF	H	R	ER	SO	BB	IBB	HBP	BLK	WP	HR	S	P	ERA	WHIP

Batter	1	2	3	4	5	6	7	8	9	AB	R	H	RBI	BB	SO	LOB
Kazuo Matsui, S (1, 4) OBP: 0.346, SLG: 0.426	C B X 1-1 L6 ①	X 0-0 F9 ③			C L F B X 1-2 F9 ①	I I I 4-0 2 2B 5 G6-3 IBB		B S B B B 4-1 2 S BB		3	1	0	0	2	0	1
2 Troy Tulowitzki, R (1, 6) OBP: 0.362, SLG: 0.451	F S B C 1-3 K ②		C F X 0-2 F9 ①		X 0-0 HR	B D C X 2-1 5 G6-3 1-3 2-H 3-H 2B		1 SAFE F P F 1 B D T SAFE 3-2 K ② 1-2		5	1	2	3	0	2	1
5 Matt Holliday, R (1, 7) OBP: 0.401, SLG: 0.585	B F H 2-1 HBP		B F B F B X 3-2 27 1B 1B		B B C S F F X 2-2 17 G3-1 2B	B B X 2-0 G6-3 ② 2-3 3-H		B B X 2-0 G6-3 ③		4	0	2	1	0	0	2
17 Todd Helton, L (1, 3) OBP: 0.418, SLG: 0.460	B F F B B X 3-2 F8 ③		F C X 0-2 F9 ②		B X 1-0 G3-1 ② 2-3	X 0-0 P4 ③				4	0	0	0	0	0	4
27 Garrett Atkins, R (1, 5) OBP: 0.346, SLG: 0.469		C B F X 1-2 P6 ①	C B X 1-1 1-2 1B		B B B B 4-0 19 FC6-4 BB		B F C B F F B X 3-2 F8 ①			3	0	1	0	1	0	0
19 Ryan Spilborghs, R (1, 9) OBP: 0.384, SLG: 0.584		T B B B S B F B 4-2 21 2B BB	B F B X 2-1 G3 ③		X 0-0 FC6-4 ③ 1-2f		X 0-0 G6-3 ②			3	1	0	0	1	0	4
21 Clint Barmes, R (1, 8) OBP: 0.192, SLG: 0.280 18 Cory Sullivan, L (6, PH) (7, 8) OBP: 0.368, SLG: 0.333		1 SAFE X 0-0 G1-6-3 1-H 1B 2B	B C B X 2-1 F7 ①			X 0-0 F9 ①	C F B X 1-2 E S 1B			2 2	1 0	1 1	1 0	0 0	0 0	0 0
Geronimo Gil, R (1, 2)	C X 0-1 G1-6-3 ② 2-3		B F S X 1-2 G4-3 ②			B B B S B F F B 4-2 24 2B 2 2B BB	B C S S 1-3 K ③ 1-3			3	1	0	0	1	1	2
Tim Harikkala, R (1, 1) OBP: 1.000, SLG: 1.000 34 Matt Herges, L (4, 1) 24 Ian Stewart, L (6, PH) OBP: 0.500, SLG: 0.667 LaTroy Hawkins, R (7, 1) 50 Jorge Julio, R (8, 1) 3 Willy Taveras, R (8, PH) OBP: 0.350, SLG: 0.374 60 Manny Corpas, R (9, 1)	X 0-0 3-H 1B		C F F B X 1-2 G1-3 ③			B X 1-0 2 2B 1-3 2B		F B X 1-1 G5-3 ①		1 1 1 0 0 0 1 0	0 0 1 0 0 0 0 0	1 0 1 0 0 0 0 0	1 0 0 0 0 0 0 0	0 0 0 0 0 0 0 0	0 0 0 0 0 0 0 0	0 0 0 0 0 0 0 0
Inning Stats	R: 0 E: 0 K: 1 S: 9 H: 0 LOB: 1 BB: 0 P: 16	R: 2 E: 0 K: 0 S: 11 H: 2 LOB: 1 BB: 1 P: 16	R: 0 E: 0 K: 0 S: 13 H: 2 LOB: 2 BB: 0 P: 19	R: 0 E: 0 K: 0 S: 9 H: 0 LOB: 0 BB: 0 P: 13	R: 1 E: 0 K: 0 S: 12 H: 2 LOB: 2 BB: 1 P: 20	R: 3 E: 0 K: 0 S: 9 H: 2 LOB: 1 BB: 2 P: 22	R: 0 E: 0 K: 1 S: 12 H: 1 LOB: 1 BB: 0 P: 17	R: 0 E: 0 K: 1 S: 8 H: 0 LOB: 1 BB: 1 P: 17		1B: 4 2B: 4 3B: 0 HR: 1	SF: 0 SAC: 0 DP: 0 HBP: 1		WP: 0 PB: 0 SB: 2 CS: 0	PA: 39		

PITCHER		IP	WLS	BF	H	R	ER	SO	BB	IBB	HBP	BLK	WP	HR	S	P	ERA	WHIP
45 Sean Marshall, L ERA: 4.25	(1, 1)	5.0		24	6	3	3	1	2	0	1	0	0	1	54	84	5.40	1.600
34 Kerry Wood, R ERA: 5.79	(6, 1)	1.0	L	7	2	3	3	0	1	1	0	0	0	0	9	22	27.00	3.000
43 Michael Wuertz, R ERA: 3.46	(7, 1)	1.0		4	1	0	0	1	0	0	0	0	0	0	12	17	0.00	1.000
46 Ryan Dempster, R ERA: 3.63	(8, 1)	1.0		4	0	0	0	1	1	0	0	0	0	0	8	17	0.00	1.000

PITCHER	IP	WLS	BF	H	R	ER	SO	BB	IBB	HBP	BLK	WP	HR	S	P	ERA	WHIP

BOTTOM

Chicago Cubs @ Colorado Rockies

Coors Field, Denver, CO

Sun Aug 12 2007, 1:05 PM MDT
Att. 39,176 - Partly Cloudy - 90 F

livebaseballscorecards.com

AB	33
R	6
H	9
RBI	6
BB	5
SO	3
LOB	14

Colorado Rockies @ San Diego Padres

PETCO Park, San Diego, CA

Tue Aug 14 2007, 10:05 PM EDT

Att. 32,049 - Partly Cloudy - 71 F

livebaseballscorecards.com

TOP

Batter	1	2	3	4	5	6	7	8	9	AB	R	H	RBI	BB	SO	LOB
3 Willy Taveras, R (1, 8) OBP: 0.360, SLG: 0.375	C FA 87 C FA 87 F FA 87 X FA 87 0-2 17 1B 1B		C FA 86 B FA 87 C FA 87 F SI 87 X FA 88 1-2 ① FC5-4 5 2B 1-2f		C FA 86 F CH 80 X FA 86 0-2 ② F7		C FA 89 B FA 89 C SL 79 B SL 81 B FA 90 C FA 88 3-3 ③ K			2	0	1	0	0	0	1
18 Cory Sullivan, L (4, 8) OBP: 0.356, SLG: 0.321										2	0	0	0	0	1	0
LaTroy Hawkins, R (7, 1)										0	0	0	0	0	0	0
24 Ian Stewart, L (8, 5) OBP: 0.500, SLG: 0.667										0	0	0	0	0	0	0
Kazuo Matsui, S (1, 4) OBP: 0.341, SLG: 0.420	B FA 87 C FA 87 1 SAFE 1 SAFE X FA 87 1-1 ① F7		B FA 87 F FA 87 F FA 87 S FA 87 1-3 ② K		C CH 81 B FC 85 B FA 86 C CH 81 X FA 87 2-2 ③ P5			C FA 89 X SL 79 0-1 ① F8		4	0	0	0	0	1	2
5 Matt Holliday, R (1, 7) OBP: 0.400, SLG: 0.584	P PO 84 B SI 88 F FA 87 1 SAFE F SI 88 S SI 87 2-3 ② K		F FA 81 B FA 88 C FA 87 F FA 87 X FA 89 1-2 1-3 2B			X FA 86 0-0 ① F9		C FA 89 X FA 88 0-1 ② P4		4	0	1	0	0	1	1
17 Todd Helton, L (1, 3) OBP: 0.421, SLG: 0.463	F FA 86 B FA 87 F FA 87 B CH 82 D FA 84 X FA 88 3-2 1-3 1B		B FA 88 X FA 88 1-0 ③ F7			B FA 86 F FA 85 F FA 86 F FC 86 X FA 81 1-2 11 FC3-6 27 1B 1B		B FA 88 X FA 90 1-0 1B		4	0	3	0	0	0	2
27 Garrett Atkins, R (1, 5) OBP: 0.345, SLG: 0.467	C FA 88 C FA 88 B FA 88 C FA 89 1-3 ③ K			X FA 86 0-0 ① L6		B FA 86 F CH 80 X FA 87 1-1 11 FC3-6 1-2 1B		B FA 88 B FA 88 C SL 89 X FA 88 2-1 ③ G5-3		4	0	1	0	0	1	3
40 Brian Fuentes, L (8, 1)										0	0	0	0	0	0	0
Jeremy Affeldt, L (8, 1)										0	0	0	0	0	0	0
11 Brad Hawpe, L (1, 9) OBP: 0.389, SLG: 0.544		F FA 86 C FC 86 B SL 82 F FA 88 B FA 83 B FC 88 C FA 88 3-3 ① K		X FC 86 0-0 2 1B 1B		F FA 86 B FA 87 B FA 86 B FC 81 S FA 86 X SL 82 3-2 ② FC3-6 1-2f 2-3			S FA 92 B FA 93 B CU 78 F FA 92 B FA 93 F FA 93 F FA 93 F FA 93 F FA 93 3-2 ① F FA 84 X FA 95 P5	4	0	1	0	0	1	2
2 Troy Tulowitzki, R (1, 6) OBP: 0.361, SLG: 0.449	C FA 88 C FA 88 B FC 88 F FA 88 X FA 88 1-2 ② G5-3		C FA 87 X FA 87 0-1 8 G6-4-3 1-2 1B			X FA 88 0-0 ③ G5-3			C CU 78 B SL 88 C FA 88 F FA 96 F FA 94 C FA 89 1-3 ② K	4	0	1	0	0	1	2
8 Yorvit Torrealba, R (1, 2) OBP: 0.342, SLG: 0.390	C FA 88 C FA 88 X FA 87 0-2 ③ G1-3		B FA 87 C FA 87 X SI 87 1-1 ② G6-4-3 1-2f ③				B FA 90 C FA 90 X FA 90 1-1 ① G6-3		B FA 94 B FA 92 X FA 94 2-0 ③ F7	4	0	0	0	0	0	2
26 Jeff Francis, L (1, 1) OBP: 0.200, SLG: 0.209		B FA 85 C FA 86 C FA 86 F CH 81 F FA 87 X FC 87 1-2 3 FC5-4 1B			S FA 86 X FA 87 0-1 ① G1-3		F FA 90 B SL 81 B FA 84 F FA 90 F FA 89 X FA 90 2-2 ② F9			1	0	1	0	0	0	0
35 Taylor Buchholz, R (4, 1) OBP: 0.208, SLG: 0.136										1	0	0	0	0	0	0
21 Clint Barmes, R (7, PH) OBP: 0.185, SLG: 0.269										1	0	0	0	0	0	0
(7, 8)																

Inning Stats	1	2	3	4	5	6	7	8	9
	R: 0 E: 0 K: 2 S: 16 H: 2 LOB: 2 BB: 0 P: 22	R: 0 E: 0 K: 1 S: 11 H: 0 LOB: 0 BB: 0 P: 15	R: 0 E: 0 K: 1 S: 17 H: 2 LOB: 2 BB: 0 P: 22	R: 0 E: 0 K: 0 S: 6 H: 2 LOB: 1 BB: 0 P: 7	R: 0 E: 0 K: 0 S: 8 H: 0 LOB: 0 BB: 0 P: 10	R: 0 E: 0 K: 0 S: 11 H: 2 LOB: 2 BB: 0 P: 16	R: 0 E: 0 K: 1 S: 9 H: 0 LOB: 0 BB: 0 P: 15	R: 0 E: 0 K: 0 S: 7 H: 1 LOB: 1 BB: 0 P: 10	R: 0 E: 0 K: 1 S: 14 H: 0 LOB: 0 BB: 0 P: 20

	AB	35
	R	0
	H	9
	RBI	0
	BB	0
	SO	6
	LOB	15

1B: 8 SF: 0
2B: 1 SAC: 0
3B: 0 DP: 1
HR: 0 HBP: 0

WP: 0 PA: 35
PB: 0
SB: 0
CS: 0

PITCHER		IP	WLS	BF	H	R	ER	SO	BB	IBB	HBP	BLK	WP	HR	S	P	ERA	WHIP
Greg Maddux, R ERA: 4.0	(1, 1)	5.2	W	24	8	0	0	4	0	0	0	0	0	0	68	91	0.00	1.412
43 Cla Meredith, R ERA: 3.18	(6, 1)	0.1		1	0	0	0	0	0	0	0	0	0	0	1	1	0.00	0.000
50 Joe Thatcher, L ERA:	(7, 1)	2.0		7	1	0	0	1	0	0	0	0	0	0	16	25	0.00	0.500
Doug Brocail, R ERA: 3.88	(9, 1)	1.0		3	0	0	0	1	0	0	0	0	0	0	14	20	0.00	0.000

PITCHER		IP	WLS	BF	H	R	ER	SO	BB	IBB	HBP	BLK	WP	HR	S	P	ERA	WHIP

BOTTOM

Colorado Rockies @ San Diego Padres

PETCO Park, San Diego, CA

Tue Aug 14 2007, 10:05 PM EDT

Att. 32,049 - Partly Cloudy - 71 F

livebaseballscorecards.com

Batter	1	2	3	4	5	6	7	8	9	AB	R	H	RBI	BB	SO	LOB
24 Brian Giles, L (1, 9) OBP: 0.387, SLG: 0.422	C FA 89 B CU 74 B SL 81 X FA 90 2-1 F8 ①	B CH 82 C FA 90 C CU 73 B FA 92 D CU 75 B CH 83 4-2 BB, 1B → BB	C FA 87 X FA 88 0-1 F7 ③		B FA 95 X FA 94 1-0 G6-3 ③			X FA 92 0-0 BB 1-2 1B		4	1	1	0	1	0	1
Morgan Ensberg, R (1, 3) OBP: 0.322, SLG: 0.416	B FA 89 C FA 89 B FA 91 S CH 83 X FA 91 2-2 HR	B CU 74 S CH 82 D CH 84 C FA 90 B FA 91 F FA 92 B CH 84 4-2 1B, 5, 1B → BB 1-2 2-3 3-H		F SL 81 C FA 87 B CU 72 S FA 91 1-3 K ①		B FA 92 B FA 92 F FA 90 C FA 94 S CU 83 2-3 K ①		B FA 93 F FA 92 C FA 91 F CH 73 S CH 74 1-3 K ②		4	2	1	2	1	3	2
Mike Cameron, R (1, 8) OBP: 0.326, SLG: 0.434	B FA 90 S CH 82 S FA 89 C FA 92 1-3 K ②	C FA 90 X FA 91 0-1 5, 1B → 1B 1-3 2-H 3-H		B SL 81 B FA 87 B FA 90 C FA 88 B FA 88 4-1 5, 1B, 3, 1B, 28 → BB		B CU 81 F CU 80 B FA 96 B FA 94 F FF 95 S FA 95 3-3 K ②		B FA 94 B CU 79 S FA 95 D FA 91 B FA 95 4-1 1-2 2-3 BB		3	2	1	2	2	2	0
3 Khalil Greene, R (1, 6) OBP: 0.275, SLG: 0.455	B FA 86 B FA 88 X CH 82 2-0 G6-3 ③	B CU 75 B FA 91 B CH 83 B FA 89 4-0 5, 1B → BB		C FA 89 B CH 80 X CH 81 1-1 28, BB, 5, 1B 1-2 → 1B		X FF 94 0-0 G5-3 ③		C SL 78 D SL 79 B FA 96 F FA 94 S SL 80 2-3 K ③		4	0	1	0	1	1	3
5 Kevin Kouzmanoff, R (1, 5) OBP: 0.295, SLG: 0.421	B CH 81 2-0 B CH 81 X FA 87 HR B FA 89 X FA 89 1-0 1-3 2-H 3-H 1B			B FA 95 X FA 94 1-0 28, BB → 1B 1-2 2-3			X FA 95 0-0 G6-3 ①			4	1	3	3	0	0	0
28 Josh Bard, S (1, 2) OBP: 0.349, SLG: 0.382	C CU 72 B FA 92 B FA 90 B CH 83 B FA 91 4-1 SH5-4, BB, BB → BB C SL 74 C FA 90 D CU 73 B FA 91 X FA 89 1-2 P4 ③			C CU 80 B CU 80 B FA 95 B FA 94 C FA 93 B FA 93 4-2 G4-6-3 1-2 2-3 3-H → BB			X FA 95 0-0 G3 ②		2	1	0	1	2	0	2
Geoff Blum, S (1, 7) OBP: 0.332, SLG: 0.353	D CH 81 C CH 80 S CH 80 B FA 87 B CU 74 F FA 91 B FA 90 4-2 BB, SH5-4, 1B 1-2 → BB	B FA 86 X FA 86 1-0 F7 ①	X FA 94 0-0 G4-6-3 ②③ 1-2f				C FA 94 B FA 94 B FA 95 B FA 95 X FA 96 3-1 G3-1 ③			3	1	0	0	1	0	3
22 Marcus Giles, R (1, 4) OBP: 0.294, SLG: 0.306	C FA 90 T CH 81 B FA 89 S FA 91 1-3 K ①	X FA 87 0-0 1B			F FA 93 F FA 93 B CU 84 C CU 82 1-3 K ①			B FA 92 F FA 92 B FA 93 C FA 93 F FA 93 F FA 93 F CH 72 B CH 74 C FA 93 3-3 K ①		4	0	1	0	0	3	2
Greg Maddux, R (1, 1) OBP: 0.136, SLG: 0.140 43 Cla Meredith, R (6, 1) 50 Joe Thatcher, L (7, 1) Terrmel Sledge, L (8, PH) OBP: 0.318, SLG: 0.382 Doug Brocail, L (9, 1) OBP: 0.500, SLG: 0.500	X FA 90 0-0 SH5-4 ② 1-2 2-3	L FA 86 L FA 87 B CU 70 F FA 88 L CH 81 1-3 K ②			F FA 92 C FA 94 B FA 95 F CU 82 X FA 94 1-2 P6 ②			B FA 93 B FA 92 F FA 92 C FA 92 B SL 78 B FA 93 4-2 BB, 24, 1B → BB		2 0 0 0 0 0	0 0 0 0 0 0	0 0 0 0 1 0	0 0 0 0 0 0	1 0 0 0 0 0	1 0 0 0 0 0	
Inning Stats	R: 1 E: 0 K: 1 S: 9 H: 1 LOB: 0 BB: 0 P: 16	R: 6 E: 0 K: 1 S: 21 H: 3 LOB: 2 BB: 5 P: 46	R: 0 E: 0 K: 1 S: 8 H: 1 LOB: 1 BB: 0 P: 10	R: 1 E: 0 K: 1 S: 10 H: 2 LOB: 2 BB: 2 P: 21	R: 0 E: 0 K: 1 S: 8 H: 0 LOB: 0 BB: 0 P: 11	R: 0 E: 0 K: 2 S: 7 H: 0 LOB: 0 BB: 0 P: 12	R: 0 E: 0 K: 0 S: 4 H: 0 LOB: 0 BB: 0 P: 7	R: 0 E: 0 K: 3 S: 17 H: 1 LOB: 3 BB: 2 P: 31		1B: 6 2B: 0 3B: 0 HR: 2 SF: 0 SAC: 1 DP: 1 HBP: 0					

	AB	30
	R	8
	H	8
	RBI	8
	BB	9
	SO	10
	LOB	14

WP: 0 PA: 40
PB: 0
SB: 0
CS: 0

PITCHER		IP	WLS	BF	H	R	ER	SO	BB	IBB	HBP	BLK	WP	HR	S	P	ERA	WHIP
26 Jeff Francis, L ERA: 4.43	(1, 1)	3.1	L	22	6	8	8	4	6	0	0	0	0	2	44	84	21.60	3.600
35 Taylor Buchholz, R ERA: 4.54	(4, 1)	2.2		9	1	0	0	3	1	0	0	0	0	0	19	32	0.00	0.750
LaTroy Hawkins, R ERA: 3.46	(7, 1)	1.0		3	0	0	0	0	0	0	0	0	0	0	4	7	0.00	0.000
40 Brian Fuentes, L ERA: 3.99	(8, 1)	0.2		4	1	0	0	2	1	0	0	0	0	0	13	21	0.00	3.000
Jeremy Affeldt, L ERA: 2.51	(8, 1)	0.1		2	0	0	0	1	1	0	0	0	0	0	4	10	0.00	3.000

PITCHER		IP	WLS	BF	H	R	ER	SO	BB	IBB	HBP	BLK	WP	HR	S	P	ERA	WHIP

Colorado Rockies @ San Diego Padres

PETCO Park, San Diego, CA

Wed Aug 15 2007, 10:05 PM EDT

Att. 36,864 - Clear - 71 F

TOP

livebaseballscorecards.com

Batter	1	2	3	4	5	6	7	8	9	AB	R	H	RBI	BB	SO	LOB
Kazuo Matsui, S (1, 4) OBP: 0.339, SLG: 0.416	L FA 86 F FA 87 F FA 89 F FA 89 S SL 80 0-3 ① K		X FA 87 0-0 ③ F9		C FA 86 X FA 88 0-1 ③ F8		B FA 88 X CU 76 1-0 ③ G3		D FA 93 B CH 85 F FA 92 C FA 93 D CU 79 F FA 93 X FA 94 3-2 1-H 1B	5	0	1	1	0	1	3
2 Troy Tulowitzki, R (1, 6) OBP: 0.357, SLG: 0.444	F FA 87 F FA 89 B SL 80 F SL 81 C SL 80 1-3 ② K			C SL 77 B SL 79 B FA 87 F FA 88 B SL 78 X FA 89 3-2 ① G5-3		S FC 84 B SL 78 C SL 76 F FA 86 C FA 86 1-3 ① K		C FA 94 B FA 96 F FA 94 X SL 83 1-2 ① P3	F FA 93 1 SAFE B FA 94 1 SAFE F FA 94 X FA 88 1-2 ③ F8	5	0	0	0	0	2	1
5 Matt Holliday, R (1, 7) OBP: 0.399, SLG: 0.583	S FA 89 F FA 90 F FA 90 B SL 81 S SL 82 1-3 ③ K			F FA 87 F FA 87 B FA 89 B FA 88 B SL 78 F FA 90 F FA 90 X FA 90 3-2 2B		F FA 86 S FA 86 X FA 87 0-2 ② F8		X FA 95 0-0 ② G4-3		4	0	1	0	0	1	0
17 Todd Helton, L (1, 3) OBP: 0.420, SLG: 0.461		B FA 86 F FA 86 B FA 87 F FA 88 C FA 88 2-3 ① K		C FA 87 T FA 88 F FA 88 B FA 89 D SL 81 X FA 89 2-2 ② F8		C FA 85 T FA 87 F FA 89 B SL 79 F FA 87 B FA 88 X FA 90 2-2 ③ P6		B FA 95 F FA 95 X FA 95 1-1 27 BB 1B		4	0	1	0	0	1	1
27 Garrett Atkins, R (1, 5) OBP: 0.351, SLG: 0.469		F FA 86 B SL 78 X FA 87 1-1 11 L3 1B		D SL 79 B SL 79 C FA 88 B FA 89 B FA 88 4-1 BB			B FA 88 F FA 87 B SL 79 S FA 87 F FA 87 F FA 87 X FA 88 2-2 8 G6-3 11 BB 24 1B 1B	C FA 93 F FA 94 B FA 96 F SL 83 B FA 94 B FA 95 F FA 94 B FA 94 4-2 1-2 BB		2	1	2	0	2	0	0
11 Brad Hawpe, L (1, 9) OBP: 0.387, SLG: 0.540		X FA 87 0-0 ②③ L3 1-1		B FA 88 F FA 87 F FA 88 X FA 87 1-2 ③ F9			S CH 76 B FA 86 B CH 75 B FA 87 B FA 88 4-1 8 G6-3 24 1B 1-2 BB	B FA 92 C FA 92 S FA 93 X FA 93 1-2 ③ P6		3	1	0	0	1	0	5
19 Ryan Spilborghs, R (1, 8) OBP: 0.383, SLG: 0.580 18 Cory Sullivan, L (7, 8) OBP: 0.350, SLG: 0.316			C FA 87 B SL 78 C SL 80 F SL 80 F FA 90 S SL 80 1-3 ① K		C FA 84 S SL 78 X SL 78 0-2 8 G4-3 8 S 1B		C FA 88 B FA 88 L FA 87 S FA 89 1-3 ① K		C FA 90 X CU 78 0-1 ① G4-3	3 1	0 0	1 0	0 0	0 0	2 0	2 0
8 Yorvit Torrealba, R (1, 2) OBP: 0.338, SLG: 0.385			X FA 88 0-0 ② F8		1 SAFE 1 SAFE B SL 77 S SL 78 F SL 78 D SL 79 B FA 87 X SL 78 3-2 ① G4-3 1-3		F SL 81 X FA 87 0-1 ② G6-3 1-2 2-3		C FA 91 X SL 86 0-1 ② G4-3	4	0	0	0	0	0	3
38 Ubaldo Jiménez, R (1, 1) OBP: 0.333, SLG: 0.143 24 Ian Stewart, L (7, PH) OBP: 0.600, SLG: 0.750 LaTroy Hawkins, R (7, 1) 50 Jorge Julio, R (8, 1) Jamey Carroll, R (9, PH) OBP: 0.327, SLG: 0.319 60 Manny Corpas, R (9, 1)			C FA 87 B FC 87 F FA 88 B SL 80 B SL 80 B FC 88 4-2 BB		X FA 87 0-0 ② L1-4		F FA 88 S CU 75 X FA 87 0-2 2-H 3-H 1B		F FA 91 B CH 87 B CH 86 F FA 91 B FA 93 X FA 92 3-2 WP S 1B 1B	1 1 0 0 1 0	0 0 0 0 1 0	0 1 0 0 1 0	0 2 0 0 0 0	1 0 0 0 0 0	0 0 0 0 0 0	1 0 0 0 0 0
Inning Stats	R: 0 E: 0 K: 3 S: 13 H: 0 LOB: 0 BB: 0 P: 15	R: 0 E: 0 K: 1 S: 6 H: 1 LOB: 0 BB: 0 P: 9	R: 0 E: 0 K: 1 S: 9 H: 0 LOB: 1 BB: 1 P: 14	R: 0 E: 0 K: 0 S: 16 H: 1 LOB: 2 BB: 1 P: 29	R: 0 E: 0 K: 0 S: 10 H: 1 LOB: 1 BB: 0 P: 13	R: 0 E: 0 K: 1 S: 12 H: 0 LOB: 0 BB: 0 P: 15	R: 2 E: 0 K: 1 S: 15 H: 2 LOB: 1 BB: 1 P: 23	R: 0 E: 0 K: 0 S: 13 H: 1 LOB: 2 BB: 1 P: 20	R: 1 E: 0 K: 0 S: 14 H: 2 LOB: 1 BB: 0 P: 21	1B: 7 2B: 2 3B: 0 HR: 0 SF: 0 SAC: 0 DP: 1 HBP: 0						

	AB	34
	R	3
	H	8
	RBI	3
	BB	4
	SO	7
	LOB	16

PITCHER		IP	WLS	BF	H	R	ER	SO	BB	IBB	HBP	BLK	WP	HR	S	P	ERA	WHIP
32 Chris Young, R ERA: 1.93	(1, 1)	6.0		22	3	0	0	6	2	0	0	0	0	0	66	95	0.00	0.833
43 Cla Meredith, R ERA: 3.43	(7, 1)	1.0	L	6	2	2	2	1	1	0	0	0	0	0	15	23	18.00	3.000
41 Kevin Cameron, R ERA: 0.8	(8, 1)	1.0		5	1	0	0	0	1	0	0	0	0	0	13	20	0.00	2.000
Doug Brocail, R ERA: 3.98	(9, 1)	1.0		5	2	1	1	0	0	0	0	0	1	0	14	21	9.00	2.000

PITCHER	IP	WLS	BF	H	R	ER	SO	BB	IBB	HBP	BLK	WP	HR	S	P	ERA	WHIP

WP: 1 PA: 38
PB: 0
SB: 2
CS: 0

Batter	1	2	3	4	5	6	7	8	9	AB	R	H	RBI	BB	SO	LOB
24 Brian Giles, L (1, 9) OBP: 0.385, SLG: 0.418	C FA 96 B FA 98 B FA 99 F FA 100 B FA 101 X FA 98 3-2 ① G1-3		H CU 77 1-0 BB HBP		D CU 77 B CH 85 B SI 86 C FA 95 F SI 88 X CU 78 3-2 ③ L6 1-2			B FA 99 B FA 99 C FA 99 B FA 99 X FA 99 3-1 ② G6-3		3	0	0	0	0	0	1
Geoff Blum, S (1, 4) OBP: 0.335, SLG: 0.353	B FA 100 S FA 99 X FA 101 1-1 1B		B FA 99 B FA 99 B FA 97 C FA 97 1 SAFE F FA 100 F FA 100 F FA 99 B FA 101 4-2 BB 1-2			B CU 72 F FA 96 B FA 96 F FA 98 F CH 85 B CU 78 X FA 97 3-2 ① L6		C FA 99 B FA 91 X FA 99 1-1 ③ F9		3	0	1	0	1	0	0
Mike Cameron, R (1, 8) OBP: 0.323, SLG: 0.430	B FA 101 F FA 100 F FA 100 B CU 82 C SL 91 2-3 ② K		C CU 80 B CU 82 X FA 100 1-1 ③ F7			B FA 99 B CU 77 B SL 88 S FA 98 X FA 100 3-1 ② P6			C CH 81 F FA 94 S SL 82 0-3 ① K	4	0	0	0	0	2	3
23 Adrián González, L (1, 3) OBP: 0.338, SLG: 0.475	F FA 101 F FA 100 1 SAFE F FA 101 S CU 81 0-3 ③ K			B FA 95 B SI 88 F FA 99 S FA 99 C FA 101 2-3 ① K		B FA 99 S SI 87 B FA 99 F FA 97 S FA 100 2-3 ③ K			C SL 83 X FF 94 0-1 5 FC5 3 BB 1B	4	0	1	0	0	3	1
3 Khalil Greene, R (1, 6) OBP: 0.275, SLG: 0.451		C FA 98 F FA 99 F FA 99 B CU 79 S CU 80 1-3 ① K		S CU 76 X FA 101 0-1 ② G6-3			C FA 96 C FA 96 B FA 95 C FA 97 1-3 ① K		B FA 96 B FA 94 B FA 96 C FA 95 F FA 95 B FA 95 4-2 5 FC5 1-2 BB	3	0	0	0	1	2	0
Terrmel Sledge, L (1, 7) OBP: 0.311, SLG: 0.372		C FA 96 X CH 88 0-1 ② F8		B CU 74 B FA 97 C FA 98 S FA 99 B SI 88 S FA 98 3-3 ③ K			B FA 96 F FA 96 C FA 98 B CU 82 F FA 96 F CH 88 S CH 88 2-3 ② K		B FA 96 S FA 95 B FA 97 X FA 95 2-1 ② L8	4	0	0	0	0	2	2
5 Kevin Kouzmanoff, R (1, 5) OBP: 0.294, SLG: 0.419		F FA 100 C SL 88 X FA 101 0-2 ③ F9			B CU 74 F CU 77 S FA 89 S FA 100 1-3 ① K		C CU 81 C FA 97 X FA 97 0-2 1B		B FA 96 X FA 95 1-0 ③ FC5 1-2 2-3f	4	0	1	0	0	1	2
28 Josh Bard, S (1, 2) OBP: 0.346, SLG: 0.377			F FA 98 C FA 88 F FA 101 C CU 79 0-3 ① K		X CH 87 0-0 ② G4-3		X FA 96 0-0 ③ F7			3	0	0	0	0	1	1
32 Chris Young, R (1, 1) OBP: 0.205, SLG: 0.061 43 Cla Meredith, R (7, 1) 41 Kevin Cameron, R (8, 1) Rob Mackowiak, L (8, PH) OBP: 0.338, SLG: 0.394 Doug Brocail, L (9, 1) OBP: 0.500, SLG: 0.500			C FA 100 B FA 100 S FA 100 B SL 88 F FA 100 C FA 100 2-3 ② K		B FA 99 B FA 97 B FA 94 B FF 92 4-0 24 WP BB			B FA 99 B FA 99 B FA 99 C FA 99 C FA 99 X FA 99 3-2 ① G5-3		1 0 0 1 0	0 0 0 0 0	0 0 0 0 0	0 0 0 0 0	1 0 0 0 0	1 0 0 0 0	0 0 0 0 0
Inning Stats	R: 0 E: 0 K: 2 S: 12 H: 1 LOB: 1 BB: 0 P: 18	R: 0 E: 0 K: 1 S: 9 H: 0 LOB: 0 BB: 0 P: 10	R: 0 E: 0 K: 2 S: 14 H: 0 LOB: 2 BB: 1 P: 22	R: 0 E: 0 K: 2 S: 8 H: 0 LOB: 0 BB: 0 P: 13	R: 0 E: 0 K: 1 S: 7 H: 0 LOB: 1 BB: 1 P: 15	R: 0 E: 0 K: 1 S: 9 H: 0 LOB: 0 BB: 0 P: 17	R: 0 E: 0 K: 2 S: 12 H: 1 LOB: 1 BB: 0 P: 15	R: 0 E: 0 K: 0 S: 7 H: 0 LOB: 0 BB: 0 P: 14	R: 0 E: 0 K: 1 S: 10 H: 1 LOB: 2 BB: 1 P: 17	1B: 3 2B: 0 3B: 0 HR: 0 SF: 0 SAC: 0 DP: 0 HBP: 1						

PITCHER		IP	WLS	BF	H	R	ER	SO	BB	IBB	HBP	BLK	WP	HR	S	P	ERA	WHIP
38 Ubaldo Jiménez, R ERA: 5.28	(1, 1)	6.0	W	22	1	0	0	9	2	0	1	0	1	0	59	95	0.00	0.500
LaTroy Hawkins, R ERA: 3.38	(7, 1)	1.0	H	4	1	0	0	2	0	0	0	0	0	0	12	15	0.00	1.000
50 Jorge Julio, R ERA: 4.74	(8, 1)	1.0	H	3	0	0	0	0	0	0	0	0	0	0	7	14	0.00	0.000
60 Manny Corpas, R ERA: 2.24	(9, 1)	1.0	S	5	1	0	0	1	1	0	0	0	0	0	10	17	0.00	2.000

PITCHER	IP	WLS	BF	H	R	ER	SO	BB	IBB	HBP	BLK	WP	HR	S	P	ERA	WHIP

BOTTOM

Colorado Rockies @ San Diego Padres

PETCO Park, San Diego, CA

Wed Aug 15 2007, 10:05 PM EDT

Att. 36,864 - Clear - 71 F

livebaseballscorecards.com

AB	30
R	0
H	3
RBI	0
BB	3
SO	12
LOB	10

WP: 1 PA: 34
PB: 0
SB: 0
CS: 0

Colorado Rockies @ San Diego Padres

PETCO Park, San Diego, CA

Thu Aug 16 2007, 10:05 PM EDT

Att. 28,198 - Clear - 73 F

livebaseballscorecards.com

Batter	1	2	3	4	5	6	7	8	9	AB	R	H	RBI	BB	SO	LOB
Kazuo Matsui, S (1, 4) OBP: 0.343, SLG: 0.417	C FA 93 B FA 93 X FA 94 1-1 2 E 2 S 2 G1-3 1B	S FA 92 B SL 86 B FA 92 B FA 91 S FA 91 B FA 92 4-2 1-2 BB			B CH 82 B FA 89 C FA 88 X FA 88 2-1 ② F8	C FA 95 B FA 94 B FA 93 F FA 93 F SL 83 F FA 93 F FA 93 X FA 94 2-2 2 1B 5 1B 1-2 1B	1 SAFE B FA 88 C FA 86 S CU 76 S SL 78 1-3 ③ K			4	2	2	0	1	1	1
2 Troy Tulowitzki, R (1, 6) OBP: 0.357, SLG: 0.443	1 SAFE C SL 71 B C SL 84 X FA 93 1-2 ① G1-3 1-H	F SL 84 S FA 90 B FA 92 D SL 89 B SL 86 X FA 91 3-2 ③ P5			C SL 82 B FA 89 F FA 91 B CH 82 X SL 84 2-2 5 WP 5 S 5 1B 1B	B FA 94 F FA 93 F SL 81 F SL 85 F SL 84 X FA 93 1-2 5 1B 27 1B 1-2 1B 2-H		B CU 86 C CU 86 F FA 98 S FA 99 1-3 ① K		5	2	2	2	0	1	2
5 Matt Holliday, R (1, 7) OBP: 0.399, SLG: 0.581	B FA 93 S SL 83 B FA 94 B SL 85 F FA 94 F SL 85 X SL 87 3-2 ② G6-3		F CH 80 X FA 90 0-1 ① F9		B FA 90 D SL 83 X SL 83 2-0 17 S 27 1B 1-H 1B	S FA 93 F FA 93 X SL 83 0-2 19 S 27 1B 1-2 1B 2-H		C FA 99 C FA 99 X FA 98 0-2 ② G4-3		5	1	2	2	0	0	0
17 Todd Helton, L (1, 3) OBP: 0.422, SLG: 0.460	B FA 90 B FA 91 B FA 92 F FA 91 B FA 92 4-1 BB		X FA 88 0-0 ② G6-3		1 SAFE B FA 89 B FA 89 B CH 82 C FA 90 B SL 82 4-1 27 1B 11 2B 1-2 BB	S B X 1-1 ② F8		X FA 98 0-0 1B		3	1	1	0	2	0	2
27 Garrett Atkins, R (1, 5) OBP: 0.351, SLG: 0.468	C FA 93 B FA 93 B SL 85 F SL 87 X FA 94 2-2 ③ G5-3		C SL 83 X SL 83 0-1 ③ F7		C FA 91 X SL 85 0-1 11 2B 1-2 1B 2-H	B B CH 81 C CH 80 B CU 76 X CH 81 3-1 1-2 1B 2-H		B FA 99 C FA 98 B FA 98 C FA 97 S FA 99 2-3 ③ K		5	1	2	2	0	1	2
11 Brad Hawpe, L (1, 9) OBP: 0.389, SLG: 0.542 19 Ryan Spilborghs, R (6, PH) OBP: 0.379, SLG: 0.572 (6, 9)		F FA 92 F FA 88 B CU 74 B CU 79 B FA 93 B FA 91 4-2 8 2B 18 SF7 BB	X FA 88 0-0 ① G4-3		B FA 91 X FA 89 1-0 1-H 2-H 2B	C FA 86 S CU 76 X FA 89 0-2 ③ F9 2-3			C FC 87 F FA 88 B CH 75 X CH 74 1-2 ① G6-3	2 2	1 0	1 0	2 0	1 0	0 0	0 2
8 Yorvit Torrealba, R (1, 2) OBP: 0.335, SLG: 0.385		B SL 84 B FA 92 X FA 93 2-0 39 FC1-5 1-3 2B	C FA 90 B FA 90 B FA 90 C SL 82 B CU 77 S SL 87 3-3 ② K		D SL 89 C SL 83 B FA 91 B FA 90 C FA 90 X SL 87 3-2 ③ G4-3		B FA 88 C FA 87 C CU 74 B SL 84 S SL 85 2-3 ① K		F SL 84 X SL 84 0-1 ② F8	5	0	1	0	0	2	1
18 Cory Sullivan, L (1, 8) OBP: 0.338, SLG: 0.311		X FA 93 0-0 ① SF7 3-H	X FA 89 0-0 ③ F7			C FA 94 S FA 93 F FA 94 X FA 92 0-2 2 1B 1B 1B	X FA 89 0-0 ② P5		F FA 87 S CH 74 F CH 74 S CH 74 0-3 ③ K2-3	4	1	1	1	0	1	0
39 Elmer Dessens, R (1, 1) Jeremy Affeldt, L (5, 1) 34 Matt Herges, L (5, 1) 21 Clint Barmes, R (7, PH) OBP: 0.214, SLG: 0.296 40 Brian Fuentes, L (7, 1) 61 Ramon E Ramirez, R (8, 1)		X FA 93 0-0 ② FC1-5 BB 2-3			C FA 90 C FA 90 B CU 76 S SL 82 1-3 ① K	L FA 95 L FA 94 L FA 96 0-3 ① K	B FA 86 C CH 81 B SL 84 X FA 82 2-1 1B			2 0 1 1 0 0	0 0 0 0 0 0	0 0 0 1 0 0	0 0 0 0 0 0	0 0 0 1 0 0	1 0 1 0 0 0	1 0 1 0 0 0
Inning Stats	R: 1 H: 1 E: 0 LOB: 1 K: 0 BB: 1 S: 13 P: 24	R: 1 H: 1 E: 0 LOB: 2 K: 0 BB: 2 S: 10 P: 23	R: 0 H: 0 E: 0 LOB: 0 K: 0 BB: 0 S: 5 P: 5	R: 0 H: 0 E: 0 LOB: 0 K: 1 BB: 0 S: 5 P: 8	R: 4 H: 4 E: 0 LOB: 1 K: 1 BB: 1 S: 16 P: 31	R: 3 H: 5 E: 0 LOB: 2 K: 1 BB: 0 S: 28 P: 35	R: 0 H: 1 E: 0 LOB: 1 K: 2 BB: 0 S: 9 P: 14	R: 0 H: 1 E: 0 LOB: 1 K: 2 BB: 0 S: 10 P: 13	R: 0 H: 0 E: 0 LOB: 0 K: 1 BB: 0 S: 9 P: 10	1B: 11 SF: 1 2B: 2 SAC: 0 3B: 0 DP: 0 HR: 0 HBP: 0						

	AB	39
	R	9
	H	13
	RBI	9
	BB	4
	SO	8
	LOB	12

WP: 1 PA: 44
PB: 0
SB: 4
CS: 0

PITCHER		IP	WLS	BF	H	R	ER	SO	BB	IBB	HBP	BLK	WP	HR	S	P	ERA	WHIP
52 Clay Hensley, R ERA: 6.7	(1, 1)	5.0	W	25	6	6	6	2	4	0	0	0	1	0	49	91	10.80	2.000
41 Kevin Cameron, R ERA: 1.39	(6, 1)	0.1		5	4	3	3	1	0	0	0	0	0	0	21	24	81.00	12.000
45 Justin Hampson, L ERA: 3.41	(6, 1)	1.2	H	7	2	0	0	2	0	0	0	0	0	0	16	25	0.00	1.200
21 Heath Bell, R ERA: 2.24	(8, 1)	1.0	H	4	1	0	0	2	0	0	0	0	0	0	10	13	0.00	1.000
Trevor Hoffman, R ERA: 2.14	(9, 1)	1.0	S	3	0	0	0	1	0	0	0	0	0	0	9	10	0.00	0.000

PITCHER	IP	WLS	BF	H	R	ER	SO	BB	IBB	HBP	BLK	WP	HR	S	P	ERA	WHIP

BOTTOM

Colorado Rockies @ San Diego Padres

PETCO Park, San Diego, CA

Thu Aug 16 2007, 10:05 PM EDT

Att. 28,198 - Clear - 73 F

livebaseballscorecards.com

Batter	1	2	3	4	5	6	7	8	9	AB	R	H	RBI	BB	SO	LOB
24 Brian Giles, L (1, 9) OBP: 0.385, SLG: 0.418	X FA 93 0-0 ① F7		C FA 93 B FA 93 F SL 83 X SL 86 1-2 1B 2-H 1B		B FA 91 X FA 91 1-0 ② F8 B CH 83 X CH 82 1-0 2-H 1B		B FA 92 C SL 77 F FA 91 B SL 78 B FA 92 S FA 91 3-3 ③ K			5	1	2	2	0	1	3
Geoff Blum, S (1, 4) OBP: 0.336, SLG: 0.354	B FA 93 B FA 92 C FA 92 B FA 93 S FA 92 X FA 93 3-2 ② P6		B CH 85 C FA 85 2 SAFE C FA 92 X SL 85 1-2 2-H 1B		F FA 91 B FA 90 X CH 84 1-1 1-3 HR 1B B FA 91 B FA 91 1 SAFE X FA 92 1-1 ③ F8			B FA 95 X FA 94 1-0 ① F9		5	1	2	1	0	0	1
Mike Cameron, R (1, 8) OBP: 0.324, SLG: 0.437	C FA 93 C FA 93 B SL 85 C FA 93 1-3 ③ K		X FA 91 0-0 ② F8		D SL 86 C FF 91 X FA 92 1-1 1-H 3-H HR	C FA 91 S CU 77 C FA 93 0-3 ① K		X FA 95 0-0 1B		5	1	2	3	0	2	1
23 Adrián González, L (1, 3) OBP: 0.339, SLG: 0.474		C FA 92 B SL 84 F FA 92 X FA 92 1-2 G3 1B	B FA 91 1 SAFE B FA 92 S CH 84 X FA 91 2-1 ③ G6-3		B CU 77 B FA 95 B FA 95 C FA 95 F FA 95 X FA 96 3-2 3 WP 2B 1B	C FA 92 B FA 92 X CH 83 1-1 ② F9		1 SAFE S FA 94 X FA 94 0-1 ② F7		5	1	2	0	0	0	2
3 Khalil Greene, R (1, 6) OBP: 0.274, SLG: 0.447		C FA 93 C FF 92 S FA 91 0-3 ① K	X SL 81 0-0 ① F8	D SL 80 B SL 79 I IN 79 I IN 80 4-0 1-2 2B IBB	B CU 78 C FF 92 X FA 91 2-1 ③ P4		1 SAFE S FA 90 B FA 94 1 SAFE 1 SAFE S FA 91 S FA 93 1-3 ③ K		4	1	0	0	1	2	2
Terrmel Sledge, L (1, 7) OBP: 0.310, SLG: 0.375		B FA 92 F FA 91 B CH 83 F CH 86 B FA 92 X CH 85 3-2 ② G3 1-2	B FA 90 S CH 84 C FA 91 B SL 85 X SL 82 2-2 ② G4-3	F FA 94 D SL 79 X FA 96 1-1 5 1B 1-H 2-H 2B		C FA 91 B SL 78 B SL 79 F FA 91 C FA 93 2-3 ① K			4	1	1	2	0	1	1
5 Kevin Kouzmanoff, R (1, 5) OBP: 0.294, SLG: 0.417		B SL 86 C SL 85 X FA 91 1-1 ③ P6	C FA 92 B FA 91 C FA 92 S SL 84 1-3 ③ K	B SL 79 X SL 79 1-0 S HR 2-H 1B		F FA 92 X FA 92 0-1 ② F8			4	1	1	1	0	1	1
Pete Laforest, L (1, 2) OBP: 0.522, SLG: 0.632 21 Heath Bell, R (8, 1) Trevor Hoffman, R (9, 1)			F FA 92 B CH 86 B FA 92 X CH 84 2-1 52 SH1-4 24 1B 1B	C FA 90 B FA 90 B FA 90 D FA 90 B FA 88 1-1 1B HR BB B FA 95 B FA 95 D FA 95 X FA 97 3-2 1-H HR		B SL 77 B SL 78 B FA 91 C FA 91 C FA 92 X FA 92 3-2 28 BB 1B			3 0 0	3 0 0	3 0 0	2 0 0	1 0 0	0 0 0	0 0 0
52 Clay Hensley, R (1, 1) OBP: 0.154, SLG: 0.154 22 Marcus Giles, R (5, PH) OBP: 0.286, SLG: 0.310 41 Kevin Cameron, R (6, 1) 45 Justin Hampson, L (6, 1) 28 Josh Bard, S (7, PH) OBP: 0.348, SLG: 0.377 (8, 2)			L FA 91 X FA 92 0-1 ① SH1-4 1-2		FF 92 FA 90 FF 91 FA 90 FA 2-3 ① K FA 91 B FA 92 B FA 92 B FA 92 X FA 92 2B		B FA 92 B FA 92 C FA 92 B FA 91 B FA 91 4-1 1-2 BB			0 2 0 0 0	0 1 0 0 0	0 1 0 0 0	0 0 0 0 1	0 1 0 0 0	0 1 0 0 0	0 1 0 0 0
Inning Stats	R: 0 E: 0 K: 1 S: 7 H: 0 LOB: 0 BB: 0 P: 11	R: 0 E: 0 K: 1 S: 11 H: 1 LOB: 1 BB: 0 P: 16	R: 2 E: 0 K: 0 S: 13 H: 3 LOB: 1 BB: 0 P: 19	R: 0 E: 0 K: 1 S: 7 H: 0 LOB: 0 BB: 0 P: 10	R: 9 E: 0 K: 1 S: 23 H: 8 LOB: 1 BB: 2 P: 49	R: 0 E: 0 K: 1 S: 7 H: 0 LOB: 0 BB: 0 P: 10	R: 0 E: 0 K: 2 S: 12 H: 1 LOB: 2 BB: 1 P: 24	R: 0 E: 0 K: 1 S: 7 H: 1 LOB: 1 BB: 0 P: 9		1B: 10 2B: 2 3B: 0 HR: 2	SF: 0 SAC: 1 DP: 0 HBP: 0			WP: 1 PB: 0 SB: 1 CS: 0	PA: 41	

	AB	37
	R	11
	H	14
	RBI	11
	BB	3
	SO	8
	LOB	12

PITCHER		IP	WLS	BF	H	R	ER	SO	BB	IBB	HBP	BLK	WP	HR	S	P	ERA	WHIP
39 Elmer Dessens, R ERA: 7.32	(1, 1)	4.2		21	6	5	5	4	1	0	0	0	0	1	47	74	9.64	1.500
Jeremy Affeldt, L ERA: 3.47	(5, 1)	0.0	L	5	4	5	5	0	0	1	0	0	1	1	9	21	∞	∞
34 Matt Herges, R ERA: 3.86	(5, 1)	1.1		6	2	1	1	1	0	0	0	0	0	0	12	20	6.75	1.500
40 Brian Fuentes, L ERA: 3.89	(7, 1)	1.0		5	1	0	0	2	1	0	0	0	0	0	12	24	0.00	2.000
61 Ramon E Ramirez, R ERA: 8.31	(8, 1)	1.0		4	1	0	0	1	0	0	0	0	0	0	7	9	0.00	1.000

PITCHER	IP	WLS	BF	H	R	ER	SO	BB	IBB	HBP	BLK	WP	HR	S	P	ERA	WHIP

Batter	1	2	3	4	5	6	7	8	9	AB	R	H	RBI	BB	SO	LOB
Jamey Carroll, R (1, 4) OBP: 0.322, SLG: 0.314 Kazuo Matsui, S (8, PH) OBP: 0.342, SLG: 0.416 (8, 4)	C FA 91 B FA 90 B FA 90 X 2-1 ① F9		X FA 89 0-0 ② G1-6-3 2-3 3-H			C FA 87 X CH 79 0-1 ① G1-3		C FA 96 C FA 95 S FA 96 0-3 ② K		3 1	0 0	0 0	1 0	0 0	0 1	1 2
2 Troy Tulowitzki, R (1, 6) OBP: 0.357, SLG: 0.442	B CH 79 F FA 89 X CU 75 1-1 ② G6-3		C FA 85 D CH 82 X CH 80 1-1 3-H 1B			B FA 88 B FA 89 S FA 90 B FA 88 F CH 78 X 3-2 ② F7		C SL 87 S SL 87 F FA 95 F FA 96 C CH 88 0-3 ③ K		4	0	1	1	0	1	2
5 Matt Holliday, R (1, 7) OBP: 0.398, SLG: 0.579	C FA 91 B FA 92 B SL 86 F CH 80 F FA 92 B FA 91 F SL 85 C FA 92 3-3 ③ K		B FA 90 1 SAFE C SL 84 F CH 78 S FA 91 1-3 ③ K			S FA 89 B FA 90 X FA 90 1-1 ③ F9			F FA 92 B FA 94 F FA 93 F FA 96 F SL 84 F FA 95 B SL 84 X FA 94 2-2 27 HR 1B	4	1	1	0	0	2	1
17 Todd Helton, L (1, 3) OBP: 0.418, SLG: 0.455		B FA 90 C FA 88 B FA 91 C FA 88 S CH 82 2-3 ① K		F FA 87 B FA 88 B FA 90 B CH 76 X FA 88 3-1 ① G1-3			C CH 74 B FA 89 C FA 87 B FA 89 F FA 87 F FA 89 X CH 79 2-2 ① F8		C FA 93 C CU 75 X CH 85 0-2 ① P4	4	0	0	0	0	1	1
27 Garrett Atkins, R (1, 5) OBP: 0.350, SLG: 0.473		C FA 91 C FA 86 B CH 83 B FA 90 S CH 81 2-3 ② K		X SL 84 0-0 ② F8			C CH 81 B CU 75 F FA 90 X 1-2 ② G5-3		B FA 93 X FA 92 1-0 1-H HR	4	1	1	2	0	1	0
19 Ryan Spilborghs, R (1, 9) OBP: 0.373, SLG: 0.562 44 Ramon Ortiz, R (7, 1) 24 Ian Stewart, L (9, PH) OBP: 0.500, SLG: 0.600		F CH 80 B FA 87 S FA 91 B FA 91 B CH 80 S FA 91 3-3 ③ K		C FA 90 B F F C 1-3 ③ K			B FA 89 S FA 87 X FA 88 1-1 ③ G5-3		B FA 93 F CU 79 S CU 79 B S 2-3 ② K	3 0 1	0 0 0	0 0 0	0 0 0	0 0 0	2 0 1	0 0 0
8 Yorvit Torrealba, R (1, 2) OBP: 0.337, SLG: 0.384			B CH 77 F SL 82 B FA 90 F FA 89 F CH 80 B FA 91 B FA 90 4-2 SH1-4 21 1B G1-6-3 BB		S CH 78 F CU 75 F FA 89 C FA 90 0-3 ① K			S FA 95 F FA 96 F FA 97 B FA 96 F SL 87 X FA 97 1-2 18 1B 1B	B FA 94 X FA 93 1-0 ③ F9	3	1	1	0	1	1	0
21 Clint Barmes, R (1, 8) OBP: 0.233, SLG: 0.310 18 Cory Sullivan, L (8, PH) OBP: 0.348, SLG: 0.323 (8, 8)			B FA 88 C CU 75 X 1-1 G1-6-3 SH1-4 2 1B 1-2 1B		F FA 89 F CH 81 B CH 82 F CH 82 B FA 91 F FA 90 S CH 79 2-3 ② K			F FA 95 B FA 94 S FA 95 F SL 86 B FA 95 X SL 86 2-2 1-2 1B		2 1	1 0	1 1	0 0	0 0	1 0	0 0
Josh Fogg, R (1, 1) OBP: 0.125, SLG: 0.125 11 Brad Hawpe, L (7, 9) OBP: 0.389, SLG: 0.541			X FA 89 0-0 ① SH1-4 1-2 2-3		F FA 88 B CU 74 F FA 90 B CH 78 S FA 90 2-3 ③ K			B FA 94 C FA 95 F FA 96 T FA 95 1-2 ① K		1 1	0 0	0 0	0 0	0 0	1 1	0 2
Inning Stats	R: 0 E: 0 K: 1 S: 9 H: 0 LOB: 0 BB: 0 P: 15	R: 0 E: 0 K: 3 S: 9 H: 0 LOB: 0 BB: 0 P: 16	R: 2 E: 0 K: 1 S: 12 H: 2 LOB: 1 BB: 1 P: 19	R: 0 E: 0 K: 1 S: 7 H: 0 LOB: 0 BB: 0 P: 11	R: 0 E: 0 K: 3 S: 12 H: 0 LOB: 0 BB: 0 P: 16	R: 0 E: 0 K: 0 S: 7 H: 0 LOB: 0 BB: 0 P: 11	R: 0 E: 0 K: 0 S: 10 H: 0 LOB: 0 BB: 0 P: 14	R: 0 E: 0 K: 3 S: 20 H: 2 LOB: 2 BB: 0 P: 24	R: 2 E: 0 K: 1 S: 14 H: 2 LOB: 0 BB: 0 P: 20	1B: 5 2B: 0 3B: 0 HR: 1 SF: 0 SAC: 1 DP: 0 HBP: 0						

PITCHER		IP	WLS	BF	H	R	ER	SO	BB	IBB	HBP	BLK	WP	HR	S	P	ERA	WHIP
50 Eric Stults, L ERA: 3.91	(1, 1)	7.0	W	24	2	2	2	9	1	0	0	0	0	0	66	102	2.57	0.429
51 Jonathan Broxton, R ERA: 2.35	(8, 1)	1.0		5	2	0	0	3	0	0	0	0	0	0	20	24	0.00	2.000
45 Scott Proctor, R ERA: 3.8	(9, 1)	0.1		3	2	2	2	0	0	0	0	0	0	1	10	13	54.00	6.000
44 Takashi Saito, R ERA: 1.5	(9, 1)	0.2	S	2	0	0	0	1	0	0	0	0	0	0	4	7	0.00	0.000

PITCHER	IP	WLS	BF	H	R	ER	SO	BB	IBB	HBP	BLK	WP	HR	S	P	ERA	WHIP

TOP

Colorado Rockies @ Los Angeles Dodgers

Dodger Stadium, Los Angeles, CA

Fri Aug 17 2007, 7:40 PM PDT

Att. 48,072 - Clear - 83 F

livebaseballscorecards.com

AB	32
R	4
H	6
RBI	4
BB	1
SO	13
LOB	9

Batter	1	2	3	4	5	6	7	8	9	AB	R	H	RBI	BB	SO	LOB
15 Rafael Furcal, S (1, 6) OBP: 0.341, SLG: 0.370	B CH 85 F FA 86 F CH 79 X FA 86 1-2 G4-3 ①	B FA 89 F FA 88 B CH 80 X CH 81 2-1 9 1B 1-3 2B		D CH 82 F CH 80 H FC 86 2-1 HBP			B CU 76 B CU 75 X FA 86 2-0 F8 ②			3	1	1	0	0	0	0
9 Juan Pierre, L (1, 8) OBP: 0.325, SLG: 0.345	B FA 87 C FA 89 B FA 88 X CH 81 2-1 P6 ②	B FA 88 C FA 87 B CH 81 X CH 80 2-1 S 2-H 3-H 1B		C FA 87 X CH 82 0-1 G4-3 ③			F FA 88 X FA 89 0-1 1B 3B			4	1	2	2	0	0	2
Mark Sweeney, L (1, 3) OBP: 0.365, SLG: 0.404 Ramon Martinez, R (8, 4) OBP: 0.229, SLG: 0.198	C FA 88 B FA 89 B CH 80 F CH 81 C FA 89 2-3 K ③	1 SAFE B FA 87 1 SAFE B FA 86 B CH 82 C FA 86 X CH 80 3-1 G4-3 ③ 1-2			B CH 85 B CH 80 X CH 85 2-0 G4-3 ①		X FA 90 0-0 3-H 1B			4 0	0 0	1 0	1 0	0 0	1 0	1 0
12 Jeff Kent, R (1, 4) OBP: 0.367, SLG: 0.496 51 Jonathan Broxton, R (8, 1) 45 Scott Proctor, R (9, 1) 44 Takashi Saito, L (9, 1)		X FA 87 0-0 HR	C FA 87 B SL 84 X CH 80 1-1 F8 ①		F FA 87 B FA 87 B SL 84 F FA 88 B FA 90 C FA 90 3-3 K ②		C FA 92 F FA 92 X FA 92 0-2 G1-3 ③			4 0 0 0	1 0 0 0	1 0 0 0	1 0 0 0	0 0 0 0	1 0 0 0	1 0 0 0
Luis Gonzalez, L (1, 7) OBP: 0.356, SLG: 0.432		C FA 86 X CU 75 0-1 55 1B 16 SF8 2B	B FA 87 C FA 86 F CH 82 F CH 81 B FC 86 B FA 88 X CH 82 3-2 G6-3 ②		C FA 89 B FA 87 B FA 88 B CH 82 X CH 81 3-1 P3 ③			B FA 90 X CH 83 1-0 55 FC6-4 1B		4	1	2	0	0	0	0
55 Russell Martin, R (1, 2) OBP: 0.357, SLG: 0.459		B FC 85 X CU 76 1-0 16 E 1B 2-3 1B	B SL 79 C CU 78 S SL 86 S SL 84 1-3 K ③			X SL 83 0-0 F9 ①		C FA 90 B FA 92 C FA 91 B SL 84 F FA 91 X SL 84 2-2 FC6-4 16 CS 1-2f		4	1	1	0	0	1	1
16 Andre Ethier, L (1, 9) OBP: 0.359, SLG: 0.461		X CH 80 0-0 SF8 ① 1-2 3-H		C CU 73 F FA 85 B CU 76 X FA 88 1-2 G4-3 ①		C FA 87 B CH 76 H FA 84 2-1 CS HBP		C FA 92 B FA 93 X CH 85 1-1 G4-3 1-2 ②③		2	0	0	1	0	0	1
Shea Hillenbrand, R (1, 5) OBP: 0.273, SLG: 0.325		B FA 88 X CH 80 1-0 50 FC4-6 2-H 1B		C FA 88 X SL 83 0-1 G6-3 ②		S CU 76 F FA 86 D SL 78 B FA 89 F CH 80 D SL 83 F CU 78 S SL 84 3-3 K ②③ 1-2				3	0	1	1	0	1	1
50 Eric Stults, L (1, 1) OBP: 0.286, SLG: 0.429 7 James Loney, L (7, PH) OBP: 0.358, SLG: 0.469 (8, 3)		L FA 88 L FA 87 X SL 78 0-2 FC4-6 15 2B 9 1B 1-2f ②		C FA 88 B CU 75 B CH 81 X FA 85 2-1 2B			B CH 77 B CH 78 B CH 78 C FA 85 X CH 79 3-1 F9 ①			2 1	1 0	1 0	0 0	0 0	0 0	1 0

Inning Stats	1	2	3	4	5	6	7	8	9
	R: 0 E: 0 K: 1 S: 8 H: 0 LOB: 0 BB: 0 P: 13	R: 5 E: 1 K: 0 S: 15 H: 6 LOB: 1 BB: 0 P: 24	R: 0 E: 0 K: 1 S: 9 H: 0 LOB: 0 BB: 0 P: 14	R: 0 E: 0 K: 0 S: 10 H: 1 LOB: 2 BB: 0 P: 15	R: 0 E: 0 K: 1 S: 6 H: 0 LOB: 0 BB: 0 P: 14	R: 0 E: 0 K: 1 S: 7 H: 0 LOB: 1 BB: 0 P: 12	R: 1 E: 0 K: 0 S: 9 H: 2 LOB: 1 BB: 0 P: 14	R: 0 E: 0 K: 0 S: 7 H: 1 LOB: 0 BB: 0 P: 11	

PITCHER	IP	WLS	BF	H	R	ER	SO	BB	IBB	HBP	BLK	WP	HR	S	P	ERA	WHIP
Josh Fogg, R (1, 1) ERA: 4.82	6.2	L	29	8	6	6	4	0	0	2	0	0	1	60	102	8.10	1.200
44 Ramon Ortiz, R (7, 1) ERA: 5.07	1.1		5	2	0	0	0	0	0	0	0	0	0	11	15	0.00	1.500

PITCHER	IP	WLS	BF	H	R	ER	SO	BB	IBB	HBP	BLK	WP	HR	S	P	ERA	WHIP

BOTTOM

Colorado Rockies @ Los Angeles Dodgers

Dodger Stadium, Los Angeles, CA

Fri Aug 17 2007, 7:40 PM PDT

Att. 48,072 - Clear - 83 F

livebaseballscorecards.com

AB	31
R	6
H	10
RBI	6
BB	0
SO	4
LOB	8

1B: 5	SF: 1	WP: 0	PA: 34
2B: 4	SAC: 0	PB: 0	
3B: 1	DP: 1	SB: 1	
HR: 1	HBP: 2	CS: 2	

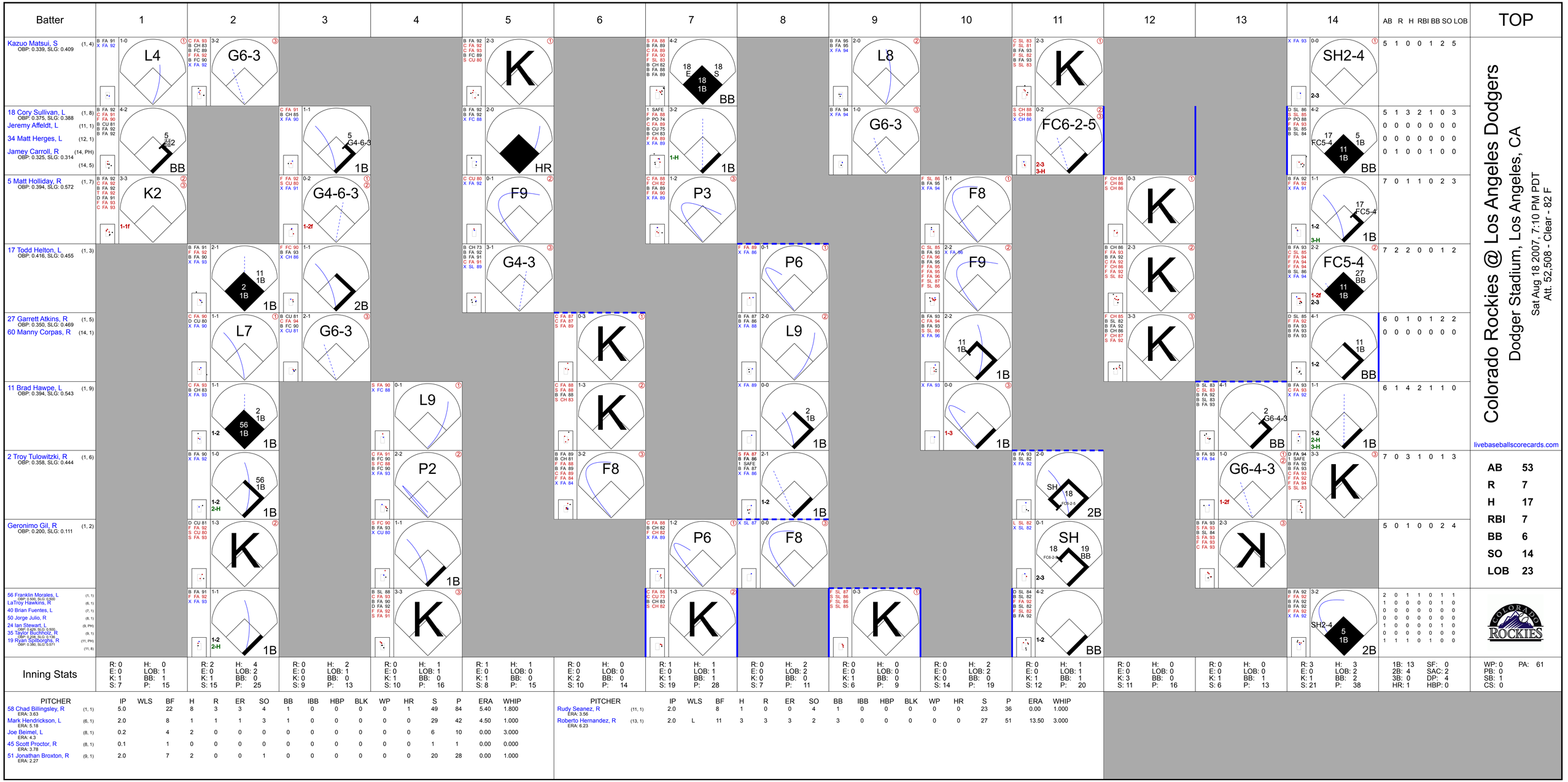
Batter
1
2
3
4
5
6
7
8
9
10
11
12
13
14
AB R H RBI BB SO LOB
TOP
Kazuo Matsui, S (1, 4) OBP: 0.339, SLG: 0.409
18 Cory Sullivan, L (1, 8) OBP: 0.375, SLG: 0.388
Jeremy Affeldt, L (11, 1)
34 Matt Herges, L (12, 1)
Jamey Carroll, R (14, PH) OBP: 0.325, SLG: 0.314 (14, 5)
5 Matt Holliday, R (1, 7) OBP: 0.394, SLG: 0.572
17 Todd Helton, L (1, 3) OBP: 0.416, SLG: 0.455
27 Garrett Atkins, R (1, 5) OBP: 0.350, SLG: 0.469
60 Manny Corpas, R (14, 1)
11 Brad Hawpe, L (1, 9) OBP: 0.394, SLG: 0.543
2 Troy Tulowitzki, R (1, 6) OBP: 0.358, SLG: 0.444
Geronimo Gil, R (1, 2) OBP: 0.200, SLG: 0.111
56 Franklin Morales, L (1, 1) OBP: 0.500, SLG: 0.500
LaTroy Hawkins, R (6, 1)
40 Brian Fuentes, L (7, 1)
50 Jorge Julio, R (8, 1)
24 Ian Stewart, L (9, PH) OBP: 0.429, SLG: 0.500
35 Taylor Buchholz, R (9, 1) OBP: 0.208, SLG: 0.136
19 Ryan Spilborghs, R (11, PH) OBP: 0.380, SLG: 0.571 (11, 8)
Colorado Rockies @ Los Angeles Dodgers
Dodger Stadium, Los Angeles, CA
Sat Aug 18 2007, 7:10 PM PDT
Att. 52,508 - Clear - 82 F
livebaseballscorecards.com
AB 53
R 7
H 17
RBI 7
BB 6
SO 14
LOB 23
Inning Stats
PITCHER IP WLS BF H R ER SO BB IBB HBP BLK WP HR S P ERA WHIP
58 Chad Billingsley, R (1, 1) ERA: 3.63 5.0 22 8 3 3 4 1 0 0 0 0 1 49 84 5.40 1.800
Mark Hendrickson, L (6, 1) ERA: 5.18 2.0 8 1 1 3 1 0 0 0 0 0 0 29 42 4.50 1.000
Joe Beimel, L (8, 1) ERA: 4.3 0.2 4 2 0 0 0 0 0 0 0 0 0 6 10 0.00 3.000
45 Scott Proctor, R (8, 1) ERA: 3.78 0.1 1 0 0 0 0 0 0 0 0 0 0 1 1 0.00 0.000
51 Jonathan Broxton, R (9, 1) ERA: 2.27 2.0 7 2 0 0 1 0 0 0 0 0 0 0 20 28 0.00 1.000
PITCHER IP WLS BF H R ER SO BB IBB HBP BLK WP HR S P ERA WHIP
Rudy Seanez, R (11, 1) ERA: 3.56 2.0 8 1 0 0 4 1 0 0 0 0 0 23 36 0.00 1.000
Roberto Hernandez, R (13, 1) ERA: 6.23 2.0 L 11 3 3 3 2 3 0 0 0 0 0 27 51 13.50 3.000
1B: 13 SF: 0
2B: 4 SAC: 2
3B: 0 DP: 4
HR: 1 HBP: 0
WP: 0 PA: 61
PB: 0
SB: 1
CS: 0

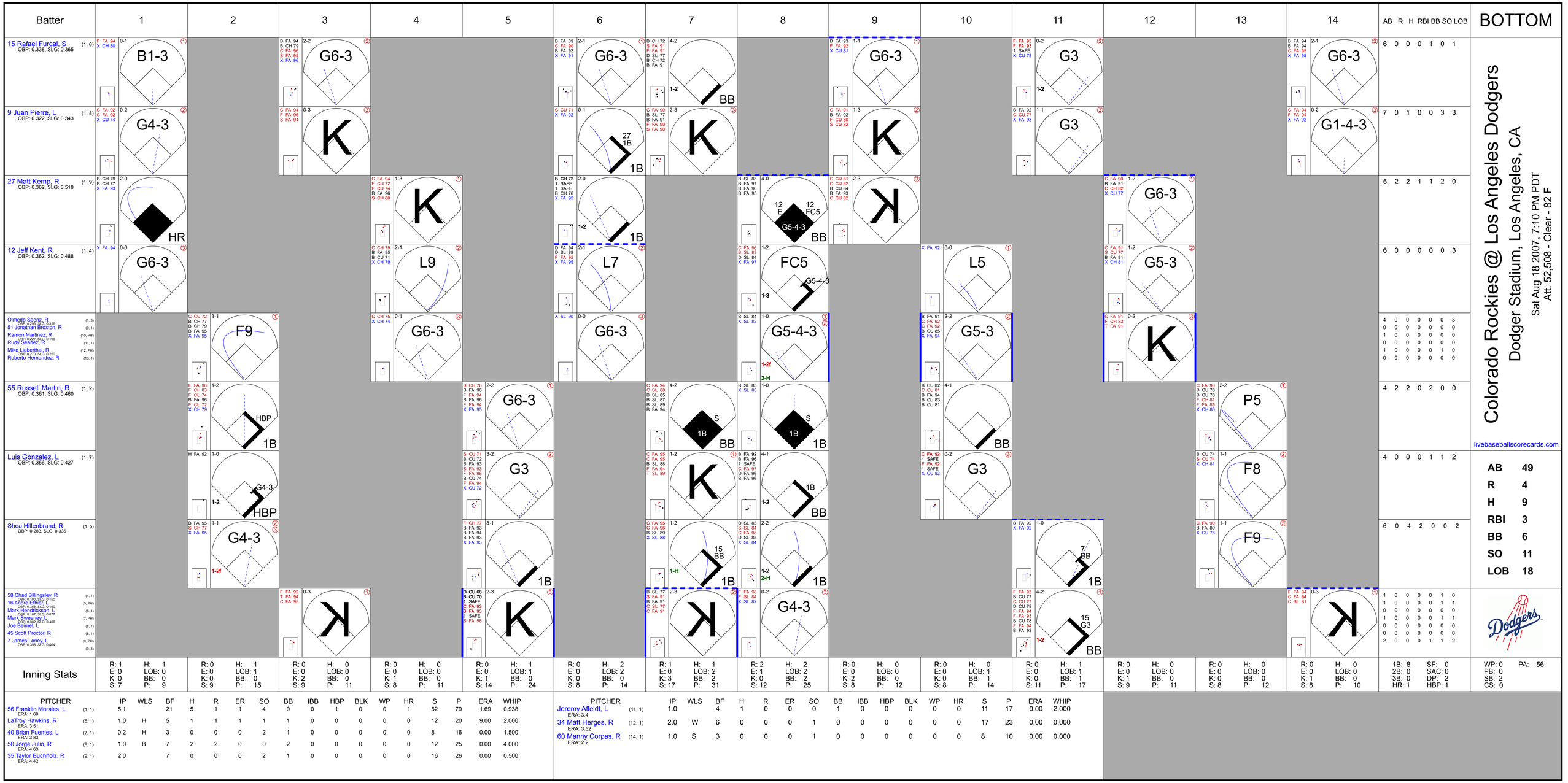
Batter
1
2
3
4
5
6
7
8
9
10
11
12
13
14
AB R H RBI BB SO LOB
BOTTOM
15 Rafael Furcal, S (1, 6) OBP: 0.338, SLG: 0.365
B1-3
G4-3
HR
G6-3
9 Juan Pierre, L (1, 8) OBP: 0.322, SLG: 0.343
K
27 1B 1B
G1-4-3
27 Matt Kemp, R (1, 9) OBP: 0.362, SLG: 0.518
K
12 E G5-4-3 12 FC5 BB
12 Jeff Kent, R (1, 4) OBP: 0.362, SLG: 0.488
L9
L7
FC5 G5-4-3 1-3
L5
G5-3
Olmedo Saenz, R (1, 3) OBP: 0.260, SLG: 0.316
51 Jonathan Broxton, R (9, 1)
Ramon Martinez, R (10, PH) OBP: 0.227, SLG: 0.196
Rudy Seanez, R (11, 1)
Mike Lieberthal, R (12, PH) OBP: 0.270, SLG: 0.250
Roberto Hernandez, R (13, 1)
F9
G6-3
G5-4-3 1-2f 3-H
55 Russell Martin, R (1, 2) OBP: 0.361, SLG: 0.460
HBP 1B
S 1B BB
S 1B 1B
P5
Luis Gonzalez, L (1, 7) OBP: 0.356, SLG: 0.427
G4-3 1-2 HBP
K
1B 1-2 BB
F8
Shea Hillenbrand, R (1, 5) OBP: 0.283, SLG: 0.335
G4-3 1-2f
G3
15 BB 1-H 1B
7 BB 1B
F9
58 Chad Billingsley, R (1, 1) OBP: 0.100, SLG: 0.150
16 Andre Ethier, L (5, PH) OBP: 0.358, SLG: 0.480
Mark Hendrickson, L (6, 1) OBP: 0.000, SLG: 0.077
Mark Sweeney, L (7, PH) OBP: 0.280, SLG: 0.400
Joe Beimel, L (8, 1)
45 Scott Proctor, R (8, 1)
7 James Loney, L (8, PH) OBP: 0.358, SLG: 0.464
(9, 3)
15 G3 BB 1-2
Inning Stats
1: R: 1 E: 0 K: 0 S: 7 | H: 1 LOB: 0 BB: 0 P: 9
2: R: 0 E: 0 K: 0 S: 9 | H: 1 LOB: 1 BB: 0 P: 15
3: R: 0 E: 0 K: 2 S: 9 | H: 0 LOB: 0 BB: 0 P: 11
4: R: 0 E: 0 K: 1 S: 8 | H: 0 LOB: 0 BB: 0 P: 11
5: R: 0 E: 0 K: 1 S: 14 | H: 1 LOB: 1 BB: 0 P: 24
6: R: 0 E: 0 K: 0 S: 8 | H: 2 LOB: 2 BB: 0 P: 14
7: R: 1 E: 0 K: 3 S: 17 | H: 1 LOB: 2 BB: 2 P: 31
8: R: 2 E: 1 K: 0 S: 12 | H: 2 LOB: 2 BB: 2 P: 25
9: R: 0 E: 0 K: 2 S: 8 | H: 0 LOB: 0 BB: 0 P: 12
10: R: 0 E: 0 K: 0 S: 8 | H: 0 LOB: 1 BB: 1 P: 14
11: R: 0 E: 0 K: 0 S: 11 | H: 1 LOB: 1 BB: 1 P: 17
12: R: 0 E: 0 K: 1 S: 9 | H: 0 LOB: 0 BB: 0 P: 11
13: R: 0 E: 0 K: 0 S: 8 | H: 0 LOB: 0 BB: 0 P: 12
14: R: 0 E: 0 K: 1 S: 8 | H: 0 LOB: 0 BB: 0 P: 10
1B: 8 2B: 0 3B: 0 HR: 1
SF: 0 SAC: 0 DP: 2 HBP: 1
WP: 0 PB: 0 SB: 2 CS: 0
PA: 56
PITCHER IP WLS BF H R ER SO BB IBB HBP BLK WP HR S P ERA WHIP
56 Franklin Morales, L (1, 1) ERA: 1.69 5.1 21 5 1 1 4 0 0 1 0 0 1 52 79 1.69 0.938
LaTroy Hawkins, R (6, 1) ERA: 3.51 1.0 H 5 1 1 1 1 0 0 0 0 0 0 12 20 9.00 2.000
40 Brian Fuentes, L (7, 1) ERA: 3.83 0.2 H 3 0 0 0 2 1 0 0 0 0 0 8 16 0.00 1.500
50 Jorge Julio, R (8, 1) ERA: 4.63 1.0 B 7 2 2 0 0 2 0 0 0 0 0 12 25 0.00 4.000
35 Taylor Buchholz, R (9, 1) ERA: 4.42 2.0 7 0 0 0 2 1 0 0 0 0 0 16 26 0.00 0.500
PITCHER IP WLS BF H R ER SO BB IBB HBP BLK WP HR S P ERA WHIP
Jeremy Affeldt, L (11, 1) ERA: 3.4 1.0 4 1 0 0 0 1 0 0 0 0 0 0 11 17 0.00 2.000
34 Matt Herges, R (12, 1) ERA: 3.52 2.0 W 6 0 0 0 1 0 0 0 0 0 0 0 17 23 0.00 0.000
60 Manny Corpas, R (14, 1) ERA: 2.2 1.0 S 3 0 0 0 1 0 0 0 0 0 0 0 8 10 0.00 0.000
Colorado Rockies @ Los Angeles Dodgers
Dodger Stadium, Los Angeles, CA
Sat Aug 18 2007, 7:10 PM PDT
Att. 52,508 - Clear - 82 F
livebaseballscorecards.com
AB 49
R 4
H 9
RBI 3
BB 6
SO 11
LOB 18

Batter	1	2	3	4	5	6	7	8	9	AB	R	H	RBI	BB	SO	LOB
Kazuo Matsui, S (1, 4) OBP: 0.341, SLG: 0.406	C FA 93 F FA 94 B FA 94 F CU 78 B FA 95 B FA 96 F FA 97 B FA 94 4-2 5 FC6-4 BB		C FA 94 F CU 75 X CU 79 0-2 ② FC6-4 1-2f		B FA 93 B FA 94 C FA 92 B FA 94 B FA 93 4-1 5 S BB			C FA 95 X CH 87 0-1 ① F7		2	0	0	0	2	0	1
18 Cory Sullivan, L (1, 8) OBP: 0.355, SLG: 0.366	F FA 93 B FA 94 F FA 95 B CH 85 S CH 86 2-3 ① K		F FA 94 B FA 94 B FA 95 1 SAFE B FA 94 F FA 95 F FA 96 F FA 96 F CH 86 3-2 ③ F FA 85 X FA 95 F FA 95 F CH 85 F FA 94 F FA 94 F CU 79 F FA 96 F7		X FA 92 0-0 ② L7			F FA 95 F SL 87 S FA 88 0-3 ② K		4	0	0	0	0	2	3
5 Matt Holliday, R (1, 7) OBP: 0.395, SLG: 0.571	1 SAFE B FA 94 B FA 94 F FA 94 F FA 95 F FA 96 X CH 86 2-2 ② FC6-4 1-2f			B FA 94 B CH 86 C FA 96 F FA 96 F FA 97 F CU 81 F FA 97 B CH 88 B FA 97 4-2 17 2B 11 SF8 BB	C FA 95 F FA 96 B FA 96 X FA 96 1-2 ③ L3 1-2			S FA 96 B SL 85 S FA 96 X SL 86 1-2 17 HR 1B	3	2	1	0	1	0	2
17 Todd Helton, L (1, 3) OBP: 0.417, SLG: 0.465	C FA 94 X FA 94 0-1 ③ G3			C CU 77 C FA 94 F CU 80 X FA 96 0-2 2 1B 1-3 2B		C FA 88 C FA 86 B FA 86 X FA 85 1-2 ① G4-3		B F FA 95 F FA 96 B CH 86 F FA 95 1 SAFE X FA 88 2-2 1-H HR		4	1	2	2	0	0	1
27 Garrett Atkins, R (1, 5) OBP: 0.349, SLG: 0.466 50 Jorge Julio, R (8, 1) Jeremy Affeldt, L (8, 1)		F FA 92 B FA 94 S FA 94 B FA 96 F CU 80 F FA 96 B CH 88 X FA 96 3-2 ① G5-3		F FA 96 F CU 80 F FA 96 D CU 82 B FA 96 D CH 86 B CU 80 4-2 2 1B BB		C FA 86 B CH 80 B FA 86 C FA 89 C FA 90 2-3 ② K		F FA 96 B FA 96 B FA 95 S SL 85 X FA 96 2-2 ③ F7		3 0 0	0 0 0	0 0 0	0 0 0	1 0 0	1 0 0	0 0 0
11 Brad Hawpe, L (1, 9) OBP: 0.390, SLG: 0.538		C FA 95 X CH 86 0-1 ② G4-3		B FA 95 B FA 93 S FA 95 S FA 95 F FA 96 X FA 96 2-2 ① SF8 3-H		F FA 88 B CU 75 S CU 74 C CU 75 1-3 ③ K			S FA 93 C FA 93 S FA 93 0-3 ① K	3	0	0	1	0	2	0
2 Troy Tulowitzki, R (1, 6) OBP: 0.357, SLG: 0.442	C CU 78 B FA 96 F FA 96 B FA 96 S CH 88 2-3 ③ K			X CU 80 0-0 ② 1-2 2-H 1B			X 0-0 ① F9		B CU 78 C FA 94 B FA 94 S FA 94 S SL 83 2-3 ② K	4	0	1	0	0	2	0
8 Yorvit Torrealba, R (1, 2) OBP: 0.336, SLG: 0.380			B FA 92 B CU 76 F FA 95 F FA 96 B CU 80 B FA 96 4-2 26 FC1-6 BB	B CU 80 B FA 96 B CH 87 S CU 81 F CU 79 C FA 96 3-3 ③ K			B FA 87 X FA 88 1-0 ② F7		B SL 84 C FA 94 B FA 95 F FA 94 B SL 82 C SL 83 3-3 ③ K	3	0	0	0	1	2	2
26 Jeff Francis, L (1, 1) OBP: 0.191, SLG: 0.200 19 Ryan Spilborghs, R (7, PH) OBP: 0.378, SLG: 0.567 44 Ramon Ortiz, R (7, 1) Jamey Carroll, R (8, 5) OBP: 0.325, SLG: 0.314			X FA 94 0-0 ① FC1-6 FC6-4 1-2f		C FA 93 C CU 78 B FA 96 B CU 76 X FA 96 2-2 ① L7		C FA 85 C FA 85 X CU 75 0-2 ③ G4-3			2 1 0 0	0 0 0 0	0 0 0 0	0 0 0 0	0 0 0 0	0 0 0 0	1 0 0 0
Inning Stats	R: 0 E: 0 K: 1 S: 13 H: 0 LOB: 1 BB: 1 P: 21	R: 0 E: 0 K: 1 S: 10 H: 0 LOB: 0 BB: 0 P: 15	R: 0 E: 0 K: 0 S: 20 H: 0 LOB: 1 BB: 1 P: 27	R: 1 E: 0 K: 1 S: 20 H: 2 LOB: 2 BB: 2 P: 33	R: 0 E: 0 K: 0 S: 8 H: 0 LOB: 1 BB: 1 P: 15	R: 0 E: 0 K: 2 S: 9 H: 0 LOB: 0 BB: 0 P: 13	R: 0 E: 0 K: 0 S: 5 H: 0 LOB: 0 BB: 0 P: 6	R: 2 E: 0 K: 1 S: 15 H: 2 LOB: 0 BB: 0 P: 20	R: 0 E: 0 K: 3 S: 9 H: 0 LOB: 0 BB: 0 P: 14	1B: 2 2B: 1 3B: 0 HR: 1 SF: 1 SAC: 0 DP: 0 HBP: 0						

PITCHER		IP	WLS	BF	H	R	ER	SO	BB	IBB	HBP	BLK	WP	HR	S	P	ERA	WHIP
31 Brad Penny, R ERA: 2.59	(1, 1)	5.0		21	2	1	1	3	5	0	0	0	0	0	71	111	1.80	1.400
Joe Beimel, L ERA: 4.14	(6, 1)	2.0	H	6	0	0	0	2	0	0	0	0	0	0	14	19	0.00	0.000
45 Scott Proctor, R ERA: 3.99	(8, 1)	1.0	W	5	2	2	2	1	0	0	0	0	0	1	15	20	18.00	2.000
44 Takashi Saito, R ERA: 1.47	(9, 1)	1.0	S	3	0	0	0	3	0	0	0	0	0	0	9	14	0.00	0.000

PITCHER	IP	WLS	BF	H	R	ER	SO	BB	IBB	HBP	BLK	WP	HR	S	P	ERA	WHIP

TOP

Colorado Rockies @ Los Angeles Dodgers

Dodger Stadium, Los Angeles, CA

Sun Aug 19 2007, 1:10 PM PDT
Att. 48,732 - Partly Cloudy - 91 F

livebaseballscorecards.com

AB	29
R	3
H	4
RBI	3
BB	5
SO	9
LOB	10

WP: 0 PA: 35
PB: 0
SB: 1
CS: 0

Batter	1	2	3	4	5	6	7	8	9	AB	R	H	RBI	BB	SO	LOB
15 Rafael Furcal, S (1, 6) OBP: 0.338, SLG: 0.366	C FA 86 B FA 86 B FA 87 F FA 88 X FA 88 2-2 9 SH2-3 27 SF8 2B	B CH 80 B CH 81 X FA 89 2-0 ③ P4			X SL 81 0-0 ① B6		C FA 91 B FA 92 B FA 91 F CH 85 X CH 85 2-2 ② FC6-4 9 E 9 BB 1-2f			4	1	1	0	0	0	3
9 Juan Pierre, L (1, 8) OBP: 0.324, SLG: 0.343	C FA 88 B CU 73 X CU 73 1-1 ① SH2-3 2-3		X FA 89 0-0 P4-6 27 1B 1B		C FA 89 B SL 81 B SL 82 X FA 90 2-1 ② F7		B FA 91 1 SAFE B FA 91 B FA 92 C FA 91 B FA 91 4-1 E2 1-3 BB			2	0	1	0	1	0	0
27 Matt Kemp, R (1, 9) OBP: 0.359, SLG: 0.515	C CH 80 X FA 87 0-1 ② SF8 3-H		1 SAFE X FA 87 0-0 1-2 1B		C CU 74 B FA 89 C FA 89 B CU 74 S SL 81 2-3 ③ K		X SL 85 0-0 ③ F7			3	0	1	1	0	1	2
Shea Hillenbrand, R (1, 5) OBP: 0.278, SLG: 0.329	B CU 74 B FA 88 C FA 88 X FA 87 2-1 ③ F8		S CH 82 F FA 86 X CU 72 0-2 ①② P4-6 2-2f			B SL 81 F SL 80 B FA 87 X SL 81 2-1 ① G6-3		C FA 95 X SL 84 0-1 ① G5-3		4	0	0	0	0	0	2
16 Andre Ethier, L (1, 7) OBP: 0.362, SLG: 0.460		B FA 87 X FA 87 1-0 55 HBP 1B 1B	C FA 89 1 SAFE F CU 72 B FA 87 1 SAFE S CU 69 1-3 ③ K			B SL 83 B FA 89 B SL 82 C FA 87 B FA 85 4-1 7 FC5-4 55 BB BB		B FA 95 B FA 96 C FA 96 B FA 95 S FA 96 F FA 96 F FA 97 B FA 96 4-2 12 BB 55 1B 1B BB		2	2	1	0	2	1	1
55 Russell Martin, R (1, 2) OBP: 0.364, SLG: 0.460	C CH 79 H FA 86 1-1 1B 1-2 HBP	C SL 80 B FA 88 C FA 89 B CU 73 S CH 82 2-3 ① K				1 SAFE C FA 89 1 SAFE B FA 89 P PO 84 B SL 81 F SL 81 1 SAFE F FA 91 4-2 B FA 90 7 FC5-4 1-2 BB		B FA 96 C FA 95 B SL 81 B FA 96 X FA 95 3-1 12 BB 1-2 1B 1B		2	1	1	0	1	1	0
7 James Loney, L (1, 3) 12 Jeff Kent, R (8, PH) 44 Takashi Saito, L (9, 1) OBP: 0.358, SLG: 0.462 OBP: 0.363, SLG: 0.488	B CH 81 C SL 81 C FA 90 S CU 71 1-3 ① K	C CU 71 B SL 80 X FA 87 1-1 1B				B CH 82 C FA 88 X FA 86 1-1 ② FC5-4 PO 1-2f 2-3		S CU 78 B FA 93 D FA 92 B CU 77 B CU 78 4-1 L4-6 1B 1-2 2-3 BB		3 0 0	0 0 0	1 0 0	0 0 0	0 1 0	1 0 0	4 0 0
Ramon Martinez, R (1, 4) OBP: 0.236, SLG: 0.207	C CU 73 B CH 79 C SL 80 X FA 90 1-2 1-3 2-H 1B	C FA 89 S CH 80 B FA 89 1 SAFE S SL 80 1-3 ② K				1 SAFE 0-0 ③ PO 1-2	F FA 90 C FA 92 B SL 84 B SL 84 S SL 84 2-3 ① K	B FA 92 C FA 93 B FA 94 X FA 93 2-1 1-2 2-H 3-H 1B		4	0	2	3	0	2	1
31 Brad Penny, R (1, 1) OBP: 0.288, SLG: 0.340 Joe Beimel, L (6, 1) Olmedo Saenz, R (7, PH) OBP: 0.299, SLG: 0.323 45 Scott Proctor, R (8, 1) Mark Sweeney, L (8, PH) OBP: 0.359, SLG: 0.396 (9, 3)	L FA 89 F CU 73 S FA 89 0-3 ② K	S CH 79 F CH 80 1 SAFE 1 SAFE S CU 73 0-3 ③ K					C FA 92 X FA 92 0-1 15 FC6-4 1B	B CU 78 B FA 93 X FA 92 2-0 ②③ L4-6 2-2		2 0 1 0 1	0 0 0 0 0	0 0 1 0 0	0 0 0 0 0	2 0 0 0 0	2 0 0 0 0	3 0 0 0 2
Inning Stats	R: 1 E: 0 K: 0 S: 9 H: 1 LOB: 0 BB: 0 P: 14	R: 1 E: 0 K: 2 S: 12 H: 2 LOB: 2 BB: 0 P: 18	R: 0 E: 0 K: 1 S: 8 H: 2 LOB: 1 BB: 0 P: 9	R: 0 E: 0 K: 3 S: 11 H: 1 LOB: 1 BB: 0 P: 15	R: 0 E: 0 K: 1 S: 6 H: 0 LOB: 0 BB: 0 P: 10	R: 0 E: 0 K: 0 S: 9 H: 0 LOB: 1 BB: 2 P: 19	R: 0 E: 1 K: 1 S: 10 H: 1 LOB: 2 BB: 1 P: 18	R: 2 E: 0 K: 0 S: 12 H: 2 LOB: 1 BB: 2 P: 27		1B: 8 2B: 3 3B: 0 HR: 0 SF: 1 SAC: 1 DP: 2 HBP: 1				WP: 0 PB: 0 SB: 0 CS: 0 PA: 37		

PITCHER		IP	WLS	BF	H	R	ER	SO	BB	IBB	HBP	BLK	WP	HR	S	P	ERA	WHIP
26 Jeff Francis, L ERA: 4.38	(1, 1)	6.0		25	6	2	2	7	2	0	1	0	0	0	55	85	3.00	1.333
44 Ramon Ortiz, R ERA: 5.01	(7, 1)	1.0		5	1	0	0	1	1	0	0	0	0	0	10	18	0.00	2.000
50 Jorge Julio, R ERA: 5.0	(8, 1)	0.1	L	3	1	2	2	0	1	0	0	0	0	0	8	15	54.00	6.000
Jeremy Affeldt, L ERA: 3.35	(8, 1)	0.2	B	3	1	0	0	0	1	0	0	0	0	0	4	12	0.00	3.000

PITCHER	IP	WLS	BF	H	R	ER	SO	BB	IBB	HBP	BLK	WP	HR	S	P	ERA	WHIP

BOTTOM

Colorado Rockies @ Los Angeles Dodgers

Dodger Stadium, Los Angeles, CA

Sun Aug 19 2007, 1:10 PM PDT

Att. 48,732 - Partly Cloudy - 91 F

livebaseballscorecards.com

AB	28
R	4
H	9
RBI	4
BB	5
SO	8
LOB	18

Batter	1	2	3	4	5	6	7	8	9	10	11	AB	R	H	RBI	BB	SO	LOB
13 Nate McLouth, L (1, 8) OBP: 0.322, SLG: 0.425	C FA 92 C FA 97 F CU 77 X FA 97 0-2 ① G3		C FA 96 C FA 97 B CU 77 X CU 76 1-2 ② G3			C CU 70 X FA 95 0-1 ① L7		B SL 94 B FA 94 X FA 94 2-0 ② L4			B FA 88 X FA 89 1-0 ① SH2-4 1-2	4	0	0	0	0	0	0
Matt Kata, S (1, 5) OBP: 0.268, SLG: 0.390	C FA 97 B CU 77 F FA 97 B CH 84 X FA 98 2-2 12 G6-3 3B		C FA 98 B CH 87 C CH 85 F FA 98 F SL 88 X CU 76 1-2 ③ P4			B CH 82 C FA 94 X CU 76 1-1 ② F9		C FA 93 B FA 92 B CH 86 X SL 87 2-1 ③ G3-1			S FA 89 F FA 89 H FA 89 1-2 12 1B E HBP	4	2	1	0	0	0	0
12 Freddy Sanchez, R (1, 4) OBP: 0.346, SLG: 0.431	B FA 98 F FA 98 B FA 99 X FA 99 2-1 ② G6-3 3-H			C SL 85 X FA 96 0-1 1B		X FA 97 0-0 ③ F8			C SL 79 S FA 89 S SL 80 0-3 ① K		B CH 72 S CH 72 B FA 90 X FA 90 2-1 E 1B 1-3 2-H	5	0	2	2	0	1	0
25 Adam LaRoche, L (1, 3) OBP: 0.340, SLG: 0.455	S FA 98 F FA 99 F CU 77 B SL 78 B CU 78 X CH 85 2-2 2B			F FA 94 F FA 96 D SL 77 1 SAFE X CU 77 1-2 ① F7			B CU 73 B CU 73 S CH 85 X CH 85 2-1 19 F9 2B		B FA 92 X FA 91 1-0 ② 1B		B SL 79 C CU 76 X CU 76 1-1 ② F9	5	0	3	0	0	0	3
Jason Bay, R (1, 7) OBP: 0.325, SLG: 0.420	C FA 97 B FA 97 S FA 97 B FA 99 C SL 85 2-3 ③ K			1 SAFE B FA 95 F FA 95 1 SAFE X CU 75 1-1 ② F8			B CU 75 B FA 96 X FA 96 2-0 ① P6		B FA 90 C FA 92 S SL 82 F FA 93 B FA 92 S FA 93 2-3 ③ K		B FA 92 B FA 90 C FA 91 X FA 90 2-1 E5 19 FC6-4 2-3 3-H	5	0	0	0	0	2	4
19 José Bautista, R (1, 9) OBP: 0.342, SLG: 0.412		B FA 96 C FA 94 B SL 86 C FA 97 X FA 97 2-2 ① P2		1 SAFE C CU 74 S SL 88 1 SAFE S SL 87 0-3 ③ K			C SL 86 B SL 88 X FA 98 1-1 ② F9 2-3			B FA 88 B FA 88 B FA 88 C FA 88 C FA 88 F FA 88 X FA 88 3-2 ① G6-3	F FA 95 1 SAFE X SL 82 0-1 ③ FC6-4 1-2f	5	0	0	0	0	1	4
26 Ronny Paulino, R (1, 2) OBP: 0.290, SLG: 0.376	C CU 76 C SL 77 B FA 99 X 1-2 ② G1-3				C CU 72 B FA 97 C SL 85 X SL 83 1-2 2 L5-3 1B		B FA 98 C CU 76 X FA 98 1-1 ③ G1-3			X CU 74 0-0 ② G6-3		4	0	1	0	0	0	1
2 Jack Wilson, R (1, 6) 16 Salomon Torres, R (10, 1) Damaso Marte, L (10, 1) 55 Matt Capps, R (11, 1) OBP: 1.000, SLG: 1.000	C FA 96 B CU 76 S SL 87 X FA 97 1-2 ③ G6-3				B FA 94 B FA 95 X FA 96 2-0 ① ② L5-3 1-1			C FA 92 F FA 93 X FA 92 0-2 ① G6-3		C FA 89 B CU 74 B CU 74 S FA 88 F FA 89 B CH 80 F FA 89 F FA 88 X FA 89 3-2 ③ L7		4 0 0 0	0 0 0 0	0 0 0 0	0 0 0 0	0 0 0 0	0 0 0 0	1 0 0 0
Matt Morris, R (1, 1) OBP: 0.234, SLG: 0.326 34 John Grabow, L (7, 1) Josh Phelps, R (8, PH) OBP: 0.387, SLG: 0.496 Shawn Chacon, R (8, 1) OBP: 0.273, SLG: 0.273 Cesar Izturis, S (10, 6) OBP: 0.307, SLG: 0.309	B FA 95 C FA 93 F FA 96 C CU 75 1-3 ① K				F FA 95 C SL 84 S SL 86 0-3 ③ K			C FA 94 B SL 81 X FA 93 1-1 HR			B FA 89 C FA 88 F FA 90 B CU 71 B CU 71 B FA 89 4-2 13 SH2-4 12 1B BB	2 0 1 0	0 0 1 0	0 0 1 0	0 0 1 0	0 0 0 0	2 0 0 1	0 0 0 0
Inning Stats	R: 1 H: 2 E: 0 LOB: 1 K: 1 BB: 0 S: 16 P: 24	R: 0 H: 0 E: 0 LOB: 0 K: 0 BB: 0 S: 9 P: 13	R: 0 H: 0 E: 0 LOB: 0 K: 1 BB: 0 S: 11 P: 14	R: 0 H: 1 E: 0 LOB: 1 K: 1 BB: 0 S: 10 P: 12	R: 0 H: 0 E: 0 LOB: 0 K: 1 BB: 0 S: 7 P: 10	R: 0 H: 0 E: 0 LOB: 0 K: 0 BB: 0 S: 5 P: 6	R: 0 H: 1 E: 0 LOB: 1 K: 0 BB: 0 S: 7 P: 13	R: 1 H: 1 E: 0 LOB: 0 K: 0 BB: 0 S: 8 P: 13	R: 0 H: 1 E: 0 LOB: 0 K: 2 BB: 0 S: 8 P: 11	R: 0 H: 0 E: 0 LOB: 0 K: 0 BB: 0 S: 11 P: 17	R: 2 H: 1 E: 1 LOB: 2 K: 0 BB: 1 S: 13 P: 24	1B: 4 2B: 3 3B: 1 HR: 1	SF: 0 SAC: 1 DP: 1 HBP: 1			WP: 0 PB: 0 SB: 0 CS: 0	PA: 42		

PITCHER		IP	WLS	BF	H	R	ER	SO	BB	IBB	HBP	BLK	WP	HR	S	P	ERA	WHIP
38 Ubaldo Jiménez, R ERA: 4.54	(1, 1)	7.0		25	5	1	1	4	0	0	0	0	0	0	65	92	1.29	0.714
LaTroy Hawkins, R ERA: 3.64	(8, 1)	1.0	B	4	1	1	1	0	0	0	0	0	0	1	8	13	9.00	1.000
60 Manny Corpas, R ERA: 2.16	(9, 1)	1.0		3	1	0	0	2	0	0	0	0	0	0	8	11	0.00	1.000
34 Matt Herges, R ERA: 3.38	(10, 1)	1.0		3	0	0	0	0	0	0	0	0	0	0	11	17	0.00	0.000
40 Brian Fuentes, L ERA: 3.98	(11, 1)	0.2	L	5	1	2	1	0	1	0	1	0	0	0	9	18	13.50	3.000

PITCHER		IP	WLS	BF	H	R	ER	SO	BB	IBB	HBP	BLK	WP	HR	S	P	ERA	WHIP
50 Jorge Julio, R ERA: 4.96	(11, 1)	0.1		2	0	0	0	0	0	0	0	0	0	0	4	6	0.00	0.000

TOP

Pittsburgh Pirates @ Colorado Rockies

Coors Field, Denver, CO

Mon Aug 20 2007, 7:05 PM MDT

Att. 22,682 - Clear - 90 F

livebaseballscorecards.com

AB	39
R	4
H	8
RBI	3
BB	1
SO	6
LOB	13

Batter	1	2	3	4	5	6	7	8	9	10	11	AB	R	H	RBI	BB	SO	LOB
Kazuo Matsui, S (1, 4) OBP: 0.335, SLG: 0.399	C FA 84 F CU 68 S SL 80 0-3 K		L FA 85 F SL 81 X FA 87 0-2 FC1-6 2 S 1-2f		B CU 67 B SL 79 C FA 86 F SL 81 X CU 68 2-2 G4-3		S FA 85 B SL 80 B SL 80 X SL 79 2-1 P2		B FA 92 B FA 90 S FA 90 F FA 91 S CU 77 2-3 K			5	0	0	0	0	2	1
2 Troy Tulowitzki, R (1, 6) OBP: 0.361, SLG: 0.453	X CH 86 0-0 5 G6-4-3 1B		B CH 80 1 SAFE B SL 80 B SL 83 C FA 87 1 SAFE C FA 88 X FA 88 3-2 G6-3 1-2		F FA 88 C CU 71 X SL 82 0-2 5 FC1-4 1B		B SL 81 B FA 87 B FA 89 C FA 87 X FA 88 3-1 HR			B CU 80 B FA 92 X FA 92 2-0 5 CS 1B		5	1	4	1	0	0	1
5 Matt Holliday, R (1, 7) OBP: 0.393, SLG: 0.567	C FA 87 B FA 86 X SL 82 1-1 G6-4-3 1-2f		B FA 88 D CU 73 C SL 82 X FA 86 2-1 G6-3		X SL 80 0-0 FC1-4 1-2f		B CU 67 B FA 88 C SL 80 X FA 87 2-1 17 WP 1B			B FA 92 F SI 91 1 SAFE B SI 92 F SI 91 F FA 92 S SI 92 2-3 K 1-2		5	0	1	0	0	1	4
17 Todd Helton, L (1, 3) OBP: 0.417, SLG: 0.462		B CH 84 B CH 86 B SL 81 F CH 86 B SL 80 4-1 19 1B BB		B CU 67 F SL 80 F SL 81 X FA 86 1-2 E9 27 G6-3 11 1B	1 SAFE C CU 70 X SL 81 0-1 F9		B CU 82 C SL 81 S CH 83 X CH 83 1-2 L9 1-2			B B C B F B 4-2 27 BB BB		3	1	0	0	2	0	2
27 Garrett Atkins, R (1, 5) OBP: 0.349, SLG: 0.463		B CU 68 B SL 81 F SL 81 X FA 85 2-1 L7		B CH 85 X FA 86 1-0 G6-3 2-3		B CU 67 B CU 66 C FA 87 B FA 87 B FA 87 4-1 19 WP 11 G3 BB			C FA 92 X FA 92 0-1 G6-3	B SL 82 B FA 93 B FA 92 C SL 82 B 4-1 1-2 BB		3	0	0	0	2	0	2
11 Brad Hawpe, L (1, 9) OBP: 0.389, SLG: 0.535 Jamey Carroll, R (10, PH) OBP: 0.324, SLG: 0.312 (11, 9)	C CU 68 F SL 81 B FA 87 S CU 70 1-3 K		B SL 81 C SL 81 S CU 71 B FA 87 X FA 87 2-2 19 E 19 1B 3-H 1B		B CU 68 C FA 84 C SL 80 F CU 68 X FA 85 1-2 G3 1-2			X FA 93 0-0 F7	B FA 92 C CU 82 X FA 92 1-1 F8			4 1	0 0	1 0	1 0	0 0	1 0	2 2
19 Ryan Spilborghs, R (1, 8) OBP: 0.378, SLG: 0.562	1 SAFE X CU 71 0-0 8 FC6-4 1-2 1B			X FA 87 0-0 E9 1-3 1B		B SL 84 C SL 82 S FA 85 B FA 89 S FA 88 2-3 K 2-3		B FA 91 X FA 91 1-0 F9		C FA 91 X FA 90 0-1 G5-3		5	0	2	0	0	1	1
8 Yorvit Torrealba, R (1, 2) OBP: 0.331, SLG: 0.374	C FA 88 X SL 81 0-1 FC6-4 1-2f			B FA 85 X FA 85 1-0 L6	C CU 69 F FA 89 S FA 89 0-3 K			S SL 82 B CU 75 S SL 83 X SL 82 1-2 F7		B SL 81 C FA 91 C FA 92 C FA 92 1-3 K		5	0	0	0	0	2	5
38 Ubaldo Jiménez, R (1, 1) ERA: 4.50 BB: 4 SO: 5 WP: 1 24 Ian Stewart, L (7, PH) OBP: 0.000 SLG: 0.000 LaTroy Hawkins, R (8, 1) 60 Manny Corpas, R (8, 1) 18 Cory Sullivan, L (9, PH) OBP: 0.000 SLG: 0.000 34 Matt Herges, L (10, 1) 40 Brian Fuentes, L (11, 1) 50 Jorge Julio, R (11, 1) Geronimo Gil, R (11, PH) OBP: 0.182 SLG: 0.182			B FA 86 B FA 87 B FA 86 B SL 86 4-0 FC1-6 BB	F FA 88 X SL 82 0-1 G1-3		B CU 65 C SL 79 C CU 67 F SL 81 B FA 86 X CU 68 2-2 G3		B FA 92 S FA 90 S CU 77 X FA 92 1-2 F7		F FA 92 X SL 82 0-1 G6-3	1 1 0 0 0 0 1	0 0 0 0 0 0 0	0 0 0 0 0 0 0	0 0 0 0 0 0 0	1 0 0 0 0 0 0	0 0 0 0 0 0 0	2 0 0 0 0 0 0
Inning Stats	R: 0 E: 0 K: 1 S: 6 H: 1 LOB: 0 BB: 0 P: 7	R: 0 E: 0 K: 1 S: 9 H: 1 LOB: 2 BB: 1 P: 16	R: 0 E: 0 K: 0 S: 8 H: 0 LOB: 1 BB: 1 P: 17	R: 1 E: 2 K: 0 S: 11 H: 2 LOB: 2 BB: 0 P: 16	R: 0 E: 0 K: 0 S: 9 H: 1 LOB: 1 BB: 0 P: 11	R: 0 E: 0 K: 2 S: 11 H: 0 LOB: 1 BB: 1 P: 18	R: 1 E: 0 K: 0 S: 13 H: 2 LOB: 1 BB: 0 P: 23	R: 0 E: 0 K: 0 S: 4 H: 0 LOB: 0 BB: 0 P: 5	R: 0 E: 0 K: 1 S: 9 H: 0 LOB: 0 BB: 0 P: 13	R: 0 E: 0 K: 1 S: 10 H: 1 LOB: 2 BB: 2 P: 23	R: 0 E: 0 K: 1 S: 7 H: 0 LOB: 0 BB: 0 P: 8	1B: 7 2B: 1 3B: 0 HR: 1	SF: 0 SAC: 0 DP: 2 HBP: 0	WP: 2 PB: 0 SB: 1 CS: 1	PA: 45			

PITCHER		IP	WLS	BF	H	R	ER	SO	BB	IBB	HBP	BLK	WP	HR	S	P	ERA	WHIP
Matt Morris, R ERA: 4.51	(1, 1)	6.2		30	7	2	1	4	3	0	0	0	1	1	64	104	1.35	1.500
34 John Grabow, L ERA: 3.96	(7, 1)	0.1		1	0	0	0	0	0	0	0	0	1	0	3	4	0.00	0.000
Shawn Chacon, R ERA: 4.22	(8, 1)	2.0		6	0	0	0	1	0	0	0	0	0	0	13	18	0.00	0.000
16 Salomon Torres, R ERA: 5.09	(10, 1)	0.2		2	1	0	0	1	0	0	0	0	0	0	5	9	0.00	1.500
Damaso Marte, L ERA: 1.86	(10, 1)	0.1	W	3	0	0	0	0	2	0	0	0	0	0	5	14	0.00	6.000

PITCHER		IP	WLS	BF	H	R	ER	SO	BB	IBB	HBP	BLK	WP	HR	S	P	ERA	WHIP
55 Matt Capps, R ERA: 2.29	(11, 1)	1.0	S	3	0	0	0	1	0	0	0	0	0	0	7	8	0.00	0.000

BOTTOM

Pittsburgh Pirates @ Colorado Rockies

Coors Field, Denver, CO

Mon Aug 20 2007, 7:05 PM MDT

Att. 22,682 - Clear - 90 F

livebaseballscorecards.com

AB	40
R	2
H	8
RBI	2
BB	5
SO	7
LOB	22

Batter	1	2	3	4	5	6	7	8	9	AB	R	H	RBI	BB	SO	LOB
13 Nate McLouth, L (1, 8) OBP: 0.323, SLG: 0.442	C FA 89 B FA 90 X CH 82 1-1 ① G3		B FA 88 B SL 82 X FA 89 2-0 HR		B FA 87 X FA 88 1-0 19 F9 12 G6-3 2B		B FA 91 C FA 90 F FA 92 X CU 81 1-2 ① G5-3		X 0-0 ③ G4-3	5	2	2	1	0	0	0
19 José Bautista, R (1, 5) OBP: 0.342, SLG: 0.410 (5, 7)	C FA 90 F FA 90 B FA 91 X SL 81 1-2 12 FC5-4 1B		F FA 90 S F S 0-3 ① K		C FA 89 X SL 90 0-1 ① F9 2-3		B CU 78 B CU 77 X FA 91 2-0 ② F9			4	0	1	0	0	1	1
12 Freddy Sanchez, R (1, 4) OBP: 0.343, SLG: 0.427 Carlos Maldonado, R (8, 2)	C SI 90 B SL 82 F SL 82 X FA 89 1-2 ② FC5-4 25 2B 1-2f		C SL 83 F FA 90 B SL 79 C CU 77 1-3 ② K		X CU 77 0-0 ② G6-3 3-H		S SL 92 B SL 92 C CU 82 F FA 93 B SL 84 X CU 82 2-2 ③ F7			4 0	0 0	0 0	1 0	0 0	1 0	1 0
25 Adam LaRoche, L (1, 3) OBP: 0.343, SLG: 0.459	B SL 90 B CH 81 F CH 83 X FA 91 2-1 1-3 2B		B CU 78 B SL 90 C FA 90 F CH 77 B SL 80 F CH 82 B SL 79 4-2 BB		B CU 79 X CH 81 1-0 1B 1B			S C B B S 2-3 ① K		3	0	2	0	1	1	0
Xavier Nady, R (1, 9) OBP: 0.345, SLG: 0.490	B FA 91 B FA 91 C FA 91 B FA 90 B FA 91 4-1 BB		F SL 88 X 0-1 ③ G5-3		X FA 89 0-0 1-2 1B			C F S 0-3 ② K		3	0	1	0	1	1	1
Jason Bay, R (1, 7) OBP: 0.323, SLG: 0.417 Shane Youman, L (5, 1) OBP: 0.182, SLG: 0.100 Matt Kata, S (8, PH) (8, 4) OBP: 0.274, SLG: 0.396	C SL 82 B FA 90 C FA 90 B SL 84 F FA 92 B FA 89 X SL 82 3-2 ③ F7			C SL 79 B FA 90 B SL 87 F SL 80 F FA 91 X SL 87 2-2 ① G5-3	C CU 81 S FA 92 D SL 84 F FA 92 B CU 81 X FA 93 2-2 ③ P5			X 0-0 1B	3 0 1	0 0 0	0 0 1	0 0 0	0 0 0	0 0 0	5 0 0
26 Ronny Paulino, R (1, 2) OBP: 0.287, SLG: 0.372 52 Franquelis Osoria, R (8, 1)		B FA 88 X FA 91 1-0 ① G6-3		B FA 89 X CU 76 1-0 ② L7		C FA 90 F FA 91 X CU 82 0-2 ① P6		S B X 1-1 ③ F9		4 0	0 0	0 0	0 0	0 0	0 0	1 0
Cesar Izturis, S (1, 6) OBP: 0.310, SLG: 0.309		B FA 90 C CH 81 B FA 89 X CH 83 2-1 ② G3		B FA 88 B SL 88 B CH 87 B CH 86 4-0 BB		C FA 93 C CU 81 F SL 83 F FA 93 X FA 93 0-2 ② P5			B C X 1-1 G4-6-3 1B	3	0	1	0	1	0	0
Tony Armas, R (1, 1) OBP: 0.188, SLG: 0.250 Jose Castillo, R (5, 5) OBP: 0.280, SLG: 0.342		B SI 90 X FA 90 1-0 ③ G4-3		B FA 88 F CH 87 X CU 79 1-1 ③ G1-3		B FA 94 B CU 78 S FA 93 S FA 93 B CU 82 X FA 92 3-2 ③ F9			C S X 0-2 ① ② G4-6-3 1-2f	2 2	0 0	0 0	0 0	0 0	0 0	1 1
Inning Stats	R: 0 E: 0 K: 0 S: 15 H: 2 LOB: 3 BB: 1 P: 27	R: 0 E: 0 K: 0 S: 4 H: 0 LOB: 0 BB: 0 P: 8	R: 1 E: 0 K: 2 S: 13 H: 1 LOB: 1 BB: 1 P: 20	R: 0 E: 0 K: 0 S: 7 H: 0 LOB: 1 BB: 1 P: 15	R: 1 E: 0 K: 0 S: 10 H: 3 LOB: 2 BB: 0 P: 14	R: 0 E: 0 K: 0 S: 11 H: 0 LOB: 0 BB: 0 P: 14	R: 0 E: 0 K: 0 S: 8 H: 0 LOB: 0 BB: 0 P: 13	R: 0 E: 0 K: 2 S: 9 H: 1 LOB: 1 BB: 0 P: 12	R: 0 E: 0 K: 0 S: 6 H: 1 LOB: 0 BB: 0 P: 7	1B: 5 2B: 2 3B: 0 HR: 1 SF: 0 SAC: 0 DP: 1 HBP: 0						

PITCHER		IP	WLS	BF	H	R	ER	SO	BB	IBB	HBP	BLK	WP	HR	S	P	ERA	WHIP
39 Elmer Dessens, R ERA: 6.66	(1, 1)	4.2		23	6	2	2	2	3	0	0	0	0	1	45	78	3.86	1.929
35 Taylor Buchholz, R ERA: 4.25	(5, 1)	3.1	W	11	1	0	0	2	0	0	0	0	0	0	32	45	0.00	0.300
44 Ramon Ortiz, R ERA: 4.96	(9, 1)	1.0		3	1	0	0	0	0	0	0	0	0	0	6	7	0.00	1.000

PITCHER	IP	WLS	BF	H	R	ER	SO	BB	IBB	HBP	BLK	WP	HR	S	P	ERA	WHIP

TOP

Pittsburgh Pirates @ Colorado Rockies

Coors Field, Denver, CO

Tue Aug 21 2007, 7:05 PM MDT

Att. 21,136 - Clear - 91 F

livebaseballscorecards.com

AB	34
R	2
H	8
RBI	2
BB	3
SO	4
LOB	11

BOTTOM

Pittsburgh Pirates @ Colorado Rockies

Coors Field, Denver, CO

Tue Aug 21 2007, 7:05 PM MDT

Att. 21,136 - Clear - 91 F

livebaseballscorecards.com

Batter	1	2	3	4	5	6	7	8	9	AB	R	H	RBI	BB	SO	LOB
19 Ryan Spilborghs, R (1, 8) OBP: 0.374, SLG: 0.549 (9, 7)	C FA 88 B FA 89 F FA 88 B FA 90 B FA 88 C FA 89 3-3 ① K		B FA 89 B FA 90 B FA 90 B FA 90 4-0 24 HR BB	F SL 80 F FA 88 B FA 89 X CU 76 1-2 ③ F8		F FA 86 F FA 88 F FA 90 X FA 89 0-2 ① G6-3		C S B F S 1-3 ② K		4	1	0	0	1	2	0
24 Ian Stewart, L (1, 5) OBP: 0.385, SLG: 0.667	B FA 89 C FA 90 X CU 75 1-1 ② G6-3		F SL 79 B FA 89 B FA 91 X SL 78 2-1 1-H 2-H 3-H HR		B SL 79 S SL 80 F FA 87 B FA 87 S CU 76 2-3 ① K	F FA 88 B FA 89 S CU 81 C FA 91 1-3 ② K		B X 1-0 5 1B 1B		5	1	2	4	0	2	0
5 Matt Holliday, R (1, 7) OBP: 0.395, SLG: 0.575 44 Ramon Ortiz, R (9, 1)	B FA 90 C FA 90 F SL 81 B FA 88 F FA 89 B SL 83 F FA 90 X FA 89 3-2 ③ P6		B FA 90 B SL 82 F FA 90 X SL 82 2-1 2 HBP 2B		F SL 79 B FA 88 F FA 88 F FA 89 B FA 88 B CU 77 X FA 89 3-2 HR	X FA 88 0-0 ③ G5-3		C X 0-1 17 BB 1-3 1B		5 0	1 0	3 0	1 0	0 0	0 0	0 0
17 Todd Helton, L (1, 3) OBP: 0.419, SLG: 0.461		C FA 88 B SL 82 F SL 81 T FA 89 1-2 ① K	F SL 82 B FA 90 B FA 90 B FA 90 B CU 78 4-1 2 HBP BB		B CH 78 X CU 77 1-0 2 2B 8 1B 1B		C SL 86 C FA 87 B FA 89 X SL 82 1-2 ① G3-1	B B B B 4-0 1-2 BB		3	1	1	0	2	1	0
2 Troy Tulowitzki, R (1, 6) OBP: 0.363, SLG: 0.462		B SL 81 C SL 81 X CH 82 1-1 ② F8	B FA 89 C FA 91 H SL 80 2-1 1-2 2-3 HBP		X CU 77 0-0 1-3 8 1B 2B		X FA 88 0-0 HR	B C B C S 2-3 ③ K		4	2	2	1	0	1	3
11 Brad Hawpe, L (1, 9) OBP: 0.390, SLG: 0.541		B SL 82 F FA 90 C SL 84 S CU 78 1-3 ③ K	F FA 89 C FA 90 F FA 90 B CU 78 X CH 79 1-2 ② L6		I IN 73 I IN 75 I IN 76 I IN 78 4-0 G5-3 8 1B IBB		S FA 88 X SL 80 0-1 HR			3	1	1	1	1	1	3
8 Yorvit Torrealba, R (1, 2) OBP: 0.333, SLG: 0.376			B FA 88 F FA 89 X FA 89 1-1 39 SH3-4 24 HR 1B 1B 0-1 G5-3		S CU 77 B FA 89 C FA 89 B FA 90 D SL 75 X CU 76 3-2 1-2 2-H 3-H G5-3 1B		B FA 88 B FA 88 X SL 86 2-0 ② P1			4	1	2	2	0	0	3
Jamey Carroll, R (1, 4) OBP: 0.323, SLG: 0.311			B FA 89 B FA 88 B FA 89 C FA 89 X FA 89 3-1 39 SH3-4 24 HR 1-2 1B B FA 88 B FA 88 C FA 88 B FA 89 C FA 88 X FA 89 3-2 ① L5		B FA 86 B FA 85 B FA 84 C FA 85 F FA 86 X FA 87 3-2 ② G5-3 1-2 2-3		B FA 89 B FA 88 X SL 87 2-0 ③ F8			4	1	1	0	0	0	2
39 Elmer Dessens, R (1, 1) 35 Taylor Buchholz, R (5, 1) OBP: 0.200, SLG: 0.130 18 Cory Sullivan, L (8, PH) OBP: 0.346, SLG: 0.356 (9, 8)			X FA 88 0-0 ① SH3-4 1-2 2-3	F FA 88 F SL 81 B FA 89 F FA 88 X CU 76 1-2 ② G5-3	S FA 85 F FA 86 B FA 90 S FA 88 1-3 ③ K			C X 0-1 ① G4-3		1 1 1	0 0 0	0 0 0	0 0 0	0 1 0	0 0 0	0 2 0
Inning Stats	R: 0 E: 0 K: 1 S: 10 H: 0 LOB: 0 BB: 0 P: 17	R: 0 E: 0 K: 2 S: 8 H: 0 LOB: 0 BB: 0 P: 11	R: 4 E: 0 K: 0 S: 17 H: 4 LOB: 3 BB: 2 P: 36	R: 0 E: 0 K: 0 S: 10 H: 0 LOB: 0 BB: 0 P: 15	R: 3 E: 0 K: 2 S: 18 H: 4 LOB: 2 BB: 1 P: 35	R: 0 E: 0 K: 1 S: 8 H: 0 LOB: 0 BB: 0 P: 9	R: 2 E: 0 K: 0 S: 8 H: 2 LOB: 0 BB: 0 P: 13	R: 0 E: 0 K: 2 S: 12 H: 2 LOB: 3 BB: 1 P: 20		1B: 6 2B: 2 3B: 0 HR: 4 SF: 0 SAC: 1 DP: 0 HBP: 1				WP: 0 PB: 0 SB: 0 CS: 0 PA: 41		

	AB	35
	R	9
	H	12
	RBI	9
	BB	4
	SO	8
	LOB	13

PITCHER		IP	WLS	BF	H	R	ER	SO	BB	IBB	HBP	BLK	WP	HR	S	P	ERA	WHIP
Tony Armas, R ERA: 7.08	(1, 1)	4.1	L	25	8	7	7	4	2	1	1	0	0	2	57	104	14.54	2.308
Shane Youman, L ERA: 5.84	(5, 1)	2.2		10	2	2	2	2	0	0	0	0	0	2	22	32	6.75	0.750
52 Franquelis Osoria, R ERA: 3.68	(8, 1)	1.0		6	2	0	0	2	1	0	0	0	0	0	12	20	0.00	3.000

PITCHER	IP	WLS	BF	H	R	ER	SO	BB	IBB	HBP	BLK	WP	HR	S	P	ERA	WHIP

Batter	1	2	3	4	5	6	7	8	9	AB	R	H	RBI	BB	SO	LOB
13 Nate McLouth, L (1, 8) OBP: 0.328, SLG: 0.471	C FA 87 F SL 87 F SL 88 X CH 80 0-2 E7 19 2B 1B	C X 0-1 HR		C CH 79 B SL 84 X CU 74 1-1 HR		F FA 91 X CH 84 0-1 ① L7		C CH 78 B F X 1-2 ① F8		5	3	3	2	0	0	0
19 José Bautista, R (1, 5) (6, 9) OBP: 0.344, SLG: 0.415	C FA 88 B FA 90 B FA 83 F SL 88 X SL 86 2-2 12 2B 3-H 2B	X FA 90 0-0 12 1B 1B		X FA 91 0-0 ① F8		C FA 91 X FA 90 0-1 12 HR 1B		C FA 89 B FA 90 C CH 81 F FA 90 B FA 90 X CU 74 2-2 ② F7		5	2	3	1	0	0	0
12 Freddy Sanchez, R (1, 4) OBP: 0.347, SLG: 0.439	X FA 90 0-0 25 F8-5 2-H 2B	C FA 88 B FA 88 X FA 82 1-1 25 G3-6-1 1-2 1B		C FA 92 B FA 92 B SL 85 C SL 86 X FA 86 2-2 ② G6-3		B FA 91 F FA 91 F SL 82 D CH 86 B SL 83 F SL 84 F SL 84 1 SAFE X FA 90 3-2 1-H HR		B FA 90 S CH 81 X FA 90 1-1 1B		5	1	4	3	0	0	0
25 Adam LaRoche, L (1, 3) OBP: 0.342, SLG: 0.455	B SL 87 X CH 81 1-0 ① ② F8-5 2-3	C CU 77 S CH 81 B CH 82 X CH 81 1-2 ② ③ G3-6-1 1-2f		B B B C B 4-1 FC6-4 BB		B CH 86 T FA 92 F FA 87 X CH 87 1-2 ② G3		X CH 80 0-0 ③ G3-1		4	0	0	0	1	0	4
Xavier Nady, R (1, 9) OBP: 0.344, SLG: 0.496 Cesar Izturis, S (6, 5) OBP: 0.309, SLG: 0.308	C FA 91 B FA 89 X FA 84 1-1 ③ P4	X FA 87 0-0 HR	C X 0-1 ③ FC6-4 1-2f		S SL 86 B FA 92 B SL 85 S SL 86 F SL 85 S SL 86 2-3 ③ K			X FA 89 0-0 ① P3		4 1	1 0	1 0	1 0	0 0	1 0	1 0
Jason Bay, R (1, 7) OBP: 0.324, SLG: 0.423		C FA 88 B CU 76 X FA 88 1-1 E6 2 HR 1B	C SL 78 X SL 78 0-1 ① F9	C SL 83 S SL 84 X SL 84 0-2 HR			X FA 90 0-0 ① F9		B CH 72 X FA 90 1-0 ② F8	5	2	2	1	0	0	0
26 Ronny Paulino, R (1, 2) OBP: 0.291, SLG: 0.373		F C B B B B 4-2 2 HR BB	C FA 88 X SL 78 0-1 2 FC6-4 1B	X FA 92 0-0 2 G6-4-3 1B			B FA 90 S CH 81 B CH 82 S FA 90 B CU 75 X CU 76 3-2 ② G5-3		B CH 72 C FA 89 B FA 90 C FA 90 B FA 90 X FA 89 3-2 ③ F8	4	1	2	0	1	0	0
2 Jack Wilson, R (1, 6) OBP: 0.327, SLG: 0.383		X 0-0 1-H 2-H HR	B SL 84 S SL 84 B SL 86 X CH 81 2-1 FC6-4 1-2f	B FA 92 C FA 92 B FA 92 X SL 85 2-1 ① ② G6-4-3 1-2f			C FA 91 X CU 76 0-1 1B			4	1	2	3	0	0	2
24 Tom Gorzelanny, R (1, 1) OBP: 0.100, SLG: 0.063 Jose Castillo, R (7, PH) OBP: 0.278, SLG: 0.341 52 Franquelis Osoria, R (7, 1) 34 John Grabow, L (9, 1)	B B X 2-0 ① G6-3	B FA 88 S FA 87 F FA 88 X SL 79 1-2 ③ P4	S FA 92 B FA 91 B FA 91 S FA 91 F FA 92 X FA 93 2-2 ③ G4-3			C FA 91 C CU 75 B FA 91 D CH 83 S CH 82 2-3 ③ K			3 1 0 0	0 0 0 0	0 0 0 0	0 0 0 0	0 1 0 0	0 1 0 0	1 1 0 0

Inning Stats	1	2	3	4	5	6	7	8	9
	R: 2 E: 1 K: 0 S: 11	R: 4 E: 1 K: 0 S: 14	R: 1 E: 0 K: 0 S: 10	R: 1 E: 0 K: 0 S: 9	R: 1 E: 0 K: 0 S: 10	R: 2 E: 0 K: 1 S: 16	R: 0 E: 0 K: 1 S: 9	R: 0 E: 0 K: 0 S: 10	R: 0 E: 0 K: 0 S: 5
	H: 3 LOB: 0 BB: 0 P: 15	H: 5 LOB: 1 BB: 1 P: 23	H: 2 LOB: 1 BB: 0 P: 13	H: 1 LOB: 1 BB: 1 P: 16	H: 2 LOB: 0 BB: 0 P: 14	H: 2 LOB: 0 BB: 0 P: 22	H: 1 LOB: 1 BB: 0 P: 14	H: 1 LOB: 1 BB: 0 P: 14	H: 0 LOB: 0 BB: 0 P: 9

1B: 9 SF: 0 WP: 0 PA: 43
2B: 3 SAC: 0 PB: 0
3B: 0 DP: 3 SB: 0
HR: 6 HBP: 0 CS: 0

PITCHER	IP	WLS	BF	H	R	ER	SO	BB	IBB	HBP	BLK	WP	HR	S	P	ERA	WHIP
Josh Fogg, R (1, 1) ERA: 5.27	3.0	L	19	11	8	8	0	1	0	0	0	0	4	37	54	24.00	4.000
44 Ramon Ortiz, R (4, 1) ERA: 5.09	3.0		13	4	3	3	1	1	0	0	0	0	2	33	49	9.00	1.667
34 Matt Herges, R (7, 1) ERA: 3.12	2.0		8	2	0	0	1	0	0	0	0	0	0	19	28	0.00	1.000
40 Brian Fuentes, L (9, 1) ERA: 3.89	1.0		3	0	0	0	0	0	0	0	0	0	0	5	9	0.00	0.000

PITCHER	IP	WLS	BF	H	R	ER	SO	BB	IBB	HBP	BLK	WP	HR	S	P	ERA	WHIP

TOP

Pittsburgh Pirates @ Colorado Rockies

Coors Field, Denver, CO

Wed Aug 22 2007, 7:05 PM MDT
Att. 20,629 - Partly Cloudy - 70 F

livebaseballscorecards.com

AB	41
R	11
H	17
RBI	11
BB	2
SO	2
LOB	9

BOTTOM

Pittsburgh Pirates @ Colorado Rockies

Coors Field, Denver, CO

Wed Aug 22 2007, 7:05 PM MDT
Att. 20,629 - Partly Cloudy - 70 F

livebaseballscorecards.com

Batter	1	2	3	4	5	6	7	8	9	AB	R	H	RBI	BB	SO	LOB
Kazuo Matsui, S (1, 4) OBP: 0.337, SLG: 0.399	B FA 86 C FA 87 X FA 88 1-1 ① P4		C CH 83 B FA 91 B SL 82 X CH 83 2-1 FC5-4 1B 1-2	B FA 91 F FA 90 B SL 83 F FA 92 B CU 73 B FA 92 4-2 BB 1-2 2-3		C FA 88 F SL 83 X FA 89 0-2 ③ F9			C FA 92 B FA 92 F FA 92 X CH 84 1-2 ② L9	3	0	1	0	1	0	0
34 Matt Herges, L (7, 1)										0	0	0	0	0	0	0
40 Brian Fuentes, L (9, 1)										0	0	0	0	0	0	0
18 Cory Sullivan, L (9, PH) OBP: 0.342, SLG: 0.351										1	0	0	0	0	0	0
Jamey Carroll, R (1, 5) OBP: 0.320, SLG: 0.304	C FA 88 B FA 88 B SL 81 C CU 80 (7, 4) T FA 91 2-2 ② K		C FA 92 X FA 92 0-1 ② FC5-4 1-2f 2-3	B CU 80 F FA 84 B FA 93 C FA 91 F CU 76 B FA 92 X FA 91 3-2 ③ G6-3			C FA 90 F FA 90 B FA 90 F SL 80 X FA 91 1-2 ① G1-3		F FA 92 B FA 91 B FA 91 F FA 92 B CH 84 B FA 93 4-2 BB	4	0	0	0	1	1	5
5 Matt Holliday, R (1, 7) OBP: 0.395, SLG: 0.573	B FA 89 C CU 71 B FA 89 B CU 80 B FA 89 4-1 BB		B SL 83 T FA 92 X FA 92 1-1 ③ L8		S SL 82 B CH 83 B CH 84 X FA 91 2-1 27 1B 1B		B SI 90 B FA 90 X FA 91 2-0 ② F9		C FA 92 C CH 83 X CH 84 0-2 ③ G6-3	4	0	1	0	1	0	3
27 Garrett Atkins, R (1, 3) OBP: 0.348, SLG: 0.461	D SL 82 B FA 90 F FA 89 B FA 90 X FA 88 3-1 ③ F8			C FA 88 X FA 88 0-1 ① L9	C FA 90 B FA 91 B CH 84 F FA 91 F FA 92 X SL 82 2-2 1-2 1B		B SL 81 C FA 92 S SL 80 C FA 91 1-3 ③ K			4	0	1	0	0	1	1
2 Troy Tulowitzki, R (1, 6) OBP: 0.365, SLG: 0.463		C FA 88 B CH 81 X CH 81 1-1 ① F8		B FA 90 X CH 83 1-0 19 1B 2B	S FA 92 B CU 80 F SL 82 F FA 92 F FA 92 T FA 92 1-2 ① K			B FA 90 B FA 91 B FA 91 H FA 90 4-0 19 1B HBP		3	1	1	0	0	1	2
19 Ryan Spilborghs, R (1, 8) OBP: 0.376, SLG: 0.548		B FA 90 C FA 88 B FA 90 B CH 82 T FA 89 X FA 90 3-2 ② F8		X FA 90 0-0 E 44 1B 1B 2-H	B SL 83 F FA 91 B FA 89 X FA 91 2-1 ② F9			C FA 89 F SI 91 X SI 90 0-2 G6-4-3 1B 1-2		4	1	2	1	0	0	2
11 Brad Hawpe, L (1, 9) OBP: 0.386, SLG: 0.536		F FA 90 F FA 90 C CH 83 0-3 ③ K		B SL 83 B SL 83 F FA 91 B FA 92 C FA 91 S SL 82 3-3 ② K	C SL 85 B FA 90 B FA 91 F FA 92 X FA 91 2-2 ③ G4-3			F FA 90 S CH 86 X FA 88 0-2 ① F8		4	0	0	0	0	2	5
Geronimo Gil, R (1, 2) OBP: 0.133, SLG: 0.071			C CH 81 B FA 88 F FA 89 F CH 81 S FA 92 1-3 ① K	B CU 72 F FA 84 X FA 90 1-1 E4 BB 44 1B 1-2		F CH 79 X CH 82 0-1 ① F9		X FA 92 0-0 ② ③ G6-4-3 1-2f		4	0	0	0	0	1	3
Josh Fogg, R (1, 1) OBP: 0.146, SLG: 0.125			B FA 90 B FA 90 B FA 88 B FA 87 4-0 FC5-4 1B BB	X FA 91 0-0 BB 1-2 2-H 1B		C FA 88 B CU 74 S CU 75 X FA 90 1-2 ② G6-3			B FA 92 F FA 91 B CH 82 F FA 91 B CH 83 S CH 84 3-3 ① K	0	0	0	0	1	0	0
44 Ramon Ortiz, R (4, 1) OBP: 0.250, SLG: 0.250										1	0	1	1	0	0	0
24 Ian Stewart, L (6, PH) OBP: 0.333, SLG: 0.571 (7, 5)										2	0	0	0	0	1	0

	AB	34
	R	2
	H	7
	RBI	2
	BB	4
	SO	7
	LOB	21

Inning Stats	1	2	3	4	5	6	7	8	9
	R: 0 E: 0 K: 1 S: 8 H: 0 LOB: 1 BB: 1 P: 18	R: 0 E: 0 K: 1 S: 8 H: 0 LOB: 0 BB: 0 P: 12	R: 0 E: 0 K: 1 S: 10 H: 1 LOB: 2 BB: 1 P: 18	R: 2 E: 1 K: 1 S: 16 H: 3 LOB: 3 BB: 1 P: 28	R: 0 E: 0 K: 1 S: 17 H: 2 LOB: 2 BB: 0 P: 26	R: 0 E: 0 K: 0 S: 8 H: 0 LOB: 0 BB: 0 P: 9	R: 0 E: 0 K: 1 S: 8 H: 0 LOB: 0 BB: 0 P: 12	R: 0 E: 0 K: 0 S: 7 H: 1 LOB: 1 BB: 0 P: 11	R: 0 E: 0 K: 1 S: 11 H: 0 LOB: 1 BB: 1 P: 19

	1B: 6	SF: 0	WP: 0	PA: 39
	2B: 1	SAC: 0	PB: 0	
	3B: 0	DP: 1	SB: 0	
	HR: 0	HBP: 1	CS: 0	

PITCHER		IP	WLS	BF	H	R	ER	SO	BB	IBB	HBP	BLK	WP	HR	S	P	ERA	WHIP
24 Tom Gorzelanny, L ERA: 3.4	(1, 1)	6.0	W	28	6	2	1	5	3	0	0	0	0	0	67	111	1.50	1.500
52 Franquelis Osoria, R ERA: 2.89	(7, 1)	2.0		7	1	0	0	1	0	0	1	0	0	0	15	23	0.00	0.500
34 John Grabow, L ERA: 3.86	(9, 1)	1.0		4	0	0	0	1	1	0	0	0	0	0	11	19	0.00	1.000

PITCHER	IP	WLS	BF	H	R	ER	SO	BB	IBB	HBP	BLK	WP	HR	S	P	ERA	WHIP

Pittsburgh Pirates @ Colorado Rockies

Coors Field, Denver, CO

Thu Aug 23 2007, 1:05 PM MDT

Att. 20,380 - Partly Cloudy - 70 F

TOP

livebaseballscorecards.com

Batter	1	2	3	4	5	6	7	8	9	AB	R	H	RBI	BB	SO	LOB
13 Nate McLouth, L (1, 8) OBP: 0.330, SLG: 0.465	C FA 92 B FA 91 S FA 93 S FA 94 1-3 ① **K**		B CU 67 F FA 91 X CU 69 1-1 ① **G3**	C FA 90 B FA 90 B CU 69 F FA 93 B FA 94 1 SAFE B FA 93 4-2 ② 2 2B **BB** 1-2		B FA 95 B FA 95 B FA 96 C FA 95 B FA 94 4-1 12 WP **BB**		C FA 94 B FA 93 F CH 87 B FA 93 B SI 89 F FA 95 C CH 87 3-3 ③ **K**		3	0	0	0	2	2	0
2 Jack Wilson, R (1, 6) OBP: 0.328, SLG: 0.386	X FA 90 0-0 ② **G6-3**		C FA 89 X CU 69 0-1 12 1B **2B** 1B	B FA 89 B FA 89 F FA 90 X FA 91 2-1 **1-3** 2B		L FA 94 X SL 82 0-1 ① **P4**			C FA 93 S SL 80 S SL 81 0-3 ① **K**	5	1	2	0	0	1	1
12 Freddy Sanchez, R (1, 4) OBP: 0.350, SLG: 0.442	C FA 92 B FA 92 B CH 76 B FA 91 B FA 93 4-1 **2B** **BB**		F FA 91 1 SAFE X FA 93 0-1 **1-3** **2B** 1B	B CU 72 C CU 72 B CH 76 B CU 69 T FA 95 X CU 73 3-2 ③ **G5-3**		F FA 96 B SL 96 1 SAFE 1 SAFE S SL 84 B SL 86 S SL 86 2-3 ② **K** **1-3**			B FA 90 C FA 94 B FA 94 B SL 81 F FA 93 X SL 80 3-2 E **1B** 2B	4	3	2	0	1	1	3
Josh Phelps, R (1, 3) OBP: 0.401, SLG: 0.524 55 Matt Capps, R (9, 1) OBP: 1.000, SLG: 1.000	C FA 93 B FA 92 X CH 72 1-1 **1-H** **2B**		X FA 91 0-0 19 1B **1-H** **3-H** **2B**		C FA 87 B CH 71 X FA 90 1-1 19 BB **BB** G5-2-3 **1B**	S FA 96 C FA 96 S SL 84 0-3 ③ **K**			F FA 92 S FA 93 B SL 82 X SL 80 1-2 E6 1B **2-3** **1B**	5 0	1 0	4 0	3 0	0 0	1 0	1 0
Jason Bay, R (1, 7) OBP: 0.325, SLG: 0.422	B FA 94 C FA 88 S FA 93 F FA 95 D CH 74 C CU 73 2-3 ③ **K**		B FA 93 X CH 73 1-0 ② **G5-3**		D CU 67 B FA 92 F FA 90 B FA 90 B FA 88 4-1 G5-2-3 19 BB **1-2** **BB**		C FA 95 F SL 84 B SL 85 S SL 86 1-3 ① **K**		F FA 92 B FA 92 X FA 92 1-1 FC6-4 **1-2** **3-H** **1B**	4	0	1	1	1	2	2
19 José Bautista, R (1, 9) OBP: 0.347, SLG: 0.415		C FA 87 B FA 92 B FA 89 B FA 94 C FA 90 B FA 92 4-2 G5-3 **BB**	C CU 70 S FA 94 B CU 72 F FA 94 B FA 94 B CH 74 X CU 71 3-2 **2-H** **1B**		C CU 75 B FA 91 B FA 93 F FA 95 B CU 77 F FA 93 F FA 93 B CU 77 4-2 G5-2-3 **1-2** **2-3** **BB**		F FA 94 X FA 95 0-1 ② **L4**		B FA 90 F FA 94 F FA 90 S SL 81 1-3 ② **K**	3	0	1	1	2	1	2
Matt Kata, S (1, 5) OBP: 0.263, SLG: 0.378		C FA 90 X FA 92 0-1 ① G5-3 **1-2** C FA 91 F CH 78 X FA 96 0-2 ③ **G5-3**		X FA 94 0-0 ① ② **G5-2-3** **1-2** **2-3** **3-Hf**		B FA 96 F FA 95 S CH 86 X FA 88 1-2 ③ **G6-3**			C FA 92 X FA 93 0-1 ③ **FC6-4** **1-2f**	5	0	0	0	0	0	7
Carlos Maldonado, R (1, 2)		B CU 66 B FA 92 F FA 90 X CU 69 2-1 ② **F7**		B FA 86 B FA 89 C FA 90 B FA 92 B FA 91 4-1 28 FC2-6 **BB** I IN 71 I IN 72 I IN 74 I IN 75 4-0 **IBB**				X FA 93 0-0 ① **G4-3**		2	0	0	0	2	0	1
28 Paul Maholm, L (1, 1) OBP: 0.200, SLG: 0.204 Jose Castillo, R (8, PH) OBP: 0.277, SLG: 0.339 Shawn Chacon, R (8, 1) OBP: 0.273, SLG: 0.273 25 Adam LaRoche, L (9, 3) OBP: 0.342, SLG: 0.455		S FA 93 S FA 93 B FA 94 B FA 96 B FA 96 F FA 94 X FA 91 3-2 ③ **G1-3**		F FA 89 X FA 92 0-1 ① FC2-6 13 BB **1-2f** B CU 76 F FA 92 F FA 94 S CU 78 1-3 ③ **K**				B FA 93 X FA 94 1-0 ② **G4-3**		3 1 0 0	0 0 0 0	0 0 0 0	0 0 0 0	1 0 0 0	0 0 0 0	5 0 0 0

	AB	35
	R	5
	H	10
	RBI	5
	BB	8
	SO	9
	LOB	22

Inning Stats																				
	R: 1	H: 1	R: 0	H: 0	R: 3	H: 4	R: 0	H: 1	R: 0	H: 1	R: 0	H: 0	R: 0	H: 0	R: 0	H: 0	R: 1	H: 3	1B: 6	SF: 0	WP: 2	PA: 43
	E: 0	LOB: 1	E: 0	LOB: 1	E: 0	LOB: 1	E: 0	LOB: 2	E: 0	LOB: 3	E: 0	LOB: 1	E: 0	LOB: 0	E: 0	LOB: 0	E: 1	LOB: 2	2B: 4	SAC: 0	PB: 0	
	K: 2	BB: 1	K: 0	BB: 1	K: 0	BB: 0	K: 0	BB: 2	K: 1	BB: 3	K: 2	BB: 0	K: 1	BB: 0	K: 1	BB: 0	K: 2	BB: 0	3B: 0	DP: 1	SB: 0	
	S: 11	P: 19	S: 10	P: 19	S: 15	P: 20	S: 10	P: 23	S: 11	P: 25	S: 9	P: 15	S: 8	P: 10	S: 6	P: 10	S: 16	P: 22	HR: 0	HBP: 0	CS: 0	

PITCHER		IP	WLS	BF	H	R	ER	SO	BB	IBB	HBP	BLK	WP	HR	S	P	ERA	WHIP
56 Franklin Morales, L ERA: 4.82	(1, 1)	4.0	L	23	7	4	4	2	5	0	0	0	0	0	49	89	9.00	3.000
Jeremy Affeldt, L ERA: 3.28	(5, 1)	1.0		4	0	0	0	1	1	1	0	0	0	0	8	17	0.00	1.000
50 Jorge Julio, R ERA: 4.75	(6, 1)	2.0		7	0	0	0	3	1	0	0	0	1	0	17	25	0.00	0.500
LaTroy Hawkins, R ERA: 3.56	(8, 1)	1.0		3	0	0	0	1	0	0	0	0	0	0	6	10	0.00	0.000
60 Manny Corpas, R ERA: 2.12	(9, 1)	1.0		6	3	1	0	2	0	0	0	0	0	0	16	22	0.00	3.000

PITCHER	IP	WLS	BF	H	R	ER	SO	BB	IBB	HBP	BLK	WP	HR	S	P	ERA	WHIP

Batter	1	2	3	4	5	6	7	8	9	AB	R	H	RBI	BB	SO	LOB
Kazuo Matsui, S (1, 4) OBP: 0.336, SLG: 0.397	C FA 87 B FA 87 X CH 80 1-1 5 G6-4-3 1B		C CH 81 S CU 74 X FA 89 0-2 ② G4-3		B CH 79 C FA 88 F CU 72 X CU 78 1-2 ② F7		T CH 79 S CH 81 S CU 75 0-3 ③ K			4	0	1	0	0	1	1
2 Troy Tulowitzki, R (1, 6) OBP: 0.364, SLG: 0.463	C FA 89 X CH 82 0-1 ① F7		X CU 72 0-0 2B		B FA 89 X CH 79 1-0 ③ G6-3			B FA 90 F FA 91 C SL 83 S SL 84 1-3 ① K		4	0	1	0	0	1	1
5 Matt Holliday, R (1, 7) OBP: 0.394, SLG: 0.570	B FA 90 X FA 90 1-0 ② ③ G6-4-3 1-2f		B FA 89 S CH 83 X CU 74 1-1 ③ G6-3			C FA 87 C FA 87 S FA 88 0-3 ① K		S FA 91 S CU 75 B FA 94 B FA 91 F FA 93 X FA 92 2-2 17 BB 1B		4	0	1	0	0	1	2
17 Todd Helton, L (1, 3) OBP: 0.421, SLG: 0.461		C FA 88 B CU 71 B FA 89 F FA 88 B CU 79 B FA 90 4-2 27 1B BB	X FA 88 0-0 27 F8 27 WP 19 G4-3 1B			C CU 77 S FA 88 B CU 75 B CU 77 X FA 90 2-2 ② L7		C FA 91 D SL 82 B CU 77 B FA 90 B FA 91 4-1 1-2 BB		2	1	1	0	2	0	0
27 Garrett Atkins, R (1, 5) OBP: 0.350, SLG: 0.462		B CH 81 B FA 90 B FA 90 X FA 87 3-0 1-2 1B	C CU 72 B CH 81 F FA 88 B CU 74 F CU 75 X CH 82 2-2 ① F8 1-3			X CU 72 0-0 19 FC6-4 1B		S SL 84 C CU 76 B FA 91 F FA 91 B FA 92 S SL 84 2-3 ② K		4	0	2	0	0	1	3
19 Ryan Spilborghs, R (1, 8) OBP: 0.369, SLG: 0.536		C FA 90 B FA 89 F FA 90 S CU 80 1-3 ① K	S CH 81 D FA 90 F FA 90 X FA 91 1-2 ② G4-3 3-H			D CH 81 C FA 89 X FA 89 1-1 ③ FC6-4 1-2f		C FA 89 B CU 75 C SL 82 X CU 74 1-2 ③ P6		4	0	0	1	0	1	5
8 Yorvit Torrealba, R (1, 2) OBP: 0.335, SLG: 0.375		C CU 73 S CH 80 B FA 89 S CU 74 1-3 ② K	B CH 81 B FA 90 F FA 89 B CH 81 B FA 91 4-1 FC4-6 BB			B CH 79 B FA 86 X FA 86 2-0 G1-6-3 1B		C FA 92 C FA 92 C FA 93 0-3 ① K		3	0	1	0	1	2	2
Jamey Carroll, R (1, 9) OBP: 0.314, SLG: 0.298		C CH 82 C FA 88 S CU 74 0-3 ③ K	C FA 89 X CH 81 0-1 ③ FC4-6 1-2f			D FA 89 X FA 87 1-0 ① ② G1-6-3 1-2f		C FA 94 B FA 94 F FA 93 F FA 95 F FA 94 B CU 78 X FA 93 2-2 ② G5-3		4	0	0	0	0	1	4
56 Franklin Morales, L (1, 1) OBP: 0.333, SLG: 0.333 Jeremy Affeldt, L (5, 1) 18 Cory Sullivan, L (5, PH) OBP: 0.338, SLG: 0.347 50 Jorge Julio, R (6, 1) 24 Ian Stewart, L (7, PH) OBP: 0.375, SLG: 0.667 LaTroy Hawkins, R (8, 1) 60 Manny Corpas, R (9, 1) 11 Brad Hawpe, L (9, PH) OBP: 0.386, SLG: 0.535			C FA 86 B FA 88 B FA 88 X FA 88 2-1 ① G5-3		M CU 77 B CU 79 B CU 76 X FA 89 2-1 ① F8		C CU 77 X FA 89 0-1 2B		B FA 94 C FA 92 F FA 93 S FA 94 1-3 ③ K	1 0 1 0 1 0 0 1	0 0 0 0 0 0 0 0	0 0 0 0 1 0 0 0	0 0 0 0 0 0 0 1	0 0 0 0 0 0 0 0	0 0 0 0 0 0 0 1	0 0 0 0 0 0 0 0
Inning Stats	R: 0 E: 0 K: 0 S: 5 H: 1 LOB: 0 BB: 0 P: 7	R: 0 E: 0 K: 3 S: 12 H: 1 LOB: 2 BB: 1 P: 21	R: 0 E: 0 K: 0 S: 8 H: 1 LOB: 1 BB: 0 P: 11	R: 1 E: 0 K: 0 S: 11 H: 1 LOB: 1 BB: 1 P: 18	R: 0 E: 0 K: 0 S: 6 H: 0 LOB: 0 BB: 0 P: 10	R: 0 E: 0 K: 1 S: 9 H: 1 LOB: 1 BB: 0 P: 12	R: 0 E: 0 K: 1 S: 7 H: 2 LOB: 1 BB: 0 P: 10	R: 0 E: 0 K: 2 S: 15 H: 1 LOB: 2 BB: 1 P: 25	R: 0 E: 0 K: 2 S: 11 H: 0 LOB: 0 BB: 0 P: 14	1B: 6 2B: 2 3B: 0 HR: 0 SF: 0 SAC: 0 DP: 2 HBP: 0						

PITCHER		IP	WLS	BF	H	R	ER	SO	BB	IBB	HBP	BLK	WP	HR	S	P	ERA	WHIP
28 Paul Maholm, L ERA: 4.39	(1, 1)	7.0	W	28	7	1	1	5	2	0	0	0	1	0	58	89	1.29	1.286
Shawn Chacon, R ERA: 4.17	(8, 1)	1.0	H	5	1	0	0	2	1	0	0	0	0	0	15	25	0.00	2.000
55 Matt Capps, R ERA: 2.25	(9, 1)	1.0		3	0	0	0	2	0	0	0	0	0	0	11	14	0.00	0.000

PITCHER	IP	WLS	BF	H	R	ER	SO	BB	IBB	HBP	BLK	WP	HR	S	P	ERA	WHIP

BOTTOM

Pittsburgh Pirates @ Colorado Rockies

Coors Field, Denver, CO

Thu Aug 23 2007, 1:05 PM MDT
Att. 20,380 - Partly Cloudy - 70 F

livebaseballscorecards.com

AB	33
R	1
H	8
RBI	1
BB	3
SO	9
LOB	18

WP: 1 PA: 36
PB: 0
SB: 0
CS: 0

TOP

Washington Nationals @ Colorado Rockies

Coors Field, Denver, CO

Fri Aug 24 2007, 7:05 PM MDT

Att. 25,232 - Clear - 77 F

livebaseballscorecards.com

Batter	1	2	3	4	5	6	7	8	9	AB	R	H	RBI	BB	SO	LOB
Nook Logan, S (1, 8) OBP: 0.328, SLG: 0.365	C FA 86 S FA 86 B CU 70 B CU 72 F FA 90 F FA 91 B CH 81 X FA 90 3-2 ① F8	C CU 72 D CU 72 B CH 79 B FA 86 C CH 80 F CH 80 C CU 74 3-3 ③ K			C CH 81 F FA 88 B CU 70 F CU 73 F CH 80 B FA 88 X CU 74 2-2 ① G5-3		B FA 87 C FA 88 X FA 88 1-1 ① FC2-5 E 11 1B 1-2 2-3f		B FA 90 S FA 90 S FA 90 B FA 90 B CU 71 C FA 90 3-3 ② K	5	1	0	0	0	2	3
D'Angelo Jimenez, S (1, 6) OBP: 0.329, SLG: 0.182	B FA 87 C FA 85 B CH 80 F FA 87 B FA 90 B FA 87 4-2 BB 11 1B, 11 S, 21 1B		B CH 84 C FA 86 X CU 72 1-1 ① G6-3		B FA 90 X CH 82 1-0 ② G6-3		B CH 80 B FA 88 C FA 88 X CH 82 2-1 FC4 11 1B 1-2 2-3		C FA 91 C FA 90 B FA 90 X CH 73 1-2 ③ L4	4	1	0	0	1	0	2
11 Ryan Zimmerman, R (1, 5) OBP: 0.327, SLG: 0.471	C FA 86 F FA 86 F FA 86 B CU 70 B CH 80 F FA 86 B FA 87 F CH 81 X FA 88 3-2 21 1B 1-3 1B	C CU 72 X FA 86 0-1 HR			C CU 74 B CU 73 X CH 83 1-1 ③ F8		C CU 78 X FA 92 0-1 21 G4-6-3 1B 1-2 2-H 3-H			4	1	3	3	0	0	0
21 Dmitri Young, S (1, 3) OBP: 0.383, SLG: 0.514 Robert Fick, L (7, 3) OBP: 0.281, SLG: 0.252	X CH 78 0-0 1-2 3-H 1B	C FA 88 F FA 86 X CU 70 0-2 ② G3				B FA 88 B FA 86 F CH 81 C FA 90 F CU 72 S CU 72 2-3 ① K2-3	X FA 92 0-0 ② ③ G4-6-3 1-2f			4 0	0 0	1 0	1 0	0 0	1 0	2 0
25 Austin Kearns, R (1, 9) OBP: 0.345, SLG: 0.398	B FA 87 C FA 87 D CH 80 X CH 81 2-1 ② F7		C FA 87 B CH 81 B CH 79 C FA 89 F FA 87 B CU 73 X CH 80 3-2 ③ L5			B FA 88 X CH 82 1-0 ② L7		B FA 90 F CU 77 X SL 89 1-1 ① G6-3		4	0	0	0	0	0	2
26 Wily Mo Peña, R (1, 7) OBP: 0.305, SLG: 0.431	C CU 72 B FA 85 S CH 80 B FA 87 C CU 72 2-3 ③ K			X FA 86 0-0 ① G4-3		B CH 82 F CH 82 S CH 80 F CU 71 B CU 68 B FA 87 X CH 81 3-2 1B		S CU 79 B CU 80 X CU 80 1-1 HR		4	1	2	1	0	1	2
10 Ronnie Belliard, R (1, 4) OBP: 0.329, SLG: 0.410		X FA 86 0-0 41 SH2-4 1B		C FA 87 X CH 78 0-1 1B		B CU 70 S CH 79 F CH 78 1 SAFE X FA 86 1-2 ③ F9		X FA 91 0-0 ② F9		4	0	2	0	0	0	1
3 Jesus Flores, R (1, 2) OBP: 0.302, SLG: 0.341		C FA 86 1 SAFE X CH 80 0-1 ① L6		1 SAFE B FA 86 F FA 87 1 SAFE S FA 87 B CU 70 1 SAFE 1 SAFE F FA 89 3-3 ② K F FA 87 D CU 71 F CH 81 1 SAFE S FA 88			B CU 71 B FA 87 C FA 88 X FA 89 2-1 FC2-5 41 E 1B	S FA 91 B FA 91 F SL 91 S FA 92 1-3 ③ K		4	0	1	0	0	2	2
41 Shawn Hill, R (1, 1) OBP: 0.238, SLG: 0.111 Luis Ayala, R (8, 1) Tony Batista, R (9, PH) OBP: 0.364, SLG: 0.297 32 Chad Cordero, R (9, 1) Jon Rauch, R (9, 1)		X FA 85 0-0 ② SH2-4 1-2		B CH 80 C FA 86 L CH 79 B CU 72 X FA 88 2-2 ③ G1-3			X FA 86 0-0 FC2 E, FC2-5, 11 1B 1-2		B FA 90 F FA 91 F FA 90 F CH 70 F CH 72 F CU 71 F FA 90 X CU 77 1-2 ① G6-3	2 0 1 0 0	1 0 0 0 0	0 0 0 0 0	0 0 0 0 0	0 0 0 0 0	0 0 0 0 0	2 0 0 0 0
Inning Stats	R: 1 E: 0 K: 1 S: 19 H: 2 LOB: 2 BB: 1 P: 33	R: 0 E: 0 K: 1 S: 8 H: 1 LOB: 1 BB: 0 P: 11	R: 1 E: 0 K: 0 S: 11 H: 1 LOB: 0 BB: 0 P: 15	R: 0 E: 0 K: 1 S: 12 H: 1 LOB: 1 BB: 0 P: 17	R: 0 E: 0 K: 0 S: 8 H: 0 LOB: 0 BB: 0 P: 12	R: 0 E: 0 K: 1 S: 12 H: 1 LOB: 1 BB: 0 P: 19	R: 2 E: 2 K: 0 S: 10 H: 2 LOB: 1 BB: 0 P: 15	R: 1 E: 0 K: 1 S: 8 H: 1 LOB: 0 BB: 0 P: 11	R: 0 E: 0 K: 1 S: 13 H: 0 LOB: 0 BB: 0 P: 18	1B: 7 2B: 0 3B: 0 HR: 2 SF: 0 SAC: 1 DP: 1 HBP: 0						

	AB	36
	R	5
	H	9
	RBI	5
	BB	1
	SO	6
	LOB	16

WP: 0 PB: 0 SB: 1 CS: 0 PA: 38

PITCHER		IP	WLS	BF	H	R	ER	SO	BB	IBB	HBP	BLK	WP	HR	S	P	ERA	WHIP
26 Jeff Francis, L ERA: 4.32	(1, 1)	6.1		29	7	4	2	4	1	0	0	0	0	1	77	119	2.84	1.263
35 Taylor Buchholz, R ERA: 4.27	(7, 1)	1.2		6	2	1	1	1	0	0	0	0	0	1	11	14	5.40	1.200
40 Brian Fuentes, L ERA: 3.8	(9, 1)	1.0	W	3	0	0	0	1	0	0	0	0	0	0	13	18	0.00	0.000

PITCHER		IP	WLS	BF	H	R	ER	SO	BB	IBB	HBP	BLK	WP	HR	S	P	ERA	WHIP

BOTTOM

Washington Nationals @ Colorado Rockies

Coors Field, Denver, CO

Fri Aug 24 2007, 7:05 PM MDT

Att. 25,232 - Clear - 77 F

livebaseballscorecards.com

Batter	1	2	3	4	5	6	7	8	9	AB	R	H	RBI	BB	SO	LOB
Kazuo Matsui, S (1, 4) OBP: 0.337, SLG: 0.403	C FA 89 B FA 89 X FA 90 1-1 2 S 2 1B 1B		C SI 90 S SI 89 X SL 82 0-2 3B		C SI 91 B CH 81 B FA 91 F FA 91 C FA 89 2-3 ③ K			C CH 82 C SL 83 X FA 90 0-2 ③ F8	B FA 90 S CH 84 X FA 92 1-1 E6 2-3 3-H	5	1	2	0	0	1	1
2 Troy Tulowitzki, R (1, 6) OBP: 0.365, SLG: 0.464	B FA 89 B FA 89 C FA 90 1 SAFE B FA 90 C FA 89 X FA 92 3-2 1-H 1B		B FA 90 X FA 90 1-0 ② F8			C FA 89 S CU 75 B CU 76 C FA 90 1-3 ① K			X FA 86 0-0 5 HR 1B	4	1	2	1	0	1	1
5 Matt Holliday, R (1, 7) OBP: 0.393, SLG: 0.574	F FA 89 F FA 90 S FA 89 0-3 ① K		C CU 75 F FA 91 X FA 90 0-2 ③ F8			X FA 89 0-0 ② F8			X 0-0 1-H HR	4	1	1	2	0	1	2
17 Todd Helton, L (1, 3) OBP: 0.422, SLG: 0.464	F FA 90 B SI 90 B FA 90 B CH 81 X SI 90 3-1 ② L8			C FA 90 B CH 81 X CU 76 1-1 27 F9 2B		C FA 90 C FA 89 X FA 90 0-2 ③ G3			C B F B B X 3-2 27 2B 8 1B 1B	4	1	2	0	0	0	1
27 Garrett Atkins, R (1, 5) OBP: 0.349, SLG: 0.462 Jamey Carroll, R (9, PR) OBP: 0.314, SLG: 0.298	C CU 76 D CU 77 B FA 90 C FA 91 X CU 76 2-2 ③ F8			X FA 88 0-0 ① F9 2-3			C FA 89 B FA 89 B CU 74 F FA 88 F FA 90 F FA 89 B CU 75 X FA 91 3-2 ① L8		X SL 82 0-0 1-3 8 1B 2B	4 0	0 1	1 0	0 0	0 0	0 0	2 0
11 Brad Hawpe, L (1, 9) OBP: 0.384, SLG: 0.530		F CH 80 S CH 82 F CH 78 B C FA 90 1-3 ① K		F SI 91 C FA 90 B FA 89 C CU 77 1-3 ② K			B CU 72 F FA 90 X CU 74 1-1 ② F8		B SL 80 C FA 88 D SL 81 B SL 80 S FA 90 B FA 90 4-2 18 SH2-4 8 1B E BB	3	1	0	0	1	2	1
8 Yorvit Torrealba, R (1, 2) OBP: 0.334, SLG: 0.374		C FA 90 B FA 91 C FA 90 F CU 78 X FA 91 1-2 ② G5-3		F FA 90 C FA 91 B FA 90 X FA 91 1-2 ③ G1-3			C FA 90 X FA 88 0-1 ③ G5-3		S SL 82 X FA 91 0-1 E 18 SH2-4 1-2 2-H 3-H 1B	4	0	1	2	0	0	1
18 Cory Sullivan, L (1, 8) OBP: 0.325, SLG: 0.333		S SI 91 X CH 81 0-1 ③ F7			C FA 90 F FA 89 B FA 88 F CU 75 F FA 90 X CU 80 1-2 ① G4-3			C CH 88 F CH 82 F FA 90 B SL 87 X SL 84 1-2 ① F7	B FA 89 X SL 80 1-0 ① SH2-4 1-2 2-3	3	0	0	0	0	0	0
26 Jeff Francis, L (1, 1) 35 Taylor Buchholz, R (7, 1) OBP: 0.200, SLG: 0.130 24 Ian Stewart, L (8, PH) OBP: 0.353, SLG: 0.625 40 Brian Fuentes, L (9, 1) 19 Ryan Spilborghs, R (9, PH) OBP: 0.367, SLG: 0.533			C FA 90 B SI 90 X FA 89 1-1 ① G6-3		B SI 90 B FA 90 C SI 90 F FA 91 X FA 89 2-2 ② G6-3			B FA 89 B CH 87 X SI 90 2-0 ② G1-3	B FA 89 F FA 90 B CU 74 B SL 82 S FA 92 X SL 82 3-2 ② G3	2 0 1 0 1	0 0 0 0 0	0 0 0 0 0	0 0 0 0 0	0 0 0 0 0	0 0 0 0 0	0 0 0 0 2
Inning Stats	R: 1 E: 0 K: 1 S: 13 H: 2 LOB: 1 BB: 0 P: 22	R: 0 E: 0 K: 1 S: 10 H: 0 LOB: 0 BB: 0 P: 12	R: 0 E: 0 K: 0 S: 9 H: 1 LOB: 1 BB: 0 P: 11	R: 0 E: 0 K: 1 S: 9 H: 1 LOB: 1 BB: 0 P: 12	R: 0 E: 0 K: 1 S: 11 H: 0 LOB: 0 BB: 0 P: 16	R: 0 E: 0 K: 1 S: 7 H: 0 LOB: 0 BB: 0 P: 8	R: 0 E: 0 K: 0 S: 9 H: 0 LOB: 0 BB: 0 P: 13	R: 0 E: 0 K: 0 S: 8 H: 0 LOB: 0 BB: 0 P: 11	R: 5 E: 1 K: 0 S: 16 H: 5 LOB: 3 BB: 1 P: 28	1B: 5 2B: 2 3B: 1 HR: 1 SF: 0 SAC: 1 DP: 0 HBP: 0						WP: 0 PB: 0 SB: 1 CS: 0 PA: 37	

	AB	35
	R	6
	H	9
	RBI	5
	BB	1
	SO	5
	LOB	11

PITCHER		IP	WLS	BF	H	R	ER	SO	BB	IBB	HBP	BLK	WP	HR	S	P	ERA	WHIP
41 Shawn Hill, R ERA: 2.31	(1, 1)	7.0		25	4	1	1	5	0	0	0	0	0	0	68	94	1.29	0.571
Luis Ayala, R ERA: 2.63	(8, 1)	1.0		3	0	0	0	0	0	0	0	0	0	0	8	11	0.00	0.000
32 Chad Cordero, R ERA: 3.39	(9, 1)	0.0	L	5	4	5	4	0	1	0	0	0	0	1	8	15	∞	∞
Jon Rauch, R ERA: 4.09	(9, 1)	0.2	B	4	1	0	0	0	0	0	0	0	0	0	8	13	0.00	1.500

PITCHER	IP	WLS	BF	H	R	ER	SO	BB	IBB	HBP	BLK	WP	HR	S	P	ERA	WHIP

Washington Nationals @ Colorado Rockies

Coors Field, Denver, CO

Sat Aug 25 2007, 6:05 PM MDT

Att. 27,179 - Clear - 88 F

TOP

livebaseballscorecards.com

Batter	1	2	3	4	5	6	7	8	9	AB	R	H	RBI	BB	SO	LOB
Felipe Lopez, S (1, 6) OBP: 0.305, SLG: 0.356	C FA 95 B FA 98 X FA 98 1-1 S G4-3 2B		B FA 95 F FA 96 C CU 75 B CU 79 X FA 97 2-2 ① L6		C FA 98 B CH 86 F CU 76 F FA 98 B SL 86 F SL 87 C FA 97 2-3 ② K			B FA 95 B FA 94 C FA 94 F FA 95 F FA 96 X SL 88 2-2 ② G4-3		4	1	1	0	0	1	0
Nook Logan, S (1, 8) OBP: 0.323, SLG: 0.359	C FA 98 X FA 99 0-1 ① G4-3 2-H		B FA 97 X FA 97 1-0 ② G6-3		B CU 74 X FA 98 1-0 ③ B1-3			C FA 95 B FA 94 X FA 96 1-1 ③ G4-3		4	0	0	1	0	0	0
11 Ryan Zimmerman, R (1, 5) OBP: 0.325, SLG: 0.468	B FA 99 F FA 98 B CU 78 X FA 98 2-1 ② G6-3		C CU 74 B FA 97 B SL 89 X SL 87 2-1 ③ F7			C FA 96 B SL 90 B CU 75 X FA 97 2-1 ① F9			B FA 97 C FA 97 F SL 84 S SL 84 1-3 ① K	4	0	0	0	0	1	0
21 Dmitri Young, S (1, 3) OBP: 0.384, SLG: 0.512	C FA 99 B FA 99 B FA 98 F FA 99 B FA 100 F FA 99 B FA 99 4-2 26 PB 25 1B BB			X CU 74 0-0 25 BB 1B		B FA 97 F FA 96 X CH 85 1-1 ② F9			B FA 97 B FA 97 C FA 97 F FA 97 S CH 89 2-3 ② K	3	0	1	0	1	1	0
25 Austin Kearns, R (1, 9) OBP: 0.348, SLG: 0.400	C FA 98 B FA 99 B CU 76 F FA 97 X CU 78 2-2 26 PB 1-2 1B			B FA 96 F FA 94 F FA 96 B FA 96 B SL 88 F FA 97 F FA 96 F FA 97 B FA 96 4-2 1-2 BB		C FA 97 B FA 98 B FA 96 B CU 78 X FA 97 3-1 ③ G6-3			B FA 97 C FA 97 B FA 98 X FA 97 2-1 1B	3	0	2	0	1	0	0
26 Wily Mo Peña, R (1, 7) OBP: 0.299, SLG: 0.422	B FA 98 F FA 98 C CU 76 S SL 87 1-3 ③ K 1-2 2-3			B CU 76 C SL 85 F FA 96 S SL 89 1-3 ① K			X FA 98 0-0 ① G6-3		B FA 98 C FA 96 D SL 86 B SL 84 X FA 97 3-1 ③ L6	4	0	0	0	0	2	5
10 Ronnie Belliard, R (1, 4) OBP: 0.326, SLG: 0.407		F FA 97 X 0-1 ① G6-3		X FA 98 0-0 ② F7			C FA 95 B FA 98 B CU 77 S FA 95 X FA 98 2-2 ② F8			3	0	0	0	0	0	2
Brian Schneider, L (1, 2) OBP: 0.317, SLG: 0.328		B FA 96 C FA 97 C CU 76 B CU 78 F FA 97 B CH 85 F FA 97 X FA 98 3-2 ② G4-3		C CU 76 X FA 99 0-1 ③ G3			B CU 77 F FA 97 X CH 86 1-1 ③ F8			3	0	0	0	0	0	2
Tim Redding, R (1, 1) OBP: 0.095, SLG: 0.143 49 Chris Schroder, R (5, 1) Robert Fick, L (8, PH) OBP: 0.280, SLG: 0.250 52 Saul Rivera, S (8, 1)		B FA 96 C FA 95 X FA 98 1-1 ③ G1-3			C FA 92 B CU 72 F FA 96 S CU 76 1-3 ① K			C FA 94 C FA 94 B FA 95 C FA 95 1-3 ① K		2 0 1 0	0 0 0 0	0 0 0 0	0 0 0 0	1 0 1 0	0 0 0 0	0 0 0 0
Inning Stats	R: 1 E: 0 K: 1 S: 15 H: 2 LOB: 2 BB: 1 P: 25	R: 0 E: 0 K: 0 S: 9 H: 0 LOB: 0 BB: 0 P: 13	R: 0 E: 0 K: 0 S: 6 H: 0 LOB: 0 BB: 0 P: 11	R: 0 E: 0 K: 1 S: 12 H: 1 LOB: 2 BB: 1 P: 17	R: 0 E: 0 K: 2 S: 9 H: 0 LOB: 0 BB: 0 P: 13	R: 0 E: 0 K: 0 S: 6 H: 0 LOB: 0 BB: 0 P: 12	R: 0 E: 0 K: 0 S: 6 H: 0 LOB: 0 BB: 0 P: 9	R: 0 E: 0 K: 1 S: 9 H: 0 LOB: 0 BB: 0 P: 13	R: 0 E: 0 K: 2 S: 10 H: 1 LOB: 1 BB: 0 P: 18	1B: 3 2B: 1 3B: 0 HR: 0 SF: 0 SAC: 0 DP: 0 HBP: 0						

	AB	31
	R	1
	H	4
	RBI	1
	BB	2
	SO	7
	LOB	9

WP: 0 PB: 1 SB: 1 CS: 0 PA: 33

PITCHER		IP	WLS	BF	H	R	ER	SO	BB	IBB	HBP	BLK	WP	HR	S	P	ERA	WHIP
38 Ubaldo Jiménez, R ERA: 4.03	(1, 1)	7.0	W	26	3	1	1	4	2	0	0	0	0	0	63	100	1.29	0.714
LaTroy Hawkins, R ERA: 3.48	(8, 1)	1.0		3	0	0	0	1	0	0	0	0	0	0	9	13	0.00	0.000
50 Jorge Julio, R ERA: 4.66	(9, 1)	1.0		4	1	0	0	2	0	0	0	0	0	0	10	18	0.00	1.000

PITCHER	IP	WLS	BF	H	R	ER	SO	BB	IBB	HBP	BLK	WP	HR	S	P	ERA	WHIP

BOTTOM

Washington Nationals @ Colorado Rockies

Coors Field, Denver, CO

Sat Aug 25 2007, 6:05 PM MDT

Att. 27,179 - Clear - 88 F

livebaseballscorecards.com

Batter	1	2	3	4	5	6	7	8	9	AB	R	H	RBI	BB	SO	LOB
Kazuo Matsui, S (1, 4) OBP: 0.336, SLG: 0.401	C FA 91 B FA 91 C CU 75 B FA 92 B FA 91 F FA 92 F FA 91 X 3-2 ① F9		C FC 88 X FA 90 0-1 ① F7		X SL 86 0-0 2 BB, 5 1B 1B	C FA 90 S FA 93 S FA 92 0-3 ② K				4	1	1	0	0	1	0
2 Troy Tulowitzki, R (1, 6) OBP: 0.366, SLG: 0.469	C FA 92 B SL 83 S SL 82 B FC 93 B SL 85 X FA 91 3-2 HR		B SL 81 F SL 81 B CU 73 B FC 90 C FA 91 F SL 80 X FA 90 3-2 ② F8		B FA 89 1 SAFE B SL 81 C FC 88 B SL 82 B FA 89 4-1 5 1B, 27 BB 1-2 BB	C FA 92 B SL 88 B FA 93 B FA 92 C FA 92 C FA 91 3-3 ③ K				3	2	1	1	1	1	0
5 Matt Holliday, R (1, 7) OBP: 0.394, SLG: 0.573	B FC 92 B FA 90 B FA 91 X FA 92 3-0 17 G6-4-3 1B		C FA 91 B CU 74 X FA 91 1-1 ③ G6-3		X FA 89 0-0 27 BB, 17 BB 1-3 2-H 1B		F FA 89 B FA 93 S FA 91 S FA 91 1-3 ① K			4	0	2	1	0	1	0
17 Todd Helton, L (1, 3) OBP: 0.420, SLG: 0.460	D SL 83 B FA 91 X FA 90 2-0 ②③ G6-4-3 1-2f			X FA 88 0-0 ① G4-3	C CU 74 B FA 90 B CH 81 F FA 89 D CU 75 B CH 82 4-2 27 BB 1-2 BB		B FA 91 S FA 92 X FA 92 1-1 ② P2			3	0	0	0	1	0	1
27 Garrett Atkins, R (1, 5) OBP: 0.350, SLG: 0.461		C FA 92 F SL 82 B FA 92 X CU 75 1-2 ① G5-3		B FC 90 B FA 87 X SL 82 2-0 11 HR 1B	B CU 75 C FC 90 F CU 74 D SL 85 B FA 91 B FC 90 4-2 1-2 2-3 3-H BB		B FA 91 S FA 92 F FA 90 B FA 90 X FA 92 2-2 ③ G5-3			3	1	1	1	1	0	0
11 Brad Hawpe, L (1, 9) OBP: 0.385, SLG: 0.540		B FA 92 F CH 82 S FA 92 S FA 92 1-3 ② K		B SL 83 B FA 89 X FA 90 2-0 1-H HR	B CH 80 F FA 89 C FA 91 F FA 91 B SL 81 S FA 92 2-3 ① K			B FA 89 X FA 90 1-0 2B		4	1	2	2	0	2	3
19 Ryan Spilborghs, R (1, 8) OBP: 0.365, SLG: 0.524		F FA 91 B FA 91 C SL 82 F CU 74 F FA 92 B SL 77 B FC 92 B SL 83 4-2 8 BB BB		B FA 90 X SL 82 1-0 ② L6	X SL 85 0-0 ② L5			F SL 91 B SL 86 B SI 91 S SL 85 S SL 86 2-3 ① K		3	0	0	0	1	1	4
8 Yorvit Torrealba, R (1, 2) OBP: 0.336, SLG: 0.371		B SL 82 F FA 90 B FA 92 B FA 89 B FC 90 4-1 1-2 BB		B FC 89 S FC 89 C CU 74 H FA 90 2-2 HBP	F SL 85 B SL 85 B SL 83 C FA 93 B FA 92 S FA 93 3-3 ③ K			S SL 87 S SL 86 S SL 85 0-3 ② K		2	0	0	0	1	2	4
38 Ubaldo Jiménez, R (1, 1) OBP: 0.286, SLG: 0.091 LaTroy Hawkins, R (8, 1) 24 Ian Stewart, L (8, PH) OBP: 0.333, SLG: 0.588 50 Jorge Julio, R (9, 1)		X SL 82 0-0 ③ G6-3		B SL 81 X SL 82 1-0 ③ G1-3		X FA 90 0-0 ① L9		S SL 83 B SL 85 S SL 90 S SL 86 1-3 ③ K		3 0 1 0	0 0 0 0	0 0 0 0	0 0 0 0	0 0 1 0	0 0 1 0	3 0 1 0
Inning Stats	R: 1 E: 0 K: 0 S: 10 H: 2 LOB: 0 BB: 0 P: 21	R: 0 E: 0 K: 1 S: 12 H: 0 LOB: 2 BB: 2 P: 22	R: 0 E: 0 K: 0 S: 8 H: 0 LOB: 0 BB: 0 P: 12	R: 2 E: 0 K: 0 S: 7 H: 2 LOB: 1 BB: 0 P: 15	R: 2 E: 0 K: 2 S: 15 H: 2 LOB: 3 BB: 3 P: 32	R: 0 E: 0 K: 1 S: 7 H: 0 LOB: 0 BB: 0 P: 10	R: 0 E: 0 K: 1 S: 8 H: 0 LOB: 0 BB: 0 P: 12	R: 0 E: 0 K: 3 S: 10 H: 1 LOB: 1 BB: 0 P: 14		1B: 4 2B: 1 3B: 0 HR: 2 SF: 0 SAC: 0 DP: 1 HBP: 1						

AB	30
R	5
H	7
RBI	5
BB	5
SO	9
LOB	16

WP: 0 PB: 0 SB: 0 CS: 0 PA: 36

PITCHER		IP	WLS	BF	H	R	ER	SO	BB	IBB	HBP	BLK	WP	HR	S	P	ERA	WHIP
Tim Redding, R ERA: 3.1	(1, 1)	4.0	L	23	6	5	5	1	5	0	1	0	0	2	44	89	11.25	2.750
49 Chris Schroder, R ERA: 2.52	(5, 1)	3.0		9	0	0	0	5	0	0	0	0	0	0	23	35	0.00	0.000
52 Saul Rivera, R ERA: 3.74	(8, 1)	1.0		4	1	0	0	3	0	0	0	0	0	0	10	14	0.00	1.000

PITCHER	IP	WLS	BF	H	R	ER	SO	BB	IBB	HBP	BLK	WP	HR	S	P	ERA	WHIP

Batter	1	2	3	4	5	6	7	8	9	AB	R	H	RBI	BB	SO	LOB
Felipe Lopez, S (1, 6) OBP: 0.304, SLG: 0.354	F FA 90 B SL 90 B FA 90 F FA 90 B SL 89 X SL 82 3-2 ① P6		B SL 79 C FA 89 B FA 89 F SL 89 X CH 82 2-2 ① L7		C SL 82 X CU 76 0-1 ③ G3			B FA 92 B FA 92 B FA 92 C FA 90 C FA 91 F FA 91 F FA 92 B FA 92 4-2 21 BB 25 2B BB		3	1	0	0	1	0	0
10 Ronnie Belliard, R (1, 4) OBP: 0.323, SLG: 0.403	X FA 91 0-0 ② G5-3		C CH 79 S SL 90 B SL 82 X FA 90 1-2 ② G1-3			B SL 88 C FA 86 X SL 79 1-1 ① P4		C SL 83 F CH 85 C FA 92 0-3 ① K		4	0	0	0	0	1	1
11 Ryan Zimmerman, R (1, 5) OBP: 0.326, SLG: 0.473	B FA 90 B FA 90 X FA 90 2-0 HR		B FA 90 B SL 90 B SL 79 B FA 89 4-0 BB			B FA 87 X FA 89 1-0 ② F9		S SL 85 B FA 93 S SL 86 S SL 86 1-3 ② K		3	1	1	1	1	1	1
21 Dmitri Young, S (1, 3) OBP: 0.385, SLG: 0.511	X 0-0 1B		C FA 89 B CU 76 B FA 90 B SL 84 S FA 89 X CH 79 3-2 ③ G6-3			B SL 87 B SL 88 T FA 88 X FA 87 2-1 ③ L8		C SL 86 B SL 86 B FA 92 B SL 86 B SL 85 4-1 1-2 25 2B BB		3	1	1	0	1	0	1
25 Austin Kearns, R (1, 9) OBP: 0.349, SLG: 0.403	B FA 90 F SI 90 B SL 90 X FA 90 2-1 ③ L8			B FA 89 X CU 79 1-0 ① G6-3			C FA 92 F SL 84 F FA 86 B SL 86 X FA 92 1-2 HR 1B	B SL 86 B SL 87 B FA 92 C SL 85 S SL 86 X SL 86 3-2 1-H 2-H 2B		4	1	2	2	0	0	1
Ryan Church, L (1, 8) OBP: 0.336, SLG: 0.434 Luis Ayala, R (8, 1)		C SL 88 S SL 80 B FA 88 F FA 90 S SL 84 1-3 ① K		T CH 79 B FA 89 X 1-1 ② G3			C FA 91 X FA 85 0-1 1-H HR	B FA 89 X FA 89 1-0 ③ F9		4 0	1 0	1 0	2 0	0 0	1 0	1 0
26 Wily Mo Peña, R (1, 7) OBP: 0.293, SLG: 0.413		S FA 90 X SL 90 0-1 ② F9		F CH 82 B FA 89 C FA 90 X FA 89 1-2 ③ G4-3			X FA 92 0-0 ① G4-3		B FA 91 C FA 91 S CH 81 B CH 82 B CH 80 S CH 80 3-3 ① K	4	0	0	0	0	1	0
3 Jesus Flores, R (1, 2) OBP: 0.301, SLG: 0.338		C CH 81 F FA 88 X SL 88 0-2 38 FC6-4 1B			C FA 89 B FA 90 F CH 87 X SL 88 1-2 ① G6-3		B FA 93 F SL 86 C FA 92 X FA 93 1-2 ② G5-3		C FA 90 S FA 90 B CU 76 F CH 82 B FA 90 X SL 79 2-2 ② P6	4	0	1	0	0	0	0
38 Joel Hanrahan, R (1, 1) OBP: 0.300, SLG: 0.700 52 Saul Rivera, S (3, 1) Brian Schneider, L (5, PH) OBP: 0.317, SLG: 0.327 Jesus Colome, R (5, 1) D'Angelo Jimenez, S (7, PH) OBP: 0.324, SLG: 0.179 34 Ray King, L (7, 1) Nook Logan, S (8, 8) OBP: 0.321, SLG: 0.357		X FA 90 0-0 ③ FC6-4 1-2f			B CU 77 F FA 90 C CH 82 B FA 88 X SL 89 2-2 ② G3		B SL 84 C FA 92 X SI 91 1-1 ③ F9		B FA 91 C FA 90 B FA 90 C SL 80 S FA 90 2-3 ③ K	1 0 1 0 1 0 0 1	0 0 0 0 0 0 0 0	0 0 0 0 0 0 0 0	0 0 0 0 0 0 0 0	0 0 0 0 0 0 0 0	0 0 0 0 0 0 0 1	1 0 0 0 0 0 0 0
Inning Stats	R: 1 H: 2 E: 0 LOB: 1 K: 0 BB: 0 S: 8 P: 15	R: 0 H: 1 E: 0 LOB: 1 K: 1 BB: 0 S: 10 P: 11	R: 0 H: 0 E: 0 LOB: 1 K: 0 BB: 1 S: 9 P: 19	R: 0 H: 0 E: 0 LOB: 0 K: 0 BB: 0 S: 6 P: 9	R: 0 H: 0 E: 0 LOB: 0 K: 0 BB: 0 S: 8 P: 11	R: 0 H: 0 E: 0 LOB: 0 K: 0 BB: 0 S: 5 P: 9	R: 2 H: 2 E: 0 LOB: 0 K: 0 BB: 0 S: 12 P: 15	R: 2 H: 1 E: 0 LOB: 1 K: 2 BB: 2 S: 15 P: 28	R: 0 H: 0 E: 0 LOB: 0 K: 2 BB: 0 S: 10 P: 17	1B: 3 SF: 0 2B: 1 SAC: 0 3B: 0 DP: 0 HR: 2 HBP: 0					WP: 0 PA: 36 PB: 0 SB: 0 CS: 0	

PITCHER		IP	WLS	BF	H	R	ER	SO	BB	IBB	HBP	BLK	WP	HR	S	P	ERA	WHIP
39 Elmer Dessens, R ERA: 5.64	(1, 1)	6.0	W	22	3	1	1	1	1	0	0	0	0	1	46	74	1.50	0.667
44 Ramon Ortiz, R ERA: 5.36	(7, 1)	1.2		10	3	4	4	2	2	0	0	0	0	1	26	41	21.60	3.000
34 Matt Herges, R ERA: 2.96	(8, 1)	1.1		4	0	0	0	2	0	0	0	0	0	0	11	19	0.00	0.000

PITCHER	IP	WLS	BF	H	R	ER	SO	BB	IBB	HBP	BLK	WP	HR	S	P	ERA	WHIP

TOP

Washington Nationals @ Colorado Rockies

Coors Field, Denver, CO

Sun Aug 26 2007, 1:05 PM MDT

Att. 24,086 - Partly Cloudy - 91 F

livebaseballscorecards.com

AB	33
R	5
H	6
RBI	5
BB	3
SO	5
LOB	6

Washington Nationals @ Colorado Rockies

Coors Field, Denver, CO

Sun Aug 26 2007, 1:05 PM MDT

Att. 24,086 - Partly Cloudy - 91 F

livebaseballscorecards.com

BOTTOM

Batter	1	2	3	4	5	6	7	8	9	AB	R	H	RBI	BB	SO	LOB
Kazuo Matsui, S (1, 4) OBP: 0.340, SLG: 0.409	F SL 88 F CH 80 B FA 91 B FA 90 F FA 90 B CH 80 X FA 91 3-2 L9 ①	C CH 80 B SL 82 B FA 92 F CH 81 B CH 82 F FA 92 B FA 92 4-2 5 BB, 2 1B 1-2 2-3 BB	B CH 80 X FA 89 1-0 2 1B 1-3 2-H 2B	C SL 89 S SL 84 B SL 90 X CH 85 1-2 G4-3 ③			X FA 88 0-0 2B			4	1	2	1	1	0	1
2 Troy Tulowitzki, R (1, 6) OBP: 0.366, SLG: 0.468	S FA 91 S FA 92 B FA 92 S SL 84 1-3 K ②	X SL 81 0-0 5 BB 1-2 2-3 3-H 1B	S SL 80 F FA 91 X SL 82 0-2 5 HR 2-H 3-H 1B		B CH 88 B FA 93 C FA 93 C FA 93 F SL 87 S SL 84 2-3 K ①		F FA 89 B CU 81 F SL 84 X 1-2 G6-3 ①			5	1	2	3	0	2	1
5 Matt Holliday, R (1, 7) OBP: 0.398, SLG: 0.582	X FA 92 0-0 17 1B 2B	B SL 82 C FA 92 B SL 83 B FA 92 B FA 93 4-1 1-2 2-3 3-H BB	X FA 90 0-0 1-H HR		B FA 94 X FA 94 1-0 27 G1, 17 1B 1B		S CU 81 F FA 89 X SL 82 0-2 P3 ②			4	2	3	3	1	0	1
17 Todd Helton, L (1, 3) OBP: 0.423, SLG: 0.463 24 Ian Stewart, L (7, PH) OBP: 0.316, SLG: 0.556 (8, 5)	C CH 80 B FA 91 B SL 82 C FA 92 D SL 84 X FA 93 3-2 2-H 1B	B CH 82 C FA 92 B CH 82 F FA 92 B FA 93 F FA 91 F FA 92 F FA 92 X FA 92 3-2 P5 ③	B C SL 81 F SL 88 B SL 84 X SL 84 2-2 27 2B 1B		B FA 94 C FA 94 C SL 84 B FA 95 X CH 86 2-2 27 G1 1-2 1B		X FA 90 0-0 L9 ③			4 1	0 0	3 0	1 0	0 0	0 0	3 1
27 Garrett Atkins, R (1, 5) OBP: 0.349, SLG: 0.460 (8, 3)	C FA 92 B FA 92 C SL 84 X FA 92 1-2 G2-3 ③	C SL 89 S SL 84 B SL 90 X CH 85 3-1 1-3 2B	C FA 89 X FA 89 0-1 F9 ① C SL 89 S SL 84 B SL 90 X CH 85 1-2 K ③		C FA 96 S SL 86 B FA 95 X SL 87 1-2 G1 ② 1-2 2-3			B FA 89 F SI 89 X FA 90 1-1 L6 ①		5	0	1	0	0	0	3
11 Brad Hawpe, L (1, 9) OBP: 0.381, SLG: 0.533		B FA 89 C FA 91 S CH 81 B SL 83 B FA 92 X FA 92 3-2 L9 ①	B CH 88 C CH 89 B FA 90 B FA 90 F FA 92 X FA 90 3-2 F9 ②		F FA 96 S SL 86 B FA 95 X FA 96 1-2 F9 ③			S FA 90 B CU 82 C CH 83 X FA 90 1-2 F7 ②		5	0	0	0	0	1	4
19 Ryan Spilborghs, R (1, 8) OBP: 0.370, SLG: 0.529		C FA 91 C SL 81 B FA 92 B SI 92 B SL 81 F FA 92 B SL 82 4-2 BB, 39 BB, 2 1B BB	F FA 89 C FA 90 B CH 78 F FA 91 X FA 90 2-2 20 2B, 20 WP 1B	B SL 89 B SL 84 X SL 90 2-0 E6 39 G3		B FA 96 X FA 94 1-0 F9 ①		C SL 84 B SL 86 B SL 83 B FA 90 X FA 89 3-1 20 1B 2B		4	3	2	0	1	0	0
20 Chris Iannetta, R (1, 2) OBP: 0.303, SLG: 0.295		X FA 91 0-0 F9 ②	B SL 90 X FA 90 1-0 1-H 2B	F FC 88 C SL 84 X SL 84 0-2 G1-3 ①		S FA 96 S FA 97 S FA 96 0-3 K ②		B SL 86 X FA 90 1-0 2-H 1B		5	1	2	2	0	1	2
39 Elmer Dessens, R (1, 1) 44 Ramon Ortiz, R (7, 1) OBP: 0.250, SLG: 0.250 34 Matt Herges, L (8, 1)		B FA 90 B FA 91 B CH 89 B CH 89 4-0 2 1B, 5 BB, BB 1-2 BB	C CH 88 B CH 80 B CH 88 B FA 89 B SL 88 4-1 2B, 2 1B BB	S SL 88 X SL 89 0-1 G3 ② 2-3		B B FA 95 C FA 95 F FA 94 C FA 96 2-3 K ③		C FA 90 F CH 84 B SL 85 C SI 90 1-3 K ③		2 0 1	2 0 0	0 0 0	0 0 0	2 0 1	1 0 1	1 0 1
Inning Stats	R: 1 E: 0 K: 1 S: 14 H: 2 LOB: 1 BB: 0 P: 22	R: 2 E: 0 K: 0 S: 18 H: 1 LOB: 3 BB: 4 P: 40	R: 6 E: 0 K: 1 S: 26 H: 7 LOB: 2 BB: 1 P: 43	R: 0 E: 1 K: 0 S: 9 H: 0 LOB: 1 BB: 0 P: 12	R: 0 E: 0 K: 1 S: 14 H: 2 LOB: 2 BB: 0 P: 21	R: 0 E: 0 K: 2 S: 7 H: 0 LOB: 0 BB: 0 P: 10	R: 0 E: 0 K: 0 S: 8 H: 1 LOB: 1 BB: 0 P: 9	R: 1 E: 0 K: 1 S: 11 H: 2 LOB: 1 BB: 0 P: 18		1B: 8 2B: 6 3B: 0 HR: 1 SF: 0 SAC: 0 DP: 0 HBP: 0					

	AB	40
	R	10
	H	15
	RBI	10
	BB	5
	SO	6
	LOB	18

WP: 1 PA: 45
PB: 0
SB: 0
CS: 0

PITCHER		IP	WLS	BF	H	R	ER	SO	BB	IBB	HBP	BLK	WP	HR	S	P	ERA	WHIP
38 Joel Hanrahan, R ERA: 5.9	(1, 1)	2.2	L	21	8	9	9	1	5	0	0	0	1	1	48	89	30.38	4.875
52 Saul Rivera, R ERA: 3.67	(3, 1)	1.1		7	2	0	0	1	0	0	0	0	0	0	19	28	0.00	1.500
Jesus Colome, R ERA: 2.61	(5, 1)	2.0		8	2	0	0	3	0	0	0	0	0	0	21	31	0.00	1.000
34 Ray King, L ERA: 4.78	(7, 1)	1.0		4	1	0	0	0	0	0	0	0	0	0	8	9	0.00	1.000
Luis Ayala, R ERA: 2.86	(8, 1)	1.0		5	2	1	1	1	0	0	0	0	0	0	11	18	9.00	2.000

PITCHER	IP	WLS	BF	H	R	ER	SO	BB	IBB	HBP	BLK	WP	HR	S	P	ERA	WHIP

Colorado Rockies @ San Francisco Giants

AT&T Park, San Francisco, CA

Mon Aug 27 2007, 7:15 PM PDT

Att. 35,726 - Clear - 64 F

livebaseballscorecards.com

TOP

Batter	1	2	3	4	5	6	7	8	9	AB	R	H	RBI	BB	SO	LOB
19 Ryan Spilborghs, R (1, 8) OBP: 0.364, SLG: 0.518	C FA 82 F FA 83 B CH 72 B X 2-2 ① G4-3		C CH 72 X FA 84 0-1 ② FC1-4-6 1-2f		B FA 84 X FA 83 1-0 ③ G4-3			B FA 93 X FA 94 1-0 ① G3		4	0	0	0	0	0	1
2 Troy Tulowitzki, R (1, 6) OBP: 0.365, SLG: 0.467	B FA 84 B FA 83 C FA 84 F CH 73 F FA 86 T FA 85 2-2 ② K		X FA 83 0-0 ③ F9			C FA 85 B CH 73 B CU 68 X CH 72 2-1 ① F9		F FA 95 B FA 95 B SL 92 F FA 95 X FC 92 2-2 5 FC5-4 1B		4	0	1	0	0	1	1
5 Matt Holliday, R (1, 7) OBP: 0.397, SLG: 0.580	F FA 84 C CU 70 B CU 70 B FA 84 X CH 74 2-2 1B			C CU 69 B FA 84 F FA 84 B FA 84 S FA 85 2-3 ① K		C CU 71 C FA 84 X CU 71 0-2 ② G6-3		S FA 94 S FA 94 X FA 94 0-2 ② FC5-4 17 CS 1-2f		4	0	1	0	0	1	1
17 Todd Helton, L (1, 3) OBP: 0.420, SLG: 0.459	C FA 84 B FA 84 B FA 81 F FA 85 X FA 83 2-2 ③ P4			C FA 86 C CH 73 B FA 86 B CH 80 S CU 71 2-3 ② K		B CU 70 B FA 85 B FA 85 C FA 84 X FA 84 3-1 ③ F8		B FA 95 1-0 ③ CS 1-2	B FA 89 B FA 89 B FA 89 C FA 90 X FA 90 3-1 ① L3	4	0	0	0	0	1	1
27 Garrett Atkins, R (1, 5) OBP: 0.348, SLG: 0.459		C FA 83 F CU 68 X CU 70 0-2 ① F9		C CU 71 X CH 72 0-1 1B			C FA 84 X CU 68 0-1 E5 11 SH1-4 8 BB		C FA 89 X SL 86 0-1 ② G6-3	4	0	1	0	0	0	0
8 Yorvit Torrealba, R (1, 2) OBP: 0.335, SLG: 0.368		C FA 85 F CH 73 C CU 70 0-3 ② K		B CH 72 S CH 74 X CH 74 1-1 ③ F8			B FA 84 F FA 84 B FA 82 B CH 72 B FA 84 4-1 11 SH1-4 BB 1-2		B FA 90 B FA 90 C FA 90 X FA 90 2-1 ③ L3	3	0	0	0	1	1	1
11 Brad Hawpe, L (1, 9) OBP: 0.382, SLG: 0.541		B FA 84 B CH 80 B FA 85 C FA 83 S FA 82 S FA 86 3-3 ③ K			B FA 84 C CH 81 B CU 69 F FA 84 B CH 73 X FA 86 3-2 HR		B FA 83 X FA 83 1-0 ① SH1-4 1-2 2-3			2	1	1	1	0	1	0
Jamey Carroll, R (1, 4) OBP: 0.310, SLG: 0.294			C FA 84 B FA 84 B FA 84 F FA 84 X FA 85 2-2 ① L4		C FA 84 C CH 72 B FA 83 X CU 72 1-2 ① G6-3		C CU 70 X CU 71 0-1 ② G5-3			3	0	0	0	0	0	2
Josh Fogg, R (1, 1) OBP: 0.163, SLG: 0.143 24 Ian Stewart, L (7, PH) OBP: 0.300, SLG: 0.526 40 Brian Fuentes, L (7, 1) 50 Jorge Julio, R (8, 1) LaTroy Hawkins, R (8, 1)			B FA 84 B FA 84 C FA 83 C FA 84 X CH 71 2-2 19 FC1-4-6 1B		F FA 85 B FA 84 F FA 84 S CU 71 1-3 ② K		C CU 70 S CU 71 F CU 71 B FA 85 S CU 71 1-3 ③ K			2 1 0 0 0	0 0 0 0 0	1 0 0 0 0	0 0 0 0 0	0 1 0 0 0	1 1 0 0 0	0 2 0 0 0
Inning Stats	R: 0 E: 0 K: 1 S: 13 H: 1 LOB: 1 BB: 0 P: 21	R: 0 E: 0 K: 2 S: 9 H: 0 LOB: 0 BB: 0 P: 12	R: 0 E: 0 K: 0 S: 9 H: 1 LOB: 1 BB: 0 P: 13	R: 0 E: 0 K: 2 S: 10 H: 1 LOB: 1 BB: 0 P: 15	R: 1 E: 0 K: 1 S: 10 H: 1 LOB: 0 BB: 0 P: 16	R: 0 E: 0 K: 0 S: 7 H: 0 LOB: 0 BB: 0 P: 12	R: 0 E: 1 K: 1 S: 10 H: 0 LOB: 2 BB: 1 P: 16	R: 0 E: 0 K: 0 S: 7 H: 1 LOB: 0 BB: 0 P: 11	R: 0 E: 0 K: 0 S: 6 H: 0 LOB: 0 BB: 0 P: 11	1B: 4 2B: 0 3B: 0 HR: 1	SF: 0 SAC: 1 DP: 0 HBP: 0					

AB	31
R	1
H	5
RBI	1
BB	1
SO	7
LOB	9

WP: 0 PA: 34
PB: 0
SB: 0
CS: 1

PITCHER		IP	WLS	BF	H	R	ER	SO	BB	IBB	HBP	BLK	WP	HR	S	P	ERA	WHIP
75 Barry Zito, L ERA: 4.59	(1, 1)	7.0		27	4	1	1	7	1	0	0	0	0	1	68	105	1.29	0.714
38 Brian Wilson, R ERA:	(8, 1)	1.0	W	3	1	0	0	0	0	0	0	0	0	0	7	11	0.00	1.000
41 Brad Hennessey, R ERA: 3.11	(9, 1)	1.0	S	3	0	0	0	0	0	0	0	0	0	0	6	11	0.00	0.000

PITCHER	IP	WLS	BF	H	R	ER	SO	BB	IBB	HBP	BLK	WP	HR	S	P	ERA	WHIP

BOTTOM

Batter	1	2	3	4	5	6	7	8	9	AB	R	H	RBI	BB	SO	LOB
10 Dave Roberts, L (1, 8) (9, 7) OBP: 0.337, SLG: 0.369	C FA 84 B FA 86 X FA 86 1-1 ① **B2**		B FA 86 X FA 87 1-0 ③ **F7**		B FA 87 B CH 81 C CH 84 C CH 80 X FA 88 2-2 2 1B 1B		F FA 89 C FA 90 B CU 76 S CU 77 1-3 ② **K**	C FA 93 X FA 93 0-1 ③ **G5-3**		5	0	1	0	0	1	3
13 Omar Vizquel, S (1, 6) OBP: 0.307, SLG: 0.307	C FA 86 B FA 87 F FA 87 B CH 80 X CH 81 2-2 ② **G4-3**			B CU 73 B CH 78 B CH 83 B FA 83 4-0 2 G4-1 1B **BB**	B FA 87 X FA 86 1-0 ② **F9**		B FA 90 F FA 90 B CH 70 X FA 90 2-1 ③ **F7**			3	1	0	0	1	0	1
2 Randy Winn, S (1, 9) OBP: 0.352, SLG: 0.419	B CU 75 B SL 88 B FA 87 C FA 86 B FA 87 4-1 FC6 **BB**			C FA 86 X CH 78 0-1 ① **G4-1** **1-2**	X FA 87 0-0 **1-2** 1B			B X FA 93 1-0 1B 1B 1 FC6-2 1B		3	0	2	0	1	0	1
Barry Bonds, L (1, 7) OBP: 0.495, SLG: 0.595 Rajai Davis, R (8, PR) OBP: 0.368, SLG: 0.408 (9, 8)	X FA 89 0-0 ③ **FC6** **1-2f**			I IN 78 I IN 78 I IN 80 I IN 74 4-0 1 G4-6-3 1B **IBB**	C FA 89 B FA 89 X CH 82 1-1 ③ **G4-3**			T FA 91 B FA 92 X FA 93 1-1 1 FC6-2 1B **1-2** 1B 1B		3 0	0 1	1 0	0 0	1 0	0 0	3 0
Ryan Klesko, L (1, 3) OBP: 0.359, SLG: 0.430		B FA 85 C FA 87 F CH 79 X CH 78 1-2 ① **G4-3**		X CH 79 0-0 1 G4-6-3 **1-2** **2-H** 1B	X FA 85 0-0 ① **G3-1**			F FA 94 B FA 94 B FA 95 X FA 94 2-1 1B 19 2B 1 FC6-2 **1-2** **2-3** 1B		4	1	2	1	0	0	0
1 Bengie Molina, R (1, 2) OBP: 0.298, SLG: 0.417		B FA 88 X FA 86 1-0 ② **F9**		C FA 88 B FA 87 F FA 86 B SL 86 B SL 86 F SL 84 X SL 84 3-2 ② **G4-6-3** **1-2** **2-3**	B CU 76 B FA 87 C SL 84 F FA 85 F SL 84 X CH 79 2-2 ② **G5-3**			B FA 95 F SL 82 X FA 94 1-1 ① **FC6-2** 19 2B 1B **1-2** **2-3** **3-Hf**		4	1	0	0	0	0	5
Rich Aurilia, R (1, 5) OBP: 0.307, SLG: 0.372		B CU 77 C CU 76 B FA 88 X CU 77 2-1 ③ **L6**		C CU 76 B FA 88 B FA 88 F SL 79 B SL 85 B CH 80 4-2 19 FC6-4 **BB**	F SL 76 B FA 87 H SL 83 1-2 19 FC6 **HBP**			X SL 95 0-0 19 2B FC6-2 **1-2** **2-3** **3-H** 1B		2	0	1	1	1	0	0
19 Kevin Frandsen, R (1, 4) OBP: 0.286, SLG: 0.337			C CU 75 C SL 84 F SL 76 F SL 76 C SL 84 0-3 ① **K**	F SL 77 F SL 84 B FA 87 F SL 85 F FA 88 X SL 80 1-2 ③ **FC6-4** **1-2f**		X SL 84 0-0 ③ **FC6** **1-2f**		B FA 94 B FA 93 X FA 93 2-0 FC6-2 **1-3** **2-H** **3-H** 2B		4	0	1	2	0	1	4
75 Barry Zito, L (1, 1) OBP: 0.135, SLG: 0.100 40 Daniel Ortmeier, S (7, PH) OBP: 0.280, SLG: 0.495 38 Brian Wilson, R (8, 1) Ray Durham, S (8, PH) OBP: 0.303, SLG: 0.357 41 Brad Hennessey, R (9, 1)			C FA 86 F FA 88 B CU 75 X CU 75 1-2 ② **G6-3**		B CH 84 X CH 84 1-0 ① **G4-3**		B FA 88 B FA 89 S FA 89 F FA 89 T FA 90 2-2 ① **K**	F SL 92 F CH 86 X SL 92 0-2 ② **FC6-2** **2-3** **3-H**		2 1 0 1 0	0 0 0 0 0	0 0 0 0 0	0 0 0 0 0	0 1 0 0 0	0 0 0 2 0	0 0 0 0 0
Inning Stats	R: 0 E: 0 K: 0 S: 7 H: 0 LOB: 1 BB: 1 P: 14	R: 0 E: 0 K: 0 S: 6 H: 0 LOB: 0 BB: 0 P: 10	R: 0 E: 0 K: 1 S: 9 H: 0 LOB: 0 BB: 0 P: 11	R: 1 E: 0 K: 0 S: 14 H: 1 LOB: 3 BB: 3 P: 30	R: 0 E: 0 K: 0 S: 8 H: 2 LOB: 2 BB: 0 P: 13	R: 0 E: 0 K: 0 S: 8 H: 0 LOB: 1 BB: 0 P: 11	R: 0 E: 0 K: 2 S: 8 H: 0 LOB: 0 BB: 0 P: 13	R: 3 E: 0 K: 0 S: 14 H: 5 LOB: 3 BB: 0 P: 21		1B: 7 2B: 1 3B: 0 HR: 0 SF: 0 SAC: 0 DP: 0 HBP: 1				WP: 0 PB: 0 SB: 0 CS: 0 PA: 37		

PITCHER		IP	WLS	BF	H	R	ER	SO	BB	IBB	HBP	BLK	WP	HR	S	P	ERA	WHIP
Josh Fogg, R ERA: 5.1	(1, 1)	6.0		26	3	1	1	1	3	1	1	0	0	0	52	89	1.50	1.000
40 Brian Fuentes, L ERA: 3.71	(7, 1)	1.0		3	0	0	0	2	0	0	0	0	0	0	8	13	0.00	0.000
50 Jorge Julio, R ERA: 5.18	(8, 1)	0.1	L	6	5	3	3	0	0	0	0	0	0	0	9	16	81.00	15.000
LaTroy Hawkins, R ERA: 3.43	(8, 1)	0.2		2	0	0	0	0	0	0	0	0	0	0	5	5	0.00	0.000

PITCHER	IP	WLS	BF	H	R	ER	SO	BB	IBB	HBP	BLK	WP	HR	S	P	ERA	WHIP

Colorado Rockies @ San Francisco Giants

AT&T Park, San Francisco, CA

Mon Aug 27 2007, 7:15 PM PDT

Att. 35,726 - Clear - 64 F

livebaseballscorecards.com

AB	32
R	4
H	8
RBI	4
BB	4
SO	3
LOB	19

Batter	1	2	3	4	5	6	7	8	9	AB	R	H	RBI	BB	SO	LOB
Kazuo Matsui, S (1, 4) OBP: 0.341, SLG: 0.409	C FA 92 F FA 92 X CH 87 0-2 5 L 3 1B		B FA 94 S FA 94 B SL 87 F FA 94 S 2-3 ③ K			F FA 93 C FA 92 X FA 92 0-2 FC4 5 BB 1-2		B SL 91 C SL 91 B SL 91 F FA 91 F SL 88 X SL 90 2-2 2 CS 1B	X FA 89 0-0 ③ F8	5	0	2	0	0	1	3
2 Troy Tulowitzki, R (1, 6) OBP: 0.362, SLG: 0.463	B FA 93 F FA 93 1 SAFE F FA 92 X FA 94 1-2 ① F8			F FA 92 B FA 92 B SL 84 X FA 92 2-1 ① F8		X FA 93 0-0 ② P4		B FA 93 1 SAFE B FA 92 X FA 92 2-0 ①② L8 1-2		4	0	0	0	0	0	4
5 Matt Holliday, R (1, 7) OBP: 0.396, SLG: 0.576	S FA 94 F FA 94 X FA 94 0-2 ②③ L3 1-1			S SL 84 B FA 93 X FA 93 1-1 ② F8		B SL 86 S FA 93 B FA 93 F SL 86 F FA 93 F FA 93 B SL 85 B FA 93 4-2 1-2 2-3 BB		X FA 95 0-0 E4 17 BB		3	0	0	0	1	0	1
17 Todd Helton, L (1, 3) OBP: 0.419, SLG: 0.456		B FA 92 B FA 92 B FA 92 C FA 93 F FA 93 S 3-3 ① K		C FA 92 B SL 87 F SL 86 B CH 85 F FA 94 X FA 93 2-2 ③ G5-3		F FA 93 X FA 94 0-1 ③ F7		B B C B B 4-1 27 FC6-4 1-2 BB		3	0	0	0	1	1	3
27 Garrett Atkins, R (1, 5) OBP: 0.345, SLG: 0.455		C FA 93 B SL 87 F FA 93 B FA 95 X SL 84 2-2 ② G5-3			B FA 92 X FA 92 1-0 ① F8		C FA 92 F CH 86 F FA 93 B SL 84 F SL 84 X SL 85 1-2 ① L8	C FA 94 B FA 94 F FA 95 X FA 94 1-2 ③ FC6-4 1-2f		4	0	0	0	0	0	2
11 Brad Hawpe, L (1, 9) OBP: 0.381, SLG: 0.537		B FA 94 C CU 77 B FA 94 B FA 94 S FA 94 B 4-2 8 WP BB			B FA 92 F CH 86 F CH 86 C SL 86 1-3 ② K		F CU 77 B FA 93 B CH 87 F FA 94 X FA 93 2-2 ② F9		F FA 86 C CH 81 B CH 80 X FA 89 1-2 ① L3-1	3	0	0	0	1	1	0
8 Yorvit Torrealba, R (1, 2) OBP: 0.334, SLG: 0.373		B FA 93 S FA 94 B FA 94 C SL 86 B FA 93 C SL 86 3-3 ③ K 1-2			C FA 94 F FA 94 C SL 84 0-3 ③ K		F FA 93 X FA 93 0-1 18 2B 3B		C FA 88 S SL 84 X SL 84 0-2 ② G6-3	4	1	1	0	0	2	1
18 Cory Sullivan, L (1, 8) OBP: 0.345, SLG: 0.378			F FA 93 B FA 92 F CH 87 F FA 94 C FA 94 1-3 ① K			B FA 92 F FA 92 C FA 92 B FA 93 X SL 85 2-2 5 BB E 1B	B FA 93 S FA 93 F FA 92 X FA 93 1-2 3-H 2B		B FA 89 X FA 89 1-0 20 1B 2B	4	0	3	1	0	1	0
56 Franklin Morales, L (1, 1) OBP: 0.250, SLG: 0.250 24 Ian Stewart, L (6, PH) OBP: 0.286, SLG: 0.500 35 Taylor Buchholz, R (6, 1) OBP: 0.200, SLG: 0.130 19 Ryan Spilborghs, R (7, PH) OBP: 0.382, SLG: 0.515 34 Matt Herges, L (7, 1) 60 Manny Corpas, R (8, 1) 20 Chris Iannetta, R (9, PH) OBP: 0.306, SLG: 0.299 Jamey Carroll, R (9, PR) OBP: 0.310, SLG: 0.294			B FA 94 F FA 93 B FA 94 X FA 94 2-1 ② G6-3			F FA 93 S FA 92 S FA 93 0-3 ① K	B FA 93 F FA 93 S FA 93 B FA 93 B FA 94 F FA 93 C FA 93 3-3 ③ K	X FA 89 0-0 2-3 1B	1 1 0 1 0 0 0 1 0	0 0 0 0 0 0 0 0 0	0 0 0 0 0 0 0 1 0	0 0 0 0 0 0 0 0 0	0 1 0 1 0 0 0 0 0	0 1 0 1 0 0 0 0 0	0 1 0 1 0 0 0 0 0

TOP

Colorado Rockies @ San Francisco Giants

AT&T Park, San Francisco, CA

Tue Aug 28 2007, 7:15 PM PDT

Att. 37,844 - Clear - 68 F

livebaseballscorecards.com

AB	34
R	1
H	7
RBI	1
BB	3
SO	8
LOB	16

Inning Stats

	1	2	3	4	5	6	7	8	9
R	0	0	0	0	0	0	1	0	0
E	0	0	0	0	0	1	0	1	0
K	0	2	2	0	2	1	1	0	0
S	9	11	9	8	16	17	10	9
H	1	0	0	0	1	2	1	2
LOB	0	1	0	0	3	1	2	2
BB	0	1	0	0	1	0	1	0
P	10	23	14	13	22	24	19	11

1B:	4
2B:	3
3B:	1
HR:	0
SF:	0
SAC:	0
DP:	1
HBP:	0

WP:	1
PB:	0
SB:	0
CS:	1
PA:	37

PITCHER		IP	WLS	BF	H	R	ER	SO	BB	IBB	HBP	BLK	WP	HR	S	P	ERA	WHIP
18 Matt Cain, R ERA: 3.57	(1, 1)	7.0	W	27	4	1	1	8	2	0	0	0	1	0	77	115	1.29	0.857
38 Brian Wilson, R ERA:	(8, 1)	1.0	H	5	1	0	0	0	1	0	0	0	0	0	10	19	0.00	2.000
Steve Kline, L ERA: 4.39	(9, 1)	0.1	H	1	0	0	0	0	0	0	0	0	0	0	3	4	0.00	0.000
41 Brad Hennessey, R ERA: 3.07	(9, 1)	0.2	S	4	2	0	0	0	0	0	0	0	0	0	6	7	0.00	3.000

PITCHER	IP	WLS	BF	H	R	ER	SO	BB	IBB	HBP	BLK	WP	HR	S	P	ERA	WHIP

BOTTOM

Colorado Rockies @ San Francisco Giants

AT&T Park, San Francisco, CA

Tue Aug 28 2007, 7:15 PM PDT

Att. 37,844 - Clear - 68 F

livebaseballscorecards.com

Batter	1	2	3	4	5	6	7	8	9	AB	R	H	RBI	BB	SO	LOB
Rajai Davis, R (1, 8) OBP: 0.378, SLG: 0.422	B FA 90 B FA 92 B FA 90 C FA 90 C FA 91 B FA 92 4-2 13 G6-4-3 BB		F FA 88 X FA 92 0-1 13 SH1-3 13 S 2 1B 1B		X FA 90 0-0 13 SH3 2 SF9 2B		B FA 89 B FA 87 C FA 88 C FA 87 B FA 88 X FA 88 3-2 ① F7			3	2	2	0	1	0	0
13 Omar Vizquel, S (1, 6) OBP: 0.308, SLG: 0.308	B FA 91 1 SAFE C FA 90 1 SAFE B FA 90 F FA 90 B CU 70 X FA 90 3-2 ①② G6-4-3 1-2f		1 SAFE B FA 94 F FA 91 B FA 93 1 SAFE B FA 94 X FA 90 3-1 ① SH1-3 1-3		X FA 91 0-0 ① SH3 2-3		X FA 88 0-0 1B			2	0	1	0	0	0	1
2 Randy Winn, S (1, 9) OBP: 0.353, SLG: 0.420	B FA 94 B FA 90 X FA 90 2-0 1B		F CU 68 C FA 94 B CU 71 B FA 93 B CH 73 X 3-2 G1-6-3 3-H 1B		X CH 71 0-0 ② SF9 3-H		C FA 87 F FA 87 B FA 89 S CH 79 1-3 ② K			3	0	2	2	0	1	1
Barry Bonds, L (1, 7) OBP: 0.491, SLG: 0.588 40 Daniel Ortmeier, S (8, 7) OBP: 0.280, SLG: 0.495	C FA 94 B FA 95 F FA 94 X FA 95 1-2 ③ G1-3		B FA 92 C FA 92 X FA 94 1-1 ②③ G1-6-3 1-2f		B CU 72 C FA 95 X FA 95 1-1 ③ P6		X FA 88 0-0 ③ G6-3			4 0	0 0	0 0	0 0	0 0	0 0	3 0
1 Bengie Molina, R (1, 2) OBP: 0.302, SLG: 0.427		C FA 90 B FA 90 S CU 68 X FA 94 1-2 ① G6-3		B CU 66 X FA 90 1-0 G6-4-3 BB 1B		C F FA 90 B SL 84 B SL 81 B CU 80 X FA 91 3-2 HR		C FA 90 X SL 79 0-1 1B		4	1	3	1	0	0	0
Pedro Feliz, R (1, 5) OBP: 0.293, SLG: 0.410		C CU 70 B CU 68 X FA 91 1-1 ② G1-3		B CH 72 B CH 72 B FA 92 C FA 91 F FA 92 B FA 90 4-2 G6-4-3 1-2 BB	C FA 91 S SL 81 B CU 81 B SL 82 X FA 92 2-2 19 WP 19 1B 1B			C FA 91 F FA 90 S SL 78 0-3 ① K		3	0	1	0	1	1	1
Rich Aurilia, R (1, 3) OBP: 0.303, SLG: 0.367		B FA 89 B FA 91 B FA 93 C FA 90 X FA 91 3-1 E5 19 1B		F FA 90 B FA 92 S CH 73 F FA 92 B CH 75 D CU 69 X FA 92 3-2 ①② G6-4-3 1-2f 2-3	B FA 92 C FA 92 X FA 92 1-1 ① F9			C FA 91 B FA 86 X FA 88 1-1 ② F7		4	0	0	0	0	0	4
19 Kevin Frandsen, R (1, 4) OBP: 0.297, SLG: 0.344 Ray Durham, S (8, PH) OBP: 0.302, SLG: 0.356 (9, 4)		X FA 92 0-0 1-2 1B		I IN 66 I IN 69 4-0 IBB		S FA 91 S FA 92 F FA 93 B SL 82 B SL 82 B FA 92 X FA 92 3-2 ② 1-H 1B		X FA 91 0-0 ③ G3-1		2 1	0 0	2 0	0 0	1 0	0 0	0 1
18 Matt Cain, R (1, 1) OBP: 0.118, SLG: 0.204 38 Brian Wilson, R (8, 1) Steve Kline, S (9, 1) 41 Brad Hennessey, R (9, 1)		B FA 92 C FA 89 X FA 91 1-1 ③ F8		B CU 66 C FA 89 B FA 88 X FA 89 2-1 ③ L9	B FA 92 B FA 92 C FA 90 X FA 90 2-1 ③ P4					3 0 0 0	0 0 0 0	0 0 0 0	0 0 0 0	0 0 0 0	0 0 0 0	5 0 0 0
Inning Stats	R: 0 E: 0 K: 0 S: 9 H: 1 LOB: 1 BB: 1 P: 19	R: 0 E: 1 K: 0 S: 10 H: 1 LOB: 2 BB: 0 P: 16	R: 1 E: 0 K: 0 S: 9 H: 2 LOB: 0 BB: 0 P: 16	R: 0 E: 0 K: 0 S: 9 H: 1 LOB: 2 BB: 2 P: 23	R: 1 E: 0 K: 0 S: 5 H: 1 LOB: 0 BB: 0 P: 6	R: 1 E: 0 K: 0 S: 14 H: 3 LOB: 1 BB: 0 P: 25	R: 0 E: 0 K: 1 S: 8 H: 1 LOB: 1 BB: 0 P: 12	R: 0 E: 0 K: 1 S: 8 H: 1 LOB: 1 BB: 0 P: 9								

AB	29
R	3
H	11
RBI	3
BB	3
SO	2
LOB	16

1B: 9	SF: 1	WP: 1	PA: 35
2B: 1	SAC: 2	PB: 0	
3B: 0	DP: 3	SB: 1	
HR: 1	HBP: 0	CS: 0	

PITCHER		IP	WLS	BF	H	R	ER	SO	BB	IBB	HBP	BLK	WP	HR	S	P	ERA	WHIP
56 Franklin Morales, L ERA: 4.4	(1, 1)	5.0	L	22	6	2	2	0	2	1	0	0	0	0	42	80	3.60	1.600
35 Taylor Buchholz, R ERA: 4.32	(6, 1)	1.0		5	3	1	1	0	0	0	0	0	1	1	14	25	9.00	3.000
34 Matt Herges, R ERA: 2.86	(7, 1)	1.0		4	1	0	0	1	0	0	0	0	0	0	8	12	0.00	1.000
60 Manny Corpas, R ERA: 2.09	(8, 1)	1.0		4	1	0	0	1	0	0	0	0	0	0	8	9	0.00	1.000

PITCHER		IP	WLS	BF	H	R	ER	SO	BB	IBB	HBP	BLK	WP	HR	S	P	ERA	WHIP

Colorado Rockies @ San Francisco Giants

AT&T Park, San Francisco, CA

Wed Aug 29 2007, 12:35 PM PDT

Att. 38,397 - Scored - 77 F

livebaseballscorecards.com

TOP

Batter	1	2	3	4	5	6	7	8	9	AB	R	H	RBI	BB	SO	LOB
Kazuo Matsui, S (1, 4) OBP: 0.350, SLG: 0.422	B CH 82 C FA 84 X FA 85 1-1 2 SH3-4 2B	X CH 83 0-0 1-2 1B		B CH 70 B CH 71 B CH 80 B CH 80 4-0 5 S 2 BB 5 1B BB		C FA 88 X CH 82 0-1 2B	T FA 90 F FA 89 B FA 89 X CU 76 1-2 1-2 1B			4	1	4	0	1	0	0
2 Troy Tulowitzki, R (1, 6) OBP: 0.362, SLG: 0.460	X FA 83 0-0 ① S X SH3-4 2-3	0-1 ③ G3		B FA 81 B FA 81 B CH 82 C CH 82 B CH 80 4-1 5 S 5 1B 1-2 BB		B FA 88 B FA 89 C FA 89 C FA 89 S SL 84 2-3 ① K	F FA 89 C CU 76 B FA 90 B FA 90 S CU 76 2-3 ③ K			3	1	0	0	1	2	5
5 Matt Holliday, R (1, 7) OBP: 0.397, SLG: 0.575	X FA 85 0-0 ② P2		B CH 76 B FA 84 B FA 85 B FA 84 4-0 17 1B 27 HR BB	B FA 87 T CH 80 B CH 79 F FA 86 X CH 81 2-2 17 G6-4-3 1-H 2-H 1B		B FA 89 S CU 77 D SL 78 F FA 90 C FA 89 2-3 ② K		B FA 92 T SL 83 B SL 84 S SL 83 B FA 92 B SL 84 4-2 17 G6-4-3 BB		3	1	1	2	2	1	2
17 Todd Helton, L (1, 3) OBP: 0.418, SLG: 0.454	B CH 81 X CH 81 1-0 ③ G6-3		C CH 78 B FA 85 B CU 78 C CU 78 F FA 86 F FA 85 X CU 78 2-2 27 HR 1-2 1B	C FA 87 C FA 87 F FA 86 X FA 88 0-2 ① ② G6-4-3 1-2f		C FA 90 D CU 77 B CU 77 D CU 77 B CU 76 4-1 BB		F FA 91 X FA 91 0-1 ① ② G6-4-3 1-2f		4	1	1	0	1	0	3
27 Garrett Atkins, R (1, 5) OBP: 0.346, SLG: 0.467		F FA 83 B FA 85 X CH 72 1-1 HR	C FA 84 F FA 85 X FA 86 0-2 1-H 2-H HR	C FA 88 B FA 85 X FA 85 1-1 ③ P4		B FA 90 X FA 90 1-0 ③ F8		C FA 92 F SL 84 F FA 90 X SL 83 0-2 ③ G5-3		5	2	2	4	0	0	2
19 Ryan Spilborghs, R (1, 8) OBP: 0.358, SLG: 0.505		C FA 84 B FA 86 X CH 80 1-1 ① L9	C CH 82 X CH 72 0-1 ① G5-3		B SL 84 S CH 80 F CH 80 B FA 88 F FA 87 B FA 88 B FA 87 4-2 20 G6-3 BB		X SL 84 0-0 ① G6-3		B FA 90 F FA 90 X FA 90 1-1 ① G6-3	4	0	0	0	1	0	0
11 Brad Hawpe, L (1, 9) OBP: 0.379, SLG: 0.540		C CH 78 S FA 85 B CH 70 X CH 82 1-2 ② L4	B CH 79 S CH 71 B FA 85 T CH 72 X FA 85 2-2 ② L5		B CU 74 C FA 87 B FA 87 C CH 79 1 SAFE B FA 88 S FA 86 3-3 ① K		X FA 89 0-0 HR		S CH 81 S CH 83 B SL 84 B SL 84 F FA 91 C FA 92 2-3 ② K	5	1	1	1	0	2	1
20 Chris Iannetta, R (1, 2) OBP: 0.314, SLG: 0.323		F FA 85 B FA 86 S CH 71 B CH 74 B FA 86 F FA 85 X FA 85 3-2 HR	S CU 78 B CU 80 B CU 79 B CU 79 4-2 BB		S FA 85 B SL 84 C CH 80 F SL 85 B FA 88 B SL 85 X CH 78 3-2 ② G6-3 1-2		B FA 88 C CU 76 F SL 84 B FA 90 X FA 90 2-2 ② G4-3		B CH 83 X FA 91 1-0 1B	4	1	2	1	1	0	1
26 Jeff Francis, L (1, 1) OBP: 0.204, SLG: 0.212		B CH 84 C FA 84 B CH 84 B FA 84 C FA 85 F FA 86 X FA 86 3-2 1B 1B	C CH 77 B CH 79 C FA 83 B CU 79 C CU 78 2-3 ③ K		C FA 87 B FA 87 X FA 86 1-1 ③ G6-3		B FA 90 S FA 89 B FA 89 X FA 89 2-1 1B 1B		D FA 89 B FA 90 C FA 90 B FA 91 C FA 91 S FA 90 3-3 ③ K	5	0	2	0	0	2	3

Inning Stats																						
	R: 0	H: 1	R: 2	H: 4	R: 3	H: 2	R: 2	H: 1	R: 0	H: 0	R: 0	H: 1	R: 1	H: 3	R: 0	H: 0	R: 0	H: 1	1B: 7	SF: 0	WP: 0	PA: 45
	E: 0	LOB: 1	E: 0	LOB: 2	E: 0	LOB: 1	E: 0	LOB: 0	E: 0	LOB: 1	E: 0	LOB: 2	E: 0	LOB: 2	E: 0	LOB: 0	E: 0	LOB: 1	2B: 2	SAC: 1	PB: 0	
	K: 0	BB: 0	K: 0	BB: 0	K: 1	BB: 2	K: 0	BB: 2	K: 1	BB: 1	K: 2	BB: 1	K: 1	BB: 0	K: 0	BB: 1	K: 2	BB: 0	3B: 0	DP: 2	SB: 2	
	S: 5	P: 7	S: 18	P: 27	S: 18	P: 32	S: 10	P: 21	S: 12	P: 23	S: 10	P: 19	S: 13	P: 20	S: 8	P: 12	S: 10	P: 17	HR: 4	HBP: 0	CS: 0	

PITCHER		IP	WLS	BF	H	R	ER	SO	BB	IBB	HBP	BLK	WP	HR	S	P	ERA	WHIP
51 Noah Lowry, L ERA: 3.92	(1, 1)	3.0	L	20	7	7	7	1	4	0	0	0	0	3	42	75	21.00	3.667
20 Pat Misch, L ERA: 3.16	(4, 1)	2.0		7	1	0	0	1	1	0	0	0	0	0	21	35	0.00	1.000
Scott Atchison, R ERA: 5.06	(6, 1)	2.0		11	4	1	1	3	1	0	0	0	0	1	23	39	4.50	2.500
Tyler Walker, R ERA:	(8, 1)	1.0		3	0	0	0	0	1	0	0	0	0	0	8	12	0.00	1.000
Jack Taschner, L ERA: 4.89	(9, 1)	1.0		4	1	0	0	2	0	0	0	0	0	0	10	17	0.00	1.000

PITCHER	IP	WLS	BF	H	R	ER	SO	BB	IBB	HBP	BLK	WP	HR	S	P	ERA	WHIP

AB	37
R	8
H	13
RBI	8
BB	7
SO	7
LOB	17

Batter	1	2	3	4	5	6	7	8	9	AB	R	H	RBI	BB	SO	LOB
Rajai Davis, R (1, 8) OBP: 0.382, SLG: 0.424	B FA 87 B FA 88 C FA 85 X CH 79 2-1 ① F7		C FA 90 X CU 72 0-1 40 FC5-4 1B			X FA 87 0-0 ① G1-4-3			C CH 80 B FA 89 B CH 81 X FA 88 2-1 2 1B	4	0	2	0	0	0	0
40 Daniel Ortmeier, S (1, 3) (7, 7) OBP: 0.279, SLG: 0.485	F FA 87 B CH 80 B FA 87 X FA 87 2-1 2 G6-4-3 1B		B CH 79 X FA 87 1-0 ③ FC5-4 1-2f			B FA 88 B FA 87 X FA 88 2-0 ② G5-3			C CH 80 F FA 89 B FA 86 S FA 88 1-3 ① K	4	0	1	0	0	1	2
2 Randy Winn, S (1, 9) OBP: 0.352, SLG: 0.419	C FA 88 F FA 86 B FA 85 B CU 71 1 SAFE F CH 80 B FA 88 F FA 88 1 SAFE 3-2 ②③ G6-4-3 1-2f			B FA 88 C CH 79 X CH 79 1-1 ① G5-3		B FA 89 S CH 80 B FA 88 F CH 82 X CH 80 2-2 ③ P1			B FA 88 B FA 88 F FA 87 F CH 80 X CH 80 1-2 K 1B	4	0	1	0	0	0	1
Barry Bonds, L (1, 7) OBP: 0.489, SLG: 0.584 19 Kevin Frandsen, R (7, 6) OBP: 0.294, SLG: 0.340		B X 1-0 ① P5		X FA 88 0-0 ② P6			S CH 80 B FA 89 X CH 80 1-1 ① F8		B FA 88 B CH 80 C FA 88 C FA 88 S FA 90 2-3 ② K	2 2	0 0	0 0	0 0	0 0	0 1	0 2
Ray Durham, S (1, 4) OBP: 0.304, SLG: 0.356		C B B B B 4-1 BB		F FA 89 F FA 90 B CU 73 X CU 73 1-2 S 1B			B CU 72 C FA 89 X CH 82 1-1 ② L7		B FA 90 F FA 88 C FA 89 X CH 80 1-2 ③ F8	3	0	1	0	1	0	2
Rich Aurilia, R (1, 6) (7, 3) OBP: 0.300, SLG: 0.363		C F X 0-2 ② F7		S FA 89 B FA 89 F FA 87 B FA 88 X CH 80 2-2 ③ G6-3 1-2			F FA 89 F FA 89 B FA 88 X FA 87 1-2 ③ F8			3	0	0	0	0	0	2
Pedro Feliz, R (1, 5) OBP: 0.291, SLG: 0.407		B X 1-0 ③ F7			B CU 72 C FA 89 F CH 79 B CH 78 X FA 89 2-2 ① G6-3			X CH 79 0-0 ① G6-3		3	0	0	0	0	0	1
39 Guillermo Rodriguez, R (1, 2) OBP: 0.350, SLG: 0.408			S CH 77 X CH 77 0-1 ① G6-3		C FA 90 B CU 72 F FA 89 F FA 90 X CU 73 1-2 13 G5-4-3 1B			C CH 80 B FA 89 S FA 89 B FA 87 F CH 81 S CH 79 2-3 ② K		3	0	1	0	0	1	0
51 Noah Lowry, R (1, 1) OBP: 0.103, SLG: 0.175 20 Pat Misch, R (4, 1) 13 Omar Vizquel, S (5, PH) OBP: 0.308, SLG: 0.307 Scott Atchison, R (6, 1) Tyler Walker, R (8, 1) 1 Bengie Molina, R (8, PH) OBP: 0.301, SLG: 0.426 Jack Taschner, L (9, 1)			F FA 88 C CU 70 B CU 69 F FA 89 F CH 80 X FA 89 1-2 ② G5-3		B FA 89 B FA 89 B FA 88 C FA 87 F FA 87 X FA 88 3-2 ②③ G5-4-3 1-2f			B FA 90 X CH 81 1-0 ③ F7		1 0 1 0 0 1 0	0 0 0 0 0 0 0	0 0 0 0 0 0 0	0 0 0 0 0 0 0	0 0 0 0 0 0 0	0 0 1 0 0 0 0	0 0 1 0 0 0 0
Inning Stats	R: 0 E: 0 K: 0 S: 9 H: 1 LOB: 0 BB: 0 P: 16	R: 0 E: 0 K: 0 S: 6 H: 0 LOB: 1 BB: 1 P: 12	R: 0 E: 0 K: 0 S: 10 H: 1 LOB: 1 BB: 0 P: 12	R: 0 E: 0 K: 0 S: 9 H: 1 LOB: 1 BB: 0 P: 13	R: 0 E: 0 K: 0 S: 10 H: 1 LOB: 0 BB: 0 P: 16	R: 0 E: 0 K: 0 S: 5 H: 0 LOB: 0 BB: 0 P: 9	R: 0 E: 0 K: 0 S: 7 H: 0 LOB: 0 BB: 0 P: 10	R: 0 E: 0 K: 1 S: 6 H: 0 LOB: 0 BB: 0 P: 9	R: 0 E: 0 K: 2 S: 14 H: 2 LOB: 2 BB: 0 P: 22	1B: 6 2B: 0 3B: 0 HR: 0	SF: 0 SAC: 0 DP: 2 HBP: 0		WP: 0 PB: 0 SB: 1 CS: 0	PA: 32			

PITCHER	IP	WLS	BF	H	R	ER	SO	BB	IBB	HBP	BLK	WP	HR	S	P	ERA	WHIP
26 Jeff Francis, L (1, 1) ERA: 4.1	9.0	W	32	6	0	0	3	1	0	0	0	0	0	76	119	0.00	0.778

PITCHER	IP	WLS	BF	H	R	ER	SO	BB	IBB	HBP	BLK	WP	HR	S	P	ERA	WHIP

BOTTOM

Colorado Rockies @ San Francisco Giants

AT&T Park, San Francisco, CA

Wed Aug 29 2007, 12:35 PM PDT

Att. 38,397 - Sunny - 77 F

livebaseballscorecards.com

AB	31
R	0
H	6
RBI	0
BB	1
SO	3
LOB	11

Batter	1	2	3	4	5	6	7	8	9	10	AB	R	H	RBI	BB	SO	LOB
Kazuo Matsui, S (1, 4) OBP: 0.348, SLG: 0.421	C CH 81 F CH 75 B FA 83 X FA 83 1-2 G1-3 ①		C FA 82 B FA 83 B CH 76 X FA 83 2-1 G3 ②		X FA 83 0-0 SH2-3 ② 1-2		B FA 83 B FA 84 B FA 84 C FA 82 S FA 84 X FA 84 3-2 2 F9 2B	S FA 93 X FA 94 0-1 FC6-4 ③ 1-2f		B FA 96 B CH 88 S CH 88 F FA 96 F FA 96 X FA 89 2-2 E1 HBP 27 SF7 3-H	5	1	1	0	0	0	2
2 Troy Tulowitzki, R (1, 6) OBP: 0.360, SLG: 0.461 34 Matt Herges, L (9, 1) 60 Manny Corpas, R (10, 1)	B FA 84 F CH 77 F FA 82 B CU 63 X CU 64 2-2 G6-3 ②		X FA 85 0-0 3B		B SL 79 B SL 78 B FA 86 C FA 85 C SL 77 X SI 87 3-2 G6-3 ③		X SL 78 0-0 F9 ② 2-3		F FA 93 S FA 94 B FA 95 X FA 94 1-2 G6-3 ① L FA 94 L FA 94 M 0-3 K ①		5 1 0	0 0 0	1 0 0	0 0 0	0 1 0	0 1 0	2 1 0
5 Matt Holliday, R (1, 7) OBP: 0.397, SLG: 0.571	X FA 85 0-0 G3 ③		B FA 83 D SL 78 C FA 85 B CU 69 C SI 86 X SL 78 3-2 G5-3 ③			C FA 83 X CH 74 0-1 E5 17 1B 1B	C FA 86 B FA 87 X FA 85 1-1 F8 ③		X CH 86 0-0 G6-3 ② I IN 76 I IN 79 I IN 79 I IN 78 4-0 27 SF7 11 1B HBP IBB		5	1	1	0	1	0	2
17 Todd Helton, L (1, 3) OBP: 0.422, SLG: 0.460 Jamey Carroll, R (9, PR) OBP: 0.313, SLG: 0.294 (9, 5)		C FA 82 F SL 79 B FA 83 B FA 83 F SL 79 B FC 62 F SL 79 X FA 84 3-2 G4-3 ①		B FA 82 C CH 78 B FA 83 B CH 77 F SL 78 F CU 69 F FA 86 F FA 85 F CH 77 3-2 X FA 84 2B		B FA 82 X FA 83 1-0 27 BB 2-3 1B		B FF 92 F CH 84 F FA 92 X FA 92 1-2 11 2B 18 1B 1B	B FS 85 B CH 86 C FA 95 C FA 96 X FA 96 2-2 27 1B 27 1B 1B	C FA 96 C SL 86 B FA 94 F CH 89 H FA 95 2-2 27 SF7 11 1B 1-2 2-3 HBP	5 0	1 2	4 0	0 0	0 0	0 0	0 0
27 Garrett Atkins, R (1, 5) OBP: 0.348, SLG: 0.467 (9, 3)		C FA 84 C SL 73 B FA 84 X CU 64 1-2 19 1B 11 1B 1B		B SL 79 B FA 84 B SL 78 C FA 85 C FA 85 S CU 70 3-3 K ①		B SL 79 B FA 85 C SL 78 B FA 84 F FA 84 B SI 87 4-2 1-2 BB		C FA 91 B FC 89 X FF 92 1-1 L7 ① 1-H	B FA 96 1 SAFE X FA 95 1-0 21 1B 11 BB 1B	S SL 89 B FA 95 B SL 88 X CH 89 2-1 SF7 ② 1-2 2-3 3-H	4	0	2	2	1	1	2
11 Brad Hawpe, L (1, 9) OBP: 0.382, SLG: 0.543		F CH 75 B FA 82 B FA 84 B FA 83 F SL 78 X FA 82 3-2 19 1B 1-2 1B		C FA 84 B CH 77 C FA 84 S FA 86 1-3 K ②		B FA 85 F FA 85 F FA 85 F FA 87 B SL 80 X FA 86 2-2 P5 ①		X FA 92 0-0 18 1B 1-3 2B	B FS 87 1 SAFE D FA 96 B FA 95 B FA 93 4-0 21 1B 1-2 BB	C SL 80 D SL 82 X SL 81 1-1 21 WP 2-H 3-H 1B	5	1	3	2	1	1	4
19 Ryan Spilborghs, R (1, 8) OBP: 0.358, SLG: 0.502 24 Ian Stewart, L (8, PH) OBP: 0.273, SLG: 0.476 40 Brian Fuentes, L (8, 1) 21 Clint Barmes, R (9, PH) OBP: 0.250, SLG: 0.323 (9, 6)	B FA 84 C SL 77 X FA 83 1-1 8 G6-4-3 1-2 2-3 1B		B SL 79 B SL 78 X SL 78 2-0 G6-3 ③			C FA 86 B FA 86 C SL 80 B SI 87 X CU 70 2-2 L5 ②		C CU 76 B FA 90 F CU 76 S FA 92 1-3 K ② C FA 95 X FS 88 0-1 1-2 2-3 1B		B SL 84 F FA 91 F SL 85 D FC 83 B FA 90 F FA 91 X FA 90 3-2 L4 ③ 1-2	3 1 0 2	0 0 0 0	1 0 0 1	0 0 0 0	0 0 0 0	0 1 0 1	4 2 0 1
8 Yorvit Torrealba, R (1, 2) OBP: 0.332, SLG: 0.368		X FA 84 0-0 G6-4-3 ② ③ 1-2f			X FA 82 0-0 F9 ①	B SL 79 X SL 79 1-0 G5-3 ③		B CU 76 F FA 92 F FA 92 B FA 92 B FA 93 D CU 76 4-2 18 1B BB	B FA 96 F FA 97 F FA 95 S FA 96 1-3 K ③		4	0	0	0	1	1	9
38 Ubaldo Jiménez, R (1, 1) OBP: 0.294, SLG: 0.143 LaTroy Hawkins, R (7, 1) 18 Cory Sullivan, L (8, PH) OBP: 0.360, SLG: 0.417 (8, 8)			X FA 82 0-0 P3 ①		C FA 82 X FA 83 0-1 SH2-3 1B		C FA 83 S CH 75 F SL 77 X FA 86 0-2 G6-3 ① C CU 77 X CU 77 0-1 FC6-4 1-3 2-H 3-H 1B		C FA 95 F FA 95 X FA 95 0-2 E 3B	3 0 2	0 0 1	1 0 2	0 0 2	0 0 1	0 0 0	0 0 0
Inning Stats	R: 0 E: 0 K: 0 S: 7 H: 0 LOB: 0 BB: 0 P: 10	R: 0 E: 0 K: 0 S: 14 H: 3 LOB: 2 BB: 0 P: 22	R: 0 E: 0 K: 0 S: 7 H: 1 LOB: 1 BB: 0 P: 12	R: 0 E: 0 K: 2 S: 14 H: 1 LOB: 1 BB: 0 P: 23	R: 0 E: 0 K: 0 S: 7 H: 1 LOB: 1 BB: 0 P: 10	R: 0 E: 1 K: 0 S: 13 H: 2 LOB: 3 BB: 1 P: 23	R: 0 E: 0 K: 0 S: 10 H: 1 LOB: 1 BB: 0 P: 14	R: 2 E: 0 K: 1 S: 15 H: 3 LOB: 2 BB: 1 P: 22	R: 1 E: 0 K: 1 S: 13 H: 3 LOB: 3 BB: 1 P: 22	R: 4 E: 1 K: 1 S: 21 H: 2 LOB: 1 BB: 1 P: 35	1B: 12 2B: 3 3B: 2 HR: 0 SF: 1 SAC: 1 DP: 1 HBP: 1	WP: 1 PB: 0 SB: 0 CS: 0 PA: 52						

PITCHER		IP	WLS	BF	H	R	ER	SO	BB	IBB	HBP	BLK	WP	HR	S	P	ERA	WHIP
Livan Hernandez, R ERA: 4.67	(1, 1)	7.0		30	9	0	0	2	1	0	0	0	0	0	72	114	0.00	1.429
Brandon Lyon, R ERA: 2.9	(8, 1)	1.0	H	7	3	2	2	1	1	0	0	0	0	0	15	22	18.00	4.000
Jose Valverde, R ERA: 2.88	(9, 1)	1.0	B	7	3	1	1	1	1	0	0	0	0	0	13	22	9.00	4.000
56 Ramon Pena, R ERA: 2.82	(10, 1)	0.2	L	6	1	4	0	1	0	1	1	0	0	0	15	25	0.00	1.500
45 Doug Slaten, L ERA: 2.51	(10, 1)	0.1		2	1	0	0	0	0	0	0	0	1	0	6	10	0.00	3.000

PITCHER	IP	WLS	BF	H	R	ER	SO	BB	IBB	HBP	BLK	WP	HR	S	P	ERA	WHIP

TOP

Colorado Rockies @ Arizona Diamondbacks

Chase Field, Phoenix, AZ

Fri Aug 31 2007, 6:40 PM MST
Att. 26,146 - Roof Closed - 79 F

livebaseballscorecards.com

AB	45
R	7
H	17
RBI	6
BB	4
SO	5
LOB	29

Batter	1	2	3	4	5	6	7	8	9	10	AB	R	H	RBI	BB	SO	LOB
24 Chris Young, R (1, 8) OBP: 0.287, SLG: 0.468	B FF 94 C FA 97 F FA 98 B CU 76 S SL 88 2-3 ① K		C CU 75 C CU 80 B CU 82 F FA 99 X FA 100 1-2 ③ F9			B FA 92 C CH 87 B FA 100 B SL 89 X FA 98 3-1 2B		B FA 91 X FA 90 1-0 ② F8			4	0	1	0	0	1	0
1 Orlando Hudson, S (1, 4) OBP: 0.369, SLG: 0.430	B FA 96 B FA 97 S FA 97 B FA 98 F FA 98 C FA 99 3-3 ② K			B FA 95 F FA 98 C FA 97 X SL 88 1-2 ① G5-3		B FA 100 F FA 98 C CH 86 S SL 85 1-3 ③ K		B FA 90 X FA 90 1-0 ③ P3			4	0	0	0	0	2	1
22 Eric Byrnes, R (1, 7) OBP: 0.359, SLG: 0.473	X FA 100 0-0 ③ G6-3			F FA 99 S SL 92 S SL 90 0-3 ② K			B FA 98 F FA 96 B FA 98 C SL 88 X FA 99 2-2 ① G6-3		B CU 76 C SI 90 C FA 91 X SI 91 1-2 ① F8		4	0	0	0	0	1	0
34 Conor Jackson, R (1, 3) OBP: 0.362, SLG: 0.444 Tony Clark, S (7, 3) OBP: 0.279, SLG: 0.449		B FA 97 B FA 97 X FA 96 2-0 ① G6-3		C FA 99 B FA 98 B FA 98 S FA 98 X FA 99 2-2 ③ L3			B FA 99 X FA 97 1-0 ② G5-3		C FA 90 C FA 92 F CH 79 B FA 92 X CH 82 1-2 ② P6		2 2	0 0	0 0	0 0	0 0	0 0	0 0
6 Stephen Drew, L (1, 6) OBP: 0.308, SLG: 0.359		B FA 97 X FA 98 1-0 1B	B CU 70 F FA 100 B SI 86 F SI 86 F FA 100 B CU 77 F FA 100 F FA 99 F FA 99 3-2 ① X SI 88 P5				B CU 74 B FA 98 B FA 97 C FA 95 B FA 99 4-1 27 HBP 26 HR BB		B FA 89 C SI 89 X CH 81 1-1 ③ F9		3	1	1	0	1	0	0
27 Mark Reynolds, R (1, 5) OBP: 0.333, SLG: 0.486 Brandon Lyon, R (8, 1) Jose Valverde, R (9, 1) 56 Ramon Pena, R (10, 1) OBP: 0.250, SLG: 0.250 45 Doug Slaten, L (10, 1) 11 Augie Ojeda, S (10, PH) OBP: 0.250, SLG: 0.328		S FA 96 F FA 98 F FA 98 S CU 77 0-3 ② K	B CU 76 X SL 89 1-0 E1 26 G6-4-3				P PO 91 C FA 98 1 SAFE D CH 89 D SL 88 H FA 96 4-1 26 HR 1-2 HBP			B FA 93 C FA 94 X FA 94 1-1 ① G3	2 0 0 0 0 1	1 0 0 0 0 0	0 0 0 0 0 0	0 0 0 0 0 0	1 0 0 0 0 0	1 0 0 0 0 0
26 Miguel Montero, L (1, 2) OBP: 0.291, SLG: 0.378		C FA 98 D FA 96 B FA 99 1 SAFE X FA 99 2-1 ③ F7	X FA 97 0-0 ② ③ G6-4-3 1-2f				X FA 98 0-0 1-H 2-H HR			C FA 94 X FA 94 0-1 ② L7	4	1	1	3	0	0	2
10 Justin Upton, R (1, 9) OBP: 0.278, SLG: 0.381			B FA 98 F FA 98 S SL 90 B FA 101 B SL 87 C FA 99 3-3 ① K			S FA 97 S FA 99 F FA 100 F SL 89 B FA 98 X CU 77 1-2 ① F8	C FA 95 F FA 96 B FA 95 B SL 89 F FA 96 F FC 88 F FA 96 F FA 97 T FC 90 2-2 ③ K			S FA 95 B FA 95 F SL 81 X SL 81 1-2 ③ F7	4	0	0	0	0	2	0
Livan Hernandez, R (1, 1) OBP: 0.212, SLG: 0.277 Jeff Cirillo, R (8, 5) OBP: 0.320, SLG: 0.364			X FA 98 0-0 ② G1-3			C FA 98 B FA 98 C FA 97 X SL 87 1-2 ② G1-3		B FA 90 F FA 90 X FA 90 1-1 ① F9			2 1	0 0	0 0	0 0	0 0	0 0	0 0
Inning Stats	R: 0 E: 0 K: 2 S: 7 H: 0 LOB: 0 BB: 0 P: 12	R: 0 E: 0 K: 1 S: 8 H: 1 LOB: 1 BB: 0 P: 13	R: 0 E: 0 K: 1 S: 8 H: 0 LOB: 0 BB: 0 P: 12	R: 0 E: 0 K: 1 S: 9 H: 0 LOB: 0 BB: 0 P: 12	R: 0 E: 1 K: 0 S: 9 H: 0 LOB: 0 BB: 0 P: 13	R: 0 E: 0 K: 1 S: 13 H: 1 LOB: 1 BB: 0 P: 19	R: 3 E: 0 K: 1 S: 15 H: 1 LOB: 0 BB: 1 P: 27	R: 0 E: 0 K: 0 S: 4 H: 0 LOB: 0 BB: 0 P: 7	R: 0 E: 0 K: 0 S: 9 H: 0 LOB: 0 BB: 0 P: 12	R: 0 E: 0 K: 0 S: 7 H: 0 LOB: 0 BB: 0 P: 9	1B: 1 2B: 1 3B: 0 HR: 1 SF: 0 SAC: 0 DP: 1 HBP: 1	WP: 0 PB: 0 SB: 0 CS: 0 PA: 35					

PITCHER		IP	WLS	BF	H	R	ER	SO	BB	IBB	HBP	BLK	WP	HR	S	P	ERA	WHIP
38 Ubaldo Jiménez, R ERA: 4.03	(1, 1)	6.2		25	3	3	3	6	1	0	1	0	0	1	62	99	4.05	0.600
LaTroy Hawkins, R ERA: 3.4	(7, 1)	0.1		1	0	0	0	1	0	0	0	0	0	0	7	9	0.00	0.000
40 Brian Fuentes, L ERA: 3.63	(8, 1)	1.0		3	0	0	0	0	0	0	0	0	0	0	4	7	0.00	0.000
34 Matt Herges, R ERA: 2.76	(9, 1)	1.0	W	3	0	0	0	0	0	0	0	0	0	0	9	12	0.00	0.000
60 Manny Corpas, R ERA: 2.05	(10, 1)	1.0		3	0	0	0	0	0	0	0	0	0	0	7	9	0.00	0.000

PITCHER	IP	WLS	BF	H	R	ER	SO	BB	IBB	HBP	BLK	WP	HR	S	P	ERA	WHIP

BOTTOM

Colorado Rockies @ Arizona Diamondbacks

Chase Field, Phoenix, AZ

Fri Aug 31 2007, 6:40 PM MST

Att. 26,146 - Roof Closed - 79 F

livebaseballscorecards.com

AB	33
R	3
H	3
RBI	3
BB	1
SO	7
LOB	4

Batter	1	2	3	4	5	6	7	8	9	AB	R	H	RBI	BB	SO	LOB
3 Willy Taveras, R (1, 8) OBP: 0.361, SLG: 0.376	C FA 90 B FA 92 X FA 92 1-1 G3 ①		B FA 90 F FA 91 X CU 77 1-1 5 SF9 G1-3 27 1B 1-3 2-H 1B	C FA 92 S FC 86 B FA 92 X FC 88 1-2 F9 ③			C FA 94 B FA 94 B CU 78 X FA 94 2-1 FC3-6 1B	C FA 94 B FA 96 F FA 95 F SL 82 F SL 81 B FA 96 F SL 82 S FA 97 2-3 K ②		4	1	2	1	0	0	0
18 Cory Sullivan, L (7, 8) OBP: 0.356, SLG: 0.412										1	0	0	0	0	1	2
Kazuo Matsui, S (1, 4) OBP: 0.344, SLG: 0.416	C FA 91 S FA 91 B FA 93 C CU 79 1-3 K ②		S FA 90 1 SAFE B FA 90 B CU 77 F FA 90 F FA 91 F FA 90 X CU 78 2-2 G1-3 ① 1-2		C CH 80 B FC 87 S FA 91 F FC 88 T FA 92 1-2 K ①		B FA 94 X FA 94 1-0 FC3-6 17 2B 1-2f ①	S SL 82 C SL 83 B FA 95 S FA 96 1-3 K ③		4	1	0	0	0	2	3
21 Clint Barmes, R (7, 4) OBP: 0.242, SLG: 0.313										1	0	0	0	0	1	2
5 Matt Holliday, R (1, 7) OBP: 0.397, SLG: 0.571	B FA 93 S FA 92 F FA 93 B FA 93 B FA 93 C CU 79 3-3 K ③		X FA 90 0-0 SF9 ② 2-3 3-H		X FA 92 0-0 17 BB 1B		C CU 78 X FA 95 0-1 F9 ②		B FA 91 S FA 92 C CU 75 X FA 92 1-2 1B	4	0	2	1	0	1	1
17 Todd Helton, L (1, 3) OBP: 0.425, SLG: 0.463		X FA 89 0-0 2 FC4-6 1B	B CU 76 B FA 90 B FA 90 B FA 91 4-0 27 1B 2 2B BB		B FC 86 B FC 88 C FC 86 B FA 92 B FC 87 4-1 27 G6-4-3 1-2 BB		B FA 96 F FA 96 F FA 96 X FA 97 1-2 27 1B 1-H 2B		B FA 91 B FA 89 F FA 92 F FA 93 D CU 74 X FA 92 3-2 F7 ①	3	2	2	1	2	0	1
27 Garrett Atkins, R (1, 5) OBP: 0.348, SLG: 0.466		X FA 90 0-0 F9 ①	B CU 78 C FA 91 B FA 90 F FA 91 F CU 78 X FA 92 2-2 2 2B 1-2 3-H 1B		B SI 91 C FF 92 B FC 83 S SL 82 X SL 84 2-2 G6-4-3 ② ③ 1-2f		F FA 95 B CU 80 B FA 94 B FA 94 F FA 95 F FA 94 F FA 94 F FA 95 X FA 95 3-2 2-H 1B		C FA 92 B CU 75 S FA 92 D FC 90 X FA 93 2-2 F9 ②	5	1	2	2	0	0	4
2 Troy Tulowitzki, R (1, 6) OBP: 0.360, SLG: 0.463		F FA 90 B FA 83 B FA 90 1 SAFE B FA 90 F FA 91 X FA 92 3-2 FC4-6 ② 1-2f	B FA 91 X FA 90 1-0 1-H 2-H 2B			B FC 84 C CH 79 B FC 87 F SI 91 F SL 83 X FA 92 2-2 P2 ①	B CU 78 S FA 93 B CU 79 S FA 93 F FA 94 C FA 94 2-3 K ③		F FA 92 X FA 93 0-1 G3 ③	3	0	1	2	0	0	1
Jeremy Affeldt, L (6, 1)										0	0	0	0	0	0	0
24 Ian Stewart, L (7, PH) OBP: 0.261, SLG: 0.455										1	0	0	0	0	1	1
34 Matt Herges, L (7, 1)										0	0	0	0	0	0	0
47 Joe Koshansky, L (9, PH)										1	0	0	0	0	0	1
19 Ryan Spilborghs, R (1, 9) OBP: 0.355, SLG: 0.498		B FA 91 1 SAFE C FA 90 F CU 78 B FA 91 1 SAFE X CU 79 2-2 G3 ③	B FA 92 D FC 87 F FA 91 X SL 82 2-1 G5-3 ③			F FA 92 X CU 75 0-1 G6-3 ②		B FA 95 B FA 92 C FA 91 B FA 96 B FA 94 4-1 11 BB BB		2	0	0	0	0	0	2
50 Jorge Julio, R (3, 1)										0	0	0	0	0	0	0
Jamey Carroll, R (6, PH) OBP: 0.315, SLG: 0.292										1	0	0	0	1	0	0
(6, 6)																
20 Chris Iannetta, R (1, 2) OBP: 0.318, SLG: 0.327			B FA 88 B FA 89 S FA 90 S FA 90 X FA 91 2-2 3 WP 44 BB 3 1B 1B S FA 90 B FC 87 S SL 81 F FC 88 X SL 82 1-2 F9 ①			X FC 87 0-0 1B		B FF 95 C SL 81 F FA 96 B SL 83 F SL 83 X SL 82 2-2 P4 ①		4	1	2	0	0	0	1
39 Elmer Dessens, R (1, 1)			B FA 90 B FA 90 C FA 90 B FA 90 B FA 90 4-1 3 1B 3 WP 5 SF9 1-2 BB C SI 91 B CU 76 B FF 92 F FC 88 F FC 89 S FA 92 2-3 K ②			B CH 81 F FC 86 B FC 88 B SL 82 X SL 81 3-1 F7 ③		C SL 80 B FA 95 B CU 81 B SL 80 B FA 95 4-1 1-2 BB		0	0	0	0	0	0	0
44 Ramon Ortiz, R (2, 1) OBP: 0.400, SLG: 0.250										0	1	0	0	1	0	0
11 Brad Hawpe, L (3, 9) OBP: 0.382, SLG: 0.540										2	0	0	0	1	1	1
Inning Stats	R: 0 E: 0 K: 2 S: 8 H: 0 LOB: 0 BB: 0 P: 13	R: 0 E: 0 K: 0 S: 8 H: 1 LOB: 1 BB: 0 P: 13	R: 5 E: 0 K: 0 S: 19 H: 4 LOB: 1 BB: 2 P: 37	R: 0 E: 0 K: 1 S: 11 H: 0 LOB: 0 BB: 0 P: 15	R: 0 E: 0 K: 1 S: 9 H: 1 LOB: 1 BB: 1 P: 16	R: 0 E: 0 K: 0 S: 9 H: 1 LOB: 1 BB: 0 P: 14	R: 2 E: 0 K: 1 S: 18 H: 3 LOB: 1 BB: 0 P: 27	R: 0 E: 0 K: 2 S: 15 H: 0 LOB: 2 BB: 2 P: 28	R: 0 E: 0 K: 0 S: 11 H: 1 LOB: 1 BB: 0 P: 17	1B: 9 2B: 2 3B: 0 HR: 0	SF: 1 SAC: 0 DP: 1 HBP: 0	WP: 1 PB: 0 SB: 0 CS: 0	PA: 42			

PITCHER	IP	WLS	BF	H	R	ER	SO	BB	IBB	HBP	BLK	WP	HR	S	P	ERA	WHIP
39 Dana Eveland, L (1, 1) ERA: 18.0	2.2		15	5	5	5	2	2	0	0	0	1	0	33	59	16.88	2.625
31 Edgar Gonzalez, R (3, 1) ERA: 5.0	3.1	W	12	2	0	0	2	1	0	0	0	0	0	31	49	0.00	0.900
Dustin Nippert, R (7, 1) ERA: 5.92	1.0		6	3	2	2	1	0	0	0	0	0	0	18	27	18.00	3.000
37 Juan Cruz, R (8, 1) ERA: 3.27	1.0		5	0	0	0	2	2	0	0	0	0	0	15	28	0.00	2.000
Brandon Lyon, R (9, 1) ERA: 2.86	1.0		4	1	0	0	0	0	0	0	0	0	0	11	17	0.00	1.000

PITCHER	IP	WLS	BF	H	R	ER	SO	BB	IBB	HBP	BLK	WP	HR	S	P	ERA	WHIP

TOP

Colorado Rockies @ Arizona Diamondbacks

Chase Field, Phoenix, AZ

Sat Sep 01 2007, 6:40 PM MST
Att. 29,186 - Roof Closed - 77 F

livebaseballscorecards.com

AB	36
R	7
H	11
RBI	7
BB	5
SO	7
LOB	20

COLORADO ROCKIES

Batter	1	2	3	4	5	6	7	8	9	AB	R	H	RBI	BB	SO	LOB
24 Chris Young, R (1, 8) OBP: 0.288, SLG: 0.472	C SI 91 C FA 90 B FA 92 B SI 92 X CU 77 2-2 F7 ①	X CU 78 0-0 22 1B 2B 3-H	B FA 87 B SI 93 B CH 86 F FF 92 X FA 88 3-1 1 S 22 1B 2B 2-H		B FA 98 S SL 84 B SL 84 C FA 98 B SL 86 S SL 85 3-3 K ①		B CH 80 C SI 89 F CU 75 X CU 75 1-2 F8 ②			5	2	2	2	0	1	0
1 Orlando Hudson, S (1, 4) OBP: 0.371, SLG: 0.431	B FA 91 C SL 83 F FA 91 B FA 90 B FA 91 F CH 83 F FA 90 X CH 82 3-2 22 2B 2B	B FA 90 B CH 84 B FF 91 B FA 90 4-0 22 1B HR BB	B SL 86 B FA 92 B CH 86 C SI 92 B FA 92 4-1 22 1B 1B BB 2-3		C FA 98 C FA 97 C SL 84 0-3 K ②		C SI 89 B SI 90 F CH 80 B FA 90 B FA 90 T CH 79 3-2 K ③			3	3	1	0	2	2	0
22 Eric Byrnes, R (1, 7) OBP: 0.363, SLG: 0.477	C SI 91 B SL 84 X FA 91 1-1 G1-3 2B 2-H	C FA 91 F FA 92 B SL 84 B FA 89 X CU 75 2-2 HR 1B 1-2 2-H	B FA 96 X FA 95 1-0 S 1B 1B 1-3 3-H		B SL 86 B FA 98 B FA 97 C FA 97 B SL 84 4-1 BB			C FF 89 F FF 89 X CU 76 0-2 F7 ①		4	2	3	3	1	0	0
Tony Clark, S (1, 3) OBP: 0.282, SLG: 0.465	C FA 92 F FA 92 B FA 91 B SL 84 2 SAFE X FA 92 2-2 G1-3 ② 2-3	F FA 91 B FA 92 B CH 86 X FA 92 2-1 HR 1-H 2-H	B FA 97 1 SAFE C FA 95 S SL 82 F SL 83 X SL 81 1-2 1B 1-H 3-H		1 SAFE 1 SAFE F CH 85 B CH 82 F FA 97 X SL 85 1-2 G3 ③			S CU 75 F CU 75 B FA 90 B SI 90 B CH 81 X CH 80 3-2 G4-3 ②		5	1	2	5	0	0	2
6 Stephen Drew, L (1, 6) OBP: 0.307, SLG: 0.363	C SL 86 B FA 91 S CH 85 X CH 83 1-2 G1-3 ③	F FA 92 X FA 86 0-1 F8 ②	B FA 97 B CH 84 X CH 85 2-0 G6-3 ③			F FA 92 C SL 85 B FA 92 C CU 76 1-3 K ①		F SI 90 B FA 90 S CH 81 B CU 76 X FA 90 2-2 HR		5	1	1	1	0	1	2
19 Chris Snyder, R (1, 2) OBP: 0.328, SLG: 0.425	B SL 82 B FA 91 S SL 82 C FA 90 B FA 89 4-1 27 1B 2B BB B FA 86 B FA 92 S SL 82 C FA 90 S FA 87 S FA 86 3-3 K ③			C FA 96 C SL 84 B SL 82 S SL 83 1-3 K ①		C FA 93 B FA 93 F CH 87 B FA 94 F CU 79 B CU 78 F FA 93 X FA 93 3-2 F8 ②		B FA 90 B CU 75 B SI 90 C SI 89 F FA 89 S CH 81 3-3 K ③		4	1	0	0	1	3	0
27 Mark Reynolds, R (1, 5) OBP: 0.339, SLG: 0.493		S FA 91 D SL 82 B FA 92 X FA 92 2-1 2B 1B 1-2	B SL 85 C FA 86 B FA 85 X FA 92 2-1 P6 ① 3-1 WP 2B		B SL 84 F FA 97 B FA 97 B CH 85 X FA 96		S CU 78 F CH 88 X FA 94 0-2 1B			4	1	3	0	0	0	0
Jeff Salazar, L (1, 9) OBP: 0.327, SLG: 0.400		X FA 91 0-0 39 SH5-4 24 2B 2B 1-H 2-H	C FF 92 X CH 85 0-1 31 SH5-4 24 2B 1B	S FA 97 F FA 97 C SL 84 0-3 K ② 2-3		F FA 93 S CU 77 B CU 78 B FA 94 B CU 78 X FA 94 3-2 G4-3 ③				4	2	2	2	0	1	2
39 Dana Eveland, L (1, 1) 31 Edgar Gonzalez, R (3, 1) OBP: 0.176, SLG: 0.176 Dustin Nippert, R (7, 1) Jeff Cirillo, R (7, PH) OBP: 0.318, SLG: 0.362 37 Juan Cruz, R (8, 1) Brandon Lyon, R (9, 1)		X 0-0 SH5-4 ① 2-3	B FF 91 L FF 91 X FA 91 1-1 SH5-4 ② 1-2	X FA 97 0-0 G4-3 ③			C SI 88 C CH 80 F SI 90 X SI 89 0-2 G6-3 ①			0 1 0 1 0 0	0 0 0 0 0 0	0 0 0 0 0 0	0 0 0 0 0 0	0 0 0 0 0 0	0 1 0 0 0 0	0 1 0 0 0 0
Inning Stats	R: 1 E: 0 K: 0 S: 16 H: 2 LOB: 1 BB: 0 P: 25	R: 7 E: 0 K: 1 S: 16 H: 5 LOB: 0 BB: 2 P: 33	R: 4 E: 0 K: 0 S: 15 H: 4 LOB: 1 BB: 1 P: 29	R: 0 E: 0 K: 2 S: 9 H: 1 LOB: 1 BB: 0 P: 13	R: 0 E: 0 K: 2 S: 10 H: 0 LOB: 1 BB: 1 P: 18	R: 0 E: 0 K: 1 S: 14 H: 1 LOB: 1 BB: 0 P: 21	R: 0 E: 0 K: 1 S: 10 H: 0 LOB: 0 BB: 0 P: 14	R: 1 E: 0 K: 1 S: 12 H: 1 LOB: 0 BB: 0 P: 20		1B: 6 2B: 6 3B: 0 HR: 2 SF: 0 SAC: 2 DP: 0 HBP: 0		WP: 1 PB: 0 SB: 2 CS: 0 PA: 42		

PITCHER		IP	WLS	BF	H	R	ER	SO	BB	IBB	HBP	BLK	WP	HR	S	P	ERA	WHIP
39 Elmer Dessens, R ERA: 7.39	(1, 1)	1.1	L	12	6	7	7	0	2	0	0	0	0	0	25	46	47.25	6.000
44 Ramon Ortiz, R ERA: 5.65	(2, 1)	1.1		8	3	4	4	1	1	0	0	0	0	1	16	31	27.00	3.000
50 Jorge Julio, R ERA: 5.12	(3, 1)	2.1		11	3	1	1	4	1	0	0	0	1	0	25	41	3.86	1.714
Jeremy Affeldt, L ERA: 3.22	(6, 1)	1.0		4	1	0	0	1	0	0	0	0	0	0	14	21	0.00	1.000
34 Matt Herges, R ERA: 2.87	(7, 1)	2.0		7	1	1	1	2	0	0	0	0	0	1	22	34	4.50	0.500

PITCHER	IP	WLS	BF	H	R	ER	SO	BB	IBB	HBP	BLK	WP	HR	S	P	ERA	WHIP

BOTTOM

Colorado Rockies @ Arizona Diamondbacks

Chase Field, Phoenix, AZ

Sat Sep 01 2007, 6:40 PM MST

Att. 29,186 - Roof Closed - 77 F

livebaseballscorecards.com

AB	36
R	13
H	14
RBI	13
BB	4
SO	8
LOB	7

Colorado Rockies @ Arizona Diamondbacks

Chase Field, Phoenix, AZ

Sun Sep 02 2007, 1:40 PM MST

Att. 26,798 - Roof Closed - 76 F

TOP

livebaseballscorecards.com

Batter	1	2	3	4	5	6	7	8	9	AB	R	H	RBI	BB	SO	LOB
3 Willy Taveras, R (1, 8) OBP: 0.360, SLG: 0.375	B FA 89 F FA 88 X FA 90 1-1 S 5 1B 1B	B FA 90 X FA 89 1-0 ② F8		B FA 89 C FA 89 S CU 74 B CU 74 B FA 89 X FA 90 3-2 ③ G1-4-3			L FA 89 C FA 90 F CU 80 X CU 75 0-2 ② F7			4	1	1	0	0	0	0
Kazuo Matsui, S (1, 4) OBP: 0.343, SLG: 0.413	C FA 89 1 SAFE B FA 88 1 SAFE 1 SAFE B FA 87 F FA 88 B FA 89 B FA 88 4-2 5 1B 11 SF7 1-2 BB	B FA 90 C FA 90 X CU 76 1-1 ③ G4-3			C FA 87 C CU 74 X CH 78 0-2 ① G3		F FA 89 X FA 88 0-1 ③ L4			3	1	0	0	1	0	0
5 Matt Holliday, R (1, 7) OBP: 0.397, SLG: 0.576	L FA 90 F CU 75 D CH 81 X FA 90 1-2 17 BB 24 1B 1-3 2-H 1B		X CU 72 0-0 HR		B FA 89 X CU 78 1-0 ② L1			C SL 82 B FF 92 C SL 83 B FA 92 S FF 92 2-3 ① K		4	2	2	2	0	1	0
17 Todd Helton, L (1, 3) OBP: 0.424, SLG: 0.460	C FA 89 B FA 88 B CU 74 T FA 89 B FA 89 1 SAFE B FA 89 4-2 24 1B 1-2 BB		B FA 88 F FA 88 F FA 86 X CU 74 1-2 ① G3		C CU 72 C FA 88 B CH 80 F CU 75 X FA 89 1-2 ③ L4			C SL 82 S SL 82 X FA 91 0-2 ② F7		3	0	0	0	1	0	0
11 Brad Hawpe, L (1, 9) OBP: 0.381, SLG: 0.538	B CU 75 X FA 89 1-0 ① SF7 3-H		H CU 74 1-0 2 WP HBP			C FA 88 B CU 74 F CU 73 B CH 78 S FA 89 2-3 ① K		B SL 82 B SL 82 X FA 91 2-0 ③ G4-3		2	0	0	1	0	1	0
2 Troy Tulowitzki, R (1, 6) OBP: 0.357, SLG: 0.459	C FA 90 C FA 91 F CU 75 B FA 90 S CH 81 1-3 ② K		B FA 89 F FA 88 S FA 90 X CH 81 1-2 ② G6-3 1-2			B FA 90 C CU 74 C FA 90 B FA 89 B FA 90 C FA 90 3-3 ② K			F CH 87 X SL 87 0-1 ① P6	4	0	0	0	0	2	3
24 Ian Stewart, L (1, 5) OBP: 0.296, SLG: 0.500 60 Manny Corpas, R (9, 1)	C CU 75 C FA 90 X CH 81 0-2 1-3 2-H 1B		B FA 89 S CU 76 S CU 74 S CU 74 1-3 ③ K			B FA 90 X FA 89 1-0 2B			F CH 88 X 0-1 ② L9	4 0	0 0	2 0	1 0	0 0	1 0	1 0
8 Yorvit Torrealba, R (1, 2) OBP: 0.329, SLG: 0.364	C FA 90 C CU 75 F FA 89 C CU 75 0-3 ③ K			X 0-0 ① F9		B FA 88 X FA 88 1-0 ③ G1-3			F FA 95 X CH 87 0-1 ③ F7	4	0	0	0	0	1	3
Josh Fogg, R (1, 1) OBP: 0.156, SLG: 0.136		C CH 86 B FA 88 B FA 88 S FA 88 B FA 90 F FA 88 C FA 90 3-3 ① K		C X 0-1 ② G1-3			C FA 88 S CU 74 B CU 75 B FA 88 S CH 79 2-3 ① K			2	0	0	0	0	1	0
18 Cory Sullivan, L (7, PH) OBP: 0.352, SLG: 0.407										1	0	0	0	0	1	0
LaTroy Hawkins, R (7, 1)										0	0	0	0	0	0	0
40 Brian Fuentes, L (8, 1)										0	0	0	0	0	0	0
Jamey Carroll, R (9, 5) OBP: 0.315, SLG: 0.292										0	0	0	0	0	0	0

AB	31
R	4
H	5
RBI	4
BB	2
SO	8
LOB	7

Inning Stats	1	2	3	4	5	6	7	8	9
	R: 3 E: 0 K: 2 S: 21	R: 0 E: 0 K: 1 S: 7	R: 1 E: 0 K: 1 S: 10	R: 0 E: 0 K: 0 S: 6	R: 0 E: 0 K: 0 S: 8	R: 0 E: 0 K: 2 S: 8	R: 0 E: 0 K: 1 S: 9	R: 0 E: 0 K: 1 S: 7	R: 0 E: 0 K: 0 S: 6
	H: 3 LOB: 2 BB: 2 P: 33	H: 0 LOB: 0 BB: 0 P: 12	H: 1 LOB: 1 BB: 0 P: 14	H: 0 LOB: 0 BB: 0 P: 9	H: 0 LOB: 0 BB: 0 P: 10	H: 1 LOB: 1 BB: 0 P: 15	H: 0 LOB: 0 BB: 0 P: 11	H: 0 LOB: 0 BB: 0 P: 11	H: 0 LOB: 0 BB: 0 P: 6

1B: 3 SF: 1
2B: 1 SAC: 0
3B: 0 DP: 0
HR: 1 HBP: 1

WP: 1 PA: 35
PB: 0
SB: 1
CS: 0

PITCHER		IP	WLS	BF	H	R	ER	SO	BB	IBB	HBP	BLK	WP	HR	S	P	ERA	WHIP
17 Brandon Webb, R ERA: 2.91	(1, 1)	7.0	L	29	5	4	4	7	2	0	1	0	1	1	69	104	5.14	1.000
36 Jailen Peguero, R ERA: 8.1	(8, 1)	0.1		1	0	0	0	1	0	0	0	0	0	0	3	5	0.00	0.000
45 Doug Slaten, L ERA: 2.45	(8, 1)	0.2		2	0	0	0	0	0	0	0	0	0	0	4	6	0.00	0.000
56 Ramon Pena, R ERA: 2.78	(9, 1)	1.0		3	0	0	0	0	0	0	0	0	0	0	6	6	0.00	0.000

PITCHER	IP	WLS	BF	H	R	ER	SO	BB	IBB	HBP	BLK	WP	HR	S	P	ERA	WHIP

BOTTOM

Colorado Rockies @ Arizona Diamondbacks

Chase Field, Phoenix, AZ

Sun Sep 02 2007, 1:40 PM MST
Att. 26,798 - Roof Closed - 76 F

livebaseballscorecards.com

Batter	1	2	3	4	5	6	7	8	9	AB	R	H	RBI	BB	SO	LOB
24 Chris Young, R (1, 8) OBP: 0.290, SLG: 0.470	C FA 87 X SI 87 0-1 ① F8	B CH 80 T CH 81 B SL 80 C FA 88 C FA 86 2-3 ② K		B FA 88 B CH 81 B CH 81 C FA 88 C FA 85 B FC 87 4-2 1-2 BB		B FA 88 X CH 78 1-0 ③ 2-H 1B		C FA 90 C FA 88 F FA 90 B FA 90 B CH 72 B FA 91 F CH 71 C FA 90 3-3 ③ K		4	0	1	0	1	2	4
1 Orlando Hudson, S (1, 4) OBP: 0.373, SLG: 0.436	C FA 86 B FA 88 B CH 82 F CH 81 B FA 89 B SI 89 4-2 3B BB	B CH 80 X SI 82 1-0 ③ F8		C CH 79 B CH 81 C SI 89 X CH 79 1-2 ③ G1-3			X FA 94 0-0 22 G4-3 3B		X FA 92 0-0 G6-4-3 1B	4	2	2	0	1	0	4
22 Eric Byrnes, R (1, 7) OBP: 0.360, SLG: 0.473	X FA 88 0-0 ② P3		B FA 86 X CH 80 1-0 ① L5		X FA 87 0-0 ① F7		C FA 94 B FA 97 X FA 96 1-1 ① G4-3 3-H		B FA 93 X FA 94 1-0 ① P2	5	0	0	1	0	0	2
Tony Clark, S (1, 3) OBP: 0.285, SLG: 0.475	B CH 80 C CH 80 X FA 88 1-1 6 1B 1-H 3B		B CH 73 B CU 71 C FA 86 X CH 79 2-1 6 FC4-6 1B		C FA 87 C FA 88 X FA 90 0-2 ② G4-3		F FA 96 B FA 96 B FA 97 S FA 96 F FA 97 S CH 89 2-3 ② K		B FA 95 C FA 93 C FA 94 X FA 92 1-2 ②③ G6-4-3 1-2f	5	1	2	1	0	1	1
6 Stephen Drew, L (1, 6) OBP: 0.309, SLG: 0.365	C CH 79 B FA 89 F SI 89 B CH 79 X CH 80 2-2 3-H 1B		B SI 88 X CH 80 1-0 ② FC4-6 1-2f		B CU 76 F CH 80 F FA 87 X CH 80 1-2 1B		B FA 96 B FA 96 C FA 96 F FA 96 B FA 96 X FA 89 3-2 ③ G6-3			4	0	2	1	0	0	1
27 Mark Reynolds, R (1, 5) OBP: 0.334, SLG: 0.486	C SL 77 B SI 87 F CH 81 F FA 86 1 SAFE C FA 86 1-3 ③ K		X FA 86 0-0 ③ F8		B FA 87 X FA 87 1-0 ③ L8			B CH 71 S FA 90 S FA 91 F FA 92 B FA 91 F CU 71 X CH 72 2-2 ① F7		4	0	0	0	0	1	3
19 Chris Snyder, R (1, 2) OBP: 0.333, SLG: 0.423 4 Emilio Bonifácio, S (8, PR) 56 Ramon Pena, R (9, 1) OBP: 0.250, SLG: 0.250		B CH 72 B CU 74 S CH 83 B FA 82 B CH 85 4-1 10 1B BB		B B B C S H 4-2 24 BB HBP		C FA 85 B FA 83 C FA 83 S FA 84 1-3 ① K		C FA 91 F FA 91 B FA 91 B CH 72 B CU 71 B FA 91 4-2 34 1B BB		1 0 0	0 0 0	0 0 0	0 0 0	2 0 0	1 0 0	0 0 0
10 Justin Upton, R (1, 9) OBP: 0.287, SLG: 0.398		B CH 76 X CH 85 1-0 1-2 1B		B X 1-0 ① F8		C SL 76 B FA 88 C CH 79 F FA 86 X FA 84 1-2 24 1B 2B		L FA 90 T FA 91 B FA 91 1 SAFE F FA 90 1 SAFE F CH 73 F FA 91 S FA 92 1-3 ② K		4	0	2	0	0	1	2
17 Brandon Webb, R (1, 1) OBP: 0.081, SLG: 0.113 36 Jailen Peguero, R (8, 1) 45 Doug Slaten, L (8, 1) 34 Conor Jackson, R (8, PH) OBP: 0.363, SLG: 0.446 7 Robby Hammock, R (9, 2) OBP: 0.310, SLG: 0.263		M SL 76 B SL 78 C FA 86 B SL 78 S CH 85 2-3 ① K		C L 1 SAFE B L 1-3 ② K		S SL 77 S SL 77 S SL 78 0-3 ② K		B FA 90 F FA 90 1 SAFE B FA 90 X FA 90 2-1 1-3 1B		3 0 0 1 0	0 0 0 0 0	0 0 0 1 0	0 0 0 0 0	3 0 0 0 0	0 0 0 0 0	4 0 0 0 0
Inning Stats	R: 2 E: 0 K: 1 S: 14 H: 2 LOB: 1 BB: 1 P: 22	R: 0 E: 0 K: 2 S: 9 H: 1 LOB: 2 BB: 1 P: 19	R: 0 E: 0 K: 0 S: 5 H: 1 LOB: 1 BB: 0 P: 9	R: 0 E: 0 K: 1 S: 11 H: 0 LOB: 2 BB: 1 P: 22	R: 0 E: 0 K: 0 S: 8 H: 1 LOB: 1 BB: 0 P: 10	R: 0 E: 0 K: 2 S: 11 H: 2 LOB: 2 BB: 0 P: 14	R: 1 E: 0 K: 1 S: 10 H: 1 LOB: 0 BB: 0 P: 16	R: 0 E: 0 K: 2 S: 20 H: 1 LOB: 2 BB: 1 P: 32	R: 0 E: 0 K: 0 S: 5 H: 1 LOB: 0 BB: 0 P: 7	1B: 7 2B: 1 3B: 2 HR: 0	SF: 0 SAC: 0 DP: 1 HBP: 1			WP: 0 PB: 0 SB: 0 CS: 0	PA: 40		

	AB	35
	R	3
	H	10
	RBI	3
	BB	4
	SO	9
	LOB	21

PITCHER	IP	WLS	BF	H	R	ER	SO	BB	IBB	HBP	BLK	WP	HR	S	P	ERA	WHIP
Josh Fogg, R (1, 1) ERA: 5.01	6.0	W	28	7	2	2	6	3	0	1	0	0	0	58	96	3.00	1.667
LaTroy Hawkins, R (7, 1) ERA: 3.52	1.0	H	4	1	1	1	1	0	0	0	0	0	0	10	16	9.00	1.000
40 Brian Fuentes, L (8, 1) ERA: 3.55	1.0	H	5	1	0	0	2	1	0	0	0	0	0	20	32	0.00	2.000
60 Manny Corpas, R (9, 1) ERA: 2.02	1.0	S	3	1	0	0	0	0	0	0	0	0	0	5	7	0.00	1.000

PITCHER	IP	WLS	BF	H	R	ER	SO	BB	IBB	HBP	BLK	WP	HR	S	P	ERA	WHIP

Batter	1	2	3	4	5	6	7	8	9	AB	R	H	RBI	BB	SO	LOB
Rajai Davis, R (1, 8) OBP: 0.380, SLG: 0.421	F FA 89 X CU 72 0-1 13 CS 1B		L CH 81 F FA 91 B FA 90 F FA 91 F FA 90 F CU 74 X CU 74 1-2 13 S 1B		X FA 90 0-0 ② L4		C FA 92 X FA 92 0-1 ① G5-3		C SL 80 B FA 93 X 1-1 ② G6-3	5	0	2	0	0	0	0
13 Omar Vizquel, S (1, 6) OBP: 0.302, SLG: 0.298	B FA 90 1 SAFE 1 SAFE C CH 79 B FA 90 C FA 90 X FA 91 2-2 ①② P6 1-2		B FA 89 B CH 79 C FA 89 1 SAFE B FA 88 F CH 79 X CH 80 3-2 ② F8 1-2		C CU 74 B CH 82 B CH 82 X FA 90 2-1 ③ G4-3		X FA 93 0-0 ② G6-3		B FA 94 B FA 93 C FA 93 X FA 93 2-1 ③ F9	5	0	0	0	0	0	2
2 Randy Winn, S (1, 7) OBP: 0.352, SLG: 0.422	C CU 72 F FA 90 X CU 70 0-2 ③ F9		B FA 89 S FA 89 C CH 80 F FA 88 S CH 79 1-3 ③ K			B CU 80 C FA 89 X CH 81 1-1 1B 2B	C FA 93 X CU 78 0-1 HR			4	2	2	1	0	1	1
1 Bengie Molina, R (1, 2) OBP: 0.303, SLG: 0.429		C CU 79 B X CH 79 1-1 HR		B FA 86 B FA 87 B FA 86 B FA 86 4-0 12 1B BB		S FA 90 X FA 91 0-1 ① G6-3	C FA 93 S CH 87 F FA 93 B CU 78 S CU 77 1-3 ③ K			3	1	1	1	1	1	1
Rich Aurilia, R (1, 3) OBP: 0.307, SLG: 0.380		B CU 73 B FA 89 C FA 87 B FA 89 F CH 80 X 3-2 12 1B 1B		C FA 89 F CH 79 B FA 90 F FA 89 B FA 90 X CH 80 2-2 ① P2		B FA 90 B CH 77 B FA 88 C FA 87 S FA 88 B FA 90 4-2 19 1B 1B BB		B FA 93 X FA 95 1-0 ① G1-3		3	1	1	0	1	0	1
Pedro Feliz, R (1, 5) OBP: 0.291, SLG: 0.411		F FA 90 B FA 90 S CH 80 S FA 91 1-3 ① K		C CH 79 X FA 90 0-1 ② L5		T CH 79 X FA 90 0-1 19 1B 1-2 2-H 1B		F SL 88 X SL 89 0-1 ② G5-3		4	0	1	1	0	1	2
12 Nate Schierholtz, L (1, 9) OBP: 0.396, SLG: 0.432		S CH 79 X FA 88 0-1 19 G6-3 1-2 1B		C FA 90 B CH 81 S CH 80 F CH 78 B FA 90 X FA 90 2-2 1-2 1B		X FA 90 0-0 ② F8		F SL 88 B SL 93 F FA 95 F FA 95 B CU 79 B SL 88 B FA 95 4-2 BB		3	0	2	0	1	0	2
19 Kevin Frandsen, R (1, 4) OBP: 0.298, SLG: 0.343		B FA 89 B CH 78 X FA 90 2-0 ②③ G6-3 1-2f		X FA 89 0-0 ③ G6-3		B CH 79 F FA 89 B CU 73 F FA 90 F CH 81 F FA 91 F CU 73 F FA 90 B FA 90 3-2 F FA 91 F FA 91 X CH 82 1-3 2-H 1B		B SL 88 B SL 89 C FA 95 1 SAFE C FA 95 X SL 90 2-2 ③ L9		4	0	1	1	0	0	5
18 Matt Cain, R (1, 1) OBP: 0.115, SLG: 0.200 20 Pat Misch, R (3, 1) Ray Durham, S (6, PH) OBP: 0.302, SLG: 0.349 Scott Munter, R (6, 1) Jack Taschner, L (7, 1) 10 Dave Roberts, L (9, PH) OBP: 0.328, SLG: 0.359			B FA 89 C FA 89 S FA 90 C CU 73 1-3 ① K		C FA 90 F FA 89 C CU 74 0-3 ① K	C CH 88 C FA 90 F FA 89 B CU 75 X CU 76 1-2 ③ F8			C FA 94 F FA 94 B B FA 94 X FA 95 2-2 ① G4-3	1 1 1 0 0 1	0 0 0 0 0 0	0 0 0 0 0 0	0 0 0 0 0 0	0 0 0 0 0 0	1 1 0 0 0 0	0 0 2 0 0 0
Inning Stats	R: 0 E: 0 K: 0 S: 8 H: 1 LOB: 0 BB: 0 P: 10	R: 1 E: 0 K: 1 S: 11 H: 3 LOB: 1 BB: 0 P: 18	R: 0 E: 0 K: 2 S: 16 H: 1 LOB: 1 BB: 0 P: 22	R: 0 E: 0 K: 0 S: 11 H: 1 LOB: 2 BB: 1 P: 19	R: 0 E: 0 K: 1 S: 6 H: 0 LOB: 0 BB: 0 P: 8	R: 2 E: 0 K: 0 S: 22 H: 3 LOB: 2 BB: 1 P: 31	R: 1 E: 0 K: 1 S: 9 H: 1 LOB: 0 BB: 0 P: 10	R: 0 E: 0 K: 0 S: 9 H: 0 LOB: 1 BB: 1 P: 16	R: 0 E: 0 K: 0 S: 7 H: 0 LOB: 0 BB: 0 P: 12	1B: 7 2B: 1 3B: 0 HR: 2	SF: 0 SAC: 0 DP: 1 HBP: 0			WP: 0 PB: 0 SB: 1 CS: 1	PA: 38	

PITCHER		IP	WLS	BF	H	R	ER	SO	BB	IBB	HBP	BLK	WP	HR	S	P	ERA	WHIP
26 Jeff Francis, L ERA: 4.12	(1, 1)	5.2	W	26	9	3	3	4	2	0	0	0	0	1	70	103	4.76	1.941
Jeremy Affeldt, L ERA: 3.31	(6, 1)	1.1	H	5	1	1	1	1	0	0	0	0	0	1	13	15	6.75	0.750
LaTroy Hawkins, R ERA: 3.45	(8, 1)	1.0	H	4	0	0	0	0	1	0	0	0	0	0	9	16	0.00	1.000
60 Manny Corpas, R ERA: 1.99	(9, 1)	1.0	S	3	0	0	0	0	0	0	0	0	0	0	7	12	0.00	0.000

PITCHER	IP	WLS	BF	H	R	ER	SO	BB	IBB	HBP	BLK	WP	HR	S	P	ERA	WHIP

TOP

San Francisco Giants @ Colorado Rockies

Coors Field, Denver, CO

Mon Sep 03 2007, 1:05 PM MDT

Att. 30,168 - Partly Cloudy - 83 F

livebaseballscorecards.com

AB	35
R	4
H	10
RBI	4
BB	3
SO	5
LOB	16

BOTTOM

San Francisco Giants @ Colorado Rockies

Coors Field, Denver, CO

Mon Sep 03 2007, 1:05 PM MDT

Att. 30,168 - Partly Cloudy - 83 F

livebaseballscorecards.com

Batter	1	2	3	4	5	6	7	8	9	AB	R	H	RBI	BB	SO	LOB
3 Willy Taveras, R (1, 8) OBP: 0.363, SLG: 0.378	C SL 81 F FA 87 C CU 72 0-3 ① K		F SL 86 B SL 86 B FA 94 X FA 94 2-1 1B 5 SF8 1B 2-3	X FA 87 0-0 5 G6-4-3 1B		B FA 90 X SI 89 1-0 BB 1B 1-2		C CH 84 F SL 82 B FA 93 B CH 83 F SL 80 X 2-2 ③ F8		5	1	3	0	0	1	0
Kazuo Matsui, S (1, 4) OBP: 0.345, SLG: 0.412	B FA 92 C FA 93 X CH 87 1-1 ② G4-3		C CU 75 C FA 93 F SL 86 B CH 85 F FA 94 B FA 93 X SL 85 2-2 27 PB 17 BB 11 1B 1B 1-3 3-H	C FA 87 B CU 75 B CH 77 B FA 87 S FA 87 F FA 89 X FA 88 3-2 ① F7		B SI 91 B FA 91 C FA 90 B SI 90 B SI 91 4-1 BB 1-2 2-3				3	1	1	1	1	0	1
5 Matt Holliday, R (1, 7) OBP: 0.395, SLG: 0.573	C SL 84 F FA 93 S FA 95 0-3 ③ K		S FA 95 B FA 94 B FA 94 F FA 94 B FA 95 F FA 95 X FA 94 3-2 ② SF8 3-H	B FA 88 X FA 88 1-0 ②③ G6-4-3 1-2f		B SL 91 F FA 91 B SI 91 B FA 90 F SI 91 F SI 92 F FA 91 S SI 91 3-3 ③ K				3	0	0	1	0	2	4
17 Todd Helton, L (1, 3) OBP: 0.426, SLG: 0.464		B FA 92 C FA 92 B CH 87 F FA 93 X FA 94 2-2 1B	C FA 94 B FA 94 C CU 77 1 SAFE B FA 94 B SL 86 B FA 94 4-2 27 PB 11 1B BB 1-2		F FA 87 C FA 89 B CU 76 S CU 75 1-3 ① K		C FA 91 B FA 92 S FA 91 F SL 84 X SL 82 1-2 10 F9 2B			3	1	2	0	1	1	0
27 Garrett Atkins, R (1, 5) OBP: 0.350, SLG: 0.466 Jeremy Affeldt, L (6, 1) 10 Jeff Baker, R (7, PH) OBP: 0.295, SLG: 0.336 LaTroy Hawkins, R (8, 1) 60 Manny Corpas, R (9, 1)		X FA 94 0-0 ① F8	B FA 94 B SL 84 B FA 95 B FA 94 4-0 11 2 1B 1B BB 1-2 2-3		C FA 89 B C FA 90 F CU 77 B X 2-2 11 G4-6-3 1B		X FA 91 0-0 ① F9 2-3			2 0 1 0 0	1 0 0 0 0	1 0 0 0 0	0 0 0 0 0	1 0 0 0 0	0 0 1 0 0	1 0 1 0 0
11 Brad Hawpe, L (1, 9) OBP: 0.380, SLG: 0.535		C CU 76 F FA 93 F FA 94 F SL 86 C SL 84 0-3 ② K	X CU 78 0-0 2 1B 20 3B 1B 1-2 2-H 3-H		B CU 74 B FA 87 S FA 88 B FA 87 S FA 88 F FA 87 X FA 87 3-2 ②③ G4-6-3 1-2f		T X FA 91 0-1 ② P5			4	1	1	2	0	1	3
2 Troy Tulowitzki, R (1, 6) OBP: 0.357, SLG: 0.457		F FA 94 B FA 94 F FA 94 B SL 87 C FA 94 2-3 ③ K	F CH 82 X 0-1 20 3B 1B 1-3 2-H			F SI 91 B FA 90 B FA 91 X SI 90 2-1 ① G4-3	F CH 82 F FA 93 F CH 85 B FA 94 F FA 93 B FA 93 X CH 85 2-2 ③ F9			4	1	1	1	0	1	2
20 Chris Iannetta, R (1, 2) OBP: 0.322, SLG: 0.343			C FA 92 F FA 93 B FA 94 B FA 94 B FA 93 S FA 94 3-3 ① K B FA 87 F CH 85 B FA 88 B FA 94 X FA 88 2-2 1-H 3-H 3B			B SI 91 X FA 90 1-0 BB 3 1B 1B		B C CH 83 C CH 83 S CU 80 1-3 ① K		4	0	2	2	0	2	0
26 Jeff Francis, L (1, 1) OBP: 0.214, SLG: 0.241 24 Ian Stewart, L (6, 5) OBP: 0.276, SLG: 0.464 Jamey Carroll, R (9, 5) OBP: 0.315, SLG: 0.292			C FA 93 B FA 93 F FA 93 B FA 94 F FA 94 F FA 94 F FA 93 F FA 95 X FA 94 2-2 3 1B 1B 2B F FA 87 B FA 87 P FA 87 C CU 79 1-3 ③ K			S SI 91 B FA 91 B SL 90 F SI 91 X SI 90 2-2 ② F7		X FA 90 0-0 ② G6-3		2 2 0	1 0 0	1 0 0	0 0 0	0 0 0	1 1 0	1 1 0

	AB	33
	R	7
	H	12
	RBI	7
	BB	3
	SO	9
	LOB	14

Inning Stats	1	2	3	4	5	6	7	8	9
	R: 0 E: 0 K: 2 S: 8 H: 0 LOB: 0 BB: 0 P: 9	R: 0 E: 0 K: 2 S: 12 H: 1 LOB: 1 BB: 0 P: 16	R: 7 E: 0 K: 2 S: 32 H: 6 LOB: 1 BB: 2 P: 55	R: 0 E: 0 K: 0 S: 6 H: 1 LOB: 0 BB: 0 P: 10	R: 0 E: 0 K: 1 S: 11 H: 1 LOB: 0 BB: 0 P: 17	R: 0 E: 0 K: 1 S: 13 H: 2 LOB: 3 BB: 1 P: 26	R: 0 E: 0 K: 0 S: 12 H: 1 LOB: 1 BB: 0 P: 15	R: 0 E: 0 K: 1 S: 8 H: 0 LOB: 0 BB: 0 P: 11	

	1B: 9	SF: 1	WP: 0	PA: 37
	2B: 2	SAC: 0	PB: 1	
	3B: 1	DP: 2	SB: 0	
	HR: 0	HBP: 0	CS: 0	

PITCHER		IP	WLS	BF	H	R	ER	SO	BB	IBB	HBP	BLK	WP	HR	S	P	ERA	WHIP
18 Matt Cain, R ERA: 3.83	(1, 1)	2.2	L	15	5	6	6	5	2	0	0	0	0	0	44	69	20.25	2.625
20 Pat Misch, L ERA: 3.21	(3, 1)	2.1		9	4	1	1	2	0	0	0	0	0	0	25	38	3.86	1.714
Scott Munter, R ERA:	(6, 1)	1.0		6	2	0	0	1	1	0	0	0	0	0	13	26	0.00	3.000
Jack Taschner, L ERA: 4.69	(7, 1)	2.0		7	1	0	0	1	0	0	0	0	0	0	20	26	0.00	0.500

PITCHER	IP	WLS	BF	H	R	ER	SO	BB	IBB	HBP	BLK	WP	HR	S	P	ERA	WHIP

Batter	1	2	3	4	5	6	7	8	9	AB	R	H	RBI	BB	SO	LOB
Rajai Davis, R (1, 8) OBP: 0.376, SLG: 0.416	P3		2 HR; 2 S; 13 1B; 2-3 1B		P6		L7			4	1	1	0	0	0	0
13 Omar Vizquel, S (1, 6) OBP: 0.303, SLG: 0.300	G6-3		2 HR; 2 S; 1-2; 3-H 1B		F8			2 G5-4-3; 1B		4	1	2	1	0	0	0
2 Randy Winn, S (1, 9) OBP: 0.353, SLG: 0.429	G5-3		1-H; 2-H HR			1 2B; 1B		G5-4-3; 1-2f		4	1	2	3	0	0	1
Barry Bonds, L (1, 7) OBP: 0.481, SLG: 0.574 40 Daniel Ortmeier, S (8, 7) OBP: 0.286, SLG: 0.472 41 Brad Hennessey, R (8, 1)		1 G4-3; SF8; 2B	F8			P5		P5		4 0 0	1 0 0	1 0 0	0 0 0	0 0 0	0 0 0	1 0 0
1 Bengie Molina, R (1, 2) OBP: 0.302, SLG: 0.430		G4-3; 2-3	F8			1 SAFE; 1-3 2B			G5-3	4	0	1	0	0	0	1
Rich Aurilia, R (1, 3) OBP: 0.306, SLG: 0.378		SF8; 3-H		F9		4-0 G5-4-3; IBB			K	2	0	0	1	1	1	0
Pedro Feliz, R (1, 5) OBP: 0.290, SLG: 0.409		K		19 G5-4-3; HBP		0-2 G5-4-3; 1-2f			K	3	0	0	0	0	2	3
19 Kevin Frandsen, R (1, 4) OBP: 0.300, SLG: 0.345 Steve Kline, S (6, 1) 12 Nate Schierholtz, L (7, PH) OBP: 0.388, SLG: 0.422 Tyler Walker, R (7, 1) 38 Brian Wilson, R (8, 1) 10 Dave Roberts, L (8, 7) OBP: 0.328, SLG: 0.359			1B; 55 SH5-3; 13 1B; 1B	G5-4-3; 1-2f			G3			2 0 1 0 0 0	1 0 0 0 0 0	1 0 0 0 0 0	0 0 0 0 0 0	0 0 0 0 0 0	0 0 0 0 0 0	1 0 0 0 0 0
55 Tim Lincecum, L (1, 1) OBP: 0.122, SLG: 0.103 Scott Atchison, R (4, 1) Ray Durham, S (4, 4) OBP: 0.301, SLG: 0.347			SH5-3; 1-2		P2		F7			0 0 2	0 0 0	0 0 0	0 0 0	0 0 0	0 0 0	0 0 0
Inning Stats	R: 0 E: 0 K: 0 S: 5 H: 0 LOB: 0 BB: 0 P: 10	R: 1 E: 0 K: 1 S: 8 H: 1 LOB: 0 BB: 0 P: 12	R: 4 E: 0 K: 0 S: 15 H: 4 LOB: 0 BB: 0 P: 22	R: 0 E: 0 K: 0 S: 4 H: 0 LOB: 0 BB: 0 P: 8	R: 0 E: 0 K: 0 S: 7 H: 0 LOB: 0 BB: 0 P: 12	R: 0 E: 0 K: 0 S: 11 H: 2 LOB: 2 BB: 1 P: 18	R: 0 E: 0 K: 0 S: 4 H: 0 LOB: 0 BB: 0 P: 5	R: 0 E: 0 K: 0 S: 5 H: 1 LOB: 0 BB: 0 P: 8	R: 0 E: 0 K: 2 S: 7 H: 0 LOB: 0 BB: 0 P: 11	1B: 5 2B: 2 3B: 0 HR: 1 SF: 1 SAC: 1 DP: 3 HBP: 1						

PITCHER		IP	WLS	BF	H	R	ER	SO	BB	IBB	HBP	BLK	WP	HR	S	P	ERA	WHIP
56 Franklin Morales, L ERA: 6.23	(1, 1)	3.0		14	5	5	5	1	0	0	0	0	0	1	28	44	15.00	1.667
23 Ryan Speier, R ERA: 5.4	(4, 1)	2.0		6	0	0	0	0	0	0	1	0	0	0	11	20	0.00	0.000
34 Matt Herges, R ERA: 2.7	(6, 1)	2.0		8	2	0	0	0	0	1	0	0	0	0	15	23	0.00	1.000
40 Brian Fuentes, L ERA: 3.47	(8, 1)	1.0		3	1	0	0	0	0	0	0	0	0	0	5	8	0.00	1.000
60 Manny Corpas, R ERA: 1.96	(9, 1)	1.0	W	3	0	0	0	2	0	0	0	0	0	0	7	11	0.00	0.000

PITCHER	IP	WLS	BF	H	R	ER	SO	BB	IBB	HBP	BLK	WP	HR	S	P	ERA	WHIP

TOP

San Francisco Giants @ Colorado Rockies

Coors Field, Denver, CO

Tue Sep 04 2007, 6:35 PM MDT

Att. 20,553 - Partly Cloudy - 82 F

livebaseballscorecards.com

AB	30
R	5
H	8
RBI	5
BB	1
SO	3
LOB	7

WP: 0	PB: 0	SB: 2	CS: 0	PA:	34

Batter	1	2	3	4	5	6	7	8	9	AB	R	H	RBI	BB	SO	LOB
Kazuo Matsui, S (1, 4) OBP: 0.346, SLG: 0.412	0-2 G6-3	1-3 K		3-1 18 G1/6-4-3 1B		2-2 F8		2-2 19 G4-6-3 1-2 2-H 1B		5	0	2	1	0	1	3
18 Cory Sullivan, L (1, 8) OBP: 0.351, SLG: 0.404 19 Ryan Spilborghs, R (6, PH) OBP: 0.352, SLG: 0.493 (7, 8)	1-1 G5-3		1-2 5 1B 17 2B 1B	0-2 G1-6-4-3 1-2f		1-0 L1-6-3		1-0 G4-6-3 1-2f		3 2	1 0	1 0	0 0	0 0	0 0	1 2
5 Matt Holliday, R (1, 7) OBP: 0.395, SLG: 0.570	0-0 L3		0-0 17 2B 20 HBP 1-3 1B	2-0 17 1B HBP		0-0 F8			0-0 G5-3	4	1	1	0	0	0	0
17 Todd Helton, L (1, 3) OBP: 0.431, SLG: 0.470 Jamey Carroll, R (9, PR) OBP: 0.315, SLG: 0.292		3-2 27 1B 11 1B 1B	2-1 20 HBP 1-3 3-H 2B	2-2 1-3 1B			4-2 11 G4-6-3 BB		4-1 27 BB 11 1B BB	3 0	1 1	3 0	1 0	2 0	0 0	0 0
27 Garrett Atkins, R (1, 5) OBP: 0.350, SLG: 0.465		3-1 56 BB 11 1B 1-2 1B	2-3 K	1-3 K			1-3 K		4-0 11 1B 1-2 BB	4	0	1	0	1	3	5
11 Brad Hawpe, L (1, 9) OBP: 0.382, SLG: 0.535		2-2 56 BB 1-2 2-H 1B	4-0 20 HBP IBB		2-3 K		2-1 G4-6-3 1-2f		2-2 1-3 2-H 1B	4	0	2	2	1	1	1
2 Troy Tulowitzki, R (1, 6) OBP: 0.356, SLG: 0.462		2-3 K	0-3 K		0-0 HR			0-2 P3		4	1	1	1	0	2	5
20 Chris Iannetta, R (1, 2) OBP: 0.322, SLG: 0.339 47 Joe Koshansky, L (8, PH) 21 Clint Barmes, R (8, PR) OBP: 0.242, SLG: 0.313 60 Manny Corpas, R (9, 1)		3-3 K	2-1 1-2 2-3 3-H HBP		1-3 K			4-1 8 HBP 1B BB		2 0 0 0	0 0 1 0	0 0 0 0	1 0 0 0	0 1 0 0	2 0 0 0	2 0 0 0
56 Franklin Morales, L (1, 1) OBP: 0.400, SLG: 0.250 24 Ian Stewart, L (3, PH) OBP: 0.267, SLG: 0.448 23 Ryan Speier, R (4, 1) 10 Jeff Baker, R (5, PH) OBP: 0.283, SLG: 0.333 34 Matt Herges, L (6, 1) 40 Brian Fuentes, L (8, 1) 8 Yorvit Torrealba, R (8, PH) OBP: 0.331, SLG: 0.364 (9, 2)		4-2 1-2 2-3 BB	2-2 P4		1-0 G1-3			1 SAFE H 1-0 1B 1-2 HBP		0 1 0 1 0 0 0	0 0 0 0 0 0 0	0 0 0 0 0 0 0	1 0 0 0 0 0 0	0 0 0 0 0 0 0	0 3 0 0 0 0 0	0 0 0 0 0 0 0
Inning Stats	R: 0 E: 0 K: 0 S: 6 H: 0 LOB: 0 BB: 0 P: 7	R: 1 E: 0 K: 3 S: 22 H: 3 LOB: 3 BB: 1 P: 40	R: 2 E: 0 K: 2 S: 16 H: 3 LOB: 3 BB: 1 P: 29	R: 0 E: 0 K: 1 S: 13 H: 2 LOB: 2 BB: 0 P: 21	R: 1 E: 0 K: 2 S: 8 H: 1 LOB: 0 BB: 0 P: 12	R: 0 E: 0 K: 0 S: 6 H: 0 LOB: 0 BB: 0 P: 9	R: 0 E: 0 K: 1 S: 7 H: 0 LOB: 0 BB: 1 P: 14	R: 1 E: 0 K: 0 S: 9 H: 1 LOB: 2 BB: 1 P: 17	R: 1 E: 0 K: 0 S: 5 H: 1 LOB: 2 BB: 2 P: 15	1B: 9 2B: 1 3B: 0 HR: 1	SF: 0 SAC: 0 DP: 3 HBP: 3						

PITCHER		IP	WLS	BF	H	R	ER	SO	BB	IBB	HBP	BLK	WP	HR	S	P	ERA	WHIP
55 Tim Lincecum, R ERA: 4.05	(1, 1)	3.0		19	7	3	3	5	1	1	1	0	0	0	46	81	9.00	2.667
Scott Atchison, R ERA: 5.03	(4, 1)	2.0		8	2	1	1	3	0	0	1	0	0	1	19	28	4.50	1.000
Steve Kline, L ERA: 4.19	(6, 1)	1.0	H	3	0	0	0	0	0	0	0	0	0	0	6	9	0.00	0.000
Tyler Walker, R ERA:	(7, 1)	1.0	H	3	0	0	0	1	1	0	0	0	0	0	7	14	0.00	1.000
38 Brian Wilson, R ERA: 1.46	(8, 1)	0.1	H	3	0	1	1	0	1	0	1	0	0	0	5	10	27.00	3.000

PITCHER		IP	WLS	BF	H	R	ER	SO	BB	IBB	HBP	BLK	WP	HR	S	P	ERA	WHIP
41 Brad Hennessey, R ERA: 3.12	(8, 1)	1.0	L	6	2	1	1	0	2	0	0	0	0	0	9	22	9.00	4.000

BOTTOM

San Francisco Giants @ Colorado Rockies

Coors Field, Denver, CO

Tue Sep 04 2007, 6:35 PM MDT

Att. 20,553 - Partly Cloudy - 82 F

livebaseballscorecards.com

AB	33
R	6
H	11
RBI	6
BB	6
SO	9
LOB	22

San Francisco Giants @ Colorado Rockies

Coors Field, Denver, CO

Wed Sep 05 2007, 6:35 PM MDT

Att. 22,157 - Partly Cloudy - 70 F

TOP

livebaseballscorecards.com

Batter	1	2	3	4	5	6	7	8	9	AB	R	H	RBI	BB	SO	LOB
Ray Durham, S (1, 4) OBP: 0.300, SLG: 0.346	S FA 94 X FA 98 0-1 ① G6-3		B CU 72 C CH 84 B FA 98 X CH 84 2-1 ① F8	B CH 86 S CH 86 X FA 95 1-1 ③ F7			F FA 91 B CH 85 C CU 77 X FA 93 1-2 ① F9		S FA 96 B FA 97 B SL 87 B FA 96 F FA 95 F FA 96 X FA 96 3-2 1B	5	0	1	0	0	0	1
12 Nate Schierholtz, L (1, 9) OBP: 0.389, SLG: 0.440	X FA 97 0-0 HR 2B		F CU 73 C SL 87 B FA 98 S SL 88 1-3 K 2 1B		S CU 74 X FA 97 0-1 FC4-6 2 BB 1B		C CU 76 X FA 93 0-1 ② G3		B FA 95 B FA 95 S FA 96 S FA 95 F FA 96 F CH 88 1 SAFE C FA 96 2-3 ② K	5	1	2	0	0	2	1
2 Randy Winn, S (1, 8) (8, 7) OBP: 0.353, SLG: 0.427	F FA 98 B FA 98 F FA 98 X CH 86 1-2 ② F8		B CH 86 B FA 96 B CH 87 C FA 96 X FA 96 3-1 S 1-3 1B		B FA 96 B CH 85 B FA 95 C FA 93 D SL 87 4-1 FC4-6 1-2 BB		C FA 92 F FA 93 B CU 79 B FA 93 F SL 86 F SL 86 X FA 94 2-2 ③ G6-3		B FA 96 F FA 96 B FA 98 F FA 96 X FA 97 2-2 ③ L7	4	0	1	0	1	0	2
Barry Bonds, L (1, 7) OBP: 0.483, SLG: 0.583 Rajai Davis, R (8, PR) (8, 8) OBP: 0.376, SLG: 0.416	S FA 99 F FA 99 F FA 100 D SL 89 X FA 99 1-2 2-H HR		B FA 98 D SL 89 B FA 98 I IN 80 4-0 G4-6-3 1-2 IBB		B CH 88 X FA 95 1-0 ① FC4-6 G4-6-3 1-2f 2-3			C FA 90 H SL 83 1-1 S 3B HBP		2 0	1 1	1 0	2 0	1 0	0 0	2 0
Ryan Klesko, L (1, 3) OBP: 0.350, SLG: 0.418	C FA 99 X SL 88 0-1 ③ G4-3		B FA 97 B FA 96 F FA 97 X FA 89 2-1 ② ③ G4-6-3 1-2f		F FA 97 X FA 96 0-1 ② ③ G4-6-3 1-2f			1 SAFE B FA 89 1 SAFE 1 SAFE 1 SAFE P PO 80 S FA 89 S FA 89 1 SAFE 2-2 X FA 80 ① F8		4	0	0	0	0	0	6
1 Bengie Molina, R (1, 2) OBP: 0.302, SLG: 0.435		B FA 98 F FA 97 B FA 96 B SL 87 X FA 98 3-1 ① G4-3		C SL 87 B SL 87 F FA 96 S SL 88 1-3 ① K		C B B F F B F X 3-2 HR		1 SAFE B SL 92 X FA 94 1-0 ② F9		4	1	1	1	0	1	1
Pedro Feliz, R (1, 5) OBP: 0.294, SLG: 0.422		X FA 98 0-0 1B		C CU 74 X FA 98 0-1 HR		C X FA 94 0-1 ① G4-3		1 SAFE P PO 88 B SL 88 B SL 88 X FA 95 3-0 1-H 3B		4	1	3	2	0	0	0
13 Omar Vizquel, S (1, 6) OBP: 0.303, SLG: 0.299		C FA 96 B SL 85 X FA 97 1-1 ② F8		B SI 94 X FA 94 1-0 32 SH1-4 1B		B FA 95 X CH 84 1-0 ② L4		B FA 93 B FA 93 X FA 92 2-0 ③ G5-3		4	0	1	0	0	0	3
32 Kevin Correia, R (1, 1) OBP: 0.111, SLG: 0.111 Tyler Walker, R (7, 1) 38 Brian Wilson, R (8, 1) 8 Eugenio Velez, S (9, PH) Steve Kline, S (9, 1) 41 Brad Hennessey, R (9, 1)		B FA 96 X FA 95 1-0 ③ G4-3		L FA 96 X FA 96 0-1 ② SH1-4 1-2		C FA 94 S B FA 93 F FA 93 B SL 83 B FA 94 S FA 93 3-3 ③ K			B FA 93 C FA 94 F FA 94 X FA 96 1-2 ① G6-3	2 0 0 1 0 0	0 0 0 0 0 0	0 0 0 0 0 0	0 0 0 0 0 0	1 0 0 0 0 0	1 0 0 0 0 0	
Inning Stats	R: 2 H: 2 E: 0 LOB: 0 K: 0 BB: 0 S: 12 P: 14	R: 0 H: 1 E: 0 LOB: 1 K: 0 BB: 0 S: 6 P: 11	R: 0 H: 1 E: 0 LOB: 2 K: 1 BB: 1 S: 9 P: 21	R: 1 H: 2 E: 0 LOB: 1 K: 1 BB: 0 S: 10 P: 13	R: 0 H: 1 E: 0 LOB: 1 K: 0 BB: 1 S: 6 P: 11	R: 1 H: 1 E: 0 LOB: 0 K: 1 BB: 0 S: 12 P: 19	R: 0 H: 0 E: 0 LOB: 0 K: 0 BB: 0 S: 10 P: 13	R: 1 H: 1 E: 0 LOB: 2 K: 0 BB: 0 S: 9 P: 16	R: 0 H: 1 E: 0 LOB: 1 K: 1 BB: 0 S: 15 P: 23	1B: 5 SF: 0 2B: 1 SAC: 1 3B: 1 DP: 2 HR: 3 HBP: 1						

AB	35
R	5
H	10
RBI	5
BB	2
SO	4
LOB	17

WP: 1 PA: 39
PB: 0
SB: 2
CS: 0

PITCHER		IP	WLS	BF	H	R	ER	SO	BB	IBB	HBP	BLK	WP	HR	S	P	ERA	WHIP
38 Ubaldo Jiménez, R ERA: 4.15	(1, 1)	5.0	L	23	7	3	3	2	1	1	0	0	1	2	43	70	5.40	1.600
50 Jorge Julio, R ERA: 5.19	(6, 1)	1.0		4	1	1	1	1	0	0	0	0	0	1	12	19	9.00	1.000
Jeremy Affeldt, L ERA: 3.25	(7, 1)	1.0		3	0	0	0	0	0	0	0	0	0	0	10	13	0.00	0.000
29 Dan Serafini, L ERA: 27.0	(8, 1)	0.1		2	0	1	1	0	0	0	1	0	0	0	5	7	27.00	0.000
LaTroy Hawkins, R ERA: 3.4	(8, 1)	0.2		3	1	0	0	0	0	0	0	0	0	0	4	9	0.00	1.500

PITCHER		IP	WLS	BF	H	R	ER	SO	BB	IBB	HBP	BLK	WP	HR	S	P	ERA	WHIP
51 Juan Morillo, R ERA:	(9, 1)	1.0		4	1	0	0	1	0	0	0	0	0	0	15	23	0.00	1.000

BOTTOM

Batter	1	2	3	4	5	6	7	8	9	AB	R	H	RBI	BB	SO	LOB
3 Willy Taveras, R (1, 8) OBP: 0.365, SLG: 0.382	C SL 90 X FA 91 0-1 E6 5 S		C FA 89 L SL 86 B SL 84 X SL 84 1-2 ② G6-3			B SL 88 L SL 83 X 1-1 5 1B 2B		C SL 90 F FA 96 B SL 91 X SL 91 1-2 1B		4	1	2	0	0	0	0
51 Juan Morillo, R (9, 1)										0	0	0	0	0	0	0
Kazuo Matsui, S (1, 4) OBP: 0.342, SLG: 0.407	C SL 89 S FA 90 F FA 90 S SL 84 0-3 ① K		S SL 91 B SL 91 B SL 84 X SL 88 2-1 ③ L7			B FA 89 F SL 87 C SL 89 B FA 88 S SL 84 2-3 ① K		1 SAFE C FA 95 F FA 94 F FA 96 1 SAFE X FA 95 0-2 ② L6		4	0	0	0	0	2	3
5 Matt Holliday, R (1, 7) OBP: 0.394, SLG: 0.568	B FA 90 B FA 90 B FA 88 X FA 90 3-0 ② P3 1-2			B SL 90 B SL 90 X SL 91 2-0 ① G4-3		B SL 90 B SL 89 F SL 89 B SL 90 X SL 88 3-1 2-H 1B		X SL 90 0-0 ③ P4		4	0	1	1	0	0	2
17 Todd Helton, L (1, 3) OBP: 0.430, SLG: 0.468	B FA 90 C FA 90 B SL 82 F SL 82 F FA 91 F FA 92 F SL 84 X SL 84 2-2 ③ F9			B SL 91 B SL 90 X FA 90 2-0 ② G3		C FA 88 B SL 88 B SL 81 F SL 89 B FA 88 X SL 89 3-2 ② F7			C FA 87 F FA 89 B CU 79 B FA 88 X CU 80 2-2 11 G3 27 1B 2 1B 1B	4	1	1	0	0	0	2
27 Garrett Atkins, R (1, 5) OBP: 0.349, SLG: 0.463		C SL 90 B SL 84 X SL 85 1-1 ① F8		X SL 90 0-0 ③ L9		X SL 88 0-0 ③ F9			C FA 88 X FA 88 0-1 11 G3 1-2 2 1B 1B	4	1	1	0	0	0	1
11 Brad Hawpe, L (1, 9) OBP: 0.381, SLG: 0.532		C SL 91 B SL 83 S SL 84 B SL 91 F SL 84 B SL 83 F FA 91 X SL 84 3-2 2 G1-3 1B			F SL 89 C SL 82 B CH 82 B SL 89 B SL 85 S FA 91 3-3 ① K		C FA 92 X FA 92 0-1 ① G4-3		X FA 88 0-0 ① G3 1-2 2-3	4	0	1	0	0	1	2
2 Troy Tulowitzki, R (1, 6) OBP: 0.357, SLG: 0.462		B SL 90 F SL 90 X SL 86 1-1 ② G1-3 1-2			C S X 0-2 8 G5-3 1B		B FA 92 F SL 83 B SL 85 B SL 84 C FA 92 S SL 83 3-3 ② K		X SL 88 0-0 2-H 3-H 1B	4	0	2	2	0	1	1
8 Yorvit Torrealba, R (1, 2) OBP: 0.328, SLG: 0.360	B SL 84 C SL 85 D SL 91 C SL 86 X SL 84 2-2 ③ G6-3				B B X 2-0 ② G5-3 1-2	B FA 92 X FA 91 1-0 ③ P3			B FA 89 X FA 88 1-0 ② F7	3	0	0	0	0	0	2
24 Ian Stewart, L (9, PH) OBP: 0.258, SLG: 0.433										1	0	0	0	0	0	1
38 Ubaldo Jiménez, R (1, 1) OBP: 0.278, SLG: 0.133 47 Joe Koshansky, L (5, PH) 50 Jorge Julio, R (6, 1) Jeremy Affeldt, L (7, 1) 29 Dan Serafini, S (8, 1) LaTroy Hawkins, R (8, 1) 18 Cory Sullivan, L (8, PH) OBP: 0.344, SLG: 0.396 (9, 8)			B SL 88 X FA 88 1-0 ① G1-3		B F B F C 2-3 ③ K			C FA 93 F FA 94 F SL 92 F FA 94 C SL 90 0-3 ① K	B FA 89 X FA 89 1-0 ③ L8	1	0	0	0	0	0	0
										1	0	0	0	0	1	1
										0	0	0	0	0	0	0
										0	0	0	0	0	0	0
										0	0	0	0	0	0	0
										0	0	0	0	0	0	0
										2	0	0	0	0	1	1
Inning Stats	R: 0 E: 1 K: 1 S: 13 H: 0 LOB: 1 BB: 0 P: 18	R: 0 E: 0 K: 0 S: 12 H: 1 LOB: 1 BB: 0 P: 19	R: 0 E: 0 K: 0 S: 6 H: 0 LOB: 0 BB: 0 P: 10	R: 0 E: 0 K: 0 S: 3 H: 0 LOB: 0 BB: 0 P: 7	R: 0 E: 0 K: 2 S: 10 H: 1 LOB: 1 BB: 0 P: 17	R: 1 E: 0 K: 1 S: 11 H: 2 LOB: 1 BB: 0 P: 20	R: 0 E: 0 K: 1 S: 6 H: 0 LOB: 0 BB: 0 P: 10	R: 0 E: 0 K: 1 S: 13 H: 1 LOB: 1 BB: 0 P: 14	R: 2 E: 0 K: 0 S: 9 H: 3 LOB: 1 BB: 0 P: 13	1B: 7 2B: 1 3B: 0 HR: 0 SF: 0 SAC: 0 DP: 0 HBP: 0						

PITCHER	IP	WLS	BF	H	R	ER	SO	BB	IBB	HBP	BLK	WP	HR	S	P	ERA	WHIP
32 Kevin Correia, R (1, 1) ERA: 3.59	6.0	W	23	4	1	1	4	0	0	0	0	0	0	55	91	1.50	0.667
Tyler Walker, R (7, 1) ERA:	1.0	H	3	0	0	0	1	0	0	0	0	0	0	6	10	0.00	0.000
38 Brian Wilson, R (8, 1) ERA: 1.35	1.0		4	1	0	0	1	0	0	0	0	0	0	13	14	0.00	1.000
Steve Kline, L (9, 1) ERA: 4.57	0.1		3	2	2	2	0	0	0	0	0	0	0	6	8	54.00	6.000
41 Brad Hennessey, R (9, 1) ERA: 3.09	0.2	S	3	1	0	0	0	0	0	0	0	0	0	3	5	0.00	1.500

PITCHER	IP	WLS	BF	H	R	ER	SO	BB	IBB	HBP	BLK	WP	HR	S	P	ERA	WHIP

San Francisco Giants @ Colorado Rockies

Coors Field, Denver, CO

Wed Sep 05 2007, 6:35 PM MDT

Att. 22,157 - Partly Cloudy - 70 F

livebaseballscorecards.com

AB	36
R	3
H	8
RBI	3
BB	0
SO	6
LOB	16

WP: 0 PA: 36
PB: 0
SB: 1
CS: 0

Batter	1	2	3	4	5	6	7	8	9	AB	R	H	RBI	BB	SO	LOB
24 Brian Giles, L (1, 9) OBP: 0.383, SLG: 0.434	X FA 90 0-0 ① F7		B SL 90 D SL 90 B FA 84 C CH 82 F CH 82 X FA 83 3-2 ② F8	B CU 81 C FA 92 B CU 80 B FA 93 C FA 92 B FA 93 4-2 BB BB			B FA 91 S FA 93 C CU 77 B FA 94 B FA 94 B FA 93 4-2 FC6-4 BB		B FA 89 C CH 88 B FA 90 X FA 90 2-1 ① G4-3	3	0	0	0	2	0	1
Mike Cameron, R (1, 8) OBP: 0.333, SLG: 0.444	C FA 89 B SL 80 B SL 82 C SL 82 T FA 91 2-2 ② K		B FA 84 B CH 73 B FA 83 C FA 83 B FA 84 4-1 BB 23 1B 1-2 BB	D SL 81 B B C C B 4-2 1-2 2-3 BB			B B X 2-0 ① FC6-4 1B 23 FC3-6 1-2f		B FA 90 C FA 90 F FA 91 B SL 84 X SL 85 2-2 ② P3	3	2	0	0	2	1	1
Milton Bradley, S (1, 7) OBP: 0.410, SLG: 0.548 Brady Clark, R (7, PH) OBP: 0.304, SLG: 0.290 (7, 7) Rob Mackowiak, L (9, PH) OBP: 0.339, SLG: 0.388	C SL 90 B FA 90 F FA 91 B SL 82 F FA 90 B SL 83 S SL 82 3-3 ③ K		S CH 74 B FA 84 B FA 83 D CH 80 C FA 84 F CH 74 D CH 76 4-2 3 FC5 23 1B 1-2 2-3 BB	B FA 90 B SL 81 C FA 90 F FA 90 F FA 90 X CH 80 2-2 ③ G3			C FA 94 F FA 95 1 SAFE B FA 91 F SL 90 1 SAFE B FA 93 X SL 88 2-2 23 FC3-6 1-3 1B		B FA 92 C FA 91 B FA 91 F FA 92 B FA 93 F FA 94 B FA 92 4-2 BB	2 1 0	0 0 0	0 1 0	0 0 0	1 0 1	1 0 0	3 0 0
23 Adrián González, L (1, 3) OBP: 0.346, SLG: 0.500		F FA 89 F SL 89 B SL 83 S CU 73 1-3 ① K	F FA 84 B FA 84 X CH 75 1-1 3 FC5 1-2 2-H 3-H 1B	B FA 90 B FA 90 F FA 90 F FA 90 S CH 82 2-3 ① K			B FA 94 F FA 95 B FA 93 F FA 94 X SL 85 2-2 ② FC3-6 3 1B 1-2f 3-H		F FA 92 B FA 92 B CH 85 S CH 85 X FA 93 2-2 ③ G3-1	5	0	1	3	0	2	2
3 Khalil Greene, R (1, 6) OBP: 0.288, SLG: 0.451		B FA 90 X FA 90 1-0 ② F8	C FA 88 X FA 88 0-1 ③ FC5 1-2 2-3f	B CU 74 F FA 90 F CH 81 X FA 91 1-2 ② F9			B FA 95 F FA 95 B FA 94 F FA 95 X FA 96 2-2 1-2 1B			4	0	1	0	0	0	2
5 Kevin Kouzmanoff, R (1, 5) OBP: 0.302, SLG: 0.427		B SL 80 B FA 88 B SL 89 C FA 89 F SL 81 B SL 89 4-2 BB	C SL 80 X FA 88 0-1 ① P3	C CU 75 B FA 91 X FA 91 1-1 ③ G4-3			S SL 84 F SL 83 F SL 83 S SL 83 0-3 ③ K			3	0	0	0	1	1	2
28 Josh Bard, S (1, 2) OBP: 0.351, SLG: 0.374		C FA 91 X CH 78 0-1 ③ F7	C SI 88 B CH 78 B CU 78 F FA 88 C SL 80 2-3 ② K			C CH 81 X FA 90 0-1 ① G6-3		X FA 91 0-0 ① L9		4	0	0	0	0	1	1
Geoff Blum, S (1, 4) OBP: 0.319, SLG: 0.358			C FA 89 B SL 81 X CH 78 1-1 ① F7	B FA 88 B CH 88 C FA 87 T FA 88 X FA 90 2-2 9 2B 2B		X CH 81 0-0 ② G4-3		C FA 92 S CU 72 B CH 73 S CU 73 1-3 ② K		4	1	1	0	0	1	0
Justin Germano, R (1, 1) OBP: 0.242, SLG: 0.200 9 Brian Myrow, L (4, PH) OBP: 1.000, SLG: 2.000 Brett Tomko, R (4, 1) Doug Brocail, L (7, 1) OBP: 0.500, SLG: 0.500 Morgan Ensberg, R (8, PH) OBP: 0.314, SLG: 0.397 41 Kevin Cameron, R (8, 1) 43 Cla Meredith, R (8, 1) 50 Joe Thatcher, L (8, 1)			B FA 88 F FA 88 F FA 90 B CU 79 F CH 81 B CU 81 B FA 89 4-2 BB 23 1B BB BB BB	C SL 80 F SL 79 D CU 80 F FA 91 B CU 78 X SL 80 2-2 BB 2-H 2B		C FA 90 F FA 90 B FA 90 F FA 88 B CU 74 S FA 90 2-3 ③ K		C FA 92 T FA 92 X FA 92 0-2 ③ F8	0 1 1 0 1 0 0 0 0	1 0 0 0 0 0 0 0 0	0 1 0 0 0 0 0 0 0	0 1 0 0 0 0 0 0 0	1 0 0 0 0 0 0 0 0	0 0 1 0 0 0 0 0 0	0 0 0 0 0 0 0 0 0

TOP

San Diego Padres @ Colorado Rockies

Coors Field, Denver, CO

Fri Sep 07 2007, 7:05 PM MDT

Att. 27,247 - Partly Cloudy - 73 F

livebaseballscorecards.com

AB	32
R	4
H	5
RBI	4
BB	8
SO	8
LOB	12

Inning Stats	1	2	3	4	5	6	7	8	9
	R: 0 E: 0 K: 2 S: 8	H: 0 LOB: 0 BB: 0 P: 13	R: 0 E: 0 K: 1 S: 8	H: 0 LOB: 1 BB: 1 P: 14	R: 2 E: 0 K: 0 S: 16	H: 1 LOB: 2 BB: 3 P: 33	R: 1 E: 0 K: 1 S: 20	H: 2 LOB: 3 BB: 2 P: 36	R: 0 E: 0 K: 1 S: 8	H: 0 LOB: 0 BB: 0 P: 12	R: 0 E: 0 K: 1 S: 7	H: 0 LOB: 0 BB: 0 P: 9	R: 1 E: 0 K: 1 S: 17	H: 2 LOB: 2 BB: 1 P: 29	R: 0 E: 0 K: 1 S: 7	H: 0 LOB: 0 BB: 0 P: 8	R: 0 E: 0 K: 0 S: 11	H: 0 LOB: 1 BB: 1 P: 21

1B: 3	SF: 0
2B: 2	SAC: 0
3B: 0	DP: 0
HR: 0	HBP: 0

WP: 0	PA: 40
PB: 0	
SB: 0	
CS: 0	

PITCHER		IP	WLS	BF	H	R	ER	SO	BB	IBB	HBP	BLK	WP	HR	S	P	ERA	WHIP
39 Elmer Dessens, R ERA: 7.15	(1, 1)	2.1		9	0	1	1	3	2	0	0	0	0	0	21	37	3.86	0.857
55 Mark Redman, L ERA: 11.86	(3, 1)	0.1		4	1	1	1	0	2	0	0	0	0	0	9	21	27.00	9.000
23 Ryan Speier, R ERA: 5.79	(3, 1)	1.0	H	5	2	1	1	1	0	0	0	0	0	0	14	20	9.00	2.000
29 Dan Serafini, L ERA: 27.0	(4, 1)	0.0		1	0	0	0	0	1	0	0	0	0	0	2	6	∞	∞
34 Matt Herges, R ERA: 2.52	(4, 1)	2.1	W	8	0	0	0	2	1	0	0	0	0	0	21	33	0.00	0.429

PITCHER		IP	WLS	BF	H	R	ER	SO	BB	IBB	HBP	BLK	WP	HR	S	P	ERA	WHIP
Jeremy Affeldt, L ERA: 3.42	(7, 1)	0.0		1	0	1	1	0	1	0	0	0	0	0	2	6	∞	∞
LaTroy Hawkins, R ERA: 3.35	(7, 1)	0.2	H	4	2	0	0	0	0	0	0	0	0	0	11	19	0.00	3.000
50 Jorge Julio, R ERA: 5.16	(7, 1)	0.1	H	1	0	0	0	1	0	0	0	0	0	0	4	4	0.00	0.000
40 Brian Fuentes, L ERA: 3.4	(8, 1)	1.0	H	3	0	0	0	1	0	0	0	0	0	0	7	8	0.00	0.000
44 Ramon Ortiz, R ERA: 5.6	(9, 1)	1.0		4	0	0	0	0	1	0	0	0	0	0	11	21	0.00	1.000

Batter	1	2	3	4	5	6	7	8	9	AB	R	H	RBI	BB	SO	LOB
3 Willy Taveras, R (1, 8) OBP: 0.368, SLG: 0.383	X CH 80 0-0 E5 HR 1B	C CU 65 B SL 84 H CU 64 2-1 S HBP			T FA 94 B FA 94 S FA 95 B FA 96 F FA 96 X FA 95 2-2 ① F8		B FA 92 T FA 91 B SL 92 C SL 89 B FA 92 X FA 90 3-2 ② F8	X FA 86 0-0 2-H 1B		4	1	2	1	0	0	0
Kazuo Matsui, S (1, 4) OBP: 0.343, SLG: 0.414	B CU 62 F CH 82 B CU 62 X SL 84 2-1 2-H HR	1 SAFE B CH 83 D CU 68 C CH 76 C CU 66 X CU 67 2-2 ③ G4-3 1-2			B CH 82 B FA 94 B FA 94 C FA 92 B FA 94 4-1 5 G4-3 5 S BB		B CU 75 F FA 91 X SL 86 1-1 ③ G4-3	C SL 87 F FA 89 B FA 89 X FA 87 1-2 ③ F7		4	1	1	2	1	0	2
5 Matt Holliday, R (1, 7) OBP: 0.393, SLG: 0.568	X CH 75 0-0 ① G5-3		C CH 82 B CH 83 B CH 74 B CH 82 C CH 82 X CH 82 3-2 17 F7 27 1B 2B		F FA 94 B FA 94 1 SAFE F FA 95 B FA 94 B FA 96 X FA 95 3-2 ② G4-3 1-3			X FC 92 0-0 ① L3		4	1	1	0	0	0	1
17 Todd Helton, L (1, 3) OBP: 0.429, SLG: 0.466	B FA 87 C CH 75 B SL 83 F SL 82 S CH 86 2-3 ② K		X CH 83 0-0 ① F7 2-3		X FA 95 0-0 ③ G1-3			C SL 90 X SL 91 0-1 27 1B 11 1B 1B		4	1	1	0	0	1	2
27 Garrett Atkins, R (1, 5) OBP: 0.350, SLG: 0.463 Jamey Carroll, R (8, PR) OBP: 0.315, SLG: 0.292 (9, 5)	C CU 64 B CH 85 B CH 81 F CH 83 X FA 89 2-2 ③ G1-3		F CH 84 B CU 67 B CH 82 X CU 64 2-1 11 G4-6-3 3-H 1B			C FA 94 F FA 94 B FA 94 F FA 94 F FA 94 F FA 94 F SL 83 B FA 95 C FA 94 2-3 ① K			F SL 90 B SL 91 D SL 90 X SL 91 2-1 11 1B 2 1B 1-2 1B		4 0	0 1	2 0	1 0	0 0	1 0	0 0
11 Brad Hawpe, L (1, 9) OBP: 0.382, SLG: 0.534		B CH 82 B CH 80 B CU 64 S CH 81 C CH 80 X CU 65 3-2 2 2B 2B	B CH 75 D CH 81 F CH 86 1 SAFE 1 SAFE S CH 83 X CH 85 2-2 ② ③ G4-6-3 1-2f			B FA 94 B CH 83 S FA 94 F FA 95 S FA 95 2-3 ② K		F SL 90 S SL 89 X SL 89 0-2 2 1B 8 1B 1-2 2-H 1B		4	2	2	1	0	1	1
2 Troy Tulowitzki, R (1, 6) OBP: 0.360, SLG: 0.468		F CH 74 B CH 85 X CH 85 1-1 8 PB 8 G3 2-H 2B	B FA 94 F FA 95 B FA 96 F FA 94 F FA 95 X SL 83 2-2 ① G2-3			F CH 82 F FA 95 B FA 95 X FA 95 1-2 2B		F SL 88 B SL 79 S SL 86 B SL 88 B SL 88 X SL 90 3-2 8 1B 24 G1-4-3 1-3 2-H 1B		4	2	3	2	0	0	0
8 Yorvit Torrealba, R (1, 2) OBP: 0.327, SLG: 0.359		C CU 65 B CH 74 X CU 66 1-1 ① G3 2-H	C CH 82 B SL 83 X FA 95 1-1 ② F9			C CU 80 C FA 95 X CU 81 0-2 ③ G5-3		P 1 SAFE F FA 86 1 SAFE B FA 85 F FA 86 F SL 78 1 SAFE X SI 86 2-2 24 G1-4-3 3 1B 1-3 3-H 1B		4	1	1	2	0	0	1
39 Elmer Dessens, R (1, 1) 55 Mark Redman, L (3, 1) 23 Ryan Speier, R (3, 1) 29 Dan Serafini, S (4, 1) 34 Matt Herges, L (4, 1) Jeremy Affeldt, L (7, 1) LaTroy Hawkins, R (7, 1) 50 Jorge Julio, R (7, 1) 18 Cory Sullivan, L (7, PH) OBP: 0.000, SLG: 0.000 40 Brian Fuentes, L (8, 1) 24 Ian Stewart, L (8, PH) OBP: 0.000, SLG: 0.429 44 Ramon Ortiz, R (8, 1) OBP: 0.400, SLG: 0.000		C SL 86 C CH 85 B CU 66 B CU 63 X CH 85 2-2 ② G4-3		B FA 94 B FA 93 C FA 92 S FA 94 S FA 95 2-3 ③ K		C CU 71 B FA 90 F FA 90 F FA 92 C FA 92 1-3 ① K	X CH 74 0-0 ② G1-4-3 1-2 3-H		1 0 0 0 1 0 0 0 1 0 0 1	0 0 0 0 0 0 0 0 0 0 0 0	0 0 0 0 0 0 0 0 0 0 0 0	0 0 0 0 1 0 0 0 0 1 0 1	0 0 0 0 0 0 0 0 0 0 0 0	0 0 0 0 0 0 0 0 0 0 0 0	0 0 0 0 0 0 0 0 0 0 0 1
Inning Stats	R: 2 E: 1 K: 1 S: 10 H: 2 LOB: 0 BB: 0 P: 16	R: 2 E: 0 K: 0 S: 14 H: 2 LOB: 1 BB: 0 P: 25	R: 1 E: 0 K: 0 S: 9 H: 2 LOB: 0 BB: 0 P: 16	R: 0 E: 0 K: 1 S: 9 H: 0 LOB: 0 BB: 0 P: 14	R: 0 E: 0 K: 0 S: 9 H: 0 LOB: 1 BB: 1 P: 18	R: 0 E: 0 K: 2 S: 16 H: 1 LOB: 1 BB: 0 P: 21	R: 0 E: 0 K: 1 S: 9 H: 0 LOB: 0 BB: 0 P: 14	R: 5 E: 0 K: 0 S: 21 H: 6 LOB: 1 BB: 0 P: 28		1B: 8 2B: 4 3B: 0 HR: 1 SF: 0 SAC: 0 DP: 1 HBP: 1						

PITCHER		IP	WLS	BF	H	R	ER	SO	BB	IBB	HBP	BLK	WP	HR	S	P	ERA	WHIP
Justin Germano, R ERA: 4.38	(1, 1)	3.0	L	15	6	5	5	1	0	0	1	0	0	1	33	57	15.00	2.000
Brett Tomko, R ERA: 5.67	(4, 1)	3.0		11	1	0	0	3	1	0	0	0	0	0	34	53	0.00	0.667
Doug Brocail, R ERA: 3.43	(7, 1)	1.0		3	0	0	0	1	0	0	0	0	0	0	9	14	0.00	0.000
41 Kevin Cameron, R ERA: 2.25	(8, 1)	0.1		5	4	4	4	0	0	0	0	0	0	0	11	16	108.00	12.000
43 Cla Meredith, R ERA: 3.59	(8, 1)	0.1		3	2	1	1	0	0	0	0	0	0	0	7	8	27.00	6.000

PITCHER		IP	WLS	BF	H	R	ER	SO	BB	IBB	HBP	BLK	WP	HR	S	P	ERA	WHIP
50 Joe Thatcher, L ERA: 1.08	(8, 1)	0.1		1	0	0	0	0	0	0	0	0	0	0	3	4	0.00	0.000

BOTTOM

San Diego Padres @ Colorado Rockies

Coors Field, Denver, CO

Fri Sep 07 2007, 7:05 PM MDT

Att. 27,247 - Partly Cloudy - 73 F

livebaseballscorecards.com

AB	36
R	10
H	13
RBI	10
BB	1
SO	5
LOB	8

WP: 0 PA: 38
PB: 1
SB: 2
CS: 0

Batter	1	2	3	4	5	6	7	8	9	AB	R	H	RBI	BB	SO	LOB
24 Brian Giles, L (1, 9) OBP: 0.381, SLG: 0.433	C FA 89 B FA 90 B CH 83 X FA 89 2-1 G5-4-3 1B		B CU 72 S CH 81 B FA 89 X FA 87 2-1 ② G4-3			F CU 72 B CU 71 B FA 89 F FA 88 B FA 90 X CH 82 3-2 ① G3-1		X CH 80 0-0 ③ L4		4	0	1	0	0	0	0
Brady Clark, R (1, 7) OBP: 0.315, SLG: 0.292	C FA 89 X FA 88 0-1 ① ② G5-4-3 1-2f		B CU 72 B FA 86 B FA 87 C FA 87 S FA 86 F FA 88 B FA 89 4-2 BB			B CH 79 F FA 86 B CH 80 B FA 86 X FA 89 3-1 FC6-4 1B			B FA 95 B FA 95 C FA 95 B FA 94 C FA 95 S FA 95 3-3 ① K	3	0	1	0	1	1	1
Mike Cameron, R (1, 8) OBP: 0.332, SLG: 0.442	C CU 74 B FA 90 B FA 90 C CH 82 S CH 80 2-3 ③ K		B FA 89 B CH 78 X CH 80 2-0 ③ G5-3			1 SAFE X FA 85 0-0 ② FC6-4 1-2f			B SL 85 B FA 96 B FA 96 C FA 96 B FA 95 4-1 3 S 23 1B 3 1B BB	3	1	0	0	1	1	2
23 Adrián González, L (1, 3) OBP: 0.347, SLG: 0.499		C FA 88 B FA 88 B CH 81 F CH 81 B FA 87 F FA 89 F CH 82 F CH 82 B FA 90 4-2 3 2B 5 1B BB		C CU 71 S CH 80 B FA 88 B CH 80 F CH 81 F FA 91 X CU 73 2-2 ① F8		C FA 86 B FA 86 1 SAFE S CH 81 1 SAFE X CH 80 1-2 ③ F7			1 SAFE B FA 95 X FA 94 1-0 3 1B 1-2 1B	3	1	1	0	1	0	1
3 Khalil Greene, R (1, 6) OBP: 0.289, SLG: 0.453		B FA 88 X FA 87 1-0 5 1B 28 G6-4-3 1-3 2B		X CH 82 0-0 ② F8			B CU 74 C FA 85 B FA 85 B CH 79 S FA 87 S CH 80 3-3 ① K		B FA 96 C SL 83 B SL 84 F FA 96 F CH 84 F SL 86 X FA 97 2-2 ② 1-3 2-H 1B	4	1	2	1	0	1	0
5 Kevin Kouzmanoff, R (1, 5) OBP: 0.302, SLG: 0.426 21 Heath Bell, R (7, 1) Terrmel Sledge, L (9, PH) OBP: 0.307, SLG: 0.375 8 Michael Barrett, R (9, PH) OBP: 0.284, SLG: 0.378 Trevor Hoffman, R (9, 1)		X CH 81 0-0 28 G6-4-3 2-3 3-H 1B		X FA 90 0-0 ③ G4-3			B FA 88 B CH 80 X FA 86 2-0 ② G5-3		C CU 78 B FA 94 S CU 78 X CU 79 1-2 ③ G6-3	3 0 0 0 1	0 0 0 0 0	1 0 0 0 0	1 0 0 0 0	0 0 0 0 0	0 0 0 0 0	0 0 0 0 1
28 Josh Bard, S (1, 2) OBP: 0.348, SLG: 0.371		B FA 89 F FA 89 X CH 79 1-1 ① ② G6-4-3 1-2f 3-H	B FA 87 T CH 81 X CH 85 1-1 ① G4-3			B CU 74 X FA 86 1-0 ③ G5-3				3	0	0	0	0	0	1
Geoff Blum, S (1, 4) OBP: 0.315, SLG: 0.354 (7, 5) (8, 4)		C CU 73 B FA 88 B FA 90 X CH 81 2-1 ③ P6	C CU 73 B CH 80 S FA 85 B CU 70 B FA 87 X FA 89 3-2 ② G6-3					F CU 75 B CH 81 F CH 80 B CH 80 F FA 86 X CH 81 2-2 ① G5-3		3	0	0	0	0	0	0
Greg Maddux, R (1, 1) OBP: 0.158, SLG: 0.179 Doug Brocail, L (7, 1) OBP: 0.500, SLG: 0.500 11 Craig Stansberry, R (7, 4) OBP: 0.500, SLG: 0.400 Morgan Ensberg, R (8, PH) OBP: 0.313, SLG: 0.396 (8, 5)			C FA 87 S CH 83 X CU 71 0-2 ① G1-3		B FA 90 T FA 88 B FA 90 F FA 89 F CH 80 F FA 89 F FA 87 X CH 80 2-2 ③ L4			F FA 87 B FA 89 C FA 89 B CU 73 S CH 80 2-3 ② K		2 0 0 1	0 0 0 0	0 0 0 0	0 0 0 0	0 0 0 1	0 0 0 0	0 0 0 0
Inning Stats	R: 0 E: 0 K: 1 S: 7 H: 1 LOB: 0 BB: 0 P: 11	R: 2 E: 0 K: 0 S: 11 H: 2 LOB: 0 BB: 1 P: 19	R: 0 E: 0 K: 0 S: 9 H: 0 LOB: 1 BB: 1 P: 17	R: 0 E: 0 K: 0 S: 7 H: 0 LOB: 0 BB: 0 P: 9	R: 0 E: 0 K: 0 S: 11 H: 0 LOB: 0 BB: 0 P: 17	R: 0 E: 0 K: 0 S: 9 H: 1 LOB: 1 BB: 0 P: 16	R: 0 E: 0 K: 1 S: 5 H: 0 LOB: 0 BB: 0 P: 11	R: 0 E: 0 K: 1 S: 8 H: 0 LOB: 0 BB: 0 P: 12	R: 1 E: 0 K: 1 S: 13 H: 2 LOB: 1 BB: 1 P: 24	1B: 5 2B: 1 3B: 0 HR: 0 SF: 0 SAC: 0 DP: 2 HBP: 0						WP: 0 PB: 0 SB: 1 CS: 0 PA: 33	

PITCHER		IP	WLS	BF	H	R	ER	SO	BB	IBB	HBP	BLK	WP	HR	S	P	ERA	WHIP
26 Jeff Francis, L ERA: 4.05	(1, 1)	8.0	L	28	4	2	2	3	2	0	0	0	0	0	67	112	2.25	0.750
50 Jorge Julio, R ERA: 5.26	(9, 1)	0.2		4	2	1	1	1	1	0	0	0	0	0	10	20	13.50	4.500
Jeremy Affeldt, L ERA: 3.4	(9, 1)	0.1		1	0	0	0	0	0	0	0	0	0	0	3	4	0.00	0.000

PITCHER	IP	WLS	BF	H	R	ER	SO	BB	IBB	HBP	BLK	WP	HR	S	P	ERA	WHIP

TOP

San Diego Padres @ Colorado Rockies

Coors Field, Denver, CO

Sat Sep 08 2007, 6:05 PM MDT
Att. 30,429 - Partly Cloudy - 73 F

livebaseballscorecards.com

AB	30
R	3
H	6
RBI	2
BB	3
SO	4
LOB	6

Batter	1	2	3	4	5	6	7	8	9	AB	R	H	RBI	BB	SO	LOB
3 Willy Taveras, R (1, 8) OBP: 0.367, SLG: 0.382	C SL 83 M SL 84 X FC 84 0-2 ① G4-3		X FC 86 0-0 ② G1-3			B SL 84 X 1-0 ① G5-3		B X 1-0 1B 1B		4	0	1	0	0	0	0
18 Cory Sullivan, L (8, PR) OBP: 0.340, SLG: 0.391										0	0	0	0	0	0	0
50 Jorge Julio, R (9, 1)										0	0	0	0	0	0	0
Jeremy Affeldt, L (9, 1)										0	0	0	0	0	0	0
Kazuo Matsui, S (1, 4) OBP: 0.342, SLG: 0.412	L SL 85 B SL 83 C SL 79 F SL 86 S 1-3 ② K		C SL 84 X SL 80 0-1 ③ G4-3			C SL 84 X FA 84 0-1 ② G6-3		1 SAFE C FA 94 1 SAFE 1 SAFE C CU 83 F CU 82 B FA 95 X CU 83 1-2 2-3 1-2 1B 1B		4	0	1	0	0	1	0
Jamey Carroll, R (8, PR) OBP: 0.315, SLG: 0.292										0	0	0	0	0	0	0
	(9, 4)															
5 Matt Holliday, R (1, 7) OBP: 0.390, SLG: 0.564	B SL 86 X SL 85 1-0 ③ L4			X SL 79 0-0 ① F7		B SL 85 F SL 85 B SL 84 B SL 85 X SL 79 3-1 ③ G6-3		F FA 96 F FA 96 F FA 96 S FA 98 0-3 ③ K		4	0	0	0	0	1	3
17 Todd Helton, L (1, 3) OBP: 0.428, SLG: 0.466		F SL 84 F SL 83 B SL 85 B SL 80 X SL 80 2-2 27 1B 2B		C SL 84 C SL 84 B SL 80 X SL 84 1-2 ② G6-3			B FA 90 B FA 90 C SL 88 F FA 90 F SL 90 X FA 91 2-2 ① F8		F SL 85 C SL 86 S CH 74 0-3 ① K	4	1	1	0	0	1	0
27 Garrett Atkins, R (1, 5) OBP: 0.351, SLG: 0.463		X FC 86 0-0 11 G4-3 2-H 1B		B SL 81 X SL 85 1-0 1B			B FA 92 B CU 90 X SL 88 2-0 ② G1-3		C SL 86 F SL 87 X CH 74 0-2 ② P3	4	0	2	1	0	0	0
11 Brad Hawpe, L (1, 9) OBP: 0.381, SLG: 0.531		X SL 84 0-0 ① G4-3 1-2		C FA 83 S SL 79 S SL 80 0-3 ③ K			F FA 90 B FA 90 B FA 90 C FA 91 B FA 92 B SL 87 4-2 BB		F SL 88 F FC 88 B CH 75 S CH 74 1-3 ③ K	3	0	0	0	1	2	2
2 Troy Tulowitzki, R (1, 6) OBP: 0.358, SLG: 0.465		C FC 85 B SL 85 B SL 80 X SL 81 2-1 E3 8 G6-4-3			S SL 85 C FC 85 B FC 85 B FC 86 C SL 84 2-3 ① K		S FA 96 C FA 96 B FA 96 F FA 96 F FA 95 F CU 85 B SL 88 X 2-2 ③ G5-3			3	0	0	0	0	1	2
8 Yorvit Torrealba, R (1, 2) OBP: 0.325, SLG: 0.357		F FC 87 B FC 86 B FC 85 B SL 86 X FC 84 3-1 ② ③ G6-4-3 1-2f			F SL 80 B FC 86 X SL 86 1-1 ② G6-3			S FA 95 F FA 95 S FA 96 0-3 ① K		2	0	0	0	0	0	2
19 Ryan Spilborghs, R (8, PH) OBP: 0.350, SLG: 0.490										1	0	0	0	0	1	0
	(9, 8)															
26 Jeff Francis, L (1, 1) OBP: 0.207, SLG: 0.232			B SL 84 C SL 84 B SL 83 T SL 83 X SL 79 2-2 ① F8		B SL 84 C SL 84 C SL 85 F FA 85 B FA 85 X FA 85 2-2 ③ G5-3			B CU 84 C CU 83 S FA 95 B FA 96 B FA 95 S CU 83 3-3 ② K		2	0	0	0	0	0	0
24 Ian Stewart, L (8, PH) OBP: 0.242, SLG: 0.406										1	0	0	0	0	1	0
20 Chris Iannetta, R (9, 2) OBP: 0.322, SLG: 0.339										0	0	0	0	0	0	0
Inning Stats	R: 0 E: 0 K: 1 S: 8 H: 0 LOB: 0 BB: 0 P: 10	R: 1 E: 1 K: 0 S: 9 H: 2 LOB: 1 BB: 0 P: 16	R: 0 E: 0 K: 0 S: 6 H: 0 LOB: 0 BB: 0 P: 8	R: 0 E: 0 K: 1 S: 8 H: 1 LOB: 1 BB: 0 P: 10	R: 0 E: 0 K: 1 S: 9 H: 0 LOB: 0 BB: 0 P: 14	R: 0 E: 0 K: 0 S: 5 H: 0 LOB: 0 BB: 0 P: 9	R: 0 E: 0 K: 0 S: 13 H: 0 LOB: 1 BB: 1 P: 23	R: 0 E: 0 K: 3 S: 15 H: 2 LOB: 3 BB: 0 P: 20	R: 0 E: 0 K: 2 S: 9 H: 0 LOB: 0 BB: 0 P: 10	1B: 4 2B: 1 3B: 0 HR: 0 SF: 0 SAC: 0 DP: 1 HBP: 0						

BOTTOM

San Diego Padres @ Colorado Rockies

Coors Field, Denver, CO

Sat Sep 08 2007, 6:05 PM MDT

Att. 30,429 - Partly Cloudy - 73 F

livebaseballscorecards.com

AB	32
R	1
H	5
RBI	1
BB	1
SO	8
LOB	9

WP: 0 PA: 33
PB: 0
SB: 1
CS: 0

PITCHER		IP	WLS	BF	H	R	ER	SO	BB	IBB	HBP	BLK	WP	HR	S	P	ERA	WHIP
Greg Maddux, R ERA: 3.68	(1, 1)	6.0	W	21	3	1	1	3	0	0	0	0	0	0	45	67	1.50	0.500
Doug Brocail, R ERA: 3.39	(7, 1)	0.2	H	3	0	0	0	0	1	0	0	0	0	0	7	15	0.00	1.500
21 Heath Bell, R ERA: 2.26	(7, 1)	1.1	H	6	2	0	0	3	0	0	0	0	0	0	21	28	0.00	1.500
Trevor Hoffman, R ERA: 2.7	(9, 1)	1.0	S	3	0	0	0	2	0	0	0	0	0	0	9	10	0.00	0.000

PITCHER	IP	WLS	BF	H	R	ER	SO	BB	IBB	HBP	BLK	WP	HR	S	P	ERA	WHIP

San Diego Padres @ Colorado Rockies

Coors Field, Denver, CO

Sun Sep 09 2007, 1:05 PM MDT

Att. 20,260 - Sunny - 66 F

TOP

livebaseballscorecards.com

Batter	1	2	3	4	5	6	7	8	9	AB	R	H	RBI	BB	SO	LOB
24 Brian Giles, L (1, 9) OBP: 0.377, SLG: 0.427	C FA 85 C CH 81 B FC 88 B CH 82 C SL 86 2-3 ① K		B CH 81 B FC 87 F FA 86 C FA 87 B SI 90 X FA 83 3-2 ② F9		F FA 88 B FC 90 B FC 90 X FA 88 2-1 ① F8		X FA 89 0-0 ② F7		C SL 80 X FA 93 0-1 ① F7	5	0	0	0	0	1	0
Marcus Giles, R (1, 4) OBP: 0.306, SLG: 0.324	B FC 89 B FC 88 B FC 88 C FC 87 B SL 86 4-1 23 FC3-6 1B BB		B SL 77 B FA 89 S FC 88 F FC 89 X SL 87 2-2 1B		S FC 88 X SL 82 0-1 E8 23 G3-1 1B		B FA 90 F FA 90 B FA 90 F CH 81 B FA 89 B CU 75 4-2 BB BB		F SL 81 C SL 80 B FA 94 B SL 83 F FA 94 F FA 95 F FA 94 X FA 92 3-2 ② P4	3	0	2	0	2	0	0
Mike Cameron, R (1, 8) OBP: 0.334, SLG: 0.441	X FC 89 0-0 23 FC3-6 1B 1-2		F FA 90 S FA 90 X SI 89 0-2 ③ F8		B FA 90 B SI 91 H FA 90 3-0 23 G3-1 HBP		F FA 90 C FA 91 F CU 76 B FA 89 B CH 82 B SL 80 B FA 90 4-2 BB 1-2		B FA 94 X FA 95 1-0 ③ G5-3	3	0	1	0	1	0	1
23 Adrián González, L (1, 3) OBP: 0.345, SLG: 0.496	C FA 90 B FC 90 X SL 84 1-1 ② FC3-6 1-2f 2-3			B CU 73 B SL 80 S SL 86 X FC 89 2-1 ① G3	B SL 82 X FA 90 1-0 ② G3-1 1-2 2-3		B FA 92 C FA 91 C FA 93 D CU 77 S FA 92 2-3 ③ K			4	0	0	0	0	1	6
3 Khalil Greene, R (1, 6) OBP: 0.289, SLG: 0.450	C FA 91 F SL 87 F CH 81 X FC 88 0-2 ③ F8			B SL 81 B FA 86 F FA 87 B SL 86 F FC 87 B FA 82 4-2 1B 8 2B BB	C FA 91 B FC 88 B FA 91 F SL 82 X FA 81 2-2 ③ G1-3			C FA 90 B FA 91 F FA 92 X CH 72 1-2 ① G6-3		3	1	0	0	1	0	4
Morgan Ensberg, R (1, 5) OBP: 0.318, SLG: 0.399		B CU 74 C SL 86 B SL 80 X FA 87 2-1 ① G5-3		X SI 90 0-0 8 2B 1-2 1B		B SL 81 X SI 89 1-0 12 2-4 1B		F FA 91 B FA 91 S CH 72 B CH 73 B FA 92 B FA 92 4-2 5 WP 8 1B 5 1B BB		3	1	2	0	1	0	0
8 Michael Barrett, R (1, 2) OBP: 0.287, SLG: 0.383		F FC 88 B FA 87 S FA 88 B FC 87 F SI 89 F SL 82 X FA 82 2-2 ② P6		C SI 89 B SL 87 X SL 82 1-1 ② 32 1B 1-H 2-H 2B		X FA 90 0-0 ① F7		X FA 90 0-0 5 1B 1-2 1B		4	0	2	1	0	0	1
Terrmel Sledge, L (1, 7) OBP: 0.307, SLG: 0.371 41 Kevin Cameron, R (6, 1) 5 Kevin Kouzmanoff, R (8, PH) OBP: 0.304, SLG: 0.428 Rob Mackowiak, L (8, 7) OBP: 0.339, SLG: 0.388		C CU 76 B SL 80 B SL 81 F SL 86 T SL 86 2-2 ③ K		I IN 80 I IN 79 I IN 76 I IN 75 4-0 32 1B IBB		C FA 90 B CH 81 X CH 80 1-1 ② F8		C FA 91 D CH 73 X FA 91 1-1 9 G4-3 1-3 2-H 1B		2 0 1 0	0 0 0 0	0 0 1 0	0 0 1 0	1 0 1 0	1 0 0 0	1 0 0 0
32 Chris Young, R (1, 1) OBP: 0.244, SLG: 0.154 12 Scott Hairston, R (6, PH) OBP: 0.310, SLG: 0.423 50 Joe Thatcher, L (6, 1) Brady Clark, R (6, 7) 9 Brian Myrow, L (8, PH) OBP: 0.667, SLG: 1.000 43 Cla Meredith, R (8, 1) 45 Justin Hampson, L (8, 1)			C FA 85 B FA 86 X FA 85 1-1 ① G4-3	B FA 90 X FA 89 1-0 ③ 1-2 2-H 1B		C CU 76 D CH 82 1-1 ③ 2-4 1-2	C FA 89 F CU 76 B FA 90 C CU 76 1-3 ① K	X FA 92 0-0 ② ③ G4-3 1-2f		2 0 0 1 1 0 0	0 0 0 0 0 0 0	1 0 0 0 0 0 0	0 0 0 0 0 0 0	0 0 0 1 0 0 0	0 0 0 0 2 0 0	0 0 0 0 0 0 0

	AB	32
	R	2
	H	9
	RBI	2
	BB	6
	SO	4
	LOB	15

Inning Stats																								
	R: 0	H: 1	R: 0	H: 0	R: 0	H: 1	R: 1	H: 3	R: 0	H: 1	R: 0	H: 1	R: 0	H: 0	R: 1	H: 2	R: 0	H: 0	1B: 8	SF: 0	WP: 1	PA: 39
	E: 0	LOB: 2	E: 0	LOB: 0	E: 0	LOB: 1	E: 0	LOB: 2	E: 1	LOB: 2	E: 0	LOB: 1	E: 0	LOB: 2	E: 0	LOB: 1	E: 0	LOB: 0	2B: 1	SAC: 0	PB: 0	
	K: 1	BB: 1	K: 1	BB: 0	K: 0	BB: 0	K: 0	BB: 2	K: 0	BB: 0	K: 0	BB: 0	K: 2	BB: 2	K: 0	BB: 1	K: 0	BB: 0	3B: 0	DP: 1	SB: 0	
	S: 11	P: 18	S: 10	P: 16	S: 11	P: 17	S: 8	P: 20	S: 8	P: 16	S: 5	P: 8	S: 12	P: 23	S: 9	P: 15	S: 8	P: 12	HR: 0	HBP: 1	CS: 0	

PITCHER		IP	WLS	BF	H	R	ER	SO	BB	IBB	HBP	BLK	WP	HR	S	P	ERA	WHIP
Josh Fogg, R ERA: 4.9	(1, 1)	5.0	W	24	7	1	1	2	2	1	1	0	0	0	49	89	1.80	1.800
34 Matt Herges, R ERA: 2.41	(6, 1)	1.2	H	7	0	0	0	1	2	0	0	0	0	0	13	24	0.00	1.200
40 Brian Fuentes, L ERA: 3.54	(7, 1)	0.2	H	5	2	1	1	1	1	0	0	0	1	0	11	19	13.50	4.500
60 Manny Corpas, R ERA: 1.91	(8, 1)	1.2	S	4	0	0	0	0	0	0	0	0	0	0	9	13	0.00	0.000

PITCHER		IP	WLS	BF	H	R	ER	SO	BB	IBB	HBP	BLK	WP	HR	S	P	ERA	WHIP

BOTTOM

San Diego Padres @ Colorado Rockies

Coors Field, Denver, CO

Sun Sep 09 2007, 1:05 PM MDT

Att. 20,260 - Sunny - 66 F

livebaseballscorecards.com

Batter	1	2	3	4	5	6	7	8	9	AB	R	H	RBI	BB	SO	LOB
Jamey Carroll, R (1, 4) OBP: 0.314, SLG: 0.288 60 Manny Corpas, R (8, 1)	B FC 86 B FC 87 C FC 87 F SL 88 X FC 89 2-2 F8 ①	B FC 88 F SL 86 F FC 88 B SL 80 B SL 79 F FC 88 X FC 88 3-2 F8 ③			C FC 87 F FC 88 F FC 89 B SL 80 C SL 79 1-3 K ①		C SL 93 B SL 94 B SL 93 B SL 91 F SL 91 B SL 91 4-2 BB			3 0	0 0	0 0	0 0	1 0	1 0	0 0
2 Troy Tulowitzki, R (1, 6) OBP: 0.357, SLG: 0.463	F SL 87 B FC 88 S SL 88 F SL 80 F FC 90 F SL 80 S FC 89 1-3 K ②		B SL 88 B SL 78 B SL 87 C SL 86 S SL 88 F FA 89 B FA 89 4-2 17 G4-6-3 BB		C FC 88 S SL 80 C SL 82 0-3 K ②		F SL 91 X SL 92 0-1 F9 ③			3	0	0	0	1	2	1
5 Matt Holliday, R (1, 7) OBP: 0.391, SLG: 0.568	H SL 87 1-0 17 S 17 1B HBP		1 SAFE P PO 80 1 SAFE F SL 89 F FC 89 S SL 80 1-3 K ①		F FC 90 S SL 82 C FA 92 0-3 K ③			B FA 86 X SL 85 1-0 HR		3	2	1	1	0	2	1
17 Todd Helton, L (1, 3) OBP: 0.428, SLG: 0.468	B SL 87 C FC 88 C FA 89 B SL 89 F FC 89 X SL 88 2-2 27 HR 1-H 1B		1 SAFE C FA 88 1 SAFE X FA 90 0-1 G4-6-3 ② ③ 1-2f			C FA 89 C B B F X 2-2 27 G3-1 2B		C FA 87 B SL 85 F SL 84 X FA 88 1-2 G3-1 ①		4	1	2	1	0	0	1
27 Garrett Atkins, R (1, 5) OBP: 0.352, SLG: 0.468	B SL 78 F SL 88 F FC 87 F SL 77 D SL 78 F FC 87 X FC 88 2-2 1-H HR			B SL 86 B FC 86 B FC 88 B FC 88 4-0 20 BB 19 BB BB		X CU 78 0-0 G3-1 ① 2-3		B FA 88 B CH 80 X SL 84 2-0 F8 ②		3	1	1	2	1	0	1
11 Brad Hawpe, L (1, 9) OBP: 0.380, SLG: 0.527	C FC 88 B SL 88 B FC 88 F SL 88 B SL 78 B SL 77 4-2 BB			X SL 87 0-0 L8 ①	C B S C 1-3 K ②			F SL 85 C SL 85 B CU 76 S CU 77 1-3 K ③		3	0	0	0	1	2	2
19 Ryan Spilborghs, R (1, 8) OBP: 0.350, SLG: 0.486 40 Brian Fuentes, L (7, 1) 6 Omar Quintanilla, L (8, 4) OBP: 0.304, SLG: 0.326	1 SAFE 1 SAFE S SL 88 B SL 78 F FC 87 1 SAFE S FA 87 1-3 K ③			S SL 78 B SL 89 C SL 87 F SL 80 B SL 88 B FC 88 F FC 89 B FC 89 4-2 20 BB 1-2 BB		D SL 92 B SL 91 X SL 91 2-0 G1-3 ③			2 0 0	0 0 0	0 0 0	0 0 0	1 0 0	1 0 0	2 0 0
20 Chris Iannetta, R (1, 2) OBP: 0.322, SLG: 0.335		C FC 85 B FC 87 S FC 88 S FC 88 1-3 K ①		B SL 78 B FC 88 B FC 87 S FC 87 S SL 89 B FC 88 4-2 G6-3 1-2 2-3 BB			C SL 93 B FC 93 B SL 92 F SL 92 X SL 92 2-2 P4 ①			2	0	0	0	1	1	0
Josh Fogg, R (1, 1) OBP: 0.149, SLG: 0.130 34 Matt Herges, L (6, 1) 18 Cory Sullivan, L (7, 8) OBP: 0.337, SLG: 0.387		B SL 86 B SL 86 C FC 87 C FC 88 F FC 89 S SL 78 2-3 K ②		C SL 79 F X 0-2 G6-3 ② ③ 1-2f			X SL 92 0-0 L7 ②			2 0 1	0 0 0	0 0 0	0 0 0	0 0 0	1 0 0	3 0 0
Inning Stats	R: 3 H: 2 E: 0 LOB: 1 K: 2 BB: 1 S: 23 P: 36	R: 0 H: 0 E: 0 LOB: 0 K: 2 BB: 0 S: 11 P: 17	R: 0 H: 0 E: 0 LOB: 0 K: 1 BB: 1 S: 9 P: 13	R: 0 H: 0 E: 0 LOB: 2 K: 0 BB: 3 S: 10 P: 22	R: 0 H: 0 E: 0 LOB: 0 K: 3 BB: 0 S: 10 P: 11	R: 0 H: 1 E: 0 LOB: 1 K: 1 BB: 0 S: 9 P: 14	R: 0 H: 0 E: 0 LOB: 1 K: 0 BB: 1 S: 8 P: 14	R: 1 H: 1 E: 0 LOB: 0 K: 1 BB: 0 S: 8 P: 13		1B: 1 2B: 1 3B: 0 HR: 2	SF: 0 SAC: 0 DP: 2 HBP: 1			WP: 0 PB: 0 SB: 1 CS: 0	PA: 33	

	AB	26
	R	4
	H	4
	RBI	4
	BB	6
	SO	10
	LOB	11

PITCHER		IP	WLS	BF	H	R	ER	SO	BB	IBB	HBP	BLK	WP	HR	S	P	ERA	WHIP
32 Chris Young, R ERA: 2.72	(1, 1)	5.0	L	21	2	3	3	8	5	0	1	0	0	1	63	99	5.40	1.400
50 Joe Thatcher, L ERA: 1.0	(6, 1)	0.2		3	1	0	0	1	0	0	0	0	0	0	8	11	0.00	1.500
41 Kevin Cameron, R ERA: 2.19	(6, 1)	1.1		5	0	0	0	0	1	0	0	0	0	0	9	17	0.00	0.750
43 Cla Meredith, R ERA: 3.72	(8, 1)	0.0		1	1	1	1	0	0	0	0	0	0	1	1	2	∞	∞
45 Justin Hampson, L ERA: 3.0	(8, 1)	1.0		3	0	0	0	1	0	0	0	0	0	0	7	11	0.00	0.000

PITCHER	IP	WLS	BF	H	R	ER	SO	BB	IBB	HBP	BLK	WP	HR	S	P	ERA	WHIP

Batter	1	2	3	4	5	6	7	8	9	10	AB	R	H	RBI	BB	SO	LOB
6 Omar Quintanilla, L (1, 4) OBP: 0.275, SLG: 0.292	F FA 90 F FA 92 B SL 87 S CH 83 K ①		C CU 76 S SL 86 B SL 86 F SL 86 X CH 83 G4-3 ②		C SL 85 B CH 82 F CU 75 B SL 85 F FA 90 F SL 84 X SL 85 G4-3 ①	X CH 83 0-0 G1-3 ③		B CU 81 C SL 82 F SL 82 B CU 81 B CU 82 X SL 88 G4-3 ③		C CU 79 S CH 84 B CU 79 X CH 86 G4-3 ③	5	0	0	0	0	1	2
24 Ian Stewart, L (10, PH) OBP: 0.235, SLG: 0.394											1	0	0	0	0	0	1
35 Taylor Buchholz, R (10, 1) OBP: 0.200, SLG: 0.130											0	0	0	0	0	0	0
2 Troy Tulowitzki, R (1, 6) OBP: 0.359, SLG: 0.470	C FA 92 B SL 86 X FA 92 1-1 17 G6-3 2B		C CU 76 C CU 77 X FA 91 0-2 F8 ③		B SL 85 X FA 91 1-0 HR		B FA 92 B FA 92 B FA 94 B FA 93 4-0 5 HR BB		B CU 76 B CU 77 C FA 91 X FA 93 2-1 L8 ①		4	2	2	1	1	0	0
5 Matt Holliday, R (1, 7) OBP: 0.394, SLG: 0.576	S SL 88 B FA 92 B FA 92 S FA 91 F SL 87 F FA 92 B FA 92 B CH 82 4-2 17 G6-3 BB			B FA 90 F CH 82 F SL 85 X FA 91 1-2 P4 ①	B FA 91 S FA 92 F FA 92 X FA 92 1-2 2B		X SL 90 0-0 1-H HR		X FA 92 0-0 17 G3-1 1B		4	1	3	2	1	0	0
17 Todd Helton, L (1, 3) OBP: 0.428, SLG: 0.469	F FA 92 C SL 86 B SL 86 F FA 92 D CH 84 B SL 85 X SL 86 3-2 G6-3 ② 1-2 2-3			X CH 82 0-0 11 1B 8 2B 2B	B SL 87 2 SAFE B FA 91 B SL 86 B SL 86 4-0 BB		F FA 92 X FA 92 0-1 G3-1 ①		1 SAFE C CU 77 1 SAFE B CH 85 X CH 84 1-1 G3-1 ② 1-2		4	1	1	0	1	0	3
27 Garrett Atkins, R (1, 5) OBP: 0.351, SLG: 0.465	B SL 85 X FA 92 1-0 F8 ③			B CU 75 D SL 86 X SL 85 2-0 G6-3 ②	F FA 90 B FA 91 F CH 82 B FA 92 S SL 86 2-3 K ②		C CU 80 B CH 81 C CU 82 B FA 92 B CH 81 S CH 82 3-3 K ②		B CU 77 F FA 93 B FA 94 C CU 78 D SL 87 B CU 78 4-2 BB		4	0	0	0	1	2	5
11 Brad Hawpe, L (1, 9) OBP: 0.378, SLG: 0.523		S CH 82 B SL 86 F SL 86 B CU 75 F SL 85 B FA 92 S SL 85 3-3 K ①		B FA 92 B FA 92 X CU 76 2-0 19 HBP 8 2B 2-3 1B	F FA 91 B CH 82 F SL 86 S SL 86 1-3 K ③		B CU 82 C CU 80 B FA 93 B FA 92 S FA 92 C FA 91 3-3 K ③		B CU 78 B FA 93 B FA 93 C CU 77 C CU 78 X CU 80 3-2 G4-3 ③		5	1	1	0	0	3	4
19 Ryan Spilborghs, R (1, 8) OBP: 0.355, SLG: 0.486		X SL 84 0-0 G6-3 ②		H FA 91 1-0 8 2B 1-2 HBP		B SL 84 C SL 84 B CH 80 C SL 84 B FA 90 C FA 90 3-3 K ①		B FA 93 B SL 87 S FA 93 F FA 94 F SL 87 B CU 81 X FA 93 3-2 8 SH1-4 1B		B FA 89 X FA 90 1-0 18 G4-3 8 SH3 1B	4	0	2	0	0	1	0
8 Yorvit Torrealba, R (1, 2) OBP: 0.328, SLG: 0.365		F FA 91 X SL 85 0-1 G6-3 ③		B FA 93 B SL 86 C SL 87 X FA 92 2-1 1-3 2-H 3-H 2B		C CU 76 X FA 90 0-1 38 SH3-4 2B		B CU 79 L FA 92 1 SAFE X FA 92 1-1 SH1-4 ① 1-2		L FA 90 X 0-1 SH3 ① 1-2	3	0	2	2	0	0	0
38 Ubaldo Jiménez, R (1, 1) OBP: 0.000, SLG: 0.000 LaTroy Hawkins, R (7, 1) Jeremy Affeldt, L (7, 1) 50 Jorge Julio, R (7, 1) 47 Joe Koshansky, L (8, PH) 40 Brian Fuentes, L (8, 1) 23 Ryan Speier, R (8, 1) 18 Cory Sullivan, L (10, PH) OBP: 0.333, SLG: 0.500 Jamey Carroll, R (10, 4) OBP: 0.214, SLG: 0.286			C FA 91 S SL 85 B SL 85 X FA 92 1-2 G4-3 ① S CH 72 X SL 85 0-1 G4-3 ③		B SL 83 S FA 90 X FA 88 1-1 SH3-4 ② 2-3		B SL 82 X FA 93 1-0 L9 ②		X CU 77 0-0 G4-3 ② 2-3	2 0 0 0 0 1 0 0 1 0	0 0 0 0 0 0 0 0 0 0	0 0 0 0 0 0 0 0 0 0	0 0 0 0 0 0 0 0 0 0	0 0 0 0 0 0 0 0 1 0	0 0 0 0 0 0 0 0 0 0	2 0 0 0 0 1 0 0 1 0
Inning Stats	R: 0 E: 0 K: 1 S: 14 H: 1 LOB: 2 BB: 1 P: 24	R: 0 E: 0 K: 1 S: 7 H: 0 LOB: 0 BB: 0 P: 10	R: 0 E: 0 K: 0 S: 10 H: 0 LOB: 0 BB: 0 P: 12	R: 2 E: 0 K: 0 S: 10 H: 3 LOB: 2 BB: 0 P: 18	R: 1 E: 0 K: 2 S: 15 H: 2 LOB: 2 BB: 1 P: 26	R: 0 E: 0 K: 1 S: 8 H: 1 LOB: 1 BB: 0 P: 12	R: 2 E: 0 K: 2 S: 9 H: 1 LOB: 0 BB: 1 P: 19	R: 0 E: 0 K: 0 S: 10 H: 1 LOB: 1 BB: 0 P: 18	R: 0 E: 0 K: 0 S: 10 H: 1 LOB: 2 BB: 1 P: 20	R: 0 E: 0 K: 0 S: 7 H: 1 LOB: 1 BB: 0 P: 9	1B: 4 2B: 5 3B: 0 HR: 2 SF: 0 SAC: 3 DP: 0 HBP: 1	WP: 0 PB: 0 SB: 0 CS: 0 PA: 46					

PITCHER		IP	WLS	BF	H	R	ER	SO	BB	IBB	HBP	BLK	WP	HR	S	P	ERA	WHIP
Kyle Lohse, R ERA: 4.47	(1, 1)	6.0		28	7	3	3	5	2	0	1	0	0	1	1	64	102	4.50	1.500
Jose Mesa, R ERA: 7.77	(7, 1)	0.0		2	1	2	2	0	1	0	0	0	0	1	1	5	∞	∞
16 J.C. Romero, L ERA: 2.42	(7, 1)	1.0		3	0	0	0	2	0	0	0	0	0	0	8	14	0.00	0.000
45 Tom Gordon, R ERA: 6.04	(8, 1)	1.0		4	1	0	0	0	0	0	0	0	0	0	10	18	0.00	1.000
39 Brett Myers, R ERA: 4.82	(9, 1)	2.0	W	9	2	0	0	0	1	0	0	0	0	0	17	29	0.00	1.500

PITCHER	IP	WLS	BF	H	R	ER	SO	BB	IBB	HBP	BLK	WP	HR	S	P	ERA	WHIP

TOP

Colorado Rockies @ Philadelphia Phillies

Citizens Bank Park, Philadelphia, PA

Mon Sep 10 2007, 7:05 PM EDT
Att. 25,046 - Overcast - 85 F

livebaseballscorecards.com

AB	38
R	5
H	11
RBI	5
BB	4
SO	7
LOB	19

Batter	1	2	3	4	5	6	7	8	9	10	AB	R	H	RBI	BB	SO	LOB
11 Jimmy Rolls, S (1, 6) OBP: 0.347, SLG: 0.530	C FA 96 B FA 98 X CH 85 1-1 G3 ①		B CH 84 B FA 97 C CH 85 X FA 97 2-1 F7 ②		B CU 73 C CH 86 F FA 97 X SL 87 1-2 P6 ②		F FA 96 B CH 87 B CH 88 X FA 96 2-1 26 S HR 1B		B FA 88 B CH 79 X FA 87 2-0 L3 ②③ 1-2		5	1	1	0	0	0	2
26 Chase Utley, L (1, 4) OBP: 0.419, SLG: 0.568	C FA 98 B FA 99 X FA 98 1-1 G1-3 ②		C CU 75 B FA 98 X FA 97 1-1 2-H 1B		C FA 97 S FA 97 X FA 98 0-2 G4-3 ③		B FA 93 C FA 94 F CU 78 B CU 79 B FA 94 B CU 78 4-2 1-3 HR BB			X FA 91 0-0 6 2B 1B	4	2	2	1	1	0	0
Pat Burrell, R (1, 7) OBP: 0.406, SLG: 0.525	B FA 99 B FA 98 C FA 99 C FA 99 B FA 98 X 3-2 1B		X FA 98 0-0 G5-3 ③			B CU 73 C FA 97 F FA 97 B SL 87 B SL 87 X FA 97 3-2 L8 ①	B FA 96 B SL 83 X FA 96 2-0 1-H 3-H HR			D FA 92 C CU 79 F FA 92 1 SAFE S SL 82 1-3 K ①	5	1	2	3	0	1	2
6 Ryan Howard, L (1, 3) OBP: 0.382, SLG: 0.565	C FA 98 C FA 98 B FA 97 B SL 88 S FA 100 2-3 K ③			B CH 82 B CH 84 B FA 97 F FA 96 C FA 97 X SL 85 3-2 F7 ①		C FA 96 B CH 88 C FA 96 X CH 85 1-2 HR	C FA 97 B FA 97 B FA 96 B FA 96 F FA 96 F FA 96 S FA 88 3-3 K ③			1 SAFE X FA 92 0-0 1-H 2B	5	1	2	2	0	2	1
Aaron Rowand, R (1, 8) OBP: 0.380, SLG: 0.519		B FA 97 C SL 82 X FA 98 1-1 G4-3 ①		B CU 75 B FA 97 S FA 98 S FA 96 S SL 88 2-3 K ②		F CH 87 B FA 97 C FA 97 B SL 88 X FA 98 2-2 G6-3 ②		S FA 91 B FA 91 B CH 73 F FA 91 S CH 74 2-3 K ①			4	0	0	0	0	2	0
8 Shane Victorino, S (1, 9) OBP: 0.353, SLG: 0.426	C CU 72 X FA 98 0-1 G3-1 ②			C CU 73 C CU 75 X CU 75 0-2 19 S 1B		B FA 96 B FA 94 B FA 96 B FA 95 4-0 19 S BB		B FA 92 B FA 92 F FA 90 B FA 92 X FA 90 3-1 L7 ②			3	0	1	0	1	0	0
19 Greg Dobbs, L (1, 5) OBP: 0.340, SLG: 0.479 27 Chris Coste, R (8, PH) OBP: 0.333, SLG: 0.464 39 Brett Myers, R (9, 1)	B FA 96 S CH 86 C FA 96 S CU 76 1-3 K ③			1 SAFE B FA 94 B FA 94 B CH 86 I IN 80 4-0 51 FC6-4 1-2 IBB		1 SAFE P PO 89 X FA 97 1-0 P5 ③ 1-2		F FA 90 B CH 74 S CH 74 F CH 75 X FA 91 1-2 G3 ③			2 1 0	0 0 0	0 0 0	0 0 0	1 0 0	1 0 0	1 0 0
51 Carlos Ruiz, R (1, 2) OBP: 0.335, SLG: 0.413			B FA 98 F FA 97 B SL 87 B FA 98 B FA 97 4-1 26 1B SH3-4 BB	C SL 86 B SL 86 X SL 87 1-1 FC6-4 ③ 1-2f			B FA 94 B FA 95 B FA 95 C FA 96 X FA 96 3-1 G6-3 ①		B SL 80 C FA 86 F FA 88 X SL 79 1-2 G2-3 ①		3	1	0	0	1	0	2
Kyle Lohse, R (1, 1) OBP: 0.146, SLG: 0.130 Jose Mesa, R (7, 1) 16 J.C. Romero, S (7, 1) Tadahito Iguchi, R (7, PH) OBP: 0.348, SLG: 0.401 45 Tom Gordon, R (8, 1) Abraham Nunez, S (9, 5) OBP: 0.315, SLG: 0.291			X 0-0 SH3-4 ① 1-2		B FA 91 C FA 93 X FA 96 1-1 G3 ①		C FA 96 F FA 96 B SL 88 B FA 96 F FA 97 F FA 97 B SL 90 X FA 97 3-2 G5-3 ②		B FA 88 F FA 88 B FA 89 F FA 88 B SL 78 F FA 88 B FA 89 4-2 11 L3 BB		1 0 0 1 0 0	0 0 0 0 0 0	0 0 0 0 0 0	0 0 0 0 0 0	0 0 0 0 0 1	0 0 0 0 0 0	0 0 0 0 0 0
Inning Stats	R: 0 E: 0 K: 1 S: 10 H: 1 LOB: 1 BB: 0 P: 17	R: 0 E: 0 K: 1 S: 7 H: 0 LOB: 0 BB: 0 P: 9	R: 1 E: 0 K: 0 S: 7 H: 1 LOB: 1 BB: 1 P: 14	R: 0 E: 0 K: 1 S: 11 H: 1 LOB: 2 BB: 1 P: 21	R: 0 E: 0 K: 0 S: 8 H: 0 LOB: 0 BB: 0 P: 10	R: 1 E: 0 K: 0 S: 11 H: 1 LOB: 1 BB: 1 P: 21	R: 3 E: 0 K: 1 S: 16 H: 2 LOB: 0 BB: 1 P: 33	R: 0 E: 0 K: 1 S: 9 H: 0 LOB: 0 BB: 0 P: 15	R: 0 E: 0 K: 0 S: 7 H: 0 LOB: 0 BB: 1 P: 14	R: 1 E: 0 K: 1 S: 5 H: 2 LOB: 1 BB: 0 P: 6	1B: 5 2B: 2 3B: 0 HR: 2	SF: 0 SAC: 1 DP: 1 HBP: 0	WP: 0 PB: 0 SB: 4 CS: 0	PA: 40			

PITCHER	IP	WLS	BF	H	R	ER	SO	BB	IBB	HBP	BLK	WP	HR	S	P	ERA	WHIP
38 Ubaldo Jiménez, R (1, 1) ERA: 4.04	6.0		25	4	2	2	3	2	1	0	0	0	1	54	92	3.00	1.000
LaTroy Hawkins, R (7, 1) ERA: 3.49	0.2	H	3	1	1	1	0	0	0	0	0	0	0	9	17	13.50	1.500
Jeremy Affeldt, L (7, 1) ERA: 3.57	0.0		1	0	0	0	0	1	0	0	0	0	0	2	6	∞	∞
50 Jorge Julio, R (7, 1) ERA: 5.4	0.1	B	2	1	2	2	1	0	0	0	0	0	1	5	10	54.00	3.000
40 Brian Fuentes, L (8, 1) ERA: 3.47	1.0		3	0	0	0	1	0	0	0	0	0	0	9	15	0.00	0.000

PITCHER	IP	WLS	BF	H	R	ER	SO	BB	IBB	HBP	BLK	WP	HR	S	P	ERA	WHIP
23 Ryan Speier, R (9, 1) ERA: 5.23	1.0		3	0	0	0	0	1	0	0	0	0	0	7	14	0.00	1.000
35 Taylor Buchholz, R (10, 1) ERA: 4.41	0.1	L	3	2	1	1	1	0	0	0	0	0	0	5	6	27.00	6.000

BOTTOM

Colorado Rockies @ Philadelphia Phillies

Citizens Bank Park, Philadelphia, PA

Mon Sep 10 2007, 7:05 PM EDT
Att. 25,046 - Overcast - 85 F

livebaseballscorecards.com

AB	34
R	6
H	8
RBI	6
BB	5
SO	6
LOB	8

Batter	1	2	3	4	5	6	7	8	9	AB	R	H	RBI	BB	SO	LOB
18 Cory Sullivan, L (1, 8) OBP: 0.337, SLG: 0.388	C FA 88 S CU 74 S CU 75 0-3 ① K		B FA 86 B SL 82 B FA 91 B FA 90 4-0 5 FC5-4 BB		B CU 74 F CH 83 C FA 90 X CH 85 1-2 ②③ G4-6-3 1-2f	C FA 92 X CU 80 0-1 ③ G4-3		B FA 95 F FA 94 X CH 86 1-1 2B		4	0	1	0	1	1	3
2 Troy Tulowitzki, R (1, 6) OBP: 0.360, SLG: 0.475 23 Ryan Speier, R (7, 1) 24 Ian Stewart, L (8, PH) OBP: 0.229, SLG: 0.382 Jeremy Affeldt, L (8, 1) LaTroy Hawkins, R (8, 1) 6 Omar Quintanilla, L (9, 4) OBP: 0.275, SLG: 0.292	B FA 92 X FA 90 1-0 HR		D SL 82 C SL 82 1 SAFE 1 SAFE C SL 82 S SL 83 1-3 ② K			B CU 73 B CH 83 B FA 86 C FA 91 B FA 90 4-1 5 HR BB	B FA 91 C SL 83 X 1-1 ① G6-3	B FA 96 S SL 85 B FA 95 S FA 93 S FA 96 2-3 ③ K		3 0 1 0 0 0	2 0 0 0 0 0	1 0 0 0 0 0	1 0 0 0 0 0	1 0 1 0 0 0	1 0 1 0 0 0	1 0 1 0 0 0
5 Matt Holliday, R (1, 7) OBP: 0.396, SLG: 0.586	S FA 91 B FA 90 F FA 92 B FA 85 S SL 83 2-3 ② K		B FA 92 X FA 91 1-0 ③ FC5-4 1-2f			B FA 91 X SL 84 1-0 1-H HR	C FA 92 H FA 91 1-1 17 S 27 2B HBP		X FA 89 0-0 HR	4	3	2	3	0	1	1
17 Todd Helton, L (1, 3) OBP: 0.431, SLG: 0.477 60 Manny Corpas, R (9, 1)	F FA 90 F SL 83 B CU 77 F CH 84 B CU 75 X SL 81 2-2 1B			C FA 91 B FA 91 B FA 91 X SL 80 2-1 HR		C CU 81 F FA 94 B FA 94 B CU 81 X SL 83 2-2 11 F8 27 1B 8 1B 1B	C FA 92 B FA 92 B FA 91 B CU 80 I IN 75 4-1 27 2B 1-2 IBB		C CU 75 B CU 75 B FA 89 F FA 88 C FA 90 2-3 ① K	4 0	2 0	3 0	1 0	1 0	1 0	0 0
27 Garrett Atkins, R (1, 5) OBP: 0.353, SLG: 0.467 (9, 3)	D CU 76 D SL 82 C CH 82 F SL 81 B FA 92 S FA 92 3-3 ③ K			B SL 85 X CH 83 1-0 ① P6		B FA 93 B CU 82 C FA 94 C CU 83 X FA 94 2-2 BB 8 1B 47 SF7 1-2 1B	C SL 83 X SL 82 0-1 1-3 2-H 2B		B CU 76 B CH 81 F FA 88 B CH 82 B CH 81 4-1 BB	4	1	2	1	1	1	1
11 Brad Hawpe, L (1, 9) OBP: 0.379, SLG: 0.521		B FA 90 B FA 91 S SL 80 F FA 92 X CU 76 2-2 8 CS 1B		X FA 89 0-0 ② F9		B FA 94 X FA 94 1-0 ① F8 2-3	I IN 73 I IN 76 I IN 76 I 4-0 8 G6-4-3 IBB		F FA 89 B FA 90 S CH 81 F FA 90 B CU 76 S CH 82 2-3 ② K	4	0	1	0	1	1	3
8 Yorvit Torrealba, R (1, 2) OBP: 0.326, SLG: 0.363		B FA 91 S SL 82 B FA 92 1 SAFE B FA 92 S SL 80 S SL 83 3-3 ①② K 1-2		B FA 93 B SL 84 T CH 84 C SL 80 S FA 84 2-3 ③ K		B CU 83 B FA 93 B SL 84 C FA 94 C CU 82 X CU 81 3-2 BB 1-2 3-H 1B	B FA 90 X FA 91 1-0 ②③ G6-4-3 1-2f		C CH 82 B CH 80 X FA 89 1-1 ③ F7	5	0	1	1	0	2	5
Jamey Carroll, R (1, 4) OBP: 0.313, SLG: 0.284 (9, 5)		X FA 92 0-0 ③ F7			C SL 80 C FA 92 F SL 84 B FA 90 B SL 79 X SL 82 2-2 ① L4	B FA 90 B FA 91 B FA 91 B FA 90 4-0 1-2 2-3 BB		B FA 95 X FA 94 1-0 ① G6-3		3	0	0	0	1	0	0
56 Franklin Morales, L (1, 1) OBP: 0.429, SLG: 0.333 47 Joe Koshansky, L (6, PH) 34 Matt Herges, L (6, 1) 21 Clint Barmes, R (7, 6) OBP: 0.235, SLG: 0.303			C FA 90 F SL 80 X CU 75 0-2 ① G4-3		C FA 90 B FA 91 B FA 88 F FA 92 F FA 91 B FA 91 X FA 91 3-2 18 G4-6-3 1B	C CU 79 S CU 80 X CU 80 0-2 ② SF7 3-H		B FA 95 X FA 95 1-0 ② F9		2 0 0 1	0 0 0 0	1 0 0 0	0 1 0 0	0 0 0 0	0 0 0 0	0 0 0 0
Inning Stats	R: 1 E: 0 K: 3 S: 14 H: 2 LOB: 1 BB: 0 P: 22	R: 0 E: 0 K: 1 S: 7 H: 1 LOB: 0 BB: 0 P: 12	R: 0 E: 0 K: 1 S: 7 H: 0 LOB: 1 BB: 1 P: 13	R: 1 E: 0 K: 1 S: 7 H: 1 LOB: 0 BB: 0 P: 12	R: 0 E: 0 K: 0 S: 11 H: 1 LOB: 0 BB: 0 P: 17	R: 4 E: 0 K: 0 S: 17 H: 4 LOB: 2 BB: 2 P: 34	R: 1 E: 0 K: 0 S: 7 H: 1 LOB: 2 BB: 2 P: 18	R: 0 E: 0 K: 1 S: 7 H: 1 LOB: 1 BB: 0 P: 12	R: 1 E: 0 K: 2 S: 11 H: 1 LOB: 1 BB: 1 P: 20	1B: 6 2B: 3 3B: 0 HR: 4 SF: 1 SAC: 0 DP: 3 HBP: 1						

PITCHER		IP	WLS	BF	H	R	ER	SO	BB	IBB	HBP	BLK	WP	HR	S	P	ERA	WHIP
23 Adam Eaton, R ERA: 6.31	(1, 1)	5.0	L	21	6	4	4	6	2	0	0	0	0	3	48	83	7.20	1.600
48 Kane Davis, R ERA: 7.5	(6, 1)	0.1		4	3	1	1	0	0	0	0	0	0	0	10	18	27.00	9.000
56 Geoff Geary, R ERA: 4.75	(6, 1)	1.2		9	1	2	2	0	1	2	1	0	0	0	12	27	10.80	1.200
54 Francisco Del Rosario, R ERA: 5.7	(8, 1)	1.0		4	1	0	0	1	0	0	0	0	0	0	7	12	0.00	1.000
52 Fabio Castro, L ERA: 5.91	(9, 1)	1.0		5	1	1	1	2	1	0	0	0	0	1	11	20	9.00	2.000

TOP

Colorado Rockies @ Philadelphia Phillies

Citizens Bank Park, Philadelphia, PA

Tue Sep 11 2007, 7:05 PM EDT

Att. 25,263 - Overcast - 73 F

livebaseballscorecards.com

AB	35
R	8
H	12
RBI	8
BB	6
SO	9
LOB	15

WP: 0 PA: 43
PB: 0
SB: 1
CS: 1

BOTTOM

Colorado Rockies @ Philadelphia Phillies

Citizens Bank Park, Philadelphia, PA

Tue Sep 11 2007, 7:05 PM EDT

Att. 25,263 - Overcast - 73 F

livebaseballscorecards.com

Batter	1	2	3	4	5	6	7	8	9	AB	R	H	RBI	BB	SO	LOB
11 Jimmy Rolls, S (1, 6) OBP: 0.346, SLG: 0.532	X FA 92 0-0 ① P3		B CU 69 C CH 79 B FA 93 C FA 94 F CU 73 S FA 95 2-3 ② K		B CH 77 X FA 91 1-0 ③ P6			C FA 92 B CU 77 C CU 77 F CU 77 X FA 93 1-2 HR	X FA 93 0-0 ③ G3	5	1	1	1	0	1	0
26 Chase Utley, L (1, 4) OBP: 0.417, SLG: 0.565	C FA 93 S FA 93 F FA 94 B CU 74 B CU 73 F FA 94 X FA 93 2-2 ② F9		B CU 70 B FA 94 X FA 92 2-0 ③ F9			C FA 89 F FA 89 B CU 76 X CH 82 1-2 ① F8		C FA 93 F FA 94 X CU 79 0-2 6 G4-3 E 1B		4	1	1	0	0	0	0
Pat Burrell, R (1, 7) OBP: 0.409, SLG: 0.528	C FA 95 B FA 93 B FA 95 B FA 93 B FA 94 4-1 BB			F FA 92 X FA 93 0-1 FC6-5 2B		B FA 90 B FA 90 B FA 90 B FA 90 4-0 BB		B FA 94 C FA 93 D CH 87 F FA 93 S CU 79 2-3 ① K		2	0	1	0	2	1	1
6 Ryan Howard, L (1, 3) OBP: 0.379, SLG: 0.560	B FA 94 X FA 92 1-0 ③ F8			C FA 94 B FA 94 B FA 94 B FA 94 F FA 94 F FA 94 S FA 95 3-3 ① K		B FA 90 C FA 90 F FA 90 B FA 90 B CH 81 S CH 81 3-3 ② K		X FA 94 0-0 ② G4-3 1-2		4	0	0	0	0	2	4
Aaron Rowand, R (1, 8) OBP: 0.377, SLG: 0.515		B FA 90 F FA 91 X FA 91 1-1 ① G6-3		B CH 78 X FA 90 1-0 ② FC6-5 28 1B 2-3		X FA 90 0-0 ③ G5-3		C CU 78 X FA 94 0-1 E6 28 BB 2-H		4	0	0	0	0	0	2
28 Jayson Werth, R (1, 9) OBP: 0.419, SLG: 0.465		C FA 93 B FA 93 B CH 82 B FA 94 F FA 92 X FA 94 3-2 ② G6-3		B CU 69 B CH 79 1 SAFE C FA 92 F CH 79 1 SAFE F FA 95 X FA 94 2-2 1-2 1B			C FA 87 X FA 88 0-1 ① G5-3	F SL 87 D FA 92 B FA 93 D SL 88 B FA 94 4-1 1-2 BB		3	0	1	0	1	0	0
Wes Helms, R (1, 5) OBP: 0.299, SLG: 0.370 19 Greg Dobbs, L (8, PH) OBP: 0.339, SLG: 0.477 (9, 5)	C FA 92 X CH 79 0-1 1B			C FA 92 F FA 93 D CU 72 F FA 94 B CH 78 B FA 93 F CH 77 S FA 87 3-3 ③ K			B FA 87 B FA 87 C FA 86 C FA 86 X FA 87 2-2 ② G4-3	B FA 93 F FA 94 C FA 94 B CH 87 F CH 86 B FA 94 F CH 84 X CH 85 3-2 ③ G3-1		3 1	0 0	1 0	0 0	0 0	1 0	2 2
51 Carlos Ruiz, R (1, 2) OBP: 0.334, SLG: 0.409	B FA 91 D FA 92 C FA 94 X FA 93 2-1 ③ G4-3				B FA 88 B FA 90 F FA 92 X FA 93 2-1 ① P3		B FA 88 B FA 87 B FA 88 C FA 88 B FA 87 4-1 BB		B FA 93 F FA 93 X FA 93 1-1 ① G5-3	3	0	0	0	1	0	1
23 Adam Eaton, R (1, 1) OBP: 0.254, SLG: 0.298 48 Kane Davis, R (6, 1) 56 Geoff Geary, R (6, 1) 4 Pete Laforest, L (7, PH) OBP: 0.455, SLG: 0.500 54 Francisco Del Rosario, R (8, 1) 52 Fabio Castro, L (9, 1) 8 Shane Victorino, S (9, PH) OBP: 0.352, SLG: 0.425			B FA 88 F FA 89 B CU 69 S FA 92 F FA 92 F FA 94 C CU 71 2-3 ① K		C CU 69 F FA 93 B CU 72 B CU 69 B FA 88 X FA 92 3-2 ② F9		C FA 89 S CH 79 S CH 80 0-3 ③ K		B FA 94 F FA 94 X FA 93 1-1 ② L1-3	2 0 0 1 0 0 1	0 0 0 0 0 0 0	0 0 0 0 0 0 0	0 0 0 1 0 0 0	1 0 0 0 0 0 0	0 0 0 1 0 0 0	0 0 0 1 0 0 0

	AB	33
	R	2
	H	5
	RBI	1
	BB	4
	SO	7
	LOB	13

Inning Stats	1	2	3	4	5	6	7	8	9	1B: 3	SF: 0	WP: 0	PA: 37
	R: 0 E: 0 K: 0 S: 8	H: 0 LOB: 1 BB: 1 P: 15	R: 0 E: 0 K: 0 S: 9	H: 1 LOB: 1 BB: 0 P: 15	R: 0 E: 0 K: 2 S: 10	H: 0 LOB: 0 BB: 0 P: 16	R: 0 E: 0 K: 2 S: 16	H: 2 LOB: 2 BB: 0 P: 25	R: 0 E: 0 K: 0 S: 6	H: 0 LOB: 0 BB: 0 P: 12	R: 0 E: 0 K: 1 S: 7	H: 0 LOB: 1 BB: 1 P: 15	R: 0 E: 0 K: 1 S: 9	H: 0 LOB: 1 BB: 1 P: 15	R: 2 E: 1 K: 1 S: 19	H: 2 LOB: 2 BB: 1 P: 29	R: 0 E: 0 K: 0 S: 5	H: 0 LOB: 0 BB: 0 P: 7	2B: 1 3B: 0 HR: 1	SAC: 0 DP: 0 HBP: 0	PB: 0 SB: 0 CS: 0	

PITCHER		IP	WLS	BF	H	R	ER	SO	BB	IBB	HBP	BLK	WP	HR	S	P	ERA	WHIP
56 Franklin Morales, L ERA: 4.84	(1, 1)	5.0	W	19	3	0	0	4	1	0	0	0	0	0	49	83	0.00	0.800
34 Matt Herges, R ERA: 2.35	(6, 1)	1.0		4	0	0	0	1	1	0	0	0	0	0	7	15	0.00	1.000
23 Ryan Speier, R ERA: 4.76	(7, 1)	1.0		4	0	0	0	1	1	0	0	0	0	0	9	15	0.00	1.000
Jeremy Affeldt, L ERA: 3.69	(8, 1)	0.2		5	2	2	1	1	0	0	0	0	0	1	13	16	13.50	3.000
LaTroy Hawkins, R ERA: 3.47	(8, 1)	0.1		2	0	0	0	0	1	0	0	0	0	0	6	13	0.00	3.000

PITCHER		IP	WLS	BF	H	R	ER	SO	BB	IBB	HBP	BLK	WP	HR	S	P	ERA	WHIP
60 Manny Corpas, R ERA: 1.88	(9, 1)	1.0		3	0	0	0	0	0	0	0	0	0	0	5	7	0.00	0.000

Colorado Rockies @ Philadelphia Phillies

Citizens Bank Park, Philadelphia, PA

Wed Sep 12 2007, 7:05 PM EDT

Att. 31,541 - Partly Cloudy - 75 F

livebaseballscorecards.com

Batter	1	2	3	4	5	6	7	8	9	AB	R	H	RBI	BB	SO	LOB
18 Cory Sullivan, L (1, 8) (9, 9) OBP: 0.358, SLG: 0.431	X FA 88 0-0 5 L5-4 2 1B 1B		B FA 89 C FA 89 B CH 82 X FA 89 2-1 5 HR 2 BB 1B	B FA 88 B FA 90 B FA 91 B FC 88 4-0 5 BB 2 1B 17 2B BB		B FA 93 S FA 91 F FA 93 B FA 94 X FA 94 2-2 HR		B FA 93 F CH 84 X SL 85 1-1 ② G3 2-3		4	3	3	1	1	0	1
2 Troy Tulowitzki, R (1, 6) OBP: 0.363, SLG: 0.476 21 Clint Barmes, R (8, PH) (8, 6) (9, 8) OBP: 0.229, SLG: 0.294	X FA 89 0-0 5 L5-4 1-2 1B		C SL 83 D SL 83 C FA 91 1 SAFE B SL 86 B FA 92 B FA 91 4-2 5 HR 1-2 BB	X FA 90 0-0 5 BB 17 2B 1-2 2-H 3-H 1B		C FA 94 C CH 83 B SL 84 B SL 87 T FA 94 2-2 ② K		C FA 94 B FA 94 F CU 77 S SL 85 1-3 ③ K		3 1	2 0	2 0	2 0	1 0	1 1	0 1
5 Matt Holliday, R (1, 7) OBP: 0.397, SLG: 0.590 19 Ryan Spilborghs, R (7, 7) OBP: 0.358, SLG: 0.488	C FA 89 X FA 91 0-1 ① ② ③ L5-4 1-1 2-2		B SL 85 X SL 84 1-0 1-H 2-H HR	C FA 89 B FA 90 B SL 79 C FA 90 D SL 83 B SL 91 4-2 17 2B 1-2 2-3 BB		B FA 94 B FA 95 X FA 94 2-0 ③ F9			X FA 88 0-0 11 BB 20 1B 1B	3 1	2 1	1 1	3 0	1 0	0 0	2 0
17 Todd Helton, L (1, 3) OBP: 0.433, SLG: 0.484 47 Joe Koshansky, L (7, 3)		C FA 88 X FA 90 0-1 11 G4-3 2B	C FA 88 B FA 88 B FA 90 B CH 86 X FA 88 3-1 ③ 1B	B FA 89 B SL 84 B FA 88 C FA 88 X FA 90 3-1 1-H 2-H 3-H 2B			C FA 94 X FA 94 0-1 ① F8		B FA 89 C FA 88 F FA 88 F CU 76 S FA 89 1-3 ① K	4 1	0 0	3 0	3 0	0 0	0 1	0 1
27 Garrett Atkins, R (1, 5) OBP: 0.353, SLG: 0.465 51 Juan Morillo, R (8, 1) Jamey Carroll, R (9, PH) (9, 6) OBP: 0.311, SLG: 0.282		C FA 90 C FA 91 B SL 84 S FA 91 1-3 ① K	B FA 88 X FA 88 1-0 11 BB 6 1B 1B C FA 88 B SL 86 F FA 88 F FA 88 F FA 88 X SL 84 1-2 ③ P3				B FA 94 B FA 94 X FA 94 2-0 ② G6-3		X FA 89 0-0 ② P4	4 0 1	1 0 0	1 0 0	0 0 0	0 0 0	1 0 1	2 0 1
11 Brad Hawpe, L (1, 9) OBP: 0.379, SLG: 0.518 45 Josh Newman, L (9, 1)		B FA 91 B CH 82 X CH 82 2-0 ② G4-3 2-3	1 SAFE B FA 87 B FA 88 S FA 88 F FA 89 B FA 90 B FA 89 4-2 6 1B 2 1B 1-2 BB	B FA 88 S SL 86 X FA 86 1-1 ① F9			S FA 94 C FA 94 B FA 95 C FA 94 1-3 ③ K		C FA 90 D CU 75 B FA 90 B FA 90 F FA 89 B FA 89 4-2 20 1B 1-2 BB	3 0	1 0	0 0	0 0	2 0	1 0	1 0
8 Yorvit Torrealba, R (1, 2) OBP: 0.326, SLG: 0.362 20 Chris Iannetta, R (2, 2) OBP: 0.325, SLG: 0.345		C FA 91 B FA 92 F FA 91 C FA 91 1-3 ③ K	C SL 80 B FA 90 X FA 90 1-1 ① F7	B FA 87 F FA 86 F FA 88 C SL 83 1-3 ② K				S FA 91 F FA 92 B CU 76 B CU 77 F FA 94 F FA 93 X SL 88 2-2 24 2B 2B	X FA 89 0-0 1-2 2-H 1B	1 4	0 1	0 2	0 1	0 0	1 1	1 2
6 Omar Quintanilla, L (1, 4) OBP: 0.268, SLG: 0.283			C FA 90 B SL 82 F FA 90 F FA 90 B SL 80 S FA 89 2-3 ① K	B FA 90 F FA 90 X SL 78 1-1 1-3 2-H 2 1B 1B	F FA 89 C SL 87 X FA 89 0-2 ③ G3-1			F FA 93 C SL 84 S CH 85 0-3 ① K	C FA 89 B FA 89 C FA 89 D CU 78 C CH 82 2-3 ③ K	5	1	1	1	0	3	3
54 Denny Bautista, R (1, 1) 10 Jeff Baker, R (3, PH) OBP: 0.291, SLG: 0.331 55 Mark Redman, L (3, 1) 24 Ian Stewart, L (8, PH) OBP: 0.250, SLG: 0.429 (8, 5)			X FA 88 0-0 ② L9	C CU 76 S FA 89 C FA 89 0-3 ② K		S FA 93 B FA 93 C FA 92 F FA 93 B FA 93 X FA 93 2-2 ① G6-3		B FA 94 B SL 83 X FA 94 2-0 18 G3 2-H 2B		0 1 2 1	0 0 0 0	0 0 0 1	0 0 0 1	0 0 0 0	0 0 1 0	0 0 2 0
Inning Stats	R: 0 E: 0 K: 0 S: 4 H: 2 LOB: 0 BB: 0 P: 4	R: 0 E: 0 K: 2 S: 9 H: 1 LOB: 1 BB: 0 P: 13	R: 3 E: 0 K: 1 S: 12 H: 3 LOB: 1 BB: 1 P: 24	R: 6 E: 0 K: 1 S: 20 H: 4 LOB: 1 BB: 3 P: 39	R: 0 E: 0 K: 1 S: 8 H: 0 LOB: 0 BB: 0 P: 10	R: 1 E: 0 K: 1 S: 11 H: 1 LOB: 0 BB: 0 P: 19	R: 0 E: 0 K: 1 S: 7 H: 0 LOB: 0 BB: 0 P: 10	R: 1 E: 0 K: 2 S: 14 H: 2 LOB: 1 BB: 0 P: 20	R: 1 E: 0 K: 2 S: 12 H: 2 LOB: 2 BB: 1 P: 19	1B: 9 2B: 4 3B: 1 HR: 2 SF: 0 SAC: 0 DP: 0 HBP: 0						

TOP	
AB	39
R	12
H	15
RBI	12
BB	5
SO	11
LOB	17

WP: 0 PB: 0 SB: 0 CS: 0 PA: 44

PITCHER		IP	WLS	BF	H	R	ER	SO	BB	IBB	HBP	BLK	WP	HR	S	P	ERA	WHIP
38 Kyle Kendrick, R (ERA: 4.02)	(1, 1)	3.0	L	14	7	4	4	3	1	0	0	0	0	1	26	43	12.00	2.667
46 John Ennis, R (ERA: 8.22)	(4, 1)	0.2		7	2	2	2	1	3	0	0	0	0	0	12	26	27.00	7.500
55 Clay Condrey, R (ERA: 4.6)	(4, 1)	1.1		5	1	3	3	1	0	0	0	0	0	0	15	21	20.25	0.750
54 Francisco Del Rosario, R (ERA: 5.61)	(6, 1)	2.0		7	1	1	1	2	0	0	0	0	0	1	18	29	4.50	0.500
Jose Mesa, R (ERA: 7.8)	(8, 1)	1.0		5	2	1	1	2	0	0	0	0	0	0	14	20	9.00	2.000

PITCHER		IP	WLS	BF	H	R	ER	SO	BB	IBB	HBP	BLK	WP	HR	S	P	ERA	WHIP
52 Fabio Castro, L (ERA: 6.17)	(9, 1)	1.0		6	2	1	1	2	1	0	0	0	0	0	12	19	9.00	3.000

Colorado Rockies @ Philadelphia Phillies

Citizens Bank Park, Philadelphia, PA

Wed Sep 12 2007, 7:05 PM EDT

Att. 31,541 - Partly Cloudy - 75 F

BOTTOM

livebaseballscorecards.com

Batter	1	2	3	4	5	6	7	8	9	AB	R	H	RBI	BB	SO	LOB
11 Jimmy Rollins, S (1, 6) OBP: 0.346, SLG: 0.531	B FA 94 B FA 95 B FA 96 B FA 96 4-0 26 1B 26 S BB	X FA 94 0-0 ③ F8			C FA 85 B CH 81 X FA 84 1-1 ② P3			B FA 94 B FA 96 X FA 97 2-0 ① F8		2	0	0	0	1	0	1
Tadahito Iguchi, R (7, 4) OBP: 0.347, SLG: 0.400										1	0	0	0	0	0	0
26 Chase Utley, L (1, 4) OBP: 0.417, SLG: 0.563	C FA 96 F FA 95 B FA 96 B SL 86 B FA 96 X FA 96 3-2 BB 1-3 1B		C FA 86 B FA 85 C FA 86 X CU 70 1-2 ① G1-3		X FC 80 0-0 ③ F8			C FA 98 F FA 99 F SI 88 X FA 98 0-2 ② G5-3		3	0	1	0	0	0	0
Abraham Nunez, S (7, 6) OBP: 0.314, SLG: 0.289										1	0	0	0	0	0	0
Pat Burrell, R (1, 7) OBP: 0.408, SLG: 0.525	B FA 96 B SL 89 B SL 87 B FA 96 4-0 1-2 BB		B CU 69 B CH 77 C FA 85 B FA 86 X CH 77 3-1 ② P3			F CH 81 B FA 84 F CH 80 X FA 86 1-2 ① P2		F FA 99 F FA 99 F FA 99 B FA 91 S FA 98 2-3 ③ K		2	0	0	0	1	0	0
29 Chris Roberson, S (8, PH) OBP: 0.321, SLG: 0.296										1	0	0	0	0	1	0
(9, 9)																
6 Ryan Howard, L (1, 3) OBP: 0.377, SLG: 0.557	B FA 96 F FA 95 B FA 96 S FA 96 B FA 95 S FA 96 3-3 ① K		F FA 86 B FA 85 X FA 86 1-1 ③ L7			C CU 69 S CH 77 S FA 85 0-3 ② K			B FA 88 C FA 87 S CH 79 C CH 79 1-3 ① K	3	0	0	0	0	2	3
Jose Mesa, R (8, 1)										0	0	0	0	0	0	0
52 Fabio Castro, L (9, 1)										0	0	0	0	0	0	0
4 Pete Laforest, L (9, PH) OBP: 0.441, SLG: 0.483										1	0	0	0	0	1	0
Aaron Rowand, R (1, 8) OBP: 0.375, SLG: 0.512	B SL 87 B FA 95 X FA 94 2-0 ② P2			C CU 66 S CH 76 X FA 86 0-2 ① F9		B FA 86 B FA 85 X CH 82 2-0 ③ L9			B FA 87 C FA 87 X FA 87 1-1 ② G1-3	3	0	0	0	0	0	3
Michael Bourn, L (7, 8) OBP: 0.358, SLG: 0.391										1	0	0	0	0	0	0
19 Greg Dobbs, L (1, 5) OBP: 0.338, SLG: 0.474	B FA 95 B FA 94 B FA 94 C FA 94 X FA 93 3-1 ③ F7			C FA 84 B FA 83 B CH 76 X FA 86 2-1 1B			F FA 83 S CH 74 B FA 85 F FA 84 T CH 76 1-2 ① K		B FA 88 X FA 89 1-0 ③ L5	4	0	1	0	0	1	3
28 Jayson Werth, R (1, 9) OBP: 0.418, SLG: 0.463		B FA 93 B FA 93 C FA 93 S FA 93 B FA 92 X SL 87 3-2 38 SH3 1B		B FA 85 C FA 83 B CH 76 F CH 75 C FA 85 2-3 ② K			F CU 68 B CH 76 C FA 85 S FC 80 1-3 ② K			3	0	1	0	0	2	1
(9, 7)																
27 Chris Coste, R (1, 2) OBP: 0.333, SLG: 0.461		C FA 94 B FA 93 X SL 88 1-1 ① F7		B FA 85 B FA 84 X CH 82 2-0 ③ F8			B CH 76 B CH 75 B CH 82 C FA 84 X FA 84 3-1 1B			3	0	1	0	0	0	2
38 Kyle Kendrick, R (1, 1) OBP: 0.250, SLG: 0.171		C M X 0-2 ② SH3 1-2			B CU 68 B FA 83 C FA 83 F CH 82 X CH 77 2-2 ① F9		B CU 69 B FC 81 C FA 86 X CH 80 2-1 ③ F7			0	0	0	0	0	0	0
46 John Ennis, R (4, 1) OBP: 0.333, SLG: 0.333										0	0	0	0	0	0	0
55 Clay Condrey, R (4, 1)										0	0	0	0	0	0	0
Rod Barajas, R (5, PH) OBP: 0.350, SLG: 0.392										1	0	0	0	0	0	0
54 Francisco Del Rosario, R (6, 1)										0	0	0	0	0	0	0
Wes Helms, R (7, PH) OBP: 0.298, SLG: 0.369										1	0	0	0	0	0	1
(8, 3)																

	AB	30
	R	0
	H	4
	RBI	0
	BB	2
	SO	7
	LOB	14

Inning Stats	1	2	3	4	5	6	7	8	9	1B: 4	SF: 0	WP: 0	PA: 33
	R: 0 E: 0 K: 1 S: 9 H: 1 LOB: 3 BB: 2 P: 28	R: 0 E: 0 K: 0 S: 9 H: 1 LOB: 1 BB: 0 P: 13	R: 0 E: 0 K: 0 S: 7 H: 0 LOB: 0 BB: 0 P: 12	R: 0 E: 0 K: 1 S: 9 H: 1 LOB: 1 BB: 0 P: 15	R: 0 E: 0 K: 0 S: 6 H: 0 LOB: 0 BB: 0 P: 9	R: 0 E: 0 K: 1 S: 7 H: 0 LOB: 0 BB: 0 P: 10	R: 0 E: 0 K: 2 S: 11 H: 1 LOB: 1 BB: 0 P: 18	R: 0 E: 0 K: 1 S: 9 H: 0 LOB: 0 BB: 0 P: 13	R: 0 E: 0 K: 1 S: 6 H: 0 LOB: 0 BB: 0 P: 9	2B: 0 3B: 0 HR: 0	SAC: 1 DP: 0 HBP: 0	PB: 0 SB: 1 CS: 0	

PITCHER		IP	WLS	BF	H	R	ER	SO	BB	IBB	HBP	BLK	WP	HR	S	P	ERA	WHIP
54 Denny Bautista, R ERA: 14.09	(1, 1)	2.0		10	2	0	0	1	2	0	0	0	0	0	18	41	0.00	2.000
55 Mark Redman, L ERA: 9.67	(3, 1)	5.0	W	17	2	0	0	4	0	0	0	0	0	0	40	64	0.00	0.400
51 Juan Morillo, R ERA:	(8, 1)	1.0		3	0	0	0	1	0	0	0	0	0	0	9	13	0.00	0.000
45 Josh Newman, L ERA:	(9, 1)	1.0		3	0	0	0	1	0	0	0	0	0	0	6	9	0.00	0.000

PITCHER	IP	WLS	BF	H	R	ER	SO	BB	IBB	HBP	BLK	WP	HR	S	P	ERA	WHIP

Colorado Rockies @ Philadelphia Phillies

Citizens Bank Park, Philadelphia, PA

Thu Sep 13 2007, 7:05 PM EDT

Att. 42,623 - Partly Cloudy - 75 F

livebaseballscorecards.com

TOP

Batter	1	2	3	4	5	6	7	8	9	AB	R	H	RBI	BB	SO	LOB
18 Cory Sullivan, L (1, 8) OBP: 0.360, SLG: 0.425	BB	1B		G1-6-3		F9			P2	4	1	1	0	1	0	1
2 Troy Tulowitzki, R (1, 6) 50 Jorge Julio, R (7, 1) 40 Brian Fuentes, L (8, 1) 21 Clint Barmes, R (9, PH) OBP: 0.365, SLG: 0.478 OBP: 0.222, SLG: 0.286	E7 1-H 1B	G6-4-3 1-2 1B		BB			G6-3		K	3 0 0 1	1 0 0 0	2 0 0 0	0 0 0 0	1 0 0 0	0 0 0 1	0 0 0 0
5 Matt Holliday, R (1, 7) 10 Jeff Baker, R (8, 9) OBP: 0.396, SLG: 0.587 OBP: 0.291, SLG: 0.331	BB	G6-4-3 1-2f 2-3		F9			K			3 0	1 0	0 0	0 0	1 0	1 0	4 0
17 Todd Helton, L (1, 3) 47 Joe Koshansky, L (8, 3) OBP: 0.432, SLG: 0.481	K	F8			L6		HBP			3 0	0 0	0 0	0 0	0 0	1 0	3 0
27 Garrett Atkins, R (1, 5) 24 Ian Stewart, L (8, 5) OBP: 0.354, SLG: 0.471 OBP: 0.250, SLG: 0.429	1B		G5-3		HR		K			4 0	1 0	2 0	2 0	0 0	1 0	1 0
11 Brad Hawpe, L (1, 9) 51 Juan Morillo, R (6, 1) Jamey Carroll, R (7, 6) OBP: 0.377, SLG: 0.514 OBP: 0.310, SLG: 0.281	K	K	K		K			L9		3 0 1	0 0 0	0 0 0	0 0 0	0 0 0	3 0 0	2 0 0
20 Chris Iannetta, R (1, 2) OBP: 0.324, SLG: 0.339	BB		G3-1		L7			F9		3	0	0	0	1	0	0
6 Omar Quintanilla, L (1, 4) OBP: 0.283, SLG: 0.298	1B			SH2-4 1-2		K		G1-3		4	0	2	1	0	1	0
26 Jeff Francis, L (1, 1) 35 Taylor Buchholz, R (4, 1) 29 Dan Serafini, S (5, 1) 44 Ramon Ortiz, R (5, 1) 19 Ryan Spilborghs, R (5, 9) (8, 7) OBP: 0.203, SLG: 0.228 OBP: 0.200, SLG: 0.130 OBP: 0.400, SLG: 0.250 OBP: 0.355, SLG: 0.484	K					P4			F8	1 0 0 0 2	0 0 0 0 0	0 0 0 0 0	0 0 0 0 0	0 0 0 0 0	1 0 0 0 0	3 0 0 0 0

	AB	32
	R	4
	H	7
	RBI	3
	BB	4
	SO	9
	LOB	14

Inning Stats

1	2	3	4	5	6	7	8	9
R: 3 E: 1 K: 3 S: 23	R: 0 E: 0 K: 0 S: 8	R: 0 E: 0 K: 1 S: 8	R: 0 E: 0 K: 0 S: 7	R: 1 E: 0 K: 1 S: 11	R: 0 E: 0 K: 1 S: 9	R: 0 E: 0 K: 2 S: 9	R: 0 E: 0 K: 0 S: 11	R: 0 E: 0 K: 1 S: 7
H: 3 LOB: 3 BB: 3 P: 44	H: 2 LOB: 1 BB: 0 P: 10	H: 0 LOB: 0 BB: 0 P: 11	H: 1 LOB: 2 BB: 1 P: 11	H: 1 LOB: 0 BB: 0 P: 17	H: 0 LOB: 0 BB: 0 P: 13	H: 0 LOB: 1 BB: 0 P: 15	H: 0 LOB: 0 BB: 0 P: 19	H: 0 LOB: 0 BB: 0 P: 8

1B: 6	SF: 0	WP: 0	PA: 38
2B: 0	SAC: 1	PB: 0	
3B: 0	DP: 1	SB: 0	
HR: 1	HBP: 1	CS: 0	

PITCHER		IP	WLS	BF	H	R	ER	SO	BB	IBB	HBP	BLK	WP	HR	S	P	ERA	WHIP
58 J.D. Durbin, R ERA: 6.46	(1, 1)	1.0		11	5	3	3	3	3	0	0	0	0	0	28	50	27.00	8.000
56 Geoff Geary, R ERA: 4.5	(2, 1)	3.0	W	10	1	0	0	1	1	0	0	0	0	0	18	26	0.00	0.667
55 Clay Condrey, R ERA: 4.7	(5, 1)	1.0		4	1	1	1	1	0	0	0	0	0	1	11	17	9.00	1.000
48 Kane Davis, R ERA: 6.43	(6, 1)	1.0		3	0	0	0	1	0	0	0	0	0	0	9	13	0.00	0.000
Antonio Alfonseca, R ERA: 5.06	(7, 1)	0.2		3	0	0	0	1	0	0	1	0	0	0	6	11	0.00	0.000

PITCHER		IP	WLS	BF	H	R	ER	SO	BB	IBB	HBP	BLK	WP	HR	S	P	ERA	WHIP
16 J.C. Romero, L ERA: 2.35	(7, 1)	1.1		4	0	0	0	1	0	0	0	0	0	0	14	23	0.00	0.000
Jose Mesa, R ERA: 7.63	(9, 1)	1.0		3	0	0	0	1	0	0	0	0	0	0	7	8	0.00	0.000

BOTTOM

Colorado Rockies @ Philadelphia Phillies

Citizens Bank Park, Philadelphia, PA

Thu Sep 13 2007, 7:05 PM EDT

Att. 42,623 - Partly Cloudy - 75 F

livebaseballscorecards.com

Batter	1	2	3	4	5	6	7	8	9	AB	R	H	RBI	BB	SO	LOB
11 Jimmy Rollins, S (1, 6) OBP: 0.347, SLG: 0.530	B FA 89 X FA 88 1-0 26 FC4-6 1B	C CU 73 B FA 86 X CH 80 1-1 ① G6-3		C FA 88 X CH 80 0-1 26 S 26 HR 1B	B FA 90 X FA 90 1-0 ① F8	C FA 97 B FA 98 B FA 96 F FA 98 B FA 99 X FA 98 3-2 ② F8		C FA 92 B CH 73 F CH 73 F FA 92 X FC 79 1-2 1-2 1B		6	1	3	0	0	0	0
26 Chase Utley, L (1, 4) OBP: 0.418, SLG: 0.567	C FA 87 X SL 81 0-1 ① FC4-6 6 1B 1-2f PB	C CH 79 B FA 85 H FA 87 2-1 6 BB HBP		C FA 87 1 SAFE S SL 81 B CU 73 X CH 81 1-2 1-H HR	B CU 78 F FA 89 S CH 84 B FA 90 B CU 81 F CH 84 F CH 84 B FA 92 4-2 6 BLK 1B 1B BB	B CH 88 C FA 96 X FA 98 1-1 ③ L7		C FA 92 C FA 91 B CU 78 B FC 79 C FA 92 2-3 ② K	4	3	1	2	1	1	3
Pat Burrell, R (1, 7) OBP: 0.410, SLG: 0.525 Michael Bourn, L (7, PR) OBP: 0.355, SLG: 0.387 (8, 7)	B FA 88 B FA 87 F FA 86 F CH 78 F FA 89 S CH 79 2-3 ② K	1 SAFE S CH 80 X FA 86 0-1 ② F8		B CU 74 B FA 88 C CH 81 F CH 81 B FA 90 X CH 81 3-2 BB 28 1B 1B	C CU 80 X FA 91 0-1 1B 6 BLK 28 HBP 1-2 1B		B SL 81 C FA 96 B SL 84 B FA 96 B FA 96 4-1 28 2B BB	C FA 91 C CH 72 B FC 78 F FA 92 F FA 90 X FA 91 1-2 ③ G5-3	4 1	2 1	2 1	0 0	1 0	1 0	2 2
6 Ryan Howard, L (1, 3) OBP: 0.379, SLG: 0.555	C CU 72 B FA 91 S CH 80 B FA 91 F CU 73 F FA 88 X CH 80 2-2 PB 1-3 1B 1B	B FA 88 B FA 88 B FA 90 F FA 87 B CH 82 4-1 FC6-4 1-2 BB		C CU 74 B CU 73 X FA 86 1-1 ① F8	B FA 90 B FA 90 F SL 82 B CH 82 B FA 91 4-1 28 HBP 19 SF7 1B 1-2 2-3 BB		C CH 86 B FA 96 S CH 85 S CH 87 1-3 ① K		3	2	1	0	2	1	2
Aaron Rowand, R (1, 8) OBP: 0.377, SLG: 0.512	B FA 88 F FA 90 B CH 80 S CH 80 B FA 86 F CH 81 F FA 90 X FA 88 3-2 1-H 3-H 2B 1B	X FA 88 0-0 ③ FC6-4 1-2f		B CU 74 S CH 81 B FA 85 B FA 88 F FA 88 B CH 81 4-2 28 1B 51 G5-3 1-2 BB	F SL 84 B FA 93 B SL 86 F SL 84 X SL 86 2-2 19 SF7 28 HBP 1-2 2-3 3-H 1B		B SL 84 B FA 95 X 2-0 ② F9		4	2	2	2	1	0	3
28 Jayson Werth, R (1, 9) OBP: 0.426, SLG: 0.471	C FA 88 B FA 88 B FA 88 B CH 80 B FA 86 4-1 2B BB	B CH 80 B FA 87 S FA 87 X CH 80 2-1 ① G5-3		B FA 91 C FA 90 D CU 79 B CU 78 X FA 90 3-1 51 G5-3 19 S 1-3 2-H 1B	H FA 92 1-0 1-2 2-3 3-H HBP		B SL 82 C FA 95 X FA 95 1-1 1-H 2B		3	1	2	3	1	0	0
Wes Helms, R (1, 5) OBP: 0.300, SLG: 0.374 19 Greg Dobbs, L (4, PH) OBP: 0.338, SLG: 0.472 (5, 5) Abraham Nunez, S (8, 5) OBP: 0.314, SLG: 0.289	C CU 74 B FA 87 X FA 86 1-1 1-H 2-H 2B	C CU 74 F CH 80 B FA 86 X FA 86 1-2 ② G6-3		S FA 91 B SL 79 B FA 90 I IN 75 I 4-1 51 G5-3 1-2 IBB	F FA 93 T FA 86 F FA 87 F FA 88 X SL 86 0-2 ② SF7 2-3 3-H		B FA 88 C FA 96 C CH 87 X FA 88 1-2 ③ G4-1		2 1 0	0 0 0	1 0 0	2 1 0	0 1 0	0 1 0	0 2 0
51 Carlos Ruiz, R (1, 2) OBP: 0.335, SLG: 0.407	I I I 4-0 IBB	C CU 76 B FA 90 S FA 88 X CH 82 1-2 1B	X FA 91	0-0 ② G5-3 1-2 2-3 3-H	F FA 93 C SL 87 X FA 93 0-2 ③ G4-3			F FA 92 X CH 72 0-1 ① G5-3		4	0	1	1	1	0	4
58 J.D. Durbin, R (1, 1) 56 Geoff Geary, R (2, 1) 4 Pete Laforest, L (4, PH) OBP: 0.000, SLG: 0.000, 0-for-1 55 Clay Condrey, R (6, 1) 48 Kane Davis, R (6, 1) Rod Barajas, R (6, PH) OBP: 0.667, SLG: 0.889 Antonio Alfonseca, R (7, 1) 16 J.C. Romero, S (7, 1) Tadahito Iguchi, R (8, PH) OBP: 0.000, SLG: 0.000 Jose Mesa, R (9, 1)	C FA 89 B CU 74 F FA 90 X FA 90 1-2 ③ G3	F FA 89 S FA 89 S FA 90 0-3 ③ K	B CU 78 X FA 89 1-0 ③ F7		X FA 95 0-0 ① G3		B FA 92 B CH 72 B FA 93 C FA 93 B FA 92 4-1 11 1B BB		1 1 1 0 0 1 0 0 0 0	0 0 0 0 0 0 0 0 0 0	0 0 0 0 0 0 0 0 0 0	0 0 0 0 0 0 0 0 0 0	0 0 0 0 0 1 0 0 0 0	0 0 0 0 0 0 0 0 0 0	2 1 2 0 0 0 0 0 0 0
Inning Stats	R: 4 E: 0 K: 1 S: 23 H: 4 LOB: 2 BB: 2 P: 41	R: 0 E: 0 K: 0 S: 7 H: 0 LOB: 2 BB: 1 P: 14	R: 0 E: 0 K: 1 S: 11 H: 1 LOB: 1 BB: 0 P: 15	R: 4 E: 0 K: 0 S: 17 H: 4 LOB: 2 BB: 2 P: 34	R: 3 E: 0 K: 0 S: 19 H: 2 LOB: 2 BB: 2 P: 31	R: 0 E: 0 K: 0 S: 6 H: 0 LOB: 0 BB: 0 P: 10	R: 1 E: 0 K: 1 S: 10 H: 1 LOB: 2 BB: 1 P: 19	R: 0 E: 0 K: 1 S: 15 H: 1 LOB: 2 BB: 1 P: 23		1B: 10 2B: 2 3B: 0 HR: 1 SF: 1 SAC: 0 DP: 0 HBP: 2						

AB	36
R	12
H	13
RBI	11
BB	9
SO	4
LOB	23

WP: 0 PB: 1 SB: 2 CS: 0 PA: 48

PITCHER		IP	WLS	BF	H	R	ER	SO	BB	IBB	HBP	BLK	WP	HR	S	P	ERA	WHIP
26 Jeff Francis, L ERA: 4.35	(1, 1)	3.1	L	23	8	8	8	2	3	1	1	0	0	1	53	91	21.60	3.300
35 Taylor Buchholz, R ERA: 4.57	(4, 1)	1.0		7	2	2	2	0	1	1	0	0	0	0	12	25	18.00	3.000
29 Dan Serafini, L ERA: 54.0	(5, 1)	0.0		1	0	0	0	0	1	0	0	1	0	0	1	5	∞	∞
44 Ramon Ortiz, R ERA: 5.56	(5, 1)	0.2		4	1	1	1	0	0	0	1	0	0	0	11	14	13.50	1.500
51 Juan Morillo, R ERA:	(6, 1)	1.0		3	0	0	0	0	0	0	0	0	0	0	6	10	0.00	0.000

PITCHER		IP	WLS	BF	H	R	ER	SO	BB	IBB	HBP	BLK	WP	HR	S	P	ERA	WHIP
50 Jorge Julio, R ERA: 5.47	(7, 1)	1.0		5	1	1	1	1	1	0	0	0	0	0	10	19	9.00	2.000
40 Brian Fuentes, L ERA: 3.4	(8, 1)	1.0		5	1	0	0	1	1	0	0	0	0	0	15	23	0.00	2.000

Florida Marlins @ Colorado Rockies

Coors Field, Denver, CO

Fri Sep 14 2007, 7:05 PM MDT

Att. 22,400 - Cloudy - 63 F

livebaseballscorecards.com

TOP

Batter	1	2	3	4	5	6	7	8	9	AB	R	H	RBI	BB	SO	LOB
2 Hanley Ramirez, R (1, 6) OBP: 0.389, SLG: 0.573	B SI 88 X SL 85 1-0 P5 ①	B SL 87 B FC 87 S SL 80 X CH 80 2-1 F8 ③		C SL 86 B SL 77 B FA 86 X CH 80 2-1 6 FC6-4 1B 3-H		C FA 91 B FA 89 B FA 90 S SL 81 B SL 81 S SL 81 3-3 K ②③ 1-2		B CH 87 B FA 93 B FA 94 B FA 93 4-0 6 1B 27 FC5-4 BB		4	1	1	1	1	1	3
6 Dan Uggla, R (1, 4) OBP: 0.325, SLG: 0.483	B FC 88 F FC 89 C FC 90 B SL 86 B SL 86 B FC 90 4-2 BB		F FA 88 F SL 80 B SL 85 B SL 84 B FA 82 S SL 80 3-3 K ①	1 SAFE P PO 82 F FC 88 X SL 86 1-1 FC6-4 ③ 1-2f			C FA 91 B FA 91 B FA 91 X CH 81 2-1 27 1B 3B	F FA 94 B FA 93 X FA 94 1-1 27 FC5-4 1B 1-3		4	1	2	0	1	1	1
27 Jeremy Hermida, L (1, 9) OBP: 0.369, SLG: 0.504	B FC 88 X SL 87 1-0 P5 ②		B SL 80 X SL 81 1-0 P6 ②		B SL 86 B SL 87 C CH 81 X FA 87 2-1 HR		B FA 91 X FA 90 1-0 20 2B 1B 1B 3-H	C CU 79 D CU 79 B FA 94 X FA 94 2-1 FC5-4 1B ② 1-2f 3-H		5	2	2	3	0	0	2
Miguel Cabrera, R (1, 5) OBP: 0.400, SLG: 0.566	B FC 89 X SI 89 1-0 G5-3 ③		B FA 89 B SL 81 S SL 82 B SL 86 H FA 89 4-1 HBP		F FC 88 B FA 90 S CH 80 B CH 79 B SL 87 B SL 85 4-2 G1-3 BB		B CU 74 X FA 90 1-0 20 2B 1-2 1B	B SL 82 X FA 94 1-0 1-2 1B		3	0	2	0	1	0	1
14 Josh Willingham, R (1, 7) OBP: 0.368, SLG: 0.470 25 Brett Carroll, R (8, 7) OBP: 0.250, SLG: 0.182		B CU 73 C CU 74 X SL 88 1-1 2B 2B	C SL 87 C SL 83 B SL 86 C SL 87 1-3 K ③		F SL 86 F CH 80 B SL 85 F SL 86 S SL 79 1-3 K ①		S FA 91 B FA 91 F FA 90 X CH 79 1-2 F2 ①	C SL 83 B SL 82 B FA 95 C FA 95 D SL 86 C SL 83 3-3 K ③		5 0	1 0	1 0	0 0	0 0	3 0	6 0
Mike Jacobs, L (1, 3) OBP: 0.326, SLG: 0.472 Kevin Gregg, R (9, 1)		X FC 87 0-0 SH2-3 2B 2-H		B SL 78 B CH 78 B FA 84 B FA 85 4-0 3B BB	B FA 88 S SL 82 B SL 87 D CH 81 T SL 79 F FA 90 X SL 82 3-2 G1-3 ② 1-2		S CH 80 S CH 80 D CH 81 C FA 90 1-3 K ②		B CH 84 B FA 93 B FA 92 C FA 92 X FA 93 3-1 G4-3 ①	4 0	1 0	1 0	1 0	1 0	1 0	3 0
20 Matt Treanor, R (1, 2) OBP: 0.386, SLG: 0.420		C SL 85 B SL 86 B SL 81 B FA 88 B FA 85 4-1 SH2-3 BB		C CU 76 C SL 85 B SL 84 X SL 85 1-2 F9 ① 2-2 L7 ③	B FA 90 C CU 78 B SL 86 C CH 80 X SL 86		S CU 74 X CU 75 0-1 2B 1-3 2-H		B FA 93 B FA 93 F FA 94 X FA 94 2-1 G5-3 ②	4	0	1	1	1	0	2
Reggie Abercrombie, R (1, 8) OBP: 0.240, SLG: 0.333 4 Alfredo Amezaga, S (7, PH) OBP: 0.323, SLG: 0.360 (7, 8)		X CU 76 0-0 F3 ①		C SL 79 B FC 87 B FC 86 X CU 77 2-1 P2 ②		C FA 88 X SL 81 0-1 L7 ① S FA 93 B FA 94 C CU 79 S CU 80 1-3 K ③		F FA 92 S SL 85 F FA 92 X SL 85 0-2 G3-1 ③		3 2	0 0	0 0	0 0	0 0	0 1	3 2
Dontrelle Willis, L (1, 1) OBP: 0.306, SLG: 0.439 48 Lee Gardner, R (7, 1) 57 Taylor Tankersley, L (7, 1) 12 Cody Ross, R (8, PH) OBP: 0.412, SLG: 0.667 32 Justin Miller, R (8, 1) Jason Wood, R (9, 3) OBP: 0.307, SLG: 0.400		B SL 80 X SL 81 1-0 SH2-3 ② 1-2 2-3		D SL 81 X SL 79 1-0 2 1B 3B 1-H		X FA 89 0-0 2 CS 1B		B FA 92 F FA 90 F CU 78 B FA 94 S CU 79 2-3 K ①		2 0 0 1 0 0	1 0 0 0 0 0	2 0 0 0 0 0	1 0 0 0 0 0	0 0 0 1 0 0	0 0 0 0 0 0	0 0 0 0 0 0
Inning Stats	R: 0 E: 0 K: 0 S: 5 H: 0 LOB: 1 BB: 1 P: 12	R: 1 E: 0 K: 0 S: 8 H: 2 LOB: 2 BB: 1 P: 16	R: 0 E: 0 K: 2 S: 8 H: 0 LOB: 1 BB: 0 P: 17	R: 2 E: 0 K: 0 S: 11 H: 2 LOB: 1 BB: 1 P: 21	R: 1 E: 0 K: 1 S: 15 H: 1 LOB: 1 BB: 1 P: 27	R: 0 E: 0 K: 1 S: 6 H: 1 LOB: 1 BB: 0 P: 9	R: 2 E: 0 K: 2 S: 15 H: 4 LOB: 2 BB: 0 P: 22	R: 1 E: 0 K: 2 S: 11 H: 2 LOB: 2 BB: 1 P: 24	R: 0 E: 0 K: 0 S: 8 H: 0 LOB: 0 BB: 0 P: 13	1B: 6 2B: 4 3B: 2 HR: 1 SF: 0 SAC: 1 DP: 1 HBP: 1						

AB	37
R	7
H	12
RBI	7
BB	5
SO	8
LOB	23

WP: 0 PB: 0 SB: 0 CS: 1 PA: 44

PITCHER		IP	WLS	BF	H	R	ER	SO	BB	IBB	HBP	BLK	WP	HR	S	P	ERA	WHIP
Josh Fogg, R ERA: 4.98	(1, 1)	5.0		25	5	4	4	3	4	0	1	0	0	1	47	93	7.20	1.800
23 Ryan Speier, R ERA: 4.38	(6, 1)	1.0	H	3	1	0	0	1	0	0	0	0	0	0	6	9	0.00	1.000
34 Matt Herges, R ERA: 2.77	(7, 1)	0.2	L	6	4	2	2	1	0	0	0	0	0	0	12	18	27.00	6.000
Jeremy Affeldt, L ERA: 3.79	(7, 1)	1.0		5	1	1	1	2	1	0	0	0	0	0	10	20	9.00	2.000
50 Jorge Julio, R ERA: 5.43	(8, 1)	0.1		2	1	0	0	1	0	0	0	0	0	0	4	8	0.00	3.000

PITCHER		IP	WLS	BF	H	R	ER	SO	BB	IBB	HBP	BLK	WP	HR	S	P	ERA	WHIP
LaTroy Hawkins, R ERA: 3.4	(9, 1)	1.0		3	0	0	0	0	0	0	0	0	0	0	8	13	0.00	0.000

BOTTOM

Florida Marlins @ Colorado Rockies

Coors Field, Denver, CO

Fri Sep 14 2007, 7:05 PM MDT

Att. 22,400 - Cloudy - 63 F

livebaseballscorecards.com

Batter	1	2	3	4	5	6	7	8	9	AB	R	H	RBI	BB	SO	LOB
19 Ryan Spilborghs, R (1, 8) (7, 9) (8, 8) OBP: 0.356, SLG: 0.477	B FA 92 C FA 89 X FA 94 1-1 G6-3 ①		B CU 78 F FA 91 S SL 84 D SL 85 B CU 76 B CU 78 4-2 2 2B 1-3 BB	D CH 80 F FA 92 B CH 82 X FA 90 2-1 L9 ③		S FA 93 B FA 92 B FA 93 S CH 79 B FA 94 B FA 94 4-2 2 G4-3 BB		C SL 80 B CU 79 X SL 79 1-1 L8 ②		3	1	0	0	2	0	2
2 Troy Tulowitzki, R (1, 6) OBP: 0.364, SLG: 0.477	B FA 94 F FA 94 C FA 94 F SL 84 B FA 94 S FA 95 2-3 K ②		F FA 90 B FA 92 B FA 93 X SL 83 2-1 2B 1-H 3-H		B SL 82 C CH 80 S FA 93 T FA 92 1-2 K ①	B FA 94 F FA 94 B FA 93 B SL 86 X FA 91 3-1 G4-3 1-2f ② ③		F FA 91 C FA 91 B FA 91 B FA 91 F SL 80 S FA 91 2-3 K ③		5	0	1	2	0	3	4
5 Matt Holliday, R (1, 7) OBP: 0.394, SLG: 0.589	X FA 94 0-0 P6 ③		B FA 94 X FA 93 1-0 P3 ③		F FA 92 F FA 93 F FA 94 B SL 84 B FA 92 F FA 93 B SL 83 F SL 82 X FA 92 3-2 G1-6-3 ②		C FA 87 C CU 72 B CU 71 X CU 71 1-2 F7 ①		X FA 92 0-0 HR	5	1	1	1	0	0	1
17 Todd Helton, L (1, 3) OBP: 0.432, SLG: 0.478		H FA 92 1-0 27 G6-3 HBP		C SL 85 B FA 93 X SL 84 1-1 G5-3 ①	F FA 94 B FA 92 F FA 95 B FA 93 B FA 94 B SL 88 4-2 27 BB BB		F SL 86 C SL 83 F CH 81 F FC 88 F SL 86 F SL 85 B SL 86 B CU 71 B SL 82 3-2 X FA 87 F7 ②		C FA 92 B SL 84 S SL 84 B FA 92 B FA 93 F FA 92 F FA 93 X FA 93 3-2 F9 ①	3	0	0	0	1	0	0
27 Garrett Atkins, R (1, 5) OBP: 0.356, SLG: 0.471		C FA 88 F FA 92 B FA 92 B FA 91 F CH 77 X SL 85 2-2 G6-3 1-2f ① ②		X FA 91 0-0 10 HR 1B	B SL 81 B FA 91 F CU 75 C SL 88 B FA 91 B SL 85 4-2 1-2 BB		C SL 85 X FA 86 0-1 47 BB 1B		B SL 84 F FA 94 C FA 94 B FA 94 X FA 95 2-2 F9 ②	4	1	2	0	1	0	1
8 Yorvit Torrealba, R (1, 2) OBP: 0.323, SLG: 0.359 47 Joe Koshansky, L (7, PH) 11 Brad Hawpe, L (8, 9) OBP: 0.376, SLG: 0.513		B FA 90 F FA 91 X FA 92 1-1 P3 ③	B FA 92 B FA 91 X FA 90 2-0 F9 ② T FA 91 X FA 93 0-1 G1-3 ③			B CH 81 S CH 82 B CH 85 S CH 81 B CU 70 F CU 70 B CH 79 4-2 1-2 BB		S SL 86 B SL 85 B FA 93 X SL 84 2-1 G4-3 ③	3 0 1	0 0 0	0 0 0	0 0 0	0 1 0	0 0 0	3 0 0
10 Jeff Baker, R (1, 9) OBP: 0.299, SLG: 0.362 18 Cory Sullivan, L (7, 8) OBP: 0.360, SLG: 0.425 20 Chris Iannetta, R (7, PH) (8, 2) OBP: 0.322, SLG: 0.337			X FA 88 0-0 19 WP 2 2B 1B	B FA 91 B FA 88 F FA 89 X FA 90 2-1 1-H HR		B FA 87 X CH 77 1-0 E1 21 SH5-3	C CH 78 C FA 90 S FA 91 0-3 K ③			3 0 1	2 0 0	2 0 0	2 0 0	0 0 0	0 0 1	0 0 2
Jamey Carroll, R (1, 4) OBP: 0.317, SLG: 0.299			1 SAFE B FA 88 B FA 87 C FA 88 B FA 85 X FA 87 3-1 F8 ①	X FA 89 0-0 1B 2B		X SL 84 0-0 21 SH5-3 1B		C FA 91 B SL 81 C FA 91 X SL 80 1-2 2B		4	1	3	0	0	0	1
Josh Fogg, R (1, 1) OBP: 0.183, SLG: 0.146 23 Ryan Speier, R (6, 1) 21 Clint Barmes, R (6, PH) OBP: 0.222, SLG: 0.286 34 Matt Herges, L (7, 1) Jeremy Affeldt, L (7, 1) 50 Jorge Julio, R (8, 1) 24 Ian Stewart, L (8, PH) OBP: 0.243, SLG: 0.417 LaTroy Hawkins, R (9, 1)			M FA 86 B FA 85 L FA 86 L CU 78 1-3 K ② X FA 88 0-0 2-H 1B			X SL 83 0-0 SH5-3 1-2 2-3 ①		C FA 91 B FA 93 S SL 80 F CU 80 B FA 91 B FA 92 F FA 92 S FA 92 3-3 K ①		2 0 0 0 0 0 1 0	0 0 0 0 0 0 0 0	1 0 0 0 0 0 0 0	1 0 0 0 0 0 0 0	0 0 0 0 0 0 1 0	1 0 0 0 0 0 1 0	1 0 0 0 0 0 1 0
Inning Stats	R: 0 E: 0 K: 1 S: 7 H: 0 LOB: 0 BB: 0 P: 10	R: 0 E: 0 K: 0 S: 6 H: 0 LOB: 0 BB: 0 P: 10	R: 2 E: 0 K: 1 S: 11 H: 2 LOB: 1 BB: 1 P: 22	R: 3 E: 0 K: 0 S: 10 H: 4 LOB: 1 BB: 0 P: 17	R: 0 E: 0 K: 1 S: 15 H: 0 LOB: 2 BB: 2 P: 27	R: 0 E: 1 K: 0 S: 7 H: 1 LOB: 2 BB: 1 P: 15	R: 0 E: 0 K: 1 S: 18 H: 1 LOB: 2 BB: 1 P: 26	R: 0 E: 0 K: 2 S: 14 H: 1 LOB: 1 BB: 0 P: 21	R: 1 E: 0 K: 0 S: 11 H: 1 LOB: 0 BB: 0 P: 18	1B: 5 2B: 3 3B: 0 HR: 2 SF: 0 SAC: 1 DP: 2 HBP: 1						WP: 2 PB: 0 SB: 0 CS: 0 PA: 42	

	AB	35
	R	6
	H	10
	RBI	6
	BB	5
	SO	6
	LOB	16

PITCHER		IP	WLS	BF	H	R	ER	SO	BB	IBB	HBP	BLK	WP	HR	S	P	ERA	WHIP
Dontrelle Willis, L ERA: 5.34	(1, 1)	6.0	W	29	7	5	5	3	4	0	1	0	1	1	56	101	7.50	1.833
48 Lee Gardner, R ERA: 2.03	(7, 1)	0.2	H	4	1	0	0	0	1	0	0	0	0	0	15	23	0.00	3.000
57 Taylor Tankersley, L ERA: 4.33	(7, 1)	0.1	H	1	0	0	0	1	0	0	0	0	0	0	3	3	0.00	0.000
32 Justin Miller, R ERA: 3.38	(8, 1)	1.0	H	4	1	0	0	2	0	0	0	0	0	0	14	21	0.00	1.000
Kevin Gregg, R ERA: 3.18	(9, 1)	1.0	S	4	1	1	1	0	0	0	0	0	0	1	11	18	9.00	1.000

PITCHER	IP	WLS	BF	H	R	ER	SO	BB	IBB	HBP	BLK	WP	HR	S	P	ERA	WHIP

Batter	1	2	3	4	5	6	7	8	9	AB	R	H	RBI	BB	SO	LOB
2 Hanley Ramirez, R (1, 6) OBP: 0.390, SLG: 0.572	BBBB 4-0 6 S 27 3B BB	X 0-0 ③ F7		BBX 2-0 6 FC6-4 1B		CX 0-1 27 S 1-2 HR 1B		X 0-0 ① F8		4	2	2	0	1	0	1
6 Dan Uggla, R (1, 4) OBP: 0.322, SLG: 0.478	BCBCBFS 3-3 ① K 1-3		FCBBT 2-2 ① K	BX 1-0 ① FC6-4 27 G1-3 1-2f		CFBX 1-2 ② F9 2-3		BBFFS 2-3 ② K		5	0	0	0	0	3	4
27 Jeremy Hermida, L (1, 9) OBP: 0.369, SLG: 0.507	CBX 1-1 1B 3-H 3B	X 0-0 E1 S 14 2B	BSBSBX 3-2 ② G1-3 1-2			BFBBB 4-1 1-2 HR BB		BCCX 1-2 ③ F8		4	3	1	1	1	0	1
Miguel Cabrera, R (1, 5) OBP: 0.402, SLG: 0.571 4 Alfredo Amezaga, S (9, PR) OBP: 0.323, SLG: 0.360 (9, 5)	SX 0-1 14 S 3-H 1B	CFBS 1-3 ② K 1-2	BFX 1-1 ③ F8			FBBX 2-1 1-H 2-H 3-H HR			BCFX 1-2 WP 2B 1B	5 0	1 1	3 0	5 0	0 0	1 0	2 0
14 Josh Willingham, R (1, 7) OBP: 0.366, SLG: 0.470 25 Brett Carroll, R (9, 7) OBP: 0.250, SLG: 0.182	BFBCBS 3-3 ② K 1-2	BBSFFX 2-2 2B 2-H 2B		X 0-0 ① F7		CBCX 1-2 ③ F7			BBFBCS 3-3 ① K	5 0	1 0	1 0	1 0	0 0	2 0	2 0
Mike Jacobs, L (1, 3) OBP: 0.327, SLG: 0.468	CFS 0-3 ③ K	BBBI 4-0 2B IBB		BBBCX 3-1 ② F8	CFS 0-3 ③ K		BBFBB 4-1 7 FC5-6-4 BB		CFFS 0-3 ② K 1-2	3	1	0	0	2	2	2
Miguel Olivo, R (1, 2) OBP: 0.260, SLG: 0.410		BSX 1-1 52 B3-5-4 7 BB 1B	BSX 1-1 1-H 2-H 2B				SBSS 1-3 ① K		DX 1-0 2-H 2B	5	0	3	3	0	2	1
7 Alejandro De Aza, L (1, 8) OBP: 0.252, SLG: 0.301		BCBFFBB 4-2 52 B3-5-4 1-2 BB	IIII 4-0 IBB			CFBC 1-3 ① K	X 0-0 ② FC5-6-4 1-2f		FFFX 0-2 ③ G1-3	3	0	0	0	2	1	3
52 Sergio Mitre, R (1, 1) OBP: 0.125, SLG: 0.105 37 Renyel Pinto, L (5, 1) Reggie Abercrombie, R (6, PH) OBP: 0.250, SLG: 0.333 19 Logan Kensing, R (6, 1) Chris Seddon, L (8, 1) 38 Daniel Barone, R (9, 1) OBP: 0.125, SLG: 0.125		TBX 1-1 ①② B3-5-4 1-2 2-3f	CSX 0-2 ③ L6			SBFH 2-2 6 F9 2 1B HR HBP	CX 0-1 ③ F7			2 0 0 1 0 0	0 0 1 0 0 0	0 0 0 0 0 0	0 0 0 0 0 0	0 0 0 0 0 0	0 0 0 0 0 0	4 0 0 1 0 0

Florida Marlins @ Colorado Rockies

Coors Field, Denver, CO

Sat Sep 15 2007, 6:05 PM MDT

Att. 26,079 - Partly Cloudy - 89 F

TOP

livebaseballscorecards.com

AB	37
R	10
H	10
RBI	10
BB	6
SO	11
LOB	21

Inning Stats	1	2	3	4	5	6	7	8	9
	R: 2 E: 0 K: 3 S: 14	R: 0 E: 0 K: 0 S: 8	R: 3 E: 1 K: 2 S: 16	R: 0 E: 0 K: 0 S: 7	R: 0 E: 0 K: 1 S: 6	R: 4 E: 0 K: 1 S: 16	R: 0 E: 0 K: 1 S: 7	R: 0 E: 0 K: 1 S: 7	R: 1 E: 0 K: 2 S: 15
	H: 2 LOB: 1 BB: 1 P: 25	H: 1 LOB: 1 BB: 1 P: 14	H: 2 LOB: 2 BB: 2 P: 30	H: 1 LOB: 1 BB: 0 P: 14	H: 0 LOB: 0 BB: 0 P: 9	H: 2 LOB: 0 BB: 1 P: 27	H: 0 LOB: 1 BB: 1 P: 12	H: 0 LOB: 0 BB: 0 P: 10	H: 2 LOB: 2 BB: 0 P: 20

1B: 5 SF: 0 WP: 1 PA: 44
2B: 3 SAC: 0 PB: 0
3B: 1 DP: 1 SB: 5
HR: 1 HBP: 1 CS: 0

PITCHER		IP	WLS	BF	H	R	ER	SO	BB	IBB	HBP	BLK	WP	HR	S	P	ERA	WHIP
38 Ubaldo Jiménez, R ERA: 4.13	(1, 1)	3.0	L	18	5	5	2	5	2	2	0	0	0	0	38	69	6.00	2.333
35 Taylor Buchholz, R ERA: 4.47	(4, 1)	2.0		7	1	0	0	1	0	0	0	0	0	0	13	23	0.00	0.500
51 Juan Morillo, R ERA: 9.82	(6, 1)	0.2		6	2	4	4	1	1	0	1	0	0	1	13	23	54.00	4.500
23 Ryan Speier, R ERA: 4.26	(6, 1)	0.1		1	0	0	0	0	0	0	0	0	0	0	3	4	0.00	0.000
44 Ramon Ortiz, R ERA: 5.5	(7, 1)	1.0		4	0	0	0	1	1	0	0	0	0	0	7	12	0.00	1.000

PITCHER		IP	WLS	BF	H	R	ER	SO	BB	IBB	HBP	BLK	WP	HR	S	P	ERA	WHIP
54 Denny Bautista, R ERA: 12.46	(8, 1)	1.0		3	0	0	0	1	0	0	0	0	0	0	7	10	0.00	0.000
45 Josh Newman, L ERA: 4.5	(9, 1)	1.0		5	2	1	1	2	0	0	0	0	1	0	15	20	9.00	2.000

Florida Marlins @ Colorado Rockies

Coors Field, Denver, CO

Sat Sep 15 2007, 6:05 PM MDT

Att. 26,079 - Partly Cloudy - 89 F

livebaseballscorecards.com

BOTTOM

Batter	1	2	3	4	5	6	7	8	9	AB	R	H	RBI	BB	SO	LOB
18 Cory Sullivan, L (1, 8) OBP: 0.353, SLG: 0.414	C B X 1-1 G6-3 ①		F X 0-1 G4-3 ③		B X 1-0 5 WP 2 BB 1-3 1B		C F B X 1-2 F9 ②		B F B X 2-1 G6-3 ②	5	0	1	0	0	0	2
2 Troy Tulowitzki, R (1, 6) OBP: 0.366, SLG: 0.476	B S X 1-1 G6-3 ②			B H 2-0 5 G5-4-3 HBP	B B B B 4-0 5 WP 1-2 BB		B X 1-0 1-3 1B		F X 0-1 F9 ③	3	0	1	0	1	0	0
5 Matt Holliday, R (1, 7) OBP: 0.393, SLG: 0.586 54 Denny Bautista, R (8, 1) 15 Edwin Bellorin, R (9, 2)	B T B X 2-1 G6-3 ③			X 0-0 G5-4-3 ①② 1-2f	B B B F B 4-1 1-2 2-3 3-H BB		B X 1-0 F9 ③			3 0 0	0 0 0	0 0 0	0 0 0	1 0 0	0 0 0	3 0 0
17 Todd Helton, L (1, 3) OBP: 0.431, SLG: 0.476 10 Jeff Baker, R (8, PH) OBP: 0.297, SLG: 0.359 (9, 3)		C B B F B X 3-2 L7 ①		B B B C B 4-1 27 1B BB	B B X 2-0 G3 ③			C X 0-1 F8 ①		2 1	0 0	0 0	0 0	1 0	0 0	3 0
27 Garrett Atkins, R (1, 5) OBP: 0.356, SLG: 0.472		B X 1-0 11 G4-6-3 1B		X 0-0 1-2 1B		B X 1-0 F9 ①		C B X 1-1 L9 ②		4	0	2	0	0	0	0
11 Brad Hawpe, L (1, 9) OBP: 0.373, SLG: 0.509		B B X 2-0 G4-6-3 ②③ 1-2f		F F D B F B X 3-2 G4-3 ③		X 0-0 F7 ②		C F X 0-2 E8 8 2B		4	1	0	0	0	0	3
8 Yorvit Torrealba, R (1, 2) OBP: 0.327, SLG: 0.364 45 Josh Newman, L (9, 1)			B B X 2-0 6 FC6-4 1B	B B B C F B 4-2 6 G6-4-3 BB		C S B F B S 2-3 K ③		B C X 1-1 1-H 2B		3 0	0 0	2 0	1 0	1 0	1 0	0 0
6 Omar Quintanilla, L (1, 4) OBP: 0.281, SLG: 0.283			C O C F X 1-2 FC6-4 ① 1-2f		F B X 1-1 G6-4-3 ①② 1-2f		B B B B 4-0 2 1B BB	S F X 0-2 L5 ③		3	0	0	0	1	0	3
38 Ubaldo Jiménez, R (1, 1) 24 Ian Stewart, L (3, PH) 35 Taylor Buchholz, R (4, 1) 21 Clint Barmes, R (5, PH) 51 Juan Morillo, R (6, 1) 23 Ryan Speier, R (8, 1) 44 Ramon Ortiz, R (7, 1) 47 Joe Koshansky, L (7, PH) 19 Ryan Spilborghs, R (8, 1)			F B B F B X 3-2 F8 ②		X 0-0 18 1B 5 WP 1B		B X 1-0 F9 ①		C F X 0-2 G4-3 ①	0 1 0 1 0 0 0 0 1	0 0 0 1 0 0 0 0 0	0 0 0 1 0 0 0 0 0	0 0 0 0 0 0 0 0 0	0 0 0 0 0 0 0 0 0	0 0 0 0 0 0 0 0 0	0 1 0 0 0 0 0 0 1
Inning Stats	R: 0 E: 0 K: 0 S: 6 H: 0 LOB: 0 BB: 0 P: 10	R: 0 E: 0 K: 0 S: 5 H: 1 LOB: 0 BB: 0 P: 11	R: 0 E: 0 K: 0 S: 10 H: 1 LOB: 1 BB: 0 P: 16	R: 0 E: 0 K: 0 S: 7 H: 1 LOB: 2 BB: 1 P: 16	R: 1 E: 0 K: 0 S: 8 H: 2 LOB: 3 BB: 3 P: 24	R: 0 E: 0 K: 1 S: 6 H: 0 LOB: 0 BB: 0 P: 9	R: 0 E: 0 K: 0 S: 6 H: 1 LOB: 2 BB: 1 P: 14	R: 1 E: 1 K: 0 S: 12 H: 1 LOB: 1 BB: 0 P: 14	R: 0 E: 0 K: 0 S: 7 H: 0 LOB: 0 BB: 0 P: 9	1B: 6 2B: 1 3B: 0 HR: 0	SF: 0 SAC: 0 DP: 3 HBP: 1				WP: 1 PB: 0 SB: 0 CS: 0	PA: 38	

	AB	32
	R	2
	H	7
	RBI	1
	BB	5
	SO	1
	LOB	16

PITCHER		IP	WLS	BF	H	R	ER	SO	BB	IBB	HBP	BLK	WP	HR	S	P	ERA	WHIP
52 Sergio Mitre, R ERA: 4.65	(1, 1)	4.2		21	5	1	1	0	4	0	1	0	1	0	35	74	1.93	1.929
37 Renyel Pinto, L ERA: 4.08	(5, 1)	0.1		1	0	0	0	0	0	0	0	0	0	0	1	3	0.00	0.000
19 Logan Kensing, R ERA: 1.29	(6, 1)	2.0	W	8	1	0	0	1	1	0	0	0	0	0	12	23	0.00	1.000
Chris Seddon, L ERA: 10.5	(8, 1)	1.0		5	1	1	0	0	0	0	0	0	0	0	12	14	0.00	1.000
38 Daniel Barone, R ERA: 4.88	(9, 1)	1.0		3	0	0	0	0	0	0	0	0	0	0	7	9	0.00	0.000

PITCHER		IP	WLS	BF	H	R	ER	SO	BB	IBB	HBP	BLK	WP	HR	S	P	ERA	WHIP

Batter	1	2	3	4	5	6	7	8	9	AB	R	H	RBI	BB	SO	LOB
2 Hanley Ramirez, R (1, 6) OBP: 0.390, SLG: 0.571	X FA 90 0-0 6 CS 1B			B FA 91 C CH 79 X CH 79 1-1 ① G5-3		B CH 79 F CH 75 X FA 94 1-1 ② P4		F FA 91 X FA 92 0-1 ③ G6-3		3	0	1	0	0	0	2
Paul Hoover, R (6, 3) OBP: 0.333, SLG: 0.333										1	0	0	0	0	0	1
6 Dan Uggla, R (1, 4) OBP: 0.321, SLG: 0.476	B CU 68 C CH 79 F CH 81 X FA 96 1-2 ①② G1-3 1-2			B FA 94 B CU 70 C CH 76 F CH 76 X FA 95 2-2 ② G6-3		B FA 94 F FA 93 F FA 94 D CH 83 S CU 75 2-3 ③ K			B FA 93 X FA 94 1-0 ① G6-3	3	0	0	0	0	1	3
68 Harvey Garcia, R (6, 1)										0	0	0	0	0	0	0
50 Marcos Carvajal, R (8, 1)										0	0	0	0	0	0	0
Todd Linden, S (9, PH) OBP: 0.309, SLG: 0.287										1	0	0	0	0	0	0
27 Jeremy Hermida, L (1, 9) OBP: 0.366, SLG: 0.501	C FA 93 C CU 72 S FA 96 0-3 ③ K			B CU 70 F FA 94 F FA 95 X FA 96 1-2 ③ G5-3			C FA 96 B SL 88 C FA 96 F SL 89 B FA 96 S SL 83 2-3 ① K		C FA 94 X FA 94 0-1 ② G4-3	4	0	0	0	0	2	0
Miguel Cabrera, R (1, 5) OBP: 0.401, SLG: 0.570		B FA 94 C FA 92 C FA 94 B FA 86 C CU 75 2-3 ① K			X CU 71 0-0 ① G6-3		X SL 78 0-0 ① 1B		F FA 94 X FA 95 0-1 ③ F7	3	0	1	0	0	1	0
4 Alfredo Amezaga, S (7, PR) OBP: 0.323, SLG: 0.359										1	0	0	0	0	0	0
(7, 4)																
12 Cody Ross, R (1, 8) OBP: 0.405, SLG: 0.653		B CU 70 X FA 92 1-0 ② F9			B CH 78 B CH 79 B FA 91 C FA 89 X FA 92 3-1 ② F9		X FA 97 0-0 ② F7			3	0	0	0	0	0	1
Jason Wood, R (1, 3) OBP: 0.299, SLG: 0.389		C FA 93 X FA 94 0-1 ③ G6-3			B FA 95 C CU 72 X FA 94 1-1 ③ P4		C SL 83 S SL 84 B FA 96 F SL 84 B CH 83 S FA 96 2-3 ③ K			3	0	0	0	0	1	1
(6, 4)																
(7, 5)																
20 Matt Treanor, R (1, 2) OBP: 0.385, SLG: 0.418			B FA 91 C FA 92 F CH 81 F CU 74 F FA 95 B FA 94 S FA 94 2-3 ① K			B CU 67 C FA 92 B FA 92 C CH 77 F FA 94 B FA 93 X FA 88 3-2 G5-3 25 1B 1B		F FA 91 X CU 73 0-1 ① G5-3		3	0	1	0	0	1	0
25 Brett Carroll, R (1, 7) OBP: 0.256, SLG: 0.194			C CU 69 X FA 95 0-1 ② P4			B FA 92 X FA 91 1-0 G5-3 1-2 1B		C FA 91 X FA 91 0-1 ② P3		3	0	1	0	0	0	0
Scott Olsen, L (1, 1) OBP: 0.200, SLG: 0.245			B FA 94 C FA 92 C FA 92 C FA 94 1-3 ③ K			C CU 69 S CH 80 B CH 81 B FA 96 F FA 92 X FA 94 2-2 ① G5-3 1-2 2-3		B FA 92 F FA 91 B CH 74 X FA 90 2-1 2B		1	0	0	0	0	1	0
29 Ross Wolf, R (3, 1)										0	0	0	0	0	0	0
Mauro Zarate, R (5, 1)										0	0	0	0	0	0	0
Reggie Abercrombie, R (6, PH) OBP: 0.247, SLG: 0.329										1	0	0	0	0	0	2
11 Robert Andino, R (6, 6) OBP: 0.571, SLG: 0.714										1	0	1	0	0	0	0
Inning Stats	R: 0 E: 0 K: 1 S: 7 H: 1 LOB: 0 BB: 0 P: 8	R: 0 E: 0 K: 1 S: 6 H: 0 LOB: 0 BB: 0 P: 9	R: 0 E: 0 K: 2 S: 10 H: 0 LOB: 0 BB: 0 P: 13	R: 0 E: 0 K: 0 S: 8 H: 0 LOB: 0 BB: 0 P: 12	R: 0 E: 0 K: 0 S: 5 H: 0 LOB: 0 BB: 0 P: 9	R: 0 E: 0 K: 1 S: 14 H: 2 LOB: 2 BB: 0 P: 23	R: 0 E: 0 K: 2 S: 10 H: 1 LOB: 1 BB: 0 P: 14	R: 0 E: 0 K: 0 S: 8 H: 1 LOB: 1 BB: 0 P: 10	R: 0 E: 0 K: 0 S: 5 H: 0 LOB: 0 BB: 0 P: 6	1B: 4 2B: 1 3B: 0 HR: 0 SF: 0 SAC: 0 DP: 0 HBP: 0						

PITCHER		IP	WLS	BF	H	R	ER	SO	BB	IBB	HBP	BLK	WP	HR	S	P	ERA	WHIP
56 Franklin Morales, L ERA: 3.81	(1, 1)	6.0	W	20	3	0	0	5	0	0	0	0	0	0	50	74	0.00	0.500
50 Jorge Julio, R ERA: 5.34	(7, 1)	1.0		4	1	0	0	2	0	0	0	0	0	0	10	14	0.00	1.000
40 Brian Fuentes, L ERA: 3.33	(8, 1)	1.0		4	1	0	0	0	0	0	0	0	0	0	8	10	0.00	1.000
60 Manny Corpas, R ERA: 1.85	(9, 1)	1.0		3	0	0	0	0	0	0	0	0	0	0	5	6	0.00	0.000

PITCHER	IP	WLS	BF	H	R	ER	SO	BB	IBB	HBP	BLK	WP	HR	S	P	ERA	WHIP

TOP

Florida Marlins @ Colorado Rockies

Coors Field, Denver, CO

Sun Sep 16 2007, 1:05 PM MDT

Att. 19,161 - Partly Cloudy - 83 F

livebaseballscorecards.com

AB	31
R	0
H	5
RBI	0
BB	0
SO	7
LOB	10

BOTTOM

Florida Marlins @ Colorado Rockies

Coors Field, Denver, CO

Sun Sep 16 2007, 1:05 PM MDT

Att. 19,161 - Partly Cloudy - 83 F

livebaseballscorecards.com

Batter	1	2	3	4	5	6	7	8	9	AB	R	H	RBI	BB	SO	LOB
Jamey Carroll, R (1, 4) OBP: 0.310, SLG: 0.292	C FA 89 B FA 89 C FA 88 X SL 83 1-2 G5-3 ①	B FA 89 F FA 90 X FA 89 1-1 P3 ②	C SL 80 B SL 82 X FA 92 1-1 FC6-4 ③ 1-2f		B FA 90 B FA 90 F FA 90 B FA 90 X FA 89 3-1 L9 ①	B FA 94 B FA 94 X FA 93 2-0 F8 ③		C SL 77 D CH 74 X 1-1 SF 3-H		5	0	0	1	0	0	4
2 Troy Tulowitzki, R (1, 6) OBP: 0.367, SLG: 0.475 50 Jorge Julio, R (7, 1) 25 Seth Smith, L (7, PH) (8, 9)	B FA 91 B CH 82 B FA 88 C FA 88 B FA 89 4-1 5 1B BB	B FA 90 C FA 89 X FA 90 1-1 F9 ③		X SI 90 0-0 5 HR 1B	B CU 77 C CH 79 X FA 90 1-1 P5 ②		B FA 94 X FA 94 1-0 P5 ①	X FA 92 0-0 L4 ② 2-3		3 0 2	1 0 0	1 0 0	0 0 0	1 0 0	0 0 0	1 0 2
5 Matt Holliday, R (1, 7) OBP: 0.396, SLG: 0.594 40 Brian Fuentes, L (8, 1) 15 Edwin Bellorin, R (8, PH) 60 Manny Corpas, R (9, 1)	C SL 83 F FA 90 X FA 92 0-2 17 G5-4-3 1-2 1B	F FA 88 B FA 92 F CH 83 X FA 92 1-2 27 1B 17 1B 19 BB 1B	S CU 81 B CU 82 F FA 92 X CU 81 1-2 1-H HR	F SL 80 X CH 79 0-1 1-3 17 HR 2B	B FA 95 F FA 94 C FA 93 B FA 94 S SL 82 2-3 K ②	C FA 92 B SL 93 D SL 80 X SL 92 2-1 P6 ③				5 0 1 0	3 0 0 0	4 0 0 0	2 0 0 0	0 0 0 0	1 0 0 0	0 0 2 0
17 Todd Helton, L (1, 3) OBP: 0.434, SLG: 0.484 47 Joe Koshansky, L (7, PR) (8, 3)	D FA 84 X SL 84 1-0 G5-4-3 ② ③ 1-2f	B FA 90 X FA 91 1-0 19 BB 27 1B 20 E 1B	B FA 90 C FA 91 B FA 90 B FA 93 4-1 10 1B BB	C SL 79 X FA 88 0-1 2-H 3-H HR	X FA 94 0-0 1B					4 0	2 0	3 0	3 0	1 0	0 0	2 0
27 Garrett Atkins, R (1, 5) OBP: 0.359, SLG: 0.479 24 Ian Stewart, L (7, PH) OBP: 0.231, SLG: 0.395 (8, 5)	B FA 89 C FA 90 F CH 83 B FA 91 X SL 83 2-2 HR	B FA 89 B CH 82 X FA 90 2-0 20 E 19 BB 1-2 2-3 1B	B SL 83 C FA 92 F FA 91 F FA 92 B FA 91 B FA 90 F FA 91 F FA 91 X FA 91 3-2 F8 ①	C FA 92 F FA 90 X FA 91 0-2 19 1B 1B	B SL 84 X FA 94 1-0 G4-3 ③					4 1	1 0	3 0	1 0	0 0	0 0	1 1
19 Ryan Spilborghs, R (1, 8) OBP: 0.363, SLG: 0.480	C CH 82 X FA 89 0-1 20 WP 10 1B 20 HR 1B	B FA 90 B CH 82 S FA 89 B FA 91 F FA 90 F FA 90 B FA 89 4-2 20 E 1-2 2-3 3-H BB	S FA 91 F FA 91 B FA 92 B CU 81 C CU 80 2-3 K ②	S CH 80 F FA 91 X CH 80 0-2 1-2 1B			B FA 91 B FA 91 X SL 90 2-0 10 1B 6 2B 1B			4	2	3	1	1	1	1
10 Jeff Baker, R (1, 9) OBP: 0.307, SLG: 0.368 (8, 7)	X FA 90 0-0 20 WP 20 HR 1-2 1B	S FA 91 F FA 92 S CU 80 0-3 K ①	F CU 81 F FA 92 B FA 92 B FA 90 B FA 92 X CU 80 3-2 1-2 1B	B FA 92 C FA 91 F SL 90 S CH 82 1-3 K ③				S CH 74 B CH 74 D CU 74 B FA 92 X SL 92 3-1 6 2B 1-2 SF 1B		5	2	3	0	0	2	5
20 Chris Iannetta, R (1, 2) OBP: 0.320, SLG: 0.349	B FA 90 S CH 83 B FA 84 C FA 89 B CH 83 X FA 90 3-2 1-H 2-H HR	B CU 80 B CU 81 X FA 92 2-0 E3 FC6-4 1-2 2-3 3-H	B CU 80 S FA 91 X FA 91 1-1 F8 ③		F FA 95 S SL 82 S SL 85 0-3 K ①			S CH 76 B FA 91 C FA 92 T CH 76 1-2 K ①		5	1	1	4	0	2	6
56 Franklin Morales, L (1, 1) OBP: 0.400, SLG: 0.333 6 Omar Quintanilla, L (6, PH) OBP: 0.288, SLG: 0.306 (7, 6)	C FA 89 F FA 89 C FA 92 0-3 K ①	S CH 87 B FA 93 S SI 92 F FA 93 F CH 84 C SL 81 1-3 K ②		X FA 91 0-0 5 2B 17 HR 1B	B FA 94 C FA 94 F FA 94 F SL 85 S FA 94 1-3 K ②			C FA 92 F CH 76 F FA 94 F CH 76 X CH 76 0-2 25 E 1-3 2-H 2B		3 2	1 0	1 1	0 1	0 0	2 1	3 0

Inning Stats	1	2	3	4	5	6	7	8	9
	R: 0 E: 0 K: 0 S: 8	R: 4 E: 0 K: 1 S: 16	R: 2 E: 1 K: 2 S: 19	R: 2 E: 0 K: 1 S: 19	R: 3 E: 0 K: 1 S: 18	R: 0 E: 0 K: 2 S: 8	R: 0 E: 0 K: 1 S: 6	R: 2 E: 2 K: 1 S: 16	
	H: 1 LOB: 1 BB: 1 P: 14	H: 4 LOB: 0 BB: 0 P: 23	H: 3 LOB: 3 BB: 1 P: 31	H: 3 LOB: 2 BB: 1 P: 33	H: 5 LOB: 2 BB: 0 P: 23	H: 0 LOB: 0 BB: 0 P: 11	H: 1 LOB: 1 BB: 0 P: 10	H: 3 LOB: 2 BB: 0 P: 25	

AB	44
R	13
H	20
RBI	13
BB	3
SO	9
LOB	28

1B: 14 SF: 1
2B: 2 SAC: 0
3B: 0 DP: 1
HR: 4 HBP: 0

WP: 1 PA: 48
PB: 0
SB: 0
CS: 0

PITCHER		IP	WLS	BF	H	R	ER	SO	BB	IBB	HBP	BLK	WP	HR	S	P	ERA	WHIP
Scott Olsen, L ERA: 6.06	(1, 1)	2.0	L	15	8	6	6	1	2	0	0	0	1	2	32	53	27.00	5.000
29 Ross Wolf, R ERA: 10.8	(3, 1)	2.0		11	3	2	2	3	1	0	0	0	0	1	30	48	9.00	2.000
Mauro Zarate, R ERA: 19.29	(5, 1)	1.0		8	5	3	3	1	0	0	0	0	0	1	18	23	27.00	5.000
68 Harvey Garcia, R ERA: 2.84	(6, 1)	2.0		7	1	0	0	3	0	0	0	0	0	0	14	21	0.00	0.500
50 Marcos Carvajal, R ERA: 18.0	(8, 1)	1.0		7	3	2	2	1	0	0	0	0	0	0	16	25	18.00	3.000

PITCHER	IP	WLS	BF	H	R	ER	SO	BB	IBB	HBP	BLK	WP	HR	S	P	ERA	WHIP

Batter	1	2	3	4	5	6	7	8	9	AB	R	H	RBI	BB	SO	LOB
15 Rafael Furcal, S (1, 6) OBP: 0.333, SLG: 0.355	X FA 90 0-0 ① P6		C M B B F X 2-2 ① G1-3	C F D X 1-2 ③ FC1-6 1-2f			B FA 88 C CH 82 C CU 72 B X 2-2 HR		B FA 94 B FA 94 F FA 94 X FA 94 2-1 ③ F8	3	0	0	0	0	0	2
Olmedo Saenz, R (7, PH) OBP: 0.299, SLG: 0.352										1	1	1	1	0	0	0
Wilson Valdez, R (7, 6) OBP: 0.263, SLG: 0.309										0	0	0	0	0	0	0
Mark Sweeney, L (9, PH) OBP: 0.351, SLG: 0.386										1	0	0	0	0	0	0
9 Juan Pierre, L (1, 8) OBP: 0.329, SLG: 0.349	B C F B B B 4-2 12 S BB		C B F F B X 2-2 12 FC1-6 27 1B 1B		C B X 1-1 ① F7		C FA 90 B FA 88 M CH 81 B CU 76 F CH 82 C FA 92 2-3 ② K			3	0	1	0	1	1	0
27 Matt Kemp, R (1, 9) OBP: 0.375, SLG: 0.532	B 1 SAFE 1 SAFE 1 SAFE B X 2-0 ② F9		F B X 1-1 12 FC1-6 1-2 1B		C B B F S 2-3 ② K		B SL 86 X FA 96 1-0 2B			4	0	2	0	0	1	1
12 Jeff Kent, R (1, 4) OBP: 0.371, SLG: 0.498	P S 1 SAFE B I I 4-1 1-2 IBB		C X 0-1 ② FC1-6 1-2f 2-3		B F S S 1-3 ③ K		B FA 96 B FA 95 F SL 90 B FA 96 X FC 86 3-2 ③ G6-3			3	0	0	0	1	1	3
7 James Loney, L (1, 3) OBP: 0.376, SLG: 0.519	B S F X 1-2 ③ P4		B C B B C F F S 2-3 ③ K			C X 0-1 ① G3-1		S SL 78 X FA 92 0-1 ① G4-3		4	0	0	0	0	1	4
55 Russell Martin, R (1, 2) OBP: 0.375, SLG: 0.470		X 0-0 1B		B B C B S B 4-2 58 1B BB		B X 1-0 2B		C FA 91 C FA 92 S CH 73 0-3 ② K		3	0	2	0	1	1	0
28 Andy LaRoche, R (1, 5) OBP: 0.382, SLG: 0.263		S C D S 1-3 ① K	F S C 0-3 ① K			B S B F S 2-3 ② K		B FA 91 S FA 92 X FA 92 1-1 ③ G4-3		3	0	0	0	0	3	3
Mark Hendrickson, L (6, 1) OBP: 0.107, SLG: 0.077										0	0	0	0	0	0	0
45 Scott Proctor, R (7, 1)										0	0	0	0	0	0	0
5 Nomar Garciaparra, R (8, PH) OBP: 0.327, SLG: 0.369										1	0	0	0	0	0	0
Joe Beimel, L (8, 1)										0	0	0	0	0	0	0
16 Andre Ethier, L (1, 7) OBP: 0.350, SLG: 0.450		B S 1 SAFE X 1-1 ② F7	C S C 0-3 ② K			B C F S 1-3 ③ K			B FA 94 X SL 94 1-0 ① G3	4	0	0	0	0	2	3
58 Chad Billingsley, R (1, 1) OBP: 0.147, SLG: 0.152		S F D S 1-3 ③ K	S B B B X 3-1 15 FC1-6 1-2 1B				C FA 89 S B E B F X FA 86 2-2 ① G4-3		C FA 95 B FA 95 X 1-1 ② G5-3	2	0	1	0	0	1	1
13 Tony Abreu, S (6, 5) OBP: 0.303, SLG: 0.376										2	0	0	0	0	0	0

TOP

Los Angeles Dodgers @ Colorado Rockies

Coors Field, Denver, CO

Tue Sep 18 2007, 1:05 PM MDT

Att. 23,282 - Partly Cloudy - 74 F

livebaseballscorecards.com

AB	34
R	1
H	7
RBI	1
BB	3
SO	11
LOB	17

Inning Stats	1	2	3	4	5	6	7	8	9
	R: 0 E: 0 K: 0 S: 9	H: 0 LOB: 2 BB: 2 P: 19	R: 0 E: 0 K: 2 S: 9	H: 1 LOB: 1 BB: 0 P: 12	R: 0 E: 0 K: 1 S: 17	H: 2 LOB: 2 BB: 0 P: 24	R: 0 E: 0 K: 2 S: 13	H: 1 LOB: 2 BB: 1 P: 21	R: 0 E: 0 K: 2 S: 8	H: 0 LOB: 0 BB: 0 P: 12
	R: 0 E: 0 K: 2 S: 9	H: 1 LOB: 1 BB: 0 P: 13	R: 1 E: 0 K: 1 S: 16	H: 2 LOB: 1 BB: 0 P: 26	R: 0 E: 0 K: 1 S: 7	H: 0 LOB: 0 BB: 0 P: 8	R: 0 E: 0 K: 0 S: 5	H: 0 LOB: 0 BB: 0 P: 9		

| | | | | | | | | | |

Batter	1	2	3	4	5	6	7	8	9	AB	R	H	RBI	BB	SO	LOB
18 Cory Sullivan, L (1, 8) OBP: 0.358, SLG: 0.435	B B C B F X 3-2 L6 ①			B F C X 1-2 5 1B 2B		C CU 78 B B C X 2-2 2 L9 17 1B 2B	B FA 96 C FA 95 T FA 95 B FA 96 B FA 94 F X 3-2 F8 ② 2-3			4	2	2	0	0	0	2
2 Troy Tulowitzki, R (1, 6) OBP: 0.366, SLG: 0.473	B X 1-0 F8 ②			M C X 0-2 L3 ①		F F FC 92 X SL 87 0-2 L9 ① 2-3	B CU 75 B SL 95 B FA 95 B FA 95 4-0 1-2 BB			3	0	0	0	1	0	2
5 Matt Holliday, R (1, 7) OBP: 0.397, SLG: 0.593	B B C B S C 3-3 K ③			B D X 2-0 2-H 1B		I IN 64 I IN 64 I IN 62 I IN 62 4-0 27 G5-3 17 1B IBB	S FA 96 B FA 97 S CU 85 B FA 97 F FA 97 X SL 85 2-2 P3 ③			3	0	1	1	1	1	3
17 Todd Helton, L (1, 3) OBP: 0.433, SLG: 0.482		B C B F F F X 2-2 G4-3 ①		C B F F B S 2-3 K ②		B FA 87 B CH 79 C FA 88 X CH 82 2-1 1-2 3-H 1B		C FA 88 B CH 76 X FA 88 1-1 G3-1 ①		4	0	1	1	0	1	1
27 Garrett Atkins, R (1, 5) OBP: 0.357, SLG: 0.476		C B F B B X 3-2 G6-3 ②		B F C B F S 2-3 K ③		S FA 88 B FA 87 X FA 89 1-1 2-3f G5-3 ② ③		C FA 86 B CH 82 B CH 82 F FA 89 F FA 90 S CH 78 2-3 K ②		4	0	0	0	0	2	3
11 Brad Hawpe, L (1, 9) OBP: 0.374, SLG: 0.507		F B F B S 2-3 K ③		B B B C B 4-1 8 CS BB			B FA 85 X FA 87 1-0 47 2B 8 SH1-4 1B	F CH 77 S FA 89 B FA 89 B CH 78 F FA 89 X FA 90 2-2 F7 ③		3	1	1	0	1	1	0
8 Yorvit Torrealba, R (1, 2) OBP: 0.328, SLG: 0.365			B B X 2-0 6 G6-3 1B	1 SAFE C C B B B 1 S 3-3 1-2 K ① ②			B X 1-0 SH1-4 ① 1-2			2	0	1	0	0	1	1
6 Omar Quintanilla, L (1, 4) OBP: 0.294, SLG: 0.302 47 Joe Koshansky, L (7, PH) OBP: 0.333, SLG: 0.333 Jamey Carroll, R (7, PR) OBP: 0.310, SLG: 0.292 (8, 4)			C C B X 1-2 1-2f G6-3 ① ②	F B B B B 4-1 BB			C CU 75 X SL 85 0-1 18 F8 2-H 2B			1 1 0	0 0 0	0 1 0	0 1 0	1 0 0	0 0 0	1 0 0
26 Jeff Francis, L (1, 1) OBP: 0.197, SLG: 0.220 LaTroy Hawkins, R (7, 1) 24 Ian Stewart, L (7, PH) OBP: 0.250, SLG: 0.395 40 Brian Fuentes, L (8, 1) 60 Manny Corpas, R (9, 1)			C B B B C X 3-2 G6-3 ③	C B B 1 SAFE B C F C 3-3 K ③			H SL 94 1-0 2 BB HBP			2 0 0 0 0	0 0 0 0 0	0 0 0 0 0	0 0 0 0 0	1 0 0 0 0	1 0 0 0 0	1 0 0 0 0
Inning Stats	R: 0 E: 0 K: 1 S: 7 H: 0 LOB: 0 BB: 0 P: 14	R: 0 E: 0 K: 1 S: 11 H: 0 LOB: 0 BB: 0 P: 18	R: 0 E: 0 K: 0 S: 7 H: 1 LOB: 0 BB: 0 P: 13	R: 1 E: 0 K: 2 S: 15 H: 2 LOB: 1 BB: 0 P: 22	R: 0 E: 0 K: 2 S: 9 H: 0 LOB: 1 BB: 2 P: 23	R: 1 E: 0 K: 0 S: 10 H: 2 LOB: 1 BB: 1 P: 19	R: 1 E: 0 K: 0 S: 12 H: 2 LOB: 3 BB: 1 P: 24	R: 0 E: 0 K: 1 S: 10 H: 0 LOB: 0 BB: 0 P: 15		1B: 4 2B: 4 3B: 0 HR: 0		SF: 0 SAC: 1 DP: 3 HBP: 1		WP: 0 PB: 0 SB: 0 CS: 1		PA: 33

PITCHER		IP	WLS	BF	H	R	ER	SO	BB	IBB	HBP	BLK	WP	HR	S	P	ERA	WHIP
58 Chad Billingsley, R ERA: 3.15	(1, 1)	5.1	L	21	4	2	2	6	2	1	0	0	0	0	55	102	3.38	1.125
Mark Hendrickson, L ERA: 5.27	(6, 1)	0.2		3	2	1	1	0	0	0	0	0	0	0	5	9	13.50	3.000
45 Scott Proctor, R ERA: 3.56	(7, 1)	1.0		6	1	0	0	0	1	0	1	0	0	0	11	22	0.00	2.000
Joe Beimel, L ERA: 4.02	(8, 1)	1.0		3	0	0	0	1	0	0	0	0	0	0	10	15	0.00	0.000

PITCHER	IP	WLS	BF	H	R	ER	SO	BB	IBB	HBP	BLK	WP	HR	S	P	ERA	WHIP

BOTTOM

Los Angeles Dodgers @ Colorado Rockies

Coors Field, Denver, CO

Tue Sep 18 2007, 1:05 PM MDT

Att. 23,282 - Partly Cloudy - 74 F

livebaseballscorecards.com

AB	27
R	3
H	7
RBI	3
BB	4
SO	7
LOB	14

Batter	1	2	3	4	5	6	7	8	9	AB	R	H	RBI	BB	SO	LOB
9 Juan Pierre, L (1, 8) OBP: 0.331, SLG: 0.353	B FA 86 C FA 85 B F X 2-2 13 BLK 13 1B 1B		C FA 85 B FA 85 F CH 76 X SL 83 1-2 13 G4-3 27 2B 1B	B FA 87 C CH 80 X CH 77 1-1 ③ G3		B CU 79 B FA 94 C FA 94 F FA 94 X CU 79 2-2 ② P6		C FA 96 X FA 96 0-1 2B		5	2	3	0	0	0	2
13 Tony Abreu, S (1, 4) OBP: 0.306, SLG: 0.390	C FA 85 1 SAFE B FA 86 1 SAFE S CH 76 1 SAFE P PO 82 1 SAFE F SL 83 2-2 X CH 78 1-H HR 1B		1 SAFE F SL 82 X FA 86 0-1 ① G4-3 1-2 1B		C FA 84 F CH 81 B FA 87 X CH 78 1-2 ① F7	X FA 94 0-0 1-H 2-H 3B		S SL 79 X SL 84 0-1 ③ F7		5	1	2	3	0	0	2
27 Matt Kemp, R (1, 9) OBP: 0.376, SLG: 0.533	C CU 70 S CH 77 D FA 88 B CH 77 X FA 86 2-2 ① F8		X FA 85 0-0 1B 2-H 2B		X CH 78 0-0 5 FC4-6 1B	C FA 94 B CU 80 F CU 80 B FA 94 B CH 89 F FA 95 S FA 96 3-3 ③ K			B SL 80 X CH 87 1-0 ① G5-3	5	0	2	1	0	1	2
Luis Gonzalez, L (1, 7) OBP: 0.361, SLG: 0.441 44 Takashi Saito, L (9, 1)	C FA 87 X CU 70 0-1 1-H HR		B FA 87 X FA 87 1-0 7 BB 2-3 1B		S FA 85 B CH 76 X FA 85 1-1 ② F7		B FA 95 B FA 95 X FA 95 2-0 ① G3		B FA 89 F CH 88 X CU 81 1-1 ② F8	5 0	1 0	2 0	2 0	0 0	0 0	1 0
5 Nomar Garciaparra, R (1, 5) OBP: 0.326, SLG: 0.367	C FA 86 F SL 82 B FA 88 X CH 79 1-2 ② P2		X FA 85 0-0 ② P4		X FA 87 0-0 ③ FC4-6 1-2f		S SL 82 B SL 83 B FA 96 F FA 96 X SL 84 2-2 7 G6-4-3 1B		B SL 80 B SL 80 X SI 88 2-0 ③ L8	5	0	1	0	0	0	3
7 James Loney, L (1, 3) OBP: 0.377, SLG: 0.527	X SL 81 0-0 ③ G1-3		B SL 83 B CH 78 B SL 81 C FA 86 S CH 76 D CH 77 4-2 1-2 BB			B FA 88 B FA 89 X FA 89 2-0 HR	B FA 96 C CH 83 B CH 84 F FA 94 F FA 96 D SL 89 X FA 96 3-2 ②③ G6-4-3 1-2f			3	1	1	1	1	0	1
Ramon Martinez, R (1, 6) OBP: 0.248, SLG: 0.225		B CU 68 C FA 84 B SL 82 X FA 86 2-1 ① G6-3	C SL 83 X SL 82 0-1 ③ F7			B FA 89 B FA 89 C FA 90 B FA 89 X FA 89 3-1 BB 13 3B 1B		C FA 95 B FA 96 X SL 83 1-1 ① P6		4	1	1	0	0	0	3
Mike Lieberthal, R (1, 2) OBP: 0.278, SLG: 0.257 55 Russell Martin, R (7, 2) OBP: 0.376, SLG: 0.476		B CH 78 X CH 82 1-0 ② G6-3		C CH 78 F SL 80 B FA 87 B CH 81 X CH 76 2-2 ① F8		B CU 75 S CU 75 1 SAFE B FA 89 B FA 88 S CH 79 F FA 88 B 4-2 1-2 13 3B BB		B FA 96 B SL 84 S SL 85 B SL 87 X FA 96 3-1 HR		2 1	1 1	0 1	0 1	1 0	0 0	0 0
David Wells, L (1, 1) OBP: 0.143, SLG: 0.163 3 Delwyn Young, S (6, PH) OBP: 0.412, SLG: 0.471 D.J. Houlton, R (6, 1) 45 Scott Proctor, R (7, 1) Joe Beimel, L (7, 1) Mark Sweeney, L (8, PH) OBP: 0.348, SLG: 0.383 51 Jonathan Broxton, R (8, 1) 16 Andre Ethier, L (9, 7) OBP: 0.350, SLG: 0.450		C FA 86 X FA 86 0-1 ③ G6-3		S FA 86 B CH 76 B SL 83 S FA 84 S FA 86 2-3 ② K		F CU 79 B FA 94 X 1-1 ① F9		B SL 78 X SL 86 1-0 ② F7		2 1 0 0 0 1 0 0	0 0 0 0 0 0 0 0	0 0 0 0 0 0 0 0	0 0 0 0 0 0 0 0	1 0 0 0 0 0 0 0	0 2 0 0 0 0 0 0	0 0 0 0 0 0 0 0
Inning Stats	R: 3 E: 0 K: 0 S: 17 H: 3 LOB: 0 BB: 0 P: 23	R: 0 E: 0 K: 0 S: 5 H: 0 LOB: 0 BB: 0 P: 8	R: 1 E: 0 K: 0 S: 12 H: 3 LOB: 3 BB: 1 P: 18	R: 0 E: 0 K: 1 S: 8 H: 0 LOB: 0 BB: 0 P: 13	R: 0 E: 0 K: 0 S: 7 H: 1 LOB: 1 BB: 0 P: 9	R: 3 E: 0 K: 1 S: 16 H: 3 LOB: 1 BB: 1 P: 31	R: 0 E: 0 K: 0 S: 8 H: 1 LOB: 0 BB: 0 P: 15	R: 1 E: 0 K: 0 S: 9 H: 2 LOB: 1 BB: 0 P: 14	R: 0 E: 0 K: 0 S: 4 H: 0 LOB: 0 BB: 0 P: 8	1B: 7 2B: 2 3B: 1 HR: 3	SF: 0 SAC: 0 DP: 1 HBP: 0			WP: 0 PB: 0 SB: 0 CS: 0	PA: 41	

PITCHER		IP	WLS	BF	H	R	ER	SO	BB	IBB	HBP	BLK	WP	HR	S	P	ERA	WHIP
55 Mark Redman, L ERA: 9.28	(1, 1)	5.0		23	7	4	4	1	1	0	0	1	0	1	49	71	7.20	1.600
34 Matt Herges, R ERA: 3.46	(6, 1)	0.0	B	3	2	3	3	0	1	0	0	0	0	1	6	15	∞	∞
Jeremy Affeldt, L ERA: 3.72	(6, 1)	1.0		4	1	0	0	1	0	0	0	0	0	0	10	16	0.00	1.000
50 Jorge Julio, R ERA: 5.31	(7, 1)	2.0		8	3	1	1	0	0	0	0	0	0	1	17	29	4.50	1.500
23 Ryan Speier, R ERA: 3.95	(9, 1)	1.0	W	3	0	0	0	0	0	0	0	0	0	0	4	8	0.00	0.000

PITCHER	IP	WLS	BF	H	R	ER	SO	BB	IBB	HBP	BLK	WP	HR	S	P	ERA	WHIP

TOP

Los Angeles Dodgers @ Colorado Rockies

Coors Field, Denver, CO

Tue Sep 18 2007, 6:35 PM MDT

Att. 23,271 - Partly Cloudy - 72 F

livebaseballscorecards.com

AB	39
R	8
H	13
RBI	8
BB	2
SO	2
LOB	16

Los Angeles Dodgers @ Colorado Rockies

Coors Field, Denver, CO

Tue Sep 18 2007, 6:35 PM MDT

Att. 23,271 - Partly Cloudy - 72 F

livebaseballscorecards.com

BOTTOM

Batter	1	2	3	4	5	6	7	8	9	AB	R	H	RBI	BB	SO	LOB
Jamey Carroll, R (1, 4) OBP: 0.314, SLG: 0.297	B FA 84 B FA 85 C FA 85 F FA 85 X CH 76 2-2 2 2B 1B	B FA 85 C FA 86 B CU 67 X CH 78 2-1 2 FC5-4 1B			C FA 84 B CU 66 X CH 80 1-1 ① G4-3	B CH 79 B CH 80 F CU 75 B CU 74 F CH 80 X CU 75 3-2 ③ F7			B FA 92 B FA 89 C FA 91 X FA 89 2-1 ① G1-3	3	1	2	0	0	0	0
47 Joe Koshansky, L (6, PH) OBP: 0.300, SLG: 0.286										1	0	0	0	0	0	2
6 Omar Quintanilla, L (7, 4) OBP: 0.290, SLG: 0.297										1	0	0	0	0	0	0
2 Troy Tulowitzki, R (1, 6) OBP: 0.366, SLG: 0.474	X FA 85 0-0 5 2B 1-H 2B	B CU 69 1 SAFE B CU 68 F FA 85 B CH 79 C FA 86 X FA 86 3-2 ① FC5-4 5 CS 1-2f			B CU 68 B CH 76 X FA 85 2-0 5 HR 1B		C FA 95 B SL 85 B FA 94 F FA 94 B FA 95 C FA 95 3-3 ① K		F FA 92 F FA 93 B SL 81 C SL 82 1-3 ② K	5	2	2	1	0	2	1
5 Matt Holliday, R (1, 7) OBP: 0.400, SLG: 0.601	F CU 67 X CH 80 0-1 17 FC6-5 2-H 2B	F FA 86 B CH 76 B FA 86 C FA 86 B CU 68 1 SAFE S FA 85 3-3 ②③ K 1-2			C FA 85 X FA 86 0-1 1-H HR		F FA 96 F FA 96 B FA 97 X SL 84 1-2 17 G4-6-3 1B		X SL 91 0-0 17 HR 1B	5	2	4	3	0	1	1
17 Todd Helton, L (1, 3) OBP: 0.431, SLG: 0.485	B FA 85 C FA 85 C CH 81 F SL 82 F FA 85 X CU 69 1-2 ① FC6-5 27 1B 19 2B 2-3		X FA 84 0-0 ① F8		C SL 83 B CU 71 X CH 81 1-1 ② G6-3		B FA 90 C FA 89 B FA 88 F FA 91 B FA 89 X FA 89 3-2 ②③ G4-6-3 1-2f		C CU 75 B SL 89 F FA 93 X SL 82 1-2 1-H HR	5	2	1	2	0	0	2
27 Garrett Atkins, R (1, 5) OBP: 0.358, SLG: 0.476	F CU 68 C FA 84 F CU 68 F CH 80 B CH 75 F CU 68 F FA 85 X CH 82 1-2 19 2B 1-2 1B		B FA 85 X CH 77 1-0 ② F8		B CH 78 B CU 70 X FA 85 2-0 ③ G5-3			C SL 86 F FA 97 F SL 94 B SL 93 B FA 97 B SL 87 X FA 96 3-2 19 HR 1B		4	1	2	0	0	0	0
19 Ryan Spilborghs, R (1, 8) OBP: 0.365, SLG: 0.498	X FA 85 0-0 1-3 2-H 2B		B FA 85 X FA 85 1-0 ③ F8			B FA 90 X SL 83 1-0 ① F8		F FA 96 B FA 96 X SL 86 1-1 1-H HR		4	1	2	3	0	0	0
(9, 9)																
10 Jeff Baker, R (1, 9) OBP: 0.301, SLG: 0.360	C CU 68 S CU 68 B CU 68 X FA 85 1-2 ② F9		X CH 76 0-0 ① F9			B SL 84 C CU 72 B CU 75 F FA 89 F FA 90 C CU 75 2-3 ② K		F FA 96 X FA 97 0-1 ① G5-3		3	0	0	0	0	1	2
18 Cory Sullivan, L (8, PH) OBP: 0.355, SLG: 0.431										1	0	0	0	0	0	0
(9, 8)																
20 Chris Iannetta, R (1, 2) OBP: 0.324, SLG: 0.351	B CU 69 I IN 62 I IN 61 I IN 65 4-0 IBB		X FA 85 0-0 ② G6-3			S SL 84 F FA 86 X CU 70 0-2 24 1B 1B		B FA 95 F FA 96 F FA 96 B FA 96 F SL 90 S SL 89 2-3 ② K		2	0	1	0	1	0	0
11 Brad Hawpe, L (8, PH) OBP: 0.373, SLG: 0.506										1	0	0	0	0	1	0
23 Ryan Speier, R (9, 1)										0	0	0	0	0	0	0
55 Mark Redman, L (1, 1) 34 Matt Herges, L (6, 1) Jeremy Affeldt, L (6, 1) 24 Ian Stewart, L (6, PH) OBP: 0.266, SLG: 0.410 50 Jorge Julio, R (7, 1) 8 Yorvit Torrealba, R (8, PH) OBP: 0.327, SLG: 0.364 (9, 2)	X SL 83 0-0 ③ G1-3		C FA 85 C SL 83 X CU 68 0-2 ③ F7			F CU 74 X CU 74 0-1 1-2 1B		C FA 97 S FA 97 F FA 96 S FA 97 0-3 ③ K		2 0 0 1 0 0 1	0 0 0 0 0 0 0	0 0 0 1 0 0 0	0 0 0 0 0 0 0	0 0 0 0 0 0 0	0 0 0 0 0 0 1	3 0 0 0 0 0 0
Inning Stats	R: 3 E: 0 K: 0 S: 23 H: 5 LOB: 3 BB: 1 P: 32	R: 0 E: 0 K: 1 S: 8 H: 1 LOB: 1 BB: 0 P: 16	R: 0 E: 0 K: 0 S: 3 H: 0 LOB: 0 BB: 0 P: 5	R: 0 E: 0 K: 0 S: 5 H: 0 LOB: 0 BB: 0 P: 5	R: 2 E: 0 K: 0 S: 8 H: 2 LOB: 0 BB: 0 P: 14	R: 0 E: 0 K: 1 S: 13 H: 2 LOB: 2 BB: 0 P: 19	R: 0 E: 0 K: 1 S: 9 H: 1 LOB: 0 BB: 0 P: 16	R: 2 E: 0 K: 2 S: 16 H: 2 LOB: 0 BB: 0 P: 22	R: 2 E: 0 K: 1 S: 9 H: 2 LOB: 0 BB: 0 P: 13	1B: 9 2B: 4 3B: 0 HR: 3	SF: 0 SAC: 0 DP: 2 HBP: 0					

	AB	39
	R	9
	H	15
	RBI	9
	BB	1
	SO	6
	LOB	11

PITCHER		IP	WLS	BF	H	R	ER	SO	BB	IBB	HBP	BLK	WP	HR	S	P	ERA	WHIP
David Wells, L ERA: 5.4	(1, 1)	5.0		23	8	5	5	1	0	1	0	0	0	1	47	72	9.00	1.600
D.J. Houlton, R ERA: 3.8	(6, 1)	1.0	H	5	2	0	0	1	0	0	0	0	0	0	13	19	0.00	2.000
45 Scott Proctor, R ERA: 3.54	(7, 1)	0.1	H	2	1	0	0	1	0	0	0	0	0	0	6	10	0.00	3.000
Joe Beimel, L ERA: 3.98	(7, 1)	0.2	H	1	0	0	0	0	0	0	0	0	0	0	3	6	0.00	0.000
51 Jonathan Broxton, R ERA: 2.77	(8, 1)	1.0	H	5	2	2	2	2	0	0	0	0	0	1	16	22	18.00	2.000

PITCHER		IP	WLS	BF	H	R	ER	SO	BB	IBB	HBP	BLK	WP	HR	S	P	ERA	WHIP
44 Takashi Saito, R ERA: 1.49	(9, 1)	0.2	L	4	2	2	2	1	0	0	0	0	0	1	9	13	27.00	3.000

WP: 0	PA: 40					
PB: 0						
SB: 0						
CS: 1						

Batter	1	2	3	4	5	6	7	8	9	AB	R	H	RBI	BB	SO	LOB
9 Juan Pierre, L (1, 8) OBP: 0.332, SLG: 0.357	B SL 78 C CH 80 F SI 89 F SL 86 F F X 1-2 27 S 7 1B 1B		B SL 87 X CH 80 1-0 ① SH5-3 2-3		C SL 88 S SI 90 F SL 80 X 0-2 7 G3-1 3B	C CU 79 X FA 94 0-1 ① FC4-2 27 G6-3 1-2 2-3 3-Hf		B FA 92 F CU 78 C X 1-2 ① G4-3		4	2	2	0	0	0	3
27 Matt Kemp, R (1, 9) OBP: 0.373, SLG: 0.527	C SI 89 B SL 86 2 SAFE F SL 80 S SL 87 1-3 ① K 1-2		F FA 89 B SI 90 B SL 87 S SL 86 B SI 90 X FC 89 3-2 12 F8 7 1B 1B		B FC 87 F FA 89 F FC 89 F FC 89 B SL 79 X SL 87 2-2 ① P6	S CU 78 S CU 79 D CU 80 B FA 94 X FA 94 2-2 ② G6-3 1-2 2-3 3-H		S FA 92 F FA 92 B CH 73 F CH 75 B FA 91 X CU 73 2-2 ② G1-6-3		5	0	1	1	0	1	4
7 James Loney, L (1, 3) OBP: 0.381, SLG: 0.526	C SL 81 B FC 89 B SL 86 X SL 81 2-1 2-H 1B		C FA 91 F FC 89 F SL 82 F SL 89 1 SAFE F FA 90 X SL 81 0-2 1-2 3-H 1B		F FC 90 B SL 81 X CH 81 1-1 ② G3-1 3-H	B CU 78 D CU 80 B FA 96 C FA 95 D CU 79 4-1 BB		B SL 78 C CU 77 F FA 92 S FA 92 1-3 ③ K		4	0	2	3	1	1	0
12 Jeff Kent, R (1, 4) OBP: 0.371, SLG: 0.497 Wilson Valdez, R (9, PR) OBP: 0.263, SLG: 0.309	S SI 90 C FA 91 B SL 89 B SL 81 X FA 91 2-2 ② F8		B FC 88 X FC 88 1-0 ② F8 2-3		B FA 90 X FC 89 1-0 1B	F FA 94 X FA 95 0-1 ③ F8			B FA 94 X FA 94 1-0 G6-3 1B	5 0	0 0	2 0	0 0	0 0	0 0	6 0
Luis Gonzalez, L (1, 7) OBP: 0.359, SLG: 0.438	B SL 81 B CH 80 S CH 81 X FC 89 2-1 ③ P3		B SI 90 B FC 89 B FA 82 S CH 82 F CH 82 X SL 84 3-2 ③ G4-3		C CH 82 X FA 90 0-1 ③ G3		C FA 92 F FA 92 B CU 81 X CU 81 1-2 55 1B 1B		B FA 93 F FA 92 B FA 94 X FA 93 2-1 ① G6-3 1-2	5	0	1	0	0	0	5
55 Russell Martin, R (1, 2) OBP: 0.376, SLG: 0.476		C FA 87 B FC 87 B CU 77 X SL 84 2-1 ① G6-3		S CU 77 X SL 86 0-1 ① P2		B SL 80 C FA 89 C FA 88 X SL 78 1-2 13 1B 5 1B 31 1B 1B	B CU 78 F FA 92 C FA 92 F FA 92 X CU 83 1-2 1-2 1B		C FA 93 B FA 92 X SL 81 1-1 ② F8	5	1	2	0	0	0	2
5 Nomar Garciaparra, R (1, 5) OBP: 0.327, SLG: 0.370		F FA 89 F SI 89 B SL 87 B SL 86 X SL 85 2-2 ② F7		B SL 87 X CH 79 1-0 2B		B FA 88 B FA 87 X FA 88 2-0 31 1B 13 1B 9 FC4-2 1-2 1B	S FA 93 X 0-1 ① L6		C FA 93 X FA 92 0-1 ③ G6-3	5	0	2	0	0	0	4
13 Tony Abreu, S (1, 6) OBP: 0.304, SLG: 0.387		B CU 73 X SL 80 1-0 ③ G1-3		B CH 81 B SL 82 C CH 81 F FC 88 X SL 86 2-2 ② G6-3		B SI 89 X FA 89 1-0 9 FC4-2 31 1B 27 G6-3 1-2 2-3 1B	B CU 80 S CU 78 S FA 92 S CU 82 1-3 ② K			4	1	1	0	0	1	3
31 Brad Penny, R (1, 1) OBP: 0.288, SLG: 0.349 Mark Sweeney, L (7, PH) OBP: 0.346, SLG: 0.379 45 Scott Proctor, R (7, 1) Joe Beimel, L (7, 1) 51 Jonathan Broxton, R (8, 1)			B FC 87 X FC 87 1-0 9 SH5-3 7 1B 2B	S SL 80 S SL 79 S SL 79 0-3 ③ K		B FA 90 B FA 89 C SI 89 X FA 89 2-1 27 G6-3 9 FC4-2 1-2 2-3 3-H 1B	B CU 79 C CU 80 F CU 92 X CU 82 1-2 ③ G3-1			3 1 0 0 0	1 0 0 0 0	2 0 0 0 0	1 0 0 0 0	0 0 0 0 0	1 0 0 0 0	1 2 0 0 0
Inning Stats	R: 1 E: 0 K: 1 S: 16 H: 2 LOB: 1 BB: 0 P: 24	R: 0 E: 0 K: 0 S: 6 H: 0 LOB: 0 BB: 0 P: 11	R: 1 E: 0 K: 0 S: 15 H: 3 LOB: 2 BB: 0 P: 24	R: 0 E: 0 K: 1 S: 9 H: 1 LOB: 1 BB: 0 P: 12	R: 1 E: 0 K: 0 S: 13 H: 2 LOB: 1 BB: 0 P: 17	R: 2 E: 0 K: 0 S: 15 H: 4 LOB: 3 BB: 1 P: 27	R: 0 E: 0 K: 1 S: 15 H: 2 LOB: 2 BB: 0 P: 19	R: 0 E: 0 K: 1 S: 10 H: 0 LOB: 0 BB: 0 P: 14	R: 0 E: 0 K: 0 S: 7 H: 1 LOB: 2 BB: 0 P: 11	1B: 12 2B: 2 3B: 1 HR: 0	SF: 0 SAC: 1 DP: 0 HBP: 0					

PITCHER		IP	WLS	BF	H	R	ER	SO	BB	IBB	HBP	BLK	WP	HR	S	P	ERA	WHIP
Josh Fogg, R ERA: 4.99	(1, 1)	5.0		23	8	3	3	2	0	0	0	0	0	0	59	88	5.40	1.600
23 Ryan Speier, R ERA: 5.27	(6, 1)	0.0	B	4	4	2	2	0	0	0	0	0	0	0	7	13	∞	∞
Jeremy Affeldt, L ERA: 3.65	(6, 1)	1.0		4	0	0	0	0	1	0	0	0	0	0	8	14	0.00	1.000
35 Taylor Buchholz, R ERA: 4.42	(7, 1)	1.0		5	2	0	0	1	0	0	0	0	0	0	15	19	0.00	2.000
40 Brian Fuentes, L ERA: 3.21	(8, 1)	1.0	W	3	0	0	0	1	0	0	0	0	0	0	10	14	0.00	0.000

PITCHER		IP	WLS	BF	H	R	ER	SO	BB	IBB	HBP	BLK	WP	HR	S	P	ERA	WHIP
60 Manny Corpas, R ERA: 1.8	(9, 1)	1.0	S	4	1	0	0	0	0	0	0	0	0	0	7	11	0.00	1.000

TOP

Los Angeles Dodgers @ Colorado Rockies

Coors Field, Denver, CO

Wed Sep 19 2007, 6:35 PM MDT

Att. 26,184 - Clear - 80 F

livebaseballscorecards.com

AB	41
R	5
H	15
RBI	5
BB	1
SO	4
LOB	30

Batter	1	2	3	4	5	6	7	8	9	AB	R	H	RBI	BB	SO	LOB
18 Cory Sullivan, L (1, 8) OBP: 0.352, SLG: 0.433	C FA 90 F FA 92 X FA 92 0-2 ① F8	C CU 78 B FA 94 X CH 86 1-1 ② G6-3		X FA 96 0-0 2-H 2B			C FA 95 S CH 87 X SL 86 0-2 ① G1-3			4	0	1	1	0	0	1
2 Troy Tulowitzki, R (1, 6) OBP: 0.364, SLG: 0.470	F CH 91 B FA 92 C CU 76 B FA 93 F FA 95 F FA 93 B FA 94 F FA 96 X FA 95 3-2 ② F8	X CU 79 0-0 ③ F7		X FA 96 0-0 ③ F8			C FA 95 B CU 77 B FA 96 C SL 85 X FA 95 2-2 ② G5-3			4	0	0	0	0	0	2
5 Matt Holliday, R (1, 7) OBP: 0.402, SLG: 0.612	X FA 94 0-0 HR		X SL 85 0-0 HR		B FA 92 B FA 94 B FA 95 X FA 94 3-0 ① F8		B SL 86 F FA 95 H FA 95 2-1 17 FC6-4 HBP			3	2	2	2	0	0	0
17 Todd Helton, L (1, 3) OBP: 0.430, SLG: 0.483	B FA 92 C CH 86 B FA 93 C CU 78 F FA 93 B FA 95 F FA 95 X FA 95 3-2 27 BB 1B		C FA 92 F FA 94 X CU 76 0-2 ① G6-3		F FA 93 B SL 84 X FA 94 1-1 ② G3		1 SAFE X FA 91 0-0 ③ FC6-4 1-2f			4	0	1	0	0	0	1
27 Garrett Atkins, R (1, 5) OBP: 0.360, SLG: 0.477 Kazuo Matsui, S (8, PR) OBP: 0.342, SLG: 0.412 Jamey Carroll, R (9, 5) OBP: 0.314, SLG: 0.297	F FA 93 B CH 85 B FA 93 B FA 95 B FA 94 4-1 1-2 BB		C FA 95 X CU 77 0-1 11 G4-6-3 1B		X CU 77 0-0 ③ G5-3			C FA 97 B SL 96 B FA 96 X FA 97 2-1 11 S 11 HR 1B		3 0 0	0 1 0	2 0 0	0 0 0	1 0 0	0 0 0	0 0 0
11 Brad Hawpe, L (1, 9) OBP: 0.374, SLG: 0.513	C FA 94 F FA 96 C FA 95 0-3 ③ K		F FA 93 X FA 95 0-1 ②③ G4-6-3 1-2f			F FA 93 B FA 92 X SL 84 1-1 6 G3-1 8 SH1-3 1B		B FA 97 B SL 88 B FA 97 C FA 96 F FA 98 X SL 88 3-2 1-H HR		4	1	2	2	0	1	3
8 Yorvit Torrealba, R (1, 2) OBP: 0.330, SLG: 0.378		B FA 92 S F FA 94 B X 2-2 HR	C FA 93 X FA 94 0-1 18 2B 2B			X 0-0 ① SH1-3 1-2		F FA 98 B FA 99 F FA 98 B FA 97 C SL 88 2-3 ① K		3	2	2	1	0	1	1
6 Omar Quintanilla, L (1, 4) OBP: 0.288, SLG: 0.294		C FA 93 S CU 79 X CU 77 0-2 SH1-4 1B	C SL 94 C FA 95 B FA 96 X FA 95 1-2 ① L6			B FA 95 C CU 76 F FA 95 F FA 96 B CU 76 X CU 77 2-2 ② G3-1 2-3		C FA 95 B SL 88 S FA 95 B FA 95 X SL 88 2-2 ② G5-3		4	0	1	0	0	0	3
Josh Fogg, R (1, 1) OBP: 0.160, SLG: 0.143 23 Ryan Speier, R (6, 1) Jeremy Affeldt, L (6, 1) 24 Ian Stewart, L (6, PH) OBP: 0.262, SLG: 0.400 35 Taylor Buchholz, R (7, 1) OBP: 0.200, SLG: 0.130 40 Brian Fuentes, L (8, 1) 47 Joe Koshansky, L (8, PH) OBP: 0.273, SLG: 0.250 60 Manny Corpas, R (9, 1)		B FA 93 X 1-0 ① SH1-4 1-2	B FA 95 B FA 94 C FA 92 F FA 94 C FA 95 2-3 ② K			B CU 77 C FA 95 X CU 79 1-1 ③ G3-1		C FA 94 X SL 90 0-1 ③ L1		1 0 0 1 0 0 0 1 0	0 0 0 0 0 0 0 0 0	0 0 0 0 0 0 0 0 0	0 0 0 0 0 0 0 0 0	1 0 0 0 0 0 0 0 0	1 0 0 1 0 0 0 1 0	1 0 0 0 0 0 0 1 0
Inning Stats	R: 1 E: 0 K: 1 S: 19 H: 2 LOB: 2 BB: 1 P: 29	R: 1 E: 0 K: 0 S: 10 H: 2 LOB: 1 BB: 0 P: 14	R: 1 E: 0 K: 0 S: 8 H: 2 LOB: 0 BB: 0 P: 8	R: 1 E: 0 K: 1 S: 10 H: 2 LOB: 1 BB: 0 P: 13	R: 0 E: 0 K: 0 S: 4 H: 0 LOB: 0 BB: 0 P: 8	R: 0 E: 0 K: 0 S: 9 H: 1 LOB: 1 BB: 0 P: 13	R: 0 E: 0 K: 0 S: 8 H: 0 LOB: 1 BB: 0 P: 12	R: 2 E: 0 K: 1 S: 13 H: 2 LOB: 1 BB: 0 P: 22		1B: 5 2B: 2 3B: 0 HR: 4 SF: 0 SAC: 2 DP: 1 HBP: 1		WP: 0 PB: 0 SB: 1 CS: 0 PA: 36		

PITCHER		IP	WLS	BF	H	R	ER	SO	BB	IBB	HBP	BLK	WP	HR	S	P	ERA	WHIP
31 Brad Penny, R ERA: 2.93	(1, 1)	6.0		27	9	4	3	2	1	0	0	0	0	3	60	85	4.50	1.667
45 Scott Proctor, R ERA: 3.51	(7, 1)	0.2	H	3	0	0	0	0	0	0	1	0	0	0	7	11	0.00	0.000
Joe Beimel, L ERA: 3.96	(7, 1)	0.1	H	1	0	0	0	0	0	0	0	0	0	0	1	1	0.00	0.000
51 Jonathan Broxton, R ERA: 2.96	(8, 1)	1.0	L	5	2	2	2	1	0	0	0	0	0	1	13	22	18.00	2.000

PITCHER	IP	WLS	BF	H	R	ER	SO	BB	IBB	HBP	BLK	WP	HR	S	P	ERA	WHIP

BOTTOM

Los Angeles Dodgers @ Colorado Rockies

Coors Field, Denver, CO

Wed Sep 19 2007, 6:35 PM MDT

Att. 26,184 - Clear - 80 F

livebaseballscorecards.com

AB	32
R	6
H	11
RBI	6
BB	1
SO	3
LOB	14

Batter	1	2	3	4	5	6	7	8	9	AB	R	H	RBI	BB	SO	LOB
9 Juan Pierre, L (1, 8) OBP: 0.330, SLG: 0.355	C SL 88 B X 1-1 ① P4		B FA 93 C X 1-1 ① G4-3			C FA 95 B FA 96 X FA 95 1-1 ① G6-3	C FA 90 B CH 82 X CH 82 1-1 ③ G1-3			4	0	0	0	0	0	0
13 Tony Abreu, S (1, 6) OBP: 0.303, SLG: 0.383	C CU 74 X FA 96 0-1 ② F8		C CU 74 B SL 86 S FA 97 B CU 76 F FA 97 F FA 97 F SL 87 X FA 97 2-2 7 G6-4-3 1B			B FA 95 X FA 96 1-0 ② G4-3		C SL 88 B SL 86 F FA 94 S CU 79 1-3 ① K2-3		4	0	1	0	0	1	0
7 James Loney, L (1, 3) OBP: 0.376, SLG: 0.520	S FA 97 F FA 98 B CU 77 B SL 89 X SL 88 2-2 ③ F8		C FA 96 B SL 87 C FA 96 X FA 97 1-2 ②③ G6-4-3 1-2f			S FA 96 F CH 88 B FA 97 B CU 76 X FA 96 2-2 ③ P6		C CH 84 B FA 94 B SL 86 F CH 84 X CU 80 2-2 ② G1-3		4	0	0	0	0	0	1
12 Jeff Kent, R (1, 4) OBP: 0.372, SLG: 0.498		C FA 96 F FA 98 B FA 98 X FA 98 1-2 ① G6-3		C SL 86 B FA 98 X FA 98 1-1 ① L1			X FA 95 0-0 PB G3-1 2B	B SL 86 S SL 85 B FA 95 F SL 85 B SL 79 B SL 86 4-2 BB		3	1	1	0	1	0	0
Luis Gonzalez, L (1, 7) OBP: 0.359, SLG: 0.435		C SL 88 B FA 99 B SL 88 B SL 89 C FA 98 B FA 97 4-2 28 1B 16 1B BB		B FA 98 F FA 97 C SL 87 B SL 85 B FA 98 X CH 87 3-2 ② G3			S FA 94 C CH 84 B FA 96 B FA 96 X FA 96 2-2 ① G3-1 2-H	C FA 94 F FA 93 F SL 87 B FA 95 X SL 87 1-2 ③ F9		3	0	0	1	1	0	1
55 Russell Martin, R (1, 2) OBP: 0.377, SLG: 0.475		F FA 96 S B S 1-3 ② K		B FA 96 X SL 86 1-0 ③ G5-3			B SL 87 B FA 97 C FA 95 F CH 85 B FA 96 B FA 95 4-2 16 HR BB		X FA 96 0-0 1B	3	1	1	0	1	1	1
16 Andre Ethier, L (1, 9) OBP: 0.354, SLG: 0.459		B CU 75 X 1-0 28 1B 1-2 1B			B FA 95 B CH 85 C FA 95 B CH 87 F FA 96 B FA 97 4-2 L1-3 BB		B FA 94 B FA 93 C SL 85 F FA 94 F FA 94 F CH 86 F SL 87 X FA 95 2-2 1-H HR		B FA 94 C FA 96 S CH 86 D SL 89 F FA 97 S SL 83 2-3 ① K	3	1	2	2	1	1	1
28 Andy LaRoche, R (1, 5) OBP: 0.388, SLG: 0.328		B CU 78 X FA 98 1-0 1-2 2-3 1B			X FA 95 0-0 ① F9		X FA 91 0-0 HR		S SL 84 S SL 84 F SL 84 B FA 97 X SL 84 1-2 ② F8	4	1	2	1	0	0	2
Derek Lowe, R (1, 1) OBP: 0.175, SLG: 0.105 50 Eric Stults, L (4, 1) OBP: 0.364, SLG: 0.545 Shea Hillenbrand, R (5, PH) OBP: 0.270, SLG: 0.330 Mark Hendrickson, L (5, 1) OBP: 0.107, SLG: 0.077 Mark Sweeney, L (7, PH) OBP: 0.343, SLG: 0.376 49 Jon Meloan, R (7, 1) Olmedo Saenz, R (9, PH) OBP: 0.297, SLG: 0.349		S FA 98 S CU 77 B FA 98 X 1-2 ③ G3-1			B SL 85 F FA 94 S FA 95 B CU 76 F FA 96 X FA 96 2-2 ②③ L1-3 1-1		C CU 75 S FA 91 S CH 82 0-3 ② K		B CH 87 B FA 96 C FA 97 C SL 84 S SL 85 2-3 ③ K	1 0 1 0 1 0 1	0 0 0 0 0 0 0	0 0 0 0 0 0 0	0 0 0 0 0 1 0	0 0 0 0 0 0 0	0 0 1 0 1 0 1	3 0 0 0 0 0 1
Inning Stats	R: 0 E: 0 K: 0 S: 7 H: 0 LOB: 0 BB: 0 P: 10	R: 0 E: 0 K: 1 S: 13 H: 2 LOB: 3 BB: 1 P: 22	R: 0 E: 0 K: 0 S: 11 H: 1 LOB: 0 BB: 0 P: 15	R: 0 E: 0 K: 0 S: 6 H: 0 LOB: 0 BB: 0 P: 11	R: 0 E: 0 K: 0 S: 7 H: 0 LOB: 0 BB: 1 P: 13	R: 0 E: 0 K: 0 S: 6 H: 0 LOB: 0 BB: 0 P: 10	R: 4 E: 0 K: 1 S: 18 H: 3 LOB: 0 BB: 1 P: 27	R: 0 E: 0 K: 1 S: 12 H: 0 LOB: 1 BB: 1 P: 20	R: 0 E: 0 K: 2 S: 12 H: 1 LOB: 1 BB: 0 P: 17	1B: 4 2B: 2 3B: 0 HR: 2 SF: 0 SAC: 0 DP: 2 HBP: 0						

PITCHER		IP	WLS	BF	H	R	ER	SO	BB	IBB	HBP	BLK	WP	HR	S	P	ERA	WHIP
38 Ubaldo Jiménez, R ERA: 4.14	(1, 1)	6.1	W	25	5	3	3	1	3	0	0	0	0	1	62	101	4.26	1.263
34 Matt Herges, R ERA: 3.63	(7, 1)	0.2		3	1	1	1	1	0	0	0	0	0	1	6	7	13.50	1.500
LaTroy Hawkins, R ERA: 3.31	(8, 1)	1.0		4	0	0	0	1	1	0	0	0	0	0	12	20	0.00	1.000
50 Jorge Julio, R ERA: 5.22	(9, 1)	1.0		4	1	0	0	2	0	0	0	0	0	0	12	17	0.00	1.000

PITCHER	IP	WLS	BF	H	R	ER	SO	BB	IBB	HBP	BLK	WP	HR	S	P	ERA	WHIP

TOP

Los Angeles Dodgers @ Colorado Rockies

Coors Field, Denver, CO

Thu Sep 20 2007, 1:05 PM MDT

Att. 23,147 - Partly Cloudy - 82 F

livebaseballscorecards.com

AB	32
R	4
H	7
RBI	4
BB	4
SO	5
LOB	11

Batter	1	2	3	4	5	6	7	8	9	AB	R	H	RBI	BB	SO	LOB
Kazuo Matsui, S (1, 4) OBP: 0.348, SLG: 0.417	C SI 91 B SI 90 B SI 91 X 2-1 5 FC6-4 2 BB 1B	C SL 83 B SI 91 B SI 90 X 2-1 2 2B 5 HR 1B 1-2	B FA 90 F SL 83 B FA 90 B SL 82 B FA 89 4-1 BB		F FA 89 B CU 72 X FA 88 1-1 1B		C FA 89 B FA 90 B FA 89 F SL 89 H SL 90 3-2 2 HR HBP	X FA 89 0-0 ③ G5-3		3	1	3	0	1	0	0
Jamey Carroll, R (7, 4) OBP: 0.315, SLG: 0.296										1	1	0	0	0	0	2
2 Troy Tulowitzki, R (1, 6) OBP: 0.366, SLG: 0.478	B SI 90 B SI 91 B SL 90 B 4-0 5 FC6-4 1-2 BB	B SI 91 C FA 91 B SI 90 X FA 91 2-1 5 HR 1-3 2B 2-H	C FA 91 B SL 83 C SL 85 F FA 90 B FA 91 S SL 85 2-3 ③ K		X FA 87 0-0 ② F8		B SL 89 B SL 88 C FA 90 X FA 90 2-1 1-H HR			4	2	2	3	1	1	2
5 Matt Holliday, R (1, 7) OBP: 0.402, SLG: 0.614	F SI 90 X SL 85 0-1 ① FC6-4 17 BB 1-2f 2-3	B SL 85 X SL 85 1-0 2-H 3-H HR		B SL 81 B SI 89 B SL 82 B SI 90 4-0 27 WP 17 BB BB	F FA 89 B CU 72 D FA 90 F CH 82 B FA 89 S CH 82 3-3 ③ K		B SL 90 F CU 79 B FA 91 F SL 88 B CH 82 S FA 91 3-3 ① K			4	1	1	3	1	2	3
17 Todd Helton, L (1, 3) OBP: 0.433, SLG: 0.484	B SL 85 B SI 90 B FA 90 F B 4-1 1-2 BB	C SI 90 B SL 84 X CH 85 1-1 27 2B 11 2B 1B		F SI 88 B FA 89 B SL 82 B FA 84 B SI 89 4-1 27 WP 1-2 BB		X FA 87 0-0 27 1B 11 1B 1B	C CU 78 C CU 79 B SL 88 X SL 88 1-2 ② L8			3	2	2	0	2	0	0
27 Garrett Atkins, R (1, 5) OBP: 0.360, SLG: 0.478	C SL 85 S FA 91 C 0-3 ② K	X SI 90 0-0 11 2B 1-3 2B		B FA 87 B SL 84 B CH 81 C CH 82 X CH 80 3-1 ① P4 1-2 2-3		F FA 89 X FA 89 0-1 19 FC1-5 11 1B 1-3 1B	C FA 90 C CU 80 B FA 92 C SL 89 1-3 ③ K			5	1	2	0	0	2	5
11 Brad Hawpe, L (1, 9) OBP: 0.376, SLG: 0.515	S SI 91 S FA 91 B FA 92 S SI 91 1-3 ③ K	B FA 90 B SL 83 F FA 90 S SI 91 F FA 91 X FA 90 2-2 2-H 3-H 2B		X FA 92 0-0 ② P2		C CU 74 C FA 90 B FA 90 B FA 90 B CU 74 X FA 90 3-2 19 FC1-5 1-2 3-H 1B		B SL 88 C SL 88 B SL 89 B SL 87 B FA 89 4-1 19 2B BB		4	0	2	3	1	1	5
19 Ryan Spilborghs, R (1, 8) OBP: 0.366, SLG: 0.498		B SI 90 F FA 90 B CH 85 B SI 88 X SI 90 3-1 G6-3		F CH 82 D FA 91 B FA 92 S CH 82 B CH 83 F FA 93 B CH 82 4-2 BB		F FA 89 C CH 81 B FA 89 X CH 82 1-2 ① FC1-5 1-2 2-3f		C CU 77 X FA 90 0-1 1-3 2B		4	0	1	0	1	0	3
50 Jorge Julio, R (9, 1)		F SI 83 B SI 90 X SI 90 1-1 G3-1								0	0	0	0	0	0	0
20 Chris Iannetta, R (1, 2) OBP: 0.322, SLG: 0.347		C SI 90 X SI 90 0-1 1B 2 2B 1B	B SI 90 C SI 90 B SI 90 B SL 82 F SI 89 X SI 90 3-2 ① F9	B CH 82 S FA 92 F FA 91 D CH 84 B CH 84 S CH 82 3-3 ③ K		B FA 89 F FA 89 X CH 82 1-1 ② F8		C FA 89 C FA 90 B SL 89 S FA 90 1-3 ① K		5	1	1	0	0	2	7
38 Ubaldo Jiménez, R (1, 1) OBP: 0.208, SLG: 0.095	C M M 0-3 ② K	C FA 90 C FA 90 B FA 90 S SL 83 1-3 ② K			C FA 88 F FA 89 X CH 81 0-2 ① G5-3		S FA 89 B FA 89 B FA 89 X FA 89 2-1 ③ L1	B CH 80 F SL 88 B CU 77 B CU 78 C CU 76 S FA 90 3-3 ② K		4	0	0	0	0	2	3
34 Matt Herges, L (7, 1)										0	0	0	0	0	0	0
LaTroy Hawkins, R (8, 1)										0	0	0	0	0	0	0
47 Joe Koshansky, L (8, PH) OBP: 0.250, SLG: 0.222										1	0	0	0	0	1	2
18 Cory Sullivan, L (9, 8) OBP: 0.352, SLG: 0.433										0	0	0	0	0	0	0
Inning Stats	R: 0 E: 0 K: 2 S: 11 H: 1 LOB: 3 BB: 2 P: 22	R: 6 E: 0 K: 1 S: 21 H: 7 LOB: 1 BB: 0 P: 33	R: 0 E: 0 K: 2 S: 11 H: 0 LOB: 1 BB: 1 P: 21	R: 0 E: 0 K: 1 S: 10 H: 0 LOB: 3 BB: 3 P: 28	R: 0 E: 0 K: 1 S: 9 H: 1 LOB: 1 BB: 0 P: 13	R: 1 E: 0 K: 0 S: 13 H: 3 LOB: 2 BB: 0 P: 20	R: 2 E: 0 K: 2 S: 13 H: 1 LOB: 0 BB: 0 P: 23	R: 0 E: 0 K: 2 S: 10 H: 1 LOB: 2 BB: 1 P: 18		1B: 8 2B: 4 3B: 0 HR: 2	SF: 0 SAC: 0 DP: 0 HBP: 1			WP: 1 PB: 0 SB: 0 CS: 0	PA: 46	

PITCHER		IP	WLS	BF	H	R	ER	SO	BB	IBB	HBP	BLK	WP	HR	S	P	ERA	WHIP
Derek Lowe, R ERA: 3.93	(1, 1)	3.0	L	22	8	6	6	5	5	0	0	0	0	1	44	85	18.00	4.333
50 Eric Stults, L ERA: 4.36	(4, 1)	1.0		4	0	0	0	1	1	0	0	0	1	0	9	19	0.00	1.000
Mark Hendrickson, L ERA: 5.26	(5, 1)	2.0		10	4	1	1	1	0	0	0	0	0	0	22	33	4.50	2.000
49 Jon Meloan, R ERA: 6.23	(7, 1)	2.0		10	2	2	2	4	1	0	1	0	0	1	23	41	9.00	1.500

PITCHER	IP	WLS	BF	H	R	ER	SO	BB	IBB	HBP	BLK	WP	HR	S	P	ERA	WHIP

BOTTOM

Los Angeles Dodgers @ Colorado Rockies

Coors Field, Denver, CO

Thu Sep 20 2007, 1:05 PM MDT

Att. 23,147 - Partly Cloudy - 82 F

livebaseballscorecards.com

AB	38
R	9
H	14
RBI	9
BB	7
SO	11
LOB	32

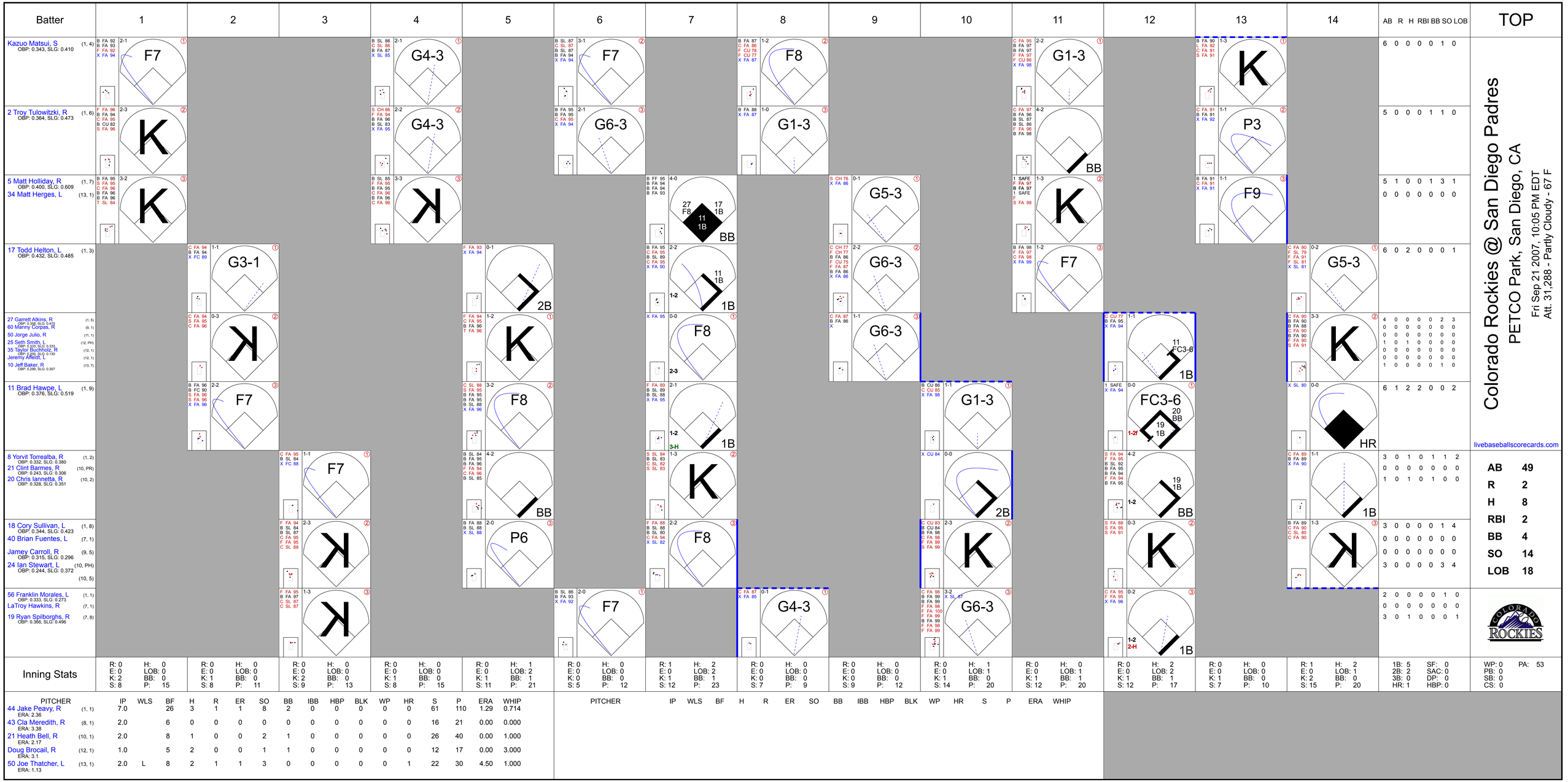
Batter
1
2
3
4
5
6
7
8
9
10
11
12
13
14
AB R H RBI BB SO LOB
TOP
Kazuo Matsui, S (1, 9)
OBP: 0.343, SLG: 0.410
2 Troy Tulowitzki, R (1, 6)
OBP: 0.364, SLG: 0.473
5 Matt Holliday, R (1, 7)
OBP: 0.400, SLG: 0.609
34 Matt Herges, L (13, 1)
17 Todd Helton, L (1, 3)
OBP: 0.432, SLG: 0.485
27 Garrett Atkins, R (1, 5)
OBP: 0.358, SLG: 0.472
60 Manny Corpas, R (9, 1)
50 Jorge Julio, R (11, 1)
25 Seth Smith, L (12, PH)
OBP: 0.333, SLG: 0.333
35 Taylor Buchholz, R (12, 1)
OBP: 0.000, SLG: 0.130
Jeremy Affeldt, L (12, 1)
10 Jeff Baker, R (13, 7)
OBP: 0.299, SLG: 0.357
11 Brad Hawpe, L (1, 9)
OBP: 0.376, SLG: 0.519
8 Yorvit Torrealba, R (1, 2)
OBP: 0.332, SLG: 0.380
21 Clint Barmes, R (10, PR)
OBP: 0.243, SLG: 0.306
20 Chris Iannetta, R (10, 2)
OBP: 0.328, SLG: 0.351
18 Cory Sullivan, L (1, 8)
OBP: 0.344, SLG: 0.423
40 Brian Fuentes, L (7, 1)
Jamey Carroll, R (9, 5)
OBP: 0.315, SLG: 0.296
24 Ian Stewart, L (10, PH)
OBP: 0.244, SLG: 0.372
(10, 5)
56 Franklin Morales, L (1, 1)
OBP: 0.333, SLG: 0.273
LaTroy Hawkins, R (7, 1)
19 Ryan Spilborghs, R (7, 8)
OBP: 0.366, SLG: 0.496
Colorado Rockies @ San Diego Padres
PETCO Park, San Diego, CA
Fri Sep 21 2007, 10:05 PM EDT
Att. 31,288 - Partly Cloudy - 67 F
livebaseballscorecards.com
AB 49
R 2
H 8
RBI 2
BB 4
SO 14
LOB 18
Inning Stats
PITCHER
IP WLS BF H R ER SO BB IBB HBP BLK WP HR S P ERA WHIP
44 Jake Peavy, R (1, 1) ERA: 2.36
7.0 26 3 1 1 8 2 0 0 0 0 0 61 110 1.29 0.714
43 Cla Meredith, R (8, 1) ERA: 3.38
2.0 6 0 0 0 0 0 0 0 0 0 0 16 21 0.00 0.000
21 Heath Bell, R (10, 1) ERA: 2.17
2.0 8 1 0 0 2 1 0 0 0 0 0 26 40 0.00 1.000
Doug Brocail, R (12, 1) ERA: 3.1
1.0 5 2 0 0 1 1 0 0 0 0 0 12 17 0.00 3.000
50 Joe Thatcher, L (13, 1) ERA: 1.13
2.0 L 8 2 1 1 3 0 0 0 0 0 1 22 30 4.50 1.000
1B: 5 SF: 0
2B: 2 SAC: 0
3B: 0 DP: 0
HR: 1 HBP: 0
WP: 0 PA: 53
PB: 0
SB: 0
CS: 0

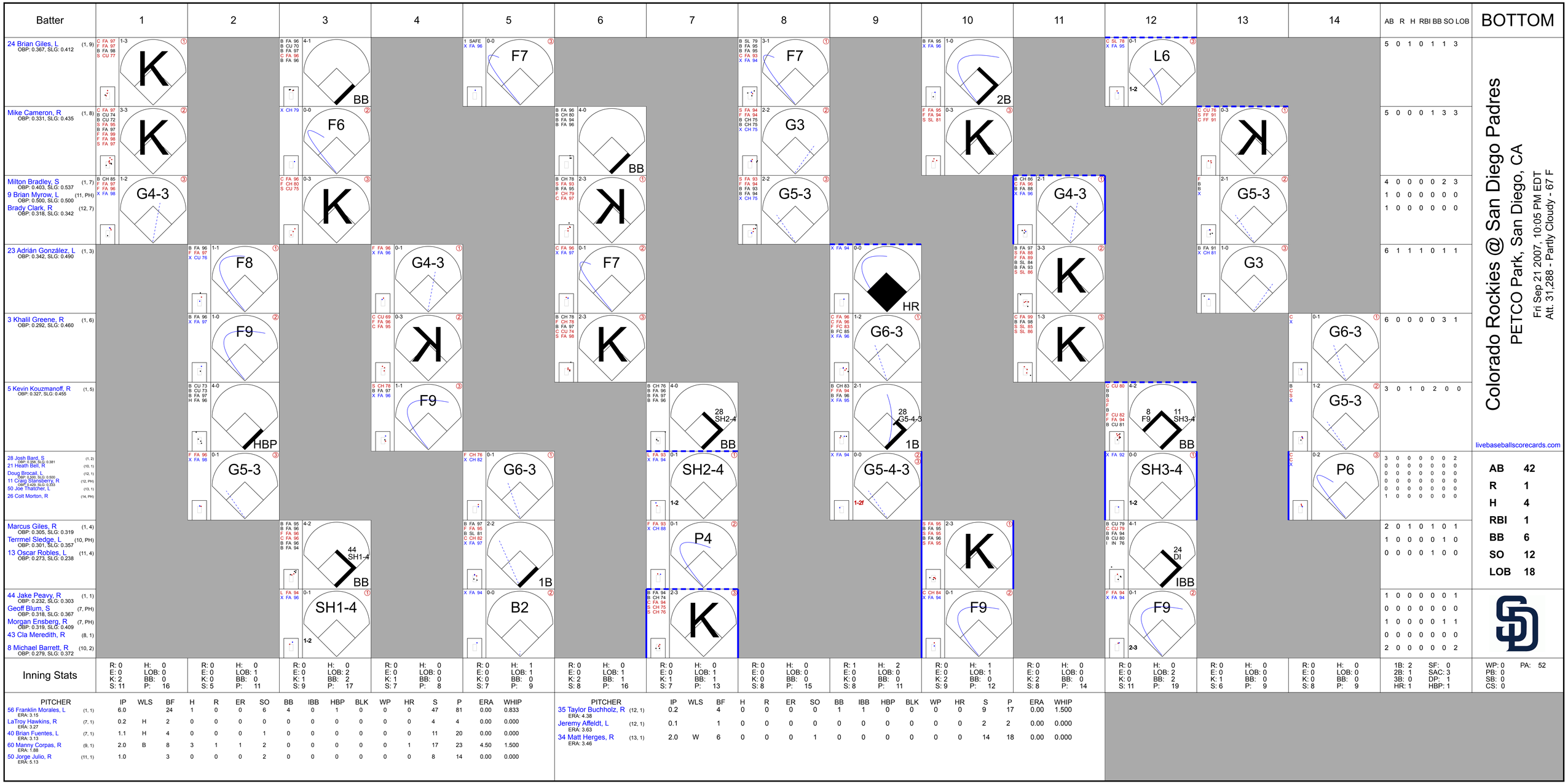
Batter
1
2
3
4
5
6
7
8
9
10
11
12
13
14
AB R H RBI BB SO LOB
BOTTOM
24 Brian Giles, L (1, 9) OBP: 0.367, SLG: 0.412
Mike Cameron, R (1, 8) OBP: 0.331, SLG: 0.435
Milton Bradley, S (1, 7) OBP: 0.403, SLG: 0.537
9 Brian Myrow, L (11, PH) OBP: 0.500, SLG: 0.500
Brady Clark, R (12, 7) OBP: 0.318, SLG: 0.342
23 Adrián González, L (1, 3) OBP: 0.342, SLG: 0.490
3 Khalil Greene, R (1, 6) OBP: 0.292, SLG: 0.460
5 Kevin Kouzmanoff, R (1, 5) OBP: 0.327, SLG: 0.455
28 Josh Bard, S (1, 2) OBP: 0.358, SLG: 0.381
21 Heath Bell, R (10, 1)
Doug Brocail, L (12, 1) OBP: 0.500, SLG: 0.500
11 Craig Stansberry, R (12, PH) OBP: 0.429, SLG: 0.429
50 Joe Thatcher, L (13, 1)
26 Colt Morton, R (14, PH)
Marcus Giles, R (1, 4) OBP: 0.305, SLG: 0.319
Terrmel Sledge, L (10, PH) OBP: 0.301, SLG: 0.357
13 Oscar Robles, L (11, 4) OBP: 0.273, SLG: 0.238
44 Jake Peavy, R (1, 1) OBP: 0.232, SLG: 0.303
Geoff Blum, S (7, PH) OBP: 0.318, SLG: 0.367
Morgan Ensberg, R (7, PH) OBP: 0.319, SLG: 0.409
43 Cla Meredith, R (8, 1)
8 Michael Barrett, R (10, 2) OBP: 0.279, SLG: 0.372
Inning Stats
PITCHER IP WLS BF H R ER SO BB IBB HBP BLK WP HR S P ERA WHIP
56 Franklin Morales, L (1, 1) ERA: 3.15
LaTroy Hawkins, R (7, 1) ERA: 3.27
40 Brian Fuentes, L (7, 1) ERA: 3.13
60 Manny Corpas, R (9, 1) ERA: 1.88
50 Jorge Julio, R (11, 1) ERA: 5.13
PITCHER IP WLS BF H R ER SO BB IBB HBP BLK WP HR S P ERA WHIP
35 Taylor Buchholz, R (12, 1) ERA: 4.38
Jeremy Affeldt, L (12, 1) ERA: 3.63
34 Matt Herges, R (13, 1) ERA: 3.46
Colorado Rockies @ San Diego Padres
PETCO Park, San Diego, CA
Fri Sep 21 2007, 10:05 PM EDT
Att. 31,288 - Partly Cloudy - 67 F
livebaseballscorecards.com
AB 42
R 1
H 4
RBI 1
BB 6
SO 12
LOB 18
1B: 2 SF: 0
2B: 1 SAC: 3
3B: 0 DP: 1
HR: 1 HBP: 1
WP: 0 PA: 52
PB: 0
SB: 0
CS: 0

Colorado Rockies @ San Diego Padres

PETCO Park, San Diego, CA

Sat Sep 22 2007, 10:05 PM EDT

Att. 35,020 - Partly Cloudy - 66 F

livebaseballscorecards.com

TOP

Batter	1	2	3	4	5	6	7	8	9	AB	R	H	RBI	BB	SO	LOB
Kazuo Matsui, S (1, 4) OBP: 0.342, SLG: 0.408	C FA 89 F FA 90 B FA 90 F SL 79 X FA 91 1-2 F7 ①		B CU 77 F FA 88 B CU 78 B FA 87 X FA 88 3-1 2 1B 27 1B 1B	C FA 89 F SL 76 F SL 84 B SL 84 B CU 79 X CU 76 2-2 G5-3 ③			X FA 91 0-0 SH1-4 ① 1-2	F CU 67 S FA 88 B FA 89 X FA 88 1-2 G4-3 ③		4	1	1	0	0	0	1
2 Troy Tulowitzki, R (1, 6) OBP: 0.364, SLG: 0.473	S CU 80 C FA 92 X FA 92 0-2 17 BB 11 2B 1B		X FA 89 0-0 27 1B 11 1B 1-2 1B		B FA 87 X FA 88 1-0 P5 ①		X FA 92 0-0 G6-3 ② 2-3		C CH 84 C CH 76 B CH 78 X FA 89 1-2 G6-3 ①	5	2	2	0	0	0	1
17 Todd Helton, L (1, 3) OBP: 0.433, SLG: 0.484	B FA 90 1 SAFE F SL 79 B FA 90 F FA 90 F FA 90 B FA 89 1 SAFE B FA 90 4-2 11 2B 1-2 BB		D FA 89 F FA 89 X CH 77 1-1 F8 ①		B FA 88 X CU 75 1-0 G4-3 ②		S FA 88 F FA 90 B SL 81 F FA 90 X SL 80 1-2 3-H 1B		F FA 87 B CH 77 F CH 76 F FA 88 F CU 66 B FA 89 B CH 77 B CH 84 4-2 11 1B 27 1B BB	3	0	1	1	2	0	2
27 Garrett Atkins, R (1, 5) OBP: 0.358, SLG: 0.474 Jamey Carroll, R (9, PR) OBP: 0.315, SLG: 0.296 (9, 5)	C FA 90 X FA 91 0-1 F9 ②		B FA 89 X FA 90 1-0 11 1B 1-2 2-H 1B		X FA 87 0-0 F8 ③		C FA 90 B FA 90 X FA 89 1-1 F8 ③		B FA 89 B FA 88 X FA 89 2-0 11 1B 1-2 1B	5 0	0 0	2 0	1 0	0 0	0 0	3 0
11 Brad Hawpe, L (1, 9) OBP: 0.381, SLG: 0.525	S SL 79 D SL 79 B FA 90 F FA 90 F SL 78 B FA 91 F CH 78 X FA 90 3-2 1-H 2-H 2B ③		C SL 86 B SL 86 B FA 89 X FA 86 2-1 1-3 2-H 1B			S FA 94 B FA 93 B FA 92 C FA 91 B FA 91 X FA 92 3-2 1B		F CH 81 B SI 65 B CH 85 B CH 85 C CH 84 B CU 66 4-2 8 FC5-6 19 HBP BB	C FA 88 F CU 70 B FA 86 F FA 88 X CU 70 1-2 2-3 1B	4	0	4	2	1	0	0
19 Ryan Spilborghs, R (1, 7) OBP: 0.363, SLG: 0.487		C FA 89 C FA 90 B FA 88 B SL 78 X CU 77 2-2 G6-3 ①	B CH 80 B FA 89 F FA 89 B CH 80 F SL 87 1 SAFE F FA 89 C SL 86 3-3 K ②			F FA 91 B SL 81 X FA 90 1-1 F8 ①		C FA 87 1 SAFE M CH 86 H CH 86 1-2 18 FC1-6 47 E 8 FC5-6 HBP	B CU 67 F FA 88 B CH 77 F FA 87 F CH 78 B FA 90 T CH 85 3-2 K ②	4	1	0	0	0	2	6
8 Yorvit Torrealba, R (1, 2) OBP: 0.328, SLG: 0.375		B FA 90 B FA 89 X FA 90 2-0 G6-3 ② 2-f	C FA 86 B CH 80 F CH 80 B SL 85 F FA 86 T CU 76 2-2 K ③			B SL 82 F FA 91 B FA 90 X FA 89 2-1 L9 ②		X CH 84 0-0 FC5-6 ① 1-2 2-3f 18 FC1-6	B CU 66 B CH 75 F CH 85 B FA 88 S FA 87 X FA 87 3-2 G6-3 ③	5	0	0	0	0	1	8
18 Cory Sullivan, L (1, 8) OBP: 0.341, SLG: 0.417		C FA 90 S FA 89 B SL 80 F CU 78 F FA 90 B CU 80 B CU 79 X FA 89 3-2 1B		S SL 85 B CU 75 F CU 75 F FA 89 F SL 85 X FA 89 1-2 F8 ①		D FA 92 B FA 90 1 SAFE X FA 91 2-0 F7 ③		S CU 75 F FA 88 X CU 67 0-2 FC1-6 ② 1-2f 2-3 47 E		4	1	1	0	0	0	3
55 Mark Redman, L (1, 1) 23 Ryan Speier, R (5, 1) 25 Seth Smith, L (7, PH) OBP: 0.500, SLG: 0.500 50 Jorge Julio, R (7, 1) 47 Joe Koshansky, L (8, PH) OBP: 0.231, SLG: 0.200 40 Brian Fuentes, L (8, 1) 60 Manny Corpas, R (9, 1)		B FA 88 B FA 88 C FA 89 T FA 88 X FA 88 2-2 G5-3 ③		F FA 86 X SL 84 0-1 G4-3 ②			C FA 91 B FA 92 X FA 92 1-1 2 G6-3 17 1B SH1-4 1B	C CU 67 B FA 87 B CH 86 X CU 66 2-1 E8 1-H 3-H		2 0 1 0 1 0 0	0 0 1 0 0 0 0	0 0 1 0 0 0 0	0 0 0 0 0 0 0	0 0 0 0 0 0 0	0 0 0 0 0 0 0	1 0 0 0 0 0 0
Inning Stats	R: 1 E: 0 K: 0 S: 17 H: 2 LOB: 2 BB: 1 P: 25	R: 0 E: 0 K: 0 S: 12 H: 1 LOB: 1 BB: 0 P: 21	R: 2 E: 0 K: 2 S: 16 H: 4 LOB: 2 BB: 0 P: 28	R: 0 E: 0 K: 0 S: 11 H: 0 LOB: 0 BB: 0 P: 14	R: 0 E: 0 K: 0 S: 3 H: 0 LOB: 0 BB: 0 P: 5	R: 0 E: 0 K: 0 S: 8 H: 1 LOB: 1 BB: 0 P: 16	R: 1 E: 0 K: 0 S: 10 H: 2 LOB: 1 BB: 0 P: 13	R: 2 E: 1 K: 0 S: 13 H: 0 LOB: 1 BB: 1 P: 21	R: 0 E: 0 K: 1 S: 19 H: 2 LOB: 3 BB: 1 P: 33	1B: 11 2B: 1 3B: 0 HR: 0 SF: 0 SAC: 1 DP: 0 HBP: 1						

AB	38
R	6
H	12
RBI	4
BB	3
SO	3
LOB	25

WP: 0 PB: 0 SB: 0 CS: 0 PA: 43

PITCHER		IP	WLS	BF	H	R	ER	SO	BB	IBB	HBP	BLK	WP	HR	S	P	ERA	WHIP
Jack Cassel, R ERA: 4.0	(1, 1)	2.1	L	13	6	3	3	0	1	0	0	0	0	0	35	57	11.57	3.000
45 Justin Hampson, L ERA: 2.66	(3, 1)	2.2		9	1	0	0	2	0	0	0	0	0	0	24	36	0.00	0.375
41 Kevin Cameron, R ERA: 2.43	(6, 1)	1.2		7	2	1	1	0	0	0	0	0	0	0	12	21	5.40	1.200
50 Joe Thatcher, L ERA: 1.1	(7, 1)	0.1		2	1	0	0	0	0	0	0	0	0	0	6	8	0.00	3.000
Justin Germano, R ERA: 4.49	(8, 1)	2.0		12	2	2	0	1	2	0	1	0	0	0	32	54	0.00	2.000

PITCHER	IP	WLS	BF	H	R	ER	SO	BB	IBB	HBP	BLK	WP	HR	S	P	ERA	WHIP

Batter	1	2	3	4	5	6	7	8	9	AB	R	H	RBI	BB	SO	LOB
24 Brian Giles, L (1, 9) OBP: 0.366, SLG: 0.409	C FA 85 B SL 83 X SL 84 1-1 P6 ①		X CU 71 0-0 G3 ③		C SL 83 B FA 87 B SL 84 B FA 87 B FA 87 4-1 1-2 2-3 3-H BB			F FA 92 C FA 92 B SL 79 S SL 80 1-3 K ①		3	0	0	1	1	1	1
Mike Cameron, R (1, 8) OBP: 0.329, SLG: 0.432	B FA 88 B FA 88 B FA 88 C FA 86 F FA 87 S CH 78 3-3 K ②			S CH 77 X SL 83 0-1 L7 ①	B SL 82 F FA 91 F FA 91 C SL 82 1-3 K ②			C FA 93 B FA 93 B CH 74 X FA 93 2-1 G1-3 ②		4	0	0	0	0	2	3
Milton Bradley, S (1, 7) OBP: 0.400, SLG: 0.532 12 Scott Hairston, R (5, PH) OBP: 0.327, SLG: 0.446 (6, 7)	F CH 70 C FA 84 X FA 89 0-2 G6-3 ③			B FA 87 X FA 87 1-0 G4-3 ②	B SL 82 C SL 81 X FA 90 1-1 P4 ③			C FA 93 B CH 73 B CH 74 B FA 94 S FA 92 F FA 93 F FA 92 X FA 92 3-2 F8 ③		2 2	0 0	0 0	0 0	0 0	0 0	0 3
23 Adrián González, L (1, 3) OBP: 0.341, SLG: 0.488		B SL 82 X FA 86 1-0 L7 ①		B FA 87 X FA 86 1-0 L4 ③		S FA 90 S CU 82 F SL 82 T CH 84 0-2 K ①			B FA 94 B FA 95 B FA 95 B FA 95 4-0 3 G5-4-3 BB	3	0	0	0	1	1	0
3 Khalil Greene, R (1, 6) OBP: 0.292, SLG: 0.464		C FA 86 B SL 84 B FA 88 S SL 83 T CH 80 2-2 K ②			B CH 78 B FA 86 F SL 82 B FA 88 X SL 83 3-1 HR	C FA 90 C SI 89 B SL 80 B SL 82 C FA 89 2-3 K ②			C FA 94 B FA 94 B FA 93 F FA 93 X FA 93 2-2 1-2f G5-4-3 ①②	4	1	1	1	0	2	1
5 Kevin Kouzmanoff, R (1, 5) OBP: 0.327, SLG: 0.453		C SL 85 B FA 87 B FA 88 F SL 84 F SL 86 F CH 78 B FA 89 X FA 88 3-2 G4-3 ③			X CH 79 0-0 L9 ①	B SL 80 X SL 78 1-0 F9 ③			B FA 96 C FA 93 X CH 82 1-1 1B	4	0	1	0	0	0	0
28 Josh Bard, S (1, 2) OBP: 0.359, SLG: 0.385			C CU 68 X FA 87 0-1 G5-3 1B		X CH 79 0-0 1B 24 BB 2B		B CH 86 F FA 96 B FA 96 F FA 96 B FA 88 X FA 97 3-2 G4-3 ①		C FA 94 X FA 93 0-1 F8 ③	4	1	2	0	0	0	1
Marcus Giles, R (1, 4) OBP: 0.305, SLG: 0.320 Geoff Blum, S (7, PH) OBP: 0.317, SLG: 0.366 (8, 4)			D CH 76 X SL 85 1-0 G5-3 ① 1-2		F FA 88 X SL 84 0-1 24 BB BB 2-3 1B		B FA 97 F FA 97 B FA 88 S FA 96 B FA 97 X FA 97 3-2 F9 ②			2 1	0 0	1 0	0 0	0 0	0 0	1 0
Jack Cassel, R (1, 1) 45 Justin Hampson, L (3, 1) Morgan Ensberg, R (5, PH) OBP: 0.321, SLG: 0.409 41 Kevin Cameron, R (6, 1) 50 Joe Thatcher, L (7, 1) 9 Brian Myrow, L (7, PH) OBP: 0.429, SLG: 0.400 Justin Germano, R (8, 1) OBP: 0.229, SLG: 0.188			B SL 84 B FA 86 C FA 86 C FA 86 T SL 82 2-2 K ②		B FA 88 B SL 86 F SL 85 B CH 79 1 SAFE S SL 82 F SL 84 1 SAFE B CH 78 4-2 1-2 24 BB BB			C FA 98 B SL 85 B FA 89 X FA 98 2-1 L7 ③		0 1 0 0 0 0 1 0	0 0 0 0 0 0 0 0	0 0 0 0 0 0 0 0	0 0 1 0 0 0 0 0	0 1 0 0 0 0 0 0	0 1 0 0 0 0 0 0	0 1 0 0 0 0 0 0
Inning Stats	R: 0 E: 0 K: 1 S: 8 H: 0 LOB: 0 BB: 0 P: 12	R: 0 E: 0 K: 1 S: 9 H: 0 LOB: 0 BB: 0 P: 15	R: 0 E: 0 K: 1 S: 7 H: 1 LOB: 1 BB: 0 P: 10	R: 0 E: 0 K: 0 S: 4 H: 0 LOB: 0 BB: 0 P: 6	R: 2 E: 0 K: 1 S: 15 H: 3 LOB: 3 BB: 2 P: 28	R: 0 E: 0 K: 2 S: 8 H: 0 LOB: 0 BB: 0 P: 11	R: 0 E: 0 K: 0 S: 8 H: 0 LOB: 0 BB: 0 P: 16	R: 0 E: 0 K: 1 S: 10 H: 0 LOB: 0 BB: 0 P: 16	R: 0 E: 0 K: 0 S: 7 H: 1 LOB: 1 BB: 1 P: 14	1B: 3 2B: 1 3B: 0 HR: 1 SF: 0 SAC: 0 DP: 1 HBP: 0							

PITCHER		IP	WLS	BF	H	R	ER	SO	BB	IBB	HBP	BLK	WP	HR	S	P	ERA	WHIP
55 Mark Redman, L ERA: 8.67	(1, 1)	4.1		19	4	2	2	3	2	0	0	0	0	1	38	64	4.15	1.385
23 Ryan Speier, R ERA: 4.7	(5, 1)	1.2	W	5	0	0	0	3	0	0	0	0	0	0	13	18	0.00	0.000
50 Jorge Julio, R ERA: 5.04	(7, 1)	1.0	H	3	0	0	0	0	0	0	0	0	0	0	8	16	0.00	0.000
40 Brian Fuentes, L ERA: 3.07	(8, 1)	1.0		3	0	0	0	1	0	0	0	0	0	0	10	16	0.00	0.000
60 Manny Corpas, R ERA: 1.85	(9, 1)	1.0		4	1	0	0	0	1	0	0	0	0	0	7	14	0.00	2.000

PITCHER	IP	WLS	BF	H	R	ER	SO	BB	IBB	HBP	BLK	WP	HR	S	P	ERA	WHIP

BOTTOM

Colorado Rockies @ San Diego Padres

PETCO Park, San Diego, CA

Sat Sep 22 2007, 10:05 PM EDT

Att. 35,020 - Partly Cloudy - 66 F

livebaseballscorecards.com

AB	31
R	2
H	5
RBI	2
BB	3
SO	7
LOB	11

PA: 34	WP: 0	PB: 0	SB: 0	CS: 0					

Colorado Rockies @ San Diego Padres

PETCO Park, San Diego, CA

Sun Sep 23 2007, 4:05 PM EDT

Att. 37,984 - Partly Cloudy - 70 F

livebaseballscorecards.com

TOP

Batter	1	2	3	4	5	6	7	8	9	AB	R	H	RBI	BB	SO	LOB
Kazuo Matsui, S (1, 4) OBP: 0.343, SLG: 0.405	BB		BB	BB		G5-3 ①		F7 ①		3	1	0	0	2	0	1
2 Troy Tulowitzki, R (1, 6) OBP: 0.363, SLG: 0.471	K ①		1B	SF8 ②		P4 ②		F9 ②		4	0	1	1	0	1	1
17 Todd Helton, L (1, 3) OBP: 0.433, SLG: 0.485	G5-3 ②		2B	1B		K ③		G6-3 ③		5	0	2	2	0	1	1
27 Garrett Atkins, R (1, 5) OBP: 0.357, SLG: 0.477	L9 ③		F8 ③	F8 ③			IHR		K ①	5	1	1	1	0	1	5
Jamey Carroll, R (9, 5) OBP: 0.315, SLG: 0.296							BB		HR	0	0	0	0	0	0	0
11 Brad Hawpe, L (1, 9) OBP: 0.385, SLG: 0.532		G1-3 ①		1B	BB		BB		G1-3	3	2	2	1	2	0	0
19 Ryan Spilborghs, R (1, 7) OBP: 0.367, SLG: 0.498		G1-3 ②		3B	1B		G4-3 ①		G5-4-3	5	1	3	1	0	0	1
8 Yorvit Torrealba, R (1, 2) OBP: 0.326, SLG: 0.373		G5-3 ③		1B	FC6-4 ①		K ②		G5-4-3 ②③	5	1	1	1	0	1	4
18 Cory Sullivan, L (1, 8) OBP: 0.345, SLG: 0.415			G4-3 ①	1B	K ②		IBB			3	1	1	0	1	1	2
26 Jeff Francis, L (1, 1) OBP: 0.203, SLG: 0.226			FC4-6 1B	SH1-4	F8 ③		K ③			3	0	1	0	0	1	4
LaTroy Hawkins, R (9, 1)										0	0	0	0	0	0	0
Inning Stats	R: 0 E: 0 K: 1 S: 10 H: 0 LOB: 1 BB: 1 P: 19	R: 0 E: 0 K: 0 S: 6 H: 0 LOB: 0 BB: 0 P: 12	R: 1 E: 0 K: 0 S: 15 H: 3 LOB: 2 BB: 0 P: 24	R: 4 E: 0 K: 0 S: 22 H: 5 LOB: 2 BB: 1 P: 30	R: 0 E: 0 K: 1 S: 10 H: 1 LOB: 2 BB: 1 P: 16	R: 0 E: 0 K: 1 S: 8 H: 0 LOB: 0 BB: 0 P: 12	R: 1 E: 0 K: 2 S: 13 H: 1 LOB: 2 BB: 2 P: 25	R: 0 E: 0 K: 0 S: 5 H: 0 LOB: 0 BB: 0 P: 9	R: 1 E: 0 K: 1 S: 11 H: 2 LOB: 0 BB: 0 P: 16	1B: 8 2B: 1 3B: 1 HR: 2	SF: 1 SAC: 1 DP: 1 HBP: 0						

	AB	36
	R	7
	H	12
	RBI	7
	BB	5
	SO	6
	LOB	19

WP: 0 PB: 0 SB: 2 CS: 0 PA: 43

PITCHER	IP	WLS	BF	H	R	ER	SO	BB	IBB	HBP	BLK	WP	HR	S	P	ERA	WHIP
Greg Maddux, R (1, 1) ERA: 4.1	3.2	L	21	8	5	5	1	2	0	0	0	0	0	50	81	12.27	2.727
41 Kevin Cameron, R (4, 1) ERA: 2.37	1.1		6	1	0	0	1	1	0	0	0	0	0	13	20	0.00	1.500
Wilfredo Ledezma, L (6, 1) ERA: 5.55	3.0		12	1	1	1	3	1	1	0	0	0	0	26	46	3.00	0.667
45 Justin Hampson, L (9, 1) ERA: 2.79	1.0		4	2	1	1	1	0	0	0	0	0	1	11	16	9.00	2.000

PITCHER	IP	WLS	BF	H	R	ER	SO	BB	IBB	HBP	BLK	WP	HR	S	P	ERA	WHIP

BOTTOM

Colorado Rockies @ San Diego Padres

PETCO Park, San Diego, CA

Sun Sep 23 2007, 4:05 PM EDT

Att. 37,984 - Partly Cloudy - 70 F

livebaseballscorecards.com

Batter	1	2	3	4	5	6	7	8	9	AB	R	H	RBI	BB	SO	LOB
24 Brian Giles, L (1, 9) OBP: 0.363, SLG: 0.405	C FA 88 B CU 74 C FA 90 X SL 82 1-2 G3-1 ①		X SL 82 0-0 F9 ①		B CU 74 C FA 90 C FA 89 B FA 92 X FA 92 2-2 G6-3 ②			L FA 90 X FA 89 0-1 G4-3 ②		4	0	0	0	0	0	0
Milton Bradley, S (1, 7) OBP: 0.402, SLG: 0.545 Terrmel Sledge, L (8, PR) OBP: 0.301, SLG: 0.357 (9, 7)	C FA 90 X SL 82 0-1 G6-3 ②		B FA 89 C FA 90 B FA 90 X FA 88 2-1 HR		B CU 76 F SL 83 B FA 91 S SL 82 C FA 94 2-3 K ③			X CH 83 0-0 5 2B 1B		4 0	1 1	2 0	1 0	0 0	1 0	0 0
5 Kevin Kouzmanoff, R (1, 5) OBP: 0.330, SLG: 0.462	B FA 90 B FA 91 T FA 92 B FA 93 F FA 88 X SL 83 3-2 2B		B SL 83 B FA 90 B SL 82 C FA 90 C FA 89 F SL 83 X FA 90 3-2 2B			X CU 73 0-0 F7 ①		F FA 89 F CH 81 D CU 74 F SL 83 B SL 84 F FA 91 X FA 91 2-2 1-H 2B		4	0	3	1	0	0	0
23 Adrián González, L (1, 3) OBP: 0.339, SLG: 0.485	B FA 90 X FA 88 1-0 G4-3 ③		S CU 72 F FA 90 C FA 92 0-3 K ②			B FA 88 S SL 83 C FA 92 F FA 90 S CU 75 1-3 K ②		S FA 92 B CU 77 S CU 74 S SL 76 1-3 K ③		4	0	0	0	0	3	4
3 Khalil Greene, R (1, 6) OBP: 0.290, SLG: 0.461		C FA 88 F FA 89 B CU 72 X SL 83 1-2 G5-3 ①	C CU 74 B FA 89 C FA 89 X CU 73 1-2 G5-3 ③			C SL 85 S CH 81 B FA 90 S FA 92 1-3 K ③			C FA 94 X FA 95 0-1 G6-3 ①	4	0	0	0	0	1	1
Mike Cameron, R (1, 8) OBP: 0.328, SLG: 0.431 Brady Clark, R (7, 8) OBP: 0.314, SLG: 0.338 9 Brian Myrow, L (9, PH) OBP: 0.375, SLG: 0.333		C CU 75 B CU 75 F FA 89 B FA 93 S FA 91 2-3 K ②		X FA 87 0-0 G6-3 ①			C FA 89 B CU 75 F SL 82 X CH 84 1-2 G3-1 ①		B FA 95 C FA 94 B FA 95 F FA 95 B SI 86 S FF 96 3-3 K ②	2 1 1	0 0 0	0 0 0	0 0 0	0 0 0	1 0 1	0 0 0
28 Josh Bard, S (1, 2) OBP: 0.363, SLG: 0.398		S SL 84 B FA 91 X FA 89 1-1 BB 1B		X FA 88 0-0 G4-6-3 1B			F FA 91 F CU 74 S CU 74 0-3 K ②		F FA 95 B CH 87 X CH 86 1-1 HR	4	1	3	1	0	1	0
Marcus Giles, R (1, 4) OBP: 0.306, SLG: 0.318 Geoff Blum, S (9, PH) OBP: 0.316, SLG: 0.365		B FA 89 B CH 83 B FA 88 C FA 89 F FA 88 F FA 92 F FA 89 B FA 90 4-2 1-2 FC4-6 BB		X FA 88 0-0 G4-6-3 ②③ 1-2f			B CU 75 F SL 83 B SL 84 B FA 91 X FA 88 3-1 G4-3 ③		F FA 95 X FA 96 0-1 G4-3 ③	2 1	0 0	0 0	0 0	1 0	0 0	1 0
Greg Maddux, R (1, 1) OBP: 0.148, SLG: 0.167 41 Kevin Cameron, R (4, 1) 11 Craig Stansberry, R (5, PH) OBP: 0.375, SLG: 0.286 Wilfredo Ledezma, L (6, 1) Morgan Ensberg, R (8, PH) OBP: 0.320, SLG: 0.407 45 Justin Hampson, L (9, 1)		X SL 82 0-0 FC4-6 ③ 1-2f			B FA 87 B CH 82 C FA 88 C FA 87 B SL 82 S FA 89 3-3 K ①			B FA 88 B SL 83 X FA 88 2-0 L7 ①		1 0 1 0 1 0	0 0 0 0 0 0	0 0 0 0 0 0	0 0 0 0 0 0	0 0 1 0 0 0	0 0 0 0 0 0	2 0 0 0 0 0

Inning Stats																																			
	R: 0	E: 0	K: 0	S: 9	H: 1	LOB: 1	BB: 0	P: 14	R: 0	E: 0	K: 1	S: 13	H: 1	LOB: 2	BB: 1	P: 21	R: 1	E: 0	K: 1	S: 13	H: 2	LOB: 1	BB: 0	P: 19	R: 0	E: 0	K: 0	S: 3	H: 1	LOB: 0	BB: 0	P: 3	R: 0	E: 0	K: 2	S: 9	H: 0	LOB: 0	BB: 0	P: 16
	R: 0	E: 0	K: 2	S: 8	H: 0	LOB: 0	BB: 0	P: 10	R: 0	E: 0	K: 1	S: 8	H: 0	LOB: 0	BB: 0	P: 12	R: 1	E: 0	K: 1	S: 12	H: 2	LOB: 2	BB: 0	P: 17	R: 1	E: 0	K: 1	S: 9	H: 1	LOB: 0	BB: 0	P: 13								

1B: 3	SF: 0	WP: 0	PA: 35
2B: 3	SAC: 0	PB: 0	
3B: 0	DP: 1	SB: 0	
HR: 2	HBP: 0	CS: 0	

	AB	34
	R	3
	H	8
	RBI	3
	BB	1
	SO	9
	LOB	8

PITCHER		IP	WLS	BF	H	R	ER	SO	BB	IBB	HBP	BLK	WP	HR	S	P	ERA	WHIP
26 Jeff Francis, L ERA: 4.17	(1, 1)	8.0	W	31	7	2	2	8	1	0	0	0	0	1	75	112	2.25	1.000
LaTroy Hawkins, R ERA: 3.38	(9, 1)	1.0		4	1	1	1	1	0	0	0	0	0	1	9	13	9.00	1.000

PITCHER	IP	WLS	BF	H	R	ER	SO	BB	IBB	HBP	BLK	WP	HR	S	P	ERA	WHIP

Batter	1	2	3	4	5	6	7	8	9	AB	R	H	RBI	BB	SO	LOB
Kazuo Matsui, S (1, 4) OBP: 0.343, SLG: 0.403	C FA 93 X CU 76 0-1 ① F7		C FA 95 F FA 95 X 0-2 E2 2-H 1B		C FA 92 B CH 85 B FA 93 F FA 94 B FA 94 B FA 94 4-2 5 1B, 2 F8, 17 1B BB	B CH 82 1 SAFE C FA 88 S CU 73 B CU 72 B CH 80 X CH 81 3-2 ② G5-3 1-2		F FA 92 F CU 75 B FA 96 S CH 87 1-3 ② K	C FA 92 S CH 85 X CH 86 0-2 ② F8	5	2	1	1	1	2	2
2 Troy Tulowitzki, R (1, 6) OBP: 0.363, SLG: 0.477	C CU 78 B FA 94 X FA 94 1-1 ② P4		X 0-0 ② F9		X FA 93 0-0 ① F8 1-2	C CU 72 X FA 88 0-1 2-H HR		B FA 94 C SL 85 C FA 95 F FA 93 F CU 76 X FA 95 1-2 17 1B 2B	B FA 93 S CH 87 B CH 87 C FA 93 S SL 85 2-3 ③ K 1-2	6	2	2	2	0	1	2
5 Matt Holliday, R (1, 7) OBP: 0.401, SLG: 0.608	S FA 94 B FA 95 C FA 95 F FA 95 X FA 96 1-2 ③ G5-3		B FA 96 B FA 95 S X 2-1 1B		T FA 94 B FA 94 S FA 94 B FA 96 B FA 95 F FA 96 F FA 97 F F 3-2 X 17 1B, 11 FC4-6 2-3 1B	B FA 86 S FA 87 S FA 87 B FA 87 B CH 81 F FA 87 T FA 86 3-2 ③ K		H FA 94 1-0 17 1B HBP		4	1	2	0	0	1	0
17 Todd Helton, L (1, 3) OBP: 0.434, SLG: 0.486		C FA 90 B FA 92 X CU 76 1-1 1B	B FA 92 D CH 86 X FA 93 2-0 ③ L7		B CH 88 C FA 95 C FA 94 X FA 96 1-2 11 FC4-6, 27 BB 1-3 3-H 1B		C CU 71 F FA 87 X CU 72 0-2 ① L7	B FA 95 F FA 95 F FA 94 X CU 77 1-2 1-3 2-H 1B		5	0	3	2	0	0	1
27 Garrett Atkins, R (1, 5) OBP: 0.358, SLG: 0.474 40 Brian Fuentes, L (8, 1) 60 Manny Corpas, R (9, 1)		C FA 91 B FA 92 D CH 85 F FA 94 T 2-2 ① K	S FA 91 X FA 93 0-1 ① P3		B FA 93 S CH 87 F FA 95 B FA 95 B FA 95 B 4-2 11 FC4-6 1-2 BB		B FA 86 B FA 86 B CH 81 C FA 86 B FA 86 4-1 11 FC4-6 BB	F FA 94 F FA 95 X FA 96 0-2 ③ F8		3 0 0	0 0 0	0 0 0	0 0 0	2 0 0	1 0 0	3 0 0
11 Brad Hawpe, L (1, 9) OBP: 0.383, SLG: 0.528		F FA 92 F FA 92 X FA 94 0-2 ② P5	B CH 84 B FA 92 B FA 94 C FA 94 X 3-1 18 WP 1B		F FA 96 F FA 95 X FA 95 0-2 ② FC4-6, 8 FC5-4 1-2f 2-3 3-H		B CU 73 C FA 87 C CU 74 B FA 87 B FA 88 X FA 87 3-2 ② FC4-6, 8 1B 1-2f		C FA 92 B FS 84 F FA 93 S FA 93 1-3 ① K	5	0	1	1	0	1	4
8 Yorvit Torrealba, R (1, 2) OBP: 0.327, SLG: 0.376		B CU 76 C FA 94 B CU 76 B FA 95 F FA 94 F FA 94 X 3-2 ③ F8	C FA 92 B CH 87 C FA 92 S CH 87 1-3 ② K		D CH 87 X FA 94 1-0 ③ FC5-4 1-2f		X FA 91 0-0 1-2 1B		B FA 92 X FA 92 1-0 19 2B 2B	5	1	2	0	0	1	4
18 Cory Sullivan, L (1, 8) OBP: 0.355, SLG: 0.415 19 Ryan Spilborghs, R (6, PH) OBP: 0.370, SLG: 0.504 (6, 8)			C FA 93 F FA 93 B FA 94 F FA 94 F CH 86 F FA 94 H CU 79 2-2 38 SH3-4, E HBP	B FA 94 C FA 95 B FA 95 B FA 96 B 4-1 1-2 BB		X FA 87 0-0 2 HR, G5-3 1B	F FA 93 B FA 86 F FA 92 B SL 82 T CH 87 2-2 ③ K		B FA 92 C SL 84 C FA 93 B FA 92 F SL 84 X FA 93 2-2 2-H 1B 2B	0 3	1 2	0 2	0 1	1 0	0 1	0 2
38 Ubaldo Jiménez, R (1, 1) OBP: 0.200, SLG: 0.091 23 Ryan Speier, R (5, 1) 10 Jeff Baker, R (6, PH) OBP: 0.297, SLG: 0.355 34 Matt Herges, L (6, 1) 25 Seth Smith, L (8, PH) OBP: 0.400, SLG: 0.400 Jamey Carroll, R (8, 5) OBP: 0.318, SLG: 0.299			B FA 93 X FA 92 1-0 ① SH3-4 1-2	F FA 95 B FA 94 X FA 94 1-1 ③ P5		C FA 87 B FA 88 C CH 80 C FA 88 1-3 ① K		C FA 94 C FA 95 S CU 75 0-3 ① K	C SL 84 X FA 92 0-1 2 WP 2-H 1B	1 0 1 0 1 1	0 0 0 0 0 0	0 0 0 0 0 1	0 0 0 0 0 1	0 0 1 0 1 1	0 0 0 0 0 0	2 0 1 0 0 0
Inning Stats	R: 0 E: 0 K: 0 S: 8 H: 0 LOB: 0 BB: 0 P: 10	R: 0 E: 0 K: 1 S: 12 H: 1 LOB: 1 BB: 0 P: 18	R: 2 E: 1 K: 0 S: 13 H: 2 LOB: 1 BB: 0 P: 20	R: 0 E: 0 K: 1 S: 10 H: 1 LOB: 2 BB: 1 P: 19	R: 2 E: 0 K: 0 S: 19 H: 2 LOB: 2 BB: 2 P: 32	R: 2 E: 0 K: 2 S: 13 H: 2 LOB: 0 BB: 0 P: 20	R: 0 E: 0 K: 1 S: 11 H: 1 LOB: 2 BB: 1 P: 20	R: 1 E: 0 K: 2 S: 17 H: 2 LOB: 2 BB: 0 P: 21	R: 2 E: 0 K: 2 S: 16 H: 3 LOB: 1 BB: 0 P: 22	1B: 10 2B: 3 3B: 0 HR: 1 SF: 0 SAC: 1 DP: 0 HBP: 2						WP: 2 PB: 0 SB: 0 CS: 0 PA: 47

PITCHER		IP	WLS	BF	H	R	ER	SO	BB	IBB	HBP	BLK	WP	HR	S	P	ERA	WHIP
31 Brad Penny, R ERA: 3.03	(1, 1)	5.0		25	6	4	4	2	3	0	1	0	1	0	62	99	7.20	1.800
Mark Hendrickson, L ERA: 5.34	(6, 1)	1.2	L	8	2	2	2	2	1	0	0	0	0	1	20	34	10.80	1.800
Rudy Seanez, R ERA: 3.74	(7, 1)	0.1		2	1	0	0	1	0	0	0	0	0	0	4	6	0.00	3.000
45 Scott Proctor, R ERA: 3.54	(8, 1)	1.0		6	2	1	1	2	0	0	1	0	0	0	17	21	9.00	2.000
Roberto Hernandez, R ERA: 6.41	(9, 1)	1.0		6	3	2	2	2	0	0	0	0	1	0	16	22	18.00	3.000

PITCHER	IP	WLS	BF	H	R	ER	SO	BB	IBB	HBP	BLK	WP	HR	S	P	ERA	WHIP

Colorado Rockies @ Los Angeles Dodgers

Dodger Stadium, Los Angeles, CA

Tue Sep 25 2007, 7:10 PM PDT

Att. 44,660 - Clear - 71 F

TOP

livebaseballscorecards.com

AB	40
R	9
H	14
RBI	8
BB	4
SO	9
LOB	21

BOTTOM

Colorado Rockies @ Los Angeles Dodgers

Dodger Stadium, Los Angeles, CA

Tue Sep 25 2007, 7:10 PM PDT

Att. 44,660 - Clear - 71 F

livebaseballscorecards.com

Batter	1	2	3	4	5	6	7	8	9	AB	R	H	RBI	BB	SO	LOB
9 Juan Pierre, L (1, 8) OBP: 0.333, SLG: 0.354	C FA 96 X FA 96 0-1 G6-3 ①		B FF 95 X FA 95 1-0 G6-3 ①		C FA 93 X FA 94 0-1 27 1B 7 HR 1B	B CU 74 C FA 89 X CH 80 1-1 F7 ③		B SL 77 B FA 91 B FA 91 B FA 90 4-0 1-2 2-3 BB		4	1	1	0	1	0	0
27 Matt Kemp, R (1, 9) OBP: 0.364, SLG: 0.509	B FA 98 X FA 97 1-0 G5-3 ②		B CU 74 F CU 77 S SL 88 B FA 96 X 2-2 P4 ②		C FA 95 B CU 75 1 SAFE B FA 94 B SI 86 X FA 96 3-1 7 HR 1-2 1B		X CU 73 0-0 F8 ①	B CH 72 C FA 91 X CH 72 1-1 L8 ③		5	1	1	0	0	0	3
7 James Loney, L (1, 3) OBP: 0.384, SLG: 0.538	C FA 97 X SI 87 0-1 55 PB 12 BB 1B		C FA 97 X FA 97 0-1 1B		F FA 96 B FA 95 X FA 96 1-1 1-H 2-H HR		B FA 89 S CH 81 B FA 88 C FA 88 C FA 90 2-3 K ②		B FA 91 X FA 92 1-0 G4-3 ①	5	1	3	3	0	1	0
12 Jeff Kent, R (1, 4) OBP: 0.375, SLG: 0.500 Mark Hendrickson, L (6, 1) OBP: 0.107, SLG: 0.077 Rudy Seanez, R (7, 1) Mark Sweeney, L (7, PH) OBP: 0.338, SLG: 0.370 45 Scott Proctor, R (8, 1) 3 Delwyn Young, S (9, 4) OBP: 0.450, SLG: 0.650	B FA 98 B SI 87 B SL 86 B FA 97 4-0 55 PB 1-2 BB		X FA 97 0-0 G5-3 ③		C CU 73 X FA 97 0-1 55 WP 16 F8-2 2B		B CH 80 S CH 79 X CH 80 1-1 G4-3 ③		B FA 93 C FA 91 X FA 92 1-1 HR	2 0 0 0 1 1	0 0 0 0 0 1	1 0 0 0 0 1	0 0 0 0 0 1	1 0 0 0 0 1	0 0 0 0 0 0	1 0 0 0 0 0
55 Russell Martin, R (1, 2) OBP: 0.380, SLG: 0.472	B FA 98 B FA 97 F FA 97 B SL 83 F FA 97 S CH 85 3-3 K 1-2 2-3 ③			B CU 74 C FA 98 B CU 76 B FA 96 B FA 96 4-1 16 G4-6-3 BB	L FA 87 B SL 80 F FA 88 S SL 81 1-3 K 2-3			B FA 91 B FA 91 B FA 91 B FA 91 4-0 16 BB 28 1B BB	X FA 93 0-0 G2-3 ②	3	1	0	0	2	2	3
16 Andre Ethier, L (1, 7) OBP: 0.353, SLG: 0.458		X 0-0 G4-3 ①		C FA 95 X FF 94 0-1 G4-6-3 1-2f ① ②	B CH 87 F SI 87 F CH 77 X CH 77 1-2 F8-2 3-H ① ②			B FA 91 B FA 90 B FA 90 C FA 90 S FA 90 F FA 91 B FA 91 4-2 14 FC2-5 28 1B 1-2 BB	B FA 92 C FA 91 B FA 91 X FA 91 2-1 2B	4	0	1	0	1	0	3
28 Andy LaRoche, R (1, 5) OBP: 0.383, SLG: 0.324		C FA 97 C CU 76 B SL 89 B SL 86 S FA 98 2-3 K ②		B FF 96 X 1-0 14 HR 1B	1 SAFE B SL 79 C FA 87 1 SAFE 1 SAFE 1 SAFE B SL 79 B CH 83 F CH 86 3-2 T SL 78 K ③			B FA 91 2 SAFE B FA 91 F FA 91 F FA 91 B CH 71 X FA 91 3-2 9 BB 14 FC2-5 1-2 2-H 1B	S FA 90 B SL 79 S SL 78 B CH 82 X FA 93 2-2 G4-3 ③	5	1	2	1	0	2	2
14 Chin-Lung Hu, R (1, 6) OBP: 0.364, SLG: 0.909		C FA 97 X FA 96 0-1 1B		X FF 95 0-0 1-H HR	B CU 76 B CU 73 B FF 89 C FF 89 S FF 89 S FF 90 3-3 K ①			X FA 90 0-0 FC2-5 9 BB 1-2 2-3f ①		4	1	2	2	0	1	2
31 Brad Penny, R (1, 1) OBP: 0.279, SLG: 0.338 Wilson Valdez, R (6, 4) OBP: 0.250, SLG: 0.293 5 Nomar Garciaparra, R (8, PH) OBP: 0.328, SLG: 0.371 Roberto Hernandez, R (9, 1)		C FA 97 B FA 97 X FF 95 1-1 G5-3 ③		S FA 97 X FA 95 0-1 G5-3 ③		C FF 89 B CU 73 S CU 73 F FA 90 D CH 79 S CH 81 2-3 K ②		C CH 72 X CH 72 0-1 F6 ②	2 1 1 0	0 0 0 0	0 0 0 0	0 0 0 0	0 1 0 0	0 0 0 0	1 0 2 0

Inning Stats	1	2	3	4	5	6	7	8	9
	R: 0 E: 0 K: 1 S: 8 H: 1 LOB: 2 BB: 1 P: 16	R: 0 E: 0 K: 1 S: 8 H: 1 LOB: 1 BB: 0 P: 11	R: 0 E: 0 K: 0 S: 7 H: 1 LOB: 1 BB: 0 P: 10	R: 2 E: 0 K: 0 S: 7 H: 2 LOB: 0 BB: 1 P: 12	R: 3 E: 1 K: 2 S: 17 H: 4 LOB: 1 BB: 0 P: 26	R: 0 E: 0 K: 2 S: 9 H: 0 LOB: 0 BB: 0 P: 15	R: 0 E: 0 K: 1 S: 6 H: 0 LOB: 0 BB: 0 P: 9	R: 1 E: 0 K: 0 S: 11 H: 1 LOB: 3 BB: 3 P: 27	R: 1 E: 0 K: 0 S: 9 H: 2 LOB: 1 BB: 0 P: 15

1B: 7	SF: 0
2B: 3	SAC: 0
3B: 0	DP: 2
HR: 3	HBP: 0

WP: 1	PA: 43
PB: 1	
SB: 0	
CS: 0	

AB	38
R	7
H	12
RBI	7
BB	5
SO	7
LOB	17

PITCHER	IP	WLS	BF	H	R	ER	SO	BB	IBB	HBP	BLK	WP	HR	S	P	ERA	WHIP
38 Ubaldo Jiménez, R (1, 1) ERA: 4.52	4.0		22	9	5	5	2	2	0	0	0	0	2	38	61	11.25	2.750
23 Ryan Speier, R (5, 1) ERA: 4.41	1.0	W	3	0	0	0	2	0	0	0	0	1	0	9	14	0.00	0.000
34 Matt Herges, R (6, 1) ERA: 3.3	2.0	H	6	0	0	0	3	0	0	0	0	0	0	15	24	0.00	0.000
40 Brian Fuentes, L (8, 1) ERA: 3.18	1.0	H	7	1	1	1	0	3	0	0	0	0	0	11	27	9.00	4.000
60 Manny Corpas, R (9, 1) ERA: 1.95	1.0	S	5	2	1	1	0	0	0	0	0	0	1	9	15	9.00	2.000

PITCHER	IP	WLS	BF	H	R	ER	SO	BB	IBB	HBP	BLK	WP	HR	S	P	ERA	WHIP

Batter	1	2	3	4	5	6	7	8	9	AB	R	H	RBI	BB	SO	LOB
Kazuo Matsui, S (1, 4) OBP: 0.342, SLG: 0.401	B FA 90 F FA 90 F FA 90 X CH 84 1-2 ① G4-3		C CH 84 F CH 84 B SL 84 B FA 90 X FA 90 2-2 2 1B 5 1B 2-H 1B		C SL 82 B CH 84 B FA 89 B SL 82 X FA 90 3-1 ③ G2-3			C FA 95 B FA 94 F CH 85 S FA 95 1-3 ③ K		4	1	1	1	0	1	0
2 Troy Tulowitzki, R (1, 6) OBP: 0.362, SLG: 0.475	C FA 89 B FA 91 B FA 91 X FA 90 2-1 ② G5-3		F FA 90 1 SAFE P PO 86 B CH 84 X 2-1 5 1B 1-2 1B			S SL 81 C FA 90 B SL 83 F FA 89 X FA 89 1-2 ① L5			S FA 91 B FA 90 B FA 91 S FA 91 B FA 93 C FA 93 3-3 ① K	4	0	1	0	0	1	0
5 Matt Holliday, R (1, 7) OBP: 0.402, SLG: 0.607	C FA 91 B FA 91 S FA 90 B FA 91 B FA 91 S FA 91 3-3 ③ K		X FA 90 0-0 1-3 2-H 1B			C SL 82 F SL 83 B FA 90 B FA 90 B CH 85 C FA 90 3-3 ② K			B SL 82 S SL 82 B SL 82 B FA 94 B FA 92 4-1 17 G1-6-3 BB	3	0	1	1	1	2	0
17 Todd Helton, L (1, 3) OBP: 0.433, SLG: 0.484		B FA 89 B FA 89 X FA 90 2-0 11 L4-3 1B	X FA 89 0-0 ③ G4-3			B CH 85 X CH 85 1-0 ③ G4-3			B SL 81 C SL 81 X SL 83 1-1 ②③ G1-6-3 1-2f	4	0	1	0	0	0	3
27 Garrett Atkins, R (1, 5) OBP: 0.356, SLG: 0.472 Jamey Carroll, R (9, 5) OBP: 0.318, SLG: 0.299		C FA 90 S FA 89 B FA 90 S FA 90 1-3 ① K		F SL 81 B FA 90 C FA 90 S FA 90 1-3 ① K			B SI 87 X SI 89 1-0 ① G6-3			3 0	0 0	0 0	0 0	0 0	2 0	1 0
11 Brad Hawpe, L (1, 9) OBP: 0.381, SLG: 0.525		X FA 90 0-0 ②③ L4-3 1-1		S FA 91 S CH 85 F FA 90 B FA 90 S CH 85 1-3 ② K			X SI 88 0-0 ② P4			3	0	0	0	0	1	1
19 Ryan Spilborghs, R (1, 8) OBP: 0.366, SLG: 0.498 Jeremy Affeldt, L (7, 1) 40 Brian Fuentes, L (8, 1) 60 Manny Corpas, R (9, 1)			B FA 89 X FA 90 1-0 ① G4-3 B SL 84 B FA 90 F FA 90 X CH 85 2-1 ③ G5-3				B SL 82 X SL 80 1-0 ③ G1-3			3 0 0 0	0 0 0 0	0 0 0 0	0 0 0 0	0 0 0 0	0 0 0 0	0 0 0 0
8 Yorvit Torrealba, R (1, 2) OBP: 0.327, SLG: 0.378			B FA 89 B FA 90 B FA 89 C FA 90 X FA 89 3-1 1B 2B		C FA 88 B SL 83 B CH 84 X FA 88 2-1 ① F9			B FA 92 B FA 95 X FA 94 2-0 ① F9		3	1	1	0	0	0	0
Josh Fogg, R (1, 1) OBP: 0.154, SLG: 0.137 18 Cory Sullivan, L (7, 8) OBP: 0.352, SLG: 0.412			S FA 89 L FA 88 L FA 90 0-3 ② K		C FA 88 B FA 89 F FA 89 B FA 89 F FA 90 S FA 89 2-3 ② K			C FA 93 F CH 88 F FA 94 F FA 96 F FA 96 S SL 87 0-3 ② K		2 1	0 0	0 0	0 0	0 0	2 1	1 0
Inning Stats	R: 0 E: 0 K: 1 S: 8 H: 0 LOB: 0 BB: 0 P: 14	R: 0 E: 0 K: 1 S: 5 H: 1 LOB: 0 BB: 0 P: 8	R: 2 E: 0 K: 1 S: 14 H: 4 LOB: 2 BB: 0 P: 21	R: 0 E: 0 K: 2 S: 9 H: 0 LOB: 0 BB: 0 P: 13	R: 0 E: 0 K: 1 S: 8 H: 0 LOB: 0 BB: 0 P: 15	R: 0 E: 0 K: 1 S: 8 H: 0 LOB: 0 BB: 0 P: 13	R: 0 E: 0 K: 0 S: 3 H: 0 LOB: 0 BB: 0 P: 5	R: 0 E: 0 K: 2 S: 10 H: 0 LOB: 0 BB: 0 P: 13	R: 0 E: 0 K: 1 S: 6 H: 0 LOB: 0 BB: 1 P: 14	1B: 4 2B: 2 3B: 0 HR: 0	SF: 0 SAC: 0 DP: 2 HBP: 0					

PITCHER		IP	WLS	BF	H	R	ER	SO	BB	IBB	HBP	BLK	WP	HR	S	P	ERA	WHIP
Derek Lowe, R ERA: 3.88	(1, 1)	7.0	L	25	5	2	2	7	0	0	0	0	0	0	55	89	2.57	0.714
51 Jonathan Broxton, R ERA: 2.89	(8, 1)	1.0		3	0	0	0	2	0	0	0	0	0	0	10	13	0.00	0.000
44 Takashi Saito, R ERA: 1.44	(9, 1)	1.0		3	0	0	0	1	1	0	0	0	0	0	6	14	0.00	1.000

PITCHER	IP	WLS	BF	H	R	ER	SO	BB	IBB	HBP	BLK	WP	HR	S	P	ERA	WHIP

TOP

Colorado Rockies @ Los Angeles Dodgers

Dodger Stadium, Los Angeles, CA

Wed Sep 26 2007, 7:10 PM PDT

Att. 45,036 - Partly Cloudy - 72 F

livebaseballscorecards.com

AB	30
R	2
H	5
RBI	2
BB	1
SO	10
LOB	6

1B: 4	SF: 0	WP: 0	PA: 31		
2B: 2	SAC: 0	PB: 0			
3B: 0	DP: 2	SB: 0			
HR: 0	HBP: 0	CS: 0			

Batter	1	2	3	4	5	6	7	8	9	AB	R	H	RBI	BB	SO	LOB
9 Juan Pierre, L (1, 8) OBP: 0.331, SLG: 0.352	B FA 88 F FA 88 F FA 90 B FA 90 F CH 82 X CH 82 2-2 G1-3		B FA 89 F FA 90 F FA 90 X 1-2 G6-4-3 1-2f			C FA 88 X CH 82 0-1 G4-3	C C F SL 78 X 0-2 G4-3		C FA 92 X FA 92 0-1 FC6-4 1-2f	5	0	0	0	0	0	4
14 Chin-Lung Hu, R (1, 6) OBP: 0.267, SLG: 0.667	C FA 91 B FA 89 B FA 89 B SL 78 S FA 89 S FA 91 3-3 K			X CU 75 0-0 G6-3		C FA 88 F CH 83 B FA 86 F FA 91 X FA 87 1-2 F7		B FA 90 S FA 91 B FA 91 B FA 91 X FA 90 3-1 P6		4	0	0	0	0	1	0
3 Delwyn Young, S (1, 7) OBP: 0.500, SLG: 0.739	C SL 78 B FA 90 B CH 83 F CH 83 X 2-2 3B			B FA 90 C CH 83 X CH 81 1-1 1B		B CU 78 B CH 82 B CH 81 B FA 87 4-0 28 BB 7 BB BB		C FA 90 X CH 72 0-1 G6-3		3	0	2	0	1	0	0
7 James Loney, L (1, 3) OBP: 0.385, SLG: 0.537	C CH 82 X CH 80 0-1 G6-3			B FA 89 B FA 90 X CH 82 2-0 P6		B FA 89 C FA 89 C FA 92 F FA 92 B FA 90 B FA 88 B CH 82 4-2 28 BB 1-2 BB		X FA 91 0-0 1B		3	0	1	0	1	0	2
28 Andy LaRoche, R (1, 5) OBP: 0.378, SLG: 0.312		B FA 89 X SL 77 1-0 G5-3		C FA 89 X CH 83 0-1 G6-3		S SL 78 B FA 91 B CH 81 B CH 82 B SL 78 4-1 1-2 2-3 BB		1 SAFE C CH 73 F CH 74 B CH 72 B FA 92 C 2-3 K		3	0	0	0	1	1	2
16 Andre Ethier, L (1, 9) OBP: 0.352, SLG: 0.458		C FA 90 B FA 88 X CH 85 1-1 G4-3			B FA 89 C CH 82 X FA 88 1-1 FC6 2B	B CH 82 C CH 82 C CH 79 T FA 87 1-2 K			B FA 92 C FA 92 F FA 92 C SL 80 1-3 K	4	0	1	0	0	2	3
Chad Moeller, R (1, 2) OBP: 0.157, SLG: 0.235 55 Russell Martin, R (9, PH) OBP: 0.379, SLG: 0.471		C FA 90 X FA 92 0-1 G6-3			X FA 90 0-0 FC6 FC4-6 2-3		B FA 88 F FA 87 B SL 80 C SL 76 C FA 87 2-3 K		C SL 79 B SL 80 X FA 93 1-1 G3	3 1	0 0	0 0	0 0	0 0	1 0	1 0
Wilson Valdez, R (1, 4) OBP: 0.238, SLG: 0.279 Luis Gonzalez, L (9, PH) OBP: 0.358, SLG: 0.432			C FC 87 F SL 86 C 0-3 K		C SL 80 F FA 87 B FA 89 X SL 80 1-2 FC4-6 1-2f		F SL 78 L CU 79 X FA 90 0-2 L8		B FA 92 C FA 93 F SL 80 B SL 79 X FA 95 2-2 1B	3 1	0 0	0 1	0 0	0 0	1 0	1 0
Derek Lowe, R (1, 1) OBP: 0.185, SLG: 0.119 Mark Sweeney, L (7, PH) OBP: 0.343, SLG: 0.375 51 Jonathan Broxton, R (8, 1) 44 Takashi Saito, L (9, 1) Olmedo Saenz, R (9, PH) OBP: 0.298, SLG: 0.349 27 Matt Kemp, R (9, PR) OBP: 0.364, SLG: 0.509			F FA 90 X SL 78 0-1 9 G6-4-3 1B		S FA 91 S FA 92 B FA 91 B SL 80 F FA 91 B FA 92 F FA 91 F FA 90 C FA 91 3-3 K		X FA 88 0-0 1B		B FA 89 X FA 91 1-0 9 FC6-4 1-2 1B	2 1 0 0 1 0	0 0 0 0 0 0	1 1 0 0 1 0	0 0 0 0 0 0	1 0 0 0 0 0	1 0 0 0 0 0	1 0 0 0 0 0
Inning Stats	R: 0 E: 0 K: 1 S: 12 H: 1 LOB: 1 BB: 0 P: 19	R: 0 E: 0 K: 0 S: 5 H: 0 LOB: 0 BB: 0 P: 7	R: 0 E: 0 K: 1 S: 8 H: 1 LOB: 0 BB: 0 P: 9	R: 0 E: 0 K: 0 S: 6 H: 1 LOB: 1 BB: 0 P: 9	R: 0 E: 0 K: 1 S: 12 H: 1 LOB: 1 BB: 0 P: 17	R: 0 E: 0 K: 1 S: 13 H: 0 LOB: 3 BB: 3 P: 27	R: 0 E: 0 K: 1 S: 11 H: 1 LOB: 1 BB: 0 P: 13	R: 0 E: 0 K: 1 S: 8 H: 1 LOB: 1 BB: 0 P: 13	R: 0 E: 0 K: 1 S: 11 H: 2 LOB: 2 BB: 0 P: 16	1B: 6 2B: 1 3B: 1 HR: 0	SF: 0 SAC: 0 DP: 1 HBP: 0			WP: 0 PB: 0 SB: 0 CS: 0	PA: 37		

PITCHER		IP	WLS	BF	H	R	ER	SO	BB	IBB	HBP	BLK	WP	HR	S	P	ERA	WHIP
Josh Fogg, R ERA: 4.79	(1, 1)	6.2	W	27	5	0	0	5	3	0	0	0	0	0	63	97	0.00	1.200
Jeremy Affeldt, L ERA: 3.61	(7, 1)	0.1	H	1	0	0	0	0	0	0	0	0	0	0	4	4	0.00	0.000
40 Brian Fuentes, L ERA: 3.12	(8, 1)	1.0	H	4	1	0	0	1	0	0	0	0	0	0	8	13	0.00	1.000
60 Manny Corpas, R ERA: 1.92	(9, 1)	1.0	S	5	2	0	0	1	0	0	0	0	0	0	11	16	0.00	2.000

PITCHER	IP	WLS	BF	H	R	ER	SO	BB	IBB	HBP	BLK	WP	HR	S	P	ERA	WHIP

BOTTOM

Colorado Rockies @ Los Angeles Dodgers

Dodger Stadium, Los Angeles, CA

Wed Sep 26 2007, 7:10 PM PDT

Att. 45,036 - Partly Cloudy - 72 F

livebaseballscorecards.com

AB	34
R	0
H	8
RBI	0
BB	3
SO	7
LOB	14

Colorado Rockies @ Los Angeles Dodgers

Dodger Stadium, Los Angeles, CA

Thu Sep 27 2007, 7:10 PM PDT

Att. 51,999 - Cloudy - 67 F

livebaseballscorecards.com

Batter	1	2	3	4	5	6	7	8	9	AB	R	H	RBI	BB	SO	LOB
Kazuo Matsui, S (1, 4) OBP: 0.341, SLG: 0.399	B CH 84 F CH 84 B CH 76 X CH 84 2-1 G6-3 ①		C SL 83 F FA 86 X SL 84 0-2 G4-3 ② 2-3	B FA 88 F FA 89 C FA 90 X CH 81 1-2 G4-3 ③		C CH 81 F FA 93 F CH 80 X CH 87 0-2 1-2 1B		X FA 90 0-0 SH1-3 ① 1-2	B FA 89 S FA 88 S FA 88 F FA 88 B CU 78 C FA 88 2-3 K ③	4	0	1	0	0	0	3
6 Omar Quintanilla, L (9, PH) OBP: 0.284, SLG: 0.290 (9, 4)										1	0	0	0	0	1	0
2 Troy Tulowitzki, R (1, 6) OBP: 0.361, SLG: 0.475	X CH 84 0-0 G6-3 ②		B SL 84 S FA 88 S FA 89 C FA 89 D SL 86 B FA 89 S FC 85 3-3 K ③		F FA 88 F SL 84 B FA 90 X CH 80 1-2 F8 ①	B FA 93 X FA 93 1-0 G4-3 ③		X FA 89 0-0 2-H 27 1B 11 2B 2B		5	1	1	1	0	1	4
5 Matt Holliday, R (1, 7) OBP: 0.403, SLG: 0.606	C CH 84 C FA 85 B SL 83 B SL 82 X SL 82 2-2 F8 ③			S FC 86 B FC 86 B CH 77 C FA 87 X FA 89 2-2 27 HR 1B	B FA 91 C FA 90 B FA 91 X FA 91 2-1 F9 ②		F FA 93 B FA 94 B SL 84 B SL 84 B FA 94 4-1 17 HR BB	B CU 77 B FA 88 B FA 86 C FA 88 F FA 90 F FA 89 B CH 80 4-2 27 1B 11 2B BB		3	3	1	0	2	0	0
35 Taylor Buchholz, R (9, 1) OBP: 0.200, SLG: 0.130										0	0	0	0	0	0	0
17 Todd Helton, L (1, 3) OBP: 0.431, SLG: 0.487		B SL 80 B CH 76 C CH 84 C SL 82 F FA 86 F SL 82 B SL 83 C SL 84 3-3 K ①		B SL 83 C FA 88 F FC 87 F FA 89 B SL 81 S FA 88 2-3 K ① B CU 72 B FA 90 B FA 88 C FA 88 X FA 88 3-1 F8 ③			C FA 93 T FA 94 1 SAFE F FA 96 B FA 94 F FA 95 F X 1-2 1-H HR	C FA 90 F FA 90 C CU 81 0-3 K ②		5	1	1	2	0	3	3
27 Garrett Atkins, R (1, 5) OBP: 0.361, SLG: 0.482		B FA 87 B FA 86 C SL 82 B FA 86 B SL 82 4-1 BB		B FA 85 B FC 87 X FC 86 2-0 1-H HR		B FA 91 F CH 84 B CH 86 C SL 82 X FA 91 2-2 19 1B 11 1B 8 SF8 1B	F SL 86 F FA 94 F FA 94 X SL 82 0-2 11 G4-3 2B	D SL 88 C FA 88 B FA 88 C CU 79 X 2-2 1-2 2-3 11 2B 1B		4	3	4	2	1	0	0
11 Brad Hawpe, L (1, 9) OBP: 0.383, SLG: 0.534		C SL 82 S SL 83 X SL 82 0-2 F7 ②		B FA 86 C FA 85 F SL 83 F FA 85 B SL 84 D SL 82 X 3-2 HR		X FA 91 0-0 8 SF8 19 1B 1-2 1B	S FA 89 S FA 86 X SL 78 0-2 G4-3 ① 2-3	B FA 89 F FA 88 B FA 91 B FA 89 C FA 90 F FA 90 X FA 91 3-2 1-H 2-H 3-H 2B		5	1	3	4	0	0	2
19 Ryan Spilborghs, R (1, 8) OBP: 0.365, SLG: 0.494		1 SAFE F SL 81 F SL 82 C FA 87 0-3 K ③		F FC 87 B FA 85 B SL 80 C SL 82 F FA 87 B CH 77 F SL 83 F FC 87 X SL 84 3-2 F9 ②		B FA 87 S CH 82 B FA 91 X CH 86 2-1 1B 1-2 2-3 1B	X FA 87 0-0 G4-3 ②	B FA 89 T FA 90 C CU 78 B FA 89 X FA 91 2-2 F8 ③		4	0	1	0	0	1	2
18 Cory Sullivan, L (7, 8) OBP: 0.350, SLG: 0.409										1	0	0	0	0	0	1
8 Yorvit Torrealba, R (1, 2) OBP: 0.328, SLG: 0.378			B FA 84 F FA 84 B FA 86 B FA 86 C SL 82 B SL 83 4-2 G4-3 56 SH5-4 BB	C SL 84 C SL 82 X SL 81 0-2 56 1B 1B		X CH 86 0-0 2-3 3-H SF8 ① C FA 89 D SL 78 D FA 88 X FA 88 2-1 G6-3 ③		X FA 88 0-0 G6-3 ①		3	0	1	1	1	0	1
56 Franklin Morales, L (1, 1) OBP: 0.357, SLG: 0.308 23 Ryan Speier, R (6, 1) Jeremy Affeldt, L (6, 1) 50 Jorge Julio, R (6, 1) 25 Seth Smith, L (8, PH) OBP: 0.500, SLG: 0.500 LaTroy Hawkins, R (8, 1) 10 Jeff Baker, R (9, PH) OBP: 0.295, SLG: 0.352 (9, 7)			L FA 86 B FA 85 X FA 85 1-1 SH5-4 ① 1-2	D SL 83 B FA 84 C FA 85 C FA 85 X FA 85 2-2 1-2 1B		L SL 80 B CH 81 S SL 82 B FA 92 C 2-3 K ②		X FA 90 0-0 2 2B SH1-3 1B	B FA 88 B CH 86 S FA 89 X CH 81 2-1 P4 ②	2 0 0 0 1 1 0 1	0 0 0 0 1 0 0 0	1 0 0 0 1 0 0 0	0 0 0 0 0 0 0 0	0 0 0 0 0 0 0 0	1 0 0 0 0 0 0 0	2 0 0 0 0 0 0 0
Inning Stats	R: 0 E: 0 K: 0 S: 6 H: 0 LOB: 0 BB: 0 P: 10	R: 0 E: 0 K: 2 S: 12 H: 0 LOB: 1 BB: 1 P: 19	R: 0 E: 0 K: 1 S: 10 H: 0 LOB: 1 BB: 1 P: 18	R: 3 E: 0 K: 1 S: 27 H: 5 LOB: 2 BB: 0 P: 42	R: 0 E: 0 K: 0 S: 7 H: 0 LOB: 0 BB: 0 P: 13	R: 1 E: 0 K: 1 S: 15 H: 4 LOB: 3 BB: 0 P: 22	R: 2 E: 0 K: 0 S: 17 H: 2 LOB: 1 BB: 1 P: 24	R: 4 E: 0 K: 1 S: 19 H: 4 LOB: 1 BB: 1 P: 30	R: 0 E: 0 K: 1 S: 7 H: 0 LOB: 0 BB: 0 P: 11	1B: 9 2B: 3 3B: 0 HR: 3 SF: 1 SAC: 2 DP: 0 HBP: 0	WP: 0 PB: 0 SB: 0 CS: 0 PA: 46					

TOP

AB	39
R	10
H	15
RBI	10
BB	4
SO	7
LOB	18

PITCHER		IP	WLS	BF	H	R	ER	SO	BB	IBB	HBP	BLK	WP	HR	S	P	ERA	WHIP
21 Esteban Loaiza, R ERA: 5.79	(1, 1)	3.2	L	18	5	3	3	4	2	0	0	0	0	2	52	85	7.36	1.909
50 Eric Stults, L ERA: 4.93	(4, 1)	1.1		4	0	0	0	0	0	0	0	0	0	0	10	17	0.00	0.000
Rudy Seanez, R ERA: 3.82	(6, 1)	0.2		6	4	1	1	1	0	0	0	0	0	0	14	20	13.50	6.000
45 Scott Proctor, R ERA: 3.74	(6, 1)	0.1		4	2	2	2	0	1	0	0	0	0	1	12	18	54.00	9.000
Joe Beimel, L ERA: 3.9	(7, 1)	1.0		3	0	0	0	0	0	0	0	0	0	0	6	8	0.00	0.000

PITCHER		IP	WLS	BF	H	R	ER	SO	BB	IBB	HBP	BLK	WP	HR	S	P	ERA	WHIP
49 Jon Meloan, R ERA: 11.81	(8, 1)	1.0		8	4	4	4	1	1	0	0	0	0	0	19	30	36.00	5.000
D.J. Houlton, R ERA: 3.75	(9, 1)	1.0		3	0	0	0	1	0	0	0	0	0	0	7	11	0.00	0.000

Batter	1	2	3	4	5	6	7	8	9	AB	R	H	RBI	BB	SO	LOB
9 Juan Pierre, L (1, 8) OBP: 0.330, SLG: 0.351	C FA 92 X FA 94 0-1 ① G1-3		C FA 95 C CU 73 X CU 74 0-2 ③ G6-3			B FA 90 X FA 90 1-0 7 S 3 S 7 G3 1B		C FA 92 F FA 93 B FA 94 S FA 94 1-3 ① K		4	1	1	0	0	1	1
3 Delwyn Young, S (1, 7) OBP: 0.464, SLG: 0.654	C FA 93 F FA 94 B FA 94 B CU 72 S FA 94 2-3 ② K			C CU 69 F FA 93 B CU 73 X CH 79 1-2 ① G6-3		1 SAFE B FA 91 1 SAFE 1 SAFE C FA 92 B FA 93 B CH 78 B FA 95 4-1 7 G3 7 S 1-2 BB		B FA 93 B FA 94 F FA 94 X FA 94 2-1 ② FC5-4 27 1B 7 1B 1-2f		3	1	0	0	1	1	1
27 Matt Kemp, R (1, 9) OBP: 0.366, SLG: 0.509	F FA 93 B CU 71 C CU 71 S FA 94 1-3 ③ K			C CU 70 X CU 72 0-1 7 3B 1B		F SI 88 B FA 88 C FA 89 S SL 81 1-3 ① K		B FA 93 F FA 95 S FA 95 B FA 95 B SL 89 X FA 96 3-2 7 1B 1-3 1B		4	1	2	0	0	2	2
7 James Loney, L (1, 3) OBP: 0.387, SLG: 0.542		B FA 92 C FA 92 X CU 73 1-1 ① G1-3		B FA 94 F FA 92 C FA 95 X CU 72 1-2 55 G5-3 1-H 3B		C FA 92 B FA 93 X FA 94 1-1 ② G3 1-3 2-H		B FA 93 X CH 86 1-0 55 FC6-4 1-3 3-H 1B		4	1	2	3	0	0	1
55 Russell Martin, R (1, 2) OBP: 0.377, SLG: 0.467 Chad Moeller, R (9, 2) OBP: 0.157, SLG: 0.235		X FA 93 0-0 ② F9		S CH 76 B FA 94 X FA 95 1-1 ② G5-3 3-H		F SL 83 X SL 83 0-1 ③ G6-3		B FA 95 X SL 88 1-0 ③ FC6-4 1-2f		4 0	0 0	0 0	1 0	0 0	0 0	3 0
28 Andy LaRoche, R (1, 5) OBP: 0.373, SLG: 0.309		F FA 94 B CH 78 X CH 78 1-1 1B		S FA 95 B FA 94 C FA 94 S FA 96 1-3 ③ K			B FA 94 F FA 95 B SL 85 B FA 96 X FA 95 3-1 ① G5-3		B FA 89 B FA 90 C FA 90 F FA 90 S CU 80 2-3 ① K	4	0	1	0	0	2	0
Wilson Valdez, R (1, 4) OBP: 0.224, SLG: 0.262	D FA 93 C FA 92 B CU 68 S FA 92 S CU 74 2-3 ③ K				X CU 67 0-0 ① B3		F FA 95 F SL 83 S SL 85 0-3 ② K		C FA 92 X CU 80 0-1 ② G4-3	4	0	0	0	0	2	1
14 Chin-Lung Hu, R (1, 6) OBP: 0.211, SLG: 0.526			C FA 94 X CH 82 0-1 ① G6-3		B FA 93 F FA 93 X FA 94 1-1 ② G4-3		B FA 96 F FA 96 S FA 96 B SL 85 B SL 84 S FA 96 3-3 ③ K		F FA 92 X FA 90 0-1 ③ G4-3	4	0	0	0	0	1	0
21 Esteban Loaiza, R (1, 1) OBP: 0.143, SLG: 0.143 50 Eric Stults, L (4, 1) OBP: 0.364, SLG: 0.545 Olmedo Saenz, R (5, PH) OBP: 0.286, SLG: 0.286 Rudy Seanez, R (6, 1) 45 Scott Proctor, R (6, 1) Joe Beimel, L (7, 1) 49 Jon Meloan, R (8, 1) Mark Sweeney, L (8, PH) OBP: 0.143, SLG: 0.286 D.J. Houlton, R (9, 1)			T FA 93 B FA 94 F FA 91 X CU 72 1-2 ② G6-3		B FA 94 B FA 93 C FA 94 X FA 94 2-1 ③ G6-3			C CH 84 X 0-1 3 FC5-4 1B		1 0 1 0 0 0 0 0 0 1	0 0 0 0 0 0 0 0 0 0	0 0 0 0 0 0 0 0 0 1	0 0 0 0 0 0 0 0 0 0	0 0 0 0 0 0 0 0 0 0	0 0 0 0 0 0 0 0 0 0	0 0 0 0 0 0 0 0 0 0
Inning Stats	R: 0 E: 0 K: 2 S: 8 H: 0 LOB: 0 BB: 0 P: 11	R: 0 E: 0 K: 1 S: 8 H: 1 LOB: 1 BB: 0 P: 12	R: 0 E: 0 K: 0 S: 8 H: 0 LOB: 0 BB: 0 P: 9	R: 2 E: 0 K: 1 S: 13 H: 2 LOB: 0 BB: 0 P: 17	R: 0 E: 0 K: 0 S: 5 H: 0 LOB: 0 BB: 0 P: 8	R: 1 E: 0 K: 1 S: 9 H: 1 LOB: 1 BB: 1 P: 16	R: 0 E: 0 K: 2 S: 8 H: 0 LOB: 0 BB: 0 P: 14	R: 1 E: 0 K: 1 S: 12 H: 3 LOB: 2 BB: 0 P: 20	R: 0 E: 0 K: 1 S: 7 H: 0 LOB: 0 BB: 0 P: 9	1B: 6 2B: 0 3B: 1 HR: 0 SF: 0 SAC: 0 DP: 0 HBP: 0						

PITCHER		IP	WLS	BF	H	R	ER	SO	BB	IBB	HBP	BLK	WP	HR	S	P	ERA	WHIP
56 Franklin Morales, L ERA: 3.43	(1, 1)	5.0	W	20	4	3	3	4	1	0	0	0	0	0	44	64	5.40	1.000
23 Ryan Speier, R ERA: 4.32	(6, 1)	0.1	H	1	0	0	0	1	0	0	0	0	0	0	3	4	0.00	0.000
Jeremy Affeldt, L ERA: 3.59	(6, 1)	0.1	H	1	0	0	0	0	0	0	0	0	0	0	2	3	0.00	0.000
50 Jorge Julio, R ERA: 4.94	(6, 1)	1.1	H	4	0	0	0	2	0	0	0	0	0	0	10	16	0.00	0.000
LaTroy Hawkins, R ERA: 3.48	(8, 1)	1.0		6	3	1	1	1	0	0	0	0	0	0	12	20	9.00	3.000

PITCHER		IP	WLS	BF	H	R	ER	SO	BB	IBB	HBP	BLK	WP	HR	S	P	ERA	WHIP
35 Taylor Buchholz, R ERA: 4.34	(9, 1)	1.0		3	0	0	0	1	0	0	0	0	0	0	7	9	0.00	0.000

BOTTOM

Colorado Rockies @ Los Angeles Dodgers

Dodger Stadium, Los Angeles, CA

Thu Sep 27 2007, 7:10 PM PDT

Att. 51,999 - Cloudy - 67 F

livebaseballscorecards.com

AB	34
R	4
H	7
RBI	4
BB	1
SO	9
LOB	9

WP: 0 PA: 35
PB: 0
SB: 3
CS: 0

Arizona Diamondbacks @ Colorado Rockies

Coors Field, Denver, CO

Fri Sep 28 2007, 6:05 PM MDT

Att. 48,190 - Cloudy - 73 F

livebaseballscorecards.com

TOP

Batter	1	2	3	4	5	6	7	8	9	AB	R	H	RBI	BB	SO	LOB
24 Chris Young, R (1, 8) OBP: 0.294, SLG: 0.467	C FA 88 B FA 86 X CH 80 1-1 F7 ①		L CH 79 C FA 89 S CU 73 0-3 K ①		B CU 73 B CH 80 C FA 88 X CH 80 2-1 10 S 1B		C SI 89 B SI 89 C SI 89 B SL 82 X SL 82 2-2 F8 ①	C CU 80 B FA 92 F FA 92 S CU 83 1-3 K ③		5	0	1	0	0	2	1
10 Justin Upton, R (1, 9) OBP: 0.284, SLG: 0.372 Jeff Salazar, L (8, 9) OBP: 0.330, SLG: 0.378	B FA 88 F FA 89 B FA 91 F FA 91 X CH 80 2-2 G4-3 ②		B CU 74 X CH 81 1-0 34 HR 1B		B FA 87 C CH 79 1 SAFE L FA 86 F CH 80 1 SAFE 1 SAFE S CU 71 1-3 K ② 1-2		C SL 80 C SI 89 B FA 90 B CU 80 X SI 89 2-2 P4 ②		B CH 82 B CH 81 B FA 89 C FA 90 B FA 90 4-1 22 G6-4-3 BB	4 0	1 0	1 0	0 0	0 1	1 0	1 0
22 Eric Byrnes, R (1, 7) OBP: 0.354, SLG: 0.462	B FA 89 C CH 81 B CH 80 X FA 86 2-1 P6 ③		1 SAFE F FA 86 1 SAFE B FA 89 S CH 79 S CH 79 1-3 K ②		X CH 82 0-0 G5-3 ③		X FA 90 0-0 34 S 2B		L CU 75 S CH 80 X FA 90 0-2 G6-4-3 ①② 1-2f	5	0	1	0	0	1	3
34 Conor Jackson, R (1, 3) OBP: 0.367, SLG: 0.465 Tony Clark, S (7, 3) OBP: 0.311, SLG: 0.518		B FA 86 C FA 88 B FA 88 B FA 86 C FA 88 B CH 82 4-2 19 FC2-5 27 1B BB	1 SAFE C FA 88 X FA 87 0-1 1-H HR			C CH 80 X CH 84 0-1 G4-3 ①	C SL 80 B SI 90 B SL 89 B CU 81 B SI 89 4-1 27 BB 2-3 BB		C CU 75 F FA 91 X CH 82 0-2 G3-1 ③	2 1	1 0	1 0	2 0	2 0	0 0	0 0
27 Mark Reynolds, R (1, 5) OBP: 0.351, SLG: 0.501		X FA 89 0-0 6 1B 19 FC2-5 11 SF9 1-2 1B	B CU 73 B CH 80 B FA 89 X FA 87 3-0 F7 ③			X FA 88 0-0 6 1B 2B	C CU 81 B CU 79 B SL 80 B SI 89 B SL 81 4-1 1-2 BB			3	2	2	0	1	0	0
19 Chris Snyder, R (1, 2) OBP: 0.341, SLG: 0.434		X CH 81 0-0 FC2-5 ① 11 SF9 6 1B 1-2 2-3f		C CH 79 B FA 86 X FA 86 1-1 G3 ①		X CH 82 0-0 F8 ②	S SL 82 B SI 90 F SI 89 F SL 80 X CU 79 1-2 L9 ③			4	0	0	0	0	0	6
6 Stephen Drew, L (1, 6) OBP: 0.315, SLG: 0.374		C CU 72 X FA 90 0-1 1-2 2-3 1B		B FA 88 B SL 82 C FA 89 B FA 87 X FA 89 3-1 F7 ②		B CU 74 X CH 84 1-0 2-H 1B		B FA 91 S FA 90 X FA 91 1-1 11 SH2-4 2B		4	0	3	1	0	0	0
11 Augie Ojeda, S (1, 4) OBP: 0.365, SLG: 0.364		C CH 81 C FA 91 F FA 88 F CU 74 D CU 73 F FA 91 F CH 81 F FA 92 X FA 90 1-2 SF9 ② 2-3 3-H		B CU 75 X FA 86 1-0 F7 ③		I I I 4-0 IBB		X SI 90 0-0 SH2-4 ① 2-3		1	0	0	1	1	0	0
17 Brandon Webb, R (1, 1) OBP: 0.095, SLG: 0.110 Jeff Cirillo, R (8, PH) OBP: 0.322, SLG: 0.376 Brandon Lyon, R (8, 1) Jose Valverde, R (9, 1)		S FA 90 F FA 89 S CU 73 0-3 K ③			B FA 88 C FA 87 X FA 89 1-1 G6-3 ①	C FA 88 B CU 74 F FA 90 S CU 73 1-3 K ③		B CU 78 F SL 90 F FA 91 X CU 82 1-2 P6 ②		3 1 0 0	0 0 0 0	0 0 0 0	0 0 0 0	2 0 0 0	4 1 0 0	

| Inning Stats | | |

Batter	1	2	3	4	5	6	7	8	9	AB	R	H	RBI	BB	SO	LOB
Kazuo Matsui, S (1, 4) OBP: 0.342, SLG: 0.402	C SL 89 B SI 89 X SI 88 1-1 5 CS 1B		B FA 89 F SI 89 B CU 75 X SI 90 2-1 2 FC6-5-2 5 1B 1-3 2B		C SI 90 B SI 90 X CU 74 1-1 ③ G4-3		B CU 75 B CU 74 C SI 89 X SI 90 2-1 ③ G6-3		C FA 95 F SL 87 S FA 96 0-3 ③ K	5	1	2	0	0	1	4
2 Troy Tulowitzki, R (1, 6) OBP: 0.359, SLG: 0.471	1 SAFE F SI 88 1 SAFE B SI 89 F FA 89 X FA 89 1-2 ① L6		F SI 90 X FA 89 0-1 ② FC6-5-2 5 1B 2-3 3-H			C SI 89 C CU 74 B CU 80 X CU 80 1-2 ① G5-3		S FA 94 C CU 75 S FA 93 0-3 ① K		4	0	0	0	0	1	3
5 Matt Holliday, R (1, 7) OBP: 0.404, SLG: 0.607	B SI 90 C CH 82 X SI 90 1-1 ②③ G6-3 1-2		X SI 89 0-0 1-2 3-H 1B			B SI 90 F SI 89 X SI 90 1-1 ② G6-3		X FA 87 0-0 2B		4	0	2	1	0	0	1
17 Todd Helton, L (1, 3) OBP: 0.430, SLG: 0.484		S SI 89 B FA 90 F CU 80 B CU 75 B SL 90 B SI 90 4-2 11 G4-6-3 27 1B BB	X CU 81 0-0 ③ G3			C FA 90 B SI 90 X SL 88 1-1 ③ G6-3		X FA 93 0-0 ② G1-3		3	0	0	0	1	0	3
27 Garrett Atkins, R (1, 5) OBP: 0.362, SLG: 0.482		B SI 90 C SI 90 X SI 89 1-1 11 G4-6-3 1-2 1B		B SI 89 B SI 89 X SI 89 2-0 ① G5-3			B CU 72 C SL 88 X CU 73 1-1 11 2B 1B	C FA 93 B FA 94 F SL 92 T FA 94 1-2 ③ K		4	1	2	0	0	1	1
11 Brad Hawpe, L (1, 9) OBP: 0.384, SLG: 0.536		B SI 90 X SI 92 1-0 ①② G4-6-3 1-2f 2-3		B SI 90 C SI 89 S CU 76 X CU 76 1-2 8 G6-4-3 1B			B CU 72 B SL 89 B SL 88 C SI 89 X SI 90 3-1 8 SH5-3 1-H 2B		C FA 94 C FA 94 B FA 96 S SL 86 1-3 ① K	4	0	2	1	0	1	2
8 Yorvit Torrealba, R (1, 2) OBP: 0.328, SLG: 0.376 21 Clint Barmes, R (9, PR) OBP: 0.243, SLG: 0.306		B SI 91 C CU 75 F SI 91 S SL 81 1-3 ③ K		B SI 90 X SI 90 1-0 ②③ G6-4-3 1-2f			X SI 90 0-0 ① SH5-3 2-3		B FA 95 B FA 92 B FA 93 B FA 93 4-0 19 BB BB	2 0	0 0	0 0	0 0	1 0	1 0	2 0
18 Cory Sullivan, L (1, 8) OBP: 0.342, SLG: 0.400 19 Ryan Spilborghs, R (9, PH) OBP: 0.367, SLG: 0.494			B FA 88 F SI 89 X SI 89 1-1 ① G4-3		B FA 88 B FA 89 C SI 89 X SI 89 2-1 ① F8		F SI 89 B CU 75 F SI 88 S CH 80 1-3 ② K2-3		B FA 94 F FA 93 B FA 95 1 SAFE B FA 94 S FA 94 F FA 95 B FA 96 4-2 1-2 BB	3 0	0 0	0 0	0 0	0 1	1 0	1 0
26 Jeff Francis, L (1, 1) OBP: 0.212, SLG: 0.234 23 Ryan Speier, R (7, 1) 24 Ian Stewart, L (7, PH) OBP: 0.261, SLG: 0.372 35 Taylor Buchholz, R (8, 1) OBP: 0.200, SLG: 0.130 34 Matt Herges, L (9, 1) 47 Joe Koshansky, L (9, PH) OBP: 0.214, SLG: 0.182			C SI 89 F SI 88 B CH 80 B SI 89 B SI 90 X SI 90 3-2 2B 2 FC6-5-2 1B		B SI 90 B SI 90 C SI 90 B SI 90 C SL 89 X SI 90 3-2 ② G4-3		C CU 74 S CU 73 F CU 73 B SI 88 D CU 74 B CU 79 F CU 81 F CH 79 B SI 88 4-2 BB		B FS 85 C FA 95 C FA 94 S FA 94 1-3 ② K	2 0 0 0 0 0 1	0 0 0 0 0 0 0	1 0 0 0 0 0 0	0 0 0 0 0 0 0	0 0 1 0 0 0 0	0 0 0 0 0 0 1	0 0 0 0 0 0 2
Inning Stats	R: 0 E: 0 K: 0 S: 7 H: 1 LOB: 0 BB: 0 P: 10	R: 0 E: 0 K: 1 S: 8 H: 1 LOB: 1 BB: 1 P: 15	R: 1 E: 0 K: 0 S: 11 H: 3 LOB: 2 BB: 0 P: 17	R: 0 E: 0 K: 0 S: 5 H: 1 LOB: 0 BB: 0 P: 9	R: 0 E: 0 K: 0 S: 7 H: 0 LOB: 0 BB: 0 P: 13	R: 0 E: 0 K: 0 S: 7 H: 0 LOB: 0 BB: 0 P: 10	R: 1 E: 0 K: 1 S: 15 H: 2 LOB: 2 BB: 1 P: 26	R: 0 E: 0 K: 2 S: 8 H: 1 LOB: 1 BB: 0 P: 9	R: 0 E: 0 K: 3 S: 12 H: 0 LOB: 2 BB: 2 P: 22	1B: 6 2B: 3 3B: 0 HR: 0 SF: 0 SAC: 1 DP: 2 HBP: 0						WP: 0 PB: 0 SB: 0 CS: 1 PA: 37	

PITCHER	IP	WLS	BF	H	R	ER	SO	BB	IBB	HBP	BLK	WP	HR	S	P	ERA	WHIP
17 Brandon Webb, R (1, 1) ERA: 3.01	7.0	W	28	8	2	2	2	2	0	0	0	0	0	60	100	2.57	1.429
Brandon Lyon, R (8, 1) ERA: 2.71	1.0	H	4	1	0	0	2	0	0	0	0	0	0	8	9	0.00	1.000
Jose Valverde, R (9, 1) ERA: 2.66	1.0	S	5	0	0	0	3	2	0	0	0	0	0	12	22	0.00	2.000

PITCHER	IP	WLS	BF	H	R	ER	SO	BB	IBB	HBP	BLK	WP	HR	S	P	ERA	WHIP

BOTTOM

Arizona Diamondbacks @ Colorado Rockies

Coors Field, Denver, CO

Fri Sep 28 2007, 6:05 PM MDT

Att. 48,190 - Cloudy - 73 F

livebaseballscorecards.com

AB	32
R	2
H	9
RBI	2
BB	4
SO	7
LOB	19

Arizona Diamondbacks @ Colorado Rockies

Coors Field, Denver, CO

Sat Sep 29 2007, 6:05 PM MDT

Att. 47,368 - Partly Cloudy - 73 F

TOP

livebaseballscorecards.com

Batter	1	2	3	4	5	6	7	8	9	AB	R	H	RBI	BB	SO	LOB
24 Chris Young, R (1, 8) OBP: 0.295, SLG: 0.467	B FA 85 C FA 83 C FA 87 T SL 83 1-2 ① K		X SL 82 0-0 22 G1-6-3 1-2 3-H 1B		X SL 83 0-0 1-2 1B		F FA 96 B CU 79 C FA 95 B FA 96 B FA 96 F FA 94 C CU 78 3-3 ② K			4	0	2	1	0	2	1
10 Justin Upton, R (1, 9) OBP: 0.278, SLG: 0.364 Dustin Nippert, R (5, 1) 40 Bill Murphy, L (6, 1) 44 Micah Owings, R (7, PH) OBP: 0.349, SLG: 0.683 56 Ramon Pena, R (7, 1) OBP: 0.250, SLG: 0.250 37 Juan Cruz, R (8, 1)	B CU 71 B CH 76 X FA 86 2-0 ② G4-3		B FA 87 C SL 82 C FA 87 X FA 87 1-2 ① F3		S CH 76 F CH 77 B FA 87 S CH 78 1-3 ② K		B CU 78 F FA 96 S CU 80 S CU 79 1-3 ③ K2-3			3 0 0 1 0 0 0	0 0 0 0 0 0 0	0 0 0 0 0 0 0	0 0 0 0 0 0 0	0 0 0 0 0 0 0	1 0 0 1 0 0 0	4 0 0 1 0 0 0
22 Eric Byrnes, R (1, 7) OBP: 0.353, SLG: 0.460 7 Carlos Quentin, R (3, 7) OBP: 0.295, SLG: 0.342 (6, 9)	C FA 87 C FA 86 B FA 88 B FA 83 B CH 78 S CH 78 3-3 ③ K		S SL 84 S CH 78 B FA 82 D FA 86 X FA 83 2-2 ②③ G1-6-3 1-2f		F SL 83 B CH 77 S CH 76 F FA 86 F SL 82 D CH 77 S CH 77 2-3 ③ K			B FA 92 X FA 92 1-0 ① G6-3		2 2	0 0	0 0	0 0	0 0	1 1	2 2
34 Conor Jackson, R (1, 3) OBP: 0.369, SLG: 0.469 Alberto Callaspo, S (8, PH) OBP: 0.258, SLG: 0.264 (8, 5)		C CH 82 C FA 85 B FA 84 B FA 86 B CH 77 F SL 84 X CH 78 3-2 11 G5-3 2B		B FA 83 X FA 85 1-0 11 FC6-4 1B		C CU 74 B FA 90 B FA 89 B FA 89 X FA 89 3-1 ① G3		C FA 92 B CH 71 X CH 72 1-1 ② F8		3 1	0 0	2 0	0 0	0 0	0 0	0 0
27 Mark Reynolds, R (1, 5) OBP: 0.350, SLG: 0.499 Jeff Cirillo, R (6, PH) OBP: 0.319, SLG: 0.372 (6, 5) (8, 3)		C FA 87 F SL 84 B FA 86 B FA 87 B SL 84 F FA 87 F CH 77 S SL 84 3-3 ① K		X FA 84 0-0 ① P5		B FA 89 X FA 89 1-0 ② L4		F FA 92 X FA 93 0-1 ③ L8		2 2	0 0	0 0	0 0	0 0	1 0	2 0
19 Chris Snyder, R (1, 2) OBP: 0.342, SLG: 0.433 36 Jailen Peguero, R (4, 1) Jeff Salazar, L (5, 9) OBP: 0.333, SLG: 0.402 (6, 7)		B FA 87 B FA 86 B FA 83 B FA 86 4-0 BB		C FA 85 C CH 76 B FA 86 F SL 82 S CH 77 1-3 ② K		B FA 89 X FA 89 1-0 3B			B FA 94 C FA 94 X FA 94 1-1 ① G1-3	1 0 2	0 0 0	0 0 1	0 0 0	1 0 0	1 0 0	1 0 0
11 Augie Ojeda, S (1, 6) OBP: 0.357, SLG: 0.354 26 Miguel Montero, L (9, PH) OBP: 0.289, SLG: 0.398	C CU 69 B CH 78 C FA 87 F SL 83 X CH 77 1-2 ②③ G5-3 2-3f		1 SAFE C CU 68 F FA 85 X FA 85 0-2 ③ FC6-4 1-2f		C FA 90 S FA 91 D CU 76 S SL 81 1-3 ③ K				B FA 94 C SL 81 S SL 79 F FA 96 X SL 78 1-2 ② P6	3 1	0 0	0 0	0 0	0 0	1 0	4 0
4 Emilio Bonifácio, S (1, 4) OBP: 0.333, SLG: 0.286			M FA 85 B FA 85 X CH 76 1-1 31 E 31 1B 24 1B 1B		X CH 81 0-0 ① F9		C FA 93 B FA 94 F CU 76 X CU 79 1-2 ① G4-3		B FA 95 B FA 95 B FA 94 B FA 93 4-0 BB	3	1	1	0	1	0	0
31 Edgar Gonzalez, R (1, 1) OBP: 0.190, SLG: 0.190 7 Robby Hammock, R (4, 2) OBP: 0.306, SLG: 0.289			L FA 86 L CU 70 X FA 85 0-2 E4 24 1B 1-3 1B		C FA 85 C FA 85 X CH 81 0-2 24 1B 1B		F FA 94 F FA 94 B FA 94 B CU 80 X FA 95 2-2 E5		C FA 93 B FA 94 B FA 92 X FA 93 2-1 ③ P4	1 3	0 0	1 1	0 0	0 0	0 0	0 1
Inning Stats	R: 0 E: 0 K: 2 S: 7 H: 0 LOB: 0 BB: 0 P: 13	R: 0 E: 0 K: 1 S: 13 H: 1 LOB: 1 BB: 1 P: 24	R: 1 E: 1 K: 0 S: 12 H: 3 LOB: 1 BB: 0 P: 16	R: 0 E: 0 K: 1 S: 9 H: 1 LOB: 1 BB: 0 P: 11	R: 0 E: 0 K: 2 S: 13 H: 2 LOB: 2 BB: 0 P: 16	R: 0 E: 0 K: 1 S: 7 H: 1 LOB: 1 BB: 0 P: 13	R: 0 E: 1 K: 2 S: 13 H: 0 LOB: 1 BB: 0 P: 20	R: 0 E: 0 K: 0 S: 5 H: 0 LOB: 0 BB: 0 P: 7	R: 0 E: 0 K: 0 S: 8 H: 0 LOB: 1 BB: 1 P: 16	1B: 6 2B: 1 3B: 1 HR: 0 SF: 0 SAC: 0 DP: 2 HBP: 0						

	AB	34
	R	1
	H	8
	RBI	1
	BB	2
	SO	9
	LOB	18

WP: 0 PA: 36
PB: 0
SB: 0
CS: 0

PITCHER		IP	WLS	BF	H	R	ER	SO	BB	IBB	HBP	BLK	WP	HR	S	P	ERA	WHIP
55 Mark Redman, L ERA: 7.62	(1, 1)	5.0	W	21	7	1	0	6	1	0	0	0	0	0	54	80	0.00	1.600
34 Matt Herges, R ERA: 3.15	(6, 1)	1.0		4	1	0	0	1	0	0	0	0	0	0	7	13	0.00	1.000
Jeremy Affeldt, L ERA: 3.53	(7, 1)	1.0		4	0	0	0	2	0	0	0	0	0	0	13	20	0.00	0.000
40 Brian Fuentes, L ERA: 3.07	(8, 1)	1.0		3	0	0	0	0	0	0	0	0	0	0	5	7	0.00	0.000
60 Manny Corpas, R ERA: 1.89	(9, 1)	1.0		4	0	0	0	0	1	0	0	0	0	0	8	16	0.00	1.000

PITCHER	IP	WLS	BF	H	R	ER	SO	BB	IBB	HBP	BLK	WP	HR	S	P	ERA	WHIP

BOTTOM

Arizona Diamondbacks @ Colorado Rockies

Coors Field, Denver, CO

Sat Sep 29 2007, 6:05 PM MDT

Att. 47,368 - Partly Cloudy - 73 F

livebaseballscorecards.com

Batter	1	2	3	4	5	6	7	8	9	AB	R	H	RBI	BB	SO	LOB
Kazuo Matsui, S (1, 4) OBP: 0.346, SLG: 0.405 6 Omar Quintanilla, L (7, PH) (8, 4) OBP: 0.280, SLG: 0.286	C SI 89 B SL 78 C SL 78 F FA 92 F SI 91 X CU 77 1-2: 5 2B 2B	F CH 87 S CU 74 B SL 80 B FA 89 B FC 90 F SI 90 B FA 90 4-2: 2 G5-4-3 BB		B SL 89 C FA 91 S SL 84 S SL 84 1-3: K ①	F SL 91 C SL 85 B SL 82 B SL 80 B FA 90 B FA 89 4-2: 2 HR 1-2 BB		C FA 96 D SL 96 B SL 87 F FA 96 X FA 95 2-2: F7 ②			2 1	2 0	1 0	0 0	2 0	1 0	0 2
2 Troy Tulowitzki, R (1, 6) OBP: 0.359, SLG: 0.475 60 Manny Corpas, R (9, 1)	T FA 90 F SI 92 F FA 93 D SL 80 D SL 81 B FA 91 F FA 92 B FA 92 4-2: 5 2B BB	X SL 79 0-0: G5-4-3 ① ② 1-2f		B SL 85 F FA 92 B SL 84 X FA 91 2-1: P3 ②	B FA 95 X FA 94 1-0: 1-H 2-H 3-H HR		C SL 90 B FA 95 S SL 89 F FA 96 S SL 90 1-3: K ③			4 0	2 0	1 0	4 0	1 0	1 0	3 0
5 Matt Holliday, R (1, 7) OBP: 0.405, SLG: 0.608 18 Cory Sullivan, L (8, 8) OBP: 0.340, SLG: 0.397	B CU 76 X SI 92 1-0: 27 1B 1-H 2-H 2B	X SI 91 0-0: 1B		F SL 86 F FA 92 B SL 84 B FA 91 X SL 83 2-2: P4 ③	C CU 77 B CU 80 F FA 94 B FA 97 F FA 96 B FA 97 X FA 95 3-2: L8 ③			X FA 96 0-0: F7 ①		4 1	1 0	2 0	2 0	0 0	0 0	0 0
17 Todd Helton, L (1, 3) OBP: 0.432, SLG: 0.487 10 Jeff Baker, R (8, 3) OBP: 0.293, SLG: 0.350	B FA 91 C FA 91 B SL 86 F FA 92 F FA 93 B SL 88 B SL 89 4-2: 27 1B 20 FC5-4 BB	1 SAFE B SL 80 B CU 74 X FA 90 2-0: F7 ③			X FA 90 0-0: 27 1B 2B	F FA 90 B CH 83 B CH 82 X FA 90 2-1: 27 FC6-4 1B		B FA 96 C SL 80 F FA 96 F SL 83 B FA 96 S SL 82 2-3: K ②		3 1	2 0	2 0	0 0	1 0	0 1	1 0
27 Garrett Atkins, R (1, 5) OBP: 0.364, SLG: 0.484 Jeremy Affeldt, L (7, 1) 40 Brian Fuentes, L (8, 1) 21 Clint Barmes, R (8, PH) (9, 6) OBP: 0.237, SLG: 0.297	F FA 91 X FA 91 0-1: 20 FC5-4 11 BB 1-3 2-H 1B	C FC 89 F CU 78 X SI 90 0-2: 11 3B 1B			F SL 86 B FA 90 B SL 84 F FA 90 X SL 86 2-2: 25 1B 11 F7 25 E 2-H 1B	C CU 76 B CH 80 F CH 82 B FA 90 F FA 89 B CU 78 X FA 90 3-2: FC6-4 ① 11 G4-6-3 1-2f		C SL 82 S CU 82 B FA 95 S SL 82 1-3: K ③		4 0 0 1	2 0 0 0	3 0 0 0	2 0 0 0	0 0 0 1	0 0 0 0	1 0 0 0
11 Brad Hawpe, L (1, 9) OBP: 0.385, SLG: 0.538	F CU 78 S FC 86 F FA 92 B FA 91 B SI 87 B FA 94 B SL 82 4-2: 20 FC5-4 1-2 BB	C SL 84 B FA 89 B FA 90 X SL 80 2-1: 1-H 3B			B FA 92 F FA 90 B SL 84 B SL 83 C FA 90 X FA 91 3-2: F7 ① 1-2	F FA 89 B CU 77 S FA 90 B FA 91 D CU 76 X FA 90 3-2: G4-6-3 ② ③ 1-2f				3	0	1	1	1	0	2
19 Ryan Spilborghs, R (1, 8) OBP: 0.365, SLG: 0.490 (8, 7)	F FA 92 F FA 92 D SL 82 X SL 83 1-2: F9 ①	X SL 78 0-0: G1-3 ①			B CH 85 B SL 84 X FA 91 2-0: F8 ②		X FA 96 0-0: 20 1B 1B			4	0	1	0	0	0	5
20 Chris Iannetta, R (1, 2) OBP: 0.330, SLG: 0.350	C SL 82 F FA 92 F FA 93 X SL 81 0-2: FC5-4 ② 55 FC6-4 1-2f 2-3 3-H	S SL 80 C CU 78 B FA 91 F FC 90 F FA 92 B FA 92 F FA 92 F CU 74 B FA 92 3-3: K ②			B SL 85 B SL 90 B FA 90 C SL 89 F SL 90 B SL 90 4-2: 25 E 2 HR BB		S SL 86 X FA 96 0-1: 1-2 1B			3	1	1	1	1	1	3
55 Mark Redman, L (1, 1) 25 Seth Smith, L (5, PH) OBP: 0.571, SLG: 0.571 34 Matt Herges, L (6, 1) Jamey Carroll, R (7, 5) OBP: 0.317, SLG: 0.298	X FA 91 0-0: FC6-4 ③ 1-2f	C FA 91 F FA 91 X CU 81 0-2: G1-3 ③			C SL 85 F FA 91 F SL 90 B SL 83 F SL 84 X FA 90 1-2: E4 BB 2 HR 1-3 2-H 1B		C SL 89 C SL 88 D FA 95 F SL 90 S FA 95 1-3: K ①			2 1 0 1	0 1 0 0	0 1 0 0	0 0 0 0	0 0 0 1	0 0 0 2	3 0 0 2
Inning Stats	R: 4 E: 0 K: 0 S: 26 H: 3 LOB: 2 BB: 3 P: 41	R: 0 E: 0 K: 0 S: 6 H: 1 LOB: 1 BB: 1 P: 12	R: 1 E: 0 K: 1 S: 16 H: 2 LOB: 1 BB: 0 P: 21	R: 0 E: 0 K: 1 S: 8 H: 0 LOB: 0 BB: 0 P: 13	R: 6 E: 1 K: 0 S: 22 H: 4 LOB: 0 BB: 2 P: 42	R: 0 E: 0 K: 0 S: 9 H: 1 LOB: 0 BB: 0 P: 17	R: 0 E: 0 K: 2 S: 14 H: 2 LOB: 2 BB: 0 P: 18	R: 0 E: 0 K: 2 S: 8 H: 0 LOB: 0 BB: 0 P: 11		1B: 8 2B: 3 3B: 1 HR: 1 SF: 0 SAC: 0 DP: 2 HBP: 0				WP: 0 PB: 0 SB: 0 CS: 0 PA: 41		

	AB	35
	R	11
	H	13
	RBI	10
	BB	6
	SO	6
	LOB	22

PITCHER		IP	WLS	BF	H	R	ER	SO	BB	IBB	HBP	BLK	WP	HR	S	P	ERA	WHIP
31 Edgar Gonzalez, R ERA: 5.03	(1, 1)	3.0	L	18	6	5	5	1	4	0	0	0	0	0	48	74	15.00	3.333
36 Jailen Peguero, R ERA: 9.2	(4, 1)	1.2		10	3	5	5	1	2	0	0	0	0	0	25	46	27.00	3.000
Dustin Nippert, R ERA: 5.48	(5, 1)	0.1		2	1	1	1	0	0	0	0	0	0	1	5	9	27.00	3.000
40 Bill Murphy, L ERA: 4.26	(6, 1)	1.0		3	1	0	0	0	0	0	0	0	0	0	9	17	0.00	1.000
56 Ramon Pena, R ERA: 3.27	(7, 1)	1.0		5	2	0	0	2	0	0	0	0	0	0	14	18	0.00	2.000

PITCHER		IP	WLS	BF	H	R	ER	SO	BB	IBB	HBP	BLK	WP	HR	S	P	ERA	WHIP
37 Juan Cruz, R ERA: 3.1	(8, 1)	1.0		3	0	0	0	2	0	0	0	0	0	0	8	11	0.00	0.000

Arizona Diamondbacks @ Colorado Rockies

Coors Field, Denver, CO

Sun Sep 30 2007, 1:05 PM MDT

Att. 46,375 - Sunny - 63 F

livebaseballscorecards.com

Batter	1	2	3	4	5	6	7	8	9	AB	R	H	RBI	BB	SO	LOB
4 Emilio Bonifácio, S (1, 4) OBP: 0.333, SLG: 0.261 Jeff Cirillo, R (7, PH) OBP: 0.316, SLG: 0.368 (7, 4)	F FA 96 F FA 97 S CU 76 0-3 ① K		B CU 74 L FA 96 C FA 98 B CU 79 B FA 96 B FA 96 4-2 G3 BB			B CH 87 F CU 76 X 1-1 ① F8	B FA 92 C FA 93 C CH 74 S FA 92 1-3 ③ K		C SL 75 X 0-1 ② G4-3 2-3	2 0 0 0 1 1 0 2 0 0 0 0 1 3						
10 Justin Upton, R (1, 9) OBP: 0.283, SLG: 0.364 Alberto Callaspo, S (2, 7) OBP: 0.265, SLG: 0.271	H FA 97 1-0 WP S HBP		X FA 95 0-0 ② G3 1-2			C FA 97 X 0-1 S 1B		C FA 91 S CH 72 B CH 74 B FA 91 C FA 92 2-3 ① K	C SL 79 C SL 79 X 0-2 1B 3-H	0 0 0 0 0 0 0 4 0 2 1 0 1 1						
6 Stephen Drew, L (1, 6) OBP: 0.313, SLG: 0.370	B FA 94 X FA 95 1-0 ② P6		C CU 74 C FA 97 S SL 88 0-3 ③ K			B FA 94 F FA 95 B CH 87 S CH 87 B FA 96 F FA 96 X SL 88 3-2 ② F9		B SL 78 C SL 78 X FA 92 1-1 ② F7	C FA 92 B SL 91 X SL 79 1-1 ③ G1-3	5 0 0 0 0 1 4						
Tony Clark, S (1, 3) OBP: 0.310, SLG: 0.511 7 Robby Hammock, R (8, PR) OBP: 0.306, SLG: 0.289 (8, 3)	C CU 76 F FA 97 B CU 78 S SL 86 1-3 ③ K 1-3			C FA 97 C CU 77 B SL 89 F FA 98 B SL 86 F SL 86 F FA 98 C FA 97 2-3 ① K		**S FA 96** **F FA 96** 1 SAFE **B FA 97** **B CU 80** 1 SAFE 1 SAFE B SL 86 S SL 88 3-3 ③ K 1-2		B FA 93 B FA 92 B FA 92 C FA 92 F FA 92 B FA 92 4-2 27 BB BB		3 0 0 0 1 3 2 0 0 0 0 0 0 0						
27 Mark Reynolds, R (1, 5) OBP: 0.349, SLG: 0.495		B CU 76 C SL 87 F FA 98 B SL 87 S FA 98 2-3 ① K		C SL 87 F FA 98 X SL 88 0-2 ② F9			B SL 86 C SL 86 C CU 75 B SL 88 F FA 98 F FA 96 X CU 77 2-2 ① F8	B CH 71 B CH 72 B FA 92 S FA 91 B CH 71 4-1 1-2 BB		3 0 0 0 1 1 0						
Jeff Salazar, L (1, 8) OBP: 0.340, SLG: 0.394		B FA 96 B FA 97 B FA 96 B FA 95 4-0 26 S BB		B CU 76 F CH 88 B CH 86 B CH 96 C FA 95 S SL 87 3-3 ③ K			F FA 92 B FA 97 B FA 95 B CH 88 B FA 95 4-1 26 S 7 1B BB	C SL 78 B SL 78 C FA 92 S SL 78 1-3 ③ K		2 1 0 0 2 2 2						
26 Miguel Montero, L (1, 2) OBP: 0.292, SLG: 0.397		F FA 88 1 SAFE B FA 97 S FA 97 1 SAFE B SL 88 B SL 87 S SL 88 3-3 ② K 1-2			B CU 74 B FA 95 B FA 94 C FA 93 C FA 96 X SL 86 3-2 ① F8		B CU 74 C FA 96 S CH 86 B FA 96 B FA 96 B CU 77 4-2 7 1B 1-2 BB		B FA 94 X FA 94 1-0 7 2B 11 SF8 1B	3 1 1 0 1 1 1						
7 Carlos Quentin, R (1, 7) OBP: 0.298, SLG: 0.349 (2, 9)		B FA 99 C SL 86 S SL 88 D SL 88 T CU 77 2-2 ③ K			B SL 88 B FA 98 F FA 96 B SL 86 X FA 97 3-1 ② P3		B CH 83 X FA 97 1-0 1-2 2-H 1B		B FA 94 B FA 93 B FA 94 C FA 94 X 3-1 G4-3 1-3 1B 2B	4 1 2 1 0 1 1						
50 Yusmeiro Petit, R (1, 1) OBP: 0.063, SLG: 0.063 45 Doug Slaten, L (6, 1) 32 Bob Wickman, R (6, 1) 34 Conor Jackson, R (7, PH) OBP: 0.368, SLG: 0.467 Dustin Nippert, R (7, 1) 40 Bill Murphy, L (8, 1) Brandon Lyon, R (8, 1) 11 Augie Ojeda, S (9, PH) OBP: 0.354, SLG: 0.354			C FA 95 C FA 97 C FA 98 0-3 ① K		X FA 96 0-0 ③ G4-3		F FA 91 B CH 72 B CH 72 F FA 92 S FA 92 2-3 ② K		B FA 94 F SL 90 F B B F F X 3-2 ① SF8 3-H	2 0 0 0 0 1 0 0 0 0 0 0 0 0 0 0 0 0 0 0 0 1 0 0 0 0 1 2 0 0 0 0 0 0 0 0 0 0 0 0 0 0 0 0 0 0 0 0 0 0 0 0 1 0 0 0							
Inning Stats	R: 0 E: 0 K: 2 S: 7 H: 0 LOB: 1 BB: 0 P: 10	R: 0 E: 0 K: 3 S: 9 H: 0 LOB: 1 BB: 1 P: 20	R: 0 E: 0 K: 2 S: 9 H: 0 LOB: 1 BB: 1 P: 13	R: 0 E: 0 K: 2 S: 12 H: 0 LOB: 0 BB: 0 P: 17	R: 0 E: 0 K: 0 S: 6 H: 0 LOB: 0 BB: 0 P: 12	R: 0 E: 0 K: 1 S: 11 H: 1 LOB: 1 BB: 0 P: 18	R: 1 E: 0 K: 2 S: 15 H: 1 LOB: 2 BB: 2 P: 29	R: 0 E: 0 K: 2 S: 11 H: 0 LOB: 2 BB: 2 P: 23	R: 2 E: 0 K: 0 S: 15 H: 3 LOB: 1 BB: 0 P: 23	1B: 4 2B: 1 3B: 0 HR: 0 SF: 1 SAC: 0 DP: 0 HBP: 1							

TOP

AB	31
R	3
H	5
RBI	3
BB	6
SO	14
LOB	16

WP: 1 PB: 0 SB: 4 CS: 0 PA: 39

PITCHER		IP	WLS	BF	H	R	ER	SO	BB	IBB	HBP	BLK	WP	HR	S	P	ERA	WHIP
38 Ubaldo Jiménez, R ERA: 4.28	(1, 1)	6.1		25	1	1	1	10	4	0	1	0	1	0	62	108	1.42	0.789
50 Jorge Julio, R ERA: 4.94	(7, 1)	0.0	B	1	1	0	0	0	0	0	0	0	0	0	1	2	∞	∞
40 Brian Fuentes, L ERA: 2.98	(7, 1)	1.2	W	7	0	0	0	4	2	0	0	0	0	0	17	32	0.00	1.200
60 Manny Corpas, R ERA: 2.1	(9, 1)	1.0	S	6	3	2	2	0	0	0	0	0	0	0	15	23	18.00	3.000

PITCHER		IP	WLS	BF	H	R	ER	SO	BB	IBB	HBP	BLK	WP	HR	S	P	ERA	WHIP

Batter	1	2	3	4	5	6	7	8	9	AB	R	H	RBI	BB	SO	LOB
Kazuo Matsui, S (1, 4) OBP: 0.342, SLG: 0.401	S SL 86 F SL 80 B SL 86 F SL 84 B FA 88 X SL 81 2-2 ① L7		L SL 81 B SL 86 S SL 82 B SL 83 X SL 84 2-2 ① G4-3		X SL 81 0-0 ② F7		C SL 87 S CU 77 B FA 96 S FA 96 1-3 ③ K			4	0	0	0	0	1	0
2 Troy Tulowitzki, R (1, 6) OBP: 0.357, SLG: 0.472	B SL 83 S SL 80 C SL 87 B CU 74 X SL 88 2-2 ② P5		C CU 74 S CU 75 B FA 88 F SL 87 S SL 80 1-3 ② K		B SL 81 B CU 74 X SL 87 2-0 ③ P3			C FA 93 B FA 94 X CU 77 1-1 E5 5 1B 27 1B		4	1	0	0	0	1	0
5 Matt Holliday, R (1, 7) OBP: 0.405, SLG: 0.606	B SL 80 B SL 81 F SL 87 C FA 89 F SL 80 B SL 84 B SL 88 4-2 17 2B BB		F FA 87 B SL 82 X SL 81 1-1 ③ F7			S FA 85 B CH 82 S SL 82 X FA 91 1-2 ① G3		F FA 95 C FA 94 1 SAFE X FA 96 0-2 27 1B 17 BB 11 2B 1-3 1B		3	1	1	0	1	0	0
17 Todd Helton, L (1, 3) OBP: 0.434, SLG: 0.490	C SL 88 B SL 83 1 SAFE B SL 82 X SL 82 2-1 1-3 2B			B SL 87 B SL 81 C FA 86 X FA 88 2-1 19 1B 1B		X FA 91 0-0 ② G4-3		C CU 75 B FA 90 B FA 91 B CU 76 B CU 77 4-1 27 1B 11 2B 1-2 BB		3	1	2	0	1	0	0
27 Garrett Atkins, R (1, 5) OBP: 0.365, SLG: 0.483 Jamey Carroll, R (8, PR) OBP: 0.317, SLG: 0.298 (9, 5)	B SL 88 F SL 82 C SL 88 B FA 87 X CU 76 2-2 ③ G1-3			B SL 83 B SL 86 X FA 88 2-0 ① F8		B FA 86 B FA 87 S SL 80 B FA 91 B FA 85 4-1 11 2B BB		X FA 90 0-0 11 2B 18 G1-2-3 1-2 2-3 3-H 1B		3 0	1 0	1 0	1 0	1 0	0 0	3 0
11 Brad Hawpe, L (1, 9) OBP: 0.386, SLG: 0.542		C SL 85 F SL 83 B SL 87 C SL 82 1-3 ① K		F SL 88 B SL 83 C CU 74 X SL 81 1-2 ② F7		X FA 92 0-0 1-H 2B		C CU 75 B FA 90 S FA 91 X CU 80 1-2 1-3 2-H 3-H 2B		4	0	2	3	0	1	1
19 Ryan Spilborghs, R (1, 8) OBP: 0.368, SLG: 0.492 50 Jorge Julio, R (7, 1) 40 Brian Fuentes, L (7, 1) 10 Jeff Baker, R (8, PH) OBP: 0.297, SLG: 0.350 60 Manny Corpas, R (9, 1)		B CU 76 B FA 87 F FA 87 X SL 86 2-1 8 G1-3 1B		F CU 75 X CU 74 0-1 1-2 1B		X CU 82 0-0 ③ B1-3		I IN 68 4-0 IBB		3 0 0 0 0	0 0 0 0 0	2 0 0 0 0	0 0 0 0 1	0 0 0 0 0	0 0 0 0 0	1 0 0 0 0
8 Yorvit Torrealba, R (1, 2) OBP: 0.325, SLG: 0.372		1 SAFE B FA 84 1 SAFE C SL 87 X SL 82 1-1 ② G1-3 1-2		S SL 83 X SL 87 0-1 ③ P3			B FA 94 B FA 93 C FA 94 F FA 94 X FA 95 2-2 ① F9	B FC 92 C CU 75 F FA 92 B CU 75 F CU 75 S FA 93 2-3 ① K		4	0	0	0	0	1	6
38 Ubaldo Jiménez, R (1, 1) OBP: 0.185, SLG: 0.083 18 Cory Sullivan, L (7, 8) OBP: 0.336, SLG: 0.391		F SL 88 S CU 75 S CU 75 0-3 ③ K			B SL 88 F FA 87 F FA 86 B CU 76 C SL 89 2-3 ① K		B CU 77 X FA 94 1-0 ② F8	B FA 87 X CU 75 1-0 ② ③ G1-2-3 3-Hf		2 2	0 0	0 0	0 0	0 0	2 0	1 3
Inning Stats	R: 0 E: 0 K: 0 S: 15 H: 1 LOB: 2 BB: 1 P: 27	R: 0 E: 0 K: 2 S: 10 H: 1 LOB: 1 BB: 0 P: 14	R: 0 E: 0 K: 1 S: 9 H: 0 LOB: 0 BB: 0 P: 13	R: 0 E: 0 K: 0 S: 10 H: 2 LOB: 2 BB: 0 P: 15	R: 0 E: 0 K: 1 S: 5 H: 0 LOB: 0 BB: 0 P: 9	R: 1 E: 0 K: 0 S: 7 H: 1 LOB: 1 BB: 1 P: 12	R: 0 E: 0 K: 1 S: 7 H: 0 LOB: 0 BB: 0 P: 11	R: 3 E: 1 K: 1 S: 15 H: 3 LOB: 3 BB: 2 P: 28		1B: 5 2B: 3 3B: 0 HR: 0 SF: 0 SAC: 0 DP: 1 HBP: 0						

PITCHER		IP	WLS	BF	H	R	ER	SO	BB	IBB	HBP	BLK	WP	HR	S	P	ERA	WHIP
50 Yusmeiro Petit, R ERA: 4.58	(1, 1)	5.0		20	4	0	0	4	1	0	0	0	0	0	49	78	0.00	1.000
45 Doug Slaten, L ERA: 2.72	(6, 1)	0.2		4	1	1	1	0	1	0	0	0	0	0	6	11	13.50	3.000
32 Bob Wickman, R ERA: 3.58	(6, 1)	0.1		1	0	0	0	0	0	0	0	0	0	0	1	1	0.00	0.000
Dustin Nippert, R ERA: 5.56	(7, 1)	1.0	L	5	1	2	2	1	0	0	0	0	0	0	12	17	18.00	1.000
40 Bill Murphy, L ERA: 5.68	(8, 1)	0.0		4	2	1	0	0	1	1	0	0	0	0	5	14	∞	∞

PITCHER		IP	WLS	BF	H	R	ER	SO	BB	IBB	HBP	BLK	WP	HR	S	P	ERA	WHIP
Brandon Lyon, R ERA: 2.68	(8, 1)	1.0		2	0	0	0	1	0	0	0	0	0	0	5	8	0.00	0.000

BOTTOM

Arizona Diamondbacks @ Colorado Rockies

Coors Field, Denver, CO

Sun Sep 30 2007, 1:05 PM MDT

Att. 46,375 - Sunny - 63 F

livebaseballscorecards.com

AB	32
R	4
H	8
RBI	4
BB	4
SO	6
LOB	15

WP: 0 PA: 36
PB: 0
SB: 0
CS: 0

Batter	1	2	3	4	5	6	7	8	9	10	11	12	13	AB	R	H	RBI	BB	SO	LOB
24 Brian Giles, L (1, 9) OBP: 0.361, SLG: 0.416	B SL 81 F FA 90 B SI 91 C FA 83 X FA 90 2-2 G4-3 ①		C FA 89 B FA 90 B FA 91 B FA 90 S SI 90 F CH 81 B SL 83 4-2 12 1B 23 HR 1-2 BB	X FA 88 0-0 G4-3 ①		C FA 92 C FA 94 D CU 79 B FA 95 F CU 79 B CU 79 X CU 77 3-2 P6 ② 1-2		B FA 92 S SL 78 X FA 92 1-1 2-H 2B		B CH 80 C CH 81 B FA 90 F SL 80 X FA 91 2-2 FC6-4 ③ 1-2f		B SL 85 B FA 95 C FA 95 B FA 96 B FA 96 4-1 12 HR BB	5	2	1	1	2	0	3
12 Scott Hairston, R (1, 7) OBP: 0.313, SLG: 0.452	C FA 92 B FC 90 B FC 89 C SL 78 S FC 88 2-3 K ②		C SL 79 X FC 90 0-1 23 HR 1-2 2-3 1B	C FC 88 F SL 86 B FA 88 C SL 87 1-3 K ②		B FA 89 F SL 81 B FA 90 B FA 90 F SL 81 S SL 82 3-3 K ③		S CH 73 X CH 72 0-1 G6-3 ③			B CU 76 B CU 74 C FA 90 X FA 90 2-1 E5 3 5 G5-3 SH1-3	B FA 96 X FA 97 1-0 1-H HR	7	2	2	2	0	3	2
5 Kevin Kouzmanoff, R (1, 5) OBP: 0.329, SLG: 0.457 50 Joe Thatcher, L (11, 1) 16 Chase Headley, S (13, PH) OBP: 0.333, SLG: 0.278 Trevor Hoffman, R (13, 1)	C FA 92 F FA 85 X FA 93 0-2 1B		B FA 84 X SL 83 1-0 F7 ① F FA 91 B FA 91 B SL 87 S FA 82 F FA 91 C SL 86 2-3 K ③				B SL 87 B FA 95 X FA 96 2-0 G4-3 ① B FA 95 B SL 89 C FA 96 S FA 96 X FA 97 3-2 28 FC4-6 1B	X FA 92 0-0 G4-3 ① F FA 94 B SL 79 X SL 82 1-1 G6-3 ②		B FA 97 C FA 93 C FA 92 X SL 82 1-2 1B	5	0	1	0	0	1	3
23 Adrián González, L (1, 3) OBP: 0.347, SLG: 0.502	B FA 92 B FA 91 D SL 85 C SL 82 F SL 83 S SL 88 3-3 K ③		X SL 83 0-0 1-H 2-H 3-H HR		X CU 77 0-0 2B						I IN 71 I IN 73 I IN 74 I IN 72 4-0 IBB		B FA 92 S FA 92 B FA 93 F FA 92 B FA 91 S FA 91 3-3 K ①	6	1	3	4	1	2	2
3 Khalil Greene, R (1, 6) OBP: 0.291, SLG: 0.468		C FC 89 B FC 88 S CU 77 B FA 91 F SL 88 S SL 83 2-3 K ①	X SL 79 0-0 28 2B FC6-4 1B		B CU 75 C CU 77 X SL 91 1-1 P4 ①		B FA 96 S FA 97 F FA 98 C FA 98 1-3 K ②		F FA 95 X FA 94 0-1 F9 ③		F FA 91 S FA 90 B FA 90 B FA 90 X FA 91 2-2 G5-3 ②③ 2-3f		F FA 94 X FA 92 0-1 F7 ②	7	1	1	0	0	2	5
28 Josh Bard, S (1, 2) OBP: 0.364, SLG: 0.404 21 Heath Bell, R (7, 1) 13 Oscar Robles, L (10, PH) OBP: 0.286, SLG: 0.231 Doug Brocail, L (10, 1) OBP: 0.500, SLG: 0.500 Morgan Ensberg, R (11, 5) OBP: 0.320, SLG: 0.404		C SI 91 B CU 77 F SL 83 F FA 91 F CH 83 B SL 84 F SL 86 X FA 92 2-2 1B	X FA 90 0-0 FC6-4 1-3 2B		S SL 82 X FA 93 0-1 L7 ②		S FA 96 X FA 96 0-1 FC4-6 ③ 1-2f			C FA 89 X CH 81 0-1 G4-3 ①		B FA 93 X SL 85 1-0 P6 ③	4	0	2	0	0	0	2
Geoff Blum, S (1, 4) OBP: 0.319, SLG: 0.367		B SL 83 X SL 82 1-0 F9 ② I IN 76 I IN 78 I IN 81 I IN 81 4-0 FC6-4 IBE			C CU 79 F CU 82 S CU 83 0-3 K ③			X FA 92 0-0 8 WP 24 2B 1B		C CU 73 X CH 81 1-0 F7 ②		X FA 89 0-0 SH5-3 ① 1-2		4	1	1	0	1	1	2
Brady Clark, R (1, 8) OBP: 0.352, SLG: 0.346 Terrmel Sledge, L (10, PH) OBP: 0.310, SLG: 0.360 Mike Cameron, R (10, PR) OBP: 0.328, SLG: 0.431 (10, 8) 9 Brian Myrow, L (12, PH) OBP: 0.250, SLG: 0.200 Jason Lane, R (12, 8) OBP: 0.254, SLG: 0.345		B FA 91 X SI 90 1-0 G5-3 ③	X FA 91 0-0 FC6-4 ② 1-2f 2-3 3-H			C CU 79 X CU 79 0-1 24 WP 1B		S FA 92 1 SAFE X CH 72 0-1 P3 ①		B CU 75 B CH 82 B FA 91 B FA 90 4-0 8 1B BB		B CU 74 C SL 80 B CH 79 S SL 80 S SL 80 2-3 K ②	4 0 0 1	0 0 0 0	1 0 0 0	1 0 0 0	0 1 0 0	0 0 0 1	4 0 0 1
44 Jake Peavy, R (1, 1) OBP: 0.250, SLG: 0.315 8 Michael Barrett, R (7, 2) OBP: 0.281, SLG: 0.372			2 12 1B 24 BB 23 HR 1B			L FA 90 L FA 90 X 0-2 B2 ①		B CH 72 C FA 92 F CH 72 F FA 92 F CH 74 S CH 72 1-3 K ② 1-2		C CU 76 X SL 82 0-1 24 FC6-4 1-2 1B		B CU 75 B FA 90 B FA 90 C FA 90 F SL 80 X FA 90 3-2 G6-3 ③	3 3	1 0	1 1	0 0	0 1	0 2	3 2
Inning Stats	R: 0 E: 0 K: 2 S: 12 H: 1 LOB: 1 BB: 0 P: 19	R: 0 E: 0 K: 1 S: 12 H: 1 LOB: 1 BB: 0 P: 18	R: 5 E: 0 K: 0 S: 16 H: 5 LOB: 2 BB: 2 P: 26	R: 0 E: 0 K: 2 S: 8 H: 0 LOB: 0 BB: 0 P: 11	R: 0 E: 0 K: 1 S: 8 H: 1 LOB: 1 BB: 0 P: 9	R: 0 E: 0 K: 1 S: 12 H: 1 LOB: 1 BB: 0 P: 18	R: 0 E: 0 K: 1 S: 9 H: 1 LOB: 1 BB: 0 P: 15	R: 1 E: 0 K: 1 S: 12 H: 2 LOB: 1 BB: 0 P: 14	R: 0 E: 0 K: 0 S: 5 H: 0 LOB: 0 BB: 0 P: 6	R: 0 E: 0 K: 0 S: 8 H: 1 LOB: 2 BB: 1 P: 15	R: 0 E: 1 K: 0 S: 6 H: 0 LOB: 1 BB: 1 P: 14	R: 0 E: 0 K: 1 S: 9 H: 0 LOB: 1 BB: 1 P: 18	R: 2 E: 0 K: 1 S: 11 H: 2 LOB: 1 BB: 1 P: 21	1B: 10 2B: 3 3B: 0 HR: 2 SF: 0 SAC: 2 DP: 1 HBP: 0	WP: 2 PB: 0 SB: 0 CS: 0 PA: 60						

PITCHER		IP	WLS	BF	H	R	ER	SO	BB	IBB	HBP	BLK	WP	HR	S	P	ERA	WHIP
Josh Fogg, R ERA: 4.94	(1, 1)	4.0		22	8	5	5	5	1	1	0	0	0	1	49	75	11.25	2.250
35 Taylor Buchholz, R ERA: 4.23	(5, 1)	1.1		5	1	0	0	1	0	0	0	0	0	0	12	13	0.00	0.750
Jeremy Affeldt, L ERA: 3.51	(6, 1)	0.1		1	0	0	0	0	0	0	0	0	1	0	4	7	0.00	0.000
23 Ryan Speier, R ERA: 4.0	(6, 1)	0.1		1	0	0	0	1	0	0	0	0	0	0	3	6	0.00	0.000
LaTroy Hawkins, R ERA: 3.42	(7, 1)	1.0	H	4	1	0	0	1	0	0	0	0	0	0	9	15	0.00	1.000

PITCHER		IP	WLS	BF	H	R	ER	SO	BB	IBB	HBP	BLK	WP	HR	S	P	ERA	WHIP
40 Brian Fuentes, L ERA: 3.08	(8, 1)	1.0	B	5	2	1	1	1	0	0	0	0	1	0	12	14	9.00	2.000
60 Manny Corpas, R ERA: 2.08	(9, 1)	1.0		3	0	0	0	0	0	0	0	0	0	0	5	6	0.00	0.000
34 Matt Herges, R ERA: 2.96	(10, 1)	3.0		13	1	0	0	1	2	1	0	0	0	0	23	47	0.00	1.000
50 Jorge Julio, R ERA: 5.23	(13, 1)	0.0		3	2	2	2	0	1	0	0	0	0	1	5	11	∞	∞
44 Ramon Ortiz, R ERA: 5.45	(13, 1)	1.0	W	3	0	0	0	1	0	0	0	0	0	0	6	10	0.00	0.000

San Diego Padres @ Colorado Rockies

Coors Field, Denver, CO

Mon Oct 01 2007, 5:37 PM MDT

Att. 48,404 - Partly Cloudy - 75 F

TOP

livebaseballscorecards.com

AB	52
R	8
H	15
RBI	8
BB	6
SO	11
LOB	30

BOTTOM

Batter	1	2	3	4	5	6	7	8	9	10	11	12	13	AB	R	H	RBI	BB	SO	LOB
Kazuo Matsui, S (1, 4) OBP: 0.342, SLG: 0.405	B FA 89 F FA 91 B FA 93 X FA 93 2-1 2 1B 17 SF8 2B	B CH 83 X SL 83 1-0 G4-3 ②		B FA 92 B SL 85 B CH 85 C FA 91 X FA 90 3-1 G6-3 ③		B SL 86 S SL 86 S SL 86 F SL 84 X FA 93 1-2 SF8 3-H ②		L FA 95 L FA 94 X FA 95 0-2 G1-3 1-2 ①		C FA 92 B SL 89 B FA 93 X FA 93 2-1 P6 ③			B SL 86 B SL 85 C SL 86 F SL 87 F SL 87 X FC 86 2-2 2 2B 2B	6	2	2	1	0	0	1
2 Troy Tulowitzki, R (1, 6) OBP: 0.359, SLG: 0.479	F SL 88 C SL 86 F FA 94 D SL 82 X SL 86 1-2 17 SF8 5 BB 27 1B 2-3 1B	B FA 92 F SL 83 F FA 92 B SL 84 C SL 85 2-3 K ③			B SL 82 B SL 83 C FA 91 S SL 83 B SL 84 X SL 83 3-2 5 1B 2B	S CU 81 X SL 81 0-1 3B		B CU 82 X FA 96 1-0 G1-3 ②			X SL 88 0-0 G1-3 ①		B SL 76 C FC 87 B SL 76 F FC 88 F SL 89 D CH 76 X SL 88 3-2 5 3B 2-H 2B	7	3	4	1	0	1	1
5 Matt Holliday, R (1, 7) OBP: 0.405, SLG: 0.607	B FA 94 B SL 88 B FA 95 F FA 94 B FA 95 4-1 27 1B 17 SF8 1-2 BB		B FA 93 B SL 84 S FA 93 F FA 94 X FA 94 2-2 G4-3 ①		B FA 93 X SL 85 1-0 17 G5-3 2-H 1B	S SL 86 S FA 93 B FA 93 S SL 86 1-3 K ③		F FA 96 B FA 97 S FA 96 S FA 98 S FA 96 1-3 K ③			B CU 90 S FA 92 F CU 90 S SL 91 1-3 K ②		X SL 86 0-0 SF9 2-H 3B	6	1	2	2	1	3	2
17 Todd Helton, L (1, 3) OBP: 0.434, SLG: 0.494	C SL 87 X SL 87 0-1 SF8 1-2 2-3 3-H ①		X FA 93 0-0 HR		X CH 84 0-0 G5-3 1-2 ①		B C SL 86 F SL 86 X SL 84 1-2 L3 ①		C FA 95 B FA 96 F FA 95 S FA 95 1-3 K ①		F FA 93 B FA 93 B FA 93 B FA 93 B FA 92 4-1 1B BB		I IN 67 I IN 70 I IN 68 I IN 69 4-0 IBB	4	1	1	2	2	1	1
27 Garrett Atkins, R (1, 5) OBP: 0.367, SLG: 0.486 Jamey Carroll, R (7, PR) (8, 5) OBP: 0.317, SLG: 0.300	S SL 88 B SL 89 F FA 94 X SL 86 1-2 2-3 3-H 1B		B SL 85 B FA 93 F FA 92 B FA 93 B FA 93 4-1 19 FC5-4 BB		C FA 93 C FA 93 B FA 94 B SL 82 C FA 94 2-3 K ②		X SL 85 0-0 2B		C FA 94 B CU 84 X FA 95 1-1 P3 ②		F FA 93 B FA 93 X FA 92 1-1 1-2 1B		X SL 85 0-0 SF9 3-H ①	3	0	2	1	1	1	1
														2	0	1	1	0	0	0
11 Brad Hawpe, L (1, 9) OBP: 0.387, SLG: 0.539	B FA 94 F FA 94 F SL 88 X FA 95 1-2 P5 ②		F SL 86 B FA 93 S CH 84 B FA 93 S SL 85 2-3 K ②		I IN 66 I IN 68 I IN 66 4-0 IBB		I I I 4-0 IBB		B FA 96 B FA 95 C FA 95 B FA 96 B FA 95 4-1 BB		S FA 90 S FA 91 B FA 90 B FA 90 S FA 90 2-3 K ③			3	0	0	0	3	2	5
19 Ryan Spilborghs, R (1, 8) OBP: 0.383, SLG: 0.485 40 Brian Fuentes, L (8, 1) 60 Manny Corpas, R (9, 1) 47 Joe Koshansky, L (9, PH) OBP: 0.200, SLG: 0.167 34 Matt Herges, L (10, 1) 10 Jeff Baker, R (12, PH) OBP: 0.296, SLG: 0.347 50 Jorge Julio, R (13, 1) 44 Ramon Ortiz, R (13, 1) OBP: 0.400, SLG: 0.250	X FA 95 0-0 F8 ③		S SL 85 X SL 84 0-1 FC5-4 1-2f ③		B CH 85 B FA 93 F SL 86 C SL 82 S SL 82 2-3 K ③		F FA 95 F FA 96 B FA 96 S FA 96 1-3 K ②		C FA 96 S FA 95 S FA 96 0-3 K ③			B FA 88 B FA 88 B FA 89 B FA 90 S FA 89 S FA 89 3-3 K ①		4	0	0	0	0	2	7
												C FA 89 S CU 79 B SL 80 B FA 90 X CU 78 2-2 F8 ②		6	1	1	1	0	1	2
8 Yorvit Torrealba, R (1, 2) OBP: 0.323, SLG: 0.376		F FA 91 B FA 92 B SL 86 X SL 86 2-1 HR		X FA 92 0-0 F9 ①		B SL 83 X SL 82 1-0 G5-3 ①	C CU 81 B SL 85 B SL 95 C CU 83 F FA 96 B CU 82 S CU 82 3-3 K ③			C SL 86 X CU 74 0-1 G5-3 ①										
Josh Fogg, R (1, 1) OBP: 0.348, SLG: 0.172 35 Taylor Buchholz, R (5, 1) OBP: 0.200, SLG: 0.130 Jeremy Affeldt, L (6, 1) 23 Ryan Speier, R (6, 1) 25 Seth Smith, L (8, PH) OBP: 0.429, SLG: 0.875 LaTroy Hawkins, R (7, 1) 18 Cory Sullivan, L (8, 8) OBP: 0.336, SLG: 0.386		C FA 91 F FA 92 F SL 81 C FA 93 0-3 K ①		B FA 91 C FA 91 X FA 91 2-1 G4-3 ②		B SL 84 B SL 84 C FA 91 B SL 83 X FA 91 3-1 SF8 3B		B CU 81 B FA 95 C FA 95 S FA 96 B FA 96 B FA 95 4-2 G1-3 BB			F FA 91 F FA 92 B SL 80 B SL 82 X CU 77 2-2 F9 ②		C FA 90 S CU 78 B SL 80 S FA 90 1-3 K ③	2	0	0	0	1	0
														0	0	0	0	0	0	0
														0	0	0	0	0	0	0
														0	0	0	0	0	0	0
														1	1	1	0	0	0	0
														0	0	0	0	0	0	0
														2	0	0	0	1	1	0
Inning Stats	R: 2 E: 0 K: 0 S: 16 H: 3 LOB: 2 BB: 1 P: 25	R: 1 E: 0 K: 2 S: 10 H: 1 LOB: 0 BB: 0 P: 15	R: 1 E: 0 K: 1 S: 10 H: 1 LOB: 1 BB: 1 P: 18	R: 0 E: 0 K: 0 S: 5 H: 0 LOB: 0 BB: 0 P: 10	R: 1 E: 0 K: 2 S: 11 H: 2 LOB: 2 BB: 1 P: 23	R: 1 E: 0 K: 1 S: 12 H: 2 LOB: 1 BB: 0 P: 18	R: 0 E: 0 K: 2 S: 11 H: 1 LOB: 2 BB: 1 P: 20	R: 0 E: 0 K: 1 S: 10 H: 0 LOB: 1 BB: 1 P: 16	R: 0 E: 0 K: 2 S: 9 H: 0 LOB: 1 BB: 1 P: 15	R: 0 E: 0 K: 0 S: 7 H: 0 LOB: 0 BB: 0 P: 11	R: 0 E: 0 K: 2 S: 10 H: 1 LOB: 2 BB: 1 P: 18	R: 0 E: 0 K: 2 S: 9 H: 0 LOB: 0 BB: 0 P: 15	R: 3 E: 0 K: 0 S: 10 H: 3 LOB: 1 BB: 1 P: 19	1B: 4 2B: 5 3B: 3 HR: 2 SF: 3 SAC: 0 DP: 0 HBP: 0						

PITCHER		IP	WLS	BF	H	R	ER	SO	BB	IBB	HBP	BLK	WP	HR	S	P	ERA	WHIP
44 Jake Peavy, R ERA: 2.54	(1, 1)	6.1		33	10	6	6	6	2	2	0	0	0	2	68	118	8.53	1.895
21 Heath Bell, R ERA: 2.02	(7, 1)	2.2		10	0	0	0	5	2	0	0	0	0	0	26	42	0.00	0.750
Doug Brocail, R ERA: 3.05	(10, 1)	1.2		7	1	0	0	1	1	0	0	0	0	0	14	24	0.00	1.200
50 Joe Thatcher, L ERA: 1.29	(11, 1)	1.1		4	0	0	0	3	0	0	0	0	0	0	12	20	0.00	0.000
Trevor Hoffman, R ERA: 2.98	(13, 1)	0.1	L	5	3	3	3	0	0	1	0	0	0	0	10	19	81.00	9.000

PITCHER	IP	WLS	BF	H	R	ER	SO	BB	IBB	HBP	BLK	WP	HR	S	P	ERA	WHIP

San Diego Padres @ Colorado Rockies

Coors Field, Denver, CO

Mon Oct 01 2007, 5:37 PM MDT

Att. 48,404 - Partly Cloudy - 75 F

livebaseballscorecards.com

AB	48
R	9
H	14
RBI	9
BB	8
SO	15
LOB	21

WP: 0 PA: 59
PB: 0
SB: 0
CS: 0

Colorado Rockies @ Philadelphia Phillies

Citizens Bank Park, Philadelphia, PA

Wed Oct 03 2007, 3:00 PM EDT

Att. 45,655 - Sunny - 81 F

livebaseballscorecards.com

Batter	1	2	3	4	5	6	7	8	9	AB	R	H	RBI	BB	SO	LOB
Kazuo Matsui, S (1, 4)	F FA 90 B CH 81 C CU 76 F FA 92 X CH 81 1-2 ① G6-3	B CU 76 B FA 89 B CH 80 C FA 89 S CU 76 F FA 90 D CH 81 4-2 2 BB BB			X FA 87 0-0 ① P2		B CU 78 C CU 79 B FA 92 F SL 87 S FA 92 2-3 ③ K		B CU 78 C FA 93 B CH 86 F CU 79 B FA 93 C CU 78 3-3 ③ K	4	0	0	0	1	2	3
2 Troy Tulowitzki, R (1, 6)	C CU 77 B FA 91 F CH 81 B CH 82 F CU 80 B FA 92 S CH 82 3-3 ② K	C CH 79 S CH 81 B CU 77 B FA 90 D CU 78 B FA 90 4-2 1-2 2-3 3-H BB			B FA 86 X CH 79 1-0 ② G6-3			F FA 91 F SL 87 S FA 91 0-3 ① K		3	0	0	1	1	2	0
5 Matt Holliday, R (1, 7) OBP: 0.250, SLG: 1.000	C FA 91 F FA 92 F FA 92 X CU 79 0-2 ③ G3	F FA 88 S CH 81 B CH 81 B FA 90 S CU 78 2-3 ③ K			F CU 75 X FA 89 0-1 ③ G5-3			X CU 79 0-0 HR		4	1	1	1	0	1	3
17 Todd Helton, L (1, 3) OBP: 0.250, SLG: 0.750		X FA 89 0-0 27 2B 3B	B CU 72 B FA 85 F FA 87 F CH 79 X CH 80 2-2 ① F8			B CH 79 B CU 75 B FA 88 C FA 87 C FA 90 S CH 82 3-3 ① K		B CU 79 X FA 90 1-0 ② P6		4	1	1	0	0	1	0
27 Garrett Atkins, R (1, 5) OBP: 0.250, SLG: 0.500		B CU 77 B CH 82 S CH 82 C CU 78 F FA 90 X CH 82 2-2 8 1B 3-H 2B	C FA 87 C FA 88 B FA 89 F CH 80 C FA 89 1-3 ② K			C CU 75 C FA 90 F FA 90 B FA 90 X CU 79 1-2 ② F8		C CU 77 B CU 82 X CH 78 1-1 ③ G6-3		4	1	1	1	0	1	0
11 Brad Hawpe, L (1, 9)		C CU 76 S CH 81 B FA 90 B CH 81 F FA 90 S FA 89 2-3 ① K	B FA 88 S CH 80 F FA 90 B CU 77 X CU 77 2-2 ③ F8			F CU 76 B CU 77 S CU 77 B CH 80 C FA 91 2-3 ③ K			C CU 77 S CU 78 B CH 86 C CU 80 1-3 ① K	4	0	0	0	0	3	1
19 Ryan Spilborghs, R (1, 8) 60 Manny Corpas, R (9, 1)		D CU 77 B CU 75 D CH 81 D CH 79 4-0 26 SH1-4 2 BB 8 1B BB	B FA 89 S CH 79 C FA 89 C FA 90 1-3 ① K				B CH 78 B CH 80 B FA 88 C FA 88 B FA 89 4-1 26 G4-3 BB		F FA 92 C CU 78 C CU 80 0-3 ② K	2	1	0	0	2	2	0
										0	0	0	0	0	0	0
8 Yorvit Torrealba, R (1, 2) OBP: 0.500, SLG: 0.500		C CH 80 X FA 89 0-1 2 BB 26 SH1-4 1-2 2-H 1B	C CU 75 B CU 78 S CH 80 X CH 80 1-2 ② L1				B FA 87 B CH 78 C FA 86 S CH 79 X CU 76 2-2 ① F9		B FA 94 F FA 94 C SL 85 F FA 94 X CU 80 1-2 18 1B 1B	4	0	2	1	0	0	1
26 Jeff Francis, L (1, 1)		C CU 73 L FA 88 X FA 89 0-2 ② SH1-4 1-2 2-3	B FA 89 C CH 80 F FA 89 X FA 91 1-2 ③ G1-3				C CU 74 X CU 74 0-1 ② G4-3 1-2		B CU 78 C CU 78 X CU 78 1-1 1-2 1B	2	0	0	0	0	0	1
LaTroy Hawkins, R (7, 1)										0	0	0	0	0	0	0
40 Brian Fuentes, L (8, 1)										0	0	0	0	0	0	0
18 Cory Sullivan, L (9, PH) OBP: 1.000, SLG: 1.000 (9, 8)										1	0	1	0	0	0	0
Inning Stats	R: 0 E: 0 K: 1 S: 12 H: 0 LOB: 0 BB: 0 P: 16	R: 3 E: 0 K: 2 S: 22 H: 3 LOB: 3 BB: 3 P: 40	R: 0 E: 0 K: 1 S: 10 H: 0 LOB: 0 BB: 0 P: 15	R: 0 E: 0 K: 1 S: 9 H: 0 LOB: 0 BB: 0 P: 12	R: 0 E: 0 K: 0 S: 4 H: 0 LOB: 0 BB: 0 P: 5	R: 0 E: 0 K: 2 S: 9 H: 0 LOB: 0 BB: 0 P: 15	R: 0 E: 0 K: 1 S: 9 H: 0 LOB: 1 BB: 1 P: 17	R: 1 E: 0 K: 1 S: 7 H: 1 LOB: 0 BB: 0 P: 9	R: 0 E: 0 K: 3 S: 15 H: 2 LOB: 2 BB: 0 P: 21	1B: 3 2B: 1 3B: 1 HR: 1 SF: 0 SAC: 1 DP: 0 HBP: 0						

PITCHER		IP	WLS	BF	H	R	ER	SO	BB	IBB	HBP	BLK	WP	HR	S	P	ERA	WHIP
35 Cole Hamels, L ERA: 4.05	(1, 1)	6.2	L	27	3	3	3	7	4	0	0	0	0	0	72	115	4.05	1.050
45 Tom Gordon, R ERA: 13.5	(7, 1)	0.2		3	1	1	1	2	0	0	0	0	0	1	7	9	13.50	1.500
16 J.C. Romero, L ERA:	(8, 1)	0.2		2	0	0	0	0	0	0	0	0	0	0	3	5	0.00	0.000
39 Brett Myers, R ERA:	(9, 1)	1.0		5	2	0	0	3	0	0	0	0	0	0	15	21	0.00	2.000

PITCHER	IP	WLS	BF	H	R	ER	SO	BB	IBB	HBP	BLK	WP	HR	S	P	ERA	WHIP

TOP	
AB	32
R	4
H	6
RBI	4
BB	4
SO	12
LOB	9

WP: 0 PA: 37
PB: 0
SB: 0
CS: 0

Colorado Rockies @ Philadelphia Phillies

Citizens Bank Park, Philadelphia, PA

Wed Oct 03 2007, 3:00 PM EDT

Att. 45,655 - Sunny - 81 F

livebaseballscorecards.com

BOTTOM

Batter	1	2	3	4	5	6	7	8	9	AB	R	H	RBI	BB	SO	LOB
11 Jimmy Rollins, S (1, 6)	B FA 88 B FA 86 B FA 87 C FA 86 F FA 87 S CH 80 3-3 K ①		C CH 80 B FA 87 X FA 90 1-1 G5-4-3 ②③ 1-2f		S FA 88 B FA 90 F FA 86 B FA 86 B CU 72 B CU 72 4-2 1-2 BB			B FA 90 C FA 91 B FA 90 B FA 91 X FA 90 3-1 P6 ①		3	0	0	0	1	1	2
8 Shane Victorino, S (1, 9)	C FA 91 C FA 85 S CU 71 0-3 K ②			B CU 70 C CH 84 X CU 71 1-1 G5-3 ①	B CH 82 C CH 80 X FA 87 1-1 G4-3 ③			C FA 91 F CH 72 X CH 73 0-2 FC6-4 ② 1-2f		4	0	0	0	0	1	3
26 Chase Utley, L (1, 4)	C FA 87 S CU 72 S CU 72 0-3 K ③			C FA 86 C FA 87 S CU 72 0-3 K ②		S CH 79 F FA 90 S FA 89 0-3 K ①		C CU 78 1 SAFE D CU 79 S SL 79 C FA 91 1-3 K ③		4	0	0	0	0	4	1
6 Ryan Howard, L (1, 3)		B CH 80 B CH 85 S CH 78 B FA 86 F FA 87 F CH 80 F FA 88 S CH 80 3-3 K ①		F CU 72 S CH 80 B CU 74 S FA 91 1-3 K ③		B CU 71 F CH 81 F CU 72 B CU 74 B FA 90 X CH 81 3-2 F9 ②			F FA 93 C FA 92 C SL 77 0-3 K ①	4	0	0	0	0	3	0
Aaron Rowand, R (1, 8) OBP: 0.250, SLG: 1.000		S FA 87 F CU 73 F CU 72 X CH 81 0-2 G6-3 ②			B CU 72 S CH 80 B FA 87 X FA 87 2-1 HR	C CU 70 X CH 81 0-1 F7 ③			B SL 77 X FA 92 1-0 G4-3 ②	4	1	1	1	0	0	0
Pat Burrell, R (1, 7) OBP: 0.500, SLG: 1.333		S FA 91 B FA 88 C FA 88 B CU 73 B CU 71 F FA 90 B CH 82 4-2 BB			B CH 82 B CH 79 C CH 79 X FA 87 2-1 HR		X FA 95 0-0 P5 ①		B SL 77 C SL 78 C FA 93 B FA 93 F FA 94 F SL 78 F FA 93 X FA 93 2-2 F8 ③	3	1	1	1	1	0	0
Wes Helms, R (1, 5) 19 Greg Dobbs, L (7, PH) Michael Bourn, L (7, PR) Abraham Nunez, S (8, 5)		C CH 80 S CH 80 D CU 69 X CH 80 1-2 P4 ③			B FA 88 F FA 87 B CH 80 S CH 80 F FA 90 X CH 80 2-2 F7 ①		B FA 93 F FA 94 B FA 95 F CH 88 B FA 95 F FA 96 F FA 95 B CH 86 4-2 51 G4-6-3 BB			2 0 0 0	0 0 0 0	0 0 0 0	0 1 0 0	0 0 0 0	0 0 0 0	1 0 0 0
51 Carlos Ruiz, R (1, 2) OBP: 0.333, SLG: 0.333			C CH 84 B CH 78 B CH 80 S FA 86 C FA 90 2-3 K ①		C CU 71 X CH 79 0-1 11 S 1B		C FA 94 F FA 95 1 SAFE F FA 96 B SL 88 P PO 86 X SL 87 2-2 G4-6-3 ②③ 1-2f			3	0	1	0	0	1	1
35 Cole Hamels, L (1, 1) OBP: 0.500, SLG: 0.500 45 Tom Gordon, R (7, 1) 16 J.C. Romero, S (8, 1) Tadahito Iguchi, R (8, PH) 39 Brett Myers, R (9, 1)			S FA 86 B FA 89 B FA 88 X FA 87 2-1 11 G5-4-3 1B		X FA 86 0-0 B5 ②			C FA 90 B CH 72 S CH 73 B CH 74 B FA 91 B FA 91 4-2 8 FC6-4 BB		2 0 0 0 0	0 0 0 0 0	1 0 0 0 0	0 0 0 1 0	0 0 0 0 0	0 0 0 0 0	1 0 0 0 0
Inning Stats	R: 0 E: 0 K: 3 S: 9 H: 0 LOB: 0 BB: 0 P: 12	R: 0 E: 0 K: 1 S: 15 H: 0 LOB: 1 BB: 1 P: 23	R: 0 E: 0 K: 1 S: 7 H: 1 LOB: 0 BB: 0 P: 12	R: 0 E: 0 K: 2 S: 8 H: 0 LOB: 0 BB: 0 P: 10	R: 2 E: 0 K: 0 S: 15 H: 3 LOB: 2 BB: 1 P: 26	R: 0 E: 0 K: 1 S: 8 H: 0 LOB: 0 BB: 0 P: 11	R: 0 E: 0 K: 0 S: 11 H: 0 LOB: 1 BB: 1 P: 16	R: 0 E: 0 K: 1 S: 10 H: 0 LOB: 1 BB: 1 P: 18	R: 0 E: 0 K: 1 S: 10 H: 0 LOB: 0 BB: 0 P: 13	1B: 2 2B: 0 3B: 0 HR: 2	SF: 0 SAC: 0 DP: 2 HBP: 0						

	AB	29
	R	2
	H	4
	RBI	2
	BB	4
	SO	10
	LOB	9

PITCHER		IP	WLS	BF	H	R	ER	SO	BB	IBB	HBP	BLK	WP	HR	S	P	ERA	WHIP
26 Jeff Francis, L ERA: 3.0	(1, 1)	6.0	W	23	4	2	2	8	2	0	0	0	0	2	62	94	3.00	1.000
LaTroy Hawkins, R ERA:	(7, 1)	1.0	H	3	0	0	0	0	1	0	0	0	0	0	11	16	0.00	1.000
40 Brian Fuentes, L ERA:	(8, 1)	1.0	H	4	0	0	0	1	1	0	0	0	0	0	10	18	0.00	1.000
60 Manny Corpas, R ERA:	(9, 1)	1.0	S	3	0	0	0	1	0	0	0	0	0	0	10	13	0.00	0.000

PITCHER	IP	WLS	BF	H	R	ER	SO	BB	IBB	HBP	BLK	WP	HR	S	P	ERA	WHIP

TOP

Colorado Rockies @ Philadelphia Phillies

Citizens Bank Park, Philadelphia, PA

Thu Oct 04 2007, 3:00 PM EDT

Att. 45,991 - Sunny - 82 F

livebaseballscorecards.com

Batter	1	2	3	4	5	6	7	8	9	AB	R	H	RBI	BB	SO	LOB
Kazuo Matsui, S (1, 4) OBP: 0.400, SLG: 1.000	B FA 89 F FA 90 B CH 80 X FA 88 2-1 ① G4-3		B SL 81 C FA 89 B FA 90 X FA 90 2-1 2B	B FA 94 C F X 1-2 1-H 2-H 3-H HR		C SL 80 X CH 81 0-1 5 1B 2-H 3B		C FA 88 B FA 86 F CH 84 B SL 80 B SL 80 F FA 87 X FA 88 3-2 ② F8		5	2	3	5	0	0	0
60 Manny Corpas, R (8, 1)										0	0	0	0	0	0	0
2 Troy Tulowitzki, R (1, 6) OBP: 0.333, SLG: 0.750	X FA 90 0-0 HR		B FA 90 C SL 83 B FA 91 C FA 91 B FA 91 F FA 92 S SL 84 3-3 ① K	C SL 86 X FA 94 0-1 ③ G6-3		F FA 89 F SL 82 B FA 90 F FA 91 C SL 81 1-3 ② K		X FA 87 0-0 2B		5	1	2	1	0	2	2
5 Matt Holliday, R (1, 7) OBP: 0.333, SLG: 1.000	X FA 90 0-0 HR		X FA 92 0-0 ② G5-3		C FA 92 B FA 92 B SL 85 F FA 92 C FA 94 2-3 ① K	C SL 82 B FA 91 X FA 90 1-1 3-H 1B		F FA 89 X FA 89 0-1 ③ L6		5	1	2	2	0	1	2
17 Todd Helton, L (1, 3) OBP: 0.111, SLG: 0.333	C SL 81 X FA 90 0-1 ② P2		C CH 82 B CH 82 B FA 92 F CH 84 X FA 92 2-2 ③ F9		C SL 86 C SL 86 F CH 83 F FA 94 F FA 93 B CH 83 B SL 86 X CH 82 2-2 ② G3-1	C SL 86 F FA 87 S SL 82 0-3 ③ K			B CU 78 S FA 90 X FA 90 1-1 ① G1-3	5	0	0	0	0	1	2
27 Garrett Atkins, R (1, 5) OBP: 0.222, SLG: 0.444	B FA 90 X SL 81 1-0 ③ F8			C FA 88 B SL 82 X SL 81 1-1 25 1B HR 2B	C SL 84 B FA 94 X CH 84 1-1 ③ F8		C FA 88 X FA 90 0-2 ① F8		B CU 79 C CU 79 B FA 91 B FA 90 X CH 81 3-1 ② F8	5	1	1	0	0	0	0
11 Brad Hawpe, L (1, 9) OBP: 0.333, SLG: 0.143		F SL 80 B CH 78 B FA 89 S FA 88 B SL 82 B FA 90 4-2 19 FC1-4 BB	B FA 89 C CH 80 D CH 81 X CH 80 2-1 ① L7		B SL 89 B SL 89 B FA 92 C FA 92 B FA 91 4-1 19 BB 8 2B BB	C SL 87 C FA 90 B CH 81 B FA 90 X CH 83 2-2 19 1B 1B		B FA 93 F FA 91 S FA 92 S FA 92 1-3 ③ K		3	1	1	0	2	1	1
19 Ryan Spilborghs, R (1, 8) OBP: 0.500, SLG: 0.200		X FA 89 0-0 ① FC1-4 1-2f	B FA 89 F FA 91 S SL 84 B SL 86 X FA 91 2-2 ② P3		B FA 92 S SL 88 1 SAFE B FA 92 F FA 92 F SL 87 B CU 77 B SL 88 4-2 8 2B 1-2 BB	B FA 89 X FA 90 1-0 8 G1-4-3 1-2 1B				3	1	1	0	1	0	2
23 Ryan Speier, R (7, 1)										0	0	0	0	0	0	0
40 Brian Fuentes, L (8, 1)										0	0	0	0	0	0	0
Jamey Carroll, R (8, 4)										0	0	0	0	0	0	0
8 Yorvit Torrealba, R (1, 2) OBP: 0.500, SLG: 0.571		1 SAFE C FA 90 C FA 90 F FA 90 B FA 91 1 SAFE F FA 92 1 SAFE X FA 91 1-2 ② F8	C FA 91 B FA 92 B FA 92 B SL 86 I IN 78 4-1 25 1B HR IBB			X FA 93 0-0 1-H 2-H 3B 2B	B SL 82 C FA 90 X SL 81 1-1 ② ③ G1-4-3 1-2f			3	2	1	2	1	0	3
56 Franklin Morales, L (1, 1)		C SL 82 D SL 82 B FA 90 F FA 88 S SL 82 2-3 ③ K	B FA 91 B FA 91 F FA 91 X CH 83 2-1 1-2 2-3 HR 1B			B FA 92 B X 2-0 ① B2-4		X FA 87 0-0 ① G5-3		1	0	0	0	0	1	1
25 Seth Smith, L (4, PH) OBP: 1.000, SLG: 1.000										1	1	1	0	0	0	0
Josh Fogg, R (4, 1)										1	0	0	0	0	0	1
Jeremy Affeldt, L (6, 1)										0	0	0	0	0	0	0
18 Cory Sullivan, L (7, 8) OBP: 0.500, SLG: 0.500										1	0	0	0	0	0	0
Inning Stats	R: 2 E: 0 K: 0 S: 7 H: 2 LOB: 0 BB: 0 P: 10	R: 0 E: 0 K: 1 S: 11 H: 0 LOB: 1 BB: 1 P: 18	R: 0 E: 0 K: 1 S: 10 H: 1 LOB: 1 BB: 0 P: 17	R: 4 E: 0 K: 0 S: 15 H: 3 LOB: 0 BB: 1 P: 27	R: 0 E: 0 K: 1 S: 11 H: 0 LOB: 0 BB: 0 P: 16	R: 4 E: 0 K: 2 S: 17 H: 3 LOB: 1 BB: 2 P: 29	R: 0 E: 0 K: 0 S: 9 H: 2 LOB: 1 BB: 0 P: 13	R: 0 E: 0 K: 0 S: 8 H: 1 LOB: 1 BB: 0 P: 11	R: 0 E: 0 K: 1 S: 7 H: 0 LOB: 0 BB: 0 P: 12	1B: 4 2B: 4 3B: 1 HR: 3 SF: 0 SAC: 0 DP: 1 HBP: 0						

	AB	38
	R	10
	H	12
	RBI	10
	BB	4
	SO	6
	LOB	14

WP: 0 PB: 0 SB: 0 CS: 0 PA: 42

PITCHER		IP	WLS	BF	H	R	ER	SO	BB	IBB	HBP	BLK	WP	HR	S	P	ERA	WHIP
38 Kyle Kendrick, R ERA: 12.27	(1, 1)	3.2	L	18	5	5	5	2	1	1	0	0	0	2	38	66	12.27	1.636
Kyle Lohse, R ERA: 6.75	(4, 1)	1.1		5	1	1	1	1	0	0	0	0	0	1	16	22	6.75	0.750
Jose Mesa, R ERA: 81.0	(6, 1)	0.1		4	1	3	3	0	2	0	0	0	0	0	6	16	81.00	9.000
55 Clay Condrey, R ERA: 5.4	(6, 1)	1.2		8	4	1	1	2	0	0	0	0	0	0	20	26	5.40	2.400
Antonio Alfonseca, R ERA:	(8, 1)	1.0		4	1	0	0	0	0	0	0	0	0	0	8	11	0.00	1.000

PITCHER		IP	WLS	BF	H	R	ER	SO	BB	IBB	HBP	BLK	WP	HR	S	P	ERA	WHIP
16 J.C. Romero, L ERA:	(9, 1)	1.0		3	0	0	0	1	0	0	0	0	0	0	7	12	0.00	0.000

Batter	1	2	3	4	5	6	7	8	9	AB	R	H	RBI	BB	SO	LOB
11 Jimmy Rollins, S (1, 6) OBP: 0.333, SLG: 0.875	X FA 92 0-0 HR	B CH 77 B CH 74 C CU 71 C FA 94 F CU 73 F FA 95 X CH 78 2-2 3B 2-H 3-H			C FA 89 B SL 78 X CH 82 1-1 ② G6-3		C FA 88 F FA 89 F CU 80 P PO 77 F SL 80 X FA 89 1-2 ② G3 1-H		C FA 93 X FA 90 0-1 ② G4-3	5	1	2	4	0	0	0
26 Chase Utley, L (1, 4) OBP: 0.222, SLG: 0.222	B FA 93 F FA 93 C CU 70 F FA 94 S CU 72 1-3 ① K	C FA 94 X CU 72 0-1 ③ F8			C FA 89 B FA 90 B FA 88 F CH 82 F FA 87 B FA 86 X FA 88 3-2 1B		B CH 84 C FA 89 F SL 80 X FA 89 1-2 ③ F7		B FA 91 X FA 94 1-0 1B	5	0	2	0	0	1	1
Pat Burrell, R (1, 7) OBP: 0.444, SLG: 0.714	B FA 92 C FA 93 B CU 71 B CH 78 F FA 94 B CU 72 4-2 BB FC6-4		X FA 93 0-0 ① L4		B FA 86 B CH 82 B FA 87 C FA 86 F CH 82 F FA 86 F FA 87 F FA 87 S CH 80 3-3 ③ K			C FA 88 B FA 87 C FA 87 X FA 89 1-2 ① L6	B FA 92 X FA 93 1-0 1-2 1B	4	0	1	0	1	1	1
6 Ryan Howard, L (1, 3) OBP: 0.333, SLG: 0.625	B FA 93 C FA 92 F CU 71 B FA 95 S FA 96 2-3 ② K		C FA 93 S FA 94 F FA 94 H FA 94 1-2 HBP F9			B CU 77 X FA 92 1-0 HR		S FA 91 B CU 78 X FA 92 1-1 BB WP 1B	C SL 79 B FA 91 B FA 92 S SL 77 C SL 80 2-3 ③ K	4	1	2	1	0	2	3
Aaron Rowand, R (1, 8) OBP: 0.125, SLG: 0.500	B CH 76 X CH 78 1-0 ③ FC6-4 1-2f		B FA 94 B FA 94 1 SAFE X FA 94 2-0 ② ③ F9 1-2			B FA 92 B CH 87 C FA 92 F FA 93 S CU 78 2-3 ① K		S FA 90 S CH 73 F CH 74 S CH 72 0-3 ② K 1-2		4	0	0	0	0	2	3
28 Jayson Werth, R (1, 9)		C FA 93 S CU 73 B CU 74 S CH 75 1-3 ① K		F SL 77 X FA 87 0-1 ① G6-3		B CU 78 C FA 94 C CH 87 X CU 77 1-2 ② G5-3		C CH 72 B FA 92 B FA 91 B FA 91 C FA 90 B FA 91 4-2 BB		3	0	0	0	1	1	0
Wes Helms, R (1, 5) 19 Greg Dobbs, L (4, PH) (5, 5) Tadahito Iguchi, R (8, PH) Abraham Nunez, S (9, 5)		F FA 91 B FA 94 F CH 76 F FA 94 B CH 78 B CU 73 B CH 78 4-2 BB 51 2B 11 3B		X FA 90 0-0 ② F9		B FA 92 C FA 94 B CU 78 F FA 92 S CU 78 2-3 ③ K		B FA 90 C FA 90 B FA 89 C FA 90 B CH 71 B FA 89 4-2 BB 1-2 2-3		0 1 0 0 1 0 0 2 0 0 0 0 1 0 0 0 0 0 1 0 0 0 0 0 0 0 0 0						
51 Carlos Ruiz, R (1, 2) OBP: 0.286, SLG: 0.429		C FA 91 B FA 93 F AB 92 F F FA 91 B CU 70 X CU 71 2-2 2B 1-3 11 3B		B SL 78 C CU 78 B FA 88 S FA 86 B FA 87 F SL 84 F SL 85 X FA 90 3-2 ③ F8			B FA 87 X FA 88 1-0 ① G6-3	C SL 76 X FA 92 0-1 ③ G5-3		4	1	1	0	0	0	3
38 Kyle Kendrick, R (1, 1) Kyle Lohse, R (4, 1) Michael Bourn, L (5, PH) Jose Mesa, R (6, 1) 55 Clay Condrey, R (6, 1) 8 Shane Victorino, S (7, PH) Antonio Alfonseca, R (8, 1) 16 J.C. Romero, S (8, 1) 27 Chris Coste, R (9, PH)		B FA 92 C FA 93 C FA 93 X CU 69 1-2 ② G4-3			B FA 88 L FA 87 B CH 83 X FA 87 2-1 ① G4-3		C FA 88 B CH 80 B SL 79 X FA 87 2-1 11 E 11 S 11 G3 1B		C SL 75 X FA 93 0-1 ① F8	1 0 0 0 0 0 2 0 0 0 0 0 0 0 1 0 0 0 0 0 0 0 0 0 0 0 0 0 0 0 0 0 0 0 0 1 1 1 0 0 0 0 0 0 0 0 0 0 0 0 0 0 0 0 0 0 1 0 0 0 0 0 0						
Inning Stats	R: 1 H: 1 E: 0 LOB: 1 K: 2 BB: 1 S: 11 P: 19	R: 2 H: 2 E: 0 LOB: 1 K: 1 BB: 1 S: 21 P: 31	R: 0 H: 0 E: 0 LOB: 0 K: 0 BB: 0 S: 5 P: 8	R: 0 H: 0 E: 0 LOB: 0 K: 0 BB: 0 S: 8 P: 11	R: 0 H: 1 E: 0 LOB: 1 K: 1 BB: 0 S: 14 P: 23	R: 1 H: 1 E: 0 LOB: 0 K: 2 BB: 0 S: 10 P: 16	R: 1 H: 1 E: 0 LOB: 0 K: 0 BB: 0 S: 12 P: 16	R: 0 H: 1 E: 0 LOB: 3 K: 1 BB: 2 S: 15 P: 25	R: 0 H: 2 E: 0 LOB: 2 K: 1 BB: 0 S: 9 P: 13	1B: 5 SF: 0 2B: 1 SAC: 0 3B: 1 DP: 0 HR: 2 HBP: 1						

PITCHER		IP	WLS	BF	H	R	ER	SO	BB	IBB	HBP	BLK	WP	HR	S	P	ERA	WHIP
56 Franklin Morales, L ERA: 9.0	(1, 1)	3.0		14	3	3	3	3	2	0	1	0	0	1	37	58	9.00	1.667
Josh Fogg, R ERA:	(4, 1)	2.0	W	7	1	0	0	1	0	0	0	0	0	0	22	34	0.00	0.500
Jeremy Affeldt, L ERA: 9.0	(6, 1)	1.0		4	1	1	1	2	0	0	0	0	0	1	10	16	9.00	1.000
23 Ryan Speier, R ERA:	(7, 1)	1.1		5	1	1	0	0	0	0	0	0	0	0	15	20	0.00	0.750
40 Brian Fuentes, L ERA:	(8, 1)	0.1		4	1	0	0	1	2	0	0	0	1	0	10	19	0.00	9.000

PITCHER		IP	WLS	BF	H	R	ER	SO	BB	IBB	HBP	BLK	WP	HR	S	P	ERA	WHIP
60 Manny Corpas, R ERA:	(8, 1)	1.1	S	6	2	0	0	1	0	0	0	0	0	0	11	15	0.00	1.500

BOTTOM

Colorado Rockies @ Philadelphia Phillies

Citizens Bank Park, Philadelphia, PA

Thu Oct 04 2007, 3:00 PM EDT

Att. 45,991 - Sunny - 82 F

livebaseballscorecards.com

AB	35
R	5
H	9
RBI	5
BB	4
SO	8
LOB	13

Batter	1	2	3	4	5	6	7	8	9	AB	R	H	RBI	BB	SO	LOB
11 Jimmy Rollins, S (1, 6) OBP: 0.308, SLG: 0.636	B FA 95 B FA 95 C FA 95 B FA 97 C FA 94 S FA 96 3-3 ① K		B CU 72 C CU 73 X FA 95 1-1 ② G4-3			B CU 72 F FA 94 B CH 85 F CH 84 B CU 78 B SL 85 4-2 26 S BB		C S CH 73 S CH 72 0-3 ① K		3	0	0	0	1	2	0
26 Chase Utley, L (1, 4) OBP: 0.308, SLG: 0.182	B CU 73 C FA 96 B CH 87 B FA 95 B FA 95 4-1 6 1B BB		C FA 94 B CH 86 B FA 95 X CU 74 2-1 ③ G4-3			1 SAFE B FA 93 F CH 83 B FA 94 B CU 75 B CU 74 4-1 1-2 BB		T FA 91 X FA 92 0-1 ② F7		2	0	0	0	2	0	0
Pat Burrell, R (1, 7) OBP: 0.308, SLG: 0.455 16 J.C. Romero, S (8, 1) 39 Brett Myers, R (8, 1)	F FA 96 D SL 88 C SL 85 F FA 98 D SL 89 C SL 85 2-3 ② K			B CU 72 C SL 83 X FA 96 1-1 ① F9		X FA 95 0-0 ② F7		B CH 72 C FA 93 B CH 72 F FA 92 S FA 92 2-3 ③ K		4 0 0	0 0 0	0 0 0	0 0 0	0 0 0	2 0 0	3 0 0
6 Ryan Howard, L (1, 3) OBP: 0.308, SLG: 0.500	X FA 98 0-0 1-3 1B			B FA 94 B SL 84 C FA 96 F FA 95 F SL 85 B SL 85 C CU 82 3-3 ② K		F FA 96 D FA 97 C FA 97 X FA 97 1-2 ③ G4-3			F FA 93 B FA 92 B FA 93 F FA 93 C SL 79 2-3 ① K	4	0	1	0	0	2	2
Aaron Rowand, R (1, 8) OBP: 0.083, SLG: 0.333	C SL 86 S SL 86 S SL 87 0-3 ③ K			C CU 74 F FA 98 S CU 81 0-3 ③ K			B SL 84 X FA 94 1-0 ① G5-3		C SL 79 X SL 78 0-1 ② G3	4	0	0	0	0	2	2
8 Shane Victorino, S (1, 9) OBP: 0.222, SLG: 0.556		B FA 92 C FA 94 X CU 74 1-1 ① F8			B CU 70 B FA 93 C FA 93 X FA 94 2-1 ① G4-3		C FA 94 F FA 96 X SL 82 0-2 HR		S FA 94 F FA 95 B FA 94 X FA 94 1-2 ③ G4-3	4	1	1	1	0	0	0
51 Carlos Ruiz, R (1, 2) OBP: 0.400, SLG: 0.444		B FA 97 C FA 93 C CU 74 X SL 86 1-2 ② F7			B CU 75 B SL 85 B FA 96 C FA 93 B FA 96 4-1 G4-6-3 BB		C CU 73 X FA 96 0-1 19 G5-3 1B			2	0	1	0	1	0	0
Abraham Nunez, S (1, 5) 19 Greg Dobbs, L (7, PH) (7, 5)		B FA 94 B FA 95 B FA 94 C FA 92 X FA 95 3-1 ③ G4-3			F FA 92 X FA 95 0-1 ② ③ G4-6-3 1-2f		C FA 89 S CH 80 D SL 82 1 SAFE X CH 81 1-2 ② G5-3 1-2			2 1	0 0	0 0	0 0	0 0	0 0	1 1
Jamie Moyer, L (1, 1) Tadahito Iguchi, R (7, PH) 45 Tom Gordon, R (7, 1) 28 Jayson Werth, R (8, 7)			C FA 90 X FA 95 0-1 ① G2-3			B FA 90 B FA 91 B FA 90 C FA 90 F FA 90 X FA 92 3-2 ① G3	B FA 90 F SL 80 B FA 90 B FA 90 X CH 79 3-1 ③ P6			2 1 0 0	0 0 0 0	0 0 0 0	0 0 0 0	0 0 0 0	0 0 0 0	0 1 0 0
Inning Stats	R: 0 E: 0 K: 3 S: 12 H: 1 LOB: 2 BB: 1 P: 21	R: 0 E: 0 K: 0 S: 7 H: 0 LOB: 0 BB: 0 P: 12	R: 0 E: 0 K: 0 S: 6 H: 0 LOB: 0 BB: 0 P: 9	R: 0 E: 0 K: 2 S: 9 H: 0 LOB: 0 BB: 0 P: 13	R: 0 E: 0 K: 0 S: 5 H: 0 LOB: 0 BB: 1 P: 11	R: 0 E: 0 K: 0 S: 10 H: 0 LOB: 2 BB: 2 P: 22	R: 1 E: 0 K: 0 S: 11 H: 2 LOB: 1 BB: 0 P: 16	R: 0 E: 0 K: 2 S: 8 H: 0 LOB: 0 BB: 0 P: 10	R: 0 E: 0 K: 1 S: 8 H: 0 LOB: 0 BB: 0 P: 11	1B: 2 2B: 0 3B: 0 HR: 1	SF: 0 SAC: 0 DP: 1 HBP: 0			WP: 0 PB: 0 SB: 1 CS: 0	PA: 33		

TOP

Philadelphia Phillies @ Colorado Rockies

Coors Field, Denver, CO

Sat Oct 06 2007, 7:30 PM MDT

Att. 50,724 - Partly Cloudy - 73 F

livebaseballscorecards.com

AB	29
R	1
H	3
RBI	1
BB	4
SO	8
LOB	10

PITCHER		IP	WLS	BF	H	R	ER	SO	BB	IBB	HBP	BLK	WP	HR	S	P	ERA	WHIP
38 Ubaldo Jiménez, R ERA: 1.42	(1, 1)	6.1		25	3	1	1	5	4	0	0	0	0	1	55	95	1.42	1.105
34 Matt Herges, R ERA:	(7, 1)	0.2		2	0	0	0	0	0	0	0	0	0	0	5	9	0.00	0.000
40 Brian Fuentes, L ERA:	(8, 1)	1.0	W	3	0	0	0	2	0	0	0	0	0	0	8	10	0.00	0.000
60 Manny Corpas, R ERA:	(9, 1)	1.0	S	3	0	0	0	1	0	0	0	0	0	0	8	11	0.00	0.000

PITCHER	IP	WLS	BF	H	R	ER	SO	BB	IBB	HBP	BLK	WP	HR	S	P	ERA	WHIP

BOTTOM

Philadelphia Phillies @ Colorado Rockies

Coors Field, Denver, CO

Sat Oct 06 2007, 7:30 PM MDT

Att. 50,724 - Partly Cloudy - 73 F

livebaseballscorecards.com

Batter	1	2	3	4	5	6	7	8	9	AB	R	H	RBI	BB	SO	LOB
Kazuo Matsui, S (1, 4) OBP: 0.500, SLG: 1.083	C FA 81 X FA 82 0-1 ① G4-3		L CH 74 B FA 83 F FA 81 B CH 74 F FA 80 X CU 68 2-2 2 FC6-4 1B		B CH 73 C FA 80 B FA 80 X CH 74 2-1 2-H 3B		I IN 70 I IN 72 I IN 71 I IN 73 4-0 IBB			3	0	2	1	1	0	0
2 Troy Tulowitzki, R (1, 6) OBP: 0.231, SLG: 0.500	X CH 74 0-0 ② G3		1 SAFE 1 SAFE 1 SAFE 1 SAFE B FA 80 C FA 82 B FA 82 F FA 81 F FA 81 2-2 1 SAFE X CH 74 ① FC6-4 5 CS 1-2f		D CH 74 S CH 77 F CH 78 X CH 78 1-2 ③ G6-3		F SL 90 F SL 90 B FA 94 S FA 94 1-3 ③ K			4	0	0	0	0	1	4
5 Matt Holliday, R (1, 7) OBP: 0.231, SLG: 0.692	C FA 83 B FA 82 B CH 74 X FA 81 2-1 ③ F8		1 SAFE C FA 82 F FA 82 F FA 82 F FA 82 B FA 82 F CH 74 B FA 82 D CH 74 3-3 S FA 80 ②③ K 1-2			X FA 80 0-0 ① F9		C SL 89 B FA 93 C FA 94 X SL 88 1-2 ① F9		4	0	0	0	0	1	1
17 Todd Helton, L (1, 3) OBP: 0.154, SLG: 0.250		C FA 80 F FA 83 B FA 84 F FA 83 X CH 76 1-2 ① F7		F FA 82 X FA 81 0-1 ① G3-1		B FA 81 B CH 78 B CH 79 C FA 81 B FA 82 4-1 BB		F FA 91 X FA 92 0-1 ② F9		3	0	0	0	1	0	0
27 Garrett Atkins, R (1, 5) OBP: 0.231, SLG: 0.385		B CU 70 C FA 81 B CH 74 B FA 81 S CH 75 X CH 74 3-2 ② F7		C FA 81 X FA 81 0-1 ② G3-1		B FA 82 F FA 80 X FA 80 1-1 ② F9		B CH 80 B CH 84 X CH 80 2-0 11 1B 10 1B 1B		4	1	1	0	0	0	1
11 Brad Hawpe, L (1, 9) OBP: 0.385, SLG: 0.273		B CU 69 C FA 84 B FA 81 C CH 76 X FA 81 2-2 8 BB 19 1B 1B		B FA 80 X FA 82 1-0 ③ F9		S FA 82 C FA 82 B CH 79 S CH 74 1-3 ③ K		C CH 82 D CU 82 B FA 92 F FA 92 1 SAFE X FA 93 2-2 10 1B 1-3 1B		4	0	2	0	0	1	1
19 Ryan Spilborghs, R (1, 8) OBP: 0.455, SLG: 0.250 40 Brian Fuentes, L (8, 1) 10 Jeff Baker, R (8, PH) OBP: 1.000, SLG: 1.000 60 Manny Corpas, R (9, 1)		X FA 82 0-0 8 BB 1-2 1B			C FA 81 C CH 79 B CH 79 B FA 80 B CH 74 F FA 81 X FA 81 3-2 ① G5-3		C SL 87 B FA 92 F SL 90 S FC 92 1-3 ① K	B CH 81 X FA 92 1-0 1-2 3-H 1B		3 0 1 0	0 0 0 0	1 0 1 0	0 0 1 0	0 0 0 0	1 0 0 0	0 0 0 0
8 Yorvit Torrealba, R (1, 2) OBP: 0.583, SLG: 0.600		B CH 76 C FA 80 B FA 83 B FA 82 F FA 82 B FA 83 4-2 1-2 2-3 BB			X CH 78 0-0 38 SH2-4 3B 1B		B SL 81 X SL 92 1-0 25 G4-3 1B	B FA 93 B SL 84 C SL 84 F CU 77 X CU 85 2-2 ③ G1-3		3	1	2	0	1	0	2
38 Ubaldo Jiménez, R (1, 1) 34 Matt Herges, L (7, 1) 25 Seth Smith, L (7, PH) OBP: 0.500, SLG: 0.500 18 Cory Sullivan, L (8, 8) OBP: 0.500, SLG: 0.500		X FA 80 0-0 ③ G5-3			X FA 82 0-0 ② SH2-4 1-2		B FA 91 B SL 82 C SL 93 1 SAFE B SL 93 C CU 82 X CU 82 3-2 ② G4-3 1-2			1 0 1 0	0 0 0 0	0 0 0 0	0 0 0 0	0 0 0 0	0 0 1 0	3 0 1 0
Inning Stats	R: 0 H: 0 E: 0 LOB: 0 K: 0 BB: 0 S: 5 P: 7	R: 0 H: 2 E: 0 LOB: 3 K: 0 BB: 1 S: 14 P: 24	R: 0 H: 1 E: 0 LOB: 1 K: 1 BB: 0 S: 14 P: 21	R: 0 H: 0 E: 0 LOB: 0 K: 0 BB: 0 S: 5 P: 6	R: 1 H: 2 E: 0 LOB: 1 K: 0 BB: 0 S: 11 P: 17	R: 0 H: 0 E: 0 LOB: 1 K: 1 BB: 1 S: 7 P: 13	R: 0 H: 1 E: 0 LOB: 2 K: 2 BB: 1 S: 10 P: 20	R: 1 H: 3 E: 0 LOB: 2 K: 0 BB: 0 S: 13 P: 21		1B: 8 2B: 1 3B: 1 HR: 0	SF: 0 SAC: 1 DP: 1 HBP: 0			WP: 0 PB: 0 SB: 0 CS: 1	PA: 35	

	AB	31
	R	2
	H	9
	RBI	2
	BB	3
	SO	4
	LOB	13

PITCHER		IP	WLS	BF	H	R	ER	SO	BB	IBB	HBP	BLK	WP	HR	S	P	ERA	WHIP
Jamie Moyer, L ERA: 1.5	(1, 1)	6.0		24	5	1	1	2	2	0	0	0	0	0	56	88	1.50	1.167
45 Tom Gordon, R ERA: 4.5	(7, 1)	1.1		6	1	0	0	2	0	1	0	0	0	0	13	24	0.00	0.750
16 J.C. Romero, L ERA: 4.5	(8, 1)	0.1	L	4	3	1	1	0	0	0	0	0	0	0	7	12	27.00	9.000
39 Brett Myers, R ERA:	(8, 1)	0.1		1	0	0	0	0	0	0	0	0	0	0	3	5	0.00	0.000

PITCHER	IP	WLS	BF	H	R	ER	SO	BB	IBB	HBP	BLK	WP	HR	S	P	ERA	WHIP

Batter	1	2	3	4	5	6	7	8	9	AB	R	H	RBI	BB	SO	LOB
Willy Taveras, R (1, 8) OBP: 0.200, SLG: 0.200	L FA 90 X FA 91 0-1 G5-3		C FA 90 X CU 75 0-1 S 1B 1B	C FA 89 C FA 89 B FA 89 B CH 80 B FA 89 F FA 89 F FA 89 X FA 89 3-2 G4-3			C FA 96 B FA 94 S SL 81 B FF 94 B FA 97 S SL 83 3-3 K		B FA 96 F FA 96 S SL 88 C SL 88 1-3 K	5	1	1	0	0	2	1
60 Manny Corpas, R (9, 1)										0	0	0	0	0	0	0
Kazuo Matsui, S (1, 4) OBP: 0.421, SLG: 0.824	C FA 90 B CU 75 F FA 89 B CU 77 C FA 91 2-3 K		1 SAFE 1 SAFE B FA 87 1 SAFE C FA 87 B FA 87 1 SAFE B FA 88 X FA 89 3-1 27 WP 5 1B 11 1B 1-H 1B		B FA 87 B FA 88 X FA 88 2-0 P6		B FA 95 X SL 80 1-0 E3 5 PB 5 S 3-H		B FA 96 F FA 95 C FA 96 S SL 86 1-3 K	5	1	1	1	0	2	0
5 Matt Holliday, R (1, 7) OBP: 0.294, SLG: 0.625	F FA 91 B SI 89 B FA 91 F FA 92 S CH 82 2-3 K		X FA 90 0-0 27 WP 11 1B 1-2 1B		X FA 88 0-0 G3-1		B FA 92 B SL 82 B SL 83 C SL 80 B FA 96 4-1 1-3 BB			3	1	1	0	1	1	0
17 Todd Helton, L (1, 3) OBP: 0.176, SLG: 0.250		C FA 89 B FA 89 C FA 89 F CU 77 X CH 81 1-2 11 BB 27 1B 2 G6-4-3 1B	B FA 89 F FA 88 X CU 75 1-1 L8		S FA 87 C FA 88 B FA 88 B FA 89 B CU 76 X FA 89 3-2 G3-1		B SL 80 X FA 90 1-0 P5			4	1	1	0	0	0	4
27 Garrett Atkins, R (1, 5) OBP: 0.294, SLG: 0.375		B FA 90 C FA 90 B FA 89 X FA 90 2-1 2 G6-4-3 11 BB 1-2 1B	B FA 89 S CU 73 B FA 89 B FA 90 B FA 91 4-1 11 1B 1-2 2-3 BB			C CH 86 X FA 86 0-1 F9		C FA 94 B FA 95 B CU 78 F FA 94 X FA 97 2-2 F9	3	0	1	0	1	0	0
11 Brad Hawpe, L (1, 9) OBP: 0.471, SLG: 0.357		B FA 90 C FA 89 F CU 76 B FA 90 B CH 81 B FA 91 4-2 2 G6-4-3 1-2 2-3 BB	F FA 88 X CU 76 0-1 1-2 2-H 3-H 1B			B FA 87 B FA 85 B FA 87 F CH 86 F FA 87 X FA 87 3-2 8 PO 1B		S FA 97 S FA 97 C FA 98 0-3 K	3	0	2	2	1	1	0
2 Troy Tulowitzki, R (1, 6) OBP: 0.235, SLG: 0.438		B FA 90 B FA 90 C FA 90 X FA 90 2-1 G6-4-3 1-2f 2-3 3-H	C FA 89 S CU 75 X FA 87 0-2 G5-3			C CU 73 F FA 88 S CU 80 0-3 K		X CU 79 0-0 1B	4	0	1	0	0	1	5
8 Yorvit Torrealba, R (1, 2) OBP: 0.500, SLG: 0.462		C FA 90 B FA 90 S CU 76 S CU 76 1-3 K		C FA 88 X FA 88 0-1 G5-3		F FA 87 S CU 72 1 SAFE D CU 72 1 SAFE 1-2 PO	B SL 79 C CU 76 B FA 96 F FA 95 B SL 82 B SL 81 4-2 26 SH5-4 26 WP E BB	1 SAFE C FA 95 B FA 95 1 SAFE B CU 77 S FA 95 1 SAFE 1 SAFE S FA 95 2-3 K		3	1	0	0	1	2	2
26 Jeff Francis, L (1, 1) 34 Matt Herges, L (7, 1) Jeremy Affeldt, L (7, 1) 40 Brian Fuentes, L (8, 1) 18 Cory Sullivan, L (9, PH) OBP: 0.333, SLG: 0.333 (9, 8)			B FA 88 C FA 88 B FA 89 F FA 89 X FA 89 2-2 G6-3	C FA 89 B CU 74 X FA 88 1-1 G4-3			M FA 93 M FA 95 B FA 94 B FA 95 X FA 94 2-2 SH5-4 1-3		B FA 95 C FA 94 F SL 85 C FA 95 1-3	2 0 0 0 1	0 0 0 0 0	0 0 0 0 0	0 0 0 0 0	0 0 0 0 0	0 0 0 0 1	0 0 0 0 0

TOP

Colorado Rockies @ Arizona Diamondbacks

Chase Field, Phoenix, AZ

Thu Oct 11 2007, 5:30 PM MST

Att. 48,142 - Clear - 93 F

livebaseballscorecards.com

AB	33
R	5
H	8
RBI	3
BB	4
SO	10
LOB	12

Inning Stats	1	2	3	4	5	6	7	8	9
	R: 0 E: 0 K: 2 S: 8	H: 0 LOB: 0 BB: 0 P: 12	R: 1 E: 0 K: 1 S: 13	H: 2 LOB: 1 BB: 1 P: 23	R: 3 E: 0 K: 0 S: 16	H: 4 LOB: 2 BB: 1 P: 26	R: 0 E: 0 K: 0 S: 9	H: 0 LOB: 0 BB: 0 P: 13	R: 0 E: 0 K: 0 S: 5	H: 0 LOB: 0 BB: 0 P: 10
	R: 0 E: 0 K: 1 S: 10	H: 1 LOB: 0 BB: 0 P: 14	R: 1 E: 1 K: 1 S: 11	H: 0 LOB: 2 BB: 2 P: 26	R: 0 E: 0 K: 2 S: 10	H: 1 LOB: 1 BB: 0 P: 14	R: 0 E: 0 K: 3 S: 9	H: 0 LOB: 0 BB: 0 P: 12	1B: 8 2B: 0 3B: 0 HR: 0	SF: 0 SAC: 1 DP: 1 HBP: 0
	WP: 2 PB: 1 SB: 2 CS: 0	PA: 39								

PITCHER		IP	WLS	BF	H	R	ER	SO	BB	IBB	HBP	BLK	WP	HR	S	P	ERA	WHIP
17 Brandon Webb, R ERA: 3.46	(1, 1)	6.0	L	25	7	4	4	4	2	0	0	0	1	0	61	98	6.00	1.500
37 Juan Cruz, R ERA:	(7, 1)	0.2		5	0	1	0	1	2	0	0	0	1	0	10	24	0.00	3.000
45 Doug Slaten, L ERA:	(7, 1)	0.1		1	0	0	0	0	0	0	0	0	0	0	1	2	0.00	0.000
Dustin Nippert, R ERA:	(8, 1)	1.0		4	1	0	0	2	0	0	0	0	0	0	10	14	0.00	1.000
56 Ramon Pena, R ERA:	(9, 1)	1.0		3	0	0	0	3	0	0	0	0	0	0	9	12	0.00	0.000

PITCHER	IP	WLS	BF	H	R	ER	SO	BB	IBB	HBP	BLK	WP	HR	S	P	ERA	WHIP

BOTTOM

Colorado Rockies @ Arizona Diamondbacks

Chase Field, Phoenix, AZ

Thu Oct 11 2007, 5:30 PM MST

Att. 48,142 - Clear - 93 F

livebaseballscorecards.com

Batter	1	2	3	4	5	6	7	8	9	AB	R	H	RBI	BB	SO	LOB
24 Chris Young, R (1, 8) OBP: 0.444, SLG: 0.692	C FA 87 C FA 87 B CU 72 X CH 80 1-2 F7 ①		B CH 79 C CH 80 B FA 87 X CH 84 2-1 L7 ①		B CH 79 C CH 79 B FA 87 F CH 80 B SL 80 B CH 81 4-2 1-2 BB		C CU 75 B CU 76 C CH 80 B FA 90 F CU 76 B CH 81 B CH 82 4-2 1-2 BB			2	0	0	0	2	0	0
6 Stephen Drew, L (1, 6) OBP: 0.444, SLG: 0.944	C FA 90 B FA 85 B SL 80 X FA 89 2-1 22 2B 1B		B FA 88 B FA 88 X FA 88 2-0 G3 ②		B FA 86 C SL 80 C FA 87 F CU 74 B CU 76 B SL 82 F FA 88 F FA 89 S FA 89 3-3 K ③		X FA 95 0-0 F9 ③			4	1	1	0	0	1	5
22 Eric Byrnes, R (1, 7) OBP: 0.353, SLG: 0.688	X CH 80 0-0 1-H 2B		X FA 89 0-0 F9 ③			C B X 1-1 34 G6-4-3 1B		S FA 91 S FA 92 F FA 91 C FA 92 0-3 K ①		4	0	2	1	0	1	0
34 Conor Jackson, R (1, 3) OBP: 0.154, SLG: 0.250	B FA 90 X CH 80 1-0 P3 ②			C CH 79 X FA 87 0-1 G4-3 ①		B FA 87 1 SAFE B CH 80 X FA 87 2-0 G6-4-3 ①② 1-2f		B FA 92 B FA 92 C FA 91 F FA 92 B FA 91 X FA 92 3-2 1B		4	0	1	0	0	0	2
27 Mark Reynolds, R (1, 5) OBP: 0.313, SLG: 0.385	X SL 81 0-0 P6 ③			H CU 76 1-0 19 G5-4-3 HBP		X CH 80 0-0 G6-3 ③		C CH 73 X CH 73 0-1 F8 ②		3	0	0	0	0	0	2
19 Chris Snyder, R (1, 2) OBP: 0.250, SLG: 0.273		C FA 86 B FA 86 B CH 79 S SL 80 B CH 80 S CH 79 3-3 K ①		B CH 80 C FA 87 X FA 87 1-1 G5-4-3 ②③ 1-2f			B FA 85 X SL 80 1-0 1B 2B	C FA 92 C FA 92 B FA 91 B CH 73 1 SAFE S FA 92 2-3 K ③		4	0	1	0	0	2	2
10 Justin Upton, R (1, 9) OBP: 0.636, SLG: 0.429 Jeff Salazar, L (9, PH)		C FA 90 B FA 91 F SL 82 B FA 92 X CH 80 2-2 G4-3 ②			C CU 73 F CH 80 F CU 71 S FA 91 0-3 K ①		H SL 78 1-0 11 G4-3-5-4 HBP		B B X 2-0 F9 ①	2 1	0 0	0 0	0 0	1 0	0 0	0 0
11 Augie Ojeda, S (1, 4) OBP: 0.467, SLG: 0.462		C CU 73 B FA 87 X FA 87 1-1 1B			B FA 87 B FA 88 C FA 86 X FA 86 2-1 G6-3 ②		C FA 89 B CH 80 C FA 87 X CH 81 1-2 G4-3-5-4 ①② 1-2f		C FA 95 X FA 94 0-1 G4-3 ②	4	0	1	0	0	0	2
17 Brandon Webb, R (1, 1) OBP: 0.250, SLG: 0.250 37 Juan Cruz, R (7, 1) 45 Doug Slaten, L (7, 1) Jeff Cirillo, R (7, PH) OBP: 0.500, SLG: 0.500 Dustin Nippert, R (8, 1) 56 Ramon Pena, R (9, 1) 26 Miguel Montero, L (9, PH) OBP: 0.500, SLG: 0.333		C FA 90 S FA 86 B FA 89 B FA 89 F FA 90 B CU 73 F FA 89 C FA 88 3-3 K ③			B FA 89 C FA 89 X FA 86 1-1 24 BB 1B		X CH 73 0-0 24 BB 2-3 1B		C X 0-1 1B ③	2 0 0 0 1 0	0 0 0 1 0 0	1 0 0 0 1 0	0 0 0 0 0 0	1 0 0 0 0 0	1 0 0 0 0 0	1 0 0 0 0 0
Inning Stats	R: 1 E: 0 K: 0 S: 8 H: 2 LOB: 1 BB: 0 P: 12	R: 0 E: 0 K: 2 S: 13 H: 1 LOB: 1 BB: 0 P: 22	R: 0 E: 0 K: 0 S: 4 H: 0 LOB: 0 BB: 0 P: 8	R: 0 E: 0 K: 0 S: 4 H: 0 LOB: 0 BB: 0 P: 6	R: 0 E: 0 K: 2 S: 16 H: 1 LOB: 2 BB: 1 P: 26	R: 0 E: 0 K: 0 S: 4 H: 1 LOB: 0 BB: 0 P: 7	R: 0 E: 0 K: 0 S: 9 H: 2 LOB: 3 BB: 1 P: 16	R: 0 E: 0 K: 2 S: 12 H: 1 LOB: 1 BB: 0 P: 17	R: 0 E: 0 K: 0 S: 5 H: 1 LOB: 1 BB: 0 P: 7	1B: 7 2B: 3 3B: 0 HR: 0	SF: 0 SAC: 0 DP: 3 HBP: 2		WP: 0 PB: 0 SB: 0 CS: 0	PA: 36			

	AB	32
	R	1
	H	9
	RBI	1
	BB	2
	SO	6
	LOB	14

PITCHER		IP	WLS	BF	H	R	ER	SO	BB	IBB	HBP	BLK	WP	HR	S	P	ERA	WHIP
26 Jeff Francis, L ERA: 2.13	(1, 1)	6.2	W	27	7	1	1	4	1	0	2	0	0	0	54	89	1.35	1.200
34 Matt Herges, R ERA:	(7, 1)	0.0		1	0	0	0	0	1	0	0	0	0	0	3	7	∞	∞
Jeremy Affeldt, L ERA: 6.75	(7, 1)	0.1	H	1	0	0	0	0	0	0	0	0	0	0	1	1	0.00	0.000
40 Brian Fuentes, L ERA:	(8, 1)	1.0		4	1	0	0	2	0	0	0	0	0	0	12	17	0.00	1.000
60 Manny Corpas, R ERA:	(9, 1)	1.0		3	1	0	0	0	0	0	0	0	0	0	5	7	0.00	1.000

PITCHER	IP	WLS	BF	H	R	ER	SO	BB	IBB	HBP	BLK	WP	HR	S	P	ERA	WHIP

Colorado Rockies @ Arizona Diamondbacks

Chase Field, Phoenix, AZ

Fri Oct 12 2007, 7:00 PM MST

Att. 48,219 - Clear - 87 F

TOP

livebaseballscorecards.com

Batter	1	2	3	4	5	6	7	8	9	10	11	AB	R	H	RBI	BB	SO	LOB
Willy Taveras, R (1, 8) OBP: 0.364, SLG: 0.333	B FA 84 C FA 84 B FC 82 X FC 81 2-1 B1-3		C FC 81 X CU 68 0-1 SH5-3 2B		B FC 82 B FC 82 B FC 81 B FA 84 4-0 5 F7 17 SF7 1B BB		C SL 86 C FA 96 C FA 97 0-3 K		B CU 77 B FA 94 C FA 94 X FA 94 2-1 B2		B FA 96 B FA 95 B FA 95 B FA 94 4-0 1-2 2-3 3-H BB	4	1	1	1	2	1	0
23 Ryan Speier, R (11, 1)												0	0	0	0	0	0	0
Kazuo Matsui, S (1, 4) OBP: 0.417, SLG: 0.714	C FC 83 B CU 69 B FA 87 B FA 87 B FA 87 4-1 5 L3 BB		X FC 82 0-0 SH5-3 2-3		1 SAFE 1 SAFE 1 SAFE C FC 82 B CU 70 B FC 84 B FC 82 F FC 80 X FC 81 3-2 27 1B 5 F7 1-2 1B		C FA 97 S SL 88 F FA 97 S FA 97 0-3 K			B FA 95 S FA 94 S FA 94 F FA 96 F FA 94 X FA 96 1-2 F7	D FA 91 C FA 90 X FA 90 1-1 L9	4	0	1	0	1	1	3
5 Matt Holliday, R (1, 7) OBP: 0.227, SLG: 0.476	D FA 88 B CH 79 B FC 82 S FA 86 F FC 83 1 SAFE F FC 84 1 SAFE X FC 82 3-2 L3 1-1		F FC 84 F CH 78 S FA 87 0-3 K		X CH 78 0-0 F7 1-2 2-3		F FA 97 S SL 89 S FA 97 0-3 K			B FA 96 F FA 95 F FA 96 T FA 96 1-2 K		5	0	0	0	0	3	4
17 Todd Helton, L (1, 3) OBP: 0.136, SLG: 0.200		C FA 86 B CH 77 B FC 84 X FA 86 2-1 E5 11 1B 8 1B	B CU 73 X CH 79 1-0 F7		F FC 81 B FA 84 X FC 81 1-1 SF7 3-H			B CH 78 C SL 83 B FA 96 F FA 94 B FA 95 F FA 95 X SL 88 3-2 F9		F FS 86 C FA 96 F FA 96 C FA 97 0-3 K		4	1	0	1	0	1	1
27 Garrett Atkins, R (1, 5) OBP: 0.286, SLG: 0.350		B FA 85 F FC 82 B CU 68 C FC 82 F CU 70 S FA 86 2-3 K		B FC 85 X FC 83 1-0 P6	D CU 70 B FC 82 F FC 84 X FC 85 2-1 2-3 1B			C FA 96 B SL 85 C SL 86 X SL 87 1-2 P2			S FA 95 F FA 95 B CH 86 F FA 96 F FA 96 F FA 96 X FS 86 1-2 BB 11 BB BB 1B	4	0	1	0	0	1	1
60 Manny Corpas, R (9, 1)												0	0	0	0	0	0	0
19 Ryan Spilborghs, R (11, PH) OBP: 0.500, SLG: 0.333												1	1	1	0	0	0	0
(11, 8)																		
2 Troy Tulowitzki, R (1, 6) OBP: 0.227, SLG: 0.381		B CU 69 C CH 78 1 SAFE F CU 70 S FA 86 1-3 K		C FA 86 B FC 82 B CH 77 X FC 84 2-1 F9	B FC 80 D CH 78 F FC 83 X FC 84 2-1 P4			X FA 94 0-0 1B			X FA 94 0-0 F9	5	0	1	0	0	1	4
11 Brad Hawpe, L (1, 9) OBP: 0.500, SLG: 0.353		B CU 71 B FA 86 C FA 86 S CU 71 F FA 88 F FC 83 F FC 84 F FA 88 F FA 87 3-2 D CU 69 X FC 84 8 1B 1-3 1B		B FA 86 C FC 83 C CH 80 F FA 88 B CU 72 B CU 72 B CU 70 4-2 8 BB BB		X FA 96 0-0 G6-3		S FA 95 1 SAFE X FA 96 0-1 G1-3			1 SAFE B FA 93 B FA 92 S FA 95 1 SAFE B FA 93 C FA 94 F FA 93 B FA 94 4-2 BB BB 1-2 BB	3	0	1	0	2	0	1
8 Yorvit Torrealba, R (1, 2) OBP: 0.476, SLG: 0.412		C FC 82 F FC 83 B FC 83 F CU 70 X FC 84 1-2 1-3 3-H 1B		B FC 82 S CH 78 C FC 82 B FA 87 F FA 87 D CU 71 D FC 83 4-2 1-2 BB	C FA 97 B SL 82 C SL 80 B FA 94 F SL 83 T FA 97 2-2 K				B FA 94 C FA 94 F FA 93 C CU 75 1-3 K		B FS 86 B FA 96 X FA 96 2-0 F3	4	0	1	1	1	2	2
38 Ubaldo Jiménez, R (1, 1) 25 Seth Smith, L (6, PH) OBP: 0.333, SLG: 0.333 34 Matt Herges, L (6, 1) LaTroy Hawkins, R (7, 1) 40 Brian Fuentes, L (8, 1) Jamey Carroll, R (9, PH) (9, 5)		B FA 86 F FA 87 S FC 84 B FC 85 T FC 83 2-2 K		B FA 86 B FC 82 C FC 82 C FC 82 C FC 85 2-3 K	C SL 80 F SL 79 B FA 93 B CH 82 X SL 80 2-2 F9			B FA 94 F FA 94 F FA 94 X FA 94 1-2 F9		S FA 96 B FA 95 B FA 95 F FA 94 B FA 96 B FS 85 4-2 BB 1-2 2-3 BB	2	0	0	0	0	2	4
												1	0	0	0	0	0	0
												0	0	0	0	0	0	0
												0	0	0	0	0	0	0
												0	0	0	0	0	0	0
												1	0	0	0	1	0	0

Inning Stats	1	2	3	4	5	6	7	8	9	10	11
	R: 0 E: 0 K: 0 S: 7 H: 0 LOB: 0 BB: 1 P: 16	R: 1 E: 1 K: 3 S: 24 H: 2 LOB: 2 BB: 0 P: 35	R: 0 E: 0 K: 1 S: 7 H: 1 LOB: 1 BB: 0 P: 8	R: 0 E: 0 K: 1 S: 12 H: 0 LOB: 2 BB: 2 P: 25	R: 1 E: 0 K: 0 S: 10 H: 2 LOB: 2 BB: 1 P: 22	R: 0 E: 0 K: 1 S: 8 H: 0 LOB: 0 BB: 0 P: 12	R: 0 E: 0 K: 3 S: 10 H: 0 LOB: 0 BB: 0 P: 10	R: 0 E: 0 K: 0 S: 10 H: 1 LOB: 1 BB: 0 P: 14	R: 0 E: 0 K: 1 S: 8 H: 0 LOB: 0 BB: 0 P: 12	R: 0 E: 0 K: 2 S: 12 H: 0 LOB: 0 BB: 0 P: 14	R: 1 E: 0 K: 0 S: 15 H: 1 LOB: 3 BB: 3 P: 31

AB	38
R	3
H	7
RBI	3
BB	7
SO	12
LOB	20

1B: 6 SF: 1
2B: 2 SAC: 1
3B: 0 DP: 1
HR: 0 HBP: 0

WP: 0 PA: 47
PB: 0
SB: 0
CS: 0

PITCHER		IP	WLS	BF	H	R	ER	SO	BB	IBB	HBP	BLK	WP	HR	S	P	ERA	WHIP
49 Doug Davis, L ERA: 4.22	(1, 1)	5.0		24	5	2	1	5	4	0	0	0	0	0	60	106	1.80	1.800
37 Juan Cruz, R ERA:	(6, 1)	1.0		3	0	0	0	1	0	0	0	0	0	0	8	12	0.00	0.000
56 Ramon Pena, R ERA:	(7, 1)	2.0		7	1	0	0	3	0	0	0	0	0	0	20	24	0.00	0.500
Brandon Lyon, R ERA:	(9, 1)	1.0		3	0	0	0	1	0	0	0	0	0	0	8	12	0.00	0.000
Jose Valverde, R ERA: 1.93	(10, 1)	1.2	L	9	1	1	1	2	3	0	0	0	0	0	25	42	5.40	2.400

PITCHER		IP	WLS	BF	H	R	ER	SO	BB	IBB	HBP	BLK	WP	HR	S	P	ERA	WHIP
45 Doug Slaten, L ERA:	(11, 1)	0.1		1	0	0	0	0	0	0	0	0	0	0	2	3	0.00	0.000

Colorado Rockies @ Arizona Diamondbacks

Chase Field, Phoenix, AZ

Fri Oct 12 2007, 7:00 PM MST

Att. 48,219 - Clear - 87 F

livebaseballscorecards.com

BOTTOM

Batter	1	2	3	4	5	6	7	8	9	10	11	AB	R	H	RBI	BB	SO	LOB
24 Chris Young, R (1, 8) OBP: 0.458, SLG: 0.588	C FA 97 F FA 98 F SL 86 B SL 87 B SL 83 C FA 99 2-3 K ①		D CU 75 B SL 86 B SL 87 C FA 98 X FA 98 3-1 6 CS 2-H 1B		B FA 96 F FA 96 B FA 97 C SL 86 F FA 97 B SL 86 B CU 82 4-2 WP 6 BB BB		S FA 96 B FA 96 F FA 98 B SL 89 B SL 90 S FA 97 3-3 K ①		C FA 96 C SL 78 B SL 80 H SL 77 2-2 6 1B 22 FC6-5 HBP		S SI 89 C SI 88 B CU 79 C FA 91 1-3 K ③	4	1	1	1	1	3	0
6 Stephen Drew, L (1, 6) OBP: 0.435, SLG: 0.818	B FA 99 X FA 98 1-0 G6-3 ②		1 SAFE 1 SAFE P PO 91 C CH 84 X FA 97 1-1 B2-3 ①② 1-2		T FA 95 B FA 95 1 SAFE B FA 94 B FA 94 1 SAFE 1 SAFE 1 SAFE B FA 95 4-1 WP 1-2 BB		B FA 96 X FA 96 1-0 L4 ②		B FA 92 X FA 92 1-0 22 E 1-3 1B			4	0	1	0	1	0	1
22 Eric Byrnes, R (1, 7) OBP: 0.318, SLG: 0.571	B CU 75 F FA 99 X SL 87 1-1 P4 ③		B CU 76 X FA 98 1-0 G5-3 ③		C SL 85 B SL 84 B FA 96 X SL 83 2-1 P2 ②		C FA 97 F FA 96 B FA 94 X FA 97 1-2 1B		F FA 92 X FA 94 0-1 FC6-5 ② FC6 1-3 3-H			5	0	1	1	0	0	3
Tony Clark, S (1, 3) OBP: 0.273, SLG: 0.300		B FA 97 C CU 75 X FA 98 1-1 2B		B FA 95 C FA 95 F FA 98 F SL 85 B SL 88 B FA 98 F FA 98 F FA 98 X FA 98 3-2 19 1B 1B	B FA 96 B CU 74 I IN 77 I IN 80 4-0 1-2 2-3 IBB		C FA 95 F FA 95 1 SAFE B FA 94 1 SAFE B CH 86 1 SAFE F FA 94 1 SAFE 2-2 X FA 86 F8 ③		1 SAFE B FA 92 F FA 93 1 SAFE 1 SAFE X FA 92 1-1 FC6 ③ 1-2f			4	0	2	0	1	0	2
27 Mark Reynolds, R (1, 5) OBP: 0.286, SLG: 0.333		S CU 74 D CU 78 S SL 86 S FA 99 1-3 K ①		B FA 97 B SL 84 F FA 97 S FA 96 X FA 97 2-2 F9 ① F FA 97 S FA 97 S FA 98 0-3 K ③			S FA 91 S FA 91 F FA 91 B FA 92 X CH 72 1-2 1B			C FA 91 B FA 93 F FA 93 X FA 94 1-2 G4-3 ①	5	0	1	0	0	2	5
Jeff Salazar, L (1, 9) 10 Justin Upton, R (8, PH) OBP: 0.538, SLG: 0.333 (9, 9)		B FA 97 C FA 97 C CU 78 B FA 97 B SL 86 C FA 99 3-3 K ②		X FA 96 0-0 F8 ②		B CU 75 L FA 89 B CH 81 B FA 90 X FA 89 3-1 G3-1 ①		C FA 91 B CH 73 F CH 72 C FA 92 1-3 K ①		C FA 95 S SL 81 S SL 82 0-3 K ②		3 2	0 0	0 0	0 0	0 0	1 2	2 1
19 Chris Snyder, R (1, 2) OBP: 0.294, SLG: 0.267	D CU 77 B SL 85 C SL 85 B FA 99 B FA 99 4-1 BB	B FA 97 X FA 98 1-0 1-2 1B			S FA 90 B FA 90 F FA 90 X FA 90 1-2 G4-3 ②		1 SAFE B CH 71 F FA 92 1 SAFE S FA 91 S FA 92 1-3 K ②			B FA 95 B FA 94 S FA 93 F FA 94 F SL 83 S SL 80 2-3 K ③		4	0	1	0	1	2	1
11 Augie Ojeda, S (1, 4) OBP: 0.400, SLG: 0.389	B CU 76 D CU 74 B FA 96 C FA 96 C CU 75 S FA 99 3-3 K ③		C CU 74 S FA 98 B FA 97 S FA 99 1-3 K ③		X FA 90 0-0 1B		S FA 91 1 SAFE F FA 92 1 SAFE D CH 73 1 SAFE X CH 74 1-2 G6-3 ③				B FA 90 B SI 89 B FA 90 C FA 89 C FA 91 X SI 90 3-2 F7 ①	5	0	1	0	0	2	5
49 Doug Davis, R (0, 1) Aberto Callaspo, S (0, PH) 37 Juan Cruz, R (0, 1) 34 Conor Jackson, R (0, PH) 56 Ramon Pena, R (0, 1) Brandon Lyon, R (0, 1) 26 Miguel Montero, L (0, PH) Jose Valverde, R (10, 1) 45 Doug Slaten, L (11, 1) 44 Micah Owings, R (11, PH)			B FA 93 C FA 93 B FA 97 X FA 95 2-1 24 1B 2B		X FA 94 0-0 G4-3 ①	X CU 75 0-0 F8 ③			C FA 94 S SL 78 B CU 76 F SL 80 X FA 94 1-2 G6-3 ③		S SI 90 S SL 83 X SL 80 0-2 F8 ②	1 1 0 1 0 0 0 1 0 1	1 0 0 0 0 0 0 0 0 0	1 0 0 0 0 0 0 0 0 0	0 0 0 0 0 0 0 0 0 0	0 0 0 0 0 0 0 0 0 0	0 0 0 0 0 0 0 0 0 0	0 1 0 0 0 0 0 0 0 0
Inning Stats	R: 0 E: 0 K: 1 S: 7 H: 0 LOB: 0 BB: 0 P: 11	R: 0 E: 0 K: 3 S: 12 H: 1 LOB: 2 BB: 1 P: 24	R: 1 E: 0 K: 0 S: 8 H: 2 LOB: 0 BB: 0 P: 14	R: 0 E: 0 K: 1 S: 14 H: 2 LOB: 2 BB: 0 P: 21	R: 0 E: 0 K: 1 S: 10 H: 0 LOB: 3 BB: 3 P: 24	R: 0 E: 0 K: 0 S: 7 H: 1 LOB: 1 BB: 0 P: 11	R: 0 E: 0 K: 1 S: 11 H: 1 LOB: 1 BB: 0 P: 18	R: 0 E: 0 K: 2 S: 13 H: 1 LOB: 1 BB: 0 P: 17	R: 1 E: 1 K: 0 S: 11 H: 1 LOB: 1 BB: 0 P: 16	R: 0 E: 0 K: 2 S: 10 H: 0 LOB: 0 BB: 0 P: 13	R: 0 E: 0 K: 1 S: 9 H: 0 LOB: 0 BB: 0 P: 13	1B: 7 2B: 2 3B: 0 HR: 0 SF: 0 SAC: 0 DP: 0 HBP: 1	WP: 1 PB: 0 SB: 0 CS: 1 PA: 46					

PITCHER		IP	WLS	BF	H	R	ER	SO	BB	IBB	HBP	BLK	WP	HR	S	P	ERA	WHIP
38 Ubaldo Jiménez, R ERA: 1.59	(1, 1)	5.0		23	5	1	1	6	3	1	0	0	1	0	51	94	1.80	1.600
34 Matt Herges, R ERA:	(6, 1)	1.0	H	4	1	0	0	0	0	0	0	0	0	0	7	11	0.00	1.000
LaTroy Hawkins, R ERA:	(7, 1)	1.0	H	4	1	0	0	1	0	0	0	0	0	0	11	18	0.00	1.000
40 Brian Fuentes, L ERA:	(8, 1)	1.0	H	4	1	0	0	2	0	0	0	0	0	0	13	17	0.00	1.000
60 Manny Corpas, R ERA: 1.42	(9, 1)	2.0	W	8	1	1	1	2	0	0	1	0	0	0	21	29	4.50	0.500

PITCHER		IP	WLS	BF	H	R	ER	SO	BB	IBB	HBP	BLK	WP	HR	S	P	ERA	WHIP
23 Ryan Speier, R ERA:	(11, 1)	1.0	S	3	0	0	0	1	0	0	0	0	0	0	9	13	0.00	0.000

AB	41
R	2
H	9
RBI	2
BB	4
SO	12
LOB	21

Arizona Diamondbacks @ Colorado Rockies

Coors Field, Denver, CO

Sun Oct 14 2007, 6:30 PM MDT

Att. 50,137 - Drizzle - 43 F

livebaseballscorecards.com

TOP

Batter	1	2	3	4	5	6	7	8	9	AB	R	H	RBI	BB	SO	LOB
24 Chris Young, R (1, 8) OBP: 0.464, SLG: 0.550	B FA 90 F FC 86 X FA 90 1-1 22 L1-4 6 1B 1B		B SL 86 B CH 82 B FC 88 B FA 87 4-0 6 G4-6-3 BB		B SL 86 C FC 88 B SL 87 C SL 86 C SL 86 2-3 ③ K			C CH 71 B FA 91 B FA 91 X FA 91 2-1 ① F8		3	0	1	0	1	1	2
6 Stephen Drew, L (1, 6) OBP: 0.444, SLG: 0.769	C SI 89 S FA 90 B SL 82 1 SAFE X SL 87 1-2 1-2 1B		C FA 88 X FA 89 0-1 ② ③ G4-6-3 1-2f			B CH 78 B CH 78 B SL 86 C SL 86 X SL 86 3-1 G3 1B		B FA 91 C FA 91 C FA 92 S CU 76 1-3 ② K		4	0	2	0	0	1	2
22 Eric Byrnes, R (1, 7) OBP: 0.269, SLG: 0.480	B FC 89 X FC 88 1-0 ① ② L1-4 2-2			F FC 88 F SL 87 F CU 77 B SL 87 B SL 85 C SL 86 2-3 ① K		B SL 86 B SL 85 C SL 85 1 SAFE X SL 85 2-1 ① P4		B CH 71 X FA 91 1-0 ③ P4		4	0	0	0	0	1	4
Tony Clark, S (1, 3) OBP: 0.200, SLG: 0.214	X SL 83 0-0 ③ F8			C FA 90 B SL 78 X SL 82 1-1 ② G1-3		B FA 88 C FA 88 B FA 89 1 SAFE B FA 88 X CH 80 3-1 ② G3 1-2			C FA 92 B CU 76 F FA 93 B SL 76 B SL 76 X FA 91 3-2 ① L7	4	0	0	0	0	0	2
27 Mark Reynolds, R (1, 5) OBP: 0.280, SLG: 0.455		B FC 87 C SL 76 F FC 89 X SL 86 1-2 ① L5		X CU 77 0-0 HR		B SL 87 F SL 87 S FC 87 B FC 90 C SL 85 2-3 ③ K			C FA 92 B FA 91 S FA 92 X SL 79 1-2 ② P4	4	1	1	1	0	1	1
Jeff Salazar, L (1, 9) OBP: 0.200, SLG: 0.111 10 Justin Upton, R (7, PH) OBP: 0.467, SLG: 0.273 (7, 9)		B SL 77 S SL 88 B SL 82 X SL 82 2-1 ① 26 1B 1B		X SL 88 0-0 ③ F8			B FA 92 C CH 88 C CU 76 B CU 78 B FA 93 X FA 90 3-2 ① G6-3		C SL 78 C SL 79 X FA 93 0-2 ③ G5-3	2 2	0 0	1 0	0 0	0 0	0 0	0 0
26 Miguel Montero, L (1, 2) OBP: 0.375, SLG: 0.286		C FA 88 F FA 88 X SL 81 0-2 1-1 G4-6-3 1-3 1B			C SL 78 X SL 88 0-1 ① F8		C FA 92 B CU 78 X CU 77 1-1 ② G4-3			3	0	1	0	0	0	0
11 Augie Ojeda, S (1, 4) OBP: 0.348, SLG: 0.333 Dustin Nippert, R (7, 1)		B SL 82 B FA 89 F FA 90 X FA 89 2-1 ② ③ G4-6-3 1-2f			B CH 78 S CH 78 X FA 88 1-1 ② G5-3		B FA 93 X FA 92 1-0 ③ B1-3			3 0	0 0	0 0	0 0	0 0	0 0	2 0
Livan Hernandez, R (1, 1) OBP: 0.400, SLG: 0.400 56 Ramon Pena, R (6, 1) 45 Doug Slaten, L (7, 1) Jeff Cirillo, R (7, 4) OBP: 0.667, SLG: 0.667			S CU 76 B SL 77 B SL 85 X SL 85 2-1 ① G6-3		X SL 84 0-0 1B			B FA 90 C FA 90 X FA 90 1-1 1B		2 0 0 1	0 0 0 0	1 0 0 1	0 0 0 0	0 0 0 0	0 0 0 0	0 0 0 0
Inning Stats	R: 0 E: 0 K: 0 S: 7 H: 2 LOB: 1 BB: 0 P: 10	R: 0 E: 0 K: 0 S: 10 H: 2 LOB: 1 BB: 0 P: 15	R: 0 E: 0 K: 0 S: 4 H: 0 LOB: 0 BB: 1 P: 10	R: 1 E: 0 K: 1 S: 8 H: 1 LOB: 0 BB: 0 P: 11	R: 0 E: 0 K: 1 S: 8 H: 1 LOB: 1 BB: 0 P: 11	R: 0 E: 0 K: 1 S: 9 H: 1 LOB: 1 BB: 0 P: 19	R: 0 E: 0 K: 0 S: 6 H: 0 LOB: 0 BB: 0 P: 11	R: 0 E: 0 K: 1 S: 8 H: 1 LOB: 1 BB: 0 P: 13	R: 0 E: 0 K: 0 S: 9 H: 0 LOB: 0 BB: 0 P: 13	1B: 7 2B: 1 3B: 0 HR: 1 SF: 0 SAC: 0 DP: 3 HBP: 0						

	AB	32
	R	1
	H	8
	RBI	1
	BB	1
	SO	4
	LOB	13

WP: 0 PA: 33
PB: 0
SB: 0
CS: 0

PITCHER		IP	WLS	BF	H	R	ER	SO	BB	IBB	HBP	BLK	WP	HR	S	P	ERA	WHIP
Josh Fogg, R ERA: 1.13	(1, 1)	6.0	W	23	7	1	1	3	1	0	0	0	0	1	46	76	1.50	1.333
Jeremy Affeldt, L ERA: 3.86	(7, 1)	1.0	H	3	0	0	0	0	0	0	0	0	0	0	6	11	0.00	0.000
40 Brian Fuentes, L ERA:	(8, 1)	1.0	H	4	1	0	0	1	0	0	0	0	0	0	8	13	0.00	1.000
60 Manny Corpas, R ERA: 1.23	(9, 1)	1.0	S	3	0	0	0	0	0	0	0	0	0	0	9	13	0.00	0.000

PITCHER	IP	WLS	BF	H	R	ER	SO	BB	IBB	HBP	BLK	WP	HR	S	P	ERA	WHIP

BOTTOM

Arizona Diamondbacks @ Colorado Rockies

Coors Field, Denver, CO

Sun Oct 14 2007, 6:30 PM MDT

Att. 50,137 - Drizzle - 43 F

livebaseballscorecards.com

Batter	1	2	3	4	5	6	7	8	9	AB	R	H	RBI	BB	SO	LOB
Willy Taveras, R (1, 8) OBP: 0.250, SLG: 0.214	X FA 82 0-0 ① B1-3		L SL 83 X SL 78 0-1 ① FC1-5 1-2 2-3f		B SL 82 L SL 82 F SL 78 B SL 78 B SL 78 X SL 78 3-2 ② P3	B FA 94 F FA 95 F SL 84 F SL 87 C FA 96 1-3 ③ K		B FA 94 C FA 94 F CU 74 X FA 94 1-2 ③ G3-1		5	0	0	0	0	1	3
Kazuo Matsui, S (1, 4) OBP: 0.393, SLG: 0.640	B SL 83 X FA 82 1-0 ② G1-3		B SL 84 C SL 84 X FA 84 1-1 ② F7		C SL 84 F FA 83 F FA 85 B CH 76 F CH 76 B SL 85 X FA 84 2-2 1B		C FA 87 F CH 80 F SL 80 X FA 90 0-2 ① G5-3			4	0	1	0	0	0	2
5 Matt Holliday, R (1, 7) OBP: 0.269, SLG: 0.600	B FA 84 X SL 78 1-0 HR		F FA 86 B FA 85 F CH 73 F FA 85 B SL 85 B FC 87 S FA 86 3-3 ③ K		1 SAFE F FA 84 X SL 84 0-1 ③ F9		B FA 90 F CH 84 B CU 79 X FA 89 2-1 11 BB 17 WP 1B			4	1	2	1	0	1	3
17 Todd Helton, L (1, 3) OBP: 0.192, SLG: 0.217	C FA 84 F CH 75 F FA 83 B FA 83 T SL 78 1-2 ③ K			B CH 81 F SL 77 B FA 84 B FA 83 X SL 77 3-1 8 FC5 2 1B 1B		B CH 81 B CH 76 B SL 76 C FA 82 B FA 82 4-1 11 1B 8 HR BB	D CH 79 F FA 89 C FA 87 B SL 80 C SL 81 2-3 ② 1-2 K			3	1	1	0	1	2	1
27 Garrett Atkins, R (1, 5) OBP: 0.280, SLG: 0.304		C FA 83 B FA 84 X CH 73 1-1 ① F8		B FA 84 C FA 85 X SL 84 1-1 ① P4		X CH 80 0-0 ① L8	I IN 61 4-0 11 BB IBB			3	0	0	0	1	0	2
11 Brad Hawpe, L (1, 9) OBP: 0.500, SLG: 0.350		C FA 84 B FA 84 F FA 84 B FA 84 F FA 86 B SL 79 S SL 76 3-3 ② K		B SL 84 X CH 74 1-0 ② F7		B FA 83 X CH 75 1-0 1-2 8 HR 1B	F CU 77 B FA 89 B FA 89 B SL 79 C SL 80 B FA 89 4-2 1-2 2-3 BB			3	1	1	0	1	1	1
2 Troy Tulowitzki, R (1, 6) OBP: 0.231, SLG: 0.360		C SL 76 F FA 86 B FA 84 X CU 61 1-2 ③ G5-3		F SL 77 C FA 85 B FA 83 X SL 75 1-2 8 FC5 1-2 1B		F FA 83 B FA 83 F FC 60 B FA 82 C SL 77 2-3 ② K	S CU 76 C FA 94 B FA 94 X CU 78 1-2 ③ F9			4	0	1	0	0	1	5
8 Yorvit Torrealba, R (1, 2) OBP: 0.480, SLG: 0.619			C FA 83 X FA 84 0-1 FC1-5 2B	B FA 84 S SL 77 B SL 77 D SL 76 X SL 78 3-1 ③ FC5 1-2 2-3f		C FA 83 B SL 77 C CU 58 B FA 82 B SL 77 F CU 60 X SL 82 3-2 1-H 2-H HR		B FA 92 F FA 91 B CU 74 X FA 92 2-1 ① G6-3		4	1	2	3	0	0	2
Josh Fogg, R (1, 1) 10 Jeff Baker, R (6, PH) OBP: 1.000, SLG: 1.000 Jeremy Affeldt, L (7, 1) 40 Brian Fuentes, L (8, 1) 19 Ryan Spilborghs, R (8, PH) OBP: 0.462, SLG: 0.300 60 Manny Corpas, R (9, 1)			B FA 83 B SL 82 L SL 82 B FA 83 B FA 81 4-1 FC1-5 BB		X SL 82 0-0 ① G5-3	B SL 77 C FA 84 B CU 64 X SL 77 2-1 1B		B CU 75 X FA 93 1-0 ② G4-3		1 0 0 0 1 0 0 1 0 1 0 0 0 0 0 0 0 0 0 0 0 0 0 0 0 0 0 0 1 0 0 0 0 0 0 0 0 0 0 0 0 0						
Inning Stats	R: 1 H: 1 E: 0 LOB: 0 K: 1 BB: 0 S: 7 P: 10	R: 0 H: 0 E: 0 LOB: 0 K: 1 BB: 0 S: 9 P: 14	R: 0 H: 1 E: 0 LOB: 2 K: 1 BB: 1 S: 11 P: 19	R: 0 H: 2 E: 0 LOB: 2 K: 0 BB: 0 S: 10 P: 19	R: 0 H: 1 E: 0 LOB: 1 K: 0 BB: 0 S: 11 P: 16	R: 3 H: 3 E: 0 LOB: 1 K: 2 BB: 1 S: 16 P: 29	R: 0 H: 1 E: 0 LOB: 3 K: 1 BB: 2 S: 14 P: 27	R: 0 H: 0 E: 0 LOB: 0 K: 0 BB: 0 S: 6 P: 10		1B: 6 SF: 0 2B: 1 SAC: 0 3B: 0 DP: 0 HR: 2 HBP: 0				WP: 1 PA: 37 PB: 0 SB: 0 CS: 0		

	AB	33
	R	4
	H	9
	RBI	4
	BB	4
	SO	6
	LOB	19

PITCHER		IP	WLS	BF	H	R	ER	SO	BB	IBB	HBP	BLK	WP	HR	S	P	ERA	WHIP
Livan Hernandez, R ERA: 3.86	(1, 1)	5.2	L	27	8	4	4	4	2	0	0	0	0	2	60	102	6.35	1.765
56 Ramon Pena, R ERA:	(6, 1)	0.1		1	0	0	0	1	0	0	0	0	0	0	4	5	0.00	0.000
45 Doug Slaten, L ERA:	(7, 1)	0.2		5	1	0	0	1	1	1	0	0	1	0	11	23	0.00	3.000
Dustin Nippert, R ERA:	(7, 1)	1.1		4	0	0	0	0	0	0	0	0	0	0	9	14	0.00	0.000

PITCHER	IP	WLS	BF	H	R	ER	SO	BB	IBB	HBP	BLK	WP	HR	S	P	ERA	WHIP

Batter	1	2	3	4	5	6	7	8	9	AB	R	H	RBI	BB	SO	LOB
24 Chris Young, R (1, 8) OBP: 0.455, SLG: 0.560	C FA 96 B FA 96 C FA 95 X CU 76 1-2 22 CS 1B		X FA 93 0-0 ① L6		B FA 90 B FA 89 F FA 90 B FA 90 C FA 90 F FA 90 S FA 90 3-3 ① K		B FA 96 B FA 96 C FA 96 X FA 96 2-1 ③ G5-3		C FA 93 B FA 93 X FA 92 1-1 2B	5	0	2	0	0	1	2
6 Stephen Drew, L (1, 6) OBP: 0.406, SLG: 0.677	C 1 SAFE B FA 96 B FA 92 1 SAFE F FA 94 1 SAFE F FA 91 B FA 95 3-2 ① X FA 85 F7		B FA 96 C CU 71 B FA 93 X FA 95 2-1 ② F9		B FA 90 X FA 90 1-0 ② L9			X FA 91 0-0 34 1B 19 HR 1B	B FA 93 B FA 92 B FA 91 X FA 92 3-0 ② P4	5	1	1	0	0	0	3
22 Eric Byrnes, R (1, 7) OBP: 0.258, SLG: 0.414	1 SAFE C FA 96 S CU 72 F FA 95 B FA 95 X FA 97 1-2 ② ③ G1-3 1-2		B CU 72 B FA 93 B AB 94 3-0 34 1B 1-2 BB		B CU 74 C CU 75 F FA 90 S FA 90 1-3 ③ K			B CH 72 C CH 72 B FA 91 F FA 91 X FA 92 2-2 ① P6	X FA 93 0-0 ③ G6-3	4	0	0	0	1	1	3
34 Conor Jackson, R (1, 3) OBP: 0.222, SLG: 0.294		B FA 94 X FA 94 1-0 ① G3	B FA 96 F CU 73 B FA 96 X FA 95 2-1 1-2 2-H 1B			C FA 90 X CH 81 0-1 ① G3		B CH 72 X FA 91 1-0 19 HR 1-3 1B		4	1	2	1	0	0	0
27 Mark Reynolds, R (1, 5) OBP: 0.241, SLG: 0.385		F FA 95 F FA 96 F FA 97 F FA 96 T FA 96 0-2 ② K	X FA 96 0-0 ③ F8			B FA 90 B FA 89 B FA 89 C FA 88 X FA 89 3-1 ② G6-3		S FA 92 F FA 92 B FA 92 F FA 92 B FA 92 S FA 92 2-3 ② K		4	0	0	0	0	2	4
19 Chris Snyder, R (1, 2) OBP: 0.333, SLG: 0.526		C CU 70 S FA 94 X FA 96 0-2 2B		B CH 75 C FA 93 C CH 78 X FA 94 1-2 ① F8		B FA 89 X FA 88 1-0 ③ F7		B FA 92 B CH 73 X FA 92 2-0 1-H 3-H HR		4	1	2	3	0	0	0
10 Justin Upton, R (1, 9) OBP: 0.526, SLG: 0.571		F FA 96 B FA 96 B FA 95 B FA 96 H FA 96 4-1 HBP		B CU 69 X FA 94 1-0 2B			C FA 96 B FA 95 X FA 96 1-1 ① G1	B CH 73 B CH 72 B FA 92 C FA 91 F FA 91 F FA 92 X FA 92 3-2 3B		3	0	2	0	0	0	0
Jeff Cirillo, R (1, 4) OBP: 0.333, SLG: 0.333 Tony Clark, S (8, PH) OBP: 0.188, SLG: 0.200 11 Augie Ojeda, S (8, 4) OBP: 0.348, SLG: 0.333		B FA 95 C CU 71 X FA 95 1-1 ③ G4-3		S FA 95 B FA 95 X CH 74 1-1 ② F8			B FA 96 X FA 94 1-0 ② G6-3	B FA 92 C FA 91 B FA 92 F FA 92 B FA 93 S SL 77 3-3 ③ K		3 1 0	0 0 0	0 0 0	0 0 0	0 1 0	0 1 0	3 1 0
44 Micah Owings, R (1, 1) OBP: 0.333, SLG: 0.333 37 Juan Cruz, R (4, 1) Alberto Callaspo, S (7, PH) Brandon Lyon, R (7, 1) Jeff Salazar, L (9, PH) OBP: 0.182, SLG: 0.100			B CU 69 X FA 94 1-0 22 BB 34 1B 1B	B FA 95 C FA 95 B CH 70 F FA 95 F CU 74 S FA 95 2-3 ③ K			C FA 94 X CH 86 0-1 E1		X FA 93 0-0 ① G3	2 0 1 0 1	1 0 0 0 0	1 0 0 0 0	0 0 0 0 0	0 0 0 0 0	1 0 0 0 0	1 0 0 0 0

TOP

Arizona Diamondbacks @ Colorado Rockies

Coors Field, Denver, CO

Mon Oct 15 2007, 8:00 PM MDT

Att. 50,213 - Clear - 55 F

livebaseballscorecards.com

AB	37
R	4
H	10
RBI	4
BB	1
SO	6
LOB	17

Inning Stats	1	2	3	4	5	6	7	8	9
	R: 0 E: 0 K: 0 S: 11 H: 1 LOB: 0 BB: 0 P: 16	R: 0 E: 0 K: 1 S: 12 H: 1 LOB: 2 BB: 0 P: 18	R: 1 E: 0 K: 0 S: 7 H: 2 LOB: 2 BB: 1 P: 15	R: 0 E: 0 K: 1 S: 10 H: 1 LOB: 1 BB: 0 P: 15	R: 0 E: 0 K: 2 S: 8 H: 0 LOB: 0 BB: 0 P: 13	R: 0 E: 0 K: 0 S: 5 H: 0 LOB: 0 BB: 0 P: 9	R: 0 E: 1 K: 0 S: 7 H: 0 LOB: 1 BB: 0 P: 11	R: 3 E: 0 K: 2 S: 17 H: 4 LOB: 1 BB: 0 P: 30	R: 0 E: 0 K: 0 S: 5 H: 1 LOB: 1 BB: 0 P: 9

| | | |

Batter	1	2	3	4	5	6	7	8	9	AB	R	H	RBI	BB	SO	LOB
Willy Taveras, R (1, 8) OBP: 0.250, SLG: 0.222	C SL 88 C SL 90 B SL 84 B SL 88 F SL 91 F SL 91 F SL 85 X SL 90 2-2 ① F9		C SL 90 B FA 88 C SL 84 B FC 92 X SL 84 2-2 5 HBP 1B	B SL 87 F SL 87 B SL 87 C SL 83 F SL 89 B SL 88 X SL 89 3-2 E3 5 1B HR 2-3		C FA 95 B SL 82 B FA 96 F SL 81 B FA 95 C SL 83 3-3 ② K				4	1	1	0	0	1	1
Kazuo Matsui, S (1, 4) OBP: 0.375, SLG: 0.586	C SL 90 X SL 85 0-1 ② F8		1 SAFE B SL 88 C SL 88 1 SAFE 1 SAFE F SL 87 B FA 89 S SL 83 2-3 ② K	S FA 88 X SL 88 0-1 5 HR 1B 1-2 3-H		B FA 95 F FA 94 B SL 81 F CU 80 S FA 94 2-3 ③ K				4	1	1	1	0	2	1
5 Matt Holliday, R (1, 7) OBP: 0.333, SLG: 0.714	B SL 92 S SL 81 B FA 91 C SL 90 F FA 92 X FA 91 2-2 17 1B 1B		S SL 89 H CH 85 1-1 1-2 HBP	B SL 90 S SL 79 X SL 83 1-1 1-H 2-H HR			S FA 92 F CU 74 S FA 92 0-3 ① K			3	1	2	3	0	1	0
17 Todd Helton, L (1, 3) OBP: 0.233, SLG: 0.231	1 SAFE F FC 90 B FA 89 C SL 79 B SL 88 X SL 81 2-2 1-2 1B		C SL 78 X SL 89 0-1 ③ P5	C FA 95 F FA 94 B FA 95 B CH 81 B CU 81 F FA 94 B CU 79 4-2 BB			C FA 86 C CU 75 F FA 93 B FA 92 S FA 92 1-3 ② K			3	0	1	0	1	1	2
27 Garrett Atkins, R (1, 5) OBP: 0.241, SLG: 0.259 60 Manny Corpas, R (8, 1)	B SL 90 B SL 83 X SL 90 2-0 ③ F8			B FC 89 1-0 X FA 90 ① L4 C FA 94 0-0 S FA 91 S FA 94 S SL 83 2-3 ③ K			X FA 94 0-0 ③ G6-3			4 0	0 0	0 0	0 0	0 0	1 0	3 0
11 Brad Hawpe, L (1, 9) OBP: 0.467, SLG: 0.304		C SL 91 B FA 90 X SL 90 1-1 ① G3		B CH 79 B SL 89 B SL 89 B SL 90 4-0 8 G1-3 2 BB 25 2B BB	T FA 95 S FA 95 S FA 94 0-3 ① K			S FA 92 X CU 75 0-1 ① G1-3		3	1	0	0	1	1	0
2 Troy Tulowitzki, R (1, 6) OBP: 0.233, SLG: 0.321		T FA 91 F FA 90 B SL 89 S SL 90 1-3 ② K		B SL 81 C SL 88 C SL 82 B FC 87 F SL 83 F SL 88 B SL 83 1 SAFE B SL 88 4-2 8 G1-3 25 2B 1-2 BB	S SL 81 S FA 95 X FA 95 0-2 ② F9			B CU 74 C CU 73 F FA 92 B FA 92 B FA 93 C CU 76 3-3 ② K		3	1	0	0	1	2	0
8 Yorvit Torrealba, R (1, 2) OBP: 0.414, SLG: 0.520		B SL 91 B FC 91 F FA 91 F FA 90 B SL 85 X FA 91 3-2 ③ F9		C SL 82 X SL 88 0-1 ② G1-3 1-2 2-3	B FA 96 B SL 82 B SL 82 C FA 94 C FA 95 C FA 96 3-3 ③ K			F FA 93 X CU 76 0-1 ③ F9		4	0	0	0	0	1	2
56 Franklin Morales, L (1, 1) 25 Seth Smith, L (4, PH) OBP: 0.500, SLG: 0.750 34 Matt Herges, L (5, 1) 10 Jeff Baker, R (6, PH) OBP: 0.667, SLG: 0.667 LaTroy Hawkins, R (7, 1) 40 Brian Fuentes, L (8, 1) Jamey Carroll, R (8, 5)			X SL 82 0-0 ① G6-3	C SL 83 S SL 89 B SL 84 X FA 88 1-2 E 1B 2-H 3-H 2B		C SL 80 B FA 95 C CU 80 S FA 95 1-3 ① K				1 1 0 1 0 0 0	0 1 0 0 0 0 0	0 1 0 0 0 0 0	0 2 0 0 0 0 0	0 0 0 0 1 0 0	0 0 0 0 0 0 0	0 0 0 0 0 0 0
Inning Stats	R: 0 E: 0 K: 0 S: 16 H: 2 LOB: 2 BB: 0 P: 24	R: 0 E: 0 K: 1 S: 8 H: 0 LOB: 0 BB: 0 P: 13	R: 0 E: 0 K: 1 S: 10 H: 1 LOB: 2 BB: 0 P: 15	R: 6 E: 1 K: 1 S: 24 H: 3 LOB: 1 BB: 3 P: 44	R: 0 E: 0 K: 2 S: 9 H: 0 LOB: 0 BB: 0 P: 12	R: 0 E: 0 K: 3 S: 9 H: 0 LOB: 0 BB: 0 P: 15	R: 0 E: 0 K: 2 S: 8 H: 0 LOB: 0 BB: 0 P: 9	R: 0 E: 0 K: 1 S: 7 H: 0 LOB: 0 BB: 0 P: 10		1B: 4 2B: 1 3B: 0 HR: 1	SF: 0 SAC: 0 DP: 0 HBP: 1			WP: 0 PB: 0 SB: 0 CS: 0	PA: 35	

PITCHER		IP	WLS	BF	H	R	ER	SO	BB	IBB	HBP	BLK	WP	HR	S	P	ERA	WHIP
44 Micah Owings, R ERA: 4.91	(1, 1)	3.2	L	21	6	6	2	2	2	0	1	0	0	1	52	84	4.91	2.182
37 Juan Cruz, R ERA:	(4, 1)	2.1		8	0	0	0	6	1	0	0	0	0	0	24	39	0.00	0.429
Brandon Lyon, R ERA:	(7, 1)	2.0		6	0	0	0	3	0	0	0	0	0	0	15	19	0.00	0.000

PITCHER	IP	WLS	BF	H	R	ER	SO	BB	IBB	HBP	BLK	WP	HR	S	P	ERA	WHIP

BOTTOM

Arizona Diamondbacks @ Colorado Rockies

Coors Field, Denver, CO

Mon Oct 15 2007, 8:00 PM MDT

Att. 50,213 - Clear - 55 F

livebaseballscorecards.com

AB	31
R	6
H	6
RBI	6
BB	3
SO	11
LOB	9

Batter	1	2	3	4	5	6	7	8	9	AB	R	H	RBI	BB	SO	LOB
Willy Taveras, R (1, 8) OBP: 0.208, SLG: 0.182	C FA 96 F FA 95 B FA 96 C FA 97 1-3 ① K		L FA 95 X FA 95 0-1 ② F7		D CU 76 B FA 93 F FA 93 B FA 94 F FA 93 X FA 94 3-2 ③ P4			B FA 91 F FA 91 C FA 92 B SL 85 C FC 90 2-3 ① K		4	0	0	0	0	2	1
Kazuo Matsui, S (1, 4) OBP: 0.361, SLG: 0.545	B FA 96 B FA 97 B FA 96 C FA 96 F FA 97 F FA 97 S 3-3 ② K		B FA 96 F FA 96 X FA 94 1-1 ③ P6			C FA 93 B CU 77 B FF 94 X FA 94 2-1 5 G4-6-3 1B		C FA 92 X FC 89 0-1 ② P6		4	0	1	0	0	1	0
5 Matt Holliday, R (1, 7) OBP: 0.294, SLG: 0.625	B FA 96 S FA 96 F FA 96 S FA 97 1-3 ③ K			F FA 96 F FA 96 X CU 78 0-2 ① G5-3		C FA 95 X FA 94 0-1 ①② G4-6-3 1-2f		B FA 91 F FA 91 S FA 91 F FA 90 B FA 92 F FA 91 B SL 85 S FA 89 3-3 ③ K		4	0	0	0	0	2	1
17 Todd Helton, L (1, 3) OBP: 0.265, SLG: 0.300		B FA 96 T FA 96 C CU 76 S FA 96 1-3 ① K		X FA 95 0-0 2B		T FA 96 X FA 94 0-1 1B			B FA 93 X FA 93 1-0 ① F7	4	0	2	0	0	1	0
27 Garrett Atkins, R (1, 5) OBP: 0.242, SLG: 0.290		C FA 96 X CU 77 0-1 2 2B 2B		B FA 96 F FA 97 C FA 96 B FA 96 F FA 96 S CU 77 2-3 ② K		X FA 94 0-0 ③ F9			C FA 94 B FA 94 F FA 94 X FA 94 1-2 ② F8	4	1	1	0	0	1	2
11 Brad Hawpe, L (1, 9) OBP: 0.412, SLG: 0.259		B FA 96 S FA 96 S FA 96 C FA 96 1-3 ② K		S FA 94 C CU 76 S FA 95 0-3 ③ K			S FA 94 S FA 89 B CU 78 C FA 94 1-3 ① K		F FA 93 S CH 84 B FA 93 F CH 83 S FA 94 1-3 ③ K	4	0	0	0	0	4	2
2 Troy Tulowitzki, R (1, 6) OBP: 0.273, SLG: 0.419		X FA 96 0-0 2-H 2B			B FA 94 X FA 94 1-0 ① G6-3		B FA 89 B FA 90 X FA 95 2-0 8 G6-3 2B			3	0	2	1	0	0	0
8 Yorvit Torrealba, R (1, 2) OBP: 0.375, SLG: 0.464		B FA 96 X FA 96 1-0 ③ G6-3			C FA 94 C FA 95 B CU 78 C CU 77 1-3 ② K		X FA 95 0-0 ② G6-3 2-3			3	0	0	0	0	1	2
19 Ryan Spilborghs, R (1, 10) OBP: 0.438, SLG: 0.250			B FA 94 B FA 95 B FA 94 C FA 95 X FA 95 3-1 ① L4		C CU 77 C FA 95 B FA 96 B FA 95 B FA 94 B FA 94 4-2 BB		F FA 94 B FA 95 F FA 95 D CU 78 B CU 77 F FA 94 X FA 95 3-2 ③ F8			2	0	0	0	1	0	1
Inning Stats	R: 0 E: 0 K: 3 S: 10 H: 0 LOB: 0 BB: 0 P: 15	R: 1 E: 0 K: 2 S: 10 H: 2 LOB: 1 BB: 0 P: 13	R: 0 E: 0 K: 0 S: 6 H: 0 LOB: 0 BB: 0 P: 10	R: 0 E: 0 K: 2 S: 11 H: 1 LOB: 1 BB: 0 P: 13	R: 0 E: 0 K: 1 S: 9 H: 0 LOB: 1 BB: 1 P: 18	R: 0 E: 0 K: 0 S: 7 H: 2 LOB: 1 BB: 0 P: 9	R: 0 E: 0 K: 1 S: 9 H: 1 LOB: 1 BB: 0 P: 15	R: 0 E: 0 K: 2 S: 10 H: 0 LOB: 0 BB: 0 P: 15	R: 0 E: 0 K: 1 S: 8 H: 0 LOB: 0 BB: 0 P: 11	1B: 2 2B: 4 3B: 0 HR: 0	SF: 0 SAC: 0 DP: 1 HBP: 0			WP: 0 PB: 0 SB: 0 CS: 0	PA: 33		

TOP

Colorado Rockies @ Boston Red Sox

Fenway Park, Boston, MA

Wed Oct 24 2007, 8:00 PM EDT

Att. 36,733 - Cloudy - 55 F

livebaseballscorecards.com

AB	32
R	1
H	6
RBI	1
BB	1
SO	12
LOB	9

PITCHER		IP	WLS	BF	H	R	ER	SO	BB	IBB	HBP	BLK	WP	HR	S	P	ERA	WHIP
19 Josh Beckett, R ERA: 1.2	(1, 1)	7.0	W	27	6	1	1	9	1	0	0	0	0	0	62	93	1.29	1.000
50 Mike Timlin, R ERA:	(8, 1)	1.0		3	0	0	0	2	0	0	0	0	0	0	10	15	0.00	0.000
Eric Gagne, R ERA: 6.23	(9, 1)	1.0		3	0	0	0	1	0	0	0	0	0	0	8	11	0.00	0.000

PITCHER	IP	WLS	BF	H	R	ER	SO	BB	IBB	HBP	BLK	WP	HR	S	P	ERA	WHIP

Batter	1	2	3	4	5	6	7	8	9	AB	R	H	RBI	BB	SO	LOB
15 Dustin Pedroia, R (1, 4) OBP: 0.346, SLG: 0.511	C FA 90 X FA 89 0-1 HR	C CU 76 X SL 81 0-1 ② G5-3		C CU 73 X FA 87 0-1 ① G6-3	C FA 96 0-2 ② P6 B FA 89 C FA 96 R SI 88 B FA 88 4-1 1-3 2-3 3-H BB		X FA 95 0-0 ③ F8			5	1	1	2	1	0	2
20 Kevin Youkilis, R (1, 3) OBP: 0.491, SLG: 0.822	B FA 89 C FA 89 B CH 81 X FA 89 2-1 34 G3 1B 2B	C SL 82 S SL 81 B CU 75 B FA 89 F FA 91 B CU 77 B SL 83 4-2 34 2B BB		B FA 88 B CH 80 C FA 87 X FA 87 2-1 ② P4	C FA 96 1-2 B CH 77 C FA 96 X FA 96 X CU 74 34 2B 1-H 2B F9			F FA 94 F FA 95 S SL 89 0-3 ① K		5	3	2	1	1	1	3
34 David Ortiz, L (1, 10) OBP: 0.549, SLG: 0.806 Eric Hinske, L (8, PH) (9, 10)	L FA 88 B CU 75 S SL 81 X FA 92 1-2 ① G3 2-3	S CU 74 B FA 91 F FA 89 X FA 91 1-2 1-H 2B		B FA 87 B SL 82 S CH 81 S FA 88 F CU 74 X FA 92 2-2 2B 2B 1B	C CU 71 X FA 95 0-1 2-H 1B 2B	B CU 75 C CU 75 F CH 82 B FA 90 B FA 91 X CH 82 3-2 ① F7		F FA 94 S FA 93 S FA 93 0-3 ② K		5 1	2 0	3 0	2 0	0 0	0 1	1 0
Manny Ramirez, R (1, 7) OBP: 0.600, SLG: 0.853 Coco Crisp, S (7, 8) OBP: 0.182, SLG: 0.188	X SL 82 0-0 7 2B 1B 3-H 1B	I IN 60 I IN 64 I IN 63 I IN 62 4-0 IBB		B FA 86 C SL 82 B FA 91 B CH 80 C FA 88 F CH 83 F FA 91 X FA 88 3-2 1-3 2B 2B	B FA 95 C FA 94 F FA 95 B FA 95 X FA 96 2-2 25 2B 7 1B 2-H 1B	C FA 91 S CH 81 F FA 90 B CU 77 X CU 76 1-2 ② F9		X FA 93 0-0 ③ G6-3		4 1	3 0	3 0	2 0	1 0	0 0	0 0
25 Mike Lowell, R (1, 5) OBP: 0.396, SLG: 0.538	B FA 89 B FA 88 B CH 82 C FA 90 X FA 89 3-1 ② F8	C CH 80 B FA 88 B FA 89 C FA 87 X FA 91 2-2 ③ P4		I IN 62 I IN 61 I IN 63 I IN 64 4-0 2B IBB	B FA 95 B FA 93 X FA 93 2-0 7 1B 1-3 23 BB 2B	B FA 90 B CH 82 C FA 90 B FA 91 B FA 90 4-1 BB				3	1	1	0	2	0	3
Jason Varitek, S (1, 2) OBP: 0.333, SLG: 0.463	B FA 89 C SL 82 F FA 91 F CU 74 F CH 82 1 SAFE X CH 79 1-2 7 2B 1-2 1B	C CH 80 C FA 85 B CU 70 F FA 87 S CH 80 1-3 ① K		B CH 80 B CH 81 C FA 88 X FA 86 2-1 1-3 2-H 3-H 2B	C CU 70 B FA 95 B FA 94 D CH 80 D CH 80 4-1 23 BB 7 1B 2 BB BB	C FA 90 B FA 91 C CU 76 B FA 90 F FA 91 B FA 90 S CH 81 3-3 ③ K				4	1	2	2	1	2	1
7 J.D. Drew, L (1, 9) OBP: 0.333, SLG: 0.439	B SL 82 X FA 89 1-0 1-3 2-H 2B	S CU 71 S CU 73 X CU 71 0-2 ② G3		F SL 82 S CU 72 B CU 72 S CU 72 1-3 ③ K	C FA 95 D CU 72 B FA 96 B FA 93 X FA 94 3-1 2 BB 23 BB 15 BB 1-2 2-3 3-H 1B		B FA 92 B FA 94 F FA 93 X FA 95 2-1 ① P6			5	1	2	2	0	1	2
23 Julio Lugo, R (1, 6) OBP: 0.333, SLG: 0.333 13 Alex Cora, L (8, 6)	C CH 80 B FA 87 F FA 91 F FA 89 D CU 74 X SL 82 2-2 ③ G5-3		B CU 73 B CH 81 F FA 89 X FA 88 2-1 1B	B FA 95 2-1 C FA 95 D CU 72 B FA 96 X FA 96 2 FC1-6 1B B FA 95 1-1 B FA 96 B FA 93 C FA 95 B FA 95 15 BB 2 BB 1-2 2-3 3-H BB		B CU 78 X FA 94 1-0 2 FC3-6 1B			4 0	0 0	3 0	1 0	1 0	0 0	2 0
2 Jacoby Ellsbury, L (1, 8) OBP: 0.267, SLG: 0.154 (7, 7)		B CU 72 C FA 88 B SL 81 S FA 88 C FA 90 2-3 ① K	1 SAFE B SL 82 1 SAFE 1 SAFE X SL 81 1-0 ③ G4-3		B FA 95 1-0 ① X FA 92 FC1-6 20 BLK 1-2f 20 2B B FA 90 4-2 F FA 88 B CH 78 B FA 89 B SL 82 B FA 89 15 BB 1-2 2-3 3-H BB		C FA 94 C CU 78 F FA 94 X FA 95 0-2 ② FC3-6 1-2f			4	1	0	1	1	1	3
Inning Stats	R: 3 H: 5 E: 0 LOB: 2 K: 0 BB: 0 S: 20 P: 30	R: 1 H: 1 E: 0 LOB: 2 K: 1 BB: 2 S: 14 P: 27	R: 0 H: 1 E: 0 LOB: 1 K: 1 BB: 0 S: 10 P: 14	R: 2 H: 3 E: 0 LOB: 2 K: 1 BB: 1 S: 18 P: 32	R: 7 H: 6 E: 0 LOB: 3 K: 0 BB: 4 S: 25 P: 53	R: 0 H: 0 E: 0 LOB: 1 K: 1 BB: 1 S: 12 P: 23	R: 0 H: 1 E: 0 LOB: 1 K: 0 BB: 0 S: 8 P: 11	R: 0 H: 0 E: 0 LOB: 0 K: 2 BB: 0 S: 7 P: 7		1B: 8 SF: 0 2B: 8 SAC: 0 3B: 0 DP: 0 HR: 1 HBP: 0						

BOTTOM

Colorado Rockies @ Boston Red Sox

Fenway Park, Boston, MA

Wed Oct 24 2007, 8:00 PM EDT

Att. 36,733 - Cloudy - 55 F

livebaseballscorecards.com

AB	41
R	13
H	17
RBI	13
BB	8
SO	6
LOB	17

PITCHER		IP	WLS	BF	H	R	ER	SO	BB	IBB	HBP	BLK	WP	HR	S	P	ERA	WHIP
26 Jeff Francis, L ERA: 4.86	(1, 1)	4.0	L	25	10	6	6	3	1	2	0	0	0	1	62	103	13.50	2.750
56 Franklin Morales, L ERA: 12.91	(5, 1)	0.2		9	6	7	7	0	1	0	0	1	0	0	19	35	94.50	10.500
23 Ryan Speier, R ERA:	(5, 1)	0.0		3	0	0	0	0	3	0	0	0	0	0	4	16	∞	∞
34 Matt Herges, R ERA:	(5, 1)	1.1		5	0	0	0	1	1	0	0	0	0	0	14	25	0.00	0.750
Jeremy Affeldt, L ERA: 2.7	(7, 1)	1.0		4	1	0	0	0	0	0	0	0	0	0	8	11	0.00	1.000

PITCHER		IP	WLS	BF	H	R	ER	SO	BB	IBB	HBP	BLK	WP	HR	S	P	ERA	WHIP
LaTroy Hawkins, R ERA:	(8, 1)	1.0		3	0	0	0	2	0	0	0	0	0	0	7	7	0.00	0.000

Batter	1	2	3	4	5	6	7	8	9	AB	R	H	RBI	BB	SO	LOB
Willy Taveras, R (1, 8) OBP: 0.214, SLG: 0.160	F FA 90 L FS 83 B FS 84 H FA 89 2-2 5 E 17 G3-1 HBP		C CU 72 C FA 90 X FS 85 0-2 ② G5-3		X FS 84 0-0 ③ G6-3			C FA 89 F FS 84 C FA 89 0-3 ① K		3	1	0	0	0	1	1
Kazuo Matsui, S (1, 4) OBP: 0.325, SLG: 0.486	C FA 89 S FA 88 F FA 90 F FA 88 F FA 92 X FA 90 0-2 ① F8		C CU 73 C FS 83 B FA 91 C FA 90 1-3 ③ K			C FA 86 B CH 83 F SL 84 F FA 88 B FA 89 X FA 87 2-2 ① P6		C FA 90 B CU 75 B CU 76 C CU 76 F CU 76 B FA 88 S FS 85 3-3 ② K		4	0	0	0	0	2	1
5 Matt Holliday, R (1, 7) OBP: 0.368, SLG: 0.667	B FA 89 F FA 90 B FS 83 X FS 82 2-1 E5 17 G3-1 1-3 1B			C FA 87 B FA 88 B FA 88 C FA 88 B FA 90 X FS 84 3-2 1B		B FS 85 X FS 83 1-0 27 G3 17 BB 1B		C FA 96 S FA 97 X FA 97 0-2 17 PO 1B		4	0	4	0	0	0	0
17 Todd Helton, L (1, 3) OBP: 0.263, SLG: 0.273	B FC 86 B FC 86 C FA 89 X FC 87 2-1 ② G3-1 2-3 3-H			X FC 86 0-0 ① F8		C FA 88 B FA 89 C FA 89 B SL 86 F FA 92 B FS 83 F FA 91 B FA 93 4-2 27 G3 1-2 BB		1 SAFE 0-0 ③ PO 1-2	F FA 96 B FA 96 S FA 96 B FA 97 F FA 96 S FA 98 2-3 ① K	3	0	0	1	1	1	2
27 Garrett Atkins, R (1, 5) OBP: 0.216, SLG: 0.257	C FA 90 B FA 89 B FS 85 X FS 83 2-1 ③ G5-3			X FA 85 0-0 ② F7		B FA 89 S FS 84 B FA 90 X FS 85 2-1 ② G3 1-2 2-3			B FA 97 C SL 84 X FA 97 1-1 ② L8	4	0	0	0	0	0	4
11 Brad Hawpe, L (1, 9) OBP: 0.395, SLG: 0.258		S FA 87 X FS 84 0-1 8 G6-3 1B		X FC 86 0-0 ③ P6		S CU 77 C FA 90 S FS 84 0-3 ③ K			F FA 97 S FA 97 B FS 90 S FA 97 1-3 ③ K	4	0	1	0	0	2	3
2 Troy Tulowitzki, R (1, 6) OBP: 0.278, SLG: 0.394		B SL 86 C FA 89 L FA 90 S FS 84 1-3 ① K			S CU 75 B SL 86 S FS 82 B FA 91 F FS 84 B FA 94 B FS 85 4-2 8 SH5-3 BB		C FS 84 X FS 84 0-1 ① F9			2	0	0	0	1	1	1
8 Yorvit Torrealba, R (1, 2) OBP: 0.353, SLG: 0.433		1 SAFE B CU 74 F FA 89 X SL 86 1-1 ②③ G6-3 1-2f			X FC 87 0-0 ① SH5-3 1-2		C FS 85 B FS 84 F FS 84 X FS 84 1-2 ② G6-3			2	0	0	0	0	0	1
19 Ryan Spilborghs, R (1, 10) OBP: 0.368, SLG: 0.200			F FA 88 C FA 88 B FA 91 F FA 89 B FS 84 C FA 91 2-3 ① K		C FA 90 F FS 84 F FA 93 C FA 89 0-3 ② K		B CU 76 B CU 76 C FS 84 C CU 76 C FA 89 2-3 ③ K			3	0	0	0	0	3	1
Inning Stats	R: 1 E: 1 K: 0 S: 14 H: 1 LOB: 1 BB: 0 P: 22	R: 0 E: 0 K: 1 S: 7 H: 1 LOB: 0 BB: 0 P: 9	R: 0 E: 0 K: 2 S: 10 H: 0 LOB: 0 BB: 0 P: 13	R: 0 E: 0 K: 0 S: 6 H: 1 LOB: 1 BB: 0 P: 9	R: 0 E: 0 K: 1 S: 9 H: 0 LOB: 1 BB: 1 P: 13	R: 0 E: 0 K: 1 S: 14 H: 1 LOB: 2 BB: 1 P: 23	R: 0 E: 0 K: 1 S: 8 H: 0 LOB: 0 BB: 0 P: 11	R: 0 E: 0 K: 2 S: 10 H: 1 LOB: 0 BB: 0 P: 13	R: 0 E: 0 K: 2 S: 9 H: 0 LOB: 0 BB: 0 P: 13	1B: 5 2B: 0 3B: 0 HR: 0 SF: 0 SAC: 1 DP: 1 HBP: 1						

Colorado Rockies @ Boston Red Sox

Fenway Park, Boston, MA

Thu Oct 25 2007, 8:00 PM EDT

Att. 36,730 - Clear - 48 F

TOP

livebaseballscorecards.com

AB	29
R	1
H	5
RBI	1
BB	2
SO	10
LOB	14

PITCHER		IP	WLS	BF	H	R	ER	SO	BB	IBB	HBP	BLK	WP	HR	S	P	ERA	WHIP
38 Curt Schilling, R ERA: 3.0	(1, 1)	5.1	W	22	4	1	1	4	2	0	1	0	0	0	55	82	1.69	1.125
37 Hideki Okajima, L ERA:	(6, 1)	2.1	H	7	0	0	0	4	0	0	0	0	0	0	20	28	0.00	0.000
58 Jonathan Papelbon, R ERA:	(8, 1)	1.1	S	4	1	0	0	2	0	0	0	0	0	0	12	16	0.00	0.750

PITCHER	IP	WLS	BF	H	R	ER	SO	BB	IBB	HBP	BLK	WP	HR	S	P	ERA	WHIP

Colorado Rockies @ Boston Red Sox

Fenway Park, Boston, MA

Thu Oct 25 2007, 8:00 PM EDT

Att. 36,730 - Clear - 48 F

BOTTOM

livebaseballscorecards.com

Batter	1	2	3	4	5	6	7	8	9	AB	R	H	RBI	BB	SO	LOB
15 Dustin Pedroia, R (1, 4) OBP: 0.351, SLG: 0.490	X FA 96 0-0 ① F7		B FA 98 B FA 96 B FA 97 B FA 93 4-0 20 BB BB		C FA 94 B FA 94 C SL 84 B FA 94 X FA 95 2-2 ① G5-3	C CU 74 B FA 90 S CH 80 F CH 80 B FA 88 F CH 80 F CH 81 X FA 90 2-2 ② G6-3 2-3		B FA 93 B SL 79 X FA 94 2-0 20 FC4-6 1B		4	0	1	0	1	0	1
20 Kevin Youkilis, R (1, 3) OBP: 0.483, SLG: 0.771	B FA 97 F FA 96 X FA 98 1-1 ② F8		B CU 75 C FA 96 C SL 85 B FA 94 1 SAFE B SL 80 F SL 83 B CH 88 4-2 1-2 BB		C CU 71 B SL 85 B SL 84 B FA 93 C FA 93 X FA 96 3-2 ② F8	C FA 90 S CH 82 B FA 90 B FA 90 B CH 82 F CH 81 F CH 81 F CH 81 D CU 76 4-2 BB		B FA 93 F FA 93 1 SAFE F SL 78 1 SAFE X FA 91 1-2 ③ FC4-6 1-2f		3	0	0	0	2	0	1
34 David Ortiz, L (1, 10) OBP: 0.527, SLG: 0.744	B FA 98 X FA 97 1-0 ③ G4-3		C FA 97 B FA 97 B CH 87 F CH 86 F SL 86 S SL 87 2-3 ③ K		B CH 83 C CU 73 B FA 98 B FA 95 F CU 73 B FA 96 4-2 1B 25 2B BB	B SL 78 X SL 79 1-0 ③ F8				3	1	0	0	1	1	4
Manny Ramirez, R (1, 7) OBP: 0.574, SLG: 0.789		C FA 98 X FA 97 0-1 ① G5-3		S CU 73 C SL 87 X FA 96 0-2 ① P5	B FA 96 S SL 86 S CH 86 F FA 97 X CH 86 1-2 25 2B 1-2 1B		C CH 72 B FA 92 F FA 92 B FA 92 F FA 93 X CH 73 2-2 ① G6-3			4	0	1	0	0	0	0
25 Mike Lowell, R (1, 5) OBP: 0.404, SLG: 0.548		C FA 98 B CU 76 X SL 87 1-1 ② G5-3		B FA 96 B SL 86 F FA 94 B SL 86 B FA 95 4-1 7 1B SF8 BB	B SL 84 B SL 85 C SL 86 X SL 87 2-1 1-3 2-H 2B		X FA 91 0-0 ② F9			3	1	1	1	1	0	0
7 J.D. Drew, L (1, 9) OBP: 0.391, SLG: 0.465		C FA 97 F FA 96 B FA 98 H SL 87 2-2 HBP		X FA 94 0-0 SF8 1-3 1B	D CU 78 B CU 77 C CU 77 B FA 93 C CU 77 B FA 94 4-2 BB		S SL 77 B SL 79 X SL 78 1-1 1B			2	0	2	0	1	0	0
Jason Varitek, S (1, 2) OBP: 0.306, SLG: 0.432		C CU 73 B FA 96 C CH 85 C FA 98 1-3 ③ K		X CH 85 0-0 ② SF8 2-3 3-H	B FA 89 F FA 90 B FA 90 X FA 90 2-1 ③ F7		B FA 92 C CH 73 S CH 72 1 SAFE S FA 90 1-3 ③ K			3	0	0	1	0	2	5
2 Jacoby Ellsbury, L (1, 8) OBP: 0.316, SLG: 0.188			B FA 95 B C S X 2-2 ① G4-3	B CU 72 F CH 84 B FA 95 B CU 72 D FA 96 4-1 23 S BB		C CU 74 X CH 80 0-1 15 G6-3 23 SH1-3 1B		C FA 91 B SL 77 X SL 78 1-1 ① F8		3	0	1	0	1	0	0
23 Julio Lugo, R (1, 6) OBP: 0.311, SLG: 0.310			C FA 94 C FA 93 X CH 86 0-2 ② G4-3	C SL 84 F CH 86 B FA 96 B CU 81 B SL 87 X SL 84 3-2 ③ G3 1-2		B FA 88 X CH 78 1-0 ① SH1-3 1-2		X CH 73 0-0 ② B2		3	0	0	0	0	0	2
Inning Stats	R: 0 E: 0 K: 0 S: 4 H: 0 LOB: 0 BB: 0 P: 6	R: 0 E: 0 K: 1 S: 9 H: 0 LOB: 1 BB: 0 P: 13	R: 0 E: 0 K: 1 S: 13 H: 0 LOB: 2 BB: 2 P: 25	R: 1 E: 0 K: 0 S: 10 H: 1 LOB: 2 BB: 2 P: 21	R: 1 E: 0 K: 0 S: 18 H: 2 LOB: 3 BB: 2 P: 36	R: 0 E: 0 K: 0 S: 15 H: 1 LOB: 2 BB: 1 P: 23	R: 0 E: 0 K: 1 S: 10 H: 1 LOB: 1 BB: 0 P: 14	R: 0 E: 0 K: 0 S: 7 H: 1 LOB: 1 BB: 0 P: 11		1B: 5 2B: 1 3B: 0 HR: 0 SF: 1 SAC: 1 DP: 0 HBP: 1						

	AB	28
	R	2
	H	6
	RBI	2
	BB	7
	SO	3
	LOB	13

WP: 0 PB: 0 SB: 1 CS: 0 PA: 38

PITCHER		IP	WLS	BF	H	R	ER	SO	BB	IBB	HBP	BLK	WP	HR	S	P	ERA	WHIP
38 Ubaldo Jiménez, R ERA: 2.25	(1, 1)	4.2	L	23	3	2	2	2	5	0	1	0	0	0	50	91	3.86	1.714
Jeremy Affeldt, L ERA: 2.7	(5, 1)	0.0		1	0	0	0	0	1	0	0	0	0	0	2	6	∞	∞
34 Matt Herges, R ERA:	(5, 1)	1.0		5	1	0	0	0	1	0	0	0	0	0	16	25	0.00	2.000
40 Brian Fuentes, L ERA: 3.38	(6, 1)	2.0		7	1	0	0	1	0	0	0	0	0	0	14	20	0.00	0.500
60 Manny Corpas, R ERA: 1.0	(8, 1)	0.1		2	1	0	0	0	0	0	0	0	0	0	4	7	0.00	3.000

PITCHER	IP	WLS	BF	H	R	ER	SO	BB	IBB	HBP	BLK	WP	HR	S	P	ERA	WHIP

Boston Red Sox @ Colorado Rockies

Coors Field, Denver, CO

Sat Oct 27 2007, 6:00 PM MDT

Att. 49,983 - Cloudy - 45 F

TOP

livebaseballscorecards.com

Batter	1	2	3	4	5	6	7	8	9	AB	R	H	RBI	BB	SO	LOB
2 Jacoby Ellsbury, L (1, 8) OBP: 0.417, SLG: 0.476 (7, 9)	B CH 80 C SL 80 F SL 86 B SI 89 B X 3-2 15 1B 1B		X CH 85 0-0 15 1B 34 2B 2B C FA 90 2-2 C SL 85 B SL 87 B FC 88 X CH 84 1-3 2-H 2B			B CH 86 C F FA 92 F FA 95 X FA 95 1-2 G5-3 ①		B SL 77 X CU 77 1-0 15 2B 1-3 2-H 2B		5	2	4	2	0	0	0
15 Dustin Pedroia, R (1, 4) OBP: 0.371, SLG: 0.518 58 Jonathan Papelbon, R (8, 1)	B FA 90 F SL 86 1 SAFE B SL 86 F CH 79 X SL 85 2-2 1-2 1B		C FC 88 1-1 C FC 88 X FA 89 34 2B 25 1B 2-3 1B B FA 94 1-0 X FA 93 G5-3 ③			B CU 78 B FA 94 C FA 93 C CU 78 F FA 94 X FA 94 2-2 F8 ②		C FA 90 X FA 90 0-1 2-H 3-H 2B		5	1	3	2	0	0	2
										0	0	0	0	0	0	0
34 David Ortiz, L (1, 3) OBP: 0.508, SLG: 0.721 20 Kevin Youkilis, R (6, 3) OBP: 0.475, SLG: 0.755	S FA 90 B FA 90 B SI 90 F CH 82 S SL 85 2-3 K ①		X FA 87 0-0 25 1B 1-3 3-H 2B	C CU 70 B CU 73 X FA 95 1-1 G4-1 ①		B CU 77 F CU 77 F CU 78 B CU 78 S FA 94 2-3 K ③		B CH 72 C CH 72 B FA 90 C CH 71 X FA 90 2-2 G5-3 ②		4	1	1	1	0	2	2
										1	0	0	0	0	0	1
Manny Ramirez, R (1, 7) OBP: 0.542, SLG: 0.714	B SL 88 B FA 91 C SL 81 C SL 87 X SL 86 2-2 F7 ②		I IN 78 I IN 78 I IN 81 I IN 78 4-0 25 1B 1B IBB	F FA 93 B FA 95 B FA 93 B CH 80 X FA 95 3-1 F8 ②			C FA 89 B FA 89 C FA 89 B FA 90 S FA 90 2-3 K ①	B CH 71 B FA 90 C FA 89 X FA 90 2-1 F7 ③		4	0	0	0	1	1	3
25 Mike Lowell, R (1, 5) OBP: 0.404, SLG: 0.532	B SL 87 B SL 82 C SL 86 B CH 82 F SL 88 X FC 90 3-2 F8 ③		B SL 87 B SL 87 C SL 86 X SL 87 2-1 1B 18 1B 1-2 2-H 3-H 1B	C CU 72 X FA 94 0-1 G1-3 ③			C CU 74 S CH 82 S CH 82 0-3 K ②		X FA 94 0-0 13 SH1-4 S SF8 1B	5	2	2	2	0	1	2
7 J.D. Drew, L (1, 9) OBP: 0.380, SLG: 0.468 17 Manny Delcarmen, R (8, 1) 13 Alex Cora, L (8, 4)		X CU 75 0-0 G4-3 ①	C CH 81 B FA 89 X CH 82 1-1 P6 ①		C CU 68 B FA 93 X FA 92 1-1 2B		B FA 90 T CH 80 B CH 81 B CH 80 F CH 80 S FA 89 3-3 K ③		X FA 93 0-0 SH1-4 1-2 ①	4	0	1	0	0	1	2
										0	0	0	0	0	0	0
										0	0	0	0	0	0	0
Jason Varitek, S (1, 2) OBP: 0.296, SLG: 0.417		C CU 74 C FA 89 X SL 85 0-2 G6-3 ②	B FA 88 X CH 83 1-0 23 BB 18 1B 1-3 2-H 1B		L FA 94 F FA 95 F FA 95 F FA 95 B FA 94 F FA 95 S CU 74 1-3 K ①			C CH 73 B FA 91 X FA 91 1-1 G6-3 ①	C FA 94 B FA 94 B FA 95 B CH 84 X FA 94 3-1 2-H SF8 ②	4	1	1	1	0	1	1
23 Julio Lugo, R (1, 6) OBP: 0.340, SLG: 0.333		C CU 77 B SL 84 B SL 86 X FA 88 2-1 2B	B SL 80 B SL 87 B FA 84 B SL 80 4-0 18 1B 2 2B 1-2 BB		B CU 71 B FA 94 F FA 94 C CH 77 B FA 96 F CU 74 F CU 72 X CU 70 3-2 F9 ②			B CH 74 B FA 90 C FA 90 B FA 91 B FA 90 4-1 1B 2 2B BB	B FA 95 X FA 95 1-0 G6-3 ③	3	2	1	0	2	0	1
18 Daisuke Matsuzaka, R (1, 1) OBP: 0.333, SLG: 0.333 48 Javier López, L (6, 1) 50 Mike Timlin, R (6, 1) 37 Hideki Okajima, L (7, 1) Coco Crisp, S (7, 8) OBP: 0.206, SLG: 0.212		C CU 78 B SL 87 C SL 84 T SL 78 1-2 K ③	X SL 78 0-0 2 2B 1-3 2-H 3-H 1B		B FA 92 B FA 91 F FA 92 F FA 94 X FA 95 2-2 G4-3 ③			C FA 90 B CH 71 1 SAFE X CH 71 1-1 2 2B 15 2B 1-2 1B		3	0	1	2	0	1	2
										0	0	0	0	0	0	0
										0	0	0	0	0	0	0
										0	0	0	0	0	0	0
										1	1	1	0	0	0	0
Inning Stats	R: 0 E: 0 K: 1 S: 15 H: 2 LOB: 2 BB: 0 P: 27	R: 0 E: 0 K: 1 S: 9 H: 1 LOB: 1 BB: 0 P: 12	R: 6 E: 0 K: 0 S: 14 H: 7 LOB: 2 BB: 2 P: 30	R: 0 E: 0 K: 0 S: 6 H: 0 LOB: 0 BB: 0 P: 10	R: 0 E: 0 K: 1 S: 16 H: 1 LOB: 1 BB: 0 P: 23	R: 0 E: 0 K: 1 S: 11 H: 0 LOB: 0 BB: 0 P: 16	R: 0 E: 0 K: 3 S: 9 H: 0 LOB: 0 BB: 0 P: 14	R: 3 E: 0 K: 0 S: 13 H: 3 LOB: 1 BB: 1 P: 24	R: 1 E: 0 K: 0 S: 5 H: 1 LOB: 0 BB: 0 P: 9	1B: 8 2B: 7 3B: 0 HR: 0 SF: 1 SAC: 1 DP: 0 HBP: 0						

AB	39
R	10
H	15
RBI	10
BB	3
SO	7
LOB	16

WP: 0 PB: 0 SB: 1 CS: 0 PA: 44

PITCHER		IP	WLS	BF	H	R	ER	SO	BB	IBB	HBP	BLK	WP	HR	S	P	ERA	WHIP
Josh Fogg, R ERA: 5.91	(1, 1)	2.2	L	19	10	6	6	2	1	1	0	0	0	0	37	67	20.25	4.125
56 Franklin Morales, L ERA: 9.9	(3, 1)	2.1		8	1	0	0	1	0	0	0	0	0	0	23	35	0.00	0.429
Jeremy Affeldt, L ERA: 2.08	(6, 1)	1.0		3	0	0	0	1	0	0	0	0	0	0	11	16	0.00	0.000
34 Matt Herges, R ERA:	(7, 1)	1.0		3	0	0	0	3	0	0	0	0	0	0	9	14	0.00	0.000
40 Brian Fuentes, L ERA: 6.0	(8, 1)	1.0		7	3	3	3	0	1	0	0	0	0	0	13	24	27.00	4.000

PITCHER		IP	WLS	BF	H	R	ER	SO	BB	IBB	HBP	BLK	WP	HR	S	P	ERA	WHIP
LaTroy Hawkins, R ERA: 1.8	(9, 1)	1.0		4	1	1	1	0	0	0	0	0	0	0	5	9	9.00	1.000

Boston Red Sox @ Colorado Rockies

Coors Field, Denver, CO

Sat Oct 27 2007, 6:00 PM MDT

Att. 49,983 - Cloudy - 45 F

BOTTOM

Batter	1	2	3	4	5	6	7	8	9	AB	R	H	RBI	BB	SO	LOB
Kazuo Matsui, S (1, 4) OBP: 0.356, SLG: 0.500	X FA 92 0-0 E9 5 FC1-4-5 1B		C FA 94 B SL 89 F FA 94 F FA 94 F CH 83 F FA 94 B CU 82 B CU 81 T FA 94 3-2 K ②		B FA 92 C SL 87 B CU 82 S CU 81 X FA 93 2-2 FC6-5 ② 1-2 2-3f		X SL 88 0-0 2 1B 2 S 5 HR 1B	B FA 94 F FA 94 X CH 81 1-1 2 BB 1B		5	1	3	0	0	1	2
2 Troy Tulowitzki, R (1, 6) OBP: 0.293, SLG: 0.378	B SL 87 S SL 86 C CU 79 B CU 81 B SL 87 F SL 86 T FA 92 3-2 K ①		C CU 82 S FA 93 X SL 89 0-2 G6-3 ③		B SL 86 B SL 87 X SL 86 2-0 P6 ③		B FA 89 C SL 87 T FC 88 X FC 89 1-2 5 HR 1-3 1B	B CH 79 B FA 95 C FA 95 B FA 95 B FA 93 4-1 1-2 BB		4	1	1	0	1	1	3
5 Matt Holliday, R (1, 7) OBP: 0.349, SLG: 0.683	C FA 92 B FA 93 X FA 93 1-1 FC1-4-5 17 FC5-4 ② 2-3			F FA 93 S FA 93 F FA 94 B SL 83 F FA 94 F FA 92 X FA 93 1-2 G3 ①		C CU 76 F SL 86 B FA 93 B FA 93 F FA 92 X FA 90 2-2 G5-3 ① 1-H 3-H	1 SAFE X FA 84 0-0 HR	X FA 94 0-0 F7 ③		5	1	1	3	0	0	3
17 Todd Helton, L (1, 3) OBP: 0.279, SLG: 0.270	F FA 93 B FA 92 F FA 93 X FA 93 1-2 FC5-4 ③ 1-2f			B SL 87 C SL 86 B CH 84 S FA 94 F FA 93 B FA 94 F FA 93 F FA 94 F FA 93 3-3 K ②		C SL 89 F FA 92 B SL 81 B CU 80 F FA 93 F FA 92 B FA 92 B SL 88 4-2 27 BB 11 1B BB	C FA 89 B FA 90 B FA 89 F FA 89 F FA 89 B FA 84 X FA 89 3-2 1B		C FA 94 B CH 87 X FA 94 1-1 F9 ①	4	1	1	0	1	1	1
27 Garrett Atkins, R (1, 5) OBP: 0.262, SLG: 0.243		H FA 93 1-0 18 FC6-4 HBP		C FA 94 S CU 82 B FA 91 B FA 94 B SL 88 B SL 83 4-2 BB		B SL 87 B FA 89 B FA 92 B FC 90 4-0 11 1B 8 1B 1-2 BB	C CU 75 B FA 85 F FA 89 F FA 88 F FS 83 B FS 84 S FS 84 2-3 K ①		C FA 94 F FS 87 B SL 86 X FA 95 1-2 G5-3 ②	2	1	0	0	2	1	1
11 Brad Hawpe, L (1, 9) OBP: 0.395, SLG: 0.333		S FA 92 F FA 93 S FA 94 0-3 K ①		X FA 93 0-0 P6 ③		X FA 87 0-0 8 1B 1-2 2-H 1B	C CU 76 D CU 76 F CU 74 F FA 88 F FS 84 B CU 77 B FA 89 S FS 84 3-3 K ②		B FA 94 S FA 94 S FA 94 B FA 94 X FA 93 2-2 3B	5	0	2	1	0	2	3
8 Yorvit Torrealba, R (1, 2) OBP: 0.359, SLG: 0.429		B SL 85 X SL 87 1-0 L7 ②			X FA 92 0-0 FC6-5 25 1B 1B	B FA 86 C CH 79 B CH 79 S CH 78 X CH 79 2-2 1-2 2-H 1B	C CU 76 B FA 89 C CU 76 B FA 89 F FA 89 X FS 83 2-2 G1-3 ③		C FA 94 X SL 88 0-1 G6-3 ③	5	0	2	1	0	0	3
18 Cory Sullivan, L (1, 8) OBP: 0.200, SLG: 0.200 19 Ryan Spilborghs, R (6, PH) OBP: 0.333, SLG: 0.176 (7, 8)		B FA 91 F FA 93 X FA 93 1-1 FC6-4 ③ 1-2f			C FA 87 B SL 88 F FA 92 X FA 92 1-2 F7 ①	F FA 90 B FC 89 X SL 88 1-1 F8 ②		B FA 95 F FA 94 B FA 91 B FA 94 X FA 93 3-1 F9 ①		2 2	0 0	0 0	0 0	0 0	0 0	2 2
Josh Fogg, R (1, 1) 56 Franklin Morales, L (3, 1) 25 Seth Smith, L (5, PH) OBP: 0.400, SLG: 0.600 Jeremy Affeldt, L (6, 1) 10 Jeff Baker, R (6, PH) OBP: 0.500, SLG: 0.500 34 Matt Herges, L (7, 1) 40 Brian Fuentes, L (8, 1) Willy Taveras, R (8, PH) OBP: 0.267, SLG: 0.154 LaTroy Hawkins, R (9, 1)			C FA 92 B FA 92 S FA 92 F FA 94 F FA 93 S CH 81 1-3 K ①		C CU 80 X FA 93 0-1 FC6-5 1-2 1B	S FA 90 T FC 89 B SL 88 F FA 92 B SL 88 X FA 89 2-2 L6 ③		B FA 95 F FA 95 B FA 94 B FA 94 F FA 92 X FA 96 3-2 L4 ②		0 1 1 0 1 0 0 1 0	0 0 0 0 0 0 0 0 0	0 0 1 0 0 0 0 0 0	0 0 0 0 0 0 0 0 0	0 1 0 0 0 0 0 0 0	0 0 0 0 0 0 0 0 0	0 0 0 0 2 0 0 0 0
Inning Stats	R: 0 E: 1 K: 1 S: 10 H: 1 LOB: 1 BB: 0 P: 15	R: 0 E: 0 K: 1 S: 6 H: 0 LOB: 1 BB: 0 P: 9	R: 0 E: 0 K: 2 S: 14 H: 0 LOB: 0 BB: 0 P: 18	R: 0 E: 0 K: 1 S: 18 H: 0 LOB: 1 BB: 1 P: 26	R: 0 E: 0 K: 0 S: 10 H: 2 LOB: 2 BB: 0 P: 15	R: 2 E: 0 K: 0 S: 18 H: 2 LOB: 2 BB: 2 P: 33	R: 3 E: 0 K: 2 S: 23 H: 4 LOB: 1 BB: 0 P: 34	R: 0 E: 0 K: 0 S: 9 H: 1 LOB: 2 BB: 1 P: 20	R: 0 E: 0 K: 0 S: 10 H: 1 LOB: 1 BB: 0 P: 14	1B: 9 2B: 0 3B: 1 HR: 1 SF: 0 SAC: 0 DP: 0 HBP: 1						

livebaseballscorecards.com

AB	38
R	5
H	11
RBI	5
BB	4
SO	7
LOB	22

WP: 0 PA: 43
PB: 0
SB: 1
CS: 0

PITCHER		IP	WLS	BF	H	R	ER	SO	BB	IBB	HBP	BLK	WP	HR	S	P	ERA	WHIP
18 Daisuke Matsuzaka, R ERA: 5.03	(1, 1)	5.1	W	23	3	2	2	5	3	0	1	0	0	0	66	101	3.38	1.125
48 Javier López, L ERA: 15.43	(6, 1)	0.0		2	2	0	0	0	0	0	0	0	0	0	4	6	∞	∞
50 Mike Timlin, R ERA: 3.6	(6, 1)	0.2	H	4	2	2	2	0	0	0	0	0	0	0	10	14	27.00	3.000
37 Hideki Okajima, L ERA: 0.84	(7, 1)	1.0	H	5	2	1	1	2	0	0	0	0	0	1	19	29	9.00	2.000
17 Manny Delcarmen, R ERA: 7.36	(8, 1)	0.2		4	1	0	0	0	1	0	0	0	0	0	8	19	0.00	3.000

PITCHER		IP	WLS	BF	H	R	ER	SO	BB	IBB	HBP	BLK	WP	HR	S	P	ERA	WHIP
58 Jonathan Papelbon, R ERA:	(8, 1)	1.1	S	5	1	0	0	0	0	0	0	0	0	0	11	15	0.00	0.750

Batter	1	2	3	4	5	6	7	8	9	AB	R	H	RBI	BB	SO	LOB
2 Jacoby Ellsbury, L (1, 8) OBP: 0.429, SLG: 0.520 (8, 7)	B FA 91 X FA 91 1-0 15 G5-3 34 1B 2B		B FA 94 B SI 92 T SL 90 X SL 89 2-1 ③ G4-3		F SL 89 B SL 89 B SI 91 F SL 86 S SL 88 2-3 ③ K			B FA 91 C CU 75 B FA 90 X FA 90 2-1 15 G6-4-3 1B		4	1	2	0	0	1	2
15 Dustin Pedroia, R (1, 4) OBP: 0.348, SLG: 0.483	L FA 93 X SI 93 0-1 ① G5-3 2-3			B FA 91 F SI 91 B SI 88 X SI 92 2-1 ① G3-1		B SL 84 F SI 89 B SL 85 X SI 90 2-1 ① G1-3		1 SAFE 1 SAFE L FA 88 P PO 85 F FA 88 F CH 70 1 SAFE B FA 91 B FA 90 3-2 ①② X FA 91 G6-4-3 1-2f		4	0	0	0	0	0	2
34 David Ortiz, L (1, 3) OBP: 0.508, SLG: 0.696 Coco Crisp, S (8, PR) OBP: 0.206, SLG: 0.212 (8, 8)	X SL 91 0-0 G5-4-3 1B 3-H			C FA 93 C SL 89 F SL 90 B FA 92 X SL 90 1-2 ② P6		F SL 86 B FA 91 X SI 92 1-1 ② G6-3		B CH 78 B CU 77 B CU 77 C FA 91 B FA 91 4-1 BB		3 0	0 0	1 0	1 0	1 0	0 0	0 0
Manny Ramirez, R (1, 7) OBP: 0.508, SLG: 0.652 37 Hideki Okajima, L (8, 1) 58 Jonathan Papelbon, R (8, 1)	B SI 93 S SL 90 F SI 91 X SL 91 1-2 ②③ G5-4-3 1-2f			C FA 93 B FA 94 S SL 88 X SI 90 1-2 ③ L7		F SI 90 X SI 90 0-1 ③ G5-3		S FA 92 C FA 93 1 SAFE B FA 94 S FA 92 1-3 ③ K		4 0 0	0 0 0	0 0 0	0 0 0	0 0 0	1 0 0	2 0 0
25 Mike Lowell, R (1, 5) OBP: 0.410, SLG: 0.608		C FA 90 X FA 91 0-1 ① G5-3			X FA 89 0-0 1B 2B		B CH 89 X SI 89 1-0 HR		C SL 76 X FA 90 0-1 ① F7	4	2	2	1	0	0	0
7 J.D. Drew, L (1, 9) OBP: 0.352, SLG: 0.431		C FA 92 X SL 89 0-1 ② P4			B SI 91 X SI 91 1-0 ① G1-3		F CU 77 B CU 77 S FA 90 F FA 94 B FA 92 B CU 78 S CU 78 3-3 ① K		B FA 93 B FA 92 X FA 91 2-0 ② G4-3	4	0	0	0	0	1	1
Jason Varitek, S (1, 2) OBP: 0.310, SLG: 0.423		B FA 92 C SI 92 B SL 89 B FA 92 F FA 91 X SL 90 3-2 ③ G4-3			B SI 91 X SI 92 1-0 23 1B 2-H 1B		C CU 77 X FA 91 0-1 23 G3 1B		C FA 93 S SL 79 B SL 80 X SL 78 1-2 ③ G1-4-3	4	0	2	1	0	0	0
23 Julio Lugo, R (1, 6) OBP: 0.340, SLG: 0.333			C SI 91 F SI 90 X CU 78 0-2 ① G4-3		X SI 91 0-0 1-2 1B		F FA 92 F FA 93 X FA 93 0-2 ②③ G3 1-2f			3	0	1	0	0	0	1
31 Jon Lester, L (1, 1) 17 Manny Delcarmen, R (6, 1) 50 Mike Timlin, R (7, 1) Bobby Kielty, S (8, PH) OBP: 0.571, SLG: 1.000 20 Kevin Youkilis, R (8, 3) OBP: 0.475, SLG: 0.755			C SI 92 B SI 91 X SI 92 1-1 ② G5-3		M SI 90 B FA 90 B FA 91 M SI 91 B SI 92 M 3-3 ② K			X FA 89 0-0 HR		2 0 0 1 0	0 0 0 1 0	0 0 0 1 0	0 0 0 1 0	1 0 0 0 0	2 0 0 0 0	2 0 0 0 0
Inning Stats	R: 1 E: 0 K: 0 S: 7 H: 2 LOB: 0 BB: 0 P: 9	R: 0 E: 0 K: 0 S: 7 H: 0 LOB: 0 BB: 0 P: 10	R: 0 E: 0 K: 0 S: 7 H: 0 LOB: 0 BB: 0 P: 10	R: 0 E: 0 K: 0 S: 9 H: 0 LOB: 0 BB: 0 P: 13	R: 1 E: 0 K: 2 S: 10 H: 3 LOB: 2 BB: 0 P: 17	R: 0 E: 0 K: 0 S: 6 H: 0 LOB: 0 BB: 0 P: 9	R: 1 E: 0 K: 1 S: 10 H: 2 LOB: 0 BB: 0 P: 14	R: 1 E: 0 K: 1 S: 12 H: 2 LOB: 1 BB: 1 P: 21	R: 0 E: 0 K: 0 S: 6 H: 0 LOB: 0 BB: 0 P: 9	1B: 5 2B: 2 3B: 0 HR: 2	SF: 0 SAC: 0 DP: 3 HBP: 0					

PITCHER		IP	WLS	BF	H	R	ER	SO	BB	IBB	HBP	BLK	WP	HR	S	P	ERA	WHIP
28 Aaron Cook, R ERA: 4.5	(1, 1)	6.0	L	23	6	3	3	2	0	0	0	0	0	1	47	70	4.50	1.000
Jeremy Affeldt, L ERA: 1.69	(7, 1)	1.0		3	1	0	0	1	0	0	0	0	0	0	9	12	0.00	1.000
40 Brian Fuentes, L ERA: 6.52	(8, 1)	0.2		4	2	1	1	0	1	0	0	0	0	1	9	17	13.50	4.500
60 Manny Corpas, R ERA: 0.87	(8, 1)	1.1		4	0	0	0	1	0	0	0	0	0	0	9	13	0.00	0.000

PITCHER	IP	WLS	BF	H	R	ER	SO	BB	IBB	HBP	BLK	WP	HR	S	P	ERA	WHIP

TOP

Boston Red Sox @ Colorado Rockies

Coors Field, Denver, CO

Sun Oct 28 2007, 6:00 PM MDT

Att. 50,041 - Clear - 68 F

livebaseballscorecards.com

AB	33
R	4
H	9
RBI	4
BB	1
SO	4
LOB	10

WP: 0 PA: 34
PB: 0
SB: 0
CS: 0

Batter	1	2	3	4	5	6	7	8	9	AB	R	H	RBI	BB	SO	LOB
Kazuo Matsui, S (1, 4) OBP: 0.347, SLG: 0.500	B FA 92 C FA 92 X FC 88 1-1 ① P1		C CU 75 S CU 75 F FC 86 X CU 75 0-2 2B		B FC 86 S CH 87 X FA 91 1-1 ② P6		B SL 89 C SL 89 S SI 88 S SL 90 1-3 ② K		F FA 95 B SL 89 B SL 90 F FS 88 S FA 95 2-3 ③ K	4	0	1	0	0	1	2
60 Manny Corpas, R (8, 1)										0	0	0	0	0	0	0
25 Seth Smith, L (9, PH) OBP: 0.500, SLG: 0.667										1	0	0	0	0	1	0
2 Troy Tulowitzki, R (1, 6) OBP: 0.267, SLG: 0.341	F FA 92 B CU 74 B FA 88 S FC 86 F FA 93 S FC 86 2-3 ② K		F FC 86 F FA 93 B FC 87 B FA 93 S FC 88 2-3 ② K		X 0-0 ③ FC5-4 1-2f		C SL 89 B FA 90 B FA 92 B SL 89 C FA 92 F FC 90 S FA 91 3-3 ③ K			4	0	0	0	0	3	3
5 Matt Holliday, R (1, 7) OBP: 0.319, SLG: 0.622	B FA 94 S CU 74 X FA 93 1-1 ③ G4-3		B FA 94 S FA 93 B FC 88 S FC 88 F FA 93 S FA 94 2-3 ③ K			X FC 84 0-0 ① P3		F FS 84 B FA 88 C FA 89 F FS 83 X FA 88 1-2 ① G4-3		4	0	0	0	0	1	1
17 Todd Helton, L (1, 3) OBP: 0.298, SLG: 0.317		F FA 92 B FA 92 F FA 93 B FC 87 B FA 93 X FA 92 3-2 19 F8 2B		C FA 92 B FC 85 B SL 85 B FA 92 X FA 91 3-1 ① G4-3		B FA 92 B FC 85 B FA 90 C FA 90 X FA 90 3-1 ② L7		C FA 89 C CU 75 F FA 88 B FS 84 X FA 88 1-2 27 HR 1B		4	1	2	0	0	0	0
27 Garrett Atkins, R (1, 5) OBP: 0.283, SLG: 0.325		C FC 87 F FA 93 X FA 93 0-2 ① G6-3		X CU 74 0-0 ② L6		B SL 87 S SL 85 B FA 92 F FC 83 B CU 74 B FC 85 4-2 BB		C FS 83 B FA 88 B FA 88 B FA 82 X FS 84 3-1 1-H HR		3	1	1	2	1	0	1
19 Ryan Spilborghs, R (1, 8) OBP: 0.320, SLG: 0.150		F FA 92 X CU 74 0-1 ② F8 2-3		B FC 87 C SL 85 F FC 86 B FA 92 B FC 86 B SL 85 4-2 BB		B FA 93 C FA 92 S FA 93 S FA 94 2-3 ③ K		F FA 94 B FA 95 C FA 96 F FA 95 F FA 96 B FA 96 X FA 96 2-2 ② G6-3		3	0	0	0	1	1	2
11 Brad Hawpe, L (1, 9) OBP: 0.404, SLG: 0.410		B FA 93 C CU 73 B FC 88 B SL 86 B CU 73 4-1 BB		S FA 92 B FA 93 1 SAFE 1 SAFE F FA 92 1 SAFE X CU 73 1-2 ③ F8			B FA 91 B FA 92 C FA 92 F FA 92 B FA 92 X FA 92 3-2 HR	C FA 94 S FA 95 B FA 95 F FA 96 X FS 88 1-2 ③ F8		3	1	1	1	1	0	1
8 Yorvit Torrealba, R (1, 2) OBP: 0.326, SLG: 0.385	C CU 73 S FC 87 1 SAFE F FA 92 X FC 87 0-2 ③ G6-3				C FC 86 B CU 73 S SL 85 F FA 91 F FA 93 X FC 87 1-2 ① P6		B FA 93 B FA 93 C FA 94 X FA 94 2-1 ① F9		C FA 95 S FA 94 X FA 95 0-2 ① G4-3	4	0	0	0	0	0	2
28 Aaron Cook, R (1, 1) OBP: 0.500, SLG: 0.500			C FA 91 S FA 92 F FA 93 B FC 85 X FA 92 1-2 ① F9		F FA 90 X FA 92 0-1 2 FC5-4 1B		C FA 94 B CU 74 B FA 94 X FA 94 2-1 1B		C FA 95 F FA 95 X FA 96 0-2 ② L7	2	0	1	0	0	0	0
Jeremy Affeldt, L (7, 1)										0	0	0	0	0	0	0
18 Cory Sullivan, L (7, PH) OBP: 0.333, SLG: 0.333										1	0	1	0	0	0	0
40 Brian Fuentes, L (8, 1)										0	0	0	0	0	0	0
Jamey Carroll, R (8, 4)										1	0	0	0	0	0	0
Inning Stats	R: 0 E: 0 K: 1 S: 8 H: 0 LOB: 0 BB: 0 P: 12	R: 0 E: 0 K: 0 S: 13 H: 1 LOB: 2 BB: 1 P: 20	R: 0 E: 0 K: 2 S: 15 H: 1 LOB: 1 BB: 0 P: 20	R: 0 E: 0 K: 0 S: 8 H: 0 LOB: 1 BB: 1 P: 16	R: 0 E: 0 K: 0 S: 10 H: 1 LOB: 1 BB: 0 P: 12	R: 0 E: 0 K: 1 S: 8 H: 0 LOB: 1 BB: 1 P: 17	R: 1 E: 0 K: 2 S: 14 H: 2 LOB: 1 BB: 0 P: 25	R: 2 E: 0 K: 0 S: 19 H: 2 LOB: 0 BB: 0 P: 27	R: 0 E: 0 K: 1 S: 9 H: 0 LOB: 0 BB: 0 P: 11	1B: 3 2B: 2 3B: 0 HR: 2	SF: 0 SAC: 0 DP: 0 HBP: 0						

PITCHER		IP	WLS	BF	H	R	ER	SO	BB	IBB	HBP	BLK	WP	HR	S	P	ERA	WHIP
31 Jon Lester, L ERA: 1.93	(1, 1)	5.2	W	23	3	0	0	3	3	0	0	0	0	0	59	92	0.00	1.059
17 Manny Delcarmen, R ERA: 8.31	(6, 1)	0.2	H	4	2	1	1	1	0	0	0	0	0	1	10	19	13.50	3.000
50 Mike Timlin, R ERA: 3.18	(7, 1)	0.2	H	2	0	0	0	2	0	0	0	0	0	0	7	11	0.00	0.000
37 Hideki Okajima, L ERA: 2.45	(8, 1)	0.1	H	3	2	2	2	0	0	0	0	0	0	1	10	15	54.00	6.000
58 Jonathan Papelbon, R ERA:	(8, 1)	1.2	S	5	0	0	0	1	0	0	0	0	0	0	18	23	0.00	0.000

PITCHER	IP	WLS	BF	H	R	ER	SO	BB	IBB	HBP	BLK	WP	HR	S	P	ERA	WHIP

BOTTOM

Boston Red Sox @ Colorado Rockies

Coors Field, Denver, CO

Sun Oct 28 2007, 6:00 PM MDT

Att. 50,041 - Clear - 68 F

livebaseballscorecards.com

AB	34
R	3
H	7
RBI	3
BB	3
SO	7
LOB	12

PA: 37