

Colorado Rockies - 2007

Batter	1	2	3	4	5	6	7	8	9	AB	R	H	RBI	BB	SO	LOB	TOP								
3 Willy Taveras, R OBP: 0.333, SLG: 0.333 18 Cory Sullivan, L										3	1	1	0	0	0	2	Colorado Rockies @ Chicago White Sox Tucson Electric Park, Tucson, AZ Wed Feb 28 2007, 3:05 PM EST Att: 2,642 - Sunny - 55 F livebaseballscorecards.com								
7 Kazuo Matsui, S OBP: 0.333, SLG: 0.667 29 Jayson Nix, R OBP: 0.667, SLG: 1.500										3	1	1	1	0	0	1									
27 Garrett Atkins, R OBP: 0.667, SLG: 1.000 64 Ian Stewart, L OBP: 0.667, SLG: 1.000										3	1	2	1	0	0	1									
17 Todd Helton, L OBP: 0.333, SLG: 0.333 70 Joe Koshansky, L										3	1	1	1	0	0	3									
5 Matt Holliday, R OBP: 0.667, SLG: 1.667 19 Ryan Spilborghs, R										3	2	2	2	0	0	0									
11 Brad Hawpe, L OBP: 1.000, SLG: 1.667 10 Jeff Baker, R										3	2	3	2	0	0	0									
Javy Lopez, R OBP: 0.667, SLG: 1.333 Geronimo Gil, R OBP: 0.500, SLG: 0.500										3	2	2	2	0	0	1									
12 Clint Barmes, R OBP: 0.667, SLG: 1.000 6 Omar Quintanilla, L										2	0	1	1	1	0	1									
8 Yorvit Torrealba, R OBP: 0.500, SLG: 0.500 44 Alexis Gomez, L										2	1	1	1	0	0	1									
66 Sean Barker, R										2	0	0	0	0	1	2									
Inning Stats	R: 3 E: 0 K: 0 S: 7	H: 4 LOB: 1 BB: 0 P: 7	R: 1 E: 0 K: 0 S: 5	H: 2 LOB: 2 BB: 1 P: 9	R: 2 E: 0 K: 0 S: 6	H: 3 LOB: 1 BB: 0 P: 6	R: 5 E: 2 K: 0 S: 9	H: 5 LOB: 1 BB: 0 P: 9	R: 0 E: 0 K: 1 S: 4	H: 0 LOB: 1 BB: 1 P: 11	R: 0 E: 0 K: 2 S: 9	H: 1 LOB: 2 BB: 0 P: 9	R: 1 E: 1 K: 2 S: 10	H: 2 LOB: 2 BB: 0 P: 10	R: 0 E: 0 K: 0 S: 3	H: 0 LOB: 0 BB: 0 P: 3	R: 0 E: 0 K: 1 S: 5	H: 0 LOB: 0 BB: 0 P: 5	1B: 7 2B: 8 3B: 1 HR: 1	SF: 0 SAC: 1 DP: 1 HBP: 1	WP: 0 PB: 0 SB: 0 CS: 0	PA: 49			
PITCHER	IP WLS BF H R ER SO BB IBB HBP BLK WP HR S P ERA WHIP	56 Mark Buehrle, L ERA: 18.0	2.0 L 13 6 4 4 0 1 0 0 0 0 0 0 12 16 18.00 3.500	Jon Garland, R ERA: 27.0	2.0 15 8 7 6 0 0 0 0 0 0 0 1 15 15 27.00 4.000	45 Bobby Jenks, R ERA:	0.0 2 0 0 0 0 1 0 1 0 0 0 0 0 5 ∞ ∞	47 Mike MacDougal, R ERA:	1.0 2 0 0 0 1 0 0 0 0 0 0 0 4 6 0.00 0.000	37 Matt Thornton, L ERA:	1.0 5 1 0 0 2 0 0 0 0 0 0 0 9 9 0.00 1.000	PITCHER	IP WLS BF H R ER SO BB IBB HBP BLK WP HR S P ERA WHIP	67 John Danks, L ERA: 4.5	2.0 9 2 1 1 2 0 0 0 0 0 0 0 0 0 0 0 4.50 1.000	60 Devon Day, R ERA:	1.0 3 0 0 0 1 0 0 0 0 0 0 0 5 5 0.00 0.000								

Batter	1	2	3	4	5	6	7	8	9	AB	R	H	RBI	BB	SO	LOB	BOTTOM					
17 Darin Erstad, L 7 Jerry Owens, L										2	0	0	0	1	1	2	Colorado Rockies @ Chicago White Sox Tucson Electric Park, Tucson, AZ Wed Feb 28 2007, 3:05 PM EST Att: 2,642 - Sunny - 55 F livebaseballscorecards.com					
Tadahito Iguchi, R OBP: 0.333, SLG: 0.667 62 Pedro Lopez, R OBP: 0.500, SLG: 0.500										3	1	1	1	0	1	2						
25 Jim Thome, L OBP: 0.333, SLG: 0.667 75 Cole Armstrong, L										3	0	1	1	0	2	2						
14 Paul Konerko, R 36 Casey Rogowski, L										2	0	0	0	0	1	1						
23 Jermaine Dye, R OBP: 0.667, SLG: 1.000 64 Kenny Kelly, R OBP: 0.500, SLG: 0.500										2	0	1	0	1	0	2						
12 A.J. Pierzynski, L 39 Wiki Gonzalez, R OBP: 0.500, SLG: 0.500										3	0	0	0	0	0	3						
24 Joe Crede, R OBP: 1.000, SLG: 1.500 65 Kenny Perez, S										2	1	2	0	0	0	0						
32 Brian Anderson, R OBP: 0.333, SLG: 0.667 30 Luis Terrero, R										3	1	1	1	0	1	4						
5 Juan Uribe, R OBP: 1.000, SLG: 1.000 26 Andy González, R										2	1	2	1	0	0	0						
Inning Stats	R: 0 E: 0 K: 1 S: 5	H: 0 LOB: 2 BB: 1 P: 11	R: 0 E: 0 K: 0 S: 3	H: 1 LOB: 0 BB: 0 P: 3	R: 2 E: 0 K: 1 S: 8	H: 3 LOB: 1 BB: 1 P: 12	R: 2 E: 0 K: 2 S: 10	H: 3 LOB: 1 BB: 0 P: 11	R: 0 E: 0 K: 3 S: 10	H: 1 LOB: 1 BB: 0 P: 10	R: 0 E: 0 K: 1 S: 6	H: 1 LOB: 1 BB: 0 P: 6	R: 0 E: 0 K: 2 S: 7	H: 0 LOB: 0 BB: 0 P: 7	R: 0 E: 0 K: 0 S: 4	H: 1 LOB: 2 BB: 1 P: 8		1B: 6 2B: 5 3B: 0 HR: 0	SF: 0 SAC: 0 DP: 1 HBP: 1	WP: 2 PB: 0 SB: 3 CS: 0	PA: 42	
PITCHER	IP WLS BF H R ER SO BB IBB HBP BLK WP HR S P ERA WHIP	28 Aaron Cook, R ERA:	2.0 W 13 6 4 4 3 1 0 0 0 2 0 0 18 23 18.00 3.500	35 Taylor Buchholz, R ERA: 18.0	1.0 5 1 0 0 2 1 0 0 0 0 0 0 8 13 0.00 2.000	40 Brian Fuentes, L ERA:	1.0 4 1 0 0 3 0 0 0 0 0 0 0 10 10 0.00 1.000	32 LaTroy Hawkins, R ERA:	1.0 4 1 0 0 1 0 0 0 0 0 0 0 6 6 0.00 1.000	PITCHER	IP WLS BF H R ER SO BB IBB HBP BLK WP HR S P ERA WHIP	25 Bob Keppel, R ERA:	2.0 8 1 0 0 2 1 0 0 0 0 0 0 0 0 0 0 0.00 1.000									

AB 45
R 12
H 17
RBI 12
BB 2
SO 6
LOB 25

AB 37
R 4
H 11
RBI 4
BB 4
SO 12
LOB 20




Batter	1	2	3	4	5	6	7	8	9	AB	R	H	RBI	BB	SO	LOB	TOP						
6 Maicer Izturis, S OBP: 0.143, SLG: 0.143 32 Brandon Wood, R OBP: 0.400, SLG: 0.600	G4-3		F7		G6-3		55 3B 2B	2 1B		3	0	0	0	0	0	0							
47 Howie Kendrick, R OBP: 0.500, SLG: 0.571 2 Hainley Statia, S OBP: 0.500, SLG: 0.500	F8		F8				55 3B BB	53 G6-4-3 1B		2	0	0	0	1	0	0							
Casey Kotchman, L 53 Mike Eytward, R OBP: 0.333, SLG: 0.333				G4-3	F8			P4	G6-4-3	2	0	0	0	1	0	2							
22 Kendrys Morales, S OBP: 0.400, SLG: 0.600 56 Ben Johnson, S OBP: 0.500, SLG: 1.500				G4-3		19 E BB	64 2B		G3	3	0	2	0	0	0	0							
Mike Napoli, R OBP: 0.500, SLG: 0.667 64 Terry Evans, R OBP: 0.333, SLG: 0.500						19 E BB	19 2B		G5-3	2	1	1	0	1	1	0							
39 Robb Quinlan, R OBP: 0.500, SLG: 0.600 19 Curtis Pride, L OBP: 0.400, SLG: 0.500						77 SH3	65 HR		P5	2	0	1	0	0	1	1							
43 Aaron Peel, R 13 Nathan Haynes, L										1	0	0	0	0	0	0							
77 Reggie Willis, S OBP: 0.500, SLG: 0.500 25 Nick Gorneault, R OBP: 0.333, SLG: 0.333						SH3	F6	G5-3		2	0	1	1	0	0	3							
65 Tommy Murphy, S OBP: 0.571, SLG: 1.286 5 Jeff Mathis, R										2	1	1	2	0	0	1							
32 Erick Aybar, S OBP: 0.286, SLG: 0.714 51 Casey Smith, R										1	0	0	0	0	0	0							
Inning Stats	R: 0 E: 0 K: 0 S: 3	H: 1 LOB: 2 BB: 1 P: 7	R: 1 E: 0 K: 1 S: 6	H: 2 LOB: 0 BB: 0 P: 6	R: 0 E: 0 K: 1 S: 5	H: 0 LOB: 0 BB: 0 P: 3	R: 0 E: 0 K: 1 S: 5	H: 0 LOB: 0 BB: 0 P: 5	R: 3 E: 0 K: 0 S: 7	H: 3 LOB: 2 BB: 1 P: 11	R: 0 E: 1 K: 0 S: 5	H: 1 LOB: 3 BB: 1 P: 9	R: 4 E: 0 K: 0 S: 7	H: 4 LOB: 1 BB: 1 P: 11	R: 1 E: 0 K: 0 S: 5	H: 2 LOB: 0 BB: 0 P: 6	R: 0 E: 0 K: 0 S: 3	H: 0 LOB: 0 BB: 0 P: 3	1B: 4 2B: 8 3B: 1 HR: 1	SF: 0 SAC: 1 DP: 2 HBP: 0	WP: 0 PB: 0 SB: 2 CS: 0	PA: 42	
PITCHER	IP WLS BF H R ER SO BB IBB HBP BLK WP HR S P ERA WHIP																						
49 Byung-Hyun Kim, R ERA: 4.5	2.0	8	3	1	1	1	1	1	0	0	0	0	0	0	0	0	0	0	0	9	13	4.50	2.000
37 Josh Fogg, R ERA: 27.0	2.0	6	0	0	0	1	0	0	0	0	0	0	0	0	0	0	0	0	0	8	8	0.00	0.000
39 Tom Martin, L ERA: 27.0	1.0	L	7	3	3	3	0	1	0	0	0	0	0	1	7	11	27.00	4.000					
51 Juan Morillo, R ERA: 36.0	1.0		6	1	0	0	0	1	0	0	0	0	0	0	5	9	0.00	2.000					
74 Josh Newman, L ERA: 36.0	1.0		8	4	4	4	0	1	0	0	0	0	0	0	7	11	36.00	5.000					
PITCHER	IP WLS BF H R ER SO BB IBB HBP BLK WP HR S P ERA WHIP																						
45 Mike Gallo, L ERA: 9.0	1.0		4	2	1	1	0	0	0	0	0	0	0	0	0	0	0	0	0	5	6	9.00	2.000
34 Matt Herges, R ERA:	1.0		3	0	0	0	0	0	0	0	0	0	0	0	0	0	0	0	0	3	3	0.00	0.000

Los Angeles Angels @ Colorado Rockies
US West Sports Complex, Hi Corbett Field, Tucson, AZ
Sat Mar 03 2007, 3:05 PM EST
Att: 3,493 - Partly Cloudy - 68 F

livebaseballscores.com

AB 37
R 9
H 13
RBI 8
BB 4
SO 2
LOB 20




Batter	1	2	3	4	5	6	7	8	9	AB	R	H	RBI	BB	SO	LOB	BOTTOM					
3 Willy Taveras, R OBP: 0.500, SLG: 0.600 19 Ryan Spilborghs, R	L8		27 1B BB		21 1B 2B		F9	1-2 HBP		2	2	1	0	1	0	0						
7 Kazuo Matsui, S OBP: 0.500, SLG: 0.600 Jamey Carroll, R	21 E 1B		21 1B BB		K		64 S 1B BB	F9-2-4		2	0	1	0	1	1	1						
27 Garrett Atkins, R OBP: 0.625, SLG: 0.857 64 Ian Stewart, L OBP: 0.500, SLG: 0.500			21 1B		21 1B BB		73 PO 1B		G3-1	2	1	1	1	1	1	1						
21 Steve Finley, L OBP: 0.500, SLG: 0.400 73 Seth Smith, L OBP: 0.500, SLG: 0.333			L3-1-6-3-1		5 1B 1B		PO	15 WP 15 HR BB	G4-3	2	0	1	1	1	0	2						
5 Matt Holliday, R OBP: 0.500, SLG: 1.000 44 Alexis Gomez, L OBP: 0.250, SLG: 0.250					47 CS 2B			F7	15 2B 1B	3	0	2	1	0	1	2						
11 Brad Hawpe, L OBP: 0.500, SLG: 0.714 15 Jeff Salazar, L OBP: 0.750, SLG: 1.750			47 G1-6-3 BB		F7		G4-3			2	0	0	0	1	0	1						
47 John Mabry, L OBP: 0.333, SLG: 0.333 70 Joe Koshansky, L OBP: 0.429, SLG: 0.200			G1-6-3				P5			3	0	1	0	0	0	1						
8 Yorvit Torrealba, R OBP: 0.500, SLG: 0.500 Javy Lopez, R OBP: 0.500, SLG: 1.000							F9			2	0	1	0	0	1	1						
12 Clint Barmes, R OBP: 0.333, SLG: 0.400 6 Omar Quintanilla, L OBP: 0.600, SLG: 0.500							F9			1	0	1	1	0	0	0						
Inning Stats	R: 0 E: 0 K: 2 S: 8	H: 1 LOB: 1 BB: 1 P: 12	R: 0 E: 0 K: 0 S: 3	H: 1 LOB: 1 BB: 1 P: 8	R: 1 E: 0 K: 0 S: 2	H: 1 LOB: 0 BB: 2 P: 10	R: 0 E: 0 K: 1 S: 7	H: 2 LOB: 1 BB: 0 P: 7	R: 2 E: 0 K: 1 S: 7	H: 3 LOB: 2 BB: 1 P: 11	R: 0 E: 0 K: 0 S: 3	H: 0 LOB: 0 BB: 0 P: 3	R: 1 E: 0 K: 0 S: 3	H: 1 LOB: 0 BB: 1 P: 9	R: 3 E: 0 K: 0 S: 6	H: 3 LOB: 2 BB: 2 P: 16	R: 1 E: 0 K: 0 S: 5	H: 2 LOB: 2 BB: 1 P: 9	1B: 9 2B: 5 3B: 1 HR: 1	SF: 0 SAC: 0 DP: 2 HBP: 1	WP: 1 PB: 0 SB: 3 CS: 1	PA: 45
PITCHER	IP WLS BF H R ER SO BB IBB HBP BLK WP HR S P ERA WHIP																					
Hector Carrasco, R ERA: 4.5	1.0	B	8	2	1	1	0	3	0	0	0	0	0	0	5	18	4.50	2.500				
60 Phil Seibel, L ERA: 6.75	1.2	W	9	4	2	2	2	1	0	0	0	0	0	0	13	17	10.80	3.000				
59 Marcus Gwyn, R ERA: 3.86	2.1		8	2	1	1	0	1	0	0	0	0	0	7	13	3.86	1.286					
60 Jose Arredondo, R ERA: 81.0	0.1		6	3	3	3	0	2	0	0	0	0	1	4	13	81.00	15.000					
PITCHER	IP WLS BF H R ER SO BB IBB HBP BLK WP HR S P ERA WHIP																					
81 Alex Serrano, R ERA: 3.38	1.2		8	2	1	1	0	1	0	0	0	0	0	7	12	5.40	1.800					

Los Angeles Angels @ Colorado Rockies
US West Sports Complex, Hi Corbett Field, Tucson, AZ
Sat Mar 03 2007, 3:05 PM EST
Att: 3,493 - Partly Cloudy - 68 F

livebaseballscores.com

AB 34
R 8
H 14
RBI 8
BB 9
SO 4
LOB 16



Batter	1	2	3	4	5	6	7	8	9	AB	R	H	RBI	BB	SO	LOB	TOP										
27 Frank Catalanotto, L (1,7) OBP: 0.400, SLG: 0.556 19 Jason Botts, S (5,7) OBP: 0.333, SLG: 0.625			L4		K				F7	3	0	0	0	0	2	1	Texas Rangers @ Colorado Rockies US West Sports Complex, Hi Corbett Field, Tucson, AZ Mon Mar 05 2007, 3:05 PM EST Atr. 2,035 - Partly Cloudy - 77 F livebaseballscorecards.com										
5 Ian Kinsler, R (1,4) OBP: 0.400, SLG: 0.900 28 Matt Kata, S (5,4) OBP: 0.400, SLG: 0.400					K				G6-3	3	1	2	1	0	0	0											
6 Brad Wilkerson, L (1,9) OBP: 0.356, SLG: 0.500 14 Victor Diaz, R (5,9) OBP: 0.333, SLG: 0.833					K				G6-3	3	0	1	1	0	2	1											
23 Mark Teixeira, S (1,3) OBP: 0.250, SLG: 0.250 65 Nate Gold, R (5,3) OBP: 0.444, SLG: 0.571		P4			F7					3	0	0	0	0	1	2											
22 Marlon Byrd, R (1,10) OBP: 0.222, SLG: 0.250 3 Joaquin Arias, R (7, PH) OBP: 0.750, SLG: 0.750						F8				3	0	0	0	0	1	0											
17 Nelson Cruz, R (1,8) OBP: 0.375, SLG: 0.167 Freddy Guzman, S (6,8) OBP: 0.333, SLG: 0.333						G6-3		G6-3		2	1	0	0	1	0	0											
1 Desi Relaford, S (1,5) OBP: 0.375, SLG: 0.667 12 Ramón Vázquez, L (6,5) OBP: 0.286, SLG: 0.167					K				G4-3	3	1	1	0	0	2	1											
49 Miguel Ojeda, R (1,2) OBP: 0.667, SLG: 2.000 Todd Donovan, R (7, PR) ERA: 18.0 35 Chris Stewart, R (7,2)			SH1-3						K	1	1	2	1	0	0	0											
25 Jerry Hairston, R (1,6) OBP: 0.800, SLG: 1.000 2 Drew Meyer, L (7,6)					F7				G6-3	3	2	2	1	0	0	0											
Inning Stats	R: 0 E: 0 K: 2 S: 7	H: 0 LOB: 0 BB: 0 P: 7	R: 0 E: 0 K: 0 S: 3	H: 0 LOB: 0 BB: 0 P: 3	R: 3 E: 0 K: 1 S: 10	H: 4 LOB: 1 BB: 0 P: 10	R: 2 E: 0 K: 2 S: 8	H: 1 LOB: 0 BB: 1 P: 12	R: 0 E: 0 K: 1 S: 5	H: 0 LOB: 0 BB: 0 P: 5	R: 3 E: 1 K: 2 S: 12	H: 3 LOB: 2 BB: 1 P: 16	R: 0 E: 0 K: 1 S: 5	H: 0 LOB: 0 BB: 0 P: 5	R: 0 E: 0 K: 0 S: 3	H: 0 LOB: 0 BB: 0 P: 3		1B: 4 2B: 3 3B: 1 HR: 1	SF: 0 SAC: 1 DP: 0 HBP: 0	WP: 0 PB: 0 SB: 3 CS: 0	PA: 39						
PITCHER	IP	WLS	BF	H	R	ER	SO	BB	IBB	HBP	BLK	WP	HR	S	P	ERA	WHIP										
38 Ubaldo Jiménez, R (1,1) ERA: 5.4	3.0	L	13	4	3	3	3	0	0	0	0	0	0	20	20	9.00	1.333										
65 Oscar Rivera, L (4,1) ERA: 7.2	3.0		12	2	2	2	5	1	0	0	0	0	1	21	25	6.00	1.000										
Jeremy Afeldt, L (7,1) ERA: 18.0	1.0		8	3	3	3	2	1	0	0	0	0	0	12	16	27.00	4.000										
61 Ramon E Ramirez, R (8,1) ERA:	1.0		3	0	0	0	1	0	0	0	0	0	0	5	5	0.00	0.000										
60 Manny Corpas, R (9,1) ERA:	1.0		3	0	0	0	0	0	0	0	0	0	0	3	3	0.00	0.000										

Batter	1	2	3	4	5	6	7	8	9	AB	R	H	RBI	BB	SO	LOB	BOTTOM										
3 Willy Taveras, R (1,8) OBP: 0.333, SLG: 0.375 44 Alexis Gomez, L (6,8) OBP: 0.600, SLG: 0.778			FC6-4		FC6				P5	3	1	0	0	0	1	2	Texas Rangers @ Colorado Rockies US West Sports Complex, Hi Corbett Field, Tucson, AZ Mon Mar 05 2007, 3:05 PM EST Atr. 2,035 - Partly Cloudy - 77 F livebaseballscorecards.com										
7 Kazuo Matsui, S (1,4) OBP: 0.444, SLG: 0.571 62 Jonathan Herrera, S (6,4) OBP: 0.250, SLG: 0.250					SF9				G6-3	2	0	1	1	0	0	0											
47 John Mabry, L (1,10) OBP: 0.571, SLG: 0.400							L3			2	0	1	0	2	0	2											
17 Todd Helton, L (1,3) OBP: 0.625, SLG: 0.571 70 Joe Koshansky, L (6,3) OBP: 0.444, SLG: 0.167			FC6-4							3	0	2	1	0	0	2											
11 Brad Hawpe, L (1,9) OBP: 0.364, SLG: 0.500 72 Matt Miller, R (6,9) OBP: 0.500, SLG: 0.500					G3-1		L9		FC6-4	3	0	0	0	0	4	0											
Javy Lopez, R (1,2) OBP: 0.444, SLG: 0.889 Geronimo Gil, R (7,2) OBP: 0.333, SLG: 0.333			F9		G5-3				K	3	0	1	0	0	0	0											
64 Ian Stewart, L (1,5) OBP: 0.429, SLG: 0.500 67 Erick Almonte, R (7,5)			G3		K		K		G5-3	3	0	0	0	2	1	0											
18 Cory Sullivan, L (1,7) OBP: 0.222, SLG: 0.125			G6-3						K	3	1	0	0	1	1	1											
12 Clint Barmes, R (1,6) OBP: 0.300, SLG: 0.333					F8		P4		F8	4	0	1	0	0	2	0											
Inning Stats	R: 0 E: 1 K: 1 S: 7	H: 2 LOB: 2 BB: 0 P: 7	R: 0 E: 0 K: 0 S: 3	H: 0 LOB: 0 BB: 0 P: 3	R: 0 E: 0 K: 0 S: 5	H: 2 LOB: 1 BB: 1 P: 9	R: 0 E: 0 K: 1 S: 5	H: 0 LOB: 0 BB: 0 P: 5	R: 2 E: 1 K: 0 S: 5	H: 1 LOB: 2 BB: 2 P: 13	R: 0 E: 0 K: 1 S: 6	H: 1 LOB: 1 BB: 0 P: 6	R: 0 E: 0 K: 2 S: 4	H: 2 LOB: 2 BB: 1 P: 8	R: 0 E: 0 K: 2 S: 7	H: 0 LOB: 0 BB: 0 P: 7		R: 0 E: 0 K: 0 S: 3	H: 0 LOB: 0 BB: 0 P: 3	1B: 7 2B: 2 3B: 0 HR: 0	SF: 1 SAC: 0 DP: 1 HBP: 0	WP: 0 PB: 1 SB: 2 CS: 1	PA: 38				
PITCHER	IP	WLS	BF	H	R	ER	SO	BB	IBB	HBP	BLK	WP	HR	S	P	ERA	WHIP										
55 Robinson Tejeda, R (1,1) ERA:	2.0	W	8	2	0	0	1	1	0	0	0	0	0	10	10	0.00	1.000										
59 Josh Rupe, R (3,1) ERA:	2.0	H	8	2	0	0	1	1	0	0	0	0	0	10	14	0.00	1.500										
50 Frank Francisco, R (5,1) ERA:	1.0		7	1	2	0	0	2	0	0	0	0	0	5	13	0.00	3.000										
53 Joaquin Benoit, R (6,1) ERA:	1.0	H	4	1	0	0	1	0	0	0	0	0	0	6	6	0.00	1.000										
58 Wes Littleton, R (7,1) ERA: 3.88	1.0		5	2	0	0	0	1	0	0	0	0	0	4	8	0.00	3.000										

Batter	1	2	3	4	5	6	7	8	9	AB	R	H	RBI	BB	SO	LOB	TOP																			
20 Lavnce Nix, L OBP: 0.333, SLG: 0.500										4	1	0	0	1	2	4	Milwaukee Brewers @ Colorado Rockies US West Sports Complex, Hi Corbett Field, Tucson, AZ Wed Mar 07 2007, 3:05 PM EST Att: 2,606 - Sunny - 80 F																			
7 J.J. Hardy, R OBP: 0.409, SLG: 0.524 57 Ozzie Chavez, S OBP: 0.267, SLG: 0.214										4	3	3	1	0	0	0																				
1 Corey Hart, R OBP: 0.476, SLG: 0.471 21 Drew Anderson, L OBP: 0.333, SLG: 0.455										4	1	2	2	0	1	2																				
Geoff Jenkins, L OBP: 0.600, SLG: 0.684 94 Chuckie Caulefield, R OBP: 0.267, SLG: 0.214										4	1	3	3	0	0	1																				
8 Vinny Rottino, R OBP: 0.296, SLG: 0.333 Ben Hendrickson, R OBP: 0.267, SLG: 0.214 68 Corey Thurman, R OBP: 0.267, SLG: 0.214										4	0	1	1	1	0	4																				
55 JD Closser, S OBP: 0.487, SLG: 0.846 77 Néstor Corredor, R OBP: 0.500, SLG: 0.500										3	1	1	0	1	1	0																				
92 Brad Nelson, L OBP: 0.409, SLG: 0.500 99 Jeffrey Eure, R OBP: 0.333, SLG: 0.333										2	0	1	0	1	1	3																				
61 Hernan Inbarren, L OBP: 0.529, SLG: 0.643										4	1	2	1	1	0	1																				
12 Carlos Villanueva, R OBP: 0.267, SLG: 0.214 76 Yovani Gallardo, R OBP: 0.667, SLG: 0.500 95 Chris Bamwell, R OBP: 0.267, SLG: 0.214										2	0	0	0	0	2	3																				
Inning Stats	R: 2 E: 0 K: 1 S: 7	H: 3 LOB: 1 BB: 0 P: 7	R: 0 E: 0 K: 2 S: 8	H: 1 LOB: 1 BB: 0 P: 8	R: 1 E: 0 K: 0 S: 5	H: 2 LOB: 1 BB: 0 P: 5	R: 0 E: 0 K: 2 S: 8	H: 1 LOB: 2 BB: 1 P: 12	R: 0 E: 1 K: 1 S: 7	H: 1 LOB: 3 BB: 1 P: 11	R: 4 E: 0 K: 0 S: 5	H: 3 LOB: 0 BB: 2 P: 14	R: 1 E: 1 K: 2 S: 9	H: 2 LOB: 2 BB: 1 P: 14	R: 0 E: 0 K: 0 S: 3	H: 1 LOB: 1 BB: 0 P: 7		R: 0 E: 0 K: 0 S: 3	H: 0 LOB: 0 BB: 0 P: 3	1B: 8 2B: 6 3B: 0 HR: 0	SF: 0 SAC: 1 DP: 1 HBP: 0	WP: 1 PB: 0 SB: 0 CS: 0	PA: 45													
PITCHER	IP	WLS	BF	H	R	ER	SO	BB	IBB	HBP	BLK	WP	HR	S	P	ERA	WHIP	PITCHER		IP	WLS	BF	H	R	ER	SO	BB	IBB	HBP	BLK	WP	HR	S	P	ERA	WHIP
37 Josh Fogg, R ERA: 5.4	3.0	L	14	6	3	3	3	0	0	0	0	0	0	18	20	9.00	2.000	34 Matt Herges, R ERA:		1.0		3	0	0	0	0	0	0	0	0	0	3	3	0.00	0.000	
49 Byung-Hyun Kim, R ERA: 10.38	2.1		16	4	4	4	3	4	0	0	0	0	0	18	34	15.43	3.429																			
46 Eric DuBose, L ERA: 4.5	0.2		2	1	0	0	0	0	0	0	0	0	0	2	3	0.00	1.500																			
40 Brian Fuentes, L ERA: 13.5	1.0		6	2	1	1	2	1	0	0	0	1	0	9	14	9.00	3.000																			
39 Tom Martin, L ERA: 13.5	1.0		4	1	0	0	0	1	0	0	0	0	0	3	7	0.00	2.000																			

Batter	1	2	3	4	5	6	7	8	9	AB	R	H	RBI	BB	SO	LOB	BOTTOM																			
Jamey Carroll, R OBP: 0.143, SLG: 0.077 67 Erick Almonte, R OBP: 0.667, SLG: 0.500										3	0	0	0	0	1	0	Milwaukee Brewers @ Colorado Rockies US West Sports Complex, Hi Corbett Field, Tucson, AZ Wed Mar 07 2007, 3:05 PM EST Att: 2,606 - Sunny - 80 F																			
21 Steve Finley, L OBP: 0.429, SLG: 0.538 72 Matt Miller, R OBP: 0.667, SLG: 0.667										3	1	1	0	0	0	0																				
11 Brad Hawpe, L OBP: 0.375, SLG: 0.733 73 Seth Smith, L OBP: 0.333, SLG: 0.200										2	1	1	1	0	1	0																				
47 John Mabry, L OBP: 0.500, SLG: 0.375 40 Brian Fuentes, L OBP: 0.333, SLG: 0.333 39 Tom Martin, L OBP: 0.333, SLG: 0.333 34 Matt Herges, L OBP: 0.333, SLG: 0.333 15 Jeff Salazar, L OBP: 0.333, SLG: 0.778										3	0	1	0	0	0	1																				
8 Yovani Gallardo, R OBP: 0.333, SLG: 0.333 Javy Lopez, R OBP: 0.354, SLG: 0.727										2	0	0	0	0	1	2																				
19 Ryan Spillborghs, R OBP: 0.400, SLG: 0.333 70 Joe Koshansky, L OBP: 0.333, SLG: 0.111										2	0	2	1	0	0	0																				
12 Clint Barmes, R OBP: 0.231, SLG: 0.250										3	0	0	0	0	2	2																				
29 Jayson Nix, R OBP: 0.556, SLG: 0.600										3	0	0	0	0	0	0																				
37 Josh Fogg, R ERA: 5.4										0	0	0	0	0	0	0																				
44 Alexis Gomez, L OBP: 0.500, SLG: 0.636 49 Byung-Hyun Kim, R ERA: 10.38 46 Eric DuBose, L ERA: 4.5 18 Cory Sullivan, L OBP: 0.200, SLG: 0.111										1	0	0	0	0	1	0																				
Inning Stats	R: 0 E: 0 K: 2 S: 7	H: 2 LOB: 1 BB: 0 P: 6	R: 0 E: 0 K: 1 S: 5	H: 0 LOB: 0 BB: 0 P: 5	R: 2 E: 0 K: 1 S: 8	H: 3 LOB: 1 BB: 0 P: 8	R: 0 E: 0 K: 0 S: 3	H: 0 LOB: 0 BB: 0 P: 3	R: 0 E: 0 K: 1 S: 5	H: 0 LOB: 0 BB: 0 P: 5	R: 0 E: 0 K: 2 S: 7	H: 0 LOB: 0 BB: 0 P: 7	R: 0 E: 0 K: 0 S: 5	H: 2 LOB: 2 BB: 0 P: 5	R: 0 E: 0 K: 1 S: 5	H: 0 LOB: 0 BB: 0 P: 5	1B: 5 2B: 1 3B: 1 HR: 0	SF: 0 SAC: 0 DP: 1 HBP: 0	WP: 0 PB: 0 SB: 0 CS: 0	PA: 33																
PITCHER	IP	WLS	BF	H	R	ER	SO	BB	IBB	HBP	BLK	WP	HR	S	P	ERA	WHIP	PITCHER		IP	WLS	BF	H	R	ER	SO	BB	IBB	HBP	BLK	WP	HR	S	P	ERA	WHIP
12 Carlos Villanueva, R ERA: 3.0	4.0	W	16	5	2	2	5	0	0	0	0	0	0	26	26	4.50	1.250	34 Matt Herges, R ERA:																		
76 Yovani Gallardo, R ERA: 2.08	3.0	H	9	0	0	0	3	0	0	0	0	0	0	15	15	0.00	0.000																			
Ben Hendrickson, R ERA: 2.08	1.0		5	2	0	0	0	0	0	0	0	0	0	5	5	0.00	2.000																			
68 Corey Thurman, R ERA: 11.57	1.0		3	0	0	0	1	0	0	0	0	0	0	5	5	0.00	0.000																			



Batter	1	2	3	4	5	6	7	8	9	10	AB	R	H	RBI	BB	SO	LOB	TOP			
21 Steve Finley, L (1, 10) OBP: 0.500, SLG: 0.647 67 Erick Almonte, R (10, PH) OBP: 0.500, SLG: 0.333	0-0 1B		G4-3		0-0 1B			0-0 2B		0-0 B1	4	1	3	1	0	0	0				
7 Kazuo Matsui, S (1, 4) OBP: 0.316, SLG: 0.471 62 Jonathan Herrera, S (8, 4) OBP: 0.333, SLG: 0.333	0-0 F8		F8		0-1 F8			0-3 K		1-0 1B	4	0	0	0	0	1	3				
11 Brad Hawpe, L (1, 9) OBP: 0.438, SLG: 0.611 19 Ryan Spillorths, R (6, 9) OBP: 0.429, SLG: 0.500	0-0 F9		K		0-0 G4-3			0-0 1B		0-0 SF9	3	0	0	0	0	1	1				
Javy Lopez, R (1, 2) OBP: 0.250, SLG: 0.643 55 Alvin Colina, R (7, 2) OBP: 0.250, SLG: 1.000	0-3 K				0-0 1B			0-1 PO		0-0 K	3	0	1	0	0	2	1				
44 Alexis Gomez, L (1, 7) OBP: 0.438, SLG: 0.533 15 Jeff Salazar, L (7, 7) OBP: 0.333, SLG: 0.636		0-0 1B			0-0 P6			0-0 K		0-0 G3-1	3	1	1	0	0	0	1				
70 Joe Koshansky, L (1, 3) OBP: 0.250, SLG: 0.118		0-1 G4-3			0-0 G4-6-3			0-3 K		0-3 K2-3	4	0	0	0	0	2	2				
64 Ian Stewart, L (1, 5) OBP: 0.400, SLG: 0.611					0-3 K			0-3 K		0-0 HR	4	1	1	1	0	2	1				
12 Clint Barmes, R (1, 6) OBP: 0.250, SLG: 0.267 6 Omar Quintanilla, L (7, 6) OBP: 0.250, SLG: 0.400					0-0 F8			0-0 G6-3		0-0 G3	3	0	1	1	0	0	0				
18 Cory Sullivan, L (1, 8) OBP: 0.286, SLG: 0.308					0-0 F8			0-3 K		0-0 1B	4	2	2	0	0	1	1				
Inning Stats	R: 0 E: 0 K: 1 S: 6	H: 1 LOB: 1 BB: 0 P: 6	R: 1 E: 1 K: 0 S: 6	H: 2 LOB: 1 BB: 0 P: 5	R: 0 E: 0 K: 1 S: 5	H: 0 LOB: 0 BB: 0 P: 3	R: 0 E: 0 K: 1 S: 3	H: 1 LOB: 0 BB: 0 P: 3	R: 1 E: 0 K: 1 S: 8	H: 2 LOB: 1 BB: 0 P: 8	R: 0 E: 0 K: 2 S: 7	H: 0 LOB: 0 BB: 0 P: 7	R: 1 E: 0 K: 2 S: 9	H: 2 LOB: 0 BB: 0 P: 9	R: 2 E: 0 K: 1 S: 7	H: 2 LOB: 0 BB: 0 P: 7	R: 1 E: 0 K: 1 S: 7	H: 2 LOB: 1 BB: 0 P: 8	1B: 8 2B: 2 3B: 0 HR: 2	SF: 1 SAC: 0 DP: 1 HBP: 0	WP: 1 PA: 41
PITCHER	IP 3.0	WLS 7.2	BF 12	H 3	R 1	ER 1	SO 2	BB 0	IBB 0	HBP 0	BLK 0	WP 0	HR 0	S 17	P 17	ERA 3.00	WHIP 1.000				
36 Jeff Weaver, R (1, 1) ERA: 7.2																					
58 Cha Seung Baek, R (4, 1) ERA: 7.2																					
59 Eric O'Flaherty, L (7, 1) ERA: 9.0																					
George Sherrill, L (8, 1) ERA: 9.0																					
33 Chris Reitsma, R (9, 1) ERA: 9.0																					
PITCHER	IP 1.0	WLS 5	BF 5	H 2	R 1	ER 1	SO 1	BB 0	IBB 0	HBP 0	BLK 0	WP 1	HR 0	S 7	P 8	ERA 9.00	WHIP 2.000				
61 Giancarlo Alvarado, R (10, 1) ERA: 6.0																					

Colorado Rockies @ Seattle Mariners
 Peoria Stadium, Peoria, AZ
 Fri Mar 09 2007, 3:05 PM EST
 Att: 6,455 - Sunny - 75 F

AB	39
R	6
H	12
RBI	6
BB	0
SO	10
LOB	12



Batter	1	2	3	4	5	6	7	8	9	10	AB	R	H	RBI	BB	SO	LOB	BOTTOM					
51 Ichiro Suzuki, L (1, 8) OBP: 0.353, SLG: 0.375 25 Adam Jones, R (5, PR) OBP: 0.226, SLG: 0.100	0-0 F8		G6-3		0-0 2B			0-0 SF9		0-0 FC6-4	3	0	1	1	0	0	1						
16 Willie Bloomquist, R (1, 5) OBP: 0.444, SLG: 0.588 78 Matt Tuiasosopo, R (6, 5) OBP: 0.333, SLG: 0.333	0-0 1B		G4-3		0-3 K			0-0 1B		0-0 G1-3	3	1	2	1	0	1	1						
Jose Vidro, S (1, 10) OBP: 0.350, SLG: 0.333 64 Jeff Clement, L (8, PH) OBP: 0.111, SLG: 0.222	0-3 K		G4-3		0-0 G1			4-0 G4-3 HBP BB		4-0 SH1-3 BB	2	0	0	1	1	1	1						
Raul Ibanez, L (1, 7) OBP: 0.545, SLG: 0.750 12 Michael Morse, R (6, PR) OBP: 0.250, SLG: 0.222	0-3 K		G1		0-0 G4-3 HBP			0-0 SH1-3		0-0 L6	2	0	0	0	0	1	1						
Richie Sexson, R (1, 3) Tony Torcato, L (7, 9) OBP: 0.429, SLG: 0.538		0-0 P3			0-3 K			0-0 G4-3		0-0 K	3	0	0	0	0	1	2						
Ben Broussard, L (1, 9) OBP: 0.379, SLG: 0.346		0-3 K			0-3 K			0-0 F9		0-3 K	4	0	0	0	0	3	4						
2 Kenji Johjima, R (1, 2) OBP: 0.286, SLG: 0.429 82 Mike Wilson, R (7, PR) OBP: 0.167, SLG: 0.167		0-0 G6-3			0-0 G5-3			0-0 2B		0-0 2B	3	0	1	0	0	0	0						
55 Jamie Burke, R (8, 2) OBP: 0.444, SLG: 0.444 7 Jeremy Reed, L (9, PH) OBP: 0.263, SLG: 0.389 65 Rob Johnson, R (10, 2)								0-0 2B		0-0 2B	0	0	1	0	0	0	0						
4 Jose Lopez, R (1, 4) OBP: 0.500, SLG: 0.429					0-0 1B			0-0 1B		0-0 SH3	3	1	2	0	0	0	0						
7 Yuniesky Betancourt, R (1, 6) OBP: 0.278, SLG: 0.471 Rey Ordóñez, R (8, 6) OBP: 0.385, SLG: 0.500 69 Bryan LaHair, R (9, PH) OBP: 0.229, SLG: 0.571 17 Oswaldo Navarro, R (9, PR) OBP: 0.500, SLG: 0.250					0-0 2B			0-0 F7		0-0 1B	3	1	1	0	0	0	2						
Inning Stats	R: 0 E: 0 K: 2 S: 8	H: 1 LOB: 1 BB: 0 P: 8	R: 0 E: 0 K: 1 S: 5	H: 0 LOB: 0 BB: 0 P: 5	R: 3 E: 0 K: 0 S: 6	H: 3 LOB: 0 BB: 0 P: 6	R: 0 E: 0 K: 2 S: 7	H: 0 LOB: 0 BB: 0 P: 7	R: 0 E: 0 K: 1 S: 6	H: 1 LOB: 1 BB: 0 P: 6	R: 0 E: 0 K: 0 S: 2	H: 0 LOB: 2 BB: 0 P: 8	R: 1 E: 0 K: 0 S: 5	H: 3 LOB: 3 BB: 0 P: 5	R: 0 E: 0 K: 2 S: 7	H: 0 LOB: 2 BB: 1 P: 11	R: 1 E: 0 K: 0 S: 5	H: 2 LOB: 1 BB: 0 P: 5	R: 0 E: 0 K: 1 S: 5	H: 0 LOB: 0 BB: 0 P: 5	1B: 5 2B: 4 3B: 1 HR: 0	SF: 1 SAC: 2 DP: 1 HBP: 1	WP: 0 PA: 41
PITCHER	IP 4.0	WLS 4.5	BF 16	H 4	R 3	ER 3	SO 5	BB 0	IBB 0	HBP 0	BLK 0	WP 0	HR 0	S 26	P 26	ERA 6.75	WHIP 1.000						
26 Jeff Francis, L (1, 1) ERA: 4.5																							
38 Ubaldo Jiménez, R (5, 1) ERA: 3.86																							
61 Ramon E Ramirez, R (7, 1) ERA: 3.0																							
60 Manny Corpas, R (8, 1) ERA: 3.0																							
23 Ryan Speier, R (9, 1) ERA: 4.5																							
PITCHER	IP 1.0	WLS 1.0	BF 5	H 2	R 1	ER 1	SO 0	BB 0	IBB 0	HBP 0	BLK 0	WP 0	HR 0	S 5	P 5	ERA 0.00	WHIP 0.000						
71 Alberto Arias, R (10, 1) ERA: 4.5																							

Colorado Rockies @ Seattle Mariners
 Peoria Stadium, Peoria, AZ
 Fri Mar 09 2007, 3:05 PM EST
 Att: 6,455 - Sunny - 75 F

AB	35
R	5
H	10
RBI	5
BB	2
SO	9
LOB	16



Batter	1	2	3	4	5	6	7	8	9	AB	R	H	RBI	BB	SO	LOB	TOP					
21 Steve Finley, L OBP: 0.428, SLG: 0.550 66 Sean Barker, R (6.9) (7.8)	G3		P2			G3-1	K			3	0	0	0	0	0	0						
Jamey Carroll, R OBP: 0.167, SLG: 0.118 45 Mike Gallo, L (8.1)	G5-3		F9			27 2B		G6-3		4	1	1	0	0	0	0						
27 Garrett Atkins, R OBP: 0.500, SLG: 0.684 29 Jayson Nix, R OBP: 0.500, SLG: 0.625	F7			F9		1B				3	0	1	1	0	0	0						
5 Matt Holliday, R OBP: 0.500, SLG: 0.842 73 Seth Smith, L OBP: 0.250, SLG: 0.143		2 2B		10 F9		K		K		3	1	2	0	0	1	1						
10 Jeff Baker, R OBP: 0.250, SLG: 0.421	F9			F9		K		G5-3		4	0	0	0	0	1	4						
8 Yovani Torresalba, R OBP: 0.250, SLG: 0.333 72 Matt Miller, R OBP: 0.500, SLG: 0.500	K			F8			F8		P4	3	0	0	0	0	1	2						
2 Troy Tulowitzki, R OBP: 0.500, SLG: 0.615 62 Jonathan Herrera, S OBP: 0.250, SLG: 0.250					18 G4-6-3 HBP		G6-3		F8	1	0	1	1	0	0	0						
18 Cory Sullivan, L OBP: 0.294, SLG: 0.313 34 Matt Herges, L 94 Doug Bernier, R (8.5)	G4-1			G4-6-3					FC5-4 BB	3	1	1	0	0	0	2						
31 Rodrigo Lopez, R 65 Oscar Rivera, L Geronimo Gil, R OBP: 0.333, SLG: 0.500									FC5-4 1-2	2	0	0	0	0	1	1						
										2	0	0	0	0	0	0						
										2	0	1	1	0	0	1						
Inning Stats	R: 0 E: 0 K: 0 S: 8	H: 0 LOB: 0 BB: 0 P: 12	R: 1 E: 0 K: 1 S: 9	H: 2 LOB: 1 BB: 0 P: 16	R: 0 E: 0 K: 0 S: 8	H: 0 LOB: 0 BB: 0 P: 12	R: 0 E: 0 K: 0 S: 8	H: 1 LOB: 1 BB: 0 P: 10	R: 0 E: 0 K: 1 S: 6	H: 0 LOB: 1 BB: 0 P: 7	R: 1 E: 0 K: 2 S: 9	H: 2 LOB: 1 BB: 0 P: 9	R: 1 E: 0 K: 1 S: 7	H: 2 LOB: 1 BB: 0 P: 7	R: 0 E: 0 K: 1 S: 6	H: 1 LOB: 1 BB: 0 P: 6	R: 0 E: 0 K: 0 S: 3	H: 0 LOB: 1 BB: 1 P: 7	1B: 2 2B: 6 3B: 0 HR: 0	SF: 0 SAC: 0 DP: 1 HBP: 1	WP: 0 PB: 0 SB: 0 CS: 0	PA: 36
PITCHER	IP	WLS	BF	H	R	ER	SO	BB	IBB	HBP	BLK	WP	HR	S	P	ERA	WHIP					
32 Chris Young, R ERA: 4.0	4.0	W	15	3	1	1	1	0	0	0	0	0	0	33	50	2.25	0.750					
26 Doug Brocail, R ERA: 6.0	1.0		3	0	0	0	1	0	0	1	0	0	0	6	7	0.00	0.000					
43 Cla Meredith, R ERA: 6.0	1.0		5	2	1	1	2	0	0	0	0	0	0	9	9	9.00	2.000					
65 Jack Cassel, R ERA: 9.0	1.0		5	2	1	1	1	0	0	0	0	0	0	7	7	9.00	2.000					
66 Steve Watkins, R ERA: 9.0	1.0		4	1	0	0	1	0	0	0	0	0	0	6	6	0.00	1.000					

Colorado Rockies @ San Diego Padres
Peoria Stadium, Peoria, AZ
Sat Mar 10 2007, 3:05 PM EST
Att: 7,650 - Sunny - 79 F

AB 34
R 3
H 8
RBI 3
BB 1
SO 6
LOB 13



Batter	1	2	3	4	5	6	7	8	9	AB	R	H	RBI	BB	SO	LOB	BOTTOM				
8 Terrel Sledge, L OBP: 0.417, SLG: 0.957	HR	28 HR		K		F8				5	3	3	1	0	1	0					
24 Brian Giles, L OBP: 0.333, SLG: 0.500 18 Paul McNulty, L OBP: 0.474, SLG: 0.563	23 1B	P6		F9		23 G4-6-3 1B				3	1	1	0	0	0	1					
23 Adrián González, L OBP: 0.421, SLG: 0.586 10 Craig Stansberry, R OBP: 0.364, SLG: 0.300	3 WP 3 1B				28 2B 3 HR	G4-6-3		G6-3		4	2	2	1	0	1	2					
28 Josh Bard, S OBP: 0.571, SLG: 0.900 53 Pete LaForest, R OBP: 0.429, SLG: 0.500	3 1B 3 E 3 WP				3 HR					2	3	2	2	1	0	0					
3 Khalil Greene, R OBP: 0.250, SLG: 0.625 62 Luis Alfonso Cruz, R OBP: 0.300, SLG: 0.375	34 E SF7	L1								3	2	2	4	0	0	0					
34 Russell Branyan, L OBP: 0.250, SLG: 0.467 67 Royce Huffman, R OBP: 0.308, SLG: 0.333	E1			K						2	0	0	1	1	1	1					
José Cruz Jr., S OBP: 0.176, SLG: 0.586 29 Jack Cust, L OBP: 0.286, SLG: 0.500	SF7			K						2	0	0	1	0	2	1					
13 Oscar Robles, L OBP: 0.267, SLG: 0.154	F9									4	0	0	0	0	0	2					
32 Chris Young, R 5 Kevin Kousseroff, R 26 Doug Brocail, L 64 Ryan Speer, S 43 Cla Meredith, R 65 Jack Cassel, R 66 Steve Watkins, R 79 Adam Sponza, L 63 Leo Rosales, R	F8									1	0	0	0	0	0	1					
Inning Stats	R: 5 E: 1 K: 0 S: 13	H: 4 LOB: 1 BB: 1 P: 23	R: 2 E: 0 K: 1 S: 11	H: 2 LOB: 0 BB: 0 P: 16	R: 0 E: 0 K: 2 S: 7	H: 0 LOB: 0 BB: 0 P: 10	R: 0 E: 0 K: 1 S: 9	H: 0 LOB: 0 BB: 0 P: 10	R: 3 E: 0 K: 1 S: 15	H: 3 LOB: 1 BB: 1 P: 22	R: 0 E: 0 K: 0 S: 3	H: 1 LOB: 0 BB: 0 P: 3	R: 0 E: 0 K: 1 S: 6	H: 1 LOB: 1 BB: 0 P: 7	R: 1 E: 0 K: 0 S: 5	H: 2 LOB: 1 BB: 0 P: 6	1B: 7 2B: 3 3B: 0 HR: 3	SF: 1 SAC: 0 DP: 1 HBP: 0	WP: 2 PB: 0 SB: 0 CS: 0	PA: 39	
PITCHER	IP	WLS	BF	H	R	ER	SO	BB	IBB	HBP	BLK	WP	HR	S	P	ERA	WHIP				
31 Rodrigo Lopez, R ERA: 11.57	4.0	L	20	6	7	6	4	1	0	0	0	0	1	18	25	13.50	2.500				
65 Oscar Rivera, L ERA: 9.0	2.0		10	4	3	3	1	1	0	0	0	0	0	6	7	0.00	1.000				
34 Matt Herges, R ERA: 9.0	1.0		4	1	0	0	1	0	0	0	0	0	0	6	7	0.00	1.000				
45 Mike Gallo, L ERA: 4.5	1.0		5	2	1	1	0	0	0	0	0	0	0	5	6	9.00	2.000				

Colorado Rockies @ San Diego Padres
Peoria Stadium, Peoria, AZ
Sat Mar 10 2007, 3:05 PM EST
Att: 7,650 - Sunny - 79 F

AB 36
R 11
H 13
RBI 11
BB 2
SO 6
LOB 13



Batter	1	2	3	4	5	6	7	8	9	AB	R	H	RBI	BB	SO	LOB	TOP																						
2 Joey Gathright, L (1, 8) OBP: 0.423, SLG: 0.348 93 Adam Greenberg, L (6, 8)	G5-3		G6-3			1B		BB		3	1	1	0	0	0	0	Kansas City Royals @ Colorado Rockies US West Sports Complex, Hi Corbett Field, Tucson, AZ Sun Mar 11 2007, 4:05 PM EDT Att: 3,517 - Sunny - 79 F livebaseballscorecards.com																						
4 Angel Berroa, R (1, 6) OBP: 0.348, SLG: 0.429 58 Neal Musser, L (8, 1) 63 Roberto Giron, R (9, 1)	HBP		G5-3			K		K		3	0	0	0	0	2	2																							
24 Mark Teahen, L (1, 9) OBP: 0.348, SLG: 0.429	K			P6		BB		CS	F8	3	0	0	0	1	1																								
26 Justin Huber, R (1, 3) OBP: 0.455, SLG: 0.611	BB			1B		F9			1B	3	2	2	0	1	0	2																							
32 Shane Costa, L (1, 7) OBP: 0.360, SLG: 0.429 21 Billy Butler, R (6, 7) OBP: 0.619, SLG: 1.056	G4-3			G3-4-3		K			HR	3	0	0	0	0	1	4																							
64 Matt Tuoman, L (1, 2) OBP: 0.200, SLG: 0.333 70 Jared Price, R (7, 2) OBP: 0.333, SLG: 0.667				CS					G5-3	3	0	1	1	0	1	0																							
Richard Lewis, R (1, 5) OBP: 0.273, SLG: 0.400 86 Irving Falu, S (8, 4)	K			CS		F9			G4-3	3	0	0	0	0	1	0																							
13 Andrés Blanco, S (1, 4) OBP: 0.360, SLG: 0.480 57 Joel Peralta, R (7, 1) 90 Ed Lucas, R (8, 6)	G3					K				3	0	0	0	0	1	0																							
48 Joakim Soria, R (1, 1) 67 Damaso Espino, R (5, PH) 41 Jimmy Gobble, L (5, 1) 68 Fernando Cortez, L (7, 5) OBP: 0.444, SLG: 0.375			G6-3			G5-3				1	0	0	0	0	0	0																							
Inning Stats	R: 0 E: 0 K: 1 S: 5	H: 0 LOB: 2 BB: 1 P: 10	R: 0 E: 0 K: 1 S: 5	H: 0 LOB: 0 BB: 0 P: 5	R: 0 E: 0 K: 0 S: 3	H: 2 LOB: 0 BB: 0 P: 3	R: 1 E: 0 K: 0 S: 4	H: 2 LOB: 0 BB: 0 P: 4	R: 0 E: 0 K: 1 S: 5	H: 0 LOB: 0 BB: 0 P: 5	R: 1 E: 1 K: 2 S: 8	H: 1 LOB: 1 BB: 1 P: 12	R: 0 E: 0 K: 1 S: 5	H: 0 LOB: 0 BB: 0 P: 5	R: 0 E: 0 K: 2 S: 7	H: 0 LOB: 0 BB: 1 P: 11		R: 2 E: 0 K: 0 S: 5	H: 2 LOB: 0 BB: 0 P: 5	1B: 4 2B: 0 3B: 0 HR: 1	SF: 0 SAC: 0 DP: 0 HBP: 1	WP: 0 PA: 36 PB: 0 CS: 3 SB: 2																	
PITCHER	IP	WLS	BF	H	R	ER	SO	BB	IBB	HBP	BLK	WP	HR	S	P	ERA		WHIP	PITCHER				IP	WLS	BF	H	R	ER	SO	BB	IBB	HBP	BLK	WP	HR	S	P	ERA	WHIP
37 Josh Fogg, R (1, 1) ERA: 4.0	4.0		15	2	1	1	2	1	0	1	0	0	0	17	22	2.25		0.750					4.0		14	1	1	0	6	2	0	0	0	0	0	25	33	0.00	0.750
49 Byung-Hyun Kim, R (5, 1) ERA: 5.4	4.0	W	5	2	2	2	0	0	0	0	0	0	1	5	5	18.00		2.000					1.0	W	5	2	2	2	0	0	0	0	0	1	5	5	18.00	2.000	

Batter	1	2	3	4	5	6	7	8	9	AB	R	H	RBI	BB	SO	LOB	BOTTOM																						
3 Willy Taveras, R (1, 8) OBP: 0.409, SLG: 0.400 15 Jeff Salazar, L (7, 8) OBP: 0.333, SLG: 0.563	G4-3			E2		F9		K		3	0	1	0	0	0	1	Kansas City Royals @ Colorado Rockies US West Sports Complex, Hi Corbett Field, Tucson, AZ Sun Mar 11 2007, 4:05 PM EDT Att: 3,517 - Sunny - 79 F livebaseballscorecards.com																						
Jamey Carroll, R (1, 4) OBP: 0.143, SLG: 0.105 29 Jayson Nix, R (7, 4) OBP: 0.462, SLG: 0.556	P4			G4-3		SF8		K		2	0	0	1	0	0	1																							
27 Garrett Atkins, R (1, 5) OBP: 0.335, SLG: 0.591 67 Erick Almonte, R (7, 5) OBP: 0.600, SLG: 0.500	G6-3			K		F9			1B	3	0	0	0	0	1	1																							
17 Todd Helton, L (1, 3) OBP: 0.417, SLG: 0.364 70 Joe Kosnansky, L (6, 3) OBP: 0.261, SLG: 0.150	G6-3			F8		K			G4-3	2	0	0	0	0	1	1																							
5 Matt Holliday, R (1, 7) OBP: 0.435, SLG: 0.727 72 Matt Miller, R (8, 7) OBP: 0.600, SLG: 0.600	K				E5	K			1B	3	0	0	0	0	2	0																							
73 Seth Smith, L (1, 9) OBP: 0.250, SLG: 0.455	G4-3				P5	F9			HR	4	1	1	3	0	0	1																							
8 Yorvit Torrealba, R (1, 2) OBP: 0.214, SLG: 0.286 55 Alvin Colina, R (7, 2) OBP: 0.200, SLG: 0.800			K			FC6-4			F8	2	0	0	0	0	1	1																							
6 Omar Quintanilla, L (1, 6) OBP: 0.500, SLG: 0.909			G4-3			G1-3				3	1	1	0	0	0	1																							
37 Josh Fogg, R (1, 1) 49 Byung-Hyun Kim, R (5, 1) 19 Ryan Spilborghs, R (8, PH) OBP: 0.450, SLG: 0.833 Danny Graves, R (9, 1)	G6-3					1B			2B	1	0	0	0	0	0	0																							
Inning Stats	R: 0 E: 0 K: 0 S: 3	H: 0 LOB: 0 BB: 0 P: 3	R: 0 E: 0 K: 1 S: 5	H: 0 LOB: 0 BB: 0 P: 5	R: 0 E: 0 K: 1 S: 6	H: 1 LOB: 0 BB: 0 P: 6	R: 0 E: 0 K: 0 S: 4	H: 0 LOB: 0 BB: 0 P: 5	R: 0 E: 0 K: 2 S: 7	H: 0 LOB: 0 BB: 0 P: 7	R: 1 E: 0 K: 2 S: 9	H: 2 LOB: 1 BB: 0 P: 9	R: 3 E: 0 K: 0 S: 4	H: 3 LOB: 0 BB: 0 P: 4	1B: 4 2B: 1 3B: 1 HR: 1	SF: 1 SAC: 0 DP: 0 HBP: 0		WP: 0 PA: 33 PB: 1 CS: 0																					
PITCHER	IP	WLS	BF	H	R	ER	SO	BB	IBB	HBP	BLK	WP	HR	S	P	ERA		WHIP	PITCHER				IP	WLS	BF	H	R	ER	SO	BB	IBB	HBP	BLK	WP	HR	S	P	ERA	WHIP
48 Joakim Soria, R (1, 1) ERA: 1.13	4.0		13	1	0	0	3	0	0	0	0	0	0	8	9	0.00		0.250					2.0	H	8	1	1	0	0	0	0	0	0	8	9	0.00	0.500		
41 Jimmy Gobble, L (5, 1) ERA: 3.0	1.0	H	3	0	0	0	2	0	0	0	0	0	0	7	7	0.00		0.000					1.0	H	3	0	0	0	2	0	0	0	0	7	7	0.00	0.000		
58 Neal Musser, L (8, 1) ERA: 2.25	1.0	B	5	2	1	1	2	0	0	0	0	0	0	9	9	9.00		2.000					1.0	B	5	2	1	1	2	0	0	0	0	9	9	9.00	2.000		
63 Roberto Giron, R (9, 1) ERA: 19.29	0.1	L	4	3	3	3	0	0	0	0	0	0	1	4	4	81.00		9.000					0.1	L	4	3	3	3	0	0	0	0	1	4	4	81.00	9.000		

Batter	1	2	3	4	5	6	7	8	9	10	AB	R	H	RBI	BB	SO	LOB	TOP
8 Termel Sledge, L OBP: 0.355, SLG: 0.767 78 Adam Shabala, L OBP: 0.313, SLG: 0.154	F8	K		F7		G4-3			G4-3		4	0	0	0	0	1	1	San Diego Padres @ Colorado Rockies US West Sports Complex, Hi Corbett Field, Tucson, AZ Tue Mar 13 2007, 4:05 PM EDT Att: 3,179 - Sunny - 80 F
24 Brian Giles, L OBP: 0.280, SLG: 0.391 76 Will Venable, L OBP: 0.438, SLG: 0.500	F8	F8		F8				P6	G3-1		4	1	1	0	0	0	0	
28 Josh Bard, S OBP: 0.476, SLG: 0.647 70 Luke Carlin, S OBP: 0.222, SLG: 0.125	F8					F9		G4-3	G3-1		4	1	2	0	0	0	0	
23 Adrián González, L OBP: 0.420, SLG: 0.565 62 Luis Alfonso Cruz, R OBP: 0.250, SLG: 0.300	F8	K						E3	F8		3	1	1	1	1	1	1	
3 Khalil Greene, R OBP: 0.273, SLG: 0.591 21 Heath Bell, R OBP: 0.353, SLG: 0.400	F8			F9		F8			K		3	1	1	2	0	0	1	
5 Kevin Kousseroff, R OBP: 0.200, SLG: 0.274 43 Cla Meredith, R OBP: 0.261, SLG: 0.350 66 Steve Watkins, R OBP: 0.250, SLG: 0.300 29 Jack Cust, L OBP: 0.388, SLG: 0.588 79 Aaron Rakers, R OBP: 0.100, SLG: 0.100	F8			G6-3		G6-3			K		4	0	1	1	0	0	3	
34 Russell Branyan, L OBP: 0.261, SLG: 0.350 18 Paul McNulty, L OBP: 0.464, SLG: 0.640				F7					F8		2	0	0	0	0	0	0	
1 Manny Alexander, R OBP: 0.214, SLG: 0.429 10 Craig Stansberry, R OBP: 0.308, SLG: 0.250	F8					G5-3			F8		3	1	1	1	0	0	2	
David Wells, L OBP: 0.100, SLG: 0.100 Rob Bowen, S OBP: 0.278, SLG: 0.412 26 Doug Brocail, L OBP: 0.316, SLG: 0.235	K			G5-3					G6-3		1	0	0	0	0	1	2	
											2	0	0	0	0	0	0	
Inning Stats	R: 4 E: 0 K: 1 S: 10	H: 5 LOB: 2 BB: 1 P: 14	R: 0 E: 0 K: 2 S: 8	H: 1 LOB: 1 BB: 0 P: 8	R: 0 E: 0 K: 0 S: 3	H: 0 LOB: 0 BB: 0 P: 3	R: 1 E: 0 K: 0 S: 4	H: 1 LOB: 0 BB: 0 P: 4	R: 0 E: 0 K: 0 S: 3	H: 1 LOB: 2 BB: 0 P: 5	R: 0 E: 0 K: 0 S: 4	H: 1 LOB: 0 BB: 0 P: 7	R: 0 E: 0 K: 2 S: 7	H: 0 LOB: 0 BB: 0 P: 7	1B: 6 2B: 3 3B: 0 HR: 1	SF: 0 SAC: 0 DP: 2 HBP: 0	WP: 1 PB: 0 SB: 1 CS: 0	PA: 43
PITCHER	IP 4.2	WLS 23	H 7	R 5	ER 5	SO 3	BB 2	IBB 0	HBP 0	BLK 0	WP 0	HR 1	S 27	P 35	ERA 9.64	WHIP 1.929		
26 Jeff Francis, L ERA: 6.75 Danny Graves, R ERA: 11.57 40 Brian Fuentes, L ERA: 2.25 45 Mike Gallo, L ERA: 3.6 25 Bob Keppel, R ERA:	IP 0.1	WLS 1	H 0	R 0	ER 0	SO 0	BB 0	IBB 0	HBP 0	BLK 0	WP 1	HR 0	S 1	P 2	ERA 0.00	WHIP 0.000		
35 Taylor Buchholz, R ERA: 5.4	IP 2.0	WLS 7	H 1	R 0	ER 0	SO 2	BB 0	IBB 0	HBP 0	BLK 0	WP 0	HR 0	S 11	P 11	ERA 0.00	WHIP 0.500		

Batter	1	2	3	4	5	6	7	8	9	10	AB	R	H	RBI	BB	SO	LOB	BOTTOM		
3 Willy Taveras, R OBP: 0.440, SLG: 0.435 55 Alvin Colina, R OBP: 0.143, SLG: 0.571	F8	F9		F8		K			F8		3	1	2	0	0	1	1	San Diego Padres @ Colorado Rockies US West Sports Complex, Hi Corbett Field, Tucson, AZ Tue Mar 13 2007, 4:05 PM EDT Att: 3,179 - Sunny - 80 F		
Jamey Carroll, R OBP: 0.154, SLG: 0.125	F8			F8				G4-3	P3		5	0	1	0	0	0	3			
27 Garrett Atkins, R OBP: 0.380, SLG: 0.520 6 Omar Quintanilla, L OBP: 0.429, SLG: 0.769	F8			E3		F8			G4-3		3	1	0	0	0	1	3			
17 Todd Helton, L OBP: 0.556, SLG: 0.765 40 Brian Fuentes, L OBP: 0.429, SLG: 0.769	F8			FC6-4					G4-3		2	0	0	0	0	0	0			
15 Frank Menechino, R OBP: 0.154, SLG: 0.125	F8			L4-3		K			G4-3		3	1	0	0	0	1	3			
5 Matt Holliday, R OBP: 0.423, SLG: 0.667 92 Joe Gaetti, R OBP: 0.556, SLG: 0.625	F8			G4-3					G5-3		3	1	2	3	0	0	0			
11 Brad Hawpe, L OBP: 0.321, SLG: 0.538 67 Erick Almonte, R OBP: 0.556, SLG: 0.625	F8										2	0	0	0	0	0	0			
2 Troy Tulowitzki, R OBP: 0.420, SLG: 0.565 45 John Lincecum, L OBP: 0.261, SLG: 0.350 25 Bob Keppel, R OBP: 0.250, SLG: 0.300 47 John Mabry, L OBP: 0.388, SLG: 0.588 94 Doug Bernier, R OBP: 0.100, SLG: 0.100 35 Taylor Buchholz, R OBP: 0.100, SLG: 0.100	F8										3	0	1	0	0	1	2			
Gerónimo Gil, R OBP: 0.400, SLG: 0.500 18 Cory Sullivan, L OBP: 0.304, SLG: 0.318	F8										2	0	1	1	0	0	1			
26 Jeff Francis, L OBP: 0.320, SLG: 0.458											0	0	0	0	1	0	0			
10 Jeff Baker, R OBP: 0.320, SLG: 0.458											2	0	1	0	0	0	2			
Inning Stats	R: 3 E: 0 K: 0 S: 6	H: 3 LOB: 0 BB: 0 P: 6	R: 0 E: 0 K: 0 S: 4	H: 1 LOB: 1 BB: 0 P: 4	R: 0 E: 1 K: 0 S: 3	H: 0 LOB: 0 BB: 0 P: 3	R: 1 E: 1 K: 0 S: 5	H: 2 LOB: 3 BB: 1 P: 10	R: 0 E: 0 K: 2 S: 8	H: 1 LOB: 1 BB: 0 P: 8	R: 0 E: 0 K: 0 S: 3	H: 0 LOB: 0 BB: 0 P: 3	R: 1 E: 0 K: 0 S: 5	H: 2 LOB: 2 BB: 0 P: 5	R: 0 E: 0 K: 0 S: 3	H: 0 LOB: 0 BB: 0 P: 3	1B: 6 2B: 4 3B: 0 HR: 1	SF: 0 SAC: 1 DP: 2 HBP: 1	WP: 0 PB: 0 SB: 0 CS: 0	PA: 42
PITCHER	IP 3.0	WLS 13	H 4	R 3	ER 3	SO 0	BB 0	IBB 0	HBP 0	BLK 0	WP 0	HR 1	S 13	P 13	ERA 9.00	WHIP 1.333				
Scott Strickland, R ERA: 3.88 79 Aaron Rakers, R ERA: 3.18	IP 1.0	WLS 3	H 0	R 0	ER 0	SO 0	BB 0	IBB 0	HBP 0	BLK 0	WP 0	HR 0	S 3	P 3	ERA 0.00	WHIP 0.000				

Batter	1	2	3	4	5	6	7	8	9	AB	R	H	RBI	BB	SO	LOB	TOP																				
3 Willy Taveras, R OBP: 0.393, SLG: 0.385 74 Dexter Fowler, S (6, 8)										3	0	0	0	0	2	1	Colorado Rockies @ Kansas City Royals Surprise Stadium, Surprise, AZ Wed Mar 14 2007, 4:05 PM EDT Att: 4,372 - Sunny - 84 F																				
44 Alexis Gomez, L OBP: 0.391, SLG: 0.455										4	0	2	0	0	0	2																					
10 Jeff Baker, R OBP: 0.310, SLG: 0.536 (7, 3)										4	1	1	1	0	1	2																					
47 John Mabry, L OBP: 0.476, SLG: 0.667 92 Joe Gaetti, R OBP: 0.333, SLG: 0.667										3	0	1	0	0	1	0																					
20 Chris Iannetta, R OBP: 0.476, SLG: 0.529										4	0	3	1	0	1	1																					
2 Troy Tulowitzki, R OBP: 0.435, SLG: 0.500 Tim Olson, R OBP: 1.000, SLG: 1.000 (9, PH)										3	0	1	0	0	0	2																					
6 Omar Quintanilla, L OBP: 0.333, SLG: 0.588										1	0	1	0	0	0	0																					
12 Clint Barmes, R OBP: 0.286, SLG: 0.385										4	0	0	0	0	3	4																					
15 Frank Menechino, R OBP: 0.333, SLG: 0.500										4	0	2	0	0	1	2																					
Inning Stats	R: 0 E: 0 K: 2 S: 8	H: 1 LOB: 0 BB: 0 P: 8	R: 0 E: 0 K: 2 S: 8	H: 1 LOB: 1 BB: 0 P: 8	R: 0 E: 0 K: 1 S: 6	H: 1 LOB: 1 BB: 0 P: 6	R: 0 E: 0 K: 1 S: 7	H: 0 LOB: 0 BB: 0 P: 7	R: 0 E: 0 K: 1 S: 5	H: 1 LOB: 0 BB: 0 P: 5	R: 0 E: 0 K: 1 S: 7	H: 2 LOB: 2 BB: 0 P: 7	R: 0 E: 0 K: 0 S: 3	H: 1 LOB: 0 BB: 0 P: 4	R: 2 E: 0 K: 2 S: 11	H: 4 LOB: 2 BB: 0 P: 12		1B: 7 2B: 4 3B: 0 HR: 1	SF: 0 SAC: 0 DP: 1 HBP: 0	WP: 1 PB: 0 SB: 0 CS: 2	PA: 37																
PITCHER	IP	WLS	BF	H	R	ER	SO	BB	IBB	HBP	BLK	WP	HR	S	P	ERA	WHIP	PITCHER		IP	WLS	BF	H	R	ER	SO	BB	IBB	HBP	BLK	WP	HR	S	P	ERA	WHIP	
23 Zack Greinke, R ERA: 4.0	4.0	W	15	4	0	0	6	0	0	0	0	0	0	28	28	0.00	1.000	38 Ken Ray, R ERA: 8.53		0.1	S	5	4	2	2	1	0	0	0	0	0	1	7	8	54.00	12.000	
28 Octavio Dotel, R ERA:	1.0	H	3	0	0	0	2	0	0	0	0	0	0	7	7	0.00	0.000	39 Jared Plummer, R ERA: 10.8		0.2	S	2	0	0	0	0	0	0	0	0	0	4	4	0.00	0.000		
57 Joel Peralta, R ERA:	1.0	H	3	1	0	0	1	0	0	0	0	0	0	5	5	0.00	1.000																				
41 Jimmy Gobble, L ERA: 2.57	1.0	H	5	2	0	0	1	0	0	0	0	0	0	7	7	0.00	2.000																				
47 Ryan Braun, R ERA: 1.8	1.0	H	3	1	0	0	0	0	0	0	0	0	0	3	4	0.00	1.000																				
Batter	1	2	3	4	5	6	7	8	9	AB	R	H	RBI	BB	SO	LOB	BOTTOM																				
9 David DeJesus, L OBP: 0.222, SLG: 0.400 2 Joey Gathright, L OBP: 0.455, SLG: 0.414										3	0	0	0	0	1	0	Colorado Rockies @ Kansas City Royals Surprise Stadium, Surprise, AZ Wed Mar 14 2007, 4:05 PM EDT Att: 4,372 - Sunny - 84 F																				
Esteban German, R OBP: 0.342, SLG: 0.371 Alex Gonzalez, R OBP: 0.667, SLG: 0.714 (8, 5)										3	1	1	0	0	0	0																					
24 Mark Teahen, L OBP: 0.448, SLG: 0.654 92 Chris Lubanski, L OBP: 0.500, SLG: 0.429										2	1	2	2	1	0	0																					
29 Mike Sweeney, R OBP: 0.375, SLG: 0.385										4	0	0	0	0	1	3																					
4 Alex Gordon, L OBP: 0.516, SLG: 0.625 12 Paul Phillips, R OBP: 0.083, SLG: 0.091										3	1	2	0	0	0	0																					
Emil Brown, R OBP: 0.276, SLG: 0.208 21 Billy Butler, R OBP: 0.577, SLG: 0.909										3	0	0	0	0	0	1																					
43 Ryan Shealy, R OBP: 0.424, SLG: 0.581 26 Justin Huber, R OBP: 0.462, SLG: 0.591 (7, 3)										2	0	0	0	1	1	1																					
14 John Buck, R OBP: 0.421, SLG: 0.667 68 Fernando Cortez, L OBP: 0.455, SLG: 0.400										1	0	1	1	0	0	0																					
13 Andrés Blanco, S OBP: 0.344, SLG: 0.419										4	1	1	0	0	1	3																					
Inning Stats	R: 0 E: 0 K: 1 S: 5	H: 0 LOB: 1 BB: 1 P: 9	R: 0 E: 0 K: 0 S: 4	H: 1 LOB: 1 BB: 0 P: 4	R: 2 E: 0 K: 1 S: 7	H: 2 LOB: 0 BB: 0 P: 7	R: 1 E: 0 K: 1 S: 7	H: 2 LOB: 1 BB: 0 P: 8	R: 0 E: 0 K: 0 S: 4	H: 0 LOB: 1 BB: 1 P: 5	R: 0 E: 0 K: 0 S: 3	H: 0 LOB: 1 BB: 1 P: 7	R: 2 E: 1 K: 0 S: 5	H: 2 LOB: 1 BB: 1 P: 9	R: 1 E: 0 K: 1 S: 8	H: 3 LOB: 2 BB: 0 P: 8		1B: 7 2B: 1 3B: 2 HR: 1	SF: 0 SAC: 0 DP: 0 HBP: 0	WP: 1 PB: 0 SB: 1 CS: 1	PA: 38																
PITCHER	IP	WLS	BF	H	R	ER	SO	BB	IBB	HBP	BLK	WP	HR	S	P	ERA	WHIP	PITCHER		IP	WLS	BF	H	R	ER	SO	BB	IBB	HBP	BLK	WP	HR	S	P	ERA	WHIP	
31 Rodrigo Lopez, R ERA: 9.0	5.0	L	22	6	3	3	3	1	0	0	0	0	0	27	33	5.40	1.400	34 Matt Herges, R ERA:		1.0	S	3	0	0	0	0	0	0	0	0	3	7	0.00	1.000			
Danny Graves, R ERA: 10.8	1.0	S	6	2	2	1	0	1	0	0	0	0	0	5	9	9.00	3.000	23 Ryan Speier, R ERA: 4.5		1.0	S	6	3	1	1	1	0	0	0	8	8	9.00	3.000				

Batter	1	2	3	4	5	6	7	8	9	AB	R	H	RBI	BB	SO	LOB	TOP				
Jason Kendall, R (1, 2) OBP: 0.320, SLG: 0.375 69 Landon Powell, S (5, 2) OBP: 0.333, SLG: 0.200										2	1	0	0	1	0	2	<p>Oakland Athletics @ Colorado Rockies US West Sports Complex, Hi Corbett Field, Tucson, AZ</p> <p>Thu Mar 15 2007, 4:05 PM EDT Att.: 4,391 - Sunny - 88 F</p> <p>livebaseballscorecards.com</p> <p>AB 29 R 2 H 6 RBI 0 BB 6 SO 5 LOB 19</p>				
Shannon Stewart, R (1, 7) OBP: 0.500, SLG: 0.429 51 Brad Halsey, L (5, 1) 5 Jeremy Brown, R (6, PH) OBP: 0.571, SLG: 0.571 Jay Marshall, L (6, 1)										2	0	1	0	1	0	0					
22 Milton Bradley, S (1, 8) OBP: 0.600, SLG: 0.789 28 Charles Thomas, L (6, PR) OBP: 0.370, SLG: 0.400										2	0	1	0	1	0	1					
3 Eric Chavez, L (1, 5) OBP: 0.259, SLG: 0.462 13 Donnie Murphy, R (6, PR) OBP: 0.500, SLG: 0.429										3	0	1	0	0	1	3					
Nick Swisher, S (1, 9) OBP: 0.405, SLG: 0.567 Ryan Golecki, R (6, PR) OBP: 0.172, SLG: 0.148										2	0	0	0	1	1	2					
14 Mark Ellis, R (1, 4) OBP: 0.306, SLG: 0.227 4 Antonio Perez, R (6, 4) OBP: 0.410, SLG: 0.500										3	0	1	0	0	0	2					
29 Dan Johnson, L (1, 3) OBP: 0.378, SLG: 0.310 10 Darc Barton, L (7, 3) OBP: 0.476, SLG: 0.650										2	0	0	0	1	0	1					
Marco Scutaro, R (1, 6) OBP: 0.476, SLG: 0.800 67 Travis Buck, L (5, 7) OBP: 0.423, SLG: 0.500										2	0	1	0	0	0	0					
40 Rich Harden, L (1, 1) 61 Erasmo Ramirez, L (4, 1) 2 Lou Lerner, R (5, PH) OBP: 0.400, SLG: 0.462										1	0	0	0	0	1	2					
Inning Stats	R: 1 E: 0 K: 1 S: 4	H: 0 LOB: 1 BB: 3 P: 16	R: 0 E: 0 K: 1 S: 7	H: 2 LOB: 2 BB: 0 P: 7	R: 0 E: 0 K: 1 S: 6	H: 1 LOB: 1 BB: 0 P: 6	R: 0 E: 0 K: 0 S: 3	H: 0 LOB: 0 BB: 0 P: 3	R: 0 E: 0 K: 0 S: 3	H: 2 LOB: 2 BB: 1 P: 8	R: 0 E: 0 K: 1 S: 4	H: 0 LOB: 0 BB: 1 P: 8	R: 0 E: 0 K: 0 S: 3	H: 0 LOB: 0 BB: 1 P: 10	R: 0 E: 0 K: 1 S: 6	H: 1 LOB: 2 BB: 1 P: 10		1B: 3 2B: 3 3B: 0 HR: 0	SF: 0 SAC: 0 DP: 2 HBP: 0	WP: 1 PB: 0 SB: 0 CS: 2	PA: 35
PITCHER	IP WLS BF H R ER SO BB IBB HBP BLK WP HR S P ERA WHIP																				
48 Jason Hirsh, R (1, 1) ERA: 6.17	5.0 W 20 3 1 1 3 3 0 0 0 0 0 0 23 35 1.80 1.200																				
40 Brian Fuentes, L (6, 1) ERA: 3.5	1.0 H 4 2 1 1 0 1 0 0 0 0 1 0 3 8 9.00 3.000																				
32 LaTroy Hawkins, R (7, 1) ERA:	1.0 H 3 0 0 0 1 1 0 0 0 0 0 0 4 8 0.00 1.000																				
61 Ramon E Ramirez, R (8, 1) ERA: 2.25	1.0 H 3 0 0 0 0 0 0 0 0 0 0 0 3 3 0.00 0.000																				
60 Manny Corpas, R (9, 1) ERA:	1.0 S 5 1 0 0 1 1 0 0 0 0 0 0 6 10 0.00 2.000																				

Batter	1	2	3	4	5	6	7	8	9	AB	R	H	RBI	BB	SO	LOB	BOTTOM				
21 Steve Finley, L (1, 8) OBP: 0.346, SLG: 0.440 44 Alexis Gomez, L (4, 8) OBP: 0.440, SLG: 0.478										2	0	0	0	0	2	1	<p>Oakland Athletics @ Colorado Rockies US West Sports Complex, Hi Corbett Field, Tucson, AZ</p> <p>Thu Mar 15 2007, 4:05 PM EDT Att.: 4,391 - Sunny - 88 F</p> <p>livebaseballscorecards.com</p> <p>AB 33 R 5 H 9 RBI 4 BB 2 SO 12 LOB 20</p>				
Jaime Carroll, R (1, 4) OBP: 0.107, SLG: 0.111 74 Jeff Dragicovich, R (8, 4)										3	1	0	1	1	1	2					
27 Garrett Atkins, R (1, 5) OBP: 0.367, SLG: 0.483 61 Ramon E Ramirez, R (8, 1) 60 Manny Corpas, R (9, 1)										4	0	1	0	0	2	2					
17 Todd Helton, L (1, 3) OBP: 0.524, SLG: 0.700 40 Brian Fuentes, L (6, 1) Geronimo Gil, R (7, 2) OBP: 0.364, SLG: 0.455										3	0	1	1	0	0	2					
5 Matt Holliday, R (1, 7) OBP: 0.400, SLG: 0.643 72 Jordan Czarniecki, R (9, 7)										4	2	1	0	0	1	1					
11 Brad Hawpe, L (1, 9) OBP: 0.313, SLG: 0.533 92 Joe Gaetti, R (9, 9) OBP: 0.333, SLG: 0.667										4	0	1	0	0	2	2					
2 Troy Tulowitzki, R (1, 6) OBP: 0.407, SLG: 0.458										4	0	1	0	0	2	4					
8 Yorvit Torrealba, R (1, 2) OBP: 0.294, SLG: 0.353 32 LaTroy Hawkins, R (7, 1) 15 Frank Menechino, R (8, 5) OBP: 0.425, SLG: 0.571										3	1	2	1	0	1	1					
48 Jason Hirsh, R (1, 1) 63 Edwin Bellorin, R (5, PR) 67 Erick Almonte, R (6, 3) OBP: 0.455, SLG: 0.500										1	0	0	0	0	1	1					
Inning Stats	R: 0 E: 0 K: 3 S: 9	H: 0 LOB: 0 BB: 0 P: 9	R: 0 E: 0 K: 2 S: 7	H: 0 LOB: 0 BB: 0 P: 7	R: 0 E: 0 K: 3 S: 10	H: 1 LOB: 1 BB: 0 P: 10	R: 1 E: 0 K: 1 S: 7	H: 2 LOB: 2 BB: 1 P: 11	R: 2 E: 2 K: 0 S: 6	H: 1 LOB: 2 BB: 1 P: 10	R: 1 E: 1 K: 2 S: 11	H: 1 LOB: 1 BB: 0 P: 11	R: 0 E: 0 K: 0 S: 4	H: 2 LOB: 1 BB: 0 P: 4	R: 1 E: 0 K: 1 S: 7	H: 2 LOB: 1 BB: 0 P: 7		1B: 7 2B: 2 3B: 0 HR: 0	SF: 0 SAC: 1 DP: 1 HBP: 0	WP: 1 PB: 1 SB: 3 CS: 0	PA: 36
PITCHER	IP WLS BF H R ER SO BB IBB HBP BLK WP HR S P ERA WHIP																				
40 Rich Harden, R (1, 1) ERA: 1.04	3.2 1 0 0 0 0 0 0 0 0 0 0 0 2 2 0.00 0.818																				
61 Erasmo Ramirez, L (4, 1) ERA: 14.54	0.1 2 1 0 0 0 0 0 0 0 0 0 0 2 2 0.00 3.000																				
51 Brad Halsey, L (5, 1) ERA: 7.45	3.0 L 15 4 3 0 2 1 0 0 0 0 0 0 21 25 0.00 1.667																				
Jay Marshall, L (8, 1) ERA: 3.88	1.0 5 2 1 1 1 0 0 0 0 0 0 0 7 7 9.00 2.000																				

Batter	1	2	3	4	5	6	7	8	9	AB	R	H	RBI	BB	SO	LOB	TOP					
10 Dave Roberts, L (1,8) OBP: 0.324, SLG: 0.219 20 Fred Lewis, L (6,9) OBP: 0.289, SLG: 0.317	4-0 G6-4-3 BB		0-0 G3			0-0 P5	0-3 K			2	0	0	0	1	0	0	San Francisco Giants @ Colorado Rockies US West Sports Complex, Hi Corbett Field, Tucson, AZ Sat Mar 17 2007, 4:05 PM EDT Att. 6,128 - Overcast - 96 F livebaseballscorecards.com					
2 Randy Winn, S (1,9) OBP: 0.400, SLG: 0.583 Jason Ellison, R (6,8) OBP: 0.558, SLG: 0.595	0-3 K			0-0 G4-3		0-0 G3-1		0-0 G5-3		3	0	0	0	0	1	1						
Ryan Klesko, L (1,3) OBP: 0.333, SLG: 0.429 56 Chad Santos, L (6, PR) OBP: 0.450, SLG: 0.765	0-0 G6-4-3 1-2			0-0 G3 2B		4-0 1B 65 1B BB		0-0 1B 68 G5-3 1B		2	0	1	0	1	0	1						
Pedro Feliz, R (1,5) OBP: 0.302, SLG: 0.488 68 Justin Leone, R (6,5) OBP: 0.333, SLG: 0.158		0-0 G5-3		0-0 G3 2-3		0-0 1B 9 BB 65 1B		0-0 G5-3 1-2		3	1	1	0	0	0	1						
9 Mark Sweeney, L (1,7) OBP: 0.179, SLG: 0.192 83 Brian Horwitz, R (6,7)		0-0 1B 19 G6-3		0-0 G3-1		4-0 1B 65 BB		0-0 G1-3		2	0	1	0	1	0	1						
19 Kevin Frandsen, R (1,6) OBP: 0.333, SLG: 0.289 65 Luis Figueroa, S (5, PR) OBP: 0.211, SLG: 0.333		0-0 G6-3 1-2			4-0 BB 50 G3-6	0-0 1B 1-2 2-H 3-H		0-0 F8		1	0	0	0	1	0	1						
50 Eleizer Alfonso, R (1,2) OBP: 0.273, SLG: 0.200 60 Justin Knoedler, R (6,2) OBP: 0.632, SLG: 0.875		0-0 G5-3		0-0 G3-6-1 1-2		0-0 F8		0-0 1B		3	0	0	0	0	0	4						
43 Tomas De La Rosa, R (1,4) OBP: 0.333, SLG: 0.583			0-0 G5-3		0-0 2B		0-0 F8		0-0 P4	4	0	1	0	0	0	1						
41 Brad Hennessey, R (1,1) 76 Scott Atchison, R (4,1) 28 Lance Niekro, R (7, PH) 54 Scott Munter, R (7,1) David Cortes, R (8,1) 67 Guillermo Rodriguez, R (8, PH) OBP: 0.198, SLG: 0.111			0-0 G4-3		0-0 G4-3		0-3 K		0-0 L6	1	0	0	0	0	0	0						
Inning Stats	R: 0 E: 0 K: 1 S: 4	H: 0 LOB: 0 BB: 1 P: 8	R: 0 E: 0 K: 0 S: 4	H: 1 LOB: 1 BB: 0 P: 4	R: 0 E: 0 K: 0 S: 3	H: 0 LOB: 0 BB: 0 P: 3	R: 0 E: 0 K: 0 S: 4	H: 1 LOB: 2 BB: 1 P: 4	R: 0 E: 0 K: 0 S: 3	H: 1 LOB: 2 BB: 1 P: 7	R: 2 E: 0 K: 0 S: 5	H: 2 LOB: 0 BB: 2 P: 13	R: 0 E: 0 K: 2 S: 7	H: 0 LOB: 0 BB: 0 P: 7	R: 0 E: 0 K: 0 S: 4	H: 1 LOB: 1 BB: 0 P: 4		R: 0 E: 0 K: 0 S: 4	H: 1 LOB: 1 BB: 0 P: 4	1B: 5 2B: 2 3B: 0 HR: 0	SF: 0 SAC: 0 DP: 2 HBP: 0	WP: 0 PB: 0 SB: 0 CS: 0
PITCHER	IP WLS BF H R ER SO BB IBB HBP BLK WP HR S P ERA WHIP																					
28 Aaron Cook, R (1,1) ERA: 2.35	5.1 W 19 3 0 0 1 2 0 0 0 0 0 0 19 27 0.00 0.938																					
Danny Graves, R (6,1) ERA: 13.5	0.2 6 2 2 2 0 2 0 0 0 0 0 0 4 12 27.00 6.000																					
60 Manny Corpas, R (7,1) ERA: 13.5	1.0 3 0 0 0 2 0 0 0 0 0 0 0 7 7 0.00 0.000																					
32 LaTroy Hawkins, R (8,1) ERA: 3.0	1.0 4 1 0 0 0 0 0 0 0 0 0 0 4 4 0.00 1.000																					
40 Brian Fuentes, L (9,1) ERA: 3.0	1.0 4 1 0 0 0 0 0 0 0 0 0 0 4 4 0.00 1.000																					

Batter	1	2	3	4	5	6	7	8	9	AB	R	H	RBI	BB	SO	LOB	BOTTOM			
3 Willy Taveras, R (1,8) OBP: 0.444, SLG: 0.406 Travis Becktel, R (8,7)	0-0 1B 17 WP	0-0 S 27 HR		0-0 1B 27 SF7		0-0 P3		0-0 F9		4	3	3	0	0	0	0	San Francisco Giants @ Colorado Rockies US West Sports Complex, Hi Corbett Field, Tucson, AZ Sat Mar 17 2007, 4:05 PM EDT Att. 6,128 - Overcast - 96 F livebaseballscorecards.com			
Jaime Carroll, R (1,4) OBP: 0.192, SLG: 0.133 Omar Quintanilla, L (6,4) OBP: 0.333, SLG: 0.522	1-3 K	0-1 L6		0-0 1B 17 SF7		0-0 F7		0-0 G5-3		3	0	1	1	0	1	3				
27 Garrett Atkins, R (1,5) OBP: 0.394, SLG: 0.583 15 Frank Menechino, R (6,5) OBP: 0.444, SLG: 0.667	0-0 G5-3	0-0 HR		0-0 F8		0-0 P6		0-0 2B		3	1	1	3	0	0	3				
17 Todd Helton, L (1,3) OBP: 0.500, SLG: 0.682 10 Jeff Baker, R (6,3) OBP: 0.333, SLG: 0.629	0-0 1B 11 HR	0-0 G4-3		0-0 SF7		0-0 G6-3		0-3 K		2	1	1	2	0	0	0				
5 Matt Holliday, R (1,7) OBP: 0.394, SLG: 0.600 72 Jordan Czarniecki, R (6,7) OBP: 1.000, SLG: 2.000	4-0 1B 11 HR			0-0 P4		0-0 G3		0-0 2B		2	1	0	0	1	0	1				
11 Brad Hawpe, L (1,9) OBP: 0.343, SLG: 0.727 44 Alexis Gomez, L (6,9) OBP: 0.407, SLG: 0.440	0-0 HR			0-0 HR		0-3 K2-3		0-0 G6-3		3	2	2	4	0	1	0				
2 Troy Tulowitzki, R (1,6) OBP: 0.419, SLG: 0.484 32 LaTroy Hawkins, R (8,1) 40 Brian Fuentes, L (9,1)	0-0 F9			0-0 G4-3		0-0 1B 20 FC6-4		0-0 E8 1B		4	1	2	1	0	0	0				
20 Chris Iannetta, R (1,2) OBP: 0.458, SLG: 0.474 Alvin Colina, R (6,2) OBP: 0.125, SLG: 0.500		4-0 1B 3 HR		0-3 K		0-0 FC6-4		0-0 E9		2	1	0	0	1	1	1				
28 Aaron Cook, R (1,1) OBP: 0.500, SLG: 0.750 Danny Graves, R (6,1) 60 Manny Corpas, R (7,1) 74 Jeff Dragovich, R (7, PH) (8,4)		0-0 SH3-4		0-0 1B		0-0 K		0-0 G6-3		2	1	1	0	0	1	1				
Inning Stats	R: 4 E: 0 K: 1 S: 8	H: 3 LOB: 0 BB: 1 P: 13	R: 3 E: 0 K: 0 S: 6	H: 2 LOB: 0 BB: 1 P: 10	R: 1 E: 0 K: 1 S: 6	H: 1 LOB: 0 BB: 0 P: 6	R: 2 E: 0 K: 0 S: 6	H: 3 LOB: 1 BB: 0 P: 6	R: 0 E: 0 K: 2 S: 8	H: 1 LOB: 1 BB: 0 P: 8	R: 0 E: 0 K: 0 S: 3	H: 0 LOB: 0 BB: 0 P: 3	R: 2 E: 2 K: 0 S: 6	H: 2 LOB: 1 BB: 0 P: 6	R: 0 E: 0 K: 1 S: 6	H: 1 LOB: 1 BB: 0 P: 6		1B: 8 2B: 2 3B: 0 HR: 3	SF: 1 SAC: 1 DP: 0 HBP: 0	WP: 1 PB: 0 SB: 1 CS: 0
PITCHER	IP WLS BF H R ER SO BB IBB HBP BLK WP HR S P ERA WHIP																			
41 Brad Hennessey, R (1,1) ERA: 11.45	3.0 L 17 4 2 2 2 0 0 0 0 0 0 0 17 17 6.00 1.333																			
76 Scott Atchison, R (4,1) ERA: 2.89	3.0 13 4 2 2 2 0 0 0 0 0 0 0 17 17 6.00 1.333																			
54 Scott Munter, R (7,1) ERA: 5.68	1.0 6 2 2 1 0 0 0 0 0 0 0 0 6 6 9.00 2.000																			
David Cortes, R (8,1) ERA: 1.89	1.0 4 1 0 0 1 0 0 0 0 0 0 0 6 6 0.00 1.000																			

Batter	1	2	3	4	5	6	7	8	9	AB	R	H	RBI	BB	SO	LOB	TOP																	
Jamey Carroll, R (1,4) Russ Johnson, R (6,4)	F8		F7	18 BB		FC5-2-5-1 18 3B	K			3	1	0	0	1	0	2																		
18 Cory Sullivan, L (1,8) 62 Chris Frey, L (6,8)	27 CS 1B		27 HBP 1B	1-2 2-3 1B		1-2 3-H 17 1B 3B		G1-3		4	1	4	3	0	0	0																		
27 Garrett Atkins, R (1,5) 15 Frank Menechino, R (6,5)	17 PO 2B		HBP	G5-3		G5-3		L5		3	0	1	0	0	0	3																		
17 Todd Helton, L (1,3) 67 Erick Almonte, R (6, PR)	PO	2 2B 1B	L5			K		5 HR 1B		4	0	2	1	0	1	2																		
5 Matt Holliday, R (1,7) 44 Alexis Gomez, L (6,9)		F8		11 HR HBP		F9		1-H HR		3	2	1	2	0	0	1																		
11 Brad Hawpe, L (1,9) Judson Thigpen, R (6, PR)		P4		1-H HR		1B		1B		4	1	3	2	0	0	1																		
2 Troy Tulowitzki, R (1,10) 92 Joe Gaetti, R (9, PH)		2B		K		G5-3		K		4	0	1	0	0	2	2																		
20 Chris Iannetta, R (1,2) Geronimo Gil, R (7,2)		K		12 BB 18 BB 1B		E6 12 1B		F9		3	1	0	0	1	1	2																		
12 Clint Barmes, R (1,6) Omar Quintanilla, L (6,6)		P4		18 BB 1B		18 3B 1B		G5-3		2	1	1	0	1	0	0																		
Inning Stats	R: 0 E: 0 K: 0 S: 3	H: 2 LOB: 0 BB: 5	R: 0 E: 0 K: 1 S: 7	H: 2 LOB: 2 BB: 7	R: 0 E: 0 K: 0 S: 4	H: 1 LOB: 2 BB: 0 P: 5	R: 3 E: 0 K: 1 S: 6	H: 2 LOB: 2 BB: 3 P: 19	R: 0 E: 0 K: 1 S: 6	H: 1 LOB: 1 BB: 0 P: 6	R: 5 E: 1 K: 1 S: 11	H: 5 LOB: 1 BB: 0 P: 11	R: 0 E: 0 K: 1 S: 5	H: 0 LOB: 1 BB: 0 P: 5	R: 0 E: 0 K: 0 S: 3	H: 0 LOB: 1 BB: 1 P: 7	R: 0 E: 0 K: 1 S: 5	H: 0 LOB: 0 BB: 0 P: 5	1B: 8 2B: 2 3B: 1 HR: 2	SF: 0 SAC: 0 DP: 0 HBP: 2	WP: 0 PB: 0 SB: 0 CS: 1	PA: 45												
PITCHER	IP WLS BF H R ER SO BB IBB HBP BLK WP HR S P ERA WHIP																																	
46 Bruce Chen, L (1,1) ERA: 0.77	3.0	13	5	0	0	1	0	0	0	0	0	0	0	14	17	0.00	1.667																	
58 Wes Littleton, R (4,1) ERA: 24.0	0.1	6	1	3	3	1	3	0	1	0	0	1	4	17	81.00	12.000																		
36 C.J. Wilson, L (4,1) ERA: 11.12	1.2	6	2	0	0	1	0	0	0	0	0	0	8	8	0.00	1.200																		
Rick Bauer, R (6,1) ERA: 15.43	1.0	9	5	5	1	1	0	0	0	0	0	1	11	11	9.00	5.000																		
29 Mike Wood, R (7,1) ERA: 2.35	3.0	W	10	0	0	0	2	1	0	0	0	0	0	13	17	0.00	0.333																	

Colorado Rockies @ Texas Rangers
 Surprise Stadium, Surprise, AZ
 Sun Mar 18 2007, 4:05 PM EDT
 Att: 5,014 - Sunny - 85 F

AB	38
R	8
H	13
RBI	8
BB	4
SO	6
LOB	14



Batter	1	2	3	4	5	6	7	8	9	AB	R	H	RBI	BB	SO	LOB	BOTTOM																
Kenny Lofton, L (1,8) Freddy Guzman, S (5, PR)	23 1B		F7		28 1B 21 SF8	K	28 HR			3	0	2	0	0	0	2																	
28 Matt Kata, S (1,6) OBP: 0.466, SLG: 0.700	F7		HR		1B		1B			5	3	4	5	0	0	1																	
23 Mark Teixeira, S (1,3) 65 Nate Gold, R (4,3)	21 G4-6-3 1B		G5-3		P4		HR			2	0	1	0	0	0	0																	
21 Sammy Sosa, R (1,10) 22 Marlon Byrd, R (7, PH)	G4-6-3 1B		G6-3		SF8		F7			2	0	0	1	0	0	2																	
6 Brad Wilkerson, L (1,7) 19 Jason Botts, S (6,7)		G3-1	F7		G4-3		25 1B 17 2B		2 G3 BB	3	0	0	0	0	0	1																	
25 Jerry Hairston, R (1,4) 2 Drew Meyer, L (8,4)	49 1B 92 1B		F7		F7		49 2B 17 2B		G3	4	3	3	0	0	0	0																	
17 Nelson Cruz, R (1,9) OBP: 0.292, SLG: 0.381	F8		49 F9 2B		F9		1-H 2-H 2B		K	5	1	2	2	0	1	3																	
49 Miguel Ojeda, R (1,2) 35 Chris Stewart, R (7,2)	92 1B		F9		F9		K			3	0	2	1	0	0	1																	
92 Travis Metcalf, R (1,5) OBP: 0.500, SLG: 0.333	1-2 3-H 1B		F9		F9		28 HR BB			3	1	1	1	1	0	2																	
Inning Stats	R: 0 E: 0 K: 0 S: 4	H: 2 LOB: 1 BB: 0 P: 4	R: 1 E: 0 K: 0 S: 6	H: 3 LOB: 2 BB: 0 P: 6	R: 1 E: 0 K: 0 S: 4	H: 1 LOB: 1 BB: 0 P: 4	R: 0 E: 0 K: 0 S: 4	H: 1 LOB: 1 BB: 0 P: 4	R: 1 E: 0 K: 1 S: 5	H: 2 LOB: 1 BB: 0 P: 5	R: 1 E: 0 K: 1 S: 7	H: 2 LOB: 1 BB: 0 P: 7	R: 8 E: 0 K: 1 S: 10	H: 5 LOB: 0 BB: 3 P: 22	R: 0 E: 0 K: 1 S: 5	H: 0 LOB: 1 BB: 1 P: 9	1B: 9 2B: 4 3B: 0 HR: 3	SF: 1 SAC: 0 DP: 1 HBP: 0	WP: 0 PB: 0 SB: 0 CS: 0	PA: 43													
PITCHER	IP WLS BF H R ER SO BB IBB HBP BLK WP HR S P ERA WHIP																																
26 Jeff Francis, L (1,1) ERA: 6.48	6.0	28	11	4	4	1	0	0	0	0	0	1	8	12	67.50	7.500																	
34 Matt Herges, R (7,1) ERA: 7.5	0.2	L	7	4	5	5	1	1	0	0	0	1	8	12	67.50	7.500																	
61 Ramon E Ramirez, R (7,1) ERA: 8.31	0.1	4	1	3	3	0	2	0	0	0	0	1	2	10	81.00	9.000																	
Ryan Speier, R (8,1) ERA: 3.6	1.0	4	0	0	0	1	1	0	0	0	0	0	5	9	0.00	1.000																	


Colorado Rockies @ Texas Rangers
 Surprise Stadium, Surprise, AZ
 Sun Mar 18 2007, 4:05 PM EDT
 Att: 5,014 - Sunny - 85 F


AB	38
R	12
H	16
RBI	12
BB	4
SO	3
LOB	17



Batter	1	2	3	4	5	6	7	8	9	AB	R	H	RBI	BB	SO	LOB	TOP			
12 Alfonso Soriano, R (1,8) OBP: 0.370, SLG: 0.628 17 Felix Pie, L (7,PH) OBP: 0.404, SLG: 0.417										3	1	1	1	0	1	1	Chicago Cubs @ Colorado Rockies US West Sports Complex, Hi Corbett Field, Tucson, AZ Tue Mar 20 2007, 4:05 PM EDT Att: 6,023 - Cloudy - 75 F livebaseballscorecards.com			
Cesar Izturis, S (1,6) OBP: 0.486, SLG: 0.393 5 Ronny Cedeno, R (7,6) OBP: 0.391, SLG: 0.425										3	0	1	0	0	0	1				
29 Angel Paquin, S (1,9) OBP: 0.375, SLG: 0.263										3	1	1	0	1	0	1				
16 Aramis Ramirez, R (1,5) OBP: 0.409, SLG: 0.675 Tomas Perez, S (7,5) OBP: 0.333, SLG: 0.296										3	0	1	0	0	0	0				
32 Daryle Ward, L (1,3) OBP: 0.194, SLG: 0.314 46 Ryan Dempster, R (6,1) 13 Will Ohman, L (7,1) 71 James Adduci, L (8,PH) 37 Angel Guzman, R (8,1)										3	0	1	1	0	0	0				
Michael Barrett, R (1,2) OBP: 0.342, SLG: 0.639 61 Koyie Hill, S (7,2) OBP: 0.313, SLG: 0.385										2	0	1	0	1	0	0				
Mark DeRosa, R (1,4) OBP: 0.415, SLG: 0.281										3	0	1	0	1	1	4				
27 Buck Coats, L (1,7) OBP: 0.409, SLG: 0.425										4	0	0	0	0	1	5				
30 Ted Lilly, L (1,1) OBP: 0.500, SLG: 0.500 76 Micah Hoffpauir, L (6,3) OBP: 0.409, SLG: 0.684										2	0	1	0	0	0	0				
										2	0	0	0	0	0	2				
Inning Stats	R: 2 E: 0 K: 1 S: 9	H: 4 LOB: 3 BB: 1 P: 13	R: 0 E: 0 K: 1 S: 5	H: 1 LOB: 0 BB: 0 P: 5	R: 0 E: 0 K: 0 S: 3	H: 0 LOB: 0 BB: 0 P: 3	R: 0 E: 0 K: 0 S: 3	H: 1 LOB: 1 BB: 0 P: 3	R: 0 E: 0 K: 0 S: 4	H: 0 LOB: 0 BB: 0 P: 3	R: 0 E: 0 K: 1 S: 5	H: 0 LOB: 1 BB: 1 P: 9	R: 0 E: 0 K: 0 S: 3	H: 1 LOB: 2 BB: 2 P: 11	R: 0 E: 0 K: 2 S: 8	H: 1 LOB: 1 BB: 0 P: 8	1B: 7 2B: 1 3B: 0 HR: 1	SF: 0 SAC: 0 DP: 3 HBP: 0	WP: 1 PB: 0 CS: 0	PA: 37
PITCHER	IP WLS BF H R ER SO BB IBB HBP BLK WP HR S P ERA WHIP	5.0 W 21 7 2 2 2 1 0 0 0 1 1 24 28 3.60 1.600	4.0 S 16 2 0 0 3 3 0 0 0 0 0 0 19 31 0.00 1.250																	

Batter	1	2	3	4	5	6	7	8	9	AB	R	H	RBI	BB	SO	LOB	BOTTOM				
3 Willy Taveras, R (1,8) OBP: 0.462, SLG: 0.429 21 Steve Finley, L (6,8) OBP: 0.344, SLG: 0.484										3	0	2	0	0	0	3	Chicago Cubs @ Colorado Rockies US West Sports Complex, Hi Corbett Field, Tucson, AZ Tue Mar 20 2007, 4:05 PM EDT Att: 6,023 - Cloudy - 75 F livebaseballscorecards.com				
Jaime Carroll, R (1,4) OBP: 0.175, SLG: 0.114 Omar Quintanilla, L (6,4) OBP: 0.333, SLG: 0.480										2	0	0	1	0	0	1					
27 Garrett Atkins, R (1,5) OBP: 0.375, SLG: 0.553 47 John Mabry, L (6,3) OBP: 0.440, SLG: 0.727										3	0	1	1	0	0	1					
17 Todd Helton, L (1,3) OBP: 0.452, SLG: 0.586 18 Cory Sullivan, L (6,7) OBP: 0.344, SLG: 0.419										3	0	0	0	0	0	3					
5 Matt Holliday, R (1,7) OBP: 0.450, SLG: 0.714 67 Erick Almonte, R (6,5) OBP: 0.500, SLG: 0.455										2	1	2	0	1	0	0					
11 Brad Hawpe, L (1,9) OBP: 0.381, SLG: 0.775 38 Ubaldo Jiménez, R (6,1)										3	0	1	0	0	0	2					
2 Troy Tulowitzki, R (1,6) OBP: 0.410, SLG: 0.500										4	1	2	1	0	0	2					
8 Yorvit Torrealba, R (1,2) OBP: 0.280, SLG: 0.320										4	1	1	1	0	0	6					
50 Brian Lawrence, R (1,1) 10 Jeff Baker, R (6,9) OBP: 0.316, SLG: 0.595										1	1	0	0	1	1	3					
										2	0	0	0	0	1	0					
Inning Stats	R: 0 E: 0 K: 0 S: 5	H: 1 LOB: 1 BB: 0 P: 5	R: 0 E: 0 K: 1 S: 8	H: 3 LOB: 3 BB: 0 P: 8	R: 0 E: 0 K: 0 S: 3	H: 0 LOB: 0 BB: 0 P: 3	R: 4 E: 0 K: 0 S: 7	H: 4 LOB: 2 BB: 2 P: 16	R: 0 E: 0 K: 0 S: 4	H: 1 LOB: 1 BB: 0 P: 4	R: 0 E: 0 K: 1 S: 6	H: 0 LOB: 2 BB: 1 P: 10	R: 0 E: 0 K: 1 S: 5	H: 0 LOB: 0 BB: 0 P: 5	1B: 8 2B: 2 3B: 0 HR: 0	SF: 1 SAC: 0 DP: 1 HBP: 0	WP: 1 PB: 0 CS: 0	PA: 38			
PITCHER	IP WLS BF H R ER SO BB IBB HBP BLK WP HR S P ERA WHIP	5.0 L 26 9 4 4 1 1 0 0 0 0 0 0 3 7 0.00 2.200	1.0 4 1 0 0 0 1 0 0 0 0 0 0 6 10 0.00 1.000	1.0 3 0 0 0 1 0 0 0 0 0 0 5 5 0.00 0.000																	

Batter	1	2	3	4	5	6	7	8	9	AB R H RBI BB SO LOB	TOP																								
												Colorado Rockies @ Milwaukee Brewers Maryvale Baseball Park, Phoenix, AZ Thu Mar 22 2007, 4:05 PM EDT livebaseballscorecards.com																							
											AB		0																						
											R		0																						
											H		0																						
											RBI		0																						
											BB		0																						
											SO		0																						
											LOB		0																						
																																			
Inning Stats											1B: 0		SF: 0	WP: 0	PA: 0																				
	2B: 0	SAC: 0	FB: 0																																
	3B: 0	DP: 0	SB: 0																																
	HR: 0	HBP: 0	CS: 0																																
PITCHER	IP	WLS	BF	H	R	ER	SO	BB	IBB	HBP	BLK	WP	HR	S	P	ERA	WHIP	PITCHER	IP	WLS	BF	H	R	ER	SO	BB	IBB	HBP	BLK	WP	HR	S	P	ERA	WHIP

Batter	1	2	3	4	5	6	7	8	9	AB R H RBI BB SO LOB	BOTTOM																								
												Colorado Rockies @ Milwaukee Brewers Maryvale Baseball Park, Phoenix, AZ Thu Mar 22 2007, 4:05 PM EDT livebaseballscorecards.com																							
											AB		0																						
											R		0																						
											H		0																						
											RBI		0																						
											BB		0																						
											SO		0																						
											LOB		0																						
																																			
Inning Stats											1B: 0		SF: 0	WP: 0	PA: 0																				
	2B: 0	SAC: 0	FB: 0																																
	3B: 0	DP: 0	SB: 0																																
	HR: 0	HBP: 0	CS: 0																																
PITCHER	IP	WLS	BF	H	R	ER	SO	BB	IBB	HBP	BLK	WP	HR	S	P	ERA	WHIP	PITCHER	IP	WLS	BF	H	R	ER	SO	BB	IBB	HBP	BLK	WP	HR	S	P	ERA	WHIP

Batter	1	2	3	4	5	6	7	8	9	AB	R	H	RBI	BB	SO	LOB	TOP
22 Scott Podsednik, L (1.7) 92 Daron Roberts, R (6.7)	G4-3		FC5-4 BB		G6-4-3		E6 3B 1B			2	0	0	0	1	0	1	Chicago White Sox @ Colorado Rockies US West Sports Complex, Hi Corbett Field, Tucson, AZ Fri Mar 23 2007, 4:05 PM EDT Att. 4,717 - Overcast - 63 F livebaseballscorecards.com
38 Pablo Ozuna, R (1.5) OBP: 0.357, SLG: 0.476 (6.4)	G6-3		FC5-4 1-2			2B 8 G3 1B	1B			4	1	2	0	0	0	1	
14 Paul Konerko, R (1.3) 94 Brandon Allen, L (6.3)	G6-3		L9			8 E 44 1B BB	K			2	0	0	0	1	0	1	
23 Jermaine Dye, R (1.9) 30 Luis Terrero, R (6.9)		G4-3		F7		F8				3	0	0	0	0	0	2	
8 Alex Cintron, S (1.4) Michael Myers, R (6.5)	F7			K		G3				3	0	0	1	0	1	1	
44 Toby Hall, R (1.2) 39 Wiki Gonzalez, R (6.2)	1B			1B		1B				3	0	3	1	0	0	0	
5 Juan Uribe, R (1.6) Javier Castillo, R (7.3)	1B			F7		CS				3	0	2	0	0	0	1	
32 Brian Anderson, R (1.8)	G4-3					34 B5-6-4 BB	1B			2	1	1	0	1	0	2	
67 John Danks, L (1.1) Rob Mackowiak, L (5.3) 34 Gavin Floyd, R (5.1)			K		FC6-4 1B	B5-6-4				1	0	0	0	0	1	0	
										1	0	0	0	0	0	2	
Inning Stats	R: 0 E: 0 K: 0 S: 4	H: 0 LOB: 0 BB: 0 P: 4	R: 0 E: 0 K: 0 S: 5	H: 2 LOB: 2 BB: 0 P: 5	R: 0 E: 0 K: 1 S: 5	H: 0 LOB: 1 BB: 1 P: 9	R: 0 E: 0 K: 1 S: 6	H: 1 LOB: 0 BB: 0 P: 6	R: 0 E: 0 K: 0 S: 3	H: 1 LOB: 0 BB: 0 P: 3	R: 2 E: 1 K: 0 S: 4	H: 2 LOB: 1 BB: 1 P: 9	R: 1 E: 1 K: 1 S: 7	H: 2 LOB: 2 BB: 1 P: 11			
PITCHER	IP WLS BF H R ER SO BB IBB HBP BLK WP HR S P ERA WHIP																
28 Aaron Cook, R (1.1) ERA: 2.11	6.0 W 24 6 2 1 2 2 0 0 0 0 0 0 27 36 1.50 1.333																
Jeremy Affeldt, L (7.1) ERA: 7.2	1.0 S 6 2 1 0 1 1 0 0 0 0 0 0 7 11 0.00 3.000																

Batter	1	2	3	4	5	6	7	8	9	AB	R	H	RBI	BB	SO	LOB	BOTTOM
3 Willy Taveras, R (1.8) 74 Dexter Fowler, S (7.8)	L9-6 2B		FC6-4 1-2			E1 7 BB 27 HR 1B				3	1	2	0	0	0	1	Chicago White Sox @ Colorado Rockies US West Sports Complex, Hi Corbett Field, Tucson, AZ Fri Mar 23 2007, 4:05 PM EDT Att. 4,717 - Overcast - 63 F livebaseballscorecards.com
7 Kazuo Matsui, S (1.4) Jason Van Kooten, R (7.4)	L9-6 2-2			17 G6-3 BB		27 HR BB				1	1	0	0	2	0	1	
27 Garrett Atkins, R (1.5) 19 Ryan Spilborghs, R (7.9)	G5-3			K		HR				3	1	1	4	0	1	1	
17 Todd Helton, L (1.3) Travis Becktel, R (7.7)	G6-3			G6-3		G3				3	0	0	0	0	0	1	
5 Matt Holliday, R (1.7) 94 Doug Bernier, R (7.6)	BB					K				2	0	1	0	1	1	0	
11 Brad Hawpe, L (1.9) Jeremy Affeldt, L (7.1)	K					F8				3	0	0	0	0	1	2	
2 Troy Tulowitzki, R (1.6) Jamey Carroll, R (7.5)						G5-4-3 1B				2	0	0	0	0	0	1	
20 Chris Iannetta, R (1.2) 10 Jeff Baker, R (7.3)										0	1	0	0	2	0	0	
28 Aaron Cook, R (1.1) 47 John Mabry, L (6.3) 8 Yorvit Torrealba, R (7.2)	BB					3 E 47 1B BB				1	0	0	0	0	0	1	
										1	1	1	0	0	0	0	
Inning Stats	R: 0 E: 0 K: 0 S: 3	H: 1 LOB: 0 BB: 0 P: 3	R: 0 E: 0 K: 1 S: 4	H: 0 LOB: 0 BB: 1 P: 8	R: 0 E: 1 K: 0 S: 3	H: 0 LOB: 1 BB: 1 P: 8	R: 0 E: 0 K: 1 S: 4	H: 0 LOB: 0 BB: 1 P: 8	R: 0 E: 0 K: 0 S: 3	H: 1 LOB: 0 BB: 0 P: 3	R: 5 E: 1 K: 1 S: 8	H: 3 LOB: 0 BB: 2 P: 16	R: 3 E: 0 K: 1 S: 8	H: 0 LOB: 0 BB: 0 P: 0			
PITCHER	IP WLS BF H R ER SO BB IBB HBP BLK WP HR S P ERA WHIP																
67 John Danks, L (1.1) ERA: 4.32	4.0 L 11 4 5 5 1 2 0 0 0 0 0 1 11 19 22.50 3.000																
34 Gavin Floyd, R (5.1) ERA: 8.44																	

Batter	1	2	3	4	5	6	7	8	9	AB	R	H	RBI	BB	SO	LOB	TOP			
22 Eric Byrnes, R OBP: 0.357, SLG: 0.608 (1, 7)										3	2	2	2	1	0	0	Arizona Diamondbacks @ Colorado Rockies US West Sports Complex, Hi Corbett Field, Tucson, AZ <small>livebaseballscorecards.com</small> AB 32 R 3 H 7 RBI 3 BB 3 SO 4 LOB 12			
13 Alberto Callaspo, S OBP: 0.456, SLG: 0.620 5 Robby Hammock, R OBP: 0.424, SLG: 0.481 (1, 6) (7, 2)										2	1	1	0	1	0	0				
Chad Tracy, L OBP: 0.333, SLG: 0.644 71 Mark Reynolds, R OBP: 0.500, SLG: 0.769 (1, 5) (8, 5)										4	0	3	1	0	0	0				
Tony Clark, S OBP: 0.340, SLG: 0.359 Jose Valverde, R (8, 1) 56 Ramon Pena, R (9, 1)										3	0	0	0	1	0	3				
24 Chris Young, R OBP: 0.254, SLG: 0.345 (1, 8)										4	0	0	0	0	0	3				
14 Brian Barden, R OBP: 0.435, SLG: 0.636 (1, 4)										4	0	1	0	0	0	3				
19 Chris Snyder, R OBP: 0.333, SLG: 0.278 37 Juan Cruz, R (7, 1) 70 Chris Carter, L OBP: 0.393, SLG: 0.375 (8, 3)										3	0	0	0	0	1	0				
58 Rich Thompson, L OBP: 0.333, SLG: 0.313 (1, 9)										4	0	0	0	0	1	1				
31 Edgar Gonzalez, R OBP: 0.200, SLG: 0.200 11 Augie Ojeda, S OBP: 0.343, SLG: 0.323 (7, PH) (7, 6)										2	0	0	0	0	2	0				
										1	0	0	0	0	0	0				
Inning Stats	R: 1 E: 0 K: 0 S: 4	H: 1 LOB: 0 BB: 0 P: 4	R: 0 E: 0 K: 1 S: 5	H: 0 LOB: 0 BB: 0 P: 5	R: 2 E: 0 K: 1 S: 7	H: 2 LOB: 1 BB: 1 P: 11	R: 0 E: 0 K: 0 S: 3	H: 0 LOB: 0 BB: 0 P: 3	R: 0 E: 0 K: 0 S: 4	H: 2 LOB: 2 BB: 1 P: 8	R: 0 E: 0 K: 0 S: 3	H: 0 LOB: 0 BB: 0 P: 3	R: 0 E: 0 K: 0 S: 3	H: 1 LOB: 1 BB: 1 P: 7	R: 0 E: 0 K: 0 S: 4	H: 1 LOB: 1 BB: 0 P: 4	1B: 3 2B: 2 3B: 0 HR: 2	SF: 0 SAC: 0 DP: 2 HBP: 0	WP: 0 PB: 0 SB: 0 CS: 0	PA: 35
PITCHER	IP WLS BF H R ER SO BB IBB HBP BLK WP HR S P ERA WHIP																			
50 Brian Lawrence, R ERA: 4.5 (1, 1)	6.0 L 24 5 3 3 4 2 0 0 0 0 0 2 30 38 4.50 1.167																			
35 Taylor Buchholz, R ERA: 6.0 (7, 1)	1.0 3 0 0 0 0 0 0 0 0 0 0 0 3 3 0.00 0.000																			
Jeremy Afeldt, L ERA: 6.0 (8, 1)	1.0 4 1 0 0 0 1 0 0 0 0 0 0 0 3 7 0.00 2.000																			
60 Manny Corpas, R ERA: (9, 1)	1.0 4 1 0 0 0 0 0 0 0 0 0 0 0 4 4 0.00 1.000																			

Batter	1	2	3	4	5	6	7	8	9	AB	R	H	RBI	BB	SO	LOB	BOTTOM			
3 Willy Taveras, R OBP: 0.489, SLG: 0.475 15 Frank Menechino, R OBP: 0.600, SLG: 0.769 (1, 8) (7, 4)										2	1	1	0	0	0	0	Arizona Diamondbacks @ Colorado Rockies US West Sports Complex, Hi Corbett Field, Tucson, AZ <small>livebaseballscorecards.com</small> AB 31 R 2 H 7 RBI 1 BB 2 SO 5 LOB 10			
7 Kazuo Matsui, S OBP: 0.375, SLG: 0.400 35 Taylor Buchholz, R (7, 1) 19 Ryan Spilborghs, R OBP: 0.461, SLG: 0.875 (8, 9)										3	0	1	0	0	0	1				
27 Garrett Atkins, R OBP: 0.370, SLG: 0.577 94 Doug Bernier, R (8, PR) (9, 5)										4	0	1	0	0	1	3				
17 Todd Helton, L OBP: 0.415, SLG: 0.500 (1, 3)										4	0	0	0	0	2					
5 Matt Holliday, R OBP: 0.420, SLG: 0.614 (1, 7)										4	0	0	0	0	1	1				
11 Brad Hawpe, L OBP: 0.346, SLG: 0.700 Jeremy Afeldt, L (8, 1) 60 Manny Corpas, R (9, 1) 10 Jeff Baker, R OBP: 0.349, SLG: 0.575 (9, PH)										3	0	1	0	0	0	0				
2 Troy Tulowitzki, R OBP: 0.356, SLG: 0.429 (1, 6)										4	0	0	0	2	2					
20 Chris Iannetta, R OBP: 0.486, SLG: 0.481 47 John Mabry, L OBP: 0.467, SLG: 0.815 Geronimo Gil, R OBP: 0.267, SLG: 0.333 (1, 2) (8, PH) (9, 2)										1	0	0	0	1	1	0				
50 Brian Lawrence, R (1, 1) 44 Alexis Gomez, L OBP: 0.412, SLG: 0.438 (7, 8)										2	0	0	0	0	0	1				
										1	0	1	0	0	0	0				
Inning Stats	R: 1 E: 1 K: 0 S: 4	H: 1 LOB: 1 BB: 0 P: 5	R: 0 E: 0 K: 1 S: 5	H: 0 LOB: 0 BB: 0 P: 5	R: 0 E: 0 K: 1 S: 5	H: 0 LOB: 0 BB: 0 P: 5	R: 0 E: 0 K: 1 S: 5	H: 0 LOB: 1 BB: 1 P: 9	R: 0 E: 0 K: 0 S: 3	H: 1 LOB: 0 BB: 0 P: 3	R: 0 E: 0 K: 1 S: 6	H: 1 LOB: 1 BB: 0 P: 6	R: 1 E: 0 K: 0 S: 6	H: 4 LOB: 2 BB: 0 P: 7	R: 0 E: 0 K: 1 S: 4	H: 0 LOB: 0 BB: 1 P: 8	1B: 5 2B: 1 3B: 1 HR: 0	SF: 0 SAC: 0 DP: 3 HBP: 1	WP: 0 PB: 0 SB: 0 CS: 1	PA: 34
PITCHER	IP WLS BF H R ER SO BB IBB HBP BLK WP HR S P ERA WHIP																			
31 Edgar Gonzalez, R ERA: 3.32 (1, 1)	6.0 W 21 2 1 0 3 1 0 0 1 0 0 0 25 30 0.00 0.500																			
37 Juan Cruz, R ERA: 4.5 (7, 1)	1.0 H 4 1 0 0 1 0 0 0 0 0 0 0 6 6 0.00 1.000																			
Jose Valverde, R ERA: 3.18 (8, 1)	1.0 H 6 4 1 1 0 0 0 0 0 0 0 0 6 7 9.00 4.000																			
56 Ramon Pena, R ERA: 2.7 (9, 1)	1.0 S 3 0 0 0 1 1 0 0 0 0 0 0 4 8 0.00 1.000																			

Sun Mar 25 2007, 4:05 PM EDT
Att: 6,513 - Sunny - 77 F



Batter	1	2	3	4	5	6	7	8	9	AB	R	H	RBI	BB	SO	LOB	TOP							
3 Willy Taveras, R OBP: 0.469, SLG: 0.442 74 Dexter Fowler, S OBP: 0.500, SLG: 0.333	F9		F8		F8		BB BB			3	0	0	0	1	0	1	Colorado Rockies @ Oakland Athletics Phoenix Municipal Stadium, Phoenix, AZ Mon Mar 26 2007, 4:05 PM EDT Att: 4,891 - Sunny - 74 F							
James Carroll, R OBP: 0.198, SLG: 0.119 Jason Van Kooten, R	K			F9		G4-3	BB BB			3	0	0	0	1	1	0								
11 Brad Hawpe, L OBP: 0.339, SLG: 0.722	P6			HR		K	G3			4	1	1	1	0	1	3								
10 Jeff Baker, R OBP: 0.340, SLG: 0.535		K			47 BB	G4-3		F7		3	0	0	0	1	1	0								
47 John Mabry, L OBP: 0.471, SLG: 0.767	F7				BB			L8		3	1	1	0	1	0	0								
19 Ryan Spillborghs, R OBP: 0.452, SLG: 0.786	K			F9		BB BB	BB BB	K		4	1	1	0	0	2	2								
44 Alexis Gomez, L OBP: 0.368, SLG: 0.389			G4-3	G4-3			K			4	0	0	0	0	1	4								
2 Troy Tulowitzki, R OBP: 0.327, SLG: 0.391			K		G1-3		L8			4	0	0	0	0	1	2								
8 Yorvit Torrealba, R OBP: 0.300, SLG: 0.310 Geronimo Gil, R OBP: 0.254, SLG: 0.353			3 S		G6-3		BB BB	F9		2	0	1	0	0	0	0								
							2-H 3-H			2	0	1	2	0	0	0								
Inning Stats	R: 0 E: 0 K: 1 S: 5	H: 0 LOB: 0 BB: 0 P: 5	R: 0 E: 0 K: 2 S: 7	H: 0 LOB: 0 BB: 0 P: 7	R: 0 E: 0 K: 1 S: 6	H: 1 LOB: 1 BB: 0 P: 7	R: 1 E: 0 K: 0 S: 4	H: 1 LOB: 2 BB: 2 P: 12	R: 0 E: 0 K: 0 S: 3	H: 0 LOB: 0 BB: 0 P: 3	R: 0 E: 0 K: 1 S: 5	H: 0 LOB: 0 BB: 0 P: 5	R: 2 E: 0 K: 1 S: 8	H: 3 LOB: 3 BB: 2 P: 17	R: 0 E: 0 K: 1 S: 5	H: 0 LOB: 0 BB: 0 P: 5	R: 0 E: 0 K: 0 S: 3	H: 0 LOB: 0 BB: 0 P: 3	1B: 4 2B: 0 3B: 0 HR: 1	SF: 0 SAC: 0 DP: 0 HBP: 0	WP: 0 PB: 1 SB: 1 CS: 0	PA: 36		
PITCHER	IP WLS BF H R ER SO BB IBB HBP BLK WP HR S P ERA WHIP	3.0 W 10 1 0 0 4 0 0 0 0 0 0 18 19 0.00 0.333	2.0 9 1 1 1 0 1 0 0 0 0 0 1 7 15 4.50 1.500	1.0 3 0 0 0 1 0 0 0 0 0 0 5 5 0.00 0.000	1.0 8 3 2 2 1 2 0 0 0 0 0 8 17 18.00 5.000	1.0 H 3 0 0 0 1 0 0 0 0 0 5 5 0.00 0.000	1.0 S 3 0 0 0 0 0 0 0 0 0 3 3 0.00 0.000	64 Michael Mitchell, R ERA: 0.00	0.00	0.000														

AB	32
R	3
H	5
RBI	3
BB	4
SO	7
LOB	12



Batter	1	2	3	4	5	6	7	8	9	AB	R	H	RBI	BB	SO	LOB	BOTTOM							
Jason Kendall, R OBP: 0.255, SLG: 0.250 17 Adam Melhuse, S OBP: 0.306, SLG: 0.179	F9		F8		2B 1B		67 FC4-6 BB			3	1	1	0	0	0	0	Colorado Rockies @ Oakland Athletics Phoenix Municipal Stadium, Phoenix, AZ Mon Mar 26 2007, 4:05 PM EDT Att: 4,891 - Sunny - 74 F							
Shannon Stewart, R OBP: 0.500, SLG: 0.537 67 Travis Buck, L OBP: 0.464, SLG: 0.574			G4-3		F9		FC4-6			2	1	1	1	1	0	0								
22 Milton Bradley, S OBP: 0.511, SLG: 0.684 4 Antonio Perez, R OBP: 0.417, SLG: 0.529	P6			HR	F9			F7		2	1	1	1	0	0	1								
31 Mike Piazza, R OBP: 0.436, SLG: 0.667 23 Bobby Kielty, S			F9		G3-1			P6		2	1	1	1	0	0	0								
3 Eric Chavez, L OBP: 0.280, SLG: 0.400 2 Lou Merloni, R OBP: 0.412, SLG: 0.533				F8		L3				3	1	1	2	0	0	0								
Nick Swisher, S OBP: 0.426, SLG: 0.679 Ryan Golecki, R OBP: 0.170, SLG: 0.159	G3			HR		G4-3		K		1	0	0	0	0	1	1								
7 Bobby Crosby, R OBP: 0.368, SLG: 0.667 Marco Scutaro, R OBP: 0.422, SLG: 0.514			F8		F7		G6-3			3	0	0	0	0	0	0								
29 Dan Johnson, L OBP: 0.397, SLG: 0.412 8 Enibel Durazo, L OBP: 0.318, SLG: 0.425			F8		F7			F8		0	0	0	0	0	0	0								
14 Mark Ellis, R OBP: 0.275, SLG: 0.326 13 Donnie Murphy, R OBP: 0.500, SLG: 0.541			F8		G1-3			F9		3	0	0	0	0	0	0								
Inning Stats	R: 3 E: 0 K: 0 S: 5	H: 2 LOB: 1 BB: 1 P: 9	R: 0 E: 0 K: 0 S: 3	H: 0 LOB: 0 BB: 0 P: 3	R: 1 E: 0 K: 0 S: 4	H: 1 LOB: 0 BB: 0 P: 4	R: 1 E: 0 K: 0 S: 4	H: 1 LOB: 1 BB: 0 P: 4	R: 1 E: 0 K: 0 S: 5	H: 2 LOB: 1 BB: 0 P: 5	R: 0 E: 0 K: 0 S: 3	H: 0 LOB: 0 BB: 0 P: 3	R: 0 E: 0 K: 0 S: 3	H: 0 LOB: 1 BB: 1 P: 7	R: 0 E: 0 K: 1 S: 5	H: 0 LOB: 1 BB: 1 P: 9	1B: 1 2B: 2 3B: 0 HR: 3	SF: 0 SAC: 0 DP: 0 HBP: 0	WP: 0 PB: 0 SB: 0 CS: 0	PA: 33				
PITCHER	IP WLS BF H R ER SO BB IBB HBP BLK WP HR S P ERA WHIP	6.0 L 25 6 6 6 0 1 0 0 0 0 3 24 28 9.00 1.167	1.0 4 0 0 0 0 1 0 0 0 0 0 3 7 0.00 1.000	0.2 2 0 0 0 0 0 0 0 0 0 0 2 2 0.00 0.000	0.1 2 0 0 0 1 1 0 0 0 0 0 3 7 0.00 3.000																			



Batter	1	2	3	4	5	6	7	8	9	AB	R	H	RBI	BB	SO	LOB	TOP																	
3 Willy Taveras, R (1, 8) OBP: 0.436, SLG: 0.408 19 Ryan Spilborghs, R (6, 8) OBP: 0.432, SLG: 0.735	F9	G6-3		G1-3			2B		K	3	0	0	0	0	0	1																		
7 Kazuo Matsui, S (1, 4) OBP: 0.383, SLG: 0.391 Jamey Carroll, R (6, 4) OBP: 0.185, SLG: 0.125	27 E 17 1B	G4-3		G3-1			G2		G5-3	3	1	1	0	0	0	0																		
27 Garrett Atkins, R (1, 5) OBP: 0.375, SLG: 0.525 15 Frank Menechino, R (6, 5) OBP: 0.556, SLG: 0.688	FC6 17 1B 5 HR	F8		G5-3			K		K	3	1	0	0	0	0	1																		
17 Todd Helton, L (1, 3) OBP: 0.423, SLG: 0.500 67 Erick Almonte, R (6, 3) OBP: 0.412, SLG: 0.357	5 HR 1-2 3-H		G3		G5-3		K			3	1	2	1	0	0	0																		
5 Matt Holliday, R (1, 7) OBP: 0.400, SLG: 0.698 Travis Becktel, R (6, 7) OBP: 0.333, SLG: 0.333	1-H 2-H	HR	G6-3		G5-3				K	3	1	1	3	0	0	1																		
10 Jeff Baker, R (1, 9) OBP: 0.321, SLG: 0.471 72 Matt Miller, R (6, 9) OBP: 0.385, SLG: 0.333	G5-3		G6-3		G6-3				F9	3	0	0	0	0	0	0																		
2 Troy Tulowitzki, R (1, 6) OBP: 0.379, SLG: 0.434 Jonathan Herrera, S (6, 6) OBP: 0.182, SLG: 0.182	47 1B				L5				F7	3	0	2	0	0	0	0																		
47 John Mabry, L (1, 10) OBP: 0.462, SLG: 0.706 21 Steve Finley, L (6, PH) OBP: 0.296, SLG: 0.383	1-2			F7			G6-3		P3	2	0	1	0	0	0	1																		
20 Chris Iannetta, R (1, 2) OBP: 0.500, SLG: 0.500 63 Edwin Bellorin, R (6, 2) OBP: 0.500, SLG: 0.750	G4-3			K						2	0	0	0	0	1	3																		
Inning Stats	R: 4 E: 1 K: 0 S: 9	H: 5 LOB: 2 BB: 0 P: 9	R: 0 E: 0 K: 0 S: 3	H: 0 LOB: 0 BB: 0 P: 3	R: 0 E: 0 K: 0 S: 3	H: 0 LOB: 0 BB: 0 P: 3	R: 0 E: 0 K: 1 S: 6	H: 1 LOB: 1 BB: 0 P: 7	R: 0 E: 0 K: 0 S: 4	H: 1 LOB: 1 BB: 0 P: 4	R: 0 E: 0 K: 0 S: 3	H: 0 LOB: 1 BB: 0 P: 3	R: 1 E: 0 K: 2 S: 9	H: 2 LOB: 1 BB: 0 P: 9	R: 0 E: 0 K: 1 S: 5	H: 0 LOB: 0 BB: 0 P: 5	R: 0 E: 0 K: 1 S: 6	H: 1 LOB: 1 BB: 0 P: 6	1B: 6 2B: 3 3B: 0 HR: 1	SF: 0 SAC: 0 DP: 0 HBP: 0	WP: 0 PA: 38 PB: 0 SB: 1 CS: 0													
PITCHER	IP WLS BF H R ER SO BB IBB HBP BLK WP HR S P ERA WHIP																																	
Jon Garland, R (1, 1) ERA: 7.66	7.0	31	9	5	4	3	0	0	0	0	0	0	0	1	37	38	5.14	1.286																
Charlie Haeger, R (8, 1) ERA: 8.1	1.0	3	0	0	0	1	0	0	0	0	0	0	0	0	5	5	0.00	0.000																
63 Ryan Bukvich, R (9, 1) ERA: 3.6	1.0	4	1	0	0	1	0	0	0	0	0	0	0	0	6	6	0.00	1.000																

Colorado Rockies @ Chicago White Sox
Tucson Electric Park, Tucson, AZ
Thu Mar 29 2007, 3:05 PM EDT
Att: 5,247 - Sunny - 65 F

AB 38
R 5
H 10
RBI 5
BB 0
SO 5
LOB 12



Batter	1	2	3	4	5	6	7	8	9	AB	R	H	RBI	BB	SO	LOB	BOTTOM																	
Jerry Owens, L (1, 7) OBP: 0.375, SLG: 0.286	K		K		FC4-6		G3		G3-1	5	0	0	0	0	2	4																		
Pedro Lopez, R (1, 6) OBP: 0.380, SLG: 0.458 Victor Mercedes, S (8, 6) OBP: 0.400, SLG: 1.000	F9			P3			1B		47 1B 36 1B	3	1	1	0	0	0	0																		
25 Jim Thome, L (1, 10) OBP: 0.545, SLG: 0.743 47 Ernie Young, R (6, PH) OBP: 0.500, SLG: 0.500	F8						2B		36 1B 65 2B	2	0	0	0	1	1	1																		
Josh Fields, R (1, 5) OBP: 0.436, SLG: 0.606 Javier Castillo, R (7, 5)		K		K			1B		K	3	0	1	1	0	2	1																		
36 Casey Rogowski, L (1, 3) OBP: 0.488, SLG: 0.444	F8			G3			K		65 2B	4	1	1	1	0	1	2																		
Ryan Sweeney, L (1, 8) OBP: 0.286, SLG: 0.375 Paulo Orlando, R (7, 8) OBP: 0.400, SLG: 0.600	G4-3				L4		G3		K	3	0	0	0	0	0	1																		
65 Kenny Perez, S (1, 4) OBP: 0.400, SLG: 0.333			K		F7				F9	4	0	1	2	0	1	0																		
64 Kenny Kelly, R (1, 9) OBP: 0.500, SLG: 0.444 Aaron Cunningham, R (7, 9) OBP: 0.400, SLG: 0.400			K		1B		1B		K	2	0	1	0	0	1	0																		
Ryan Smith, R (1, 2) OBP: 0.500, SLG: 0.500 39 Wiki Gonzalez, R (6, 2) OBP: 0.219, SLG: 0.167			E5		FC4-6		K2-3		K	2	0	1	0	0	0	0																		
Inning Stats	R: 0 E: 0 K: 1 S: 5	H: 0 LOB: 0 BB: 0 P: 5	R: 0 E: 0 K: 1 S: 5	H: 0 LOB: 0 BB: 0 P: 5	R: 0 E: 0 K: 3 S: 10	H: 0 LOB: 1 BB: 0 P: 10	R: 0 E: 0 K: 1 S: 5	H: 0 LOB: 1 BB: 1 P: 9	R: 0 E: 0 K: 2 S: 9	H: 2 LOB: 1 BB: 0 P: 9	R: 0 E: 0 K: 1 S: 6	H: 1 LOB: 1 BB: 0 P: 6	R: 3 E: 0 K: 3 S: 13	H: 4 LOB: 1 BB: 0 P: 13	R: 1 E: 0 K: 1 S: 6	H: 1 LOB: 0 BB: 0 P: 6	1B: 7 2B: 2 3B: 0 HR: 1	SF: 0 SAC: 0 DP: 0 HBP: 0	WP: 0 PA: 39 PB: 0 SB: 0 CS: 0															
PITCHER	IP WLS BF H R ER SO BB IBB HBP BLK WP HR S P ERA WHIP																																	
26 Jeff Francis, L (1, 1) ERA: 4.23	5.0	19	2	0	0	0	6	1	0	0	0	0	0	0	24	24	13.50	2.250																
35 Taylor Buchholz, R (6, 1) ERA: 7.39	2.2	14	6	4	4	5	0	0	0	0	0	0	0	4	4	0.00	3.000																	
45 Mike Gallo, L (8, 1) ERA: 4.91	0.1	H	2	1	0	0	1	0	0	0	0	0	0	0	1	6	9.00	1.000																
49 Byung-Hyun Kim, R (9, 1) ERA: 8.27	1.0	B	4	1	1	1	1	0	0	0	0	0	0	1	6	6	9.00	1.000																

Colorado Rockies @ Chicago White Sox
Tucson Electric Park, Tucson, AZ
Thu Mar 29 2007, 3:05 PM EDT
Att: 5,247 - Sunny - 65 F

AB 38
R 5
H 10
RBI 5
BB 1
SO 13
LOB 15



Batter	1	2	3	4	5	6	7	8	9	AB	R	H	RBI	BB	SO	LOB	TOP				
3 Willy Taveras, R OBP: 1.000, SLG: 1.000 74 Dexter Fowler, S (3, 8)										1	1	1	0	1	0	0					
7 Kazuo Matsui, S OBP: 1.000, SLG: 1.000 Jamey Carroll, R (3, 5)										1	1	1	0	1	0	0					
27 Garrett Atkins, R 10 Jeff Baker, R (3, 3)										1	0	0	1	0	0	3					
17 Todd Helton, L Ryan Spillborghs, R OBP: 0.500, SLG: 0.500 (3, 7)										2	0	0	0	0	0	1					
5 Matt Holliday, R 94 Doug Bernier, R (3, 4)										2	0	2	1	0	0	0					
Steve Finley, L 72 Jordan Czarniecki, R (3, 9)										2	0	1	0	0	0	1					
2 Troy Tulowitzki, R Jonathan Herrera, S OBP: 0.500, SLG: 1.500 (3, 6)										2	0	0	0	0	0	3					
John Mabry, L 15 Frank Menchino, R, PH OBP: 0.500, SLG: 0.500 (6, 10)										2	0	0	0	0	0	0					
20 Chris Iannetta, R Tino Sanchez, S (7, 2)										1	0	1	0	1	0	0					
Inning Stats	R: 2 E: 0 K: 0 S: 12	H: 4 LOB: 2 BB: 0 P: 21	R: 0 E: 1 K: 0 S: 8	H: 1 LOB: 2 BB: 2 P: 18	R: 0 E: 0 K: 0 S: 7	H: 1 LOB: 1 BB: 0 P: 8	R: 0 E: 0 K: 0 S: 7	H: 0 LOB: 1 BB: 1 P: 14	R: 0 E: 0 K: 2 S: 8	H: 0 LOB: 0 BB: 0 P: 12	R: 0 E: 0 K: 1 S: 14	H: 0 LOB: 1 BB: 1 P: 20	R: 0 E: 0 K: 0 S: 4	H: 1 LOB: 0 BB: 0 P: 6	R: 1 E: 0 K: 2 S: 17	H: 2 LOB: 1 BB: 0 P: 24	1B: 7 2B: 1 3B: 1 HR: 0	SF: 1 SAC: 0 DP: 2 HBP: 0	WP: 0 PB: 0 SB: 1 CS: 0	PA: 38	
PITCHER	IP WLS BF H R ER SO BB IBB HBP BLK WP HR S P ERA WHIP	IP WLS BF H R ER SO BB IBB HBP BLK WP HR S P ERA WHIP	IP WLS BF H R ER SO BB IBB HBP BLK WP HR S P ERA WHIP	IP WLS BF H R ER SO BB IBB HBP BLK WP HR S P ERA WHIP	IP WLS BF H R ER SO BB IBB HBP BLK WP HR S P ERA WHIP	IP WLS BF H R ER SO BB IBB HBP BLK WP HR S P ERA WHIP	IP WLS BF H R ER SO BB IBB HBP BLK WP HR S P ERA WHIP	IP WLS BF H R ER SO BB IBB HBP BLK WP HR S P ERA WHIP	IP WLS BF H R ER SO BB IBB HBP BLK WP HR S P ERA WHIP	IP WLS BF H R ER SO BB IBB HBP BLK WP HR S P ERA WHIP	IP WLS BF H R ER SO BB IBB HBP BLK WP HR S P ERA WHIP	IP WLS BF H R ER SO BB IBB HBP BLK WP HR S P ERA WHIP	IP WLS BF H R ER SO BB IBB HBP BLK WP HR S P ERA WHIP	IP WLS BF H R ER SO BB IBB HBP BLK WP HR S P ERA WHIP	IP WLS BF H R ER SO BB IBB HBP BLK WP HR S P ERA WHIP	IP WLS BF H R ER SO BB IBB HBP BLK WP HR S P ERA WHIP	IP WLS BF H R ER SO BB IBB HBP BLK WP HR S P ERA WHIP	IP WLS BF H R ER SO BB IBB HBP BLK WP HR S P ERA WHIP	IP WLS BF H R ER SO BB IBB HBP BLK WP HR S P ERA WHIP	IP WLS BF H R ER SO BB IBB HBP BLK WP HR S P ERA WHIP	IP WLS BF H R ER SO BB IBB HBP BLK WP HR S P ERA WHIP

Colorado Rockies @ Colorado Springs Sky Sox
Security Service Field, Colorado Springs, CO

AB 33
R 3
H 9
RBI 3
BB 4
SO 5
LOB 18



WP: 0 PA: 38
PB: 0
SB: 1
CS: 0

Fri Mar 30 2007, 4:00 PM EDT
Att: 6,168 - Cloudy - 42 F

Batter	1	2	3	4	5	6	7	8	9	AB	R	H	RBI	BB	SO	LOB	BOTTOM				
Cory Sullivan, L OBP: 0.250, SLG: 0.250 (1, 8)										4	1	1	1	0	2	2					
Clint Barmes, R OBP: 0.333, SLG: 0.333 Jayson Nix, R (6, 7)										3	1	1	1	0	0	0					
Seth Smith, L OBP: 0.500, SLG: 0.333 (1, 9)										3	0	1	2	1	0	0					
Joe Koshansky, L OBP: 0.500, SLG: 0.667 (1, 3)										3	0	1	0	1	1	1					
Sean Barker, R OBP: 0.250, SLG: 0.250 (1, 7)										4	0	1	0	0	0	3					
Ian Stewart, L (1, 5)										4	0	0	0	0	1	3					
Alvin Colina, R OBP: 0.997, SLG: 2.000 16 Edwin Bellorin, R OBP: 1.000, SLG: 1.000 (7, 2)										2	1	1	1	1	0	0					
Omar Quintanilla, L OBP: 0.500, SLG: 0.333 (7, 6)										3	0	1	0	1	0	1					
Erick Almonte, R (1, 10)										2	0	0	0	2	1	3					
Inning Stats	R: 0 E: 0 K: 1 S: 10	H: 0 LOB: 2 BB: 2 P: 21	R: 0 E: 0 K: 1 S: 10	H: 1 LOB: 0 BB: 0 P: 14	R: 0 E: 0 K: 0 S: 7	H: 0 LOB: 0 BB: 0 P: 11	R: 0 E: 0 K: 1 S: 11	H: 0 LOB: 0 BB: 0 P: 13	R: 4 E: 1 K: 1 S: 16	H: 5 LOB: 2 BB: 1 P: 28	R: 0 E: 0 K: 1 S: 11	H: 0 LOB: 2 BB: 2 P: 23	R: 0 E: 0 K: 0 S: 8	H: 1 LOB: 1 BB: 0 P: 14	R: 1 E: 0 K: 0 S: 10	H: 1 LOB: 1 BB: 1 P: 19	1B: 6 2B: 1 3B: 0 HR: 1	SF: 0 SAC: 1 DP: 0 HBP: 0	WP: 3 PB: 0 SB: 1 CS: 0	PA: 38	
PITCHER	IP WLS BF H R ER SO BB IBB HBP BLK WP HR S P ERA WHIP	IP WLS BF H R ER SO BB IBB HBP BLK WP HR S P ERA WHIP	IP WLS BF H R ER SO BB IBB HBP BLK WP HR S P ERA WHIP	IP WLS BF H R ER SO BB IBB HBP BLK WP HR S P ERA WHIP	IP WLS BF H R ER SO BB IBB HBP BLK WP HR S P ERA WHIP	IP WLS BF H R ER SO BB IBB HBP BLK WP HR S P ERA WHIP	IP WLS BF H R ER SO BB IBB HBP BLK WP HR S P ERA WHIP	IP WLS BF H R ER SO BB IBB HBP BLK WP HR S P ERA WHIP	IP WLS BF H R ER SO BB IBB HBP BLK WP HR S P ERA WHIP	IP WLS BF H R ER SO BB IBB HBP BLK WP HR S P ERA WHIP	IP WLS BF H R ER SO BB IBB HBP BLK WP HR S P ERA WHIP	IP WLS BF H R ER SO BB IBB HBP BLK WP HR S P ERA WHIP	IP WLS BF H R ER SO BB IBB HBP BLK WP HR S P ERA WHIP	IP WLS BF H R ER SO BB IBB HBP BLK WP HR S P ERA WHIP	IP WLS BF H R ER SO BB IBB HBP BLK WP HR S P ERA WHIP	IP WLS BF H R ER SO BB IBB HBP BLK WP HR S P ERA WHIP	IP WLS BF H R ER SO BB IBB HBP BLK WP HR S P ERA WHIP	IP WLS BF H R ER SO BB IBB HBP BLK WP HR S P ERA WHIP	IP WLS BF H R ER SO BB IBB HBP BLK WP HR S P ERA WHIP	IP WLS BF H R ER SO BB IBB HBP BLK WP HR S P ERA WHIP	IP WLS BF H R ER SO BB IBB HBP BLK WP HR S P ERA WHIP

Colorado Rockies @ Colorado Springs Sky Sox
Security Service Field, Colorado Springs, CO

AB 31
R 3
H 8
RBI 5
BB 6
SO 5
LOB 16



WP: 3 PA: 38
PB: 0
SB: 1
CS: 0

Fri Mar 30 2007, 4:00 PM EDT
Att: 6,168 - Cloudy - 42 F

Batter	1	2	3	4	5	6	7	8	9	10	11	AB	R	H	RBI	BB	SO	LOB	TOP								
6 Stephen Drew, L OBP: 0.364, SLG: 0.300	F8		22 34 BB 1B		F7		G6-3		P4		2-2 1B	6	0	2	1	0	0	1									
34 Conor Jackson, R OBP: 0.364, SLG: 0.333	1B		22 BB		1-1 1B		K			F7	G6-3	5	1	2	0	1	1	2									
1 Orlando Hudson, S OBP: 0.400, SLG: 0.556	K		L8		0-1 2H 1B		K			K		5	1	1	1	0	3	3									
22 Eric Byrnes, R OBP: 0.500, SLG: 0.600	F7		FC9-6-5		0-0 2H 1B				G3-1		2-1 1B	5	0	2	1	0	0	3									
Scott Hairston, R OBP: 0.400, SLG: 0.444		0-1 1B	P2		0-0 F8				0-2 1B		2-2 F8	5	0	2	0	0	0	4									
Chad Tracy, L OBP: 0.222, SLG: 0.125		1-0 P6			1-2 G3-1				2-2 G3-6-3		0-2 G3-1	4	0	0	0	0	1	2									
56 Ramon Pena, R OBP: 0.222, SLG: 0.125								K				0	0	0	0	0	0	0									
Brandon Lyon, R OBP: 0.222, SLG: 0.125												0	0	0	0	0	0	0									
14 Brian Barden, R OBP: 0.222, SLG: 0.125												1	0	0	0	0	0	0									
Jose Valverde, R OBP: 0.222, SLG: 0.125												0	0	0	0	0	0	0									
24 Chris Young, R OBP: 0.200, SLG: 0.111		2-1 19 1B HBP			2-0 G1-3			F7			1-1 F8	4	0	0	0	0	0	0									
19 Chris Snyder, R OBP: 0.625, SLG: 0.400		1-2 HBP			2-0 G5-3						2-3 K	3	1	1	0	2	1	0									
Livan Hernandez, R OBP: 1.000, SLG: 1.000		2-3 K									2-2 K	3	0	0	0	0	2	3									
13 Alberto Callaspo, S OBP: 1.000, SLG: 1.000								F9			1-2 6 1B HBP	1	0	1	0	0	0	0									
Inning Stats	R: 0 E: 0 K: 1 S: 10	H: 1 LOB: 1 BB: 0 P: 14	R: 0 E: 0 K: 1 S: 10	H: 2 LOB: 2 BB: 0 P: 18	R: 0 E: 0 K: 0 S: 6	H: 1 LOB: 2 BB: 1 P: 14	R: 0 E: 0 K: 0 S: 6	H: 0 LOB: 0 BB: 0 P: 11	R: 2 E: 0 K: 1 S: 13	H: 3 LOB: 1 BB: 0 P: 19	R: 0 E: 0 K: 2 S: 7	H: 0 LOB: 0 BB: 0 P: 11	R: 0 E: 0 K: 0 S: 8	H: 1 LOB: 0 BB: 0 P: 12	R: 0 E: 0 K: 1 S: 11	H: 1 LOB: 1 BB: 0 P: 19	R: 0 E: 0 K: 1 S: 10	H: 1 LOB: 0 BB: 0 P: 17	R: 1 E: 0 K: 0 S: 14	H: 3 LOB: 2 BB: 1 P: 22	1B: 10 2B: 1 3B: 0 HR: 0	SF: 0 SAC: 0 DP: 1 HBP: 2	WP: 0 PB: 0 SB: 1 CS: 0	PA: 47			
PITCHER	IP 6.0	WLS 3	BF 27	H 7	R 2	ER 2	SO 4	BB 2	IBB 0	HBP 0	BLK 0	WP 0	HR 0	S 58	P 98	ERA 3.00	WHIP 1.500										
26 Jeff Francis, L ERA: 3.0																											
60 Manny Corpas, R ERA: 1.0																											
32 LaTroy Hawkins, R ERA: 18.2																											
40 Brian Fuentes, L ERA: 18.2																											
61 Ramon E Ramirez, R ERA: 18.2																											

Arizona Diamondbacks @ Colorado Rockies
Coors Field, Denver, CO
Tue Apr 03 2007, 6:35 PM MDT
Att: 20,547 - Partly Cloudy - 52 F

livebaseballscores.com



AB 42
R 3
H 11
RBI 3
BB 3
SO 8
LOB 18

Batter	1	2	3	4	5	6	7	8	9	10	11	AB	R	H	RBI	BB	SO	LOB	BOTTOM								
3 Willy Taveras, R OBP: 0.200, SLG: 0.111	27 7 S G5-3 1B	G6-3			F7		K					5	1	1	0	0	2	2									
7 Kazuo Matsui, S OBP: 0.400, SLG: 0.333	P5				G3-1					G6-3		5	0	1	1	0	0	1									
27 Garrett Atkins, R OBP: 0.100, SLG: 0.200	G5-3				G1-3							5	0	1	0	0	0	2									
17 Todd Helton, L OBP: 0.600, SLG: 0.571	11 5 BB BB				L5							3	0	1	0	2	0	0									
Jamey Carroll, R OBP: 0.600, SLG: 0.571												0	1	0	0	0	0	0									
5 Matt Holliday, R OBP: 0.200, SLG: 0.200	11 BB 1B				F7							5	0	2	1	0	1	2									
11 Brad Hawpe, L OBP: 0.500, SLG: 0.444	1-2 3H BB											4	0	1	0	1	0	2									
2 Troy Tulowitzki, R OBP: 0.300, SLG: 0.500	K				G6-3							5	1	1	1	0	1	3									
20 Chris Iannetta, R OBP: 0.222, SLG: 0.333					E5							5	1	1	0	0	2	0									
26 Jeff Francis, L ERA: 2.57					26 7 SH2-4 1B							1	0	0	0	0	0	1									
60 Manny Corpas, R ERA: 1.0												0	0	0	0	0	0	0									
10 Jeff Baker, R OBP: 0.100, SLG: 0.200												0	0	0	0	0	0	0									
32 LaTroy Hawkins, R ERA: 18.2												0	0	0	0	0	0	0									
40 Brian Fuentes, L ERA: 18.2												0	0	0	0	0	0	0									
Steve Finley, L ERA: 18.2												0	0	0	0	0	0	0									
61 Ramon E Ramirez, R ERA: 18.2												0	0	0	0	0	0	0									
49 Byung-Hyun Kim, R ERA: 18.2												0	0	0	0	0	0	0									
Inning Stats	R: 1 E: 0 K: 1 S: 20	H: 2 LOB: 3 BB: 2 P: 34	R: 1 E: 0 K: 0 S: 8	H: 2 LOB: 1 BB: 0 P: 13	R: 0 E: 0 K: 0 S: 7	H: 0 LOB: 0 BB: 0 P: 10	R: 0 E: 1 K: 0 S: 6	H: 0 LOB: 0 BB: 0 P: 9	R: 0 E: 0 K: 0 S: 4	H: 0 LOB: 0 BB: 0 P: 8	R: 0 E: 0 K: 2 S: 7	H: 1 LOB: 1 BB: 0 P: 11	R: 0 E: 0 K: 0 S: 9	H: 2 LOB: 2 BB: 1 P: 18	R: 0 E: 0 K: 2 S: 8	H: 0 LOB: 0 BB: 0 P: 11	R: 0 E: 0 K: 1 S: 7	H: 0 LOB: 0 BB: 0 P: 11	R: 2 E: 1 K: 0 S: 11	H: 3 LOB: 2 BB: 0 P: 14	1B: 7 2B: 3 3B: 0 HR: 0	SF: 0 SAC: 1 DP: 2 HBP: 0	WP: 0 PB: 0 SB: 1 CS: 0	PA: 44			
PITCHER	IP 7.0	WLS 8	BF 28	H 5	R 2	ER 2	SO 4	BB 2	IBB 0	HBP 0	BLK 0	WP 0	HR 0	S 60	P 97	ERA 2.57	WHIP 1.000										
Livan Hernandez, R ERA: 2.57																											
56 Ramon Pena, R ERA: 1.0																											
Brandon Lyon, R ERA: 1.0																											
Jose Valverde, R ERA: 5.4																											

Arizona Diamondbacks @ Colorado Rockies
Coors Field, Denver, CO
Tue Apr 03 2007, 6:35 PM MDT
Att: 20,547 - Partly Cloudy - 52 F

livebaseballscores.com



AB 40
R 4
H 10
RBI 3
BB 3
SO 7
LOB 13

Batter	1	2	3	4	5	6	7	8	9	AB	R	H	RBI	BB	SO	LOB	TOP								
3 Willy Taveras, R OBP: 0.214, SLG: 0.083	G5-3		HBP		K		P4			3	1	0	0	0	1	0	Colorado Rockies @ San Diego Padres PETCO Park, San Diego, CA Fri Apr 06 2007, 10:05 PM EDT Att: 44,267 - Cloudy - 61 F								
7 Kazuo Matsui, S OBP: 0.500, SLG: 0.615	G4-3		3B			1B				4	1	3	1	0	0	0									
27 Garrett Atkins, R OBP: 0.350, SLG: 0.294	1B		F9			F9				3	0	1	0	0	0	2									
17 Todd Helton, L OBP: 0.500, SLG: 0.467	F7					BB				3	1	0	0	1	0	3									
5 Matt Holliday, R OBP: 0.421, SLG: 0.789	F9		1B			HR				4	1	2	2	0	1	2									
11 Brad Hawpe, L OBP: 0.421, SLG: 0.375	G4-3		F8			F8				4	0	0	0	0	1	3									
2 Troy Tulowitzki, R OBP: 0.211, SLG: 0.316	F7		K			G6-3				4	0	0	0	0	1	1									
20 Chris Iannetta, R OBP: 0.154, SLG: 0.231			K			G1-3				4	0	0	0	0	2	0									
48 Jason Hirsh, R OBP: 0.154, SLG: 0.231			G2-3			K				3	0	0	0	0	2	0									
60 Manny Corpas, R OBP: 0.154, SLG: 0.231						K2-3				0	0	0	0	0	0	0									
32 LaTroy Hawkins, R OBP: 0.154, SLG: 0.231										0	0	0	0	0	0	0									
John Mabry, L OBP: 0.154, SLG: 0.231										1	0	0	0	0	0	0									
40 Brian Fuentes, L OBP: 0.154, SLG: 0.231										0	0	0	0	0	0	0									
Inning Stats	R: 0 E: 0 K: 0 S: 9	H: 1 LOB: 1 BB: 0 P: 12	R: 0 E: 0 K: 0 S: 9	H: 0 LOB: 0 BB: 0 P: 16	R: 1 E: 0 K: 1 S: 10	H: 1 LOB: 1 BB: 0 P: 14	R: 0 E: 0 K: 1 S: 10	H: 1 LOB: 1 BB: 0 P: 12	R: 0 E: 0 K: 2 S: 10	H: 0 LOB: 0 BB: 0 P: 13	R: 3 E: 0 K: 0 S: 16	H: 2 LOB: 0 BB: 1 P: 23	R: 0 E: 0 K: 2 S: 13	H: 0 LOB: 0 BB: 0 P: 15	R: 0 E: 0 K: 2 S: 14	H: 1 LOB: 2 BB: 0 P: 24	R: 0 E: 0 K: 0 S: 5	H: 0 LOB: 0 BB: 0 P: 6	1B: 4 2B: 0 3B: 1 HR: 1	SF: 0 SAC: 0 DP: 0 HBP: 2	WP: 1 PB: 0 SB: 2 CS: 0	PA: 36			
PITCHER	IP WLS BF H R ER SO BB IBB HBP BLK WP HR S P ERA WHIP	5.1 L 23 5 4 4 4 1 0 1 0 1 1 59 83 6.75 1.125	1.2 5 0 0 0 2 0 0 0 0 0 0 0 18 22 0.00 0.000	2.0 8 1 0 0 2 0 0 1 0 0 0 0 19 30 0.00 0.500																					

Batter	1	2	3	4	5	6	7	8	9	AB	R	H	RBI	BB	SO	LOB	BOTTOM							
22 Marcus Giles, R OBP: 0.444, SLG: 0.625	F7		1B			K				4	0	2	0	0	1	0	Colorado Rockies @ San Diego Padres PETCO Park, San Diego, CA Fri Apr 06 2007, 10:05 PM EDT Att: 44,267 - Cloudy - 61 F							
24 Brian Giles, L OBP: 0.333, SLG: 0.375	P6		K			1B				4	0	1	0	0	2	2								
23 Adrián González, L OBP: 0.333, SLG: 0.438	F8					K				4	0	0	0	0	2	2								
28 Josh Bard, S OBP: 0.333, SLG: 0.389	F7					F8				4	0	0	0	0	0	2								
Mike Cameron, R OBP: 0.278, SLG: 0.188	K					L8				3	1	0	0	0	1	0								
3 Khalil Greene, R OBP: 0.412, SLG: 0.941						K				4	1	3	2	0	1	0								
5 Kevin Kouzmanoff, R OBP: 0.116, SLG: 0.176	1B					2B				1	0	0	0	0	0	0								
8 Termel Sledge, L OBP: 0.364, SLG: 0.556	F8					K				4	0	0	0	0	2	2								
Geoff Blum, S OBP: 0.364, SLG: 0.556						HR				3	1	2	1	0	1	0								
Greg Maddux, R OBP: 0.364, SLG: 0.556						1B				1	0	0	0	0	0	0								
21 Heath Bell, R OBP: 0.364, SLG: 0.556						G6-3				2	0	0	0	0	0	0								
18 Paul McNulty, L OBP: 0.364, SLG: 0.556						HR				1	0	0	0	0	0	2								
39 Mike Thompson, R OBP: 0.364, SLG: 0.556										0	0	0	0	0	0	0								
José Cruz Jr., S OBP: 0.500, SLG: 0.800										1	0	0	0	0	1	0								
Inning Stats	R: 0 E: 0 K: 0 S: 6	H: 0 LOB: 0 BB: 0 P: 9	R: 0 E: 0 K: 1 S: 9	H: 1 LOB: 1 BB: 0 P: 16	R: 0 E: 0 K: 2 S: 10	H: 1 LOB: 1 BB: 0 P: 16	R: 0 E: 0 K: 1 S: 8	H: 0 LOB: 0 BB: 0 P: 11	R: 1 E: 0 K: 1 S: 9	H: 1 LOB: 0 BB: 0 P: 16	R: 0 E: 0 K: 2 S: 8	H: 1 LOB: 1 BB: 0 P: 14	R: 0 E: 0 K: 1 S: 11	H: 2 LOB: 2 BB: 0 P: 14	R: 0 E: 0 K: 1 S: 13	H: 1 LOB: 1 BB: 0 P: 20	R: 2 E: 0 K: 2 S: 16	H: 1 LOB: 0 BB: 0 P: 24	1B: 5 2B: 1 3B: 0 HR: 2	SF: 0 SAC: 0 DP: 0 HBP: 1	WP: 0 PB: 0 SB: 0 CS: 0	PA: 36		
PITCHER	IP WLS BF H R ER SO BB IBB HBP BLK WP HR S P ERA WHIP	6.2 W 26 6 1 1 0 0 0 0 0 0 0 2 4 0.00 0.000	0.1 H 1 0 0 0 0 0 0 0 0 0 0 13 20 0.00 1.000	1.0 S 5 1 2 2 2 0 0 1 0 0 1 16 24 18.00 1.000																				



Batter	1	2	3	4	5	6	7	8	9	AB	R	H	RBI	BB	SO	LOB	TOP						
3 Willy Taveras, R OBP: 0.261, SLG: 0.238										5	1	2	0	0	2	2	Colorado Rockies @ Los Angeles Dodgers Dodger Stadium, Los Angeles, CA Mon Apr 09 2007, 1:10 PM PDT Att: 56,000 - Partly Cloudy - 64 F						
7 Kazuo Matsui, S OBP: 0.394, SLG: 0.429										4	1	0	0	0	0	1							
27 Garrett Atkins, R OBP: 0.303, SLG: 0.393										3	1	1	3	0	1	1							
5 Matt Holliday, R OBP: 0.313, SLG: 0.531										5	0	1	0	0	0	0							
11 Brad Hawpe, L OBP: 0.429, SLG: 0.440										4	2	2	0	0	2	1							
10 Jeff Baker, R OBP: 0.700, SLG: 1.300										4	1	3	1	0	0	0							
60 Manny Corpas, R										0	0	0	0	0	0	0							
40 Brian Fuentes, L										0	0	0	0	0	0	0							
2 Troy Tulowitzki, R OBP: 0.300, SLG: 0.296										3	0	1	1	1	1	1							
20 Chris Iannetta, R OBP: 0.150, SLG: 0.167										3	0	0	1	0	2	2							
26 Jeff Francis, L OBP: 0.250, SLG: 0.250										3	0	1	0	0	2	1							
61 Ramon E Ramirez, R										0	0	0	0	0	0	0							
17 Todd Helton, L OBP: 0.414, SLG: 0.375										1	0	0	0	0	0	2							
Inning Stats	R: 1 H: 2 E: 0 K: 2 S: 14	H: 2 LOB: 1 BB: 0 P: 21	R: 0 H: 0 E: 0 K: 1 S: 7	H: 0 LOB: 0 BB: 0 P: 12	R: 0 H: 1 E: 0 K: 2 S: 11	H: 1 LOB: 1 BB: 0 P: 17	R: 2 H: 4 E: 0 K: 1 S: 19	H: 4 LOB: 2 BB: 0 P: 32	R: 1 H: 0 E: 0 K: 1 S: 10	H: 0 LOB: 0 BB: 0 P: 13	R: 0 H: 1 E: 0 K: 3 S: 13	H: 1 LOB: 1 BB: 0 P: 18	R: 0 H: 0 E: 0 K: 0 S: 8	H: 0 LOB: 0 BB: 0 P: 14	R: 1 H: 2 E: 0 K: 0 S: 13	H: 2 LOB: 2 BB: 1 P: 26	R: 1 H: 1 E: 0 K: 0 S: 8	H: 1 LOB: 0 BB: 0 P: 9	1B: 7 2B: 2 3B: 1 HR: 1	SF: 3 DP: 0 HBP: 0	WP: 0 PB: 0 SB: 1 CS: 0	PA: 40	
PITCHER	IP WLS BF H R ER SO	WLS BF H R ER SO	BB IBB HBP BLK	BB IBB HBP BLK	WP HR S P	ERA WHIP	ERA WHIP	IP WLS BF H R ER SO	IP WLS BF H R ER SO	BB IBB HBP BLK	BB IBB HBP BLK	WP HR S P	ERA WHIP	ERA WHIP	ERA WHIP	ERA WHIP	ERA WHIP	ERA WHIP	WP HR S P	ERA WHIP	ERA WHIP	ERA WHIP	ERA WHIP
29 Jason Schmidt, R ERA: 4.0	4.0 L 20 7 4 3 6	3.0 10 1 0 0 4	0 0 0 0 0	0 0 0 0 0	0 0 0 0 0	0 1 53 84	6.75 1.750	3.0 10 1 0 0 4	0 0 0 0 0	0 0 0 0 0	0 0 0 0 0	0 0 0 0 0	0 0 0 0 0	0 0 0 0 0	0 0 0 0 0	0 0 0 0 0	0 0 0 0 0	0 0 0 0 0	0 0 0 0 0	0 0 0 0 0	0 0 0 0 0	0 0 0 0 0	0 0 0 0 0
Mark Hendrickson, L ERA: 1.5	0.2 5 2 1 1 0	1.1 5 1 1 1 0	0 0 0 0 1	0 0 0 0 0	0 0 0 0 1	0 0 10 20	13.50 4.500	1.1 5 1 1 1 0	0 0 0 0 0	0 0 0 0 0	0 0 0 0 0	0 0 0 0 0	0 0 0 0 0	0 0 0 0 0	0 0 0 0 0	0 0 0 0 0	0 0 0 0 0	0 0 0 0 0	0 0 0 0 0	0 0 0 0 0	0 0 0 0 0	0 0 0 0 0	0 0 0 0 0
Rudy Seanez, R ERA: 13.5	5 1 1 1 1 0	1 1 1 1 1 0	0 0 0 0 0	0 0 0 0 0	0 0 0 0 0	0 0 11 15	6.75 0.750	5 1 1 1 1 0	0 0 0 0 0	0 0 0 0 0	0 0 0 0 0	0 0 0 0 0	0 0 0 0 0	0 0 0 0 0	0 0 0 0 0	0 0 0 0 0	0 0 0 0 0	0 0 0 0 0	0 0 0 0 0	0 0 0 0 0	0 0 0 0 0	0 0 0 0 0	0 0 0 0 0
Joe Beimel, L ERA: 2.7	5 1 1 1 1 0	1 1 1 1 1 0	0 0 0 0 0	0 0 0 0 0	0 0 0 0 0	0 0 11 15	6.75 0.750	5 1 1 1 1 0	0 0 0 0 0	0 0 0 0 0	0 0 0 0 0	0 0 0 0 0	0 0 0 0 0	0 0 0 0 0	0 0 0 0 0	0 0 0 0 0	0 0 0 0 0	0 0 0 0 0	0 0 0 0 0	0 0 0 0 0	0 0 0 0 0	0 0 0 0 0	0 0 0 0 0

Batter	1	2	3	4	5	6	7	8	9	AB	R	H	RBI	BB	SO	LOB	BOTTOM						
9 Juan Pierre, L OBP: 0.188, SLG: 0.200										4	0	1	1	0	0	0	Colorado Rockies @ Los Angeles Dodgers Dodger Stadium, Los Angeles, CA Mon Apr 09 2007, 1:10 PM PDT Att: 56,000 - Partly Cloudy - 64 F						
55 Russell Martin, R OBP: 0.393, SLG: 0.458										4	0	1	0	1	2	3							
5 Nomar Garciaparra, R OBP: 0.172, SLG: 0.231										4	0	0	0	0	1	2							
12 Jeff Kent, R OBP: 0.379, SLG: 0.538										4	0	1	0	0	2	2							
Luis Gonzalez, L OBP: 0.333, SLG: 0.577										4	0	0	0	0	1	2							
27 Matt Kemp, R OBP: 0.438, SLG: 0.500										1	0	0	0	0	0	0							
16 Andre Ethier, L OBP: 0.250, SLG: 0.273										3	1	1	0	0	0	0							
Wilson Valdez, R OBP: 0.571, SLG: 0.769										3	1	1	0	1	0	0							
18 Ramon Martinez, R OBP: 0.238, SLG: 0.176										2	0	1	1	1	0	0							
Olmedo Saenz, R OBP: 0.500, SLG: 0.667										0	0	0	0	1	0	0							
29 Jason Schmidt, R ERA: 4.0	6.2 W 28 5 2 2 6	6.2 W 28 5 2 2 6	3 0 0 0 0	3 0 0 0 0	3 0 0 0 0	1 69 11	2.70 1.200	6.2 W 28 5 2 2 6	3 0 0 0 0	3 0 0 0 0	3 0 0 0 0	3 0 0 0 0	3 0 0 0 0	3 0 0 0 0	3 0 0 0 0	3 0 0 0 0	3 0 0 0 0	3 0 0 0 0	3 0 0 0 0	3 0 0 0 0	3 0 0 0 0	3 0 0 0 0	
61 Ramon E Ramirez, R	0.1 H 1 0 0 0 0	0.1 H 1 0 0 0 0	0 0 0 0 0	0 0 0 0 0	0 0 0 0 0	0 0 3 6	0.00 0.000	0.1 H 1 0 0 0 0	0 0 0 0 0	0 0 0 0 0	0 0 0 0 0	0 0 0 0 0	0 0 0 0 0	0 0 0 0 0	0 0 0 0 0	0 0 0 0 0	0 0 0 0 0	0 0 0 0 0	0 0 0 0 0	0 0 0 0 0	0 0 0 0 0	0 0 0 0 0	0 0 0 0 0
60 Manny Corpas, R	1.0 H 3 0 0 0 0	1.0 H 3 0 0 0 0	0 0 0 0 0	0 0 0 0 0	0 0 0 0 0	0 0 6 8	0.00 0.000	1.0 H 3 0 0 0 0	0 0 0 0 0	0 0 0 0 0	0 0 0 0 0	0 0 0 0 0	0 0 0 0 0	0 0 0 0 0	0 0 0 0 0	0 0 0 0 0	0 0 0 0 0	0 0 0 0 0	0 0 0 0 0	0 0 0 0 0	0 0 0 0 0	0 0 0 0 0	0 0 0 0 0
40 Brian Fuentes, L	1.0 6 2 1 1 0	1.0 6 2 1 1 0	1 0 0 0 0	1 0 0 0 0	1 0 0 0 0	0 0 15 27	9.00 3.000	1.0 6 2 1 1 0	1 0 0 0 0	1 0 0 0 0	1 0 0 0 0	1 0 0 0 0	1 0 0 0 0	1 0 0 0 0	1 0 0 0 0	1 0 0 0 0	1 0 0 0 0	1 0 0 0 0	1 0 0 0 0	1 0 0 0 0	1 0 0 0 0	1 0 0 0 0	1 0 0 0 0
Inning Stats	R: 0 H: 1 E: 1 K: 2 S: 12	H: 1 LOB: 2 BB: 0 P: 16	R: 0 H: 0 E: 0 K: 0 S: 10	H: 0 LOB: 0 BB: 0 P: 16	R: 1 H: 2 E: 0 K: 1 S: 13	H: 2 LOB: 1 BB: 0 P: 20	R: 1 H: 1 E: 0 K: 1 S: 15	H: 1 LOB: 1 BB: 1 P: 23	R: 0 H: 0 E: 0 K: 2 S: 9	H: 0 LOB: 0 BB: 1 P: 17	R: 0 H: 0 E: 0 K: 0 S: 6	H: 0 LOB: 0 BB: 0 P: 10	R: 0 H: 1 E: 0 K: 1 S: 7	H: 1 LOB: 1 BB: 1 P: 15	R: 0 H: 0 E: 0 K: 0 S: 6	H: 0 LOB: 0 BB: 0 P: 8	R: 1 H: 2 E: 0 K: 0 S: 15	H: 2 LOB: 2 BB: 1 P: 27	1B: 4 2B: 2 3B: 0 HR: 1	SF: 1 DP: 1 HBP: 0	WP: 0 PB: 0 SB: 0 CS: 0	PA: 38	
PITCHER	IP WLS BF H R ER SO	IP WLS BF H R ER SO	BB IBB HBP BLK	BB IBB HBP BLK	WP HR S P	ERA WHIP	ERA WHIP	IP WLS BF H R ER SO	IP WLS BF H R ER SO	BB IBB HBP BLK	BB IBB HBP BLK	WP HR S P	ERA WHIP	ERA WHIP	ERA WHIP	ERA WHIP	ERA WHIP	WP HR S P	ERA WHIP	ERA WHIP	ERA WHIP	ERA WHIP	
26 Jeff Francis, L ERA: 2.84	6.2 W 28 5 2 2 6	6.2 W 28 5 2 2 6	3 0 0 0 0	3 0 0 0 0	3 0 0 0 0	1 69 11	2.70 1.200	6.2 W 28 5 2 2 6	6.2 W 28 5 2 2 6	3 0 0 0 0	3 0 0 0 0	3 0 0 0 0	3 0 0 0 0	3 0 0 0 0	3 0 0 0 0	3 0 0 0 0	3 0 0 0 0	3 0 0 0 0	3 0 0 0 0	3 0 0 0 0	3 0 0 0 0	3 0 0 0 0	3 0 0 0 0
61 Ramon E Ramirez, R	0.1 H 1 0 0 0 0	0.1 H 1 0 0 0 0	0 0 0 0 0	0 0 0 0 0	0 0 0 0 0	0 0 3 6	0.00 0.000	0.1 H 1 0 0 0 0	0.1 H 1 0 0 0 0	0 0 0 0 0	0 0 0 0 0	0 0 0											

Batter	1	2	3	4	5	6	7	8	9	AB	R	H	RBI	BB	SO	LOB	TOP								
3 Willy Taveras, R (1, 8) OBP: 0.259, SLG: 0.208										3	0	0	0	1	1	0	Colorado Rockies @ Los Angeles Dodgers Dodger Stadium, Los Angeles, CA Tue Apr 10 2007, 7:10 PM PDT Att: 40,560 - Clear - 66 F								
7 Kazuo Matsui, S (1, 4) OBP: 0.346, SLG: 0.440										4	0	1	0	0	1	1									
27 Garrett Atkins, R (1, 5) OBP: 0.351, SLG: 0.379										1	0	0	0	2	0	0									
17 Todd Helton, L (1, 3) OBP: 0.394, SLG: 0.333										3	0	0	0	1	1	2									
5 Matt Holliday, R (1, 7) OBP: 0.306, SLG: 0.528										4	0	1	0	0	2	3									
11 Brad Hawpe, L (1, 9) OBP: 0.406, SLG: 0.448										4	1	1	0	0	2	1									
2 Troy Tulowitzki, R (1, 6) OBP: 0.273, SLG: 0.267											3	0	0	0	0	1		2							
Steve Finley, L (0, PH) OBP: 0.143, SLG: 0.077										1	0	0	0	0	0	0									
8 Yorvit Torrealba, R (1, 2) OBP: 0.385, SLG: 0.333											3	0	1	1	1	2		0							
31 Rodrigo Lopez, R (1, 1) OBP: 0.336, SLG: 1.182											2	0	0	0	0	2		2							
10 Jeff Baker, R (7, PH) OBP: 0.143, SLG: 0.077										1	0	0	0	0	1	1									
49 Byung-Hyun Kim, R (7, 1) OBP: 0.143, SLG: 0.077										0	0	0	0	0	0	0									
Inning Stats	R: 0 E: 0 K: 1 S: 9	H: 0 LOB: 0 BB: 0 P: 13	R: 0 E: 0 K: 2 S: 11	H: 0 LOB: 0 BB: 0 P: 16	R: 0 E: 0 K: 2 S: 7	H: 0 LOB: 0 BB: 0 P: 9	R: 0 E: 0 K: 0 S: 10	H: 1 LOB: 2 BB: 1 P: 16	R: 0 E: 0 K: 3 S: 11	H: 0 LOB: 1 BB: 1 P: 17	R: 0 E: 0 K: 1 S: 12	H: 0 LOB: 1 BB: 2 P: 21	R: 1 E: 0 K: 2 S: 12	H: 2 LOB: 1 BB: 0 P: 22	R: 0 E: 0 K: 0 S: 7	H: 1 LOB: 2 BB: 2 P: 18	R: 0 E: 0 K: 2 S: 7	H: 0 LOB: 0 BB: 0 P: 12	1B: 1 2B: 3 HR: 0	SF: 0 SAC: 0 HBP: 1	WP: 0 PB: 0 SB: 1 CS: 0	PA: 35			
PITCHER	IP	WLS	BF	H	R	ER	SO	BB	IBB	HBP	BLK	WP	HR	S	P	ERA	WHIP								
Brett Tomko, R (1, 1) ERA: 1.38	6.0		22	1	0	0	9	2	1	1	0	0	0	60	92	0.00	0.500								
58 Chad Billingsley, R (7, 1) ERA: 8.31	1.1	B	8	3	1	1	2	1	0	0	0	0	0	17	34	6.75	3.000								
Joe Beimel, L (8, 1) ERA: 2.25	0.2	W	2	0	0	0	0	1	0	0	0	0	0	2	6	0.00	1.500								
44 Takashi Saito, R (9, 1) ERA: 1.93	1.0	S	3	0	0	0	2	0	0	0	0	0	0	7	12	0.00	0.000								

AB	29
R	1
H	4
RBI	1
BB	5
SO	13
LOB	12



Batter	1	2	3	4	5	6	7	8	9	AB	R	H	RBI	BB	SO	LOB	BOTTOM								
9 Juan Pierre, L (1, 8) OBP: 0.222, SLG: 0.235										4	0	2	0	0	0	0	Colorado Rockies @ Los Angeles Dodgers Dodger Stadium, Los Angeles, CA Tue Apr 10 2007, 7:10 PM PDT Att: 40,560 - Clear - 66 F								
55 Russell Martin, R (1, 2) OBP: 0.406, SLG: 0.481										3	1	2	1	0	0	0									
5 Nomar Garciaparra, R (1, 3) OBP: 0.212, SLG: 0.390										4	0	2	1	0	0	1									
12 Jeff Kent, R (1, 4) OBP: 0.344, SLG: 0.483										3	0	0	0	0	0	3									
Luis Gonzalez, L (1, 7) OBP: 0.333, SLG: 0.536										2	0	0	0	1	0	0									
Brady Clark, R (9, 7) OBP: 0.400, SLG: 0.800										0	0	0	0	0	0	0									
Wilson Valdez, R (1, 6) OBP: 0.471, SLG: 0.625										3	0	0	0	0	0	3									
16 Andre Ethier, L (1, 9) OBP: 0.200, SLG: 0.214										3	0	0	0	0	0	3									
Wilson Betemit, S (1, 5) OBP: 0.318, SLG: 0.063										1	1	0	0	2	0	0									
Brett Tomko, R (1, 1) ERA: 1.38										2	0	0	0	0	2	1									
58 Chad Billingsley, R (7, 1) ERA: 8.31										0	0	0	0	0	0	0									
Joe Beimel, L (8, 1) ERA: 2.25										0	0	0	0	0	0	0									
21 Marlon Anderson, L (8, PH) ERA: 2.25										1	0	0	0	0	0	1									
44 Takashi Saito, L (9, 1) ERA: 1.93										0	0	0	0	0	0	0									
Inning Stats	R: 1 E: 0 K: 0 S: 7	H: 2 LOB: 0 BB: 0 P: 12	R: 0 E: 0 K: 0 S: 5	H: 0 LOB: 0 BB: 0 P: 8	R: 0 E: 0 K: 1 S: 6	H: 0 LOB: 1 BB: 1 P: 11	R: 0 E: 0 K: 0 S: 13	H: 2 LOB: 3 BB: 1 P: 20	R: 0 E: 0 K: 1 S: 8	H: 1 LOB: 0 BB: 0 P: 9	R: 0 E: 0 K: 0 S: 5	H: 0 LOB: 0 BB: 0 P: 8	R: 0 E: 0 K: 0 S: 7	H: 0 LOB: 0 BB: 0 P: 11	R: 1 E: 0 K: 0 S: 14	H: 1 LOB: 1 BB: 1 P: 21	R: 0 E: 0 K: 0 S: 7	H: 0 LOB: 0 BB: 0 P: 12	1B: 5 2B: 1 3B: 0 HR: 0	SF: 1 SAC: 0 HBP: 0	WP: 0 PB: 0 SB: 1 CS: 1	PA: 31			
PITCHER	IP	WLS	BF	H	R	ER	SO	BB	IBB	HBP	BLK	WP	HR	S	P	ERA	WHIP								
31 Rodrigo Lopez, R (1, 1) ERA: 1.38	6.0		22	5	1	1	0	1	1	0	0	0	0	21	32	1.50	1.000								
49 Byung-Hyun Kim, R (7, 1) ERA: 6.0	2.0	L	8	1	1	1	0	1	0	0	0	0	0	21	32	4.50	1.000								

AB	26
R	2
H	6
RBI	2
BB	3
SO	2
LOB	12



Batter	1	2	3	4	5	6	7	8	9	AB	R	H	RBI	BB	SO	LOB	TOP			
Steve Finley, L (1, 8) OBP: 0.100, SLG: 0.053	G1-3		G6-3			G3	G6-3	F9		5	0	0	0	0	0	3				
7 Kazuo Matsui, S (1, 4) OBP: 0.371, SLG: 0.455	G4-3		17 1B 1B			G4-3	FC3-6 1B	SH2-4 5 2B		5	2	3	0	0	0	0				
John Mabry, L (1, 5) OBP: 0.259, SLG: 0.286 Jamey Carroll, R (7, PR) OBP: 0.500, SLG: 0.455	K		17 1B 5 1B BB			17 1B 2B	FC3-6 5 BB 11 2B	SH2-4		3	2	1	0	1	1	1				
17 Todd Helton, L (1, 3) OBP: 0.381, SLG: 0.314		G5-3	5 1B 1B			2H 1B	L7	G4-3		5	0	2	2	0	0	2				
5 Matt Holliday, R (1, 7) OBP: 0.356, SLG: 0.535		11 BB 1B	1-2 1B			F8	11 2B BB	2B		4	1	3	2	1	0	1				
11 Brad Hawpe, L (1, 9) OBP: 0.390, SLG: 0.417		8 FC6-4 BB	G1-3				F7	1-2 2B		3	0	1	2	2	0	2				
2 Troy Tulowitzki, R (1, 6) OBP: 0.263, SLG: 0.235	F8			G1-3			37 SH3-4 8 E BB	G6-3	K	4	0	0	0	1	1	4	AB 35 R 6 H 10 RBI 6 BB 6 SO 3 LOB 16			
8 Yorvit Torrealba, R (1, 2) OBP: 0.294, SLG: 0.250	FC6-4			G4-3			1 SAFE FC5 37 SH3-4	G6-3		4	0	0	0	0	0	3				
37 Josh Fogg, R (1, 1) Jeremy Affeldt, L (6, 1) 60 Manny Corpas, R (7, 1) 10 Jeff Baker, R (8, PH) 32 LaTroy Hawkins, R (8, 1) 40 Brian Fuentes, L (9, 1)				G1-3			SH3-4		BB	2	0	0	0	0	1	0	WP: 0 PA: 43 PB: 0 SB: 1 CS: 0			
Inning Stats	R: 0 E: 0 K: 1 S: 9	H: 0 LOB: 0 BB: 0 P: 13	R: 0 E: 0 K: 0 S: 8	H: 1 LOB: 2 BB: 1 P: 17	R: 2 E: 0 K: 0 S: 18	H: 3 LOB: 2 BB: 1 P: 31	R: 0 E: 0 K: 1 S: 7	H: 0 LOB: 0 BB: 0 P: 9	R: 1 E: 0 K: 0 S: 8	H: 2 LOB: 1 BB: 0 P: 12	R: 0 E: 0 K: 0 S: 11	H: 0 LOB: 0 BB: 1 P: 15	R: 2 E: 0 K: 0 S: 7	H: 2 LOB: 2 BB: 1 P: 18	R: 0 E: 0 K: 0 S: 5	H: 0 LOB: 1 BB: 1 P: 9	R: 1 E: 0 K: 1 S: 10	H: 2 LOB: 2 BB: 1 P: 18	1B: 6 2B: 4 3B: 0 HR: 0	SF: 0 SAC: 2 DP: 0 HBP: 0
PITCHER	IP WLS BF H R ER SO BB IBB HBP BLK WP HR S P ERA WHIP																			
17 Brandon Webb, R (1, 1) ERA: 5.21	7.0 L 33 8 5 5 2 4 0 0 0 0 0 0 68 115 6.43 1.714																			
56 Ramon Pena, R (8, 1) ERA:	1.0 4 0 0 0 0 1 0 0 0 0 0 5 9 0.00 1.000																			
37 Juan Cruz, R (9, 1) ERA: 5.06	1.0 6 2 1 1 1 0 1 0 0 0 0 10 18 9.00 2.000																			

Colorado Rockies @ Arizona Diamondbacks
Chase Field, Phoenix, AZ
Fri Apr 13 2007, 6:40 PM MST
Att: 20,240 - Clear - 75 F



Batter	1	2	3	4	5	6	7	8	9	AB	R	H	RBI	BB	SO	LOB	BOTTOM			
6 Stephen Drew, L (1, 6) OBP: 0.372, SLG: 0.286	G5-3		22 1B 2B			22 HR 1B		L3		4	2	2	0	0	0	0				
22 Eric Byrnes, R (1, 9) OBP: 0.353, SLG: 0.563	G4-3		2H 1B			1H HR		F9		4	1	2	3	0	0	0				
1 Orlando Hudson, S (1, 4) OBP: 0.412, SLG: 0.568	F9		F7			G3-6 BB		G4-3		3	0	0	0	1	0	1				
Chad Tracy, L (1, 5) OBP: 0.302, SLG: 0.436			34 G4-6-3 1B			G1-3		G3-6		4	0	1	0	0	1	1				
34 Conor Jackson, R (1, 3) OBP: 0.364, SLG: 0.257			G4-6-3			G6-3		G4-3		4	0	0	0	0	0	1				
Scott Hairston, R (1, 7) OBP: 0.325, SLG: 0.389			4-1 BB			F7		K		2	0	0	0	1	1	0				
24 Chris Young, R (1, 8) OBP: 0.194, SLG: 0.310			3-2 F8			K		F8		3	0	0	0	0	1	1	AB 30 R 3 H 5 RBI 3 BB 2 SO 5 LOB 4			
19 Chris Snyder, R (1, 2) OBP: 0.346, SLG: 0.350			1-2 G1-3			L9		K		3	0	0	0	0	1	0				
17 Brandon Webb, R (1, 1) 56 Ramon Pena, R (8, 1) 13 Alberto Callaspo, S (8, PH) 37 Juan Cruz, R (9, 1)			0-3 K			P6		G6-3		2	0	0	0	0	1	0	WP: 0 PA: 32 PB: 0 SB: 0 CS: 0			
Inning Stats	R: 0 E: 0 K: 0 S: 7	H: 0 LOB: 0 BB: 0 P: 11	R: 0 E: 0 K: 0 S: 7	H: 1 LOB: 1 BB: 1 P: 15	R: 1 E: 0 K: 1 S: 11	H: 2 LOB: 1 BB: 0 P: 13	R: 0 E: 0 K: 0 S: 7	H: 0 LOB: 0 BB: 0 P: 12	R: 0 E: 0 K: 1 S: 7	H: 0 LOB: 0 BB: 0 P: 11	R: 2 E: 0 K: 0 S: 6	H: 2 LOB: 0 BB: 1 P: 14	R: 0 E: 0 K: 2 S: 9	H: 0 LOB: 0 BB: 0 P: 14	R: 0 E: 0 K: 0 S: 10	H: 0 LOB: 0 BB: 0 P: 14	R: 0 E: 0 K: 1 S: 9	H: 0 LOB: 0 BB: 0 P: 14	1B: 3 2B: 1 3B: 0 HR: 1	SF: 0 SAC: 0 DP: 2 HBP: 0
PITCHER	IP WLS BF H R ER SO BB IBB HBP BLK WP HR S P ERA WHIP																			
37 Josh Fogg, R (1, 1) ERA: 3.97	5.0 W 21 5 3 3 0 2 0 0 0 0 0 0 3 6 0.00 0.000																			
Jeremy Affeldt, L (6, 1) ERA:	1.0 W 2 0 0 0 0 0 0 0 0 0 0 0 3 6 0.00 0.000																			
60 Manny Corpas, R (7, 1) ERA: 1.59	1.0 H 3 0 0 0 0 2 0 0 0 0 0 0 9 14 0.00 0.000																			
32 LaTroy Hawkins, R (8, 1) ERA: 7.2	1.0 H 3 0 0 0 0 0 0 0 0 0 0 0 10 14 0.00 0.000																			
40 Brian Fuentes, L (9, 1) ERA: 5.4	1.0 S 3 0 0 0 1 0 0 0 0 0 0 0 9 14 0.00 0.000																			

Colorado Rockies @ Arizona Diamondbacks
Chase Field, Phoenix, AZ
Fri Apr 13 2007, 6:40 PM MST
Att: 20,240 - Clear - 75 F



Batter	1	2	3	4	5	6	7	8	9	AB	R	H	RBI	BB	SO	LOB	TOP				
3 Willy Taveras, R OBP: 0.257, SLG: 0.194	1-1 G1-3	2-2 FC5-4			1-1 7 1B 17 1B 7 S	4-2 BB		0-0 G4-3		4	1	1	0	1	0	2					
7 Kazuo Matsui, S OBP: 0.395, SLG: 0.472 Jamey Carroll, R OBP: 0.500, SLG: 0.462	3-2 27 F7 27 BLK		3-1 G6-3		1-3 17 1B 27 BB	2-1 G6-3		1-0 1B		3	1	2	0	0	0	0					
27 Garrett Atkins, R OBP: 0.370, SLG: 0.444	1-1 F7		0-1 F9		4-1 17 1B 1-2 BB		2-0 HR		2-2 P5	4	1	1	1	1	0	1					
17 Todd Helton, L OBP: 0.404, SLG: 0.333	0-1 F9		0-1 G4-3		0-0 1B		4-1 2 HBP BB		2-2 11 F8 5 1B	4	0	2	2	1	0	1					
5 Matt Holliday, R OBP: 0.360, SLG: 0.542		0-0 28 E 2B		1-0 G6-3	1-3 K		0-0 F9		0-1 1B	5	1	2	0	0	1	3					
11 Brad Hawpe, L OBP: 0.391, SLG: 0.385		4-0 2 BB		3-1 F7		4-0 28 2B BB	0-1 F7		0-2 F8	3	0	0	0	2	0	3					
2 Troy Tulowitzki, R OBP: 0.262, SLG: 0.216 John Mabry, L OBP: 0.222, SLG: 0.250		2-2 G6-3-4-6		0-3 K		2-3 K	3-2 HBP		0-2 G4-3	3	0	0	0	0	2	3					
20 Chris Iannetta, R OBP: 0.250, SLG: 0.174		4-0 28 E IBB		4-1 28 SH1 3 1B BB		1-3 K	1-2 F9			2	0	0	0	2	1	3					
28 Aaron Cook, R OBP: 0.333, SLG: 0.492 60 Manny Corpas, R OBP: 0.333, SLG: 0.375 Steve Finley, L OBP: 0.267, SLG: 0.357 32 LaTroy Hawkins, R OBP: 0.297, SLG: 0.357 Jeremy Affeldt, L OBP: 0.297, SLG: 0.357 61 Ramon E Ramirez, R OBP: 0.297, SLG: 0.357		2-2 E6 3 FC5-4		2-0 SH1-4		1-2 2B		0-2 P4		2	0	1	0	0	0	1					
Inning Stats	R: 0 E: 0 K: 0 S: 9	H: 1 LOB: 1 BB: 0 P: 14	R: 1 E: 1 K: 0 S: 12	H: 1 LOB: 2 BB: 2 P: 26	R: 0 E: 0 K: 1 S: 6	H: 0 LOB: 0 BB: 0 P: 9	R: 0 E: 0 K: 1 S: 6	H: 0 LOB: 0 BB: 0 P: 10	R: 2 E: 0 K: 2 S: 12	H: 3 LOB: 2 BB: 2 P: 27	R: 0 E: 0 K: 2 S: 14	H: 1 LOB: 3 BB: 2 P: 28	R: 1 E: 0 K: 0 S: 10	H: 1 LOB: 2 BB: 1 P: 20	R: 0 E: 0 K: 0 S: 6	H: 1 LOB: 1 BB: 0 P: 7	R: 0 E: 0 K: 0 S: 14	H: 2 LOB: 2 BB: 0 P: 18	1B: 7 2B: 3 3B: 0 HR: 1	SF: 0 SAC: 1 DP: 1 HBP: 1	WP: 0 PA: 43 PB: 0 SB: 1 CS: 0
PITCHER	IP WLS BF H R ER SO BB IBB HBP BLK WP HR S P ERA WHIP	IP WLS BF H R ER SO BB IBB HBP BLK WP HR S P ERA WHIP	IP WLS BF H R ER SO BB IBB HBP BLK WP HR S P ERA WHIP	IP WLS BF H R ER SO BB IBB HBP BLK WP HR S P ERA WHIP	IP WLS BF H R ER SO BB IBB HBP BLK WP HR S P ERA WHIP	IP WLS BF H R ER SO BB IBB HBP BLK WP HR S P ERA WHIP	IP WLS BF H R ER SO BB IBB HBP BLK WP HR S P ERA WHIP	IP WLS BF H R ER SO BB IBB HBP BLK WP HR S P ERA WHIP	IP WLS BF H R ER SO BB IBB HBP BLK WP HR S P ERA WHIP	IP WLS BF H R ER SO BB IBB HBP BLK WP HR S P ERA WHIP	IP WLS BF H R ER SO BB IBB HBP BLK WP HR S P ERA WHIP	IP WLS BF H R ER SO BB IBB HBP BLK WP HR S P ERA WHIP	IP WLS BF H R ER SO BB IBB HBP BLK WP HR S P ERA WHIP	IP WLS BF H R ER SO BB IBB HBP BLK WP HR S P ERA WHIP	IP WLS BF H R ER SO BB IBB HBP BLK WP HR S P ERA WHIP	IP WLS BF H R ER SO BB IBB HBP BLK WP HR S P ERA WHIP	IP WLS BF H R ER SO BB IBB HBP BLK WP HR S P ERA WHIP	IP WLS BF H R ER SO BB IBB HBP BLK WP HR S P ERA WHIP	IP WLS BF H R ER SO BB IBB HBP BLK WP HR S P ERA WHIP	IP WLS BF H R ER SO BB IBB HBP BLK WP HR S P ERA WHIP	IP WLS BF H R ER SO BB IBB HBP BLK WP HR S P ERA WHIP

Colorado Rockies @ Arizona Diamondbacks
Chase Field, Phoenix, AZ
Sat Apr 14 2007, 6:40 PM MST
Att: 27,740 - Clear - 82 F

AB	34
R	4
H	10
RBI	3
BB	7
SO	4
LOB	22



Batter	1	2	3	4	5	6	7	8	9	AB	R	H	RBI	BB	SO	LOB	BOTTOM				
6 Stephen Drew, L OBP: 0.354, SLG: 0.256	0-0 F8	1-0 G4-3		2-1 L4		0-0 F9		4-1 1 SF8 13 BB		4	0	0	0	1	0	4					
13 Alberto Callaspo, S OBP: 0.333, SLG: 0.382	0-1 22 CS 1B		1-0 G3	1-1 G4-3		3-1 F7		4-1 1 SF8 BB		4	0	1	0	1	0	1					
1 Orlando Hudson, S OBP: 0.429, SLG: 0.583	3-1 22 CS 1B		1-1 22 F7 2B		3-2 L1		2-2 22 BB 1B	3-1 SF8		4	1	3	1	0	0	0					
22 Eric Byrnes, R OBP: 0.339, SLG: 0.519	2-2 F7		1-0 F7		2-1 F7		4-0 BB	1-2 P6		4	0	0	0	1	0	5					
Chad Tracy, L OBP: 0.340, SLG: 0.500		1-2 G4-3 26 SF8 2B	4-1 2B IBB		0-0 2B		0-0 F7			3	2	2	0	1	0	2					
Tony Clark, S OBP: 0.297, SLG: 0.357	0-1 G4-3		1-2 1H 2H 2B		1-1 G1-3		1-0 F8			4	0	1	2	0	0	4					
24 Chris Young, R OBP: 0.200, SLG: 0.281		4-1 1B BB		0-3 K		2-2 K		0-0 F8		3	0	0	0	1	2	1					
26 Miguel Montero, L OBP: 0.263, SLG: 0.412	1-1 SF8		1-1 L4		2-0 F7		3-2 HR			3	1	1	2	0	0	0					
Livan Hernandez, R OBP: 0.286, SLG: 0.376 5 Robby Hamilton, R OBP: 0.333, SLG: 0.375 28 Brandon Medders, R OBP: 0.333, SLG: 0.375 Brandon Lyon, R OBP: 0.297, SLG: 0.357 Scott Hairston, R OBP: 0.347, SLG: 0.389 Jose Valverde, R OBP: 0.347, SLG: 0.389		0-0 1B		1-0 1B		2-2 HBP		4-2 13 BB 6 BB 1 SF8 BB		2	0	2	0	0	0	0					
Inning Stats	R: 0 E: 0 K: 0 S: 8	H: 2 LOB: 1 BB: 0 P: 13	R: 1 E: 0 K: 0 S: 10	H: 2 LOB: 2 BB: 1 P: 17	R: 2 E: 0 K: 1 S: 13	H: 2 LOB: 1 BB: 1 P: 21	R: 0 E: 0 K: 0 S: 9	H: 1 LOB: 1 BB: 0 P: 15	R: 0 E: 0 K: 1 S: 7	H: 0 LOB: 1 BB: 0 P: 13	R: 0 E: 0 K: 0 S: 7	H: 1 LOB: 2 BB: 1 P: 17	R: 0 E: 0 K: 0 S: 15	H: 1 LOB: 3 BB: 3 P: 34	1B: 6 2B: 3 3B: 0 HR: 1	SF: 2 SAC: 0 DP: 0 HBP: 1	WP: 0 PA: 40 PB: 0 SB: 0 CS: 2				
PITCHER	IP WLS BF H R ER SO BB IBB HBP BLK WP HR S P ERA WHIP	IP WLS BF H R ER SO BB IBB HBP BLK WP HR S P ERA WHIP	IP WLS BF H R ER SO BB IBB HBP BLK WP HR S P ERA WHIP	IP WLS BF H R ER SO BB IBB HBP BLK WP HR S P ERA WHIP	IP WLS BF H R ER SO BB IBB HBP BLK WP HR S P ERA WHIP	IP WLS BF H R ER SO BB IBB HBP BLK WP HR S P ERA WHIP	IP WLS BF H R ER SO BB IBB HBP BLK WP HR S P ERA WHIP	IP WLS BF H R ER SO BB IBB HBP BLK WP HR S P ERA WHIP	IP WLS BF H R ER SO BB IBB HBP BLK WP HR S P ERA WHIP	IP WLS BF H R ER SO BB IBB HBP BLK WP HR S P ERA WHIP	IP WLS BF H R ER SO BB IBB HBP BLK WP HR S P ERA WHIP	IP WLS BF H R ER SO BB IBB HBP BLK WP HR S P ERA WHIP	IP WLS BF H R ER SO BB IBB HBP BLK WP HR S P ERA WHIP	IP WLS BF H R ER SO BB IBB HBP BLK WP HR S P ERA WHIP	IP WLS BF H R ER SO BB IBB HBP BLK WP HR S P ERA WHIP	IP WLS BF H R ER SO BB IBB HBP BLK WP HR S P ERA WHIP	IP WLS BF H R ER SO BB IBB HBP BLK WP HR S P ERA WHIP	IP WLS BF H R ER SO BB IBB HBP BLK WP HR S P ERA WHIP	IP WLS BF H R ER SO BB IBB HBP BLK WP HR S P ERA WHIP	IP WLS BF H R ER SO BB IBB HBP BLK WP HR S P ERA WHIP	IP WLS BF H R ER SO BB IBB HBP BLK WP HR S P ERA WHIP

Colorado Rockies @ Arizona Diamondbacks
Chase Field, Phoenix, AZ
Sat Apr 14 2007, 6:40 PM MST
Att: 27,740 - Clear - 82 F

AB	31
R	5
H	10
RBI	5
BB	6
SO	2
LOB	17



Batter	1	2	3	4	5	6	7	8	9	AB	R	H	RBI	BB	SO	LOB	TOP		
10 Dave Roberts, L (1, 8) OBP: 0.304, SLG: 0.381	G4-3		35 3B	F9			K		K	5	1	1	1	0	2	1	San Francisco Giants @ Colorado Rockies Coors Field, Denver, CO Tue Apr 17 2007, 6:35 PM MDT Att: 18,207 - Partly Cloudy - 57 F		
13 Omar Vizquel, S (1, 6) OBP: 0.271, SLG: 0.239	G1-3		F7		L7		G3			4	0	0	0	0	0	1			
35 Rich Aurilia, R (1, 3) OBP: 0.388, SLG: 0.489	K		3B	FC3-6 BB	1B		F9			4	0	2	1	0	1	0			
Barry Bonds, L (1, 7) OBP: 0.465, SLG: 0.636 Todd Linden, S (8, PR) OBP: 0.391, SLG: 0.333		BB	IBB	FC3-6 BB	2B			2B		1	0	1	0	3	0	0			
Ray Durham, S (1, 4) OBP: 0.360, SLG: 0.442	K		F7	FC3-6	BB		G1-3			4	0	0	0	0	1	6			
1 Bengie Molina, R (1, 2) OBP: 0.295, SLG: 0.476	L7			2B	G5-3		P4			4	1	1	0	0	0	4			
Pedro Feliz, R (1, 5) OBP: 0.205, SLG: 0.316	K		F8		G5-3		K			4	0	0	0	0	2	3			
2 Randy Winn, S (1, 9) OBP: 0.300, SLG: 0.306			18 SH1-3 10 3B	2B	G4-3		L6			4	1	2	1	0	0	0			
18 Matt Cain, R (1, 1) 31 Vinnie Chulk, R (8, 1) 53 Jonathan Sánchez, L (8, 1) 32 Kevin Correia, R (8, 1) 50 Eliezer Alfonzo, R (9, PH)			SH1-3	K			P6		K	2	0	0	0	0	1	1			
Inning Stats	R: 0 E: 0 K: 1 S: 8	H: 0 LOB: 0 BB: 0 P: 14	R: 0 E: 0 K: 2 S: 13	H: 0 LOB: 1 BB: 1 P: 22	R: 2 E: 0 K: 0 S: 16	H: 3 LOB: 2 BB: 1 P: 27	R: 1 E: 0 K: 1 S: 11	H: 2 LOB: 1 BB: 0 P: 13	R: 0 E: 0 K: 0 S: 10	H: 0 LOB: 0 BB: 0 P: 7	R: 0 E: 0 K: 1 S: 6	H: 0 LOB: 0 BB: 0 P: 6	R: 0 E: 0 K: 1 S: 9	H: 1 LOB: 1 BB: 0 P: 14	R: 0 E: 0 K: 2 S: 10	H: 0 LOB: 0 BB: 0 P: 13		1B: 2 2B: 3 3B: 2 HR: 0	SF: 0 SAC: 1 DP: 0 HBP: 0
PITCHER	IP	WLS	BF	H	R	ER	SO	BB	IBB	HBP	BLK	WP	HR	S	P	ERA	WHIP		
48 Jason Hirsh, R (1, 1) ERA: 3.38	7.0		30	6	3	3	5	2	1	0	0	0	0	71	107	3.86	1.143		
61 Ramon E Ramirez, R (8, 1) ERA: 3.86	1.0	W	4	1	0	0	1	0	0	0	0	0	0	9	14	0.00	1.000		
40 Brian Fuentes, L (9, 1) ERA: 3.86	1.0	S	3	0	0	0	2	0	0	0	0	0	0	10	13	0.00	0.000		

Batter	1	2	3	4	5	6	7	8	9	AB	R	H	RBI	BB	SO	LOB	BOTTOM		
3 Willy Taveras, R (1, 8) OBP: 0.283, SLG: 0.200 40 Brian Fuentes, L (9, 1)	K		HBP		1B			CS 1B		3	0	2	0	0	1	0	San Francisco Giants @ Colorado Rockies Coors Field, Denver, CO Tue Apr 17 2007, 6:35 PM MDT Att: 18,207 - Partly Cloudy - 57 F		
Jamey Carroll, R (1, 4) OBP: 0.345, SLG: 0.346	F8		K		L9		L5			4	0	0	0	0	1	3			
27 Garrett Atkins, R (1, 5) OBP: 0.373, SLG: 0.426	G6-3			11 G3 5 BB	BB		K	5 1B 17 BB	1B	3	1	1	0	1	1	0			
17 Todd Helton, L (1, 3) OBP: 0.467, SLG: 0.469		BB	F8		F8		G4-3	5 G4-3	1B	2	1	1	0	2	0	1			
5 Matt Holliday, R (1, 7) OBP: 0.381, SLG: 0.491		K		11 G3	BB		G4-3	11 BB 8 2B	BB	3	1	1	0	1	1	2			
11 Brad Hawpe, L (1, 9) OBP: 0.384, SLG: 0.340		K		G3			G5-3	8 2B	BB	3	1	0	1	1	1	3			
8 Yorvit Torrealba, R (1, 2) OBP: 0.320, SLG: 0.375		F8		L8			G5-3	8 2B	BB	4	0	1	3	0	0	3			
2 Troy Tulowitzki, R (1, 6) OBP: 0.296, SLG: 0.234			P3		F8		F9	1-H 2-H 3-H	2B	4	0	0	0	0	0	1			
4B Jason Hirsh, R (1, 1) 61 Ramon E Ramirez, R (8, 1) Steve Finley, L (8, PH) OBP: 0.130, SLG: 0.227			K		K			HR		2	0	0	0	0	2	0			
Inning Stats	R: 0 E: 0 K: 1 S: 6	H: 0 LOB: 0 BB: 0 P: 9	R: 0 E: 0 K: 2 S: 9	H: 0 LOB: 1 BB: 1 P: 17	R: 0 E: 0 K: 2 S: 16	H: 0 LOB: 0 BB: 0 P: 21	R: 0 E: 0 K: 0 S: 7	H: 0 LOB: 2 BB: 2 P: 19	R: 0 E: 0 K: 1 S: 10	H: 1 LOB: 1 BB: 0 P: 14	R: 0 E: 0 K: 1 S: 8	H: 1 LOB: 0 BB: 0 P: 13	R: 0 E: 0 K: 0 S: 11	H: 0 LOB: 0 BB: 0 P: 17	R: 5 E: 0 K: 0 S: 18	H: 5 LOB: 1 BB: 2 P: 33		1B: 5 2B: 1 3B: 0 HR: 1	SF: 0 SAC: 0 DP: 1 HBP: 1
PITCHER	IP	WLS	BF	H	R	ER	SO	BB	IBB	HBP	BLK	WP	HR	S	P	ERA	WHIP		
18 Matt Cain, R (1, 1) ERA: 1.8	7.0		26	2	0	0	7	3	0	1	0	0	0	67	110	0.00	0.714		
31 Vinnie Chulk, R (8, 1) ERA: 4.26	0.2	H	4	3	2	2	0	0	0	0	0	0	1	6	11	27.00	4.500		
53 Jonathan Sánchez, L (8, 1) ERA: 5.0	0.0		1	0	0	0	0	1	0	0	0	0	0	5	9	∞	∞		
32 Kevin Correia, R (8, 1) ERA: 7.11	0.1	L	4	2	3	3	0	1	0	0	0	0	0	7	13	81.00	9.000		

Batter	1	2	3	4	5	6	7	8	9	AB	R	H	RBI	BB	SO	LOB	TOP				
15 Rafael Furcal, S OBP: 0.259, SLG: 0.280	G3		G6-3		G4-6-3			1B		4	0	1	0	0	0	2	Los Angeles Dodgers @ Colorado Rockies Coors Field, Denver, CO Wed Apr 18 2007, 6:35 PM MDT Att: 20,366 - Cloudy - 66 F				
9 Juan Pierre, L OBP: 0.256, SLG: 0.302	1B		1B			K		F8		4	0	2	0	0	1	1					
5 Nomar Garciaparra, R OBP: 0.329, SLG: 0.446	G5-3		CS	L7		1B		P6		4	0	1	0	0	0	2					
Mike Lieberthal, R OBP: 0.111, SLG: 0.111	G5-3		G5-3	G5-3		F7		G5-3		4	0	0	0	0	0	3					
16 Andre Ethier, L OBP: 0.289, SLG: 0.444		1B		F7		FC6-4		F7		3	1	1	0	1	0	0					
Brady Clark, R OBP: 0.389, SLG: 0.529	CS	1B			1B	FC6-4		G4-3		4	1	2	1	0	0	2					
Wilson Betemit, S OBP: 0.268, SLG: 0.129	K				1B					3	0	1	0	1	2	1					
18 Ramon Martinez, R OBP: 0.276, SLG: 0.240	G5-3				1B			BB		4	0	1	0	0	0	1					
Derek Lowe, R OBP: 0.444, SLG: 0.200			G6-3		SF8			F8		1	0	0	1	0	0	0					
41 Chin-hui Tsao, R ERA: 5.99										0	0	0	0	0	0	0					
Olmedo Saenz, R OBP: 0.250, SLG: 0.286										1	0	0	0	0	0	0					
Rudy Seanez, R ERA: 8.53										0	0	0	0	0	0	0					
Inning Stats	R: 0 E: 0 K: 0 S: 7	H: 1 LOB: 1 BB: 0 P: 11	R: 1 E: 0 K: 1 S: 11	H: 2 LOB: 0 BB: 0 P: 16	R: 0 E: 0 K: 0 S: 10	H: 1 LOB: 0 BB: 0 P: 15	R: 0 E: 0 K: 0 S: 5	H: 0 LOB: 0 BB: 0 P: 9	R: 1 E: 0 K: 0 S: 7	H: 3 LOB: 1 BB: 0 P: 13	R: 0 E: 0 K: 1 S: 12	H: 1 LOB: 2 BB: 1 P: 19	R: 0 E: 0 K: 1 S: 6	H: 0 LOB: 0 BB: 0 P: 9	R: 0 E: 0 K: 0 S: 9	H: 1 LOB: 1 BB: 0 P: 10	R: 0 E: 0 K: 0 S: 8	H: 0 LOB: 1 BB: 1 P: 13	1B: 8 2B: 0 3B: 1 HR: 0	SF: 1 SAC: 0 DP: 1 HBP: 0	WP: 0 PA: 36 PB: 0 CS: 2 SB: 0
PITCHER	IP	WLS	BF	H	R	ER	SO	BB	IBB	HBP	BLK	WP	HR	S	P	ERA	WHIP				
31 Rodrigo Lopez, R ERA: 1.59	4.0		14	4	1	1	1	0	0	0	0	0	0	33	51	2.25	1.000				
35 Taylor Buchholz, R ERA: 5.99	2.0	W	10	4	1	1	1	1	0	0	0	0	0	19	32	4.50	2.500				
Jeremy Affeldt, L ERA: 5.99	1.0	H	3	0	0	0	1	0	0	0	0	0	0	6	9	0.00	0.000				
60 Manny Corpas, R ERA: 1.17	1.0		4	1	0	0	0	0	0	0	0	0	0	9	13	0.00	1.000				
32 LaTroy Hawkins, R ERA: 8.53	1.0		4	0	0	0	0	1	0	0	0	0	0	8	13	0.00	1.000				

AB	32
R	2
H	9
RBI	2
BB	2
SO	3
LOB	12



Batter	1	2	3	4	5	6	7	8	9	AB	R	H	RBI	BB	SO	LOB	BOTTOM				
Steve Finley, L OBP: 0.175, SLG: 0.296			G6-3		G6-3	K		1B		5	0	2	0	0	1	1	Los Angeles Dodgers @ Colorado Rockies Coors Field, Denver, CO Wed Apr 18 2007, 6:35 PM MDT Att: 20,366 - Cloudy - 66 F				
Jamey Carroll, R OBP: 0.353, SLG: 0.333	2B		E6		1B	K		F8		4	1	1	0	0	1	2					
27 Garrett Atkins, R OBP: 0.375, SLG: 0.442	L7		CS	F8	1B			K		5	1	2	1	0	1	2					
17 Todd Helton, L OBP: 0.462, SLG: 0.453	G4-6-3			F8	1B			G1-3		4	1	1	1	1	0	4					
5 Matt Holliday, R OBP: 0.403, SLG: 0.525		2B			1B			G6-3		4	2	3	0	0	1	1					
11 Brad Hawpe, L OBP: 0.407, SLG: 0.388		BB			1B			1B		2	2	2	0	2	0	0					
8 Yorvit Torrealba, R OBP: 0.345, SLG: 0.370	F8			E9	1B			BB		3	0	1	2	1	0	4					
2 Troy Tulowitzki, R OBP: 0.293, SLG: 0.235	G6-3			G4-3				1B		4	0	1	2	0	0	3					
31 Rodrigo Lopez, R ERA: 1.59			G1-3					G4-3		1	0	0	0	0	0	0					
John Mabry, L OBP: 0.180, SLG: 0.290										1	0	0	0	0	1	1					
35 Taylor Buchholz, R ERA: 5.99										0	0	0	0	0	1	0					
Jeremy Affeldt, L ERA: 5.99										0	0	0	0	0	0	0					
60 Manny Corpas, R ERA: 1.17										0	0	0	0	0	0	0					
10 Jeff Baker, R OBP: 0.451, SLG: 0.722										1	0	0	0	0	0	0					
32 LaTroy Hawkins, R ERA: 8.53										0	0	0	0	0	0	0					
Inning Stats	R: 0 E: 0 K: 0 S: 8	H: 1 LOB: 1 BB: 0 P: 14	R: 0 E: 0 K: 0 S: 8	H: 1 LOB: 1 BB: 1 P: 14	R: 0 E: 1 K: 1 S: 8	H: 0 LOB: 0 BB: 0 P: 12	R: 3 E: 1 K: 1 S: 18	H: 2 LOB: 1 BB: 2 P: 30	R: 2 E: 0 K: 1 S: 12	H: 4 LOB: 2 BB: 0 P: 34	R: 0 E: 0 K: 2 S: 12	H: 0 LOB: 1 BB: 1 P: 19	R: 2 E: 0 K: 1 S: 13	H: 3 LOB: 2 BB: 1 P: 20	R: 0 E: 0 K: 0 S: 12	H: 2 LOB: 2 BB: 0 P: 17	1B: 9 2B: 4 3B: 0 HR: 0	SF: 0 SAC: 0 DP: 2 HBP: 1	WP: 0 PA: 41 PB: 0 CS: 1 SB: 0		
PITCHER	IP	WLS	BF	H	R	ER	SO	BB	IBB	HBP	BLK	WP	HR	S	P	ERA	WHIP				
Derek Lowe, R ERA: 4.56	4.2	L	24	8	5	4	2	3	0	1	0	0	0	60	97	7.71	2.357				
41 Chin-hui Tsao, R ERA: 5.99	1.1		5	0	0	0	2	1	0	0	0	0	0	16	26	0.00	0.750				
Rudy Seanez, R ERA: 6.43	2.0		11	5	2	2	1	1	0	0	0	0	0	25	37	9.00	3.000				

AB	34
R	7
H	13
RBI	6
BB	5
SO	5
LOB	18



Batter	1	2	3	4	5	6	7	8	9	AB	R	H	RBI	BB	SO	LOB	TOP					
15 Rafael Furcal, S OBP: 0.250, SLG: 0.267 (1, 6)	G3	P5		G1-3		F7			9 1B 12 2B 1B	5	1	1	0	0	0	3						
9 Juan Pierre, L OBP: 0.268, SLG: 0.309 (1, 8)	G4-3		5 BB 16 BB G5-3 1B	G4-3			B1-3		5 CS 1B	5	1	2	1	0	0	0						
5 Nomar Garciaparra, R OBP: 0.319, SLG: 0.419 (1, 3)	F9		G5-3	K			F8		12 2B BB	4	1	0	0	1	1	1						
12 Jeff Kent, R Wilson Valdez, R OBP: 0.397, SLG: 0.481 (9, PR) OBP: 0.444, SLG: 0.560 (9, 4)		1B 55 SF9 1B	16 BB BB E		55 G6-4-3 1B		K		1B	4	2	3	2	1	1	0						
Luis Gonzalez, L Brady Clark, R OBP: 0.373, SLG: 0.509 (8, 7) OBP: 0.368, SLG: 0.500 (8, 7)		1B 16 BB G6-3 1B	16 BB BB E		F7				G1-3	3	2	1	0	1	0	1						
55 Russell Martin, R OBP: 0.393, SLG: 0.442 (1, 2)		SF9	K		G6-4-3				G1-3	3	0	0	1	0	1	4						
16 Andre Ethier, L OBP: 0.333, SLG: 0.462 (1, 9)		G6-3 1B	E BB		K				CS 1B	3	0	2	1	1	1	0						
Wilson Betemit, S OBP: 0.289, SLG: 0.147 (1, 5)		G6-3 1B	E3		BB				CS K	3	0	1	0	1	1	1						
Mark Hendrickson, L 41 Chin-hui Tsao, R Joe Beimel, L 21 Marlon Anderson, L 51 Jonathan Broxton, R (1, 1) (6, 1) (7, 1) (9, PH) (9, 1)		G6-3	G1-3		K				15 1B 9 BB	3	0	0	1	0	1	5						
Inning Stats	R: 0 E: 0 K: 0 S: 6	H: 0 LOB: 0 BB: 0 P: 9	R: 2 E: 0 K: 0 S: 15	H: 4 LOB: 2 BB: 0 P: 25	R: 3 E: 1 K: 1 S: 13	H: 1 LOB: 2 BB: 3 P: 28	R: 0 E: 0 K: 1 S: 8	H: 0 LOB: 0 BB: 0 P: 12	R: 0 E: 0 K: 0 S: 10	H: 1 LOB: 0 BB: 0 P: 11	R: 0 E: 0 K: 2 S: 11	H: 0 LOB: 1 BB: 1 P: 20	R: 0 E: 0 K: 1 S: 7	H: 0 LOB: 0 BB: 0 P: 14	R: 0 E: 0 K: 0 S: 6	H: 1 LOB: 0 BB: 0 P: 10	R: 3 E: 0 K: 2 S: 11	H: 3 LOB: 1 BB: 2 P: 25	1B: 9 2B: 1 3B: 0 HR: 0	SF: 1 SAC: 0 DP: 1 HBP: 0	WP: 0 PB: 0 SB: 0 CS: 2	PA: 42
PITCHER	IP WLS BF H R ER SO BB IBB HBP BLK WP HR S P ERA WHIP	6.0 L 28 6 5 3 4 4 0 0 0 0 0 0 63 105 4.50 1.667	2.0 6 1 0 0 1 0 0 0 0 0 0 0 0 13 24 0.00 0.500	1.0 7 3 3 3 2 2 0 0 0 0 0 0 11 25 27.00 5.000											PITCHER	IP WLS BF H R ER SO BB IBB HBP BLK WP HR S P ERA WHIP						

Los Angeles Dodgers @ Colorado Rockies
Coors Field, Denver, CO
Thu Apr 19 2007, 1:05 PM MDT
Att: 19,135 - Sunny - 56 F

AB	34
R	8
H	10
RBI	6
BB	6
SO	7
LOB	16



Batter	1	2	3	4	5	6	7	8	9	AB	R	H	RBI	BB	SO	LOB	BOTTOM					
3 Willy Taveras, R 46 Zach McClellan, R 21 Clint Barmes, R Matt Herges, L (1, 8) (7, 1) (8, PH) (9, 1)	G3-1		B1-3			27 WP 1B		G6-3		3	1	1	0	0	0	1						
Jamey Carroll, R OBP: 0.342, SLG: 0.303 (1, 4)	G5-3			27 G6-4-3 BB		K		F9		3	0	0	0	1	1	1						
27 Garrett Atkins, R OBP: 0.368, SLG: 0.429 (1, 5)	G6-3		G6-4-3		5 PB 1B			K		4	0	1	1	0	1	1						
5 Matt Holliday, R OBP: 0.408, SLG: 0.516 (1, 7)		F8		G4-3		BB		G4-3		3	0	1	0	1	0	0						
10 Jeff Baker, R OBP: 0.348, SLG: 0.591 (1, 3)		F9		G4-3		K		F9		4	0	0	0	0	1	3						
11 Brad Hawpe, L OBP: 0.403, SLG: 0.385 (1, 9)		P6						F7		3	0	1	0	0	0	0						
2 Troy Tulowitzki, R OBP: 0.295, SLG: 0.241 (1, 6)			28 SH1-4 1B		G6-4-3		G3			3	0	1	0	0	0	1						
20 Chris Iannetta, R OBP: 0.235, SLG: 0.143 (1, 2)			K		F8		F8			3	0	0	0	0	1	1						
2B Aaron Cook, R Steve Finley, L OBP: 0.333, SLG: 0.400 (6, PH) OBP: 0.167, SLG: 0.276 (7, 8)			SH1-4		B1-3		F9			0	0	0	0	0	0	0						
Inning Stats	R: 0 E: 0 K: 0 S: 7	H: 0 LOB: 0 BB: 0 P: 11	R: 0 E: 0 K: 0 S: 6	H: 0 LOB: 0 BB: 0 P: 8	R: 0 E: 0 K: 1 S: 12	H: 1 LOB: 1 BB: 0 P: 16	R: 0 E: 0 K: 0 S: 10	H: 1 LOB: 1 BB: 1 P: 20	R: 0 E: 0 K: 0 S: 7	H: 1 LOB: 0 BB: 0 P: 10	R: 1 E: 0 K: 2 S: 15	H: 2 LOB: 2 BB: 1 P: 22	R: 0 E: 0 K: 0 S: 4	H: 0 LOB: 0 BB: 0 P: 7	R: 0 E: 0 K: 0 S: 6	H: 0 LOB: 0 BB: 0 P: 9	R: 0 E: 0 K: 1 S: 11	H: 0 LOB: 0 BB: 0 P: 16	1B: 5 2B: 0 3B: 0 HR: 0	SF: 0 SAC: 1 DP: 2 HBP: 0	WP: 1 PB: 1 SB: 0 CS: 0	PA: 32
PITCHER	IP WLS BF H R ER SO BB IBB HBP BLK WP HR S P ERA WHIP	5.2 W 21 5 1 1 2 1 0 0 0 0 0 0 51 76 1.59 1.059	0.1 2 0 0 0 1 1 0 0 0 0 0 0 6 11 0.00 3.000	2.0 6 0 0 0 0 0 0 0 0 0 0 0 10 16 0.00 0.000	1.0 3 0 0 0 1 0 0 0 0 0 0 0 11 16 0.00 0.000											PITCHER	IP WLS BF H R ER SO BB IBB HBP BLK WP HR S P ERA WHIP					

Los Angeles Dodgers @ Colorado Rockies
Coors Field, Denver, CO
Thu Apr 19 2007, 1:05 PM MDT
Att: 19,135 - Sunny - 56 F

AB	29
R	1
H	5
RBI	1
BB	2
SO	4
LOB	8



Batter	1	2	3	4	5	6	7	8	9	AB	R	H	RBI	BB	SO	LOB	TOP		
22 Marcus Giles, R OBP: 0.359, SLG: 0.443 Geoff Blum, S OBP: 0.174, SLG: 0.200	F9	F9	FC6-4	1B	1B	G6-3		G4-6-3		4	0	2	2	0	0	3			
José Cruz Jr., S OBP: 0.358, SLG: 0.618	24 HR 1B	1B		24 HR 1B		G5-3		G3-1		5	2	2	0	1	0	4			
24 Brian Giles, L OBP: 0.354, SLG: 0.397 8 Termel Sledge, L OBP: 0.372, SLG: 0.294	23 HR 1B	F9		1B 3 FC5-4 1B	K			G1-3	G4-3	5	2	2	0	0	1	3			
23 Adrián González, L OBP: 0.358, SLG: 0.507	HR	K		3 FC5-4 1B	K			K	F7	6	2	2	4	0	3	3			
Mike Cameron, R OBP: 0.276, SLG: 0.239	F8			1B 3 FC5-4 1B				3 FC6-4 1B	K	6	0	3	0	0	2	0			
3 Khalil Greene, R OBP: 0.282, SLG: 0.522	F9			32 BB 2B	FC5-4 G3 34 BB E	F9		FC6-4		5	1	1	1	0	0	4			
34 Russell Bryanan, L OBP: 0.500, SLG: 0.619		G4-3		32 E 22 1B BB				2B 32 G5-3 BB	1B G4-6-3 2B	3	3	1	0	2	1	1	AB 44		
Rob Bowen, S OBP: 0.343, SLG: 0.469		32 1B 22 1B 2B		32 BB IBB	G3			2-1 2B	1-2 G4-6-3 5 BB 1B	4	1	3	1	1	0	2	R 11		
32 Chris Young, R OBP: 0.222, SLG: 0.125 5 Kevin Kouzmanoff, R OBP: 0.239, SLG: 0.244 26 Doug Brocail, L OBP: 0.174, SLG: 0.200				22 1B BB	E3 22 1B			G5-3	4-1 G4-6-3 BB	3	0	1	1	1	0	2	H 17		
	R: 3 E: 0 K: 0 S: 15	H: 2 LOB: 0 BB: 1 P: 26	R: 1 E: 0 K: 1 S: 12	H: 4 LOB: 3 BB: 0 P: 17	R: 0 E: 0 K: 2 S: 10	H: 1 LOB: 3 BB: 2 P: 21	R: 5 E: 1 K: 0 S: 18	H: 5 LOB: 2 BB: 1 P: 33	R: 0 E: 0 K: 2 S: 10	H: 1 LOB: 1 BB: 0 P: 14	R: 1 E: 0 K: 1 S: 10	H: 2 LOB: 1 BB: 1 P: 20	R: 0 E: 0 K: 1 S: 8	H: 0 LOB: 0 BB: 0 P: 12	1B: 11 2B: 5 3B: 0 HR: 1	SF: 0 SAC: 0 DP: 1 HBP: 0	WP: 0 PA: 50 PB: 0 SB: 0 CS: 0		
	PITCHER	IP	WLS	BF	H	R	ER	SO	BB	IBB	HBP	BLK	WP	HR	S	P	ERA	WHIP	
37 Josh Fogg, R ERA: 6.61	(1, 1)	3.0	L	23	11	8	7	3	2	1	0	0	0	0	45	77	21.00	4.333	
Matt Herges, R ERA: 9.0	(4, 1)	2.0		10	2	1	0	2	1	0	0	0	0	0	20	34	0.00	1.500	
Jeremy Affeldt, L ERA: 1.29	(6, 1)	2.0		9	2	1	1	1	1	0	0	0	0	0	21	35	4.50	1.500	
32 LaTroy Hawkins, R ERA: 8.59	(8, 1)	1.0		5	2	1	1	0	1	0	0	0	0	0	10	20	9.00	3.000	
40 Brian Fuentes, L ERA: 3.39	(9, 1)	1.0		3	0	0	0	1	0	0	0	0	0	0	8	12	0.00	0.000	

San Diego Padres @ Colorado Rockies
Coors Field, Denver, CO
Fri Apr 20 2007, 7:05 PM MDT
Att: 22,338 - Partly Cloudy - 69 F

AB	44
R	11
H	17
RBI	9
BB	6
SO	7
LOB	25



Batter	1	2	3	4	5	6	7	8	9	AB	R	H	RBI	BB	SO	LOB	BOTTOM				
Jamey Carroll, R OBP: 0.333, SLG: 0.297	17 S 1B		P3		K			K		4	0	1	0	0	2	1					
Steve Finley, L OBP: 0.147, SLG: 0.242	P2		F7			L8			P4	4	0	0	0	0	0	1					
27 Garrett Atkins, R OBP: 0.352, SLG: 0.407 21 Clint Barmes, R	F9		G6-3			F8			K	3	0	0	0	0	0	1					
17 Todd Helton, L OBP: 0.435, SLG: 0.421	G4-3				K	L8			G6-3	4	0	0	0	0	1	1					
5 Matt Holliday, R OBP: 0.405, SLG: 0.507 32 LaTroy Hawkins, R OBP: 0.413, SLG: 0.396 40 Brian Fuentes, L OBP: 0.167, SLG: 0.182		10 S 8 1B 1B			G5-3			K		3	1	1	0	0	1	0					
10 Jeff Baker, R OBP: 0.308, SLG: 0.520		K			F9			K		3	0	0	0	0	2	1					
8 Yorvit Torrealba, R OBP: 0.344, SLG: 0.367		2H 1B				L6			F9	3	0	1	1	0	0	0					
2 Troy Tulowitzki, R OBP: 0.281, SLG: 0.228		K				K			F9	3	0	0	0	0	2	1					
37 Josh Fogg, R ERA: 6.61 Matt Herges, L ERA: 9.0 11 Brad Hawpe, L OBP: 0.413, SLG: 0.396 Jeremy Affeldt, L ERA: 1.29 John Mabry, L OBP: 0.167, SLG: 0.182		G5-3							L9	1	0	0	0	0	0	1					
	R: 0 E: 0 K: 0 S: 11	H: 1 LOB: 1 BB: 0 P: 15	R: 1 E: 0 K: 2 S: 12	H: 2 LOB: 1 BB: 0 P: 16	R: 0 E: 0 K: 0 S: 8	H: 0 LOB: 0 BB: 0 P: 12	R: 0 E: 0 K: 1 S: 13	H: 0 LOB: 0 BB: 0 P: 19	R: 0 E: 0 K: 2 S: 12	H: 1 LOB: 1 BB: 0 P: 17	R: 0 E: 0 K: 0 S: 8	H: 0 LOB: 0 BB: 0 P: 13	R: 0 E: 0 K: 2 S: 8	H: 0 LOB: 0 BB: 0 P: 9	R: 0 E: 0 K: 1 S: 12	H: 0 LOB: 0 BB: 0 P: 18	R: 0 E: 0 K: 1 S: 8	H: 0 LOB: 0 BB: 0 P: 14	1B: 4 2B: 0 3B: 0 HR: 0	SF: 0 SAC: 0 DP: 0 HBP: 0	WP: 0 PA: 31 PB: 0 SB: 2 CS: 0
	PITCHER	IP	WLS	BF	H	R	ER	SO	BB	IBB	HBP	BLK	WP	HR	S	P	ERA	WHIP			
32 Chris Young, R ERA: 3.32	(1, 1)	7.0	W	25	4	1	1	7	0	0	0	0	0	0	72	101	1.29	0.571			
26 Doug Brocail, R ERA: 1.96	(8, 1)	2.0		6	0	0	0	2	0	0	0	0	0	0	20	32	0.00	0.000			

San Diego Padres @ Colorado Rockies
Coors Field, Denver, CO
Fri Apr 20 2007, 7:05 PM MDT
Att: 22,338 - Partly Cloudy - 69 F

AB	31
R	1
H	4
RBI	1
BB	0
SO	9
LOB	7



Batter	1	2	3	4	5	6	7	8	9	AB	R	H	RBI	BB	SO	LOB	TOP			
José Cruz Jr. S (1,7) OBP: 0.417, SLG: 0.571										4	0	0	0	0	0	0	San Diego Padres @ Colorado Rockies Coors Field, Denver, CO Sun Apr 22 2007, 1:05 PM MDT Att: 25,746 - Partly Cloudy - 58 F			
24 Brian Giles L (1,9) OBP: 0.394, SLG: 0.413										3	1	1	0	1	0	0				
23 Adrián González L (1,3) OBP: 0.356, SLG: 0.537										4	0	1	1	0	1	1				
Mike Cameron R (1,8) OBP: 0.294, SLG: 0.267										4	0	1	0	0	2	2				
3 Khalil Greene R (1,6) OBP: 0.304, SLG: 0.560										4	1	2	1	0	0	2				
34 Russell Branyan L (1,5) OBP: 0.469, SLG: 0.542										2	0	0	0	1	1	1				
Geoff Blum S (1,4) OBP: 0.154, SLG: 0.174										3	0	0	0	0	1	2				
Rob Bowen S (1,2) OBP: 0.333, SLG: 0.421										3	0	0	0	0	2	0				
Greg Maddux R (1,1) 8 Terrel Sledge L (8,PH) 43 Cia Meredith R (8,1)										2	0	0	0	0	0	0	AB 30 R 2 H 5 RBI 2 BB 2 SO 8 LOB 8			
Inning Stats	R: 0 E: 0 K: 0 S: 6	H: 0 LOB: 0 BB: 0 P: 8	R: 0 E: 0 K: 1 S: 9	H: 1 LOB: 1 BB: 1 P: 19	R: 0 E: 0 K: 0 S: 7	H: 0 LOB: 0 BB: 0 P: 11	R: 1 E: 0 K: 1 S: 11	H: 1 LOB: 1 BB: 1 P: 20	R: 0 E: 0 K: 1 S: 8	H: 1 LOB: 1 BB: 0 P: 12	R: 1 E: 0 K: 3 S: 10	H: 1 LOB: 0 BB: 0 P: 16	R: 0 E: 0 K: 1 S: 5	H: 0 LOB: 0 BB: 0 P: 6	R: 0 E: 0 K: 0 S: 7	H: 1 LOB: 0 BB: 0 P: 9		1B: 3 2B: 1 3B: 0 HR: 1	SF: 0 SAC: 0 DP: 2 HBP: 0	WP: 1 PB: 0 SB: 0 CS: 0
PITCHER	IP WLS BF H R ER SO BB IBB HBP BLK WP HR S P ERA WHIP																			
48 Jason Hirsh R (1,1) ERA: 3.16	7.0 W 26 4 2 2 7 2 0 0 0 0 1 1 57 93 2.57 0.857																			
60 Manny Corpas R (8,1) ERA: 0.93	1.0 H 3 0 0 0 1 0 0 0 0 0 0 0 5 6 0.00 0.000																			
40 Brian Fuentes L (9,1) ERA: 3.0	1.0 S 3 1 0 0 0 0 0 0 0 0 0 0 7 9 0.00 1.000																			

Batter	1	2	3	4	5	6	7	8	9	AB	R	H	RBI	BB	SO	LOB	BOTTOM			
3 Willy Taveras R (1,8) OBP: 0.276, SLG: 0.212										4	1	0	0	0	2	1	San Diego Padres @ Colorado Rockies Coors Field, Denver, CO Sun Apr 22 2007, 1:05 PM MDT Att: 25,746 - Partly Cloudy - 58 F			
Jamey Carroll R (1,4) OBP: 0.333, SLG: 0.289										4	0	1	0	0	0	1				
27 Garrett Atkins R (1,5) OBP: 0.388, SLG: 0.493										4	1	2	0	0	1	2				
17 Todd Helton L (1,3) OBP: 0.462, SLG: 0.452										2	1	1	1	1	0	0				
5 Matt Holliday R (1,7) OBP: 0.434, SLG: 0.566										4	1	3	1	0	0	2				
11 Brad Hawpe L (1,9) OBP: 0.389, SLG: 0.356										2	0	0	1	1	0	3				
8 Yorvit Torrealba R (1,2) OBP: 0.289, SLG: 0.306										4	0	0	1	0	0	4				
21 Clint Barmes R (1,6) OBP: 0.300, SLG: 0.333										2	0	0	0	1	0	1				
48 Jason Hirsh R (1,1) John Mabry L (7,PH) 60 Manny Corpas R (8,1) 40 Brian Fuentes L (9,1)										2	0	0	0	0	1	2	AB 29 R 4 H 8 RBI 4 BB 3 SO 4 LOB 16			
Inning Stats	R: 1 E: 0 K: 2 S: 12	H: 1 LOB: 0 BB: 0 P: 20	R: 0 E: 0 K: 0 S: 7	H: 1 LOB: 0 BB: 0 P: 10	R: 0 E: 0 K: 2 S: 9	H: 0 LOB: 0 BB: 0 P: 12	R: 2 E: 0 K: 0 S: 12	H: 3 LOB: 2 BB: 1 P: 22	R: 0 E: 0 K: 0 S: 6	H: 0 LOB: 0 BB: 0 P: 7	R: 1 E: 0 K: 0 S: 5	H: 1 LOB: 1 BB: 0 P: 10	R: 0 E: 0 K: 0 S: 10	H: 1 LOB: 1 BB: 0 P: 16	R: 0 E: 0 K: 0 S: 9	H: 1 LOB: 2 BB: 2 P: 19		1B: 5 2B: 3 3B: 1 HR: 0	SF: 2 SAC: 0 DP: 2 HBP: 0	WP: 1 PB: 0 SB: 1 CS: 0
PITCHER	IP WLS BF H R ER SO BB IBB HBP BLK WP HR S P ERA WHIP																			
Greg Maddux R (1,1) ERA: 4.24	7.0 L 29 7 4 4 4 0 0 0 0 0 1 0 61 97 5.14 1.000																			
43 Cia Meredith R (8,1) ERA:	1.0 5 1 0 0 0 0 1 1 0 0 1 0 0 9 0.00 2.000																			



Batter	1	2	3	4	5	6	7	8	9	AB	R	H	RBI	BB	SO	LOB	TOP								
Jamey Carroll, R (1,4) OBP: 0.321, SLG: 0.265	G6-3		P6		F9		F8		BB	4	0	0	0	1	0	1									
Steve Finley, L (1,8) OBP: 0.200, SLG: 0.270	P4		F8			5 1B 2B		G5-3	BB	4	1	1	0	1	0	0									
27 Garrett Atkins, R (1,5) OBP: 0.365, SLG: 0.458	F8			G1-3		K		K	P3	5	0	0	0	0	2	4									
17 Todd Helton, L (1,3) OBP: 0.476, SLG: 0.462		F8		5 G1-3 1B		11 FC4-6 5 1B		5 1B		3	0	2	0	1	0	0									
5 Matt Holliday, R (1,7) OBP: 0.448, SLG: 0.575		11 S 1B		G1-3		11 FC4-6 1B		1B		4	0	3	1	0	0	1									
11 Brad Hawpe, L (1,9) OBP: 0.382, SLG: 0.339		BB		F8		FC4-6		P4		3	0	0	0	1	0	5									
8 Yorvit Torrealba, R (1,2) OBP: 0.289, SLG: 0.262		F8		G6-3		P4			BB	3	0	0	0	1	0	4									
21 Clint Barmes, R (1,6) OBP: 0.214, SLG: 0.231		K		K		K		K		4	0	0	0	0	4	3									
35 Taylor Buchholz, R (1,1) OBP: 0.500, SLG: 0.333			G4-3						P4	2	0	1	0	0	0	0									
46 Zach McClellan, R (6,1) John Mabry, L (7, PH) OBP: 0.200, SLG: 0.214 Bob Keppel, R (7,1)									P4	0	0	0	0	0	0	0									
10 Jeff Baker, R (9, PH) OBP: 0.296, SLG: 0.500										1	0	0	0	0	0	1									
Inning Stats	R: 0 E: 0 K: 0 S: 8	H: 0 LOB: 0 BB: 0 P: 13	R: 0 E: 0 K: 1 S: 11	H: 1 LOB: 2 BB: 1 P: 18	R: 0 E: 0 K: 0 S: 7	H: 0 LOB: 0 BB: 0 P: 10	R: 0 E: 0 K: 0 S: 6	H: 1 LOB: 1 BB: 0 P: 10	R: 0 E: 0 K: 1 S: 11	H: 1 LOB: 2 BB: 1 P: 14	R: 1 E: 0 K: 1 S: 15	H: 2 LOB: 2 BB: 1 P: 23	R: 0 E: 0 K: 1 S: 5	H: 0 LOB: 0 BB: 0 P: 6	R: 0 E: 0 K: 1 S: 11	H: 2 LOB: 2 BB: 3 P: 15	R: 0 E: 0 K: 1 S: 17	H: 0 LOB: 3 BB: 3 P: 32	1B: 6 2B: 1 3B: 0 HR: 0	SF: 0 SAC: 0 DP: 0 HBP: 0	WP: 0 PB: 0 SB: 1 CS: 0	PA: 39			
PITCHER	IP WLS BF H R ER SO BB IBB HBP BLK WP HR S P ERA WHIP	IP WLS BF H R ER SO BB IBB HBP BLK WP HR S P ERA WHIP	IP WLS BF H R ER SO BB IBB HBP BLK WP HR S P ERA WHIP	IP WLS BF H R ER SO BB IBB HBP BLK WP HR S P ERA WHIP	IP WLS BF H R ER SO BB IBB HBP BLK WP HR S P ERA WHIP	IP WLS BF H R ER SO BB IBB HBP BLK WP HR S P ERA WHIP	IP WLS BF H R ER SO BB IBB HBP BLK WP HR S P ERA WHIP	IP WLS BF H R ER SO BB IBB HBP BLK WP HR S P ERA WHIP	IP WLS BF H R ER SO BB IBB HBP BLK WP HR S P ERA WHIP	IP WLS BF H R ER SO BB IBB HBP BLK WP HR S P ERA WHIP	IP WLS BF H R ER SO BB IBB HBP BLK WP HR S P ERA WHIP	IP WLS BF H R ER SO BB IBB HBP BLK WP HR S P ERA WHIP	IP WLS BF H R ER SO BB IBB HBP BLK WP HR S P ERA WHIP	IP WLS BF H R ER SO BB IBB HBP BLK WP HR S P ERA WHIP	IP WLS BF H R ER SO BB IBB HBP BLK WP HR S P ERA WHIP	IP WLS BF H R ER SO BB IBB HBP BLK WP HR S P ERA WHIP	IP WLS BF H R ER SO BB IBB HBP BLK WP HR S P ERA WHIP	IP WLS BF H R ER SO BB IBB HBP BLK WP HR S P ERA WHIP	IP WLS BF H R ER SO BB IBB HBP BLK WP HR S P ERA WHIP	IP WLS BF H R ER SO BB IBB HBP BLK WP HR S P ERA WHIP	IP WLS BF H R ER SO BB IBB HBP BLK WP HR S P ERA WHIP	IP WLS BF H R ER SO BB IBB HBP BLK WP HR S P ERA WHIP	IP WLS BF H R ER SO BB IBB HBP BLK WP HR S P ERA WHIP	IP WLS BF H R ER SO BB IBB HBP BLK WP HR S P ERA WHIP	IP WLS BF H R ER SO BB IBB HBP BLK WP HR S P ERA WHIP

Colorado Rockies @ New York Mets
Shea Stadium, Flushing, NY
Mon Apr 23 2007, 7:10 PM EDT
Att: 32,154 - Cloudy - 76 F

AB	34
R	1
H	7
RBI	1
BB	5
SO	6
LOB	19



Batter	1	2	3	4	5	6	7	8	9	AB	R	H	RBI	BB	SO	LOB	BOTTOM									
7 José Reyes, S (1,6) OBP: 0.438, SLG: 0.610	16 F9 16 S BB	FC4-6			G3	G3		F7		4	0	0	0	1	0	3										
16 Paul Lo Duca, R (1,2) OBP: 0.308, SLG: 0.310	F9	F8			21 HBP 1B		G6-3	G4-3		5	0	1	0	0	0	2										
15 Carlos Beltrán, S (1,8) OBP: 0.412, SLG: 0.662	G4-3		K		F8		21 HR 2B			4	1	1	0	0	1	2										
21 Carlos Delgado, L (1,3) OBP: 0.289, SLG: 0.311	P4		G4-3		HBP		2H	HR		3	1	1	2	0	0	1										
5 David Wright, R (1,5) OBP: 0.363, SLG: 0.333		K	K		F9		20 F9 18 1B	BB		3	0	0	0	1	2	2										
18 Moises Alou, R (1,7) OBP: 0.458, SLG: 0.556		20 1B 22 HR BB		20 G1-3 22 SF8 2B		20 G4-3 2B		1B		3	2	3	0	1	0	0										
20 Shawn Green, L (1,9) OBP: 0.403, SLG: 0.551		22 HR 1B		G1-3		G4-3		F9		4	1	1	0	0	0	4										
22 Jose Valentin, S (1,4) OBP: 0.354, SLG: 0.474		HR		SF8		G4-3		G4-3		2	1	1	4	1	0	2										
33 John Maine, R (1,1) OBP: 0.273, SLG: 0.200		HR		G6-3						3	0	1	0	0	1	2										
25 Pedro Feliciano, L (8,1) OBP: 0.455, SLG: 0.250						K		F8		0	0	0	0	0	0	0										
17 David Newhan, L (6, PH) OBP: 0.455, SLG: 0.250										1	0	0	0	0	0	0										
40 Ambiorix Burgos, R (9,1) OBP: 0.296, SLG: 0.500										0	0	0	0	0	0	0										
Inning Stats	R: 0 E: 0 K: 0 S: 6	H: 0 LOB: 1 BB: 1 P: 12	R: 3 E: 0 K: 1 S: 17	H: 3 LOB: 1 BB: 1 P: 25	R: 0 E: 0 K: 2 S: 8	H: 0 LOB: 0 BB: 0 P: 11	R: 1 E: 0 K: 0 S: 6	H: 1 LOB: 0 BB: 0 P: 10	R: 0 E: 0 K: 0 S: 7	H: 1 LOB: 2 BB: 0 P: 12	R: 0 E: 0 K: 1 S: 8	H: 1 LOB: 2 BB: 1 P: 17	R: 2 E: 0 K: 0 S: 13	H: 3 LOB: 2 BB: 1 P: 26	R: 0 E: 0 K: 0 S: 6	H: 0 LOB: 0 BB: 0 P: 12	R: 0 E: 0 K: 1 S: 17	H: 0 LOB: 3 BB: 3 HR: 2	SF: 1 SAC: 0 DP: 0 HBP: 1	WP: 0 PB: 0 SB: 2 CS: 0	PA: 38					
PITCHER	IP WLS BF H R ER SO BB IBB HBP BLK WP HR S P ERA WHIP	IP WLS BF H R ER SO BB IBB HBP BLK WP HR S P ERA WHIP	IP WLS BF H R ER SO BB IBB HBP BLK WP HR S P ERA WHIP	IP WLS BF H R ER SO BB IBB HBP BLK WP HR S P ERA WHIP	IP WLS BF H R ER SO BB IBB HBP BLK WP HR S P ERA WHIP	IP WLS BF H R ER SO BB IBB HBP BLK WP HR S P ERA WHIP	IP WLS BF H R ER SO BB IBB HBP BLK WP HR S P ERA WHIP	IP WLS BF H R ER SO BB IBB HBP BLK WP HR S P ERA WHIP	IP WLS BF H R ER SO BB IBB HBP BLK WP HR S P ERA WHIP	IP WLS BF H R ER SO BB IBB HBP BLK WP HR S P ERA WHIP	IP WLS BF H R ER SO BB IBB HBP BLK WP HR S P ERA WHIP	IP WLS BF H R ER SO BB IBB HBP BLK WP HR S P ERA WHIP	IP WLS BF H R ER SO BB IBB HBP BLK WP HR S P ERA WHIP	IP WLS BF H R ER SO BB IBB HBP BLK WP HR S P ERA WHIP	IP WLS BF H R ER SO BB IBB HBP BLK WP HR S P ERA WHIP	IP WLS BF H R ER SO BB IBB HBP BLK WP HR S P ERA WHIP	IP WLS BF H R ER SO BB IBB HBP BLK WP HR S P ERA WHIP	IP WLS BF H R ER SO BB IBB HBP BLK WP HR S P ERA WHIP	IP WLS BF H R ER SO BB IBB HBP BLK WP HR S P ERA WHIP	IP WLS BF H R ER SO BB IBB HBP BLK WP HR S P ERA WHIP	IP WLS BF H R ER SO BB IBB HBP BLK WP HR S P ERA WHIP	IP WLS BF H R ER SO BB IBB HBP BLK WP HR S P ERA WHIP	IP WLS BF H R ER SO BB IBB HBP BLK WP HR S P ERA WHIP	IP WLS BF H R ER SO BB IBB HBP BLK WP HR S P ERA WHIP	IP WLS BF H R ER SO BB IBB HBP BLK WP HR S P ERA WHIP	IP WLS BF H R ER SO BB IBB HBP BLK WP HR S P ERA WHIP

Colorado Rockies @ New York Mets
Shea Stadium, Flushing, NY
Mon Apr 23 2007, 7:10 PM EDT
Att: 32,154 - Cloudy - 76 F

AB	32
R	6
H	9
RBI	6
BB	4
SO	4
LOB	18



Batter	1	2	3	4	5	6	7	8	9	AB	R	H	RBI	BB	SO	LOB	TOP					
3 Willy Taveras, R OBP: 0.328, SLG: 0.276	G5-3		5 1B 17 1B	5 SH1-3 1B			1B		1B	6	2	5	1	0	0	0	Colorado Rockies @ New York Mets Shea Stadium, Flushing, NY Wed Apr 25 2007, 1:10 PM EDT Att: 33,522 - Partly Cloudy - 61 F					
2 Troy Tulowitzki, R OBP: 0.274, SLG: 0.246	G6-3 17 1B BB		L9	SH1-3	G5-3		F7		K	4	1	0	0	1	1	6						
5 Matt Holliday, R OBP: 0.438, SLG: 0.551 10 Jeff Baker, R OBP: 0.310, SLG: 0.500	G6-3		17 1B HR	17 2B		P4		11 1B		4	2	2	3	0	0	1						
17 Todd Helton, L OBP: 0.478, SLG: 0.486			HR	L4-6 1B		1B		L5		5	2	4	3	0	0	1						
John Mabry, L OBP: 0.238, SLG: 0.400	K		HR	L4-6 2B		2B		K		5	1	2	4	0	2	3						
11 Brad Hawpe, L OBP: 0.389, SLG: 0.343			HR	2-2		1B				5	1	2	0	0	1	1						
20 Chris Iannetta, R OBP: 0.279, SLG: 0.194						2B		1B		4	0	2	0	1	2	3						
21 Clint Barnes, R OBP: 0.150, SLG: 0.158	G6-4-3		1B	1B		BB		K		5	0	0	0	0	1	4						
37 Josh Fogg, R OBP: 0.250, SLG: 0.250 Tom Martin, L ERA: 6.0 Steve Finley, L OBP: 0.196, SLG: 0.256 46 Zach McClellan, R ERA: 5.4	G6-4-3		P3	F5				K		4	2	2	0	0	1	2						
			L9 5 1B	SH1-3 5 1B				P4		0	0	0	0	0	0	0						
			1B	1B				F8		0	0	0	0	0	0	0						
Inning Stats	R: 1 E: 0 K: 1 S: 14	H: 1 LOB: 1 BB: 1 P: 27	R: 0 E: 0 K: 0 S: 4	H: 1 LOB: 0 BB: 0 P: 7	R: 5 E: 0 K: 0 S: 20	H: 6 LOB: 1 BB: 0 P: 27	R: 3 E: 0 K: 0 S: 9	H: 4 LOB: 0 BB: 0 P: 12	R: 1 E: 0 K: 1 S: 13	H: 2 LOB: 2 BB: 1 P: 22	R: 1 E: 0 K: 2 S: 14	H: 2 LOB: 1 BB: 0 P: 23	R: 0 E: 0 K: 1 S: 8	H: 1 LOB: 1 BB: 0 P: 9	R: 0 E: 0 K: 2 S: 14	H: 2 LOB: 2 BB: 0 P: 19	R: 0 E: 0 K: 1 S: 10	H: 1 LOB: 1 BB: 0 P: 14	1B: 16 2B: 4 3B: 0 HR: 1	SF: 0 SAC: 1 DP: 2 HBP: 0	WP: 0 PB: 0 SB: 1 CS: 0	PA: 47
PITCHER	IP WLS BF H R ER SO BB IBB HBP BLK WP HR S P ERA WHIP																					
34 Mike Pelfrey, R ERA: 7.9	3.0 L 17 8 6 6 1 1 0 0 0 0 0 1 38 61 18.00 3.000																					
Aaron Sele, R ERA: 6.0	2.0 12 6 4 4 1 1 0 0 0 0 0 0 22 34 18.00 3.500																					
40 Ambiorix Burgos, R ERA: 3.97	2.0 9 3 1 1 3 0 0 0 0 0 0 0 22 32 4.50 1.500																					
25 Pedro Feliciano, L ERA: 3.97	1.0 5 2 0 0 2 0 0 0 0 0 0 0 14 19 0.00 2.000																					
35 Joe Smith, R ERA: 5.4	1.0 4 1 0 0 1 0 0 0 0 0 0 0 10 14 0.00 1.000																					
Batter	1	2	3	4	5	6	7	8	9	AB	R	H	RBI	BB	SO	LOB	BOTTOM					
7 José Reyes, S OBP: 0.440, SLG: 0.609	L8			10 FC4-6 1B		15 F9 20 2B	10 1B		10 2B	5	2	4	0	0	0	0	Colorado Rockies @ New York Mets Shea Stadium, Flushing, NY Wed Apr 25 2007, 1:10 PM EDT Att: 33,522 - Partly Cloudy - 61 F					
10 Endy Chavez, L OBP: 0.412, SLG: 0.647	L7			FC4-6 15 1B		15 F9 20 2B	G4-3		2B	5	1	2	2	0	0	2						
15 Carlos Beltrán, S OBP: 0.400, SLG: 0.627	F8			1B		F9			G6-3	5	0	2	0	0	0	3						
21 Carlos Delgado, L OBP: 0.261, SLG: 0.277				L7		K			P6	4	0	0	0	0	2	5						
5 David Wright, R OBP: 0.371, SLG: 0.329				G6-3		G6-3			G6-3	3	1	0	0	1	0	3						
20 Shawn Green, L OBP: 0.418, SLG: 0.571				F9					K	4	0	2	3	0	1	1						
11 Ramon Castro, R OBP: 0.375, SLG: 0.714				L6		FC4-6 3 2B			K	4	0	0	0	0	2	2						
22 Jose Valentin, S OBP: 0.356, SLG: 0.484				K		F8			F9	4	1	1	0	0	1	1						
				K		F9			F9	0	0	0	0	0	0	0						
				K		1B			K	0	0	0	0	0	0	0						
Inning Stats	R: 0 E: 0 K: 0 S: 5	H: 0 LOB: 0 BB: 0 P: 8	R: 0 E: 0 K: 1 S: 7	H: 0 LOB: 0 BB: 0 P: 12	R: 0 E: 0 K: 2 S: 8	H: 0 LOB: 0 BB: 0 P: 11	R: 0 E: 0 K: 0 S: 8	H: 2 LOB: 2 BB: 0 P: 13	R: 0 E: 0 K: 0 S: 14	H: 2 LOB: 2 BB: 0 P: 22	R: 3 E: 0 K: 2 S: 13	H: 3 LOB: 1 BB: 1 P: 25	R: 0 E: 0 K: 0 S: 7	H: 1 LOB: 1 BB: 0 P: 11	R: 0 E: 0 K: 1 S: 9	H: 1 LOB: 1 BB: 0 P: 12	R: 2 E: 0 K: 2 S: 15	H: 3 LOB: 1 BB: 0 P: 20	1B: 6 2B: 6 3B: 0 HR: 0	SF: 0 SAC: 0 DP: 0 HBP: 0	WP: 0 PB: 0 SB: 0 CS: 0	PA: 39
PITCHER	IP WLS BF H R ER SO BB IBB HBP BLK WP HR S P ERA WHIP																					
37 Josh Fogg, R ERA: 5.79	7.0 W 29 8 3 3 3 5 1 0 0 0 0 0 0 62 102 3.86 1.286																					
Tom Martin, L ERA: 5.4	1.0 4 1 0 0 1 0 0 0 0 0 0 0 9 12 0.00 1.000																					
46 Zach McClellan, R ERA: 5.4	1.0 6 3 2 2 2 0 0 0 0 0 0 0 15 20 18.00 3.000																					

AB	44
R	11
H	20
RBI	11
BB	2
SO	8
LOB	21

AB	38
R	5
H	12
RBI	5
BB	1
SO	8
LOB	18



Batter	1	2	3	4	5	6	7	8	9	AB	R	H	RBI	BB	SO	LOB	TOP								
2 Kelly Johnson, L OBP: 0.455, SLG: 0.582	3-2 K		4-1 11 BB 10 1B BB	1-1 2H 3B		0-1 G6-3			3-2 L6	4	1	1	1	1	1	1									
11 Edgar Renteria, R OBP: 0.410, SLG: 0.521	0-0 F9		4-1 10 1B SF9 BB	0-0 L7			1-2 G5-3		0-0 HR	4	2	1	1	1	0	1									
10 Chipper Jones, S OBP: 0.421, SLG: 0.648	4-2 BB		3-2 1B		2-0 G6-3		1-3 K		3-1 G6-3	4	0	1	2	1	1	0									
Andruw Jones, R OBP: 0.382, SLG: 0.488	2-3 K		0-0 SF9		2-2		4-2 BB			2	0	1	1	1	1	1									
16 Brian McCann, L OBP: 0.356, SLG: 0.474		0-0 G4-3	1-1 SAFE F7		1-1 F8		2-3 K			4	0	0	0	0	1	3									
7 Jeff Francoeur, R OBP: 0.360, SLG: 0.528	0-1 P6			0-0 HR	1-2 G6-3			2-2 G4-3		4	1	1	1	0	0	1									
Scott Thorman, L OBP: 0.277, SLG: 0.432	2-2 F7			1-1 G4-3		0-2 G1-3		0-0 G4-3		4	0	0	0	0	0	0									
Ryan Langerhans, L OBP: 0.188, SLG: 0.049			1-1 E6 11 BB 10 1B SH2-4	4-2 29 SH3 2 3B BB		0-0 F8		0-2 G4-3		3	2	0	0	1	0	0									
29 John Smoltz, R OBP: 0.083, SLG: 0.167			0-0 SH2-4	0-1 SH3		0-0		0-0 P5		1	0	1	0	0	0	0									
51 Michael Gonzalez, R OBP: 0.296, SLG: 0.259										0	0	0	0	0	0	0									
Chris Woodward, R OBP: 0.296, SLG: 0.259										0	0	0	0	0	0	0									
39 Rafael Soriano, R OBP: 0.296, SLG: 0.259										0	0	0	0	0	0	0									
Inning Stats	R: 0 E: 0 K: 2 S: 12	H: 0 LOB: 1 BB: 1 P: 21	R: 0 E: 0 K: 0 S: 6	H: 0 LOB: 0 BB: 0 P: 8	R: 3 E: 1 K: 0 S: 11	H: 1 LOB: 1 BB: 2 P: 24	R: 2 E: 0 K: 0 S: 10	H: 2 LOB: 1 BB: 1 P: 16	R: 0 E: 0 K: 0 S: 11	H: 1 LOB: 1 BB: 0 P: 17	R: 0 E: 0 K: 0 S: 7	H: 1 LOB: 1 BB: 0 P: 7	R: 0 E: 0 K: 2 S: 13	H: 0 LOB: 1 BB: 1 P: 21	R: 0 E: 0 K: 0 S: 7	H: 0 LOB: 0 BB: 0 P: 9	R: 1 E: 0 K: 0 S: 8	H: 1 LOB: 0 BB: 0 P: 14	1B: 1 2B: 2 3B: 1 HR: 2	SF: 1 SAC: 2 DP: 0 HBP: 0	WP: 0 PB: 0 SB: 0 CS: 0	PA: 39			
PITCHER	IP	WLS	BF	H	R	ER	SO	BB	IBB	HBP	BLK	WP	HR	S	P	ERA	WHIP								
48 Jason Hirsh, R ERA: 3.41	6.0	L	28	5	5	3	2	4	0	0	0	0	1	57	93	4.50	1.500								
Jeremy Affeldt, L ERA: 1.0	1.0		4	0	0	0	2	1	0	0	0	0	0	13	21	0.00	1.000								
60 Manny Corpas, R ERA: 0.71	1.0		3	0	0	0	2	0	0	0	0	0	0	7	9	0.00	0.000								
40 Brian Fuentes, L ERA: 4.09	1.0		4	1	1	1	0	0	0	0	0	0	1	8	14	9.00	1.000								

Atlanta Braves @ Colorado Rockies
Coors Field, Denver, CO
Sat Apr 28 2007, 6:05 PM MDT
Att: 28,178 - Clear - 78 F

AB 31
R 6
H 6
RBI 6
BB 5
SO 4
LOB 7



Batter	1	2	3	4	5	6	7	8	9	AB	R	H	RBI	BB	SO	LOB	BOTTOM								
3 Willy Taveras, R OBP: 0.338, SLG: 0.284	4-2 2 HR BB		0-0 B2-3		1-2 P4		2-3 K		1-2 E6 2 DI	4	1	0	0	1	1	1									
2 Troy Tulowitzki, R OBP: 0.289, SLG: 0.338	0-0 1H HR		0-1 G1-3		1-1 G6-3		1-2 27 CS 1B		0-3 K	5	1	2	2	0	1	1									
27 Garrett Atkins, R OBP: 0.343, SLG: 0.430	0-0 F8		0-0 F8		1-0 17 1B		3-3 K		1-2 K	4	0	1	0	0	1	1									
17 Todd Helton, L OBP: 0.495, SLG: 0.506	3-2 F9		1-2 5 2B		2-1 5 FC6 1B		1-2 2B			4	0	3	0	0	0	0									
5 Matt Holliday, R OBP: 0.438, SLG: 0.571	0-2 2B		0-0 2B		1-2 FC6		0-0 P4			4	0	2	0	0	0	3									
11 Brad Hawpe, L OBP: 0.382, SLG: 0.324	1-0 G1		1-0 G4-3		0-3 K		2-3 K		2-3 K	4	0	0	0	0	2	4									
40 Brian Fuentes, L OBP: 0.296, SLG: 0.259										0	0	0	0	0	0	0									
8 Yorvit Torrealba, R OBP: 0.315, SLG: 0.333		0-0 1B		2-3 K		0-0 1B		0-1 G5-3		4	0	2	0	0	1	1									
Jamey Carroll, R OBP: 0.319, SLG: 0.224		2-3 K		3-2 L8		2-3 SAFE K		1-1 G5-3		4	0	0	0	0	2	2									
4B Jason Hirsh, R ERA: 3.41		0-3 K		0-3 K		1-0 P6			0-3 K	2	0	0	0	0	2	1									
John Mabry, L OBP: 0.277, SLG: 0.364										1	0	0	0	0	0	1									
Jeremy Affeldt, L ERA: 1.0										0	0	0	0	0	0	0									
60 Manny Corpas, R ERA: 0.71										0	0	0	0	0	0	0									
Steve Finley, L OBP: 0.226, SLG: 0.267										1	0	0	0	0	1	0									
Inning Stats	R: 2 E: 0 K: 0 S: 13	H: 2 LOB: 1 BB: 1 P: 21	R: 0 E: 0 K: 2 S: 8	H: 1 LOB: 0 BB: 0 P: 10	R: 0 E: 0 K: 0 S: 8	H: 2 LOB: 2 BB: 0 P: 10	R: 0 E: 0 K: 2 S: 10	H: 0 LOB: 0 BB: 0 P: 15	R: 0 E: 0 K: 0 S: 11	H: 2 LOB: 2 BB: 0 P: 17	R: 0 E: 0 K: 2 S: 9	H: 1 LOB: 1 BB: 0 P: 12	R: 0 E: 0 K: 2 S: 10	H: 1 LOB: 0 BB: 0 P: 16	R: 0 E: 0 K: 1 S: 9	H: 1 LOB: 1 BB: 0 P: 12	R: 0 E: 1 K: 2 S: 13	H: 0 LOB: 1 BB: 0 P: 15	1B: 6 2B: 3 3B: 0 HR: 1	SF: 0 SAC: 0 DP: 0 HBP: 0	WP: 0 PB: 0 SB: 0 CS: 1	PA: 38			
PITCHER	IP	WLS	BF	H	R	ER	SO	BB	IBB	HBP	BLK	WP	HR	S	P	ERA	WHIP								
29 John Smoltz, R ERA: 3.48	7.0	W	30	9	2	2	8	1	0	0	0	0	0	69	101	2.57	1.429								
51 Michael Gonzalez, L ERA: 1.93	1.0	H	4	1	0	0	1	0	0	0	0	0	0	9	12	0.00	1.000								
39 Rafael Soriano, R ERA: 4.76	1.0		4	0	0	0	2	0	0	0	0	0	0	13	15	0.00	0.000								

Atlanta Braves @ Colorado Rockies
Coors Field, Denver, CO
Sat Apr 28 2007, 6:05 PM MDT
Att: 28,178 - Clear - 78 F

AB 37
R 2
H 10
RBI 2
BB 1
SO 11
LOB 15



Batter	1	2	3	4	5	6	7	8	9	AB	R	H	RBI	BB	SO	LOB	TOP							
3 Willy Taveras, R OBP: 0.365, SLG: 0.293	4-1 2 1B 17 FC4-6 BB		3-2 G4-3		1-0 17 BB 5 FC5-4 1B		2-1 2 1B 27 1B		0-2 K	4	3	2	0	1	1	1	Colorado Rockies @ San Francisco Giants AT&T Park, San Francisco, CA Mon Apr 30 2007, 7:15 PM PDT Att: 34,659 - Clear - 68 F livebaseballscorecards.com							
2 Troy Tulowitzki, R OBP: 0.340, SLG: 0.390	2-1 17 FC4-6 27 BB 1B		1-0		0-0 5 FC5-4 17 BB 1B		1-2 17 27 1B G6-4-3 1B		4-2 17 1B BB	4	0	4	0	1	0	0								
27 Garrett Atkins, R OBP: 0.336, SLG: 0.406	4-2 17 FC4-6 BB		3-1 F9		3-2 L7		2-2 17 G6-4-3 1B		2-3 K	4	0	1	1	1	1	5								
17 Todd Helton, L OBP: 0.518, SLG: 0.500	1-1 FC4-6		2-3 K		4-2 5 FC5-4 BB		2-2 G6-4-3		0-0 5 FC5-4 1B	4	0	1	2	1	1	5								
5 Matt Holliday, R OBP: 0.422, SLG: 0.578	2-3 K			1-2 10 G3 8 1B 2B	2-2 FC5-4		0-0 G6-3		0-1 FC5-4	5	1	1	1	0	1	7								
10 Jeff Baker, R OBP: 0.237, SLG: 0.378	0-1 F9			1-1 G3	3-2 P6			2-2 P3		4	0	0	0	0	0	5								
8 Yorvit Torrealba, R OBP: 0.305, SLG: 0.321		2-1 G6-3		2-2 1B		2-0 F9		1-1 G5-3		4	0	1	1	0	0	0								
Jamey Carroll, R OBP: 0.303, SLG: 0.203		1-1 B1-3		0-3 K		1-1 G6-3		1-1 F8		4	0	0	0	0	1	1								
37 Josh Fogg, R John Mabry, L 46 Zach McClellan, R Jeremy Affeldt, L 54 Denny Bautista, R 20 Chris Lannetta, R	0-1 G5-3		0-0 P3		2-3 K		4-2 2 BB 17 1B BB			2	0	0	0	0	0	1								
Inning Stats	R: 1 E: 0 K: 1 S: 13	H: 1 LOB: 2 BB: 2 P: 26	R: 0 E: 0 K: 0 S: 6	H: 0 LOB: 0 BB: 0 P: 9	R: 0 E: 0 K: 1 S: 9	H: 1 LOB: 1 BB: 0 P: 18	R: 1 E: 0 K: 1 S: 12	H: 2 LOB: 1 BB: 1 P: 16	R: 1 E: 0 K: 0 S: 17	H: 2 LOB: 2 BB: 1 P: 30	R: 0 E: 0 K: 1 S: 6	H: 0 LOB: 0 BB: 0 P: 11	R: 1 E: 0 K: 0 S: 13	H: 3 LOB: 1 BB: 0 P: 20	R: 0 E: 0 K: 0 S: 7	H: 0 LOB: 0 BB: 0 P: 11		R: 1 E: 0 K: 2 S: 14	H: 1 LOB: 2 BB: 2 P: 24	1B: 9 2B: 1 3B: 0 HR: 0	SF: 0 SAC: 0 DP: 1 HBP: 0	WP: 0 PB: 0 SB: 0 CS: 0	PA: 41	
PITCHER	IP WLS BF H R ER SO BB IBB HBP BLK WP HR S P ERA WHIP	5.0 W 24 6 3 3 3 3 0 0 0 0 0 0 57 99 5.40 1.800	3.0 L 6 3 1 1 1 0 0 0 0 0 0 0 0 15 25 9.00 3.000	0.2 H 1 0 0 0 0 0 0 0 0 0 0 0 3 5 0.00 0.000	1.1 H 4 0 0 0 0 0 0 0 0 0 0 0 8 12 0.00 0.000	0.1 H 3 0 1 1 1 2 0 0 0 0 0 0 7 15 27.00 6.000	0.2 L 3 1 0 0 1 0 0 0 0 0 0 0 0 0 0 0.00 1.500	Armando Benitez, R ERA: 2.0	IP WLS BF H R ER SO BB IBB HBP BLK WP HR S P ERA WHIP	5.0 L 23 5 3 0 1 0 0 0 0 0 0 0 14 22 0.00 3.000	1.0 L 5 3 0 0 1 0 0 0 0 0 0 0 13 27 18.00 2.000	1.0 L 5 2 1 1 1 0 0 0 0 0 0 0 10 12 9.00 2.000	0.2 L 3 1 0 0 1 0 0 0 0 0 0 0 14 22 0.00 3.000	1.0 L 6 2 3 2 0 0 1 0 0 1 0 0 13 27 18.00 2.000	1.0 L 5 2 1 1 1 0 0 0 0 0 0 0 10 12 9.00 2.000	Armando Benitez, R ERA: 2.0	IP WLS BF H R ER SO BB IBB HBP BLK WP HR S P ERA WHIP	5.0 L 23 5 3 0 1 0 0 0 0 0 0 0 0 14 22 0.00 3.000	1.0 L 6 2 3 2 0 0 1 0 0 1 0 0 13 27 18.00 2.000	1.0 L 5 2 1 1 1 0 0 0 0 0 0 0 10 12 9.00 2.000	0.2 L 3 1 0 0 1 0 0 0 0 0 0 0 14 22 0.00 3.000	1.0 L 6 2 3 2 0 0 1 0 0 1 0 0 13 27 18.00 2.000	1.0 L 5 2 1 1 1 0 0 0 0 0 0 0 10 12 9.00 2.000	Armando Benitez, R ERA: 2.0

Batter	1	2	3	4	5	6	7	8	9	AB	R	H	RBI	BB	SO	LOB	BOTTOM	
2 Randy Winn, S OBP: 0.315, SLG: 0.407	1-0 35 E 3B		3-2 F7		1-1 P4		1-3 K		0-1 13 FC4-6 1B	5	1	2	0	0	1	2	Colorado Rockies @ San Francisco Giants AT&T Park, San Francisco, CA Mon Apr 30 2007, 7:15 PM PDT Att: 34,659 - Clear - 68 F livebaseballscorecards.com	
13 Omar Vizquel, S OBP: 0.281, SLG: 0.278	0-2 P6		3-2 35 2B 1B		1-3 K		2-1 35 2B SF8 1B		0-0 FC4-6 1B	5	1	2	1	0	1	2		
35 Rich Aurilia, R OBP: 0.320, SLG: 0.415	3-2 E5 1 BB 1B		0-0 2B		2-1 G5-3		1-0 E 1 WP IBB		1-3 K	5	2	2	1	0	1	1		
Barry Bonds, L 53 Jonathan Sánchez, L Armando Benitez, R	4-1 3H 1 BB HR		4-0 2B		3-1 G4-3		4-0 E 1 WP IBB			1	2	0	0	3	0	0		
Ray Durham, S	1-2 HR BB		1-3 IBB		3-3 K		2-2 SF8			3	0	0	1	0	2	5		
1 Bengie Molina, R OBP: 0.325, SLG: 0.430	2-2 1-2 2H HR 1B		3-2 F9		2-2 G5-4-3 1B		3-2 G6-3			4	1	2	1	0	0	0		
Pedro Feliz, R OBP: 0.257, SLG: 0.486	3-2 1-2 2H HR		1-2 G5-3		2-1 G5-4-3 1B		2-2 G1-3			4	1	1	3	0	0	1		
Todd Linden, S	2-3 K		3-1 G4-3		1-1 32 1B 1B		0-1 G6-3			4	0	1	0	0	1	0		
51 Noah Lowry, R 32 Kevin Correia, R Steve Kline, S 41 Brad Hennessey, R Mark Sweeney, L	2-1 F9		1-3 K		2-2 1B		1-0 2 1B 13 FC4-6 2B			2	0	0	0	0	1	0		
Inning Stats	R: 5 E: 1 K: 2 S: 20	H: 3 LOB: 0 BB: 1 P: 37	R: 0 E: 0 K: 0 S: 13	H: 2 LOB: 3 BB: 1 P: 28	R: 0 E: 0 K: 0 S: 12	H: 0 LOB: 0 BB: 0 P: 19	R: 0 E: 0 K: 2 S: 8	H: 0 LOB: 0 BB: 0 P: 11	R: 0 E: 0 K: 1 S: 14	H: 3 LOB: 2 BB: 0 P: 22	R: 3 E: 1 K: 0 S: 13	H: 2 LOB: 0 BB: 1 P: 27	R: 1 E: 0 K: 1 S: 10	H: 2 LOB: 1 BB: 0 P: 12	1B: 7 2B: 3 3B: 1 HR: 1	SF: 1 SAC: 0 DP: 1 HBP: 0		WP: 1 PB: 0 SB: 0 CS: 0
PITCHER	IP WLS BF H R ER SO BB IBB HBP BLK WP HR S P ERA WHIP	5.0 L 23 5 3 0 1 0 0 0 0 0 0 0 0 14 22 0.00 3.000	1.0 L 5 3 0 0 1 0 0 0 0 0 0 0 0 13 27 18.00 2.000	1.0 L 5 2 1 1 1 0 0 0 0 0 0 0 0 10 12 9.00 2.000	0.2 L 3 1 0 0 1 0 0 0 0 0 0 0 0 14 22 0.00 3.000	1.0 L 6 2 3 2 0 0 1 0 0 1 0 0 13 27 18.00 2.000	1.0 L 5 2 1 1 1 0 0 0 0 0 0 0 10 12 9.00 2.000	Armando Benitez, R ERA: 2.0	IP WLS BF H R ER SO BB IBB HBP BLK WP HR S P ERA WHIP	5.0 L 23 5 3 0 1 0 0 0 0 0 0 0 0 14 22 0.00 3.000	1.0 L 6 2 3 2 0 0 1 0 0 1 0 0 13 27 18.00 2.000	1.0 L 5 2 1 1 1 0 0 0 0 0 0 0 10 12 9.00 2.000	0.2 L 3 1 0 0 1 0 0 0 0 0 0 0 14 22 0.00 3.000	1.0 L 6 2 3 2 0 0 1 0 0 1 0 0 13 27 18.00 2.000	1.0 L 5 2 1 1 1 0 0 0 0 0 0 0 10 12 9.00 2.000	Armando Benitez, R ERA: 2.0		



Batter	1	2	3	4	5	6	7	8	9	AB	R	H	RBI	BB	SO	LOB	TOP			
Steve Finley, L (1,8) OBP: 0.241, SLG: 0.265	G4-3	F7		IBB		G1-3		1B		4	1	1	0	1	0	0	Colorado Rockies @ San Francisco Giants AT&T Park, San Francisco, CA Tue May 01 2007, 7:15 PM PDT Att: 33,210 - Cloudy - 57 F			
2 Troy Tulowitzki, R (1,6) OBP: 0.333, SLG: 0.379	G6-3		G5-3	1B		F9		F8		5	1	1	1	0	0	1				
5 Matt Holliday, R (1,7) OBP: 0.430, SLG: 0.614	1B		HR	2B			P3	FC5-4		5	2	3	4	0	0	1				
17 Todd Helton, L (1,3) OBP: 0.513, SLG: 0.505	1B		G5-3	K				F7		5	2	2	0	0	1	2				
27 Garrett Atkins, R (1,5) OBP: 0.348, SLG: 0.404	1B		K	F8						3	0	1	0	2	1	1				
11 Brad Hawpe, L (1,9) OBP: 0.378, SLG: 0.398	1B			2B		F9		L7		5	1	3	3	0	0	1				
20 Chris Iannetta, R (1,2) OBP: 0.352, SLG: 0.262	K			2B				F8		4	1	2	1	1	1	3				
6 Omar Quintanilla, L (1,4) OBP: 0.250, SLG: 0.250				1B		L5				4	1	1	0	0	2	4				
10 Jeff Baker, R (9,PH) OBP: 0.256, SLG: 0.378				2B						0	0	0	0	1	0	0				
40 Brian Fuentes, L (9,1)				1B						0	0	0	0	0	0	0				
35 Taylor Buchholz, R (1,1) OBP: 0.400, SLG: 0.250								F9		1	0	0	0	0	1	0				
44 Alberto Arias, R (4,1)										2	0	0	0	0	2	3				
60 Manny Corpas, R (8,1) OBP: 0.299, SLG: 0.200										1	0	0	0	0	0	0				
Jamey Carroll, R (9,PH)										1	0	0	0	0	0	2				
Inning Stats	R: 2 E: 0 K: 1 S: 16	H: 3 LOB: 2 BB: 1 P: 23	R: 0 E: 0 K: 2 S: 10	H: 0 LOB: 0 BB: 0 P: 15	R: 1 E: 0 K: 1 S: 12	H: 1 LOB: 0 BB: 0 P: 17	R: 5 E: 0 K: 1 S: 22	H: 5 LOB: 1 BB: 1 P: 37	R: 0 E: 0 K: 1 S: 8	H: 0 LOB: 0 BB: 0 P: 12	R: 1 E: 0 K: 2 S: 11	H: 2 LOB: 3 BB: 2 P: 23	R: 0 E: 0 K: 0 S: 7	H: 1 LOB: 1 BB: 0 P: 11	R: 0 E: 0 K: 0 S: 13	H: 1 LOB: 2 BB: 1 P: 21	1B: 8 2B: 6 3B: 0 HR: 1	SF: 0 SAC: 1 DP: 1 HBP: 0	WP: 0 PB: 2 SB: 0 CS: 0	PA: 45
PITCHER	IP WLS BF H R ER SO BB IBB HBP BLK WP HR S P ERA WHIP	3.1 L 21 9 8 8 4 1 1 0 0 0 1 53 83 21.60 3.000	0.2 2 0 0 0 1 0 0 0 0 0 0 7 9 0.00 0.000	2.1 9 2 1 1 1 0 1 0 0 0 0 18 31 3.86 0.857	1.2 8 2 0 0 2 1 0 0 0 0 0 16 26 0.00 1.800	1.0 5 1 0 0 0 1 0 0 0 0 0 13 21 0.00 2.000														

Batter	1	2	3	4	5	6	7	8	9	AB	R	H	RBI	BB	SO	LOB	BOTTOM					
10 Dave Roberts, L (1,8) OBP: 0.310, SLG: 0.390	1B	G4-3		G4-3					K	3	1	1	1	1	0	1	Colorado Rockies @ San Francisco Giants AT&T Park, San Francisco, CA Tue May 01 2007, 7:15 PM PDT Att: 33,210 - Cloudy - 57 F					
Todd Linden, S (9,PH) OBP: 0.289, SLG: 0.244	3B									1	0	0	0	0	1	0						
13 Omar Vizquel, S (1,6) OBP: 0.297, SLG: 0.263	K			L4			G6-4-3	L7		5	0	0	0	0	2	3						
Ryan Klesko, L (1,3) OBP: 0.348, SLG: 0.372	1B									4	0	2	1	0	0	0						
Lance Niekro, R (9,PH) OBP: 0.267, SLG: 0.214	1B									1	0	0	0	0	1	0						
Barry Bonds, L (1,7) OBP: 0.511, SLG: 0.762	FC4-6			P5						4	1	0	0	0	1	2						
Ray Durham, S (1,4) OBP: 0.340, SLG: 0.444	1B			G3			FC3-6	1B		4	2	2	0	0	0	1						
1 Bengie Molina, R (1,2) OBP: 0.345, SLG: 0.446	2B									4	1	3	2	0	0	1						
Pedro Feliz, R (1,5) OBP: 0.269, SLG: 0.487	1B									4	1	2	1	0	0	1						
2 Randy Winn, S (1,9) OBP: 0.312, SLG: 0.400										4	1	1	0	0	0	2						
48 Russ Ortiz, R (1,1) OBP: 0.182, SLG: 0.272										1	0	0	0	0	1	0						
53 Jonathan Sánchez, L (4,1) ERA: 5.0										0	0	0	0	0	0	0						
Mark Sweeney, L (9,PH) ERA: 4.08										1	0	1	2	0	0	0						
31 Vinnie Chulk, R (5,1) ERA: 4.7										1	0	0	0	0	0	0						
Jack Taschner, L (7,1) ERA: 4.7										1	0	0	0	0	0	0						
35 Rich Aurilia, R (8,PH) OBP: 0.317, SLG: 0.441										1	0	0	0	0	0	2						
Steve Kline, S (9,1) ERA: 3.46										0	0	0	0	0	0	0						
Inning Stats	R: 3 E: 0 K: 1 S: 13	H: 4 LOB: 1 BB: 0 P: 16	R: 0 E: 0 K: 1 S: 7	H: 0 LOB: 0 BB: 0 P: 11	R: 0 E: 0 K: 1 S: 8	H: 0 LOB: 0 BB: 0 P: 14	R: 3 E: 0 K: 0 S: 13	H: 4 LOB: 1 BB: 0 P: 25	R: 0 E: 0 K: 0 S: 10	H: 1 LOB: 1 BB: 0 P: 17	R: 0 E: 0 K: 0 S: 5	H: 0 LOB: 0 BB: 1 P: 7	R: 0 E: 0 K: 0 S: 4	H: 0 LOB: 0 BB: 0 P: 10	R: 1 E: 0 K: 2 S: 10	H: 3 LOB: 2 BB: 0 P: 19	R: 0 E: 0 K: 2 S: 9	H: 0 LOB: 0 BB: 0 P: 13	1B: 9 2B: 2 3B: 1 HR: 0	SF: 0 SAC: 0 DP: 1 HBP: 0	WP: 0 PB: 0 SB: 0 CS: 0	PA: 39
PITCHER	IP WLS BF H R ER SO BB IBB HBP BLK WP HR S P ERA WHIP	3.1 W 18 1 0 0 1 1 0 0 0 0 0 22 40 0.00 0.545	1.0 H 6 3 1 1 0 0 0 0 0 0 0 10 19 9.00 3.000	1.0 S 3 0 0 0 2 0 0 0 0 0 0 9 13 0.00 0.000																		



Batter	1	2	3	4	5	6	7	8	9	AB	R	H	RBI	BB	SO	LOB	TOP								
3 Willy Taveras, R OBP: 0.367, SLG: 0.300	F9		G4-3				G3			5	0	2	1	0	0	1	Colorado Rockies @ San Francisco Giants AT&T Park, San Francisco, CA Wed May 02 2007, 7:15 PM PDT Att: 32,557 - Partly Cloudy - 56 F								
2 Troy Tulowitzki, R OBP: 0.337, SLG: 0.378	1B		G6-3				SF8			3	1	1	1	1	0	1									
5 Matt Holliday, R OBP: 0.424, SLG: 0.598	P4				P5		G1-3			3	0	0	0	1	0	2									
17 Todd Helton, L OBP: 0.504, SLG: 0.489	K				FC6-4		F8			3	0	0	0	1	1	2									
27 Garrett Atkins, R OBP: 0.345, SLG: 0.398					FC6-4		P4			4	0	1	0	0	0	2									
11 Brad Hawpe, L OBP: 0.373, SLG: 0.391	K				G4-3		G6-3			4	0	1	0	0	1	2									
20 Chris Iannetta, R OBP: 0.362, SLG: 0.250	K									2	1	0	0	2	2	3									
Jamey Carroll, R OBP: 0.300, SLG: 0.206 Steve Finley, L OBP: 0.236, SLG: 0.260	G4-3						P4			3	1	1	0	0	0	2									
26 Jeff Francis, L OBP: 0.222, SLG: 0.125 60 Manny Corpas, R OBP: 0.192, SLG: 0.320					SH2-4		SH2-4			1	0	0	0	0	1	0									
										0	0	0	0	0	0	0									
										1	0	0	0	0	0	0									
Inning Stats	R: 0 E: 0 K: 1 S: 13	H: 1 LOB: 1 BB: 0 P: 22	R: 0 E: 0 K: 2 S: 11	H: 1 LOB: 1 BB: 0 P: 16	R: 0 E: 0 K: 1 S: 7	H: 0 LOB: 0 BB: 0 P: 12	R: 0 E: 0 K: 0 S: 12	H: 0 LOB: 1 BB: 1 P: 22	R: 2 E: 0 K: 0 S: 12	H: 2 LOB: 1 BB: 1 P: 21	R: 0 E: 0 K: 0 S: 8	H: 0 LOB: 0 BB: 0 P: 14	R: 0 E: 0 K: 0 S: 6	H: 0 LOB: 1 BB: 1 P: 15	R: 1 E: 1 K: 1 S: 16	H: 1 LOB: 2 BB: 0 P: 32	R: 0 E: 0 K: 0 S: 12	H: 1 LOB: 1 BB: 0 P: 18	1B: 6 2B: 0 3B: 0 HR: 0	SF: 1 SAC: 2 DP: 0 HBP: 0	WP: 0 PB: 0 SB: 2 CS: 0	PA: 38			
PITCHER	IP	WLS	BF	H	R	ER	SO	BB	IBB	HBP	BLK	WP	HR	S	P	ERA	WHIP								
75 Barry Zito, L ERA: 3.52	7.0		28	4	2	2	4	3	0	0	0	0	0	69	122	2.57	1.000								
32 Kevin Correia, R ERA: 6.52	0.0		2	0	1	1	0	2	0	0	0	0	0	5	13	∞	∞								
Steve Kline, L ERA: 2.57	0.2		3	1	0	0	0	0	0	0	0	0	0	8	14	0.00	1.500								
41 Brad Hennessey, R ERA: 2.45	1.1	W	5	1	0	0	1	0	0	0	0	0	0	15	23	0.00	0.750								

Batter	1	2	3	4	5	6	7	8	9	AB	R	H	RBI	BB	SO	LOB	BOTTOM								
10 Dave Roberts, L OBP: 0.295, SLG: 0.370	L3		F9							4	0	0	0	0	1	1	Colorado Rockies @ San Francisco Giants AT&T Park, San Francisco, CA Wed May 02 2007, 7:15 PM PDT Att: 32,557 - Partly Cloudy - 56 F								
2 Randy Winn, S OBP: 0.330, SLG: 0.427	2B									4	1	3	0	0	0	0									
35 Rich Aurilia, R OBP: 0.324, SLG: 0.402	G5-3									2	2	0	0	1	0	2									
Barry Bonds, L OBP: 0.511, SLG: 0.791 Todd Linden, S OBP: 0.299, SLG: 0.244	F9									4	1	2	4	0	0	1									
										0	0	0	0	0	0	0									
Ray Durham, S OBP: 0.346, SLG: 0.441										3	0	1	0	1	1	2									
1 Bengie Molina, R OBP: 0.352, SLG: 0.448	F9									4	0	2	1	0	0	2									
Pedro Feliz, R OBP: 0.268, SLG: 0.468	G5-4-3									3	0	0	0	1	0	4									
Lance Niekro, R OBP: 0.222, SLG: 0.176 32 Kevin Correia, R OBP: 1.000, SLG: 1.000 Steve Kline, S										3	0	0	0	0	0	2									
										0	0	0	0	0	0	0									
41 Brad Hennessey, R										0	0	0	0	0	0	0									
75 Barry Zito, L Ryan Klesko, L OBP: 0.362, SLG: 0.386										2	0	0	0	0	1	0									
										1	1	1	0	0	0	0									
Inning Stats	R: 0 E: 0 K: 0 S: 15	H: 1 LOB: 1 BB: 0 P: 24	R: 0 E: 0 K: 0 S: 7	H: 0 LOB: 0 BB: 1 P: 13	R: 0 E: 0 K: 1 S: 9	H: 0 LOB: 0 BB: 0 P: 12	R: 2 E: 0 K: 0 S: 8	H: 2 LOB: 1 BB: 0 P: 15	R: 0 E: 0 K: 0 S: 5	H: 1 LOB: 0 BB: 0 P: 8	R: 0 E: 0 K: 0 S: 6	H: 1 LOB: 1 BB: 1 P: 13	R: 3 E: 0 K: 2 S: 19	H: 4 LOB: 2 BB: 1 P: 30	R: 0 E: 0 K: 0 S: 12	H: 1 LOB: 1 BB: 0 P: 18	1B: 7 2B: 1 3B: 0 HR: 1	SF: 0 SAC: 0 DP: 3 HBP: 1	WP: 0 PB: 0 SB: 0 CS: 0	PA: 34					
PITCHER	IP	WLS	BF	H	R	ER	SO	BB	IBB	HBP	BLK	WP	HR	S	P	ERA	WHIP								
26 Jeff Francis, L ERA: 6.19	7.1	L	29	7	4	4	2	1	0	0	0	0	0	64	105	4.91	1.091								
60 Manny Corpas, R ERA: 1.76	0.2	B	5	2	1	1	1	1	0	0	0	0	0	10	17	13.50	4.500								

AB 30
R 3
H 6
RBI 2
BB 5
SO 5
LOB 15

AB 30
R 5
H 9
RBI 5
BB 3
SO 3
LOB 14



Batter	1	2	3	4	5	6	7	8	9	10	11	AB	R	H	RBI	BB	SO	LOB	TOP							
3 Willy Taveras, R OBP: 0.375, SLG: 0.326	F8	F8			1B		E5		G5-3		2B	6	1	3	0	0	0	1								
2 Troy Tulowitzki, R OBP: 0.336, SLG: 0.375	17 HR		K				G6-3		P3		1B	6	1	2	1	0	1	2								
5 Matt Holliday, R OBP: 0.412, SLG: 0.577	K		G4-3				17 BB		L3		F8	6	1	1	0	0	2	3								
17 Todd Helton, L OBP: 0.516, SLG: 0.526	HR																									
27 Garrett Atkins, R OBP: 0.363, SLG: 0.406							27 BB																			
11 Brad Hawpe, L OBP: 0.374, SLG: 0.385	G3																									
8 Yorvit Torrealba, R OBP: 0.281, SLG: 0.285		F8																								
6 Omar Quintanilla, L OBP: 0.111, SLG: 0.111		E3																								
48 Jason Hirsh, R ERA: 3.82																										
56 Todd Coffey, R ERA: 5.52																										
40 Jon Coutlangus, L ERA: 5.4																										
35 Kirk Saarloos, R ERA: 3.77																										
29 Mike Stanton, L ERA: 7.71																										
Inning Stats	R: 2 E: 0 K: 1 S: 17	H: 3 LOB: 1 BB: 0 P: 25	R: 0 E: 1 K: 1 S: 11	H: 0 LOB: 1 BB: 0 P: 14	R: 0 E: 0 K: 2 S: 11	H: 0 LOB: 0 BB: 0 P: 16	R: 0 E: 0 K: 0 S: 10	H: 1 LOB: 1 BB: 0 P: 11	R: 0 E: 0 K: 0 S: 9	H: 1 LOB: 0 BB: 0 P: 13	R: 2 E: 0 K: 0 S: 11	H: 2 LOB: 1 BB: 2 P: 21	R: 1 E: 0 K: 1 S: 16	H: 3 LOB: 3 BB: 0 P: 30	R: 0 E: 0 K: 0 S: 7	H: 0 LOB: 0 BB: 0 P: 9	R: 0 E: 0 K: 0 S: 8	H: 0 LOB: 0 BB: 0 P: 12	R: 0 E: 0 K: 1 S: 11	H: 1 LOB: 2 BB: 1 P: 18	R: 0 E: 0 K: 0 S: 12	H: 2 LOB: 1 BB: 0 P: 16	1B: 10 2B: 1 3B: 0 HR: 1	SF: 0 SAC: 0 DP: 2 HBP: 0	WP: 0 PB: 0 SB: 0 CS: 1	PA: 48
PITCHER	31 Matt Belisle, R ERA: 4.1	56 Todd Coffey, R ERA: 5.52	40 Jon Coutlangus, L ERA: 5.4	35 Kirk Saarloos, R ERA: 3.77	29 Mike Stanton, L ERA: 7.71	25 David Weathers, R ERA: 2.45																				

Colorado Rockies @ Cincinnati Reds
Great American Ball Park, Cincinnati, OH
Fri May 04 2007, 7:10 PM EDT
Alt. 23,920 - Overcast - 72 F

livebaseballscores.com

AB 43
R 6
H 12
RBI 4
BB 5
SO 7
LOB 20



Batter	1	2	3	4	5	6	7	8	9	10	11	AB	R	H	RBI	BB	SO	LOB	BOTTOM			
Scott Hatteberg, L OBP: 0.364, SLG: 0.412	BB																					
29 Mike Stanton, L																						
25 David Weathers, R																						
Jeff Conine, R OBP: 0.309, SLG: 0.510	BB																					
4 Brandon Phillips, R OBP: 0.321, SLG: 0.445	P4																					
Ken Griffey Jr., L OBP: 0.427, SLG: 0.534																						
12 Edwin Encarnación, R OBP: 0.293, SLG: 0.267	P5																					
Adam Dunn, L OBP: 0.367, SLG: 0.552																						
2 Alex Gonzalez, R OBP: 0.365, SLG: 0.526																						
33 Josh Hamilton, L OBP: 0.371, SLG: 0.553																						
26 David Ross, R OBP: 0.213, SLG: 0.286																						
31 Matt Belisle, R ERA: 3.82																						
56 Todd Coffey, R ERA: 5.52																						
40 Jon Coutlangus, L ERA: 5.4																						
30 Norris Hopper, R ERA: 3.38																						
46 Zach McClellan, R ERA: 2.7																						
54 Denny Bautista, R ERA: 3.0																						
Inning Stats	R: 0 E: 0 K: 1 S: 11	H: 0 LOB: 2 BB: 2 P: 21	R: 2 E: 0 K: 2 S: 15	H: 2 LOB: 1 BB: 1 P: 26	R: 1 E: 0 K: 0 S: 13	H: 2 LOB: 1 BB: 1 P: 23	R: 0 E: 0 K: 0 S: 8	H: 0 LOB: 0 BB: 1 P: 13	R: 1 E: 0 K: 1 S: 10	H: 3 LOB: 2 BB: 0 P: 11	R: 0 E: 0 K: 3 S: 13	H: 0 LOB: 1 BB: 1 P: 24	R: 0 E: 0 K: 1 S: 9	H: 0 LOB: 0 BB: 1 P: 16	R: 0 E: 0 K: 2 S: 10	H: 1 LOB: 1 BB: 0 P: 12	R: 0 E: 0 K: 0 S: 8	H: 0 LOB: 1 BB: 1 P: 15	1B: 5 2B: 2 3B: 0 HR: 2	SF: 0 SAC: 1 DP: 1 HBP: 0	WP: 0 PB: 0 SB: 0 CS: 0	PA: 47
PITCHER	48 Jason Hirsh, R ERA: 3.82	Jeremy Affeldt, L ERA: 3.38	44 Alberto Arias, R ERA: 3.38	46 Zach McClellan, R ERA: 2.7	54 Denny Bautista, R ERA: 3.0	40 Brian Fuentes, L ERA: 3.21																

Colorado Rockies @ Cincinnati Reds
Great American Ball Park, Cincinnati, OH
Fri May 04 2007, 7:10 PM EDT
Alt. 23,920 - Overcast - 72 F

livebaseballscores.com

AB 38
R 5
H 9
RBI 5
BB 8
SO 11
LOB 15



Batter	1	2	3	4	5	6	7	8	9	AB	R	H	RBI	BB	SO	LOB	TOP								
3 Willy Taveras, R OBP: 0.376, SLG: 0.322	F8		G5-3 17 1B			K		G4-3 2 S HBP		4	1	1	0	0	1	0									
2 Troy Tulowitzki, R OBP: 0.330, SLG: 0.366	K2-3		K			F9		G4-3		5	1	1	0	0	2	3									
5 Matt Holliday, R OBP: 0.412, SLG: 0.594	E9 1B		G5-3			K		G6-3		5	1	2	3	0	1	2									
17 Todd Helton, L OBP: 0.527, SLG: 0.540	L8									3	2	2	1	2	0	1									
27 Garrett Atkins, R OBP: 0.357, SLG: 0.405		F8								5	1	1	0	0	0	4									
60 Manny Corpas, R			F8							0	0	0	0	0	0	0									
40 Brian Fuentes, L										0	0	0	0	0	0	0									
11 Brad Hawpe, L OBP: 0.375, SLG: 0.385		K			F8					5	1	2	3	0	2	0									
20 Chris Iannetta, R OBP: 0.365, SLG: 0.367										5	1	2	2	0	2	1									
Jamey Carroll, R OBP: 0.318, SLG: 0.222										4	0	2	0	1	1	1									
28 Aaron Cook, R OBP: 0.308, SLG: 0.417										3	1	1	0	0	1	1									
54 Denny Bautista, R										1	0	0	0	0	1	2									
Tom Martin, L										0	0	0	0	0	0	0									
6 Omar Quintanilla, L OBP: 0.100, SLG: 0.100										1	0	0	0	0	0	1									
Inning Stats	R: 0 E: 1 K: 1 S: 12	H: 1 LOB: 1 BB: 0 P: 18	R: 0 E: 0 K: 2 S: 13	H: 1 LOB: 1 BB: 0 P: 19	R: 2 E: 0 K: 1 S: 16	H: 3 LOB: 1 BB: 0 P: 25	R: 0 E: 0 K: 2 S: 16	H: 1 LOB: 1 BB: 0 P: 25	R: 0 E: 0 K: 0 S: 14	H: 0 LOB: 0 BB: 0 P: 20	R: 4 E: 0 K: 0 S: 21	H: 3 LOB: 0 BB: 1 P: 33	R: 3 E: 0 K: 2 S: 16	H: 4 LOB: 2 BB: 1 P: 25	R: 0 E: 0 K: 0 S: 14	H: 0 LOB: 2 BB: 1 P: 26	R: 0 E: 0 K: 1 S: 10	H: 1 LOB: 1 BB: 0 P: 13	1B: 8 2B: 3 3B: 1 HR: 2	SF: 0 SAC: 0 DP: 0 HBP: 1	WP: 0 PB: 0 SB: 2 CS: 0	PA: 45			
PITCHER	IP	WLS	BF	H	R	ER	SO	BB	IBB	HBP	BLK	WP	HR	S	P	ERA	WHIP								
39 Aaron Harang, R ERA: 4.78	5.0	L	24	8	5	5	8	1	0	0	0	0	0	78	120	9.00	1.800								
56 Todd Coffey, R ERA: 5.14	1.0		4	1	1	1	0	0	0	0	0	0	1	14	20	9.00	1.000								
Victor Santos, R ERA: 4.05	0.1		5	4	3	3	0	0	0	0	0	0	1	9	12	81.00	12.000								
53 Brad Salmon, R ERA: 4.82	1.2		8	0	0	0	2	1	1	1	0	0	0	21	39	0.00	0.600								
40 Jon Coutangus, L	1.0		4	1	0	0	1	0	0	0	0	0	0	10	13	0.00	1.000								

Colorado Rockies @ Cincinnati Reds
Great American Ball Park, Cincinnati, OH
Sat May 05 2007, 7:10 PM EDT
Att. 26,663 - Rain - 66 F

AB 41
R 9
H 14
RBI 9
BB 3
SO 11
LOB 16



Batter	1	2	3	4	5	6	7	8	9	AB	R	H	RBI	BB	SO	LOB	BOTTOM									
6 Ryan Freel, R OBP: 0.349, SLG: 0.320	G6-3									4	0	3	2	1	0	0										
Scott Hatteberg, L OBP: 0.378, SLG: 0.417										4	1	2	2	1	0	2										
Ken Griffey Jr., L OBP: 0.426, SLG: 0.526										5	0	2	0	0	2	4										
4 Brandon Phillips, R OBP: 0.324, SLG: 0.439										4	0	1	0	1	0	1										
Adam Dunn, L OBP: 0.360, SLG: 0.532										4	0	0	1	1	1	3										
2 Alex Gonzalez, R OBP: 0.349, SLG: 0.500										5	0	0	0	0	0	4										
33 Josh Hamilton, L OBP: 0.394, SLG: 0.605										5	4	4	0	0	0	1										
26 David Ross, R OBP: 0.205, SLG: 0.274										3	0	0	0	0	2	3										
39 Aaron Cook, R ERA: 4.37	5.1	W	28	10	5	5	4	3	0	0	0	0	0	0	0	0	8.44	2.438								
54 Denny Bautista, R ERA: 1.93	1.2	H	4	0	0	0	1	0	0	0	0	0	0	10	16	0.00	0.000									
Tom Martin, L ERA: 10.13	0.2		4	2	2	2	0	0	0	0	0	5	10	27.00	3.000											
60 Manny Corpas, R ERA: 1.72	0.1	H	3	1	0	0	1	1	0	0	0	0	10	16	0.00	6.000										
40 Brian Fuentes, L ERA: 3.0	1.0	S	4	1	0	0	1	0	0	0	0	0	13	17	0.00	1.000										
Inning Stats	R: 1 E: 0 K: 0 S: 10	H: 2 LOB: 2 BB: 1 P: 18	R: 1 E: 0 K: 2 S: 13	H: 2 LOB: 1 BB: 0 P: 19	R: 0 E: 0 K: 0 S: 8	H: 1 LOB: 1 BB: 1 P: 16	R: 1 E: 0 K: 1 S: 12	H: 2 LOB: 2 BB: 1 P: 23	R: 0 E: 0 K: 0 S: 5	H: 0 LOB: 0 BB: 0 P: 9	R: 2 E: 0 K: 1 S: 14	H: 3 LOB: 0 BB: 0 P: 22	R: 0 E: 0 K: 1 S: 9	H: 0 LOB: 0 BB: 0 P: 13	R: 2 E: 0 K: 1 S: 15	H: 3 LOB: 2 BB: 1 P: 26	R: 0 E: 0 K: 1 S: 13	H: 1 LOB: 1 BB: 0 P: 17	1B: 11 2B: 1 3B: 1 HR: 1	SF: 0 SAC: 1 DP: 2 HBP: 0	WP: 0 PB: 0 SB: 2 CS: 0	PA: 43				
PITCHER	IP	WLS	BF	H	R	ER	SO	BB	IBB	HBP	BLK	WP	HR	S	P	ERA	WHIP									
28 Aaron Cook, R	5.1		28	10	5	5	4	3	0	0	0	0	0	10	16	8.44	2.438									
54 Denny Bautista, R	1.2		4	0	0	0	1	0	0	0	0	0	0	10	16	0.00	0.000									
Tom Martin, L	0.2		4	2	2	2	0	0	0	0	0	5	10	27.00	3.000											
60 Manny Corpas, R	0.1		3	1	0	0	1	1	0	0	0	0	10	16	0.00	6.000										
40 Brian Fuentes, L	1.0		4	1	0	0	1	0	0	0	0	0	13	17	0.00	1.000										

Colorado Rockies @ Cincinnati Reds
Great American Ball Park, Cincinnati, OH
Sat May 05 2007, 7:10 PM EDT
Att. 26,663 - Rain - 66 F

AB 38
R 7
H 14
RBI 7
BB 4
SO 7
LOB 20



Batter	1	2	3	4	5	6	7	8	9	AB	R	H	RBI	BB	SO	LOB	TOP										
Steve Finley, L (1, 8) OBP: 0.254, SLG: 0.281	1-2 P5		1-2 F8			3-2 G6-3			1-2 G3-1	4	0	0	0	0	0	1	Colorado Rockies @ St. Louis Cardinals Busch Stadium, St. Louis, MO Mon May 07 2007, 7:10 PM CDT Att: 42,285 - Partly Cloudy - 84 F										
2 Troy Tulowitzki, R (1, 6) OBP: 0.347, SLG: 0.389	0-0 F9		3-2 F9			2-2 F9			0-1 27 IBB 11 BB 2B	4	1	2	1	0	0												
5 Matt Holliday, R (1, 7) OBP: 0.403, SLG: 0.570	3-3 K		1-0 G6-3			2-2 K			4-1 11 BB 27 IBB BB	3	0	0	0	1	2	1											
17 Todd Helton, L (1, 3) OBP: 0.518, SLG: 0.556		0-1 HR		1-2 G5-3			3-1 F7		2-3 K	4	1	1	1	0	1	2											
27 Garrett Atkins, R (1, 5) OBP: 0.350, SLG: 0.390		1-1 F9		3-3 K			2-2 F7		4-1 8 FC5 11 BB IBB	3	0	0	0	1	1	0											
40 Brian Fuentes, L (9, 1)									1-2 2-3 IBB	0	0	0	0	0	0	0											
11 Brad Hawpe, L (1, 9) OBP: 0.387, SLG: 0.363		1-1 F9		3-1 G2-3			1-3 K		4-2 8 FC5 BB	3	0	0	1	1	1	0											
8 Yorvit Torrealba, R (1, 2) OBP: 0.297, SLG: 0.269		3-3 K			0-0 G6-3			3-1 L4	1-2 2-3 FC5	4	0	0	0	0	1	3											
6 Omar Quintanilla, L (1, 4) OBP: 0.214, SLG: 0.214			1-1 2 WP 2B 1B		1-2 F7			2-1 L6		3	1	1	0	0	0	0											
26 Jeff Francis, L (1, 1) OBP: 0.182, SLG: 0.100			0-3 K		2-2 G3-1			0-3 K		2	0	0	0	0	1	1											
10 Jeff Baker, R (8, PH) OBP: 0.238, SLG: 0.350										1	0	0	0	0	1	0											
46 Zach McClellan, R (8, 1)										0	0	0	0	0	0	0											
Jamey Carroll, R (9, 5) OBP: 0.303, SLG: 0.211										0	0	0	0	0	0	0											
Inning Stats	R: 0 E: 0 K: 1 S: 7	H: 0 LOB: 0 BB: 0 P: 11	R: 1 E: 0 K: 1 S: 10	H: 1 LOB: 0 BB: 0 P: 15	R: 1 E: 0 K: 1 S: 13	H: 2 LOB: 1 BB: 0 P: 19	R: 0 E: 0 K: 1 S: 12	H: 0 LOB: 0 BB: 0 P: 19	R: 0 E: 0 K: 1 S: 9	H: 0 LOB: 0 BB: 0 P: 12	R: 0 E: 0 K: 1 S: 12	H: 0 LOB: 0 BB: 0 P: 19	R: 0 E: 0 K: 1 S: 8	H: 0 LOB: 0 BB: 0 P: 14	R: 0 E: 0 K: 1 S: 7	H: 0 LOB: 0 BB: 0 P: 12	R: 1 E: 0 K: 1 S: 13	H: 1 LOB: 3 BB: 3 P: 29	1B: 1 2B: 2 3B: 0 HR: 1	SF: 0 SAC: 0 DP: 0 HBP: 0	WP: 1 PB: 0 SB: 0 CS: 0	PA: 34					
PITCHER	IP	WLS	BF	H	R	ER	SO	BB	IBB	HBP	BLK	WP	HR	S	P	ERA	WHIP										
23 Anthony Reyes, R (1, 1) ERA: 5.03	6.0		21	3	2	2	5	0	0	0	0	1	1	63	95	3.00	0.500										
34 Randy Flores, L (7, 1) ERA: 2.31	2.0		6	0	0	0	2	0	0	0	0	0	0	15	26	0.00	0.000										
40 Brian Falkenberg, R (9, 1) ERA: 27.0	0.1	L	3	1	1	1	0	1	0	0	0	0	0	6	11	27.00	6.000										
Tyler Johnson, L (9, 1) ERA: 0.79	0.1		3	0	0	0	1	1	1	0	0	0	0	6	16	0.00	3.000										
56 Kelvin Jimenez, R (9, 1) ERA: 4.81	0.1		1	0	0	0	0	0	0	0	0	0	0	1	2	0.00	0.000										

AB	31
R	3
H	4
RBI	3
BB	3
SO	8
LOB	8



Batter	1	2	3	4	5	6	7	8	9	AB	R	H	RBI	BB	SO	LOB	BOTTOM										
Aaron Miles, S (1, 4) OBP: 0.259, SLG: 0.259	1-1 G6-3			4-2 1B 47 1B BB	1-1 F9				2-3 K	3	1	0	0	1	1	0	Colorado Rockies @ St. Louis Cardinals Busch Stadium, St. Louis, MO Mon May 07 2007, 7:10 PM CDT Att: 42,285 - Partly Cloudy - 84 F										
So Taguchi, R (1, 7) OBP: 0.370, SLG: 0.390	0-3 K			0-0 47 1B 5 BB 15 G1-4-3 1B				2-1 47 S 27 HBP	3	1	2	0	0	1	0												
5 Albert Pujols, R (1, 3) OBP: 0.357, SLG: 0.464	4-1 27 CS BB			4-2 15 G1-4-3 47 1B BB				0-1 F9	2	0	0	0	2	0	2												
27 Scott Rolen, R (1, 5) OBP: 0.276, SLG: 0.323	1-1 CS	0-0 F8		1-0 F7				3-2 HBP	3	0	0	0	0	1	3												
47 Ryan Ludwick, R (1, 9) OBP: 0.125, SLG: 0.125		3-2 F9		0-2 15 G1-4-3 1B				0-2 P3	4	0	1	1	0	0	2												
15 Jim Edmonds, L (1, 8) OBP: 0.288, SLG: 0.253		3-2 G4-3		1-2 2-3 3-H 1B	2-1 G1-4-3			2-3 F8	4	0	0	1	0	1	4												
4 Yadier Molina, R (1, 2) OBP: 0.345, SLG: 0.316			2-0 22 G4-6-3 1B		1-2 F9			1-1 F8	3	0	1	0	0	0	2												
22 David Eckstein, R (1, 6) OBP: 0.283, SLG: 0.245			0-2 G4-6-3			2-2 23 B2-6-4 HBP		2-2 G1-3	2	0	0	0	0	0	1												
23 Anthony Reyes, R (1, 1) ERA: 5.61			1-2 G6-3					1-3 K	2	0	0	0	0	0	1												
16 Chris Duncan, L (8, PH) OBP: 0.245										0	0	0	0	0	0												
40 Brian Falkenberg, R (9, 1) ERA: 27.0										0	0	0	0	0	0												
Tyler Johnson, S (9, 1) ERA: 0.79										0	0	0	0	0	0												
56 Kelvin Jimenez, R (9, 1) ERA: 4.81										0	0	0	0	0	0												
Inning Stats	R: 0 E: 0 K: 1 S: 7	H: 0 LOB: 0 BB: 1 P: 13	R: 0 E: 0 K: 0 S: 8	H: 0 LOB: 0 BB: 0 P: 14	R: 0 E: 0 K: 0 S: 7	H: 1 LOB: 0 BB: 0 P: 10	R: 2 E: 0 K: 0 S: 17	H: 2 LOB: 2 BB: 2 P: 30	R: 0 E: 0 K: 0 S: 6	H: 0 LOB: 0 BB: 0 P: 9	R: 0 E: 0 K: 1 S: 9	H: 1 LOB: 0 BB: 0 P: 16	R: 0 E: 0 K: 1 S: 8	H: 0 LOB: 0 BB: 0 P: 14	R: 0 E: 0 K: 2 S: 9	H: 0 LOB: 0 BB: 0 P: 14	R: 0 E: 0 K: 0 S: 12	H: 0 LOB: 2 BB: 0 P: 18	1B: 4 2B: 2 3B: 0 HR: 0	SF: 0 SAC: 0 DP: 3 HBP: 3	WP: 0 PB: 0 SB: 1 CS: 1	PA: 34					
PITCHER	IP	WLS	BF	H	R	ER	SO	BB	IBB	HBP	BLK	WP	HR	S	P	ERA	WHIP										
26 Jeff Francis, L (1, 1) ERA: 5.61	7.0		25	4	2	2	3	3	0	1	0	0	0	62	106	2.57	1.000										
46 Zach McClellan, R (8, 1) ERA: 2.45	1.0	W	3	0	0	0	2	0	0	0	0	0	0	9	14	0.00	0.000										
40 Brian Fuentes, L (9, 1) ERA: 2.81	1.0	S	5	0	0	0	0	0	0	2	0	0	0	12	18	0.00	0.000										



Batter	1	2	3	4	5	6	7	8	9	AB	R	H	RBI	BB	SO	LOB	TOP					
Steve Finley, L (1, 8) OBP: 0.236, SLG: 0.258 60 Manny Corpas, R (8, 1)										5	0	1	0	0	0	5	Colorado Rockies @ St. Louis Cardinals Busch Stadium, St. Louis, MO Wed May 09 2007, 12:10 PM CDT Att: 43,001 - Sunny - 78 F					
2 Troy Tulowitzki, R (1, 6) OBP: 0.331, SLG: 0.368										5	2	1	0	0	1							
11 Brad Hawpe, L (1, 9) OBP: 0.372, SLG: 0.382										4	0	1	1	1	3	2						
17 Todd Helton, L (1, 3) OBP: 0.514, SLG: 0.556										5	0	2	1	0	0	2						
27 Garrett Atkins, R (1, 5) OBP: 0.345, SLG: 0.376										4	0	1	0	0	1	3						
10 Jeff Baker, R (1, 7) OBP: 0.277, SLG: 0.349										3	0	1	0	1	0	3						
20 Chris Iannetta, R (1, 2) OBP: 0.348, SLG: 0.333										3	0	0	0	0	1	2						
6 Omar Quintanilla, L (1, 4) OBP: 0.273, SLG: 0.318										4	0	2	0	0	1	4						
45 Jason Hirsh, R (1, 1) 44 Alberto Arias, R (5, 1) Jeremy Affeldt, L (5, 1) John Mabry, L (6, PH) 46 Zach McClellan, R (6, 1) Tom Martin, L (6, 1) Jamey Carroll, R (5, PH) (8, 8)										1	0	0	0	0	0	2						
Inning Stats	R: 0 E: 0 K: 2 S: 12	H: 2 LOB: 2 BB: 0 P: 17	R: 0 E: 0 K: 0 S: 7	H: 2 LOB: 2 BB: 0 P: 9	R: 1 E: 0 K: 2 S: 11	H: 2 LOB: 1 BB: 0 P: 16	R: 0 E: 0 K: 0 S: 9	H: 1 LOB: 1 BB: 0 P: 14	R: 1 E: 1 K: 0 S: 12	H: 2 LOB: 3 BB: 0 P: 18	R: 0 E: 0 K: 1 S: 8	H: 0 LOB: 0 BB: 0 P: 11	R: 0 E: 0 K: 2 S: 18	H: 0 LOB: 2 BB: 2 P: 30	R: 0 E: 0 K: 0 S: 5	H: 0 LOB: 0 BB: 1 P: 10		1B: 6 2B: 3 3B: 0 HR: 0	SF: 0 SAC: 1 DP: 1 HBP: 1	WP: 1 PB: 0 SB: 0 CS: 0	PA: 40	
PITCHER	IP WLS BF H R ER SO	IP WLS BF H R ER SO	IP WLS BF H R ER SO	IP WLS BF H R ER SO	IP WLS BF H R ER SO	IP WLS BF H R ER SO	IP WLS BF H R ER SO	IP WLS BF H R ER SO	IP WLS BF H R ER SO	IP WLS BF H R ER SO	IP WLS BF H R ER SO	IP WLS BF H R ER SO	IP WLS BF H R ER SO	IP WLS BF H R ER SO	IP WLS BF H R ER SO	IP WLS BF H R ER SO	ERA WHIP	ERA WHIP				
50 Adam Wainwright, R (1, 1) ERA: 5.01	6.0 W 29 9 2 1 4	1.0 L 3 0 0 0 1	1.0 L 3 0 0 0 2	1.0 L 3 0 0 0 0	1.0 L 3 0 0 0 0	1.0 L 3 0 0 0 0	1.0 L 3 0 0 0 0	1.0 L 3 0 0 0 0	1.0 L 3 0 0 0 0	1.0 L 3 0 0 0 0	1.0 L 3 0 0 0 0	1.0 L 3 0 0 0 0	1.0 L 3 0 0 0 0	1.0 L 3 0 0 0 0	1.0 L 3 0 0 0 0	1.0 L 3 0 0 0 0	1.50 1.500	0.00 0.000	0.00 2.000	0.00 1.000		
34 Randy Flores, L (7, 1) ERA: 2.13	1.0 L 3 0 0 0 1	1.0 L 3 0 0 0 2	1.0 L 3 0 0 0 0	1.0 L 3 0 0 0 0	1.0 L 3 0 0 0 0	1.0 L 3 0 0 0 0	1.0 L 3 0 0 0 0	1.0 L 3 0 0 0 0	1.0 L 3 0 0 0 0	1.0 L 3 0 0 0 0	1.0 L 3 0 0 0 0	1.0 L 3 0 0 0 0	1.0 L 3 0 0 0 0	1.0 L 3 0 0 0 0	1.0 L 3 0 0 0 0	1.0 L 3 0 0 0 0	0.00 0.000	0.00 2.000	0.00 1.000	0.00 1.000		
36 Russ Springer, R (8, 1) ERA: 2.55	1.0 L 3 0 0 0 1	1.0 L 3 0 0 0 0	1.0 L 3 0 0 0 0	1.0 L 3 0 0 0 0	1.0 L 3 0 0 0 0	1.0 L 3 0 0 0 0	1.0 L 3 0 0 0 0	1.0 L 3 0 0 0 0	1.0 L 3 0 0 0 0	1.0 L 3 0 0 0 0	1.0 L 3 0 0 0 0	1.0 L 3 0 0 0 0	1.0 L 3 0 0 0 0	1.0 L 3 0 0 0 0	1.0 L 3 0 0 0 0	1.0 L 3 0 0 0 0	0.00 2.000	0.00 1.000	0.00 1.000	0.00 1.000		
40 Brian Falkenberg, R (9, 1) ERA: 6.75	1.0 L 3 0 0 0 0	1.0 L 3 0 0 0 0	1.0 L 3 0 0 0 0	1.0 L 3 0 0 0 0	1.0 L 3 0 0 0 0	1.0 L 3 0 0 0 0	1.0 L 3 0 0 0 0	1.0 L 3 0 0 0 0	1.0 L 3 0 0 0 0	1.0 L 3 0 0 0 0	1.0 L 3 0 0 0 0	1.0 L 3 0 0 0 0	1.0 L 3 0 0 0 0	1.0 L 3 0 0 0 0	1.0 L 3 0 0 0 0	1.0 L 3 0 0 0 0	0.00 1.000	0.00 1.000	0.00 1.000	0.00 1.000		

Batter	1	2	3	4	5	6	7	8	9	AB	R	H	RBI	BB	SO	LOB	BOTTOM						
7 Adam Kennedy, L (1, 4) OBP: 0.287, SLG: 0.307										4	0	1	1	1	0	4	Colorado Rockies @ St. Louis Cardinals Busch Stadium, St. Louis, MO Wed May 09 2007, 12:10 PM CDT Att: 43,001 - Sunny - 78 F						
16 Chris Duncan, L (1, 7) OBP: 0.387, SLG: 0.519										3	2	1	0	2	2	1							
5 Albert Pujols, R (1, 3) OBP: 0.362, SLG: 0.454										4	1	2	1	1	0	1							
15 Jim Edmonds, L (1, 8) OBP: 0.296, SLG: 0.274 34 Randy Flores, L (7, 1) 55 Skip Schumaker, L (7, PH) 36 Russ Springer, R (8, 1) 40 Brian Falkenberg, R (9, 1)										4	1	1	1	0	1	5							
26 Scott Spiezo, S (1, 5) OBP: 0.362, SLG: 0.339										4	2	2	2	1	1	2							
47 Ryan Ludwick, R (1, 9) OBP: 0.294, SLG: 0.313										5	1	2	1	0	1	3							
Gary Bennett, R (1, 2) OBP: 0.294, SLG: 0.281										4	0	0	0	0	0	2							
Aaron Miles, S (1, 6) OBP: 0.302, SLG: 0.310										4	1	3	1	1	0	0							
50 Adam Wainwright, R (1, 1) OBP: 0.385, SLG: 0.417 So Taguchi, R (6, PH) (7, 8)										2	1	1	0	1	1	1							
Inning Stats	R: 0 E: 0 K: 2 S: 12	H: 1 LOB: 2 BB: 1 P: 19	R: 2 E: 0 K: 2 S: 24	H: 3 LOB: 3 BB: 2 P: 43	R: 0 E: 0 K: 1 S: 7	H: 0 LOB: 0 BB: 0 P: 11	R: 2 E: 1 K: 0 S: 16	H: 2 LOB: 1 BB: 1 P: 30	R: 1 E: 0 K: 0 S: 19	H: 2 LOB: 2 BB: 1 P: 28	R: 0 E: 0 K: 0 S: 6	H: 0 LOB: 0 BB: 0 P: 6	R: 0 E: 0 K: 0 S: 6	H: 0 LOB: 0 BB: 0 P: 6	R: 0 E: 0 K: 0 S: 6	R: 0 E: 0 K: 0 S: 6		1B: 10 2B: 3 3B: 0 HR: 0	SF: 0 SAC: 1 DP: 1 HBP: 0	WP: 0 PB: 1 SB: 0 CS: 0	PA: 45		
PITCHER	IP WLS BF H R ER SO	IP WLS BF H R ER SO	IP WLS BF H R ER SO	IP WLS BF H R ER SO	IP WLS BF H R ER SO	IP WLS BF H R ER SO	IP WLS BF H R ER SO	IP WLS BF H R ER SO	IP WLS BF H R ER SO	IP WLS BF H R ER SO	IP WLS BF H R ER SO	IP WLS BF H R ER SO	IP WLS BF H R ER SO	IP WLS BF H R ER SO	IP WLS BF H R ER SO	IP WLS BF H R ER SO	ERA WHIP	ERA WHIP					
48 Jason Hirsh, R (1, 1) ERA: 4.1	4.0 L 23 5 3 3 5	0.2 L 4 2 1 1 1	0.1 L 1 0 0 0 0	0.1 L 1 0 0 0 0	0.0 L 0 0 0 0 0	0.0 L 0 0 0 0 0	0.0 L 0 0 0 0 0	0.0 L 0 0 0 0 0	0.0 L 0 0 0 0 0	0.0 L 0 0 0 0 0	0.0 L 0 0 0 0 0	0.0 L 0 0 0 0 0	0.0 L 0 0 0 0 0	0.0 L 0 0 0 0 0	0.0 L 0 0 0 0 0	0.0 L 0 0 0 0 0	6.75 2.500	13.50 3.000	0.00 0.000	54.00 7.500	6.75 2.250		
44 Alberto Arias, R (5, 1) ERA: 4.26	0.2 L 4 2 1 1 1	0.1 L 1 0 0 0 0	0.0 L 0 0 0 0 0	0.0 L 0 0 0 0 0	0.0 L 0 0 0 0 0	0.0 L 0 0 0 0 0	0.0 L 0 0 0 0 0	0.0 L 0 0 0 0 0	0.0 L 0 0 0 0 0	0.0 L 0 0 0 0 0	0.0 L 0 0 0 0 0	0.0 L 0 0 0 0 0	0.0 L 0 0 0 0 0	0.0 L 0 0 0 0 0	0.0 L 0 0 0 0 0	0.0 L 0 0 0 0 0	0.00 0.000	54.00 7.500	6.75 2.250	0.00 0.000			
46 Zach McClellan, R (6, 1) ERA: 5.4	0.2 L 4 2 1 1 1	0.1 L 1 0 0 0 0	0.0 L 0 0 0 0 0	0.0 L 0 0 0 0 0	0.0 L 0 0 0 0 0	0.0 L 0 0 0 0 0	0.0 L 0 0 0 0 0	0.0 L 0 0 0 0 0	0.0 L 0 0 0 0 0	0.0 L 0 0 0 0 0	0.0 L 0 0 0 0 0	0.0 L 0 0 0 0 0	0.0 L 0 0 0 0 0	0.0 L 0 0 0 0 0	0.0 L 0 0 0 0 0	0.0 L 0 0 0 0 0	0.00 0.000	54.00 7.500	6.75 2.250	0.00 0.000			
Tom Martin, L (6, 1) ERA: 9.0	1.1 L 7 2 1 1 0	0.0 L 0 0 0 0 0	0.0 L 0 0 0 0 0	0.0 L 0 0 0 0 0	0.0 L 0 0 0 0 0	0.0 L 0 0 0 0 0	0.0 L 0 0 0 0 0	0.0 L 0 0 0 0 0	0.0 L 0 0 0 0 0	0.0 L 0 0 0 0 0	0.0 L 0 0 0 0 0	0.0 L 0 0 0 0 0	0.0 L 0 0 0 0 0	0.0 L 0 0 0 0 0	0.0 L 0 0 0 0 0	0.0 L 0 0 0 0 0	0.00 0.000	54.00 7.500	6.75 2.250	0.00 0.000			



Batter	1	2	3	4	5	6	7	8	9	AB	R	H	RBI	BB	SO	LOB	TOP					
2 Randy Winn, S OBP: 0.333, SLG: 0.420	G6-3		1-2 1B			G4-3		F7		4	0	1	0	1	0	3	San Francisco Giants @ Colorado Rockies Coors Field, Denver, CO Thu May 10 2007, 6:35 PM MDT Att: 20,120 - Partly Cloudy - 76 F					
13 Omar Vizquel, S OBP: 0.293, SLG: 0.290	G6-3		G6-3				SH1-3		F9	3	1	0	0	1	0	2						
35 Rich Aurilia, R OBP: 0.315, SLG: 0.400	F8				L8		F7		L6-4 1B	5	0	1	0	0	0	2						
Barry Bonds, L OBP: 0.529, SLG: 0.780 40 Daniel Ortmeier, S (9, PR)		G4-3		G4-3 2B		G3-1				3	0	1	0	2	0	1						
Ray Durham, S OBP: 0.336, SLG: 0.388		P3		G4-3			F7		L6-4 1B	5	1	1	1	0	0	5						
Ryan Klesko, L OBP: 0.387, SLG: 0.429					F8					3	1	1	0	1	0	1						
1 Bengie Molina, R OBP: 0.357, SLG: 0.491			G6-3							3	0	1	1	1	1	1						
14 Fred Lewis, L OBP: 0.250, SLG: 0.250			F8			G4-6-3			E3	4	0	1	1	0	0	1						
51 Noah Lowry, R OBP: 0.125, SLG: 0.133 Mark Sweeney, L (8, PH) 32 Kevin Correia, R OBP: 1.000, SLG: 1.000 Steve Kline, S										2	0	1	0	1	0	2						
Inning Stats	R: 0 E: 0 K: 0 S: 8	H: 0 LOB: 0 BB: 0 P: 14	R: 0 E: 0 K: 0 S: 6	H: 0 LOB: 0 BB: 0 P: 6	R: 0 E: 0 K: 0 S: 14	H: 1 LOB: 2 BB: 1 P: 23	R: 0 E: 0 K: 0 S: 9	H: 1 LOB: 1 BB: 0 P: 16	R: 0 E: 0 K: 0 S: 7	H: 1 LOB: 1 BB: 1 P: 16	R: 3 E: 0 K: 0 S: 16	H: 3 LOB: 2 BB: 2 P: 34	R: 0 E: 0 K: 0 S: 7	H: 0 LOB: 0 BB: 0 P: 18	R: 0 E: 1 K: 1 S: 11	H: 1 LOB: 2 BB: 1 P: 24		R: 0 E: 0 K: 0 S: 6	H: 1 LOB: 1 BB: 1 P: 12	1B: 6 2B: 4 3B: 0 HR: 0	SF: 0 SAC: 1 DP: 2 HBP: 0	WP: 0 PB: 0 SB: 0 CS: 1
PITCHER	IP	WLS	BF	H	R	ER	SO	BB	IBB	HBP	BLK	WP	HR	S	P	ERA	WHIP					
28 Aaron Cook, R ERA: 4.38	6.0	W	27	6	3	3	0	4	0	0	0	0	0	60	109	4.50	1.667					
Jeremy Affeldt, L ERA: 3.95	0.2	H	4	0	0	0	0	1	1	0	0	0	0	5	15	0.00	1.500					
60 Manny Corpas, R ERA: 1.5	1.1	H	6	1	0	0	1	1	0	0	0	0	0	13	27	0.00	1.500					
40 Brian Fuentes, L ERA: 2.85	1.0	S	4	1	0	0	0	1	0	0	0	0	0	6	12	0.00	2.000					

AB	32
R	3
H	8
RBI	3
BB	8
SO	1
LOB	18



Batter	1	2	3	4	5	6	7	8	9	AB	R	H	RBI	BB	SO	LOB	BOTTOM				
Jamey Carroll, R OBP: 0.312, SLG: 0.205	G6-3		SH2-4			L3				2	0	0	0	1	0	1	San Francisco Giants @ Colorado Rockies Coors Field, Denver, CO Thu May 10 2007, 6:35 PM MDT Att: 20,120 - Partly Cloudy - 76 F				
2 Troy Tulowitzki, R OBP: 0.336, SLG: 0.380	K						F9			4	1	2	2	0	1	1					
5 Matt Holliday, R OBP: 0.408, SLG: 0.615	K		FC6			F8				4	1	1	0	0	1	1					
27 Garrett Atkins, R OBP: 0.342, SLG: 0.370		L6				F7			SF9	2	0	0	1	1	0	1					
10 Jeff Baker, R OBP: 0.280, SLG: 0.348 60 Manny Corpas, R John Mabry, L (8, PH) 40 Brian Fuentes, L						CS			F7	3	0	1	0	0	1	2					
8 Yorvit Torrealba, R OBP: 0.282, SLG: 0.264						G6-4-3				2	1	1	0	2	0	1					
11 Brad Hawpe, L OBP: 0.376, SLG: 0.386										4	0	2	0	0	0	1					
Steve Finley, L OBP: 0.250, SLG: 0.271										4	1	2	0	0	0	4					
28 Aaron Cook, R OBP: 0.308, SLG: 0.417 Jeremy Affeldt, L 6 Omar Quintanilla, L OBP: 0.281, SLG: 0.304										0	1	0	1	0	0	0					
Inning Stats	R: 0 E: 0 K: 2 S: 13	H: 0 LOB: 0 BB: 0 P: 17	R: 0 E: 0 K: 1 S: 7	H: 0 LOB: 1 BB: 1 P: 14	R: 3 E: 2 K: 0 S: 15	H: 2 LOB: 1 BB: 1 P: 25	R: 1 E: 0 K: 0 S: 8	H: 1 LOB: 1 BB: 1 P: 16	R: 0 E: 0 K: 0 S: 5	H: 1 LOB: 0 BB: 0 P: 7	R: 0 E: 0 K: 0 S: 10	H: 1 LOB: 1 BB: 1 P: 18	R: 1 E: 0 K: 0 S: 11	H: 3 LOB: 2 BB: 0 P: 15	R: 0 E: 0 K: 0 S: 6	H: 0 LOB: 0 BB: 0 P: 15		1B: 7 2B: 1 3B: 1 HR: 0	SF: 1 SAC: 3 DP: 3 HBP: 0	WP: 0 PB: 0 SB: 0 CS: 1	PA: 36
PITCHER	IP	WLS	BF	H	R	ER	SO	BB	IBB	HBP	BLK	WP	HR	S	P	ERA	WHIP				
51 Noah Lowry, L ERA: 3.18	7.0	L	29	6	4	2	3	4	0	0	0	0	0	63	102	2.57	1.429				
32 Kevin Correia, R ERA: 5.06	0.2		4	2	1	1	0	0	0	0	0	0	0	6	10	13.50	3.000				
Steve Kline, L ERA: 3.12	0.1		2	1	0	0	0	0	0	0	0	0	0	5	5	0.00	3.000				



Batter	1	2	3	4	5	6	7	8	9	AB	R	H	RBI	BB	SO	LOB	TOP					
2 Randy Winn, S OBP: 0.336, SLG: 0.427	1-1 P4		2-3 K		0-1 2B			2-2 G5-3		4	0	1	0	0	1	0	San Francisco Giants @ Colorado Rockies Coors Field, Denver, CO Sat May 12 2007, 6:05 PM MDT Att: 33,569 - Partly Cloudy - 74 F					
13 Omar Vizquel, S OBP: 0.297, SLG: 0.295	1-1 G1-3		2-1 1B		1-2 F8			0-1 G5-3		4	0	1	0	0	0	1						
35 Rich Aurilia, R OBP: 0.304, SLG: 0.383	3-2 G6-3		1-0 G5-3				1-1 F7		1-1 G6-3	4	0	0	0	0	0	1						
Barry Bonds, L OBP: 0.512, SLG: 0.727		4-1 BLK 2B BB		1-0 P6			0-0 F9		0-3 K	3	1	0	0	1	1	0						
Ray Durham, S OBP: 0.336, SLG: 0.402		2-3 K		1-1 HR			1-1 L9		0-0 G4-3	4	1	1	1	0	1	1						
1 Bengie Molina, R OBP: 0.342, SLG: 0.474		3-3 K		2-2 P6				0-2 F7		3	0	0	0	0	1	1						
Pedro Feliz, R OBP: 0.282, SLG: 0.464		1-1 2H 2B		3-2 G6-3				2-2 G1-3		3	0	1	1	0	0	0						
40 Daniel Ortmeier, S OBP: 0.286, SLG: 0.429		1-3 K		0-1 G3				1-3 K2-3		3	0	0	0	0	2	1						
31 Vinnie Chulk, R OBP: 0.333, SLG: 0.417					2-1 G6-3				0-1 G1-3	2	0	0	0	0	0	0						
75 Barry Zito, L OBP: 0.059, SLG: 0.059										1	0	0	0	0	0	0						
Inning Stats	R: 0 E: 0 K: 0 S: 10	H: 0 LOB: 0 BB: 0 P: 15	R: 1 E: 0 K: 3 S: 14	H: 1 LOB: 1 BB: 1 P: 25	R: 0 E: 0 K: 1 S: 11	H: 1 LOB: 1 BB: 0 P: 18	R: 1 E: 0 K: 0 S: 10	H: 1 LOB: 0 BB: 0 P: 17	R: 0 E: 0 K: 0 S: 9	H: 1 LOB: 1 BB: 0 P: 12	R: 0 E: 0 K: 1 S: 5	H: 0 LOB: 0 BB: 0 P: 7	R: 0 E: 0 K: 1 S: 11	H: 0 LOB: 0 BB: 0 P: 14	R: 0 E: 0 K: 0 S: 8	H: 0 LOB: 0 BB: 0 P: 10	R: 0 E: 0 K: 1 S: 6	H: 0 LOB: 0 BB: 0 P: 7	1B: 1 2B: 2 3B: 0 HR: 1	SF: 0 SAC: 0 DP: 0 HBP: 0	WP: 0 PB: 0 SB: 0 CS: 0	PA: 32
PITCHER	IP WLS BF H R ER SO BB IBB HBP BLK WP HR S P ERA WHIP																					
26 Jeff Francis, L ERA: 5.08	(1, 1) 8.0 W 29 4 2 2 5 1 0 0 0 1 0 0 1 78 118 2.25 0.625																					
40 Brian Fuentes, L ERA: 2.5	(9, 1) 1.0 3 0 0 0 1 0 0 0 0 0 0 0 6 7 0.00 0.000																					

Batter	1	2	3	4	5	6	7	8	9	AB	R	H	RBI	BB	SO	LOB	BOTTOM					
3 Willy Taveras, R OBP: 0.383, SLG: 0.330	4-2 5 HR 2B	1-0 2B			0-1 G6-3		1-0 F9			3	1	1	0	1	0	0	San Francisco Giants @ Colorado Rockies Coors Field, Denver, CO Sat May 12 2007, 6:05 PM MDT Att: 33,569 - Partly Cloudy - 74 F					
2 Troy Tulowitzki, R OBP: 0.322, SLG: 0.362	0-1 5 HR 1B	2-2 P4			0-0 F7		2-3 K			4	1	1	0	0	1	1						
5 Matt Holliday, R OBP: 0.406, SLG: 0.649	1-0 1H 2H HR	1-2 P3			3-2 HR		1-1 G5-3			4	2	2	4	0	0	1						
17 Todd Helton, L OBP: 0.500, SLG: 0.560	3-2 G6-3		2-2 G4-3		3-2 G6-3			3-3 K		4	0	0	0	0	1	0						
27 Garrett Atkins, R OBP: 0.331, SLG: 0.356	2-1 F8		0-1 F7			2-2 G5-3		0-0 G6-3		4	0	0	0	0	0	0						
10 Jeff Baker, R OBP: 0.315, SLG: 0.429	0-2 HR		0-1 F9			4-2 20 G5-3 1B BB		0-1 1B		3	2	2	1	1	0	0						
40 Brian Fuentes, L ERA: 2.5	(9, 1)																					
20 Chris Iannetta, R OBP: 0.351, SLG: 0.316	4-0 BB		0-0 L7		3-2 G5-3		1-2 G6-3		0-0 G6-3	3	0	0	0	1	0	2						
Jamey Carroll, R OBP: 0.313, SLG: 0.210	2-1 L8		2-0 G6-3		1-2 2H 1B					3	0	1	1	0	0	1						
26 Jeff Francis, L ERA: 4.29	(1, 1)																					
11 Brad Hawpe, L OBP: 0.372, SLG: 0.381	(9, 9) G4-3		0-1 G4-3		1-2 L5		0-1 G4-3			3	0	0	0	0	0	0						
Inning Stats	R: 4 E: 0 K: 0 S: 16	H: 3 LOB: 1 BB: 2 P: 32	R: 0 E: 0 K: 0 S: 10	H: 1 LOB: 0 BB: 0 P: 14	R: 0 E: 0 K: 0 S: 7	H: 0 LOB: 0 BB: 0 P: 9	R: 0 E: 0 K: 0 S: 5	H: 0 LOB: 0 BB: 0 P: 8	R: 1 E: 0 K: 0 S: 10	H: 1 LOB: 1 BB: 1 P: 16	R: 1 E: 0 K: 1 S: 14	H: 1 LOB: 1 BB: 1 P: 24	R: 0 E: 0 K: 1 S: 10	H: 0 LOB: 0 BB: 0 P: 14	R: 0 E: 0 K: 1 S: 11	H: 1 LOB: 1 BB: 0 P: 14	R: 0 E: 0 K: 1 S: 6	H: 0 LOB: 0 BB: 0 P: 7	1B: 3 2B: 1 3B: 0 HR: 3	SF: 0 SAC: 0 DP: 0 HBP: 0	WP: 0 PB: 0 SB: 0 CS: 0	PA: 34
PITCHER	IP WLS BF H R ER SO BB IBB HBP BLK WP HR S P ERA WHIP																					
75 Barry Zito, L ERA: 4.29	(1, 1) 6.0 L 27 6 6 6 0 3 0 0 0 0 0 0 3 62 103 9.00 1.500																					
31 Vinnie Chulk, R ERA: 3.75	(7, 1) 2.0 7 1 0 0 2 0 0 0 0 0 0 0 21 28 0.00 0.500																					

Batter	1	2	3	4	5	6	7	8	9	AB	R	H	RBI	BB	SO	LOB	TOP					
14 Fred Lewis, L (1, 8) OBP: 0.533, SLG: 0.929										6	3	5	4	0	1	2						
13 Omar Vizquel, S (1, 6) OBP: 0.306, SLG: 0.304										6	2	3	0	0	1	3						
Pedro Feliz, R (1, 5) OBP: 0.285, SLG: 0.475										6	1	2	2	0	0	1						
Ryan Klesko, L (1, 3) OBP: 0.370, SLG: 0.394										5	1	1	2	1	1	2						
Mark Sweeney, L (1, 7) OBP: 0.300, SLG: 0.481										5	2	1	0	1	1	3						
50 Eliezer Alfonso, R (1, 2) OBP: 0.333, SLG: 0.500										6	1	3	0	0	2	1						
40 Daniel Ortmeier, S (1, 9) OBP: 0.385, SLG: 0.500										5	2	2	2	1	1	2						
19 Kevin Frandsen, R (1, 4) OBP: 0.500, SLG: 0.647										5	2	4	3	1	0	0						
18 Matt Cain, R (1, 1) OBP: 0.059, SLG: 0.059										3	1	1	1	0	2	5						
Ray Durham, S (7, PH) OBP: 0.333, SLG: 0.398										1	0	0	0	0	0	1						
32 Kevin Correia, R (7, 1) OBP: 1.000, SLG: 1.000										0	0	0	0	0	0	0						
Steve Kline, S (9, 1)										0	0	0	0	0	0	0						
Inning Stats	R: 1 E: 0 K: 2 S: 14	H: 2 LOB: 1 BB: 0 P: 18	R: 0 E: 0 K: 1 S: 15	H: 2 LOB: 2 BB: 0 P: 22	R: 0 E: 0 K: 1 S: 8	H: 0 LOB: 1 BB: 1 P: 17	R: 4 E: 0 K: 1 S: 14	H: 5 LOB: 1 BB: 0 P: 17	R: 3 E: 0 K: 2 S: 14	H: 4 LOB: 3 BB: 0 P: 20	R: 1 E: 0 K: 1 S: 12	H: 1 LOB: 3 BB: 3 P: 28	R: 6 E: 0 K: 0 S: 24	H: 8 LOB: 2 BB: 0 P: 34	R: 0 E: 0 K: 0 S: 4	H: 0 LOB: 0 BB: 0 P: 8	R: 0 E: 0 K: 1 S: 8	H: 0 LOB: 0 BB: 0 P: 12	1B: 14 2B: 5 3B: 2 HR: 1	SF: 0 SAC: 1 DP: 0 HBP: 0	WP: 0 PB: 0 SB: 0 CS: 0	PA: 53
PITCHER	IP: 4.2 ERA: 7.52	WLS: L BF: 27	H: 12 R: 8 ER: 8 SO: 7	BB: 1 IBB: 0 HBP: 0 BLK: 1	WP: 0 HR: 1 S: 61 P: 87	ERA: 15.43 WHIP: 2.786	PITCHER	IP: 1.0 ERA: 1.42	WLS: L BF: 3	H: 0 R: 0 ER: 0 SO: 1	BB: 0 IBB: 0 HBP: 0 BLK: 0	WP: 0 HR: 0 S: 8 P: 12	ERA: 0.00 WHIP: 0.000									
35 Taylor Buchholz, R (1, 1) ERA: 7.52	0.1	2	1	0	0	0	0	0	0	4	7	0.00	3.000									
Tom Martin, L (5, 1) ERA: 7.5	1.0	7	1	1	1	1	3	0	0	12	28	9.00	4.000									
44 Alberto Arias, R (6, 1) ERA: 4.91	0.1	8	7	6	6	0	0	0	0	19	27	162.00	21.000									
54 Denny Bautista, R (7, 1) ERA: 19.06	1.2	6	1	0	0	0	0	0	0	9	15	0.00	0.600									
46 Zach McClellan, R (7, 1) ERA: 5.79																						

San Francisco Giants @ Colorado Rockies
Coors Field, Denver, CO
Sun May 13 2007, 1:05 PM MDT
Att: 24,243 - Partly Cloudy - 83 F

AB	48
R	15
H	22
RBI	14
BB	4
SO	9
LOB	20



Batter	1	2	3	4	5	6	7	8	9	AB	R	H	RBI	BB	SO	LOB	BOTTOM					
3 Willy Taveras, R (1, 8) OBP: 0.391, SLG: 0.344										2	0	1	1	1	0	0						
Steve Finley, L (7, PH) OBP: 0.241, SLG: 0.260										2	0	0	0	0	0	2						
2 Troy Tulowitzki, R (1, 6) OBP: 0.315, SLG: 0.353										3	0	0	0	0	1	3						
Jamey Carroll, R (8, 4) OBP: 0.309, SLG: 0.207										1	0	0	0	0	1	0						
5 Matt Holliday, R (1, 7) OBP: 0.402, SLG: 0.636										3	0	0	0	0	2	2						
17 Todd Helton, L (1, 3) OBP: 0.497, SLG: 0.563										3	0	1	0	0	0	0						
10 Jeff Baker, R (8, 3) OBP: 0.309, SLG: 0.420										1	0	0	0	0	1	1						
27 Garrett Atkins, R (1, 5) OBP: 0.329, SLG: 0.360										4	0	1	0	0	1	2						
11 Brad Hawpe, L (1, 9) OBP: 0.389, SLG: 0.372										3	0	0	0	1	0	2						
8 Yorvit Torrealba, R (1, 2) OBP: 0.302, SLG: 0.266										4	1	2	0	0	1	1						
6 Omar Quintanilla, L (1, 4) OBP: 0.323, SLG: 0.345										3	1	1	0	1	1	3						
35 Taylor Buchholz, R (1, 1) ERA: 7.52										1	0	0	0	0	1	0						
John Mabry, L (5, PH) OBP: 0.256, SLG: 0.267										0	0	0	0	0	0	0						
44 Alberto Arias, R (6, 1) ERA: 4.91										0	0	0	0	0	0	0						
54 Denny Bautista, R (7, 1) ERA: 19.06										0	0	0	0	0	0	0						
46 Zach McClellan, R (7, 1) ERA: 5.79										1	0	0	0	0	1	1						
60 Manny Corpas, R (9, 1) ERA: 1.42										0	0	0	0	0	0	0						
20 Chris Iannetta, R (9, PH) OBP: 0.360, SLG: 0.326										1	0	1	1	0	0	0						
Inning Stats	R: 0 E: 0 K: 2 S: 10	H: 0 LOB: 0 BB: 1 P: 18	R: 0 E: 0 K: 1 S: 11	H: 1 LOB: 2 BB: 1 P: 22	R: 0 E: 0 K: 1 S: 8	H: 0 LOB: 0 BB: 0 P: 12	R: 0 E: 0 K: 1 S: 9	H: 1 LOB: 1 BB: 0 P: 13	R: 1 E: 0 K: 0 S: 6	H: 2 LOB: 2 BB: 1 P: 15	R: 0 E: 0 K: 1 S: 8	H: 1 LOB: 1 BB: 0 P: 9	R: 0 E: 0 K: 1 S: 7	H: 0 LOB: 0 BB: 1 P: 11	R: 0 E: 0 K: 2 S: 11	H: 0 LOB: 1 BB: 0 P: 17	R: 1 E: 0 K: 1 S: 14	H: 2 LOB: 1 BB: 0 P: 21	1B: 4 2B: 3 3B: 0 HR: 0	SF: 0 SAC: 0 DP: 1 HBP: 1	WP: 0 PB: 0 SB: 0 CS: 1	PA: 37
PITCHER	IP: 6.0 ERA: 3.18	WLS: W BF: 25	H: 5 R: 1 ER: 1 SO: 6	BB: 3 IBB: 0 HBP: 0 BLK: 0	WP: 0 HR: 0 S: 52 P: 89	ERA: 1.50 WHIP: 1.333	PITCHER	IP: 1.0 ERA: 4.5	WLS: L BF: 5	H: 2 R: 1 ER: 1 SO: 1	BB: 0 IBB: 0 HBP: 0 BLK: 0	WP: 0 HR: 0 S: 14 P: 21	ERA: 9.00 WHIP: 2.000									
18 Matt Cain, R (1, 1) ERA: 3.18	2.0	7	0	0	0	3	1	0	1	0	18	28	0.00	0.500								
32 Kevin Correia, R (7, 1) ERA: 4.5	1.0	5	2	1	1	1	0	0	0	0	14	21	9.00	2.000								
Steve Kline, L (9, 1) ERA: 3.72																						

San Francisco Giants @ Colorado Rockies
Coors Field, Denver, CO
Sun May 13 2007, 1:05 PM MDT
Att: 24,243 - Partly Cloudy - 83 F

AB	32
R	2
H	7
RBI	2
BB	4
SO	10
LOB	17



Batter	1	2	3	4	5	6	7	8	9	AB	R	H	RBI	BB	SO	LOB	TOP					
24 Chris Young, R OBP: 0.308, SLG: 0.470	F8		K			34 HR 1B		G5-4-3 1B		4	1	2	0	0	1	0						
34 Conor Jackson, R OBP: 0.375, SLG: 0.319	1B		F8			HR		G5-4-3 1-2		4	1	2	2	0	0	1						
1 Orlando Hudson, S OBP: 0.371, SLG: 0.497	F7			G6-3		F7			K	4	0	0	0	0	1	1						
Chad Tracy, L OBP: 0.397, SLG: 0.505 56 Ramon Pena, R OBP: 0.293, SLG: 0.392 Scott Hairston, R OBP: 0.293, SLG: 0.392 Jose Valverde, R	1B			F7		G4-3			F8	3	0	1	0	0	0	0						
22 Eric Byrnes, R OBP: 0.357, SLG: 0.484	K			K					G4-3	0	0	0	0	0	0	0						
6 Stephen Drew, L OBP: 0.303, SLG: 0.312		F9				F9				3	0	1	0	0	0	0						
7 Carlos Quentin, R OBP: 0.286, SLG: 0.288		G5-3				G4-3			L8	3	0	0	0	0	0	1						
19 Chris Snyder, R OBP: 0.293, SLG: 0.296			K			F8			G1-6-3	3	0	0	0	0	1	1						
51 Randy Johnson, R OBP: 0.292, SLG: 0.238						F7			G4-3	2	0	0	0	0	0	0						
5 Robby Hammock, R										1	0	0	0	0	0	0						
Inning Stats	R: 0 H: 2 E: 0 K: 1 S: 12	H: 2 LOB: 2 BB: 0 P: 18	R: 0 H: 0 E: 0 K: 1 S: 8	H: 0 LOB: 0 BB: 0 P: 12	R: 0 H: 0 E: 0 K: 1 S: 8	H: 0 LOB: 0 BB: 0 P: 11	R: 0 H: 0 E: 0 K: 1 S: 8	H: 0 LOB: 0 BB: 0 P: 13	R: 0 H: 0 E: 0 K: 0 S: 5	H: 0 LOB: 0 BB: 0 P: 10	R: 2 H: 2 E: 0 K: 0 S: 11	H: 2 LOB: 0 BB: 0 P: 16	R: 1 H: 2 E: 0 K: 0 S: 9	H: 2 LOB: 0 BB: 0 P: 12	R: 0 H: 1 E: 0 K: 0 S: 6	H: 0 LOB: 0 BB: 0 P: 6	R: 0 H: 0 E: 0 K: 1 S: 9	H: 0 LOB: 0 BB: 0 P: 14	1B: 5 2B: 0 3B: 0 HR: 2	SF: 0 SAC: 0 DP: 2 HBP: 0	WP: 0 PB: 0 SB: 0 CS: 0	PA: 32
PITCHER	IP	WLS	BF	H	R	ER	SO	BB	IBB	HBP	BLK	WP	HR	S	P	ERA	WHIP					
48 Jason Hirsh, R ERA: 3.99 Jeremy Affeldt, L ERA: 3.68	8.0	L	29	7	3	3	4	0	0	0	0	0	2	67	98	3.38	0.875					
	1.0		3	0	0	0	1	0	0	0	0	0	0	9	14	0.00	0.000					

Arizona Diamondbacks @ Colorado Rockies
Coors Field, Denver, CO
Tue May 15 2007, 6:35 PM MDT
Att: 20,178 - Cloudy - 57 F

livebaseballscores.com

AB	32
R	3
H	7
RBI	3
BB	0
SO	5
LOB	6



Batter	1	2	3	4	5	6	7	8	9	AB	R	H	RBI	BB	SO	LOB	BOTTOM					
3 Willy Taveras, R OBP: 0.389, SLG: 0.343 11 Brad Hawpe, L OBP: 0.366, SLG: 0.369	K			5 CS 1B			K		K	3	0	1	0	0	2	0						
2 Troy Tulowitzki, R OBP: 0.316, SLG: 0.353	K			F8			5 G4-6-3 1B			3	0	1	0	0	1	1						
5 Matt Holliday, R OBP: 0.395, SLG: 0.624	F9			K			G4-6-3			3	0	0	0	0	1	2						
17 Todd Helton, L OBP: 0.488, SLG: 0.550		F8				G4-3			G3-1	3	0	0	0	0	0	0						
27 Garrett Atkins, R OBP: 0.323, SLG: 0.353		P6				K			L8	3	0	0	0	0	1	0						
10 Jeff Baker, R OBP: 0.293, SLG: 0.396						K			K	3	0	0	0	0	3	0						
8 Yorvit Torrealba, R OBP: 0.303, SLG: 0.361			K						G5-3	3	0	1	0	0	1	0						
Jamey Carroll, R OBP: 0.303, SLG: 0.202 Steve Finley, L OBP: 0.238, SLG: 0.256				G5-3			L9		P6	2	0	0	0	0	0	0						
4B Jason Hirsh, R ERA: 4.8 Jeremy Affeldt, L ERA: 3.31 John Mabry, L OBP: 0.228, SLG: 0.258				K2-3			K		K	2	0	0	0	0	2	0						
Inning Stats	R: 0 H: 0 E: 0 K: 2 S: 7	H: 0 LOB: 0 BB: 0 P: 9	R: 0 H: 0 E: 0 K: 1 S: 9	H: 0 LOB: 0 BB: 0 P: 11	R: 0 H: 0 E: 0 K: 2 S: 8	H: 0 LOB: 0 BB: 0 P: 11	R: 0 H: 1 E: 0 K: 1 S: 9	H: 0 LOB: 0 BB: 0 P: 12	R: 0 H: 0 E: 0 K: 2 S: 11	H: 0 LOB: 0 BB: 0 P: 17	R: 0 H: 0 E: 0 K: 1 S: 13	H: 0 LOB: 0 BB: 0 P: 19	R: 0 H: 1 E: 0 K: 1 S: 5	H: 1 LOB: 0 BB: 0 P: 9	R: 0 H: 0 E: 0 K: 1 S: 8	H: 0 LOB: 0 BB: 0 P: 12	R: 0 H: 1 E: 0 K: 2 S: 14	H: 1 LOB: 1 BB: 0 P: 21	1B: 2 2B: 1 3B: 0 HR: 0	SF: 0 SAC: 0 DP: 1 HBP: 0	WP: 0 PB: 0 SB: 0 CS: 1	PA: 28
PITCHER	IP	WLS	BF	H	R	ER	SO	BB	IBB	HBP	BLK	WP	HR	S	P	ERA	WHIP					
51 Randy Johnson, L ERA: 4.8 56 Ramon Pena, R ERA: 1.21 Jose Valverde, R ERA: 3.31	6.0	W	18	1	0	0	2	0	0	0	0	0	0	13	21	0.00	0.500					
	1.0	S	4	1	0	0	2	0	0	0	0	0	0	14	21	0.00	1.000					

Arizona Diamondbacks @ Colorado Rockies
Coors Field, Denver, CO
Tue May 15 2007, 6:35 PM MDT
Att: 20,178 - Cloudy - 57 F

livebaseballscores.com

AB	28
R	0
H	3
RBI	0
BB	0
SO	13
LOB	6



Batter	1	2	3	4	5	6	7	8	9	AB	R	H	RBI	BB	SO	LOB	TOP					
24 Chris Young, R (1, 8) OBP: 0.299, SLG: 0.456	F9			F8	P4		L7			4	0	0	0	0	0	3	Arizona Diamondbacks @ Colorado Rockies Coors Field, Denver, CO Wed May 16 2007, 6:35 PM MDT Att: 20,023 - Partly Cloudy - 70 F					
6 Stephen Drew, L (1, 6) OBP: 0.302, SLG: 0.305	L4			G4-3		HBP		K		3	0	0	0	0	1	0						
1 Orlando Hudson, S (1, 4) OBP: 0.363, SLG: 0.484	G4-3			G3-1		G1-3		G3		4	0	0	0	0	0	1						
22 Eric Byrnes, R (1, 9) OBP: 0.360, SLG: 0.484		P4						G5-3		4	0	2	0	0	0	0						
Tony Clark, S (1, 3) OBP: 0.261, SLG: 0.484		G4-3						G6-3		4	1	0	0	0	0	3						
Scott Hairston, R (1, 7) OBP: 0.306, SLG: 0.408										2	2	1	0	0	0	0						
7 Carlos Quentin, R (7, 9) OBP: 0.283, SLG: 0.284		G5-3								1	0	0	0	0	1	0						
27 Mark Reynolds, R (1, 5) OBP: 0.750, SLG: 1.000				F8						3	0	2	2	1	0	0						
19 Chris Snyder, R (1, 2) OBP: 0.282, SLG: 0.284				G5-3						3	0	0	0	0	1	3						
28 Brandon Medders, R (7, 1) 45 Doug Slaten, L (7, 1) 37 Juan Cruz, R (8, 1) 34 Conor Jackson, R (9, PH) 17 Brandon Webb, R (1, 1) 26 Miguel Montero, L (7, PH)										0	0	0	0	0	0	0		0				
Inning Stats	R: 0 E: 0 K: 0 S: 7	H: 0 LOB: 0 BB: 0 P: 11	R: 0 E: 0 K: 0 S: 10	H: 0 LOB: 0 BB: 0 P: 15	R: 0 E: 0 K: 1 S: 10	H: 0 LOB: 0 BB: 0 P: 15	R: 0 E: 0 K: 0 S: 4	H: 0 LOB: 0 BB: 0 P: 8	R: 2 E: 1 K: 0 S: 12	H: 3 LOB: 2 BB: 0 P: 17	R: 0 E: 0 K: 0 S: 7	H: 1 LOB: 1 BB: 0 P: 12	R: 1 E: 0 K: 1 S: 9	H: 1 LOB: 1 BB: 0 P: 13	R: 0 E: 0 K: 1 S: 8	H: 0 LOB: 0 BB: 0 P: 10	R: 0 E: 0 K: 1 S: 7	H: 0 LOB: 1 BB: 1 P: 16	1B: 3 2B: 2 3B: 0 HR: 0	SF: 1 SAC: 0 DP: 1 HBP: 2	WP: 0 PB: 0 SB: 0 CS: 0	PA: 35
PITCHER	IP	WLS	BF	H	R	ER	SO	BB	IBB	HBP	BLK	WP	HR	S	P	ERA	WHIP					
28 Aaron Cook, R (1, 1) ERA: 4.4	6.0	W	25	5	3	3	1	0	0	2	0	0	0	53	83	4.50	0.833					
61 Ramon E Ramirez, R (7, 1) ERA:	1.0	H	3	0	0	0	1	0	0	0	0	0	0	6	8	0.00	0.000					
60 Manny Corpas, R (8, 1) ERA: 1.35	1.0	H	3	0	0	0	1	0	0	0	0	0	0	8	10	0.00	0.000					
40 Brian Fuentes, L (9, 1) ERA: 2.37	1.0	S	4	0	0	0	1	1	0	0	0	0	0	7	16	0.00	1.000					

AB	31
R	3
H	5
RBI	3
BB	1
SO	4
LOB	12



Batter	1	2	3	4	5	6	7	8	9	AB	R	H	RBI	BB	SO	LOB	BOTTOM					
3 Willy Taveras, R (1, 8) OBP: 0.397, SLG: 0.353	FC1				G4-3		SH5-4-2			3	1	2	0	0	0	0	Arizona Diamondbacks @ Colorado Rockies Coors Field, Denver, CO Wed May 16 2007, 6:35 PM MDT Att: 20,023 - Partly Cloudy - 70 F					
2 Troy Tulowitzki, R (1, 6) OBP: 0.321, SLG: 0.353	FC3-2				G5-4-3		F8			3	0	1	0	1	0	1						
5 Matt Holliday, R (1, 7) OBP: 0.398, SLG: 0.625	F9				G6-3		G4-3			3	1	1	0	1	0	2						
17 Todd Helton, L (1, 3) OBP: 0.476, SLG: 0.533	FC1						G4-3			4	0	0	0	0	2	4						
John Mabry, L (1, 5) OBP: 0.237, SLG: 0.242	FC3-2						G4-3			2	0	0	0	1	0	2						
Jamey Carroll, R (6, PR) OBP: 0.300, SLG: 0.200	FC3-2						HR			1	1	0	0	0	1	0						
11 Brad Hawpe, L (1, 9) OBP: 0.370, SLG: 0.421	K						HR			4	2	2	4	0	1	2						
20 Chris Iannetta, R (1, 2) OBP: 0.354, SLG: 0.323										4	0	1	0	0	1	0						
6 Omar Quintanilla, L (1, 4) OBP: 0.294, SLG: 0.313		G3								3	0	0	0	0	0	1						
28 Aaron Cook, R (1, 1) OBP: 0.267, SLG: 0.357										2	0	0	0	0	1	0						
61 Ramon E Ramirez, R (7, 1) ERA: 5.19										0	0	0	0	0	0	0						
10 Jeff Baker, R (7, PH) OBP: 0.305, SLG: 0.407										1	0	1	0	0	0	0						
60 Manny Corpas, R (8, 1) 40 Brian Fuentes, L (9, 1)										0	0	0	0	0	0	0						
Inning Stats	R: 1 E: 1 K: 1 S: 17	H: 1 LOB: 2 BB: 1 P: 24	R: 0 E: 0 K: 0 S: 5	H: 0 LOB: 0 BB: 0 P: 9	R: 0 E: 0 K: 1 S: 6	H: 1 LOB: 0 BB: 0 P: 7	R: 1 E: 0 K: 1 S: 9	H: 1 LOB: 0 BB: 0 P: 10	R: 0 E: 0 K: 1 S: 10	H: 0 LOB: 0 BB: 0 P: 14	R: 3 E: 0 K: 0 S: 13	H: 3 LOB: 1 BB: 1 P: 24	R: 0 E: 0 K: 1 S: 11	H: 2 LOB: 2 BB: 1 P: 20	R: 0 E: 0 K: 2 S: 8	H: 0 LOB: 0 BB: 0 P: 14	R: 0 E: 0 K: 2 S: 8	H: 0 LOB: 0 BB: 0 P: 14	1B: 5 2B: 2 3B: 0 HR: 2	SF: 0 SAC: 1 DP: 2 HBP: 0	WP: 0 PB: 0 SB: 1 CS: 0	PA: 34
PITCHER	IP	WLS	BF	H	R	ER	SO	BB	IBB	HBP	BLK	WP	HR	S	P	ERA	WHIP					
17 Brandon Webb, R (1, 1) ERA: 3.57	6.0	L	26	6	5	4	3	2	0	0	0	0	0	60	88	6.00	1.333					
28 Brandon Medders, R (7, 1) ERA: 5.19	0.2		4	2	0	0	0	1	0	0	0	0	0	6	13	0.00	4.500					
45 Doug Slaten, L (7, 1) ERA: 0.96	0.1		1	0	0	0	1	0	0	0	0	0	0	5	7	0.00	0.000					
37 Juan Cruz, R (8, 1) ERA: 2.38	1.0		3	0	0	0	2	0	0	0	0	0	0	8	14	0.00	0.000					



Batter	1	2	3	4	5	6	7	8	9	AB	R	H	RBI	BB	SO	LOB	TOP					
24 Chris Young, R OBP: 0.303, SLG: 0.461										5	1	2	0	0	0	1	Arizona Diamondbacks @ Colorado Rockies Coors Field, Denver, CO Thu May 17 2007, 1:05 PM MDT Att: 23,610 - Cloudy - 66 F					
34 Conor Jackson, R OBP: 0.373, SLG: 0.305										3	0	0	0	2	0	3						
1 Orlando Hudson, S OBP: 0.370, SLG: 0.487										3	1	1	0	2	0	2						
22 Eric Byrnes, R OBP: 0.361, SLG: 0.494										5	0	2	1	0	2	6						
26 Miguel Montero, L OBP: 0.273, SLG: 0.345										4	0	0	0	0	0	5						
27 Mark Reynolds, R OBP: 0.500, SLG: 0.500										3	0	0	0	1	0	3						
21 Jason Smith, L Tony Clark, S Brandon Lyon, R Jose Valverde, R										3	0	1	0	0	1	0						
7 Carlos Quentin, R OBP: 0.271, SLG: 0.271										4	0	0	0	0	0	3						
Livan Hernandez, R Stephen Drew, L										3	1	2	0	0	1	0						
										1	0	0	0	0	0	0						
Inning Stats	R: 1 E: 0 K: 0 S: 9	H: 2 LOB: 1 BB: 0 P: 13	R: 0 E: 0 K: 1 S: 6	H: 0 LOB: 0 BB: 0 P: 9	R: 1 E: 1 K: 1 S: 17	H: 2 LOB: 3 BB: 1 P: 29	R: 0 E: 0 K: 0 S: 8	H: 2 LOB: 1 BB: 0 P: 11	R: 0 E: 0 K: 0 S: 8	H: 0 LOB: 0 BB: 1 P: 15	R: 0 E: 0 K: 0 S: 6	H: 0 LOB: 0 BB: 0 P: 10	R: 0 E: 0 K: 1 S: 7	H: 0 LOB: 0 BB: 0 P: 11	R: 1 E: 0 K: 0 S: 8	H: 2 LOB: 2 BB: 1 P: 16	R: 0 E: 0 K: 1 S: 14	H: 0 LOB: 2 BB: 2 P: 24	1B: 6 2B: 2 3B: 1 HR: 0	SF: 0 SAC: 0 DP: 2 HBP: 0	WP: 0 PB: 0 SB: 1 CS: 0	PA: 40
PITCHER	IP WLS BF H R ER SO BB IBB HBP BLK WP HR S P ERA WHIP	7.0 L 29 7 2 1 3 2 0 0 0 0 0 0 61 98 1.29 1.286	1.0 6 2 1 1 0 0 1 0 0 0 0 0 8 16 9.00 2.000	1.0 5 0 0 0 1 2 0 0 0 0 0 0 14 24 0.00 2.000											IP WLS BF H R ER SO BB IBB HBP BLK WP HR S P ERA WHIP							

Batter	1	2	3	4	5	6	7	8	9	AB	R	H	RBI	BB	SO	LOB	BOTTOM					
3 Willy Taveras, R OBP: 0.387, SLG: 0.343										3	0	0	0	0	0	1	Arizona Diamondbacks @ Colorado Rockies Coors Field, Denver, CO Thu May 17 2007, 1:05 PM MDT Att: 23,610 - Cloudy - 66 F					
2 Troy Tulowitzki, R OBP: 0.338, SLG: 0.362										2	0	2	1	2	0	0						
5 Matt Holliday, R OBP: 0.394, SLG: 0.622										4	0	1	0	0	1	3						
17 Todd Helton, L OBP: 0.465, SLG: 0.518										4	0	0	0	0	0	2						
27 Garrett Atkins, R OBP: 0.321, SLG: 0.345										3	0	0	0	1	0	0						
11 Brad Hawpe, L OBP: 0.387, SLG: 0.411										3	0	0	0	1	0	0						
8 Yorvit Torrealba, R OBP: 0.301, SLG: 0.299										4	0	1	0	0	0	3						
6 Omar Quintanilla, L John Mabry, L										3	1	1	0	0	0	0						
37 Josh Fogg, R Steve Finley, L Jeremy Affeldt, L 50 Jorge Julio, R										2	0	0	0	0	1	1						
										0	0	0	0	1	0	0						
										0	0	0	0	0	0	0						
										0	0	0	0	0	0	0						
Inning Stats	R: 0 E: 0 K: 1 S: 10	H: 0 LOB: 1 BB: 1 P: 16	R: 0 E: 0 K: 0 S: 6	H: 0 LOB: 0 BB: 0 P: 9	R: 0 E: 0 K: 0 S: 9	H: 0 LOB: 0 BB: 0 P: 13	R: 0 E: 0 K: 0 S: 17	H: 2 LOB: 2 BB: 2 P: 36	R: 1 E: 0 K: 1 S: 13	H: 2 LOB: 1 BB: 0 P: 18	R: 0 E: 0 K: 0 S: 6	H: 0 LOB: 0 BB: 0 P: 9	R: 0 E: 0 K: 0 S: 7	H: 0 LOB: 1 BB: 1 P: 15	R: 0 E: 0 K: 0 S: 5	H: 0 LOB: 1 BB: 1 P: 10	R: 0 E: 0 K: 1 S: 13	H: 1 LOB: 0 BB: 0 P: 19	1B: 4 2B: 1 3B: 0 HR: 0	SF: 0 SAC: 1 DP: 1 HBP: 0	WP: 0 PB: 0 SB: 0 CS: 0	PA: 35
PITCHER	IP WLS BF H R ER SO BB IBB HBP BLK WP HR S P ERA WHIP	7.0 W 28 4 1 1 2 4 0 0 0 0 0 0 5 10 0.00 1.000	1.0 H 3 0 0 0 0 1 0 0 0 0 0 0 5 10 0.00 1.000	1.0 S 4 1 0 0 1 0 0 0 0 0 0 0 13 19 0.00 1.000											IP WLS BF H R ER SO BB IBB HBP BLK WP HR S P ERA WHIP							

Batter	1	2	3	4	5	6	7	8	9	AB	R	H	RBI	BB	SO	LOB	TOP								
9 David DeJesus, L (1.8) OBP: 0.343, SLG: 0.425	0-1 15 G6-4-3 1B		2-1 P4			1-3 K		1-3 K	0-2 G4-3	5	0	1	0	0	2	2									
15 Mark Grudzielanek, R (1.4) OBP: 0.294, SLG: 0.359	2-2 G6-4-3 1-2			2-0 G4-3		1-3 K		4-1 24 32 1B BB	2-1 43 1B	4	1	1	0	1	1	1									
24 Mark Teahen, L (1.9) OBP: 0.392, SLG: 0.449	0-1 F9			1-0 L4		0-0 F8		0-0 32 1B HR	2-0 F8	5	1	1	1	0	0	1									
29 Mike Sweeney, R (1.3) OBP: 0.306, SLG: 0.409 Angel Berroa, R (7.5) OBP: 0.500, SLG: 0.333		1-0 L4		1-1 1B			1-0 1B 14 2B	1-2 HR	4-1 1B	3	0	2	0	0	0	0									
32 Shane Costa, L (8.5) OBP: 0.260, SLG: 0.320 43 Ryan Shealy, R (8.3) OBP: 0.221, SLG: 0.230										1	1	1	1	0	0	0									
Emil Brown, R (1.7) OBP: 0.291, SLG: 0.313		2-3 K		0-1 1B			0-1 14 FC5-2-6 1B	1-1 HR	1-0 G6-3	5	1	3	3	0	1	2									
14 John Buck, R (1.2) OBP: 0.387, SLG: 0.598		1-0 F8		2-0 F8			0-0 FC5-2-6 1-2 3-H	0-0 4 FC6-4 1B		4	0	1	0	0	0	5									
4 Alex Gordon, L (1.5) OBP: 0.290, SLG: 0.250			1-0 1 G6-3 1B		1-0 L9		3-3 K	2-2 FC6-4 1B		4	0	1	0	0	1	3									
1 Tony Pena Jr., R (1.6) OBP: 0.279, SLG: 0.333 Brandon Duckworth, R (7.1) OBP: 1.000, SLG: 1.000 48 Joakim Soria, R (9.1) ERA: 3.1			0-0 G6-3 1-2		0-3 K2-3		0-1 G6-3	0-2 SAFE	1-3 1B	3	0	0	0	0	1	3									
36 Jorge De La Rosa, L (1.1) Esteban German, R (7.5) OBP: 0.465, SLG: 0.462 (8.6)			0-0 E5		1-0 G5-3			2-2 24 1B 2B	1-3 G1-3	2	0	0	0	0	0	0									
Inning Stats	R: 0 E: 0 K: 0 S: 7	H: 1 LOB: 0 BB: 0 P: 9	R: 0 E: 0 K: 1 S: 5	H: 0 LOB: 0 BB: 0 P: 9	R: 0 E: 1 K: 0 S: 5	H: 1 LOB: 1 BB: 0 P: 8	R: 0 E: 0 K: 0 S: 7	H: 2 LOB: 2 BB: 0 P: 13	R: 0 E: 0 K: 1 S: 5	H: 0 LOB: 0 BB: 0 P: 7	R: 0 E: 0 K: 2 S: 7	H: 0 LOB: 0 BB: 0 P: 9	R: 0 E: 0 K: 1 S: 9	H: 2 LOB: 2 BB: 0 P: 13	R: 5 E: 0 K: 1 S: 24	H: 6 LOB: 2 BB: 1 P: 36	R: 0 E: 0 K: 0 S: 8	H: 1 LOB: 2 BB: 1 P: 17	1B: 10 2B: 2 HR: 1	SF: 0 SAC: 0 DP: 2 HBP: 0	WP: 0 PB: 0 SB: 0 CS: 0	PA: 41			
PITCHER	IP	WLS	BF	H	R	ER	SO	BB	IBB	HBP	BLK	WP	HR	S	P	ERA	WHIP								
26 Jeff Francis, L (1.1) ERA: 4.6	7.1		28	7	1	1	6	0	0	0	0	0	0	49	74	1.23	0.955								
60 Manny Corpas, R (8.1) ERA: 3.1	0.1	L	7	5	4	4	0	1	0	0	0	0	1	18	26	108.00	18.000								
99 Darren Clarke, R (8.1) ERA:	0.1		1	0	0	0	0	0	0	0	0	0	0	2	4	0.00	0.000								
Tom Martin, L (9.1) ERA: 6.43	1.0		5	1	0	0	0	1	0	0	0	0	0	8	17	0.00	2.000								

Kansas City Royals @ Colorado Rockies
Coors Field, Denver, CO
Fri May 18 2007, 7:05 PM MDT
Att: 22,399 - Partly Cloudy - 69 F

livebaseballscorecards.com

AB 39
R 5
H 13
RBI 5
BB 2
SO 6
LOB 19



Batter	1	2	3	4	5	6	7	8	9	AB	R	H	RBI	BB	SO	LOB	BOTTOM								
3 Willy Taveras, R (1.8) OBP: 0.377, SLG: 0.333	1-1 F9		1-0 F9			0-1 SH1-3		1-2 F9		3	0	0	0	0	0	0									
2 Troy Tulowitzki, R (1.6) OBP: 0.341, SLG: 0.366	0-1 5 BLK 5 1B			0-0 P6		2-3 K		1-0 5 G5-4-3 1B		4	1	2	0	0	1	1									
5 Matt Holliday, R (1.7) OBP: 0.391, SLG: 0.613	2-2 17 G1-6-3 1B			2-3 K		0-0 F8		1-1 G5-4-3		4	0	1	1	0	1	2									
17 Todd Helton, L (1.3) OBP: 0.460, SLG: 0.510	3-2 G1-6-3 1-2			1-1 1B			2-1 L8		2-1 F7	4	0	1	0	0	0	1									
27 Garrett Atkins, R (1.5) OBP: 0.325, SLG: 0.349		1-0 F9		0-1 F7			0-0 10 3B 1B		2-1 11 BB 1B	4	1	2	0	0	0	1									
10 Jeff Baker, R (1.9) OBP: 0.306, SLG: 0.439 11 Brad Hawpe, L (8.9) OBP: 0.371, SLG: 0.411		2-0 G5-3			1-1 L8		0-0 3B		4-1 BB	3	0	1	1	0	0	0									
8 Yorvit Torrealba, R (1.2) OBP: 0.289, SLG: 0.266		2-1 G4-3			2-2 F9		1-1 G2-3		3-2 F7	4	0	0	0	0	0	3									
Jamey Carroll, R (1.4) OBP: 0.301, SLG: 0.195 Steve Finley, L (9.5) OBP: 0.244, SLG: 0.253			0-2 L3		0-1 G5-3		4-0 26 S IBB		0-1 G4-3	2	0	0	0	1	0	0									
26 Jeff Francis, L (1.1) OBP: 0.176, SLG: 0.125 60 Manny Corpas, R (8.1) 99 Darren Clarke, R (8.1) Tom Martin, L (9.1)			1-2 G1-3			0-0 3 SH1-3 1B		1-1 F7		3	0	1	0	0	0	2									
Inning Stats	R: 1 E: 0 K: 0 S: 12	H: 2 LOB: 0 BB: 0 P: 18	R: 0 E: 0 K: 0 S: 4	H: 0 LOB: 0 BB: 0 P: 9	R: 0 E: 0 K: 1 S: 9	H: 0 LOB: 0 BB: 0 P: 9	R: 0 E: 0 K: 1 S: 9	H: 1 LOB: 1 BB: 0 P: 12	R: 0 E: 0 K: 0 S: 7	H: 0 LOB: 0 BB: 0 P: 10	R: 0 E: 0 K: 1 S: 8	H: 1 LOB: 1 BB: 0 P: 10	R: 1 E: 0 K: 0 S: 9	H: 2 LOB: 2 BB: 1 P: 16	R: 0 E: 0 K: 0 S: 6	H: 1 LOB: 0 BB: 0 P: 9	R: 0 E: 0 K: 0 S: 11	H: 1 LOB: 2 BB: 1 P: 22	1B: 7 2B: 0 3B: 1 HR: 0	SF: 0 SAC: 1 DP: 2 HBP: 0	WP: 0 PB: 0 SB: 1 CS: 0	PA: 35			
PITCHER	IP	WLS	BF	H	R	ER	SO	BB	IBB	HBP	BLK	WP	HR	S	P	ERA	WHIP								
36 Jorge De La Rosa, L (1.1) ERA: 3.59	6.1		24	6	2	2	2	0	0	0	0	0	0	51	74	2.84	0.947								
Brandon Duckworth, R (7.1) ERA: 2.42	1.2	W	6	1	0	0	0	0	1	0	0	0	0	11	19	0.00	0.600								
48 Joakim Soria, R (9.1) ERA: 3.54	1.0	S	5	1	0	0	0	1	0	0	0	0	0	11	22	0.00	2.000								

Kansas City Royals @ Colorado Rockies
Coors Field, Denver, CO
Fri May 18 2007, 7:05 PM MDT
Att: 22,399 - Partly Cloudy - 69 F

livebaseballscorecards.com

AB 32
R 2
H 8
RBI 2
BB 2
SO 2
LOB 12



Batter	1	2	3	4	5	6	7	8	9	AB	R	H	RBI	BB	SO	LOB	TOP								
3 Willy Taveras, R OBP: 0.375, SLG: 0.336	P4		K		FC4-6 1B		L3		P4	5	0	1	1	0	1	3	Colorado Rockies @ Arizona Diamondbacks Chase Field, Phoenix, AZ Tue May 22 2007, 6:40 PM MST Att: 23,160 - Clear - 88 F livebaseballscorecards.com								
Kazuo Matsui, S OBP: 0.370, SLG: 0.477	G6-3		FC4-6		FC4-6			F7		4	0	0	0	0	0	3									
5 Matt Holliday, R OBP: 0.376, SLG: 0.581				P4	K			F9		4	0	1	0	0	1	2									
17 Todd Helton, L OBP: 0.474, SLG: 0.538	G4-3			F7						4	0	2	0	0	0	1									
11 Brad Hawpe, L OBP: 0.379, SLG: 0.455										4	0	2	0	0	2	2									
27 Garrett Atkins, R OBP: 0.310, SLG: 0.344										3	0	0	0	1	2	2									
Jamey Carroll, R OBP: 0.305, SLG: 0.202										0	1	0	0	0	0	0									
2 Troy Tulowitzki, R OBP: 0.346, SLG: 0.365										4	1	1	1	0	2	0									
8 Yorvit Torrealba, R OBP: 0.311, SLG: 0.295										2	1	2	0	1	0	0									
37 Josh Fogg, R OBP: 0.167, SLG: 0.167										2	0	1	0	0	0	1									
LaTroy Hawkins, R										0	0	0	0	0	0	0									
60 Manny Corpas, R										0	0	0	0	0	0	0									
19 Ryan Spilborghs, R										0	0	0	1	0	0	0									
40 Brian Fuentes, L										0	0	0	0	0	0	0									
Inning Stats	R: 0 E: 0 K: 0 S: 7	H: 1 LOB: 1 BB: 0 P: 13	R: 0 E: 0 K: 1 S: 7	H: 1 LOB: 0 BB: 0 P: 10	R: 0 E: 0 K: 1 S: 7	H: 0 LOB: 1 BB: 1 P: 13	R: 0 E: 0 K: 1 S: 14	H: 1 LOB: 1 BB: 0 P: 19	R: 1 E: 0 K: 1 S: 13	H: 3 LOB: 2 BB: 0 P: 19	R: 0 E: 0 K: 2 S: 10	H: 1 LOB: 0 BB: 0 P: 17	R: 0 E: 0 K: 1 S: 9	H: 1 LOB: 1 BB: 0 P: 18	R: 0 E: 0 K: 1 S: 11	H: 1 LOB: 1 BB: 1 P: 16	R: 2 E: 0 K: 0 S: 12	H: 1 LOB: 1 BB: 1 P: 22	1B: 7 2B: 3 3B: 0 HR: 0	SF: 1 SAC: 2 DP: 1 HBP: 0	WP: 0 PB: 0 SB: 1 CS: 0	PA: 37			
PITCHER	IP	WLS	BF	H	R	ER	SO	BB	IBB	HBP	BLK	WP	HR	S	P	ERA	WHIP								
Livan Hernandez, R ERA: 3.66	8.0		32	9	1	1	8	1	0	0	0	0	0	78	125	1.12	1.250								
Brandon Lyon, R ERA: 2.14	1.0	L	5	1	2	2	0	1	0	0	0	0	0	12	22	18.00	2.000								

Batter	1	2	3	4	5	6	7	8	9	AB	R	H	RBI	BB	SO	LOB	BOTTOM								
6 Stephen Drew, L OBP: 0.301, SLG: 0.309	G6-3	G4-6-3					F7			4	0	1	0	0	0	3	Colorado Rockies @ Arizona Diamondbacks Chase Field, Phoenix, AZ Tue May 22 2007, 6:40 PM MST Att: 23,160 - Clear - 88 F livebaseballscorecards.com								
34 Conor Jackson, R OBP: 0.375, SLG: 0.348										4	1	2	0	0	1	1									
1 Orlando Hudson, S OBP: 0.366, SLG: 0.466										1	0	0	0	3	0	0									
22 Eric Byrnes, R OBP: 0.363, SLG: 0.480										3	0	0	0	1	2	5									
27 Mark Reynolds, R OBP: 0.393, SLG: 0.625										3	0	0	1	0	1	4									
7 Carlos Quentin, R OBP: 0.308, SLG: 0.356										3	0	1	0	1	1	0									
26 Miguel Montero, L OBP: 0.247, SLG: 0.308										3	0	0	0	0	0	3									
19 Chris Snyder, R OBP: 0.313, SLG: 0.322										1	0	0	0	0	0	0									
5 Robby Hammock, R OBP: 0.333, SLG: 0.281										4	0	1	0	0	0	0									
Livan Hernandez, R OBP: 0.308, SLG: 0.320										3	0	1	0	0	0	0									
Brandon Lyon, R										0	0	0	0	0	0	0									
Inning Stats	R: 0 E: 0 K: 1 S: 11	H: 3 LOB: 2 BB: 0 P: 13	R: 1 E: 0 K: 0 S: 11	H: 1 LOB: 2 BB: 2 P: 23	R: 0 E: 0 K: 1 S: 10	H: 1 LOB: 1 BB: 0 P: 16	R: 0 E: 0 K: 0 S: 5	H: 0 LOB: 0 BB: 0 P: 9	R: 0 E: 0 K: 2 S: 8	H: 0 LOB: 1 BB: 1 P: 18	R: 0 E: 0 K: 1 S: 7	H: 0 LOB: 0 BB: 0 P: 10	1B: 5 2B: 2 3B: 0 HR: 0	SF: 1 SAC: 0 DP: 3 HBP: 0	WP: 2 PB: 0 SB: 2 CS: 1	PA: 35									
PITCHER	IP	WLS	BF	H	R	ER	SO	BB	IBB	HBP	BLK	WP	HR	S	P	ERA	WHIP								
37 Josh Fogg, R ERA: 4.53	6.0		26	6	1	1	2	4	0	0	0	0	0	50	93	1.50	1.667								
LaTroy Hawkins, R ERA: 7.56	1.0		3	0	0	0	0	0	0	0	0	0	0	6	9	0.00	0.000								
60 Manny Corpas, R ERA: 2.7	1.0	W	3	0	0	0	2	1	0	0	0	0	0	8	18	0.00	1.000								
40 Brian Fuentes, L ERA: 2.53	1.0	S	3	0	0	0	1	0	0	0	0	0	0	7	10	0.00	0.000								

Batter	1	2	3	4	5	6	7	8	9	AB	R	H	RBI	BB	SO	LOB	TOP					
19 Ryan Spilborghs, R OBP: 0.286, SLG: 0.500 (1, 8)	G6-3		G4-3				F8			4	0	2	2	0	0	0	Colorado Rockies @ Arizona Diamondbacks Chase Field, Phoenix, AZ Wed May 23 2007, 6:40 PM MST Att: 18,384 - Clear - 86 F					
2 Troy Tulowitzki, R OBP: 0.339, SLG: 0.356 (1, 6)	G6-3		G4-3							4	0	0	0	0	1	2						
5 Matt Holliday, R OBP: 0.373, SLG: 0.574 (1, 7)	G5-3		G6-3							4	0	1	0	0	0	1						
17 Todd Helton, L OBP: 0.480, SLG: 0.538 (1, 3)		G4-3								2	0	1	0	2	0	0						
27 Garrett Atkins, R OBP: 0.309, SLG: 0.341 (1, 5)	G1-3									4	0	1	0	0	0	3						
10 Jeff Baker, R OBP: 0.299, SLG: 0.410 Steve Finley, L OBP: 0.247, SLG: 0.247 (7, 8)										2	0	0	0	1	0	4						
8 Yorvit Torrealba, R OBP: 0.299, SLG: 0.263 (1, 2)										1	0	0	0	0	0	0						
Jamey Carroll, R OBP: 0.312, SLG: 0.207 (1, 4)										4	0	0	0	0	3	5						
26 Jeff Francis, L OBP: 0.167, SLG: 0.118 60 Manny Corpas, R OBP: 0.351, SLG: 0.303 40 Brian Fuentes, L OBP: 0.247, SLG: 0.247 (9, 1)										3	2	1	0	1	1	0						
										1	0	0	0	0	1	0						
										0	0	0	0	0	0	0						
										0	0	0	0	0	0	0						
Inning Stats	R: 0 E: 0 K: 0 S: 6	H: 0 LOB: 0 BB: 0 P: 8	R: 0 E: 0 K: 1 S: 10	H: 0 LOB: 1 BB: 1 P: 18	R: 1 E: 0 K: 0 S: 15	H: 2 LOB: 1 BB: 0 P: 25	R: 0 E: 0 K: 0 S: 4	H: 1 LOB: 1 BB: 1 P: 10	R: 1 E: 0 K: 1 S: 13	H: 1 LOB: 0 BB: 1 P: 16	R: 0 E: 0 K: 1 S: 13	H: 2 LOB: 2 BB: 0 P: 20	R: 0 E: 0 K: 2 S: 9	H: 0 LOB: 0 BB: 0 P: 12	R: 0 E: 0 K: 1 S: 8	H: 0 LOB: 1 BB: 1 P: 17	R: 0 E: 0 K: 1 S: 7	H: 0 LOB: 0 BB: 0 P: 7	1B: 5 2B: 1 3B: 0 HR: 0	SF: 0 SAC: 2 DP: 2 HBP: 0	WP: 1 PB: 0 CS: 0 SB: 0	PA: 35
PITCHER	IP	WLS	BF	H	R	ER	SO	BB	IBB	HBP	BLK	WP	HR	S	P	ERA	WHIP					
49 Doug Davis, L ERA: 3.57 28 Brandon Medders, R ERA: 4.35	7.0	L	28	6	2	2	4	3	0	0	0	1	0	65	109	2.57	1.286					
	2.0		7	0	0	0	2	1	0	0	0	0	0	15	24	0.00	0.500					

AB	29
R	2
H	6
RBI	2
BB	4
SO	6
LOB	15



Batter	1	2	3	4	5	6	7	8	9	AB	R	H	RBI	BB	SO	LOB	BOTTOM					
6 Stephen Drew, L OBP: 0.299, SLG: 0.303 (1, 6)	L3									3	0	0	0	1	1	1	Colorado Rockies @ Arizona Diamondbacks Chase Field, Phoenix, AZ Wed May 23 2007, 6:40 PM MST Att: 18,384 - Clear - 86 F					
34 Conor Jackson, R OBP: 0.364, SLG: 0.461 (1, 3)	P6		F8							4	0	0	0	0	1	2						
1 Orlando Hudson, S OBP: 0.364, SLG: 0.461 (1, 4)			F9							4	0	1	0	0	1	2						
22 Eric Byrnes, R OBP: 0.361, SLG: 0.475 (1, 8)	P3									4	0	1	0	0	0	1						
27 Mark Reynolds, R OBP: 0.438, SLG: 0.643 (1, 5)										4	0	3	0	0	0	0						
7 Carlos Quentin, R OBP: 0.298, SLG: 0.343 (1, 9)										4	0	0	0	0	2	4						
Scott Hairston, R OBP: 0.316, SLG: 0.386 (1, 7)										4	0	1	0	0	1	1						
19 Chris Snyder, R OBP: 0.311, SLG: 0.311 (1, 2)										3	0	0	0	1	1	2						
49 Doug Davis, R 5 Robby Hammock, R 28 Brandon Medders, R (7, PH) (8, 1)										1	0	0	0	0	0	0						
										1	0	1	0	0	0	0						
										0	0	0	0	0	0	0						
Inning Stats	R: 0 E: 0 K: 0 S: 10	H: 1 LOB: 1 BB: 0 P: 17	R: 0 E: 0 K: 0 S: 10	H: 0 LOB: 0 BB: 0 P: 14	R: 0 E: 0 K: 1 S: 12	H: 0 LOB: 2 BB: 2 P: 25	R: 0 E: 0 K: 1 S: 8	H: 1 LOB: 1 BB: 0 P: 12	R: 0 E: 0 K: 1 S: 13	H: 2 LOB: 2 BB: 0 P: 21	R: 0 E: 0 K: 1 S: 13	H: 1 LOB: 1 BB: 0 P: 18	R: 0 E: 0 K: 2 S: 8	H: 0 LOB: 0 BB: 0 P: 13	R: 0 E: 0 K: 1 S: 11	H: 2 LOB: 1 BB: 0 P: 15	1B: 7 2B: 0 3B: 0 HR: 0	SF: 0 SAC: 1 DP: 0 HBP: 0	WP: 0 PB: 0 CS: 1 SB: 0	PA: 35		
PITCHER	IP	WLS	BF	H	R	ER	SO	BB	IBB	HBP	BLK	WP	HR	S	P	ERA	WHIP					
26 Jeff Francis, L ERA: 4.11 60 Manny Corpas, R ERA: 2.59 40 Brian Fuentes, L ERA: 2.42	7.0	W	28	5	0	0	4	2	0	0	0	0	0	8	13	0.00	0.000					
	1.0	H	3	0	0	0	2	0	0	0	0	0	0	8	13	0.00	0.000					
	1.0	S	4	2	0	0	1	0	0	0	0	0	0	11	15	0.00	2.000					

AB	32
R	0
H	7
RBI	0
BB	2
SO	7
LOB	13



Batter	1	2	3	4	5	6	7	8	9	AB	R	H	RBI	BB	SO	LOB	TOP					
3 Willy Taveras, R OBP: 0.377, SLG: 0.336	L9		G6-3				SH5-4			4	2	2	0	1	0	0	Colorado Rockies @ San Francisco Giants AT&T Park, San Francisco, CA Sat May 26 2007, 6:05 PM PDT Att: 38,212 - Partly Cloudy - 59 F livebaseballscorecards.com					
Kazuo Matsui, S OBP: 0.327, SLG: 0.415	K		FC1		F9		SH5-4	G6-3		4	1	0	0	0	1	4						
5 Matt Holliday, R OBP: 0.379, SLG: 0.575	K		G5-3						F9	5	0	2	3	0	1	1						
17 Todd Helton, L OBP: 0.466, SLG: 0.512		P6	E4				F7		K	5	1	0	0	0	2	3						
27 Garrett Atkins, R OBP: 0.303, SLG: 0.345		G5-3			F8		P6			5	0	2	1	0	0	2						
11 Brad Hawpe, L OBP: 0.382, SLG: 0.457			SF9			G3		F7	L5	4	0	1	1	0	0	1						
2 Troy Tulowitzki, R OBP: 0.345, SLG: 0.363			G6-3			F9		SH5-4		4	0	2	0	0	0	1						
8 Yorvit Torrealba, R OBP: 0.296, SLG: 0.267		L4			G6-3					3	0	0	0	0	0	2						
2B Aaron Cook, R OBP: 0.300, SLG: 0.333			FC1		G1-3		SH5-4		SH5-4	2	2	1	0	0	0	0	ROCKIES					
Inning Stats	R: 0 E: 0 K: 2 S: 8	H: 0 LOB: 0 BB: 0 P: 11	R: 0 E: 0 K: 0 S: 12	H: 2 LOB: 2 BB: 0 P: 15	R: 4 E: 2 K: 0 S: 15	H: 3 LOB: 1 BB: 0 P: 24	R: 0 E: 0 K: 0 S: 5	H: 0 LOB: 0 BB: 0 P: 8	R: 0 E: 0 K: 1 S: 13	H: 1 LOB: 1 BB: 0 P: 17	R: 0 E: 0 K: 0 S: 8	H: 0 LOB: 0 BB: 0 P: 12	R: 2 E: 0 K: 0 S: 7	H: 2 LOB: 1 BB: 0 P: 11	R: 0 E: 0 K: 1 S: 14	H: 1 LOB: 3 BB: 1 P: 25		R: 0 E: 0 K: 1 S: 11	H: 1 LOB: 1 BB: 0 P: 15	1B: 7 2B: 3 3B: 0 HR: 0	SF: 1 SAC: 2 DP: 0 HBP: 2	WP: 0 PB: 0 SB: 0 CS: 0
PITCHER	IP	WLS	BF	H	R	ER	SO	BB	IBB	HBP	BLK	WP	HR	S	P	ERA	WHIP					
Matt Morris, R ERA: 2.9	(1, 1)	7.0	L	32	8	6	2	3	0	0	1	0	0	0	68	98	2.57	1.143				
Steve Kline, L ERA: 6.75	(8, 1)	1.0		6	1	0	0	0	1	0	1	0	0	0	14	25	0.00	2.000				
31 Vinnie Chulk, R ERA: 4.12	(9, 1)	1.0		4	1	0	0	1	0	0	0	0	0	0	11	15	0.00	1.000				

Batter	1	2	3	4	5	6	7	8	9	AB	R	H	RBI	BB	SO	LOB	BOTTOM					
2 Randy Winn, S OBP: 0.353, SLG: 0.465	G4-3	G6-3			G6-3		K			4	0	0	0	0	1	4	Colorado Rockies @ San Francisco Giants AT&T Park, San Francisco, CA Sat May 26 2007, 6:05 PM PDT Att: 38,212 - Partly Cloudy - 59 F livebaseballscorecards.com					
14 Fred Lewis, L OBP: 0.361, SLG: 0.426	G1-3		G6-3		FC4-6			G1-3		2	0	0	0	2	0	0						
Ryan Klesko, L OBP: 0.376, SLG: 0.465	G3		G6-3		FC4-6			G4-3		4	0	0	0	0	0	2						
Barry Bonds, L OBP: 0.485, SLG: 0.581		G4-3	G6-3				G3		G4-3	4	0	0	0	0	0	0						
31 Vinnie Chulk, R ERA: 4.12		G4-3	G6-3				G3		G4-3	0	0	0	0	0	0	0						
Ray Durham, S OBP: 0.320, SLG: 0.399					F9					1	1	1	0	0	0	0						
19 Kevin Frandsen, R OBP: 0.317, SLG: 0.359		2B					1		G6-3	2	0	0	0	1	0	0						
1 Bengie Molina, R OBP: 0.336, SLG: 0.468		F8			G1-3		L3		G1	4	0	1	0	0	0	2						
Pedro Feliz, R OBP: 0.299, SLG: 0.449					G1-3				G5-3	4	0	2	0	0	0	1						
13 Omar Vizquel, S OBP: 0.274, SLG: 0.280					F8					2	0	0	0	1	0	2						
Matt Morris, R OBP: 0.211, SLG: 0.167	(1, 1)									2	0	1	1	0	1	0						
Mark Sweeney, L OBP: 0.243, SLG: 0.382	(7, PH)									1	0	0	0	0	0	1						
Steve Kline, S ERA: 6.75	(8, 1)									0	0	0	0	0	0	0						
40 Daniel Ortmeier, S OBP: 0.423, SLG: 0.500	(9, 7)									0	0	0	0	0	0	0						
Inning Stats	R: 0 E: 0 K: 0 S: 6	H: 0 LOB: 0 BB: 0 P: 11	R: 0 E: 0 K: 0 S: 13	H: 3 LOB: 3 BB: 1 P: 19	R: 0 E: 0 K: 0 S: 4	H: 0 LOB: 0 BB: 1 P: 8	R: 0 E: 0 K: 0 S: 12	H: 1 LOB: 1 BB: 0 P: 19	R: 0 E: 0 K: 1 S: 9	H: 0 LOB: 1 BB: 1 P: 16	R: 0 E: 0 K: 0 S: 7	H: 0 LOB: 0 BB: 1 P: 12	R: 0 E: 0 K: 1 S: 8	H: 1 LOB: 1 BB: 0 P: 12	R: 0 E: 0 K: 0 S: 4	H: 0 LOB: 0 BB: 0 P: 8	R: 0 E: 0 K: 0 S: 6	H: 0 LOB: 0 BB: 0 P: 6	1B: 4 2B: 2 3B: 0 HR: 0	SF: 0 SAC: 0 DP: 2 HBP: 0	WP: 0 PB: 0 SB: 0 CS: 0	PA: 34
PITCHER	IP	WLS	BF	H	R	ER	SO	BB	IBB	HBP	BLK	WP	HR	S	P	ERA	WHIP					
2B Aaron Cook, R ERA: 4.11	(1, 1)	9.0	W	34	5	1	1	2	3	1	0	0	0	0	69	111	1.00	0.889				



Batter	1	2	3	4	5	6	7	8	9	AB	R	H	RBI	BB	SO	LOB	TOP		
Aaron Miles, S OBP: 0.320, SLG: 0.337	G4-3		G6-3			1B		HR		4	1	2	0	0	0	1	St. Louis Cardinals @ Colorado Rockies Coors Field, Denver, CO Mon May 28 2007, 1:05 PM MDT Att: 31,575 - Partly Cloudy - 81 F		
So Taguchi, R OBP: 0.318, SLG: 0.372	F7			F8		5 BB		HR		4	1	2	2	0	0	0			
5 Albert Pujols, R OBP: 0.386, SLG: 0.484	G6-3			G1-3		26 FC4-6		G4-3		3	0	0	0	1	0	0			
26 Scott Spiezio, S OBP: 0.347, SLG: 0.374		F9		F9		FC4-6			G3	4	0	0	0	0	0	3			
43 Juan Encarnacion, R OBP: 0.239, SLG: 0.250		G6-3			F8		G4-3		P4	4	0	0	0	0	0	0			
47 Ryan Ludwick, R OBP: 0.250, SLG: 0.261		F7			K		K		K	4	0	0	0	0	3	0			
Gary Bennett, R OBP: 0.227, SLG: 0.214			F8		G5-3		G5-3			3	0	0	0	0	0	0			
7 Adam Kennedy, L OBP: 0.291, SLG: 0.305						G6-3		G4-3		3	0	1	0	0	0	0			
Kip Wells, R OBP: 0.263, SLG: 0.474										2	0	0	0	0	0	1			
56 Kelvin Jimenez, R OBP: 0.338, SLG: 0.346										0	0	0	0	0	0	0			
4 Yadier Molina, R OBP: 0.338, SLG: 0.346										1	0	0	0	0	1	0			
46 Troy Cate, L										0	0	0	0	0	0	0			
Inning Stats	R: 0 E: 0 K: 0 S: 5	H: 0 LOB: 0 BB: 0 P: 7	R: 0 E: 0 K: 0 S: 6	H: 0 LOB: 0 BB: 0 P: 9	R: 0 E: 0 K: 0 S: 7	H: 1 LOB: 1 BB: 0 P: 13	R: 0 E: 0 K: 0 S: 4	H: 0 LOB: 0 BB: 0 P: 8	R: 0 E: 0 K: 1 S: 6	H: 2 LOB: 3 BB: 1 P: 11	R: 0 E: 0 K: 1 S: 7	H: 0 LOB: 0 BB: 0 P: 9	R: 2 E: 0 K: 1 S: 11	H: 2 LOB: 0 BB: 0 P: 18	R: 0 E: 0 K: 1 S: 5	H: 0 LOB: 0 BB: 0 P: 7	1B: 3 2B: 1 3B: 0 HR: 1	SF: 0 SAC: 0 DP: 0 HBP: 0	WP: 0 PA: 33 PB: 0 SB: 0 CS: 0
PITCHER	IP WLS BF H R ER SO BB IBB HBP BLK WP HR S P ERA WHIP																		
26 Jeff Francis, L ERA: 3.93	7.2 W 29 5 2 2 3 1 0 0 0 0 0 1 58 99 2.35 0.783																		
61 Ramon E Ramirez, R ERA: 5.97	0.1 1 0 0 0 0 0 0 0 0 0 0 0 1 1 0.00 0.000																		
50 Jorge Julio, R ERA: 10.22	1.0 3 0 0 0 1 0 0 0 0 0 0 0 5 7 0.00 0.000																		

Batter	1	2	3	4	5	6	7	8	9	AB	R	H	RBI	BB	SO	LOB	BOTTOM		
3 Willy Taveras, R OBP: 0.378, SLG: 0.340	F7		F8		G6-3		1B	G3		4	1	2	0	0	0	1	St. Louis Cardinals @ Colorado Rockies Coors Field, Denver, CO Mon May 28 2007, 1:05 PM MDT Att: 31,575 - Partly Cloudy - 81 F		
Steve Finley, L OBP: 0.250, SLG: 0.250										1	0	0	0	0	0	0			
Kazuo Matsui, S OBP: 0.339, SLG: 0.421	K		F8		E9		5 G6-3			4	2	2	1	0	1	1			
5 Matt Holliday, R OBP: 0.377, SLG: 0.587	HR		L9		G1-3		G6-3			4	1	1	2	0	0	2			
11 Brad Hawpe, L OBP: 0.388, SLG: 0.477	G6-3					10 BB		HR		4	1	2	2	0	1	0			
27 Garrett Atkins, R OBP: 0.295, SLG: 0.333		G5-3		P4		F9				4	0	1	0	0	0	1			
2 Troy Tulowitzki, R OBP: 0.350, SLG: 0.383						FC6		F8		4	0	2	0	0	0	2			
10 Jeff Baker, R OBP: 0.296, SLG: 0.391		G4-3			F9		26 FC6			3	0	0	0	1	1	3			
20 Chris Iannetta, R OBP: 0.333, SLG: 0.333		G4-3				F8				4	0	0	0	0	1	4			
26 Jeff Francis, L ERA: 6.2										3	1	1	0	0	0	3			
61 Ramon E Ramirez, R ERA: 7.71										0	0	0	0	0	0	0			
19 Ryan Spilborghs, R OBP: 0.357, SLG: 0.500										1	0	0	0	0	0	0			
50 Jorge Julio, R										0	0	0	0	0	0	0			
Inning Stats	R: 1 E: 0 K: 1 S: 8	H: 1 LOB: 0 BB: 0 P: 12	R: 0 E: 0 K: 0 S: 7	H: 1 LOB: 1 BB: 0 P: 12	R: 0 E: 0 K: 1 S: 6	H: 1 LOB: 1 BB: 0 P: 14	R: 0 E: 0 K: 1 S: 6	H: 1 LOB: 1 BB: 0 P: 9	R: 2 E: 1 K: 1 S: 14	H: 2 LOB: 0 BB: 0 P: 21	R: 0 E: 0 K: 1 S: 12	H: 1 LOB: 3 BB: 1 P: 21	R: 3 E: 0 K: 1 S: 16	H: 4 LOB: 1 BB: 0 P: 23	R: 0 E: 0 K: 0 S: 5	H: 0 LOB: 0 BB: 0 P: 7	1B: 7 2B: 1 3B: 1 HR: 2	SF: 0 SAC: 0 DP: 0 HBP: 0	WP: 0 PA: 37 PB: 1 SB: 2 CS: 0
PITCHER	IP WLS BF H R ER SO BB IBB HBP BLK WP HR S P ERA WHIP																		
Kip Wells, R	6.1 L 32 11 6 5 3 1 0 0 0 0 0 0 0 65 103 7.11 1.895																		
56 Kelvin Jimenez, R	0.2 2 0 0 0 1 0 0 0 0 0 0 0 6 9 0.00 0.000																		
46 Troy Cate, L	1.0 3 0 0 0 0 0 0 0 0 0 0 0 5 7 0.00 0.000																		

Batter	1	2	3	4	5	6	7	8	9	AB	R	H	RBI	BB	SO	LOB	TOP		
Aaron Miles, S (1, 6) OBP: 0.317, SLG: 0.344	2-1 G4-3			1-1 26 F9 5 SF8 2B		0-0 F7		1-2 G3		4	1	1	0	0	0	0			
26 Scott Spiezio, S (1, 9) OBP: 0.340, SLG: 0.366 43 Juan Encarnacion, R (4, 9) OBP: 0.229, SLG: 0.239	1-3 K			2-2 F9		1-1 G5-3		1-0 G5-3		2	0	0	0	0	1	1			
5 Albert Pujols, R (1, 3) OBP: 0.379, SLG: 0.476	3-3 K			2-0 SF8		1-0 G1-3		2-2 G6-3		3	0	0	1	0	1	0			
15 Jim Edmonds, L (1, 8) OBP: 0.305, SLG: 0.348		2-2 G3		3-H 2-3 K			2-1 HR		4-1 27 1B BB	3	1	1	1	1	1	0			
27 Scott Rolen, R (1, 5) OBP: 0.339, SLG: 0.367	1-3 K				2-1 HR		0-1 G5-4-3 1B		1-1 1B	4	1	3	1	0	1	0			
So Taguchi, R (1, 7) OBP: 0.315, SLG: 0.366	0-0 G6-3				1-1 G6-4-3 1B		1-0 G5-4-3		2-0 L3	4	0	1	0	0	0	3			
4 Yadier Molina, R (1, 2) OBP: 0.336, SLG: 0.344 Gary Bennett, R (4, 2) OBP: 0.239, SLG: 0.227			1-1 G4-3		0-2 G6-4-3 1B		1-1 G6-3			1	0	0	0	0	0	0			
7 Adam Kennedy, L (1, 4) OBP: 0.285, SLG: 0.299			2-3 K		1-1 G6-4-3			0-3 K		3	0	0	0	0	2	2			
41 Braden Looper, R (1, 1) OBP: 0.250, SLG: 0.222 Tyler Johnson, S (6, 1) 47 Ryan Ludwick, R (8, PH) OBP: 0.245, SLG: 0.255 36 Russ Springer, R (8, 1)			2-3 K		1-3 K			0-1 G6-3		2	0	0	0	0	2	1			
Inning Stats	R: 0 E: 0 K: 2 S: 9	H: 0 LOB: 0 BB: 0 P: 15	R: 0 E: 0 K: 1 S: 8	H: 0 LOB: 0 BB: 0 P: 11	R: 0 E: 0 K: 2 S: 8	H: 0 LOB: 0 BB: 0 P: 13	R: 1 E: 0 K: 1 S: 9	H: 3 LOB: 1 BB: 0 P: 16	R: 1 E: 0 K: 0 S: 4	H: 0 LOB: 0 BB: 0 P: 6	R: 1 E: 0 K: 0 S: 7	H: 2 LOB: 0 BB: 0 P: 11	R: 0 E: 0 K: 1 S: 10	H: 0 LOB: 0 BB: 0 P: 11	R: 0 E: 0 K: 0 S: 9	H: 1 LOB: 2 BB: 1 P: 19	1B: 4 2B: 1 3B: 0 HR: 2	SF: 1 SAC: 0 DP: 2 HBP: 0	WP: 0 PA: 33 PB: 0 SB: 0 CS: 0
PITCHER	IP WLS BF H R ER SO BB IBB HBP BLK WP HR S P ERA WHIP	IP WLS BF H R ER SO BB IBB HBP BLK WP HR S P ERA WHIP	IP WLS BF H R ER SO BB IBB HBP BLK WP HR S P ERA WHIP	IP WLS BF H R ER SO BB IBB HBP BLK WP HR S P ERA WHIP	IP WLS BF H R ER SO BB IBB HBP BLK WP HR S P ERA WHIP	IP WLS BF H R ER SO BB IBB HBP BLK WP HR S P ERA WHIP	IP WLS BF H R ER SO BB IBB HBP BLK WP HR S P ERA WHIP	IP WLS BF H R ER SO BB IBB HBP BLK WP HR S P ERA WHIP	IP WLS BF H R ER SO BB IBB HBP BLK WP HR S P ERA WHIP	IP WLS BF H R ER SO BB IBB HBP BLK WP HR S P ERA WHIP	IP WLS BF H R ER SO BB IBB HBP BLK WP HR S P ERA WHIP	IP WLS BF H R ER SO BB IBB HBP BLK WP HR S P ERA WHIP	IP WLS BF H R ER SO BB IBB HBP BLK WP HR S P ERA WHIP	IP WLS BF H R ER SO BB IBB HBP BLK WP HR S P ERA WHIP	IP WLS BF H R ER SO BB IBB HBP BLK WP HR S P ERA WHIP	IP WLS BF H R ER SO BB IBB HBP BLK WP HR S P ERA WHIP	IP WLS BF H R ER SO BB IBB HBP BLK WP HR S P ERA WHIP		
31 Rodrigo Lopez, R (1, 1) ERA: 2.35	6.0 W 23	6 3 3 7	0 0 0 0	0 0 0 0	0 0 0 0	0 0 0 0	0 0 0 0	0 0 0 0	0 0 0 0	0 0 0 0	0 0 0 0	0 0 0 0	0 0 0 0	0 0 0 0	0 0 0 0	0 0 0 0	4.50 1.000		
50 Jorge Julio, R (7, 1) ERA: 9.45	1.0 H 2	0 0 0 0	0 0 0 0	0 0 0 0	0 0 0 0	0 0 0 0	0 0 0 0	0 0 0 0	0 0 0 0	0 0 0 0	0 0 0 0	0 0 0 0	0 0 0 0	0 0 0 0	0 0 0 0	0 0 0 0	0.00 0.000		
Jeremy Affeldt, L (8, 1) ERA: 3.32	1.0 3	0 0 0 1	0 0 0 0	0 0 0 0	0 0 0 0	0 0 0 0	0 0 0 0	0 0 0 0	0 0 0 0	0 0 0 0	0 0 0 0	0 0 0 0	0 0 0 0	0 0 0 0	0 0 0 0	0 0 0 0	0.00 0.000		
Tom Martin, L (9, 1) ERA: 5.4	1.0 5	1 0 0 0	0 0 0 0	0 0 0 0	0 0 0 0	0 0 0 0	0 0 0 0	0 0 0 0	0 0 0 0	0 0 0 0	0 0 0 0	0 0 0 0	0 0 0 0	0 0 0 0	0 0 0 0	0 0 0 0	0.00 2.000		

St. Louis Cardinals @ Colorado Rockies
Coors Field, Denver, CO
Tue May 29 2007, 7:05 PM MDT
Att: 18,213 - Cloudy - 48 F

AB 31
R 3
H 7
RBI 3
BB 1
SO 8
LOB 7



Batter	1	2	3	4	5	6	7	8	9	AB	R	H	RBI	BB	SO	LOB	BOTTOM		
19 Ryan Spilborghs, R (1, 8) OBP: 0.316, SLG: 0.471	1-2 G6-3	1-1 G6-3		0-2 G1-6-3		0-1 2B		0-0 L8		5	0	1	1	0	0	1			
Kazuo Matsui, S (1, 4) OBP: 0.348, SLG: 0.459	1-2 5 1B 27 FC6-4		2-2 G4-3	2-2 3B		3-H 2-2 K				4	1	2	0	0	1	1			
5 Matt Holliday, R (1, 7) OBP: 0.375, SLG: 0.580	0-0 27 FC6-4 17 BB		0-1 G6-3	0-0 P4			1-2 F8			4	0	1	0	0	0	1			
17 Todd Helton, L (1, 3) OBP: 0.470, SLG: 0.517	4-1 27 FC6-4		2-3 K		1-1 F7		1-0 F8			3	0	0	0	1	1	0			
27 Garrett Atkins, R (1, 5) OBP: 0.299, SLG: 0.333	1-1 FC6-4 11 BB			4-0 2 BB 8 HR BB	0-1 G6-3		1-0 11 HR 1B			3	2	1	1	1	0	2			
11 Brad Hawpe, L (1, 9) OBP: 0.396, SLG: 0.497	4-0 BB			4-1 2 BB 8 HR BB	0-0 G3		0-0 HR			2	2	1	2	2	0	0			
2 Troy Tulowitzki, R (1, 6) OBP: 0.353, SLG: 0.583	2-3 K			4-2 8 HR BB		2-2 31 G5-3 19 G4-3 8 2B 1B	1-2 F9			3	2	1	0	1	1	3			
8 Yorvit Torrealba, R (1, 2) OBP: 0.294, SLG: 0.294		2-0 G4-3		2-2 HR		2-2 G4-3		0-0 F8		4	1	1	4	0	0	1			
31 Rodrigo Lopez, R (1, 1) OBP: 0.222, SLG: 0.125 50 Jorge Julio, R (7, 1) ERA: 2.0 Jeremy Affeldt, L (8, 1) 10 Jeff Baker, R (8, PH) OBP: 0.292, SLG: 0.385 Tom Martin, L (9, 1)		0-2 G3-1		1-2 19 G1-6-3 1B		0-0 G5-3		0-2 K		3	0	1	0	0	0	1			
Inning Stats	R: 1 E: 0 K: 1 S: 14	H: 2 LOB: 3 BB: 2 P: 27	R: 0 E: 0 K: 0 S: 6	H: 0 LOB: 0 BB: 0 P: 9	R: 0 E: 0 K: 1 S: 11	H: 0 LOB: 0 BB: 0 P: 15	R: 4 E: 0 K: 0 S: 18	H: 3 LOB: 1 BB: 3 P: 35	R: 0 E: 0 K: 0 S: 5	H: 0 LOB: 0 BB: 0 P: 6	R: 1 E: 0 K: 1 S: 13	H: 2 LOB: 1 BB: 0 P: 19	R: 2 E: 0 K: 0 S: 9	H: 2 LOB: 0 BB: 0 P: 13	R: 0 E: 0 K: 1 S: 5	H: 0 LOB: 0 BB: 0 P: 5	1B: 5 2B: 1 3B: 1 HR: 2	SF: 0 SAC: 0 DP: 1 HBP: 0	WP: 0 PA: 37 PB: 0 SB: 0 CS: 0
PITCHER	IP WLS BF H R ER SO BB IBB HBP BLK WP HR S P ERA WHIP	IP WLS BF H R ER SO BB IBB HBP BLK WP HR S P ERA WHIP	IP WLS BF H R ER SO BB IBB HBP BLK WP HR S P ERA WHIP	IP WLS BF H R ER SO BB IBB HBP BLK WP HR S P ERA WHIP	IP WLS BF H R ER SO BB IBB HBP BLK WP HR S P ERA WHIP	IP WLS BF H R ER SO BB IBB HBP BLK WP HR S P ERA WHIP	IP WLS BF H R ER SO BB IBB HBP BLK WP HR S P ERA WHIP	IP WLS BF H R ER SO BB IBB HBP BLK WP HR S P ERA WHIP	IP WLS BF H R ER SO BB IBB HBP BLK WP HR S P ERA WHIP	IP WLS BF H R ER SO BB IBB HBP BLK WP HR S P ERA WHIP	IP WLS BF H R ER SO BB IBB HBP BLK WP HR S P ERA WHIP	IP WLS BF H R ER SO BB IBB HBP BLK WP HR S P ERA WHIP	IP WLS BF H R ER SO BB IBB HBP BLK WP HR S P ERA WHIP	IP WLS BF H R ER SO BB IBB HBP BLK WP HR S P ERA WHIP	IP WLS BF H R ER SO BB IBB HBP BLK WP HR S P ERA WHIP	IP WLS BF H R ER SO BB IBB HBP BLK WP HR S P ERA WHIP			
41 Braden Looper, R (1, 1) ERA: 3.85	5.2 L 28	7 6 6 2	0 0 0 0	0 0 0 0	0 0 0 0	0 0 0 0	0 0 0 0	0 0 0 0	0 0 0 0	0 0 0 0	0 0 0 0	0 0 0 0	0 0 0 0	0 0 0 0	0 0 0 0	0 0 0 0	9.53 2.118		
Tyler Johnson, L (6, 1) ERA: 2.0	1.1 6	2 2 2 1	0 0 0 0	0 0 0 0	0 0 0 0	0 0 0 0	0 0 0 0	0 0 0 0	0 0 0 0	0 0 0 0	0 0 0 0	0 0 0 0	0 0 0 0	0 0 0 0	0 0 0 0	0 0 0 0	13.50 1.500		
36 Russ Springer, R (8, 1) ERA: 2.81	1.0 3	0 0 0 1	0 0 0 0	0 0 0 0	0 0 0 0	0 0 0 0	0 0 0 0	0 0 0 0	0 0 0 0	0 0 0 0	0 0 0 0	0 0 0 0	0 0 0 0	0 0 0 0	0 0 0 0	0 0 0 0	0.00 0.000		

St. Louis Cardinals @ Colorado Rockies
Coors Field, Denver, CO
Tue May 29 2007, 7:05 PM MDT
Att: 18,213 - Cloudy - 48 F

AB 32
R 8
H 9
RBI 8
BB 5
SO 4
LOB 10



Batter	1	2	3	4	5	6	7	8	9	AB	R	H	RBI	BB	SO	LOB	TOP					
Aaron Miles, S OBP: 0.311, SLG: 0.337	G6-3		G6-3		FC5-4			G1-3		5	1	1	0	0	0	2	St. Louis Cardinals @ Colorado Rockies Coors Field, Denver, CO Wed May 30 2007, 7:05 PM MDT Att: 19,062 - Cloudy - 62 F					
So Taguchi, R OBP: 0.319, SLG: 0.360	HBP		L6		HR			G1-3		4	2	1	0	0	1	0						
5 Albert Pujols, R OBP: 0.364, SLG: 0.492	1B		P5		HR			G6-3		4	2	2	3	1	0	0						
15 Jim Edmonds, L OBP: 0.314, SLG: 0.392	F8				HR			G4-6-3		5	2	3	1	0	0	3						
27 Scott Rolen, R OBP: 0.341, SLG: 0.381	2B				HR			G4-6-3		5	0	2	2	0	1	2						
43 Juan Encarnacion, R OBP: 0.231, SLG: 0.260	G6-3									4	1	1	0	0	0	2						
31 Ryan Franklin, R										0	0	0	0	0	0	0						
Tyler Johnson, S										0	0	0	0	0	0	0						
44 Jason Istringhausen, R										0	0	0	0	0	0	0						
Gary Bennett, R OBP: 0.220, SLG: 0.208										4	0	0	0	0	1	2						
7 Adam Kennedy, L OBP: 0.291, SLG: 0.294	G4-3									2	0	0	0	2	0	0						
37 Todd Wellemeyer, R OBP: 0.250, SLG: 0.250										3	0	1	1	0	0	2						
34 Randy Flores, L										0	0	0	0	0	0	0						
47 Ryan Ludwick, R OBP: 0.240, SLG: 0.250										1	0	0	0	0	0	0						
Inning Stats	R: 2 E: 0 K: 0 S: 18	H: 2 LOB: 1 BB: 0 P: 29	R: 0 E: 0 K: 0 S: 11	H: 0 LOB: 0 BB: 0 P: 15	R: 0 E: 0 K: 0 S: 10	H: 0 LOB: 0 BB: 0 P: 16	R: 1 E: 0 K: 1 S: 13	H: 2 LOB: 2 BB: 1 P: 23	R: 5 E: 0 K: 1 S: 14	H: 6 LOB: 2 BB: 1 P: 21	R: 0 E: 0 K: 0 S: 10	H: 0 LOB: 1 BB: 1 P: 17	R: 0 E: 0 K: 0 S: 7	H: 0 LOB: 0 BB: 0 P: 12	R: 0 E: 0 K: 0 S: 10	H: 0 LOB: 0 BB: 0 P: 15	R: 0 E: 0 K: 0 S: 7	H: 1 LOB: 0 BB: 0 P: 10	1B: 5 2B: 3 3B: 1 HR: 2	SF: 0 SAC: 0 DP: 1 HBP: 1	WP: 1 PB: 0 SB: 0 CS: 0	PA: 41
PITCHER	IP WLS BF H R ER SO BB IBB HBP BLK WP HR S P ERA WHIP																					
48 Jason Hirsh, R ERA: 5.1	4.2 L 27 10 8 8 2 0 0 2 1 0 0 0 0 0 0 18 30 15.43 2.143																					
Tom Martin, L ERA: 4.22	2.1 8 0 0 0 1 1 0 0 0 0 0 0 0 0 10 18 0.00 0.429																					
LaTroy Hawkins, R ERA: 6.52	1.0 3 0 0 0 0 0 0 0 0 0 0 0 0 0 7 10 0.00 1.000																					
60 Manny Corpas, R ERA: 2.77	1.0 3 1 0 0 0 0 0 0 0 0 0 0 0 0 7 10 0.00 1.000																					

Batter	1	2	3	4	5	6	7	8	9	AB	R	H	RBI	BB	SO	LOB	BOTTOM			
Kazuo Matsui, S OBP: 0.343, SLG: 0.438	BB		P4		K			F7-4		3	1	0	0	1	1	2	St. Louis Cardinals @ Colorado Rockies Coors Field, Denver, CO Wed May 30 2007, 7:05 PM MDT Att: 19,062 - Cloudy - 62 F			
2 Troy Tulowitzki, R OBP: 0.355, SLG: 0.385	1B		1B		K			K		4	0	2	0	0	2	1				
5 Matt Holliday, R OBP: 0.382, SLG: 0.597	G4-6-3		1B		HR			1B		4	1	3	1	0	0	1				
17 Todd Helton, L OBP: 0.461, SLG: 0.506	P6		F7		G5-3			FC4		4	0	0	0	0	0	3				
27 Garrett Atkins, R OBP: 0.298, SLG: 0.332					1B			K		4	0	1	0	0	1	2				
11 Brad Hawpe, L OBP: 0.393, SLG: 0.509			HR		G3-6-1			F9		4	1	1	1	0	1	3				
8 Yorvit Torrealba, R OBP: 0.293, SLG: 0.266			G6-3		G6-3			G2-3		3	1	0	0	0	0	0				
Steve Finley, L OBP: 0.250, SLG: 0.250			G4-3					G4-3		4	0	1	0	0	0	1				
48 Jason Hirsh, R ERA: 5.1										1	0	0	0	0	1	0				
10 Jeff Baker, R OBP: 0.260, SLG: 0.260										0	0	0	0	0	0	0				
37 Todd Wellemeyer, R ERA: 7.57										0	0	0	0	0	0	0				
34 Randy Flores, L ERA: 3.79										1	0	1	1	0	0	0				
31 Ryan Franklin, R ERA: 1.27										0	0	0	0	0	0	0				
Tyler Johnson, L ERA: 1.96										0	0	0	0	0	0	0				
44 Jason Istringhausen, R ERA: 1.35										1	0	0	0	0	1	0				
Inning Stats	R: 1 E: 0 K: 0 S: 8	H: 1 LOB: 0 BB: 1 P: 16	R: 1 E: 0 K: 0 S: 10	H: 1 LOB: 0 BB: 0 P: 15	R: 0 E: 0 K: 0 S: 7	H: 1 LOB: 0 BB: 0 P: 9	R: 0 E: 0 K: 2 S: 10	H: 1 LOB: 1 BB: 0 P: 15	R: 1 E: 0 K: 0 S: 11	H: 1 LOB: 0 BB: 0 P: 17	R: 0 E: 1 K: 2 S: 11	H: 1 LOB: 2 BB: 0 P: 14	R: 0 E: 0 K: 2 S: 11	H: 1 LOB: 0 BB: 0 P: 14	R: 0 E: 0 K: 1 S: 6	H: 0 LOB: 0 BB: 0 P: 8	1B: 6 2B: 2 3B: 0 HR: 2	SF: 0 SAC: 1 DP: 3 HBP: 1	WP: 0 PB: 0 SB: 1 CS: 0	PA: 36
PITCHER	IP WLS BF H R ER SO BB IBB HBP BLK WP HR S P ERA WHIP																			
37 Todd Wellemeyer, R ERA: 7.57	5.0 W 21 7 3 3 3 1 0 0 0 0 0 0 0 2 49 78 5.40 1.600																			
34 Randy Flores, L ERA: 3.79	1.0 3 0 0 0 1 0 0 0 0 0 0 0 0 8 12 0.00 0.000																			
31 Ryan Franklin, R ERA: 1.27	1.2 8 2 1 1 2 0 0 0 1 0 0 0 0 21 28 5.40 1.200																			
Tyler Johnson, L ERA: 1.96	0.1 H 1 0 0 0 0 0 0 0 0 0 0 0 1 3 0.00 0.000																			
44 Jason Istringhausen, R ERA: 1.35	1.0 3 0 0 0 1 0 0 0 0 0 0 0 0 6 8 0.00 0.000																			

Batter	1	2	3	4	5	6	7	8	9	AB	R	H	RBI	BB	SO	LOB	TOP			
30 Norris Hopper, R OBP: 0.333, SLG: 0.393	F8		HBP	F9			G4-3			3	0	0	0	0	0	2	Cincinnati Reds @ Colorado Rockies Coors Field, Denver, CO Fri Jun 01 2007, 7:05 PM MDT Att: 22,265 - Partly Cloudy - 66 F			
Scott Hatteberg, L OBP: 0.387, SLG: 0.477	G3		BB	G6-3			P6			3	0	0	0	1	0	1				
Ken Griffey Jr., L OBP: 0.397, SLG: 0.540	HR		G4-3	F8			G6-4-3	1B		4	1	2	1	0	0	2				
4 Brandon Phillips, R 25 David Weathers, R	F9			2 HR	L9		G6-4-3	1B		4	1	1	0	0	0	1				
Adam Dunn, L Dewayne Wise, L	K			K			F8			4	0	0	0	0	2	1				
2 Alex Gonzalez, R	G5-3			HR			G6-3			4	1	1	2	0	0	0				
28 Edwin Encarnación, R	P3			G3	37 1B		F9			3	1	1	0	0	0	0				
Javier Valentin, S 26 David Ross, R	G3			G3			P6			3	0	1	0	0	0	1				
37 Bobby Livingston, L 53 Brad Salmon, L 40 Jon Coulangus, L 9 Juan Castro, R	K						B2-4			3	0	1	1	0	1	1				
Inning Stats	R: 1 E: 0 K: 0 S: 5	H: 1 LOB: 0 BB: 0 P: 9	R: 0 E: 0 K: 1 S: 6	H: 0 LOB: 0 BB: 0 P: 9	R: 0 E: 0 K: 1 S: 9	H: 0 LOB: 2 BB: 1 P: 19	R: 3 E: 0 K: 1 S: 12	H: 4 LOB: 1 BB: 0 P: 19	R: 0 E: 0 K: 0 S: 7	H: 0 LOB: 0 BB: 0 P: 8	R: 0 E: 0 K: 0 S: 8	H: 1 LOB: 1 BB: 0 P: 8	R: 0 E: 0 K: 0 S: 6	H: 1 LOB: 0 BB: 0 P: 8	R: 0 E: 0 K: 0 S: 9	H: 0 LOB: 1 BB: 0 P: 15		1B: 3 2B: 2 3B: 0 HR: 2	SF: 0 SAC: 0 DP: 1 HBP: 2	WP: 0 PB: 0 SB: 2 CS: 0
PITCHER	IP WLS BF H R ER SO BB IBB HBP BLK WP HR S P ERA WHIP																			
35 Taylor Buchholz, R ERA: 5.55	6.2 L 28 6 4 4 3 1 0 1 0 0 2 52 82 5.40 1.050																			
Jeremy Affeldt, L ERA: 3.27	0.1 1 0 0 0 0 0 0 0 0 0 0 3 3 0.00 0.000																			
LaTroy Hawkins, R ERA: 5.91	1.0 3 1 0 0 0 0 0 0 0 0 0 6 8 0.00 1.000																			
40 Brian Fuentes, L ERA: 2.13	1.0 4 0 0 0 0 0 0 0 1 0 0 0 9 15 0.00 0.000																			

Batter	1	2	3	4	5	6	7	8	9	AB	R	H	RBI	BB	SO	LOB	BOTTOM					
3 Willy Taveras, R OBP: 0.385, SLG: 0.349	G6-3		FC5-4	1B	G4-3		19 BB	2 S		5	1	3	1	0	0	0	Cincinnati Reds @ Colorado Rockies Coors Field, Denver, CO Fri Jun 01 2007, 7:05 PM MDT Att: 22,265 - Partly Cloudy - 66 F					
2 Troy Tulowitzki, R OBP: 0.350, SLG: 0.374	F9		FC5-4		G2-3		17 E	19 BB		4	0	0	0	1	0	4						
5 Matt Holliday, R 19 Ryan Spilborghs, R	1B		F9				P4	17 E		2	0	1	0	0	0	2						
17 Todd Helton, L OBP: 0.456, SLG: 0.495	1B		G1-3				E6	10 FC6-4		2	0	0	0	0	0	4						
10 Jeff Baker, R OBP: 0.291, SLG: 0.389	FC5-4			8 WP	11 G1-3		F8	FC6-4		5	0	1	0	0	0	6						
11 Brad Hawpe, L OBP: 0.392, SLG: 0.506	F7		G1-3				BB			3	0	0	0	1	1	1						
8 Yorvit Torrealba, R OBP: 0.283, SLG: 0.216	G5-3		L8				F9			4	0	0	0	0	1	3						
Jamey Carroll, R LaTroy Hawkins, R	G6-3		G5-3				G4-3	3 1B		3	0	0	0	0	0	1						
27 Garrett Atkins, R 40 Brian Fuentes, L							G4-3	3 1B		0	0	0	0	0	0	0						
35 Taylor Buchholz, R Jeremy Affeldt, L Kazuo Matsui, S	FC5-4		FC5-4	3 1B	F7		G4-3	3 1B		2	0	1	0	0	0	0						
Inning Stats	R: 0 E: 0 K: 0 S: 10	H: 2 LOB: 2 BB: 0 P: 15	R: 0 E: 0 K: 0 S: 8	H: 0 LOB: 0 BB: 0 P: 14	R: 0 E: 0 K: 0 S: 10	H: 2 LOB: 2 BB: 0 P: 11	R: 0 E: 0 K: 0 S: 9	H: 1 LOB: 1 BB: 0 P: 14	R: 0 E: 0 K: 0 S: 15	H: 0 LOB: 0 BB: 0 P: 22	R: 0 E: 0 K: 0 S: 12	H: 1 LOB: 2 BB: 1 P: 22	R: 1 E: 1 K: 0 S: 13	H: 1 LOB: 3 BB: 2 P: 27	R: 1 E: 0 K: 2 S: 16	H: 2 LOB: 2 BB: 1 P: 26	R: 0 E: 0 K: 0 S: 7	H: 0 LOB: 0 BB: 0 P: 11	1B: 9 2B: 0 3B: 0 HR: 0	SF: 0 SAC: 0 DP: 0 HBP: 0	WP: 1 PB: 0 SB: 1 CS: 0	PA: 41
PITCHER	IP WLS BF H R ER SO BB IBB HBP BLK WP HR S P ERA WHIP																					
37 Bobby Livingston, L ERA: 3.0	3.0 W 28 7 1 0 0 1 0 0 0 0 0 0 70 108 0.00 1.200																					
53 Brad Salmon, R ERA: 4.5	0.0 2 0 0 0 0 2 0 0 0 0 0 0 2 10 = =																					
40 Jon Coulangus, L ERA: 5.12	1.0 H 6 1 1 1 2 1 0 0 0 0 0 0 17 25 9.00 2.000																					
25 David Weathers, R ERA: 3.91	1.1 S 5 1 0 0 0 0 0 0 0 0 0 0 11 19 0.00 0.750																					



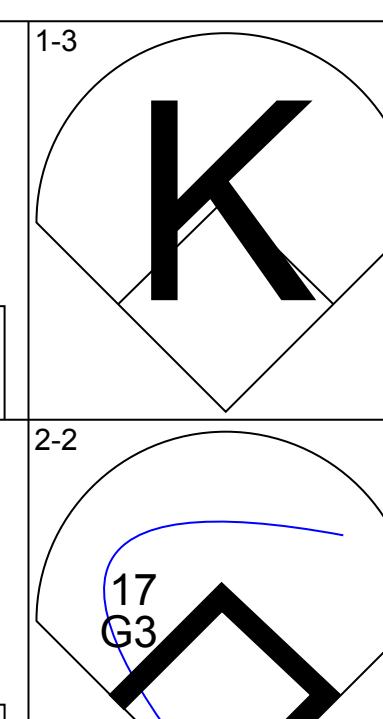
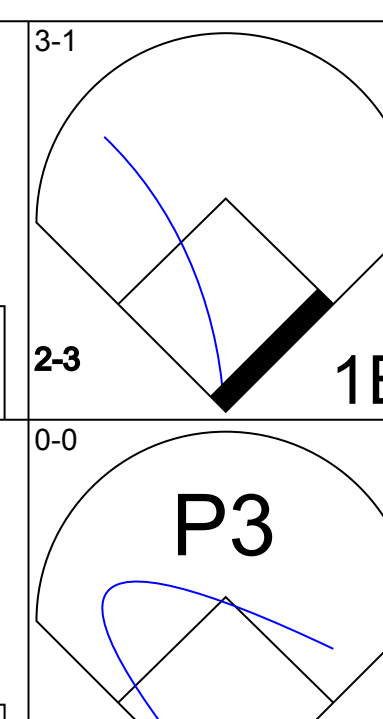
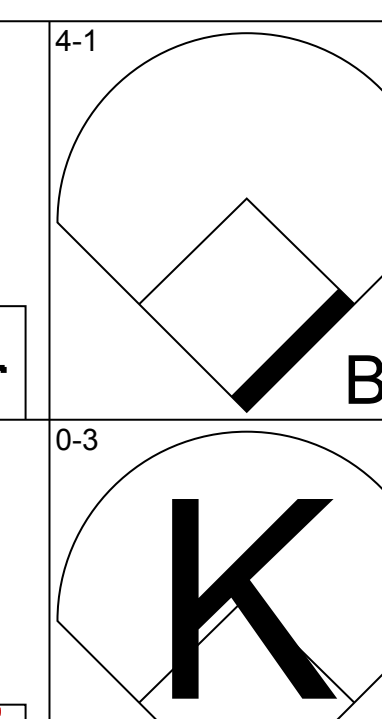
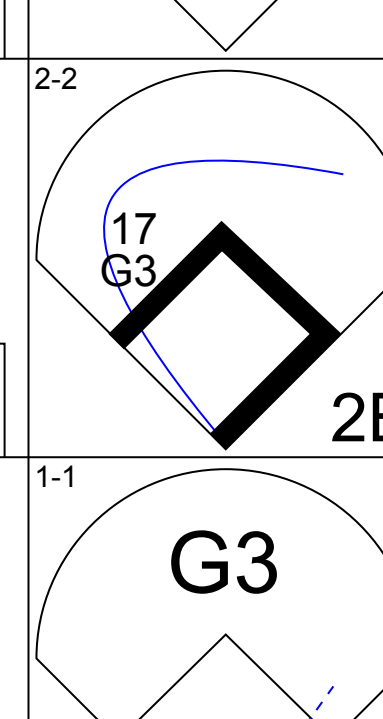
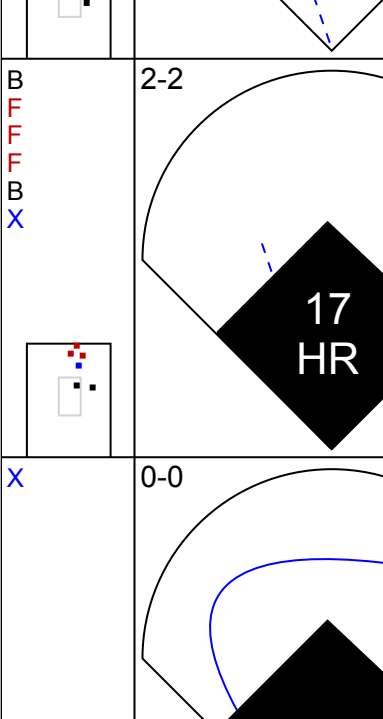
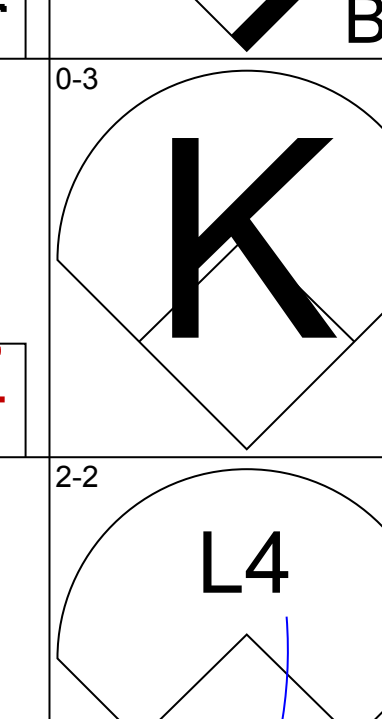
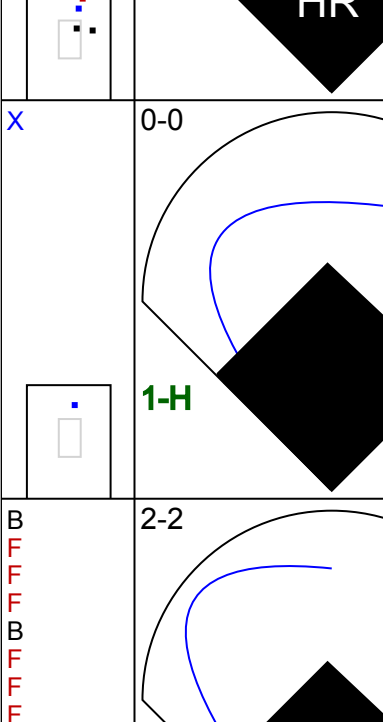
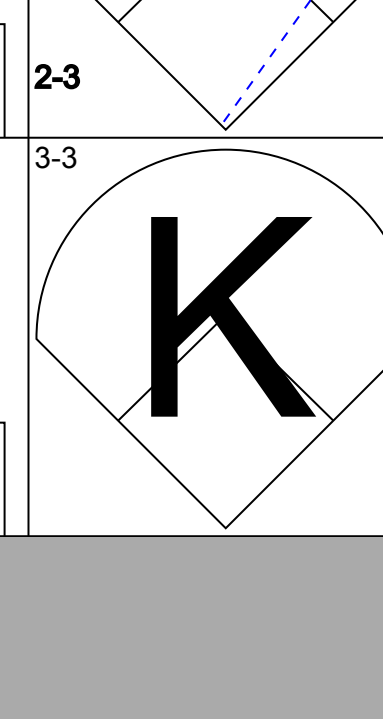
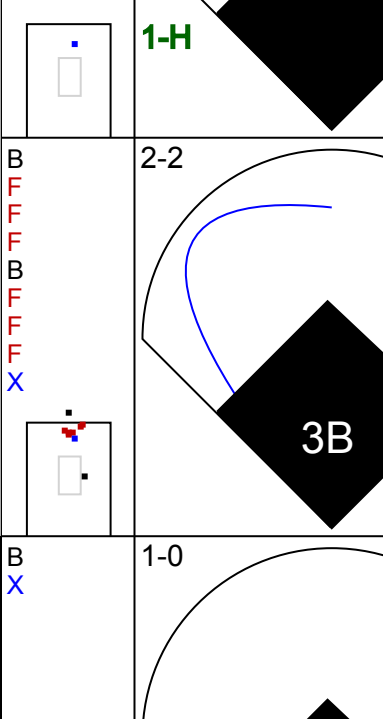
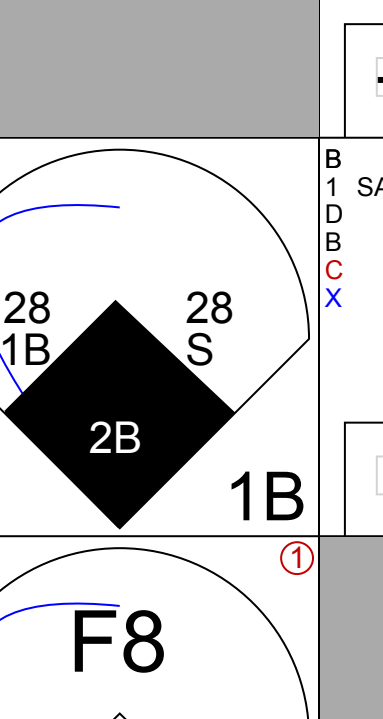
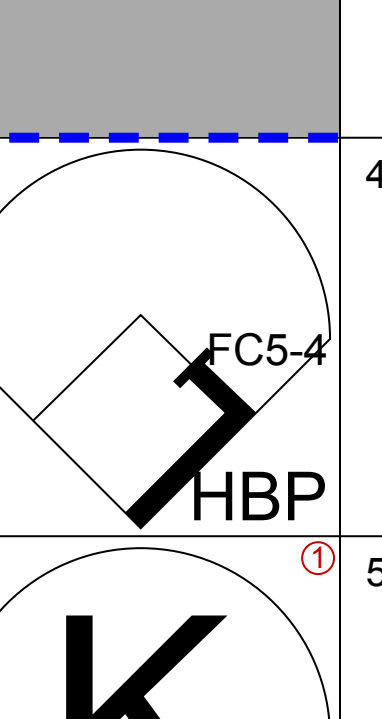
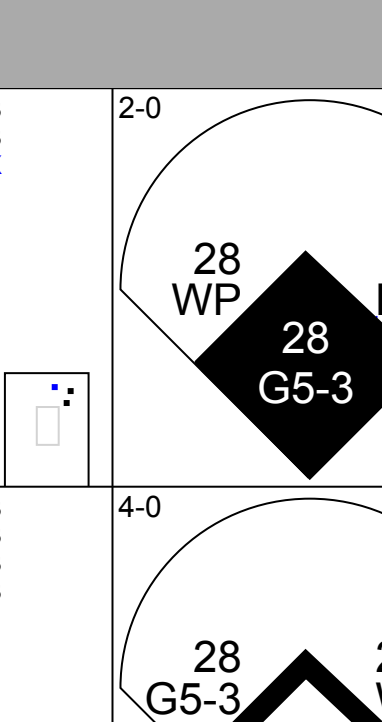
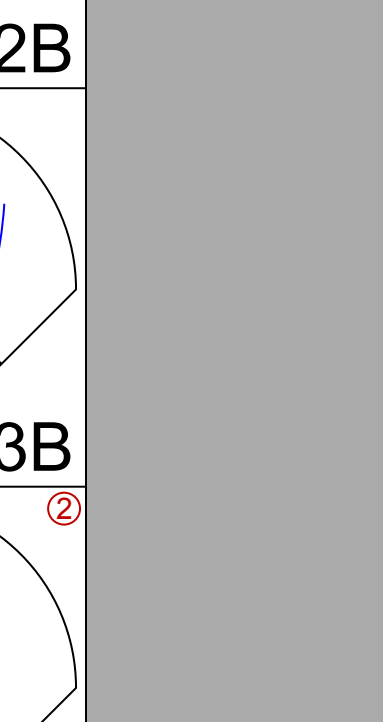
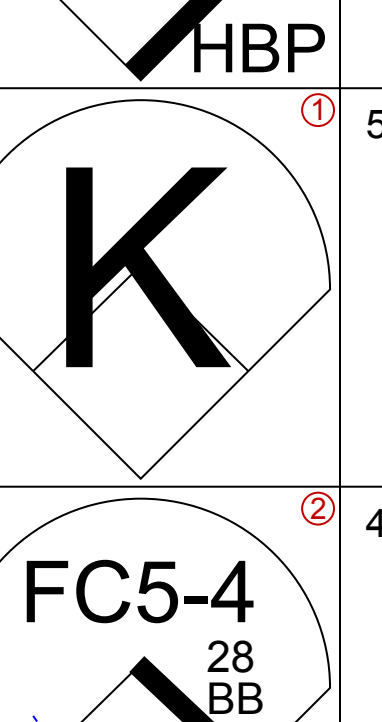
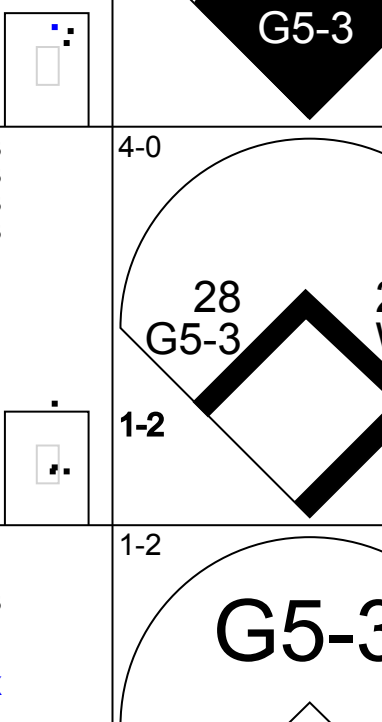
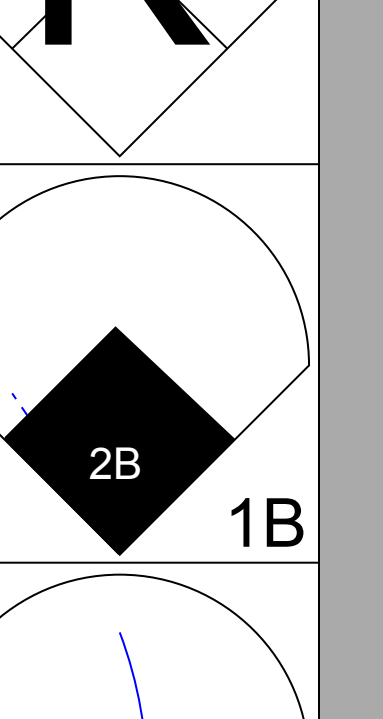
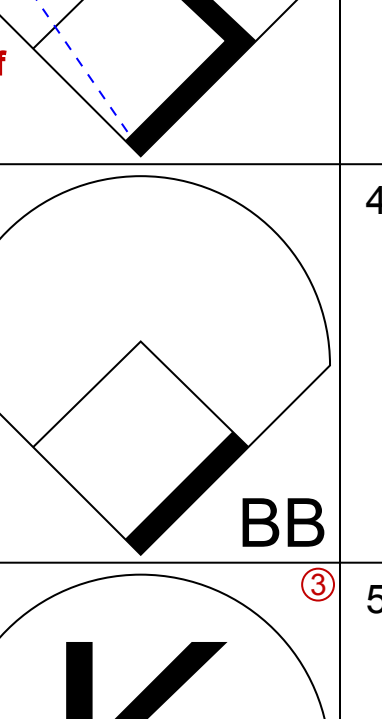
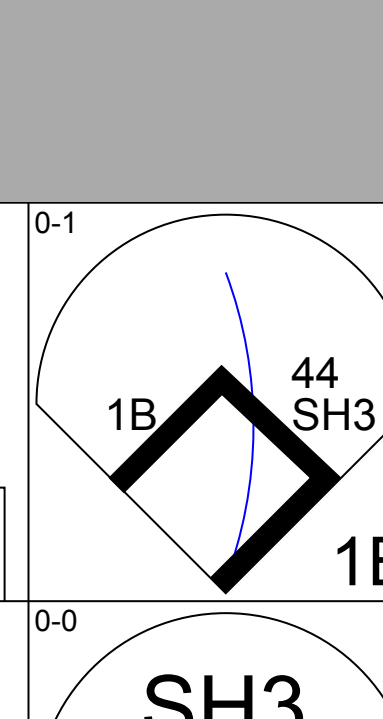
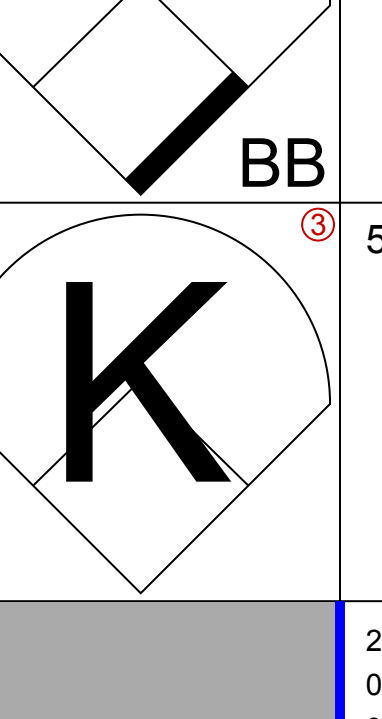
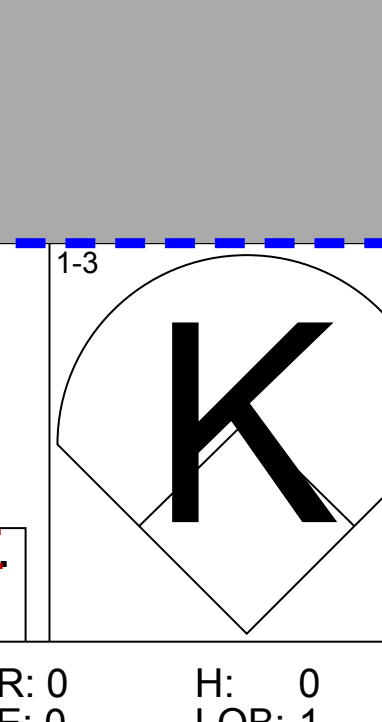
Batter	1	2	3	4	5	6	7	8	9	AB	R	H	RBI	BB	SO	LOB	TOP			
30 Norris Hopper, R OBP: 0.328, SLG: 0.385										4	0	1	0	0	1	0	Cincinnati Reds @ Colorado Rockies Coors Field, Denver, CO Sat Jun 02 2007, 6:05 PM MDT Att: 30,076 - Partly Cloudy - 69 F			
4 Brandon Phillips, R OBP: 0.325, SLG: 0.469										4	0	0	0	0	1	2				
Ken Griffey Jr., L OBP: 0.390, SLG: 0.528										4	0	0	0	0	3	2				
Jeff Conine, R OBP: 0.331, SLG: 0.406										4	0	1	0	0	0	2				
Adam Dunn, L OBP: 0.351, SLG: 0.528										4	0	1	0	0	2	1				
2 Alex Gonzalez, R OBP: 0.318, SLG: 0.507										4	1	1	0	0	1	2				
28 Edwin Encarnación, R OBP: 0.335, SLG: 0.370										3	0	1	1	1	0	1				
26 David Ross, R OBP: 0.261, SLG: 0.349										3	0	0	0	0	0	3				
Kyle Lohse, R OBP: 0.300, SLG: 0.263										2	0	1	0	0	0	0				
9 Juan Castro, R OBP: 0.169, SLG: 0.179										1	0	0	0	0	0	1				
29 Mike Stanton, L OBP: 0.357, SLG: 0.480										0	0	0	0	0	0	0				
Inning Stats	R: 0 H: 0 E: 0 K: 2 S: 13	H: 0 LOB: 0 BB: 0 P: 18	R: 0 H: 0 E: 0 K: 1 S: 7	H: 0 LOB: 0 BB: 0 P: 10	R: 0 H: 0 E: 0 K: 1 S: 9	H: 0 LOB: 0 BB: 0 P: 12	R: 0 H: 0 E: 0 K: 1 S: 9	H: 1 LOB: 2 BB: 1 P: 11	R: 0 H: 2 E: 0 K: 1 S: 12	H: 2 LOB: 1 BB: 0 P: 15	R: 1 H: 2 E: 0 K: 0 S: 7	H: 2 LOB: 1 BB: 0 P: 11	R: 0 H: 0 E: 0 K: 1 S: 10	H: 0 LOB: 0 BB: 0 P: 12	R: 0 H: 1 E: 0 K: 1 S: 10	H: 1 LOB: 1 BB: 0 P: 13	1B: 4 2B: 2 3B: 0 HR: 0	SF: 0 SAC: 0 DP: 0 HBP: 0	WP: 0 PB: 0 SB: 1 CS: 0	PA: 34
PITCHER	IP WLS BF H R ER SO BB IBB HBP BLK WP HR S P ERA WHIP																			
26 Jeff Francis, L ERA: 3.7	7.0 W 27 5 1 1 6 1 0 0 0 0 0 0 66 96 1.29 0.857																			
60 Manny Corpas, R ERA: 2.67	1.0 H 3 0 0 0 1 0 0 0 0 0 0 0 10 12 0.00 0.000																			
40 Brian Fuentes, L ERA: 2.05	1.0 S 4 1 0 0 1 0 0 0 0 0 0 0 10 13 0.00 1.000																			

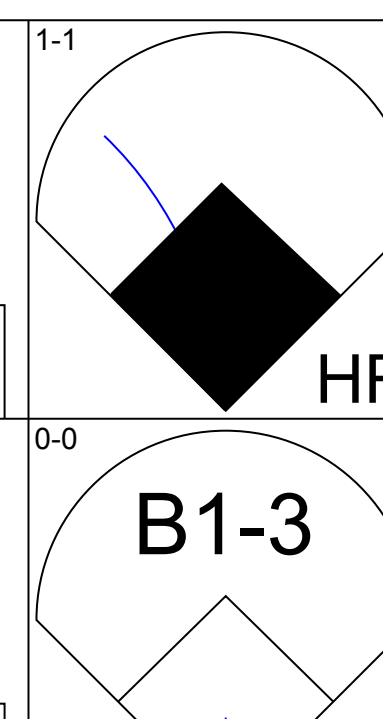
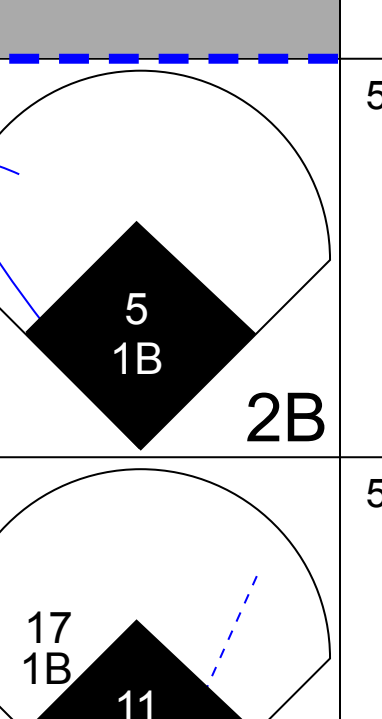
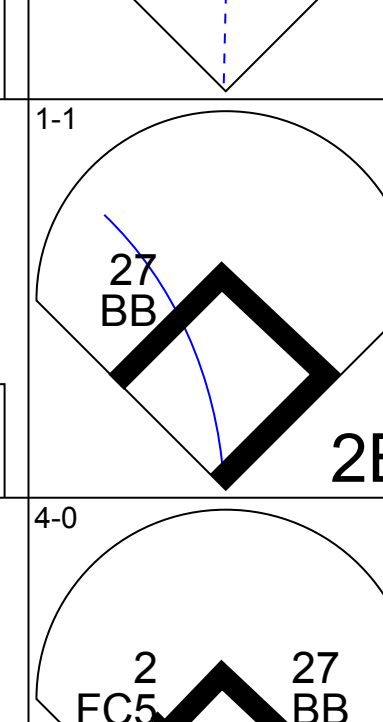
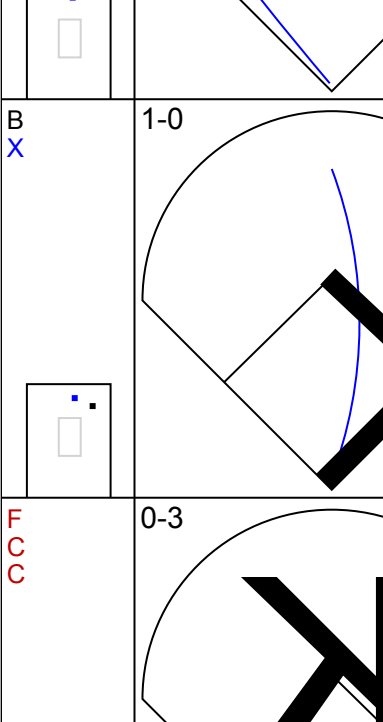

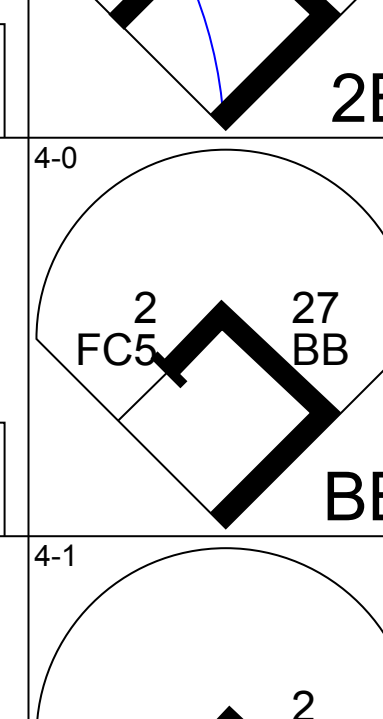
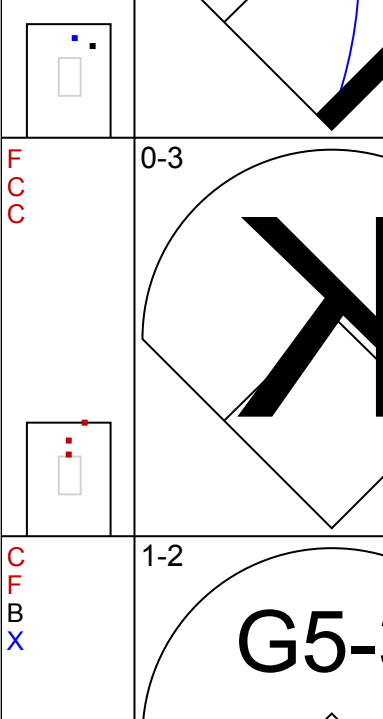
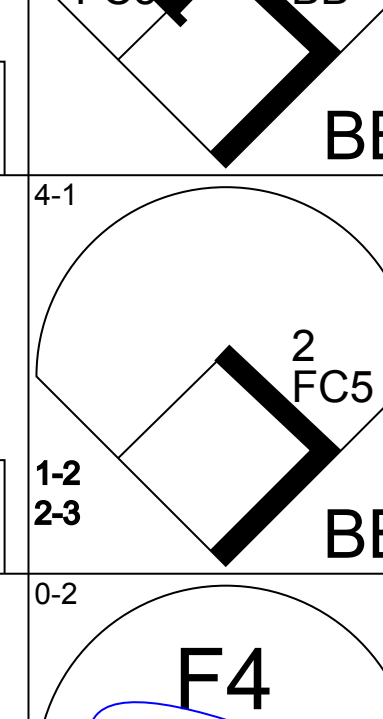
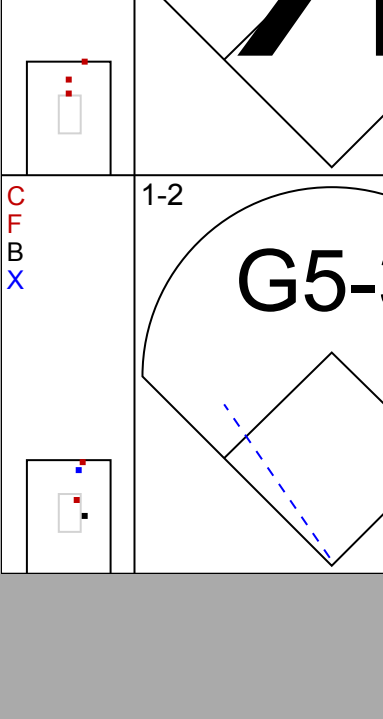

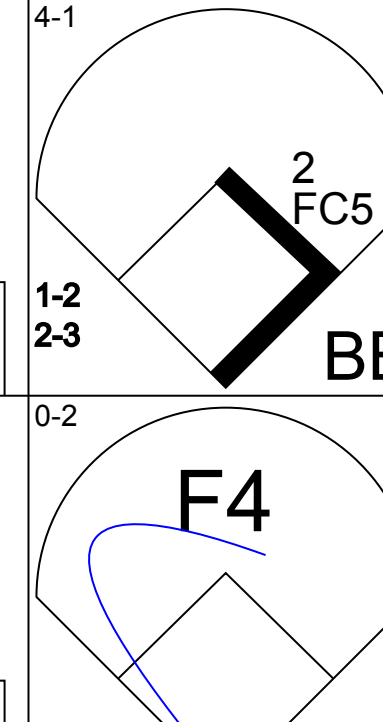
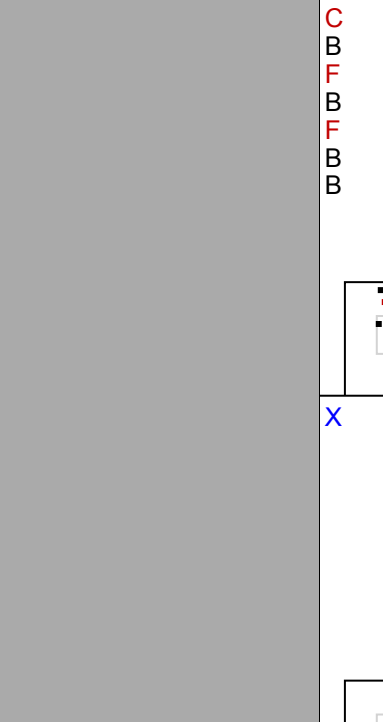

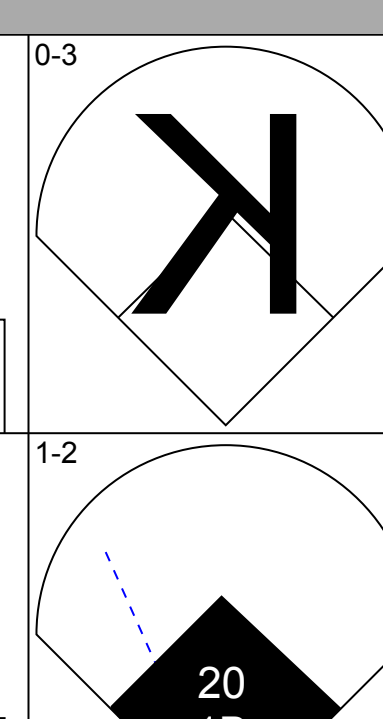


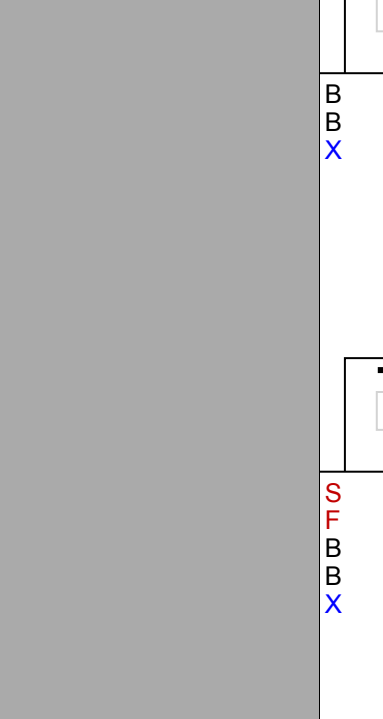
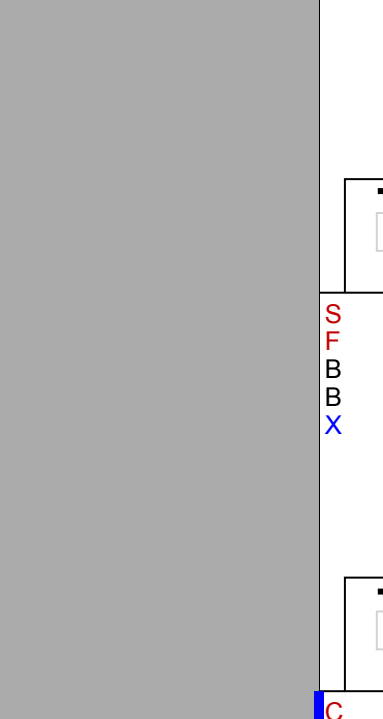
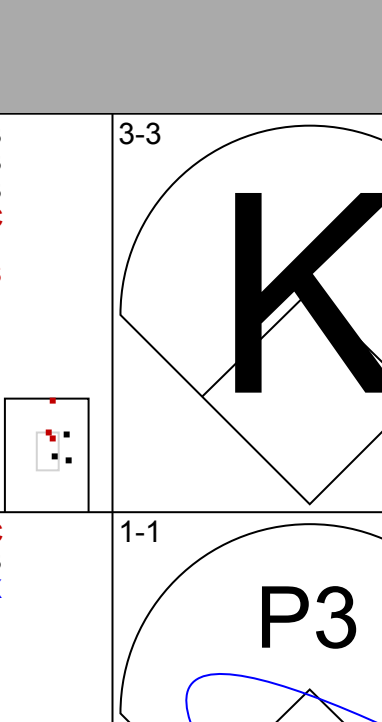
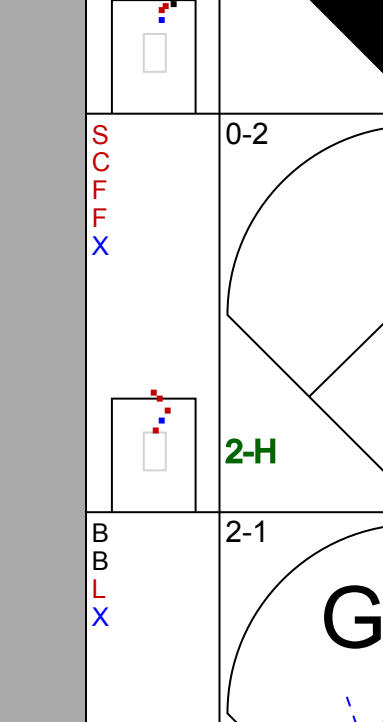
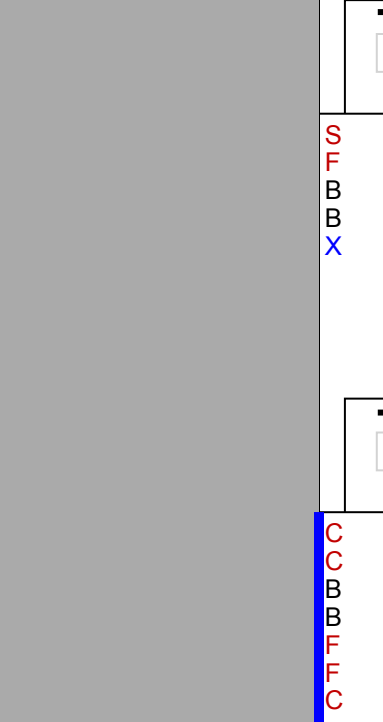
Batter	1	2	3	4	5	6	7	8	9	AB	R	H	RBI	BB	SO	LOB	BOTTOM	
3 Willy Taveras, R OBP: 0.382, SLG: 0.347										4	0	1	0	0	0	0	Cincinnati Reds @ Colorado Rockies Coors Field, Denver, CO Sat Jun 02 2007, 6:05 PM MDT Att: 30,076 - Partly Cloudy - 69 F	
Kazuo Matsui, S OBP: 0.338, SLG: 0.419										4	2	2	0	0	0	1		
5 Matt Holliday, R OBP: 0.378, SLG: 0.584										4	0	1	1	0	1	1		
17 Todd Helton, L OBP: 0.459, SLG: 0.511										2	1	1	2	1	0	1		
2 Troy Tulowitzki, R OBP: 0.347, SLG: 0.371										2	0	0	0	0	1	0		
Jamey Carroll, R OBP: 0.297, SLG: 0.190										1	0	0	0	0	0	1		
11 Brad Hawpe, L OBP: 0.401, SLG: 0.512										2	0	2	0	1	0	0		
10 Jeff Baker, R OBP: 0.280, SLG: 0.373										3	0	0	0	0	0	3		
20 Chris Iannetta, R OBP: 0.321, SLG: 0.314										3	0	0	0	0	1	0		
26 Jeff Francis, L OBP: 0.174, SLG: 0.182										2	0	0	0	0	1	0		
60 Manny Corpas, R ERA: 2.67										0	0	0	0	0	0	0		
19 Ryan Spilborghs, R OBP: 0.357, SLG: 0.480										1	1	1	0	0	0	0		
40 Brian Fuentes, L ERA: 2.05										0	0	0	0	0	0	0		
Inning Stats	R: 2 H: 2 E: 0 K: 2 S: 13	H: 1 LOB: 0 BB: 0 P: 19	R: 0 H: 1 E: 0 K: 0 S: 9	H: 1 LOB: 0 BB: 0 P: 17	R: 1 H: 2 E: 0 K: 1 S: 14	H: 2 LOB: 1 BB: 0 P: 19	R: 0 H: 0 E: 0 K: 0 S: 9	H: 0 LOB: 0 BB: 1 P: 14	R: 0 H: 0 E: 0 K: 0 S: 5	H: 0 LOB: 1 BB: 1 P: 8	R: 0 H: 1 E: 0 K: 1 S: 6	H: 1 LOB: 0 BB: 0 P: 10	R: 1 H: 2 E: 1 K: 0 S: 6	H: 2 LOB: 0 BB: 0 P: 8	1B: 6 2B: 2 3B: 0 HR: 1	SF: 0 SAC: 0 DP: 4 HBP: 0	WP: 0 PB: 0 SB: 1 CS: 0	PA: 30
PITCHER	IP WLS BF H R ER SO BB IBB HBP BLK WP HR S P ERA WHIP																	
Kyle Lohse, R ERA: 4.58	6.0 L 23 5 3 3 3 2 0 0 0 0 0 0 60 95 4.50 1.167																	
29 Mike Stanton, L ERA: 5.23	2.0 7 3 1 1 1 0 0 0 0 0 0 0 12 18 4.50 1.500																	


Batter	1	2	3	4	5	6	7	8	9	AB	R	H	RBI	BB	SO	LOB	TOP										
Craig Biggio, R (1,4) OBP: 0.280, SLG: 0.378	G6-3			K		K		G4-3		4	0	0	0	0	2	2	Houston Astros @ Colorado Rockies Coors Field, Denver, CO Tue Jun 05 2007, 7:05 PM MDT Att: 27,101 - Cloudy - 77 F										
9 Hunter Pence, R (1,8) OBP: 0.391, SLG: 0.606	P4			L5		L5		K		4	0	0	0	0	1	2											
17 Lance Berkman, S (1,3) OBP: 0.360, SLG: 0.342										4	0	1	2	0	2	0											
Morgan Ensberg, R (8,5) OBP: 0.325, SLG: 0.387	K			G4-3				K		0	0	0	0	0	0	0											
45 Carlos Lee, R (1,7) OBP: 0.350, SLG: 0.542										2	1	0	0	1	0	0											
Mark Loretta, R (1,5) OBP: 0.364, SLG: 0.408										4	0	0	0	0	0	3											
Luke Scott, L (1,9) OBP: 0.333, SLG: 0.472										4	1	3	2	0	0	0											
28 Adam Everett, R (1,6) OBP: 0.270, SLG: 0.311										4	0	1	0	0	0	1											
Brad Ausmus, R (1,2) OBP: 0.325, SLG: 0.310										2	1	0	0	2	0	0											
51 Wandy Rodriguez, S (1,1) OBP: 0.290, SLG: 0.290										1	0	0	0	0	1	0											
Orlando Palmiero, L (6,PH) OBP: 0.277, SLG: 0.270										1	1	1	0	0	0	0											
Dave Borkowski, R (8,1) OBP: 0.303, SLG: 0.359										0	0	0	0	0	0	0											
Mike Lamb, L (7,PH) OBP: 0.285, SLG: 0.337										1	0	0	0	0	0	2											
Chad Qualls, R (7,1) OBP: 0.285, SLG: 0.337										0	0	0	0	0	0	0											
54 Brad Lidge, R (8,1) OBP: 0.285, SLG: 0.337										0	0	0	0	0	0	0											
Dan Wheeler, R (9,1) OBP: 0.285, SLG: 0.337										0	0	0	0	0	0	0											
Inning Stats	R: 0 E: 0 K: 1 S: 9	H: 0 LOB: 0 BB: 0 P: 13	R: 0 E: 0 K: 0 S: 4	H: 0 LOB: 0 BB: 0 P: 6	R: 0 E: 0 K: 1 S: 8	H: 0 LOB: 0 BB: 0 P: 10	R: 0 E: 0 K: 1 S: 6	H: 0 LOB: 0 BB: 0 P: 7	R: 0 E: 0 K: 1 S: 9	H: 1 LOB: 1 BB: 0 P: 18	R: 2 E: 0 K: 1 S: 11	H: 2 LOB: 2 BB: 2 P: 26	R: 0 E: 0 K: 0 S: 9	H: 2 LOB: 1 BB: 1 P: 19	R: 0 E: 0 K: 2 S: 8	H: 0 LOB: 0 BB: 0 P: 13	R: 2 E: 0 K: 0 S: 7	H: 1 LOB: 0 BB: 0 P: 13	1B: 2 2B: 3 3B: 0 HR: 1	SF: 0 SAC: 0 DP: 1 HBP: 1	WP: 1 PB: 0 SB: 0 CS: 1	PA: 35					
PITCHER	IP	WLS	BF	H	R	ER	SO	BB	IBB	HBP	BLK	WP	HR	S	P	ERA	WHIP										
48 Jason Hirsh, R (1,1) ERA: 4.92	6.0	L	25	5	2	2	4	1	1	0	0	1	0	53	91	3.00	1.000										
50 Jorge Julio, R (7,1) ERA: 8.22	0.1		1	0	0	0	0	1	0	0	0	0	0	1	5	0.00	3.000										
Jeremy Affeldt, L (7,1) ERA: 3.18	0.2		1	0	0	0	0	0	0	0	0	0	0	2	3	0.00	0.000										
LaTroy Hawkins, R (8,1) ERA: 4.97	1.0		3	0	0	0	2	0	0	0	0	0	0	8	13	0.00	0.000										
60 Manny Corpas, R (9,1) ERA: 3.1	1.0		5	1	2	2	0	0	0	1	0	0	1	7	13	18.00	1.000										
Batter	1	2	3	4	5	6	7	8	9	AB	R	H	RBI	BB	SO	LOB	BOTTOM										
3 Willy Taveras, R (1,8) OBP: 0.383, SLG: 0.363	F9							G4-3		4	0	1	0	0	1	0	Houston Astros @ Colorado Rockies Coors Field, Denver, CO Tue Jun 05 2007, 7:05 PM MDT Att: 27,101 - Cloudy - 77 F										
Kazuo Matsui, S (1,4) OBP: 0.345, SLG: 0.440	FC6-5-4-1							L9		4	0	1	0	0	0	1											
5 Matt Holliday, R (1,7) OBP: 0.375, SLG: 0.581	P4							F9		4	1	1	0	0	0	2											
17 Todd Helton, L (1,3) OBP: 0.461, SLG: 0.523	K							K		4	0	2	0	0	2	2											
27 Garrett Atkins, R (1,5) OBP: 0.313, SLG: 0.374								K		4	0	2	1	0	1	2											
11 Brad Hawpe, L (1,9) OBP: 0.403, SLG: 0.508	F8							G3		4	0	0	0	0	0	3											
2 Troy Tulowitzki, R (1,6) OBP: 0.341, SLG: 0.363	K							F8		4	0	0	0	0	2	4											
8 Yorvit Torrealba, R (1,2) OBP: 0.279, SLG: 0.266	K							F9		3	0	0	0	1	2	1											
48 Jason Hirsh, R (1,1) ERA: 4.31	5.0	W	21	5	1	1	7	1	0	0	0	0	0	10	15	0.00	1.000										
Dave Borkowski, R (6,1) ERA: 3.24	1.0	H	4	1	0	0	0	0	0	0	0	0	0	7	11	0.00	0.000										
Chad Qualls, R (7,1) ERA: 4.4	1.0	H	3	0	0	0	0	0	0	0	0	0	0	10	18	0.00	1.000										
54 Brad Lidge, R (8,1) ERA: 2.6	1.0	H	4	1	0	0	1	0	0	0	0	0	0	10	18	0.00	1.000										
Dan Wheeler, R (9,1) ERA: 4.67	1.0	S	3	0	0	0	1	0	0	0	0	0	0	9	12	0.00	0.000										
Inning Stats	R: 0 E: 0 K: 1 S: 14	H: 1 LOB: 1 BB: 0 P: 23	R: 0 E: 0 K: 2 S: 12	H: 1 LOB: 1 BB: 0 P: 20	R: 0 E: 0 K: 1 S: 7	H: 0 LOB: 0 BB: 0 P: 12	R: 1 E: 1 K: 3 S: 19	H: 2 LOB: 3 BB: 1 P: 28	R: 0 E: 0 K: 0 S: 5	H: 1 LOB: 0 BB: 0 P: 10	R: 0 E: 0 K: 0 S: 10	H: 1 LOB: 1 BB: 0 P: 15	R: 0 E: 0 K: 0 S: 7	H: 0 LOB: 0 BB: 0 P: 11	R: 0 E: 0 K: 1 S: 10	H: 1 LOB: 1 BB: 0 P: 18	R: 0 E: 0 K: 1 S: 9	H: 0 LOB: 0 BB: 0 P: 12	1B: 1 2B: 3 3B: 3 HR: 0	SF: 0 SAC: 0 DP: 0 HBP: 0	WP: 0 PB: 0 SB: 0 CS: 1	PA: 36					
PITCHER	IP	WLS	BF	H	R	ER	SO	BB	IBB	HBP	BLK	WP	HR	S	P	ERA	WHIP										
51 Wandy Rodriguez, L (1,1) ERA: 4.31	5.0	W	21	5	1	1	7	1	0	0	0	0	0	10	15	0.00	1.000										
Dave Borkowski, R (6,1) ERA: 3.24	1.0	H	4	1	0	0	0	0	0	0	0	0	0	7	11	0.00	0.000										
Chad Qualls, R (7,1) ERA: 4.4	1.0	H	3	0	0	0	0	0	0	0	0	0	0	10	18	0.00	1.000										
54 Brad Lidge, R (8,1) ERA: 2.6	1.0	H	4	1	0	0	1	0	0	0	0	0	0	10	18	0.00	1.000										
Dan Wheeler, R (9,1) ERA: 4.67	1.0	S	3	0	0	0	1	0	0	0	0	0	0	9	12	0.00	0.000										


Batter	1	2	3	4	5	6	7	8	9	AB	R	H	RBI	BB	SO	LOB	TOP								
Craig Biggio, R (1,4) OBP: 0.278, SLG: 0.374	G1-3			P2	G6-4-3		G6-3		G6-3	5	1	1	0	0	0	0	Houston Astros @ Colorado Rockies Coors Field, Denver, CO Wed Jun 06 2007, 7:05 PM MDT Att: 22,471 - Cloudy - 68 F								
9 Hunter Pence, R (1,8) OBP: 0.394, SLG: 0.610	G1-3			17 1B	17 1B		K			4	1	2	1	0	1	0									
17 Lance Berkman, S (1,3) OBP: 0.382, SLG: 0.360	G4-3			1B	G6-4-3					4	2	2	2	0	0	1									
45 Carlos Lee, R (1,7) OBP: 0.348, SLG: 0.534		F9		1B	F9				F9	3	1	0	0	1	0	0									
Mark Loretta, R (1,5) OBP: 0.368, SLG: 0.407	L3			28 1B					G6-3	3	0	1	1	1	0	0									
Luke Scott, L (1,9) OBP: 0.325, SLG: 0.459				1B						4	0	0	0	0	2	3									
54 Brad Lidge, R (8,1)	K			G3					K	0	0	0	0	0	0	0									
28 Adam Everett, R (1,6) OBP: 0.270, SLG: 0.310				G5-3	1B				G6-3	4	0	1	1	0	0	1									
Brad Ausmus, R (1,2) OBP: 0.319, SLG: 0.303				G1-3	G1-3				G6-3	3	0	0	0	0	0	3									
Morgan Ensberg, R (9,PH) OBP: 0.329, SLG: 0.413				G1-3	G1-3				HR	1	1	1	1	0	0	0									
Woody Williams, R (1,1) OBP: 0.143, SLG: 0.250				G5-3					G6-3	3	1	1	0	0	0	0									
Trever Miller, R (7,1)										0	0	0	0	0	0	0									
Chad Qualls, R (7,1)										0	0	0	0	0	0	0									
Chris Burke, R (8,9) OBP: 0.340, SLG: 0.383					9 1B					1	0	0	0	0	0	0									
Inning Stats	R: 0 E: 0 K: 0 S: 8	H: 0 LOB: 0 BB: 0 P: 12	R: 0 E: 0 K: 1 S: 15	H: 0 LOB: 0 BB: 0 P: 22	R: 0 E: 0 K: 0 S: 10	H: 0 LOB: 0 BB: 0 P: 11	R: 3 E: 0 K: 0 S: 15	H: 4 LOB: 2 BB: 1 P: 27	R: 2 E: 0 K: 0 S: 10	H: 3 LOB: 0 BB: 0 P: 15	R: 0 E: 0 K: 0 S: 6	H: 0 LOB: 1 BB: 1 P: 15	R: 0 E: 0 K: 1 S: 8	H: 0 LOB: 0 BB: 0 P: 9	R: 1 E: 0 K: 1 S: 7	H: 1 LOB: 0 BB: 0 P: 8	R: 1 E: 0 K: 0 S: 9	H: 1 LOB: 0 BB: 0 P: 16	1B: 6 2B: 1 3B: 0 HR: 2	SF: 0 SAC: 0 DP: 1 HBP: 0	WP: 0 PB: 0 SB: 0 CS: 0	PA: 37			
PITCHER	IP	WLS	BF	H	R	ER	SO	BB	IBB	HBP	BLK	WP	HR	S	P	ERA	WHIP								
28 Aaron Cook, R (1,1) ERA: 4.54	6.0		26	7	5	5	1	2	0	0	0	0	0	64	102	7.50	1.500								
35 Taylor Buchholz, R (7,1) ERA: 5.44	1.0	W	3	0	0	0	1	0	0	0	0	0	0	8	9	0.00	0.000								
LaTroy Hawkins, R (8,1) ERA: 5.27	1.0	H	4	1	1	1	1	0	0	0	0	0	1	7	8	9.00	1.000								
40 Brian Fuentes, L (9,1) ERA: 2.22	1.0	S	4	1	1	1	0	0	0	0	0	0	1	9	16	9.00	1.000								

Batter	1	2	3	4	5	6	7	8	9	AB	R	H	RBI	BB	SO	LOB	BOTTOM								
3 Willy Taveras, R (1,8) OBP: 0.378, SLG: 0.358	F9		G1-3	1B		F7-2	FC6-2			5	0	1	1	0	0	4	Houston Astros @ Colorado Rockies Coors Field, Denver, CO Wed Jun 06 2007, 7:05 PM MDT Att: 22,471 - Cloudy - 68 F								
Kazuo Matsui, S (1,4) OBP: 0.359, SLG: 0.477	F8		5 2B	5 2B						4	2	2	2	1	1	3									
5 Matt Holliday, R (1,7) OBP: 0.387, SLG: 0.594	1B		1B	1B						3	0	3	1	1	0	0									
17 Todd Helton, L (1,3) OBP: 0.451, SLG: 0.510	F7		L7	F7						5	1	0	0	0	0	7									
27 Garrett Atkins, R (1,5) OBP: 0.315, SLG: 0.374		L8		8 1B	F9					5	2	2	0	0	0	1									
11 Brad Hawpe, L (1,9) OBP: 0.403, SLG: 0.514		L3		F9	F7					4	1	1	2	1	0	1									
2 Troy Tulowitzki, R (1,6) OBP: 0.342, SLG: 0.369		2B		F9	F8					5	0	2	1	0	1	3									
8 Yorvit Torrealba, R (1,2) OBP: 0.293, SLG: 0.281		G4-3		3 1B						4	1	3	1	0	0	1									
2B Aaron Cook, R (1,1) OBP: 0.333, SLG: 0.409				L4						2	1	1	0	0	0	0									
35 Taylor Buchholz, R (7,1) ERA: 7.8				3 1B						0	0	0	0	0	0	0									
14 Sean Barker, R (7,PH) ERA: 4.3				3 1B						0	0	0	0	0	0	0									
LaTroy Hawkins, R (8,1)				1B						0	0	0	0	0	0	0									
40 Brian Fuentes, L (9,1) ERA: 2.51				1B						0	0	0	0	0	0	0									
Inning Stats	R: 0 E: 0 K: 0 S: 9	H: 1 LOB: 1 BB: 0 P: 16	R: 0 E: 0 K: 0 S: 16	H: 1 LOB: 1 BB: 0 P: 24	R: 1 E: 0 K: 0 S: 13	H: 1 LOB: 1 BB: 1 P: 25	R: 3 E: 0 K: 0 S: 20	H: 5 LOB: 3 BB: 1 P: 30	R: 0 E: 0 K: 0 S: 7	H: 0 LOB: 0 BB: 0 P: 8	R: 0 E: 0 K: 0 S: 5	H: 1 LOB: 0 BB: 0 P: 7	R: 4 E: 0 K: 1 S: 19	H: 5 LOB: 3 BB: 0 P: 30	R: 0 E: 0 K: 1 S: 8	H: 1 LOB: 2 BB: 1 P: 17	1B: 10 2B: 4 3B: 1 HR: 1	SF: 0 SAC: 1 DP: 1 HBP: 2	WP: 0 PB: 0 SB: 2 CS: 0	PA: 43					
PITCHER	IP	WLS	BF	H	R	ER	SO	BB	IBB	HBP	BLK	WP	HR	S	P	ERA	WHIP								
Woody Williams, R (1,1) ERA: 5.79	6.0	L	30	10	6	6	0	2	0	0	0	0	0	74	118	9.00	2.000								
Trever Miller, L (7,1)	0.1		3	2	1	1	0	0	0	0	0	0	0	7	8	27.00	6.000								
Chad Qualls, R (7,1)	0.2		5	2	1	1	1	0	0	0	1	0	0	8	14	13.50	3.000								
54 Brad Lidge, R (8,1)	1.0		5	1	0	0	1	0	1	0	0	0	0	8	17	0.00	1.000								

Batter	1	2	3	4	5	6	7	8	9	AB	R	H	RBI	BB	SO	LOB	TOP																
Mark Loretta, R (1.4) OBP: 0.370, SLG: 0.402			G6-3			G4-3				4	0	1	0	1	1	0	Houston Astros @ Colorado Rockies Coors Field, Denver, CO Thu Jun 07 2007, 1:05 PM MDT Att: 22,103 - Cloudy - 66 F																
9 Hunter Pence, R (1.8) OBP: 0.395, SLG: 0.610				P3		K2-3				5	1	2	0	0	2	3																	
17 Lance Berkman, S (1.3) OBP: 0.382, SLG: 0.373	G3			F9				L4		4	1	1	2	1	0	4																	
45 Carlos Lee, R (1.7) OBP: 0.353, SLG: 0.538										4	2	2	0	0	1	2																	
Luke Scott, L (1.9) OBP: 0.327, SLG: 0.470					F8					5	1	2	1	0	1	2																	
Morgan Ensberg, R (1.5) OBP: 0.325, SLG: 0.401			G6-3		K			G6-3		4	0	0	0	1	1	3																	
28 Adam Everett, R (1.6) OBP: 0.278, SLG: 0.314	G5-3		F8							4	1	2	1	1	0	2																	
Brad Ausmus, R (1.2) OBP: 0.322, SLG: 0.313	G4-3					F9				5	0	2	2	0	1	4																	
44 Roy Oswalt, R (1.1) OBP: 0.107, SLG: 0.143			F9		SH3					2	0	0	0	0	1	2																	
Trevor Miller, R (7.1) Chad Qualls, R (7.1) Craig Biggio, R (8.9) 54 Brad Lidge, R (8.1) Dan Wheeler, R (9.1)										0	0	0	0	0	0	0																	
Inning Stats	R: 0 E: 0 K: 2 S: 12	H: 1 LOB: 1 BB: 0 P: 19	R: 1 E: 0 K: 0 S: 14	H: 1 LOB: 1 BB: 1 P: 24	R: 3 E: 0 K: 0 S: 19	H: 4 LOB: 1 BB: 0 P: 28	R: 0 E: 0 K: 0 S: 7	H: 2 LOB: 2 BB: 0 P: 10	R: 2 E: 0 K: 2 S: 14	H: 3 LOB: 1 BB: 0 P: 21	R: 0 E: 0 K: 1 S: 8	H: 0 LOB: 1 BB: 1 P: 19	R: 0 E: 0 K: 0 S: 10	H: 1 LOB: 1 BB: 0 P: 9	R: 0 E: 0 K: 2 S: 11	H: 0 LOB: 1 BB: 1 P: 20	1B: 7 2B: 3 3B: 1 HR: 1	SF: 0 SAC: 1 DP: 0 HBP: 1	WP: 1 PB: 0 SB: 1 CS: 0	PA: 44													
PITCHER	IP WLS BF H R ER SO BB IBB HBP BLK WP HR S P ERA WHIP																																
Josh Fogg, R (1.1) ERA: 5.06	5.0	27	11	6	6	4	1	0	0	0	1	1	66	102	10.80	2.400																	
50 Jorge Julio, R (6.1) ERA: 7.71	1.0	4	0	0	0	1	1	0	0	0	0	0	8	19	0.00	1.000																	
Tom Martin, L (7.1) ERA: 3.55	1.0	4	1	0	0	0	0	0	0	0	0	0	7	9	0.00	1.000																	
60 Manny Corpas, R (8.1) ERA: 3.0	1.0	4	0	0	0	2	1	0	0	0	0	0	10	17	0.00	1.000																	
Jeremy Affeldt, L (9.1) ERA: 3.04	1.0	W	5	0	0	0	2	1	0	1	0	0	0	11	20	0.00	1.000																

Batter	1	2	3	4	5	6	7	8	9	AB	R	H	RBI	BB	SO	LOB	BOTTOM																
3 Willy Taveras, R (1.8) OBP: 0.378, SLG: 0.376		G1-3		G4-3				F9		5	1	2	1	0	0	1	Houston Astros @ Colorado Rockies Coors Field, Denver, CO Thu Jun 07 2007, 1:05 PM MDT Att: 22,103 - Cloudy - 66 F																
Kazuo Matsui, S (1.4) OBP: 0.351, SLG: 0.473	B1-3		F7		F9	L6				5	1	1	0	0	0	2																	
5 Matt Holliday, R (1.7) OBP: 0.395, SLG: 0.607					P3					5	1	4	1	0	0	0																	
17 Todd Helton, L (1.3) OBP: 0.450, SLG: 0.505					G6-3			F9		4	0	1	0	1	1	2																	
Jamey Carroll, R (9. PR) OBP: 0.301, SLG: 0.200										0	1	0	0	0	0	0																	
27 Garrett Atkins, R (1.5) OBP: 0.321, SLG: 0.371			G5-3							2	1	0	0	0	3	1		2															
11 Brad Hawpe, L (1.9) OBP: 0.398, SLG: 0.508	F4					F8				4	0	1	1	0	1	4																	
2 Troy Tulowitzki, R (1.6) OBP: 0.347, SLG: 0.393	FC5							G6-3		5	2	3	3	0	0	5																	
20 Chris Iannetta, R (1.2) OBP: 0.324, SLG: 0.319								F8		4	0	2	1	0	1	0																	
Josh Fogg, R (1.1) ERA: 3.38	6.0	30	9	4	4	4	3	0	0	0	0	0	0	0	0	1																	
Trevor Miller, L (7.1) ERA: 7.63	0.1	H	1	0	0	0	0	0	0	0	0	1	3	0.00	0.000																		
Chad Qualls, R (7.1) ERA: 4.2	0.2	H	3	1	0	0	1	0	0	0	0	8	14	0.00	1.500																		
54 Brad Lidge, R (8.1) ERA: 2.43	1.0	H	3	0	0	0	1	0	0	0	0	8	11	0.00	0.000																		
Dan Wheeler, R (9.1) ERA: 5.6	0.1	L	6	4	3	3	0	1	0	0	0	16	26	81.00	15.000																		
PITCHER	IP WLS BF H R ER SO BB IBB HBP BLK WP HR S P ERA WHIP																																
44 Roy Oswalt, R (1.1) OBP: 0.107, SLG: 0.143	6.0	30	9	4	4	4	3	0	0	0	0	0	0	0	0	1																	
19 Ryan Spilborghs, R (6. PR) SLG: 0.444	0.1	H	1	0	0	0	0	0	0	0	0	1	3	0.00	0.000																		
Tom Martin, L (7.1) ERA: 3.55	1.0	4	1	0	0	0	0	0	0	0	0	0	7	9	0.00	1.000																	
60 Manny Corpas, R (8.1) ERA: 3.0	1.0	4	0	0	0	2	1	0	0	0	0	0	10	17	0.00	1.000																	
10 Jeff Baker, R (8. PR) OBP: 0.295, SLG: 0.372	0.1	L	6	4	3	3	0	1	0	0	0	16	26	81.00	15.000																		
Jeremy Affeldt, L (9.1) ERA: 3.04	1.0	W	5	0	0	0	2	1	0	1	0	0	0	11	20	0.00	1.000																
Inning Stats	R: 1 E: 0 K: 0 S: 13	H: 2 LOB: 3 BB: 2 P: 25	R: 0 E: 0 K: 1 S: 8	H: 0 LOB: 0 BB: 0 P: 12	R: 0 E: 0 K: 1 S: 9	H: 1 LOB: 1 BB: 0 P: 12	R: 1 E: 0 K: 1 S: 15	H: 2 LOB: 1 BB: 0 P: 19	R: 0 E: 0 K: 0 S: 7	H: 0 LOB: 0 BB: 0 P: 10	R: 2 E: 0 K: 1 S: 16	H: 3 LOB: 2 BB: 1 P: 28	R: 0 E: 0 K: 1 S: 11	H: 2 LOB: 2 BB: 0 P: 19	R: 0 E: 0 K: 1 S: 8	H: 0 LOB: 0 BB: 0 P: 11	R: 3 E: 0 K: 0 S: 16	H: 4 LOB: 2 BB: 1 P: 26	1B: 8 2B: 4 3B: 0 HR: 2	SF: 1 SAC: 0 DP: 0 HBP: 0	WP: 0 PB: 0 SB: 0 CS: 0	PA: 43											

Batter	1	2	3	4	5	6	7	8	9	AB	R	H	RBI	BB	SO	LOB	TOP										
3 Willy Taveras, R OBP: 0.378, SLG: 0.377	G4-3		1B		1B		G4-3		F8	5	0	2	0	0	0	0	Colorado Rockies @ Baltimore Orioles Oriole Park at Camden Yards, Baltimore, MD Fri Jun 08 2007, 7:05 PM EDT Att: 22,375 - Partly Cloudy - 96 F AB 35 R 2 H 7 RBI 1 BB 3 SO 7 LOB 14 										
Kazuo Matsui, S OBP: 0.353, SLG: 0.474	2B		K		BB		L4		K	4	0	1	0	1	2	1											
5 Matt Holliday, R OBP: 0.389, SLG: 0.597	F8			L9	F8			E1		4	0	0	0	0	0	3											
17 Todd Helton, L OBP: 0.447, SLG: 0.505	K			F8		27 F9 2 BLK		G4-3		4	1	1	0	0	1	2											
27 Garrett Atkins, R OBP: 0.320, SLG: 0.369		F9				F9		F9		4	0	1	0	0	0	2											
11 Brad Hawpe, L OBP: 0.396, SLG: 0.500		F8			1B			K		3	0	0	0	1	2	2											
2 Troy Tulowitzki, R OBP: 0.350, SLG: 0.393		F8						K		3	0	1	0	1	0	0											
19 Ryan Spilborghs, R OBP: 0.294, SLG: 0.387			G5-3		K		G4-3		K	4	0	0	0	0	2	4											
8 Yorvit Torrealba, R OBP: 0.292, SLG: 0.303			G5-3		HR		G1-3		G3	4	1	1	1	0	0	0											
Inning Stats	R: 0 E: 0 K: 1 S: 10	H: 1 LOB: 1 BB: 0 P: 16	R: 0 E: 0 K: 0 S: 7	H: 0 LOB: 0 BB: 0 P: 11	R: 0 E: 0 K: 1 S: 9	H: 1 LOB: 1 BB: 0 P: 14	R: 0 E: 0 K: 1 S: 8	H: 1 LOB: 1 BB: 0 P: 11	R: 1 E: 0 K: 1 S: 11	H: 2 LOB: 2 BB: 1 P: 24	R: 1 E: 0 K: 0 S: 10	H: 2 LOB: 1 BB: 0 P: 17	R: 0 E: 0 K: 0 S: 7	H: 0 LOB: 0 BB: 0 P: 9	R: 0 E: 1 K: 1 S: 16	H: 0 LOB: 3 BB: 2 P: 29	R: 0 E: 0 K: 1 S: 11	H: 0 LOB: 0 BB: 0 P: 16	1B: 4 2B: 2 3B: 0 HR: 1	SF: 0 SAC: 0 DP: 0 HBP: 0	WP: 0 PB: 0 SB: 3 CS: 0	PA: 38					
PITCHER	IP	WLS	BF	H	R	ER	SO	BB	IBB	HBP	BLK	WP	HR	S	P	ERA	WHIP										
41 Steve Trachsel, R ERA: 3.82	6.0	W	26	7	2	2	5	1	0	0	1	0	1	55	93	3.00	1.333										
Todd Williams, R ERA: 5.11	1.0	H	3	0	0	0	0	0	0	0	0	0	0	7	9	0.00	0.000										
Chad Bradford, R ERA: 2.96	0.0		1	0	0	0	0	0	0	0	0	0	0	4	5	∞	∞										
32 Jamie Walker, L ERA: 3.52	0.2	H	3	0	0	0	0	1	0	0	0	0	0	6	12	0.00	1.500										
37 Chris Ray, R ERA: 4.03	1.1	S	5	0	0	0	2	1	0	0	0	0	0	17	28	0.00	0.750										

Batter	1	2	3	4	5	6	7	8	9	AB	R	H	RBI	BB	SO	LOB	BOTTOM										
1 Brian Roberts, S OBP: 0.410, SLG: 0.427	F8				FC6-4		P3			4	0	0	0	0	1	2	Colorado Rockies @ Baltimore Orioles Oriole Park at Camden Yards, Baltimore, MD Fri Jun 08 2007, 7:05 PM EDT Att: 22,375 - Partly Cloudy - 96 F AB 31 R 4 H 7 RBI 4 BB 1 SO 6 LOB 10 										
Jay Payton, R OBP: 0.325, SLG: 0.369	21 1B 1B BB		L9		FC6-4		F7			3	2	0	0	1	0	2											
21 Nick Markakis, L OBP: 0.332, SLG: 0.464	1B 17 1B 1B		G4-3		HR		G4-3			4	2	2	2	0	0	0											
10 Miguel Tejada, R OBP: 0.365, SLG: 0.424	F6		K		G6-3		F9			4	0	0	0	0	1	2											
Kevin Millar, R OBP: 0.367, SLG: 0.417	17 1B 1B			G6-3		F9		F9		4	0	1	1	0	0	0											
Chris Gomez, R OBP: 0.354, SLG: 0.364	1-3 2-H 1B							F9		0	0	0	0	0	0	0											
17 Aubrey Huff, L OBP: 0.284, SLG: 0.382	3-1 1B			G3-1		G4-3				3	0	1	1	0	0	0											
6 Melvin Mora, R OBP: 0.316, SLG: 0.417	K				1B		K			3	0	1	0	0	2	2											
31 Jay Gibbons, L OBP: 0.255, SLG: 0.333			K		P3					3	0	1	0	0	1	1											
Corey Patterson, L OBP: 0.273, SLG: 0.297										0	0	0	0	0	0	0											
Paul Bako, L OBP: 0.297, SLG: 0.313	F8				1B		K			3	0	1	0	0	1	1											
Inning Stats	R: 2 E: 0 K: 1 S: 17	H: 3 LOB: 2 BB: 1 P: 30	R: 0 E: 0 K: 2 S: 7	H: 0 LOB: 0 BB: 0 P: 10	R: 0 E: 0 K: 1 S: 8	H: 0 LOB: 0 BB: 0 P: 10	R: 0 E: 0 K: 0 S: 8	H: 1 LOB: 1 BB: 0 P: 10	R: 2 E: 0 K: 1 S: 10	H: 2 LOB: 0 BB: 0 P: 16	R: 0 E: 0 K: 1 S: 8	H: 0 LOB: 0 BB: 0 P: 10	R: 0 E: 0 K: 1 S: 9	H: 1 LOB: 1 BB: 0 P: 14	R: 0 E: 0 K: 0 S: 8	H: 0 LOB: 0 BB: 0 P: 12	R: 0 E: 0 K: 0 S: 11	H: 0 LOB: 0 BB: 0 P: 16	1B: 5 2B: 1 3B: 0 HR: 1	SF: 0 SAC: 0 DP: 0 HBP: 0	WP: 0 PB: 1 SB: 0 CS: 0	PA: 32					
PITCHER	IP	WLS	BF	H	R	ER	SO	BB	IBB	HBP	BLK	WP	HR	S	P	ERA	WHIP										
26 Jeff Francis, L ERA: 3.81	7.0	L	29	7	4	4	6	1	0	0	0	0	0	67	100	5.14	1.143										
Tom Martin, L ERA: 3.29	1.0		3	0	0	0	0	0	0	0	0	0	0	8	12	0.00	0.000										

Batter	1	2	3	4	5	6	7	8	9	10	AB	R	H	RBI	BB	SO	LOB	TOP				
3 Willy Taveras, R OBP: 0.376, SLG: 0.374	3-1 F9 E 1B		1-0 G4-3		3-1 F7			0-1 G3		0-0 SH5-3	4	0	1	0	0	0	1					
Kazuo Matsui, S OBP: 0.355, SLG: 0.480	1-4 F9		2-3 K				0-1 FC6 1B	1-2 F7		2-1 2B	5	0	2	1	0	1	1					
5 Matt Holliday, R OBP: 0.382, SLG: 0.585	1-10 G5-3		1-1 F9				2-0 FC6 1-2f	3-2 F8		1-0 G6-3	5	0	0	0	0	0	3					
17 Todd Helton, L OBP: 0.444, SLG: 0.500 Jamey Carroll, R OBP: 0.301, SLG: 0.200	1-3 K		2-2 G3-1				2-2 F8		1-2 27 FC6-4 1B		4	0	1	0	0	1	2					
27 Garrett Atkins, R OBP: 0.319, SLG: 0.364	1-5 BB 11 2B G6-3		2-3 K				2-3 K		0-2 FC6-4 1-2f		3	1	0	0	1	2	2					
11 Brad Hawpe, L OBP: 0.397, SLG: 0.505	1-9 2B 19 1B		2-3 K				2-2 1B		1-2 F9		4	1	2	0	0	1	1					
2 Troy Tulowitzki, R OBP: 0.344, SLG: 0.385	1-6 G6-3						0-1 F7		0-1 G4-3		4	0	0	1	0	1	3					
19 Ryan Spilborghs, R OBP: 0.316, SLG: 0.400	1-7 1B 20 G6-4-3		0-1 20 G6-3 1B				0-0 20 G6-3 1B		1-0 L8		4	0	2	1	0	0	1					
20 Chris Iannetta, R OBP: 0.322, SLG: 0.316	1-2 G6-4-3 1-2f		1-0 G6-3				3-1 G6-3		1-1 F9		4	1	1	0	0	0	3					
Inning Stats	R: 0 E: 1 K: 1 S: 8	H: 1 LOB: 1 BB: 0 P: 16	R: 2 E: 0 K: 10 S: 10	H: 2 LOB: 0 BB: 1 P: 15	R: 0 E: 0 K: 1 S: 6	H: 0 LOB: 0 BB: 0 P: 10	R: 0 E: 0 K: 2 S: 11	H: 0 LOB: 0 BB: 0 P: 17	R: 0 E: 0 K: 1 S: 7	H: 1 LOB: 1 BB: 0 P: 13	R: 0 E: 0 K: 0 S: 9	H: 0 LOB: 0 BB: 0 P: 13	R: 0 E: 0 K: 0 S: 11	H: 1 LOB: 1 BB: 0 P: 13	R: 0 E: 0 K: 0 S: 11	H: 0 LOB: 0 BB: 0 P: 13	R: 1 E: 0 K: 0 S: 8	H: 2 LOB: 1 BB: 0 P: 16	1B: 7 2B: 2 3B: 0 HR: 0	SF: 0 SAC: 1 DP: 1 HBP: 0	WP: 0 PA: 39	
PITCHER	IP 8.0	WLS 30	BF 6	H 2	R 2	ER 2	SO 6	BB 1	IBB 0	HBP 0	BLK 0	WP 0	HR 0	S 72	P 114	ERA 2.25	WHIP 0.875					
46 Jeremy Guthrie, R ERA: 2.7																						
32 Jamie Walker, L ERA: 3.42																						
Chad Bradford, R ERA: 2.92																						
Todd Williams, R ERA: 5.4																						

Colorado Rockies @ Baltimore Orioles
Oriole Park at Camden Yards, Baltimore, MD

Sat Jun 09 2007, 7:05 PM EDT
Att: 27,320 - Clear - 88 F

AB 37
R 3
H 9
RBI 3
BB 1
SO 6
LOB 17



Batter	1	2	3	4	5	6	7	8	9	10	AB	R	H	RBI	BB	SO	LOB	BOTTOM			
1 Brian Roberts, S OBP: 0.414, SLG: 0.430	2-1 10 S 10 G4-3 1B		1-1 F8		2-1 21 FC1 21 S 1B		3-2 1B			0-2 G6-3	5	1	3	0	0	0	0				
21 Nick Markakis, L OBP: 0.333, SLG: 0.481	0-0 10 S 10 G4-3 1B		0-0 G6-3		2-2 FC1		2-1 P4			3-2 HBP	4	1	1	0	0	0	2				
10 Miguel Tejada, R OBP: 0.358, SLG: 0.415	2-0 G4-3		3-2 E9		2-1 G6-3					2-3 K	5	0	0	1	0	1	3				
17 Aubrey Huff, L OBP: 0.283, SLG: 0.380 Chris Gomez, R OBP: 0.354, SLG: 0.364	1-2 FC4-6 1B		0-0 F7				1-1 G3		0-2 F8		4	0	1	1	0	0	1				
Jay Payton, R OBP: 0.323, SLG: 0.366	0-2 FC4-6		1-3 K				1-0 1B		1-2 G4-3		4	0	1	0	0	1	1				
31 Jay Gibbons, L OBP: 0.255, SLG: 0.327	0-1 G6-3		4-0 FC4-6 BB				2-0 F8			2-0 G4-3	3	0	0	0	1	0	2				
6 Melvin Mora, R OBP: 0.311, SLG: 0.410			3-2 P3		1-1 F7		0-1 P6			1-3 K	4	0	0	0	0	1	2				
Corey Patterson, L OBP: 0.287, SLG: 0.290			1-0 G3-1		3-1 FC4-6					0-1 G3	4	0	0	0	0	0	1				
Paul Bako, L OBP: 0.286, SLG: 0.300 Kevin Miller, R OBP: 0.365, SLG: 0.414			1-1 F7		2-3 K					3-3 K	3	0	0	0	0	1	0				
Inning Stats	R: 2 E: 0 K: 0 S: 12	H: 3 LOB: 1 BB: 0 P: 17	R: 0 E: 0 K: 0 S: 6	H: 0 LOB: 0 BB: 0 P: 11	R: 0 E: 1 K: 0 S: 7	H: 0 LOB: 1 BB: 1 P: 16	R: 0 E: 0 K: 1 S: 7	H: 0 LOB: 1 BB: 0 P: 19	R: 0 E: 0 K: 0 S: 6	H: 1 LOB: 1 BB: 0 P: 10	R: 0 E: 0 K: 0 S: 9	H: 0 LOB: 0 BB: 0 P: 13	R: 0 E: 0 K: 1 S: 6	H: 0 LOB: 0 BB: 0 P: 9	R: 0 E: 0 K: 2 S: 13	H: 0 LOB: 1 BB: 0 P: 21	1B: 6 2B: 0 3B: 0 HR: 0	SF: 0 SAC: 0 DP: 0 HBP: 1	WP: 0 PA: 39		
PITCHER	IP 7.0	WLS 29	BF 6	H 2	R 2	ER 2	SO 2	BB 1	IBB 0	HBP 0	BLK 0	WP 0	HR 0	S 58	P 97	ERA 2.57	WHIP 1.000				
31 Rodrigo Lopez, R ERA: 2.88																					
60 Manny Corpas, R ERA: 2.9																					
Jeremy Affeldt, L ERA: 2.92																					
40 Brian Fuentes, L ERA: 2.15																					

Colorado Rockies @ Baltimore Orioles
Oriole Park at Camden Yards, Baltimore, MD

Sat Jun 09 2007, 7:05 PM EDT
Att: 27,320 - Clear - 88 F

AB 37
R 2
H 6
RBI 2
BB 1
SO 5
LOB 12



Batter	1	2	3	4	5	6	7	8	9	AB	R	H	RBI	BB	SO	LOB	TOP					
3 Willy Taveras, R OBP: 0.372, SLG: 0.370										5	0	1	0	0	3	2	Colorado Rockies @ Baltimore Orioles Oriole Park at Camden Yards, Baltimore, MD Sun Jun 10 2007, 1:35 PM EDT Att: 34,784 - Overcast - 80 F					
2 Troy Tulowitzki, R OBP: 0.337, SLG: 0.377										5	0	0	0	0	4	3						
5 Matt Holliday, R OBP: 0.390, SLG: 0.586										3	2	2	0	2	1	2						
17 Todd Helton, L OBP: 0.447, SLG: 0.502										5	2	3	0	0	1	3						
27 Garrett Atkins, R OBP: 0.320, SLG: 0.362										4	0	1	0	1	2	5						
19 Ryan Spillborghs, R OBP: 0.349, SLG: 0.575										5	2	3	6	0	0	4						
10 Jeff Baker, R OBP: 0.300, SLG: 0.378										4	0	2	0	1	1	0						
8 Yorvit Torrealba, R OBP: 0.289, SLG: 0.299										5	0	1	0	0	1	5						
Jamey Carroll, R OBP: 0.299, SLG: 0.211										4	0	1	0	0	1	2						
Inning Stats	R: 0 E: 0 K: 2 S: 18	H: 2 LOB: 3 BB: 1 P: 29	R: 0 E: 0 K: 1 S: 14	H: 2 LOB: 2 BB: 0 P: 21	R: 0 E: 0 K: 2 S: 10	H: 0 LOB: 1 BB: 1 P: 18	R: 1 E: 0 K: 1 S: 11	H: 2 LOB: 1 BB: 0 P: 18	R: 2 E: 0 K: 2 S: 16	H: 3 LOB: 2 BB: 1 P: 25	R: 0 E: 0 K: 2 S: 9	H: 0 LOB: 0 BB: 0 P: 15	R: 3 E: 0 K: 2 S: 15	H: 2 LOB: 0 BB: 1 P: 24	R: 0 E: 0 K: 2 S: 14	H: 1 LOB: 2 BB: 0 P: 19	R: 0 E: 0 K: 0 S: 12	H: 2 LOB: 1 BB: 0 P: 17	1B: 11 2B: 2 3B: 0 HR: 2	SF: 0 SAC: 0 DP: 2 HBP: 0	WP: 0 PB: 1 SB: 0 CS: 1	PA: 44
PITCHER	IP WLS BF H R ER SO BB IBB HBP BLK WP HR S P ERA WHIP																					
45 Erik Bedard, L ERA: 3.72	(1, 1) 5.0 L 26 9 3 2 8 3 0 0 0 0 0 1 69 111 3.60 2.400																					
Scott Williamson, R ERA: 2.45	(6, 1) 1.0 4 0 1 1 2 1 0 0 0 0 0 0 12 22 9.00 1.000																					
John Parrish, L ERA: 5.79	(7, 1) 1.0 5 2 2 2 2 0 0 0 0 0 0 1 12 17 18.00 2.000																					
28 Danys Baez, R ERA: 6.33	(8, 1) 2.0 9 3 0 0 2 0 0 0 0 0 0 0 26 36 0.00 1.500																					

Batter	1	2	3	4	5	6	7	8	9	AB	R	H	RBI	BB	SO	LOB	BOTTOM					
1 Brian Roberts, S OBP: 0.412, SLG: 0.427										4	0	1	0	0	0	1	Colorado Rockies @ Baltimore Orioles Oriole Park at Camden Yards, Baltimore, MD Sun Jun 10 2007, 1:35 PM EDT Att: 34,784 - Overcast - 80 F					
3 Freddie Bynum, L OBP: 0.231, SLG: 0.423										4	0	0	0	0	2							
21 Nick Markakis, L OBP: 0.328, SLG: 0.453										4	0	0	0	0	1	2						
10 Miguel Tejada, R OBP: 0.356, SLG: 0.413										4	1	1	0	0	0	0						
17 Aubrey Huff, L OBP: 0.284, SLG: 0.384										3	0	1	1	0	0	0						
Kevin Millar, R OBP: 0.385, SLG: 0.409										2	0	0	0	1	0	0						
Jay Payton, R OBP: 0.317, SLG: 0.359										3	0	0	0	0	2							
Chris Gomez, R OBP: 0.333, SLG: 0.340										3	0	0	0	0	1							
Paul Bako, L OBP: 0.300, SLG: 0.315										3	0	2	0	0	1	0						
Inning Stats	R: 0 E: 0 K: 1 S: 8	H: 0 LOB: 0 BB: 0 P: 13	R: 1 E: 0 K: 0 S: 13	H: 2 LOB: 1 BB: 1 P: 21	R: 0 E: 0 K: 0 S: 9	H: 2 LOB: 0 BB: 0 P: 13	R: 0 E: 0 K: 0 S: 4	H: 0 LOB: 0 BB: 0 P: 7	R: 0 E: 0 K: 0 S: 11	H: 1 LOB: 1 BB: 0 P: 16	R: 0 E: 0 K: 0 S: 5	H: 0 LOB: 0 BB: 0 P: 9	R: 0 E: 0 K: 0 S: 6	H: 0 LOB: 0 BB: 0 P: 8	R: 0 E: 0 K: 1 S: 7	H: 0 LOB: 0 BB: 0 P: 11	R: 0 E: 0 K: 0 S: 11	H: 0 LOB: 0 BB: 0 P: 17	1B: 4 2B: 1 3B: 0 HR: 0	SF: 0 SAC: 0 DP: 1 HBP: 0	WP: 0 PB: 0 SB: 0 CS: 0	PA: 31
PITCHER	IP WLS BF H R ER SO BB IBB HBP BLK WP HR S P ERA WHIP																					
48 Jason Hirsh, R ERA: 4.48	(1, 1) 9.0 W 31 5 1 1 2 1 0 0 0 0 0 0 74 115 1.00 0.667																					

AB 40
R 6
H 14
RBI 6
BB 4
SO 14
LOB 26



AB 30
R 1
H 5
RBI 1
BB 1
SO 2
LOB 8



Batter	1	2	3	4	5	6	7	8	9	AB	R	H	RBI	BB	SO	LOB	TOP		
3 Willy Taveras, R (1, 8) OBP: 0.365, SLG: 0.362	3-1 P6			2-1 F9		2-2 G4-3		0-2 G2		4	0	0	0	0	0	2			
Kazuo Matsui, S (1, 4) OBP: 0.342, SLG: 0.462	1-2 F8			3-2 L7		2-3 K			1-3 K	4	0	0	0	0	2	1			
5 Matt Holliday, R (1, 7) OBP: 0.384, SLG: 0.577	1-1 G6-3			1-0 G5-3			0-0 G5-3		1-1 F9	4	0	0	0	0	0	0			
17 Todd Helton, L (1, 3)		2-1 G4-3			0-2 F8		1-2 P4		3-3 K	4	0	0	0	0	1	0			
27 Garrett Atkins, R (1, 5) OBP: 0.320, SLG: 0.358	1-1 G3			4-2 FC5-4 BB			1-2 L8			2	0	0	0	1	0	0			
11 Brad Hawpe, L (1, 9) OBP: 0.397, SLG: 0.508	0-0 F7				0-3 K				1-0 19 F9 8 1B 2B	3	1	1	0	0	1	1			
19 Ryan Spillborghs, R (1, 10) OBP: 0.348, SLG: 0.558			2-1 2 G6-4-3 1B		1 SAFE 2-0 FC5-4 1-2				1-2 F9	3	0	1	0	0	0	2			
2 Troy Tulowitzki, R (1, 6) OBP: 0.333, SLG: 0.372			0-1 G6-4-3 1-2			0-3 K			1-2 F9	3	0	0	0	0	1	2			
8 Yorvit Torrealba, R (1, 2) OBP: 0.296, SLG: 0.314			2-1 G6-3			2-1 G4-3 2B			0-1 3H 1B	3	0	2	1	0	0	0			
Inning Stats	R: 0 E: 0 K: 0 S: 8	H: 0 LOB: 0 BB: 0 P: 13	R: 0 E: 0 K: 0 S: 5	H: 0 LOB: 0 BB: 0 P: 8	R: 0 E: 0 K: 0 S: 6	H: 1 LOB: 0 BB: 0 P: 10	R: 0 E: 0 K: 0 S: 6	H: 0 LOB: 0 BB: 0 P: 12	R: 0 E: 0 K: 1 S: 10	H: 0 LOB: 1 BB: 1 P: 16	R: 0 E: 0 K: 2 S: 11	H: 1 LOB: 1 BB: 0 P: 17	R: 0 E: 0 K: 0 S: 13	H: 2 LOB: 1 BB: 0 P: 16	R: 0 E: 0 K: 2 S: 10	H: 0 LOB: 0 BB: 0 P: 15	1B: 2 2B: 2 3B: 0 HR: 0	SF: 0 SAC: 0 DP: 1 HBP: 0	WP: 0 PA: 31 PB: 0 SB: 0 CS: 0
PITCHER	IP WLS BF H R ER SO BB IBB HBP BLK WP HR S P ERA WHIP																		
49 Tim Wakefield, R (1, 1) ERA: 3.92	8.0 W 28 4 1 1 3 1 0 0 0 0 0 0 67 102 1.12 0.625																		
58 Jonathan Papelbon, R (9, 1) ERA: 1.93	1.0 S 3 0 0 0 2 0 0 0 0 0 0 0 10 15 0.00 0.000																		

Colorado Rockies @ Boston Red Sox
Fenway Park, Boston, MA
Tue Jun 12 2007, 7:05 PM EDT
Att: 37,008 - Cloudy - 68 F

AB 30
R 1
H 4
RBI 1
BB 1
SO 5
LOB 8



Batter	1	2	3	4	5	6	7	8	9	AB	R	H	RBI	BB	SO	LOB	BOTTOM		
15 Dustin Pedroia, R (1, 4) OBP: 0.395, SLG: 0.436	1-2 G1-3		0-0 G6-3		3-1 G6-3			2-2 34 2B 7 SF8 1B		4	0	1	0	0	0	1			
13 Alex Cora, L (8, FR) (9, 4)									0-0 F8	4	0	1	1	0	1	1			
20 Kevin Youkilis, R (1, 3) OBP: 0.421, SLG: 0.524	1-1 G1-3		3-2 2H 2B		2-3 K2-3					3	0	3	0	1	0	0			
34 David Ortiz, L (1, 10) OBP: 0.452, SLG: 0.609	3-2 1B		4-0 BB			2-0 7 G4-6-3 BB 1B		1-1 1B		2	0	0	0	2	1	3			
Manny Ramirez, R (1, 7) OBP: 0.391, SLG: 0.462	2-2 G1-3		1-3 K			4-1 7 G4-6-3 BB		4-0 1BB		2	0	0	0	2	1	3			
7 J.D. Drew, L (1, 9) OBP: 0.346, SLG: 0.358		2-1 G3		1-1 G3-1		2-1 G4-6-3		3-1 SF8		3	0	0	1	0	0	2			
25 Mike Lowell, R (1, 5) OBP: 0.370, SLG: 0.543		3-2 F8		1-1 1B 1B		1-2 2-3 K		3H 1-2 G6-3		4	0	1	0	0	1	3			
Coco Crisp, S (1, 8) OBP: 0.281, SLG: 0.300		3-2 G4-3		0-0 28 G5-4-3 1B			1-0 G4-3			3	0	1	0	0	0	0			
28 Doug Mirabeli, R (1, 2) OBP: 0.233, SLG: 0.316			1-3 K		0-0 G5-4-3 1-2		2-1 F9			3	0	0	0	0	1	2			
23 Julio Lugo, R (1, 6) OBP: 0.274, SLG: 0.322			2-2 20 S 20 2B 2B			1-2 G4-3		1-0 F8		3	1	1	0	0	0	0			
Inning Stats	R: 0 E: 0 K: 0 S: 14	H: 1 LOB: 1 BB: 0 P: 21	R: 0 E: 0 K: 0 S: 10	H: 0 LOB: 0 BB: 0 P: 18	R: 1 E: 0 K: 2 S: 14	H: 2 LOB: 2 BB: 1 P: 25	R: 0 E: 0 K: 0 S: 6	H: 2 LOB: 1 BB: 0 P: 8	R: 0 E: 0 K: 1 S: 8	H: 0 LOB: 0 BB: 0 P: 14	R: 0 E: 0 K: 1 S: 8	H: 1 LOB: 1 BB: 1 P: 18	R: 0 E: 0 K: 0 S: 4	H: 0 LOB: 0 BB: 0 P: 8	R: 1 E: 0 K: 0 S: 13	H: 2 LOB: 2 BB: 1 P: 24	1B: 5 2B: 3 3B: 0 HR: 0	SF: 1 SAC: 0 DP: 2 HBP: 0	WP: 0 PA: 33 PB: 0 SB: 1 CS: 0
PITCHER	IP WLS BF H R ER SO BB IBB HBP BLK WP HR S P ERA WHIP																		
28 Aaron Cook, R (1, 1) ERA: 4.37	7.1 L 29 7 2 2 4 2 0 0 0 0 0 0 69 119 2.46 1.227																		
Jeremy Affeldt, L (8, 1) ERA: 2.89	0.1 3 1 0 0 0 0 1 0 0 0 0 4 12 0.00 3.000																		
60 Manny Corpas, R (8, 1) ERA: 2.87	0.1 1 0 0 0 0 0 0 0 0 0 0 4 5 0.00 0.000																		

Colorado Rockies @ Boston Red Sox
Fenway Park, Boston, MA
Tue Jun 12 2007, 7:05 PM EDT
Att: 37,008 - Cloudy - 68 F


AB 29
R 2
H 8
RBI 2
BB 3
SO 4
LOB 12



Batter	1	2	3	4	5	6	7	8	9	AB	R	H	RBI	BB	SO	LOB	TOP			
3 Willy Taveras, R OBP: 0.367, SLG: 0.365 Jamey Carroll, R OBP: 0.299, SLG: 0.211	E6 G4-3 27 2B	F9		B1-3		SH1-4		FC6-4 1B		4	1	2	0	0	0	2				
Kazu Matsui, S OBP: 0.345, SLG: 0.459	G4-3					P6		FC6-4 5 2B 17 WP		5	2	2	1	0	0	5				
5 Matt Holliday, R OBP: 0.391, SLG: 0.583	K	E5						17 WP 17 G6-3 2B		4	3	3	1	1	1	1				
17 Todd Helton, L OBP: 0.440, SLG: 0.493		G4-3				F8		G6-3		4	0	1	4	1	0	4				
27 Garrett Atkins, R OBP: 0.318, SLG: 0.359				F9		K		G6-3		5	0	1	1	0	2	3				
11 Brad Hawpe, L OBP: 0.397, SLG: 0.520	K			G3-1						5	1	2	3	0	2	2				
19 Ryan Spillborghs, R (1, 10) OBP: 0.314, SLG: 0.500				K						5	0	0	0	0	3	1				
8 Yorvit Torrealba, R OBP: 0.299, SLG: 0.319				G5-3						4	2	1	0	1	0	1				
2 Troy Tulowitzki, R OBP: 0.340, SLG: 0.376 14 Sean Barker, R (8, 8)				G4-3						3	3	2	0	1	0	0				
										1	0	0	0	0	1	1				
Inning Stats	R: 1 E: 1 K: 2 S: 16	H: 2 LOB: 2 BB: 1 P: 24	R: 2 E: 1 K: 0 S: 19	H: 4 LOB: 2 BB: 0 P: 27	R: 0 E: 0 K: 1 S: 9	H: 0 LOB: 0 BB: 0 P: 13	R: 0 E: 0 K: 0 S: 9	H: 0 LOB: 0 BB: 0 P: 11	R: 3 E: 0 K: 2 S: 11	H: 3 LOB: 1 BB: 3 P: 28	R: 0 E: 0 K: 2 S: 8	H: 0 LOB: 0 BB: 0 P: 12	R: 3 E: 0 K: 1 S: 15	H: 3 LOB: 0 BB: 0 P: 22	R: 0 E: 0 K: 1 S: 8	H: 1 LOB: 1 BB: 0 P: 12	1B: 9 2B: 4 3B: 0 HR: 1	SF: 0 SAC: 1 DP: 0 HBP: 0	WP: 1 PB: 0 SB: 0 CS: 0	PA: 45
PITCHER	IP	WLS	BF	H	R	ER	SO	BB	IBB	HBP	BLK	WP	HR	S	P	ERA	WHIP			
38 Curt Schilling, R ERA: 3.8	5.0	L	25	9	6	5	5	1	0	0	0	0	1	72	98	9.00	2.000			
39 Kyle Snyder, R ERA: 3.45	0.2		5	0	3	3	0	2	1	0	0	0	0	6	20	40.50	3.000			
48 Javier López, L ERA: 3.14	0.1		2	1	0	0	0	0	0	0	0	0	0	5	8	0.00	3.000			
36 Joel Pineiro, R ERA: 5.47	2.0		9	3	3	3	3	0	0	0	0	1	0	23	34	13.50	1.500			
50 Mike Timlin, R ERA: 5.66	1.0		4	1	0	0	1	0	0	0	0	0	0	8	12	0.00	1.000			

Colorado Rockies @ Boston Red Sox
Fenway Park, Boston, MA
Wed Jun 13 2007, 7:05 PM EDT
Att: 36,808 - Cloudy - 55 F


AB 40
R 12
H 14
RBI 10
BB 4
SO 9
LOB 20



Batter	1	2	3	4	5	6	7	8	9	AB	R	H	RBI	BB	SO	LOB	BOTTOM			
Coco Crisp, S OBP: 0.277, SLG: 0.295 12 Eric Hinske, L OBP: 0.288, SLG: 0.323	F8			G3		FC4-6		G4-3		4	0	0	0	0	0	2				
20 Kevin Youkilis, R OBP: 0.422, SLG: 0.527	F9							F8		4	1	2	0	0	0	0				
34 David Ortiz, L OBP: 0.449, SLG: 0.603	F9							G1-3		4	0	1	0	0	0	1				
Manny Ramirez, R OBP: 0.390, SLG: 0.461 Wily Mo Peña, R OBP: 0.319, SLG: 0.429										3	0	1	1	0	1	1				
										1	0	0	0	0	1	0				
7 J.D. Drew, L OBP: 0.344, SLG: 0.352										3	0	0	0	1	2	3				
25 Mike Lowell, R OBP: 0.372, SLG: 0.556										4	1	2	1	0	0	1				
Jason Varitek, S OBP: 0.361, SLG: 0.454 28 Doug Mirabeli, R OBP: 0.230, SLG: 0.310										2	0	1	0	1	0	1				
										1	0	0	0	0	1	0				
13 Alex Cora, L OBP: 0.327, SLG: 0.440										4	0	1	0	0	1	2				
23 Julio Lugo, R OBP: 0.270, SLG: 0.317										4	0	0	0	0	1	3				
Inning Stats	R: 0 E: 0 K: 0 S: 8	H: 0 LOB: 0 BB: 0 P: 14	R: 1 E: 0 K: 1 S: 13	H: 1 LOB: 1 BB: 1 P: 23	R: 1 E: 0 K: 1 S: 14	H: 3 LOB: 2 BB: 0 P: 26	R: 0 E: 0 K: 1 S: 11	H: 2 LOB: 2 BB: 0 P: 17	R: 0 E: 0 K: 1 S: 9	H: 1 LOB: 1 BB: 0 P: 18	R: 0 E: 0 K: 1 S: 9	H: 0 LOB: 0 BB: 0 P: 16	R: 0 E: 0 K: 1 S: 5	H: 0 LOB: 0 BB: 1 P: 10	R: 0 E: 0 K: 1 S: 7	H: 0 LOB: 0 BB: 0 P: 11	1B: 6 2B: 1 3B: 0 HR: 1	SF: 0 SAC: 0 DP: 1 HBP: 0	WP: 0 PB: 0 SB: 0 CS: 0	PA: 36
PITCHER	IP	WLS	BF	H	R	ER	SO	BB	IBB	HBP	BLK	WP	HR	S	P	ERA	WHIP			
Josh Fogg, R ERA: 4.95	5.0	W	23	7	2	2	4	1	0	0	0	0	0	18	29	0.00	0.500			
35 Taylor Buchholz, R ERA: 5.22	2.0		7	1	0	0	1	0	0	0	0	0	0	5	10	0.00	1.000			
50 Jorge Julio, R ERA: 7.27	1.0		3	0	0	0	1	1	0	0	0	0	0	7	11	0.00	0.000			
LaTroy Hawkins, R ERA: 4.91	1.0		3	0	0	0	1	0	0	0	0	0	0	7	11	0.00	0.000			

Colorado Rockies @ Boston Red Sox
Fenway Park, Boston, MA
Wed Jun 13 2007, 7:05 PM EDT
Att: 36,808 - Cloudy - 55 F

AB 34
R 2
H 8
RBI 2
BB 2
SO 7
LOB 14



Batter	1	2	3	4	5	6	7	8	9	AB	R	H	RBI	BB	SO	LOB	TOP				
3 Willy Taveras, R OBP: 0.358, SLG: 0.355	F9	K		G4-3		G5-3		G6-3		5	0	0	1	0	1	2					
Kazuo Matsui, S OBP: 0.355, SLG: 0.474	17 1B	2B	5 2B 27 HR	G4-3	1B	1B		K		5	2	3	0	0	1	1					
5 Matt Holliday, R OBP: 0.392, SLG: 0.595	G6-3		27 HR	2B	HR		F7		F8	5	2	2	1	0	0	2					
17 Todd Helton, L OBP: 0.439, SLG: 0.489	27 1B	1B	27 HR	BB			K		K	4	1	1	1	1	2	0					
27 Garrett Atkins, R OBP: 0.323, SLG: 0.381	1B		HR			11 G4-3	F8		P4	5	1	3	4	0	0	0					
11 Brad Hawpe, L OBP: 0.390, SLG: 0.510	L9		G6-3	HR		G4-3	K			4	0	0	0	0	1	3					
19 Ryan Spilborghs, R OBP: 0.309, SLG: 0.471		L4	P3			L9		SH1-3 2 8 1B 3 G6-3	BB	3	1	0	0	1	0	1					
8 Yorvit Torrealba, R OBP: 0.304, SLG: 0.324	G5-3		2 FC6-4			G5-3		SH1-3	1B	4	0	2	0	0	0	1					
2 Troy Tulowitzki, R OBP: 0.340, SLG: 0.375	3 WP	1B	FC6-4			K		SH1-3		3	0	1	0	0	1	1					
Inning Stats	R: 1 E: 0 K: 0 S: 17	H: 3 LOB: 2 BB: 0 P: 27	R: 0 E: 0 K: 1 S: 9	H: 1 LOB: 1 BB: 0 P: 14	R: 4 E: 0 K: 0 S: 20	H: 4 LOB: 1 BB: 1 P: 34	R: 1 E: 0 K: 0 S: 7	H: 1 LOB: 0 BB: 0 P: 11	R: 0 E: 0 K: 1 S: 10	H: 1 LOB: 1 BB: 0 P: 14	R: 0 E: 0 K: 2 S: 8	H: 0 LOB: 0 BB: 0 P: 10	R: 1 E: 0 K: 1 S: 12	H: 1 LOB: 1 BB: 1 P: 22	R: 0 E: 0 K: 1 S: 7	H: 0 LOB: 0 BB: 0 P: 13	1B: 7 2B: 3 3B: 0 HR: 2	SF: 0 SAC: 1 DP: 0 HBP: 0	WP: 1 PB: 0 SB: 0 CS: 0	PA: 41	
PITCHER	IP	WLS	BF	H	R	ER	SO	BB	IBB	HBP	BLK	WP	HR	S	P	ERA	WHIP				
19 Josh Beckett, R ERA: 3.39	5.0	L	26	10	6	6	1	1	0	0	0	1	2	63	100	10.80	2.200				
39 Kyle Snyder, R ERA: 3.15	2.0		7	1	0	0	3	0	0	0	0	0	0	18	21	0.00	0.500				
50 Mike Timlin, R ERA: 5.4	1.0		5	1	1	1	1	1	0	0	0	0	0	12	22	9.00	2.000				
48 Javier López, L ERA: 2.93	1.0		3	0	0	0	1	0	0	0	0	0	0	7	13	0.00	0.000				

Colorado Rockies @ Boston Red Sox
Fenway Park, Boston, MA
Thu Jun 14 2007, 7:05 PM EDT
Att: 36,939 - Cloudy - 56 F

AB	38
R	7
H	12
RBI	7
BB	2
SO	6
LOB	11



Batter	1	2	3	4	5	6	7	8	9	AB	R	H	RBI	BB	SO	LOB	BOTTOM				
7 J.D. Drew, L OBP: 0.336, SLG: 0.342	F7	L6		G3		K		G6-3		5	0	0	0	0	1	7					
15 Dustin Pedroia, R OBP: 0.390, SLG: 0.429	34 HBP	K			F9	FC4		F9		5	0	1	0	0	1	5					
34 David Ortiz, L OBP: 0.448, SLG: 0.595	HBP		K		1B	BB		K	G4-3	3	0	0	0	1	2	0					
Manny Ramirez, R OBP: 0.394, SLG: 0.461	K		L4		25 FC5-4	1B		20 1B	BB	4	1	2	0	1	1	2					
20 Kevin Youkilis, R OBP: 0.418, SLG: 0.521	K		K		P6		G5-3	1B		5	0	1	0	0	2	5					
25 Mike Lowell, R OBP: 0.373, SLG: 0.553	23 E	BB	1B		F8	FC5-4		1B		5	0	2	1	0	1	4					
Jason Varitek, S OBP: 0.364, SLG: 0.455	K		K		23 1B	1B		K2-3		4	0	2	0	0	2	2					
Coco Crisp, S OBP: 0.280, SLG: 0.295	23 E	BB		P3		15 FC4		G3-1		3	0	1	0	1	0	1					
23 Julio Lugo, R OBP: 0.270, SLG: 0.316	E3				1-2	1B		G4-3		4	0	1	0	0	0	4					
Inning Stats	R: 0 E: 1 K: 2 S: 13	H: 1 LOB: 3 BB: 1 P: 24	R: 0 E: 1 K: 2 S: 15	H: 1 LOB: 3 BB: 1 P: 26	R: 0 E: 0 K: 2 S: 8	H: 0 LOB: 0 BB: 0 P: 11	R: 0 E: 0 K: 0 S: 11	H: 2 LOB: 2 BB: 0 P: 18	R: 0 E: 0 K: 1 S: 11	H: 2 LOB: 1 BB: 0 P: 17	R: 1 E: 0 K: 2 S: 13	H: 2 LOB: 1 BB: 0 P: 16	R: 0 E: 0 K: 0 S: 7	H: 0 LOB: 0 BB: 0 P: 10	R: 0 E: 0 K: 1 S: 12	H: 1 LOB: 2 BB: 1 P: 22	1B: 10 2B: 0 3B: 0 HR: 0	SF: 0 SAC: 0 DP: 0 HBP: 1	WP: 0 PB: 0 SB: 0 CS: 0	PA: 42	
PITCHER	IP	WLS	BF	H	R	ER	SO	BB	IBB	HBP	BLK	WP	HR	S	P	ERA	WHIP				
26 Jeff Francis, L ERA: 3.61	5.0	W	26	7	0	0	6	2	0	1	0	0	0	60	103	0.00	1.800				
50 Jorge Julio, R ERA: 6.87	1.0		3	0	0	0	1	0	0	0	0	0	0	8	11	0.00	0.000				
Tom Martin, L ERA: 3.86	0.1		2	1	1	1	1	0	0	0	0	0	0	6	9	27.00	3.000				
LaTroy Hawkins, R ERA: 4.7	0.2		3	1	0	0	1	0	0	0	0	0	0	7	7	0.00	1.500				
60 Manny Corpas, R ERA: 2.78	1.0		3	0	0	0	0	0	0	0	0	0	0	7	10	0.00	0.000				

Colorado Rockies @ Boston Red Sox
Fenway Park, Boston, MA
Thu Jun 14 2007, 7:05 PM EDT
Att: 36,939 - Cloudy - 56 F

AB	38
R	1
H	10
RBI	1
BB	3
SO	10
LOB	30



Batter	1	2	3	4	5	6	7	8	9	AB	R	H	RBI	BB	SO	LOB	TOP		
1 Akinori Iwamura, L (1.5) OBP: 0.434, SLG: 0.447	F7		1B		G4-6-3		G1-3		FC4-6 1B	5	0	2	0	0	0	1	Tampa Bay Devil Rays @ Colorado Rockies Coors Field, Denver, CO Fri Jun 15 2007, 7:05 PM MDT Att: 25,762 - Partly Cloudy - 84 F		
Brendan Harris, R (1.6) OBP: 0.397, SLG: 0.458	G6-3		P5		G4-6-3				G6-4-3 1B	4	0	1	0	1	0	2			
13 Carl Crawford, L (1.7) OBP: 0.341, SLG: 0.475	F7		F7		F8		K		G6-4-3	5	0	0	0	0	1	4			
Ty Wigginton, R (1.4) OBP: 0.320, SLG: 0.456		K			23 2B		G1-3		FC5-4 1B	4	1	2	0	0	1	0			
23 Carlos Pena, L (1.3) OBP: 0.405, SLG: 0.650	G1-3		G3		1-H		K		K	4	0	1	1	0	2	1			
Delmon Young, R (1.8) OBP: 0.298, SLG: 0.412					G3				FC5-4 31 1B	4	1	2	1	0	0	2			
31 Jonny Gomes, R (1.9) OBP: 0.348, SLG: 0.375					2-3		HR		1B	4	0	3	0	0	1	1			
30 Dioner Navarro, S (1.2) OBP: 0.247, SLG: 0.252	G4-3						1B		G3	3	0	0	0	1	0	5			
33 James Shields, R (1.1) 3 Jorge Cantu, R (7. PH) 22 Shawn Camp, R (7.1) Casey Fossum, L (7.1) 28 Al Reyes, R (8.1) Brian Stokes, R (8.1) Josh Wilson, R (9. PH) OBP: 0.395, SLG: 0.638			G1-3		G2-3				F8	2	0	0	0	0	0	2	AB 37 R 2 H 12 RBI 2 BB 2 SO 5 LOB 18		
									1B	1	0	0	0	0	0	0			
Inning Stats	R: 0 E: 0 K: 0 S: 7	H: 0 LOB: 0 BB: 0 P: 11	R: 0 E: 0 K: 1 S: 13	H: 2 LOB: 2 BB: 0 P: 18	R: 0 E: 0 K: 0 S: 7	H: 1 LOB: 1 BB: 0 P: 13	R: 1 E: 0 K: 1 S: 14	H: 2 LOB: 2 BB: 1 P: 21	R: 0 E: 0 K: 0 S: 3	H: 1 LOB: 0 BB: 0 P: 3	R: 1 E: 0 K: 1 S: 12	H: 2 LOB: 1 BB: 0 P: 15	R: 0 E: 0 K: 1 S: 9	H: 2 LOB: 2 BB: 0 P: 13	R: 0 E: 0 K: 0 S: 5	H: 2 LOB: 1 BB: 0 P: 7	1B: 10 2B: 1 3B: 0 HR: 1	SF: 0 SAC: 0 DP: 2 HBP: 0	WP: 0 PA: 39 PB: 0 CS: 0
PITCHER	IP WLS BF H R ER SO BB IBB HBP BLK WP HR S P ERA WHIP																		
31 Rodrigo Lopez, R (1.1) ERA: 2.9	6.0 W 26 8 2 2 3 0 1 0 0 0 0 1 56 81 3.00 1.333																		
Jeremy Affeldt, L (7.1) ERA: 2.77	1.0 H 4 0 0 0 1 1 0 0 0 0 0 0 7 17 0.00 1.000																		
60 Manny Corpas, R (8.1) ERA: 2.7	1.0 5 2 0 0 1 0 0 0 0 0 0 0 9 13 0.00 2.000																		
Tom Martin, L (9.1) ERA: 3.6	1.0 4 2 0 0 0 0 0 0 0 0 0 0 5 7 0.00 2.000																		

Batter	1	2	3	4	5	6	7	8	9	AB	R	H	RBI	BB	SO	LOB	BOTTOM		
3 Willy Taveras, R (1.8) OBP: 0.364, SLG: 0.366	SH2-3 2 17 1B	B2-3			G6-3					5	2	3	1	0	0	0	Tampa Bay Devil Rays @ Colorado Rockies Coors Field, Denver, CO Fri Jun 15 2007, 7:05 PM MDT Att: 25,762 - Partly Cloudy - 84 F		
2 Troy Tulowitzki, R (1.6) OBP: 0.338, SLG: 0.373	SH2-3		F			F9			K	4	1	1	1	0	1	3			
5 Matt Holliday, R (1.7) Tom Martin, L (9.1)	K2-3		P4							5	1	3	4	0	1	1			
17 Todd Helton, L (1.3) 60 Manny Corpas, R (8.1) Sean Barker, R (9.7)			G1-3							3	1	2	3	0	0	0			
27 Garrett Atkins, R (1.5) OBP: 0.326, SLG: 0.393					G6-3					0	0	0	0	0	0	0			
11 Brad Hawpe, L (1.9) OBP: 0.388, SLG: 0.519					G1-3					1	0	0	0	0	2				
20 Chris Iannetta, R (1.2) OBP: 0.319, SLG: 0.306	F7				F7					3	1	0	0	1	0	0			
Jamey Carroll, R (1.4) OBP: 0.298, SLG: 0.205		P4								3	2	0	0	1	0	1			
31 Rodrigo Lopez, R (1.1) Jeremy Affeldt, L (7.1)		G4-3								2	0	0	0	0	1	0	AB 35 R 12 H 13 RBI 12 BB 3 SO 4 LOB 10		
10 Jeff Baker, R (7. PH) OBP: 0.315, SLG: 0.393										2	2	2	0	0	0	0			
Inning Stats	R: 4 E: 0 K: 1 S: 18	H: 4 LOB: 0 BB: 0 P: 29	R: 0 E: 0 K: 0 S: 6	H: 0 LOB: 0 BB: 0 P: 7	R: 0 E: 0 K: 0 S: 4	H: 0 LOB: 0 BB: 0 P: 6	R: 0 E: 0 K: 0 S: 7	H: 0 LOB: 0 BB: 0 P: 12	R: 0 E: 0 K: 1 S: 10	H: 0 LOB: 0 BB: 0 P: 15	R: 1 E: 0 K: 0 S: 7	H: 2 LOB: 1 BB: 1 P: 17	R: 4 E: 0 K: 1 S: 18	H: 4 LOB: 1 BB: 1 P: 25	R: 3 E: 1 K: 1 S: 23	H: 3 LOB: 2 BB: 1 P: 37	1B: 8 2B: 3 3B: 0 HR: 2	SF: 1 SAC: 1 DP: 1 HBP: 0	WP: 0 PA: 40 PB: 0 CS: 0
PITCHER	IP WLS BF H R ER SO BB IBB HBP BLK WP HR S P ERA WHIP																		
33 James Shields, R (1.1) ERA: 3.3	6.0 L 24 6 5 5 2 1 0 0 0 0 0 0 2 52 86 7.50 1.167																		
22 Shawn Camp, R (7.1) ERA: 7.2	0.1 6 4 4 4 0 1 0 0 0 0 0 0 12 16 108.00 15.000																		
Casey Fossum, L (7.1) ERA: 7.44	0.2 2 0 0 0 1 0 0 0 0 0 0 0 6 9 0.00 0.000																		
28 Al Reyes, R (8.1) ERA: 2.25	0.1 5 2 3 1 0 1 0 0 0 0 0 0 14 22 27.00 9.000																		
Brian Stokes, R (8.1) ERA: 6.83	0.2 3 1 0 0 1 0 0 0 0 0 0 0 9 15 0.00 1.500																		

Batter	1	2	3	4	5	6	7	8	9	AB	R	H	RBI	BB	SO	LOB	TOP			
1 Akinori Iwamura, L OBP: 0.433, SLG: 0.434	4-1 SH5-3 BB		4-2 2B BB	2-1 G4-3		1-2 L7			1-3 K	3	1	0	0	2	1	0	Tampa Bay Devil Rays @ Colorado Rockies Coors Field, Denver, CO Sat Jun 16 2007, 6:05 PM MDT Att: 30,101 - Cloudy - 81 F			
Brendan Harris, R OBP: 0.378, SLG: 0.485	0-0 SH5-3		1-1 2B		1-1 HR		2-1 1B	4-1 BB	3	1	3	2	1	0	0					
13 Carl Crawford, L OBP: 0.339, SLG: 0.468	1-3 K		4-1 BB		1-2 F7		0-0 G6-4-3	0-1 G1-3	4	0	0	0	1	1	3					
Ty Wigginton, R OBP: 0.322, SLG: 0.461	3-1 F8		1-0 F8		0-0 1B		2-2 2B		4	0	2	0	0	0	3					
23 Carlos Pena, L OBP: 0.407, SLG: 0.663		2-3 K		0-0 HR	4-1 BB		1-3 K		3	1	1	1	1	2	1					
Delmon Young, R OBP: 0.297, SLG: 0.410		1-3 K		0-1 1B	1-2 L7		2-3 K		4	1	1	0	0	2	2					
31 Jonny Gomes, R OBP: 0.343, SLG: 0.383		1-2 K		0-2 2B	3-2 P3		2-2 P3		4	1	1	1	0	1	2					
Raul Casanova, S OBP: 0.318, SLG: 0.550			0-0 G4-3	1-2 G6-3		3-2 1B	3-2 G4-3		4	0	1	1	0	0	0					
21 Andy Sonnanstine, L OBP: 0.250, SLG: 0.400			1-3 K	0-2 G4-3		2-1 G6-4-3		1-0 F8	2	0	0	0	0	1	0					
35 Eliot Rodriguez, R OBP: 0.331, SLG: 0.396									1	0	0	0	0	0	1					
Casey Fossum, L ERA: 7.58									0	0	0	0	0	0	0					
45 Jay Witasick, R ERA: 4.24									0	0	0	0	0	0	0					
Brian Stokes, R ERA: 6.6									0	0	0	0	0	0	0					
3 Jorge Cantu, R OBP: 0.313, SLG: 0.295									1	0	0	0	0	0	0					
Inning Stats	R: 0 E: 0 K: 1 S: 8	H: 0 LOB: 1 BB: 1 P: 16	R: 0 E: 0 K: 3 S: 14	H: 0 LOB: 0 BB: 0 P: 18	R: 1 E: 0 K: 1 S: 11	H: 1 LOB: 2 BB: 2 P: 22	R: 3 E: 0 K: 0 S: 17	H: 3 LOB: 0 BB: 1 P: 20	R: 1 E: 0 K: 0 S: 13	H: 2 LOB: 2 BB: 1 P: 23	R: 0 E: 0 K: 1 S: 9	H: 2 LOB: 1 BB: 0 P: 14	R: 0 E: 0 K: 1 S: 9	H: 0 LOB: 0 BB: 0 P: 16	R: 0 E: 0 K: 1 S: 7	H: 0 LOB: 1 BB: 1 P: 13	1B: 4 2B: 3 3B: 0 HR: 2	SF: 0 SAC: 1 DP: 2 HBP: 0	WP: 0 PA: 39 PB: 0 SB: 0 CS: 0	
PITCHER	IP WLS BF H R ER SO BB IBB HBP BLK WP HR S P ERA WHIP	4.1 2 5 6 5 5 5 4 0 0 0 0 2 59 91 10.38 2.308	5.0 1 4 2 0 0 1 0 0 0 0 0 12 22 0.00 0.600	5.0 1 4 2 0 0 1 0 0 0 0 0 9 14 0.00 2.000	5.0 1 3 4 0 0 1 0 0 0 0 0 7 13 0.00 1.000															

Batter	1	2	3	4	5	6	7	8	9	AB	R	H	RBI	BB	SO	LOB	BOTTOM			
3 Willy Taveras, R OBP: 0.365, SLG: 0.379	4-0 2B 11 HR BB		1-2 G6-3	3-2 HR		1-2 FC4-6		2-1 FC5-4	4	2	1	1	1	0	3	Tampa Bay Devil Rays @ Colorado Rockies Coors Field, Denver, CO Sat Jun 16 2007, 6:05 PM MDT Att: 30,101 - Cloudy - 81 F				
40 Brian Fuentes, L ERA: 2.01						1-2 2-3 FC4-6		2-1 G4-6-3	0	0	0	0	0	0	0					
Kazuo Matsui, S OBP: 0.348, SLG: 0.471	1-1 11 HR 2B		3-2 P6	2-1 G1-3		0-2 F9		2-1 G4-6-3	5	1	1	0	0	0	3					
5 Matt Holliday, R OBP: 0.397, SLG: 0.601	1-3 K		1-2 27 HR 1B		1-3 K		0-0 17 BB 27 1B		4	2	2	0	0	2	2					
17 Todd Helton, L OBP: 0.441, SLG: 0.487	4-0 11 HR IBB		1-1 F7		1-3 K		4-0 27 1B	1-2 11 E BB	2	2	0	0	2	1						
27 Garrett Atkins, R OBP: 0.329, SLG: 0.407	1-2 F4		2-0 HR		1-1 G4-3		0-2 11 E 1B		4	1	2	3	0	0	3					
11 Brad Hawpe, L OBP: 0.384, SLG: 0.536	2-2 HR		1-1 1B			4-1 FC6-4 19 1B BB	1-0 F8	1-3 2-H	3	2	2	4	1	0	1					
2 Troy Tulowitz, R OBP: 0.337, SLG: 0.371	2-2 P3		1-0 F7			0-0 FC6-4 1B	0-1 G3		4	0	1	0	0	0	2					
8 Yorvit Torrealba, R OBP: 0.297, SLG: 0.316		1-2 P6		2-2 P6		1-0 FC6-4 FC4-6 1B	3-2 F8		4	0	0	0	0	0	3					
48 Jason Hirsh, R ERA: 7.11									2	0	0	0	0	2	0					
35 Taylor Buchholz, R ERA: 5.05									0	0	0	0	0	0	0					
19 Ryan Schimpf, R OBP: 0.250, SLG: 0.142									1	0	1	0	0	0	0					
LaTroy Hawkins, R ERA: 4.41									0	0	0	0	0	0	0					
50 Jorge Julio, R ERA: 6.52									0	0	0	0	0	0	0					
18 Cory Sullivan, L OBP: 1.000, SLG: 1.000									1	0	1	0	0	0	0					
Inning Stats	R: 4 E: 1 K: 1 S: 16	H: 2 LOB: 0 BB: 2 P: 31	R: 0 E: 0 K: 1 S: 10	H: 0 LOB: 0 BB: 0 P: 13	R: 2 E: 0 K: 0 S: 12	H: 3 LOB: 1 BB: 0 P: 21	R: 1 E: 0 K: 1 S: 12	H: 1 LOB: 0 BB: 0 P: 20	R: 0 E: 0 K: 2 S: 10	H: 0 LOB: 0 BB: 0 P: 13	R: 0 E: 0 K: 0 S: 11	H: 2 LOB: 2 BB: 1 P: 18	R: 2 E: 1 K: 0 S: 10	H: 2 LOB: 1 BB: 1 P: 18	R: 0 E: 0 K: 0 S: 7	H: 1 LOB: 0 BB: 0 P: 12	1B: 7 2B: 1 3B: 0 HR: 3	SF: 0 SAC: 0 DP: 1 HBP: 0	WP: 0 PA: 38 PB: 0 SB: 0 CS: 0	
PITCHER	IP WLS BF H R ER SO BB IBB HBP BLK WP HR S P ERA WHIP	5.0 L 23 4 3 2 0 2 0 0 0 0 3 60 98 12.60 1.400	1.1 1 4 3 2 0 2 0 0 0 0 0 5 8 0.00 0.000	1.0 1 3 1 0 0 0 0 0 0 0 0 7 12 0.00 1.000																

AB	33
R	5
H	9
RBI	5
BB	5
SO	8
LOB	12

AB	34
R	10
H	11
RBI	9
BB	4
SO	5
LOB	18



Batter	1	2	3	4	5	6	7	8	9	AB	R	H	RBI	BB	SO	LOB	TOP					
1 Akinori Iwamura, L (1.5)	G6-3		G4-3		F7		K		13 1B	5	0	1	0	0	1	1	Tampa Bay Devil Rays @ Colorado Rockies Coors Field, Denver, CO Sun Jun 17 2007, 1:05 PM MDT Att: 31,190 - Partly Cloudy - 93 F					
Brendan Harris, R (1.6)	G2-3		G4-3		FC5-4		F8		F8	5	0	0	0	0	2							
13 Carl Crawford, L (1.7)	L8				1B				2B 23 2B	5	1	4	0	0	0							
Ty Wigginton, R (1.4)					1B		L5-3		G3-1	5	1	3	0	0	3							
23 Carlos Pena, L (1.3)	L8				1B				2B	4	1	2	2	0	3							
Delmon Young, R (1.8)	G6-3				G1-6-3		HR		F9	4	1	1	0	0	4							
31 Jonny Gomes, R (1.9)					1B		31 HR			3	3	3	4	1	0							
30 Dioner Navarro, S (1.2)	G4-3				G3-1		G6-3		F7	4	0	0	0	0	3							
19 Scott Kazmir, L (1.1)					G1-3				L7	2	0	1	1	0	0	AB 39 R 7 H 15 RBI 7 BB 1 SO 1 LOB 16						
35 Eliot Duquesne, R (7. Ph)									L9	0	0	0	0	0	0							
45 Jay Witasick, R (7.1)										0	0	0	0	0	0							
47 Gary Glover, R (8.1)										0	0	0	0	0	0							
Greg Norton, S (9. Ph)										0	0	0	0	0	0							
28 Al Reyes, R (9.1)										0	0	0	0	0	0							
										0	0	0	0	0	0							
Inning Stats	R: 0 E: 0 K: 0 S: 7	H: 0 LOB: 0 BB: 0 P: 11	R: 2 E: 0 K: 0 S: 8	H: 2 LOB: 0 BB: 0 P: 8	R: 0 E: 0 K: 0 S: 9	H: 0 LOB: 0 BB: 0 P: 12	R: 0 E: 0 K: 0 S: 7	H: 2 LOB: 1 BB: 0 P: 11	R: 0 E: 0 K: 0 S: 9	H: 2 LOB: 1 BB: 0 P: 13	R: 3 E: 0 K: 0 S: 13	H: 4 LOB: 0 BB: 0 P: 20	R: 0 E: 0 K: 1 S: 7	H: 0 LOB: 0 BB: 0 P: 11	R: 1 E: 0 K: 0 S: 10	H: 3 LOB: 2 BB: 1 P: 20	R: 0 E: 0 K: 0 S: 14	H: 2 LOB: 2 BB: 0 P: 17	1B: 8 2B: 5 3B: 0 HR: 3	SF: 0 SAC: 0 DP: 2 HBP: 0	WP: 0 PB: 0 SB: 0 CS: 0	PA: 40
PITCHER	IP WLS BF H R ER SO BB IBB HBP BLK WP HR S P ERA WHIP																					
28 Aaron Cook, R (1.1)	6.0 L 26 10 6 6 0 0 0 0 0 0 0 3 53 75 9.00 1.667																					
Tom Martin, L (7.1)	1.0 3 0 0 0 1 0 0 0 0 0 0 7 11 0.00 0.000																					
Jeremy Affeldt, L (8.1)	1.0 6 3 1 1 0 0 0 1 0 0 0 10 20 9.00 3.000																					
60 Manny Corpas, R (9.1)	1.0 5 2 0 0 0 0 0 0 0 0 0 14 17 0.00 2.000																					

Batter	1	2	3	4	5	6	7	8	9	AB	R	H	RBI	BB	SO	LOB	BOTTOM					
3 Willy Taveras, R (1.8)	G6-3				17 BB SH1-3		17 BB 5 S		K	5	0	2	0	0	2	1	Tampa Bay Devil Rays @ Colorado Rockies Coors Field, Denver, CO Sun Jun 17 2007, 1:05 PM MDT Att: 31,190 - Partly Cloudy - 93 F					
Kazuo Matsui, S (1.4)	HR				SH1-3		F7		F8	4	1	1	1	0	1							
5 Matt Holliday, R (1.7)	17 FC4-6				17 BB		17 BB		K	3	1	2	1	2	1	0						
17 Todd Helton, L (1.3)	FC4-6				27 G4-3		27 FC6-4			2	0	0	0	2	0	1						
27 Garrett Atkins, R (1.5)	G5-3				G4-3		FC6-4			3	0	0	0	1	0	7						
11 Brad Hawpe, L (1.9)					F8		G4-3		HR	4	1	1	1	0	1	1						
2 Troy Tulowitzki, R (1.6)					F9		20 CS		G1-3	3	1	1	0	1	0	0						
20 Chris Iannetta, R (1.2)					G6-3		K		K	4	0	1	1	0	2	1						
28 Aaron Cook, R (1.1)					F9		F7		K	2	0	0	0	0	1	1	AB 32 R 4 H 8 RBI 4 BB 6 SO 9 LOB 13					
18 Cory Sullivan, L (7. Ph)										0	0	0	0	0	0	0						
Jeremy Affeldt, L (8.1)										0	0	0	0	0	0	0						
19 Ryan Spillorths, R (8. Ph)										0	0	0	0	0	1	0						
60 Manny Corpas, R (9.1)										0	0	0	0	0	0	0						
										0	0	0	0	0	0	0						
										0	0	0	0	0	0	0						
Inning Stats	R: 1 E: 0 K: 0 S: 9	H: 2 LOB: 1 BB: 0 P: 20	R: 1 E: 0 K: 2 S: 20	H: 2 LOB: 0 BB: 0 P: 30	R: 1 E: 0 K: 1 S: 9	H: 1 LOB: 1 BB: 1 P: 16	R: 0 E: 0 K: 1 S: 12	H: 0 LOB: 0 BB: 0 P: 14	R: 0 E: 0 K: 0 S: 6	H: 1 LOB: 2 BB: 2 P: 16	R: 0 E: 0 K: 1 S: 8	H: 0 LOB: 0 BB: 1 P: 18	R: 0 E: 0 K: 0 S: 12	H: 1 LOB: 3 BB: 2 P: 23	R: 1 E: 0 K: 2 S: 10	H: 1 LOB: 0 BB: 0 P: 18	R: 0 E: 0 K: 2 S: 7	H: 0 LOB: 0 BB: 0 P: 12	1B: 4 2B: 1 3B: 0 HR: 3	SF: 0 SAC: 1 DP: 1 HBP: 0	WP: 0 PB: 0 SB: 2 CS: 1	PA: 39
PITCHER	IP WLS BF H R ER SO BB IBB HBP BLK WP HR S P ERA WHIP																					
19 Scott Kazmir, L (1.1)	6.0 W 26 6 3 3 3 4 0 0 0 0 0 0 12 23 4.50 1.667																					
45 Jay Witasick, R (7.1)	1.0 H 6 1 0 0 0 2 0 0 0 0 0 12 23 0.00 3.000																					
47 Gary Glover, R (8.1)	1.0 4 1 1 1 2 0 0 0 0 0 1 10 18 9.00 1.000																					
28 Al Reyes, R (9.1)	1.0 S 3 0 0 0 2 0 0 0 0 0 0 7 12 0.00 0.000																					

Batter	1	2	3	4	5	6	7	8	9	AB	R	H	RBI	BB	SO	LOB	TOP										
28 Melky Cabrera, S OBP: 0.310, SLG: 0.345	1-1 L4		2-1 L7		1-2 2B			0-1 13 BB 1B		4	0	2	0	0	0	0	New York Yankees @ Colorado Rockies Coors Field, Denver, CO Tue Jun 19 2007, 7:05 PM MDT Att: 48,077 - Partly Cloudy - 87 F										
2 Derek Jeter, R OBP: 0.416, SLG: 0.476	0-0 G5-3		2-2 2B		3-2 G4-3			2-2 F9		4	0	1	0	0	0	2											
Bobby Abreu, L OBP: 0.369, SLG: 0.378	1-1 F7		4-2 BB			2-2 F7		2-1 13 BB 1B		3	0	1	0	1	0	0											
13 Alex Rodriguez, R OBP: 0.414, SLG: 0.693		2-2 20 2B 55 G6-3 1B	1-3 K		3-3 K			4-0 20 FC6-4 BB		3	1	1	0	1	2	2											
20 Jorge Posada, S OBP: 0.402, SLG: 0.564	0-1 55 G6-3 2B		1-0 F7		2-0 G4-3			2-2 FC6-4		4	0	1	0	0	0	3											
55 Hideki Matsui, L OBP: 0.376, SLG: 0.476	3-1 G6-3		1-0 F8			1-0 F8		1-2 24 G6-3 2B		4	0	1	1	0	0	1											
24 Robinson Canó, L OBP: 0.309, SLG: 0.412	2-3 3-H G6-3		2-0 F8			0-2 F8		0-0 G6-3		4	0	0	0	0	0	2											
Wil Nieves, R OBP: 0.156, SLG: 0.116	2-3 K		2-1 P4			2-1 L6		2-3 K2-3		2	0	0	0	0	1	1											
12 Andy Phillips, R (7, PH)			1-1 P6							1	0	0	0	0	0	0											
Miguel Cairo, R OBP: 0.299, SLG: 0.295			3-2 F8		1-1 P6			2-2 F8		2	0	0	0	0	0	0											
35 Mike Mussina, L Luis Vizcaino, R Mike Myers, L 33 Brian Bruney, R 18 Johnny Damon, L OBP: 0.345, SLG: 0.359	R: 0 E: 0 K: 0 S: 5	H: 0 LOB: 0 BB: 0 P: 7	R: 1 E: 0 K: 1 S: 13	H: 2 LOB: 1 BB: 0 P: 20	R: 0 E: 0 K: 1 S: 13	H: 1 LOB: 2 BB: 1 P: 25	R: 0 E: 0 K: 0 S: 3	H: 0 LOB: 0 BB: 0 P: 7	R: 0 E: 0 K: 0 S: 12	H: 1 LOB: 1 BB: 0 P: 19	R: 0 E: 0 K: 1 S: 7	H: 0 LOB: 0 BB: 0 P: 14	R: 0 E: 0 K: 0 S: 6	H: 0 LOB: 0 BB: 0 P: 9	R: 0 E: 0 K: 0 S: 14	H: 2 LOB: 3 BB: 1 P: 26	R: 0 E: 0 K: 2 S: 11	H: 1 LOB: 1 BB: 0 P: 14	1B: 3 2B: 4 3B: 0 HR: 0	SF: 0 SAC: 0 DP: 0 HBP: 0	WP: 0 PB: 0 SB: 0 CS: 0	PA: 36					
PITCHER	IP	WLS	BF	H	R	ER	SO	BB	IBB	HBP	BLK	WP	HR	S	P	ERA	WHIP										
Josh Fogg, R ERA: 4.58	7.0	W	26	4	1	1	3	1	0	0	0	0	0	59	101	1.29	0.714										
60 Manny Corpas, R ERA: 2.57	0.2	H	5	2	0	0	0	1	0	0	0	0	0	11	21	0.00	4.500										
LaTroy Hawkins, R ERA: 4.32	0.1	H	1	0	0	0	0	0	0	0	0	0	0	3	5	0.00	0.000										
40 Brian Fuentes, L ERA: 1.95	1.0	S	4	1	0	0	2	0	0	0	0	0	0	11	14	0.00	1.000										

Batter	1	2	3	4	5	6	7	8	9	AB	R	H	RBI	BB	SO	LOB	BOTTOM										
3 Willy Taveras, R OBP: 0.364, SLG: 0.377	2-2 G6-3		1-1 27 1B S 1B		2-3 K		2-2 L8			4	1	1	0	0	1	0	New York Yankees @ Colorado Rockies Coors Field, Denver, CO Tue Jun 19 2007, 7:05 PM MDT Att: 48,077 - Partly Cloudy - 87 F										
Kazuo Matsui, S OBP: 0.343, SLG: 0.481	0-0 F7		3-2 F8		0-1 5 5 1B		0-3 K			4	1	1	0	0	1	1											
5 Matt Holliday, R OBP: 0.408, SLG: 0.611	4-0 17 1B BB		0-3 K		0-1 1-H 1B		4-1 27 FC5 17 BB BB			2	0	1	1	2	1	1											
17 Todd Helton, L OBP: 0.446, SLG: 0.483	1-2 1B		4-2 27 1B BB		2-3 K		4-2 27 FC5 BB			2	0	1	0	2	1	1											
27 Garrett Atkins, R OBP: 0.326, SLG: 0.400	0-2 F8		3-1 1-2 2-H 1B		0-1 P3		2-2 FC5			4	0	1	1	0	0	5											
11 Brad Hawpe, L OBP: 0.389, SLG: 0.539		0-2 G4-3	1-0 P5			2-3 K		2-1 2 SH2-3 1B		4	0	1	0	0	1	2											
2 Troy Tulowitzki, R OBP: 0.339, SLG: 0.367		0-0 F9		2-2 8 G6-4-3 HBP		1-2 G6-3		0-0 SH2-3		2	0	0	0	0	0	0											
8 Yorvit Torrealba, R OBP: 0.302, SLG: 0.340		0-1 1B		0-1 G6-4-3		0-0 K		2-2 G5-3		4	1	2	1	0	0	2											
Josh Fogg, R ERA: 5.1	6.0	L	27	7	3	3	6	2	0	1	0	0	0	0	0	0											
Luis Vizcaino, R ERA: 5.94	0.2		3	0	0	0	1	1	0	0	0	0	0	0	0	0											
Mike Myers, L ERA: 2.51	0.0		1	0	0	0	0	1	0	0	0	0	0	0	0	0											
33 Brian Bruney, R ERA: 2.08	1.1		5	1	0	0	0	0	0	0	0	0	0	0	0	0											
PITCHER	IP	WLS	BF	H	R	ER	SO	BB	IBB	HBP	BLK	WP	HR	S	P	ERA	WHIP										
35 Mike Mussina, R ERA: 5.1	6.0	L	27	7	3	3	6	2	0	1	0	0	0	0	0	0											
Luis Vizcaino, R ERA: 5.94	0.2		3	0	0	0	1	1	0	0	0	0	0	0	0	0											
Mike Myers, L ERA: 2.51	0.0		1	0	0	0	0	1	0	0	0	0	0	0	0	0											
33 Brian Bruney, R ERA: 2.08	1.1		5	1	0	0	0	0	0	0	0	0	0	0	0	0											
PITCHER	IP	WLS	BF	H	R	ER	SO	BB	IBB	HBP	BLK	WP	HR	S	P	ERA	WHIP										
35 Mike Mussina, R ERA: 5.1	6.0	L	27	7	3	3	6	2	0	1	0	0	0	0	0	0											
Luis Vizcaino, R ERA: 5.94	0.2		3	0	0	0	1	1	0	0	0	0	0	0	0	0											
Mike Myers, L ERA: 2.51	0.0		1	0	0	0	0	1	0	0	0	0	0	0	0	0											
33 Brian Bruney, R ERA: 2.08	1.1		5	1	0	0	0	0	0	0	0	0	0	0	0	0											
PITCHER	IP	WLS	BF	H	R	ER	SO	BB	IBB	HBP	BLK	WP	HR	S	P	ERA	WHIP										
35 Mike Mussina, R ERA: 5.1	6.0	L	27	7	3	3	6	2	0	1	0	0	0	0	0	0											
Luis Vizcaino, R ERA: 5.94	0.2		3	0	0	0	1	1	0	0	0	0	0	0	0	0											
Mike Myers, L ERA: 2.51	0.0		1	0	0	0	0	1	0	0	0	0	0	0	0	0											
33 Brian Bruney, R ERA: 2.08	1.1		5	1	0	0	0	0	0	0	0	0	0	0	0	0											
PITCHER	IP	WLS	BF	H	R	ER	SO	BB	IBB	HBP	BLK	WP	HR	S	P	ERA	WHIP										
35 Mike Mussina, R ERA: 5.1	6.0	L	27	7	3	3	6	2	0	1	0	0	0	0	0	0											
Luis Vizcaino, R ERA: 5.94	0.2		3	0	0	0	1	1	0	0	0	0	0	0	0	0											
Mike Myers, L ERA: 2.51	0.0		1	0	0	0	0	1	0	0	0	0	0	0	0	0											
33 Brian Bruney, R ERA: 2.08	1.1		5	1	0	0	0	0	0	0	0	0	0	0	0	0											
PITCHER	IP	WLS	BF	H	R	ER	SO	BB	IBB	HBP	BLK	WP	HR	S	P	ERA	WHIP										
35 Mike Mussina, R ERA: 5.1	6.0	L	27	7	3	3	6	2	0	1	0	0	0	0	0	0											
Luis Vizcaino, R ERA: 5.94	0.2		3	0	0	0	1	1	0	0	0	0	0	0	0	0											
Mike Myers, L ERA: 2.51	0.0		1	0	0	0	0	1	0	0	0	0	0	0	0	0											
33 Brian Bruney, R ERA: 2.08	1.1		5	1	0	0	0	0	0	0	0	0	0	0	0	0											
PITCHER	IP	WLS	BF	H	R	ER	SO	BB	IBB	HBP	BLK	WP	HR	S	P	ERA	WHIP										
35 Mike Mussina, R ERA: 5.1	6.0	L	27	7	3	3	6	2	0	1	0	0	0	0	0	0											
Luis Vizcaino, R ERA: 5.94	0.2		3	0	0	0	1	1	0	0	0	0	0	0	0	0											
Mike Myers, L ERA: 2.51	0.0		1	0	0	0	0	1	0	0	0	0	0	0	0	0											
33 Brian Bruney, R ERA: 2.08	1.1		5	1	0	0	0	0	0	0	0	0	0	0	0	0											
PITCHER	IP	WLS	BF	H	R	ER	SO	BB	IBB	HBP	BLK	WP	HR	S	P	ERA	WHIP										
35 Mike Mussina, R ERA: 5.1	6.0	L	27	7	3	3	6	2	0	1	0	0	0	0	0	0											
Luis Vizcaino, R ERA: 5.94	0.2		3	0	0	0	1	1	0	0	0	0	0	0	0	0											
Mike Myers, L ERA: 2.51	0.0		1	0	0	0	0	1	0	0	0	0	0	0	0	0											
33 Brian Bruney, R ERA: 2.08	1.1		5	1	0	0	0	0	0	0	0	0	0	0	0	0											
PITCHER	IP	WLS	BF	H	R	ER	SO	BB	IBB	HBP	BLK	WP	HR	S	P	ERA	WHIP										
35 Mike Mussina, R ERA: 5.1	6.0	L	27	7	3	3	6	2	0	1	0	0	0	0	0	0											
Luis Vizcaino, R ERA: 5.94	0.2		3	0	0	0	1	1	0	0	0	0	0	0	0	0											
Mike Myers, L ERA: 2.51	0.0		1	0	0	0	0	1	0	0	0	0	0	0	0	0											
33 Brian Bruney, R ERA: 2.08	1.1		5	1	0	0	0	0	0	0	0	0	0	0	0	0											
PITCHER	IP	WLS	BF	H	R	ER	SO	BB	IBB	HBP	BLK	WP	HR	S	P	ERA	WHIP										
35 Mike Mussina, R ERA: 5.1	6.0	L	27	7	3	3	6	2	0	1	0	0	0	0	0	0											
Luis Vizcaino, R ERA: 5.94	0.2		3	0	0	0	1	1	0	0	0	0	0	0	0	0											
Mike Myers, L ERA: 2.51	0.0		1	0	0	0	0	1	0	0	0	0	0	0	0	0											
33 Brian Bruney, R ERA: 2.08	1.1		5	1	0	0	0	0	0	0	0	0	0	0	0	0											
PITCHER	IP	WLS	BF	H	R	ER	SO	BB	IBB	HBP	BLK	WP	HR	S	P	ERA	WHIP										
35 Mike Mussina, R ERA: 5.1	6.0	L	27	7	3	3	6	2	0	1	0	0	0	0	0	0											
Luis Vizcaino, R ERA: 5.94	0.2		3	0	0	0	1	1																			

Batter	1	2	3	4	5	6	7	8	9	AB	R	H	RBI	BB	SO	LOB	TOP								
18 Johnny Damon, L (1,8) OBP: 0.339, SLG: 0.351	G1-3		K		L5-4		G4-3			4	0	0	0	0	1	2	New York Yankees @ Colorado Rockies Coors Field, Denver, CO Thu Jun 21 2007, 1:05 PM MDT Att: 48,611 - Partly Cloudy - 93 F								
2 Derek Jeter, R (1,6) OBP: 0.416, SLG: 0.482			L5					K		3	0	1	0	1	1	0									
Bobby Abreu, L (1,9) OBP: 0.360, SLG: 0.367	G4-3				G3-1		K		G3	4	0	0	0	0	1	2									
13 Alex Rodriguez, R (1,5)										4	1	2	0	0	1	1									
20 Jorge Posada, S (1,2) OBP: 0.401, SLG: 0.557										4	0	2	0	0	0	2									
55 Hideki Matsui, L (1,7) OBP: 0.397, SLG: 0.477										4	1	1	2	0	1	3									
24 Robinson Canó, L (1,4) OBP: 0.312, SLG: 0.416										4	1	2	0	0	0	0									
Miguel Cairo, R (1,3) OBP: 0.290, SLG: 0.286										2	0	0	0	0	0	1									
33 Brian Bruney, R (7,1)										0	0	0	0	0	0	0									
Kyle Farnsworth, R (8,1)										0	0	0	0	0	0	0									
12 Andy Phillips, R (9,PH)										1	0	0	0	0	1	0									
22 Roger Clemens, R (1,1) OBP: 0.500, SLG: 0.500										2	0	1	0	0	0	0									
Mike Myers, L (5,1)										0	0	0	0	0	0	0									
Scott Proctor, R (5,1)										0	0	0	0	0	0	0									
28 Melky Cabrera, S (7,PH) OBP: 0.308, SLG: 0.348										0	0	0	1	0	0	0									
Inning Stats	R: 0 E: 0 K: 0 S: 12	H: 0 LOB: 0 BB: 1 P: 21	R: 2 E: 0 K: 0 S: 7	H: 2 LOB: 0 BB: 0 P: 13	R: 0 E: 0 K: 1 S: 8	H: 0 LOB: 0 BB: 0 P: 10	R: 0 E: 0 K: 1 S: 13	H: 1 LOB: 1 BB: 0 P: 24	R: 0 E: 0 K: 0 S: 12	H: 2 LOB: 1 BB: 0 P: 15	R: 0 E: 0 K: 2 S: 11	H: 2 LOB: 2 BB: 0 P: 17	R: 1 E: 0 K: 0 S: 9	H: 1 LOB: 0 BB: 0 P: 12	R: 0 E: 0 K: 1 S: 6	H: 1 LOB: 1 BB: 0 P: 6	R: 0 E: 0 K: 1 S: 9	H: 0 LOB: 0 BB: 0 P: 14	1B: 6 2B: 3 3B: 0 HR: 1	SF: 1 SAC: 1 DP: 1 HBP: 0	WP: 0 PB: 0 SB: 0 CS: 1	PA: 35			
PITCHER	IP	WLS	BF	H	R	ER	SO	BB	IBB	HBP	BLK	WP	HR	S	P	ERA	WHIP								
31 Rodrigo Lopez, R (1,1) ERA: 2.93	5.2	W	23	7	2	2	3	1	0	0	0	0	1	60	94	3.18	1.412								
50 Jorge Julio, R (6,1) ERA: 6.53	1.1	H	5	1	1	1	1	0	0	0	0	0	0	12	18	6.75	0.750								
60 Manny Corpas, R (8,1) ERA: 2.5	1.0	H	4	1	0	0	1	0	0	0	0	0	0	6	6	0.00	1.000								
40 Brian Fuentes, L (9,1) ERA: 1.89	1.0	S	3	0	0	0	1	0	0	0	0	0	0	9	14	0.00	0.000								

Batter	1	2	3	4	5	6	7	8	9	AB	R	H	RBI	BB	SO	LOB	BOTTOM								
3 Willy Taveras, R (1,8) OBP: 0.358, SLG: 0.371	K									5	0	1	0	0	1	3	New York Yankees @ Colorado Rockies Coors Field, Denver, CO Thu Jun 21 2007, 1:05 PM MDT Att: 48,611 - Partly Cloudy - 93 F								
Kazuo Matsui, S (1,4) OBP: 0.345, SLG: 0.485	L4									3	1	1	0	1	0	0									
5 Matt Holliday, R (1,7) OBP: 0.410, SLG: 0.617	K									3	1	1	1	1	2	2									
17 Todd Helton, L (1,3) OBP: 0.447, SLG: 0.488										4	0	2	0	0	0	2									
27 Garrett Atkins, R (1,5) OBP: 0.324, SLG: 0.409										3	1	1	2	0	0	2									
11 Brad Hawpe, L (1,9) OBP: 0.381, SLG: 0.524										4	0	1	0	0	1	2									
2 Troy Tulowitzki, R (1,6) OBP: 0.351, SLG: 0.393										4	1	3	1	0	0	0									
8 Yorvit Torrealba, R (1,2) OBP: 0.301, SLG: 0.333										3	0	0	0	0	1	3									
31 Rodrigo Lopez, R (1,1) OBP: 0.143, SLG: 0.077										2	0	0	0	0	2	2									
50 Jorge Julio, R (6,1)										0	0	0	0	1	0	0									
60 Manny Corpas, R (8,1)										0	0	0	0	0	0	0									
10 Jeff Baker, R (8,PH) OBP: 0.312, SLG: 0.388										1	0	0	0	0	1	1									
40 Brian Fuentes, L (9,1)										0	0	0	0	0	0	0									
Inning Stats	R: 0 E: 0 K: 2 S: 11	H: 0 LOB: 0 BB: 0 P: 18	R: 2 E: 0 K: 1 S: 15	H: 2 LOB: 0 BB: 0 P: 24	R: 0 E: 0 K: 2 S: 10	H: 1 LOB: 2 BB: 1 P: 17	R: 0 E: 0 K: 1 S: 14	H: 2 LOB: 2 BB: 0 P: 20	R: 2 E: 0 K: 0 S: 12	H: 3 LOB: 0 BB: 0 P: 21	R: 0 E: 0 K: 1 S: 11	H: 1 LOB: 2 BB: 1 P: 18	R: 0 E: 0 K: 0 S: 10	H: 1 LOB: 2 BB: 1 P: 18	R: 0 E: 1 K: 1 S: 12	H: 0 LOB: 1 BB: 0 P: 18	R: 0 E: 0 K: 1 S: 9	H: 0 LOB: 0 BB: 0 P: 14	1B: 7 2B: 1 3B: 0 HR: 2	SF: 1 SAC: 0 DP: 0 HBP: 1	WP: 0 PB: 0 SB: 2 CS: 1	PA: 38			
PITCHER	IP	WLS	BF	H	R	ER	SO	BB	IBB	HBP	BLK	WP	HR	S	P	ERA	WHIP								
22 Roger Clemens, R (1,1) ERA: 4.86	4.1	L	21	7	4	4	6	1	0	0	0	0	2	57	90	8.31	1.846								
Mike Myers, L (5,1) ERA: 2.51	0.0		1	1	0	0	0	0	0	0	0	0	0	2	4	∞	∞								
Scott Proctor, R (5,1) ERA: 3.13	1.2		6	1	0	0	1	1	0	0	0	0	0	14	24	0.00	1.200								
33 Brian Bruney, R (7,1) ERA: 2.01	1.0		5	1	0	0	0	1	0	0	0	0	0	10	18	0.00	2.000								
Kyle Farnsworth, R (8,1) ERA: 4.78	1.0		4	0	0	0	1	0	0	1	0	0	0	12	18	0.00	0.000								

Batter	1	2	3	4	5	6	7	8	9	AB	R	H	RBI	BB	SO	LOB	TOP					
3 Willy Taveras, R OBP: 0.363, SLG: 0.380	F7		17 BB 27 SF7 1B			P3			P6	4	1	1	0	1	0	1						
Kazuo Matsui, S OBP: 0.347, SLG: 0.479	F7		11 BB 2B			P6			F8	4	1	1	0	1	0	2						
5 Matt Holliday, R OBP: 0.402, SLG: 0.605	2B		F9			F9			BB	5	0	2	0	0	1	4						
17 Todd Helton, L OBP: 0.447, SLG: 0.482	G3		11 BB 2B			G4-3			K	4	0	0	0	1	1	5						
27 Garrett Atkins, R OBP: 0.323, SLG: 0.404			SF7						L9	2	1	0	1	1	1	1						
11 Brad Hawpe, L OBP: 0.387, SLG: 0.538										3	1	1	1	1	2	0						
2 Troy Tulowitzki, R OBP: 0.353, SLG: 0.412										3	2	1	1	1	0	0						
10 Jeff Baker, R OBP: 0.309, SLG: 0.375										3	0	0	1	0	0	2						
8 Yorvit Torrealba, R OBP: 0.298, SLG: 0.329										2	0	0	0	0	2	1						
20 Chris Iannetta, R OBP: 0.323, SLG: 0.330										2	0	1	1	0	0	0						
Inning Stats	R: 0 E: 0 K: 0 S: 7	H: 1 LOB: 1 BB: 0 P: 13	R: 1 E: 0 K: 3 S: 12	H: 1 LOB: 1 BB: 0 P: 17	R: 2 E: 0 K: 0 S: 14	H: 2 LOB: 2 BB: 2 P: 26	R: 0 E: 0 K: 1 S: 8	H: 0 LOB: 0 BB: 0 P: 15	R: 0 E: 0 K: 0 S: 7	H: 1 LOB: 1 BB: 0 P: 9	R: 3 E: 1 K: 0 S: 10	H: 0 LOB: 0 BB: 3 P: 24	R: 0 E: 0 K: 2 S: 11	H: 0 LOB: 1 BB: 1 P: 18	R: 0 E: 0 K: 1 S: 6	H: 0 LOB: 0 BB: 0 P: 8	R: 0 E: 0 K: 0 S: 14	H: 2 LOB: 2 BB: 0 P: 24	1B: 3 2B: 3 3B: 0 HR: 1	SF: 1 SAC: 0 DP: 0 HBP: 1	WP: 1 PB: 0 SB: 0 CS: 0	PA: 40
PITCHER	IP	WLS	BF	H	R	ER	SO	BB	IBB	HBP	BLK	WP	HR	S	P	ERA	WHIP					
48 Ty Taubenheim, R ERA: 9.0	5.0		24	5	5	5	4	4	0	1	0	1	1	52	92	9.00	1.800					
40 Brian Wolfe, L ERA: 3.95	1.0	W	4	0	1	0	0	1	0	0	0	0	0	6	12	0.00	1.000					
37 Scott Downs, L ERA: 2.64	2.0	H	7	0	0	0	3	1	0	0	0	0	0	17	26	0.00	0.500					
44 Casey Janssen, R ERA: 2.31	1.0		5	2	0	0	0	0	0	0	0	0	0	14	24	0.00	2.000					

Colorado Rockies @ Toronto Blue Jays
Rogers Centre, Toronto, ON
Sat Jun 23 2007, 1:07 PM EDT
Att: 32,482 - Sunny - 61 F

AB	32
R	6
H	7
RBI	5
BB	6
SO	7
LOB	16



Batter	1	2	3	4	5	6	7	8	9	AB	R	H	RBI	BB	SO	LOB	BOTTOM				
10 Vernon Wells, R OBP: 0.302, SLG: 0.394	G6-3		G6-3	F8		G6-3				4	0	0	1	1	0	1					
15 Alex Rios, R OBP: 0.343, SLG: 0.524	P4		1B	L8		L8			L9	4	1	1	0	0	0	3					
Matt Stairs, L OBP: 0.380, SLG: 0.577	HR		25 BB 1B			G5-3 BB			G4-3	5	2	4	2	0	0	0					
25 Troy Glaus, R OBP: 0.407, SLG: 0.557	HR		2 BB 1B			L5			G6-3	4	3	2	0	1	0	3					
Frank Thomas, R OBP: 0.382, SLG: 0.427	HR		2 BB 1B							4	1	4	4	1	0	0					
2 Aaron Hill, R OBP: 0.336, SLG: 0.459	G6-3		26 BB 1B			G5-3			FC5-4 1B	5	2	2	0	0	0	4					
26 Adam Lind, L OBP: 0.276, SLG: 0.395										5	0	2	2	0	0	1					
Jason Phillips, R OBP: 0.284, SLG: 0.287										2	0	0	0	0	0	2					
9 Gregg Zaun, S OBP: 0.330, SLG: 0.410										1	1	1	1	2	0	0					
6 John McDonald, R OBP: 0.308, SLG: 0.386										4	1	1	1	0	0	1					
Inning Stats	R: 3 E: 0 K: 0 S: 14	H: 3 LOB: 0 BB: 0 P: 22	R: 0 E: 0 K: 0 S: 7	H: 0 LOB: 0 BB: 0 P: 14	R: 3 E: 0 K: 0 S: 17	H: 5 LOB: 2 BB: 1 P: 28	R: 0 E: 0 K: 0 S: 9	H: 0 LOB: 0 BB: 0 P: 13	R: 0 E: 0 K: 0 S: 9	H: 1 LOB: 1 BB: 1 P: 16	R: 2 E: 1 K: 0 S: 16	H: 1 LOB: 2 BB: 1 P: 30	R: 0 E: 0 K: 0 S: 12	H: 3 LOB: 3 BB: 2 P: 27	R: 2 E: 0 K: 0 S: 13	H: 4 LOB: 2 BB: 0 P: 20	1B: 13 2B: 2 3B: 0 HR: 2	SF: 0 SAC: 0 DP: 1 HBP: 1	WP: 0 PB: 0 SB: 0 CS: 0	PA: 44	
PITCHER	IP	WLS	BF	H	R	ER	SO	BB	IBB	HBP	BLK	WP	HR	S	P	ERA	WHIP				
28 Aaron Cook, R ERA: 4.93	5.1	L	27	9	8	6	0	3	0	0	0	0	2	63	105	10.12	2.250				
50 Jorge Julio, R ERA: 6.23	0.1		2	0	0	0	0	0	0	1	0	0	0	3	7	0.00	0.000				
Tom Martin, L ERA: 3.71	1.0		6	3	1	1	0	1	0	0	0	0	0	14	30	9.00	4.000				
60 Manny Corpas, R ERA: 2.89	1.1		9	5	2	2	0	1	0	0	0	0	0	17	28	13.50	4.500				

Colorado Rockies @ Toronto Blue Jays
Rogers Centre, Toronto, ON
Sat Jun 23 2007, 1:07 PM EDT
Att: 32,482 - Sunny - 61 F

AB	38
R	11
H	17
RBI	11
BB	5
SO	0
LOB	15



Batter	1	2	3	4	5	6	7	8	9	AB	R	H	RBI	BB	SO	LOB	TOP			
3 Willy Taveras, R OBP: 0.357, SLG: 0.374	G6-3			G5-3		G6-3			G5-3	4	0	0	0	0	0	1	Colorado Rockies @ Toronto Blue Jays Rogers Centre, Toronto, ON Sun Jun 24 2007, 1:07 PM EDT Att: 33,910 - Sunny - 79 F			
Kazuo Matsui, S OBP: 0.344, SLG: 0.469	K			BB		F8			F7	3	0	0	0	1	1					
5 Matt Holliday, R OBP: 0.399, SLG: 0.599	G6-3			K		K			K	3	0	0	0	0	2	1				
17 Todd Helton, L OBP: 0.443, SLG: 0.477		G4-3		G3-1					F7	3	0	0	0	0	0	1				
27 Garrett Atkins, R OBP: 0.320, SLG: 0.399		F8				K			G4-3	3	0	0	0	0	1	0				
11 Brad Hawpe, L OBP: 0.383, SLG: 0.532		K				G1-3			G3	3	0	0	0	0	1	0				
2 Troy Tulowitzki, R OBP: 0.349, SLG: 0.407				K		G4-3			K	3	0	0	0	0	2	0				
10 Jeff Baker, R OBP: 0.310, SLG: 0.374				G1-3					P3	3	0	1	0	0	0	0				
8 Yorvit Torrealba, R OBP: 0.293, SLG: 0.323				G6-3		G5-3			F8	3	0	0	0	0	0	1				
Inning Stats	R: 0 E: 0 K: 1 S: 8	H: 0 LOB: 0 BB: 0 P: 11	R: 0 E: 0 K: 1 S: 8	H: 0 LOB: 0 BB: 0 P: 13	R: 0 E: 0 K: 1 S: 5	H: 0 LOB: 0 BB: 0 P: 9	R: 0 E: 0 K: 1 S: 8	H: 0 LOB: 1 BB: 0 P: 19	R: 0 E: 0 K: 0 S: 6	H: 0 LOB: 0 BB: 0 P: 9	R: 0 E: 0 K: 1 S: 8	H: 0 LOB: 0 BB: 0 P: 10	R: 0 E: 0 K: 1 S: 7	H: 0 LOB: 0 BB: 0 P: 8	R: 0 E: 0 K: 0 S: 13	H: 1 LOB: 1 BB: 0 P: 16	1B: 1 2B: 0 3B: 0 HR: 0	SF: 0 SAC: 0 DP: 0 HBP: 0	WP: 0 PB: 0 SB: 1 CS: 0	PA: 29
PITCHER 29 Dustin McGowan, R ERA: 4.83	IP: 9.0 WLS: W BF: 29 H: 1 R: 0 ER: 0 SO: 7 BB: 1 IBB: 0 HBP: 0 BLK: 0 WP: 0 HR: 0 S: 73 P: 109 ERA: 0.00 WHIP: 0.222															PITCHER				

AB	28
R	0
H	1
RBI	0
BB	1
SO	7
LOB	5



Batter	1	2	3	4	5	6	7	8	9	AB	R	H	RBI	BB	SO	LOB	BOTTOM			
10 Vernon Wells, R OBP: 0.302, SLG: 0.403	P4			HR		K			F9	4	1	1	3	0	1	1	Colorado Rockies @ Toronto Blue Jays Rogers Centre, Toronto, ON Sun Jun 24 2007, 1:07 PM EDT Att: 33,910 - Sunny - 79 F			
9 Grego Zaun, S OBP: 0.327, SLG: 0.395			K			F9			F8	3	0	0	0	1	1	1				
15 Alex Rios, R OBP: 0.338, SLG: 0.517	F8		G4-3			F9			F8	4	0	0	0	0	0	2				
Matt Stairs, L OBP: 0.376, SLG: 0.575	K		F7			2B			K	4	1	1	0	0	2	1				
Frank Thomas, R OBP: 0.380, SLG: 0.437		G5-3		HR		K			K	4	1	1	1	0	2	1				
2 Aaron Hill, R OBP: 0.340, SLG: 0.464		G6-3		1B		2B			G4-3	4	0	2	1	0	0	0				
26 Adam Lind, L OBP: 0.272, SLG: 0.389		G3		L5-3		F9				3	0	0	0	0	0	2				
Howie Clark, L OBP: 0.458, SLG: 0.368			1B	G4-3						2	1	1	0	1	0	0				
6 John McDonald, R OBP: 0.316, SLG: 0.388			1B	10 HR		F9			F9	2	1	1	0	0	0	2				
Inning Stats	R: 0 E: 0 K: 1 S: 10	H: 0 LOB: 1 BB: 1 P: 18	R: 0 E: 0 K: 0 S: 8	H: 0 LOB: 0 BB: 0 P: 12	R: 3 E: 0 K: 1 S: 15	H: 2 LOB: 0 BB: 0 P: 25	R: 1 E: 0 K: 0 S: 5	H: 2 LOB: 0 BB: 0 P: 7	R: 0 E: 0 K: 1 S: 12	H: 1 LOB: 1 BB: 0 P: 22	R: 1 E: 0 K: 0 S: 17	H: 2 LOB: 2 BB: 1 P: 26	R: 0 E: 0 K: 0 S: 5	H: 0 LOB: 0 BB: 0 P: 5	R: 0 E: 0 K: 2 S: 14	H: 0 LOB: 0 BB: 0 P: 20	1B: 3 2B: 3 3B: 0 HR: 2	SF: 0 SAC: 0 DP: 1 HBP: 1	WP: 0 PB: 0 SB: 1 CS: 0	PA: 33
PITCHER Josh Fogg, R ERA: 4.81	IP: 6.0 WLS: L BF: 27 H: 7 R: 5 ER: 5 SO: 4 BB: 2 IBB: 0 HBP: 1 BLK: 0 WP: 0 HR: 2 S: 67 P: 110 ERA: 7.50 WHIP: 1.500															PITCHER				
35 Taylor Buchholz, R ERA: 4.88	IP: 2.0 WLS: 6 BF: 6 H: 0 R: 0 ER: 0 SO: 2 BB: 0 IBB: 0 HBP: 0 BLK: 0 WP: 0 HR: 0 S: 19 P: 25 ERA: 0.00 WHIP: 0.000															PITCHER				

AB	30
R	5
H	7
RBI	5
BB	2
SO	6
LOB	10



Batter	1	2	3	4	5	6	7	8	9	AB	R	H	RBI	BB	SO	LOB	TOP										
3 Willy Taveras, R Tom Martin, L 10 Jeff Baker, R 50 Jorge Julio, R 18 Cory Sullivan, L	K	FC5			B1-3	FC6-4		K2-3	K	4	0	0	0	0	1	4											
Kazu Matsui, S	1B		K		K		L5		1B	5	2	2	0	0	2	0											
5 Matt Holliday, R	1B		K		F8		G5-3		1B	4	1	1	1	1	1	0											
17 Todd Helton, L	1B		F7		F7		27 BB		2B	3	1	1	1	2	0	0											
27 Garrett Atkins, R	G5-4-3				G5-3		1B		2B	4	2	2	1	1	0	2											
11 Brad Hawpe, L		G1-3			BB		K		1B	4	2	2	1	1	1	2											
2 Troy Tulowitzki, R	E6		G1-6-3		G1-6-3		F7		HR	5	1	2	3	0	0	3	AB 39										
8 Yorvit Torrealba, R	1B		HBP		1B		1B		G6-3	3	0	2	0	1	0	0	R 9										
26 Jeff Francis, L 19 Ryan Spilborghs, R (6, PH) 40 Brian Fuentes, L	K		FC5		FC5		G6-4-3		G6-3	2	0	0	0	0	1	4	H 13										
										3	0	1	2	0	0	2	RBI 9										
										0	0	0	0	0	0	0	BB 6										
																	SO 8										
																	LOB 18										
Inning Stats	R: 1 E: 0 K: 1 S: 11	H: 2 LOB: 1 BB: 1 P: 18	R: 0 E: 1 K: 1 S: 12	H: 1 LOB: 2 BB: 0 P: 15	R: 0 E: 0 K: 2 S: 9	H: 0 LOB: 0 BB: 0 P: 11	R: 0 E: 0 K: 0 S: 14	H: 0 LOB: 2 BB: 1 P: 24	R: 0 E: 0 K: 1 S: 6	H: 0 LOB: 0 BB: 0 P: 7	R: 2 E: 0 K: 0 S: 18	H: 4 LOB: 0 BB: 0 P: 26	R: 0 E: 0 K: 1 S: 12	H: 0 LOB: 2 BB: 2 P: 25	R: 0 E: 0 K: 1 S: 8	H: 1 LOB: 1 BB: 1 P: 15	R: 6 E: 0 K: 1 S: 22	H: 5 LOB: 0 BB: 1 P: 35	1B: 10 2B: 2 3B: 0 HR: 1	SF: 0 SAC: 0 DP: 2 HBP: 1	WP: 0 PB: 0 SB: 1 CS: 0	PA: 46					
PITCHER	IP	WLS	BF	H	R	ER	SO	BB	IBB	HBP	BLK	WP	HR	S	P	ERA	WHIP										
Jason Marquis, R	5.2		27	7	3	3	5	2	0	1	0	0	0	67	97	4.76	1.588										
43 Michael Wuerz, R	1.0	H	5	0	0	0	0	2	0	0	0	0	0	12	23	0.00	2.000										
47 Scott Eyre, L	1.1	H	8	3	3	2	2	2	0	0	0	0	0	18	36	20.25	3.750										
Bob Howry, R	1.0	W	6	3	3	3	1	0	0	0	0	0	1	15	20	27.00	3.000										

Colorado Rockies @ Chicago Cubs
Wrigley Field, Chicago, IL
Mon Jun 25 2007, 7:05 PM CDT
Att: 40,269 - Clear - 77 F

AB 39
R 9
H 13
RBI 9
BB 6
SO 8
LOB 18



Batter	1	2	3	4	5	6	7	8	9	AB	R	H	RBI	BB	SO	LOB	BOTTOM										
12 Alfonso Soriano, R	P4	G5-3		FC6-4		G6-3		K	1B	6	0	1	2	0	1	3											
17 Mike Fontenot, L	1B		G5-3		2B	1B		2B		5	2	5	2	0	0	0											
25 Derrek Lee, R	1B		1B		1B			2B		5	1	3	0	0	0	2											
16 Aramis Ramirez, R	1B		1B		1B			G5-3		5	1	1	0	0	0	6											
Mark DeRosa, R 20 Felix Pie, L	1B		G5-3		1B			1B		5	1	3	3	0	0	2											
29 Angel Pagán, S	HR		P6		BB			1B		0	0	0	0	0	0	0											
Rob Bowen, S Jacque Jones, L	K				BB			1B		4	1	1	3	1	1	3											
Cesar Izturis, S 43 Michael Wuerz, R 47 Scott Eyre, L Bob Howry, L			K		1B			1B		3	0	1	0	0	1	3											
Kovie Hill, S Jason Marquis, L 2 Ryan Theriot, R	L6				1B			2B		2	0	0	0	0	1	1											
										3	2	2	0	0	2												
Inning Stats	R: 4 E: 0 K: 1 S: 19	H: 5 LOB: 0 BB: 0 P: 27	R: 0 E: 0 K: 1 S: 6	H: 0 LOB: 0 BB: 0 P: 10	R: 1 E: 0 K: 0 S: 10	H: 2 LOB: 1 BB: 0 P: 18	R: 0 E: 0 K: 2 S: 8	H: 1 LOB: 1 BB: 0 P: 11	R: 1 E: 0 K: 0 S: 14	H: 2 LOB: 3 BB: 2 P: 27	R: 1 E: 0 K: 0 S: 11	H: 2 LOB: 1 BB: 0 P: 13	R: 0 E: 0 K: 0 S: 10	H: 1 LOB: 1 BB: 0 P: 19	R: 1 E: 0 K: 1 S: 10	H: 2 LOB: 1 BB: 0 P: 15	R: 2 E: 1 K: 1 S: 12	H: 3 LOB: 2 BB: 0 P: 18	1B: 14 2B: 3 3B: 0 HR: 1	SF: 0 SAC: 0 DP: 0 HBP: 0	WP: 0 PB: 0 SB: 1 CS: 1	PA: 46					
PITCHER	IP	WLS	BF	H	R	ER	SO	BB	IBB	HBP	BLK	WP	HR	S	P	ERA	WHIP										
26 Jeff Francis, L	5.0		26	10	6	6	4	2	0	0	0	0	0	21	32	4.50	1.500										
Tom Martin, L	2.0		9	3	1	1	0	0	0	0	1	0	0	10	15	9.00	2.000										
50 Jorge Julio, R	1.0		5	2	1	1	1	0	0	0	0	0	0	10	15	9.00	2.000										
40 Brian Fuentes, L	0.2	L	6	3	2	0	1	0	0	0	0	0	0	12	18	0.00	4.500										

Colorado Rockies @ Chicago Cubs
Wrigley Field, Chicago, IL
Mon Jun 25 2007, 7:05 PM CDT
Att: 40,269 - Clear - 77 F

AB 44
R 10
H 18
RBI 10
BB 2
SO 6
LOB 25



Batter	1	2	3	4	5	6	7	8	9	AB	R	H	RBI	BB	SO	LOB	TOP					
3 Willy Taveras, R OBP: 0.360, SLG: 0.378										4	0	3	0	1	1	0	Colorado Rockies @ Chicago Cubs Wrigley Field, Chicago, IL Tue Jun 26 2007, 7:05 PM CDT Att: 40,121 - Partly Cloudy - 78 F					
2 Troy Tulowitzki, R OBP: 0.348, SLG: 0.418										5	0	1	0	0	3	5						
5 Matt Holliday, R OBP: 0.396, SLG: 0.587										4	0	0	0	1	3	3						
17 Todd Helton, L OBP: 0.442, SLG: 0.472										4	1	0	0	1	1	5						
27 Garrett Atkins, R OBP: 0.327, SLG: 0.400										3	1	1	0	1	0	0						
19 Ryan Spillane, R OBP: 0.338, SLG: 0.462										3	1	1	0	1	0	0						
20 Chris Iannetta, R OBP: 0.313, SLG: 0.319										4	0	0	0	0	1	4						
Jamey Carroll, R OBP: 0.314, SLG: 0.267										4	2	3	3	0	0	1						
31 Rodrigo Lopez, R OBP: 0.133, SLG: 0.071										1	0	0	0	0	1	0						
35 Taylor Buchholz, R OBP: 0.235, SLG: 0.133										1	0	0	0	0	0	0						
Jeremy Affeldt, L										0	0	0	0	0	0	0						
LaTroy Hawkins, R										0	0	0	0	0	0	0						
18 Cory Sullivan, L (9, PH)										1	0	1	1	0	0	0						
Inning Stats	R: 0 E: 0 K: 2 S: 9	H: 0 LOB: 0 BB: 0 P: 13	R: 1 E: 0 K: 0 S: 12	H: 1 LOB: 1 BB: 2 P: 22	R: 0 E: 0 K: 2 S: 12	H: 2 LOB: 2 BB: 1 P: 21	R: 2 E: 0 K: 0 S: 15	H: 2 LOB: 2 BB: 2 P: 25	R: 0 E: 0 K: 1 S: 9	H: 0 LOB: 0 BB: 0 P: 13	R: 1 E: 0 K: 0 S: 14	H: 1 LOB: 0 BB: 0 P: 20	R: 0 E: 0 K: 2 S: 13	H: 1 LOB: 1 BB: 0 P: 16	R: 0 E: 0 K: 1 S: 8	H: 0 LOB: 0 BB: 0 P: 10	R: 1 E: 0 K: 2 S: 16	H: 3 LOB: 2 BB: 0 P: 25	1B: 6 2B: 3 3B: 0 HR: 1	SF: 0 SAC: 1 DP: 1 HBP: 0	WP: 1 PB: 0 SB: 0 CS: 0	PA: 40
PITCHER	IP WLS BF H R ER SO BB IBB HBP BLK WP HR S P ERA WHIP																					
30 Ted Lilly, L ERA: 4.03	6.0 W 27 6 4 4 5 5 0 0 0 0 0 1 0 21 114 6.00 1.833																					
43 Michael Wuerz, R ERA: 3.12	2.0 7 1 0 0 3 0 0 0 0 0 1 0 21 26 0.00 0.500																					
49 Carlos Marmol, R ERA: 1.35	0.2 5 3 1 1 2 0 0 0 0 0 0 0 14 23 13.50 4.500																					
13 Will Ohman, L ERA: 4.37	0.1 S 1 0 0 0 0 0 0 0 0 0 0 0 2 2 0.00 0.000																					

AB	34
R	5
H	10
RBI	4
BB	5
SO	10
LOB	18



Batter	1	2	3	4	5	6	7	8	9	AB	R	H	RBI	BB	SO	LOB	BOTTOM			
12 Alfonso Soriano, R OBP: 0.397, SLG: 0.558										5	2	2	0	0	0	3	Colorado Rockies @ Chicago Cubs Wrigley Field, Chicago, IL Tue Jun 26 2007, 7:05 PM CDT Att: 40,121 - Partly Cloudy - 78 F			
17 Mike Fontenot, L OBP: 0.417, SLG: 0.642										4	1	1	1	1	0	2				
25 Derrek Lee, R OBP: 0.420, SLG: 0.514										4	0	1	0	0	1	3				
16 Aramis Ramirez, R OBP: 0.349, SLG: 0.539										4	1	1	1	0	0	3				
15 Cliff Floyd, L OBP: 0.376, SLG: 0.430										1	2	1	2	2	0	0				
29 Angel Pagán, S OBP: 0.345, SLG: 0.494										1	0	0	0	0	1	0				
Mark DeRosa, R OBP: 0.383, SLG: 0.432										3	1	1	1	1	1	0				
Koyie Hill, S OBP: 0.275, SLG: 0.361										4	1	1	2	0	0	4				
20 Felix Pie, L OBP: 0.280, SLG: 0.364										4	0	1	1	0	0	0				
30 Ted Lilly, L OBP: 0.125, SLG: 0.125										3	0	1	0	0	0	0				
43 Michael Wuerz, R ERA: 4.79										0	0	0	0	0	0	0				
32 Danyle Ward, L OBP: 0.463, SLG: 0.419										1	0	1	0	0	0	0				
49 Carlos Marmol, R ERA: 2.67										0	0	0	0	0	0	0				
13 Will Ohman, L ERA: 3.66										0	0	0	0	0	0	0				
Inning Stats	R: 3 E: 0 K: 0 S: 19	H: 3 LOB: 0 BB: 0 P: 28	R: 0 E: 0 K: 0 S: 5	H: 0 LOB: 0 BB: 0 P: 6	R: 1 E: 0 K: 0 S: 8	H: 2 LOB: 3 BB: 2 P: 20	R: 0 E: 0 K: 0 S: 5	H: 0 LOB: 0 BB: 0 P: 9	R: 4 E: 0 K: 1 S: 17	H: 4 LOB: 2 BB: 2 P: 31	R: 0 E: 0 K: 0 S: 5	H: 1 LOB: 0 BB: 0 P: 9	R: 0 E: 0 K: 2 S: 7	H: 0 LOB: 0 BB: 0 P: 12	R: 0 E: 0 K: 0 S: 8	H: 1 LOB: 1 BB: 0 P: 10	1B: 6 2B: 4 3B: 0 HR: 1	SF: 0 SAC: 0 DP: 2 HBP: 0	WP: 1 PB: 0 SB: 2 CS: 0	PA: 38
PITCHER	IP WLS BF H R ER SO BB IBB HBP BLK WP HR S P ERA WHIP																			
31 Rodrigo Lopez, R ERA: 4.09	4.2 L 27 9 8 8 0 0 2 2 0 0 0 0 0 9 14 0.00 0.750																			
35 Taylor Buchholz, R ERA: 4.79	1.1 4 1 0 0 0 0 0 0 0 0 0 0 9 14 0.00 0.750																			
Jeremy Affeldt, L ERA: 2.67	1.0 3 0 0 0 2 0 0 0 0 0 1 0 7 12 0.00 0.000																			
LaTroy Hawkins, R ERA: 3.66	1.0 4 1 0 0 0 0 0 0 0 0 0 0 8 10 0.00 1.000																			



Batter	1	2	3	4	5	6	7	8	9	AB	R	H	RBI	BB	SO	LOB	TOP					
18 Cory Sullivan, L (1, 8) OBP: 0.500, SLG: 0.500	1-3 K		1-0 1B			1-1 1B	0-2 K			4	1	2	0	0	2	0	Colorado Rockies @ Chicago Cubs Wrigley Field, Chicago, IL Wed Jun 27 2007, 1:20 PM CDT Att: 39,972 - Partly Cloudy - 87 F					
Kazu Matsui, S (1, 4) OBP: 0.344, SLG: 0.457	2-1 F7		2-3 K			2-1 F7		4-2 27 HR BB		3	1	0	0	1	1	2						
5 Matt Holliday, R (1, 7) OBP: 0.397, SLG: 0.584	4-1 17 BB BB		0-0 FC6			0-1 11 BB 1B		0-0 F8		3	1	1	0	1	0	2						
17 Todd Helton, L (1, 3) OBP: 0.442, SLG: 0.468	4-2 1-2 BB			1-2 G4-3		4-1 11 BB BB		3-1 F7		2	0	0	0	2	0	1						
27 Garrett Atkins, R (1, 5) OBP: 0.326, SLG: 0.409	3-2 P4			1-3 K		0-3 K		1-0 1-H HR		4	1	1	2	0	2	5						
11 Brad Hawpe, L (1, 9) OBP: 0.385, SLG: 0.527		1-1 F7		1-3 K		3-2 1-3 2-H 3-H 1B		0-1 G3		4	0	1	2	0	1	0						
2 Troy Tulowitzki, R (1, 6) OBP: 0.343, SLG: 0.412		2-3 K			0-2 G5-3			1-3 K		4	0	0	0	0	3	2						
8 Yorvit Torrealba, R (1, 2) OBP: 0.305, SLG: 0.328		1-3 K			3-2 48 G1-6-3 1B			1-2 G4-3		4	0	1	0	0	2	0						
4B Jason Hirsh, R (1, 1) OBP: 0.038, SLG: 0.038			1-2 L5		1-0 G1-6-3		2-3 K		1-2 G4-3	2	0	0	0	0	0	1						
3 Willy Taveras, R (7, PH) OBP: 0.350, SLG: 0.377										1	0	0	0	0	1	0						
Jeremy Affeldt, L (7, 1)										0	0	0	0	0	0	0						
60 Manny Corpas, R (8, 1)										0	0	0	0	0	0	0						
19 Ryan Spillborghs, R (9, PH) OBP: 0.333, SLG: 0.455										1	0	0	0	0	0	0						
Inning Stats	R: 0 E: 0 K: 1 S: 12	H: 0 LOB: 2 BB: 2 P: 26	R: 0 E: 0 K: 2 S: 8	H: 0 LOB: 0 BB: 0 P: 12	R: 0 E: 0 K: 1 S: 8	H: 1 LOB: 1 BB: 0 P: 12	R: 0 E: 0 K: 2 S: 12	H: 0 LOB: 0 BB: 0 P: 15	R: 0 E: 0 K: 0 S: 11	H: 1 LOB: 0 BB: 0 P: 15	R: 2 E: 0 K: 2 S: 17	H: 3 LOB: 2 BB: 1 P: 27	R: 0 E: 0 K: 0 S: 12	H: 0 LOB: 0 BB: 0 P: 15	R: 2 E: 0 K: 0 S: 8	H: 1 LOB: 0 BB: 1 P: 16	R: 0 E: 0 K: 2 S: 9	H: 0 LOB: 0 BB: 0 P: 13	1B: 5 2B: 0 3B: 0 HR: 1	SF: 0 SAC: 0 DP: 1 HBP: 0	WP: 0 PB: 0 SB: 0 CS: 0	PA: 36
PITCHER	IP WLS BF H R ER SO BB IBB HBP BLK WP HR S P ERA WHIP																					
38 Carlos Zambrano, R (1, 1) ERA: 4.2	6.0 W 25 5 2 2 8 3 0 0 0 0 0 0 68 107 3.00 1.333																					
56 Billy Petrick, R (7, 1) ERA: 10.8	1.2 H 7 1 2 2 2 1 0 0 0 0 0 1 18 29 10.80 1.200																					
13 Will Ohman, L (8, 1) ERA: 4.3	0.1 H 1 0 0 0 0 0 0 0 0 0 0 0 2 2 0.00 0.000																					
49 Carlos Marmol, R (9, 1) ERA: 1.29	1.0 S 3 0 0 0 2 0 0 0 0 0 0 0 9 13 0.00 0.000																					

Batter	1	2	3	4	5	6	7	8	9	AB	R	H	RBI	BB	SO	LOB	BOTTOM			
12 Alfonso Soriano, R (1, 7) OBP: 0.353, SLG: 0.551	1-1 F8		1-3 K		0-2 G6-3			0-2 F8		4	0	0	0	0	1	1	Colorado Rockies @ Chicago Cubs Wrigley Field, Chicago, IL Wed Jun 27 2007, 1:20 PM CDT Att: 39,972 - Partly Cloudy - 87 F			
17 Mike Fontenot, L (1, 4) OBP: 0.434, SLG: 0.704	2-2 25 WP 1B		2-2 F8		0-1 HR		0-1 25 G3 29 SF8 2B			4	2	3	1	0	0	0				
25 Derrek Lee, R (1, 3) OBP: 0.421, SLG: 0.511	4-0 1-2 BB		4-1 15 BB HR		1-1 E4		2-1 G3			2	1	0	0	2	0	1				
15 Cliff Floyd, L (1, 9) OBP: 0.379, SLG: 0.424	0-1 F7		4-1 1-2 HR BB		2-2 F8		4-0 FC4-6 BB			2	1	0	0	2	0	3				
20 Felix Pie, L (7, PR) OBP: 0.290, SLG: 0.364			1-2 HR BB							0	0	0	0	0	0	0				
29 Angel Pagán, S (8, 9) OBP: 0.330, SLG: 0.475	0-2 G1-3		2-3 K				1-0 SF8			3	0	0	1	0	1	4				
Mark DeRosa, R (1, 5) OBP: 0.395, SLG: 0.451		0-0 2 WP 2B	2-1 1-H 2-H HR		3-1 G6-3		0-0 FC4-6			4	2	2	3	0	0	1				
Koyie Hill, S (1, 2) OBP: 0.273, SLG: 0.333	1-1 P6		4-0 BB		2-3 K		1-3 K			3	0	0	0	1	2	1				
2 Ryan Theriot, R (1, 6) OBP: 0.316, SLG: 0.326	3-2 12 S 1B		0-0 F9				0-1 G6-3			4	0	1	1	0	0	1				
38 Carlos Zambrano, S (1, 1) OBP: 0.257, SLG: 0.457		0-3 K		1-2 G4-3		2-2 G3		1-3 K		2	0	0	0	0	1	1				
Jacques Jones, L (5, PH) OBP: 0.299, SLG: 0.307										1	0	0	0	0	0	0				
56 Billy Petrick, R (7, 1) ERA: 2.87										0	0	0	0	0	0	0				
13 Will Ohman, L (8, 1)										0	0	0	0	0	0	0				
32 Danlye Ward, L (8, PH) OBP: 0.449, SLG: 0.660										1	0	0	0	0	1	0				
49 Carlos Marmol, R (9, 1)										0	0	0	0	0	0	0				
Inning Stats	R: 0 E: 0 K: 0 S: 10	H: 1 LOB: 2 BB: 1 P: 17	R: 1 E: 0 K: 2 S: 14	H: 2 LOB: 1 BB: 0 P: 19	R: 3 E: 0 K: 1 S: 11	H: 1 LOB: 1 BB: 3 P: 29	R: 1 E: 1 K: 0 S: 17	H: 1 LOB: 1 BB: 0 P: 21	R: 0 E: 0 K: 0 S: 7	H: 0 LOB: 0 BB: 0 P: 12	R: 0 E: 0 K: 0 S: 10	H: 0 LOB: 0 BB: 0 P: 12	R: 1 E: 0 K: 0 S: 6	H: 1 LOB: 1 BB: 1 P: 13	R: 0 E: 0 K: 2 S: 8	H: 0 LOB: 0 BB: 0 P: 10	1B: 2 2B: 2 3B: 0 HR: 2	SF: 1 SAC: 0 DP: 0 HBP: 0	WP: 2 PB: 0 SB: 1 CS: 0	PA: 36
PITCHER	IP WLS BF H R ER SO BB IBB HBP BLK WP HR S P ERA WHIP																			
48 Jason Hirsh, R (1, 1) ERA: 5.21	6.0 L 28 5 5 5 4 4 0 0 0 0 0 0 69 110 7.50 1.500																			
Jeremy Affeldt, L (7, 1) ERA: 2.87	1.0 5 1 1 1 0 1 0 0 0 0 0 0 6 13 9.00 2.000																			
60 Manny Corpas, R (8, 1) ERA: 2.82	1.0 3 0 0 0 2 0 0 0 0 0 0 0 8 10 0.00 0.000																			



Batter	1	2	3	4	5	6	7	8	9	AB	R	H	RBI	BB	SO	LOB	TOP								
3 Willy Taveras, R OBP: 0.361, SLG: 0.374	E6		F8			E	P3		G1-3	4	1	1	2	1	0	4	Colorado Rockies @ Houston Astros Minute Maid Park, Houston, TX Fri Jun 29 2007, 7:05 PM CDT Att. 42,861 - Roof Closed - 72 F								
Kazu Matsui, S OBP: 0.335, SLG: 0.450	E4		K		G3-1		K			4	0	0	0	1	2	5									
5 Matt Holliday, R OBP: 0.394, SLG: 0.575	K		F8			F9			P3	5	0	1	1	0	1	2									
17 Todd Helton, L OBP: 0.438, SLG: 0.471			G5-3						G3-1	4	2	2	1	1	0	1									
27 Garrett Atkins, R OBP: 0.325, SLG: 0.429						P4			P6	5	2	2	3	0	0	3									
11 Brad Hawpe, L OBP: 0.388, SLG: 0.530			F7			P6				5	1	3	0	0	0	0									
2 Troy Tulowitzki, R OBP: 0.351, SLG: 0.427			F9-6			K			FC1-6	4	1	2	0	1	1	2									
20 Chris Iannetta, R OBP: 0.340, SLG: 0.353										3	1	1	0	2	0	2									
Josh Fogg, R OBP: 0.335, SLG: 0.465			F9-6							1	0	0	0	0	0	2									
35 Taylor Buchholz, R OBP: 0.225, SLG: 0.195										1	0	0	0	0	1	0									
19 Ryan Schoepfle, R OBP: 0.225, SLG: 0.195										1	0	0	0	0	0	0									
50 Jorge Julio, R ERA: 5.84										0	0	0	0	0	0	0									
60 Manny Corpas, R ERA: 2.7										0	0	0	0	0	0	0									
18 Cory Sullivan, L ERA: 3.79										1	0	0	0	0	0	2									
40 Brian Fuentes, L										0	0	0	0	0	0	0									
Inning Stats	R: 0 E: 2 K: 1 S: 10	H: 0 LOB: 0 BB: 0 P: 13	R: 2 E: 0 K: 0 S: 11	H: 3 LOB: 1 BB: 1 P: 17	R: 0 E: 0 K: 1 S: 9	H: 0 LOB: 1 BB: 1 P: 14	R: 3 E: 0 K: 0 S: 14	H: 3 LOB: 1 BB: 1 P: 22	R: 1 E: 0 K: 1 S: 14	H: 2 LOB: 1 BB: 0 P: 26	R: 1 E: 0 K: 1 S: 12	H: 1 LOB: 3 BB: 2 P: 27	R: 1 E: 0 K: 1 S: 13	H: 3 LOB: 2 BB: 0 P: 17	R: 0 E: 0 K: 0 S: 7	H: 0 LOB: 0 BB: 0 P: 9	R: 0 E: 0 K: 0 S: 10	H: 1 LOB: 2 BB: 1 P: 14	1B: 10 2B: 1 3B: 0 HR: 3	SF: 0 SAC: 1 DP: 1 HBP: 1	WP: 0 PB: 0 SB: 2 CS: 1	PA: 46			
PITCHER	IP	WLS	BF	H	R	ER	SO	BB	IBB	HBP	BLK	WP	HR	S	P	ERA	WHIP								
43 Chris Sampson, R ERA: 4.15	5.2		29	8	7	7	4	4	0	1	0	0	3	63	104	11.12	2.118								
62 Mark McLemore, L ERA: 2.09	2.1	B	12	4	1	1	1	1	0	0	0	0	0	27	41	3.86	2.143								
Dave Borkowski, R ERA: 4.86	1.0	W	5	1	0	0	0	1	0	0	0	0	0	10	14	0.00	2.000								

AB	38
R	8
H	13
RBI	8
BB	6
SO	5
LOB	23



Batter	1	2	3	4	5	6	7	8	9	AB	R	H	RBI	BB	SO	LOB	BOTTOM								
Craig Biggio, R OBP: 0.290, SLG: 0.392	P6								G3-1	3	1	0	0	1	1	3	Colorado Rockies @ Houston Astros Minute Maid Park, Houston, TX Fri Jun 29 2007, 7:05 PM CDT Att. 42,861 - Roof Closed - 72 F								
Dave Borkowski, R										0	0	0	0	0	0	0									
9 Hunter Pence, R OBP: 0.364, SLG: 0.572	G3								G4-3	5	1	1	0	0	0	1									
17 Lance Berkman, S OBP: 0.385, SLG: 0.435	K									5	2	2	3	0	2	0									
45 Carlos Lee, R OBP: 0.348, SLG: 0.519										2	1	1	1	2	0	0									
Chris Burke, R OBP: 0.326, SLG: 0.347										0	1	0	0	0	0	0									
Mark Loretta, R OBP: 0.413, SLG: 0.440										3	3	2	2	1	0	1									
Mike Lamb, L OBP: 0.365, SLG: 0.475										4	0	1	1	0	0	3									
Luke Scott, L OBP: 0.335, SLG: 0.465										2	0	0	0	1	0	1									
62 Mark McLemore, L ERA: 4.96										0	0	0	0	0	0	0									
Orlando Palmeiro, L OBP: 0.365, SLG: 0.313										1	0	0	0	0	0	0									
Eric Munson, L OBP: 0.340, SLG: 0.390										4	0	2	2	0	0	0									
Brad Ausmus, R OBP: 0.336, SLG: 0.365										0	0	0	0	0	0	0									
43 Chris Sampson, R OBP: 0.190, SLG: 0.190										2	0	0	0	0	1	2									
Eric Bruntlett, R OBP: 0.321, SLG: 0.240										2	0	0	0	0	0	1									
Inning Stats	R: 0 E: 0 K: 1 S: 6	H: 0 LOB: 0 BB: 0 P: 7	R: 2 E: 0 K: 2 S: 14	H: 1 LOB: 2 BB: 2 P: 30	R: 1 E: 0 K: 0 S: 9	H: 2 LOB: 0 BB: 0 P: 14	R: 0 E: 0 K: 0 S: 7	H: 0 LOB: 0 BB: 0 P: 10	R: 4 E: 0 K: 0 S: 15	H: 4 LOB: 1 BB: 0 P: 26	R: 0 E: 0 K: 0 S: 7	H: 0 LOB: 1 BB: 1 P: 14	R: 0 E: 0 K: 0 S: 11	H: 0 LOB: 1 BB: 1 P: 22	R: 0 E: 0 K: 0 S: 10	H: 1 LOB: 0 BB: 0 P: 15	R: 2 E: 0 K: 1 S: 9	H: 1 LOB: 1 BB: 1 P: 17	1B: 4 2B: 2 3B: 1 HR: 2	SF: 1 SAC: 0 DP: 0 HBP: 2	WP: 0 PB: 0 SB: 0 CS: 1	PA: 41			
PITCHER	IP	WLS	BF	H	R	ER	SO	BB	IBB	HBP	BLK	WP	HR	S	P	ERA	WHIP								
Josh Fogg, R ERA: 5.31	4.2		24	7	7	7	3	1	2	0	0	0	1	47	80	13.50	1.714								
35 Taylor Buchholz, R ERA: 4.96	1.1		5	0	0	0	0	1	0	0	0	0	0	11	21	0.00	0.750								
50 Jorge Julio, R ERA: 5.84	1.0	H	4	0	0	0	0	1	0	0	0	0	0	11	22	0.00	1.000								
60 Manny Corpas, R ERA: 2.7	1.0	H	4	1	0	0	0	0	0	0	0	0	0	10	15	0.00	1.000								
40 Brian Fuentes, L ERA: 3.79	0.2	L	4	1	2	2	1	1	0	0	0	0	1	9	17	27.00	3.000								

AB	33
R	9
H	9
RBI	9
BB	5
SO	4
LOB	12



Batter	1	2	3	4	5	6	7	8	9	AB	R	H	RBI	BB	SO	LOB	TOP							
19 Ryan Spilborghs, R (1.8) OBP: 0.350, SLG: 0.500	F8		K				G6-3		G5-4-3 1B	5	0	2	1	0	1	1								
Kazuo Matsui, S (1.4) OBP: 0.343, SLG: 0.461	K								G5-4-3 1B	5	2	3	0	0	1	1								
5 Matt Holliday, R (1.7) OBP: 0.394, SLG: 0.576	L4								G5-4-3 1B	5	1	2	1	0	0	3								
17 Todd Helton, L (1.3) OBP: 0.438, SLG: 0.466		G6-3							G4-3	3	1	0	0	2	0	2								
27 Garrett Atkins, R (1.5) OBP: 0.324, SLG: 0.428		K							G5-4-3 1B	3	0	1	2	0	1	2								
11 Brad Hawpe, L (1.9) OBP: 0.386, SLG: 0.529		F9							G5-4-3 1B	4	0	1	1	0	1	2								
2 Troy Tulowitzki, R (1.6) OBP: 0.356, SLG: 0.427									G5-4-3 1B	2	1	1	0	2	0	2								
20 Chris Iannetta, R (1.2) OBP: 0.331, SLG: 0.341									G5-4-3 1B	4	0	0	0	0	2	5								
26 Jeff Francis, L (1.1) OBP: 0.172, SLG: 0.148									G5-4-3 1B	2	0	0	0	0	1	1								
10 Jeff Baker, R (8, PH) OBP: 0.301, SLG: 0.362									G5-4-3 1B	1	0	0	0	0	0	3								
LaTroy Hawkins, R (8.1) Jeremy Affeldt, L (9.1)									G5-4-3 1B	0	0	0	0	0	0	0								
									G5-4-3 1B	0	0	0	0	0	0	0								
Inning Stats	R: 0 E: 0 K: 1 S: 9	H: 0 LOB: 0 BB: 0 P: 12	R: 0 E: 0 K: 1 S: 6	H: 0 LOB: 0 BB: 0 P: 11	R: 0 E: 0 K: 2 S: 9	H: 0 LOB: 1 BB: 1 P: 18	R: 2 E: 0 K: 1 S: 11	H: 2 LOB: 0 BB: 0 P: 18	R: 1 E: 0 K: 0 S: 12	H: 2 LOB: 1 BB: 0 P: 21	R: 0 E: 0 K: 0 S: 6	H: 1 LOB: 2 BB: 1 P: 14	R: 0 E: 0 K: 1 S: 8	H: 0 LOB: 0 BB: 0 P: 13	R: 2 E: 0 K: 1 S: 13	H: 3 LOB: 3 BB: 2 P: 26	R: 0 E: 0 K: 0 S: 8	H: 2 LOB: 1 BB: 0 P: 13	1B: 7 2B: 3 3B: 0 HR: 0	SF: 1 SAC: 1 DP: 1 HBP: 0	WP: 1 PB: 0 SB: 1 CS: 0	PA: 40		
PITCHER	IP WLS BF H R ER SO BB IBB HBP BLK WP HR S P ERA WHIP	7.0 L 28 5 3 3 6 2 0 0 0 1 0 61 107 3.86 1.000	2.0 L 12 5 2 2 1 1 1 0 0 0 0 0 21 39 9.00 3.000																					

Colorado Rockies @ Houston Astros
Minute Maid Park, Houston, TX
Sat Jun 30 2007, 6:05 PM CDT
Att. 43,071 - Roof Closed - 74 F

livebaseballscores.com

AB 34
R 5
H 10
RBI 5
BB 4
SO 7
LOB 22



Batter	1	2	3	4	5	6	7	8	9	AB	R	H	RBI	BB	SO	LOB	BOTTOM						
Craig Biggio, R (1.4) OBP: 0.293, SLG: 0.393	P3									4	0	2	0	0	1	0							
9 Hunter Pence, R (1.8) OBP: 0.358, SLG: 0.562	G6-3									4	0	0	0	0	1	3							
17 Lance Berkman, S (1.3) OBP: 0.386, SLG: 0.434	45 BB									3	0	1	0	1	1	3							
45 Carlos Lee, R (1.7) OBP: 0.346, SLG: 0.514										3	0	0	0	1	0	1							
Mark Loretta, R (1.6) OBP: 0.410, SLG: 0.441	F9									4	0	1	0	0	0	3							
Morgan Ensberg, R (1.5) OBP: 0.311, SLG: 0.367										3	0	0	0	1	1	1							
Chris Burke, R (1.9) OBP: 0.317, SLG: 0.336										4	0	0	0	0	0	2							
Eric Munson, L (1.2) OBP: 0.314, SLG: 0.356										4	0	0	0	0	0	0							
23 Jason Jennings, L (1.1) ERA: 3.56										1	0	0	0	1	0	0							
Eric Bruntlett, R (7, PH) OBP: 0.310, SLG: 0.231										1	0	0	0	0	0	0							
Matt Albers, L (8.1) OBP: 0.222, SLG: 0.222										0	0	0	0	0	0	0							
Inning Stats	R: 0 E: 0 K: 0 S: 9	H: 0 LOB: 2 BB: 2 P: 22	R: 0 E: 0 K: 1 S: 9	H: 0 LOB: 0 BB: 0 P: 15	R: 0 E: 0 K: 1 S: 13	H: 1 LOB: 1 BB: 0 P: 20	R: 0 E: 0 K: 0 S: 9	H: 1 LOB: 1 BB: 0 P: 18	R: 0 E: 0 K: 1 S: 13	H: 1 LOB: 2 BB: 1 P: 20	R: 0 E: 0 K: 0 S: 6	H: 0 LOB: 1 BB: 1 P: 12	R: 0 E: 0 K: 1 S: 9	H: 0 LOB: 0 BB: 0 P: 12	R: 0 E: 0 K: 0 S: 10	H: 1 LOB: 1 BB: 0 P: 17	R: 0 E: 0 K: 0 S: 6	H: 0 LOB: 0 BB: 0 P: 10	1B: 3 2B: 1 3B: 0 HR: 0	SF: 0 SAC: 0 DP: 0 HBP: 0	WP: 0 PB: 0 SB: 0 CS: 0	PA: 35	
PITCHER	IP WLS BF H R ER SO BB IBB HBP BLK WP HR S P ERA WHIP	7.0 W 28 3 0 0 4 4 0 0 0 0 0 10 17 0.00 1.000	1.0 L 4 1 0 0 0 0 0 0 0 0 0 0 10 17 0.00 1.000	1.0 L 3 0 0 0 0 0 0 0 0 0 0 0 6 10 0.00 0.000																			

Colorado Rockies @ Houston Astros
Minute Maid Park, Houston, TX
Sat Jun 30 2007, 6:05 PM CDT
Att. 43,071 - Roof Closed - 74 F

livebaseballscores.com

AB 31
R 0
H 4
RBI 0
BB 4
SO 4
LOB 13



Batter	1	2	3	4	5	6	7	8	9	AB	R	H	RBI	BB	SO	LOB	TOP										
19 Ryan Spilborghs, R (1, 8) OBP: 0.345, SLG: 0.487	G4-3		G4-3 1B			G6-3		G6-3		4	0	1	0	0	0	1	Colorado Rockies @ Houston Astros Minute Maid Park, Houston, TX Sun Jul 01 2007, 1:05 PM CDT Att: 35,260 - Roof Closed - 73 F										
Kazuo Matsui, S (1, 4) OBP: 0.350, SLG: 0.450	K		G4-3			F7		F9		4	0	0	0	0	1	2											
5 Matt Holliday, R (1, 7) OBP: 0.397, SLG: 0.578 40 Brian Fuentes, L (8, 1)					L9			F9		2	0	1	0	1	0	0											
20 Chris Iannetta, R (8, FH) OBP: 0.329, SLG: 0.339		BB								1	0	0	0	0	0	0											
17 Todd Helton, L (1, 3) OBP: 0.434, SLG: 0.461 10 Jeff Baker, R (6, 3)	G4-3				G4-3			L4		3	0	0	0	0	2	0											
										1	0	0	0	0	0	0											
27 Garrett Atkins, R (1, 5) OBP: 0.323, SLG: 0.424			F9					K		3	0	0	0	1	1	0											
11 Brad Hawpe, L (1, 9) OBP: 0.382, SLG: 0.523			FC4-6			G6-3		P2		3	0	0	0	0	0	1											
8 Yorvit Torrealba, R (1, 2) OBP: 0.301, SLG: 0.322			F8			K		G6-3		3	0	0	0	0	1	1											
Jamey Carroll, R (1, 6) OBP: 0.315, SLG: 0.268			F9					F8		3	0	1	0	0	0	1											
31 Rodrigo Lopez, R (1, 1) OBP: 0.125, SLG: 0.067 3 Willy Taveras, R (5, FH) OBP: 0.360, SLG: 0.372 Tom Martin, L (5, 1) 18 Cory Sullivan, L (8, FH) OBP: 0.455, SLG: 0.455						F9				1	0	0	0	0	1	0											
										1	0	0	0	0	0	1											
										0	0	0	0	0	0	0											
										1	0	1	0	0	0	0											
Inning Stats	R: 0 E: 0 K: 1 S: 21	H: 0 LOB: 1 BB: 1 P: 30	R: 0 E: 0 K: 0 S: 7	H: 0 LOB: 1 BB: 1 P: 11	R: 0 E: 0 K: 1 S: 9	H: 1 LOB: 0 BB: 0 P: 11	R: 0 E: 0 K: 0 S: 14	H: 0 LOB: 0 BB: 0 P: 19	R: 0 E: 0 K: 1 S: 11	H: 1 LOB: 1 BB: 0 P: 16	R: 0 E: 0 K: 0 S: 14	H: 1 LOB: 1 BB: 0 P: 21	R: 0 E: 0 K: 1 S: 6	H: 0 LOB: 0 BB: 0 P: 9	R: 0 E: 0 K: 0 S: 9	H: 1 LOB: 1 BB: 0 P: 15	R: 0 E: 0 K: 0 S: 7	H: 0 LOB: 0 BB: 0 P: 9	1B: 3 2B: 1 3B: 0 HR: 0	SF: 0 SAC: 0 DP: 0 HBP: 0	WP: 0 PA: 32 PB: 0 SB: 0 CS: 0						
PITCHER	IP	WLS	BF	H	R	ER	SO	BB	IBB	HBP	BLK	WP	HR	S	P	ERA	WHIP										
51 Wandy Rodriguez, L (1, 1) ERA: 4.23	7.0	W	25	3	0	0	4	2	0	0	0	0	0	82	117	0.00	0.714										
Trever Miller, L (8, 1) ERA: 7.52	1.0		4	1	0	0	0	0	0	0	0	0	0	9	15	0.00	1.000										
Brian Moehler, R (9, 1) ERA: 5.59	1.0		3	0	0	0	0	0	0	0	0	0	0	7	9	0.00	0.000										

Batter	1	2	3	4	5	6	7	8	9	AB	R	H	RBI	BB	SO	LOB	BOTTOM										
Chris Burke, R (1, 4) OBP: 0.313, SLG: 0.331	G6-3		FC2-5 9 2B 45 SF8		P2			P3		5	2	1	1	0	0	2	Colorado Rockies @ Houston Astros Minute Maid Park, Houston, TX Sun Jul 01 2007, 1:05 PM CDT Att: 35,260 - Roof Closed - 73 F										
9 Hunter Pence, R (1, 8) OBP: 0.397, SLG: 0.571	G6-3									5	3	4	1	0	0	0											
17 Lance Berkman, S (1, 3) OBP: 0.391, SLG: 0.451 Orlando Palmeiro, L (7, 7) OBP: 0.373, SLG: 0.313	G4-3									3	1	2	4	1	0	0											
										0	1	0	0	1	0	0											
45 Carlos Lee, R (1, 7) OBP: 0.345, SLG: 0.513 Eric Bruntlett, R (7, 6) OBP: 0.333, SLG: 0.231		F8	SF8			G6-3				3	0	1	1	0	0	0											
										0	0	0	0	1	0	0											
Mark Loretta, R (1, 6) OBP: 0.403, SLG: 0.433										4	0	0	0	0	0	4											
Trever Miller, R (8, 1) OBP: 0.308, SLG: 0.348										0	0	0	0	0	0	0											
Eric Munson, L (8, FH) OBP: 0.308, SLG: 0.348										1	0	0	0	0	1	3											
Mike Lamb, L (1, 5) OBP: 0.376, SLG: 0.494										4	2	3	2	0	0	0											
Brian Moehler, R (9, 1) OBP: 0.250, SLG: 0.250										0	0	0	0	0	0	0											
Luke Scott, L (1, 9) OBP: 0.332, SLG: 0.473										5	1	1	3	0	0	3											
Brad Ausmus, R (1, 2) OBP: 0.339, SLG: 0.365										3	1	1	0	1	0	0											
51 Wandy Rodriguez, S (1, 1) OBP: 0.185, SLG: 0.192 Morgan Ensberg, R (7, FH) OBP: 0.309, SLG: 0.365										1	1	0	0	1	1	0											
										1	0	0	0	0	0	0											
Inning Stats	R: 0 E: 0 K: 0 S: 8	H: 0 LOB: 0 BB: 0 P: 12	R: 0 E: 0 K: 0 S: 9	H: 1 LOB: 1 BB: 0 P: 14	R: 2 E: 0 K: 0 S: 13	H: 1 LOB: 2 BB: 3 P: 26	R: 4 E: 0 K: 0 S: 26	H: 6 LOB: 2 BB: 0 P: 39	R: 2 E: 0 K: 0 S: 12	H: 1 LOB: 0 BB: 0 P: 25	R: 2 E: 0 K: 0 S: 12	H: 2 LOB: 0 BB: 0 P: 20	R: 0 E: 0 K: 0 S: 9	H: 0 LOB: 0 BB: 0 P: 13	R: 2 E: 0 K: 1 S: 22	H: 2 LOB: 2 BB: 2 P: 35	R: 2 E: 0 K: 1 S: 22	H: 2 LOB: 2 BB: 2 P: 35	1B: 8 2B: 2 3B: 1 HR: 2	SF: 1 SAC: 1 DP: 0 HBP: 1	WP: 0 PA: 43 PB: 0 SB: 0 CS: 0						
PITCHER	IP	WLS	BF	H	R	ER	SO	BB	IBB	HBP	BLK	WP	HR	S	P	ERA	WHIP										
31 Rodrigo Lopez, R (1, 1) ERA: 4.77	4.0	L	23	8	6	6	0	2	1	0	0	0	0	56	91	13.50	2.500										
Tom Martin, L (5, 1) ERA: 4.51	3.0		13	3	4	4	1	0	0	1	0	0	2	37	58	12.00	1.000										
40 Brian Fuentes, L (8, 1) ERA: 4.17	1.0		7	2	2	2	1	2	0	0	0	0	0	22	35	18.00	4.000										

AB	30
R	0
H	4
RBI	0
BB	2
SO	4
LOB	9



Batter	1	2	3	4	5	6	7	8	9	AB	R	H	RBI	BB	SO	LOB	TOP				
7 José Reyes, S OBP: 0.397, SLG: 0.453	G4-3		F9		F7			16 WP 15 G6-3 2B		4	1	1	0	0	0	3	New York Mets @ Colorado Rockies Coors Field, Denver, CO Mon Jul 02 2007, 7:05 PM MDT Att: 27,252 - Clear - 95 F				
16 Paul Lo Duca, R OBP: 0.329, SLG: 0.371	F8			G6-3		L3		F9		4	0	0	0	0	0	1					
15 Carlos Beltrán, S OBP: 0.346, SLG: 0.475	G3			G6-3		K		G5-3		4	0	0	1	0	1	0					
5 David Wright, R OBP: 0.378, SLG: 0.505		F8				L5		21 S 1B		4	0	2	0	0	0	0					
21 Carlos Delgado, L OBP: 0.293, SLG: 0.418	F8			P6			G1-3	G4-3		4	0	0	0	0	0	2					
Shawn Green, L OBP: 0.331, SLG: 0.436	G4-3					BB 1B	G3-1		F9 2B	4	0	2	0	0	0	0					
22 Jose Valentin, S OBP: 0.310, SLG: 0.418 35 Joe Smith, R Ricky Ledee, L OBP: 0.286, SLG: 0.440			K		F8		E5		F9	3	0	0	0	0	0	1					
27 Carlos Gómez, R OBP: 0.310, SLG: 0.343					L7		F7		K	0	0	0	0	0	0	1					
Tom Glavine, L OBP: 0.355, SLG: 0.345 Ruben Colay, S OBP: 0.365, SLG: 0.500	G4-3							16 WP 2B 1B	G6-3	1	0	0	0	1	0	1					
										2	1	1	0	0	0	1					
Inning Stats	R: 0 E: 0 K: 0 S: 8	H: 0 LOB: 0 BB: 0 P: 11	R: 0 E: 0 K: 0 S: 5	H: 0 LOB: 0 BB: 0 P: 8	R: 0 E: 0 K: 1 S: 8	H: 1 LOB: 0 BB: 0 P: 10	R: 0 E: 0 K: 0 S: 6	H: 1 LOB: 1 BB: 0 P: 8	R: 0 E: 0 K: 0 S: 11	H: 0 LOB: 0 BB: 0 P: 10	R: 0 E: 1 K: 0 S: 9	H: 0 LOB: 1 BB: 0 P: 14	R: 2 E: 0 K: 0 S: 17	H: 3 LOB: 1 BB: 0 P: 26	R: 0 E: 0 K: 1 S: 11	H: 1 LOB: 1 BB: 0 P: 15	1B: 4 2B: 3 3B: 0 HR: 0	SF: 0 SAC: 0 DP: 0 HBP: 0	WP: 1 PB: 0 SB: 1 CS: 0	PA: 36	
PITCHER	IP	WLS	BF	H	R	ER	SO	BB	IBB	HBP	BLK	WP	HR	S	P	ERA	WHIP				
48 Jason Hirsh, R ERA: 4.9	6.0	W	22	3	0	0	2	1	0	0	0	0	0	46	62	0.00	0.667				
Jeremy Affeldt, L ERA: 2.55	1.0		4	0	0	0	0	0	0	0	0	0	0	9	14	0.00	0.000				
50 Jorge Julio, R ERA: 6.31	1.0		6	3	2	2	0	0	0	0	0	1	0	17	26	18.00	3.000				
60 Manny Corpas, R ERA: 2.63	1.0		4	1	0	0	1	0	0	0	0	0	0	11	15	0.00	1.000				

Batter	1	2	3	4	5	6	7	8	9	AB	R	H	RBI	BB	SO	LOB	BOTTOM				
3 Willy Taveras, R OBP: 0.362, SLG: 0.374 60 Manny Corpas, R			17 BB 1B			SH2-3		G1-3		4	1	2	0	0	0	2	New York Mets @ Colorado Rockies Coors Field, Denver, CO Mon Jul 02 2007, 7:05 PM MDT Att: 27,252 - Clear - 95 F				
Jamey Carroll, R OBP: 0.324, SLG: 0.276	L9		5 HR 1B	G6-3		17 BB 1B		5 FC6-4 BB		4	1	2	0	1	0	1					
5 Matt Holliday, R OBP: 0.394, SLG: 0.582	F9		3-2 1-H 3-H HR	G6-3		L7		FC6-4		5	1	1	3	0	0	4					
17 Todd Helton, L OBP: 0.438, SLG: 0.459			L3							1	0	0	0	3	0	0					
27 Garrett Atkins, R OBP: 0.323, SLG: 0.421	F8		11 BB 1B	F8		L7				4	1	1	0	0	0	6					
2 Troy Tulowitzki, R OBP: 0.355, SLG: 0.423	G1-3		11 BB 48 BB 1B		G5-3		G1-3			3	1	0	0	1	0	0					
11 Brad Hawpe, L OBP: 0.380, SLG: 0.519	K		48 BB 1B		F7		P5			4	1	1	1	0	1	0					
20 Chris Iannetta, R OBP: 0.327, SLG: 0.331	K		48 BB 1B		G6-3		L9			3	0	0	0	1	1	0					
48 Jason Hirsh, R ERA: 4.9 26 Jeff Francis, L ERA: 4.72, SLG: 0.148 Jeremy Affeldt, L 50 Jorge Julio, R 18 Cory Sullivan, L OBP: 0.417, SLG: 0.647			K			1B 3 SH2-3 1B		G3		3	0	2	2	0	1	0					
										0	0	0	0	0	0	0					
										0	0	0	0	0	0	0					
										0	0	0	0	0	0	0					
										1	0	0	0	0	0	0					
Inning Stats	R: 0 E: 0 K: 0 S: 8	H: 1 LOB: 2 BB: 1 P: 15	R: 0 E: 0 K: 2 S: 10	H: 0 LOB: 0 BB: 0 P: 15	R: 6 E: 0 K: 1 S: 21	H: 6 LOB: 2 BB: 2 P: 40	R: 0 E: 0 K: 0 S: 6	H: 0 LOB: 1 BB: 1 P: 12	R: 0 E: 0 K: 0 S: 10	H: 0 LOB: 0 BB: 1 P: 19	R: 0 E: 0 K: 0 S: 5	H: 0 LOB: 0 BB: 0 P: 7	R: 0 E: 0 K: 0 S: 10	H: 0 LOB: 1 BB: 1 P: 17	1B: 8 2B: 0 3B: 0 HR: 1	SF: 0 SAC: 1 DP: 0 HBP: 0	WP: 0 PB: 0 SB: 0 CS: 0	PA: 39			
PITCHER	IP	WLS	BF	H	R	ER	SO	BB	IBB	HBP	BLK	WP	HR	S	P	ERA	WHIP				
Tom Glavine, L ERA: 4.39	6.0	L	32	9	6	6	3	4	1	0	0	0	0	61	112	9.00	2.167				
35 Joe Smith, R ERA: 2.73	2.0		7	0	0	0	0	1	0	0	0	0	0	15	24	0.00	0.500				

AB	35
R	2
H	7
RBI	1
BB	1
SO	3
LOB	13



AB	32
R	6
H	9
RBI	6
BB	6
SO	3
LOB	13



Batter	1	2	3	4	5	6	7	8	9	AB	R	H	RBI	BB	SO	LOB	TOP				
7 José Reyes, S OBP: 0.386, SLG: 0.450 Scott Schoeneweis, L	0-0 S E 1B	1-2 G3			0-2 P6			1-2 G1-3		4	1	1	0	0	0	1					
Ruben Gotay, S OBP: 0.358, SLG: 0.500	1 SAFE 1 SAFE 1 SAFE FC1 15 G3 5 1B		2-1 G6-3		2-1 2B			2-2 G3		4	1	1	0	0	0	0					
15 Carlos Beltrán, S OBP: 0.342, SLG: 0.469	3-1 G3		1-1 G4-3		3-2 G4-3			1-1 G4-3		4	0	0	0	0	0	2					
5 David Wright, R OBP: 0.377, SLG: 0.502	0-1 21 1B 3-H 1B		2-2 L5		3-2 G6-3			1-2 G1-3		4	0	1	1	0	0	0					
21 Carlos Delgado, L OBP: 0.295, SLG: 0.419	1 SAFE 3-2 G6-4-3 1B		0-1 G4-6-3 1B		2-0 G6-3			1-3 K		4	0	2	0	0	1	0					
Shawn Green, L OBP: 0.326, SLG: 0.429	0-0 G6-4-3 1-2 1B		0-1 G4-6-3 1-2 1B		3-2 G1			1-3 K		4	0	0	0	0	1	3					
11 Ramon Castro, R OBP: 0.333, SLG: 0.529		0-1 43 G4-3 27 G1-3 1B		1-0 HR				1-2 G6-3		3	1	2	1	0	0	0					
27 Carlos Gómez, R OBP: 0.302, SLG: 0.333	0-0 G1-3 1-2 1B		0-0 B1-3					0-3 K		3	0	0	0	0	1	1					
43 Jason Vargas, L 35 Joe Smith, R Ricky Ledee, L Aaron Sele, R 22 Jose Valentin, S 59 Guillermo Mota, R 3 Damion Easley, R	1-1 4-1 5-1 5-1 7-1 7-1 8-1	1-1 G4-3			2-1 G4-3			2-0 L8		1	0	0	0	0	0	0					
Inning Stats	R: 2 E: 1 K: 0 S: 12	H: 3 LOB: 1 BB: 0 P: 20	R: 0 E: 0 K: 0 S: 8	H: 1 LOB: 0 BB: 0 P: 10	R: 0 E: 0 K: 0 S: 8	H: 0 LOB: 0 BB: 0 P: 13	R: 1 E: 0 K: 0 S: 6	H: 2 LOB: 0 BB: 0 P: 7	R: 0 E: 0 K: 0 S: 10	H: 0 LOB: 0 BB: 0 P: 15	R: 0 E: 0 K: 1 S: 7	H: 0 LOB: 0 BB: 0 P: 10	R: 0 E: 0 K: 0 S: 10	H: 0 LOB: 0 BB: 0 P: 14	R: 0 E: 0 K: 2 S: 11	H: 0 LOB: 0 BB: 0 P: 14	1B: 5 2B: 1 3B: 0 HR: 1	SF: 0 SAC: 0 DP: 2 HBP: 0	WP: 0 PB: 0 SB: 1 CS: 0	PA: 33	
PITCHER	IP WLS BF H R ER SO BB IBB HBP BLK WP HR S P ERA WHIP	8.0 W 30 7 3 2 1 0 0 0 0 0 0 1 68 106 2.25 0.875	1.0 3 0 0 0 2 0 0 0 0 0 0 0 0 11 14 0.00 0.000																		

New York Mets @ Colorado Rockies
Coors Field, Denver, CO
Tue Jul 03 2007, 6:05 PM MDT
Att. 48,040 - Overcast - 83 F

AB	33
R	3
H	7
RBI	2
BB	0
SO	3
LOB	8



Batter	1	2	3	4	5	6	7	8	9	AB	R	H	RBI	BB	SO	LOB	BOTTOM				
3 Willy Taveras, R OBP: 0.367, SLG: 0.380 18 Cory Sullivan, L OBP: 0.357, SLG: 0.357	3-2 E 5 1B 1B	2-2 1B 17 BB 1B	1-1 G6-3 1-2 1B		1-0 FC3-6 5 1B 27 SF9 1B		2-2 F8	0-1 G3		4	3	3	0	0	0	1					
Kazuo Matsui, S OBP: 0.353, SLG: 0.466	0-1 E7 5 1B 1B	1-2 17 BB 5 WP 1B		0-1 27 1B 5 1B 19 HR 1B	1-2 5 FC3-6 1B		0-0 17 1B 1B			5	2	5	0	0	0	0					
5 Matt Holliday, R OBP: 0.397, SLG: 0.581	1-0 27 HR 1B	4-0 17 BB 1B		0-0 27 1B 19 HR 1B	2-1 FC3-6 17 BB 1B		3-1 F8			4	2	2	2	1	0	3					
17 Todd Helton, L OBP: 0.440, SLG: 0.458 40 Brian Fuentes, L	2-2 G5-3 1-2 1B	4-2 1B 1B		0-1 F7 1B	4-2 B 1B		2-2 1B			3	0	1	1	2	0	3					
27 Garrett Atkins, R OBP: 0.324, SLG: 0.432	2-0 HR 1B	1-0 F3 1B		2-1 19 HR 1B	1-2 BB		0-3 K			4	2	2	3	0	1	5					
19 Ryan Spillborghs, R OBP: 0.337, SLG: 0.506	0-0 P3 1B	0-3 K		1-2 2-3 3-H HR	1-0 HR 1B		3-1 P3			5	1	1	4	0	2	5					
2 Troy Tulowitzki, R OBP: 0.355, SLG: 0.422	3-2 P2 1B		2-1 P4 1B					1-0 8 BB FC4 1B		5	0	2	0	0	0	0					
8 Yorvit Torrealba, R OBP: 0.308, SLG: 0.343		1-2 HR	2-2 3 BLK 1B	4-2 28 G6-4-3 BB				1-1 FC4		4	1	2	1	1	0	1					
2B Aaron Cook, R OBP: 0.273, SLG: 0.323 10 Jeff Baker, R OBP: 0.295, SLG: 0.354	2-2 P4 1B	0-3 K		3-2 G6-4-3				2-3 K		4	0	0	0	0	2	3					
Inning Stats	R: 4 E: 1 K: 0 S: 18	H: 4 LOB: 0 BB: 0 P: 29	R: 2 E: 0 K: 1 S: 18	H: 3 LOB: 2 BB: 3 P: 33	R: 0 E: 0 K: 1 S: 11	H: 1 LOB: 1 BB: 0 P: 16	R: 4 E: 0 K: 0 S: 15	H: 5 LOB: 1 BB: 1 P: 27	R: 1 E: 0 K: 0 S: 19	H: 2 LOB: 2 BB: 1 P: 31	R: 0 E: 0 K: 1 S: 6	H: 0 LOB: 0 BB: 0 P: 8	R: 0 E: 0 K: 1 S: 13	H: 2 LOB: 2 BB: 0 P: 20	R: 0 E: 1 K: 2 S: 19	H: 1 LOB: 2 BB: 0 P: 25	1B: 15 2B: 0 3B: 0 HR: 3	SF: 1 SAC: 0 DP: 1 HBP: 0	WP: 1 PB: 0 SB: 1 CS: 0	PA: 46	
PITCHER	IP WLS BF H R ER SO BB IBB HBP BLK WP HR S P ERA WHIP	1.1 L 4 2 1 1 0 1 0 0 0 0 0 1 8 18 13.50 4.500	0.2 2 1 1 0 1 0 0 0 0 0 0 0 0 25 39 4.50 1.500	2.0 9 2 1 1 1 1 0 0 0 0 0 0 13 20 0.00 2.000	1.0 5 2 0 0 1 0 0 0 0 0 0 0 19 25 0.00 1.000																

New York Mets @ Colorado Rockies
Coors Field, Denver, CO
Tue Jul 03 2007, 6:05 PM MDT
Att. 48,040 - Overcast - 83 F

AB	41
R	11
H	18
RBI	11
BB	4
SO	6
LOB	25



Batter	1	2	3	4	5	6	7	8	9	AB	R	H	RBI	BB	SO	LOB	TOP			
7 José Reyes, S OBP: 0.391, SLG: 0.444	E2 16 S 5 HR	F8			L8	FC6-4		G1-3		5	1	0	0	0	0	4				
16 Paul Lo Duca, R OBP: 0.330, SLG: 0.383	G6-3	G6-3							G5-3	5	2	2	0	0	0	2				
15 Carlos Beltrán, S OBP: 0.343, SLG: 0.471										3	2	1	1	1	1	1				
5 David Wright, R OBP: 0.387, SLG: 0.514 Scott Schoeneweis, L										4	1	3	4	0	1	0				
Aaron Heilman, R Ruben Gotay, S OBP: 0.368, SLG: 0.508										0	0	0	0	0	0	0				
21 Carlos Delgado, L OBP: 0.294, SLG: 0.420										4	0	1	1	0	0	2				
22 Jose Valentin, S OBP: 0.305, SLG: 0.414										5	1	1	0	0	0	2				
Shawn Green, L OBP: 0.328, SLG: 0.434										4	0	2	0	0	0	1				
27 Carlos Gómez, R OBP: 0.303, SLG: 0.333										3	0	1	0	0	1	3				
25 Pedro Feliciano, L										0	0	0	0	0	0	0				
3 Damon Easley, R OBP: 0.339, SLG: 0.459										1	0	1	0	0	0	0				
26 Orlando Hernández, R OBP: 0.192, SLG: 0.269										1	0	0	0	0	0	1				
59 Guillermo Mota, R										0	0	0	0	0	0	0				
Aaron Sele, R										0	0	0	0	0	0	0				
Ricky Ledee, L OBP: 0.290, SLG: 0.423										0	0	0	1	1	0	0				
Inning Stats	R: 3 E: 1 K: 0 S: 15	H: 2 LOB: 1 BB: 1 P: 24	R: 0 E: 0 K: 0 S: 8	H: 1 LOB: 1 BB: 0 P: 12	R: 0 E: 0 K: 2 S: 9	H: 0 LOB: 0 BB: 0 P: 14	R: 0 E: 0 K: 0 S: 8	H: 1 LOB: 1 BB: 0 P: 12	R: 1 E: 0 K: 1 S: 10	H: 2 LOB: 1 BB: 0 P: 14	R: 1 E: 0 K: 0 S: 8	H: 2 LOB: 0 BB: 0 P: 12	R: 0 E: 0 K: 0 S: 10	H: 1 LOB: 2 BB: 1 P: 19	R: 1 E: 0 K: 0 S: 18	H: 2 LOB: 1 BB: 0 P: 23	1B: 6 2B: 5 3B: 1 HR: 1	SF: 3 SAC: 1 DP: 1 HBP: 0	WP: 0 PB: 0 SB: 1 CS: 0	PA: 42
PITCHER	IP WLS BF H R ER SO BB IBB HBP BLK WP HR S P ERA WHIP																			
Josh Fogg, R ERA: 5.36	6.0 W 28 8 5 4 3 1 0 0 0 0 0 1 61 90 6.00 1.500																			
35 Taylor Buchholz, R ERA: 4.73	1.0 4 2 1 1 0 0 0 0 0 0 0 0 8 12 9.00 2.000																			
LaTroy Hawkins, R ERA: 4.43	1.0 5 1 0 0 0 1 0 0 0 0 0 0 10 19 0.00 2.000																			
34 Matt Herges, R ERA: 9.0	1.0 5 2 1 1 0 0 0 0 0 0 0 0 18 23 9.00 2.000																			

New York Mets @ Colorado Rockies
Coors Field, Denver, CO
Wed Jul 04 2007, 6:05 PM MDT
Att: 48,123 - Partly Cloudy - 87 F

AB	36
R	7
H	13
RBI	7
BB	2
SO	3
LOB	16



Batter	1	2	3	4	5	6	7	8	9	AB	R	H	RBI	BB	SO	LOB	BOTTOM			
18 Cory Sullivan, L OBP: 0.450, SLG: 0.421	G1-3									5	3	3	0	1	0	1				
Kazuo Matsui, S OBP: 0.347, SLG: 0.456	G3-1									6	1	1	2	0	1	7				
5 Matt Holliday, R OBP: 0.404, SLG: 0.584 LaTroy Hawkins, R										3	3	2	1	3	0	1				
34 Matt Herges, L										0	0	0	0	0	0	0				
17 Todd Helton, L OBP: 0.442, SLG: 0.462										2	1	1	5	2	0	1				
35 Taylor Buchholz, R OBP: 0.222, SLG: 0.125										0	0	0	0	0	0	0				
19 Ryan Spilborghs, R (7, PH) OBP: 0.344, SLG: 0.512										1	0	1	0	0	0	0				
27 Garrett Atkins, R OBP: 0.332, SLG: 0.451										5	2	4	5	1	0	2				
11 Brad Hawpe, L OBP: 0.383, SLG: 0.526										4	1	1	2	2	2	4				
2 Troy Tulowitzki, R OBP: 0.358, SLG: 0.437										6	1	3	1	0	0	5				
8 Yorvit Torrealba, R OBP: 0.314, SLG: 0.353										6	3	3	0	0	1	3				
Josh Fogg, R OBP: 0.148, SLG: 0.148										3	1	1	0	0	1	1				
10 Jeff Baker, R OBP: 0.299, SLG: 0.351										1	1	0	0	1	0	1				
Inning Stats	R: 0 E: 0 K: 0 S: 9	H: 1 LOB: 1 BB: 0 P: 15	R: 2 E: 0 K: 1 S: 13	H: 2 LOB: 0 BB: 0 P: 20	R: 1 E: 0 K: 1 S: 20	H: 1 LOB: 3 BB: 3 P: 39	R: 3 E: 1 K: 0 S: 17	H: 2 LOB: 2 BB: 3 P: 33	R: 6 E: 0 K: 1 S: 40	H: 7 LOB: 2 BB: 1 P: 59	R: 3 E: 0 K: 1 S: 17	H: 3 LOB: 2 BB: 2 P: 31	R: 2 E: 0 K: 0 S: 15	H: 3 LOB: 2 BB: 1 P: 26	R: 0 E: 0 K: 1 S: 8	H: 1 LOB: 1 BB: 0 P: 10	1B: 12 2B: 5 3B: 0 HR: 3	SF: 1 SAC: 1 DP: 0 HBP: 0	WP: 2 PB: 0 SB: 2 CS: 0	PA: 54
PITCHER	IP WLS BF H R ER SO BB IBB HBP BLK WP HR S P ERA WHIP																			
26 Orlando Hernández, R ERA: 3.22	4.0 L 24 6 6 5 2 6 0 0 0 0 0 2 59 107 11.25 3.000																			
59 Guillermo Mota, R ERA: 7.71	0.2 8 6 6 6 1 0 0 0 0 0 0 0 31 43 81.00 9.000																			
Aaron Sele, R ERA: 5.14	0.1 3 1 0 0 0 1 0 0 0 0 0 0 9 16 0.00 6.000																			
25 Pedro Feliciano, L ERA: 2.56	1.0 8 3 3 3 1 1 1 0 0 0 0 0 17 31 27.00 4.000																			
Scott Schoeneweis, L ERA: 5.66	1.0 7 3 2 2 0 1 0 0 0 0 0 0 15 26 18.00 4.000																			

New York Mets @ Colorado Rockies
Coors Field, Denver, CO
Wed Jul 04 2007, 6:05 PM MDT
Att: 48,123 - Partly Cloudy - 87 F

AB	42
R	17
H	20
RBI	16
BB	10
SO	5
LOB	26



Batter	1	2	3	4	5	6	7	8	9	AB	R	H	RBI	BB	SO	LOB	TOP					
11 Jimmy Rollins, S OBP: 0.329, SLG: 0.518 (1, 6)	G4-3		FC6-4 1B					CS BB		4	0	3	2	1	0	0	Philadelphia Phillies @ Colorado Rockies Coors Field, Denver, CO Sun Jul 08 2007, 1:05 PM MDT Att: 25,119 - Partly Cloudy - 85 F					
9 Michael Bourn, L OBP: 0.337, SLG: 0.329 (1, 8) (7, 7)	G5-3		FC6-4 1B	G6-3		B3		CS	G1-3 2B	5	2	1	0	0	0	5						
26 Chase Utley, L OBP: 0.401, SLG: 0.571 (1, 4)	K								G1-3	5	1	2	1	0	1	1						
6 Ryan Howard, L OBP: 0.377, SLG: 0.555 (1, 3)		L9							SF8	4	0	1	2	0	1	1						
8 Shane Victorino, S OBP: 0.346, SLG: 0.429 (1, 9)			F7						G6-3	5	1	2	2	0	0	2						
Pat Burrell, R OBP: 0.378, SLG: 0.408 63 Ryan Madson, L (7, 1)										3	1	2	1	0	1	0						
19 Greg Dobbs, L OBP: 0.320, SLG: 0.529 Abraham Nunez, S (7, PH) (7, 5)										0	0	0	0	0	0	0						
2 Rod Barajas, R OBP: 0.341, SLG: 0.389 (1, 2)			P4							4	2	1	0	0	1	1						
23 Adam Eaton, R OBP: 0.225, SLG: 0.250 Aaron Rowand, R (7, 8) (7, 8)										2	1	2	0	0	0	0						
										1	0	0	0	0	0	0						
Inning Stats	R: 0 E: 0 K: 1 S: 14	H: 0 LOB: 0 BB: 0 P: 18	R: 0 E: 0 K: 0 S: 9	H: 1 LOB: 1 BB: 0 P: 14	R: 2 E: 0 K: 0 S: 13	H: 4 LOB: 2 BB: 0 P: 18	R: 2 E: 0 K: 0 S: 10	H: 3 LOB: 1 BB: 0 P: 15	R: 0 E: 0 K: 0 S: 7	H: 0 LOB: 0 BB: 0 P: 10	R: 1 E: 0 K: 0 S: 15	H: 4 LOB: 2 BB: 0 P: 22	R: 2 E: 0 K: 2 S: 16	H: 2 LOB: 0 BB: 0 P: 21	R: 0 E: 0 K: 1 S: 8	H: 0 LOB: 0 BB: 1 P: 16	R: 1 E: 0 K: 0 S: 14	H: 1 LOB: 0 BB: 0 P: 21	1B: 12 2B: 1 3B: 0 HR: 2	SF: 1 SAC: 1 DP: 2 HBP: 1	WP: 0 PB: 0 SB: 0 CS: 1	PA: 42
PITCHER	IP ERA WHIP	WLS BF	H R ER SO	R LOB BB P	BB IBB HBP BLK	WP HR S P	ERA WHIP	PITCHER	IP ERA WHIP	WLS BF	H R ER SO	R LOB BB P	BB IBB HBP BLK	WP HR S P	ERA WHIP							
28 Aaron Cook, R (1, 1) ERA: 4.68	6.0	L 29	12 5 5 1	5 2 2 2	0 0 0 0	0 1 16 21	7.50 2.000	Tom Martin, L (7, 1) ERA: 5.25	1.0	5 2 2 2	2 0 0 0	0 0 0 0	0 0 0 0	0 1 16 21	18.00 2.000							
LaTroy Hawkins, R (8, 1) ERA: 4.07	1.0	3 0 0 0	2 1 1 0	0 0 0 0	0 0 0 0	0 0 8 16	0.00 1.000	50 Jorge Julio, R (9, 1) ERA: 5.97	1.0	4 1 1 1	0 0 0 0	0 0 0 0	0 0 0 0	0 0 14 21	9.00 1.000							

Batter	1	2	3	4	5	6	7	8	9	AB	R	H	RBI	BB	SO	LOB	BOTTOM					
18 Cory Sullivan, L OBP: 0.467, SLG: 0.429 (1, 8)	K								G4-3	5	0	1	1	0	1	1	Philadelphia Phillies @ Colorado Rockies Coors Field, Denver, CO Sun Jul 08 2007, 1:05 PM MDT Att: 25,119 - Partly Cloudy - 85 F					
Kazuo Matsui, S OBP: 0.350, SLG: 0.466 (1, 4)										4	1	2	1	0	1	1						
5 Matt Holliday, R OBP: 0.392, SLG: 0.573 (1, 7)	G5-3									4	0	0	0	0	1	3						
17 Todd Helton, L OBP: 0.444, SLG: 0.473 (1, 3)										4	1	2	1	0	1	0						
27 Garrett Atkins, R OBP: 0.331, SLG: 0.445 (1, 5)										4	0	1	0	0	1	1						
11 Brad Hawpe, L OBP: 0.394, SLG: 0.555 (1, 9)										3	1	2	0	1	0	1						
2 Troy Tulowitzki, R OBP: 0.358, SLG: 0.432 (1, 6)										4	1	1	1	0	1	3						
20 Chris Iannetta, R OBP: 0.318, SLG: 0.321 (1, 2)										4	0	0	0	0	0	2						
28 Aaron Cook, R (1, 1) Tom Martin, L (7, 1) 3 Willy Taveras, R (7, PH) LaTroy Hawkins, R (8, 1) 50 Jorge Julio, R (9, 1) 10 Jeff Baker, R (9, PH)										1	0	0	0	0	0	0						
										0	0	0	0	0	0	0						
Inning Stats	R: 1 E: 0 K: 1 S: 20	H: 2 LOB: 1 BB: 0 P: 27	R: 2 E: 0 K: 1 S: 21	H: 4 LOB: 2 BB: 0 P: 33	R: 1 E: 0 K: 0 S: 15	H: 2 LOB: 1 BB: 0 P: 20	R: 0 E: 0 K: 0 S: 5	H: 0 LOB: 0 BB: 0 P: 8	R: 0 E: 0 K: 0 S: 7	H: 0 LOB: 0 BB: 0 P: 8	R: 0 E: 0 K: 0 S: 10	H: 0 LOB: 1 BB: 1 P: 15	R: 0 E: 0 K: 1 S: 10	H: 1 LOB: 1 BB: 0 P: 12	R: 0 E: 0 K: 2 S: 8	H: 1 LOB: 1 BB: 0 P: 11	R: 0 E: 0 K: 0 S: 4	H: 0 LOB: 0 BB: 0 P: 8	1B: 6 2B: 2 3B: 1 HR: 2	SF: 0 SAC: 1 DP: 1 HBP: 0	WP: 1 PB: 0 SB: 0 CS: 1	PA: 37
PITCHER	IP ERA WHIP	WLS BF	H R ER SO	R LOB BB P	BB IBB HBP BLK	WP HR S P	ERA WHIP	PITCHER	IP ERA WHIP	WLS BF	H R ER SO	R LOB BB P	BB IBB HBP BLK	WP HR S P	ERA WHIP							
23 Adam Eaton, R (1, 1) ERA: 5.89	6.0	W 26	8 4 4 3	2 0 0 3	0 0 0 0	0 0 22 31	0.00 0.667	63 Ryan Madson, R (7, 1) ERA: 3.66	3.0	S 11	2 0 0 3	0 0 0 0	0 0 0 0	0 0 22 31	0.00 0.667							

Batter	1	2	3	4	5	6	7	8	9	AB	R	H	RBI	BB	SO	LOB	TOP						
19 Ryan Spilborghs, R OBP: 0.356, SLG: 0.543	G3		17 2B	SF9	G6-3			G4-3		4	1	1	1	0	0	0							
Jammy Carroll, R 4 Matt Herges, L LaTroy Hawkins, R 10 Jeff Baker, R Jeremy Affeldt, L 60 Manny Corpas, R	F8		17 2B	G6-3				P2		4	1	1	0	0	0	1							
5 Matt Holliday, R OBP: 0.389, SLG: 0.576	K		K	K				K		5	1	1	1	0	4	3							
17 Todd Helton, L OBP: 0.444, SLG: 0.475		G4-3			G6-3			F8		5	0	2	2	0	0	0							
27 Garrett Atkins, R OBP: 0.329, SLG: 0.440	F9		F7					FC6-4		4	1	0	0	1	1	2							
2 Troy Tulowitzki, R OBP: 0.381, SLG: 0.442										4	2	2	2	1	1	1							
11 Brad Hawpe, L OBP: 0.397, SLG: 0.551										2	2	0	0	3	0	1							
8 Yorvit Torrealba, R OBP: 0.330, SLG: 0.390		FC5-4								4	2	3	2	0	0	2							
26 Jeff Francis, L OBP: 0.182, SLG: 0.194										3	0	1	2	0	2	0							
Kazuo Matsui, S OBP: 0.348, SLG: 0.463										1	0	0	0	0	0	1							
Inning Stats	R: 0 E: 0 K: 1 S: 6	H: 0 LOB: 0 BB: 0 P: 9	R: 0 E: 0 K: 0 S: 12	H: 1 LOB: 2 BB: 1 P: 17	R: 2 E: 0 K: 2 S: 16	H: 3 LOB: 1 BB: 0 P: 23	R: 3 E: 0 K: 1 S: 17	H: 2 LOB: 1 BB: 2 P: 32	R: 4 E: 0 K: 1 S: 20	H: 2 LOB: 0 BB: 2 P: 34	R: 1 E: 0 K: 1 S: 10	H: 1 LOB: 0 BB: 0 P: 18	R: 0 E: 0 K: 0 S: 9	H: 1 LOB: 1 BB: 0 P: 11	R: 0 E: 0 K: 1 S: 7	H: 0 LOB: 0 BB: 0 P: 8	R: 0 E: 0 K: 1 S: 13	H: 1 LOB: 1 BB: 0 P: 22	1B: 6 2B: 2 3B: 0 HR: 3	SF: 1 SAC: 0 DP: 0 HBP: 0	WP: 0 PB: 0 SB: 0 CS: 0	PA: 43	
PITCHER	IP WLS BF H R ER SO BB IBB HBP BLK WP HR S P ERA WHIP	IP WLS BF H R ER SO BB IBB HBP BLK WP HR S P ERA WHIP	IP WLS BF H R ER SO BB IBB HBP BLK WP HR S P ERA WHIP	IP WLS BF H R ER SO BB IBB HBP BLK WP HR S P ERA WHIP	IP WLS BF H R ER SO BB IBB HBP BLK WP HR S P ERA WHIP	IP WLS BF H R ER SO BB IBB HBP BLK WP HR S P ERA WHIP	IP WLS BF H R ER SO BB IBB HBP BLK WP HR S P ERA WHIP	IP WLS BF H R ER SO BB IBB HBP BLK WP HR S P ERA WHIP	IP WLS BF H R ER SO BB IBB HBP BLK WP HR S P ERA WHIP	IP WLS BF H R ER SO BB IBB HBP BLK WP HR S P ERA WHIP	IP WLS BF H R ER SO BB IBB HBP BLK WP HR S P ERA WHIP	IP WLS BF H R ER SO BB IBB HBP BLK WP HR S P ERA WHIP	IP WLS BF H R ER SO BB IBB HBP BLK WP HR S P ERA WHIP	IP WLS BF H R ER SO BB IBB HBP BLK WP HR S P ERA WHIP	IP WLS BF H R ER SO BB IBB HBP BLK WP HR S P ERA WHIP	IP WLS BF H R ER SO BB IBB HBP BLK WP HR S P ERA WHIP	IP WLS BF H R ER SO BB IBB HBP BLK WP HR S P ERA WHIP	IP WLS BF H R ER SO BB IBB HBP BLK WP HR S P ERA WHIP	IP WLS BF H R ER SO BB IBB HBP BLK WP HR S P ERA WHIP	IP WLS BF H R ER SO BB IBB HBP BLK WP HR S P ERA WHIP	IP WLS BF H R ER SO BB IBB HBP BLK WP HR S P ERA WHIP	IP WLS BF H R ER SO BB IBB HBP BLK WP HR S P ERA WHIP	IP WLS BF H R ER SO BB IBB HBP BLK WP HR S P ERA WHIP

Colorado Rockies @ Milwaukee Brewers
Miller Park, Milwaukee, WI
Fri Jul 13 2007, 7:05 PM CDT
Att: 37,690 - Partly Cloudy - 69 F

livebaseballscorecards.com

AB 37
R 10
H 11
RBI 10
BB 5
SO 8
LOB 11



Batter	1	2	3	4	5	6	7	8	9	AB	R	H	RBI	BB	SO	LOB	BOTTOM							
1 Corey Hart, R OBP: 0.369, SLG: 0.508	L8		F7			G6-3				4	0	1	1	1	0	1								
7 J.J. Hardy, R OBP: 0.336, SLG: 0.489	K									4	1	0	0	1	3	3								
8 Ryan Braun, R OBP: 0.397, SLG: 0.695	K									4	2	2	4	1	1	1								
28 Prince Fielder, L OBP: 0.377, SLG: 0.628		G5-3								4	1	2	1	0	0	0								
Johnny Estrada, S OBP: 0.307, SLG: 0.444	F8		K							4	0	0	0	0	2	2								
Kevin Mench, R OBP: 0.290, SLG: 0.444	E9									4	0	1	0	0	0	2								
Geoff Jenkins, L OBP: 0.327, SLG: 0.485										4	0	0	0	0	3	2								
23 Rickie Weeks Jr., R OBP: 0.331, SLG: 0.391										3	2	1	0	1	1	1								
39 Chris Capuano, L OBP: 0.333, SLG: 0.428										0	0	0	0	0	0	0								
12 Carlos Villanueva, R ERA: 5.19										1	0	1	0	0	0	0								
Craig Counsell, L ERA: 6.0										1	0	0	0	0	0	0								
50 Chris Spurling, R ERA: 3.91										0	0	0	0	0	0	0								
9 Tony Graffanino, R OBP: 0.307, SLG: 0.378										1	0	0	0	0	0	1								
Brian Shouse, L ERA: 2.82										0	0	0	0	0	0	0								
Inning Stats	R: 0 E: 0 K: 2 S: 13	H: 0 LOB: 0 BB: 0 P: 21	R: 0 E: 1 K: 1 S: 12	H: 0 LOB: 1 BB: 0 P: 19	R: 4 E: 0 K: 1 S: 14	H: 2 LOB: 2 BB: 2 P: 28	R: 1 E: 0 K: 2 S: 15	H: 3 LOB: 0 BB: 0 P: 25	R: 1 E: 0 K: 1 S: 10	H: 2 LOB: 1 BB: 0 P: 14	R: 0 E: 0 K: 0 S: 4	H: 0 LOB: 0 BB: 0 P: 9	R: 0 E: 0 K: 1 S: 9	H: 1 LOB: 2 BB: 1 P: 17	R: 0 E: 1 K: 1 S: 7	H: 0 LOB: 0 BB: 0 P: 12	R: 0 E: 0 K: 1 S: 5	H: 0 LOB: 0 BB: 1 P: 13	1B: 4 2B: 1 3B: 0 HR: 3	SF: 0 SAC: 1 DP: 2 HBP: 0	WP: 0 PB: 0 SB: 0 CS: 0	PA: 39		
PITCHER	IP WLS BF H R ER SO BB IBB HBP BLK WP HR S P ERA WHIP	IP WLS BF H R ER SO BB IBB HBP BLK WP HR S P ERA WHIP	IP WLS BF H R ER SO BB IBB HBP BLK WP HR S P ERA WHIP	IP WLS BF H R ER SO BB IBB HBP BLK WP HR S P ERA WHIP	IP WLS BF H R ER SO BB IBB HBP BLK WP HR S P ERA WHIP	IP WLS BF H R ER SO BB IBB HBP BLK WP HR S P ERA WHIP	IP WLS BF H R ER SO BB IBB HBP BLK WP HR S P ERA WHIP	IP WLS BF H R ER SO BB IBB HBP BLK WP HR S P ERA WHIP	IP WLS BF H R ER SO BB IBB HBP BLK WP HR S P ERA WHIP	IP WLS BF H R ER SO BB IBB HBP BLK WP HR S P ERA WHIP	IP WLS BF H R ER SO BB IBB HBP BLK WP HR S P ERA WHIP	IP WLS BF H R ER SO BB IBB HBP BLK WP HR S P ERA WHIP	IP WLS BF H R ER SO BB IBB HBP BLK WP HR S P ERA WHIP	IP WLS BF H R ER SO BB IBB HBP BLK WP HR S P ERA WHIP	IP WLS BF H R ER SO BB IBB HBP BLK WP HR S P ERA WHIP	IP WLS BF H R ER SO BB IBB HBP BLK WP HR S P ERA WHIP	IP WLS BF H R ER SO BB IBB HBP BLK WP HR S P ERA WHIP	IP WLS BF H R ER SO BB IBB HBP BLK WP HR S P ERA WHIP	IP WLS BF H R ER SO BB IBB HBP BLK WP HR S P ERA WHIP	IP WLS BF H R ER SO BB IBB HBP BLK WP HR S P ERA WHIP	IP WLS BF H R ER SO BB IBB HBP BLK WP HR S P ERA WHIP	IP WLS BF H R ER SO BB IBB HBP BLK WP HR S P ERA WHIP	IP WLS BF H R ER SO BB IBB HBP BLK WP HR S P ERA WHIP	IP WLS BF H R ER SO BB IBB HBP BLK WP HR S P ERA WHIP

Colorado Rockies @ Milwaukee Brewers
Miller Park, Milwaukee, WI
Fri Jul 13 2007, 7:05 PM CDT
Att: 37,690 - Partly Cloudy - 69 F

livebaseballscorecards.com

AB 34
R 6
H 8
RBI 6
BB 4
SO 10
LOB 13



Batter	1	2	3	4	5	6	7	8	9	10	AB	R	H	RBI	BB	SO	LOB	TOP						
19 Ryan Spilborghs, R OBP: 0.362, SLG: 0.573	E4 27 F8 1B		HR			F8			P3		4	1	2	1	0	0	0							
Kazuo Matsui, S OBP: 0.341, SLG: 0.454 LaTroy Hawkins, R (9, 1)	F7		B3			G4-3			P4		4	0	0	0	0	0	1							
27 Garrett Atkins, R OBP: 0.325, SLG: 0.435	F8										4	0	0	0	0	3	1							
17 Todd Helton, L OBP: 0.442, SLG: 0.471	G4-3					K			K		3	0	0	0	1	1								
2 Troy Tulowitzki, R OBP: 0.357, SLG: 0.437		F7				L8			F7		4	0	0	0	1	1								
11 Brad Hawpe, L OBP: 0.393, SLG: 0.545		K							K		3	0	0	0	0	1								
8 Yorvit Torrealba, R OBP: 0.330, SLG: 0.389									G4-3		3	0	1	0	0	0								
18 Cory Sullivan, L OBP: 0.424, SLG: 0.387											3	0	0	0	0	1								
31 Rodrigo Lopez, R OBP: 0.105, SLG: 0.056 50 Jorge Julio, R Jamey Carroll, R OBP: 0.316, SLG: 0.270											2	0	0	0	0	2								
											0	0	0	0	0	0								
											1	0	0	0	0	1								
Inning Stats	R: 0 E: 1 K: 0 S: 15	H: 1 LOB: 1 BB: 0 P: 22	R: 0 E: 0 K: 1 S: 10	H: 0 LOB: 0 BB: 0 P: 15	R: 1 E: 0 K: 1 S: 12	H: 1 LOB: 0 BB: 0 P: 16	R: 0 E: 0 K: 2 S: 13	H: 0 LOB: 0 BB: 0 P: 19	R: 0 E: 0 K: 0 S: 6	H: 1 LOB: 0 BB: 0 P: 8	R: 0 E: 0 K: 1 S: 9	H: 0 LOB: 0 BB: 0 P: 13	R: 0 E: 0 K: 2 S: 12	H: 0 LOB: 0 BB: 0 P: 18	R: 0 E: 0 K: 0 S: 8	H: 0 LOB: 0 BB: 0 P: 12	R: 0 E: 0 K: 1 S: 9	H: 0 LOB: 0 BB: 0 P: 18	R: 0 E: 0 K: 1 S: 7	H: 0 LOB: 0 BB: 1 P: 14	1B: 2 2B: 0 3B: 0 HR: 1	SF: 0 SAC: 0 DP: 2 HBP: 0	WP: 0 PA: 32 PB: 0 SB: 0 CS: 0	
PITCHER	IP WLS BF H R ER SO BB IBB HBP BLK WP HR S P ERA WHIP	3.1 12 2 1 1 3 0 0 0 0 0 0 40 57 2.70 0.600	4.2 14 1 0 0 4 0 0 0 0 0 0 45 66 0.00 0.214	1.0 3 0 0 0 1 0 0 0 0 0 0 9 18 0.00 0.000	1.0 W 3 0 0 0 1 1 0 0 0 0 7 14 0.00 1.000																			

Colorado Rockies @ Milwaukee Brewers
Miller Park, Milwaukee, WI
Sat Jul 14 2007, 6:05 PM CDT
Att. 42,559 - Partly Cloudy - 78 F

livebaseballscorecards.com

AB	31
R	1
H	3
RBI	1
BB	1
SO	9
LOB	5



Batter	1	2	3	4	5	6	7	8	9	10	AB	R	H	RBI	BB	SO	LOB	BOTTOM					
1 Corey Hart, R OBP: 0.367, SLG: 0.516	F8		F7			HR			K		4	1	1	1	0	1	1						
7 J.J. Hardy, R OBP: 0.332, SLG: 0.483	F9					F8			P5		4	0	0	0	0	0							
8 Ryan Braun, R OBP: 0.399, SLG: 0.686											2	0	0	0	2	0	0						
28 Prince Fielder, L OBP: 0.376, SLG: 0.623											4	0	1	0	0	1	2						
Johnny Estrada, S OBP: 0.302, SLG: 0.436											4	0	0	0	0	1	2						
Geoff Jenkins, L OBP: 0.325, SLG: 0.485											4	1	1	0	0	1	1						
22 Tony Gwynn Jr., L OBP: 0.340, SLG: 0.326											4	0	0	0	0	1	1						
23 Rickie Weeks Jr., R OBP: 0.331, SLG: 0.388 9 Tony Gattano, R OBP: 0.311, SLG: 0.376											2	0	0	0	1	2	0						
15 Ben Sheets, R OBP: 0.079, SLG: 0.079 49 Yovani Gallardo, R OBP: 0.200, SLG: 0.222 Craig Counsell, L OBP: 0.343, SLG: 0.326 Francisco Cordero, R Derrick Turnbow, R											1	0	0	0	0	0	0						
											1	0	0	0	0	0	0						
											0	0	0	0	0	0	0						
											0	0	0	0	0	0	0						
Inning Stats	R: 0 E: 0 K: 1 S: 10	H: 0 LOB: 1 BB: 1 P: 18	R: 0 E: 0 K: 0 S: 11	H: 0 LOB: 0 BB: 0 P: 15	R: 0 E: 0 K: 1 S: 11	H: 0 LOB: 0 BB: 0 P: 16	R: 0 E: 0 K: 0 S: 4	H: 0 LOB: 0 BB: 0 P: 5	R: 0 E: 0 K: 1 S: 8	H: 0 LOB: 0 BB: 0 P: 10	R: 1 E: 0 K: 1 S: 10	H: 1 LOB: 0 BB: 0 P: 13	R: 0 E: 0 K: 1 S: 11	H: 0 LOB: 1 BB: 1 P: 20	R: 0 E: 0 K: 1 S: 10	H: 0 LOB: 1 BB: 1 P: 20	R: 0 E: 0 K: 1 S: 8	H: 1 LOB: 1 BB: 0 P: 11	R: 1 E: 0 K: 0 S: 5	H: 2 LOB: 1 BB: 0 P: 9	1B: 2 2B: 1 3B: 0 HR: 1	SF: 0 SAC: 0 DP: 0 HBP: 0	WP: 0 PA: 35 PB: 0 SB: 1 CS: 0
PITCHER	IP WLS BF H R ER SO BB IBB HBP BLK WP HR S P ERA WHIP	7.0 24 4 0 0 1 2 0 0 0 0 0 65 97 1.29 0.429	1.0 4 0 0 0 1 1 0 0 0 0 0 10 20 0.00 1.000	1.1 L 7 3 1 1 1 0 0 0 0 0 13 20 6.75 2.250																			

Colorado Rockies @ Milwaukee Brewers
Miller Park, Milwaukee, WI
Sat Jul 14 2007, 6:05 PM CDT
Att. 42,559 - Partly Cloudy - 78 F

livebaseballscorecards.com

AB	32
R	2
H	4
RBI	2
BB	3
SO	7
LOB	8



Batter	1	2	3	4	5	6	7	8	9	AB	R	H	RBI	BB	SO	LOB	TOP					
3 Willy Taveras, R OBP: 0.372, SLG: 0.391										3	3	1	1	0	1	0	Colorado Rockies @ Pittsburgh Pirates PNC Park, Pittsburgh, PA Mon Jul 16 2007, 7:05 PM EDT Att: 16,423 - Partly Cloudy - 81 F					
Kazu Matsui, S OBP: 0.335, SLG: 0.446										5	0	0	0	0	1	4						
5 Matt Holliday, R OBP: 0.388, SLG: 0.575										3	1	1	3	0	0	1						
17 Todd Helton, L OBP: 0.439, SLG: 0.465										4	1	1	0	1	0	1						
27 Garrett Atkins, R OBP: 0.323, SLG: 0.429										5	1	1	0	0	0	3						
60 Manny Corpas, R										0	0	0	0	0	0	0						
11 Brad Hawpe, L OBP: 0.393, SLG: 0.549										3	2	1	1	1	1	0						
50 Jorge Julio, R										0	0	0	0	0	0	0						
Jamey Carroll, R OBP: 0.314, SLG: 0.268										1	0	0	0	0	0	2						
2 Troy Tulowitzki, R OBP: 0.358, SLG: 0.433										3	1	1	2	0	0	0						
8 Yorvit Torrealba, R OBP: 0.329, SLG: 0.391										4	1	1	2	0	1	1						
35 Taylor Buchholz, R OBP: 0.238, SLG: 0.158										3	0	1	1	0	1	1						
34 Matt Herges, L										0	0	0	0	0	0	0						
Tom Martin, L										0	0	0	0	0	0	0						
LaTroy Hawkins, R										0	0	0	0	0	0	0						
19 Ryan Spillborghs, R OBP: 0.351, SLG: 0.545										1	0	0	0	0	0	0						
Inning Stats	R: 5 E: 0 K: 0 S: 20	H: 3 LOB: 1 BB: 2 P: 33	R: 1 E: 1 K: 0 S: 10	H: 1 LOB: 1 BB: 0 P: 16	R: 3 E: 0 K: 1 S: 16	H: 3 LOB: 1 BB: 0 P: 25	R: 0 E: 0 K: 0 S: 8	H: 0 LOB: 0 BB: 0 P: 12	R: 0 E: 0 K: 2 S: 9	H: 0 LOB: 0 BB: 0 P: 10	R: 1 E: 1 K: 0 S: 12	H: 0 LOB: 0 BB: 0 P: 18	R: 0 E: 0 K: 1 S: 7	H: 0 LOB: 0 BB: 0 P: 9	R: 0 E: 0 K: 1 S: 6	H: 0 LOB: 0 BB: 0 P: 10	R: 0 E: 1 K: 0 S: 9	H: 1 LOB: 2 BB: 0 P: 11	1B: 6 2B: 2 3B: 0 HR: 0	SF: 3 SAC: 0 DP: 0 HBP: 2	WP: 0 PB: 0 SB: 3 CS: 0	PA: 42
PITCHER	IP	WLS	BF	H	R	ER	SO	BB	IBB	HBP	BLK	WP	HR	S	P	ERA	WHIP					
47 John Van Benschoten, R ERA: 8.17	2.0	L	17	6	9	9	0	2	0	2	0	0	0	38	62	40.50	4.000					
Tony Armas, R ERA: 7.57	3.0		10	1	0	0	3	0	0	0	0	0	0	25	34	0.00	0.333					
Masumi Kuwata, R ERA: 6.92	0.2		3	0	1	0	0	0	0	0	0	0	0	10	14	0.00	0.000					
Damaso Marte, L ERA: 1.57	1.1		4	0	0	0	1	0	0	0	0	0	0	9	13	0.00	0.000					
16 Salomon Torres, R ERA: 5.1	1.0		3	0	0	0	1	0	0	0	0	0	0	6	10	0.00	0.000					

Batter	1	2	3	4	5	6	7	8	9	AB	R	H	RBI	BB	SO	LOB	BOTTOM					
13 Nate McLouth, L OBP: 0.312, SLG: 0.368										4	2	2	1	0	1	1	Colorado Rockies @ Pittsburgh Pirates PNC Park, Pittsburgh, PA Mon Jul 16 2007, 7:05 PM EDT Att: 16,423 - Partly Cloudy - 81 F					
12 Freddy Sanchez, R OBP: 0.322, SLG: 0.391										5	2	2	0	0	2	4						
25 Adam LaRoche, L OBP: 0.322, SLG: 0.430										3	1	1	1	1	1	1						
Xavier Nady, R OBP: 0.336, SLG: 0.490										3	0	1	1	1	1	2						
41 Ryan Doumit, S OBP: 0.379, SLG: 0.517										5	1	2	2	0	1	2						
Jason Bay, R OBP: 0.328, SLG: 0.422										4	1	1	1	1	2	4						
Jose Castillo, R OBP: 0.279, SLG: 0.339										5	0	1	0	0	0	3						
2 Jack Wilson, R OBP: 0.314, SLG: 0.358										5	1	2	1	0	0	1						
47 John Van Benschoten, R ERA: 4.92										0	0	0	0	0	0	0						
Matt Herges, R ERA: 7.36										1	0	1	0	0	0	2						
Masumi Kuwata, R ERA: 6.92										0	0	0	0	0	0	0						
Damaso Marte, L ERA: 1.57										0	0	0	0	0	0	0						
Rajai Davis, R ERA: 3.86										1	0	0	0	0	0	0						
16 Salomon Torres, R ERA: 5.1										0	0	0	0	0	0	0						
55 Matt Capps, R ERA: 5.2										0	0	0	0	0	0	0						
Inning Stats	R: 1 E: 0 K: 2 S: 13	H: 2 LOB: 2 BB: 1 P: 23	R: 0 E: 0 K: 1 S: 7	H: 1 LOB: 0 BB: 0 P: 11	R: 3 E: 0 K: 1 S: 17	H: 5 LOB: 2 BB: 0 P: 28	R: 2 E: 1 K: 1 S: 13	H: 1 LOB: 0 BB: 0 P: 22	R: 2 E: 0 K: 1 S: 12	H: 2 LOB: 1 BB: 1 P: 20	R: 0 E: 0 K: 0 S: 9	H: 1 LOB: 1 BB: 1 P: 19	R: 0 E: 0 K: 1 S: 14	H: 2 LOB: 2 BB: 0 P: 22	R: 0 E: 0 K: 0 S: 5	H: 0 LOB: 0 BB: 0 P: 10	R: 0 E: 0 K: 1 S: 10	H: 0 LOB: 0 BB: 0 P: 15	1B: 12 2B: 2 3B: 0 HR: 0	SF: 2 SAC: 2 DP: 1 HBP: 0	WP: 0 PB: 0 SB: 0 CS: 0	PA: 44
PITCHER	IP	WLS	BF	H	R	ER	SO	BB	IBB	HBP	BLK	WP	HR	S	P	ERA	WHIP					
35 Taylor Buchholz, R ERA: 4.92	4.0		23	9	6	4	5	1	0	0	0	0	0	50	84	9.00	2.500					
34 Matt Herges, R ERA: 7.36	1.0		6	2	2	2	1	1	0	0	0	0	0	12	20	18.00	3.000					
Tom Martin, L ERA: 4.97	0.1	H	3	1	0	0	0	1	0	0	0	0	0	7	14	0.00	6.000					
LaTroy Hawkins, R ERA: 3.86	1.1	W	5	2	0	0	0	0	0	0	0	0	0	13	23	0.00	1.500					
50 Jorge Julio, R ERA: 5.2	1.1	H	4	0	0	0	1	0	0	0	0	0	0	8	14	0.00	0.000					

Batter	1	2	3	4	5	6	7	8	9	AB	R	H	RBI	BB	SO	LOB	TOP			
3 Willy Taveras, R OBP: 0.372, SLG: 0.392										4	1	1	1	0	0	4	Colorado Rockies @ Pittsburgh Pirates PNC Park, Pittsburgh, PA Tue Jul 17 2007, 7:05 PM EDT Att: 21,604 - Cloudy - 81 F			
19 Ryan Spillborghs, R OBP: 0.345, SLG: 0.525										5	0	1	1	0	1	5				
5 Matt Holliday, R OBP: 0.386, SLG: 0.570										5	0	1	0	0	1	2				
27 Garrett Atkins, R OBP: 0.326, SLG: 0.434										5	1	3	1	0	0	2				
2 Troy Tulowitzki, R OBP: 0.358, SLG: 0.433										5	1	2	0	0	0	2				
8 Yorvit Torrealba, R OBP: 0.335, SLG: 0.395										3	1	1	0	2	1	1				
10 Jeff Baker, R OBP: 0.296, SLG: 0.343										4	1	1	1	0	1	4				
Jamey Carroll, R OBP: 0.331, SLG: 0.291										3	1	3	1	1	0	0				
Josh Fogg, R OBP: 0.167, SLG: 0.167										3	0	1	0	0	0	3				
60 Manny Corpas, R										0	0	0	0	0	0	0				
Inning Stats	R: 0 E: 0 K: 0 S: 8	H: 1 LOB: 1 BB: 0 P: 13	R: 4 E: 0 K: 0 S: 14	H: 4 LOB: 1 BB: 1 P: 19	R: 1 E: 0 K: 2 S: 13	H: 2 LOB: 1 BB: 0 P: 22	R: 0 E: 0 K: 1 S: 13	H: 0 LOB: 1 BB: 1 P: 21	R: 0 E: 0 K: 0 S: 6	H: 1 LOB: 1 BB: 0 P: 10	R: 1 E: 0 K: 0 S: 12	H: 2 LOB: 3 BB: 1 P: 24	R: 0 E: 0 K: 0 S: 6	H: 2 LOB: 1 BB: 0 P: 10	R: 0 E: 0 K: 1 S: 9	H: 1 LOB: 1 BB: 0 P: 14	1B: 10 2B: 4 3B: 0 HR: 0	SF: 0 SAC: 1 DP: 2 HBP: 1	WP: 0 PB: 1 SB: 1 CS: 0	PA: 42
PITCHER	IP WLS BF H R ER SO BB IBB HBP BLK WP HR S P ERA WHIP																			
Shane Youman, L ERA: 4.24	5.0 L 23 8 5 4 3 2 0 0 0 0 0 0 54 88 7.20 2.000																			
Masumi Kuwata, R ERA: 6.6	2.0 11 3 1 1 0 1 0 0 1 0 0 0 19 34 4.50 2.000																			
34 John Grabow, L ERA: 5.92	1.0 4 2 0 0 0 0 0 0 0 0 0 0 6 10 0.00 2.000																			
Shawn Chacon, R ERA: 3.58	1.0 4 1 0 0 1 0 0 0 0 0 0 0 9 14 0.00 1.000																			

AB	37
R	6
H	14
RBI	5
BB	3
SO	4
LOB	23



Batter	1	2	3	4	5	6	7	8	9	AB	R	H	RBI	BB	SO	LOB	BOTTOM					
13 Nate McLouth, L OBP: 0.310, SLG: 0.388										4	1	1	1	0	2	0	Colorado Rockies @ Pittsburgh Pirates PNC Park, Pittsburgh, PA Tue Jul 17 2007, 7:05 PM EDT Att: 21,604 - Cloudy - 81 F					
12 Freddy Sanchez, R OBP: 0.324, SLG: 0.391										3	1	1	0	0	0	0						
25 Adam LaRoche, L OBP: 0.318, SLG: 0.425										4	0	0	0	0	1	2						
Xavier Nady, R OBP: 0.338, SLG: 0.493										4	0	2	0	0	1	0						
41 Ryan Doumit, S OBP: 0.376, SLG: 0.511										4	0	1	1	0	2	1						
Jason Bay, R OBP: 0.327, SLG: 0.419										3	0	0	0	1	2	2						
Jose Castillo, R OBP: 0.272, SLG: 0.331										3	0	0	0	0	0	1						
2 Jack Wilson, R OBP: 0.311, SLG: 0.354										3	0	0	0	0	0	0						
Shane Youman, L OBP: 0.200, SLG: 0.200										1	0	0	0	0	1	0						
Don Nix, L OBP: 0.281, SLG: 0.346										0	0	0	0	0	0	0						
Masumi Kuwata, R ERA: 6.6										0	0	0	0	0	0	0						
34 John Grabow, L ERA: 5.92										0	0	0	0	0	0	0						
Josh Phelps, R OBP: 0.343, SLG: 0.353										1	0	0	0	0	0	0						
Shawn Chacon, R ERA: 3.58										0	0	0	0	0	0	0						
Inning Stats	R: 1 E: 0 K: 1 S: 14	H: 3 LOB: 2 BB: 0 P: 23	R: 0 E: 0 K: 1 S: 7	H: 0 LOB: 0 BB: 0 P: 11	R: 1 E: 0 K: 1 S: 11	H: 2 LOB: 1 BB: 0 P: 17	R: 0 E: 0 K: 0 S: 5	H: 0 LOB: 0 BB: 0 P: 6	R: 0 E: 0 K: 1 S: 11	H: 0 LOB: 0 BB: 0 P: 17	R: 0 E: 0 K: 1 S: 8	H: 0 LOB: 0 BB: 1 P: 14	R: 0 E: 0 K: 0 S: 5	H: 0 LOB: 0 BB: 1 P: 12	R: 0 E: 0 K: 1 S: 9	H: 0 LOB: 1 BB: 0 P: 13	R: 0 E: 0 K: 3 S: 12	H: 0 LOB: 0 BB: 0 P: 12	1B: 3 2B: 1 3B: 0 HR: 1	SF: 0 SAC: 0 DP: 1 HBP: 1	WP: 0 PB: 0 SB: 0 CS: 0	PA: 33
PITCHER	IP WLS BF H R ER SO BB IBB HBP BLK WP HR S P ERA WHIP																					
Josh Fogg, R ERA: 5.15	7.0 W 26 5 2 2 5 1 0 0 0 0 0 1 61 100 2.57 0.857																					
Jeremy Affeldt, L ERA: 2.73	1.0 4 0 0 0 1 0 0 0 1 0 0 0 9 13 0.00 0.000																					
60 Manny Corpas, R ERA: 2.35	1.0 3 0 0 0 3 0 0 0 0 0 0 0 12 12 0.00 0.000																					

AB	31
R	2
H	5
RBI	2
BB	1
SO	9
LOB	6



Batter	1	2	3	4	5	6	7	8	9	AB	R	H	RBI	BB	SO	LOB	TOP				
18 Cory Sullivan, L (1.8) OBP: 0.395, SLG: 0.361	G4-3		F7		P6			G4-3		4	0	0	0	0	0	1	Colorado Rockies @ Pittsburgh Pirates PNC Park, Pittsburgh, PA Wed Jul 18 2007, 12:35 PM EDT Att: 19,285 - Cloudy - 75 F				
Kazuo Matsui, S (1.4) OBP: 0.333, SLG: 0.442	G3		K			5 G2-3 17 HR		L4		4	1	1	0	0	1	1					
5 Matt Holliday, R (1.7) OBP: 0.384, SLG: 0.565	K			4-2 11 HR		G2-3		K		3	1	0	0	1	2	1					
17 Todd Helton, L (1.3) OBP: 0.440, SLG: 0.473		1-3 K		1-0 F8		3-2 2H HR			4-2 27 BB	3	1	1	2	1	1	1					
27 Garrett Atkins, R (1.5) OBP: 0.326, SLG: 0.431		3-3 K		1-1 L8		0-2 L5			4-2 1-2 BB	3	0	0	0	1	1	1					
11 Brad Hawpe, L (1.9) OBP: 0.391, SLG: 0.556		0-3 K		0-0 HR		1-1 F8			2-3 BB	4	1	1	2	0	2	2					
2 Troy Tulowitzki, R (1.6) OBP: 0.357, SLG: 0.434			2-2 20 G4-3 26 1B		0-3 K				0-1 F8	4	1	1	0	0	2	2					
20 Chris Iannetta, R (1.2) OBP: 0.317, SLG: 0.309			0-0 G4-3		0-0 G1		0-2 G3		1-3 K	4	0	0	0	0	1	3					
26 Jeff Francis, L (1.1) OBP: 0.194, SLG: 0.206			3-2 G4-3		2-2 G4-3		2-3 K			3	0	1	1	0	1	0					
50 Jorge Julio, R (8.1)										0	0	0	0	0	0	0					
60 Manny Corpas, R (9.1)										0	0	0	0	0	0	0					
Inning Stats	R: 0 E: 0 K: 1 S: 9	H: 0 LOB: 0 BB: 0 P: 11	R: 0 E: 0 K: 3 S: 11	H: 0 LOB: 0 BB: 0 P: 15	R: 0 E: 0 K: 1 S: 14	H: 2 LOB: 1 BB: 0 P: 19	R: 2 E: 0 K: 1 S: 9	H: 1 LOB: 0 BB: 1 P: 15	R: 0 E: 0 K: 0 S: 6	H: 0 LOB: 0 BB: 0 P: 8	R: 2 E: 0 K: 0 S: 12	H: 2 LOB: 0 BB: 0 P: 17	R: 0 E: 0 K: 2 S: 10	H: 0 LOB: 0 BB: 0 P: 14	R: 0 E: 0 K: 1 S: 8	H: 0 LOB: 0 BB: 0 P: 8	R: 0 E: 0 K: 2 S: 18	H: 0 LOB: 2 BB: 2 P: 29	1B: 2 2B: 1 3B: 0 HR: 2	SF: 0 SAC: 0 DP: 0 HBP: 0	WP: 0 PA: 35 PB: 0 SB: 0 CS: 0
PITCHER	IP	WLS	BF	H	R	ER	SO	BB	IBB	HBP	BLK	WP	HR	S	P	ERA	WHIP				
45 Ian Snell, R (1.1) ERA: 3.31	6.0	L	24	5	5	5	6	1	0	0	0	0	2	61	85	7.50	1.000				
34 John Grabow, L (7.1) ERA: 5.47	2.0		6	0	0	0	3	0	0	0	0	0	0	18	22	0.00	0.000				
Damaso Marte, L (9.1) ERA: 1.55	0.1		3	0	0	0	1	2	0	0	0	0	0	12	22	0.00	6.000				
16 Salomon Torres, R (9.1) ERA: 4.99	0.2		2	0	0	0	1	0	0	0	0	0	0	6	7	0.00	0.000				

Batter	1	2	3	4	5	6	7	8	9	AB	R	H	RBI	BB	SO	LOB	BOTTOM				
Rajai Davis, R (1.8) OBP: 0.358, SLG: 0.333	12 2B 25 G4-3 1B		FC3-6 12 CS			K				4	1	2	0	0	1	1	Colorado Rockies @ Pittsburgh Pirates PNC Park, Pittsburgh, PA Wed Jul 18 2007, 12:35 PM EDT Att: 19,285 - Cloudy - 75 F				
12 Freddy Sanchez, R (1.4) OBP: 0.326, SLG: 0.403	25 G4-3 2B		P6			HR		K		4	1	2	1	0	1	2					
25 Adam LaRoche, L (1.3) OBP: 0.317, SLG: 0.432	G4-3			3-2 G3-1		K			2-2 HR	4	1	1	2	0	1	1					
Xavier Nady, R (1.9) OBP: 0.334, SLG: 0.487	K			2-3 K			1-1 G1-3		2-2 F9	4	0	0	0	0	2	1					
Jason Bay, R (1.7) OBP: 0.327, SLG: 0.417	K			1-0 G6-3			1-1 1B		1-2 G6-3	4	0	1	0	0	1	1					
Jose Castillo, R (1.5) OBP: 0.271, SLG: 0.328		0-0 G4-6-3 1B			1-1 P3		2-3 K		1-3 K	4	0	1	0	0	2	1					
26 Ronny Paulino, R (1.2) OBP: 0.282, SLG: 0.354		2-0 F8			1-0 F9		3-2 F9			3	0	0	0	0	0	2					
2 Jack Wilson, R (1.6) OBP: 0.309, SLG: 0.351		1-0 G4-6-3			1-1 L4			1-0 F8		3	0	0	0	0	0	1					
45 Ian Snell, R (1.1) ERA: 3.31			0-1 FC3-6 1B			1-2 G5-3		0-0 G6-3		1	0	1	0	0	0	0					
26 Jeff Francis, L (1.1) ERA: 4.07										1	0	0	0	0	0	0					
50 Jorge Julio, R (8.1) ERA: 5.34										0	0	0	0	0	0	0					
13 Nate McLouth, L (8.9) OBP: 0.336, SLG: 0.385										0	0	0	0	0	0	0					
Damaso Marte, L (9.1) ERA: 1.55										0	0	0	0	0	0	0					
16 Salomon Torres, R (9.1) ERA: 4.99										0	0	0	0	0	0	0					
Inning Stats	R: 1 E: 0 K: 2 S: 14	H: 2 LOB: 1 BB: 0 P: 21	R: 0 E: 0 K: 0 S: 3	H: 1 LOB: 0 BB: 0 P: 6	R: 0 E: 0 K: 0 S: 7	H: 1 LOB: 0 BB: 0 P: 9	R: 0 E: 0 K: 1 S: 8	H: 0 LOB: 0 BB: 0 P: 14	R: 0 E: 0 K: 0 S: 5	H: 0 LOB: 0 BB: 0 P: 8	R: 1 E: 0 K: 2 S: 12	H: 1 LOB: 0 BB: 0 P: 19	R: 0 E: 0 K: 1 S: 10	H: 1 LOB: 1 BB: 0 P: 17	R: 0 E: 0 K: 1 S: 7	H: 1 LOB: 0 BB: 0 P: 10	R: 1 E: 0 K: 1 S: 14	H: 1 LOB: 0 BB: 0 P: 20	1B: 5 2B: 1 3B: 0 HR: 2	SF: 0 SAC: 0 DP: 1 HBP: 0	WP: 1 PA: 33 PB: 0 SB: 0 CS: 1
PITCHER	IP	WLS	BF	H	R	ER	SO	BB	IBB	HBP	BLK	WP	HR	S	P	ERA	WHIP				
26 Jeff Francis, L (1.1) ERA: 4.07	7.0	W	25	6	2	2	6	0	0	0	0	0	1	59	94	2.57	0.857				
50 Jorge Julio, R (8.1) ERA: 5.34	1.0	H	4	1	0	0	1	0	0	0	0	1	0	7	10	0.00	1.000				
60 Manny Corpas, R (9.1) ERA: 2.49	1.0	S	4	1	1	1	1	0	0	0	0	0	1	14	20	9.00	1.000				

Batter	1	2	3	4	5	6	7	8	9	10	AB	R	H	RBI	BB	SO	LOB	TOP	
3 Willy Taveras, R OBP: 0.369, SLG: 0.387	4-1 2 HR BB		1-0 F8	2-2 L3			1-2 P4			0-2 F9	4	1	0	0	1	0	2		
2 Troy Tulowitzki, R OBP: 0.355, SLG: 0.439	0-2 1-H 1 SAFE 1 SAFE 1 SAFE		3-2 L8			0-1 F8	2-2 F8			1-3 K	5	1	1	2	0	1	0		
5 Matt Holliday, R OBP: 0.385, SLG: 0.562	4-2 27 L8 17 1B BB		0-1 G5-3			2-2 1B	1-0 G6-3			2-3 K	4	0	1	0	1	1	0		
17 Todd Helton, L OBP: 0.440, SLG: 0.472	0-1 8 G5-4-3 1B			4-2 27 HR BB		0-1 L8				2-1 F8	3	1	1	0	1	0	1		
27 Garrett Atkins, R OBP: 0.325, SLG: 0.437	2-0 L8			1-1 1-H HR		0-2 G1-3				1-1 P4	4	1	1	2	0	0	3		
LaTroy Hawkins, R (8, 1)											0	0	0	0	0	0	0		
8 Yorvit Torrealba, R OBP: 0.329, SLG: 0.388	2-2 G5-4-3			2-0 P6			1-2 P4			1-1 G5-3	4	0	0	0	0	0	2		
11 Brad Hawpe, L OBP: 0.387, SLG: 0.548		3-3 K		1-2 G4-3			2-3 K			2-3 K	4	0	0	0	0	3	0		
Jamey Carroll, R OBP: 0.335, SLG: 0.303	1-2 L9			0-2 3 WP 38 1B			0-1 2B			2-1 G5-3	4	0	2	0	0	0	0		
38 Ubaldo Jiménez, R OBP: 0.333, SLG: 0.333	0-0 G6-3			1-0 3 WP 1B			2-3 K			1-2 F7	3	0	1	0	0	1	1		
Tom Martin, L (6, 1)											0	0	0	0	0	0	0		
34 Matt Herges, L (6, 1)											0	0	0	0	0	0	0		
Jeremy Affeldt, L (8, 1)											0	0	0	0	0	0	0		
Kazuo Matsui, S OBP: 0.332, SLG: 0.440											1	0	0	0	0	0	0		
Inning Stats	R: 2 E: 0 K: 0 S: 12	H: 2 LOB: 1 BB: 2 P: 24	R: 0 E: 0 K: 1 S: 7	H: 0 LOB: 0 BB: 0 P: 11	R: 0 E: 0 K: 0 S: 8	H: 0 LOB: 0 BB: 0 P: 12	R: 2 E: 0 K: 0 S: 19	H: 3 LOB: 2 BB: 1 P: 30	R: 0 E: 0 K: 0 S: 13	H: 1 LOB: 1 BB: 0 P: 18	R: 0 E: 0 K: 0 S: 7	H: 0 LOB: 0 BB: 0 P: 11	R: 0 E: 0 K: 1 S: 8	H: 0 LOB: 0 BB: 0 P: 13	R: 0 E: 0 K: 2 S: 12	H: 0 LOB: 0 BB: 0 P: 15	1B: 4 2B: 1 3B: 0 HR: 2	SF: 0 SAC: 0 DP: 1 HBP: 0	WP: 1 PA: 39 PB: 0 SB: 0 CS: 0
PITCHER	IP WLS BF H R ER SO ERA WHIP	IP WLS BF H R ER SO ERA WHIP	IP WLS BF H R ER SO ERA WHIP	IP WLS BF H R ER SO ERA WHIP	IP WLS BF H R ER SO ERA WHIP	IP WLS BF H R ER SO ERA WHIP	IP WLS BF H R ER SO ERA WHIP	IP WLS BF H R ER SO ERA WHIP	IP WLS BF H R ER SO ERA WHIP	IP WLS BF H R ER SO ERA WHIP	IP WLS BF H R ER SO ERA WHIP	IP WLS BF H R ER SO ERA WHIP	IP WLS BF H R ER SO ERA WHIP	IP WLS BF H R ER SO ERA WHIP	IP WLS BF H R ER SO ERA WHIP	IP WLS BF H R ER SO ERA WHIP	IP WLS BF H R ER SO ERA WHIP	IP WLS BF H R ER SO ERA WHIP	
47 Matt Chico, L ERA: 4.65	6.0	2.0	1.0	1.0	1.0	1.0	1.0	1.0	1.0	1.0	1.0	1.0	1.0	1.0	1.0	1.0	1.0	1.0	
Luis Ayala, R ERA: 3.27	7.1	2.0	1.0	1.0	1.0	1.0	1.0	1.0	1.0	1.0	1.0	1.0	1.0	1.0	1.0	1.0	1.0	1.0	
32 Chad Cordero, R ERA: 2.74	9.1	1.0	1.0	1.0	1.0	1.0	1.0	1.0	1.0	1.0	1.0	1.0	1.0	1.0	1.0	1.0	1.0	1.0	
Jon Rauch, R ERA: 3.91	10.1	1.0	1.0	1.0	1.0	1.0	1.0	1.0	1.0	1.0	1.0	1.0	1.0	1.0	1.0	1.0	1.0	1.0	

Colorado Rockies @ Washington Nationals
Robert F. Kennedy Memorial Stadium, Washington, DC
Thu Jul 19 2007, 7:05 PM EDT
Att: 20,573 - Cloudy - 83 F

AB	36
R	4
H	7
RBI	4
BB	3
SO	6
LOB	9



Batter	1	2	3	4	5	6	7	8	9	10	AB	R	H	RBI	BB	SO	LOB	BOTTOM					
Felipe Lopez, S OBP: 0.291, SLG: 0.335	0-2 G4-3		3-2 11 F8 10 S 1B			3-2 G3-1			2-1 G6-3		0-1 L8	5	0	1	0	0	0						
10 Ronnie Belliard, R OBP: 0.353, SLG: 0.434	4-1 11 2B BB		4-0 1B			3-1 F9			2-1 G1-3		4-0 BB BB	2	1	0	0	3	0						
11 Ryan Zimmerman, R OBP: 0.308, SLG: 0.434	1-0 1-H 2B		0-1 F8			2-1 F9			2-2 G6-3		0-1 L9	5	0	1	1	0	3						
21 Dmtri Young, S OBP: 0.394, SLG: 0.521	4-0 2B		2-3 K			3-2 F9 FC3-6 2B			1-3 K		4-1 1-H 1B	1	0	0	0	1	1	2					
Robert Fick, L OBP: 0.295, SLG: 0.257	4-3 BB		1-2 BB			2-3 F9			2-0 K		1-2 BB	2	1	1	0	1	1	0					
Ryan Church, L OBP: 0.343, SLG: 0.416	1-3 K		0-0 G1-3			1-0 F9			2-0 25 HBP 3 1B		3-1 G1-3	5	1	1	0	0	1	7					
25 Austin Kearns, R OBP: 0.329, SLG: 0.364	1-2 F9					3-3 K			4-1 FC3-6 BB		2-2 3 1B E HBP	3	2	1	0	1	1	2					
Brian Schneider, L OBP: 0.306, SLG: 0.309		3-1 G6-3		2-3 K					1-1 L7		0-1 SH1-4 1B	3	0	0	0	1	1	2					
Ryan Langerhans, L OBP: 0.279, SLG: 0.310									4-0 FC3-6 BB		1-2 SH1-4	3	0	1	1	0	1	2					
3 Jesus Flores, R OBP: 0.325, SLG: 0.325									1-3 K		2-0 1B	1	0	1	1	0	0	0					
32 Chad Cordero, R (9, 1)									0-1 E9		1-1 1B	0	0	0	0	0	0	0					
Jon Rauch, R (10, 1)									1-1 1B		1-2 1B	0	0	0	0	0	0	0					
D'Angelo Jimenez, S OBP: 0.200, SLG: 0.077									1-1 1B		2-0 1B	1	0	1	1	0	0	0					
47 Matt Chico, L OBP: 0.167, SLG: 0.167									3-2 F8			2	0	0	0	0	1						
Tony Batista, R OBP: 0.268, SLG: 0.222									1-2 F8			1	0	0	0	0	2						
Luis Ayala, R (7, 1)												0	0	0	0	0	0						
Nook Logan, S OBP: 0.277, SLG: 0.307												1	0	0	0	0	1						
Inning Stats	R: 1 E: 0 K: 1 S: 14	H: 1 LOB: 2 BB: 2 P: 25	R: 0 E: 0 K: 1 S: 9	H: 0 LOB: 0 BB: 0 P: 16	R: 0 E: 0 K: 1 S: 9	H: 1 LOB: 2 BB: 1 P: 19	R: 0 E: 0 K: 2 S: 16	H: 1 LOB: 1 BB: 0 P: 24	R: 0 E: 0 K: 0 S: 7	H: 0 LOB: 0 BB: 0 P: 15	R: 1 E: 0 K: 0 S: 17	H: 1 LOB: 1 BB: 2 P: 33	R: 0 E: 0 K: 0 S: 7	H: 0 LOB: 0 BB: 0 P: 13	R: 2 E: 1 K: 1 S: 14	H: 2 LOB: 1 BB: 0 P: 20	R: 0 E: 0 K: 0 S: 7	H: 0 LOB: 2 BB: 0 P: 18	R: 1 E: 0 K: 0 S: 5	H: 2 LOB: 1 BB: 0 P: 8	1B: 6 2B: 2 3B: 0 HR: 0	SF: 0 SAC: 1 DP: 0 HBP: 1	WP: 1 PA: 44 PB: 0 SB: 2 CS: 0
PITCHER	IP WLS BF H R ER SO ERA WHIP	IP WLS BF H R ER SO ERA WHIP	IP WLS BF H R ER SO ERA WHIP	IP WLS BF H R ER SO ERA WHIP	IP WLS BF H R ER SO ERA WHIP	IP WLS BF H R ER SO ERA WHIP	IP WLS BF H R ER SO ERA WHIP	IP WLS BF H R ER SO ERA WHIP	IP WLS BF H R ER SO ERA WHIP	IP WLS BF H R ER SO ERA WHIP	IP WLS BF H R ER SO ERA WHIP	IP WLS BF H R ER SO ERA WHIP	IP WLS BF H R ER SO ERA WHIP	IP WLS BF H R ER SO ERA WHIP	IP WLS BF H R ER SO ERA WHIP	IP WLS BF H R ER SO ERA WHIP	IP WLS BF H R ER SO ERA WHIP	IP WLS BF H R ER SO ERA WHIP					
38 Ubaldo Jiménez, R ERA: 3.6	5.0	0.1	1.2	0.2	1.0	1.0	1.0	1.0	1.0	1.0	1.0	1.0	1.0	1.0	1.0	1.0	1.0	1.0					
Tom Martin, L ERA: 4.91	6.1	0.1	1.2	0.0	0.0	0.0	0.0	0.0	0.0	0.0	0.0	0.0	0.0	0.0	0.0	0.0	0.0	0.0					
34 Matt Herges, R ERA: 6.0	6.1	1.2	0.2	0.0	0.0	0.0	0.0	0.0	0.0	0.0	0.0	0.0	0.0	0.0	0.0	0.0	0.0	0.0					
Jeremy Affeldt, L ERA: 2.97	8.1	0.2	0.2	2	2	1	1	0	0	0	0	0	0	0	0	0	0	0					
LaTroy Hawkins, R ERA: 3.94	8.1	1.2	0.2	1	1	0	0	2	0	0	0	0	0	0	0	0	0	0					

Colorado Rockies @ Washington Nationals
Robert F. Kennedy Memorial Stadium, Washington, DC
Thu Jul 19 2007, 7:05 PM EDT
Att: 20,573 - Cloudy - 83 F

AB	35
R	5
H	8
RBI	4
BB	7
SO	6
LOB	22



Batter	1	2	3	4	5	6	7	8	9	AB	R	H	RBI	BB	SO	LOB	TOP					
3 Willy Taveras, R (1.8)	P3		FC6-4 5 SH 17 SF7 1B	L9			FC6-4 5 BB 17 S SF7 1B	FC6-4		5	2	2	0	0	0	3						
Kazuo Matsui, S (1.4)	F9		SH 5 FC6-4		G5-3		17 SF7 5 BB BB	G6-3		3	0	0	0	1	0	0						
5 Matt Holliday, R (1.7)	HBP		FC6-4 27 1B		17 E 17 S 1B		27 FC6-4 BB	G5-3		3	0	1	1	1	0	2						
17 Todd Helton, L (1.3)	G6-3		SF7		K		SF7	K		3	0	0	2	0	2	2						
27 Garrett Atkins, R (1.5)		F8	19 FC6-4 1B		F7		FC6-4			4	0	1	0	0	0	3						
19 Ryan Spillborghs, R (1.9)		G3	FC6-4			G1-3		20 FC6-5 2 1B		4	0	2	0	0	0	2						
2 Troy Tulowitzki, R (1.6)	G3			E4 28 SH1-4		G5-3		20 FC6-5 1B		4	0	1	0	0	0	1						
20 Chris Iannetta, R (1.2)	F8			P2		G1-3		FC6-5 3 FC6-4		4	0	0	0	0	0	4						
28 Aaron Cook, R (1.1)				SH 5 FC6-4 1B				K		1	1	0	0	1	1	0						
11 Brad Hawpe, L (8, PH)				SH1-4				K		1	0	0	0	0	1	2						
50 Jorge Julio, R (8.1)										0	0	0	0	0	0	0						
60 Manny Corpas, R (9.1)										0	0	0	0	0	0	0						
Inning Stats	R: 0 E: 0 K: 0 S: 5	H: 0 LOB: 1 BB: 0 P: 9	R: 0 E: 0 K: 0 S: 6	H: 1 LOB: 1 BB: 0 P: 8	R: 2 E: 1 K: 0 S: 16	H: 2 LOB: 2 BB: 1 P: 26	R: 0 E: 1 K: 0 S: 9	H: 0 LOB: 1 BB: 0 P: 13	R: 0 E: 1 K: 1 S: 8	H: 0 LOB: 1 BB: 0 P: 16	R: 0 E: 0 K: 0 S: 4	H: 0 LOB: 0 BB: 0 P: 7	R: 1 E: 0 K: 1 S: 17	H: 1 LOB: 2 BB: 2 P: 28	R: 0 E: 0 K: 1 S: 11	H: 2 LOB: 2 BB: 0 P: 15	R: 0 E: 0 K: 1 S: 8	H: 0 LOB: 0 BB: 0 P: 9	1B: 6 2B: 1 3B: 0 HR: 0	SF: 2 SAC: 2 DP: 0 HBP: 1	WP: 0 PB: 0 SB: 2 CS: 0	PA: 40
PITCHER	IP WLS BF H R ER SO BB IBB HBP BLK WP HR S P ERA WHIP																					
40 Billy Traber, L (1.1)	4.0 L 19 3 2 1 0 1 0 0 0 0 0 36 56 2.25 1.000																					
49 Chris Schroder, R (5.1)	2.1 11 2 1 1 2 2 0 0 0 0 0 23 43 3.86 1.714																					
34 Ray King, L (7.1)	0.1 1 0 0 0 0 0 0 0 0 0 0 1 1 0.00 0.000																					
52 Saul Rivera, R (7.1)	1.1 6 2 0 0 1 0 0 0 0 0 0 16 22 0.00 1.500																					
Jon Rauch, R (9.1)	1.0 3 0 0 0 1 0 0 0 0 0 0 8 9 0.00 0.000																					

Colorado Rockies @ Washington Nationals
 Robert F. Kennedy Memorial Stadium, Washington, DC
 Fri Jul 20 2007, 7:05 PM EDT
 Att: 27,581 - Partly Cloudy - 81 F

AB	32
R	3
H	7
RBI	3
BB	3
SO	4
LOB	19



Batter	1	2	3	4	5	6	7	8	9	AB	R	H	RBI	BB	SO	LOB	BOTTOM					
Felipe Lopez, S (1.6)	F7		4-2 BB			10 S BB		10 1B 11 1B		2	1	1	0	2	0	0						
10 Ronnie Belliard, R (1.4)	11 1B BB		G5-3		G2-3		11 1B 1B	11 1B 1B		3	0	1	0	1	0	2						
11 Ryan Zimmerman, R (1.5)	G6-3 1B			K		K		25 P4-6 21 G3 1B		4	0	2	1	0	2	1						
Ryan Church, L (1.7)	G6-3				F8			G3		3	0	1	0	0	0	3						
52 Saul Rivera, S (7.1)										0	0	0	0	0	0	0						
21 Dmitri Young, S (8, PH)										1	0	0	0	0	0	2						
Jon Rauch, R (9.1)										0	0	0	0	0	0	0						
25 Austin Kearns, R (1.9)		G4-6-3 1B		K		E5 G3 1B		P4-6		4	0	1	0	0	1	3						
Robert Fick, L (1.3)	K			G6-3		F8		L3		4	0	0	0	0	1	3						
Brian Schneider, L (1.2)	G4-6-3				F9		G3 1B	F9		4	0	1	0	0	0	1						
Ryan Langerhans, L (1.8)			G4-3		K		G3	K		4	0	0	0	0	2	2						
40 Billy Traber, L (1.1)										1	0	0	0	0	1	0						
49 Chris Schroder, R (5.1)										1	0	0	0	0	1	0						
34 Ray King, L (7.1)										0	0	0	0	0	0	0						
Nook Logan, S (7.8)										1	0	0	0	0	1	2						
Inning Stats	R: 0 E: 0 K: 0 S: 5	H: 1 LOB: 1 BB: 1 P: 9	R: 0 E: 0 K: 1 S: 9	H: 1 LOB: 0 BB: 0 P: 12	R: 0 E: 0 K: 1 S: 10	H: 0 LOB: 1 BB: 1 P: 16	R: 0 E: 0 K: 2 S: 10	H: 1 LOB: 1 BB: 0 P: 14	R: 0 E: 0 K: 2 S: 7	H: 0 LOB: 0 BB: 0 P: 11	R: 0 E: 0 K: 1 S: 8	H: 0 LOB: 1 BB: 1 P: 17	R: 0 E: 1 K: 1 S: 8	H: 1 LOB: 2 BB: 0 P: 12	R: 1 E: 0 K: 0 S: 11	H: 3 LOB: 1 BB: 0 P: 15	R: 0 E: 0 K: 1 S: 9	H: 0 LOB: 0 BB: 0 P: 12	1B: 6 2B: 2 3B: 0 HR: 0	SF: 0 SAC: 0 DP: 3 HBP: 0	WP: 0 PB: 0 SB: 1 CS: 0	PA: 35
PITCHER	IP WLS BF H R ER SO BB IBB HBP BLK WP HR S P ERA WHIP																					
28 Aaron Cook, R (1.1)	7.0 W 27 4 0 0 8 3 0 0 0 0 0 11 15 9.00 3.000																					
50 Jorge Julio, R (8.1)	1.0 H 5 3 1 1 0 0 0 0 0 0 0 11 15 9.00 3.000																					
60 Manny Corpas, R (9.1)	1.0 S 3 0 0 0 1 0 0 0 0 0 0 9 12 0.00 0.000																					

Colorado Rockies @ Washington Nationals
 Robert F. Kennedy Memorial Stadium, Washington, DC
 Fri Jul 20 2007, 7:05 PM EDT
 Att: 27,581 - Partly Cloudy - 81 F

AB	32
R	1
H	7
RBI	1
BB	3
SO	9
LOB	19



Batter	1	2	3	4	5	6	7	8	9	AB	R	H	RBI	BB	SO	LOB	TOP										
3 Willy Taveras, R OBP: 0.368, SLG: 0.385										4	0	1	0	0	0	1	Colorado Rockies @ Washington Nationals Robert F. Kennedy Memorial Stadium, Washington, DC Sat Jul 21 2007, 3:55 PM EDT Att: 31,674 - Sunny - 83 F livebaseballscorecards.com										
Jamey Carroll, R OBP: 0.335, SLG: 0.304 Kazuo Matsui, S OBP: 0.329, SLG: 0.432										3	0	1	0	0	0	1											
5 Matt Holliday, R OBP: 0.384, SLG: 0.554										4	0	0	0	0	1	2											
17 Todd Helton, L OBP: 0.433, SLG: 0.463										3	0	0	0	1	0	1											
27 Garrett Atkins, R OBP: 0.322, SLG: 0.431										3	0	0	0	0	0	1											
19 Ryan Spillborghs, R OBP: 0.358, SLG: 0.532										1	0	0	0	2	0	0											
2 Troy Tulowitzki, R OBP: 0.351, SLG: 0.433										3	0	0	0	0	1	3											
8 Yorvit Torrealba, R OBP: 0.329, SLG: 0.387										3	0	1	0	0	0	0											
31 Rodrigo Lopez, R OBP: 0.095, SLG: 0.050 Jeremy Affeldt, L ERA: 3.18										2	0	0	0	0	1	1											
18 Cory Sullivan, L OBP: 0.385, SLG: 0.351 61 Ramon E Ramirez, R ERA: 2.88										0	0	0	0	0	0	0											
Inning Stats	R: 0 E: 0 K: 0 S: 5	H: 2 LOB: 1 BB: 0 P: 8	R: 0 E: 0 K: 0 S: 9	H: 0 LOB: 0 BB: 0 P: 13	R: 0 E: 0 K: 1 S: 9	H: 1 LOB: 1 BB: 0 P: 16	R: 0 E: 0 K: 0 S: 4	H: 0 LOB: 0 BB: 0 P: 9	R: 0 E: 0 K: 0 S: 6	H: 0 LOB: 0 BB: 1 P: 14	R: 0 E: 0 K: 0 S: 8	H: 0 LOB: 0 BB: 0 P: 15	R: 0 E: 0 K: 1 S: 15	H: 0 LOB: 2 BB: 2 P: 29	R: 0 E: 0 K: 1 S: 10	H: 0 LOB: 0 BB: 0 P: 12	R: 0 E: 0 K: 1 S: 10	H: 0 LOB: 0 BB: 0 P: 14	1B: 3 2B: 0 3B: 0 HR: 0	SF: 0 SAC: 0 DP: 2 HBP: 0	WP: 0 PB: 0 SB: 0 CS: 0	PA: 31					
PITCHER	IP	WLS	BF	H	R	ER	SO	BB	IBB	HBP	BLK	WP	HR	S	P	ERA	WHIP										
Mike Bacsik, L ERA: 4.39	6.2	W	24	3	0	0	1	3	0	0	0	0	0	53	98	0.00	0.900										
Luis Ayala, R ERA: 3.18	0.1	H	1	0	0	0	1	0	0	0	0	0	0	3	6	0.00	0.000										
52 Saul Rivera, R ERA: 3.47	1.0	H	3	0	0	0	1	0	0	0	0	0	0	10	12	0.00	0.000										
32 Chad Cordero, R ERA: 2.88	1.0	S	3	0	0	0	1	0	0	0	0	0	0	10	14	0.00	0.000										

Batter	1	2	3	4	5	6	7	8	9	AB	R	H	RBI	BB	SO	LOB	BOTTOM										
Felipe Lopez, S OBP: 0.295, SLG: 0.343										4	1	1	1	0	2	3	Colorado Rockies @ Washington Nationals Robert F. Kennedy Memorial Stadium, Washington, DC Sat Jul 21 2007, 3:55 PM EDT Att: 31,674 - Sunny - 83 F livebaseballscorecards.com										
10 Ronnie Belliard, R OBP: 0.350, SLG: 0.426										4	0	0	0	0	0	0											
11 Ryan Zimmerman, R OBP: 0.309, SLG: 0.435										4	0	1	0	0	1	0											
Ryan Church, L OBP: 0.342, SLG: 0.420										4	1	1	0	0	0	0											
25 Austin Kearns, R OBP: 0.328, SLG: 0.361										2	1	0	0	1	0	0											
Robert Fick, L OBP: 0.281, SLG: 0.243 D'Angelo Jimenez, S OBP: 0.230, SLG: 0.077 52 Saul Rivera, S OBP: 0.274, SLG: 0.302 32 Chad Cordero, R ERA: 2.88										2	0	0	0	0	0	0											
Brian Schneider, L OBP: 0.308, SLG: 0.316										3	0	2	0	0	0	2											
Nook Logan, S OBP: 0.271, SLG: 0.300 21 Dmitri Young, S OBP: 0.395, SLG: 0.520 Ryan Langerhans, L OBP: 0.274, SLG: 0.302										2	0	0	0	0	0	2											
Mike Bacsik, L OBP: 0.063, SLG: 0.063 Luis Ayala, R ERA: 2.9										2	0	0	0	0	1	1											
Tony Batista, R OBP: 0.302, SLG: 0.239										1	0	1	2	0	0	0											
Inning Stats	R: 0 E: 0 K: 1 S: 6	H: 0 LOB: 0 BB: 0 P: 10	R: 0 E: 0 K: 0 S: 5	H: 0 LOB: 0 BB: 0 P: 6	R: 0 E: 0 K: 1 S: 9	H: 1 LOB: 1 BB: 0 P: 15	R: 0 E: 0 K: 0 S: 8	H: 0 LOB: 0 BB: 0 P: 12	R: 0 E: 0 K: 0 S: 9	H: 1 LOB: 1 BB: 0 P: 12	R: 1 E: 0 K: 1 S: 13	H: 2 LOB: 0 BB: 0 P: 21	R: 2 E: 0 K: 1 S: 14	H: 2 LOB: 2 BB: 2 P: 29	R: 0 E: 0 K: 0 S: 5	H: 0 LOB: 0 BB: 0 P: 8	1B: 2 2B: 3 3B: 0 HR: 1	SF: 0 SAC: 1 DP: 0 HBP: 0	WP: 0 PB: 0 SB: 0 CS: 0	PA: 32							
PITCHER	IP	WLS	BF	H	R	ER	SO	BB	IBB	HBP	BLK	WP	HR	S	P	ERA	WHIP										
31 Rodrigo Lopez, R ERA: 4.46	6.0	L	23	5	3	3	3	1	0	0	0	0	0	53	85	4.50	1.000										
Jeremy Affeldt, L ERA: 2.9	1.0	5	1	0	0	0	1	0	1	0	0	0	0	11	20	0.00	1.000										
61 Ramon E Ramirez, R ERA: 9.45	1.0	3	0	0	0	0	0	0	0	0	0	0	0	5	8	0.00	0.000										

AB	28
R	0
H	3
RBI	0
BB	3
SO	4
LOB	10



AB	28
R	3
H	6
RBI	3
BB	2
SO	4
LOB	8



Batter	1	2	3	4	5	6	7	8	9	AB	R	H	RBI	BB	SO	LOB	TOP										
3 Willy Taveras, R OBP: 0.363, SLG: 0.378	F8		F9		G1-3			G4-3	P3	5	0	0	0	0	0	4	Colorado Rockies @ Washington Nationals Robert F. Kennedy Memorial Stadium, Washington, DC Sun Jul 22 2007, 1:35 PM EDT Att: 21,793 - Sunny - 83 F livebaseballscorecards.com										
Kazuo Matsui, S OBP: 0.323, SLG: 0.424	F7			F7		G4-3		K		4	0	0	0	0	1	0											
5 Matt Holliday, R OBP: 0.385, SLG: 0.552	K				G6-3			G6-3	BB	3	0	1	0	1	1	0											
17 Todd Helton, L OBP: 0.434, SLG: 0.464				F9		F9			BB	4	0	2	0	0	0	1											
27 Garrett Atkins, R OBP: 0.321, SLG: 0.432	L9			F7				G4-3		4	0	1	0	0	0	4											
11 Brad Hawpe, L OBP: 0.387, SLG: 0.544	F8									3	0	1	0	1	0	2											
2 Troy Tulowitzki, R OBP: 0.350, SLG: 0.431	FC5-4									4	0	1	0	0	0	3											
8 Yorvit Torrealba, R OBP: 0.336, SLG: 0.393										2	0	1	0	2	0	2											
Josh Fogg, R OBP: 0.161, SLG: 0.161										1	0	0	0	0	0	1											
19 Ryan Spilborghs, R (7, PH) OBP: 0.355, SLG: 0.527										1	0	0	0	0	1	2											
LaTroy Hawkins, R OBP: 0.293, SLG: 0.340										0	0	0	0	0	0	0											
50 Jorge Julio, R										0	0	0	0	0	0	0											
10 Jeff Baker, R										1	0	0	0	0	1	2											
Inning Stats	R: 0 E: 0 K: 1 S: 9	H: 0 LOB: 0 BB: 0 P: 14	R: 0 E: 0 K: 0 S: 9	H: 1 LOB: 1 BB: 0 P: 13	R: 0 E: 0 K: 0 S: 6	H: 0 LOB: 0 BB: 1 P: 12	R: 0 E: 0 K: 0 S: 10	H: 1 LOB: 1 BB: 0 P: 12	R: 0 E: 0 K: 0 S: 11	H: 2 LOB: 2 BB: 0 P: 18	R: 0 E: 0 K: 0 S: 8	H: 0 LOB: 0 BB: 0 P: 11	R: 0 E: 0 K: 1 S: 10	H: 1 LOB: 2 BB: 1 P: 23	R: 0 E: 0 K: 1 S: 10	H: 1 LOB: 2 BB: 1 P: 17	R: 0 E: 0 K: 1 S: 12	H: 1 LOB: 2 BB: 1 P: 18	1B: 5 2B: 2 3B: 0 HR: 0	SF: 0 SAC: 1 DP: 1 HBP: 0	WP: 0 PB: 1 SB: 1 CS: 0	PA: 37					
PITCHER	IP	WLS	BF	H	R	ER	SO	BB	IBB	HBP	BLK	WP	HR	S	P	ERA	WHIP										
Tim Redding, R ERA: 2.92	6.2		26	5	0	0	1	2	0	0	0	0	0	60	97	0.00	1.050										
30 Chrs Booker, R ERA:	0.1		1	0	0	0	1	0	0	0	0	0	0	3	6	0.00	0.000										
Jon Rauch, R ERA: 3.76	1.0	W	5	1	0	0	1	1	0	0	0	0	0	10	17	0.00	2.000										
32 Chad Cordero, R ERA: 2.63	1.0	S	5	1	0	0	1	1	0	0	0	0	0	12	18	0.00	2.000										


Batter	1	2	3	4	5	6	7	8	9	AB	R	H	RBI	BB	SO	LOB	BOTTOM										
Felipe Lopez, S OBP: 0.294, SLG: 0.342	F8		G4-6-3					G4-6-3		4	0	1	0	0	1	1	Colorado Rockies @ Washington Nationals Robert F. Kennedy Memorial Stadium, Washington, DC Sun Jul 22 2007, 1:35 PM EDT Att: 21,793 - Sunny - 83 F livebaseballscorecards.com										
D'Angelo Jimenez, S OBP: 0.206, SLG: 0.100	P5		G4-6-3		F8					4	1	1	0	0	0	2											
11 Ryan Zimmerman, R (1, 5) OBP: 0.313, SLG: 0.438										2	1	1	0	2	0	0											
25 Austin Kearns, R OBP: 0.328, SLG: 0.368	P3									4	1	1	3	0	0	2											
Tony Batista, R OBP: 0.298, SLG: 0.224	F8									3	0	0	0	1	0	0											
Robert Fick, L OBP: 0.282, SLG: 0.239	G1-3									2	0	0	0	1	0	2											
Nook Logan, S (7, FR) OBP: 0.271, SLG: 0.300										0	0	0	0	0	0	0											
Ryan Langerhans, L OBP: 0.275, SLG: 0.299	G6-3									2	0	0	0	1	0	1											
3 Jesus Flores, R OBP: 0.323, SLG: 0.326										3	0	1	0	0	1	4											
Tim Redding, R OBP: 0.167, SLG: 0.167										1	0	0	0	0	0	0											
30 Chris Booker, R ERA: 4.84										0	0	0	0	0	0	0											
Jon Rauch, R ERA: 3.52										0	0	0	0	0	0	0											
10 Ronnie Belliard, R (8, PH) OBP: 0.352, SLG: 0.429										1	0	1	0	0	0	0											
32 Chad Cordero, R ERA: 6.09										0	0	0	0	0	0	0											
Inning Stats	R: 0 E: 0 K: 0 S: 5	H: 0 LOB: 1 BB: 1 P: 11	R: 0 E: 0 K: 0 S: 7	H: 0 LOB: 0 BB: 0 P: 12	R: 0 E: 0 K: 0 S: 8	H: 2 LOB: 1 BB: 0 P: 10	R: 0 E: 0 K: 0 S: 11	H: 1 LOB: 3 BB: 2 P: 23	R: 0 E: 0 K: 1 S: 7	H: 0 LOB: 0 BB: 0 P: 10	R: 0 E: 0 K: 1 S: 8	H: 0 LOB: 1 BB: 1 P: 13	R: 0 E: 0 K: 0 S: 13	H: 0 LOB: 1 BB: 1 P: 19	R: 3 E: 0 K: 0 S: 13	H: 3 LOB: 0 BB: 1 P: 19	1B: 4 2B: 2 3B: 0 HR: 1	SF: 0 SAC: 1 DP: 3 HBP: 0	WP: 0 PB: 1 SB: 0 CS: 0	PA: 32							
PITCHER	IP	WLS	BF	H	R	ER	SO	BB	IBB	HBP	BLK	WP	HR	S	P	ERA	WHIP										
Josh Fogg, R ERA: 4.84	6.0		23	3	0	0	1	3	0	0	0	0	0	45	79	0.00	1.000										
LaTroy Hawkins, R ERA: 3.52	1.0		3	0	0	0	1	1	0	0	0	0	0	8	13	0.00	1.000										
50 Jorge Julio, R ERA: 6.09	1.0	L	6	3	3	3	0	0	1	0	0	0	1	13	19	27.00	3.000										



Batter	1	2	3	4	5	6	7	8	9	AB	R	H	RBI	BB	SO	LOB	TOP		
24 Brian Giles, L OBP: 0.391, SLG: 0.369	0-0 2B		3-2 G3		2-2 F8		0-0 G6-3		3-3 K	5	0	1	0	0	1	2			
Mike Cameron, R OBP: 0.319, SLG: 0.427	3-2 K		2-3 K		4-0 HR		1-1 G4-3			3	1	0	0	1	2	1			
Milton Bradley, S OBP: 0.392, SLG: 0.518	3-2 P4		1-2 1B		0-0 HR		1-2 G3			4	1	2	3	0	0	1			
23 Adrián González, L OBP: 0.333, SLG: 0.467	1-2 G6-3		2-3 K		1-2 HR				0-0 28 G4-6-3 1B	4	0	2	0	0	1	2			
3 Khalil Greene, R OBP: 0.272, SLG: 0.452		1-1 28 1B		1-3 K		1-1 G5-4-3		1-0 F9		4	1	1	0	0	1	2			
28 Josh Bard, S OBP: 0.335, SLG: 0.376	0-0 22 1B			3-2 1B		1-1 F7		1-1 G4-6-3		4	0	2	0	0	0	1			
43 Cla Meredith, R (8.1)	1-2 22 1B							1-2		0	0	0	0	0	0	0			
5 Kevin Kouzmanoff, R OBP: 0.290, SLG: 0.413	1-0 F7			0-0 F9		1-2 HR			1-3 K	4	1	1	1	0	1	3			
22 Marcus Giles, R OBP: 0.310, SLG: 0.329	0-0 G4-6-3 1B			2-0 G5-3		3-2 F8		1-1 G6-3 1B		4	0	2	1	0	0	1			
Greg Maddux, R OBP: 0.108, SLG: 0.083	0-0 G4-6-3					0-2 G6-3			0-1 G6-3	3	1	1	0	0	0	2			
21 Heath Bell, R Scott Linebrink, R 4 Michael Barrett, R OBP: 0.298, SLG: 0.401	1-2 1B					HR 1B			1-2	0	0	0	0	0	0	0			
Inning Stats	R: 0 E: 0 K: 1 S: 12	H: 1 LOB: 1 BB: 0 P: 19	R: 1 E: 0 K: 0 S: 6	H: 3 LOB: 1 BB: 0 P: 8	R: 0 E: 0 K: 2 S: 13	H: 1 LOB: 1 BB: 0 P: 21	R: 0 E: 0 K: 1 S: 10	H: 1 LOB: 1 BB: 0 P: 16	R: 3 E: 0 K: 0 S: 10	H: 3 LOB: 0 BB: 1 P: 18	R: 1 E: 0 K: 0 S: 12	H: 1 LOB: 0 BB: 0 P: 17	R: 0 E: 0 K: 0 S: 6	H: 0 LOB: 0 BB: 0 P: 8	R: 0 E: 0 K: 2 S: 10	H: 1 LOB: 1 BB: 0 P: 15	1B: 9 2B: 1 3B: 0 HR: 2	SF: 0 SAC: 0 DP: 3 HBP: 0	WP: 0 PA: 37 PB: 0 SB: 1 CS: 0
PITCHER	IP WLS BF H R ER SO BB IBB HBP BLK WP HR S P ERA WHIP	IP WLS BF H R ER SO BB IBB HBP BLK WP HR S P ERA WHIP	IP WLS BF H R ER SO BB IBB HBP BLK WP HR S P ERA WHIP	IP WLS BF H R ER SO BB IBB HBP BLK WP HR S P ERA WHIP	IP WLS BF H R ER SO BB IBB HBP BLK WP HR S P ERA WHIP	IP WLS BF H R ER SO BB IBB HBP BLK WP HR S P ERA WHIP	IP WLS BF H R ER SO BB IBB HBP BLK WP HR S P ERA WHIP	IP WLS BF H R ER SO BB IBB HBP BLK WP HR S P ERA WHIP	IP WLS BF H R ER SO BB IBB HBP BLK WP HR S P ERA WHIP	IP WLS BF H R ER SO BB IBB HBP BLK WP HR S P ERA WHIP	IP WLS BF H R ER SO BB IBB HBP BLK WP HR S P ERA WHIP	IP WLS BF H R ER SO BB IBB HBP BLK WP HR S P ERA WHIP	IP WLS BF H R ER SO BB IBB HBP BLK WP HR S P ERA WHIP	IP WLS BF H R ER SO BB IBB HBP BLK WP HR S P ERA WHIP	IP WLS BF H R ER SO BB IBB HBP BLK WP HR S P ERA WHIP	IP WLS BF H R ER SO BB IBB HBP BLK WP HR S P ERA WHIP	IP WLS BF H R ER SO BB IBB HBP BLK WP HR S P ERA WHIP	IP WLS BF H R ER SO BB IBB HBP BLK WP HR S P ERA WHIP	IP WLS BF H R ER SO BB IBB HBP BLK WP HR S P ERA WHIP

San Diego Padres @ Colorado Rockies
Coors Field, Denver, CO
Mon Jul 23 2007, 7:05 PM MDT
Att: 31,047 - Partly Cloudy - 91 F


AB 36
R 5
H 12
RBI 5
BB 1
SO 6
LOB 16



Batter	1	2	3	4	5	6	7	8	9	AB	R	H	RBI	BB	SO	LOB	BOTTOM		
3 Willy Taveras, R OBP: 0.358, SLG: 0.373	1-1 G4-3		0-1 G4-3		0-1 G4-3			2-3 K		4	0	0	0	0	1	3			
Kazuo Matsui, S OBP: 0.322, SLG: 0.418	1-1 G1-3		2-2 G3-1			3-2 G6-3		4-0 5 HR BB		3	1	0	0	1	0	1			
5 Matt Holliday, R OBP: 0.383, SLG: 0.557	0-2 G1-3			2-3 K		0-0 F9		1-1 HR		4	1	1	3	0	1	0			
17 Todd Helton, L OBP: 0.432, SLG: 0.464		0-2 27 1B		0-2 K		0-1 F7		3-2 F9		4	1	1	0	0	1	0			
27 Garrett Atkins, R OBP: 0.323, SLG: 0.433		3-2 11 2H 1B		2-2 F9			1-0 L8	1-1 11 HR 1B		4	1	2	1	0	0	0			
11 Brad Hawpe, L OBP: 0.388, SLG: 0.557		1-1 F7-4-1-3			0-1 2 1B 8 FC4-6		3-3 K	0-1 HR		4	2	2	2	0	1	1			
2 Troy Tulowitzki, R OBP: 0.352, SLG: 0.430	1-0 P4				1-2 8 FC4-6 1B		4-2 BB	0-0 G3-1		3	0	1	0	1	0	0			
8 Yorvit Torrealba, R OBP: 0.336, SLG: 0.392			2-0 3 G4-3 26 SH3-4 1B		3-2 FC4-6 26 SH3-4		3-2 G4-3			3	0	1	1	0	0	2			
26 Jeff Francis, L OBP: 0.194, SLG: 0.206			0-1 SH3-4		0-1 SH3-4			3-2 5 HR HBP		0	0	0	0	0	0	0			
35 Taylor Buchholz, R OBP: 0.238, SLG: 0.158										0	0	0	0	0	0	0			
18 Cory Sullivan, L OBP: 0.400, SLG: 0.351										0	1	0	0	0	0	0			
60 Manny Corpas, R ERA: 3.75										0	0	0	0	0	0	0			
Inning Stats	R: 0 E: 0 K: 0 S: 9	H: 0 LOB: 0 BB: 0 P: 11	R: 1 E: 0 K: 0 S: 11	H: 2 LOB: 0 BB: 0 P: 16	R: 0 E: 0 K: 2 S: 10	H: 0 LOB: 0 BB: 0 P: 14	R: 1 E: 0 K: 0 S: 16	H: 2 LOB: 1 BB: 0 P: 19	R: 0 E: 0 K: 0 S: 6	H: 0 LOB: 0 BB: 0 P: 9	R: 0 E: 0 K: 1 S: 10	H: 0 LOB: 1 BB: 1 P: 21	R: 5 E: 0 K: 1 S: 18	H: 3 LOB: 0 BB: 1 P: 32	1B: 4 2B: 3 3B: 0 HR: 2	SF: 0 SAC: 2 DP: 1 HBP: 1	WP: 0 PA: 34 PB: 0 SB: 0 CS: 0		
PITCHER	IP WLS BF H R ER SO BB IBB HBP BLK WP HR S P ERA WHIP	IP WLS BF H R ER SO BB IBB HBP BLK WP HR S P ERA WHIP	IP WLS BF H R ER SO BB IBB HBP BLK WP HR S P ERA WHIP	IP WLS BF H R ER SO BB IBB HBP BLK WP HR S P ERA WHIP	IP WLS BF H R ER SO BB IBB HBP BLK WP HR S P ERA WHIP	IP WLS BF H R ER SO BB IBB HBP BLK WP HR S P ERA WHIP	IP WLS BF H R ER SO BB IBB HBP BLK WP HR S P ERA WHIP	IP WLS BF H R ER SO BB IBB HBP BLK WP HR S P ERA WHIP	IP WLS BF H R ER SO BB IBB HBP BLK WP HR S P ERA WHIP	IP WLS BF H R ER SO BB IBB HBP BLK WP HR S P ERA WHIP	IP WLS BF H R ER SO BB IBB HBP BLK WP HR S P ERA WHIP	IP WLS BF H R ER SO BB IBB HBP BLK WP HR S P ERA WHIP	IP WLS BF H R ER SO BB IBB HBP BLK WP HR S P ERA WHIP	IP WLS BF H R ER SO BB IBB HBP BLK WP HR S P ERA WHIP	IP WLS BF H R ER SO BB IBB HBP BLK WP HR S P ERA WHIP	IP WLS BF H R ER SO BB IBB HBP BLK WP HR S P ERA WHIP	IP WLS BF H R ER SO BB IBB HBP BLK WP HR S P ERA WHIP	IP WLS BF H R ER SO BB IBB HBP BLK WP HR S P ERA WHIP	IP WLS BF H R ER SO BB IBB HBP BLK WP HR S P ERA WHIP

San Diego Padres @ Colorado Rockies
Coors Field, Denver, CO
Mon Jul 23 2007, 7:05 PM MDT
Att: 31,047 - Partly Cloudy - 91 F

AB 29
R 7
H 8
RBI 7
BB 2
SO 4
LOB 7



Batter	1	2	3	4	5	6	7	8	9	AB	R	H	RBI	BB	SO	LOB	TOP										
24 Brian Giles, L OBP: 0.391, SLG: 0.370	G6-3		G3-6-3 1B		F8			K		5	0	2	0	0	1	0	San Diego Padres @ Colorado Rockies Coors Field, Denver, CO Tue Jul 24 2007, 7:05 PM MDT Att: 37,127 - Partly Cloudy - 93 F										
4 Michael Barrett, R OBP: 0.296, SLG: 0.401	P6		G3-6-3 1-2				K		5	1	1	0	0	1	2												
Milton Bradley, S OBP: 0.411, SLG: 0.523	HR 23 1B BB		HBP				23 G3-1 BB	23 2B 3 SF9 1B		1	2	1	0	2	0												
23 Adrián González, L OBP: 0.335, SLG: 0.470	HR 1B		P3				G3-1	3 SF9 2B		4	1	2	1	0	0												
Mike Cameron, R OBP: 0.321, SLG: 0.434	HR						P3			3	1	1	3	1	1												
3 Khalil Greene, R OBP: 0.269, SLG: 0.448	L5						G6-3	SF9		3	0	0	1	0	0												
5 Kevin Kouzmanoff, R OBP: 0.289, SLG: 0.497			K				G5-3	K		4	0	0	0	0	3												
Geoff Blum, S OBP: 0.319, SLG: 0.341	F9						G4-3			4	0	1	0	0	0												
32 Chris Young, R OBP: 0.266, SLG: 0.467							G5-3			1	0	0	0	0	1												
45 Justin Hampson, L OBP: 0.266, SLG: 0.376										1	0	0	0	0	0												
41 Kevin Cameron, R ERA: 10.54										0	0	0	0	0	0												
8 Termet Sledge, L OBP: 0.266, SLG: 0.376										0	0	0	0	0	1												
26 Doug Brocail, L OBP: 0.266, SLG: 0.376										0	0	0	0	0	0												
21 Heath Bell, R ERA: 4.64										0	0	0	0	0	0												
José Cruz Jr., S OBP: 0.266, SLG: 0.376										1	0	0	0	0	0												
Trevor Hoffman, R ERA: 2.09										0	0	0	0	0	0												
Inning Stats	R: 3 E: 0 K: 0 S: 13	H: 2 LOB: 0 BB: 1 P: 18	R: 0 E: 0 K: 2 S: 10	H: 0 LOB: 0 BB: 0 P: 13	R: 0 E: 0 K: 0 S: 7	H: 1 LOB: 1 BB: 0 P: 13	R: 0 E: 0 K: 2 S: 9	H: 0 LOB: 0 BB: 0 P: 14	R: 0 E: 0 K: 1 S: 4	H: 0 LOB: 0 BB: 0 P: 6	R: 0 E: 0 K: 1 S: 11	H: 1 LOB: 1 BB: 1 P: 18	R: 0 E: 0 K: 0 S: 5	H: 1 LOB: 1 BB: 0 P: 9	R: 2 E: 0 K: 2 S: 12	H: 3 LOB: 2 BB: 0 P: 20	R: 0 E: 0 K: 0 S: 7	H: 1 LOB: 1 BB: 0 P: 11	1B: 5 2B: 2 3B: 0 HR: 1	SF: 1 SAC: 0 DP: 1 HBP: 1	WP: 0 PA: 38 PB: 0 SB: 0 CS: 0						
PITCHER	IP	WLS	BF	H	R	ER	SO	BB	IBB	HBP	BLK	WP	HR	S	P	ERA	WHIP										
38 Ubaldo Jiménez, R ERA: 3.75	7.0		27	4	3	3	5	2	0	1	0	0	1	59	91	3.86	0.857										
61 Ramon E Ramirez, R ERA: 10.54	0.1	L	3	2	2	2	1	0	0	0	0	0	0	5	7	54.00	6.000										
Jeremy Affeldt, L ERA: 2.9	0.0		1	1	0	0	0	0	0	0	0	0	0	2	2	∞	∞										
50 Jorge Julio, R ERA: 5.97	0.2		3	0	0	0	1	1	0	0	0	0	0	5	11	0.00	1.500										
34 Matt Herges, R ERA: 5.4	1.0		4	1	0	0	0	0	0	0	0	0	0	7	11	0.00	1.000										

AB	33
R	5
H	8
RBI	5
BB	3
SO	7
LOB	8



Batter	1	2	3	4	5	6	7	8	9	AB	R	H	RBI	BB	SO	LOB	BOTTOM										
3 Willy Taveras, R OBP: 0.357, SLG: 0.372	L8		F9			B2-3				4	0	1	0	0	0	1	San Diego Padres @ Colorado Rockies Coors Field, Denver, CO Tue Jul 24 2007, 7:05 PM MDT Att: 37,127 - Partly Cloudy - 93 F										
Kazuo Matsui, S OBP: 0.321, SLG: 0.415	G6-3							K		4	0	1	0	0	2												
5 Matt Holliday, R OBP: 0.382, SLG: 0.553	K									3	0	0	0	0	2												
17 Todd Helton, L OBP: 0.428, SLG: 0.459										4	0	0	0	0	0												
27 Garrett Atkins, R OBP: 0.322, SLG: 0.431										4	1	1	0	0	0												
11 Brad Hawpe, L OBP: 0.387, SLG: 0.553										4	1	1	0	0	0												
8 Yorvit Torrealba, R OBP: 0.335, SLG: 0.399										4	1	1	1	0	0												
Jamey Carroll, R OBP: 0.335, SLG: 0.305										3	0	1	0	0	1												
38 Ubaldo Jiménez, R OBP: 0.266, SLG: 0.376										1	0	0	0	0	0												
19 Ryan Socolof, R OBP: 0.266, SLG: 0.376										1	0	1	2	0	0												
61 Ramon E Ramirez, R ERA: 10.54										0	0	0	0	0	0												
Jeremy Affeldt, L ERA: 2.9										0	0	0	0	0	0												
50 Jorge Julio, R ERA: 5.97										0	0	0	0	0	0												
34 Matt Herges, L ERA: 5.4										0	0	0	0	0	0												
Inning Stats	R: 0 E: 0 K: 1 S: 10	H: 0 LOB: 0 BB: 0 P: 17	R: 0 E: 0 K: 0 S: 6	H: 0 LOB: 0 BB: 0 P: 11	R: 0 E: 0 K: 0 S: 9	H: 1 LOB: 1 BB: 0 P: 13	R: 0 E: 0 K: 1 S: 12	H: 0 LOB: 0 BB: 0 P: 20	R: 0 E: 0 K: 0 S: 6	H: 0 LOB: 0 BB: 0 P: 10	R: 0 E: 0 K: 1 S: 8	H: 1 LOB: 1 BB: 0 P: 11	R: 3 E: 0 K: 1 S: 18	H: 5 LOB: 2 BB: 0 P: 25	R: 0 E: 0 K: 1 S: 9	H: 0 LOB: 0 BB: 0 P: 13	R: 0 E: 0 K: 0 S: 10	H: 0 LOB: 0 BB: 0 P: 14	1B: 6 2B: 1 3B: 0 HR: 0	SF: 0 SAC: 1 DP: 0 HBP: 1	WP: 0 PA: 34 PB: 0 SB: 0 CS: 0						
PITCHER	IP	WLS	BF	H	R	ER	SO	BB	IBB	HBP	BLK	WP	HR	S	P	ERA	WHIP										
32 Chris Young, R ERA: 1.82	2.0		6	0	0	0	1	0	0	0	0	0	0	16	28	0.00	0.000										
45 Justin Hampson, L ERA: 2.03	3.2		14	2	0	0	1	0	0	1	0	0	0	32	49	0.00	0.545										
41 Kevin Cameron, R ERA: 0.52	0.1	H	1	0	0	0	1	0	0	0	0	0	0	3	5	0.00	0.000										
26 Doug Brocail, R ERA: 4.64	0.2	H	5	3	3	3	1	0	0	0	0	0	0	11	12	40.50	4.500										
21 Heath Bell, R ERA: 2.09	1.1	W	5	2	0	0	1	0	0	0	0	0	0	16	26	0.00	1.500										


AB	32
R	3
H	7
RBI	3
BB	0
SO	5
LOB	6



Batter	1	2	3	4	5	6	7	8	9	AB	R	H	RBI	BB	SO	LOB	TOP					
24 Brian Giles, L (1,9) OBP: 0.396, SLG: 0.380										4	1	3	0	0	0	0	San Diego Padres @ Colorado Rockies Coors Field, Denver, CO Wed Jul 25 2007, 1:05 PM MDT Att: 28,162 - Sunny - 93 F					
4 Michael Barrett, R (1,2) OBP: 0.296, SLG: 0.402										4	1	1	0	0	0	2						
23 Adrián González, L (1,3) OBP: 0.334, SLG: 0.468										4	0	1	1	0	0	1						
3 Khalil Greene, R (1,6) OBP: 0.269, SLG: 0.449										4	0	1	0	0	1	2						
Russell Branyan, L (1,7) OBP: 0.322, SLG: 0.426										3	0	0	0	0	0	1						
5 Kevin Kouzmanoff, R (1,5) 43 Cia Meredith, R (7,1)										3	0	1	0	0	0	1						
José Cruz Jr., S (1,8) OBP: 0.317, SLG: 0.379										3	0	0	0	0	0	1						
22 Marcus Giles, R (1,4) OBP: 0.308, SLG: 0.326										3	0	0	0	0	1	0						
Justin Germano, R (1,1) 41 Kevin Cameron, R (6,1) Geoff Blum, S (7,5) OBP: 0.317, SLG: 0.339										2	0	0	0	0	0	0						
Inning Stats	R: 2 E: 0 K: 0 S: 10	H: 3 LOB: 0 BB: 0 P: 13	R: 0 E: 0 K: 1 S: 6	H: 0 LOB: 0 BB: 0 P: 7	R: 0 E: 0 K: 1 S: 7	H: 1 LOB: 0 BB: 0 P: 9	R: 0 E: 0 K: 1 S: 7	H: 0 LOB: 0 BB: 0 P: 10	R: 0 E: 0 K: 0 S: 4	H: 1 LOB: 0 BB: 0 P: 6	R: 0 E: 0 K: 0 S: 6	H: 0 LOB: 1 BB: 0 P: 7	R: 0 E: 0 K: 0 S: 5	H: 1 LOB: 1 BB: 0 P: 9	R: 0 E: 0 K: 0 S: 3	H: 0 LOB: 0 BB: 0 P: 5		R: 0 E: 0 K: 0 S: 7	H: 1 LOB: 1 BB: 0 P: 8	1B: 4 2B: 3 3B: 0 HR: 0	SF: 0 SAC: 0 DP: 2 HBP: 0	WP: 0 PB: 0 SB: 0 CS: 1
PITCHER 28 Aaron Cook, R (1,1) ERA: 4.22	IP: 9.0 WLS: W BF: 31 H: 7 R: 2 ER: 2 SO: 2 BB: 0 IBB: 0 HBP: 0 BLK: 0 WP: 0 HR: 0 S: 55 P: 74 ERA: 2.00 WHIP: 0.778															PITCHER						

Batter	1	2	3	4	5	6	7	8	9	AB	R	H	RBI	BB	SO	LOB	BOTTOM			
Jamey Carroll, R (1,6) OBP: 0.326, SLG: 0.295										5	0	0	0	0	1	4	San Diego Padres @ Colorado Rockies Coors Field, Denver, CO Wed Jul 25 2007, 1:05 PM MDT Att: 28,162 - Sunny - 93 F			
Kazuo Matsui, S (1,4) OBP: 0.318, SLG: 0.410										5	1	1	1	0	1	1				
5 Matt Holliday, R (1,7) 18 Cory Sullivan, L (6, PR) OBP: 0.400, SLG: 0.351										4	4	4	2	1	0	0				
17 Todd Helton, L (1,3) 10 Jeff Baker, R (6, PH) OBP: 0.291, SLG: 0.336										3	2	1	0	1	0	1				
27 Garrett Atkins, R (1,5) OBP: 0.326, SLG: 0.434									4	1	3	3	0	0	0	0				
11 Brad Hawpe, L (1,9) OBP: 0.385, SLG: 0.547									3	0	0	0	1	0	4					
19 Ryan Spilborghs, R (1,8) OBP: 0.364, SLG: 0.569									3	1	2	3	0	0	0	0				
20 Chris Iannetta, R (1,2) OBP: 0.302, SLG: 0.292									4	0	0	0	0	3	3					
28 Aaron Cook, R (1,1) OBP: 0.317, SLG: 0.342									4	1	3	0	0	0	0	0				
Inning Stats	R: 1 E: 0 K: 0 S: 10	H: 1 LOB: 0 BB: 0 P: 15	R: 0 E: 1 K: 0 S: 7	H: 0 LOB: 0 BB: 0 P: 10	R: 0 E: 0 K: 1 S: 9	H: 1 LOB: 0 BB: 0 P: 14	R: 1 E: 0 K: 0 S: 12	H: 2 LOB: 1 BB: 0 P: 19	R: 1 E: 0 K: 2 S: 18	H: 1 LOB: 0 BB: 0 P: 13	R: 4 E: 1 K: 2 S: 18	H: 4 LOB: 2 BB: 2 P: 35	R: 2 E: 0 K: 2 S: 17	H: 4 LOB: 2 BB: 0 P: 24	R: 1 E: 1 K: 0 S: 16	H: 1 LOB: 2 BB: 1 P: 26		1B: 10 2B: 2 3B: 0 HR: 2	SF: 1 SAC: 0 DP: 3 HBP: 0	WP: 0 PB: 0 SB: 0 CS: 0
PITCHER Justin Germano, R (1,1) ERA: 4.2 41 Kevin Cameron, R (6,1) ERA: 0.99 43 Cia Meredith, R (7,1) ERA: 3.65	IP: 5.0 WLS: L BF: 22 H: 7 R: 6 ER: 6 SO: 1 BB: 1 IBB: 0 HBP: 0 BLK: 0 WP: 0 HR: 0 S: 26 P: 44 ERA: 10.80 WHIP: 1.600															PITCHER				

San Diego Padres
Colorado Rockies
 Coors Field, Denver, CO
 Wed Jul 25 2007, 1:05 PM MDT
 Att: 28,162 - Sunny - 93 F



San Diego Padres
Colorado Rockies
 Coors Field, Denver, CO
 Wed Jul 25 2007, 1:05 PM MDT
 Att: 28,162 - Sunny - 93 F



Batter	1	2	3	4	5	6	7	8	9	AB	R	H	RBI	BB	SO	LOB	TOP					
15 Rafael Furcal, S OBP: 0.342, SLG: 0.379	F9			SH1-3 1B		G6-3		G1-3 1B		4	1	2	0	0	0	0	Los Angeles Dodgers @ Colorado Rockies Coors Field, Denver, CO Sat Jul 28 2007, 6:05 PM MDT Att: 46,039 - Cloudy - 78 F					
9 Juan Pierre, L OBP: 0.314, SLG: 0.335	G1-3			SH1-3		G6-3		G1-3		3	0	0	0	0	0	1						
Olmedo Saenz, R OBP: 0.313, SLG: 0.359	G5-3			K		F7		L7		4	0	0	0	0	1	2						
12 Jeff Kent, R OBP: 0.379, SLG: 0.504		F9		FC1-4 1B				G6-3		4	1	2	1	0	0	1						
5 Nomar Garciaparra, R OBP: 0.329, SLG: 0.361		F7		FC1-4 1B						4	0	2	0	0	0	1						
27 Matt Kemp, R OBP: 0.382, SLG: 0.540										3	0	0	0	0	2	2						
7 James Loney, L OBP: 0.399, SLG: 0.541	G3							L4		1	0	0	0	0	0	1						
16 Andre Ethier, L OBP: 0.369, SLG: 0.449				G1-3				G3		4	0	2	1	0	0	1						
Mike Lieberthal, R OBP: 0.298, SLG: 0.278				G6-3		F7		P6		4	0	0	0	0	0	4						
Brett Tomko, R 55 Russell Martin, R Rudy Seanez, R Roberto Hernandez, R				K		K		P4		2	0	0	0	0	2	1						
Inning Stats	R: 0 E: 0 K: 0 S: 8	H: 0 LOB: 0 BB: 0 P: 12	R: 0 E: 0 K: 0 S: 5	H: 0 LOB: 0 BB: 0 P: 6	R: 0 E: 0 K: 1 S: 11	H: 0 LOB: 0 BB: 0 P: 15	R: 1 E: 0 K: 1 S: 9	H: 2 LOB: 1 BB: 0 P: 13	R: 0 E: 0 K: 2 S: 12	H: 1 LOB: 1 BB: 0 P: 17	R: 0 E: 0 K: 0 S: 7	H: 0 LOB: 0 BB: 0 P: 8	R: 1 E: 0 K: 1 S: 15	H: 3 LOB: 2 BB: 0 P: 22	R: 0 E: 0 K: 0 S: 11	H: 1 LOB: 1 BB: 0 P: 17	R: 0 E: 0 K: 0 S: 9	H: 1 LOB: 1 BB: 0 P: 11	1B: 6 2B: 2 3B: 0 HR: 0	SF: 0 SAC: 1 DP: 0 HBP: 0	WP: 0 PB: 0 SB: 0 CS: 0	PA: 35
PITCHER	IP	WLS	BF	H	R	ER	SO	BB	IBB	HBP	BLK	WP	HR	S	P	ERA	WHIP					
26 Jeff Francis, L ERA: 4.12	7.2	W	30	7	2	2	5	0	0	0	0	0	0	76	107	2.35	0.913					
50 Jorge Julio, R ERA: 5.75	0.1		1	0	0	0	0	0	0	0	0	0	0	2	3	0.00	0.000					
60 Manny Corpas, R ERA: 2.34	1.0		4	1	0	0	0	0	0	0	0	0	0	9	11	0.00	1.000					

Batter	1	2	3	4	5	6	7	8	9	AB	R	H	RBI	BB	SO	LOB	BOTTOM						
19 Ryan Spilborghs, R OBP: 0.360, SLG: 0.549	F8 5 HR			F9		G6-3		G5-3		4	1	1	1	1	0	2	Los Angeles Dodgers @ Colorado Rockies Coors Field, Denver, CO Sat Jul 28 2007, 6:05 PM MDT Att: 46,039 - Cloudy - 78 F						
60 Manny Corpas, R										0	0	0	0	0	0	0							
Kazuo Matsui, S	F8	P6		P6		P4				4	0	0	0	0	0	3							
5 Matt Holliday, R		G6-3		G4-3						4	1	1	2	0	1	2							
17 Todd Helton, L	G6-3			K						4	0	0	0	0	2	0							
27 Garrett Atkins, R	P6			11 BB 1B						4	1	3	1	0	0	0							
11 Brad Hawpe, L										2	1	0	0	2	2	1							
2 Troy Tulowitzki, R										3	1	1	2	1	0	2							
8 Yorvit Torrealba, R										4	1	2	0	0	2	4							
26 Jeff Francis, L 50 Jorge Julio, R										2	0	1	0	0	0	0							
10 Jeff Baker, R 18 Cory Sullivan, L										1	0	0	0	0	0	2							
Inning Stats	R: 2 E: 0 K: 0 S: 7	H: 1 LOB: 0 BB: 1 P: 15	R: 3 E: 0 K: 0 S: 14	H: 3 LOB: 1 BB: 1 P: 24	R: 0 E: 0 K: 2 S: 11	H: 1 LOB: 2 BB: 1 P: 22	R: 0 E: 0 K: 0 S: 6	H: 1 LOB: 1 BB: 0 P: 9	R: 0 E: 0 K: 0 S: 10	H: 1 LOB: 2 BB: 1 P: 21	R: 0 E: 0 K: 0 S: 7	H: 0 LOB: 0 BB: 0 P: 8	R: 1 E: 0 K: 3 S: 17	H: 1 LOB: 0 BB: 0 P: 23	R: 0 E: 1 K: 0 S: 6	H: 1 LOB: 1 BB: 0 P: 7	R: 0 E: 0 K: 0 S: 6	H: 1 LOB: 1 BB: 0 P: 7	1B: 5 2B: 1 3B: 1 HR: 3	SF: 0 SAC: 1 DP: 1 HBP: 0	WP: 0 PB: 0 SB: 0 CS: 0	PA: 37	
PITCHER	IP	WLS	BF	H	R	ER	SO	BB	IBB	HBP	BLK	WP	HR	S	P	ERA	WHIP						
Brett Tomko, R ERA: 5.97	6.0	L	29	7	5	5	4	4	0	0	0	0	0	2	55	99	7.50	1.833					
Rudy Seanez, R ERA: 4.31	1.0		4	1	1	1	3	0	0	0	0	0	1	17	23	9.00	1.000						
Roberto Hernandez, R ERA: 6.1	1.0		4	1	0	0	0	0	0	0	0	0	0	6	7	0.00	1.000						

AB 34
R 2
H 8
RBI 2
BB 0
SO 5
LOB 16



AB 32
R 6
H 9
RBI 6
BB 4
SO 7
LOB 16




Batter	1	2	3	4	5	6	7	8	9	AB R H RBI BB SO LOB	TOP											
15 Rafael Furcal, S OBP: 0.343, SLG: 0.376	G5-3		F7				BB		L3	3 1 0 0 2 0 1	Los Angeles Dodgers @ Colorado Rockies Coors Field, Denver, CO Sun Jul 29 2007, 1:05 PM MDT Att: 38,167 - Partly Cloudy - 79 F											
9 Juan Pierre, L OBP: 0.312, SLG: 0.332	G6-3		G6-3		B2-3		BB		G4-3	4 0 0 0 1 0 2												
55 Russell Martin, R OBP: 0.370, SLG: 0.478	G4-3									5 3 3 1 0 1 3												
12 Jeff Kent, R OBP: 0.384, SLG: 0.511 Ramon Martinez, R OBP: 0.232, SLG: 0.293		G3-1								5 0 4 3 0 0 0 0 1 0 0 0 0 0												
Luis Gonzalez, L OBP: 0.369, SLG: 0.452		F8								5 0 1 0 0 1 5												
5 Nomar Garciaparra, R OBP: 0.330, SLG: 0.360										3 0 1 2 1 0 1												
7 James Loney, L OBP: 0.399, SLG: 0.536										5 0 2 0 0 1 3												
16 Andre Ethier, L OBP: 0.370, SLG: 0.450										4 1 1 0 1 1 4												
58 Chad Billingsley, R ERA: 3.68 57 Eric Hull, R ERA: 8.1 Rudy Seanez, R ERA: 4.28 Wilson Betemit, S SLG: 0.474 Joe Beimel, L ERA: 4.2 Roberto Hernandez, R ERA: 5.97										1 0 0 0 0 0 1 0 0 0 0 0 0 0 0 0 0 0 0 0 0 0 0 0 1 0 0 0 0 0 1 1 0 0 0 0 0 0 0 0 0 0 0 0 0 0 0 0 1 0 0 0 0 0 0 1 0 0 0 0 0 0 0 0												
Inning Stats	R: 0 E: 0 K: 0 S: 6	H: 0 LOB: 0 BB: 0 P: 10	R: 0 E: 0 K: 1 S: 8	H: 0 LOB: 1 BB: 1 P: 15	R: 0 E: 0 K: 0 S: 5	H: 0 LOB: 1 BB: 1 P: 13	R: 1 E: 0 K: 1 S: 14	H: 2 LOB: 1 BB: 0 P: 22	R: 0 E: 0 K: 1 S: 6	H: 0 LOB: 1 BB: 1 P: 10		R: 1 E: 0 K: 0 S: 10	H: 2 LOB: 1 BB: 0 P: 19	R: 2 E: 0 K: 2 S: 17	H: 2 LOB: 2 BB: 2 P: 30	R: 0 E: 0 K: 0 S: 8	H: 1 LOB: 1 BB: 0 P: 14	R: 2 E: 0 K: 1 S: 18	H: 5 LOB: 3 BB: 0 P: 29	1B: 7 2B: 4 3B: 0 HR: 1	SF: 1 SAC: 1 DP: 0 HBP: 0	WP: 1 PB: 0 SB: 0 CS: 0
PITCHER	IP WLS BF H R ER SO BB IBB HBP BLK WP HR S P ERA WHIP	38 Ubaldo Jimenez, R ERA: 3.5	6.0 W 25 4 2 2 3 3 0 0 0 0 0 0 49 89 3.00 1.167	LaTroy Hawkins, R ERA: 4.22	0.1 4 1 2 2 1 2 0 0 0 0 1 0 10 18 54.00 9.000	61 Ramon E Ramirez, R ERA: 10.29	0.1 H 2 1 0 0 1 0 0 0 0 0 0 0 5 9 0.00 3.000	Jeremy Affeldt, L ERA: 2.79	1.1 H 5 1 0 0 0 0 0 0 0 0 0 0 10 17 0.00 0.750	35 Taylor Buchholz, R ERA: 5.0	0.2 5 3 2 2 0 0 0 0 0 0 0 1 11 18 27.00 4.500	PITCHER	IP WLS BF H R ER SO BB IBB HBP BLK WP HR S P ERA WHIP	60 Manny Corpas, R ERA: 2.32	0.1 S 3 2 0 0 1 0 0 0 0 0 0 0 0 0 0 0 0.00 6.000							
Batter	1	2	3	4	5	6	7	8	9	AB R H RBI BB SO LOB	BOTTOM											
3 Willy Taveras, R OBP: 0.359, SLG: 0.372	K		K		F8					5 1 2 1 0 2 3	Los Angeles Dodgers @ Colorado Rockies Coors Field, Denver, CO Sun Jul 29 2007, 1:05 PM MDT Att: 38,167 - Partly Cloudy - 79 F											
Jamey Carroll, R OBP: 0.328, SLG: 0.298	L6									5 2 2 2 0 0 2												
5 Matt Holliday, R OBP: 0.390, SLG: 0.576	G4-3									3 2 2 3 2 0 0												
17 Todd Helton, L OBP: 0.423, SLG: 0.455										4 0 1 1 1 0 3												
27 Garrett Atkins, R OBP: 0.329, SLG: 0.445 Jeremy Affeldt, L										4 0 0 0 0 1 4 0 0 0 0 0 0 0 1 0 0 0 0 1 0 0 0 0 0 0 0 0 0 0 0 0 0 0 0												
18 Cory Sullivan, L OBP: 0.381, SLG: 0.333 35 Taylor Buchholz, R OBP: 0.238, SLG: 0.158 60 Manny Corpas, R										5 0 1 0 0 1 2												
11 Brad Hawpe, L OBP: 0.385, SLG: 0.538										3 1 0 0 2 3 2												
2 Troy Tulowitzki, R OBP: 0.350, SLG: 0.429										3 1 0 0 2 3 2												
8 Yorvit Torrealba, R OBP: 0.345, SLG: 0.408										5 2 3 1 0 0 1												
38 Ubaldo Jimenez, R OBP: 0.333, SLG: 0.200 10 Jeff Baker, R OBP: 0.294, SLG: 0.333 LaTroy Hawkins, R ERA: 4.2 61 Ramon E Ramirez, R ERA: 5.97 Kazuo Matsui, S OBP: 0.317, SLG: 0.403										1 0 0 0 1 0 0 0 1 0 0 1 0 0 0 0 0 0 0 0 0 0 0 0 0 0 0 0 1 0 1 1 0 0 0												
Inning Stats	R: 0 E: 0 K: 1 S: 9	H: 0 LOB: 0 BB: 0 P: 16	R: 0 E: 1 K: 2 S: 13	H: 0 LOB: 1 BB: 0 P: 21	R: 3 E: 0 K: 1 S: 17	H: 3 LOB: 0 BB: 0 P: 27	R: 0 E: 0 K: 0 S: 14	H: 1 LOB: 2 BB: 2 P: 28	R: 1 E: 0 K: 1 S: 17	H: 1 LOB: 1 BB: 1 P: 33	R: 3 E: 0 K: 1 S: 16	H: 3 LOB: 2 BB: 2 P: 36	R: 2 E: 0 K: 0 S: 18	H: 3 LOB: 3 BB: 2 P: 37	R: 0 E: 0 K: 2 S: 12	H: 1 LOB: 1 BB: 0 P: 13	1B: 9 2B: 1 3B: 0 HR: 2	SF: 0 SAC: 0 DP: 0 HBP: 0	WP: 0 PB: 0 SB: 5 CS: 0	PA: 44		
PITCHER	IP WLS BF H R ER SO BB IBB HBP BLK WP HR S P ERA WHIP	58 Chad Billingsley, R ERA: 3.68	4.1 L 22 5 4 4 4 3 0 0 0 0 0 0 18 38 20.25 3.000	57 Eric Hull, R ERA: 8.1	1.1 8 3 3 3 2 1 0 0 0 0 0 0 3 9 0.00 0.000	Rudy Seanez, R ERA: 4.28	0.1 2 0 0 0 0 0 0 1 0 0 0 0 0 10 23 54.00 12.000	Joe Beimel, L ERA: 4.2	0.1 5 3 2 2 0 1 0 0 0 0 0 0 0 8 14 0.00 1.500	Roberto Hernandez, R ERA: 5.97	0.2 3 0 0 0 0 1 0 0 0 0 0 0 0 8 14 0.00 1.500	PITCHER	IP WLS BF H R ER SO BB IBB HBP BLK WP HR S P ERA WHIP	51 Jonathan Broxton, R ERA: 2.5	1.0 4 1 0 0 2 0 0 0 0 0 0 0 0 0 0 0.00 1.000							

Batter	1	2	3	4	5	6	7	8	9	AB	R	H	RBI	BB	SO	LOB	TOP							
3 Willy Taveras, R OBP: 0.363, SLG: 0.380	0-2 SF8 3B		0-0 SH3-4 2B	4-2 BB		1-3 K		0-3 K		4	2	2	0	1	2	2								
Jamey Carroll, R OBP: 0.321, SLG: 0.293	0-1 SF8		0-0 SH3-4	2-3 K			1-2 G5-3		2-1 F9	3	0	0	1	0	1	1								
5 Matt Holliday, R OBP: 0.395, SLG: 0.583	3-3 K		4-0 2B		0-1 2B		1-1 2B		2-2 1B	4	2	3	0	1	1	0								
27 Garrett Atkins, R OBP: 0.330, SLG: 0.446	0-2 G6-3		3-2 2B		1-2 F8		4-0 BB		2-3 K	4	1	1	3	1	1	2								
19 Ryan Spilborghs, R OBP: 0.364, SLG: 0.552		0-1 1B	0-0 1B		3-2 SF8		1-3 K		0-1 CS	3	0	2	1	0	1	2								
2 Troy Tulowitzki, R OBP: 0.348, SLG: 0.427	0-1 F9		1-2 1B		0-0 F9		2-2 P4			4	0	1	1	0	0	3								
10 Jeff Baker, R OBP: 0.293, SLG: 0.324	4-2 BB		1-2 K			1-1 F8		1-3 K		3	0	0	0	1	2	2								
20 Chris Iannetta, R OBP: 0.307, SLG: 0.293	2-2 FC5-4			1-2 G6-3		2-1 HBP		3-1 1B		3	0	1	0	0	0	1								
28 Aaron Cook, R OBP: 0.326, SLG: 0.333			4-2 BB		0-2 F8		0-0 SH1		1-1 SH3	1	1	0	0	1	0	0								
50 Jorge Julio, R			SH3-4 2B							0	0	0	0	0	0	0								
60 Manny Corpas, R										0	0	0	0	0	0	0								
Inning Stats	R: 1 E: 0 K: 1 S: 11	H: 1 LOB: 0 BB: 0 P: 14	R: 0 E: 0 K: 0 S: 11	H: 1 LOB: 1 BB: 1 P: 17	R: 4 E: 0 K: 1 S: 17	H: 4 LOB: 1 BB: 2 P: 30	R: 0 E: 0 K: 1 S: 11	H: 0 LOB: 1 BB: 1 P: 18	R: 1 E: 0 K: 0 S: 10	H: 1 LOB: 0 BB: 0 P: 14	R: 0 E: 0 K: 1 S: 8	H: 0 LOB: 0 BB: 0 P: 12	R: 0 E: 0 K: 1 S: 12	H: 1 LOB: 2 BB: 1 P: 21	R: 0 E: 0 K: 2 S: 10	H: 1 LOB: 1 BB: 0 P: 15	R: 0 E: 0 K: 1 S: 9	H: 1 LOB: 0 BB: 0 P: 15	1B: 6 2B: 3 3B: 1 HR: 0	SF: 2 SAC: 3 DP: 0 HBP: 1	WP: 0 PB: 0 SB: 0 CS: 2	PA: 41		
PITCHER	IP WLS BF H R ER SO BB IBB HBP BLK WP HR S P ERA WHIP	5.0 L 24 7 6 6 3 3 1 0 0 0 0 60 93 10.80 2.000	2.0 9 1 0 0 2 1 0 1 0 0 0 20 33 0.00 1.000	1.0 4 1 0 0 2 0 0 0 0 0 0 10 15 0.00 1.000	1.0 3 1 0 0 1 0 0 0 0 0 0 9 15 0.00 1.000																			

Colorado Rockies @ Florida Marlins
Dolphin Stadium, Miami, FL
Tue Jul 31 2007, 7:05 PM EDT
Att: 11,534 - Cloudy - 82 F

livebaseballscorecards.com

AB 29
R 6
H 10
RBI 6
BB 5
SO 8
LOB 13




Batter	1	2	3	4	5	6	7	8	9	AB	R	H	RBI	BB	SO	LOB	BOTTOM							
2 Hanley Ramirez, R OBP: 0.393, SLG: 0.568	2-3 K		4-1 1B		1-3 K			3-2 2B		3	1	1	0	1	2	0								
6 Dan Uggla, R OBP: 0.328, SLG: 0.505	1-3 K		0-1 1B		3-2 G5-3			2-3 K		4	0	1	1	0	2	1								
Miguel Cabrera, R OBP: 0.406, SLG: 0.610	1-2 G5-3		1-2 1B		3-2 G6-3			2-1 G5-3		4	0	1	1	0	0	0								
Mike Jacobs, L OBP: 0.321, SLG: 0.443		0-1 G3	0-1 G5-3		2-0 G4-3			3-1 G4-3		4	0	0	0	0	0	2								
14 Josh Willingham, R OBP: 0.371, SLG: 0.469	3-3 K			1-0 G6-3		2-2 L9		0-3 K		4	0	0	0	0	2	0								
27 Jeremy Hermida, L OBP: 0.348, SLG: 0.447	3-2 G4-3			0-0 G3		0-1 G6-3				3	0	0	0	0	0	0								
Miguel Olivo, R OBP: 0.251, SLG: 0.386				1-3 K		1-0 L8				3	1	1	1	0	1	0								
4 Alfredo Amezaga, S OBP: 0.324, SLG: 0.369			0-1 HR		4-0 BB			0-1 1B		2	1	1	0	1	0	0								
Scott Olsen, L OBP: 0.226, SLG: 0.286			1-0 SH2-4		2-2 G6-4-3			2-1 G4-6-3		0	0	0	0	0	0	0								
Joe Borchardt, S OBP: 0.289, SLG: 0.319					1-2 G6-4-3					1	0	0	0	0	0	1								
48 Lee Gardner, R										0	0	0	0	0	0	0								
22 Matt Lindstrom, R										0	0	0	0	0	0	0								
Todd Linden, S OBP: 0.297, SLG: 0.292										1	0	0	0	0	0	1								
32 Justin Miller, R										0	0	0	0	0	0	0								
Inning Stats	R: 0 E: 0 K: 2 S: 10	H: 0 LOB: 0 BB: 0 P: 14	R: 0 E: 0 K: 1 S: 8	H: 0 LOB: 0 BB: 0 P: 14	R: 3 E: 1 K: 0 S: 12	H: 3 LOB: 1 BB: 1 P: 18	R: 0 E: 0 K: 1 S: 5	H: 0 LOB: 0 BB: 0 P: 7	R: 0 E: 0 K: 1 S: 7	H: 0 LOB: 0 BB: 1 P: 14	R: 0 E: 0 K: 0 S: 8	H: 0 LOB: 0 BB: 0 P: 16	R: 0 E: 0 K: 0 S: 6	H: 0 LOB: 0 BB: 0 P: 9	R: 0 E: 0 K: 1 S: 12	H: 2 LOB: 1 BB: 0 P: 19	R: 0 E: 0 K: 1 S: 7	H: 0 LOB: 0 BB: 0 P: 12	1B: 3 2B: 1 3B: 0 HR: 1	SF: 0 SAC: 1 DP: 3 HBP: 0	WP: 0 PB: 0 SB: 2 CS: 0	PA: 32		
PITCHER	IP WLS BF H R ER SO BB IBB HBP BLK WP HR S P ERA WHIP	7.2 W 28 5 3 2 5 2 0 0 0 0 1 65 106 2.35 0.913	0.1 H 1 0 0 0 1 0 0 0 0 0 3 5 0.00 0.000	1.0 S 3 0 0 0 1 0 0 0 0 0 7 12 0.00 0.000																				

Colorado Rockies @ Florida Marlins
Dolphin Stadium, Miami, FL
Tue Jul 31 2007, 7:05 PM EDT
Att: 11,534 - Cloudy - 82 F

livebaseballscorecards.com

AB 29
R 3
H 5
RBI 3
BB 2
SO 7
LOB 5



Batter	1	2	3	4	5	6	7	8	9	AB	R	H	RBI	BB	SO	LOB	TOP			
3 Willy Taveras, R OBP: 0.369, SLG: 0.382 61 Ramon E Ramirez, R (8, 1)	0-0 S 2B 1B	1-1 S 1B	4-2 5 WP S BB	1-1 S BB	4-2 S BB	3-2 L4				3	1	2	0	2	0	1				
Kazuo Matsui, S OBP: 0.319, SLG: 0.412	1-2 SAFE 17 2B 2B	3-3 K	2-3 K	1-2 K	1-1 F9	1-1 F9			1-1 5 1B 27 1B 2B	5	2	2	1	0	2	4				
5 Matt Holliday, R OBP: 0.395, SLG: 0.580	0-3 K	4-2 BB	1-1 G3	1-1 G3	1-0 G5-3				0-2 27 1B 2B	4	0	1	0	1	1	4				
17 Todd Helton, L OBP: 0.420, SLG: 0.454	3-2 2 BB 2H 2B	0-1 G4-3			1-1 F9				2-3 K	5	0	1	1	0	2	4				
27 Garrett Atkins, R OBP: 0.333, SLG: 0.445 Jamey Carroll, R (9, PR)	1-0 P3		4-1 BB		4-1 BB	2-2 G6-3			2-2 2 BB 1B	3	0	1	1	2	0	1				
11 Brad Hawpe, L OBP: 0.383, SLG: 0.532	3-2 2 BB HBP		1-3 K		2-3 K	2-3 K			1-3 3-H 2-3 K	4	0	0	0	0	4	4				
2 Troy Tulowitzki, R OBP: 0.350, SLG: 0.424	4-1 1-2 2-3 BB		0-3 K		3-3 K				4-1 F9	3	0	0	0	2	2	2				
8 Yorvit Torrealba, R OBP: 0.346, SLG: 0.405	2-2 G5-3		0-3 K		0-1 3 S 1B				4-2 BB	4	0	1	0	1	2	7				
Josh Fogg, R OBP: 0.147, SLG: 0.147 34 Matt Herges, L (6, 1)		2-2 P4		1-3 K		0-3 K			2-3 K	3	0	0	0	0	2	1				
19 Ryan Spilborghs, R (8, PH)										0	0	0	0	0	0	0				
										1	0	0	0	0	1	1				
Inning Stats	R: 2 H: 3 E: 0 K: 1 S: 22	H: 3 LOB: 1 BB: 1 P: 37	R: 0 H: 1 E: 0 K: 1 S: 13	H: 1 LOB: 2 BB: 1 P: 22	R: 0 H: 0 E: 0 K: 3 S: 10	LOB: 1 BB: 1 P: 15	R: 0 H: 0 E: 0 K: 2 S: 12	H: 0 LOB: 1 BB: 1 P: 20	R: 0 H: 0 E: 0 K: 2 S: 9	H: 0 LOB: 1 BB: 1 P: 19	R: 0 H: 1 E: 0 K: 1 S: 12	H: 0 LOB: 2 BB: 1 P: 18	R: 0 H: 0 E: 0 K: 1 S: 16	H: 0 LOB: 1 BB: 1 P: 25	R: 1 H: 3 E: 0 K: 3 S: 21	H: 3 LOB: 3 BB: 1 P: 32	1B: 5 2B: 3 3B: 0 HR: 0	SF: 0 SAC: 0 DP: 0 HBP: 1	WP: 1 PA: 44 PB: 0 SB: 4 CS: 0	
PITCHER	IP WLS BF H R ER SO BB IBB HBP BLK WP HR S P ERA WHIP	IP WLS BF H R ER SO BB IBB HBP BLK WP HR S P ERA WHIP	IP WLS BF H R ER SO BB IBB HBP BLK WP HR S P ERA WHIP	IP WLS BF H R ER SO BB IBB HBP BLK WP HR S P ERA WHIP	IP WLS BF H R ER SO BB IBB HBP BLK WP HR S P ERA WHIP	IP WLS BF H R ER SO BB IBB HBP BLK WP HR S P ERA WHIP	IP WLS BF H R ER SO BB IBB HBP BLK WP HR S P ERA WHIP	IP WLS BF H R ER SO BB IBB HBP BLK WP HR S P ERA WHIP	IP WLS BF H R ER SO BB IBB HBP BLK WP HR S P ERA WHIP	IP WLS BF H R ER SO BB IBB HBP BLK WP HR S P ERA WHIP	IP WLS BF H R ER SO BB IBB HBP BLK WP HR S P ERA WHIP	IP WLS BF H R ER SO BB IBB HBP BLK WP HR S P ERA WHIP	IP WLS BF H R ER SO BB IBB HBP BLK WP HR S P ERA WHIP	IP WLS BF H R ER SO BB IBB HBP BLK WP HR S P ERA WHIP	IP WLS BF H R ER SO BB IBB HBP BLK WP HR S P ERA WHIP	IP WLS BF H R ER SO BB IBB HBP BLK WP HR S P ERA WHIP	IP WLS BF H R ER SO BB IBB HBP BLK WP HR S P ERA WHIP	IP WLS BF H R ER SO BB IBB HBP BLK WP HR S P ERA WHIP	IP WLS BF H R ER SO BB IBB HBP BLK WP HR S P ERA WHIP	
Byung-Hyun Kim, R ERA: 4.63 37 Renyel Pinto, L ERA: 4.13 57 Taylor Tankersley, L ERA: 5.22 Armando Benitez, R ERA: 5.31 Kevin Gregg, R ERA: 3.36	5.1 W 28 5 2 2 10 6 0 1 0 1 0 75 126 3.38 2.062	0.2 H 2 0 0 0 0 0 0 0 0 0 0 0 3 5 0.00 0.000	1.0 H 3 0 0 0 2 0 0 0 0 0 0 9 13 0.00 0.000	1.0 H 4 0 0 0 1 1 0 0 0 0 0 16 25 0.00 1.000	1.0 S 7 3 1 1 3 1 0 0 0 0 0 0 21 32 9.00 4.000															
Batter	1	2	3	4	5	6	7	8	9	AB	R	H	RBI	BB	SO	LOB	BOTTOM			
2 Hanley Ramirez, R OBP: 0.392, SLG: 0.564	4-1 1B 6 S 14 1B BB		2-0 P2		1-3 K		2-2 G4-3			3	1	0	0	1	1	0				
6 Dan Uggla, R OBP: 0.325, SLG: 0.500	2-1 F9		1-2 F9		0-0 F8		0-0 G4-3			4	0	0	0	0	0	1				
Miguel Cabrera, R OBP: 0.412, SLG: 0.623	1-1 14 1B 14 E BB 1B		1-1 2B		3-2 HR		4-2 BB			3	2	3	1	1	0	0				
Mike Jacobs, L OBP: 0.320, SLG: 0.438 Armando Benitez, R (8, 1)	4-2 14 E BB		1-1 P3		0-1 G3		0-0 F9			3	0	0	0	1	0	2				
12 Cody Ross, R OBP: 0.400, SLG: 0.584	1-2 BB									0	0	0	0	0	0	0				
14 Josh Willingham, R (1, 7)	0-0 E8 27 G4-6-3 1B		2-1 27 G3 20 1B 1B		2-2 G3		2-2 27 1B 4 FC3-2 1B		3-2 F9	4	1	3	1	0	0	0				
27 Jeremy Hermida, L OBP: 0.351, SLG: 0.446 Kevin Gregg, R (9, 1)	1-1 G4-6-3		1-3 G3		1-3 1B		1-3 4 FC3-2 1B		4-1 20 BB BB	3	0	1	0	1	0	3				
20 Matt Treanor, R OBP: 0.389, SLG: 0.446		1-0 4 G6-4-3 HBP		0-0 4 G4-3 1B		3-3 K		1-1 SAFE 4 L3 BB		2	0	1	1	1	1	2				
4 Alfredo Amezaga, S OBP: 0.320, SLG: 0.364		0-0 G6-4-3		0-0 G4-3		0-0 FC3-2		2-1 L3		4	0	0	0	0	0	6				
Byung-Hyun Kim, R OBP: 0.100, SLG: 0.105 37 Renyel Pinto, L Todd Linden, S OBP: 0.294, SLG: 0.289 57 Taylor Tankersley, L Jason Wood, R OBP: 0.322, SLG: 0.469	0-2 F8		2-1 F8		2-1 F8		0-0 G1-3			2	0	0	0	0	0	1				
Inning Stats	R: 2 H: 2 E: 1 K: 0 S: 10	H: 2 LOB: 1 BB: 2 P: 22	R: 0 H: 0 E: 0 K: 0 S: 4	H: 0 LOB: 0 BB: 0 P: 5	R: 0 H: 1 E: 0 K: 0 S: 8	H: 1 LOB: 1 BB: 0 P: 13	R: 1 H: 2 E: 0 K: 0 S: 9	H: 2 LOB: 1 BB: 0 P: 15	R: 1 H: 1 E: 0 K: 1 S: 9	H: 1 LOB: 0 BB: 0 P: 13	R: 0 H: 2 E: 0 K: 1 S: 15	H: 2 LOB: 2 BB: 0 P: 25	R: 0 H: 0 E: 0 K: 0 S: 8	H: 0 LOB: 1 BB: 1 P: 14	R: 0 H: 0 E: 0 K: 0 S: 8	H: 0 LOB: 1 BB: 2 P: 21	1B: 6 2B: 2 3B: 0 HR: 1	SF: 0 SAC: 0 DP: 3 HBP: 1	WP: 0 PA: 35 PB: 0 SB: 2 CS: 0	
PITCHER	IP WLS BF H R ER SO BB IBB HBP BLK WP HR S P ERA WHIP	IP WLS BF H R ER SO BB IBB HBP BLK WP HR S P ERA WHIP	IP WLS BF H R ER SO BB IBB HBP BLK WP HR S P ERA WHIP	IP WLS BF H R ER SO BB IBB HBP BLK WP HR S P ERA WHIP	IP WLS BF H R ER SO BB IBB HBP BLK WP HR S P ERA WHIP	IP WLS BF H R ER SO BB IBB HBP BLK WP HR S P ERA WHIP	IP WLS BF H R ER SO BB IBB HBP BLK WP HR S P ERA WHIP	IP WLS BF H R ER SO BB IBB HBP BLK WP HR S P ERA WHIP	IP WLS BF H R ER SO BB IBB HBP BLK WP HR S P ERA WHIP	IP WLS BF H R ER SO BB IBB HBP BLK WP HR S P ERA WHIP	IP WLS BF H R ER SO BB IBB HBP BLK WP HR S P ERA WHIP	IP WLS BF H R ER SO BB IBB HBP BLK WP HR S P ERA WHIP	IP WLS BF H R ER SO BB IBB HBP BLK WP HR S P ERA WHIP	IP WLS BF H R ER SO BB IBB HBP BLK WP HR S P ERA WHIP	IP WLS BF H R ER SO BB IBB HBP BLK WP HR S P ERA WHIP	IP WLS BF H R ER SO BB IBB HBP BLK WP HR S P ERA WHIP	IP WLS BF H R ER SO BB IBB HBP BLK WP HR S P ERA WHIP	IP WLS BF H R ER SO BB IBB HBP BLK WP HR S P ERA WHIP	IP WLS BF H R ER SO BB IBB HBP BLK WP HR S P ERA WHIP	
Josh Fogg, R ERA: 4.87 34 Matt Herges, R ERA: 4.5 61 Ramon E Ramirez, R (8, 1) ERA: 9.6	5.0 L 24 5 4 0 3 1 2 0 0 0 0 0 16 27 0.00 0.500	2.0 7 0 0 0 0 0 1 0 0 0 0 0 0 8 21 0.00 2.000																		

Colorado Rockies @ Florida Marlins
Dolphin Stadium, Miami, FL
Wed Aug 01 2007, 7:05 PM EDT
Att: 11,556 - Cloudy - 79 F

AB	35
R	3
H	8
RBI	3
BB	8
SO	16
LOB	29



Colorado Rockies @ Florida Marlins
Dolphin Stadium, Miami, FL
Wed Aug 01 2007, 7:05 PM EDT
Att: 11,556 - Cloudy - 79 F

AB	29
R	4
H	8
RBI	3
BB	5
SO	2
LOB	17



Batter	1	2	3	4	5	6	7	8	9	10	AB	R	H	RBI	BB	SO	LOB	TOP								
3 Willy Taveras, R OBP: 0.367, SLG: 0.383	G4-3		B2		1B		K		SH2-4 1B		5	0	2	0	0	1	1	Colorado Rockies @ Atlanta Braves Turner Field, Atlanta, GA Sun-Aug 05 2007, 1:05 PM EDT Att: 37,089 - Partly Cloudy - 93 F								
Jamey Carroll, R OBP: 0.330, SLG: 0.311	G4-6-3 1B		F8			5 1B 17 1B	3B		SH2-4		3	2	2	0	1	0	1									
5 Matt Holliday, R OBP: 0.396, SLG: 0.581	G4-6-3		K			17 1B 27 2B	1B		G6-3		5	1	1	0	0	2	3									
17 Todd Helton, L OBP: 0.419, SLG: 0.445			F7			27 2B	1B				4	0	2	2	1	1	0									
27 Garrett Atkins, R OBP: 0.335, SLG: 0.463			L3			1-3 2-H	1B		1B		5	0	1	1	0	1	3									
19 Ryan Spilborghs, R OBP: 0.371, SLG: 0.575											3	2	2	2	2	0	0									
2 Troy Tulowitzki, R OBP: 0.349, SLG: 0.415		HR									4	0	0	0	1	1	4									
20 Chris Iannetta, R OBP: 0.300, SLG: 0.285											3	0	0	0	0	1	4									
11 Brad Hawpe, L OBP: 0.362, SLG: 0.522			F9								1	0	0	0	0	1	1									
50 Jorge Julio, R OBP: 0.238, SLG: 0.158											0	0	0	0	0	0	0									
10 Jeff Baker, R OBP: 0.296, SLG: 0.316											1	0	0	0	0	1	0									
35 Taylor Buchholz, R OBP: 0.238, SLG: 0.158											0	0	0	0	0	1	0									
28 Aaron Cook, R OBP: 0.333, SLG: 0.325											1	0	0	0	1	0	3									
Jeremy Affeldt, L OBP: 0.343, SLG: 0.398											0	0	0	0	0	0	0									
LaTroy Hawkins, R OBP: 0.343, SLG: 0.398											0	0	0	0	0	0	0									
8 Yorvit Torrealba, R OBP: 0.343, SLG: 0.398											1	0	0	0	0	1	1									
Inning Stats	R: 0 E: 0 K: 0 S: 9	H: 1 LOB: 0 BB: 0 P: 14	R: 1 E: 0 K: 1 S: 12	H: 1 LOB: 0 BB: 0 P: 17	R: 0 E: 0 K: 0 S: 10	H: 0 LOB: 1 BB: 1 P: 18	R: 0 E: 0 K: 1 S: 9	H: 0 LOB: 0 BB: 0 P: 13	R: 1 E: 0 K: 0 S: 12	H: 2 LOB: 2 BB: 1 P: 19	R: 2 E: 0 K: 2 S: 20	H: 3 LOB: 3 BB: 2 P: 33	R: 1 E: 0 K: 2 S: 22	H: 2 LOB: 1 BB: 0 P: 24	R: 0 E: 0 K: 2 S: 14	H: 0 LOB: 1 BB: 1 P: 25	R: 0 E: 0 K: 1 S: 9	H: 1 LOB: 2 BB: 0 P: 11	R: 0 E: 0 K: 1 S: 9	H: 0 LOB: 0 BB: 0 P: 13	1B: 6 2B: 1 3B: 1 HR: 2	SF: 0 SAC: 2 DP: 1 HBP: 0	WP: 0 PB: 0 SB: 1 CS: 0	PA: 44		
PITCHER	IP WLS BF H R ER SO BB IBB HBP BLK WP HR S P ERA WHIP	5.0 1.0 1.0 1.0 1.0 1.0	22 5 5 4 0 5	6 1 2 0 0 1	4 0 1 0 0 1	2 0 2 1 0 0	3 0 0 1 0 0	0 0 0 0 0 0	0 0 0 0 0 0	0 0 0 0 0 0	0 0 0 0 0 0	2 0 0 0 0 0	3 0 0 0 0 0	0 0 0 0 0 0	0 0 0 0 0 0	0 0 0 0 0 0	0 0 0 0 0 0	0 0 0 0 0 0	0 0 0 0 0 0	0 0 0 0 0 0	0.00 0.00	1.800 1.000 2.000 1.000 1.000 1.000	ERA WHIP			
36 Chuck James, L ERA: 3.84	36 Oscar Villarreal, R ERA: 3.69																									
Tyler Yates, R ERA: 4.91																										
26 Octavio Dotel, R ERA: 4.78																										
39 Rafael Soriano, R ERA: 3.81																										
Bob Wickman, R ERA: 3.89																										

AB	36
R	5
H	10
RBI	5
BB	6
SO	10
LOB	21



Batter	1	2	3	4	5	6	7	8	9	10	AB	R	H	RBI	BB	SO	LOB	BOTTOM								
Willie Harris, L OBP: 0.397, SLG: 0.447	G4-3		G4-6-3 1B		F7	2B			G4-3		5	0	2	1	0	0	0	Colorado Rockies @ Atlanta Braves Turner Field, Atlanta, GA Sun-Aug 05 2007, 1:05 PM EDT Att: 37,089 - Partly Cloudy - 93 F								
2 Kelly Johnson, L OBP: 0.397, SLG: 0.497	G5-3		G4-6-3		E4 10 HR	1B			G4-3		5	1	1	0	0	0	1									
10 Chipper Jones, S OBP: 0.429, SLG: 0.582	2B				7 1B 19 1B	HR			CS BB		4	2	3	2	1	1	2									
Mark Teixeira, S OBP: 0.395, SLG: 0.540	HBP				G4-3	2B			CS		4	0	1	0	0	1	1									
7 Jeff Francoeur, R OBP: 0.349, SLG: 0.450	L9				G6-3				CS		5	1	3	0	0	0	3									
23 Matt Diaz, R OBP: 0.376, SLG: 0.490					FC1-4 19 1B	2B			19 1B		4	1	2	0	1	0	3									
19 Yunel Escobar, R OBP: 0.373, SLG: 0.414	L4				SH1-3				19 1B		4	0	2	2	0	0	1									
Corky Miller, R OBP: 0.333, SLG: 0.500	G6-4-3				G5-3	2B			1B		4	1	1	1	0	1	3									
36 Chuck James, L ERA: 3.84					B1-3						2	0	0	0	0	1	0									
Tyler Yates, R ERA: 4.91					G6-3						0	0	0	0	0	0	0									
Scott Thorman, L ERA: 2.69											1	0	0	0	0	0	1									
26 Octavio Dotel, R ERA: 4.78											0	0	0	0	0	0	0									
39 Rafael Soriano, R ERA: 3.81											0	0	0	0	0	0	0									
Chris Woodward, R ERA: 3.81											1	0	0	0	0	0	0									
Bob Wickman, R ERA: 3.89											0	0	0	0	0	0	0									
Oscar Villarreal, L ERA: 3.69											0	0	0	0	0	0	0									
Inning Stats	R: 0 E: 0 K: 0 S: 9	H: 1 LOB: 2 BB: 0 P: 20	R: 0 E: 0 K: 0 S: 7	H: 1 LOB: 0 BB: 0 P: 8	R: 0 E: 0 K: 1 S: 7	H: 1 LOB: 0 BB: 0 P: 10	R: 1 E: 0 K: 0 S: 12	H: 3 LOB: 2 BB: 0 P: 19	R: 2 E: 0 K: 1 S: 13	H: 2 LOB: 1 BB: 0 P: 21	R: 2 E: 0 K: 1 S: 20	H: 4 LOB: 2 BB: 0 P: 20	R: 0 E: 0 K: 0 S: 9	H: 1 LOB: 0 BB: 0 P: 11	R: 0 E: 0 K: 1 S: 9	H: 0 LOB: 0 BB: 0 P: 17	R: 0 E: 0 K: 0 S: 10	H: 0 LOB: 0 BB: 1 P: 19	R: 1 E: 0 K: 1 S: 12	H: 2 LOB: 2 BB: 1 P: 20	1B: 9 2B: 5 3B: 0 HR: 1	SF: 0 SAC: 1 DP: 3 HBP: 1	WP: 0 PB: 0 SB: 0 CS: 1	PA: 44		
PITCHER	IP WLS BF H R ER SO BB IBB HBP BLK WP HR S P ERA WHIP	5.1 0.2 1.0 2.0 0.1	10 2 6 0 2	5 0 0 0 1	3 0 0 0 0	3 0 0 0 0	5 8 9 0 0	1 13 11 0 0	8 13 11 0 0	0 0 0 0 0	0 0 0 0 0	0 0 0 0 0	0 0 0 0 0	0 0 0 0 0	0 0 0 0 0	0 0 0 0 0	0 0 0 0 0	0 0 0 0 0	0 0 0 0 0	0 0 0 0 0	0.00 3.000 0.000 0.500 27.000	ERA WHIP				
28 Aaron Cook, R ERA: 4.16																										
Jeremy Affeldt, L ERA: 2.69																										
LaTroy Hawkins, R ERA: 3.97																										
50 Jorge Julio, R ERA: 5.26																										
35 Taylor Buchholz, R ERA: 4.91																										

AB	39
R	6
H	15
RBI	6
BB	2
SO	4
LOB	15



Batter	1	2	3	4	5	6	7	8	9	AB	R	H	RBI	BB	SO	LOB	TOP				
1 Corey Hart, R OBP: 0.346, SLG: 0.509	G5-3		F8			F8		G6-3		4	0	1	0	0	0	0					
7 J.J. Hardy, R OBP: 0.324, SLG: 0.448	G6-3			L5		F8		G5-3		4	0	0	0	0	0	1					
8 Ryan Braun, R OBP: 0.388, SLG: 0.669	P5			HR		G1-3			L4	4	1	1	1	0	0	1					
28 Prince Fielder, L OBP: 0.380, SLG: 0.600		HR		G3-1		F8			E6	4	1	1	1	0	0	1					
Kevin Mench, R OBP: 0.304, SLG: 0.432	G6-3			F7					FC6	4	0	0	0	0	0	1					
Geoff Jenkins, L OBP: 0.346, SLG: 0.488									G6-4-3	3	0	2	0	1	0	2					
Johanny Estrada, S OBP: 0.305, SLG: 0.427	G1-6-3								G6-4-3	3	0	0	0	0	0	3					
9 Tony Graffanino, R OBP: 0.315, SLG: 0.390			G6-3							3	0	1	0	0	1	1					
46 Claudio Vargas, R OBP: 0.121, SLG: 0.152										2	0	0	0	0	1	1					
Craig Counsell, L OBP: 0.347, SLG: 0.330			K							1	0	0	0	0	0	0					
Chris Spurling, R OBP: 0.354, SLG: 0.311										0	0	0	0	0	0	0					
Inning Stats	R: 0 E: 0 K: 0 S: 8	H: 0 LOB: 0 BB: 0 P: 11	R: 1 E: 0 K: 0 S: 7	H: 2 LOB: 0 BB: 0 P: 9	R: 0 E: 0 K: 1 S: 6	H: 0 LOB: 0 BB: 0 P: 10	R: 1 E: 0 K: 0 S: 7	H: 1 LOB: 1 BB: 0 P: 9	R: 0 E: 0 K: 0 S: 8	H: 1 LOB: 1 BB: 0 P: 15	R: 0 E: 0 K: 1 S: 12	H: 1 LOB: 1 BB: 0 P: 16	R: 0 E: 0 K: 0 S: 7	H: 0 LOB: 0 BB: 0 P: 10	R: 0 E: 2 K: 0 S: 10	H: 0 LOB: 1 BB: 0 P: 14	1B: 3 2B: 1 3B: 0 HR: 2	SF: 0 SAC: 0 DP: 3 HBP: 0	WP: 0 PB: 0 SB: 1 CS: 0	PA: 33	
PITCHER	IP	WLS	BF	H	R	ER	SO	BB	IBB	HBP	BLK	WP	HR	S	P	ERA	WHIP				
Josh Fogg, R ERA: 4.73	(1, 1)	7.0	W	26	6	2	2	2	1	0	0	0	0	2	56	83	2.57	1.000			
LaTroy Hawkins, R ERA: 3.85	(8, 1)	1.0		3	0	0	0	0	0	0	0	0	0	7	10	0.00	0.000				
60 Manny Corpas, R ERA: 2.19	(9, 1)	1.0		4	0	0	0	0	0	0	0	0	0	10	14	0.00	0.000				

Milwaukee Brewers @ Colorado Rockies
Coors Field, Denver, CO
Mon Aug 06 2007, 7:05 PM MDT
Att: 29,555 - Cloudy - 66 F

AB 32
R 2
H 6
RBI 2
BB 1
SO 2
LOB 11



Batter	1	2	3	4	5	6	7	8	9	AB	R	H	RBI	BB	SO	LOB	BOTTOM		
3 Willy Taveras, R OBP: 0.362, SLG: 0.378	G6-3			F8		G4-3				5	0	0	0	0	0	0			
60 Manny Corpas, R		G6-3						F9		0	0	0	0	0	0	0			
Kazuo Matsui, S OBP: 0.332, SLG: 0.421			17 1B		G6-3					4	2	2	0	0	0	0			
5 Matt Holliday, R OBP: 0.399, SLG: 0.591										4	1	3	2	0	0	1			
17 Todd Helton, L OBP: 0.418, SLG: 0.443										4	1	1	1	0	1	2			
27 Garrett Atkins, R OBP: 0.336, SLG: 0.464										4	1	2	0	0	0	1			
11 Brad Hawpe, L OBP: 0.386, SLG: 0.532										3	1	2	3	1	0	1			
2 Troy Tulowitzki, R OBP: 0.348, SLG: 0.414										4	0	1	0	0	0	4			
8 Yorvit Torrealba, R OBP: 0.342, SLG: 0.395										4	0	1	0	0	0	2			
Josh Fogg, R OBP: 0.135, SLG: 0.135										3	0	0	0	0	1	2			
LaTroy Hawkins, R										0	0	0	0	0	0	0			
18 Cory Sullivan, L OBP: 0.354, SLG: 0.311										1	0	0	0	0	1	0			
Inning Stats	R: 4 E: 0 K: 0 S: 17	H: 5 LOB: 1 BB: 0 P: 27	R: 2 E: 0 K: 0 S: 10	H: 2 LOB: 0 BB: 0 P: 15	R: 0 E: 0 K: 0 S: 10	H: 2 LOB: 2 BB: 0 P: 19	R: 0 E: 0 K: 0 S: 10	H: 1 LOB: 1 BB: 0 P: 14	R: 0 E: 0 K: 1 S: 10	H: 0 LOB: 0 BB: 0 P: 13	R: 0 E: 0 K: 1 S: 9	H: 1 LOB: 2 BB: 1 P: 18	R: 0 E: 0 K: 1 S: 7	H: 0 LOB: 0 BB: 0 P: 8	1B: 8 2B: 2 3B: 0 HR: 2	SF: 0 SAC: 0 DP: 0 HBP: 0	WP: 0 PB: 0 SB: 0 CS: 0	PA: 37	
PITCHER	IP	WLS	BF	H	R	ER	SO	BB	IBB	HBP	BLK	WP	HR	S	P	ERA	WHIP		
46 Claudio Vargas, R ERA: 4.97	(1, 1)	7.0	L	34	12	6	6	2	0	0	0	0	0	76	118	7.71	1.714		
Chris Spurling, R ERA: 4.55	(8, 1)	1.0		3	0	0	0	1	0	0	0	0	0	7	8	0.00	0.000		

Milwaukee Brewers @ Colorado Rockies
Coors Field, Denver, CO
Mon Aug 06 2007, 7:05 PM MDT
Att: 29,555 - Cloudy - 66 F

AB 36
R 6
H 12
RBI 6
BB 1
SO 3
LOB 13



Batter	1	2	3	4	5	6	7	8	9	AB	R	H	RBI	BB	SO	LOB	TOP					
1 Corey Hart, R OBP: 0.343, SLG: 0.504	F8		G6-3		SF7			K		3	0	0	1	0	1	0						
7 J.J. Hardy, R OBP: 0.323, SLG: 0.448	G1-5-3				F7			G6-3		4	0	1	0	0	0	0						
8 Ryan Braun, R OBP: 0.390, SLG: 0.665	G4-3							G6-3		3	0	1	0	1	0	0						
28 Prince Fielder, L OBP: 0.381, SLG: 0.603					F8			FC6		3	2	1	0	1	0	3						
2 Bill Hall, R OBP: 0.328, SLG: 0.430					F9			SF7		3	1	2	1	0	0	0						
Geoff Jenkins, L OBP: 0.345, SLG: 0.488					G4-3			G3		4	0	1	1	0	0	2						
Johnny Estrada, S OBP: 0.302, SLG: 0.423					F8			G3		3	0	0	1	0	0	1						
Craig Counsell, L OBP: 0.342, SLG: 0.324					E9			G4-3		4	1	0	0	0	0	2						
39 Chris Capuano, L OBP: 0.267, SLG: 0.332								G6-3		1	0	0	0	0	0	1						
12 Carlos Villanueva, R OBP: 0.206, SLG: 0.200										1	0	0	0	0	0	0						
Kevin Mierach OBP: 0.203, SLG: 0.430										1	0	0	0	0	0	0						
Scott Linebrink, R OBP: 0.283, SLG: 0.325										1	0	0	0	0	0	0						
Brian Shouse, L OBP: 0.283, SLG: 0.325										1	0	0	0	0	0	0						
Chris Spurling, R OBP: 0.283, SLG: 0.325										1	0	0	0	0	0	0						
Matt Wise, R OBP: 0.283, SLG: 0.325										1	0	0	0	0	0	0						
27 Joe Dillon, R OBP: 0.283, SLG: 0.325										1	0	0	0	0	0	1						
Inning Stats	R: 0 E: 0 K: 0 S: 10	H: 0 LOB: 0 BB: 0 P: 14	R: 1 E: 0 K: 0 S: 7	H: 1 LOB: 1 BB: 1 P: 12	R: 0 E: 0 K: 1 S: 13	H: 1 LOB: 2 BB: 1 P: 21	R: 0 E: 0 K: 0 S: 10	H: 0 LOB: 0 BB: 0 P: 14	R: 1 E: 1 K: 0 S: 8	H: 0 LOB: 0 BB: 0 P: 14	R: 1 E: 0 K: 0 S: 7	H: 1 LOB: 0 BB: 0 P: 12	R: 0 E: 0 K: 0 S: 7	H: 0 LOB: 0 BB: 0 P: 11	R: 0 E: 0 K: 1 S: 7	H: 1 LOB: 1 BB: 0 P: 9	R: 1 E: 0 K: 0 S: 13	H: 2 LOB: 1 BB: 0 P: 17	1B: 2 2B: 3 3B: 1 HR: 0	SF: 3 SAC: 1 DP: 0 HBP: 0	WP: 0 PB: 0 CS: 0	PA: 36
PITCHER	IP WLS BF H R ER SO BB IBB HBP BLK WP HR S P ERA WHIP																					
48 Jason Hirsh, R ERA: 4.81	(1, 1) 6.0 W 24 3 3 2 1 2 0 0 0 0 0 0 55 87 3.00 0.833																					
Jeremy Affeldt, L ERA: 2.92	(7, 1) 1.0 H 3 0 0 0 0 0 0 0 0 0 0 7 11 0.00 0.000																					
50 Jorge Julio, R ERA: 5.13	(8, 1) 1.0 H 4 1 0 0 1 0 0 0 0 0 0 7 9 0.00 1.000																					
23 Ryan Speier, R ERA: 13.5	(9, 1) 1.0 5 2 1 1 0 0 0 0 0 0 0 13 17 9.00 2.000																					

Milwaukee Brewers @ Colorado Rockies
Coors Field, Denver, CO
Tue Aug 07 2007, 7:05 PM MDT
Att: 30,280 - Cloudy - 69 F

AB 30
R 4
H 6
RBI 4
BB 2
SO 2
LOB 9



Batter	1	2	3	4	5	6	7	8	9	AB	R	H	RBI	BB	SO	LOB	BOTTOM			
Jamey Carroll, R OBP: 0.321, SLG: 0.302	F7		G6-3		F8			E3		5	1	0	2	0	0	4				
2 Troy Tulowitzki, R OBP: 0.351, SLG: 0.422								K		4	1	2	1	1	1	4				
5 Matt Holliday, R OBP: 0.397, SLG: 0.587	L8				F8			F8		5	1	1	0	0	0	4				
17 Todd Helton, L OBP: 0.419, SLG: 0.461										5	3	3	4	0	2	1				
23 Ryan Speier, R ERA: 13.5										0	0	0	0	0	0	0				
27 Garrett Atkins, R OBP: 0.341, SLG: 0.469										4	1	3	1	1	0	0				
19 Ryan Spillborghs, R OBP: 0.385, SLG: 0.591										4	1	3	1	1	0	1				
11 Brad Hawpe, L OBP: 0.388, SLG: 0.529										2	1	0	0	3	1	3				
15 Edwin Bellorin, R ERA: 4.98										1	0	0	0	0	0	2				
8 Yovny Torrealba, R OBP: 0.340, SLG: 0.393										4	1	1	0	0	0	6				
48 Jason Hirsh, R ERA: 4.81	(1, 1) 5.0 L 23 7 4 4 3 3 0 0 0 0 0 0 12 22 9.00 2.000																			
18 Cory Sullivan, L ERA: 4.14	(6, 1) 1.0 B 6 2 1 1 0 0 1 0 0 0 0 1 9 16 9.00 2.000																			
Scott Linebrink, R ERA: 0.6	(7, 1) 1.0 4 1 1 1 0 1 0 0 0 0 0 1 9 16 9.00 2.000																			
Brian Shouse, L ERA: 2.14	(8, 1) 0.0 2 1 2 1 0 1 0 0 0 0 0 7 14 = =																			
Chris Spurling, R ERA: 4.5	(8, 1) 0.2 5 2 3 0 1 0 0 0 0 0 0 1 16 21 0.00 3.000																			
Inning Stats	R: 0 E: 0 K: 1 S: 11	H: 1 LOB: 1 BB: 0 P: 17	R: 0 E: 0 K: 1 S: 9	H: 2 LOB: 1 BB: 0 P: 15	R: 0 E: 0 K: 0 S: 9	H: 0 LOB: 1 BB: 2 P: 21	R: 0 E: 0 K: 1 S: 9	H: 0 LOB: 1 BB: 1 P: 18	R: 0 E: 0 K: 0 S: 7	H: 0 LOB: 0 BB: 0 P: 12	R: 5 E: 0 K: 0 S: 18	H: 6 LOB: 2 BB: 1 P: 32	R: 1 E: 0 K: 0 S: 9	H: 1 LOB: 0 BB: 0 P: 16	R: 5 E: 1 K: 1 S: 31	H: 5 LOB: 3 BB: 2 P: 51	1B: 10 2B: 2 3B: 0 HR: 3	SF: 0 SAC: 0 DP: 2 HBP: 0	WP: 0 PB: 0 CS: 0	PA: 44
PITCHER	IP WLS BF H R ER SO BB IBB HBP BLK WP HR S P ERA WHIP																			
39 Chris Capuano, L ERA: 4.98	(1, 1) 5.0 L 23 7 4 4 3 3 0 0 0 0 0 0 12 22 9.00 2.000																			
12 Carlos Villanueva, R ERA: 4.14	(6, 1) 1.0 B 6 2 1 1 0 0 1 0 0 0 0 1 9 16 9.00 2.000																			
Scott Linebrink, R ERA: 0.6	(7, 1) 1.0 4 1 1 1 0 1 0 0 0 0 0 1 9 16 9.00 2.000																			
Brian Shouse, L ERA: 2.14	(8, 1) 0.0 2 1 2 1 0 1 0 0 0 0 0 7 14 = =																			
Chris Spurling, R ERA: 4.5	(8, 1) 0.2 5 2 3 0 1 0 0 0 0 0 0 1 16 21 0.00 3.000																			

Milwaukee Brewers @ Colorado Rockies
Coors Field, Denver, CO
Tue Aug 07 2007, 7:05 PM MDT
Att: 30,280 - Cloudy - 69 F

AB 37
R 11
H 15
RBI 10
BB 7
SO 4
LOB 25



Batter	1	2	3	4	5	6	7	8	9	AB	R	H	RBI	BB	SO	LOB	TOP					
1 Corey Hart, R OBP: 0.344, SLG: 0.507										4	0	2	1	0	1	1	Milwaukee Brewers @ Colorado Rockies Coors Field, Denver, CO Wed Aug 08 2007, 1:05 PM MDT Att: 26,613 - Partly Cloudy - 88 F					
7 J.J. Hardy, R OBP: 0.322, SLG: 0.449										4	1	1	0	0	1	3						
8 Ryan Braun, R OBP: 0.395, SLG: 0.665										3	1	2	1	1	0	0						
28 Prince Fielder, L OBP: 0.380, SLG: 0.607										4	1	1	2	0	1	4						
2 Bill Hall, R OBP: 0.324, SLG: 0.425										4	0	0	0	0	1	1						
Kevin Mench, R OBP: 0.298, SLG: 0.423										4	0	0	0	0	0	1						
9 Tony Graffanino, R OBP: 0.315, SLG: 0.390										0	0	0	0	0	0	0						
27 Joe Dillon, R OBP: 0.625, SLG: 0.875										4	1	3	0	0	0	0						
Damian Miller, R OBP: 0.319, SLG: 0.377										3	0	0	0	1	1	2						
49 Yovani Gallardo, R OBP: 0.207, SLG: 0.338										1	0	0	0	0	0	1						
12 Carlos Villanueva, R OBP: 0.299, SLG: 0.200										0	0	0	0	0	0	0						
Matt Wise, R OBP: 0.299, SLG: 0.200										0	0	0	0	0	0	0						
43 Manny Parra, L OBP: 0.256, SLG: 0.400										0	0	0	0	0	0	1						
Brian Shouse, L OBP: 0.256, SLG: 0.400										0	0	0	0	0	0	0						
Derrick Turnbow, R OBP: 0.256, SLG: 0.400										0	0	0	0	0	0	0						
Craig Counsell, L OBP: 0.256, SLG: 0.400										0	0	0	0	0	0	0						
Inning Stats	R: 0 E: 0 K: 0 S: 8	H: 1 LOB: 0 BB: 0 P: 14	R: 0 E: 0 K: 1 S: 11	H: 0 LOB: 0 BB: 0 P: 17	R: 0 E: 0 K: 1 S: 12	H: 1 LOB: 1 BB: 0 P: 21	R: 2 E: 0 K: 1 S: 15	H: 2 LOB: 0 BB: 2 P: 23	R: 1 E: 0 K: 2 S: 16	H: 2 LOB: 3 BB: 2 P: 29	R: 0 E: 0 K: 0 S: 6	H: 0 LOB: 0 BB: 0 P: 8	R: 0 E: 0 K: 1 S: 7	H: 0 LOB: 0 BB: 0 P: 7	R: 1 E: 0 K: 0 S: 10	H: 2 LOB: 1 BB: 0 P: 15	R: 0 E: 0 K: 0 S: 5	H: 1 LOB: 0 BB: 0 P: 7	1B: 5 2B: 2 3B: 1 HR: 1	SF: 0 SAC: 0 DP: 2 HBP: 0	WP: 0 PB: 0 SB: 0 CS: 0	PA: 36
PITCHER	IP WLS BF H R ER SO BB IBB HBP BLK WP HR S P ERA WHIP																					
26 Jeff Francis, L ERA: 4.06	5.0 W 22 6 3 3 5 2 0 0 0 0 1 62 104 5.40 1.600																					
34 Matt Herges, R ERA: 4.24	3.0 H 11 2 1 1 1 0 0 0 0 0 0 23 30 3.00 0.667																					
23 Ryan Speier, R ERA: 10.38	1.0 3 1 0 0 0 0 0 0 0 0 0 5 7 0.00 1.000																					

Batter	1	2	3	4	5	6	7	8	9	AB	R	H	RBI	BB	SO	LOB	BOTTOM			
Kazuo Matsui, S OBP: 0.339, SLG: 0.424										5	4	3	2	1	1	1	Milwaukee Brewers @ Colorado Rockies Coors Field, Denver, CO Wed Aug 08 2007, 1:05 PM MDT Att: 26,613 - Partly Cloudy - 88 F			
2 Troy Tulowitzki, R OBP: 0.358, SLG: 0.439										5	4	4	3	1	0	1				
5 Matt Holliday, R OBP: 0.400, SLG: 0.592										3	2	2	2	1	0	1				
Jamey Carroll, R OBP: 0.323, SLG: 0.305										2	0	1	0	0	1	3				
17 Todd Helton, L OBP: 0.422, SLG: 0.465										1	1	1	1	1	0	0				
10 Jeff Baker, R OBP: 0.290, SLG: 0.319										4	0	1	1	0	1	6				
27 Garrett Atkins, R OBP: 0.346, SLG: 0.479										4	1	4	6	0	0	0				
18 Cory Sullivan, L OBP: 0.360, SLG: 0.319										1	0	0	0	0	0	3				
11 Brad Hawpe, L OBP: 0.390, SLG: 0.534										4	1	1	2	2	2	5				
19 Ryan Spilborghs, R OBP: 0.389, SLG: 0.615										6	3	3	1	0	2	3				
8 Yorvit Torrealba, R OBP: 0.344, SLG: 0.399										6	3	3	1	0	0	1				
26 Jeff Francis, L OBP: 0.182, SLG: 0.190										3	0	0	0	0	1	1				
34 Matt Herges, L OBP: 0.182, SLG: 0.190										1	0	0	0	0	1	2				
23 Ryan Speier, R OBP: 0.182, SLG: 0.190										0	0	0	0	0	0	0				
Inning Stats	R: 1 E: 0 K: 0 S: 15	H: 2 LOB: 2 BB: 1 P: 25	R: 7 E: 0 K: 1 S: 21	H: 6 LOB: 1 BB: 1 P: 31	R: 3 E: 0 K: 1 S: 15	H: 4 LOB: 2 BB: 1 P: 30	R: 5 E: 1 K: 1 S: 20	H: 5 LOB: 2 BB: 1 P: 37	R: 0 E: 0 K: 1 S: 8	H: 0 LOB: 0 BB: 0 P: 8	R: 1 E: 0 K: 2 S: 14	H: 1 LOB: 1 BB: 1 P: 24	R: 2 E: 0 K: 2 S: 24	H: 5 LOB: 3 BB: 0 P: 31	R: 0 E: 0 K: 1 S: 7	H: 0 LOB: 0 BB: 1 P: 13	1B: 12 2B: 7 3B: 1 HR: 3	SF: 1 SAC: 1 DP: 1 HBP: 0	WP: 0 PB: 0 SB: 1 CS: 0	PA: 53
PITCHER	IP WLS BF H R ER SO BB IBB HBP BLK WP HR S P ERA WHIP																			
49 Yovani Gallardo, R ERA: 4.46	2.2 L 23 12 11 11 1 2 1 0 0 0 0 1 12 21 40.50 4.500																			
Matt Wise, R ERA: 3.65	0.2 6 3 4 3 1 0 0 0 0 0 0 11 22 13.50 4.500																			
43 Manny Parra, L ERA: 3.06	2.0 8 1 1 1 3 1 0 0 0 0 0 0 22 32 4.50 1.000																			
Brian Shouse, L ERA: 2.6	1.0 8 5 2 2 2 0 0 0 0 0 0 0 24 31 18.00 5.000																			

Milwaukee Brewers @ Colorado Rockies
 Coors Field, Denver, CO
 Wed Aug 08 2007, 1:05 PM MDT
 Att: 26,613 - Partly Cloudy - 88 F

AB 34
 R 4
 H 9
 RBI 4
 BB 2
 SO 6
 LOB 15



Milwaukee Brewers @ Colorado Rockies
 Coors Field, Denver, CO
 Wed Aug 08 2007, 1:05 PM MDT
 Att: 26,613 - Partly Cloudy - 88 F

AB 45
 R 19
 H 23
 RBI 19
 SO 9
 LOB 27




Batter	1	2	3	4	5	6	7	8	9	AB	R	H	RBI	BB	SO	LOB	TOP						
2 Ryan Theriot, R OBP: 0.353, SLG: 0.373										4	2	2	1	0	0	2	Chicago Cubs @ Colorado Rockies Coors Field, Denver, CO Thu Aug 09 2007, 7:05 PM MDT Att: 40,738 - Partly Cloudy - 85 F						
Jacque Jones, L OBP: 0.322, SLG: 0.361										5	0	4	4	0	1	1							
25 Derrek Lee, R OBP: 0.406, SLG: 0.499										5	0	0	0	0	2	5							
19 Matt Murton, R OBP: 0.382, SLG: 0.382										5	1	1	1	0	0	2							
Mark DeRosa, R OBP: 0.365, SLG: 0.424										5	2	3	0	0	2	2							
17 Mike Fontenot, L OBP: 0.347, SLG: 0.454										5	1	1	1	0	0	2							
Jason Kendall, R OBP: 0.283, SLG: 0.299										5	2	3	2	0	0	0							
20 Felix Pie, L OBP: 0.274, SLG: 0.359										5	1	2	0	0	1	2							
30 Ted Lilly, L OBP: 0.184, SLG: 0.148										2	1	0	0	1	0	2							
38 Carlos Zambrano, S7, PH OBP: 0.262, SLG: 0.377										1	0	0	0	0	1	1							
34 Kerry Wood, R OBP: 0.130, SLG: 0.136										0	0	0	0	0	0	0							
49 Carlos Marmol, R OBP: 0.130, SLG: 0.136										0	0	0	0	0	0	0							
Bob Howry, L OBP: 0.130, SLG: 0.136										0	0	0	0	0	0	0							
Inning Stats	R: 1 E: 0 K: 1 S: 12	H: 2 LOB: 1 BB: 0 P: 19	R: 3 E: 1 K: 1 S: 18	H: 2 LOB: 1 BB: 1 P: 29	R: 5 E: 0 K: 0 S: 18	H: 6 LOB: 1 BB: 0 P: 23	R: 1 E: 0 K: 1 S: 13	H: 2 LOB: 1 BB: 0 P: 22	R: 0 E: 0 K: 0 S: 10	H: 1 LOB: 0 BB: 0 P: 13	R: 0 E: 0 K: 0 S: 4	H: 1 LOB: 0 BB: 0 P: 5	R: 0 E: 0 K: 1 S: 9	H: 1 LOB: 1 BB: 0 P: 16	R: 0 E: 0 K: 2 S: 16	H: 1 LOB: 1 BB: 0 P: 22	R: 0 E: 0 K: 0 S: 7	H: 0 LOB: 0 BB: 0 P: 13	1B: 10 2B: 3 3B: 2 HR: 1	SF: 1 SAC: 0 DP: 1 HBP: 0	WP: 2 PB: 0 SB: 0 CS: 0	PA: 44	
PITCHER	IP WLS BF H R ER SO BB IBB HBP BLK WP HR S P ERA WHIP	IP WLS BF H R ER SO BB IBB HBP BLK WP HR S P ERA WHIP	IP WLS BF H R ER SO BB IBB HBP BLK WP HR S P ERA WHIP	IP WLS BF H R ER SO BB IBB HBP BLK WP HR S P ERA WHIP	IP WLS BF H R ER SO BB IBB HBP BLK WP HR S P ERA WHIP	IP WLS BF H R ER SO BB IBB HBP BLK WP HR S P ERA WHIP	IP WLS BF H R ER SO BB IBB HBP BLK WP HR S P ERA WHIP	IP WLS BF H R ER SO BB IBB HBP BLK WP HR S P ERA WHIP	IP WLS BF H R ER SO BB IBB HBP BLK WP HR S P ERA WHIP	IP WLS BF H R ER SO BB IBB HBP BLK WP HR S P ERA WHIP	IP WLS BF H R ER SO BB IBB HBP BLK WP HR S P ERA WHIP	IP WLS BF H R ER SO BB IBB HBP BLK WP HR S P ERA WHIP	IP WLS BF H R ER SO BB IBB HBP BLK WP HR S P ERA WHIP	IP WLS BF H R ER SO BB IBB HBP BLK WP HR S P ERA WHIP	IP WLS BF H R ER SO BB IBB HBP BLK WP HR S P ERA WHIP	IP WLS BF H R ER SO BB IBB HBP BLK WP HR S P ERA WHIP	IP WLS BF H R ER SO BB IBB HBP BLK WP HR S P ERA WHIP	IP WLS BF H R ER SO BB IBB HBP BLK WP HR S P ERA WHIP	IP WLS BF H R ER SO BB IBB HBP BLK WP HR S P ERA WHIP	IP WLS BF H R ER SO BB IBB HBP BLK WP HR S P ERA WHIP	IP WLS BF H R ER SO BB IBB HBP BLK WP HR S P ERA WHIP	IP WLS BF H R ER SO BB IBB HBP BLK WP HR S P ERA WHIP	IP WLS BF H R ER SO BB IBB HBP BLK WP HR S P ERA WHIP

AB	42
R	10
H	16
RBI	9
BB	1
SO	7
LOB	19



Batter	1	2	3	4	5	6	7	8	9	AB	R	H	RBI	BB	SO	LOB	BOTTOM						
Jamey Carroll, R OBP: 0.320, SLG: 0.298										4	0	0	0	1	1	3	Chicago Cubs @ Colorado Rockies Coors Field, Denver, CO Thu Aug 09 2007, 7:05 PM MDT Att: 40,738 - Partly Cloudy - 85 F						
2 Troy Tulowitzki, R OBP: 0.357, SLG: 0.437										2	0	0	0	1	0	0							
21 Clint Barmes, R OBP: 0.130, SLG: 0.136										2	0	0	0	0	2	1							
5 Matt Holliday, R OBP: 0.400, SLG: 0.589										2	1	0	0	2	1	2							
27 Garrett Atkins, R OBP: 0.349, SLG: 0.479										2	0	1	0	2	1	1							
19 Ryan Spilborghs, R OBP: 0.380, SLG: 0.603										3	0	0	1	0	0	5							
8 Yovit Torresblat, R OBP: 0.343, SLG: 0.399										3	0	1	0	0	0	1							
Gerónimo Gil, R OBP: 0.343, SLG: 0.399										1	0	0	0	0	1	0							
10 Jeff Baker, R OBP: 0.296, SLG: 0.344										3	1	1	1	1	1	0							
18 Cory Sullivan, L OBP: 0.370, SLG: 0.333										4	0	2	0	0	1	0							
38 Ubaldo Jiménez, R OBP: 0.286, SLG: 0.167										0	0	0	0	0	0	0							
35 Taylor Buchholz, R OBP: 0.217, SLG: 0.143										2	0	0	0	0	1	2							
Jeremy Affeldt, L ERA: 2.56										0	0	0	0	0	0	0							
LaTroy Hawkins, R ERA: 3.75										0	0	0	0	0	0	0							
11 Brad Hawpe, L OBP: 0.389, SLG: 0.533										1	0	0	0	0	1	0							
Inning Stats	R: 0 E: 0 K: 0 S: 10	H: 0 LOB: 2 BB: 2 P: 24	R: 1 E: 0 K: 0 S: 13	H: 3 LOB: 1 BB: 0 P: 19	R: 0 E: 0 K: 1 S: 14	H: 0 LOB: 1 BB: 1 P: 26	R: 0 E: 0 K: 2 S: 13	H: 1 LOB: 2 BB: 1 P: 22	R: 1 E: 0 K: 0 S: 11	H: 1 LOB: 1 BB: 1 P: 21	R: 0 E: 0 K: 2 S: 11	H: 0 LOB: 0 BB: 0 P: 15	R: 0 E: 0 K: 2 S: 8	H: 0 LOB: 2 BB: 2 P: 17	R: 0 E: 0 K: 1 S: 8	H: 0 LOB: 0 BB: 0 P: 11	R: 0 E: 0 K: 2 S: 8	H: 0 LOB: 0 BB: 0 P: 11	1B: 4 2B: 0 3B: 0 HR: 1	SF: 1 SAC: 1 DP: 0 HBP: 0	WP: 0 PB: 0 SB: 0 CS: 0	PA: 38	
PITCHER	IP WLS BF H R ER SO BB IBB HBP BLK WP HR S P ERA WHIP	IP WLS BF H R ER SO BB IBB HBP BLK WP HR S P ERA WHIP	IP WLS BF H R ER SO BB IBB HBP BLK WP HR S P ERA WHIP	IP WLS BF H R ER SO BB IBB HBP BLK WP HR S P ERA WHIP	IP WLS BF H R ER SO BB IBB HBP BLK WP HR S P ERA WHIP	IP WLS BF H R ER SO BB IBB HBP BLK WP HR S P ERA WHIP	IP WLS BF H R ER SO BB IBB HBP BLK WP HR S P ERA WHIP	IP WLS BF H R ER SO BB IBB HBP BLK WP HR S P ERA WHIP	IP WLS BF H R ER SO BB IBB HBP BLK WP HR S P ERA WHIP	IP WLS BF H R ER SO BB IBB HBP BLK WP HR S P ERA WHIP	IP WLS BF H R ER SO BB IBB HBP BLK WP HR S P ERA WHIP	IP WLS BF H R ER SO BB IBB HBP BLK WP HR S P ERA WHIP	IP WLS BF H R ER SO BB IBB HBP BLK WP HR S P ERA WHIP	IP WLS BF H R ER SO BB IBB HBP BLK WP HR S P ERA WHIP	IP WLS BF H R ER SO BB IBB HBP BLK WP HR S P ERA WHIP	IP WLS BF H R ER SO BB IBB HBP BLK WP HR S P ERA WHIP	IP WLS BF H R ER SO BB IBB HBP BLK WP HR S P ERA WHIP	IP WLS BF H R ER SO BB IBB HBP BLK WP HR S P ERA WHIP	IP WLS BF H R ER SO BB IBB HBP BLK WP HR S P ERA WHIP	IP WLS BF H R ER SO BB IBB HBP BLK WP HR S P ERA WHIP	IP WLS BF H R ER SO BB IBB HBP BLK WP HR S P ERA WHIP	IP WLS BF H R ER SO BB IBB HBP BLK WP HR S P ERA WHIP	IP WLS BF H R ER SO BB IBB HBP BLK WP HR S P ERA WHIP

AB	29
R	2
H	5
RBI	2
BB	7
SO	10
LOB	15



Batter	1	2	3	4	5	6	7	8	9	AB	R	H	RBI	BB	SO	LOB	TOP											
2 Ryan Theriot, R OBP: 0.349, SLG: 0.368										5	0	2	0	0	1	2												
Jacque Jones, L OBP: 0.327, SLG: 0.377										4	0	1	0	1	0	0												
25 Derrek Lee, R OBP: 0.406, SLG: 0.494										4	1	1	0	1	1	3												
19 Matt Murton, R OBP: 0.343, SLG: 0.401										3	0	0	0	1	0	3												
Mark DeRosa, R OBP: 0.362, SLG: 0.417										4	0	1	0	0	0	0												
17 Mike Fontenot, L OBP: 0.343, SLG: 0.442										3	0	0	1	1	0	0												
Jason Kendall, R OBP: 0.289, SLG: 0.303										4	1	1	0	0	0	3												
20 Felix Pie, L OBP: 0.273, SLG: 0.353									4	0	2	0	0	2	0													
53 Rich Hill, L OBP: 0.195, SLG: 0.195									2	0	1	1	0	0	0	0												
43 Michael Wuerzt, R ERA: 3.85										0	0	0	0	0	0	0												
5 Ronny Cedeno, R ERA: 7.82										0	0	0	0	0	0	0												
36 Sean Gallagher, R ERA: 7.82										0	0	0	0	0	0	0												
47 Scott Eyre, L ERA: 5.73										0	0	0	0	0	0	0												
3 Eric Patterson, L OBP: 0.200, SLG: 0.200										1	0	0	0	0	0	1												
Inning Stats	R: 1 E: 0 K: 1 S: 20	H: 2 LOB: 3 BB: 2 P: 37	R: 0 E: 0 K: 1 S: 7	H: 0 LOB: 0 BB: 0 P: 10	R: 0 E: 0 K: 1 S: 6	H: 0 LOB: 0 BB: 0 P: 8	R: 1 E: 0 K: 0 S: 9	H: 3 LOB: 2 BB: 0 P: 14	R: 0 E: 0 K: 0 S: 7	H: 0 LOB: 0 BB: 0 P: 10	R: 0 E: 0 K: 1 S: 15	H: 2 LOB: 3 BB: 1 P: 24	R: 0 E: 0 K: 0 S: 9	H: 0 LOB: 0 BB: 0 P: 13	R: 0 E: 0 K: 0 S: 13	H: 2 LOB: 2 BB: 1 P: 23	1B: 9 2B: 0 3B: 0 HR: 0	SF: 0 SAC: 0 DP: 1 HBP: 0	WP: 0 PB: 0 SB: 2 CS: 0	PA: 39								
PITCHER	IP	WLS	BF	H	R	ER	SO	BB	IBB	HBP	BLK	WP	HR	S	P	ERA	WHIP											
Josh Fogg, R ERA: 4.64	(1, 1)	6.0	W	25	5	2	2	3	2	0	0	0	0	0	56	89	3.00	1.167										
Jeremy Affeldt, L ERA: 2.53	(7, 1)	0.2		5	2	0	0	1	1	0	0	0	0	0	12	20	0.00	4.500										
50 Jorge Julio, R ERA: 4.97	(7, 1)	0.1	H	1	0	0	0	0	0	0	0	0	0	3	4	0.00	0.000											
LaTroy Hawkins, R ERA: 3.85	(8, 1)	1.0		3	0	0	0	0	0	0	0	0	0	9	13	0.00	0.000											
23 Ryan Speier, R ERA: 7.11	(9, 1)	1.0		5	2	0	0	0	1	0	0	0	0	13	23	0.00	3.000											

Chicago Cubs @ Colorado Rockies
Coors Field, Denver, CO
Sat Aug 11 2007, 6:05 PM MDT
Att: 48,095 - Clear - 90 F

AB	35
R	2
H	9
RBI	2
BB	4
SO	4
LOB	12



Batter	1	2	3	4	5	6	7	8	9	AB	R	H	RBI	BB	SO	LOB	BOTTOM										
Kazuo Matsui, S OBP: 0.345, SLG: 0.431										6	1	3	1	0	0	0											
2 Troy Tulowitzki, R OBP: 0.381, SLG: 0.442										5	1	4	3	0	0	1											
5 Matt Holliday, R OBP: 0.399, SLG: 0.583									4	0	1	0	1	2	4												
27 Garrett Atkins, R OBP: 0.345, SLG: 0.470									5	0	0	0	0	0	3												
19 Ryan Spilborghs, R OBP: 0.387, SLG: 0.596									4	3	2	1	1	0	1												
23 Ryan Speier, R									5	2	2	3	0	3	4												
11 Brad Hawpe, L OBP: 0.390, SLG: 0.547										3	4	2	1	2	0	0											
8 Yorvit Torrealba, R OBP: 0.346, SLG: 0.396										2	1	0	0	0	0	1											
24 Ian Stewart, L ERA: 3.85									0	0	0	0	0	0	0	0											
50 Jorge Julio, R ERA: 4.97										0	0	0	0	0	0	0											
3 Willy Taveras, R ERA: 3.52										0	0	0	0	0	0	0											
LaTroy Hawkins, R ERA: 3.85										0	0	0	0	0	0	0											
21 Clint Eames, R OBP: 0.167, SLG: 0.217										1	1	1	0	0	0	0											
Josh Fogg, R OBP: 0.128, SLG: 0.128										2	0	0	0	0	0	1											
Jamey Carroll, R OBP: 0.324, SLG: 0.315										2	2	1	5	1	0	0											
Inning Stats	R: 1 E: 0 K: 1 S: 8	H: 2 LOB: 2 BB: 1 P: 17	R: 1 E: 0 K: 0 S: 10	H: 2 LOB: 1 BB: 0 P: 12	R: 0 E: 0 K: 1 S: 9	H: 1 LOB: 1 BB: 0 P: 12	R: 0 E: 0 K: 0 S: 8	H: 0 LOB: 0 BB: 0 P: 12	R: 0 E: 0 K: 1 S: 12	H: 1 LOB: 0 BB: 0 P: 16	R: 5 E: 0 K: 1 S: 15	H: 4 LOB: 1 BB: 1 P: 25	R: 4 E: 0 K: 1 S: 24	H: 3 LOB: 2 BB: 3 P: 43	R: 4 E: 1 K: 0 S: 18	H: 3 LOB: 0 BB: 0 P: 22	1B: 11 2B: 2 3B: 1 HR: 2	SF: 0 SAC: 0 DP: 0 HBP: 1	WP: 1 PB: 0 SB: 1 CS: 1	PA: 46							
PITCHER	IP	WLS	BF	H	R	ER	SO	BB	IBB	HBP	BLK	WP	HR	S	P	ERA	WHIP										
53 Rich Hill, L ERA: 3.85	(1, 1)	5.2	L	28	9	7	7	4	2	0	1	0	0	59	89	11.12	1.941										
43 Michael Wuerzt, R ERA: 3.52	(6, 1)	0.1		2	1	0	0	0	0	0	0	0	0	3	5	0.00	3.000										
36 Sean Gallagher, R ERA: 7.82	(7, 1)	0.2		8	3	4	4	0	3	0	0	0	1	20	38	54.00	9.000										
47 Scott Eyre, L ERA: 5.73	(7, 1)	1.1		8	3	4	2	1	0	0	0	1	0	22	27	13.50	2.250										

Chicago Cubs @ Colorado Rockies
Coors Field, Denver, CO
Sat Aug 11 2007, 6:05 PM MDT
Att: 48,095 - Clear - 90 F

AB	40
R	15
H	16
RBI	14
BB	5
SO	5
LOB	16



Batter	1	2	3	4	5	6	7	8	9	AB	R	H	RBI	BB	SO	LOB	TOP										
2 Ryan Theriot, R OBP: 0.348, SLG: 0.367	L6		B2-3	G4-6-3 1B			G4-3			4	0	1	1	0	0	0	Chicago Cubs @ Colorado Rockies Coors Field, Denver, CO Sun Aug 12 2007, 1:05 PM MDT Att: 39,176 - Partly Cloudy - 90 F										
Jacque Jones, L OBP: 0.326, SLG: 0.375	G5-3 1B		K	G4-6-3			G4-3			4	0	1	0	0	1	2											
25 Derrek Lee, R OBP: 0.407, SLG: 0.493	BB		1B				G6-3		G6-3	3	0	1	0	1	0	0											
19 Matt Murton, R OBP: 0.335, SLG: 0.391	G5-3		P5				F7		K	4	0	0	0	0	1	3											
Mark DeRosa, R OBP: 0.363, SLG: 0.418							G6-3		G5-3	4	1	2	0	0	0	0											
17 Mike Fontenot, L OBP: 0.347, SLG: 0.443	1B						G6-3		K	4	1	2	0	0	1	0											
Jason Kendall, R OBP: 0.291, SLG: 0.304	F6						L7		BB	3	1	1	1	1	0	2											
20 Felix Pie, L OBP: 0.266, SLG: 0.344	K						K		FC3-6	4	0	0	1	0	2	4											
45 Sean Marshall, L 34 Kerry Wood, R 3 Eric Patterson, L 43 Michael Wuerztz, R 46 Ryan Dempster, R 33 Danyle Ward, L	G3-1						B2-3		F8	2	0	1	0	0	0	2											
Inning Stats	R: 0 E: 0 K: 0 S: 9	H: 1 LOB: 1 BB: 1 P: 16	R: 0 E: 0 K: 1 S: 9	H: 2 LOB: 2 BB: 0 P: 15	R: 0 E: 0 K: 1 S: 6	H: 1 LOB: 1 BB: 0 P: 11	R: 3 E: 0 K: 0 S: 16	H: 5 LOB: 1 BB: 0 P: 24	R: 0 E: 0 K: 0 S: 6	H: 0 LOB: 0 BB: 0 P: 8	R: 0 E: 0 K: 1 S: 8	H: 0 LOB: 0 BB: 0 P: 11	R: 0 E: 0 K: 1 S: 10	H: 0 LOB: 0 BB: 0 P: 14	R: 0 E: 0 K: 1 S: 9	H: 0 LOB: 1 BB: 1 P: 14		1B: 9 2B: 0 3B: 0 HR: 0	SF: 0 SAC: 0 DP: 2 HBP: 0	WP: 0 PB: 1 SB: 0 CS: 0	PA: 36						
PITCHER	IP	WLS	BF	H	R	ER	SO	BB	IBB	HBP	BLK	WP	HR	S	P	ERA	WHIP										
Tim Lincecum, R ERA: 8.1	3.1		19	9	3	3	2	1	0	0	0	0	0	38	63	8.10	3.000										
34 Matt Herges, R ERA: 3.66	2.2	W	7	0	0	0	1	0	0	0	0	0	0	16	22	0.00	0.000										
LaTroy Hawkins, R ERA: 3.55	1.0	H	3	0	0	0	0	0	0	0	0	0	0	7	11	0.00	0.000										
50 Jorge Julio, R ERA: 4.85	1.0	H	3	0	0	0	1	0	0	0	0	0	0	10	14	0.00	0.000										
60 Manny Corpas, R ERA: 2.28	1.0	S	4	0	0	0	1	1	0	0	0	0	0	9	14	0.00	1.000										

AB	34
R	3
H	9
RBI	3
BB	2
SO	5
LOB	14



Batter	1	2	3	4	5	6	7	8	9	AB	R	H	RBI	BB	SO	LOB	BOTTOM										
Kazuo Matsui, S OBP: 0.346, SLG: 0.426	L6	F9				F9				3	1	0	0	2	0	1	Chicago Cubs @ Colorado Rockies Coors Field, Denver, CO Sun Aug 12 2007, 1:05 PM MDT Att: 39,176 - Partly Cloudy - 90 F										
2 Troy Tulowitzki, R OBP: 0.382, SLG: 0.451	K		F9			HR				5	1	2	3	0	2	1											
5 Matt Holliday, R OBP: 0.401, SLG: 0.585	HBP		1B			2B				4	0	2	1	0	0	2											
17 Todd Helton, L OBP: 0.418, SLG: 0.460	F8		F9			G3-1				4	0	0	0	0	0	4											
27 Garrett Atkins, R OBP: 0.346, SLG: 0.469	P6		1B			BB				3	0	1	0	1	0	0											
19 Ryan Spilborghs, R OBP: 0.384, SLG: 0.584	BB		G3			FC6-4				3	1	0	0	1	0	4											
21 Clint Barmes, R OBP: 0.192, SLG: 0.280	BB									2	1	1	1	0	0	0											
18 Cory Sullivan, L OBP: 0.368, SLG: 0.333	2B									2	0	1	0	0	0	0											
Gerónimo Gil, R	G1-6-3									3	1	0	0	1	1	2											
Tim Lincecum, R 34 Matt Herges, L 24 Ian Stewart, L LaTroy Hawkins, R 50 Jorge Julio, R 3 Willy Taveras, R 60 Manny Corpas, R	1B									1	0	1	1	0	0	0											
Inning Stats	R: 0 E: 0 K: 1 S: 9	H: 2 LOB: 1 BB: 1 P: 16	R: 2 E: 0 K: 0 S: 11	H: 2 LOB: 2 BB: 0 P: 16	R: 0 E: 0 K: 0 S: 13	H: 0 LOB: 0 BB: 0 P: 19	R: 1 E: 0 K: 0 S: 12	H: 2 LOB: 2 BB: 1 P: 20	R: 3 E: 0 K: 0 S: 9	H: 2 LOB: 1 BB: 2 P: 22	R: 0 E: 0 K: 1 S: 12	H: 1 LOB: 1 BB: 0 P: 17	R: 0 E: 0 K: 1 S: 8	H: 0 LOB: 1 BB: 1 P: 17	1B: 4 2B: 4 3B: 0 HR: 1	SF: 0 SAC: 0 DP: 0 HBP: 1	WP: 0 PB: 0 SB: 2 CS: 0	PA: 39									
PITCHER	IP	WLS	BF	H	R	ER	SO	BB	IBB	HBP	BLK	WP	HR	S	P	ERA	WHIP										
45 Sean Marshall, L ERA: 4.25	5.0		24	6	3	3	1	2	0	1	0	0	0	9	22	27.00	3.000										
34 Kerry Wood, R ERA: 5.79	1.0	L	7	2	3	3	0	1	1	0	0	0	0	9	22	27.00	3.000										
43 Michael Wuerztz, R ERA: 3.46	1.0		4	1	0	0	1	0	0	0	0	0	0	12	17	0.00	1.000										
46 Ryan Dempster, R ERA: 3.63	1.0		4	0	0	0	1	1	0	0	0	0	0	8	17	0.00	1.000										

AB	33
R	6
H	9
RBI	6
BB	5
SO	3
LOB	14



Batter	1	2	3	4	5	6	7	8	9	AB	R	H	RBI	BB	SO	LOB	TOP											
3 Willy Taveras, R OBP: 0.360, SLG: 0.375	0-2 1B		1-2 FC5-4 2B		0-2 F7		3-3 K			2	0	1	0	0	0	1	Colorado Rockies @ San Diego Padres PETCO Park, San Diego, CA Tue Aug 14 2007, 10:05 PM EDT Att: 32,049 - Partly Cloudy - 71 F											
18 Cory Sullivan, L OBP: 0.356, SLG: 0.321										2	0	0	0	0	1	0												
24 Ian Stewart, L OBP: 0.500, SLG: 0.667										0	0	0	0	0	0	0												
Kazuo Matsui, S OBP: 0.341, SLG: 0.420	1-1 F7		1-3 K		2-2 P5			0-1 F8		4	0	0	0	0	1	2												
5 Matt Holliday, R OBP: 0.400, SLG: 0.584						0-0 F9		0-1 P4		4	0	1	0	0	1	1												
17 Todd Helton, L OBP: 0.421, SLG: 0.463	3-2 1B		1-3 F7		1-2 FC3-6 1B			1-0 1B		4	0	3	0	0	0	2												
27 Garrett Atkins, R OBP: 0.345, SLG: 0.467								2-1 G5-3		4	0	1	0	0	1	3												
40 Brian Fuentes, L Jeremy Affeldt, L										0	0	0	0	0	0	0												
11 Brad Hawpe, L OBP: 0.389, SLG: 0.544										4	0	1	0	0	1	2												
2 Troy Tulowitzki, R OBP: 0.361, SLG: 0.449										4	0	1	0	0	1	2												
8 Yorvit Torrealba, R OBP: 0.342, SLG: 0.390										4	0	0	0	0	0	2												
26 Jeff Francis, L OBP: 0.200, SLG: 0.209										1	0	1	0	0	0	0	AB 35 R 0 H 9 RBI 0 BB 0 SO 6 LOB 15											
35 Taylor Buchholz, R OBP: 0.208, SLG: 0.136										1	0	0	0	0	0	0												
21 Clint Barmes, R OBP: 0.185, SLG: 0.269										1	0	0	0	0	0	0												
Inning Stats	R: 0 E: 0 K: 2 S: 16	H: 2 LOB: 2 BB: 0 P: 22	R: 0 E: 0 K: 1 S: 11	H: 0 LOB: 0 BB: 0 P: 15	R: 0 E: 0 K: 1 S: 17	H: 2 LOB: 2 BB: 0 P: 22	R: 0 E: 0 K: 0 S: 6	H: 2 LOB: 1 BB: 0 P: 7	R: 0 E: 0 K: 0 S: 8	H: 0 LOB: 0 BB: 0 P: 10	R: 0 E: 0 K: 0 S: 11	H: 2 LOB: 2 BB: 0 P: 16	R: 0 E: 0 K: 1 S: 9	H: 1 LOB: 1 BB: 0 P: 15	R: 0 E: 0 K: 0 S: 7	H: 0 LOB: 0 BB: 0 P: 20		1B: 8 2B: 1 3B: 0 HR: 0	SF: 0 SAC: 0 DP: 1 HBP: 0	WP: 0 PB: 0 SB: 0 CS: 0	PA: 35							
PITCHER	IP	WLS	BF	H	R	ER	SO	BB	IBB	HBP	BLK	WP	HR	S	P	ERA		WHIP										
Greg Maddux, R ERA: 4.0	(1, 1)	5.2	W	24	8	0	4	0	0	0	0	0	0	68	91	0.00		1.412										
43 Cia Meredith, R ERA: 3.18	(6, 1)	0.1		1	0	0	0	0	0	0	0	0	0	1	1	0.00		0.000										
50 Joe Thatcher, L ERA: 3.88	(7, 1)	2.0		7	1	0	1	0	0	0	0	0	0	16	25	0.00		0.500										
Doug Brocail, R ERA: 3.88	(9, 1)	1.0		3	0	0	1	0	0	0	0	0	0	14	20	0.00		0.000										

Batter	1	2	3	4	5	6	7	8	9	AB	R	H	RBI	BB	SO	LOB	BOTTOM										
24 Brian Giles, L OBP: 0.397, SLG: 0.422	2-1 F8	4-2 BB 1B	0-1 F7		1-0 G6-3			0-0 BB 1B		4	1	1	0	1	0	1	Colorado Rockies @ San Diego Padres PETCO Park, San Diego, CA Tue Aug 14 2007, 10:05 PM EDT Att: 32,049 - Partly Cloudy - 71 F										
Morgan Ensberg, R OBP: 0.322, SLG: 0.416	2-2 HR	4-2 1B 5 BB						1-3 K		4	2	1	2	1	3	2											
Mike Cameron, R OBP: 0.326, SLG: 0.434	1-3 K	0-1 BB 5 1B						4-1 K		3	2	1	2	2	0	0											
3 Khalil Greene, R OBP: 0.275, SLG: 0.455	2-0 G6-3	4-0 5 1B BB						0-0 G5-3		4	0	1	0	1	1	3											
5 Kevin Kouzmanoff, R OBP: 0.295, SLG: 0.421										4	1	3	3	0	0	0											
28 Josh Bard, S OBP: 0.349, SLG: 0.382										2	1	0	1	2	0	2											
Geoff Blum, S OBP: 0.332, SLG: 0.353										3	1	0	0	1	0	3											
22 Marcus Giles, R OBP: 0.294, SLG: 0.306										4	0	1	0	0	3	2											
Greg Maddux, R OBP: 0.136, SLG: 0.140										2	0	0	0	0	1	1											
43 Cia Meredith, R ERA: 3.46										0	0	0	0	0	0	0											
50 Joe Thatcher, L Termel Sledge, L Doug Brocail, L										0	0	0	0	0	0	0											
Inning Stats	R: 1 E: 0 K: 1 S: 9	H: 1 LOB: 0 BB: 0 P: 16	R: 6 E: 0 K: 1 S: 21	H: 3 LOB: 2 BB: 5 P: 46	R: 0 E: 0 K: 1 S: 8	H: 1 LOB: 1 BB: 0 P: 10	R: 1 E: 0 K: 1 S: 10	H: 2 LOB: 2 BB: 2 P: 21	R: 0 E: 0 K: 1 S: 8	H: 0 LOB: 0 BB: 0 P: 11	R: 0 E: 0 K: 2 S: 7	H: 0 LOB: 0 BB: 0 P: 12	R: 0 E: 0 K: 0 S: 4	H: 0 LOB: 0 BB: 0 P: 7	R: 0 E: 0 K: 3 S: 17	H: 1 LOB: 3 BB: 2 P: 31	1B: 6 2B: 0 3B: 0 HR: 2	SF: 0 SAC: 1 DP: 1 HBP: 0	WP: 0 PB: 0 SB: 0 CS: 0	PA: 40							
PITCHER	IP	WLS	BF	H	R	ER	SO	BB	IBB	HBP	BLK	WP	HR	S	P	ERA	WHIP										
26 Jeff Francis, L ERA: 4.43	(1, 1)	3.1	L	22	8	8	4	6	0	0	0	0	2	44	84	21.60	3.600										
35 Taylor Buchholz, R ERA: 4.54	(4, 1)	2.2		9	1	0	3	1	0	0	0	0	0	19	32	0.00	0.750										
LaTroy Hawkins, R ERA: 3.46	(7, 1)	1.0		3	0	0	0	0	0	0	0	0	0	4	7	0.00	0.000										
40 Brian Fuentes, L ERA: 3.99	(8, 1)	0.2		4	1	0	2	1	0	0	0	0	0	13	21	0.00	3.000										
Jeremy Affeldt, L ERA: 2.51	(8, 1)	0.1		2	0	0	1	1	0	0	0	0	0	4	10	0.00	3.000										



Batter	1	2	3	4	5	6	7	8	9	AB	R	H	RBI	BB	SO	LOB	TOP																					
Kazuo Matsui, S OBP: 0.339, SLG: 0.416 										5	0	1	1	0	1	3																						
2 Troy Tulowitzki, R OBP: 0.357, SLG: 0.444 										5	0	0	0	0	2	1																						
5 Matt Holliday, R OBP: 0.399, SLG: 0.583 										4	0	1	0	0	1	0																						
17 Todd Helton, L OBP: 0.320, SLG: 0.461 										4	0	1	0	0	1	1																						
27 Garrett Atkins, R OBP: 0.351, SLG: 0.469 										2	1	2	0	2	0	0																						
11 Brad Hawpe, L OBP: 0.387, SLG: 0.540 										3	1	0	0	1	0	5																						
19 Ryan Spilborghs, R OBP: 0.383, SLG: 0.580 18 Cory Sullivan, L OBP: 0.350, SLG: 0.316 										3	0	1	0	0	2	2																						
8 Yorvit Torrealba, R OBP: 0.338, SLG: 0.385 										4	0	0	0	0	0	3																						
38 Ubaldo Jiménez, R OBP: 0.333, SLG: 0.443 24 Iain Stewart, L OBP: 1.000, SLG: 0.750 LaTroy Hawkins, R OBP: 0.350, SLG: 0.350 50 Jorge Julio, R OBP: 0.327, SLG: 0.327 Jamey Carroll, R OBP: 0.327, SLG: 0.327 60 Manny Corpas, R OBP: 0.327, SLG: 0.327 										1	0	0	0	1	0	1																						
Inning Stats	R: 0 E: 0 K: 3 S: 13	H: 0 LOB: 0 BB: 0 P: 15	R: 0 E: 0 K: 1 S: 6	H: 1 LOB: 0 BB: 0 P: 9	R: 0 E: 0 K: 1 S: 9	H: 0 LOB: 1 BB: 1 P: 14	R: 0 E: 0 K: 0 S: 16	H: 1 LOB: 2 BB: 1 P: 29	R: 0 E: 0 K: 1 S: 10	H: 1 LOB: 1 BB: 0 P: 13	R: 0 E: 0 K: 1 S: 12	H: 0 LOB: 0 BB: 0 P: 15	R: 2 E: 0 K: 1 S: 15	H: 2 LOB: 1 BB: 1 P: 23	R: 0 E: 0 K: 0 S: 13	H: 1 LOB: 2 BB: 0 P: 20	R: 1 E: 0 K: 0 S: 14	H: 2 LOB: 1 BB: 0 P: 21	1B: 7 2B: 2 3B: 0 HR: 0	SF: 0 SAC: 0 DP: 1 HBP: 0	WP: 1 PA: 38 PB: 0 SB: 2 CS: 0																	
PITCHER	IP	WLS	BF	H	R	ER	SO	BB	IBB	HBP	BLK	WP	HR	S	P	ERA	WHIP	PITCHER				IP	WLS	BF	H	R	ER	SO	BB	IBB	HBP	BLK	WP	HR	S	P	ERA	WHIP
32 Chris Young, R ERA: 1.93	6.0		22	3	0	0	6	2	0	0	0	0	0	66	95	0.00	0.833																					
43 Cla Meredith, R ERA: 3.43	1.0	L	6	2	2	2	1	1	0	0	0	0	0	15	23	18.00	3.000																					
41 Kevin Cameron, R ERA: 0.8	1.0		5	1	0	0	1	0	0	0	0	0	0	13	20	0.00	2.000																					
Doug Brocail, R ERA: 3.98	1.0		5	2	1	1	0	0	0	0	0	1	0	14	21	9.00	2.000																					

Colorado Rockies @ San Diego Padres
PETCO Park, San Diego, CA
Wed Aug 15 2007, 10:05 PM EDT
Att: 36,864 - Clear - 71 F

AB 34
R 3
H 8
RBI 3
BB 4
SO 7
LOB 16



Batter	1	2	3	4	5	6	7	8	9	AB	R	H	RBI	BB	SO	LOB	BOTTOM																					
24 Brian Giles, L OBP: 0.385, SLG: 0.418 										3	0	0	0	0	0	1																						
Geoff Blum, S OBP: 0.335, SLG: 0.353 										3	0	1	0	1	0	0																						
Mike Cameron, R OBP: 0.323, SLG: 0.430 										4	0	0	0	0	2	3																						
23 Adrián González, L OBP: 0.338, SLG: 0.475 										4	0	1	0	0	3	1																						
3 Khalil Greene, R OBP: 0.275, SLG: 0.451 										3	0	0	0	1	2	0																						
Termel Sledge, L OBP: 0.311, SLG: 0.372 										4	0	0	0	0	2	2																						
5 Kevin Kouzmanoff, R OBP: 0.294, SLG: 0.419 										4	0	1	0	0	1	2																						
28 Josh Bard, S OBP: 0.346, SLG: 0.377 										3	0	0	0	0	1	1																						
32 Chris Young, R OBP: 0.205, SLG: 0.061 43 Cla Meredith, R ERA: 3.38 41 Kevin Cameron, R ERA: 4.74 Rob Mackowiak, L OBP: 0.338, SLG: 0.394 Doug Brocail, L OBP: 0.500, SLG: 0.500 										1	0	0	0	1	1	0																						
Inning Stats	R: 0 E: 0 K: 2 S: 12	H: 1 LOB: 1 BB: 0 P: 18	R: 0 E: 0 K: 1 S: 9	H: 0 LOB: 0 BB: 0 P: 10	R: 0 E: 0 K: 2 S: 14	H: 0 LOB: 2 BB: 1 P: 22	R: 0 E: 0 K: 2 S: 8	H: 0 LOB: 0 BB: 0 P: 13	R: 0 E: 0 K: 1 S: 7	H: 0 LOB: 1 BB: 1 P: 15	R: 0 E: 0 K: 1 S: 9	H: 0 LOB: 0 BB: 0 P: 17	R: 0 E: 0 K: 2 S: 12	H: 1 LOB: 1 BB: 0 P: 15	R: 0 E: 0 K: 0 S: 7	H: 0 LOB: 0 BB: 0 P: 14	R: 0 E: 0 K: 1 S: 10	H: 1 LOB: 2 BB: 1 P: 17	1B: 3 2B: 0 3B: 0 HR: 0	SF: 0 SAC: 0 DP: 0 HBP: 1	WP: 1 PA: 34 PB: 0 SB: 0 CS: 0																	
PITCHER	IP	WLS	BF	H	R	ER	SO	BB	IBB	HBP	BLK	WP	HR	S	P	ERA	WHIP	PITCHER				IP	WLS	BF	H	R	ER	SO	BB	IBB	HBP	BLK	WP	HR	S	P	ERA	WHIP
38 Ubaldo Jiménez, R ERA: 5.28	6.0	W	22	1	0	0	9	2	0	0	0	1	0	59	95	0.00	0.500																					
LaTroy Hawkins, R ERA: 3.38	1.0	H	4	1	0	0	2	0	0	0	0	0	0	12	15	0.00	1.000																					
50 Jorge Julio, R ERA: 4.74	1.0	H	3	0	0	0	0	0	0	0	0	0	0	7	14	0.00	0.000																					
60 Manny Corpas, R ERA: 2.24	1.0	S	5	1	0	0	1	1	0	0	0	0	0	10	17	0.00	2.000																					

Colorado Rockies @ San Diego Padres
PETCO Park, San Diego, CA
Wed Aug 15 2007, 10:05 PM EDT
Att: 36,864 - Clear - 71 F

AB 30
R 0
H 3
RBI 0
BB 3
SO 12
LOB 10



Batter	1	2	3	4	5	6	7	8	9	AB	R	H	RBI	BB	SO	LOB	TOP										
Kazuo Matsui, S (1.4) OBP: 0.343, SLG: 0.417	1-1 2 S G1-3 1B	4-2 1-2 BB			2-1 F8 1B	2-2 5 S 1B	1-3 K			4	2	2	0	1	1	1	Colorado Rockies @ San Diego Padres PETCO Park, San Diego, CA Thu Aug 16 2007, 10:05 PM EDT Att: 28,198 - Clear - 73 F										
2 Troy Tulowitzki, R (1.6) OBP: 0.357, SLG: 0.443	1-2 G1-3 1-H	3-2 P5			2-2 5 S 1B	1-2 27 1B		1-3 K		5	2	2	2	0	1	2											
5 Matt Holliday, R (1.7) OBP: 0.399, SLG: 0.581	3-2 G6-3			0-1 F9	2-0 27 1B	0-2 19 S 1B		0-2 G4-3		5	1	2	2	0	0	0											
17 Todd Helton, L (1.3) OBP: 0.422, SLG: 0.460	4-1 BB			0-0 G6-3	4-1 27 1B	1-1 F8		0-0 1B		3	1	1	0	2	0	2											
27 Garrett Atkins, R (1.5) OBP: 0.351, SLG: 0.468	2-2 G5-3			0-1 F7	0-1 11 2B	3-1 1-2 2-H 1B		2-3 K		5	1	2	2	0	1	2											
11 Brad Hawpe, L (1.9) OBP: 0.389, SLG: 0.542	4-2 8 SF7 BB			0-0 G4-3	1-0 1-2 2-H 2B	0-2 F9		1-2 G6-3		2	1	1	2	1	0	0											
19 Ryan Spilborghs, R (6, PH) OBP: 0.379, SLG: 0.572								0-1 G6-3		2	0	0	0	0	0	2											
8 Yovit Torrealba, R (1.2) OBP: 0.335, SLG: 0.385	2-0 FC1-5 2B			0-3 K	3-2 G4-3			0-1 F8		5	0	1	0	0	2	1											
18 Cory Sullivan, L (1.8) OBP: 0.338, SLG: 0.311	0-0 SF7			0-0 F7		0-2 2 1B		0-3 K2-3		4	1	1	1	0	1	0											
39 Elmer Dessens, R (1.1) OBP: 0.341, SLG: 0.356	0-0 FC1-5 BB									2	0	0	0	0	0	1											
Inning Stats	R: 1 E: 0 K: 0 S: 13	H: 1 LOB: 1 BB: 1 P: 24	R: 1 E: 0 K: 0 S: 10	H: 1 LOB: 2 BB: 2 P: 23	R: 0 E: 0 K: 0 S: 5	H: 0 LOB: 0 BB: 0 P: 5	R: 0 E: 0 K: 1 S: 5	H: 0 LOB: 0 BB: 0 P: 8	R: 4 E: 0 K: 1 S: 16	H: 4 LOB: 1 BB: 1 P: 31	R: 3 E: 0 K: 1 S: 28	H: 5 LOB: 2 BB: 0 P: 35	R: 0 E: 0 K: 2 S: 9	H: 1 LOB: 1 BB: 0 P: 14	R: 0 E: 0 K: 2 S: 10	H: 1 LOB: 1 BB: 0 P: 13	R: 0 E: 0 K: 1 S: 9	H: 0 LOB: 0 BB: 0 P: 10	1B: 11 2B: 2 3B: 0 HR: 0	SF: 1 SAC: 0 DP: 0 HBP: 0	WP: 1 PB: 0 SB: 4 CS: 0	PA: 44					
PITCHER	IP	WLS	BF	H	R	ER	SO	BB	IBB	HBP	BLK	WP	HR	S	P	ERA	WHIP										
52 Clay Hensley, R (1.1) ERA: 6.7	5.0	W	25	6	6	6	2	4	0	0	0	1	0	49	91	10.80	2.000										
41 Kevin Cameron, R (6.1) ERA: 1.39	0.1		5	4	3	3	1	0	0	0	0	0	0	21	24	81.00	12.000										
45 Justin Hampson, L (6.1) ERA: 3.41	1.2	H	7	2	0	0	2	0	0	0	0	0	0	16	25	0.00	1.200										
21 Heath Bell, R (8.1) ERA: 2.24	1.0	H	4	1	0	0	2	0	0	0	0	0	0	10	13	0.00	1.000										
Trevor Hoffman, R (9.1) ERA: 2.14	1.0	S	3	0	0	0	1	0	0	0	0	0	0	9	10	0.00	0.000										
Batter	1	2	3	4	5	6	7	8	9	AB	R	H	RBI	BB	SO	LOB	BOTTOM										
24 Brian Giles, L (1.9) OBP: 0.385, SLG: 0.418	0-0 F7		1-2 1B							5	1	2	2	0	1	3	Colorado Rockies @ San Diego Padres PETCO Park, San Diego, CA Thu Aug 16 2007, 10:05 PM EDT Att: 28,198 - Clear - 73 F										
Geoff Blum, S (1.4) OBP: 0.336, SLG: 0.354	3-2 P6		1-2 1B							5	1	2	1	0	0	1											
Mike Cameron, R (1.8) OBP: 0.324, SLG: 0.437	1-3 K		0-0 F8							5	1	2	3	0	2	1											
23 Adrián González, L (1.3) OBP: 0.339, SLG: 0.474		1-2 G3 1B	2-1 G6-3							5	1	2	0	0	0	2											
3 Khalil Greene, R (1.6) OBP: 0.274, SLG: 0.447	0-3 K		0-0 F8							4	1	0	0	1	2	2											
Termel Sledge, L (1.7) OBP: 0.310, SLG: 0.375	3-2 G3		2-2 G4-3							4	1	1	2	0	1	1											
5 Kevin Kouzmanoff, R (1.5) OBP: 0.294, SLG: 0.417	1-1 P6		1-3 K							4	1	1	1	0	1	1											
Pete Laforest, L (1.2) OBP: 0.522, SLG: 0.632			2-1 52 SH1-4 1B							3	3	3	2	1	0	0											
21 Heath Bell, R (8.1) OBP: 0.286, SLG: 0.319										0	0	0	0	0	0	0											
Trevor Hoffman, R (9.1) ERA: 2.14										0	0	0	0	0	0	0											
52 Clay Hensley, R (1.1) ERA: 6.7	4.2	L	5	4	5	5	0	0	1	0	0	0	0	0	0	0											
22 Marcos Flores, R (5. PH) ERA: 3.47	1.1		6	2	1	1	1	0	0	0	0	0	0	12	20	6.75	1.500										
34 Matt Herges, R (5.1) ERA: 3.86	1.0		5	1	0	0	2	1	0	0	0	0	0	12	24	0.00	2.000										
40 Brian Fuentes, L (7.1) ERA: 3.89	1.0		4	1	0	0	1	0	0	0	0	0	0	7	9	0.00	1.000										
61 Ramon E Ramirez, R (8.1) ERA: 8.31																											
Inning Stats	R: 0 E: 0 K: 1 S: 7	H: 0 LOB: 0 BB: 0 P: 11	R: 0 E: 0 K: 1 S: 11	H: 1 LOB: 1 BB: 0 P: 16	R: 2 E: 0 K: 0 S: 13	H: 3 LOB: 1 BB: 0 P: 19	R: 0 E: 0 K: 1 S: 7	H: 0 LOB: 0 BB: 0 P: 10	R: 0 E: 0 K: 1 S: 7	H: 0 LOB: 0 BB: 0 P: 10	R: 0 E: 0 K: 2 S: 12	H: 1 LOB: 2 BB: 1 P: 24	R: 0 E: 0 K: 1 S: 7	H: 1 LOB: 1 BB: 0 P: 9	1B: 10 2B: 2 3B: 0 HR: 2	SF: 0 SAC: 1 DP: 0 HBP: 0	WP: 1 PB: 0 SB: 1 CS: 0	PA: 41									
PITCHER	IP	WLS	BF	H	R	ER	SO	BB	IBB	HBP	BLK	WP	HR	S	P	ERA	WHIP										
39 Elmer Dessens, R (1.1) ERA: 7.32	4.2	L	5	4	5	5	0	0	1	0	0	1	1	9	21	∞	∞										
Jeremy Affeldt, L (5.1) ERA: 3.47	1.1		6	2	1	1	1	0	0	0	0	0	0	12	20	6.75	1.500										
40 Brian Fuentes, L (7.1) ERA: 3.89	1.0		5	1	0	0	2	1	0	0	0	0	0	12	24	0.00	2.000										
61 Ramon E Ramirez, R (8.1) ERA: 8.31	1.0		4	1	0	0	1	0	0	0	0	0	0	7	9	0.00	1.000										

Batter	1	2	3	4	5	6	7	8	9	10	11	12	13	14	AB	R	H	RBI	BB	SO	LOB	TOP			
Kazuo Matsui, S OBP: 0.339, SLG: 0.409															5	1	0	0	1	2	5				
18 Cory Sullivan, L OBP: 0.375, SLG: 0.388															5	1	3	2	1	0	3				
34 Matt Herges, L OBP: 0.325, SLG: 0.314															7	0	1	1	0	2	3				
5 Matt Holliday, R OBP: 0.394, SLG: 0.572															7	2	2	0	0	1	2				
17 Todd Helton, L OBP: 0.416, SLG: 0.455															7	2	2	0	0	1	2				
27 Garrett Atkins, R OBP: 0.350, SLG: 0.469															6	0	1	0	1	2	2				
60 Manny Corpas, R															6	1	4	2	1	1	0				
11 Brad Hawpe, L OBP: 0.394, SLG: 0.543															7	0	3	1	0	1	3				
2 Troy Tulowitzki, R OBP: 0.358, SLG: 0.444															5	0	1	0	0	2	4				
Gerónimo Gil, R OBP: 0.200, SLG: 0.111															5	0	1	0	0	2	4				
56 Franklin Morales, L OBP: 0.285, SLG: 0.350															2	0	1	1	0	1	1				
40 Brian Fuentes, L OBP: 0.285, SLG: 0.350															1	0	0	0	0	0	0				
24 Ian Stewart, R OBP: 0.285, SLG: 0.350															1	0	0	0	0	0	0				
35 Taylor Buchholz, R OBP: 0.380, SLG: 0.571															1	1	1	0	1	0	0				
Inning Stats	R: 0 E: 0 K: 1 S: 7	H: 0 LOB: 1 BB: 1 P: 15	R: 2 E: 0 K: 1 S: 15	H: 4 LOB: 2 BB: 0 P: 25	R: 0 E: 0 K: 1 S: 10	H: 1 LOB: 1 BB: 0 P: 16	R: 1 E: 0 K: 1 S: 8	H: 1 LOB: 0 BB: 0 P: 15	R: 0 E: 0 K: 1 S: 10	H: 2 LOB: 2 BB: 0 P: 11	R: 0 E: 0 K: 1 S: 6	H: 0 LOB: 0 BB: 0 P: 9	R: 0 E: 0 K: 1 S: 12	H: 1 LOB: 1 BB: 1 P: 20	R: 0 E: 0 K: 3 S: 11	H: 0 LOB: 0 BB: 1 P: 16	R: 0 E: 0 K: 6 S: 6	H: 0 LOB: 0 BB: 1 P: 13	R: 3 E: 0 K: 1 S: 21	H: 3 LOB: 2 BB: 2 P: 38	1B: 13 2B: 4 HR: 1	SF: 0 SAC: 2 DP: 4 HBP: 0	WP: 0 PB: 0 SB: 1 CS: 0	PA: 61	
PITCHER	IP	WLS	BF	H	R	ER	SO	BB	IBB	HBP	BLK	WP	HR	S	P	ERA	WHIP								
58 Chad Billingsley, R ERA: 3.63	5.0		22	6	3	3	4	1	0	0	0	0	1	49	84	5.40	1.800								
Mark Hendrickson, L ERA: 5.18	2.0		8	1	1	1	3	1	0	0	0	0	0	29	42	4.50	1.000								
Joe Beames, L ERA: 4.2	0.2		4	2	0	0	0	0	0	0	0	0	0	6	10	0.00	3.000								
45 Scott Proctor, R ERA: 3.79	0.1		1	0	0	0	0	0	0	0	0	0	0	1	1	0.00	0.000								
51 Jonathan Broxton, R ERA: 2.27	2.0		7	2	0	0	1	0	0	0	0	0	0	20	28	0.00	1.000								
PITCHER	IP	WLS	BF	H	R	ER	SO	BB	IBB	HBP	BLK	WP	HR	S	P	ERA	WHIP								
Rudy Seanez, R ERA: 3.59	2.0		8	1	0	0	4	1	0	0	0	0	0	23	36	0.00	1.000								
Roberto Hernandez, R ERA: 6.23	2.0	L	11	3	3	3	2	3	0	0	0	0	0	27	51	13.50	3.000								

Colorado Rockies @ Los Angeles Dodgers
Dodger Stadium, Los Angeles, CA
Sat Aug 18 2007, 7:10 PM PDT
Att. 52,508 - Clear - 82 F

AB 53
R 7
H 17
RBI 7
BB 6
SO 14
LOB 23



Batter	1	2	3	4	5	6	7	8	9	10	11	12	13	14	AB	R	H	RBI	BB	SO	LOB	BOTTOM			
15 Rafael Furcal, S OBP: 0.338, SLG: 0.365															6	0	0	0	1	0	1				
9 Juan Pierre, L OBP: 0.322, SLG: 0.343															7	0	1	0	0	3	3				
27 Matt Kemp, R OBP: 0.362, SLG: 0.518															5	2	2	1	1	2	0				
12 Jeff Kent, R OBP: 0.362, SLG: 0.488															6	0	0	0	0	0	3				
Ornido Saenz, R OBP: 0.285, SLG: 0.350															4	0	0	0	0	0	3				
51 Jonathan Broxton, R ERA: 2.27															1	0	0	0	0	0	0				
Ramon Martinez, R ERA: 3.59															0	0	0	0	0	0	0				
Rudy Seanez, R ERA: 3.59															1	0	0	0	0	0	0				
Mike Lieberthal, R ERA: 3.79															0	0	0	0	0	0	0				
Roberto Hernandez, R ERA: 6.23															0	0	0	0	0	0	0				
55 Russell Martin, R OBP: 0.361, SLG: 0.460															4	2	2	0	2	0	0				
Luis Gonzalez, L OBP: 0.356, SLG: 0.427															4	0	0	0	1	1	2				
Shea Hillenbrand, R OBP: 0.280, SLG: 0.335															6	0	4	2	0	0	2				
58 Chad Billingsley, R ERA: 3.63															1	0	0	0	0	1	0				
16 Adrian Gonzalez, R ERA: 3.59															1	0	0	0	0	1	1				
40 Brian Fuentes, L ERA: 3.51															1	0	0	0	0	0	0				
50 Jorge Julio, R ERA: 4.03															0	0	0	0	0	0	0				
35 Taylor Buchholz, R ERA: 4.42															2	0	0	0	1	1	2				
Inning Stats	R: 1 E: 0 K: 0 S: 7	H: 1 LOB: 0 BB: 0 P: 9	R: 0 E: 0 K: 0 S: 9	H: 1 LOB: 1 BB: 0 P: 15	R: 0 E: 0 K: 1 S: 8	H: 0 LOB: 0 BB: 0 P: 11	R: 0 E: 0 K: 1 S: 8	H: 1 LOB: 1 BB: 0 P: 11	R: 0 E: 0 K: 3 S: 12	H: 2 LOB: 2 BB: 2 P: 25	R: 0 E: 0 K: 2 S: 8	H: 0 LOB: 0 BB: 0 P: 12	R: 0 E: 0 K: 6 S: 6	H: 1 LOB: 1 BB: 1 P: 17	R: 0 E: 0 K: 1 S: 9	H: 0 LOB: 0 BB: 1 P: 11	R: 0 E: 0 K: 8 S: 8	H: 0 LOB: 0 BB: 0 P: 12	R: 0 E: 0 K: 1 S: 8	H: 0 LOB: 0 BB: 0 P: 10	1B: 8 2B: 2 HR: 1	SF: 0 SAC: 0 DP: 2 HBP: 1	WP: 0 PB: 0 SB: 2 CS: 0	PA: 56	
PITCHER	IP	WLS	BF	H	R	ER	SO	BB	IBB	HBP	BLK	WP	HR	S	P	ERA	WHIP								
56 Franklin Morales, L ERA: 1.69	5.1		21	5	1	1	4	0	0	0	0	0	0	52	79	1.69	0.938								
LaTroy Hawkins, R ERA: 3.4	1.0	H	5	1	1	1	1	1	0	0	0	0	0	12	20	9.00	2.000								
40 Brian Fuentes, L ERA: 3.51	0.2	H	3	0	0	0	2	1	0	0	0	0	0	8	16	0.00	1.500								
50 Jorge Julio, R ERA: 4.03	1.0	B	7	2	2	0	0	2	0	0	0	0	0	12	25	0.00	4.000								
35 Taylor Buchholz, R ERA: 4.42	2.0		7	0	0	0	2	1	0	0	0	0	0	16	26	0.00	0.500								
PITCHER	IP	WLS	BF	H	R	ER	SO	BB	IBB	HBP	BLK	WP	HR	S	P	ERA	WHIP								
Jeremy Affeldt, L ERA: 3.4	1.0		4	1	0	0	0	1	0	0	0	0	0	11	17	0.00	2.000								
34 Matt Herges, R ERA: 3.52	2.0	W	6	0	0	0	1	0	0	0	0	0	0	17	23	0.00	0.000								
60 Manny Corpas, R ERA: 2.2	1.0	S	3	0	0	0	1	0	0	0	0	0	0	8	10	0.00	0.000								

Colorado Rockies @ Los Angeles Dodgers
Dodger Stadium, Los Angeles, CA
Sat Aug 18 2007, 7:10 PM PDT
Att. 52,508 - Clear - 82 F

AB 49
R 9
H 9
RBI 3
BB 6
SO 11
LOB 18



Batter	1	2	3	4	5	6	7	8	9	AB	R	H	RBI	BB	SO	LOB	TOP			
Kazuo Matsui, S OBP: 0.341, SLG: 0.406										2	0	0	0	2	0	1	Colorado Rockies @ Los Angeles Dodgers Dodger Stadium, Los Angeles, CA Sun Aug 19 2007, 1:10 PM PDT Att: 48,732 - Partly Cloudy - 91 F			
18 Cory Sullivan, L OBP: 0.355, SLG: 0.366										4	0	0	0	0	2	3				
5 Matt Holliday, R OBP: 0.395, SLG: 0.571										3	2	1	0	1	0	2				
17 Todd Helton, L OBP: 0.417, SLG: 0.465										4	1	2	2	0	0	1				
27 Garrett Atkins, R OBP: 0.349, SLG: 0.466										3	0	0	0	1	1	0				
50 Jorge Julio, R										0	0	0	0	0	0	0				
Jeremy Affeldt, L										0	0	0	0	0	0	0				
11 Brad Hawpe, L OBP: 0.390, SLG: 0.538										3	0	0	1	0	2	0				
2 Troy Tulowitzki, R OBP: 0.357, SLG: 0.442										4	0	1	0	0	2	0				
8 Yorvit Torrealba, R OBP: 0.336, SLG: 0.380										3	0	0	0	1	2	2				
26 Jeff Francis, L OBP: 0.191, SLG: 0.200										2	0	0	0	0	0	1				
19 Ryan Spilborghs, R (7, PH) OBP: 0.376, SLG: 0.567										1	0	0	0	0	0	0				
44 Ramon Ortiz, R										0	0	0	0	0	0	0				
Jamey Carroll, R OBP: 0.325, SLG: 0.314										0	0	0	0	0	0	0				
Inning Stats	R: 0 E: 0 K: 1 S: 13	H: 0 LOB: 1 BB: 1 P: 21	R: 0 E: 0 K: 1 S: 10	H: 0 LOB: 0 BB: 0 P: 15	R: 0 E: 0 K: 0 S: 20	H: 0 LOB: 1 BB: 1 P: 27	R: 1 E: 0 K: 1 S: 20	H: 2 LOB: 2 BB: 2 P: 33	R: 0 E: 0 K: 0 S: 8	H: 0 LOB: 0 BB: 0 P: 13	R: 0 E: 0 K: 0 S: 5	H: 0 LOB: 0 BB: 0 P: 6	R: 2 E: 0 K: 1 S: 15	H: 2 LOB: 0 BB: 0 P: 20	R: 0 E: 0 K: 3 S: 9	H: 0 LOB: 0 BB: 0 P: 14	1B: 2 2B: 1 3B: 0 HR: 1	SF: 1 SAC: 0 DP: 0 HBP: 0	WP: 0 PB: 0 SB: 1 CS: 0	PA: 35
PITCHER	IP WLS BF H R ER SO BB IBB HBP BLK WP HR S P ERA WHIP																			
31 Brad Penny, R ERA: 2.59	5.0	21	2	1	1	3	5	0	0	0	0	0	0	0	0	71	111	1.80	1.400	
Joe Beimel, L ERA: 4.14	2.0	6	0	0	0	2	0	0	0	0	0	0	0	0	14	19	0.00	0.000		
45 Scott Proctor, R ERA: 3.99	1.0	5	2	2	2	1	0	0	0	0	0	1	15	20	18.00	2.000				
44 Takashi Saito, R ERA: 1.47	1.0	3	0	0	0	3	0	0	0	0	0	0	9	14	0.00	0.000				

Batter	1	2	3	4	5	6	7	8	9	AB	R	H	RBI	BB	SO	LOB	BOTTOM			
15 Rafael Furcal, S OBP: 0.338, SLG: 0.366										4	1	1	0	0	0	3	Colorado Rockies @ Los Angeles Dodgers Dodger Stadium, Los Angeles, CA Sun Aug 19 2007, 1:10 PM PDT Att: 48,732 - Partly Cloudy - 91 F			
9 Juan Pierre, L OBP: 0.324, SLG: 0.343										2	0	1	0	1	0	0				
27 Matt Kemp, R OBP: 0.359, SLG: 0.515										3	0	1	1	0	1	2				
Shea Hillenbrand, R OBP: 0.278, SLG: 0.329										4	0	0	0	0	0	2				
16 Andre Ethier, L OBP: 0.362, SLG: 0.460										2	2	1	0	2	1	1				
55 Russell Martin, R OBP: 0.364, SLG: 0.460										2	1	1	0	1	1	0				
7 James Loney, L OBP: 0.288, SLG: 0.340										3	0	1	0	0	1	4				
12 Jeff Kent, R OBP: 0.363, SLG: 0.488										0	0	0	0	1	0	0				
44 Takashi Saito, L										0	0	0	0	0	0	0				
Ramon Martinez, R OBP: 0.236, SLG: 0.207										4	0	2	3	0	2	1				
31 Brad Penny, R ERA: 2.59	6.0	25	6	2	2	7	2	0	0	0	0	0	0	0	0	0				
Joe Beimel, L ERA: 4.14	1.0	5	1	0	0	1	1	0	0	0	0	0	0	0	0	0				
Ormedo Saenz, R ERA: 5.01	0.1	3	1	2	2	0	1	0	0	0	0	0	0	0	0	0				
45 Scott Proctor, R ERA: 3.99	0.2	3	1	0	0	0	1	0	0	0	0	0	0	0	0	0				
Mark Sweeney, L OBP: 0.359, SLG: 0.396										2	0	0	0	0	0	2				
Inning Stats	R: 1 E: 0 K: 0 S: 9	H: 1 LOB: 0 BB: 0 P: 14	R: 1 E: 0 K: 2 S: 12	H: 2 LOB: 0 BB: 0 P: 18	R: 0 E: 0 K: 1 S: 8	H: 2 LOB: 1 BB: 0 P: 9	R: 0 E: 0 K: 3 S: 11	H: 1 LOB: 0 BB: 0 P: 15	R: 0 E: 0 K: 1 S: 6	H: 0 LOB: 1 BB: 0 P: 10	R: 0 E: 0 K: 0 S: 9	H: 0 LOB: 1 BB: 2 P: 19	R: 0 E: 1 K: 1 S: 10	H: 1 LOB: 2 BB: 1 P: 18	R: 2 E: 0 K: 0 S: 12	H: 2 LOB: 1 BB: 2 P: 27	1B: 8 2B: 3 3B: 0 HR: 0	SF: 1 SAC: 1 DP: 2 HBP: 1	WP: 0 PB: 0 SB: 0 CS: 0	PA: 37
PITCHER	IP WLS BF H R ER SO BB IBB HBP BLK WP HR S P ERA WHIP																			
26 Jeff Francis, L ERA: 4.38	1.0	5	1	0	0	1	1	0	0	0	0	0	10	18	0.00	2.000				
44 Ramon Ortiz, R ERA: 5.01	0.1	3	1	2	2	0	1	0	0	0	0	0	8	15	54.00	6.000				
50 Jorge Julio, R ERA: 5.0	0.2	3	1	0	0	0	1	0	0	0	0	4	12	0.00	3.000					
Jeremy Affeldt, L ERA: 3.35																				

AB	29
R	3
H	4
RBI	3
BB	5
SO	9
LOB	10



Batter	1	2	3	4	5	6	7	8	9	AB	R	H	RBI	BB	SO	LOB	TOP										
13 Nate McLouth, L OBP: 0.328, SLG: 0.471	E7 19 2B	HR		HR		L7		F8		5	3	3	2	0	0	0	Pittsburgh Pirates @ Colorado Rockies Coors Field, Denver, CO Wed Aug 22 2007, 7:05 PM MDT Att: 20,629 - Partly Cloudy - 70 F										
19 José Bautista, R OBP: 0.344, SLG: 0.415	F8 12 2B	1B		F8		F8 12 HR		F7		5	2	3	1	0	0												
12 Freddy Sanchez, R OBP: 0.347, SLG: 0.439	F8-5 25 F8-5	2B		G6-3 25 G3-6-1		HR		1B		5	1	4	3	0	0												
25 Adam LaRoche, L OBP: 0.342, SLG: 0.455	F8-5	G3-6-1		FC6-4 BB		G3		G3-1		4	0	0	0	1	0												
Xavier Nady, R OBP: 0.344, SLG: 0.496 Cesar Izturis, S OBP: 0.309, SLG: 0.308	P4			HR		FC6-4		K		4	1	1	1	0	1												
Jason Bay, R OBP: 0.324, SLG: 0.423		E6 2 HR		F9		HR		F9		5	2	2	1	0	0												
26 Ronny Paulino, R OBP: 0.291, SLG: 0.373		2 HR		FC6-4 1B		G6-4-3 1B		F8		4	1	2	0	1	0												
2 Jack Wilson, R OBP: 0.327, SLG: 0.383		FC6-4 HR		FC6-4 1B		G6-4-3 1B		1B		4	1	2	3	0	0												
24 Tom Gorzelanny, R OBP: 0.100, SLG: 0.063 Jose Castillo, R OBP: 0.273, SLG: 0.341 52 Franquelis Osoria, R 34 John Grabow, L	G6-3	P4		G4-3		K		K		3	0	0	0	0	0	P											
Inning Stats	R: 2 H: 3 E: 1 K: 0 S: 11	L: 0 R: 1 ER: 0 SO: 0 BB: 0 P: 15	R: 4 H: 5 E: 1 K: 0 S: 14	L: 1 R: 1 ER: 0 SO: 0 BB: 0 P: 23	R: 1 H: 2 E: 0 K: 0 S: 10	L: 0 R: 1 ER: 0 SO: 0 BB: 0 P: 13	R: 1 H: 1 E: 0 K: 0 S: 9	L: 0 R: 0 ER: 0 SO: 0 BB: 0 P: 16	R: 1 H: 2 E: 0 K: 0 S: 10	L: 0 R: 0 ER: 0 SO: 0 BB: 0 P: 14	R: 2 H: 2 E: 0 K: 1 S: 16	L: 0 R: 0 ER: 0 SO: 0 BB: 0 P: 22	R: 0 H: 1 E: 0 K: 1 S: 9	L: 0 R: 0 ER: 0 SO: 0 BB: 0 P: 14	R: 0 H: 0 E: 0 K: 0 S: 5		L: 0 R: 0 ER: 0 SO: 0 BB: 0 P: 9	1B: 9 2B: 3 3B: 0 HR: 6	SF: 0 SAC: 0 DP: 3 HBP: 0	WP: 0 PB: 0 SB: 0 CS: 0	PA: 43						
PITCHER	IP	WLS	BF	H	R	ER	SO	BB	IBB	HBP	BLK	WP	HR	S	P	ERA	WHIP										
Josh Fogg, R ERA: 5.27	3.0	L	19	11	8	8	0	1	0	0	0	0	4	37	54	24.00	4.000										
44 Ramon Ortiz, R ERA: 5.09	3.0		13	4	3	3	1	1	0	0	0	0	2	33	49	9.00	1.667										
34 Matt Herges, R ERA: 3.12	2.0		8	2	0	0	1	0	0	0	0	0	0	19	28	0.00	1.000										
40 Brian Fuentes, L ERA: 3.89	1.0		3	0	0	0	0	0	0	0	0	0	0	5	9	0.00	0.000										

Batter	1	2	3	4	5	6	7	8	9	AB	R	H	RBI	BB	SO	LOB	BOTTOM										
Kazuo Matsui, S OBP: 0.337, SLG: 0.399 34 Matt Herges, L	P4			FC5-4 1B		F9		L9		3	0	1	0	1	0	0	Pittsburgh Pirates @ Colorado Rockies Coors Field, Denver, CO Wed Aug 22 2007, 7:05 PM MDT Att: 20,629 - Partly Cloudy - 70 F										
40 Brian Fuentes, L				BB						0	0	0	0	0	0												
18 Cory Sullivan, L OBP: 0.342, SLG: 0.351				1-2 2-3 BB						0	0	0	0	0	0												
Jamey Carroll, R OBP: 0.320, SLG: 0.304	K			FC5-4 1B		G6-3		G1-3		4	0	0	0	1	1												
5 Matt Holliday, R OBP: 0.395, SLG: 0.573				L8				F9		4	0	1	0	1	0												
27 Garrett Atkins, R OBP: 0.348, SLG: 0.461	F8			L9		K		K		4	0	1	0	0	1												
2 Troy Tulowitzki, R OBP: 0.365, SLG: 0.463	F8			L9		K		19 1B		3	1	1	0	0	1												
19 Ryan Spillborghs, R OBP: 0.376, SLG: 0.548	F8			44 1B		F9		G6-4-3 1B		4	1	2	1	0	0												
11 Brad Hawpe, L OBP: 0.386, SLG: 0.536	K			K		G4-3		F8		4	0	0	0	0	2												
Geronimo Gil, R OBP: 0.133, SLG: 0.071				K		E4 44 1B		G6-4-3		4	0	0	0	0	1												
Josh Fogg, R OBP: 0.146, SLG: 0.125 44 Ramon Ortiz, R OBP: 0.250, SLG: 0.250 24 Ian Stewart, L OBP: 0.333, SLG: 0.571				FC5-4 1B		BB		K		0	0	0	0	1	0	AB 34 R 2 H 7 RBI 2 BB 4 SO 7 LOB 21											
Inning Stats	R: 0 H: 0 E: 0 K: 1 S: 8	L: 0 R: 0 ER: 0 SO: 0 BB: 0 P: 18	R: 0 H: 0 E: 0 K: 1 S: 8	L: 0 R: 0 ER: 0 SO: 0 BB: 0 P: 12	R: 0 H: 1 E: 0 K: 1 S: 10	L: 0 R: 1 ER: 0 SO: 0 BB: 1 P: 18	R: 2 H: 3 E: 0 K: 1 S: 16	L: 0 R: 0 ER: 0 SO: 0 BB: 0 P: 28	R: 0 H: 0 E: 0 K: 0 S: 17	L: 0 R: 0 ER: 0 SO: 0 BB: 0 P: 26	R: 0 H: 0 E: 0 K: 0 S: 8	L: 0 R: 0 ER: 0 SO: 0 BB: 0 P: 9	R: 0 H: 0 E: 0 K: 1 S: 8	L: 0 R: 0 ER: 0 SO: 0 BB: 0 P: 12	R: 0 H: 1 E: 0 K: 0 S: 7		L: 0 R: 0 ER: 0 SO: 0 BB: 0 P: 11	R: 0 H: 0 E: 0 K: 1 S: 11	L: 0 R: 0 ER: 0 SO: 0 BB: 1 P: 19	1B: 6 2B: 1 3B: 0 HR: 0	SF: 0 SAC: 0 DP: 1 HBP: 1	WP: 0 PB: 0 SB: 0 CS: 0	PA: 39				
PITCHER	IP	WLS	BF	H	R	ER	SO	BB	IBB	HBP	BLK	WP	HR	S	P	ERA	WHIP										
24 Tom Gorzelanny, L ERA: 3.4 52 Franquelis Osoria, R ERA: 2.89 34 John Grabow, L ERA: 0.86	6.0	W	28	6	2	1	5	3	0	0	0	0	0	67	11	1.50	1.500										
52 Franquelis Osoria, R ERA: 2.89	2.0		7	1	0	0	1	0	0	1	0	0	0	15	23	0.00	0.500										
34 John Grabow, L ERA: 0.86	1.0		4	0	0	0	1	1	0	0	0	0	0	11	19	0.00	1.000										



Batter	1	2	3	4	5	6	7	8	9	AB	R	H	RBI	BB	SO	LOB	TOP		
13 Nate McLouth, L OBP: 0.330, SLG: 0.465										3	0	0	0	2	2	0			
2 Jack Wilson, R OBP: 0.326, SLG: 0.386										5	1	2	0	0	1	1			
12 Freddy Sanchez, R OBP: 0.350, SLG: 0.442										4	3	2	0	1	1	3			
Josh Phelps, R OBP: 0.401, SLG: 0.524										5	1	4	3	0	1	1			
55 Matt Capps, R OBP: 1.000, SLG: 1.000										0	0	0	0	0	0	0			
Jason Bay, R OBP: 0.325, SLG: 0.422										4	0	1	1	1	2	2			
19 José Bautista, R OBP: 0.347, SLG: 0.415										3	0	1	1	2	1	2			
Matt Kata, S OBP: 0.283, SLG: 0.378										5	0	0	0	0	0	7			
Carlos Maldonado, R OBP: 0.342, SLG: 0.455										2	0	0	0	2	0	1			
28 Paul Maholm, L OBP: 0.200, SLG: 0.204										3	0	0	0	0	1	5			
Jose Castillo, R OBP: 0.277, SLG: 0.339										1	0	0	0	0	0	0			
Shawn Chacon, R OBP: 0.273, SLG: 0.273										0	0	0	0	0	0	0			
25 Adam LaRoche, L OBP: 0.342, SLG: 0.455										0	0	0	0	0	0	0			
Inning Stats	R: 1 E: 0 K: 2 S: 11	H: 1 LOB: 1 BB: 1 P: 19	R: 0 E: 0 K: 0 S: 10	H: 0 LOB: 1 BB: 1 P: 19	R: 3 E: 0 K: 0 S: 15	H: 4 LOB: 1 BB: 0 P: 20	R: 0 E: 0 K: 0 S: 10	H: 1 LOB: 2 BB: 2 P: 23	R: 0 E: 0 K: 1 S: 11	H: 0 LOB: 1 BB: 1 P: 15	R: 0 E: 0 K: 1 S: 8	H: 0 LOB: 0 BB: 0 P: 10	R: 0 E: 0 K: 1 S: 6	H: 0 LOB: 0 BB: 0 P: 10	R: 1 E: 1 K: 2 S: 16	H: 3 LOB: 2 BB: 0 P: 22	1B: 6 2B: 4 3B: 0 HR: 0	SF: 0 SAC: 0 DP: 1 HBP: 0	WP: 2 PA: 43 PB: 0 SB: 0 CS: 0
PITCHER	IP WLS BF H R ER SO BB IBB HBP BLK WP HR S P ERA WHIP																		
56 Franklin Morales, L ERA: 4.82	(1, 1) 4.0 L 23 7 4 4 2 5 0 0 0 0 0 0 49 89 9.00 3.000																		
Jeremy Affeldt, L ERA: 3.28	(5, 1) 1.0 4 0 0 0 1 1 1 0 0 0 0 0 8 17 0.00 1.000																		
50 Jorge Julio, R ERA: 4.75	(6, 1) 2.0 7 0 0 0 3 1 0 0 0 0 1 0 17 25 0.00 0.500																		
LaTroy Hawkins, R ERA: 3.56	(8, 1) 1.0 3 0 0 0 1 0 0 0 0 0 0 0 6 10 0.00 0.000																		
60 Manny Corpas, R ERA: 2.12	(9, 1) 1.0 6 3 1 0 2 0 0 0 0 0 0 0 16 22 0.00 3.000																		

Pittsburgh Pirates @ Colorado Rockies
Coors Field, Denver, CO

Thu Aug 23 2007, 1:05 PM MDT
Att: 20,380 - Partly Cloudy - 70 F

AB 35
R 5
H 10
RBI 5
BB 8
SO 9
LOB 22




Batter	1	2	3	4	5	6	7	8	9	AB	R	H	RBI	BB	SO	LOB	BOTTOM				
Kazuo Matsui, S OBP: 0.336, SLG: 0.397										4	0	1	0	0	1	1					
2 Troy Tulowitzki, R OBP: 0.364, SLG: 0.463										4	0	1	0	0	1	1					
5 Matt Holliday, R OBP: 0.394, SLG: 0.570										4	0	1	0	0	1	2					
17 Todd Helton, L OBP: 0.421, SLG: 0.461										2	1	1	0	2	0	0					
27 Garrett Atkins, R OBP: 0.350, SLG: 0.462										4	0	2	0	0	1	3					
19 Ryan Spillborghs, R OBP: 0.369, SLG: 0.536										4	0	0	1	0	1	5					
8 Yorvit Torrealba, R OBP: 0.335, SLG: 0.375										3	0	1	0	1	2	2					
Jamey Carroll, R OBP: 0.314, SLG: 0.298										4	0	0	0	0	1	4					
56 Franklin Morales, L ERA: 2.83, SLG: 0.333	(1, 1) 7.0 W 28 7 1 1 5 2 0 0 0 0 0 0 58 89 1.29 1.286																				
18 Cory Sullivan, L OBP: 0.336, SLG: 0.347	(5, PH) 1.0 H 5 1 0 0 2 1 0 0 0 0 0 0 15 25 0.00 2.000																				
50 Jorge Julio, R ERA: 4.17	(8, 1) 1.0 3 0 0 0 2 0 0 0 0 0 0 0 11 14 0.00 0.000																				
24 Ian Stewart, L OBP: 0.376, SLG: 0.667																					
LaTroy Hawkins, R ERA: 3.56																					
60 Manny Corpas, R ERA: 2.12																					
11 Brad Hawpe, R OBP: 0.386, SLG: 0.535																					
Inning Stats	R: 0 E: 0 K: 0 S: 5	H: 1 LOB: 0 BB: 0 P: 7	R: 0 E: 0 K: 3 S: 12	H: 1 LOB: 2 BB: 1 P: 21	R: 0 E: 0 K: 0 S: 8	H: 1 LOB: 1 BB: 0 P: 11	R: 1 E: 0 K: 0 S: 11	H: 1 LOB: 1 BB: 1 P: 18	R: 0 E: 0 K: 1 S: 6	H: 0 LOB: 0 BB: 0 P: 10	R: 0 E: 0 K: 1 S: 9	H: 1 LOB: 1 BB: 0 P: 12	R: 0 E: 0 K: 1 S: 7	H: 2 LOB: 0 BB: 0 P: 10	R: 0 E: 0 K: 2 S: 15	H: 1 LOB: 2 BB: 1 P: 25	R: 0 E: 0 K: 2 S: 11	H: 0 LOB: 0 BB: 0 P: 14	1B: 6 2B: 2 3B: 0 HR: 0	SF: 0 SAC: 0 DP: 2 HBP: 0	WP: 1 PA: 36 PB: 0 SB: 0 CS: 0
PITCHER	IP WLS BF H R ER SO BB IBB HBP BLK WP HR S P ERA WHIP																				
28 Paul Maholm, L ERA: 4.39	(1, 1) 7.0 W 28 7 1 1 5 2 0 0 0 0 0 0 58 89 1.29 1.286																				
Shawn Chacon, R ERA: 4.17	(8, 1) 1.0 H 5 1 0 0 2 1 0 0 0 0 0 0 15 25 0.00 2.000																				
55 Matt Capps, R ERA: 2.25	(9, 1) 1.0 3 0 0 0 2 0 0 0 0 0 0 0 11 14 0.00 0.000																				

Pittsburgh Pirates @ Colorado Rockies
Coors Field, Denver, CO

Thu Aug 23 2007, 1:05 PM MDT
Att: 20,380 - Partly Cloudy - 70 F

AB 33
R 1
H 8
RBI 1
BB 3
SO 9
LOB 18



Batter	1	2	3	4	5	6	7	8	9	AB	R	H	RBI	BB	SO	LOB	TOP				
Nook Logan, S OBP: 0.328, SLG: 0.365	F8	K			G5-3		FC2-5 11 1B		K	5	1	0	0	0	2	3					
D'Angelo Jimenez, S OBP: 0.329, SLG: 0.182	11 1B 21 1B BB		G6-3		G6-3		FC4 11 1B		L4	4	1	0	0	1	0	2					
11 Ryan Zimmerman, R OBP: 0.327, SLG: 0.471	21 1B				F8		21 G4-6-3 1B			4	1	3	3	0	0	0					
21 Dmitri Young, S OBP: 0.383, SLG: 0.514										4	0	1	1	0	1	2					
Robert Fick, L OBP: 0.291, SLG: 0.252	1-2 3-H 1B		G3				K2-3		G4-6-3	0	0	0	0	0	0	0					
25 Austin Kearns, R OBP: 0.345, SLG: 0.398	F7		L5				L7		G6-3	4	0	0	0	0	0	2					
26 Willy Mo Peña, R OBP: 0.305, SLG: 0.431	K				G4-3		1B		HR	4	1	2	1	0	1	2					
10 Ronnie Belliard, R OBP: 0.329, SLG: 0.410							F9		F9	4	0	2	0	0	0	1					
3 Jesus Flores, R OBP: 0.302, SLG: 0.341			L6				FC2-5 41 E 1B		K	4	0	1	0	0	2	2					
41 Shawn Hill, R OBP: 0.238, SLG: 0.111									G6-3	2	1	0	0	0	0	2					
Luis Ayala, R			SH2-4		G1-3		FC2 E 11 1B FC2-5			0	0	0	0	0	0	0					
Tony Batista, R OBP: 0.364, SLG: 0.297										1	0	0	0	0	0	0					
32 Chad Cordero, R										0	0	0	0	0	0	0					
Jon Rauch, R										0	0	0	0	0	0	0					
Inning Stats	R: 1 H: 2 E: 0 K: 1 S: 19	H: 2 R: 2 BB: 1 P: 33	R: 0 H: 1 E: 0 K: 1 S: 8	H: 1 R: 1 BB: 0 P: 11	R: 1 H: 1 E: 0 K: 0 S: 11	H: 1 R: 1 BB: 0 P: 15	R: 0 H: 1 E: 0 K: 1 S: 12	H: 0 R: 0 BB: 0 P: 17	R: 0 H: 1 E: 0 K: 1 S: 12	H: 1 R: 1 BB: 0 P: 19	R: 2 H: 2 E: 2 K: 0 S: 10	H: 2 R: 1 LOB: 1 BB: 0 P: 15	R: 1 H: 1 E: 0 K: 1 S: 8	H: 1 R: 0 LOB: 0 BB: 0 P: 11	R: 0 H: 0 E: 0 K: 1 S: 13	H: 0 R: 0 LOB: 0 BB: 0 P: 18	1B: 7 2B: 0 3B: 0 HR: 2	SF: 0 SAC: 1 DP: 1 HBP: 0	WP: 0 PB: 0 SB: 1 CS: 0	PA: 38	
PITCHER	IP WLS BF H R ER SO BB IBB HBP BLK WP HR S P ERA WHIP	IP WLS BF H R ER SO BB IBB HBP BLK WP HR S P ERA WHIP	IP WLS BF H R ER SO BB IBB HBP BLK WP HR S P ERA WHIP	IP WLS BF H R ER SO BB IBB HBP BLK WP HR S P ERA WHIP	IP WLS BF H R ER SO BB IBB HBP BLK WP HR S P ERA WHIP	IP WLS BF H R ER SO BB IBB HBP BLK WP HR S P ERA WHIP	IP WLS BF H R ER SO BB IBB HBP BLK WP HR S P ERA WHIP	IP WLS BF H R ER SO BB IBB HBP BLK WP HR S P ERA WHIP	IP WLS BF H R ER SO BB IBB HBP BLK WP HR S P ERA WHIP	IP WLS BF H R ER SO BB IBB HBP BLK WP HR S P ERA WHIP	IP WLS BF H R ER SO BB IBB HBP BLK WP HR S P ERA WHIP	IP WLS BF H R ER SO BB IBB HBP BLK WP HR S P ERA WHIP	IP WLS BF H R ER SO BB IBB HBP BLK WP HR S P ERA WHIP	IP WLS BF H R ER SO BB IBB HBP BLK WP HR S P ERA WHIP	IP WLS BF H R ER SO BB IBB HBP BLK WP HR S P ERA WHIP	IP WLS BF H R ER SO BB IBB HBP BLK WP HR S P ERA WHIP	IP WLS BF H R ER SO BB IBB HBP BLK WP HR S P ERA WHIP	IP WLS BF H R ER SO BB IBB HBP BLK WP HR S P ERA WHIP	IP WLS BF H R ER SO BB IBB HBP BLK WP HR S P ERA WHIP	IP WLS BF H R ER SO BB IBB HBP BLK WP HR S P ERA WHIP	IP WLS BF H R ER SO BB IBB HBP BLK WP HR S P ERA WHIP

Washington Nationals @ Colorado Rockies
Coors Field, Denver, CO
Fri Aug 24 2007, 7:05 PM MDT
Att: 25,232 - Clear - 77 F

AB	36
R	5
H	9
RBI	5
BB	1
SO	6
LOB	16



Batter	1	2	3	4	5	6	7	8	9	AB	R	H	RBI	BB	SO	LOB	BOTTOM				
Kazuo Matsui, S OBP: 0.337, SLG: 0.403	2 1B				K			F8	E6	5	1	2	0	0	1	1					
2 Troy Tulowitzki, R OBP: 0.395, SLG: 0.464	1B				F8				5 HR 1B	4	1	2	1	0	1	1					
5 Matt Holliday, R OBP: 0.393, SLG: 0.574	K				F8				HR	4	1	1	2	0	1	2					
17 Todd Helton, L OBP: 0.422, SLG: 0.464	L8								27 2B 8 1B 1B	4	1	2	0	0	0	1					
27 Garrett Atkins, R OBP: 0.349, SLG: 0.462	F8				F9				8 1B 2B	4	0	1	0	0	0	2					
Jamey Carroll, R OBP: 0.314, SLG: 0.298									8 1B 2B	0	1	0	0	0	0	0					
11 Brad Hawpe, L OBP: 0.384, SLG: 0.530	K				K				18 SH2-4 8 1B BB	3	1	0	0	1	2	1					
8 Yorvit Torrealba, R OBP: 0.334, SLG: 0.314	G5-3				G1-3				18 SH2-4 1B	4	0	1	2	0	0	1					
18 Cory Sullivan, L OBP: 0.325, SLG: 0.333	F7								SH2-4	3	0	0	0	0	0	0					
26 Jeff Francis, L OBP: 0.184, SLG: 0.191					G6-3					2	0	0	0	0	0	0					
35 Taylor Buchholz, R OBP: 0.200, SLG: 0.130										0	0	0	0	0	0	0					
24 Ian Stewart, L OBP: 0.353, SLG: 0.625										1	0	0	0	0	0	0					
40 Brian Fuentes, L										0	0	0	0	0	0	0					
19 Ryan Spilborghs, R OBP: 0.367, SLG: 0.533										1	0	0	0	0	0	2					
Inning Stats	R: 1 H: 2 E: 0 K: 1 S: 13	H: 0 R: 0 LOB: 0 BB: 0 P: 22	R: 0 H: 0 E: 0 K: 1 S: 10	H: 0 R: 0 LOB: 0 BB: 0 P: 12	R: 0 H: 1 E: 0 K: 0 S: 9	H: 1 R: 0 LOB: 1 BB: 0 P: 11	R: 0 H: 1 E: 0 K: 1 S: 9	H: 0 R: 0 LOB: 0 BB: 0 P: 12	R: 0 H: 0 E: 0 K: 1 S: 7	H: 0 R: 0 LOB: 0 BB: 0 P: 8	R: 0 H: 0 E: 0 K: 0 S: 9	H: 0 R: 0 LOB: 0 BB: 0 P: 13	R: 0 H: 0 E: 0 K: 0 S: 8	R: 0 H: 0 E: 0 K: 0 S: 8	R: 5 H: 5 E: 1 K: 0 S: 16	H: 5 R: 3 LOB: 3 BB: 1 P: 28	1B: 5 2B: 2 3B: 1 HR: 1	SF: 0 SAC: 1 DP: 0 HBP: 0	WP: 0 PB: 0 SB: 1 CS: 0	PA: 37	
PITCHER	IP WLS BF H R ER SO BB IBB HBP BLK WP HR S P ERA WHIP	IP WLS BF H R ER SO BB IBB HBP BLK WP HR S P ERA WHIP	IP WLS BF H R ER SO BB IBB HBP BLK WP HR S P ERA WHIP	IP WLS BF H R ER SO BB IBB HBP BLK WP HR S P ERA WHIP	IP WLS BF H R ER SO BB IBB HBP BLK WP HR S P ERA WHIP	IP WLS BF H R ER SO BB IBB HBP BLK WP HR S P ERA WHIP	IP WLS BF H R ER SO BB IBB HBP BLK WP HR S P ERA WHIP	IP WLS BF H R ER SO BB IBB HBP BLK WP HR S P ERA WHIP	IP WLS BF H R ER SO BB IBB HBP BLK WP HR S P ERA WHIP	IP WLS BF H R ER SO BB IBB HBP BLK WP HR S P ERA WHIP	IP WLS BF H R ER SO BB IBB HBP BLK WP HR S P ERA WHIP	IP WLS BF H R ER SO BB IBB HBP BLK WP HR S P ERA WHIP	IP WLS BF H R ER SO BB IBB HBP BLK WP HR S P ERA WHIP	IP WLS BF H R ER SO BB IBB HBP BLK WP HR S P ERA WHIP	IP WLS BF H R ER SO BB IBB HBP BLK WP HR S P ERA WHIP	IP WLS BF H R ER SO BB IBB HBP BLK WP HR S P ERA WHIP	IP WLS BF H R ER SO BB IBB HBP BLK WP HR S P ERA WHIP	IP WLS BF H R ER SO BB IBB HBP BLK WP HR S P ERA WHIP	IP WLS BF H R ER SO BB IBB HBP BLK WP HR S P ERA WHIP	IP WLS BF H R ER SO BB IBB HBP BLK WP HR S P ERA WHIP	IP WLS BF H R ER SO BB IBB HBP BLK WP HR S P ERA WHIP


Washington Nationals @ Colorado Rockies
Coors Field, Denver, CO
Fri Aug 24 2007, 7:05 PM MDT
Att: 25,232 - Clear - 77 F

AB	35
R	6
H	9
RBI	5
SO	5
LOB	11



Batter	1	2	3	4	5	6	7	8	9	AB	R	H	RBI	BB	SO	LOB	TOP					
Felipe Lopez, S OBP: 0.305, SLG: 0.356			L6					G4-3		4	1	1	0	0	1	0	Washington Nationals @ Colorado Rockies Coors Field, Denver, CO Sat Aug 25 2007, 6:05 PM MDT Att: 27,179 - Clear - 88 F					
Nook Logan, S OBP: 0.323, SLG: 0.359			G6-3					G4-3		4	0	0	1	0	0	0						
11 Ryan Zimmerman, R OBP: 0.325, SLG: 0.468			F7							4	0	0	0	0	1	0						
21 Dmitri Young, S OBP: 0.384, SLG: 0.512										3	0	1	0	1	1	0						
25 Austin Kearns, R OBP: 0.348, SLG: 0.400										3	0	2	0	1	0	0						
26 Willy Mo Peña, R OBP: 0.299, SLG: 0.422										4	0	0	0	0	2	5						
10 Ronnie Belliard, R OBP: 0.326, SLG: 0.407										3	0	0	0	0	0	2						
Brian Schneider, L OBP: 0.317, SLG: 0.328										3	0	0	0	0	0	2						
Tim Redding, R OBP: 0.095, SLG: 0.143										2	0	0	0	0	1	0						
49 Chris Schroder, R ERA: 3.48										0	0	0	0	0	0	0						
Robert Fick, L OBP: 0.280, SLG: 0.250										1	0	0	0	0	1	0						
52 Saul Rivera, S ERA: 4.66										0	0	0	0	0	0	0						
Inning Stats	R: 1 E: 0 K: 1 S: 15	H: 2 LOB: 2 BB: 1 P: 25	R: 0 E: 0 K: 0 S: 9	H: 0 LOB: 0 BB: 0 P: 13	R: 0 E: 0 K: 0 S: 6	H: 0 LOB: 2 BB: 1 P: 11	R: 0 E: 0 K: 1 S: 12	H: 1 LOB: 2 BB: 1 P: 17	R: 0 E: 0 K: 2 S: 9	H: 0 LOB: 0 BB: 0 P: 13	R: 0 E: 0 K: 0 S: 6	H: 0 LOB: 0 BB: 0 P: 12	R: 0 E: 0 K: 0 S: 6	H: 0 LOB: 0 BB: 0 P: 9	R: 0 E: 0 K: 1 S: 9	H: 0 LOB: 0 BB: 0 P: 13	R: 0 E: 0 K: 2 S: 10	H: 1 LOB: 1 BB: 0 P: 18	1B: 3 2B: 1 3B: 0 HR: 0	SF: 0 SAC: 0 DP: 0 HBP: 0	WP: 0 PB: 1 SB: 1 CS: 0	PA: 33
PITCHER	IP: 7.0 WLS: W BF: 26 ERA: 4.03	H: 3 R: 1 ER: 1 SO: 4	BB: 2 IBB: 0 HBP: 0 BLK: 0	WP: 0 HR: 0 S: 63 P: 100	ERA: 1.29 WHIP: 0.714	IP: 1.0 WLS: 3 BF: 0 ERA: 3.48	H: 0 R: 0 ER: 0 SO: 1	BB: 0 IBB: 0 HBP: 0 BLK: 0	WP: 0 HR: 0 S: 9 P: 13	ERA: 0.00 WHIP: 0.000	IP: 1.0 WLS: 4 BF: 1 ERA: 4.66	H: 1 R: 0 ER: 0 SO: 2	BB: 0 IBB: 0 HBP: 0 BLK: 0	WP: 0 HR: 0 S: 10 P: 18	ERA: 0.00 WHIP: 1.000							

Batter	1	2	3	4	5	6	7	8	9	AB	R	H	RBI	BB	SO	LOB	BOTTOM			
Kazuo Matsui, S OBP: 0.336, SLG: 0.401			F7							4	1	1	0	0	1	0	Washington Nationals @ Colorado Rockies Coors Field, Denver, CO Sat Aug 25 2007, 6:05 PM MDT Att: 27,179 - Clear - 88 F			
2 Troy Tulowitzki, R OBP: 0.385, SLG: 0.469			F8							3	2	1	1	1	1	0				
5 Matt Holliday, R OBP: 0.394, SLG: 0.573			G6-3							4	0	2	1	0	1	0				
17 Todd Helton, L OBP: 0.420, SLG: 0.460										3	0	0	0	1	0	1				
27 Garrett Atkins, R OBP: 0.350, SLG: 0.461										3	1	1	1	1	0	0				
11 Brad Hawpe, L OBP: 0.385, SLG: 0.540										4	1	2	2	0	2	3				
19 Ryan Spilborghs, R OBP: 0.365, SLG: 0.524										3	0	0	0	1	1	4				
8 Yorvit Torrealba, R OBP: 0.336, SLG: 0.371										2	0	0	0	1	2	4				
3B Ubaldo Jiménez, R OBP: 0.286, SLG: 0.091										3	0	0	0	0	0	3				
LaTroy Hawkins, R ERA: 2.52										0	0	0	0	0	0	0				
24 Ian Stewart, L OBP: 0.333, SLG: 0.588										1	0	0	0	0	1	1				
50 Jorge Julio, R ERA: 3.74										0	0	0	0	0	0	0				
Inning Stats	R: 1 E: 0 K: 0 S: 10	H: 2 LOB: 0 BB: 0 P: 21	R: 0 E: 0 K: 1 S: 12	H: 0 LOB: 2 BB: 2 P: 22	R: 0 E: 0 K: 0 S: 8	H: 0 LOB: 0 BB: 0 P: 12	R: 2 E: 0 K: 0 S: 7	H: 2 LOB: 1 BB: 0 P: 15	R: 2 E: 0 K: 2 S: 15	H: 2 LOB: 3 BB: 3 P: 32	R: 0 E: 0 K: 2 S: 7	H: 0 LOB: 0 BB: 0 P: 10	R: 0 E: 0 K: 1 S: 8	H: 0 LOB: 0 BB: 0 P: 12	R: 0 E: 0 K: 3 S: 10	H: 1 LOB: 1 BB: 0 P: 14	1B: 4 2B: 1 3B: 0 HR: 2	SF: 0 SAC: 0 DP: 1 HBP: 1	WP: 0 PB: 0 SB: 0 CS: 0	PA: 36
PITCHER	IP: 4.0 WLS: L BF: 23 ERA: 3.1	H: 5 R: 5 ER: 5 SO: 5	BB: 5 IBB: 0 HBP: 0 BLK: 0	WP: 0 HR: 2 S: 44 P: 89	ERA: 11.25 WHIP: 2.750	IP: 3.0 WLS: 9 BF: 0 ERA: 2.52	H: 0 R: 0 ER: 0 SO: 5	BB: 0 IBB: 0 HBP: 0 BLK: 0	WP: 0 HR: 0 S: 23 P: 35	ERA: 0.00 WHIP: 0.000	IP: 1.0 WLS: 4 BF: 1 ERA: 3.74	H: 1 R: 0 ER: 0 SO: 3	BB: 0 IBB: 0 HBP: 0 BLK: 0	WP: 0 HR: 2 S: 10 P: 14	ERA: 0.00 WHIP: 1.000					



Batter	1	2	3	4	5	6	7	8	9	AB	R	H	RBI	BB	SO	LOB	TOP						
Felipe Lopez, S OBP: 0.304, SLG: 0.354										3	1	0	0	1	0	0							
10 Ronnie Belliard, R OBP: 0.323, SLG: 0.403										4	0	0	0	0	1	1							
11 Ryan Zimmerman, R OBP: 0.326, SLG: 0.473										3	1	1	1	1	1	1							
21 Dmitri Young, S OBP: 0.385, SLG: 0.511										3	1	1	0	1	0	1							
25 Austin Kearns, R OBP: 0.349, SLG: 0.403										4	1	2	2	0	0	1							
Ryan Church, L OBP: 0.336, SLG: 0.434										4	1	1	2	0	1	1							
Luis Ayala, R										0	0	0	0	0	0	0							
26 Wily Mo Peña, R OBP: 0.293, SLG: 0.413										4	0	0	0	0	1	0							
3 Jesus Flores, R OBP: 0.301, SLG: 0.338										4	0	1	0	0	0	0							
38 Joel Hanrahan, R OBP: 0.306, SLG: 0.370										1	0	0	0	0	0	1							
52 Saul Rivera, S										0	0	0	0	0	0	0							
Brian Schneider, L										0	0	0	0	0	0	0							
Jesus Colome, R										0	0	0	0	0	0	0							
D'Angelo Jimenez, S										0	0	0	0	0	0	0							
34 Ray King, L										0	0	0	0	0	0	0							
Nook Logan, S										1	0	0	0	0	1	0							
Inning Stats	R: 1 E: 0 K: 0 S: 8	H: 2 LOB: 1 BB: 0 P: 15	R: 0 E: 0 K: 1 S: 10	H: 1 LOB: 1 BB: 0 P: 11	R: 0 E: 0 K: 0 S: 9	H: 0 LOB: 0 BB: 1 P: 19	R: 0 E: 0 K: 0 S: 6	H: 0 LOB: 0 BB: 0 P: 9	R: 0 E: 0 K: 0 S: 5	H: 0 LOB: 0 BB: 0 P: 11	R: 0 E: 0 K: 0 S: 5	H: 0 LOB: 0 BB: 0 P: 9	R: 2 E: 0 K: 0 S: 12	H: 2 LOB: 0 BB: 0 P: 15	R: 2 E: 0 K: 2 S: 15	H: 1 LOB: 1 BB: 2 P: 28	R: 0 E: 0 K: 2 S: 10	H: 0 LOB: 0 BB: 0 P: 17	1B: 3 2B: 1 3B: 0 HR: 2	SF: 0 SAC: 0 DP: 0 HBP: 0	WP: 0 PB: 0 SB: 0 CS: 0	PA: 36	
PITCHER	IP	WLS	BF	H	R	ER	SO	BB	IBB	HBP	BLK	WP	HR	S	P	ERA	WHIP						
39 Elmer Dessens, R	(1, 1)	6.0	W	22	3	1	1	1	1	0	0	0	0	1	46	74	1.50	0.667					
44 Ramon Ortiz, R	(7, 1)	1.2		10	3	4	4	2	2	0	0	0	0	1	26	41	21.60	3.000					
34 Matt Herges, R	(8, 1)	1.1		4	0	0	0	2	0	0	0	0	0	0	11	19	0.00	0.000					
Batter	1	2	3	4	5	6	7	8	9	AB	R	H	RBI	BB	SO	LOB	BOTTOM						
Kazuo Matsui, S OBP: 0.340, SLG: 0.409										4	1	2	1	1	0	1							
2 Troy Tulowitzki, R OBP: 0.366, SLG: 0.468										5	1	2	3	0	2	1							
5 Matt Holliday, R OBP: 0.398, SLG: 0.582										4	2	3	3	1	0	1							
17 Todd Helton, L OBP: 0.423, SLG: 0.463										4	0	3	1	0	0	3							
24 Ian Stewart, L OBP: 0.316, SLG: 0.556										1	0	0	0	0	0	1							
27 Garrett Atkins, R OBP: 0.349, SLG: 0.460										5	0	1	0	0	0	3							
11 Brad Hawpe, L OBP: 0.381, SLG: 0.533										5	0	0	0	0	1	4							
19 Ryan Spilborghs, R OBP: 0.370, SLG: 0.529										4	3	2	0	1	0	0							
20 Chris Iannetta, R OBP: 0.303, SLG: 0.295										5	1	2	2	0	1	2							
39 Elmer Dessens, R										2	2	0	0	2	1	1							
44 Ramon Ortiz, R										0	0	0	0	0	0	0							
34 Matt Herges, L										1	0	0	0	0	1	1							
Inning Stats	R: 1 E: 0 K: 1 S: 14	H: 2 LOB: 1 BB: 0 P: 22	R: 2 E: 0 K: 0 S: 18	H: 1 LOB: 3 BB: 4 P: 40	R: 6 E: 0 K: 1 S: 26	H: 7 LOB: 2 BB: 1 P: 43	R: 0 E: 1 K: 0 S: 9	H: 0 LOB: 1 BB: 0 P: 12	R: 0 E: 0 K: 2 S: 7	H: 0 LOB: 2 BB: 0 P: 10	R: 0 E: 0 K: 0 S: 8	H: 1 LOB: 0 BB: 0 P: 9	R: 0 E: 0 K: 1 S: 11	H: 2 LOB: 1 BB: 0 P: 18	1B: 8 2B: 6 3B: 0 HR: 1	SF: 0 SAC: 0 DP: 0 HBP: 0	WP: 1 PB: 0 SB: 0 CS: 0	PA: 45					
PITCHER	IP	WLS	BF	H	R	ER	SO	BB	IBB	HBP	BLK	WP	HR	S	P	ERA	WHIP						
38 Joel Hanrahan, R	(1, 1)	2.2	L	21	8	9	9	1	0	0	0	0	0	1	48	89	30.38	4.875					
52 Saul Rivera, R	(3, 1)	1.1		7	2	0	0	1	0	0	0	0	0	0	19	28	0.00	1.500					
Jesus Colome, R	(5, 1)	2.0		8	2	0	0	3	0	0	0	0	0	21	31	0.00	1.000						
34 Ray King, L	(7, 1)	1.0		4	1	0	0	0	0	0	0	0	0	8	9	0.00	1.000						
Luis Ayala, R	(8, 1)	1.0		5	2	1	1	1	0	0	0	0	0	11	18	9.00	2.000						

Washington Nationals @ Colorado Rockies
Coors Field, Denver, CO
Sun Aug 26 2007, 1:05 PM MDT
Att: 24,086 - Partly Cloudy - 91 F

AB	33
R	5
H	6
RBI	5
BB	3
SO	5
LOB	6



Washington Nationals @ Colorado Rockies
Coors Field, Denver, CO
Sun Aug 26 2007, 1:05 PM MDT
Att: 24,086 - Partly Cloudy - 91 F

AB	40
R	10
H	15
RBI	10
BB	5
SO	6
LOB	18



Batter	1	2	3	4	5	6	7	8	9	AB	R	H	RBI	BB	SO	LOB	TOP					
19 Ryan Spilborghs, R OBP: 0.364, SLG: 0.518										4	0	0	0	0	0	1	Colorado Rockies @ San Francisco Giants AT&T Park, San Francisco, CA Mon Aug 27 2007, 7:15 PM PDT Att: 35,726 - Clear - 64 F livebaseballscorecards.com					
2 Troy Tulowitzki, R OBP: 0.395, SLG: 0.467										4	0	1	0	0	1	1						
5 Matt Holliday, R OBP: 0.397, SLG: 0.580										4	0	1	0	0	1	1						
17 Todd Helton, L OBP: 0.420, SLG: 0.459										4	0	0	0	0	1	1						
27 Garrett Atkins, R OBP: 0.348, SLG: 0.459										4	0	1	0	0	0	0						
8 Yovit Torresbls, R OBP: 0.335, SLG: 0.368										3	0	0	0	1	1	1						
11 Brad Hawpe, L OBP: 0.382, SLG: 0.541										2	1	1	1	0	1	0						
Jamey Carroll, R OBP: 0.310, SLG: 0.294										3	0	0	0	0	0	2						
Josh Fogg, R OBP: 0.163, SLG: 0.143										2	0	1	0	0	1	0						
24 Ian Stewart, L OBP: 0.300, SLG: 0.526										1	0	0	0	0	1	2						
40 Brian Fuentes, L										0	0	0	0	0	0	0						
50 Jorge Julio, R										0	0	0	0	0	0	0						
LaTroy Hawkins, R										0	0	0	0	0	0	0						
Inning Stats	R: 0 E: 0 K: 1 S: 13	H: 1 LOB: 1 BB: 0 P: 21	R: 0 E: 0 K: 2 S: 9	H: 0 LOB: 0 BB: 0 P: 12	R: 0 E: 0 K: 0 S: 9	H: 1 LOB: 1 BB: 0 P: 13	R: 0 E: 0 K: 2 S: 10	H: 1 LOB: 1 BB: 0 P: 15	R: 1 E: 0 K: 1 S: 10	H: 1 LOB: 0 BB: 0 P: 16	R: 0 E: 0 K: 0 S: 7	H: 0 LOB: 0 BB: 0 P: 12	R: 0 E: 1 K: 1 S: 10	H: 0 LOB: 2 BB: 1 P: 16	R: 0 E: 0 K: 0 S: 7	H: 1 LOB: 0 BB: 0 P: 11	R: 0 E: 0 K: 0 S: 6	H: 0 LOB: 0 BB: 0 P: 11	1B: 4 2B: 0 3B: 0 HR: 1	SF: 0 SAC: 1 DP: 0 HBP: 0	WP: 0 PB: 0 SB: 0 CS: 1	PA: 34
PITCHER	IP WLS BF H R ER SO BB IBB HBP BLK WP HR S P ERA WHIP																					
75 Barry Zito, L ERA: 4.59	(1, 1) 7.0 0 27 4 1 1 7 1 0 0 0 0 0 1 68 105 1.29 0.714																					
38 Brian Wilson, R ERA:	(8, 1) 1.0 W 3 1 0 0 0 0 0 0 0 0 0 0 7 11 0.00 1.000																					
41 Brad Hennessey, R ERA: 3.11	(9, 1) 1.0 S 3 0 0 0 0 0 0 0 0 0 0 0 6 11 0.00 0.000																					

Batter	1	2	3	4	5	6	7	8	9	AB	R	H	RBI	BB	SO	LOB	BOTTOM			
10 Dave Roberts, L OBP: 0.337, SLG: 0.369										5	0	1	0	0	1	3	Colorado Rockies @ San Francisco Giants AT&T Park, San Francisco, CA Mon Aug 27 2007, 7:15 PM PDT Att: 35,726 - Clear - 64 F livebaseballscorecards.com			
13 Omar Vizquel, S OBP: 0.307, SLG: 0.307										3	1	0	0	1	0	1				
2 Randy Winn, S OBP: 0.352, SLG: 0.419										3	0	2	0	1	0	1				
Barry Bonds, L OBP: 0.495, SLG: 0.595										3	0	1	0	1	0	3				
Rajai Davis, R OBP: 0.366, SLG: 0.408										0	1	0	0	0	0	0				
Ryan Klesko, L OBP: 0.359, SLG: 0.430										4	1	2	1	0	0	0				
1 Bengie Molina, R OBP: 0.298, SLG: 0.417										4	1	0	0	0	0	5				
Rich Aurilia, R OBP: 0.307, SLG: 0.372										2	0	1	1	1	0	0				
19 Kevin Frandsen, R OBP: 0.286, SLG: 0.337										4	0	1	2	0	1	4				
75 Barry Zito, L OBP: 0.135, SLG: 0.100										2	0	0	0	0	0	0				
40 Daniel Ortmeier, S OBP: 0.280, SLG: 0.495										1	0	0	0	0	1	0				
38 Brian Wilson, R										0	0	0	0	0	0	0				
Ray Durham, S OBP: 0.303, SLG: 0.357										1	0	0	0	0	0	2				
41 Brad Hennessey, R										0	0	0	0	0	0	0				
Inning Stats	R: 0 E: 0 K: 0 S: 7	H: 0 LOB: 1 BB: 1 P: 14	R: 0 E: 0 K: 0 S: 6	H: 0 LOB: 0 BB: 0 P: 10	R: 0 E: 0 K: 1 S: 9	H: 0 LOB: 0 BB: 0 P: 11	R: 1 E: 0 K: 0 S: 14	H: 1 LOB: 3 BB: 3 P: 30	R: 0 E: 0 K: 0 S: 8	H: 2 LOB: 2 BB: 0 P: 13	R: 0 E: 0 K: 0 S: 8	H: 0 LOB: 1 BB: 0 P: 11	R: 0 E: 0 K: 2 S: 8	H: 0 LOB: 0 BB: 0 P: 13	R: 3 E: 0 K: 0 S: 14	H: 5 LOB: 3 BB: 0 P: 21	1B: 7 2B: 1 3B: 0 HR: 0	SF: 0 SAC: 0 DP: 0 HBP: 1	WP: 0 PB: 0 SB: 0 CS: 0	PA: 37
PITCHER	IP WLS BF H R ER SO BB IBB HBP BLK WP HR S P ERA WHIP																			
Josh Fogg, R ERA: 5.1	(1, 1) 6.0 0 26 3 1 1 1 3 1 0 0 0 0 8 13 1.50 1.000																			
40 Brian Fuentes, L ERA: 3.71	(7, 1) 1.0 0 3 0 0 0 0 2 0 0 0 0 0 0 8 13 0.00 0.000																			
50 Jorge Julio, R ERA: 5.18	(8, 1) 0.1 L 6 5 3 3 0 0 0 0 0 0 0 0 9 16 81.00 15.000																			
LaTroy Hawkins, R ERA: 3.43	(8, 1) 0.2 0 2 0 0 0 0 0 0 0 0 0 0 5 5 0.00 0.000																			



Batter	1	2	3	4	5	6	7	8	9	AB	R	H	RBI	BB	SO	LOB	TOP				
Kazuo Matsui, S OBP: 0.341, SLG: 0.409										5	0	2	0	0	1	3	Colorado Rockies @ San Francisco Giants AT&T Park, San Francisco, CA Tue Aug 28 2007, 7:15 PM PDT Att: 37,844 - Clear - 68 F livebaseballscorecards.com				
2 Troy Tulowitzki, R OBP: 0.382, SLG: 0.463										4	0	0	0	0	0	4					
5 Matt Holliday, R OBP: 0.396, SLG: 0.576										3	0	0	0	1	0	1					
17 Todd Helton, L OBP: 0.419, SLG: 0.456										3	0	0	0	1	1	3					
27 Garrett Atkins, R OBP: 0.345, SLG: 0.455										4	0	0	0	0	0	2					
11 Brad Hawpe, L OBP: 0.381, SLG: 0.537										3	0	0	0	1	1	0					
8 Yorvit Torrealba, R OBP: 0.334, SLG: 0.373										4	1	1	0	0	2	1					
18 Cory Sullivan, L OBP: 0.345, SLG: 0.378										4	0	3	1	0	1	0					
56 Franklin Morales, L OBP: 0.286, SLG: 0.250										1	0	0	0	0	0	0					
24 Ian Stewart, L OBP: 0.286, SLG: 0.350										1	0	0	0	0	1	1					
35 Taylor Buchholz, R OBP: 0.291, SLG: 0.176										0	0	0	0	0	0	0					
19 Ryan Spillane, R OBP: 0.250, SLG: 0.176										1	0	0	0	0	1	1					
34 Matt Herges, L OBP: 0.286, SLG: 0.176										0	0	0	0	0	0	0					
60 Manny Corpas, R OBP: 0.286, SLG: 0.176										0	0	0	0	0	0	0					
20 Chris Lannetta, R OBP: 0.286, SLG: 0.176										0	0	0	0	0	0	0					
Jammy Carroll, R OBP: 0.286, SLG: 0.176										1	0	1	0	0	0	0					
Inning Stats	R: 0 E: 0 K: 0 S: 9	H: 1 LOB: 0 BB: 0 P: 10	R: 0 E: 0 K: 2 S: 11	H: 0 LOB: 1 BB: 23 P: 23	R: 0 E: 0 K: 2 S: 9	H: 0 LOB: 0 BB: 0 P: 14	R: 0 E: 0 K: 0 S: 8	H: 0 LOB: 0 BB: 0 P: 13	R: 0 E: 1 K: 1 S: 16	H: 1 LOB: 3 BB: 1 P: 22	R: 1 E: 0 K: 1 S: 17	H: 2 LOB: 1 BB: 0 P: 24	R: 0 E: 1 K: 0 S: 10	H: 1 LOB: 2 BB: 1 P: 19	R: 0 E: 0 K: 0 S: 9	H: 2 LOB: 0 BB: 0 P: 11	1B: 4 2B: 3 3B: 1 HR: 0	SF: 0 SAC: 0 DP: 1 HBP: 0	WP: 1 PB: 0 SB: 0 CS: 1	PA: 37	
PITCHER	IP	WLS	BF	H	R	ER	SO	BB	IBB	HBP	BLK	WP	HR	S	P	ERA	WHIP				
18 Matt Cain, R ERA: 3.57	7.0	W	27	4	1	1	8	2	0	0	0	1	0	77	115	1.29	0.857				
38 Brian Wilson, R ERA:	1.0	H	5	1	0	0	0	1	0	0	0	0	0	10	19	0.00	2.000				
Steve Kline, L ERA:	0.1	H	1	0	0	0	0	0	0	0	0	0	0	3	4	0.00	0.000				
41 Brad Hennessey, R ERA: 3.07	0.2	S	4	2	0	0	0	0	0	0	0	0	0	6	7	0.00	3.000				

Batter	1	2	3	4	5	6	7	8	9	AB	R	H	RBI	BB	SO	LOB	BOTTOM				
Rajai Davis, R OBP: 0.378, SLG: 0.422										3	2	2	0	1	0	0	Colorado Rockies @ San Francisco Giants AT&T Park, San Francisco, CA Tue Aug 28 2007, 7:15 PM PDT Att: 37,844 - Clear - 68 F livebaseballscorecards.com				
13 Omar Vizquel, S OBP: 0.306, SLG: 0.308										2	0	1	0	0	0	1					
2 Randy Winn, S OBP: 0.353, SLG: 0.420										3	0	2	2	0	1	1					
Barry Bonds, L OBP: 0.491, SLG: 0.588										4	0	0	0	0	0	3					
40 Daniel Ortmeier, S OBP: 0.280, SLG: 0.495										0	0	0	0	0	0	0					
1 Benjie Molina, R OBP: 0.302, SLG: 0.427										4	1	3	1	0	0	0					
Pedro Feliz, R OBP: 0.293, SLG: 0.410										3	0	1	0	1	1	1					
Rich Aurilia, R OBP: 0.303, SLG: 0.367										4	0	0	0	0	0	4					
19 Kevin Frandsen, R OBP: 0.297, SLG: 0.344										2	0	2	0	1	0	0					
Ray Durham, S OBP: 0.302, SLG: 0.356										1	0	0	0	0	0	1					
18 Matt Cain, R OBP: 0.118, SLG: 0.204										3	0	0	0	0	0	5					
38 Brian Wilson, R ERA:										0	0	0	0	0	0	0					
Steve Kline, S ERA:										0	0	0	0	0	0	0					
41 Brad Hennessey, R ERA:										0	0	0	0	0	0	0					
Inning Stats	R: 0 E: 0 K: 0 S: 9	H: 1 LOB: 1 BB: 1 P: 19	R: 0 E: 1 K: 0 S: 10	H: 1 LOB: 2 BB: 0 P: 16	R: 1 E: 0 K: 0 S: 9	H: 2 LOB: 0 BB: 0 P: 16	R: 0 E: 0 K: 0 S: 9	H: 1 LOB: 2 BB: 2 P: 23	R: 1 E: 0 K: 0 S: 5	H: 3 LOB: 1 BB: 0 P: 6	R: 1 E: 0 K: 1 S: 14	H: 1 LOB: 1 BB: 0 P: 12	R: 0 E: 0 K: 1 S: 8	H: 1 LOB: 1 BB: 0 P: 9	R: 0 E: 0 K: 1 S: 8	H: 1 LOB: 1 BB: 0 P: 9	1B: 9 2B: 1 3B: 0 HR: 1	SF: 1 SAC: 2 DP: 3 HBP: 0	WP: 1 PB: 0 SB: 1 CS: 0	PA: 35	
PITCHER	IP	WLS	BF	H	R	ER	SO	BB	IBB	HBP	BLK	WP	HR	S	P	ERA	WHIP				
56 Franklin Morales, L ERA: 4.4	5.0	L	22	6	2	2	0	2	1	0	0	1	1	14	25	9.00	3.000				
35 Taylor Buchholz, R ERA: 4.32	1.0		5	3	1	1	0	0	0	0	0	0	0	8	12	0.00	1.000				
34 Matt Herges, R ERA: 2.98	1.0		4	1	0	0	1	0	0	0	0	0	0	8	9	0.00	1.000				
60 Manny Corpas, R ERA: 2.09	1.0		4	1	0	0	1	0	0	0	0	0	0	8	9	0.00	1.000				



Batter	1	2	3	4	5	6	7	8	9	AB R H RBI BB SO LOB	TOP										
Rajai Davis, R OBP: 0.380, SLG: 0.421										5 0 2 0 0 0 0	San Francisco Giants @ Colorado Rockies Coors Field, Denver, CO Mon Sep.03 2007, 1:05 PM MDT Att: 30,168 - Partly Cloudy - 83 F										
13 Omar Vizquel, S OBP: 0.302, SLG: 0.298										5 0 0 0 0 0 2											
2 Randy Winn, S OBP: 0.352, SLG: 0.422										4 2 2 1 0 1 1											
1 Bengie Molina, R OBP: 0.303, SLG: 0.429										3 1 1 1 1 1 1											
Rich Aurilia, R OBP: 0.307, SLG: 0.380										3 1 1 0 1 0 1											
Pedro Feliz, R OBP: 0.291, SLG: 0.411										4 0 1 1 0 1 2											
12 Nate Schierholz, L OBP: 0.390, SLG: 0.432										3 0 2 0 1 0 2											
19 Kevin Frandsen, R OBP: 0.298, SLG: 0.343										4 0 1 1 0 0 5											
18 Matt Cain, R OBP: 0.115, SLG: 0.200										1 0 0 0 0 1 0											
20 Pat Misch, R OBP: 0.365, SLG: 0.349										1 0 0 0 0 1 0											
Ray Durham, S OBP: 0.355, SLG: 0.349										1 0 0 0 0 0 0											
Scott Munter, R OBP: 0.355, SLG: 0.349										0 0 0 0 0 0 0											
Jack Taschner, L OBP: 0.320, SLG: 0.320										0 0 0 0 0 0 0											
10 Dave Roberts, L OBP: 0.320, SLG: 0.320										1 0 0 0 0 0 0											
Inning Stats	R: 0 E: 0 K: 0 S: 8	H: 1 LOB: 0 BB: 0 P: 10	R: 1 E: 0 K: 1 S: 11	H: 3 LOB: 1 BB: 0 P: 18	R: 0 E: 0 K: 2 S: 16	H: 1 LOB: 1 BB: 0 P: 22	R: 0 E: 0 K: 0 S: 11	H: 1 LOB: 2 BB: 1 P: 19	R: 0 E: 0 K: 1 S: 6	H: 0 LOB: 0 BB: 0 P: 8	R: 2 E: 0 K: 0 S: 22	H: 3 LOB: 2 BB: 1 P: 31	R: 1 E: 0 K: 1 S: 9	H: 1 LOB: 0 BB: 0 P: 10	R: 0 E: 0 K: 0 S: 9	H: 0 LOB: 1 BB: 1 P: 16	R: 0 E: 0 K: 0 S: 7	H: 0 LOB: 0 BB: 0 P: 12	1B: 7 2B: 1 3B: 0 HR: 2	SF: 0 SAC: 0 DP: 1 HBP: 0	WP: 0 PA: 38 PB: 0 SB: 1 CS: 1
PITCHER	IP WLS BF H R ER SO BB IBB HBP BLK WP HR S P ERA WHIP											IP WLS BF H R ER SO BB IBB HBP BLK WP HR S P ERA WHIP									
26 Jeff Francis, L ERA: 4.12	5.2 W 26 9 3 3 4 2 0 0 0 0 0 1 70 103 4.76 1.941																				
Jeremy Affeldt, L ERA: 3.31	1.1 H 5 1 1 1 1 0 0 0 0 0 0 1 13 15 6.75 0.750																				
LaTroy Hawkins, R ERA: 3.45	1.0 H 4 0 0 0 0 1 0 0 0 0 0 0 9 16 0.00 1.000																				
60 Manny Corpas, R ERA: 1.99	1.0 S 3 0 0 0 0 0 0 0 0 0 0 0 7 12 0.00 0.000																				

Batter	1	2	3	4	5	6	7	8	9	AB R H RBI BB SO LOB	BOTTOM								
3 Willy Taveras, R OBP: 0.363, SLG: 0.378										5 1 3 0 0 1 0	San Francisco Giants @ Colorado Rockies Coors Field, Denver, CO Mon Sep.03 2007, 1:05 PM MDT Att: 30,168 - Partly Cloudy - 83 F								
Kazuo Matsui, S OBP: 0.345, SLG: 0.412										3 1 1 1 1 0 1									
5 Matt Holliday, R OBP: 0.395, SLG: 0.573										3 0 0 1 0 2 4									
17 Todd Helton, L OBP: 0.426, SLG: 0.464										3 1 2 0 1 1 0									
27 Garrett Atkins, R OBP: 0.350, SLG: 0.466										2 1 1 0 1 0 1									
Jeremy Affeldt, L ERA: 3.31										0 0 0 0 0 0 0									
10 Jeff Baker, R OBP: 0.295, SLG: 0.336										1 0 0 0 0 0 0									
LaTroy Hawkins, R ERA: 3.45										0 0 0 0 0 0 0									
60 Manny Corpas, R ERA: 1.99										0 0 0 0 0 0 0									
11 Brad Hawpe, L OBP: 0.380, SLG: 0.535										4 1 1 2 0 1 3									
2 Troy Tulowitz, R OBP: 0.357, SLG: 0.457										4 1 1 1 0 1 2									
20 Chris Iannetta, R OBP: 0.322, SLG: 0.343										4 0 2 2 0 2 0									
26 Jeff Francis, L OBP: 0.214, SLG: 0.241										2 1 1 0 0 1 1									
24 Ian Stewart, L OBP: 0.276, SLG: 0.464										2 0 0 0 0 0 1									
Jamey Carroll, R OBP: 0.315, SLG: 0.292										0 0 0 0 0 0 0									
Inning Stats	R: 0 E: 0 K: 2 S: 8	H: 0 LOB: 0 BB: 0 P: 9	R: 0 E: 0 K: 2 S: 12	H: 1 LOB: 1 BB: 0 P: 16	R: 7 E: 0 K: 2 S: 32	H: 6 LOB: 1 BB: 2 P: 55	R: 0 E: 0 K: 0 S: 6	H: 1 LOB: 0 BB: 0 P: 10	R: 0 E: 0 K: 1 S: 11	H: 1 LOB: 0 BB: 0 P: 17	R: 0 E: 0 K: 1 S: 13	H: 2 LOB: 3 BB: 1 P: 26	R: 0 E: 0 K: 0 S: 12	H: 1 LOB: 1 BB: 0 P: 15	R: 0 E: 0 K: 1 S: 8	H: 0 LOB: 0 BB: 0 P: 11	1B: 9 2B: 2 3B: 1 HR: 0	SF: 1 SAC: 0 DP: 2 HBP: 0	WP: 0 PA: 37 PB: 1 SB: 0 CS: 0
PITCHER	IP WLS BF H R ER SO BB IBB HBP BLK WP HR S P ERA WHIP											IP WLS BF H R ER SO BB IBB HBP BLK WP HR S P ERA WHIP							
18 Matt Cain, R ERA: 3.83	2.2 L 15 5 6 6 2 2 0 0 0 0 0 0 25 38 3.86 1.714																		
20 Pat Misch, L ERA: 3.21	1.0 9 4 1 1 2 0 0 0 0 0 0 0 13 26 0.00 3.000																		
Scott Munter, R ERA: 3.21	1.0 6 2 0 0 1 1 0 0 0 0 0 0 9 16 0.00 0.500																		
Jack Taschner, L ERA: 4.69	2.0 7 1 0 0 1 0 0 0 0 0 0 0 20 26 0.00 0.500																		

AB	35
R	4
H	10
RBI	4
BB	3
SO	5
LOB	16



Batter	1	2	3	4	5	6	7	8	9	AB	R	H	RBI	BB	SO	LOB	TOP				
Rajai Davis, R OBP: 0.376, SLG: 0.416 (1, 8)										4	1	1	0	0	0	0					
13 Omar Vizquel, S OBP: 0.303, SLG: 0.300 (1, 6)										4	1	2	1	0	0	0					
2 Randy Winn, S OBP: 0.353, SLG: 0.429 (1, 9)										4	1	2	3	0	0	1					
Barry Bonds, L OBP: 0.481, SLG: 0.574 (1, 7)										4	1	1	0	0	0	1					
40 Daniel Ortmeier, S OBP: 0.286, SLG: 0.472 (8, 7)										0	0	0	0	0	0	0					
41 Brad Hennessey, R (8, 1)										0	0	0	0	0	0	0					
1 Bengie Molina, R OBP: 0.302, SLG: 0.430 (1, 2)										4	0	1	0	0	0	1					
Rich Aurilia, R OBP: 0.306, SLG: 0.378 (1, 3)										2	0	0	1	1	1	0					
Pedro Feliz, R OBP: 0.290, SLG: 0.409 (1, 5)										3	0	0	0	0	2	3					
19 Kevin Frandsen, R Steve Kline, S (8, 1)										2	1	1	0	0	0	1					
12 Nate Schierholz, L Tyler Walker, R (7, PH)										0	0	0	0	0	0	0					
38 Brian Wilson, R (8, 1)										0	0	0	0	0	0	0					
10 Dave Roberts, L OBP: 0.288, SLG: 0.329 (8, 7)										0	0	0	0	0	0	0					
55 Tim Lincecum, L OBP: 0.122, SLG: 0.103 (1, 1)										0	0	0	0	0	0	0					
Scott Atchison, R (4, 1)										0	0	0	0	0	0	0					
Ray Durham, S OBP: 0.301, SLG: 0.347 (4, 4)										2	0	0	0	0	0	0					
Inning Stats	R: 0 E: 0 K: 0 S: 5	H: 0 LOB: 0 BB: 0 P: 10	R: 1 E: 0 K: 1 S: 8	H: 1 LOB: 0 BB: 0 P: 12	R: 4 E: 0 K: 0 S: 15	H: 4 LOB: 0 BB: 0 P: 22	R: 0 E: 0 K: 0 S: 4	H: 0 LOB: 0 BB: 0 P: 8	R: 0 E: 0 K: 0 S: 7	H: 2 LOB: 2 BB: 0 P: 18	R: 0 E: 0 K: 0 S: 4	H: 0 LOB: 0 BB: 0 P: 5	R: 0 E: 0 K: 0 S: 5	H: 1 LOB: 0 BB: 0 P: 8	R: 0 E: 0 K: 2 S: 7	H: 0 LOB: 0 BB: 0 P: 11	1B: 5 2B: 2 3B: 0 HR: 1	SF: 1 SAC: 1 DP: 3 HBP: 1	WP: 0 PB: 0 SB: 2 CS: 0	PA: 34	
PITCHER	IP WLS BF H R ER SO BB IBB HBP BLK WP HR S P ERA WHIP	IP WLS BF H R ER SO BB IBB HBP BLK WP HR S P ERA WHIP	IP WLS BF H R ER SO BB IBB HBP BLK WP HR S P ERA WHIP	IP WLS BF H R ER SO BB IBB HBP BLK WP HR S P ERA WHIP	IP WLS BF H R ER SO BB IBB HBP BLK WP HR S P ERA WHIP	IP WLS BF H R ER SO BB IBB HBP BLK WP HR S P ERA WHIP	IP WLS BF H R ER SO BB IBB HBP BLK WP HR S P ERA WHIP	IP WLS BF H R ER SO BB IBB HBP BLK WP HR S P ERA WHIP	IP WLS BF H R ER SO BB IBB HBP BLK WP HR S P ERA WHIP	IP WLS BF H R ER SO BB IBB HBP BLK WP HR S P ERA WHIP	IP WLS BF H R ER SO BB IBB HBP BLK WP HR S P ERA WHIP	IP WLS BF H R ER SO BB IBB HBP BLK WP HR S P ERA WHIP	IP WLS BF H R ER SO BB IBB HBP BLK WP HR S P ERA WHIP	IP WLS BF H R ER SO BB IBB HBP BLK WP HR S P ERA WHIP	IP WLS BF H R ER SO BB IBB HBP BLK WP HR S P ERA WHIP	IP WLS BF H R ER SO BB IBB HBP BLK WP HR S P ERA WHIP	IP WLS BF H R ER SO BB IBB HBP BLK WP HR S P ERA WHIP	IP WLS BF H R ER SO BB IBB HBP BLK WP HR S P ERA WHIP	IP WLS BF H R ER SO BB IBB HBP BLK WP HR S P ERA WHIP	IP WLS BF H R ER SO BB IBB HBP BLK WP HR S P ERA WHIP	IP WLS BF H R ER SO BB IBB HBP BLK WP HR S P ERA WHIP
56 Franklin Morales, L (1, 1)	3.0	14	5	5	5	1	0	0	0	0	0	0	0	0	0	0	15.00	1.667			
23 Ryan Speier, R (4, 1)	2.0	6	0	0	0	0	0	0	1	0	0	0	0	0	11	20	0.00	0.000			
34 Matt Herges, R (6, 1)	2.0	8	2	0	0	0	0	1	0	0	0	0	0	15	23	0.00	1.000				
40 Brian Fuentes, L (8, 1)	1.0	3	1	0	0	0	0	0	0	0	0	0	0	5	8	0.00	1.000				
60 Manny Corpas, R (9, 1)	1.0	W	3	0	0	0	2	0	0	0	0	0	0	7	11	0.00	0.000				

San Francisco Giants @ Colorado Rockies
Coors Field, Denver, CO
Tue Sep 04 2007, 6:35 PM MDT
Att: 20,563 - Partly Cloudy - 82 F


AB	30
R	5
H	8
RBI	5
BB	1
SO	3
LOB	7



Batter	1	2	3	4	5	6	7	8	9	AB	R	H	RBI	BB	SO	LOB	BOTTOM					
Kazuo Matsui, S OBP: 0.346, SLG: 0.412 (1, 4)										5	0	2	1	0	1	3						
18 Cory Sullivan, L OBP: 0.351, SLG: 0.404 (1, 8)										3	1	1	0	0	0	1						
19 Ryan Spilborghs, R (6, PH) OBP: 0.352, SLG: 0.493 (7, 8)										4	1	1	0	0	0	0						
5 Matt Holliday, R OBP: 0.395, SLG: 0.570 (1, 7)										4	1	1	0	0	0	0						
17 Todd Helton, L OBP: 0.431, SLG: 0.470 (1, 3)										3	1	3	1	2	0	0						
Jamey Carroll, R (9, PR) OBP: 0.315, SLG: 0.292 (9, PR)										0	1	0	0	0	0	0						
27 Garrett Atkins, R OBP: 0.350, SLG: 0.465 (1, 5)										4	0	1	0	1	3	5						
11 Brad Hawpe, L OBP: 0.382, SLG: 0.535 (1, 9)										4	0	2	2	1	1	1						
2 Troy Tulowitzki, R OBP: 0.356, SLG: 0.462 (1, 6)										4	1	1	1	0	2	5						
20 Chris Iannetta, R OBP: 0.322, SLG: 0.339 (1, 2)										2	0	0	1	0	2	2						
47 Joe Koshansky, L (8, PH)										0	0	0	0	1	0	0						
21 Clint Barmes, R (8, PR) OBP: 0.242, SLG: 0.313 (8, PR)										0	1	0	0	0	0	0						
60 Manny Corpas, R (9, 1)										0	0	0	0	0	0	0						
56 Franklin Morales, L (1, 1)	3.0	19	7	3	3	5	1	0	0	0	0	0	0	0	0	0	9.00	2.667				
24 Jeff Sneed, L (3, PH)	2.0	8	2	1	1	3	0	0	1	0	0	0	0	19	28	4.50	1.000					
23 Ryan Speier, R (4, 1)	1.0	H	3	0	0	0	0	0	0	0	0	6	9	0.00	0.000							
10 Jeff Baker, R (5, PH)	1.0	H	3	0	0	0	1	0	0	0	0	7	14	0.00	1.000							
34 Matt Herges, L (8, 1)	0.1	H	3	0	1	0	1	0	0	0	0	5	10	27.00	3.000							
40 Brian Fuentes, L (8, 1)	0.1	H	3	0	1	1	0	0	0	0	0	5	10	27.00	3.000							
8 Yorvit Torrealba, R (8, 2)	0.1	H	3	0	1	1	0	0	0	0	0	5	10	27.00	3.000							
Inning Stats	R: 0 E: 0 K: 0 S: 6	H: 0 LOB: 0 BB: 0 P: 7	R: 1 E: 0 K: 3 S: 22	H: 3 LOB: 1 BB: 1 P: 40	R: 2 E: 0 K: 2 S: 16	H: 3 LOB: 3 BB: 1 P: 29	R: 0 E: 0 K: 1 S: 13	H: 2 LOB: 2 BB: 0 P: 21	R: 1 E: 0 K: 2 S: 8	H: 1 LOB: 0 BB: 0 P: 12	R: 0 E: 0 K: 0 S: 6	H: 0 LOB: 0 BB: 0 P: 9	R: 0 E: 0 K: 1 S: 7	H: 0 LOB: 0 BB: 1 P: 14	R: 1 E: 0 K: 0 S: 9	H: 1 LOB: 2 BB: 1 P: 17	R: 1 E: 0 K: 0 S: 5	H: 1 LOB: 2 BB: 2 P: 15	1B: 9 2B: 1 3B: 0 HR: 1	SF: 0 SAC: 0 DP: 3 HBP: 3	WP: 0 PB: 0 SB: 0 CS: 0	PA: 42
PITCHER	IP WLS BF H R ER SO BB IBB HBP BLK WP HR S P ERA WHIP	IP WLS BF H R ER SO BB IBB HBP BLK WP HR S P ERA WHIP	IP WLS BF H R ER SO BB IBB HBP BLK WP HR S P ERA WHIP	IP WLS BF H R ER SO BB IBB HBP BLK WP HR S P ERA WHIP	IP WLS BF H R ER SO BB IBB HBP BLK WP HR S P ERA WHIP	IP WLS BF H R ER SO BB IBB HBP BLK WP HR S P ERA WHIP	IP WLS BF H R ER SO BB IBB HBP BLK WP HR S P ERA WHIP	IP WLS BF H R ER SO BB IBB HBP BLK WP HR S P ERA WHIP	IP WLS BF H R ER SO BB IBB HBP BLK WP HR S P ERA WHIP	IP WLS BF H R ER SO BB IBB HBP BLK WP HR S P ERA WHIP	IP WLS BF H R ER SO BB IBB HBP BLK WP HR S P ERA WHIP	IP WLS BF H R ER SO BB IBB HBP BLK WP HR S P ERA WHIP	IP WLS BF H R ER SO BB IBB HBP BLK WP HR S P ERA WHIP	IP WLS BF H R ER SO BB IBB HBP BLK WP HR S P ERA WHIP	IP WLS BF H R ER SO BB IBB HBP BLK WP HR S P ERA WHIP	IP WLS BF H R ER SO BB IBB HBP BLK WP HR S P ERA WHIP	IP WLS BF H R ER SO BB IBB HBP BLK WP HR S P ERA WHIP	IP WLS BF H R ER SO BB IBB HBP BLK WP HR S P ERA WHIP	IP WLS BF H R ER SO BB IBB HBP BLK WP HR S P ERA WHIP	IP WLS BF H R ER SO BB IBB HBP BLK WP HR S P ERA WHIP	IP WLS BF H R ER SO BB IBB HBP BLK WP HR S P ERA WHIP	
55 Tim Lincecum, R (1, 1)	3.0	19	7	3	3	5	1	0	0	0	0	0	0	0	0	0	9.00	2.667				
Scott Atchison, R (4, 1)	2.0	8	2	1	1	3	0	0	1	0	0	0	0	19	28	4.50	1.000					
Steve Kline, L (6, 1)	1.0	H	3	0	0	0	0	0	0	0	0	6	9	0.00	0.000							
Tyler Walker, R (7, 1)	1.0	H	3	0	0	0	1	0	0	0	0	7	14	0.00	1.000							
38 Brian Wilson, R (8, 1)	0.1	H	3	0	1	0	1	0	0	0	0	5	10	27.00	3.000							

San Francisco Giants @ Colorado Rockies
Coors Field, Denver, CO
Tue Sep 04 2007, 6:35 PM MDT
Att: 20,563 - Partly Cloudy - 82 F

AB	33
R	6
H	11
RBI	6
BB	6
SO	9
LOB	22



Batter	1	2	3	4	5	6	7	8	9	AB	R	H	RBI	BB	SO	LOB	TOP						
Ray Durham, S OBP: 0.300, SLG: 0.346	G6-3		F8	F7			F9			5	0	1	0	0	0	1							
12 Nate Schierholz, L OBP: 0.389, SLG: 0.440	HR		K			FC4-6	G3			5	1	2	0	0	2	1							
2 Randy Winn, S OBP: 0.353, SLG: 0.427	F8						G6-3			4	0	1	0	1	0	2							
Barry Bonds, L OBP: 0.483, SLG: 0.583										2	1	1	2	1	0	2							
Rajai Davis, R OBP: 0.376, SLG: 0.416	HR					FC4-6				0	1	0	0	0	0	0							
Ryan Klesko, L OBP: 0.350, SLG: 0.418	G4-3		G4-6-3			G4-6-3				4	0	0	0	0	0	6							
1 Bengie Molina, R OBP: 0.302, SLG: 0.435	G4-3		K							4	1	1	1	0	1	1							
Pedro Feliz, R OBP: 0.294, SLG: 0.422										4	1	3	2	0	0	0							
13 Omar Vizquel, S OBP: 0.303, SLG: 0.299	F8									4	0	1	0	0	0	3							
32 Kevin Correia, R Tyler Walker, R 38 Brian Wilson, R 8 Eugenio Velez, S Steve Kline, S 41 Brad Hennessey, R	G4-3		SH1-4							2	0	0	0	0	0	1							
Inning Stats	R: 2 E: 0 K: 0 S: 12	H: 2 LOB: 0 BB: 0 P: 14	R: 0 E: 0 K: 0 S: 6	H: 1 LOB: 1 BB: 0 P: 11	R: 0 E: 0 K: 1 S: 9	H: 1 LOB: 2 BB: 1 P: 21	R: 1 E: 0 K: 1 S: 10	H: 2 LOB: 1 BB: 0 P: 13	R: 0 E: 0 K: 0 S: 6	H: 0 LOB: 0 BB: 0 P: 13	R: 1 E: 0 K: 0 S: 9	H: 1 LOB: 2 BB: 0 P: 16	R: 0 E: 0 K: 1 S: 15	H: 1 LOB: 1 BB: 0 P: 23	1B: 5 2B: 1 3B: 1 HR: 3	SF: 0 SAC: 1 DP: 2 HBP: 1	WP: 1 PB: 0 SB: 2 CS: 0	PA: 39					
PITCHER	IP WLS BF H R ER SO BB IBB HBP BLK WP HR S P ERA WHIP	IP WLS BF H R ER SO BB IBB HBP BLK WP HR S P ERA WHIP	IP WLS BF H R ER SO BB IBB HBP BLK WP HR S P ERA WHIP	IP WLS BF H R ER SO BB IBB HBP BLK WP HR S P ERA WHIP	IP WLS BF H R ER SO BB IBB HBP BLK WP HR S P ERA WHIP	IP WLS BF H R ER SO BB IBB HBP BLK WP HR S P ERA WHIP	IP WLS BF H R ER SO BB IBB HBP BLK WP HR S P ERA WHIP	IP WLS BF H R ER SO BB IBB HBP BLK WP HR S P ERA WHIP	IP WLS BF H R ER SO BB IBB HBP BLK WP HR S P ERA WHIP	IP WLS BF H R ER SO BB IBB HBP BLK WP HR S P ERA WHIP	IP WLS BF H R ER SO BB IBB HBP BLK WP HR S P ERA WHIP	IP WLS BF H R ER SO BB IBB HBP BLK WP HR S P ERA WHIP	IP WLS BF H R ER SO BB IBB HBP BLK WP HR S P ERA WHIP	IP WLS BF H R ER SO BB IBB HBP BLK WP HR S P ERA WHIP	IP WLS BF H R ER SO BB IBB HBP BLK WP HR S P ERA WHIP	IP WLS BF H R ER SO BB IBB HBP BLK WP HR S P ERA WHIP	IP WLS BF H R ER SO BB IBB HBP BLK WP HR S P ERA WHIP	IP WLS BF H R ER SO BB IBB HBP BLK WP HR S P ERA WHIP	IP WLS BF H R ER SO BB IBB HBP BLK WP HR S P ERA WHIP				
38 Ubaldo Jiménez, R ERA: 4.15	5.0 L 23 7 3 3 2 1 1 0 0 0 1 2 43 70 5.40 1.600	5.0 L 23 7 3 3 2 1 1 0 0 0 1 2 43 70 5.40 1.600	5.0 L 23 7 3 3 2 1 1 0 0 0 1 2 43 70 5.40 1.600	5.0 L 23 7 3 3 2 1 1 0 0 0 1 2 43 70 5.40 1.600	5.0 L 23 7 3 3 2 1 1 0 0 0 1 2 43 70 5.40 1.600	5.0 L 23 7 3 3 2 1 1 0 0 0 1 2 43 70 5.40 1.600	5.0 L 23 7 3 3 2 1 1 0 0 0 1 2 43 70 5.40 1.600	5.0 L 23 7 3 3 2 1 1 0 0 0 1 2 43 70 5.40 1.600	5.0 L 23 7 3 3 2 1 1 0 0 0 1 2 43 70 5.40 1.600	5.0 L 23 7 3 3 2 1 1 0 0 0 1 2 43 70 5.40 1.600	5.0 L 23 7 3 3 2 1 1 0 0 0 1 2 43 70 5.40 1.600	5.0 L 23 7 3 3 2 1 1 0 0 0 1 2 43 70 5.40 1.600	5.0 L 23 7 3 3 2 1 1 0 0 0 1 2 43 70 5.40 1.600	5.0 L 23 7 3 3 2 1 1 0 0 0 1 2 43 70 5.40 1.600	5.0 L 23 7 3 3 2 1 1 0 0 0 1 2 43 70 5.40 1.600	5.0 L 23 7 3 3 2 1 1 0 0 0 1 2 43 70 5.40 1.600	5.0 L 23 7 3 3 2 1 1 0 0 0 1 2 43 70 5.40 1.600	5.0 L 23 7 3 3 2 1 1 0 0 0 1 2 43 70 5.40 1.600	5.0 L 23 7 3 3 2 1 1 0 0 0 1 2 43 70 5.40 1.600	5.0 L 23 7 3 3 2 1 1 0 0 0 1 2 43 70 5.40 1.600			
50 Jorge Julio, R ERA: 5.19	1.0 4 1 1 1 1 0 0 0 0 0 0 1 12 19 9.00 1.000	1.0 4 1 1 1 1 0 0 0 0 0 0 1 12 19 9.00 1.000	1.0 4 1 1 1 1 0 0 0 0 0 0 1 12 19 9.00 1.000	1.0 4 1 1 1 1 0 0 0 0 0 0 1 12 19 9.00 1.000	1.0 4 1 1 1 1 0 0 0 0 0 0 1 12 19 9.00 1.000	1.0 4 1 1 1 1 0 0 0 0 0 0 1 12 19 9.00 1.000	1.0 4 1 1 1 1 0 0 0 0 0 0 1 12 19 9.00 1.000	1.0 4 1 1 1 1 0 0 0 0 0 0 1 12 19 9.00 1.000	1.0 4 1 1 1 1 0 0 0 0 0 0 1 12 19 9.00 1.000	1.0 4 1 1 1 1 0 0 0 0 0 0 1 12 19 9.00 1.000	1.0 4 1 1 1 1 0 0 0 0 0 0 1 12 19 9.00 1.000	1.0 4 1 1 1 1 0 0 0 0 0 0 1 12 19 9.00 1.000	1.0 4 1 1 1 1 0 0 0 0 0 0 1 12 19 9.00 1.000	1.0 4 1 1 1 1 0 0 0 0 0 0 1 12 19 9.00 1.000	1.0 4 1 1 1 1 0 0 0 0 0 0 1 12 19 9.00 1.000	1.0 4 1 1 1 1 0 0 0 0 0 0 1 12 19 9.00 1.000	1.0 4 1 1 1 1 0 0 0 0 0 0 1 12 19 9.00 1.000	1.0 4 1 1 1 1 0 0 0 0 0 0 1 12 19 9.00 1.000	1.0 4 1 1 1 1 0 0 0 0 0 0 1 12 19 9.00 1.000	1.0 4 1 1 1 1 0 0 0 0 0 0 1 12 19 9.00 1.000	1.0 4 1 1 1 1 0 0 0 0 0 0 1 12 19 9.00 1.000		
29 Dan Serafini, L ERA: 27.0	0.1 2 0 1 1 0 0 0 0 1 0 0 0 5 7 27.00 0.000	0.1 2 0 1 1 0 0 0 0 0 1 0 0 5 7 27.00 0.000	0.1 2 0 1 1 0 0 0 0 0 1 0 0 5 7 27.00 0.000	0.1 2 0 1 1 0 0 0 0 0 1 0 0 5 7 27.00 0.000	0.1 2 0 1 1 0 0 0 0 0 1 0 0 5 7 27.00 0.000	0.1 2 0 1 1 0 0 0 0 0 1 0 0 5 7 27.00 0.000	0.1 2 0 1 1 0 0 0 0 0 1 0 0 5 7 27.00 0.000	0.1 2 0 1 1 0 0 0 0 0 1 0 0 5 7 27.00 0.000	0.1 2 0 1 1 0 0 0 0 0 1 0 0 5 7 27.00 0.000	0.1 2 0 1 1 0 0 0 0 0 1 0 0 5 7 27.00 0.000	0.1 2 0 1 1 0 0 0 0 0 1 0 0 5 7 27.00 0.000	0.1 2 0 1 1 0 0 0 0 0 1 0 0 5 7 27.00 0.000	0.1 2 0 1 1 0 0 0 0 0 1 0 0 5 7 27.00 0.000	0.1 2 0 1 1 0 0 0 0 0 1 0 0 5 7 27.00 0.000	0.1 2 0 1 1 0 0 0 0 0 1 0 0 5 7 27.00 0.000	0.1 2 0 1 1 0 0 0 0 0 1 0 0 5 7 27.00 0.000	0.1 2 0 1 1 0 0 0 0 0 1 0 0 5 7 27.00 0.000	0.1 2 0 1 1 0 0 0 0 0 1 0 0 5 7 27.00 0.000	0.1 2 0 1 1 0 0 0 0 0 1 0 0 5 7 27.00 0.000	0.1 2 0 1 1 0 0 0 0 0 1 0 0 5 7 27.00 0.000	0.1 2 0 1 1 0 0 0 0 0 1 0 0 5 7 27.00 0.000	0.1 2 0 1 1 0 0 0 0 0 1 0 0 5 7 27.00 0.000	
LaTroy Hawkins, R ERA: 3.4	0.2 3 1 0 0 0 0 0 0 0 0 0 0 4 9 0.00 1.500	0.2 3 1 0 0 0 0 0 0 0 0 0 0 4 9 0.00 1.500	0.2 3 1 0 0 0 0 0 0 0 0 0 0 4 9 0.00 1.500	0.2 3 1 0 0 0 0 0 0 0 0 0 0 4 9 0.00 1.500	0.2 3 1 0 0 0 0 0 0 0 0 0 0 4 9 0.00 1.500	0.2 3 1 0 0 0 0 0 0 0 0 0 0 4 9 0.00 1.500	0.2 3 1 0 0 0 0 0 0 0 0 0 0 4 9 0.00 1.500	0.2 3 1 0 0 0 0 0 0 0 0 0 0 4 9 0.00 1.500	0.2 3 1 0 0 0 0 0 0 0 0 0 0 4 9 0.00 1.500	0.2 3 1 0 0 0 0 0 0 0 0 0 0 4 9 0.00 1.500	0.2 3 1 0 0 0 0 0 0 0 0 0 0 4 9 0.00 1.500	0.2 3 1 0 0 0 0 0 0 0 0 0 0 4 9 0.00 1.500	0.2 3 1 0 0 0 0 0 0 0 0 0 0 4 9 0.00 1.500	0.2 3 1 0 0 0 0 0 0 0 0 0 0 4 9 0.00 1.500	0.2 3 1 0 0 0 0 0 0 0 0 0 0 4 9 0.00 1.500	0.2 3 1 0 0 0 0 0 0 0 0 0 0 4 9 0.00 1.500	0.2 3 1 0 0 0 0 0 0 0 0 0 0 4 9 0.00 1.500	0.2 3 1 0 0 0 0 0 0 0 0 0 0 4 9 0.00 1.500	0.2 3 1 0 0 0 0 0 0 0 0 0 0 4 9 0.00 1.500	0.2 3 1 0 0 0 0 0 0 0 0 0 0 4 9 0.00 1.500	0.2 3 1 0 0 0 0 0 0 0 0 0 0 4 9 0.00 1.500	0.2 3 1 0 0 0 0 0 0 0 0 0 0 4 9 0.00 1.500	0.2 3 1 0 0 0 0 0 0 0 0 0 0 4 9 0.00 1.500
Batter	1	2	3	4	5	6	7	8	9	AB	R	H	RBI	BB	SO	LOB	BOTTOM						
3 Willy Taveras, R OBP: 0.365, SLG: 0.382	E6		G6-3							4	1	2	0	0	0	0							
51 Juan Morillo, R										0	0	0	0	0	0	0							
Kazuo Matsui, S OBP: 0.342, SLG: 0.407	K		L7							4	0	0	0	0	2	3							
5 Matt Holliday, R OBP: 0.394, SLG: 0.568	P3									4	0	1	1	0	0	2							
17 Todd Helton, L OBP: 0.430, SLG: 0.468	F9									4	1	1	0	0	0	2							
27 Garrett Atkins, R OBP: 0.349, SLG: 0.463	F8									4	1	1	0	0	0	1							
11 Brad Hawpe, L OBP: 0.381, SLG: 0.532										4	0	1	0	0	1	2							
2 Troy Tulowitzki, R OBP: 0.357, SLG: 0.462	G1-3									4	0	2	2	0	1	1							
8 Yorvit Torrealba, R OBP: 0.328, SLG: 0.360	G6-3									3	0	0	0	0	0	2							
24 Ian Stewart, L OBP: 0.258, SLG: 0.433										1	0	0	0	0	0	1							
38 Ubaldo Jiménez, R 47 Josh Kirtzinsky, L 50 Jorge Julio, R Jeremy Affeldt, L 29 Dan Serafini, S LaTroy Hawkins, R 18 Cory Sullivan, L	G1-3									1	0	0	0	0	0	0							
Inning Stats	R: 0 E: 1 K: 1 S: 13	H: 0 LOB: 1 BB: 0 P: 18	R: 0 E: 0 K: 0 S: 12	H: 1 LOB: 1 BB: 0 P: 19	R: 0 E: 0 K: 0 S: 6	H: 0 LOB: 0 BB: 0 P: 10	R: 0 E: 0 K: 2 S: 10	H: 1 LOB: 1 BB: 0 P: 17	R: 1 E: 0 K: 1 S: 11	H: 2 LOB: 1 BB: 0 P: 20	R: 0 E: 0 K: 1 S: 6	H: 0 LOB: 0 BB: 0 P: 10	R: 0 E: 0 K: 1 S: 13	H: 1 LOB: 1 BB: 0 P: 14	R: 2 E: 0 K: 0 S: 9	H: 3 LOB: 1 BB: 0 P: 13	1B: 7 2B: 1 3B: 0 HR: 0	SF: 0 SAC: 0 DP: 0 HBP: 0	WP: 0 PB: 0 SB: 1 CS: 0	PA: 36			
PITCHER	IP WLS BF H R ER SO BB IBB HBP BLK WP HR S P ERA WHIP	IP WLS BF H R ER SO BB IBB HBP BLK WP HR S P ERA WHIP	IP WLS BF H R ER SO BB IBB HBP BLK WP HR S P ERA WHIP	IP WLS BF H R ER SO BB IBB HBP BLK WP HR S P ERA WHIP	IP WLS BF H R ER SO BB IBB HBP BLK WP HR S P ERA WHIP	IP WLS BF H R ER SO BB IBB HBP BLK WP HR S P ERA WHIP	IP WLS BF H R ER SO BB IBB HBP BLK WP HR S P ERA WHIP	IP WLS BF H R ER SO BB IBB HBP BLK WP HR S P ERA WHIP	IP WLS BF H R ER SO BB IBB HBP BLK WP HR S P ERA WHIP	IP WLS BF H R ER SO BB IBB HBP BLK WP HR S P ERA WHIP	IP WLS BF H R ER SO BB IBB HBP BLK WP HR S P ERA WHIP	IP WLS BF H R ER SO BB IBB HBP BLK WP HR S P ERA WHIP	IP WLS BF H R ER SO BB IBB HBP BLK WP HR S P ERA WHIP	IP WLS BF H R ER SO BB IBB HBP BLK WP HR S P ERA WHIP	IP WLS BF H R ER SO BB IBB HBP BLK WP HR S P ERA WHIP	IP WLS BF H R ER SO BB IBB HBP BLK WP HR S P ERA WHIP	IP WLS BF H R ER SO BB IBB HBP BLK WP HR S P ERA WHIP	IP WLS BF H R ER SO BB IBB HBP BLK WP HR S P ERA WHIP	IP WLS BF H R ER SO BB IBB HBP BLK WP HR S P ERA WHIP	IP WLS BF H R ER SO BB IBB HBP BLK WP HR S P ERA WHIP			
32 Kevin Correia, R ERA: 3.59	6.0 W 23 4 1 1 4 0 0 0 0 0 0 6 10 0.00 0.000	6.0 W 23 4 1 1 4 0 0 0 0 0 0 6 10 0.00 0.000	6.0 W 23 4 1 1 4 0 0 0 0 0 0 6 10 0.00 0.000	6.0 W 23 4 1 1 4 0 0 0 0 0 0 6 10 0.00 0.000	6.0 W 23 4 1 1 4 0 0 0 0 0 0 6 10 0.00 0.000	6.0 W 23 4 1 1 4 0 0 0 0 0 0 6 10 0.00 0.000	6.0 W 23 4 1 1 4 0 0 0 0 0 0 6 10 0.00 0.000	6.0 W 23 4 1 1 4 0 0 0 0 0 0 6 10 0.00 0.000	6.0 W 23 4 1 1 4 0 0 0 0 0 0 6 10 0.00 0.000	6.0 W 23 4 1 1 4 0 0 0 0 0 0 6 10 0.00 0.000	6.0 W 23 4 1 1 4 0 0 0 0 0 0 6 10 0.00 0.000	6.0 W 23 4 1 1 4 0 0 0 0 0 0 6 10 0.00 0.000	6.0 W 23 4 1 1 4 0 0 0 0 0 0 6 10 0.00 0.000	6.0 W 23 4 1 1 4 0 0 0 0 0 0 6 10 0.00 0.000	6.0 W 23 4 1 1 4 0 0 0 0 0 0 6 10 0.00 0.000	6.0 W 23 4 1 1 4 0 0 0 0 0 0 6 10 0.00 0.000	6.0 W 23 4 1 1 4 0 0 0 0 0 0 6 10 0.00 0.000	6.0 W 23 4 1 1 4 0 0 0 0 0 0 6 10 0.00 0.000	6.0 W 23 4 1 1 4 0 0 0 0 0 0 6 10 0.00 0.000	6.0 W 23 4 1 1 4 0 0 0 0 0 0 6 10 0.00 0.000	6.0 W 23 4 1 1 4 0 0 0 0 0 0 6 10 0.00 0.000	6.0 W 23 4 1 1 4 0 0 0 0 0 0 6 10 0.00 0.000	
Tyler Walker, R ERA	1.0 H 3 0 0 0 1 0 0 0 0 0 0 6 10 0.00 0.000	1.0 H 3 0 0 0 1 0 0 0 0 0 0 6 10 0.00 0.000	1.0 H 3 0 0 0 1 0 0 0 0 0 0 6 10 0.00 0.000	1.0 H 3 0 0 0 1 0 0 0 0 0 0 6 10 0.00 0.000	1.0 H 3 0 0 0 1 0 0 0 0 0 0 6 10 0.00 0.000	1.0 H 3 0 0 0 1 0 0 0 0 0 0 6 10 0.00 0.000	1.0 H 3 0 0 0 1 0 0 0 0 0 0 6 10 0.00 0.000	1.0 H 3 0 0 0 1 0 0 0 0 0 0 6 10 0.00 0.000	1.0 H 3 0 0 0 1 0 0 0 0 0 0 6 10 0.00 0.000	1.0 H 3 0 0 0 1 0 0 0 0 0 0 6 10 0.00 0.000	1.0 H 3 0 0 0 1 0 0 0 0 0 0 6 10 0.00 0.000	1.0 H 3 0 0 0 1 0 0 0 0 0 0 6 10 0.00 0.000	1.0 H 3 0 0 0 1 0 0 0 0 0 0 6 10 0.00 0.000	1.0 H 3 0 0 0 1 0 0 0 0 0 0 6 10 0.00 0.000	1.0 H 3 0 0 0 1 0 0 0 0 0 0 6 10 0.00 0.000	1.0 H 3 0 0 0 1 0 0 0 0 0 0 6 10 0.00 0.000	1.0 H 3 0 0 0 1 0 0 0 0 0 0 6 10 0.00 0.000	1.0 H 3 0 0 0 1 0 0 0 0 0 0 6 10 0.00 0.000	1.0 H 3 0 0 0 1 0 0 0 0 0 0 6 10 0.00 0.000	1.0 H 3 0 0 0 1 0 0 0 0 0 0 6 10 0.00 0.000	1.0 H 3 0 0 0 1 0 0 0 0 0 0 6 10 0.00 0.000	1.0 H 3 0 0 0 1 0 0 0 0 0 0 6 10 0.00 0.000	
38 Brian Wilson, R ERA: 1.35	1.0 4 1 0 0 0 1 0 0 0 0 0 0 13 14 0.00 1.000	1.0 4 1 0 0 0 1 0 0 0 0 0 0 13 14 0.00 1.000	1.0 4 1 0 0 0 1 0 0 0 0 0 0 13 14 0.00 1.000	1.0 4 1																			

Batter	1	2	3	4	5	6	7	8	9	AB	R	H	RBI	BB	SO	LOB	TOP								
24 Brian Giles, L OBP: 0.391, SLG: 0.433										4	0	1	0	0	0	0									
Brady Clark, R OBP: 0.315, SLG: 0.292										3	0	1	0	1	1	1									
Mike Cameron, R OBP: 0.332, SLG: 0.442										3	1	0	0	1	1	2									
23 Adrián González, L OBP: 0.347, SLG: 0.499										3	1	1	0	1	0	1									
3 Khalil Greene, R OBP: 0.289, SLG: 0.453										4	1	2	1	0	1	0									
5 Kevin Kouzmanoff, R OBP: 0.392, SLG: 0.426										3	0	1	1	0	0	0									
21 Heath Bell, R										0	0	0	0	0	0	0									
Termel Sledge, L										0	0	0	0	0	0	0									
8 Michael Barrett, R										1	0	0	0	0	0	1									
Trevor Hoffman, R										0	0	0	0	0	0	0									
28 Josh Bard, S OBP: 0.348, SLG: 0.371										3	0	0	0	0	0	1									
Geoff Blum, S										3	0	0	0	0	0	0									
Greg Maddux, R										2	0	0	0	0	0	0									
Doug Brocail, L										0	0	0	0	0	0	0									
11 Craig Stansberry, R										0	0	0	0	0	0	0									
Morgan Ensberg, R										1	0	0	0	0	1	0									
Inning Stats	R: 0 E: 0 K: 1 S: 7	H: 1 LOB: 0 BB: 0 P: 11	R: 2 E: 0 K: 0 S: 11	H: 2 LOB: 0 BB: 1 P: 19	R: 0 E: 0 K: 0 S: 9	H: 0 LOB: 1 BB: 1 P: 17	R: 0 E: 0 K: 0 S: 7	H: 0 LOB: 0 BB: 0 P: 9	R: 0 E: 0 K: 0 S: 11	H: 0 LOB: 0 BB: 0 P: 17	R: 0 E: 0 K: 0 S: 9	H: 1 LOB: 1 BB: 0 P: 16	R: 0 E: 0 K: 1 S: 5	H: 0 LOB: 0 BB: 0 P: 11	R: 0 E: 0 K: 1 S: 8	H: 0 LOB: 0 BB: 0 P: 12	R: 1 E: 0 K: 1 S: 13	H: 2 LOB: 1 BB: 1 P: 24	1B: 5 2B: 1 3B: 0 HR: 0	SF: 0 SAC: 0 DP: 2 HBP: 0	WP: 0 PB: 0 SB: 1 CS: 0	PA: 33			
PITCHER	IP	WLS	BF	H	R	ER	SO	BB	IBB	HBP	BLK	WP	HR	S	P	ERA	WHIP								
26 Jeff Francis, L ERA: 4.05	8.0	L	28	4	2	2	3	2	0	0	0	0	0	67	112	2.25	0.750								
50 Jorge Julio, R ERA: 5.29	0.2		4	2	1	1	1	1	0	0	0	0	0	10	20	13.50	4.500								
Jeremy Affeldt, L ERA: 3.4	0.1		1	0	0	0	0	0	0	0	0	0	0	3	4	0.00	0.000								

San Diego Padres @ Colorado Rockies
Coors Field, Denver, CO
Sat Sep 08 2007, 6:05 PM MDT
Att: 30,429 - Partly Cloudy - 73 F

AB 30
R 3
H 6
RBI 2
BB 3
SO 4
LOB 6



Batter	1	2	3	4	5	6	7	8	9	AB	R	H	RBI	BB	SO	LOB	BOTTOM								
3 Willy Taveras, R OBP: 0.367, SLG: 0.382										4	0	1	0	0	0	0									
18 Cory Sullivan, L OBP: 0.340, SLG: 0.391										0	0	0	0	0	0	0									
50 Jorge Julio, R										0	0	0	0	0	0	0									
Jeremy Affeldt, L										0	0	0	0	0	0	0									
Kazuo Matsui, S OBP: 0.342, SLG: 0.412										4	0	1	0	0	1	0									
Jamey Carroll, R OBP: 0.315, SLG: 0.292										0	0	0	0	0	0	0									
5 Matt Holliday, R OBP: 0.390, SLG: 0.564										4	0	0	0	0	1	3									
17 Todd Helton, L OBP: 0.428, SLG: 0.466										4	1	1	0	0	1	0									
27 Garrett Atkins, R OBP: 0.351, SLG: 0.463										4	0	2	1	0	0	0									
11 Brad Hawpe, L OBP: 0.381, SLG: 0.531										3	0	0	0	1	2	2									
2 Troy Tulowitzki, R OBP: 0.358, SLG: 0.465										3	0	0	0	0	1	2									
8 Yorvit Torrealba, R OBP: 0.325, SLG: 0.357										2	0	0	0	0	0	2									
19 Ryan Spillorths, R OBP: 0.350, SLG: 0.490										1	0	0	0	0	1	0									
26 Jeff Francis, L OBP: 0.207, SLG: 0.232										2	0	0	0	0	0	0									
24 Ian Stewart, L OBP: 0.242, SLG: 0.496										1	0	0	0	0	1	0									
20 Chris Iannetta, R OBP: 0.322, SLG: 0.339										0	0	0	0	0	0	0									
Inning Stats	R: 0 E: 0 K: 1 S: 8	H: 0 LOB: 0 BB: 0 P: 10	R: 1 E: 1 K: 0 S: 9	H: 2 LOB: 1 BB: 0 P: 16	R: 0 E: 0 K: 0 S: 6	H: 0 LOB: 0 BB: 0 P: 8	R: 0 E: 0 K: 1 S: 8	H: 1 LOB: 1 BB: 0 P: 10	R: 0 E: 0 K: 1 S: 9	H: 0 LOB: 0 BB: 0 P: 14	R: 0 E: 0 K: 0 S: 5	H: 0 LOB: 0 BB: 0 P: 9	R: 0 E: 0 K: 0 S: 13	H: 0 LOB: 1 BB: 1 P: 23	R: 0 E: 0 K: 3 S: 15	H: 2 LOB: 3 BB: 0 P: 20	R: 0 E: 0 K: 2 S: 9	H: 0 LOB: 0 BB: 0 P: 10	1B: 4 2B: 1 3B: 0 HR: 0	SF: 0 SAC: 0 DP: 1 HBP: 0	WP: 0 PB: 0 SB: 1 CS: 0	PA: 33			
PITCHER	IP	WLS	BF	H	R	ER	SO	BB	IBB	HBP	BLK	WP	HR	S	P	ERA	WHIP								
Greg Maddux, R ERA: 3.68	6.0	W	21	3	0	0	0	1	0	0	0	0	0	7	15	0.00	1.500								
Doug Brocail, R ERA: 3.39	0.2	H	3	0	0	0	0	0	0	0	0	0	0	7	15	0.00	1.500								
21 Heath Bell, R ERA: 2.26	1.1	H	6	2	0	0	3	0	0	0	0	0	0	21	28	0.00	1.500								
Trevor Hoffman, R ERA: 2.7	1.0	S	3	0	0	0	2	0	0	0	0	0	0	9	10	0.00	0.000								

San Diego Padres @ Colorado Rockies
Coors Field, Denver, CO
Sat Sep 08 2007, 6:05 PM MDT
Att: 30,429 - Partly Cloudy - 73 F

AB 32
R 1
H 5
RBI 1
BB 1
SO 8
LOB 9



Batter	1	2	3	4	5	6	7	8	9	AB	R	H	RBI	BB	SO	LOB	TOP			
24 Brian Giles, L OBP: 0.377, SLG: 0.427										5	0	0	0	0	1	0	San Diego Padres @ Colorado Rockies Coors Field, Denver, CO Sun Sep 09 2007, 1:05 PM MDT Att: 20,260 - Sunny - 66 F			
Marcus Giles, R OBP: 0.326, SLG: 0.324									3	0	2	0	2	0	0					
Mike Cameron, R OBP: 0.334, SLG: 0.441									3	0	1	0	1	0	1					
23 Adrián González, L OBP: 0.345, SLG: 0.496									4	0	0	0	0	1	6					
3 Khalil Greene, R OBP: 0.289, SLG: 0.450									3	1	0	0	1	0	4					
Morgan Ensberg, R OBP: 0.318, SLG: 0.399									3	1	2	0	1	0	0					
8 Michael Barrett, R OBP: 0.287, SLG: 0.383									4	0	2	1	0	0	1					
Terrel Sledge, L OBP: 0.307, SLG: 0.371									2	0	0	0	1	1	1					
41 Kevin Cameron, R OBP: 0.304, SLG: 0.423									2	0	0	0	0	0	0					
5 Kevin Kouzmanoff, R OBP: 0.339, SLG: 0.388									2	0	0	0	0	0	0					
32 Chris Young, R OBP: 0.344, SLG: 0.154									2	0	0	0	0	0	0					
12 Scott Hairston, R OBP: 0.370, SLG: 0.423									2	0	0	0	0	0	0					
50 Joe Thatcher, L OBP: 0.367, SLG: 1.000									2	0	0	0	0	0	0					
9 Brian Myrow, L OBP: 0.372, SLG: 1.000									2	0	0	0	0	0	0					
43 Cia Meredith, R OBP: 0.339, SLG: 0.388									2	0	0	0	0	0	0					
45 Justin Hampson, L OBP: 0.339, SLG: 0.388									2	0	0	0	0	0	0					
Inning Stats	R: 0 E: 0 K: 1 S: 11	H: 1 LOB: 2 BB: 1 P: 18	R: 0 E: 0 K: 1 S: 10	H: 0 LOB: 0 BB: 0 P: 16	R: 0 E: 0 K: 0 S: 11	H: 1 LOB: 1 BB: 0 P: 17	R: 1 E: 0 K: 0 S: 8	H: 3 LOB: 2 BB: 2 P: 20	R: 0 E: 0 K: 0 S: 5	H: 1 LOB: 1 BB: 0 P: 8	R: 0 E: 0 K: 2 S: 12	H: 0 LOB: 2 BB: 2 P: 23	R: 1 E: 0 K: 0 S: 9	H: 2 LOB: 1 BB: 1 P: 15	R: 0 E: 0 K: 0 S: 8	H: 0 LOB: 0 BB: 0 P: 12	1B: 8 2B: 1 3B: 0 HR: 0	SF: 0 SAC: 0 DP: 1 HBP: 1	WP: 1 PB: 0 SB: 0 CS: 0	PA: 39
PITCHER	IP WLS BF H R ER SO BB IBB HBP BLK WP HR S P ERA WHIP																			
Josh Fogg, R ERA: 4.9	(1, 1) 5.0 W 24 7 1 1 2 2 2 1 1 0 0 0 49 89 1.80 1.800																			
34 Matt Herges, R ERA: 2.41	(6, 1) 1.2 H 7 0 0 0 1 2 0 0 0 0 0 13 24 0.00 1.200																			
40 Brian Fuentes, L ERA: 3.54	(7, 1) 0.2 H 5 2 1 1 1 1 0 0 0 1 0 11 19 13.50 4.500																			
60 Manny Corpas, R ERA: 1.91	(8, 1) 1.2 S 4 0 0 0 0 0 0 0 0 0 0 9 13 0.00 0.000																			

Batter	1	2	3	4	5	6	7	8	9	AB	R	H	RBI	BB	SO	LOB	BOTTOM			
Jamey Carroll, R OBP: 0.314, SLG: 0.288									3	0	0	0	1	1	0	San Diego Padres @ Colorado Rockies Coors Field, Denver, CO Sun Sep 09 2007, 1:05 PM MDT Att: 20,260 - Sunny - 66 F				
60 Manny Corpas, R ERA: 1.91									3	0	0	0	1	2	1					
2 Troy Tulowitzki, R OBP: 0.357, SLG: 0.463									3	0	0	0	1	2	1					
5 Matt Holliday, R OBP: 0.391, SLG: 0.568									3	2	1	1	0	2	1					
17 Todd Helton, L OBP: 0.428, SLG: 0.468									4	1	2	1	0	0	1					
27 Garrett Atkins, R OBP: 0.352, SLG: 0.468									3	1	1	2	1	0	1					
11 Brad Hawpe, L OBP: 0.380, SLG: 0.527									3	0	0	0	1	2	2					
19 Ryan Spilborghs, R OBP: 0.300, SLG: 0.486									2	0	0	0	1	1	2					
40 Brian Fuentes, L ERA: 3.54									2	0	0	0	0	1	0					
6 Omar Quintanilla, L OBP: 0.304, SLG: 0.326									2	0	0	0	1	1	0					
20 Chris Iannetta, R OBP: 0.322, SLG: 0.335									2	0	0	0	0	1	3					
Josh Fogg, R OBP: 0.149, SLG: 0.130	(1, 1) 5.0 L 21 7 1 1 2 2 2 1 1 0 0 0 49 89 1.80 1.800																			
34 Matt Herges, L ERA: 1.0	(6, 1) 0.2 3 1 0 0 1 0 0 0 0 0 8 11 0.00 1.500																			
41 Kevin Cameron, R ERA: 2.19	(6, 1) 1.1 5 0 0 0 0 1 0 0 0 0 0 9 17 0.00 0.750																			
43 Cia Meredith, R ERA: 3.72	(8, 1) 0.0 1 1 1 1 0 0 0 0 0 0 1 1 2 ∞ ∞																			
45 Justin Hampson, L ERA: 3.0	(8, 1) 1.0 3 0 0 0 1 0 0 0 0 0 0 7 11 0.00 0.000																			
Inning Stats	R: 3 E: 0 K: 2 S: 23	H: 2 LOB: 1 BB: 1 P: 36	R: 0 E: 0 K: 2 S: 11	H: 0 LOB: 0 BB: 0 P: 17	R: 0 E: 0 K: 1 S: 9	H: 0 LOB: 1 BB: 1 P: 13	R: 0 E: 0 K: 0 S: 10	H: 0 LOB: 3 BB: 3 P: 22	R: 0 E: 0 K: 3 S: 10	H: 1 LOB: 0 BB: 0 P: 11	R: 0 E: 0 K: 1 S: 9	H: 0 LOB: 1 BB: 1 P: 14	R: 0 E: 0 K: 0 S: 8	H: 0 LOB: 1 BB: 1 P: 14	R: 1 E: 0 K: 1 S: 8	H: 1 LOB: 0 BB: 0 P: 13	1B: 1 2B: 1 3B: 0 HR: 2	SF: 0 SAC: 0 DP: 2 HBP: 1	WP: 0 PB: 0 SB: 1 CS: 0	PA: 33
PITCHER	IP WLS BF H R ER SO BB IBB HBP BLK WP HR S P ERA WHIP																			
32 Chris Young, R ERA: 2.72	(1, 1) 5.0 L 21 7 1 1 2 2 2 1 1 0 0 0 49 89 1.80 1.800																			
50 Joe Thatcher, L ERA: 1.0	(6, 1) 0.2 3 1 0 0 1 0 0 0 0 0 8 11 0.00 1.500																			
41 Kevin Cameron, R ERA: 2.19	(6, 1) 1.1 5 0 0 0 0 1 0 0 0 0 0 9 17 0.00 0.750																			
43 Cia Meredith, R ERA: 3.72	(8, 1) 0.0 1 1 1 1 0 0 0 0 0 0 1 1 2 ∞ ∞																			
45 Justin Hampson, L ERA: 3.0	(8, 1) 1.0 3 0 0 0 1 0 0 0 0 0 0 7 11 0.00 0.000																			



Batter	1	2	3	4	5	6	7	8	9	AB	R	H	RBI	BB	SO	LOB	TOP								
18 Cory Sullivan, L OBP: 0.358, SLG: 0.431										4	3	3	1	1	0	1									
2 Troy Tulowitzki, R OBP: 0.383, SLG: 0.476										3	2	2	2	1	1	0									
21 Clint Barmes, R OBP: 0.229, SLG: 0.294										1	0	0	0	0	1	1									
5 Matt Holliday, R OBP: 0.397, SLG: 0.590										3	2	1	3	1	0	2									
19 Ryan Spilborghs, R OBP: 0.358, SLG: 0.488										1	1	1	0	0	0	0									
17 Todd Helton, L OBP: 0.433, SLG: 0.484										4	0	3	3	0	0	0									
47 Joe Koshansky, L										1	0	0	0	0	1	1									
27 Garrett Atkins, R OBP: 0.353, SLG: 0.465										4	1	1	0	0	1	2									
51 Juan Morillo, R										0	0	0	0	0	0	0									
Jamey Carroll, R OBP: 0.311, SLG: 0.282										1	0	0	0	0	0	1									
11 Brad Hawpe, L OBP: 0.379, SLG: 0.518										3	1	0	0	2	1	1									
45 Josh Newman, L										0	0	0	0	0	0	0									
8 Yorvit Torrealba, R OBP: 0.339, SLG: 0.362										1	0	0	0	0	1	1									
20 Chris Iannetta, R OBP: 0.325, SLG: 0.345										4	1	2	1	0	1	2									
6 Omar Quintanilla, L OBP: 0.268, SLG: 0.263										5	1	1	1	0	3	3									
54 Denny Bautista, R										0	0	0	0	0	0	0									
10 Jeff Baker, R OBP: 0.291, SLG: 0.331										1	0	0	0	0	0	0									
55 Mark Redman, L										2	0	0	0	0	1	2									
24 Ian Stewart, L OBP: 0.250, SLG: 0.429										1	0	1	1	0	0	0									
Inning Stats	R: 0 E: 0 K: 0 S: 4	H: 2 LOB: 0 BB: 0 P: 4	R: 0 E: 0 K: 2 S: 9	H: 1 LOB: 1 BB: 0 P: 13	R: 3 E: 0 K: 1 S: 12	H: 3 LOB: 1 BB: 1 P: 24	R: 6 E: 0 K: 1 S: 20	H: 4 LOB: 1 BB: 3 P: 39	R: 0 E: 0 K: 1 S: 8	H: 0 LOB: 0 BB: 0 P: 10	R: 1 E: 0 K: 1 S: 11	H: 1 LOB: 0 BB: 0 P: 19	R: 0 E: 0 K: 1 S: 7	H: 0 LOB: 0 BB: 0 P: 10	R: 1 E: 0 K: 2 S: 14	H: 2 LOB: 1 BB: 0 P: 20	R: 1 E: 0 K: 2 S: 12	H: 2 LOB: 2 BB: 1 P: 19	1B: 9 2B: 4 3B: 1 HR: 2	SF: 0 SAC: 0 DP: 0 HBP: 0	WP: 0 PB: 0 SB: 0 CS: 0	PA: 44			
PITCHER	IP WLS BF ERA WHIP	WLS BF ERA WHIP	H R ER SO BB IBB HBP BLK WP HR S P	H R ER SO BB IBB HBP BLK WP HR S P	H R ER SO BB IBB HBP BLK WP HR S P	H R ER SO BB IBB HBP BLK WP HR S P	H R ER SO BB IBB HBP BLK WP HR S P	H R ER SO BB IBB HBP BLK WP HR S P	H R ER SO BB IBB HBP BLK WP HR S P	ERA WHIP	IP WLS BF ERA WHIP	WLS BF ERA WHIP	H R ER SO BB IBB HBP BLK WP HR S P	H R ER SO BB IBB HBP BLK WP HR S P	H R ER SO BB IBB HBP BLK WP HR S P	H R ER SO BB IBB HBP BLK WP HR S P	H R ER SO BB IBB HBP BLK WP HR S P	H R ER SO BB IBB HBP BLK WP HR S P	H R ER SO BB IBB HBP BLK WP HR S P	ERA WHIP	IP WLS BF ERA WHIP	WLS BF ERA WHIP	H R ER SO BB IBB HBP BLK WP HR S P	H R ER SO BB IBB HBP BLK WP HR S P	ERA WHIP
38 Kyle Kendrick, R ERA: 4.02	3.0	L	14	7	4	4	3	1	0	0	0	0	0	0	0	0	1	26	43	12.00	2.667				
46 John Ennis, R ERA: 8.22	0.2		2	2	2	2	1	3	0	0	0	0	0	0	0	0	0	12	26	27.00	7.500				
55 Clay Condrey, R ERA: 4.8	1.1		5	1	3	3	1	0	0	0	0	0	0	0	0	0	15	21	20.25	0.750					
54 Francisco Del Rosario, R ERA: 5.61	2.0		7	1	1	1	2	0	0	0	0	0	0	0	0	1	18	29	4.50	0.500					
Jose Mesa, R ERA: 7.8	1.0		5	2	1	1	2	0	0	0	0	0	0	0	0	0	14	20	9.00	2.000					
52 Fabio Castro, L ERA: 6.17	1.0		6	2	1	1	2	1	0	0	0	0	0	0	0	0	0	12	19	9.00	3.000				

Colorado Rockies @ Philadelphia Phillies
Citizens Bank Park, Philadelphia, PA
Wed Sep 12 2007, 7:05 PM EDT
Att: 31,541 - Partly Cloudy - 75 F

AB 39
R 12
H 15
RBI 12
BB 5
SO 11
LOB 17



Batter	1	2	3	4	5	6	7	8	9	AB	R	H	RBI	BB	SO	LOB	BOTTOM
11 Jimmy Rollins, S OBP: 0.346, SLG: 0.531										2	0	0	0	1	0	1	
Tadahito Iguchi, R OBP: 0.347, SLG: 0.400										1	0	0	0	0	0	0	
26 Chase Utley, L OBP: 0.417, SLG: 0.563										3	0	1	0	0	0	0	
Abraham Nunez, S OBP: 0.314, SLG: 0.289										1	0	0	0	0	0	0	
Pat Burrell, R OBP: 0.408, SLG: 0.525										2	0	0	0	1	0	0	
29 Chris Roberson, S OBP: 0.321, SLG: 0.296										1	0	0	0	1	0	0	
6 Ryan Howard, L OBP: 0.377, SLG: 0.557										3	0	0	0	0	2	3	
Jose Mesa, R ERA: 5.61										0	0	0	0	0	0	0	
52 Fabio Castro, L OBP: 0.314, SLG: 0.289										0	0	0	0	0	0	0	
4 Pete Laforest, L OBP: 0.441, SLG: 0.483										1	0	0	0	0	1	0	
Aaron Rowand, R OBP: 0.375, SLG: 0.512										3	0	0	0	0	0	3	
Michael Bourn, L OBP: 0.358, SLG: 0.391										1	0	0	0	0	0	0	
19 Greg Dobbs, L OBP: 0.338, SLG: 0.474										4	0	1	0	0	1	3	
28 Jayson Werth, R OBP: 0.418, SLG: 0.463										3	0	1	0	0	2	1	
27 Chris Coste, R OBP: 0.333, SLG: 0.461										3	0	1	0	0	2		
38 Kyle Kendrick, R OBP: 0.250, SLG: 0.171										0	0	0	0	0	0	0	
46 John Ennis, R ERA: 8.22																	

Batter	1	2	3	4	5	6	7	8	9	AB	R	H	RBI	BB	SO	LOB	TOP						
2 Hanley Ramirez, R OBP: 0.390, SLG: 0.572	4-0 6 S 27 3B BB	0-0 F7		2-0 FC6-4 1B		0-1 27 S HR 1B		0-0 F8		4	2	2	0	1	0	1							
6 Dan Uggla, R OBP: 0.322, SLG: 0.478	3-3 K		2-2 K	1-0 FC6-4 27 G1-3		1-2 F9		2-3 K		5	0	0	0	0	3	4							
27 Jeremy Hermida, L OBP: 0.369, SLG: 0.507	1-1 1B 3B		0-0 E1 14 2B	3-2 G1-3		4-1 HR BB		1-2 F8		4	3	1	1	1	0	1							
Miguel Cabrera, R OBP: 0.402, SLG: 0.571	0-1 14 S 1B		1-3 K	1-1 F8		2-1 HR		1-2 WP 2B 1B		5	1	3	5	0	1	2							
4 Alfredo Amezaga, S OBP: 0.323, SLG: 0.380	3-3 K		1-2 K	2-2 F7		1-2 F7		3-3 K		0	1	1	1	0	2	2							
14 Josh Willingham, R OBP: 0.366, SLG: 0.470	3-3 K		2-2 2B					1-2 K		0	0	0	0	0	0	0							
25 Brett Carroll, R OBP: 0.250, SLG: 0.182	1-2 K		4-0 2B					0-3 K		3	1	0	0	2	2	2							
Mike Jacobs, L OBP: 0.327, SLG: 0.468	0-3 K		1-1 2B					1-2 K		5	0	3	3	0	2	1							
Miguel Olivo, R OBP: 0.280, SLG: 0.410		1-1 52 B3-5-4 7 BB 1B	1-1 1H 2H 2B					1-0 2H 2B		3	0	3	0	2	1	3							
7 Alejandro De Aza, L OBP: 0.252, SLG: 0.301		4-2 52 B3-5-4 BB	4-0 IBB					0-2 G1-3		3	0	0	0	2	1	3							
52 Sergio Mitre, R OBP: 0.125, SLG: 0.105	1-1 B3-5-4		0-2 L6							2	0	0	0	0	0	4							
37 Remyel Pinto, L										0	0	0	0	0	0	0							
Reggie Abercrombie, R										0	1	0	0	0	0	0							
19 Logan Kensing, R										1	0	0	0	0	0	1							
Chris Seddon, L										0	0	0	0	0	0	0							
38 Daniel Barone, R OBP: 0.125, SLG: 0.125	1-2 2-3F					6 F9 2 1B HR HBP				0	0	0	0	0	0	0							
Inning Stats	R: 2 E: 0 K: 3 S: 14	H: 2 LOB: 1 BB: 1 P: 25	R: 0 E: 0 K: 0 S: 8	H: 1 LOB: 1 BB: 1 P: 14	R: 3 E: 1 K: 2 S: 16	H: 2 LOB: 2 BB: 2 P: 30	R: 0 E: 0 K: 0 S: 7	H: 1 LOB: 1 BB: 0 P: 14	R: 0 E: 0 K: 1 S: 6	H: 0 LOB: 0 BB: 0 P: 9	R: 4 E: 0 K: 1 S: 16	H: 2 LOB: 0 BB: 1 P: 27	R: 0 E: 0 K: 1 S: 7	H: 0 LOB: 1 BB: 1 P: 12	R: 0 E: 0 K: 1 S: 7	H: 0 LOB: 0 BB: 0 P: 10	R: 1 E: 0 K: 2 S: 15	H: 2 LOB: 2 BB: 0 P: 20	1B: 5 2B: 3 3B: 1 HR: 1	SF: 0 SAC: 0 DP: 1 HBP: 1	WP: 1 PB: 0 SB: 5 CS: 0	PA: 44	
PITCHER	IP WLS BF H R ER SO BB IBB HBP BLK WP HR S P ERA WHIP	3.0 L 18 5 5 2 5 2 2 0 0 0 0 0 38 69 6.00 2.333	2.0 7 1 0 0 1 0 0 0 0 0 0 0 13 23 0.00 0.500	0.2 6 2 4 4 1 0 1 0 1 0 0 1 13 23 54.00 4.500	0.1 1 0 0 0 0 0 0 0 0 0 0 3 4 0.00 0.000	1.0 4 0 0 0 1 1 0 0 0 0 0 7 12 0.00 1.000	PITCHER	IP WLS BF H R ER SO BB IBB HBP BLK WP HR S P ERA WHIP	1.0 3 0 0 0 0 1 0 0 0 0 0 0 0 0 7 10 0.00 0.000	1.0 5 2 1 1 2 0 0 0 0 0 1 0 15 20 9.00 2.000													
38 Ubaldo Jiménez, R ERA: 4.13																							
35 Taylor Buchholz, R ERA: 4.47																							
51 Juan Morillo, R ERA: 9.82																							
23 Ryan Speier, R ERA: 4.26																							
44 Ramon Ortiz, R ERA: 5.5																							
18 Cory Sullivan, L OBP: 0.353, SLG: 0.414	1-1 G6-3		0-1 G4-3		1-0 5 WP 2 BB 1B		1-2 F9		2-1 G6-3	5	0	1	0	0	0	2							
2 Troy Tulowitzki, R OBP: 0.386, SLG: 0.476	1-1 G6-3		2-0 5 G5-4-3 HBP BB		4-0 5 WP BB		1-0 F9		0-1 F9	3	0	1	0	1	0	0							
5 Matt Holliday, R OBP: 0.393, SLG: 0.586	2-1 G6-3		0-0 G5-4-3		4-1 BB		1-0 F9			3	0	0	0	1	0	3							
54 Denny Bautista, R			1-2 2-3 3H BB							0	0	0	0	0	0	0							
15 Edwin Bellorin, R										0	0	0	0	0	0	0							
17 Todd Helton, L OBP: 0.431, SLG: 0.476		3-2 L7		4-1 27 1B BB		2-0 G3		0-1 F8		2	0	0	0	1	0	3							
10 Jeff Baker, R OBP: 0.297, SLG: 0.359										1	0	0	0	0	0	0							
27 Garrett Atkins, R OBP: 0.356, SLG: 0.472		1-0 11 G4-6-3 1B		0-0 1B		1-0 F9		1-1 L9		4	0	2	0	0	0	0							
11 Brad Hawpe, L OBP: 0.373, SLG: 0.509		2-0 G4-6-3		3-2 G4-3		0-0 F7		0-2 E8 8 2B		4	1	0	0	0	0	3							
8 Yorvit Torrealba, R OBP: 0.377, SLG: 0.364			2-0 6 FC6-4 1B		4-2 6 G6-4-3 BB		2-3 K		1-1 1H 2B	3	0	2	1	1	1	0							
45 Josh Newman, L										0	0	0	0	0	0	0							
6 Omar Quintanilla, L OBP: 0.281, SLG: 0.283			1-2 FC6-4		1-1 G6-4-3				0-2 L5	3	0	0	0	1	0	3							
38 Ubaldo Jiménez, R			3-2 F8		0-0 18 1B 5 WP 1B				0-2 G4-3	0	0	0	0	0	0	0							
24 Ian Snodgrass, L										0	0	0	0	0	0	0							
35 Taylor Buchholz, R										0	0	0	0	0	0	0							
21 Chad Bettman, R										0	0	0	0	0	0	0							
51 Juan Morillo, R										0	0	0	0	0	0	0							
23 Ryan Speier, R										0	0	0	0	0	0	0							
44 Ramon Ortiz, R										0	0	0	0	0	0	0							
47 Joe Roishovsky, L										0	0	0	0	0	0	0							
19 Ryan Spangola, R										0	0	0	0	0	0	0							
Inning Stats	R: 0 E: 0 K: 0 S: 6	H: 0 LOB: 0 BB: 0 P: 10	R: 0 E: 0 K: 0 S: 5	H: 1 LOB: 0 BB: 0 P: 11	R: 0 E: 0 K: 0 S: 10	H: 1 LOB: 1 BB: 0 P: 16	R: 0 E: 0 K: 0 S: 7	H: 1 LOB: 2 BB: 1 P: 16	R: 1 E: 0 K: 1 S: 6	H: 2 LOB: 3 BB: 3 P: 24	R: 0 E: 0 K: 1 S: 6	H: 0 LOB: 0 BB: 0 P: 9	R: 0 E: 0 K: 0 S: 6	H: 1 LOB: 2 BB: 1 P: 14	R: 1 E: 1 K: 0 S: 12	H: 1 LOB: 1 BB: 0 P: 14	R: 0 E: 0 K: 0 S: 7	H: 0 LOB: 0 BB: 0 P: 9	1B: 6 2B: 1 3B: 0 HR: 0	SF: 0 SAC: 0 DP: 3 HBP: 1	WP: 1 PB: 0 SB: 0 CS: 0	PA: 38	
PITCHER	IP WLS BF H R ER SO BB IBB HBP BLK WP HR S P ERA WHIP	4.2 21 8 1 1 1 0 4 0 0 0 0 0 1 3 1.93 1.929	0.1 1 0 0 0 0 0 0 0 0 0 0 0 1 3 0.00 0.000	2.0 W 8 1 0 0 1 1 0 0 0 0 0 12 23 0.00 1.000	1.0 5 1 1 0 0 0 0 0 0 0 0 12 14 0.00 1.000	1.0 3 0 0 0 0 0 0 0 0 0 0 7 9 0.00 0.000	PITCHER	IP WLS BF H R ER SO BB IBB HBP BLK WP HR S P ERA WHIP	1.0 3 0 0 0 0 1 0 0 0 0 0 0 0 7 10 0.00 0.000	1.0 5 2 1 1 2 0 0 0 0 0 1 0 15 20 9.00 2.000													
52 Sergio Mitre, R ERA: 4.65																							
37 Remyel Pinto, L ERA: 4.08																							
19 Logan Kensing, R ERA: 1.29																							
Chris Seddon, L ERA: 10.5																							
38 Daniel Barone, R ERA: 4.88																							

Florida Marlins @ Colorado Rockies
Coors Field, Denver, CO
Sat Sep 15 2007, 6:05 PM MDT
Att: 26,079 - Partly Cloudy - 89 F

AB 37
R 10
H 10
RBI 10
BB 6
SO 11
LOB 21



Florida Marlins @ Colorado Rockies
Coors Field, Denver, CO
Sat Sep 15 2007, 6:05 PM MDT
Att: 26,079 - Partly Cloudy - 89 F

AB 32
R 2
H 7
RBI 1
SO 1
LOB 16



Batter	1	2	3	4	5	6	7	8	9	AB	R	H	RBI	BB	SO	LOB	TOP			
2 Hanley Ramirez, R OBP: 0.390, SLG: 0.571 Paul Hoover, R OBP: 0.333, SLG: 0.333	0-0 CS 1B			1-1 G5-3		1-1 P4		0-1 G6-3		3	0	1	0	0	0	2				
6 Dan Uggla, R OBP: 0.321, SLG: 0.476 68 Harvey Garcia, R OBP: 0.333, SLG: 0.333	1-2 G1-3			2-2 G6-3		2-3 K			1-0 G6-3	3	0	0	0	0	1	3				
50 Marcos Carvajal, R OBP: 0.309, SLG: 0.287	1-2			1-2 G5-3					0-1 G4-3	4	0	0	0	0	2	0				
27 Jeremy Hermida, L OBP: 0.366, SLG: 0.501	0-3 K			1-2 G5-3					0-1 G4-3	4	0	0	0	0	2	0				
Miguel Cabrera, R OBP: 0.401, SLG: 0.570 4 Alfredo Amezaga, S OBP: 0.323, SLG: 0.359		2-3 K			0-0 G6-3				0-1 F7	3	0	1	0	0	1	0				
12 Cody Ross, R OBP: 0.405, SLG: 0.653	1-0 F9				3-1 F9				0-0 F7	3	0	0	0	0	0	1				
Jason Wood, R OBP: 0.299, SLG: 0.389	0-1 G6-3				1-1 P4				2-3 K	3	0	0	0	0	1	1				
20 Matt Treanor, R OBP: 0.385, SLG: 0.418				2-3 K					0-1 G5-3	3	0	1	0	0	1	0				
25 Brett Carroll, R OBP: 0.256, SLG: 0.194				0-1 P4					0-1 P3	3	0	1	0	0	0	0				
Scott Olsen, L OBP: 0.200, SLG: 0.245 29 Ross Wolf, R OBP: 0.333, SLG: 0.333 Mauro Zarate, R OBP: 0.247, SLG: 0.329 11 Robert Andino, R OBP: 0.371, SLG: 0.714				1-3 K					2-1 2B	1	0	0	0	0	1	0				
Inning Stats	R: 0 E: 0 K: 1 S: 7	H: 1 LOB: 0 BB: 0 P: 8	R: 0 E: 0 K: 1 S: 6	H: 0 LOB: 0 BB: 0 P: 9	R: 0 E: 0 K: 2 S: 10	H: 0 LOB: 0 BB: 0 P: 13	R: 0 E: 0 K: 0 S: 8	H: 0 LOB: 0 BB: 0 P: 12	R: 0 E: 0 K: 0 S: 5	H: 2 LOB: 2 BB: 0 P: 9	R: 0 E: 0 K: 2 S: 10	H: 1 LOB: 1 BB: 0 P: 14	R: 0 E: 0 K: 0 S: 8	H: 1 LOB: 0 BB: 0 P: 10	R: 0 E: 0 K: 0 S: 5	H: 0 LOB: 0 BB: 0 P: 6	1B: 4 2B: 1 3B: 0 HR: 0	SF: 0 SAC: 0 DP: 0 HBP: 0	WP: 0 PB: 0 SB: 0 CS: 1	PA: 31
PITCHER	IP WLS BF H R ER SO BB IBB HBP BLK WP HR S P ERA WHIP	IP WLS BF H R ER SO BB IBB HBP BLK WP HR S P ERA WHIP	IP WLS BF H R ER SO BB IBB HBP BLK WP HR S P ERA WHIP	IP WLS BF H R ER SO BB IBB HBP BLK WP HR S P ERA WHIP	IP WLS BF H R ER SO BB IBB HBP BLK WP HR S P ERA WHIP	IP WLS BF H R ER SO BB IBB HBP BLK WP HR S P ERA WHIP	IP WLS BF H R ER SO BB IBB HBP BLK WP HR S P ERA WHIP	IP WLS BF H R ER SO BB IBB HBP BLK WP HR S P ERA WHIP	IP WLS BF H R ER SO BB IBB HBP BLK WP HR S P ERA WHIP	IP WLS BF H R ER SO BB IBB HBP BLK WP HR S P ERA WHIP	IP WLS BF H R ER SO BB IBB HBP BLK WP HR S P ERA WHIP	IP WLS BF H R ER SO BB IBB HBP BLK WP HR S P ERA WHIP	IP WLS BF H R ER SO BB IBB HBP BLK WP HR S P ERA WHIP	IP WLS BF H R ER SO BB IBB HBP BLK WP HR S P ERA WHIP	IP WLS BF H R ER SO BB IBB HBP BLK WP HR S P ERA WHIP	IP WLS BF H R ER SO BB IBB HBP BLK WP HR S P ERA WHIP	IP WLS BF H R ER SO BB IBB HBP BLK WP HR S P ERA WHIP			

Florida Marlins @ Colorado Rockies
Coors Field, Denver, CO
Sun Sep 16 2007, 1:05 PM MDT
Att: 19,161 - Partly Cloudy - 83 F

AB 31
R 0
H 5
RBI 0
BB 0
SO 7
LOB 10



Batter	1	2	3	4	5	6	7	8	9	AB	R	H	RBI	BB	SO	LOB	BOTTOM			
Jamey Carroll, R OBP: 0.310, SLG: 0.292	1-2 G5-3	1-1 P3	1-1 FC6-4		3-1 L9	2-0 F8		1-1 SF		5	0	0	1	0	0	4				
2 Troy Tulowitzki, R OBP: 0.387, SLG: 0.475 50 Jorge Julio, R OBP: 0.333, SLG: 0.333 25 Seth Smith, L OBP: 0.333, SLG: 0.333	4-1 5B BB	1-1 F9	0-0 5 HR 1B		1-1 P5		1-0 P5	0-0 L4		3	1	1	0	1	0	1				
5 Matt Holliday, R OBP: 0.396, SLG: 0.594 40 Brian Fuentes, L OBP: 0.333, SLG: 0.333 15 Edwin Bellorin, R OBP: 0.247, SLG: 0.329 60 Manny Corpas, R OBP: 0.371, SLG: 0.714	0-2 17B G5-4-3 1B		1-2 27B 19B 17B BB 1B	1-2 10B HR 2B	0-1 17 HR 2B		2-3 K	2-1 P6		5	3	4	2	0	1	0				
17 Todd Helton, L OBP: 0.434, SLG: 0.484 47 Joe Koshansky, L OBP: 0.231, SLG: 0.395	1-0 G5-4-3		1-0 19B 20B 1B	4-1 10B BB HR	0-1 1B		0-0 1B		1-0 G4-3	4	2	3	3	1	0	2				
27 Garrett Atkins, R OBP: 0.359, SLG: 0.479 24 Ian Stewart, L OBP: 0.231, SLG: 0.395	2-2 HR	2-0 20B 19B 1B	2-0 20B 19B 1B	3-2 F8	0-2 19B 1B		1-0 G4-3		1-0 G4-3	4	1	3	1	0	0	1				
19 Ryan Spillborghs, R OBP: 0.363, SLG: 0.480	0-1 20B 10B 1B	4-2 20B 10B 1B	2-3 K		0-2 1B			2-0 10B 6B 1B		4	2	3	1	1	1	1				
10 Jeff Baker, R OBP: 0.307, SLG: 0.368	0-0 20B 1B	0-0 K	3-3 K	3-2 K	1-3 K			3-1 6B 1B		5	2	3	0	0	2	5				
20 Chris Iannetta, R OBP: 0.320, SLG: 0.349	3-2 HR	2-0 E3 FC6-4 HR	1-1 F8					1-2 K		5	1	1	4	0	2	6				
56 Franklin Morales, L OBP: 0.400, SLG: 0.333 6 Omar Quintanilla, L OBP: 0.260, SLG: 0.350	0-3 K	0-3 K	1-3 K		0-0 5B 17B 1B			0-2 25B 1B		3	1	1	0	0	2	3				
Inning Stats	R: 0 E: 0 K: 0 S: 8	H: 1 LOB: 1 BB: 1 P: 14	R: 4 E: 0 K: 1 S: 16	H: 4 LOB: 0 BB: 0 P: 23	R: 2 E: 1 K: 2 S: 19	H: 3 LOB: 3 BB: 1 P: 31	R: 2 E: 0 K: 1 S: 19	H: 3 LOB: 2 BB: 1 P: 33	R: 3 E: 0 K: 1 S: 18	H: 5 LOB: 2 BB: 0 P: 23	R: 0 E: 0 K: 2 S: 8	H: 0 LOB: 0 BB: 0 P: 11	R: 0 E: 0 K: 1 S: 6	H: 1 LOB: 1 BB: 0 P: 10	R: 2 E: 2 K: 1 S: 16	H: 3 LOB: 2 BB: 0 P: 25	1B: 14 2B: 2 3B: 0 HR: 4	SF: 1 SAC: 0 DP: 1 HBP: 0	WP: 1 PB: 0 SB: 0 CS: 0	PA: 48
PITCHER	IP WLS BF H R ER SO BB IBB HBP BLK WP HR S P ERA WHIP	IP WLS BF H R ER SO BB IBB HBP BLK WP HR S P ERA WHIP	IP WLS BF H R ER SO BB IBB HBP BLK WP HR S P ERA WHIP	IP WLS BF H R ER SO BB IBB HBP BLK WP HR S P ERA WHIP	IP WLS BF H R ER SO BB IBB HBP BLK WP HR S P ERA WHIP	IP WLS BF H R ER SO BB IBB HBP BLK WP HR S P ERA WHIP	IP WLS BF H R ER SO BB IBB HBP BLK WP HR S P ERA WHIP	IP WLS BF H R ER SO BB IBB HBP BLK WP HR S P ERA WHIP	IP WLS BF H R ER SO BB IBB HBP BLK WP HR S P ERA WHIP	IP WLS BF H R ER SO BB IBB HBP BLK WP HR S P ERA WHIP	IP WLS BF H R ER SO BB IBB HBP BLK WP HR S P ERA WHIP	IP WLS BF H R ER SO BB IBB HBP BLK WP HR S P ERA WHIP	IP WLS BF H R ER SO BB IBB HBP BLK WP HR S P ERA WHIP	IP WLS BF H R ER SO BB IBB HBP BLK WP HR S P ERA WHIP	IP WLS BF H R ER SO BB IBB HBP BLK WP HR S P ERA WHIP	IP WLS BF H R ER SO BB IBB HBP BLK WP HR S P ERA WHIP	IP WLS BF H R ER SO BB IBB HBP BLK WP HR S P ERA WHIP			

Florida Marlins @ Colorado Rockies
Coors Field, Denver, CO
Sun Sep 16 2007, 1:05 PM MDT
Att: 19,161 - Partly Cloudy - 83 F

AB 44
R 13
H 20
RBI 13
BB 3
SO 9
LOB 28



Batter	1	2	3	4	5	6	7	8	9	AB	R	H	RBI	BB	SO	LOB	TOP					
9 Juan Pierre, L (1,8) OBP: 0.332, SLG: 0.357			SH5-3 (1) 1-0 X CH 80			FC4-2 (1) 0-2 C CU 79 X FA 94		G4-3 (1) 1-2 B FA 92 C CU 78		4	2	2	0	0	0	3	Los Angeles Dodgers @ Colorado Rockies Coors Field, Denver, CO Wed Sep 19 2007, 6:35 PM MDT Att: 26,184 - Clear - 80 F					
27 Matt Kemp, R (1,9) OBP: 0.373, SLG: 0.527	K (1) 1-3 C SI 89 B SL 86 F CH 80 S SL 87		12 F8 (1) 3-2 F FA 89 B SL 90 F CH 89 S SL 86 X FC 89		P6 (1) 2-2 B FA 89 F CH 89 F FA 89 S SL 86 X FC 89	G6-3 (2) 2-2 S CU 78 B FA 94 F CH 89 X FA 94		G1-6-3 (2) 2-2 S FA 92 B CH 73 F CH 75 F FA 91 X CU 73		5	0	1	1	0	1	4						
7 James Loney, L (1,3) OBP: 0.381, SLG: 0.526			G3-1 (1) 0-2 C FA 91 F FC 89 B SL 87 F FA 90 X CH 81		G3-1 (2) 1-1 F FC 90 D CU 80 B FA 96 X CH 81			K (3) 1-3 C SL 78 C CU 77 F FA 92 S FA 92		4	0	2	3	1	1	0						
12 Jeff Kent, R (1,4) Wilson Valdez, R (9, PR) OBP: 0.293, SLG: 0.309	F8 (2) 2-2 S SI 90 B SL 89 F CH 81 X FA 91		F8 (2) 1-0 B FC 88 X FC 88		F8 (2) 1-0 B FA 90 X FC 88	F8 (3) 0-1 F FA 94 X FA 94		G6-3 (1) 1-0 B FA 94 X FA 94		5	0	2	0	0	0	6						
Luis Gonzalez, L (1,7) OBP: 0.359, SLG: 0.438	P3 (3) 2-1 B SL 81 B CH 80 X FC 89		G4-3 (3) 3-2 B SL 90 B FA 82 S CH 82 F FC 88 X SL 84		G3 (3) 0-1 C CH 82 X FA 90			G6-3 (1) 2-1 B FA 93 B FA 94 X FA 93		5	0	1	0	0	0	5						
55 Russell Martin, R (1,2) OBP: 0.376, SLG: 0.476	G6-3 (1) 2-1 C FA 87 B FC 87 X SL 84			P2 (1) 0-1 S CU 77 X SL 86				F8 (2) 1-1 C FA 93 B SL 81 X SL 81		5	1	2	0	0	0	2						
5 Nomar Garciaparra, R (1,5) OBP: 0.377, SLG: 0.370	F7 (2) 2-2 F FA 89 B SL 89 X SL 86						L6 (1) 0-1 S FA 93 X FA 93	G6-3 (3) 0-1 C FA 93 X FA 92		5	0	2	0	0	0	4						
13 Tony Abreu, S (1,6) OBP: 0.304, SLG: 0.387	G1-3 (3) 1-0 B CU 73 X SL 86		G6-3 (2) 2-2 B CH 81 C CH 81 F FC 88 X SL 86		G6-3 (2) 1-0 B SL 89 X SL 89		K (2) 1-3 B CU 90 S CU 82		4	1	1	0	0	1	3							
31 Brad Penny, R (1,1) Mark Sweeney, L (7, PH) 45 Scott Proctor, R (7, 1) Joe Beimel, L (7, 1) 51 Jonathan Broxton, R (8, 1)				K (3) 0-3 S SL 80 S SL 79			G3-1 (3) 1-2 B FA 90 B FA 89 C FA 89 X FA 89		3	1	2	1	0	1	1							
Inning Stats	R: 1 E: 0 K: 1 S: 16	H: 2 LOB: 0 P: 24	R: 0 E: 0 K: 0 S: 6	H: 0 LOB: 0 P: 11	R: 1 E: 0 K: 0 S: 15	H: 3 LOB: 2 BB: 0 P: 24	R: 0 E: 0 K: 1 S: 9	H: 1 LOB: 1 BB: 0 P: 12	R: 1 E: 0 K: 0 S: 13	H: 2 LOB: 1 BB: 0 P: 17	R: 2 E: 0 K: 0 S: 15	H: 4 LOB: 3 BB: 1 P: 27	R: 0 E: 0 K: 1 S: 15	H: 2 LOB: 2 BB: 0 P: 19	R: 0 E: 0 K: 1 S: 10	H: 0 LOB: 0 BB: 0 P: 14		R: 0 E: 0 K: 0 S: 7	H: 1 LOB: 2 BB: 0 P: 11	1B: 12 2B: 2 3B: 1 HR: 0	SF: 0 SAC: 1 DP: 0 HBP: 0	WP: 0 PB: 0 SB: 1 CS: 0
PITCHER	IP: 5.0 WLS: 0 BF: 23 ERA: 4.99	H: 8 R: 3 ER: 3 SO: 2	BB: 0 IBB: 0 HBP: 0 BLK: 0	WP: 0 HR: 0 S: 59 P: 88	ERA: 5.40 WHIP: 1.600	IP: 1.0 WLS: 0 BF: 4 ERA: 1.8	H: 1 R: 0 ER: 0 SO: 0	BB: 0 IBB: 0 HBP: 0 BLK: 0	WP: 0 HR: 0 S: 7 P: 11	ERA: 0.00 WHIP: 1.000												
18 Cory Sullivan, L (1,8) OBP: 0.352, SLG: 0.433	F8 (1) 0-2 C FA 90 F FA 92 X FA 92	G6-3 (2) 1-1 C CU 78 B FA 94 X CH 86				G1-3 (1) 0-2 C FA 95 S CH 86		G1-3 (1) 0-2 C FA 95 S CH 86		4	0	1	1	0	0	1						
2 Troy Tulowitzki, R (1,6) OBP: 0.364, SLG: 0.470	F8 (2) 3-2 F CH 91 B FA 92 F CH 76 B FA 93 F FA 93 F FA 94 X FA 95	F7 (3) 0-0 C CU 79		F8 (3) 2-H X FA 96		G5-3 (2) 2-2 C FA 96 B CU 77 B FA 96 C SL 85 X FA 95		G5-3 (2) 2-2 C FA 96 B CU 77 B FA 96 C SL 85 X FA 95		4	0	0	0	0	0	2						
5 Matt Holliday, R (1,7) OBP: 0.402, SLG: 0.612					F8 (1) 3-0 B FA 92 B FA 94 B FA 95 X FA 94				3	2	2	2	0	0	0							
17 Todd Helton, L (1,3) OBP: 0.430, SLG: 0.483			G6-3 (1) 0-2 C FA 92 X CU 76		G3 (2) 1-1 F FA 93 X FA 94		FC6-4 (3) 0-0 1 SAFE X FA 91		4	0	1	0	0	0	1							
27 Garrett Atkins, R (1,5) Kazuo Matsui, S (8, PR) Jamey Carroll, R (9, 5) OBP: 0.342, SLG: 0.297			G4-6-3 (1) 0-1 C FA 95 X FA 95		G5-3 (3) 0-0 C CU 77				3	0	2	0	1	0	0							
11 Brad Hawpe, L (1,9) OBP: 0.374, SLG: 0.513	K (3) 0-3 C FA 94 F FA 96 C FA 95		G4-6-3 (2) 0-1 F FA 93 X FA 95						4	1	2	2	0	1	3							
8 Yorvit Torrealba, R (1,2) OBP: 0.330, SLG: 0.376						SH1-3 (1) 0-0 X FA 94				3	2	2	1	0	1							
6 Omar Quintanilla, L (1,4) OBP: 0.288, SLG: 0.294		SH1-4 (1) 0-2 C FA 93 X CU 77		L6 (1) 1-2 C SL 94 C CU 79 B FA 94 X FA 95		G3-1 (2) 2-2 B FA 95 B SL 88 F FA 95 B CU 76 X CU 77		G5-3 (2) 2-2 C FA 96 B SL 88 F FA 96 B FA 95 X SL 88		4	0	1	0	0	0	3						
Josh Fogg, R (1, 1) 23 Ryan Speier, R (8, 1) Jeremy Afeldt, L (8, 1) 24 Ian Stewart, L (8, PH) 35 Taylor Buchholz, R (8, PH) 40 Brian Fuentes, L (8, PH) 47 Joe Koshansky, L (8, PH) 60 Manny Corpas, R (8, 1)		SH1-4 (1) 1-0 B FA 93 X SL 86		K (2) 2-3 B FA 95 C FA 92 F FA 95		G3-1 (3) 1-1 B CU 77 C FA 95 X CU 79		L1 (3) 0-1 C FA 94 X SL 86		1	0	0	0	0	1							
Inning Stats	R: 1 E: 0 K: 1 S: 19	H: 2 LOB: 1 BB: 1 P: 29	R: 1 E: 0 K: 0 S: 8	H: 2 LOB: 0 BB: 0 P: 8	R: 1 E: 0 K: 1 S: 10	H: 2 LOB: 1 BB: 0 P: 13	R: 0 E: 0 K: 0 S: 4	H: 1 LOB: 1 BB: 0 P: 13	R: 0 E: 0 K: 0 S: 8	H: 0 LOB: 0 BB: 0 P: 12	R: 2 E: 0 K: 1 S: 13	H: 2 LOB: 1 BB: 0 P: 22	1B: 5 2B: 2 3B: 0 HR: 4	SF: 0 SAC: 2 DP: 1 HBP: 1	WP: 0 PB: 0 SB: 1 CS: 0	PA: 36						
PITCHER	IP: 6.0 WLS: 0 BF: 27 ERA: 2.99	H: 9 R: 4 ER: 3 SO: 2	BB: 1 IBB: 0 HBP: 0 BLK: 0	WP: 0 HR: 3 S: 60 P: 85	ERA: 4.50 WHIP: 1.667	IP: 0.2 WLS: 0 BF: 3 ERA: 3.51	H: 0 R: 1 ER: 0 SO: 0	BB: 0 IBB: 0 HBP: 0 BLK: 0	WP: 0 HR: 1 S: 1 P: 1	ERA: 0.00 WHIP: 0.000												
31 Brad Penny, R (1, 1) 45 Scott Proctor, R (7, 1) Joe Beimel, L (7, 1) 51 Jonathan Broxton, R (8, 1)																						

Batter	1	2	3	5	6	7	8	9	10	11	12	13	14	AB	R	H	RBI	BB	SO	LOB	TOP											
Kazuo Matsui, S OBP: 0.343, SLG: 0.410	(1, 4) F FA 92 2-1 B FA 93 X FA 94 F7			B SL 86 2-1 C SL 86 B FA 94 X SL 85 G4-3	B SL 87 3-1 C SL 87 B FA 94 X SL 84 F7	B FA 87 1-2 C FA 86 F CU 77 X FA 87 F8				C FA 90 2-2 B FA 97 B FA 96 F FA 95 F CU 77 X FA 98 G1-3		B FA 90 1-3 C FA 91 B FA 91 S FA 91 K		6	0	0	0	0	1	0												
2 Troy Tulowitzki, R OBP: 0.364, SLG: 0.473	(1, 6) F FA 94 2-3 B FA 94 B FA 95 X FA 96 K		S CH 90 2-2 B FA 94 B SL 85 X FA 95 G4-3		B FA 95 2-1 C FA 95 B FA 94 X FA 94 G6-3		B FA 88 1-0 X FA 88 G1-3			C FA 97 4-2 B FA 96 B SL 86 B FA 95 G1-3		B FA 91 1-1 B FA 91 X FA 91 P3		5	0	0	0	1	1	0												
5 Matt Holliday, R OBP: 0.400, SLG: 0.609	(1, 7) B FA 95 3-2 C FA 95 B FA 96 B FA 96 T SL 84 K			B SL 85 3-3 B FA 95 B FA 95 C FA 96 C FA 96 K		B FF 95 4-0 B FA 94 B FA 94 B FA 94 BB		S CH 76 0-1 X FA 86 G5-3		I SAFE 1-3 B FA 97 B FA 96 F FA 95 S FA 98 K		B FA 91 1-1 B FA 91 X FA 91 F9		5	1	0	0	1	3	1												
34 Matt Herges, L (13, 1)														0	0	0	0	0	0	0												
17 Todd Helton, L OBP: 0.432, SLG: 0.485	(1, 3) C FA 94 1-1 B FA 94 X FC 96 G3-1			F FA 93 0-1 X FA 94 2B		B FA 95 2-2 B FA 89 B FA 94 X FA 90 1B		C CH 77 2-2 B FA 88 F CU 77 B FA 88 X FA 88 G6-3		C FA 97 1-1 X FA 88 G6-3		C FA 90 0-2 C FA 91 F FA 91 F FA 91 S FA 91 G5-3		6	0	2	0	0	0	1												
27 Garrett Atkins, R OBP: 0.334, SLG: 0.380	(1, 8) C FA 94 0-3 B FA 94 C FA 96 K			F FA 94 1-2 C FA 94 B FA 96 T FA 96 K		X FA 95 0-0 F8		C FA 87 1-1 X FA 88 G6-3				C CU 77 1-1 X FA 94 FC3-6		4	0	0	0	0	0	2	3											
60 Manny Corpas, R OBP: 0.298, SLG: 0.323	(9, 15) F FA 94 2-3 B FA 94 B FA 95 X FA 96 K			B SL 84 4-2 B FA 94 B FA 96 B FA 96 X SL 85 BB		S SL 83 1-3 B SL 83 C SL 83 K		X CU 84 0-0 G1-3				S FA 94 4-2 B FA 94 B SL 92 B FA 94 B FA 95 19 1B		3	0	1	0	1	1	2												
50 Jorge Julio, R OBP: 0.243, SLG: 0.306	(12, 29) F FA 95 2-3 B FA 95 C FA 96 C FA 96 X SL 85 K			B FA 95 2-0 B FA 95 X SL 85 P6		F FA 88 2-2 B FA 88 C SL 82 X FA 82 F8		C FA 87 0-1 X FA 85 G4-3				S FA 95 0-2 C FA 95 X FA 96 G6-3		3	0	0	0	0	0	0	0											
35 Taylor Buchholz, R OBP: 0.282, SLG: 0.350	(12, 15) B CH 85 1-2 B CH 85 F FA 96 X FA 96 G4-3																															
10 Jeff Bower, R OBP: 0.295, SLG: 0.367	(13, 7) B FA 95 3-2 C FA 95 B FA 96 B FA 96 T SL 84 K																															
11 Brad Hawpe, L OBP: 0.376, SLG: 0.519	(1, 9) B FA 96 2-2 B FC 96 S FA 96 X FA 96 F7			B SL 84 4-2 B FA 94 B FA 96 B FA 96 X SL 85 BB		F FA 89 2-1 B FA 89 B FA 94 X FA 95 1B		C FA 86 1-1 X FA 85 G1-3				I SAFE 0-0 X FA 95 FC3-6		6	1	2	2	0	0	2												
8 Yorvit Torrealba, R OBP: 0.332, SLG: 0.380	(1, 2) C FA 95 1-1 X FC 88 F7																															
21 Clint Barmes, R OBP: 0.243, SLG: 0.306	(10, PH) F FA 94 2-3 B FA 94 B FA 95 C FA 96 C FA 96 X SL 85 K																															
20 Chris Iannetta, C OBP: 0.328, SLG: 0.351	(10, 2) B FA 95 1-1 X FC 88 F7																															
18 Cory Sullivan, L OBP: 0.344, SLG: 0.423	(1, 8) F FA 94 2-3 B FA 94 B FA 95 C FA 96 C FA 96 X SL 85 K																															
40 Brian Fuentes, L OBP: 0.315, SLG: 0.296	(7, 1) F FA 95 1-3 C FA 95 B FA 97 C SL 87 K																															
James Carroll, R OBP: 0.315, SLG: 0.296	(9, 5) B FA 95 1-3 C FA 95 B FA 97 C SL 87 K																															
24 Ian Stewart, L OBP: 0.244, SLG: 0.372	(10, 5) B FA 95 1-3 C FA 95 B FA 97 C SL 87 K																															
56 Franklin Morales, L OBP: 0.333, SLG: 0.273	(1, 11) B FA 95 1-3 C FA 95 B FA 97 C SL 87 K																															
19 Ryan Spilborghs, R OBP: 0.368, SLG: 0.496	(7, 8) B FA 95 1-3 C FA 95 B FA 97 C SL 87 K																															
Inning Stats	R: 0 E: 0 K: 2 S: 8	H: 0 LOB: 0 BB: 0 P: 15	R: 0 E: 0 K: 1 S: 8	H: 0 LOB: 0 BB: 0 P: 11	R: 0 E: 0 K: 2 S: 9	H: 0 LOB: 0 BB: 0 P: 13	R: 0 E: 0 K: 1 S: 8	H: 1 LOB: 2 BB: 1 P: 21	R: 0 E: 0 K: 0 S: 5	H: 0 LOB: 0 BB: 0 P: 15	R: 0 E: 0 K: 1 S: 8	H: 0 LOB: 0 BB: 0 P: 10	R: 1 E: 0 K: 0 S: 12	H: 2 LOB: 2 BB: 1 P: 23	R: 0 E: 0 K: 0 S: 7	H: 0 LOB: 0 BB: 0 P: 9	R: 0 E: 0 K: 0 S: 9	H: 0 LOB: 0 BB: 0 P: 12	R: 0 E: 0 K: 1 S: 14	H: 1 LOB: 1 BB: 0 P: 20	R: 0 E: 0 K: 1 S: 12	H: 0 LOB: 1 BB: 1 P: 20	R: 0 E: 0 K: 1 S: 12	H: 2 LOB: 2 BB: 1 P: 17	R: 0 E: 0 K: 1 S: 7	H: 0 LOB: 0 BB: 0 P: 10	R: 1 E: 0 K: 2 S: 15	H: 2 LOB: 1 BB: 0 P: 20	1B: 5 2B: 2 3B: 0 HR: 1	SF: 0 SAC: 0 DP: 0 HBP: 0	WP: 0 PB: 0 SB: 0 CS: 0	PA: 53

Batter	1	2	3	4	5	6	7	8	9	10	11	12	13	14	AB	R	H	RBI	BB	SO	LOB	BOTTOM								
24 Brian Giles, L OBP: 0.367, SLG: 0.412	(1, 9) C FA 97 1-3 B FA 97 B FA 98 S CU 77 K		B FA 96 4-1 B CH 86 B FA 97 C FA 96 B FA 96 BB	I SAFE 0-0 X FA 96 F7		B SL 79 3-1 B FA 95 B FA 95 C FA 93 X FA 94 F7			B FA 95 1-0 X FA 95 2B		C SL 76 0-1 X FA 95 L6				5	0	1	0	1	1	3									
Mike Cameron, R OBP: 0.331, SLG: 0.435	(1, 8) C FA 97 3-3 B CU 74 B FA 97 B FA 97 S FA 97 K		X CH 79 0-0 F6		B FA 96 4-0 B CH 86 B FA 94 B FA 96 BB		S FA 94 2-2 C FA 94 B CH 75 X CH 75 G3		F FA 95 0-3 X SL 81 K						5	0	0	0	1	3	3									
Milton Bradley, S OBP: 0.403, SLG: 0.537	(1, 7) B CH 85 1-2 B CH 85 F FA 96 X FA 96 G4-3																													
9 Brian Myrow, L OBP: 0.500, SLG: 0.500	(11, PH) B CH 85 1-2 B CH 85 F FA 96 X FA 96 G4-3																													
Brady Clark, R OBP: 0.318, SLG: 0.342	(12, 7) B CH 85 1-2 B CH 85 F FA 96 X FA 96 G4-3																													
23 Adrián González, L OBP: 0.342, SLG: 0.490	(1, 3) B FA 96 1-1 B FA 97 X CU 76 F8			F FA 96 0-1 X FA 96 G4-3		C FA 96 0-1 X FA 97 F7		X FA 94 0-0 HR																						
3 Khalil Greene, R OBP: 0.292, SLG: 0.460	(1, 6) B FA 96 1-0 X FA 97 F9			C CH 76 0-3 C FA 95 S FA 95 K		B CH 76 2-3 C FA 95 B FA 97 S FA 94 K		C FA 96 1-2 C FA 96 F FC 83 B FC 85 X FA 96 G6-3																						
5 Kevin Kouzmanoff, R OBP: 0.327, SLG: 0.455	(1, 5) B CU 73 4-0 B FA 97 H FA 96 BB			S CH 76 1-1 X FA 96 F9		B CH 76 4-0 B FA 97 B FA 96 BB		B CH 83 2-1 B FA 96 X FA 96 1B																						
28 Josh Bard, S OBP: 0.292, SLG: 0.331	(1, 2) F FA 96 0-1 X FA 96 G5-3																													
21 Heath Bell, R OBP: 0.298, SLG: 0.323	(12, 15) F FA 96 0-1 X FA 96 G5-3																													
60 Joe Mauer, R OBP: 0.426, SLG: 0.550	(13, 1) B CH 85 1-2 B CH 85 F FA 96 X FA 96 G4-3																													
26 Colt Morton, R (14, PH)																														
Marcus Giles, R OBP: 0.305, SLG: 0.319	(1, 4) B FA 95 4-2 B FA 95 C FA 96 B FA 94 SH1-4																													
Terrel Sledge, L OBP: 0.361, SLG: 0.357	(10, PH) B FA 95 2-2 B FA 95 C CH 82 X FA 97 1B																													
13 Oscar Robles, L OBP: 0.273, SLG: 0.238	(11, 4) B FA 95 0-1 X FA 96 SH1-4																													
44 Jake Peavy, R OBP: 0.232, SLG: 0.303	(1, 1) L FA 94 0-1 X FA 94 BB																													
Geoff Blum, S OBP: 0.318, SLG: 0.367	(7, PH) L FA 94 0-1 X FA 94 SH1-4																													
Morgan Ensberg, R OBP: 0.319, SLG: 0.409	(7, PH) L FA 94 0-1 X FA 94 SH1-4																													
43 Cla Meredith, R (8, 1)																														
8 Michael Barrett, R OBP: 0.279, SLG: 0.372	(10, 2) L FA 94 0-1 X FA 94 SH1-4																													
Inning Stats	R: 0 E: 0 K: 2 S: 11	H: 0 LOB: 0 BB: 0 P: 15	R: 0 E: 0 K: 1 S: 5	H: 0 LOB: 1 BB: 0 P: 11	R: 0 E: 0 K: 1 S: 9	H: 0 LOB: 2 BB: 2 P: 17	R: 0 E: 0 K: 2 S: 8	H: 1 LOB: 1 BB: 0 P: 9	R: 0 E: 0 K: 0 S: 5	H: 0 LOB: 1 BB: 1 P: 16	R: 0 E: 0 K: 1 S: 8	H: 0 LOB: 0 BB: 0 P: 15	R: 1 E: 0 K: 0 S: 8	H: 2 LOB: 1 BB: 0 P: 11	R: 0 E: 0 K: 2 S: 9	H: 0 LOB: 0 BB: 0 P: 12	R: 0 E: 0 K: 1 S: 12	H: 0 LOB: 1 BB: 1 P: 20	R: 0 E: 0 K: 1 S: 12	H: 0 LOB: 2 BB: 2 P: 14	R: 0 E: 0 K: 1 S: 7	H: 0 LOB: 0 BB: 0 P: 10	R: 0 E: 0 K: 1 S: 6	H: 0 LOB: 0 BB: 0 P: 9	R: 0 E: 0 K: 0 S: 8	H: 0 LOB: 0 BB: 0 P: 9	1B: 2 2B: 1 3B: 0 HR: 1	SF: 0 SAC: 3 DP: 1 HBP: 1	WP: 0 PB: 0 SB: 0 CS: 0	PA: 52

PITCHER	IP	WLS	BF	H	R	ER	SO	BB	IBB	HBP	BLK	WP	HR	S	P	ERA	WHIP
44 Jake Peavy, R ERA: 2.36	7.0		26	3	1	0	6	2	0	0	0	0	0	16	21	0.00	0.714
43 Cla Meredith, R ERA: 3.36	2.0		6	0	0	0	0	0	0	0	0	0	0	16	21	0.00	0.000
21 Heath Bell, R ERA: 2.17	2.0		8	1	0	0	2	1	0	0	0	0	0	26	40	0.00	1.000
Doug Brocail, R ERA: 3.1	1.0		5	2	0	0											

Batter	1	2	3	4	5	6	7	8	9	AB	R	H	RBI	BB	SO	LOB	TOP										
Kazuo Matsui, S OBP: 0.342, SLG: 0.408 (1, 4)										4	1	1	0	0	0	1	Colorado Rockies @ San Diego Padres PETCO Park, San Diego, CA Sat Sep 22 2007, 10:05 PM EDT Att: 35,020 - Partly Cloudy - 66 F										
2 Troy Tulowitzki, R OBP: 0.364, SLG: 0.473 (1, 6)										5	2	2	0	0	0	1											
17 Todd Helton, L OBP: 0.433, SLG: 0.484 (1, 3)										3	0	1	1	2	0	2											
27 Garrett Atkins, R OBP: 0.358, SLG: 0.474 Jamey Carroll, R OBP: 0.315, SLG: 0.296 (9, PR) (9, 5)										5	0	2	1	0	0	3											
11 Brad Hawpe, L OBP: 0.381, SLG: 0.525 (1, 9)										0	0	0	0	0	0	0											
19 Ryan Spillborghs, R OBP: 0.329, SLG: 0.487 (1, 7)										4	1	0	0	0	2	6											
8 Yorvit Torrealba, R OBP: 0.363, SLG: 0.375 (1, 2)										5	0	0	0	0	1	8											
18 Cory Sullivan, L OBP: 0.341, SLG: 0.417 (1, 8)										4	1	1	0	0	0	3											
55 Mark Redman, L (5, 1)										2	0	0	0	0	0	1											
23 Ryan Speier, R 25 Seth Smith, L 50 Jorge Julio, R 47 Joe Koshansky, L 40 Brian Fuentes, L 60 Manny Corpas, R (7, PH) (7, 1) (8, PH) (8, 1) (9, 1)										0	0	0	0	0	0	0											
Inning Stats	R: 1 E: 0 K: 0 S: 17	H: 2 LOB: 2 BB: 1 P: 25	R: 0 E: 0 K: 0 S: 12	H: 1 LOB: 1 BB: 0 P: 21	R: 2 E: 0 K: 2 S: 16	H: 4 LOB: 2 BB: 0 P: 28	R: 0 E: 0 K: 0 S: 11	H: 0 LOB: 0 BB: 0 P: 14	R: 0 E: 0 K: 0 S: 3	H: 0 LOB: 0 BB: 0 P: 5	R: 0 E: 0 K: 0 S: 8	H: 1 LOB: 1 BB: 0 P: 16	R: 1 E: 0 K: 0 S: 10	H: 2 LOB: 1 BB: 0 P: 13	R: 2 E: 1 K: 0 S: 13	H: 0 LOB: 1 BB: 1 P: 21	R: 0 E: 0 K: 1 S: 19	H: 2 LOB: 3 BB: 1 P: 33	1B: 11 HR: 0	SF: 0 SAC: 1 DP: 0 HBP: 1	WP: 0 PB: 0 SB: 0 CS: 0	PA: 43					
PITCHER	IP	WLS	BF	H	R	ER	SO	BB	IBB	HBP	BLK	WP	HR	S	P	ERA	WHIP										
Jack Cassel, R ERA: 4.0 (1, 1)	2.1	L	13	6	3	3	0	1	0	0	0	0	0	35	57	11.57	3.000										
45 Justin Hampson, L ERA: 2.56 (3, 1)	2.2		9	1	0	0	2	0	0	0	0	0	0	24	36	0.00	0.375										
41 Kevin Cameron, R ERA: 2.43 (6, 1)	1.2		7	2	1	1	0	0	0	0	0	0	0	12	21	5.40	1.200										
50 Joe Thatcher, L ERA: 1.1 (7, 1)	0.1		2	1	0	0	0	0	0	0	0	0	0	6	8	0.00	3.000										
Justin Germano, R ERA: 4.49 (8, 1)	2.0		12	2	2	0	1	2	0	1	0	0	0	32	54	0.00	2.000										
Batter	1	2	3	4	5	6	7	8	9	AB	R	H	RBI	BB	SO	LOB	BOTTOM										
24 Brian Giles, L OBP: 0.366, SLG: 0.409 (1, 9)										3	0	0	1	1	1	1	Colorado Rockies @ San Diego Padres PETCO Park, San Diego, CA Sat Sep 22 2007, 10:05 PM EDT Att: 35,020 - Partly Cloudy - 66 F										
Mike Cameron, R OBP: 0.325, SLG: 0.432 (1, 8)										4	0	0	0	0	2	3											
Milton Bradley, S OBP: 0.400, SLG: 0.532 12 Scott Hairston, R OBP: 0.327, SLG: 0.446 (5, PH) (6, 7)										2	0	0	0	0	0	0											
23 Adrián González, L OBP: 0.341, SLG: 0.488 (1, 3)										3	0	0	0	1	1	0											
3 Khalil Greene, R OBP: 0.292, SLG: 0.464 (1, 6)										4	1	1	1	0	2	1											
5 Kevin Kouzmanoff, R OBP: 0.327, SLG: 0.453 (1, 5)										4	0	1	0	0	0	0											
28 Josh Bard, S OBP: 0.359, SLG: 0.385 (1, 2)										4	1	2	0	0	0	1											
Marcus Giles, R OBP: 0.305, SLG: 0.320 Geoff Blum, S OBP: 0.317, SLG: 0.366 (7, PH) (8, 4)										2	0	1	0	0	0	1											
Jack Cassel, R 45 Justin Hampson, L Morgan Ensberg, R 41 Kevin Cameron, R 50 Joe Thatcher, L 9 Brian Myrow, L 60 Manny Corpas, R (5, PH) (6, 1) (7, PH) (8, 1) (9, 1)										0	0	0	0	0	0	0											
Inning Stats	R: 0 E: 0 K: 1 S: 8	H: 0 LOB: 0 BB: 0 P: 12	R: 0 E: 0 K: 1 S: 9	H: 0 LOB: 0 BB: 0 P: 15	R: 0 E: 0 K: 1 S: 7	H: 1 LOB: 1 BB: 0 P: 10	R: 0 E: 0 K: 0 S: 4	H: 0 LOB: 0 BB: 0 P: 6	R: 2 E: 0 K: 1 S: 15	H: 3 LOB: 3 BB: 2 P: 28	R: 0 E: 0 K: 2 S: 8	H: 0 LOB: 0 BB: 0 P: 11	R: 0 E: 0 K: 0 S: 8	H: 0 LOB: 0 BB: 0 P: 16	R: 0 E: 0 K: 1 S: 10	H: 0 LOB: 0 BB: 0 P: 16		R: 0 E: 0 K: 0 S: 7	H: 1 LOB: 1 BB: 1 P: 14	1B: 3 HR: 1	SF: 0 SAC: 0 DP: 1 HBP: 0	WP: 0 PB: 0 SB: 0 CS: 0	PA: 34				
PITCHER	IP	WLS	BF	H	R	ER	SO	BB	IBB	HBP	BLK	WP	HR	S	P	ERA	WHIP										
55 Mark Redman, L ERA: 8.67 (1, 1)	4.1		19	4	2	2	3	2	0	0	0	0	0	13	18	0.00	0.000										
23 Ryan Speier, R ERA: 4.7 (5, 1)	1.2	W	5	0	0	0	3	0	0	0	0	0	0	8	16	0.00	0.000										
50 Jorge Julio, R ERA: 5.04 (7, 1)	1.0	H	3	0	0	0	0	0	0	0	0	0	0	10	16	0.00	0.000										
40 Brian Fuentes, L ERA: 3.07 (8, 1)	1.0		3	0	0	0	1	0	0	0	0	0	0	10	16	0.00	0.000										
60 Manny Corpas, R ERA: 1.85 (9, 1)	1.0		4	1	0	0	0	1	0	0	0	0	0	7	14	0.00	2.000										

Batter	1	2	3	4	5	6	7	8	9	AB	R	H	RBI	BB	SO	LOB	TOP				
Kazuo Matsui, S (1,4) OBP: 0.343, SLG: 0.405	4-1 B FA 86 F FA 84 B FA 84 B SL 81 B FA 83		2-2 FC4-6 17 2B	4-2 17 1B		2-1 G5-3		1-0 F7		3	1	0	0	2	0	1					
Troy Tulowitzki, R (1,6) OBP: 0.383, SLG: 0.471	1-3 C FA 86 L FA 86 F FA 87 C FA 87		0-0 17 2B	0-0 SF8		2-1 P4		2-2 F9		4	0	1	1	0	1	1					
Todd Helton, L (1,3) OBP: 0.433, SLG: 0.485	1-0 B FA 85 F FA 86		2-2 2B	2-1 1B		0-3 K		1-0 G6-3		5	0	2	2	0	1	1					
Garrett Atkins, R (1,5) OBP: 0.357, SLG: 0.477	3-2 B FA 86 C FA 86 F FA 86 B FA 87 C FA 87		3-1 F8	1-2 F8		2-1 IHR		2-3 K		5	1	1	1	0	1	5					
Jamey Carroll, R (9,5)										0	0	0	0	0	0	0					
Brad Hawpe, L (1,9) OBP: 0.385, SLG: 0.532		0-0 G1-3		0-0 19 3B		4-2 FC6-4 19 1B		0-1 HR		3	2	2	1	2	0	0					
Ryan Spillborghs, R (1,7) OBP: 0.377, SLG: 0.498		3-2 G1-3		0-2 8 1B		0-0 FC6-4 8 1B		3-2 G5-4-3 8 1B		5	1	3	1	0	0	1					
Yorvit Torrealba, R (1,2) OBP: 0.329, SLG: 0.373		3-1 G5-3		1-2 18 1B		0-1 FC6-4 18 1B		1-3 K		5	1	1	1	0	1	4					
Cory Sullivan, L (1,8) OBP: 0.345, SLG: 0.415			0-2 G4-3	0-2 17 1B		1-3 K		4-0 IBB		3	1	1	0	1	1	2					
Jeff Francis, L (1,1) OBP: 0.203, SLG: 0.226			2-1 SH1-4	1-3 26 SH1-4 17 1B		1-1 K		1-3 K		3	0	1	0	0	1	4					
LaTroy Hawkins, R (9,1)										0	0	0	0	0	0	0					
Inning Stats	R: 0 E: 0 K: 1 S: 10	H: 0 LOB: 1 BB: 1 P: 19	R: 0 E: 0 K: 0 S: 6	H: 0 LOB: 0 BB: 0 P: 12	R: 1 E: 0 K: 0 S: 15	H: 3 LOB: 2 BB: 0 P: 24	R: 4 E: 0 K: 0 S: 22	H: 5 LOB: 2 BB: 1 P: 30	R: 0 E: 0 K: 1 S: 8	H: 0 LOB: 0 BB: 0 P: 12	R: 1 E: 0 K: 2 S: 13	H: 1 LOB: 2 BB: 2 P: 25	R: 0 E: 0 K: 0 S: 5	H: 0 LOB: 0 BB: 0 P: 9	R: 1 E: 0 K: 1 S: 11	H: 2 LOB: 0 BB: 0 P: 16	1B: 8 2B: 1 3B: 1 HR: 2	SF: 1 SAC: 1 DP: 1 HBP: 0	WP: 0 PB: 0 SB: 2 CS: 0	PA: 43	
PITCHER	IP	WLS	BF	H	R	ER	SO	BB	IBB	HBP	BLK	WP	HR	S	P	ERA	WHIP				
Greg Maddux, R (1,1) ERA: 4.1	3.2	L	21	8	5	5	1	2	0	0	0	0	0	50	81	12.27	2.727				
41 Kevin Cameron, R (4,1) ERA: 2.37	1.1		6	1	0	0	1	1	0	0	0	0	0	13	20	0.00	1.500				
Wilfredo Ledezma, L (6,1) ERA: 5.55	3.0		12	1	1	1	3	1	1	0	0	0	0	26	46	3.00	0.667				
45 Justin Hampson, L (9,1) ERA: 2.79	1.0		4	2	1	1	1	0	0	0	0	0	1	11	16	9.00	2.000				

Colorado Rockies @ San Diego Padres
PETCO Park, San Diego, CA
Sun Sep 23 2007, 4:05 PM EDT
Att: 37,984 - Partly Cloudy - 70 F

AB 36
R 7
H 12
RBI 7
BB 5
SO 6
LOB 19



Batter	1	2	3	4	5	6	7	8	9	AB	R	H	RBI	BB	SO	LOB	BOTTOM					
Brian Giles, L (1,9) OBP: 0.363, SLG: 0.405	1-2 C FA 88 F FA 88 C FA 89 C FA 89 X SL 82		0-0 F9		2-2 G6-3			0-1 G4-3		4	0	0	0	0	0	0						
Milton Bradley, S (1,7) OBP: 0.402, SLG: 0.545	0-1 C FA 90 X SL 82		2-1 K		2-3 K		0-0 K			4	1	2	1	0	1	0						
Terrel Sledge, L (8, FR) OBP: 0.301, SLG: 0.357										0	1	0	0	0	0	0						
5 Kevin Kouzmanoff, R (1,5) OBP: 0.330, SLG: 0.462	3-2 B FA 90 B FA 91 T FA 92 B FA 93 F FA 88 X SL 83		3-2 HR		3-3 2B		0-0 F7		2-2 2B	4	0	3	1	0	0	0						
23 Adrián González, L (1,3) OBP: 0.339, SLG: 0.485	1-0 B FA 90 F FA 88		0-3 K		1-3 K		1-3 K			4	0	0	0	0	3	4						
3 Khalil Greene, R (1,6) OBP: 0.290, SLG: 0.461		1-2 G5-3		1-2 G5-3		1-3 K				4	0	0	0	0	1	1						
Mike Cameron, R (1,8) OBP: 0.328, SLG: 0.431		2-3 K		0-0 G6-3				1-2 G3-1		2	0	0	0	0	1	0						
Brady Clark, R (7,8) OBP: 0.314, SLG: 0.338										1	0	0	0	0	0	0						
9 Brian Myrow, L (9, PH) OBP: 0.376, SLG: 0.333										1	0	0	0	0	1	0						
28 Josh Bard, S (1,2) OBP: 0.363, SLG: 0.398		1-1 BB		0-0 G4-6-3				0-3 K		4	1	3	1	0	1	0						
Marcus Giles, R (1,4) OBP: 0.306, SLG: 0.318		4-2 1B		0-0 G4-6-3				3-1 G4-3		2	0	0	0	1	0	1						
Geoff Blum, S (9, PH) OBP: 0.316, SLG: 0.365										1	0	0	0	0	0	0						
Greg Maddux, R (1,1) OBP: 0.448, SLG: 0.562		0-0 FC4-6						2-0 L7		1	0	0	0	0	0	2						
41 Kevin Cameron, R (4,1) ERA: 2.37										0	0	0	0	0	0	0						
11 Craig Stansberry, R (5, PH) OBP: 0.315, SLG: 0.396										0	0	0	0	0	0	0						
Wilfredo Ledezma, L (6,1) ERA: 5.55										0	0	0	0	0	0	0						
Morgan Ensberg, R (8, PH) OBP: 0.320, SLG: 0.403										0	0	0	0	0	0	0						
45 Justin Hampson, L (9,1) ERA: 2.79										0	0	0	0	0	0	0						
Inning Stats	R: 0 E: 0 K: 0 S: 9	H: 1 LOB: 1 BB: 0 P: 14	R: 0 E: 0 K: 1 S: 13	H: 1 LOB: 2 BB: 1 P: 21	R: 1 E: 0 K: 1 S: 13	H: 2 LOB: 1 BB: 0 P: 19	R: 0 E: 0 K: 0 S: 3	H: 1 LOB: 0 BB: 0 P: 3	R: 0 E: 0 K: 2 S: 9	H: 0 LOB: 0 BB: 0 P: 16	R: 0 E: 0 K: 2 S: 8	H: 0 LOB: 0 BB: 0 P: 10	R: 0 E: 0 K: 1 S: 8	H: 0 LOB: 0 BB: 0 P: 12	R: 1 E: 0 K: 1 S: 12	H: 2 LOB: 2 BB: 0 P: 17	R: 1 E: 0 K: 1 S: 9	H: 1 LOB: 0 BB: 0 P: 13	1B: 3 2B: 3 3B: 0 HR: 2	SF: 0 SAC: 0 DP: 1 HBP: 0	WP: 0 PB: 0 SB: 0 CS: 0	PA: 35
PITCHER	IP	WLS	BF	H	R	ER	SO	BB	IBB	HBP	BLK	WP	HR	S	P	ERA	WHIP					
26 Jeff Francis, L (1,1) ERA: 4.17	8.0	W	31	7	2	2	8	1	0	0	0	0	1	75	112	2.25	1.000					
LaTroy Hawkins, R (9,1) ERA: 3.39	1.0		4	1	1	1	1	0	0	0	0	0	1	9	13	9.00	1.000					

Colorado Rockies @ San Diego Padres
PETCO Park, San Diego, CA
Sun Sep 23 2007, 4:05 PM EDT
Att: 37,984 - Partly Cloudy - 70 F

AB 34
R 3
H 8
RBI 3
BB 1
SO 9
LOB 8



Batter	1	2	3	4	5	6	7	8	9	AB	R	H	RBI	BB	SO	LOB	TOP					
Kazuo Matsui, S OBP: 0.343, SLG: 0.403	F7		E2			G5-3		K	F8	5	2	1	1	1	1	2	Colorado Rockies @ Los Angeles Dodgers Dodger Stadium, Los Angeles, CA Tue Sep 25 2007, 7:10 PM PDT Att: 44,660 - Clear - 71 F					
2 Troy Tulowitzki, R OBP: 0.393, SLG: 0.477	P4		F9			F8		17 1B	K	6	2	2	2	0	1	2						
5 Matt Holliday, R OBP: 0.401, SLG: 0.608	G5-3					17 1B		17 1B		4	1	2	0	0	1	0						
17 Todd Helton, L OBP: 0.434, SLG: 0.486			L7			11 FC4-6		L7		5	0	3	2	0	0	1						
27 Garrett Atkins, R OBP: 0.358, SLG: 0.474										3	0	0	0	2	1	3						
40 Brian Fuentes, L 60 Manny Corpas, R	K					11 FC4-6		F8		0	0	0	0	0	0	0						
11 Brad Hawpe, L OBP: 0.383, SLG: 0.528										0	0	0	0	0	0	0						
8 Yorvit Torrealba, R OBP: 0.327, SLG: 0.376										5	1	2	0	0	1	4						
18 Cory Sullivan, L OBP: 0.355, SLG: 0.415										0	1	0	0	1	0	0						
19 Ryan Spilborghs, R (6, PH) OBP: 0.370, SLG: 0.594										3	2	2	1	0	1	2						
38 Ubaldo Jiménez, R OBP: 0.296, SLG: 0.291										1	0	0	0	0	0	2						
23 Ryan Speier, R OBP: 0.277, SLG: 0.355										1	0	0	0	0	1	1						
10 Jeff Baker, R OBP: 0.207, SLG: 0.255										0	0	0	0	0	0	0						
34 Matt Herge, L OBP: 0.400, SLG: 0.400										1	0	0	0	0	0	0						
25 Seth Smith, L OBP: 0.318, SLG: 0.299										1	0	1	1	0	0	0						
31 Brad Penny, R ERA: 3.03	IP	WLS	BF	H	R	ER	SO	BB	IBB	HBP	BLK	WP	HR	S	P	ERA	WHIP					
Mark Hendrickson, L ERA: 5.34	1.2	L	8	2	2	2	2	1	0	0	0	0	1	20	34	10.80	1.800					
Rudy Seanez, R ERA: 3.74	0.1		2	1	0	0	1	0	0	0	0	0	0	4	6	0.00	3.000					
45 Scott Proctor, R ERA: 3.54	1.0		6	2	1	1	2	0	0	1	0	0	0	17	21	9.00	2.000					
Roberto Hernandez, R ERA: 6.41	1.0		6	3	2	2	2	0	0	0	0	1	0	16	22	18.00	3.000					
9 Juan Pierre, L OBP: 0.333, SLG: 0.354	G6-3		G6-3			27 1B		F7		4	1	1	0	1	0	0	Colorado Rockies @ Los Angeles Dodgers Dodger Stadium, Los Angeles, CA Tue Sep 25 2007, 7:10 PM PDT Att: 44,660 - Clear - 71 F					
27 Matt Kemp, R OBP: 0.394, SLG: 0.509	G5-3		P4			7 HR		F8	L8	5	1	1	0	0	3							
7 James Loney, L OBP: 0.384, SLG: 0.538	55 PB					12 BB		K		5	1	3	3	0	1	0						
12 Jeff Kent, R OBP: 0.309, SLG: 0.309										2	0	1	0	1	0	1						
Mark Hendrickson, L ERA: 5.34										0	0	0	0	0	0	0						
Rudy Seanez, R ERA: 3.74										0	0	0	0	0	0	0						
Mark Sweeney, L OBP: 0.308, SLG: 0.370										0	0	0	0	0	0	0						
45 Scott Proctor, R ERA: 3.54										0	0	0	0	0	0	0						
3 Delwyn Young, S OBP: 0.460, SLG: 0.690										1	1	1	1	0	0	0						
55 Russell Martin, R OBP: 0.380, SLG: 0.472	K									3	1	0	0	2	2	3						
16 Andre Ethier, L OBP: 0.353, SLG: 0.458										4	0	1	0	1	0	3						
28 Andy LaRoche, R OBP: 0.383, SLG: 0.524	K									5	1	2	1	0	2	2						
14 Chin-Lung Hu, R OBP: 0.364, SLG: 0.909										4	1	2	2	0	1	2						
31 Brad Penny, R ERA: 3.03	IP	WLS	BF	H	R	ER	SO	BB	IBB	HBP	BLK	WP	HR	S	P	ERA	WHIP					
Wilson Valdez, R ERA: 4.41	1.0	W	3	0	0	0	2	0	0	0	0	1	0	9	14	0.00	0.000					
5 Nomar Garciaparra, R OBP: 0.328, SLG: 0.371	2.0	H	6	0	0	0	3	0	0	0	0	0	0	15	24	0.00	0.000					
Roberto Hernandez, R ERA: 6.41	1.0	H	7	1	1	1	0	3	0	0	0	0	0	11	27	9.00	4.000					
60 Manny Corpas, R ERA: 1.95	1.0	S	5	2	1	1	0	0	0	0	0	0	1	9	15	9.00	2.000					
38 Ubaldo Jiménez, R ERA: 4.52	IP	WLS	BF	H	R	ER	SO	BB	IBB	HBP	BLK	WP	HR	S	P	ERA	WHIP					
23 Ryan Speier, R ERA: 4.41	1.0	W	3	0	0	0	2	0	0	0	0	1	0	9	14	0.00	0.000					
34 Matt Herge, R ERA: 3.3	2.0	H	6	0	0	0	3	0	0	0	0	0	0	15	24	0.00	0.000					
40 Brian Fuentes, L ERA: 3.18	1.0	H	7	1	1	1	0	3	0	0	0	0	0	11	27	9.00	4.000					
60 Manny Corpas, R ERA: 1.95	1.0	S	5	2	1	1	0	0	0	0	0	0	1	9	15	9.00	2.000					
Inning Stats	R: 0 E: 0 K: 1 S: 8	H: 1 LOB: 2 BB: 1 P: 16	R: 0 E: 0 K: 1 S: 8	H: 1 LOB: 1 BB: 0 P: 11	R: 0 E: 0 K: 0 S: 7	H: 1 LOB: 1 BB: 0 P: 10	R: 0 E: 0 K: 0 S: 7	H: 2 LOB: 0 BB: 1 P: 12	R: 3 E: 1 K: 2 S: 17	H: 4 LOB: 1 BB: 0 P: 26	R: 0 E: 0 K: 2 S: 9	H: 0 LOB: 0 BB: 0 P: 15	R: 0 E: 0 K: 1 S: 6	H: 0 LOB: 0 BB: 0 P: 9	R: 1 E: 0 K: 0 S: 11	H: 1 LOB: 3 BB: 3 P: 27	R: 1 E: 0 K: 0 S: 9	H: 2 LOB: 1 BB: 0 P: 15	1B: 7 2B: 3 3B: 0 HR: 3	SF: 0 SAC: 0 DP: 2 HBP: 0	WP: 1 PB: 1 SB: 0 CS: 0	PA: 43

Batter	1	2	3	4	5	6	7	8	9	AB	R	H	RBI	BB	SO	LOB	TOP							
Kazuo Matsui, S (1, 4) OBP: 0.342, SLG: 0.401	G4-3		G2-3					K		4	1	1	1	0	1	0								
2 Troy Tulowitzki, R (1, 6) OBP: 0.382, SLG: 0.475	G5-3		L5					K		4	0	1	0	0	1	0								
5 Matt Holliday, R (1, 7) OBP: 0.402, SLG: 0.607	K		K					K		3	0	1	1	1	2	0								
17 Todd Helton, L (1, 3) OBP: 0.433, SLG: 0.484		G4-3	G4-3					G4-3		4	0	1	0	0	0	3								
27 Garrett Atkins, R (1, 5) OBP: 0.356, SLG: 0.472		K	K					G6-3		3	0	0	0	0	0	2	1							
Jamey Carroll, R (9, 5) OBP: 0.318, SLG: 0.299		K	K					G6-3		0	0	0	0	0	0	0	0							
11 Brad Hawpe, L (1, 9) OBP: 0.381, SLG: 0.525	L4-3		K					P4		3	0	0	0	0	1	1								
19 Ryan Spillborghs, R (1, 8) OBP: 0.366, SLG: 0.498			G4-3					G1-3		3	0	0	0	0	0	0								
Jeremy Affeldt, L (7, 1)			G5-3					G1-3		0	0	0	0	0	0	0								
40 Brian Fuentes, L (8, 1)								G1-3		0	0	0	0	0	0	0								
60 Manny Corpas, R (9, 1)								G1-3		0	0	0	0	0	0	0								
8 Yorvit Torrealba, R (1, 2) OBP: 0.327, SLG: 0.378			F9					F9		3	1	1	0	0	0	0								
Josh Fogg, R (1, 1) OBP: 0.154, SLG: 0.137			1B					F9																
18 Cory Sullivan, L (7, 8) OBP: 0.352, SLG: 0.412			K					K		2	0	0	0	0	2	1								
Inning Stats	R: 0 E: 0 K: 1 S: 8	H: 0 LOB: 0 BB: 0 P: 14	R: 0 E: 0 K: 1 S: 5	H: 1 LOB: 0 BB: 0 P: 8	R: 2 E: 0 K: 1 S: 14	H: 4 LOB: 2 BB: 0 P: 21	R: 0 E: 0 K: 2 S: 9	H: 0 LOB: 0 BB: 0 P: 13	R: 0 E: 0 K: 1 S: 8	H: 0 LOB: 0 BB: 0 P: 15	R: 0 E: 0 K: 1 S: 8	H: 0 LOB: 0 BB: 0 P: 13	R: 0 E: 0 K: 0 S: 3	H: 0 LOB: 0 BB: 0 P: 5	R: 0 E: 0 K: 2 S: 10	H: 0 LOB: 0 BB: 0 P: 13	R: 0 E: 0 K: 1 S: 6	H: 0 LOB: 0 BB: 1 P: 14	1B: 4 2B: 2 3B: 0 HR: 0	SF: 0 SAC: 0 DP: 2 HBP: 0	WP: 0 PB: 0 SB: 0 CS: 0	PA: 31		
PITCHER	IP	WLS	BF	H	R	ER	SO	BB	IBB	HBP	BLK	WP	HR	S	P	ERA	WHIP							
Derek Lowe, R (1, 1) ERA: 3.88	7.0	L	25	5	2	2	7	0	0	0	0	0	0	55	89	2.57	0.714							
51 Jonathan Broxton, R (8, 1) ERA: 2.89	1.0		3	0	0	0	2	0	0	0	0	0	0	10	13	0.00	0.000							
44 Takashi Saito, R (9, 1) ERA: 1.44	1.0		3	0	0	0	1	1	0	0	0	0	0	6	14	0.00	1.000							

Colorado Rockies @ Los Angeles Dodgers
Dodger Stadium, Los Angeles, CA
 Wed Sep 26 2007, 7:10 PM PDT
 Att: 45,036 - Partly Cloudy - 72 F

AB	30
R	2
H	5
RBI	2
BB	1
SO	10
LOB	6



Batter	1	2	3	4	5	6	7	8	9	AB	R	H	RBI	BB	SO	LOB	BOTTOM							
9 Juan Pierre, L (1, 8) OBP: 0.331, SLG: 0.352	G1-3		G6-4-3			G4-3	G4-3		FC6-4	5	0	0	0	0	0	4								
14 Chin-Lung Hu, R (1, 6) OBP: 0.297, SLG: 0.667	K			G6-3		F7		P6		4	0	0	0	0	1	0								
3 Delwyn Young, S (1, 7) OBP: 0.500, SLG: 0.739								G6-3		3	0	2	0	1	0	0								
7 James Loney, L (1, 3) OBP: 0.385, SLG: 0.537	G6-3			P6						3	0	1	0	1	0	2								
28 Andy LaRoche, R (1, 5) OBP: 0.378, SLG: 0.312		G5-3		G6-3						3	0	0	0	1	1	2								
16 Andre Ethier, L (1, 9) OBP: 0.352, SLG: 0.458	G4-3									4	0	1	0	0	2	3								
Chad Moeller, R (1, 2) OBP: 0.157, SLG: 0.235		G4-3																						
55 Russell Martin, R (9, PH) OBP: 0.379, SLG: 0.471		G6-3																						
Wilson Valdez, R (1, 4) OBP: 0.238, SLG: 0.279																								
Luis Gonzalez, L (9, PH) OBP: 0.358, SLG: 0.432			K																					
Derek Lowe, R (1, 1) OBP: 0.185, SLG: 0.119																								
Mark Swartz, L (7, PH) OBP: 0.343, SLG: 0.371																								
51 Jonathan Broxton, R (8, 1) ERA: 3.61																								
44 Takashi Saito, L (9, 1) ERA: 1.44																								
Olmedo Saenz, R (9, PH) OBP: 0.268, SLG: 0.348																								
27 Matt Kemp, R (9, PH) OBP: 0.356, SLG: 0.529																								
Inning Stats	R: 0 E: 0 K: 1 S: 12	H: 1 LOB: 1 BB: 0 P: 19	R: 0 E: 0 K: 0 S: 5	H: 0 LOB: 0 BB: 0 P: 7	R: 0 E: 0 K: 1 S: 8	H: 1 LOB: 0 BB: 0 P: 9	R: 0 E: 0 K: 0 S: 6	H: 1 LOB: 1 BB: 0 P: 9	R: 0 E: 0 K: 1 S: 12	H: 1 LOB: 3 BB: 0 P: 17	R: 0 E: 0 K: 1 S: 13	H: 0 LOB: 3 BB: 3 P: 27	R: 0 E: 0 K: 1 S: 11	H: 1 LOB: 0 BB: 0 P: 13	R: 0 E: 0 K: 1 S: 8	H: 1 LOB: 1 BB: 0 P: 13	R: 0 E: 0 K: 1 S: 11	H: 2 LOB: 2 BB: 0 P: 16	1B: 6 2B: 1 3B: 1 HR: 0	SF: 0 SAC: 0 DP: 1 HBP: 0	WP: 0 PB: 0 SB: 0 CS: 0	PA: 37		
PITCHER	IP	WLS	BF	H	R	ER	SO	BB	IBB	HBP	BLK	WP	HR	S	P	ERA	WHIP							
Josh Fogg, R (1, 1) ERA: 4.79	6.2	W	27	5	0	0	0	3	0	0	0	0	0	63	97	0.00	1.200							
Jeremy Affeldt, L (7, 1) ERA: 3.61	0.1	H	1	0	0	0	0	0	0	0	0	0	0	4	4	0.00	0.000							
40 Brian Fuentes, L (8, 1) ERA: 3.12	1.0	H	4	1	0	0	1	0	0	0	0	0	0	8	13	0.00	1.000							
60 Manny Corpas, R (9, 1) ERA: 1.92	1.0	S	5	2	0	0	1	0	0	0	0	0	0	11	16	0.00	2.000							

Colorado Rockies @ Los Angeles Dodgers
Dodger Stadium, Los Angeles, CA
 Wed Sep 26 2007, 7:10 PM PDT
 Att: 45,036 - Partly Cloudy - 72 F

AB	34
R	0
H	8
RBI	0
BB	3
SO	7
LOB	14



Batter	1	2	3	4	5	6	7	8	9	AB	R	H	RBI	BB	SO	LOB	TOP					
Kazuo Matsui, S OBP: 0.341, SLG: 0.399 6 Omar Quintanilla, L OBP: 0.284, SLG: 0.290	G6-3		G4-3	G4-3				SH1-3	K	4	0	1	0	0	0	3	Colorado Rockies @ Los Angeles Dodgers Dodger Stadium, Los Angeles, CA Thu Sep 27 2007, 7:10 PM PDT Att: 51,999 - Cloudy - 67 F					
2 Troy Tulowitzki, R OBP: 0.381, SLG: 0.475	G6-3		K		F8	G4-3				5	1	1	1	0	1	4						
5 Matt Holliday, R OBP: 0.403, SLG: 0.696 35 Taylor Buchholz, R OBP: 0.200, SLG: 0.130	F8				F9					3	3	1	0	2	0	0						
17 Todd Helton, L OBP: 0.431, SLG: 0.487		K		K	F8					5	1	1	2	0	3	3						
27 Garrett Atkins, R OBP: 0.361, SLG: 0.482										4	3	4	2	1	0	0						
11 Brad Hawpe, L OBP: 0.383, SLG: 0.534										5	1	3	4	0	0	2						
19 Ryan Spilborghs, R OBP: 0.493, SLG: 0.494 18 Cory Sullivan, R OBP: 0.350, SLG: 0.409					F9					4	0	1	0	0	1	2						
8 Yorvit Torrealba, R OBP: 0.328, SLG: 0.378										3	0	1	1	1	0	1						
56 Franklin Morales, L OBP: 0.357, SLG: 0.308 23 Ryan Speier, R ERA: 4.53 Jeremy Affeldt, L ERA: 3.82 50 Jorge Julio, R ERA: 3.74 LaTroy Hawkins, R OBP: 0.286, SLG: 0.352 10 Jeff Baker, R OBP: 0.286, SLG: 0.352										2	0	1	0	0	1	2						
Inning Stats	R: 0 E: 0 K: 0 S: 6	H: 0 LOB: 0 BB: 0 P: 10	R: 0 E: 0 K: 2 S: 12	H: 0 LOB: 1 BB: 1 P: 19	R: 0 E: 0 K: 1 S: 10	H: 0 LOB: 1 BB: 1 P: 18	R: 3 E: 0 K: 1 S: 27	H: 5 LOB: 0 BB: 0 P: 42	R: 0 E: 0 K: 0 S: 7	H: 0 LOB: 0 BB: 0 P: 13	R: 1 E: 0 K: 1 S: 15	H: 4 LOB: 3 BB: 0 P: 22	R: 2 E: 0 K: 0 S: 17	H: 2 LOB: 1 BB: 1 P: 24	R: 4 E: 0 K: 1 S: 19	H: 4 LOB: 1 BB: 1 P: 30		R: 0 E: 0 K: 1 S: 7	H: 0 LOB: 0 BB: 0 P: 11	1B: 9 2B: 3 3B: 0 HR: 3	SF: 1 SAC: 2 DP: 0 HBP: 0	WP: 0 PB: 0 SB: 0 CS: 0
PITCHER	IP	WLS	BF	H	R	ER	SO	BB	IBB	HBP	BLK	WP	HR	S	P	ERA	WHIP					
21 Esteban Loaiza, R ERA: 5.79	3.2	L	18	5	3	3	4	2	0	0	0	0	2	52	85	7.36	1.909					
50 Eric Stults, L ERA: 4.53	1.1		4	0	0	0	0	0	0	0	0	0	0	10	17	0.00	0.000					
Rudy Seanez, R ERA: 3.82	0.2		6	4	1	1	1	0	0	0	0	0	0	14	20	13.50	6.000					
45 Scott Proctor, R ERA: 3.74	0.1		4	2	2	2	0	1	0	0	0	0	1	12	18	54.00	9.000					
Joe Beimel, L ERA: 3.9	1.0		3	0	0	0	0	0	0	0	0	0	0	6	8	0.00	0.000					
49 Jon Meloan, R ERA: 11.81 D.J. Houlton, R ERA: 3.75	1.0		8	4	4	4	1	1	0	0	0	0	0	7	11	0.00	0.000					
Batter	1	2	3	4	5	6	7	8	9	AB	R	H	RBI	BB	SO	LOB	BOTTOM					
9 Juan Pierre, L OBP: 0.330, SLG: 0.351	G1-3		G6-3							4	1	1	0	0	1	1	Colorado Rockies @ Los Angeles Dodgers Dodger Stadium, Los Angeles, CA Thu Sep 27 2007, 7:10 PM PDT Att: 51,999 - Cloudy - 67 F					
3 Delwyn Young, S OBP: 0.454, SLG: 0.654	K				G6-3					3	1	0	0	1	1	1						
27 Matt Kemp, R OBP: 0.366, SLG: 0.509	K									4	1	2	0	0	2	2						
7 James Loney, L OBP: 0.387, SLG: 0.542		G1-3								4	1	2	3	0	0	1						
55 Russell Martin, R OBP: 0.377, SLG: 0.467 Chad Moeller, R OBP: 0.157, SLG: 0.235										4	0	0	1	0	0	3						
28 Andy LaRoche, R OBP: 0.373, SLG: 0.309										4	0	1	0	0	0	3						
Wilson Valdez, R OBP: 0.224, SLG: 0.262										4	0	0	0	0	2	1						
14 Chin-Lung Hu, R OBP: 0.211, SLG: 0.526										4	0	0	0	0	1	0						
21 Esteban Loaiza, R ERA: 5.79 50 Eric Stults, L ERA: 4.53 Jeremy Affeldt, L ERA: 3.82 50 Jorge Julio, R ERA: 3.74 LaTroy Hawkins, R OBP: 0.286, SLG: 0.352 10 Jeff Baker, R OBP: 0.286, SLG: 0.352										1	0	0	0	0	0	0						
Inning Stats	R: 0 E: 0 K: 2 S: 8	H: 0 LOB: 0 BB: 0 P: 11	R: 0 E: 0 K: 1 S: 8	H: 1 LOB: 0 BB: 0 P: 12	R: 0 E: 0 K: 0 S: 8	H: 0 LOB: 0 BB: 0 P: 9	R: 2 E: 0 K: 1 S: 13	H: 2 LOB: 0 BB: 0 P: 17	R: 0 E: 0 K: 0 S: 5	H: 0 LOB: 0 BB: 0 P: 8	R: 1 E: 0 K: 1 S: 9	H: 1 LOB: 1 BB: 1 P: 16	R: 0 E: 0 K: 2 S: 8	H: 0 LOB: 0 BB: 0 P: 14	R: 1 E: 0 K: 1 S: 12	H: 3 LOB: 2 BB: 0 P: 20		R: 0 E: 0 K: 1 S: 7	H: 0 LOB: 0 BB: 0 P: 9	1B: 6 2B: 0 3B: 1 HR: 0	SF: 0 SAC: 0 DP: 0 HBP: 0	WP: 0 PB: 0 SB: 3 CS: 0
PITCHER	IP	WLS	BF	H	R	ER	SO	BB	IBB	HBP	BLK	WP	HR	S	P	ERA	WHIP					
56 Franklin Morales, L ERA: 3.45	5.0	W	20	4	3	3	4	1	0	0	0	0	0	44	64	5.40	1.000					
23 Ryan Speier, R ERA: 4.32	0.1	H	1	0	0	0	1	0	0	0	0	0	0	3	4	0.00	0.000					
Jeremy Affeldt, L ERA: 3.82	0.1	H	1	0	0	0	0	0	0	0	0	0	0	2	3	0.00	0.000					
50 Jorge Julio, R ERA: 3.74	1.1	H	4	0	0	0	2	0	0	0	0	0	0	10	16	0.00	0.000					
LaTroy Hawkins, R ERA: 3.46	1.0		6	3	1	1	1	0	0	0	0	0	0	12	20	9.00	3.000					
PITCHER	IP	WLS	BF	H	R	ER	SO	BB	IBB	HBP	BLK	WP	HR	S	P	ERA	WHIP					
35 Taylor Buchholz, R ERA: 4.34	1.0		3	0	0	0	1	0	0	0	0	0	0	7	9	0.00	0.000					

Batter	1	2	3	4	5	6	7	8	9	AB	R	H	RBI	BB	SO	LOB	TOP																							
24 Chris Young, R OBP: 0.295, SLG: 0.467																																								
10 Justin Upton, R OBP: 0.354, SLG: 0.634																																								
40 Bill Murphy, L																																								
44 Micah Owings, R																																								
56 Ramon Pena, R																																								
37 Juan Cruz, R																																								
22 Eric Byrnes, R OBP: 0.353, SLG: 0.490																																								
7 Carlos Quentin, R OBP: 0.295, SLG: 0.342																																								
34 Conor Jackson, R OBP: 0.369, SLG: 0.469																																								
Alberto Callaspo, S OBP: 0.258, SLG: 0.264																																								
27 Mark Reynolds, R OBP: 0.350, SLG: 0.499																																								
Jeff Cirillo, R OBP: 0.319, SLG: 0.372																																								
19 Chris Snyder, R OBP: 0.342, SLG: 0.433																																								
36 Jaiлен Peguero, R																																								
Jeff Salazar, L																																								
11 Augie Ojeda, S OBP: 0.357, SLG: 0.354																																								
26 Miguel Montero, L OBP: 0.289, SLG: 0.398																																								
4 Emilio Bonifacio, S OBP: 0.333, SLG: 0.286																																								
31 Edgar Gonzalez, R OBP: 0.190, SLG: 0.190																																								
7 Robby Hammock, R OBP: 0.306, SLG: 0.289																																								
Inning Stats	R: 0 E: 0 K: 2 S: 7	H: 0 LOB: 0 BB: 13	R: 0 E: 0 K: 1 S: 13	H: 1 LOB: 1 BB: 24	R: 1 E: 1 K: 0 S: 12	H: 3 LOB: 1 BB: 0 P: 16	R: 0 E: 0 K: 1 S: 9	H: 1 LOB: 0 BB: 0 P: 11	R: 0 E: 0 K: 2 S: 13	H: 2 LOB: 2 BB: 0 P: 16	R: 0 E: 0 K: 1 S: 7	H: 1 LOB: 1 BB: 0 P: 13	R: 0 E: 1 K: 2 S: 13	H: 0 LOB: 0 BB: 20	R: 0 E: 0 K: 0 S: 5	H: 0 LOB: 0 BB: 7	R: 0 E: 0 K: 0 S: 8	H: 0 LOB: 1 BB: 1 P: 16	1B: 6 2B: 1 3B: 1 HR: 0	SF: 0 SAC: 0 DP: 2 HBP: 0	WP: 0 PB: 0 SB: 0 CS: 0	PA: 36																		
PITCHER	IP	WLS	BF	H	R	ER	SO	BB	IBB	HBP	BLK	WP	HR	S	P	ERA	WHIP	PITCHER	IP	WLS	BF	H	R	ER	SO	BB	IBB	HBP	BLK	WP	HR	S	P	ERA	WHIP					
55 Mark Redman, L ERA: 7.62	5.0	W	21	7	1	0	6	1	0	0	0	0	0	54	80	0.00	1.600																							
34 Matt Herges, R ERA: 3.15	1.0		4	1	0	0	1	0	0	0	0	0	0	7	13	0.00	1.000																							
Jeremy Affeldt, L ERA: 3.53	1.0		4	0	0	0	2	0	0	0	0	0	0	13	20	0.00	0.000																							
40 Brian Fuentes, L ERA: 3.0	1.0		3	0	0	0	0	0	0	0	0	0	0	5	7	0.00	0.000																							
60 Manny Corpas, R ERA: 1.89	1.0		4	0	0	0	0	1	0	0	0	0	0	8	16	0.00	1.000																							
Kazuo Matsui, S OBP: 0.346, SLG: 0.405																																								
6 Omar Quintanilla, L OBP: 0.290, SLG: 0.296																																								
2 Troy Tulowitzki, R OBP: 0.359, SLG: 0.475																																								
60 Manny Corpas, R																																								
5 Matt Holliday, R OBP: 0.405, SLG: 0.698																																								
18 Cory Sullivan, L OBP: 0.340, SLG: 0.397																																								
17 Todd Helton, L OBP: 0.432, SLG: 0.487																																								
10 Jeff Baker, R OBP: 0.230, SLG: 0.350																																								
27 Garrett Atkins, R OBP: 0.364, SLG: 0.484																																								
Jeremy Affeldt, L																																								
40 Brian Fuentes, L																																								
21 Clint Barmes, R OBP: 0.237, SLG: 0.297																																								
11 Brad Hawpe, L OBP: 0.385, SLG: 0.538																																								
19 Ryan Spilborghs, R OBP: 0.365, SLG: 0.490																																								
20 Chris Iannetta, R OBP: 0.330, SLG: 0.350																																								
55 Mark Redman, L																																								
25 Seth Smith, L																																								
34 Matt Herges, L																																								
Jamey Carroll, R OBP: 0.317, SLG: 0.298																																								
Inning Stats	R: 4 E: 0 K: 0 S: 26	H: 3 LOB: 2 BB: 3 P: 41	R: 0 E: 0 K: 0 S: 6	H: 1 LOB: 1 BB: 1 P: 12	R: 1 E: 0 K: 1 S: 16	H: 2 LOB: 1 BB: 0 P: 21	R: 0 E: 0 K: 1 S: 8	H: 0 LOB: 0 BB: 0 P: 13	R: 0 E: 0 K: 0 S: 9	H: 1 LOB: 0 BB: 0 P: 17	R: 0 E: 0 K: 2 S: 14	H: 2 LOB: 2 BB: 0 P: 18	R: 0 E: 0 K: 2 S: 8	H: 0 LOB: 0 BB: 0 P: 11	1B: 8 2B: 3 3B: 1 HR: 1	SF: 0 SAC: 0 DP: 2 HBP: 0	WP: 0 PB: 0 SB: 0 CS: 0	PA: 41																						
PITCHER	IP	WLS	BF	H	R	ER	SO	BB	IBB	HBP	BLK	WP	HR	S	P	ERA	WHIP	PITCHER	IP	WLS	BF	H	R	ER	SO	BB	IBB	HBP	BLK	WP	HR	S	P	ERA	WHIP					
31 Edgar Gonzalez, R ERA: 5.03	3.0	L	18	6	5	5	1	4	0	0	0	0	0	25	46	15.00	3.333																							
36 Jaiлен Peguero, R ERA: 9.2	1.2		10	3	5	5	1	2	0	0	0	0	0	9	17	0.00	1.000																							
Dustin Nippert, R ERA: 5.48	0.1		2	1	1	1	0	0	0	0	0	0	1	5	9	27.00	3.000																							
40 Bill Murphy, L ERA: 4.26	1.0		3	1	0	0	0	0	0	0	0	0	0	9	17	0.00	1.000																							
56 Ramon Pena, R ERA: 3.27	1.0		5	2	0	0	2	0	0	0	0	0	0	14	18	0.00	2.000																							
AB	R	H	RBI	BB	SO	LOB	TOP	AB	R	H	RBI	BB	SO	LOB	TOP	AB	R	H	RBI	BB	SO	LOB	TOP	AB	R	H	RBI	BB	SO	LOB	TOP	AB	R	H	RBI	BB	SO	LOB	TOP	
4	0	2	1	0	2	1		2	2	1	0	2	1	0		2	2	1	0	2	1	0		2	2	1	0	2	1	0		2	2	1	0		2	2	1	0
3	0	0	0	0	0	0		4	2	1	4	1	1	3		4	2																							

Batter	1	2	3	4	5	6	7	8	9	AB	R	H	RBI	BB	SO	LOB	TOP				
Kazuo Matsui, S (1,4)	F FA 90 B CH 81 C CU 76 F FA 92 X CH 81	1-2 G6-3	1-2 B FA 89 B CH 80 S CH 81 C FA 89 F FA 90 D CH 81	4-2 2 BB BB		X FA 87 0-0 P2		B CU 78 C CU 79 F FA 92 S FA 92	2-3 K	B CU 78 C FA 93 B CH 86 F FA 93 B FA 93 C CU 78	3-3 K	4	0	0	0	1	2	3			
2 Troy Tulowitzki, R (1,6)	C CU 77 B FA 91 B CH 82 F FA 92 B FA 92 S CH 82	3-3 K	2-2 C CH 79 S CH 81 B FA 90 B FA 90 B FA 90	4-2 BB		B FA 86 X CH 79 1-0 G6-3		F FA 91 F SL 87 S FA 91	0-3 K			3	0	0	1	1	2	0			
5 Matt Holliday, R (1,7) OBP: 0.250, SLG: 1.000	C FA 91 F FA 92 X CH 79	0-2 G3	F FA 91 S CH 81 B CH 81 S CH 81	2-3 K		X FA 89 0-1 G5-3		X CU 79 0-0 HR				4	1	1	1	0	1	3			
17 Todd Helton, L (1,3) OBP: 0.250, SLG: 0.750			X FA 89 0-0 27 2B 3B		B CU 72 F FA 85 F CH 79 X CH 80	2-2 F8		B CU 79 B CH 79 B FA 88 C FA 87 C FA 90 S CH 82	3-3 K	B CU 79 X FA 89 1-0 P6		4	1	1	0	0	1	0			
27 Garrett Atkins, R (1,5) OBP: 0.250, SLG: 0.500			B FA 77 C CH 82 C CU 78 F FA 90 X CH 82	2-2 8 1B 2B	C FA 87 B FA 89 F CH 80 C FA 89	1-3 K		C CU 75 B CH 79 B FA 90 X CH 79	1-2 F8	C CU 77 X CH 78 1-1 G6-3		4	1	1	1	0	1	0			
11 Brad Hawpe, L (1,9)			C CU 76 B CH 81 B CH 81 F FA 89 S FA 89	2-3 K	B FA 88 S CH 80 B CH 77 X CH 77	2-2 F8		F FA 76 S CH 77 B CH 80 C FA 91	2-3 K	C CU 77 S CH 78 B CH 86 C CU 80	1-3 K	4	0	0	0	0	3	1			
19 Ryan Spilborghs, R (1,8)			D CU 77 B CH 75 D CH 81 D CH 79	4-0 26 SH1-4 2 BB 1B	B FA 89 S CH 79 C FA 89 C FA 90	1-3 K		B CH 78 B CH 80 B FA 88 C FA 88 C FA 89	4-1 26 G4-3 BB	F FA 92 C CU 78 C CU 80	0-3 K	2	1	0	0	2	2	0			
60 Manny Corpas, R (9,1)			C CH 80 X FA 89	0-1 2 BB 26 SH1-4 1B	C CU 75 B CH 79 X CH 80	1-2 L1		B FA 87 B CH 79 S CH 80 X CH 76	2-2 F9	B FA 94 C FA 86 C SL 85 F FA 84 X CH 80	1-2 18 1B 1B	4	0	2	1	0	0	1			
8 Yorvit Torrealba, R (1,2) OBP: 0.500, SLG: 0.500			C CU 73 L FA 89 X FA 89	0-2 SH1-4	B FA 89 C CH 89 X FA 91	1-2 G1-3		C CU 74 X CH 74	0-1 G4-3	B CU 78 C CU 78 X CH 78	1-1 1B	2	0	0	0	0	0	1			
26 Jeff Francis, L (1,1)																					
LaTroy Hawkins, R (7,1)																					
40 Brian Fuentes, L (8,1)																					
18 Cory Sullivan, L (9,PH) OBP: 1.000, SLG: 1.000																					
Inning Stats	R: 0 E: 0 K: 1 S: 12	H: 0 LOB: 0 BB: 0 P: 16	R: 3 E: 0 K: 2 S: 22	H: 3 LOB: 3 BB: 3 P: 40	R: 0 E: 0 K: 1 S: 10	H: 0 LOB: 0 BB: 0 P: 15	R: 0 E: 0 K: 1 S: 9	H: 0 LOB: 0 BB: 0 P: 12	R: 0 E: 0 K: 0 S: 4	H: 0 LOB: 0 BB: 0 P: 5	R: 0 E: 0 K: 2 S: 9	H: 0 LOB: 0 BB: 0 P: 15	R: 0 E: 0 K: 1 S: 9	H: 0 LOB: 1 BB: 1 P: 17	R: 1 E: 0 K: 1 S: 7	H: 1 LOB: 0 BB: 0 P: 9	R: 0 E: 0 K: 3 S: 15	H: 2 LOB: 2 BB: 0 P: 21	1B: 3 2B: 1 3B: 1 HR: 1	SF: 0 SAC: 1 DP: 0 HBP: 0	WP: 0 PA: 37 PB: 0 SB: 0 CS: 0
PITCHER	IP WLS BF H R ER SO BB IBB HBP BLK WP HR S P ERA WHIP	6.2 L 27 3 3 3 7 4 0 0 0 0 0 0 72 115 4.05 1.050	7.1 0.2 3 1 1 1 2 0 0 0 0 0 0 1 7 9 13.50 1.500	8.1 0.2 2 0 0 0 0 0 0 0 0 0 0 3 5 0.00 0.000	9.1 1.0 5 2 0 0 3 0 0 0 0 0 0 15 21 0.00 2.000	PITCHER										IP WLS BF H R ER SO BB IBB HBP BLK WP HR S P ERA WHIP					

Colorado Rockies @ Philadelphia Phillies
Citizens Bank Park, Philadelphia, PA
Wed Oct 03 2007, 3:00 PM EDT
Att: 45,655 - Sunny - 81 F

livebaseballscorecards.com

AB 32
R 4
H 6
RBI 4
BB 4
SO 12
LOB 9



Batter	1	2	3	4	5	6	7	8	9	AB	R	H	RBI	BB	SO	LOB	BOTTOM				
11 Jimmy Rollins, S (1,6)	B FA 88 B FA 86 C FA 87 C CH 80 S CH 80	3-3 K	C CH 80 X FA 87 X FA 90	1-1 G5-4-3		S FA 88 B FA 86 B FA 86 B CH 72 B CH 72	4-2 BB	B FA 90 C FA 91 B FA 90 B FA 91 X FA 90	3-1 P6	3	0	0	0	1	1	2					
8 Shane Victorino, S (1,9)	C FA 91 C FA 85 C CU 71	0-3 K	B CU 70 C CH 84 X CH 71	1-1 G5-3		B CH 82 C CH 80 X FA 87	1-1 G4-3	C FA 91 C CH 82 X CH 73	0-2 FC6-4	4	0	0	0	0	1	3					
26 Chase Utley, L (1,4)	C FA 87 S CU 72 S CU 72	0-3 K	C FA 86 C FA 87 S CU 72	0-3 K		S CH 79 F FA 90 S FA 89	0-3 K	C CU 78 D CU 79 S FA 91 C FA 91	1-3 K	4	0	0	0	0	4	1					
6 Ryan Howard, L (1,3)			B CH 80 B CH 78 S CH 80 B FA 86 F FA 87 F CH 86 F FA 88 S CH 80	3-3 K	F CU 72 S CH 80 B CU 74 S FA 91	1-3 K		B CU 71 F CH 81 F CU 72 B CH 74 B FA 90 X CH 81	3-2 F9	F FA 93 C SL 77 0-3 K	4	0	0	0	0	3	0				
Aaron Rowand, R (1,8) OBP: 0.250, SLG: 1.000	S FA 87 F CU 72 F CU 72 X CH 81	0-2 G6-3	B CU 72 B FA 87 X CH 81	2-1 HR		C CU 70 X CH 81	0-1 F7	B SL 77 X FA 92	1-0 G4-3	4	1	1	1	0	0	0					
Pat Burrell, R (1,7) OBP: 0.500, SLG: 1.333	S FA 91 B FA 88 C FA 86 B CU 73 B CU 71 F FA 90 B CH 82	4-2 BB	B CH 82 B CH 79 C CH 79 X FA 87	2-1 HR		X FA 85 0-0 P5		B SL 77 B CH 78 B FA 93 F FA 93 F SL 78 F FA 93 X FA 93	2-2 F8	3	1	1	1	1	0	0					
Wes Helms, R (1,5)			C CH 80 S CH 80 D CH 89 X CH 80	1-2 P4		B FA 88 F FA 87 B CH 80 S CH 80 F FA 90 X CH 80	2-2 F7	B FA 90 F FA 94 B FA 88 B CH 86 F FA 86 F FA 86 F FA 86 B CH 86	4-2 51 G4-6-3 BB	2	0	0	0	0	0	1					
19 Greg Dobbs, L (7,PH)																					
Michael Bourn, L (7,FR)																					
Abraham Nunez, S (8,5)																					
51 Carlos Ruiz, R (1,2) OBP: 0.333, SLG: 0.333			C CH 84 B CH 80 S FA 86 C FA 90	2-3 K		C CU 71 X CH 79	0-1 11 S 1B	C FA 94 F FA 96 F SL 88 P FA 85 X SL 87	2-2 G4-6-3	3	0	1	0	0	1	1					
35 Cole Hamels, L (1,1) OBP: 0.500, SLG: 0.500			S FA 86 B FA 88 X FA 87	2-1 11 G5-4-3 1B		X FA 86 0-0 B5		C FA 90 S CH 73 B CH 74 B FA 91	4-2 8 FC6-4 BB	2	0	1	0	0	0	1					
45 Tom Gordon, R (7,1)																					
16 J.C. Romero, S (8,1)																					
Tadahito Iguchi, R (8,PH)																					
39 Brett Myers, R (9,1)																					
Inning Stats	R: 0 E: 0 K: 3 S: 9	H: 0 LOB: 0 BB: 0 P: 12	R: 0 E: 0 K: 1 S: 15	H: 0 LOB: 1 BB: 1 P: 23	R: 0 E: 0 K: 1 S: 7	H: 1 LOB: 0 BB: 0 P: 12	R: 0 E: 0 K: 2 S: 8	H: 0 LOB: 0 BB: 0 P: 10	R: 2 E: 0 K: 0 S: 15	H: 3 LOB: 2 BB: 1 P: 26	R: 0 E: 0 K: 1 S: 8	H: 0 LOB: 0 BB: 0 P: 11	R: 0 E: 0 K: 0 S: 11	H: 0 LOB: 1 BB: 1 P: 16	R: 0 E: 0 K: 1 S: 10	H: 0 LOB: 1 BB: 1 P: 18	R: 0 E: 0 K: 1 S: 10	H: 0 LOB: 0 BB: 0 P: 13	1B: 2 2B: 0 3B: 0 HR: 2	SF: 0 SAC: 0 DP: 2 HBP: 0	WP: 0 PA: 33 PB: 0 SB: 1 CS: 0
PITCHER	IP WLS BF H R ER SO BB IBB HBP BLK WP HR S P ERA WHIP	6.0 W 23 4 2 2 8 2 0 0 0 0 0 2 62 3.00 1.000	7.1 1.0 H 3 0 0 0 1 0 0 0 0 0 11 16 0.00 1.000	8.1 1.0 H 4 0 0 0 1 0 0 0 0 0 10 18 0.00 1.000	9.1 1.0 S 3 0 0 0 0 0 0 0 0 0 10 13 0.00 0.000	PITCHER										IP WLS BF H R ER SO BB IBB HBP BLK WP HR S P ERA WHIP					

Colorado Rockies @ Philadelphia Phillies
Citizens Bank Park, Philadelphia, PA
Wed Oct 03 2007, 3:00 PM EDT
Att: 45,655 - Sunny - 81 F

livebaseballscorecards.com

AB 29
R 2
H 4
RBI 2
BB 4
SO 10
LOB 9




Batter	1	2	3	4	5	6	7	8	9	AB	R	H	RBI	BB	SO	LOB	TOP				
Willy Taveras, R OBP: 0.200, SLG: 0.200 60 Manny Corpas, R (9, 1)	G5-3		G4-3				K		K	5	1	1	0	0	2	1					
Kazuo Matsui, S OBP: 0.421, SLG: 0.824	K					P6			K	5	1	1	1	0	2	0					
5 Matt Holliday, R OBP: 0.294, SLG: 0.625	K					G3-1				3	1	1	0	1	1	0					
17 Todd Helton, L OBP: 0.176, SLG: 0.250						G3-1				4	1	1	0	0	0	4					
27 Garrett Atkins, R OBP: 0.294, SLG: 0.375										3	0	1	0	1	0	0					
11 Brad Hawpe, L OBP: 0.471, SLG: 0.357										3	0	2	2	1	1	0					
2 Troy Tulowitzki, R OBP: 0.235, SLG: 0.438										4	0	1	0	0	1	5					
8 Yorvit Torrealba, R OBP: 0.500, SLG: 0.462										3	1	0	0	1	2	2					
26 Jeff Francis, L 34 Matt Herges, L Jeremy Affeldt, L 40 Brian Fuentes, L 18 Cory Sullivan, L OBP: 0.333, SLG: 0.333										2	0	0	0	0	0	0					
Inning Stats	R: 0 E: 0 K: 2 S: 8	H: 0 LOB: 0 BB: 0 P: 12	R: 1 E: 0 K: 1 S: 13	H: 2 LOB: 1 BB: 1 P: 23	R: 3 E: 0 K: 0 S: 16	H: 4 LOB: 2 BB: 1 P: 26	R: 0 E: 0 K: 0 S: 9	H: 0 LOB: 0 BB: 0 P: 13	R: 0 E: 0 K: 1 S: 10	H: 1 LOB: 0 BB: 0 P: 14	R: 1 E: 1 K: 1 S: 11	H: 0 LOB: 2 BB: 2 P: 26	R: 0 E: 0 K: 2 S: 10	H: 1 LOB: 1 BB: 0 P: 14	R: 0 E: 0 K: 3 S: 9	H: 0 LOB: 0 BB: 0 P: 12	1B: 8 2B: 0 3B: 0 HR: 0	SF: 0 SAC: 1 DP: 1 HBP: 0	WP: 2 PB: 1 SB: 2 CS: 0	PA: 39	
PITCHER	IP WLS BF H R ER SO BB IBB HBP BLK WP HR S P ERA WHIP	IP WLS BF H R ER SO BB IBB HBP BLK WP HR S P ERA WHIP	IP WLS BF H R ER SO BB IBB HBP BLK WP HR S P ERA WHIP	IP WLS BF H R ER SO BB IBB HBP BLK WP HR S P ERA WHIP	IP WLS BF H R ER SO BB IBB HBP BLK WP HR S P ERA WHIP	IP WLS BF H R ER SO BB IBB HBP BLK WP HR S P ERA WHIP	IP WLS BF H R ER SO BB IBB HBP BLK WP HR S P ERA WHIP	IP WLS BF H R ER SO BB IBB HBP BLK WP HR S P ERA WHIP	IP WLS BF H R ER SO BB IBB HBP BLK WP HR S P ERA WHIP	IP WLS BF H R ER SO BB IBB HBP BLK WP HR S P ERA WHIP	IP WLS BF H R ER SO BB IBB HBP BLK WP HR S P ERA WHIP	IP WLS BF H R ER SO BB IBB HBP BLK WP HR S P ERA WHIP	IP WLS BF H R ER SO BB IBB HBP BLK WP HR S P ERA WHIP	IP WLS BF H R ER SO BB IBB HBP BLK WP HR S P ERA WHIP	IP WLS BF H R ER SO BB IBB HBP BLK WP HR S P ERA WHIP	IP WLS BF H R ER SO BB IBB HBP BLK WP HR S P ERA WHIP	IP WLS BF H R ER SO BB IBB HBP BLK WP HR S P ERA WHIP	IP WLS BF H R ER SO BB IBB HBP BLK WP HR S P ERA WHIP	IP WLS BF H R ER SO BB IBB HBP BLK WP HR S P ERA WHIP	IP WLS BF H R ER SO BB IBB HBP BLK WP HR S P ERA WHIP	IP WLS BF H R ER SO BB IBB HBP BLK WP HR S P ERA WHIP

Colorado Rockies @ Arizona Diamondbacks
Chase Field, Phoenix, AZ
Thu Oct 11 2007, 5:30 PM MST
Att: 48,142 - Clear - 93 F

livebaseballscorecards.com

AB 33
R 5
H 8
RBI 3
BB 4
SO 10
LOB 12



Batter	1	2	3	4	5	6	7	8	9	AB	R	H	RBI	BB	SO	LOB	BOTTOM					
24 Chris Young, R OBP: 0.444, SLG: 0.692	F7		L7							2	0	0	0	2	0	0						
6 Stephen Drew, L OBP: 0.444, SLG: 0.944										4	1	1	0	0	1	5						
22 Eric Byrnes, R OBP: 0.353, SLG: 0.688										4	0	2	1	0	1	0						
34 Conor Jackson, R OBP: 0.154, SLG: 0.250										4	0	1	0	0	0	2						
27 Mark Reynolds, R OBP: 0.313, SLG: 0.385										3	0	0	0	0	0	2						
19 Chris Snyder, R OBP: 0.250, SLG: 0.273										4	0	1	0	0	2	2						
10 Justin Upton, R OBP: 0.636, SLG: 0.429 Jeff Salazar, L (9, PH)										2	0	0	0	0	1	0						
11 Augie Ojeda, S OBP: 0.467, SLG: 0.462										4	0	1	0	0	0	2						
17 Brandon Webb, R OBP: 0.250, SLG: 0.250 37 Justin Upton, R 45 Doug Slaten, L Jeff Cirillo, R Dustin Nippert, R 26 Ramon Pena, R 26 Miguel Montero, L OBP: 0.333, SLG: 0.333										2	0	1	0	0	1	1						
Inning Stats	R: 1 E: 0 K: 0 S: 8	H: 2 LOB: 1 BB: 0 P: 12	R: 0 E: 0 K: 2 S: 13	H: 1 LOB: 1 BB: 0 P: 22	R: 0 E: 0 K: 0 S: 4	H: 0 LOB: 0 BB: 0 P: 8	R: 0 E: 0 K: 0 S: 4	H: 0 LOB: 0 BB: 0 P: 6	R: 0 E: 0 K: 2 S: 16	H: 1 LOB: 2 BB: 1 P: 26	R: 0 E: 0 K: 0 S: 4	H: 1 LOB: 0 BB: 0 P: 7	R: 0 E: 0 K: 0 S: 9	H: 2 LOB: 3 BB: 1 P: 16	R: 0 E: 0 K: 2 S: 12	H: 1 LOB: 1 BB: 0 P: 17	R: 0 E: 0 K: 0 S: 5	H: 1 LOB: 1 BB: 0 P: 7	1B: 7 2B: 3 3B: 0 HR: 0	SF: 0 SAC: 0 DP: 3 HBP: 2	WP: 0 PB: 0 SB: 0 CS: 0	PA: 36
PITCHER	IP WLS BF H R ER SO BB IBB HBP BLK WP HR S P ERA WHIP	IP WLS BF H R ER SO BB IBB HBP BLK WP HR S P ERA WHIP	IP WLS BF H R ER SO BB IBB HBP BLK WP HR S P ERA WHIP	IP WLS BF H R ER SO BB IBB HBP BLK WP HR S P ERA WHIP	IP WLS BF H R ER SO BB IBB HBP BLK WP HR S P ERA WHIP	IP WLS BF H R ER SO BB IBB HBP BLK WP HR S P ERA WHIP	IP WLS BF H R ER SO BB IBB HBP BLK WP HR S P ERA WHIP	IP WLS BF H R ER SO BB IBB HBP BLK WP HR S P ERA WHIP	IP WLS BF H R ER SO BB IBB HBP BLK WP HR S P ERA WHIP	IP WLS BF H R ER SO BB IBB HBP BLK WP HR S P ERA WHIP	IP WLS BF H R ER SO BB IBB HBP BLK WP HR S P ERA WHIP	IP WLS BF H R ER SO BB IBB HBP BLK WP HR S P ERA WHIP	IP WLS BF H R ER SO BB IBB HBP BLK WP HR S P ERA WHIP	IP WLS BF H R ER SO BB IBB HBP BLK WP HR S P ERA WHIP	IP WLS BF H R ER SO BB IBB HBP BLK WP HR S P ERA WHIP	IP WLS BF H R ER SO BB IBB HBP BLK WP HR S P ERA WHIP	IP WLS BF H R ER SO BB IBB HBP BLK WP HR S P ERA WHIP	IP WLS BF H R ER SO BB IBB HBP BLK WP HR S P ERA WHIP	IP WLS BF H R ER SO BB IBB HBP BLK WP HR S P ERA WHIP	IP WLS BF H R ER SO BB IBB HBP BLK WP HR S P ERA WHIP	IP WLS BF H R ER SO BB IBB HBP BLK WP HR S P ERA WHIP	IP WLS BF H R ER SO BB IBB HBP BLK WP HR S P ERA WHIP

Colorado Rockies @ Arizona Diamondbacks
Chase Field, Phoenix, AZ
Thu Oct 11 2007, 5:30 PM MST
Att: 48,142 - Clear - 93 F

livebaseballscorecards.com

AB 32
R 1
H 9
RBI 1
BB 2
SO 6
LOB 14



Batter	1	2	3	4	5	6	7	8	9	AB	R	H	RBI	BB	SO	LOB	TOP			
24 Chris Young, R OBP: 0.464, SLG: 0.550										3	0	1	0	1	1	2	Arizona Diamondbacks @ Colorado Rockies Coors Field, Denver, CO Sun Oct 14 2007, 6:30 PM MDT Att: 50,137 - Drizzlie - 43 F livebaseballscorecards.com			
6 Stephen Drew, L OBP: 0.444, SLG: 0.769										4	0	2	0	0	1	2				
22 Eric Byrnes, R OBP: 0.289, SLG: 0.480										4	0	0	0	0	1	4				
Tony Clark, S OBP: 0.200, SLG: 0.214										4	0	0	0	0	0	2				
27 Mark Reynolds, R OBP: 0.280, SLG: 0.455										4	1	1	1	0	1	1				
Jeff Salazar, L OBP: 0.200, SLG: 0.111										2	0	1	0	0	0	0				
10 Justin Upton, R OBP: 0.467, SLG: 0.273										2	0	0	0	0	0	0				
26 Miguel Montero, L OBP: 0.375, SLG: 0.286										3	0	1	0	0	0	0				
11 Augie Ojeda, S OBP: 0.348, SLG: 0.333										3	0	0	0	0	0	2				
Dustin Nippert, R										0	0	0	0	0	0	0				
Livan Hernandez, R OBP: 0.400, SLG: 0.400										2	0	1	0	0	0	0				
56 Ramon Pena, R										0	0	0	0	0	0	0				
45 Doug Slaten, L										0	0	0	0	0	0	0				
Jeff Cirillo, R OBP: 0.667, SLG: 0.667										1	0	1	0	0	0	0				
Inning Stats	R: 0 E: 0 K: 0 S: 7	H: 2 LOB: 1 BB: 0 P: 10	R: 0 E: 0 K: 0 S: 10	H: 2 LOB: 1 BB: 0 P: 15	R: 0 E: 0 K: 0 S: 4	H: 0 LOB: 0 BB: 1 P: 10	R: 1 E: 0 K: 1 S: 8	H: 1 LOB: 0 BB: 0 P: 11	R: 0 E: 0 K: 1 S: 9	H: 1 LOB: 1 BB: 0 P: 19	R: 0 E: 0 K: 0 S: 6	H: 0 LOB: 0 BB: 0 P: 11	R: 0 E: 0 K: 1 S: 8	H: 1 LOB: 1 BB: 0 P: 13	R: 0 E: 0 K: 0 S: 9	H: 0 LOB: 0 BB: 0 P: 13	1B: 7 2B: 1 3B: 0 HR: 1	SF: 0 SAC: 0 DP: 3 HBP: 0	WP: 0 PB: 0 SB: 0 CS: 0	PA: 33
PITCHER	IP WLS BF H R ER SO BB IBB HBP BLK WP HR S P ERA WHIP																			
Josh Fogg, R ERA: 1.13	6.0 W 23 7 1 1 3 1 0 0 0 0 0 1 46 76 1.50 1.333																			
Jeremy Affeldt, L ERA: 3.85	1.0 H 3 0 0 0 0 0 0 0 0 0 0 0 6 11 0.00 0.000																			
40 Brian Fuentes, L ERA: 3.85	1.0 H 4 1 0 0 1 0 0 0 0 0 0 0 8 13 0.00 1.000																			
60 Manny Corpas, R ERA: 1.23	1.0 S 3 0 0 0 0 0 0 0 0 0 0 0 9 13 0.00 0.000																			

Batter	1	2	3	4	5	6	7	8	9	AB	R	H	RBI	BB	SO	LOB	BOTTOM			
Willy Taveras, R OBP: 0.250, SLG: 0.214										5	0	0	0	0	1	3	Arizona Diamondbacks @ Colorado Rockies Coors Field, Denver, CO Sun Oct 14 2007, 6:30 PM MDT Att: 50,137 - Drizzlie - 43 F livebaseballscorecards.com			
Kazuo Matsui, S OBP: 0.393, SLG: 0.640									4	0	1	0	0	0	2					
5 Matt Holliday, R OBP: 0.269, SLG: 0.600									4	1	2	1	0	1	3					
17 Todd Helton, L OBP: 0.192, SLG: 0.217									3	1	1	0	1	2	1					
27 Garrett Atkins, R OBP: 0.280, SLG: 0.304									3	0	0	0	1	0	2					
11 Brad Hawpe, L OBP: 0.500, SLG: 0.350									3	1	1	0	1	1	1					
2 Troy Tulowitzki, R OBP: 0.231, SLG: 0.350									4	0	1	0	0	1	5					
8 Yorvit Torrealba, R OBP: 0.480, SLG: 0.619									4	1	2	3	0	0	2					
Josh Fogg, R ERA: 1.13	5.2 L 27 8 4 4 4 4 2 0 0 0 0 0 0 60 102 6.35 1.765																			
56 Ramon Pena, R ERA: 3.86	0.1 1 0 0 0 1 0 0 0 0 0 0 4 5 0.00 0.000																			
45 Doug Slaten, L ERA: 3.86	0.2 5 1 0 0 1 1 1 0 0 1 0 11 23 0.00 3.000																			
Dustin Nippert, R ERA: 3.86	1.1 4 0 0 0 0 0 0 0 0 0 0 9 14 0.00 0.000																			
Inning Stats	R: 1 E: 0 K: 1 S: 7	H: 1 LOB: 0 BB: 0 P: 10	R: 0 E: 0 K: 1 S: 9	H: 0 LOB: 0 BB: 0 P: 14	R: 0 E: 0 K: 1 S: 11	H: 1 LOB: 2 BB: 1 P: 19	R: 0 E: 0 K: 0 S: 10	H: 2 LOB: 2 BB: 0 P: 19	R: 0 E: 0 K: 0 S: 11	H: 1 LOB: 1 BB: 0 P: 16	R: 3 E: 0 K: 2 S: 16	H: 3 LOB: 1 BB: 1 P: 29	R: 0 E: 0 K: 1 S: 14	H: 1 LOB: 3 BB: 2 P: 27	R: 0 E: 0 K: 0 S: 6	H: 0 LOB: 0 BB: 0 P: 10	1B: 6 2B: 1 3B: 0 HR: 2	SF: 0 SAC: 0 DP: 0 HBP: 0	WP: 1 PB: 0 SB: 0 CS: 0	PA: 37
PITCHER	IP WLS BF H R ER SO BB IBB HBP BLK WP HR S P ERA WHIP																			
Livan Hernandez, R ERA: 3.86	5.2 L 27 8 4 4 4 4 2 0 0 0 0 0 0 60 102 6.35 1.765																			
56 Ramon Pena, R ERA: 3.86	0.1 1 0 0 0 1 0 0 0 0 0 0 4 5 0.00 0.000																			
45 Doug Slaten, L ERA: 3.86	0.2 5 1 0 0 1 1 1 0 0 1 0 11 23 0.00 3.000																			
Dustin Nippert, R ERA: 3.86	1.1 4 0 0 0 0 0 0 0 0 0 0 9 14 0.00 0.000																			

Batter	1	2	3	4	5	6	7	8	9	AB	R	H	RBI	BB	SO	LOB	TOP																	
24 Chris Young, R OBP: 0.455, SLG: 0.560										5	0	2	0	0	1	2																		
6 Stephen Drew, L OBP: 0.406, SLG: 0.677										5	1	1	0	0	0	3																		
22 Eric Byrnes, R OBP: 0.258, SLG: 0.414										4	0	0	0	0	1	3																		
34 Conor Jackson, R OBP: 0.222, SLG: 0.294										4	1	2	1	0	0	0																		
27 Mark Reynolds, R OBP: 0.241, SLG: 0.385										4	0	0	0	0	2	4																		
19 Chris Snyder, R OBP: 0.333, SLG: 0.526										4	1	2	3	0	0	0																		
10 Justin Upton, R OBP: 0.526, SLG: 0.571										3	0	2	0	0	0	0																		
Jeff Cirillo, R OBP: 0.333, SLG: 0.333										3	0	0	0	0	0	3																		
Tony Clark, S OBP: 0.188, SLG: 0.200										1	0	0	0	0	1	1																		
11 Augie Ojeda, S OBP: 0.348, SLG: 0.333										0	0	0	0	0	0	0																		
44 Micah Owings, R OBP: 0.333, SLG: 0.333										2	1	1	0	0	1	1																		
37 Juan Cruz, R										0	0	0	0	0	0	0																		
Alberto Callaspo, S										1	0	0	0	0	0	0																		
Brandon Lyon, R										0	0	0	0	0	0	0																		
Jeff Salazar, L OBP: 0.182, SLG: 0.100										1	0	0	0	0	0	0																		
Inning Stats	R: 0 E: 0 K: 0 S: 11	H: 1 LOB: 0 BB: 0 P: 16	R: 0 E: 0 K: 1 S: 12	H: 1 LOB: 2 BB: 0 P: 18	R: 1 E: 0 K: 0 S: 7	H: 2 LOB: 2 BB: 1 P: 15	R: 0 E: 0 K: 1 S: 10	H: 1 LOB: 0 BB: 0 P: 15	R: 0 E: 0 K: 2 S: 8	H: 0 LOB: 0 BB: 0 P: 13	R: 0 E: 0 K: 0 S: 5	H: 0 LOB: 1 BB: 0 P: 9	R: 0 E: 1 K: 0 S: 7	H: 0 LOB: 1 BB: 0 P: 11	R: 3 E: 0 K: 2 S: 17	H: 4 LOB: 1 BB: 0 P: 30	R: 0 E: 0 K: 0 S: 5	H: 1 LOB: 1 BB: 0 P: 9	1B: 5 2B: 3 3B: 1 HR: 1	SF: 0 SAC: 0 DP: 0 HBP: 1	WP: 0 PB: 0 CS: 0 SB: 1	PA: 39												
PITCHER	IP WLS BF H R ER SO BB IBB HBP BLK WP HR S P ERA WHIP																																	
56 Franklin Morales, L ERA: 5.14	4.0	18	5	1	1	2	1	0	1	0	0	0	0	40	64	2.25	1.500																	
34 Matt Herges, R ERA:	2.0	W	6	0	0	2	0	0	0	0	0	0	0	13	22	0.00	0.000																	
LaTroy Hawkins, R ERA:	1.0		4	0	0	0	0	0	0	0	0	0	0	7	11	0.00	0.000																	
40 Brian Fuentes, L ERA: 4.5	0.2		6	4	3	3	1	0	0	0	0	0	1	14	24	40.50	6.000																	
60 Manny Corpas, R ERA: 1.04	1.1	S	5	1	0	0	1	0	0	0	0	0	0	8	15	0.00	0.750																	

Arizona Diamondbacks @ Colorado Rockies
Coors Field, Denver, CO
Mon Oct 15 2007, 8:00 PM MDT
Att: 50,213 - Clear - 55 F

AB	37
R	4
H	10
RBI	4
BB	1
SO	6
LOB	17



Batter	1	2	3	4	5	6	7	8	9	AB	R	H	RBI	BB	SO	LOB	BOTTOM																		
Willy Taveras, R OBP: 0.250, SLG: 0.222										4	1	1	0	0	1	1																			
Kazuo Matsui, S OBP: 0.375, SLG: 0.586										4	1	1	1	0	2	1																			
5 Matt Holliday, R OBP: 0.333, SLG: 0.714										3	1	2	3	0	1	0																			
17 Todd Helton, L OBP: 0.233, SLG: 0.231										3	0	1	0	1	1	2																			
27 Garrett Atkins, R OBP: 0.241, SLG: 0.259										4	0	0	0	0	1	3																			
60 Manny Corpas, R										0	0	0	0	0	0	0																			
11 Brad Hawpe, L OBP: 0.487, SLG: 0.304										3	1	0	0	1	1	0																			
2 Troy Tulowitzki, R OBP: 0.233, SLG: 0.321										3	1	0	0	1	2	0																			
8 Yorvit Torrealba, R OBP: 0.414, SLG: 0.520										4	0	0	0	0	1	2																			
56 Franklin Morales, L										1	0	0	0	0	0	0																			
25 Seth Smith, L										1	1	2	0	0	0	0																			
34 Matt Herges, L										0	0	0	0	0	0	0																			
10 Jeff Baker, R										1	0	0	0	0	1	0																			
LaTroy Hawkins, R										0	0	0	0	0	0	0																			
40 Brian Fuentes, L										0	0	0	0	0	0	0																			
Janey Carroll, R										0	0	0	0	0	0	0																			
Inning Stats	R: 0 E: 0 K: 0 S: 16	H: 2 LOB: 2 BB: 0 P: 24	R: 0 E: 0 K: 1 S: 8	H: 0 LOB: 0 BB: 0 P: 13	R: 0 E: 0 K: 1 S: 10	H: 1 LOB: 2 BB: 0 P: 15	R: 0 E: 0 K: 1 S: 24	H: 3 LOB: 1 BB: 3 P: 44	R: 0 E: 0 K: 2 S: 9	H: 0 LOB: 0 BB: 0 P: 12	R: 0 E: 0 K: 3 S: 9	H: 0 LOB: 0 BB: 0 P: 15	R: 0 E: 0 K: 2 S: 8	H: 0 LOB: 0 BB: 0 P: 9	R: 0 E: 0 K: 1 S: 7	H: 0 LOB: 0 BB: 0 P: 10	1B: 4 2B: 1 3B: 0 HR: 1	SF: 0 SAC: 0 DP: 0 HBP: 1	WP: 0 PB: 0 CS: 0	PA: 35															
PITCHER	IP WLS BF H R ER SO BB IBB HBP BLK WP HR S P ERA WHIP																																		
44 Micah Owings, R ERA: 4.91	3.2	L	21	6	6	2	2	2	0	0	0	0	0	24	39	0.00	0.429																		
37 Juan Cruz, R ERA:	2.1		8	0	0	0	6	1	0	0	0	0	0	15	19	0.00	0.000																		
Brandon Lyon, R ERA:	2.0		6	0	0	0	3	0	0	0	0	0	0	0	0	0	0.00	0.000																	

Arizona Diamondbacks @ Colorado Rockies
Coors Field, Denver, CO
Mon Oct 15 2007, 8:00 PM MDT
Att: 50,213 - Clear - 55 F

AB	31
R	6
H	6
RBI	6
BB	3
SO	11
LOB	9



Batter	1	2	3	4	5	6	7	8	9	AB	R	H	RBI	BB	SO	LOB	TOP								
Willy Taveras, R OBP: 0.208, SLG: 0.182			F7							4	0	0	0	0	2	1									
Kazu Matsui, S OBP: 0.391, SLG: 0.545			P6							4	0	1	0	0	1	0									
5 Matt Holliday, R OBP: 0.294, SLG: 0.625				G5-3		G4-6-3				4	0	0	0	0	2	1									
17 Todd Helton, L OBP: 0.265, SLG: 0.300										4	0	2	0	0	1	0									
27 Garrett Atkins, R OBP: 0.242, SLG: 0.290										4	1	1	0	0	1	2									
11 Brad Hawpe, L OBP: 0.412, SLG: 0.259										4	0	0	0	0	4	2									
2 Troy Tulowitzki, R OBP: 0.273, SLG: 0.419										3	0	2	1	0	0	0									
8 Yorvit Torrealba, R OBP: 0.375, SLG: 0.464										3	0	0	0	0	1	2									
19 Ryan Spilborghs, R OBP: 0.438, SLG: 0.250			L4							2	0	0	0	1	0	1									
Inning Stats	R: 0 E: 0 K: 3 S: 10	H: 0 LOB: 0 BB: 0 P: 15	R: 1 E: 0 K: 2 S: 10	H: 2 LOB: 1 BB: 0 P: 13	R: 0 E: 0 K: 0 S: 6	H: 0 LOB: 0 BB: 0 P: 10	R: 0 E: 0 K: 2 S: 11	H: 1 LOB: 1 BB: 0 P: 13	R: 0 E: 0 K: 1 S: 9	H: 0 LOB: 1 BB: 0 P: 18	R: 0 E: 0 K: 0 S: 7	H: 2 LOB: 1 BB: 0 P: 9	R: 0 E: 0 K: 1 S: 9	H: 1 LOB: 1 BB: 0 P: 15	R: 0 E: 0 K: 2 S: 10	H: 0 LOB: 0 BB: 0 P: 15	R: 0 E: 0 K: 1 S: 8	H: 0 LOB: 0 BB: 0 P: 11	1B: 2 2B: 4 3B: 0 HR: 0	SF: 0 SAC: 0 DP: 1 HBP: 0	WP: 0 PB: 0 SB: 0 CS: 0	PA: 33			
PITCHER	IP	WLS	BF	H	R	ER	SO	BB	IBB	HBP	BLK	WP	HR	S	P	ERA	WHIP								
19 Josh Beckett, R ERA: 1.2	7.0	W	27	6	1	1	9	1	0	0	0	0	0	62	93	1.29	1.000								
50 Mike Timlin, R ERA: 6.23	1.0		3	0	0	0	2	0	0	0	0	0	0	10	15	0.00	0.000								
Eric Gagne, R ERA: 6.23	1.0		3	0	0	0	1	0	0	0	0	0	0	8	11	0.00	0.000								

Colorado Rockies @ Boston Red Sox
Fenway Park, Boston, MA
Wed Oct 24 2007, 8:00 PM EDT
Att: 36,733 - Cloudy - 55 F

AB 32
R 1
H 6
RBI 1
BB 1
SO 12
LOB 9



Batter	1	2	3	4	5	6	7	8	9	AB	R	H	RBI	BB	SO	LOB	BOTTOM								
15 Dustin Pedroia, R OBP: 0.346, SLG: 0.511		G5-3		G6-3				F8		5	1	1	2	1	0	2									
20 Kevin Youkilis, R OBP: 0.491, SLG: 0.822				P4						5	3	2	1	1	1	3									
34 David Ortiz, L OBP: 0.549, SLG: 0.806										5	2	3	2	0	0	1									
Eric Hinske, L										1	0	0	0	0	1	0									
Manny Ramirez, R OBP: 0.600, SLG: 0.853										4	3	3	2	1	0	0									
Coco Crisp, S OBP: 0.192, SLG: 0.188										1	0	0	0	0	0	0									
25 Mike Lowell, R OBP: 0.396, SLG: 0.538										3	1	1	0	2	0	3									
Jason Varitek, S OBP: 0.333, SLG: 0.463										4	1	2	2	1	2	1									
7 J.D. Drew, L OBP: 0.333, SLG: 0.439										5	1	2	2	0	1	2									
23 Julio Lugo, R OBP: 0.333, SLG: 0.333										4	0	3	1	1	0	2									
13 Alex Cora, L										0	0	0	0	0	0	0									
2 Jacoby Ellsbury, L OBP: 0.267, SLG: 0.154										4	1	0	1	1	1	3									
Inning Stats	R: 3 E: 0 K: 0 S: 20	H: 5 LOB: 2 BB: 0 P: 30	R: 1 E: 0 K: 1 S: 14	H: 1 LOB: 2 BB: 2 P: 27	R: 0 E: 0 K: 1 S: 10	H: 1 LOB: 1 BB: 0 P: 14	R: 2 E: 0 K: 1 S: 18	H: 3 LOB: 2 BB: 1 P: 32	R: 7 E: 0 K: 0 S: 25	H: 6 LOB: 3 BB: 4 P: 53	R: 0 E: 0 K: 1 S: 12	H: 0 LOB: 1 BB: 1 P: 23	R: 0 E: 0 K: 0 S: 8	H: 1 LOB: 1 BB: 0 P: 11	R: 0 E: 0 K: 2 S: 7	H: 0 LOB: 0 BB: 0 P: 7	1B: 8 2B: 8 3B: 0 HR: 1	SF: 0 SAC: 0 DP: 0 HBP: 0	WP: 0 PB: 0 SB: 0 CS: 0	PA: 49					
PITCHER	IP	WLS	BF	H	R	ER	SO	BB	IBB	HBP	BLK	WP	HR	S	P	ERA	WHIP								
26 Jeff Francis, L ERA: 4.86	4.0	L	25	10	6	6	3	1	2	0	0	0	0	62	103	13.50	2.750								
56 Franklin Morales, L ERA: 12.91	0.2		9	6	7	7	0	1	0	0	1	0	0	19	35	94.50	10.500								
23 Ryan Speier, R ERA: 2.7	0.0		3	0	0	0	0	3	0	0	0	0	0	4	16	0.00	0.750								
34 Matt Herges, R ERA: 2.7	1.1		5	0	0	0	1	1	0	0	0	0	0	14	25	0.00	0.750								
Jeremy Affeldt, L ERA: 2.7	1.0		4	1	0	0	0	0	0	0	0	0	0	8	11	0.00	1.000								
PITCHER	IP	WLS	BF	H	R	ER	SO	BB	IBB	HBP	BLK	WP	HR	S	P	ERA	WHIP								
LaTroy Hawkins, R ERA: 2.7	1.0		3	0	0	0	2	0	0	0	0	0	0	7	7	0.00	0.000								

Colorado Rockies @ Boston Red Sox
Fenway Park, Boston, MA
Wed Oct 24 2007, 8:00 PM EDT
Att: 36,733 - Cloudy - 55 F

AB 41
R 13
H 17
RBI 13
BB 8
SO 6
LOB 17



Batter	1	2	3	4	5	6	7	8	9	AB	R	H	RBI	BB	SO	LOB	TOP				
Willy Taveras, R OBP: 0.214, SLG: 0.160										3	1	0	0	0	1	1					
Kazuo Matsui, S OBP: 0.325, SLG: 0.486										4	0	0	0	0	2	1					
5 Matt Holliday, R OBP: 0.368, SLG: 0.667										4	0	4	0	0	0	0					
17 Todd Helton, L OBP: 0.263, SLG: 0.273										3	0	0	1	1	1	2					
27 Garrett Atkins, R OBP: 0.216, SLG: 0.257										4	0	0	0	0	0	4					
11 Brad Hawpe, L OBP: 0.395, SLG: 0.258										4	0	1	0	0	2	3					
2 Troy Tulowitzki, R OBP: 0.278, SLG: 0.394										2	0	0	0	1	1	1	AB 29 R 1 H 5 RBI 1 BB 2 SO 10 LOB 14				
8 Yorvit Torrealba, R OBP: 0.353, SLG: 0.433										2	0	0	0	0	0	1					
19 Ryan Spillborghs, R OBP: 0.368, SLG: 0.200										3	0	0	0	0	3	1					
Inning Stats	R: 1 E: 0 K: 0 S: 14	H: 1 LOB: 1 BB: 0 P: 22	R: 0 E: 0 K: 1 S: 7	H: 1 LOB: 0 BB: 0 P: 9	R: 0 E: 0 K: 2 S: 10	H: 0 LOB: 0 BB: 0 P: 13	R: 0 E: 0 K: 0 S: 6	H: 1 LOB: 1 BB: 0 P: 9	R: 0 E: 0 K: 1 S: 9	H: 0 LOB: 2 BB: 1 P: 13	R: 0 E: 0 K: 1 S: 14	H: 0 LOB: 0 BB: 0 P: 11	R: 0 E: 0 K: 2 S: 10	H: 1 LOB: 0 BB: 0 P: 13	R: 0 E: 0 K: 2 S: 9	H: 0 LOB: 0 BB: 0 P: 13	1B: 5 2B: 0 3B: 0 HR: 0	SF: 0 SAC: 1 DP: 1 HBP: 1	WP: 0 PB: 0 SB: 0 CS: 0	PA: 34	
PITCHER	IP WLS BF H R ER SO BB IBB HBP BLK WP HR S P ERA WHIP	IP WLS BF H R ER SO BB IBB HBP BLK WP HR S P ERA WHIP	IP WLS BF H R ER SO BB IBB HBP BLK WP HR S P ERA WHIP	IP WLS BF H R ER SO BB IBB HBP BLK WP HR S P ERA WHIP	IP WLS BF H R ER SO BB IBB HBP BLK WP HR S P ERA WHIP	IP WLS BF H R ER SO BB IBB HBP BLK WP HR S P ERA WHIP	IP WLS BF H R ER SO BB IBB HBP BLK WP HR S P ERA WHIP	IP WLS BF H R ER SO BB IBB HBP BLK WP HR S P ERA WHIP	IP WLS BF H R ER SO BB IBB HBP BLK WP HR S P ERA WHIP	IP WLS BF H R ER SO BB IBB HBP BLK WP HR S P ERA WHIP	IP WLS BF H R ER SO BB IBB HBP BLK WP HR S P ERA WHIP	IP WLS BF H R ER SO BB IBB HBP BLK WP HR S P ERA WHIP	IP WLS BF H R ER SO BB IBB HBP BLK WP HR S P ERA WHIP	IP WLS BF H R ER SO BB IBB HBP BLK WP HR S P ERA WHIP	IP WLS BF H R ER SO BB IBB HBP BLK WP HR S P ERA WHIP	IP WLS BF H R ER SO BB IBB HBP BLK WP HR S P ERA WHIP	IP WLS BF H R ER SO BB IBB HBP BLK WP HR S P ERA WHIP	IP WLS BF H R ER SO BB IBB HBP BLK WP HR S P ERA WHIP	IP WLS BF H R ER SO BB IBB HBP BLK WP HR S P ERA WHIP	IP WLS BF H R ER SO BB IBB HBP BLK WP HR S P ERA WHIP	IP WLS BF H R ER SO BB IBB HBP BLK WP HR S P ERA WHIP

Colorado Rockies @ Boston Red Sox
Fenway Park, Boston, MA
Thu Oct 25 2007, 8:00 PM EDT
Att: 36,730 - Clear - 48 F

livebaseballscorecards.com



Batter	1	2	3	4	5	6	7	8	9	AB	R	H	RBI	BB	SO	LOB	BOTTOM				
15 Dustin Pedroia, R OBP: 0.351, SLG: 0.490										4	0	1	0	1	0	1					
20 Kevin Youkilis, R OBP: 0.483, SLG: 0.771										3	0	0	0	2	0	1					
34 David Ortiz, L OBP: 0.527, SLG: 0.744										3	1	0	0	1	1	4					
Manny Ramirez, R OBP: 0.574, SLG: 0.789										4	0	1	0	0	0	0					
25 Mike Lowell, R OBP: 0.404, SLG: 0.548										3	1	1	1	1	0	0					
7 J.D. Drew, L OBP: 0.391, SLG: 0.465										2	0	2	0	1	0	0					
Jason Varitek, S OBP: 0.306, SLG: 0.432										3	0	0	1	0	2	5	AB 28 R 2 H 6 RBI 2 BB 7 SO 3 LOB 13				
2 Jacoby Ellsbury, L OBP: 0.316, SLG: 0.188										3	0	1	0	1	0	0					
23 Julio Lugo, R OBP: 0.311, SLG: 0.310										3	0	0	0	0	2						
Inning Stats	R: 0 E: 0 K: 0 S: 4	H: 0 LOB: 0 BB: 0 P: 6	R: 0 E: 0 K: 1 S: 9	H: 0 LOB: 1 BB: 0 P: 13	R: 0 E: 0 K: 1 S: 13	H: 0 LOB: 2 BB: 2 P: 25	R: 1 E: 0 K: 0 S: 10	H: 1 LOB: 2 BB: 2 P: 21	R: 1 E: 0 K: 0 S: 18	H: 2 LOB: 3 BB: 2 P: 36	R: 0 E: 0 K: 0 S: 15	H: 1 LOB: 1 BB: 1 P: 23	R: 0 E: 0 K: 1 S: 10	H: 1 LOB: 1 BB: 0 P: 14	R: 0 E: 0 K: 0 S: 7	H: 1 LOB: 1 BB: 0 P: 11	1B: 5 2B: 1 3B: 0 HR: 0	SF: 1 SAC: 1 DP: 0 HBP: 1	WP: 0 PB: 0 SB: 1 CS: 0	PA: 38	
PITCHER	IP WLS BF H R ER SO BB IBB HBP BLK WP HR S P ERA WHIP	IP WLS BF H R ER SO BB IBB HBP BLK WP HR S P ERA WHIP	IP WLS BF H R ER SO BB IBB HBP BLK WP HR S P ERA WHIP	IP WLS BF H R ER SO BB IBB HBP BLK WP HR S P ERA WHIP	IP WLS BF H R ER SO BB IBB HBP BLK WP HR S P ERA WHIP	IP WLS BF H R ER SO BB IBB HBP BLK WP HR S P ERA WHIP	IP WLS BF H R ER SO BB IBB HBP BLK WP HR S P ERA WHIP	IP WLS BF H R ER SO BB IBB HBP BLK WP HR S P ERA WHIP	IP WLS BF H R ER SO BB IBB HBP BLK WP HR S P ERA WHIP	IP WLS BF H R ER SO BB IBB HBP BLK WP HR S P ERA WHIP	IP WLS BF H R ER SO BB IBB HBP BLK WP HR S P ERA WHIP	IP WLS BF H R ER SO BB IBB HBP BLK WP HR S P ERA WHIP	IP WLS BF H R ER SO BB IBB HBP BLK WP HR S P ERA WHIP	IP WLS BF H R ER SO BB IBB HBP BLK WP HR S P ERA WHIP	IP WLS BF H R ER SO BB IBB HBP BLK WP HR S P ERA WHIP	IP WLS BF H R ER SO BB IBB HBP BLK WP HR S P ERA WHIP	IP WLS BF H R ER SO BB IBB HBP BLK WP HR S P ERA WHIP	IP WLS BF H R ER SO BB IBB HBP BLK WP HR S P ERA WHIP	IP WLS BF H R ER SO BB IBB HBP BLK WP HR S P ERA WHIP	IP WLS BF H R ER SO BB IBB HBP BLK WP HR S P ERA WHIP	IP WLS BF H R ER SO BB IBB HBP BLK WP HR S P ERA WHIP

Colorado Rockies @ Boston Red Sox
Fenway Park, Boston, MA
Thu Oct 25 2007, 8:00 PM EDT
Att: 36,730 - Clear - 48 F

livebaseballscorecards.com



Batter	1	2	3	4	5	6	7	8	9	AB	R	H	RBI	BB	SO	LOB	TOP			
2 Jacoby Ellsbury, L OBP: 0.417, SLG: 0.476						G5-3				5	2	4	2	0	0	0	Boston Red Sox @ Colorado Rockies Coors Field, Denver, CO Sat Oct 27 2007, 6:00 PM MDT Att: 49,983 - Cloudy - 45 F			
15 Dustin Pedroia, R OBP: 0.371, SLG: 0.518 58 Jonathan Papelbon, R						F8				5	1	3	2	0	0	2				
34 David Ortiz, L OBP: 0.509, SLG: 0.721 20 Kevin Youkilis, R					G4-1			G5-3		4	1	1	1	0	2	2				
Manny Ramirez, R OBP: 0.542, SLG: 0.714						F8				4	0	0	0	1	1	3				
25 Mike Lowell, R OBP: 0.404, SLG: 0.532						G1-3				5	2	2	2	0	1	2				
7 J.D. Drew, L OBP: 0.380, SLG: 0.468 17 Manny Delcarmen, R 13 Alex Cora, L		G4-3		P6						4	0	1	0	0	1	2				
Jason Varitek, S OBP: 0.296, SLG: 0.417		G6-3				K				4	1	1	1	0	1	1				
23 Julio Lugo, R OBP: 0.340, SLG: 0.333						F9				3	2	1	0	2	0	1				
18 Daisuke Matsuzaka, R OBP: 0.333, SLG: 0.333 48 Javier López, L 50 Mike Timlin, R 37 Hideki Okajima, L Coco Crisp, S						G4-3				3	0	1	2	0	1	2				
Inning Stats	R: 0 H: 2 E: 0 K: 1 S: 15	H: 2 LOB: 2 BB: 0 P: 27	R: 0 H: 1 E: 0 K: 1 S: 9	H: 1 LOB: 1 BB: 0 P: 12	R: 6 H: 7 E: 0 K: 0 S: 14	H: 7 LOB: 2 BB: 2 P: 30	R: 0 H: 0 E: 0 K: 0 S: 6	H: 0 LOB: 0 BB: 0 P: 10	R: 0 H: 1 E: 0 K: 1 S: 16	H: 1 LOB: 1 BB: 0 P: 23	R: 0 H: 0 E: 0 K: 3 S: 11	H: 0 LOB: 0 BB: 0 P: 14	R: 3 H: 3 E: 0 K: 0 S: 13	H: 3 LOB: 1 BB: 1 P: 24	R: 1 H: 1 E: 0 K: 0 S: 5	H: 1 LOB: 0 BB: 0 P: 9		1B: 8 2B: 7 3B: 0 HR: 0	SF: 1 SAC: 1 DP: 0 HBP: 0	WP: 0 PA: 44 PB: 0 SB: 1 CS: 0
PITCHER	IP WLS BF H R ER SO BB IBB HBP BLK WP HR S P ERA WHIP	IP WLS BF H R ER SO BB IBB HBP BLK WP HR S P ERA WHIP	IP WLS BF H R ER SO BB IBB HBP BLK WP HR S P ERA WHIP	IP WLS BF H R ER SO BB IBB HBP BLK WP HR S P ERA WHIP	IP WLS BF H R ER SO BB IBB HBP BLK WP HR S P ERA WHIP	IP WLS BF H R ER SO BB IBB HBP BLK WP HR S P ERA WHIP	IP WLS BF H R ER SO BB IBB HBP BLK WP HR S P ERA WHIP	IP WLS BF H R ER SO BB IBB HBP BLK WP HR S P ERA WHIP	IP WLS BF H R ER SO BB IBB HBP BLK WP HR S P ERA WHIP	IP WLS BF H R ER SO BB IBB HBP BLK WP HR S P ERA WHIP	IP WLS BF H R ER SO BB IBB HBP BLK WP HR S P ERA WHIP	IP WLS BF H R ER SO BB IBB HBP BLK WP HR S P ERA WHIP	IP WLS BF H R ER SO BB IBB HBP BLK WP HR S P ERA WHIP	IP WLS BF H R ER SO BB IBB HBP BLK WP HR S P ERA WHIP	IP WLS BF H R ER SO BB IBB HBP BLK WP HR S P ERA WHIP	IP WLS BF H R ER SO BB IBB HBP BLK WP HR S P ERA WHIP	IP WLS BF H R ER SO BB IBB HBP BLK WP HR S P ERA WHIP	IP WLS BF H R ER SO BB IBB HBP BLK WP HR S P ERA WHIP	IP WLS BF H R ER SO BB IBB HBP BLK WP HR S P ERA WHIP	
Josh Fogg, R ERA: 3.91	2.2	L	19	10	6	6	2	1	1	0	0	0	0	0	37	67	20.25	4.125	Boston Red Sox @ Colorado Rockies Coors Field, Denver, CO Sat Oct 27 2007, 6:00 PM MDT Att: 49,983 - Cloudy - 45 F	
56 Franklin Morales, L ERA: 9.9	2.1		8	1	0	0	1	0	0	0	0	0	0	0	23	35	0.00	0.429		
Jeremy Affeldt, L ERA: 2.08	1.0		3	0	0	0	1	0	0	0	0	0	0	0	11	16	0.00	0.000		
34 Matt Herges, R ERA:	1.0		3	0	0	0	3	0	0	0	0	0	0	0	9	14	0.00	0.000		
40 Brian Fuentes, L ERA: 6.0	1.0		7	3	3	3	0	1	0	0	0	0	0	0	13	24	27.00	4.000		
PITCHER	IP WLS BF H R ER SO BB IBB HBP BLK WP HR S P ERA WHIP	IP WLS BF H R ER SO BB IBB HBP BLK WP HR S P ERA WHIP	IP WLS BF H R ER SO BB IBB HBP BLK WP HR S P ERA WHIP	IP WLS BF H R ER SO BB IBB HBP BLK WP HR S P ERA WHIP	IP WLS BF H R ER SO BB IBB HBP BLK WP HR S P ERA WHIP	IP WLS BF H R ER SO BB IBB HBP BLK WP HR S P ERA WHIP	IP WLS BF H R ER SO BB IBB HBP BLK WP HR S P ERA WHIP	IP WLS BF H R ER SO BB IBB HBP BLK WP HR S P ERA WHIP	IP WLS BF H R ER SO BB IBB HBP BLK WP HR S P ERA WHIP	IP WLS BF H R ER SO BB IBB HBP BLK WP HR S P ERA WHIP	IP WLS BF H R ER SO BB IBB HBP BLK WP HR S P ERA WHIP	IP WLS BF H R ER SO BB IBB HBP BLK WP HR S P ERA WHIP	IP WLS BF H R ER SO BB IBB HBP BLK WP HR S P ERA WHIP	IP WLS BF H R ER SO BB IBB HBP BLK WP HR S P ERA WHIP	IP WLS BF H R ER SO BB IBB HBP BLK WP HR S P ERA WHIP	IP WLS BF H R ER SO BB IBB HBP BLK WP HR S P ERA WHIP	IP WLS BF H R ER SO BB IBB HBP BLK WP HR S P ERA WHIP	IP WLS BF H R ER SO BB IBB HBP BLK WP HR S P ERA WHIP		IP WLS BF H R ER SO BB IBB HBP BLK WP HR S P ERA WHIP
LaTroy Hawkins, R ERA: 1.8	1.0		4	1	1	1	0	0	0	0	0	0	0	0	5	9	9.00	1.000		

Batter	1	2	3	4	5	6	7	8	9	AB	R	H	RBI	BB	SO	LOB	TOP							
2 Jacoby Ellsbury, L OBP: 0.429, SLG: 0.520										4	1	2	0	0	1	2	Boston Red Sox @ Colorado Rockies Coors Field, Denver, CO Sun Oct 28 2007, 6:00 PM MDT Att: 50,041 - Clear - 68 F							
15 Dustin Pedroia, R OBP: 0.348, SLG: 0.483										4	0	0	0	0	0	2								
34 David Ortiz, L Coco Crisp, S OBP: 0.508, SLG: 0.696 OBP: 0.206, SLG: 0.212										3	0	1	1	1	0	0								
Manny Ramirez, R 37 Hideki Okajima, L 58 Jonathan Papelbon, R OBP: 0.508, SLG: 0.652 OBP: 0.348, SLG: 0.333 OBP: 0.410, SLG: 0.608										4	0	0	0	0	1	2								
25 Mike Lowell, R OBP: 0.410, SLG: 0.608										4	2	2	1	0	0	0								
7 J.D. Drew, L OBP: 0.352, SLG: 0.431										4	0	0	0	0	1	1								
Jason Varitek, S OBP: 0.310, SLG: 0.423										4	0	2	1	0	0	0								
23 Julio Lugo, R OBP: 0.340, SLG: 0.333										3	0	1	0	0	0	1								
31 Jon Lester, L 17 Manny Delcarmen, R 50 Mike Timlin, R Bobby Kielty, S 20 Kevin Youkilis, R OBP: 0.571, SLG: 1.000 OBP: 0.475, SLG: 0.755										2	0	0	0	0	1	2								
Inning Stats	R: 1 E: 0 K: 0 S: 7	H: 2 LOB: 0 BB: 0 P: 9	R: 0 E: 0 K: 0 S: 7	H: 0 LOB: 0 BB: 0 P: 10	R: 0 E: 0 K: 0 S: 7	H: 0 LOB: 0 BB: 0 P: 10	R: 0 E: 0 K: 0 S: 9	H: 0 LOB: 0 BB: 0 P: 13	R: 1 E: 0 K: 2 S: 10	H: 3 LOB: 2 BB: 0 P: 17	R: 0 E: 0 K: 0 S: 6	H: 0 LOB: 0 BB: 0 P: 9	R: 1 E: 0 K: 1 S: 10	H: 2 LOB: 0 BB: 0 P: 14	R: 1 E: 0 K: 1 S: 12	H: 2 LOB: 1 BB: 1 P: 21		R: 0 E: 0 K: 0 S: 6	H: 0 LOB: 0 BB: 0 P: 9	1B: 5 2B: 2 3B: 0 HR: 2	SF: 0 SAC: 0 DP: 3 HBP: 0	WP: 0 PB: 0 SB: 0 CS: 0	PA: 34	
PITCHER	IP: 6.0 WLS: L BF: 23 ERA: 4.5	H: 6 R: 3 ER: 3 SO: 2	BB: 0 IBB: 0 HBP: 0 BLK: 0	WP: 0 HR: 1 S: 47 P: 70	ERA: 4.50 WHIP: 1.000	IP: 1.0 WLS: 3 BF: 1 ERA: 1.59	H: 2 R: 0 ER: 0 SO: 1	BB: 0 IBB: 0 HBP: 0 BLK: 0	WP: 0 HR: 0 S: 9 P: 12	ERA: 0.00 WHIP: 1.000	IP: 0.2 WLS: 4 BF: 2 ERA: 6.52	H: 1 R: 1 ER: 1 SO: 1	BB: 0 IBB: 0 HBP: 0 BLK: 0	WP: 0 HR: 0 S: 9 P: 13	ERA: 13.50 WHIP: 4.500	IP: 1.1 WLS: 4 BF: 0 ERA: 0.87	H: 0 R: 0 ER: 0 SO: 1	BB: 0 IBB: 0 HBP: 0 BLK: 0	WP: 0 HR: 0 S: 9 P: 13	ERA: 0.00 WHIP: 0.000				
28 Aaron Cook, R ERA: 4.5	IP: 6.0 WLS: L BF: 23 ERA: 4.5	H: 6 R: 3 ER: 3 SO: 2	BB: 0 IBB: 0 HBP: 0 BLK: 0	WP: 0 HR: 1 S: 47 P: 70	ERA: 4.50 WHIP: 1.000	IP: 1.0 WLS: 3 BF: 1 ERA: 1.59	H: 2 R: 0 ER: 0 SO: 1	BB: 0 IBB: 0 HBP: 0 BLK: 0	WP: 0 HR: 0 S: 9 P: 12	ERA: 0.00 WHIP: 1.000	IP: 0.2 WLS: 4 BF: 2 ERA: 6.52	H: 1 R: 1 ER: 1 SO: 1	BB: 0 IBB: 0 HBP: 0 BLK: 0	WP: 0 HR: 0 S: 9 P: 13	ERA: 13.50 WHIP: 4.500	IP: 1.1 WLS: 4 BF: 0 ERA: 0.87	H: 0 R: 0 ER: 0 SO: 1	BB: 0 IBB: 0 HBP: 0 BLK: 0	WP: 0 HR: 0 S: 9 P: 13	ERA: 0.00 WHIP: 0.000				
Jeremy Affeldt, L ERA: 1.59	IP: 1.0 WLS: 3 BF: 1 ERA: 1.59	H: 2 R: 0 ER: 0 SO: 1	BB: 0 IBB: 0 HBP: 0 BLK: 0	WP: 0 HR: 0 S: 9 P: 12	ERA: 0.00 WHIP: 1.000	IP: 0.2 WLS: 4 BF: 2 ERA: 6.52	H: 1 R: 1 ER: 1 SO: 1	BB: 0 IBB: 0 HBP: 0 BLK: 0	WP: 0 HR: 0 S: 9 P: 13	ERA: 13.50 WHIP: 4.500	IP: 1.1 WLS: 4 BF: 0 ERA: 0.87	H: 0 R: 0 ER: 0 SO: 1	BB: 0 IBB: 0 HBP: 0 BLK: 0	WP: 0 HR: 0 S: 9 P: 13	ERA: 0.00 WHIP: 0.000									
40 Brian Fuentes, L ERA: 6.52	IP: 0.2 WLS: 4 BF: 2 ERA: 6.52	H: 1 R: 1 ER: 1 SO: 1	BB: 0 IBB: 0 HBP: 0 BLK: 0	WP: 0 HR: 0 S: 9 P: 13	ERA: 13.50 WHIP: 4.500	IP: 1.1 WLS: 4 BF: 0 ERA: 0.87	H: 0 R: 0 ER: 0 SO: 1	BB: 0 IBB: 0 HBP: 0 BLK: 0	WP: 0 HR: 0 S: 9 P: 13	ERA: 0.00 WHIP: 0.000														
60 Manny Corpas, R ERA: 0.87	IP: 1.1 WLS: 4 BF: 0 ERA: 0.87	H: 0 R: 0 ER: 0 SO: 1	BB: 0 IBB: 0 HBP: 0 BLK: 0	WP: 0 HR: 0 S: 9 P: 13	ERA: 0.00 WHIP: 0.000					1B: 5 2B: 2 3B: 0 HR: 2	SF: 0 SAC: 0 DP: 3 HBP: 0	WP: 0 PB: 0 SB: 0 CS: 0	PA: 34											

Batter	1	2	3	4	5	6	7	8	9	AB	R	H	RBI	BB	SO	LOB	BOTTOM							
Kazuo Matsui, S OBP: 0.347, SLG: 0.500										4	0	1	0	0	1	2	Boston Red Sox @ Colorado Rockies Coors Field, Denver, CO Sun Oct 28 2007, 6:00 PM MDT Att: 50,041 - Clear - 68 F							
60 Manny Corpas, R										0	0	0	0	0	0	0								
25 Seth Smith, L OBP: 0.500, SLG: 0.667										4	0	0	0	0	3	3								
2 Troy Tulowitzki, R OBP: 0.297, SLG: 0.341										4	0	0	0	0	3	3								
5 Matt Holliday, R OBP: 0.319, SLG: 0.622										4	0	0	0	0	1	1								
17 Todd Helton, L OBP: 0.298, SLG: 0.317										4	1	2	0	0	0	0								
27 Garrett Atkins, R OBP: 0.283, SLG: 0.325										3	1	1	2	1	0	1								
19 Ryan Spillborghs, R OBP: 0.320, SLG: 0.150										3	0	0	0	1	1	2								
11 Brad Hawpe, L OBP: 0.404, SLG: 0.410										3	1	1	1	1	0	1								
8 Yorvit Torrealba, R OBP: 0.326, SLG: 0.385										4	0	0	0	0	0	2								
28 Aaron Cook, R OBP: 0.500, SLG: 0.500										2	0	1	0	0	0	0								
Jeremy Affeldt, L ERA: 1.59										0	0	0	0	0	0	0								
18 Cory Sullivan, L OBP: 0.333, SLG: 0.333										1	0	1	0	0	0	0								
40 Brian Fuentes, L ERA: 6.52										0	0	0	0	0	0	0								
Jamey Carroll, R ERA: 2.45										1	0	0	0	0	0	0								
Inning Stats	R: 0 E: 0 K: 1 S: 8	H: 0 LOB: 0 BB: 0 P: 12	R: 0 E: 0 K: 0 S: 13	H: 1 LOB: 2 BB: 1 P: 20	R: 0 E: 0 K: 2 S: 15	H: 1 LOB: 0 BB: 0 P: 20	R: 0 E: 0 K: 0 S: 8	H: 0 LOB: 1 BB: 1 P: 16	R: 0 E: 0 K: 1 S: 10	H: 1 LOB: 1 BB: 0 P: 12	R: 0 E: 0 K: 1 S: 8	H: 0 LOB: 1 BB: 1 P: 17	R: 1 E: 0 K: 2 S: 14	H: 2 LOB: 1 BB: 0 P: 25	R: 2 E: 0 K: 0 S: 19	H: 2 LOB: 0 BB: 0 P: 27	R: 0 E: 0 K: 1 S: 9	H: 0 LOB: 0 BB: 0 P: 11	1B: 3 2B: 2 3B: 0 HR: 2	SF: 0 SAC: 0 DP: 0 HBP: 0	WP: 0 PB: 0 SB: 0 CS: 0	PA: 37		
PITCHER	IP: 5.2 WLS: W BF: 23 ERA: 1.93	H: 5 R: 2 ER: 0 SO: 3	BB: 3 IBB: 0 HBP: 0 BLK: 0	WP: 0 HR: 0 S: 59 P: 92	ERA: 0.00 WHIP: 1.059	IP: 0.2 WLS: H BF: 2 ERA: 8.31	H: 2 R: 0 ER: 0 SO: 2	BB: 0 IBB: 0 HBP: 0 BLK: 0	WP: 0 HR: 0 S: 7 P: 11	ERA: 0.00 WHIP: 0.000	IP: 0.1 WLS: H BF: 3 ERA: 3.15	H: 2 R: 2 ER: 2 SO: 0	BB: 0 IBB: 0 HBP: 0 BLK: 0	WP: 0 HR: 0 S: 10 P: 15	ERA: 54.00 WHIP: 6.000	IP: 1.2 WLS: S BF: 5 ERA: 2.45	H: 0 R: 0 ER: 0 SO: 1	BB: 0 IBB: 0 HBP: 0 BLK: 0	WP: 0 HR: 0 S: 18 P: 23	ERA: 0.00 WHIP: 0.000				