

# Colorado Rockies - 2009









Batter	1	2	3	4	5	6	7	8	9	AB	R	H	RBI	BB	SO	LOB	TOP										
24 Dexter Fowler, S OBP: 0.143, SLG: 0.143	G4-3	K			G4-3			G6-3		4	0	0	0	0	1	2	<b>Colorado Rockies @ Los Angeles Angels</b> Tempe Diablo Stadium, Tempe, AZ Fri Feb 27 2009, 3:05 PM EST Att: 2,860 - Sunny - 78 F										
7 Seth Smith, L			K			G4-3		2B		2	1	0	0	1	1	0											
40 Daniel Ortmeier, S OBP: 0.250, SLG: 0.500	2B							2B		1	0	1	1	0	0	0											
27 Garrett Atkins, R OBP: 0.333, SLG: 0.500			K					G6-3		3	1	1	1	0	1	0											
62 Christian Colonel, R OBP: 0.200, SLG: 0.200	1B									1	0	0	0	0	0	1											
11 Brad Hawpe, L OBP: 0.750, SLG: 0.750	E9									1	0	1	1	0	0	0											
65 Matt Miller, R	1B									3	0	0	0	0	0	0											
2 Troy Tulowitzki, R OBP: 0.167, SLG: 0.333	G1-3									3	0	0	0	0	1	1											
64 Chris Nelson, R OBP: 0.500, SLG: 0.500										1	0	0	0	0	0	0											
20 Chris Iannetta, R OBP: 0.400, SLG: 0.500	P3									2	0	0	0	1	0	2											
67 Michael McKenry, R										1	0	0	0	0	0	0											
14 Matt Murton, R OBP: 0.200, SLG: 0.200										3	0	1	0	0	0	1											
12 Clint Barmes, R OBP: 0.400, SLG: 1.000										2	0	1	0	0	0	0											
1 Jonathan Herrera, S										1	0	0	0	0	0	0											
3 Luis Gonzalez, R										2	0	0	0	0	2	1											
15 Edwin Bellorin, R OBP: 0.667, SLG: 1.000										1	1	1	0	0	0	0											
<b>Inning Stats</b>	R: 2 E: 1 K: 0 S: 5	H: 2 LOB: 2 BB: 1 P: 9	R: 0 E: 0 K: 2 S: 8	H: 2 LOB: 1 BB: 0 P: 9	R: 0 E: 0 K: 2 S: 7	H: 0 LOB: 0 BB: 0 P: 7	R: 0 E: 0 K: 1 S: 4	H: 0 LOB: 0 BB: 1 P: 8	R: 0 E: 0 K: 1 S: 5	H: 0 LOB: 0 BB: 0 P: 5	R: 0 E: 0 K: 0 S: 3	H: 0 LOB: 0 BB: 0 P: 3	R: 0 E: 0 K: 0 S: 3	H: 0 LOB: 0 BB: 0 P: 3	R: 1 E: 0 K: 0 S: 5	H: 2 LOB: 1 BB: 0 P: 5	R: 0 E: 0 K: 0 S: 3	H: 0 LOB: 0 BB: 0 P: 3	1B: 2 2B: 3 3B: 1 HR: 0	SF: 0 SAC: 0 DP: 1 HBP: 0	WP: 0 PB: 0 SB: 0 CS: 1	PA: 33					
<b>PITCHER</b>	IP	WLS	BF	H	R	ER	SO	BB	IBB	HBP	BLK	WP	HR	S	P	ERA	WHIP										
70 Sean O'Sullivan, R ERA: 18.0	1.0	W	6	2	2	2	0	1	0	0	0	0	0	5	9	18.00	3.000										
97 Fernando Rodriguez Jr., R ERA: 18.0	2.0	H	7	2	0	0	4	0	0	0	0	0	0	15	16	0.00	1.000										
89 Alex Torres, L ERA: 4.5	2.0	H	6	0	0	0	2	1	0	0	0	0	0	9	13	0.00	0.500										
48 Ryan Brasier, R ERA: 4.5	2.0	H	6	0	0	0	0	0	0	0	0	0	0	6	6	0.00	0.000										
87 David Herndon, R ERA: 4.5	2.0	S	8	2	1	1	0	0	0	0	0	0	0	8	8	4.50	1.000										

AB	31
R	3
H	6
RBI	3
BB	2
SO	6
LOB	8



Batter	1	2	3	4	5	6	7	8	9	AB	R	H	RBI	BB	SO	LOB	BOTTOM										
6 Hainley Stattia, S OBP: 0.500, SLG: 0.714	53 2B									2	1	1	0	1	0	0	<b>Colorado Rockies @ Los Angeles Angels</b> Tempe Diablo Stadium, Tempe, AZ Fri Feb 27 2009, 3:05 PM EST Att: 2,860 - Sunny - 78 F										
57 Luis Figueroa, S OBP: 0.600, SLG: 0.500	59 SF9									2	0	1	1	0	0	0											
53 Bobby Abreu, L OBP: 0.425, SLG: 0.667										3	1	2	0	0	1	1											
22 Chris Pettit, R	59 SF9									1	0	0	0	0	0	0											
59 Freddy Sandoval, S OBP: 0.571, SLG: 0.850	18 2B									2	1	1	1	0	0	1											
98 Kevin Ramos, R OBP: 0.500, SLG: 0.800										1	0	0	0	1	0	2											
44 Mike Napoli, R OBP: 0.500, SLG: 0.667	18 2B									1	1	0	0	1	0	0											
60 Ryan Mount, L OBP: 0.200, SLG: 0.200	64 FC6-4									3	0	1	0	0	0	4											
18 Sean Rodriguez, R OBP: 0.400, SLG: 0.500										3	0	1	1	0	0	1											
74 Adam Pavkovich, R OBP: 0.333, SLG: 0.333	64 FC6-4									1	0	0	0	0	0	2											
46 Bobby Wilson, R OBP: 0.750, SLG: 0.667										2	0	2	1	1	0	0											
37 Ben Johnson, S OBP: 0.250, SLG: 0.500										1	0	0	0	0	1	2											
64 Terry Evans, R OBP: 0.250, SLG: 0.143										3	0	0	1	0	0	4											
95 Brad Coon, L										1	0	0	0	0	0	0											
35 Mark Trumbo, R OBP: 0.600, SLG: 0.800										4	1	2	0	0	0	2											
25 Peter Bourjos, R										3	0	0	0	0	1	1											
32 Andrew Romine, S										1	0	0	0	0	0	1											
<b>Inning Stats</b>	R: 3 E: 0 K: 0 S: 5	H: 2 LOB: 3 BB: 3 P: 17	R: 0 E: 0 K: 0 S: 4	H: 1 LOB: 0 BB: 0 P: 4	R: 0 E: 0 K: 0 S: 4	H: 1 LOB: 1 BB: 0 P: 4	R: 0 E: 0 K: 2 S: 8	H: 1 LOB: 1 BB: 0 P: 8	R: 1 E: 0 K: 0 S: 5	H: 2 LOB: 1 BB: 0 P: 5	R: 0 E: 0 K: 0 S: 3	H: 1 LOB: 0 BB: 0 P: 3	R: 0 E: 0 K: 1 S: 6	H: 1 LOB: 2 BB: 1 P: 10	R: 1 E: 1 K: 0 S: 6	H: 2 LOB: 3 BB: 0 P: 7	R: 0 E: 0 K: 0 S: 6	H: 0 LOB: 0 BB: 0 P: 7	1B: 7 2B: 4 3B: 0 HR: 0	SF: 1 SAC: 0 DP: 1 HBP: 1	WP: 0 PB: 0 SB: 0 CS: 0	PA: 40					
<b>PITCHER</b>	IP	WLS	BF	H	R	ER	SO	BB	IBB	HBP	BLK	WP	HR	S	P	ERA	WHIP										
23 Greg Smith, L ERA: 13.5	2.0	L	12	3	3	3	0	3	0	0	0	0	0	12	12	0.00	1.000										
32 Glendon Rusch, L ERA: 4.5	2.0		8	2	0	0	2	0	0	0	0	0	0	8	8	4.50	1.500										
54 Greg Reynolds, R ERA: 4.5	2.0		8	3	1	1	0	0	0	0	0	0	0	6	10	0.00	2.000										
52 Juan Morillo, R ERA: 9.0	1.0		5	1	0	0	1	1	0	0	0	0	0	6	7	9.00	2.000										
66 Matt Daley, R ERA: 9.0	1.0		7	2	1	1	0	0	0	1	0	0	0	6	7	9.00	2.000										

AB	34
R	5
H	11
RBI	5
BB	4
SO	3
LOB	21









Batter	1	2	3	4	5	6	7	8	9	AB	R	H	RBI	BB	SO	LOB	TOP							
22 Scott Podsednik, L OBP: 0.222, SLG: 0.222 72 Chris Frey, L (7, 9)	0-0 12 CS 1B		0-0 G1-3	0-0 P5			0-0 F8		0-0 G6-3	4	0	1	0	0	0	2	<b>Colorado Rockies @ Cleveland Indians</b> Goodyear Ballpark, Goodyear, AZ Sun Mar 01 2009, 3:05 PM EST Att: 5,000 - Sunny - 82 F							
12 Clint Barmes, R OBP: 0.333, SLG: 0.778 64 Chris Nelson, R OBP: 0.250, SLG: 0.250 (1, 6) (7, 4)	0-3 SAFE 1-2 K		0-0 7 1B		0-3 K		0-0 F8		0-0 F9	4	1	1	0	0	2	1								
7 Seth Smith, L OBP: 0.444, SLG: 0.429 (1, 7)	0-0 2B		0-0 27 1B 65 F9-2		0-0 G4-3		4-0 BB			3	0	2	1	1	0	0								
27 Garrett Atkins, R OBP: 0.200, SLG: 0.400 62 Christian Colonel, R OBP: 0.286, SLG: 0.286 (1, 3) (7, 3)	0-0 G6-3		0-0 1-3 1B		0-0 G6-3		0-3 K			4	0	1	0	0	1	2								
65 Matt Miller, R OBP: 0.286, SLG: 0.167 71 Wilin Rosario, R (8, PH) (8, 10)	4-0 5 1B BB		0-0 F9-2		0-3 K		0-0 P6			2	1	0	0	1	1	2								
5 Carlos González, L OBP: 0.250, SLG: 0.250 (1, 8)	0-0 1 1B 1-2 1B				0-0 P5		0-0 50 HR 3B		0-0 F8	4	1	2	0	0	0	0								
50 Sal Fasano, R OBP: 0.300, SLG: 0.800 67 Michael McKenry, R (7, 2)	0-0 F8		0-0 G3-1		1-0 HR		0-2 K			3	1	1	2	0	0	2								
1 Jonathan Herrera, S OBP: 0.375, SLG: 0.167 (1, 4) (7, 5)	0-0 6 G4-3 1-3 2-H 1B		0-0 6 1B BB		0-0 F8		0-0 P5			3	0	1	1	1	0	0								
6 Omar Quintanilla, L OBP: 0.444, SLG: 0.556 (1, 5) (7, 6)	0-0 G4-3		0-0 1-2 1B		0-0 K		0-0 72 G6-3 2B			4	0	2	0	0	1	2								
<b>Inning Stats</b>	R: 0 E: 0 K: 1 S: 6	H: 2 LOB: 1 BB: 0 P: 6	R: 1 E: 0 K: 0 S: 4	H: 2 LOB: 1 BB: 1 P: 8	R: 1 E: 0 K: 0 S: 5	H: 3 LOB: 1 BB: 0 P: 5	R: 0 E: 0 K: 0 S: 4	H: 1 LOB: 2 BB: 1 P: 8	R: 0 E: 0 K: 1 S: 5	H: 0 LOB: 0 BB: 0 P: 5	R: 2 E: 0 K: 2 S: 9	H: 2 LOB: 0 BB: 0 P: 10	R: 0 E: 0 K: 1 S: 5	H: 0 LOB: 0 BB: 1 P: 9	R: 0 E: 0 K: 1 S: 5	H: 0 LOB: 0 BB: 0 P: 5		R: 0 E: 0 K: 0 S: 4	H: 1 LOB: 1 BB: 0 P: 4	1B: 6 2B: 4 3B: 1 HR: 1	SF: 0 SAC: 0 DP: 2 HBP: 0	WP: 0 PB: 0 SB: 0 CS: 1	PA: 38	
<b>PITCHER</b>	IP WLS BF H R ER SO BB IBB HBP BLK WP HR S P ERA WHIP	2.0 W 9 4 1 1 1 1 0 0 0 0 0 0 10 14 4.50 2.500	2.0 H 10 4 1 1 1 1 0 0 0 0 0 0 9 13 4.50 2.500	1.0 H 3 0 0 0 1 0 0 0 0 0 0 5 5 0.00 0.000	1.0 H 5 2 2 2 2 0 0 0 0 0 1 9 10 18.00 2.000	1.0 H 4 0 0 0 1 1 0 0 0 0 0 0 5 9 0.00 1.000	1.0 H 3 0 0 0 1 0 0 0 0 0 0 10 14 4.50 2.500	1.0 S 4 1 0 0 0 0 0 0 0 0 0 4 4 0.00 1.000	8.1 H 3 0 0 0 1 0 0 0 0 0 0 0 5 5 0.00 0.000	9.1 S 4 1 0 0 0 0 0 0 0 0 0 4 4 0.00 1.000														

AB	35
R	4
H	11
RBI	4
BB	3
SO	6
LOB	13



Batter	1	2	3	4	5	6	7	8	9	AB	R	H	RBI	BB	SO	LOB	BOTTOM								
26 Trevor Crowe, S OBP: 0.222, SLG: 0.333 8 Wilson Valdez, R (1, 8) (6, 8)	0-0 41 BB 4 1B 11 G1-3 1B	0-0 2 HR 2B		0-0 G4-3		0-0 G6-3				3	2	2	0	0	0	0	<b>Colorado Rockies @ Cleveland Indians</b> Goodyear Ballpark, Goodyear, AZ Sun Mar 01 2009, 3:05 PM EST Att: 5,000 - Sunny - 82 F								
11 Jamey Carroll, R OBP: 0.125, SLG: 0.125 15 Andy Marte, R (1, 5) (6, 5)	0-0 G1-3	0-0 G6-3		0-0 F8		0-0 G5-3				3	0	0	0	0	2										
2 Jhonny Peralla, R OBP: 0.500, SLG: 1.000 26 Andy Cannizaro, R (1, 6) (6, 6)	0-0 E5 4 1B 66 BB 41 BB 1B	0-2 2-H HR		0-0 1B		0-3 K				3	2	2	2	0	1										
41 Victor Martinez, S OBP: 0.429, SLG: 1.333 76 Wyatt Toregas, R OBP: 0.500, SLG: 0.250 (1, 2) (6, 2)	4-0 66 BB 4 1B 1B	0-0 G3		0-0 G6-3		0-0 G6-3				2	1	0	0	1	1										
25 Ryan Garko, R OBP: 0.143, SLG: 0.286 23 Michael Aubrey, L OBP: 0.429, SLG: 0.833 (1, 3) (6, 3)	0-0 P4		0-0 G6-3		0-3 K2-3		0-3 K			3	0	0	0	1	3										
4 Tony Graffanino, R OBP: 0.571, SLG: 0.500 67 Jordan Brown, L OBP: 0.250, SLG: 0.750 (1, 7) (6, 7)	0-0 66 BB 1-2 2-3 3-H 1B		0-0 77 1B		0-0 F9		0-0 79 2B 3B			3	0	2	1	0	0										
66 Stephen Head, L OBP: 0.375, SLG: 0.714 79 Chris Gimenez, R OBP: 0.333, SLG: 0.286 (1, 9) (5, 9)	0-0 1-3 2-H 3-H 1B		0-0 F9		0-0 F7		0-0 F7		0-0 3-H 2B	2	0	1	2	0	1										
77 Carlos Santana, S OBP: 0.375, SLG: 0.167 (1, 10)	0-3 K		0-0 1-3 1B		0-3 K		0-3 F7			4	0	1	0	0	2	3									
1 Luis Valbuena, L (1, 4)		0-0 F9		0-0 G3		0-3 K		0-0 F9		4	0	0	0	1	3										
<b>Inning Stats</b>	R: 3 E: 1 K: 1 S: 9	H: 3 LOB: 2 BB: 1 P: 13	R: 2 E: 0 K: 0 S: 7	H: 2 LOB: 0 BB: 0 P: 7	R: 0 E: 0 K: 0 S: 5	H: 2 LOB: 2 BB: 0 P: 5	R: 0 E: 0 K: 0 S: 4	H: 1 LOB: 1 BB: 0 P: 4	R: 0 E: 0 K: 2 S: 7	H: 0 LOB: 0 BB: 0 P: 7	R: 0 E: 0 K: 1 S: 5	H: 0 LOB: 0 BB: 0 P: 5	R: 1 E: 0 K: 1 S: 7	H: 2 LOB: 1 BB: 0 P: 7	R: 0 E: 0 K: 0 S: 4	H: 0 LOB: 0 BB: 0 P: 5		R: 0 E: 0 K: 0 S: 4	H: 0 LOB: 0 BB: 0 P: 5	R: 0 E: 0 K: 0 S: 4	H: 1 LOB: 1 BB: 0 P: 4	1B: 6 2B: 2 3B: 1 HR: 1	SF: 0 SAC: 0 DP: 0 HBP: 0	WP: 0 PB: 0 SB: 0 CS: 0	PA: 36
<b>PITCHER</b>	IP WLS BF H R ER SO BB IBB HBP BLK WP HR S P ERA WHIP	3.0 L 18 7 5 2 1 7 0 0 0 0 0 0 16 16 0.00 0.333	3.0 H 10 1 0 0 3 0 0 0 0 0 0 5 5 0.00 0.000	1.0 H 3 0 0 0 1 0 0 0 0 0 0 7 7 9.00 2.000	8.1 L 36 17 10 5 3 17 0 0 0 0 0 0 21 25 6.00 2.667																				

AB	35
R	6
H	10
RBI	6
BB	1
SO	6
LOB	14









Batter	1	2	3	4	5	6	7	8	9	AB	R	H	RBI	BB	SO	LOB	TOP						
22 Scott Podsednik, L (1,9) OBP: 0.167, SLG: 0.167 24 Dexter Fowler, S (6,8) OBP: 0.167, SLG: 0.091										3	1	0	0	0	1	0	<b>Colorado Rockies @ Milwaukee Brewers</b> Maryvale Baseball Park, Phoenix, AZ Tue Mar 03 2009, 3:05 PM EST Att: 2,343 - Cloudy - 79 F <a href="http://livebaseballscorecards.com">livebaseballscorecards.com</a>						
4 Eric Young Jr., S (1,4) OBP: 0.143, SLG: 0.143 54 Greg Reynolds, R (5,1) 46 Ryan Mattheus, R (8,1)										3	0	1	1	0	1	0							
19 Ryan Spilborghs, R (1,8) 72 Chris Frey, L (6,9)										3	0	0	0	0	1	1							
47 Joe Koshansky, L (1,3)										3	1	0	0	1	1	1							
7 Seth Smith, L (1,7) 14 Matt Murton, R (6,7)										3	1	1	2	0	1	1							
62 Christian Colonel, R (1,5)										4	0	1	0	0	1	0							
6 Omar Quintanilla, L (1,6) 1 Jonathan Herrera, S (6,6)										3	1	2	0	0	0	1							
39 Paul Phillips, R (1,2) 15 Edwin Bellorn, R (5,2)										2	1	1	1	0	1	1							
23 Greg Smith, L (1,1) 41 Alan Embree, L (4,1)										1	0	0	0	0	1	0							
40 Daniel Ortmeier, S (5, PH) 64 Chris Nelson, R (5,4)										0	0	0	0	0	0	0							
										1	1	1	2	0	0	0							
										1	0	0	0	0	0	0							
<b>Inning Stats</b>	R: 0 E: 0 K: 2 S: 7	H: 0 LOB: 0 BB: 0 P: 7	R: 0 E: 0 K: 1 S: 5	H: 0 LOB: 0 BB: 0 P: 5	R: 0 E: 0 K: 2 S: 7	H: 1 LOB: 0 BB: 0 P: 7	R: 1 E: 1 K: 1 S: 7	H: 1 LOB: 1 BB: 0 P: 9	R: 3 E: 0 K: 0 S: 8	H: 3 LOB: 0 BB: 0 P: 10	R: 2 E: 0 K: 1 S: 8	H: 2 LOB: 1 BB: 1 P: 12	R: 0 E: 1 K: 1 S: 5	H: 0 LOB: 0 BB: 0 P: 5	R: 0 E: 0 K: 0 S: 2	H: 0 LOB: 0 BB: 0 P: 3	1B: 5 2B: 1 3B: 0 HR: 2	SF: 0 SAC: 0 DP: 2 HBP: 1	WP: 0 PB: 0 SB: 3 CS: 2	PA: 35			
<b>PITCHER</b>	IP WLS BF H R ER SO BB IBB HBP BLK WP HR S P ERA WHIP	IP WLS BF H R ER SO BB IBB HBP BLK WP HR S P ERA WHIP	IP WLS BF H R ER SO BB IBB HBP BLK WP HR S P ERA WHIP	IP WLS BF H R ER SO BB IBB HBP BLK WP HR S P ERA WHIP	IP WLS BF H R ER SO BB IBB HBP BLK WP HR S P ERA WHIP	IP WLS BF H R ER SO BB IBB HBP BLK WP HR S P ERA WHIP	IP WLS BF H R ER SO BB IBB HBP BLK WP HR S P ERA WHIP	IP WLS BF H R ER SO BB IBB HBP BLK WP HR S P ERA WHIP	IP WLS BF H R ER SO BB IBB HBP BLK WP HR S P ERA WHIP	IP WLS BF H R ER SO BB IBB HBP BLK WP HR S P ERA WHIP	IP WLS BF H R ER SO BB IBB HBP BLK WP HR S P ERA WHIP	IP WLS BF H R ER SO BB IBB HBP BLK WP HR S P ERA WHIP	IP WLS BF H R ER SO BB IBB HBP BLK WP HR S P ERA WHIP	IP WLS BF H R ER SO BB IBB HBP BLK WP HR S P ERA WHIP	IP WLS BF H R ER SO BB IBB HBP BLK WP HR S P ERA WHIP	IP WLS BF H R ER SO BB IBB HBP BLK WP HR S P ERA WHIP	IP WLS BF H R ER SO BB IBB HBP BLK WP HR S P ERA WHIP	IP WLS BF H R ER SO BB IBB HBP BLK WP HR S P ERA WHIP	IP WLS BF H R ER SO BB IBB HBP BLK WP HR S P ERA WHIP	IP WLS BF H R ER SO BB IBB HBP BLK WP HR S P ERA WHIP	IP WLS BF H R ER SO BB IBB HBP BLK WP HR S P ERA WHIP	IP WLS BF H R ER SO BB IBB HBP BLK WP HR S P ERA WHIP	
49 Yovani Gallardo, R (1,1) 74 Omar Aguilar, R (4,1) 12 Carlos Villanueva, R (5,1) 57 Mitch Stetter, L (6,1) 51 Trevor Hoffman, R (7,1)	3.0 9 1 0 0 5 0 0 0 0 0 0 0 19 9 0.00 0.333	1.0 5 1 1 0 1 0 0 0 0 0 0 0 7 9 0.00 1.000	1.0 6 3 3 3 0 0 0 0 0 0 1 8 10 27.00 3.000	1.0 6 2 2 2 1 1 0 0 0 0 1 8 12 18.00 3.000	1.0 3 0 0 0 1 0 0 0 0 0 0 5 5 0.00 0.000	2.0 6 0 0 0 1 0 0 0 0 0 0 7 8 0.00 0.000																	

AB	33
R	6
H	7
RBI	6
BB	1
SO	9
LOB	9



**BOTTOM**

23 Rickie Weeks Jr., R (1,4) OBP: 0.500, SLG: 0.125 9 Hernan Iribarren, L (6,4) OBP: 0.100, SLG: 0.100										1	1	1	0	1	0	0	<b>Colorado Rockies @ Milwaukee Brewers</b> Maryvale Baseball Park, Phoenix, AZ Tue Mar 03 2009, 3:05 PM EST Att: 2,343 - Cloudy - 79 F <a href="http://livebaseballscorecards.com">livebaseballscorecards.com</a>					
16 Chris Duffy, L (1,7) 27 Brad Nelson, L (7,7) 46 Chase Wright, L (8,1)										3	1	1	3	0	0	2						
7 J.J. Hardy, R (1,6) 21 Alcides Escobar, R (5, PR) OBP: 0.133, SLG: 0.200										2	0	0	0	1	0	2						
28 Prince Fielder, L (1,3) 32 Scott Thorman, L (6, PR) OBP: 0.667, SLG: 0.917										2	0	0	0	1	1	1						
1 Corey Hart, R (1,9) 3 Trot Nixon, L (6,9) OBP: 0.143, SLG: 0.308										3	1	1	0	0	1	2						
25 Mike Cameron, R (1,8) 88 Lorenzo Cain, R (7,8) OBP: 0.500, SLG: 1.500										3	0	0	0	0	0	1						
11 Mike Rivera, R (1,2) 87 Jonathan Lucroy, R (8,2)										3	1	1	1	0	0	1						
14 Casey McGehee, R (1,5) Mike Lamb, L (6,5) OBP: 0.273, SLG: 0.545										2	1	1	2	0	0	0						
49 Yovani Gallardo, R (1,1) 74 Omar Aguilar, R (4,1) 12 Carlos Villanueva, R (5,1) 30 Craig Counsell, L (5, PH) 57 Mitch Stetter, L (6,1) 24 Mat Gamel, L (6, PH) 51 Trevor Hoffman, R (7,1) 93 Brendan Katin, R (8,7)										1	0	0	0	0	0	0						
										1	1	1	0	0	0	0						
										1	0	0	0	0	0	0						
										1	0	0	0	0	0	0						
<b>Inning Stats</b>	R: 0 E: 0 K: 0 S: 3	H: 0 LOB: 1 BB: 0 P: 4	R: 2 E: 0 K: 0 S: 6	H: 2 LOB: 0 BB: 0 P: 9	R: 0 E: 0 K: 0 S: 3	H: 1 LOB: 1 BB: 0 P: 4	R: 0 E: 0 K: 1 S: 5	H: 0 LOB: 0 BB: 0 P: 5	R: 3 E: 1 K: 1 S: 7	H: 2 LOB: 2 BB: 3 P: 20	R: 1 E: 0 K: 0 S: 4	H: 1 LOB: 0 BB: 0 P: 4	R: 0 E: 0 K: 1 S: 5	H: 0 LOB: 0 BB: 0 P: 5	R: 2 E: 0 K: 0 S: 7	H: 3 LOB: 1 BB: 0 P: 7	1B: 3 2B: 1 3B: 1 HR: 4	SF: 0 SAC: 0 DP: 0 HBP: 1	WP: 1 PB: 0 SB: 0 CS: 0	PA: 36		
<b>PITCHER</b>	IP WLS BF H R ER SO BB IBB HBP BLK WP HR S P ERA WHIP	IP WLS BF H R ER SO BB IBB HBP BLK WP HR S P ERA WHIP	IP WLS BF H R ER SO BB IBB HBP BLK WP HR S P ERA WHIP	IP WLS BF H R ER SO BB IBB HBP BLK WP HR S P ERA WHIP	IP WLS BF H R ER SO BB IBB HBP BLK WP HR S P ERA WHIP	IP WLS BF H R ER SO BB IBB HBP BLK WP HR S P ERA WHIP	IP WLS BF H R ER SO BB IBB HBP BLK WP HR S P ERA WHIP	IP WLS BF H R ER SO BB IBB HBP BLK WP HR S P ERA WHIP	IP WLS BF H R ER SO BB IBB HBP BLK WP HR S P ERA WHIP	IP WLS BF H R ER SO BB IBB HBP BLK WP HR S P ERA WHIP	IP WLS BF H R ER SO BB IBB HBP BLK WP HR S P ERA WHIP	IP WLS BF H R ER SO BB IBB HBP BLK WP HR S P ERA WHIP	IP WLS BF H R ER SO BB IBB HBP BLK WP HR S P ERA WHIP	IP WLS BF H R ER SO BB IBB HBP BLK WP HR S P ERA WHIP	IP WLS BF H R ER SO BB IBB HBP BLK WP HR S P ERA WHIP	IP WLS BF H R ER SO BB IBB HBP BLK WP HR S P ERA WHIP	IP WLS BF H R ER SO BB IBB HBP BLK WP HR S P ERA WHIP	IP WLS BF H R ER SO BB IBB HBP BLK WP HR S P ERA WHIP	IP WLS BF H R ER SO BB IBB HBP BLK WP HR S P ERA WHIP	IP WLS BF H R ER SO BB IBB HBP BLK WP HR S P ERA WHIP	IP WLS BF H R ER SO BB IBB HBP BLK WP HR S P ERA WHIP	
23 Greg Smith, L (1,1) ERA: 9.0	1.0 3 0 0 0 1 0 0 0 0 0 0 5 5 0.00 0.000	1.0 15 3 4 4 2 3 0 0 0 0 1 2 16 29 12.00 2.000	1.0 6 3 2 2 0 0 0 0 0 0 0 7 7 18.00 3.000																			









Batter	1	2	3	4	5	6	7	8	9	AB	R	H	RBI	BB	SO	LOB	TOP						
22 Scott Podsednik, L (1,7) OBP: 0.250, SLG: 0.250 24 Dexter Fowler, S (6,8) OBP: 0.214, SLG: 0.154																							
19 Ryan Spillborgs, R (1,8) OBP: 0.231, SLG: 0.167 41 Alan Embree, L (6,1) 3 Luis Gonzalez, R (7,PH) (7,5)																							
40 Daniel Ortmeier, S (1,9) OBP: 0.200, SLG: 0.429 (6,3)																							
8 Yorvit Torrealba, R (1,2) OBP: 0.300, SLG: 0.700 67 Michael McKenry, R (6,2) OBP: 0.250, SLG: 1.000																							
47 Joe Koshansky, L (1,3) OBP: 0.375, SLG: 0.643 72 Chris Frey, L (6,PR) (6,9)																							
62 Christian Colon, R (1,5) OBP: 0.250, SLG: 0.313 53 Randy Flores, L (7,1)																							
46 Ryan Mattheus, R (8,1) 64 Chris Nelson, R (9,PH) (9,6)																							
6 Omar Quintanilla, L (1,6) 65 Matt Miller, R (6,7)																							
1 Jonathan Herrera, S (1,4) (6,6)																							
61 Esmil Rogers, R (9,1)																							
28 Aaron Cook, R (1,1) 71 Wilin Rosario, R (5,PH) 16 Huston Street, R (5,1) 66 Matt Daley, R (5,1) 4 Eric Young Jr., S (6,PH) (6,4)																							
<b>Inning Stats</b>	R: 2 E: 0 K: 1 S: 9	H: 3 LOB: 0 BB: 0 P: 10	R: 0 E: 0 K: 1 S: 5	H: 0 LOB: 0 BB: 0 P: 5	R: 0 E: 0 K: 0 S: 3	H: 0 LOB: 0 BB: 0 P: 3	R: 0 E: 0 K: 1 S: 5	H: 0 LOB: 0 BB: 0 P: 5	R: 3 E: 0 K: 1 S: 8	H: 3 LOB: 2 BB: 2 P: 17	R: 4 E: 1 K: 0 S: 7	H: 4 LOB: 1 BB: 1 P: 12	R: 4 E: 1 K: 0 S: 9	H: 4 LOB: 1 BB: 0 P: 11	R: 0 E: 0 K: 1 S: 5	H: 0 LOB: 0 BB: 0 P: 5	R: 0 E: 0 K: 1 S: 7	H: 2 LOB: 3 BB: 1 P: 12	1B: 12 2B: 1 3B: 1 HR: 2	SF: 1 DP: 1 HBP: 0	WP: 2 PB: 1 SB: 4 CS: 0	PA: 47	
<b>PITCHER</b>	IP: 3.0 ERA: 5.4	WLS: 11 BF: 33	H: 3 R: 2 ER: 2 SO: 2	R: 3 ER: 0 LOB: 2 IP: 17	H: 3 R: 2 ER: 2 SO: 2	R: 3 ER: 0 LOB: 2 IP: 17	H: 3 R: 2 ER: 2 SO: 2	R: 3 ER: 0 LOB: 2 IP: 17	IP: 1.0 ERA: 3.0	WLS: 6 BF: 6	H: 2 R: 0 ER: 0 SO: 1	R: 1 ER: 0 LOB: 1 IP: 12	H: 1 R: 0 ER: 0 SO: 0	IP: 1.0 ERA: 3.0	WLS: 6 BF: 6	H: 2 R: 0 ER: 0 SO: 1	R: 1 ER: 0 LOB: 1 IP: 12	H: 1 R: 0 ER: 0 SO: 0	1B: 1 2B: 1 3B: 1 HR: 0	SF: 0 DP: 0 HBP: 0	WP: 0 PB: 0 SB: 0 CS: 0	PA: 12	ERA: 0.00 WHIP: 3.000
79 Kevin Correia, R (1,1) ERA: 5.4	IP: 3.0 WLS: 11 BF: 33	H: 3 R: 2 ER: 2 SO: 2	R: 3 ER: 0 LOB: 2 IP: 17	H: 3 R: 2 ER: 2 SO: 2	R: 3 ER: 0 LOB: 2 IP: 17	H: 3 R: 2 ER: 2 SO: 2	R: 3 ER: 0 LOB: 2 IP: 17	IP: 1.0 ERA: 3.0	WLS: 6 BF: 6	H: 2 R: 0 ER: 0 SO: 1	R: 1 ER: 0 LOB: 1 IP: 12	H: 1 R: 0 ER: 0 SO: 0	IP: 1.0 ERA: 3.0	WLS: 6 BF: 6	H: 2 R: 0 ER: 0 SO: 1	R: 1 ER: 0 LOB: 1 IP: 12	H: 1 R: 0 ER: 0 SO: 0	1B: 1 2B: 1 3B: 1 HR: 0	SF: 0 DP: 0 HBP: 0	WP: 0 PB: 0 SB: 0 CS: 0	PA: 12	ERA: 0.00 WHIP: 3.000	
58 Wade LeBlanc, L (4,1) ERA: 9.0	IP: 2.0 WLS: 7 BF: 11	H: 3 R: 3 ER: 2 SO: 2	R: 3 ER: 0 LOB: 2 IP: 17	H: 3 R: 2 ER: 2 SO: 2	R: 3 ER: 0 LOB: 2 IP: 17	H: 3 R: 2 ER: 2 SO: 2	R: 3 ER: 0 LOB: 2 IP: 17	IP: 1.0 ERA: 3.0	WLS: 6 BF: 6	H: 2 R: 0 ER: 0 SO: 1	R: 1 ER: 0 LOB: 1 IP: 12	H: 1 R: 0 ER: 0 SO: 0	IP: 1.0 ERA: 3.0	WLS: 6 BF: 6	H: 2 R: 0 ER: 0 SO: 1	R: 1 ER: 0 LOB: 1 IP: 12	H: 1 R: 0 ER: 0 SO: 0	1B: 1 2B: 1 3B: 1 HR: 0	SF: 0 DP: 0 HBP: 0	WP: 0 PB: 0 SB: 0 CS: 0	PA: 12	ERA: 0.00 WHIP: 3.000	
59 Chad Reineke, R (6,1) ERA: 10.8	IP: 0.2 WLS: 4 BF: 7	H: 4 R: 4 ER: 2 SO: 0	R: 3 ER: 0 LOB: 2 IP: 17	H: 3 R: 2 ER: 2 SO: 2	R: 3 ER: 0 LOB: 2 IP: 17	H: 3 R: 2 ER: 2 SO: 2	R: 3 ER: 0 LOB: 2 IP: 17	IP: 1.0 ERA: 3.0	WLS: 6 BF: 6	H: 2 R: 0 ER: 0 SO: 1	R: 1 ER: 0 LOB: 1 IP: 12	H: 1 R: 0 ER: 0 SO: 0	IP: 1.0 ERA: 3.0	WLS: 6 BF: 6	H: 2 R: 0 ER: 0 SO: 1	R: 1 ER: 0 LOB: 1 IP: 12	H: 1 R: 0 ER: 0 SO: 0	1B: 1 2B: 1 3B: 1 HR: 0	SF: 0 DP: 0 HBP: 0	WP: 0 PB: 0 SB: 0 CS: 0	PA: 12	ERA: 0.00 WHIP: 3.000	
Ivan Nova, R (6,1) ERA: 2.7	IP: 1.1 WLS: 9 BF: 4	H: 4 R: 4 ER: 1 SO: 0	R: 3 ER: 0 LOB: 2 IP: 17	H: 3 R: 2 ER: 2 SO: 2	R: 3 ER: 0 LOB: 2 IP: 17	H: 3 R: 2 ER: 2 SO: 2	R: 3 ER: 0 LOB: 2 IP: 17	IP: 1.0 ERA: 3.0	WLS: 6 BF: 6	H: 2 R: 0 ER: 0 SO: 1	R: 1 ER: 0 LOB: 1 IP: 12	H: 1 R: 0 ER: 0 SO: 0	IP: 1.0 ERA: 3.0	WLS: 6 BF: 6	H: 2 R: 0 ER: 0 SO: 1	R: 1 ER: 0 LOB: 1 IP: 12	H: 1 R: 0 ER: 0 SO: 0	1B: 1 2B: 1 3B: 1 HR: 0	SF: 0 DP: 0 HBP: 0	WP: 0 PB: 0 SB: 0 CS: 0	PA: 12	ERA: 0.00 WHIP: 3.000	
Jae Kuk Ryu, R (8,1) ERA:	IP: 1.0 WLS: 3 BF: 0	H: 0 R: 0 ER: 0 SO: 1	R: 3 ER: 0 LOB: 2 IP: 17	H: 3 R: 2 ER: 2 SO: 2	R: 3 ER: 0 LOB: 2 IP: 17	H: 3 R: 2 ER: 2 SO: 2	R: 3 ER: 0 LOB: 2 IP: 17	IP: 1.0 ERA: 3.0	WLS: 6 BF: 6	H: 2 R: 0 ER: 0 SO: 1	R: 1 ER: 0 LOB: 1 IP: 12	H: 1 R: 0 ER: 0 SO: 0	IP: 1.0 ERA: 3.0	WLS: 6 BF: 6	H: 2 R: 0 ER: 0 SO: 1	R: 1 ER: 0 LOB: 1 IP: 12	H: 1 R: 0 ER: 0 SO: 0	1B: 1 2B: 1 3B: 1 HR: 0	SF: 0 DP: 0 HBP: 0	WP: 0 PB: 0 SB: 0 CS: 0	PA: 12	ERA: 0.00 WHIP: 3.000	

Colorado Rockies @ San Diego Padres  
Peoria Stadium, Peoria, AZ  
Fri Mar 06 2009, 3:05 PM EST  
Att. 4,354 - Partly Cloudy - 70 F

AB 42  
R 13  
H 16  
RBI 8  
BB 4  
SO 6  
LOB 13



Colorado Rockies @ San Diego Padres  
Peoria Stadium, Peoria, AZ  
Fri Mar 06 2009, 3:05 PM EST  
Att. 4,354 - Partly Cloudy - 70 F

AB 41  
R 11  
H 14  
RBI 10  
BB 8  
SO 12  
LOB 31





Batter	1	2	3	4	5	6	7	8	9	AB	R	H	RBI	BB	SO	LOB	TOP						
5 Carlos González, L (1, 8) OBP: 0.250, SLG: 0.400 24 Dexter Fowler, S (6, 8) OBP: 0.200, SLG: 0.143										3	2	0	1	1	1	2	<b>Colorado Rockies @ San Francisco Giants</b> Scottsdale Stadium, Scottsdale, AZ Sat Mar 07 2009, 3:05 PM EST Att: 11,934 - Sunny - G2 F						
12 Clint Barmes, R (1, 4) OBP: 0.487, SLG: 0.933 40 Daniel Ortmeier, S (6, 9) OBP: 0.250, SLG: 0.467										4	0	4	4	0	0	0							
7 Seth Smith, L (1, 7) OBP: 0.353, SLG: 0.533										5	0	1	1	1	0	2							
14 Matt Murton, R (1, 9) OBP: 0.375, SLG: 0.533 62 Christian Colonel, R (6, 5) OBP: 0.235, SLG: 0.294										3	1	1	0	1	0	1							
2 Troy Tulowitzki, R (1, 6) OBP: 0.188, SLG: 0.250 48 Jason Hirsh, R (6, 1) 58 Steven Register, R (9, 1)										4	1	1	0	0	0	3							
3 Luis Gonzalez, R (1, 3) OBP: 0.071, SLG: 0.071										5	0	1	1	0	0	3							
50 Sal Fasano, R (1, 2) OBP: 0.375, SLG: 0.667 64 Chris Nelson, R (6, 4) OBP: 0.250, SLG: 0.375										1	2	0	0	1	0	0							
1 Jonathan Herrera, S (1, 5) OBP: 0.450, SLG: 0.400										4	1	2	2	0	0	1							
56 Franklin Morales, L (1, 1) OBP: 0.500, SLG: 0.500 37 Ryan Speier, R (5, 1) 15 Edwin Bellorin, R (6, PH) OBP: 0.375, SLG: 0.429										2	1	1	0	0	0	2							
<b>Inning Stats</b>	R: 0 E: 0 K: 2 S: 8	H: 1 LOB: 1 BB: 0 P: 8	R: 0 E: 0 K: 0 S: 3	H: 0 LOB: 0 BB: 0 P: 3	R: 0 E: 0 K: 1 S: 7	H: 2 LOB: 1 BB: 0 P: 7	R: 5 E: 0 K: 0 S: 7	H: 4 LOB: 1 BB: 2 P: 16	R: 0 E: 0 K: 0 S: 3	H: 0 LOB: 0 BB: 0 P: 3	R: 3 E: 1 K: 0 S: 7	H: 3 LOB: 3 BB: 1 P: 12	R: 0 E: 1 K: 0 S: 3	H: 0 LOB: 1 BB: 1 P: 8	R: 0 E: 0 K: 1 S: 5	H: 1 LOB: 0 BB: 0 P: 5		R: 1 E: 0 K: 1 S: 6	H: 2 LOB: 1 BB: 0 P: 6	1B: 10 2B: 2 3B: 1 HR: 0	SF: 1 SAC: 0 DP: 1 HBP: 1	WP: 1 PA: 44 PB: 0 SB: 1 CS: 1	
<b>PITCHER</b>	IP WLS BF H R ER SO BB IBB HBP BLK WP HR S P ERA WHIP																						
18 Matt Cain, R (1, 1) ERA: 5.88	3.0		12	3	0	0	3	0	0	0	0	0	0	0	0	18		18	0.00	1.000			
70 Ronnie Ray, R (4, 1) ERA: 13.5	1.0	L	9	4	5	5	0	2	0	0	0	0	0	0	7	16	45.00	6.000					
46 Bob Howry, R (5, 1) ERA: 21.0	1.0		3	0	0	0	0	0	0	0	0	0	0	0	3	3	0.00	0.000					
32 Pat Misch, L (6, 1) ERA: 7.2	2.0		7	1	0	0	1	1	0	0	0	0	0	0	8	13	0.00	1.000					
67 Henry Sosa, R (9, 1) ERA: 10.13	1.0		4	2	1	1	1	0	0	0	0	0	0	0	6	6	9.00	2.000					

Batter	1	2	3	4	5	6	7	8	9	AB	R	H	RBI	BB	SO	LOB	BOTTOM					
2 Randy Winn, S (1, 9) OBP: 0.080, SLG: 0.043 70 Ronnie Ray, R (4, 1) 46 Bob Howry, L (5, 1) 7 Emmanuel Burriss, S (6, 4) OBP: 0.500, SLG: 0.545 74 Matt Downs, R (9, 4) OBP: 0.167, SLG: 0.250										2	0	0	0	0	0	1	<b>Colorado Rockies @ San Francisco Giants</b> Scottsdale Stadium, Scottsdale, AZ Sat Mar 07 2009, 3:05 PM EST Att: 11,934 - Sunny - G2 F					
16 Edgar Renteria, R (1, 6) OBP: 0.292, SLG: 0.304 13 Brian Boccock, R (6, FR) OBP: 0.333, SLG: 0.500										3	0	1	0	0	1							
48 Pablo Sandoval, S (1, 5) OBP: 0.476, SLG: 0.737 76 Jesus Guzman, R (6, 5) OBP: 0.467, SLG: 1.143 50 Conor Gillaspie, L (9, 5)										2	0	0	0	0	2							
1 Bengie Molina, R (1, 2) OBP: 0.238, SLG: 0.333 72 Eli Whiteside, R (6, 2) 67 Henry Sosa, R (9, 1) 57 Ryan Rohlinger, R (6, PH) OBP: 0.500, SLG: 1.567										2	0	0	0	0	0							
10 Travis Ishikawa, L (1, 3) OBP: 0.400, SLG: 0.720 41 Jeremy Affeldt, L (7, 1) 28 Buster Posey, R (6, PH) OBP: 0.286, SLG: 0.333										3	0	2	0	0	2							
33 Aaron Rowand, R (1, 8) OBP: 0.217, SLG: 0.478 59 Andres Torres, S (6, FR) OBP: 0.391, SLG: 0.476										3	0	1	2	0	2							
21 John Bowker, L (1, 7) OBP: 0.320, SLG: 0.300										3	0	1	0	1	0							
19 Kevin Frandsen, R (1, 4) OBP: 0.455, SLG: 0.579 32 Pat Misch, R (6, 1) 29 Scott McClain, R (6, PH) OBP: 0.250, SLG: 0.545										2	0	0	0	0	2							
18 Matt Cain, R (1, 1) 35 Rich Aurilia, R (3, PH) OBP: 0.400, SLG: 0.500 8 Eugenio Velez, S (3, PR) OBP: 0.273, SLG: 0.409										0	0	0	0	0	0							
<b>Inning Stats</b>	R: 0 E: 0 K: 2 S: 7	H: 0 LOB: 0 BB: 0 P: 7	R: 0 E: 0 K: 0 S: 5	H: 2 LOB: 2 BB: 0 P: 5	R: 0 E: 1 K: 0 S: 3	H: 0 LOB: 1 BB: 0 P: 4	R: 0 E: 0 K: 1 S: 6	H: 1 LOB: 1 BB: 0 P: 6	R: 0 E: 0 K: 0 S: 3	H: 0 LOB: 0 BB: 0 P: 3	R: 3 E: 0 K: 0 S: 6	H: 3 LOB: 2 BB: 2 P: 14	R: 0 E: 0 K: 1 S: 6	H: 1 LOB: 1 BB: 0 P: 6	R: 0 E: 0 K: 0 S: 4	H: 1 LOB: 1 BB: 0 P: 4		R: 4 E: 0 K: 0 S: 6	H: 3 LOB: 0 BB: 1 P: 10	1B: 7 2B: 3 3B: 0 HR: 1	SF: 0 SAC: 0 DP: 0 HBP: 0	WP: 0 PA: 41 PB: 0 SB: 0 CS: 1
<b>PITCHER</b>	IP WLS BF H R ER SO BB IBB HBP BLK WP HR S P ERA WHIP																					
56 Franklin Morales, L (1, 1) ERA: 5.0	1.0		3	0	0	0	0	0	0	0	0	0	0	0	3	3		0.00	0.000			
48 Jason Hirsh, R (6, 1) ERA: 14.04	3.2	H	21	7	6	6	1	3	0	0	0	0	0	0	20	32	14.73	2.727				
58 Steven Register, R (9, 1) ERA: 13.5	0.1		2	1	1	1	0	0	0	0	0	0	0	1	2	2	27.00	3.000				

AB	38
R	9
H	13
RBI	9
BB	4
SO	5
LOB	20













Batter	1	2	3	4	5	6	7	8	9	AB	R	H	RBI	BB	SO	LOB	TOP				
24 Dexter Fowler, S (1, 8) OBP: 0.261, SLG: 0.286										4	2	1	0	1	1	3	<b>Colorado Rockies @ Cleveland Indians</b> Goodyear Ballpark, Goodyear, AZ Wed Mar 11 2009, 4:05 PM EDT Att: 4,401 - Sunny - 73 F				
19 Ryan Scillborgs, R (1, 10) OBP: 0.440, SLG: 0.591										3	0	1	1	1	0	0					
4 Eric Young Jr., S (9, PH) OBP: 0.273, SLG: 0.286										4	0	0	0	0	1	3					
2 Troy Tulowitzki, R (1, 6) OBP: 0.174, SLG: 0.261										4	0	0	0	0	1	3					
64 Chris Nelson, R (7, 4) OBP: 0.222, SLG: 0.333										1	0	0	0	0	0	1					
14 Matt Murton, R (1, 9) OBP: 0.522, SLG: 0.600										3	0	2	0	0	0	1					
15 Edwin Bellorin, R (6, 3) OBP: 0.333, SLG: 0.375										1	1	0	0	0	0	0					
65 Matt Miller, R (1, 7) OBP: 0.357, SLG: 0.308										3	1	1	0	0	1	2					
9 Ian Stewart, L (5, 7) OBP: 0.250, SLG: 0.375										1	0	0	0	0	1	1					
40 Daniel Ortmeier, S (1, 3) OBP: 0.364, SLG: 0.550										4	1	3	1	0	0	0					
62 Christian Colonel, R (1, 5) OBP: 0.227, SLG: 0.236										3	0	0	1	0	0	2					
50 Sal Fasano, R (1, 2) OBP: 0.417, SLG: 0.900										2	0	0	1	0	1	2					
39 Paul Phillips, R (6, PH) OBP: 0.200, SLG: 0.200										2	0	0	0	0	0	1					
1 Jonathan Herrera, S (1, 4) OBP: 0.435, SLG: 0.389										3	0	1	0	0	1	2					
6 Omar Quintanilla, L (7, 6) OBP: 0.460, SLG: 0.556										1	0	0	0	0	1	0					
<b>Inning Stats</b>	R: 1 E: 1 K: 1 S: 5	H: 1 LOB: 0 BB: 1 P: 9	R: 2 E: 0 K: 1 S: 7	H: 2 LOB: 0 BB: 0 P: 7	R: 1 E: 0 K: 1 S: 7	H: 2 LOB: 1 BB: 0 P: 7	R: 0 E: 0 K: 1 S: 6	H: 1 LOB: 2 BB: 0 P: 9	R: 0 E: 0 K: 0 S: 4	H: 0 LOB: 1 BB: 0 P: 4	R: 0 E: 0 K: 0 S: 3	H: 1 LOB: 1 BB: 1 P: 8	R: 1 E: 1 K: 1 S: 7	H: 1 LOB: 1 BB: 0 P: 8	R: 0 E: 0 K: 2 S: 8	H: 1 LOB: 1 BB: 0 P: 9	1B: 8 2B: 2 3B: 1 HR: 0	SF: 0 SAC: 0 DP: 1 HBP: 1	WP: 0 PB: 0 SB: 3 CS: 1	PA: 39	
<b>PITCHER</b>	IP WLS BF H R ER SO BB IBB HBP BLK WP HR S P ERA WHIP	IP WLS BF H R ER SO BB IBB HBP BLK WP HR S P ERA WHIP	IP WLS BF H R ER SO BB IBB HBP BLK WP HR S P ERA WHIP	IP WLS BF H R ER SO BB IBB HBP BLK WP HR S P ERA WHIP	IP WLS BF H R ER SO BB IBB HBP BLK WP HR S P ERA WHIP	IP WLS BF H R ER SO BB IBB HBP BLK WP HR S P ERA WHIP	IP WLS BF H R ER SO BB IBB HBP BLK WP HR S P ERA WHIP	IP WLS BF H R ER SO BB IBB HBP BLK WP HR S P ERA WHIP	IP WLS BF H R ER SO BB IBB HBP BLK WP HR S P ERA WHIP	IP WLS BF H R ER SO BB IBB HBP BLK WP HR S P ERA WHIP	IP WLS BF H R ER SO BB IBB HBP BLK WP HR S P ERA WHIP	IP WLS BF H R ER SO BB IBB HBP BLK WP HR S P ERA WHIP	IP WLS BF H R ER SO BB IBB HBP BLK WP HR S P ERA WHIP	IP WLS BF H R ER SO BB IBB HBP BLK WP HR S P ERA WHIP	IP WLS BF H R ER SO BB IBB HBP BLK WP HR S P ERA WHIP	IP WLS BF H R ER SO BB IBB HBP BLK WP HR S P ERA WHIP	IP WLS BF H R ER SO BB IBB HBP BLK WP HR S P ERA WHIP	IP WLS BF H R ER SO BB IBB HBP BLK WP HR S P ERA WHIP	IP WLS BF H R ER SO BB IBB HBP BLK WP HR S P ERA WHIP	IP WLS BF H R ER SO BB IBB HBP BLK WP HR S P ERA WHIP	IP WLS BF H R ER SO BB IBB HBP BLK WP HR S P ERA WHIP

AB	36
R	5
H	10
RBI	4
BB	2
SO	7
LOB	18



Batter	1	2	3	4	5	6	7	8	9	AB	R	H	RBI	BB	SO	LOB	BOTTOM				
24 Grady Sizemore, L (1, 8) OBP: 0.500, SLG: 0.538										3	0	0	0	0	2	2	<b>Colorado Rockies @ Cleveland Indians</b> Goodyear Ballpark, Goodyear, AZ Wed Mar 11 2009, 4:05 PM EDT Att: 4,401 - Sunny - 73 F				
61 Michael Brantley, L (7, 8) OBP: 0.460, SLG: 0.450										1	0	1	0	0	0	0					
Asdrúbal Cabrera, S (1, 6) OBP: 0.289, SLG: 0.316										3	0	0	0	0	1	2					
26 Andy Cannizaro, R (7, 6) OBP: 0.333, SLG: 0.571										1	0	0	0	0	0	1					
48 Travis Hafner, L (1, 10) OBP: 0.300, SLG: 0.400										3	0	0	0	0	0	0					
78 Beau Mills, L (9, PH) OBP: 0.318, SLG: 0.714										0	0	0	0	1	0	0					
12 Ben Francisco, R (1, 9) OBP: 0.320, SLG: 0.391										3	0	0	0	0	0	0					
71 Matt LaPorta, R (8, 9) OBP: 0.391, SLG: 0.550										1	0	0	0	0	1	1					
10 Kelly Shoppach, R (1, 2) OBP: 0.273, SLG: 0.500										3	0	1	0	0	2	0					
77 Carlos Santana, S (8, 2) OBP: 0.429, SLG: 0.200										0	0	0	0	0	0	0					
4 Tony Graffanino, R (1, 7) OBP: 0.384, SLG: 0.400										3	0	0	0	0	1	1					
79 Chris Gimenez, R (1, 3) OBP: 0.524, SLG: 0.750										3	0	1	0	0	2	0					
15 Andy Marte, R (9, 3) OBP: 0.111, SLG: 0.111										0	0	0	0	0	0	0					
68 Wes Hodges, R (1, 5) OBP: 0.333, SLG: 0.476										3	0	1	0	0	2	1					
1 Luis Valbuena, L (1, 4) OBP: 0.222, SLG: 0.313										3	0	1	0	0	0	1					
<b>Inning Stats</b>	R: 0 E: 0 K: 1 S: 5	H: 0 LOB: 0 BB: 0 P: 5	R: 0 E: 0 K: 2 S: 7	H: 0 LOB: 0 BB: 0 P: 7	R: 0 E: 0 K: 2 S: 9	H: 2 LOB: 2 BB: 0 P: 9	R: 0 E: 0 K: 0 S: 4	H: 1 LOB: 1 BB: 0 P: 5	R: 0 E: 0 K: 0 S: 7	H: 0 LOB: 0 BB: 0 P: 7	R: 0 E: 0 K: 1 S: 5	H: 0 LOB: 0 BB: 0 P: 5	R: 0 E: 0 K: 1 S: 5	H: 1 LOB: 0 BB: 0 P: 5	R: 0 E: 0 K: 1 S: 5	H: 1 LOB: 1 BB: 1 P: 9	1B: 5 2B: 0 3B: 0 HR: 0	SF: 0 SAC: 0 DP: 2 HBP: 0	WP: 1 PB: 0 SB: 0 CS: 0	PA: 31	
<b>PITCHER</b>	IP WLS BF H R ER SO BB IBB HBP BLK WP HR S P ERA WHIP	IP WLS BF H R ER SO BB IBB HBP BLK WP HR S P ERA WHIP	IP WLS BF H R ER SO BB IBB HBP BLK WP HR S P ERA WHIP	IP WLS BF H R ER SO BB IBB HBP BLK WP HR S P ERA WHIP	IP WLS BF H R ER SO BB IBB HBP BLK WP HR S P ERA WHIP	IP WLS BF H R ER SO BB IBB HBP BLK WP HR S P ERA WHIP	IP WLS BF H R ER SO BB IBB HBP BLK WP HR S P ERA WHIP	IP WLS BF H R ER SO BB IBB HBP BLK WP HR S P ERA WHIP	IP WLS BF H R ER SO BB IBB HBP BLK WP HR S P ERA WHIP	IP WLS BF H R ER SO BB IBB HBP BLK WP HR S P ERA WHIP	IP WLS BF H R ER SO BB IBB HBP BLK WP HR S P ERA WHIP	IP WLS BF H R ER SO BB IBB HBP BLK WP HR S P ERA WHIP	IP WLS BF H R ER SO BB IBB HBP BLK WP HR S P ERA WHIP	IP WLS BF H R ER SO BB IBB HBP BLK WP HR S P ERA WHIP	IP WLS BF H R ER SO BB IBB HBP BLK WP HR S P ERA WHIP	IP WLS BF H R ER SO BB IBB HBP BLK WP HR S P ERA WHIP	IP WLS BF H R ER SO BB IBB HBP BLK WP HR S P ERA WHIP	IP WLS BF H R ER SO BB IBB HBP BLK WP HR S P ERA WHIP	IP WLS BF H R ER SO BB IBB HBP BLK WP HR S P ERA WHIP	IP WLS BF H R ER SO BB IBB HBP BLK WP HR S P ERA WHIP	IP WLS BF H R ER SO BB IBB HBP BLK WP HR S P ERA WHIP

AB	30
R	0
H	5
RBI	0
BB	1
SO	11
LOB	9





Batter	1	2	3	4	5	6	7	8	9	AB	R	H	RBI	BB	SO	LOB	TOP				
22 Scott Podsednik, L OBP: 0.320, SLG: 0.238 24 Dexter Fowler, S OBP: 0.261, SLG: 0.286										2	2	2	1	0	3	0	1	<b>Colorado Rockies @ Los Angeles Angels</b> Tempe Diablo Stadium, Tempe, AZ Thu Mar 12 2009, 4:05 PM EDT Att: 5,171 - Partly Cloudy - 75 F			
12 Clint Barnes, R OBP: 0.375, SLG: 0.667 1 Jonathan Herrera, S OBP: 0.459, SLG: 0.421										4	1	2	1	0	0	2					
9 Ian Stewart, L OBP: 0.308, SLG: 0.615										5	1	2	4	0	0	3					
8 Yorvit Torrealba, R OBP: 0.300, SLG: 0.600										4	0	1	0	0	1	1					
5 Carlos González, L OBP: 0.261, SLG: 0.300										3	0	0	0	1	0	1					
62 Christian Colon, R OBP: 0.231, SLG: 0.240										4	0	1	0	0	0	2					
6 Omar Quintanilla, L OBP: 0.261, SLG: 0.273										3	0	0	0	0	0	0					
40 Daniel Ortmeier, S OBP: 0.385, SLG: 0.667										4	1	2	1	0	0	0					
15 Edwin Bellorin, R OBP: 0.273, SLG: 0.300 39 Paul Phillips, R OBP: 0.286, SLG: 0.167										2	0	0	0	0	0	1					
<b>Inning Stats</b>	R: 3 E: 0 K: 1 S: 8	H: 3 LOB: 0 BB: 1 P: 12	R: 0 E: 0 K: 0 S: 4	H: 1 LOB: 0 BB: 0 P: 4	R: 0 E: 0 K: 0 S: 3	H: 0 LOB: 1 BB: 1 P: 7	R: 0 E: 0 K: 0 S: 3	H: 0 LOB: 0 BB: 1 P: 3	R: 1 E: 0 K: 0 S: 4	H: 1 LOB: 0 BB: 1 P: 8	R: 0 E: 0 K: 0 S: 4	H: 1 LOB: 1 BB: 0 P: 4	R: 2 E: 0 K: 0 S: 4	H: 2 LOB: 2 BB: 2 P: 12	R: 0 E: 0 K: 0 S: 4	H: 1 LOB: 1 BB: 0 P: 4	R: 0 E: 1 K: 0 S: 5		H: 1 LOB: 2 BB: 0 P: 5	1B: 8 2B: 0 3B: 0 HR: 2	SF: 0 SAC: 0 DP: 1 HBP: 0
<b>PITCHER</b>	IP WLS BF H R ER SO BB IBB HBP BLK WP HR S P ERA WHIP																				
41 John Lackey, R ERA: 5.0	(1, 1) 4.0 L 16 4 3 3 1 2 0 0 0 0 0 1 18 26 6.75 1.500																				
33 Justin Speier, R ERA: 6.0	(5, 1) 1.0 4 1 1 1 0 1 0 0 0 0 0 1 4 8 9.00 2.000																				
65 Kevin Jepsen, R ERA: 3.6	(6, 1) 1.0 4 1 0 0 0 0 0 0 0 0 0 0 4 4 0.00 1.000																				
Jordan Walden, R ERA: 3.0	(7, 1) 2.0 10 3 2 2 0 2 0 0 0 0 0 0 8 16 9.00 2.500																				
87 David Herndon, R ERA: 2.35	(9, 1) 1.0 5 1 0 0 0 0 0 0 0 0 0 0 5 5 0.00 1.000																				

Batter	1	2	3	4	5	6	7	8	9	AB	R	H	RBI	BB	SO	LOB	BOTTOM				
Chone Figgins, S OBP: 0.368, SLG: 0.294 18 Sean Rodriguez, R OBP: 0.417, SLG: 0.524										3	1	1	0	0	0	0	<b>Colorado Rockies @ Los Angeles Angels</b> Tempe Diablo Stadium, Tempe, AZ Thu Mar 12 2009, 4:05 PM EDT Att: 5,171 - Partly Cloudy - 75 F				
2 Erick Aybar, S OBP: 0.428, SLG: 0.333 57 Luis Figueroa, S OBP: 0.706, SLG: 0.786										2	1	1	0	1	0	0					
48 Toni Hunter, R OBP: 0.250, SLG: 0.143 35 Mark Trumbo, R OBP: 0.286, SLG: 0.308										3	0	0	0	1	3	2					
8 Kendrys Morales, S OBP: 0.375, SLG: 0.464 22 Chris Pettit, R OBP: 0.424, SLG: 0.385										3	0	0	0	0	0	2					
47 Howie Kendrick, R OBP: 0.533, SLG: 0.857 28 Ryan Budde, R OBP: 0.400, SLG: 0.375										3	1	2	0	0	0	1					
44 Mike Napoli, R OBP: 0.286, SLG: 0.222										3	0	0	0	1	0	3					
20 Juan Rivera, R OBP: 0.333, SLG: 0.231 74 Adam Pavkovich, R OBP: 0.385, SLG: 0.615										3	0	0	0	0	0	3					
5 Jeff Mathis, R OBP: 0.333, SLG: 0.700 3 Brandon Wood, R OBP: 0.423, SLG: 0.808										1	0	0	1	0	0	0					
64 Terry Evans, R OBP: 0.379, SLG: 0.320 39 Robb Quinlan, R OBP: 0.500, SLG: 0.400										2	0	0	0	0	0	0					
<b>Inning Stats</b>	R: 1 E: 0 K: 0 S: 5	H: 2 LOB: 0 BB: 0 P: 5	R: 1 E: 0 K: 0 S: 4	H: 1 LOB: 0 BB: 1 P: 8	R: 0 E: 0 K: 0 S: 3	H: 0 LOB: 1 BB: 1 P: 7	R: 0 E: 0 K: 0 S: 4	H: 1 LOB: 1 BB: 0 P: 4	R: 0 E: 0 K: 0 S: 3	H: 0 LOB: 0 BB: 0 P: 3	R: 1 E: 2 K: 1 S: 7	H: 0 LOB: 1 BB: 0 P: 7	R: 1 E: 0 K: 1 S: 8	H: 3 LOB: 2 BB: 0 P: 8	R: 0 E: 0 K: 0 S: 6	H: 3 LOB: 2 BB: 0 P: 6		R: 0 E: 0 K: 0 S: 4	H: 1 LOB: 2 BB: 1 P: 8	1B: 8 2B: 3 3B: 0 HR: 0	SF: 1 SAC: 0 DP: 0 HBP: 0
<b>PITCHER</b>	IP WLS BF H R ER SO BB IBB HBP BLK WP HR S P ERA WHIP																				
56 Franklin Morales, L ERA: 4.85	(1, 1) 4.0 W 16 4 2 2 2 0 2 0 0 0 0 0 0 3 3 0.00 0.000																				
16 Huston Street, R ERA: 19.29	(5, 1) 1.0 H 3 0 0 0 0 0 0 0 0 0 0 0 0 3 3 0.00 0.000																				
48 Jason Hirsh, R ERA: 12.19	(6, 1) 2.0 H 11 3 2 1 2 0 0 0 0 0 0 0 15 15 4.50 1.500																				
34 Matt Belisle, R ERA:	(8, 1) 1.0 H 5 3 0 0 0 0 0 0 0 0 0 0 6 6 0.00 3.000																				
46 Ryan Mattheus, R ERA: 4.5	(9, 1) 1.0 S 5 1 0 0 0 0 1 0 0 0 0 0 0 4 8 0.00 2.000																				



Batter	1	2	3	4	5	6	7	8	9	10	AB	R	H	RBI	BB	SO	LOB		
8 Eugenio Velez, S OBP: 0.325, SLG: 0.487 (1.8, 8.7)	G3							F9			5	1	3	2	0	0	1		
94 Felix Romero, R (10, 1)											0	0	0	0	0	0	0		
16 Edgar Renteria, R OBP: 0.308, SLG: 0.345 (1.6, 7.6)											3	0	1	0	0	1	2		
13 Brian Biscoock, R OBP: 0.385, SLG: 0.417 (7.6)											2	0	0	0	0	0	2		
14 Fred Lewis, L OBP: 0.333, SLG: 0.654 (1.7, 8.1)											4	0	1	1	0	0	2		
63 Waldis Joaquin, R Luis Perdomo, R (8.1, 9.1)											0	0	0	0	0	0	0		
76 Jesus Guzman, R OBP: 0.480, SLG: 1.043 (10, PH)											1	1	1	0	0	0	0		
74 Matt Downs, R OBP: 0.348, SLG: 0.609 (10, 9)											0	0	0	0	0	0	0		
48 Pablo Sandoval, S OBP: 0.419, SLG: 0.566 (1.5, 9.5)											4	0	2	0	0	0	1		
57 Ryan Rohlinger, R OBP: 0.364, SLG: 1.273 (9.5)											1	1	0	0	0	0	1		
10 Travis Ishikawa, L OBP: 0.316, SLG: 0.471 (1.3, 8.3)											3	0	0	0	0	0	2		
29 Scott McClain, R OBP: 0.316, SLG: 0.471 (8.3)											2	1	1	1	0	0	0		
19 Kevin Frandsen, R OBP: 0.381, SLG: 0.438 (1.4, 10.7)											5	0	2	0	0	0	0		
21 John Bowker, L OBP: 0.381, SLG: 0.486 (1.9, 10.7)											5	1	2	2	0	1	1		
20 Steve Holm, R OBP: 0.283, SLG: 0.222 (1.2, 7.2)											3	0	0	0	0	0	1		
72 Eli Whiteside, R (7.2)											2	0	0	0	0	0	4		
68 Kevin Pucetas, R OBP: 1.00, SLG: 1.00 (5, PH)											1	1	1	0	0	0	0		
28 Buster Posey, R OBP: 0.388, SLG: 0.485 (5.1, 7.1)											0	0	0	0	0	0	0		
49 Brandon Medders, R OBP: 0.388, SLG: 0.485 (5.1, 7.1)											2	1	2	1	0	0	0		
47 Merkin Valdez, R OBP: 0.388, SLG: 0.485 (5.1, 7.1)											0	0	0	0	0	0	0		
59 Andres Torres, S OBP: 0.388, SLG: 0.485 (5.1, 7.1)											0	0	0	0	0	0	0		
<b>Inning Stats</b>	R: 0 E: 0 K: 0 S: 3	H: 1 LOB: 0 BB: 0 P: 3	R: 0 E: 0 K: 0 S: 3	H: 1 LOB: 0 BB: 0 P: 3	R: 3 E: 0 K: 0 S: 7	H: 4 LOB: 1 BB: 0 P: 7	R: 0 E: 0 K: 1 S: 5	H: 0 LOB: 0 BB: 0 P: 5	R: 0 E: 0 K: 1 S: 6	H: 1 LOB: 1 BB: 0 P: 6	R: 0 E: 0 K: 0 S: 3	H: 0 LOB: 0 BB: 0 P: 3	R: 0 E: 1 K: 0 S: 5	H: 1 LOB: 2 BB: 0 P: 5	R: 4 E: 1 K: 0 S: 10	H: 6 LOB: 2 BB: 0 P: 11	1B: 10 2B: 3 3B: 2 HR: 1	SF: 0 SAC: 0 DP: 3 HBP: 0	
<b>PITCHER</b>	IP WLS BF H R ER SO BB IBB HBP BLK WP HR S P ERA WHIP	4.0 1.0 1.0 2.0 1.0	0.0 0.0 0.0 0.0 0.0	0.0 0.0 0.0 0.0 0.0	0.0 0.0 0.0 0.0 0.0	0.0 0.0 0.0 0.0 0.0	0.0 0.0 0.0 0.0 0.0	0.0 0.0 0.0 0.0 0.0	0.0 0.0 0.0 0.0 0.0	0.0 0.0 0.0 0.0 0.0	0.0 0.0 0.0 0.0 0.0	0.0 0.0 0.0 0.0 0.0	0.0 0.0 0.0 0.0 0.0	0.0 0.0 0.0 0.0 0.0	0.0 0.0 0.0 0.0 0.0	0.0 0.0 0.0 0.0 0.0	0.0 0.0 0.0 0.0 0.0	0.0 0.0 0.0 0.0 0.0	0.0 0.0 0.0 0.0 0.0
54 Greg Reynolds, R ERA: 5.54 (1.1)	52 Juan Morillo, R ERA: 1.5 (5.1)	60 Manny Corpas, R ERA: 1.5 (6.1)	51 Josh Fogg, R ERA: 7.5 (7.1)	53 Randy Flores, L ERA: 7.5 (9.1)	58 Steven Register, R ERA: 11.57 (10, 1)														

**TOP**

**San Francisco Giants @ Colorado Rockies**  
US West Sports Complex, Hi Corbett Field, Tucson, AZ

Fri Mar 13 2009, 4:10 PM EDT  
Att: 4,413 - Partly Cloudy - 73 F

livebaseballscorecards.com

**AB 44**  
**R 7**  
**H 16**  
**RBI 7**  
**BB 0**  
**SO 2**  
**LOB 17**

**GIANTS**

WP: 0 PA: 44  
PB: 0  
SB: 1  
CS: 0

Batter	1	2	3	4	5	6	7	8	9	10	AB	R	H	RBI	BB	SO	LOB			
19 Ryan Spilborghs, R OBP: 0.414, SLG: 0.520 (1.8, 8.8)	G4-3										3	1	0	1	1	0	1			
24 Dexter Fowler, S OBP: 0.250, SLG: 0.286 (8.8)											0	0	0	1	0	0	0			
7 Seth Smith, L OBP: 0.308, SLG: 0.522 (1.7, 10.1)											5	0	1	0	0	0	2			
58 Steven Register, R (10, 1)											0	0	0	0	0	0	0			
17 Todd Helton, L OBP: 0.167, SLG: 0.667 (1.3, 6.1)											3	0	0	1	0	0	1			
60 Manny Corpas, R (6.1)											0	0	0	0	0	0	0			
14 Matt Murton, R OBP: 0.480, SLG: 0.545 (7.9)											2	0	0	0	0	1	0			
9 Ian Stewart, L OBP: 0.313, SLG: 0.625 (1.5, 7.2)											3	0	1	0	0	0	1			
67 Michael McKenry, R OBP: 0.167, SLG: 0.667 (7.2)											2	0	0	0	0	1	0			
2 Troy Tulowitzki, R OBP: 0.231, SLG: 0.280 (1.6, 7.5)											2	0	1	0	1	0	0			
6 Omar Quintanilla, L OBP: 0.360, SLG: 0.435 (7.5)											1	0	0	0	1	0	0			
5 Carlos González, L OBP: 0.231, SLG: 0.281 (1.9, 7.6)											3	0	0	0	0	0	3			
64 Chris Nelson, R OBP: 0.200, SLG: 0.300 (7.6)											1	0	0	0	0	0	1			
8 Yovani Torrealba, R OBP: 0.348, SLG: 0.609 (1.2, 7.1)											3	0	2	0	0	0	0			
51 Josh Fogg, R (7.1)											0	0	0	0	0	0	0			
53 Randy Flores, L (9.1)											0	0	0	0	0	0	0			
65 Matt Miller, R OBP: 0.400, SLG: 0.357 (9, PH)											1	0	1	0	0	0	0			
4 Eric Young Jr, S OBP: 0.298, SLG: 0.280 (1.4)											3	2	1	0	1	0	2			
54 Greg Reynolds, R (1.1)											0	0	0	0	0	0	0			
40 Daniel Ortmeier, S OBP: 0.370, SLG: 0.640 (4, PH)											1	0	0	0	0	0	2			
52 Juan Morillo, R (5.1)											0	0	0	0	0	0	0			
62 Christian Colonel, R OBP: 0.250, SLG: 0.259 (6.3)											2	0	1	0	0	0	1			
<b>Inning Stats</b>	R: 1 E: 0 K: 0 S: 4	H: 1 LOB: 2 BB: 2 P: 13	R: 0 E: 0 K: 0 S: 5	H: 1 LOB: 1 BB: 0 P: 5	R: 0 E: 0 K: 0 S: 3	H: 0 LOB: 0 BB: 0 P: 3	R: 0 E: 0 K: 0 S: 5	H: 3 LOB: 2 BB: 0 P: 5	R: 0 E: 0 K: 0 S: 4	H: 1 LOB: 1 BB: 0 P: 4	R: 0 E: 0 K: 0 S: 3	H: 0 LOB: 0 BB: 0 P: 3	R: 1 E: 0 K: 0 S: 4	H: 0 LOB: 0 BB: 1 P: 8	R: 0 E: 0 K: 1 S: 5	H: 2 LOB: 1 BB: 0 P: 5	R: 0 E: 0 K: 1 S: 5	H: 0 LOB: 0 BB: 0 P: 5	1B: 6 2B: 2 3B: 0 HR: 0	SF: 1 SAC: 1 DP: 0 HBP: 0
<b>PITCHER</b>	IP WLS BF H R ER SO BB IBB HBP BLK WP HR S P ERA WHIP	4.0 2.0 1.0 1.0 1.0	0.0 0.0 0.0 0.0 0.0	0.0 0.0 0.0 0.0 0.0	0.0 0.0 0.0 0.0 0.0	0.0 0.0 0.0 0.0 0.0	0.0 0.0 0.0 0.0 0.0	0.0 0.0 0.0 0.0 0.0	0.0 0.0 0.0 0.0 0.0	0.0 0.0 0.0 0.0 0.0	0.0 0.0 0.0 0.0 0.0	0.0 0.0 0.0 0.0 0.0	0.0 0.0 0.0 0.0 0.0	0.0 0.0 0.0 0.0 0.0	0.0 0.0 0.0 0.0 0.0	0.0 0.0 0.0 0.0 0.0	0.0 0.0 0.0 0.0 0.0	0.0 0.0 0.0 0.0 0.0	0.0 0.0 0.0 0.0 0.0	
68 Kevin Pucetas, R ERA: 5.79 (1.1)	49 Brandon Medders, R ERA: 11.57 (5.1)	47 Merkin Valdez, R ERA: 11.57 (7.1)	63 Waldis Joaquin, R ERA: 1.59 (8.1)	Luis Perdomo, R ERA: 3.95 (9.1)	94 Felix Romero, R ERA: 4.5 (10, 1)															

**BOTTOM**

**San Francisco Giants @ Colorado Rockies**  
US West Sports Complex, Hi Corbett Field, Tucson, AZ

Fri Mar 13 2009, 4:10 PM EDT  
Att: 4,413 - Partly Cloudy - 73 F

livebaseballscorecards.com

**AB 35**  
**R 3**  
**H 8**  
**RBI 3**  
**BB 4**  
**SO 2**  
**LOB 14**

**ROCKIES**

WP: 0 PA: 41  
PB: 0  
SB: 2  
CS: 0



















Batter	1	2	3	4	5	6	7	8	9	AB	R	H	RBI	BB	SO	LOB	TOP					
5 Carlos González, L (1.8) OBP: 0.316, SLG: 0.455	G5-3			L6-4 2B		FC6-4 BB		G5-3	F7	4	0	1	0	1	0	3	<b>Colorado Rockies @ Los Angeles Dodgers</b> Camelback Ranch, Glendale, AZ Thu Mar 19 2009, 4:05 PM EDT Att: 8,832 - Sunny - 85 F <a href="http://livebaseballscorecards.com">livebaseballscorecards.com</a>					
12 Clint Barmes, R (1.6) OBP: 0.324, SLG: 0.528	F9			K		FC6-4			24 WP 1B	4	0	1	0	0	1	2						
9 Ian Stewart, L (1.7) OBP: 0.276, SLG: 0.385				L6-4				G4-3	P4	3	0	0	0	0	1	1						
24 Dexter Fowler, S (7.8)	K								1-2	1	0	0	0	0	0	1						
14 Matt Murton, R (1.9) OBP: 0.432, SLG: 0.515		G6-3				10 G4-6-3 BB		8 1B 10 HBP BB	K	3	1	1	0	1	1	1						
10 Jeff Baker, R (1.3) OBP: 0.250, SLG: 0.273		G5-3				G4-6-3			G1-3	3	0	0	0	0	0	1						
8 Yovlit Torresalva, R (1.2) OBP: 0.310, SLG: 0.517		G6-3								3	0	1	0	0	0	0						
15 Edwin Bellorin, R (7.2) OBP: 0.313, SLG: 0.357								BB 62 S 1-2 2-3	G6-3	1	0	0	0	0	0	0						
62 Christian Colonel, R (1.5) OBP: 0.302, SLG: 0.342			F8			1 1B G6-4-3 2B			1B BB	2	1	1	0	1	0	0						
1 Jonathan Herrera, S (1.4) OBP: 0.429, SLG: 0.357			G4-3							2	0	1	0	0	0	0						
Mike McCoy, R (6.4) OBP: 1.000, SLG: 1.000									47 BB 1B	1	0	1	1	1	0	0						
56 Franklin Morales, L (1.1) OBP: 0.333, SLG: 0.333										1	0	0	0	0	1	0						
16 Huston Street, R (6.1) OBP: 0.310, SLG: 0.517										0	0	0	0	0	0	1						
40 Daniel Ortmeier, S (7.7) OBP: 0.441, SLG: 0.594										0	0	0	0	0	0	0						
41 Alan Embree, L (7.1) OBP: 0.310, SLG: 0.517										0	0	0	0	0	0	0						
32 Glendon Rusch, L (8.1) OBP: 0.310, SLG: 0.517										0	0	0	0	0	0	0						
47 Joe Koshansky, L (9.7) OBP: 0.376, SLG: 0.448										0	0	0	0	0	0	0						
<b>Inning Stats</b>	R: 0 E: 0 K: 1 S: 5	H: 0 LOB: 0 BB: 0 P: 5	R: 0 E: 0 K: 0 S: 3	H: 0 LOB: 0 BB: 0 P: 3	R: 0 E: 0 K: 1 S: 5	H: 0 LOB: 0 BB: 0 P: 5	R: 0 E: 0 K: 1 S: 5	H: 1 LOB: 0 BB: 0 P: 5	R: 0 E: 0 K: 0 S: 2	H: 0 LOB: 0 BB: 1 P: 6	R: 1 E: 0 K: 0 S: 4	H: 2 LOB: 1 BB: 1 P: 8	R: 1 E: 0 K: 1 S: 8	H: 2 LOB: 3 BB: 1 P: 14	R: 0 E: 0 K: 1 S: 6	H: 1 LOB: 1 BB: 0 P: 7	R: 0 E: 0 K: 0 S: 4	H: 1 LOB: 3 BB: 2 P: 12	1B: 5 2B: 3 3B: 0 HR: 0	SF: 0 SAC: 0 DP: 3 HBP: 2	WP: 1 PB: 0 SB: 1 CS: 0	PA: 37
<b>PITCHER</b>	IP WLS BF H R ER SO BB IBB HBP BLK WP HR S P ERA WHIP	IP WLS BF H R ER SO BB IBB HBP BLK WP HR S P ERA WHIP																				
22 Clayton Kershaw, L (1.1) ERA: 3.52	5.0 W 15 1 0 0 3 1 0 0 0 0 0 0 20 24 0.00 0.400																					
50 Eric Stults, L (6.1) ERA: 12.0	1.2 H 9 4 2 2 0 1 0 1 0 0 0 0 8 13 10.80 3.000																					
65 Nick DeBarr, R (7.1) ERA: 5.4	0.0 2 0 0 0 0 1 0 1 0 0 0 0 1 6 ∞ ∞																					
54 Stephen Randolph, L (7.1) ERA: 12.46	0.1 H 1 0 0 0 1 0 0 0 0 0 0 0 3 3 0.00 0.000																					
63 Jeff Weaver, R (8.1) ERA: 7.5	1.0 H 4 1 0 0 1 0 0 0 0 0 1 0 6 7 0.00 1.000																					
<b>PITCHER</b>	IP WLS BF H R ER SO BB IBB HBP BLK WP HR S P ERA WHIP	IP WLS BF H R ER SO BB IBB HBP BLK WP HR S P ERA WHIP																				
38 Ramon Troncoso, R (9.1) ERA: 4.26	1.0 S 6 1 0 0 0 2 0 0 0 0 0 0 4 12 0.00 3.000																					

Batter	1	2	3	4	5	6	7	8	9	AB	R	H	RBI	BB	SO	LOB	BOTTOM			
15 Rafael Furcal, S (1.6) OBP: 0.275, SLG: 0.229										4	0	1	0	0	0	0	<b>Colorado Rockies @ Los Angeles Dodgers</b> Camelback Ranch, Glendale, AZ Thu Mar 19 2009, 4:05 PM EDT Att: 8,832 - Sunny - 85 F <a href="http://livebaseballscorecards.com">livebaseballscorecards.com</a>			
28 Danny Ardoin, R (8.2) OBP: 0.727, SLG: 0.833			P6		L6					0	0	0	0	0	0	0				
13 Orlando Hudson, S (1.4) OBP: 0.285, SLG: 0.281										4	0	0	0	0	1	1				
63 Jeff Weaver, R (8.1)			G5-3		K					0	0	0	0	0	0	0				
38 Ramon Troncoso, R (9.1)										0	0	0	0	0	0	0				
16 Andre Ethier, L (1.9) OBP: 0.318, SLG: 0.359										4	1	2	0	0	0	1				
71 Valentino Pascucci, R (9.3) OBP: 0.579, SLG: 1.059										0	0	0	0	0	0	0				
55 Russell Martin, R (1.2) OBP: 0.476, SLG: 0.895										3	1	2	1	0	0	1				
33 Blake DeWitt, L (8.4) OBP: 0.295, SLG: 0.341										1	0	0	0	0	0	0				
7 James Loney, L (1.3) OBP: 0.261, SLG: 0.250										3	0	0	0	0	0	1				
75 Xavier Paul, L (8.7) OBP: 0.477, SLG: 0.675										0	0	0	0	0	0	0				
23 Casey Blake, R (1.5) OBP: 0.370, SLG: 0.435										3	0	0	0	0	0	2				
60 Chin-Lung Hu, R (8.6) OBP: 0.345, SLG: 0.444										1	0	0	0	0	1	0				
27 Matt Kemp, R (1.8) OBP: 0.292, SLG: 0.457										2	0	0	0	1	0	0				
17 Jason Repko, R (9.8) OBP: 0.321, SLG: 0.208										0	0	0	0	0	0	0				
9 Juan Pierre, L (1.7) OBP: 0.250, SLG: 0.270										2	0	0	1	0	0	0				
3 Delwyn Young, S (9.7) OBP: 0.342, SLG: 0.441										0	0	0	0	0	0	0				
22 Clayton Kershaw, L (1.1) ERA: 3.52										2	1	1	1	0	0	3				
50 Eric Stults, L (6.1) ERA: 12.0										0	0	0	0	0	0	0				
65 Nick DeBarr, R (7.1) ERA: 5.4										0	0	0	0	0	0	0				
54 Stephen Randolph, L (7.1) ERA: 12.46										0	0	0	0	0	0	0				
5 Mark Loretta, R (7.7) OBP: 0.429, SLG: 0.357										1	0	0	0	0	0	0				
72 Hector Luna, R (8.9) OBP: 0.271, SLG: 0.345										0	0	0	0	0	0	0				
<b>Inning Stats</b>	R: 0 E: 0 K: 0 S: 4	H: 1 LOB: 1 BB: 0 P: 4	R: 0 E: 0 K: 0 S: 3	H: 0 LOB: 0 BB: 0 P: 3	R: 1 E: 0 K: 0 S: 4	H: 1 LOB: 0 BB: 0 P: 4	R: 1 E: 2 K: 0 S: 5	H: 2 LOB: 3 BB: 1 P: 10	R: 1 E: 0 K: 1 S: 7	H: 2 LOB: 1 BB: 0 P: 7	R: 0 E: 0 K: 0 S: 3	H: 0 LOB: 0 BB: 0 P: 3	R: 0 E: 0 K: 0 S: 3	H: 0 LOB: 1 BB: 0 P: 4	R: 0 E: 1 K: 0 S: 4	H: 0 LOB: 1 BB: 0 P: 4	1B: 4 2B: 1 3B: 0 HR: 1	SF: 0 SAC: 0 DP: 0 HBP: 1	WP: 0 PB: 0 SB: 0 CS: 1	PA: 33
<b>PITCHER</b>	IP WLS BF H R ER SO BB IBB HBP BLK WP HR S P ERA WHIP	IP WLS BF H R ER SO BB IBB HBP BLK WP HR S P ERA WHIP																		
56 Franklin Morales, L (1.1) ERA: 4.5	5.0 L 23 6 3 2 1 1 0 0 0 0 0 0 3 3 0.00 0.000																			
16 Huston Street, R (6.1) ERA: 8.44	1.0 3 0 0 0 0 0 0 0 0 0 0 0 3 3 0.00 0.000																			
41 Alan Embree, L (7.1) ERA: 9.52	1.0 3 0 0 0 0 0 0 0 0 0 0 0 3 3 0.00 0.000																			
32 Glendon Rusch, L (8.1) ERA: 7.5	1.0 4 0 0 0 0 0 0 0 0 0 0 0 4 4 0.00 0.000																			





Batter	1	2	3	4	5	6	7	8	9	AB	R	H	RBI	BB	SO	LOB	TOP					
5 Ian Kinsler, R OBP: 0.457, SLG: 0.615 3 Joaquin Arias, R OBP: 0.480, SLG: 0.625			G5-3	G6-3		SF8		P6		3	1	1	1	0	0	1						
10 Michael Young, R OBP: 0.408, SLG: 0.476 Adam Fox, R			HR			F9		K		2	0	2	0	0	0	0						
32 Josh Hamilton, L OBP: 0.413, SLG: 0.756 41 Brandon Boggs, S OBP: 0.350, SLG: 0.571			F7			K		F7		4	1	0	1	0	1	4						
17 Nelson Cruz, R OBP: 0.400, SLG: 1.048 95 Craig Gentry, R OBP: 0.429, SLG: 0.200			HR			K		K		1	0	0	0	0	0	0						
Frank Catalanotto, L OBP: 0.304, SLG: 0.455 85 Dustin Majecki, L OBP: 0.500, SLG: 0.950			HR			G3-1		F7		3	1	1	3	0	1	1						
83 Royce Huffman, R OBP: 0.400, SLG: 0.600			K							5	2	2	0	0	1	3						
2 Taylor Teagarden, R OBP: 0.290, SLG: 0.940 14 Adam Melhuse, S OBP: 0.737, SLG: 0.867			G6-3			P4		K		3	0	0	0	0	1	1						
1 Elvis Andrus, R OBP: 0.340, SLG: 0.326 13 Omar Vizquel, S OBP: 0.359, SLG: 0.333 80 Renny Osuna, R			K			5 S		G6-3		3	1	2	0	0	1	0						
54 Matt Harrison, L OBP: 0.309, SLG: 1.000 90 Ian Gac, R OBP: 0.309, SLG: 1.000 58 Derrick Turnbow, R OBP: 0.309, SLG: 1.000 15 Travis Metcalf, R OBP: 0.309, SLG: 1.000 88 Pedro Strop, R OBP: 0.309, SLG: 1.000 93 Bryan Corey, R			K			K		K		2	0	0	0	0	2	1						
<b>Inning Stats</b>	R: 3 E: 1 K: 1 S: 8	H: 3 LOB: 0 BB: 0 P: 10	R: 0 E: 0 K: 2 S: 7	H: 0 LOB: 0 BB: 0 P: 7	R: 3 E: 0 K: 1 S: 7	H: 2 LOB: 1 BB: 1 P: 12	R: 0 E: 0 K: 1 S: 6	H: 1 LOB: 1 BB: 0 P: 6	R: 0 E: 0 K: 1 S: 6	H: 1 LOB: 1 BB: 0 P: 6	R: 2 E: 0 K: 1 S: 8	H: 3 LOB: 2 BB: 1 P: 12	R: 1 E: 0 K: 1 S: 8	H: 3 LOB: 2 BB: 0 P: 8	R: 0 E: 0 K: 1 S: 5	H: 0 LOB: 0 BB: 0 P: 5	R: 2 E: 0 K: 1 S: 7	H: 2 LOB: 1 BB: 1 P: 11	1B: 7 2B: 6 3B: 0 HR: 2	SF: 1 SAC: 0 DP: 0 HBP: 0	WP: 0 PB: 0 SB: 1 CS: 0	PA: 45
<b>PITCHER</b>	IP WLS BF H R ER SO BB IBB HBP BLK WP HR S P ERA WHIP																					
21 Jason Marquis, R ERA: 9.28	5.0 L 23 7 6 6 6 1 0 0 0 0 0 2 34 42 10.80 1.600																					
52 Juan Morillo, R ERA: 3.0	1.0 7 3 2 2 1 1 0 0 0 0 0 0 8 12 18.00 4.000																					
60 Manny Corpas, R ERA: 1.5	1.0 6 3 1 1 1 0 0 0 0 0 0 0 8 8 9.00 3.000																					
16 Huston Street, R ERA: 7.11	1.0 3 0 0 0 1 0 0 0 0 0 0 0 5 5 0.00 0.000																					
49 Jason Grilli, R ERA: 10.38	1.0 6 2 2 2 1 1 0 0 0 0 0 0 7 11 18.00 3.000																					

Texas Rangers @ Colorado Rockies  
US West Sports Complex, Hi Corbett Field, Tucson, AZ  
Fri Mar 20 2009, 4:10 PM EDT  
Att: 5,271 - Partly Cloudy - 82 F

livebaseballscorecards.com

AB 41  
R 11  
H 15  
RBI 11  
BB 3  
SO 10  
LOB 15

Batter	1	2	3	4	5	6	7	8	9	AB	R	H	RBI	BB	SO	LOB	BOTTOM			
24 Dexter Fowler, S OBP: 0.341, SLG: 0.389			F9			G3-1				5	1	1	0	0	1	3				
19 Ryan Spillborghs, R OBP: 0.452, SLG: 0.743			17 G3-1			17 1B		F7		4	1	3	0	1	0	0				
17 Todd Helton, L OBP: 0.368, SLG: 0.824 16 Huston Street, R ERA: 7.11 49 Jason Grilli, R ERA: 10.38			G3-1			17 1B		G4-3		3	0	1	1	1	0	2				
5 Carlos González, L OBP: 0.308, SLG: 0.441						2-H				3	0	1	1	0	0	2				
2 Troy Tulowitzki, R OBP: 0.270, SLG: 0.417 22 Tomas Perez, S			L7			F7		G3-1		3	0	0	0	0	0	5				
11 Brad Hawpe, L OBP: 0.400, SLG: 0.429 40 Daniel Ortmeier, S OBP: 0.395, SLG: 0.559			G3-1			9 1B		F7		3	0	1	0	0	0	2				
12 Clint Barmes, R OBP: 0.398, SLG: 0.500 6 Omar Quintanilla, L OBP: 0.432, SLG: 0.545			K			F7		9 1B		2	0	0	0	0	1	0				
9 Ian Stewart, L OBP: 0.333, SLG: 0.533			HR			39 G3				4	1	3	1	0	0	0				
50 Sal Fasano, R OBP: 0.333, SLG: 0.611 39 Paul Phillips, R OBP: 0.214, SLG: 0.091			P4			G3		FC4-6		2	0	0	0	0	1	0				
21 Jason Marquis, L ERA: 9.28 10 Jeff Baker, R ERA: 12.27 52 Juan Morillo, R ERA: 3.0 7 Seth Smith, L OBP: 0.309, SLG: 1.000 60 Manny Corpas, R ERA: 1.5 47 Joe Koschansky, L OBP: 0.309, SLG: 0.441			1B					L9		1	0	1	0	0	0	0				
<b>Inning Stats</b>	R: 0 E: 0 K: 1 S: 6	H: 1 LOB: 2 BB: 1 P: 10	R: 0 E: 0 K: 1 S: 5	H: 0 LOB: 0 BB: 0 P: 5	R: 0 E: 0 K: 0 S: 4	H: 1 LOB: 2 BB: 1 P: 8	R: 1 E: 0 K: 1 S: 6	H: 1 LOB: 0 BB: 0 P: 6	R: 1 E: 0 K: 0 S: 5	H: 2 LOB: 1 BB: 1 P: 9	R: 0 E: 0 K: 0 S: 3	H: 0 LOB: 0 BB: 0 P: 3	R: 1 E: 0 K: 0 S: 5	H: 2 LOB: 1 BB: 0 P: 5	R: 1 E: 0 K: 1 S: 7	H: 2 LOB: 1 BB: 0 P: 8	1B: 6 2B: 4 3B: 0 HR: 1	SF: 0 SAC: 0 DP: 0 HBP: 0	WP: 0 PB: 0 SB: 0 CS: 0	PA: 41
<b>PITCHER</b>	IP WLS BF H R ER SO BB IBB HBP BLK WP HR S P ERA WHIP																			
54 Matt Harrison, L ERA: 5.63	5.0 W 22 5 2 2 2 2 0 0 0 0 0 0 5 9 9.00 3.000																			
58 Derrick Turnbow, R ERA: 3.0	1.0 6 2 1 1 0 1 0 0 0 0 0 0 5 9 9.00 3.000																			
88 Pedro Strop, R ERA: 7.11	1.0 3 0 0 0 0 0 0 0 0 0 0 0 3 3 0.00 0.000																			
93 Bryan Corey, R ERA: 12.27	2.0 10 4 2 2 1 0 0 0 0 0 0 0 12 13 9.00 2.000																			

Texas Rangers @ Colorado Rockies  
US West Sports Complex, Hi Corbett Field, Tucson, AZ  
Fri Mar 20 2009, 4:10 PM EDT  
Att: 5,271 - Partly Cloudy - 82 F

livebaseballscorecards.com

AB 38  
R 5  
H 11  
RBI 5  
BB 3  
SO 4  
LOB 21







Batter	1	2	3	4	5	6	7	8	9	AB	R	H	RBI	BB	SO	LOB	TOP					
61 Michael Brantley, L OBP: 0.343, SLG: 0.344	G5-3	G5-3			F8				G1-3	5	0	1	0	0	0	4	<b>Cleveland Indians @ Colorado Rockies</b> <b>US West Sports Complex, Hi Corbett Field, Tucson, AZ</b> Sun Mar 22 2009, 4:10 PM EDT Att.: 5,961 - Sunny - 75 F					
Asdrúbal Cabrera, S OBP: 0.469, SLG: 0.576 26 Andy Cannizaro, R OBP: 0.348, SLG: 0.450	G6-3		G6-4-3		PO				G6-3	2	1	2	0	1	0	0						
10 Kelly Shoppach, R OBP: 0.289, SLG: 0.529 76 Wyatt Toregas, R OBP: 0.250, SLG: 0.143	G6-3		K							3	0	0	1	0	2	2						
25 Ryan Garko, R OBP: 0.341, SLG: 0.436 23 Michael Aubrey, L OBP: 0.500, SLG: 0.636	G6-3		G6-4-3						F8	2	0	1	0	1	0	1						
71 Matt LaPorta, R OBP: 0.439, SLG: 0.611 63 Rafael Betancourt, R 53 Rafael Perez, L 79 Chris Gimenez, R 38 Joe Smith, R	G5-3				G6-3					0	0	0	0	0	0	0						
26 Trevor Crowe, S OBP: 0.275, SLG: 0.282		G4-3			F7					4	0	1	0	0	0	2						
15 Andy Marte, R OBP: 0.200, SLG: 0.250			L6		L6					4	0	2	0	0	0	3						
8 Wilson Valdez, R OBP: 0.194, SLG: 0.138										4	1	2	0	0	0	1						
31 Cliff Lee, L George Lombard, L OBP: 1.000, SLG: 3.000										1	0	0	0	0	1	1						
<b>Inning Stats</b>	R: 1 E: 0 K: 0 S: 5	H: 2 LOB: 1 BB: 0 P: 5	R: 0 E: 0 K: 0 S: 5	H: 2 LOB: 2 BB: 0 P: 5	R: 0 E: 0 K: 1 S: 4	H: 0 LOB: 0 BB: 1 P: 8	R: 0 E: 0 K: 0 S: 3	H: 0 LOB: 0 BB: 0 P: 3	R: 0 E: 0 K: 1 S: 5	H: 1 LOB: 2 BB: 0 P: 5	R: 0 E: 0 K: 2 S: 8	H: 1 LOB: 2 BB: 1 P: 12	R: 2 E: 0 K: 1 S: 8	H: 3 LOB: 0 BB: 0 P: 9	R: 0 E: 0 K: 0 S: 5	H: 3 LOB: 2 BB: 0 P: 5		R: 0 E: 0 K: 0 S: 4	H: 1 LOB: 1 BB: 0 P: 4	1B: 9 2B: 2 3B: 1 HR: 1	SF: 0 SAC: 1 DP: 2 HBP: 0	WP: 0 PB: 1 SB: 0 CS: 1
<b>PITCHER</b>	IP WLS BF H R ER SO BB IBB HBP BLK WP HR S P ERA WHIP																					
28 Aaron Cook, R ERA: 1.89	5.0	19	5	1	1	2	1	0	0	0	0	0	0	0	0	22	26	1.80	1.200			
52 Juan Morillo, L ERA: 2.7	1.0	5	1	0	0	2	1	0	0	0	0	0	0	0	1	8	12	0.00	2.000			
53 Randy Flores, L ERA: 6.75	1.0	5	3	2	2	1	0	0	0	0	0	0	0	0	1	8	9	18.00	3.000			
34 Matt Belisle, R ERA: 1.5	1.0	5	3	0	0	0	0	0	0	0	0	0	0	0	5	5	0.00	3.000				
32 Glendon Rusch, L ERA:	1.0	4	1	0	0	0	0	0	0	0	0	0	0	0	4	4	0.00	1.000				

Batter	1	2	3	4	5	6	7	8	9	AB	R	H	RBI	BB	SO	LOB	BOTTOM			
24 Dexter Fowler, S OBP: 0.348, SLG: 0.390	G5-3				F9					4	0	2	0	0	0	0	<b>Cleveland Indians @ Colorado Rockies</b> <b>US West Sports Complex, Hi Corbett Field, Tucson, AZ</b> Sun Mar 22 2009, 4:10 PM EDT Att.: 5,961 - Sunny - 75 F			
12 Clint Barmes, R OBP: 0.279, SLG: 0.452	F8		F8		G5-3					4	0	0	0	0	0	3				
17 Todd Helton, L OBP: 0.364, SLG: 0.750 Mark Bellhorn, S OBP: 1.000, SLG: 2.000	G4-3									3	1	1	0	0	1	0				
14 Matt Murton, R OBP: 0.419, SLG: 0.564 9 Ian Stewart, L OBP: 0.398, SLG: 0.588										2	1	1	0	0	1	0				
10 Jeff Baker, R OBP: 0.300, SLG: 0.368 22 Tomas Perez, S	G5-3									3	0	2	1	0	0	0				
8 Yorvit Torrealba, R OBP: 0.281, SLG: 0.469	G3-4-1									3	0	0	0	0	1	3				
62 Christian Colonel, R OBP: 0.288, SLG: 0.341										2	0	1	2	0	0	0				
47 Joe Koshansky, L OBP: 0.353, SLG: 0.517										1	0	0	0	0	1	1				
40 Daniel Ortmeier, S OBP: 0.357, SLG: 0.500										3	0	0	0	0	1	3				
28 Aaron Cook, R ERA: 12.34 52 Juan Morillo, R 53 Randy Flores, L 22 Scott Podsednik, L 34 Matt Belisle, R 32 Glendon Rusch, L										2	0	1	0	0	0	2				
<b>Inning Stats</b>	R: 0 E: 0 K: 0 S: 3	H: 0 LOB: 0 BB: 0 P: 3	R: 0 E: 0 K: 1 S: 5	H: 0 LOB: 0 BB: 0 P: 5	R: 0 E: 0 K: 1 S: 7	H: 2 LOB: 2 BB: 0 P: 7	R: 2 E: 0 K: 0 S: 7	H: 4 LOB: 2 BB: 0 P: 7	R: 0 E: 0 K: 1 S: 5	H: 0 LOB: 0 BB: 0 P: 5	R: 1 E: 0 K: 0 S: 4	H: 1 LOB: 1 BB: 1 P: 8	R: 0 E: 0 K: 0 S: 3	H: 1 LOB: 0 BB: 0 P: 3	R: 1 E: 1 K: 2 S: 9	H: 2 LOB: 1 BB: 0 P: 9	1B: 9 2B: 1 3B: 0 HR: 0	SF: 1 SAC: 1 DP: 1 HBP: 0	WP: 0 PB: 0 SB: 0 CS: 0	PA: 34
<b>PITCHER</b>	IP WLS BF H R ER SO BB IBB HBP BLK WP HR S P ERA WHIP																			
31 Cliff Lee, L ERA: 7.2	1.0	5	1	1	1	0	1	0	0	0	0	0	4	8	9.00	2.000				
63 Rafael Betancourt, R ERA: 7.2	1.0	3	1	0	0	0	0	0	0	0	0	0	3	3	0.00	1.000				
53 Rafael Perez, L ERA: 1.8	1.0	5	2	1	1	2	0	0	0	0	0	0	9	9	9.00	2.000				



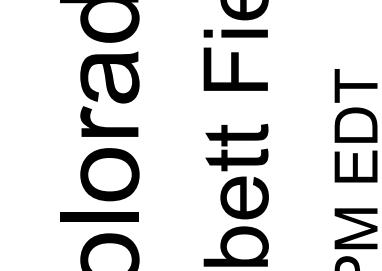
Batter	1	2	3	4	5	6	7	8	9	AB	R	H	RBI	BB	SO	LOB	TOP					
22 Tony Gwynn Jr., L (1,8) OBP: 0.283, SLG: 0.188 3 Trot Nixon, L (6,7) OBP: 0.227, SLG: 0.211	G4-3		G3			G3		P6		3	0	1	0	0	0	0	<b>Milwaukee Brewers @ Colorado Rockies</b> US West Sports Complex, Hi Corbett Field, Tucson, AZ Mon Mar 23 2009, 4:10 PM EDT Att: 4,943 - Sunny - 63 F					
30 Craig Counsell, L (1,4) OBP: 0.498, SLG: 0.622 14 Casey McGehee, R (6,4) OBP: 0.372, SLG: 0.651	BB		G5-3			G3		L9		2	0	0	0	1	0	1						
2 Bill Hall, R (1,5) OBP: 0.364, SLG: 0.571 24 Mat Gamel, L (6, PR) OBP: 0.321, SLG: 0.440	BB				F9			G4-3		2	0	0	0	1	1	1						
27 Brad Nelson, L (1,9) OBP: 0.481, SLG: 0.674 9 Herman Ibarren, L (6,9) OBP: 0.287, SLG: 0.296	1B				L7			G4-6-3		3	0	1	0	0	0	2						
11 Mike Rivera, R (1,2) OBP: 0.227, SLG: 0.727 77 Carlos Corporán, S (7,2) OBP: 0.357, SLG: 0.571	G5-3									3	0	1	0	0	0	2						
Mike Lamb, L (1,3) OBP: 0.280, SLG: 0.311 10 Vinny Rottino, R (7,3) OBP: 0.111, SLG: 0.111		K			G3			G4-3		3	0	0	0	0	1	1						
16 Chris Duffy, L (1,7) OBP: 0.375, SLG: 0.566		G5-3				G3-1				4	0	1	0	0	1	0						
21 Alcides Escobar, R (1,6) OBP: 0.250, SLG: 0.326 97 Adam Heather, R (8,6) OBP: 0.556, SLG: 0.571		G5-3				L4		F9		3	0	0	0	0	0	0						
49 Yovani Gallardo, R (1,1) 57 Mitch Stetter, L (6,1) 50 Jorge Julio, R (7,1) 61 Jason Bourgeois, R (8, PH) OBP: 0.273, SLG: 0.273 65 Lindsay Gulin, L (8,1)			P4			G5-3				2	0	0	0	0	0	0						
<b>Inning Stats</b>	R: 0 E: 0 K: 1 S: 6	H: 1 LOB: 2 BB: 1 P: 10	R: 0 E: 0 K: 1 S: 5	H: 0 LOB: 0 BB: 0 P: 5	R: 0 E: 0 K: 0 S: 3	H: 0 LOB: 0 BB: 0 P: 3	R: 0 E: 0 K: 0 S: 4	H: 1 LOB: 1 BB: 0 P: 4	R: 0 E: 0 K: 0 S: 3	H: 0 LOB: 0 BB: 0 P: 3	R: 0 E: 0 K: 0 S: 3	H: 0 LOB: 2 BB: 1 P: 7	R: 0 E: 0 K: 1 S: 5	H: 0 LOB: 0 BB: 0 P: 5	R: 0 E: 0 K: 0 S: 4	H: 1 LOB: 1 BB: 0 P: 4		R: 1 E: 0 K: 0 S: 6	H: 3 LOB: 2 BB: 0 P: 6	1B: 4 2B: 3 3B: 0 HR: 0	SF: 0 SAC: 0 DP: 1 HBP: 0	WP: 0 PB: 0 SB: 0 CS: 0
<b>PITCHER</b>	IP WLS BF H R ER SO BB IBB HBP BLK WP HR S P ERA WHIP																					
38 Ubaldo Jiménez, R (1,1) ERA: 6.32 51 Josh Fogg, R (7,1) ERA: 6.43 41 Alan Embree, L (8,1) ERA: 3.12 16 Huston Street, R (9,1) ERA: 7.36	6.0 W 22 3 0 0 2 2 0 0 0 0 0 0 24 32 0.00 0.833																					

Batter	1	2	3	4	5	6	7	8	9	AB	R	H	RBI	BB	SO	LOB	BOTTOM			
22 Scott Podsednik, L (1,9) OBP: 0.381, SLG: 0.353	BB		G2			1B				2	1	1	1	2	0	0	<b>Milwaukee Brewers @ Colorado Rockies</b> US West Sports Complex, Hi Corbett Field, Tucson, AZ Mon Mar 23 2009, 4:10 PM EDT Att: 4,943 - Sunny - 63 F			
7 Seth Smith, L (1,7) OBP: 0.381, SLG: 0.541	K		K			1B		F8		4	1	1	0	0	2	1				
17 Todd Helton, L (1,3) OBP: 0.400, SLG: 0.870 40 Daniel Ortmeier, S (7, PH) OBP: 0.349, SLG: 0.487	F9				HR			G6-3		3	1	2	2	0	0	0				
9 Ian Stewart, L (1,5) OBP: 0.366, SLG: 0.622 Mark Bellhorn, S (7,5) OBP: 0.500, SLG: 1.000		G3				F8				3	1	1	0	0	0	1				
19 Ryan Spilborghs, R (1,8) OBP: 0.444, SLG: 0.789 Mike McCoy, R (7,4) OBP: 0.667, SLG: 0.500		E6				F9				3	1	1	1	0	0	1				
10 Jeff Baker, R (1,4) OBP: 0.281, SLG: 0.318 51 Josh Fogg, R (7,1) 41 Alan Embree, L (8,1) 14 Matt Murton, R (8, PH) OBP: 0.409, SLG: 0.550 16 Huston Street, R (9,1)		F8				L7				0	0	0	0	0	0	0				
6 Omar Quintanilla, L (1,6) OBP: 0.400, SLG: 0.500		F8				G4-3				3	0	0	0	0	0	1				
50 Sal Fasano, R (1,2) OBP: 0.333, SLG: 0.714						L9				3	1	1	1	0	0	0				
38 Ubaldo Jiménez, R (1,1) 24 Dexter Fowler, S (7,8) OBP: 0.362, SLG: 0.429			G4-3			G3				2	0	0	0	0	0	0				
<b>Inning Stats</b>	R: 0 E: 0 K: 1 S: 4	H: 0 LOB: 1 BB: 1 P: 8	R: 0 E: 1 K: 0 S: 4	H: 0 LOB: 1 BB: 0 P: 4	R: 1 E: 0 K: 1 S: 7	H: 1 LOB: 0 BB: 0 P: 9	R: 3 E: 0 K: 0 S: 8	H: 3 LOB: 0 BB: 0 P: 13	R: 2 E: 0 K: 0 S: 5	H: 2 LOB: 1 BB: 1 P: 9	R: 0 E: 0 K: 0 S: 3	H: 0 LOB: 0 BB: 0 P: 3	R: 1 E: 0 K: 2 S: 4	H: 2 LOB: 0 BB: 0 P: 4	R: 0 E: 0 K: 2 S: 7	H: 0 LOB: 0 BB: 0 P: 7		1B: 3 2B: 2 3B: 1 HR: 3	SF: 0 SAC: 0 DP: 1 HBP: 0	WP: 1 PB: 0 SB: 0 CS: 1
<b>PITCHER</b>	IP WLS BF H R ER SO BB IBB HBP BLK WP HR S P ERA WHIP																			
49 Yovani Gallardo, R (1,1) ERA: 5.3 57 Mitch Stetter, L (6,1) ERA: 1.69 50 Jorge Julio, R (7,1) ERA: 6.0 65 Lindsay Gulin, L (8,1) ERA: 3.6	5.0 L 23 6 6 6 2 2 0 0 0 0 0 0 3 28 43 10.80 1.600																			

AB 33  
R 1  
H 7  
RBI 1  
BB 2  
SO 3  
LOB 12



AB 31  
R 7  
H 8  
RBI 5  
BB 2  
SO 4  
LOB 5





Batter	1	2	3	4	5	6	7	8	9	AB	R	H	RBI	BB	SO	LOB	TOP					
19 Ryan Spilborghs, R OBP: 0.469, SLG: 0.780 37 Ryan Speier, R (6, 1)	4-0 FC1-4 6 S BB	0-0 1-2 3-H 1B		0-0 G5-3		0-0 1-2 2-H 1B		0-0 P3		3	0	2	2	1	0	1	<b>Colorado Rockies @ Chicago Cubs</b> Hohokam Park, Mesa, AZ Tue Mar 24 2009, 4:05 PM EDT Att: 13,289 - Sunny - 69 F					
6 Omar Quintanilla, L OBP: 0.366, SLG: 0.455 Mike McCoy, R OBP: 0.190, SLG: 0.500	1-0 FC1-6-5 1-3	0-0 F8			0-0 G4-3	0-0 F8		4-0 24 S BB		4	0	0	0	0	0	5						
7 Seth Smith, L OBP: 0.375, SLG: 0.500 41 Alan Embree, L (5, 1)	0-2 K		0-0 G3		0-0 G4-3		0-0 20 S 20 G6-3 1B	1-0 F7		3	0	0	0	0	1	1						
24 Dexter Fowler, S OBP: 0.367, SLG: 0.432										2	1	1	0	0	0	1						
14 Matt Murton, R OBP: 0.375, SLG: 0.500 72 Chris Frey, L OBP: 0.222, SLG: 0.125	0-0 F9		0-0 P4		0-3 K		0-0 G6-3		1-0 S HBP	4	0	0	0	0	1	2						
20 Chris Iannetta, R OBP: 0.444, SLG: 0.500 22 Tomas Perez, S (7, 4)		0-0 G1-3	0-0 F9			0-0 40 BB 62 1B 1B	1-0 40 HR 1B		0-0 F9	4	2	2	1	0	0	0						
40 Daniel Ortmeier, S OBP: 0.375, SLG: 0.548		4-0 12 S 12 1B BB		0-0 G3-1		4-0 62 1B 19 1B BB	1-2 HR		0-0 F7	3	3	1	2	2	0	1						
12 Clint Barmes, R OBP: 0.298, SLG: 0.444 Edgmer Escalona, R (7, 1)	1-0 23 S 62 S 19 1B 1B			4-0 62 2B BB		0-0 F4	0-0 G6-3		1-3 K	3	2	1	1	1	0	2						
32 Glendon Rusch, L (8, 1)										0	0	0	0	0	0	0						
Mark Bellhorn, S OBP: 0.333, SLG: 0.667 (9, PH)		1-1 19 1B 1B								1	0	0	0	0	1	1						
62 Christian Colonel, R OBP: 0.314, SLG: 0.378 (1, 5)	0-3 K		0-0 23 SH1-3 1-H 2B		0-0 1-2 2-H 1B		0-0 L8			4	0	2	2	0	1	1						
23 Greg Smith, L (1, 1)		0-0 E4 19 1B		0-0 SH1-3		0-0 F6		0-0 L9		1	0	0	0	0	0	1						
60 Manny Corpas, R (4, 1)										0	0	0	0	0	0	0						
9 Ian Stewart, L OBP: 0.349, SLG: 0.590 (5, 7)										2	0	0	0	0	0	2						
<b>Inning Stats</b>	R: 0 E: 0 K: 1 S: 5	H: 0 LOB: 1 BB: 1 P: 10	R: 2 E: 1 K: 1 S: 8	H: 2 LOB: 2 BB: 1 P: 13	R: 0 E: 0 K: 0 S: 3	H: 0 LOB: 0 BB: 0 P: 3	R: 1 E: 0 K: 0 S: 4	H: 1 LOB: 1 BB: 1 P: 8	R: 0 E: 0 K: 1 S: 5	H: 0 LOB: 0 BB: 0 P: 5	R: 2 E: 0 K: 0 S: 6	H: 3 LOB: 2 BB: 1 P: 10	R: 3 E: 0 K: 0 S: 8	H: 3 LOB: 0 BB: 0 P: 10	R: 0 E: 0 K: 1 S: 3	H: 0 LOB: 1 BB: 0 P: 8		R: 0 E: 0 K: 1 S: 5	H: 0 LOB: 1 BB: 0 P: 7	1B: 7 2B: 1 3B: 0 HR: 1	SF: 0 SAC: 1 DP: 0 HBP: 1	WP: 0 PA: 43 PB: 0 SB: 6 CS: 0
<b>PITCHER</b>	IP WLS BF H R ER SO BB IBB HBP BLK WP HR S P ERA WHIP	2.0 11 2 2 1 2 2 0 0 0 0 0 0 13 23 4.50 2.000	0.2 2 0 0 0 0 0 0 0 0 0 0 0 2 2 0.00 0.000	0.1 W 1 0 0 0 0 0 0 0 0 0 0 1 1 0.00 0.000	2.0 H 8 1 1 1 1 1 0 0 0 0 9 13 4.50 1.000	1.0 7 3 2 2 0 1 0 0 0 0 0 6 10 18.00 4.000	1.0 6 3 3 3 0 0 0 0 0 0 0 0 1 8 10 27.00 3.000	1.0 H 4 0 0 0 0 1 0 0 0 0 0 3 8 0.00 1.000	1.0 S 4 0 0 0 0 1 0 0 0 1 0 5 7 0.00 0.000													
32 Mike Stanton, L ERA: 6.75																						
54 David Patton, R ERA: 0.93																						
44 Chad Fox, R ERA: 1.93																						

AB	36
R	8
H	9
RBI	8
BB	5
SO	4
LOB	19



Batter	1	2	3	4	5	6	7	8	9	AB	R	H	RBI	BB	SO	LOB	BOTTOM					
12 Alfonso Soriano, R OBP: 0.397, SLG: 0.627 6 Micah Hoffpauir, L OBP: 0.342, SLG: 0.563	0-0 1B	4-0 1-2 BB		4-0 2 CS BB	0-0 1-H 3-H 2B		0-0 2B			2	0	2	2	2	0	0	<b>Colorado Rockies @ Chicago Cubs</b> Hohokam Park, Mesa, AZ Tue Mar 24 2009, 4:05 PM EDT Att: 13,289 - Sunny - 69 F					
2 Ryan Theriot, R OBP: 0.500, SLG: 0.532 59 Andrés Blanco, S OBP: 0.333, SLG: 0.400	0-0 25 1B 2B	0-0 F8		4-0 25 BB BB	0-0 G6-3		0-3 K2-3			3	1	1	0	1	0	3						
25 Derek Lee, R OBP: 0.306, SLG: 0.398 29 Jeff Samardzija, R (8, 1)	0-0 21 1B 16 SF8 1B		0-0 F8	4-0 1-2 BB	0-0 F9		0-3 K2-3			3	1	1	1	1	0	1						
32 Mike Stanton, L ERA: 6.75 54 David Patton, R ERA: 0.93 44 Chad Fox, R ERA: 1.93										0	0	0	0	0	0	0						
21 Milton Bradley, S OBP: 0.500, SLG: 0.800 4 Joey Gathright, L OBP: 0.353, SLG: 0.275	0-0 1-3 1B		1-0 HR	0-0 F8		0-0 16 G6-3 9 3B 2B		0-0 94 G6-4-3 1B		4	1	3	1	0	0	2						
16 Aramis Ramirez, R OBP: 0.386, SLG: 0.526 94 Nate Samson, R (7, 4)	0-0 SF8		0-0 G6-3	0-3 K		0-0 G6-3		0-0 G6-4-3		1	1	1	0	0	0	0						
9 Reed Johnson, R OBP: 0.367, SLG: 0.518 (7, 9)	0-0 G3		0-0 E6 18 2B		4-0 18 BB 99 1B BB		0-0 18 SF9 3B		4-0 BB	3	3	1	1	2	0	1						
18 Geovany Soto, R OBP: 0.533, SLG: 0.444 15 Mark Johnson, L OBP: 0.316, SLG: 0.294		0-3 K	0-0 1-H 2B		4-0 99 1B 12 2B BB		0-0 SF9		0-0 F8	2	1	1	2	1	1	0						
7 Aaron Miles, S OBP: 0.340, SLG: 0.319 36 Randy Wells, R (4, 1)		0-0 L8		4-0 BB		0-0 12 2B 1B		0-0 G4-3		1	0	0	0	1	0	0						
99 So Taguchi, R OBP: 0.386, SLG: 0.361 (6, 7)										2	1	1	1	0	0	1						
Chad Gaudin, R ERA: 10.03 Paul Shatter, L OBP: 0.346, SLG: 0.516 48 Neal Cotts, L (3, 1)		0-0 12 BB 1B		0-3 K		0-0 F7		0-0 F9		0	0	0	0	0	0	0						
63 Kevin Gregg, R ERA: 3.52 53 Estaban German, R OBP: 0.450, SLG: 0.230 (7, 5)										0	0	0	0	0	0	0						
<b>Inning Stats</b>	R: 2 E: 0 K: 0 S: 6	H: 4 LOB: 1 BB: 0 P: 6	R: 0 E: 0 K: 1 S: 6	H: 1 LOB: 1 BB: 1 P: 10	R: 2 E: 1 K: 1 S: 8	H: 2 LOB: 2 BB: 1 P: 13	R: 0 E: 0 K: 1 S: 4	H: 0 LOB: 2 BB: 3 P: 16	R: 3 E: 0 K: 0 S: 5	H: 2 LOB: 1 BB: 2 P: 13	R: 2 E: 0 K: 2 S: 8	H: 2 LOB: 1 BB: 0 P: 8	R: 0 E: 0 K: 0 S: 3	H: 1 LOB: 1 BB: 1 P: 7	R: 0 E: 0 K: 1 S: 3	H: 1 LOB: 1 BB: 1 P: 7		1B: 6 2B: 5 3B: 1 HR: 1	SF: 2 SAC: 0 DP: 1 HBP: 0	WP: 0 PA: 43 PB: 0 SB: 0 CS: 1		
<b>PITCHER</b>	IP WLS BF H R ER SO BB IBB HBP BLK WP HR S P ERA WHIP	3.0 L 18 7 4 3 2 2 0 0 0 0 0 4 16 9.00 3.000	1.0 5 0 0 0 0 1 3 0 0 0 0 0 4 16 0.00 3.000	1.0 7 2 3 3 0 2 2 0 0 0 0 0 5 13 27.00 4.000	1.0 5 2 2 2 0 0 0 0 0 0 0 0 5 5 18.00 2.000	1.0 4 1 0 0 0 2 0 0 0 0 0 0 8 8 0.00 1.000																
32 Glendon Rusch, L ERA: 1.93																						

AB	33
R	9
H	13
RBI	9
BB	8
SO	5
LOB	19





Batter	1	2	3	4	5	6	7	8	9	AB	R	H	RBI	BB	SO	LOB	TOP						
24 Dexter Fowler, S OBP: 0.370, SLG: 0.438										4	1	1	0	1	1	1	<b>Colorado Rockies @ Los Angeles Angels</b> Tempe Diablo Stadium, Tempe, AZ Wed Mar 25 2009, 4:05 PM EDT Att: 3,151 - Sunny - 76 F						
19 Ryan Spillborghs, R OBP: 0.462, SLG: 0.816										3	1	1	1	0	1	1							
22 Scott Podsednik, L OBP: 0.386, SLG: 0.343										1	0	0	0	1	0	0							
14 Matt Murton, R OBP: 0.358, SLG: 0.469										5	2	1	1	0	0	1							
10 Jeff Baker, R OBP: 0.370, SLG: 0.654										4	4	4	4	0	0	0							
15 Edwin Bellorin, R OBP: 0.276, SLG: 0.313										1	0	0	0	0	0	1							
8 Yorvit Torrealba, R OBP: 0.333, SLG: 0.600										3	2	2	3	1	0	0							
Kenny Perez, S										0	0	0	0	1	0	0							
40 Daniel Ortmeier, S OBP: 0.385, SLG: 0.587										4	1	2	1	0	1	1							
37 Dayton Buller, R										1	0	0	0	0	0	1							
12 Clint Barmes, R OBP: 0.294, SLG: 0.429										4	0	1	1	0	0	1	<b>AB 39</b> <b>R 11</b> <b>H 14</b> <b>RBI 11</b> <b>BB 4</b> <b>SO 6</b> <b>LOB 11</b>						
Mike McCoy, R OBP: 0.600, SLG: 0.333										1	0	0	0	0	0	0							
62 Christian Colonel, R OBP: 0.309, SLG: 0.367										4	0	1	0	0	1	1							
6 Omar Quintanilla, L OBP: 0.358, SLG: 0.458										4	0	1	0	0	2	3							
Warren Schaeffer, R										0	0	0	0	0	0	0							
<b>Inning Stats</b>	R: 2 E: 0 K: 2 S: 9	H: 2 LOB: 0 BB: 0 P: 10	R: 0 E: 0 K: 0 S: 4	H: 1 LOB: 1 BB: 0 P: 5	R: 3 E: 1 K: 0 S: 7	H: 2 LOB: 0 BB: 1 P: 13	R: 0 E: 0 K: 0 S: 4	H: 1 LOB: 0 BB: 0 P: 4	R: 4 E: 0 K: 1 S: 10	H: 4 LOB: 0 BB: 0 P: 11	R: 0 E: 0 K: 1 S: 5	H: 0 LOB: 0 BB: 0 P: 5	R: 2 E: 0 K: 2 S: 11	H: 4 LOB: 2 BB: 0 P: 13	R: 0 E: 0 K: 0 S: 2	H: 0 LOB: 1 BB: 2 P: 10		R: 0 E: 0 K: 0 S: 2	H: 0 LOB: 0 BB: 1 P: 6	1B: 6 2B: 3 3B: 1 HR: 4	SF: 0 SAC: 0 DP: 2 HBP: 0	WP: 3 PB: 0 SB: 1 CS: 1	PA: 43
<b>PITCHER</b>	IP	WLS	BF	H	R	ER	SO	BB	IBB	HBP	BLK	WP	HR	S	P	ERA		WHIP					
36 Jered Weaver, R ERA: 7.94	4.1	W	21	7	6	5	2	1	0	0	0	1	2	27	35	10.38		1.846					
87 David Herndon, R ERA: 5.23	0.2		5	3	3	3	1	0	0	0	0	0	0	7	8	40.50		4.500					
62 Scot Shields, R ERA: 3.0	1.0		3	0	0	0	1	0	0	0	0	0	0	5	5	0.00		0.000					
66 Jose Arredondo, R ERA: 2.57	1.0		7	4	2	2	2	0	0	0	0	1	1	11	13	18.00	4.000						
52 Jason Bulger, R ERA: 4.5	1.0		4	0	0	0	0	2	0	0	0	0	0	2	10	0.00	2.000						
83 Mason Tobin, R ERA:	1.0		3	0	0	0	0	1	0	0	0	0	0	2	6	0.00	1.000						

Batter	1	2	3	4	5	6	7	8	9	AB	R	H	RBI	BB	SO	LOB	BOTTOM				
Chone Figgins, S OBP: 0.400, SLG: 0.467										2	2	1	1	2	0	0	<b>Colorado Rockies @ Los Angeles Angels</b> Tempe Diablo Stadium, Tempe, AZ Wed Mar 25 2009, 4:05 PM EDT Att: 3,151 - Sunny - 76 F				
77 Reggie Willits, S OBP: 0.452, SLG: 0.440										2	0	1	1	0	0	1					
47 Howie Kendrick, R OBP: 0.405, SLG: 0.513										4	2	2	2	0	1	2					
18 Sean Rodriguez, R OBP: 0.386, SLG: 0.538										2	1	2	2	0	0	0					
53 Bobby Abreu, L OBP: 0.400, SLG: 0.563										4	0	2	4	0	0	0					
46 Bobby Wilson, R OBP: 0.344, SLG: 0.357										1	0	0	0	1	0	1					
27 Vladimir Guerrero, R OBP: 0.297, SLG: 0.333										4	1	1	0	0	1	2					
18 Coby Smith, R OBP: 0.500, SLG: 0.750										1	0	0	0	0	1	1					
48 Tori Hunter, R OBP: 0.259, SLG: 0.333										0	0	0	0	0	0	0					
9 Tyler Johnson, R										0	0	0	0	0	0	0					
24 Gary Matthews, S OBP: 0.480, SLG: 0.800										3	2	0	0	2	1	1					
9 Tyler Johnson, R										0	0	0	0	0	0	0					
8 Kendrys Morales, S OBP: 0.407, SLG: 0.618										3	2	1	0	0	0	0					
13 Maicer Izturis, S OBP: 0.407, SLG: 0.500										2	0	0	0	0	0	0					
20 Juan Rivera, R OBP: 0.298, SLG: 0.349										3	2	2	4	0	0	0					
44 Mike Napoli, R OBP: 0.324, SLG: 0.400										2	0	0	0	0	1	0					
5 Jeff Mathis, R OBP: 0.409, SLG: 0.784										2	2	0	0	1	0	1					
39 Robb Quinlan, R OBP: 0.417, SLG: 0.688										2	1	1	0	0	1	0					
43 Matthew Brown, R OBP: 0.591, SLG: 0.861										0	0	0	0	0	0	0					
2 Erick Aybar, S OBP: 0.452, SLG: 0.722										5	3	4	3	0	0	1					
<b>Inning Stats</b>	R: 0 E: 0 K: 0 S: 3	H: 0 LOB: 0 BB: 0 P: 3	R: 7 E: 0 K: 0 S: 9	H: 6 LOB: 1 BB: 2 P: 17	R: 1 E: 1 K: 1 S: 7	H: 1 LOB: 2 BB: 1 P: 11	R: 7 E: 0 K: 1 S: 11	H: 6 LOB: 1 BB: 2 P: 20	R: 0 E: 0 K: 1 S: 5	H: 0 LOB: 0 BB: 0 P: 5	R: 2 E: 0 K: 1 S: 7	H: 3 LOB: 1 BB: 1 P: 13	R: 0 E: 0 K: 1 S: 5	H: 0 LOB: 0 BB: 0 P: 5	R: 1 E: 0 K: 1 S: 7	H: 2 LOB: 1 BB: 0 P: 7	1B: 9 2B: 6 3B: 2 HR: 1	SF: 0 SAC: 0 DP: 0 HBP: 0	WP: 1 PB: 0 SB: 1 CS: 0	PA: 48	
<b>PITCHER</b>	IP	WLS	BF	H	R	ER	SO	BB	IBB	HBP	BLK	WP	HR	S	P	ERA	WHIP				
21 Jason Marquis, R ERA: 14.14	3.1	L	25	10	12	11	1	4	0	0	0	0	0	7	11	29.70	4.200				
Adam Bright, L ERA: 40.5	0.2		6	3	3	3	1	1	0	0	0	0	0	7	11	40.50	6.000				
52 Juan Morillo, R ERA: 3.86	1.2		8	3	2	2	1	1	0	0	0	0	1	9	15	10.80	2.400				
34 Matt Belisle, R ERA: 1.23	1.1		4	0	0	0	2	0	0	0	0	0	0	8	8	0.00	0.000				
Scott Munter, R ERA: 9.0	1.0		5	2	1	1	1	0	0	0	0	0	0	7	7	9.00	2.000				



Batter	1	2	3	4	5	6	7	8	9	AB	R	H	RBI	BB	SO	LOB	TOP								
75 Xavier Paul, L OBP: 0.419, SLG: 0.600	F7		K	K			K	K		4	1	1	3	1	2	2	<b>Los Angeles Dodgers @ Colorado Rockies</b> <b>US West Sports Complex, Hi Corbett Field, Tucson, AZ</b> Thu Mar 26 2009, 4:10 PM EDT Att: 6,261 - Sunny - 72 F								
12 Brad Ausmus, R OBP: 0.450, SLG: 0.529 Jovanny Rosario, S OBP: 1.000, SLG: 1.500	E5		G5-3	G5-3			SH1-3			3	0	0	0	0	0	2									
7 James Loney, L OBP: 0.284, SLG: 0.266	P6				K					5	2	2	2	0	1	2									
27 Matt Kemp, R OBP: 0.292, SLG: 0.452	F8				L5					5	0	1	0	0	0	2									
33 Blake DeWitt, L OBP: 0.345, SLG: 0.389		K			K					4	1	2	2	0	2	0									
17 Jason Repko, R OBP: 0.325, SLG: 0.314 57 Scott Elbert, L	K									2	0	0	0	0	1	2									
26 Eric Milton, L OBP: 0.500, SLG: 0.500 38 Ramon Troncoso, R 61 Brian Mazono, L	K									2	0	1	0	0	0	0									
60 Chin-Lung Hu, R OBP: 0.311, SLG: 0.395	G4-3									4	1	1	0	0	0	4									
14 Juan Castro, R OBP: 0.449, SLG: 0.630										4	1	2	1	0	0	1									
52 James McDonald, L OBP: 1.000, SLG: 1.000 76 Doug Mientkiewicz, L OBP: 0.353, SLG: 0.690										1	0	1	0	0	0	0									
28 Danny Ardoin, R OBP: 0.667, SLG: 0.778										2	2	1	0	1	0	1									
										0	0	0	0	0	0	0									
<b>Inning Stats</b>	R: 0 E: 1 K: 0 S: 4	H: 0 LOB: 1 BB: 0 P: 4	R: 0 E: 0 K: 2 S: 7	H: 0 LOB: 0 BB: 0 P: 7	R: 0 E: 0 K: 1 S: 6	H: 1 LOB: 1 BB: 0 P: 6	R: 5 E: 0 K: 0 S: 8	H: 5 LOB: 1 BB: 1 P: 12	R: 0 E: 0 K: 2 S: 7	H: 0 LOB: 0 BB: 0 P: 7	R: 0 E: 0 K: 0 S: 3	H: 1 LOB: 0 BB: 0 P: 3	R: 3 E: 0 K: 0 S: 7	H: 4 LOB: 2 BB: 1 P: 11	R: 0 E: 0 K: 1 S: 5	H: 1 LOB: 1 BB: 0 P: 5		R: 0 E: 0 K: 0 S: 3	H: 1 LOB: 0 BB: 0 P: 4	1B: 10 2B: 3 3B: 1 HR: 0	SF: 0 SAC: 1 DP: 2 HBP: 0	WP: 0 PB: 0 SB: 0 CS: 2	PA: 40		
<b>PITCHER</b>	IP WLS BF H R ER SO BB IBB HBP BLK WP HR S P ERA WHIP	IP WLS BF H R ER SO BB IBB HBP BLK WP HR S P ERA WHIP	IP WLS BF H R ER SO BB IBB HBP BLK WP HR S P ERA WHIP	IP WLS BF H R ER SO BB IBB HBP BLK WP HR S P ERA WHIP	IP WLS BF H R ER SO BB IBB HBP BLK WP HR S P ERA WHIP	IP WLS BF H R ER SO BB IBB HBP BLK WP HR S P ERA WHIP	IP WLS BF H R ER SO BB IBB HBP BLK WP HR S P ERA WHIP	IP WLS BF H R ER SO BB IBB HBP BLK WP HR S P ERA WHIP	IP WLS BF H R ER SO BB IBB HBP BLK WP HR S P ERA WHIP	IP WLS BF H R ER SO BB IBB HBP BLK WP HR S P ERA WHIP	IP WLS BF H R ER SO BB IBB HBP BLK WP HR S P ERA WHIP	IP WLS BF H R ER SO BB IBB HBP BLK WP HR S P ERA WHIP	IP WLS BF H R ER SO BB IBB HBP BLK WP HR S P ERA WHIP	IP WLS BF H R ER SO BB IBB HBP BLK WP HR S P ERA WHIP	IP WLS BF H R ER SO BB IBB HBP BLK WP HR S P ERA WHIP	IP WLS BF H R ER SO BB IBB HBP BLK WP HR S P ERA WHIP	IP WLS BF H R ER SO BB IBB HBP BLK WP HR S P ERA WHIP	IP WLS BF H R ER SO BB IBB HBP BLK WP HR S P ERA WHIP	IP WLS BF H R ER SO BB IBB HBP BLK WP HR S P ERA WHIP	IP WLS BF H R ER SO BB IBB HBP BLK WP HR S P ERA WHIP	IP WLS BF H R ER SO BB IBB HBP BLK WP HR S P ERA WHIP	IP WLS BF H R ER SO BB IBB HBP BLK WP HR S P ERA WHIP	IP WLS BF H R ER SO BB IBB HBP BLK WP HR S P ERA WHIP	IP WLS BF H R ER SO BB IBB HBP BLK WP HR S P ERA WHIP	IP WLS BF H R ER SO BB IBB HBP BLK WP HR S P ERA WHIP

AB	37
R	8
H	13
RBI	8
BB	2
SO	6
LOB	16



Batter	1	2	3	4	5	6	7	8	9	AB	R	H	RBI	BB	SO	LOB	BOTTOM									
24 Dexter Fowler, S OBP: 0.356, SLG: 0.415	K	F7			B3	G5-3				5	0	1	0	0	1	1	<b>Los Angeles Dodgers @ Colorado Rockies</b> <b>US West Sports Complex, Hi Corbett Field, Tucson, AZ</b> Thu Mar 26 2009, 4:10 PM EDT Att: 6,261 - Sunny - 72 F									
7 Seth Smith, L OBP: 0.380, SLG: 0.535										3	2	1	0	2	0	1										
17 Todd Helton, L OBP: 0.500, SLG: 0.962										3	2	3	2	2	0	0										
10 Jeff Baker, R OBP: 0.375, SLG: 0.645										5	2	2	0	0	1	5										
9 Ian Stewart, L OBP: 0.375, SLG: 0.610										2	0	1	2	1	1	0										
2 Troy Tulowitzki, R OBP: 0.500, SLG: 0.389 14 Matt Murton, R OBP: 0.350, SLG: 0.460 37 Ryan Speier, R 16 Huston Street, R 40 Daniel Ortmeier, S OBP: 0.396, SLG: 0.587										3	0	0	1	0	2	5										
20 Chris Iannetta, R OBP: 0.500, SLG: 0.500										4	0	2	1	1	0	2										
22 Scott Podsednik, L OBP: 0.367, SLG: 0.308										4	0	0	0	0	0	5										
29 Jorge De La Rosa, L 1 Jonathan Herrera, S OBP: 0.465, SLG: 0.333										1	0	0	0	0	0	2										
										2	0	0	0	0	0	1										
<b>Inning Stats</b>	R: 0 E: 0 K: 3 S: 9	H: 0 LOB: 3 BB: 2 P: 18	R: 0 E: 0 K: 0 S: 4	H: 1 LOB: 1 BB: 0 P: 4	R: 0 E: 0 K: 0 S: 3	H: 1 LOB: 0 BB: 0 P: 3	R: 0 E: 0 K: 1 S: 5	H: 0 LOB: 2 BB: 2 P: 13	R: 3 E: 0 K: 0 S: 6	H: 3 LOB: 1 BB: 1 P: 10	R: 0 E: 0 K: 0 S: 2	H: 0 LOB: 0 BB: 0 P: 3	R: 3 E: 0 K: 0 S: 7	H: 4 LOB: 1 BB: 0 P: 7	R: 0 E: 0 K: 0 S: 4	H: 1 LOB: 2 BB: 1 P: 9		R: 0 E: 0 K: 1 S: 5	H: 0 LOB: 1 BB: 0 P: 6	1B: 5 2B: 4 3B: 1 HR: 0	SF: 1 SAC: 1 DP: 2 HBP: 3	WP: 0 PB: 0 SB: 1 CS: 0	PA: 44			
<b>PITCHER</b>	IP WLS BF H R ER SO BB IBB HBP BLK WP HR S P ERA WHIP	IP WLS BF H R ER SO BB IBB HBP BLK WP HR S P ERA WHIP	IP WLS BF H R ER SO BB IBB HBP BLK WP HR S P ERA WHIP	IP WLS BF H R ER SO BB IBB HBP BLK WP HR S P ERA WHIP	IP WLS BF H R ER SO BB IBB HBP BLK WP HR S P ERA WHIP	IP WLS BF H R ER SO BB IBB HBP BLK WP HR S P ERA WHIP	IP WLS BF H R ER SO BB IBB HBP BLK WP HR S P ERA WHIP	IP WLS BF H R ER SO BB IBB HBP BLK WP HR S P ERA WHIP	IP WLS BF H R ER SO BB IBB HBP BLK WP HR S P ERA WHIP	IP WLS BF H R ER SO BB IBB HBP BLK WP HR S P ERA WHIP	IP WLS BF H R ER SO BB IBB HBP BLK WP HR S P ERA WHIP	IP WLS BF H R ER SO BB IBB HBP BLK WP HR S P ERA WHIP	IP WLS BF H R ER SO BB IBB HBP BLK WP HR S P ERA WHIP	IP WLS BF H R ER SO BB IBB HBP BLK WP HR S P ERA WHIP	IP WLS BF H R ER SO BB IBB HBP BLK WP HR S P ERA WHIP	IP WLS BF H R ER SO BB IBB HBP BLK WP HR S P ERA WHIP		IP WLS BF H R ER SO BB IBB HBP BLK WP HR S P ERA WHIP	IP WLS BF H R ER SO BB IBB HBP BLK WP HR S P ERA WHIP	IP WLS BF H R ER SO BB IBB HBP BLK WP HR S P ERA WHIP	IP WLS BF H R ER SO BB IBB HBP BLK WP HR S P ERA WHIP	IP WLS BF H R ER SO BB IBB HBP BLK WP HR S P ERA WHIP	IP WLS BF H R ER SO BB IBB HBP BLK WP HR S P ERA WHIP	IP WLS BF H R ER SO BB IBB HBP BLK WP HR S P ERA WHIP	IP WLS BF H R ER SO BB IBB HBP BLK WP HR S P ERA WHIP	IP WLS BF H R ER SO BB IBB HBP BLK WP HR S P ERA WHIP





Batter	1	2	3	4	5	6	7	8	9	AB	R	H	RBI	BB	SO	LOB	TOP										
22 Scott Podsednik, L OBP: 0.352, SLG: 0.279 (1, 8)	G4-3	G1-4-3				G4-3		G3-1		4	0	0	0	1	0	1											
2 Troy Tulowitzki, R OBP: 0.295, SLG: 0.390 6 Omar Quintanilla, L OBP: 0.352, SLG: 0.449 (1, 6)										2	1	1	0	2	0	2											
14 Matt Murton, R OBP: 0.368, SLG: 0.462 7 Seth Smith, L OBP: 0.365, SLG: 0.511 (6, PH)	1B									2	2	1	0	1	0	1											
20 Chris Iannetta, R OBP: 0.579, SLG: 0.500 (1, 10)	1B									2	2	0	0	0	1	1											
9 Ian Stewart, L OBP: 0.385, SLG: 0.659 (1, 7)										2	3	1	0	3	0	0											
22 Tomas Perez, S (7, 5)										3	1	1	2	0	1	4											
62 Christian Colonel, R OBP: 0.310, SLG: 0.431 24 Dexter Fowler, S OBP: 0.350, SLG: 0.497 (1, 5)										0	0	0	0	0	0	0											
50 Sal Fasano, R OBP: 0.333, SLG: 0.667 39 Paul Phillips, R OBP: 0.316, SLG: 0.438 (7, 2)	HR									2	2	1	5	0	0	0											
15 Edwin Bellorin, R OBP: 0.273, SLG: 0.263 (1, 3)										3	0	0	0	1	1	3											
1 Jonathan Herrera, S OBP: 0.390, SLG: 0.303 (1, 4)										3	0	0	0	0	0	2											
<b>Inning Stats</b>	R: 4 E: 0 K: 2 S: 10	H: 3 LOB: 0 BB: 1 P: 14	R: 0 E: 0 K: 0 S: 2	H: 0 LOB: 0 BB: 1 P: 6	R: 2 E: 0 K: 0 S: 4	H: 1 LOB: 2 BB: 2 P: 13	R: 0 E: 0 K: 0 S: 2	H: 0 LOB: 1 BB: 2 P: 11	R: 2 E: 0 K: 1 S: 8	H: 1 LOB: 0 BB: 1 P: 14	R: 0 E: 0 K: 1 S: 5	H: 0 LOB: 1 BB: 1 P: 9	R: 0 E: 0 K: 0 S: 3	H: 1 LOB: 0 BB: 0 P: 3	R: 0 E: 0 K: 0 S: 4	H: 1 LOB: 1 BB: 0 P: 4	R: 0 E: 0 K: 1 S: 5	H: 0 LOB: 0 BB: 5 P: 5	1B: 5 2B: 0 3B: 0 HR: 2	SF: 1 SAC: 0 DP: 3 HBP: 2	WP: 0 PB: 0 SB: 0 CS: 0	PA: 41					
<b>PITCHER</b>	IP	WLS	BF	H	R	ER	SO	BB	IBB	HBP	BLK	WP	HR	S	P	ERA	WHIP										
45 Erik Bedard, L ERA: 5.56 (1, 1)	3.0	L	17	4	6	6	2	4	0	1	0	0	1	16	33	18.00	2.667										
35 Brandon Morrow, R ERA: 15.0 (4, 1)	1.0		6	1	2	2	0	3	0	1	0	0	1	5	20	18.00	4.000										
67 Jesus Delgado, R ERA: 5.87 (5, 1)	2.0		7	0	0	0	2	1	0	0	0	0	0	10	14	0.00	0.500										
66 Shawn Kelley, R ERA: 5.4 (7, 1)	2.0		7	2	0	0	0	0	0	0	0	0	0	7	7	0.00	1.000										
49 Garrett Olson, L ERA: 11.57 (9, 1)	1.0		3	0	0	0	1	0	0	0	0	0	0	5	5	0.00	0.000										

Colorado Rockies @ Seattle Mariners  
Peoria Stadium, Peoria, AZ  
Fri Mar 27 2009, 4:05 PM EDT  
Att: 8,443 - Sunny - 67 F

AB	29
R	8
H	7
RBI	8
BB	8
SO	5
LOB	15



Batter	1	2	3	4	5	6	7	8	9	AB	R	H	RBI	BB	SO	LOB	BOTTOM										
51 Ichiro Suzuki, L OBP: 0.500, SLG: 0.500 25 Wladimir Balentien, R OBP: 0.404, SLG: 0.630 (1, 9)	L4									3	1	1	0	0	0	1											
3 Ronny Cedeno, R OBP: 0.333, SLG: 0.400 (1, 4)										5	0	2	0	0	1	4											
24 Ken Griffey Jr., L OBP: 0.368, SLG: 0.438 9 Jeff Clement, L OBP: 0.362, SLG: 0.300 (1, 10)	2B									4	0	1	2	0	1	2											
29 Adrian Beltré, R OBP: 0.333, SLG: 0.367 12 Michael Morse, R OBP: 0.352, SLG: 0.383 (1, 5)										4	0	1	0	0	0	0											
13 Chris Shelton, R OBP: 0.556, SLG: 0.761 (1, 3)										3	0	1	0	1	0	0											
2 Kenji Johjima, R OBP: 0.800, SLG: 1.000 15 Jamie Burke, R OBP: 0.176, SLG: 0.125 (1, 2)										2	0	2	0	0	0	0											
21 Franklin Gutierrez, R OBP: 0.356, SLG: 0.353 61 Mike Wilson, R OBP: 0.304, SLG: 0.646 (1, 8)										2	0	0	0	0	1	3											
7 Yuniesky Betancourt, R OBP: 0.372, SLG: 0.628 Reeque Corona, S OBP: 0.296, SLG: 0.333 (1, 6)										3	0	1	1	0	0	3											
10 Endy Chavez, L OBP: 0.381, SLG: 0.471 (6, 8)										3	1	0	0	1	0	2											
<b>Inning Stats</b>	R: 0 E: 0 K: 1 S: 6	H: 1 LOB: 1 BB: 0 P: 6	R: 0 E: 0 K: 1 S: 6	H: 2 LOB: 0 BB: 0 P: 6	R: 1 E: 0 K: 0 S: 4	H: 1 LOB: 1 BB: 1 P: 8	R: 0 E: 0 K: 0 S: 4	H: 1 LOB: 1 BB: 0 P: 4	R: 1 E: 0 K: 1 S: 8	H: 3 LOB: 3 BB: 1 P: 12	R: 0 E: 0 K: 0 S: 3	H: 0 LOB: 1 BB: 1 P: 7	R: 0 E: 0 K: 0 S: 3	H: 0 LOB: 0 BB: 0 P: 3	R: 0 E: 0 K: 0 S: 4	H: 1 LOB: 1 BB: 0 P: 4	1B: 9 2B: 3 3B: 0 HR: 0	SF: 0 SAC: 0 DP: 1 HBP: 0	WP: 0 PB: 0 SB: 0 CS: 0	PA: 40							
<b>PITCHER</b>	IP	WLS	BF	H	R	ER	SO	BB	IBB	HBP	BLK	WP	HR	S	P	ERA	WHIP										
28 Aaron Cook, R ERA: 2.55 (1, 1)	5.2	W	27	10	3	3	2	1	0	0	0	0	0	3	7	0.00	3.000										
66 Matt Daley, R ERA: 1.8 (6, 1)	0.1		2	0	0	0	1	1	0	0	0	0	0	3	7	0.00	3.000										
52 Juan Morillo, R ERA: 3.55 (7, 1)	1.0		4	0	0	0	0	1	0	0	0	0	0	3	7	0.00	1.000										
Damian Moss, L ERA (8, 1)	1.0		3	0	0	0	0	0	0	0	0	0	0	3	3	0.00	0.000										
60 Manny Corpas, R ERA: 1.13 (9, 1)	1.0		4	1	0	0	0	0	0	0	0	0	0	4	4	0.00	1.000										

Colorado Rockies @ Seattle Mariners  
Peoria Stadium, Peoria, AZ  
Fri Mar 27 2009, 4:05 PM EDT  
Att: 8,443 - Sunny - 67 F

AB	37
R	3
H	11
RBI	3
BB	3
SO	3
LOB	20





Batter	1	2	3	4	5	6	7	8	9	AB	R	H	RBI	BB	SO	LOB	TOP										
7 Aaron Miles, S OBP: 0.387, SLG: 0.375 Marwin Gonzalez, S (8, 4)	0-0 9 BB HBP 1B	0-3 K		0-0 6 HR 1B	0-0 1 G3 1B		0-0 G4-3			5	2	3	1	0	1	1	<b>Chicago Cubs @ Colorado Rockies</b> US West Sports Complex, Hi Corbett Field, Tucson, AZ Sat Mar 28 2009, 4:10 PM EDT Att: 8,622 - Sunny - 72 F										
1 Kosuke Fukudome, L OBP: 0.333, SLG: 0.143 99 So Taguchi, R (8, 7)	4-0 9 HBP 17 BB BB	0-0 P5		4-0 6 HR BB	0-0 G3			0-0 G1-3		3	1	0	0	2	0	2											
6 Micah Hoffpauir, L OBP: 0.345, SLG: 0.605	0-0 F8		0-0 18 BB 17 SF7 2B	0-0 HR				0-0 G3-1		5	2	2	3	0	0	3											
18 Geovany Soto, R OBP: 0.500, SLG: 0.500 Paul Bako, L OBP: 0.400, SLG: 0.515	0-3 K		0-0 9 WP 2-3 1B	0-0 9 BB 2B		0-3 K		0-0 1B		4	0	2	0	0	2	2											
17 Mike Fontenot, L OBP: 0.386, SLG: 0.603 36 Randy Wells, R (8, 1) 22 Kevin Hart, R (8, 1)	4-0 9 HBP 1-2 2-3 BB		0-0 SF7	4-0 9 BB BB		0-0 P5		0-3 K		2	0	0	1	2	1	1											
9 Read Johnson, R OBP: 0.382, SLG: 0.492	1-0 1-2 2-3 3-H HBP		1-0 G6-3	4-0 59 FC4 1-2 2-3 BB		4-0 BB				2	0	0	1	2	0	1											
59 Andrés Blanco, S OBP: 0.321, SLG: 0.367	0-0 G1		0-0 F9	0-0 FC4 1-2		0-0 P5			1-0 F8	4	0	0	0	0	0	8											
4 Joey Gathright, L OBP: 0.356, SLG: 0.244		4-0 7 S BB		0-0 G6-3	0-3 K		0-0 G4-3		0-3 K	4	0	0	0	1	2	1											
46 Ryan Dempster, R OBP: 0.333, SLG: 0.667 56 Brad Snyder, L OBP: 0.370, SLG: 0.609 29 Jeff Samardzija, R (7, 1) 53 Esteban German, R OBP: 0.364, SLG: 0.222		0-3 K		0-0 L4	0-0 7 BB 1B		0-0 G3		2-2 F9	3	1	1	0	0	1	1											
<b>Inning Stats</b>	R: 1 E: 0 K: 1 S: 6	H: 1 LOB: 3 BB: 2 P: 15	R: 0 E: 0 K: 2 S: 7	H: 0 LOB: 1 BB: 1 P: 11	R: 1 E: 0 K: 0 S: 5	H: 2 LOB: 1 BB: 0 P: 6	R: 3 E: 0 K: 0 S: 6	H: 3 LOB: 3 BB: 3 P: 18	R: 1 E: 0 K: 1 S: 7	H: 2 LOB: 1 BB: 1 P: 7	R: 0 E: 0 K: 1 S: 5	H: 0 LOB: 1 BB: 1 P: 9	R: 0 E: 0 K: 0 S: 3	H: 0 LOB: 0 BB: 0 P: 3	R: 0 E: 0 K: 1 S: 6	H: 1 LOB: 1 BB: 0 P: 6		R: 0 E: 0 K: 1 S: 7	H: 0 LOB: 1 BB: 0 P: 10	1B: 5 2B: 2 3B: 1 HR: 1	SF: 1 SAC: 0 DP: 0 HBP: 2	WP: 1 PB: 0 SB: 2 CS: 0	PA: 45				
<b>PITCHER</b>	IP	WLS	BF	H	R	ER	SO	BB	IBB	HBP	BLK	WP	HR	S	P	ERA	WHIP										
38 Ubaldo Jiménez, R ERA: 7.32	4.0		25	6	5	5	3	6	0	1	0	1	1	24	50	11.25	3.000										
46 Franklin Nunez, R ERA: 5.4	0.2		4	2	1	1	1	0	0	0	0	0	0	6	6	13.50	3.000										
32 Glendon Rusch, L ERA:	1.1		5	0	0	0	1	1	0	0	0	0	0	6	10	0.00	0.750										
49 Jason Grilli, R ERA: 7.11	2.0	W	7	1	0	0	1	0	0	0	0	0	0	9	9	0.00	0.500										
16 Huston Street, R ERA: 5.79	1.0		4	0	0	0	1	0	0	1	0	0	0	7	10	0.00	0.000										
<b>Batter</b>	<b>1</b>	<b>2</b>	<b>3</b>	<b>4</b>	<b>5</b>	<b>6</b>	<b>7</b>	<b>8</b>	<b>9</b>	<b>AB</b>	<b>R</b>	<b>H</b>	<b>RBI</b>	<b>BB</b>	<b>SO</b>	<b>LOB</b>	<b>BOTTOM</b>										
19 Ryan Spilborghs, R OBP: 0.456, SLG: 0.813	4-0 7 S 2B BB	1-0 G3		0-3 K			0-0 G6-3	0-0 1B		4	1	1	2	1	1	3	<b>Chicago Cubs @ Colorado Rockies</b> US West Sports Complex, Hi Corbett Field, Tucson, AZ Sat Mar 28 2009, 4:10 PM EDT Att: 8,622 - Sunny - 72 F										
7 Seth Smith, L OBP: 0.388, SLG: 0.560 16 Huston Street, R (9, 1)	1-0 17 BB 1B		0-0 F9		0-3 K			1-1 2-H 3B	0-0 F8	5	2	2	1	0	1	1											
17 Todd Helton, L OBP: 0.519, SLG: 0.931 62 Christian Colón, R OBP: 0.322, SLG: 0.442	0-0 2-H 1B		0-0 1B		0-0 P6			0-0 14 G5-3 10 BB 2 FC5-2 1B	0-0 3-H 1B	3	0	2	1	0	0	0											
27 Garrett Atkins, R OBP: 0.450, SLG: 0.684 10 Jeff Baker, R OBP: 0.394, SLG: 0.656	3-2 HR		0-3 K		0-0 L6			0-0 2 FC5-2 14 G5-3 20 HR 1B	0-0 1-2 1B	3	1	1	1	0	1	0											
9 Ian Stewart, L OBP: 0.400, SLG: 0.674 49 Jason Grilli, R (7, 1) 14 Matt Murton, R OBP: 0.362, SLG: 0.453 22 Scott Podsednik, L OBP: 0.352, SLG: 0.279	0-0 F9			4-0 2 SH5-3 20 BB 1B		0-0 2B		0-0 G5-3	0-0 1-2 2-3 1B	2	1	1	0	1	0	0											
2 Troy Tulowitzki, R OBP: 0.277, SLG: 0.364	0-3 K			0-1 SH5-3		0-0 F9-5		0-0 FC5-2 20 HR	0-0 2-3 3-H 1B	3	1	0	0	0	1	3											
20 Chris Iannetta, R OBP: 0.565, SLG: 0.667		0-0 G6-3		0-0 12 CS 1B		0-0 F9		0-0 1-1 2-H HR	0-0 3-H 1B	4	1	2	4	0	0	0											
12 Clint Barmes, R OBP: 0.327, SLG: 0.453		0-0 19 S 38 SH3-4 1B		0-0 40 WP 1B		0-0 F9		0-0 F9	0-0 24 BB 19 BB 1B	4	1	3	0	0	0	0											
38 Ubaldo Jiménez, R (1, 1) 40 Daniel Ortmeier, S OBP: 0.407, SLG: 0.587 46 Franklin Nunez, R (5, 1) 32 Glendon Rusch, L (5, 1) 24 Dexter Fowler, S OBP: 0.395, SLG: 0.411		0-0 SH3-4		4-0 1B		0-0 BB		0-0 G4-3	0-0 1-2 1B	0	0	0	0	0	0	0											
<b>Inning Stats</b>	R: 3 E: 0 K: 1 S: 9	H: 3 LOB: 0 BB: 1 P: 17	R: 0 E: 0 K: 0 S: 4	H: 1 LOB: 1 BB: 0 P: 5	R: 0 E: 0 K: 1 S: 5	H: 1 LOB: 0 BB: 0 P: 5	R: 1 E: 0 K: 1 S: 7	H: 2 LOB: 2 BB: 2 P: 16	R: 0 E: 0 K: 1 S: 5	H: 0 LOB: 0 BB: 0 P: 5	R: 0 E: 0 K: 0 S: 3	H: 1 LOB: 0 BB: 0 P: 3	R: 0 E: 0 K: 0 S: 3	H: 0 LOB: 0 BB: 0 P: 3	R: 6 E: 0 K: 0 S: 12	H: 7 LOB: 1 BB: 0 P: 16		1B: 9 2B: 3 3B: 2 HR: 2	SF: 0 SAC: 2 DP: 1 HBP: 0	WP: 1 PB: 0 SB: 3 CS: 1	PA: 38						
<b>PITCHER</b>	IP	WLS	BF	H	R	ER	SO	BB	IBB	HBP	BLK	WP	HR	S	P	ERA	WHIP										
46 Ryan Dempster, R ERA: 2.7	6.0		25	8	4	4	4	3	0	0	0	0	0	33	51	6.00	1.833										
29 Jeff Samardzija, R ERA: 9.0	1.0	H	3	0	0	0	0	0	0	0	0	0	0	3	3	0.00	0.000										
36 Randy Wells, R ERA: 7.71	0.2	L	7	5	5	5	0	0	0	0	0	0	1	9	13	67.50	7.500										
22 Kevin Hart, R ERA: 6.75	0.1		3	2	1	1	0	0	0	0	0	0	0	3	3	27.00	6.000										



Batter	1	2	3	4	5	6	7	8	9	AB	R	H	RBI	BB	SO	LOB	TOP											
24 Dexter Fowler, S OBP: 0.358, SLG: 0.450										4	1	2	1	0	1	1												
10 Jeff Baker, R OBP: 0.379, SLG: 0.600 62 Christian Colon, R OBP: 0.317, SLG: 0.434										3	0	0	0	1	0	2												
11 Brad Hawpe, L OBP: 0.500, SLG: 0.563 19 Ryan Spilborghs, R (6, PH) OBP: 0.441, SLG: 0.780										2	1	2	1	1	0	0												
27 Garrett Atkins, R OBP: 0.500, SLG: 0.739 22 Tomas Perez, S										4	1	3	2	0	1	1												
9 Ian Stewart, L OBP: 0.390, SLG: 0.700										4	1	1	2	0	0	3												
40 Daniel Ortmeier, S OBP: 0.379, SLG: 0.540 15 Edwin Bellorin, R OBP: 0.273, SLG: 0.263										4	0	0	0	0	0	3												
5 Carlos González, L OBP: 0.261, SLG: 0.366										4	0	0	0	0	1	1												
8 Yorvit Torrealba, R OBP: 0.325, SLG: 0.564										4	1	1	0	0	2	0												
6 Omar Quintanilla, L OBP: 0.368, SLG: 0.462 1 Jonathan Herrera, S OBP: 0.351, SLG: 0.254										3	1	2	0	0	0	0												
<b>Inning Stats</b>	R: 1 E: 0 K: 0 S: 5	H: 2 LOB: 2 BB: 1 P: 9	R: 0 E: 1 K: 1 S: 6	H: 1 LOB: 3 BB: 0 P: 6	R: 3 E: 1 K: 0 S: 8	H: 3 LOB: 0 BB: 0 P: 9	R: 2 E: 1 K: 1 S: 8	H: 3 LOB: 1 BB: 0 P: 8	R: 0 E: 0 K: 0 S: 3	H: 0 LOB: 0 BB: 0 P: 3	R: 0 E: 0 K: 1 S: 6	H: 1 LOB: 2 BB: 1 P: 10	R: 0 E: 0 K: 1 S: 6	H: 1 LOB: 1 BB: 0 P: 6	R: 0 E: 0 K: 1 S: 5	H: 0 LOB: 0 BB: 0 P: 5	R: 0 E: 0 K: 1 S: 5	H: 0 LOB: 0 BB: 0 P: 5	1B: 6 2B: 4 3B: 0 HR: 1	SF: 1 SAC: 0 DP: 0 HBP: 0	WP: 0 PB: 0 SB: 1 CS: 0	PA: 40						
<b>PITCHER</b>	IP	WLS	BF	H	R	ER	SO	BB	IBB	HBP	BLK	WP	HR	S	P	ERA	WHIP											
39 Sean Gallagher, R ERA: 5.4	(1, 1)	5.0	25	9	6	5	2	1	0	0	0	0	0	1	30	35	9.00	2.000										
48 Michael Wuertz, R ERA: 9.0	(6, 1)	0.2	4	1	0	0	1	1	0	0	0	0	0	0	5	9	0.00	3.000										
71 Andrew Bailey, R ERA:	(6, 1)	1.1	5	1	0	0	1	0	0	0	0	0	0	0	7	7	0.00	0.750										
31 Brad Ziegler, R ERA:	(8, 1)	1.0	3	0	0	0	1	0	0	0	0	0	0	0	5	5	0.00	0.000										
13 Jerry Blevins, L ERA: 9.82	(9, 1)	1.0	W	3	0	0	0	1	0	0	0	0	0	0	5	5	0.00	0.000										

Colorado Rockies @ Oakland Athletics  
Phoenix Municipal Stadium, Phoenix, AZ  
Sun Mar 29 2009, 4:05 PM EDT  
Att: 5,623 - Cloudy - 75 F

AB 37  
R 6  
H 11  
RBI 6  
BB 2  
SO 6  
LOB 13

Batter	1	2	3	4	5	6	7	8	9	AB	R	H	RBI	BB	SO	LOB	BOTTOM										
11 Rajai Davis, R OBP: 0.371, SLG: 0.475										4	1	1	2	0	2	2											
18 Orlando Cabrera, R OBP: 0.368, SLG: 0.533 56 Cliff Pennington, S OBP: 0.377, SLG: 0.471										4	0	1	0	0	0	0											
16 Jason Giambi, L OBP: 0.308, SLG: 0.195 10 Daric Barton, L OBP: 0.448, SLG: 0.704										3	0	0	0	1	1	1											
5 Matt Holliday, R OBP: 0.393, SLG: 0.380 57 Aaron Cunningham, R OBP: 0.370, SLG: 0.523										4	1	2	0	0	0	1											
1 Nomar Garciaparra, R OBP: 0.423, SLG: 0.583										4	1	1	0	0	0	3											
3 Eric Chavez, L OBP: 0.376, SLG: 0.133 22 Jack Hannahan, L OBP: 0.379, SLG: 0.340										2	0	1	1	0	0	1											
14 Mark Ellis, R OBP: 0.227, SLG: 0.200 26 Corey Wimberly, S OBP: 0.280, SLG: 0.227										4	0	0	0	0	0	2											
8 Kurt Suzuki, R OBP: 0.333, SLG: 0.412										3	2	1	0	0	0	1											
19 Chris Denorfia, R OBP: 0.444, SLG: 0.516										2	2	1	2	2	0	0											
<b>Inning Stats</b>	R: 0 E: 0 K: 0 S: 3	H: 0 LOB: 0 BB: 0 P: 3	R: 5 E: 1 K: 0 S: 8	H: 4 LOB: 3 BB: 2 P: 17	R: 0 E: 0 K: 1 S: 6	H: 1 LOB: 2 BB: 1 P: 10	R: 0 E: 0 K: 1 S: 5	H: 0 LOB: 0 BB: 0 P: 5	R: 0 E: 0 K: 0 S: 3	H: 0 LOB: 0 BB: 0 P: 3	R: 0 E: 0 K: 1 S: 6	H: 1 LOB: 1 BB: 0 P: 3	R: 0 E: 0 K: 0 S: 3	H: 0 LOB: 0 BB: 0 P: 3	R: 2 E: 0 K: 0 S: 2	H: 2 LOB: 0 BB: 0 P: 2	1B: 6 2B: 1 3B: 0 HR: 1	SF: 0 SAC: 0 DP: 0 HBP: 1	WP: 0 PB: 0 SB: 0 CS: 1	PA: 36							
<b>PITCHER</b>	IP	WLS	BF	H	R	ER	SO	BB	IBB	HBP	BLK	WP	HR	S	P	ERA	WHIP										
23 Greg Smith, L ERA: 10.24	(1, 1)	1.2	12	3	5	3	0	2	0	1	0	0	0	9	18	16.20	3.000										
66 Matt Daley, R ERA: 1.42	(2, 1)	1.1	7	2	0	0	1	1	0	0	0	0	0	8	12	0.00	2.250										
56 Franklin Morales, L ERA: 4.3	(4, 1)	5.0	L	17	3	2	2	0	0	0	0	0	1	21	21	3.60	0.600										

Colorado Rockies @ Oakland Athletics  
Phoenix Municipal Stadium, Phoenix, AZ  
Sun Mar 29 2009, 4:05 PM EDT  
Att: 5,623 - Cloudy - 75 F

AB 32  
R 7  
H 8  
RBI 5  
BB 3  
SO 3  
LOB 11













Batter	1	2	3	4	5	6	7	8	9	AB	R	H	RBI	BB	SO	LOB	TOP										
24 Dexter Fowler, S OBP: 0.359, SLG: 0.471	0-0 2B		0-0 E6		0-3 K			0-0 27 SF9	0-0 2B	5	2	3	1	0	1	0	<b>Colorado Rockies @ Kansas City Royals</b> Surprise Stadium, Surprise, AZ Wed Apr 01 2009, 4:05 PM EDT Att: 4,724 - Sunny - 74 F										
2 Troy Tulowitzki, R OBP: 0.339, SLG: 0.412	0-0 2B		4-0 11 L6-3		0-0 G6-3			4-0 27 SF9	0-0 1B	3	1	2	2	2	0	0											
11 Brad Hawpe, L OBP: 0.400, SLG: 0.591	4-0 BB		0-0 L6-3		0-0 L7			0-2 1B	0-0 G4-3	3	0	0	0	1	1	3											
6 Omar Quintanilla, L OBP: 0.373, SLG: 0.500			0-0 BB							1	0	0	0	0	0	2											
27 Garrett Atkins, R OBP: 0.419, SLG: 0.621	0-3 K			0-0 L6				0-0 SF9		3	0	0	1	0	1	2											
3 Cole Garner, R										0	0	0	0	0	0	0											
9 Ian Stewart, L OBP: 0.375, SLG: 0.655	0-0 F7			0-3 K				0-0 P6		4	0	1	1	0	1	2											
10 Jeff Baker, R OBP: 0.383, SLG: 0.578	0-0 G4-3			0-0 20 WP				0-1 CS	0-3 K	4	0	1	0	0	1	2											
20 Chris Iannetta, R OBP: 0.471, SLG: 0.519		0-0 G6-3		4-0 62 BB				0-0 40 FC4-6	0-0 62 1B	2	0	0	0	1	1	0											
67 Michael McKenry, R OBP: 0.286, SLG: 0.714				2-3 BB						1	1	1	0	0	0	0											
62 Christian Colonel, R OBP: 0.324, SLG: 0.441	0-0 F9			4-0 BB				0-0 G5-3	0-0 40 FC4-6	3	0	1	0	1	0	0											
40 Daniel Ortmeier, S OBP: 0.369, SLG: 0.526	0-0 G1-3			1-2 BB				0-0 P5	0-0 FC4-6	4	1	0	0	0	0	5											
	R: 1 E: 0 K: 1 S: 7	H: 2 LOB: 2 BB: 1 P: 11	R: 0 E: 0 K: 0 S: 3	H: 0 LOB: 0 BB: 0 P: 3	R: 0 E: 1 K: 0 S: 2	H: 0 LOB: 0 BB: 1 P: 6	R: 0 E: 0 K: 1 S: 6	H: 1 LOB: 2 BB: 2 P: 14	R: 0 E: 0 K: 0 S: 5	H: 0 LOB: 0 BB: 0 P: 3	R: 0 E: 0 K: 1 S: 5	H: 0 LOB: 0 BB: 0 P: 5	R: 2 E: 0 K: 1 S: 7	H: 2 LOB: 2 BB: 1 P: 11	R: 2 E: 0 K: 1 S: 9	H: 4 LOB: 2 BB: 0 P: 9	1B: 5 2B: 4 3B: 1 HR: 0	SF: 1 SAC: 0 DP: 1 HBP: 0	WP: 1 PB: 0 SB: 0 CS: 2	PA: 40							
PITCHER	IP	WLS	BF	H	R	ER	SO	BB	IBB	HBP	BLK	WP	HR	S	P	ERA	WHIP										
55 Gil Meche, R ERA: 5.48	4.0	W	18	3	1	1	2	4	0	0	0	1	0	18	34	2.25	1.750										
45 Doug Waechter, R ERA: 12.0	2.0	H	6	0	0	0	1	0	0	0	0	0	0	8	8	0.00	0.000										
31 Brandon Duckworth, R ERA: 4.67	1.0		3	0	0	0	1	0	0	0	0	0	0	5	5	0.00	0.000										
32 Ron Mahay, L ERA: 6.75	1.0	S	5	2	2	2	1	1	0	0	0	0	0	7	11	18.00	3.000										
48 Joaquin Soria, R ERA: 6.75	1.0	S	7	4	2	2	1	0	0	0	0	0	0	9	9	18.00	4.000										

Batter	1	2	3	4	5	6	7	8	9	AB	R	H	RBI	BB	SO	LOB	BOTTOM										
2 Coco Crisp, S OBP: 0.494, SLG: 0.574	0-0 24 1B			0-3 K		1-3 K		0-0 F8		3	0	1	0	1	2	2	<b>Colorado Rockies @ Kansas City Royals</b> Surprise Stadium, Surprise, AZ Wed Apr 01 2009, 4:05 PM EDT Att: 4,724 - Sunny - 74 F										
35 Mitch Maier, L OBP: 0.333, SLG: 0.593		4-0 BB								1	0	0	0	0	0	0											
9 David DeJesus, L OBP: 0.325, SLG: 0.366	0-3 K		0-0 P5		0-0 G4-3					3	0	0	0	1	1	4											
15 Shane Costa, L OBP: 0.529, SLG: 0.552										0	0	0	0	0	0	0											
24 Mark Teahen, L OBP: 0.518, SLG: 1.000	0-0 11 G6-4-3		1-0 HR		0-0 G4-3		1-0 P6			4	1	2	1	0	0	2											
11 Jose Guillen, R OBP: 0.381, SLG: 0.524	0-0 G6-4-3		0-0 P6		0-2 HR					3	1	1	1	0	0	2											
8 Willie Bloomquist, R OBP: 0.355, SLG: 0.387										1	0	0	0	0	0	0											
4 Alex Gordon, L OBP: 0.408, SLG: 0.706		0-0 G4-3		2-1 16 G6-3		0-2 HR		0-2 K		4	1	2	1	0	1	0											
16 Billy Butler, R OBP: 0.395, SLG: 0.562		2-2 HR		0-0 G6-3		0-3 K		0-0 L8		4	1	1	1	0	1	1											
30 Mike Aviles, R OBP: 0.381, SLG: 0.541			0-0 G5-3		0-3 K					3	0	0	0	0	1	1											
1 Tony Pena Jr., R OBP: 0.327, SLG: 0.431			0-0 G5-3							1	0	0	0	0	0	0											
21 Miguel Olivo, R OBP: 0.378, SLG: 0.714		0-0 13 2B		0-3 K		0-0 F9		0-1 HR		3	1	1	0	0	1	0											
Brayan Peña, S OBP: 0.350, SLG: 0.389										1	1	1	1	0	0	0											
13 Alberto Callaspo, S OBP: 0.290, SLG: 0.446		0-0 1-H		0-0 K		4-0 24 S		0-0 G4-3		3	0	2	1	1	0	0											
	R: 0 E: 0 K: 1 S: 6	H: 2 LOB: 1 BB: 0 P: 6	R: 2 E: 0 K: 0 S: 8	H: 3 LOB: 2 BB: 1 P: 14	R: 1 E: 0 K: 0 S: 5	H: 2 LOB: 1 BB: 0 P: 6	R: 0 E: 0 K: 2 S: 8	H: 1 LOB: 1 BB: 0 P: 8	R: 2 E: 0 K: 2 S: 12	H: 2 LOB: 2 BB: 0 P: 14	R: 0 E: 0 K: 1 S: 5	H: 0 LOB: 0 BB: 0 P: 5	R: 1 E: 0 K: 0 S: 5	H: 1 LOB: 0 BB: 0 P: 5	R: 1 E: 0 K: 0 S: 5	H: 1 LOB: 0 BB: 0 P: 5	1B: 4 2B: 2 3B: 0 HR: 5	SF: 0 SAC: 0 DP: 1 HBP: 0	WP: 1 PB: 0 SB: 1 CS: 0	PA: 37							
PITCHER	IP	WLS	BF	H	R	ER	SO	BB	IBB	HBP	BLK	WP	HR	S	P	ERA	WHIP										
28 Aaron Cook, R ERA: 3.25	3.0	L	16	7	3	3	1	1	0	0	0	0	2	19	26	9.00	2.667										
34 Matt Belisle, R ERA: 2.61	2.0		9	3	2	2	4	0	0	0	0	0	2	20	22	9.00	1.500										
52 Juan Morillo, R ERA: 3.29	1.0		5	0	0	0	1	2	0	0	0	1	0	5	15	0.00	2.000										
49 Jason Grilli, R ERA: 6.48	1.0		3	0	0	0	1	0	0	0	0	0	0	5	5	0.00	0.000										
31 Kurt Birkins, L ERA: 9.0	1.0		4	1	1	1	0	0	0	0	0	0	1	5	5	9.00	1.000										

**AB 33**  
**R 5**  
**H 9**  
**RBI 5**  
**BB 5**  
**SO 6**  
**LOB 16**



**AB 34**  
**R 6**  
**H 11**  
**RBI 6**  
**BB 3**  
**SO 7**  
**LOB 12**





Batter	1	2	3	4	5	6	7	8	9	AB	R	H	RBI	BB	SO	LOB	TOP										
19 Ryan Spilborghs, R OBP: 0.400, SLG: 0.705 41 Alan Embree, L (6, 1)			G4-3			F9	G5-3	G5-3		4	0	1	1	0	1	0	<b>Colorado Rockies @ Arizona Diamondbacks</b> Tucson Electric Park, Tucson, AZ Thu Apr 02 2009, 3:05 PM EDT Att: 5,166 - Sunny - 72 F										
40 Daniel Ortmeier, S OBP: 0.364, SLG: 0.517										0	0	0	0	0	0	0											
9 Ian Stewart, L OBP: 0.377, SLG: 0.661 60 Manny Corpas, R Edgmer Escalona, R (9, 1)										4	1	1	1	1	1	2											
17 Todd Helton, L OBP: 0.524, SLG: 0.919			SF7							0	0	0	0	0	0	0											
27 Garrett Atkins, R OBP: 0.429, SLG: 0.636 62 Christian Colonell, R OBP: 0.319, SLG: 0.433		F9								4	0	2	0	0	0	0											
11 Brad Hawpe, L OBP: 0.414, SLG: 0.520 37 Ryan Speier, R 72 Chris Frey, L OBP: 0.300, SLG: 0.125										3	1	0	0	1	0	3											
2 Troy Tulowitzki, R OBP: 0.373, SLG: 0.463 24 Dexter Fowler, S OBP: 0.375, SLG: 0.471										0	0	0	0	0	0	0											
12 Clint Barmes, R OBP: 0.400, SLG: 0.525 6 Omar Quintanilla, L OBP: 0.377, SLG: 0.500										3	2	3	0	0	0	0											
50 Sal Fasano, R OBP: 0.303, SLG: 0.552										0	1	0	0	2	0	0											
46 Chaz Roe, R Scott Munter, R 10 Jeff Baker, R OBP: 0.380, SLG: 0.553										2	0	0	0	0	2	2											
<b>Inning Stats</b>	R: 0 E: 0 K: 2 S: 7	H: 0 LOB: 0 BB: 0 P: 7	R: 2 E: 0 K: 2 S: 9	H: 2 LOB: 1 BB: 1 P: 13	R: 1 E: 0 K: 0 S: 5	H: 2 LOB: 1 BB: 0 P: 5	R: 0 E: 0 K: 3 S: 10	H: 1 LOB: 1 BB: 0 P: 10	R: 0 E: 0 K: 0 S: 5	H: 2 LOB: 2 BB: 0 P: 5	R: 2 E: 0 K: 0 S: 5	H: 2 LOB: 2 BB: 1 P: 10	R: 1 E: 0 K: 0 S: 5	H: 1 LOB: 1 BB: 1 P: 9	R: 0 E: 0 K: 2 S: 7	H: 0 LOB: 1 BB: 1 P: 11	R: 1 E: 0 K: 0 S: 3	H: 0 LOB: 2 BB: 3 P: 16	1B: 7 2B: 2 3B: 1 HR: 0	SF: 1 SAC: 0 DP: 0 HBP: 1	WP: 1 PB: 0 SB: 1 CS: 0	PA: 45					
<b>PITCHER</b>	IP	WLS	BF	H	R	ER	SO	BB	IBB	HBP	BLK	WP	HR	S	P	ERA	WHIP										
59 Tony Barnette, R ERA: 5.4	3.0		14	4	3	3	4	1	0	0	0	0	0	21	25	9.00	1.667										
44 Bryan Augenstein, R ERA: 6.0	3.0	L	16	5	2	2	3	1	0	1	0	0	0	20	25	6.00	2.000										
22 Wes Roemer, R ERA: 6.0	1.0		5	1	1	0	0	1	0	0	0	0	0	5	9	0.00	2.000										
70 Daniel Schlereth, L ERA: 5.14	1.0		4	0	0	0	2	1	0	0	0	0	0	7	11	0.00	1.000										
12 Jordan Norberto, L ERA: 9.0	1.0		6	0	1	1	0	3	0	0	0	1	0	3	16	9.00	3.000										

Batter	1	2	3	4	5	6	7	8	9	AB	R	H	RBI	BB	SO	LOB	BOTTOM										
74 Gerardo Parra, L OBP: 0.455, SLG: 0.667 70 Daniel Schlereth, L 12 Jordan Norberto, L (9, 1)										3	1	1	1	1	1	0	<b>Colorado Rockies @ Arizona Diamondbacks</b> Tucson Electric Park, Tucson, AZ Thu Apr 02 2009, 3:05 PM EDT Att: 5,166 - Sunny - 72 F										
10 Justin Upton, R OBP: 0.353, SLG: 0.352 73 Trent Oeltjen, L OBP: 0.292, SLG: 0.364										3	0	1	2	0	0	2											
26 Miguel Montero, L OBP: 0.449, SLG: 0.575 32 John Hester, R OBP: 0.500, SLG: 0.471										2	0	0	0	0	0	1											
27 Mark Reynolds, R OBP: 0.391, SLG: 0.544 16 Agustín Murillo, R (5, 5)										1	1	1	0	1	0	0											
29 Josh Whitesell, L OBP: 0.435, SLG: 0.529 Bryan Byrne, L (5, 3)										2	0	0	0	0	2	3											
14 Ryan Roberts, R OBP: 0.406, SLG: 0.500 8 Rusty Ryal, R OBP: 0.364, SLG: 0.263										2	0	0	1	0	0	0											
28 Alex Romero, L OBP: 0.268, SLG: 0.333 12 Chris Roberson, S OBP: 0.286, SLG: 0.340										2	1	1	0	0	0	0											
16 Josh Wilson, R OBP: 0.379, SLG: 0.533 4 Mark Hallberg, R OBP: 0.286, SLG: 0.400										2	0	0	0	0	1	0											
59 Tony Barnette, R ERA: 9.82 12 Eyan Frey, L OBP: 0.268, SLG: 0.442 44 Bryan Augenstein, R ERA: 2.7 22 Wes Roemer, R (7, 1) 30 Brandon Watson, L OBP: 0.333, SLG: 0.333 (8, 7)										0	0	0	0	0	0	0											
<b>Inning Stats</b>	R: 0 E: 0 K: 0 S: 3	H: 0 LOB: 0 BB: 0 P: 3	R: 1 E: 0 K: 1 S: 7	H: 1 LOB: 0 BB: 0 P: 7	R: 2 E: 0 K: 1 S: 7	H: 1 LOB: 2 BB: 3 P: 19	R: 1 E: 0 K: 1 S: 9	H: 3 LOB: 2 BB: 0 P: 9	R: 0 E: 0 K: 0 S: 3	H: 1 LOB: 0 BB: 0 P: 3	R: 0 E: 0 K: 2 S: 7	H: 0 LOB: 0 BB: 0 P: 7	R: 0 E: 0 K: 1 S: 5	H: 0 LOB: 0 BB: 0 P: 5	R: 0 E: 0 K: 0 S: 3	H: 1 LOB: 0 BB: 0 P: 3		R: 0 E: 0 K: 1 S: 6	H: 1 LOB: 1 BB: 0 P: 6	1B: 6 2B: 1 3B: 1 HR: 0	SF: 0 SAC: 0 DP: 2 HBP: 0	WP: 0 PB: 0 SB: 4 CS: 0	PA: 36				
<b>PITCHER</b>	IP	WLS	BF	H	R	ER	SO	BB	IBB	HBP	BLK	WP	HR	S	P	ERA	WHIP										
46 Chaz Roe, R ERA: 9.82	3.2		19	5	4	4	3	3	0	0	0	0	0	24	36	9.82	2.182										
Scott Munter, R ERA: 2.7	1.1	W	4	1	0	0	0	0	0	0	0	0	0	5	5	0.00	0.750										
41 Alan Embree, L ERA: 4.63	1.0	H	3	0	0	0	2	0	0	0	0	0	0	7	7	0.00	0.000										
37 Ryan Speier, R ERA: 1.89	1.0	H	3	0	0	0	1	0	0	0	0	0	0	5	5	0.00	0.000										
60 Manny Corpas, R ERA: 0.5	1.0	H	3	1	0	0	0	0	0	0	0	0	0	3	3	0.00	1.000										

AB 36  
R 7  
H 10  
RBI 7  
BB 7  
SO 9  
LOB 19



AB 33  
R 4  
H 8  
RBI 4  
BB 3  
SO 7  
LOB 13





Batter	1	2	3	4	5	6	7	8	9	AB	R	H	RBI	BB	SO	LOB	TOP				
24 Dexter Fowler, S OBP: 0.365, SLG: 0.446	G5-3	L9		FC5-2-5 17 2B		K				4	1	0	0	1	1	2					
19 Ryan Spillborghs, R OBP: 0.397, SLG: 0.734										3	1	1	2	0	1	1					
7 Seth Smith, L OBP: 0.356, SLG: 0.538	HR			K		G5-3				2	0	0	0	0	1	2					
17 Todd Helton, L OBP: 0.590, SLG: 0.950										3	1	3	1	0	0	0					
62 Christian Colonel, R OBP: 0.338, SLG: 0.452										2	0	2	0	0	0	0					
27 Garrett Atkins, R OBP: 0.447, SLG: 0.639										3	0	2	0	0	0	1					
9 Ian Stewart, L OBP: 0.396, SLG: 0.639										2	0	0	0	0	1	2					
11 Brad Hawpe, L OBP: 0.406, SLG: 0.500										3	0	1	1	0	1	2					
40 Daniel Ortmeier, S OBP: 0.353, SLG: 0.500										2	0	0	0	0	1	2					
2 Troy Tulowitzki, R OBP: 0.359, SLG: 0.439										3	0	0	0	0	2	4					
1 Jonathan Herrera, S OBP: 0.367, SLG: 0.293										2	0	1	0	0	1	1					
20 Chris Iannetta, R OBP: 0.486, SLG: 0.517										2	1	1	0	1	0	2					
50 Sal Fasano, R OBP: 0.294, SLG: 0.533										1	0	0	0	0	1	1					
10 Jeff Baker, R OBP: 0.389, SLG: 0.569										4	1	2	0	0	0	1					
12 Clint Barmes, R OBP: 0.412, SLG: 0.538										4	1	2	2	0	1	0					
<b>Inning Stats</b>	R: 2 E: 0 K: 1 S: 15	H: 4 LOB: 2 BB: 0 P: 23	R: 0 E: 0 K: 1 S: 11	H: 0 LOB: 0 BB: 0 P: 14	R: 0 E: 0 K: 2 S: 14	H: 2 LOB: 2 BB: 0 P: 18	R: 3 E: 0 K: 0 S: 19	H: 4 LOB: 1 BB: 0 P: 27	R: 0 E: 0 K: 1 S: 8	H: 0 LOB: 0 BB: 0 P: 10	R: 0 E: 0 K: 0 S: 6	H: 1 LOB: 0 BB: 0 P: 9	R: 1 E: 0 K: 2 S: 15	H: 3 LOB: 2 BB: 1 P: 24	R: 0 E: 0 K: 3 S: 15	H: 1 LOB: 1 BB: 0 P: 20	1B: 11 2B: 3 3B: 0 HR: 1	SF: 0 SAC: 0 DP: 1 HBP: 0	WP: 0 PB: 1 SB: 1 CS: 0	PA: 42	
<b>PITCHER</b>	IP	WLS	BF	H	R	ER	SO	BB	IBB	HBP	BLK	WP	HR	S	P	ERA	WHIP				
56 Jarrod Washburn, L ERA: 6.6	5.0	L	26	10	5	5	5	1	0	0	0	0	1	67	97	9.00	2.200				
48 Roy Corcoran, R ERA: 11.0	2.0		6	1	0	0	1	0	0	0	0	0	0	14	19	0.00	0.500				
66 Shawn Kelley, R ERA: 7.71	1.0		6	3	1	1	2	1	0	0	0	0	0	15	24	9.00	4.000				
65 Eric Hull, R ERA: 6.48	1.0		4	1	0	0	3	0	0	0	0	0	0	15	20	0.00	1.000				

Colorado Rockies @ Seattle Mariners  
Cashman Field, Las Vegas, NV  
Fri Apr 03 2009, 10:05 PM EDT  
Att: 6,221 - Partly Cloudy - 53 F

AB	40
R	6
H	15
RBI	6
BB	2
SO	11
LOB	21



Batter	1	2	3	4	5	6	7	8	9	AB	R	H	RBI	BB	SO	LOB	BOTTOM					
10 Endy Chavez, L OBP: 0.537, SLG: 0.771										3	1	2	0	0	0	0						
61 Mike Wilson, R OBP: 0.316, SLG: 0.697										2	0	0	0	0	1	0						
21 Franklin Gutierrez, R OBP: 0.380, SLG: 0.465										3	1	2	1	1	0	1						
29 Adrian Beltré, R OBP: 0.396, SLG: 0.512										2	0	1	0	1	1	1						
67 Calix Crabbe, S OBP: 0.375, SLG: 0.533										1	1	0	0	0	0	1						
30 Russell Bryanan, L OBP: 0.341, SLG: 0.658										3	0	0	1	0	1	4						
16 Chris Burke, R OBP: 0.426, SLG: 0.316										1	0	0	0	0	0	1						
5 Mike Sweeney, R OBP: 0.444, SLG: 0.531										4	0	1	1	0	0	2						
32 Rob Johnson, R OBP: 0.362, SLG: 0.581										4	0	0	0	0	1	2						
25 Wladimir Balentien, R OBP: 0.375, SLG: 0.514										4	0	2	0	0	1	0						
3 Ronny Cedeno, R OBP: 0.325, SLG: 0.416										4	0	1	0	0	0	2						
6 Chris Woodward, R OBP: 0.324, SLG: 0.588										4	0	0	0	0	1	2						
<b>Inning Stats</b>	R: 0 E: 0 K: 1 S: 11	H: 1 LOB: 1 BB: 0 P: 14	R: 0 E: 0 K: 0 S: 7	H: 1 LOB: 0 BB: 0 P: 8	R: 1 E: 0 K: 2 S: 16	H: 2 LOB: 2 BB: 1 P: 29	R: 0 E: 0 K: 0 S: 9	H: 1 LOB: 1 BB: 0 P: 14	R: 2 E: 0 K: 0 S: 13	H: 2 LOB: 2 BB: 1 P: 20	R: 0 E: 0 K: 0 S: 5	H: 1 LOB: 0 BB: 0 P: 10	R: 0 E: 0 K: 1 S: 9	H: 1 LOB: 1 BB: 0 P: 12	R: 0 E: 0 K: 2 S: 9	H: 0 LOB: 0 BB: 0 P: 12	R: 0 E: 0 K: 0 S: 5	H: 0 LOB: 0 BB: 0 P: 8	1B: 6 2B: 3 3B: 0 HR: 0	SF: 0 SAC: 0 DP: 1 HBP: 0	WP: 1 PB: 0 SB: 1 CS: 0	PA: 37
<b>PITCHER</b>	IP	WLS	BF	H	R	ER	SO	BB	IBB	HBP	BLK	WP	HR	S	P	ERA	WHIP					
56 Franklin Morales, L ERA: 4.5	5.0		24	7	3	3	3	2	0	0	0	0	0	5	10	0.00	1.000					
49 Jason Grilli, R ERA: 5.79	1.0	H	3	1	0	0	0	0	0	0	0	0	0	9	12	0.00	1.000					
32 Glendon Rusch, L ERA:	1.0	H	4	1	0	0	1	0	0	0	0	0	0	9	12	0.00	1.000					
16 Huston Street, R ERA: 4.76	1.0	H	3	0	0	0	2	0	0	0	0	0	0	9	12	0.00	0.000					
Damian Moss, L ERA:	1.0	S	3	0	0	0	0	0	0	0	0	0	0	5	8	0.00	0.000					

Colorado Rockies @ Seattle Mariners  
Cashman Field, Las Vegas, NV  
Fri Apr 03 2009, 10:05 PM EDT  
Att: 6,221 - Partly Cloudy - 53 F

AB	35
R	3
H	9
RBI	3
BB	2
SO	6
LOB	16










Batter	1	2	3	4	5	6	7	8	9	AB	R	H	RBI	BB	SO	LOB	TOP						
19 Ryan Spilborghs, R OBP: 0.400, SLG: 0.500										4	1	1	0	0	1	1							
7 Seth Smith, L OBP: 0.200, SLG: 0.800										5	1	1	2	0	0	2							
17 Todd Helton, L OBP: 0.400, SLG: 0.250										4	1	1	0	1	0	1							
27 Garrett Atkins, R (1.5)										3	1	0	0	1	0	2							
11 Brad Hawpe, L OBP: 0.750, SLG: 1.250										4	1	3	3	0	0	1							
9 Ian Stewart, L OBP: 0.333, SLG: 0.333										3	0	1	1	0	1	2							
37 Ryan Speier, R (5.1)										0	0	0	0	0	0	0							
41 Alan Embree, L (6.1)										0	0	0	0	0	0	0							
10 Jeff Baker, R (7. PH)										1	0	0	0	0	1	1							
49 Jason Grilli, R (7.1)										0	0	0	0	0	0	0							
2 Troy Tulowitzki, R OBP: 0.250, SLG: 1.000										4	1	1	1	0	1	1							
20 Chris Iannetta, R OBP: 0.500, SLG: 1.333										3	1	1	1	1	0	0							
28 Aaron Cook, R OBP: 1.000, SLG: 1.000										1	1	1	0	0	0	0							
32 Glendon Rusch, L (3.1)										1	0	0	0	0	1	0							
12 Clint Barnes, R (5.4)										2	0	0	0	0	1	1							
<b>Inning Stats</b>	R: 0 E: 0 K: 0 S: 10	H: 0 LOB: 1 BB: 0 P: 18	R: 0 E: 0 K: 1 S: 9	H: 1 LOB: 0 BB: 15	R: 4 E: 0 K: 0 S: 15	H: 3 LOB: 2 BB: 32	R: 2 E: 0 K: 1 S: 8	H: 2 LOB: 1 BB: 12	R: 1 E: 0 K: 1 S: 14	H: 2 LOB: 1 BB: 0 P: 18	R: 0 E: 0 K: 1 S: 8	H: 0 LOB: 0 BB: 1 P: 13	R: 1 E: 0 K: 1 S: 8	H: 2 LOB: 1 BB: 0 P: 11	R: 0 E: 0 K: 1 S: 8	H: 0 LOB: 0 BB: 0 P: 12	R: 0 E: 0 K: 0 S: 6	H: 0 LOB: 0 BB: 0 P: 9	1B: 4 2B: 4 3B: 0 HR: 3	SF: 0 SAC: 0 DP: 1 HBP: 1	WP: 2 PB: 0 CS: 1	PA: 39	
<b>PITCHER</b>	IP: 4.0 ERA: 13.5	WLS: 2 BF: 20	H: 6 R: 6 ER: 6 SO: 2	BB: 2 IBB: 0 HBP: 1 BLK: 0	WP: 0 HR: 2 S: 42 P: 77	ERA: 13.50 WHIP: 2.000	IP: 1.0 ERA: 0.00	WLS: 3 BF: 3	H: 0 R: 0 ER: 0 SO: 0	BB: 0 IBB: 0 HBP: 0 BLK: 0	WP: 0 HR: 0 S: 6 P: 9	ERA: 0.00 WHIP: 0.000											

**Colorado Rockies @ Arizona Diamondbacks**  
Chase Field, Phoenix, AZ  
Mon Apr 06 2009, 12:40 PM MST  
Att: 48,796 - Roof Closed - 80 F

[livebaseballscorecards.com](http://livebaseballscorecards.com)

AB	35
R	8
H	10
RBI	8
BB	3
SO	6
LOB	12




Batter	1	2	3	4	5	6	7	8	9	AB	R	H	RBI	BB	SO	LOB	BOTTOM							
2 Felipe Lopez, S OBP: 0.600, SLG: 2.000										4	2	2	2	1	0	2								
24 Chris Young, R OBP: 0.200, SLG: 0.400										5	1	1	0	0	1	3								
6 Stephen Drew, L (1.6)										3	1	0	0	1	0	1								
18 Chad Tracy, L OBP: 0.750, SLG: 1.500										4	2	3	2	0	0	0								
50 Chad Qualls, R (9.1)										3	0	0	1	0	2	1								
22 Eric Byrnes, R (1.9)										4	2	2	3	0	2	0								
31 Tony Clark, S OBP: 0.500, SLG: 2.000										4	2	2	3	0	2	0								
34 Conor Jackson, R OBP: 0.250, SLG: 0.250										4	1	1	0	0	0	0								
19 Chris Snyder, R OBP: 0.500, SLG: 0.667										3	0	1	1	1	1	0								
17 Brandon Webb, R (1.1)										2	0	0	0	0	1	2								
45 Doug Slaten, L (5.1)										0	0	0	0	0	0	0								
33 Billy Buckner, R (5.1)										0	0	0	0	0	0	0								
14 Ryan Roberts, R (6. PH)										1	0	1	0	0	0	0								
60 Scott Schoeneweis, L (7.1)										0	0	0	0	0	0	0								
56 Ramon Pena, R (7.1)										0	0	0	0	0	0	0								
11 Aujie Ojeda, S OBP: 1.000, SLG: 2.000										1	0	1	0	0	0	0								
<b>Inning Stats</b>	R: 1 E: 0 K: 1 S: 14	H: 2 LOB: 1 BB: 0 P: 19	R: 1 E: 0 K: 1 S: 14	H: 2 LOB: 0 BB: 0	R: 4 E: 0 K: 1 S: 20	H: 3 LOB: 1 BB: 2 P: 36	R: 1 E: 0 K: 0 S: 9	H: 1 LOB: 0 BB: 0 P: 15	R: 1 E: 0 K: 2 S: 9	H: 1 LOB: 0 BB: 1 P: 15	R: 0 E: 0 K: 0 S: 10	H: 1 LOB: 1 BB: 1 P: 18	R: 1 E: 0 K: 1 S: 9	H: 1 LOB: 0 BB: 0 P: 10	R: 0 E: 0 K: 1 S: 11	H: 1 LOB: 1 BB: 0 P: 14	1B: 4 2B: 4 3B: 0 HR: 5	SF: 1 SAC: 0 DP: 1 HBP: 0	WP: 0 PB: 0 SB: 0 CS: 0	PA: 38				
<b>PITCHER</b>	IP: 2.1 ERA: 23.14	WLS: 1 BF: 15	H: 7 R: 6 ER: 6 SO: 2	BB: 1 IBB: 0 HBP: 0 BLK: 0	WP: 0 HR: 2 S: 25 P: 55	ERA: 23.14 WHIP: 3.429	IP: 1.0 ERA: 9.00	WLS: 2 BF: 4	H: 0 R: 0 ER: 0 SO: 0	BB: 0 IBB: 0 HBP: 0 BLK: 0	WP: 0 HR: 0 S: 2 P: 4	ERA: 9.00 WHIP: 1.500	IP: 1.1 ERA: 0.00	WLS: 1 BF: 5	H: 0 R: 0 ER: 0 SO: 0	BB: 0 IBB: 0 HBP: 0 BLK: 0	WP: 0 HR: 0 S: 13 P: 23	ERA: 0.00 WHIP: 0.000	IP: 0.1 ERA: 4.50	WLS: 0 BF: 8	H: 2 R: 1 ER: 1 SO: 2	BB: 0 IBB: 0 HBP: 0 BLK: 0	WP: 0 HR: 1 S: 20 P: 24	ERA: 4.50 WHIP: 1.000

**Colorado Rockies @ Arizona Diamondbacks**  
Chase Field, Phoenix, AZ  
Mon Apr 06 2009, 12:40 PM MST  
Att: 48,796 - Roof Closed - 80 F

[livebaseballscorecards.com](http://livebaseballscorecards.com)

AB	34
R	9
H	12
RBI	9
BB	3
SO	7
LOB	9









Batter	1	2	3	4	5	6	7	8	9	AB	R	H	RBI	BB	SO	LOB	TOP					
24 Dexter Fowler, S OBP: 0.500, SLG: 1.000										4	2	1	1	1	1	3	<b>Colorado Rockies @ Arizona Diamondbacks</b> Chase Field, Phoenix, AZ Wed Apr 08 2009, 12:40 PM MST Att: 18,153 - Roof Closed - 78 F <a href="http://livebaseballscorecards.com">livebaseballscorecards.com</a>					
2 Troy Tulowitzki, R OBP: 0.482, SLG: 0.900										2	2	1	0	3	0	0						
19 Ryan Spilborghs, R OBP: 0.357, SLG: 0.538										5	1	2	2	0	0	2						
27 Garrett Atkins, R										4	0	0	1	0	1	3						
11 Brad Hawpe, L OBP: 0.385, SLG: 0.455 37 Ryan Speier, R										3	0	0	0	1	1	2						
10 Jeff Baker, R 49 Jason Grilli, R 7 Seth Smith, L 60 Manny Corpas, R 6 Omar Quintanilla, L										3	0	0	0	0	0	2						
12 Clint Barmes, R OBP: 0.222, SLG: 0.333										4	0	0	0	0	1	1						
8 Yorvit Torrealba, R OBP: 0.500, SLG: 1.250										4	2	2	1	0	0	1						
Franklin Morales, L 9 Ian Stewart, L										2	0	1	0	0	1	1						
										2	1	2	2	0	0	0						
<b>Inning Stats</b>	R: 1 E: 0 K: 1 S: 13	H: 1 LOB: 0 BB: 0 P: 18	R: 0 E: 0 K: 0 S: 7	H: 0 LOB: 0 BB: 1 P: 12	R: 3 E: 0 K: 2 S: 14	H: 2 LOB: 1 BB: 2 P: 26	R: 0 E: 0 K: 0 S: 6	H: 0 LOB: 0 BB: 0 P: 8	R: 0 E: 0 K: 1 S: 9	H: 1 LOB: 0 BB: 1 P: 18	R: 0 E: 0 K: 0 S: 3	H: 0 LOB: 0 BB: 0 P: 6	R: 2 E: 0 K: 0 S: 15	H: 3 LOB: 2 BB: 1 P: 26	R: 1 E: 0 K: 1 S: 14	H: 1 LOB: 2 BB: 2 P: 24	R: 2 E: 2 K: 0 S: 8	H: 1 LOB: 0 BB: 0 P: 10	1B: 5 2B: 1 3B: 0 HR: 3	SF: 1 SAC: 0 DP: 3 HBP: 1	WP: 0 PB: 0 SB: 0 CS: 0	PA: 42
<b>PITCHER</b>	IP WLS BF H R ER SO BB IBB HBP BLK WP HR S P ERA WHIP																					
49 Doug Davis, L ERA: 7.2	5.0 L 21 4 4 4 4 4 0 0 0 0 0 1 49 82 7.20 1.600																					
33 Billy Buckner, R ERA: 5.4	2.0 10 3 2 2 0 1 0 1 0 0 0 2 18 32 9.00 2.000																					
57 Jon Rauch, R ERA: 16.2	1.0 6 1 1 1 1 0 0 0 0 0 0 0 14 24 9.00 2.000																					
56 Ramon Pena, R ERA:	1.0 5 1 2 0 0 0 0 0 0 0 0 0 8 10 0.00 1.000																					

Batter	1	2	3	4	5	6	7	8	9	AB	R	H	RBI	BB	SO	LOB	BOTTOM					
2 Felipe Lopez, S OBP: 0.308, SLG: 0.750										4	0	1	0	0	1	1	<b>Colorado Rockies @ Arizona Diamondbacks</b> Chase Field, Phoenix, AZ Wed Apr 08 2009, 12:40 PM MST Att: 18,153 - Roof Closed - 78 F <a href="http://livebaseballscorecards.com">livebaseballscorecards.com</a>					
6 Stephen Drew, L OBP: 0.417, SLG: 0.700										4	1	1	1	0	1	1						
24 Chris Young, R OBP: 0.154, SLG: 0.167										3	1	0	0	0	1	1						
34 Conor Jackson, R OBP: 0.333, SLG: 0.273										4	0	1	0	0	2	2						
27 Mark Reynolds, R OBP: 0.250, SLG: 0.250										4	0	1	1	0	1	1						
22 Eric Byrnes, R										3	0	0	0	1	0	1						
19 Chris Snyder, R OBP: 0.286, SLG: 0.333										3	0	0	0	0	0	2						
10 Justin Upton, R										3	0	0	0	0	1	2						
49 Doug Davis, R 14 Ryan Roberts, R 33 Billy Buckner, R 57 Jon Rauch, R 18 Chad Tracy, L 56 Ramon Pena, R										1	0	0	0	0	0	1						
										1	0	0	0	0	0	0						
										0	0	0	0	0	0	0						
										0	0	0	0	0	0	0						
										1	0	1	0	0	0	0						
										0	0	0	0	0	0	0						
										0	0	0	0	0	0	0						
										0	0	0	0	0	0	0						
										0	0	0	0	0	0	0						
<b>Inning Stats</b>	R: 1 E: 0 K: 3 S: 15	H: 2 LOB: 1 BB: 0 P: 22	R: 0 E: 0 K: 1 S: 7	H: 0 LOB: 1 BB: 1 P: 12	R: 0 E: 0 K: 1 S: 9	H: 1 LOB: 0 BB: 0 P: 19	R: 0 E: 0 K: 0 S: 8	H: 1 LOB: 0 BB: 0 P: 12	R: 0 E: 0 K: 1 S: 12	H: 0 LOB: 0 BB: 0 P: 17	R: 0 E: 0 K: 1 S: 6	H: 0 LOB: 0 BB: 0 P: 9	R: 0 E: 0 K: 0 S: 8	H: 0 LOB: 0 BB: 0 P: 12	R: 0 E: 0 K: 1 S: 7	H: 1 LOB: 0 BB: 0 P: 9	R: 1 E: 0 K: 0 S: 5	H: 0 LOB: 0 BB: 0 P: 8	1B: 4 2B: 0 3B: 0 HR: 1	SF: 0 SAC: 0 DP: 1 HBP: 1	WP: 0 PB: 0 SB: 0 CS: 0	PA: 33
<b>PITCHER</b>	IP WLS BF H R ER SO BB IBB HBP BLK WP HR S P ERA WHIP																					
Franklin Morales, L ERA: 1.8	6.0 W 23 4 1 0 0 0 0 0 0 0 0 0 57 91 1.50 0.833																					
49 Jason Grilli, R ERA: 3.0	1.0 3 0 0 0 0 0 0 0 0 0 0 0 8 12 0.00 0.000																					
60 Manny Corpas, R ERA:	1.0 3 1 0 0 1 0 0 0 0 0 0 0 7 9 0.00 1.000																					
37 Ryan Speier, R ERA: 3.86	1.0 4 0 1 1 0 0 0 0 1 0 0 0 5 8 9.00 0.000																					







Batter	1	2	3	4	5	6	7	8	9	AB	R	H	RBI	BB	SO	LOB	TOP				
11 Jimmy Rollins, S OBP: 0.200, SLG: 0.130										5	1	1	0	1	0	2					
8 Shane Victorino, S OBP: 0.375, SLG: 0.400										5	2	3	0	1	0	2					
26 Chase Utley, L OBP: 0.318, SLG: 0.500										4	2	2	1	1	0	4					
6 Ryan Howard, L OBP: 0.318, SLG: 0.350										4	1	2	3	1	1	1					
28 Jayson Werth, R OBP: 0.409, SLG: 0.684										4	0	1	2	1	1	2					
29 Raul Ibanez, L OBP: 0.375, SLG: 0.650										5	2	2	1	0	1	3					
7 Pedro Feliz, R OBP: 0.421, SLG: 0.400										5	0	3	1	0	0	0					
27 Chris Coste, R OBP: 0.333, SLG: 0.250										5	0	1	0	0	1	2					
39 Brett Myers, R										2	0	0	0	0	1	0					
19 Greg Dobbs, L										1	0	0	0	0	0	0					
46 Ryan Madson, L										0	0	0	0	0	0	0					
12 Matt Stairs, L										1	0	0	0	0	1	2					
54 Brad Lidge, R										0	0	0	0	0	0	0					
<b>Inning Stats</b>	R: 0 H: 1 E: 0 K: 1 S: 12	H: 1 LOB: 0 BB: 0 P: 20	R: 0 H: 0 E: 0 K: 1 S: 9	H: 0 LOB: 0 BB: 0 P: 13	R: 3 H: 3 E: 0 K: 0 S: 18	H: 3 LOB: 2 BB: 2 P: 32	R: 0 H: 0 E: 0 K: 1 S: 8	H: 0 LOB: 0 BB: 0 P: 16	R: 2 H: 3 E: 0 K: 0 S: 13	H: 3 LOB: 1 BB: 0 P: 26	R: 0 H: 1 E: 0 K: 1 S: 11	H: 1 LOB: 3 BB: 2 P: 24	R: 1 H: 2 E: 0 K: 0 S: 15	H: 2 LOB: 2 BB: 1 P: 21	R: 1 H: 3 E: 0 K: 1 S: 15	H: 3 LOB: 2 BB: 0 P: 25	1B: 10 2B: 3 HR: 1	SF: 0 SAC: 1 DP: 0 HBP: 0	WP: 0 PA: 47 CS: 1		
<b>PITCHER</b>	IP: 4.2 WLS: L BF: 22 ERA: 9.64	H: 2 R: 1 ER: 0 SO: 3	H: 1 R: 0 ER: 0 SO: 0	H: 0 R: 0 ER: 0 SO: 0	H: 0 R: 0 ER: 0 SO: 0	H: 0 R: 0 ER: 0 SO: 0	H: 0 R: 0 ER: 0 SO: 0	H: 0 R: 0 ER: 0 SO: 0	H: 0 R: 0 ER: 0 SO: 0	H: 0 R: 0 ER: 0 SO: 0	H: 0 R: 0 ER: 0 SO: 0	H: 0 R: 0 ER: 0 SO: 0	H: 0 R: 0 ER: 0 SO: 0	H: 0 R: 0 ER: 0 SO: 0	H: 0 R: 0 ER: 0 SO: 0	H: 0 R: 0 ER: 0 SO: 0	ERA: 0.00 WHIP: 0.000				
29 Jorge De La Rosa, L ERA: 9.64	IP: 4.2 WLS: L BF: 22 ERA: 9.64	H: 2 R: 1 ER: 0 SO: 3	H: 1 R: 0 ER: 0 SO: 0	H: 0 R: 0 ER: 0 SO: 0	H: 0 R: 0 ER: 0 SO: 0	H: 0 R: 0 ER: 0 SO: 0	H: 0 R: 0 ER: 0 SO: 0	H: 0 R: 0 ER: 0 SO: 0	H: 0 R: 0 ER: 0 SO: 0	H: 0 R: 0 ER: 0 SO: 0	H: 0 R: 0 ER: 0 SO: 0	H: 0 R: 0 ER: 0 SO: 0	H: 0 R: 0 ER: 0 SO: 0	H: 0 R: 0 ER: 0 SO: 0	H: 0 R: 0 ER: 0 SO: 0	H: 0 R: 0 ER: 0 SO: 0	ERA: 9.64 WHIP: 1.714				
37 Ryan Speier, R ERA: 3.38	IP: 0.1 WLS: L BF: 2 ERA: 3.38	H: 1 R: 0 ER: 0 SO: 0	H: 0 R: 0 ER: 0 SO: 0	H: 0 R: 0 ER: 0 SO: 0	H: 0 R: 0 ER: 0 SO: 0	H: 0 R: 0 ER: 0 SO: 0	H: 0 R: 0 ER: 0 SO: 0	H: 0 R: 0 ER: 0 SO: 0	H: 0 R: 0 ER: 0 SO: 0	H: 0 R: 0 ER: 0 SO: 0	H: 0 R: 0 ER: 0 SO: 0	H: 0 R: 0 ER: 0 SO: 0	H: 0 R: 0 ER: 0 SO: 0	H: 0 R: 0 ER: 0 SO: 0	H: 0 R: 0 ER: 0 SO: 0	H: 0 R: 0 ER: 0 SO: 0	ERA: 6.75 WHIP: 2.625				
46 Jason Hammel, R ERA: 6.75	IP: 2.2 WLS: L BF: 15 ERA: 6.75	H: 5 R: 2 ER: 2 SO: 2	H: 2 R: 2 ER: 2 SO: 2	H: 2 R: 2 ER: 2 SO: 2	H: 2 R: 2 ER: 2 SO: 2	H: 2 R: 2 ER: 2 SO: 2	H: 2 R: 2 ER: 2 SO: 2	H: 2 R: 2 ER: 2 SO: 2	H: 2 R: 2 ER: 2 SO: 2	H: 2 R: 2 ER: 2 SO: 2	H: 2 R: 2 ER: 2 SO: 2	H: 2 R: 2 ER: 2 SO: 2	H: 2 R: 2 ER: 2 SO: 2	H: 2 R: 2 ER: 2 SO: 2	H: 2 R: 2 ER: 2 SO: 2	H: 2 R: 2 ER: 2 SO: 2	ERA: 2.7 WHIP: 0.000				
49 Jason Grilli, R ERA: 2.7	IP: 0.1 WLS: L BF: 2 ERA: 2.7	H: 0 R: 0 ER: 0 SO: 1	H: 0 R: 0 ER: 0 SO: 1	H: 0 R: 0 ER: 0 SO: 1	H: 0 R: 0 ER: 0 SO: 1	H: 0 R: 0 ER: 0 SO: 1	H: 0 R: 0 ER: 0 SO: 1	H: 0 R: 0 ER: 0 SO: 1	H: 0 R: 0 ER: 0 SO: 1	H: 0 R: 0 ER: 0 SO: 1	H: 0 R: 0 ER: 0 SO: 1	H: 0 R: 0 ER: 0 SO: 1	H: 0 R: 0 ER: 0 SO: 1	H: 0 R: 0 ER: 0 SO: 1	H: 0 R: 0 ER: 0 SO: 1	H: 0 R: 0 ER: 0 SO: 1	ERA: 5.4 WHIP: 4.500				
16 Huston Street, R ERA: 5.4	IP: 0.2 WLS: L BF: 5 ERA: 5.4	H: 3 R: 1 ER: 1 SO: 1	H: 1 R: 1 ER: 1 SO: 1	H: 1 R: 1 ER: 1 SO: 1	H: 1 R: 1 ER: 1 SO: 1	H: 1 R: 1 ER: 1 SO: 1	H: 1 R: 1 ER: 1 SO: 1	H: 1 R: 1 ER: 1 SO: 1	H: 1 R: 1 ER: 1 SO: 1	H: 1 R: 1 ER: 1 SO: 1	H: 1 R: 1 ER: 1 SO: 1	H: 1 R: 1 ER: 1 SO: 1	H: 1 R: 1 ER: 1 SO: 1	H: 1 R: 1 ER: 1 SO: 1	H: 1 R: 1 ER: 1 SO: 1	H: 1 R: 1 ER: 1 SO: 1	ERA: 0.00 WHIP: 0.000				
<b>Batter</b>	<b>1</b>	<b>2</b>	<b>3</b>	<b>4</b>	<b>5</b>	<b>6</b>	<b>7</b>	<b>8</b>	<b>9</b>	<b>AB</b>	<b>R</b>	<b>H</b>	<b>RBI</b>	<b>BB</b>	<b>SO</b>	<b>LOB</b>	<b>BOTTOM</b>				
19 Ryan Spilborghs, R OBP: 0.348, SLG: 0.545										4	0	0	0	0	1	0					
7 Seth Smith, L OBP: 0.214, SLG: 0.333										4	0	0	0	0	3	0					
16 Huston Street, R										0	0	0	0	0	0	0					
60 Manny Corpas, R										0	0	0	0	0	0	0					
17 Todd Helton, L OBP: 0.222, SLG: 0.188										4	0	0	0	0	2	0					
27 Garrett Atkins, R OBP: 0.182, SLG: 0.450										4	1	1	1	0	0	0					
11 Brad Hawpe, L OBP: 0.333, SLG: 0.474										4	1	1	0	0	1	0					
2 Troy Tulowitzki, R OBP: 0.500, SLG: 1.067										2	1	1	2	1	0	0					
8 Yorvit Torrealba, R OBP: 0.286, SLG: 0.714										3	0	0	0	0	0	1					
12 Clint Barmes, R OBP: 0.375, SLG: 0.667										3	1	1	1	0	0	0					
29 Jorge De La Rosa, L ERA: 9.64	IP: 7.0 WLS: W BF: 26 ERA: 9.64	H: 4 R: 4 ER: 4 SO: 6	H: 4 R: 4 ER: 4 SO: 6	H: 4 R: 4 ER: 4 SO: 6	H: 4 R: 4 ER: 4 SO: 6	H: 4 R: 4 ER: 4 SO: 6	H: 4 R: 4 ER: 4 SO: 6	H: 4 R: 4 ER: 4 SO: 6	H: 4 R: 4 ER: 4 SO: 6	H: 4 R: 4 ER: 4 SO: 6	H: 4 R: 4 ER: 4 SO: 6	H: 4 R: 4 ER: 4 SO: 6	H: 4 R: 4 ER: 4 SO: 6	H: 4 R: 4 ER: 4 SO: 6	H: 4 R: 4 ER: 4 SO: 6	H: 4 R: 4 ER: 4 SO: 6	ERA: 5.54 WHIP: 0.714				
37 Ryan Speier, R ERA: 3.38	IP: 1.0 WLS: H BF: 3 ERA: 3.38	H: 3 R: 0 ER: 0 SO: 2	H: 3 R: 0 ER: 0 SO: 2	H: 3 R: 0 ER: 0 SO: 2	H: 3 R: 0 ER: 0 SO: 2	H: 3 R: 0 ER: 0 SO: 2	H: 3 R: 0 ER: 0 SO: 2	H: 3 R: 0 ER: 0 SO: 2	H: 3 R: 0 ER: 0 SO: 2	H: 3 R: 0 ER: 0 SO: 2	H: 3 R: 0 ER: 0 SO: 2	H: 3 R: 0 ER: 0 SO: 2	H: 3 R: 0 ER: 0 SO: 2	H: 3 R: 0 ER: 0 SO: 2	H: 3 R: 0 ER: 0 SO: 2	H: 3 R: 0 ER: 0 SO: 2	ERA: 3.0 WHIP: 0.000				
46 Ryan Madson, R ERA: 3.0	IP: 1.0 WLS: H BF: 3 ERA: 3.0	H: 3 R: 0 ER: 0 SO: 1	H: 3 R: 0 ER: 0 SO: 1	H: 3 R: 0 ER: 0 SO: 1	H: 3 R: 0 ER: 0 SO: 1	H: 3 R: 0 ER: 0 SO: 1	H: 3 R: 0 ER: 0 SO: 1	H: 3 R: 0 ER: 0 SO: 1	H: 3 R: 0 ER: 0 SO: 1	H: 3 R: 0 ER: 0 SO: 1	H: 3 R: 0 ER: 0 SO: 1	H: 3 R: 0 ER: 0 SO: 1	H: 3 R: 0 ER: 0 SO: 1	H: 3 R: 0 ER: 0 SO: 1	H: 3 R: 0 ER: 0 SO: 1	H: 3 R: 0 ER: 0 SO: 1	ERA: 3.0 WHIP: 0.000				
<b>Inning Stats</b>	R: 0 H: 0 E: 0 K: 2 S: 9	H: 0 LOB: 0 BB: 0 P: 16	R: 2 H: 2 E: 0 K: 0 S: 13	H: 2 LOB: 0 BB: 0 P: 17	R: 0 H: 0 E: 0 K: 2 S: 9	H: 0 LOB: 0 BB: 0 P: 13	R: 1 H: 1 E: 0 K: 1 S: 15	H: 1 LOB: 1 BB: 1 P: 24	R: 1 H: 1 E: 0 K: 1 S: 8	H: 1 LOB: 0 BB: 0 P: 13	R: 0 H: 0 E: 0 K: 0 S: 5	H: 0 LOB: 0 BB: 0 P: 10	R: 0 H: 0 E: 0 K: 2 S: 7	H: 0 LOB: 0 BB: 0 P: 9	R: 0 H: 0 E: 0 K: 2 S: 8	H: 0 LOB: 0 BB: 0 P: 14	R: 0 H: 0 E: 0 K: 1 S: 7	H: 0 LOB: 0 BB: 0 P: 10	1B: 0 2B: 1 HR: 3	SF: 0 SAC: 0 DP: 0 HBP: 0	WP: 0 PA: 32 CS: 0
<b>PITCHER</b>	IP: 7.0 WLS: W BF: 26 ERA: 5.54	H: 4 R: 4 ER: 4 SO: 6	H: 4 R: 4 ER: 4 SO: 6	H: 4 R: 4 ER: 4 SO: 6	H: 4 R: 4 ER: 4 SO: 6	H: 4 R: 4 ER: 4 SO: 6	H: 4 R: 4 ER: 4 SO: 6	H: 4 R: 4 ER: 4 SO: 6	H: 4 R: 4 ER: 4 SO: 6	H: 4 R: 4 ER: 4 SO: 6	H: 4 R: 4 ER: 4 SO: 6	H: 4 R: 4 ER: 4 SO: 6	H: 4 R: 4 ER: 4 SO: 6	H: 4 R: 4 ER: 4 SO: 6	H: 4 R: 4 ER: 4 SO: 6	H: 4 R: 4 ER: 4 SO: 6	H: 4 R: 4 ER: 4 SO: 6	ERA: 5.54 WHIP: 0.714			
39 Brett Myers, R ERA: 3.0	IP: 1.0 WLS: H BF: 3 ERA: 3.0	H: 3 R: 0 ER: 0 SO: 1	H: 3 R: 0 ER: 0 SO: 1	H: 3 R: 0 ER: 0 SO: 1	H: 3 R: 0 ER: 0 SO: 1	H: 3 R: 0 ER: 0 SO: 1	H: 3 R: 0 ER: 0 SO: 1	H: 3 R: 0 ER: 0 SO: 1	H: 3 R: 0 ER: 0 SO: 1	H: 3 R: 0 ER: 0 SO: 1	H: 3 R: 0 ER: 0 SO: 1	H: 3 R: 0 ER: 0 SO: 1	H: 3 R: 0 ER: 0 SO: 1	H: 3 R: 0 ER: 0 SO: 1	H: 3 R: 0 ER: 0 SO: 1	H: 3 R: 0 ER: 0 SO: 1	H: 3 R: 0 ER: 0 SO: 1	ERA: 3.0 WHIP: 0.000			
54 Brad Lidge, R ERA: 3.0	IP: 1.0 WLS: H BF: 3 ERA: 3.0	H: 3 R: 0 ER: 0 SO: 1	H: 3 R: 0 ER: 0 SO: 1	H: 3 R: 0 ER: 0 SO: 1	H: 3 R: 0 ER: 0 SO: 1	H: 3 R: 0 ER: 0 SO: 1	H: 3 R: 0 ER: 0 SO: 1	H: 3 R: 0 ER: 0 SO: 1	H: 3 R: 0 ER: 0 SO: 1	H: 3 R: 0 ER: 0 SO: 1	H: 3 R: 0 ER: 0 SO: 1	H: 3 R: 0 ER: 0 SO: 1	H: 3 R: 0 ER: 0 SO: 1	H: 3 R: 0 ER: 0 SO: 1	H: 3 R: 0 ER: 0 SO: 1	H: 3 R: 0 ER: 0 SO: 1	H: 3 R: 0 ER: 0 SO: 1	ERA: 3.0 WHIP: 0.000			

Philadelphia Phillies @ Colorado Rockies  
Coors Field, Denver, CO  
Sat Apr 11 2009, 6:10 PM MDT  
Att: 35,251 - Partly Cloudy - 56 F

AB	41
R	8
H	15
RBI	8
BB	5
SO	6
LOB	18



Philadelphia Phillies @ Colorado Rockies  
Coors Field, Denver, CO  
Sat Apr 11 2009, 6:10 PM MDT  
Att: 35,251 - Partly Cloudy - 56 F

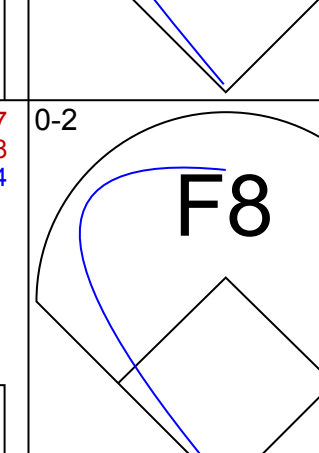


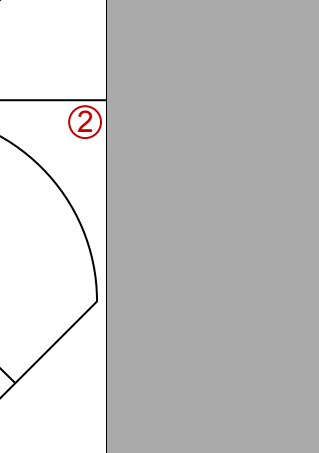

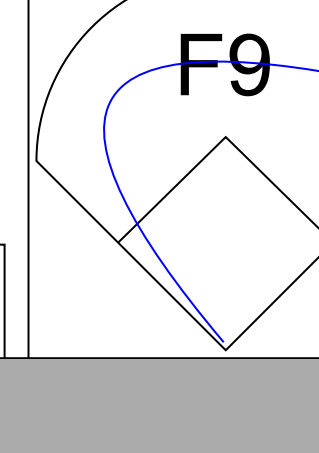
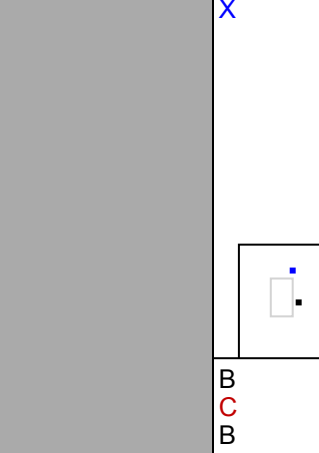
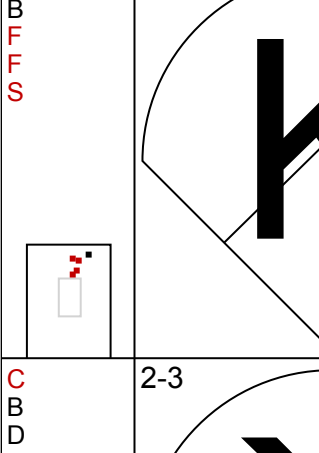


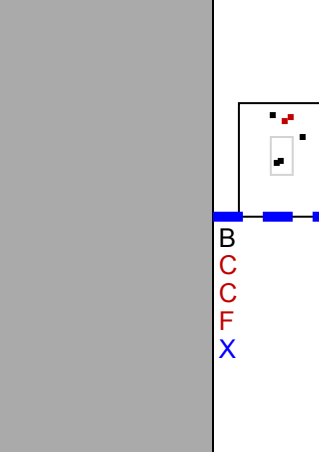
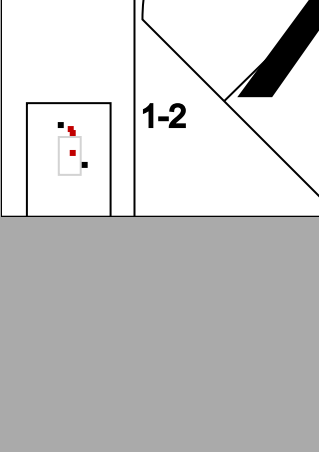
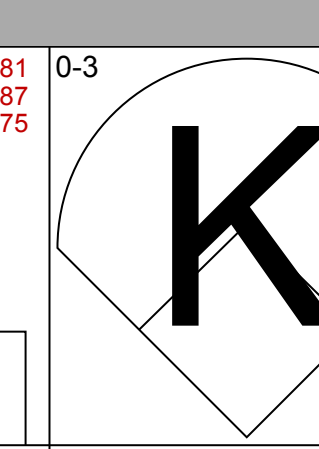
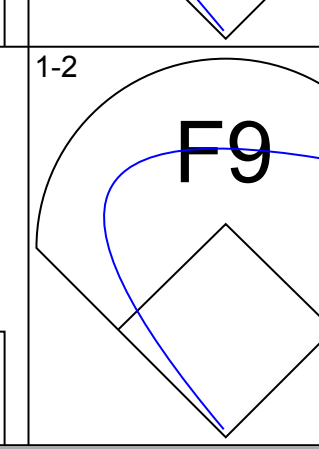
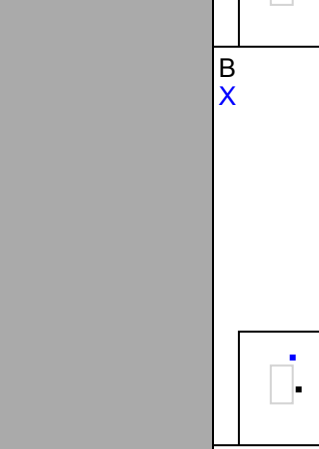
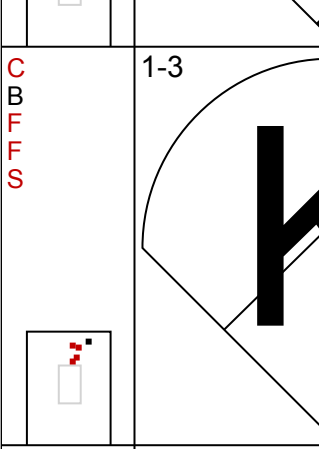
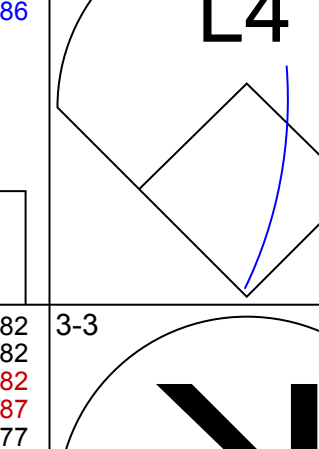
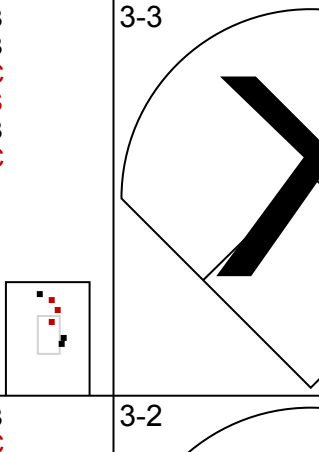
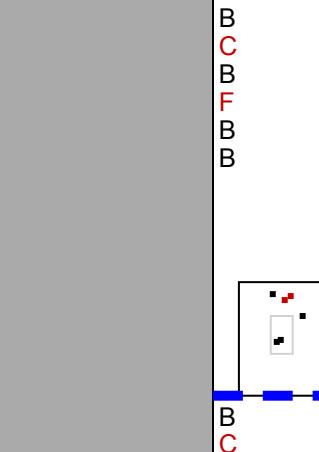
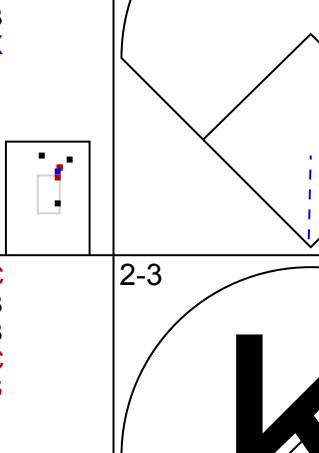
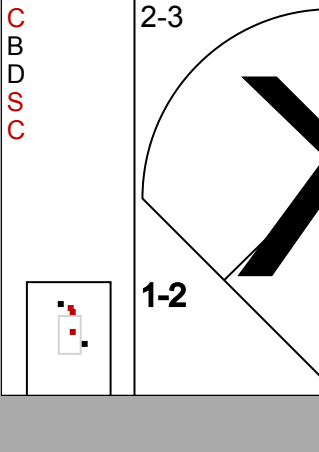
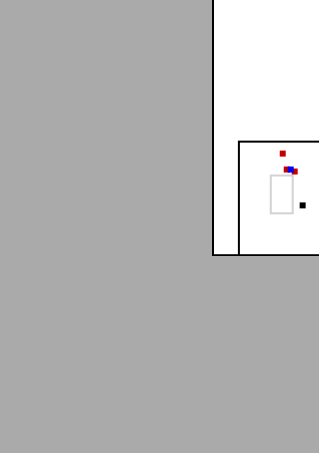

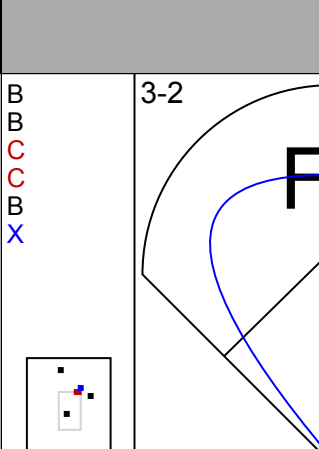
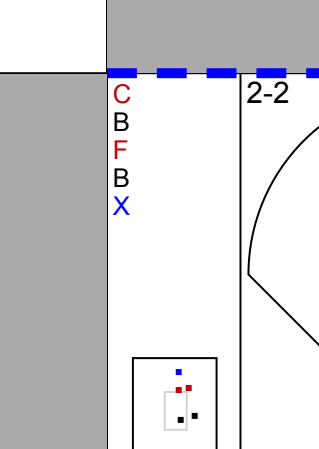
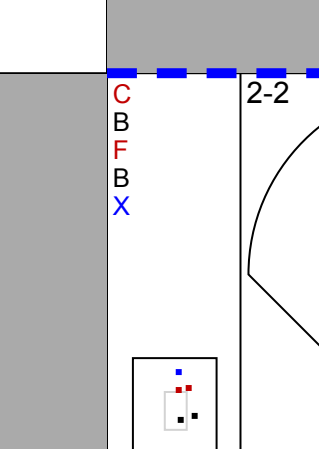
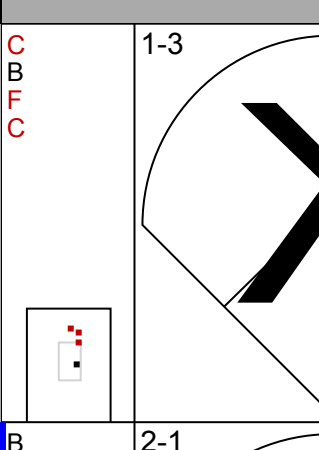
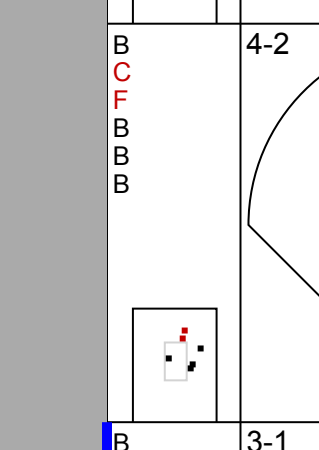
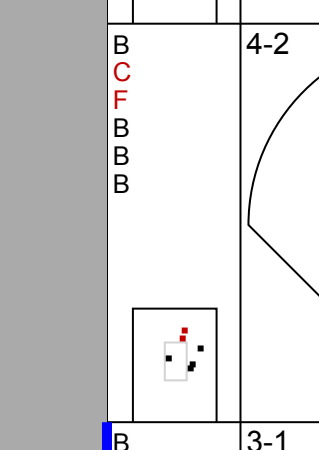
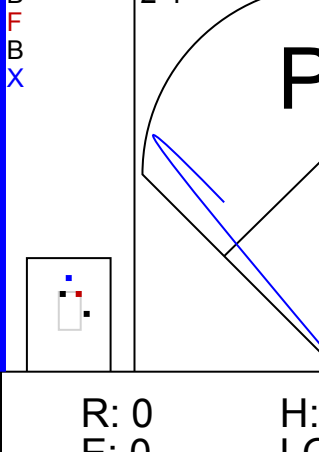
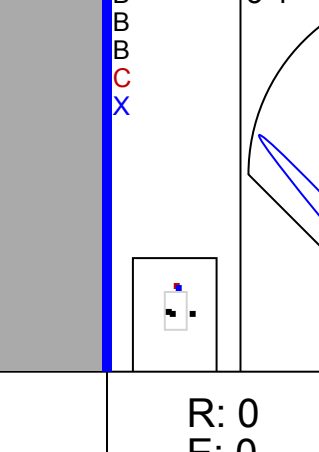
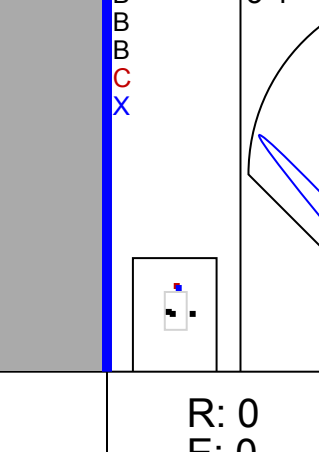
AB	31
R	4
H	4
RBI	4
BB	1
SO	9
LOB	1



Batter	1	2	3	4	5	6	7	8	9	AB	R	H	RBI	BB	SO	LOB	TOP										
11 Jimmy Rollins, S OBP: 0.167, SLG: 0.107	G4-3		K		FC4-6		F9		G3	5	0	0	0	0	1	2	<b>Philadelphia Phillies @ Colorado Rockies</b> Coors Field, Denver, CO Sun Apr 12 2009, 1:10 PM MDT Att: 21,628 - Overcast - 42 F										
8 Shane Victorino, S OBP: 0.345, SLG: 0.360	G1-3		F7			G4-3		26 HR	F9	5	1	1	0	0	0												
26 Chase Utley, L OBP: 0.577, SLG: 0.667	G4-3			28 1B		6 1B		HR		3	3	2	2	1	0												
6 Ryan Howard, L OBP: 0.385, SLG: 0.458		29 1B		K		28 1B		FC5-4		4	1	3	0	0	1												
28 Jayson Werth, R OBP: 0.423, SLG: 0.652	F9			29 G1-6-3		1B		FC5-4		4	0	2	2	0	2												
29 Raul Ibanez, L OBP: 0.308, SLG: 0.583				G1-6-3		G4-6-3		K		4	0	1	1	0	1												
7 Pedro Feliz, R OBP: 0.435, SLG: 0.526	G6-3				L6					4	1	2	0	0	0												
27 Chris Coste, R OBP: 0.250, SLG: 0.182	F8				P6		K		SH5-4	3	0	0	0	0	1												
41 Chan Ho Park, R 37 Chad Durbin, R 47 Scott Eyre, L 55 Clay Condrey, R 46 Ryan Madson, L 17 Matt Stairs, L 24 Brad Lidge, R	G3						F7		HR	1	0	0	0	0	0												
<b>Inning Stats</b>	R: 0 E: 0 K: 0 S: 4	H: 0 LOB: 0 BB: 0 P: 8	R: 1 E: 0 K: 0 S: 13	H: 2 LOB: 1 BB: 0 P: 19	R: 0 E: 0 K: 1 S: 6	H: 0 LOB: 0 BB: 0 P: 10	R: 1 E: 0 K: 1 S: 14	H: 2 LOB: 0 BB: 0 P: 23	R: 0 E: 0 K: 0 S: 12	H: 1 LOB: 1 BB: 0 P: 16	R: 1 E: 0 K: 0 S: 7	H: 2 LOB: 1 BB: 1 P: 11	R: 0 E: 0 K: 1 S: 10	H: 1 LOB: 1 BB: 0 P: 13	R: 2 E: 0 K: 1 S: 12	H: 3 LOB: 1 BB: 0 P: 19		R: 2 E: 0 K: 0 S: 12	H: 2 LOB: 0 BB: 0 P: 15	1B: 8 2B: 4 3B: 0 HR: 2	SF: 0 SAC: 1 DP: 3 HBP: 0	WP: 0 PA: 38 PB: 0 SB: 1 CS: 1					
<b>PITCHER</b>	IP	WLS	BF	H	R	ER	SO	BB	IBB	HBP	BLK	WP	HR	S	P	ERA	WHIP										
28 Aaron Cook, R ERA: 9.72	6.0		24	7	3	3	2	1	0	0	0	0	0	56	87	4.50	1.333										
49 Jason Grilli, R ERA: 2.45	0.1	H	2	1	0	0	1	0	0	0	0	0	0	5	6	0.00	3.000										
41 Alan Embree, L ERA: 5.4	0.2	H	2	0	0	0	0	0	0	0	0	0	0	5	7	0.00	0.000										
60 Manny Corpas, R ERA: 10.13	1.0	B	5	3	2	2	1	0	0	0	0	0	1	12	19	18.00	3.000										
16 Huston Street, R ERA: 10.13	1.0	L	5	2	2	2	0	0	0	0	0	0	1	12	15	18.00	2.000										

Batter	1	2	3	4	5	6	7	8	9	AB	R	H	RBI	BB	SO	LOB	BOTTOM										
24 Dexter Fowler, S OBP: 0.467, SLG: 0.846	G4-3			F7				K		5	1	2	1	0	1	0	<b>Philadelphia Phillies @ Colorado Rockies</b> Coors Field, Denver, CO Sun Apr 12 2009, 1:10 PM MDT Att: 21,628 - Overcast - 42 F										
19 Ryan Spillborghs, R OBP: 0.393, SLG: 0.535		HR		P3		11 BB				4	1	2	0	1	1	0											
11 Brad Hawpe, L OBP: 0.385, SLG: 0.500		27 1B								3	1	1	1	2	0	2											
27 Garrett Atkins, R OBP: 0.192, SLG: 0.417										4	1	1	1	0	0	5											
60 Manny Corpas, R ERA: 5.4										0	0	0	0	0	0	0											
16 Huston Street, R ERA: 10.13										0	0	0	0	0	0	0											
10 Jeff Baker, R OBP: 0.200, SLG: 0.200										1	0	1	0	0	0	0											
9 Ian Stewart, L OBP: 0.500, SLG: 0.727										4	1	1	0	1	2	3											
2 Troy Tulowitzki, R OBP: 0.440, SLG: 0.842										4	0	0	0	1	1	2											
20 Chris Iannetta, R OBP: 0.188, SLG: 0.286										3	0	0	0	0	1	3											
12 Clint Barmes, R OBP: 0.350, SLG: 0.579										4	0	1	2	0	1	1											
28 Aaron Cook, R OBP: 0.333, SLG: 0.333										2	0	0	0	0	0	3											
7 Seth Smith, L OBP: 0.200, SLG: 0.308										1	0	0	0	0	0	0											
49 Jason Grilli, R ERA: 9.0										0	0	0	0	0	0	0											
41 Alan Embree, L ERA: 5.4										0	0	0	0	0	0	0											
17 Todd Helton, L OBP: 0.211, SLG: 0.176										1	0	0	0	0	0	0											
<b>Inning Stats</b>	R: 4 E: 0 K: 1 S: 26	H: 5 LOB: 2 BB: 1 P: 48	R: 1 E: 0 K: 1 S: 14	H: 1 LOB: 1 BB: 1 P: 25	R: 0 E: 0 K: 0 S: 7	H: 0 LOB: 1 BB: 0 P: 9	R: 0 E: 0 K: 1 S: 11	H: 1 LOB: 2 BB: 1 P: 19	R: 0 E: 0 K: 1 S: 8	H: 0 LOB: 0 BB: 0 P: 13	R: 0 E: 0 K: 0 S: 11	H: 1 LOB: 2 BB: 1 P: 20	R: 0 E: 0 K: 1 S: 10	H: 0 LOB: 0 BB: 0 P: 17	R: 0 E: 0 K: 1 S: 14	H: 0 LOB: 0 BB: 0 P: 19	R: 0 E: 0 K: 1 S: 14	H: 1 LOB: 2 BB: 1 P: 25	1B: 7 2B: 1 3B: 0 HR: 1	SF: 0 SAC: 0 DP: 0 HBP: 1	WP: 0 PA: 42 PB: 0 SB: 0 CS: 0						
<b>PITCHER</b>	IP	WLS	BF	H	R	ER	SO	BB	IBB	HBP	BLK	WP	HR	S	P	ERA	WHIP										
61 Chan Ho Park, R ERA: 10.38	3.1		21	7	5	5	2	3	0	0	0	0	0	20	33	13.50	3.000										
37 Chad Durbin, R ERA: 9.0	2.0		8	1	0	0	2	1	0	0	0	0	0	20	33	0.00	1.000										
47 Scott Eyre, L ERA: 9.0	0.2		2	0	0	0	0	0	0	0	0	0	0	3	5	0.00	0.000										
55 Clay Condrey, R ERA: 9.0	1.0		3	0	0	0	1	0	0	0	0	0	0	10	17	0.00	0.000										
46 Ryan Madson, R ERA: 9.0	1.0	W	3	0	0	0	1	0	0	0	0	0	0	14	19	0.00	0.000										

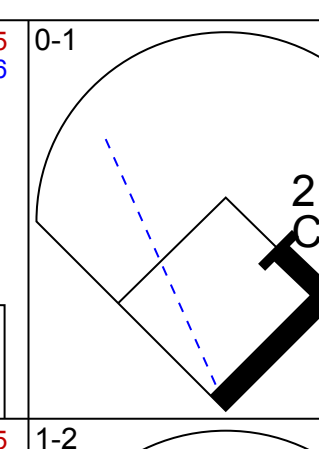
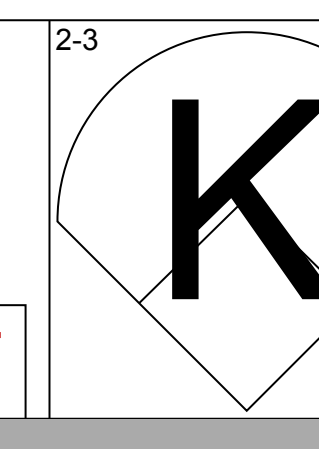
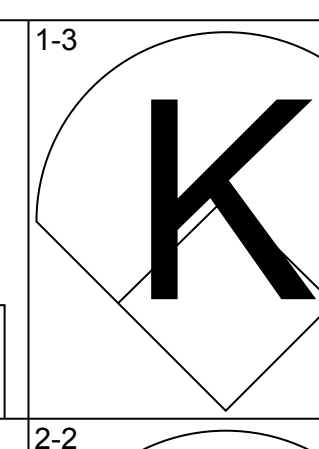
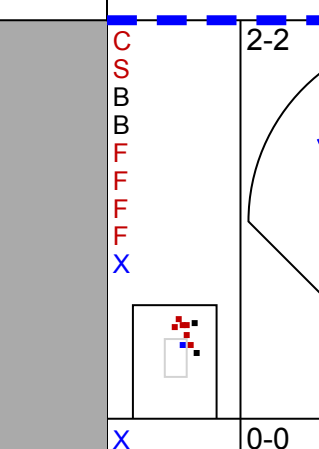
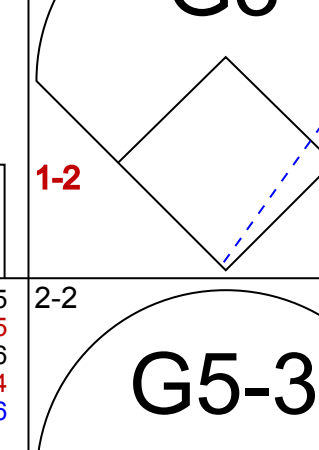
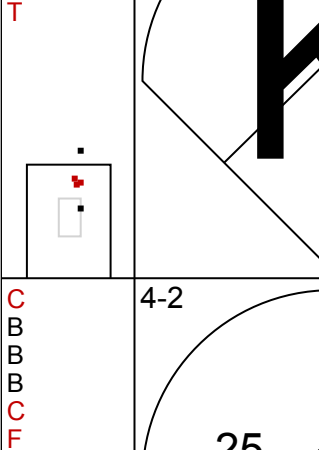
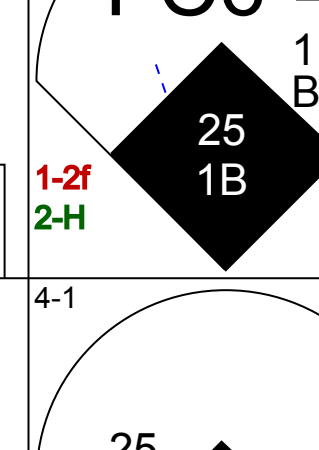
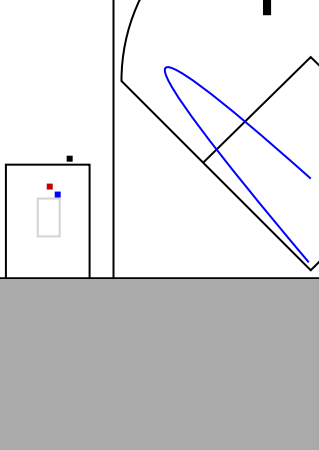
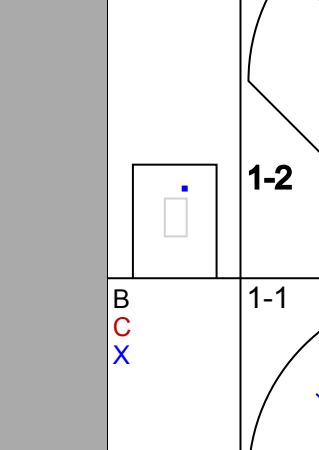
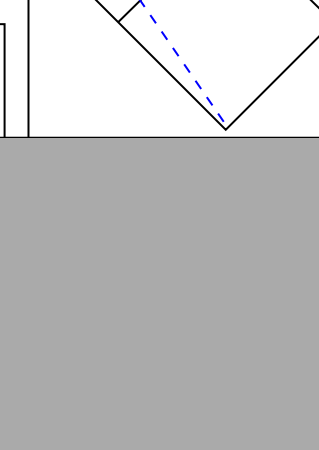
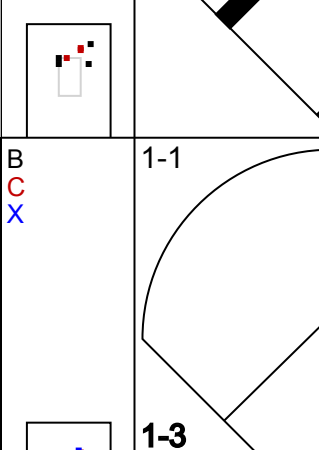
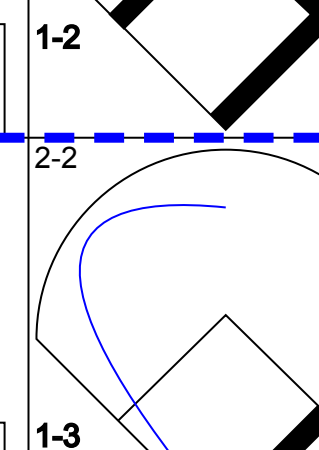
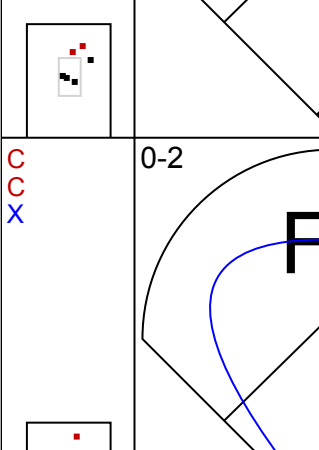
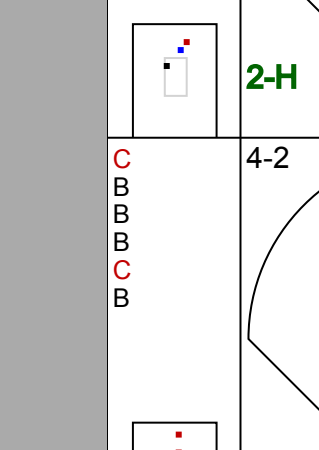
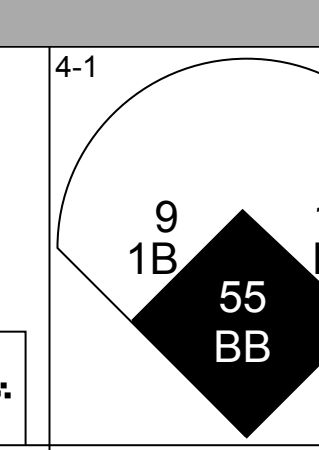
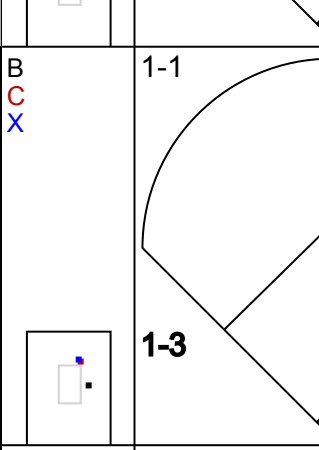
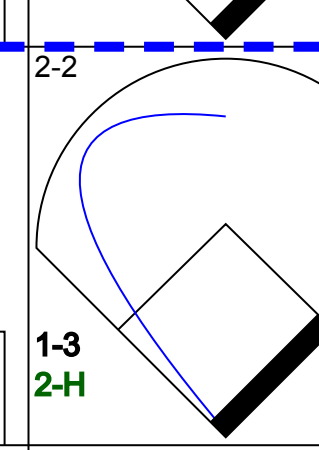
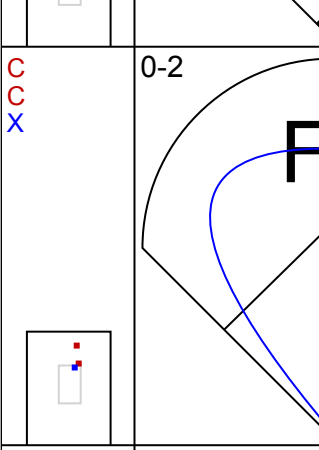
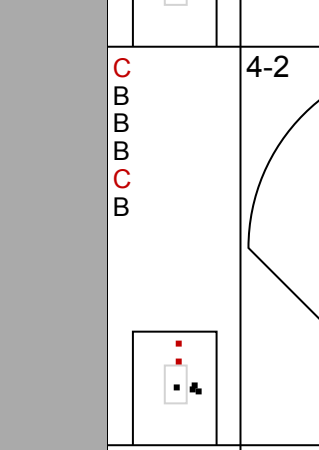
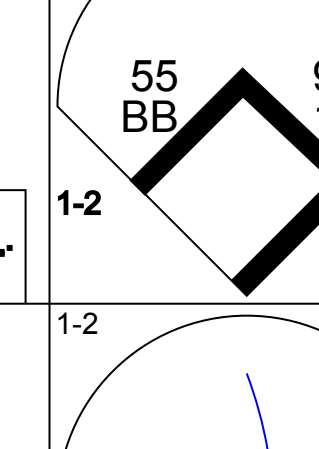
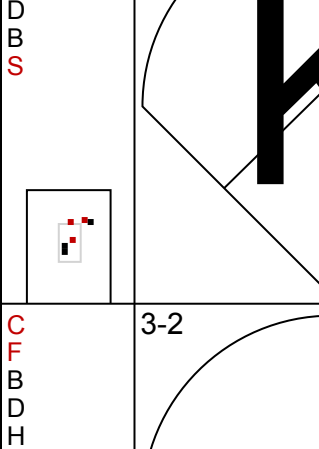
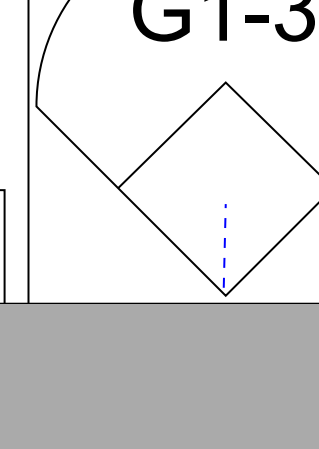
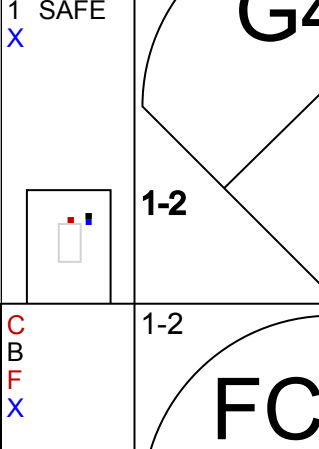
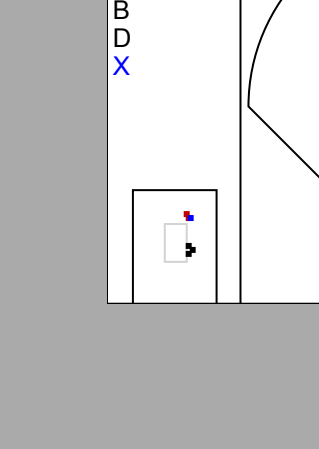
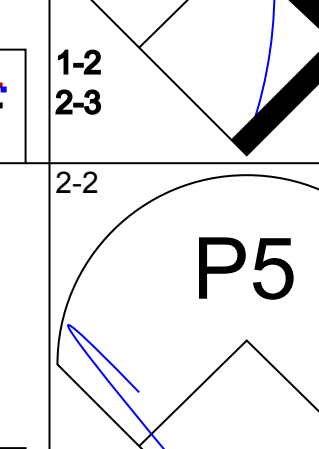
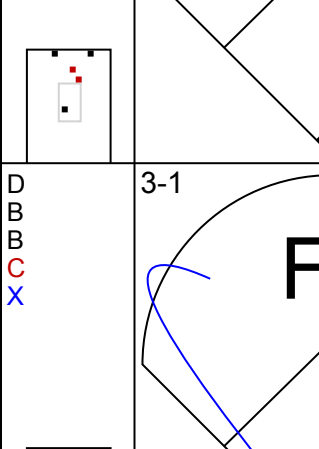
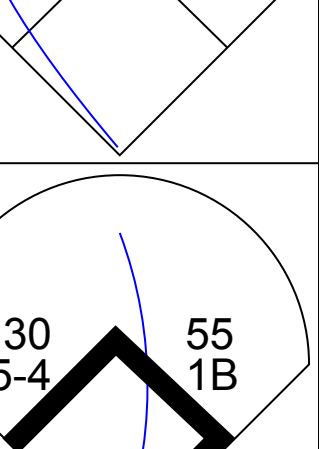
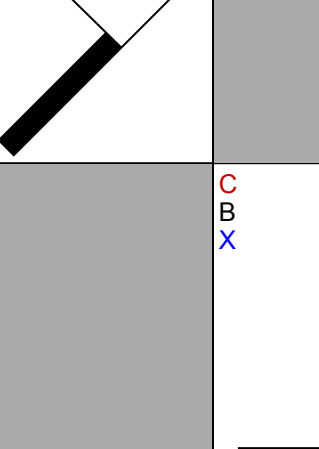

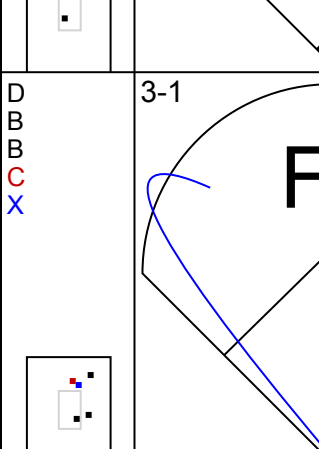
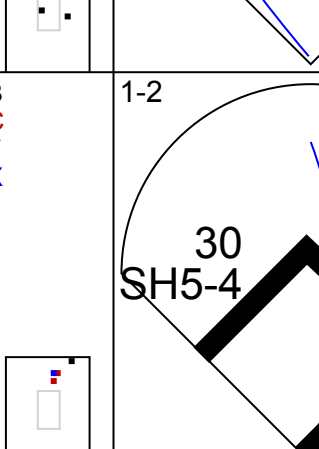
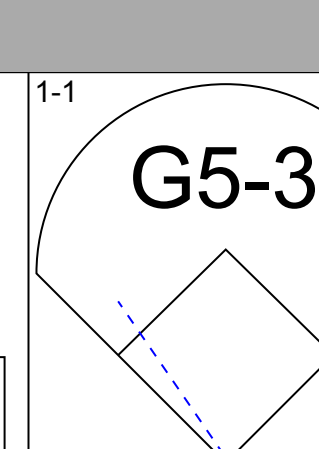
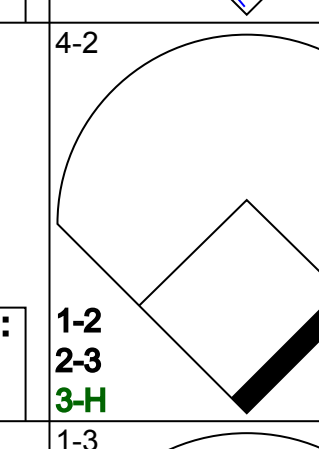
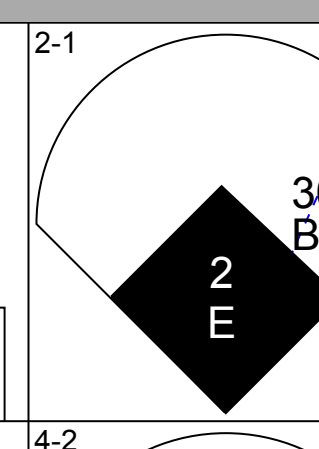
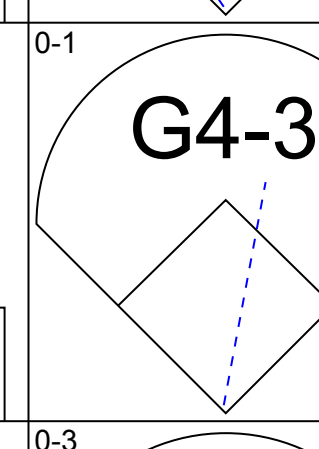
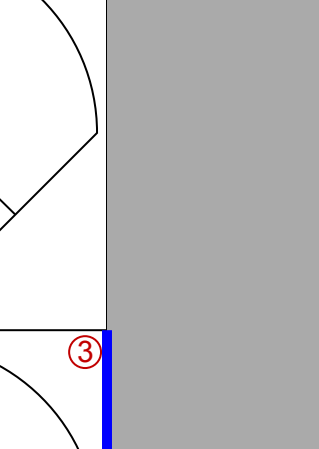
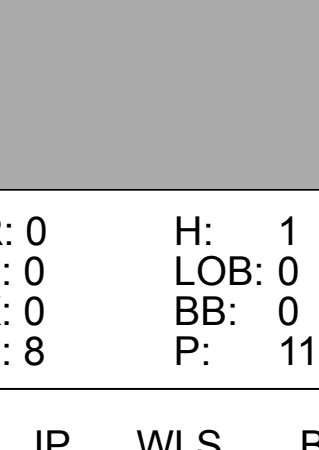
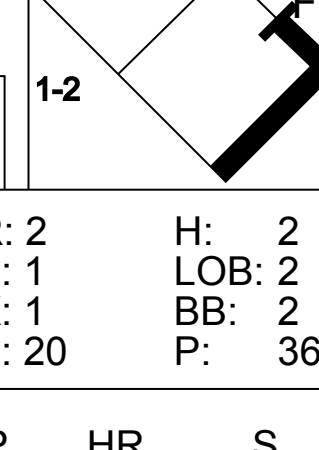
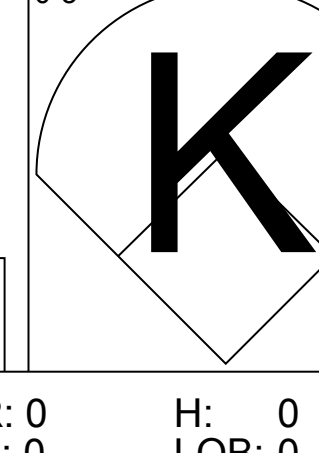
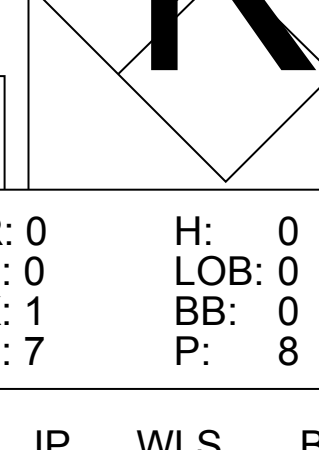


Batter	1	2	3	4	5	6	7	8	9	AB	R	H	RBI	BB	SO	LOB	TOP		
24 Dexter Fowler, S OBP: 0.368, SLG: 0.647										4	0	0	0	0	3	2			
19 Ryan Spillborghs, R OBP: 0.344, SLG: 0.467										4	0	0	0	0	1	0			
17 Todd Helton, L OBP: 0.217, SLG: 0.150										3	0	0	0	1	1	0			
27 Garrett Atkins, R OBP: 0.200, SLG: 0.393										4	0	1	0	0	2	1			
11 Brad Hawpe, L OBP: 0.357, SLG: 0.458										2	0	0	0	0	1	0			
7 Seth Smith, L OBP: 0.235, SLG: 0.286										1	0	0	0	1	1				
2 Troy Tulowitzki, R OBP: 0.393, SLG: 0.727										3	0	0	0	0	1	2			
10 Jeff Baker, R OBP: 0.125, SLG: 0.125										3	0	0	0	0	1	0			
20 Chris Iannetta, R OBP: 0.263, SLG: 0.267										1	0	0	0	2	1	0			
38 Ubaldo Jiménez, R 32 Glendon Rusch, L 12 Clint Barmes, R 34 Matt Belisle, R 9 Ian Stewart, L 37 Ryan Speier, R										0	0	0	0	0	0	0			
<b>Inning Stats</b>	R: 0 E: 0 K: 1 S: 10	H: 0 LOB: 0 BB: 0 P: 13	R: 0 E: 0 K: 2 S: 9	H: 0 LOB: 0 BB: 0 P: 14	R: 0 E: 0 K: 1 S: 8	H: 0 LOB: 1 BB: 1 P: 17	R: 0 E: 0 K: 0 S: 9	H: 0 LOB: 0 BB: 0 P: 13	R: 0 E: 0 K: 2 S: 10	H: 0 LOB: 3 BB: 0 P: 18	R: 0 E: 0 K: 1 S: 8	H: 1 LOB: 2 BB: 0 P: 12	R: 0 E: 0 K: 1 S: 13	H: 0 LOB: 1 BB: 1 P: 22	R: 0 E: 0 K: 3 S: 12	H: 0 LOB: 1 BB: 1 P: 22	1B: 1 2B: 0 3B: 0 HR: 0	SF: 0 SAC: 1 DP: 0 HBP: 0	WP: 1 PA: 32 PB: 0 SB: 0 CS: 0
<b>PITCHER</b>	IP WLS BF H R ER SO BB IBB HBP BLK WP HR S P ERA WHIP																		
30 Ted Lilly, L ERA: 3.86	6.2 W 23 1 0 0 8 2 0 0 0 0 0 0 63 104 0.00 0.450																		
37 Angel Guzman, R ERA: 6.75	0.1 H 1 0 0 0 0 0 0 0 0 0 1 0 4 5 0.00 0.000																		
47 Aaron Heilman, R ERA: 6.75	1.0 H 4 0 0 0 1 1 0 0 0 0 0 0 10 19 0.00 1.000																		
63 Kevin Gregg, R ERA: 9.0	1.0 4 0 0 0 3 1 0 0 0 0 0 0 12 22 0.00 1.000																		

Colorado Rockies @ Chicago Cubs  
Wrigley Field, Chicago, IL  
Mon Apr 13 2009, 1:20 PM CDT  
Att. 40,077 - Rain - 36 F

AB	27
R	0
H	1
RBI	0
BB	4
SO	12
LOB	7



Batter	1	2	3	4	5	6	7	8	9	AB	R	H	RBI	BB	SO	LOB	BOTTOM		
12 Alfonso Soriano, R OBP: 0.389, SLG: 0.750										4	1	2	0	1	2	5			
2 Ryan Theriot, R OBP: 0.533, SLG: 0.583										4	1	0	0	0	1	5			
1 Kosuke Fukudome, L OBP: 0.533, SLG: 0.792										2	0	1	1	3	0	0			
25 Derrek Lee, R OBP: 0.265, SLG: 0.214										3	1	2	1	2	0	1			
17 Mike Fontenot, L OBP: 0.419, SLG: 0.480										4	0	0	0	1	1	6			
9 Reed Johnson, R OBP: 0.500, SLG: 0.333										3	0	1	0	0	0	1			
7 Aaron Miles, S OBP: 0.143, SLG: 0.143										4	0	1	0	0	0	6			
55 Koyie Hill, S OBP: 0.417, SLG: 0.500										3	1	2	1	1	0	0			
30 Ted Lilly, L 37 Angel Guzman, R 47 Aaron Heilman, R 63 Kevin Gregg, R										1	0	0	0	1	1	3			
<b>Inning Stats</b>	R: 0 E: 0 K: 0 S: 8	H: 1 LOB: 0 BB: 0 P: 11	R: 1 E: 0 K: 2 S: 17	H: 1 LOB: 3 BB: 3 P: 35	R: 0 E: 0 K: 2 S: 16	H: 1 LOB: 1 BB: 1 P: 31	R: 2 E: 1 K: 1 S: 20	H: 2 LOB: 2 BB: 2 P: 36	R: 0 E: 0 K: 0 S: 11	H: 2 LOB: 3 BB: 1 P: 20	R: 0 E: 0 K: 0 S: 10	H: 0 LOB: 1 BB: 1 P: 16	R: 0 E: 0 K: 1 S: 7	H: 0 LOB: 0 BB: 0 P: 8	R: 1 E: 0 K: 0 S: 15	H: 2 LOB: 1 BB: 1 P: 25	1B: 8 2B: 1 3B: 0 HR: 0	SF: 0 SAC: 2 DP: 0 HBP: 1	WP: 0 PA: 41 PB: 0 SB: 0 CS: 1
<b>PITCHER</b>	IP WLS BF H R ER SO BB IBB HBP BLK WP HR S P ERA WHIP																		
38 Ubaldo Jiménez, R ERA: 2.53	3.2 L 21 4 3 0 3 5 6 0 1 0 0 0 0 55 104 0.00 2.727																		
32 Glendon Rusch, L ERA: 5.4	1.1 8 3 0 0 0 0 0 1 0 0 0 0 0 17 29 0.00 2.250																		
34 Matt Belisle, R ERA: 3.0	2.0 7 0 0 0 0 1 1 0 0 0 0 0 0 17 24 0.00 0.500																		
37 Ryan Speier, R ERA: 4.91	1.0 5 2 1 1 0 0 1 0 0 0 0 0 0 15 25 9.00 3.000																		

Colorado Rockies @ Chicago Cubs  
Wrigley Field, Chicago, IL  
Mon Apr 13 2009, 1:20 PM CDT  
Att. 40,077 - Rain - 36 F

AB	29
R	4
H	9
RBI	3
BB	9
SO	6
LOB	27





Batter	1	2	3	4	5	6	7	8	9	AB	R	H	RBI	BB	SO	LOB	TOP						
19 Ryan Spilborghs, R OBP: 0.297, SLG: 0.400										5	0	0	0	0	4	1							
7 Seth Smith, L OBP: 0.384, SLG: 0.500										2	1	1	1	3	1	0							
17 Todd Helton, L OBP: 0.250, SLG: 0.240										5	1	2	0	0	2	2							
27 Garrett Atkins, R OBP: 0.200, SLG: 0.364										5	0	1	0	0	1	3							
9 Ian Stewart, L OBP: 0.529, SLG: 0.714										2	1	1	0	2	0	1							
60 Manny Corpas, R										0	0	0	0	0	0	0							
10 Jeff Baker, R OBP: 0.111, SLG: 0.111										1	0	0	0	0	1	1							
16 Huston Street, R										0	0	0	0	0	0	0							
49 Jason Grilli, R										0	0	0	0	0	0	0							
2 Troy Tulowitzki, R OBP: 0.375, SLG: 0.654										4	1	1	0	0	2	3							
20 Chris Iannetta, R OBP: 0.304, SLG: 0.235										2	0	0	0	2	1	1							
12 Clint Barmes, R OBP: 0.320, SLG: 0.500										4	1	1	0	0	2	6							
21 Jason Marquis, L OBP: 0.600, SLG: 0.800										3	0	1	2	0	0	0							
24 Dexter Fowler, S OBP: 0.400, SLG: 0.722										1	0	1	1	0	0	0							
<b>Inning Stats</b>	R: 0 E: 0 K: 3 S: 10	H: 0 LOB: 0 BB: 0 P: 13	R: 2 E: 0 K: 2 S: 22	H: 2 LOB: 2 BB: 2 P: 36	R: 2 E: 1 K: 3 S: 21	H: 3 LOB: 3 BB: 2 P: 43	R: 0 E: 0 K: 2 S: 11	H: 0 LOB: 1 BB: 1 P: 17	R: 0 E: 0 K: 1 S: 9	H: 1 LOB: 1 BB: 0 P: 13	R: 0 E: 0 K: 0 S: 7	H: 0 LOB: 0 BB: 0 P: 10	R: 0 E: 0 K: 0 S: 7	H: 1 LOB: 1 BB: 1 P: 14	R: 1 E: 0 K: 2 S: 14	H: 2 LOB: 1 BB: 0 P: 21	R: 0 E: 0 K: 1 S: 9	H: 0 LOB: 1 BB: 1 P: 15	1B: 5 2B: 3 HR: 1	SF: 0 SAC: 0 DP: 1 HBP: 0	WP: 0 PB: 0 SB: 0 CS: 0	PA: 41	
<b>PITCHER</b>	IP WLS BF H R ER SO BB IBB HBP BLK WP HR S P ERA WHIP	IP WLS BF H R ER SO BB IBB HBP BLK WP HR S P ERA WHIP	IP WLS BF H R ER SO BB IBB HBP BLK WP HR S P ERA WHIP	IP WLS BF H R ER SO BB IBB HBP BLK WP HR S P ERA WHIP	IP WLS BF H R ER SO BB IBB HBP BLK WP HR S P ERA WHIP	IP WLS BF H R ER SO BB IBB HBP BLK WP HR S P ERA WHIP	IP WLS BF H R ER SO BB IBB HBP BLK WP HR S P ERA WHIP	IP WLS BF H R ER SO BB IBB HBP BLK WP HR S P ERA WHIP	IP WLS BF H R ER SO BB IBB HBP BLK WP HR S P ERA WHIP	IP WLS BF H R ER SO BB IBB HBP BLK WP HR S P ERA WHIP	IP WLS BF H R ER SO BB IBB HBP BLK WP HR S P ERA WHIP	IP WLS BF H R ER SO BB IBB HBP BLK WP HR S P ERA WHIP	IP WLS BF H R ER SO BB IBB HBP BLK WP HR S P ERA WHIP	IP WLS BF H R ER SO BB IBB HBP BLK WP HR S P ERA WHIP	IP WLS BF H R ER SO BB IBB HBP BLK WP HR S P ERA WHIP	IP WLS BF H R ER SO BB IBB HBP BLK WP HR S P ERA WHIP	IP WLS BF H R ER SO BB IBB HBP BLK WP HR S P ERA WHIP	IP WLS BF H R ER SO BB IBB HBP BLK WP HR S P ERA WHIP	IP WLS BF H R ER SO BB IBB HBP BLK WP HR S P ERA WHIP	IP WLS BF H R ER SO BB IBB HBP BLK WP HR S P ERA WHIP	IP WLS BF H R ER SO BB IBB HBP BLK WP HR S P ERA WHIP	IP WLS BF H R ER SO BB IBB HBP BLK WP HR S P ERA WHIP	IP WLS BF H R ER SO BB IBB HBP BLK WP HR S P ERA WHIP

Colorado Rockies @ Chicago Cubs  
Wrigley Field, Chicago, IL  
Wed Apr 15 2009, 1:20 PM CDT  
Att: 39,361 - Overcast - 42 F

AB	34
R	5
H	9
RBI	4
BB	7
SO	14
LOB	18



Batter	1	2	3	4	5	6	7	8	9	AB	R	H	RBI	BB	SO	LOB	BOTTOM						
12 Alfonso Soriano, R OBP: 0.375, SLG: 0.694										4	0	1	0	0	0	1							
2 Ryan Theriot, R OBP: 0.471, SLG: 0.500										4	0	0	0	0	1	1							
1 Kosuke Fukudome, L OBP: 0.500, SLG: 0.704										3	0	0	0	1	0	0							
25 Derrek Lee, R OBP: 0.316, SLG: 0.375										4	1	3	1	0	1	2							
17 Mike Fontenot, L OBP: 0.429, SLG: 0.444										2	0	0	0	2	0	1							
9 Reed Johnson, R OBP: 0.500, SLG: 0.385										4	1	2	0	0	0	2							
18 Geovany Soto, R OBP: 0.182, SLG: 0.100										4	0	0	0	0	0	3							
7 Aaron Miles, S OBP: 0.100, SLG: 0.100										3	0	0	0	0	0	1							
40 Rich Harden, L OBP: 0.260, SLG: 0.260										1	0	0	0	0	1	0							
54 David Fattori, R										0	0	0	0	0	0	0							
6 Mitch Hoffpauir, L OBP: 0.300, SLG: 0.750										0	0	0	0	0	0	0							
51 Luis Vizcaino, R										0	0	0	0	0	0	0							
48 Neal Cotts, L										0	0	0	0	0	0	0							
4 Joey Gathright, L										0	0	0	0	0	0	0							
37 Angel Guzman, R										0	0	0	0	0	0	0							
<b>Inning Stats</b>	R: 0 E: 0 K: 1 S: 12	H: 1 LOB: 2 BB: 1 P: 22	R: 0 E: 0 K: 0 S: 6	H: 0 LOB: 0 BB: 0 P: 13	R: 0 E: 0 K: 1 S: 7	H: 0 LOB: 0 BB: 0 P: 12	R: 0 E: 0 K: 0 S: 6	H: 1 LOB: 1 BB: 0 P: 9	R: 1 E: 0 K: 0 S: 9	H: 2 LOB: 1 BB: 0 P: 15	R: 0 E: 0 K: 1 S: 16	H: 1 LOB: 2 BB: 1 P: 26	R: 0 E: 0 K: 0 S: 7	H: 0 LOB: 0 BB: 0 P: 11	R: 0 E: 0 K: 0 S: 6	H: 0 LOB: 0 BB: 0 P: 10	R: 1 E: 0 K: 0 S: 10	H: 2 LOB: 1 BB: 1 P: 19	1B: 5 2B: 2 HR: 1	SF: 0 SAC: 0 DP: 2 HBP: 0	WP: 0 PB: 1 SB: 0 CS: 1	PA: 34	
<b>PITCHER</b>	IP WLS BF H R ER SO BB IBB HBP BLK WP HR S P ERA WHIP	IP WLS BF H R ER SO BB IBB HBP BLK WP HR S P ERA WHIP	IP WLS BF H R ER SO BB IBB HBP BLK WP HR S P ERA WHIP	IP WLS BF H R ER SO BB IBB HBP BLK WP HR S P ERA WHIP	IP WLS BF H R ER SO BB IBB HBP BLK WP HR S P ERA WHIP	IP WLS BF H R ER SO BB IBB HBP BLK WP HR S P ERA WHIP	IP WLS BF H R ER SO BB IBB HBP BLK WP HR S P ERA WHIP	IP WLS BF H R ER SO BB IBB HBP BLK WP HR S P ERA WHIP	IP WLS BF H R ER SO BB IBB HBP BLK WP HR S P ERA WHIP	IP WLS BF H R ER SO BB IBB HBP BLK WP HR S P ERA WHIP	IP WLS BF H R ER SO BB IBB HBP BLK WP HR S P ERA WHIP	IP WLS BF H R ER SO BB IBB HBP BLK WP HR S P ERA WHIP	IP WLS BF H R ER SO BB IBB HBP BLK WP HR S P ERA WHIP	IP WLS BF H R ER SO BB IBB HBP BLK WP HR S P ERA WHIP	IP WLS BF H R ER SO BB IBB HBP BLK WP HR S P ERA WHIP	IP WLS BF H R ER SO BB IBB HBP BLK WP HR S P ERA WHIP	IP WLS BF H R ER SO BB IBB HBP BLK WP HR S P ERA WHIP	IP WLS BF H R ER SO BB IBB HBP BLK WP HR S P ERA WHIP	IP WLS BF H R ER SO BB IBB HBP BLK WP HR S P ERA WHIP	IP WLS BF H R ER SO BB IBB HBP BLK WP HR S P ERA WHIP	IP WLS BF H R ER SO BB IBB HBP BLK WP HR S P ERA WHIP	IP WLS BF H R ER SO BB IBB HBP BLK WP HR S P ERA WHIP	IP WLS BF H R ER SO BB IBB HBP BLK WP HR S P ERA WHIP

Colorado Rockies @ Chicago Cubs  
Wrigley Field, Chicago, IL  
Wed Apr 15 2009, 1:20 PM CDT  
Att: 39,361 - Overcast - 42 F

AB	31
R	2
H	7
RBI	2
BB	3
SO	3
LOB	11









Batter	1	2	3	4	5	6	7	8	9	AB	R	H	RBI	BB	SO	LOB	TOP				
19 Ryan Spillane, R 46 Jason Hammel, R 10 Jeff Baker, R 41 Alan Embree, L 37 Ryan Speier, R 6 Omar Quintanilla, L	0-3 K		2-2 K		1-1 G6-3		4-2 BB		1-3 K	3	0	0	0	0	2	0	<b>Colorado Rockies @ Los Angeles Dodgers</b> Dodger Stadium, Los Angeles, CA Sat Apr 18, 2009, 12:40 PM PDT Att: 36,759 - Sunny - 81 F				
7 Seth Smith, L OBP: 0.393, SLG: 0.500	1-3 K		0-0 2B		4-0 BB		0-0 B5		4-1 BB	3	1	1	0	2	1	2					
17 Todd Helton, L OBP: 0.243, SLG: 0.219	3-2 G3		4-2 BB		1-1 BB		3-2 L5-4		0-0 SF9	3	1	1	1	1	0	2					
27 Garrett Atkins, R OBP: 0.250, SLG: 0.375	4-1 BB		0-2 F9		2-1 F9		1-2 K		1-2 K	4	0	0	0	1	2	6					
11 Brad Hawpe, L OBP: 0.389, SLG: 0.600	3-2 E7		1-2 F9		2-2 SF9		0-0 P5			4	1	1	2	0	0	1					
9 Ian Stewart, L OBP: 0.455, SLG: 0.778	1-2 G5-3		0-0 G4-3		2-2 SF9		2-0 HR			3	1	1	2	0	0	2					
2 Troy Tulowitzki, R OBP: 0.357, SLG: 0.559	1-3 K		3-3 K		2-2 FC5-4		2-1 G1-3			4	0	1	0	0	2	2					
8 Yorvit Torrealba, R OBP: 0.273, SLG: 0.500	0-2 F8		0-0 G4-3		0-1 FC5-4				4-2 BB	3	1	0	0	1	0	3					
28 Aaron Cook, R 24 Dexter Fowler, S	1-3 K		2-1 G3-1				0-2 BB		2-2 BB	1	0	0	0	0	1	0					
									1-2 BB	3	0	2	0	0	0	0					
<b>Inning Stats</b>	R: 0 E: 0 K: 2 S: 9	H: 0 LOB: 0 BB: 0 P: 13	R: 0 E: 1 K: 1 S: 17	H: 0 LOB: 2 BB: 1 P: 26	R: 0 E: 0 K: 2 S: 14	H: 1 LOB: 2 BB: 1 P: 21	R: 0 E: 0 K: 1 S: 8	H: 0 LOB: 0 BB: 0 P: 12	R: 0 E: 0 K: 0 S: 5	H: 0 LOB: 0 BB: 0 P: 8	R: 3 E: 0 K: 0 S: 18	H: 3 LOB: 1 BB: 1 P: 31	R: 0 E: 0 K: 0 S: 12	H: 1 LOB: 1 BB: 1 P: 19	R: 1 E: 0 K: 1 S: 7	H: 1 LOB: 2 BB: 2 P: 29	1B: 4 2B: 2 3B: 1 HR: 1	SF: 2 SAC: 0 DP: 1 HBP: 0	WP: 0 PB: 0 SB: 1 CS: 0	PA: 40	
<b>PITCHER</b>	IP WLS BF H R ER SO BB IBB HBP BLK WP HR S P ERA WHIP	IP WLS BF H R ER SO BB IBB HBP BLK WP HR S P ERA WHIP	IP WLS BF H R ER SO BB IBB HBP BLK WP HR S P ERA WHIP	IP WLS BF H R ER SO BB IBB HBP BLK WP HR S P ERA WHIP	IP WLS BF H R ER SO BB IBB HBP BLK WP HR S P ERA WHIP	IP WLS BF H R ER SO BB IBB HBP BLK WP HR S P ERA WHIP	IP WLS BF H R ER SO BB IBB HBP BLK WP HR S P ERA WHIP	IP WLS BF H R ER SO BB IBB HBP BLK WP HR S P ERA WHIP	IP WLS BF H R ER SO BB IBB HBP BLK WP HR S P ERA WHIP	IP WLS BF H R ER SO BB IBB HBP BLK WP HR S P ERA WHIP	IP WLS BF H R ER SO BB IBB HBP BLK WP HR S P ERA WHIP	IP WLS BF H R ER SO BB IBB HBP BLK WP HR S P ERA WHIP	IP WLS BF H R ER SO BB IBB HBP BLK WP HR S P ERA WHIP	IP WLS BF H R ER SO BB IBB HBP BLK WP HR S P ERA WHIP	IP WLS BF H R ER SO BB IBB HBP BLK WP HR S P ERA WHIP	IP WLS BF H R ER SO BB IBB HBP BLK WP HR S P ERA WHIP	IP WLS BF H R ER SO BB IBB HBP BLK WP HR S P ERA WHIP				
58 Chad Billingsley, R ERA: 2.84 59 Guillermo Mota, R ERA: 6.23 43 Will Ohman, L ERA: 3.18 38 Ramon Troncoso, R ERA: 4.5 54 Ronald Belisario, R ERA: 1.04	6.0 W 26 4 3 3 6 3 0 0 0 0 0 71 111 4.50 1.167	0.0 L 2 1 0 0 1 0 0 0 0 0 1 11 17 5.40 0.600	1.2 H 5 1 1 1 0 0 0 0 0 0 9 17 27.00 6.000	0.1 L 3 1 1 1 0 1 0 0 0 0 0 8 16 0.00 1.000	1.0 L 4 0 0 0 2 1 0 0 0 0 0 0 8 16 0.00 1.000																

Batter	1	2	3	4	5	6	7	8	9	AB	R	H	RBI	BB	SO	LOB	BOTTOM			
13 Orlando Hudson, S OBP: 0.446, SLG: 0.604	0-0 G6-3			4-1 HR		2-2 P6		0-0 G4-3		4	1	1	0	1	0	5	<b>Colorado Rockies @ Los Angeles Dodgers</b> Dodger Stadium, Los Angeles, CA Sat Apr 18, 2009, 12:40 PM PDT Att: 36,759 - Sunny - 81 F			
16 Andre Ethier, L OBP: 0.426, SLG: 0.605	2-1 G6-3		1-0 F9	3-1 HR		2-1 HR		3-3 K		5	2	2	4	0	1	1				
99 Manny Ramirez, R OBP: 0.538, SLG: 0.538	3-2 HR		1-0 K	1-3 K		4-1 HR		1-1 F8		3	3	2	2	1	1	0				
9 Juan Pierre, L OBP: 0.375, SLG: 0.375	0-0 HR		1-2 HR	1-2 HR		1-2 FC4		1-2 G1-3		5	1	1	0	0	0	1				
7 James Loney, L OBP: 0.373, SLG: 0.318	0-0 1B		1-2 F7	2-2 L8		1-2 FC4		1-2 G1-3		3	1	1	1	1	1	1				
27 Matt Kemp, R OBP: 0.417, SLG: 0.571	1-2 F7		4-2 BB	0-3 K		0-1 K		1-2 BB		3	1	1	1	1	1	1				
33 Blake DeWitt, L OBP: 0.273, SLG: 0.200	3-2 1B		1-0 G4-3	3-1 G4-3		0-1 P6				4	0	1	0	0	0	3				
12 Brad Ausmus, R OBP: 0.500, SLG: 0.429	0-1 F8		3-2 HR	3-2 SH1-4		1-0 L8		4-2 BB		3	1	1	0	1	0	1				
14 Juan Castro, R OBP: 0.250, SLG: 0.333	0-1 1B		0-1 F7	0-1 K		0-3 K		1-0 SF8		3	0	1	1	0	1	1				
58 Chad Billingsley, R 59 Guillermo Mota, R 43 Will Ohman, L 38 Ramon Troncoso, R 54 Ronald Belisario, R	4.0 L 21 8 5 5 2 2 0 0 0 0 0 3 50 11.25 2.500	2.0 L 7 1 0 0 2 0 0 0 0 0 0 16 26 0.00 0.500	0.0 L 3 1 3 3 0 1 0 0 0 0 1 6 13 ∞ ∞	2.0 L 9 2 1 0 1 1 0 0 0 0 0 0 18 30 0.00 1.500																
<b>Inning Stats</b>	R: 1 E: 0 K: 0 S: 12	H: 3 LOB: 1 BB: 0 P: 18	R: 0 E: 0 K: 1 S: 15	H: 2 LOB: 2 BB: 0 P: 18	R: 1 E: 0 K: 0 S: 8	H: 1 LOB: 1 BB: 1 P: 16	R: 3 E: 0 K: 1 S: 15	H: 2 LOB: 0 BB: 1 P: 27	R: 0 E: 0 K: 1 S: 8	H: 0 LOB: 0 BB: 0 P: 13	R: 0 E: 0 K: 1 S: 8	H: 1 LOB: 1 BB: 0 P: 13	R: 4 E: 1 K: 0 S: 16	H: 3 LOB: 2 BB: 2 P: 30	R: 0 E: 0 K: 1 S: 8	H: 0 LOB: 0 BB: 0 P: 13	1B: 8 2B: 0 3B: 0 HR: 4	SF: 1 SAC: 1 DP: 1 HBP: 0	WP: 0 PB: 0 SB: 1 CS: 0	PA: 40
<b>PITCHER</b>	IP WLS BF H R ER SO BB IBB HBP BLK WP HR S P ERA WHIP	IP WLS BF H R ER SO BB IBB HBP BLK WP HR S P ERA WHIP	IP WLS BF H R ER SO BB IBB HBP BLK WP HR S P ERA WHIP	IP WLS BF H R ER SO BB IBB HBP BLK WP HR S P ERA WHIP	IP WLS BF H R ER SO BB IBB HBP BLK WP HR S P ERA WHIP	IP WLS BF H R ER SO BB IBB HBP BLK WP HR S P ERA WHIP	IP WLS BF H R ER SO BB IBB HBP BLK WP HR S P ERA WHIP	IP WLS BF H R ER SO BB IBB HBP BLK WP HR S P ERA WHIP	IP WLS BF H R ER SO BB IBB HBP BLK WP HR S P ERA WHIP	IP WLS BF H R ER SO BB IBB HBP BLK WP HR S P ERA WHIP	IP WLS BF H R ER SO BB IBB HBP BLK WP HR S P ERA WHIP	IP WLS BF H R ER SO BB IBB HBP BLK WP HR S P ERA WHIP	IP WLS BF H R ER SO BB IBB HBP BLK WP HR S P ERA WHIP	IP WLS BF H R ER SO BB IBB HBP BLK WP HR S P ERA WHIP	IP WLS BF H R ER SO BB IBB HBP BLK WP HR S P ERA WHIP	IP WLS BF H R ER SO BB IBB HBP BLK WP HR S P ERA WHIP	IP WLS BF H R ER SO BB IBB HBP BLK WP HR S P ERA WHIP			
28 Aaron Cook, R ERA: 10.22 46 Jason Hammel, R ERA: 3.95 41 Alan Embree, L ERA: 11.57 37 Ryan Speier, R ERA: 4.76	4.0 L 21 8 5 5 2 2 0 0 0 0 0 3 50 11.25 2.500	2.0 L 7 1 0 0 2 0 0 0 0 0 0 16 26 0.00 0.500	0.0 L 3 1 3 3 0 1 0 0 0 0 1 6 13 ∞ ∞	2.0 L 9 2 1 0 1 1 0 0 0 0 0 18 30 0.00 1.500																









Batter	1	2	3	4	5	6	7	8	9	AB	R	H	RBI	BB	SO	LOB	TOP		
24 Dexter Fowler, S OBP: 0.324, SLG: 0.471	G4-3		F8		F8		BB		G1-3	4	0	1	1	1	0	1			
9 Ian Stewart, L OBP: 0.467, SLG: 0.792	K		F7				HR		K	4	1	1	1	0	2	3			
17 Todd Helton, L OBP: 0.273, SLG: 0.282	G4-3				G4-3		FC5-6		G4-3	4	0	2	0	0	0	0			
27 Garrett Atkins, R OBP: 0.235, SLG: 0.340		K		G4-3		L8			19 2B	4	1	1	0	0	1	2			
11 Brad Hawpe, L OBP: 0.372, SLG: 0.649		F7		G4-3		FC5-6			K	4	0	0	0	0	1	3			
2 Troy Tulowitzki, R OBP: 0.319, SLG: 0.512										3	0	0	0	0	2	2			
46 Jason Hammel, R										0	0	0	0	0	0	0			
19 Ryan Spilborghs, R (8, PH)										1	0	1	1	0	0	0			
49 Jason Grilli, R										0	0	0	0	0	0	0			
20 Chris Iannetta, R OBP: 0.314, SLG: 0.333										3	1	1	0	1	0	1			
12 Clint Barmes, R OBP: 0.278, SLG: 0.457										3	0	1	0	0	1	2			
7 Seth Smith, L OBP: 0.400, SLG: 0.500										1	0	0	0	0	0	0			
21 Jason Marquis, L OBP: 0.500, SLG: 0.667										1	0	0	0	0	0	1			
10 Jeff Baker, R OBP: 0.143, SLG: 0.077										2	0	0	0	0	0	1			
<b>Inning Stats</b>	R: 0 H: 0 E: 0 K: 1 S: 8	H: 0 LOB: 0 BB: 0 P: 10	R: 0 H: 0 E: 0 K: 2 S: 11	H: 0 LOB: 0 BB: 0 P: 18	R: 1 H: 2 E: 0 K: 1 S: 16	H: 2 LOB: 1 BB: 0 P: 23	R: 0 H: 1 E: 0 K: 1 S: 10	H: 1 LOB: 1 BB: 1 P: 15	R: 0 H: 0 E: 0 K: 0 S: 9	H: 0 LOB: 1 BB: 1 P: 14	R: 1 H: 2 E: 0 K: 0 S: 11	H: 2 LOB: 1 BB: 0 P: 15	R: 0 H: 1 E: 0 K: 1 S: 14	H: 2 LOB: 1 BB: 0 P: 19	R: 0 H: 0 E: 0 K: 0 S: 6	H: 0 LOB: 0 BB: 0 P: 7	1B: 4 2B: 3 3B: 0 HR: 1	SF: 0 SAC: 1 DP: 0 HBP: 0	WP: 0 PA: 37 PB: 0 SB: 2 CS: 0
<b>PITCHER</b>	IP WLS BF H R ER SO BB IBB HBP BLK WP HR S P ERA WHIP	IP WLS BF H R ER SO BB IBB HBP BLK WP HR S P ERA WHIP	IP WLS BF H R ER SO BB IBB HBP BLK WP HR S P ERA WHIP	IP WLS BF H R ER SO BB IBB HBP BLK WP HR S P ERA WHIP	IP WLS BF H R ER SO BB IBB HBP BLK WP HR S P ERA WHIP	IP WLS BF H R ER SO BB IBB HBP BLK WP HR S P ERA WHIP	IP WLS BF H R ER SO BB IBB HBP BLK WP HR S P ERA WHIP	IP WLS BF H R ER SO BB IBB HBP BLK WP HR S P ERA WHIP	IP WLS BF H R ER SO BB IBB HBP BLK WP HR S P ERA WHIP	IP WLS BF H R ER SO BB IBB HBP BLK WP HR S P ERA WHIP	IP WLS BF H R ER SO BB IBB HBP BLK WP HR S P ERA WHIP	IP WLS BF H R ER SO BB IBB HBP BLK WP HR S P ERA WHIP	IP WLS BF H R ER SO BB IBB HBP BLK WP HR S P ERA WHIP	IP WLS BF H R ER SO BB IBB HBP BLK WP HR S P ERA WHIP	IP WLS BF H R ER SO BB IBB HBP BLK WP HR S P ERA WHIP	IP WLS BF H R ER SO BB IBB HBP BLK WP HR S P ERA WHIP	IP WLS BF H R ER SO BB IBB HBP BLK WP HR S P ERA WHIP	IP WLS BF H R ER SO BB IBB HBP BLK WP HR S P ERA WHIP	

**Colorado Rockies @ Arizona Diamondbacks**  
Chase Field, Phoenix, AZ  
Mon Apr 20 2009, 6:40 PM MST  
Att: 25,789 - Clear - 92 F

livebaseballscorecards.com

AB 34  
R 3  
H 8  
RBI 3  
BB 2  
SO 7  
LOB 16




Batter	1	2	3	4	5	6	7	8	9	AB	R	H	RBI	BB	SO	LOB	BOTTOM		
2 Felipe Lopez, S OBP: 0.386, SLG: 0.574	G4-3		G5-3		G4-3		11 F8-6		K	5	0	2	0	0	1	4			
11 Augie Ojeda, S OBP: 0.450, SLG: 0.556			G5-3				18 1B		F8-6	4	1	2	0	0	0	2			
34 Conor Jackson, R OBP: 0.217, SLG: 0.273			G5-3				P4		L5	4	0	0	0	0	0	3			
18 Chad Tracy, L OBP: 0.325, SLG: 0.500			G3				E9		G4-3	4	2	2	0	0	0	1			
27 Mark Reynolds, R OBP: 0.341, SLG: 0.575							27 2B			3	1	2	2	1	1	0			
24 Chris Young, R OBP: 0.250, SLG: 0.388							10 BB		K	4	1	0	0	0	1	3			
26 Miguel Montero, L OBP: 0.235, SLG: 0.333							24 FC6-4			3	1	1	3	1	2	0			
10 Justin Upton, R OBP: 0.270, SLG: 0.242							10 BB		K	3	0	1	0	1	0	0			
52 Jon Garland, R							24 FC6-4			3	0	0	0	0	2	4			
60 Scott Schoeneweis, L							26 HR			0	0	0	0	0	0	0			
56 Ramon Pena, R							26 HR			0	0	0	0	0	0	0			
31 Tony Clark, S							10 BB			1	0	0	0	0	1	1			
50 Chad Qualls, R							HR			0	0	0	0	0	0	0			
<b>Inning Stats</b>	R: 0 H: 1 E: 0 K: 0 S: 9	H: 1 LOB: 1 BB: 0 P: 15	R: 1 H: 1 E: 0 K: 1 S: 8	H: 1 LOB: 0 BB: 0 P: 15	R: 0 H: 1 E: 0 K: 0 S: 5	H: 1 LOB: 1 BB: 0 P: 9	R: 1 H: 2 E: 0 K: 1 S: 13	H: 2 LOB: 2 BB: 2 P: 24	R: 4 H: 4 E: 1 K: 1 S: 20	H: 4 LOB: 1 BB: 1 P: 26	R: 0 H: 1 E: 0 K: 0 S: 5	H: 1 LOB: 0 BB: 0 P: 5	R: 0 H: 0 E: 0 K: 2 S: 11	H: 0 LOB: 0 BB: 0 P: 16	R: 0 H: 0 E: 1 K: 3 S: 11	H: 0 LOB: 1 BB: 0 P: 14	1B: 5 2B: 4 3B: 0 HR: 2	SF: 0 SAC: 0 DP: 1 HBP: 0	WP: 0 PA: 37 PB: 0 SB: 0 CS: 0
<b>PITCHER</b>	IP WLS BF H R ER SO BB IBB HBP BLK WP HR S P ERA WHIP	IP WLS BF H R ER SO BB IBB HBP BLK WP HR S P ERA WHIP	IP WLS BF H R ER SO BB IBB HBP BLK WP HR S P ERA WHIP	IP WLS BF H R ER SO BB IBB HBP BLK WP HR S P ERA WHIP	IP WLS BF H R ER SO BB IBB HBP BLK WP HR S P ERA WHIP	IP WLS BF H R ER SO BB IBB HBP BLK WP HR S P ERA WHIP	IP WLS BF H R ER SO BB IBB HBP BLK WP HR S P ERA WHIP	IP WLS BF H R ER SO BB IBB HBP BLK WP HR S P ERA WHIP	IP WLS BF H R ER SO BB IBB HBP BLK WP HR S P ERA WHIP	IP WLS BF H R ER SO BB IBB HBP BLK WP HR S P ERA WHIP	IP WLS BF H R ER SO BB IBB HBP BLK WP HR S P ERA WHIP	IP WLS BF H R ER SO BB IBB HBP BLK WP HR S P ERA WHIP	IP WLS BF H R ER SO BB IBB HBP BLK WP HR S P ERA WHIP	IP WLS BF H R ER SO BB IBB HBP BLK WP HR S P ERA WHIP	IP WLS BF H R ER SO BB IBB HBP BLK WP HR S P ERA WHIP	IP WLS BF H R ER SO BB IBB HBP BLK WP HR S P ERA WHIP	IP WLS BF H R ER SO BB IBB HBP BLK WP HR S P ERA WHIP	IP WLS BF H R ER SO BB IBB HBP BLK WP HR S P ERA WHIP	

**Colorado Rockies @ Arizona Diamondbacks**  
Chase Field, Phoenix, AZ  
Mon Apr 20 2009, 6:40 PM MST  
Att: 25,789 - Clear - 92 F

livebaseballscorecards.com

AB 34  
R 6  
H 10  
RBI 5  
BB 3  
SO 8  
LOB 18









Batter	1	2	3	4	5	6	7	8	9	AB	R	H	RBI	BB	SO	LOB	TOP				
19 Ryan Spilborghs, R (1.8) OBP: 0.321, SLG: 0.415										5	0	4	0	0	0	0	<b>Colorado Rockies @ Arizona Diamondbacks</b> Chase Field, Phoenix, AZ Wed Apr 22 2009, 12:40 PM MST Att. 19,111 - Roof Closed - 77 F				
24 Dexter Fowler, S (9, FR) OBP: 0.333, SLG: 0.474										0	0	0	0	0	0	0					
10 Jeff Baker, R (1.4) OBP: 0.158, SLG: 0.111										4	0	1	0	0	1	3					
12 Clint Barnes, R (8.4) OBP: 0.275, SLG: 0.436										1	0	0	0	0	0	2					
17 Todd Helton, L (1.3) OBP: 0.283, SLG: 0.354										4	0	0	0	0	1	3					
27 Garrett Atkins, R (1.5) OBP: 0.250, SLG: 0.375										4	0	0	0	0	0	3					
11 Brad Hawpe, L (1.9) OBP: 0.404, SLG: 0.614										3	0	2	0	1	0	0					
2 Troy Tulowitzki, R (1.6) OBP: 0.288, SLG: 0.457										4	0	0	0	0	3	3					
20 Chris Iannetta, R (1.2) OBP: 0.282, SLG: 0.290										4	0	0	0	0	2	2					
7 Seth Smith, L (1.7) OBP: 0.441, SLG: 0.520										3	0	2	0	1	0	0					
29 Jorge De La Rosa, L (1.1) OBP: 0.283, SLG: 0.290										3	0	0	0	0	3	4					
49 Jason Grilli, R (7.1) OBP: 0.283, SLG: 0.290										0	0	0	0	0	0	0					
41 Alan Embree, L (8.1) OBP: 0.283, SLG: 0.290										0	0	0	0	0	0	0					
9 Ian Stewart, L (9, PH) OBP: 0.417, SLG: 0.667										1	0	0	0	0	0	1					
<b>Inning Stats</b>	R: 0 H: 1 E: 0 K: 0 S: 9	H: 1 LOB: 1 BB: 0 P: 13	R: 0 H: 1 E: 0 K: 2 S: 10	H: 1 LOB: 2 BB: 1 P: 14	R: 0 H: 1 E: 0 K: 1 S: 11	H: 1 LOB: 1 BB: 0 P: 20	R: 0 H: 1 E: 0 K: 2 S: 12	H: 1 LOB: 2 BB: 0 P: 18	R: 0 H: 0 E: 0 K: 0 S: 6	H: 0 LOB: 0 BB: 0 P: 11	R: 0 H: 1 E: 0 K: 2 S: 9	H: 1 LOB: 0 BB: 0 P: 13	R: 0 H: 1 E: 0 K: 0 S: 8	H: 1 LOB: 1 BB: 0 P: 10	R: 0 H: 2 E: 0 K: 1 S: 14	H: 2 LOB: 2 BB: 0 P: 18	1B: 9 2B: 0 3B: 0 HR: 0	SF: 0 SAC: 0 DP: 0 HBP: 0	WP: 0 PB: 0 SB: 2 CS: 0	PA: 38	
<b>PITCHER</b>	IP	WLS	BF	H	R	ER	SO	BB	IBB	HBP	BLK	WP	HR	S	P	ERA	WHIP				
15 Dan Haren, R (1.1) ERA: 1.38	7.0	W	29	6	0	0	9	2	0	0	0	0	0	69	103	0.00	1.143				
56 Ramon Pena, R (8.1) ERA: 2.35	1.0	H	4	1	0	0	0	0	0	0	0	0	0	8	13	0.00	1.000				
50 Chad Qualls, R (9.1) ERA: 3.0	1.0	S	5	2	0	0	1	0	0	0	0	0	0	14	18	0.00	2.000				

Batter	1	2	3	4	5	6	7	8	9	AB	R	H	RBI	BB	SO	LOB	BOTTOM				
2 Felipe Lopez, S (1.4) OBP: 0.408, SLG: 0.557										2	0	0	0	2	1	1	<b>Colorado Rockies @ Arizona Diamondbacks</b> Chase Field, Phoenix, AZ Wed Apr 22 2009, 12:40 PM MST Att. 19,111 - Roof Closed - 77 F				
6 Stephen Drew, L (1.6) OBP: 0.283, SLG: 0.375										4	0	0	0	0	3	4					
34 Conor Jackson, R (1.7) OBP: 0.255, SLG: 0.275										2	0	0	1	2	0	1					
27 Mark Reynolds, R (1.5) OBP: 0.358, SLG: 0.604										3	0	1	0	1	0	3					
50 Chad Qualls, R (9.1) ERA: 3.0										0	0	0	0	0	0	0					
18 Chad Tracy, L (1.3) OBP: 0.289, SLG: 0.439										4	0	0	0	0	0	4					
24 Chris Young, R (1.8) OBP: 0.262, SLG: 0.421										3	1	1	0	1	1	0					
22 Eric Byrnes, R (1.9) OBP: 0.256, SLG: 0.364										4	0	1	0	0	0	2					
19 Chris Snyder, R (1.2) OBP: 0.303, SLG: 0.154										3	1	1	0	0	1	1					
15 Dan Haren, R (1.1) OBP: 0.125, SLG: 0.125										2	0	1	0	0	0	1					
14 Ryan Roberts, R (7, PH) ERA: 3.78										1	0	1	1	0	0	0					
56 Ramon Pena, R (8.1) ERA: 1.29										0	0	0	0	0	0	0					
11 Augie Ojeda, S (9.5) OBP: 0.400, SLG: 0.522										0	0	0	0	0	0	0					
<b>Inning Stats</b>	R: 0 H: 0 E: 0 K: 0 S: 10	H: 1 LOB: 1 BB: 0 P: 17	R: 0 H: 0 E: 0 K: 2 S: 9	H: 0 LOB: 0 BB: 0 P: 12	R: 0 H: 0 E: 0 K: 0 S: 6	H: 0 LOB: 0 BB: 0 P: 8	R: 0 H: 1 E: 0 K: 0 S: 5	H: 1 LOB: 1 BB: 0 P: 8	R: 0 H: 1 E: 0 K: 1 S: 7	H: 1 LOB: 1 BB: 1 P: 15	R: 2 H: 3 E: 0 K: 1 S: 19	H: 3 LOB: 3 BB: 2 P: 34	R: 0 H: 0 E: 0 K: 0 S: 5	H: 0 LOB: 0 BB: 1 P: 13	1B: 5 2B: 1 3B: 0 HR: 0	SF: 0 SAC: 0 DP: 1 HBP: 0	WP: 0 PB: 0 SB: 2 CS: 1	PA: 34			
<b>PITCHER</b>	IP	WLS	BF	H	R	ER	SO	BB	IBB	HBP	BLK	WP	HR	S	P	ERA	WHIP				
29 Jorge De La Rosa, L (1.1) ERA: 3.78	6.2	L	29	6	2	2	6	3	1	0	0	0	0	57	100	2.70	1.350				
49 Jason Grilli, R (7.1) ERA: 1.29	0.1		2	0	0	0	0	1	0	0	0	0	0	9	14	0.00	3.000				
41 Alan Embree, L (8.1) ERA: 6.75	1.0		3	0	0	0	0	1	0	0	0	0	0	5	13	0.00	1.000				

AB	36
R	0
H	9
RBI	0
BB	2
SO	10
LOB	21

AB	28
R	2
H	6
RBI	2
BB	6
SO	6
LOB	17













Batter	1	2	3	4	5	6	7	8	9	AB	R	H	RBI	BB	SO	LOB	TOP										
9 Juan Pierre, L OBP: 0.412, SLG: 0.333	K2-3		G6-4-3 BB			F9 BB			F8 BB	4	1	2	0	1	1	2	<b>Los Angeles Dodgers @ Colorado Rockies</b> Coors Field, Denver, CO Sun Apr 26 2009, 1:10 PM MDT Att: 35,505 - Partly Cloudy - 57 F										
13 Orlando Hudson, S OBP: 0.438, SLG: 0.245	G3		G6-4-3			F9 BB			F8	4	1	0	0	1	1	6											
16 Andre Ethier, L OBP: 0.437, SLG: 0.600	F8 BB		F8			F8			F9 BB	5	0	2	0	0	0	3											
7 James Loney, L OBP: 0.405, SLG: 0.403	F8 BB		F8			F8			F9 BB	5	1	3	3	0	0	2											
55 Russell Martin, R OBP: 0.342, SLG: 0.302	G4-3		G4-3			F9 BB			F9 BB	5	0	1	1	1	0	5											
27 Matt Kemp, R OBP: 0.392, SLG: 0.580	K		G5-3			F8			F9 BB	3	0	0	0	1	1	1											
33 Blake DeWitt, L OBP: 0.188, SLG: 0.133	L8		L8			F9 BB			F7	4	0	0	0	0	0	2											
14 Juan Castro, R OBP: 0.222, SLG: 0.250	L9		L9			F9			F9	4	0	0	0	0	1	3											
22 Clayton Kershaw, L ERA: 3.33, SLG: 0.143			G4-3			G4-3			F9 BB	1	0	0	0	1	0	0											
57 Scott Elbert, L ERA: 7.29			G4-3			G4-3			F9 BB	0	0	0	0	0	0	0											
43 Will Ohman, L ERA: 2.7			G4-3			G4-3			F9 BB	0	0	0	0	0	0	0											
59 Guillermo Mota, R ERA: 5.88			G4-3			G4-3			F9 BB	0	0	0	0	0	0	0											
<b>Inning Stats</b>	R: 0 E: 0 K: 1 S: 10	H: 2 LOB: 2 BB: 0 P: 10	R: 0 E: 0 K: 1 S: 8	H: 0 LOB: 0 BB: 0 P: 13	R: 0 E: 0 K: 0 S: 4	H: 0 LOB: 1 BB: 2 P: 13	R: 0 E: 0 K: 0 S: 5	H: 0 LOB: 0 BB: 0 P: 9	R: 0 E: 0 K: 1 S: 7	H: 0 LOB: 0 BB: 0 P: 11	R: 2 E: 0 K: 1 S: 13	H: 2 LOB: 1 BB: 1 P: 26	R: 0 E: 1 K: 1 S: 10	H: 0 LOB: 2 BB: 1 P: 17	R: 1 E: 0 K: 0 S: 14	H: 2 LOB: 2 BB: 1 P: 22	R: 1 E: 0 K: 1 S: 15	H: 3 LOB: 2 BB: 0 P: 22	1B: 6 2B: 3 3B: 0 HR: 0	SF: 0 SAC: 0 DP: 1 HBP: 0	WP: 0 PB: 0 SB: 0 CS: 0	PA: 41					
<b>PITCHER</b>	IP	WLS	BF	H	R	ER	SO	BB	IBB	HBP	BLK	WP	HR	S	P	ERA	WHIP										
21 Jason Marquis, R ERA: 4.1	7.1	W	32	6	3	3	5	4	0	0	0	0	0	65	109	3.68	1.364										
16 Huston Street, R ERA: 7.98	0.2		3	0	0	0	0	1	0	0	0	0	0	6	12	0.00	1.500										
60 Manny Corpas, R ERA: 6.48	1.0		6	3	1	1	1	0	0	0	0	0	0	15	22	9.00	3.000										

Batter	1	2	3	4	5	6	7	8	9	AB	R	H	RBI	BB	SO	LOB	BOTTOM										
24 Dexter Fowler, S OBP: 0.364, SLG: 0.490	P4		C2 BB			F9 BB			F9 BB	4	1	3	1	0	0	0	<b>Los Angeles Dodgers @ Colorado Rockies</b> Coors Field, Denver, CO Sun Apr 26 2009, 1:10 PM MDT Att: 35,505 - Partly Cloudy - 57 F										
2 Troy Tulowitzki, R OBP: 0.308, SLG: 0.389	K		19 HR BB			F9			F9	3	1	0	0	1	2	3											
19 Ryan Spillborghs, R OBP: 0.348, SLG: 0.475	P3		11 HR BB			L9			L9	4	2	2	3	0	0	1											
27 Garrett Atkins, R OBP: 0.274, SLG: 0.403	K		11 PO BB			G4-3 IBB			G4-3	3	1	1	0	1	1	0											
11 Brad Hawpe, L OBP: 0.415, SLG: 0.564	G3		PO			G4-3 BB			G4-3	3	1	1	1	1	0	0											
10 Jeff Baker, R OBP: 0.167, SLG: 0.217	F8		G4-6-3 BB			G4-3 BB			K	4	0	1	3	0	1	1											
60 Manny Corpas, R	F8		G4-6-3 BB			G4-3 BB			K	0	0	0	0	0	0	0											
20 Chris Iannetta, R OBP: 0.292, SLG: 0.308	F8 BB		12 HR BB			G4-3			F9	3	1	0	0	1	0	1											
12 Clint Barmes, R OBP: 0.286, SLG: 0.542	B1-3 HR		B1-3 HR			B1-3 SH5-4 BB			P4	4	2	2	2	0	0	0											
21 Jason Marquis, L OBP: 0.500, SLG: 0.625	K		K			SH5-4 BB			K	2	1	1	0	0	1	0											
16 Huston Street, R	K		K			SH5-4 BB			K	0	0	0	0	0	0	0											
9 Ian Stewart, L OBP: 0.349, SLG: 0.541	K		K			SH5-4 BB			K	1	0	0	0	0	1	0											
<b>Inning Stats</b>	R: 0 E: 0 K: 1 S: 9	H: 0 LOB: 0 BB: 0 P: 14	R: 0 E: 0 K: 1 S: 10	H: 0 LOB: 0 BB: 0 P: 14	R: 4 E: 0 K: 1 S: 16	H: 4 LOB: 2 BB: 2 P: 26	R: 0 E: 0 K: 0 S: 7	H: 1 LOB: 0 BB: 0 P: 12	R: 5 E: 0 K: 1 S: 16	H: 4 LOB: 1 BB: 2 P: 33	R: 1 E: 0 K: 0 S: 11	H: 2 LOB: 1 BB: 0 P: 16	R: 0 E: 0 K: 1 S: 9	H: 0 LOB: 0 BB: 0 P: 14	R: 0 E: 0 K: 1 S: 6	H: 0 LOB: 0 BB: 0 P: 10	1B: 7 2B: 1 3B: 1 HR: 2	SF: 0 SAC: 1 DP: 1 HBP: 0	WP: 1 PB: 0 SB: 0 CS: 1	PA: 37							
<b>PITCHER</b>	IP	WLS	BF	H	R	ER	SO	BB	IBB	HBP	BLK	WP	HR	S	P	ERA	WHIP										
22 Clayton Kershaw, L ERA: 7.29	1.1	L	7	3	1	1	0	0	0	0	0	0	0	17	26	6.75	2.250										
57 Scott Elbert, L ERA: 6.75	1.0		3	0	0	0	1	0	0	0	0	0	0	9	14	0.00	0.000										
43 Will Ohman, L ERA: 2.7	1.0		3	0	0	0	1	0	0	0	0	0	0	6	10	0.00	0.000										
59 Guillermo Mota, R ERA: 5.88	1.0		3	0	0	0	1	0	0	0	0	0	0	6	10	0.00	0.000										










Batter	1	2	3	4	5	6	7	8	9	AB	R	H	RBI	BB	SO	LOB	TOP		
12 Scott Hairston, R OBP: 0.455, SLG: 0.775	F7		2H HR		BB		G6-3		F7	4	1	1	2	1	0	3			
22 David Eckstein, R OBP: 0.378, SLG: 0.431	BB		G6-3		CS		G5-3		P5	4	1	1	0	1	0	1			
24 Brian Giles, L OBP: 0.233, SLG: 0.200	F7		G6-3				K		F8	4	0	0	0	0	1	2			
23 Adrián González, L OBP: 0.425, SLG: 0.630	K				K		7S 1B		G6-3	4	0	1	0	0	2	2			
7 Chase Headley, S OBP: 0.318, SLG: 0.418	G4-3				K		L8			4	0	1	1	0	1	1			
5 Kevin Kouzmanoff, R OBP: 0.296, SLG: 0.359	K		G6-3		G6-3				F9	4	0	1	0	0	1	1			
4 Nick Hundley, R OBP: 0.339, SLG: 0.453	G5-3				G6-3		F9			4	1	1	0	0	0	1			
8 Chris Burke, R OBP: 0.429, SLG: 0.200																			
21 Heath Bell, R			49 SH3-4 12 HR		22 S 49 E CS		HBP		G5-3	3	1	2	0	0	0	1			
49 Chad Gaudin, R 45 Edward Mujica, R 33 Jody Gerut, L 57 Luke Gregerson, L 50 Duaner Sanchez, R 15 Luis Antonio Rodriguez, S			SH3-4		K		K			1	0	0	0	0	0	0			
<b>Inning Stats</b>	R: 0 H: 0 E: 0 K: 1 S: 13	H: 0 LOB: 1 BB: 1 P: 21	R: 0 H: 0 E: 0 K: 1 S: 7	H: 0 LOB: 0 BB: 0 P: 10	R: 2 H: 2 E: 0 K: 0 S: 8	H: 2 LOB: 0 BB: 0 P: 14	R: 0 H: 0 E: 0 K: 2 S: 7	H: 0 LOB: 0 BB: 0 P: 12	R: 0 H: 0 E: 0 K: 1 S: 10	H: 1 LOB: 1 BB: 0 P: 16	R: 0 H: 2 E: 0 K: 1 S: 12	H: 2 LOB: 2 BB: 0 P: 17	R: 1 H: 2 E: 0 K: 0 S: 9	H: 2 LOB: 1 BB: 0 P: 14	R: 0 H: 2 E: 0 K: 0 S: 16	H: 2 LOB: 0 BB: 0 P: 22	1B: 6 2B: 1 3B: 1 HR: 1	SF: 0 SAC: 1 DP: 0 HBP: 1	WP: 0 PA: 39 PB: 0 SB: 3 CS: 1
<b>PITCHER</b>	IP WLS BF H R ER SO	IP WLS BF H R ER SO	IP WLS BF H R ER SO	IP WLS BF H R ER SO	IP WLS BF H R ER SO	IP WLS BF H R ER SO	IP WLS BF H R ER SO	IP WLS BF H R ER SO	IP WLS BF H R ER SO	IP WLS BF H R ER SO	IP WLS BF H R ER SO	IP WLS BF H R ER SO	IP WLS BF H R ER SO	IP WLS BF H R ER SO	IP WLS BF H R ER SO	IP WLS BF H R ER SO	ERA WHIP	ERA WHIP	
29 Jorge De La Rosa, L ERA: 3.57	6.0	23	3	2	2	6	2	0	1	55	91	3.00	0.833						
34 Matt Belisle, R ERA: 10.29	1.0	5	2	0	0	1	0	0	0	12	17	0.00	2.000						
41 Alan Embree, L ERA: 6.0	0.2	B	4	2	1	1	0	0	0	6	9	13.50	3.000						
16 Huston Street, R ERA: 6.75	0.1	1	0	0	0	0	0	0	0	3	5	0.00	0.000						
60 Manny Corpas, R ERA: 6.1	1.0	L	5	2	1	1	0	0	0	16	22	9.00	2.000						

**San Diego Padres @ Colorado Rockies**  
Coors Field, Denver, CO  
Tue Apr 28 2009, 6:40 PM MDT  
Att: 19,346 - Overcast - 61 F


AB 34  
R 4  
H 9  
RBI 4  
BB 2  
SO 7  
LOB 15



Batter	1	2	3	4	5	6	7	8	9	AB	R	H	RBI	BB	SO	LOB	BOTTOM				
24 Dexter Fowler, S OBP: 0.394, SLG: 0.483	K		F8		19 G6-3 19 WP		19 1B		K	5	1	2	0	0	2	0					
19 Ryan Spillborghs, R OBP: 0.368, SLG: 0.464	G4-3		17 F7-4-3 BB		G6-3		17 1B		P4	4	0	1	1	1	0	1					
17 Todd Helton, L OBP: 0.333, SLG: 0.381	BB		F7-4-3		G5-3		27 G5-4-3 1B		27 FC6-5 2B	4	0	2	1	1	0	2					
21 Jason Marquis, L OBP: 0.500, SLG: 0.625	BB						27 G5-4-3 1B			0	0	0	0	0	0	0					
27 Garrett Atkins, R OBP: 0.289, SLG: 0.429	P				9 FC3-6 1B		G5-3		FC6-5	5	0	1	0	0	0	4					
9 Ian Stewart, L OBP: 0.327, SLG: 0.489	G4-3				FC3-6 1B		K		6 1B BB	3	0	0	0	1	1	1					
7 Seth Smith, L OBP: 0.377, SLG: 0.618	BB				12 BB BB		HR		F7	3	1	2	1	1	0	1					
12 Clint Barmes, R OBP: 0.316, SLG: 0.319							F9		8 HBP 1B	2	0	0	0	0	1	2					
34 Matt Belisle, R ERA: 4.60										0	0	0	0	0	0	0					
41 Alan Embree, L ERA: 6.0										0	0	0	0	0	0	0					
16 Huston Street, R ERA: 6.75										0	0	0	0	0	0	0					
60 Manny Corpas, R ERA: 6.1										0	0	0	0	0	0	0					
8 Yorvit Torrealba, R OBP: 0.304, SLG: 0.350	K								2 G6-4-3 HBP	3	0	0	0	0	3	4					
29 Jorge De La Rosa, L ERA: 3.46										2	0	0	0	0	1	2					
2 Troy Tulowitzki, R OBP: 0.313, SLG: 0.393	G4-3						24 1B 1B		G6-4-3	2	1	1	0	0	0	3					
<b>Inning Stats</b>	R: 0 H: 0 E: 0 K: 1 S: 10	H: 0 LOB: 1 BB: 1 P: 18	R: 0 H: 0 E: 0 K: 1 S: 11	H: 0 LOB: 2 BB: 2 P: 22	R: 0 H: 0 E: 0 K: 0 S: 8	H: 0 LOB: 0 BB: 1 P: 16	R: 0 H: 2 E: 0 K: 2 S: 12	H: 2 LOB: 0 BB: 0 P: 14	R: 0 H: 1 E: 0 K: 1 S: 12	H: 1 LOB: 1 BB: 0 P: 18	R: 1 H: 1 E: 0 K: 1 S: 8	H: 1 LOB: 0 BB: 0 P: 10	R: 2 H: 4 E: 0 K: 1 S: 14	H: 4 LOB: 1 BB: 0 P: 15	R: 0 H: 1 E: 0 K: 0 S: 10	H: 1 LOB: 2 BB: 1 P: 18	R: 0 H: 1 E: 0 K: 1 S: 12	H: 1 LOB: 0 BB: 0 P: 17	1B: 8 2B: 2 3B: 0 HR: 1	SF: 0 SAC: 0 DP: 3 HBP: 1	WP: 1 PA: 40 PB: 0 SB: 0 CS: 0
<b>PITCHER</b>	IP WLS BF H R ER SO	IP WLS BF H R ER SO	IP WLS BF H R ER SO	IP WLS BF H R ER SO	IP WLS BF H R ER SO	IP WLS BF H R ER SO	IP WLS BF H R ER SO	IP WLS BF H R ER SO	IP WLS BF H R ER SO	IP WLS BF H R ER SO	IP WLS BF H R ER SO	IP WLS BF H R ER SO	IP WLS BF H R ER SO	IP WLS BF H R ER SO	IP WLS BF H R ER SO	IP WLS BF H R ER SO	ERA WHIP	ERA WHIP			
49 Chad Gaudin, R ERA: 4.60	5.0	21	3	1	1	1	1	0	0	53	88	0.00	1.400								
45 Edward Mujica, R ERA: 4.60	1.0	H	4	1	1	1	1	0	0	8	10	9.00	1.000								
57 Luke Gregerson, R ERA: 3.46	1.0	B	6	4	2	2	1	0	0	14	15	18.00	4.000								
50 Duaner Sanchez, R ERA: 6.14	1.0	W	5	1	0	0	0	1	0	10	18	0.00	2.000								
21 Heath Bell, R ERA: 6.1	1.0	S	4	1	0	0	1	0	0	12	17	0.00	1.000								

**San Diego Padres @ Colorado Rockies**  
Coors Field, Denver, CO  
Tue Apr 28 2009, 6:40 PM MDT  
Att: 19,346 - Overcast - 61 F

AB 34  
R 3  
H 10  
RBI 3  
BB 5  
SO 8  
LOB 20





Batter	1	2	3	4	5	6	7	8	9	AB	R	H	RBI	BB	SO	LOB	TOP					
33 Jody Gerut, L (1,8) OBP: 0.303, SLG: 0.426	G3-1			G4-3		G4-3		G3-1		4	0	0	0	0	0	1	<b>San Diego Padres @ Colorado Rockies</b> Coors Field, Denver, CO Wed Apr 29 2009, 1:10 PM MDT Att: 20,289 - Sunny - 68 F					
15 Luis Antonio Rodriguez, S (6,6) OBP: 0.410, SLG: 0.379	G1-3			G4-3				F8		3	0	1	0	1	0	0						
24 Brian Giles, L (1,9) OBP: 0.225, SLG: 0.193	F7			G4-3						3	0	0	0	0	1	3						
38 Arturo Lopez, L (6,1)				G4-3						0	0	0	0	0	0	0						
59 Luis Perdomo, R (6,1)				G4-3						0	0	0	0	0	0	0						
22 David Eckstein, R (8,PH) OBP: 0.386, SLG: 0.438				G4-3						1	1	1	0	0	0	0						
46 Edwin Moreno, R (8,1)				G1						0	0	0	0	0	0	0						
23 Adrián González, L (1,3) OBP: 0.440, SLG: 0.711				G1						3	2	2	3	1	0	1						
7 Chase Headley, S (1,7) OBP: 0.303, SLG: 0.398	G4-6-3									4	0	0	0	0	1	1						
5 Kevin Koussanoff, R (1,5) OBP: 0.262, SLG: 0.341	K									4	0	0	0	0	2	0						
2 Edgar Gonzalez, R (1,4) OBP: 0.192, SLG: 0.440				G5-3		G1-3				4	1	1	0	0	1	0						
28 Henry Blanco, R (1,2)				F9						4	1	1	2	0	1	0						
29 Kevin Correia, R (1,1) OBP: 0.250, SLG: 0.250				G6-3						1	0	0	0	0	0	0						
8 Chris Burke, R (6,PH) OBP: 0.467, SLG: 0.364				G6-3						1	0	1	0	0	0	0						
43 Cia Meredith, R (6,1)										0	0	0	0	0	0	0						
12 Scott Hairston, R (6,8) OBP: 0.444, SLG: 0.756										1	0	0	0	0	0	0						
<b>Inning Stats</b>	R: 0 E: 0 K: 0 S: 4	H: 0 LOB: 0 BB: 0 P: 7	R: 0 E: 0 K: 1 S: 8	H: 0 LOB: 0 BB: 1 P: 12	R: 0 E: 0 K: 0 S: 4	H: 0 LOB: 0 BB: 0 P: 6	R: 0 E: 0 K: 0 S: 14	H: 1 LOB: 1 BB: 0 P: 25	R: 0 E: 0 K: 1 S: 7	H: 0 LOB: 3 BB: 0 P: 8	R: 0 E: 0 K: 1 S: 11	H: 1 LOB: 2 BB: 1 P: 20	R: 3 E: 0 K: 0 S: 14	H: 3 LOB: 0 BB: 0 P: 18	R: 2 E: 0 K: 0 S: 10	H: 2 LOB: 0 BB: 0 P: 17	R: 0 E: 0 K: 3 S: 12	H: 0 LOB: 0 BB: 0 P: 15	1B: 3 2B: 1 3B: 0 HR: 3	SF: 0 SAC: 0 DP: 1 HBP: 0	WP: 0 PB: 0 SB: 0 CS: 0	PA: 35
<b>PITCHER</b>	IP WLS BF H R ER SO BB IBB HBP BLK WP HR S P ERA WHIP																					
28 Aaron Cook, R (1,1) ERA: 7.11	7.0 W 27 5 3 3 3 2 0 0 0 0 0 2 62 96 3.86 1.000																					
34 Matt Belisle, R (8,1) ERA: 11.25	1.0 S 5 2 2 2 0 0 0 0 0 0 0 1 10 17 18.00 2.000																					
16 Huston Street, R (9,1) ERA: 6.1	1.0 S 3 0 0 0 0 3 0 0 0 0 0 0 0 12 15 0.00 0.000																					

Batter	1	2	3	4	5	6	7	8	9	AB	R	H	RBI	BB	SO	LOB	BOTTOM			
24 Dexter Fowler, S (1,8) OBP: 0.366, SLG: 0.452	K	K			G3-1	SF9		G6-3		4	0	0	1	0	2	1	<b>San Diego Padres @ Colorado Rockies</b> Coors Field, Denver, CO Wed Apr 29 2009, 1:10 PM MDT Att: 20,289 - Sunny - 68 F			
7 Seth Smith, L (1,7) OBP: 0.490, SLG: 0.595				G6-3				G5-3		3	1	1	0	2	0	0				
19 Ryan Spilborghs, R (1,9) OBP: 0.370, SLG: 0.452	F9			G5-3						4	0	1	0	1	1	1				
17 Todd Helton, L (1,3)	K									3	1	2	3	1	1	1				
9 Ian Stewart, L (1,5) OBP: 0.357, SLG: 0.478										1	1	0	0	2	0	3				
2 Troy Tulowitzki, R (1,6) OBP: 0.324, SLG: 0.400				CS						4	1	2	0	0	0	3				
12 Clint Barmes, R (1,4) OBP: 0.295, SLG: 0.483										4	1	0	0	0	0	3				
20 Chris Iannetta, R (1,2) OBP: 0.333, SLG: 0.391										4	2	2	3	0	1	0				
28 Aaron Cook, R (1,1) OBP: 0.222, SLG: 0.222										2	0	1	0	0	1	0				
14 Matt Murton, R (7,PH) ERA: 3.96										1	0	0	0	0	1	0				
34 Matt Belisle, R (8,1)										0	0	0	0	0	0	0				
16 Huston Street, R (9,1)										0	0	0	0	0	0	0				
<b>Inning Stats</b>	R: 0 E: 0 K: 2 S: 14	H: 0 LOB: 1 BB: 1 P: 21	R: 2 E: 0 K: 1 S: 17	H: 3 LOB: 1 BB: 1 P: 28	R: 1 E: 0 K: 0 S: 8	H: 1 LOB: 0 BB: 1 P: 16	R: 0 E: 0 K: 0 S: 5	H: 0 LOB: 0 BB: 0 P: 12	R: 0 E: 0 K: 1 S: 16	H: 2 LOB: 3 BB: 1 P: 24	R: 4 E: 1 K: 0 S: 20	H: 3 LOB: 2 BB: 2 P: 38	R: 0 E: 0 K: 2 S: 8	H: 0 LOB: 0 BB: 0 P: 11	R: 0 E: 0 K: 1 S: 10	H: 0 LOB: 0 BB: 0 P: 16	1B: 7 2B: 1 3B: 0 HR: 2	SF: 1 SAC: 1 DP: 1 HBP: 1	WP: 0 PB: 0 SB: 1 CS: 1	PA: 40
<b>PITCHER</b>	IP WLS BF H R ER SO BB IBB HBP BLK WP HR S P ERA WHIP																			
29 Kevin Correia, R (1,1) ERA: 4.71	5.0 L 23 6 3 3 4 4 0 0 0 0 0 0 9 13 27.00 3.000																			
43 Cia Meredith, R (6,1) ERA: 3.96	0.2 5 2 3 2 0 0 0 0 0 0 0 9 13 27.00 3.000																			
38 Arturo Lopez, L (6,1) ERA:	0.0 4 1 1 0 0 2 0 0 1 0 0 0 9 23 ∞ ∞																			
59 Luis Perdomo, R (6,1) ERA: 5.4	1.1 4 0 0 0 2 0 0 0 0 0 0 10 13 0.00 0.000																			
46 Edwin Moreno, R (8,1) ERA: 3.55	1.0 3 0 0 0 1 0 0 0 0 0 0 10 16 0.00 0.000																			

AB	33
R	5
H	7
RBI	5
BB	2
SO	6
LOB	6



AB	30
R	7
H	9
RBI	7
BB	6
SO	7
LOB	12





Batter	1	2	3	4	5	6	7	8	9	AB	R	H	RBI	BB	SO	LOB	TOP								
24 Dexter Fowler, S (1,8) OBP: 0.360, SLG: 0.439										4	0	1	0	0	2	1	<b>Colorado Rockies @ San Francisco Giants</b> AT&T Park, San Francisco, CA Fri May 01 2009, 7:15 PM PDT Att: 30,791 - Overcast - 62 F								
14 Matt Murton, R (1,7) OBP: 0.400, SLG: 0.400										4	0	2	0	0	1	0									
17 Todd Helton, L (1,3) OBP: 0.363, SLG: 0.443										4	0	2	1	0	1	2									
27 Garrett Atkins, R (1,5) OBP: 0.287, SLG: 0.420										4	0	1	0	0	2	1									
19 Ryan Spilborghs, R (1,9) OBP: 0.353, SLG: 0.429										4	0	0	0	0	2	3									
2 Troy Tulowitzki, R (1,6) OBP: 0.320, SLG: 0.391										4	0	1	0	0	0	0									
20 Chris Iannetta, R (1,2) OBP: 0.344, SLG: 0.449										3	1	1	1	1	1	1									
12 Clint Barmes, R (1,4) OBP: 0.286, SLG: 0.467										2	0	0	0	0	1	1									
7 Seth Smith, L (8,PH) OBP: 0.450, SLG: 0.579										1	0	0	0	0	1	0									
31 Matt Daley, R (8,1) OBP: 0.429, SLG: 0.576										1	0	0	0	0	0	1									
11 Brad Hawpe, L (9,PH) OBP: 0.429, SLG: 0.576										1	0	0	0	0	0	1									
38 Ubaldo Jiménez, R (1,1) OBP: 0.500, SLG: 0.250										2	0	0	0	0	0	0									
9 Ian Stewart, L (8,PH) OBP: 0.362, SLG: 0.500										2	1	1	0	0	1	1									
<b>Inning Stats</b>	R: 0 E: 0 K: 3 S: 9	H: 0 LOB: 0 BB: 0 P: 15	R: 0 E: 0 K: 2 S: 9	H: 0 LOB: 0 BB: 0 P: 11	R: 0 E: 0 K: 0 S: 9	H: 0 LOB: 0 BB: 0 P: 13	R: 0 E: 0 K: 1 S: 9	H: 1 LOB: 1 BB: 0 P: 14	R: 0 E: 0 K: 2 S: 13	H: 1 LOB: 1 BB: 0 P: 16	R: 0 E: 0 K: 0 S: 10	H: 2 LOB: 1 BB: 0 P: 15	R: 0 E: 0 K: 1 S: 6	H: 0 LOB: 0 BB: 0 P: 10	R: 2 E: 0 K: 2 S: 19	H: 5 LOB: 3 BB: 0 P: 37	R: 0 E: 0 K: 1 S: 12	H: 0 LOB: 1 BB: 1 P: 23	1B: 7 2B: 1 3B: 0 HR: 1	SF: 0 SAC: 0 DP: 1 HBP: 0	WP: 0 PB: 0 SB: 1 CS: 0	PA: 36			
<b>PITCHER</b>	IP	WLS	BF	H	R	ER	SO	BB	IBB	HBP	BLK	WP	HR	S	P	ERA	WHIP								
51 Randy Johnson, L (1,1) ERA: 4.5	7.0	W	24	4	0	0	9	0	0	0	0	0	0	65	94	0.00	0.571								
46 Bob Howry, R (8,1) ERA: 5.4	0.0		1	1	1	1	0	0	0	0	0	0	1	2	4	∞	∞								
41 Jeremy Affeldt, L (8,1) ERA: 3.48	0.2	H	5	3	1	1	1	0	0	0	0	0	0	11	21	13.50	4.500								
38 Brian Wilson, R (8,1) ERA: 3.65	1.1	S	6	1	0	0	2	1	0	0	0	0	0	18	35	0.00	1.500								

Batter	1	2	3	4	5	6	7	8	9	AB	R	H	RBI	BB	SO	LOB	BOTTOM								
2 Randy Winn, S (1,9) OBP: 0.289, SLG: 0.392										2	1	0	1	1	1	0	<b>Colorado Rockies @ San Francisco Giants</b> AT&T Park, San Francisco, CA Fri May 01 2009, 7:15 PM PDT Att: 30,791 - Overcast - 62 F								
16 Edgar Renteria, R (1,6) OBP: 0.333, SLG: 0.389										3	0	0	0	1	0	1									
48 Pablo Sandoval, S (1,5) OBP: 0.357, SLG: 0.468										4	0	2	0	0	1	2									
1 Bengie Molina, R (1,2) OBP: 0.305, SLG: 0.570										3	0	0	1	0	0	2									
33 Aaron Rowand, R (1,8) OBP: 0.338, SLG: 0.422										4	0	0	0	0	1	2									
14 Fred Lewis, L (1,7) OBP: 0.417, SLG: 0.400										3	1	1	0	0	0	1									
12 Nate Schierholtz, L (9,9) OBP: 0.421, SLG: 0.556										0	0	0	0	0	0	0									
10 Travis Ishikawa, L (1,3) OBP: 0.286, SLG: 0.327										3	1	2	1	0	1	0									
7 Emmanuel Burriss, S (1,4) OBP: 0.263, SLG: 0.191										2	0	0	0	0	0	1									
51 Randy Johnson, R (1,1) ERA: 6.58										0	0	0	0	0	0	0									
8 Eugenio Velez, S (7,PH) OBP: 1.000, SLG: 1.000										0	0	0	0	0	0	0									
46 Bob Howry, L (8,1) ERA: 5.4										0	0	0	0	0	0	0									
41 Jeremy Affeldt, L (8,1) OBP: 1.000, SLG: 1.000										0	0	0	0	0	0	0									
38 Brian Wilson, R (8,1) ERA: 3.65										0	0	0	0	0	0	0									
<b>Inning Stats</b>	R: 0 E: 0 K: 1 S: 9	H: 1 LOB: 1 BB: 0 P: 17	R: 1 E: 0 K: 2 S: 12	H: 2 LOB: 1 BB: 0 P: 19	R: 1 E: 0 K: 1 S: 13	H: 0 LOB: 1 BB: 2 P: 25	R: 0 E: 0 K: 1 S: 10	H: 0 LOB: 0 BB: 0 P: 13	R: 0 E: 0 K: 0 S: 6	H: 0 LOB: 0 BB: 0 P: 11	R: 0 E: 0 K: 0 S: 7	H: 1 LOB: 1 BB: 0 P: 11	R: 1 E: 0 K: 0 S: 9	H: 1 LOB: 1 BB: 0 P: 13	R: 0 E: 0 K: 0 S: 8	H: 0 LOB: 0 BB: 0 P: 12	1B: 3 2B: 1 3B: 1 HR: 0	SF: 2 SAC: 1 DP: 0 HBP: 1	WP: 0 PB: 0 SB: 1 CS: 0	PA: 32					
<b>PITCHER</b>	IP	WLS	BF	H	R	ER	SO	BB	IBB	HBP	BLK	WP	HR	S	P	ERA	WHIP								
38 Ubaldo Jiménez, R (1,1) ERA: 6.58	7.0	L	29	5	3	3	0	2	0	1	0	0	0	66	109	3.86	1.000								
31 Matt Daley, R (8,1) ERA: 5.4	1.0		3	0	0	0	0	0	0	0	0	0	0	8	12	0.00	0.000								

AB	35
R	2
H	9
RBI	2
BB	1
SO	12
LOB	11



AB	26
R	3
H	5
RBI	3
BB	2
SO	5
LOB	10





Batter	1	2	3	4	5	6	7	8	9	AB	R	H	RBI	BB	SO	LOB	TOP					
19 Ryan Spilborghs, R OBP: 0.378, SLG: 0.519										4	3	3	3	1	0	0	<b>Colorado Rockies @ San Francisco Giants</b> AT&T Park, San Francisco, CA Sat May 02 2009, 1:05 PM PDT Att: 30,166 - Overcast - 54 F					
7 Seth Smith, L OBP: 0.444, SLG: 0.524										4	0	0	0	0	0	1						
24 Dexter Fowler, S OBP: 0.355, SLG: 0.433										1	0	0	0	0	0	1						
17 Todd Helton, L OBP: 0.329, SLG: 0.440										5	0	2	0	0	0	2						
27 Garrett Atkins, R OBP: 0.297, SLG: 0.417										3	0	1	1	1	0	1						
11 Brad Hawpe, L OBP: 0.419, SLG: 0.603										4	1	1	1	0	0	3						
2 Troy Tulowitzki, R OBP: 0.329, SLG: 0.426										4	0	2	0	0	1	0						
9 Ian Stewart, L OBP: 0.355, SLG: 0.471										3	0	0	0	1	1	2						
8 Yorvit Torrealba, R OBP: 0.296, SLG: 0.375										4	0	1	0	0	2	2						
21 Jason Marquis, L OBP: 0.417, SLG: 0.455										3	1	0	0	1	1	2						
<b>Inning Stats</b>	R: 1 H: 2 E: 0 K: 0 S: 11	H: 2 LOB: 1 BB: 1 P: 21	R: 0 H: 1 E: 0 K: 1 S: 11	H: 1 LOB: 1 BB: 0 P: 15	R: 1 H: 1 E: 0 K: 0 S: 11	H: 1 LOB: 1 BB: 1 P: 18	R: 0 H: 1 E: 0 K: 1 S: 7	H: 1 LOB: 0 BB: 0 P: 10	R: 2 H: 1 E: 0 K: 0 S: 10	H: 1 LOB: 1 BB: 1 P: 18	R: 1 H: 1 E: 0 K: 1 S: 11	H: 1 LOB: 1 BB: 1 P: 20	R: 0 H: 1 E: 0 K: 0 S: 16	H: 1 LOB: 1 BB: 0 P: 23	R: 0 H: 1 E: 0 K: 2 S: 10	H: 1 LOB: 1 BB: 0 P: 15	R: 0 H: 1 E: 0 K: 0 S: 11	H: 1 LOB: 1 BB: 0 P: 17	1B: 5 2B: 3 3B: 1 HR: 3	SF: 0 SAC: 0 DP: 2 HBP: 0	WP: 0 PA: 39 PB: 0 SB: 2 CS: 0	
<b>PITCHER</b>	IP: 6.0 WLS: L BF: 27	H: 7 R: 5 ER: 5 SO: 3	BB: 4 IBB: 0 HBP: 0 BLK: 0	WP: 0 HR: 3 S: 61 P: 102	ERA: 7.50 WHIP: 1.833	IP: 2.0 WLS: 8 BF: 2	H: 2 R: 0 ER: 0 SO: 2	BB: 0 IBB: 0 HBP: 0 BLK: 0	WP: 0 HR: 0 S: 26 P: 38	ERA: 0.00 WHIP: 1.000	IP: 1.0 WLS: 4 BF: 1	H: 1 R: 0 ER: 0 SO: 0	BB: 0 IBB: 0 HBP: 0 BLK: 0	WP: 0 HR: 0 S: 11 P: 17	ERA: 0.00 WHIP: 1.000							

Batter	1	2	3	4	5	6	7	8	9	AB	R	H	RBI	BB	SO	LOB	BOTTOM					
2 Randy Winn, S OBP: 0.290, SLG: 0.390										3	0	1	0	0	0	3	<b>Colorado Rockies @ San Francisco Giants</b> AT&T Park, San Francisco, CA Sat May 02 2009, 1:05 PM PDT Att: 30,166 - Overcast - 54 F					
14 Fred Lewis, L OBP: 0.412, SLG: 0.394										4	0	0	0	0	0	3						
16 Edgar Renteria, R OBP: 0.318, SLG: 0.368										4	0	0	0	0	0	3						
48 Pablo Sandoval, S OBP: 0.352, SLG: 0.494										4	1	1	1	0	0	1						
1 Bengie Molina, R OBP: 0.291, SLG: 0.542										4	0	0	0	0	0	1						
33 Aaron Rowand, R OBP: 0.320, SLG: 0.397										4	0	0	0	0	1	0						
12 Nate Schierholtz, L OBP: 0.348, SLG: 0.455										4	0	0	0	0	1	0						
10 Travis Ishikawa, L OBP: 0.271, SLG: 0.309										3	0	0	0	0	1	0						
7 Emmanuel Burriss, S OBP: 0.291, SLG: 0.214										2	0	2	0	1	0	0						
18 Matt Cain, R OBP: 0.300, SLG: 0.125										2	0	1	0	0	0	1						
45 Justin Miller, R										0	0	0	0	0	0	0						
8 Eugenio Velez, S OBP: 0.133, SLG: 0.133										1	0	0	0	0	1	1						
<b>Inning Stats</b>	R: 0 H: 1 E: 0 K: 0 S: 8	H: 0 LOB: 0 BB: 0 P: 13	R: 0 H: 0 E: 0 K: 2 S: 11	H: 0 LOB: 0 BB: 0 P: 18	R: 0 H: 1 E: 0 K: 0 S: 9	H: 1 LOB: 1 BB: 0 P: 13	R: 0 H: 0 E: 0 K: 0 S: 5	H: 0 LOB: 0 BB: 0 P: 8	R: 0 H: 2 E: 0 K: 0 S: 12	H: 2 LOB: 2 BB: 0 P: 16	R: 0 H: 0 E: 0 K: 0 S: 7	H: 0 LOB: 0 BB: 0 P: 7	R: 0 H: 0 E: 0 K: 1 S: 7	H: 0 LOB: 1 BB: 0 P: 12	R: 0 H: 0 E: 0 K: 1 S: 8	H: 0 LOB: 1 BB: 1 P: 14	R: 0 H: 0 E: 0 K: 0 S: 6	H: 1 LOB: 0 BB: 0 P: 12	1B: 4 2B: 0 3B: 0 HR: 1	SF: 0 SAC: 0 DP: 0 HBP: 0	WP: 0 PA: 33 PB: 0 SB: 1 CS: 0	
<b>PITCHER</b>	IP: 9.0 WLS: W BF: 33	H: 5 R: 1 ER: 1 SO: 4	BB: 1 IBB: 0 HBP: 0 BLK: 0	WP: 0 HR: 1 S: 73 P: 113	ERA: 1.00 WHIP: 0.667	IP: 9.0 WLS: W BF: 33	H: 5 R: 1 ER: 1 SO: 4	BB: 1 IBB: 0 HBP: 0 BLK: 0	WP: 0 HR: 1 S: 73 P: 113	ERA: 1.00 WHIP: 0.667	IP: 9.0 WLS: W BF: 33	H: 5 R: 1 ER: 1 SO: 4	BB: 1 IBB: 0 HBP: 0 BLK: 0	WP: 0 HR: 1 S: 73 P: 113	ERA: 1.00 WHIP: 0.667							

AB	35
R	5
H	10
RBI	5
BB	4
SO	5
LOB	14





Batter	1	2	3	4	5	6	7	8	9	10	AB	R	H	RBI	BB	SO	LOB	TOP								
24 Dexter Fowler, S OBP: 0.346, SLG: 0.431	(1, 8) F SI 86 C CU 71 B CH 74 S SL 72 X CU 72 G5-3		(3, 1) B CH 73 B CH 74 B SI 75 C SI 84 X SI 86 F9			(3, 1) B SI 86 B CH 74 B SI 85 C SI 85 X SI 85 2B			(2, 3) B FF 93 B SI 85 F FF 94 S SL 85 K 11 BB 19 SH1-4	(2, 3) C FC 90 C FC 90 C FC 89 K	5	0	1	0	0	2	2									
19 Ryan Spilborghs, R OBP: 0.362, SLG: 0.494	(1, 7) C SI 87 C FC 80 B SI 87 F FF 87 B SI 86 X SI 86 G6-3			(1, 2) B SI 86 C CH 75 X CU 73 L9		(3, 3) C CU 72 B CH 74 X SI 86 G6-3			(1, 1) 1 SAFE L FF 83 B SI 86 F FF 92 X FF 93 SH1-4	(3, 2) C CU 73 B SI 86 F FC 89 X FC 89 P4	4	0	0	0	0	0	3									
17 Todd Helton, L OBP: 0.371, SLG: 0.436	(1, 3) X SI 88 1B			(2, 0) B SI 87 B SI 86 X SI 86 F8				(1, 0-2) F SI 85 C SI 85 X CU 74 G1-3	(4, 0) I IN 86 I IN 72 I IN 71 11 BB		3	0	1	0	1	0	0									
27 Garrett Atkins, R OBP: 0.295, SLG: 0.402	(1, 5) B SI 86 C CH 74 S SI 86 D FC 81 C CU 74 B SI 86 X SI 87 G6-3			(1, 1) B SI 78 B SI 86 X CH 73 G5-3				(4, 1) C SI 86 B SI 86 B SI 87 B SI 86 X CH 73 11 BB G4-6-3	(0, 3) C FF 96 C FF 96 S SL 92 K		3	0	0	0	1	1	3									
11 Brad Hawpe, L OBP: 0.410, SLG: 0.576	(1, 9) C SI 78 S SL 78 K			(2, 2) F SI 85 C CU 72 B SI 84 B FF 86 X CU 73 G4-3				(3, 2) B SI 86 B SI 78 S FF 86 S FC 79 B FF 97 B SI 86 X SI 87 G4-6-3	(4, 2) S FF 96 B FF 96 B FF 96 B FF 97 B FF 97 B FF 97 BB		3	0	0	0	1	1	1									
2 Troy Tulowitzki, R OBP: 0.313, SLG: 0.403	(1, 6) C CH 73 X FF 85 F7			(2, 2) B CU 71 C CH 73 B FF 86 X CH 74 G5-3				(0, 0) X FF 94 E3 20 B3-6-4	(1, 2) I FF 97 X FF 98 P4		4	0	0	0	0	0	3									
20 Chris Iannetta, R OBP: 0.338, SLG: 0.423	(1, 2) B SI 85 F SI 85 T CU 74 K			(2, 3) C CU 71 C SI 87 B CU 74 B FF 87 S FF 86 K				(1, 0) B FF 92 X FF 93 B3-6-4			3	0	0	0	1	2	1									
12 Clint Barmes, R OBP: 0.288, SLG: 0.460	(1, 4) B SI 84 X CH 72 X SI 85 F9			(1, 1) B SI 84 X CH 72 X SI 85 L6				(2, 2) C CH 72 B SI 84 B SI 85 C CU 73 X CH 73 X SI 86 L6	(0, 2) C FF 93 X FF 95 X FF 96 SH1-4	(0, 0) 1 SAFE X FC 89 SH1-4	3	0	1	0	0	0	0									
46 Jason Hammel, R 49 Jason Grilli, R 41 Alan Embree, L 9 Ian Stewart, L 34 Matt Belisle, R 7 Seth Smith, L 60 Manny Corpas, R	(1, 11) (7, 1) (7, 1) (8, PH) (8, 1) (10, PH) (10, 1)			(2, 3) S SI 88 B CH 73 B CU 72 F SI 87 S SI 85 K				(1, 2) B SI 86 C SI 86 C SI 85 X CH 73 G4-3	(0, 0) X FF 95 F8	(4, 1) C CU 71 B SI 86 F FC 88 X FC 88 BB	2	0	0	0	0	0	1	0								
<b>Inning Stats</b>	R: 0 E: 0 K: 0 S: 12	H: 1 LOB: 1 BB: 0 P: 19	R: 0 E: 0 K: 2 S: 8	H: 0 LOB: 0 BB: 0 P: 9	R: 0 E: 0 K: 1 S: 8	H: 0 LOB: 0 BB: 0 P: 14	R: 0 E: 0 K: 0 S: 6	H: 0 LOB: 0 BB: 0 P: 10	R: 0 E: 0 K: 1 S: 9	H: 0 LOB: 0 BB: 0 P: 15	R: 0 E: 0 K: 0 S: 10	H: 1 LOB: 1 BB: 0 P: 18	R: 0 E: 0 K: 0 S: 9	H: 0 LOB: 0 BB: 1 P: 16	R: 0 E: 0 K: 0 S: 6	H: 1 LOB: 1 BB: 0 P: 7	R: 0 E: 0 K: 2 S: 12	H: 0 LOB: 3 BB: 2 P: 23	R: 0 E: 0 K: 1 S: 11	H: 0 LOB: 2 BB: 2 P: 22	1B: 2 2B: 1 3B: 0 HR: 0	SF: 0 SAC: 2 DP: 2 HBP: 0	WP: 1 PB: 0 SB: 0 CS: 0	PA: 38		
<b>PITCHER</b>	IP 7.0	WLS 23	H 2	R 0	ER 0	SO 4	BB 1	IBB 0	HBP 0	BLK 0	WP 0	HR 0	S 62	P 101	ERA 0.00	WHIP 0.429										
75 Barry Zito, L ERA: 3.99	(1, 1)	1.0	4	1	0	0	0	0	0	0	0	0	6	7	0.00	1.000										
47 Merkin Valdez, R ERA: 4.7	(8, 1)	1.0	6	0	0	2	1	1	0	0	1	0	12	23	0.00	1.000										
38 Brian Wilson, R ERA: 3.38	(9, 1)	1.0	W	5	0	0	1	2	0	0	0	0	11	22	0.00	2.000										
49 Brandon Medders, R ERA: 3.09	(10, 1)	1.0	W	5	0	0	1	2	0	0	0	0	11	22	0.00	2.000										

Colorado Rockies @ San Francisco Giants  
AT&T Park, San Francisco, CA  
Sun May 03 2009, 1:05 PM PDT  
Att: 30,650 - Overcast - 63 F

AB	31
R	0
H	3
RBI	0
BB	5
SO	7
LOB	14



Batter	1	2	3	4	5	6	7	8	9	10	AB	R	H	RBI	BB	SO	LOB	BOTTOM								
14 Fred Lewis, L OBP: 0.420, SLG: 0.419	(1, 7) B FF 92 X FF 92 G5-3		(1, 0) B FF 94 X FF 94 F9			(2, 2) C CU 76 B SI 82 B SI 82 C CH 64 16 F9	(1, 1) B SI 79 X SL 78 G5-4-3			(0, 2) C SI 80 B SI 80 X SI 82 1B	3	0	2	0	0	0	0									
1 Bengie Molina, R OBP: 0.287, SLG: 0.536	(7, PH)										1	0	0	0	0	0	2									
47 Merkin Valdez, R	(8, 1)										0	0	0	0	0	0	0									
38 Brian Wilson, R	(9, 1)										0	0	0	0	0	0	0									
35 Rich Aurilia, R OBP: 0.286, SLG: 0.200	(10, 3)										1	0	1	1	0	0	0									
16 Edgar Renteria, R OBP: 0.315, SLG: 0.363	(1, 6) B FF 93 X FF 93 1B		(0, 2) C SI 87 F SI 91 X CU 76 G4-3			(0, 1) C FF 92 X FF 92 F9					4	0	1	0	0	1	2									
12 Nate Schierholtz, L OBP: 0.296, SLG: 0.385	(1, 9) X FF 92 F9			(0, 0) X CH 84 F8							4	0	0	0	0	0	2									
48 Pablo Sandoval, S OBP: 0.359, SLG: 0.488	(1, 5) 1 SAFE X CH 85 G4-3			(2, 2) B CH 88 F FF 94 B SI 84 X FF 94 33 G6-4-3 1B							3	0	1	0	1	0	1									
33 Aaron Rowand, R OBP: 0.315, SLG: 0.360	(1, 8) C CU 75 B FF 94 X SI 93 G6-3			(0, 2) B SI 85 C SI 84 X SI 84 G6-4-3							3	0	0	0	1	0	1									
10 Travis Ishikawa, L OBP: 0.254, SLG: 0.286	(1, 3) S SI 87 B CH 86 B SI 94 F CH 86 C SI 86 K			(3, 1) C CU 77 B CH 84 B SI 93 X FF 93 G4-3							4	0	0	0	0	2	3									
49 Brandon Medders, R OBP: 0.286, SLG: 0.286	(10, 1)					(2, 2) C CU 78 B SI 84 X CU 78 G1-3					0	0	0	0	0	0	0									
7 Emmanuel Burriss, S OBP: 0.301, SLG: 0.243	(1, 4) B CH 85 S SI 93 X FF 93 G1-3			(1, 2) C CU 77 B CU 76 F FF 93 X SI 93 G1-3							4	0	2	0	0	1	0									
20 Steve Holm, R OBP: 0.500, SLG: 0.333	(1, 2) 1 SAFE P PO 86 CS		(3, 0) B SI 83 B SI 83 X FF 93 G6-3			(1, 1) B SI 86 B SI 86 X SI 94 1B					3	1	1	0	1	0	1									
75 Barry Zito, L OBP: 0.125, SLG: 0.125	(1, 1)					(2, 3) C SI 82 B SI 82 X SI 82 2B					4	0	2	0	0	1	0									
2 Randy Winn, S OBP: 0.287, SLG: 0.386	(7, PH) (8, 7)			(0, 1) C SI 83 X FF 92 G5-3							2	0	0	0	0	0	1									
						(2, 3) F FF 93 B FF 94 S SI 84 K					1	0	0	0	0	1	2									
<b>Inning Stats</b>	R: 0 E: 0 K: 6 S: 12	H: 1 LOB: 1 BB: 0 P: 8	R: 0 E: 0 K: 1 S: 8	H: 1 LOB: 0 BB: 0 P: 12	R: 0 E: 0 K: 0 S: 7	H: 1 LOB: 1 BB: 0 P: 10	R: 0 E: 0 K: 0 S: 8	H: 1 LOB: 0 BB: 0 P: 10	R: 0 E: 0 K: 0 S: 9	H: 1 LOB: 1 BB: 0 P: 15	R: 0 E: 0 K: 0 S: 11	H: 1 LOB: 3 BB: 2 P: 24	R: 0 E: 1 K: 1 S: 9	H: 1 LOB: 1 BB: 0 P: 13	R: 0 E: 0 K: 1 S: 7	H: 0 LOB: 0 BB: 0 P: 11	R: 0 E: 0 K: 2 S: 13	H: 0 LOB: 0 BB: 0 P: 17	R: 1 E: 0 K: 0 S: 9	H: 1 LOB: 1 BB: 1 P: 13	1B: 6 2B: 2 3B: 0 HR: 0	SF: 0 SAC: 1 DP: 2 HBP: 0	WP: 0 PB: 0 SB: 1 CS: 1	PA: 38		
<b>PITCHER</b>	IP 6.0	WLS 24	H 6	R 0	ER 0	SO 1	BB 1	IBB 1	HBP 0	BLK 0	WP 0	HR 0	S 49	P 79	ERA 0.00	WHIP 1.167										
46 Jason Hammel, R ERA: 3.45	(1, 1)	0.1	3	1	0	0	1	0	0	0	0	0	7	10	0.00	3.000										
49 Jason Grilli, R ERA: 1.04	(7, 1)	0.2	1	0	0	0	0	0	0	0	0	0	2	3	0.00	0.000										
41 Alan Embree, L ERA: 5.4	(7, 1)	2.0	6	0	0	3	0	0	0	0	0	0	20	28	0.00	0.000										
34 Matt Belisle, R ERA: 9.0	(8, 1)	0.1	L	3	1	1	1	0	1	0	0	0	9	13	27.00	6.000										
60 Manny Corpas, R ERA: 6.75	(10, 1)	0.1	L	3	1	1	1	0	1	0	0	0	9	13	27.00	6.000										

Colorado Rockies @ San Francisco Giants  
AT&T Park, San Francisco, CA  
Sun May 03 2009, 1:05 PM PDT  
Att: 30,650 - Overcast - 63 F

AB	33
R	1
H	8
RBI	1
BB	3
SO	5
LOB	15





Batter	1	2	3	4	5	6	7	8	9	AB	R	H	RBI	BB	SO	LOB	TOP						
24 Dexter Fowler, S OBP: 0.341, SLG: 0.413										3	0	0	0	1	2	0							
19 Ryan Spillborghs, R OBP: 0.354, SLG: 0.483										4	1	1	1	0	3	1							
17 Todd Helton, L OBP: 0.394, SLG: 0.457										3	2	2	0	2	0	0							
27 Garrett Atkins, R OBP: 0.310, SLG: 0.400										3	1	1	1	2	1	3							
16 Huston Street, R										0	0	0	0	0	0	0							
11 Brad Hawpe, L OBP: 0.422, SLG: 0.571										4	1	2	0	1	0	3							
2 Troy Tulowitzki, R OBP: 0.318, SLG: 0.413										3	2	1	2	1	1	2							
20 Chris Iannetta, R OBP: 0.348, SLG: 0.482										4	1	2	4	0	2	3							
12 Clint Barmes, R OBP: 0.286, SLG: 0.448										4	1	1	0	0	0	2							
29 Jorge De La Rosa, L ERA: 5.92										2	0	1	0	0	0	0							
Inning Stats	R: 0 E: 0 K: 2 S: 11	H: 1 LOB: 0 BB: 0 P: 20	R: 2 E: 0 K: 0 S: 11	H: 3 LOB: 0 BB: 13 P: 10	R: 2 E: 0 K: 2 S: 19	H: 2 LOB: 2 BB: 2 P: 38	R: 1 E: 0 K: 1 S: 13	H: 2 LOB: 2 BB: 1 P: 21	R: 0 E: 0 K: 1 S: 12	H: 0 LOB: 0 BB: 0 P: 14	R: 0 E: 0 K: 1 S: 6	H: 0 LOB: 0 BB: 1 P: 13	R: 4 E: 0 K: 0 S: 15	H: 2 LOB: 0 BB: 2 P: 32	R: 0 E: 0 K: 1 S: 5	H: 0 LOB: 0 BB: 1 P: 8	R: 0 E: 0 K: 0 S: 5	H: 0 LOB: 0 BB: 1 P: 11	1B: 8 2B: 2 3B: 0 HR: 1	SF: 2 SAC: 1 DP: 2 HBP: 0	WP: 0 PB: 0 SB: 0 CS: 1	PA: 42	
PITCHER	IP	WLS	BF	H	R	ER	SO	BB	IBB	HBP	BLK	WP	HR	S	P	ERA	WHIP					ERA	WHIP
29 Kevin Correia, R ERA: 5.92	3.1		19	8	5	5	4	2	0	0	0	0	0	48	79	13.50	3.000					0.00	1.000
45 Edward Mujica, R ERA: 4.85	1.2		7	1	0	0	3	0	1	0	0	0	0	18	27	0.00	0.600						
46 Edwin Moreno, R ERA: 4.8	1.1	L	7	1	3	3	1	3	0	0	0	0	0	13	32	20.25	3.000						
43 Cia Meredith, R ERA: 4.15	0.2	B	3	1	1	1	0	0	0	0	0	0	1	8	13	13.50	1.500						
57 Luke Gregerson, R ERA: 5.02	1.0		3	0	0	0	1	0	0	0	0	0	0	5	8	0.00	0.000						

Colorado Rockies @ San Diego Padres  
PETCO Park, San Diego, CA  
Mon May 04 2009, 10:05 PM EDT  
Att: 14,717 - Partly Cloudy - 65 F

AB 32  
R 9  
H 11  
RBI 8  
BB 7  
SO 9  
LOB 14



Batter	1	2	3	4	5	6	7	8	9	AB	R	H	RBI	BB	SO	LOB	BOTTOM						
22 David Eckstein, R OBP: 0.343, SLG: 0.359										4	1	0	0	0	0	3							
24 Brian Giles, L OBP: 0.239, SLG: 0.204										3	1	0	1	1	0	1							
12 Scott Hairston, R OBP: 0.450, SLG: 0.755										4	1	3	4	0	0	0							
23 Adrián González, L OBP: 0.402, SLG: 0.615										4	0	0	0	0	3	2							
7 Chase Headley, S OBP: 0.311, SLG: 0.388										4	0	0	0	0	0	1							
5 Kevin Koussmanoff, R OBP: 0.285, SLG: 0.309										4	0	0	0	0	0	0							
28 Henry Blanco, R OBP: 0.235, SLG: 0.452										3	1	0	0	1	2	0							
15 Luis Antonio Rodriguez, B OBP: 0.377, SLG: 0.339										3	1	1	0	1	0	0							
29 Kevin Correia, R ERA: 5.92	5.0		22	3	0	0	0	3	0	0	0	0	0	43	75	5.40	1.200						
32 Glendon Rusch, L ERA: 5.4	1.0	W	3	0	0	0	1	0	0	0	0	0	0	7	10	0.00	0.000						
31 Matt Daley, R ERA: 4.7	1.0	H	3	0	0	0	1	0	0	0	0	0	0	8	13	0.00	0.000						
41 Alan Embree, L ERA: 4.7	1.0	H	4	1	0	0	1	0	0	0	0	0	0	9	13	0.00	1.000						
16 Huston Street, R ERA: 5.56	1.0	S	3	0	0	0	1	0	0	0	0	0	0	7	11	0.00	0.000						
Inning Stats	R: 0 E: 0 K: 0 S: 6	H: 0 LOB: 0 BB: 0 P: 10	R: 0 E: 0 K: 1 S: 6	H: 0 LOB: 0 BB: 0 P: 12	R: 3 E: 1 K: 1 S: 15	H: 2 LOB: 1 BB: 1 P: 24	R: 0 E: 0 K: 0 S: 5	H: 0 LOB: 0 BB: 0 P: 7	R: 3 E: 0 K: 1 S: 11	H: 1 LOB: 0 BB: 2 P: 22	R: 0 E: 0 K: 1 S: 7	H: 0 LOB: 0 BB: 0 P: 10	R: 0 E: 0 K: 1 S: 8	H: 0 LOB: 0 BB: 0 P: 13	R: 0 E: 0 K: 1 S: 9	H: 1 LOB: 1 BB: 0 P: 13	R: 0 E: 0 K: 1 S: 7	H: 0 LOB: 0 BB: 0 P: 11	1B: 2 2B: 1 3B: 0 HR: 1	SF: 0 SAC: 1 DP: 0 HBP: 0	WP: 0 PB: 0 SB: 0 CS: 0	PA: 35	
PITCHER	IP	WLS	BF	H	R	ER	SO	BB	IBB	HBP	BLK	WP	HR	S	P	ERA	WHIP					ERA	WHIP
29 Jorge De La Rosa, L ERA: 3.9	5.0		22	3	0	0	0	3	0	0	0	0	0	43	75	5.40	1.200						
32 Glendon Rusch, L ERA: 5.4	1.0	W	3	0	0	0	1	0	0	0	0	0	0	7	10	0.00	0.000						
31 Matt Daley, R ERA: 4.7	1.0	H	3	0	0	0	1	0	0	0	0	0	0	8	13	0.00	0.000						
41 Alan Embree, L ERA: 4.7	1.0	H	4	1	0	0	1	0	0	0	0	0	0	9	13	0.00	1.000						
16 Huston Street, R ERA: 5.56	1.0	S	3	0	0	0	1	0	0	0	0	0	0	7	11	0.00	0.000						

Colorado Rockies @ San Diego Padres  
PETCO Park, San Diego, CA  
Mon May 04 2009, 10:05 PM EDT  
Att: 14,717 - Partly Cloudy - 65 F

AB 31  
R 6  
H 4  
RBI 5  
BB 3  
SO 7  
LOB 8





















Batter	1	2	3	4	5	6	7	8	9	AB	R	H	RBI	BB	SO	LOB	TOP										
4 Alfredo Amezaga, S OBP: 0.270, SLG: 0.246										4	0	0	0	0	3	1	<b>Florida Marlins @ Colorado Rockies</b> Coors Field, Denver, CO Sat May 09 2009, 6:10 PM MDT Att: 28,227 - Cloudy - 64 F										
6 Dan Uggla, R OBP: 0.306, SLG: 0.369										3	1	1	0	0	1	0											
2 Hanley Ramirez, R OBP: 0.418, SLG: 0.602										4	2	3	1	0	0	1											
3 Jorge Cantu, R OBP: 0.363, SLG: 0.614										4	0	1	1	0	3	3											
18 Wes Helms, R OBP: 0.279, SLG: 0.282										4	0	0	0	0	1	3											
12 Cody Ross, R OBP: 0.258, SLG: 0.363										4	0	0	0	0	1	3											
27 Jeremy Hermida, L OBP: 0.392, SLG: 0.386										4	0	1	1	0	2	1											
25 Brett Carroll, R OBP: 0.200, SLG: 0.158										3	0	0	0	0	1	0											
29 Ronny Paulino, R OBP: 0.383, SLG: 0.450										1	0	0	0	0	0	1											
55 Josh Johnson, L OBP: 0.167, SLG: 0.063										2	0	0	0	1	0	0											
22 Matt Lindstrom, R ERA: 1.69										0	0	0	0	0	0	0											
<b>Inning Stats</b>	R: 1 H: 2 E: 0 K: 1 S: 10	H: 2 LOB: 1 BB: 0 P: 14	R: 0 H: 0 E: 0 K: 1 S: 10	H: 0 LOB: 0 BB: 0 P: 14	R: 0 H: 0 E: 0 K: 2 S: 7	H: 0 LOB: 0 BB: 0 P: 8	R: 1 H: 2 E: 0 K: 2 S: 10	H: 2 LOB: 1 BB: 0 P: 18	R: 0 H: 0 E: 0 K: 1 S: 10	H: 0 LOB: 1 BB: 1 P: 15	R: 0 H: 0 E: 0 K: 2 S: 8	H: 0 LOB: 0 BB: 0 P: 13	R: 0 H: 0 E: 0 K: 2 S: 8	H: 0 LOB: 0 BB: 0 P: 13	R: 0 H: 0 E: 0 K: 2 S: 7	H: 0 LOB: 1 BB: 0 P: 11	R: 1 H: 2 E: 0 K: 1 S: 12	H: 2 LOB: 1 BB: 0 P: 19	1B: 4 2B: 1 3B: 1 HR: 0	SF: 0 SAC: 1 DP: 0 HBP: 1	WP: 0 PB: 0 SB: 3 CS: 0	PA: 34					
<b>PITCHER</b>	IP	WLS	BF	H	R	ER	SO	BB	IBB	HBP	BLK	WP	HR	S	P	ERA	WHIP										
29 Jorge De La Rosa, L ERA: 3.53	8.0	L	29	4	2	2	12	1	0	1	0	0	0	70	106	2.25	0.625										
49 Jason Grilli, R ERA: 1.69	1.0	S	5	2	1	1	1	0	0	0	0	0	0	12	19	9.00	2.000										

Batter	1	2	3	4	5	6	7	8	9	AB	R	H	RBI	BB	SO	LOB	BOTTOM										
7 Seth Smith, L OBP: 0.443, SLG: 0.509										4	0	2	0	0	0	0	<b>Florida Marlins @ Colorado Rockies</b> Coors Field, Denver, CO Sat May 09 2009, 6:10 PM MDT Att: 28,227 - Cloudy - 64 F										
49 Jason Grilli, R ERA: 1.69										0	0	0	0	0	0	0											
2 Troy Tulowitzki, R OBP: 0.327, SLG: 0.436										4	0	2	1	0	1	2											
17 Todd Helton, L OBP: 0.386, SLG: 0.475										4	0	2	1	0	1	2											
11 Brad Hawpe, L OBP: 0.424, SLG: 0.605										4	0	0	0	0	0	3											
19 Ryan Spilborghs, R OBP: 0.336, SLG: 0.433										4	0	2	0	0	1	1											
27 Garrett Atkins, R OBP: 0.286, SLG: 0.356										4	0	2	0	0	1	1											
12 Clint Barmes, R OBP: 0.265, SLG: 0.405										4	0	1	0	0	1	2											
9 Ian Stewart, L OBP: 0.308, SLG: 0.424										3	0	0	0	1	1	1											
8 Yorvit Torrealba, R OBP: 0.353, SLG: 0.483										0	0	0	0	0	0	0											
20 Chris Iannetta, R OBP: 0.354, SLG: 0.507										4	0	0	0	0	3	4											
29 Jorge De La Rosa, L ERA: 2.34										3	0	0	0	1	1	1											
24 Dexter Fowler, S ERA: 5.54										0	0	0	0	0	0	0											
<b>Inning Stats</b>	R: 0 H: 1 E: 0 K: 0 S: 10	H: 1 LOB: 1 BB: 0 P: 16	R: 0 H: 0 E: 0 K: 1 S: 8	H: 0 LOB: 0 BB: 0 P: 13	R: 0 H: 1 E: 0 K: 1 S: 9	H: 1 LOB: 0 BB: 0 P: 13	R: 0 H: 1 E: 0 K: 0 S: 7	H: 1 LOB: 0 BB: 0 P: 8	R: 0 H: 0 E: 0 K: 1 S: 9	H: 0 LOB: 1 BB: 1 P: 12	R: 0 H: 1 E: 0 K: 0 S: 8	H: 1 LOB: 0 BB: 0 P: 10	R: 0 H: 1 E: 0 K: 2 S: 11	H: 1 LOB: 1 BB: 0 P: 14	R: 1 H: 2 E: 0 K: 0 S: 17	H: 2 LOB: 1 BB: 0 P: 23	R: 0 H: 1 E: 0 K: 2 S: 13	H: 1 LOB: 2 BB: 1 P: 24	1B: 8 2B: 0 3B: 0 HR: 0	SF: 0 SAC: 0 DP: 1 HBP: 0	WP: 0 PB: 0 SB: 1 CS: 1	PA: 36					
<b>PITCHER</b>	IP	WLS	BF	H	R	ER	SO	BB	IBB	HBP	BLK	WP	HR	S	P	ERA	WHIP										
55 Josh Johnson, R ERA: 2.34	8.0	W	30	7	1	1	5	0	0	0	0	0	0	79	109	1.12	0.875										
22 Matt Lindstrom, R ERA: 5.54	1.0	S	5	1	0	0	2	1	0	0	0	0	0	13	24	0.00	2.000										



Batter	1	2	3	4	5	6	7	8	9	AB	R	H	RBI	BB	SO	LOB	TOP			
1 Emilio Bonifacio, S OBP: 0.298, SLG: 0.311 (1, 5)										3	1	1	0	1	0	0	<b>Florida Marlins @ Colorado Rockies</b> Coors Field, Denver, CO Sun May 10 2009, 1:10 PM MDT Att: 30,197 - Overcast - 50 F			
8 Chris Cochran, L OBP: 0.375, SLG: 0.286 18 Wes Helms, R OBP: 0.273, SLG: 0.275 (1, 7)										3	0	0	0	0	1	2				
2 Hanley Ramirez, R OBP: 0.421, SLG: 0.598 (1, 6)										4	1	2	1	0	1	0				
7 Ross Gload, L OBP: 0.385, SLG: 0.293 3 Jorge Cantu, R OBP: 0.350, SLG: 0.608 (1, 3)										3	0	1	0	0	0	2				
6 Dan Uggla, R OBP: 0.304, SLG: 0.358 (1, 4)										3	0	0	1	1	0	1				
21 John Baker, L OBP: 0.375, SLG: 0.494 24 Cameron Maybin, R OBP: 0.280, SLG: 0.310 (1, 2)										3	0	1	0	1	0	0				
12 Cody Ross, R OBP: 0.250, SLG: 0.350 (1, 8)										4	0	0	0	0	1	3				
27 Jeremy Hermida, L OBP: 0.388, SLG: 0.375 (1, 9)										3	0	0	0	1	2	2				
41 Chris Volstad, R OBP: 0.277, SLG: 0.287 4 Alfredo Amador, S OBP: 0.286, SLG: 0.301 35 Burke Badenhop, R OBP: 0.265, SLG: 0.405 37 Renyel Pinto, L OBP: 0.280, SLG: 0.310 40 Kiko Calero, R OBP: 0.280, SLG: 0.310 53 Dan Meyer, R OBP: 0.280, SLG: 0.310 (1, 1)										2	0	0	0	0	1	1				
<b>Inning Stats</b>	R: 0 E: 0 K: 1 S: 10	H: 1 LOB: 1 BB: 1 P: 15	R: 0 E: 0 K: 1 S: 7	H: 0 LOB: 0 BB: 0 P: 11	R: 0 E: 0 K: 0 S: 10	H: 0 LOB: 0 BB: 0 P: 13	R: 0 E: 0 K: 0 S: 10	H: 1 LOB: 1 BB: 1 P: 19	R: 0 E: 0 K: 1 S: 11	H: 0 LOB: 1 BB: 1 P: 19	R: 2 E: 1 K: 0 S: 11	H: 2 LOB: 2 BB: 1 P: 20	R: 0 E: 0 K: 1 S: 8	H: 0 LOB: 0 BB: 0 P: 12	R: 0 E: 0 K: 1 S: 9	H: 1 LOB: 2 BB: 0 P: 16		1B: 3 2B: 2 3B: 0 HR: 0	SF: 0 SAC: 0 DP: 0 HBP: 0	WP: 0 PB: 0 SB: 0 CS: 1
<b>PITCHER</b>	IP WLS BF H R ER SO BB IBB HBP BLK WP HR S P ERA WHIP	6.0 W 25 4 2 1 3 4 0 0 0 0 0 59 97 1.50 1.333	1.0 H 3 0 0 0 1 0 0 0 0 0 0 8 12 0.00 0.000	1.0 H 3 0 0 0 1 0 0 0 0 0 0 8 10 0.00 0.000	1.0 S 4 1 0 0 1 0 0 0 0 0 0 9 16 0.00 1.000															

Batter	1	2	3	4	5	6	7	8	9	AB	R	H	RBI	BB	SO	LOB	BOTTOM				
24 Dexter Fowler, S OBP: 0.333, SLG: 0.382 (1, 8)										3	0	0	0	0	0	0	<b>Florida Marlins @ Colorado Rockies</b> Coors Field, Denver, CO Sun May 10 2009, 1:10 PM MDT Att: 30,197 - Overcast - 50 F				
2 Troy Tulowitzki, R OBP: 0.342, SLG: 0.474 12 Clint Barmes, R OBP: 0.265, SLG: 0.405 (1, 6)										3	1	2	1	1	0	1					
17 Todd Helton, L OBP: 0.390, SLG: 0.505 (1, 3)										4	1	2	1	0	1	2					
11 Brad Hawpe, L OBP: 0.417, SLG: 0.591 (1, 9)										2	0	0	1	1	1	2					
27 Garrett Atkins, R OBP: 0.276, SLG: 0.343 16 Huston Street, R OBP: 0.214, SLG: 0.231 (1, 5)										4	0	0	0	0	1	2					
7 Seth Smith, L OBP: 0.459, SLG: 0.534 (1, 7)										3	0	2	0	1	0	0					
20 Chris Iannetta, R OBP: 0.349, SLG: 0.493 (1, 2)										4	0	1	0	0	0	3					
6 Omar Quintanilla, L OBP: 0.214, SLG: 0.231 (1, 4)										3	0	0	0	1	1	3					
28 Aaron Cook, R OBP: 0.224, SLG: 0.244 19 Ryan Socolof, R OBP: 0.330, SLG: 0.429 31 Matt Daley, R OBP: 0.280, SLG: 0.310 9 Ian Stewart, L OBP: 0.354, SLG: 0.418 (1, 1)										2	1	0	0	0	0	1					
<b>Inning Stats</b>	R: 2 E: 0 K: 0 S: 10	H: 2 LOB: 0 BB: 0 P: 18	R: 0 E: 0 K: 1 S: 9	H: 1 LOB: 1 BB: 0 P: 16	R: 0 E: 0 K: 0 S: 9	H: 1 LOB: 1 BB: 0 P: 14	R: 0 E: 0 K: 0 S: 9	H: 1 LOB: 1 BB: 0 P: 15	R: 1 E: 1 K: 0 S: 13	H: 1 LOB: 2 BB: 1 P: 27	R: 0 E: 0 K: 0 S: 7	H: 1 LOB: 1 BB: 0 P: 11	R: 0 E: 0 K: 2 S: 8	H: 0 LOB: 1 BB: 1 P: 17	R: 0 E: 0 K: 2 S: 16	H: 0 LOB: 2 BB: 2 P: 30		1B: 3 2B: 2 3B: 1 HR: 1	SF: 1 SAC: 1 DP: 0 HBP: 0	WP: 0 PB: 0 SB: 1 CS: 0	PA: 36
<b>PITCHER</b>	IP WLS BF H R ER SO BB IBB HBP BLK WP HR S P ERA WHIP	6.0 L 27 7 3 2 1 0 0 0 0 0 0 2 8 3.00 1.167	0.1 2 0 0 0 0 1 0 0 0 0 0 2 8 0.00 3.000	0.2 2 0 0 0 2 0 0 0 0 0 0 6 9 0.00 0.000	0.2 4 0 0 0 1 2 0 0 0 0 0 0 13 25 0.00 3.000	0.1 1 0 0 0 1 0 0 0 0 0 0 3 5 0.00 0.000															



Batter	1	2	3	4	5	6	7	8	9	AB	R	H	RBI	BB	SO	LOB	TOP										
3 Kazuo Matsui, S (1,4) OBP: 0.313, SLG: 0.324	G4-3		K		G1-3		G1-3			4	0	0	0	0	1	4											
21 Michael Bourn, L (1,8) OBP: 0.366, SLG: 0.420	1B				K		L8		1B	4	0	2	0	0	1	0											
17 Lance Berkman, S (1,3) OBP: 0.323, SLG: 0.411	FC1-6-5				45 WP		G3-1		L7	4	0	1	0	0	0	2											
45 Carlos Lee, R (1,7) OBP: 0.366, SLG: 0.554	K				F8		F8		F8	4	0	0	0	0	1	3											
10 Miguel Tejada, R (1,6) OBP: 0.336, SLG: 0.429 31 Jason Smith, L (7,PH) (7,6)	G5-3				G1-3				G3	2	0	0	0	0	0	1											
9 Hunter Pence, R (1,9) OBP: 0.393, SLG: 0.487	L4									4	1	2	0	0	0	0											
27 Geoff Blum, S (1,5) OBP: 0.340, SLG: 0.297	G1-3									4	0	2	0	0	0	0											
77 Ivan Rodriguez, R (1,2) OBP: 0.318, SLG: 0.490 55 Humberto Quintero, R (9,PH)	G6-3				L4				K	3	0	1	1	0	0	2											
52 Felipe Paulino, R (1,1) OBP: 0.143, SLG: 0.143 48 Tim Byrdak, L (5,1)	G6-3				SH1-4					1	0	0	0	0	0	0											
23 Russ Ortiz, R (6,1) OBP: 0.222, SLG: 0.125										1	0	0	0	0	1	2											
<b>Inning Stats</b>	R: 0 E: 0 K: 1 S: 9	H: 1 LOB: 1 BB: 0 P: 15	R: 0 E: 0 K: 0 S: 7	H: 0 LOB: 0 BB: 12 P: 12	R: 0 E: 0 K: 1 S: 7	H: 0 LOB: 0 BB: 12 P: 12	R: 0 E: 0 K: 1 S: 11	H: 1 LOB: 1 BB: 0 P: 19	R: 0 E: 0 K: 0 S: 10	H: 2 LOB: 2 BB: 0 P: 13	R: 0 E: 0 K: 0 S: 8	H: 0 LOB: 0 BB: 12 P: 12	R: 1 E: 0 K: 1 S: 13	H: 3 LOB: 2 BB: 0 P: 18	R: 0 E: 0 K: 0 S: 9	H: 1 LOB: 1 BB: 0 P: 12	R: 0 E: 0 K: 1 S: 6	H: 0 LOB: 0 BB: 0 P: 10	1B: 8 2B: 0 3B: 0 HR: 0	SF: 0 SAC: 1 DP: 0 HBP: 0	WP: 1 PB: 0 SB: 1 CS: 0	PA: 35					
<b>PITCHER</b>	IP	WLS	BF	H	R	ER	SO	BB	IBB	HBP	BLK	WP	HR	S	P	ERA	WHIP										
38 Ubaldo Jiménez, R (1,1) ERA: 4.73	7.0	W	28	7	1	1	4	0	0	0	0	1	0	65	101	1.29	1.000										
34 Matt Belisle, R (8,1) ERA: 9.0	1.0		4	1	0	0	0	0	0	0	0	0	0	9	12	0.00	1.000										
60 Manny Corpas, R (9,1) ERA: 5.27	1.0		3	0	0	0	1	0	0	0	0	0	0	6	10	0.00	0.000										

Houston Astros @ Colorado Rockies  
Coors Field, Denver, CO  
Tue May 12 2009, 6:40 PM MDT  
Att: 23,233 - Partly Cloudy - 82 F

AB 34  
R 1  
H 8  
RBI 1  
BB 0  
SO 5  
LOB 15



Batter	1	2	3	4	5	6	7	8	9	AB	R	H	RBI	BB	SO	LOB	BOTTOM										
24 Dexter Fowler, S (1,8) OBP: 0.327, SLG: 0.383	K		G6-3		F8		E4		G4-3	5	1	1	0	0	1	0											
2 Troy Tulowitzki, R (1,6) OBP: 0.347, SLG: 0.475 12 Clint Barmes, R (8,4) OBP: 0.262, SLG: 0.400	E6		G6-3				K		K	4	2	2	0	0	1	2											
17 Todd Helton, L (1,3) OBP: 0.393, SLG: 0.528 34 Matt Belisle, R (8,1) OBP: 0.333, SLG: 0.667	1B						1B		1B	3	2	1	2	1	0	2											
11 Brad Hawpe, L (1,9) OBP: 0.444, SLG: 0.652 60 Manny Corpas, R (9,1)	2B						HR		2B	0	0	0	0	0	0	0											
27 Garrett Atkins, R (3,5) OBP: 0.273, SLG: 0.330	G6-3						HR		1B	4	1	0	0	1	0	3											
7 Seth Smith, L (1,7) OBP: 0.448, SLG: 0.508										3	1	0	0	1	0	4											
20 Chris Iannetta, R (1,2) OBP: 0.344, SLG: 0.480	FC6-4									4	0	1	0	0	1	4											
9 Ian Stewart, L (1,4) OBP: 0.313, SLG: 0.507	K									4	2	2	5	0	2	2											
38 Ubaldo Jiménez, R (1,1) OBP: 0.455, SLG: 0.333 6 Omar Quintanilla, L (7,PH) (8,6)	G1-3									3	0	0	0	0	0	1											
<b>Inning Stats</b>	R: 1 E: 1 K: 1 S: 11	H: 2 LOB: 1 BB: 0 P: 19	R: 0 E: 0 K: 1 S: 11	H: 0 LOB: 1 BB: 1 P: 19	R: 2 E: 0 K: 0 S: 12	H: 2 LOB: 1 BB: 1 P: 21	R: 1 E: 0 K: 0 S: 10	H: 1 LOB: 0 BB: 0 P: 14	R: 5 E: 0 K: 1 S: 25	H: 3 LOB: 0 BB: 2 P: 43	R: 2 E: 1 K: 1 S: 11	H: 1 LOB: 0 BB: 0 P: 17	R: 0 E: 0 K: 2 S: 10	H: 1 LOB: 1 BB: 0 P: 16	R: 1 E: 0 K: 1 S: 13	H: 2 LOB: 1 BB: 0 P: 24	1B: 5 2B: 3 3B: 0 HR: 4	SF: 0 SAC: 0 DP: 0 HBP: 0	WP: 0 PB: 0 SB: 0 CS: 0	PA: 41							
<b>PITCHER</b>	IP	WLS	BF	H	R	ER	SO	BB	IBB	HBP	BLK	WP	HR	S	P	ERA	WHIP										
52 Felipe Paulino, R (1,1) ERA: 6.93	4.0	L	23	7	8	7	2	4	0	0	0	0	1	55	96	15.75	2.750										
48 Tim Byrdak, L (5,1) ERA: 3.46	1.0		4	1	1	1	1	0	0	0	0	0	1	14	20	9.00	1.000										
23 Russ Ortiz, R (6,1) ERA: 5.55	3.0		14	4	3	1	4	0	0	0	0	0	1	34	57	3.00	1.333										

Houston Astros @ Colorado Rockies  
Coors Field, Denver, CO  
Tue May 12 2009, 6:40 PM MDT  
Att: 23,233 - Partly Cloudy - 82 F

AB 37  
R 12  
H 12  
RBI 12  
BB 4  
SO 7  
LOB 19





Batter	1	2	3	4	5	6	7	8	9	AB	R	H	RBI	BB	SO	LOB	TOP						
3 Kazuo Matsui, S OBP: 0.314, SLG: 0.333 53 Wesley Wright, R 29 Geoff Geary, R 22 LaTroy Hawkins, R	G3-1	F8	P6		21 1B 17 1B 2B	21 1B 17 1B 1B	G3			6	1	2	0	0	0	4							
21 Michael Bourn, L OBP: 0.366, SLG: 0.415	G4-3		F8	K		FC1-6 17 1B				6	1	2	1	0	1	2							
17 Lance Berkman, S OBP: 0.348, SLG: 0.432 31 Jason Smith, L					9 1B 27 2B 10 1B	9 1B 45 1B 1B		FC3-6 18 1B		4	3	4	2	1	0	0							
45 Carlos Lee, R 50 Alberto Arias, R										5	2	3	1	0	1	3							
2 Darin Erstad, L OBP: 0.205, SLG: 0.244										0	0	0	0	0	0	0							
10 Miguel Tejada, R OBP: 0.345, SLG: 0.442 8 Jeff Keppinger, R OBP: 0.418, SLG: 0.521										5	3	3	3	0	0	2							
9 Hunter Pence, R OBP: 0.404, SLG: 0.500										5	2	3	1	1	0	4							
27 Geoff Blum, S OBP: 0.339, SLG: 0.320	L9		FC4-6 55 1B	P4						6	1	2	5	0	1	5							
55 Humberto Quintero, R OBP: 0.133, SLG: 0.200		G1-3		G4-3						6	0	2	2	0	1	1							
11 Mike Hampton, R OBP: 0.400, SLG: 0.357 4 Jason Michaels, R OBP: 0.364, SLG: 0.370			F9							3	2	2	0	1	0	0							
<b>Inning Stats</b>	R: 3 H: 4 E: 0 K: 0 S: 18	H: 1 LOB: 0 BB: 0 P: 27	R: 0 H: 0 E: 0 K: 0 S: 7	H: 0 LOB: 0 BB: 8 P: 8	R: 3 H: 5 E: 0 K: 0 S: 17	H: 1 LOB: 3 BB: 1 P: 31	R: 3 H: 2 E: 0 K: 1 S: 16	H: 2 LOB: 1 BB: 2 P: 26	R: 3 H: 5 E: 0 K: 0 S: 14	H: 2 LOB: 2 BB: 0 P: 17	R: 1 H: 3 E: 0 K: 2 S: 17	H: 3 LOB: 2 BB: 0 P: 22	R: 2 H: 3 E: 0 K: 1 S: 18	H: 3 LOB: 1 BB: 0 P: 27	R: 0 H: 2 E: 0 K: 1 S: 16	H: 2 LOB: 2 BB: 0 P: 21	R: 0 H: 0 E: 0 K: 1 S: 9	H: 0 LOB: 0 BB: 0 P: 12	1B: 18 2B: 6 3B: 0 HR: 0	SF: 0 SAC: 0 DP: 0 HBP: 0	WP: 0 PA: 54 PB: 0 CS: 1		
<b>PITCHER</b>	IP WLS BF H R ER SO BB IBB HBP BLK WP HR S P ERA WHIP	IP WLS BF H R ER SO BB IBB HBP BLK WP HR S P ERA WHIP	IP WLS BF H R ER SO BB IBB HBP BLK WP HR S P ERA WHIP	IP WLS BF H R ER SO BB IBB HBP BLK WP HR S P ERA WHIP	IP WLS BF H R ER SO BB IBB HBP BLK WP HR S P ERA WHIP	IP WLS BF H R ER SO BB IBB HBP BLK WP HR S P ERA WHIP	IP WLS BF H R ER SO BB IBB HBP BLK WP HR S P ERA WHIP	IP WLS BF H R ER SO BB IBB HBP BLK WP HR S P ERA WHIP	IP WLS BF H R ER SO BB IBB HBP BLK WP HR S P ERA WHIP	IP WLS BF H R ER SO BB IBB HBP BLK WP HR S P ERA WHIP	IP WLS BF H R ER SO BB IBB HBP BLK WP HR S P ERA WHIP	IP WLS BF H R ER SO BB IBB HBP BLK WP HR S P ERA WHIP	IP WLS BF H R ER SO BB IBB HBP BLK WP HR S P ERA WHIP	IP WLS BF H R ER SO BB IBB HBP BLK WP HR S P ERA WHIP	IP WLS BF H R ER SO BB IBB HBP BLK WP HR S P ERA WHIP	IP WLS BF H R ER SO BB IBB HBP BLK WP HR S P ERA WHIP	IP WLS BF H R ER SO BB IBB HBP BLK WP HR S P ERA WHIP	IP WLS BF H R ER SO BB IBB HBP BLK WP HR S P ERA WHIP	IP WLS BF H R ER SO BB IBB HBP BLK WP HR S P ERA WHIP	IP WLS BF H R ER SO BB IBB HBP BLK WP HR S P ERA WHIP	IP WLS BF H R ER SO BB IBB HBP BLK WP HR S P ERA WHIP		
21 Jason Marquis, R ERA: 5.4 32 Glendon Rusch, L ERA: 8.75 49 Jason Grilli, R ERA: 1.46 60 Manny Corpas, R ERA: 4.91	3.2 L 24 10 9 9 1 3 0 0 0 0 0 0 54 86 22.09 3.545	2.2 20 12 6 6 2 0 0 0 0 0 0 0 47 63 20.25 4.500	1.2 7 2 0 0 2 0 0 0 0 0 0 22 30 0.00 1.200	1.0 3 0 0 0 1 0 0 0 0 0 0 9 12 0.00 0.000																			
24 Dexter Fowler, S OBP: 0.321, SLG: 0.374	F9		17 1B 17 1B 1B			P4				5	0	1	0	0	1	0							
2 Troy Tulowitzki, R OBP: 0.344, SLG: 0.462 6 Omar Quintanilla, L OBP: 0.250, SLG: 0.214	G6-3		P6			G5-3				3	0	0	0	0	0	1							
17 Todd Helton, L OBP: 0.400, SLG: 0.527 12 Clint Barmes, R OBP: 0.279, SLG: 0.415	F8									0	2	0	0	1	0	0							
19 Ryan Spilborghs, R OBP: 0.336, SLG: 0.455										2	1	1	0	1	0	0							
11 Brad Hawpe, L OBP: 0.441, SLG: 0.649 49 Jason Grilli, R 60 Manny Corpas, R 7 Seth Smith, L OBP: 0.456, SLG: 0.532										2	1	2	1	0	0	0							
27 Garrett Atkins, R OBP: 0.270, SLG: 0.319	G6-4-3									5	2	2	0	0	1	5							
20 Chris Iannetta, R OBP: 0.368, SLG: 0.544										2	0	1	2	0	0	2							
9 Ian Stewart, L OBP: 0.307, SLG: 0.526										1	0	0	0	0	0	2							
21 Jason Marquis, L ERA: 5.31 32 Glendon Rusch, L OBP: 0.333, SLG: 0.500 14 Matt Murton, R OBP: 0.286, SLG: 0.571										2	0	1	2	0	0	2							
										4	1	0	0	1	2	2							
										4	2	3	5	1	0	0							
										5	1	1	2	0	1	2							
										1	0	0	0	0	0	0							
										1	0	0	0	0	1	0							
										2	0	0	0	0	0	1							
<b>Inning Stats</b>	R: 0 H: 0 E: 0 K: 0 S: 8	H: 3 LOB: 0 BB: 1 P: 20	R: 3 H: 3 E: 0 K: 0 S: 8	H: 3 LOB: 1 BB: 1 P: 20	R: 0 H: 1 E: 0 K: 1 S: 11	H: 1 LOB: 2 BB: 1 P: 20	R: 0 H: 0 E: 0 K: 0 S: 8	H: 0 LOB: 0 BB: 0 P: 13	R: 0 H: 0 E: 0 K: 1 S: 6	H: 0 LOB: 0 BB: 0 P: 9	R: 2 H: 3 E: 0 K: 1 S: 11	H: 3 LOB: 1 BB: 0 P: 19	R: 1 H: 1 E: 0 K: 1 S: 8	H: 1 LOB: 2 BB: 0 P: 13	R: 0 H: 1 E: 0 K: 2 S: 12	H: 1 LOB: 1 BB: 0 P: 19	R: 5 H: 3 E: 0 K: 0 S: 16	H: 3 LOB: 0 BB: 2 P: 34	1B: 6 2B: 3 3B: 1 HR: 2	SF: 1 SAC: 0 DP: 1 HBP: 1	WP: 1 PA: 44 PB: 0 CS: 0		
<b>PITCHER</b>	IP WLS BF H R ER SO BB IBB HBP BLK WP HR S P ERA WHIP	IP WLS BF H R ER SO BB IBB HBP BLK WP HR S P ERA WHIP	IP WLS BF H R ER SO BB IBB HBP BLK WP HR S P ERA WHIP	IP WLS BF H R ER SO BB IBB HBP BLK WP HR S P ERA WHIP	IP WLS BF H R ER SO BB IBB HBP BLK WP HR S P ERA WHIP	IP WLS BF H R ER SO BB IBB HBP BLK WP HR S P ERA WHIP	IP WLS BF H R ER SO BB IBB HBP BLK WP HR S P ERA WHIP	IP WLS BF H R ER SO BB IBB HBP BLK WP HR S P ERA WHIP	IP WLS BF H R ER SO BB IBB HBP BLK WP HR S P ERA WHIP	IP WLS BF H R ER SO BB IBB HBP BLK WP HR S P ERA WHIP	IP WLS BF H R ER SO BB IBB HBP BLK WP HR S P ERA WHIP	IP WLS BF H R ER SO BB IBB HBP BLK WP HR S P ERA WHIP	IP WLS BF H R ER SO BB IBB HBP BLK WP HR S P ERA WHIP	IP WLS BF H R ER SO BB IBB HBP BLK WP HR S P ERA WHIP	IP WLS BF H R ER SO BB IBB HBP BLK WP HR S P ERA WHIP	IP WLS BF H R ER SO BB IBB HBP BLK WP HR S P ERA WHIP	IP WLS BF H R ER SO BB IBB HBP BLK WP HR S P ERA WHIP	IP WLS BF H R ER SO BB IBB HBP BLK WP HR S P ERA WHIP	IP WLS BF H R ER SO BB IBB HBP BLK WP HR S P ERA WHIP	IP WLS BF H R ER SO BB IBB HBP BLK WP HR S P ERA WHIP	IP WLS BF H R ER SO BB IBB HBP BLK WP HR S P ERA WHIP		
11 Mike Hampton, L ERA: 2.3 50 Alberto Arias, R ERA: 7.15 53 Wesley Wright, L ERA: 8.1 29 Geoff Geary, R ERA: 2.3 22 LaTroy Hawkins, R ERA: 2.3	6.0 L 26 7 5 5 3 2 0 0 0 0 0 8 13 9.00 1.000	1.0 6 1 1 1 1 0 0 0 0 0 0 1 0 8 13 9.00 1.000	1.0 4 1 0 0 2 0 0 0 0 0 0 1 13 30 67.50 7.500	0.1 1 0 0 0 0 0 0 0 0 0 0 3 4 0.00 0.000																			

Houston Astros @ Colorado Rockies  
Coors Field, Denver, CO  
Wed May 13 2009, 6:40 PM MDT  
Att: 19,226 - Cloudy - 64 F

AB 51  
R 15  
H 24  
RBI 15  
BB 3  
SO 6  
LOB 24



Houston Astros @ Colorado Rockies  
Coors Field, Denver, CO  
Wed May 13 2009, 6:40 PM MDT  
Att: 19,226 - Cloudy - 64 F

AB 38  
R 11  
H 12  
RBI 11  
BB 4  
SO 6  
LOB 15





Batter	1	2	3	4	5	6	7	8	9	AB	R	H	RBI	BB	SO	LOB	TOP				
3 Kazuo Matsui, S OBP: 0.310, SLG: 0.327										5	1	1	0	0	1	0					
21 Michael Bourn, L OBP: 0.382, SLG: 0.439										5	2	4	0	0	0	0					
17 Lance Berkman, S OBP: 0.342, SLG: 0.417										4	0	0	1	1	0	4					
45 Carlos Lee, R OBP: 0.368, SLG: 0.565										5	2	1	1	0	1	5					
22 LaTroy Hawkins, R										0	0	0	0	0	0	0					
10 Miguel Tejada, R OBP: 0.342, SLG: 0.436										2	0	0	1	0	1	1					
9 Hunter Pence, R OBP: 0.407, SLG: 0.508										4	0	2	1	0	0	1					
77 Ivan Rodriguez, R OBP: 0.325, SLG: 0.491										4	0	2	0	0	1	1					
8 Jeff Keppinger, R OBP: 0.407, SLG: 0.500										4	0	1	0	0	0	2					
51 Wandy Rodriguez, S (1, 1)										3	0	0	0	0	2	0					
4 Jason Michaels, R (8, PH)										1	0	0	0	0	1	2					
43 Chris Sampson, R (8, 1)										0	0	0	0	0	0	0					
2 Darin Erstad, L (9, 7)										0	0	0	0	0	0	0					
<b>Inning Stats</b>	R: 3 H: 3 E: 2 K: 2 S: 20	H: 3 LOB: 1 BB: 0 P: 28	R: 0 H: 0 E: 0 K: 2 S: 8	H: 0 LOB: 0 BB: 0 P: 10	R: 1 H: 2 E: 1 K: 0 S: 9	H: 2 LOB: 2 BB: 0 P: 14	R: 0 H: 0 E: 0 K: 0 S: 8	H: 0 LOB: 0 BB: 0 P: 12	R: 0 H: 1 E: 0 K: 0 S: 9	H: 1 LOB: 1 BB: 0 P: 17	R: 0 H: 1 E: 0 K: 1 S: 12	H: 1 LOB: 1 BB: 0 P: 14	R: 1 H: 3 E: 0 K: 1 S: 15	H: 3 LOB: 2 BB: 0 P: 22	R: 0 H: 0 E: 0 K: 1 S: 11	H: 0 LOB: 1 BB: 1 P: 16	1B: 8 2B: 2 3B: 0 HR: 1	SF: 1 SAC: 0 DP: 1 HBP: 1	WP: 0 PB: 0 SB: 3 CS: 0	PA: 40	
<b>PITCHER</b>	IP WLS BF H R ER SO BB IBB HBP BLK WP HR S P ERA WHIP	IP WLS BF H R ER SO BB IBB HBP BLK WP HR S P ERA WHIP	IP WLS BF H R ER SO BB IBB HBP BLK WP HR S P ERA WHIP	IP WLS BF H R ER SO BB IBB HBP BLK WP HR S P ERA WHIP	IP WLS BF H R ER SO BB IBB HBP BLK WP HR S P ERA WHIP	IP WLS BF H R ER SO BB IBB HBP BLK WP HR S P ERA WHIP	IP WLS BF H R ER SO BB IBB HBP BLK WP HR S P ERA WHIP	IP WLS BF H R ER SO BB IBB HBP BLK WP HR S P ERA WHIP	IP WLS BF H R ER SO BB IBB HBP BLK WP HR S P ERA WHIP	IP WLS BF H R ER SO BB IBB HBP BLK WP HR S P ERA WHIP	IP WLS BF H R ER SO BB IBB HBP BLK WP HR S P ERA WHIP	IP WLS BF H R ER SO BB IBB HBP BLK WP HR S P ERA WHIP	IP WLS BF H R ER SO BB IBB HBP BLK WP HR S P ERA WHIP	IP WLS BF H R ER SO BB IBB HBP BLK WP HR S P ERA WHIP	IP WLS BF H R ER SO BB IBB HBP BLK WP HR S P ERA WHIP	IP WLS BF H R ER SO BB IBB HBP BLK WP HR S P ERA WHIP	IP WLS BF H R ER SO BB IBB HBP BLK WP HR S P ERA WHIP	IP WLS BF H R ER SO BB IBB HBP BLK WP HR S P ERA WHIP	IP WLS BF H R ER SO BB IBB HBP BLK WP HR S P ERA WHIP	IP WLS BF H R ER SO BB IBB HBP BLK WP HR S P ERA WHIP	IP WLS BF H R ER SO BB IBB HBP BLK WP HR S P ERA WHIP

Houston Astros @ Colorado Rockies  
Coors Field, Denver, CO  
Thu May 14 2009, 1:10 PM MDT  
Att: 22,696 - Sunny - 71 F

AB 37  
R 5  
H 11  
RBI 4  
BB 1  
SO 7  
LOB 16

Batter	1	2	3	4	5	6	7	8	9	AB	R	H	RBI	BB	SO	LOB	BOTTOM					
19 Ryan Spilborghs, R OBP: 0.333, SLG: 0.447										4	0	1	0	0	1	0						
12 Clint Barmes, R OBP: 0.287, SLG: 0.395										4	1	0	0	0	1	0						
17 Todd Helton, L OBP: 0.403, SLG: 0.535										4	1	2	1	0	0	0						
14 Matt Murton, R OBP: 0.235, SLG: 0.471										3	0	0	0	0	3	2						
7 Seth Smith, L (9, PH)										0	0	0	0	1	0	0						
11 Brad Hawpe, L OBP: 0.435, SLG: 0.643										4	1	1	1	0	2	1						
27 Garrett Atkins, R OBP: 0.271, SLG: 0.319										3	0	1	1	0	1	0						
8 Yorvit Torrealba, R OBP: 0.324, SLG: 0.438										3	0	0	0	0	1	0						
9 Ian Stewart, L OBP: 0.297, SLG: 0.506										3	0	0	0	0	1	0						
46 Jason Hammel, R (1, 1)										2	0	0	0	0	2	0						
31 Matt Daley, R (6, 1)										0	0	0	0	0	0	0						
41 Alan Embree, L (8, 1)										0	0	0	0	0	0	0						
24 Dexter Fowler, S (8, PH)										1	0	0	0	0	1	0						
16 Huston Street, R (9, 1)										0	0	0	0	0	0	0						
<b>Inning Stats</b>	R: 0 H: 1 E: 0 K: 2 S: 12	H: 1 LOB: 1 BB: 0 P: 19	R: 0 H: 0 E: 0 K: 1 S: 8	H: 0 LOB: 0 BB: 0 P: 15	R: 0 H: 1 E: 1 K: 1 S: 10	H: 1 LOB: 0 BB: 0 P: 14	R: 3 H: 3 E: 1 K: 2 S: 17	H: 3 LOB: 0 BB: 0 P: 24	R: 0 H: 0 E: 0 K: 3 S: 13	H: 0 LOB: 0 BB: 0 P: 17	R: 0 H: 0 E: 0 K: 1 S: 8	H: 0 LOB: 0 BB: 0 P: 12	R: 0 H: 0 E: 0 K: 1 S: 9	H: 0 LOB: 0 BB: 0 P: 12	R: 0 H: 0 E: 0 K: 1 S: 5	H: 0 LOB: 0 BB: 0 P: 5	R: 0 H: 0 E: 0 K: 1 S: 12	H: 0 LOB: 1 BB: 1 P: 22	1B: 3 2B: 2 3B: 0 HR: 0	SF: 0 SAC: 0 DP: 0 HBP: 0	WP: 0 PB: 0 SB: 0 CS: 1	PA: 33
<b>PITCHER</b>	IP WLS BF H R ER SO BB IBB HBP BLK WP HR S P ERA WHIP	IP WLS BF H R ER SO BB IBB HBP BLK WP HR S P ERA WHIP	IP WLS BF H R ER SO BB IBB HBP BLK WP HR S P ERA WHIP	IP WLS BF H R ER SO BB IBB HBP BLK WP HR S P ERA WHIP	IP WLS BF H R ER SO BB IBB HBP BLK WP HR S P ERA WHIP	IP WLS BF H R ER SO BB IBB HBP BLK WP HR S P ERA WHIP	IP WLS BF H R ER SO BB IBB HBP BLK WP HR S P ERA WHIP	IP WLS BF H R ER SO BB IBB HBP BLK WP HR S P ERA WHIP	IP WLS BF H R ER SO BB IBB HBP BLK WP HR S P ERA WHIP	IP WLS BF H R ER SO BB IBB HBP BLK WP HR S P ERA WHIP	IP WLS BF H R ER SO BB IBB HBP BLK WP HR S P ERA WHIP	IP WLS BF H R ER SO BB IBB HBP BLK WP HR S P ERA WHIP	IP WLS BF H R ER SO BB IBB HBP BLK WP HR S P ERA WHIP	IP WLS BF H R ER SO BB IBB HBP BLK WP HR S P ERA WHIP	IP WLS BF H R ER SO BB IBB HBP BLK WP HR S P ERA WHIP	IP WLS BF H R ER SO BB IBB HBP BLK WP HR S P ERA WHIP	IP WLS BF H R ER SO BB IBB HBP BLK WP HR S P ERA WHIP	IP WLS BF H R ER SO BB IBB HBP BLK WP HR S P ERA WHIP	IP WLS BF H R ER SO BB IBB HBP BLK WP HR S P ERA WHIP	IP WLS BF H R ER SO BB IBB HBP BLK WP HR S P ERA WHIP	IP WLS BF H R ER SO BB IBB HBP BLK WP HR S P ERA WHIP	IP WLS BF H R ER SO BB IBB HBP BLK WP HR S P ERA WHIP

Houston Astros @ Colorado Rockies  
Coors Field, Denver, CO  
Thu May 14 2009, 1:10 PM MDT  
Att: 22,696 - Sunny - 71 F

AB 31  
R 3  
H 5  
RBI 3  
BB 1  
SO 13  
LOB 3















Batter	1	2	3	4	5	6	7	8	9	AB	R	H	RBI	BB	SO	LOB	TOP								
24 Dexter Fowler, S OBP: 0.317, SLG: 0.366										4	1	1	1	0	1	1	<b>Colorado Rockies @ Atlanta Braves</b> Turner Field, Atlanta, GA Mon May 18 2009, 7:00 PM EDT Att: 15,364 - Clear - 66 F								
2 Troy Tulowitzki, R OBP: 0.345, SLG: 0.458										4	1	1	0	0	1	2									
17 Todd Helton, L OBP: 0.390, SLG: 0.504										4	1	0	1	0	0	1									
11 Brad Hawpe, L OBP: 0.412, SLG: 0.619										4	0	0	0	0	1	3									
20 Chris Iannetta, R OBP: 0.364, SLG: 0.522										4	1	2	1	0	0	0									
7 Seth Smith, L OBP: 0.442, SLG: 0.500										3	0	0	0	0	0	1									
19 Ryan Spilborghs, R OBP: 0.331, SLG: 0.437										1	0	1	1	0	0	0									
9 Ian Stewart, L OBP: 0.288, SLG: 0.473										3	0	0	0	1	0	2									
12 Clint Barnes, R OBP: 0.274, SLG: 0.406										4	1	1	0	0	0	1									
21 Jason Marquis, L OBP: 0.278, SLG: 0.294										3	0	0	0	0	0	2									
27 Garrett Atkins, R OBP: 0.268, SLG: 0.306										1	0	0	0	0	0	2									
16 Huston Street, R OBP: 0.331, SLG: 0.437										0	0	0	0	0	0	0									
<b>Inning Stats</b>	R: 0 E: 0 K: 2 S: 10	H: 0 LOB: 0 BB: 0 P: 16	R: 0 E: 0 K: 0 S: 8	H: 0 LOB: 0 BB: 0 P: 11	R: 1 E: 0 K: 0 S: 12	H: 1 LOB: 1 BB: 1 P: 18	R: 0 E: 0 K: 1 S: 11	H: 1 LOB: 1 BB: 0 P: 17	R: 0 E: 0 K: 0 S: 4	H: 0 LOB: 0 BB: 0 P: 9	R: 1 E: 0 K: 0 S: 9	H: 1 LOB: 0 BB: 0 P: 15	R: 0 E: 0 K: 0 S: 7	H: 0 LOB: 0 BB: 0 P: 15	R: 0 E: 0 K: 0 S: 6	H: 0 LOB: 0 BB: 0 P: 9	R: 3 E: 2 K: 0 S: 23	H: 3 LOB: 2 BB: 0 P: 32	1B: 5 2B: 1 3B: 0 HR: 0	SF: 0 SAC: 0 DP: 1 HBP: 0	WP: 0 PB: 0 SB: 1 CS: 0	PA: 36			
<b>PITCHER</b>	IP	WLS	BF	H	R	ER	SO	BB	IBB	HBP	BLK	WP	HR	S	P	ERA	WHIP								
32 Derek Lowe, R ERA: 3.58	8.0	L	28	3	2	2	3	1	0	0	0	0	0	67	110	2.25	0.500								
34 Eric O'Flaherty, L ERA: 2.45	0.1		3	1	2	1	0	0	0	0	0	0	0	8	11	27.00	3.000								
58 Peter Moylan, R ERA: 5.93	0.2		5	2	1	0	0	0	0	0	0	0	0	15	21	0.00	3.000								

AB	35
R	5
H	6
RBI	4
BB	1
SO	3
LOB	15



Batter	1	2	3	4	5	6	7	8	9	AB	R	H	RBI	BB	SO	LOB	BOTTOM								
2 Kelly Johnson, L OBP: 0.306, SLG: 0.369										4	0	0	0	0	0	1	<b>Colorado Rockies @ Atlanta Braves</b> Turner Field, Atlanta, GA Mon May 18 2009, 7:00 PM EDT Att: 15,364 - Clear - 66 F								
34 Eric O'Flaherty, L ERA: 2.45										3	0	1	0	1	0	1									
58 Peter Moylan, R ERA: 5.93										3	1	1	0	1	0	1									
10 Chipper Jones, S OBP: 0.443, SLG: 0.505										4	0	1	0	0	0	2									
18 Garret Anderson, L OBP: 0.280, SLG: 0.313										4	0	1	0	0	0	2									
16 Brian McCann, L OBP: 0.388, SLG: 0.479										2	0	1	0	1	0	0									
22 Casey Ketchman, L OBP: 0.355, SLG: 0.438										3	0	0	0	0	1	3									
7 Jeff Francoeur, R OBP: 0.266, SLG: 0.363										3	0	0	0	0	1	2									
24 Jordan Schafer, L OBP: 0.349, SLG: 0.322										3	0	0	0	0	0	1									
32 Derek Lowe, R OBP: 0.250, SLG: 0.143										2	0	1	0	0	1	0									
4 Omar Infante, R OBP: 0.367, SLG: 0.422										1	0	0	0	0	0	0									
<b>Inning Stats</b>	R: 0 E: 0 K: 0 S: 9	H: 1 LOB: 1 BB: 1 P: 17	R: 0 E: 0 K: 2 S: 9	H: 1 LOB: 0 BB: 0 P: 16	R: 0 E: 0 K: 0 S: 6	H: 1 LOB: 0 BB: 0 P: 9	R: 1 E: 0 K: 0 S: 18	H: 2 LOB: 1 BB: 1 P: 29	R: 0 E: 0 K: 1 S: 6	H: 0 LOB: 0 BB: 0 P: 8	R: 0 E: 0 K: 0 S: 5	H: 0 LOB: 0 BB: 1 P: 10	R: 0 E: 0 K: 0 S: 6	H: 0 LOB: 0 BB: 0 P: 6	R: 0 E: 0 K: 0 S: 5	H: 0 LOB: 0 BB: 0 P: 8	R: 0 E: 0 K: 0 S: 5	H: 0 LOB: 0 BB: 0 P: 7	1B: 5 2B: 0 3B: 0 HR: 0	SF: 0 SAC: 0 DP: 4 HBP: 0	WP: 0 PB: 1 SB: 0 CS: 0	PA: 31			
<b>PITCHER</b>	IP	WLS	BF	H	R	ER	SO	BB	IBB	HBP	BLK	WP	HR	S	P	ERA	WHIP								
21 Jason Marquis, R ERA: 4.75	8.0	W	28	5	1	1	3	3	0	0	0	0	0	64	103	1.12	1.000								
16 Huston Street, R ERA: 3.86	1.0		3	0	0	0	0	0	0	0	0	0	0	5	7	0.00	0.000								





Batter	1	2	3	4	5	6	7	8	9	AB	R	H	RBI	BB	SO	LOB	TOP			
24 Dexter Fowler, S OBP: 0.331, SLG: 0.368	F7		17 1B					G6-4-3		2	0	1	0	2	0	0	<b>Colorado Rockies @ Atlanta Braves</b> Turner Field, Atlanta, GA Tue May 19 2009, 7:00 PM EDT Att: 16,749 - Clear - 68 F			
2 Troy Tulowitzki, R OBP: 0.336, SLG: 0.447	F9		SF9		P4			G6-4-3		3	0	0	1	0	0	2				
17 Todd Helton, L OBP: 0.278, SLG: 0.500					G3-1			F9		3	0	1	0	1	0	1				
11 Brad Hawpe, L OBP: 0.400, SLG: 0.598	K		K							4	0	0	0	0	2	3				
20 Chris Iannetta, R OBP: 0.360, SLG: 0.505		G4-3								3	0	0	0	1	2	0				
7 Seth Smith, L OBP: 0.427, SLG: 0.479										3	0	0	0	0	1	1				
19 Ryan Spilborghs, R (PH) OBP: 0.336, SLG: 0.437										0	0	0	0	1	0	0				
9 Ian Stewart, L OBP: 0.278, SLG: 0.453										4	0	0	0	0	3	2				
12 Clint Barnes, R OBP: 0.275, SLG: 0.413										3	1	1	0	0	1	1				
46 Jason Hammel, R (1, 1)										1	0	0	0	0	0	0				
27 Garrett Atkins, R (7, PH)										1	0	0	0	0	1	0				
52 Joel Peralta, R (7, 1)										0	0	0	0	0	0	0				
<b>Inning Stats</b>	R: 0 E: 0 K: 1 S: 7	H: 0 LOB: 1 BB: 1 P: 14	R: 0 E: 0 K: 1 S: 8	H: 0 LOB: 3 BB: 0 P: 12	R: 1 E: 0 K: 1 S: 17	H: 2 LOB: 2 BB: 1 P: 25	R: 0 E: 0 K: 2 S: 9	H: 0 LOB: 1 BB: 0 P: 18	R: 0 E: 0 K: 1 S: 11	H: 1 LOB: 1 BB: 0 P: 13	R: 0 E: 0 K: 1 S: 9	H: 0 LOB: 0 BB: 0 P: 12	R: 0 E: 0 K: 0 S: 7	H: 0 LOB: 0 BB: 1 P: 14	R: 0 E: 0 K: 2 S: 16	H: 0 LOB: 1 BB: 1 P: 26	1B: 2 2B: 1 3B: 0 HR: 0	SF: 1 SAC: 1 DP: 1 HBP: 0	WP: 1 PB: 0 SB: 0 CS: 0	PA: 34
<b>PITCHER</b>	IP WLS BF H R ER SO BB IBB HBP BLK WP HR S P ERA WHIP																			
49 Jair Jurrjens, R (1, 1)	7.0 W 27 3 1 1 8 3 0 0 0 1 0 69 107 1.29 0.857																			
Rafael Soriano, R (8, 1)	1.0 3 0 0 0 0 1 0 0 0 0 0 7 14 0.00 1.000																			
51 Michael Gonzalez, L (9, 1)	1.0 4 0 0 0 2 1 0 0 0 0 0 16 26 0.00 1.000																			

Batter	1	2	3	4	5	6	7	8	9	AB	R	H	RBI	BB	SO	LOB	BOTTOM			
19 Yunel Escobar, R OBP: 0.376, SLG: 0.439	G4-3									4	1	1	0	0	1	0	<b>Colorado Rockies @ Atlanta Braves</b> Turner Field, Atlanta, GA Tue May 19 2009, 7:00 PM EDT Att: 16,749 - Clear - 68 F			
22 Casey Kotchman, L OBP: 0.363, SLG: 0.459										5	1	3	3	0	0	0				
10 Chipper Jones, S OBP: 0.441, SLG: 0.495										4	0	1	1	1	1	2				
16 Brian McCann, L OBP: 0.382, SLG: 0.467										4	0	1	1	0	2	4				
18 Garret Anderson, L OBP: 0.291, SLG: 0.324										4	1	2	0	0	1	0				
2 Kelly Johnson, L OBP: 0.320, SLG: 0.383										4	2	3	0	0	0	2				
7 Jeff Francoeur, R OBP: 0.266, SLG: 0.356										3	1	0	0	0	0	4				
24 Jordan Schafer, L OBP: 0.347, SLG: 0.320										4	1	1	2	0	1	3				
49 Jair Jurrjens, R (1, 1)										3	1	1	1	0	0	1				
Rafael Soriano, R (8, 1)										0	0	0	0	0	0	0				
20 Greg Norton, S (PH)										1	0	0	0	0	0	1				
51 Michael Gonzalez, R (9, 1)										0	0	0	0	0	0	0				
<b>Inning Stats</b>	R: 1 E: 0 K: 1 S: 7	H: 2 LOB: 1 BB: 0 P: 13	R: 3 E: 1 K: 0 S: 20	H: 4 LOB: 3 BB: 1 P: 32	R: 2 E: 0 K: 0 S: 13	H: 3 LOB: 0 BB: 0 P: 20	R: 0 E: 0 K: 0 S: 6	H: 0 LOB: 0 BB: 0 P: 11	R: 0 E: 0 K: 2 S: 10	H: 1 LOB: 1 BB: 0 P: 13	R: 0 E: 0 K: 1 S: 10	H: 0 LOB: 0 BB: 0 P: 14	R: 0 E: 0 K: 1 S: 14	H: 2 LOB: 2 BB: 0 P: 21	R: 2 E: 0 K: 1 S: 15	H: 1 LOB: 1 BB: 0 P: 25	1B: 11 2B: 3 3B: 0 HR: 0	SF: 0 SAC: 0 DP: 1 HBP: 2	WP: 1 PB: 0 SB: 1 CS: 0	PA: 39
<b>PITCHER</b>	IP WLS BF H R ER SO BB IBB HBP BLK WP HR S P ERA WHIP																			
46 Jason Hammel, R (1, 1)	6.0 L 28 10 6 3 4 1 0 0 0 1 0 66 103 4.50 1.833																			
52 Joel Peralta, R (7, 1)	2.0 11 3 2 2 2 0 0 2 0 0 0 29 46 9.00 1.500																			

AB	27
R	1
H	3
RBI	1
BB	5
SO	10
LOB	10



AB	36
R	8
H	13
RBI	8
BB	1
SO	6
LOB	17


















Batter	1	2	3	4	5	6	7	8	9	AB	R	H	RBI	BB	SO	LOB	TOP					
24 Dexter Fowler, S OBP: 0.333, SLG: 0.400										3	2	2	0	0	1	0						
2 Troy Tulowitzki, R OBP: 0.327, SLG: 0.425										3	0	1	1	0	0	1						
17 Todd Helton, L OBP: 0.391, SLG: 0.535										4	1	1	2	0	2	2						
11 Brad Hawpe, L OBP: 0.400, SLG: 0.581										4	0	0	0	0	0	1						
20 Chris Iannetta, R OBP: 0.350, SLG: 0.510										3	1	2	1	0	0	0						
8 Yovit Torrealba, R OBP: 0.329, SLG: 0.425										1	0	0	0	0	1	0						
7 Seth Smith, L OBP: 0.414, SLG: 0.481										3	0	0	0	1	0	1						
19 Ryan Spilborghs, R OBP: 0.333, SLG: 0.439										0	0	0	0	0	0	0						
27 Garrett Atkins, R OBP: 0.276, SLG: 0.290										4	0	1	0	0	0	1						
9 Ian Stewart, L OBP: 0.272, SLG: 0.436										4	0	0	0	0	0	3						
12 Clint Barmes, R OBP: 0.304, SLG: 0.426											3	0	0	0	1	1	0					
<b>Inning Stats</b>	R: 1 E: 0 K: 1 S: 9	H: 1 LOB: 0 BB: 0 P: 15	R: 1 E: 0 K: 0 S: 9	H: 1 LOB: 0 BB: 0 P: 11	R: 1 E: 0 K: 0 S: 12	H: 2 LOB: 1 BB: 0 P: 16	R: 0 E: 0 K: 0 S: 7	H: 0 LOB: 1 BB: 1 P: 14	R: 0 E: 0 K: 1 S: 7	H: 0 LOB: 0 BB: 0 P: 11	R: 1 E: 0 K: 0 S: 12	H: 3 LOB: 2 BB: 0 P: 21	R: 0 E: 0 K: 1 S: 11	H: 0 LOB: 1 BB: 1 P: 12	R: 0 E: 0 K: 1 S: 11	H: 0 LOB: 0 BB: 0 P: 17	R: 0 E: 0 K: 1 S: 8	H: 0 LOB: 0 BB: 0 P: 14	1B: 3 2B: 1 3B: 1 HR: 2	SF: 1 SAC: 1 DP: 0 HBP: 0	WP: 0 PB: 0 SB: 0 CS: 0	PA: 36
<b>PITCHER</b>	IP WLS BF H R ER SO BB IBB HBP BLK WP HR S P ERA WHIP																					
58 Armando Galarraga, R ERA: 5.74	(1, 1)	5.1 L 23 6 4 4 2 1 0 0 0 0 0 2 49 79 6.75 1.312																				
29 Nate Robertson, L ERA: 5.25	(6, 1)	2.0 8 1 0 0 1 1 0 0 0 0 0 0 17 25 0.00 1.000																				
37 Brandon Lyon, R ERA: 6.27	(8, 1)	1.2 5 0 0 0 2 0 0 0 0 0 0 0 16 27 0.00 0.000																				

Colorado Rockies @ Detroit Tigers  
Comerica Park, Detroit, MI  
Sat May 23 2009, 7:05 PM EDT  
Att: 37,035 - Partly Cloudy - 78 F


AB 32  
R 4  
H 7  
RBI 4  
BB 2  
SO 5  
LOB 9



Batter	1	2	3	4	5	6	7	8	9	AB	R	H	RBI	BB	SO	LOB	BOTTOM					
28 Curtis Granderson, L OBP: 0.328, SLG: 0.479										4	0	0	0	0	1	1						
14 Placido Polanco, R OBP: 0.310, SLG: 0.358										4	0	0	0	0	0	0						
34 Cleto Thomas, L OBP: 0.353, SLG: 0.400										4	0	0	0	0	1	0						
24 Miguel Cabrera, R OBP: 0.439, SLG: 0.597										3	1	1	1	1	1	0						
30 Magglio Ordonez, R OBP: 0.344, SLG: 0.338										3	1	1	0	1	2	1						
13 Josh Anderson, L OBP: 0.329, SLG: 0.368										0	0	0	0	0	0	0						
15 Brandon Inge, R OBP: 0.374, SLG: 0.564										4	0	0	0	0	1	2						
25 Ryan Raburn, R OBP: 0.325, SLG: 0.514										3	1	1	0	0	0	0						
19 Jeff Larish, L OBP: 0.379, SLG: 0.543										0	0	0	0	1	0	0						
12 Gerald Laird, R OBP: 0.325, SLG: 0.336										4	0	3	1	0	1	2						
4 Adam Everett, R OBP: 0.333, SLG: 0.409										3	0	0	0	0	0	3						
<b>Inning Stats</b>	R: 0 E: 0 K: 1 S: 6	H: 0 LOB: 0 BB: 0 P: 8	R: 1 E: 0 K: 1 S: 9	H: 1 LOB: 0 BB: 0 P: 14	R: 0 E: 0 K: 0 S: 8	H: 1 LOB: 0 BB: 0 P: 14	R: 0 E: 0 K: 1 S: 6	H: 0 LOB: 0 BB: 0 P: 11	R: 2 E: 0 K: 0 S: 15	H: 3 LOB: 1 BB: 0 P: 20	R: 0 E: 0 K: 1 S: 8	H: 0 LOB: 1 BB: 1 P: 15	R: 0 E: 0 K: 0 S: 9	H: 1 LOB: 0 BB: 0 P: 13	R: 0 E: 0 K: 1 S: 8	H: 0 LOB: 0 BB: 0 P: 13	R: 0 E: 0 K: 2 S: 10	H: 0 LOB: 2 BB: 2 P: 19	1B: 4 2B: 1 3B: 0 HR: 1	SF: 0 SAC: 0 DP: 1 HBP: 0	WP: 0 PB: 0 SB: 4 CS: 0	PA: 35
<b>PITCHER</b>	IP WLS BF H R ER SO BB IBB HBP BLK WP HR S P ERA WHIP																					
21 Jason Marquis, R ERA: 4.45	(1, 1)	7.2 W 29 6 3 2 4 1 0 0 0 0 0 1 66 103 2.35 0.913																				
53 Randy Flores, L ERA:	(8, 1)	0.1 H 1 0 0 0 1 0 0 0 0 0 0 0 3 5 0.00 0.000																				
16 Huston Street, R ERA: 3.63	(9, 1)	1.0 S 5 0 0 0 2 2 0 0 0 0 0 0 10 19 0.00 2.000																				

Colorado Rockies @ Detroit Tigers  
Comerica Park, Detroit, MI  
Sat May 23 2009, 7:05 PM EDT  
Att: 37,035 - Partly Cloudy - 78 F

AB 32  
R 3  
H 6  
RBI 2  
BB 3  
SO 7  
LOB 9





















Batter	1	2	3	4	5	6	7	8	9	AB	R	H	RBI	BB	SO	LOB	TOP			
24 Brian Giles, L OBP: 0.284, SLG: 0.287			G4-3		F8		K			4	0	1	0	0	1	1	<b>San Diego Padres @ Colorado Rockies</b> Coors Field, Denver, CO Fri May 29 2009, 7:10 PM MDT Att: 23,239 - Cloudy - 75 F			
22 David Eckstein, R OBP: 0.322, SLG: 0.315							G4-6-3			3	0	1	0	1	1	2				
12 Scott Hairston, R OBP: 0.376, SLG: 0.515										4	0	0	0	0	2	3				
23 Adrián González, L OBP: 0.392, SLG: 0.618										1	0	0	0	3	0	0				
5 Kevin Kouzmanoff, R OBP: 0.284, SLG: 0.349			G4-3							4	0	0	0	0	0	5				
4 Nick Hundley, R OBP: 0.343, SLG: 0.397										4	0	1	0	0	0	0				
18 Tony Gwynn Jr., L OBP: 0.389, SLG: 0.375										4	0	2	0	0	0	0				
8 Chris Burke, R OBP: 0.270, SLG: 0.324										4	0	0	0	0	0	3				
32 Chris Young, R OBP: 0.333, SLG: 0.300										2	0	0	0	0	2	1				
7 Chase Headley, S OBP: 0.314, SLG: 0.379										1	0	1	0	0	0	0				
54 Joe Thatcher, L ERA: 3.1										0	0	0	0	0	0	0				
43 Cia Meredith, R ERA: 3.1										0	0	0	0	0	0	0				
<b>Inning Stats</b>	R: 0 H: 1 E: 0 K: 2 S: 13	H: 1 LOB: 2 BB: 1 P: 23	R: 0 H: 0 E: 0 K: 1 S: 10	H: 1 LOB: 1 BB: 0 P: 13	R: 0 H: 0 E: 0 K: 1 S: 7	H: 0 LOB: 0 BB: 2 P: 17	R: 0 H: 0 E: 0 K: 0 S: 5	H: 1 LOB: 1 BB: 0 P: 11	R: 0 H: 2 E: 0 K: 0 S: 9	H: 2 LOB: 2 BB: 0 P: 12	R: 0 H: 1 E: 0 K: 1 S: 6	R: 0 H: 0 E: 0 K: 0 S: 4	R: 0 H: 0 E: 0 K: 0 S: 8	R: 0 H: 0 E: 0 K: 0 S: 9	R: 0 H: 0 E: 0 K: 0 S: 8	R: 0 H: 0 E: 0 K: 0 S: 8	1B: 6 2B: 0 3B: 0 HR: 0	SF: 0 SAC: 0 DP: 2 HBP: 0	WP: 0 PB: 0 SB: 1 CS: 1	PA: 35
<b>PITCHER</b>	IP WLS BF H R ER SO BB IBB HBP BLK WP HR S P ERA WHIP	IP WLS BF H R ER SO BB IBB HBP BLK WP HR S P ERA WHIP	IP WLS BF H R ER SO BB IBB HBP BLK WP HR S P ERA WHIP	IP WLS BF H R ER SO BB IBB HBP BLK WP HR S P ERA WHIP	IP WLS BF H R ER SO BB IBB HBP BLK WP HR S P ERA WHIP	IP WLS BF H R ER SO BB IBB HBP BLK WP HR S P ERA WHIP	IP WLS BF H R ER SO BB IBB HBP BLK WP HR S P ERA WHIP	IP WLS BF H R ER SO BB IBB HBP BLK WP HR S P ERA WHIP	IP WLS BF H R ER SO BB IBB HBP BLK WP HR S P ERA WHIP	IP WLS BF H R ER SO BB IBB HBP BLK WP HR S P ERA WHIP	IP WLS BF H R ER SO BB IBB HBP BLK WP HR S P ERA WHIP	IP WLS BF H R ER SO BB IBB HBP BLK WP HR S P ERA WHIP	IP WLS BF H R ER SO BB IBB HBP BLK WP HR S P ERA WHIP	IP WLS BF H R ER SO BB IBB HBP BLK WP HR S P ERA WHIP	IP WLS BF H R ER SO BB IBB HBP BLK WP HR S P ERA WHIP	IP WLS BF H R ER SO BB IBB HBP BLK WP HR S P ERA WHIP	IP WLS BF H R ER SO BB IBB HBP BLK WP HR S P ERA WHIP			
21 Jason Marquis, R ERA: 3.93	8.0	W	32	6	0	0	6	3	1	0	0	0	0	0	0	0	0.00	1.125		
16 Huston Street, R ERA: 3.1	1.0	S	3	0	0	0	0	0	0	0	0	0	0	0	0	0	0.00	0.000		

Batter	1	2	3	4	5	6	7	8	9	AB	R	H	RBI	BB	SO	LOB	BOTTOM			
24 Dexter Fowler, S OBP: 0.353, SLG: 0.397										3	0	0	0	1	0	0	<b>San Diego Padres @ Colorado Rockies</b> Coors Field, Denver, CO Fri May 29 2009, 7:10 PM MDT Att: 23,239 - Cloudy - 75 F			
12 Clint Barmes, R OBP: 0.303, SLG: 0.424										4	0	1	0	0	1	2				
17 Todd Helton, L OBP: 0.376, SLG: 0.500										3	1	0	0	1	0	1				
27 Garrett Atkins, R OBP: 0.273, SLG: 0.287										3	0	0	0	1	0	1				
6 Omar Quintanilla, L OBP: 0.348, SLG: 0.263										0	0	0	0	0	0	0				
7 Seth Smith, L OBP: 0.429, SLG: 0.500										1	1	0	0	2	0	0				
14 Matt Murton, R OBP: 0.325, SLG: 0.486										1	0	0	0	0	0	2				
19 Ryan Spillborghs, R OBP: 0.343, SLG: 0.442										4	1	1	0	0	0	3				
2 Troy Tulowitzki, R OBP: 0.322, SLG: 0.388										2	0	0	0	2	0	1				
8 Yorvit Torrealba, R OBP: 0.295, SLG: 0.352										4	0	2	1	0	0	1				
21 Jason Marquis, L OBP: 0.250, SLG: 0.263										2	0	0	0	1	4	0				
16 Huston Street, R ERA: 3.06										0	0	0	0	0	0	0				
<b>Inning Stats</b>	R: 0 H: 0 E: 0 K: 0 S: 9	H: 0 LOB: 0 BB: 0 P: 14	R: 1 H: 1 E: 0 K: 0 S: 11	H: 1 LOB: 2 BB: 2 P: 24	R: 0 H: 0 E: 0 K: 1 S: 7	H: 0 LOB: 0 BB: 0 P: 9	R: 0 H: 0 E: 0 K: 0 S: 9	H: 0 LOB: 0 BB: 0 P: 12	R: 0 H: 1 E: 0 K: 0 S: 14	H: 1 LOB: 2 BB: 1 P: 21	R: 2 H: 0 E: 1 K: 1 S: 10	H: 0 LOB: 3 BB: 3 P: 22	R: 0 H: 1 E: 0 K: 0 S: 11	R: 0 H: 1 E: 0 K: 0 S: 6	R: 0 H: 1 E: 0 K: 0 S: 6	R: 0 H: 1 E: 0 K: 0 S: 10	1B: 4 2B: 0 3B: 0 HR: 0	SF: 0 SAC: 1 DP: 1 HBP: 0	WP: 0 PB: 0 SB: 1 CS: 0	PA: 35
<b>PITCHER</b>	IP WLS BF H R ER SO BB IBB HBP BLK WP HR S P ERA WHIP	IP WLS BF H R ER SO BB IBB HBP BLK WP HR S P ERA WHIP	IP WLS BF H R ER SO BB IBB HBP BLK WP HR S P ERA WHIP	IP WLS BF H R ER SO BB IBB HBP BLK WP HR S P ERA WHIP	IP WLS BF H R ER SO BB IBB HBP BLK WP HR S P ERA WHIP	IP WLS BF H R ER SO BB IBB HBP BLK WP HR S P ERA WHIP	IP WLS BF H R ER SO BB IBB HBP BLK WP HR S P ERA WHIP	IP WLS BF H R ER SO BB IBB HBP BLK WP HR S P ERA WHIP	IP WLS BF H R ER SO BB IBB HBP BLK WP HR S P ERA WHIP	IP WLS BF H R ER SO BB IBB HBP BLK WP HR S P ERA WHIP	IP WLS BF H R ER SO BB IBB HBP BLK WP HR S P ERA WHIP	IP WLS BF H R ER SO BB IBB HBP BLK WP HR S P ERA WHIP	IP WLS BF H R ER SO BB IBB HBP BLK WP HR S P ERA WHIP	IP WLS BF H R ER SO BB IBB HBP BLK WP HR S P ERA WHIP	IP WLS BF H R ER SO BB IBB HBP BLK WP HR S P ERA WHIP	IP WLS BF H R ER SO BB IBB HBP BLK WP HR S P ERA WHIP				
32 Chris Young, R ERA: 4.45	0.2	L	4	1	0	0	0	0	0	0	0	9	18	0.00	1.500					
54 Joe Thatcher, L ERA: 3.06	1.1	L	4	1	0	0	0	0	0	0	0	8	12	0.00	0.750					













Batter	1	2	3	4	5	6	7	8	9	AB	R	H	RBI	BB	SO	LOB	TOP			
19 Ryan Spilborghs, R OBP: 0.330, SLG: 0.422										5	0	0	0	0	1	0	Colorado Rockies @ Houston Astros Minute Maid Park, Houston, TX Mon Jun 01 2009, 7:05 PM CDT Att: 24,016 - Cloudy - 83 F			
12 Clint Barmes, R OBP: 0.323, SLG: 0.469										4	0	2	0	0	1	0				
17 Todd Helton, L OBP: 0.371, SLG: 0.503										4	1	1	1	0	0	2				
27 Garrett Atkins, R OBP: 0.275, SLG: 0.286										3	0	1	0	1	1	1				
11 Brad Hawpe, L OBP: 0.413, SLG: 0.614										4	0	1	0	0	2	3				
7 Seth Smith, L OBP: 0.225, SLG: 0.489										4	0	3	0	0	0	0				
2 Troy Tulowitzki, R OBP: 0.313, SLG: 0.387										4	0	0	0	0	1	4				
8 Yorvit Torrealba, R OBP: 0.304, SLG: 0.344										3	0	0	0	1	1	1				
2B Aaron Cook, R OBP: 0.217, SLG: 0.190																				
14 Matt Murton, R OBP: 0.310, SLG: 0.462																				
51 Josh Fogg, R OBP: 0.287, SLG: 0.405																				
9 Ian Stewart, L OBP: 0.287, SLG: 0.405																				
<b>Inning Stats</b>	R: 0 E: 0 K: 1 S: 9	H: 1 LOB: 1 BB: 0 P: 13	R: 0 E: 0 K: 2 S: 16	H: 1 LOB: 2 BB: 1 P: 21	R: 0 E: 0 K: 0 S: 9	H: 2 LOB: 0 BB: 0 P: 11	R: 0 E: 0 K: 2 S: 12	H: 1 LOB: 1 BB: 0 P: 19	R: 1 E: 0 K: 0 S: 6	H: 0 LOB: 0 BB: 1 P: 10	R: 0 E: 0 K: 2 S: 8	H: 0 LOB: 0 BB: 0 P: 10	R: 0 E: 0 K: 0 S: 11	H: 2 LOB: 2 BB: 0 P: 16	R: 0 E: 0 K: 1 S: 7	H: 0 LOB: 0 BB: 0 P: 9	1B: 6 2B: 1 3B: 0 HR: 1	SF: 0 SAC: 0 DP: 0 HBP: 0	WP: 0 PA: 37 PB: 0 SB: 0 CS: 0	
<b>PITCHER</b>	IP WLS BF H R ER SO BB IBB HBP BLK WP HR S P ERA WHIP	7.0 W 29 6 1 1 8 2 0 0 0 0 1 71 102 1.29 1.143	1.0 H 5 2 0 0 0 0 0 0 0 0 0 11 16 0.00 2.000	1.0 S 3 0 0 0 1 0 0 0 0 0 0 7 9 0.00 0.000																

Batter	1	2	3	4	5	6	7	8	9	AB	R	H	RBI	BB	SO	LOB	BOTTOM			
21 Michael Bourn, L OBP: 0.356, SLG: 0.379										4	0	1	0	0	2	1	Colorado Rockies @ Houston Astros Minute Maid Park, Houston, TX Mon Jun 01 2009, 7:05 PM CDT Att: 24,016 - Cloudy - 83 F			
10 Miguel Tejada, R OBP: 0.380, SLG: 0.527										4	1	2	0	0	0	1				
9 Hunter Pence, R OBP: 0.417, SLG: 0.492										3	2	1	0	1	1	2				
45 Carlos Lee, R OBP: 0.370, SLG: 0.532										3	1	3	2	1	0	0				
17 Lance Berkman, S OBP: 0.359, SLG: 0.464										3	0	1	2	0	0	1				
77 Ivan Rodriguez, R OBP: 0.306, SLG: 0.442										3	0	1	0	0	1	1				
8 Jeff Keppinger, R OBP: 0.358, SLG: 0.459										3	0	0	0	0	0	2				
18 Edwin Maysonet, R OBP: 0.440, SLG: 0.609										3	0	0	0	0	0	0				
44 Roy Oswalt, R OBP: 0.174, SLG: 0.136																				
2 Darin Erstad, L OBP: 0.200, SLG: 0.200																				
43 Chris Sampson, R OBP: 0.287, SLG: 0.405																				
22 LaTroy Hawkins, R OBP: 0.287, SLG: 0.405																				
<b>Inning Stats</b>	R: 1 E: 0 K: 0 S: 14	H: 3 LOB: 2 BB: 1 P: 25	R: 0 E: 0 K: 0 S: 6	H: 0 LOB: 0 BB: 0 P: 9	R: 0 E: 0 K: 1 S: 8	H: 0 LOB: 0 BB: 0 P: 10	R: 1 E: 0 K: 1 S: 14	H: 2 LOB: 1 BB: 0 P: 22	R: 0 E: 0 K: 0 S: 9	H: 1 LOB: 0 BB: 0 P: 16	R: 2 E: 0 K: 0 S: 11	H: 3 LOB: 1 BB: 0 P: 16	R: 0 E: 0 K: 1 S: 9	H: 0 LOB: 0 BB: 0 P: 14	R: 0 E: 0 K: 1 S: 8	H: 1 LOB: 1 BB: 1 P: 16	1B: 9 2B: 1 3B: 0 HR: 1	SF: 1 SAC: 0 DP: 2 HBP: 0	WP: 1 PA: 32 PB: 0 SB: 0 CS: 2	
<b>PITCHER</b>	IP WLS BF H R ER SO BB IBB HBP BLK WP HR S P ERA WHIP	6.0 L 25 9 4 4 4 2 1 0 0 0 0 1 62 98 6.00 1.667	1.0 3 0 0 0 1 0 0 0 0 0 0 9 14 0.00 0.000	1.0 4 1 0 0 1 1 0 0 0 0 0 8 16 0.00 2.000																



Batter	1	2	3	4	5	6	7	8	9	10	11	AB	R	H	RBI	BB	SO	LOB	TOP											
24 Dexter Fowler, S OBP: 0.346, SLG: 0.388	(1, 8) K		(1, 3) K		(1, 2) K		(1, 2) K				(1, 3) G4-3	5	0	1	0	1	3	4												
12 Clint Barnes, R OBP: 0.313, SLG: 0.453	(1, 4) K			(1, 1) K	(1, 1) FC6-4		(1, 1) P3					5	0	0	0	0	3	5												
17 Todd Helton, L OBP: 0.372, SLG: 0.503	(1, 3) K											4	1	1	0	1	1	0												
11 Brad Hawpe, L OBP: 0.419, SLG: 0.615		(1, 9) G4-3										3	1	1	1	2	0	1												
27 Garrett Atkins, R OBP: 0.269, SLG: 0.279												4	0	0	0	0	0	3												
16 Huston Street, R OBP: 0.233, SLG: 0.420												0	0	0	0	0	0	0												
19 Ryan Spilborghs, R (10, PH) OBP: 0.323, SLG: 0.420												1	0	0	0	0	0	1												
51 Josh Fogg, R OBP: 0.262, SLG: 0.338												0	0	0	0	0	0	0												
7 Seth Smith, L OBP: 0.415, SLG: 0.474												5	0	1	1	0	2	3												
2 Troy Tulowitzki, R OBP: 0.309, SLG: 0.382												2	0	0	0	0	1	1												
6 Omar Quintanilla, L OBP: 0.346, SLG: 0.273												3	0	1	0	0	1	0												
39 Paul Phillips, R OBP: 0.462, SLG: 0.400												3	0	1	0	1	0	0												
38 Ubaldo Jiménez, R OBP: 0.287, SLG: 0.475												2	0	1	0	0	0	0												
14 Matt Murton, R OBP: 0.287, SLG: 0.475												1	0	1	0	0	0	0												
53 Randy Flores, R OBP: 0.284, SLG: 0.420												0	0	0	0	0	0	0												
52 Joel Paratta, R OBP: 0.284, SLG: 0.420												0	0	0	0	0	0	0												
60 Manny Corpas, R OBP: 0.284, SLG: 0.420												0	0	0	0	0	0	0												
9 Ian Stewart, L OBP: 0.287, SLG: 0.338												2	0	0	0	0	1	2												
<b>Inning Stats</b>	R: 0 E: 0 K: 3 S: 9	H: 0 LOB: 0 BB: 0 P: 15	R: 0 E: 0 K: 0 S: 6	H: 0 LOB: 0 BB: 0 P: 9	R: 0 E: 0 K: 2 S: 8	H: 1 LOB: 1 BB: 0 P: 14	R: 2 E: 0 K: 1 S: 14	H: 3 LOB: 1 BB: 0 P: 18	R: 0 E: 0 K: 0 S: 10	H: 1 LOB: 1 BB: 0 P: 16	R: 0 E: 0 K: 1 S: 8	H: 2 LOB: 2 BB: 0 P: 27	R: 0 E: 0 K: 0 S: 7	H: 0 LOB: 1 BB: 1 P: 14	R: 0 E: 0 K: 2 S: 15	H: 0 LOB: 2 BB: 2 P: 27	R: 0 E: 0 K: 1 S: 10	H: 0 LOB: 1 BB: 1 P: 20	R: 0 E: 0 K: 1 S: 9	H: 1 LOB: 1 BB: 0 P: 15	1B: 6 2B: 1 3B: 0 HR: 0	SF: 0 SAC: 1 DP: 0 HBP: 0	WP: 1 PB: 0 SB: 1 CS: 0	PA: 46						
<b>PITCHER</b>	52 Felipe Paulino, R ERA: 6.21	IP: 6.0 WLS: 0 BF: 24	H: 5 R: 2 ER: 2 SO: 7	BB: 1 IBB: 0 HBP: 0 BLK: 0	WP: 1 HR: 0 S: 5 P: 87	ERA: 3.00 WHIP: 1.000	47 Jeff Fulchino, R ERA: 3.6	IP: 1.0 WLS: 0 BF: 5	H: 2 R: 0 ER: 0 SO: 1	BB: 0 IBB: 0 HBP: 0 BLK: 0	WP: 0 HR: 0 S: 17 P: 27	ERA: 0.00 WHIP: 2.000	48 Tim Lincecum, L ERA: 3.32	IP: 1.0 WLS: 0 BF: 4	H: 0 R: 0 ER: 0 SO: 2	BB: 0 IBB: 0 HBP: 0 BLK: 0	WP: 0 HR: 0 S: 15 P: 27	ERA: 0.00 WHIP: 2.000	50 Alberto Arias, R ERA: 3.97	IP: 1.0 WLS: 0 BF: 4	H: 0 R: 0 ER: 0 SO: 1	BB: 0 IBB: 0 HBP: 0 BLK: 0	WP: 0 HR: 0 S: 10 P: 20	ERA: 0.00 WHIP: 1.000	22 LaTroy Hawkins, R ERA: 2.35	IP: 1.0 WLS: 0 BF: 4	H: 0 R: 0 ER: 0 SO: 1	BB: 0 IBB: 0 HBP: 0 BLK: 0	WP: 0 HR: 0 S: 10 P: 20	ERA: 0.00 WHIP: 1.000

Colorado Rockies @ Houston Astros  
Minute Maid Park, Houston, TX  
Tue Jun 02 2009, 7:05 PM CDT  
Att: 24,041 - Roof Closed - 73 F

AB 40  
R 2  
H 8  
RBI 2  
BB 5  
SO 12  
LOB 20



Batter	1	2	3	4	5	6	7	8	9	10	11	AB	R	H	RBI	BB	SO	LOB	BOTTOM										
21 Michael Bourn, L OBP: 0.362, SLG: 0.387	(1, 8) K		(1, 3) K		(1, 2) K		(1, 2) K				(1, 3) G6-3	4	1	2	0	1	0	0											
10 Miguel Tejada, R OBP: 0.369, SLG: 0.546	(1, 6) K											6	1	4	3	0	1	1											
9 Hunter Pence, R OBP: 0.412, SLG: 0.481	(1, 9) K											4	0	0	0	1	1	5											
45 Carlos Lee, R OBP: 0.366, SLG: 0.521	(1, 7) K											4	0	0	0	1	1	5											
17 Lance Berkman, S OBP: 0.365, SLG: 0.465	(1, 3) K											4	0	2	0	1	1	0											
27 Geoff Blum, S OBP: 0.345, SLG: 0.333	(1, 5) K											2	0	1	0	2	0	1											
36 Matt Kata, S OBP: 0.284, SLG: 0.420	(6, PR) K											1	0	0	0	0	0	3											
18 Edwin Maysonet, R OBP: 0.433, SLG: 0.571	(1, 4) K											5	0	2	0	0	2	2											
65 Humberto Quintero, R OBP: 0.287, SLG: 0.475												2	0	0	0	0	1	2											
47 Jeff Fulchino, R ERA: 3.6												1	0	0	0	0	0	0											
48 Tim Lincecum, L ERA: 3.32												0	0	0	0	0	0	0											
50 Alberto Arias, R ERA: 3.97												1	0	0	0	0	0	0											
22 LaTroy Hawkins, R ERA: 2.35												0	0	0	0	0	0	0											
52 Felipe Paulino, R ERA: 6.21	IP: 6.0 WLS: 0 BF: 24	H: 5 R: 2 ER: 2 SO: 7	BB: 1 IBB: 0 HBP: 0 BLK: 0	WP: 1 HR: 0 S: 5 P: 87	ERA: 3.00 WHIP: 1.000	47 Jeff Fulchino, R ERA: 3.6	IP: 1.0 WLS: 0 BF: 5	H: 2 R: 0 ER: 0 SO: 1	BB: 0 IBB: 0 HBP: 0 BLK: 0	WP: 0 HR: 0 S: 17 P: 27	ERA: 0.00 WHIP: 2.000	48 Tim Lincecum, L ERA: 3.32	IP: 1.0 WLS: 0 BF: 4	H: 0 R: 0 ER: 0 SO: 2	BB: 0 IBB: 0 HBP: 0 BLK: 0	WP: 0 HR: 0 S: 15 P: 27	ERA: 0.00 WHIP: 2.000	50 Alberto Arias, R ERA: 3.97	IP: 1.0 WLS: 0 BF: 4	H: 0 R: 0 ER: 0 SO: 1	BB: 0 IBB: 0 HBP: 0 BLK: 0	WP: 0 HR: 0 S: 10 P: 20	ERA: 0.00 WHIP: 1.000	22 LaTroy Hawkins, R ERA: 2.35	IP: 1.0 WLS: 0 BF: 4	H: 0 R: 0 ER: 0 SO: 1	BB: 0 IBB: 0 HBP: 0 BLK: 0	WP: 0 HR: 0 S: 10 P: 20	ERA: 0.00 WHIP: 1.000

Colorado Rockies @ Houston Astros  
Minute Maid Park, Houston, TX  
Tue Jun 02 2009, 7:05 PM CDT  
Att: 24,041 - Roof Closed - 73 F

AB 40  
R 3  
H 12  
RBI 3  
BB 6  
SO 9  
LOB 27













Batter	1	2	3	4	5	6	7	8	9	AB	R	H	RBI	BB	SO	LOB	TOP			
24 Dexter Fowler, S OBP: 0.349, SLG: 0.405 5 Carlos González, L										3	2	1	2	1	1	0	Colorado Rockies @ St. Louis Cardinals Busch Stadium, St. Louis, MO Fri Jun 05 2009, 7:15 PM CDT Att: 41,115 - Clear - 74 F			
12 Clint Barmes, R OBP: 0.328, SLG: 0.466										5	1	2	1	0	1	0				
17 Todd Helton, L OBP: 0.405, SLG: 0.595 6 Omar Quintanilla, L OBP: 0.333, SLG: 0.261										4	1	1	3	1	2	0				
27 Garrett Atkins, R OBP: 0.272, SLG: 0.310										4	1	1	0	1	0	1				
11 Brad Hawpe, L OBP: 0.425, SLG: 0.616										4	1	1	0	1	2	4				
9 Ian Stewart, L OBP: 0.310, SLG: 0.476										4	2	2	4	1	1	0				
7 Seth Smith, L OBP: 0.405, SLG: 0.451 51 Josh Fogg, R										3	1	0	0	1	1	2	AB 36 R 11 H 9 RBI 11 BB 8 SO 11 LOB 9			
39 Paul Phillips, R OBP: 0.381, SLG: 0.294										4	1	1	0	1	0	0				
29 Jorge De La Rosa, L OBP: 0.105, SLG: 0.056 19 Ryan Spilborghs, R OBP: 0.326, SLG: 0.440										2	1	0	1	1	2	2				
<b>Inning Stats</b>	R: 0 E: 0 K: 1 S: 7	H: 0 LOB: 0 BB: 0 P: 13	R: 1 E: 1 K: 1 S: 13	H: 1 LOB: 2 BB: 2 P: 25	R: 0 E: 0 K: 2 S: 16	H: 0 LOB: 0 BB: 0 P: 20	R: 0 E: 0 K: 1 S: 8	H: 0 LOB: 0 BB: 0 P: 10	R: 0 E: 0 K: 1 S: 8	H: 2 LOB: 1 BB: 0 P: 29	R: 1 E: 0 K: 1 S: 29	H: 5 LOB: 0 BB: 4 P: 53	R: 0 E: 0 K: 2 S: 18	H: 1 LOB: 3 BB: 2 P: 28	R: 0 E: 0 K: 0 S: 6	H: 0 LOB: 0 BB: 0 P: 10	1B: 5 2B: 3 HR: 2	SF: 0 SAC: 0 DP: 1 HBP: 0	WP: 0 PB: 0 SB: 0 CS: 0	PA: 44
<b>PITCHER</b>	IP WLS BF H R ER SO BB IBB HBP BLK WP HR S P ERA WHIP																			
50 Adam Wainwright, R ERA: 3.35	6.0 L 24 3 3 2 8 3 0 0 0 0 0 1 69 112 3.00 1.000																			
36 Dennys Reyes, L ERA: 5.52	0.0 3 1 0 0 0 2 0 0 0 0 0 0 3 11 ∞ ∞																			
30 Jason Motte, R ERA: 3.97	0.0 3 2 5 5 0 1 0 0 0 0 0 0 12 17 ∞ ∞																			
30 Jess Todd, R ERA: 10.8	1.2 10 3 3 3 2 2 0 0 0 0 0 1 28 45 16.20 3.000																			
43 Trevor Miller, L ERA: 3.6	1.1 4 0 0 0 1 0 0 0 0 0 0 0 9 13 0.00 0.000																			

Batter	1	2	3	4	5	6	7	8	9	AB	R	H	RBI	BB	SO	LOB	BOTTOM					
13 Brendan Ryan, R OBP: 0.340, SLG: 0.383										5	0	2	0	0	2	5	Colorado Rockies @ St. Louis Cardinals Busch Stadium, St. Louis, MO Fri Jun 05 2009, 7:15 PM CDT Att: 41,115 - Clear - 74 F					
24 Rick Ankiel, L OBP: 0.295, SLG: 0.373 43 Trevor Miller, R										4	0	1	1	0	1	2						
22 Joe Thurston, L OBP: 0.397, SLG: 0.422										4	1	1	1	0	1	3						
5 Albert Pujols, R OBP: 0.466, SLG: 0.794 21 Jason LaRue, R OBP: 0.294, SLG: 0.375										4	1	1	1	0	1	0						
47 Ryan Ludwick, R OBP: 0.304, SLG: 0.474										4	1	1	1	0	0	1						
19 Nick Stavinoha, R OBP: 0.255, SLG: 0.408 28 Colby Rasmus, L OBP: 0.316, SLG: 0.437										3	0	0	0	0	2	0						
4 Yadier Molina, R OBP: 0.349, SLG: 0.373										4	1	2	1	0	0	1						
23 Brian Barden, R OBP: 0.290, SLG: 0.388										3	0	0	0	0	0	0						
50 Adam Wainwright, R OBP: 0.152, SLG: 0.273 36 Dennys Reyes, R										2	0	0	0	0	1	1						
30 Jason Motte, R OBP: 0.344, SLG: 0.428 16 Chris Duncan, L OBP: 0.384, SLG: 0.525										2	1	2	0	2	0	0						
<b>Inning Stats</b>	R: 0 E: 0 K: 1 S: 11	H: 1 LOB: 1 BB: 0 P: 15	R: 0 E: 0 K: 0 S: 7	H: 0 LOB: 0 BB: 0 P: 12	R: 0 E: 0 K: 2 S: 9	H: 1 LOB: 1 BB: 0 P: 13	R: 0 E: 0 K: 1 S: 7	H: 0 LOB: 0 BB: 0 P: 11	R: 0 E: 0 K: 2 S: 11	H: 1 LOB: 2 BB: 1 P: 18	R: 1 E: 0 K: 1 S: 7	H: 1 LOB: 0 BB: 0 P: 10	R: 2 E: 0 K: 0 S: 12	H: 3 LOB: 2 BB: 1 P: 25	R: 1 E: 0 K: 0 S: 10	H: 2 LOB: 0 BB: 0 P: 14	R: 0 E: 0 K: 1 S: 8	H: 1 LOB: 1 BB: 1 P: 13	1B: 6 2B: 1 3B: 0 HR: 3	SF: 0 SAC: 1 DP: 2 HBP: 0	WP: 2 PB: 0 SB: 1 CS: 0	PA: 38
<b>PITCHER</b>	IP WLS BF H R ER SO BB IBB HBP BLK WP HR S P ERA WHIP																					
29 Jorge De La Rosa, L ERA: 5.28	6.2 W 29 7 3 3 7 2 0 0 0 0 0 1 63 101 4.05 1.350																					
51 Josh Fogg, R ERA: 2.0	2.1 9 3 1 1 1 1 0 0 0 0 0 1 19 30 3.86 1.714																					





Batter	1	2	3	4	5	6	7	8	9	AB	R	H	RBI	BB	SO	LOB	TOP								
7 Seth Smith, L OBP: 0.412, SLG: 0.453	4-1 12 1B 17 SF9 BB		2-2 F7		2-2 1B		2-2 1B		1-0 FC3-2 12 HR	4	2	2	0	1	0	2									
12 Clint Barmes, R OBP: 0.330, SLG: 0.482	1-2 27 K 1B			2-2 G1-3	0-3 K		0-0 L8		1-1 HR	5	1	2	3	0	1	2									
17 Todd Helton, L OBP: 0.376, SLG: 0.500	1-1 SF9			4-2 11 FC3-6 27 BB 9 HR			2-0 F8		1-1 G4-3	2	1	0	1	2	0	0									
27 Garrett Atkins, R OBP: 0.273, SLG: 0.306	0-3 K			4-0 11 FC3-6 BB			2-3 K		0-1 G6-3	2	0	0	0	1	2	1									
2 Troy Tulowitzki, R OBP: 0.306, SLG: 0.377	1-2 K			1-2 BB					1-2 G1-3	2	0	0	0	0	0	1									
11 Brad Hawpe, L OBP: 0.421, SLG: 0.613	3-2 F7			1-2 FC3-6 9 HR			0-1 F8		1-0 F8	4	2	1	0	0	0	2									
9 Ian Stewart, L OBP: 0.322, SLG: 0.538	1-3 K			3-2 1-H 2-3 HR			2-0 HR		1-2 15 1B 19 FC5	4	3	3	5	0	1	0									
5 Carlos González, L OBP: 0.333, SLG: 0.250	0-1 G3-1			0-1 K			0-1 F7		0-3 K	4	0	0	0	0	2	1									
15 Edwin Bellorin, R OBP: 0.333, SLG: 0.250							1-2 G4-3		0-1 19 HR 7 FC5	4	0	1	0	0	0	0									
28 Aaron Cook, R OBP: 0.192, SLG: 0.167							2-3 K		0-1 FC5	3	0	0	0	0	1	0									
19 Ryan Spilborghs, R (PH) OBP: 0.324, SLG: 0.438							1-1 G5-3		1-3 FC3-2 12 HR	1	1	0	1	0	0	1									
31 Matt Daley, R ERA: 18.0										0	0	0	0	0	0	0									
<b>Inning Stats</b>	R: 1 H: 1 E: 0 K: 1 S: 11	H: 1 LOB: 0 BB: 1 P: 17	R: 0 H: 0 E: 0 K: 1 S: 8	H: 0 LOB: 0 BB: 0 P: 12	R: 0 H: 0 E: 0 K: 0 S: 6	H: 0 LOB: 0 BB: 2 P: 8	R: 3 H: 1 E: 0 K: 1 S: 14	H: 1 LOB: 1 BB: 0 P: 28	R: 0 H: 1 E: 0 K: 2 S: 12	H: 1 LOB: 0 BB: 0 P: 17	R: 2 H: 2 E: 0 K: 1 S: 9	H: 2 LOB: 0 BB: 0 P: 15	R: 0 H: 1 E: 0 K: 0 S: 11	H: 0 LOB: 1 BB: 0 P: 15	R: 0 H: 0 E: 0 K: 0 S: 5	H: 0 LOB: 0 BB: 0 P: 7	R: 4 H: 3 E: 1 K: 1 S: 16	H: 3 LOB: 1 BB: 1 P: 24	1B: 4 2B: 2 3B: 0 HR: 3	SF: 1 SAC: 0 DP: 0 HBP: 0	WP: 0 PB: 0 SB: 0 CS: 0	PA: 40			
<b>PITCHER</b>	IP WLS BF H R ER SO BB IBB HBP BLK WP HR S P ERA WHIP	7.0 L 29 6 6 6 6 3 0 0 0 0 2 71 112 7.71 1.286	2.0 11 3 4 4 1 1 0 0 0 0 1 21 31 18.00 2.000																						

**Colorado Rockies @ St. Louis Cardinals**  
 Busch Stadium, St. Louis, MO  
 Sat Jun 06 2009, 6:15 PM CDT  
 Att: 44,002 - Clear - 77 F

livebaseballscores.com

AB 35  
 R 10  
 H 9  
 RBI 10  
 BB 4  
 SO 7  
 LOB 10




Batter	1	2	3	4	5	6	7	8	9	AB	R	H	RBI	BB	SO	LOB	BOTTOM								
55 Skip Schumaker, L OBP: 0.343, SLG: 0.410	0-1 G6-3		2-1 G3-1			2-2 G3		1-0 L6		4	0	0	0	0	0	0									
24 Rick Ankiel, L OBP: 0.302, SLG: 0.398	1-1 G3-1			4-2 5 G6-4-3 BB		2-2 HR			0-1 F8	3	1	1	1	1	0	0									
5 Albert Pujols, R OBP: 0.458, SLG: 0.689	2-0 G1-3			3-2 G6-4-3		1-1 G6-3			1-0 P4	4	0	0	0	0	0	1									
47 Ryan Ludwick, R OBP: 0.303, SLG: 0.467				3-2 1B		0-0 F8			1-3 K	4	0	1	0	0	1	0									
16 Chris Duncan, L OBP: 0.338, SLG: 0.420	1-1 G3			3-3 K			2-2 L1			3	0	0	0	0	1	1									
21 Jason LaRue, R OBP: 0.297, SLG: 0.371	2-2 1B					2-2 G5-3			0-0 F8	3	0	1	0	0	0	0									
22 Joe Thurston, L OBP: 0.300, SLG: 0.413	0-2 K					0-1 F9			0-1 G3	3	0	0	0	0	1	1									
53 Blake Hawksworth, R ERA: 18.0										0	0	0	0	0	0	0									
37 Todd Wellemeyer, R ERA: 4.5										2	0	1	0	0	1	0									
13 Brendan Ryan, R OBP: 0.337, SLG: 0.379										1	0	0	0	0	0	0									
27 Tyler Greene, R OBP: 0.340, SLG: 0.488										3	0	0	0	0	1	1									
<b>Inning Stats</b>	R: 0 H: 0 E: 0 K: 0 S: 5	H: 1 LOB: 0 BB: 0 P: 8	R: 0 H: 1 E: 0 K: 1 S: 10	H: 1 LOB: 0 BB: 0 P: 14	R: 0 H: 0 E: 0 K: 2 S: 9	H: 0 LOB: 0 BB: 0 P: 15	R: 0 H: 1 E: 0 K: 1 S: 14	H: 1 LOB: 1 BB: 1 P: 26	R: 0 H: 1 E: 0 K: 0 S: 7	H: 1 LOB: 0 BB: 0 P: 10	R: 1 H: 1 E: 0 K: 0 S: 10	H: 1 LOB: 0 BB: 0 P: 15	R: 0 H: 0 E: 0 K: 0 S: 6	H: 0 LOB: 0 BB: 0 P: 8	R: 0 H: 0 E: 0 K: 0 S: 5	H: 0 LOB: 0 BB: 0 P: 8	R: 0 H: 0 E: 0 K: 1 S: 6	H: 0 LOB: 0 BB: 0 P: 8	1B: 3 2B: 0 3B: 0 HR: 1	SF: 0 SAC: 0 DP: 1 HBP: 0	WP: 0 PB: 0 SB: 0 CS: 0	PA: 31			
<b>PITCHER</b>	IP WLS BF H R ER SO BB IBB HBP BLK WP HR S P ERA WHIP	8.0 W 28 4 1 1 4 1 0 0 0 0 0 6 66 1.12 0.625	1.0 3 0 0 0 1 0 0 0 0 0 0 0 6 8 0.00 0.000																						

**Colorado Rockies @ St. Louis Cardinals**  
 Busch Stadium, St. Louis, MO  
 Sat Jun 06 2009, 6:15 PM CDT  
 Att: 44,002 - Clear - 77 F

livebaseballscores.com

AB 30  
 R 1  
 H 4  
 RBI 1  
 BB 1  
 SO 5  
 LOB 4





Batter	1	2	3	4	5	6	7	8	9	AB	R	H	RBI	BB	SO	LOB	TOP					
24 Dexter Fowler, S OBP: 0.350, SLG: 0.401			F8	K		G1-3				4	1	1	0	1	1	4	<b>Colorado Rockies @ St. Louis Cardinals</b> Busch Stadium, St. Louis, MO Sun Jun 07 2009, 1:15 PM CDT Att: 42,288 - Cloudy - 78 F					
12 Clint Barmes, R OBP: 0.342, SLG: 0.494					G5-3					4	1	3	2	0	0	0						
11 Brad Hawpe, L OBP: 0.415, SLG: 0.601			G4-3		K	FC3-6				5	0	1	1	0	2	6						
27 Garrett Atkins, R OBP: 0.271, SLG: 0.300			G5-3		G5-3			G6-3		4	0	0	0	1	0	3						
9 Ian Stewart, L OBP: 0.325, SLG: 0.533										5	2	2	0	0	1	4						
5 Carlos González, L OBP: 0.111, SLG: 0.111		G3		SH5-3				F7		4	1	1	0	0	0	2						
2 Troy Tulowitzki, R OBP: 0.308, SLG: 0.378		L6								5	0	2	1	0	1	0						
39 Paul Phillips, R OBP: 0.462, SLG: 0.545								HR		5	1	4	3	0	0	0						
38 Ubaldo Jiménez, R OBP: 0.333, SLG: 0.263		G4-3		G6-3		B2				4	1	1	0	0	0	5						
19 Ryan Spilborghs, R (PH) OBP: 0.323, SLG: 0.435										1	0	0	0	0	0	0						
60 Manny Corpas, R OBP: 0.111, SLG: 0.111										0	0	0	0	0	0	0						
<b>Inning Stats</b>	R: 0 E: 0 K: 2 S: 9	H: 1 LOB: 2 BB: 1 P: 16	R: 0 E: 0 K: 0 S: 10	H: 1 LOB: 1 BB: 0 P: 13	R: 0 E: 0 K: 0 S: 6	H: 1 LOB: 1 BB: 0 P: 9	R: 1 E: 0 K: 1 S: 14	H: 3 LOB: 2 BB: 0 P: 23	R: 0 E: 0 K: 1 S: 10	H: 0 LOB: 0 BB: 0 P: 13	R: 2 E: 0 K: 0 S: 26	H: 4 LOB: 3 BB: 0 P: 33	R: 0 E: 0 K: 0 S: 6	H: 0 LOB: 0 BB: 0 P: 8	R: 4 E: 0 K: 1 S: 16	H: 5 LOB: 2 BB: 1 P: 27	R: 0 E: 0 K: 0 S: 7	H: 0 LOB: 0 BB: 0 P: 11	1B: 13 2B: 1 3B: 0 HR: 1	SF: 0 SAC: 1 DP: 0 HBP: 1	WP: 0 PB: 0 SB: 0 CS: 0	PA: 45
<b>PITCHER</b>	IP WLS BF H R ER SO BB IBB HBP BLK WP HR S P ERA WHIP	5.0 L 26 10 3 3 4 1 0 0 0 0 0 0 66 94 5.40 2.200	1.0 4 0 0 0 0 0 0 0 1 0 0 0 9 13 0.00 0.000	1.1 8 4 4 4 1 0 0 0 0 0 0 1 15 22 27.00 3.000	0.2 4 1 0 0 0 1 0 0 0 0 0 0 7 13 0.00 3.000	1.0 3 0 0 0 0 0 0 0 0 0 0 0 7 11 0.00 0.000											IP WLS BF H R ER SO BB IBB HBP BLK WP HR S P ERA WHIP					
35 Joel Píñero, R ERA: 3.97											5.0 L 26 10 3 3 4 1 0 0 0 0 0 0 66 94 5.40 2.200											
34 Chris Perez, R ERA: 3.38											1.0 4 0 0 0 0 0 0 0 1 0 0 0 9 13 0.00 0.000											
46 Kyle McClellan, R ERA: 2.96											1.1 8 4 4 4 1 0 0 0 0 0 0 0 1 15 22 27.00 3.000											
43 Trevor Miller, L ERA: 3.45											0.2 4 1 0 0 0 1 0 0 0 0 0 0 0 7 13 0.00 3.000											
31 Ryan Franklin, R ERA: 1.23											1.0 3 0 0 0 0 0 0 0 0 0 0 0 0 7 11 0.00 0.000											

Batter	1	2	3	4	5	6	7	8	9	AB	R	H	RBI	BB	SO	LOB	BOTTOM					
55 Skip Schumaker, L OBP: 0.342, SLG: 0.406			G4-3			G4-3		F8		4	1	1	0	0	0	1	<b>Colorado Rockies @ St. Louis Cardinals</b> Busch Stadium, St. Louis, MO Sun Jun 07 2009, 1:15 PM CDT Att: 42,288 - Cloudy - 78 F					
28 Colby Rasmus, L OBP: 0.292, SLG: 0.451			K2-3					F9		4	1	2	0	0	1	1						
5 Albert Pujols, R OBP: 0.455, SLG: 0.682					K					2	0	0	2	1	1	0						
24 Rick Ankiel, L OBP: 0.292, SLG: 0.385			G4-3		G4-3					4	0	0	0	0	1	2						
16 Chris Duncan, L OBP: 0.337, SLG: 0.416					G4-3					4	0	1	0	0	1	0						
4 Yadier Molina, R OBP: 0.342, SLG: 0.365			F9		K			G5-3		4	0	0	0	0	1	1						
22 Joe Thurston, L OBP: 0.354, SLG: 0.404			B1			F9		K		3	0	0	0	0	1	0						
13 Brendan Ryan, R OBP: 0.336, SLG: 0.378						G6-3				3	0	1	0	0	1	0						
35 Joel Píñero, R OBP: 0.285, SLG: 0.143											1.0 3 0 0 0 0 0 0 0 0 0 0 0 0 0 0 0 0 0 0											
34 Chris Perez, R OBP: 0.326, SLG: 0.493											1.0 3 0 0 0 0 0 0 0 0 0 0 0 0 0 0 0 0 0 0											
19 Nick Stavinoha, R OBP: 0.285, SLG: 0.143											1.0 3 0 0 0 0 0 0 0 0 0 0 0 0 0 0 0 0 0 0											
46 Kyle McClellan, R ERA: 2.96											1.0 3 0 0 0 0 0 0 0 0 0 0 0 0 0 0 0 0 0 0											
43 Trevor Miller, L ERA: 3.45											1.0 3 0 0 0 0 0 0 0 0 0 0 0 0 0 0 0 0 0 0											
27 Tyler Greene, R OBP: 0.303, SLG: 0.477											1.0 3 0 0 0 0 0 0 0 0 0 0 0 0 0 0 0 0 0 0											
31 Ryan Franklin, R ERA: 1.23											1.0 3 0 0 0 0 0 0 0 0 0 0 0 0 0 0 0 0 0 0											
<b>Inning Stats</b>	R: 2 E: 0 K: 1 S: 19	H: 2 LOB: 0 BB: 0 P: 28	R: 0 E: 0 K: 1 S: 9	H: 0 LOB: 0 BB: 0 P: 12	R: 0 E: 0 K: 1 S: 10	H: 0 LOB: 0 BB: 0 P: 11	R: 0 E: 0 K: 1 S: 7	H: 0 LOB: 0 BB: 0 P: 13	R: 0 E: 0 K: 2 S: 9	H: 1 LOB: 2 BB: 1 P: 17	R: 0 E: 0 K: 1 S: 6	H: 0 LOB: 0 BB: 0 P: 8	R: 0 E: 1 K: 1 S: 9	H: 1 LOB: 1 BB: 0 P: 13	R: 0 E: 0 K: 0 S: 10	H: 1 LOB: 1 BB: 0 P: 12	1B: 3 2B: 2 3B: 0 HR: 0	SF: 1 SAC: 0 DP: 0 HBP: 0	WP: 0 PB: 0 SB: 0 CS: 0	PA: 33		
<b>PITCHER</b>	IP WLS BF H R ER SO BB IBB HBP BLK WP HR S P ERA WHIP	8.0 W 29 4 2 2 9 0 0 0 0 0 0 0 76 112 2.25 0.500											IP WLS BF H R ER SO BB IBB HBP BLK WP HR S P ERA WHIP									
38 Ubaldo Jiménez, R ERA: 3.91											8.0 W 29 4 2 2 9 0 0 0 0 0 0 0 76 112 2.25 0.500											
60 Manny Corpas, R ERA: 5.96											1.0 4 1 0 0 0 0 0 0 0 0 0 0 10 12 0.00 1.000											









Batter	1	2	3	4	5	6	7	8	9	AB	R	H	RBI	BB	SO	LOB	TOP										
24 Dexter Fowler, S OBP: 0.357, SLG: 0.411										5	0	2	1	0	0	1	<b>Colorado Rockies @ Milwaukee Brewers</b> Miller Park, Milwaukee, WI Tue Jun 09 2009, 7:05 PM CDT Att: 32,464 - Dome - 67 F										
12 Clint Barmes, R OBP: 0.347, SLG: 0.492										3	0	1	1	0	0	1											
17 Todd Helton, L OBP: 0.374, SLG: 0.490										4	0	0	0	0	3	2											
11 Brad Hawpe, L OBP: 0.407, SLG: 0.591										4	0	1	0	0	3	0											
9 Ian Stewart, L OBP: 0.313, SLG: 0.507										4	0	1	0	0	2	2											
2 Troy Tulowitzki, R OBP: 0.316, SLG: 0.402										4	1	2	0	0	0	1											
5 Carlos González, L OBP: 0.235, SLG: 0.353										4	1	2	1	0	1	2											
20 Chris Iannetta, R OBP: 0.339, SLG: 0.491										4	0	0	0	0	2	2											
46 Jason Hammel, R 7 Seth Smith, L 31 Matt Daley, R 60 Manny Corpas, R 27 Garrett Atkins, R 21 Jason Marquis, L 16 Huston Street, R										2	0	0	0	0	1	1		<b>ROCKIES</b>									
<b>Inning Stats</b>	R: 0 E: 0 K: 1 S: 11	H: 0 LOB: 0 BB: 0 P: 16	R: 0 E: 0 K: 1 S: 9	H: 1 LOB: 1 BB: 0 P: 13	R: 0 E: 0 K: 0 S: 8	H: 1 LOB: 1 BB: 0 P: 12	R: 0 E: 0 K: 2 S: 9	H: 0 LOB: 0 BB: 0 P: 12	R: 0 E: 0 K: 1 S: 13	H: 2 LOB: 2 BB: 0 P: 17	R: 3 E: 0 K: 1 S: 14	H: 3 LOB: 1 BB: 1 P: 24	R: 0 E: 0 K: 3 S: 12	H: 1 LOB: 1 BB: 0 P: 17	R: 0 E: 0 K: 1 S: 9	H: 1 LOB: 1 BB: 0 P: 13			1B: 5 2B: 5 3B: 0 HR: 0	SF: 1 SAC: 0 DP: 1 HBP: 0	WP: 0 PA: 37 PB: 0 SB: 2 CS: 0						
<b>PITCHER</b>	IP	WLS	BF	H	R	ER	SO	BB	IBB	HBP	BLK	WP	HR	S	P	ERA	WHIP										
41 Braden Loooper, R ERA: 4.5	6.0		25	7	2	2	7	0	0	0	0	0	0	66	93	3.00	1.167										
45 Mark DiFelice, R ERA: 1.14	0.1	H	1	0	0	0	0	0	0	0	0	0	0	2	4	0.00	0.000										
60 Todd Coffey, R ERA: 2.57	0.1	L	3	1	1	0	0	1	0	0	0	0	0	6	11	27.00	6.000										
57 Mitch Stetter, L ERA: 3.15	1.1		5	1	0	0	4	0	0	0	0	0	0	15	20	0.00	0.750										
73 Seth McClung, R ERA: 2.59	1.0		3	1	0	0	1	0	0	0	0	0	0	9	13	0.00	1.000										
30 Craig Counsell, L OBP: 0.367, SLG: 0.412										4	1	1	0	0	0	0	<b>Colorado Rockies @ Milwaukee Brewers</b> Miller Park, Milwaukee, WI Tue Jun 09 2009, 7:05 PM CDT Att: 32,464 - Dome - 67 F										
7 J.J. Hardy, R OBP: 0.304, SLG: 0.351										4	0	0	1	0	1	0											
8 Ryan Braun, R OBP: 0.409, SLG: 0.551										4	0	1	0	0	1	0											
28 Prince Fielder, L OBP: 0.427, SLG: 0.587										3	0	0	0	1	0	0											
25 Mike Cameron, R OBP: 0.376, SLG: 0.524										4	0	0	0	0	2	2											
24 Nat Gamel, L OBP: 0.315, SLG: 0.449										3	1	1	1	0	2	0											
57 Mitch Stetter, L 73 Seth McClung, L 27 Frank Catalanotto, L										0	0	0	0	0	0	0											
1 Corey Hart, R OBP: 0.307, SLG: 0.388										3	0	0	0	0	0	0											
18 Jason Kendall, R OBP: 0.313, SLG: 0.273										3	0	2	0	0	1	0											
41 Braden Loooper, R 45 Mark DiFelice, R 60 Todd Coffey, R 2 Bill Hall, R										2	0	0	0	0	0	2											
<b>Inning Stats</b>	R: 1 E: 0 K: 0 S: 10	H: 1 LOB: 0 BB: 0 P: 16	R: 1 E: 0 K: 0 S: 15	H: 2 LOB: 1 BB: 0 P: 21	R: 0 E: 0 K: 2 S: 10	H: 1 LOB: 2 BB: 1 P: 17	R: 0 E: 0 K: 1 S: 10	H: 1 LOB: 1 BB: 0 P: 16	R: 0 E: 0 K: 0 S: 10	H: 0 LOB: 0 BB: 0 P: 14	R: 0 E: 0 K: 2 S: 10	H: 0 LOB: 0 BB: 0 P: 16	R: 0 E: 0 K: 1 S: 9	H: 0 LOB: 0 BB: 0 P: 11	R: 0 E: 0 K: 1 S: 11	H: 0 LOB: 0 BB: 0 P: 17	R: 0 E: 0 K: 0 S: 7	H: 0 LOB: 0 BB: 0 P: 11	1B: 2 2B: 1 3B: 1 HR: 1	SF: 0 SAC: 0 DP: 0 HBP: 0	WP: 0 PA: 33 PB: 0 SB: 0 CS: 0						
<b>PITCHER</b>	IP	WLS	BF	H	R	ER	SO	BB	IBB	HBP	BLK	WP	HR	S	P	ERA	WHIP										
46 Jason Hammel, R ERA: 4.33	6.0		24	5	2	2	5	0	0	0	0	0	0	65	100	3.00	0.833										
31 Matt Daley, R ERA: 3.39	1.0	H	3	0	0	0	1	0	0	0	0	0	0	9	11	0.00	0.000										
60 Manny Corpas, R ERA: 5.53	1.0	H	3	0	0	0	1	0	0	0	0	0	0	11	17	0.00	0.000										
16 Huston Street, R ERA: 2.96	1.0	S	3	0	0	0	0	0	0	0	0	0	0	7	11	0.00	0.000										



Batter	1	2	3	4	5	6	7	8	9	AB	R	H	RBI	BB	SO	LOB	TOP												
24 Dexter Fowler, S OBP: 0.349, SLG: 0.400										5	0	0	0	0	4	2													
12 Clint Barmes, R OBP: 0.348, SLG: 0.500										5	1	2	0	0	0	2													
17 Todd Helton, L OBP: 0.379, SLG: 0.493										3	1	1	1	2	0	1													
11 Brad Hawpe, L OBP: 0.411, SLG: 0.611 16 Huston Street, R OBP: 0.348, SLG: 0.500										4	1	2	2	1	1	1													
9 Ian Stewart, L OBP: 0.304, SLG: 0.490										5	0	0	0	0	1	3													
2 Troy Tulowitzki, R OBP: 0.319, SLG: 0.418										3	1	1	1	1	2	1													
5 Carlos González, L OBP: 0.333, SLG: 0.333										1	0	0	0	3	0	1													
20 Chris Iannetta, R OBP: 0.344, SLG: 0.482										2	0	0	0	1	0	1													
29 Jorge De La Rosa, L OBP: 0.266, SLG: 0.266 53 Randy Flores, L ERA: 2.67 52 Joel Peralta, R ERA: 2.57 27 Garrett Atkins, R OBP: 0.346, SLG: 0.515 31 Matt Daley, R ERA: 2.84 19 Ryan Spillborghs, R OBP: 0.320, SLG: 0.438										2	0	0	0	0	1	2													
<b>Inning Stats</b>	R: 0 E: 0 K: 2 S: 14	H: 0 LOB: 1 BB: 1 P: 23	R: 0 E: 0 K: 1 S: 11	H: 0 LOB: 1 BB: 1 P: 18	R: 0 E: 0 K: 2 S: 11	H: 1 LOB: 1 BB: 0 P: 15	R: 1 E: 0 K: 0 S: 17	H: 1 LOB: 2 BB: 2 P: 30	R: 2 E: 0 K: 2 S: 16	H: 3 LOB: 2 BB: 0 P: 24	R: 0 E: 0 K: 0 S: 6	H: 0 LOB: 2 BB: 1 P: 12	R: 1 E: 0 K: 1 S: 9	H: 1 LOB: 1 BB: 1 P: 18	R: 0 E: 0 K: 1 S: 8	H: 0 LOB: 0 BB: 0 P: 12	R: 0 E: 0 K: 0 S: 11	H: 0 LOB: 1 BB: 2 P: 21	1B: 0 2B: 4 3B: 0 HR: 2	SF: 0 SAC: 1 DP: 1 HBP: 1	WP: 0 PB: 0 SB: 2 CS: 0	PA: 41							
<b>PITCHER</b>	IP: 5.0 WLS: L BF: 24 H: 5 R: 3 ER: 3 SO: 7 BB: 4 IBB: 0 HBP: 0 BLK: 0 WP: 0 HR: 1 S: 69 P: 110 ERA: 5.40 WHIP: 1.800	IP: 2.0 WLS: 10 BF: 1 H: 1 R: 1 ER: 1 SO: 1 BB: 2 IBB: 0 HBP: 1 BLK: 0 WP: 0 HR: 1 S: 15 P: 30 ERA: 4.50 WHIP: 1.500	IP: 2.0 WLS: 7 BF: 0 H: 0 R: 0 ER: 0 SO: 1 BB: 2 IBB: 0 HBP: 0 BLK: 0 WP: 0 HR: 0 S: 19 P: 33 ERA: 0.00 WHIP: 1.000											IP: 5.0 WLS: L BF: 24 H: 5 R: 3 ER: 3 SO: 7 BB: 4 IBB: 0 HBP: 0 BLK: 0 WP: 0 HR: 1 S: 69 P: 110 ERA: 5.40 WHIP: 1.800	IP: 2.0 WLS: 10 BF: 1 H: 1 R: 1 ER: 1 SO: 1 BB: 2 IBB: 0 HBP: 1 BLK: 0 WP: 0 HR: 1 S: 15 P: 30 ERA: 4.50 WHIP: 1.500	IP: 2.0 WLS: 7 BF: 0 H: 0 R: 0 ER: 0 SO: 1 BB: 2 IBB: 0 HBP: 0 BLK: 0 WP: 0 HR: 0 S: 19 P: 33 ERA: 0.00 WHIP: 1.000											IP: 5.0 WLS: L BF: 24 H: 5 R: 3 ER: 3 SO: 7 BB: 4 IBB: 0 HBP: 0 BLK: 0 WP: 0 HR: 1 S: 69 P: 110 ERA: 5.40 WHIP: 1.800	IP: 2.0 WLS: 10 BF: 1 H: 1 R: 1 ER: 1 SO: 1 BB: 2 IBB: 0 HBP: 1 BLK: 0 WP: 0 HR: 1 S: 15 P: 30 ERA: 4.50 WHIP: 1.500	IP: 2.0 WLS: 7 BF: 0 H: 0 R: 0 ER: 0 SO: 1 BB: 2 IBB: 0 HBP: 0 BLK: 0 WP: 0 HR: 0 S: 19 P: 33 ERA: 0.00 WHIP: 1.000

Colorado Rockies @ Milwaukee Brewers  
Miller Park, Milwaukee, WI  
Wed Jun 10 2009, 7:05 PM CDT  
Att: 34,823 - Roof Closed - 70 F

AB	31
R	4
H	6
RBI	4
BB	8
SO	9
LOB	14



Batter	1	2	3	4	5	6	7	8	9	AB	R	H	RBI	BB	SO	LOB	BOTTOM															
14 Casey McGehee, R OBP: 0.355, SLG: 0.346										3	1	1	0	2	2	0																
7 J.J. Hardy, R OBP: 0.298, SLG: 0.344										4	0	0	0	0	3	4																
8 Ryan Braun, R OBP: 0.415, SLG: 0.555										2	1	1	1	2	0	2																
28 Prince Fielder, L OBP: 0.428, SLG: 0.595										4	0	2	1	0	1	3																
25 Mike Cameron, R OBP: 0.374, SLG: 0.515										3	0	0	0	1	2	2																
1 Corey Hart, R OBP: 0.306, SLG: 0.385										4	0	1	0	0	1	1																
11 Mike Rivera, R OBP: 0.317, SLG: 0.351										4	0	0	0	0	0	3																
2 Bill Hall, R OBP: 0.277, SLG: 0.344 27 Frank Catalanotto, L OBP: 0.250, SLG: 0.333										2	0	0	0	1	0	1																
31 Dave Bush, R OBP: 0.256, SLG: 0.143 22 Joey Votto, L ERA: 5.08 73 Seth McClung, L ERA: 2.57 30 Craig Counsell, L OBP: 0.346, SLG: 0.515 52 Chris Smith, R ERA: 2.84 24 Mat Gamel, L OBP: 0.300, SLG: 0.440										1	0	0	0	0	1	0																
<b>Inning Stats</b>	R: 0 E: 0 K: 1 S: 7	H: 0 LOB: 1 BB: 1 P: 14	R: 0 E: 0 K: 0 S: 8	H: 1 LOB: 1 BB: 1 P: 15	R: 2 E: 0 K: 3 S: 16	H: 3 LOB: 0 BB: 0 P: 23	R: 0 E: 0 K: 0 S: 6	H: 0 LOB: 0 BB: 0 P: 10	R: 0 E: 0 K: 2 S: 9	H: 0 LOB: 2 BB: 2 P: 21	R: 0 E: 0 K: 2 S: 13	H: 0 LOB: 0 BB: 0 P: 19	R: 0 E: 0 K: 1 S: 11	H: 0 LOB: 2 BB: 2 P: 24	R: 0 E: 0 K: 0 S: 12	H: 1 LOB: 1 BB: 0 P: 15	R: 0 E: 0 K: 3 S: 11	H: 0 LOB: 0 BB: 0 P: 17	1B: 1 2B: 4 3B: 0 HR: 0	SF: 0 SAC: 0 DP: 1 HBP: 0	WP: 0 PB: 0 SB: 1 CS: 0	PA: 37										
<b>PITCHER</b>	IP: 6.0 WLS: W BF: 25 H: 4 R: 2 ER: 2 SO: 8 BB: 4 IBB: 0 HBP: 0 BLK: 0 WP: 0 HR: 0 S: 59 P: 102 ERA: 3.00 WHIP: 1.333	IP: 0.1 WLS: H BF: 3 H: 0 R: 0 ER: 0 SO: 0 BB: 1 IBB: 0 HBP: 0 BLK: 0 WP: 0 HR: 0 S: 7 P: 16 ERA: 0.00 WHIP: 1.500	IP: 1.0 WLS: H BF: 4 H: 1 R: 0 ER: 0 SO: 1 BB: 0 IBB: 0 HBP: 0 BLK: 0 WP: 0 HR: 0 S: 12 P: 15 ERA: 0.00 WHIP: 1.000	IP: 1.0 WLS: S BF: 3 H: 0 R: 0 ER: 0 SO: 3 BB: 0 IBB: 0 HBP: 0 BLK: 0 WP: 0 HR: 0 S: 3 P: 3 ERA: 0.00 WHIP: 0.000											IP: 6.0 WLS: W BF: 25 H: 4 R: 2 ER: 2 SO: 8 BB: 4 IBB: 0 HBP: 0 BLK: 0 WP: 0 HR: 0 S: 59 P: 102 ERA: 3.00 WHIP: 1.333	IP: 0.1 WLS: H BF: 3 H: 0 R: 0 ER: 0 SO: 0 BB: 1 IBB: 0 HBP: 0 BLK: 0 WP: 0 HR: 0 S: 7 P: 16 ERA: 0.00 WHIP: 1.500	IP: 1.0 WLS: H BF: 4 H: 1 R: 0 ER: 0 SO: 1 BB: 0 IBB: 0 HBP: 0 BLK: 0 WP: 0 HR: 0 S: 12 P: 15 ERA: 0.00 WHIP: 1.000	IP: 1.0 WLS: S BF: 3 H: 0 R: 0 ER: 0 SO: 3 BB: 0 IBB: 0 HBP: 0 BLK: 0 WP: 0 HR: 0 S: 3 P: 3 ERA: 0.00 WHIP: 0.000											IP: 6.0 WLS: W BF: 25 H: 4 R: 2 ER: 2 SO: 8 BB: 4 IBB: 0 HBP: 0 BLK: 0 WP: 0 HR: 0 S: 59 P: 102 ERA: 3.00 WHIP: 1.333	IP: 0.1 WLS: H BF: 3 H: 0 R: 0 ER: 0 SO: 0 BB: 1 IBB: 0 HBP: 0 BLK: 0 WP: 0 HR: 0 S: 7 P: 16 ERA: 0.00 WHIP: 1.500	IP: 1.0 WLS: H BF: 4 H: 1 R: 0 ER: 0 SO: 1 BB: 0 IBB: 0 HBP: 0 BLK: 0 WP: 0 HR: 0 S: 12 P: 15 ERA: 0.00 WHIP: 1.000	IP: 1.0 WLS: S BF: 3 H: 0 R: 0 ER: 0 SO: 3 BB: 0 IBB: 0 HBP: 0 BLK: 0 WP: 0 HR: 0 S: 3 P: 3 ERA: 0.00 WHIP: 0.000

Colorado Rockies @ Milwaukee Brewers  
Miller Park, Milwaukee, WI  
Wed Jun 10 2009, 7:05 PM CDT  
Att: 34,823 - Roof Closed - 70 F

AB	31
R	2
H	5
RBI	2
BB	6
SO	12
LOB	17









Batter	1	2	3	4	5	6	7	8	9	AB	R	H	RBI	BB	SO	LOB	TOP
51 Ichiro Suzuki, L (1, 9) OBP: 0.393, SLG: 0.489	G3		FC6-5-4 29 BB 1-2	FC6-5-4 29 BB 1-2			G6-3		FC6-4 1-2	5	1	1	0	0	0	2	
30 Russell Branyan, L (1, 3) OBP: 0.419, SLG: 0.826	HR		FC3-2 29 BB 1-2	L3			G6-4-3 29 BB 1-2			2	1	1	1	2	0	1	
29 Adrian Beltré, R (1, 5) OBP: 0.293, SLG: 0.369	G5-3		FC3-2 2B 1-3				G6-4-3 1-2			4	0	1	2	0	0	1	
4 Jose Lopez, R (1, 4) OBP: 0.272, SLG: 0.395	G1		FC3-2 2-3			P4		G3		4	0	0	0	0	0	2	
10 Endy Chavez, L (1, 8) OBP: 0.324, SLG: 0.338	G4-3		IBB			1B		G6-3		3	0	1	0	1	0	0	
3 Ronny Cedeno, R (1, 7) OBP: 0.195, SLG: 0.264	G6-3		G4-3			F9		G4-3		4	0	0	0	0	0	4	
7 Yuniesky Betancourt, R (1, 6) OBP: 0.274, SLG: 0.328	K								L9	4	1	2	0	0	1	0	
32 Rob Johnson, R (1, 2) OBP: 0.252, SLG: 0.303									F8	3	0	2	1	0	0	1	
5 Mike Sweeney, R (9, PH) OBP: 0.286, SLG: 0.391										1	0	0	0	0	0	0	
56 Jarrod Washburn, L (1, 1)										3	1	0	0	0	2	2	
43 Miguel Batista, R (7, 1)										0	0	0	0	0	0	0	
24 Ken Griffey Jr., L (9, PH) OBP: 0.333, SLG: 0.380										0	0	0	0	1	0	0	
<b>Inning Stats</b>	R: 1 H: 1 E: 0 K: 0 S: 10	H: 1 LOB: 0 BB: 0 P: 14	R: 0 H: 0 E: 0 K: 1 S: 6	H: 0 LOB: 0 BB: 0 P: 7	R: 2 H: 3 E: 0 K: 0 S: 13	H: 3 LOB: 3 BB: 2 P: 26	R: 1 H: 2 E: 0 K: 1 S: 11	H: 2 LOB: 1 BB: 0 P: 14	R: 0 H: 1 E: 0 K: 1 S: 10	H: 1 LOB: 1 BB: 0 P: 13	R: 0 H: 0 E: 0 K: 0 S: 5	H: 0 LOB: 0 BB: 1 P: 6	R: 0 H: 0 E: 0 K: 0 S: 10	H: 0 LOB: 1 BB: 1 P: 17	1B: 5 2B: 2 3B: 0 HR: 1	SF: 0 SAC: 0 DP: 2 HBP: 0	WP: 0 PA: 37 PB: 0 SB: 0 CS: 0
<b>PITCHER</b> 38 Ubaldo Jiménez, R (1, 1) ERA: 3.92	IP: 9.0 WLS: W BF: 37 H: 8 R: 4 ER: 4 SO: 3 BB: 3 IBB: 1 HBP: 0 BLK: 0 WP: 0 HR: 1 S: 82 P: 127 ERA: 4.00 WHIP: 1.222															<b>PITCHER</b>	

Seattle Mariners @ Colorado Rockies  
Coors Field, Denver, CO  
Fri Jun 12 2009, 7:10 PM MDT  
Att: 30,365 - Cloudy - 65 F

AB 33  
R 4  
H 8  
RBI 4  
BB 4  
SO 3  
LOB 13



Batter	1	2	3	4	5	6	7	8	9	AB	R	H	RBI	BB	SO	LOB	BOTTOM		
24 Dexter Fowler, S (1, 8) OBP: 0.342, SLG: 0.392	G1-3		P4	F8			SH 12 BB 1-2		K	4	0	0	1	0	1	2			
12 Clint Barmes, R (1, 4) OBP: 0.348, SLG: 0.490	G6-3		17 BB 11 E BB			L9	17 BB 1B			4	1	2	0	1	0	0			
17 Todd Helton, L (1, 3) OBP: 0.384, SLG: 0.486	G4-3		11 E 11 PB 1B			G6-3	F8			4	0	1	1	1	0	3			
11 Brad Hawpe, L (1, 9) OBP: 0.406, SLG: 0.590			E1			K		G6-3		4	0	1	0	0	1	6			
19 Ryan Spilborghs, R (1, 7) OBP: 0.323, SLG: 0.427	F8		F8			FC6-4	G4-3			4	0	0	0	0	0	4			
2 Troy Tulowitzki, R (1, 6) OBP: 0.339, SLG: 0.446	FC5-4					HR	9 HBP 38 BB BB	9 E 20 S BB		2	3	1	1	2	0	1			
9 Ian Stewart, L (1, 5) OBP: 0.311, SLG: 0.500	G3					F8	38 BB 24 SH HBP	K		3	1	0	0	0	1	2			
20 Chris Iannetta, R (1, 2) OBP: 0.348, SLG: 0.478			38 SH3-4 17 BB BB			38 SH3 1B	F8	K		3	1	1	0	1	1	2			
38 Ubaldo Jiménez, R (1, 1) OBP: 0.348, SLG: 0.286			SH3-4			SH3	12 BB 24 SH 1B	G1-3		2	0	1	1	0	0	0			
<b>Inning Stats</b>	R: 0 H: 0 E: 0 K: 0 S: 7	H: 0 LOB: 0 BB: 0 P: 11	R: 0 H: 0 E: 0 K: 0 S: 9	H: 0 LOB: 0 BB: 0 P: 14	R: 2 H: 1 E: 0 K: 0 S: 11	H: 1 LOB: 2 BB: 2 P: 21	R: 1 H: 2 E: 0 K: 0 S: 11	H: 2 LOB: 1 BB: 0 P: 17	R: 0 H: 1 E: 0 K: 0 S: 8	H: 1 LOB: 1 BB: 0 P: 11	R: 2 H: 2 E: 0 K: 1 S: 19	H: 2 LOB: 3 BB: 1 P: 33	R: 1 H: 0 E: 1 K: 2 S: 8	H: 0 LOB: 0 BB: 1 P: 17	R: 0 H: 1 E: 0 K: 1 S: 8	H: 1 LOB: 2 BB: 1 P: 15	1B: 6 2B: 0 3B: 0 HR: 1	SF: 0 SAC: 3 DP: 0 HBP: 2	WP: 1 PA: 40 PB: 1 SB: 1 CS: 0
<b>PITCHER</b> 56 Jarrod Washburn, L (1, 1) ERA: 3.3	IP: 6.0 WLS: L BF: 31 H: 6 R: 5 ER: 4 SO: 3 BB: 3 IBB: 2 HBP: 0 BLK: 0 WP: 1 HR: 1 S: 65 P: 107 ERA: 6.00 WHIP: 1.500															<b>PITCHER</b>			
<b>PITCHER</b> 43 Miguel Batista, R (7, 1) ERA: 3.39	IP: 2.0 WLS: 9 BF: 1 H: 1 R: 1 ER: 0 SO: 3 BB: 2 IBB: 0 HBP: 0 BLK: 0 WP: 1 HR: 0 S: 16 P: 32 ERA: 0.00 WHIP: 1.500															<b>PITCHER</b>			

Seattle Mariners @ Colorado Rockies  
Coors Field, Denver, CO  
Fri Jun 12 2009, 7:10 PM MDT  
Att: 30,365 - Cloudy - 65 F

AB 30  
R 6  
H 7  
RBI 4  
BB 5  
SO 4  
LOB 20





Batter	1	2	3	4	5	6	7	8	9	AB	R	H	RBI	BB	SO	LOB	TOP			
51 Ichiro Suzuki, L (1,9) OBP: 0.393, SLG: 0.487	G4-3		G4-3						F7	5	1	2	0	0	0	1	<b>Seattle Mariners @ Colorado Rockies</b> Coors Field, Denver, CO Sat Jun 13 2009, 6:10 PM MDT Att: 31,101 - Cloudy - 66 F			
30 Russell Branyan, L (1,3) OBP: 0.422, SLG: 0.824	K		F7							3	0	1	0	2	1	0				
29 Adrian Beltré, R (1,5) OBP: 0.299, SLG: 0.382										5	0	3	1	0	1	4				
24 Ken Griffey Jr., L (1,7) OBP: 0.332, SLG: 0.373																				
10 Endy Chavez, L (8, PR) OBP: 0.322, SLG: 0.335	G4-3		G4-3							3	0	0	0	1	1	4				
4 Jose Lopez, R (1,4) OBP: 0.279, SLG: 0.414										4	1	3	2	0	0	0				
7 Yuniesky Betancourt, R (1,6) OBP: 0.269, SLG: 0.351										4	0	0	0	0	0	3				
15 Jamie Burke, R (1,2) OBP: 0.207, SLG: 0.259										3	0	0	0	1	1	1				
21 Franklin Gutierrez, R (1,8) OBP: 0.328, SLG: 0.344										4	0	0	0	0	1	3				
35 Brandon Morrow, R (1,1) 41 Chris Jakubauskas, L (4,1) 25 Wladimir Balentien, R (7, PH) 46 Sean White, R (7,1) 57 Mark Lowe, L (8,1) 5 Mike Sweeney, R (8, PH) 3 Ronny Cedeno, R (8, PH)										1	0	0	0	0	0	2				
<b>Inning Stats</b>	R: 0 E: 0 K: 1 S: 7	H: 1 LOB: 1 BB: 0 P: 12	R: 0 E: 0 K: 0 S: 9	H: 1 LOB: 2 BB: 1 P: 16	R: 0 E: 0 K: 0 S: 10	H: 1 LOB: 1 BB: 0 P: 13	R: 0 E: 0 K: 0 S: 9	H: 1 LOB: 2 BB: 1 P: 12	R: 0 E: 0 K: 0 S: 7	H: 0 LOB: 0 BB: 0 P: 12	R: 0 E: 0 K: 0 S: 8	H: 1 LOB: 2 BB: 1 P: 18	R: 2 E: 0 K: 2 S: 10	H: 1 LOB: 1 BB: 1 P: 16	R: 0 E: 0 K: 2 S: 12	H: 2 LOB: 2 BB: 0 P: 19	1B: 7 2B: 2 3B: 0 HR: 1	SF: 0 SAC: 0 DP: 1 HBP: 0	WP: 2 PB: 0 SB: 1 CS: 0	PA: 40
<b>PITCHER</b>	IP WLS BF H R ER SO BB IBB HBP BLK WP HR S P ERA WHIP	7.0 0 30 7 1 1 2 3 0 0 0 2 0 64 110 1.29 1.429	1.0 W 5 1 2 2 2 1 0 0 0 0 1 10 16 18.00 2.000	1.0 S 5 2 0 0 2 0 0 0 0 0 0 12 19 0.00 2.000											IP WLS BF H R ER SO BB IBB HBP BLK WP HR S P ERA WHIP					

AB	36
R	3
H	10
RBI	3
BB	4
SO	6
LOB	20



Batter	1	2	3	4	5	6	7	8	9	AB	R	H	RBI	BB	SO	LOB	BOTTOM			
24 Dexter Fowler, S (1,8) OBP: 0.350, SLG: 0.396	G4-6-3									3	0	2	0	1	0	3	<b>Seattle Mariners @ Colorado Rockies</b> Coors Field, Denver, CO Sat Jun 13 2009, 6:10 PM MDT Att: 31,101 - Cloudy - 66 F			
12 Clint Barmes, R (1,4) OBP: 0.340, SLG: 0.480	G4-6-3									4	0	0	1	0	1	4				
17 Todd Helton, L (1,3) OBP: 0.385, SLG: 0.488	G6-3									5	1	2	1	0	0	2				
11 Brad Hawpe, L (1,9) OBP: 0.408, SLG: 0.594										4	1	2	1	0	1	1				
9 Ian Stewart, L (1,5) OBP: 0.315, SLG: 0.497	G3									3	0	1	0	1	0	2				
2 Troy Tulowitzki, R (1,6) OBP: 0.342, SLG: 0.444										3	1	1	0	1	1	2				
5 Carlos González, L (1,7) OBP: 0.267, SLG: 0.259										4	1	0	0	0	1	3				
20 Chris Iannetta, R (1,2) OBP: 0.353, SLG: 0.474										1	0	0	1	2	0	0				
21 Jason Marquis, L (1,1) OBP: 0.250, SLG: 0.231										1	0	0	1	1	0	1				
7 Seth Smith, L (7, PH) 60 Manny Corpas, R (8,1) 19 Ryan Spilborghs, R (8, PH) 16 Huston Street, R (9,1)										1	1	1	0	0	0	0				
<b>Inning Stats</b>	R: 0 E: 0 K: 0 S: 7	H: 1 LOB: 0 BB: 0 P: 12	R: 1 E: 0 K: 1 S: 15	H: 1 LOB: 3 BB: 3 P: 29	R: 0 E: 0 K: 3 S: 14	H: 1 LOB: 2 BB: 1 P: 23	R: 0 E: 0 K: 0 S: 6	H: 1 LOB: 2 BB: 1 P: 12	R: 0 E: 0 K: 0 S: 9	H: 0 LOB: 0 BB: 0 P: 16	R: 0 E: 0 K: 0 S: 10	H: 0 LOB: 0 BB: 0 P: 14	R: 2 E: 0 K: 0 S: 19	H: 3 LOB: 1 BB: 0 P: 25	R: 2 E: 3 K: 0 S: 14	H: 1 LOB: 2 BB: 2 P: 22	1B: 7 2B: 2 3B: 0 HR: 0	SF: 2 SAC: 1 DP: 1 HBP: 0	WP: 0 PB: 1 SB: 1 CS: 1	PA: 40
<b>PITCHER</b>	IP WLS BF H R ER SO BB IBB HBP BLK WP HR S P ERA WHIP	3.0 0 15 3 0 0 0 4 0 0 0 0 0 25 42 0.00 1.000	3.0 0 11 2 0 0 0 1 0 0 0 0 0 0 19 25 18.00 3.000	1.0 L 7 1 2 0 0 0 2 0 0 0 0 0 0 14 22 0.00 3.000											IP WLS BF H R ER SO BB IBB HBP BLK WP HR S P ERA WHIP					

AB	29
R	5
H	9
RBI	5
BB	7
SO	4
LOB	18





Batter	1	2	3	4	5	6	7	8	9	AB	R	H	RBI	BB	SO	LOB	TOP			
51 Ichiro Suzuki, L (1.9) OBP: 0.395, SLG: 0.488										4	1	2	0	0	1	2	<b>Seattle Mariners @ Colorado Rockies</b> Coors Field, Denver, CO Sun Jun 14 2009, 1:10 PM MDT Att: 38,614 - Partly Cloudy - 75 F			
30 Russell Branyan, L (1.3) OBP: 0.415, SLG: 0.811										4	0	0	0	0	1	2				
29 Adrian Beltré, R (1.5) OBP: 0.299, SLG: 0.379										4	0	1	0	0	1	0				
4 Jose Lopez, R (1.4) OBP: 0.279, SLG: 0.413										3	0	1	1	0	0	0				
24 Ken Griffey Jr., L (1.7) OBP: 0.330, SLG: 0.366										3	0	0	0	1	1	2				
7 Yuniesky Betancourt, R (1.6) OBP: 0.263, SLG: 0.314										4	0	0	0	0	0	2				
55 Guillermo Quiroz, R (1.2) OBP: 0.289, SLG: 0.286										3	0	1	0	0	1	0				
21 Franklin Gutierrez, R (1.8) OBP: 0.324, SLG: 0.339										3	0	0	0	0	1	1				
38 Jason Vargas, L (1.1) OBP: 0.500, SLG: 0.500										2	0	1	0	0	0	0				
48 Roy Corcoran, R (5.1)										0	0	0	0	0	0	0				
25 Wladimir Balentien, R (7.7) OBP: 0.273, SLG: 0.336										0	0	0	0	0	0	0				
43 Miguel Batista, R (7.1)										0	0	0	0	0	0	0				
<b>Inning Stats</b>	R: 1 E: 0 K: 1 S: 19	H: 2 LOB: 1 BB: 0 P: 26	R: 0 E: 0 K: 1 S: 10	H: 2 LOB: 2 BB: 0 P: 13	R: 0 E: 0 K: 0 S: 5	H: 0 LOB: 0 BB: 0 P: 8	R: 0 E: 0 K: 2 S: 8	H: 0 LOB: 0 BB: 0 P: 9	R: 0 E: 0 K: 1 S: 11	H: 1 LOB: 1 BB: 0 P: 15	R: 0 E: 0 K: 1 S: 11	H: 0 LOB: 0 BB: 1 P: 21	R: 0 E: 0 K: 0 S: 11	H: 0 LOB: 0 BB: 0 P: 18	R: 0 E: 0 K: 0 S: 8	H: 1 LOB: 0 BB: 0 P: 7	1B: 6 2B: 0 3B: 0 HR: 0	SF: 1 SAC: 0 DP: 1 HBP: 0	WP: 0 PB: 0 SB: 2 CS: 0	PA: 33
<b>PITCHER</b>	IP WLS BF H R ER SO BB IBB HBP BLK WP HR S P ERA WHIP																ERA WHIP			
46 Jason Hammel, R (1.1) ERA: 4.1	5.1 W 21 5 1 1 6 0 0 0 0 0 0 0 56 75 1.69 0.938																			
51 Josh Fogg, R (6.1) ERA: 1.69	1.2 6 0 0 0 0 1 0 0 0 0 0 0 19 35 0.00 0.600																			
41 Alan Embree, L (8.1) ERA: 5.71	1.0 3 0 0 0 0 0 0 0 0 0 0 0 8 11 0.00 0.000																			
52 Joel Peralta, R (9.1) ERA: 1.93	1.0 3 1 0 0 0 0 0 0 0 0 0 0 5 7 0.00 1.000																			

AB	31
R	1
H	6
RBI	1
BB	1
SO	6
LOB	9



Batter	1	2	3	4	5	6	7	8	9	AB	R	H	RBI	BB	SO	LOB	BOTTOM			
24 Dexter Fowler, S (1.8) OBP: 0.351, SLG: 0.398										4	0	1	1	1	1	0	<b>Seattle Mariners @ Colorado Rockies</b> Coors Field, Denver, CO Sun Jun 14 2009, 1:10 PM MDT Att: 38,614 - Partly Cloudy - 75 F			
12 Clint Barmes, R (1.4) OBP: 0.341, SLG: 0.483										5	1	2	0	0	2	3				
17 Todd Helton, L (1.3) OBP: 0.393, SLG: 0.493										4	1	3	1	1	0	1				
27 Garrett Atkins, R (1.5) OBP: 0.282, SLG: 0.311										4	1	3	0	0	0	1				
41 Alan Embree, L (8.1)										0	0	0	0	0	0	0				
7 Seth Smith, L (8.7) OBP: 0.419, SLG: 0.455										0	0	0	0	0	0	0				
52 Joel Peralta, R (9.1)										0	0	0	0	0	0	0				
11 Brad Hawpe, L (1.9) OBP: 0.410, SLG: 0.602										4	2	2	1	0	1	4				
19 Ryan Spillborghs, R (1.7) OBP: 0.325, SLG: 0.423										4	0	1	0	0	1	5				
2 Troy Tulowitzki, R (1.6) OBP: 0.341, SLG: 0.440										2	1	0	1	1	0	0				
20 Chris Iannetta, R (1.2) OBP: 0.350, SLG: 0.475										4	1	1	3	0	0	1				
46 Jason Hammel, R (1.1) OBP: 0.556, SLG: 0.111										3	0	1	0	0	0	2				
51 Josh Fogg, R (6.1)										0	0	0	0	0	0	0				
6 Omar Quintanilla, L (7.7) OBP: 0.321, SLG: 0.250										1	0	0	0	0	0	0				
<b>Inning Stats</b>	R: 0 E: 0 K: 0 S: 8	H: 1 LOB: 1 BB: 0 P: 12	R: 1 E: 0 K: 0 S: 11	H: 2 LOB: 1 BB: 0 P: 16	R: 1 E: 0 K: 3 S: 20	H: 3 LOB: 2 BB: 0 P: 26	R: 0 E: 0 K: 1 S: 10	H: 1 LOB: 2 BB: 1 P: 15	R: 5 E: 1 K: 0 S: 17	H: 5 LOB: 1 BB: 1 P: 36	R: 0 E: 0 K: 0 S: 10	H: 1 LOB: 1 BB: 1 P: 19	R: 0 E: 0 K: 0 S: 6	H: 0 LOB: 0 BB: 0 P: 6	R: 0 E: 0 K: 1 S: 10	H: 1 LOB: 1 BB: 0 P: 13	1B: 8 2B: 6 3B: 0 HR: 0	SF: 1 SAC: 0 DP: 1 HBP: 0	WP: 0 PB: 0 SB: 0 CS: 0	PA: 40
<b>PITCHER</b>	IP WLS BF H R ER SO BB IBB HBP BLK WP HR S P ERA WHIP																ERA WHIP			
38 Jason Vargas, L (1.1) ERA: 3.56	4.2 L 28 12 1 0 0 0 1 1 0 0 0 0 0 63 99 13.50 2.786																			
48 Roy Corcoran, R (5.1) ERA: 6.3	1.1 5 1 0 0 0 1 0 0 0 0 0 0 13 25 0.00 1.500																			
43 Miguel Batista, R (7.1) ERA: 3.16	2.0 7 1 0 0 0 1 0 0 0 0 0 0 16 19 0.00 0.500																			

AB	36
R	7
H	14
RBI	7
BB	3
SO	5
LOB	18





Batter	1	2	3	4	5	6	7	8	9	AB	R	H	RBI	BB	SO	LOB	TOP								
2 B.J. Upton, R OBP: 0.314, SLG: 0.335										5	1	3	3	0	1	1									
13 Carl Crawford, L OBP: 0.377, SLG: 0.441										5	0	1	0	0	1	3									
3 Evan Longoria, R OBP: 0.387, SLG: 0.591										4	1	1	1	1	0	1									
23 Carlos Pena, L OBP: 0.371, SLG: 0.574										5	1	1	1	1	0	3									
18 Ben Zobrist, S OBP: 0.429, SLG: 0.694										5	3	3	1	0	0	1									
8 Jason Bartlett, R OBP: 0.418, SLG: 0.600										4	2	2	1	0	0	0									
19 Gabe Kapler, R OBP: 0.317, SLG: 0.486										4	2	3	4	0	0	0									
50 Grant Balfour, R OBP: 0.444, SLG: 0.478										5	1	2	1	0	0	1									
49 Winston Abreu, R OBP: 0.232, SLG: 0.321										2	0	0	0	0	2	1									
34 Jeff Niemann, R OBP: 0.353, SLG: 0.299										1	0	0	0	0	1	1									
5 Pat Burrell, R OBP: 0.376, SLG: 0.443										1	0	0	0	0	0	0									
<b>Inning Stats</b>	R: 1 E: 0 K: 2 S: 10	H: 1 LOB: 0 BB: 0 P: 15	R: 4 E: 0 K: 2 S: 22	H: 5 LOB: 2 BB: 1 P: 35	R: 2 E: 0 K: 1 S: 14	H: 2 LOB: 0 BB: 0 P: 23	R: 0 E: 0 K: 0 S: 6	H: 1 LOB: 0 BB: 0 P: 9	R: 1 E: 0 K: 0 S: 6	H: 1 LOB: 0 BB: 0 P: 10	R: 0 E: 0 K: 1 S: 11	H: 1 LOB: 1 BB: 0 P: 17	R: 2 E: 0 K: 1 S: 12	H: 3 LOB: 1 BB: 0 P: 20	R: 2 E: 0 K: 1 S: 13	H: 3 LOB: 1 BB: 0 P: 20	R: 0 E: 0 K: 0 S: 5	H: 0 LOB: 0 BB: 0 P: 6	1B: 5 2B: 5 3B: 2 HR: 5	SF: 1 SAC: 0 DP: 0 HBP: 0	WP: 0 PB: 0 SB: 0 CS: 0	PA: 44			
<b>PITCHER</b>	IP WLS BF H R ER SO BB IBB HBP BLK WP HR S P ERA WHIP	IP WLS BF H R ER SO BB IBB HBP BLK WP HR S P ERA WHIP	IP WLS BF H R ER SO BB IBB HBP BLK WP HR S P ERA WHIP	IP WLS BF H R ER SO BB IBB HBP BLK WP HR S P ERA WHIP	IP WLS BF H R ER SO BB IBB HBP BLK WP HR S P ERA WHIP	IP WLS BF H R ER SO BB IBB HBP BLK WP HR S P ERA WHIP	IP WLS BF H R ER SO BB IBB HBP BLK WP HR S P ERA WHIP	IP WLS BF H R ER SO BB IBB HBP BLK WP HR S P ERA WHIP	IP WLS BF H R ER SO BB IBB HBP BLK WP HR S P ERA WHIP	IP WLS BF H R ER SO BB IBB HBP BLK WP HR S P ERA WHIP	IP WLS BF H R ER SO BB IBB HBP BLK WP HR S P ERA WHIP	IP WLS BF H R ER SO BB IBB HBP BLK WP HR S P ERA WHIP	IP WLS BF H R ER SO BB IBB HBP BLK WP HR S P ERA WHIP	IP WLS BF H R ER SO BB IBB HBP BLK WP HR S P ERA WHIP	IP WLS BF H R ER SO BB IBB HBP BLK WP HR S P ERA WHIP	IP WLS BF H R ER SO BB IBB HBP BLK WP HR S P ERA WHIP	IP WLS BF H R ER SO BB IBB HBP BLK WP HR S P ERA WHIP	IP WLS BF H R ER SO BB IBB HBP BLK WP HR S P ERA WHIP	IP WLS BF H R ER SO BB IBB HBP BLK WP HR S P ERA WHIP	IP WLS BF H R ER SO BB IBB HBP BLK WP HR S P ERA WHIP	IP WLS BF H R ER SO BB IBB HBP BLK WP HR S P ERA WHIP	IP WLS BF H R ER SO BB IBB HBP BLK WP HR S P ERA WHIP	IP WLS BF H R ER SO BB IBB HBP BLK WP HR S P ERA WHIP	IP WLS BF H R ER SO BB IBB HBP BLK WP HR S P ERA WHIP	IP WLS BF H R ER SO BB IBB HBP BLK WP HR S P ERA WHIP

Tampa Bay Rays @ Colorado Rockies  
Coors Field, Denver, CO  
Tue Jun 16 2009, 6:40 PM MDT  
Att: 28,582 - Overcast - 71 F

AB 42  
R 12  
H 17  
RBI 12  
BB 1  
SO 8  
LOB 12



Batter	1	2	3	4	5	6	7	8	9	AB	R	H	RBI	BB	SO	LOB	BOTTOM								
24 Dexter Fowler, S OBP: 0.348, SLG: 0.400										4	0	1	2	0	0	2									
12 Clint Barmes, R OBP: 0.342, SLG: 0.481										5	0	2	1	0	1	2									
17 Todd Helton, L OBP: 0.387, SLG: 0.484										4	0	0	0	0	1	2									
11 Brad Hawpe, L OBP: 0.416, SLG: 0.613										3	1	2	0	1	1	0									
2 Troy Tulowitzki, R OBP: 0.339, SLG: 0.436										4	0	1	0	0	1	2									
9 Ian Stewart, L OBP: 0.310, SLG: 0.491										2	0	0	1	0	0	1									
31 Matt Daley, R OBP: 0.354, SLG: 0.250										4	1	1	0	0	1	2									
20 Chris Iannetta, R OBP: 0.354, SLG: 0.467										2	1	0	0	2	1	2									
29 Jorge De La Rosa, L OBP: 0.095, SLG: 0.050										0	0	0	0	0	0	0									
51 Josh Fogg, R ERA: 4.68										1	0	0	0	0	0	0									
53 Randy Flores, L OBP: 0.288, SLG: 0.315										0	0	0	0	0	0	0									
27 Garrett Atkins, R OBP: 0.345, SLG: 0.250										1	0	1	0	1	0	0									
<b>Inning Stats</b>	R: 0 E: 0 K: 0 S: 6	H: 1 LOB: 0 BB: 0 P: 8	R: 1 E: 0 K: 1 S: 15	H: 2 LOB: 1 BB: 0 P: 26	R: 0 E: 0 K: 0 S: 10	H: 0 LOB: 0 BB: 0 P: 13	R: 0 E: 0 K: 1 S: 16	H: 0 LOB: 1 BB: 1 P: 23	R: 2 E: 0 K: 0 S: 17	H: 2 LOB: 1 BB: 1 P: 26	R: 0 E: 0 K: 2 S: 8	H: 0 LOB: 0 BB: 0 P: 14	R: 0 E: 0 K: 1 S: 10	H: 0 LOB: 1 BB: 2 P: 19	R: 0 E: 0 K: 1 S: 12	H: 1 LOB: 1 BB: 0 P: 13	R: 1 E: 0 K: 0 S: 13	H: 2 LOB: 2 BB: 1 P: 19	1B: 5 2B: 3 3B: 0 HR: 0	SF: 2 SAC: 1 DP: 2 HBP: 0	WP: 1 PB: 0 SB: 1 CS: 0	PA: 38			
<b>PITCHER</b>	IP WLS BF H R ER SO BB IBB HBP BLK WP HR S P ERA WHIP	IP WLS BF H R ER SO BB IBB HBP BLK WP HR S P ERA WHIP	IP WLS BF H R ER SO BB IBB HBP BLK WP HR S P ERA WHIP	IP WLS BF H R ER SO BB IBB HBP BLK WP HR S P ERA WHIP	IP WLS BF H R ER SO BB IBB HBP BLK WP HR S P ERA WHIP	IP WLS BF H R ER SO BB IBB HBP BLK WP HR S P ERA WHIP	IP WLS BF H R ER SO BB IBB HBP BLK WP HR S P ERA WHIP	IP WLS BF H R ER SO BB IBB HBP BLK WP HR S P ERA WHIP	IP WLS BF H R ER SO BB IBB HBP BLK WP HR S P ERA WHIP	IP WLS BF H R ER SO BB IBB HBP BLK WP HR S P ERA WHIP	IP WLS BF H R ER SO BB IBB HBP BLK WP HR S P ERA WHIP	IP WLS BF H R ER SO BB IBB HBP BLK WP HR S P ERA WHIP	IP WLS BF H R ER SO BB IBB HBP BLK WP HR S P ERA WHIP	IP WLS BF H R ER SO BB IBB HBP BLK WP HR S P ERA WHIP	IP WLS BF H R ER SO BB IBB HBP BLK WP HR S P ERA WHIP	IP WLS BF H R ER SO BB IBB HBP BLK WP HR S P ERA WHIP	IP WLS BF H R ER SO BB IBB HBP BLK WP HR S P ERA WHIP	IP WLS BF H R ER SO BB IBB HBP BLK WP HR S P ERA WHIP	IP WLS BF H R ER SO BB IBB HBP BLK WP HR S P ERA WHIP	IP WLS BF H R ER SO BB IBB HBP BLK WP HR S P ERA WHIP	IP WLS BF H R ER SO BB IBB HBP BLK WP HR S P ERA WHIP	IP WLS BF H R ER SO BB IBB HBP BLK WP HR S P ERA WHIP	IP WLS BF H R ER SO BB IBB HBP BLK WP HR S P ERA WHIP	IP WLS BF H R ER SO BB IBB HBP BLK WP HR S P ERA WHIP	IP WLS BF H R ER SO BB IBB HBP BLK WP HR S P ERA WHIP

Tampa Bay Rays @ Colorado Rockies  
Coors Field, Denver, CO  
Tue Jun 16 2009, 6:40 PM MDT  
Att: 28,582 - Overcast - 71 F

AB 30  
R 4  
H 8  
RBI 4  
BB 5  
SO 6  
LOB 13

















Batter	1	2	3	4	5	6	7	8	9	AB	R	H	RBI	BB	SO	LOB	TOP										
22 Andrew McCutchen, R OBP: 0.369, SLG: 0.521 (1.8)	G4-3		G5-3		K		3B		G6-3	5	1	1	3	0	1	0	<b>Pittsburgh Pirates @ Colorado Rockies</b> Coors Field, Denver, CO Sat Jun 20 2009, 6:10 PM MDT Att: 32,137 - Cloudy - 66 F										
3 Nyjer Morgan, L OBP: 0.339, SLG: 0.339 (1.7)	K		1B			1B	1B		1B	5	1	4	1	0	1	0											
12 Freddy Sanchez, R OBP: 0.356, SLG: 0.481 (1.4)	G6-3		2B			SH1-3	K		K	4	0	1	1	0	2	2											
25 Adam LaRoche, L OBP: 0.358, SLG: 0.472 (1.3)		K	F8			BB	L4-3		IBB	3	0	0	0	2	1	2											
15 Andy LaRoche, R OBP: 0.349, SLG: 0.391 (1.5)		44 2B			G6-3				FC6-4	5	2	2	0	0	0	4											
44 Brandon Moss, L OBP: 0.307, SLG: 0.373 (1.9)						G4-3				4	0	3	2	0	0	2											
35 Jason Jaramillo, S OBP: 0.356, SLG: 0.392 (1.2)					G1-6-3					3	1	1	0	1	0	2											
2 Jack Wilson, R OBP: 0.295, SLG: 0.398 (1.6)						G6-3				4	1	1	0	0	1	3											
37 Charlie Morton, R (1.1)										2	0	0	0	0	0	0											
17 Sean Burnett, L (6.1)										0	0	0	0	0	0	0											
24 Delwyn Young, S (7. PH)										0	0	1	0	0	0	0											
58 Steven Jackson, R (7.1)										0	0	0	0	0	0	0											
16 Eric Hinske, L (8. PH)										1	0	0	0	0	1	2											
34 John Grabow, L (8.1)										0	0	0	0	0	0	0											
43 Jesse Chavez, R (9.1)										0	0	0	0	0	0	0											
<b>Inning Stats</b>	R: 0 E: 0 K: 1 S: 6	H: 0 LOB: 0 BB: 0 P: 8	R: 1 E: 0 K: 2 S: 12	H: 2 LOB: 1 BB: 0 P: 19	R: 1 E: 0 K: 0 S: 11	H: 2 LOB: 1 BB: 0 P: 19	R: 0 E: 0 K: 0 S: 6	H: 1 LOB: 0 BB: 0 P: 9	R: 0 E: 0 K: 1 S: 6	H: 1 LOB: 2 BB: 1 P: 10	R: 4 E: 0 K: 1 S: 17	H: 4 LOB: 0 BB: 1 P: 24	R: 1 E: 0 K: 1 S: 13	H: 2 LOB: 1 BB: 1 P: 19	R: 0 E: 1 K: 1 S: 11	H: 1 LOB: 2 BB: 1 P: 18	1B: 8 2B: 5 3B: 1 HR: 0	SF: 0 SAC: 1 DP: 2 HBP: 0	WP: 0 PB: 0 SB: 1 CS: 0	PA: 41							
<b>PITCHER</b>	IP	WLS	BF	H	R	ER	SO	BB	IBB	HBP	BLK	WP	HR	S	P	ERA	WHIP										
46 Jason Hammel, R (1.1)	6.0		27	8	5	5	4	2	0	0	0	0	0	52	83	7.50	1.667										
31 Matt Daley, L (7.1)	0.1	B	3	2	1	1	1	0	0	0	0	0	0	9	10	27.00	6.000										
41 Alan Embree, L (7.1)	0.2		3	2	1	1	0	0	0	0	0	0	0	7	8	13.50	3.000										
52 Joel Peralta, R (8.1)	1.0		3	0	0	0	1	1	0	0	0	0	0	9	14	0.00	1.000										
16 Huston Street, R (9.1)	1.0	W	5	1	0	0	1	0	1	0	0	0	0	11	18	0.00	1.000										

Batter	1	2	3	4	5	6	7	8	9	AB	R	H	RBI	BB	SO	LOB	BOTTOM										
24 Dexter Fowler, S (1.8)	G4-3		F7				G3		F7	5	0	1	0	0	0	0	<b>Pittsburgh Pirates @ Colorado Rockies</b> Coors Field, Denver, CO Sat Jun 20 2009, 6:10 PM MDT Att: 32,137 - Cloudy - 66 F										
12 Clint Barmes, R (1.4)	P1		K			P4			17 HR	4	0	0	0	0	1	1											
7 Seth Smith, L (9. PH)										1	1	1	0	0	0	0											
17 Todd Helton, L (1.3)	K					F8			HR	5	1	2	2	0	1	1											
11 Brad Hawpe, L (1.9)			G6-3			G4-3			5 1B	3	1	0	0	1	1	1											
2 Troy Tulowitzki, R (1.6)		9 2B				9 HR			K	3	2	1	0	1	2	1											
9 Ian Stewart, L (1.5)									K	4	2	3	3	0	1	1											
5 Carlos González, L (1.7)										4	1	2	1	0	0	1											
20 Chris Iannetta, R (1.2)										3	1	2	3	1	0	1											
46 Jason Hammel, R (1.1)										3	0	0	0	0	0	3											
31 Matt Daley, R (7.1)										0	0	0	0	0	0	0											
41 Alan Embree, L (7.1)										0	0	0	0	0	0	0											
52 Joel Peralta, R (8.1)										0	0	0	0	0	0	0											
6 Omar Quintanilla, L (8.4)										1	0	0	0	0	1	0											
<b>Inning Stats</b>	R: 0 E: 0 K: 1 S: 11	H: 0 LOB: 0 BB: 0 P: 17	R: 1 E: 0 K: 1 S: 11	H: 1 LOB: 2 BB: 2 P: 23	R: 0 E: 0 K: 1 S: 12	H: 1 LOB: 1 BB: 0 P: 17	R: 1 E: 0 K: 1 S: 9	H: 2 LOB: 0 BB: 0 P: 13	R: 0 E: 0 K: 0 S: 13	H: 1 LOB: 1 BB: 0 P: 18	R: 2 E: 0 K: 0 S: 14	H: 3 LOB: 1 BB: 0 P: 17	R: 0 E: 0 K: 3 S: 14	H: 2 LOB: 0 BB: 1 P: 22	R: 2 E: 0 K: 0 S: 7	H: 2 LOB: 0 BB: 0 P: 11	1B: 7 2B: 2 3B: 1 HR: 3	SF: 0 SAC: 0 DP: 1 HBP: 0	WP: 0 PB: 0 SB: 2 CS: 0	PA: 39							
<b>PITCHER</b>	IP	WLS	BF	H	R	ER	SO	BB	IBB	HBP	BLK	WP	HR	S	P	ERA	WHIP										
37 Charlie Morton, R (1.1)	5.0		21	5	2	2	4	2	0	0	0	0	0	14	17	18.00	3.000										
17 Sean Burnett, L (6.1)	1.0		6	3	2	2	0	0	0	0	0	0	0	6	8	0.00	0.000										
58 Steven Jackson, R (7.1)	1.0	H	3	0	0	0	0	0	0	0	0	0	0	6	8	0.00	0.000										
34 John Grabow, L (8.1)	1.0	B	6	2	3	3	3	1	0	0	0	0	1	14	22	27.00	3.000										
43 Jesse Chavez, R (9.1)	0.1	L	3	2	2	2	0	0	0	0	0	0	1	7	11	54.00	6.000										











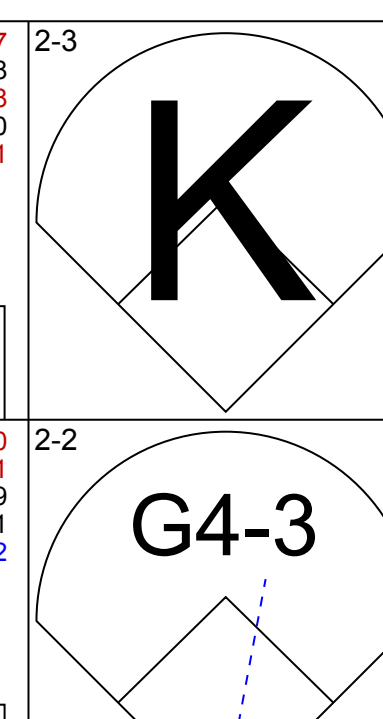
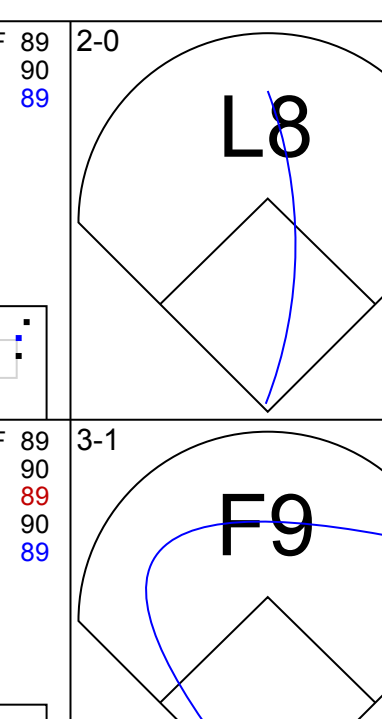
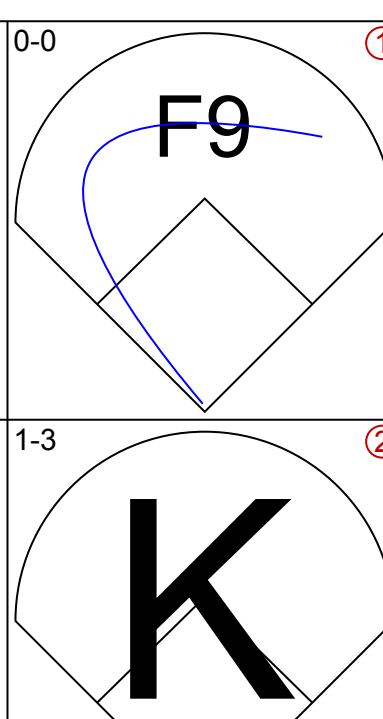
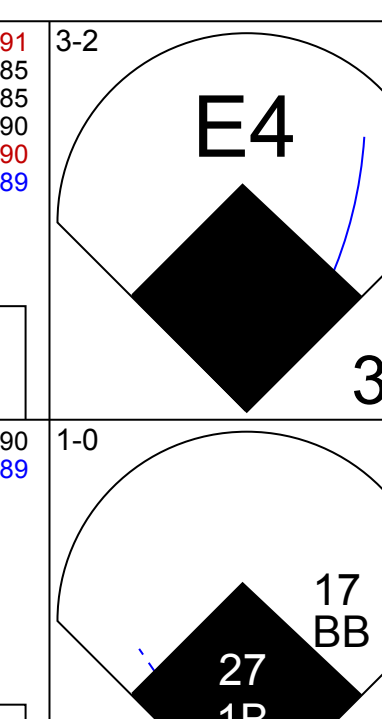
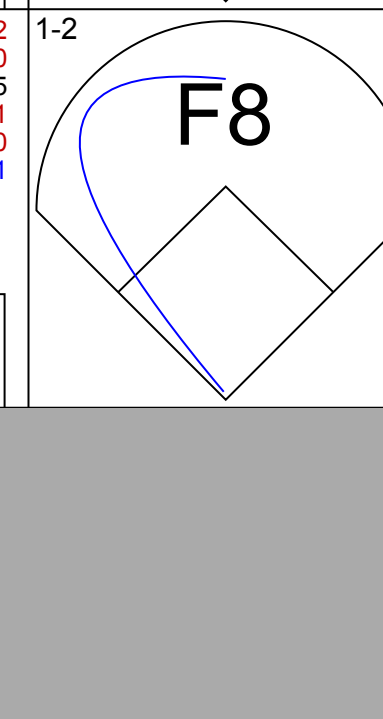

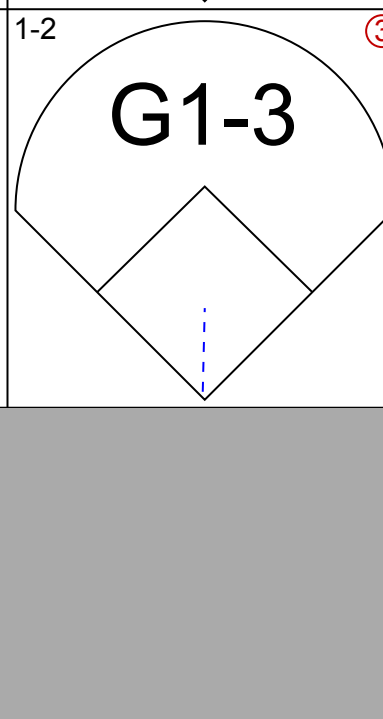
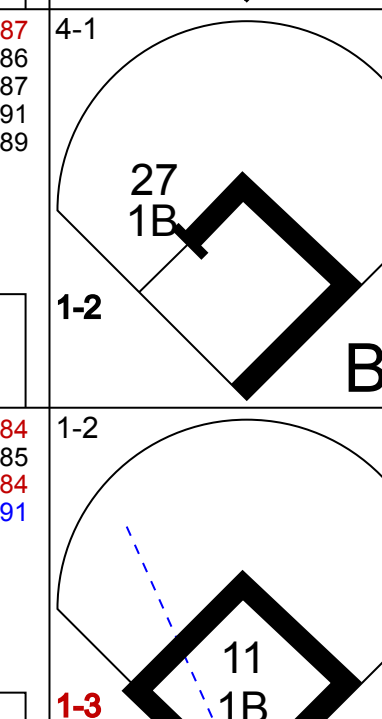

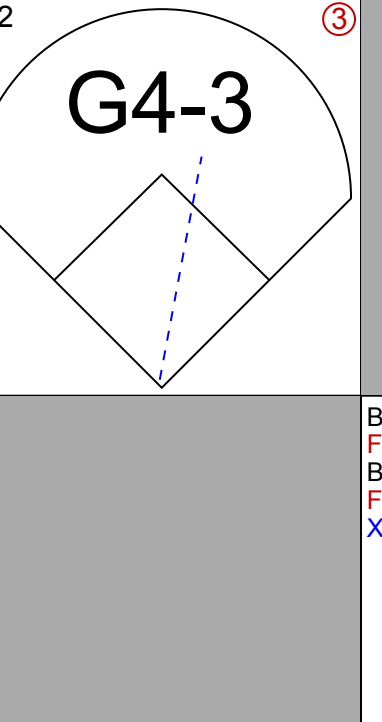

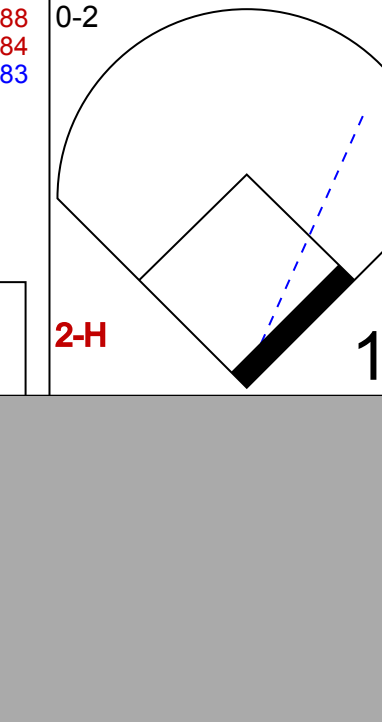
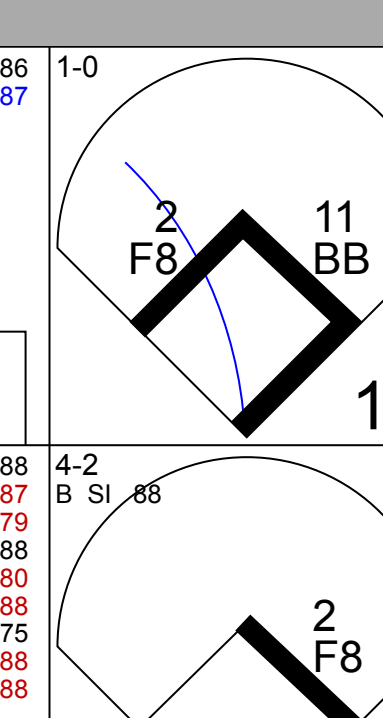
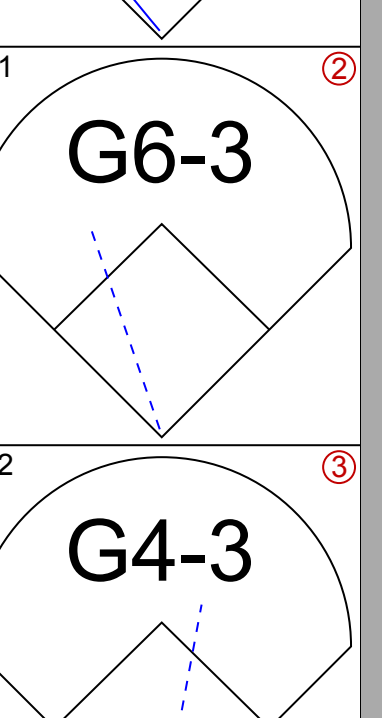
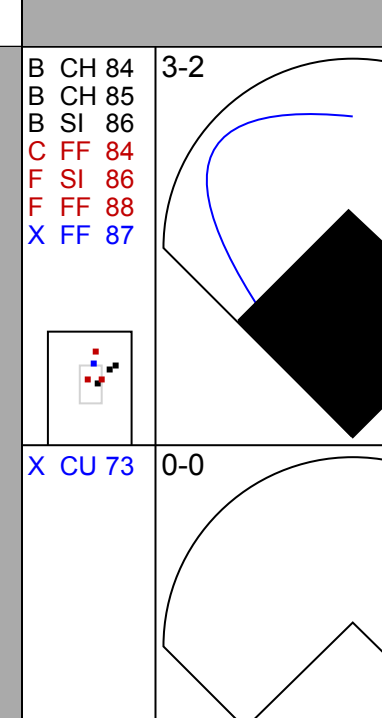
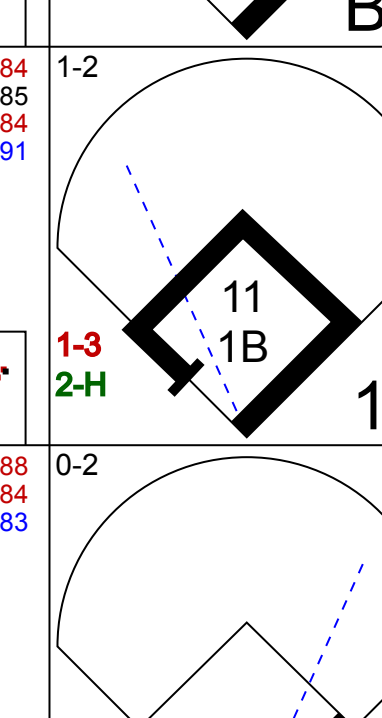
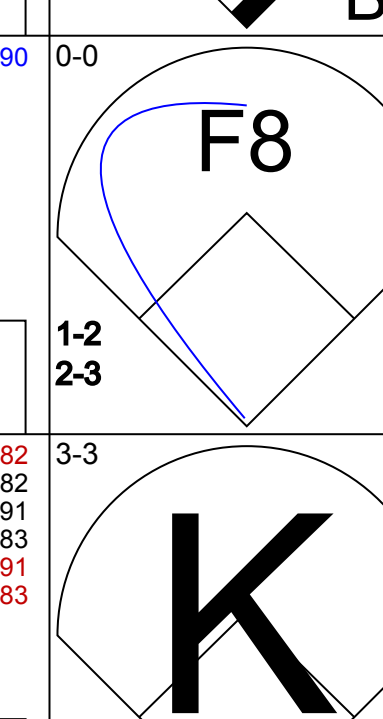

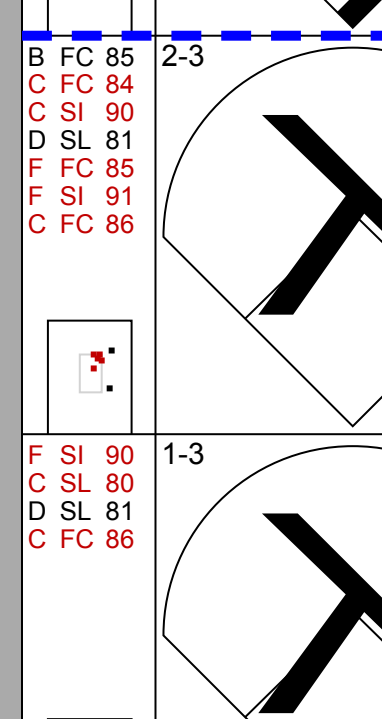

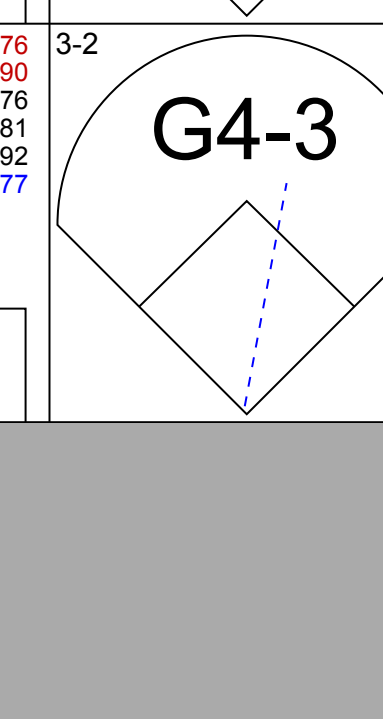
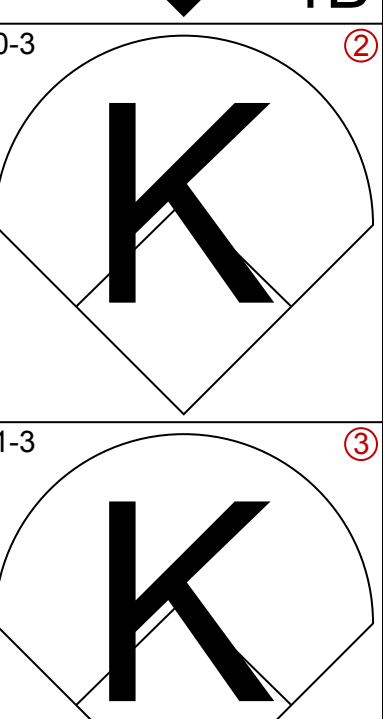
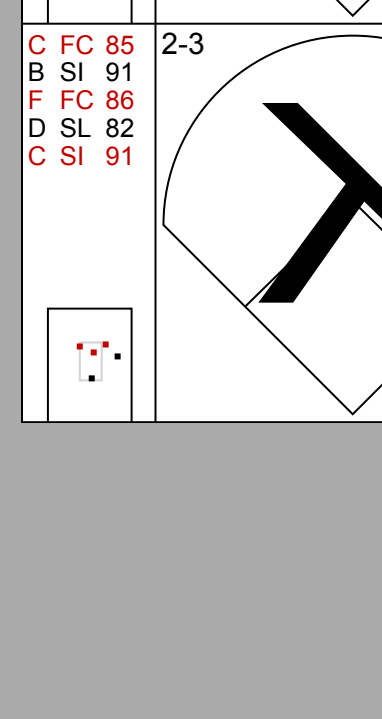
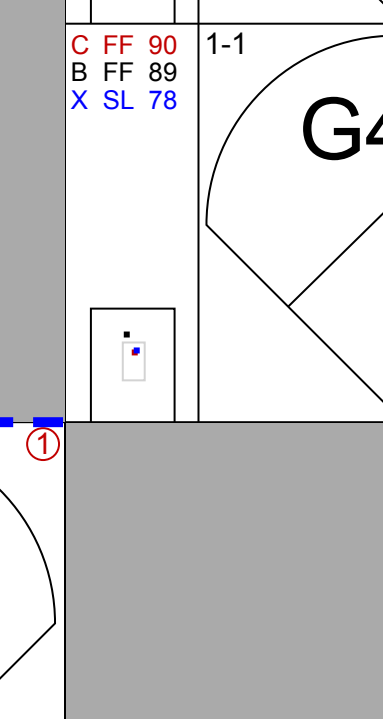
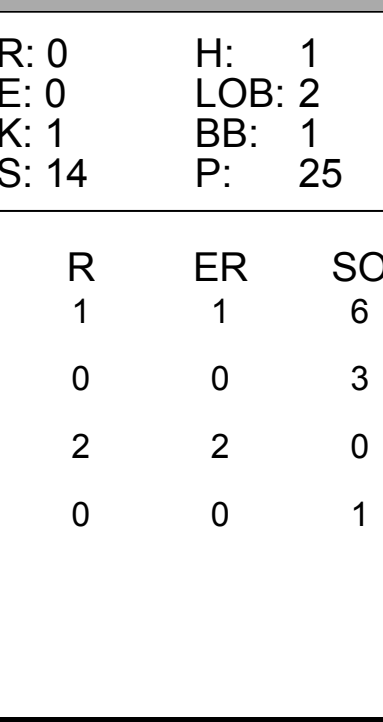
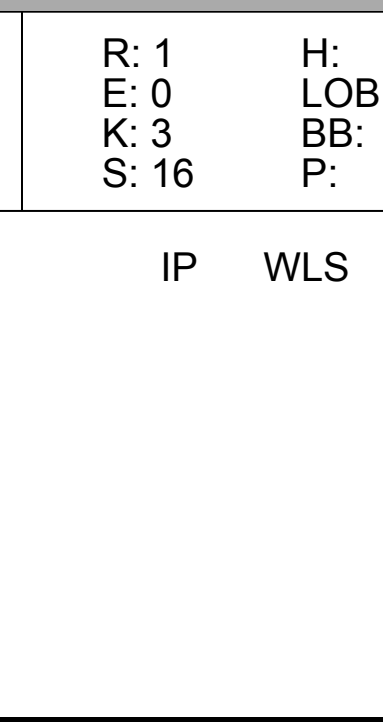
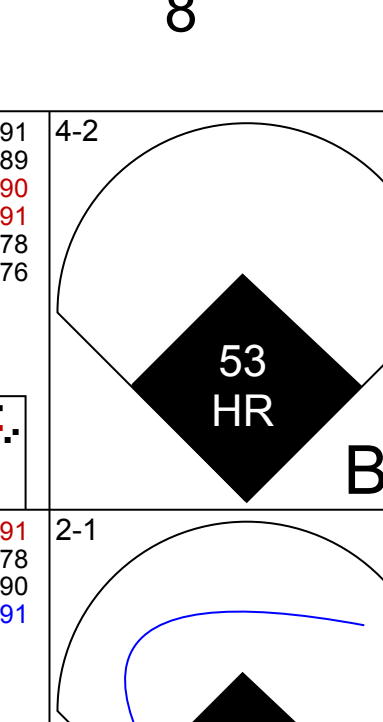

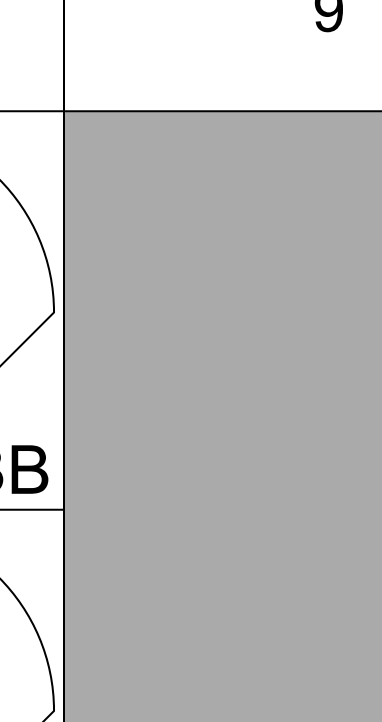
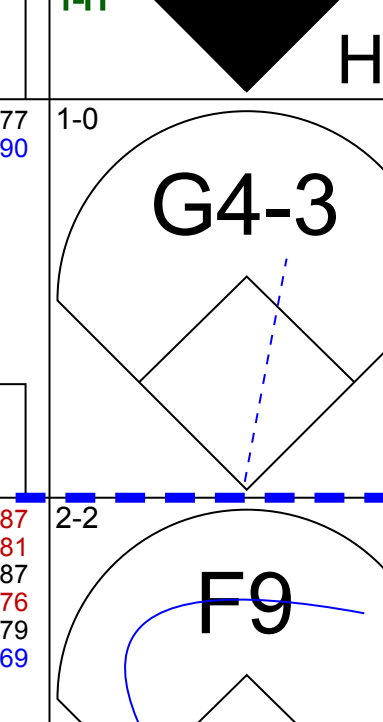

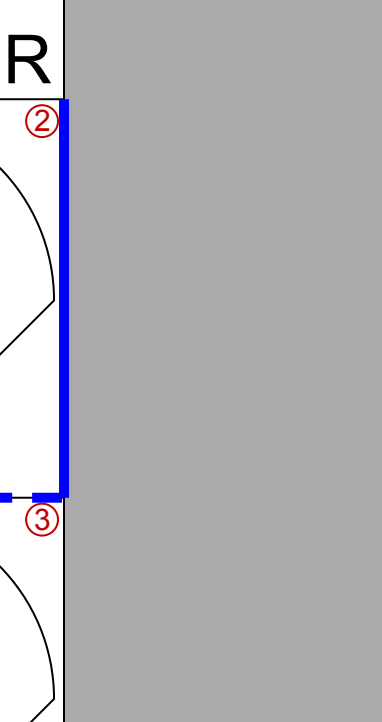

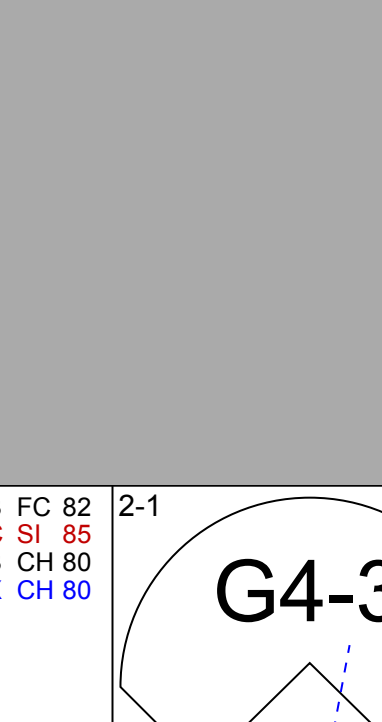



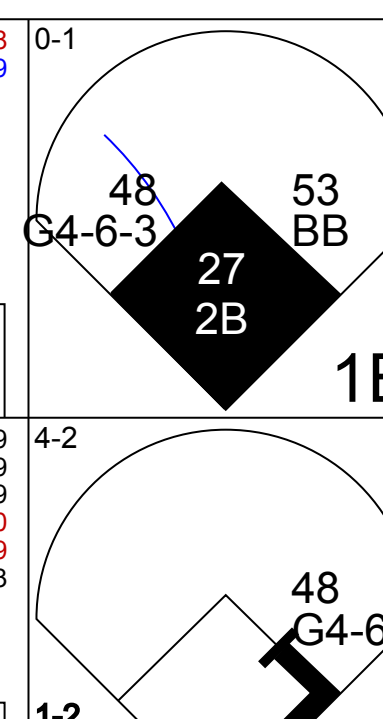
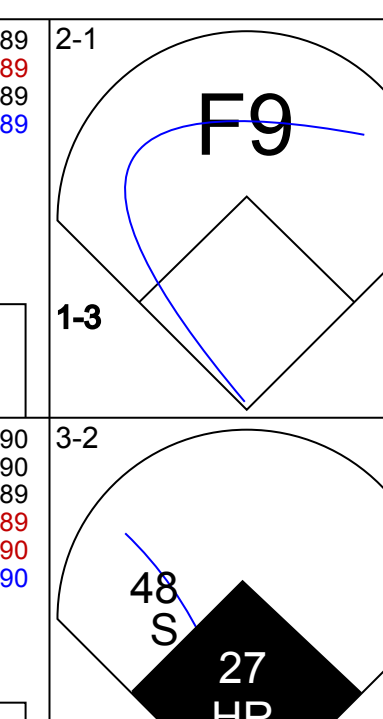
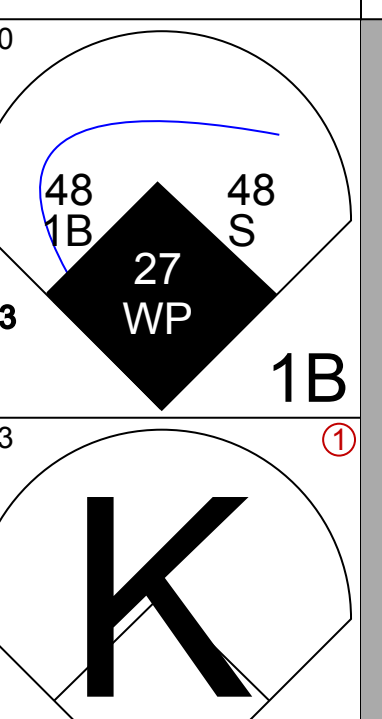
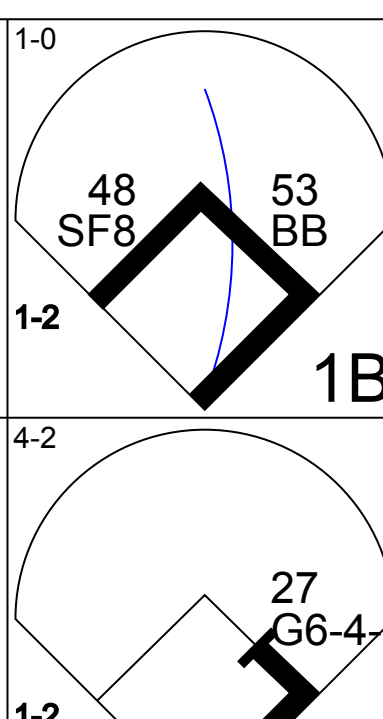
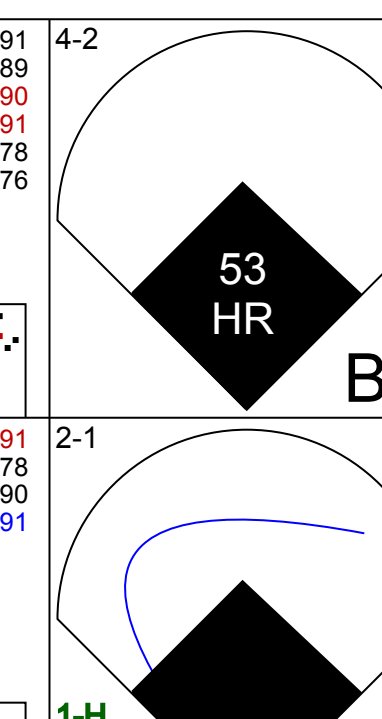
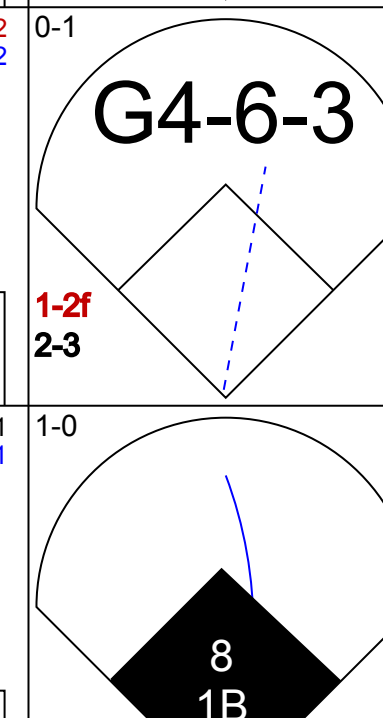
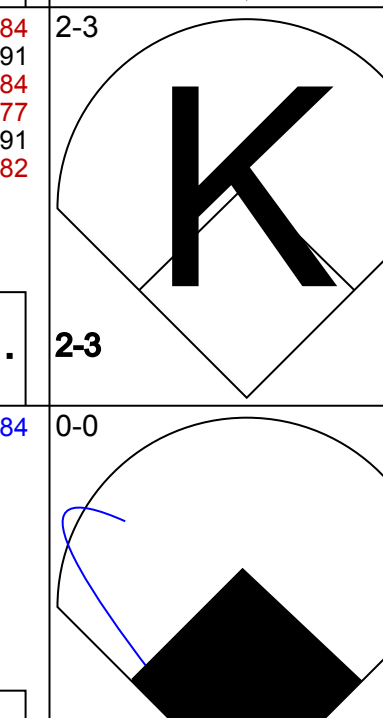
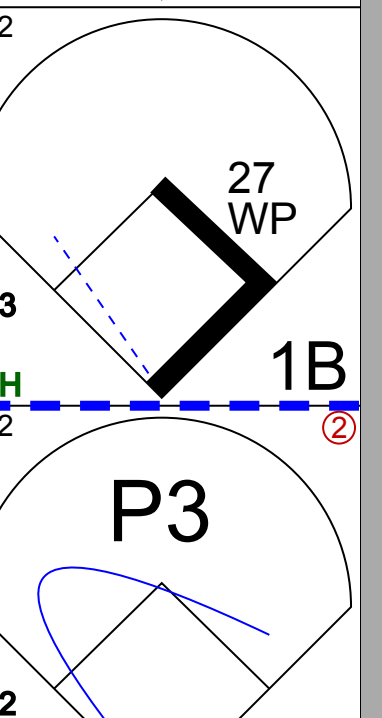
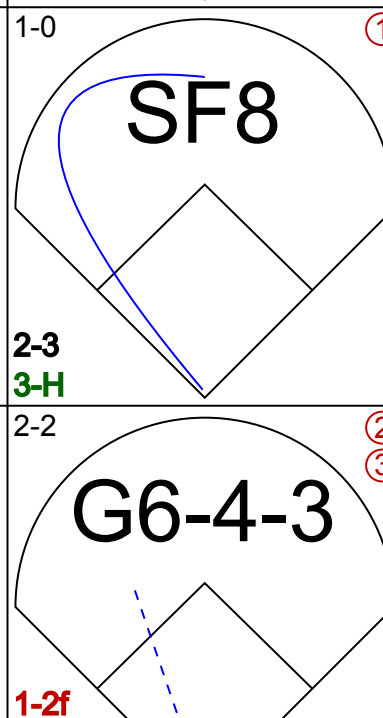
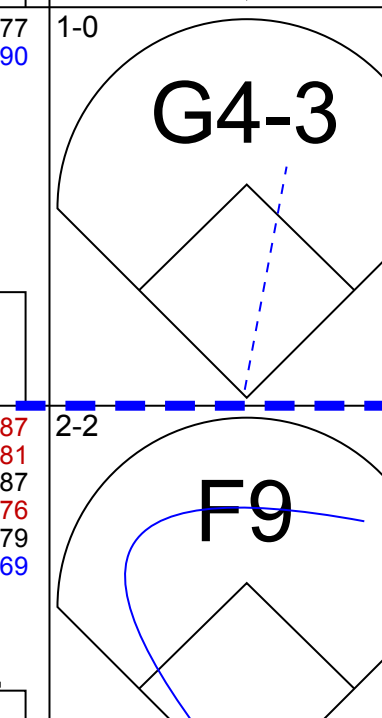
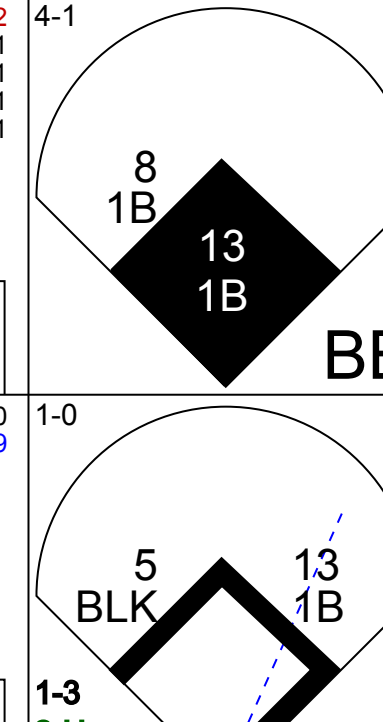
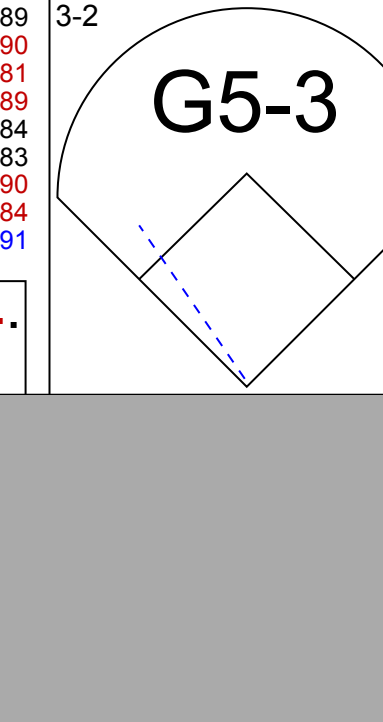
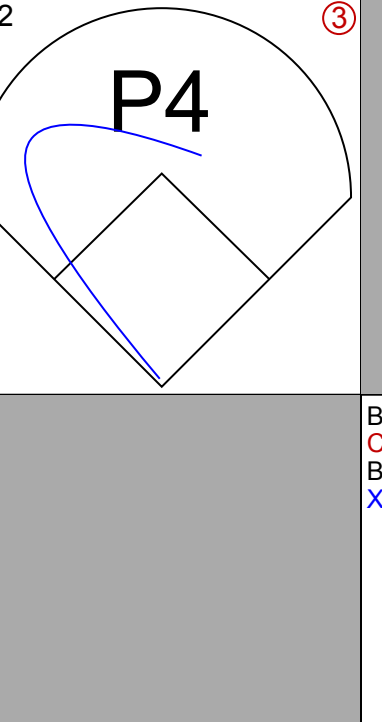


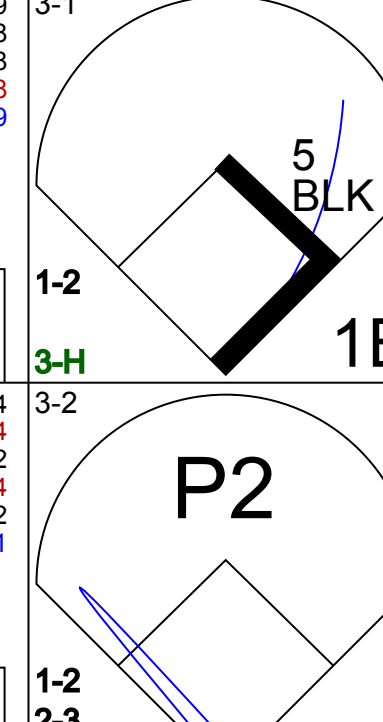




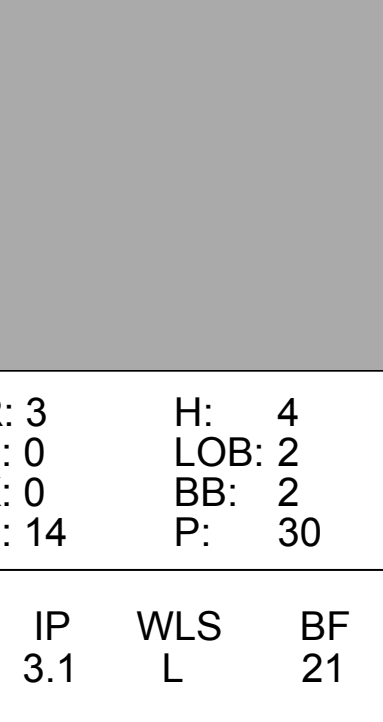
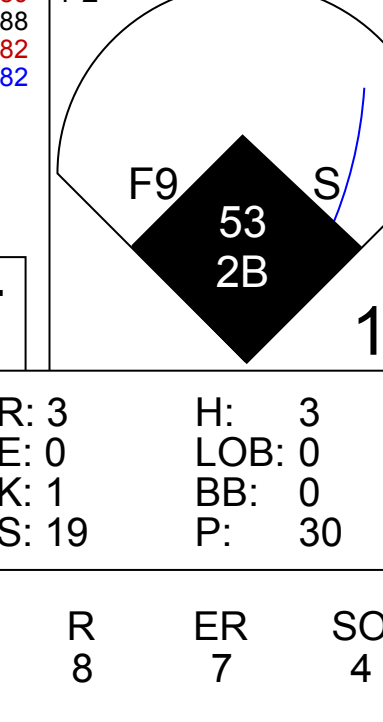
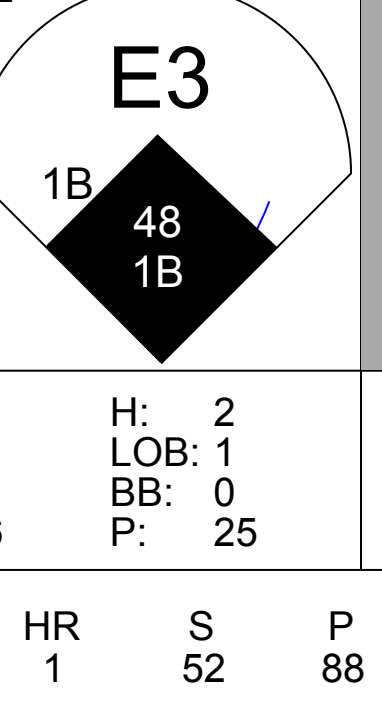
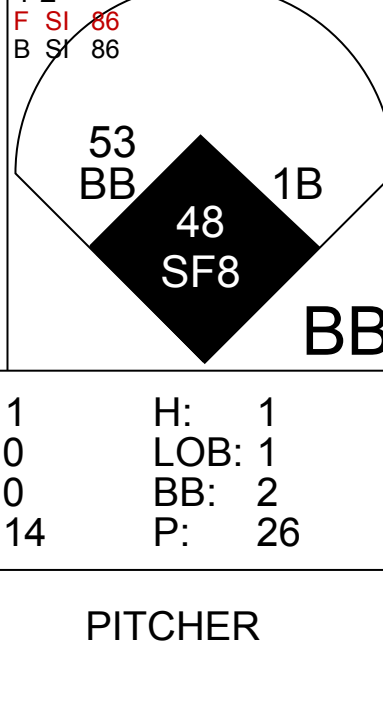
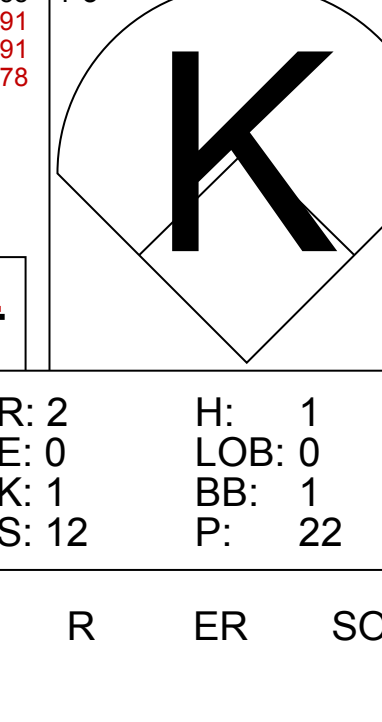




Batter	1	2	3	4	5	6	7	8	9	AB	R	H	RBI	BB	SO	LOB	TOP										
24 Dexter Fowler, S (1, 8) OBP: 0.355, SLG: 0.399	F7		SH2-4		G4-3		SH2-4		K	2	0	0	0	0	0	1	<b>Colorado Rockies @ Los Angeles Angels</b> Angel Stadium of Anaheim, Anaheim, CA Tue Jun 23 2009, 7:05 PM PDT Att: 42,233 - Clear - 70 F <a href="http://livebaseballscorecards.com">livebaseballscorecards.com</a>										
27 Garrett Atkins, R (9, PH) OBP: 0.287, SLG: 0.309	K		F9		K		FC1-2 17 WP		K	5	0	0	0	0	3	5											
12 Clint Barmes, R (1, 4) OBP: 0.325, SLG: 0.476										2	0	1	0	2	0	1											
17 Todd Helton, L (1, 3) OBP: 0.397, SLG: 0.519					G4-3					4	1	1	0	0	0	6											
11 Brad Hawpe, L (1, 10) OBP: 0.405, SLG: 0.604	G4-3		G4-3				G6-3			3	2	2	3	1	0	0											
2 Troy Tulowitzki, R (1, 6) OBP: 0.360, SLG: 0.505									F9	4	0	0	0	0	1	1											
9 Ian Stewart, L (1, 5) OBP: 0.306, SLG: 0.489									G3-1	4	0	0	0	0	1	1											
5 Carlos González, L (1, 9) OBP: 0.226, SLG: 0.280									G1-3	4	0	0	0	0	2	0											
20 Chris Iannetta, R (1, 2) OBP: 0.373, SLG: 0.519										3	0	1	0	0	0	0											
7 Seth Smith, L (1, 7) OBP: 0.427, SLG: 0.500										1	0	1	0	1	0	0											
19 Ryan Spilborghs, R (7, PH) OBP: 0.338, SLG: 0.432									SH1-4	0	0	0	0	1	0	0											
<b>Inning Stats</b>	R: 0 E: 0 K: 1 S: 15	H: 1 LOB: 1 BB: 0 P: 24	R: 0 E: 0 K: 1 S: 9	H: 0 LOB: 0 BB: 1 P: 17	R: 0 E: 0 K: 0 S: 9	H: 1 LOB: 3 BB: 2 P: 19	R: 1 E: 0 K: 0 S: 7	H: 1 LOB: 0 BB: 0 P: 13	R: 0 E: 0 K: 1 S: 12	H: 1 LOB: 1 BB: 0 P: 20	R: 2 E: 0 K: 2 S: 15	H: 2 LOB: 0 BB: 0 P: 24	R: 0 E: 0 K: 0 S: 10	H: 0 LOB: 2 BB: 2 P: 20	R: 0 E: 0 K: 0 S: 7	H: 0 LOB: 0 BB: 0 P: 9	R: 0 E: 0 K: 2 S: 12	H: 0 LOB: 1 BB: 0 P: 18	1B: 2 2B: 2 3B: 0 HR: 2	SF: 0 SAC: 3 DP: 1 HBP: 1	WP: 1 PB: 0 SB: 1 CS: 0	PA: 38					
<b>PITCHER</b>	IP	WLS	BF	H	R	ER	SO	BB	IBB	HBP	BLK	WP	HR	S	P	ERA	WHIP										
55 Sean O'Sullivan, R (1, 1) ERA: 3.0	5.0		23	6	3	3	3	3	0	0	0	0	2	57	101	5.40	1.800										
38 Darren Oliver, L (6, 1) ERA: 3.3	1.0		3	0	0	0	2	0	0	0	0	0	0	10	16	0.00	0.000										
52 Jason Bulger, R (7, 1) ERA: 5.1	1.0		5	0	0	0	0	2	0	0	0	1	0	10	20	0.00	2.000										
40 Kevin Jepsen, R (8, 1) ERA: 11.81	1.0	W	3	0	0	0	0	0	0	0	0	0	0	7	9	0.00	0.000										
40 Brian Fuentes, L (9, 1) ERA: 4.07	1.0	S	4	0	0	0	2	0	0	1	0	0	0	12	18	0.00	0.000										

Batter	1	2	3	4	5	6	7	8	9	AB	R	H	RBI	BB	SO	LOB	BOTTOM										
Chone Figgins, S (1, 5) OBP: 0.398, SLG: 0.417	F8				G6-3				SH	3	0	1	1	0	0	1	<b>Colorado Rockies @ Los Angeles Angels</b> Angel Stadium of Anaheim, Anaheim, CA Tue Jun 23 2009, 7:05 PM PDT Att: 42,233 - Clear - 70 F <a href="http://livebaseballscorecards.com">livebaseballscorecards.com</a>										
53 Bobby Abreu, L (1, 9) OBP: 0.387, SLG: 0.405	K		G4-3				K			4	0	1	2	0	2	1											
48 Toni Hunter, R (1, 8) OBP: 0.390, SLG: 0.591	G1-3						G6-3		F7	4	0	0	0	0	0	2											
27 Vladimir Guerrero, R (1, 10) OBP: 0.297, SLG: 0.341			G5-3						G6-4-3	4	0	0	0	0	1	2											
20 Juan Rivera, R (1, 7) OBP: 0.352, SLG: 0.511			G6-3				HR		G4-3	3	1	1	1	0	0	0											
8 Kendrys Morales, S (1, 3) OBP: 0.318, SLG: 0.508									G4-3	3	0	0	0	0	2	0											
13 Maicer Izturis, S (1, 4) OBP: 0.335, SLG: 0.354					G4-3				F7	3	0	1	0	0	0	0											
5 Jeff Mathis, R (1, 2) OBP: 0.313, SLG: 0.263										2	2	2	0	1	0	0											
2 Erick Aybar, S (1, 6) OBP: 0.310, SLG: 0.382										3	1	1	0	0	0	3											
<b>Inning Stats</b>	R: 0 E: 0 K: 1 S: 11	H: 0 LOB: 0 BB: 0 P: 17	R: 0 E: 0 K: 1 S: 7	H: 0 LOB: 0 BB: 0 P: 13	R: 1 E: 0 K: 0 S: 11	H: 3 LOB: 1 BB: 0 P: 15	R: 1 E: 0 K: 2 S: 12	H: 1 LOB: 0 BB: 0 P: 19	R: 0 E: 0 K: 0 S: 8	H: 1 LOB: 1 BB: 0 P: 12	R: 0 E: 0 K: 1 S: 6	H: 0 LOB: 0 BB: 0 P: 11	R: 0 E: 0 K: 0 S: 8	H: 0 LOB: 0 BB: 0 P: 13	R: 2 E: 0 K: 0 S: 11	H: 2 LOB: 1 BB: 1 P: 23		1B: 5 2B: 1 3B: 0 HR: 1	SF: 0 SAC: 1 DP: 1 HBP: 0	WP: 0 PB: 0 SB: 0 CS: 0	PA: 31						
<b>PITCHER</b>	IP	WLS	BF	H	R	ER	SO	BB	IBB	HBP	BLK	WP	HR	S	P	ERA	WHIP										
38 Ubaldo Jiménez, R (1, 1) ERA: 3.83	7.0		29	7	4	4	5	1	0	0	0	0	1	70	115	5.14	1.143										
52 Joel Peralta, R (8, 1) ERA: 1.42	1.0		2	0	0	0	0	0	0	0	0	0	0	4	8	0.00	0.000										





Batter	1	2	3	4	5	6	7	8	9	AB	R	H	RBI	BB	SO	LOB	TOP		
24 Dexter Fowler, S OBP: 0.354, SLG: 0.405										4	1	1	0	0	1	0	<b>Colorado Rockies @ Los Angeles Angels</b> Angel Stadium of Anaheim, Anaheim, CA Wed Jun 24 2009, 7:05 PM PDT Att. 43,551 - Clear - 70 F		
19 Ryan Spillborghs, R OBP: 0.336, SLG: 0.426										4	1	1	0	0	1	0			
17 Todd Helton, L OBP: 0.395, SLG: 0.512										3	0	0	0	1	0	0			
27 Garrett Atkins, R OBP: 0.295, SLG: 0.332										4	1	3	2	0	0	0			
11 Brad Hawpe, L OBP: 0.411, SLG: 0.605										3	0	2	0	1	0	0			
2 Troy Tulowitzki, R OBP: 0.359, SLG: 0.498										3	0	0	0	0	1	3			
6 Omar Quintanilla, L OBP: 0.344, SLG: 0.259										1	0	0	0	0	1	0			
20 Chris Iannetta, R OBP: 0.371, SLG: 0.511										4	0	1	0	0	2	3			
9 Ian Stewart, L OBP: 0.300, SLG: 0.479										4	0	0	0	0	2	4			
12 Clint Barmes, R OBP: 0.322, SLG: 0.470										3	0	0	0	0	2	1			
<b>Inning Stats</b>	R: 0 E: 0 K: 1 S: 11	H: 0 LOB: 0 BB: 0 P: 16	R: 0 E: 0 K: 1 S: 14	H: 1 LOB: 2 BB: 1 P: 25	R: 0 E: 0 K: 1 S: 7	H: 0 LOB: 0 BB: 0 P: 13	R: 0 E: 0 K: 0 S: 10	H: 0 LOB: 1 BB: 0 P: 15	R: 0 E: 0 K: 1 S: 8	H: 0 LOB: 0 BB: 0 P: 10	R: 1 E: 0 K: 3 S: 16	H: 2 LOB: 1 BB: 0 P: 24	R: 2 E: 0 K: 0 S: 12	H: 4 LOB: 2 BB: 1 P: 22	R: 0 E: 0 K: 1 S: 9	H: 0 LOB: 0 BB: 0 P: 11	1B: 6 2B: 0 3B: 1 HR: 1	SF: 0 SAC: 0 DP: 0 HBP: 0	WP: 0 PA: 35 PB: 0 SB: 0 CS: 0
<b>PITCHER</b>	IP WLS BF H R ER SO BB IBB HBP BLK WP HR S P ERA WHIP	IP WLS BF H R ER SO BB IBB HBP BLK WP HR S P ERA WHIP	IP WLS BF H R ER SO BB IBB HBP BLK WP HR S P ERA WHIP	IP WLS BF H R ER SO BB IBB HBP BLK WP HR S P ERA WHIP	IP WLS BF H R ER SO BB IBB HBP BLK WP HR S P ERA WHIP	IP WLS BF H R ER SO BB IBB HBP BLK WP HR S P ERA WHIP	IP WLS BF H R ER SO BB IBB HBP BLK WP HR S P ERA WHIP	IP WLS BF H R ER SO BB IBB HBP BLK WP HR S P ERA WHIP	IP WLS BF H R ER SO BB IBB HBP BLK WP HR S P ERA WHIP	IP WLS BF H R ER SO BB IBB HBP BLK WP HR S P ERA WHIP	IP WLS BF H R ER SO BB IBB HBP BLK WP HR S P ERA WHIP	IP WLS BF H R ER SO BB IBB HBP BLK WP HR S P ERA WHIP	IP WLS BF H R ER SO BB IBB HBP BLK WP HR S P ERA WHIP	IP WLS BF H R ER SO BB IBB HBP BLK WP HR S P ERA WHIP	IP WLS BF H R ER SO BB IBB HBP BLK WP HR S P ERA WHIP	IP WLS BF H R ER SO BB IBB HBP BLK WP HR S P ERA WHIP	IP WLS BF H R ER SO BB IBB HBP BLK WP HR S P ERA WHIP		
51 Joe Saunders, L ERA: 3.86	6.0	W	23	4	1	1	6	1	0	0	0	0	0	0	0	0	1.50	0.833	
33 Justin Speier, R ERA: 4.33	1.0		3	0	0	0	3	0	0	0	0	0	0	0	0	0	11	16	
59 Rafael Rodriguez, R ERA: 7.23	1.0		6	4	2	2	0	1	0	0	0	0	0	0	0	0	12	22	
38 Darren Oliver, L ERA: 3.19	1.0		3	0	0	0	1	0	0	0	0	0	0	0	0	0	9	11	

Batter	1	2	3	4	5	6	7	8	9	AB	R	H	RBI	BB	SO	LOB	BOTTOM		
Chone Figgins, S OBP: 0.405, SLG: 0.422										4	3	3	0	1	0	1	<b>Colorado Rockies @ Los Angeles Angels</b> Angel Stadium of Anaheim, Anaheim, CA Wed Jun 24 2009, 7:05 PM PDT Att. 43,551 - Clear - 70 F		
53 Bobby Abreu, L OBP: 0.395, SLG: 0.426										3	2	2	3	2	1	2			
48 Toni Hunter, R OBP: 0.397, SLG: 0.586										4	0	1	2	0	1	3			
18 Sean Rodriguez, R OBP: 0.214, SLG: 0.385										0	0	0	0	0	0	0			
27 Vladimir Guerrero, R OBP: 0.301, SLG: 0.372										5	2	2	3	0	0	3			
20 Juan Rivera, R OBP: 0.351, SLG: 0.504										3	1	0	0	1	0	1			
39 Robb Quinlan, R OBP: 0.254, SLG: 0.298										0	0	0	0	0	0	0			
8 Kendrys Morales, S OBP: 0.321, SLG: 0.506										3	0	1	1	1	1	0			
13 Maicer Izturis, S OBP: 0.333, SLG: 0.351										4	0	1	1	0	0	1			
5 Jeff Mathis, R OBP: 0.303, SLG: 0.252										4	0	0	0	0	1	3			
2 Erick Aybar, S OBP: 0.314, SLG: 0.381										3	3	1	0	1	1	0			
<b>Inning Stats</b>	R: 3 E: 0 K: 0 S: 14	H: 4 LOB: 2 BB: 2 P: 30	R: 3 E: 0 K: 1 S: 19	H: 3 LOB: 0 BB: 0 P: 30	R: 0 E: 0 K: 2 S: 9	H: 0 LOB: 0 BB: 0 P: 13	R: 2 E: 1 K: 1 S: 16	H: 2 LOB: 1 BB: 0 P: 25	R: 0 E: 0 K: 0 S: 6	H: 0 LOB: 0 BB: 0 P: 13	R: 1 E: 0 K: 0 S: 14	H: 1 LOB: 1 BB: 2 P: 26	R: 0 E: 0 K: 0 S: 7	H: 0 LOB: 1 BB: 1 P: 14	R: 2 E: 0 K: 1 S: 12	H: 1 LOB: 0 BB: 1 P: 22	1B: 7 2B: 2 3B: 0 HR: 2	SF: 1 SAC: 0 DP: 2 HBP: 0	WP: 1 PA: 40 PB: 0 SB: 3 CS: 0
<b>PITCHER</b>	IP WLS BF H R ER SO BB IBB HBP BLK WP HR S P ERA WHIP	IP WLS BF H R ER SO BB IBB HBP BLK WP HR S P ERA WHIP	IP WLS BF H R ER SO BB IBB HBP BLK WP HR S P ERA WHIP	IP WLS BF H R ER SO BB IBB HBP BLK WP HR S P ERA WHIP	IP WLS BF H R ER SO BB IBB HBP BLK WP HR S P ERA WHIP	IP WLS BF H R ER SO BB IBB HBP BLK WP HR S P ERA WHIP	IP WLS BF H R ER SO BB IBB HBP BLK WP HR S P ERA WHIP	IP WLS BF H R ER SO BB IBB HBP BLK WP HR S P ERA WHIP	IP WLS BF H R ER SO BB IBB HBP BLK WP HR S P ERA WHIP	IP WLS BF H R ER SO BB IBB HBP BLK WP HR S P ERA WHIP	IP WLS BF H R ER SO BB IBB HBP BLK WP HR S P ERA WHIP	IP WLS BF H R ER SO BB IBB HBP BLK WP HR S P ERA WHIP	IP WLS BF H R ER SO BB IBB HBP BLK WP HR S P ERA WHIP	IP WLS BF H R ER SO BB IBB HBP BLK WP HR S P ERA WHIP	IP WLS BF H R ER SO BB IBB HBP BLK WP HR S P ERA WHIP	IP WLS BF H R ER SO BB IBB HBP BLK WP HR S P ERA WHIP	IP WLS BF H R ER SO BB IBB HBP BLK WP HR S P ERA WHIP		
21 Jason Marquis, R ERA: 4.22	3.1	L	21	9	7	4	0	2	0	0	0	0	0	0	0	0	18.90	3.300	
51 Josh Fogg, R ERA: 2.04	2.2		10	1	1	1	0	2	0	0	0	0	1	0	26	49	3.38	1.125	
58 Juan Rincon, R ERA: 4.38	1.0		4	0	0	0	0	1	0	0	0	0	0	0	7	14	0.00	1.000	
41 Alan Embree, L ERA: 6.3	0.2		4	1	2	2	1	1	0	0	0	0	0	1	8	16	27.00	3.000	
53 Randy Flores, L ERA: 5.14	0.1		1	0	0	0	0	0	0	0	0	0	0	0	4	6	0.00	0.000	

AB	33
R	3
H	8
RBI	2
BB	2
SO	10
LOB	11

AB	33
R	11
H	11
RBI	10
BB	6
SO	5
LOB	14











Batter	1	2	3	4	5	6	7	8	9	AB	R	H	RBI	BB	SO	LOB	TOP								
24 Dexter Fowler, S OBP: 0.342, SLG: 0.390										5	0	0	0	0	4	3	<b>Colorado Rockies @ Oakland Athletics</b> Oakland Coliseum, Oakland, CA Sun Jun 28 2009, 1:05 PM PDT Att: 15,701 - Sunny - 83 F <a href="http://livebaseballscorecards.com">livebaseballscorecards.com</a>								
12 Clint Barmes, R OBP: 0.335, SLG: 0.490										4	0	2	0	1	1	0									
17 Todd Helton, L OBP: 0.397, SLG: 0.516										5	0	1	0	0	1	5									
11 Brad Hawpe, L OBP: 0.402, SLG: 0.596										5	0	0	0	0	4	3									
2 Troy Tulowitzki, R OBP: 0.357, SLG: 0.487										2	2	1	0	2	0	0									
9 Ian Stewart, L OBP: 0.298, SLG: 0.485										4	0	2	0	0	0	2									
20 Chris Iannetta, R OBP: 0.360, SLG: 0.486										4	1	0	1	0	2	3									
5 Carlos González, L OBP: 0.290, SLG: 0.368										2	0	2	1	2	0	0									
7 Seth Smith, L OBP: 0.421, SLG: 0.515										4	0	1	1	0	1	4									
<b>Inning Stats</b>	R: 0 K: 2 S: 13	H: 1 LOB: 1 BB: 0 P: 17	R: 2 K: 1 S: 21	H: 3 LOB: 3 BB: 2 P: 37	R: 0 K: 1 S: 9	H: 0 LOB: 0 BB: 1 P: 13	R: 0 K: 2 S: 12	H: 1 LOB: 1 BB: 0 P: 21	R: 0 K: 1 S: 10	H: 0 LOB: 0 BB: 0 P: 15	R: 1 K: 2 S: 11	H: 1 LOB: 1 BB: 1 P: 21	R: 0 K: 1 S: 8	H: 1 LOB: 1 BB: 0 P: 11	R: 0 K: 0 S: 12	H: 1 LOB: 2 BB: 1 P: 23		R: 0 K: 2 S: 12	H: 1 LOB: 1 BB: 0 P: 14	1B: 4 2B: 4 3B: 1 HR: 0	SF: 0 SAC: 0 DP: 0 HBP: 0	WP: 0 PB: 0 SB: 1 CS: 1	PA: 40		
<b>PITCHER</b>	IP	WLS	BF	H	R	ER	SO	BB	IBB	HBP	BLK	WP	HR	S	P	ERA	WHIP								
54 Vin Mazzaro, R ERA: 2.95	5.0	L	23	5	3	3	8	4	0	0	0	0	0	67	109	5.40	1.800								
56 Craig Breslow, L ERA: 4.2	1.0		4	1	0	0	2	0	0	0	0	0	0	9	15	0.00	1.000								
44 Santiago Casilla, R ERA: 5.74	1.0		4	1	0	0	1	0	0	0	0	0	0	8	11	0.00	1.000								
31 Brad Ziegler, R ERA: 3.44	1.0		5	1	0	0	0	1	0	0	0	0	0	12	23	0.00	2.000								
40 Andrew Bailey, R ERA: 2.14	1.0		4	1	0	0	2	0	0	0	0	0	0	12	14	0.00	1.000								

Batter	1	2	3	4	5	6	7	8	9	AB	R	H	RBI	BB	SO	LOB	BOTTOM								
29 Adam Kennedy, L OBP: 0.353, SLG: 0.449										5	0	0	0	0	1	5	<b>Colorado Rockies @ Oakland Athletics</b> Oakland Coliseum, Oakland, CA Sun Jun 28 2009, 1:05 PM PDT Att: 15,701 - Sunny - 83 F <a href="http://livebaseballscorecards.com">livebaseballscorecards.com</a>								
32 Jack Cust, L OBP: 0.313, SLG: 0.411										4	0	0	0	0	2	1									
5 Matt Holliday, R OBP: 0.372, SLG: 0.430										4	0	1	0	0	0	1									
16 Jason Giambi, L OBP: 0.342, SLG: 0.375										3	0	1	0	1	0	0									
8 Kurt Suzuki, R OBP: 0.327, SLG: 0.415										4	1	2	0	0	0	2									
18 Orlando Cabrera, R OBP: 0.292, SLG: 0.319										4	0	2	0	0	0	0									
21 Ryan Sweeney, L OBP: 0.320, SLG: 0.330										4	0	3	1	0	0	2									
35 Landon Powell, S OBP: 0.269, SLG: 0.383										3	0	1	0	0	0	1									
5 Nomar Garciaparra, R OBP: 0.269, SLG: 0.375										1	0	0	0	0	1	2									
14 Mark Ellis, R OBP: 0.264, SLG: 0.254										4	0	1	0	0	2	4									
<b>Inning Stats</b>	R: 0 K: 0 S: 10	H: 1 LOB: 2 BB: 1 P: 21	R: 0 K: 1 S: 12	H: 2 LOB: 2 BB: 0 P: 16	R: 0 K: 0 S: 7	H: 0 LOB: 0 BB: 0 P: 9	R: 0 K: 0 S: 11	H: 1 LOB: 1 BB: 0 P: 16	R: 0 K: 2 S: 10	H: 1 LOB: 1 BB: 0 P: 18	R: 0 K: 0 S: 7	H: 2 LOB: 1 BB: 0 P: 11	R: 0 K: 0 S: 5	H: 0 LOB: 0 BB: 0 P: 8	R: 0 K: 1 S: 6	H: 1 LOB: 1 BB: 0 P: 7	R: 1 K: 2 S: 16	H: 3 LOB: 2 BB: 0 P: 25	1B: 10 2B: 1 3B: 0 HR: 0	SF: 0 SAC: 0 DP: 1 HBP: 0	WP: 0 PB: 0 SB: 0 CS: 0	PA: 37			
<b>PITCHER</b>	IP	WLS	BF	H	R	ER	SO	BB	IBB	HBP	BLK	WP	HR	S	P	ERA	WHIP								
28 Aaron Cook, R ERA: 3.77	8.0		32	9	1	1	4	1	0	0	0	0	0	71	110	1.12	1.250								
16 Huston Street, R ERA: 2.91	1.0	S	5	2	0	0	2	0	0	0	0	0	0	13	21	0.00	2.000								

AB 35  
R 3  
H 9  
RBI 3  
BB 5  
SO 13  
LOB 20

AB 36  
R 1  
H 11  
RBI 1  
BB 1  
SO 6  
LOB 18





Batter	1	2	3	4	5	6	7	8	9	10	11	12	13	AB	R	H	RBI	BB	SO	LOB	TOP				
24 Dexter Fowler, S OBP: 0.362, SLG: 0.386	G4-3			G6-3				FC4-6 BB		K			K	5	0	1	0	1	2	3					
12 Clint Barnes, R OBP: 0.227, SLG: 0.478	F9			F7				FC4-6 BB		K			P6	6	0	0	0	0	1	4					
17 Todd Helton, L OBP: 0.393, SLG: 0.508	L6			BB				F7		F7			K	4	0	0	0	1	1	2					
27 Garrett Atkins, R OBP: 0.301, SLG: 0.341	F7			L5				G6-3		K			G4-3	3	0	0	0	0	0	3					
9 Ian Stewart, L OBP: 0.295, SLG: 0.480								G6-3		K			G4-3	2	0	0	0	0	1	0					
52 Joel Peralta, R OBP: 0.399, SLG: 0.588								G6-3		K			G4-3	0	0	0	0	0	0	0					
11 Brad Hawpe, L OBP: 0.351, SLG: 0.477								G4-3		K			G4-3	5	1	1	0	0	2	1					
2 Troy Tulowitzki, R OBP: 0.351, SLG: 0.477								19 HR		K			K	5	0	0	0	0	2	1					
19 Ryan Spilborghs, R OBP: 0.333, SLG: 0.436								F9		K			G6-3	5	1	2	2	0	2	0					
20 Chris Iannetta, R OBP: 0.361, SLG: 0.490								HR		K			G6-3	5	0	2	0	0	1	0					
38 Ubaldo Jiménez, R ERA: 3.81								2B		K			K	2	0	0	0	0	2	1					
7 Seth Smith, L ERA: 4.32								2B		K			K	1	0	0	0	0	0	0					
31 Matt Daley, R ERA: 4.32								2B		K			K	0	0	0	0	0	0	0					
53 Randy Flores, L ERA: 4.91								2B		K			K	0	0	0	0	0	0	0					
58 Juan Rincon, R ERA: 5.79								2B		K			K	1	0	0	0	0	1	2					
41 Alan Embree, L ERA: 6.75								2B		K			K	1	0	0	0	0	1	0					
6 Omar Quintero, L ERA: 6.75								2B		K			K	1	0	0	0	0	1	0					
<b>Inning Stats</b>	R: 0 E: 0 K: 0 S: 10	H: 0 LOB: 0 BB: 0 P: 13	R: 0 E: 0 K: 1 S: 7	H: 0 LOB: 0 BB: 0 P: 8	R: 0 E: 0 K: 2 S: 11	H: 0 LOB: 0 BB: 0 P: 16	R: 0 E: 0 K: 0 S: 11	H: 1 LOB: 1 BB: 1 P: 19	R: 2 E: 0 K: 1 S: 16	H: 3 LOB: 1 BB: 0 P: 26	R: 0 E: 1 K: 0 S: 10	H: 0 LOB: 0 BB: 0 P: 14	R: 0 E: 0 K: 2 S: 7	H: 0 LOB: 0 BB: 0 P: 11	R: 0 E: 0 K: 3 S: 19	H: 2 LOB: 2 BB: 0 P: 25	R: 0 E: 0 K: 1 S: 7	H: 0 LOB: 0 BB: 0 P: 10	R: 0 E: 0 K: 2 S: 9	H: 0 LOB: 0 BB: 0 P: 11	1B: 3 2B: 3 3B: 0 HR: 1	SF: 0 SAC: 0 DP: 1 HBP: 0	WP: 1 PB: 0 SB: 1 CS: 0	PA: 47	
<b>PITCHER</b>	IP 6.0	WLS 23	H 4	R 2	ER 2	SO 4	BB 1	IBB 0	HBP 0	BLK 0	WP 1	HR 1	S 65	P 96	ERA 3.00	WHIP 0.833									
43 Randy Wolf, L ERA: 3.81	1.0	3	0	0	0	2	0	0	0	0	0	0	7	11	0.00	0.000									
54 Ronald Belisario, R ERA: 1.97	1.0	4	0	0	0	1	1	0	0	0	0	0	8	16	0.00	1.000									
38 Ramon Troncoso, R ERA: 1.98	1.0	3	0	0	0	3	0	0	0	0	0	0	13	19	0.00	0.000									
51 Jonathan Broxton, R ERA: 2.21	1.0	5	2	0	0	3	0	0	0	0	0	0	19	25	0.00	2.000									
36 Jeff Weaver, R ERA: 3.58	1.0	1.0	3	0	0	0	0	0	0	0	0	0	13	19	0.00	0.000									
<b>PITCHER</b>	IP 1.0	WLS 3	H 0	R 0	ER 0	SO 1	BB 0	IBB 0	HBP 0	BLK 0	WP 0	HR 0	S 7	P 10	ERA 0.00	WHIP 0.000									
45 Brent Leach, L ERA: 3.31	1.0	3	0	0	0	1	0	0	0	0	0	0	7	10	0.00	0.000									
59 Guillermo Mota, R ERA: 4.24	1.0	W	3	0	0	0	2	0	0	0	0	0	9	11	0.00	0.000									
31 James McDonald, R ERA: 5.55	1.0	W	3	0	0	0	2	0	0	0	0	0	9	11	0.00	0.000									

Colorado Rockies @ Los Angeles Dodgers  
Dodger Stadium, Los Angeles, CA  
Mon Jun 29 2009, 7:10 PM PDT  
Att. 41,288 - Partly Cloudy - 72 F

AB	45
R	2
H	6
RBI	2
BB	2
SO	17
LOB	17



Batter	1	2	3	4	5	6	7	8	9	10	11	12	13	AB	R	H	RBI	BB	SO	LOB	BOTTOM			
9 Juan Pierre, L OBP: 0.391, SLG: 0.418	G6-3			G4-3				FC1-6 BB		SH1-4 1B				5	0	3	0	1	0	1				
15 Rafael Furcal, S OBP: 0.314, SLG: 0.322	FC1-6			G4-3				B5		SH1-4 1B			F8	5	0	0	0	0	0	3				
13 Orlando Hudson, S OBP: 0.385, SLG: 0.429	K			G4-3				F8		G6-3			G5-3	6	0	0	0	0	1	4				
23 Casey Blake, R OBP: 0.359, SLG: 0.502	K			L6				G5-3		16 DI IBB			16 HR	5	1	1	0	1	1	2				
16 Andre Ethier, L OBP: 0.356, SLG: 0.493	G4-3			K				F7		K			HR	6	1	2	2	0	2	2				
27 Matt Kemp, R OBP: 0.370, SLG: 0.484	G5-3			43 BLK 43 1B				G6-3		G6-3			G6-3	5	1	1	0	0	0	1				
7 James Loney, L OBP: 0.344, SLG: 0.387	K			F9				55 1B		IBB			K	4	0	1	0	1	2	1				
55 Russell Martin, R OBP: 0.367, SLG: 0.300	G6-3			43 BLK 43 1B				IBB		K			K	4	1	1	0	1	2	2				
43 Randy Flores, L ERA: 4.91	F7			43 BLK 43 1B				G5-3		K			K	2	0	1	3	0	0	0				
41 Alan Embree, L ERA: 6.75	F7			43 BLK 43 1B				G5-3		K			K	1	0	0	0	0	0	0				
<b>Inning Stats</b>	R: 0 E: 0 K: 2 S: 9	H: 1 LOB: 1 BB: 0 P: 10	R: 0 E: 0 K: 1 S: 9	H: 0 LOB: 0 BB: 0 P: 13	R: 0 E: 0 K: 0 S: 7	H: 0 LOB: 0 BB: 0 P: 11	R: 2 E: 0 K: 1 S: 14	H: 2 LOB: 1 BB: 1 P: 23	R: 0 E: 0 K: 0 S: 10	H: 2 LOB: 2 BB: 1 P: 16	R: 0 E: 0 K: 2 S: 12	H: 1 LOB: 2 BB: 1 P: 21	R: 0 E: 0 K: 1 S: 7	H: 1 LOB: 2 BB: 0 P: 17	R: 0 E: 0 K: 2 S: 11	H: 1 LOB: 1 BB: 0 P: 16	R: 2 E: 0 K: 0 S: 8	H: 2 LOB: 0 BB: 0 P: 11	1B: 8 2B: 1 3B: 0 HR: 1	SF: 0 SAC: 1 DP: 0 HBP: 0	WP: 0 PB: 0 SB: 4 CS: 0	PA: 50		
<b>PITCHER</b>	IP 7.0	WLS 27	H 5	R 2	ER 2	SO 4	BB 0	IBB 1	HBP 0	BLK 1	WP 0	HR 0	S 66	P 101	ERA 2.57	WHIP 0.714								
38 Ubaldo Jiménez, R ERA: 3.75	1.0	4	0	0	0	0	1	0	0	0	0	0	10	16	0.00	1.000								
31 Matt Daley, R ERA: 4.32	0.0	1	1	0	0	0	0	0	0	0	0	0	3	5	∞	∞								
53 Randy Flores, L ERA: 4.91	1.0	4	0	0	0	2	0	1	0	0	0	0	9	16	0.00	0.000								
58 Juan Rincon, R ERA: 5.79	1.0	5	1	0	0	1	0	1	0	0	0	0	9	17	0.00	1.000								
41 Alan Embree, L ERA: 6.75	1.0	1.0	3	0	0	0	0	0	0	0	0	0	13	19	0.00	0.000								
<b>PITCHER</b>	IP 2.0	WLS L	H 9	R 3	ER 2	SO 3	BB 0	IBB 0	HBP 0	BLK 0	WP 0	HR 1	S 26	P 39	ERA 9.00	WHIP 1.500								
52 Joel Peralta, R ERA: 2.4	1.0	2	0	0	0	0	0	0	0	0	0	0	9	11	0.00	0.000								

Colorado Rockies @ Los Angeles Dodgers  
Dodger Stadium, Los Angeles, CA  
Mon Jun 29 2009, 7:10 PM PDT  
Att. 41,288 - Partly Cloudy - 72 F

AB	45
R	4
H	10
RBI	4
BB	4
SO	10
LOB	20





Batter	1	2	3	4	5	6	7	8	9	AB	R	H	RBI	BB	SO	LOB	TOP											
7 Seth Smith, L OBP: 0.408, SLG: 0.496 24 Dexter Fowler, S OBP: 0.342, SLG: 0.386	L4		P4			K		K		4	0	0	0	0	2	0	<b>Colorado Rockies @ Los Angeles Dodgers</b> Dodger Stadium, Los Angeles, CA Tue Jun 30 2009, 7:10 PM PDT Att: 43,437 - Partly Cloudy - 73 F <a href="http://livebaseballscorecards.com">livebaseballscorecards.com</a>											
12 Clint Barmes, R OBP: 0.326, SLG: 0.479	2B		K			G5-3		K		4	0	1	0	0	2	0												
17 Todd Helton, L OBP: 0.392, SLG: 0.504	P4					F8		1B		4	0	1	0	0	1	1												
11 Brad Hawpe, L OBP: 0.404, SLG: 0.601	BB					HR		G4-3		3	2	2	1	1	0	1												
2 Troy Tulowitzki, R OBP: 0.346, SLG: 0.469	G4-3					F9		G6-3		4	0	0	0	0	0	3												
9 Ian Stewart, L OBP: 0.294, SLG: 0.473	F8					K		IBB		3	1	0	0	1	2	0												
5 Carlos González, L OBP: 0.269, SLG: 0.339	K							K		4	0	0	0	0	3	2												
20 Chris Iannetta, R OBP: 0.360, SLG: 0.484	F8					L4		BB		2	0	0	0	1	0	0												
21 Jason Marquis, L OBP: 0.265, SLG: 0.250	K2-3					K		1B		3	0	1	2	0	2	0												
<b>Inning Stats</b>	R: 0 H: 1 E: 0 K: 0 S: 12	H: 1 LOB: 2 BB: 1 P: 20	R: 0 H: 0 E: 0 K: 1 S: 8	H: 0 LOB: 0 BB: 0 P: 12	R: 0 H: 0 E: 0 K: 2 S: 7	H: 1 LOB: 0 BB: 0 P: 11	R: 1 H: 1 E: 0 K: 2 S: 9	H: 1 LOB: 0 BB: 0 P: 12	R: 0 H: 0 E: 0 K: 1 S: 7	H: 0 LOB: 0 BB: 0 P: 11	R: 2 H: 2 E: 0 K: 1 S: 13	H: 2 LOB: 2 BB: 2 P: 25	R: 0 H: 1 E: 0 K: 2 S: 12	H: 1 LOB: 1 BB: 0 P: 20	R: 0 H: 0 E: 0 K: 1 S: 10	H: 0 LOB: 0 BB: 0 P: 17	1B: 3 2B: 1 3B: 0 HR: 1	SF: 0 SAC: 0 DP: 0 HBP: 0	WP: 1 PB: 0 SB: 1 CS: 0	PA: 34								
<b>PITCHER</b>	IP	WLS	BF	H	R	ER	SO	BB	IBB	HBP	BLK	WP	HR	S	P	ERA	WHIP											
58 Chad Billingsley, R ERA: 3.12	(1, 1)	7.2	L	30	5	3	3	11	2	1	0	0	1	1	74	118	3.52	0.913										
45 Brent Leach, L ERA: 3.24	(8, 1)	0.1		1	0	0	0	0	0	0	0	0	0	2	5	0.00	0.000											
59 Guillermo Mota, R ERA: 4.11	(9, 1)	1.0		3	0	0	0	1	0	0	0	0	0	10	17	0.00	0.000											

Batter	1	2	3	4	5	6	7	8	9	AB	R	H	RBI	BB	SO	LOB	BOTTOM										
9 Juan Pierre, L OBP: 0.385, SLG: 0.411	G4-3		K			G4-3		G3		4	0	0	0	0	1	0	<b>Colorado Rockies @ Los Angeles Dodgers</b> Dodger Stadium, Los Angeles, CA Tue Jun 30 2009, 7:10 PM PDT Att: 43,437 - Partly Cloudy - 73 F <a href="http://livebaseballscorecards.com">livebaseballscorecards.com</a>										
15 Rafael Furcal, S OBP: 0.310, SLG: 0.318	B5-3					G4-3		G3		4	0	0	0	0	0	0											
16 Andre Ethier, L OBP: 0.353, SLG: 0.487	G3					G6-3		F8		3	0	0	0	0	0	0											
23 Casey Blake, R OBP: 0.355, SLG: 0.496	F9					F9		G4-3		3	0	0	0	0	0	0											
7 James Loney, L OBP: 0.343, SLG: 0.386	14 FC4-6 1B					G3		F9		3	0	1	0	0	0	0											
27 Matt Kemp, R OBP: 0.397, SLG: 0.479	K					F9		F8		3	0	0	0	0	1	1											
14 Juan Castro, R OBP: 0.400, SLG: 0.431	FC4-6 1-2					G1-3		1B		3	0	1	0	0	0	1											
44 A.J. Ellis, R	G4-3					G5-3		G4-3		2	0	0	0	0	0	0											
5 Mark Loretta, R OBP: 0.281, SLG: 0.312 59 Guillermo Mota, R	G1-3					K		G1-3		1	0	0	0	0	0	0											
58 Chad Billingsley, R OBP: 0.281, SLG: 0.241 45 Brent Leach, R 55 Russell Martin, R OBP: 0.360, SLG: 0.298	G1-3							G1-3		2	0	0	0	0	1	0											
<b>Inning Stats</b>	R: 0 H: 0 E: 0 K: 0 S: 5	H: 1 LOB: 1 BB: 0 P: 8	R: 0 H: 0 E: 0 K: 1 S: 8	H: 1 LOB: 0 BB: 0 P: 12	R: 0 H: 0 E: 0 K: 1 S: 10	H: 0 LOB: 0 BB: 0 P: 14	R: 0 H: 0 E: 0 K: 0 S: 7	H: 0 LOB: 0 BB: 0 P: 9	R: 0 H: 0 E: 0 K: 1 S: 6	H: 0 LOB: 0 BB: 0 P: 6	R: 0 H: 0 E: 0 K: 1 S: 6	H: 0 LOB: 0 BB: 0 P: 7	R: 0 H: 1 E: 0 K: 0 S: 10	H: 1 LOB: 1 BB: 0 P: 13	R: 0 H: 0 E: 0 K: 0 S: 6	H: 0 LOB: 0 BB: 0 P: 6	1B: 2 2B: 0 3B: 0 HR: 0	SF: 0 SAC: 0 DP: 0 HBP: 0	WP: 0 PB: 0 SB: 0 CS: 0	PA: 29							
<b>PITCHER</b>	IP	WLS	BF	H	R	ER	SO	BB	IBB	HBP	BLK	WP	HR	S	P	ERA	WHIP										
21 Jason Marquis, R ERA: 3.87	(1, 1)	9.0	W	29	2	0	0	3	0	0	0	0	0	66	86	0.00	0.222										



Batter	1	2	3	4	5	6	7	8	9	AB	R	H	RBI	BB	SO	LOB	TOP										
24 Dexter Fowler, S OBP: 0.340, SLG: 0.381										3	0	0	0	1	2	1	<b>Colorado Rockies @ Los Angeles Dodgers</b> Dodger Stadium, Los Angeles, CA Wed Jul 01 2009, 12:10 PM PDT Att: 40,455 - Partly Cloudy - 78 F										
12 Clint Barmes, R OBP: 0.322, SLG: 0.471										4	0	0	0	0	0	2											
11 Brad Hawpe, L OBP: 0.405, SLG: 0.603										4	0	2	0	0	1	2											
27 Garrett Atkins, R OBP: 0.300, SLG: 0.336										3	0	0	0	1	1	2											
2 Troy Tulowitzki, R OBP: 0.341, SLG: 0.461										4	0	0	0	0	2	1											
19 Ryan Spillborghs, R OBP: 0.332, SLG: 0.430										3	0	0	0	1	3	0											
9 Ian Stewart, L OBP: 0.294, SLG: 0.474										4	0	1	0	0	1	0											
Paul Phillips, R OBP: 0.388, SLG: 0.429										2	0	0	0	1	0	0											
46 Jason Hammel, R OBP: 0.125, SLG: 0.091										1	0	0	0	2	0	2											
<b>Inning Stats</b>	R: 0 E: 0 K: 1 S: 11	H: 1 LOB: 1 BB: 0 P: 19	R: 0 E: 0 K: 2 S: 8	H: 0 LOB: 0 BB: 0 P: 12	R: 0 E: 0 K: 0 S: 13	H: 0 LOB: 2 BB: 2 P: 26	R: 0 E: 0 K: 0 S: 7	H: 0 LOB: 0 BB: 2 P: 17	R: 0 E: 0 K: 2 S: 13	H: 0 LOB: 1 BB: 1 P: 23	R: 0 E: 0 K: 2 S: 11	H: 1 LOB: 2 BB: 1 P: 16	R: 0 E: 0 K: 1 S: 9	H: 1 LOB: 2 BB: 1 P: 17	R: 0 E: 0 K: 0 S: 7	H: 1 LOB: 1 BB: 0 P: 11		R: 0 E: 0 K: 2 S: 8	H: 0 LOB: 0 BB: 0 P: 9	1B: 1 2B: 2 3B: 0 HR: 0	SF: 0 SAC: 0 DP: 1 HBP: 0	WP: 0 PB: 0 SB: 1 CS: 1	PA: 35				
<b>PITCHER</b>	IP	WLS	BF	H	R	ER	SO	BB	IBB	HBP	BLK	WP	HR	S	P	ERA	WHIP										
22 Clayton Kershaw, L ERA: 3.49	5.0		19	1	0	0	5	5	0	0	0	0	0	52	97	0.00	1.200										
54 Ronald Belisario, R ERA: 1.89	2.0		8	1	0	0	3	0	1	0	0	0	0	20	33	0.00	0.500										
38 Ramon Troncoso, R ERA: 1.94	1.0	W	4	1	0	0	0	0	0	0	0	0	0	7	11	0.00	1.000										
51 Jonathan Broxton, R ERA: 2.15	1.0	S	3	0	0	0	2	0	0	0	0	0	0	8	9	0.00	0.000										

Batter	1	2	3	4	5	6	7	8	9	AB	R	H	RBI	BB	SO	LOB	BOTTOM										
9 Juan Pierre, L OBP: 0.383, SLG: 0.408										4	0	1	0	0	0	2	<b>Colorado Rockies @ Los Angeles Dodgers</b> Dodger Stadium, Los Angeles, CA Wed Jul 01 2009, 12:10 PM PDT Att: 40,455 - Partly Cloudy - 78 F										
27 Matt Kemp, R OBP: 0.363, SLG: 0.474										3	0	0	0	0	0	2											
13 Orlando Hudson, S OBP: 0.362, SLG: 0.425										3	0	0	0	0	1	2											
16 Andre Ethier, L OBP: 0.350, SLG: 0.482										3	0	0	0	0	2	1											
5 Mark Loretta, R OBP: 0.351, SLG: 0.302										3	0	0	0	0	0	0											
51 Jonathan Broxton, R										0	0	0	0	0	0	0											
7 James Loney, L OBP: 0.343, SLG: 0.389										3	0	1	0	0	0	0											
12 Brad Ausmus, R OBP: 0.345, SLG: 0.321										3	0	2	0	0	0	0											
55 Russell Martin, R OBP: 0.366, SLG: 0.298										0	1	0	0	0	0	0											
14 Juan Castro, R OBP: 0.388, SLG: 0.417										2	0	0	0	0	1	2											
22 Clayton Kershaw, L ERA: 3.49										1	0	0	0	0	0	0											
23 Casey Blake, R OBP: 0.286, SLG: 0.374										1	0	0	0	0	1	2											
54 Ronald Belisario, R										0	0	0	0	0	0	0											
38 Ramon Troncoso, R										0	0	0	0	0	0	0											
15 Rafael Furcal, S OBP: 0.333, SLG: 0.326										1	0	1	1	0	0	0											
<b>Inning Stats</b>	R: 0 E: 0 K: 0 S: 7	H: 0 LOB: 0 BB: 0 P: 11	R: 0 E: 0 K: 1 S: 7	H: 0 LOB: 0 BB: 0 P: 10	R: 0 E: 0 K: 0 S: 8	H: 0 LOB: 0 BB: 0 P: 10	R: 0 E: 1 K: 2 S: 10	H: 0 LOB: 1 BB: 0 P: 14	R: 0 E: 0 K: 2 S: 15	H: 2 LOB: 2 BB: 0 P: 21	R: 0 E: 0 K: 0 S: 6	H: 1 LOB: 0 BB: 0 P: 9	R: 0 E: 0 K: 0 S: 12	H: 0 LOB: 0 BB: 0 P: 16	R: 1 E: 0 K: 0 S: 7	H: 2 LOB: 1 BB: 0 P: 12	1B: 4 2B: 1 3B: 0 HR: 0	SF: 0 SAC: 1 DP: 1 HBP: 0	WP: 0 PB: 0 SB: 1 CS: 1	PA: 29							
<b>PITCHER</b>	IP	WLS	BF	H	R	ER	SO	BB	IBB	HBP	BLK	WP	HR	S	P	ERA	WHIP										
46 Jason Hammel, R ERA: 3.9	8.0	L	28	5	1	1	5	0	0	0	0	0	0	72	103	1.12	0.625										





Batter	1	2	3	4	5	6	7	8	9	AB	R	H	RBI	BB	SO	LOB	TOP			
2 Felipe Lopez, S OBP: 0.355, SLG: 0.405	G4-3		G5-3			FC5-4 27 WP 14 1B		E6 14 SH2-3		4	0	0	0	0	0	1	<b>Arizona Diamondbacks @ Colorado Rockies</b> Coors Field, Denver, CO Fri Jul 03 2009, 6:10 PM MDT Att: 49,026 - Partly Cloudy - 73 F			
14 Ryan Roberts, R OBP: 0.352, SLG: 0.324	G4-3				F8			SH2-3		3	0	1	0	0	0	0				
10 Justin Upton, R OBP: 0.386, SLG: 0.552	G4-3							K		3	0	0	0	1	2	3				
27 Mark Reynolds, R OBP: 0.357, SLG: 0.558								K		3	0	1	0	1	1	2				
18 Gerardo Parra, L OBP: 0.300, SLG: 0.386								K		4	0	0	0	0	0	5				
24 Chris Young, R OBP: 0.285, SLG: 0.365								K		2	0	1	0	2	1	0				
38 Luke Carlin, S OBP: 0.285, SLG: 0.363								K		3	0	0	0	0	1	3				
18 Chad Tracy, L OBP: 0.263, SLG: 0.363								K		1	0	0	0	0	1	0				
11 Augie Ojeda, S OBP: 0.314, SLG: 0.307								K		3	0	0	0	0	1	2				
39 Max Scherzer, R OBP: 0.296, SLG: 0.346								K		2	0	1	0	0	1	0				
31 Tony Clark, S OBP: 0.323, SLG: 0.490								K		1	0	0	0	0	0	0				
32 Esmerling Vasquez, R OBP: 0.285, SLG: 0.363								K		0	0	0	0	0	0	0				
55 Blaine Boyer, R								K		0	0	0	0	0	0	0				
<b>Inning Stats</b>	R: 0 E: 0 K: 0 S: 6	H: 0 LOB: 0 BB: 0 P: 10	R: 0 E: 0 K: 0 S: 12	H: 1 LOB: 1 BB: 1 P: 19	R: 0 E: 0 K: 2 S: 7	H: 0 LOB: 0 BB: 0 P: 8	R: 0 E: 0 K: 0 S: 6	H: 0 LOB: 1 BB: 1 P: 12	R: 0 E: 0 K: 1 S: 4	H: 2 LOB: 3 BB: 1 P: 19	R: 0 E: 0 K: 1 S: 8	H: 1 LOB: 1 BB: 0 P: 11	R: 0 E: 1 K: 2 S: 14	H: 0 LOB: 1 BB: 0 P: 20	R: 0 E: 0 K: 2 S: 8	H: 0 LOB: 0 BB: 0 P: 12	1B: 4 2B: 0 3B: 0 HR: 0	SF: 0 SAC: 1 DP: 2 HBP: 0	WP: 1 PB: 0 SB: 0 CS: 0	PA: 34
<b>PITCHER</b>	IP WLS BF H R ER SO BB IBB HBP BLK WP HR S P ERA WHIP	IP WLS BF H R ER SO BB IBB HBP BLK WP HR S P ERA WHIP	IP WLS BF H R ER SO BB IBB HBP BLK WP HR S P ERA WHIP	IP WLS BF H R ER SO BB IBB HBP BLK WP HR S P ERA WHIP	IP WLS BF H R ER SO BB IBB HBP BLK WP HR S P ERA WHIP	IP WLS BF H R ER SO BB IBB HBP BLK WP HR S P ERA WHIP	IP WLS BF H R ER SO BB IBB HBP BLK WP HR S P ERA WHIP	IP WLS BF H R ER SO BB IBB HBP BLK WP HR S P ERA WHIP	IP WLS BF H R ER SO BB IBB HBP BLK WP HR S P ERA WHIP	IP WLS BF H R ER SO BB IBB HBP BLK WP HR S P ERA WHIP	IP WLS BF H R ER SO BB IBB HBP BLK WP HR S P ERA WHIP	IP WLS BF H R ER SO BB IBB HBP BLK WP HR S P ERA WHIP	IP WLS BF H R ER SO BB IBB HBP BLK WP HR S P ERA WHIP	IP WLS BF H R ER SO BB IBB HBP BLK WP HR S P ERA WHIP	IP WLS BF H R ER SO BB IBB HBP BLK WP HR S P ERA WHIP	IP WLS BF H R ER SO BB IBB HBP BLK WP HR S P ERA WHIP	IP WLS BF H R ER SO BB IBB HBP BLK WP HR S P ERA WHIP			
29 Jorge De La Rosa, L ERA: 5.14	8.0	W	31	4	0	0	6	4	0	0	0	0	1	0	69	107	0.00	1.000		
52 Joel Peralta, R ERA: 2.3	0.2		2	0	0	0	1	0	0	0	0	0	0	0	5	7	0.00	0.000		
16 Huston Street, R ERA: 2.88	0.1		1	0	0	0	1	0	0	0	0	0	0	0	3	5	0.00	0.000		

Batter	1	2	3	4	5	6	7	8	9	AB	R	H	RBI	BB	SO	LOB	BOTTOM			
24 Dexter Fowler, S OBP: 0.339, SLG: 0.383	K		G4-3			E7 2B		K		4	1	1	1	0	2	0	<b>Arizona Diamondbacks @ Colorado Rockies</b> Coors Field, Denver, CO Fri Jul 03 2009, 6:10 PM MDT Att: 49,026 - Partly Cloudy - 73 F			
12 Clint Barmes, R OBP: 0.317, SLG: 0.464	L8		F7			K		P5		4	0	0	0	0	1	0				
17 Todd Helton, L OBP: 0.393, SLG: 0.506	G4-3									3	1	1	0	1	0	0				
11 Brad Hawpe, L OBP: 0.399, SLG: 0.594										4	0	0	0	0	0	2				
2 Troy Tulowitzki, R OBP: 0.344, SLG: 0.466										4	1	2	1	0	1	1				
9 Ian Stewart, L OBP: 0.293, SLG: 0.484										4	1	1	1	0	0	3				
20 Chris Iannetta, R OBP: 0.365, SLG: 0.490										2	1	2	1	0	0	0				
5 Carlos González, L OBP: 0.257, SLG: 0.323										3	0	0	0	0	1	3				
29 Jorge De La Rosa, L ERA: 5.14										3	0	0	0	0	2	1				
52 Joel Peralta, R ERA: 4.94										0	0	0	0	0	0	0				
16 Huston Street, R ERA: 2.88										0	0	0	0	0	0	0				
<b>Inning Stats</b>	R: 0 E: 0 K: 1 S: 11	H: 2 LOB: 1 BB: 0 P: 18	R: 1 E: 0 K: 1 S: 9	H: 2 LOB: 1 BB: 0 P: 14	R: 0 E: 0 K: 1 S: 6	H: 0 LOB: 0 BB: 0 P: 6	R: 0 E: 0 K: 1 S: 11	H: 1 LOB: 1 BB: 0 P: 17	R: 2 E: 1 K: 0 S: 13	H: 2 LOB: 0 BB: 0 P: 19	R: 2 E: 1 K: 0 S: 18	H: 1 LOB: 1 BB: 1 P: 27	R: 0 E: 0 K: 2 S: 9	H: 0 LOB: 0 BB: 0 P: 11	R: 0 E: 0 K: 0 S: 10	H: 1 LOB: 1 BB: 0 P: 11	1B: 3 2B: 3 3B: 0 HR: 1	SF: 1 SAC: 0 DP: 0 HBP: 0	WP: 0 PB: 0 SB: 1 CS: 0	PA: 33
<b>PITCHER</b>	IP WLS BF H R ER SO BB IBB HBP BLK WP HR S P ERA WHIP	IP WLS BF H R ER SO BB IBB HBP BLK WP HR S P ERA WHIP	IP WLS BF H R ER SO BB IBB HBP BLK WP HR S P ERA WHIP	IP WLS BF H R ER SO BB IBB HBP BLK WP HR S P ERA WHIP	IP WLS BF H R ER SO BB IBB HBP BLK WP HR S P ERA WHIP	IP WLS BF H R ER SO BB IBB HBP BLK WP HR S P ERA WHIP	IP WLS BF H R ER SO BB IBB HBP BLK WP HR S P ERA WHIP	IP WLS BF H R ER SO BB IBB HBP BLK WP HR S P ERA WHIP	IP WLS BF H R ER SO BB IBB HBP BLK WP HR S P ERA WHIP	IP WLS BF H R ER SO BB IBB HBP BLK WP HR S P ERA WHIP	IP WLS BF H R ER SO BB IBB HBP BLK WP HR S P ERA WHIP	IP WLS BF H R ER SO BB IBB HBP BLK WP HR S P ERA WHIP	IP WLS BF H R ER SO BB IBB HBP BLK WP HR S P ERA WHIP	IP WLS BF H R ER SO BB IBB HBP BLK WP HR S P ERA WHIP	IP WLS BF H R ER SO BB IBB HBP BLK WP HR S P ERA WHIP	IP WLS BF H R ER SO BB IBB HBP BLK WP HR S P ERA WHIP	IP WLS BF H R ER SO BB IBB HBP BLK WP HR S P ERA WHIP			
39 Max Scherzer, R ERA: 3.73	6.0	L	26	6	0	0	0	1	0	0	0	0	0	0	68	107	4.50	1.167		
32 Esmerling Vasquez, R ERA: 4.94	1.0		3	0	0	0	2	0	0	0	0	0	0	9	11	0.00	0.000			
55 Blaine Boyer, R ERA: 5.61	1.0		4	1	0	0	0	0	0	0	0	0	0	10	11	0.00	1.000			





Batter	1	2	3	4	5	6	7	8	9	AB	R	H	RBI	BB	SO	LOB	TOP
6 Stephen Drew, L OBP: 0.312, SLG: 0.423										5	2	3	2	1	0	2	<b>Arizona Diamondbacks @ Colorado Rockies</b> Coors Field, Denver, CO Sat Jul 04 2009, 6:10 PM MDT Att: 49,096 - Cloudy - 63 F
28 Alex Romero, L OBP: 0.421, SLG: 0.375										5	0	2	1	0	1	2	
10 Justin Upton, R OBP: 0.380, SLG: 0.542										5	0	0	0	0	1	4	
27 Mark Reynolds, R OBP: 0.355, SLG: 0.562										5	1	1	1	0	1	2	
26 Miguel Montero, L OBP: 0.344, SLG: 0.393										4	2	2	0	1	0	1	
18 Gerardo Parra, L OBP: 0.313, SLG: 0.409										5	3	4	1	0	0	0	
18 Chad Tracy, L OBP: 0.275, SLG: 0.362										3	1	1	1	2	0	1	
11 Augie Ojeda, S OBP: 0.309, SLG: 0.301										3	0	0	0	0	0	3	
2 Felipe Lopez, S OBP: 0.358, SLG: 0.407										1	1	1	2	1	0	0	
48 Yusef Pelt, R 31 Tony Clark, S 85 Brian Boyer, R 90 Mike Gonzalez, R 88 Juan Gutierrez, L 80 Scott Schoeneweis, L 24 Chris Young, R 35 Clay Zavada, L 86 Ramon Pena, R 60 Chad Qualls, R										1	0	0	0	0	0	0	
<b>Inning Stats</b>	R: 0 E: 0 K: 1 S: 9	H: 1 LOB: 1 BB: 0 P: 15	R: 0 E: 0 K: 0 S: 7	H: 1 LOB: 1 BB: 0 P: 9	R: 0 E: 0 K: 1 S: 10	H: 1 LOB: 2 BB: 0 P: 19	R: 1 E: 0 K: 0 S: 14	H: 0 LOB: 0 BB: 1 P: 11	R: 6 E: 0 K: 2 S: 19	H: 4 LOB: 2 BB: 2 P: 35	R: 2 E: 0 K: 1 S: 12	H: 2 LOB: 2 BB: 2 P: 23	1B: 5 2B: 7 3B: 1 HR: 2	SF: 0 SAC: 0 DP: 1 HBP: 0	WP: 0 PB: 0 SB: 0 CS: 1	PA: 46	
<b>PITCHER</b>	IP: 5.0 WLS: 1 BF: 24 ERA: 3.76	H: 9 R: 3 ER: 2 SO: 2	BB: 0 IBB: 0 HBP: 0 BLK: 0	WP: 0 HR: 1 S: 53 P: 82	ERA: 3.60 WHIP: 1.800	IP: 1.0 WLS: 0 BF: 7 ERA: 5.09	H: 2 R: 2 ER: 2 SO: 1	BB: 1 IBB: 1 HBP: 0 BLK: 0	WP: 0 HR: 0 S: 12 P: 23	ERA: 18.00 WHIP: 3.000							

Batter	1	2	3	4	5	6	7	8	9	AB	R	H	RBI	BB	SO	LOB	BOTTOM				
24 Dexter Fowler, S OBP: 0.344, SLG: 0.382										3	1	1	1	2	0	0	<b>Arizona Diamondbacks @ Colorado Rockies</b> Coors Field, Denver, CO Sat Jul 04 2009, 6:10 PM MDT Att: 49,096 - Cloudy - 63 F				
12 Clint Barmes, R OBP: 0.319, SLG: 0.478										5	1	2	2	0	3						
17 Todd Helton, L OBP: 0.393, SLG: 0.504										5	0	2	0	0	1	2					
11 Brad Hawpe, L OBP: 0.403, SLG: 0.596										4	2	2	0	1	1	1					
2 Troy Tulowitzki, R OBP: 0.338, SLG: 0.457										5	1	0	0	0	2	5					
9 Ian Stewart, L OBP: 0.296, SLG: 0.488										4	1	2	2	0	1	0					
20 Chris Iannetta, R OBP: 0.358, SLG: 0.478										4	0	0	0	0	0	3					
5 Carlos González, L OBP: 0.260, SLG: 0.313										2	0	0	0	1	0	0					
27 Garrett Atkins, R OBP: 0.303, SLG: 0.336										0	1	0	0	1	0	0					
31 Matt Daley, R										0	0	0	0	0	0	0					
28 Aaron Cook, R 41 Alan Embree, L 58 Juan Rincon, R 19 Ryan Spillborghs, R 52 Joel Peralta, R 53 Randy Flores, L 7 Seth Smith, L	<b>Inning Stats</b>	R: 1 E: 0 K: 1 S: 12	H: 2 LOB: 1 BB: 0 P: 17	R: 0 E: 0 K: 1 S: 8	H: 0 LOB: 1 BB: 1 P: 14	R: 3 E: 0 K: 0 S: 14	H: 3 LOB: 1 BB: 1 P: 24	R: 0 E: 0 K: 0 S: 8	H: 0 LOB: 0 BB: 0 P: 12	R: 0 E: 0 K: 0 S: 11	H: 0 LOB: 1 BB: 0 P: 17	R: 0 E: 0 K: 1 S: 12	H: 0 LOB: 1 BB: 1 P: 20	R: 3 E: 0 K: 1 S: 25	H: 3 LOB: 2 BB: 2 P: 37	R: 0 E: 0 K: 1 S: 9	H: 0 LOB: 0 BB: 0 P: 12	1B: 6 2B: 3 3B: 0 HR: 1	SF: 0 SAC: 0 DP: 0 HBP: 0	WP: 1 PB: 0 SB: 2 CS: 0	PA: 41
<b>PITCHER</b>	IP: 3.0 WLS: 1 BF: 16 ERA: 4.48	H: 4 R: 4 ER: 4 SO: 2	BB: 2 IBB: 0 HBP: 0 BLK: 0	WP: 1 HR: 1 S: 34 P: 55	ERA: 12.00 WHIP: 2.333	IP: 0.0 WLS: 0 BF: 1 ERA: 4.36	H: 1 R: 0 ER: 0 SO: 0	BB: 0 IBB: 0 HBP: 0 BLK: 0	WP: 0 HR: 0 S: 3 P: 5	ERA: 0.00 WHIP: 1.000											



Batter	1	2	3	4	5	6	7	8	9	AB	R	H	RBI	BB	SO	LOB	TOP					
2 Felipe Lopez, S OBP: 0.359, SLG: 0.405										4	0	1	1	1	0	0	<b>Arizona Diamondbacks @ Colorado Rockies</b> Coors Field, Denver, CO Sun Jul 05 2009, 1:10 PM MDT Att: 27,547 - Partly Cloudy - 72 F					
28 Alex Romero, L 60 Scott Schoeneweis, L 56 Ramon Pena, R 50 Chad Qualls, R										2	1	0	0	2	0	3						
6 Stephen Drew, L OBP: 0.316, SLG: 0.421										1	1	0	0	2	1	1						
27 Mark Reynolds, R OBP: 0.354, SLG: 0.568										4	1	1	3	0	2	3						
26 Miguel Montero, L OBP: 0.342, SLG: 0.389										4	0	1	0	0	0	2						
24 Chris Young, R OBP: 0.284, SLG: 0.366										4	0	0	0	0	3	3						
18 Gerardo Parra, L OBP: 0.312, SLG: 0.405										4	1	1	0	0	1	2						
18 Chad Tracy, L 57 Jon Rauch, R										3	0	0	0	0	1	1						
10 Justin Upton, R OBP: 0.378, SLG: 0.540										1	0	0	0	0	1	0						
15 Dan Haren, R 31 Tony Clark, S										2	0	0	0	0	2	0						
<b>Inning Stats</b>	R: 0 H: 0 E: 0 K: 1 S: 11	H: 0 LOB: 1 BB: 1 P: 17	R: 0 H: 0 E: 0 K: 0 S: 5	H: 0 LOB: 0 BB: 0 P: 9	R: 0 H: 0 E: 0 K: 2 S: 12	H: 0 LOB: 0 BB: 0 P: 15	R: 0 H: 0 E: 0 K: 1 S: 8	H: 0 LOB: 1 BB: 1 P: 14	R: 0 H: 0 E: 0 K: 2 S: 9	H: 0 LOB: 0 BB: 0 P: 11	R: 3 H: 2 E: 0 K: 2 S: 18	H: 2 LOB: 1 BB: 2 P: 35	R: 1 H: 2 E: 0 K: 0 S: 11	H: 2 LOB: 1 BB: 1 P: 19	R: 0 H: 0 E: 1 K: 2 S: 9	H: 0 LOB: 2 BB: 1 P: 17	R: 0 H: 0 E: 0 K: 1 S: 7	H: 0 LOB: 0 BB: 0 P: 10	1B: 3 2B: 0 3B: 0 HR: 1	SF: 0 SAC: 1 DP: 1 HBP: 0	WP: 1 PB: 0 SB: 1 CS: 0	PA: 37
<b>PITCHER</b>	IP WLS BF H R ER SO BB IBB HBP BLK WP HR S P ERA WHIP	6.1 L 28 4 4 4 8 5 0 0 0 0 1 1 71 116 5.68 1.421	0.2 1 0 0 0 0 0 0 0 0 0 0 3 4 0.00 0.000	1.0 5 0 0 0 2 1 0 0 0 0 0 0 9 17 0.00 1.000	1.0 3 0 0 0 1 0 0 0 0 0 0 7 10 0.00 0.000	<b>PITCHER</b>																

Batter	1	2	3	4	5	6	7	8	9	AB	R	H	RBI	BB	SO	LOB	BOTTOM					
7 Seth Smith, L OBP: 0.400, SLG: 0.482										5	1	0	0	0	0	2	<b>Arizona Diamondbacks @ Colorado Rockies</b> Coors Field, Denver, CO Sun Jul 05 2009, 1:10 PM MDT Att: 27,547 - Partly Cloudy - 72 F					
19 Ryan Spillborghs, R OBP: 0.293, SLG: 0.425										4	0	1	1	0	2	1						
17 Todd Helton, L OBP: 0.394, SLG: 0.507										4	0	2	1	0	1	1						
11 Brad Hawpe, L OBP: 0.401, SLG: 0.589										3	0	0	0	1	2	3						
27 Garrett Atkins, R OBP: 0.302, SLG: 0.335										4	0	1	0	0	1	1						
9 Ian Stewart, L OBP: 0.291, SLG: 0.480										4	0	0	0	0	0	2						
2 Troy Tulowitzki, R OBP: 0.337, SLG: 0.485										4	1	1	1	0	1	2						
8 Yorvit Torrealba, R OBP: 0.301, SLG: 0.354										4	0	1	0	0	0	1						
38 Ubaldo Jimenez, R 41 Alan Embree, L 24 Dexter Fowler, S 58 Juan Rincon, R 16 Huston Street, R 20 Chris Iannetta, R											2	1	1	0	0	0		1				
<b>Inning Stats</b>	R: 0 H: 0 E: 0 K: 1 S: 14	H: 0 LOB: 0 BB: 0 P: 20	R: 0 H: 0 E: 0 K: 2 S: 10	H: 0 LOB: 0 BB: 0 P: 14	R: 2 H: 3 E: 1 K: 0 S: 14	H: 3 LOB: 2 BB: 0 P: 22	R: 1 H: 2 E: 0 K: 0 S: 7	H: 2 LOB: 1 BB: 0 P: 11	R: 0 H: 1 E: 0 K: 1 S: 10	H: 1 LOB: 1 BB: 0 P: 17	R: 0 H: 1 E: 0 K: 1 S: 13	H: 1 LOB: 1 BB: 0 P: 17	R: 0 H: 0 E: 0 K: 0 S: 9	H: 0 LOB: 1 BB: 1 P: 14	R: 0 H: 0 E: 0 K: 0 S: 4	H: 0 LOB: 0 BB: 0 P: 7		1B: 5 2B: 2 3B: 0 HR: 1	SF: 0 SAC: 0 DP: 0 HBP: 0	WP: 1 PB: 0 SB: 0 CS: 0	PA: 37	
<b>PITCHER</b>	IP WLS BF H R ER SO BB IBB HBP BLK WP HR S P ERA WHIP	6.0 W 26 7 3 1 6 0 0 0 0 0 0 10 13 0.00 1.500	0.2 H 3 1 0 0 0 0 0 0 0 0 0 6 11 0.00 3.000	1.0 H 3 0 0 0 0 0 0 0 0 0 0 6 7 0.00 0.000	1.0 S 3 0 0 0 0 0 0 0 0 0 0 4 7 0.00 0.000	<b>PITCHER</b>																







Batter	1	2	3	4	5	6	7	8	9	AB	R	H	RBI	BB	SO	LOB	TOP										
1 Nyer Morgan, L OBP: 0.349, SLG: 0.356	G2-3		F8			K		CS	G6-3	5	0	1	0	0	1	4											
24 Nick Johnson, L OBP: 0.408, SLG: 0.407	G5-4-3 BB		11 HR			11 G5-4-3 1B		16 FC6-5 11 WP BB	F7	3	1	2	0	2	0	0											
11 Ryan Zimmerman, R OBP: 0.362, SLG: 0.486	G5-4-3		1-H 2-H HR			G5-4-3		16 FC6-5 1B	K	5	1	2	3	0	1	3											
44 Adam Dunn, L OBP: 0.398, SLG: 0.538		K	F9			K				4	0	0	0	0	3	3											
16 Josh Willingham, R OBP: 0.406, SLG: 0.540		HR	15 S 1B			G5-3		FC6-5		4	1	2	1	0	0	2											
15 Cristian Guzman, S OBP: 0.325, SLG: 0.418	G3-1		P6			F7		G4-3		4	0	0	0	0	0	3											
7 Josh Bard, S OBP: 0.350, SLG: 0.396					G4-3					4	0	2	0	0	1	0											
22 Willie Harris, L OBP: 0.364, SLG: 0.429					G4-3					4	0	1	0	0	0	1											
27 Jordan Zimmermann, R OBP: 0.380, SLG: 0.120 42 Jason Bergmann, R ERA: 4.52 10 Ronnie Belliard, R ERA: 4.96 17 Sean Burnett, L ERA: 4.19 25 Austin Kearns, R OBP: 0.320, SLG: 0.328 50 Julian Tavaraz, L ERA: 4.18 97 Joe Beimel, L ERA: 5.08			11 HR 24 1B 1B							2	1	1	0	0	1	0											
<b>Inning Stats</b>	R: 0 E: 0 K: 0 S: 7	H: 0 LOB: 0 BB: 1 P: 14	R: 1 E: 0 K: 1 S: 7	H: 2 LOB: 1 BB: 0 P: 12	R: 3 E: 0 K: 0 S: 16	H: 4 LOB: 1 BB: 0 P: 28	R: 0 E: 0 K: 1 S: 9	H: 0 LOB: 0 BB: 0 P: 16	R: 0 E: 0 K: 1 S: 12	H: 2 LOB: 1 BB: 0 P: 16	R: 0 E: 0 K: 1 S: 16	H: 2 LOB: 3 BB: 1 P: 31	R: 0 E: 0 K: 1 S: 11	H: 1 LOB: 2 BB: 1 P: 20	R: 0 E: 0 K: 1 S: 5	H: 1 LOB: 0 BB: 0 P: 7	R: 0 E: 0 K: 1 S: 9	H: 0 LOB: 0 BB: 0 P: 12	1B: 10 2B: 0 3B: 0 HR: 2	SF: 0 SAC: 0 DP: 2 HBP: 0	WP: 1 PB: 0 SB: 1 CS: 1	PA: 40					
<b>PITCHER</b>	IP	WLS	BF	H	R	ER	SO	BB	IBB	HBP	BLK	WP	HR	S	P	ERA	WHIP										
46 Jason Hammel, R ERA: 4.07	5.2		27	10	4	4	3	2	0	0	0	0	2	63	111	6.35	2.118										
56 Franklin Morales, L ERA: 3.12	0.2		4	1	0	0	2	1	0	0	0	1	0	12	23	0.00	3.000										
58 Juan Rincon, R ERA: 4.96	0.2		2	0	0	0	0	0	0	0	0	0	0	3	3	0.00	0.000										
52 Joel Peralta, R ERA: 4.86	0.2		3	1	0	0	1	0	0	0	0	0	0	5	7	0.00	1.500										
41 Alan Embree, L ERA: 6.08	0.1	W	0	0	0	0	0	0	0	0	0	0	0	0	0	0.00	0.000										

Washington Nationals @ Colorado Rockies  
Coors Field, Denver, CO  
Tue Jul 07 2009, 6:40 PM MDT  
Att: 25,314 - Partly Cloudy - 86 F

AB	36
R	4
H	12
RBI	4
BB	3
SO	7
LOB	16



Batter	1	2	3	4	5	6	7	8	9	AB	R	H	RBI	BB	SO	LOB	BOTTOM										
24 Dexter Fowler, S OBP: 0.340, SLG: 0.375										3	0	0	0	1	2	3											
19 Ryan Spilborghs, R OBP: 0.328, SLG: 0.423		K								1	0	0	0	0	0	2											
12 Clint Barmes, R OBP: 0.326, SLG: 0.484										3	1	2	2	1	0	0											
17 Todd Helton, L OBP: 0.392, SLG: 0.504										3	0	0	0	1	1	2											
11 Brad Hawpe, L OBP: 0.401, SLG: 0.584										4	0	2	1	0	1	3											
2 Troy Tulowitzki, R OBP: 0.332, SLG: 0.457										4	1	1	0	0	0	2											
9 Ian Stewart, L OBP: 0.291, SLG: 0.478										4	1	1	0	0	1	2											
20 Chris Iannetta, R OBP: 0.343, SLG: 0.458										3	0	0	1	0	2	0											
5 Carlos González, L OBP: 0.288, SLG: 0.310										2	2	1	0	2	0	0											
46 Jason Hammel, R OBP: 0.380, SLG: 0.120 56 Franklin Morales, L ERA: 4.52 58 Juan Rincon, R ERA: 4.96 52 Joel Peralta, R ERA: 4.86 41 Alan Embree, L ERA: 6.08 7 Seth Smith, L ERA: 4.18 16 Huston Street, R ERA: 5.24										1	0	1	0	0	0	0											
<b>Inning Stats</b>	R: 1 E: 0 K: 1 S: 15	H: 2 LOB: 1 BB: 1 P: 25	R: 0 E: 0 K: 1 S: 12	H: 1 LOB: 2 BB: 1 P: 18	R: 0 E: 0 K: 0 S: 10	H: 0 LOB: 0 BB: 1 P: 18	R: 3 E: 1 K: 1 S: 22	H: 4 LOB: 3 BB: 1 P: 33	R: 0 E: 0 K: 1 S: 6	H: 0 LOB: 0 BB: 0 P: 8	R: 0 E: 0 K: 1 S: 10	H: 0 LOB: 0 BB: 0 P: 13	R: 0 E: 1 K: 1 S: 11	H: 1 LOB: 2 BB: 0 P: 20	R: 1 E: 1 K: 1 S: 8	H: 0 LOB: 1 BB: 2 P: 18	1B: 7 2B: 3 3B: 0 HR: 0	SF: 2 SAC: 1 DP: 2 HBP: 0	WP: 0 PB: 0 SB: 2 CS: 1	PA: 38							
<b>PITCHER</b>	IP	WLS	BF	H	R	ER	SO	BB	IBB	HBP	BLK	WP	HR	S	P	ERA	WHIP										
27 Jordan Zimmermann, R ERA: 4.52	4.0		22	7	4	2	3	4	0	0	0	0	0	59	94	4.50	2.750										
17 Sean Burnett, L ERA: 2.97	2.0		8	1	0	0	2	0	0	0	0	0	0	21	33	0.00	0.500										
50 Julian Tavaraz, R ERA: 4.18	0.1	L	3	0	1	0	1	2	0	0	0	0	0	4	13	0.00	6.000										
97 Joe Beimel, L ERA: 5.24	0.2		2	0	0	0	0	0	0	0	0	0	0	4	5	0.00	0.000										

Washington Nationals @ Colorado Rockies  
Coors Field, Denver, CO  
Tue Jul 07 2009, 6:40 PM MDT  
Att: 25,314 - Partly Cloudy - 86 F

AB	29
R	5
H	8
RBI	4
BB	6
SO	7
LOB	14

















Batter	1	2	3	4	5	6	7	8	9	AB	R	H	RBI	BB	SO	LOB	TOP				
13 Nate McLouth, L OBP: 0.342, SLG: 0.475	G3-1	K			K		16 SF7 3B		G4-3	5	1	1	0	0	2	3					
14 Martin Prado, R OBP: 0.389, SLG: 0.495	K		F7		16 SF8 10 BB 1B		G4-3		F8	5	0	1	0	0	1	1					
10 Chipper Jones, S OBP: 0.414, SLG: 0.473	G3		16 G4-3 2B		16 SF8 BB					2	0	1	0	2	0	0					
16 Brian McCann, L OBP: 0.375, SLG: 0.487		18 G3 26 BB 1B 2B	G4-3		SF8		SF7			2	1	1	2	0	0	1					
18 Garret Anderson, L OBP: 0.306, SLG: 0.401	G3		G4-3				G4-3			3	0	0	0	1	0	3					
25 Ryan Church, L OBP: 0.327, SLG: 0.369	G4-3			F7	F7				L3	4	0	0	0	0	0	4					
26 Brooks Conrad, S OBP: 0.333, SLG: 0.538		27 BB 49 BB 1B		L4		L6			F8	4	1	1	1	0	0	0					
27 Diory Hernandez, R OBP: 0.194, SLG: 0.238		49 BB 1B		F9		K			L7	4	0	1	0	0	1	0					
49 Jair Jurrjens, R OBP: 0.266, SLG: 0.246 58 Peter Moylan, R OBP: 0.285, SLG: 0.344 34 Eric O'Flaherty, L OBP: 0.285, SLG: 0.344 46 Manny Acosta, R OBP: 0.285, SLG: 0.344 23 Matt Diaz, R OBP: 0.285, SLG: 0.344 Rafael Soriano, R OBP: 0.285, SLG: 0.344					10 BB 16 SF8 14 BB 1B	G1-3			G4-3	3	1	2	1	0	0	0					
<b>Inning Stats</b>	R: 0 E: 0 K: 1 S: 7	H: 0 LOB: 0 BB: 0 P: 8	R: 2 E: 0 K: 1 S: 14	H: 4 LOB: 2 BB: 0 P: 26	R: 0 E: 0 K: 0 S: 9	H: 1 LOB: 1 BB: 0 P: 16	R: 0 E: 0 K: 0 S: 6	H: 0 LOB: 0 BB: 0 P: 8	R: 1 E: 0 K: 1 S: 14	H: 2 LOB: 3 BB: 2 P: 28	R: 0 E: 0 K: 1 S: 6	H: 0 LOB: 0 BB: 0 P: 11	R: 1 E: 0 K: 0 S: 11	H: 1 LOB: 1 BB: 1 P: 18	R: 0 E: 0 K: 0 S: 7	H: 0 LOB: 0 BB: 0 P: 10	R: 0 E: 0 K: 0 S: 4	H: 0 LOB: 0 BB: 0 P: 8	1B: 5 2B: 2 3B: 1 HR: 0	SF: 2 SAC: 0 DP: 0 HBP: 0	WP: 0 PA: 38 PB: 0 SB: 0 CS: 0
<b>PITCHER</b>	IP WLS BF H R ER SO BB IBB HBP BLK WP HR S P ERA WHIP	IP WLS BF H R ER SO BB IBB HBP BLK WP HR S P ERA WHIP	IP WLS BF H R ER SO BB IBB HBP BLK WP HR S P ERA WHIP	IP WLS BF H R ER SO BB IBB HBP BLK WP HR S P ERA WHIP	IP WLS BF H R ER SO BB IBB HBP BLK WP HR S P ERA WHIP	IP WLS BF H R ER SO BB IBB HBP BLK WP HR S P ERA WHIP	IP WLS BF H R ER SO BB IBB HBP BLK WP HR S P ERA WHIP	IP WLS BF H R ER SO BB IBB HBP BLK WP HR S P ERA WHIP	IP WLS BF H R ER SO BB IBB HBP BLK WP HR S P ERA WHIP	IP WLS BF H R ER SO BB IBB HBP BLK WP HR S P ERA WHIP	IP WLS BF H R ER SO BB IBB HBP BLK WP HR S P ERA WHIP	IP WLS BF H R ER SO BB IBB HBP BLK WP HR S P ERA WHIP	IP WLS BF H R ER SO BB IBB HBP BLK WP HR S P ERA WHIP	IP WLS BF H R ER SO BB IBB HBP BLK WP HR S P ERA WHIP	IP WLS BF H R ER SO BB IBB HBP BLK WP HR S P ERA WHIP	IP WLS BF H R ER SO BB IBB HBP BLK WP HR S P ERA WHIP	IP WLS BF H R ER SO BB IBB HBP BLK WP HR S P ERA WHIP	IP WLS BF H R ER SO BB IBB HBP BLK WP HR S P ERA WHIP	IP WLS BF H R ER SO BB IBB HBP BLK WP HR S P ERA WHIP	IP WLS BF H R ER SO BB IBB HBP BLK WP HR S P ERA WHIP	

Atlanta Braves @ Colorado Rockies  
Coors Field, Denver, CO  
Sat Jul 11 2009, 6:10 PM MDT  
Att: 38,065 - Cloudy - 80 F

AB 33  
R 4  
H 8  
RBI 4  
BB 3  
SO 4  
LOB 12



Batter	1	2	3	4	5	6	7	8	9	AB	R	H	RBI	BB	SO	LOB	BOTTOM			
24 Dexter Fowler, S OBP: 0.354, SLG: 0.391	11 G4-3 17 S 1B					12 L6-3 BB	G6-3		K	4	0	2	0	1	1	2				
12 Clint Barmes, R OBP: 0.316, SLG: 0.473	F9			K		L6-3	G6-3		K	5	0	0	0	0	2	6				
17 Todd Helton, L OBP: 0.399, SLG: 0.517	11 G4-3 BB		G6-3							3	0	2	0	1	0	1				
11 Brad Hawpe, L OBP: 0.393, SLG: 0.564	G4-3			L8		G3			K	4	0	0	0	0	1	4				
2 Troy Tulowitzki, R OBP: 0.339, SLG: 0.482	L6			9 G4-6-3 BB					F9	3	1	1	1	1	0	3				
9 Ian Stewart, L OBP: 0.305, SLG: 0.489		G4-3		G4-6-3					20 FC4 BB	3	1	1	0	1	0	1				
20 Chris Iannetta, R OBP: 0.347, SLG: 0.483		G1-3		K		K			FC4	4	0	0	0	0	2	3				
7 Seth Smith, L OBP: 0.409, SLG: 0.493		K		F9		F9				4	1	2	1	0	1	0				
21 Jason Marquis, L OBP: 0.266, SLG: 0.246 34 Matt Belisle, R OBP: 0.285, SLG: 0.344 27 Garrett Atkins, R OBP: 0.285, SLG: 0.344 5 Carlos Gonzalez, L OBP: 0.285, SLG: 0.344 52 Joel Peralta, R OBP: 0.285, SLG: 0.344 56 Franklin Morales, L OBP: 0.285, SLG: 0.344 19 Ryan Spilborghs, R OBP: 0.285, SLG: 0.344					G1-3				K	2	0	0	0	0	0	0				
<b>Inning Stats</b>	R: 0 E: 0 K: 0 S: 13	H: 1 LOB: 2 BB: 1 P: 24	R: 0 E: 0 K: 1 S: 10	H: 0 LOB: 0 BB: 0 P: 16	R: 0 E: 0 K: 1 S: 10	H: 1 LOB: 1 BB: 0 P: 14	R: 0 E: 0 K: 0 S: 4	H: 0 LOB: 0 BB: 1 P: 8	R: 0 E: 0 K: 0 S: 12	H: 1 LOB: 1 BB: 1 P: 20	R: 3 E: 0 K: 1 S: 17	H: 4 LOB: 2 BB: 0 P: 25	R: 0 E: 0 K: 1 S: 13	H: 1 LOB: 2 BB: 1 P: 23	R: 0 E: 0 K: 3 S: 12	H: 1 LOB: 1 BB: 0 P: 13	1B: 5 2B: 3 3B: 1 HR: 1	SF: 0 SAC: 0 DP: 2 HBP: 0	WP: 0 PA: 38 PB: 1 SB: 1 CS: 0	
<b>PITCHER</b>	IP WLS BF H R ER SO BB IBB HBP BLK WP HR S P ERA WHIP	IP WLS BF H R ER SO BB IBB HBP BLK WP HR S P ERA WHIP	IP WLS BF H R ER SO BB IBB HBP BLK WP HR S P ERA WHIP	IP WLS BF H R ER SO BB IBB HBP BLK WP HR S P ERA WHIP	IP WLS BF H R ER SO BB IBB HBP BLK WP HR S P ERA WHIP	IP WLS BF H R ER SO BB IBB HBP BLK WP HR S P ERA WHIP	IP WLS BF H R ER SO BB IBB HBP BLK WP HR S P ERA WHIP	IP WLS BF H R ER SO BB IBB HBP BLK WP HR S P ERA WHIP	IP WLS BF H R ER SO BB IBB HBP BLK WP HR S P ERA WHIP	IP WLS BF H R ER SO BB IBB HBP BLK WP HR S P ERA WHIP	IP WLS BF H R ER SO BB IBB HBP BLK WP HR S P ERA WHIP	IP WLS BF H R ER SO BB IBB HBP BLK WP HR S P ERA WHIP	IP WLS BF H R ER SO BB IBB HBP BLK WP HR S P ERA WHIP	IP WLS BF H R ER SO BB IBB HBP BLK WP HR S P ERA WHIP	IP WLS BF H R ER SO BB IBB HBP BLK WP HR S P ERA WHIP	IP WLS BF H R ER SO BB IBB HBP BLK WP HR S P ERA WHIP	IP WLS BF H R ER SO BB IBB HBP BLK WP HR S P ERA WHIP	IP WLS BF H R ER SO BB IBB HBP BLK WP HR S P ERA WHIP	IP WLS BF H R ER SO BB IBB HBP BLK WP HR S P ERA WHIP	IP WLS BF H R ER SO BB IBB HBP BLK WP HR S P ERA WHIP

Atlanta Braves @ Colorado Rockies  
Coors Field, Denver, CO  
Sat Jul 11 2009, 6:10 PM MDT  
Att: 38,065 - Cloudy - 80 F

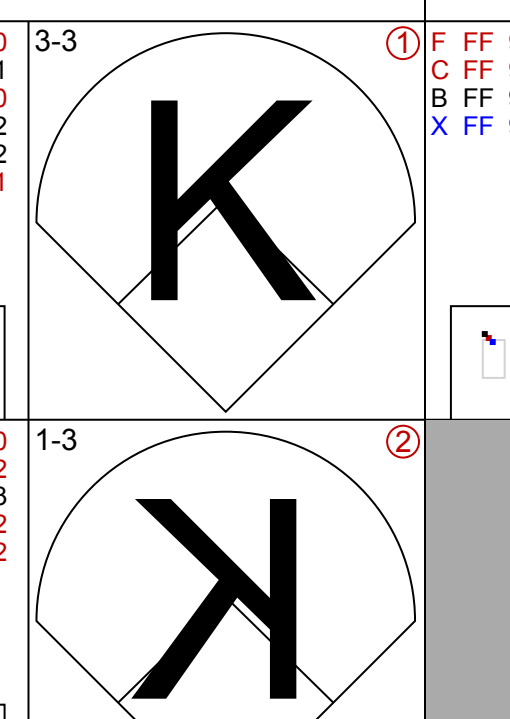
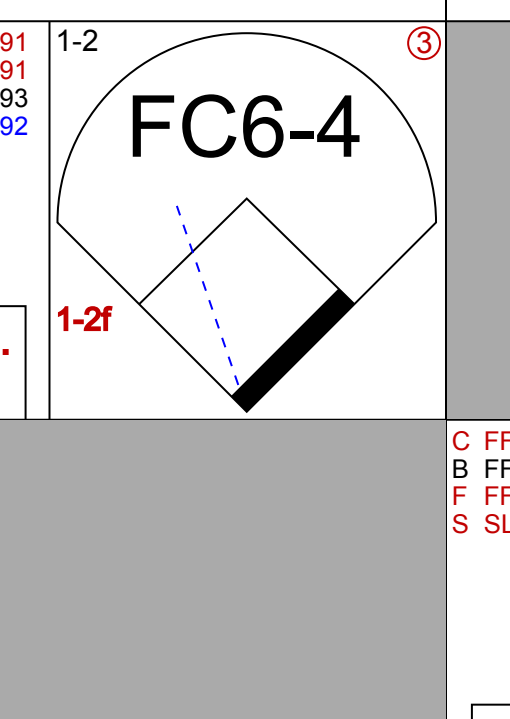
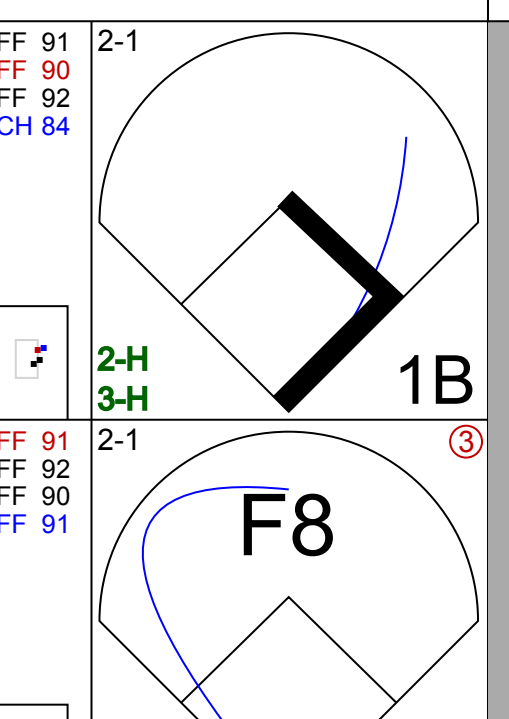
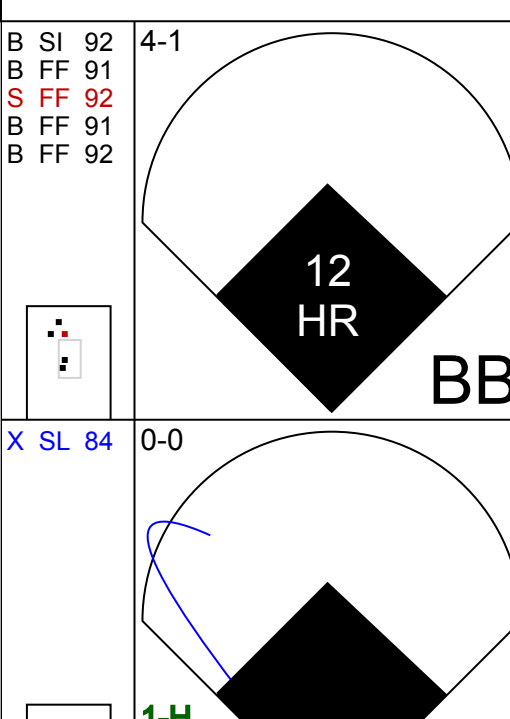
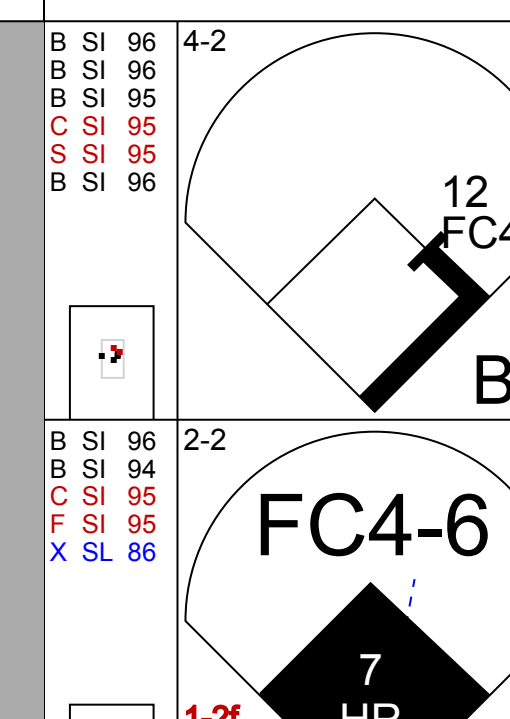
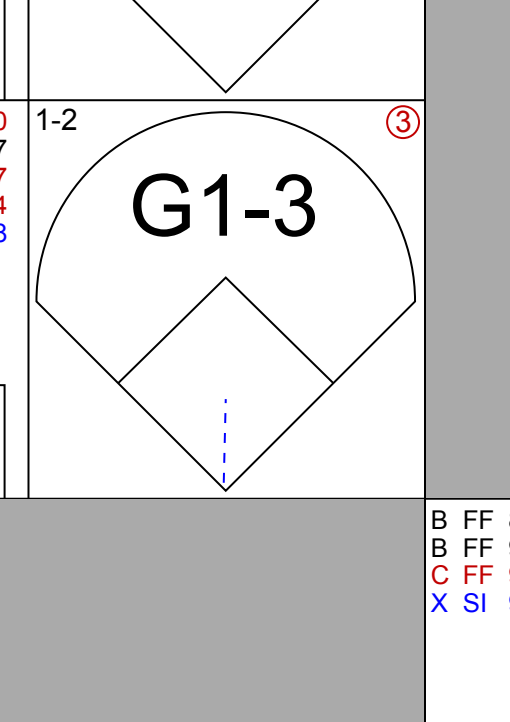
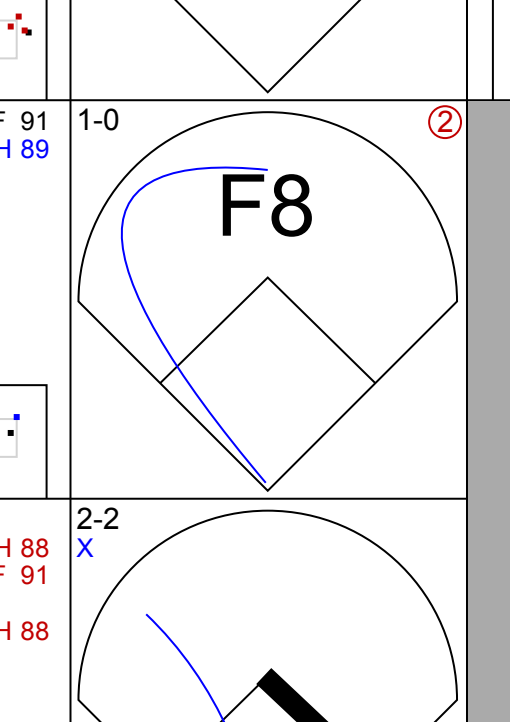

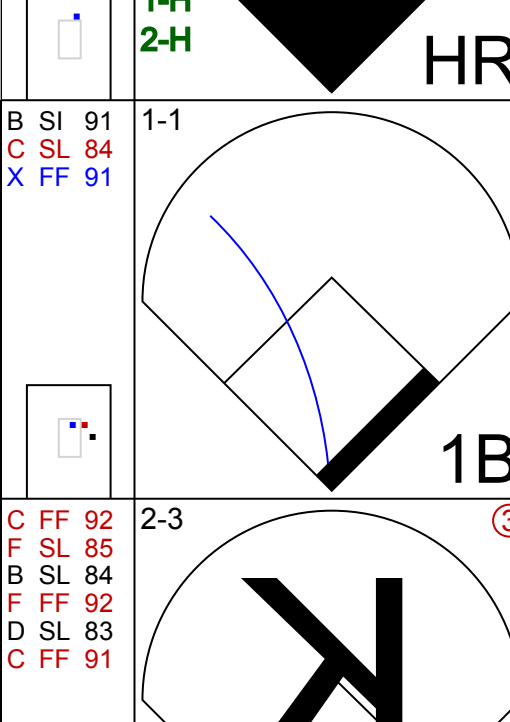
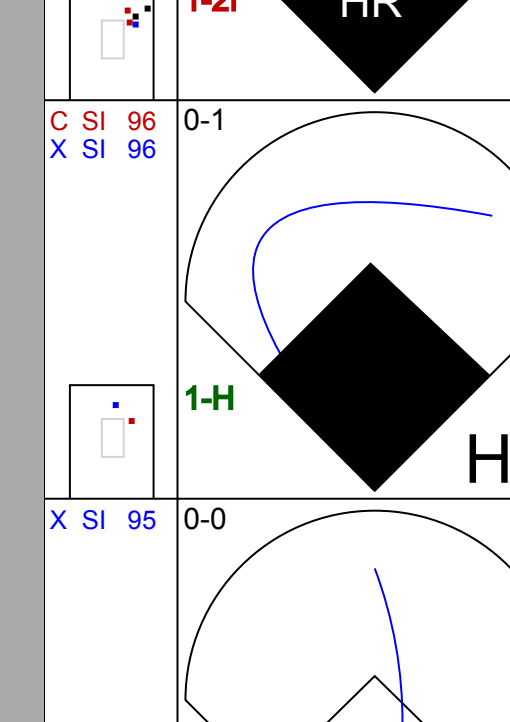
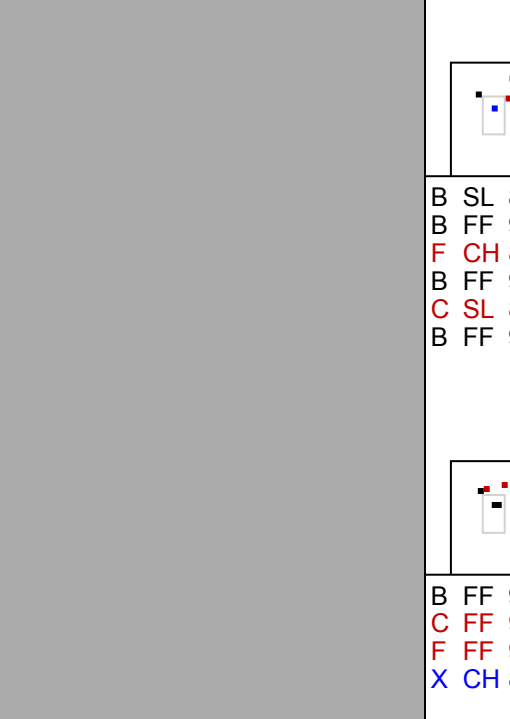
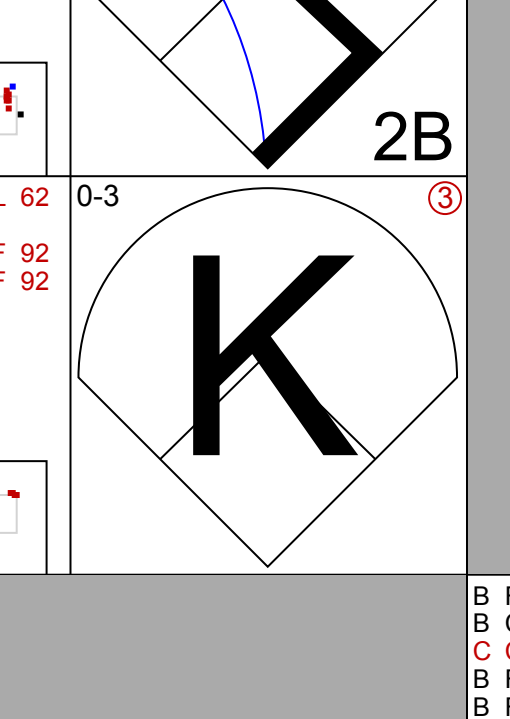
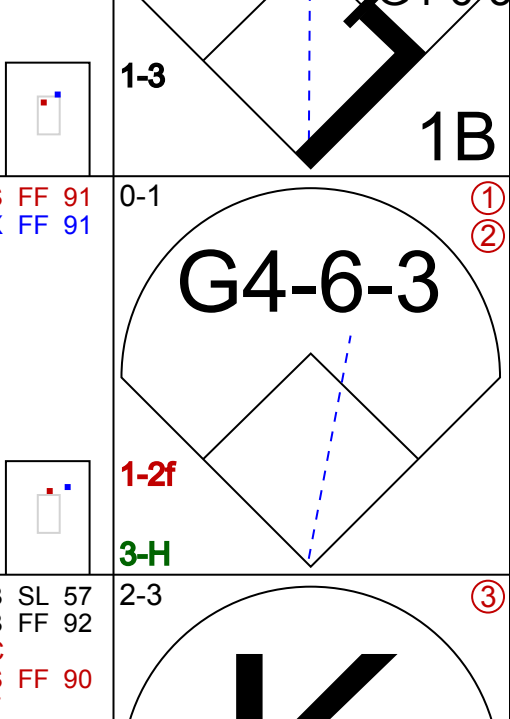
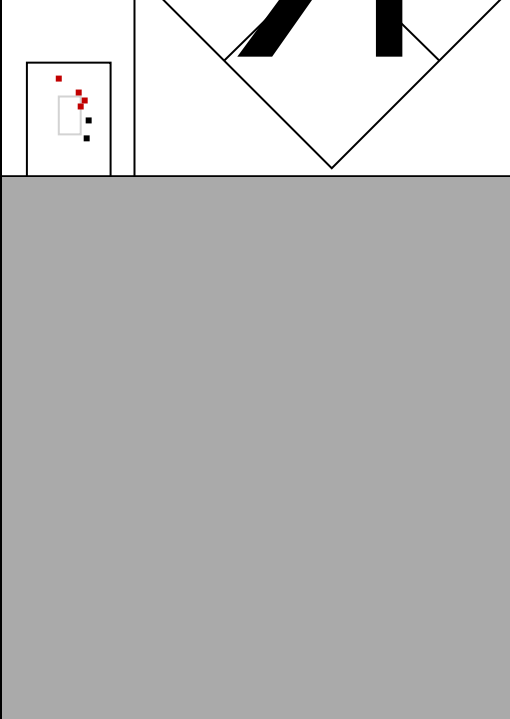
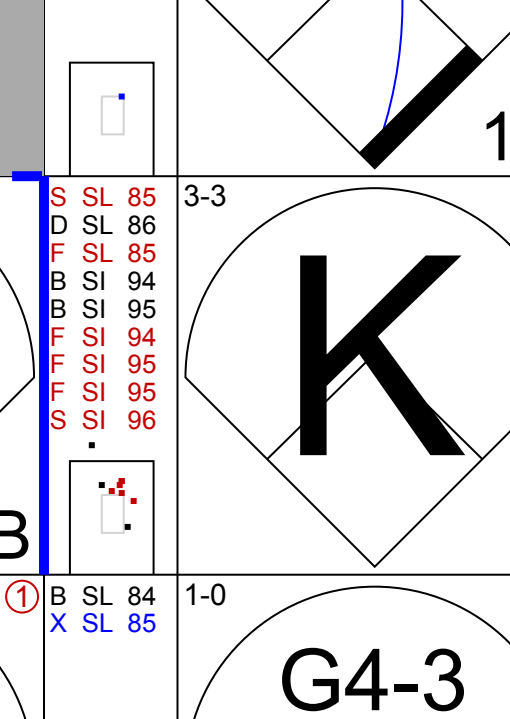
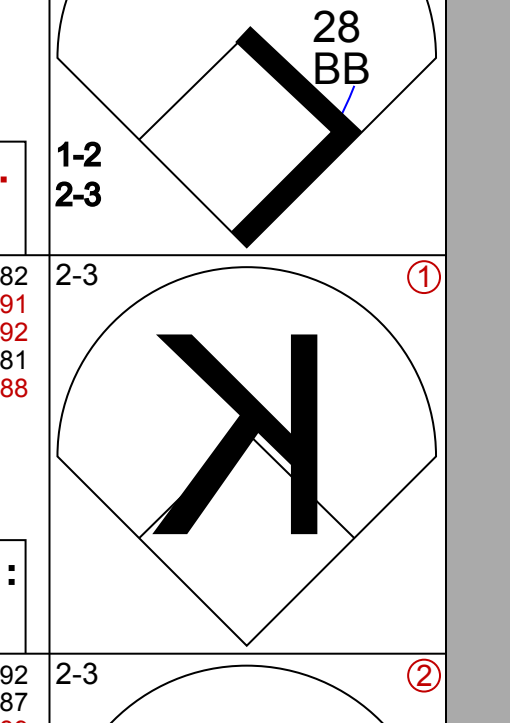

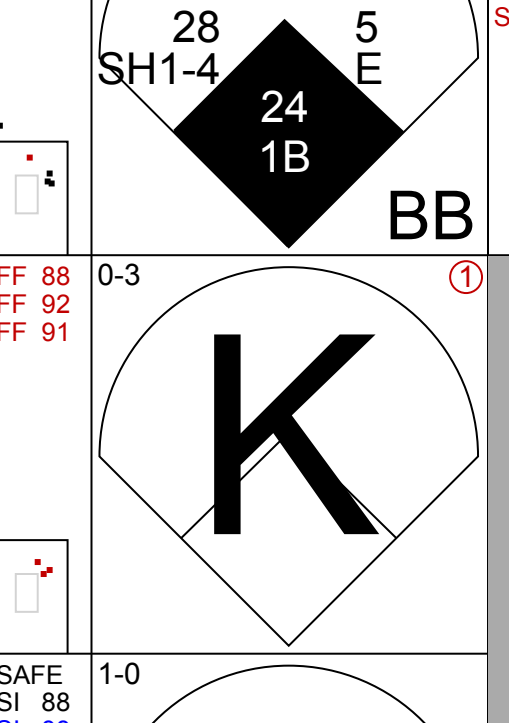
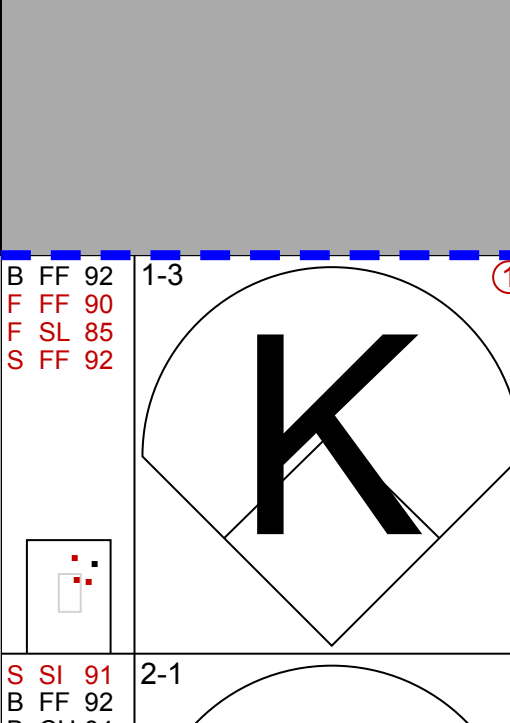
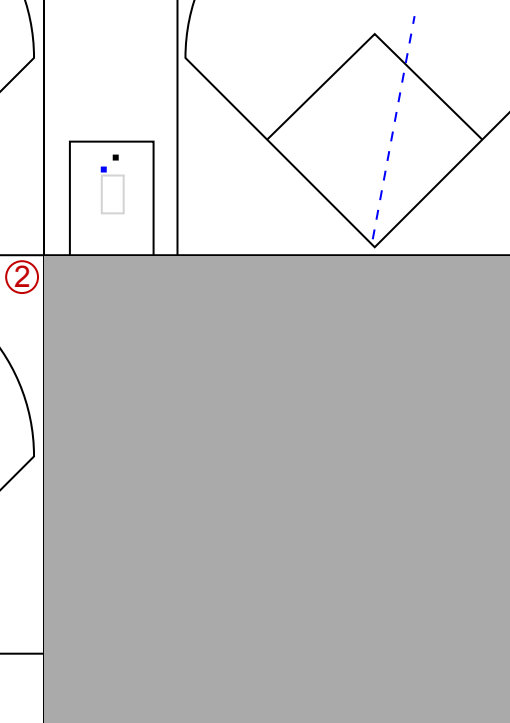
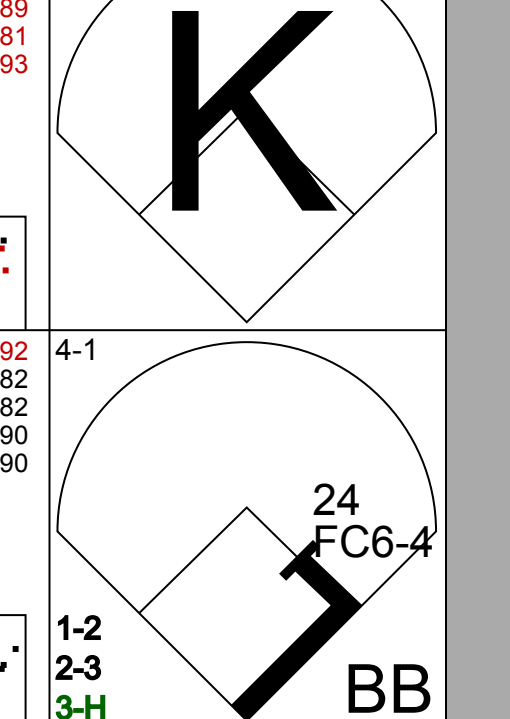
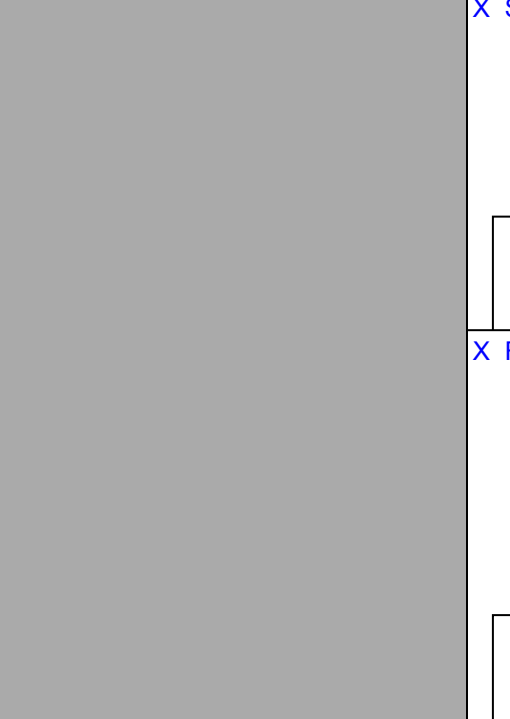
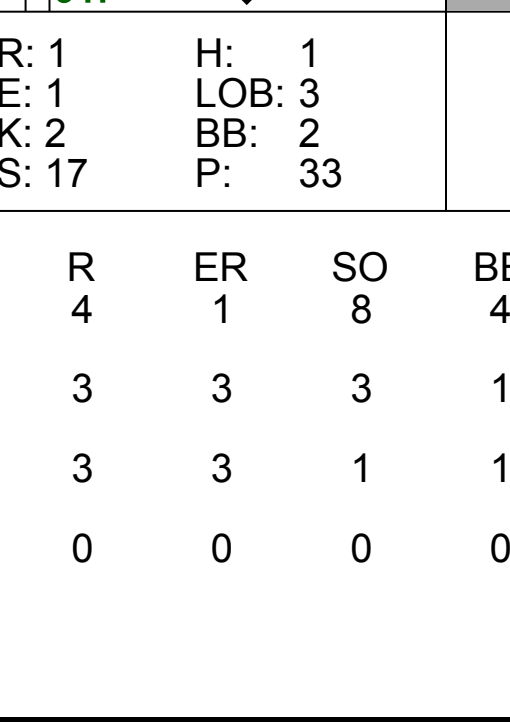
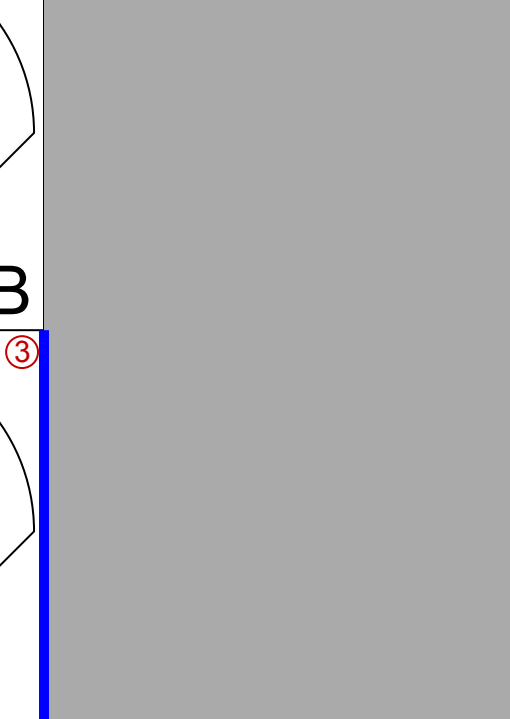
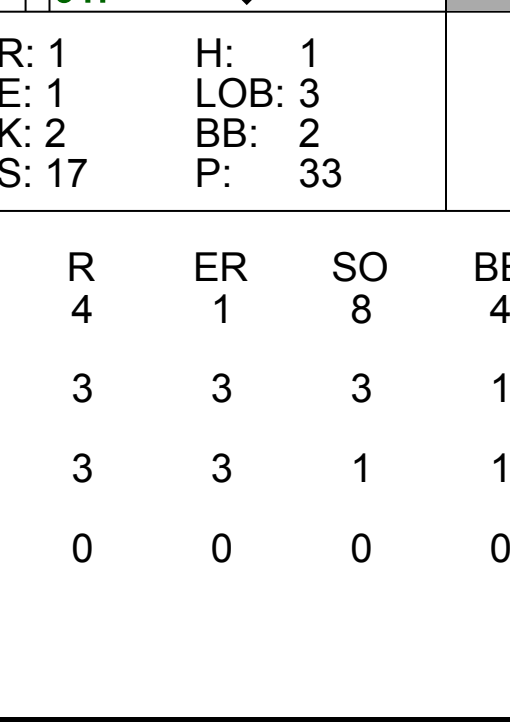
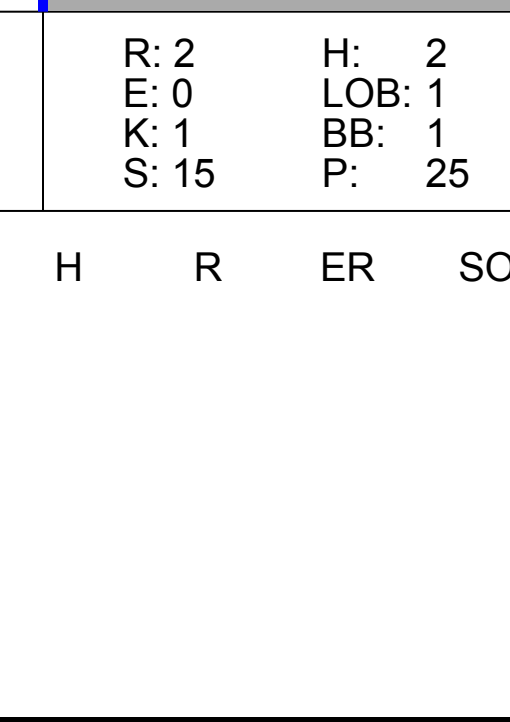
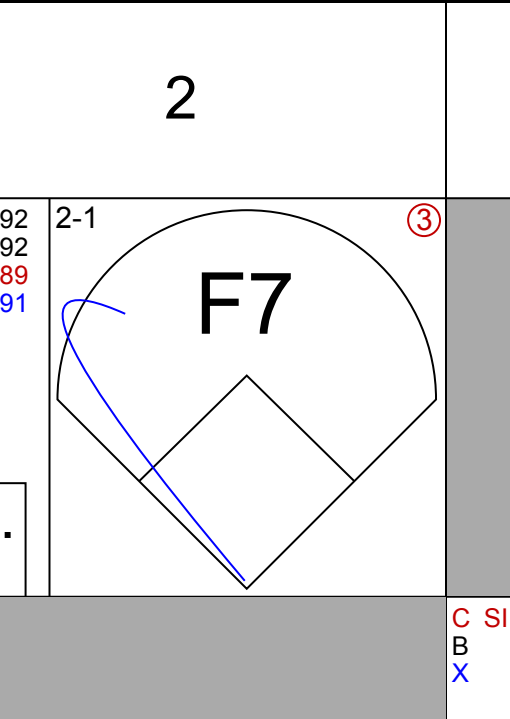
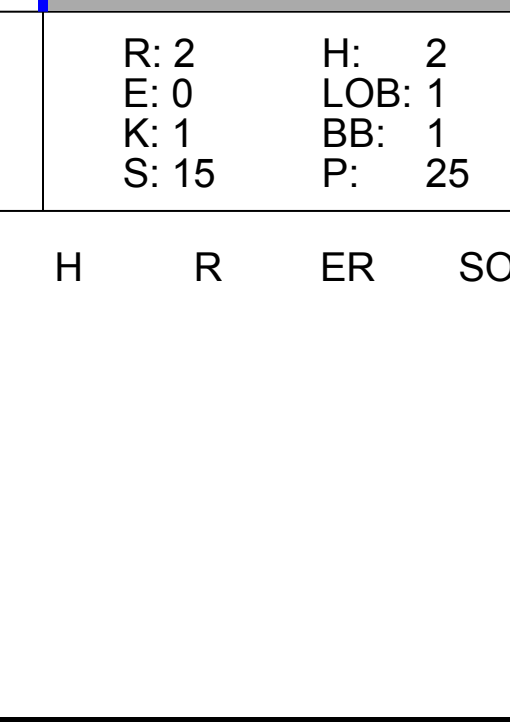
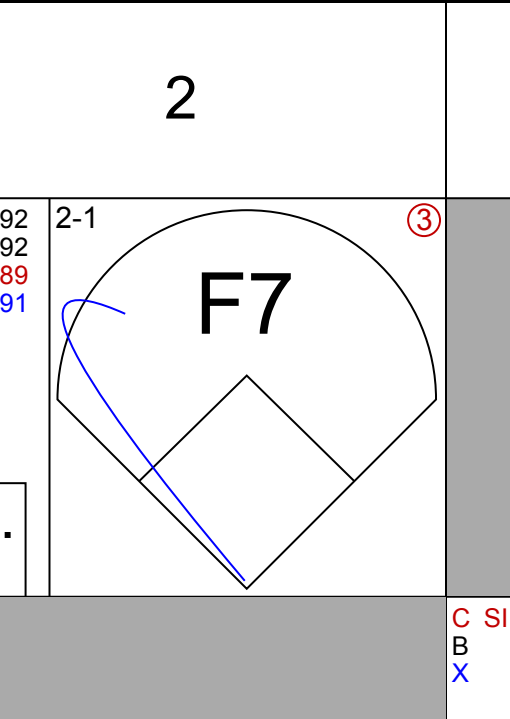
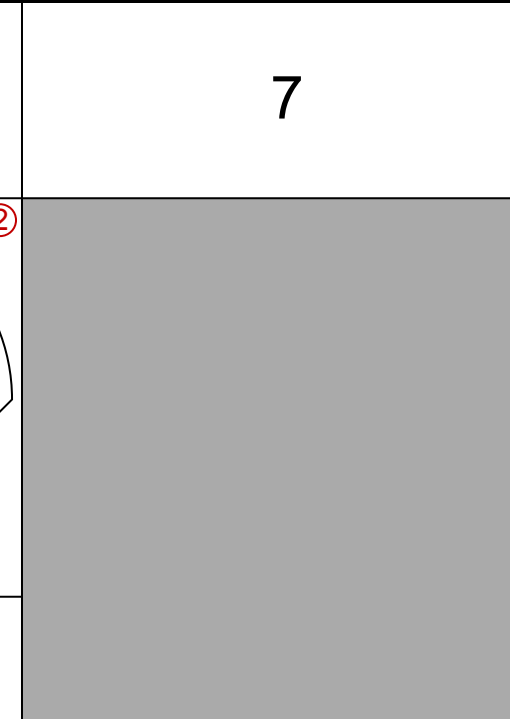
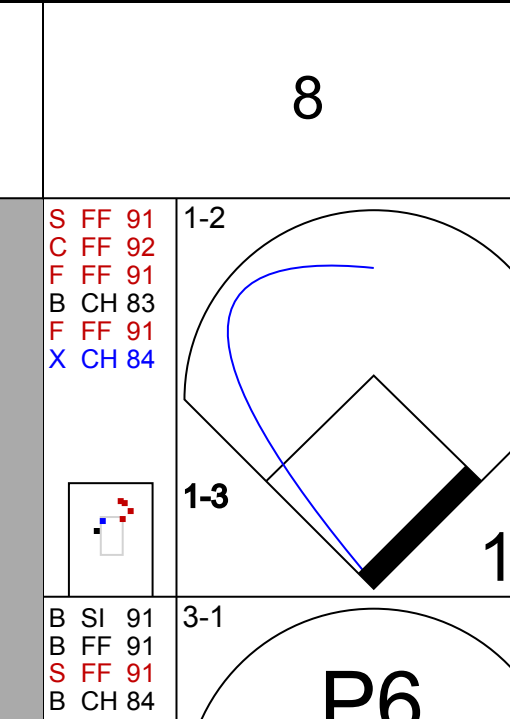
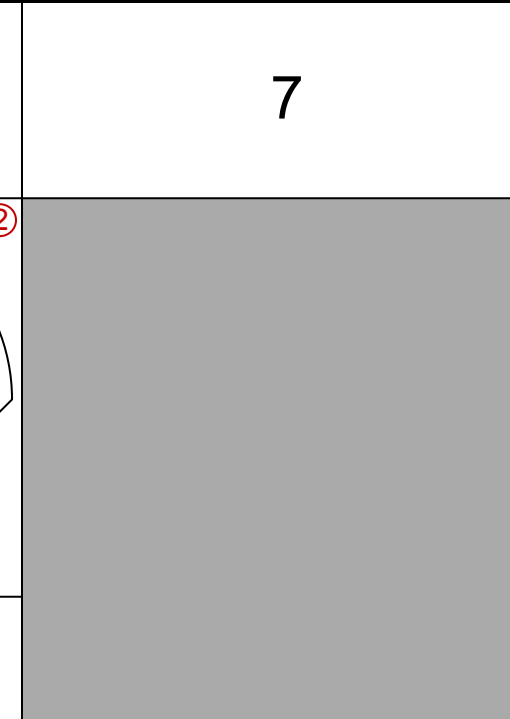
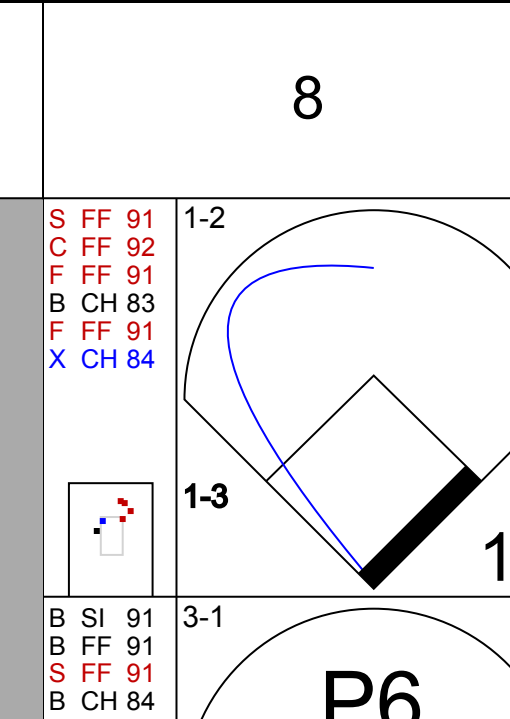


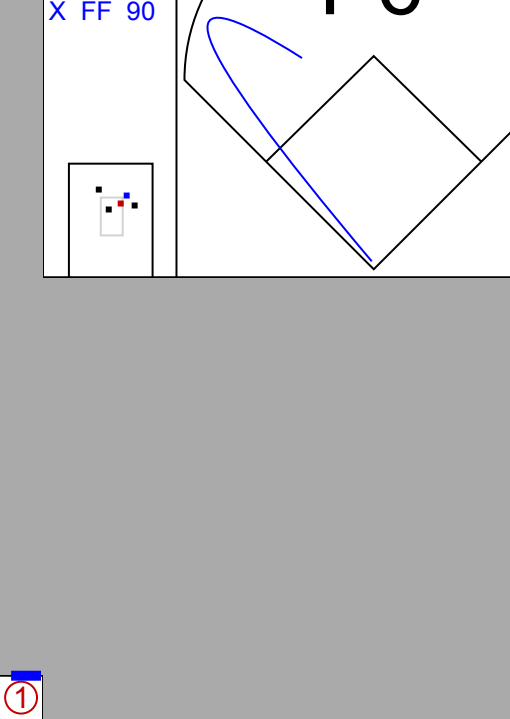

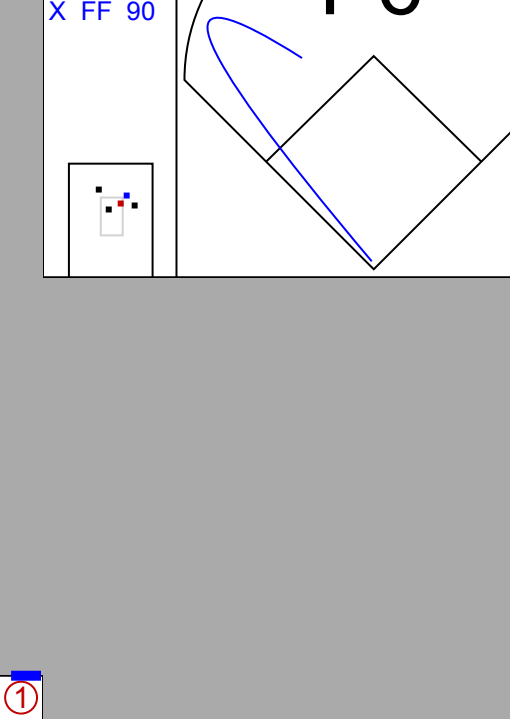
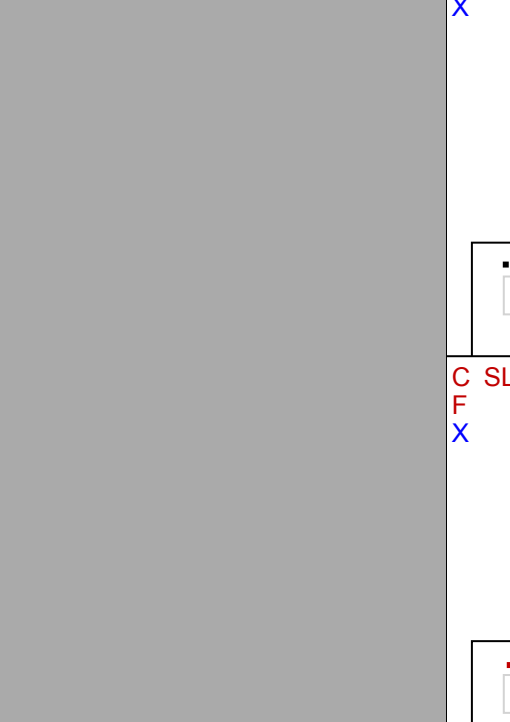

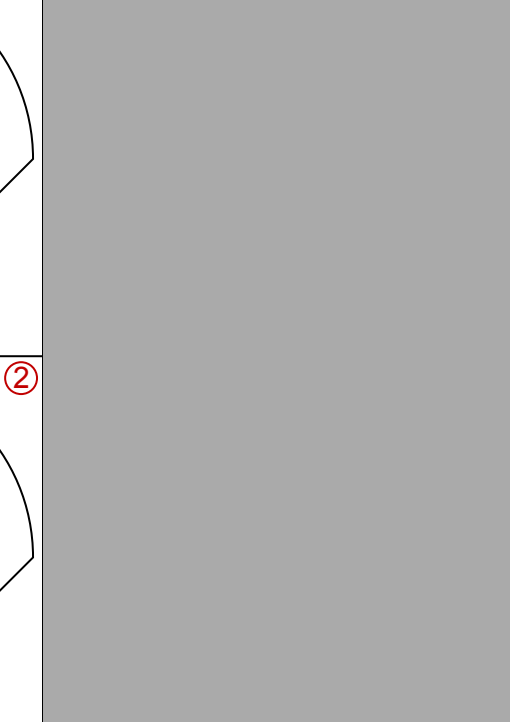

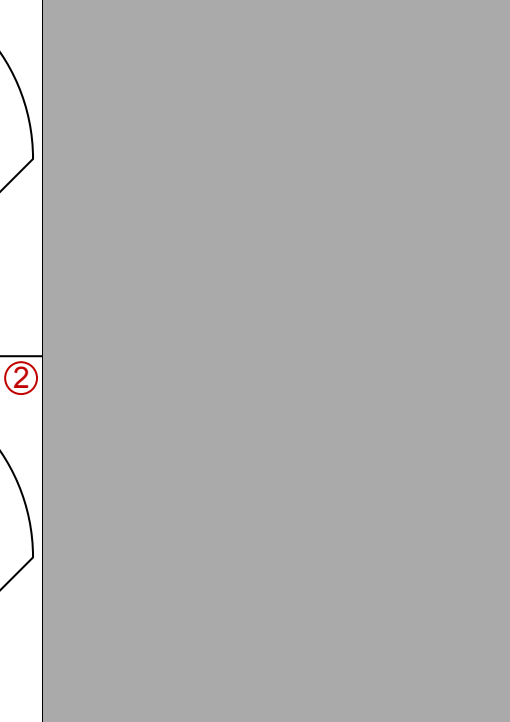
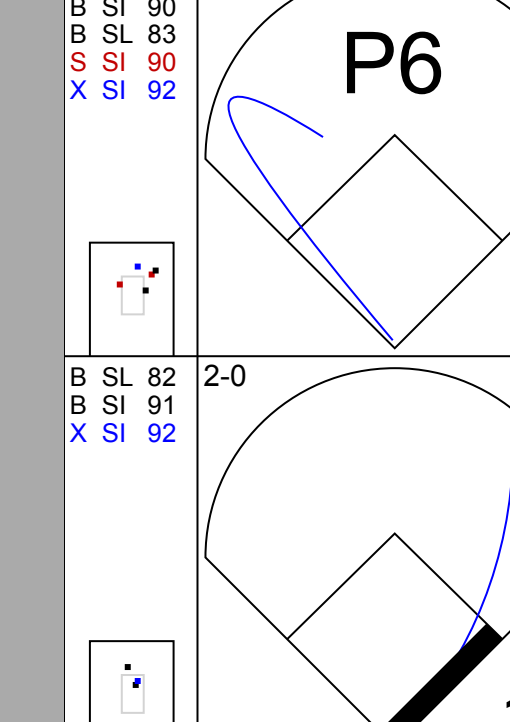

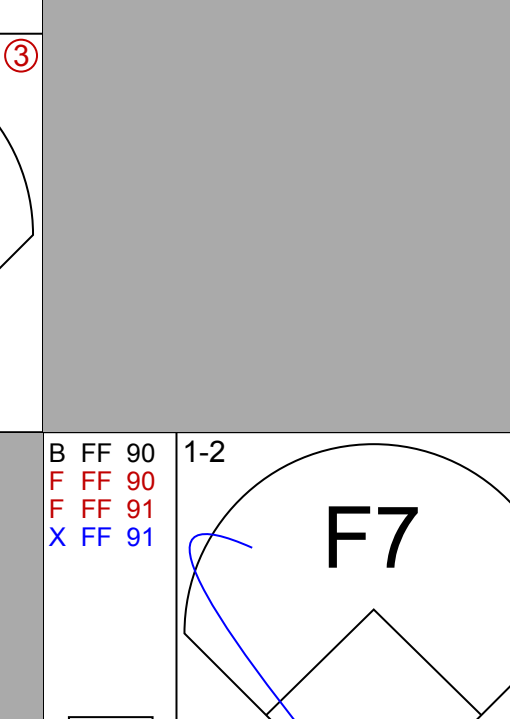
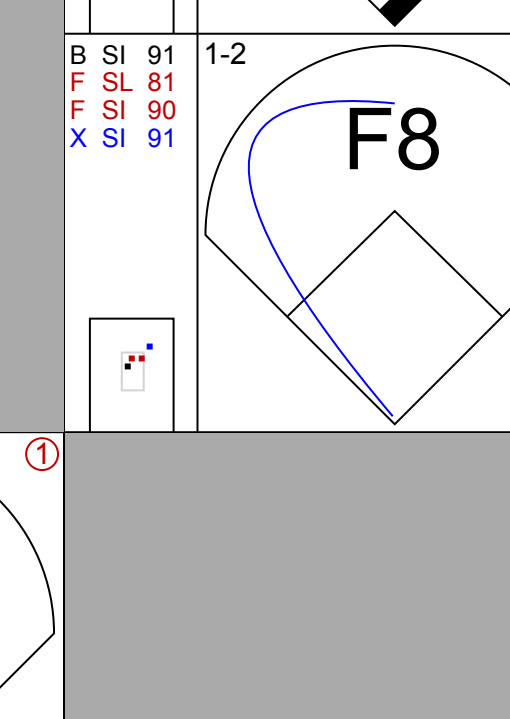
AB 34  
R 3  
H 9  
RBI 2  
BB 4  
SO 8  
LOB 21





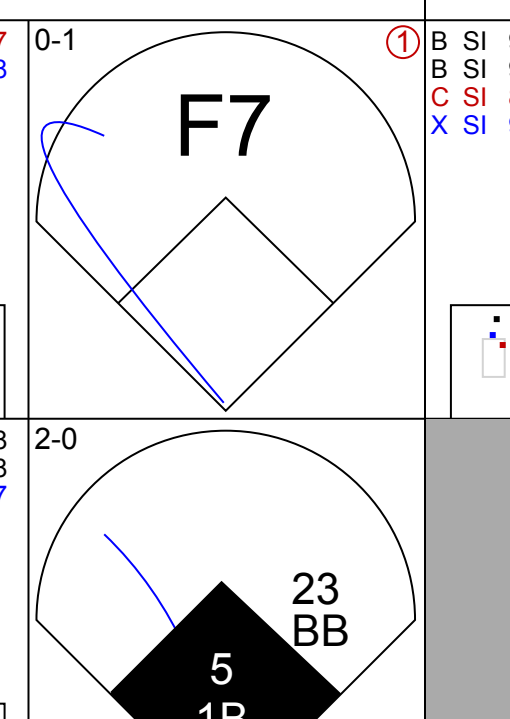
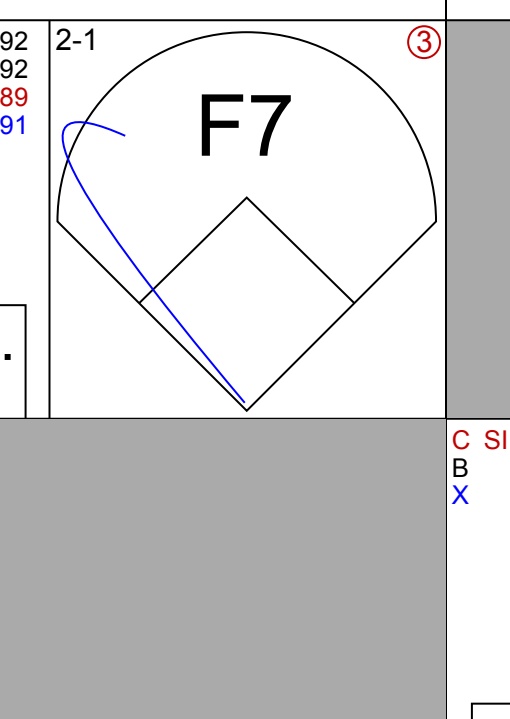
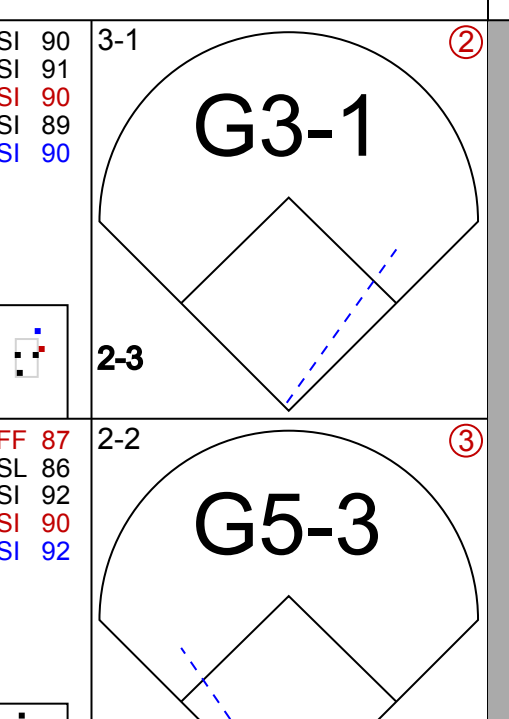
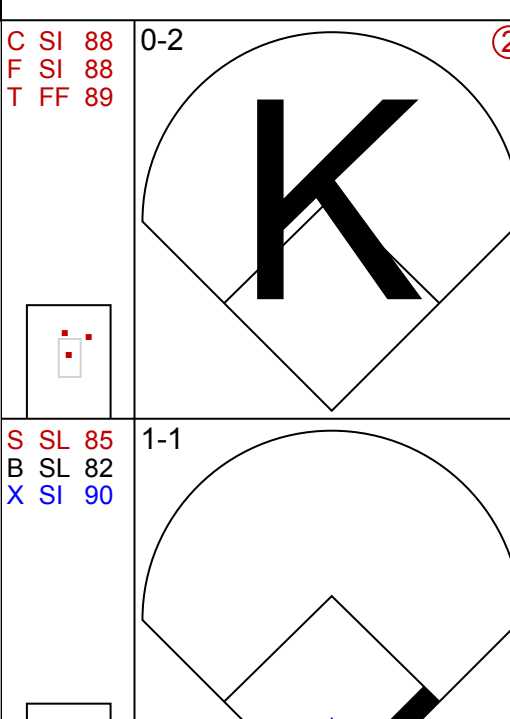
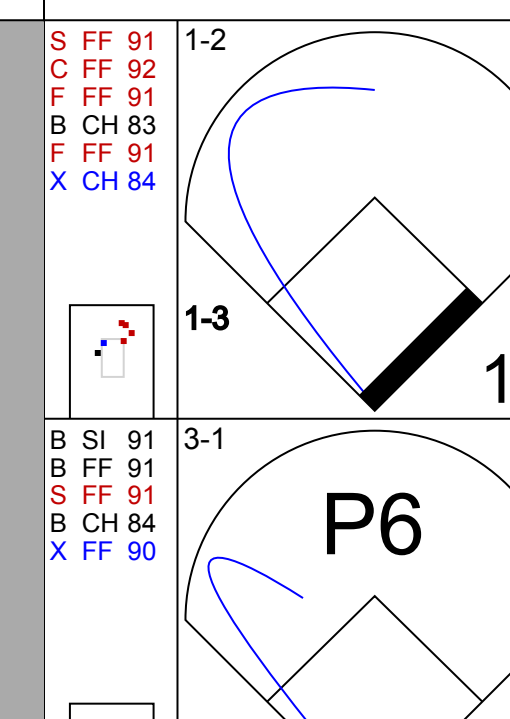
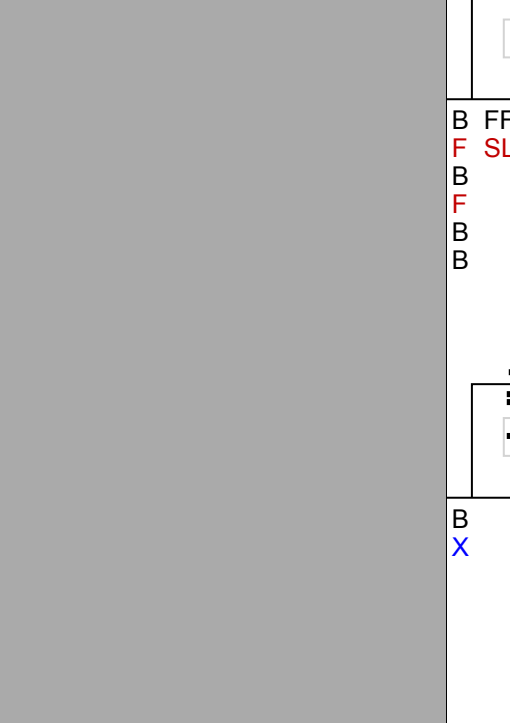
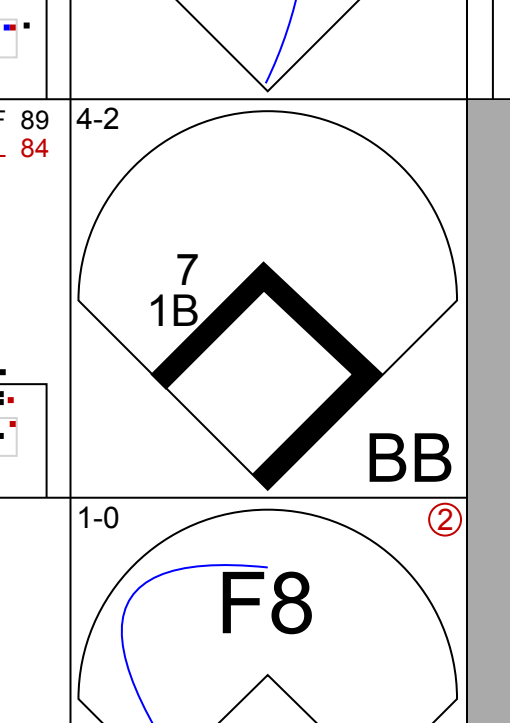

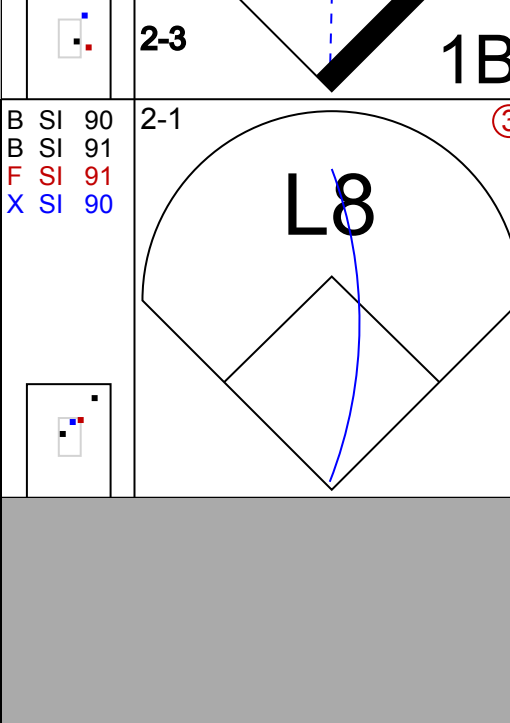
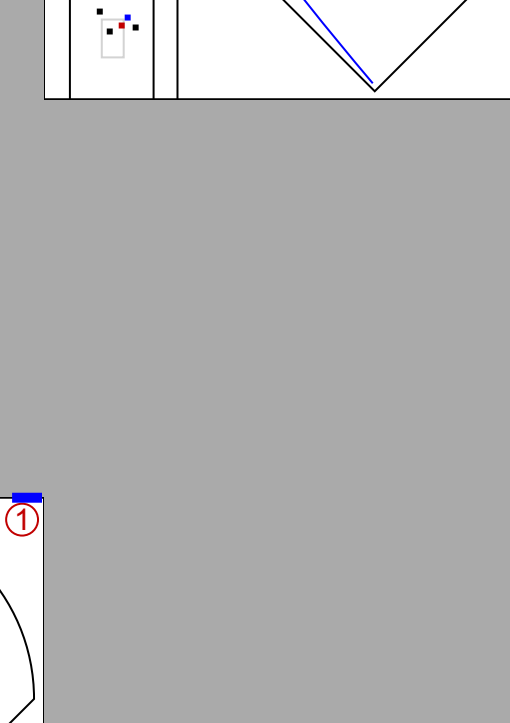

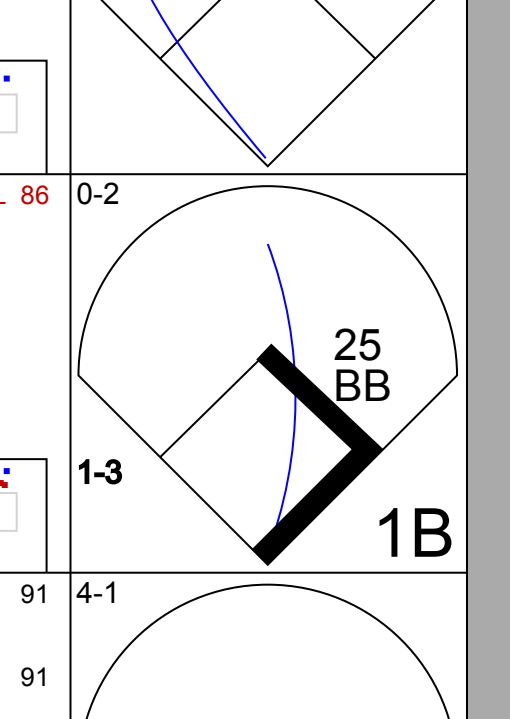


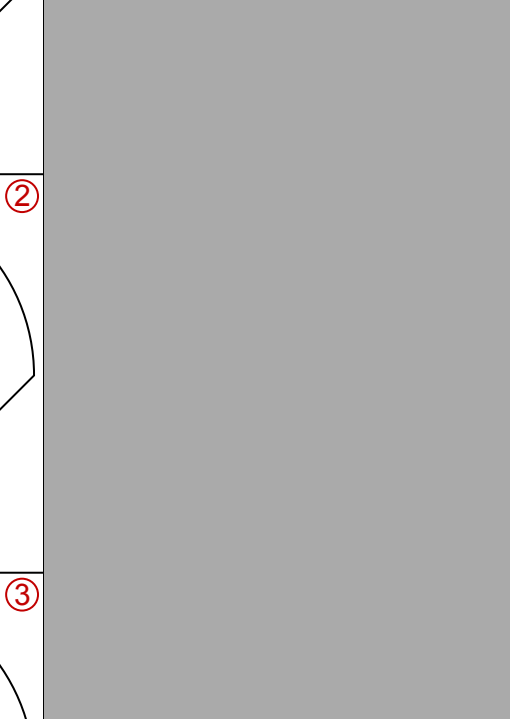

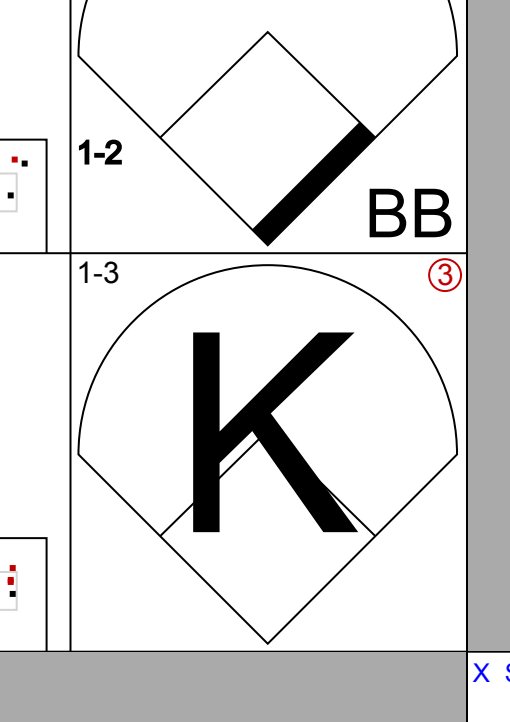


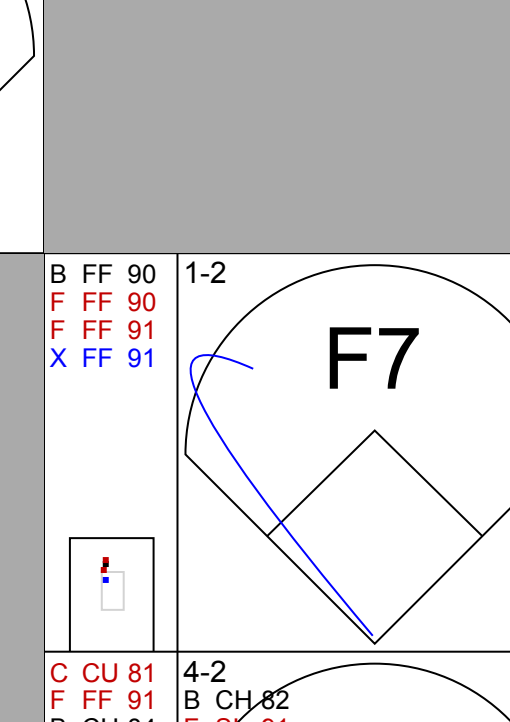
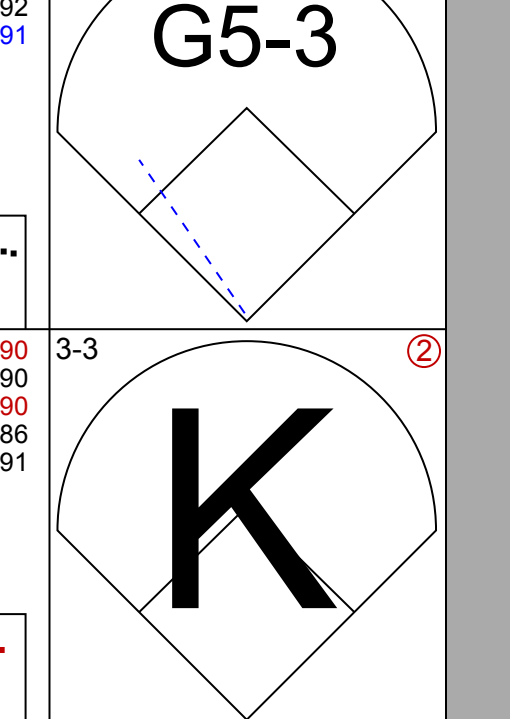

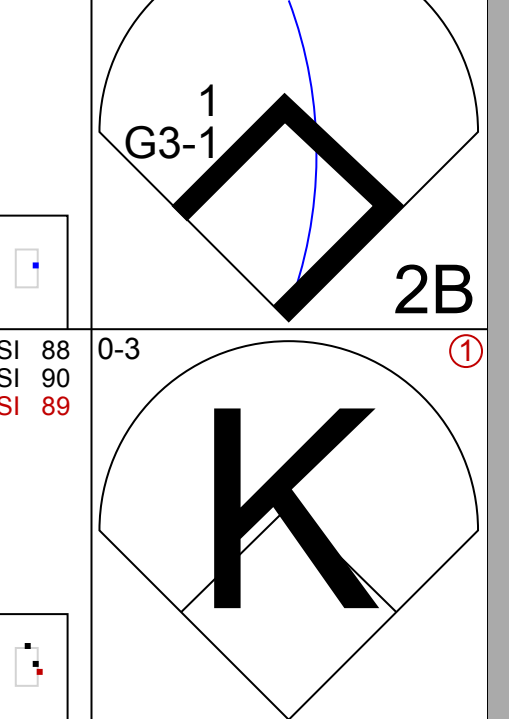
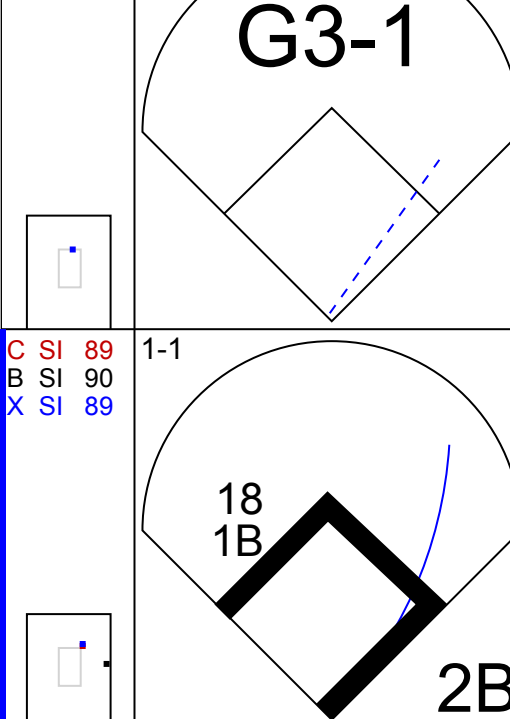
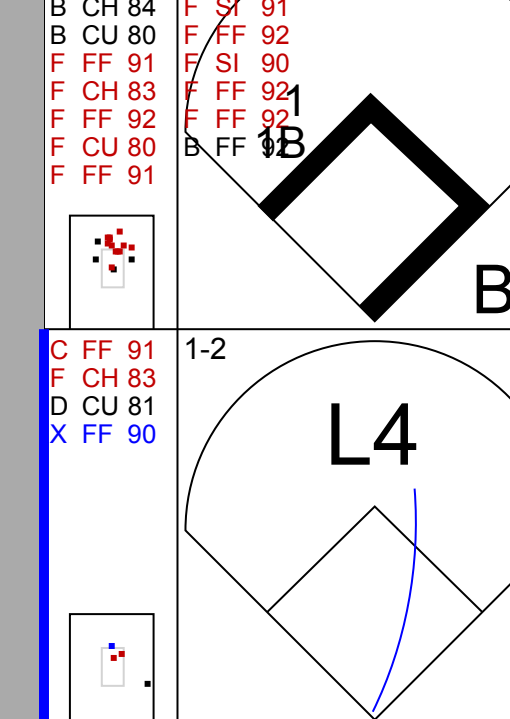
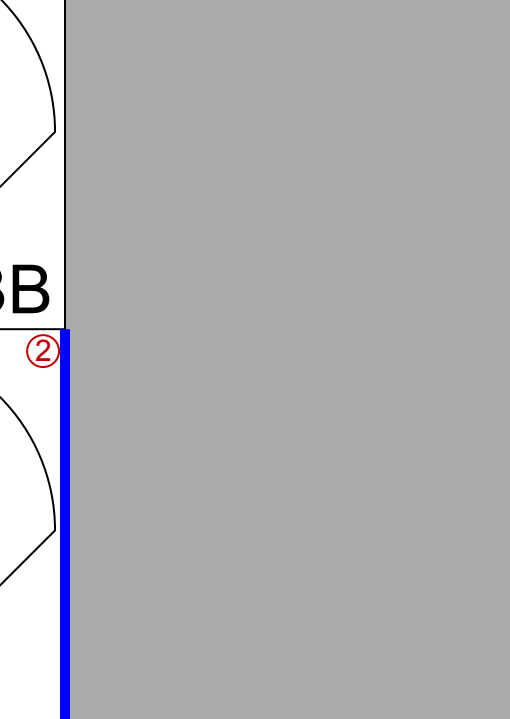
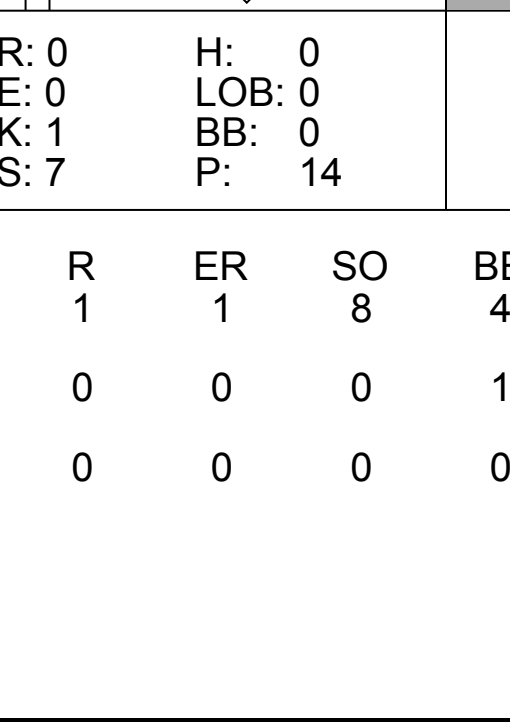
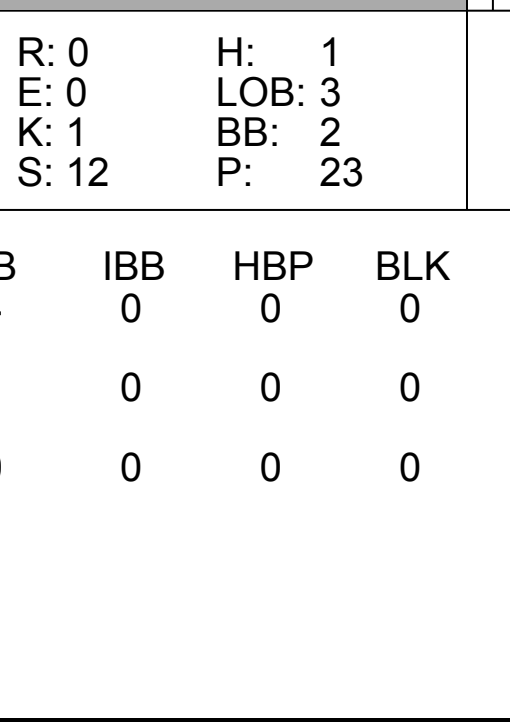
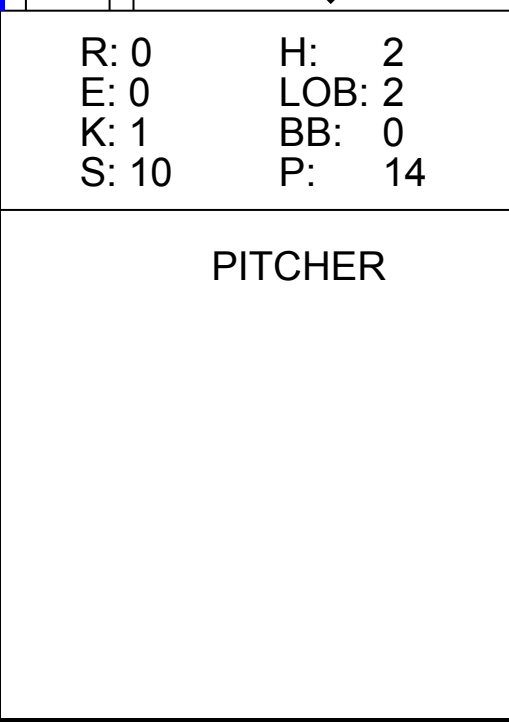
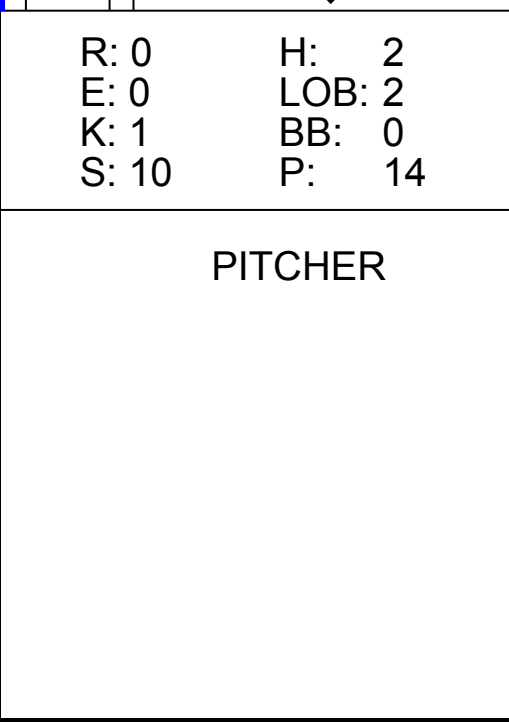
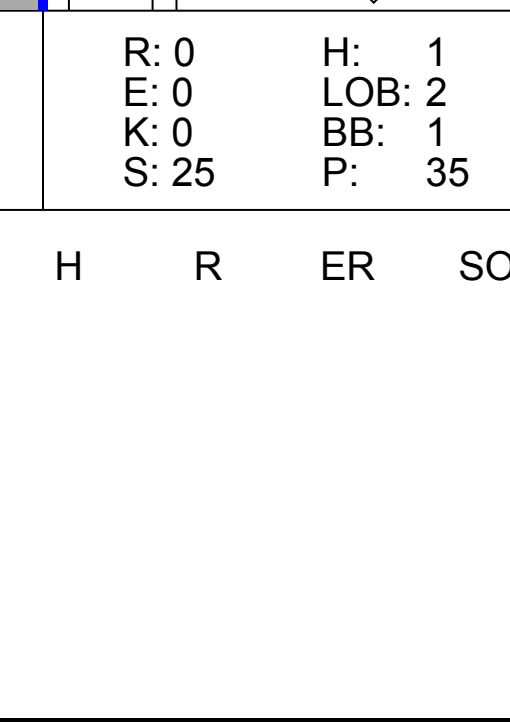
Batter	1	2	3	4	5	6	7	8	9	AB	R	H	RBI	BB	SO	LOB	TOP							
13 Nate McLouth, L OBP: 0.349, SLG: 0.483										3	2	2	0	2	1	0								
14 Martin Prado, R OBP: 0.375, SLG: 0.495										4	1	2	1	1	1	1								
10 Chipper Jones, S OBP: 0.411, SLG: 0.467										3	0	0	1	1	0	4								
18 Garret Anderson, L OBP: 0.304, SLG: 0.397										5	0	1	0	0	1	2								
25 Ryan Church, L OBP: 0.324, SLG: 0.365											5	2	1	1	0	1	1							
26 Brooks Conrad, S OBP: 0.375, SLG: 0.710 50 Jairo Asencio, R											5	2	3	3	0	2	0							
8 David Ross, R OBP: 0.375, SLG: 0.533										4	0	1	0	0	1	1								
27 Diory Hernandez, R OBP: 0.197, SLG: 0.239										4	0	1	1	0	1	0								
54 Kris Medlen, S 36 Boone Logan, R 46 Manny Acosta, R 34 Eric O'Flaherty, L 20 Greg Norton, S 58 Peter Moylan, R 19 Yunel Escobar, R										3	0	0	0	0	1	2								
<b>Inning Stats</b>	R: 3 E: 0 K: 1 S: 17	H: 4 LOB: 1 BB: 0 P: 28	R: 1 E: 0 K: 1 S: 8	H: 2 LOB: 1 BB: 0 P: 11	R: 1 E: 0 K: 0 S: 12	H: 3 LOB: 2 BB: 0 P: 18	R: 0 E: 0 K: 1 S: 9	H: 0 LOB: 1 BB: 1 P: 17	R: 2 E: 0 K: 2 S: 13	H: 2 LOB: 0 BB: 0 P: 20	R: 0 E: 0 K: 2 S: 11	H: 0 LOB: 1 BB: 1 P: 17	R: 0 E: 0 K: 2 S: 8	H: 0 LOB: 2 BB: 0 P: 12	R: 0 E: 0 K: 0 S: 9	H: 0 LOB: 2 BB: 0 P: 20	R: 0 E: 0 K: 1 S: 9	H: 0 LOB: 0 BB: 0 P: 15	1B: 7 2B: 2 3B: 1 HR: 1	SF: 1 SAC: 0 DP: 0 HBP: 0	WP: 1 PB: 0 SB: 1 CS: 0	PA: 42		
<b>PITCHER</b>	IP WLS BF H R ER SO BB IBB HBP BLK WP HR S P ERA WHIP	IP WLS BF H R ER SO BB IBB HBP BLK WP HR S P ERA WHIP	IP WLS BF H R ER SO BB IBB HBP BLK WP HR S P ERA WHIP	IP WLS BF H R ER SO BB IBB HBP BLK WP HR S P ERA WHIP	IP WLS BF H R ER SO BB IBB HBP BLK WP HR S P ERA WHIP	IP WLS BF H R ER SO BB IBB HBP BLK WP HR S P ERA WHIP	IP WLS BF H R ER SO BB IBB HBP BLK WP HR S P ERA WHIP	IP WLS BF H R ER SO BB IBB HBP BLK WP HR S P ERA WHIP	IP WLS BF H R ER SO BB IBB HBP BLK WP HR S P ERA WHIP	IP WLS BF H R ER SO BB IBB HBP BLK WP HR S P ERA WHIP	IP WLS BF H R ER SO BB IBB HBP BLK WP HR S P ERA WHIP	IP WLS BF H R ER SO BB IBB HBP BLK WP HR S P ERA WHIP	IP WLS BF H R ER SO BB IBB HBP BLK WP HR S P ERA WHIP	IP WLS BF H R ER SO BB IBB HBP BLK WP HR S P ERA WHIP	IP WLS BF H R ER SO BB IBB HBP BLK WP HR S P ERA WHIP	IP WLS BF H R ER SO BB IBB HBP BLK WP HR S P ERA WHIP	IP WLS BF H R ER SO BB IBB HBP BLK WP HR S P ERA WHIP	IP WLS BF H R ER SO BB IBB HBP BLK WP HR S P ERA WHIP	IP WLS BF H R ER SO BB IBB HBP BLK WP HR S P ERA WHIP	IP WLS BF H R ER SO BB IBB HBP BLK WP HR S P ERA WHIP	IP WLS BF H R ER SO BB IBB HBP BLK WP HR S P ERA WHIP	IP WLS BF H R ER SO BB IBB HBP BLK WP HR S P ERA WHIP	IP WLS BF H R ER SO BB IBB HBP BLK WP HR S P ERA WHIP	
46 Jason Hammel, R ERA: 4.43	29 Jorge De La Rosa, L ERA: 5.21	31 Matt Daley, R ERA: 4.5	58 Juan Rincon, R ERA: 5.3	52 Joel Peralta, R ERA: 4.34	56 Franklin Morales, L ERA: 2.38	16 Huston Street, R ERA: 2.75																		
<b>Batter</b>	<b>1</b>	<b>2</b>	<b>3</b>	<b>4</b>	<b>5</b>	<b>6</b>	<b>7</b>	<b>8</b>	<b>9</b>	<b>AB</b>	<b>R</b>	<b>H</b>	<b>RBI</b>	<b>BB</b>	<b>SO</b>	<b>LOB</b>	<b>BOTTOM</b>							
24 Dexter Fowler, S OBP: 0.358, SLG: 0.390										3	1	1	0	2	1	3								
12 Clint Barmes, R OBP: 0.323, SLG: 0.478										3	2	2	0	1	0	0								
7 Seth Smith, L OBP: 0.409, SLG: 0.510										5	2	2	2	0	0	5								
27 Garrett Atkins, R OBP: 0.303, SLG: 0.339										5	0	1	1	0	0	3								
11 Brad Hawpe, L OBP: 0.396, SLG: 0.577										4	1	2	2	1	0	1								
2 Troy Tulowitzki, R OBP: 0.338, SLG: 0.489										4	1	1	1	0	1	1								
9 Ian Stewart, L OBP: 0.307, SLG: 0.487										3	1	1	0	1	1	0								
8 Yorvit Torrealba, R OBP: 0.309, SLG: 0.382																								



Batter	1	2	3	4	5	6	7	8	9	AB	R	H	RBI	BB	SO	LOB	TOP							
24 Dexter Fowler, S (1,8) OBP: 0.362, SLG: 0.389										3	1	2	2	1	3		<b>Colorado Rockies @ San Diego Padres</b> PETCO Park, San Diego, CA Thu Jul 16 2009, 10:05 PM EDT Att: 22,758 - Clear - 72 F							
12 Clint Barmes, R (1,4) OBP: 0.321, SLG: 0.484										5	2	1	3	0	2									
7 Seth Smith, L (1,7) OBP: 0.414, SLG: 0.529											4	2	2	2	1	0								
17 Todd Helton, L (1,3) OBP: 0.405, SLG: 0.528											5	1	4	0	0	1								
2 Troy Tulowitzki, R (1,6) OBP: 0.340, SLG: 0.491											3	1	1	0	1	1								
6 Omar Quintanilla, L (8,PH) OBP: 0.297, SLG: 0.219											1	0	0	0	0	1								
9 Ian Stewart, L (1,5) OBP: 0.305, SLG: 0.479											4	1	0	0	1	1								
20 Chris Iannetta, R (1,2) OBP: 0.342, SLG: 0.453											4	0	0	1	0	3								
5 Carlos González, L (1,9) OBP: 0.286, SLG: 0.337										5	2	2	0	0	1	4								
28 Aaron Cook, R (1,1) OBP: 0.189, SLG: 0.121											1	0	0	1	1	1								
27 Garrett Atkins, R (7,PH) OBP: 0.302, SLG: 0.338											1	0	0	0	0	1								
31 Matt Daley, R (7,1) OBP: 0.324, SLG: 0.428											0	0	0	0	0	0								
19 Ryan Spilborghs, R (8,PH) OBP: 0.324, SLG: 0.428											1	0	0	0	0	0								
60 Manny Corpas, R (9,1) OBP: 0.286, SLG: 0.337											0	0	0	0	0	0								
<b>Inning Stats</b>	R: 0 E: 0 K: 2 S: 11	H: 0 LOB: 0 BB: 0 P: 16	R: 1 E: 1 K: 2 S: 17	H: 1 LOB: 3 BB: 2 P: 33	R: 0 E: 0 K: 2 S: 16	H: 1 LOB: 1 BB: 0 P: 20	R: 2 E: 1 K: 1 S: 10	H: 1 LOB: 0 BB: 1 P: 19	R: 1 E: 0 K: 1 S: 9	H: 1 LOB: 0 BB: 1 P: 15	R: 3 E: 0 K: 3 S: 16	H: 3 LOB: 1 BB: 1 P: 26	R: 1 E: 0 K: 0 S: 10	H: 2 LOB: 1 BB: 0 P: 18	R: 2 E: 0 K: 1 S: 15	H: 2 LOB: 1 BB: 1 P: 25	R: 0 E: 0 K: 0 S: 6	H: 0 LOB: 0 BB: 0 P: 8	1B: 6 2B: 3 3B: 0 HR: 2	SF: 1 SAC: 1 DP: 1 HBP: 0	WP: 0 PB: 0 SB: 1 CS: 0	PA: 45		
<b>PITCHER</b>	IP WLS BF H R ER SO BB IBB HBP BLK WP HR S P ERA WHIP	5.0 L 24 4 4 1 8 4 0 0 0 0 0 63 103 1.80 1.600	1.0 7 3 3 3 3 1 0 0 0 0 1 16 26 27.00 4.000	2.0 11 4 3 3 1 1 0 0 0 0 1 25 43 13.50 2.500	1.0 3 0 0 0 0 0 0 0 0 0 0 6 8 0.00 0.000																			

AB	37
R	10
H	11
RBI	9
BB	6
SO	12
LOB	23



Batter	1	2	3	4	5	6	7	8	9	AB	R	H	RBI	BB	SO	LOB	BOTTOM				
1 Everth Cabrera, S (1,6) OBP: 0.333, SLG: 0.333										5	0	1	0	0	1	2	<b>Colorado Rockies @ San Diego Padres</b> PETCO Park, San Diego, CA Thu Jul 16 2009, 10:05 PM EDT Att: 22,758 - Clear - 72 F				
18 Tony Gwynn Jr., L (1,8) OBP: 0.375, SLG: 0.394										5	1	2	0	0	3						
23 Adrián González, L (1,3) OBP: 0.387, SLG: 0.518											3	0	0	0	2	1					
5 Kevin Kouzmanoff, R (1,5) OBP: 0.279, SLG: 0.402											5	0	1	1	0	1					
7 Chase Headley, S (1,7) OBP: 0.316, SLG: 0.372										4	0	3	0	1	0	0					
25 Will Venable, L (1,9) OBP: 0.318, SLG: 0.359											4	0	1	0	1	1					
30 Eleizer Alfonso, R (1,2) OBP: 0.258, SLG: 0.333										4	0	0	0	0	2	8					
15 Luis Antonio Rodríguez, R (4) OBP: 0.333, SLG: 0.272										3	0	1	0	1	0	0					
49 Chad Gaudin, R (1,1) ERA: 3.85										2	0	0	0	0	2	1					
56 Mike Ekstrom, R (6,PH) ERA: 4.13										0	0	0	0	0	0	0					
8 Kyle Blanks, R (8,PH) ERA: 4.13										0	0	0	0	0	0	0					
58 Ryan Webb, R (7,1) ERA: 4.13										0	0	0	0	0	0	0					
2 Edgar González, R (8,PH) ERA: 4.13										0	0	0	0	0	0	0					
43 Cia Meredith, R (9,1) ERA: 4.17										0	0	0	0	0	0	0					
<b>Inning Stats</b>	R: 1 E: 0 K: 1 S: 13	H: 3 LOB: 3 BB: 1 P: 20	R: 0 E: 0 K: 1 S: 7	H: 0 LOB: 0 BB: 0 P: 14	R: 0 E: 0 K: 1 S: 12	H: 1 LOB: 3 BB: 2 P: 23	R: 0 E: 0 K: 1 S: 9	H: 1 LOB: 1 BB: 0 P: 14	R: 0 E: 0 K: 1 S: 10	H: 2 LOB: 2 BB: 0 P: 14	R: 0 E: 0 K: 0 S: 6	H: 0 LOB: 0 BB: 0 P: 8	R: 0 E: 0 K: 0 S: 25	H: 1 LOB: 2 BB: 1 P: 35	R: 0 E: 0 K: 0 S: 11	H: 1 LOB: 1 BB: 0 P: 19	1B: 8 2B: 2 3B: 0 HR: 0	SF: 0 SAC: 0 DP: 0 HBP: 0	WP: 0 PB: 0 SB: 0 CS: 0	PA: 42	
<b>PITCHER</b>	IP WLS BF H R ER SO BB IBB HBP BLK WP HR S P ERA WHIP	6.0 W 30 4 1 1 8 4 0 0 0 0 0 31 43 0.00 1.000	2.0 8 1 0 0 0 1 0 0 0 0 0 11 19 0.00 1.000	1.0 4 1 0 0 0 0 0 0 0 0 0 11 19 0.00 1.000																	

AB	37
R	1
H	10
RBI	1
BB	5
SO	8
LOB	22





Batter	1	2	3	4	5	6	7	8	9	AB	R	H	RBI	BB	SO	LOB	TOP						
24 Dexter Fowler, S OBP: 0.359, SLG: 0.384	B1-3	F8		G5-3 BB		G6-3		K		4	0	0	0	1	1	1							
12 Clint Barmes, R OBP: 0.320, SLG: 0.489	HR	G1-3		G5-3		K		G6-3		5	1	1	1	0	1	2							
17 Todd Helton, L OBP: 0.404, SLG: 0.528	2B		F8	G3		P6				4	0	1	0	1	0	1							
11 Brad Hawpe, L OBP: 0.399, SLG: 0.576	BB			BB 20 1B		FC1-5 2B		K		4	1	2	0	1	2	1							
2 Troy Tulowitzki, R OBP: 0.344, SLG: 0.491	1B			BB 20 1B		HBP		F9		4	2	2	0	0	0	1							
7 Seth Smith, L OBP: 0.411, SLG: 0.522	K			F4		FC1-5 2B				4	1	1	0	0	1	7							
56 Franklin Morales, L OBP: 0.500, SLG: 0.500										0	0	0	0	0	0	0							
16 Huston Street, R										0	0	0	0	0	0	0							
9 Ian Stewart, L OBP: 0.308, SLG: 0.482	F9			BB 20 1B		G4-3		G4-3		3	0	1	2	1	0	4							
20 Chris Iannetta, R OBP: 0.341, SLG: 0.449		F8		G4-3				K		4	0	1	2	0	1	1							
38 Ubaldo Jiménez, R OBP: 0.324, SLG: 0.258										2	0	0	0	1	1	1							
5 Carlos González, L OBP: 0.283, SLG: 0.333	BB					L4		K		1	0	0	0	0	1	0							
<b>Inning Stats</b>	R: 1 E: 0 K: 1 S: 19	H: 3 LOB: 3 BB: 1 P: 32	R: 0 E: 0 K: 0 S: 10	H: 0 LOB: 1 BB: 1 P: 16	R: 2 E: 0 K: 0 S: 12	H: 3 LOB: 2 BB: 1 P: 24	R: 0 E: 0 K: 1 S: 14	H: 0 LOB: 1 BB: 1 P: 23	R: 2 E: 0 K: 0 S: 19	H: 2 LOB: 1 BB: 0 P: 26	R: 0 E: 0 K: 1 S: 6	H: 0 LOB: 0 BB: 0 P: 6	R: 0 E: 0 K: 3 S: 9	H: 0 LOB: 1 BB: 0 P: 14	R: 0 E: 0 K: 1 S: 10	H: 0 LOB: 1 BB: 1 P: 19	1B: 6 2B: 2 3B: 0 HR: 1	SF: 0 SAC: 0 DP: 1 HBP: 1	WP: 0 PB: 0 SB: 1 CS: 0	PA: 41			
<b>PITCHER</b>	IP WLS BF H R ER SO BB IBB HBP BLK WP HR S P ERA WHIP	IP WLS BF H R ER SO BB IBB HBP BLK WP HR S P ERA WHIP	IP WLS BF H R ER SO BB IBB HBP BLK WP HR S P ERA WHIP	IP WLS BF H R ER SO BB IBB HBP BLK WP HR S P ERA WHIP	IP WLS BF H R ER SO BB IBB HBP BLK WP HR S P ERA WHIP	IP WLS BF H R ER SO BB IBB HBP BLK WP HR S P ERA WHIP	IP WLS BF H R ER SO BB IBB HBP BLK WP HR S P ERA WHIP	IP WLS BF H R ER SO BB IBB HBP BLK WP HR S P ERA WHIP	IP WLS BF H R ER SO BB IBB HBP BLK WP HR S P ERA WHIP	IP WLS BF H R ER SO BB IBB HBP BLK WP HR S P ERA WHIP	IP WLS BF H R ER SO BB IBB HBP BLK WP HR S P ERA WHIP	IP WLS BF H R ER SO BB IBB HBP BLK WP HR S P ERA WHIP	IP WLS BF H R ER SO BB IBB HBP BLK WP HR S P ERA WHIP	IP WLS BF H R ER SO BB IBB HBP BLK WP HR S P ERA WHIP	IP WLS BF H R ER SO BB IBB HBP BLK WP HR S P ERA WHIP	IP WLS BF H R ER SO BB IBB HBP BLK WP HR S P ERA WHIP	IP WLS BF H R ER SO BB IBB HBP BLK WP HR S P ERA WHIP						
52 Josh Geer, R ERA: 6.02	4.0	23	7	5	5	2	4	0	0	0	0	0	0	0	0	0	0	0	0	13	16	0.00	1.000
50 Josh Banks, R ERA: 7.15	1.0	4	1	0	0	0	0	0	0	0	0	0	0	0	0	0	0	0	0	13	17	0.00	0.500
45 Edward Mujica, R ERA: 2.82	2.0	7	1	0	0	2	0	0	0	0	0	0	0	0	0	0	0	0	0	9	14	0.00	0.000
57 Luke Gregerson, R ERA: 3.26	1.0	3	0	0	0	3	0	0	0	0	0	0	0	0	0	0	0	0	0	10	19	0.00	1.000
40 Greg Burke, R ERA: 3.55	1.0	4	0	0	0	1	1	0	0	0	0	0	0	0	0	0	0	0	0	10	19	0.00	1.000

Colorado Rockies @ San Diego Padres  
PETCO Park, San Diego, CA  
Fri Jul 17 2009, 10:05 PM EDT  
Att: 21,887 - Clear - 71 F

AB	35
R	5
H	9
RBI	5
BB	5
SO	8
LOB	19



Batter	1	2	3	4	5	6	7	8	9	AB	R	H	RBI	BB	SO	LOB	BOTTOM								
1 Everth Cabrera, S OBP: 0.330, SLG: 0.350	K2-3		G6-3		18 WP 3B		G3			4	1	1	1	0	1	1									
18 Tony Gwynn, Jr., L OBP: 0.372, SLG: 0.391	K		BB 23		K			K		4	0	1	1	0	3	0									
23 Adrián González, L OBP: 0.389, SLG: 0.514	F7		BB		BB 5 C6-4			G6-3		2	0	0	0	2	0	0									
5 Kevin Koussamanoff, R OBP: 0.276, SLG: 0.398	G5-3		K		FC6-4			E8 WP		4	0	0	0	0	1	3									
7 Chase Headley, S OBP: 0.312, SLG: 0.366	F7							G5-3		4	0	0	0	0	2	1									
25 Will Venable, L OBP: 0.316, SLG: 0.353	1B							K		4	0	1	0	0	2	0									
30 Eliezer Alfonzo, R OBP: 0.243, SLG: 0.313	F7							K		4	0	0	0	0	2	1									
15 Luis Antonio Rodríguez, B OBP: 0.331, SLG: 0.266			BB 18 SH2-4					P6		3	1	0	0	1	1	0									
52 Josh Geer, R OBP: 0.296, SLG: 0.297			BB 18 SH2-4							0	0	0	0	0	0	0									
50 Josh Banks, R ERA: 3.82										0	0	0	0	0	0	0									
8 Kyle Blanks, R ERA: 3.82										0	0	0	0	0	0	0									
45 Edward Mujica, R ERA: 2.82										0	0	0	0	0	0	0									
2 Edgardo González, R OBP: 0.271, SLG: 0.352										0	0	0	0	0	0	0									
57 Luke Gregerson, L ERA: 3.26										0	0	0	0	0	0	0									
40 Greg Burke, R ERA: 3.55										0	0	0	0	0	0	0									
<b>Inning Stats</b>	R: 0 E: 0 K: 2 S: 9	H: 0 LOB: 0 BB: 0 P: 15	R: 0 E: 0 K: 0 S: 5	H: 1 LOB: 1 BB: 0 P: 7	R: 1 E: 0 K: 1 S: 14	H: 1 LOB: 2 BB: 2 P: 26	R: 0 E: 0 K: 1 S: 8	H: 0 LOB: 0 BB: 0 P: 12	R: 2 E: 0 K: 2 S: 14	H: 1 LOB: 1 BB: 2 P: 26	R: 0 E: 0 K: 3 S: 9	H: 0 LOB: 0 BB: 0 P: 12	R: 0 E: 1 K: 1 S: 10	H: 0 LOB: 1 BB: 0 P: 17	R: 0 E: 0 K: 2 S: 8	H: 0 LOB: 0 BB: 0 P: 11	1B: 2 2B: 0 3B: 1 HR: 0	SF: 0 SAC: 1 DP: 0 HBP: 0	WP: 2 PB: 0 SB: 0 CS: 0	PA: 35					
<b>PITCHER</b>	IP WLS BF H R ER SO BB IBB HBP BLK WP HR S P ERA WHIP	IP WLS BF H R ER SO BB IBB HBP BLK WP HR S P ERA WHIP	IP WLS BF H R ER SO BB IBB HBP BLK WP HR S P ERA WHIP	IP WLS BF H R ER SO BB IBB HBP BLK WP HR S P ERA WHIP	IP WLS BF H R ER SO BB IBB HBP BLK WP HR S P ERA WHIP	IP WLS BF H R ER SO BB IBB HBP BLK WP HR S P ERA WHIP	IP WLS BF H R ER SO BB IBB HBP BLK WP HR S P ERA WHIP	IP WLS BF H R ER SO BB IBB HBP BLK WP HR S P ERA WHIP	IP WLS BF H R ER SO BB IBB HBP BLK WP HR S P ERA WHIP	IP WLS BF H R ER SO BB IBB HBP BLK WP HR S P ERA WHIP	IP WLS BF H R ER SO BB IBB HBP BLK WP HR S P ERA WHIP	IP WLS BF H R ER SO BB IBB HBP BLK WP HR S P ERA WHIP	IP WLS BF H R ER SO BB IBB HBP BLK WP HR S P ERA WHIP	IP WLS BF H R ER SO BB IBB HBP BLK WP HR S P ERA WHIP	IP WLS BF H R ER SO BB IBB HBP BLK WP HR S P ERA WHIP	IP WLS BF H R ER SO BB IBB HBP BLK WP HR S P ERA WHIP	IP WLS BF H R ER SO BB IBB HBP BLK WP HR S P ERA WHIP								
38 Ubaldo Jiménez, R ERA: 3.82	7.0	28	3	3	3	10	4	0	0	0	0	0	0	0	0	0	0	0	0	1	0	67	112	3.86	1.000
56 Franklin Morales, L ERA: 2.19	1.0	4	0	0	0	1	0	0	0	0	0	0	0	0	0	0	0	0	0	10	17	0.00	0.000		
16 Huston Street, R ERA: 2.68	1.0	3	0	0	0	2	0	0	0	0	0	0	0	0	0	0	0	0	0	8	11	0.00	0.000		

Colorado Rockies @ San Diego Padres  
PETCO Park, San Diego, CA  
Fri Jul 17 2009, 10:05 PM EDT  
Att: 21,887 - Clear - 71 F

AB	30
R	3
H	3
RBI	2
BB	4
SO	13
LOB	6





Batter	1	2	3	4	5	6	7	8	9	AB	R	H	RBI	BB	SO	LOB	TOP	
24 Dexter Fowler, S OBP: 0.358, SLG: 0.380										3	1	0	0	1	1	1	<b>Colorado Rockies @ San Diego Padres</b> PETCO Park, San Diego, CA Sat Jul 18 2009, 10:05 PM EDT Att: 28,652 - Clear - 71 F	
12 Clint Barmes, R OBP: 0.319, SLG: 0.486										4	0	1	0	0	1	1		
17 Todd Helton, L OBP: 0.408, SLG: 0.528										2	0	1	0	2	0	1		
11 Brad Hawpe, L OBP: 0.400, SLG: 0.577										3	0	1	1	1	0	3		
2 Troy Tulowitzki, R OBP: 0.340, SLG: 0.485										4	0	0	0	0	2	4		
27 Garrett Atkins, R OBP: 0.299, SLG: 0.333										3	0	0	0	0	0	2		
7 Seth Smith, L 52 Joel Peralta, R 51 Josh Fogg, R										3	0	1	0	0	1	0		<b>AB 28</b> <b>R 1</b> <b>H 4</b> <b>RBI 1</b> <b>BB 4</b> <b>SO 6</b> <b>LOB 14</b>
8 Yorvit Torrealba, R 46 Jason Hammel, R 58 Juan Rincon, R 19 Ryan Spilborghs, R										2	0	0	0	0	0	1		
<b>Inning Stats</b>	R: 1 E: 0 K: 1 S: 12	H: 1 LOB: 1 BB: 1 P: 21	R: 0 E: 0 K: 0 S: 6	H: 0 LOB: 0 BB: 0 P: 9	R: 0 E: 0 K: 0 S: 8	H: 0 LOB: 0 BB: 2 P: 11	R: 0 E: 0 K: 1 S: 10	H: 1 LOB: 1 BB: 0 P: 15	R: 0 E: 0 K: 1 S: 9	H: 0 LOB: 0 BB: 0 P: 13	R: 0 E: 0 K: 2 S: 13	H: 0 LOB: 0 BB: 0 P: 17	1B: 3 2B: 1 3B: 0 HR: 0	SF: 0 SAC: 0 DP: 2 HBP: 0	WP: 2 PB: 0 SB: 1 CS: 0	PA: 32		
<b>PITCHER</b>	IP WLS BF H R ER SO BB IBB HBP BLK WP HR S P ERA WHIP																	
29 Kevin Correia, R ERA: 4.34	6.0	23	3	1	1	2	4	0	0	0	0	2	0	0	50	87	1.50	1.167
40 Greg Burke, R ERA: 3.42	1.0	W 3	0	0	0	1	0	0	0	0	0	0	0	9	13	0.00	0.000	
57 Luke Gregerson, R ERA: 3.18	1.0	H 3	0	0	0	2	0	0	0	0	0	0	0	9	13	0.00	0.000	
21 Heath Bell, R ERA: 1.64	1.0	S 3	1	0	0	1	0	0	0	0	0	0	0	13	17	0.00	1.000	

Batter	1	2	3	4	5	6	7	8	9	AB	R	H	RBI	BB	SO	LOB	BOTTOM				
1 Everth Cabrera, S OBP: 0.325, SLG: 0.336										4	0	0	0	1	1	1	<b>Colorado Rockies @ San Diego Padres</b> PETCO Park, San Diego, CA Sat Jul 18 2009, 10:05 PM EDT Att: 28,652 - Clear - 71 F				
18 Tony Gwynn Jr., L OBP: 0.365, SLG: 0.385										5	0	1	0	0	1	4					
23 Adrián González, L 40 Greg Burke, R 7 Chase Headley, S 57 Luke Gregerson, L 21 Heath Bell, R										2	1	1	0	1	0	0		<b>AB 30</b> <b>R 3</b> <b>H 8</b> <b>RBI 3</b> <b>BB 4</b> <b>SO 9</b> <b>LOB 17</b>			
5 Kevin Kouzmanoff, R 25 Will Venable, L 8 Kyle Blanks, R 30 Eleazer Alfonso, R										4	1	2	0	0	1	2					
<b>Inning Stats</b>	R: 1 E: 0 K: 3 S: 15	H: 1 LOB: 3 BB: 2 P: 30	R: 0 E: 0 K: 0 S: 9	H: 1 LOB: 1 BB: 0 P: 11	R: 0 E: 0 K: 2 S: 10	H: 0 LOB: 0 BB: 0 P: 16	R: 0 E: 0 K: 1 S: 10	H: 1 LOB: 1 BB: 0 P: 16	R: 0 E: 0 K: 0 S: 9	H: 2 LOB: 2 BB: 0 P: 14	R: 0 E: 0 K: 1 S: 11	H: 0 LOB: 3 BB: 2 P: 25	R: 2 E: 0 K: 1 S: 17	H: 3 LOB: 1 BB: 0 P: 29	R: 0 E: 0 K: 1 S: 10	H: 0 LOB: 0 BB: 0 P: 16		1B: 6 2B: 1 3B: 0 HR: 1	SF: 0 SAC: 1 DP: 0 HBP: 3	WP: 0 PB: 0 SB: 0 CS: 0	PA: 38
<b>PITCHER</b>	IP WLS BF H R ER SO BB IBB HBP BLK WP HR S P ERA WHIP																				
46 Jason Hammel, R ERA: 4.26	5.2	27	5	1	1	7	3	0	0	3	0	0	0	0	62	105		1.59	1.412		
58 Juan Rincon, R ERA: 5.21	0.1	2	0	0	0	0	1	0	0	0	0	0	0	2	7	0.00		3.000			
52 Joel Peralta, R ERA: 5.03	1.0	L 6	3	2	2	1	0	0	0	0	0	0	1	17	29	18.00		3.000			
51 Josh Fogg, R ERA: 1.77	1.0	3	0	0	0	1	0	0	0	0	0	0	0	10	16	0.00		0.000			











Batter	1	2	3	4	5	6	7	8	9	AB	R	H	RBI	BB	SO	LOB	TOP								
6 Stephen Drew, L (1.6)											4	2	4	1	1	0	0	<b>Arizona Diamondbacks @ Colorado Rockies</b> Coors Field, Denver, CO Tue Jul 21 2009, 6:40 PM MDT Att: 30,248 - Partly Cloudy - 77 F							
18 Gerardo Parra, L (1.7)										5	0	0	0	0	2	8									
10 Justin Upton, R (1.9)										5	0	1	3	0	2	4									
18 Chad Tracy, L (1.3)										4	0	0	0	0	0	1									
27 Mark Reynolds, R (1.5)										4	1	2	0	0	2	1									
26 Miguel Montero, L (1.2)										4	2	2	2	0	1	1									
24 Chris Young, R (1.8)										4	0	2	0	0	0	1									
14 Ryan Roberts, R (1.4)										2	0	0	0	0	0	2									
25 Josh Whitesell, L (0.1)										0	0	0	0	0	0	0									
58 Juan Gutierrez, R (7.1)										0	0	0	0	0	0	0									
28 Alex Romero, L (8.1)										0	0	0	0	0	0	0									
57 Jon Rauch, R (8.1)										0	0	0	0	0	0	0									
50 Chad Qualls, R (8.1)										0	0	0	0	0	0	0									
39 Max Scherzer, R (1.1)										1	0	0	0	0	0	1									
11 Augie Ojeda, S (5.4)										1	1	0	0	2	0	0									
<b>Inning Stats</b>	R: 0 E: 0 K: 0 S: 5	H: 1 LOB: 0 BB: 0 P: 9	R: 0 E: 0 K: 1 S: 6	H: 0 LOB: 0 BB: 11 P: 10	R: 0 E: 0 K: 0 S: 4	H: 1 LOB: 0 BB: 7 P: 7	R: 1 E: 0 K: 0 S: 9	H: 1 LOB: 0 BB: 15 P: 15	R: 0 E: 0 K: 1 S: 10	H: 2 LOB: 1 BB: 0 P: 16	R: 2 E: 0 K: 2 S: 18	H: 2 LOB: 1 BB: 29 P: 29	R: 1 E: 0 K: 2 S: 16	H: 2 LOB: 2 BB: 26 P: 26	R: 2 E: 0 K: 1 S: 11	H: 2 LOB: 0 BB: 15 P: 15	R: 0 E: 0 K: 1 S: 10	H: 0 LOB: 1 BB: 19 P: 19	1B: 7 2B: 2 3B: 1 HR: 1	SF: 0 SAC: 0 DP: 2 HBP: 0	WP: 0 PB: 0 SB: 1 CS: 0	PA: 39			
<b>PITCHER</b>	IP WLS BF H R ER SO BB IBB HBP BLK WP HR S P ERA WHIP	IP WLS BF H R ER SO BB IBB HBP BLK WP HR S P ERA WHIP	IP WLS BF H R ER SO BB IBB HBP BLK WP HR S P ERA WHIP	IP WLS BF H R ER SO BB IBB HBP BLK WP HR S P ERA WHIP	IP WLS BF H R ER SO BB IBB HBP BLK WP HR S P ERA WHIP	IP WLS BF H R ER SO BB IBB HBP BLK WP HR S P ERA WHIP	IP WLS BF H R ER SO BB IBB HBP BLK WP HR S P ERA WHIP	IP WLS BF H R ER SO BB IBB HBP BLK WP HR S P ERA WHIP	IP WLS BF H R ER SO BB IBB HBP BLK WP HR S P ERA WHIP	IP WLS BF H R ER SO BB IBB HBP BLK WP HR S P ERA WHIP	IP WLS BF H R ER SO BB IBB HBP BLK WP HR S P ERA WHIP	IP WLS BF H R ER SO BB IBB HBP BLK WP HR S P ERA WHIP	IP WLS BF H R ER SO BB IBB HBP BLK WP HR S P ERA WHIP	IP WLS BF H R ER SO BB IBB HBP BLK WP HR S P ERA WHIP	IP WLS BF H R ER SO BB IBB HBP BLK WP HR S P ERA WHIP	IP WLS BF H R ER SO BB IBB HBP BLK WP HR S P ERA WHIP	IP WLS BF H R ER SO BB IBB HBP BLK WP HR S P ERA WHIP	IP WLS BF H R ER SO BB IBB HBP BLK WP HR S P ERA WHIP	IP WLS BF H R ER SO BB IBB HBP BLK WP HR S P ERA WHIP	IP WLS BF H R ER SO BB IBB HBP BLK WP HR S P ERA WHIP	IP WLS BF H R ER SO BB IBB HBP BLK WP HR S P ERA WHIP	IP WLS BF H R ER SO BB IBB HBP BLK WP HR S P ERA WHIP	IP WLS BF H R ER SO BB IBB HBP BLK WP HR S P ERA WHIP	IP WLS BF H R ER SO BB IBB HBP BLK WP HR S P ERA WHIP	IP WLS BF H R ER SO BB IBB HBP BLK WP HR S P ERA WHIP

Batter	1	2	3	4	5	6	7	8	9	AB	R	H	RBI	BB	SO	LOB	BOTTOM								
24 Dexter Fowler, S (1.8)										5	0	2	2	0	1	1	<b>Arizona Diamondbacks @ Colorado Rockies</b> Coors Field, Denver, CO Tue Jul 21 2009, 6:40 PM MDT Att: 30,248 - Partly Cloudy - 77 F								
12 Clint Barmes, R (1.4)										4	0	1	0	1	2	2									
17 Todd Helton, L (1.3)										5	0	0	0	0	1	2									
11 Brad Hawpe, L (1.9)										3	0	1	0	2	1	1									
2 Troy Tulowitzki, R (1.6)										4	1	1	1	0	0	4									
9 Ian Stewart, L (1.5)										2	2	1	0	2	1	1									
7 Seth Smith, L (1.7)										4	0	0	0	0	0	2									
20 Chris Iannetta, R (1.2)										3	2	1	0	1	1	2									
28 Aaron Cook, R (1.1)										1	0	0	0	0	1	1									
56 Franklin Morales, L (7.1)										0	0	0	0	0	0	0									
58 Juan Rincon, R (7.1)										0	0	0	0	0	0	0									
19 Ryan Spilborghs, R (8.1)										0	0	0	0	0	0	0									
31 Matt Daley, R (9.1)										0	0	0	0	0	0	0									
<b>Inning Stats</b>	R: 0 E: 0 K: 3 S: 22	H: 1 LOB: 1 BB: 0 P: 30	R: 3 E: 0 K: 1 S: 18	H: 4 LOB: 1 BB: 0 P: 31	R: 0 E: 0 K: 1 S: 15	H: 1 LOB: 1 BB: 0 P: 20	R: 1 E: 0 K: 1 S: 8	H: 1 LOB: 1 BB: 1 P: 14	R: 0 E: 0 K: 0 S: 6	H: 0 LOB: 0 BB: 1 P: 13	R: 0 E: 0 K: 2 S: 13	H: 0 LOB: 1 BB: 1 P: 20	R: 0 E: 0 K: 0 S: 10	H: 0 LOB: 2 BB: 2 P: 22	R: 0 E: 0 K: 0 S: 10	H: 1 LOB: 1 BB: 1 P: 16	R: 0 E: 0 K: 0 S: 6	H: 0 LOB: 0 BB: 8 P: 8	1B: 4 2B: 0 3B: 3 HR: 1	SF: 0 SAC: 2 DP: 0 HBP: 0	WP: 1 PB: 0 SB: 1 CS: 1	PA: 41			
<b>PITCHER</b>	IP WLS BF H R ER SO BB IBB HBP BLK WP HR S P ERA WHIP	IP WLS BF H R ER SO BB IBB HBP BLK WP HR S P ERA WHIP	IP WLS BF H R ER SO BB IBB HBP BLK WP HR S P ERA WHIP	IP WLS BF H R ER SO BB IBB HBP BLK WP HR S P ERA WHIP	IP WLS BF H R ER SO BB IBB HBP BLK WP HR S P ERA WHIP	IP WLS BF H R ER SO BB IBB HBP BLK WP HR S P ERA WHIP	IP WLS BF H R ER SO BB IBB HBP BLK WP HR S P ERA WHIP	IP WLS BF H R ER SO BB IBB HBP BLK WP HR S P ERA WHIP	IP WLS BF H R ER SO BB IBB HBP BLK WP HR S P ERA WHIP	IP WLS BF H R ER SO BB IBB HBP BLK WP HR S P ERA WHIP	IP WLS BF H R ER SO BB IBB HBP BLK WP HR S P ERA WHIP	IP WLS BF H R ER SO BB IBB HBP BLK WP HR S P ERA WHIP	IP WLS BF H R ER SO BB IBB HBP BLK WP HR S P ERA WHIP	IP WLS BF H R ER SO BB IBB HBP BLK WP HR S P ERA WHIP	IP WLS BF H R ER SO BB IBB HBP BLK WP HR S P ERA WHIP	IP WLS BF H R ER SO BB IBB HBP BLK WP HR S P ERA WHIP	IP WLS BF H R ER SO BB IBB HBP BLK WP HR S P ERA WHIP	IP WLS BF H R ER SO BB IBB HBP BLK WP HR S P ERA WHIP	IP WLS BF H R ER SO BB IBB HBP BLK WP HR S P ERA WHIP	IP WLS BF H R ER SO BB IBB HBP BLK WP HR S P ERA WHIP	IP WLS BF H R ER SO BB IBB HBP BLK WP HR S P ERA WHIP	IP WLS BF H R ER SO BB IBB HBP BLK WP HR S P ERA WHIP	IP WLS BF H R ER SO BB IBB HBP BLK WP HR S P ERA WHIP	IP WLS BF H R ER SO BB IBB HBP BLK WP HR S P ERA WHIP	IP WLS BF H R ER SO BB IBB HBP BLK WP HR S P ERA WHIP

















Batter	1	2	3	4	5	6	7	8	9	AB	R	H	RBI	BB	SO	LOB	TOP		
2 Randy Winn, S OBP: 0.321, SLG: 0.391	G4-3		G3		G6-3		G4-3			4	0	0	0	0	0	2	<b>San Francisco Giants @ Colorado Rockies</b> Coors Field, Denver, CO Sun Jul 26 2009, 1:10 PM MDT Att: 40,723 - Partly Cloudy - 78 F		
14 Fred Lewis, L OBP: 0.342, SLG: 0.396	G4-3		1B			1B		K		4	1	2	0	0	1	0			
48 Pablo Sandoval, S OBP: 0.373, SLG: 0.550	G1-3		PO		1B	G6-3		F8		4	0	1	0	0	0	1			
35 Travis Ishikawa, L OBP: 0.318, SLG: 0.411		1B			1B	G6-3		K		4	1	2	0	0	1	1			
16 Edgar Renteria, R OBP: 0.309, SLG: 0.318		2B			G4-6-3			P6		4	0	2	1	0	0	2			
21 John Bowker, L OBP: 0.200, SLG: 0.250		G3			G4-3			G4-3		3	0	0	1	0	0	3			
47 Merkin Valdez, R										0	0	0	0	0	0	0			
12 Nate Schierholz, L OBP: 0.322, SLG: 0.425										1	0	0	0	0	0	0			
5 Juan Uribe, R OBP: 0.311, SLG: 0.437		P4				G1-3		G5-3		4	0	0	0	0	1	1			
22 Eli Whiteside, R OBP: 0.232, SLG: 0.255		K				G4-3		L7		3	0	0	0	0	1	1			
56 Ryan Sadowski, R OBP: 0.111, SLG: 0.111										1	0	0	0	0	0	0			
45 Justin Miller, R										0	0	0	0	0	0	0			
33 Aaron Rowand, R										1	0	1	0	0	0	0			
46 Bob Howry, L										0	0	0	0	0	0	0			
49 Brandon Medders, R										0	0	0	0	0	0	0			
59 Andres Torres, S OBP: 0.341, SLG: 0.446										1	0	1	0	0	0	0			
<b>Inning Stats</b>	R: 0 E: 0 K: 0 S: 6	H: 0 LOB: 0 BB: 0 P: 10	R: 1 E: 0 K: 1 S: 13	H: 2 LOB: 1 BB: 0 P: 19	R: 0 E: 0 K: 1 S: 8	H: 1 LOB: 0 BB: 0 P: 11	R: 0 E: 0 K: 0 S: 7	H: 2 LOB: 1 BB: 0 P: 11	R: 0 E: 0 K: 0 S: 6	H: 1 LOB: 1 BB: 0 P: 9	R: 1 E: 0 K: 0 S: 7	H: 2 LOB: 1 BB: 0 P: 11	R: 0 E: 0 K: 2 S: 8	H: 0 LOB: 0 BB: 0 P: 9	R: 0 E: 0 K: 1 S: 11	H: 0 LOB: 0 BB: 0 P: 17	1B: 7 2B: 2 3B: 0 HR: 0	SF: 0 SAC: 0 DP: 1 HBP: 0	WP: 0 PA: 35 PB: 0 SB: 0 CS: 0
<b>PITCHER</b>	IP WLS BF H R ER SO BB IBB HBP BLK WP HR S P ERA WHIP	IP WLS BF H R ER SO BB IBB HBP BLK WP HR S P ERA WHIP																	
28 Aaron Cook, R ERA: 3.97	7.0 W 28 9 2 2 2 0 0 0 0 0 0 0 51 77 2.57 1.286																		
56 Franklin Morales, L ERA: 1.76	1.0 H 3 0 0 0 2 0 0 0 0 0 0 0 8 9 0.00 0.000																		
16 Huston Street, R ERA: 2.55	1.0 S 3 0 0 0 1 0 0 0 0 0 0 0 11 17 0.00 0.000																		

Batter	1	2	3	4	5	6	7	8	9	AB	R	H	RBI	BB	SO	LOB	BOTTOM		
7 Seth Smith, L OBP: 0.398, SLG: 0.486	G4-3		1B		F9					2	2	1	0	2	0	1	<b>San Francisco Giants @ Colorado Rockies</b> Coors Field, Denver, CO Sun Jul 26 2009, 1:10 PM MDT Att: 40,723 - Partly Cloudy - 78 F		
24 Dexter Fowler, S OBP: 0.360, SLG: 0.383			BB			BB				1	0	1	0	0	0	0			
12 Clint Barmes, R OBP: 0.307, SLG: 0.456	F8		K		F8		F7		K	5	0	0	0	0	2	6			
17 Todd Helton, L OBP: 0.404, SLG: 0.518	G4-3		1B		G3		F8			4	1	1	0	0	0	1			
11 Brad Hawpe, L OBP: 0.404, SLG: 0.573	BB		1B		F7		G3			3	0	1	1	1	0	0			
2 Troy Tulowitzki, R OBP: 0.344, SLG: 0.495			BB		SF8					1	0	1	1	2	0	0			
9 Ian Stewart, L OBP: 0.325, SLG: 0.498			1B		1B		BB			4	0	1	1	0	1	4			
5 Carlos González, L OBP: 0.288, SLG: 0.373		K						F8		4	1	1	0	0	1	2			
8 Yorvit Torrealba, R OBP: 0.311, SLG: 0.354					G6-3		SF9			3	0	2	1	0	0	0			
28 Aaron Cook, R OBP: 0.195, SLG: 0.162										3	0	1	0	0	0	1			
56 Franklin Morales, L OBP: 0.500, SLG: 0.500										0	0	0	0	0	0	0			
27 Garrett Atkins, R OBP: 0.304, SLG: 0.338										0	0	0	0	1	0	0			
16 Huston Street, R										0	0	0	0	0	0	0			
<b>Inning Stats</b>	R: 1 E: 0 K: 0 S: 14	H: 2 LOB: 2 BB: 1 P: 28	R: 0 E: 0 K: 1 S: 5	H: 1 LOB: 0 BB: 0 P: 6	R: 2 E: 0 K: 1 S: 14	H: 2 LOB: 2 BB: 2 P: 29	R: 0 E: 0 K: 0 S: 10	H: 1 LOB: 1 BB: 0 P: 14	R: 0 E: 0 K: 0 S: 13	H: 1 LOB: 1 BB: 0 P: 23	R: 1 E: 0 K: 0 S: 17	H: 1 LOB: 1 BB: 1 P: 28	R: 0 E: 0 K: 1 S: 9	H: 0 LOB: 1 BB: 1 P: 19	R: 0 E: 0 K: 1 S: 12	H: 2 LOB: 2 BB: 1 P: 20	1B: 8 2B: 2 3B: 1 HR: 0	SF: 2 SAC: 0 DP: 1 HBP: 0	WP: 1 PA: 38 PB: 0 SB: 2 CS: 1
<b>PITCHER</b>	IP WLS BF H R ER SO BB IBB HBP BLK WP HR S P ERA WHIP	IP WLS BF H R ER SO BB IBB HBP BLK WP HR S P ERA WHIP																	
56 Ryan Sadowski, R ERA: 4.81	2.2 L 15 5 3 3 2 0 0 0 0 0 0 0 11 15 0.00 0.750																		
45 Justin Miller, R ERA: 2.17	1.1 5 1 0 0 0 0 0 0 0 0 0 0 6 15 0.00 0.750																		
46 Bob Howry, R ERA: 3.65	1.0 5 2 1 1 0 0 0 0 0 0 1 0 23 35 9.00 2.000																		
49 Brandon Medders, R ERA: 2.41	2.0 8 0 0 0 1 2 0 0 0 0 0 0 16 35 0.00 1.000																		
47 Merkin Valdez, R ERA: 5.03	1.0 5 2 0 0 1 1 0 0 0 0 0 0 12 20 0.00 3.000																		



Batter	1	2	3	4	5	6	7	8	9	AB	R	H	RBI	BB	SO	LOB	TOP				
24 Dexter Fowler, S OBP: 0.358, SLG: 0.383											5	0	1	0	0	3	4				
12 Clint Barnes, R OBP: 0.305, SLG: 0.461											5	1	1	1	0	1	1				
27 Garrett Atkins, R OBP: 0.302, SLG: 0.331											4	0	0	0	1	2	1				
11 Brad Hawpe, L OBP: 0.404, SLG: 0.571											5	1	2	0	0	1	2				
2 Troy Tulowitzki, R OBP: 0.351, SLG: 0.508										2	1	2	2	2	0	0					
19 Ryan Spillane, R OBP: 0.324, SLG: 0.427										4	0	0	0	0	0	5					
9 Ian Stewart, L OBP: 0.320, SLG: 0.491										4	0	0	0	0	2	3					
20 Chris Iannetta, R OBP: 0.341, SLG: 0.451										2	0	1	0	1	0	0					
38 Ubaldo Jiménez, R OBP: 0.333, SLG: 0.257										3	0	1	0	0	0	1					
7 Seth Smith, L ERA: 7.42																					
58 Juan Rincon, R ERA: 3.46																					
56 Franklin Morales, L OBP: 0.500, SLG: 0.500																					
31 Matt Daley, R ERA: 2.12																					
<b>Inning Stats</b>	R: 0 E: 0 K: 1 S: 7	H: 0 LOB: 0 BB: 0 P: 8	R: 2 E: 0 K: 0 S: 12	H: 2 LOB: 1 BB: 22 P: 22	R: 0 E: 0 K: 1 S: 10	H: 1 LOB: 0 BB: 0 P: 16	R: 0 E: 0 K: 2 S: 13	H: 1 LOB: 3 BB: 2 P: 25	R: 1 E: 0 K: 1 S: 18	H: 0 LOB: 2 BB: 2 P: 32	R: 0 E: 0 K: 1 S: 11	H: 2 LOB: 2 BB: 0 P: 15	R: 0 E: 0 K: 2 S: 12	H: 1 LOB: 1 BB: 0 P: 17	R: 0 E: 0 K: 1 S: 8	H: 0 LOB: 0 BB: 0 P: 11	1B: 5 2B: 1 3B: 0 HR: 2	SF: 0 SAC: 0 DP: 0 HBP: 1	WP: 0 PB: 0 SB: 1 CS: 0	PA: 40	
<b>PITCHER</b>	IP WLS BF H R ER SO BB IBB HBP BLK WP HR S P ERA WHIP	IP WLS BF H R ER SO BB IBB HBP BLK WP HR S P ERA WHIP	IP WLS BF H R ER SO BB IBB HBP BLK WP HR S P ERA WHIP	IP WLS BF H R ER SO BB IBB HBP BLK WP HR S P ERA WHIP	IP WLS BF H R ER SO BB IBB HBP BLK WP HR S P ERA WHIP	IP WLS BF H R ER SO BB IBB HBP BLK WP HR S P ERA WHIP	IP WLS BF H R ER SO BB IBB HBP BLK WP HR S P ERA WHIP	IP WLS BF H R ER SO BB IBB HBP BLK WP HR S P ERA WHIP	IP WLS BF H R ER SO BB IBB HBP BLK WP HR S P ERA WHIP	IP WLS BF H R ER SO BB IBB HBP BLK WP HR S P ERA WHIP	IP WLS BF H R ER SO BB IBB HBP BLK WP HR S P ERA WHIP	IP WLS BF H R ER SO BB IBB HBP BLK WP HR S P ERA WHIP	IP WLS BF H R ER SO BB IBB HBP BLK WP HR S P ERA WHIP	IP WLS BF H R ER SO BB IBB HBP BLK WP HR S P ERA WHIP	IP WLS BF H R ER SO BB IBB HBP BLK WP HR S P ERA WHIP	IP WLS BF H R ER SO BB IBB HBP BLK WP HR S P ERA WHIP	IP WLS BF H R ER SO BB IBB HBP BLK WP HR S P ERA WHIP	IP WLS BF H R ER SO BB IBB HBP BLK WP HR S P ERA WHIP	IP WLS BF H R ER SO BB IBB HBP BLK WP HR S P ERA WHIP	IP WLS BF H R ER SO BB IBB HBP BLK WP HR S P ERA WHIP	IP WLS BF H R ER SO BB IBB HBP BLK WP HR S P ERA WHIP

Colorado Rockies @ New York Mets  
Citi Field, Flushing, NY  
Mon Jul 27 2009, 7:10 PM EDT  
Att: 38,936 - Overcast - 78 F

AB	35
R	3
H	8
RBI	3
BB	4
SO	10
LOB	18



Batter	1	2	3	4	5	6	7	8	9	AB	R	H	RBI	BB	SO	LOB	BOTTOM				
16 Angel Pagán, S OBP: 0.349, SLG: 0.426											4	0	0	0	0	1	1				
1 Luis Castillo, S OBP: 0.402, SLG: 0.365												3	2	2	0	1	1	0			
5 David Wright, R OBP: 0.412, SLG: 0.458											3	2	2	0	1	1	1				
28 Daniel Murphy, L OBP: 0.308, SLG: 0.357											3	0	1	1	0	2					
12 Jeff Francoeur, R OBP: 0.290, SLG: 0.379										3	2	1	1	1	0	2					
19 Cory Sullivan, L OBP: 0.278, SLG: 0.200										1	0	0	1	1	0	0					
17 Fernando Tatis, R OBP: 0.310, SLG: 0.397											1	0	0	1	1	0	0				
9 Omir Santos, R OBP: 0.298, SLG: 0.425											4	0	0	0	0	2					
3 Alex Cora, L OBP: 0.314, SLG: 0.288											4	0	0	0	0	1					
46 Oliver Pérez, L OBP: 0.337, SLG: 0.308																					
4 Angel Berroa, R ERA: 3.85																					
43 Brian Stokes, R ERA: 6.35																					
56 Franklin Morales, L ERA: 2.35																					
18 Jeremy Reed, L OBP: 0.298, SLG: 0.354																					
25 Pedro Feliciano, L ERA: 3.58																					
75 Francisco Rodríguez, R ERA: 2.12																					
<b>Inning Stats</b>	R: 0 E: 0 K: 1 S: 11	H: 1 LOB: 1 BB: 0 P: 18	R: 0 E: 0 K: 0 S: 8	H: 0 LOB: 1 BB: 1 P: 15	R: 0 E: 0 K: 2 S: 8	H: 0 LOB: 0 BB: 0 P: 14	R: 1 E: 0 K: 0 S: 6	H: 2 LOB: 0 BB: 0 P: 10	R: 0 E: 0 K: 0 S: 8	H: 0 LOB: 1 BB: 1 P: 14	R: 2 E: 0 K: 0 S: 12	H: 3 LOB: 0 BB: 0 P: 21	R: 0 E: 0 K: 1 S: 6	H: 0 LOB: 0 BB: 0 P: 9	R: 4 E: 0 K: 0 S: 11	H: 1 LOB: 3 BB: 3 P: 26	1B: 4 2B: 1 3B: 0 HR: 2	SF: 1 SAC: 1 DP: 1 HBP: 0	WP: 0 PB: 0 SB: 0 CS: 0	PA: 35	
<b>PITCHER</b>	IP WLS BF H R ER SO BB IBB HBP BLK WP HR S P ERA WHIP	IP WLS BF H R ER SO BB IBB HBP BLK WP HR S P ERA WHIP	IP WLS BF H R ER SO BB IBB HBP BLK WP HR S P ERA WHIP	IP WLS BF H R ER SO BB IBB HBP BLK WP HR S P ERA WHIP	IP WLS BF H R ER SO BB IBB HBP BLK WP HR S P ERA WHIP	IP WLS BF H R ER SO BB IBB HBP BLK WP HR S P ERA WHIP	IP WLS BF H R ER SO BB IBB HBP BLK WP HR S P ERA WHIP	IP WLS BF H R ER SO BB IBB HBP BLK WP HR S P ERA WHIP	IP WLS BF H R ER SO BB IBB HBP BLK WP HR S P ERA WHIP	IP WLS BF H R ER SO BB IBB HBP BLK WP HR S P ERA WHIP	IP WLS BF H R ER SO BB IBB HBP BLK WP HR S P ERA WHIP	IP WLS BF H R ER SO BB IBB HBP BLK WP HR S P ERA WHIP	IP WLS BF H R ER SO BB IBB HBP BLK WP HR S P ERA WHIP	IP WLS BF H R ER SO BB IBB HBP BLK WP HR S P ERA WHIP	IP WLS BF H R ER SO BB IBB HBP BLK WP HR S P ERA WHIP	IP WLS BF H R ER SO BB IBB HBP BLK WP HR S P ERA WHIP	IP WLS BF H R ER SO BB IBB HBP BLK WP HR S P ERA WHIP	IP WLS BF H R ER SO BB IBB HBP BLK WP HR S P ERA WHIP	IP WLS BF H R ER SO BB IBB HBP BLK WP HR S P ERA WHIP	IP WLS BF H R ER SO BB IBB HBP BLK WP HR S P ERA WHIP	IP WLS BF H R ER SO BB IBB HBP BLK WP HR S P ERA WHIP

Colorado Rockies @ New York Mets  
Citi Field, Flushing, NY  
Mon Jul 27 2009, 7:10 PM EDT  
Att: 38,936 - Overcast - 78 F

AB	28
R	7
H	7
RBI	7
BB	5
SO	4
LOB	9





Batter	1	2	3	4	5	6	7	8	9	AB	R	H	RBI	BB	SO	LOB	TOP	
24 Dexter Fowler, S OBP: 0.357, SLG: 0.385			G6-3		B3					4	0	1	0	0	1	0	<b>Colorado Rockies @ New York Mets</b> Citi Field, Flushing, NY Tue Jul 28, 2009, 7:10 PM EDT Att: 39,126 - Cloudy - 77 F	
7 Seth Smith, L OBP: 0.395, SLG: 0.486					F7					3	0	1	0	0	1	0		
27 Garrett Atkins, R OBP: 0.301, SLG: 0.329										1	0	0	0	0	1	1		
45 Jhoulys Chacin, R OBP: 0.301, SLG: 0.329										0	0	0	0	0	0	0		
51 Josh Fogg, R OBP: 0.301, SLG: 0.329										0	0	0	0	0	0	0		
17 Todd Helton, L OBP: 0.407, SLG: 0.519										3	0	2	0	1	1	1		
11 Brad Hawpe, L OBP: 0.399, SLG: 0.563										4	0	0	0	0	1	4		
2 Troy Tulowitzki, R OBP: 0.353, SLG: 0.508										4	0	2	0	0	0	2		
9 Ian Stewart, L OBP: 0.323, SLG: 0.489										3	0	1	0	1	1	2		
20 Chris Iannetta, R OBP: 0.344, SLG: 0.447										2	0	0	0	1	0	1		
12 Clint Barnes, R OBP: 0.305, SLG: 0.457										3	0	0	0	0	1	6		
21 Jason Marquis, L OBP: 0.256, SLG: 0.268										2	0	0	0	0	0	0		
19 Ryan Spilborghs, R OBP: 0.322, SLG: 0.424										2	0	0	0	0	1	1		
<b>Inning Stats</b>	R: 0 H: 1 E: 0 K: 2 S: 10	H: 1 LOB: 2 BB: 1 P: 19	R: 0 H: 0 E: 0 K: 1 S: 7	H: 0 LOB: 0 BB: 1 P: 11	R: 0 H: 0 E: 0 K: 1 S: 7	H: 3 LOB: 3 BB: 1 P: 25	R: 0 H: 0 E: 0 K: 0 S: 15	H: 2 LOB: 3 BB: 0 P: 24	R: 0 H: 1 E: 0 K: 3 S: 15	H: 0 LOB: 0 BB: 0 P: 22	R: 0 H: 0 E: 0 K: 1 S: 8	H: 0 LOB: 0 BB: 0 P: 13	R: 0 H: 0 E: 0 K: 0 S: 8	H: 0 LOB: 0 BB: 0 P: 14	1B: 5 2B: 2 3B: 0 HR: 0	SF: 0 SAC: 0 DP: 3 HBP: 2	WP: 0 PB: 0 SB: 2 CS: 0	PA: 36
<b>PITCHER</b>	IP WLS BF H R ER SO BB IBB HBP BLK WP HR S P ERA WHIP																	
34 Mike Pelfrey, R ERA: 4.72	6.1 W 28 7 0 0 5 3 0 0 0 0 0 0 0 71 115 0.00 1.579																	
25 Pedro Feliciano, L ERA: 2.53	1.2 H 5 0 0 0 3 0 0 0 0 0 0 0 0 15 22 0.00 0.000																	
50 Sean Green, R ERA: 4.84	1.0 3 0 0 0 0 0 0 0 0 1 0 0 0 8 14 0.00 0.000																	

Batter	1	2	3	4	5	6	7	8	9	AB	R	H	RBI	BB	SO	LOB	BOTTOM	
16 Angel Pagán, S OBP: 0.345, SLG: 0.419			L7							4	0	1	0	0	2	1	<b>Colorado Rockies @ New York Mets</b> Citi Field, Flushing, NY Tue Jul 28, 2009, 7:10 PM EDT Att: 39,126 - Cloudy - 77 F	
1 Luis Castillo, S OBP: 0.403, SLG: 0.365										3	1	1	1	1	0	0		
5 David Wright, R OBP: 0.415, SLG: 0.462										3	0	2	0	1	0	1		
28 Daniel Murphy, L OBP: 0.313, SLG: 0.364										3	2	2	1	1	0	1		
12 Jeff Francoeur, R OBP: 0.292, SLG: 0.379										3	0	1	1	0	1	3		
19 Cory Sullivan, L OBP: 0.238, SLG: 0.167										3	0	0	0	0	0	4		
25 Pedro Feliciano, L ERA: 2.53										0	0	0	0	0	0	0		
17 Fernando Tatis, R OBP: 0.309, SLG: 0.395										1	0	0	0	0	0	2		
50 Sean Green, R ERA: 4.84										0	0	0	0	0	0	0		
23 Brian Schneider, L OBP: 0.314, SLG: 0.366										2	0	0	1	1	1	0		
3 Alex Cora, L OBP: 0.317, SLG: 0.291										4	1	2	0	0	0	3		
34 Mike Pelfrey, R OBP: 0.143, SLG: 0.152										1	0	0	0	0	1	0		
18 Jeremy Reed, L OBP: 0.304, SLG: 0.346										0	0	0	0	1	0	0		
<b>Inning Stats</b>	R: 0 H: 1 E: 0 K: 1 S: 9	H: 2 LOB: 0 BB: 0 P: 16	R: 1 H: 2 E: 0 K: 0 S: 11	H: 2 LOB: 1 BB: 0 P: 18	R: 1 H: 1 E: 1 K: 0 S: 7	H: 0 LOB: 2 BB: 1 P: 13	R: 0 H: 0 E: 0 K: 2 S: 13	H: 1 LOB: 1 BB: 0 P: 11	R: 0 H: 1 E: 0 K: 1 S: 12	H: 1 LOB: 1 BB: 1 P: 23	R: 1 H: 1 E: 0 K: 1 S: 12	H: 1 LOB: 3 BB: 3 P: 28	R: 1 H: 1 E: 0 K: 1 S: 12	H: 1 LOB: 3 BB: 3 P: 28	1B: 7 2B: 2 3B: 0 HR: 0	SF: 1 SAC: 1 DP: 2 HBP: 1	WP: 1 PB: 0 SB: 0 CS: 2	PA: 37
<b>PITCHER</b>	IP WLS BF H R ER SO BB IBB HBP BLK WP HR S P ERA WHIP																	
21 Jason Marquis, R ERA: 3.47	6.0 L 24 7 3 2 3 1 0 0 0 0 0 0 0 12 23 3.00 1.333																	
45 Jhoulys Chacin, R ERA: 2.11	1.0 4 1 0 0 1 1 0 0 0 0 0 0 0 12 23 0.00 2.000																	
51 Josh Fogg, R ERA: 2.11	1.0 7 1 1 1 1 3 0 0 0 0 1 0 0 12 28 9.00 4.000																	





Batter	1	2	3	4	5	6	7	8	9	AB	R	H	RBI	BB	SO	LOB	TOP				
24 Dexter Fowler, S OBP: 0.356, SLG: 0.383										4	0	1	0	0	3	2					
19 Ryan Spillborghs, R OBP: 0.317, SLG: 0.417										4	0	0	0	0	0	2					
17 Todd Helton, L 31 Matt Daley, R										4	0	1	0	0	0	1					
11 Brad Hawpe, L 58 Juan Rincon, R										3	0	0	0	0	0	1					
6 Omar Quintanilla, L OBP: 0.282, SLG: 0.298										0	0	0	0	0	0	0					
2 Troy Tulowitzki, R OBP: 0.354, SLG: 0.509										3	0	1	0	1	1	0					
27 Garrett Atkins, R OBP: 0.300, SLG: 0.326										3	0	0	0	1	1	1					
9 Ian Stewart, L OBP: 0.318, SLG: 0.482										4	0	0	0	0	2	5					
20 Chris Iannetta, R OBP: 0.340, SLG: 0.440										3	0	0	0	0	2	0					
46 Jason Hammel, R 51 Josh Fogg, R 5 Carlos González, L										0	0	0	0	0	0	0					
<b>Inning Stats</b>	R: 0 E: 0 K: 1 S: 9	H: 0 LOB: 0 BB: 0 P: 17	R: 0 E: 0 K: 2 S: 11	H: 0 LOB: 0 BB: 0 P: 15	R: 0 E: 0 K: 1 S: 13	H: 1 LOB: 1 BB: 0 P: 16	R: 0 E: 0 K: 1 S: 16	H: 2 LOB: 3 BB: 1 P: 26	R: 0 E: 0 K: 0 S: 5	H: 0 LOB: 0 BB: 0 P: 7	R: 0 E: 0 K: 2 S: 9	H: 0 LOB: 0 BB: 0 P: 11	R: 0 E: 0 K: 1 S: 12	H: 0 LOB: 1 BB: 1 P: 19	R: 0 E: 0 K: 1 S: 11	H: 0 LOB: 1 BB: 1 P: 22	1B: 3 2B: 1 3B: 0 HR: 0	SF: 0 SAC: 0 DP: 1 HBP: 0	WP: 0 PB: 0 SB: 0 CS: 0	PA: 34	
<b>PITCHER</b>	IP WLS BF H R ER SO BB IBB HBP BLK WP HR S P ERA WHIP	7.0 W 26 4 0 0 8 1 0 0 0 0 0 73 104 0.00 0.714	1.0 L 4 0 0 0 1 1 0 0 0 0 0 12 19 0.00 1.000	1.0 L 4 0 0 0 1 1 0 0 0 0 0 11 22 0.00 1.000																	

Colorado Rockies @ New York Mets  
Citi Field, Flushing, NY  
Thu Jul 30 2009, 12:10 PM EDT  
Att: 40,024 - Partly Cloudy - 83 F

AB	31
R	0
H	4
RBI	0
BB	3
SO	10
LOB	12



Batter	1	2	3	4	5	6	7	8	9	AB	R	H	RBI	BB	SO	LOB	BOTTOM			
16 Angel Pagán, S OBP: 0.350, SLG: 0.440										4	1	2	1	0	1	0				
3 Alex Cora, L OBP: 0.320, SLG: 0.295										4	1	2	0	0	0	2				
5 David Wright, R OBP: 0.413, SLG: 0.464										3	0	1	2	0	0	2				
28 Daniel Murphy, L OBP: 0.313, SLG: 0.366										4	1	1	0	0	0	1				
12 Jeff Francoeur, R OBP: 0.292, SLG: 0.377										4	1	1	0	0	0	1				
19 Cory Sullivan, L OBP: 0.280, SLG: 0.318										4	1	2	1	0	1	0				
9 Omir Santos, R OBP: 0.297, SLG: 0.421										4	1	1	1	0	1	1				
4 Angel Berroa, R OBP: 0.205, SLG: 0.194										3	1	1	2	1	0	0				
57 Johan Santana, L 39 Bobby Parnell, R										3	0	0	0	0	2	3				
44 Tim Redding, R OBP: 0.077, SLG: 0.077										0	0	0	0	0	0	0				
<b>Inning Stats</b>	R: 0 E: 0 K: 0 S: 9	H: 1 LOB: 1 BB: 0 P: 14	R: 5 E: 1 K: 1 S: 20	H: 6 LOB: 1 BB: 0 P: 29	R: 0 E: 0 K: 1 S: 6	H: 0 LOB: 0 BB: 0 P: 9	R: 0 E: 0 K: 0 S: 8	H: 0 LOB: 0 BB: 0 P: 10	R: 1 E: 0 K: 0 S: 8	H: 1 LOB: 0 BB: 0 P: 12	R: 0 E: 0 K: 1 S: 10	H: 1 LOB: 1 BB: 1 P: 19	R: 1 E: 0 K: 1 S: 12	H: 2 LOB: 1 BB: 0 P: 19	R: 0 E: 0 K: 1 S: 8	H: 0 LOB: 0 BB: 0 P: 9	1B: 6 2B: 3 3B: 2 HR: 0	SF: 1 SAC: 0 DP: 0 HBP: 0	WP: 0 PB: 0 SB: 0 CS: 0	PA: 35
<b>PITCHER</b>	IP WLS BF H R ER SO BB IBB HBP BLK WP HR S P ERA WHIP	1.1 L 12 1 1 1 1 0 0 0 0 0 0 25 35 2.46 0.273	2.0 L 10 3 1 1 2 0 1 0 0 0 0 22 38 4.50 1.500	1.0 L 3 0 0 0 1 0 0 0 0 0 0 8 9 0.00 0.000																

Colorado Rockies @ New York Mets  
Citi Field, Flushing, NY  
Thu Jul 30 2009, 12:10 PM EDT  
Att: 40,024 - Partly Cloudy - 83 F

AB	33
R	7
H	11
RBI	7
BB	1
SO	5
LOB	10





Batter	1	2	3	4	5	6	7	8	9	AB	R	H	RBI	BB	SO	LOB	TOP										
7 Seth Smith, L OBP: 0.397, SLG: 0.492 63 Rafael Betancourt, R 24 Dexter Fowler, S 16 Huston Street, R	0-2 1B		1-2 2B		0-3 K		1-2 L7		1-2 F8	4	0	2	0	0	1	1	<b>Colorado Rockies @ New York Mets</b> Citi Field, Flushing, NY Thu Jul 30 2009, 7:10 PM EDT Att: 20,604 - Partly Cloudy - 84 F										
12 Clint Barmes, R OBP: 0.395, SLG: 0.463	0-1 P3		0-1 SH1-4		1-0 L7		0-1 HR		1-3 K	4	1	1	2	0	1	1											
17 Todd Helton, L OBP: 0.403, SLG: 0.512	0-2 L7		1-0 G4-3		0-1 F7		1-2 2 3B		2-0 G6-3	5	1	1	0	0	0	2											
2 Troy Tulowitzki, R OBP: 0.356, SLG: 0.514	1-0 L4		1-2 G6-3			4-0 11 1B BB		0-0 1-H		3	1	1	1	1	0	2											
11 Brad Hawpe, L OBP: 0.397, SLG: 0.555		4-2 8 BB		0-0 F8		1-0 F8		4-0 19 G6-4-3 IBB		2	0	0	0	2	0	1											
19 Ryan Spillborghs, R OBP: 0.316, SLG: 0.414		0-2 F9		1-2 G5-3		1-1 27 CS 1B		2-1 G6-4-3		4	0	1	1	0	0	3											
27 Garrett Atkins, R 9 Ian Stewart, L OBP: 0.317, SLG: 0.480		2-1 L6		0-0 8 2B 1B		4-1 1 SAFE FC 87 D CH 81 B FC 87 1 SAFE F FC 87 B SI 89		2-2 G5-3		2	0	1	0	1	0	1											
8 Yorvit Torrealba, R OBP: 0.319, SLG: 0.366		4-1 1-2 BB		3-2 1-3 2B		3-3 K		3-3 K		3	0	1	0	1	2	1											
29 Jorge De La Rosa, L 31 Matt Daley, R 56 Franklin Morales, L 5 Carlos González, L OBP: 0.292, SLG: 0.389		0-0 G5-3		1-3 K		0-1 12 HR 2B		3-3 K		3	1	1	0	0	1	4											
	R: 0 K: 0 S: 9	H: 1 LOB: 1 P: 10	R: 0 K: 0 S: 9	H: 0 LOB: 2 P: 19	R: 0 K: 0 S: 9	H: 1 LOB: 1 P: 12	R: 0 K: 1 S: 14	H: 2 LOB: 2 P: 19	R: 0 K: 1 S: 8	H: 0 LOB: 0 P: 7	R: 1 K: 1 S: 8	H: 1 LOB: 1 P: 21	R: 3 K: 0 S: 13	H: 4 LOB: 1 P: 21	R: 0 K: 2 S: 10	H: 0 LOB: 0 P: 18		R: 0 K: 1 S: 11	H: 0 LOB: 0 P: 15	1B: 4 2B: 3 3B: 1 HR: 1	SF: 0 SAC: 1 DP: 1 HBP: 0	WP: 0 PB: 0 CS: 1	PA: 39				
PITCHER	IP	WLS	BF	H	R	ER	SO	BB	IBB	HBP	BLK	WP	HR	S	P	ERA	WHIP										
49 Jonathon Niese, L ERA: 4.5	6.1	L	30	8	4	4	3	4	0	0	0	0	1	65	100	5.68	1.895										
43 Brian Stokes, R ERA: 3.4	0.2		3	1	0	0	0	0	1	0	0	0	0	3	9	0.00	1.500										
50 Sean Green, R ERA: 4.73	1.0		3	0	0	0	2	0	0	0	0	0	0	10	18	0.00	0.000										
39 Bobby Parnell, R ERA: 3.86	1.0		3	0	0	0	1	0	0	0	0	0	0	11	15	0.00	0.000										

Batter	1	2	3	4	5	6	7	8	9	AB	R	H	RBI	BB	SO	LOB	BOTTOM											
16 Angel Pagán, S OBP: 0.347, SLG: 0.442	3-2 12 CS 2B		1-0 F8		0-0 F8			2-1 F8		4	0	1	0	0	0	0	<b>Colorado Rockies @ New York Mets</b> Citi Field, Flushing, NY Thu Jul 30 2009, 7:10 PM EDT Att: 20,604 - Partly Cloudy - 84 F											
1 Luis Castillo, S OBP: 0.401, SLG: 0.361	4-0 12 CS BB		1-0 G6-3		2-3 K		2-2 L8			3	0	0	0	1	1	0												
5 David Wright, R OBP: 0.414, SLG: 0.467	1-3 K		3-2 12 SF9 2B		1-1 G6-3		1-2 G6-3		1-2 1B	4	1	2	0	0	1	2												
12 Jeff Francoeur, R OBP: 0.289, SLG: 0.374	3-2 L7		3-1 SF9		1-1 G4-3		0-1 F9			3	0	0	1	0	0	3												
17 Fernando Tatis, R OBP: 0.307, SLG: 0.407	2-1 G5-3		2-3 K		0-0 HR			2-3 K		4	1	1	1	0	2	0												
28 Daniel Murphy, L OBP: 0.315, SLG: 0.363	4-2 9 FC6-4 BB		4-1 BB		2-1 F9			0-2 G5-3		2	0	0	0	2	0	0												
4 Angel Berroa, R 19 Cory Sullivan, L OBP: 0.308, SLG: 0.348	2-2 K		0-0 P4		1-1 F7			0-0 9 DI 1B		3	0	0	0	0	1	2												
9 Omir Santos, R OBP: 0.296, SLG: 0.423	0-1 FC6-4		2-0 F8		3-2 2B			0-3 K		4	0	1	0	0	1	2												
49 Jonathon Niese, L ERA: 4.5	6.1	W	24	3	2	2	5	3	0	0	0	0	0	0	1	0												
31 Matt Daley, R ERA: 3.41	0.1	H	2	1	0	0	0	0	0	0	0	0	0	0	0	0												
56 Franklin Morales, L ERA: 2.3	0.1	H	1	0	0	0	0	0	0	0	0	0	0	0	0	0												
63 Rafael Betancourt, R ERA: 3.24	1.0	H	4	1	0	0	0	0	0	0	0	0	0	0	0	0												
16 Huston Street, R ERA: 2.48	1.0	S	4	1	0	0	2	0	0	0	0	0	0	0	0	0												
	R: 0 K: 1 S: 12	H: 1 LOB: 1 P: 23	R: 0 K: 1 S: 12	H: 0 LOB: 1 P: 20	R: 0 K: 1 S: 5	H: 0 LOB: 0 P: 8	R: 1 K: 1 S: 12	H: 1 LOB: 1 P: 24	R: 0 K: 0 S: 9	H: 0 LOB: 0 P: 13	R: 1 K: 0 S: 9	H: 2 LOB: 1 P: 16	R: 0 K: 0 S: 11	H: 1 LOB: 1 P: 16	R: 0 K: 2 S: 15	H: 1 LOB: 0 P: 17	1B: 2 2B: 3 3B: 0 HR: 1	SF: 1 SAC: 0 DP: 0 HBP: 0	WP: 0 PB: 0 CS: 2	PA: 35								
PITCHER	IP	WLS	BF	H	R	ER	SO	BB	IBB	HBP	BLK	WP	HR	S	P	ERA	WHIP											
29 Jorge De La Rosa, L ERA: 4.68	6.1		24	3	2	2	5	3	0	0	0	0	0	1	58	102	2.84	0.947										
31 Matt Daley, R ERA: 3.41	0.1		2	1	0	0	0	0	0	0	0	0	0	5	9	0.00	3.000											
56 Franklin Morales, L ERA: 2.3	0.1		1	0	0	0	0	0	0	0	0	0	0	1	2	0.00	0.000											
63 Rafael Betancourt, R ERA: 3.24	1.0		4	1	0	0	0	0	0	0	0	0	0	11	16	0.00	1.000											
16 Huston Street, R ERA: 2.48	1.0		4	1	0	0	2	0	0	0	0	0	0	15	17	0.00	1.000											

AB 33  
R 4  
H 9  
RBI 4  
BB 5  
SO 6  
LOB 16



AB 31  
R 2  
H 6  
RBI 2  
BB 3  
SO 7  
LOB 10





Batter	1	2	3	4	5	6	7	8	9	AB	R	H	RBI	BB	SO	LOB	TOP					
7 Seth Smith, L OBP: 0.397, SLG: 0.487 24 Dexter Fowler, S OBP: 0.355, SLG: 0.382										4	1	1	0	1	0	1						
12 Clint Barmes, R OBP: 0.303, SLG: 0.458										4	1	0	0	1	0	3						
17 Todd Helton, L OBP: 0.405, SLG: 0.510										3	0	1	0	2	0	2						
11 Brad Hawpe, L OBP: 0.395, SLG: 0.548										4	1	0	1	1	2	4						
2 Troy Tulowitzki, R OBP: 0.356, SLG: 0.514										4	0	1	1	1	1	1						
9 Ian Stewart, L OBP: 0.317, SLG: 0.475										3	0	0	0	1	1	2						
20 Chris Iannetta, R OBP: 0.339, SLG: 0.453										3	1	1	2	0	0	2						
5 Carlos González, L OBP: 0.308, SLG: 0.406										3	1	2	1	1	0	0						
28 Aaron Cook, R OBP: 0.205, SLG: 0.154 56 Franklin Morales, L OBP: 0.500, SLG: 0.550 27 Garrett Atkins, R OBP: 0.303, SLG: 0.326 63 Rafael Betancourt, R 16 Huston Street, R										2	0	0	0	1	0	4						
<b>Inning Stats</b>	R: 2 E: 1 K: 0 S: 18	H: 3 LOB: 2 BB: 1 P: 30	R: 0 E: 0 K: 0 S: 9	H: 1 LOB: 1 BB: 0 P: 14	R: 1 E: 0 K: 0 S: 12	H: 0 LOB: 3 BB: 4 P: 31	R: 0 E: 0 K: 0 S: 8	H: 0 LOB: 1 BB: 1 P: 13	R: 0 E: 0 K: 0 S: 10	H: 0 LOB: 0 BB: 0 P: 9	R: 0 E: 0 K: 2 S: 9	H: 0 LOB: 0 BB: 0 P: 14	R: 0 E: 0 K: 1 S: 15	H: 2 LOB: 0 BB: 0 P: 22	R: 0 E: 0 K: 2 S: 8	H: 0 LOB: 0 BB: 1 P: 15	1B: 3 2B: 1 3B: 0 HR: 2	SF: 1 SAC: 0 DP: 0 HBP: 0	WP: 0 PB: 0 SB: 1 CS: 1	PA: 41		
<b>PITCHER</b>	IP WLS BF H R ER SO BB IBB HBP BLK WP HR S P ERA WHIP	5.0 25 4 3 3 0 5 1 0 0 0 0 52 97 5.40 1.800	2.0 8 0 0 0 2 2 0 0 0 0 0 19 34 0.00 1.000	1.0 L 5 2 2 2 1 0 0 0 0 0 0 2 15 22 18.00 2.000	1.0 3 0 0 0 2 1 0 0 0 0 0 8 15 0.00 1.000																	

Colorado Rockies @ Cincinnati Reds  
Great American Ball Park, Cincinnati, OH  
Fri Jul 31 2009, 7:10 PM EDT  
Att: 22,130 - Partly Cloudy - 79 F

AB	31
R	5
H	6
RBI	5
BB	9
SO	5
LOB	19



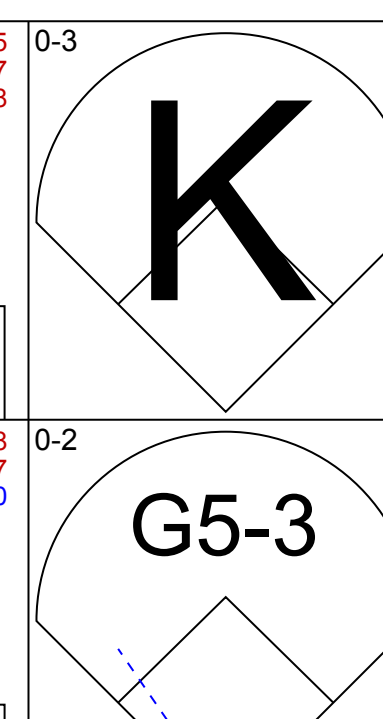
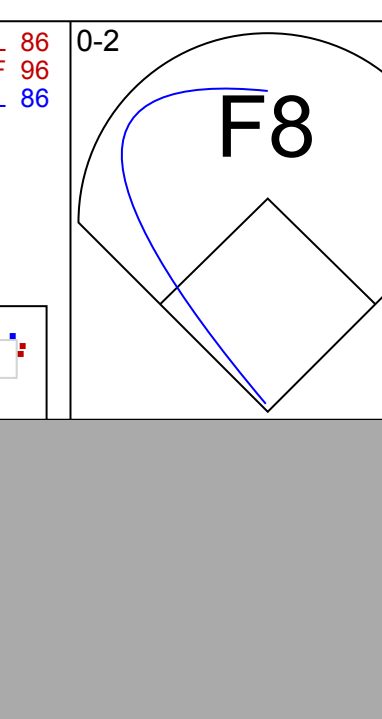
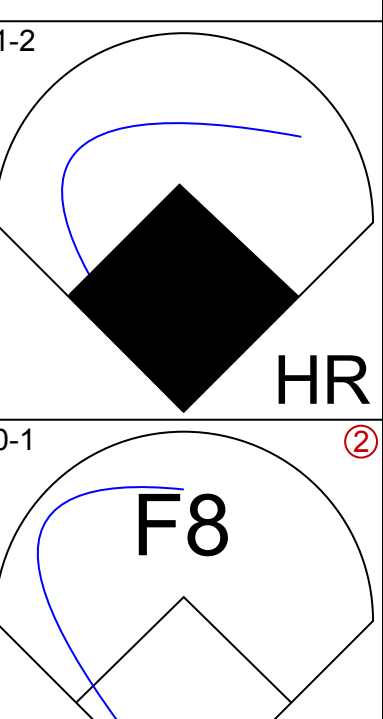
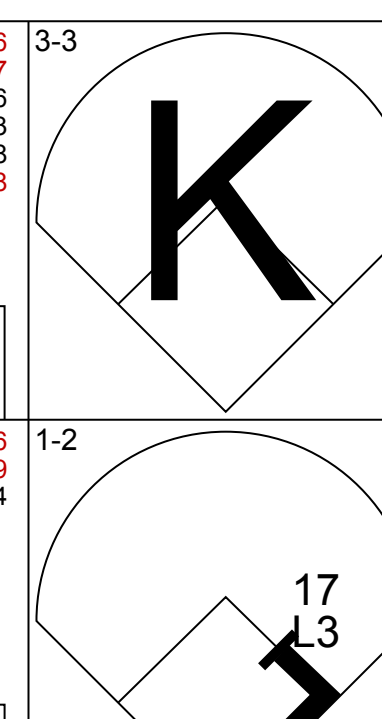
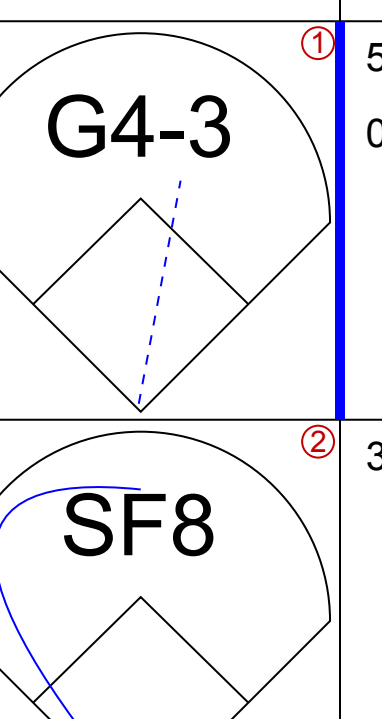
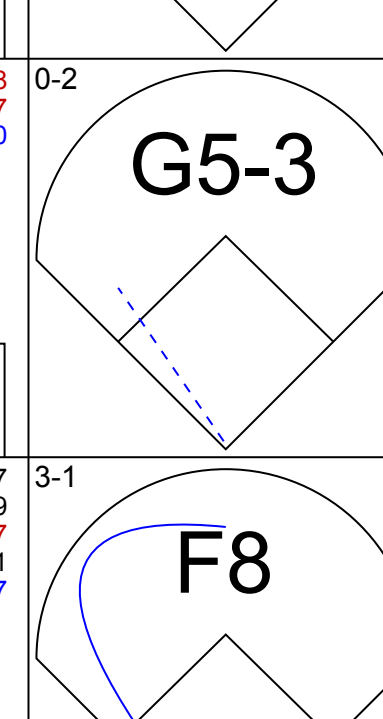

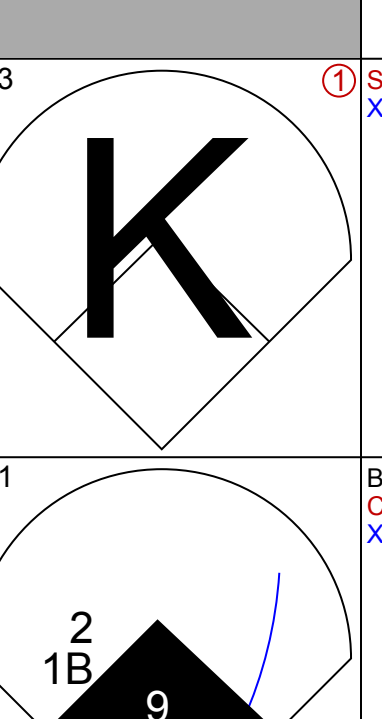
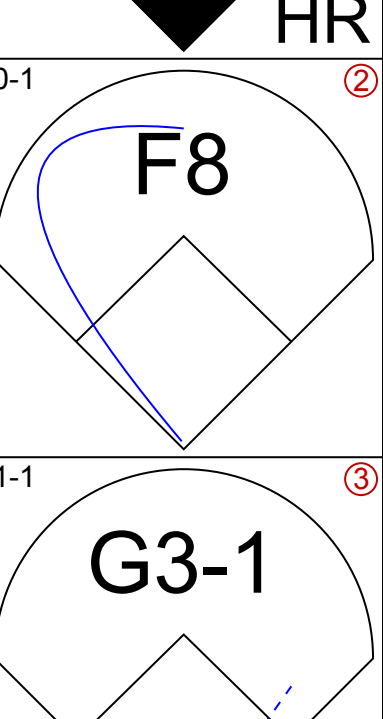
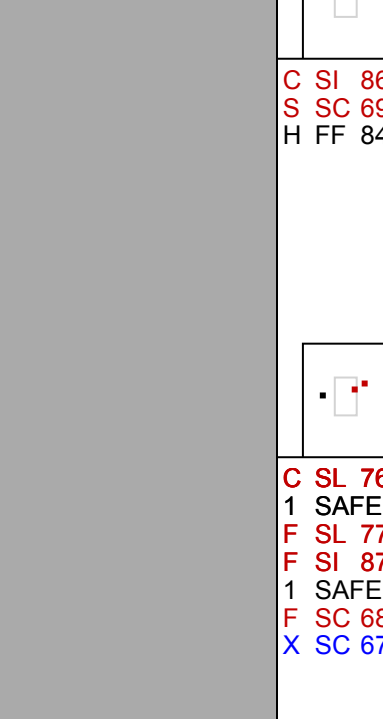
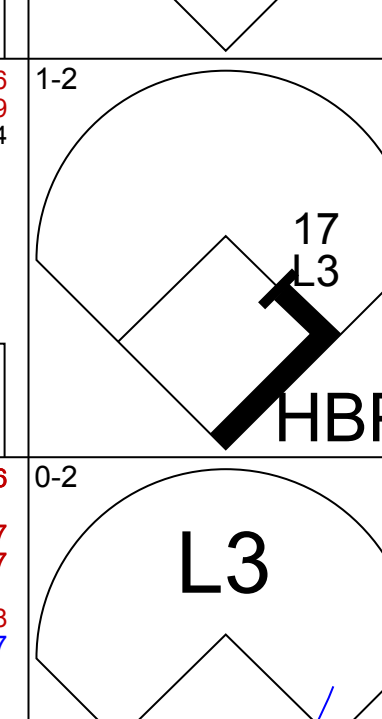
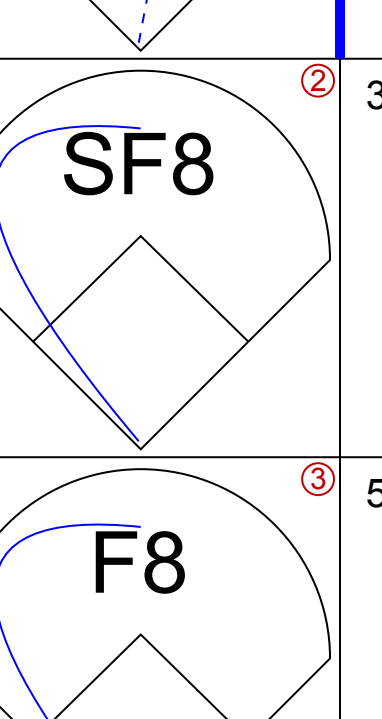
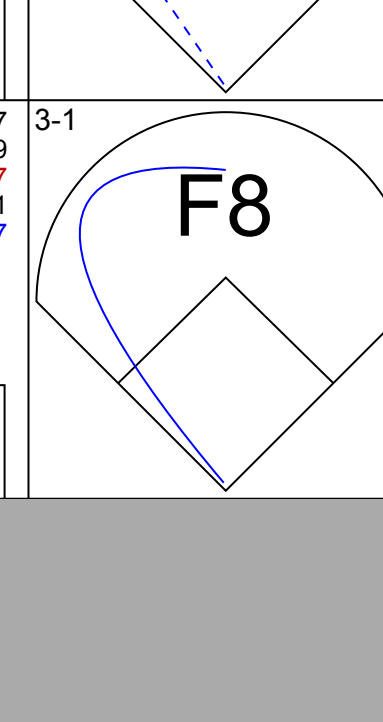

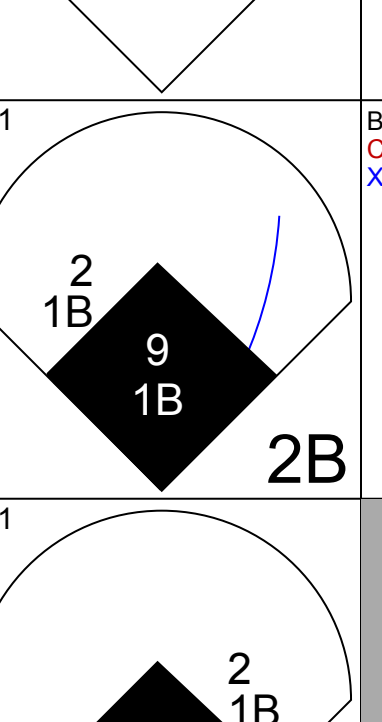
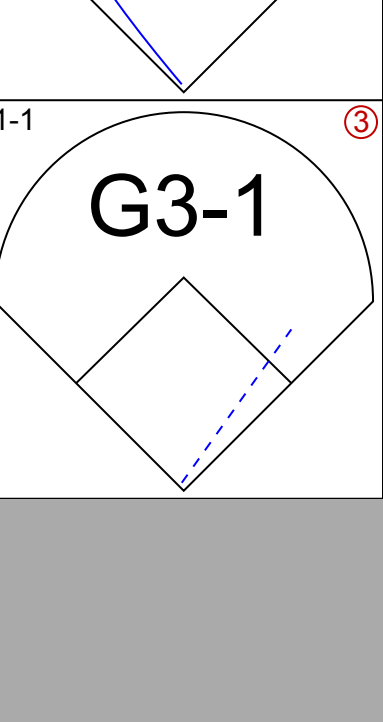
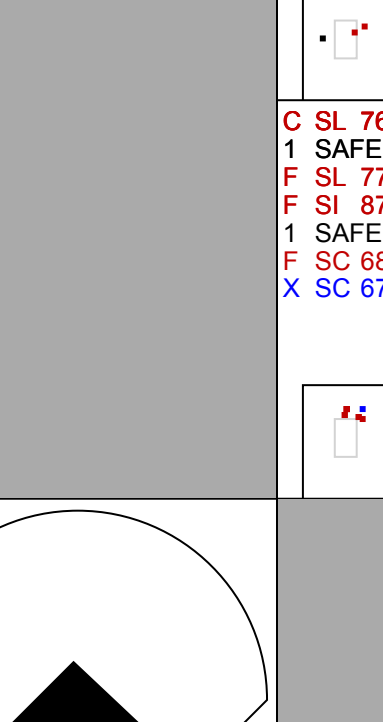
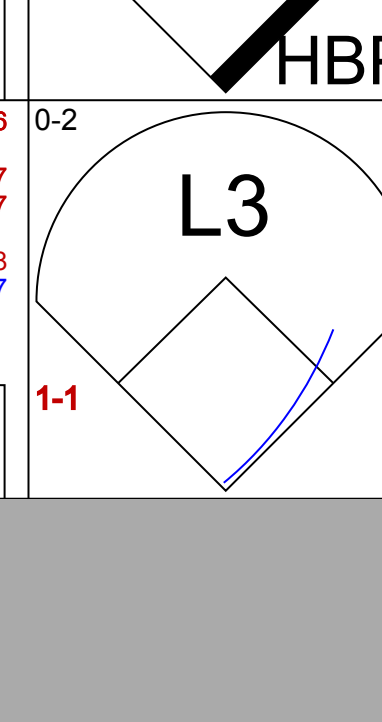
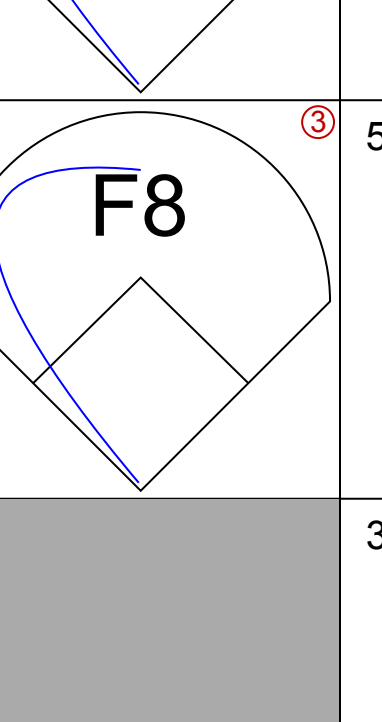

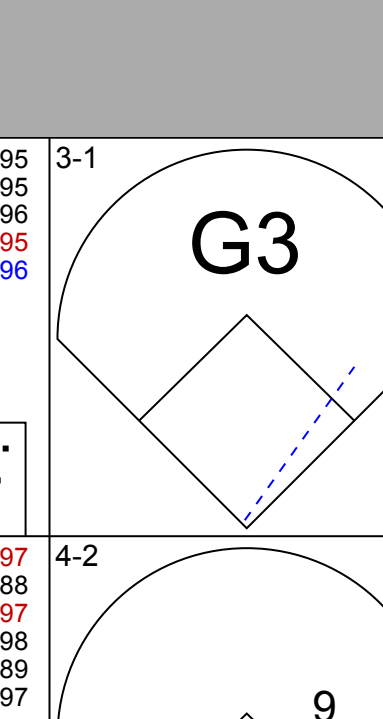

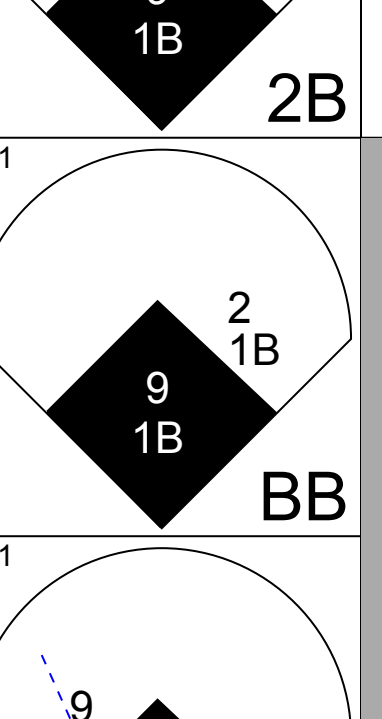

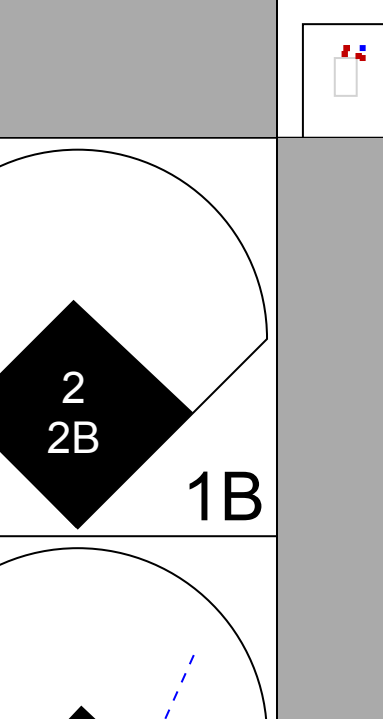



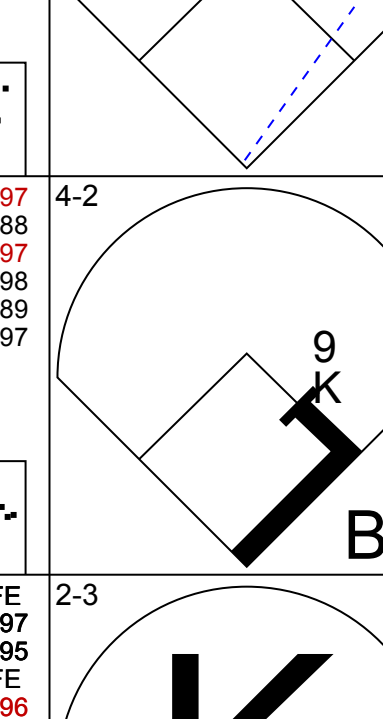

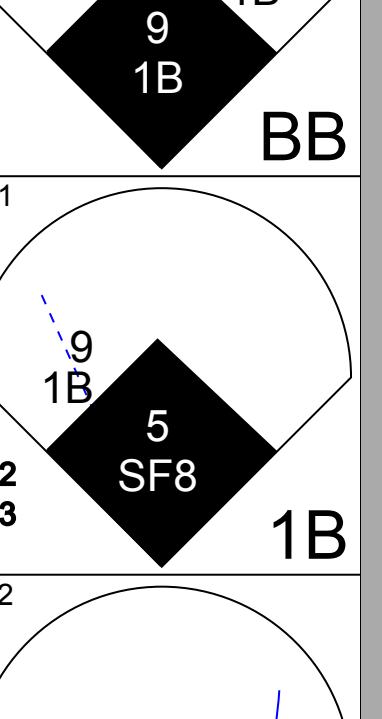

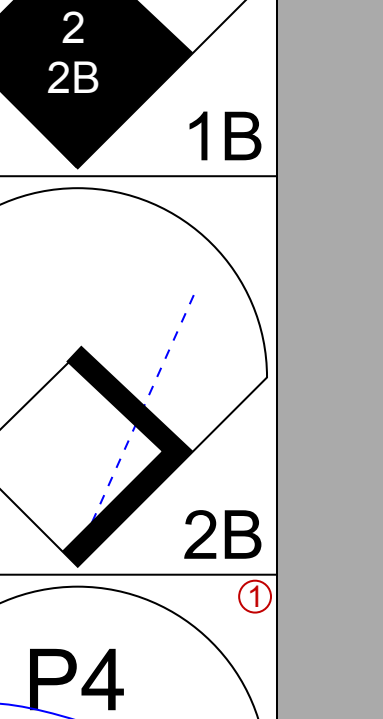



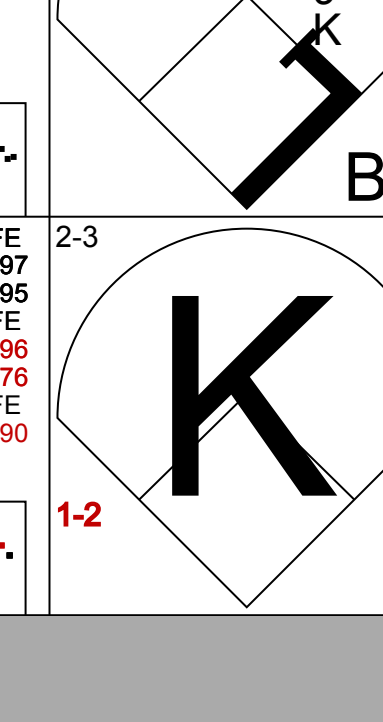

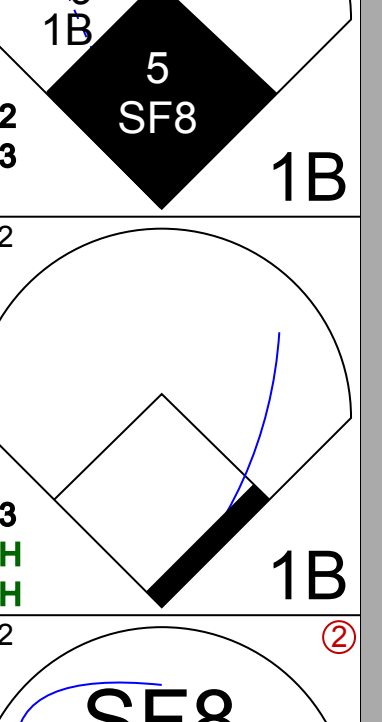

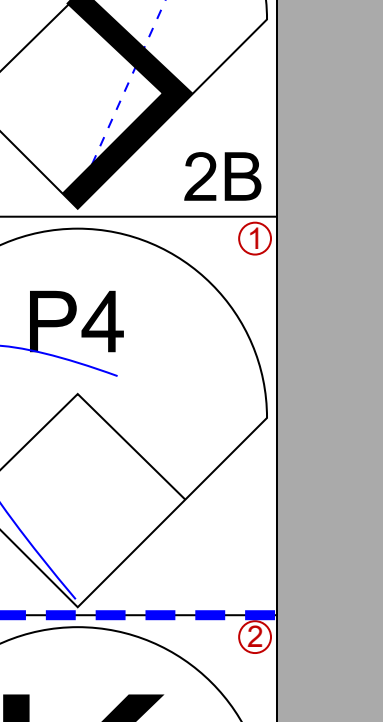


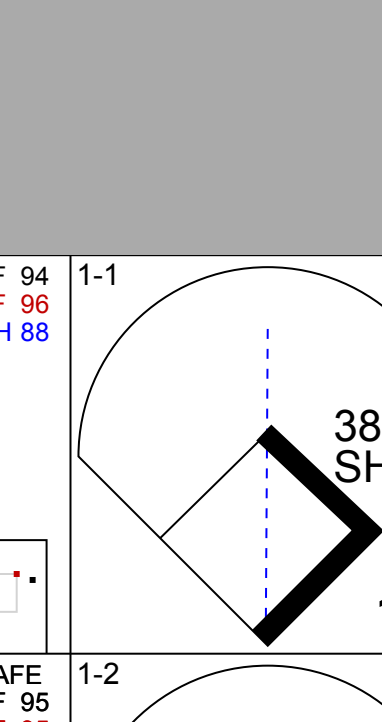
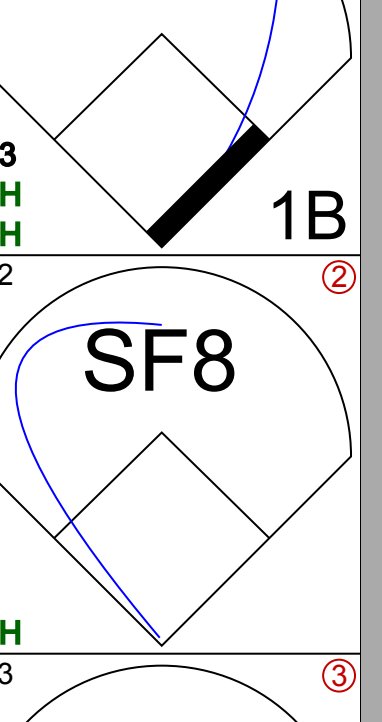

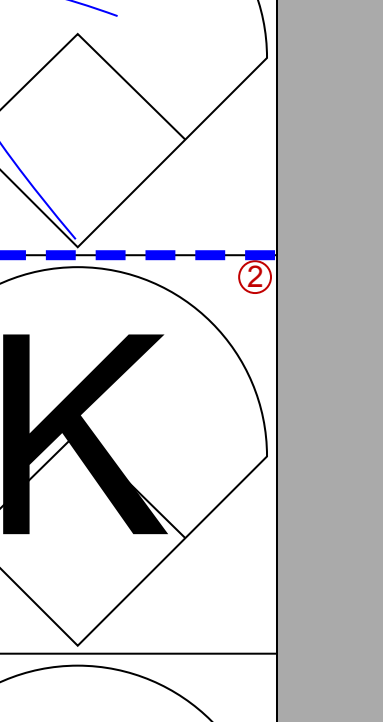


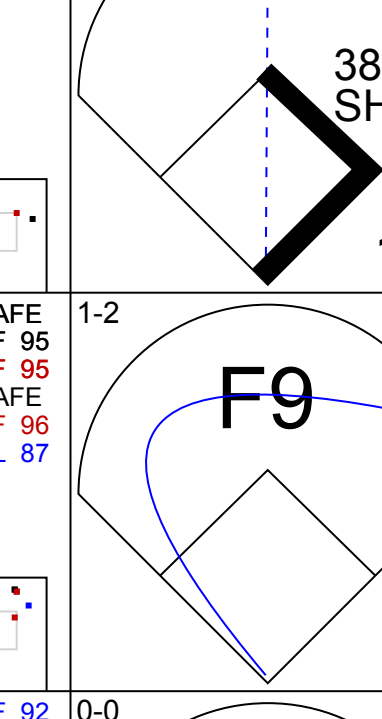
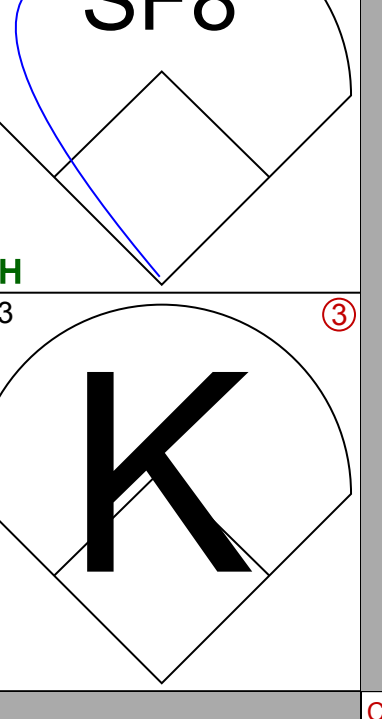

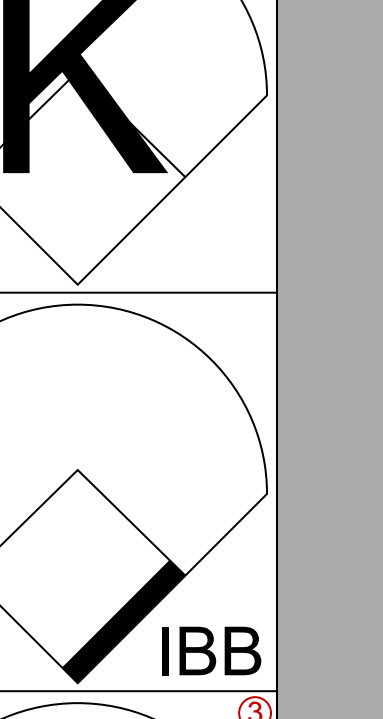



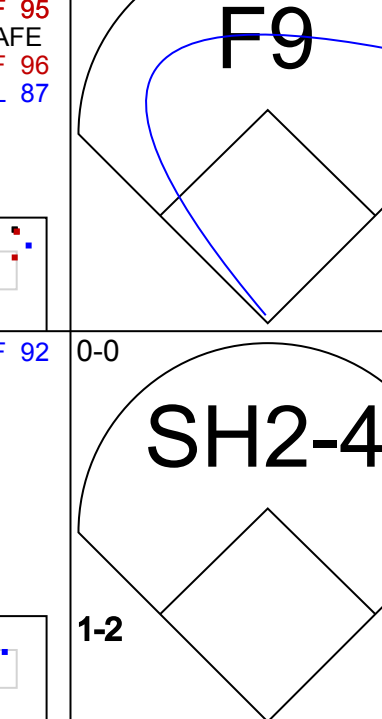
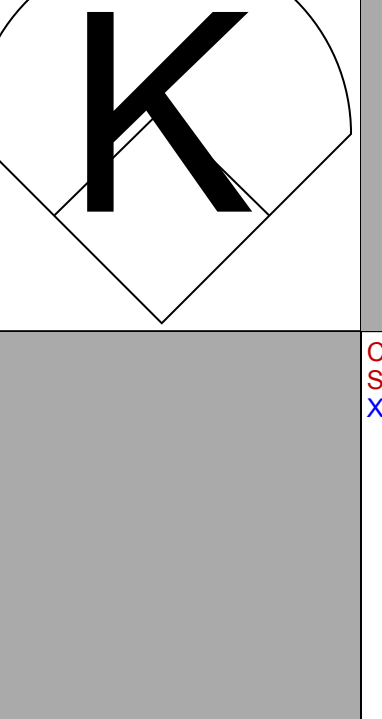

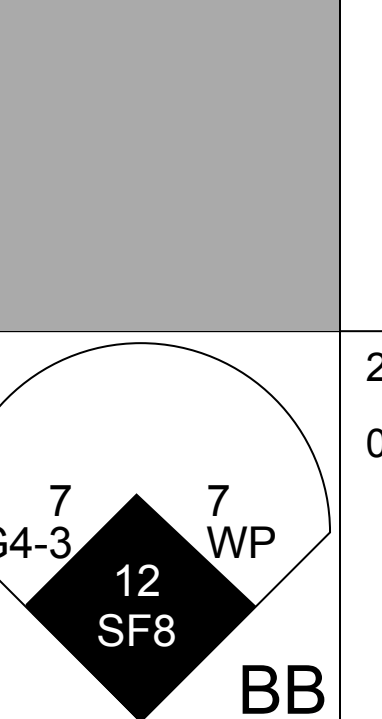
Batter	1	2	3	4	5	6	7	8	9	AB	R	H	RBI	BB	SO	LOB	BOTTOM					
15 Drew Sutton, S OBP: 0.133, SLG: 0.143										3	0	0	0	1	1	0						
23 Adam Rosales, R OBP: 0.288, SLG: 0.315										3	0	1	0	1	2	0						
19 Joey Volto, L OBP: 0.414, SLG: 0.602										4	1	1	1	0	0	3						
4 Brandon Phillips, R OBP: 0.332, SLG: 0.468										4	2	3	1	0	1	0						
31 Jonny Gomes, R OBP: 0.373, SLG: 0.561										4	0	1	0	0	0	1						
17 Lance Nix, L OBP: 0.293, SLG: 0.447										4	0	1	0	0	1	3						
2 Alex Gonzalez, R OBP: 0.242, SLG: 0.276										3	0	0	1	0	0	2						
29 Ryan Hanigan, R OBP: 0.405, SLG: 0.375										4	0	0	0	0	1	1						
62 Justin Lehr, R 40 Nick Masset, R 25 Wladimir Balentien, R 25 David Weathers, R 53 Arthur Rhodes, L 7 Paul Janish, R										2	0	0	0	0	0	0						
<b>Inning Stats</b>	R: 0 E: 0 K: 1 S: 8	H: 0 LOB: 0 BB: 0 P: 14	R: 1 E: 0 K: 0 S: 7	H: 2 LOB: 1 BB: 0 P: 12	R: 0 E: 0 K: 0 S: 7	H: 0 LOB: 1 BB: 1 P: 15	R: 0 E: 0 K: 0 S: 8	H: 1 LOB: 1 BB: 0 P: 12	R: 0 E: 0 K: 2 S: 8	H: 0 LOB: 0 BB: 0 P: 12	R: 2 E: 0 K: 1 S: 14	H: 3 LOB: 2 BB: 1 P: 22	R: 0 E: 0 K: 0 S: 16	H: 1 LOB: 2 BB: 1 P: 31	R: 0 E: 0 K: 2 S: 8	H: 0 LOB: 0 BB: 0 P: 10	R: 0 E: 0 K: 1 S: 8	H: 0 LOB: 0 BB: 0 P: 15	1B: 5 2B: 0 3B: 0 HR: 2	SF: 1 SAC: 0 DP: 0 HBP: 0	WP: 0 PB: 0 SB: 0 CS: 0	PA: 36
<b>PITCHER</b>	IP WLS BF H R ER SO BB IBB HBP BLK WP HR S P ERA WHIP	6.2 29 7 3 3 4 2 0 0 0 0 0 0 4 6 4.05 1.350	0.1 W 1 0 0 0 0 0 0 0 0 0 0 0 4 6 0.00 0.000	1.0 H 3 0 0 0 2 0 0 0 0 0 0 0 8 10 0.00 0.000	1.0 S 3 0 0 0 1 0 0 0 0 0 0 0 8 15 0.00 0.000																	

Colorado Rockies @ Cincinnati Reds  
Great American Ball Park, Cincinnati, OH  
Fri Jul 31 2009, 7:10 PM EDT  
Att: 22,130 - Partly Cloudy - 79 F

AB	33
R	3
H	7
RBI	3
BB	2
SO	7
LOB	10

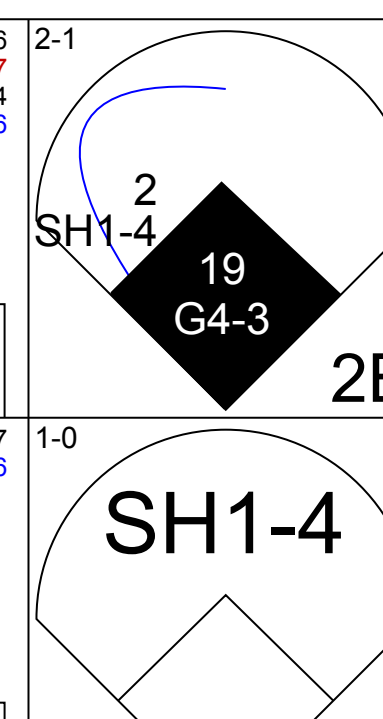
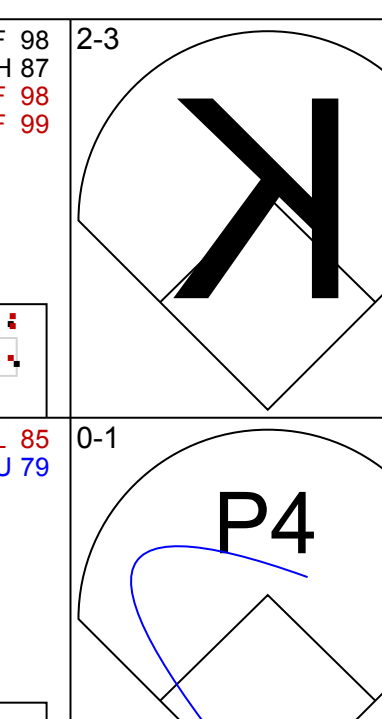


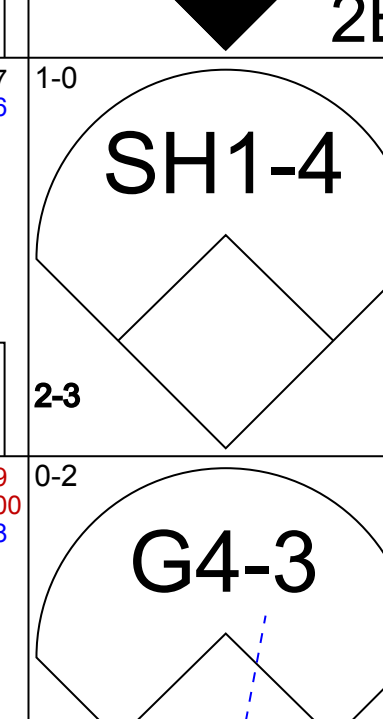
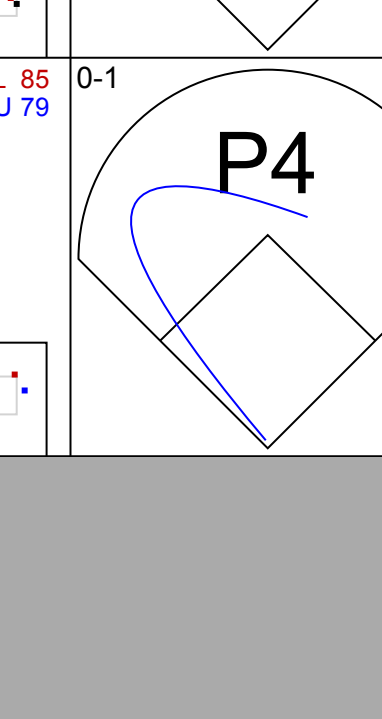


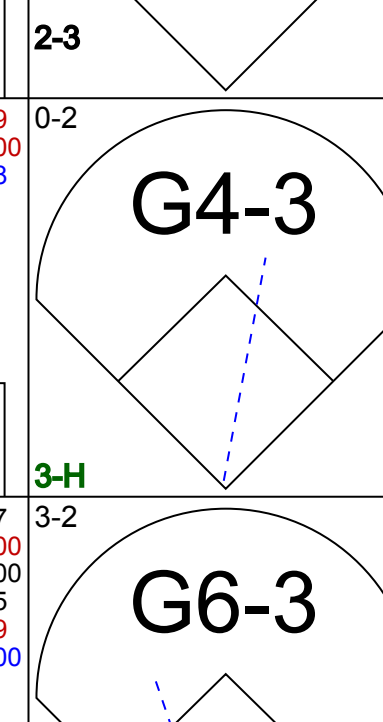



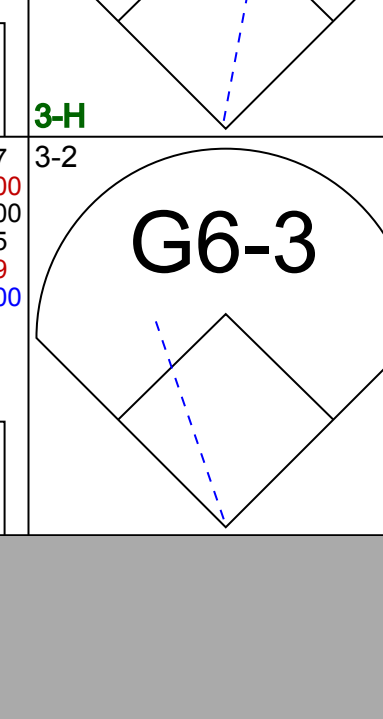




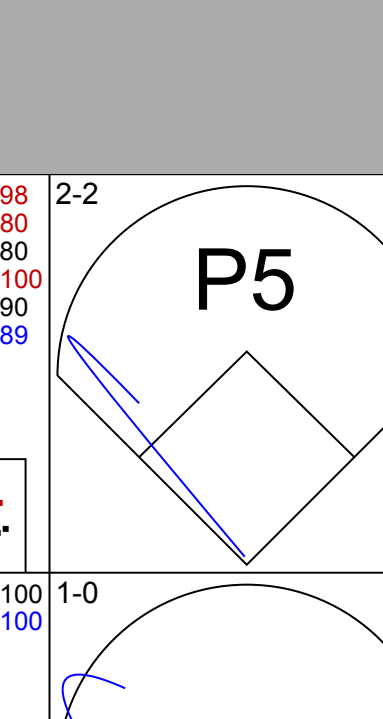


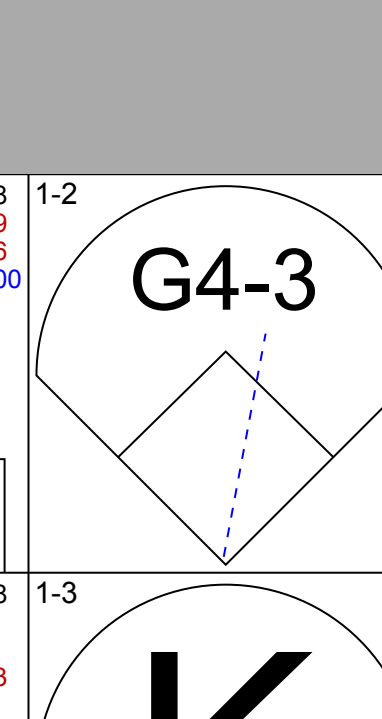



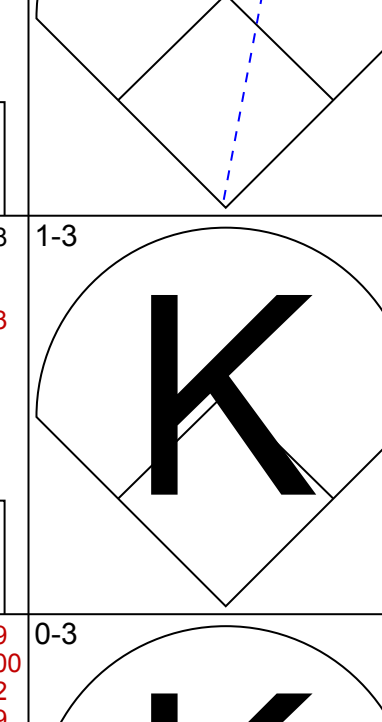


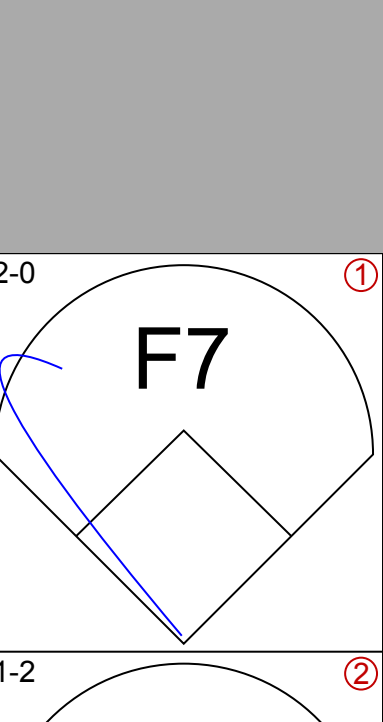
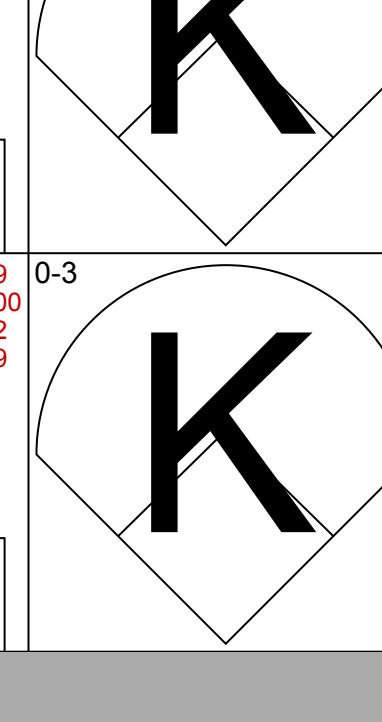


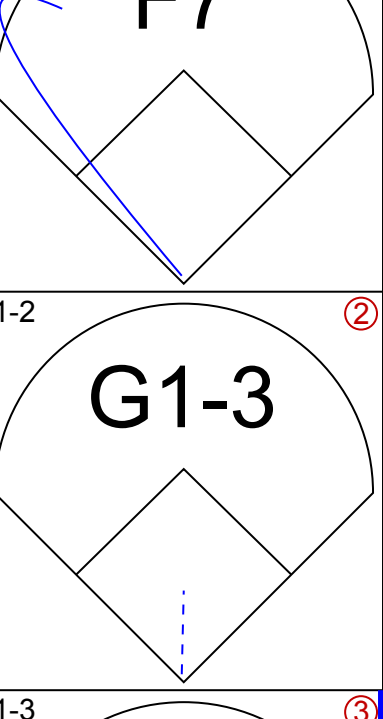
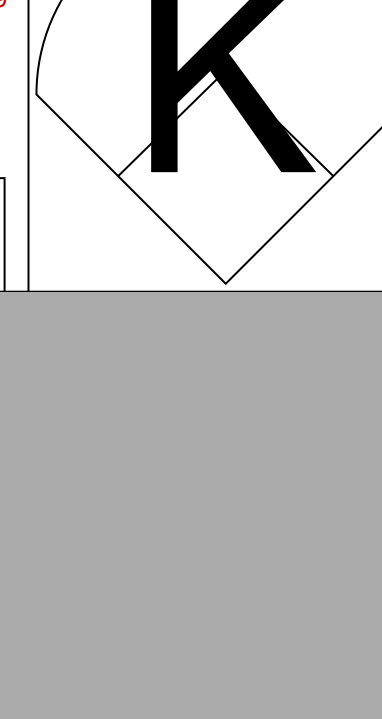

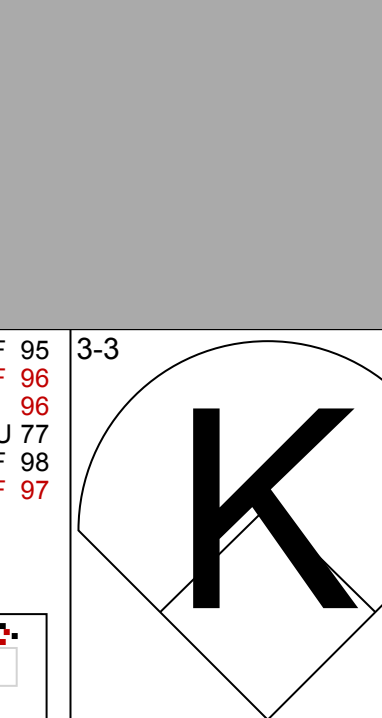
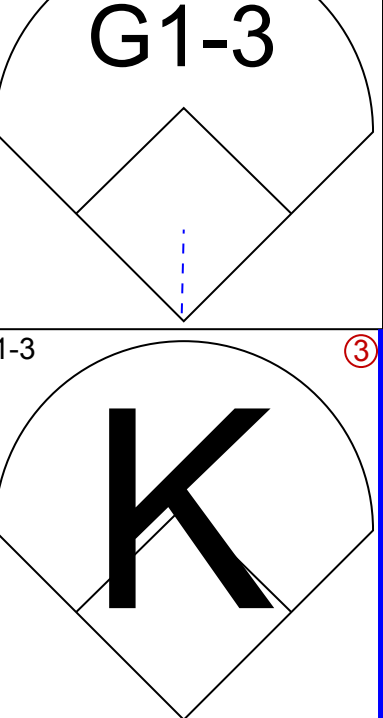





Batter	1	2	3	4	5	6	7	8	9	AB	R	H	RBI	BB	SO	LOB	TOP						
7 Seth Smith, L (1,7) 97 Joe Beimel, L (9,1)										5	1	1	1	0	2	2	<b>Colorado Rockies @ Cincinnati Reds</b> Great American Ball Park, Cincinnati, OH Sat Aug 01 2009, 7:10 PM EDT Att: 23,452 - Cloudy - 79 F						
12 Clint Barmes, R (1,4)									3	0	0	1	0	1	0								
17 Todd Helton, L (1,3)									5	1	1	0	0	0	1								
11 Brad Hawpe, L (1,9)									3	2	2	0	1	0	0								
2 Troy Tulowitzki, R (1,6)									3	1	2	1	1	1	1								
9 Ian Stewart, L (1,5)									4	0	1	2	0	2	3								
5 Carlos González, L (1,8)									2	0	1	1	1	1	1								
8 Yorvit Torrealba, R (1,2)									3	0	0	0	1	1	4								
38 Ubaldo Jiménez, R (1,1) 24 Dexter Fowler, S (9,PH)									2	0	0	0	0	0	2								
									0	1	0	0	1	0	0								
<b>Inning Stats</b>	R: 0 E: 0 K: 1 S: 8	H: 0 LOB: 0 BB: 0 P: 11	R: 0 E: 0 K: 1 S: 7	H: 0 LOB: 0 BB: 1 P: 16	R: 0 E: 0 K: 0 S: 9	H: 1 LOB: 1 BB: 0 P: 11	R: 3 E: 0 K: 2 S: 23	H: 3 LOB: 1 BB: 1 P: 37	R: 1 E: 0 K: 0 S: 10	H: 1 LOB: 0 BB: 0 P: 12	R: 1 E: 0 K: 1 S: 12	H: 2 LOB: 2 BB: 1 P: 22	R: 0 E: 0 K: 1 S: 10	H: 0 LOB: 0 BB: 0 P: 14	R: 0 E: 0 K: 2 S: 11	H: 1 LOB: 2 BB: 1 P: 19	R: 1 E: 0 K: 0 S: 8	H: 0 LOB: 0 BB: 1 P: 17	1B: 5 2B: 3 HR: 1	SF: 2 SAC: 1 HBP: 1	WP: 2 PB: 0 SB: 0 CS: 0	PA: 39	
<b>PITCHER</b>	IP WLS BF H R ER SO BB IBB HBP BLK WP HR S P ERA WHIP	5.1 L 24 7 5 5 4 2 0 0 0 0 1 65 100 8.44 1.688	1.2 7 1 0 0 2 0 1 1 0 0 0 0 17 26 0.00 0.600	2.0 8 0 1 1 2 1 1 0 0 2 0 0 16 33 4.50 0.500																			

AB	30
R	6
H	8
RBI	6
BB	5
SO	8
LOB	14



Batter	1	2	3	4	5	6	7	8	9	AB	R	H	RBI	BB	SO	LOB	BOTTOM						
15 Drew Sutton, S (1,7)										4	1	1	0	0	2	1	<b>Colorado Rockies @ Cincinnati Reds</b> Great American Ball Park, Cincinnati, OH Sat Aug 01 2009, 7:10 PM EDT Att: 23,452 - Cloudy - 79 F						
2 Alex Gonzalez, R (1,6)										3	0	0	0	0	0	1							
19 Joey Volto, L (1,3)										4	0	1	1	0	1	0							
4 Brandon Phillips, R (1,4)										4	0	1	0	0	0	1							
27 Scott Rolen, R (1,5)										4	0	0	0	0	0	1							
31 Jonny Gomes, R (1,9)										3	1	1	1	0	2	1							
17 Laynce Nix, L (1,8)										3	0	0	0	0	2	0							
29 Ryan Hanigan, R (1,2)										3	0	1	0	0	0	0							
34 Homer Bailey, R (1,1) 52 Daniel Herrera, L (6,1) 46 Carlos Fisher, R (8,1) 25 Wladimir Balentien, R (8,9)										2	0	0	0	0	0	0							
										0	0	0	0	0	0	1							
<b>Inning Stats</b>	R: 1 E: 0 K: 0 S: 9	H: 1 LOB: 0 BB: 0 P: 15	R: 1 E: 0 K: 1 S: 11	H: 1 LOB: 0 BB: 0 P: 18	R: 0 E: 0 K: 2 S: 8	H: 0 LOB: 0 BB: 0 P: 13	R: 0 E: 0 K: 1 S: 9	H: 1 LOB: 1 BB: 0 P: 14	R: 0 E: 0 K: 1 S: 8	H: 0 LOB: 0 BB: 0 P: 12	R: 0 E: 0 K: 0 S: 8	H: 1 LOB: 1 BB: 0 P: 9	R: 0 E: 0 K: 2 S: 11	H: 0 LOB: 0 BB: 0 P: 13	R: 0 E: 0 K: 1 S: 11	H: 1 LOB: 1 BB: 0 P: 17	R: 0 E: 0 K: 1 S: 7	H: 0 LOB: 0 BB: 0 P: 10	1B: 3 2B: 1 HR: 1	SF: 0 SAC: 1 HBP: 0	WP: 0 PB: 0 SB: 0 CS: 0	PA: 32	
<b>PITCHER</b>	IP WLS BF H R ER SO BB IBB HBP BLK WP HR S P ERA WHIP	8.0 W 29 5 2 2 8 0 0 0 0 0 0 75 111 2.25 0.625	1.0 3 0 0 0 1 0 0 0 0 0 0 0 7 10 0.00 0.000																				





Batter	1	2	3	4	5	6	7	8	9	10	11	AB	R	H	RBI	BB	SO	LOB	TOP							
7 Seth Smith, L OBP: 0.391, SLG: 0.490 24 Dexter Fowler, S OBP: 0.357, SLG: 0.389	G6-3 1B		G6-3		G3-1		P2		K		27 1B 3B	4	0	1	0	0	0	1								
12 Clint Barnes, R OBP: 0.300, SLG: 0.451 56 Franklin Morales, L OBP: 0.500, SLG: 0.500 27 Garrett Atkins, R OBP: 0.305, SLG: 0.328 16 Huston Street, R	SH5-3 1B		G1-6-3 BB		P2		P4		K		1B	3	0	0	0	1	1	1								
17 Todd Helton, L OBP: 0.400, SLG: 0.503	G6-3		G1-6-3				G6-3		G4-3		P5	6	0	1	0	0	0	3								
11 Brad Hawpe, L OBP: 0.396, SLG: 0.543	FC6-4 BB		G3-1		FC4-6 1B		K		K			4	1	0	0	1	2	1								
2 Troy Tulowitzki, R OBP: 0.361, SLG: 0.525	FC6-4		K		K		9 1B E		G5-3			5	2	2	1	0	1	2								
9 Ian Stewart, L OBP: 0.300, SLG: 0.483	F9		HR		E6 20 F7		P6		BB		20 CS	4	1	2	2	1	0	0								
20 Chris Iannetta, R OBP: 0.340, SLG: 0.452	P6		F7		F7		5 1B		CS		5 SH5-3 24 3B 5 WP	5	1	2	0	0	0	1								
5 Carlos González, L OBP: 0.336, SLG: 0.423	1B		1B		G3-1 21 SH1-4		1B		SH5-3		1B	3	0	3	0	1	0	0								
21 Jason Marquis, L ERA: 3.49 19 Ryan Hanigan, R OBP: 0.309, SLG: 0.366 97 Joe Beimel, L ERA: 3.54 31 Matt Daley, R ERA: 3.3 6 Omar Quintanilla, L OBP: 0.275, SLG: 0.320	G4-3		G2		SH1-4		G3		G3		G4-3	2	0	0	0	0	0	3								
<b>Inning Stats</b>	R: 0 E: 0 K: 0 S: 12	H: 1 LOB: 2 BB: 1 P: 19	R: 0 E: 0 K: 0 S: 8	H: 1 LOB: 1 BB: 0 P: 13	R: 0 E: 0 K: 0 S: 9	H: 0 LOB: 0 BB: 1 P: 16	R: 1 E: 0 K: 1 S: 11	H: 1 LOB: 0 BB: 0 P: 14	R: 0 E: 0 K: 0 S: 8	H: 1 LOB: 1 BB: 0 P: 11	R: 2 E: 0 K: 0 S: 15	H: 3 LOB: 2 BB: 1 P: 28	R: 0 E: 0 K: 0 S: 9	H: 0 LOB: 0 BB: 0 P: 13	R: 1 E: 0 K: 1 S: 16	H: 3 LOB: 2 BB: 0 P: 24	R: 0 E: 0 K: 2 S: 12	H: 0 LOB: 0 BB: 0 P: 16	R: 0 E: 0 K: 1 S: 7	H: 0 LOB: 0 BB: 1 P: 18	R: 2 E: 0 K: 0 S: 10	H: 3 LOB: 1 BB: 0 P: 20	1B: 10 2B: 0 3B: 1 HR: 2	SF: 0 SAC: 3 DP: 1 HBP: 0	WP: 1 PB: 0 SB: 0 CS: 1	PA: 49
<b>PITCHER</b>	IP 7.0	WLS 0	BF 30	H 7	R 3	ER 3	SO 1	BB 0	IBB 0	HBP 0	BLK 0	WP 0	HR 0	S 1	P 72	ERA 3.86	WHIP 1.286									

Colorado Rockies @ Cincinnati Reds  
Great American Ball Park, Cincinnati, OH  
Sun Aug 02 2009, 1:10 PM EDT  
Att: 31,142 - Party Cloudy - 76 F

livebaseballscores.com

AB 41  
R 6  
H 13  
RBI 5  
BB 4  
SO 5  
LOB 15



Batter	1	2	3	4	5	6	7	8	9	10	11	AB	R	H	RBI	BB	SO	LOB	BOTTOM					
15 Drew Sutton, S OBP: 0.208, SLG: 0.261	29 51 1B		29 CS 1B		K		K		G6-4-3			5	0	2	0	0	2	1						
29 Ryan Hanigan, R OBP: 0.309, SLG: 0.366	G1		BB		G6-3		F9		K		K	4	0	0	0	1	1	1						
19 Joey Votto, L OBP: 0.411, SLG: 0.602	BB		K		L8		HR		G3-1		G3-1	4	1	1	1	1	1	1						
4 Brandon Phillips, R OBP: 0.329, SLG: 0.464	L7		L6		L6		17 HR 2B		K		K	5	1	1	0	0	2	2						
27 Scott Rolen, R OBP: 0.360, SLG: 0.468 23 Adam Rosales, R OBP: 0.287, SLG: 0.313	F9		L9		L9		17 HR HBP		G4-3			2	0	0	0	0	0	2						
31 Jonny Gomes, R OBP: 0.363, SLG: 0.561	L7		K		K		F9		F7			4	0	0	0	0	1	2						
17 Laynce Nix, L OBP: 0.289, SLG: 0.451	G1-3		F8		F8		HR		F8			4	1	1	3	0	0	0						
2 Alex Gonzalez, R OBP: 0.239, SLG: 0.268	G6-3		G5-3		G5-3		G5-3		G5-3		15 G6-4-3 BB	3	0	0	0	1	0	1						
61 Bronson Arroyo, R ERA: 3.49 29 Ryan Hanigan, R OBP: 0.309, SLG: 0.366 53 Arthur Rhodes, L ERA: 2.21 48 Francisco Cordero, R ERA: 1.7 40 Nick Masset, R ERA: 2.74	K		F9		F9		G6-3		K		K	2	0	0	0	0	0	0						
<b>Inning Stats</b>	R: 0 E: 0 K: 0 S: 10	H: 1 LOB: 2 BB: 1 P: 18	R: 0 E: 0 K: 0 S: 7	H: 0 LOB: 0 BB: 0 P: 13	R: 0 E: 0 K: 2 S: 11	H: 1 LOB: 1 BB: 1 P: 18	R: 0 E: 0 K: 1 S: 9	H: 0 LOB: 0 BB: 0 P: 7	R: 0 E: 0 K: 1 S: 9	H: 0 LOB: 0 BB: 0 P: 10	R: 3 E: 0 K: 0 S: 15	H: 2 LOB: 1 BB: 0 P: 22	R: 1 E: 0 K: 2 S: 14	H: 1 LOB: 0 BB: 0 P: 22	R: 0 E: 0 K: 0 S: 10	H: 0 LOB: 0 BB: 0 P: 13	R: 0 E: 0 K: 1 S: 8	H: 0 LOB: 0 BB: 1 P: 14	R: 0 E: 0 K: 2 S: 7	H: 0 LOB: 0 BB: 0 P: 10	1B: 2 2B: 1 3B: 0 HR: 2	SF: 0 SAC: 0 DP: 1 HBP: 1	WP: 0 PB: 0 SB: 0 CS: 1	PA: 40
<b>PITCHER</b>	IP 7.0	WLS 0	BF 27	H 4	R 3	ER 3	SO 4	BB 0	IBB 0	HBP 0	BLK 0	WP 0	HR 0	S 1	P 101	ERA 3.86	WHIP 0.857							

Colorado Rockies @ Cincinnati Reds  
Great American Ball Park, Cincinnati, OH  
Sun Aug 02 2009, 1:10 PM EDT  
Att: 31,142 - Party Cloudy - 76 F

livebaseballscores.com

AB 36  
R 4  
H 5  
RBI 4  
BB 3  
SO 9  
LOB 12









Batter	1	2	3	4	5	6	7	8	9	AB	R	H	RBI	BB	SO	LOB	TOP					
24 Dexter Fowler, S OBP: 0.359, SLG: 0.394										3	0	1	0	1	1	1						
12 Clint Barmes, R OBP: 0.296, SLG: 0.441										3	0	0	0	0	1	3						
51 Josh Fogg, R OBP: 0.167, SLG: 0.167										0	0	0	0	0	0	0						
7 Seth Smith, L OBP: 0.389, SLG: 0.488										1	0	0	0	0	1	0						
17 Todd Helton, L OBP: 0.399, SLG: 0.499										4	0	1	0	0	0	0						
2 Troy Tulowitzki, R OBP: 0.359, SLG: 0.517										4	0	0	0	0	3	1						
11 Brad Hawpe, L OBP: 0.394, SLG: 0.539										3	0	0	0	0	2	1						
27 Garrett Atkins, R OBP: 0.311, SLG: 0.347										3	0	1	0	0	0	1						
19 Ryan Spilborghs, R OBP: 0.318, SLG: 0.410										2	0	0	0	1	0	1						
8 Yorvit Torrealba, R OBP: 0.307, SLG: 0.341										3	0	0	0	0	0	1						
29 Jorge De La Rosa, L OBP: 0.158, SLG: 0.162										1	0	1	0	0	0	0						
6 Omar Quintanilla, L OBP: 0.262, SLG: 0.189										2	0	0	0	0	2	1						
<b>Inning Stats</b>	R: 0 E: 0 K: 0 S: 9	H: 0 LOB: 0 BB: 1 P: 16	R: 0 E: 0 K: 2 S: 8	H: 0 LOB: 0 BB: 0 P: 14	R: 0 E: 0 K: 1 S: 10	H: 2 LOB: 2 BB: 0 P: 13	R: 0 E: 0 K: 1 S: 6	H: 0 LOB: 0 BB: 0 P: 6	R: 0 E: 0 K: 2 S: 11	H: 1 LOB: 0 BB: 0 P: 19	R: 0 E: 0 K: 2 S: 9	H: 0 LOB: 0 BB: 0 P: 14	R: 0 E: 0 K: 1 S: 7	H: 1 LOB: 1 BB: 0 P: 10	R: 0 E: 0 K: 1 S: 12	H: 0 LOB: 1 BB: 1 P: 18	R: 0 E: 0 K: 2 S: 12	H: 0 LOB: 0 BB: 0 P: 17	1B: 2 2B: 2 HR: 0	SF: 0 SAC: 0 DP: 1 HBP: 0	WP: 0 PB: 0 SB: 0 CS: 1	PA: 31
<b>PITCHER</b> 43 J.A. Happ, L ERA: 2.74	IP: 9.0 WLS: W BF: 31 H: 4 R: 0 ER: 0 SO: 10 BB: 2 IBB: 0 HBP: 0 BLK: 0 WP: 0 HR: 0 S: 84 P: 127 ERA: 0.00 WHIP: 0.667																					

Colorado Rockies @ Philadelphia Phillies  
Citizens Bank Park, Philadelphia, PA  
Wed Aug 05 2009, 7:05 PM EDT  
Att: 45,129 - Partly Cloudy - 84 F

livebaseballscorecards.com

AB 29  
R 0  
H 4  
RBI 0  
BB 2  
SO 10  
LOB 10

Batter	1	2	3	4	5	6	7	8	9	AB	R	H	RBI	BB	SO	LOB	BOTTOM					
11 Jimmy Rollins, S OBP: 0.290, SLG: 0.400										5	1	1	2	0	0	2						
8 Shane Victorino, S OBP: 0.381, SLG: 0.471										4	0	1	0	0	1	0						
26 Chase Utley, L OBP: 0.420, SLG: 0.542										3	2	1	0	0	0	1						
6 Ryan Howard, L OBP: 0.343, SLG: 0.521										4	0	1	1	0	1	1						
29 Raul Ibanez, L OBP: 0.369, SLG: 0.628										3	1	1	0	1	1	1						
28 Jayson Werth, R OBP: 0.378, SLG: 0.505										4	1	1	3	0	0	1						
7 Pedro Feliz, R OBP: 0.336, SLG: 0.401										4	1	2	1	0	0	0						
Carlos Ruiz, R OBP: 0.328, SLG: 0.380										4	1	2	0	0	1	1						
43 J.A. Happ, L OBP: 0.107, SLG: 0.143										3	0	1	0	0	1	1						
<b>Inning Stats</b>	R: 1 E: 0 K: 1 S: 13	H: 2 LOB: 1 BB: 0 P: 17	R: 3 E: 0 K: 0 S: 12	H: 4 LOB: 1 BB: 0 P: 20	R: 0 E: 0 K: 0 S: 5	H: 0 LOB: 0 BB: 0 P: 7	R: 0 E: 0 K: 0 S: 8	H: 1 LOB: 1 BB: 0 P: 13	R: 3 E: 0 K: 2 S: 15	H: 3 LOB: 1 BB: 0 P: 20	R: 0 E: 0 K: 2 S: 7	H: 0 LOB: 0 BB: 0 P: 12	R: 0 E: 0 K: 0 S: 7	H: 0 LOB: 1 BB: 1 P: 15	R: 0 E: 0 K: 0 S: 7	H: 1 LOB: 1 BB: 0 P: 12	R: 0 E: 0 K: 0 S: 7	H: 1 LOB: 0 BB: 0 P: 12	1B: 3 2B: 5 3B: 0 HR: 3	SF: 0 SAC: 1 DP: 0 HBP: 1	WP: 0 PB: 0 SB: 0 CS: 0	PA: 37
<b>PITCHER</b> 29 Jorge De La Rosa, L ERA: 5.0 51 Josh Fogg, R ERA: 1.92	IP: 5.0 WLS: L BF: 26 H: 10 R: 7 ER: 7 SO: 3 BB: 0 IBB: 0 HBP: 1 BLK: 0 WP: 0 HR: 3 S: 53 P: 77 ERA: 12.60 WHIP: 2.000																					
<b>PITCHER</b> 43 J.A. Happ, L ERA: 2.74	IP: 3.0 WLS: W BF: 11 H: 1 R: 0 ER: 0 SO: 2 BB: 1 IBB: 0 HBP: 0 BLK: 0 WP: 0 HR: 0 S: 21 P: 39 ERA: 0.00 WHIP: 0.667																					

Colorado Rockies @ Philadelphia Phillies  
Citizens Bank Park, Philadelphia, PA  
Wed Aug 05 2009, 7:05 PM EDT  
Att: 45,129 - Partly Cloudy - 84 F

livebaseballscorecards.com

AB 34  
R 7  
H 11  
RBI 7  
BB 1  
SO 5  
LOB 8



Batter	1	2	3	4	5	6	7	8	9	AB	R	H	RBI	BB	SO	LOB	TOP					
24 Dexter Fowler, S (1,8) OBP: 0.391, SLG: 0.399										4	1	2	0	0	1	2	<b>Colorado Rockies @ Philadelphia Phillies</b> Citizens Bank Park, Philadelphia, PA Thu Aug 06 2009, 1:05 PM EDT Att: 45,316 - Cloudy - 68 F					
7 Seth Smith, L (1,7) OBP: 0.391, SLG: 0.488										4	0	2	0	0	1	2						
17 Todd Helton, L (1,3) OBP: 0.394, SLG: 0.497										3	0	1	1	0	0	3						
2 Troy Tulowitzki, R (1,6) OBP: 0.357, SLG: 0.514										4	0	1	0	0	2	3						
27 Garrett Atkins, R (1,5) OBP: 0.307, SLG: 0.342										4	0	0	0	0	1	3						
19 Ryan Spillane, R (1,9) OBP: 0.317, SLG: 0.408										4	0	1	0	0	1	1						
20 Chris Iannetta, R (1,2) OBP: 0.337, SLG: 0.442										4	0	0	0	0	3	2						
12 Clint Barnes, R (1,4) OBP: 0.293, SLG: 0.437										3	0	0	0	0	1	1						
11 Brad Hawpe, L (9,PH) OBP: 0.396, SLG: 0.540										1	0	1	0	0	0	0						
28 Aaron Cook, R (1,1) OBP: 0.196, SLG: 0.146										2	0	0	0	0	1	1						
5 Carlos González, L (7,PH) OBP: 0.339, SLG: 0.420										0	0	0	0	0	0	0						
56 Franklin Morales, L (7,1) OBP: 0.500, SLG: 0.500										0	0	0	0	1	0	0						
9 Ian Stewart, L (9,PH) OBP: 0.319, SLG: 0.481										1	0	0	0	0	1	1						
<b>Inning Stats</b>	R: 1 E: 0 K: 1 S: 15	H: 2 LOB: 1 BB: 0 P: 21	R: 0 E: 0 K: 2 S: 12	H: 1 LOB: 1 BB: 0 P: 15	R: 0 E: 0 K: 1 S: 7	H: 1 LOB: 1 BB: 0 P: 9	R: 0 E: 0 K: 2 S: 7	H: 0 LOB: 0 BB: 0 P: 13	R: 0 E: 1 K: 1 S: 14	H: 1 LOB: 2 BB: 0 P: 21	R: 0 E: 0 K: 1 S: 13	H: 1 LOB: 1 BB: 0 P: 18	R: 0 E: 0 K: 1 S: 10	H: 0 LOB: 1 BB: 1 P: 15	R: 0 E: 0 K: 1 S: 9	H: 1 LOB: 0 BB: 0 P: 17	R: 0 E: 0 K: 2 S: 10	H: 1 LOB: 1 BB: 0 P: 12	1B: 7 2B: 1 3B: 0 HR: 0	SF: 1 SAC: 0 DP: 1 HBP: 0	WP: 0 PB: 0 SB: 0 CS: 0	PA: 36
<b>PITCHER</b>	IP WLS BF H R ER SO BB IBB HBP BLK WP HR S P ERA WHIP																					
34 Cliff Lee, L (1,1) ERA: 2.95	7.0 W 29 6 1 1 9 1 0 0 0 0 0 0 78 112 1.29 1.000																					
46 Ryan Madson, R (8,1) ERA: 3.27	1.0 H 3 1 0 0 1 0 0 0 0 0 0 0 9 17 0.00 1.000																					
54 Brad Lidge, R (9,1) ERA: 6.75	1.0 S 4 1 0 0 2 0 0 0 0 0 0 0 10 12 0.00 1.000																					

Batter	1	2	3	4	5	6	7	8	9	AB	R	H	RBI	BB	SO	LOB	BOTTOM			
11 Jimmy Rollins, S (1,6) OBP: 0.294, SLG: 0.410										4	2	3	0	0	0	1	<b>Colorado Rockies @ Philadelphia Phillies</b> Citizens Bank Park, Philadelphia, PA Thu Aug 06 2009, 1:05 PM EDT Att: 45,316 - Cloudy - 68 F			
8 Shane Victorino, S (1,8) OBP: 0.378, SLG: 0.467										4	0	0	1	0	2					
26 Chase Utley, L (1,4) OBP: 0.418, SLG: 0.541										3	0	1	1	0	1					
6 Ryan Howard, L (1,3) OBP: 0.341, SLG: 0.516										4	0	0	0	0	1	2				
29 Raul Ibanez, L (1,7) OBP: 0.369, SLG: 0.626										3	0	1	0	0	1	0				
28 Jayson Werth, R (1,9) OBP: 0.376, SLG: 0.501										3	0	0	0	0	1	2				
7 Pedro Feliz, R (1,5) OBP: 0.333, SLG: 0.397										3	0	0	0	0	0	2				
23 Paul Bako, L (1,2) OBP: 0.255, SLG: 0.294										3	1	2	1	0	0	0				
34 Cliff Lee, L (1,1) OBP: 0.250, SLG: 0.273										2	0	0	0	0	0	1				
10 Ben Francisco, R (7,PH) OBP: 0.339, SLG: 0.425										0	0	0	0	1	0	0				
46 Ryan Madson, L (8,1) ERA: 3.19										0	0	0	0	0	0	0				
54 Brad Lidge, R (9,1) ERA: 1.86										0	0	0	0	0	0	0				
<b>Inning Stats</b>	R: 1 E: 0 K: 0 S: 8	H: 1 LOB: 0 BB: 0 P: 13	R: 0 E: 0 K: 0 S: 11	H: 0 LOB: 0 BB: 0 P: 16	R: 0 E: 0 K: 0 S: 10	H: 2 LOB: 1 BB: 0 P: 12	R: 0 E: 0 K: 0 S: 10	H: 2 LOB: 2 BB: 0 P: 16	R: 2 E: 0 K: 0 S: 9	H: 2 LOB: 1 BB: 0 P: 16	R: 0 E: 0 K: 2 S: 8	H: 0 LOB: 0 BB: 0 P: 14	R: 0 E: 0 K: 0 S: 8	H: 0 LOB: 1 BB: 1 P: 15	R: 0 E: 0 K: 1 S: 7	H: 0 LOB: 0 BB: 0 P: 11	1B: 4 2B: 1 3B: 1 HR: 1	SF: 1 SAC: 0 DP: 1 HBP: 0	WP: 0 PB: 0 SB: 0 CS: 0	PA: 31
<b>PITCHER</b>	IP WLS BF H R ER SO BB IBB HBP BLK WP HR S P ERA WHIP																			
28 Aaron Cook, R (1,1) ERA: 3.93	5.0 L 22 7 3 3 0 0 0 0 0 0 0 1 48 73 5.40 1.400																			
31 Matt Daley, R (6,1) ERA: 3.19	1.0 3 0 0 0 2 0 0 0 0 0 0 0 8 14 0.00 0.000																			
56 Franklin Morales, L (7,1) ERA: 1.86	2.0 6 0 0 0 1 1 0 0 0 0 0 0 15 26 0.00 0.500																			

AB 34  
R 1  
H 8  
RBI 1  
BB 1  
SO 12  
LOB 19



AB 29  
R 3  
H 7  
RBI 3  
BB 1  
SO 3  
LOB 11



WP: 0 PA: 31  
PB: 0  
SB: 0  
CS: 0



Batter	1	2	3	4	5	6	7	8	9	AB	R	H	RBI	BB	SO	LOB	TOP				
1 Kosuke Fukudome, L (1.8) OBP: 0.388, SLG: 0.446										2	1	1	0	2	0	2	<b>Chicago Cubs @ Colorado Rockies</b> Coors Field, Denver, CO Fri Aug 07 2009, 7:10 PM MDT Att: 46,118 - Partly Cloudy - 90 F				
21 Milton Bradley, S (1.9) OBP: 0.394, SLG: 0.385										2	1	1	0	2	1	1					
25 Derrek Lee, R (1.3) OBP: 0.362, SLG: 0.532										3	0	0	0	1	0	4					
16 Aramis Ramirez, R (1.5) OBP: 0.391, SLG: 0.553										4	0	0	0	0	1	3					
18 Geovany Soto, R (1.2) OBP: 0.331, SLG: 0.389									4	0	0	0	0	0	3	3					
12 Alfonso Soriano, R (1.7) OBP: 0.318, SLG: 0.447									4	0	2	1	0	0	0	0					
17 Mike Fontenot, L (1.4) OBP: 0.300, SLG: 0.387									3	0	0	0	1	1	3						
2 Ryan Theriot, R (1.6) OBP: 0.345, SLG: 0.412										4	0	1	0	0	2	1					
45 Sean Marshall, L (1.1) 7 Aaron Miles, S (3.0) 29 Jeff Samardzija, R (3.1) 27 Sam Fuld, L (7.0) 47 Aaron Heilman, R (7.1) 43 John Grabow, L (8.1) 5 Jake Fox, R (9.0)										0	0	0	0	0	0	0					
<b>Inning Stats</b>	R: 1 E: 0 K: 0 S: 10	H: 1 LOB: 0 BB: 1 P: 18	R: 0 E: 0 K: 1 S: 9	H: 0 LOB: 0 BB: 0 P: 15	R: 0 E: 0 K: 1 S: 9	H: 1 LOB: 2 BB: 1 P: 19	R: 0 E: 0 K: 1 S: 6	H: 0 LOB: 0 BB: 0 P: 7	R: 0 E: 0 K: 0 S: 5	H: 1 LOB: 1 BB: 1 P: 9	R: 1 E: 1 K: 3 S: 17	H: 1 LOB: 2 BB: 1 P: 26	R: 0 E: 0 K: 2 S: 9	H: 0 LOB: 0 BB: 1 P: 20	R: 0 E: 0 K: 0 S: 9	H: 1 LOB: 1 BB: 0 P: 11		1B: 4 2B: 1 3B: 0 HR: 0	SF: 0 SAC: 0 DP: 3 HBP: 0	WP: 0 PB: 0 SB: 0 CS: 0	PA: 36
<b>PITCHER</b>	IP WLS BF H R ER SO BB IBB HBP BLK WP HR S P ERA WHIP	IP WLS BF H R ER SO BB IBB HBP BLK WP HR S P ERA WHIP	IP WLS BF H R ER SO BB IBB HBP BLK WP HR S P ERA WHIP	IP WLS BF H R ER SO BB IBB HBP BLK WP HR S P ERA WHIP	IP WLS BF H R ER SO BB IBB HBP BLK WP HR S P ERA WHIP	IP WLS BF H R ER SO BB IBB HBP BLK WP HR S P ERA WHIP	IP WLS BF H R ER SO BB IBB HBP BLK WP HR S P ERA WHIP	IP WLS BF H R ER SO BB IBB HBP BLK WP HR S P ERA WHIP	IP WLS BF H R ER SO BB IBB HBP BLK WP HR S P ERA WHIP	IP WLS BF H R ER SO BB IBB HBP BLK WP HR S P ERA WHIP	IP WLS BF H R ER SO BB IBB HBP BLK WP HR S P ERA WHIP	IP WLS BF H R ER SO BB IBB HBP BLK WP HR S P ERA WHIP	IP WLS BF H R ER SO BB IBB HBP BLK WP HR S P ERA WHIP	IP WLS BF H R ER SO BB IBB HBP BLK WP HR S P ERA WHIP	IP WLS BF H R ER SO BB IBB HBP BLK WP HR S P ERA WHIP	IP WLS BF H R ER SO BB IBB HBP BLK WP HR S P ERA WHIP	IP WLS BF H R ER SO BB IBB HBP BLK WP HR S P ERA WHIP	IP WLS BF H R ER SO BB IBB HBP BLK WP HR S P ERA WHIP	IP WLS BF H R ER SO BB IBB HBP BLK WP HR S P ERA WHIP	IP WLS BF H R ER SO BB IBB HBP BLK WP HR S P ERA WHIP	IP WLS BF H R ER SO BB IBB HBP BLK WP HR S P ERA WHIP

**Chicago Cubs @ Colorado Rockies**  
Coors Field, Denver, CO  
Fri Aug 07 2009, 7:10 PM MDT  
Att: 46,118 - Partly Cloudy - 90 F

AB 30  
R 2  
H 5  
RBI 1  
BB 6  
SO 8  
LOB 20



Batter	1	2	3	4	5	6	7	8	9	AB	R	H	RBI	BB	SO	LOB	BOTTOM				
24 Dexter Fowler, S (1.8) OBP: 0.364, SLG: 0.408										5	0	3	0	0	1	2	<b>Chicago Cubs @ Colorado Rockies</b> Coors Field, Denver, CO Fri Aug 07 2009, 7:10 PM MDT Att: 46,118 - Partly Cloudy - 90 F				
5 Carlos González, L (1.7) OBP: 0.341, SLG: 0.444										5	2	2	0	0	0	4					
17 Todd Helton, L (1.3) OBP: 0.395, SLG: 0.497										4	1	2	2	0	0	0					
2 Troy Tulowitzki, R (1.6) OBP: 0.359, SLG: 0.517										4	1	2	0	0	1	1					
11 Brad Hawpe, L (1.9) OBP: 0.394, SLG: 0.537										4	0	1	2	0	2	2					
9 Ian Stewart, L (1.5) OBP: 0.321, SLG: 0.479										3	1	1	0	1	0	1					
20 Chris Iannetta, R (1.2) OBP: 0.336, SLG: 0.452										4	1	1	2	0	1	2					
6 Omar Quintanilla, L (1.4) OBP: 0.261, SLG: 0.175										3	0	0	0	1	1	2					
38 Ubaldo Jiménez, R (1.1) OBP: 0.318, SLG: 0.250										3	0	1	0	0	1	0					
31 Matt Daley, R (7.1) 63 Rafael Betancourt, R (8.1) 27 Garrett Atkins, R (8.0) 16 Huston Street, R (9.1)										0	0	0	0	0	0	0					
<b>Inning Stats</b>	R: 3 E: 1 K: 2 S: 29	H: 4 LOB: 2 BB: 1 P: 41	R: 0 E: 0 K: 1 S: 14	H: 1 LOB: 0 BB: 0 P: 21	R: 0 E: 0 K: 1 S: 13	H: 0 LOB: 0 BB: 0 P: 17	R: 2 E: 0 K: 0 S: 13	H: 3 LOB: 1 BB: 0 P: 19	R: 0 E: 0 K: 0 S: 6	H: 1 LOB: 2 BB: 0 P: 10	R: 0 E: 0 K: 0 S: 18	H: 1 LOB: 1 BB: 1 P: 27	R: 1 E: 0 K: 2 S: 12	H: 2 LOB: 1 BB: 0 P: 19	R: 0 E: 0 K: 1 S: 11	H: 1 LOB: 2 BB: 1 P: 18	1B: 8 2B: 3 3B: 2 HR: 1	SF: 0 SAC: 0 DP: 1 HBP: 0	WP: 0 PB: 0 SB: 1 CS: 1	PA: 38	
<b>PITCHER</b>	IP WLS BF H R ER SO BB IBB HBP BLK WP HR S P ERA WHIP	IP WLS BF H R ER SO BB IBB HBP BLK WP HR S P ERA WHIP	IP WLS BF H R ER SO BB IBB HBP BLK WP HR S P ERA WHIP	IP WLS BF H R ER SO BB IBB HBP BLK WP HR S P ERA WHIP	IP WLS BF H R ER SO BB IBB HBP BLK WP HR S P ERA WHIP	IP WLS BF H R ER SO BB IBB HBP BLK WP HR S P ERA WHIP	IP WLS BF H R ER SO BB IBB HBP BLK WP HR S P ERA WHIP	IP WLS BF H R ER SO BB IBB HBP BLK WP HR S P ERA WHIP	IP WLS BF H R ER SO BB IBB HBP BLK WP HR S P ERA WHIP	IP WLS BF H R ER SO BB IBB HBP BLK WP HR S P ERA WHIP	IP WLS BF H R ER SO BB IBB HBP BLK WP HR S P ERA WHIP	IP WLS BF H R ER SO BB IBB HBP BLK WP HR S P ERA WHIP	IP WLS BF H R ER SO BB IBB HBP BLK WP HR S P ERA WHIP	IP WLS BF H R ER SO BB IBB HBP BLK WP HR S P ERA WHIP	IP WLS BF H R ER SO BB IBB HBP BLK WP HR S P ERA WHIP	IP WLS BF H R ER SO BB IBB HBP BLK WP HR S P ERA WHIP	IP WLS BF H R ER SO BB IBB HBP BLK WP HR S P ERA WHIP	IP WLS BF H R ER SO BB IBB HBP BLK WP HR S P ERA WHIP	IP WLS BF H R ER SO BB IBB HBP BLK WP HR S P ERA WHIP	IP WLS BF H R ER SO BB IBB HBP BLK WP HR S P ERA WHIP	IP WLS BF H R ER SO BB IBB HBP BLK WP HR S P ERA WHIP

**Chicago Cubs @ Colorado Rockies**  
Coors Field, Denver, CO  
Fri Aug 07 2009, 7:10 PM MDT  
Att: 46,118 - Partly Cloudy - 90 F

AB 35  
R 6  
H 13  
RBI 6  
BB 3  
SO 7  
LOB 14





Batter	1	2	3	4	5	6	7	8	9	AB	R	H	RBI	BB	SO	LOB	TOP
2 Ryan Theriot, R OBP: 0.348, SLG: 0.414	F9		F8						G1-3	5	1	3	1	0	0	3	
21 Milton Bradley, S OBP: 0.395, SLG: 0.391	2B		L8		G3				SH5-3	4	0	2	1	0	0	1	
25 Derrek Lee, R OBP: 0.365, SLG: 0.538	G4-3								IBB	3	2	1	1	2	1	1	
16 Aramis Ramirez, R OBP: 0.385, SLG: 0.543	K				G4-3				G1-3	3	0	0	0	0	2	2	
5 Jake Fox, R OBP: 0.233, SLG: 0.570										2	0	0	0	0	1	2	
63 Kevin Gregg, R										0	0	0	0	0	0	0	
1 Kosuke Fukudome, L OBP: 0.390, SLG: 0.459		G4-3							G4-3	4	2	2	2	1	0	2	
12 Alfonso Soriano, R OBP: 0.317, SLG: 0.447										4	0	1	0	0	1	2	
28 Jeff Baker, R OBP: 0.231, SLG: 0.328										0	0	0	0	0	0	0	
18 Geovany Soto, R OBP: 0.330, SLG: 0.384										3	0	0	0	1	2	1	
7 Aaron Miles, S OBP: 0.241, SLG: 0.269										3	1	1	0	1	0	0	
46 Ryan Dempster, R OBP: 0.140, SLG: 0.100										2	0	0	1	1	1	1	
37 Angel Guzman, R										0	0	0	0	0	0	0	
17 Mike Fontenot, L OBP: 0.299, SLG: 0.386										1	0	0	0	0	0	0	
49 Carlos Marmol, R										0	0	0	0	0	0	0	
27 Sam Fuld, L OBP: 0.379, SLG: 0.400										0	0	0	0	0	0	0	
<b>Inning Stats</b>	R: 0 H: 1 E: 0 K: 1 S: 9	H: 1 LOB: 1 BB: 0 P: 14	R: 0 H: 1 E: 0 K: 0 S: 6	H: 1 LOB: 0 BB: 0 P: 7	R: 0 H: 1 E: 0 K: 0 S: 9	H: 1 LOB: 1 BB: 0 P: 12	R: 2 H: 3 E: 0 K: 2 S: 10	H: 1 LOB: 1 BB: 0 P: 19	R: 1 H: 1 E: 0 K: 3 S: 10	H: 0 LOB: 0 BB: 0 P: 11	R: 0 H: 1 E: 0 K: 0 S: 7	H: 1 LOB: 2 BB: 1 P: 12	1B: 4 2B: 4 3B: 1 HR: 2	SF: 0 SAC: 1 DP: 1 HBP: 0	WP: 0 PA: 41 PB: 0 SB: 1 CS: 0		
<b>PITCHER</b>	IP WLS BF H R ER SO BB IBB HBP BLK WP HR S P ERA WHIP																
21 Jason Marquis, R ERA: 3.65	6.0 L 29 8 5 5 4 5 0 0 0 0 0 1 61 100 7.50 2.167																
45 Jhoulys Chacin, R ERA: 1.8	2.0 7 1 1 1 4 0 0 0 0 0 0 1 17 21 4.50 0.500																
63 Rafael Betancourt, R ERA: 2.95	0.2 4 1 0 0 0 0 0 1 0 0 0 0 5 9 0.00 1.500																
97 Joe Beimel, L ERA: 3.4	0.1 1 0 0 0 0 0 0 0 0 0 0 0 2 3 0.00 0.000																

Chicago Cubs @ Colorado Rockies  
Coors Field, Denver, CO  
Sat Aug 08 2009, 6:10 PM MDT  
Att: 47,845 - Partly Cloudy - 86 F

AB 34  
R 6  
H 10  
RBI 6  
BB 6  
SO 8  
LOB 15



Batter	1	2	3	4	5	6	7	8	9	AB	R	H	RBI	BB	SO	LOB	BOTTOM		
7 Seth Smith, L OBP: 0.387, SLG: 0.481	F7		G4-3						F8	5	0	1	0	0	0	1			
5 Carlos González, L OBP: 0.343, SLG: 0.443	K								K	5	1	2	0	0	2	1			
17 Todd Helton, L OBP: 0.396, SLG: 0.497	F9								K	4	1	2	0	0	0	1			
2 Troy Tulowitzki, R OBP: 0.355, SLG: 0.511		F9							F9	4	1	0	0	0	0	4			
11 Brad Hawpe, L OBP: 0.395, SLG: 0.537									K	4	0	2	1	0	2	0			
9 Ian Stewart, L OBP: 0.320, SLG: 0.476									K	4	1	1	1	0	1	3			
20 Chris Iannetta, R OBP: 0.331, SLG: 0.444									K	4	0	0	0	0	1	4			
6 Omar Quintanilla, L OBP: 0.286, SLG: 0.209									K	3	0	2	2	0	0	1			
45 Jhoulys Chacin, R ERA: 2.63									K	0	0	0	0	0	0	0			
27 Garrett Atkins, R OBP: 0.358, SLG: 0.341									K	1	0	0	0	0	1	1			
63 Rafael Betancourt, R ERA: 3.57									K	0	0	0	0	0	0	0			
97 Joe Beimel, L ERA: 4.01									K	0	0	0	0	0	0	0			
21 Jason Marquis, L OBP: 0.234, SLG: 0.244									L7	2	0	0	0	0	0	2			
12 Clint Barmes, R OBP: 0.294, SLG: 0.446										2	1	1	1	0	0	0			
<b>Inning Stats</b>	R: 0 H: 0 E: 0 K: 1 S: 8	H: 0 LOB: 0 BB: 0 P: 11	R: 0 H: 0 E: 0 K: 1 S: 8	H: 0 LOB: 0 BB: 0 P: 14	R: 0 H: 1 E: 0 K: 0 S: 9	H: 1 LOB: 1 BB: 0 P: 14	R: 4 H: 4 E: 1 K: 0 S: 16	H: 4 LOB: 1 BB: 0 P: 23	R: 0 H: 2 E: 0 K: 0 S: 9	H: 1 LOB: 1 BB: 0 P: 15	R: 1 H: 2 E: 0 K: 1 S: 12	H: 1 LOB: 1 BB: 0 P: 20	R: 0 H: 1 E: 0 K: 3 S: 13	H: 1 LOB: 1 BB: 0 P: 19	R: 0 H: 0 E: 0 K: 1 S: 9	H: 0 LOB: 0 BB: 0 P: 16	1B: 10 2B: 0 3B: 0 HR: 1	SF: 0 SAC: 0 DP: 1 HBP: 0	WP: 1 PA: 38 PB: 0 SB: 0 CS: 0
<b>PITCHER</b>	IP WLS BF H R ER SO BB IBB HBP BLK WP HR S P ERA WHIP																		
46 Ryan Dempster, R ERA: 4.04	6.0 W 27 9 5 2 3 0 0 0 0 0 0 0 10 17 3.00 1.500																		
37 Angel Guzman, R ERA: 2.63	1.0 H 4 1 0 0 0 0 0 0 0 0 0 0 10 17 0.00 1.000																		
49 Carlos Marmol, R ERA: 3.57	1.0 H 4 1 0 0 3 0 0 0 0 0 0 0 13 19 0.00 1.000																		
63 Kevin Gregg, R ERA: 4.01	1.0 S 3 0 0 0 1 0 0 0 0 0 0 0 9 16 0.00 0.000																		

Chicago Cubs @ Colorado Rockies  
Coors Field, Denver, CO  
Sat Aug 08 2009, 6:10 PM MDT  
Att: 47,845 - Partly Cloudy - 86 F

AB 38  
R 5  
H 11  
RBI 5  
BB 0  
SO 7  
LOB 18





Batter	1	2	3	4	5	6	7	8	9	AB	R	H	RBI	BB	SO	LOB	TOP
2 Ryan Theriot, R OBP: 0.348, SLG: 0.414	L3		F8	F8		K		K		5	2	2	0	0	1	2	
21 Milton Bradley, S OBP: 0.491, SLG: 0.402	F8		F8	F8		K		K		5	0	4	1	0	1	1	
25 Derrek Lee, R OBP: 0.365, SLG: 0.539	F8		F7	F7		K		K		5	0	2	1	0	1	4	
5 Jake Fox, R OBP: 0.343, SLG: 0.576	F8		F8	F8		K		K		4	0	2	0	0	1	2	
1 Kosuke Fukudome, L OBP: 0.391, SLG: 0.461	K		K	K		K		K		5	1	2	1	0	2	4	
12 Alfonso Soriano, R OBP: 0.315, SLG: 0.443	F8		F8	F8		K		F9		4	0	0	0	0	1	5	
27 Sam Fuld, L OBP: 0.367, SLG: 0.385	F8		L4	L4		K		F9		1	0	0	0	0	0	0	
28 Jeff Baker, R OBP: 0.243, SLG: 0.379	F8		K	K		F9		F8		5	1	2	0	0	1	6	
55 Koyie Hill, S OBP: 0.298, SLG: 0.310	F8		K	K		F8		K		5	1	3	1	0	1	1	
36 Randy Wells, R OBP: 0.182, SLG: 0.188	G5-4-3		SH3-4	SH3-4		SH3-4		G6-3		1	0	0	0	0	0	2	
47 Aaron Heilman, R ERA: 3.06	G5-4-3		SH3-4	SH3-4		SH3-4		G6-3		0	0	0	0	0	0	0	
7 Aaron Miles, S OBP: 0.258, SLG: 0.267	G5-4-3		SH3-4	SH3-4		SH3-4		G6-3		0	0	0	0	0	0	0	
43 John Grabow, L OBP: 0.296, SLG: 0.326	G5-4-3		SH3-4	SH3-4		SH3-4		G6-3		0	0	0	0	0	0	1	
<b>Inning Stats</b>	R: 0 H: 2 E: 0 K: 1 S: 10	H: 2 R: 0 ER: 0 LOB: 1 P: 12	R: 1 H: 3 E: 0 K: 1 S: 13	H: 3 R: 0 ER: 0 LOB: 3 P: 23	R: 1 H: 2 E: 0 K: 1 S: 11	H: 2 R: 0 ER: 0 LOB: 1 P: 16	R: 1 H: 2 E: 0 K: 2 S: 12	H: 2 R: 0 ER: 0 LOB: 2 P: 18	R: 1 H: 3 E: 0 K: 1 S: 13	H: 3 R: 1 ER: 1 LOB: 1 P: 22	1B: 11 2B: 5 3B: 1 HR: 0	SF: 0 SAC: 2 DP: 1 HBP: 1	WP: 0 PA: 45				
<b>PITCHER</b>	IP: 5.0 WLS: W BF: 26 ERA: 4.88	H: 11 R: 3 ER: 0 LOB: 2 P: 12	H: 11 R: 3 ER: 0 LOB: 3 P: 23	H: 11 R: 3 ER: 0 LOB: 3 P: 23	H: 11 R: 3 ER: 0 LOB: 1 P: 16	H: 11 R: 3 ER: 0 LOB: 1 P: 16	H: 11 R: 3 ER: 0 LOB: 2 P: 18	H: 11 R: 3 ER: 0 LOB: 2 P: 18	H: 11 R: 3 ER: 0 LOB: 2 P: 22	H: 11 R: 3 ER: 0 LOB: 2 P: 22	ERA: 4.88 WHIP: 2.200						

Chicago Cubs @ Colorado Rockies  
Coors Field, Denver, CO  
Sun Aug 09 2009, 1:10 PM MDT  
Att: 40,217 - Sunny - 76 F

AB	42
R	5
H	17
RBI	4
BB	0
SO	9
LOB	28



Batter	1	2	3	4	5	6	7	8	9	AB	R	H	RBI	BB	SO	LOB	BOTTOM
24 Dexter Fowler, S OBP: 0.364, SLG: 0.406	F8		E3	E3		K		K		4	3	1	0	1	2	3	
5 Carlos González, L OBP: 0.352, SLG: 0.457	F8		F8	F8		L4		L4		5	1	3	1	0	0	2	
17 Todd Helton, L OBP: 0.400, SLG: 0.595	F8		F8	F8		L4		L4		4	2	3	2	0	0	0	
27 Garrett Atkins, R OBP: 0.311, SLG: 0.341	F8		G4-3	G4-3		CS		CS		0	0	0	0	1	0	0	
2 Troy Tulowitzki, R OBP: 0.354, SLG: 0.507	F8		G6-3	G6-3		G6-3		G6-3		5	0	1	1	0	1	4	
51 Josh Fogg, R OBP: 0.167, SLG: 0.167	F8		G6-3	G6-3		G6-3		G6-3		0	0	0	0	0	0	0	
11 Brad Hawpe, L OBP: 0.396, SLG: 0.539	F8		G4-6-3	G4-6-3		G3-1		G3-1		4	1	2	0	0	0	2	
19 Ryan Spilborghs, R OBP: 0.316, SLG: 0.406	F8		G4-6-3	G4-6-3		G3-1		G3-1		1	0	0	0	0	0	1	
9 Ian Stewart, L OBP: 0.323, SLG: 0.475	F8		K	K		K		K		3	2	1	0	1	2	1	
12 Clint Barmes, R OBP: 0.294, SLG: 0.442	F8		G3	G3		G5-3		G5-3		3	0	0	1	0	0	2	
8 Yorvit Torrealba, R OBP: 0.324, SLG: 0.352	F8		F9	F9		F9		F9		3	1	2	3	1	0	0	
46 Jason Hammel, R OBP: 0.176, SLG: 0.196	F8		K	K		K		K		2	0	0	0	0	1	2	
31 Matt Daley, R ERA: 7.36	F8		K	K		K		K		0	0	0	0	0	0	0	
7 Seth Smith, L OBP: 0.390, SLG: 0.488	F8		K	K		K		K		1	1	1	1	0	0	0	
56 Franklin Morales, L OBP: 0.400, SLG: 0.400	F8		K	K		K		K		1	0	0	0	1	2		
6 Omar Quintanilla, L OBP: 0.296, SLG: 0.269	F8		K	K		K		K		0	0	0	0	0	0	0	
<b>Inning Stats</b>	R: 3 H: 3 E: 1 K: 1 S: 14	H: 0 R: 7 ER: 0 LOB: 0 P: 11	R: 1 H: 0 E: 1 K: 0 S: 12	H: 0 R: 0 ER: 0 LOB: 0 P: 22	R: 0 H: 1 E: 0 K: 1 S: 10	H: 1 R: 0 ER: 0 LOB: 1 P: 20	R: 1 H: 2 E: 0 K: 0 S: 8	H: 2 R: 0 ER: 0 LOB: 1 P: 13	R: 3 H: 4 E: 0 K: 3 S: 16	H: 3 R: 0 ER: 0 LOB: 2 P: 36	1B: 9 2B: 5 3B: 0 HR: 0	SF: 0 SAC: 0 DP: 2 HBP: 1	WP: 1 PA: 42				
<b>PITCHER</b>	IP: 5.1 WLS: L BF: 26 ERA: 3.01	H: 11 R: 7 ER: 0 LOB: 0 P: 11	H: 11 R: 7 ER: 0 LOB: 0 P: 22	H: 11 R: 7 ER: 0 LOB: 0 P: 22	H: 11 R: 7 ER: 0 LOB: 1 P: 20	H: 11 R: 7 ER: 0 LOB: 1 P: 20	H: 11 R: 7 ER: 0 LOB: 1 P: 13	H: 11 R: 7 ER: 0 LOB: 1 P: 13	H: 11 R: 7 ER: 0 LOB: 2 P: 19	H: 11 R: 7 ER: 0 LOB: 2 P: 36	ERA: 3.01 WHIP: 1.688						

Chicago Cubs @ Colorado Rockies  
Coors Field, Denver, CO  
Sun Aug 09 2009, 1:10 PM MDT  
Att: 40,217 - Sunny - 76 F

AB	36
R	11
H	14
RBI	9
BB	4
SO	7
LOB	19





Batter	1	2	3	4	5	6	7	8	9	AB	R	H	RBI	BB	SO	LOB	TOP							
2 Ryan Theriot, R OBP: 0.351, SLG: 0.415										4	1	2	0	1	1	0	<b>Chicago Cubs @ Colorado Rockies</b> Coors Field, Denver, CO Mon Aug 10 2009, 6:40 PM MDT Att: 34,485 - Partly Cloudy - 82 F							
21 Milton Bradley, S OBP: 0.401, SLG: 0.400										4	1	1	0	1	2	1								
25 Derrek Lee, R OBP: 0.366, SLG: 0.536										2	0	0	0	2	2	3								
17 Mike Fontenot, L OBP: 0.300, SLG: 0.390										1	1	1	1	0	0	0								
5 Jake Fox, R OBP: 0.345, SLG: 0.569										5	1	2	1	0	2	3								
18 Geovany Soto, R OBP: 0.331, SLG: 0.396										3	1	1	2	1	1	1								
12 Alfonso Soriano, R OBP: 0.313, SLG: 0.442										5	0	1	0	0	0	4								
28 Jeff Baker, R OBP: 0.267, SLG: 0.386										4	0	2	1	0	1	0								
27 Sam Fuld, L OBP: 0.371, SLG: 0.387										5	0	2	0	0	3	3								
32 Tom Gorzelanny, R OBP: 0.333, SLG: 0.500										0	0	0	0	0	0	0								
33 Esmalín Caridad, R ERA: 4.78										2	0	0	0	0	0	1								
45 Sean Marshall, L ERA: 2.92										0	0	0	0	0	0	0								
7 Aaron Miles, S ERA: 3.09										1	0	0	0	0	0	3								
47 Aaron Heilman, R ERA: 3.35										0	0	0	0	0	0	2								
55 Koyie Hill, S ERA: 3.35										1	0	0	0	0	0	0								
<b>Inning Stats</b>	R: 0 E: 0 K: 2 S: 13	H: 1 LOB: 3 BB: 2 P: 27	R: 0 E: 0 K: 1 S: 9	H: 2 LOB: 3 BB: 1 P: 15	R: 0 E: 0 K: 0 S: 6	H: 0 LOB: 0 BB: 0 P: 11	R: 0 E: 0 K: 2 S: 8	H: 0 LOB: 1 BB: 0 P: 12	R: 0 E: 0 K: 1 S: 8	H: 0 LOB: 1 BB: 1 P: 16	R: 1 E: 0 K: 1 S: 10	H: 2 LOB: 1 BB: 0 P: 15	R: 0 E: 0 K: 3 S: 9	H: 0 LOB: 0 BB: 0 P: 12	R: 0 E: 0 K: 1 S: 14	H: 2 LOB: 3 BB: 0 P: 19	R: 4 E: 0 K: 1 S: 21	H: 5 LOB: 2 BB: 1 P: 32	1B: 9 2B: 2 3B: 0 HR: 1	SF: 1 SAC: 1 DP: 0 HBP: 1	WP: 1 PB: 0 SB: 0 CS: 0	PA: 45		
<b>PITCHER</b>	IP WLS BF H R ER SO BB IBB HBP BLK WP HR S P ERA WHIP	IP WLS BF H R ER SO BB IBB HBP BLK WP HR S P ERA WHIP	IP WLS BF H R ER SO BB IBB HBP BLK WP HR S P ERA WHIP	IP WLS BF H R ER SO BB IBB HBP BLK WP HR S P ERA WHIP	IP WLS BF H R ER SO BB IBB HBP BLK WP HR S P ERA WHIP	IP WLS BF H R ER SO BB IBB HBP BLK WP HR S P ERA WHIP	IP WLS BF H R ER SO BB IBB HBP BLK WP HR S P ERA WHIP	IP WLS BF H R ER SO BB IBB HBP BLK WP HR S P ERA WHIP	IP WLS BF H R ER SO BB IBB HBP BLK WP HR S P ERA WHIP	IP WLS BF H R ER SO BB IBB HBP BLK WP HR S P ERA WHIP	IP WLS BF H R ER SO BB IBB HBP BLK WP HR S P ERA WHIP	IP WLS BF H R ER SO BB IBB HBP BLK WP HR S P ERA WHIP	IP WLS BF H R ER SO BB IBB HBP BLK WP HR S P ERA WHIP	IP WLS BF H R ER SO BB IBB HBP BLK WP HR S P ERA WHIP	IP WLS BF H R ER SO BB IBB HBP BLK WP HR S P ERA WHIP	IP WLS BF H R ER SO BB IBB HBP BLK WP HR S P ERA WHIP	IP WLS BF H R ER SO BB IBB HBP BLK WP HR S P ERA WHIP	IP WLS BF H R ER SO BB IBB HBP BLK WP HR S P ERA WHIP	IP WLS BF H R ER SO BB IBB HBP BLK WP HR S P ERA WHIP	IP WLS BF H R ER SO BB IBB HBP BLK WP HR S P ERA WHIP	IP WLS BF H R ER SO BB IBB HBP BLK WP HR S P ERA WHIP	IP WLS BF H R ER SO BB IBB HBP BLK WP HR S P ERA WHIP	IP WLS BF H R ER SO BB IBB HBP BLK WP HR S P ERA WHIP	IP WLS BF H R ER SO BB IBB HBP BLK WP HR S P ERA WHIP

**Chicago Cubs @ Colorado Rockies**  
 Coors Field, Denver, CO  
 Mon Aug 10 2009, 6:40 PM MDT  
 Att: 34,485 - Partly Cloudy - 82 F

AB	37
R	5
H	12
RBI	5
BB	5
SO	12
LOB	21



Batter	1	2	3	4	5	6	7	8	9	AB	R	H	RBI	BB	SO	LOB	BOTTOM							
24 Dexter Fowler, S OBP: 0.362, SLG: 0.403										5	1	1	1	0	2	2	<b>Chicago Cubs @ Colorado Rockies</b> Coors Field, Denver, CO Mon Aug 10 2009, 6:40 PM MDT Att: 34,485 - Partly Cloudy - 82 F							
5 Carlos González, L OBP: 0.352, SLG: 0.457										0	0	0	0	0	0	0								
19 Ryan Spillborghs, R OBP: 0.317, SLG: 0.405										5	2	2	0	0	0	3								
17 Todd Helton, L OBP: 0.404, SLG: 0.598										4	2	3	0	1	0	1								
16 Huston Street, R ERA: 3.09										0	0	0	0	0	0	0								
97 Joe Beimel, L ERA: 3.35										5	2	5	7	0	0	0								
2 Troy Tulowitzki, R OBP: 0.361, SLG: 0.530										5	0	1	1	0	2	5								
11 Brad Hawpe, L OBP: 0.394, SLG: 0.537										5	0	1	1	0	2	5								
27 Garrett Atkins, R OBP: 0.306, SLG: 0.335										5	0	0	0	0	0	3								
12 Clint Barmes, R OBP: 0.296, SLG: 0.449										3	1	1	1	0	1	1								
8 Yorvit Torrealba, R OBP: 0.321, SLG: 0.358										4	1	1	0	0	0	2								
29 Jorge De La Rosa, L OBP: 0.195, SLG: 0.225										3	1	2	0	0	1	0								
63 Rafael Betancourt, R ERA: 3.38										0	0	0	0	0	0	0								
45 Sean Marshall, L ERA: 3.91										0	1	0	0	1	0	0								
47 Aaron Heilman, R ERA: 4.75										0	1	0	0	1	0	0								
<b>Inning Stats</b>	R: 2 E: 0 K: 1 S: 10	H: 2 LOB: 0 BB: 0 P: 16	R: 4 E: 0 K: 1 S: 21	H: 5 LOB: 2 BB: 1 P: 32	R: 0 E: 0 K: 0 S: 5	H: 0 LOB: 0 BB: 0 P: 8	R: 2 E: 1 K: 2 S: 13	H: 3 LOB: 1 BB: 0 P: 22	R: 0 E: 0 K: 0 S: 6	H: 0 LOB: 0 BB: 0 P: 10	R: 0 E: 0 K: 0 S: 7	H: 1 LOB: 1 BB: 0 P: 9	R: 1 E: 0 K: 1 S: 14	H: 2 LOB: 1 BB: 0 P: 22	R: 2 E: 0 K: 1 S: 23	H: 3 LOB: 2 BB: 1 P: 37	1B: 9 2B: 4 3B: 1 HR: 2	SF: 0 SAC: 0 DP: 1 HBP: 1	WP: 0 PB: 0 SB: 0 CS: 0	PA: 42				
<b>PITCHER</b>	IP WLS BF H R ER SO BB IBB HBP BLK WP HR S P ERA WHIP	IP WLS BF H R ER SO BB IBB HBP BLK WP HR S P ERA WHIP	IP WLS BF H R ER SO BB IBB HBP BLK WP HR S P ERA WHIP	IP WLS BF H R ER SO BB IBB HBP BLK WP HR S P ERA WHIP	IP WLS BF H R ER SO BB IBB HBP BLK WP HR S P ERA WHIP	IP WLS BF H R ER SO BB IBB HBP BLK WP HR S P ERA WHIP	IP WLS BF H R ER SO BB IBB HBP BLK WP HR S P ERA WHIP	IP WLS BF H R ER SO BB IBB HBP BLK WP HR S P ERA WHIP	IP WLS BF H R ER SO BB IBB HBP BLK WP HR S P ERA WHIP	IP WLS BF H R ER SO BB IBB HBP BLK WP HR S P ERA WHIP	IP WLS BF H R ER SO BB IBB HBP BLK WP HR S P ERA WHIP	IP WLS BF H R ER SO BB IBB HBP BLK WP HR S P ERA WHIP	IP WLS BF H R ER SO BB IBB HBP BLK WP HR S P ERA WHIP	IP WLS BF H R ER SO BB IBB HBP BLK WP HR S P ERA WHIP	IP WLS BF H R ER SO BB IBB HBP BLK WP HR S P ERA WHIP	IP WLS BF H R ER SO BB IBB HBP BLK WP HR S P ERA WHIP	IP WLS BF H R ER SO BB IBB HBP BLK WP HR S P ERA WHIP	IP WLS BF H R ER SO BB IBB HBP BLK WP HR S P ERA WHIP	IP WLS BF H R ER SO BB IBB HBP BLK WP HR S P ERA WHIP	IP WLS BF H R ER SO BB IBB HBP BLK WP HR S P ERA WHIP	IP WLS BF H R ER SO BB IBB HBP BLK WP HR S P ERA WHIP	IP WLS BF H R ER SO BB IBB HBP BLK WP HR S P ERA WHIP	IP WLS BF H R ER SO BB IBB HBP BLK WP HR S P ERA WHIP	IP WLS BF H R ER SO BB IBB HBP BLK WP HR S P ERA WHIP

**Chicago Cubs @ Colorado Rockies**  
 Coors Field, Denver, CO  
 Mon Aug 10 2009, 6:40 PM MDT  
 Att: 34,485 - Partly Cloudy - 82 F

AB	39
R	11
H	16
RBI	10
BB	2
SO	6
LOB	17





Batter	1	2	3	4	5	6	7	8	9	AB	R	H	RBI	BB	SO	LOB	TOP										
22 Andrew McCutchen, R OBP: 0.379, SLG: 0.488										3	3	1	0	3	1	1											
85 Lastings Millode, R OBP: 0.274, SLG: 0.266										5	0	1	1	0	0	3											
46 Garrett Jones, L OBP: 0.362, SLG: 0.652										4	1	2	1	1	0	1											
41 Ryan Doumit, S OBP: 0.261, SLG: 0.434										4	1	2	0	1	0	2											
51 Steve Pearce, R OBP: 0.329, SLG: 0.415										4	1	0	0	1	1	5											
24 Delwyn Young, S OBP: 0.362, SLG: 0.421										5	1	2	2	0	1	4											
15 Andy LaRoche, R OBP: 0.333, SLG: 0.378										3	0	1	0	2	1	1											
5 Ronny Cedeno, R OBP: 0.241, SLG: 0.325										3	0	2	1	1	0	0											
49 Ross Ohlendorf, R ERA: 5.87										4	1	1	1	0	0	2											
11 Brad Hawpe, L OBP: 0.392, SLG: 0.533										3	0	0	0	1	1	1											
9 Ian Stewart, L OBP: 0.322, SLG: 0.472										4	0	1	0	0	0	2											
12 Clint Barmes, R OBP: 0.296, SLG: 0.446										3	1	0	0	1	1	2											
20 Chris Iannetta, R OBP: 0.333, SLG: 0.445										4	0	2	0	0	1	1											
45 Jhoulys Chacin, R ERA: 4.3										4	1	1	1	0	0	2											
19 Ryan Spillane, R ERA: 4.0										3	0	0	0	1	1	1											
47 Evan Meek, R ERA: 3.45										4	0	1	0	0	0	2											
52 Joel Hanrahan, R ERA: 6.32										3	1	0	0	1	1	2											
Inning Stats	R: 0 E: 0 K: 0 S: 8	H: 0 LOB: 1 BB: 1 P: 15	R: 1 E: 0 K: 1 S: 19	H: 1 LOB: 2 BB: 2 P: 33	R: 4 E: 1 K: 0 S: 15	H: 2 LOB: 4 BB: 4 P: 34	R: 0 E: 0 K: 0 S: 6	H: 1 LOB: 1 BB: 0 P: 11	R: 0 E: 0 K: 1 S: 11	H: 2 LOB: 2 BB: 0 P: 13	R: 1 E: 0 K: 1 S: 8	H: 1 LOB: 2 BB: 2 P: 21	R: 0 E: 0 K: 2 S: 9	H: 0 LOB: 0 BB: 0 P: 12	R: 1 E: 0 K: 0 S: 16	H: 3 LOB: 2 BB: 0 P: 23	R: 0 E: 0 K: 2 S: 10	H: 1 LOB: 1 BB: 0 P: 14	1B: 4 2B: 7 3B: 1 HR: 0	SF: 0 SAC: 1 DP: 1 HBP: 0	WP: 2 PB: 0 SB: 6 CS: 0	PA: 46					
PITCHER	IP	WLS	BF	H	R	ER	SO	BB	IBB	HBP	BLK	WP	HR	S	P	ERA	WHIP										
45 Jhoulys Chacin, R	2.2	L	14	1	4	4	1	6	0	0	0	1	0	36	71	13.50	2.625										
51 Josh Fogg, R	4.1		22	6	2	2	4	2	1	0	0	1	0	40	68	4.15	1.846										
97 Joe Beimel, L	1.0		6	3	1	1	0	0	0	0	0	0	0	16	23	9.00	3.000										
31 Matt Daley, R	1.0		4	1	0	0	2	0	0	0	0	0	0	10	14	0.00	1.000										

Pittsburgh Pirates @ Colorado Rockies  
Coors Field, Denver, CO  
Tue Aug 11 2009, 6:40 PM MDT  
Att: 35,212 - Partly Cloudy - 88 F

AB	36
R	7
H	11
RBI	5
BB	9
SO	7
LOB	24



Batter	1	2	3	4	5	6	7	8	9	AB	R	H	RBI	BB	SO	LOB	BOTTOM										
7 Seth Smith, L OBP: 0.390, SLG: 0.491										5	0	2	1	0	0	1											
5 Carlos González, L OBP: 0.362, SLG: 0.477										3	1	1	1	0	0	2											
17 Todd Helton, L OBP: 0.405, SLG: 0.513										4	0	2	0	0	1	1											
2 Troy Tulowitzki, R OBP: 0.360, SLG: 0.535										4	1	1	1	0	0	2											
11 Brad Hawpe, L OBP: 0.392, SLG: 0.533										3	0	0	0	1	1	1											
9 Ian Stewart, L OBP: 0.322, SLG: 0.472										4	0	1	0	0	0	2											
12 Clint Barmes, R OBP: 0.296, SLG: 0.446										3	1	0	0	1	1	2											
20 Chris Iannetta, R OBP: 0.333, SLG: 0.445										4	0	2	0	0	1	1											
45 Jhoulys Chacin, R ERA: 4.3										4	1	1	1	0	0	2											
19 Ryan Spillane, R ERA: 4.0										3	0	0	0	1	1	1											
47 Evan Meek, R ERA: 3.45										4	0	1	0	0	0	2											
52 Joel Hanrahan, R ERA: 6.32										3	1	0	0	1	1	2											
Inning Stats	R: 0 E: 0 K: 0 S: 5	H: 1 LOB: 1 BB: 0 P: 6	R: 1 E: 0 K: 0 S: 14	H: 1 LOB: 0 BB: 0 P: 21	R: 0 E: 0 K: 2 S: 10	H: 0 LOB: 0 BB: 0 P: 19	R: 0 E: 0 K: 1 S: 10	H: 1 LOB: 1 BB: 0 P: 16	R: 1 E: 0 K: 0 S: 12	H: 2 LOB: 2 BB: 1 P: 27	R: 1 E: 0 K: 1 S: 9	H: 1 LOB: 1 BB: 1 P: 21	R: 0 E: 0 K: 1 S: 16	H: 2 LOB: 2 BB: 0 P: 25	R: 0 E: 0 K: 0 S: 9	H: 0 LOB: 0 BB: 0 P: 12	1B: 5 2B: 1 3B: 1 HR: 2	SF: 0 SAC: 2 DP: 0 HBP: 0	WP: 0 PB: 0 SB: 0 CS: 0	PA: 37							
PITCHER	IP	WLS	BF	H	R	ER	SO	BB	IBB	HBP	BLK	WP	HR	S	P	ERA	WHIP										
49 Ross Ohlendorf, R	6.0	W	25	6	3	3	3	2	0	0	0	0	0	6	13	0.00	1.500										
45 Jose Ascanio, R	0.2		3	1	0	0	1	0	0	0	0	0	0	6	13	0.00	1.500										
43 Jesse Chavez, R	1.1	H	6	2	0	0	1	0	0	0	0	0	0	17	27	0.00	1.500										
47 Evan Meek, R	0.1		1	0	0	0	0	0	0	0	0	0	0	3	4	0.00	0.000										
52 Joel Hanrahan, R	0.2		2	0	0	0	0	0	0	0	0	0	0	6	8	0.00	0.000										

Pittsburgh Pirates @ Colorado Rockies  
Coors Field, Denver, CO  
Tue Aug 11 2009, 6:40 PM MDT  
Att: 35,212 - Partly Cloudy - 88 F

AB	33
R	3
H	9
RBI	



















Batter	1	2	3	4	5	6	7	8	9	AB	R	H	RBI	BB	SO	LOB	TOP					
7 Seth Smith, L OBP: 0.384, SLG: 0.474 24 Dexter Fowler, S OBP: 0.365, SLG: 0.413										3	1	1	0	1	1	0	<b>Colorado Rockies @ Florida Marlins</b> Land Shark Stadium, Miami, FL Sun Aug. 16 2009, 1:40 PM EDT Att: 20,089 - Partly Cloudy - 91 F					
5 Carlos González, L OBP: 0.341, SLG: 0.517 63 Rafael Betancourt, R 16 Huston Street, R										4	1	2	1	0	1	1						
17 Todd Helton, L OBP: 0.397, SLG: 0.495										4	0	0	0	0	3	2						
2 Troy Tulowitzki, R OBP: 0.360, SLG: 0.541										3	1	0	1	1	1	1						
11 Brad Hawpe, L OBP: 0.387, SLG: 0.533											4	1	1	2	0	3		0				
27 Garrett Atkins, R OBP: 0.313, SLG: 0.347 56 Franklin Morales, L OBP: 0.400, SLG: 0.440 19 Ryan Spilborghs, R OBP: 0.321, SLG: 0.416										2	1	1	0	1	0	0						
12 Clint Barmes, R OBP: 0.299, SLG: 0.459										4	1	1	2	0	2	2						
8 Yorvit Torrealba, R OBP: 0.325, SLG: 0.359											4	0	1	1	0	1		0				
29 Jorge De La Rosa, L OBP: 0.186, SLG: 0.214 9 Ian Stewart, L OBP: 0.324, SLG: 0.475										2	0	0	0	0	2	0						
										2	0	0	0	0	1	0						
<b>Inning Stats</b>	R: 1 E: 0 K: 1 S: 10	H: 1 LOB: 0 BB: 1 P: 19	R: 2 E: 0 K: 3 S: 15	H: 2 LOB: 0 BB: 0 P: 19	R: 1 E: 0 K: 0 S: 11	H: 1 LOB: 0 BB: 0 P: 17	R: 0 E: 0 K: 2 S: 10	H: 0 LOB: 0 BB: 0 P: 14	R: 0 E: 0 K: 2 S: 10	H: 0 LOB: 0 BB: 0 P: 13	R: 2 E: 0 K: 1 S: 12	H: 1 LOB: 1 BB: 2 P: 24	R: 0 E: 0 K: 1 S: 11	H: 0 LOB: 0 BB: 0 P: 14	R: 0 E: 0 K: 3 S: 13	H: 0 LOB: 0 BB: 0 P: 18	R: 1 E: 0 K: 2 S: 9	H: 1 LOB: 0 BB: 1 P: 16	1B: 4 2B: 1 3B: 0 HR: 3	SF: 0 SAC: 0 DP: 1 HBP: 0	WP: 1 PB: 0 SB: 1 CS: 0	PA: 36
<b>PITCHER</b>	IP 5.2	WLS L	BF 24	H 5	R 6	ER 6	SO 9	BB 3	IBB 0	HBP 0	BLK 0	WP 1	HR 3	S 65	P 103	ERA 9.53	WHIP 1.412					
56 Rick Van Den Hurk, R ERA: 5.12 22 Matt Lindstrom, R ERA: 6.15 51 Cristhian Martinez, R ERA: 6.52 48 Brendan Donnelly, R ERA: 2.08	IP 0.1	WLS 1	BF 7	H 1	R 0	ER 0	SO 4	BB 0	IBB 0	HBP 0	BLK 0	WP 0	HR 0	S 24	P 32	ERA 0.00	WHIP 0.500					

Batter	1	2	3	4	5	6	7	8	9	AB	R	H	RBI	BB	SO	LOB	BOTTOM					
8 Chris Coghlan, L OBP: 0.366, SLG: 0.419										5	1	2	0	0	1	2	<b>Colorado Rockies @ Florida Marlins</b> Land Shark Stadium, Miami, FL Sun Aug. 16 2009, 1:40 PM EDT Att: 20,089 - Partly Cloudy - 91 F					
1 Emilio Bonifacio, S OBP: 0.305, SLG: 0.315										5	0	3	1	0	1	1						
2 Hanley Ramirez, R OBP: 0.417, SLG: 0.571									4	1	1	0	1	2	6							
3 Jorge Cantu, R OBP: 0.338, SLG: 0.433 48 Brendan Donnelly, R									5	0	2	1	0	1	5							
										0	0	0	0	0	0	0						
6 Dan Uggla, R OBP: 0.355, SLG: 0.447										4	0	0	0	1	3	4						
12 Cody Ross, R OBP: 0.328, SLG: 0.482										4	0	2	1	1	0	1						
18 Wes Helms, R OBP: 0.309, SLG: 0.359										5	0	1	0	0	3	5						
29 Ronny Paulino, R OBP: 0.335, SLG: 0.419									4	1	2	0	0	1	4							
56 Rick Van Den Hurk, R 22 Matt Lindstrom, R 27 Jeremy Hermida, L 51 Cristhian Martinez, R 7 Ross Gload, L									2	0	0	0	0	0	1	1						
										0	0	0	0	0	0	0						
										0	0	0	0	0	0	0						
										0	0	0	0	0	0	0						
										0	0	0	0	0	0	0						
<b>Inning Stats</b>	R: 0 E: 0 K: 1 S: 11	H: 2 LOB: 1 BB: 0 P: 19	R: 0 E: 0 K: 1 S: 12	H: 1 LOB: 0 BB: 0 P: 15	R: 0 E: 0 K: 2 S: 9	H: 0 LOB: 0 BB: 0 P: 14	R: 0 E: 0 K: 2 S: 12	H: 1 LOB: 2 BB: 2 P: 29	R: 1 E: 1 K: 2 S: 11	H: 2 LOB: 0 BB: 0 P: 21	R: 0 E: 0 K: 1 S: 10	H: 1 LOB: 2 BB: 1 P: 18	R: 2 E: 0 K: 1 S: 22	H: 5 LOB: 3 BB: 0 P: 30	R: 0 E: 1 K: 2 S: 14	H: 1 LOB: 2 BB: 0 P: 20	R: 0 E: 0 K: 2 S: 9	H: 0 LOB: 0 BB: 0 P: 12	1B: 13 2B: 0 3B: 0 HR: 0	SF: 0 SAC: 0 DP: 0 HBP: 0	WP: 0 PB: 0 SB: 0 CS: 1	PA: 43
<b>PITCHER</b>	IP 5.2	WLS W	BF 27	H 7	R 1	ER 0	SO 9	BB 3	IBB 0	HBP 0	BLK 0	WP 0	HR 0	S 63	P 112	ERA 0.00	WHIP 1.765					
29 Jorge De La Rosa, L ERA: 4.58 56 Franklin Morales, L ERA: 2.74 63 Rafael Betancourt, R ERA: 2.75 16 Huston Street, R ERA: 3.0	IP 1.1	WLS S	BF 4	H 0	R 0	ER 0	SO 2	BB 0	IBB 0	HBP 0	BLK 0	WP 0	HR 0	S 11	P 15	ERA 0.00	WHIP 0.000					



Batter	1	2	3	4	5	6	7	8	9	AB R H RBI BB SO LOB	TOP																	
5 Carlos González, L (1,7) OBP: 0.337, SLG: 0.526	G4-3		FC4-6 24 BB			F9		HR	G3	5 1 1 1 0 0 2	<b>Colorado Rockies @ Washington Nationals</b> Nationals Park, Washington, DC Tue Aug 18 2009, 7:05 PM EDT Att: 18,192 - Overcast - 88 F																	
24 Dexter Fowler, S (1,8) OBP: 0.366, SLG: 0.412	K		BB			1B		F9		3 1 1 0 1 1 0																		
17 Todd Helton, L (1,3) OBP: 0.397, SLG: 0.494	L6		F8			1B		BB		3 0 1 0 1 0 2																		
2 Troy Tulowitzki, R (1,6) OBP: 0.359, SLG: 0.537	L5		G6-3			BB		K		3 0 0 0 1 1 1																		
11 Brad Hawpe, L (1,9) OBP: 0.386, SLG: 0.538	HR		G5-3			G4-3		K		4 1 1 2 0 1 3																		
27 Garrett Atkins, R (1,5) OBP: 0.310, SLG: 0.344	G6-3		G5-3			P6				3 0 0 0 0 0 2																		
9 Ian Stewart, L (8,5) OBP: 0.323, SLG: 0.473									K	1 0 0 0 0 1 0																		
12 Clint Barmes, R (1,4) OBP: 0.298, SLG: 0.465	F8					F9		HR		4 1 1 1 0 1 0																		
20 Chris Iannetta, R (1,2) OBP: 0.336, SLG: 0.448			K			G5-3		F7		3 0 0 0 1 1 0																		
38 Ubaldo Jiménez, R (1,1) OBP: 0.300, SLG: 0.239						K		BB		3 0 1 0 0 1 1																		
7 Seth Smith, L (9,PH) OBP: 0.397, SLG: 0.474										0 0 0 0 1 0 0																		
16 Huston Street, R (9,1) OBP: 0.323, SLG: 0.473										0 0 0 0 0 0 0																		
<b>Inning Stats</b>	R: 0 E: 0 K: 1 S: 9	H: 0 LOB: 0 BB: 0 P: 16	R: 1 E: 0 K: 0 S: 7	H: 1 LOB: 0 BB: 0 P: 11	R: 0 E: 0 K: 1 S: 12	H: 1 LOB: 2 BB: 1 P: 21	R: 0 E: 0 K: 0 S: 7	H: 0 LOB: 0 BB: 0 P: 9	R: 0 E: 0 K: 1 S: 8	H: 0 LOB: 0 BB: 0 P: 10	R: 1 E: 0 K: 0 S: 9	H: 2 LOB: 2 BB: 1 P: 15	R: 0 E: 0 K: 1 S: 12	H: 0 LOB: 1 BB: 1 P: 19	R: 1 E: 0 K: 2 S: 11	H: 1 LOB: 1 BB: 1 P: 20	R: 1 E: 0 K: 1 S: 12	H: 1 LOB: 1 BB: 1 P: 19	1B: 3 2B: 0 3B: 0 HR: 3	SF: 0 SAC: 0 DP: 1 HBP: 0	WP: 1 PB: 0 SB: 0 CS: 0	PA: 37						
<b>PITCHER</b>	IP WLS BF H R ER SO BB IBB HBP BLK WP HR S P ERA WHIP											IP WLS BF H R ER SO BB IBB HBP BLK WP HR S P ERA WHIP																
35 Craig Stammen, R (1,1) ERA: 5.13	5.1		22	4	2	2	3	2	0	0	0	0	1	1	50	80	3.38	1.125										
41 Ron Villone, L (6,1) ERA: 3.89	0.1	B	1	0	0	0	0	0	0	0	0	0	0	0	1	1	0.00	0.000										
42 Jason Bergmann, R (6,1) ERA: 4.36	1.1		4	0	0	0	1	1	0	0	0	0	0	0	13	20	0.00	0.750										
17 Sean Burnett, L (8,1) ERA: 3.22	0.1	L	3	1	1	1	0	1	0	0	0	0	0	1	4	10	27.00	6.000										
36 Tyler Clippard, R (8,1) ERA: 2.67	1.2		7	1	1	1	3	1	0	0	0	0	0	1	19	29	5.40	1.200										

AB	32
R	4
H	6
RBI	4
BB	5
SO	7
LOB	11



Batter	1	2	3	4	5	6	7	8	9	AB R H RBI BB SO LOB	BOTTOM																	
1 Nyjer Morgan, L (1,8) OBP: 0.372, SLG: 0.387	G3					G3		SH2-4		4 0 3 1 0 0 0	<b>Colorado Rockies @ Washington Nationals</b> Nationals Park, Washington, DC Tue Aug 18 2009, 7:05 PM EDT Att: 18,192 - Overcast - 88 F																	
15 Cristian Guzman, S (1,6) OBP: 0.326, SLG: 0.421	K		G6-3			L5		G4-3		5 0 1 1 0 1 4																		
11 Ryan Zimmerman, R (1,5) OBP: 0.368, SLG: 0.521	F8					G5-3		G4-3		4 0 0 0 1 0 4																		
44 Adam Dunn, L (1,3) OBP: 0.414, SLG: 0.574	K					K		P5		4 0 0 0 0 3 2																		
16 Josh Willingham, R (1,7) OBP: 0.415, SLG: 0.588	L6					P3		F9		4 0 1 0 0 0 0																		
34 Elijah Dukes, R (1,9) OBP: 0.305, SLG: 0.407						G5-3		F7		4 0 1 0 0 0 2																		
12 Alberto Gonzalez, R (1,4) OBP: 0.303, SLG: 0.366	FC6-4 23 HBP 35 2B		L1							4 1 2 0 0 0 3																		
23 Wil Nieves, R (1,2) OBP: 0.302, SLG: 0.318						G4-3		FC4-6		2 1 0 0 0 0 1																		
10 Ronnie Belliard, R (9,PH) OBP: 0.280, SLG: 0.354									FC5-4 15 1B	1 1 0 0 0 0 1																		
35 Craig Stammen, R (1,1) ERA: 5.13										2 0 1 1 0 1 0																		
41 Ron Villone, L (6,1) ERA: 3.89										0 0 0 0 0 0 0																		
42 Jason Bergmann, R (6,1) ERA: 4.36										0 0 0 0 0 0 0																		
22 Willie Harris, L (7,PH) OBP: 0.385, SLG: 0.376										1 0 1 0 0 0 0																		
17 Sean Burnett, L (8,1) ERA: 3.22										0 0 0 0 0 0 0																		
36 Tyler Clippard, R (8,1) ERA: 2.67										0 0 0 0 0 0 0																		
7 Josh Bard, S (9,PH) OBP: 0.207, SLG: 0.330										1 0 0 0 0 0 1																		
<b>Inning Stats</b>	R: 0 E: 0 K: 2 S: 12	H: 1 LOB: 1 BB: 0 P: 18	R: 2 E: 0 K: 0 S: 16	H: 3 LOB: 2 BB: 0 P: 28	R: 0 E: 0 K: 1 S: 8	H: 1 LOB: 2 BB: 1 P: 13	R: 0 E: 0 K: 1 S: 8	H: 0 LOB: 0 BB: 0 P: 9	R: 0 E: 0 K: 1 S: 10	H: 0 LOB: 0 BB: 0 P: 14	R: 0 E: 0 K: 0 S: 7	H: 1 LOB: 1 BB: 0 P: 10	R: 0 E: 0 K: 0 S: 6	H: 1 LOB: 1 BB: 0 P: 9	R: 0 E: 0 K: 0 S: 5	H: 0 LOB: 0 BB: 0 P: 7	R: 1 E: 0 K: 0 S: 13	H: 3 LOB: 2 BB: 0 P: 16	1B: 8 2B: 2 3B: 0 HR: 0	SF: 0 SAC: 1 DP: 0 HBP: 1	WP: 0 PB: 0 SB: 1 CS: 0	PA: 39						
<b>PITCHER</b>	IP WLS BF H R ER SO BB IBB HBP BLK WP HR S P ERA WHIP											IP WLS BF H R ER SO BB IBB HBP BLK WP HR S P ERA WHIP																
38 Ubaldo Jiménez, R (1,1) ERA: 3.41	8.0		33	7	2	2	5	1	0	0	0	0	0	0	72	108	2.25	1.000										
16 Huston Street, R (9,1) ERA: 3.12	1.0	S	6	3	1	1	0	0	0	0	0	0	0	0	13	16	9.00	3.000										

AB	36
R	3
H	10
RBI	3
BB	1
SO	5
LOB	18





Batter	1	2	3	4	5	6	7	8	9	AB	R	H	RBI	BB	SO	LOB	TOP										
5 Carlos González, L (1.7) OBP: 0.350, SLG: 0.547										3	2	2	1	1	0	1											
24 Dexter Fowler, S (1.8) OBP: 0.366, SLG: 0.416										4	1	1	1	1	1	1											
17 Todd Helton, L (1.3) OBP: 0.404, SLG: 0.495										1	0	1	0	4	0	0											
2 Troy Tulowitzki, R (1.6) OBP: 0.359, SLG: 0.536										4	0	1	2	1	1	4											
11 Brad Hawpe, L (1.9) OBP: 0.388, SLG: 0.539										3	0	1	0	2	2	3											
9 Ian Stewart, L (1.5) OBP: 0.322, SLG: 0.467										4	0	0	0	1	0	7											
12 Clint Barmes, R (1.4) OBP: 0.299, SLG: 0.473										5	1	2	1	0	0	5											
20 Chris Iannetta, R (1.2) OBP: 0.330, SLG: 0.439										5	0	0	0	0	2	6											
21 Jason Marquis, L (1.1) OBP: 0.226, SLG: 0.255										4	1	1	0	0	1	2											
56 Franklin Morales, L (7.1) ERA: 6.16										0	0	0	0	0	0	0											
63 Rafael Betancourt, R (8.1) ERA: 8.16										0	0	0	0	0	0	0											
16 Huston Street, R (9.1) ERA: 9.16										0	0	0	0	0	0	0											
<b>Inning Stats</b>	R: 2 S: 16	H: 1 LOB: 3 BB: 4 P: 36	R: 1 E: 0 K: 1 S: 16	H: 2 LOB: 3 BB: 2 P: 29	R: 0 E: 0 K: 0 S: 8	H: 2 LOB: 1 BB: 0 P: 10	R: 0 E: 0 K: 0 S: 12	H: 0 LOB: 0 BB: 1 P: 16	R: 1 E: 0 K: 2 S: 12	H: 1 LOB: 0 BB: 0 P: 17	R: 0 E: 0 K: 2 S: 17	H: 1 LOB: 3 BB: 1 P: 32	R: 0 E: 0 K: 1 S: 13	H: 1 LOB: 1 BB: 1 P: 21	R: 1 E: 0 K: 1 S: 11	H: 1 LOB: 0 BB: 1 P: 20	R: 0 E: 0 K: 0 S: 8	H: 1 LOB: 1 BB: 0 P: 12	1B: 2 2B: 4 3B: 1 HR: 2	SF: 0 SAC: 0 DP: 2 HBP: 1	WP: 0 PB: 0 CS: 1	PA: 45					
<b>PITCHER</b>	IP	WLS	BF	H	R	ER	SO	BB	IBB	HBP	BLK	WP	HR	S	P	ERA	WHIP										
40 Collin Balester, R (1.1) ERA: 6.75	1.1	L	12	3	3	3	1	5	0	0	0	0	0	24	51	20.25	6.000										
52 Saul Rivera, R (2.1) ERA: 6.16	3.2	L	14	3	1	1	3	2	0	0	0	0	1	40	57	2.46	1.364										
41 Ron Villone, L (6.1) ERA: 3.75	1.0	R	7	1	0	0	2	2	0	1	0	0	0	20	39	0.00	3.000										
29 Jorge Sosa, R (7.1) ERA: 2.7	2.0	R	7	1	1	1	1	1	0	0	0	0	1	21	34	4.50	1.000										
54 Mike MacDougal, R (9.1) ERA: 3.41	1.0	S	4	1	0	0	0	0	0	0	0	0	0	8	12	0.00	1.000										

**Colorado Rockies @ Washington Nationals**  
Nationals Park, Washington, DC  
Wed Aug 19 2009, 7:05 PM EDT  
Att: 16,187 - Partly Cloudy - 80 F

livebaseballscorecards.com

AB 33  
R 5  
H 9  
RBI 5  
BB 10  
SO 7  
LOB 29

Batter	1	2	3	4	5	6	7	8	9	AB	R	H	RBI	BB	SO	LOB	BOTTOM										
1 Nnyer Morgan, L (1.8) OBP: 0.373, SLG: 0.392										4	2	2	0	0	0	0											
15 Cristian Guzman, S (1.6) OBP: 0.327, SLG: 0.419										4	1	1	1	0	0	1											
11 Ryan Zimmerman, R (1.5) OBP: 0.371, SLG: 0.528										3	0	2	2	1	1	0											
44 Adam Dunn, L (1.3) OBP: 0.416, SLG: 0.575										3	0	2	0	1	1	2											
16 Josh Willingham, R (1.7) OBP: 0.410, SLG: 0.580										4	0	0	0	0	0	5											
34 Elijah Dukes, R (1.9) OBP: 0.301, SLG: 0.400										4	0	0	0	0	0	1											
10 Ronnie Belliard, R (1.4) OBP: 0.275, SLG: 0.349										3	0	0	0	0	0	1											
54 Mike MacDougal, S (9.1) ERA: 3.58										0	0	0	0	0	0	0											
7 Josh Bard, S (1.2) OBP: 0.311, SLG: 0.348										4	1	2	1	0	0	0											
40 Collin Balester, R (1.1) ERA: 6.75										0	0	0	0	0	0	0											
52 Saul Rivera, S (2.1) ERA: 6.16										1	0	0	0	0	0	1											
8 Jorge Padilla, R (5. PH) ERA: 5.16										0	0	0	0	0	0	0											
41 Ron Villone, L (6.1) ERA: 3.75										0	0	0	0	0	0	0											
29 Jorge Sosa, R (7.1) ERA: 2.7										0	0	0	0	0	0	0											
12 Alberto Gonzalez, R (7.4) ERA: 3.58										2	0	1	0	0	0	0											
22 Willie Harris, S (8. PH) ERA: 3.41										1	0	0	0	0	1	0											
<b>Inning Stats</b>	R: 1 E: 0 K: 0 S: 11	H: 2 LOB: 1 BB: 1 P: 19	R: 0 E: 0 K: 0 S: 6	H: 1 LOB: 1 BB: 0 P: 8	R: 0 E: 0 K: 1 S: 7	H: 0 LOB: 0 BB: 0 P: 9	R: 0 E: 0 K: 0 S: 8	H: 1 LOB: 1 BB: 0 P: 13	R: 2 E: 0 K: 0 S: 15	H: 4 LOB: 2 BB: 0 P: 24	R: 0 E: 0 K: 0 S: 7	H: 0 LOB: 0 BB: 0 P: 9	R: 0 E: 0 K: 1 S: 9	H: 1 LOB: 2 BB: 1 P: 17	R: 0 E: 0 K: 1 S: 7	H: 0 LOB: 0 BB: 0 P: 9	R: 1 E: 0 K: 0 S: 9	H: 1 LOB: 0 BB: 0 P: 10	1B: 6 2B: 1 3B: 2 HR: 1	SF: 0 SAC: 2 DP: 1 HBP: 0	WP: 0 PB: 1 CS: 0	PA: 38					
<b>PITCHER</b>	IP	WLS	BF	H	R	ER	SO	BB	IBB	HBP	BLK	WP	HR	S	P	ERA	WHIP										
21 Jason Marquis, R (1.1) ERA: 3.58	6.0	W	27	9	3	3	1	1	0	0	0	0	0	56	84	4.50	1.667										
56 Franklin Morales, L (7.1) ERA: 2.63	1.0	H	4	0	0	0	1	0	1	0	0	0	0	7	15	0.00	0.000										
63 Rafael Betancourt, R (8.1) ERA: 2.68	1.0	H	3	0	0	0	1	0	0	0	0	0	0	7	9	0.00	0.000										
16 Huston Street, R (9.1) ERA: 3.24	1.0	S	4	1	1	1	0	0	0	0	0	0	1	9	10	9.00	1.000										

**Colorado Rockies @ Washington Nationals**  
Nationals Park, Washington, DC  
Wed Aug 19 2009, 7:05 PM EDT  
Att: 16,187 - Partly Cloudy - 80 F

livebaseballscorecards.com

AB 34  
R 4  
H 10  
RBI 4  
BB 2  
SO 3  
LOB 11



Batter	1	2	3	4	5	6	7	8	9	AB	R	H	RBI	BB	SO	LOB	TOP					
5 Carlos González, L (1,8) OBP: 0.348, SLG: 0.546										4	0	1	1	0	1	0	<b>Colorado Rockies @ Washington Nationals</b> Nationals Park, Washington, DC Thu Aug 20 2009, 7:05 PM EDT Att: 18,036 - Partly Cloudy - 89 F <a href="http://livebaseballscorecards.com">livebaseballscorecards.com</a>					
19 Ryan Spillborghs, R (1,7) OBP: 0.320, SLG: 0.414										4	0	1	0	0	1	1						
17 Todd Helton, L (1,3) OBP: 0.402, SLG: 0.493										4	1	1	0	0	0	1						
2 Troy Tulowitzki, R (1,6) OBP: 0.360, SLG: 0.537										3	1	1	1	1	0	0						
11 Brad Hawpe, L (1,9) OBP: 0.387, SLG: 0.536										4	0	1	1	0	0	3						
9 Ian Stewart, L (1,5) OBP: 0.318, SLG: 0.461										4	0	0	0	0	4	1						
12 Clint Barmes, R (1,4) OBP: 0.299, SLG: 0.470										3	1	0	0	1	1	0						
8 Yorvit Torrealba, R (1,2) OBP: 0.322, SLG: 0.355										4	1	1	0	0	0	0						
46 Jason Hammel, R (1,1) OBP: 0.158, SLG: 0.139										3	0	0	0	0	3	3						
63 Rafael Betancourt, R (8,1) ERA: 3.08										0	0	0	0	0	0	0						
27 Garrett Atkins, R (9,PH) OBP: 0.309, SLG: 0.342										1	0	0	0	0	0	0						
16 Huston Street, R (9,1) ERA: 4.86										0	0	0	0	0	0	0						
36 Tyler Clippard, R (8,1) ERA: 2.56										0	0	0	0	0	0	0						
<b>Inning Stats</b>	R: 0 E: 0 K: 1 S: 12	H: 0 LOB: 0 BB: 0 P: 17	R: 0 E: 0 K: 2 S: 7	H: 0 LOB: 0 BB: 0 P: 12	R: 0 E: 0 K: 1 S: 8	H: 0 LOB: 0 BB: 0 P: 12	R: 0 E: 0 K: 1 S: 11	H: 1 LOB: 2 BB: 1 P: 21	R: 2 E: 0 K: 3 S: 18	H: 2 LOB: 1 BB: 1 P: 29	R: 0 E: 0 K: 1 S: 8	H: 0 LOB: 0 BB: 0 P: 12	R: 0 E: 1 K: 2 S: 13	H: 0 LOB: 1 BB: 0 P: 20	R: 2 E: 1 K: 1 S: 20	H: 3 LOB: 1 BB: 0 P: 33	R: 0 E: 0 K: 1 S: 7	H: 0 LOB: 0 BB: 0 P: 9	1B: 4 2B: 2 3B: 0 HR: 0	SF: 0 SAC: 0 DP: 0 HBP: 0	WP: 1 PB: 0 CS: 0	PA: 36
<b>PITCHER</b>	IP WLS BF H R ER SO BB IBB HBP BLK WP HR S P ERA WHIP																					
49 Garrett Mock, R (1,1) ERA: 5.1	5.0 L 20 3 2 2 8 2 0 0 0 0 1 0 56 91 3.60 1.000																					
17 Sean Burnett, L (6,1) ERA: 3.08	2.1 8 0 0 0 3 0 0 0 0 0 0 0 23 35 0.00 0.000																					
42 Jason Bergmann, R (8,1) ERA: 4.86	0.1 3 2 1 1 0 0 0 0 0 0 0 0 10 18 27.00 6.000																					
36 Tyler Clippard, R (8,1) ERA: 2.56	1.1 5 1 1 1 2 0 0 0 0 0 0 0 15 21 6.75 0.750																					

Batter	1	2	3	4	5	6	7	8	9	AB	R	H	RBI	BB	SO	LOB	BOTTOM					
1 Nnyer Morgan, L (1,8) OBP: 0.372, SLG: 0.389										3	0	0	0	1	1	0	<b>Colorado Rockies @ Washington Nationals</b> Nationals Park, Washington, DC Thu Aug 20 2009, 7:05 PM EDT Att: 18,036 - Partly Cloudy - 89 F <a href="http://livebaseballscorecards.com">livebaseballscorecards.com</a>					
15 Cristian Guzman, S (1,6) OBP: 0.326, SLG: 0.417										4	1	1	0	0	0	1						
11 Ryan Zimmerman, R (1,5) OBP: 0.370, SLG: 0.525										3	0	0	0	1	2	2						
44 Adam Dunn, L (1,3) OBP: 0.417, SLG: 0.577										4	0	2	1	0	1	0						
16 Josh Willingham, R (1,7) OBP: 0.408, SLG: 0.576										4	0	1	0	0	1	1						
34 Elijah Dukes, R (1,9) OBP: 0.296, SLG: 0.394										4	0	0	0	0	1	3						
7 Josh Bard, S (1,2) OBP: 0.306, SLG: 0.343										3	0	0	0	0	0	0						
12 Alberto Gonzalez, R (1,4) OBP: 0.300, SLG: 0.362										3	0	0	0	0	0	0						
36 Tyler Clippard, R (8,1) ERA: 2.56										1	0	0	0	0	0	0						
49 Garrett Mock, S (1,1) OBP: 0.083, SLG: 0.083										1	0	0	0	0	0	0						
8 Jorge Padilla, R (5,PH) OBP: 0.111, SLG: 0.111										0	0	0	0	0	0	0						
17 Sean Burnett, L (6,1) ERA: 3.08										0	0	0	0	0	0	0						
42 Jason Bergmann, R (8,1) ERA: 4.86										0	0	0	0	0	0	0						
22 Willie Harris, L (8,4) OBP: 0.352, SLG: 0.372										1	0	0	0	0	1	0						
<b>Inning Stats</b>	R: 0 E: 0 K: 1 S: 6	H: 0 LOB: 0 BB: 0 P: 6	R: 0 E: 0 K: 1 S: 7	H: 0 LOB: 0 BB: 0 P: 9	R: 0 E: 0 K: 0 S: 7	H: 0 LOB: 0 BB: 0 P: 9	R: 0 E: 0 K: 0 S: 9	H: 2 LOB: 3 BB: 1 P: 21	R: 0 E: 0 K: 0 S: 7	H: 0 LOB: 0 BB: 0 P: 11	R: 1 E: 0 K: 0 S: 8	H: 1 LOB: 1 BB: 1 P: 17	R: 0 E: 0 K: 1 S: 7	H: 0 LOB: 0 BB: 0 P: 12	R: 0 E: 0 K: 3 S: 13	H: 1 LOB: 1 BB: 0 P: 17	R: 0 E: 0 K: 1 S: 10	H: 0 LOB: 0 BB: 0 P: 13	1B: 3 2B: 1 3B: 0 HR: 0	SF: 0 SAC: 0 DP: 0 HBP: 0	WP: 0 PB: 0 CS: 0	PA: 33
<b>PITCHER</b>	IP WLS BF H R ER SO BB IBB HBP BLK WP HR S P ERA WHIP																					
46 Jason Hammel, R (1,1) ERA: 4.54	7.0 W 26 3 1 1 3 2 0 0 0 0 0 0 51 85 1.29 0.714																					
63 Rafael Betancourt, R (8,1) ERA: 2.61	1.0 H 4 1 0 0 3 0 0 0 0 0 0 0 13 17 0.00 1.000																					
16 Huston Street, R (9,1) ERA: 3.18	1.0 S 3 0 0 0 1 0 0 0 0 0 0 0 10 13 0.00 0.000																					





Batter	1	2	3	4	5	6	7	8	9	AB	R	H	RBI	BB	SO	LOB	TOP						
8 Eugenio Velez, S OBP: 0.320, SLG: 0.410	G4-3	G6-3	G6-3	G6-3	G3-1			16 BB		4	0	0	0	1	0	2							
16 Edgar Renteria, R OBP: 0.317, SLG: 0.322	48 BB 1B		P4		G6-3		F7			4	1	2	0	1	0	0							
48 Pablo Sandoval, S OBP: 0.379, SLG: 0.545	12 SF9 BB		G6-3		F8			P6		4	1	1	0	1	0	4							
1 Bengie Molina, R OBP: 0.278, SLG: 0.433	35 1B 2B		F8		G6-3		E7			5	1	2	1	0	0	1							
12 Nate Schierholz, L OBP: 0.326, SLG: 0.440 54 Sergio Romo, R	SF9				F8		P4			2	1	0	1	1	0	3							
41 Jeremy Affeldt, L OBP: 0.500, SLG: 0.500 23 Ryan Garko, R 38 Brian Wilson, R					33 HR BB					0	0	0	0	0	0	0							
35 Travis Ishikawa, L OBP: 0.242, SLG: 0.399	E4 33 HR						G4-3			5	1	1	1	0	0	3							
33 Aaron Rowand, R OBP: 0.335, SLG: 0.447	G6-3									4	1	3	3	0	0	1							
5 Juan Uribe, R OBP: 0.305, SLG: 0.436		G4-3			P2		E8			4	0	1	0	0	1	1							
57 Jonathan Sánchez, L OBP: 0.121, SLG: 0.033 14 Fred Lewis, L 49 Brandon Medders, R 2 Randy Winn, S		F9			G4-3					2	0	0	0	0	0	0							
<b>Inning Stats</b>	R: 3 E: 0 K: 0 S: 15	H: 3 LOB: 1 BB: 1 P: 28	R: 0 E: 0 K: 0 S: 7	H: 0 LOB: 0 BB: 0 P: 10	R: 0 E: 0 K: 0 S: 5	H: 0 LOB: 0 BB: 0 P: 5	R: 3 E: 1 K: 0 S: 11	H: 1 LOB: 0 BB: 1 P: 19	R: 0 E: 0 K: 1 S: 12	H: 2 LOB: 2 BB: 0 P: 18	R: 0 E: 1 K: 1 S: 11	H: 2 LOB: 2 BB: 0 P: 16	R: 0 E: 0 K: 1 S: 13	H: 1 LOB: 3 BB: 2 P: 26	R: 0 E: 0 K: 1 S: 8	H: 0 LOB: 0 BB: 0 P: 11	1B: 8 2B: 1 3B: 0 HR: 1	SF: 1 SAC: 0 DP: 0 HBP: 0	WP: 1 PB: 0 SB: 1 CS: 0	PA: 42			
<b>PITCHER</b>	IP WLS BF H R ER SO BB IBB HBP BLK WP HR S P ERA WHIP	IP WLS BF H R ER SO BB IBB HBP BLK WP HR S P ERA WHIP	IP WLS BF H R ER SO BB IBB HBP BLK WP HR S P ERA WHIP	IP WLS BF H R ER SO BB IBB HBP BLK WP HR S P ERA WHIP	IP WLS BF H R ER SO BB IBB HBP BLK WP HR S P ERA WHIP	IP WLS BF H R ER SO BB IBB HBP BLK WP HR S P ERA WHIP	IP WLS BF H R ER SO BB IBB HBP BLK WP HR S P ERA WHIP	IP WLS BF H R ER SO BB IBB HBP BLK WP HR S P ERA WHIP	IP WLS BF H R ER SO BB IBB HBP BLK WP HR S P ERA WHIP	IP WLS BF H R ER SO BB IBB HBP BLK WP HR S P ERA WHIP	IP WLS BF H R ER SO BB IBB HBP BLK WP HR S P ERA WHIP	IP WLS BF H R ER SO BB IBB HBP BLK WP HR S P ERA WHIP	IP WLS BF H R ER SO BB IBB HBP BLK WP HR S P ERA WHIP	IP WLS BF H R ER SO BB IBB HBP BLK WP HR S P ERA WHIP	IP WLS BF H R ER SO BB IBB HBP BLK WP HR S P ERA WHIP	IP WLS BF H R ER SO BB IBB HBP BLK WP HR S P ERA WHIP	IP WLS BF H R ER SO BB IBB HBP BLK WP HR S P ERA WHIP	IP WLS BF H R ER SO BB IBB HBP BLK WP HR S P ERA WHIP	IP WLS BF H R ER SO BB IBB HBP BLK WP HR S P ERA WHIP	IP WLS BF H R ER SO BB IBB HBP BLK WP HR S P ERA WHIP	IP WLS BF H R ER SO BB IBB HBP BLK WP HR S P ERA WHIP	IP WLS BF H R ER SO BB IBB HBP BLK WP HR S P ERA WHIP	IP WLS BF H R ER SO BB IBB HBP BLK WP HR S P ERA WHIP

**San Francisco Giants @ Colorado Rockies**  
Coors Field, Denver, CO  
Fri Aug 21 2009, 7:10 PM MDT  
Att: 43,666 - Partly Cloudy - 83 F

AB	37
R	6
H	10
RBI	6
BB	4
SO	3
LOB	18

**GIANTS**

Batter	1	2	3	4	5	6	7	8	9	AB	R	H	RBI	BB	SO	LOB	BOTTOM							
24 Dexter Fowler, S OBP: 0.374, SLG: 0.419	19 E G4-3 BB				19 G6-4-3 1B			19 WP BB		2	2	2	0	3	0	0								
19 Ryan Spillborghs, R OBP: 0.318, SLG: 0.405	G4-3		F8		G6-4-3					4	0	0	0	1	1	5								
17 Todd Helton, L OBP: 0.405, SLG: 0.494	E7 2H 1B		F8				12 1B 1B	G1-2-3		5	0	3	0	0	0	4								
27 Garrett Atkins, R OBP: 0.307, SLG: 0.340	K		K				F7			5	0	1	1	0	2	3								
11 Brad Hawpe, L OBP: 0.387, SLG: 0.533 49 Adam Eaton, R 7 Seth Smith, L 97 Joe Beigel, L 6 Omar Quintanilla, L					K		K			2	0	0	0	0	1	2								
12 Clint Barmes, R OBP: 0.298, SLG: 0.468	K				F7					4	0	1	0	0	2	2								
20 Chris Iannetta, R OBP: 0.329, SLG: 0.440			K		K		G4-3			4	0	1	0	0	2	2								
9 Ian Stewart, L OBP: 0.315, SLG: 0.456			K							4	0	0	0	0	2	1								
28 Aaron Cook, R OBP: 0.208, SLG: 0.143 51 Josh Fogg, R 5 Carlos González, L		F8								1	0	0	0	0	0	0								
<b>Inning Stats</b>	R: 1 E: 1 K: 2 S: 19	H: 1 LOB: 2 BB: 2 P: 30	R: 0 E: 0 K: 2 S: 11	H: 0 LOB: 0 BB: 0 P: 18	R: 0 E: 0 K: 1 S: 9	H: 0 LOB: 1 BB: 1 P: 17	R: 0 E: 0 K: 2 S: 8	H: 0 LOB: 0 BB: 0 P: 13	R: 0 E: 0 K: 1 S: 7	H: 1 LOB: 1 BB: 1 P: 13	R: 0 E: 0 K: 1 S: 11	H: 2 LOB: 2 BB: 0 P: 16	R: 0 E: 0 K: 0 S: 12	H: 0 LOB: 2 BB: 2 P: 26	R: 1 E: 0 K: 1 S: 12	H: 2 LOB: 1 BB: 0 P: 22	R: 1 E: 0 K: 2 S: 16	H: 3 LOB: 2 BB: 0 P: 22	1B: 7 2B: 1 3B: 0 HR: 1	SF: 0 SAC: 0 DP: 2 HBP: 1	WP: 1 PB: 0 SB: 0 CS: 0	PA: 41		
<b>PITCHER</b>	IP WLS BF H R ER SO BB IBB HBP BLK WP HR S P ERA WHIP	IP WLS BF H R ER SO BB IBB HBP BLK WP HR S P ERA WHIP	IP WLS BF H R ER SO BB IBB HBP BLK WP HR S P ERA WHIP	IP WLS BF H R ER SO BB IBB HBP BLK WP HR S P ERA WHIP	IP WLS BF H R ER SO BB IBB HBP BLK WP HR S P ERA WHIP	IP WLS BF H R ER SO BB IBB HBP BLK WP HR S P ERA WHIP	IP WLS BF H R ER SO BB IBB HBP BLK WP HR S P ERA WHIP	IP WLS BF H R ER SO BB IBB HBP BLK WP HR S P ERA WHIP	IP WLS BF H R ER SO BB IBB HBP BLK WP HR S P ERA WHIP	IP WLS BF H R ER SO BB IBB HBP BLK WP HR S P ERA WHIP	IP WLS BF H R ER SO BB IBB HBP BLK WP HR S P ERA WHIP	IP WLS BF H R ER SO BB IBB HBP BLK WP HR S P ERA WHIP	IP WLS BF H R ER SO BB IBB HBP BLK WP HR S P ERA WHIP	IP WLS BF H R ER SO BB IBB HBP BLK WP HR S P ERA WHIP	IP WLS BF H R ER SO BB IBB HBP BLK WP HR S P ERA WHIP	IP WLS BF H R ER SO BB IBB HBP BLK WP HR S P ERA WHIP	IP WLS BF H R ER SO BB IBB HBP BLK WP HR S P ERA WHIP	IP WLS BF H R ER SO BB IBB HBP BLK WP HR S P ERA WHIP	IP WLS BF H R ER SO BB IBB HBP BLK WP HR S P ERA WHIP	IP WLS BF H R ER SO BB IBB HBP BLK WP HR S P ERA WHIP	IP WLS BF H R ER SO BB IBB HBP BLK WP HR S P ERA WHIP	IP WLS BF H R ER SO BB IBB HBP BLK WP HR S P ERA WHIP	IP WLS BF H R ER SO BB IBB HBP BLK WP HR S P ERA WHIP	IP WLS BF H R ER SO BB IBB HBP BLK WP HR S P ERA WHIP

**San Francisco Giants @ Colorado Rockies**  
Coors Field, Denver, CO  
Fri Aug 21 2009, 7:10 PM MDT  
Att: 43,666 - Partly Cloudy - 83 F

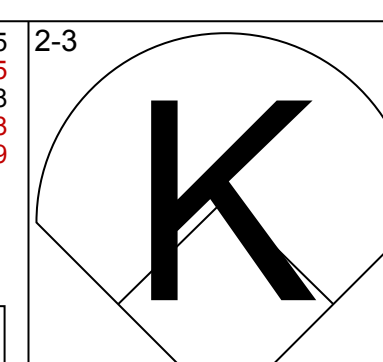
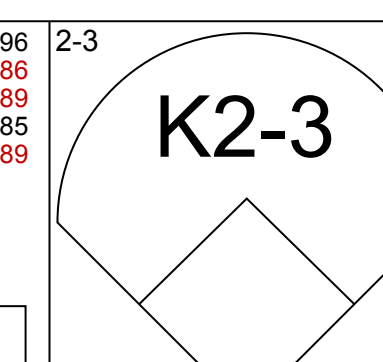
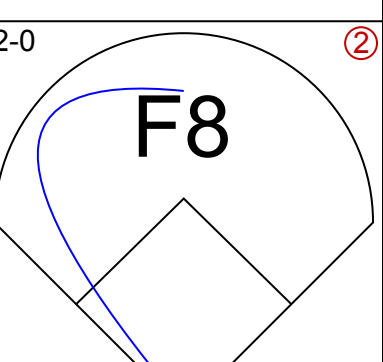
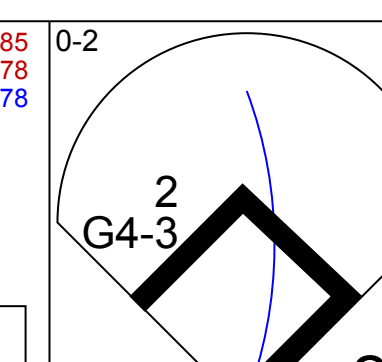
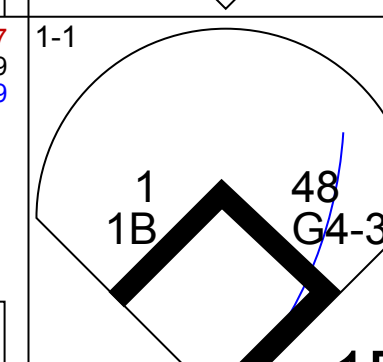
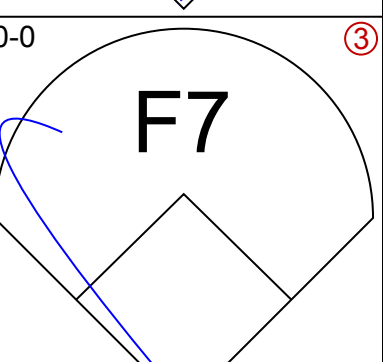
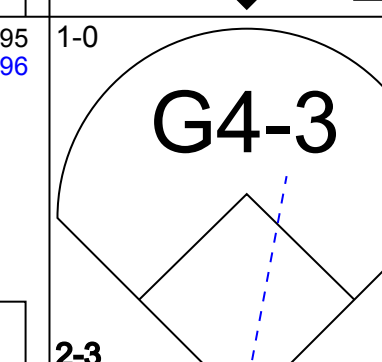
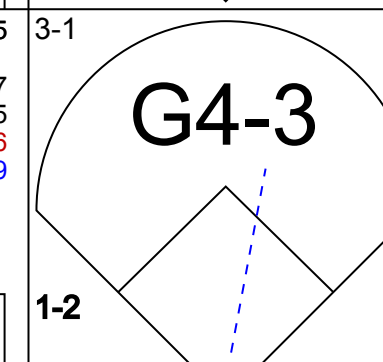
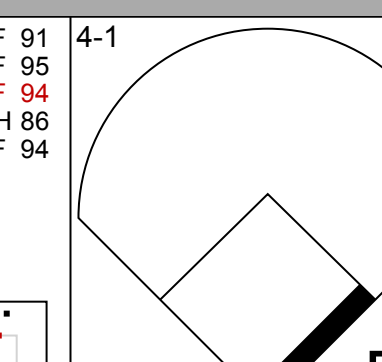
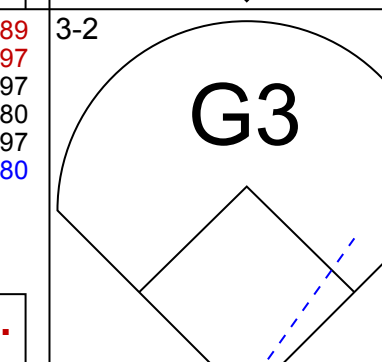
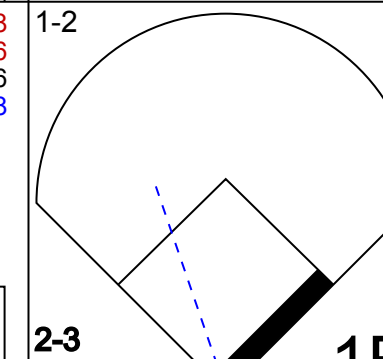
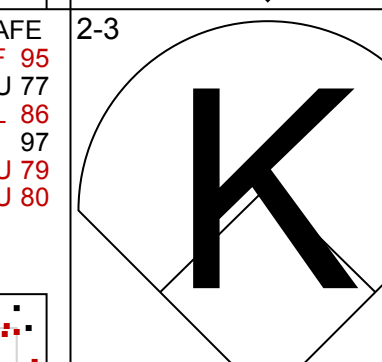
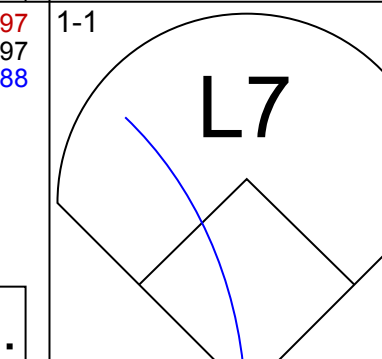
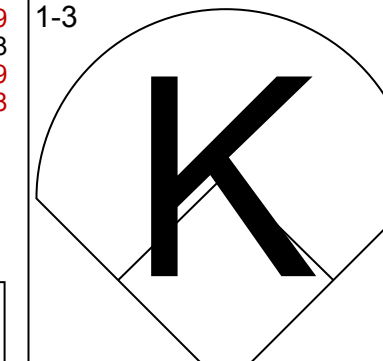
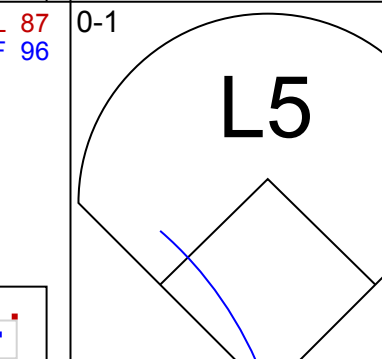

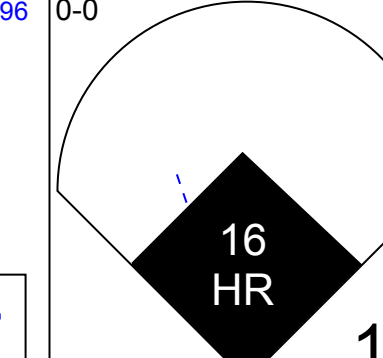
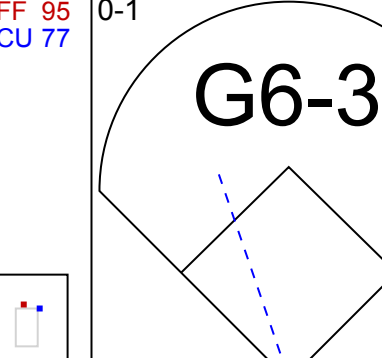
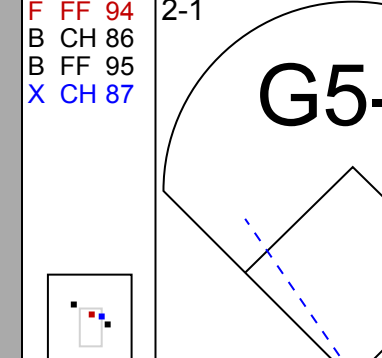
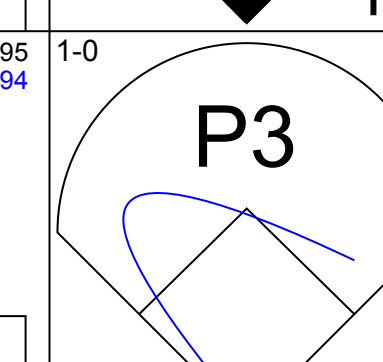
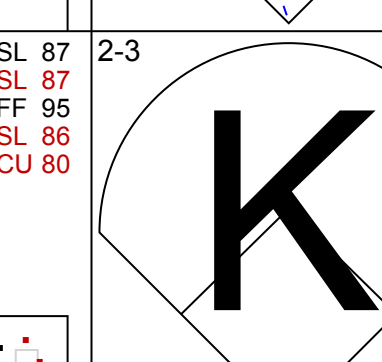
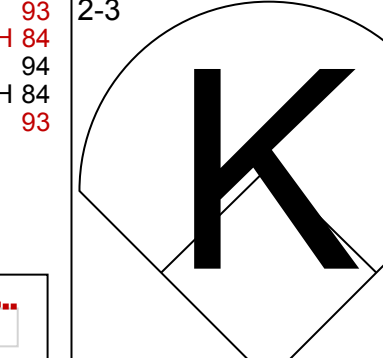
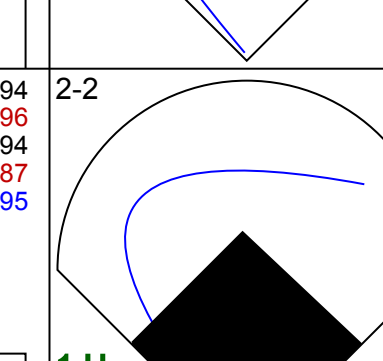
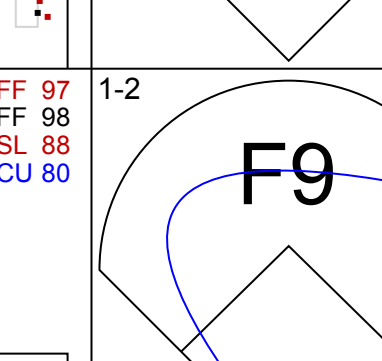
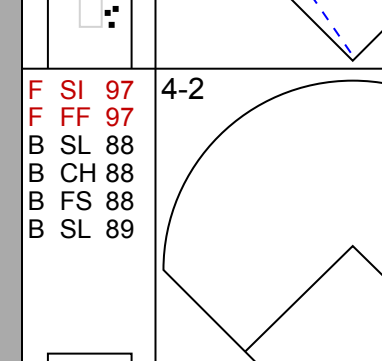
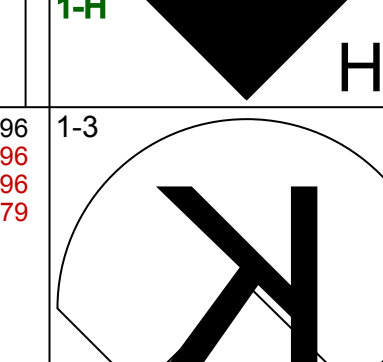
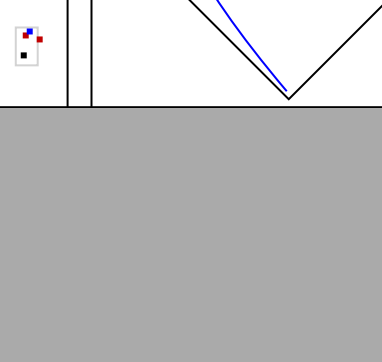
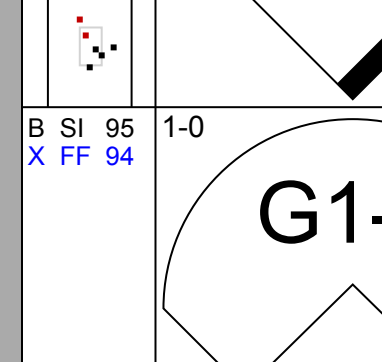
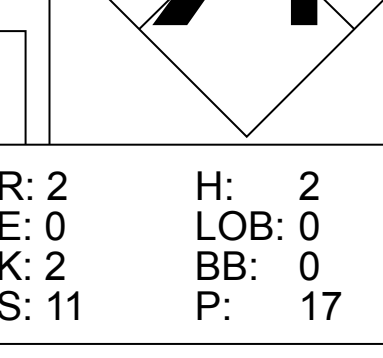
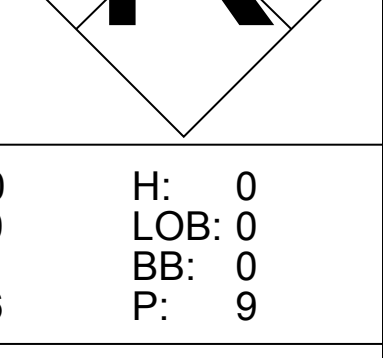
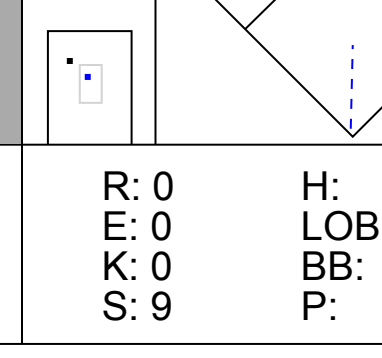
AB	34
R	3
H	9
RBI	2
BB	6
SO	12
LOB	20

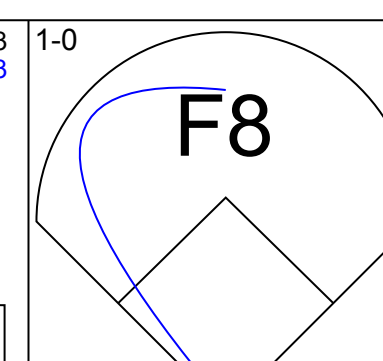
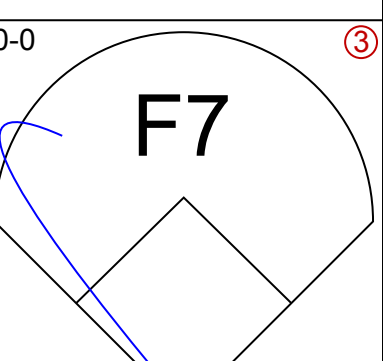
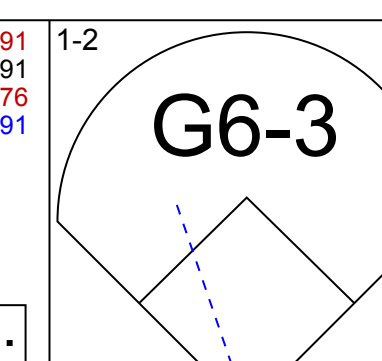
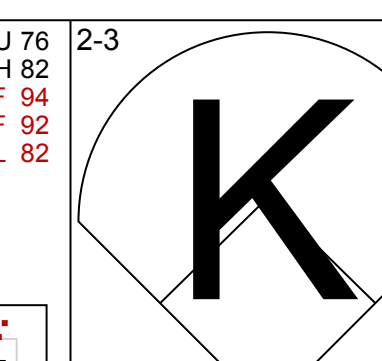
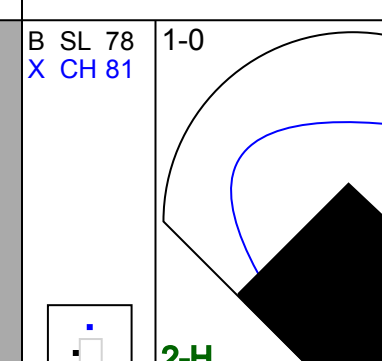
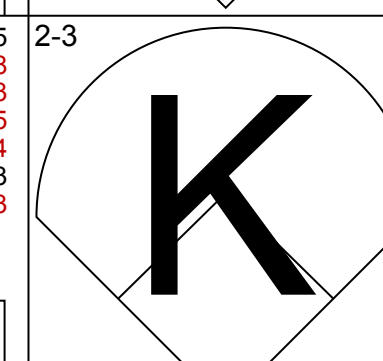
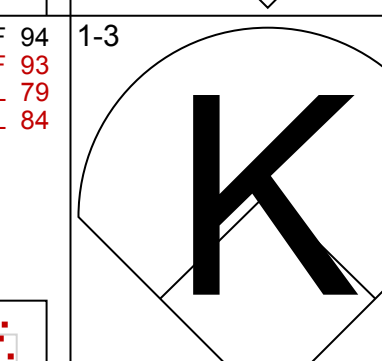
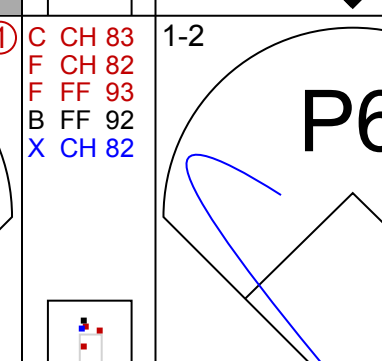
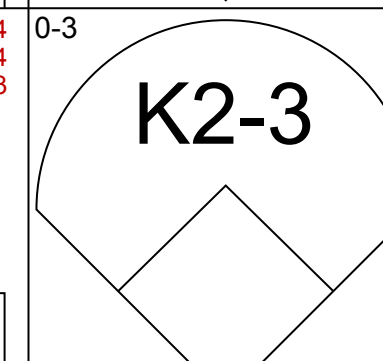
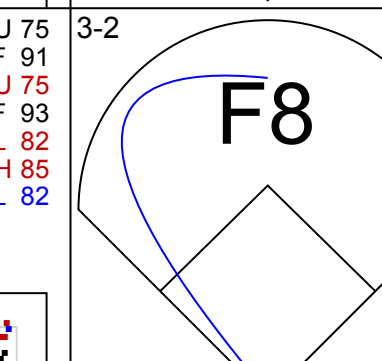
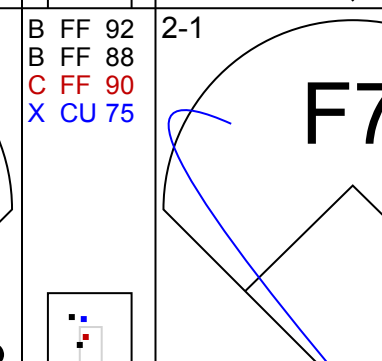
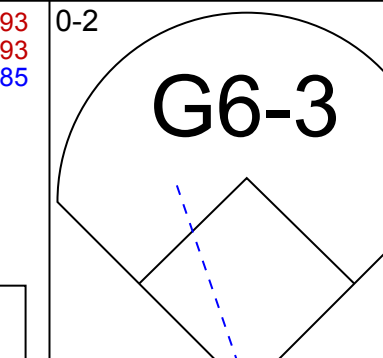
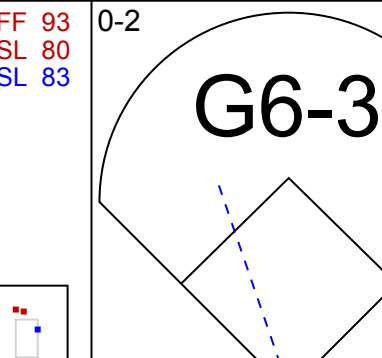

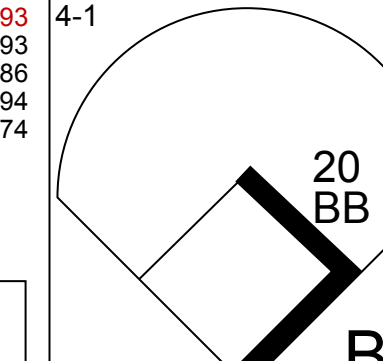
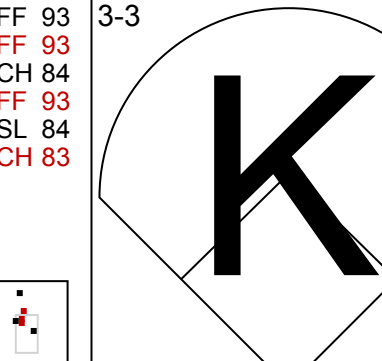
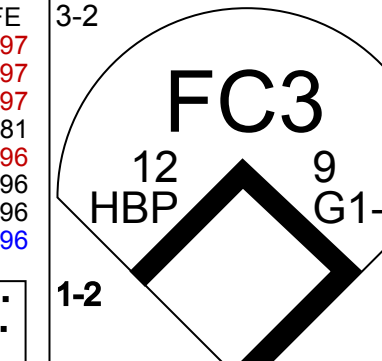
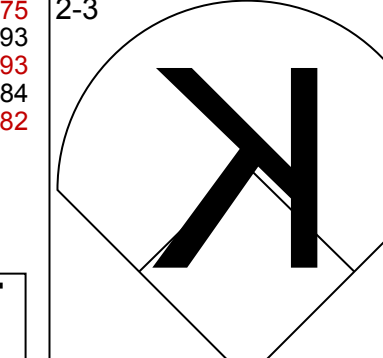
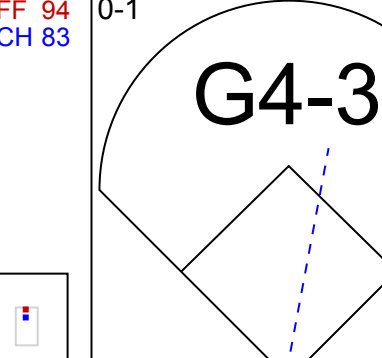
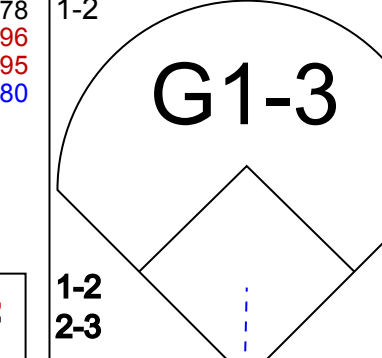
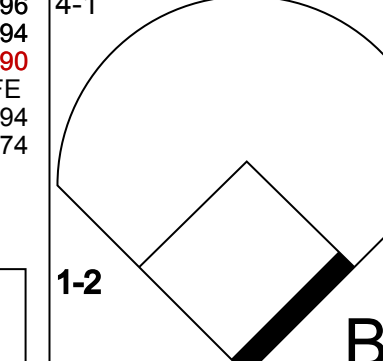
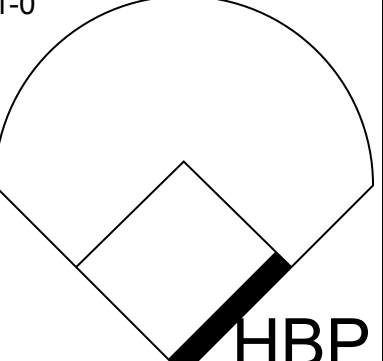

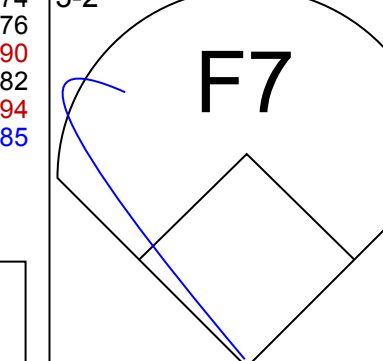

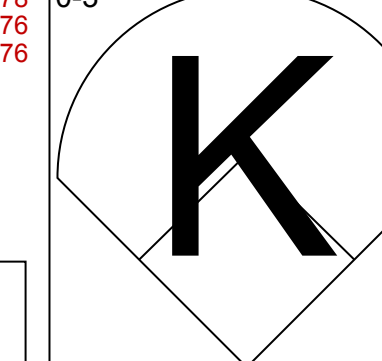

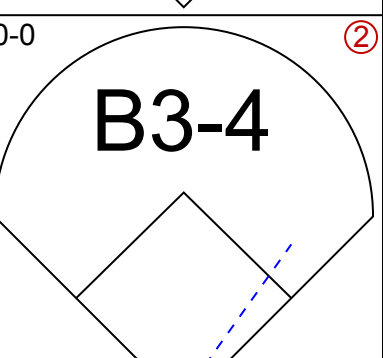
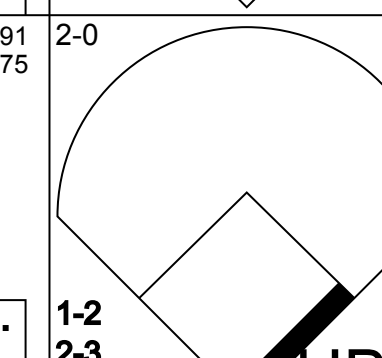
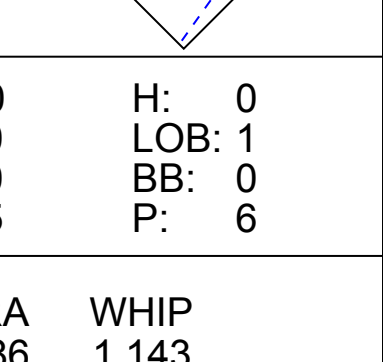
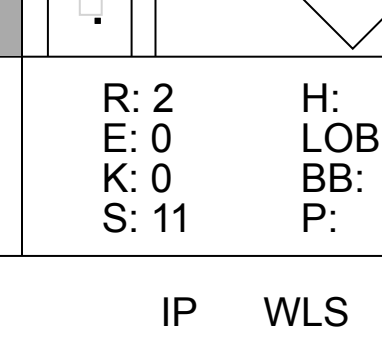
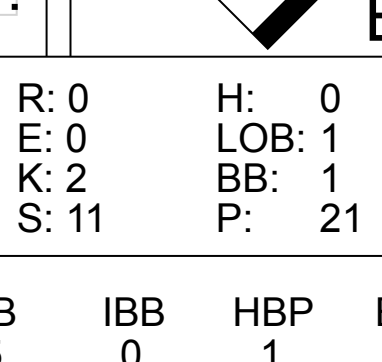
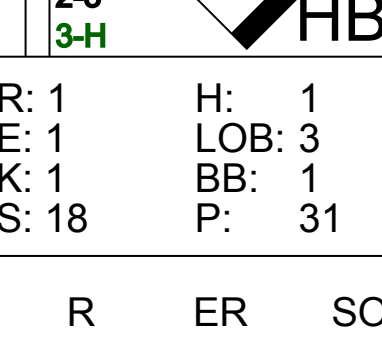
**ROCKIES**







Batter	1	2	3	4	5	6	7	8	9	AB	R	H	RBI	BB	SO	LOB	TOP			
8 Eugenio Velez, S OBP: 0.314, SLG: 0.407										4	0	1	0	0	2	0	<b>San Francisco Giants @ Colorado Rockies</b> Coors Field, Denver, CO Sun Aug 23 2009, 1:10 PM MDT Att: 48,704 - Partly Cloudy - 89 F			
2 Randy Winn, S OBP: 0.320, SLG: 0.370										3	0	1	0	1	0	1				
48 Pablo Sandoval, S OBP: 0.320, SLG: 0.555										4	0	1	0	0	1	3				
1 Bengie Molina, R OBP: 0.280, SLG: 0.432										4	0	1	0	0	1	3				
12 Nate Schierholz, L OBP: 0.320, SLG: 0.442										4	0	0	0	0	2	3				
23 Ryan Garko, R OBP: 0.349, SLG: 0.441										3	1	1	0	0	0	0				
35 Travis Ishikawa, L OBP: 0.321, SLG: 0.396										1	0	0	0	0	1	0				
33 Aaron Rowand, R OBP: 0.333, SLG: 0.451										4	0	0	0	0	2	1				
16 Edgar Renteria, R OBP: 0.316, SLG: 0.327										2	1	1	2	1	0	0				
55 Tim Lincecum, L OBP: 0.230, SLG: 0.182										3	0	0	0	0	2	1				
41 Jeremy Affeldt, L OBP: 0.500, SLG: 0.500										0	0	0	0	0	0	0				
54 Sergio Romo, R ERA: 3.08										0	0	0	0	0	0	0				
<b>Inning Stats</b>	R: 0 E: 0 K: 2 S: 13	H: 2 LOB: 2 BB: 0 P: 21	R: 2 E: 0 K: 2 S: 11	H: 2 LOB: 0 BB: 0 P: 17	R: 0 E: 0 K: 2 S: 10	H: 0 LOB: 1 BB: 1 P: 17	R: 0 E: 0 K: 1 S: 8	H: 0 LOB: 0 BB: 0 P: 11	R: 0 E: 0 K: 1 S: 7	H: 1 LOB: 0 BB: 0 P: 11	R: 0 E: 0 K: 0 S: 9	H: 0 LOB: 1 BB: 1 P: 19	R: 0 E: 0 K: 0 S: 9	H: 1 LOB: 1 BB: 0 P: 14	R: 0 E: 0 K: 2 S: 9	H: 0 LOB: 0 BB: 0 P: 14	1B: 4 2B: 2 3B: 0 HR: 1	SF: 0 SAC: 0 DP: 1 HBP: 0	WP: 0 PB: 0 SB: 0 CS: 1	PA: 34
<b>PITCHER</b>	IP WLS BF H R ER SO BB IBB HBP BLK WP HR S P ERA WHIP	8.0 W 31 6 2 2 9 2 0 0 0 0 1 73 119 2.25 1.000	1.0 S 3 0 0 0 2 0 0 0 0 0 0 9 14 0.00 0.000	<b>PITCHER</b>																

Batter	1	2	3	4	5	6	7	8	9	AB	R	H	RBI	BB	SO	LOB	BOTTOM			
7 Seth Smith, L OBP: 0.389, SLG: 0.508										4	1	1	2	0	1	2	<b>San Francisco Giants @ Colorado Rockies</b> Coors Field, Denver, CO Sun Aug 23 2009, 1:10 PM MDT Att: 48,704 - Partly Cloudy - 89 F			
19 Ryan Spilborghs, R OBP: 0.319, SLG: 0.409										1	0	0	0	0	3					
24 Dexter Fowler, S OBP: 0.315, SLG: 0.427										4	0	0	0	0	2	1				
17 Todd Helton, L OBP: 0.403, SLG: 0.496										4	1	1	0	0	1	1				
2 Troy Tulowitzki, R OBP: 0.362, SLG: 0.535										4	1	1	0	0	0	1				
11 Brad Hawpe, L OBP: 0.388, SLG: 0.531										2	0	0	0	2	1	1				
9 Ian Stewart, L OBP: 0.315, SLG: 0.463										4	0	1	1	0	1	3				
20 Chris Iannetta, R OBP: 0.334, SLG: 0.438										1	0	0	0	2	1	2				
6 Omar Quintanilla, L OBP: 0.286, SLG: 0.188										2	1	0	0	1	0	3				
27 Garrett Atkins, R OBP: 0.307, SLG: 0.339										1	0	0	0	0	1	3				
16 Huston Street, R ERA: 4.7										0	0	0	0	0	0	0				
38 Ubaldo Jiménez, R OBP: 0.308, SLG: 0.234										1	0	0	0	1	0	1				
12 Clint Barmes, R OBP: 0.301, SLG: 0.467										0	0	0	1	0	0	0				
<b>Inning Stats</b>	R: 0 E: 0 K: 2 S: 9	H: 0 LOB: 0 BB: 0 P: 12	R: 0 E: 0 K: 1 S: 11	H: 0 LOB: 2 BB: 2 P: 24	R: 0 E: 0 K: 2 S: 11	H: 0 LOB: 1 BB: 1 P: 21	R: 0 E: 0 K: 1 S: 8	H: 0 LOB: 0 BB: 0 P: 11	R: 0 E: 0 K: 0 S: 5	H: 0 LOB: 0 BB: 0 P: 6	R: 1 E: 0 K: 1 S: 15	H: 2 LOB: 2 BB: 1 P: 27	R: 2 E: 0 K: 0 S: 11	H: 1 LOB: 0 BB: 1 P: 20	R: 1 E: 1 K: 1 S: 18	H: 1 LOB: 3 BB: 1 P: 31	1B: 3 2B: 0 3B: 0 HR: 1	SF: 0 SAC: 1 DP: 0 HBP: 2	WP: 1 PB: 0 SB: 0 CS: 0	PA: 37
<b>PITCHER</b>	IP WLS BF H R ER SO BB IBB HBP BLK WP HR S P ERA WHIP	7.0 L 30 3 3 3 7 5 0 0 0 0 1 70 121 3.86 1.143	0.1 4 1 1 0 0 1 0 0 0 0 0 12 22 0.00 6.000	0.2 3 0 0 0 1 0 0 1 0 0 0 6 9 0.00 0.000	<b>PITCHER</b>															





Batter	1	2	3	4	5	6	7	8	9	10	11	12	13	14	AB	R	H	RBI	BB	SO	LOB	TOP	
8 Eugenio Velez, S OBP: 0.319, SLG: 0.421															7	2	3	2	0	0	1		
2 Randy Winn, S OBP: 0.324, SLG: 0.373															5	0	2	0	2	0	1		
48 Pablo Sandoval, S OBP: 0.379, SLG: 0.553															1	0	0	1	0	0	2		
5 Juan Uribe, R OBP: 0.306, SLG: 0.424															4	0	0	1	1	2	2		
1 Bengie Molina, R OBP: 0.281, SLG: 0.431															4	0	1	0	1	0	0		
55 Tim Lincecum, L OBP: 0.290, SLG: 0.182															0	0	0	0	0	0	0		
22 Eli Whiteside, R OBP: 0.253, SLG: 0.306															1	0	0	0	1	0	2		
12 Nate Schierholz, L OBP: 0.315, SLG: 0.431															6	0	0	0	1	0	5		
23 Ryan Garko, R OBP: 0.315, SLG: 0.431															4	0	1	0	0	1	0		
49 Jose Martinez, L OBP: 0.290, SLG: 0.182															0	0	0	0	0	0	0		
46 Bob Howry, L OBP: 0.290, SLG: 0.182															1	0	0	0	0	0	1		
38 Brian Wilson, R OBP: 0.315, SLG: 0.431															0	0	0	0	0	0	0		
49 Brandon Medders, R OBP: 0.290, SLG: 0.182															0	0	0	0	0	0	0		
45 Justin Miller, R OBP: 0.290, SLG: 0.182															0	0	0	0	0	0	0		
47 Merkin Valdez, R OBP: 0.290, SLG: 0.182															0	0	0	0	0	0	0		
33 Aaron Rowand, R OBP: 0.331, SLG: 0.447															6	0	1	0	0	3	1		
16 Edgar Renteria, R OBP: 0.316, SLG: 0.332															6	1	2	0	0	2	1		
75 Barry Zito, L OBP: 0.315, SLG: 0.431															2	0	1	0	0	0	0		
14 Fred Lowmy, L OBP: 0.290, SLG: 0.182															1	0	0	0	0	0	1		
54 Sergio Romo, R OBP: 0.315, SLG: 0.431															0	0	0	0	0	0	0		
41 Jeremy Affeldt, L OBP: 0.290, SLG: 0.182															0	0	0	0	0	0	0		
35 Travis Ishikawa, L OBP: 0.315, SLG: 0.431															2	1	0	0	1	0	1		
<b>Inning Stats</b>	R: 1 E: 0 K: 0 S: 6	H: 1 LOB: 0 BB: 0 P: 12	R: 0 E: 0 K: 1 S: 7	H: 0 LOB: 0 BB: 0 P: 13	R: 0 E: 0 K: 1 S: 10	H: 1 LOB: 2 BB: 1 P: 21	R: 0 E: 0 K: 0 S: 5	H: 0 LOB: 0 BB: 0 P: 8	R: 0 E: 0 K: 1 S: 9	H: 1 LOB: 1 BB: 0 P: 11	R: 0 E: 0 K: 2 S: 14	H: 0 LOB: 2 BB: 0 P: 11	R: 0 E: 0 K: 1 S: 11	H: 1 LOB: 1 BB: 0 P: 15	R: 0 E: 0 K: 0 S: 6	H: 0 LOB: 1 BB: 0 P: 12	R: 0 E: 0 K: 0 S: 13	H: 1 LOB: 3 BB: 2 P: 23	R: 3 E: 0 K: 1 S: 17	H: 2 LOB: 3 BB: 3 P: 32	1B: 7 2B: 2 3B: 2 HR: 0	SF: 1 SAC: 0 DP: 1 HBP: 0	WP: 0 PA: 59
<b>PITCHER</b>	IP: 8.0 WLS: 2 BF: 32 ERA: 3.47	H: 6 ER: 1 SO: 5 BB: 2	R: 1 E: 0 K: 1 S: 7	ER: 0 LOB: 0 BB: 0 P: 13	R: 0 E: 0 K: 1 S: 10	H: 1 LOB: 2 BB: 1 P: 21	IP: 0 WLS: 0 BF: 0 ERA: 3.61	H: 0 ER: 0 SO: 0 BB: 0	R: 0 E: 0 K: 1 S: 9	H: 1 LOB: 1 BB: 0 P: 11	IP: 2.0 WLS: 1 BF: 14 ERA: 3.00	H: 3 ER: 3 SO: 1 BB: 3	R: 0 E: 0 K: 0 S: 3	H: 1 LOB: 0 BB: 0 P: 5	IP: 5.0 WLS: 3 BF: 20 ERA: 13.50	H: 3 ER: 5 SO: 5 BB: 0	R: 0 E: 0 K: 0 S: 13	H: 0 LOB: 0 BB: 2 P: 23	R: 3 E: 0 K: 1 S: 17	H: 2 LOB: 3 BB: 3 P: 32	1B: 7 2B: 2 3B: 2 HR: 0	SF: 1 SAC: 0 DP: 1 HBP: 0	WP: 0 PA: 59
21 Jason Marquis, R ERA: 3.47	8.0	6	1	5	2	0	0	0	0	0	0	0	0	0	0	0	0	0	0	0	0	0	0
63 Rafael Betancourt, R ERA: 2.55	0.2	1	0	1	0	0	0	0	0	0	0	0	0	0	0	0	0	0	0	0	0	0	0
56 Franklin Morales, L ERA: 2.49	0.1	0	0	0	0	0	0	0	0	0	0	0	0	0	0	0	0	0	0	0	0	0	0
16 Huston Street, R ERA: 3.02	1.0	3	0	1	0	0	0	0	0	0	0	0	0	0	0	0	0	0	0	0	0	0	0
31 Matt Daley, R ERA: 3.93	1.2	5	1	1	0	0	0	0	0	0	0	0	0	0	0	0	0	0	0	0	0	0	0

**San Francisco Giants @ Colorado Rockies**  
Coors Field, Denver, CO  
Mon Aug 24 2009, 6:40 PM MDT  
Att. 27,670 - Overcast - 70 F

livebaseballscorecards.com

AB: 51  
R: 4  
H: 11  
RBI: 4  
BB: 7  
SO: 9  
LOB: 22

Batter	1	2	3	4	5	6	7	8	9	10	11	12	13	14	AB	R	H	RBI	BB	SO	LOB	BOTTOM	
24 Dexter Fowler, S OBP: 0.372, SLG: 0.421															6	1	0	0	1	1	6		
12 Clint Barmes, R OBP: 0.301, SLG: 0.462															5	0	0	0	2	1	5		
17 Todd Helton, L OBP: 0.407, SLG: 0.497															2	0	1	1	3	0	1		
5 Carlos Gonzalez, L OBP: 0.354, SLG: 0.536															1	0	0	0	0	0	0		
20 Chris Iannetta, R OBP: 0.337, SLG: 0.440															1	1	1	0	0	0	0		
2 Troy Tulowitzki, R OBP: 0.361, SLG: 0.530															6	1	1	0	1	2	5		
11 Brad Hawpe, L OBP: 0.390, SLG: 0.531															4	0	2	0	1	1	0		
31 Matt Daley, R OBP: 0.315, SLG: 0.431															0	0	0	0	0	0	0		
97 Joe Beimel, L OBP: 0.281, SLG: 0.182															1	0	0	0	0	0	0		
6 Omar Quintanilla, L OBP: 0.281, SLG: 0.182															0	1	0	0	0	1	0		
49 Adam Eaton, R OBP: 0.290, SLG: 0.182															0	1	0	1	1	0	0		
19 Ryan Spilborghs, R OBP: 0.319, SLG: 0.421															7	1	2	4	0	1	5		
9 Ian Stewart, L OBP: 0.315, SLG: 0.457															4	0	0	0	2	1	2		
8 Yorvit Torrealba, R OBP: 0.339, SLG: 0.357															4	1	2	0	1	0	1		
21 Jason Marquis, L ERA: 4.09	6.0	3	1	4	5	0	0	0	0	0	0	0	0	0	0	0	0	0	0	0	0	0	0
54 Sergio Romo, R ERA: 4.44	1.1	2	0	0	1	0	0	0	0	0	0	0	0	0	0	0	0	0	0	0	0	0	0
41 Jeremy Affeldt, L ERA: 1.89	0.2	0	0	0	0	0	0	0	0	0	0	0	0	0	0	0	0	0	0	0	0	0	0
46 Bob Howry, R ERA: 3.47	0.1	3	0	0	1	1	0	0	0	0	0	0	0	0	0	0	0	0	0	0	0	0	0
38 Brian Wilson, R ERA: 2.73	2.2	11	4	0	3	0	1	0	0	0	0	0	0	0	0	0	0	0	0	0	0	0	0
<b>Inning Stats</b>	R: 0 E: 0 K: 1 S: 11	H: 0 LOB: 1 BB: 1 P: 19	R: 0 E: 0 K: 0 S: 6	H: 0 LOB: 0 BB: 0 P: 8	R: 0 E: 0 K: 0 S: 7	H: 0 LOB: 0 BB: 0 P: 9	R: 0 E: 0 K: 2 S: 14	H: 1 LOB: 2 BB: 1 P: 22	R: 1 E: 0 K: 0 S: 14	H: 0 LOB: 3 BB: 3 P: 28	R: 0 E: 0 K: 1 S: 11	H: 0 LOB: 0 BB: 1 P: 19	R: 0										



Batter	1	2	3	4	5	6	7	8	9	10	AB	R	H	RBI	BB	SO	LOB	TOP					
15 Rafael Furcal, S OBP: 0.321, SLG: 0.347	(1,6) G4-3		G6-3		L8		G3		1 SAFE C FF 91 B FF 92 C FF 93 X FF 93	G4-3	6	1	1	0	0	0	0						
27 Matt Kemp, R OBP: 0.370, SLG: 0.499	(1,8) 16 1B		G5-3		L7		F9		B FC 93 B FF 93 X FF 93	SF9	4	1	1	1	0	0	0						
16 Andre Ethier, L OBP: 0.373, SLG: 0.530	(1,9) 1B		9B 1B		2B				2-3 3-H	K	4	0	3	1	1	1	1						
99 Manny Ramirez, R OBP: 0.420, SLG: 0.545	(1,7) G6-3		1B		IBB		L7		C FF 93 C FF 93 C FF 93 X FF 93	7 E 1B	4	0	2	1	1	0	2						
7 James Loney, L OBP: 0.346, SLG: 0.377	(1,3) G4-3		F7		K		K		C FF 96 C FF 97 F FF 97 S CU 77	E5	5	0	0	0	0	2	6						
23 Casey Blake, R OBP: 0.359, SLG: 0.477		X FF 92	13 G1-3	55 G1-3	HR		G1-3		B FF 96 C FF 96 F FF 96 X FF 96	IBB	4	1	2	1	1	0	0						
56 Russell Martin, R OBP: 0.360, SLG: 0.325	(1,2) G1-3		G1-3		G6-3		L5		B SI 89 B SI 88 F FF 90 X FF 90	F8	5	0	1	0	0	0	4						
13 Orlando Hudson, S OBP: 0.356, SLG: 0.423	(1,4) G1-3		G1-3		K		1B		B SI 92 B SI 92 C FF 92 X FF 92	G6-3	5	0	1	0	0	1	2						
22 Clayton Kershaw, L OBP: 0.198, SLG: 0.095	(7,1) K		K		L1		K		B FF 92 C FF 92 F FF 92 S CU 77	15 2B 27 SF9 1B	3	0	0	0	0	2	2						
54 Ronald Belisario, R ERA: 2.39	(8,1) K		K		K		K		B FF 92 C FF 92 F FF 92 S CU 77	K	0	0	0	0	0	0	0						
9 Juan Pierre, L OBP: 0.279, SLG: 0.405	(8,PH) K		K		K		K		B FF 92 C FF 92 F FF 92 S CU 77	K	0	0	0	0	0	0	0						
38 Ramon Troncoso, R ERA: 3.59	(9,1) K		K		K		K		B FF 92 C FF 92 F FF 92 S CU 77	K	0	0	0	0	0	0	0						
5 Mark Loretta, R OBP: 0.303, SLG: 0.261	(10,PH) K		K		K		K		B FF 92 C FF 92 F FF 92 S CU 77	K	0	0	0	0	0	0	0						
31 James McDonald, L ERA: 3.89	(10,1) K		K		K		K		B FF 92 C FF 92 F FF 92 S CU 77	K	0	0	0	0	0	0	0						
<b>Inning Stats</b>	R: 1 E: 0 K: 0 S: 13	H: 2 LOB: 1 BB: 0 P: 20	R: 0 E: 0 K: 1 S: 10	H: 1 LOB: 1 BB: 0 P: 15	R: 0 E: 0 K: 0 S: 7	H: 2 LOB: 2 BB: 0 P: 10	R: 1 E: 0 K: 1 S: 12	H: 1 LOB: 0 BB: 0 P: 20	R: 0 E: 0 K: 1 S: 9	H: 1 LOB: 2 BB: 1 P: 16	R: 0 E: 0 K: 1 S: 11	H: 1 LOB: 1 BB: 0 P: 18	R: 0 E: 0 K: 0 S: 9	H: 0 LOB: 1 BB: 1 P: 19	R: 0 E: 1 K: 1 S: 21	H: 3 LOB: 3 BB: 1 P: 32	R: 0 E: 0 K: 1 S: 6	H: 0 LOB: 0 BB: 0 P: 7	1B: 9 2B: 2 3B: 0 HR: 1	SF: 1 SAC: 0 DP: 0 HBP: 0	WP: 0 PB: 0 SB: 1 CS: 0	PA: 46	
<b>PITCHER</b>	IP WLS BF H R ER SO	IP WLS BF H R ER SO	IP WLS BF H R ER SO	IP WLS BF H R ER SO	IP WLS BF H R ER SO	IP WLS BF H R ER SO	IP WLS BF H R ER SO	IP WLS BF H R ER SO	IP WLS BF H R ER SO	IP WLS BF H R ER SO	IP WLS BF H R ER SO	IP WLS BF H R ER SO	IP WLS BF H R ER SO	IP WLS BF H R ER SO	IP WLS BF H R ER SO	IP WLS BF H R ER SO	IP WLS BF H R ER SO	IP WLS BF H R ER SO	ERA WHIP	ERA WHIP			
46 Jason Hammel, R ERA: 4.43	(1,1) 7.0																			2.57	1.286		
56 Franklin Morales, L ERA: 2.39	(8,1) 1.0																			0.00	1.000		
63 Rafael Belancourt, R ERA: 2.99	(9,1) 0.1																			54.00	6.000		
97 Joe Beimel, L ERA: 3.59	(9,1) 0.1																			0.00	0.000		
31 Matt Daley, R ERA: 3.89	(9,1) 0.1																			0.00	3.000		

Los Angeles Dodgers @ Colorado Rockies  
Coors Field, Denver, CO  
Tue Aug 25 2009, 6:40 PM MDT  
Att: 31,472 - Cloudy - 72 F

livebaseballscorecards.com  
AB 42  
R 4  
H 12  
RBI 4  
BB 3  
SO 7  
LOB 17



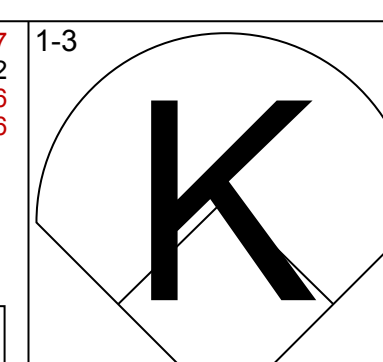
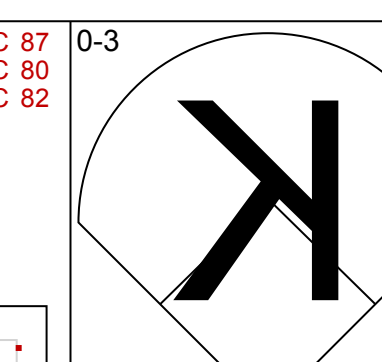
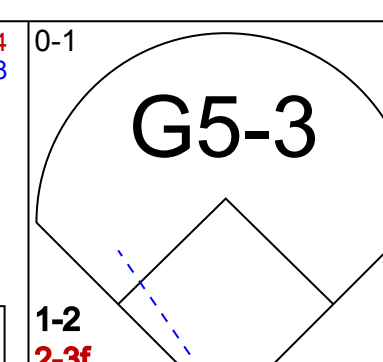
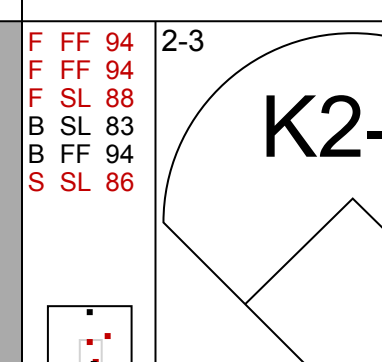
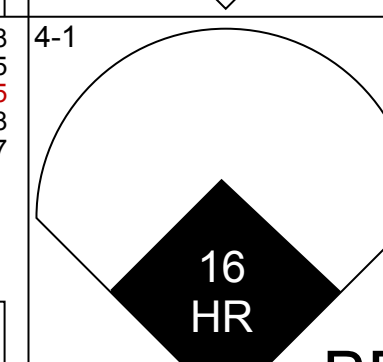
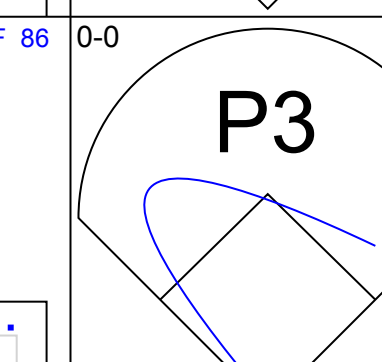
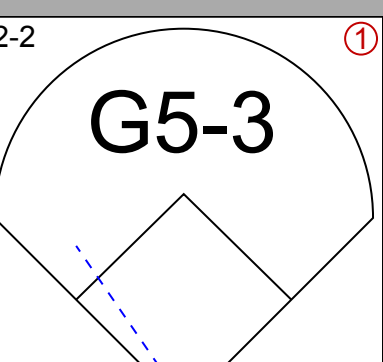
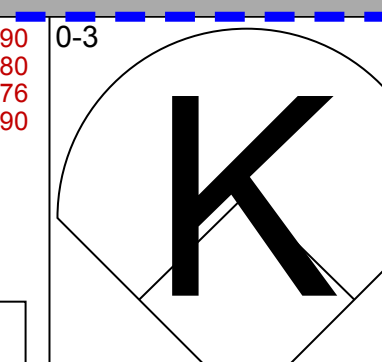
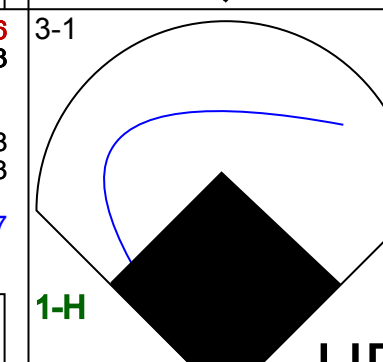
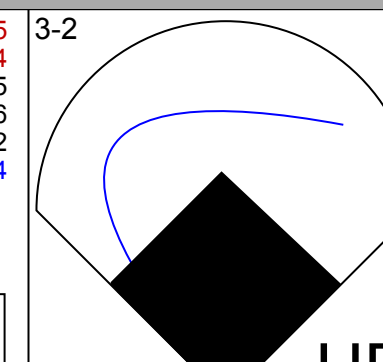
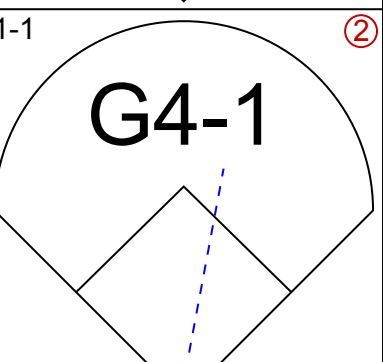
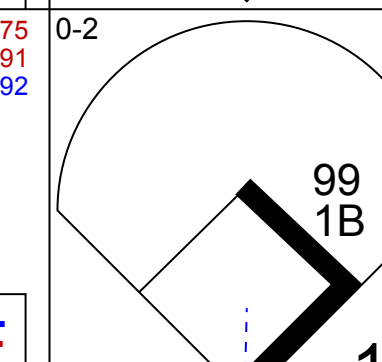
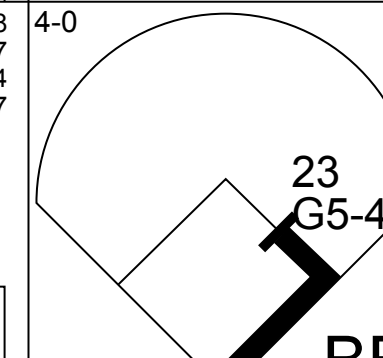
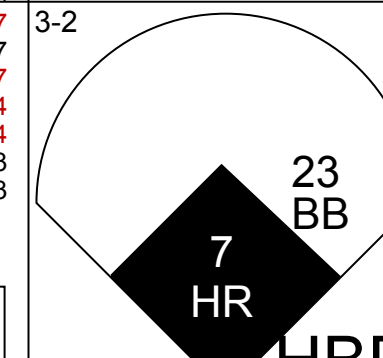
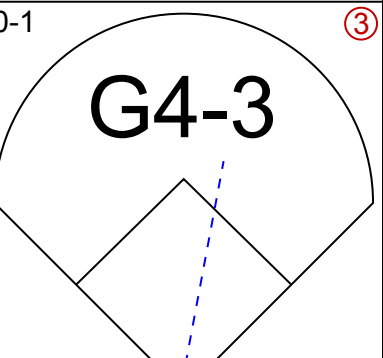
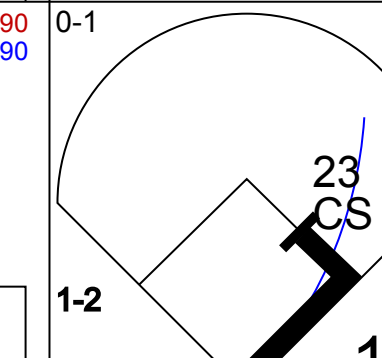
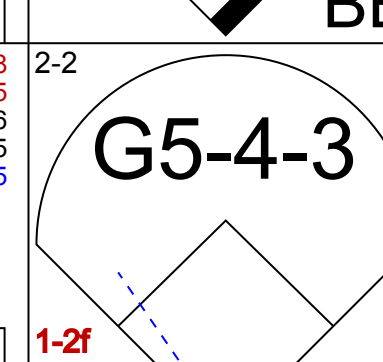
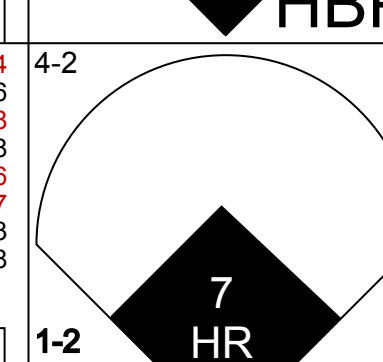
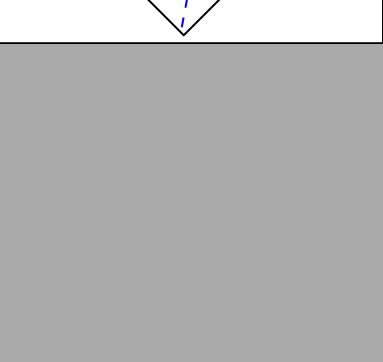
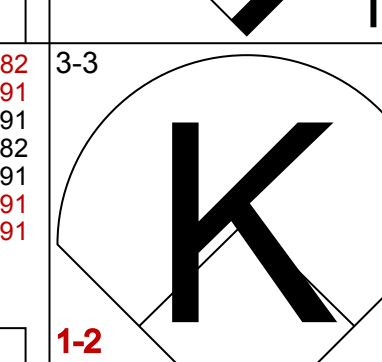
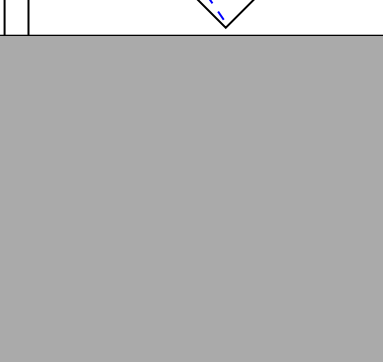
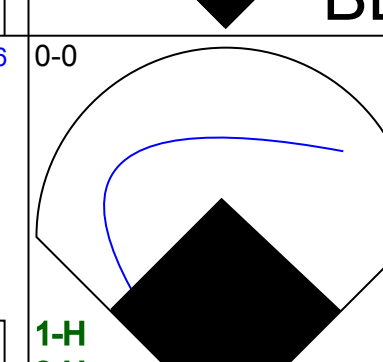

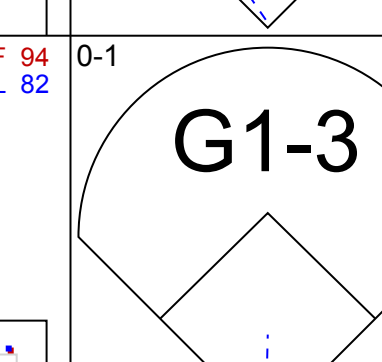
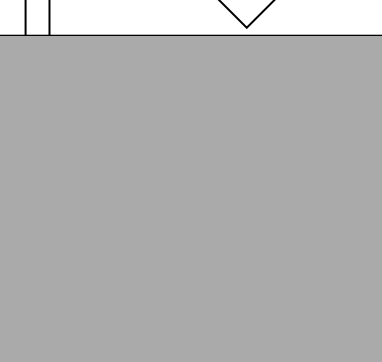
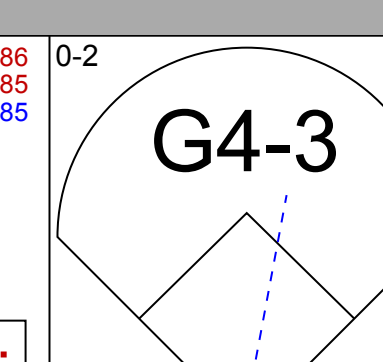
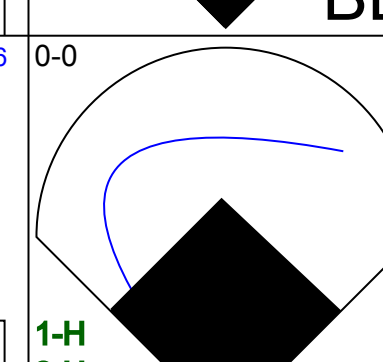
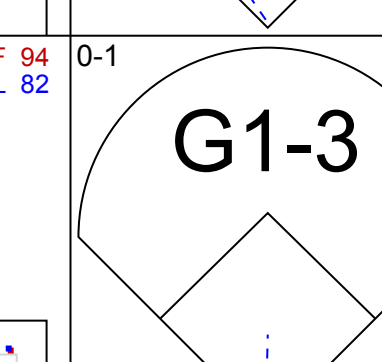
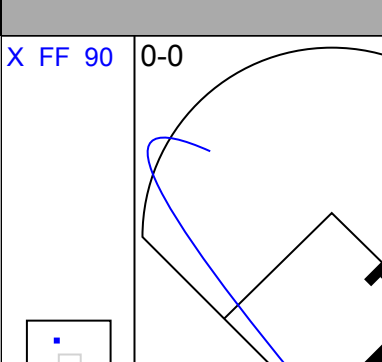
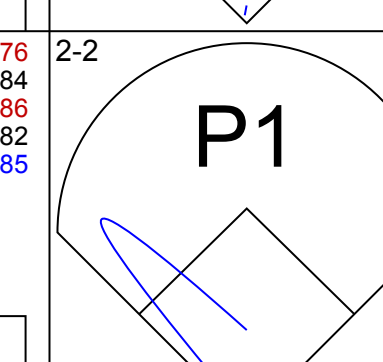
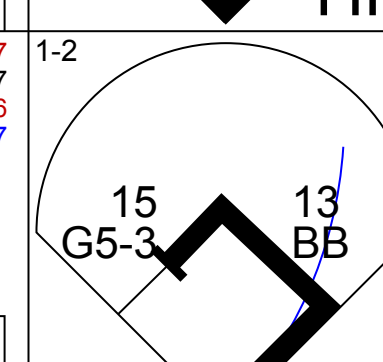

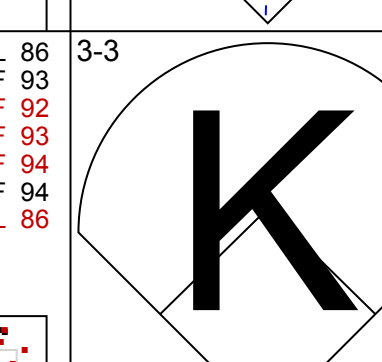
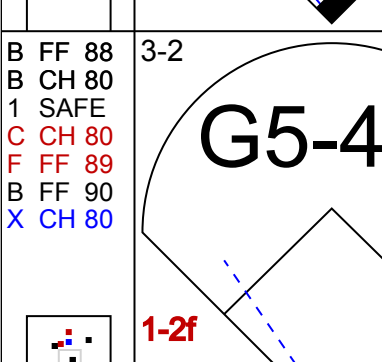
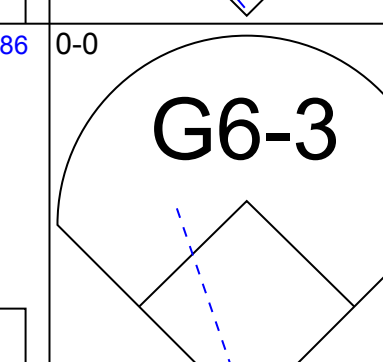
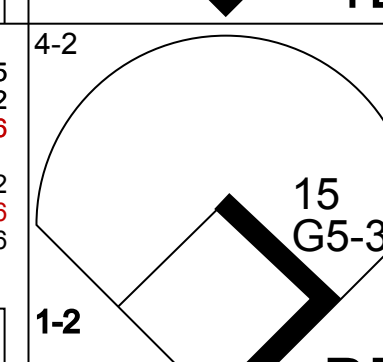

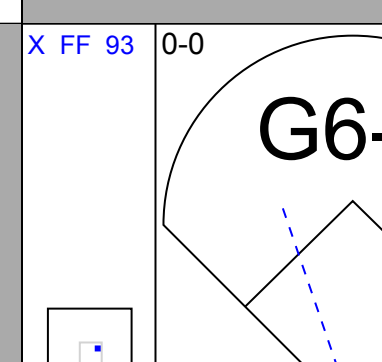
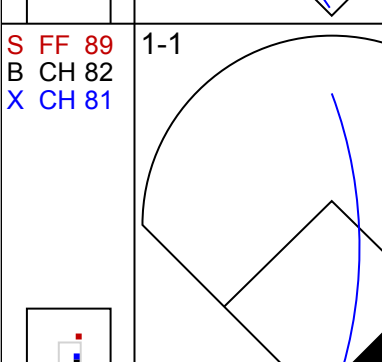
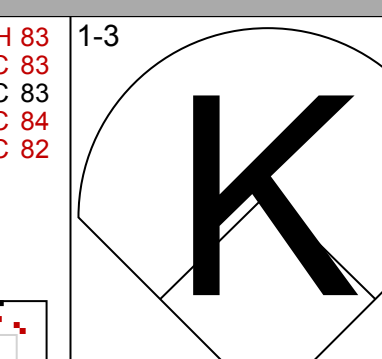
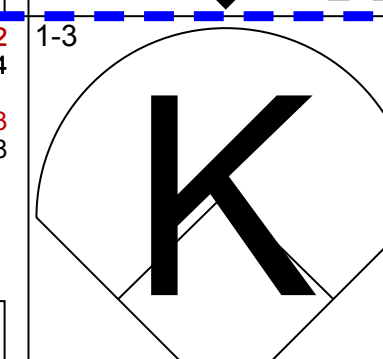
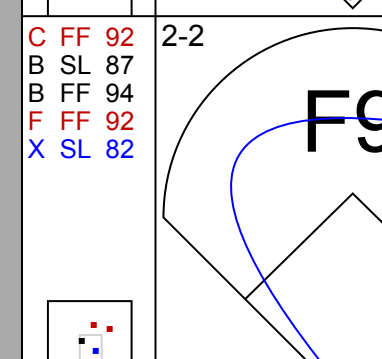
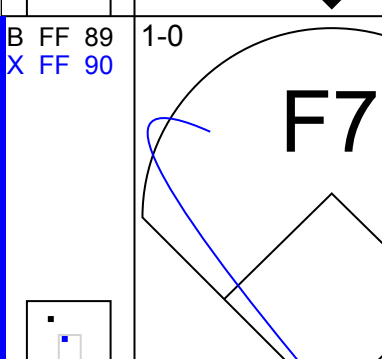
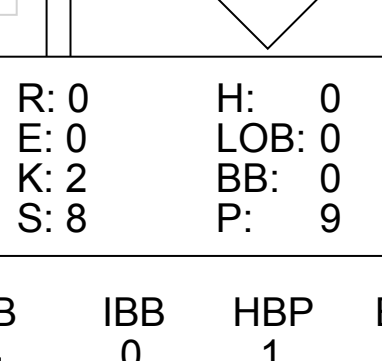
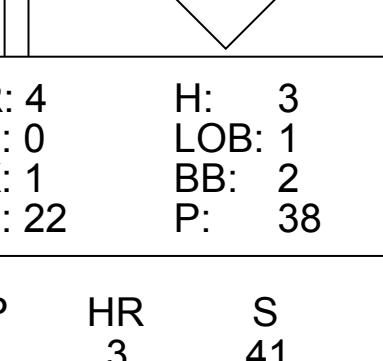



Batter	1	2	3	4	5	6	7	8	9	10	AB	R	H	RBI	BB	SO	LOB	BOTTOM						
3 Eric Young Jr., S OBP: 0.250, SLG: 0.250	(1,8) F9		G6-3		19 CS 1B		G1-3			E3 2B 6 DI 1B	4	0	1	0	0	0	0							
5 Carlos Gonzalez, L OBP: 0.358, SLG: 0.538	(9,8) F9		G6-3		19 CS 1B		G1-3			E3 2B 6 DI 1B	1	0	1	0	0	0	0							
19 Ryan Spilborghs, R OBP: 0.217, SLG: 0.414	(1,7) G5-3		G3		CS		G4-3			K	4	1	1	0	0	0	0							
31 Matt Daley, R OBP: 0.358, SLG: 0.538	(9,1) G5-3		G3		CS		G4-3			K	0	0	0	0	0	0	0							
6 Omar Quintanilla, L OBP: 0.276, SLG: 0.180	(10,4) G5-3		G3		CS		G4-3			K	1	0	0	0	0	1	2							
17 Todd Helton, L OBP: 0.409, SLG: 0.498	(1,3) G5-3		G3		CS		G4-3			K	3	1	1	0	2	1	0							
2 Troy Tulowitzki, R OBP: 0.361, SLG: 0.531	(1,6) K		P6		L4		L4			1B	5	0	2	2	0	1	1							
11 Brad Hawpe, L OBP: 0.369, SLG: 0.535	(1,9) K		P6		L4		L4			1B	4	1	1	2	0	2	0							
27 Garrett Atkins, R OBP: 0.311, SLG: 0.341	(1,5) K		P6		L4		L4			1B	2	0	1	0	1	0	0							
56 Franklin Morales, L ERA: 2.39	(8,1) K		P6		L4		L4			1B	0	0	0	0	0	0	0							
63 Rafael Belancourt, R ERA: 2.99	(9,1) K		P6		L4		L4			1B	0	0	0	0	0	0	0							
97 Joe Beimel, L ERA: 3.59	(9,1) K		P6		L4		L4			1B	0	0	0	0	0	0	0							
7 Seth Smith, L OBP: 0.394, SLG: 0.511	(9,7) K		P6		L4		L4			1B	1	0	1	0	0	0	0							
12 Clint Barmes, R OBP: 0.300, SLG: 0.467	(1,4) P6		P6		L4		L4			1B	4	1	1	1	0	0	3							
77 Matt Herges, L ERA: 3.71	(10,1) P6		P6		L4		L4			1B	0	0	0	0	0	0	0							
20 Chris Iannetta, R OBP: 0.332, SLG: 0.433	(1,2) F9		F9		G5-3		G6-3			K	4	0	0	0	0	1	1							
46 Jason Hammel, R OBP: 0.150, SLG: 0.132	(1,1) K		K		K		K			K	2	0	0	0	0	2	0							
9 Ian Stewart, L OBP: 0.316, SLG: 0.456	(8,5) K		K		K		K			K	1	1	0	0	1	1	0							
<b>Inning Stats</b>	R: 0 E: 0 K: 0 S: 10	H: 0 LOB: 0 BB: 0 P: 13	R: 0 E: 0 K: 2 S: 11	H: 0 LOB: 1 BB: 1 P: 19	R: 0 E: 0 K: 1 S: 7	H: 0 LOB: 0 BB: 0 P: 10	R: 2 E: 0 K: 0 S: 19	H: 3 LOB: 1 BB: 0 P: 31	R: 0 E: 0 K: 1 S: 11	H: 1 LOB: 0 BB: 0 P: 16	R: 0 E: 0 K: 1 S: 7	H: 0 LOB: 0 BB: 0 P: 11	R: 1 E: 0 K: 1 S: 9	H: 1 LOB: 0 BB: 1 P: 14	R: 1 E: 0 K: 1 S: 8	H: 2 LOB: 2 BB: 1 P: 13	R: 0 E: 0 K: 1 S: 12	H: 1 LOB: 1 BB: 0 P: 19	R: 1 E: 1 K: 1 S: 6	H: 2 LOB: 3 BB: 2 P: 15	1B: 6 2B: 2 3B: 0 HR: 2	SF: 0 SAC: 0 DP: 0 HBP: 0	WP: 1 PB: 0 SB: 0 CS: 1	PA: 41
<b>PITCHER</b>	IP WLS BF H R ER SO	IP WLS BF H R ER SO	IP WLS BF H R ER SO	IP WLS BF H R ER SO	IP WLS BF H R ER SO	IP WLS BF H R ER SO	IP WLS BF H R ER SO	IP WLS BF H R ER SO	IP WLS BF H R ER SO	IP WLS BF H R ER SO	IP WLS BF H R ER SO	IP WLS BF H R ER SO	IP WLS BF H R ER SO	IP WLS BF H R ER SO	IP WLS BF H R ER SO	IP WLS BF H R ER SO	IP WLS BF H R ER SO	IP WLS BF H R ER SO	ERA WHIP	ERA WHIP				
22 Clayton Kershaw, L ERA: 2.96	(1,1) 6.1																			2.84	0.789			
54 Ronald Belisario, R ERA: 2.3	(7,1) 0.2																			13.50	1.500			
56 Hung-Chih Kuo, L ERA: 3.78	(8,1) 1.0																			9.00	3.000			
38 Ramon Troncoso, R ERA: 2.69	(9,1) 1.0																			19.00	1.000			
31 James McDonald, R ERA: 4.2	(10,1) 0.1																			27.00	9.000			

Los Angeles Dodgers @ Colorado Rockies  
Coors Field, Denver, CO  
Tue Aug 25 2009, 6:40 PM MDT  
Att: 31,472 - Cloudy - 72 F

livebaseballscorecards.com  
AB 36  
R 5  
H 10  
RBI 5  
BB 4  
SO 9  
LOB 7



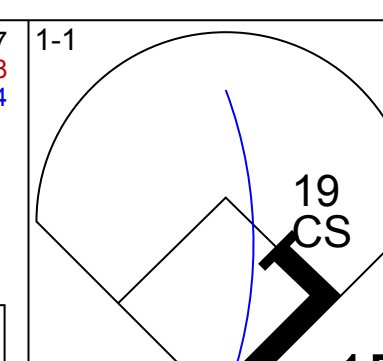
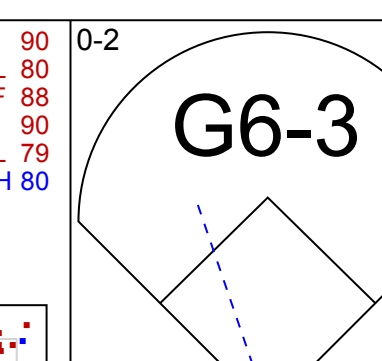
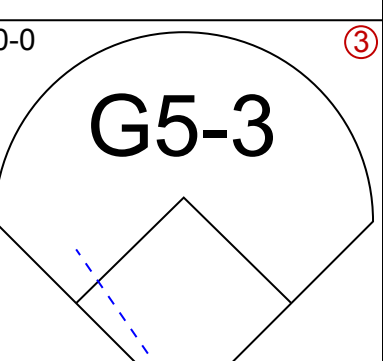
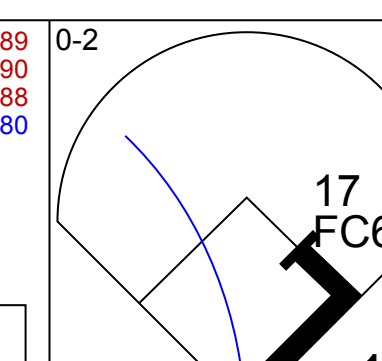
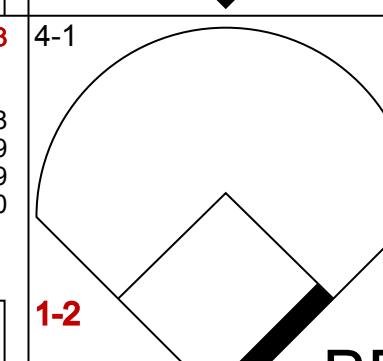
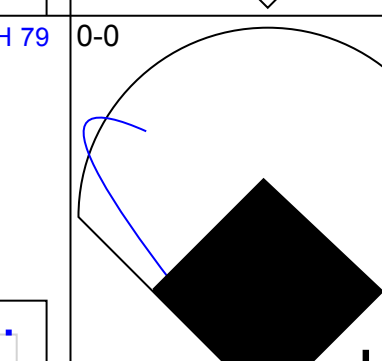
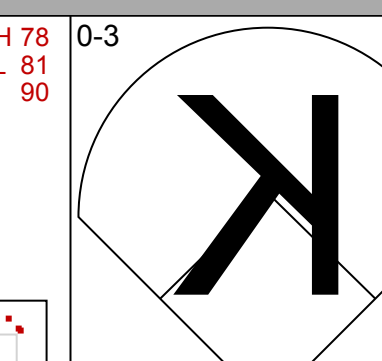
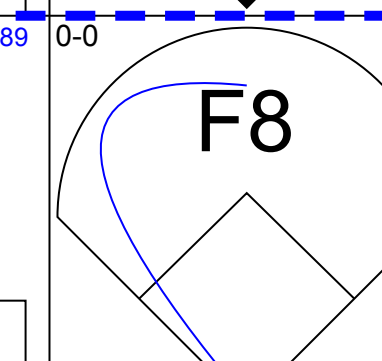
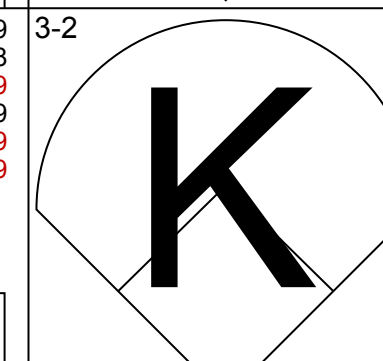
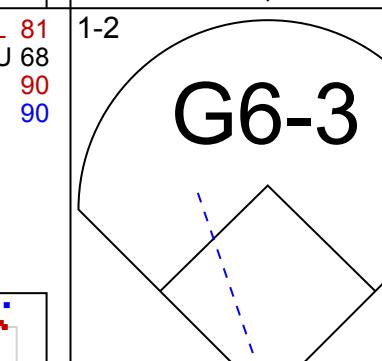
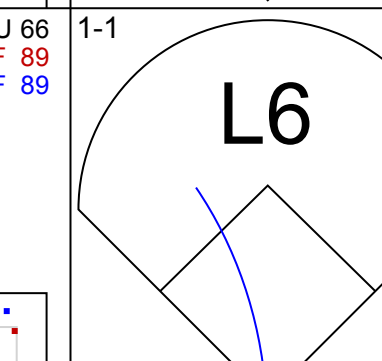
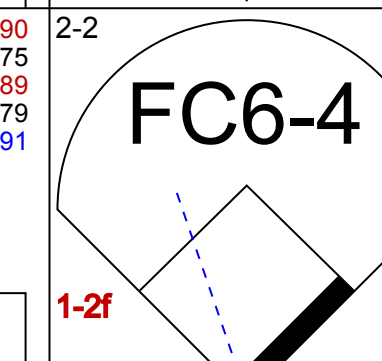
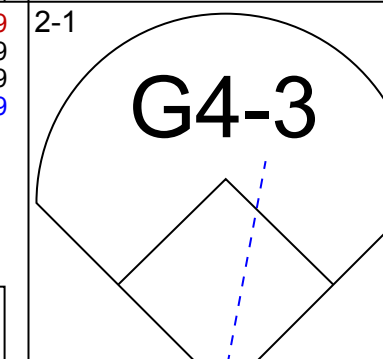
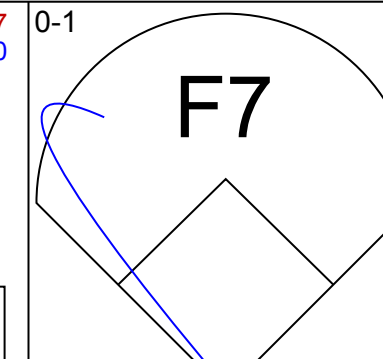
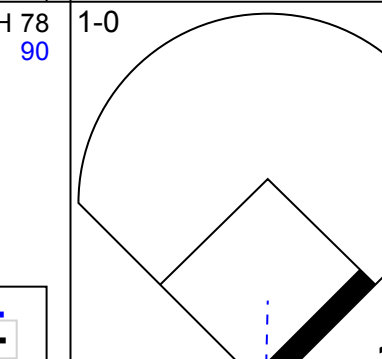
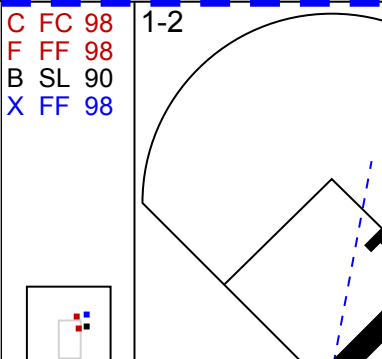
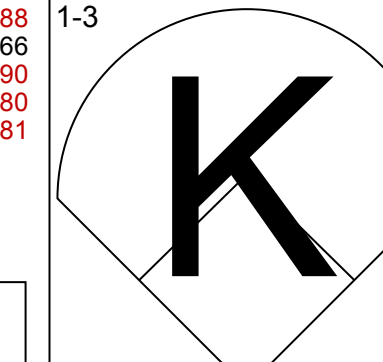

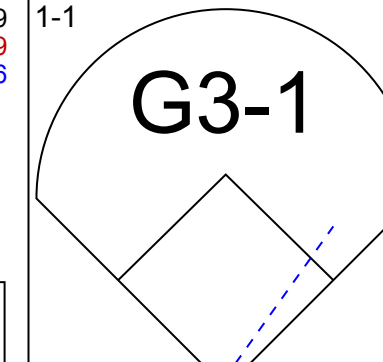
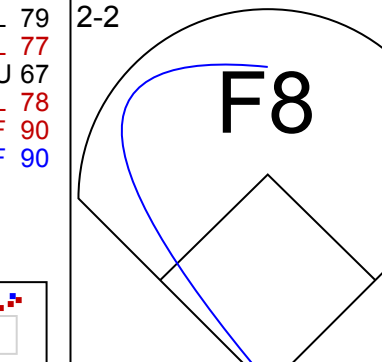
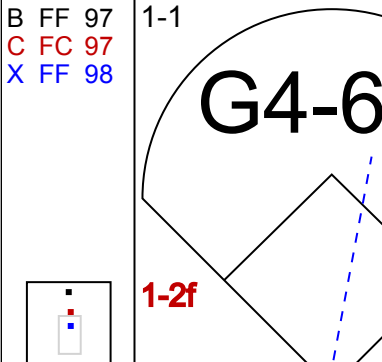
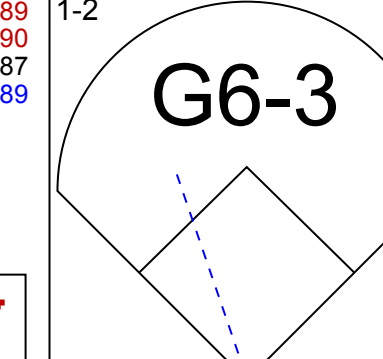

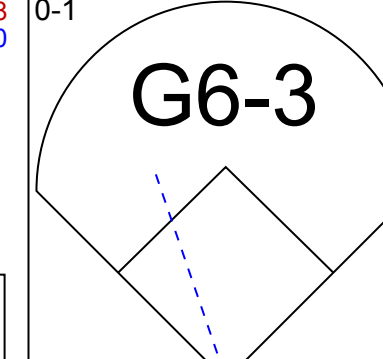
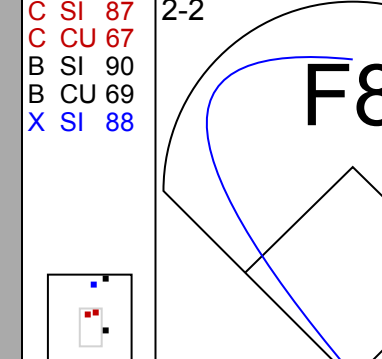
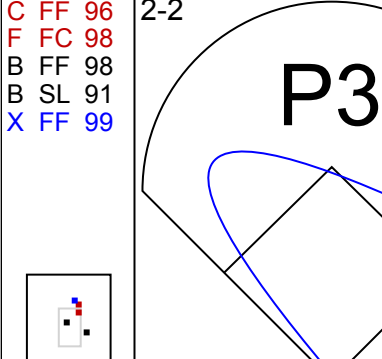
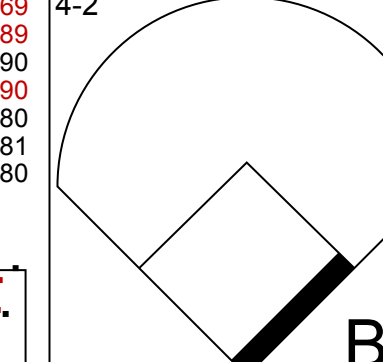
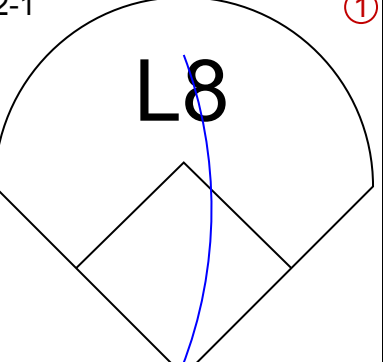
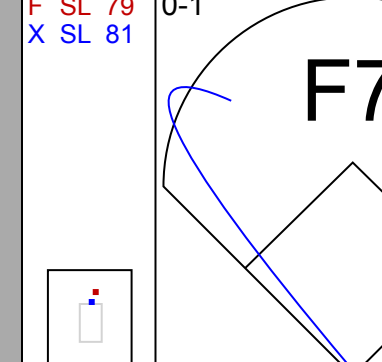
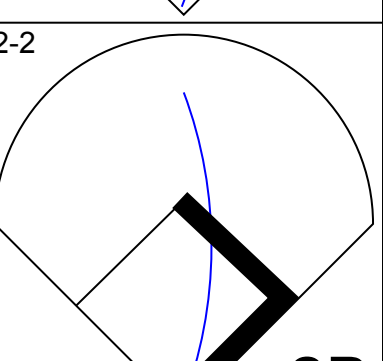
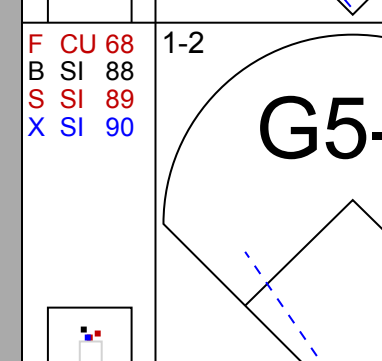

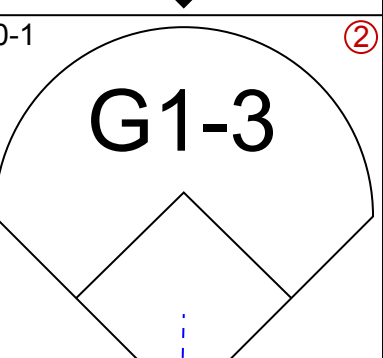

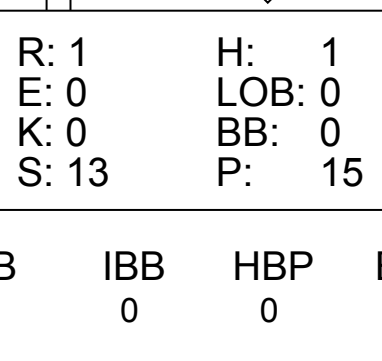
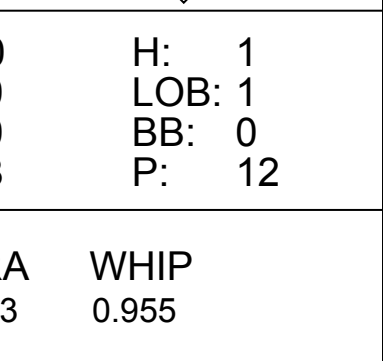
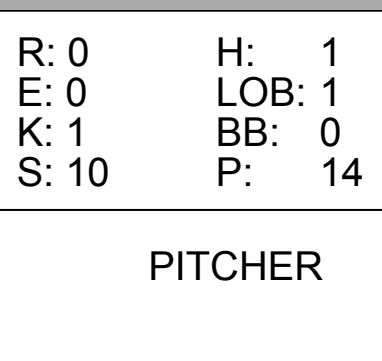
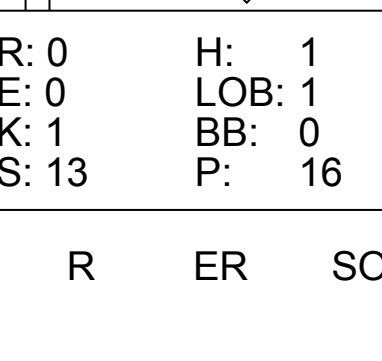





Batter	1	2	3	4	5	6	7	8	9	AB	R	H	RBI	BB	SO	LOB	TOP								
15 Rafael Furcal, S OBP: 0.319, SLG: 0.344										4	0	0	0	0	3	2									
27 Matt Kemp, R OBP: 0.369, SLG: 0.496										3	1	0	0	1	1	0									
16 Andre Ethier, L OBP: 0.376, SLG: 0.544										4	2	3	3	0	0	0									
99 Manny Ramirez, R OBP: 0.424, SLG: 0.545										2	1	1	0	1	0	0									
51 Jonathan Broxton, R										0	0	0	0	0	0	0									
23 Casey Blake, R OBP: 0.348, SLG: 0.474										3	1	0	0	1	1	3									
7 James Loney, L OBP: 0.348, SLG: 0.385										4	1	2	3	0	0	0									
55 Russell Martin, R OBP: 0.359, SLG: 0.324										4	0	1	0	0	1	1									
13 Orlando Hudson, S OBP: 0.357, SLG: 0.422										3	0	1	0	1	0	0									
43 Randy Wolf, L OBP: 0.220, SLG: 0.321										3	0	0	0	0	2	2									
52 George Sherrill, L										0	0	0	0	0	0	0									
9 Juan Pierre, L OBP: 0.377, SLG: 0.404										1	0	0	0	0	0	1									
<b>Inning Stats</b>	R: 2 H: 1 E: 0 K: 1 S: 9	H: 1 LOB: 2 BB: 2 P: 23	R: 0 H: 0 E: 0 K: 0 S: 7	H: 0 LOB: 0 BB: 0 P: 9	R: 0 H: 0 E: 0 K: 2 S: 8	H: 0 LOB: 0 BB: 0 P: 9	R: 4 H: 3 E: 0 K: 1 S: 22	H: 3 LOB: 1 BB: 2 P: 38	R: 0 H: 0 E: 0 K: 0 S: 9	H: 0 LOB: 0 BB: 0 P: 12	R: 0 H: 0 E: 0 K: 1 S: 7	H: 0 LOB: 0 BB: 0 P: 10	R: 0 H: 0 E: 0 K: 1 S: 8	H: 0 LOB: 0 BB: 0 P: 12	R: 0 H: 2 E: 0 K: 2 S: 13	H: 2 LOB: 1 BB: 0 P: 16	R: 0 H: 2 E: 0 K: 0 S: 7	H: 2 LOB: 1 BB: 0 P: 12	1B: 5 2B: 1 3B: 0 HR: 3	SF: 0 SAC: 0 DP: 4 HBP: 1	WP: 0 PB: 0 SB: 0 CS: 1	PA: 36			
<b>PITCHER</b>	IP WLS BF H R ER SO BB IBB HBP BLK WP HR S P ERA WHIP	IP WLS BF H R ER SO BB IBB HBP BLK WP HR S P ERA WHIP	IP WLS BF H R ER SO BB IBB HBP BLK WP HR S P ERA WHIP	IP WLS BF H R ER SO BB IBB HBP BLK WP HR S P ERA WHIP	IP WLS BF H R ER SO BB IBB HBP BLK WP HR S P ERA WHIP	IP WLS BF H R ER SO BB IBB HBP BLK WP HR S P ERA WHIP	IP WLS BF H R ER SO BB IBB HBP BLK WP HR S P ERA WHIP	IP WLS BF H R ER SO BB IBB HBP BLK WP HR S P ERA WHIP	IP WLS BF H R ER SO BB IBB HBP BLK WP HR S P ERA WHIP	IP WLS BF H R ER SO BB IBB HBP BLK WP HR S P ERA WHIP	IP WLS BF H R ER SO BB IBB HBP BLK WP HR S P ERA WHIP	IP WLS BF H R ER SO BB IBB HBP BLK WP HR S P ERA WHIP	IP WLS BF H R ER SO BB IBB HBP BLK WP HR S P ERA WHIP	IP WLS BF H R ER SO BB IBB HBP BLK WP HR S P ERA WHIP	IP WLS BF H R ER SO BB IBB HBP BLK WP HR S P ERA WHIP	IP WLS BF H R ER SO BB IBB HBP BLK WP HR S P ERA WHIP	IP WLS BF H R ER SO BB IBB HBP BLK WP HR S P ERA WHIP	IP WLS BF H R ER SO BB IBB HBP BLK WP HR S P ERA WHIP	IP WLS BF H R ER SO BB IBB HBP BLK WP HR S P ERA WHIP	IP WLS BF H R ER SO BB IBB HBP BLK WP HR S P ERA WHIP	IP WLS BF H R ER SO BB IBB HBP BLK WP HR S P ERA WHIP	IP WLS BF H R ER SO BB IBB HBP BLK WP HR S P ERA WHIP	IP WLS BF H R ER SO BB IBB HBP BLK WP HR S P ERA WHIP	IP WLS BF H R ER SO BB IBB HBP BLK WP HR S P ERA WHIP	IP WLS BF H R ER SO BB IBB HBP BLK WP HR S P ERA WHIP

Los Angeles Dodgers @ Colorado Rockies  
Coors Field, Denver, CO  
Wed Aug 26 2009, 6:40 PM MDT  
Att: 38,350 - Partly Cloudy - 76 F

AB 31  
R 6  
H 8  
RBI 6  
BB 4  
SO 8  
LOB 9



Batter	1	2	3	4	5	6	7	8	9	AB	R	H	RBI	BB	SO	LOB	BOTTOM								
3 Eric Young Jr., S OBP: 0.375, SLG: 0.375										4	0	2	0	0	0	1									
19 Ryan Spillborghs, R OBP: 0.320, SLG: 0.423										3	1	1	1	1	1	1									
17 Todd Helton, L OBP: 0.406, SLG: 0.493										4	0	0	0	0	1	2									
2 Troy Tulowitzki, R OBP: 0.362, SLG: 0.531										4	0	2	0	0	0	1									
11 Brad Hawpe, L OBP: 0.386, SLG: 0.530											4	0	0	0	0	1	2								
27 Garrett Atkins, R OBP: 0.307, SLG: 0.337											4	0	0	0	0	0	0								
12 Clint Barmes, R OBP: 0.301, SLG: 0.465										2	0	0	0	1	0	0									
77 Matt Herges, L										0	0	0	0	0	0	0									
20 Chris Iannetta, R OBP: 0.332, SLG: 0.436										3	0	1	0	0	1	1									
51 Josh Fogg, R OBP: 0.200, SLG: 0.111										1	0	0	0	0	0	0									
58 Juan Rincon, R										1	0	0	0	0	0	1									
6 Omar Quintanilla, L OBP: 0.271, SLG: 0.176										1	0	0	0	0	1	0									
<b>Inning Stats</b>	R: 0 H: 1 E: 0 K: 1 S: 8	H: 1 LOB: 1 BB: 1 P: 18	R: 0 H: 0 E: 0 K: 2 S: 13	H: 0 LOB: 1 BB: 1 P: 22	R: 1 H: 1 E: 0 K: 0 S: 13	H: 1 LOB: 0 BB: 0 P: 15	R: 0 H: 0 E: 0 K: 0 S: 6	H: 0 LOB: 0 BB: 0 P: 7	R: 0 H: 1 E: 0 K: 0 S: 8	H: 1 LOB: 0 BB: 0 P: 12	R: 0 H: 1 E: 0 K: 1 S: 10	H: 1 LOB: 1 BB: 0 P: 14	R: 0 H: 0 E: 0 K: 0 S: 8	H: 0 LOB: 0 BB: 0 P: 11	R: 0 H: 1 E: 0 K: 1 S: 13	H: 1 LOB: 1 BB: 0 P: 16	R: 0 H: 1 E: 0 K: 0 S: 8	H: 1 LOB: 0 BB: 0 P: 12	1B: 4 2B: 1 3B: 0 HR: 1	SF: 0 SAC: 0 DP: 1 HBP: 0	WP: 0 PB: 0 SB: 0 CS: 1	PA: 33			
<b>PITCHER</b>	IP WLS BF H R ER SO BB IBB HBP BLK WP HR S P ERA WHIP	IP WLS BF H R ER SO BB IBB HBP BLK WP HR S P ERA WHIP	IP WLS BF H R ER SO BB IBB HBP BLK WP HR S P ERA WHIP	IP WLS BF H R ER SO BB IBB HBP BLK WP HR S P ERA WHIP	IP WLS BF H R ER SO BB IBB HBP BLK WP HR S P ERA WHIP	IP WLS BF H R ER SO BB IBB HBP BLK WP HR S P ERA WHIP	IP WLS BF H R ER SO BB IBB HBP BLK WP HR S P ERA WHIP	IP WLS BF H R ER SO BB IBB HBP BLK WP HR S P ERA WHIP	IP WLS BF H R ER SO BB IBB HBP BLK WP HR S P ERA WHIP	IP WLS BF H R ER SO BB IBB HBP BLK WP HR S P ERA WHIP	IP WLS BF H R ER SO BB IBB HBP BLK WP HR S P ERA WHIP	IP WLS BF H R ER SO BB IBB HBP BLK WP HR S P ERA WHIP	IP WLS BF H R ER SO BB IBB HBP BLK WP HR S P ERA WHIP	IP WLS BF H R ER SO BB IBB HBP BLK WP HR S P ERA WHIP	IP WLS BF H R ER SO BB IBB HBP BLK WP HR S P ERA WHIP	IP WLS BF H R ER SO BB IBB HBP BLK WP HR S P ERA WHIP	IP WLS BF H R ER SO BB IBB HBP BLK WP HR S P ERA WHIP	IP WLS BF H R ER SO BB IBB HBP BLK WP HR S P ERA WHIP	IP WLS BF H R ER SO BB IBB HBP BLK WP HR S P ERA WHIP	IP WLS BF H R ER SO BB IBB HBP BLK WP HR S P ERA WHIP	IP WLS BF H R ER SO BB IBB HBP BLK WP HR S P ERA WHIP	IP WLS BF H R ER SO BB IBB HBP BLK WP HR S P ERA WHIP	IP WLS BF H R ER SO BB IBB HBP BLK WP HR S P ERA WHIP	IP WLS BF H R ER SO BB IBB HBP BLK WP HR S P ERA WHIP	IP WLS BF H R ER SO BB IBB HBP BLK WP HR S P ERA WHIP

Los Angeles Dodgers @ Colorado Rockies  
Coors Field, Denver, CO  
Wed Aug 26 2009, 6:40 PM MDT  
Att: 38,350 - Partly Cloudy - 76 F

AB 31  
R 1  
H 6  
RBI 1  
BB 2  
SO 5  
LOB 9









Batter	1	2	3	4	5	6	7	8	9	AB	R	H	RBI	BB	SO	LOB	TOP							
3 Eric Young Jr. S OBP: 0.267, SLG: 0.267										4	0	1	0	0	2	1	<b>Colorado Rockies @ San Francisco Giants</b> AT&T Park, San Francisco, CA Fri Aug 28 2009, 7:15 PM PDT Att: 39,047 - Cloudy - 75 F							
7 Seth Smith L OBP: 0.385, SLG: 0.504										4	0	0	0	0	2	1								
17 Todd Helton L OBP: 0.409, SLG: 0.493										3	0	2	0	1	0	0								
2 Troy Tulowitzki R OBP: 0.365, SLG: 0.529										3	0	0	0	1	1	3								
11 Brad Hawpe L OBP: 0.384, SLG: 0.527										4	0	1	0	0	2	3								
20 Chris Iannetta R OBP: 0.331, SLG: 0.431										3	0	0	0	1	1	2								
9 Ian Stewart L OBP: 0.314, SLG: 0.451										3	0	1	0	0	2	1								
12 Clint Barnes R OBP: 0.298, SLG: 0.459										3	0	0	0	0	0	1								
38 Ubaldo Jiménez R OBP: 0.302, SLG: 0.229										1	0	0	0	0	0	0								
19 Ryan Spilborghs R (& PH) OBP: 0.321, SLG: 0.424										1	0	0	0	0	0	0								
31 Matt Daley R OBP: 0.314, SLG: 0.451										0	0	0	0	0	0	0								
<b>Inning Stats</b>	R: 0 E: 0 K: 2 S: 9	H: 0 LOB: 0 BB: 0 P: 15	R: 0 E: 0 K: 2 S: 11	H: 0 LOB: 1 BB: 2 P: 23	R: 0 E: 0 K: 0 S: 8	H: 1 LOB: 1 BB: 0 P: 10	R: 0 E: 0 K: 0 S: 10	H: 2 LOB: 1 BB: 0 P: 13	R: 0 E: 0 K: 1 S: 9	H: 1 LOB: 0 BB: 0 P: 13	R: 0 E: 0 K: 2 S: 18	H: 0 LOB: 0 BB: 1 P: 28	R: 0 E: 0 K: 1 S: 9	H: 0 LOB: 0 BB: 0 P: 10	R: 0 E: 0 K: 0 S: 8	H: 0 LOB: 0 BB: 0 P: 15	R: 0 E: 0 K: 2 S: 12	H: 1 LOB: 1 BB: 0 P: 19	1B: 4 2B: 2 3B: 0 HR: 0	SF: 0 SAC: 1 DP: 1 HBP: 0	WP: 1 PB: 0 SB: 0 CS: 2	PA: 33		
<b>PITCHER</b>	IP: 8.0 WLS: W BF: 29 ERA: 2.33	WLS: W BF: 4 ERA: 2.95	IP: 1.0 WLS: S BF: 4 ERA: 2.95	IP: 1.0 WLS: S BF: 4 ERA: 2.95	IP: 1.0 WLS: S BF: 4 ERA: 2.95	IP: 1.0 WLS: S BF: 4 ERA: 2.95	IP: 1.0 WLS: S BF: 4 ERA: 2.95	IP: 1.0 WLS: S BF: 4 ERA: 2.95	IP: 1.0 WLS: S BF: 4 ERA: 2.95	IP: 1.0 WLS: S BF: 4 ERA: 2.95	IP: 1.0 WLS: S BF: 4 ERA: 2.95	IP: 1.0 WLS: S BF: 4 ERA: 2.95	IP: 1.0 WLS: S BF: 4 ERA: 2.95	IP: 1.0 WLS: S BF: 4 ERA: 2.95	IP: 1.0 WLS: S BF: 4 ERA: 2.95	IP: 1.0 WLS: S BF: 4 ERA: 2.95	IP: 1.0 WLS: S BF: 4 ERA: 2.95	IP: 1.0 WLS: S BF: 4 ERA: 2.95	IP: 1.0 WLS: S BF: 4 ERA: 2.95	IP: 1.0 WLS: S BF: 4 ERA: 2.95	IP: 1.0 WLS: S BF: 4 ERA: 2.95	IP: 1.0 WLS: S BF: 4 ERA: 2.95	IP: 1.0 WLS: S BF: 4 ERA: 2.95	IP: 1.0 WLS: S BF: 4 ERA: 2.95

AB	29
R	0
H	5
RBI	0
BB	3
SO	10
LOB	12



Batter	1	2	3	4	5	6	7	8	9	AB	R	H	RBI	BB	SO	LOB	BOTTOM							
8 Eugenio Velez S OBP: 0.313, SLG: 0.405										4	0	2	1	0	0	4	<b>Colorado Rockies @ San Francisco Giants</b> AT&T Park, San Francisco, CA Fri Aug 28 2009, 7:15 PM PDT Att: 39,047 - Cloudy - 75 F							
16 Edgar Renteria R OBP: 0.317, SLG: 0.328										3	0	0	0	1	2	3								
2 Randy Winn S OBP: 0.318, SLG: 0.367										3	0	0	0	0	1	0								
48 Pablo Sandoval S OBP: 0.381, SLG: 0.558										3	1	1	1	1	0	0								
35 Travis Ishikawa L OBP: 0.322, SLG: 0.409										4	0	1	0	0	1	3								
5 Juan Uribe R OBP: 0.305, SLG: 0.451										4	0	2	0	0	0	4								
33 Aaron Rowand R OBP: 0.330, SLG: 0.440										3	0	1	0	0	0	1								
22 Eli Whiteside R OBP: 0.267, SLG: 0.314										3	1	1	0	1	0	3								
55 Tim Lincecum L OBP: 0.222, SLG: 0.175										2	0	0	0	0	0	4								
38 Brian Wilson R OBP: 0.333										0	0	0	0	0	0	0								
<b>Inning Stats</b>	R: 0 E: 0 K: 0 S: 7	H: 1 LOB: 3 BB: 2 P: 17	R: 0 E: 0 K: 1 S: 11	H: 1 LOB: 2 BB: 0 P: 17	R: 0 E: 0 K: 1 S: 8	H: 0 LOB: 0 BB: 0 P: 11	R: 0 E: 0 K: 0 S: 11	H: 2 LOB: 2 BB: 0 P: 16	R: 1 E: 0 K: 2 S: 12	H: 2 LOB: 1 BB: 0 P: 21	R: 1 E: 0 K: 0 S: 6	H: 1 LOB: 1 BB: 1 P: 12	R: 0 E: 0 K: 0 S: 6	H: 0 LOB: 0 BB: 0 P: 8	R: 0 E: 0 K: 0 S: 5	H: 1 LOB: 0 BB: 0 P: 7	1B: 5 2B: 2 3B: 1 HR: 1	SF: 0 SAC: 2 DP: 1 HBP: 1	WP: 0 PB: 0 SB: 1 CS: 0	PA: 35				
<b>PITCHER</b>	IP: 7.0 WLS: L BF: 32 ERA: 3.33	IP: 1.0 WLS: S BF: 3 ERA: 3.79	IP: 1.0 WLS: S BF: 4 ERA: 2.95	IP: 1.0 WLS: S BF: 4 ERA: 2.95	IP: 1.0 WLS: S BF: 4 ERA: 2.95	IP: 1.0 WLS: S BF: 4 ERA: 2.95	IP: 1.0 WLS: S BF: 4 ERA: 2.95	IP: 1.0 WLS: S BF: 4 ERA: 2.95	IP: 1.0 WLS: S BF: 4 ERA: 2.95	IP: 1.0 WLS: S BF: 4 ERA: 2.95	IP: 1.0 WLS: S BF: 4 ERA: 2.95	IP: 1.0 WLS: S BF: 4 ERA: 2.95	IP: 1.0 WLS: S BF: 4 ERA: 2.95	IP: 1.0 WLS: S BF: 4 ERA: 2.95	IP: 1.0 WLS: S BF: 4 ERA: 2.95	IP: 1.0 WLS: S BF: 4 ERA: 2.95	IP: 1.0 WLS: S BF: 4 ERA: 2.95	IP: 1.0 WLS: S BF: 4 ERA: 2.95	IP: 1.0 WLS: S BF: 4 ERA: 2.95	IP: 1.0 WLS: S BF: 4 ERA: 2.95	IP: 1.0 WLS: S BF: 4 ERA: 2.95	IP: 1.0 WLS: S BF: 4 ERA: 2.95	IP: 1.0 WLS: S BF: 4 ERA: 2.95	IP: 1.0 WLS: S BF: 4 ERA: 2.95





Batter	1	2	3	4	5	6	7	8	9	AB	R	H	RBI	BB	SO	LOB	TOP			
3 Eric Young Jr., S OBP: 0.263, SLG: 0.263 17 Todd Helton, L OBP: 0.410, SLG: 0.494			L3-6					L8		4	0	1	0	0	1	1	<b>Colorado Rockies @ San Francisco Giants</b> AT&T Park, San Francisco, CA Sat Aug 29 2009, 6:05 PM PDT Att: 41,200 - Clear - 75 F			
12 Clint Barmes, R OBP: 0.297, SLG: 0.457							B2	G5-3	F8	5	0	1	0	0	1	4				
2 Troy Tulowitzki, R OBP: 0.362, SLG: 0.524							FC6-4			4	0	0	0	0	3	3				
27 Garrett Atkins, R OBP: 0.309, SLG: 0.335									G1-3	3	0	1	0	1	0	0				
11 Brad Hawpe, L OBP: 0.382, SLG: 0.532										4	1	1	1	0	0	4				
19 Ryan Spillborghs, R OBP: 0.230, SLG: 0.421										4	0	1	0	0	1	1				
9 Ian Stewart, L OBP: 0.316, SLG: 0.451										4	1	2	0	0	1	2				
8 Yorvit Torrealba, R OBP: 0.345, SLG: 0.366										4	1	2	0	0	0	2				
21 Jason Marquis, L OBP: 0.232, SLG: 0.259 5 Carlos González, L OBP: 0.358, SLG: 0.535 97 Joe Beimel, L (7, 1) 77 Matt Herges, L (8, 1) 7 Seth Smith, L OBP: 0.387, SLG: 0.506										1	0	1	0	0	0	0		<b>ROCKIES</b>		
										1	0	0	0	0	1	1				
<b>Inning Stats</b>	R: 0 E: 0 K: 3 S: 9	H: 0 LOB: 0 BB: 0 P: 12	R: 0 E: 0 K: 1 S: 11	H: 1 LOB: 1 BB: 0 P: 17	R: 0 E: 0 K: 0 S: 7	H: 1 LOB: 0 BB: 0 P: 9	R: 0 E: 0 K: 1 S: 7	H: 1 LOB: 0 BB: 0 P: 14	R: 0 E: 0 K: 0 S: 8	H: 2 LOB: 3 BB: 1 P: 15	R: 0 E: 0 K: 1 S: 13	H: 1 LOB: 1 BB: 0 P: 17	R: 0 E: 0 K: 1 S: 6	H: 0 LOB: 0 BB: 0 P: 9	R: 3 E: 0 K: 1 S: 21	H: 5 LOB: 2 BB: 0 P: 33	1B: 11 2B: 2 3B: 0 HR: 1	SF: 0 SAC: 1 DP: 2 HBP: 0	WP: 1 PB: 0 SB: 0 CS: 1	PA: 38
<b>PITCHER</b>	IP WLS BF H R ER SO BB IBB HBP BLK WP HR S P ERA WHIP																			
75 Barry Zito, L ERA: 3.94 54 Sergio Romo, R ERA: 5.04 41 Jeremy Affeldt, L ERA: 1.85 38 Brian Wilson, R ERA: 2.93	8.1 W 32 8 1 1 7 1 0 0 0 0 0 1 73 113 1.08 1.080																			

Batter	1	2	3	4	5	6	7	8	9	AB	R	H	RBI	BB	SO	LOB	BOTTOM			
8 Eugenio Velez, S OBP: 0.311, SLG: 0.398										3	1	0	0	1	1	1	<b>Colorado Rockies @ San Francisco Giants</b> AT&T Park, San Francisco, CA Sat Aug 29 2009, 6:05 PM PDT Att: 41,200 - Clear - 75 F			
16 Edgar Renteria, R OBP: 0.316, SLG: 0.327										4	0	1	0	0	0	0				
2 Randy Winn, S OBP: 0.316, SLG: 0.365										3	0	0	1	0	0	0				
48 Pablo Sandoval, S OBP: 0.385, SLG: 0.568 29 Ryan Rohlinger, R (7, 5)										3	2	3	1	0	0	0				
35 Travis Ishikawa, L OBP: 0.321, SLG: 0.407										4	1	1	0	0	0	3				
5 Juan Uribe, R OBP: 0.306, SLG: 0.456										4	1	2	1	0	0	0				
12 Nate Schierholtz, L OBP: 0.310, SLG: 0.425										3	0	1	1	0	0	1				
22 Eli Whiteside, R OBP: 0.266, SLG: 0.333										4	0	1	1	0	2	2				
75 Barry Zito, L OBP: 0.170, SLG: 0.133 54 Sergio Romo, R (9, 1) 41 Jeremy Affeldt, L OBP: 0.500, SLG: 0.500 38 Brian Wilson, R (9, 1) 33 Aaron Rowand, R OBP: 0.330, SLG: 0.440										3	0	0	0	0	0	2		<b>GIANTS</b>		
										0	0	0	0	0	0	0				
<b>Inning Stats</b>	R: 0 E: 0 K: 1 S: 7	H: 0 LOB: 0 BB: 0 P: 11	R: 1 E: 0 K: 1 S: 14	H: 2 LOB: 1 BB: 0 P: 23	R: 1 E: 0 K: 0 S: 15	H: 2 LOB: 2 BB: 1 P: 23	R: 0 E: 0 K: 0 S: 7	H: 1 LOB: 1 BB: 0 P: 8	R: 0 E: 0 K: 0 S: 6	H: 0 LOB: 0 BB: 0 P: 8	R: 3 E: 0 K: 0 S: 13	H: 4 LOB: 1 BB: 0 P: 18	R: 0 E: 0 K: 0 S: 10	H: 0 LOB: 1 BB: 1 P: 15	R: 0 E: 0 K: 1 S: 7	H: 0 LOB: 0 BB: 0 P: 10	1B: 5 2B: 2 3B: 1 HR: 1	SF: 2 SAC: 0 DP: 0 HBP: 0	WP: 0 PB: 0 SB: 0 CS: 0	PA: 35
<b>PITCHER</b>	IP WLS BF H R ER SO BB IBB HBP BLK WP HR S P ERA WHIP																			
21 Jason Marquis, R ERA: 3.6 97 Joe Beimel, L ERA: 3.51 77 Matt Herges, R ERA: 3.34	6.0 L 28 9 0 0 0 0 1 0 0 0 0 0 0 10 15 0.00 1.000																			







Batter	1	2	3	4	5	6	7	8	9	AB	R	H	RBI	BB	SO	LOB	TOP	
16 Angel Pagán, S (1, 8) OBP: 0.343, SLG: 0.498										4	0	2	1	0	0	1		
1 Luis Castillo, S (1, 4) OBP: 0.399, SLG: 0.360										4	1	0	0	0	1	3		
5 David Wright, R (1, 5) OBP: 0.415, SLG: 0.466										3	1	1	0	1	2	2		
12 Jeff Francoeur, R (1, 9) OBP: 0.298, SLG: 0.404										3	0	0	1	0	2	1		
17 Fernando Tatis, R (1, 3) OBP: 0.324, SLG: 0.425										4	0	1	1	0	0	1		
6 Nick Evans, R (1, 7) OBP: 0.291, SLG: 0.392										3	0	1	0	1	0	0		
9 Omir Santos, R (1, 2) OBP: 0.302, SLG: 0.393										4	0	0	0	0	2	3		
11 Anderson Hernandez, S (1, 6) OBP: 0.316, SLG: 0.329										3	0	0	0	0	0	0		
28 Daniel Murphy, L (9, PH) OBP: 0.314, SLG: 0.389										1	0	0	0	0	0	0		
34 Mike Pelfrey, R (1, 1) OBP: 0.136, SLG: 0.116																		
4 Wilson Vazquez, R (5, PH) OBP: 0.311, SLG: 0.337																		
35 Lance Broadway, R (5, 1) OBP: 0.287, SLG: 0.256																		
19 Cory Sullivan, L (7, PH) OBP: 0.287, SLG: 0.256																		
50 Sean Green, R (7, 1) OBP: 0.287, SLG: 0.256																		
36 Ken Takahashi, L (7, 1) OBP: 0.287, SLG: 0.256																		
18 Jeremy Reed, L (9, PH) OBP: 0.287, SLG: 0.256																		
<b>Inning Stats</b>	R: 2 E: 1 K: 1 S: 14	H: 3 LOB: 2 BB: 1 P: 28	R: 0 E: 0 K: 0 S: 7	H: 0 LOB: 0 BB: 0 P: 12	R: 0 E: 0 K: 2 S: 8	H: 0 LOB: 1 BB: 1 P: 16	R: 0 E: 0 K: 1 S: 6	H: 1 LOB: 1 BB: 0 P: 10	R: 1 E: 0 K: 1 S: 22	H: 2 LOB: 1 BB: 0 P: 28	R: 0 E: 0 K: 0 S: 7	H: 0 LOB: 0 BB: 0 P: 6	1B: 2 2B: 2 3B: 2 HR: 0	SF: 1 SAC: 0 DP: 0 HBP: 0	WP: 0 PB: 0 SB: 0 CS: 0	PA: 36		
<b>PITCHER</b>	IP WLS BF H R ER SO BB IBB HBP BLK WP HR S P ERA WHIP	6.0 W 25 4 2 1 6 3 0 0 0 0 0 50 100 1.50 1.167	1.0 5 2 1 1 1 0 0 0 0 0 0 22 28 9.00 2.000	1.0 3 0 0 0 0 0 0 0 0 0 0 7 12 0.00 0.000	1.0 3 0 0 0 0 0 0 0 0 0 0 5 6 0.00 0.000													

**New York Mets @ Colorado Rockies**  
Coors Field, Denver, CO  
Tue Sep 01 2009, 6:40 PM MDT  
Att: 26,190 - Partly Cloudy - 87 F

AB 32  
R 3  
H 6  
RBI 3  
BB 3  
SO 7  
LOB 11



Batter	1	2	3	4	5	6	7	8	9	AB	R	H	RBI	BB	SO	LOB	BOTTOM			
5 Carlos González, L (1, 8) OBP: 0.360, SLG: 0.539										4	2	1	2	1	1	3				
7 Seth Smith, L (1, 7) OBP: 0.394, SLG: 0.514										4	3	3	0	1	1	0				
19 Ryan Spilborghs, R (9, 7) OBP: 0.321, SLG: 0.419										4	1	2	3	1	0	1				
17 Todd Helton, L (1, 3) OBP: 0.414, SLG: 0.509										5	0	1	0	0	0	5				
2 Troy Tulowitzki, R (1, 6) OBP: 0.364, SLG: 0.533																				
11 Brad Hawpe, L (1, 9) OBP: 0.381, SLG: 0.527										4	0	0	0	1	1	2				
27 Garrett Atkins, R (1, 5) OBP: 0.313, SLG: 0.338										3	1	2	1	1	0	0				
12 Clint Barmes, R (1, 4) OBP: 0.295, SLG: 0.452										4	0	1	0	0	1	4				
8 Yorvit Torrealba, R (1, 2) OBP: 0.354, SLG: 0.364										3	1	1	0	1	2	0				
29 Jorge De La Rosa, L (1, 1) OBP: 0.167, SLG: 0.197										1	0	0	0	0	1	0				
3 Eric Young Jr., S (5, PH) OBP: 0.287, SLG: 0.256																				
31 Matt Daley, R (7, 1) ERA: 4.71																				
23 Jason Giambi, L (7, PH) OBP: 0.287, SLG: 0.256																				
63 Rafael Betancourt, R (9, 1) ERA: 2.82																				
16 Huston Street, R (9, 1) ERA: 2.82																				
<b>Inning Stats</b>	R: 1 E: 0 K: 0 S: 16	H: 1 LOB: 3 BB: 3 P: 33	R: 3 E: 1 K: 1 S: 16	H: 4 LOB: 0 BB: 0 P: 25	R: 0 E: 0 K: 2 S: 9	H: 0 LOB: 0 BB: 0 P: 13	R: 3 E: 0 K: 1 S: 14	H: 1 LOB: 2 BB: 2 P: 25	R: 0 E: 0 K: 1 S: 6	H: 1 LOB: 0 BB: 0 P: 9	R: 0 E: 1 K: 1 S: 12	H: 1 LOB: 2 BB: 0 P: 18	R: 1 E: 0 K: 0 S: 11	H: 2 LOB: 2 BB: 2 P: 23	R: 0 E: 0 K: 1 S: 11	H: 1 LOB: 1 BB: 0 P: 18	1B: 8 2B: 2 3B: 0 HR: 2	SF: 0 SAC: 1 DP: 2 HBP: 0	WP: 0 PB: 0 SB: 1 CS: 0	PA: 41
<b>PITCHER</b>	IP WLS BF H R ER SO BB IBB HBP BLK WP HR S P ERA WHIP	4.0 L 23 2 0 0 2 5 0 0 0 0 0 0 18 27 0.00 1.000	2.0 8 2 0 0 2 0 0 0 0 0 0 0 8 20 27.00 12.000	0.1 5 2 1 1 0 2 0 0 0 0 0 0 14 21 0.00 0.600																

**New York Mets @ Colorado Rockies**  
Coors Field, Denver, CO  
Tue Sep 01 2009, 6:40 PM MDT  
Att: 26,190 - Partly Cloudy - 87 F

AB 33  
R 8  
H 11  
RBI 7  
BB 7  
SO 7  
LOB 15





Batter	1	2	3	4	5	6	7	8	9	AB	R	H	RBI	BB	SO	LOB	TOP			
16 Angel Pagán, S OBP: 0.341, SLG: 0.498										4	1	1	0	0	0	1				
1 Luis Castillo, S OBP: 0.397, SLG: 0.359										4	0	1	0	0	0	1				
28 Daniel Murphy, L OBP: 0.312, SLG: 0.387										2	0	0	1	0	0	0				
5 David Wright, R OBP: 0.414, SLG: 0.465										1	0	0	0	0	0	0				
12 Jeff Francoeur, R OBP: 0.297, SLG: 0.409										4	1	1	1	0	0	1				
19 Cory Sullivan, L OBP: 0.337, SLG: 0.391										2	0	1	0	1	0	0				
6 Nick Evans, R OBP: 0.286, SLG: 0.385										1	0	0	0	0	1	0				
17 Fernando Tatís, R OBP: 0.321, SLG: 0.420										3	0	0	0	0	1	2				
23 Brian Schneider, L OBP: 0.267, SLG: 0.311										3	0	0	0	0	1	2				
4 Wilson Valdez, R OBP: 0.298, SLG: 0.302										2	0	0	0	0	1	1				
18 Jeremy Reed, L OBP: 0.293, SLG: 0.321										1	0	1	0	0	0	0				
43 Brian Stokes, R										0	0	0	0	0	0	0				
75 Francisco Rodríguez, R										0	0	0	0	0	0	0				
44 Tim Redding, R OBP: 0.048, SLG: 0.048										2	0	0	0	0	0	0				
25 Pedro Feliciano, L ERA: 3.26										0	0	0	0	0	0	0				
11 Anderson Hernandez, R OBP: 0.315, SLG: 0.328										1	0	0	0	0	0	1				
<b>Inning Stats</b>	R: 1 E: 0 K: 0 S: 10	H: 2 LOB: 0 BB: 0 P: 15	R: 0 E: 0 K: 1 S: 10	H: 1 LOB: 1 BB: 0 P: 18	R: 0 E: 0 K: 1 S: 7	H: 0 LOB: 0 BB: 0 P: 11	R: 1 E: 0 K: 0 S: 5	H: 1 LOB: 1 BB: 0 P: 11	R: 0 E: 0 K: 0 S: 6	H: 0 LOB: 0 BB: 0 P: 8	R: 0 E: 0 K: 2 S: 11	H: 0 LOB: 0 BB: 0 P: 19	R: 0 E: 0 K: 0 S: 8	H: 1 LOB: 1 BB: 0 P: 16	R: 0 E: 0 K: 1 S: 7	H: 0 LOB: 0 BB: 0 P: 12	1B: 3 2B: 1 3B: 0 HR: 1	SF: 1 SAC: 0 DP: 1 HBP: 0	WP: 0 PB: 0 SB: 2 CS: 0	PA: 32
<b>PITCHER</b>	IP	WLS	BF	H	R	ER	SO	BB	IBB	HBP	BLK	WP	HR	S	P	ERA	WHIP			
38 Ubaldo Jiménez, R ERA: 3.28	8.0	W	29	5	2	2	4	1	0	0	0	0	1	64	109	2.25	0.750			
56 Franklin Morales, L ERA: 2.93	1.0	S	3	0	0	0	1	0	0	0	0	0	0	7	12	0.00	0.000			

**New York Mets @ Colorado Rockies**  
Coors Field, Denver, CO  
Wed Sep 02 2009, 6:40 PM MDT  
Att: 26,276 - Partly Cloudy - 85 F

AB	30
R	2
H	5
RBI	2
BB	1
SO	5
LOB	9



Batter	1	2	3	4	5	6	7	8	9	AB	R	H	RBI	BB	SO	LOB	BOTTOM			
5 Carlos González, L OBP: 0.361, SLG: 0.535										5	0	2	0	0	0	3				
7 Seth Smith, L OBP: 0.394, SLG: 0.522										4	2	1	1	1	2	6				
56 Franklin Morales, L OBP: 0.400, SLG: 0.400										0	0	0	0	0	0	0				
17 Todd Helton, L OBP: 0.415, SLG: 0.511										4	0	2	0	0	0	0				
2 Troy Tulowitzki, R OBP: 0.367, SLG: 0.536										3	1	2	1	1	0	0				
11 Brad Hawpe, L OBP: 0.380, SLG: 0.526										4	1	1	0	0	2	3				
9 Ian Stewart, L OBP: 0.319, SLG: 0.458										3	1	0	0	1	2	0				
12 Clint Barmes, R ERA: 5.7										3	0	0	0	0	0	0				
23 Jason Giambi, L OBP: 0.336, SLG: 0.367										1	0	1	2	0	0	0				
6 Omar Quintanilla, L OBP: 0.271, SLG: 0.176										4	0	1	1	0	1	0				
8 Yorvit Torrealba, R OBP: 0.351, SLG: 0.361										0	0	0	0	0	0	0				
38 Ubaldo Jiménez, R OBP: 0.304, SLG: 0.235										3	0	1	0	0	1	0				
19 Ryan Spilborghs, R OBP: 0.323, SLG: 0.419										0	0	0	0	1	0	0				
<b>Inning Stats</b>	R: 1 E: 0 K: 0 S: 13	H: 2 LOB: 1 BB: 0 P: 21	R: 0 E: 0 K: 1 S: 8	H: 0 LOB: 0 BB: 0 P: 14	R: 1 E: 0 K: 1 S: 17	H: 2 LOB: 1 BB: 1 P: 30	R: 0 E: 0 K: 0 S: 6	H: 0 LOB: 0 BB: 0 P: 9	R: 0 E: 0 K: 1 S: 11	H: 2 LOB: 2 BB: 0 P: 15	R: 0 E: 0 K: 2 S: 11	H: 0 LOB: 0 BB: 0 P: 16	R: 0 E: 0 K: 2 S: 12	H: 2 LOB: 2 BB: 0 P: 15	R: 3 E: 0 K: 1 S: 17	H: 3 LOB: 3 BB: 3 P: 31	1B: 7 2B: 3 3B: 0 HR: 1	SF: 0 SAC: 0 DP: 0 HBP: 0	WP: 0 PB: 0 SB: 1 CS: 0	PA: 38
<b>PITCHER</b>	IP	WLS	BF	H	R	ER	SO	BB	IBB	HBP	BLK	WP	HR	S	P	ERA	WHIP			
44 Tim Redding, R	6.2		27	7	2	2	6	1	0	0	0	0	0	74	114	2.70	1.200			
25 Pedro Feliciano, L ERA: 3.26	0.1		2	1	0	0	1	0	0	0	0	0	0	4	6	0.00	3.000			
43 Brian Stokes, R	0.1	L	7	3	3	3	0	2	1	0	0	0	0	9	21	81.00	15.000			
75 Francisco Rodríguez, R ERA: 3.02	0.2		2	0	0	0	1	0	0	0	0	0	0	8	10	0.00	0.000			

**New York Mets @ Colorado Rockies**  
Coors Field, Denver, CO  
Wed Sep 02 2009, 6:40 PM MDT  
Att: 26,276 - Partly Cloudy - 85 F

AB	34
R	5
H	11
RBI	5
BB	4
SO	8
LOB	12









Batter	1	2	3	4	5	6	7	8	9	AB	R	H	RBI	BB	SO	LOB	TOP					
6 Stephen Drew, L (1.6)	F9		G3-1	E4		P4			F8	5	0	0	0	0	0	3						
14 Ryan Roberts, R (1.4)	G3		HBP	FC5-4		F9			BB	3	1	0	0	1	0	2						
10 Justin Upton, R (1.9)	K		K		G6-3		K		P6	5	0	0	0	0	3	3						
26 Miguel Montero, L (1.2)		K			F8					3	0	1	2	1	1	0						
27 Mark Reynolds, R (1.5)										3	0	0	0	1	2	2						
18 Gerardo Parra, L (1.7)										4	1	2	0	0	1	0						
29 Brandon Allen, L (1.3)										2	1	0	0	2	1	2						
24 Chris Young, R (1.8)										4	0	1	0	0	1	4						
55 Blaine Boyer, R (8.1)										0	0	0	0	0	0	0						
15 Dan Haren, R (1.1)										2	1	1	1	0	0	2						
32 Esmerling Vasquez, R (7.1)										0	0	0	0	0	0	0						
46 Daniel Schlereth, L (7.1)										0	0	0	0	0	0	0						
28 Alex Romero, L (8.8)										0	0	0	0	0	0	0						
4 Rusty Ryan, R (9. PH)										1	0	0	0	0	1	0						
<b>Inning Stats</b>	R: 0 E: 0 K: 1 S: 8	H: 0 LOB: 0 BB: 0 P: 10	R: 0 E: 0 K: 3 S: 15	H: 1 LOB: 2 BB: 1 P: 23	R: 2 E: 0 K: 1 S: 15	H: 2 LOB: 1 BB: 0 P: 25	R: 1 E: 1 K: 0 S: 13	H: 1 LOB: 2 BB: 1 P: 21	R: 0 E: 0 K: 1 S: 8	H: 0 LOB: 0 BB: 0 P: 13	R: 1 E: 0 K: 0 S: 9	H: 1 LOB: 1 BB: 1 P: 16	R: 0 E: 0 K: 2 S: 9	H: 0 LOB: 1 BB: 1 P: 16	R: 0 E: 0 K: 1 S: 9	H: 0 LOB: 1 BB: 1 P: 16	R: 0 E: 0 K: 1 S: 9	H: 0 LOB: 1 BB: 1 P: 16	1B: 4 2B: 1 3B: 0 HR: 0	SF: 1 DP: 0 HBP: 1	WP: 0 PB: 0 CS: 1	PA: 39
<b>PITCHER</b>	IP WLS BF H R ER SO BB IBB HBP BLK WP HR S P ERA WHIP																					
46 Jason Hammel, R (1.1)	6.0	28	5	4	3	6	3	0	1	0	0	0	68	108	4.50	1.333						
31 Matt Daley, R (7.1)	1.0	4	0	0	0	2	1	0	0	0	0	0	9	16	0.00	1.000						
53 Randy Flores, L (8.1)	0.2	2	0	0	0	1	0	0	0	0	0	6	8	0.00	0.000							
63 Rafael Betancourt, R (8.1)	0.1	W	1	0	0	0	0	0	0	0	0	3	4	0.00	0.000							
56 Franklin Morales, L (9.1)	1.0	S	4	0	0	1	1	0	0	0	0	9	16	0.00	1.000							

Arizona Diamondbacks @ Colorado Rockies  
Coors Field, Denver, CO  
Fri Sep 04 2009, 7:10 PM MDT  
Att: 31,401 - Cloudy - 80 F

AB	32
R	4
H	5
RBI	3
BB	5
SO	10
LOB	18



Batter	1	2	3	4	5	6	7	8	9	AB	R	H	RBI	BB	SO	LOB	BOTTOM			
5 Carlos González, L (1.8)	7 2B	F7								4	2	2	0	1	1	2				
7 Seth Smith, L (1.7)										5	0	4	3	0	1	2				
56 Franklin Morales, L (9.1)										0	0	0	0	0	0	0				
17 Todd Helton, L (1.3)	L9									4	0	0	0	1	0	6				
2 Troy Tulowitzki, R (1.6)	F8									4	0	1	0	0	0	1				
11 Brad Hawpe, L (1.9)	K									4	0	0	0	0	4	4				
9 Ian Stewart, L (1.5)										4	1	2	1	0	1	3				
8 Yorvit Torrealba, R (1.2)										4	1	1	0	0	1	1				
12 Clint Barmes, R (1.4)										3	0	0	0	0	2	0				
46 Jason Hammel, R (1.1)										2	0	2	0	0	0	0				
31 Matt Daley, R (7.1)										0	0	0	0	0	0	0				
3 Eric Young Jr., S (7. PH)										0	1	0	0	1	0	0				
53 Randy Flores, L (8.1)										0	0	0	0	0	0	0				
63 Rafael Betancourt, R (8.1)										0	0	0	0	0	0	0				
23 Jason Giambi, L (8. PH)										1	0	1	1	0	0	0				
19 Ryan Spillborg, R (8. PH)										0	0	0	0	0	0	0				
<b>Inning Stats</b>	R: 1 E: 0 K: 1 S: 11	H: 1 LOB: 1 BB: 1 P: 20	R: 1 E: 0 K: 1 S: 18	H: 2 LOB: 1 BB: 0 P: 25	R: 0 E: 0 K: 0 S: 10	H: 1 LOB: 0 BB: 0 P: 15	R: 0 E: 0 K: 2 S: 11	H: 0 LOB: 0 BB: 0 P: 18	R: 0 E: 0 K: 2 S: 15	H: 2 LOB: 2 BB: 0 P: 24	R: 0 E: 0 K: 2 S: 9	H: 1 LOB: 1 BB: 0 P: 12	R: 2 E: 0 K: 1 S: 15	H: 3 LOB: 3 BB: 2 P: 29	R: 1 E: 0 K: 1 S: 14	H: 3 LOB: 2 BB: 0 P: 17	1B: 10 2B: 2 3B: 0 HR: 1	SF: 0 DP: 1 HBP: 0	WP: 0 PB: 0 CS: 0	PA: 39
<b>PITCHER</b>	IP WLS BF H R ER SO BB IBB HBP BLK WP HR S P ERA WHIP																			
15 Dan Haren, R (1.1)	6.0	25	2	2	2	8	1	0	0	0	0	7	13	54.00	9.000					
32 Esmerling Vasquez, R (7.1)	0.1	B	4	2	2	0	1	0	0	0	0	8	16	0.00	3.000					
46 Daniel Schlereth, L (7.1)	0.2	4	1	0	0	1	1	0	0	0	0	14	17	9.00	3.000					
55 Blaine Boyer, R (8.1)	1.0	L	6	3	1	1	0	0	0	0	0	14	17	9.00	3.000					

Arizona Diamondbacks @ Colorado Rockies  
Coors Field, Denver, CO  
Fri Sep 04 2009, 7:10 PM MDT  
Att: 31,401 - Cloudy - 80 F

AB	35
R	5
H	13
RBI	5
BB	3
SO	10
LOB	19





Batter	1	2	3	4	5	6	7	8	9	AB	R	H	RBI	BB	SO	LOB	TOP			
6 Stephen Drew, L (1, 6) OBP: 0.322, SLG: 0.440	F9		BB		G4-3		P5			3	0	0	0	1	0	2	<b>Arizona Diamondbacks @ Colorado Rockies</b> Coors Field, Denver, CO Sat Sep 05 2009, 6:10 PM MDT Att: 39,297 - Cloudy - 78 F <a href="http://livebaseballscorecards.com">livebaseballscorecards.com</a>			
14 Ryan Roberts, R (1, 4) OBP: 0.394, SLG: 0.430	1B		K		G5-3			F7		4	0	1	0	0	1	2				
10 Justin Upton, R (1, 9) OBP: 0.378, SLG: 0.557	P6		G5-3					K		4	0	1	0	0	1	2				
26 Miguel Montero, L (1, 2) OBP: 0.356, SLG: 0.489	G4-3							K		4	0	1	0	0	0	2				
18 Gerardo Parra, L (1, 7) OBP: 0.289, SLG: 0.361		K								3	0	1	0	0	1	1				
22 Eric Byrnes, R (9, PH) OBP: 0.263, SLG: 0.364										1	0	1	0	0	0	0				
29 Brandon Allen, L (1, 3) OBP: 0.294, SLG: 0.478										3	1	1	1	0	2	3				
4 Rusty Ryal, R (9, PH) OBP: 0.390, SLG: 0.571	HR		K					K		1	0	0	0	0	1	1				
18 Chad Tracy, L (1, 5) OBP: 0.322, SLG: 0.363		K								3	0	0	0	0	1	2				
28 John Hester, R (9, PH) OBP: 0.571, SLG: 1.143										1	0	0	0	0	0	1				
24 Chris Young, R (1, 8) OBP: 0.293, SLG: 0.344										4	0	2	0	0	0	1				
49 Doug Davis, R (1, 1) OBP: 0.137, SLG: 0.196										1	0	0	0	0	0	0				
28 Alex Romero, L (7, PH) OBP: 0.322, SLG: 0.363										1	0	1	0	0	0	0				
35 Clay Zavada, L (7, 1) OBP: 0.322, SLG: 0.363										0	0	0	0	0	0	0				
<b>Inning Stats</b>	R: 0 E: 0 K: 0 S: 9	H: 1 LOB: 1 BB: 0 P: 13	R: 1 E: 0 K: 2 S: 10	H: 1 LOB: 0 BB: 0 P: 13	R: 0 E: 0 K: 1 S: 9	H: 0 LOB: 1 BB: 1 P: 16	R: 0 E: 0 K: 1 S: 7	H: 2 LOB: 1 BB: 0 P: 13	R: 0 E: 0 K: 0 S: 7	H: 1 LOB: 1 BB: 0 P: 12	R: 0 E: 0 K: 1 S: 9	H: 1 LOB: 1 BB: 0 P: 16	R: 0 E: 0 K: 1 S: 7	H: 0 LOB: 0 BB: 0 P: 11	R: 0 E: 0 K: 1 S: 11	H: 1 LOB: 1 BB: 0 P: 13	1B: 8 2B: 0 3B: 0 HR: 1	SF: 0 SAC: 1 DP: 1 HBP: 0	WP: 0 PB: 0 SB: 2 CS: 0	PA: 35
<b>PITCHER</b>	IP WLS BF H R ER SO BB IBB HBP BLK WP HR S P ERA WHIP																			
54 Jose Contreras, R (1, 1) ERA: 5.19	6.2 W 27 8 1 1 5 1 0 0 0 0 0 1 59 94 1.35 1.350																			
97 Joe Beimel, L (7, 1) ERA: 3.58	0.1 H 1 0 0 0 0 0 0 0 0 0 0 0 2 2 0.00 0.000																			
63 Rafael Betancourt, R (8, 1) ERA: 2.96	1.0 H 3 0 0 0 1 0 0 0 0 0 0 0 7 11 0.00 0.000																			
56 Franklin Morales, L (9, 1) ERA: 2.76	1.0 S 4 1 0 0 1 0 0 0 0 0 0 0 0 11 0.00 1.000																			

Batter	1	2	3	4	5	6	7	8	9	AB	R	H	RBI	BB	SO	LOB	BOTTOM			
5 Carlos González, L (1, 8) OBP: 0.367, SLG: 0.541	HR		K		K		F7			4	1	1	1	0	2	2	<b>Arizona Diamondbacks @ Colorado Rockies</b> Coors Field, Denver, CO Sat Sep 05 2009, 6:10 PM MDT Att: 39,297 - Cloudy - 78 F <a href="http://livebaseballscorecards.com">livebaseballscorecards.com</a>			
7 Seth Smith, L (1, 7) OBP: 0.403, SLG: 0.551	E9 G3-1 2B		G4-3		17 1B			HR		4	3	3	1	0	0	0				
17 Todd Helton, L (1, 3) OBP: 0.410, SLG: 0.502	G3-1		G6-3		2 FC5-4 1B			F7		4	0	1	2	0	0	0				
2 Troy Tulowitzki, R (1, 6) OBP: 0.363, SLG: 0.526	G6-3		19 S 1B		FC5-4			G5-3		4	0	1	0	0	0	1				
19 Ryan Spilborghs, R (1, 9) OBP: 0.316, SLG: 0.408	P3		K					K		4	0	0	0	0	2	1				
9 Ian Stewart, L (1, 5) OBP: 0.318, SLG: 0.469	G3		G3		G3			G4-3		3	0	0	0	0	0	0				
8 Yorvit Torrealba, R (1, 2) OBP: 0.349, SLG: 0.357	54 SH1-4 12 1B		F9					G6-3		3	0	1	0	0	0	0				
12 Clint Barmes, R (1, 4) OBP: 0.291, SLG: 0.450	54 SH1-4 1B		F9					F7		3	0	1	0	0	0	0				
54 Jose Contreras, R (1, 1) ERA: 5.19			SH1-4		K			B5		1	0	0	0	0	1	0				
97 Joe Beimel, L (7, 1) ERA: 3.58										0	0	0	0	0	0	0				
3 Eric Young Jr., S (7, PH) OBP: 0.267, SLG: 0.227										1	0	0	0	0	0	0				
63 Rafael Betancourt, R (8, 1) ERA: 2.96										0	0	0	0	0	0	0				
56 Franklin Morales, L (9, 1) OBP: 0.400, SLG: 0.400										0	0	0	0	0	0	0				
<b>Inning Stats</b>	R: 2 E: 1 K: 0 S: 12	H: 2 LOB: 0 BB: 0 P: 19	R: 0 E: 0 K: 1 S: 13	H: 2 LOB: 2 BB: 0 P: 21	R: 0 E: 0 K: 1 S: 12	H: 1 LOB: 1 BB: 0 P: 19	R: 0 E: 0 K: 0 S: 7	H: 0 LOB: 0 BB: 0 P: 12	R: 1 E: 0 K: 2 S: 11	H: 2 LOB: 1 BB: 0 P: 16	R: 0 E: 0 K: 0 S: 7	H: 0 LOB: 0 BB: 0 P: 9	R: 0 E: 0 K: 0 S: 5	H: 0 LOB: 0 BB: 0 P: 10	R: 1 E: 0 K: 1 S: 8	H: 1 LOB: 0 BB: 0 P: 10	1B: 4 2B: 2 3B: 0 HR: 2	SF: 0 SAC: 1 DP: 0 HBP: 0	WP: 0 PB: 0 SB: 1 CS: 0	PA: 32
<b>PITCHER</b>	IP WLS BF H R ER SO BB IBB HBP BLK WP HR S P ERA WHIP																			
49 Doug Davis, L (1, 1) ERA: 3.81	6.0 L 25 7 3 3 4 0 0 0 0 0 0 1 62 96 4.50 1.167																			
35 Clay Zavada, L (7, 1) ERA: 2.81	2.0 7 1 1 1 1 0 0 0 0 0 0 1 13 20 4.50 0.500																			



Batter	1	2	3	4	5	6	7	8	9	AB	R	H	RBI	BB	SO	LOB	TOP				
14 Ryan Roberts, R OBP: 0.384, SLG: 0.432										4	0	1	1	1	1	0	0				
22 Eric Byrnes, R OBP: 0.266, SLG: 0.359										3	0	0	0	2	1	1					
10 Justin Upton, R OBP: 0.378, SLG: 1.557										2	0	1	0	0	0	1					
28 Alex Romero, L OBP: 0.322, SLG: 0.358										2	0	0	0	0	1	0	2				
27 Mark Reynolds, R OBP: 0.365, SLG: 0.580										2	1	1	1	3	1	1					
4 Rusty Ryal, R OBP: 0.364, SLG: 0.526										3	0	0	0	0	1	5					
29 Brandon Allen, L OBP: 0.288, SLG: 0.468										3	3	3	3	2	0	0					
26 Miguel Montero, L OBP: 0.355, SLG: 0.487										5	0	0	0	0	2	2					
24 Chris Young, R OBP: 0.302, SLG: 0.376										4	0	0	0	0	1	1					
48 Yusmeiro Petit, R OBP: 0.271, SLG: 0.337										1	0	0	0	0	0	0					
18 Gerardo Parra, L OBP: 0.282, SLG: 0.349										0	0	0	0	0	0	0					
46 Daniel Schlereth, L OBP: 0.282, SLG: 0.349										0	0	0	0	0	0	0					
56 Daniel Cabrera, R OBP: 0.282, SLG: 0.349										0	0	0	0	0	0	0					
47 Leo Rosales, R OBP: 0.282, SLG: 0.349										0	0	0	0	0	0	0					
18 Chad Tracy, L OBP: 0.282, SLG: 0.349										0	1	0	0	0	0	0					
<b>Inning Stats</b>	R: 0 E: 0 K: 1 S: 10	H: 0 LOB: 2 P: 24	R: 1 E: 0 K: 2 S: 11	H: 1 LOB: 0 BB: 1 P: 16	R: 0 E: 0 K: 1 S: 12	H: 1 LOB: 1 BB: 0 P: 19	R: 0 E: 0 K: 0 S: 9	H: 0 LOB: 1 BB: 1 P: 17	R: 0 E: 0 K: 0 S: 8	H: 0 LOB: 3 BB: 3 P: 23	R: 1 E: 0 K: 0 S: 7	H: 1 LOB: 0 BB: 0 P: 14	R: 0 E: 0 K: 1 S: 11	H: 0 LOB: 2 BB: 2 P: 23	R: 2 E: 0 K: 1 S: 14	H: 2 LOB: 1 BB: 0 P: 20	R: 1 E: 0 K: 1 S: 15	H: 1 LOB: 1 BB: 1 P: 26	1B: 1 2B: 1 3B: 0 HR: 4	SF: 0 SAC: 0 DP: 0 HBP: 1	WP: 2 PA: 43 PB: 0 SB: 1 CS: 0
<b>PITCHER</b>	IP WLS BF H R ER SO BB IBB HBP BLK WP HR S P ERA WHIP																				
29 Jorge De La Rosa, L ERA: 4.51	5.0 W 23 2 1 1 4 6 0 0 0 2 1 50 99 1.80 1.600																				
58 Juan Rincon, R ERA: 6.16	1.2 8 1 1 1 0 2 0 0 0 0 1 13 32 5.40 1.800																				
53 Randy Flores, L ERA: 4.82	0.1 1 0 0 0 1 0 0 0 0 0 0 5 5 0.00 0.000																				
52 Joel Peralta, R ERA: 6.45	1.0 6 2 2 2 1 0 0 1 0 0 1 14 20 18.00 2.000																				
77 Matt Herges, R ERA: 3.88	1.0 5 1 1 1 1 1 0 0 0 0 1 15 26 9.00 2.000																				

Arizona Diamondbacks @ Colorado Rockies  
Coors Field, Denver, CO  
Sun Sep 06 2009, 1:10 PM MDT  
Att: 35,192 - Cloudy - 78 F

AB	33
R	5
H	6
RBI	5
BB	9
SO	7
LOB	15



Batter	1	2	3	4	5	6	7	8	9	AB	R	H	RBI	BB	SO	LOB	BOTTOM		
5 Carlos González, L OBP: 0.372, SLG: 0.555										4	2	2	1	1	1	2			
7 Seth Smith, L OBP: 0.406, SLG: 0.572										4	2	2	5	1	1	1			
23 Jason Giambi, L OBP: 0.339, SLG: 0.365										3	0	0	0	2	0	0			
2 Troy Tulowitzki, R OBP: 0.362, SLG: 0.523										3	1	0	0	1	1	3			
6 Omar Quintanilla, L OBP: 0.283, SLG: 0.212										1	0	1	0	0	0	0			
11 Brad Hawpe, L OBP: 0.377, SLG: 0.518										3	2	0	0	2	1	4			
52 Joel Peralta, R OBP: 0.377, SLG: 0.518										0	0	0	0	0	0	0			
77 Matt Herges, L OBP: 0.377, SLG: 0.518										0	0	0	0	0	0	0			
9 Ian Stewart, L OBP: 0.326, SLG: 0.480										2	3	2	2	3	0	0			
8 Yorvit Torrealba, R OBP: 0.331, SLG: 0.375										4	1	2	3	0	1	1			
19 Ryan Spillburghs, R OBP: 0.315, SLG: 0.407										1	0	0	0	0	0	1			
12 Clint Barmes, R OBP: 0.292, SLG: 0.449										5	1	2	2	0	2	2			
29 Jorge De La Rosa, L ERA: 5.91	3.0 L 17 4 6 6 6 4 0 0 0 0 0 1 26 45 4.50 2.000																		
57 Kevin Mulvey, R ERA: 10.38	2.0 10 1 1 1 2 3 0 0 0 0 0 1 26 45 4.50 2.000																		
46 Daniel Schlereth, L ERA: 5.91	1.0 4 0 0 0 1 1 0 0 0 0 0 8 14 0.00 1.000																		
56 Daniel Cabrera, R ERA: 6.98	5.2 5 2 5 5 0 2 0 1 0 0 0 0 10 21 = =																		
47 Leo Rosales, R ERA: 5.14	2.0 9 4 1 1 0 0 0 0 0 0 0 1 22 33 4.50 2.000																		
<b>Inning Stats</b>	R: 4 E: 0 K: 2 S: 13	H: 2 LOB: 0 BB: 2 P: 27	R: 0 E: 0 K: 3 S: 11	H: 1 LOB: 1 BB: 0 P: 19	R: 2 E: 0 K: 1 S: 16	H: 1 LOB: 2 BB: 2 P: 28	R: 1 E: 0 K: 1 S: 16	H: 1 LOB: 2 BB: 2 P: 28	R: 0 E: 0 K: 1 S: 10	H: 0 LOB: 1 BB: 1 P: 17	R: 0 E: 0 K: 1 S: 8	H: 0 LOB: 1 BB: 1 P: 14	R: 6 E: 0 K: 0 S: 24	H: 4 LOB: 1 BB: 2 P: 41	R: 0 E: 0 K: 0 S: 8	H: 2 LOB: 1 BB: 0 P: 13	1B: 4 2B: 3 3B: 0 HR: 4	SF: 0 SAC: 0 DP: 1 HBP: 1	WP: 0 PA: 45 PB: 0 SB: 1 CS: 0
<b>PITCHER</b>	IP WLS BF H R ER SO BB IBB HBP BLK WP HR S P ERA WHIP																		
48 Yusmeiro Petit, R ERA: 5.91	3.0 L 17 4 6 6 6 4 0 0 0 0 0 1 26 45 4.50 2.000																		
57 Kevin Mulvey, R ERA: 10.38	2.0 10 1 1 1 2 3 0 0 0 0 0 1 26 45 4.50 2.000																		
46 Daniel Schlereth, L ERA: 5.91	1.0 4 0 0 0 1 1 0 0 0 0 0 8 14 0.00 1.000																		
56 Daniel Cabrera, R ERA: 6.98	5.2 5 2 5 5 0 2 0 1 0 0 0 0 10 21 = =																		
47 Leo Rosales, R ERA: 5.14	2.0 9 4 1 1 0 0 0 0 0 0 0 1 22 33 4.50 2.000																		

Arizona Diamondbacks @ Colorado Rockies  
Coors Field, Denver, CO  
Sun Sep 06 2009, 1:10 PM MDT  
Att: 35,192 - Cloudy - 78 F

AB	34
R	13
H	11
RBI	13
BB	10
SO	9
LOB	16





Batter	1	2	3	4	5	6	7	8	9	AB	R	H	RBI	BB	SO	LOB	TOP					
6 Drew Stubbs, R OBP: 0.297, SLG: 0.483										3	0	0	0	1	2	1	<b>Cincinnati Reds @ Colorado Rockies</b> Coors Field, Denver, CO Mon Sep.07 2009, 1:10 PM MDT Att: 40,357 - Partly Cloudy - 85 F					
7 Paul Janish, R OBP: 0.297, SLG: 0.297										4	1	1	0	0	0	1						
19 Joey Votto, L OBP: 0.394, SLG: 0.530										3	0	1	0	1	1	0						
4 Brandon Phillips, R OBP: 0.331, SLG: 0.460										4	0	2	0	0	0	3						
27 Scott Rolen, R OBP: 0.370, SLG: 0.456										3	1	2	1	1	1	1						
31 Jonny Gomes, R OBP: 0.254, SLG: 0.568										4	1	1	2	0	0	5						
16 Danell McDonald, R OBP: 0.274, SLG: 0.324										4	0	0	0	0	3	3						
37 Corky Miller, R OBP: 0.269, SLG: 0.221										3	0	1	0	0	1	0						
34 Homer Bailey, R OBP: 0.074, SLG: 0.074										2	0	0	0	0	1	1						
40 Nick Masset, R OBP: 0.000, SLG: 0.000										0	0	0	0	0	0	0						
60 Kevin Barker, L OBP: 0.000, SLG: 0.000										0	0	0	0	0	0	0						
53 Arthur Rhodes, L OBP: 0.000, SLG: 0.000										0	0	0	0	0	0	0						
46 Carlos Fisher, R OBP: 0.000, SLG: 0.000										0	0	0	0	0	0	0						
52 Daniel Herrera, L OBP: 0.000, SLG: 0.000										0	0	0	0	0	0	0						
<b>Inning Stats</b>	R: 0 E: 0 K: 1 S: 7	H: 0 LOB: 0 BB: 0 P: 12	R: 0 E: 0 K: 1 S: 8	H: 1 LOB: 1 BB: 1 P: 13	R: 0 E: 0 K: 1 S: 8	H: 0 LOB: 0 BB: 1 P: 16	R: 3 E: 1 K: 1 S: 12	H: 4 LOB: 0 BB: 0 P: 18	R: 0 E: 0 K: 0 S: 7	H: 0 LOB: 1 BB: 0 P: 15	R: 0 E: 0 K: 1 S: 10	H: 0 LOB: 0 BB: 0 P: 10	R: 0 E: 0 K: 2 S: 9	H: 0 LOB: 0 BB: 0 P: 14	R: 0 E: 0 K: 1 S: 7	H: 2 LOB: 1 BB: 0 P: 15	1B: 7 2B: 1 3B: 0 HR: 1	SF: 0 SAC: 0 DP: 2 HBP: 0	WP: 0 PB: 0 SB: 0 CS: 3	PA: 35		
<b>PITCHER</b>	IP: 6.0 WLS: 1.0 BF: 24 ERA: 3.32	IP: 1.0 WLS: 0.0 BF: 3 ERA: 3.7	IP: 1.0 WLS: 0.0 BF: 3 ERA: 2.89	IP: 1.0 WLS: 0.0 BF: 4 ERA: 2.67	IP: 6.0 WLS: 3.0 BF: 24 ERA: 4.50	IP: 1.0 WLS: 0.0 BF: 3 ERA: 1.500	IP: 7.1 WLS: 1.0 BF: 31 ERA: 0.000	IP: 8.1 WLS: 1.0 BF: 34 ERA: 0.000	IP: 9.1 WLS: 1.0 BF: 38 ERA: 2.000	IP: 6.0 WLS: 1.0 BF: 24 ERA: 4.50	IP: 1.0 WLS: 0.0 BF: 3 ERA: 1.500	IP: 1.0 WLS: 0.0 BF: 3 ERA: 1.500	IP: 1.0 WLS: 0.0 BF: 3 ERA: 1.500	IP: 1.0 WLS: 0.0 BF: 3 ERA: 1.500	IP: 1.0 WLS: 0.0 BF: 3 ERA: 1.500	IP: 1.0 WLS: 0.0 BF: 3 ERA: 1.500	IP: 1.0 WLS: 0.0 BF: 3 ERA: 1.500	IP: 1.0 WLS: 0.0 BF: 3 ERA: 1.500	IP: 1.0 WLS: 0.0 BF: 3 ERA: 1.500	IP: 1.0 WLS: 0.0 BF: 3 ERA: 1.500	IP: 1.0 WLS: 0.0 BF: 3 ERA: 1.500	IP: 1.0 WLS: 0.0 BF: 3 ERA: 1.500

AB	31
R	3
H	8
RBI	3
BB	3
SO	9
LOB	15



Batter	1	2	3	4	5	6	7	8	9	AB	R	H	RBI	BB	SO	LOB	BOTTOM				
5 Carlos González, L OBP: 0.372, SLG: 0.549										4	1	1	0	1	1	1	<b>Cincinnati Reds @ Colorado Rockies</b> Coors Field, Denver, CO Mon Sep.07 2009, 1:10 PM MDT Att: 40,357 - Partly Cloudy - 85 F				
7 Seth Smith, L OBP: 0.406, SLG: 0.573										3	0	1	0	0	2	2					
17 Todd Helton, L OBP: 0.409, SLG: 0.501										3	0	1	2	0	0	1					
2 Troy Tulowitzki, R OBP: 0.363, SLG: 0.521										3	0	1	1	1	0	1					
6 Omar Quintanilla, L OBP: 0.283, SLG: 0.212										0	0	0	0	0	0	0					
11 Brad Hawpe, L OBP: 0.380, SLG: 0.517										1	0	0	0	3	1	1					
9 Ian Stewart, L OBP: 0.325, SLG: 0.485										4	1	1	1	0	3	4					
12 Clint Barmes, R OBP: 0.292, SLG: 0.448										4	0	1	0	0	0	4					
20 Chris Iannetta, R OBP: 0.337, SLG: 0.449										2	0	1	0	1	0	0					
38 Ubaldo Jiménez, R OBP: 0.270, SLG: 0.245										2	1	1	0	0	0	3					
27 Garrett Atkins, R OBP: 0.311, SLG: 0.335										0	0	0	0	0	0	0					
3 Eric Young Jr., S OBP: 0.000, SLG: 0.000										0	0	0	0	0	0	0					
63 Rafael Betancourt, R OBP: 0.000, SLG: 0.000										0	0	0	0	0	0	0					
19 Ryan Spillorths, R OBP: 0.000, SLG: 0.000										0	0	0	0	0	0	0					
56 Franklin Morales, L OBP: 0.000, SLG: 0.000										0	0	0	0	0	0	0					
<b>Inning Stats</b>	R: 0 E: 0 K: 2 S: 10	H: 0 LOB: 0 BB: 0 P: 15	R: 0 E: 0 K: 1 S: 13	H: 0 LOB: 1 BB: 1 P: 20	R: 1 E: 0 K: 1 S: 15	H: 3 LOB: 2 BB: 0 P: 22	R: 0 E: 0 K: 1 S: 11	H: 0 LOB: 3 BB: 3 P: 25	R: 0 E: 0 K: 0 S: 9	H: 1 LOB: 1 BB: 0 P: 14	R: 2 E: 1 K: 1 S: 14	H: 2 LOB: 1 BB: 1 P: 21	R: 0 E: 0 K: 0 S: 10	H: 2 LOB: 1 BB: 0 P: 14	R: 1 E: 0 K: 0 S: 10	H: 2 LOB: 1 BB: 0 P: 14	1B: 7 2B: 1 3B: 0 HR: 1	SF: 1 SAC: 2 DP: 0 HBP: 0	WP: 0 PB: 0 SB: 0 CS: 0	PA: 37	
<b>PITCHER</b>	IP: 5.2 WLS: 0.1 BF: 26 ERA: 5.6	IP: 0.1 WLS: 0.0 BF: 1 ERA: 2.67	IP: 1.0 WLS: 0.0 BF: 6 ERA: 2.76	IP: 0.2 WLS: 0.0 BF: 4 ERA: 4.18	IP: 0.1 WLS: 0.0 BF: 1 ERA: 2.89	IP: 5.2 WLS: 1.0 BF: 26 ERA: 1.59	IP: 1.0 WLS: 0.0 BF: 3 ERA: 0.000	IP: 13.0 WLS: 2.0 BF: 53 ERA: 18.00	IP: 8.1 WLS: 0.0 BF: 34 ERA: 13.50	IP: 2.0 WLS: 0.0 BF: 9 ERA: 0.000	IP: 1.0 WLS: 0.0 BF: 3 ERA: 1.500	IP: 1.0 WLS: 0.0 BF: 3 ERA: 1.500	IP: 1.0 WLS: 0.0 BF: 3 ERA: 1.500	IP: 1.0 WLS: 0.0 BF: 3 ERA: 1.500	IP: 1.0 WLS: 0.0 BF: 3 ERA: 1.500	IP: 1.0 WLS: 0.0 BF: 3 ERA: 1.500	IP: 1.0 WLS: 0.0 BF: 3 ERA: 1.500	IP: 1.0 WLS: 0.0 BF: 3 ERA: 1.500	IP: 1.0 WLS: 0.0 BF: 3 ERA: 1.500	IP: 1.0 WLS: 0.0 BF: 3 ERA: 1.500	IP: 1.0 WLS: 0.0 BF: 3 ERA: 1.500

AB	28
R	4
H	9
RBI	4
BB	6
SO	7
LOB	18





Batter	1	2	3	4	5	6	7	8	9	AB	R	H	RBI	BB	SO	LOB	TOP					
6 Drew Stubbs, R OBP: 0.305, SLG: 0.478										3	0	1	0	1	2	1						
7 Paul Janish, R OBP: 0.293, SLG: 0.292										3	0	0	0	0	0	2						
19 Joey Votto, L OBP: 0.393, SLG: 0.526										3	0	0	1	1	0	2						
4 Brandon Phillips, R OBP: 0.328, SLG: 0.456										4	0	0	0	0	0	3						
27 Scott Rolen, R OBP: 0.369, SLG: 0.453											3	0	0	0	1	2	1					
31 Jonny Gomes, R OBP: 0.349, SLG: 0.558											4	0	0	0	0	3	1					
25 Wladimir Balentien, R OBP: 0.307, SLG: 0.381											3	0	1	0	1	2	1					
30 Craig Tatum, R OBP: 0.265, SLG: 0.233											4	0	1	0	0	0	3					
56 Matt Maloney, L OBP: 0.286, SLG: 0.286										1	0	0	0	0	0	1						
50 Pedro Viola, R (6, 1)										0	0	0	0	0	0	0						
15 Drew Sutton, S OBP: 0.268, SLG: 0.280										1	1	1	0	0	0	0						
52 Daniel Herrera, L (8, 1)										0	0	0	0	0	0	0						
<b>Inning Stats</b>	R: 0 E: 0 K: 1 S: 6	H: 0 LOB: 0 BB: 0 P: 11	R: 0 E: 0 K: 2 S: 9	H: 0 LOB: 0 BB: 0 P: 14	R: 0 E: 0 K: 2 S: 10	H: 1 LOB: 1 BB: 0 P: 17	R: 0 E: 0 K: 1 S: 9	H: 0 LOB: 1 BB: 1 P: 18	R: 0 E: 0 K: 0 S: 8	H: 0 LOB: 1 BB: 0 P: 13	R: 0 E: 0 K: 0 S: 6	H: 0 LOB: 1 BB: 1 P: 19	R: 0 E: 0 K: 1 S: 11	H: 0 LOB: 1 BB: 1 P: 19	R: 1 E: 0 K: 0 S: 14	H: 2 LOB: 1 BB: 0 P: 21	R: 0 E: 0 K: 2 S: 14	H: 0 LOB: 1 BB: 1 P: 22	1B: 4 2B: 0 3B: 0 HR: 0	SF: 0 SAC: 2 DP: 0 HBP: 0	WP: 1 PB: 0 SB: 0 CS: 0	PA: 35
<b>PITCHER</b>	IP WLS BF H R ER SO BB IBB HBP BLK WP HR S P ERA WHIP																					
21 Jason Marquis, R ERA: 3.65	(1, 1) 7.1 W 29 4 1 1 7 3 0 0 0 0 1 0 65 114 1.23 0.955																					
53 Randy Flores, L ERA: 4.66	(8, 1) 0.1 H 1 0 0 0 0 0 0 0 0 0 0 0 7 10 0.00 0.000																					
63 Rafael Betancourt, R ERA: 2.87	(8, 1) 0.1 H 1 0 0 0 0 0 0 0 0 0 0 0 7 10 0.00 0.000																					
56 Franklin Morales, L ERA: 2.6	(9, 1) 1.0 S 4 0 0 0 2 1 0 0 0 0 0 0 0 14 22 0.00 1.000																					

Cincinnati Reds @ Colorado Rockies  
Coors Field, Denver, CO  
Tue Sep 08 2009, 6:40 PM MDT  
Att: 23,154 - Partly Cloudy - 81 F

AB	29
R	1
H	4
RBI	1
BB	4
SO	9
LOB	15



Batter	1	2	3	4	5	6	7	8	9	AB	R	H	RBI	BB	SO	LOB	BOTTOM			
3 Eric Young Jr., S OBP: 0.333, SLG: 0.462										3	2	2	1	0	0	0				
6 Omar Quintanilla, L OBP: 0.283, SLG: 0.212										2	0	0	1	0	1	0				
5 Carlos González, L OBP: 0.398, SLG: 0.544										2	0	0	1	0	1	0				
17 Todd Helton, L OBP: 0.408, SLG: 0.500										3	0	1	1	0	1	0				
27 Garrett Atkins, R OBP: 0.308, SLG: 0.332										3	0	0	0	0	1	1				
7 Seth Smith, L OBP: 0.402, SLG: 0.567										3	0	0	0	0	0	1				
11 Brad Hawpe, L OBP: 0.382, SLG: 0.517											2	0	1	0	1	1	0			
8 Yorvit Torrealba, R OBP: 0.352, SLG: 0.374											3	0	1	0	0	0	1			
12 Clint Barmes, R OBP: 0.292, SLG: 0.447											3	0	1	0	0	2				
21 Jason Marquis, L OBP: 0.220, SLG: 0.246										2	0	0	0	0	0	1				
53 Randy Flores, L ERA: 4.5										0	0	0	0	0	0	0				
63 Rafael Betancourt, R ERA: 2.87										0	0	0	0	0	0	0				
19 Ryan Spilborghs, R OBP: 0.316, SLG: 0.411										1	1	1	0	0	0	0				
56 Franklin Morales, L OBP: 0.400, SLG: 0.400										0	0	0	0	0	0	0				
<b>Inning Stats</b>	R: 1 E: 0 K: 0 S: 7	H: 1 LOB: 0 BB: 0 P: 12	R: 0 E: 0 K: 0 S: 8	H: 2 LOB: 1 BB: 0 P: 14	R: 0 E: 0 K: 1 S: 7	H: 0 LOB: 0 BB: 0 P: 11	R: 0 E: 0 K: 0 S: 7	H: 0 LOB: 0 BB: 0 P: 12	R: 0 E: 0 K: 1 S: 12	H: 1 LOB: 1 BB: 0 P: 17	R: 1 E: 0 K: 1 S: 12	H: 2 LOB: 1 BB: 0 P: 21	R: 0 E: 0 K: 0 S: 5	H: 0 LOB: 0 BB: 1 P: 12	R: 1 E: 0 K: 1 S: 7	H: 1 LOB: 0 BB: 0 P: 14	1B: 4 2B: 2 3B: 0 HR: 1	SF: 2 SAC: 2 DP: 2 HBP: 0	WP: 0 PB: 0 SB: 0 CS: 0	PA: 30
<b>PITCHER</b>	IP WLS BF H R ER SO BB IBB HBP BLK WP HR S P ERA WHIP																			
56 Matt Maloney, L ERA: 5.65	(1, 1) 5.0 L 18 4 1 1 2 0 0 0 0 0 0 1 41 66 4.50 1.500																			
50 Pedro Viola, L ERA: 4.5	(6, 1) 2.0 8 2 1 1 1 1 0 0 0 0 0 1 17 33 4.50 1.500																			
52 Daniel Herrera, L ERA: 3.0	(8, 1) 1.0 4 1 1 1 1 0 0 0 0 0 0 0 7 14 9.00 1.000																			

Cincinnati Reds @ Colorado Rockies  
Coors Field, Denver, CO  
Tue Sep 08 2009, 6:40 PM MDT  
Att: 23,154 - Partly Cloudy - 81 F

AB	25
R	3
H	7
RBI	3
BB	1
SO	4
LOB	6





Batter	1	2	3	4	5	6	7	8	9	AB	R	H	RBI	BB	SO	LOB	TOP								
6 Drew Stubbs, R OBP: 0.303, SLG: 0.462										3	0	0	0	1	1	0	<b>Cincinnati Reds @ Colorado Rockies</b> Coors Field, Denver, CO Wed Sep 09 2009, 6:40 PM MDT Att: 23,721 - Partly Cloudy - 80 F								
7 Paul Janish, R OBP: 0.292, SLG: 0.297										4	0	1	0	0	0	2									
19 Joey Votto, L OBP: 0.391, SLG: 0.522										3	0	0	0	1	3	1									
4 Brandon Phillips, R OBP: 0.326, SLG: 0.452										4	0	0	0	0	1	4									
27 Scott Rolen, R OBP: 0.368, SLG: 0.458										4	1	1	1	0	1	0									
25 Vladimir Balentien, R OBP: 0.310, SLG: 0.385										3	1	1	0	1	2	0									
16 Danell McDonald, R OBP: 0.273, SLG: 0.333										4	1	1	1	0	2	1									
37 Corky Miller, R OBP: 0.263, SLG: 0.214										2	0	0	0	0	1	1									
15 Drew Sutton, S OBP: 0.298, SLG: 0.280										0	0	0	0	0	0	0									
29 Ryan Hanigan, R OBP: 0.360, SLG: 0.329										1	0	0	0	0	0	0									
61 Bronson Arroyo, R OBP: 0.113, SLG: 0.170										2	0	0	0	0	0	0									
60 Kevin Barker, L OBP: 0.354, SLG: 0.476										1	0	1	0	0	0	0									
53 Arthur Rhodes, L										0	0	0	0	0	0	0									
40 Nick Masset, R										0	0	0	0	0	0	0									
48 Francisco Cordero, R										0	0	0	0	0	0	0									
<b>Inning Stats</b>	R: 0 H: 1 E: 0 K: 1 S: 9	H: 1 LOB: 1 BB: 0 P: 14	R: 0 H: 0 E: 0 K: 1 S: 12	H: 0 LOB: 0 BB: 0 P: 16	R: 0 H: 0 E: 0 K: 0 S: 5	H: 0 LOB: 0 BB: 0 P: 7	R: 0 H: 0 E: 0 K: 1 S: 6	H: 0 LOB: 0 BB: 1 P: 9	R: 0 H: 0 E: 0 K: 2 S: 10	H: 0 LOB: 1 BB: 1 P: 16	R: 0 H: 0 E: 0 K: 1 S: 7	H: 0 LOB: 0 BB: 0 P: 12	R: 0 H: 0 E: 0 K: 2 S: 11	H: 0 LOB: 0 BB: 0 P: 15	R: 2 H: 3 E: 0 K: 1 S: 18	H: 3 LOB: 3 BB: 2 P: 33	R: 1 H: 1 E: 0 K: 2 S: 9	H: 1 LOB: 0 BB: 0 P: 12	1B: 0 2B: 4 3B: 0 HR: 1	SF: 0 SAC: 1 DP: 0 HBP: 0	WP: 0 PB: 0 SB: 0 CS: 0	PA: 35			
<b>PITCHER</b>	IP	WLS	BF	H	R	ER	SO	BB	IBB	HBP	BLK	WP	HR	S	P	ERA	WHIP								
46 Jason Hammel, R ERA: 4.31	7.1		26	3	2	2	8	1	0	0	0	0	0	67	101	2.46	0.545								
63 Rafael Betancourt, R ERA: 2.85	0.1	B	3	1	0	0	0	1	0	0	0	0	0	6	11	0.00	6.000								
97 Joe Beimel, L ERA: 3.98	0.0		1	0	0	0	0	1	0	0	0	0	0	4											
31 Matt Daley, R ERA: 3.8	1.1	W	5	1	1	1	3	0	0	0	0	0	1	14	18	6.75	0.750								

Batter	1	2	3	4	5	6	7	8	9	AB	R	H	RBI	BB	SO	LOB	BOTTOM								
3 Eric Young Jr., S OBP: 0.323, SLG: 0.433										4	1	1	0	0	0	0	<b>Cincinnati Reds @ Colorado Rockies</b> Coors Field, Denver, CO Wed Sep 09 2009, 6:40 PM MDT Att: 23,721 - Partly Cloudy - 80 F								
6 Omar Quintanilla, L OBP: 0.283, SLG: 0.212										5	1	1	0	0	2	3									
19 Ryan Spilborghs, R OBP: 0.318, SLG: 0.411										0	0	0	0	1	0	0									
5 Carlos González, L OBP: 0.394, SLG: 0.536										5	1	1	0	0	2	3									
7 Seth Smith, L OBP: 0.402, SLG: 0.566										4	0	2	3	0	0	0									
17 Todd Helton, L OBP: 0.410, SLG: 0.501										3	0	2	0	1	0	1									
24 Dexter Fowler, S OBP: 0.372, SLG: 0.421										0	0	0	0	0	0	0									
18 Mike McCoy, R										0	0	0	0	0	0	0									
27 Garrett Atkins, R OBP: 0.310, SLG: 0.332										3	0	1	1	1	0	3									
11 Brad Hawpe, L OBP: 0.380, SLG: 0.513										3	0	0	0	1	1	3									
8 Yorvit Torrealba, R OBP: 0.343, SLG: 0.364										4	0	0	0	0	1	2									
12 Clint Barmes, R OBP: 0.292, SLG: 0.447										4	1	1	0	0	1	0									
46 Jason Hammel, R ERA: 4.13	7.0		28	5	2	2	4	2	0	0	0	0	0	0	0	1									
63 Rafael Betancourt, R ERA: 2.72	0.2		3	1	0	0	0	0	0	0	0	0	0	0	0	0									
40 Nick Masset, R ERA: 2.96	0.1		2	0	0	0	0	1	0	0	0	0	0	3	9	0.00	3.000								
48 Francisco Cordero, R ERA: 2.44	0.2	L	6	2	2	2	1	2	0	0	0	0	0	12	24	27.00	6.000								
<b>Inning Stats</b>	R: 0 H: 1 E: 0 K: 0 S: 11	H: 1 LOB: 2 BB: 1 P: 21	R: 0 H: 0 E: 1 K: 1 S: 8	H: 0 LOB: 1 BB: 0 P: 9	R: 2 H: 3 E: 0 K: 1 S: 16	H: 3 LOB: 1 BB: 0 P: 25	R: 0 H: 0 E: 0 K: 0 S: 8	H: 0 LOB: 0 BB: 0 P: 10	R: 0 H: 1 E: 0 K: 1 S: 7	H: 1 LOB: 1 BB: 1 P: 17	R: 0 H: 0 E: 0 K: 1 S: 6	H: 0 LOB: 0 BB: 0 P: 9	R: 0 H: 0 E: 0 K: 0 S: 7	H: 0 LOB: 0 BB: 0 P: 18	R: 2 H: 2 E: 0 K: 1 S: 12	H: 2 LOB: 2 BB: 2 P: 24	1B: 7 2B: 1 3B: 0 HR: 0	SF: 1 SAC: 0 DP: 1 HBP: 0	WP: 0 PB: 0 SB: 1 CS: 0	PA: 39					
<b>PITCHER</b>	IP	WLS	BF	H	R	ER	SO	BB	IBB	HBP	BLK	WP	HR	S	P	ERA	WHIP								
61 Bronson Arroyo, R ERA: 4.13	7.0		28	5	2	2	4	2	0	0	0	0	0	66	100	2.57	1.000								
53 Arthur Rhodes, L ERA: 2.72	0.2		3	1	0	0	0	0	0	0	0	0	0	4	9	0.00	1.500								
40 Nick Masset, R ERA: 2.96	0.1		2	0	0	0	0	1	0	0	0	0	0	3	9	0.00	3.000								
48 Francisco Cordero, R ERA: 2.44	0.2	L	6	2	2	2	1	2	0	0	0	0	0	12	24	27.00	6.000								







Batter	1	2	3	4	5	6	7	8	9	AB	R	H	RBI	BB	SO	LOB	TOP					
5 Carlos González, L (1,7)										5	0	1	0	0	1	1						
24 Dexter Fowler, S (1,8)										4	0	1	0	0	1	1						
17 Todd Helton, L (1,3)																						
18 Mike McCoy, R (9,PR)																						
2 Troy Tulowitzki, R (1,6)																						
11 Brad Hawpe, L (1,9)																						
27 Garrett Atkins, R (1,5)																						
23 Jason Giambi, L (9,PH)																						
12 Clint Barmes, R (1,4)																						
7 Seth Smith, L (7,PH)																						
6 Omar Quintanilla, L (7,4)																						
14 Matt Murton, R (9,PH)																						
9 Ian Stewart, L (9,5)																						
20 Chris Iannetta, R (1,2)																						
19 Ryan Spillorthorpe, R (7,PH)																						
8 Yorvit Torrealba, R (7,2)																						
29 Jorge De La Rosa, L (1,1)																						
3 Eric Young Jr., S (9,PH)																						
31 Matt Daley, R (8,1)																						
97 Joe Beimel, L (8,1)																						
63 Rafael Betancourt, R (8,1)																						
39 Paul Phillips, R (8,PH)																						
56 Franklin Morales, L (8,1)																						
<b>Inning Stats</b>	R: 0 E: 0 K: 1 S: 11	H: 1 LOB: 1 BB: 0 P: 15	R: 0 E: 0 K: 1 S: 9	H: 0 LOB: 0 BB: 0 P: 14	R: 0 E: 0 K: 0 S: 10	H: 0 LOB: 0 BB: 0 P: 13	R: 0 E: 0 K: 1 S: 11	H: 1 LOB: 0 BB: 0 P: 14	R: 0 E: 0 K: 0 S: 7	H: 0 LOB: 1 BB: 1 P: 15	R: 0 E: 0 K: 2 S: 12	H: 0 LOB: 0 BB: 0 P: 18	R: 0 E: 0 K: 2 S: 15	H: 1 LOB: 3 BB: 1 P: 30	R: 0 E: 0 K: 1 S: 9	H: 0 LOB: 0 BB: 0 P: 16	R: 4 E: 0 K: 1 S: 20	H: 3 LOB: 1 BB: 2 P: 33	1B: 4 2B: 2 HR: 0	SF: 0 SAC: 0 DP: 1 HBP: 1	WP: 0 PB: 0 SB: 1 CS: 0	PA: 37
<b>PITCHER</b>	IP: 4.0 ERA: 3.33	WLS: 13 BF: 2	H: 2 R: 0 ER: 0 SO: 3	BB: 0 IBB: 0 HBP: 0 BLK: 0	WP: 0 HR: 0 S: 41 P: 56	ERA: 0.00 WHIP: 0.500	IP: 1.0 ERA: 2.55	WLS: 8 BF: 3	H: 3 R: 4 ER: 4 SO: 1	BB: 2 IBB: 0 HBP: 0 BLK: 0	WP: 0 HR: 0 S: 20 P: 33	ERA: 36.00 WHIP: 5.000										
45 Edward Mujica, R (1,1)																						
63 Sean Gallagher, R (5,1)																						
55 Adam Russell, L (6,1)																						
54 Joe Thatcher, L (7,1)																						
57 Luke Gregerson, R (7,1)																						

Colorado Rockies @ San Diego Padres  
PETCO Park, San Diego, CA  
Fri Sep 11 2009, 10:05 PM EDT  
Att: 18,022 - Partly Cloudy - 70 F

AB	32
R	4
H	6
RBI	4
BB	4
SO	9
LOB	19



Batter	1	2	3	4	5	6	7	8	9	AB	R	H	RBI	BB	SO	LOB	BOTTOM					
1 Everth Cabrera, S (1,6)										4	0	2	0	0	2	0						
22 David Eckstein, R (1,4)										4	1	2	0	0	0	1						
23 Adrián González, L (1,3)										3	0	0	0	1	0	2						
7 Chase Headley, S (1,5)										4	0	2	0	0	1	2						
14 Oscar Salazar, R (1,7)																						
57 Luke Gregerson, L (7,1)																						
15 Luis Antonio Rodríguez (PH)																						
21 Heath Bell, R (9,1)																						
25 Will Venable, L (1,8)																						
2 Edgar González, R (1,9)																						
11 Drew Macias, L (8,7)																						
4 Nick Hundley, R (1,2)																						
45 Edward Mujica, R (1,1)																						
63 Sean Gallagher, R (5,1)																						
30 Eleazer Alfonzo, R (5,PH)																						
55 Adam Russell, L (6,1)																						
54 Joe Thatcher, L (7,1)																						
18 Tony Gwynn Jr., L (7,8)																						
<b>Inning Stats</b>	R: 1 E: 0 K: 1 S: 13	H: 2 LOB: 2 BB: 2 P: 28	R: 0 E: 0 K: 1 S: 9	H: 0 LOB: 0 BB: 0 P: 12	R: 0 E: 0 K: 0 S: 10	H: 1 LOB: 0 BB: 0 P: 13	R: 0 E: 0 K: 1 S: 12	H: 1 LOB: 2 BB: 1 P: 21	R: 0 E: 0 K: 2 S: 8	H: 0 LOB: 0 BB: 0 P: 11	R: 0 E: 0 K: 0 S: 8	H: 1 LOB: 1 BB: 1 P: 13	R: 0 E: 0 K: 3 S: 9	H: 0 LOB: 0 BB: 0 P: 14	R: 0 E: 0 K: 1 S: 13	H: 2 LOB: 2 BB: 0 P: 22	R: 0 E: 0 K: 0 S: 6	H: 0 LOB: 0 BB: 0 P: 9	1B: 6 2B: 2 HR: 0	SF: 0 SAC: 0 DP: 3 HBP: 0	WP: 0 PB: 0 SB: 0 CS: 0	PA: 35
<b>PITCHER</b>	IP: 7.0 ERA: 4.37	WLS: 27 BF: 5	H: 1 R: 1 ER: 1 SO: 8	BB: 4 IBB: 0 HBP: 0 BLK: 0	WP: 0 HR: 0 S: 69 P: 112	ERA: 1.29 WHIP: 1.286	IP: 1.0 ERA: 3.8	WLS: 2 BF: 2	H: 2 R: 0 ER: 0 SO: 0	BB: 0 IBB: 0 HBP: 0 BLK: 0	WP: 0 HR: 0 S: 5 P: 9	ERA: 0.00 WHIP: 0.000	IP: 0.2 ERA: 2.81	WLS: 3 BF: 0	H: 0 R: 0 ER: 0 SO: 0	BB: 0 IBB: 0 HBP: 0 BLK: 0	WP: 0 HR: 0 S: 6 P: 9	ERA: 0.00 WHIP: 0.000				

Colorado Rockies @ San Diego Padres  
PETCO Park, San Diego, CA  
Fri Sep 11 2009, 10:05 PM EDT  
Att: 18,022 - Partly Cloudy - 70 F

AB	31
R	1
H	7
RBI	1
BB	4
SO	9
LOB	15









Batter	1	2	3	4	5	6	7	8	9	AB	R	H	RBI	BB	SO	LOB	TOP							
24 Dexter Fowler, S (1,8) OBP: 0.366, SLG: 0.412	F9		B3		K		G6-3		K	5	0	0	0	0	2	1								
7 Seth Smith, L (1,7) OBP: 0.397, SLG: 0.549	G4-3		B SL 80 B SL 88 B SL 92 C FF 92 X FF 92		K				F9	4	0	1	0	0	1	0								
17 Todd Helton, L (1,3) OBP: 0.413, SLG: 0.496	1B		CS		BB				BB	1	1	1	0	3	0	0								
2 Troy Tulowitzki, R (1,6) OBP: 0.367, SLG: 0.525	BB				BB				BB	2	1	2	0	2	0	0								
27 Garrett Atkins, R (1,5) OBP: 0.307, SLG: 0.343	BB				BB				BB	3	1	1	2	0	2	4								
23 Jason Giambi, L (8,PH) OBP: 0.346, SLG: 0.367	K				K				BB	0	0	0	0	1	0	0								
18 Mike McCoy, R (8,PR)									BB	0	0	0	0	0	0	0								
45 Jhoulys Chacin, R (8,1)									BB	0	0	0	0	0	0	0								
19 Ryan Soto, R (8,9) OBP: 0.323, SLG: 0.460	F8		G6-3		K				G5-3	3	0	0	1	0	1	2								
8 Yorvit Torrealba, R (1,2) OBP: 0.337, SLG: 0.362	G4-3		K		K				K	4	0	0	0	0	2	2								
12 Clint Barnes, R (1,4) OBP: 0.289, SLG: 0.442	K				K				BB	3	0	0	0	0	2	0								
3 Enc Young Jr., S (9,PH) OBP: 0.355, SLG: 0.444									BB	1	0	1	0	0	0	0								
21 Jason Marquis, L (1,1) OBP: 0.213, SLG: 0.237	K				K				K	2	0	0	0	0	2	0								
14 Matt Murton, R (6,9) OBP: 0.309, SLG: 0.417									K	1	0	0	0	0	0	0								
5 Carlos González, L (9,PH) OBP: 0.352, SLG: 0.509									K	1	0	0	0	0	1	1								
<b>Inning Stats</b>	R: 0 E: 0 K: 1 S: 14	H: 1 LOB: 2 BB: 1 P: 24	R: 0 E: 0 K: 1 S: 9	H: 0 LOB: 0 BB: 0 P: 13	R: 0 E: 0 K: 1 S: 7	H: 1 LOB: 0 BB: 0 P: 12	R: 3 E: 0 K: 2 S: 11	H: 1 LOB: 0 BB: 2 P: 20	R: 0 E: 0 K: 3 S: 11	H: 0 LOB: 0 BB: 0 P: 15	R: 0 E: 0 K: 2 S: 17	H: 1 LOB: 2 BB: 1 P: 26	R: 0 E: 0 K: 0 S: 5	H: 0 LOB: 0 BB: 0 P: 6	R: 0 E: 0 K: 0 S: 12	H: 1 LOB: 2 BB: 2 P: 21	R: 0 E: 0 K: 3 S: 11	H: 1 LOB: 1 BB: 0 P: 19	1B: 5 2B: 0 3B: 1 HR: 0	SF: 0 SAC: 0 DP: 1 HBP: 0	WP: 0 PB: 2 SB: 0 CS: 1	PA: 38		
<b>PITCHER</b>	IP WLS BF H R ER SO BB IBB HBP BLK WP HR S P ERA WHIP	IP WLS BF H R ER SO BB IBB HBP BLK WP HR S P ERA WHIP	IP WLS BF H R ER SO BB IBB HBP BLK WP HR S P ERA WHIP	IP WLS BF H R ER SO BB IBB HBP BLK WP HR S P ERA WHIP	IP WLS BF H R ER SO BB IBB HBP BLK WP HR S P ERA WHIP	IP WLS BF H R ER SO BB IBB HBP BLK WP HR S P ERA WHIP	IP WLS BF H R ER SO BB IBB HBP BLK WP HR S P ERA WHIP	IP WLS BF H R ER SO BB IBB HBP BLK WP HR S P ERA WHIP	IP WLS BF H R ER SO BB IBB HBP BLK WP HR S P ERA WHIP	IP WLS BF H R ER SO BB IBB HBP BLK WP HR S P ERA WHIP	IP WLS BF H R ER SO BB IBB HBP BLK WP HR S P ERA WHIP	IP WLS BF H R ER SO BB IBB HBP BLK WP HR S P ERA WHIP	IP WLS BF H R ER SO BB IBB HBP BLK WP HR S P ERA WHIP	IP WLS BF H R ER SO BB IBB HBP BLK WP HR S P ERA WHIP	IP WLS BF H R ER SO BB IBB HBP BLK WP HR S P ERA WHIP	IP WLS BF H R ER SO BB IBB HBP BLK WP HR S P ERA WHIP	IP WLS BF H R ER SO BB IBB HBP BLK WP HR S P ERA WHIP	IP WLS BF H R ER SO BB IBB HBP BLK WP HR S P ERA WHIP	IP WLS BF H R ER SO BB IBB HBP BLK WP HR S P ERA WHIP	IP WLS BF H R ER SO BB IBB HBP BLK WP HR S P ERA WHIP	IP WLS BF H R ER SO BB IBB HBP BLK WP HR S P ERA WHIP	IP WLS BF H R ER SO BB IBB HBP BLK WP HR S P ERA WHIP	IP WLS BF H R ER SO BB IBB HBP BLK WP HR S P ERA WHIP	IP WLS BF H R ER SO BB IBB HBP BLK WP HR S P ERA WHIP

Colorado Rockies @ San Diego Padres  
PETCO Park, San Diego, CA  
Sun Sep 13 2009, 4:05 PM EDT  
Att: 19,739 - Partly Cloudy - 75 F

AB 31  
R 3  
H 6  
RBI 3  
BB 6  
SO 13  
LOB 13



Batter	1	2	3	4	5	6	7	8	9	AB	R	H	RBI	BB	SO	LOB	BOTTOM							
1 Everth Cabrera, S (1,6) OBP: 0.350, SLG: 0.375	K		K		FC3-2 FC4-6				F7	4	0	0	1	1	2	4								
22 David Eckstein, R (1,4) OBP: 0.322, SLG: 0.337	BB		G3-1		FC4-6		P2		K	5	0	1	0	0	1	7								
23 Adrián González, L (1,3) OBP: 0.406, SLG: 0.562	G4-6-3				L3		FC6-2 FC6-2		BB	5	1	3	0	0	0	1								
7 Chase Headley, S (1,5) OBP: 0.336, SLG: 0.394					L7		SF8		BB	3	1	1	2	1	0	0								
25 Will Venable, L (1,9) OBP: 0.337, SLG: 0.477					F8		FC6-2 FC6-2		F7	5	2	2	1	0	0	4								
11 Drew Macias, L (1,7) OBP: 0.328, SLG: 0.333	G4-3				SH1-4 SH1-4		FC6-2 FC6-2		BB	3	2	2	0	1	0	0								
4 Nick Hundley, R (1,2) OBP: 0.303, SLG: 0.371	K				SH1-4 SH1-4		FC3-2 FC3-2		K	4	0	2	1	0	2	2								
18 Tony Gwynn Jr., L (1,8) OBP: 0.330, SLG: 0.324					SH1-4		SF8		F8	2	0	1	1	0	0	2								
33 Clayton Richard, L (1,1) OBP: 0.305, SLG: 0.167					SH3-4				BB	0	0	0	0	0	0	0								
2 Edgar González, R (5,PH) OBP: 0.275, SLG: 0.275									BB	1	0	1	0	0	0	0								
55 Adam Russell, R (8,1) ERA: 5.56									BB	0	0	0	0	0	0	0								
14 Oscar Salazar, R (6,PH) ERA: 3.63									BB	0	0	0	0	0	1	0								
54 Joe Thatcher, L (7,1) ERA: 3.86									BB	0	0	0	0	0	0	0								
58 Ryan Webb, R (8,1) ERA: 3.86									BB	0	0	0	0	0	0	0								
15 Luis Antonio Rodríguez, S (8,PH) ERA: 5.59									BB	0	1	0	0	1	0	0								
59 Luis Perdomo, R (9,1) ERA: 4.53									BB	0	0	0	0	0	0	0								
<b>Inning Stats</b>	R: 0 E: 0 K: 1 S: 7	H: 1 LOB: 0 BB: 0 P: 10	R: 1 E: 0 K: 1 S: 8	H: 1 LOB: 0 BB: 0 P: 13	R: 0 E: 0 K: 1 S: 9	H: 1 LOB: 1 BB: 0 P: 16	R: 0 E: 0 K: 0 S: 7	H: 0 LOB: 0 BB: 0 P: 13	R: 3 E: 0 K: 0 S: 14	H: 3 LOB: 2 BB: 0 P: 23	R: 0 E: 0 K: 0 S: 19	H: 2 LOB: 3 BB: 4 P: 41	R: 1 E: 0 K: 1 S: 14	H: 3 LOB: 2 BB: 0 P: 25	R: 1 E: 0 K: 1 S: 12	H: 2 LOB: 2 BB: 1 P: 24	1B: 10 2B: 1 3B: 1 HR: 1	SF: 2 SAC: 2 DP: 1 HBP: 0	WP: 1 PB: 0 SB: 1 CS: 0	PA: 41				
<b>PITCHER</b>	IP WLS BF H R ER SO BB IBB HBP BLK WP HR S P ERA WHIP	IP WLS BF H R ER SO BB IBB HBP BLK WP HR S P ERA WHIP	IP WLS BF H R ER SO BB IBB HBP BLK WP HR S P ERA WHIP	IP WLS BF H R ER SO BB IBB HBP BLK WP HR S P ERA WHIP	IP WLS BF H R ER SO BB IBB HBP BLK WP HR S P ERA WHIP	IP WLS BF H R ER SO BB IBB HBP BLK WP HR S P ERA WHIP	IP WLS BF H R ER SO BB IBB HBP BLK WP HR S P ERA WHIP	IP WLS BF H R ER SO BB IBB HBP BLK WP HR S P ERA WHIP	IP WLS BF H R ER SO BB IBB HBP BLK WP HR S P ERA WHIP	IP WLS BF H R ER SO BB IBB HBP BLK WP HR S P ERA WHIP	IP WLS BF H R ER SO BB IBB HBP BLK WP HR S P ERA WHIP	IP WLS BF H R ER SO BB IBB HBP BLK WP HR S P ERA WHIP	IP WLS BF H R ER SO BB IBB HBP BLK WP HR S P ERA WHIP	IP WLS BF H R ER SO BB IBB HBP BLK WP HR S P ERA WHIP	IP WLS BF H R ER SO BB IBB HBP BLK WP HR S P ERA WHIP	IP WLS BF H R ER SO BB IBB HBP BLK WP HR S P ERA WHIP	IP WLS BF H R ER SO BB IBB HBP BLK WP HR S P ERA WHIP	IP WLS BF H R ER SO BB IBB HBP BLK WP HR S P ERA WHIP	IP WLS BF H R ER SO BB IBB HBP BLK WP HR S P ERA WHIP	IP WLS BF H R ER SO BB IBB HBP BLK WP HR S P ERA WHIP	IP WLS BF H R ER SO BB IBB HBP BLK WP HR S P ERA WHIP	IP WLS BF H R ER SO BB IBB HBP BLK WP HR S P ERA WHIP	IP WLS BF H R ER SO BB IBB HBP BLK WP HR S P ERA WHIP	IP WLS BF H R ER SO BB IBB HBP BLK WP HR S P ERA WHIP

Colorado Rockies @ San Diego Padres  
PETCO Park, San Diego, CA  
Sun Sep 13 2009, 4:05 PM EDT  
Att: 19,739 - Partly Cloudy - 75 F

AB 32  
R 7  
H 13  
RBI 7  
BB 5  
SO 5  
LOB 20





Batter	1	2	3	4	5	6	7	8	9	AB	R	H	RBI	BB	SO	LOB	TOP				
3 Eric Young Jr. S OBP: 0.372, SLG: 0.425										4	0	1	0	1	2	0	<b>Colorado Rockies @ San Francisco Giants</b> AT&T Park, San Francisco, CA Mon Sep 14 2009, 7:15 PM PDT Att: 31,307 - Partly Cloudy - 66 F				
5 Carlos González L OBP: 0.353, SLG: 0.515										5	1	2	0	0	3	2					
17 Todd Helton L OBP: 0.414, SLG: 0.494										2	0	0	0	2	0	2					
2 Troy Tulowitzki R OBP: 0.364, SLG: 0.521										4	0	0	0	0	1	4					
7 Seth Smith L OBP: 0.395, SLG: 0.545										4	0	1	0	0	3	2					
11 Brad Hawpe L OBP: 0.383, SLG: 0.511										3	0	0	0	1	2	1					
8 Yorvit Torrealba R OBP: 0.341, SLG: 0.365										4	0	2	0	0	0	1					
9 Ian Stewart L OBP: 0.323, SLG: 0.478										2	0	0	0	1	2	2					
27 Garrett Atkins R OBP: 0.307, SLG: 0.342										1	0	0	0	0	1	1					
46 Jason Hammel R OBP: 0.189, SLG: 0.146										2	0	0	0	0	1	2					
24 Dexter Fowler S OBP: 0.306, SLG: 0.411										1	0	0	0	0	0	0					
56 Juan Rincon R OBP: 0.300, SLG: 0.415										0	0	0	0	0	0	0					
53 Randy Flores L OBP: 0.356, SLG: 0.403										0	0	0	0	0	0	0					
52 Joel Peralta R OBP: 0.307, SLG: 0.342										1	0	0	0	0	0	0					
18 Mike McCoy R OBP: 0.307, SLG: 0.342										0	0	0	0	0	0	0					
<b>Inning Stats</b>	R: 0 E: 0 K: 1 S: 8	H: 0 LOB: 1 P: 14	R: 0 E: 0 K: 2 S: 11	H: 1 LOB: 2 BB: 1 P: 21	R: 0 E: 0 K: 2 S: 10	H: 1 LOB: 2 BB: 1 P: 17	R: 0 E: 0 K: 2 S: 8	H: 0 LOB: 0 BB: 1 P: 10	R: 0 E: 0 K: 1 S: 13	H: 2 LOB: 2 BB: 0 P: 19	R: 1 E: 0 K: 1 S: 11	H: 1 LOB: 1 BB: 1 P: 20	R: 0 E: 0 K: 2 S: 7	H: 0 LOB: 0 BB: 1 P: 14	R: 0 E: 0 K: 2 S: 8	H: 0 LOB: 0 BB: 0 P: 12	1B: 5 2B: 0 3B: 1 HR: 0	SF: 0 SAC: 0 DP: 0 HBP: 0	WP: 1 PB: 0 SB: 2 CS: 0	PA: 38	
<b>PITCHER</b>	IP WLS BF H R ER SO BB IBB HBP BLK WP HR S P ERA WHIP	7.0 W 31 6 1 1 11 4 0 0 0 1 0 72 116 1.29 1.429	1.0 H 4 0 0 0 2 1 0 0 0 0 0 7 14 0.00 1.000	1.0 3 0 0 0 2 0 0 0 0 0 0 0 8 12 0.00 0.000																	

Batter	1	2	3	4	5	6	7	8	9	AB	R	H	RBI	BB	SO	LOB	BOTTOM			
8 Eugenio Velez S OBP: 0.316, SLG: 0.423										4	0	1	4	0	2	1	<b>Colorado Rockies @ San Francisco Giants</b> AT&T Park, San Francisco, CA Mon Sep 14 2009, 7:15 PM PDT Att: 31,307 - Partly Cloudy - 66 F			
21 Freddy Sanchez R OBP: 0.328, SLG: 0.422										5	0	1	0	0	0	2				
2 Randy Winn S OBP: 0.319, SLG: 0.361										3	1	1	0	1	0	1				
48 Pablo Sandoval S OBP: 0.375, SLG: 0.537										4	0	0	0	0	2	3				
29 Ryan Rohlinger R OBP: 0.192, SLG: 0.100										3	3	2	1	1	0	1				
1 Benjie Molina R OBP: 0.283, SLG: 0.439										0	0	0	0	0	0	0				
22 Eji Whiteside R OBP: 0.248, SLG: 0.296										4	2	2	1	0	2	0				
5 Juan Uribe R OBP: 0.325, SLG: 0.498										4	2	2	1	0	2	0				
35 Travis Ishikawa L OBP: 0.323, SLG: 0.401										4	2	2	0	0	1	0				
33 Aaron Rowand R OBP: 0.325, SLG: 0.436										4	0	1	2	0	0	3				
55 Tim Lincecum L OBP: 0.227, SLG: 0.189										0	0	0	0	1	0	0				
12 Nate Schierholz L OBP: 0.300, SLG: 0.415										1	0	0	0	0	0	0				
41 Jeremy Affeldt L OBP: 0.500, SLG: 0.500										0	0	0	0	0	0	0				
14 Fred Lewis L OBP: 0.356, SLG: 0.403										0	1	0	1	1	0	0				
46 Bob Howry L OBP: 0.307, SLG: 0.342										0	0	0	0	0	0	0				
<b>Inning Stats</b>	R: 0 E: 0 K: 2 S: 10	H: 1 LOB: 1 BB: 0 P: 16	R: 3 E: 0 K: 0 S: 16	H: 4 LOB: 1 BB: 0 P: 19	R: 1 E: 0 K: 1 S: 10	H: 1 LOB: 0 BB: 0 P: 12	R: 0 E: 0 K: 0 S: 8	H: 0 LOB: 1 BB: 1 P: 16	R: 0 E: 0 K: 0 S: 12	H: 1 LOB: 1 BB: 0 P: 18	R: 0 E: 0 K: 2 S: 7	H: 0 LOB: 0 BB: 0 P: 10	R: 0 E: 0 K: 1 S: 7	H: 0 LOB: 0 BB: 0 P: 9	R: 5 E: 0 K: 1 S: 20	H: 3 LOB: 1 BB: 3 P: 40	1B: 8 2B: 0 3B: 1 HR: 1	SF: 1 SAC: 1 DP: 0 HBP: 0	WP: 0 PB: 0 SB: 2 CS: 0	PA: 38
<b>PITCHER</b>	IP WLS BF H R ER SO BB IBB HBP BLK WP HR S P ERA WHIP	6.0 L 26 7 4 4 2 1 1 0 0 0 0 15 25 6.00 1.333	1.1 7 1 3 3 2 1 1 0 0 0 0 0 3 5 ∞ ∞	0.0 1 0 0 0 0 0 0 0 0 0 0 0 3 5 ∞ ∞	0.2 L 8 5 4 4 2 1 1 0 0 0 0 0 9 19 27.00 3.000															



AB	33
R	1
H	6
RBI	0
BB	5
SO	15
LOB	17

AB	32
R	9
H	10
RBI	9
BB	4
SO	7
LOB	11







Batter	1	2	3	4	5	6	7	8	9	AB	R	H	RBI	BB	SO	LOB	TOP				
5 Carlos González, L (1,8) OBP: 0.352, SLG: 0.504	F7		F7		F9		K		F7	4	0	0	0	1	1	0	<b>Colorado Rockies @ San Francisco Giants</b> AT&T Park, San Francisco, CA Wed Sep 16 2009, 7:15 PM PDT Att: 38,696 - Clear - 65 F <a href="http://livebaseballscorecards.com">livebaseballscorecards.com</a>				
7 Seth Smith, L (1,7) OBP: 0.392, SLG: 0.540	F7		F8		G6-3				K	3	0	0	0	0	0	1					
24 Dexter Fowler, S (7,PH) OBP: 0.369, SLG: 0.414	F7								K	2	0	1	0	0	1	0					
17 Todd Helton, L (1,3) OBP: 0.409, SLG: 0.487	E8		G3		G3					4	0	0	0	0	1	2					
2 Troy Tulowitzki, R (1,6) OBP: 0.367, SLG: 0.534										4	1	3	1	0	0	0					
11 Brad Hawpe, L (1,9) OBP: 0.380, SLG: 0.506										4	0	0	0	0	0	3					
19 Ryan Spilborghs, R (8,PR) OBP: 0.313, SLG: 0.402	G4-3									0	0	0	0	0	0	0					
8 Yovit Torresblat, R (1,2) OBP: 0.339, SLG: 0.358										3	2	1	0	1	0	1					
9 Ian Stewart, L (1,5) OBP: 0.323, SLG: 0.483										4	1	1	2	0	3	3					
12 Clint Barnes, R (1,4) OBP: 0.289, SLG: 0.441										4	0	1	1	0	1	2					
29 Jorge De La Rosa, L (1,1) OBP: 0.145, SLG: 0.167										3	0	0	0	0	2	1					
3 Eric Young Jr., S (9,PH) OBP: 0.333, SLG: 0.378										1	0	0	0	0	0	0					
56 Franklin Morales, L (9,1) OBP: 0.400, SLG: 0.460										0	0	0	0	0	0	0					
63 Rafael Betancourt, R (9,1)										0	0	0	0	0	0	0					
<b>Inning Stats</b>	R: 0 H: 1 E: 1 K: 0 S: 12	H: 1 LOB: 2 BB: 0 P: 15	R: 0 H: 0 E: 0 K: 1 S: 8	H: 0 LOB: 0 BB: 0 P: 10	R: 0 H: 0 E: 0 K: 1 S: 7	H: 0 LOB: 1 BB: 1 P: 14	R: 2 H: 2 E: 0 K: 2 S: 13	H: 2 LOB: 1 BB: 1 P: 21	R: 0 H: 0 E: 0 K: 0 S: 11	H: 0 LOB: 0 BB: 0 P: 13	R: 2 H: 2 E: 0 K: 0 S: 11	H: 2 LOB: 0 BB: 0 P: 17	R: 0 H: 1 E: 0 K: 2 S: 13	H: 1 LOB: 1 BB: 0 P: 16	R: 0 H: 1 E: 1 K: 2 S: 12	H: 0 LOB: 2 BB: 0 P: 19	R: 0 H: 0 E: 0 K: 1 S: 6	H: 0 LOB: 0 BB: 0 P: 7	1B: 4 2B: 1 3B: 0 HR: 2	SF: 0 SAC: 0 DP: 0 HBP: 0	WP: 1 PA: 38 PB: 0 SB: 1 CS: 0
<b>PITCHER</b>	IP WLS BF H R ER SO BB IBB HBP BLK WP HR S P ERA WHIP																				
18 Matt Cain, R (1,1) ERA: 2.71	6.0 L 26 5 4 4 4 2 0 0 0 0 0 2 62 90 6.00 1.167																				
45 Dan Runzler, L (7,1) ERA:	1.0 4 1 0 0 2 0 0 0 0 0 0 0 13 16 0.00 1.000																				
49 Brandon Medders, R (8,1) ERA: 3.26	0.0 1 1 0 0 0 0 0 0 0 0 0 0 1 2 ∞ ∞																				
41 Jeremy Affeldt, L (8,1) ERA: 1.8	1.0 4 0 0 0 2 0 0 0 0 0 1 0 11 17 0.00 0.000																				
54 Sergio Romo, R (9,1) ERA: 4.3	1.0 3 0 0 0 1 0 0 0 0 0 0 0 6 7 0.00 0.000																				

Batter	1	2	3	4	5	6	7	8	9	AB	R	H	RBI	BB	SO	LOB	BOTTOM				
56 Andres Torres, S (1,7) OBP: 0.336, SLG: 0.472	P4									4	0	1	0	0	2	2	<b>Colorado Rockies @ San Francisco Giants</b> AT&T Park, San Francisco, CA Wed Sep 16 2009, 7:15 PM PDT Att: 38,696 - Clear - 65 F <a href="http://livebaseballscorecards.com">livebaseballscorecards.com</a>				
21 Freddy Sanchez, R (1,4) OBP: 0.326, SLG: 0.418	G6-3									4	1	1	0	0	2	3					
48 Pablo Sandoval, S (1,3) OBP: 0.376, SLG: 0.536	G3									4	1	1	0	0	1	3					
1 Bengie Molina, R (1,2) OBP: 0.286, SLG: 0.438										4	0	1	1	0	0	0					
22 Eli Whiteside, R (9,PR) OBP: 0.246, SLG: 0.296										0	1	0	0	0	0	0					
5 Juan Uribe, R (1,5) OBP: 0.331, SLG: 0.500										2	0	1	0	1	0	1					
8 Eugenio Velez, S (9,PR) OBP: 0.318, SLG: 0.420										0	0	0	0	0	0	0					
16 Edgar Renteria, R (1,6) OBP: 0.307, SLG: 0.328										4	0	0	0	0	1	5					
33 Aaron Rowand, R (1,8) OBP: 0.321, SLG: 0.430										3	0	0	0	0	1	2					
2 Randy Winn, S (9,PH) OBP: 0.321, SLG: 0.361										1	0	0	1	0	0	2					
12 Nate Schierholtz, L (1,9) OBP: 0.305, SLG: 0.410										3	0	0	0	1	2	2					
18 Matt Cain, R (1,1) ERA: 2.71										1	0	0	0	0	1	0					
35 Rich Aurilia, R (9,PH) OBP: 0.274, SLG: 0.301										0	0	0	0	0	0	0					
14 Fred Lewis, L (9,PR) OBP: 0.366, SLG: 0.403										0	0	0	0	0	0	0					
45 Dan Runzler, L (7,1) ERA:										0	0	0	0	0	0	0					
49 Brandon Medders, R (8,1) ERA: 3.26										0	0	0	0	0	0	0					
41 Jeremy Affeldt, L (8,1) ERA: 1.8										0	0	0	0	0	0	0					
23 Ryan Garco, R (9,PH) OBP: 0.305, SLG: 0.291										1	0	0	0	0	0	0					
54 Sergio Romo, R (9,1) ERA: 4.3										0	0	0	0	0	0	0					
<b>Inning Stats</b>	R: 0 H: 0 E: 0 K: 0 S: 7	H: 1 LOB: 0 BB: 0 P: 10	R: 0 H: 0 E: 0 K: 2 S: 6	H: 0 LOB: 0 BB: 0 P: 9	R: 0 H: 0 E: 0 K: 2 S: 8	H: 0 LOB: 0 BB: 0 P: 13	R: 0 H: 1 E: 0 K: 1 S: 6	H: 1 LOB: 0 BB: 0 P: 7	R: 0 H: 0 E: 0 K: 2 S: 10	H: 0 LOB: 1 BB: 1 P: 18	R: 0 H: 1 E: 0 K: 3 S: 17	H: 1 LOB: 2 BB: 1 P: 25	R: 0 H: 0 E: 0 K: 0 S: 13	H: 0 LOB: 1 BB: 0 P: 18	R: 0 H: 0 E: 0 K: 1 S: 8	H: 0 LOB: 0 BB: 0 P: 11	R: 3 H: 3 E: 1 K: 1 S: 19	H: 3 LOB: 2 BB: 0 P: 30	1B: 5 2B: 2 3B: 0 HR: 0	SF: 0 SAC: 0 DP: 2 HBP: 1	WP: 1 PA: 35 PB: 0 SB: 1 CS: 0
<b>PITCHER</b>	IP WLS BF H R ER SO BB IBB HBP BLK WP HR S P ERA WHIP																				
29 Jorge De La Rosa, L (1,1) ERA: 4.17	8.0 W 28 3 3 3 1 0 2 0 0 0 0 0 75 111 0.00 0.625																				
56 Franklin Morales, L (9,1) ERA: 3.0	0.0 3 3 3 1 0 0 0 0 0 0 0 0 7 12 ∞ ∞																				
63 Rafael Betancourt, R (9,1) ERA: 2.7	1.0 S 4 0 0 0 1 0 0 0 0 0 0 0 12 18 0.00 0.000																				





Batter	1	2	3	4	5	6	7	8	9	AB	R	H	RBI	BB	SO	LOB	TOP			
5 Carlos González, L OBP: 0.353, SLG: 0.504										4	1	1	0	1	2	2				
7 Seth Smith, L OBP: 0.390, SLG: 0.536										4	1	1	0	0	0	1				
17 Todd Helton, L OBP: 0.406, SLG: 0.483										4	0	0	0	0	0	2				
2 Troy Tulowitzki, R OBP: 0.368, SLG: 0.539										3	2	1	2	1	1	0				
11 Brad Hawpe, L OBP: 0.383, SLG: 0.505										1	1	0	0	3	0	0				
8 Yovit Torresbls, R OBP: 0.342, SLG: 0.362										4	0	2	2	0	2	1				
9 Ian Stewart, L OBP: 0.322, SLG: 0.481										4	0	1	1	0	2	3				
24 Dexter Fowler, S OBP: 0.369, SLG: 0.414										0	0	0	0	0	0	0				
12 Clint Barnes, R OBP: 0.287, SLG: 0.438										3	0	0	0	0	1	0				
23 Jason Giambi, L OBP: 0.345, SLG: 0.399										1	0	0	0	0	1	2				
21 Jason Marquis, L OBP: 0.266, SLG: 0.330										2	0	0	0	0	0	0				
3 Eric Young Jr., S OBP: 0.327, SLG: 0.370										1	0	0	0	0	0	0				
53 Randy Flores, L OBP: 0.327, SLG: 0.370										0	0	0	0	0	0	0				
31 Matt Daley, R OBP: 0.327, SLG: 0.370										0	0	0	0	0	0	0				
34 Matt Belisle, R OBP: 0.327, SLG: 0.370										1	0	0	0	0	1	2				
27 Garrett Atkins, R OBP: 0.303, SLG: 0.337										1	0	0	0	0	1	2				
<b>Inning Stats</b>	R: 2 H: 2 E: 0 K: 1 S: 20	H: 2 LOB: 2 BB: 2 P: 33	R: 0 H: 0 E: 0 K: 1 S: 6	H: 0 LOB: 0 BB: 1 P: 14	R: 2 H: 2 E: 0 K: 2 S: 12	H: 2 LOB: 1 BB: 1 P: 23	R: 0 H: 0 E: 0 K: 1 S: 10	H: 0 LOB: 0 BB: 0 P: 13	R: 0 H: 0 E: 0 K: 1 S: 7	H: 0 LOB: 0 BB: 0 P: 7	R: 0 H: 0 E: 0 K: 1 S: 9	H: 0 LOB: 0 BB: 0 P: 11	R: 0 H: 0 E: 0 K: 0 S: 9	H: 0 LOB: 0 BB: 0 P: 11	R: 1 H: 2 E: 0 K: 2 S: 16	H: 2 LOB: 2 BB: 1 P: 26	1B: 4 2B: 1 3B: 0 HR: 1	SF: 0 SAC: 0 DP: 0 HBP: 0	WP: 0 PB: 0 SB: 0 CS: 1	PA: 38
<b>PITCHER</b>	IP WLS BF H R ER SO BB IBB HBP BLK WP HR S P ERA WHIP	4.0 19 4 4 4 5 4 0 0 0 0 1 48 83 9.00 2.000	2.0 6 0 0 0 2 0 0 0 0 0 0 13 16 0.00 0.000	1.0 3 0 0 0 1 0 0 0 0 0 0 9 11 0.00 0.000	1.0 3 0 0 0 0 0 0 0 0 0 0 9 11 0.00 0.000	1.0 6 2 1 1 2 1 0 0 0 0 0 16 26 9.00 3.000														

**Colorado Rockies @ Arizona Diamondbacks**  
Chase Field, Phoenix, AZ  
Fri Sep 18 2009, 6:40 PM MST  
Att: 34,215 - Clear - 99 F

livebaseballscorecards.com

AB	32
R	5
H	6
RBI	5
BB	5
SO	10
LOB	13

Batter	1	2	3	4	5	6	7	8	9	AB	R	H	RBI	BB	SO	LOB	BOTTOM			
24 Chris Young, R OBP: 0.306, SLG: 0.397										5	1	1	0	0	2	3				
6 Stephen Drew, L OBP: 0.323, SLG: 0.432										4	1	2	0	0	1	0				
10 Justin Upton, R OBP: 0.377, SLG: 0.551										3	0	1	0	0	2	1				
26 Miguel Montero, L OBP: 0.360, SLG: 0.488										3	1	1	1	0	1	2				
27 Mark Reynolds, R OBP: 0.363, SLG: 0.568										3	1	0	0	1	0	2				
18 Gerardo Parra, L OBP: 0.330, SLG: 0.411										2	0	1	2	2	0	2				
14 Ryan Roberts, R OBP: 0.371, SLG: 0.417										2	2	2	2	2	0	0				
29 Brandon Allen, L OBP: 0.303, SLG: 0.450										4	1	1	2	0	3	3				
57 Kevin Mulvey, R ERA: 3.84										1	0	0	0	0	1	1				
16 Trent Oeltjen, L OBP: 0.283, SLG: 0.427										1	0	0	0	0	1	0				
46 Daniel Schlereth, L ERA: 6.3										0	0	0	0	0	0	0				
18 Chad Tracy, L OBP: 0.283, SLG: 0.427										0	0	0	0	0	1	0				
47 Leo Rosales, R ERA: 3.86										0	0	0	0	0	0	0				
60 Scott Schoeneweis, L ERA: 3.86										0	0	0	0	0	0	0				
22 Eric Byrnes, R ERA: 3.86										1	0	0	0	0	0	0				
58 Juan Gutierrez, R ERA: 3.86										0	0	0	0	0	0	0				
<b>Inning Stats</b>	R: 1 H: 2 E: 0 K: 0 S: 6	H: 2 LOB: 1 BB: 0 P: 10	R: 0 H: 0 E: 0 K: 2 S: 7	H: 0 LOB: 2 BB: 2 P: 19	R: 0 H: 0 E: 0 K: 3 S: 9	H: 0 LOB: 0 BB: 0 P: 14	R: 3 H: 3 E: 0 K: 1 S: 13	H: 3 LOB: 0 BB: 0 P: 19	R: 0 H: 1 E: 0 K: 0 S: 6	H: 1 LOB: 1 BB: 0 P: 12	R: 0 H: 0 E: 0 K: 1 S: 15	H: 0 LOB: 3 BB: 3 P: 30	R: 2 H: 2 E: 0 K: 2 S: 14	H: 2 LOB: 1 BB: 1 P: 27	R: 1 H: 1 E: 0 K: 2 S: 18	H: 1 LOB: 0 BB: 0 P: 26	1B: 4 2B: 3 3B: 0 HR: 2	SF: 1 SAC: 1 DP: 1 HBP: 0	WP: 0 PB: 0 SB: 0 CS: 1	PA: 37
<b>PITCHER</b>	IP WLS BF H R ER SO BB IBB HBP BLK WP HR S P ERA WHIP	6.0 28 4 4 4 7 5 0 0 0 0 0 56 104 6.00 1.833	0.0 1 1 1 1 0 0 0 0 0 0 0 2 4 ∞ ∞	1.0 4 1 1 1 2 1 0 0 0 0 0 12 23 9.00 2.000	1.0 4 1 1 1 2 0 0 0 0 0 1 18 26 9.00 1.000															

**Colorado Rockies @ Arizona Diamondbacks**  
Chase Field, Phoenix, AZ  
Fri Sep 18 2009, 6:40 PM MST  
Att: 34,215 - Clear - 99 F

livebaseballscorecards.com

AB	29
R	7
H	9
RBI	7
BB	6
SO	11
LOB	14







Batter	1	2	3	4	5	6	7	8	9	AB	R	H	RBI	BB	SO	LOB	TOP		
5 Carlos González, L OBP: 0.391, SLG: 0.510	F9			P2		F7		CS WP BB	K	4	0	0	0	1	1	4			
7 Seth Smith, L OBP: 0.349, SLG: 0.524 31 Matt Daley, R OBP: 0.400, SLG: 0.400	G5-3			G4-3		L4		K		4	0	0	0	0	1	3			
2 Troy Tulowitzki, R OBP: 0.369, SLG: 0.543	K			F8				E6 19 1B 8 1B	23 HR 1B	4	2	2	0	0	1	0			
23 Jason Giambi, L OBP: 0.349, SLG: 0.391 24 Dexter Fowler, S OBP: 0.370, SLG: 0.414	K				19 G5-4-3 1B			K	HR	4	1	2	2	0	2	1			
19 Ryan Spilborghs, R OBP: 0.316, SLG: 0.410	K			G5-4-3				8 1B 9 1B	G6-3	4	1	1	0	0	1	1			
8 Yovit Torresblta, R OBP: 0.356, SLG: 0.366	K			F7				9 1B 12 SH1-2-3 1B		4	1	2	1	0	1	0			
9 Ian Stewart, L OBP: 0.322, SLG: 0.476	F9							12 SH1-2-3 1B		3	0	1	1	1	1	1			
12 Clint Barnes, R OBP: 0.287, SLG: 0.436	P4							38 SH5-4 1B	SH1-2-3	3	0	2	1	0	0	0			
38 Ubaldo Jiménez, R OBP: 0.300, SLG: 0.236 17 Todd Helton, L OBP: 0.407, SLG: 0.481	K							SH5-4 1B	G4-3	2	0	0	0	0	1	1			
<b>Inning Stats</b>	R: 0 E: 0 K: 1 S: 6	H: 0 LOB: 0 BB: 0 P: 8	R: 0 E: 0 K: 3 S: 10	H: 0 LOB: 0 BB: 0 P: 16	R: 0 E: 0 K: 1 S: 8	H: 0 LOB: 0 BB: 0 P: 11	R: 0 E: 0 K: 0 S: 6	H: 0 LOB: 0 BB: 0 P: 10	R: 0 E: 0 K: 0 S: 9	H: 1 LOB: 2 BB: 1 P: 13	R: 3 E: 1 K: 1 S: 11	H: 4 LOB: 1 BB: 0 P: 15	R: 2 E: 0 K: 1 S: 11	H: 2 LOB: 0 BB: 0 P: 19	R: 0 E: 0 K: 2 S: 15	H: 2 LOB: 2 BB: 0 P: 21	1B: 9 2B: 0 3B: 0 HR: 1	SF: 0 SAC: 2 DP: 1 HBP: 0	WP: 1 PA: 37 PB: 0 SB: 0 CS: 1
<b>PITCHER</b>	IP	WLS	BF	H	R	ER	SO	BB	IBB	HBP	BLK	WP	HR	S	P	ERA	WHIP		
15 Dan Haren, R ERA: 2.9	8.0	L	32	8	5	5	7	2	0	0	0	1	1	69	103	5.62	1.250		
56 Daniel Cabrera, R ERA: 6.34	1.0		5	2	0	0	2	0	0	0	0	0	0	15	21	0.00	2.000		

Colorado Rockies @ Arizona Diamondbacks  
Chase Field, Phoenix, AZ  
Sun Sep 20 2009, 1:10 PM MST  
Att: 29,428 - Roof Closed - 74 F

livebaseballscores.com

AB 33  
R 5  
H 10  
RBI 5  
BB 2  
SO 9  
LOB 13



Batter	1	2	3	4	5	6	7	8	9	AB	R	H	RBI	BB	SO	LOB	BOTTOM				
24 Chris Young, R OBP: 0.305, SLG: 0.392	F8				K					3	0	0	0	1	2	2					
6 Stephen Drew, L OBP: 0.325, SLG: 0.435	27 WP 10 G5-3 1B				F7			BB	F9	3	0	1	0	1	0	2					
10 Justin Upton, R OBP: 0.373, SLG: 0.551	G5-3				G6-3				G5-3	4	0	0	0	0	1	4					
26 Miguel Montero, L OBP: 0.356, SLG: 0.479	27 WP BB				K				G3	3	0	0	0	1	2	0					
27 Mark Reynolds, R OBP: 0.358, SLG: 0.559	G5-3				K				F8	4	0	0	0	0	1	2					
18 Gerardo Parra, L OBP: 0.330, SLG: 0.409					F7				G6-3	4	1	1	0	0	0	0					
14 Ryan Roberts, R OBP: 0.371, SLG: 0.414	L8				K				15 G6-3 29 G4-1 1B	4	0	1	0	0	2	1					
29 Brandon Allen, L OBP: 0.292, SLG: 0.425	15 1B				K				G4-1	4	0	1	0	0	2	1					
15 Dan Haren, R OBP: 0.270, SLG: 0.362 56 Daniel Cabrera, R	6 BB 1B				K				G6-3	3	0	1	1	0	1	1					
<b>Inning Stats</b>	R: 0 E: 0 K: 0 S: 13	H: 1 LOB: 2 BB: 1 P: 20	R: 1 E: 0 K: 2 S: 15	H: 3 LOB: 3 BB: 1 P: 30	R: 0 E: 0 K: 2 S: 9	H: 0 LOB: 0 BB: 0 P: 16	R: 0 E: 0 K: 3 S: 10	H: 0 LOB: 0 BB: 0 P: 17	R: 0 E: 0 K: 1 S: 7	H: 0 LOB: 0 BB: 0 P: 12	R: 0 E: 0 K: 0 S: 5	H: 0 LOB: 0 BB: 0 P: 7	R: 0 E: 0 K: 1 S: 13	H: 1 LOB: 2 BB: 1 P: 20	R: 0 E: 0 K: 1 S: 12	H: 0 LOB: 0 BB: 0 P: 17	R: 0 E: 0 K: 2 S: 9	H: 0 LOB: 0 BB: 0 P: 13	1B: 5 2B: 0 3B: 0 HR: 0	SF: 0 SAC: 0 DP: 0 HBP: 0	WP: 1 PA: 35 PB: 0 SB: 0 CS: 0
<b>PITCHER</b>	IP	WLS	BF	H	R	ER	SO	BB	IBB	HBP	BLK	WP	HR	S	P	ERA	WHIP				
38 Ubaldo Jiménez, R ERA: 3.47	7.0	W	29	5	1	1	8	3	0	0	0	0	0	12	17	0.00	1.143				
31 Matt Daley, R ERA: 3.77	1.0		3	0	0	0	1	0	0	0	0	0	0	9	13	0.00	0.000				
56 Franklin Morales, L ERA: 2.84	1.0		3	0	0	0	2	0	0	0	0	0	0	9	13	0.00	0.000				

Colorado Rockies @ Arizona Diamondbacks  
Chase Field, Phoenix, AZ  
Sun Sep 20 2009, 1:10 PM MST  
Att: 29,428 - Roof Closed - 74 F

livebaseballscores.com

AB 32  
R 1  
H 5  
RBI 1  
BB 3  
SO 11  
LOB 13

















Batter	1	2	3	4	5	6	7	8	9	AB	R	H	RBI	BB	SO	LOB	TOP							
55 Skip Schumaker, L OBP: 0.364, SLG: 0.397										4	0	2	0	0	0	0								
13 Brendan Ryan, R OBP: 0.337, SLG: 0.392										4	0	1	0	0	2	2								
5 Albert Pujols, R OBP: 0.447, SLG: 0.675										4	0	2	0	0	1	1								
15 Matt Holliday, R OBP: 0.390, SLG: 0.518										4	0	1	0	0	0	5								
28 Colby Rasmus, L OBP: 0.308, SLG: 0.419										4	0	0	0	0	2	1								
47 Ryan Ludwick, R OBP: 0.333, SLG: 0.453										4	1	1	1	0	0	0								
7 Mark DeRosa, R OBP: 0.324, SLG: 0.446										4	0	1	0	0	0	0								
4 Yadier Molina, R OBP: 0.364, SLG: 0.381										3	0	0	0	0	0	1								
29 Chris Carpenter, R OBP: 0.190, SLG: 0.183										3	0	0	0	0	1	0								
43 Trevor Miller, R										0	0	0	0	0	0	0								
46 Kyle McClellan, R										0	0	0	0	0	0	0								
12 Julio Lugo, R OBP: 0.348, SLG: 0.414										0	0	0	0	0	0	0								
<b>Inning Stats</b>	R: 0 E: 0 K: 0 S: 8	H: 1 LOB: 1 BB: 0 P: 14	R: 0 E: 0 K: 0 S: 17	H: 1 LOB: 1 BB: 0 P: 21	R: 0 E: 0 K: 1 S: 11	H: 2 LOB: 2 BB: 0 P: 15	R: 0 E: 0 K: 0 S: 7	H: 0 LOB: 0 BB: 0 P: 14	R: 0 E: 0 K: 3 S: 10	H: 1 LOB: 1 BB: 0 P: 14	R: 1 E: 0 K: 0 S: 6	H: 1 LOB: 0 BB: 0 P: 7	R: 0 E: 0 K: 1 S: 11	H: 2 LOB: 1 BB: 0 P: 16	R: 0 E: 0 K: 1 S: 6	H: 0 LOB: 0 BB: 0 P: 9	1B: 7 2B: 0 3B: 0 HR: 1	SF: 0 SAC: 0 DP: 1 HBP: 0	WP: 0 PB: 0 SB: 0 CS: 0	PA: 34				
<b>PITCHER</b>	IP: 5.0 ERA: 4.32	WLS: 2 BF: 8	H: 4 R: 2 ER: 1 SO: 3	R: 1 LOB: 1 BB: 1 P: 3	BB: 0 IBB: 0 HBP: 0 BLK: 0	WP: 0 HR: 1 S: 16 P: 21	ERA: 0.00 WHIP: 1.000	IP: 1.0 ERA: 2.91	WLS: 1 BF: 3	H: 0 R: 0 ER: 0 SO: 1	R: 0 LOB: 0 BB: 0 P: 1	BB: 0 IBB: 0 HBP: 0 BLK: 0	WP: 0 HR: 0 S: 11 P: 16	ERA: 0.00 WHIP: 2.000	IP: 1.0 ERA: 2.83	WLS: 0 BF: 3	H: 0 R: 0 ER: 0 SO: 1	R: 0 LOB: 0 BB: 0 P: 1	BB: 0 IBB: 0 HBP: 0 BLK: 0	WP: 0 HR: 0 S: 6 P: 9	1B: 0 2B: 0 3B: 0 HR: 0	SF: 0 SAC: 0 DP: 0 HBP: 0	WP: 0 PB: 0 SB: 0 CS: 0	PA: 34

**St. Louis Cardinals @ Colorado Rockies**  
 Coors Field, Denver, CO  
 Fri Sep 25 2009, 6:10 PM MDT  
 Att: 48,847 - Partly Cloudy - 64 F

AB	34
R	1
H	8
RBI	1
BB	0
SO	6
LOB	10



Batter	1	2	3	4	5	6	7	8	9	AB	R	H	RBI	BB	SO	LOB	BOTTOM					
5 Carlos González, L OBP: 0.351, SLG: 0.518										4	1	1	0	0	1	1						
24 Dexter Fowler, S OBP: 0.369, SLG: 0.411										3	0	0	0	0	0	0						
17 Todd Helton, L OBP: 0.409, SLG: 0.479										1	0	0	1	2	0	0						
18 Mike McCoy, R										0	0	0	0	0	0	0						
2 Troy Tulowitzki, R OBP: 0.371, SLG: 0.543										4	1	2	0	0	0	1						
11 Brad Hawpe, L OBP: 0.383, SLG: 0.503										3	0	0	0	0	1	3						
23 Jason Giambi, L OBP: 0.349, SLG: 0.392										1	0	1	0	0	0	0						
8 Yovani Torresolis, R OBP: 0.353, SLG: 0.363										2	0	1	1	1	0	0						
9 Ian Stewart, L OBP: 0.326, SLG: 0.479										3	0	1	0	0	1	2						
12 Clint Barmes, R OBP: 0.295, SLG: 0.446										3	0	0	0	0	0	2						
28 Aaron Cook, R OBP: 0.244, SLG: 0.140										1	0	0	0	0	0	0						
3 Eric Young Jr., S OBP: 0.337, SLG: 0.344										0	0	0	0	0	0	0						
54 Jose Contreras, R ERA: 2.14										0	0	0	0	0	0	0						
63 Rafael Betancourt, R OBP: 0.310, SLG: 0.632										0	0	0	0	0	0	0						
7 Seth Smith, L OBP: 0.310, SLG: 0.632										0	0	0	0	0	0	0						
19 Ryan Spilborghs, R OBP: 0.310, SLG: 0.632										0	0	0	0	0	0	0						
16 Huston Street, R ERA: 2.76										0	0	0	0	0	0	0						
<b>Inning Stats</b>	R: 1 E: 0 K: 0 S: 7	H: 1 LOB: 0 BB: 0 P: 11	R: 0 E: 0 K: 1 S: 9	H: 2 LOB: 1 BB: 0 P: 14	R: 0 E: 0 K: 0 S: 5	H: 0 LOB: 0 BB: 0 P: 9	R: 0 E: 0 K: 1 S: 11	H: 1 LOB: 2 BB: 2 P: 25	R: 0 E: 0 K: 0 S: 8	H: 0 LOB: 0 BB: 1 P: 15	R: 0 E: 0 K: 0 S: 12	H: 1 LOB: 1 BB: 0 P: 16	R: 0 E: 0 K: 0 S: 7	H: 0 LOB: 0 BB: 0 P: 11	R: 0 E: 0 K: 2 S: 8	H: 0 LOB: 0 BB: 0 P: 11	R: 1 E: 0 K: 0 S: 6	H: 1 LOB: 1 BB: 1 P: 12	1B: 5 2B: 1 3B: 0 HR: 0	SF: 2 SAC: 1 DP: 2 HBP: 0	WP: 0 PB: 0 SB: 0 CS: 1	PA: 33
<b>PITCHER</b>	IP: 7.0 ERA: 2.3	WLS: 1 BF: 26	H: 5 R: 1 ER: 1 SO: 2	R: 1 LOB: 1 BB: 0 P: 2	BB: 3 IBB: 0 HBP: 0 BLK: 0	WP: 0 HR: 0 S: 9 P: 16	ERA: 1.29 WHIP: 1.143	IP: 1.0 ERA: 2.14	WLS: 0 BF: 4	H: 0 R: 1 ER: 1 SO: 2	R: 1 LOB: 1 BB: 1 P: 2	BB: 0 IBB: 0 HBP: 0 BLK: 0	WP: 0 HR: 0 S: 11 P: 16	ERA: 9.00 WHIP: 1.000	IP: 0.2 ERA: 2.76	WLS: 0 BF: 3	H: 1 LOB: 0 BB: 0 P: 1	R: 0 LOB: 0 BB: 0 P: 12	1B: 0 2B: 0 3B: 0 HR: 0	SF: 0 SAC: 0 DP: 0 HBP: 0	WP: 0 PB: 0 SB: 0 CS: 1	PA: 33

**St. Louis Cardinals @ Colorado Rockies**  
 Coors Field, Denver, CO  
 Fri Sep 25 2009, 6:10 PM MDT  
 Att: 48,847 - Partly Cloudy - 64 F

AB	26
R	2
H	6
RBI	2
BB	4
SO	4
LOB	9










Batter	1	2	3	4	5	6	7	8	9	AB	R	H	RBI	BB	SO	LOB	TOP								
12 Julio Lugo, R OBP: 0.350, SLG: 0.414	F7		FC6			E6			G6-3	5	1	2	0	0	0	1	<b>St. Louis Cardinals @ Colorado Rockies</b> Coors Field, Denver, CO Sun Sep 27 2009, 1:10 PM MDT Att: 42,032 - Sunny - 76 F								
13 Brendan Ryan, R OBP: 0.338, SLG: 0.394	F8								G6-3	2	1	1	0	0	0	0									
22 Joe Thurston, L OBP: 0.319, SLG: 0.336	F8								G6-3	1	0	0	0	0	1	1									
55 Skip Schumaker, L OBP: 0.364, SLG: 0.394	F8								G6-3	1	0	0	0	0	0	1									
5 Albert Pujols, R OBP: 0.446, SLG: 0.670	F8								G6-3	4	0	1	3	1	1	3									
47 Ryan Ludwick, R OBP: 0.333, SLG: 0.457		K							G6-3	4	0	0	0	1	3	5									
7 Mark DeRosa, R OBP: 0.324, SLG: 0.442									G6-3	2	0	0	0	1	2	0									
23 David Freese, R OBP: 0.331, SLG: 0.261									G6-3	4	0	1	0	0	2	4									
21 Jason LaRue, R OBP: 0.290, SLG: 0.333									G6-3	3	0	0	0	0	2	4									
27 Tyler Greene, R OBP: 0.257, SLG: 0.318									G6-3	2	0	0	0	0	0	0									
28 Colby Rasmus, L OBP: 0.307, SLG: 0.416									G6-3	2	0	0	0	0	1	1									
26 Kyle Lohse, R OBP: 0.289, SLG: 0.229									G6-3	1	1	1	0	1	0	0									
3 Khris Davis, R OBP: 0.277, SLG: 0.353									G6-3	0	0	0	0	0	0	0									
53 Blake Hawksworth, R ERA: 5.72									G6-3	0	0	0	0	0	0	0									
36 Denny Reyes, R ERA: 3.86									G6-3	0	0	0	0	0	0	0									
24 Rick Ankiel, L OBP: 0.320, SLG: 0.390									G6-3	1	0	0	0	0	0	1									
30 Jason Motte, R ERA: 4.75									G6-3	0	0	0	0	0	0	0									
<b>Inning Stats</b>	R: 0 E: 0 K: 0 S: 5	H: 0 LOB: 0 BB: 0 P: 9	R: 0 E: 0 K: 3 S: 10	H: 0 LOB: 1 BB: 0 P: 16	R: 3 E: 0 K: 1 S: 18	H: 3 LOB: 3 BB: 2 P: 33	R: 0 E: 0 K: 2 S: 15	H: 1 LOB: 3 BB: 1 P: 25	R: 0 E: 0 K: 2 S: 8	H: 0 LOB: 0 BB: 0 P: 13	R: 0 E: 1 K: 1 S: 7	H: 0 LOB: 1 BB: 0 P: 12	R: 0 E: 0 K: 2 S: 7	H: 0 LOB: 0 BB: 0 P: 13	R: 0 E: 0 K: 1 S: 6	H: 1 LOB: 1 BB: 0 P: 8	R: 0 E: 0 K: 0 S: 8	H: 1 LOB: 1 BB: 1 P: 14	1B: 5 2B: 2 3B: 0 HR: 0	SF: 0 SAC: 1 DP: 1 HBP: 2	WP: 0 PB: 0 SB: 2 CS: 0	PA: 40			
<b>PITCHER</b>	IP	WLS	BF	H	R	ER	SO	BB	IBB	HBP	BLK	WP	HR	S	P	ERA	WHIP								
29 Jorge De La Rosa, L ERA: 4.45	5.0	W	25	4	3	3	8	3	0	2	1	0	0	56	96	5.40	1.400								
53 Randy Flores, L ERA: 5.4	0.1	H	1	0	0	0	0	0	0	0	0	0	0	2	4	0.00	0.000								
34 Matt Belisle, R ERA: 5.72	0.2	H	3	0	0	0	1	0	0	0	0	0	0	5	8	0.00	0.000								
31 Matt Daley, R ERA: 3.86	1.0	H	3	0	0	0	2	0	0	0	0	0	0	7	13	0.00	0.000								
16 Huston Street, R ERA: 2.75	2.0	S	8	2	0	0	1	0	1	0	0	0	0	14	22	0.00	1.000								

Batter	1	2	3	4	5	6	7	8	9	AB	R	H	RBI	BB	SO	LOB	BOTTOM								
5 Carlos González, L OBP: 0.354, SLG: 0.519	B2		F9							4	1	2	1	0	0	0	<b>St. Louis Cardinals @ Colorado Rockies</b> Coors Field, Denver, CO Sun Sep 27 2009, 1:10 PM MDT Att: 42,032 - Sunny - 76 F								
7 Seth Smith, L OBP: 0.380, SLG: 0.515	G3		F7							3	0	0	0	0	1	0									
24 Dexter Fowler, S OBP: 0.366, SLG: 0.407	G3		F7							0	0	0	0	0	0	0									
17 Todd Helton, L OBP: 0.413, SLG: 0.483	F8		F8							4	1	2	1	0	1	1									
2 Troy Tulowitzki, R OBP: 0.370, SLG: 0.542										3	1	2	1	1	0	1									
11 Brad Hawpe, L OBP: 0.385, SLG: 0.510										4	0	1	1	0	1	4									
16 Huston Street, R ERA: 2.75										0	0	0	0	0	0	0									
8 Yovani Gallardo, R OBP: 0.354, SLG: 0.373										4	0	1	0	0	3	2									
9 Ian Stewart, L OBP: 0.322, SLG: 0.470										3	0	0	0	1	2	1									
12 Clint Barmes, R OBP: 0.294, SLG: 0.447										4	0	0	0	0	1	3									
29 Jorge De La Rosa, L ERA: 4.45										1	0	0	0	0	0	0									
3 Eric Young Jr., S OBP: 0.297, SLG: 0.340										0	0	0	0	0	0	0									
53 Blake Hawksworth, R ERA: 2.19										0	0	0	0	0	0	0									
36 Denny Reyes, L ERA: 3.86										1	0	0	0	0	0	1									
27 Garrett Atkins, R OBP: 0.320, SLG: 0.336										0	0	0	0	0	0	0									
31 Matt Daley, R ERA: 3.86										0	0	0	0	0	0	0									
19 Ryan Spillorth, R ERA: 4.75										0	0	0	0	0	0	0									
<b>Inning Stats</b>	R: 2 E: 0 K: 1 S: 18	H: 3 LOB: 1 BB: 0 P: 28	R: 0 E: 0 K: 1 S: 6	H: 0 LOB: 0 BB: 0 P: 9	R: 0 E: 0 K: 0 S: 7	H: 0 LOB: 0 BB: 0 P: 8	R: 0 E: 0 K: 1 S: 14	H: 1 LOB: 2 BB: 1 P: 25	R: 2 E: 1 K: 1 S: 15	H: 2 LOB: 1 BB: 0 P: 26	R: 0 E: 0 K: 2 S: 14	H: 1 LOB: 1 BB: 0 P: 20	R: 0 E: 0 K: 1 S: 8	H: 1 LOB: 2 BB: 1 P: 18	R: 0 E: 0 K: 1 S: 8	H: 0 LOB: 0 BB: 0 P: 12	1B: 5 2B: 1 3B: 2 HR: 0	SF: 0 SAC: 1 DP: 0 HBP: 0	WP: 1 PB: 0 SB: 1 CS: 0	PA: 35					
<b>PITCHER</b>	IP	WLS	BF	H	R	ER	SO	BB	IBB	HBP	BLK	WP	HR	S	P	ERA	WHIP								
26 Kyle Lohse, R ERA: 4.84	5.0	L	23	6	4	3	4	1	0	0	0	0	0	60	96	5.40	1.400								
53 Blake Hawksworth, R ERA: 2.19	1.0		4	1	0	0	2	0	0	0	0	0	0	14	20	0.00	1.000								
36 Denny Reyes, L ERA: 3.86	1.0		5	1	0	0	1	0	1	0	0	1	0	8	18	0.00	1.000								
30 Jason Motte, R ERA: 4.75	1.0		3	0	0	0	1	0	0	0	0	0	0	8	12	0.00	0.000								

livebaseballscorecards.com





Batter	1	2	3	4	5	6	7	8	9	10	11	AB	R	H	RBI	BB	SO	LOB	TOP				
3 Felipe Lopez, S OBP: 0.380, SLG: 0.429			G4-3	F9			P5		P6			5	0	1	0	0	0	1					
1 Corey Hart, R OBP: 0.335, SLG: 0.418	K											4	1	1	0	1	2	1					
8 Ryan Braun, R OBP: 0.384, SLG: 0.542												5	0	2	0	0	1	1					
28 Prince Fielder, L OBP: 0.406, SLG: 0.593												3	0	0	0	2	1	1					
14 Casey McGehee, R OBP: 0.364, SLG: 0.500	G4-6-3											4	0	1	1	1	1	3					
25 Mike Cameron, R OBP: 0.342, SLG: 0.448												3	2	0	0	2	0	4					
7 J.J. Hardy, R OBP: 0.301, SLG: 0.354	G4-3											5	1	1	0	0	0	1					
18 Jason Kendall, R OBP: 0.330, SLG: 0.302												4	1	1	4	0	0	0					
38 Chris Narveson, L 60 Todd Coffey, R 30 Craig Counsell, L 12 Carlos Villanueva, R 22 Jody Seefeldt, L 50 Claudio Vargas, R 20 David Weathers, R												2	0	1	0	0	0	0					
<b>Inning Stats</b>	R: 0 E: 0 K: 1 S: 7	H: 2 LOB: 2 BB: 1 P: 13	R: 1 E: 0 K: 0 S: 11	H: 0 LOB: 0 BB: 1 P: 21	R: 1 E: 0 K: 0 S: 9	H: 2 LOB: 2 BB: 2 P: 21	R: 0 E: 0 K: 0 S: 9	H: 1 LOB: 0 BB: 0 P: 13	R: 0 E: 0 K: 1 S: 5	H: 0 LOB: 0 BB: 0 P: 6	R: 0 E: 0 K: 3 S: 11	H: 0 LOB: 0 BB: 0 P: 14	R: 0 E: 0 K: 1 S: 11	H: 2 LOB: 0 BB: 1 P: 17	R: 0 E: 0 K: 0 S: 3	H: 0 LOB: 0 BB: 1 P: 7	R: 0 E: 0 K: 0 S: 7	H: 0 LOB: 0 BB: 0 P: 10	1B: 5 2B: 2 3B: 0 HR: 1	SF: 0 SAC: 0 DP: 4 HBP: 0	WP: 0 PB: 0 SB: 1 CS: 0	PA: 43	
<b>PITCHER</b>	21 Jason Marquis, R ERA: 3.95	31 Matt Daley, R ERA: 3.78	63 Rafael Betancourt, R ERA: 2.85	16 Huston Street, R ERA: 3.13	54 Jose Contreras, R ERA: 5.08	97 Joe Beimel, L ERA: 3.62	34 Matt Belisle, R ERA: 5.52																

Milwaukee Brewers @ Colorado Rockies  
Coors Field, Denver, CO  
Tue Sep 29 2009, 6:40 PM MDT  
Att. 39,087 - Party Cloudy - 83 F

AB 37  
R 5  
H 8  
RBI 5  
BB 6  
SO 6  
LOB 12



Batter	1	2	3	4	5	6	7	8	9	10	11	AB	R	H	RBI	BB	SO	LOB	BOTTOM							
24 Dexter Fowler, S OBP: 0.366, SLG: 0.408												4	2	1	0	1	1	1								
19 Ryan Spilborghs, R OBP: 0.315, SLG: 0.407	F9											4	1	2	0	1	0	1								
3 Eric Young Jr., S OBP: 0.315, SLG: 0.340	F9											0	0	0	0	0	0	0								
14 Matt Murton, R OBP: 0.295, SLG: 0.400												0	0	0	0	0	0	0								
17 Todd Helton, L OBP: 0.413, SLG: 0.484												5	1	2	2	0	1	3								
2 Troy Tulowitzki, R OBP: 0.372, SLG: 0.544	F9											5	1	3	0	0	0	1								
27 Garrett Atkins, R OBP: 0.301, SLG: 0.334	FC5-4											2	0	0	0	0	0	2								
9 Ian Stewart, L OBP: 0.322, SLG: 0.467												2	0	0	0	1	1	1								
8 Yovani Torresha, R OBP: 0.246, SLG: 0.386	L8											4	0	0	1	0	1	0								
11 Brad Hawpe, L OBP: 0.387, SLG: 0.511												3	1	1	1	2	1	1								
12 Clint Barmes, R OBP: 0.292, SLG: 0.443												4	0	0	0	0	2	4								
23 Jason Giambi, L OBP: 0.347, SLG: 0.389												1	0	0	0	0	0	1								
21 Jason Marquis, L 31 Matt Daley, R 63 Rafael Betancourt, R 16 Huston Street, R 54 Jose Contreras, R 20 David Weathers, R												2	0	0	0	0	0	0								
<b>Inning Stats</b>	R: 1 E: 0 K: 0 S: 12	H: 2 LOB: 1 BB: 0 P: 17	R: 0 E: 0 K: 2 S: 8	H: 0 LOB: 0 BB: 0 P: 10	R: 0 E: 1 K: 0 S: 8	H: 0 LOB: 1 BB: 0 P: 10	R: 0 E: 0 K: 0 S: 9	H: 1 LOB: 0 BB: 0 P: 11	R: 0 E: 0 K: 2 S: 12	H: 1 LOB: 2 BB: 1 P: 21	R: 3 E: 1 K: 1 S: 16	H: 3 LOB: 2 BB: 1 P: 28	R: 1 E: 0 K: 0 S: 10	H: 2 LOB: 1 BB: 1 P: 18	R: 0 E: 0 K: 2 S: 8	H: 1 LOB: 1 BB: 0 P: 10	R: 0 E: 0 K: 1 S: 11	H: 0 LOB: 1 BB: 1 P: 20	R: 0 E: 0 K: 1 S: 9	H: 0 LOB: 0 BB: 0 P: 14	R: 2 E: 0 K: 0 S: 9	H: 1 LOB: 0 BB: 1 P: 18	1B: 4 2B: 6 3B: 0 HR: 1	SF: 1 SAC: 0 DP: 2 HBP: 0	WP: 0 PB: 0 SB: 0 CS: 1	PA: 45
<b>PITCHER</b>	38 Chris Narveson, L ERA: 4.01	60 Todd Coffey, R ERA: 3.01	12 Carlos Villanueva, R ERA: 5.24	50 Claudio Vargas, R ERA: 1.83	20 David Weathers, R ERA: 3.98																					

Milwaukee Brewers @ Colorado Rockies  
Coors Field, Denver, CO  
Tue Sep 29 2009, 6:40 PM MDT  
Att. 39,087 - Party Cloudy - 83 F

AB 39  
R 7  
H 10  
RBI 6  
BB 5  
SO 9  
LOB 19





















Batter	1	2	3	4	5	6	7	8	9	AB	R	H	RBI	BB	SO	LOB	TOP						
3 Eric Young Jr. S OBP: 0.295, SLG: 0.316			G4-3		K			G4-3	G3	5	0	0	0	0	2	2	<b>Colorado Rockies @ Los Angeles Dodgers</b> Dodger Stadium, Los Angeles, CA Sun Oct 04 2009, 1:10 PM PDT Att: 51,396 - Partly Cloudy - 68 F						
24 Dexter Fowler S OBP: 0.363, SLG: 0.406									1B	4	1	2	0	0	2	0							
7 Seth Smith L OBP: 0.378, SLG: 0.510									2B	4	0	1	1	0	3	1							
23 Jason Giambi L OBP: 0.343, SLG: 0.382							F9			4	0	0	0	0	3	1							
20 Chris Iannetta R 31 Matt Daley R 97 Joe Beimel L 45 Jhoulys Chacin R 77 Matt Herges L 51 Josh Fogg R 19 Ryan Spilborghs R										2	0	0	0	0	2	0							
11 Brad Hawpe L 14 Matt Murton R										2	1	2	1	0	0	0							
9 Ian Stewart L OBP: 0.322, SLG: 0.464			P6							4	0	1	0	0	2	4							
6 Omar Quintanilla L OBP: 0.273, SLG: 0.207										4	0	1	0	0	1	2							
21 Jason Marquis L 18 Mike McCoy R 46 Jason Hammel R 39 Paul Phillips R										1	0	0	0	0	1	0							
<b>Inning Stats</b>	R: 0 E: 0 K: 3 S: 11	H: 0 LOB: 0 BB: 0 P: 14	R: 1 E: 0 K: 2 S: 14	H: 2 LOB: 1 BB: 0 P: 23	R: 0 E: 0 K: 2 S: 12	H: 1 LOB: 1 BB: 0 P: 17	R: 0 E: 0 K: 2 S: 13	H: 1 LOB: 0 BB: 0 P: 20	R: 0 E: 0 K: 1 S: 9	H: 0 LOB: 0 BB: 0 P: 13	R: 0 E: 0 K: 2 S: 9	H: 0 LOB: 1 BB: 0 P: 16	R: 0 E: 0 K: 3 S: 14	H: 0 LOB: 1 BB: 0 P: 20	R: 1 E: 0 K: 1 S: 13	H: 2 LOB: 1 BB: 1 P: 22		R: 1 E: 0 K: 1 S: 13	H: 2 LOB: 2 BB: 1 P: 20	1B: 5 2B: 1 3B: 1 HR: 1	SF: 0 SAC: 0 DP: 0 HBP: 1	WP: 0 PB: 0 SB: 0 CS: 0	PA: 37
<b>PITCHER</b>	IP WLS BF H R ER SO BB IBB HBP BLK WP HR S P ERA WHIP	IP WLS BF H R ER SO BB IBB HBP BLK WP HR S P ERA WHIP	<b>PITCHER 38 Ramon Troncoso, R (9, 1)</b> ERA: 2.72																				
44 Vicente Padilla R 31 James McDonald R 59 Guillermo Mota R 54 Ronald Belisario R 57 Scott Elbert L	(1, 1) (6, 1) (7, 1) (8, 1) (8, 1)	5.0 1.0 1.0 0.2 0.1	W H H 4 H	19 3 4 2 1	4 0 0 2 0	1 0 0 1 0	10 2 3 0 1	0 0 0 0 0	0 0 0 0 0	0 0 0 0 0	0 0 0 0 0	0 0 0 0 0	0 0 0 0 0	0 0 0 0 0	0 0 0 0 0	0 0 0 0 0		1.80 0.00 0.00 13.50 0.00	0.800 0.000 0.000 3.000 0.000				

Batter	1	2	3	4	5	6	7	8	9	AB	R	H	RBI	BB	SO	LOB	BOTTOM				
9 Juan Pierre L OBP: 0.365, SLG: 0.392		B5-3				F7		FC4-6		5	1	2	0	0	0	1	<b>Colorado Rockies @ Los Angeles Dodgers</b> Dodger Stadium, Los Angeles, CA Sun Oct 04 2009, 1:10 PM PDT Att: 51,396 - Partly Cloudy - 68 F				
13 Orlando Hudson S 14 Juan Castro R										2	0	1	0	1	1	1					
27 Matt Kemp R 17 Jason Repko R		G6-3		G3						1	1	0	0	0	0	1					
16 Andre Ethier L 5 Mark Loretta R		F8								2	2	0	0	2	1	1					
23 Casey Blake R 33 Blake DeWitt L				G6-3						2	1	1	2	0	0	0					
26 Doug Mientkiewicz L 60 Chin-Lung Hu R										4	0	3	1	0	0	1					
49 A.J. Ellis R				G6-3						4	0	2	1	0	1	3					
44 Vicente Padilla R 31 James McDonald L 7 James Loney L 99 Guillermo Mota R 54 Ronald Belisario R 57 Scott Elbert L 25 Jim Thome R 12 Brad Augenstein R 38 Ramon Troncoso R										2	0	1	0	0	1	2					
<b>Inning Stats</b>	R: 4 E: 0 K: 3 S: 21	H: 4 LOB: 2 BB: 1 P: 36	R: 0 E: 0 K: 0 S: 8	H: 1 LOB: 1 BB: 0 P: 10	R: 0 E: 0 K: 0 S: 6	H: 1 LOB: 0 BB: 0 P: 10	R: 0 E: 0 K: 0 S: 16	H: 2 LOB: 2 BB: 1 P: 21	R: 0 E: 0 K: 1 S: 10	H: 2 LOB: 2 BB: 0 P: 16	R: 0 E: 0 K: 1 S: 9	H: 0 LOB: 0 BB: 0 P: 12	R: 1 E: 0 K: 0 S: 12	H: 2 LOB: 1 BB: 1 P: 23	R: 0 E: 0 K: 1 S: 12	H: 1 LOB: 2 BB: 0 P: 21		1B: 10 2B: 2 3B: 1 HR: 0	SF: 0 SAC: 0 DP: 1 HBP: 2	WP: 0 PB: 0 SB: 3 CS: 0	PA: 39
<b>PITCHER</b>	IP WLS BF H R ER SO BB IBB HBP BLK WP HR S P ERA WHIP	IP WLS BF H R ER SO BB IBB HBP BLK WP HR S P ERA WHIP	<b>PITCHER 77 Matt Herges, R (8, 1)</b> ERA: 3.38																		
21 Jason Marquis R 46 Jason Hammel R 31 Matt Daley R 97 Joe Beimel L 45 Jhoulys Chacin R	(1, 1) (5, 1) (7, 1) (7, 1) (7, 1)	4.0 2.0 0.0 0.2 0.1	L 8 2 1 2	21 8 1 0 1	4 0 1 0 0	4 0 1 0 0	3 2 0 0 1	0 0 0 0 0	0 0 0 0 0	0 0 0 0 0	0 0 0 0 0	0 0 0 0 0	0 0 0 0 0	0 0 0 0 0	0 0 0 0 0	0 0 0 0 0		9.00 0.00 0.00 0.00 0.00	2.500 1.000 0.000 1.500 3.000		



Batter	1	2	3	4	5	6	7	8	9	AB	R	H	RBI	BB	SO	LOB	TOP					
24 Dexter Fowler, S (1.8)										4	0	0	0	0	0	0	<b>Colorado Rockies @ Philadelphia Phillies</b> Citizens Bank Park, Philadelphia, PA Wed Oct 07 2009, 2:37 PM EDT Att: 46,452 - Partly Cloudy - 70 F <a href="http://livebaseballscorecards.com">livebaseballscorecards.com</a>					
5 Carlos González, L (1.7)										4	1	2	0	0	0	0						
17 Todd Helton, L (1.3)										4	0	0	0	0	0	2						
2 Troy Tulowitzki, R (1.6)										4	0	2	1	0	0	0						
27 Garrett Atkins, R (1.5)										4	0	1	0	0	2	3						
8 Yovani Torresalba, R (1.2)										3	0	1	0	0	0	1						
11 Brad Hawpe, L (1.9)										3	0	0	0	0	1	1						
12 Clint Barnes, R (1.4)										3	0	0	0	0	0	1						
38 Ubaldo Jiménez, R (6.1)										2	0	0	0	0	0	2						
97 Joe Beimel, L (6.1)										0	0	0	0	0	0	0						
31 Matt Daley, R (6.1)										0	0	0	0	0	0	0						
56 Franklin Morales, L (7.1)										0	0	0	0	0	0	0						
19 Ryan Spilborghs, R (8.1)										0	0	0	0	0	0	0						
21 Jason Marquis, L (8.1)										0	0	0	0	0	0	0						
<b>Inning Stats</b>	R: 0 E: 0 K: 0 S: 11	H: 2 LOB: 2 BB: 0 P: 17	R: 0 E: 0 K: 0 S: 6	H: 1 LOB: 0 BB: 0 P: 8	R: 0 E: 0 K: 1 S: 10	H: 0 LOB: 0 BB: 0 P: 14	R: 0 E: 0 K: 1 S: 6	H: 0 LOB: 0 BB: 0 P: 9	R: 0 E: 0 K: 1 S: 8	H: 0 LOB: 0 BB: 0 P: 10	R: 0 E: 0 K: 1 S: 9	H: 0 LOB: 0 BB: 0 P: 11	R: 0 E: 0 K: 0 S: 8	H: 1 LOB: 1 BB: 0 P: 16	R: 0 E: 0 K: 0 S: 8	H: 0 LOB: 0 BB: 0 P: 11	R: 1 E: 0 K: 1 S: 13	H: 2 LOB: 1 BB: 0 P: 17	1B: 3 2B: 4 3B: 0 HR: 0	SF: 0 SAC: 0 DP: 1 HBP: 0	WP: 1 PB: 0 SB: 0 CS: 0	PA: 32
<b>PITCHER</b>	IP WLS BF H R ER SO BB IBB HBP BLK WP HR S P ERA WHIP																					
34 Cliff Lee, L (1.1)	9.0 W 32 6 1 1 5 0 0 0 0 1 0 79 113 1.00 0.667																					

Batter	1	2	3	4	5	6	7	8	9	AB	R	H	RBI	BB	SO	LOB	BOTTOM			
11 Jimmy Rollins, S (1.6)										4	0	1	0	0	1	3	<b>Colorado Rockies @ Philadelphia Phillies</b> Citizens Bank Park, Philadelphia, PA Wed Oct 07 2009, 2:37 PM EDT Att: 46,452 - Partly Cloudy - 70 F <a href="http://livebaseballscorecards.com">livebaseballscorecards.com</a>			
8 Shane Victorino, S (1.8)										4	0	1	0	0	0	2				
26 Chase Utley, L (1.4)										4	1	1	0	0	2	1				
6 Ryan Howard, L (1.3)										4	1	2	1	0	1	1				
28 Jayson Werth, R (1.9)										3	2	2	1	1	0	0				
29 Raul Ibanez, L (1.7)										4	1	2	2	0	0	1				
7 Pedro Feliz, R (1.5)										4	0	1	0	0	0	2				
Carlos Ruiz, R (1.2)										3	0	1	1	1	0	1				
34 Cliff Lee, L (1.1)										2	0	1	0	0	0	1				
<b>Inning Stats</b>	R: 0 E: 0 K: 1 S: 6	H: 0 LOB: 0 BB: 0 P: 10	R: 0 E: 0 K: 1 S: 8	H: 1 LOB: 0 BB: 0 P: 10	R: 0 E: 0 K: 1 S: 8	H: 1 LOB: 0 BB: 0 P: 12	R: 0 E: 0 K: 1 S: 10	H: 1 LOB: 0 BB: 0 P: 14	R: 2 E: 1 K: 0 S: 18	H: 3 LOB: 2 BB: 1 P: 35	R: 3 E: 0 K: 0 S: 15	H: 4 LOB: 2 BB: 1 P: 27	R: 0 E: 0 K: 0 S: 8	H: 1 LOB: 0 BB: 0 P: 12	R: 0 E: 0 K: 0 S: 11	H: 1 LOB: 1 BB: 0 P: 16		1B: 8 2B: 4 3B: 1 HR: 0	SF: 0 SAC: 1 DP: 2 HBP: 0	WP: 1 PB: 0 SB: 3 CS: 1
<b>PITCHER</b>	IP WLS BF H R ER SO BB IBB HBP BLK WP HR S P ERA WHIP																			
38 Ubaldo Jiménez, R (1.1)	5.0 L 23 1 0 0 0 1 0 0 0 0 0 0 1 2 9.00 2.000																			
97 Joe Beimel, L (6.1)	0.0 0 1 1 0 0 0 0 0 0 0 0 0 1 2 0.00 2.000																			
31 Matt Daley, R (6.1)	1.0 2 1 0 0 0 0 1 0 0 0 1 0 10 16 0.00 2.000																			
56 Franklin Morales, L (7.1)	1.0 5 0 0 0 0 0 0 0 0 0 0 0 6 10 0.00 0.000																			
21 Jason Marquis, R (8.1)	1.0 4 1 0 0 0 0 0 0 0 0 0 0 11 16 0.00 1.000																			







Batter	1	2	3	4	5	6	7	8	9	AB	R	H	RBI	BB	SO	LOB	TOP		
11 Jimmy Rollins, S OBP: 0.214, SLG: 0.214	F8		K		K	FC4-6			SH5-4 1B	5	1	1	0	0	2	2	<b>Philadelphia Phillies @ Colorado Rockies</b> Coors Field, Denver, CO Sun Oct 11 2009, 8:07 PM MDT Att: 50,109 - Clear - 35 F		
8 Shane Victorino, S OBP: 0.385, SLG: 0.417	K				F9		G6-3	SH5-4	3	1	0	0	1	1	0				
26 Chase Utley, L OBP: 0.462, SLG: 0.667	HR						F7	1B	4	2	3	1	1	0	0				
6 Ryan Howard, L OBP: 0.385, SLG: 0.583	K				P6		F8	SF8	4	0	1	2	0	1	1				
28 Jayson Werth, R OBP: 0.462, SLG: 0.800	F9								BB	3	1	0	0	2	2				
29 Raul Ibanez, L OBP: 0.538, SLG: 0.500 54 Brad Lidge, R	L1-3								G2-3	2	1	0	1	3	0				
7 Pedro Feliz, R OBP: 0.364, SLG: 0.400	K									3	0	1	0	1	1				
Carlos Ruiz, R OBP: 0.455, SLG: 0.333										4	0	2	2	0	1				
43 J.A. Happ, L 19 Greg Dobbs, L 56 Joe Blanton, R 47 Scott Eyre, L 46 Ryan Madson, L 12 Matt Stairs, L 37 Chad Durbin, R 10 Ben Francisco, R										1	0	0	0	0	1				
<b>Inning Stats</b>	R: 1 H: 1 E: 0 K: 2 S: 11	H: 1 LOB: 0 BB: 0 P: 18	R: 0 H: 0 E: 0 K: 1 S: 9	H: 0 LOB: 0 BB: 0 P: 12	R: 0 H: 0 E: 0 K: 2 S: 9	H: 0 LOB: 0 BB: 0 P: 13	R: 3 H: 3 E: 0 K: 0 S: 18	H: 3 LOB: 2 BB: 3 P: 35	R: 0 H: 0 E: 0 K: 1 S: 9	H: 0 LOB: 1 BB: 1 P: 17	R: 1 H: 1 E: 0 K: 2 S: 12	H: 1 LOB: 2 BB: 2 P: 29	R: 0 H: 0 E: 0 K: 3 S: 14	H: 1 LOB: 2 BB: 1 P: 24	R: 1 H: 2 E: 0 K: 0 S: 8	H: 2 LOB: 2 BB: 1 P: 19		1B: 6 SF: 1 2B: 1 3B: 0 HR: 1	WP: 0 PA: 42 PB: 0 SB: 0 CS: 0
<b>PITCHER</b>	IP WLS BF H R ER SO BB IBB HBP BLK WP HR S P ERA WHIP	IP WLS BF H R ER SO BB IBB HBP BLK WP HR S P ERA WHIP	IP WLS BF H R ER SO BB IBB HBP BLK WP HR S P ERA WHIP	IP WLS BF H R ER SO BB IBB HBP BLK WP HR S P ERA WHIP	IP WLS BF H R ER SO BB IBB HBP BLK WP HR S P ERA WHIP	IP WLS BF H R ER SO BB IBB HBP BLK WP HR S P ERA WHIP	IP WLS BF H R ER SO BB IBB HBP BLK WP HR S P ERA WHIP	IP WLS BF H R ER SO BB IBB HBP BLK WP HR S P ERA WHIP	IP WLS BF H R ER SO BB IBB HBP BLK WP HR S P ERA WHIP	IP WLS BF H R ER SO BB IBB HBP BLK WP HR S P ERA WHIP	IP WLS BF H R ER SO BB IBB HBP BLK WP HR S P ERA WHIP	IP WLS BF H R ER SO BB IBB HBP BLK WP HR S P ERA WHIP	IP WLS BF H R ER SO BB IBB HBP BLK WP HR S P ERA WHIP	IP WLS BF H R ER SO BB IBB HBP BLK WP HR S P ERA WHIP	IP WLS BF H R ER SO BB IBB HBP BLK WP HR S P ERA WHIP	IP WLS BF H R ER SO BB IBB HBP BLK WP HR S P ERA WHIP	IP WLS BF H R ER SO BB IBB HBP BLK WP HR S P ERA WHIP	IP WLS BF H R ER SO BB IBB HBP BLK WP HR S P ERA WHIP	IP WLS BF H R ER SO BB IBB HBP BLK WP HR S P ERA WHIP
46 Jason Hammel, R ERA: 9.82	3.2	17	4	4	4	5	3	0	0	0	0	0	0	0	0	0	9.82	1.909	
34 Matt Belisle, R ERA:	1.0	4	0	0	0	1	1	0	0	0	0	0	0	0	0	0	0.00	1.000	
97 Joe Beimel, L ERA:	0.1	1	0	0	0	0	0	0	0	0	0	0	0	0	0	0	0.00	0.000	
54 Jose Contreras, R ERA: 4.5	1.0	6	1	1	1	2	2	0	0	0	0	0	0	0	0	0	9.00	3.000	
56 Franklin Morales, L ERA:	1.0	3	0	0	0	0	0	0	0	0	0	0	0	0	0	0	0.00	0.000	

Batter	1	2	3	4	5	6	7	8	9	AB	R	H	RBI	BB	SO	LOB	BOTTOM		
5 Carlos González, L OBP: 0.643, SLG: 1.000	FC4-6 1B	P6		HR					SF7 2B	4	3	3	1	1	0	1	<b>Philadelphia Phillies @ Colorado Rockies</b> Coors Field, Denver, CO Sun Oct 11 2009, 8:07 PM MDT Att: 50,109 - Clear - 35 F		
24 Dexter Fowler, S OBP: 0.167, SLG: 0.200 23 Jason Giambi, L	FC4-6 1B	K		G1					P5	4	0	2	0	0	1				
17 Todd Helton, L OBP: 0.286, SLG: 0.167 3 Eric Young Jr., S	FC4-6 1B									3	2	1	1	2	1				
2 Troy Tulowitzki, R OBP: 0.308, SLG: 0.364	1B	F9							F7	4	0	1	1	0	4				
8 Yorvit Torrealba, R OBP: 0.300, SLG: 0.700	K									4	0	0	0	0	3				
27 Garrett Atkins, R OBP: 0.300, SLG: 0.500	1B									4	0	2	2	0	0				
19 Ryan Spilborghs, R OBP: 0.353, SLG: 0.375 16 Huston Street, R	L8									4	0	1	0	0	1				
12 Clint Barmes, R	G6-3									4	0	0	0	0	0				
46 Jason Hammel, R 34 Matt Belisle, R 97 Joe Beimel, L 54 Jose Contreras, R 7 Seth Smith, L 56 Franklin Morales, L 63 Rafael Betancourt, R 11 Brad Hawpe, L										0	0	0	0	0	0				
<b>Inning Stats</b>	R: 2 H: 4 E: 0 K: 1 S: 20	H: 4 LOB: 2 BB: 0 P: 35	R: 0 H: 0 E: 0 K: 1 S: 8	H: 0 LOB: 1 BB: 1 P: 17	R: 1 H: 1 E: 0 K: 2 S: 14	H: 1 LOB: 1 BB: 1 P: 24	R: 1 H: 1 E: 0 K: 0 S: 11	H: 1 LOB: 0 BB: 0 P: 15	R: 0 H: 1 E: 0 K: 0 S: 10	H: 1 LOB: 1 BB: 0 P: 15	R: 1 H: 2 E: 0 K: 2 S: 15	H: 2 LOB: 1 BB: 0 P: 21	R: 0 H: 0 E: 0 K: 0 S: 7	H: 0 LOB: 0 BB: 0 P: 10	R: 0 H: 0 E: 0 K: 0 S: 9	H: 0 LOB: 2 BB: 2 P: 20		1B: 7 SF: 1 2B: 2 3B: 0 HR: 1	WP: 0 PA: 40 PB: 0 SB: 1 CS: 0
<b>PITCHER</b>	IP WLS BF H R ER SO BB IBB HBP BLK WP HR S P ERA WHIP	IP WLS BF H R ER SO BB IBB HBP BLK WP HR S P ERA WHIP	IP WLS BF H R ER SO BB IBB HBP BLK WP HR S P ERA WHIP	IP WLS BF H R ER SO BB IBB HBP BLK WP HR S P ERA WHIP	IP WLS BF H R ER SO BB IBB HBP BLK WP HR S P ERA WHIP	IP WLS BF H R ER SO BB IBB HBP BLK WP HR S P ERA WHIP	IP WLS BF H R ER SO BB IBB HBP BLK WP HR S P ERA WHIP	IP WLS BF H R ER SO BB IBB HBP BLK WP HR S P ERA WHIP	IP WLS BF H R ER SO BB IBB HBP BLK WP HR S P ERA WHIP	IP WLS BF H R ER SO BB IBB HBP BLK WP HR S P ERA WHIP	IP WLS BF H R ER SO BB IBB HBP BLK WP HR S P ERA WHIP	IP WLS BF H R ER SO BB IBB HBP BLK WP HR S P ERA WHIP	IP WLS BF H R ER SO BB IBB HBP BLK WP HR S P ERA WHIP	IP WLS BF H R ER SO BB IBB HBP BLK WP HR S P ERA WHIP	IP WLS BF H R ER SO BB IBB HBP BLK WP HR S P ERA WHIP	IP WLS BF H R ER SO BB IBB HBP BLK WP HR S P ERA WHIP	IP WLS BF H R ER SO BB IBB HBP BLK WP HR S P ERA WHIP	IP WLS BF H R ER SO BB IBB HBP BLK WP HR S P ERA WHIP	IP WLS BF H R ER SO BB IBB HBP BLK WP HR S P ERA WHIP
43 J.A. Happ, L ERA: 9.0	3.0	16	5	3	3	4	2	0	0	0	0	0	0	0	0	9.00	2.333		
56 Joe Blanton, R ERA: 4.91	2.2	10	3	1	1	0	0	0	0	0	0	0	0	0	0	3.38	1.125		
47 Scott Eyre, L ERA: 6.75	0.1	3	2	1	1	0	0	0	0	0	0	0	0	0	0	27.00	6.000		
46 Ryan Madson, R ERA:	1.0	3	0	0	0	2	0	0	0	0	0	0	0	0	0	0.00	0.000		
37 Chad Durbin, R ERA:	1.0	3	0	0	0	0	0	0	0	0	0	0	0	0	0	0.00	0.000		



Batter	1	2	3	4	5	6	7	8	9	AB	R	H	RBI	BB	SO	LOB	TOP					
11 Jimmy Rollins, S OBP: 0.263, SLG: 0.316	F8		G3-1		K		2B		FC4-6	5	0	2	0	0	1	0	<b>Philadelphia Phillies @ Colorado Rockies</b> Coors Field, Denver, CO Mon Oct 12 2009, 4:07 PM MDT Att: 49,940 - Partly Cloudy - 48 F					
8 Shane Victorino, S OBP: 0.389, SLG: 0.588	HR		1B		P6		G1-3		FC4-6	5	2	2	1	0	0	2						
26 Chase Utley, L OBP: 0.556, SLG: 0.643	BB		1B		P6				BB	2	1	1	0	3	0	0						
6 Ryan Howard, L OBP: 0.389, SLG: 0.563	FC4-6		1B						BB	4	1	1	2	1	1	2						
28 Jayson Werth, R OBP: 0.500, SLG: 0.929	F9		1B		HR				BB	4	1	2	2	1	1	4						
29 Raul Ibanez, L OBP: 0.471, SLG: 0.385	K		K		F7				G4-3	3	0	0	0	0	1	3						
46 Ryan Madson, L	K		K		HR				G4-3	0	0	0	0	0	0	0						
9 Miguel Cairo, R	K		K		F7				G4-3	1	0	0	0	0	0	1						
7 Pedro Feliz, R OBP: 0.400, SLG: 0.286	K		K		G4-3				G4-3	4	0	0	0	0	1	3						
Carlos Ruiz, R OBP: 0.400, SLG: 0.308	1B				P5				G6-3	4	0	1	0	0	0	3						
34 Cliff Lee, L OBP: 0.200, SLG: 0.200	G4-3				K				K	3	0	0	0	0	2	1						
10 Ben Francisco, R	G4-3				K				K	0	0	0	0	0	0	0						
19 Greg Dobbs, L	G4-3				K				K	1	0	0	0	0	1	0						
47 Scott Eyre, L	G4-3				K				K	0	0	0	0	0	0	0						
54 Brad Lidge, R	G4-3				K				K	0	0	0	0	0	0	0						
<b>Inning Stats</b>	R: 1 H: 1 E: 0 K: 0 S: 16	H: 1 LOB: 1 BB: 1 P: 30	R: 0 H: 0 E: 0 K: 2 S: 8	H: 1 LOB: 1 BB: 0 P: 13	R: 0 H: 2 E: 0 K: 2 S: 11	H: 0 LOB: 0 BB: 1 P: 22	R: 0 H: 0 E: 0 K: 1 S: 6	H: 0 LOB: 0 BB: 0 P: 8	R: 1 H: 1 E: 0 K: 0 S: 11	H: 1 LOB: 1 BB: 0 P: 16	R: 0 H: 1 E: 0 K: 1 S: 15	H: 1 LOB: 1 BB: 0 P: 23	R: 0 H: 0 E: 0 K: 1 S: 9	H: 0 LOB: 3 BB: 3 P: 24	R: 3 H: 3 E: 0 K: 1 S: 19	H: 3 LOB: 1 BB: 1 P: 30	1B: 5 2B: 2 3B: 0 HR: 2	SF: 0 SAC: 0 DP: 0 HBP: 0	WP: 0 PB: 0 CS: 1 SB: 0	PA: 42		
<b>PITCHER</b>	IP WLS BF H R ER SO BB IBB HBP BLK WP HR S P ERA WHIP	IP WLS BF H R ER SO BB IBB HBP BLK WP HR S P ERA WHIP	IP WLS BF H R ER SO BB IBB HBP BLK WP HR S P ERA WHIP	IP WLS BF H R ER SO BB IBB HBP BLK WP HR S P ERA WHIP	IP WLS BF H R ER SO BB IBB HBP BLK WP HR S P ERA WHIP	IP WLS BF H R ER SO BB IBB HBP BLK WP HR S P ERA WHIP	IP WLS BF H R ER SO BB IBB HBP BLK WP HR S P ERA WHIP	IP WLS BF H R ER SO BB IBB HBP BLK WP HR S P ERA WHIP	IP WLS BF H R ER SO BB IBB HBP BLK WP HR S P ERA WHIP	IP WLS BF H R ER SO BB IBB HBP BLK WP HR S P ERA WHIP	IP WLS BF H R ER SO BB IBB HBP BLK WP HR S P ERA WHIP	IP WLS BF H R ER SO BB IBB HBP BLK WP HR S P ERA WHIP	IP WLS BF H R ER SO BB IBB HBP BLK WP HR S P ERA WHIP	IP WLS BF H R ER SO BB IBB HBP BLK WP HR S P ERA WHIP	IP WLS BF H R ER SO BB IBB HBP BLK WP HR S P ERA WHIP	IP WLS BF H R ER SO BB IBB HBP BLK WP HR S P ERA WHIP	IP WLS BF H R ER SO BB IBB HBP BLK WP HR S P ERA WHIP	IP WLS BF H R ER SO BB IBB HBP BLK WP HR S P ERA WHIP	IP WLS BF H R ER SO BB IBB HBP BLK WP HR S P ERA WHIP	IP WLS BF H R ER SO BB IBB HBP BLK WP HR S P ERA WHIP	IP WLS BF H R ER SO BB IBB HBP BLK WP HR S P ERA WHIP	IP WLS BF H R ER SO BB IBB HBP BLK WP HR S P ERA WHIP

AB	36
R	5
H	9
RBI	5
BB	6
SO	9
LOB	19



Batter	1	2	3	4	5	6	7	8	9	AB	R	H	RBI	BB	SO	LOB	BOTTOM					
5 Carlos González, L OBP: 0.632, SLG: 0.882	FC1-6		G4-3		F9			F7	1B	4	0	2	0	1	0	2	<b>Philadelphia Phillies @ Colorado Rockies</b> Coors Field, Denver, CO Mon Oct 12 2009, 4:07 PM MDT Att: 49,940 - Partly Cloudy - 48 F					
24 Dexter Fowler, S OBP: 0.235, SLG: 0.214	1B		BB		G4-3		F9		L6	4	1	1	0	1	0	2						
17 Todd Helton, L OBP: 0.316, SLG: 0.188	FC1-6		G5-3		G5-3		2B		BB	4	2	1	0	1	0	3						
2 Troy Tulowitzki, R OBP: 0.278, SLG: 0.375	K		P4		P4		2B		F7	5	0	1	1	0	2	6						
27 Garrett Atkins, R OBP: 0.231, SLG: 0.385	G6-3		G5-3		G5-3		L5-4		K	3	0	0	0	0	0	3						
23 Jason Giambi, L	G6-3		G5-3		G5-3		L5-4		K	1	1	1	1	0	0	0						
9 Ian Stewart, L	G6-3		G5-3		G5-3		L5-4		K	0	0	0	0	0	0	0						
8 Yorvit Torrealba, R OBP: 0.357, SLG: 0.714	K		K		F7				1B	4	0	2	2	0	2	0						
7 Seth Smith, L OBP: 0.333, SLG: 0.200	K		K		F7				1B	3	0	0	0	1	1	1						
12 Clint Barmes, R	F8		K		F7				1B	4	0	0	0	0	1	4						
38 Ubaldo Jiménez, R ERA: 5.25	G6-3		G6-3		G6-3		P3		G6-3	2	0	1	0	0	0	0						
19 Ryan Socolof, R ERA: 3.39	G6-3		G6-3		G6-3		P3		G6-3	1	0	0	0	0	0	1						
56 Franklin Morales, L ERA: 3.98	G6-3		G6-3		G6-3		P3		G6-3	0	0	0	0	0	0	0						
63 Rafael Betancourt, R ERA: 13.5	G6-3		G6-3		G6-3		P3		G6-3	0	0	0	0	0	0	0						
16 Huston Street, R ERA: 13.5	G6-3		G6-3		G6-3		P3		G6-3	0	0	0	0	0	0	0						
97 Joe Beimel, L ERA: 13.5	G6-3		G6-3		G6-3		P3		G6-3	0	0	0	0	0	0	0						
3 Eric Young Jr., S	G6-3		G6-3		G6-3		P3		G6-3	1	0	0	0	0	0	0						
<b>Inning Stats</b>	R: 0 H: 2 E: 0 K: 1 S: 10	H: 0 LOB: 2 BB: 0 P: 18	R: 0 H: 0 E: 0 K: 2 S: 11	H: 0 LOB: 0 BB: 0 P: 15	R: 0 H: 0 E: 0 K: 0 S: 7	H: 0 LOB: 0 BB: 1 P: 13	R: 0 H: 0 E: 0 K: 0 S: 11	H: 0 LOB: 0 BB: 0 P: 17	R: 0 H: 2 E: 0 K: 1 S: 10	H: 2 LOB: 2 BB: 0 P: 15	R: 1 H: 1 E: 0 K: 0 S: 6	H: 1 LOB: 0 BB: 1 P: 12	R: 0 H: 0 E: 1 K: 1 S: 11	H: 0 LOB: 1 BB: 0 P: 15	R: 3 H: 2 E: 1 K: 0 S: 14	H: 2 LOB: 2 BB: 2 P: 28	R: 0 H: 2 E: 0 K: 1 S: 11	H: 2 LOB: 2 BB: 0 P: 15	1B: 7 2B: 3 3B: 0 HR: 0	SF: 0 SAC: 0 DP: 2 HBP: 0	WP: 2 PB: 0 CS: 0 SB: 0	PA: 40
<b>PITCHER</b>	IP WLS BF H R ER SO BB IBB HBP BLK WP HR S P ERA WHIP	IP WLS BF H R ER SO BB IBB HBP BLK WP HR S P ERA WHIP	IP WLS BF H R ER SO BB IBB HBP BLK WP HR S P ERA WHIP	IP WLS BF H R ER SO BB IBB HBP BLK WP HR S P ERA WHIP	IP WLS BF H R ER SO BB IBB HBP BLK WP HR S P ERA WHIP	IP WLS BF H R ER SO BB IBB HBP BLK WP HR S P ERA WHIP	IP WLS BF H R ER SO BB IBB HBP BLK WP HR S P ERA WHIP	IP WLS BF H R ER SO BB IBB HBP BLK WP HR S P ERA WHIP	IP WLS BF H R ER SO BB IBB HBP BLK WP HR S P ERA WHIP	IP WLS BF H R ER SO BB IBB HBP BLK WP HR S P ERA WHIP	IP WLS BF H R ER SO BB IBB HBP BLK WP HR S P ERA WHIP	IP WLS BF H R ER SO BB IBB HBP BLK WP HR S P ERA WHIP	IP WLS BF H R ER SO BB IBB HBP BLK WP HR S P ERA WHIP	IP WLS BF H R ER SO BB IBB HBP BLK WP HR S P ERA WHIP	IP WLS BF H R ER SO BB IBB HBP BLK WP HR S P ERA WHIP	IP WLS BF H R ER SO BB IBB HBP BLK WP HR S P ERA WHIP	IP WLS BF H R ER SO BB IBB HBP BLK WP HR S P ERA WHIP	IP WLS BF H R ER SO BB IBB HBP BLK WP HR S P ERA WHIP	IP WLS BF H R ER SO BB IBB HBP BLK WP HR S P ERA WHIP	IP WLS BF H R ER SO BB IBB HBP BLK WP HR S P ERA WHIP	IP WLS BF H R ER SO BB IBB HBP BLK WP HR S P ERA WHIP	IP WLS BF H R ER SO BB IBB HBP BLK WP HR S P ERA WHIP

AB	36
R	4
H	9
RBI	4
BB	4
SO	6
LOB	22

