

Colorado Rockies - 2010

Batter	1	2	3	4	5	6	7	8	9	AB	R	H	RBI	BB	SO	LOB	TOP					
3 Eric Young Jr., S OBP: 0.250, SLG: 0.500										5	0	1	0	0	2	1	Colorado Rockies @ San Francisco Giants Scottsdale Stadium, Scottsdale, AZ Fri Mar 05 2010, 3:14 PM - 5:42 PM EST Att: 8,261 - Sunny - 65 F					
18 Jonathan Herrera, S OBP: 0.400, SLG: 0.375										3	1	2	1	1	1	0						
5 Carlos González, L OBP: 0.500, SLG: 0.600										3	0	2	0	0	0	1						
75 Chris Frey, L OBP: 0.200, SLG: 0.200										2	0	0	0	0	2	1						
6 Melvin Mora, R 48 Esmil Rogers, R 41 Jimmy Gobble, L 32 Justin Speier, R										3	0	0	1	0	0	4						
7 Seth Smith, L 83 Robby Hammock, R										1	0	0	0	0	0	0						
20 Chris Iannetta, R 39 Paul Phillips, R										1	0	1	0	1	0	0						
72 Mike Pauk, L OBP: 0.167, SLG: 0.167										1	1	1	0	1	0	0						
50 Héctor Gómez, R OBP: 0.250, SLG: 0.750										4	0	1	2	0	0	2						
26 Jeff Francis, L 67 Chaz Roe, R 74 Darin Holcomb, R										1	0	0	0	0	1	1						
Inning Stats	R: 0 E: 0 K: 1 S: 7	H: 2 LOB: 2 BB: 0 P: 7	R: 0 E: 0 K: 1 S: 6	H: 1 LOB: 1 BB: 0 P: 6	R: 1 E: 0 K: 0 S: 5	H: 2 LOB: 1 BB: 0 P: 5	R: 0 E: 0 K: 0 S: 3	H: 0 LOB: 1 BB: 1 P: 7	R: 0 E: 0 K: 2 S: 9	H: 0 LOB: 1 BB: 1 P: 14	R: 0 E: 0 K: 0 S: 7	H: 0 LOB: 0 BB: 0 P: 7	R: 0 E: 0 K: 0 S: 3	H: 1 LOB: 0 BB: 0 P: 3	R: 1 E: 0 K: 1 S: 6	H: 1 LOB: 1 BB: 1 P: 10	1B: 4 2B: 3 3B: 1 HR: 0	SF: 1 SAC: 0 DP: 1 HBP: 1	WP: 0 PB: 0 SB: 0 CS: 0	PA: 39		
PITCHER	IP WLS BF H R ER SO BB IBB HBP BLK WP HR S P ERA WHIP	IP WLS BF H R ER SO BB IBB HBP BLK WP HR S P ERA WHIP	IP WLS BF H R ER SO BB IBB HBP BLK WP HR S P ERA WHIP	IP WLS BF H R ER SO BB IBB HBP BLK WP HR S P ERA WHIP	IP WLS BF H R ER SO BB IBB HBP BLK WP HR S P ERA WHIP	IP WLS BF H R ER SO BB IBB HBP BLK WP HR S P ERA WHIP	IP WLS BF H R ER SO BB IBB HBP BLK WP HR S P ERA WHIP	IP WLS BF H R ER SO BB IBB HBP BLK WP HR S P ERA WHIP	IP WLS BF H R ER SO BB IBB HBP BLK WP HR S P ERA WHIP	IP WLS BF H R ER SO BB IBB HBP BLK WP HR S P ERA WHIP	IP WLS BF H R ER SO BB IBB HBP BLK WP HR S P ERA WHIP	IP WLS BF H R ER SO BB IBB HBP BLK WP HR S P ERA WHIP	IP WLS BF H R ER SO BB IBB HBP BLK WP HR S P ERA WHIP	IP WLS BF H R ER SO BB IBB HBP BLK WP HR S P ERA WHIP	IP WLS BF H R ER SO BB IBB HBP BLK WP HR S P ERA WHIP	IP WLS BF H R ER SO BB IBB HBP BLK WP HR S P ERA WHIP	IP WLS BF H R ER SO BB IBB HBP BLK WP HR S P ERA WHIP	IP WLS BF H R ER SO BB IBB HBP BLK WP HR S P ERA WHIP	IP WLS BF H R ER SO BB IBB HBP BLK WP HR S P ERA WHIP	IP WLS BF H R ER SO BB IBB HBP BLK WP HR S P ERA WHIP	IP WLS BF H R ER SO BB IBB HBP BLK WP HR S P ERA WHIP	IP WLS BF H R ER SO BB IBB HBP BLK WP HR S P ERA WHIP

Batter	1	2	3	4	5	6	7	8	9	AB	R	H	RBI	BB	SO	LOB	BOTTOM					
33 Aaron Rowand, R 62 Francisco Peguero, R										2	0	1	1	1	0	0	Colorado Rockies @ San Francisco Giants Scottsdale Stadium, Scottsdale, AZ Fri Mar 05 2010, 3:14 PM - 5:42 PM EST Att: 8,261 - Sunny - 65 F					
12 Nate Schierholtz, L 8 Eugenio Velez, S										2	1	0	0	1	0	2						
48 Pablo Sandoval, S 29 Ryan Rohlinger, R										3	0	1	1	0	0	2						
17 Aubrey Huff, L 35 Brett Pill, R										2	0	0	0	1	0	2						
1 Benjie Molina, R 83 Thomas Neal, R 51 Tony Pena Jr., R 64 Rafael Cova, R										3	2	3	2	0	0	0						
20 John Bowker, L 38 Brian Wilson, R 53 Denny Bautista, R 84 Jesus Guzman, R										2	1	1	0	1	0	1						
5 Juan Uribe, R 79 Brandon Crawford, L										2	0	1	0	0	0	2						
34 Matt Downs, R 80 Nick Noonan, L										2	1	1	0	1	0	0						
18 Matt Cain, R 85 Steve Johnson, R 28 Buster Posey, R										0	0	0	0	0	0	0						
Inning Stats	R: 0 E: 0 K: 0 S: 3	H: 0 LOB: 1 BB: 1 P: 7	R: 4 E: 0 K: 0 S: 7	H: 4 LOB: 1 BB: 1 P: 13	R: 0 E: 0 K: 0 S: 3	H: 1 LOB: 0 BB: 1 P: 7	R: 0 E: 0 K: 2 S: 7	H: 0 LOB: 0 BB: 0 P: 7	R: 3 E: 0 K: 0 S: 7	H: 3 LOB: 2 BB: 1 P: 12	R: 0 E: 0 K: 0 S: 3	H: 0 LOB: 0 BB: 2 P: 11	R: 0 E: 0 K: 1 S: 4	H: 0 LOB: 0 BB: 1 P: 8	R: 0 E: 0 K: 0 S: 4	H: 1 LOB: 1 BB: 0 P: 4		1B: 5 2B: 2 3B: 0 HR: 2	SF: 0 SAC: 1 DP: 2 HBP: 0	WP: 0 PB: 0 SB: 0 CS: 1	PA: 37	
PITCHER	IP WLS BF H R ER SO BB IBB HBP BLK WP HR S P ERA WHIP	IP WLS BF H R ER SO BB IBB HBP BLK WP HR S P ERA WHIP	IP WLS BF H R ER SO BB IBB HBP BLK WP HR S P ERA WHIP	IP WLS BF H R ER SO BB IBB HBP BLK WP HR S P ERA WHIP	IP WLS BF H R ER SO BB IBB HBP BLK WP HR S P ERA WHIP	IP WLS BF H R ER SO BB IBB HBP BLK WP HR S P ERA WHIP	IP WLS BF H R ER SO BB IBB HBP BLK WP HR S P ERA WHIP	IP WLS BF H R ER SO BB IBB HBP BLK WP HR S P ERA WHIP	IP WLS BF H R ER SO BB IBB HBP BLK WP HR S P ERA WHIP	IP WLS BF H R ER SO BB IBB HBP BLK WP HR S P ERA WHIP	IP WLS BF H R ER SO BB IBB HBP BLK WP HR S P ERA WHIP	IP WLS BF H R ER SO BB IBB HBP BLK WP HR S P ERA WHIP	IP WLS BF H R ER SO BB IBB HBP BLK WP HR S P ERA WHIP	IP WLS BF H R ER SO BB IBB HBP BLK WP HR S P ERA WHIP	IP WLS BF H R ER SO BB IBB HBP BLK WP HR S P ERA WHIP	IP WLS BF H R ER SO BB IBB HBP BLK WP HR S P ERA WHIP	IP WLS BF H R ER SO BB IBB HBP BLK WP HR S P ERA WHIP	IP WLS BF H R ER SO BB IBB HBP BLK WP HR S P ERA WHIP	IP WLS BF H R ER SO BB IBB HBP BLK WP HR S P ERA WHIP	IP WLS BF H R ER SO BB IBB HBP BLK WP HR S P ERA WHIP	IP WLS BF H R ER SO BB IBB HBP BLK WP HR S P ERA WHIP	IP WLS BF H R ER SO BB IBB HBP BLK WP HR S P ERA WHIP

AB 33
R 4
H 8
RBI 4
BB 4
SO 7
LOB 20

AB 29
R 7
H 9
RBI 7
BB 7
SO 3
LOB 17

Batter	1	2	3	4	5	6	7	8	9	AB	R	H	RBI	BB	SO	LOB	TOP		
18 Gerardo Parra, L (1.9)										3	0	0	0	0	0	0	Arizona Diamondbacks @ Colorado Rockies US West Sports Complex, Hi Corbett Field, Tucson, AZ Sun Mar 07 2010, 3:18 PM - 5:08 PM EST Att: 2,337 - Drizzle - 56 F		
67 Cole Gillespie, R (1.7)										3	0	0	0	0	1	0			
25 Adam LaRoche, L (1.3)										3	0	1	0	0	2	0			
27 Mark Reynolds, R (1.5)										3	0	2	0	0	1	0			
24 Chris Young, R (1.8)										3	1	0	0	0	0	3			
14 Ryan Roberts, R (1.4)										2	0	0	0	0	1	0			
28 John Hester, R (1.2)										3	0	1	0	0	0	1			
11 Augie Ojeda, S (1.6)										2	0	0	0	0	0	2			
57 Kevin Mulvey, R (1.1)										1	0	0	0	0	1	0			
46 Bob Howry, L (3.1)										0	0	0	0	0	0	0			
40 Zach Kroenke, L (4.1)										0	0	0	0	0	0	0			
21 Jeff Bailey, R (5. PH)										1	0	0	0	0	1	0			
73 Matt Torra, R (5.1)										0	0	0	0	0	0	0			
75 Josh Ellis, R (6.1)										0	0	0	0	0	0	0			
Inning Stats	R: 0 E: 0 K: 0 S: 5	H: 2 LOB: 2 BB: 0 P: 5	R: 0 E: 0 K: 0 S: 3	H: 0 LOB: 0 BB: 0 P: 3	R: 0 E: 0 K: 1 S: 5	H: 0 LOB: 0 BB: 0 P: 5	R: 1 E: 1 K: 1 S: 7	H: 1 LOB: 2 BB: 0 P: 8	R: 0 E: 0 K: 2 S: 7	H: 0 LOB: 0 BB: 0 P: 7	R: 0 E: 0 K: 1 S: 4	H: 1 LOB: 1 BB: 0 P: 4					1B: 4 2B: 0 3B: 0 HR: 0	SF: 0 SAC: 0 DP: 0 HBP: 1	WP: 0 PA: 25 PB: 0 SB: 0 CS: 0
PITCHER	IP WLS BF H R ER SO BB IBB HBP BLK WP HR S P ERA WHIP																		
28 Aaron Cook, R (1.1)	3.0		11	2	0	0	1	0	0	0	0	0	0	0	13	13	0.00	0.667	
47 Samuel Deduno, R (4.1)	2.0	W	9	1	1	0	3	0	0	1	0	0	0	0	14	15	0.00	0.500	
60 Manny Corpas, R (6.1)	1.1	S	5	1	0	0	3	0	0	0	0	0	0	0	11	11	0.00	0.750	

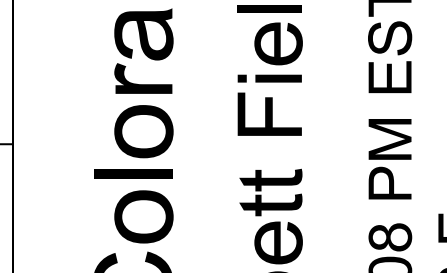
Batter	1	2	3	4	5	6	7	8	9	AB	R	H	RBI	BB	SO	LOB	BOTTOM		
3 Eric Young Jr., S (1.4)										4	1	0	0	0	1	2	Arizona Diamondbacks @ Colorado Rockies US West Sports Complex, Hi Corbett Field, Tucson, AZ Sun Mar 07 2010, 3:18 PM - 5:08 PM EST Att: 2,337 - Drizzle - 56 F		
12 Clint Barmes, R (1.6)										2	0	1	0	0	0	0			
75 Chris Frey, L (6.8)										1	0	0	0	0	1	1			
5 Carlos González, L (1.8)										3	1	2	2	0	0	0			
Brad Eldred, R (6.3)										0	0	0	0	0	0	0			
21 Miguel Olivo, R (1.2)										3	0	1	0	0	0	2			
66 Jordan Pacheco, R (6.2)										0	0	0	0	0	0	0			
6 Melvin Mora, R (1.5)										2	0	2	0	0	0	0			
74 Darin Holcomb, R (4. PR)										1	1	0	0	0	0	2			
72 Mike Paulk, L (1.3)										2	0	1	1	1	0	1			
60 Manny Corpas, R (6.1)										0	0	0	0	0	0	0			
64 Cole Garner, R (1.9)										3	0	1	1	0	0	4			
15 Jay Payton, R (1.7)										3	0	0	0	0	0	4			
96 Michael Mitchell, R (7.7)										0	0	0	0	0	0	0			
28 Aaron Cook, R (1.1)										1	0	0	0	0	0	0			
47 Samuel Deduno, R (4.1)										0	0	0	0	0	0	0			
10 Chris Nelson, R (5. PH)										2	1	2	0	0	0	0			
Inning Stats	R: 0 E: 0 K: 1 S: 5	H: 0 LOB: 0 BB: 0 P: 5	R: 0 E: 0 K: 0 S: 4	H: 1 LOB: 1 BB: 1 P: 8	R: 0 E: 0 K: 0 S: 5	H: 2 LOB: 2 BB: 0 P: 5	R: 1 E: 0 K: 0 S: 4	H: 2 LOB: 1 BB: 0 P: 4	R: 3 E: 1 K: 1 S: 8	H: 4 LOB: 2 BB: 0 P: 8	R: 0 E: 0 K: 1 S: 7	H: 1 LOB: 1 BB: 0 P: 7					1B: 7 2B: 3 3B: 0 HR: 0	SF: 0 SAC: 1 DP: 1 HBP: 0	WP: 0 PA: 29 PB: 0 SB: 1 CS: 0
PITCHER	IP WLS BF H R ER SO BB IBB HBP BLK WP HR S P ERA WHIP																		
57 Kevin Mulvey, R (1.1)	2.0		8	1	0	0	0	0	0	0	0	0	0	0	5	5	0.00	2.000	
46 Bob Howry, R (3.1)	1.0		5	2	0	0	0	0	0	0	0	0	0	4	4	9.00	2.000		
40 Zach Kroenke, L (4.1)	1.0	B	4	2	1	1	0	0	0	0	0	0	0	8	8	9.00	4.000		
73 Matt Torra, R (5.1)	1.0	L	8	4	3	1	0	0	0	0	0	0	0	7	7	0.00	1.000		
75 Josh Ellis, R (6.1)	1.0		4	1	0	0	1	0	0	0	0	0	0	0	0	0			

AB	24
R	1
H	4
RBI	0
BB	0
SO	7
LOB	6





WP	0
PA	25
PB	0
SB	0
CS	0

AB	27
R	4
H	10
RBI	4
BB	1
SO	2
LOB	16



WP	0
PA	29
PB	0
SB	1
CS	0


Batter	1	2	3	4	5	6	7	8	9	AB	R	H	RBI	BB	SO	LOB	TOP						
5 Carlos González, L OBP: 0.462, SLG: 0.583 64 Cole Garner, R OBP: 0.313, SLG: 0.688	0-0 G6-3		0-0 7 S 6 1B	0-0 L4		0-0 G3-6-3		0-0 G1-3	0-0 18 2B 2B	4	1	1	0	0	0	2	Colorado Rockies @ Los Angeles Dodgers Camelback Ranch, Glendale, AZ Tue Mar 09 2010, 3:21 PM - 6:20 PM EST Att: 4,140 - Cloudy - 52 F AB 42 R 12 H 16 RBI 10 BB 4 SO 10 LOB 21 						
24 Dexter Fowler, S OBP: 0.231, SLG: 0.308 18 Jonathan Herrera, S OBP: 0.439, SLG: 0.500	0-0 7 S 1B		0-0 F8	0-3 K 6 BB 7 2B		0-0 F7		0-0 L5	0-0 2B	4	1	1	0	0	1	1							
6 Melvin Mora, R OBP: 0.286, SLG: 0.385 50 Héctor Gómez, R OBP: 0.500, SLG: 0.909	0-3 K		0-0 9 E 7 1B	0-0 7 2B BB			0-3 K	0-0 13 FC6-4 1B	0-0 G1-3	3	1	1	0	1	2	1							
7 Seth Smith, L OBP: 0.615, SLG: 1.083 13 Matt Miller, R OBP: 0.444, SLG: 0.556	0-3 K		1-0 9 E 1B	0-0 2B			0-0 39 2B 2B	0-0 FC6-4		4	0	3	3	0	1	1							
20 Chris Iannetta, R OBP: 0.545, SLG: 0.500 39 Paul Phillips, R OBP: 0.667, SLG: 0.800		4-0 9 G1-3 19 E BB	0-3 K	0-0 F8			0-0 9 1B 2H 1 SF7 2B		0-0 P4	2	1	0	0	1	1	3							
9 Ian Stewart, L OBP: 0.538, SLG: 0.727 10 Chris Nelson, R OBP: 0.571, SLG: 0.571		0-0 G1-3	0-0 FC4		0-0 G3		0-0 19 BB 1B		0-0 65 2B 1 WP 1B	4	0	1	0	0	0	3							
19 Ryan Spilborghs, R OBP: 0.500, SLG: 1.000 65 Wilin Rosario, R OBP: 0.500, SLG: 1.000		0-0 E8 12 SF8 1B	0-0 P4		0-3 K		4-0 1B		0-0 1 WP 64 2B 2B	3	1	1	1	1	1	3							
12 Clint Barmes, R OBP: 0.300, SLG: 0.778 1 Omar Quintanilla, L OBP: 0.583, SLG: 0.500		0-0 SF8		0-0 73 G4-3 24 PB 2B	0-3 K		0-0 SF7		4-0 64 2B 18 2B BB	2	1	1	1	0	1	0							
73 Jeff Kindel, L OBP: 0.333, SLG: 0.556 72 Mike Pauk, L OBP: 0.333, SLG: 0.286		0-3 K		0-0 G4-3		0-0 5 G3-6-3 1B		0-3 K	0-3 K	3	0	1	0	0	1	1							
Inning Stats	R: 0 E: 0 K: 2 S: 8	H: 1 LOB: 1 BB: 0 P: 8	R: 2 E: 1 K: 1 S: 6	H: 1 LOB: 0 BB: 1 P: 10	R: 1 E: 1 K: 1 S: 9	H: 3 LOB: 3 BB: 0 P: 10	R: 3 E: 0 K: 1 S: 8	H: 2 LOB: 1 BB: 1 P: 12	R: 0 E: 0 K: 2 S: 7	H: 0 LOB: 0 BB: 0 P: 7	R: 0 E: 0 K: 0 S: 3	H: 1 LOB: 0 BB: 0 P: 3	R: 2 E: 0 K: 2 S: 10	H: 3 LOB: 2 BB: 1 P: 14	R: 0 E: 0 K: 0 S: 4	H: 1 LOB: 1 BB: 0 P: 4		R: 4 E: 0 K: 1 S: 9	H: 4 LOB: 1 BB: 1 P: 13	1B: 9 2B: 7 3B: 0 HR: 0	SF: 2 SAC: 0 DP: 1 HBP: 0	WP: 1 PB: 1 SB: 2 CS: 0	PA: 48
PITCHER	IP WLS BF H R ER SO BB IBB HBP BLK WP HR S P ERA WHIP	18 Hiroki Kuroda, R ERA: 4.5 51 Jonathan Broxton, R ERA: 9.0 52 George Sherrill, L ERA: 9.0 78 Juan Pablo Perez, L ERA: 9.0 56 Hung-Chih Kuo, L ERA: 9.0	2.0 L 9 2 2 1 3 1 0 0 0 0 0 0 14 18 4.50 1.500	1.0 7 3 1 1 1 3 0 0 0 0 0 0 9 10 9.00 3.000	0.2 6 2 3 0 1 1 0 0 0 0 0 0 7 11 0.00 4.500	0.1 1 0 0 0 0 0 0 0 0 0 0 0 1 1 0.00 0.000	1.0 3 0 0 0 0 2 0 0 0 0 0 0 7 7 0.00 0.000	PITCHER	IP WLS BF H R ER SO BB IBB HBP BLK WP HR S P ERA WHIP	26 Luis Ayala, R ERA: 18.0 49 Charlie Haeger, R ERA: 8.0 88 Scott Dohmann, R ERA: 18.0	6.1 1.0 2.0 1.0	3 1 11 4 4 4 1 1 0 0 0 0 3 3 0.00 1.000	3 1 4 2 2 2 1 0 0 0 0 0 0 14 18 9.00 2.500	8 4 4 4 1 1 0 0 0 0 1 0 9 13 36.00 5.000									

Batter	1	2	3	4	5	6	7	8	9	AB	R	H	RBI	BB	SO	LOB	BOTTOM				
15 Rafael Furcal, S OBP: 0.394, SLG: 0.700 5 Reed Johnson, R OBP: 0.286, SLG: 0.286 66 Brian Barton, R	4-0 27 G1-4-3 BB		4-0 27 G5-4-3 BB			0-0 E5 28 BB		0-3 K		0	0	0	0	2	0	0	Colorado Rockies @ Los Angeles Dodgers Camelback Ranch, Glendale, AZ Tue Mar 09 2010, 3:21 PM - 6:20 PM EST Att: 4,140 - Cloudy - 52 F AB 28 R 0 H 3 RBI 0 BB 4 SO 8 LOB 14 				
27 Matt Kemp, R OBP: 0.394, SLG: 0.700 5 Reed Johnson, R OBP: 0.286, SLG: 0.286 66 Brian Barton, R	0-0 G1-4-3		0-0 G5-4-3			0-0 F7		0-0 P4		2	0	0	0	0	0	3					
16 Andre Ethier, L OBP: 0.727, SLG: 0.300 17 Jason Repko, R	0-0 F8			0-0 2B		0-0 F7		0-0 G6-3		2	0	1	0	0	0	0					
99 Manny Ramirez, R OBP: 0.545, SLG: 0.556 28 Brian Giles, L		0-3 K		0-0 F9		4-0 1B		0-0 G3-1		2	0	0	0	0	1	1					
7 James Loney, L OBP: 0.250, SLG: 0.182 72 Russell Mitchell, R OBP: 0.125, SLG: 0.125		4-0 33 WP BB		0-0 F7		0-0 F7		0-0 G5-3		2	0	0	0	1	0	3					
3 Ronnie Belliard, R OBP: 0.250, SLG: 0.143 60 Chin-Lung Hu, R OBP: 0.200, SLG: 0.200		0-0 P5		0-3 K			0-0 P4			3	0	0	0	0	1	2					
33 Blake DeWitt, L OBP: 0.727, SLG: 0.714 21 Nick Green, R OBP: 0.400, SLG: 0.250		1-3 K			0-3 K		0-3 K		0-3 K	2	0	0	0	0	2	1					
75 Xavier Paul, L OBP: 0.300, SLG: 0.556 61 Prentice Redman, R			0-0 3B		0-0 1B		0-3 K			3	0	2	0	0	1	0					
12 Brad Ausmus, R 9 A.J. Ellis, R 81 Gabriel Gutierrez, R			0-0 G1-3		0-3 SAFE K		0-0 F8			2	0	0	0	0	1	2					
Inning Stats	R: 0 E: 0 K: 0 S: 2	H: 0 LOB: 1 BB: 1 P: 6	R: 0 E: 0 K: 2 S: 7	H: 0 LOB: 1 BB: 1 P: 12	R: 0 E: 0 K: 0 S: 3	H: 1 LOB: 2 BB: 1 P: 7	R: 0 E: 0 K: 1 S: 6	H: 1 LOB: 1 BB: 0 P: 6	R: 0 E: 0 K: 0 S: 4	H: 0 LOB: 0 BB: 1 P: 8	R: 0 E: 0 K: 0 S: 7	H: 0 LOB: 0 BB: 0 P: 7	R: 0 E: 0 K: 1 S: 5	H: 0 LOB: 0 BB: 0 P: 5	R: 0 E: 0 K: 0 S: 3	H: 0 LOB: 0 BB: 0 P: 3		1B: 1 2B: 1 3B: 1 HR: 0	SF: 0 SAC: 0 DP: 2 HBP: 0	WP: 1 PB: 0 SB: 0 CS: 0	PA: 32
PITCHER	IP WLS BF H R ER SO BB IBB HBP BLK WP HR S P ERA WHIP	38 Ubaldo Jiménez, R ERA: 5.4 27 Greg Smith, L ERA: 5.4 32 Justin Speier, R ERA: 3.0 51 Matt Reynolds, L ERA: 3.0 71 Andrew Johnston, R ERA: 3.0	3.0 H 11 2 0 0 3 1 0 0 0 0 0 17 21 0.00 1.000	1.0 3 0 0 0 2 0 0 0 0 0 0 0 7 7 0.00 0.000	1.0 3 0 0 0 1 0 0 0 0 0 0 0 5 5 0.00 0.000	1.0 3 0 0 0 0 0 0 0 0 0 0 0 3 3 0.00 0.000	PITCHER	IP WLS BF H R ER SO BB IBB HBP BLK WP HR S P ERA WHIP	38 Ubaldo Jiménez, R ERA: 5.4 27 Greg Smith, L ERA: 5.4 32 Justin Speier, R ERA: 3.0 51 Matt Reynolds, L ERA: 3.0 71 Andrew Johnston, R ERA: 3.0	3.0 H 11 2 0 0 3 1 0 0 0 0 0 17 21 0.00 1.000	1.0 3 0 0 0 2 0 0 0 0 0 0 0 7 7 0.00 0.000	1.0 3 0 0 0 1 0 0 0 0 0 0 0 5 5 0.00 0.000	1.0 3 0 0 0 0 0 0 0 0 0 0 0 3 3 0.00 0.000								


Batter	1	2	3	4	5	6	7	8	9	AB	R	H	RBI	BB	SO	LOB	TOP		
32 Brian Anderson, R OBP: 0.273, SLG: 0.300	K		G4-3		K		K		F9	4	0	0	0	0	3	2	Kansas City Royals @ Colorado Rockies US West Sports Complex, Hi Corbett Field, Tucson, AZ Wed Mar 10, 2010, 3:14 PM - 6:03 PM EST Att: 3,103 - Partly Cloudy - 59 F		
38 Blake Wood, R (7, 1)										0	0	0	0	0	0	0			
73 Adam Bostick, L (8, 1)										0	0	0	0	0	0	0			
25 Kila Ka'aihue, L OBP: 0.273, SLG: 0.545										1	0	0	0	0	0	0			
68 Nelson Payano, L (9, 1)										0	0	0	0	0	0	0			
30 Mike Aviles, R OBP: 0.667, SLG: 0.667	1B		FC6-5-4							3	0	2	0	0	0	1			
46 Wilson Betemit, S OBP: 0.375, SLG: 0.167										1	1	1	0	1	0	0			
13 Alberto Callaspo, S OBP: 0.438, SLG: 0.365	1B		F7							3	0	1	0	0	0	2			
76 Mike Moustakas, L OBP: 0.429, SLG: 0.200										2	1	1	0	0	1	1			
16 Billy Butler, R OBP: 0.357, SLG: 0.385	F8									3	0	0	0	0	0	2			
75 Derrick Robinson, S (6, PR)										0	0	0	0	0	0	0			
71 Ernesto Mejia, R OBP: 0.167, SLG: 0.333										2	1	1	1	0	0	1			
3 Brayan Peña, S OBP: 0.111, SLG: 0.111	FC6-4									3	0	0	0	0	0	3			
65 Josh Rupe, R (6, 1)										0	0	0	0	0	0	0			
1 Jarrod Dyson, L OBP: 0.600, SLG: 0.500										1	1	1	2	0	0	0			
12 Mitch Maier, L OBP: 0.333, SLG: 0.778										3	1	1	0	0	0	1			
41 Buck Coats, L (8, 9)										1	0	0	0	0	0	1			
72 Irving Falu, S OBP: 0.182, SLG: 0.364	K									4	0	0	1	0	1	3			
21 Jordan Parraz, R OBP: 0.200, SLG: 0.200										2	0	0	0	0	1	0			
64 Scott Thorman, L OBP: 0.286, SLG: 0.333										1	0	0	1	0	0	1			
78 David Lough, L OBP: 0.750, SLG: 1.250	F9									0	0	0	0	0	0	0			
23 Zack Greinke, R (1, 1)										0	0	0	0	1	0	0			
57 Brad Thompson, R (4, 1)										1	0	0	0	0	1	0			
28 Manny Piffa, R (6, 2)										1	0	0	0	1	0	1			
70 Steven Lerud, L (9, 2)										0	0	0	0	0	0	0			
Inning Stats	R: 0 E: 0 K: 1 S: 7	H: 2 LOB: 2 BB: 0 P: 7	R: 0 E: 0 K: 1 S: 5	H: 0 LOB: 0 BB: 5 P: 5	R: 0 E: 0 K: 0 S: 3	H: 0 LOB: 1 BB: 1 P: 7	R: 0 E: 1 K: 0 S: 4	H: 0 LOB: 1 BB: 0 P: 4	R: 0 E: 0 K: 0 S: 9	H: 1 LOB: 1 BB: 0 P: 9	R: 1 E: 0 K: 1 S: 6	H: 1 LOB: 1 BB: 1 P: 10	R: 4 E: 0 K: 0 S: 8	H: 4 LOB: 1 BB: 0 P: 8	R: 0 E: 0 K: 1 S: 5	H: 0 LOB: 1 BB: 1 P: 9	1B: 6 2B: 2 3B: 0 HR: 0	SF: 1 SAC: 0 DP: 1 HBP: 0	WP: 0 PA: 40 PB: 0 SB: 0 CS: 0
PITCHER	IP WLS BF H R ER SO BB IBB HBP BLK WP HR S P ERA WHIP																		
26 Jeff Francis, L ERA: 7.2	3.0	12	2	0	0	2	1	0	0	0	0	0	0	15	19	0.00	1.000		
44 Tim Redding, R ERA: 1.5	3.0	11	1	1	0	3	0	0	0	0	0	0	0	17	17	0.00	0.333		
60 Manny Corpas, R ERA: 2.7	1.0	L 5	1	1	1	1	1	0	0	0	0	0	0	6	10	9.00	2.000		
61 Edgmer Escalona, R ERA: 18.0	1.0	8	4	4	4	0	0	0	0	0	0	0	0	8	8	36.00	4.000		
58 Juan Rincon, R ERA:	1.0	4	0	0	0	1	1	0	0	0	0	0	0	5	9	0.00	1.000		

Batter	1	2	3	4	5	6	7	8	9	AB	R	H	RBI	BB	SO	LOB	BOTTOM		
3 Eric Young Jr., S OBP: 0.198, SLG: 0.222	B2									2	0	0	0	1	0	1	Kansas City Royals @ Colorado Rockies US West Sports Complex, Hi Corbett Field, Tucson, AZ Wed Mar 10, 2010, 3:14 PM - 6:03 PM EST Att: 3,103 - Partly Cloudy - 59 F		
75 Chris Frey, L OBP: 0.273, SLG: 0.200										1	0	0	0	1	0	0			
5 Carlos González, L OBP: 0.438, SLG: 0.500	K									2	0	0	0	1	1	2			
74 Darin Holcomb, R OBP: 0.250, SLG: 0.286										2	0	1	0	0	0	2			
2 Troy Tulowitzki, R OBP: 0.336, SLG: 0.750										3	0	1	0	0	0	4			
50 Héctor Gómez, R OBP: 0.462, SLG: 0.833										1	0	0	0	0	1				
7 Seth Smith, L OBP: 0.563, SLG: 0.929	F7									2	0	0	0	1	0	1			
18 Jonathan Herrera, S OBP: 0.471, SLG: 0.500										0	0	0	0	1	0	0			
21 Miguel Olivo, R OBP: 0.500, SLG: 1.000										3	0	1	0	0	2	1			
10 Chris Nelson, R OBP: 0.500, SLG: 0.500										1	0	0	0	0	0	2			
12 Clint Barmes, R OBP: 0.385, SLG: 0.727										2	0	1	0	0	0	0			
39 Paul Phillips, R OBP: 0.571, SLG: 0.667										1	0	0	0	0	0	2			
14 Paul Lo Duca, R OBP: 0.167, SLG: 0.167										3	0	0	0	0	0	4			
60 Manny Corpas, R (7, 1)										0	0	0	0	0	0	0			
61 Edgmer Escalona, R (8, 1)										0	0	0	0	0	0	0			
58 Juan Rincon, R (9, 1)										1	0	0	0	0	0	0			
13 Matt Miller, R OBP: 0.400, SLG: 0.500										1	0	0	0	0	0	0			
15 Jay Payton, R OBP: 0.214, SLG: 0.286										2	0	1	0	0	0	0			
19 Ryan Spilborghs, R OBP: 0.368, SLG: 0.412										2	0	0	0	1	0	0			
26 Jeff Francis, L (1, 1)										1	0	0	0	0	0	1			
66 Jordan Pacheco, R (3, PR)										0	0	0	0	0	0	0			
44 Tim Redding, R (4, 1)										0	0	0	0	0	0	0			
8 Michael McKenry, R OBP: 0.286, SLG: 0.167										1	0	0	0	1	1	0			
Inning Stats	R: 0 E: 0 K: 1 S: 6	H: 1 LOB: 1 BB: 0 P: 6	R: 0 E: 0 K: 1 S: 5	H: 0 LOB: 0 BB: 0 P: 5	R: 0 E: 1 K: 0 S: 4	H: 0 LOB: 2 BB: 1 P: 8	R: 0 E: 0 K: 0 S: 4	H: 2 LOB: 1 BB: 0 P: 4	R: 0 E: 0 K: 0 S: 4	H: 1 LOB: 1 BB: 1 P: 8	R: 0 E: 0 K: 1 S: 5	H: 0 LOB: 0 BB: 0 P: 5	R: 0 E: 0 K: 0 S: 5	H: 1 LOB: 2 BB: 1 P: 9	R: 0 E: 0 K: 1 S: 5	H: 0 LOB: 2 BB: 2 P: 13	1B: 3 2B: 2 3B: 0 HR: 0	SF: 0 SAC: 1 DP: 2 HBP: 1	WP: 0 PA: 38 PB: 0 SB: 1 CS: 0
PITCHER	IP WLS BF H R ER SO BB IBB HBP BLK WP HR S P ERA WHIP																		
23 Zack Greinke, R ERA:	3.0	12	1	0	0	2	1	0	0	0	0	0	0	8	12	0.00	0.667		
57 Brad Thompson, R ERA: 2.25	2.0	9	3	0	0	0	1	0	0	0	0	0	0	5	10	0.00	1.000		
65 Josh Rupe, R ERA:	1.0	W 4	0	0	0	1	1	0	1	0	0	0	0	5	5	0.00	0.000		
38 Blake Wood, R ERA:	1.0	H 3	0	0	0	1	0	0	0	0	0	0	0	5	5	0.00	0.000		
73 Adam Bostick, L ERA:	1.0	5	1	0	0	0	1	0	0	0	0	0	0	5	9	0.00	2.000		
PITCHER	IP WLS BF H R ER SO BB IBB HBP BLK WP HR S P ERA WHIP																		
68 Nelson Payano, L ERA: 4.5	1.0	5	0	0	0	1	2	0	0	0	0	0	0	5	13	0.00	2.000		

AB 36
R 5
H 8
RBI 5
BB 3
SO 7
LOB 19




AB 30
R 0
H 5
RBI 0
BB 6
SO 5
LOB 21



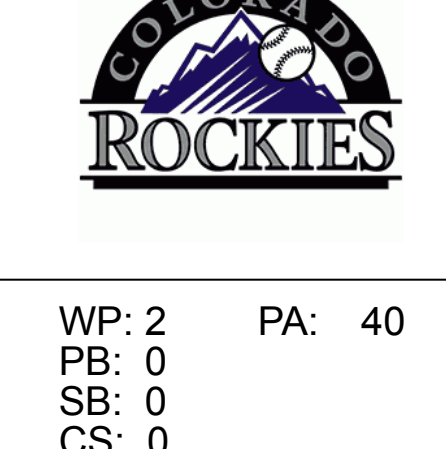
Batter	1	2	3	4	5	6	7	8	9	AB	R	H	RBI	BB	SO	LOB	TOP					
20 Julio Borbon, L (1, 8) OBP: 0.333, SLG: 0.350 68 Craig Gentry, R (7, PH) OBP: 0.429, SLG: 0.333 (7, 8)	G5-3	K	10 2B	F7		G4-3	L3		FC5-4	5	1	1	2	0	1	3						
10 Michael Young, R (1, 5) OBP: 0.533, SLG: 0.571 6 Esteban German, R (6, PH) OBP: 0.529, SLG: 0.417 (6, 5)	17 E					F9		51 G6-4-3 65 1B	FC5-4	3	2	3	1	1	0	0						
5 Ian Kinsler, R (1, 4) OBP: 0.600, SLG: 0.500 65 Marcus Lemon, L (6, PR) OBP: 0.500, SLG: 0.667 (6, 4)	17 E	P6	G5-3			F7		51 G6-4-3 2B		3	1	0	0	1	0	4						
32 Josh Hamilton, L (1, 7) OBP: 0.545, SLG: 0.800 51 Max Ramirez, R (6, 2) OBP: 0.333, SLG: 0.444	F8		19 1B 2 2B	19 1B 1 2B		F7		G6-4-3		4	2	2	0	1	0	3						
17 Nelson Cruz, R (1, 9) OBP: 0.588, SLG: 0.615 18 Mitch Moreland, L (6, 9) OBP: 0.375, SLG: 0.400	E7		FC5			G6-3		E4		4	4	2	2	1	0	4						
19 Chris Davis, L (1, 3) OBP: 0.556, SLG: 0.813 74 Chad Tracy, R (6, 3) OBP: 0.417, SLG: 0.636	19 HR		2 2B 20 1B	2 2B 1 1B				FC6-4		4	2	4	3	0	0	0						
2 Taylor Teagarden, R (1, 2) OBP: 0.200, SLG: 0.300 7 David Murphy, L (6, 7) OBP: 0.375, SLG: 0.688	K		20 1B					G4-3		4	1	2	3	0	2	3						
1 Elvis Andrus, R (1, 6) OBP: 0.333, SLG: 0.444 55 Willie Eyre, R (7, 1) 56 Darren O'Day, R (8, 1) 12 Justin Smoak, S (9, PH) OBP: 0.375, SLG: 0.187 60 Warner Madrigal, R (9, 1)			G5-3							5	0	4	2	0	0	2						
39 Scott Feldman, L (1, 1) 59 Clay Rapada, R (3, 1) 11 Toby Hall, R (4, PH) 57 Dustin Nippert, R (4, 1) 14 Joaquin Arias, R (7, 9) OBP: 0.385, SLG: 0.384 (7, 9)	K		G3							2	0	0	0	0	1	3						
Inning Stats	R: 4 E: 1 K: 1 S: 9	H: 3 LOB: 0 BB: 0 P: 10	R: 0 E: 0 K: 2 S: 8	H: 1 LOB: 2 BB: 1 P: 12	R: 5 E: 1 K: 0 S: 9	H: 5 LOB: 1 BB: 0 P: 9	R: 2 E: 0 K: 1 S: 8	H: 3 LOB: 2 BB: 1 P: 12	R: 2 E: 0 K: 1 S: 9	H: 4 LOB: 3 BB: 1 P: 13	R: 0 E: 0 K: 0 S: 4	H: 1 LOB: 3 BB: 1 P: 8	R: 2 E: 0 K: 0 S: 5	H: 3 LOB: 0 BB: 0 P: 5	R: 1 E: 1 K: 0 S: 5	H: 2 LOB: 1 BB: 0 P: 5	R: 0 E: 0 K: 0 S: 5	H: 1 LOB: 2 BB: 1 P: 11	1B: 15 2B: 8 3B: 0 HR: 1	SF: 1 2B: 8 SAC: 0 DP: 2 HBP: 1	WP: 0 PB: 0 SB: 0 CS: 0	PA: 56
PITCHER	IP WLS BF H R ER SO BB IBB HBP BLK WP HR S P ERA WHIP	2.1 L 20 9 0 0 5 3 0 0 1 0 0 1 25 30 16.88 3.750	0.2 L 9 0 0 0 0 0 0 0 0 0 0 0 1 1 0.00 0.000	2.0 L 15 7 4 4 2 2 0 0 0 0 0 0 17 25 18.00 4.500	2.0 L 10 4 2 2 0 1 0 0 0 0 0 0 9 13 9.00 2.500	1.0 L 5 2 1 0 0 0 0 0 0 0 0 5 5 0.00 2.000	0.2 L 3 0 0 0 0 0 0 0 0 0 0 0 1 1 0.00 0.000	0.1 L 2 1 0 0 0 0 0 0 0 0 0 0 3 5 0.00 3.000	PITCHER	IP WLS BF H R ER SO BB IBB HBP BLK WP HR S P ERA WHIP	0.2 L 3 0 0 0 0 0 0 0 0 0 0 0 2 6 0.00 1.500	0.1 L 2 1 0 0 0 0 0 0 0 0 0 0 3 5 0.00 3.000										

AB 49
R 16
H 23
RBI 15
BB 5
SO 5
LOB 34



WP: 0
PB: 0
SB: 0
CS: 0

Batter	1	2	3	4	5	6	7	8	9	AB	R	H	RBI	BB	SO	LOB	BOTTOM			
24 Dexter Fowler, S (1, 8) OBP: 0.250, SLG: 0.287 75 Chris Frey, L (7, 8) OBP: 0.231, SLG: 0.167	K			G3			L6		G3	2	0	0	0	1	1	0				
72 Mike Paulk, L (1, 3) OBP: 0.333, SLG: 0.412 73 Jeff Kindel, L (6, 3) OBP: 0.364, SLG: 0.545	G6-3		G3-1			G1		F8		3	1	1	0	0	0	2				
6 Melvin Mora, R (1, 4) OBP: 0.225, SLG: 0.313 13 Matt Miller, R (6, 7) OBP: 0.417, SLG: 0.500	G6-3		K			L3		K		3	0	0	1	0	1	0				
11 Brad Hawke, L (1, 9) 56 Franklin Morales, L (8, 1) 71 Andrew Johnston, R (8, 1) 66 Jordan Pacheco, R (8, PH) 41 Jimmy Gobble, L (8, 1) 97 Kurt Birkins, L (8, 1) 3 Eric Young Jr, R (8, PH) OBP: 0.192, SLG: 0.211 (8, PH)	20 1B		20 1B			G4-3		50 1B		3	2	2	0	0	0	0				
20 Chris Iannetta, R (1, 2) OBP: 0.615, SLG: 0.600 10 Chris Nelson, R (6, 4) OBP: 0.500, SLG: 0.600	9 WP							K		2	0	2	2	0	0	0				
9 Ian Stewart, L (1, 5) OBP: 0.438, SLG: 0.571 50 Héctor Gómez, R (7, 5) OBP: 0.500, SLG: 0.846	G3-1		K			L8		65 FC6-4		3	0	0	0	0	1	3				
19 Ryan Spilborghs, R (1, 7) OBP: 0.353, SLG: 0.385 47 Samuel Deduno, R (4, 1) 65 Wilin Rosario, R (6, 2) OBP: 0.250, SLG: 0.500			K			K		FC6-4		2	0	0	0	0	1	1				
1 Omar Quintanilla, L (1, 6) OBP: 0.533, SLG: 0.400 18 Jonathan Herrera, S (7, 6) OBP: 0.444, SLG: 0.467	28 SH1					P6				2	0	0	0	1	0	1				
2B Aaron Cook, R (1, 1) 85 Damian Moss, R (3, 1) 64 Cole Garner, R (4, 7) OBP: 0.316, SLG: 0.632 (6, 9)	SH1					P5				0	0	0	0	0	0	0				
Inning Stats	R: 2 E: 0 K: 1 S: 8	H: 3 LOB: 1 BB: 0 P: 9	R: 0 E: 0 K: 1 S: 5	H: 0 LOB: 2 BB: 2 P: 13	R: 1 E: 0 K: 2 S: 9	H: 2 LOB: 1 BB: 0 P: 9	R: 0 E: 0 K: 0 S: 3	H: 0 LOB: 0 BB: 0 P: 3	R: 0 E: 0 K: 1 S: 6	H: 1 LOB: 1 BB: 0 P: 6	R: 0 E: 0 K: 0 S: 3	H: 0 LOB: 0 BB: 0 P: 3	R: 0 E: 0 K: 2 S: 9	H: 2 LOB: 2 BB: 0 P: 9	R: 2 E: 0 K: 0 S: 6	H: 3 LOB: 1 BB: 0 P: 7	1B: 7 2B: 3 3B: 1 HR: 0	SF: 0 2B: 3 SAC: 1 DP: 0 HBP: 0	WP: 2 PB: 0 SB: 0 CS: 0	PA: 40
PITCHER	IP WLS BF H R ER SO BB IBB HBP BLK WP HR S P ERA WHIP	2.1 W 14 5 3 3 3 3 2 0 0 0 0 0 4 4 0.00 0.000	0.2 L 9 0 0 0 0 0 0 0 0 0 0 0 1 1 0.00 0.000	3.0 H 10 1 0 0 1 0 0 0 0 0 0 12 12 0.00 0.333	1.0 L 5 2 0 0 2 0 0 0 0 0 0 9 9 0.00 2.000	0.2 L 3 0 0 0 0 0 0 0 0 0 0 4 4 0.00 0.000	0.1 L 2 1 0 0 0 0 0 0 0 0 0 3 3 0.00 0.000	1.0 L 6 3 2 2 0 0 0 0 0 0 0 0 6 7 18.00 3.000	PITCHER	IP WLS BF H R ER SO BB IBB HBP BLK WP HR S P ERA WHIP	1.0 L 6 3 2 2 0 0 0 0 0 0 0 6 7 18.00 3.000									



AB 37
R 5
H 11
RBI 5
BB 2
SO 7
LOB 13

WP: 2
PB: 0
SB: 0
CS: 0

Thu Mar 11 2010, 3:12 PM - 6:38 PM EST
Att: 2,961 - Sunny - 59 F

Texas Rangers @ Colorado Rockies
US West Sports Complex, Hi Corbett Field, Tucson, AZ
Thu Mar 11 2010, 3:12 PM - 6:38 PM EST
Att: 2,961 - Sunny - 59 F

livebaseballscorecards.com

Batter	1	2	3	4	5	6	7	8	9	AB	R	H	RBI	BB	SO	LOB	TOP						
56 Andres Torres, S (1.8) 47 Darren Ford, R (5.8) OBP: 0.278, SLG: 0.556 OBP: 0.500, SLG: 0.667										3	2	2	0	0	1	0	San Francisco Giants @ Colorado Rockies US West Sports Complex, Hi Corbett Field, Tucson, AZ Fri Mar 12 2010, 3:13 PM - 5:52 PM EST Att: 4,583 - Sunny - 66 F						
14 Fred Lewis, L (1.7) 8 Eugenio Velez, S (5.9) OBP: 0.200, SLG: 0.421 OBP: 0.444, SLG: 0.333										2	1	0	0	0	1	1							
12 Nate Schierholtz, L (1.9) 35 Brett Pill, R (5.3) OBP: 0.438, SLG: 0.590 OBP: 0.143, SLG: 0.154										3	2	2	2	0	0	1							
28 Buster Posey, R (1.2) 32 Steve Holm, R (6.2) 70 Felix Romero, R (9.1) OBP: 0.333, SLG: 0.600 OBP: 0.667, SLG: 0.600										3	0	2	2	0	0	1							
20 John Bowker, L (1.3) 51 Tony Pena Jr., R (5.1) 67 Henry Sosa, R (5.1) 62 Francisco Peguero, R (7.9) 64 Rafael Cova, R (7.1) 60 Waldis Joaquin, R (8.1) 77 Hector Sanchez, S (9.2) OBP: 0.075, SLG: 0.075 OBP: 0.250, SLG: 0.250 OBP: 0.000, SLG: 0.000 OBP: 0.000, SLG: 0.000 OBP: 0.000, SLG: 0.000 OBP: 0.000, SLG: 0.000 OBP: 0.000, SLG: 0.000										3	0	0	0	0	1	4							
29 Ryan Rohlinger, R (1.5) 50 Conor Gillaspie, L (6.5) OBP: 0.211, SLG: 0.118 OBP: 0.200, SLG: 0.200										3	0	1	1	0	1	1							
9 Kevin Frandsen, R (1.6) 78 Ehire Adrianza, S (6.6) OBP: 0.294, SLG: 0.353 OBP: 0.500, SLG: 0.643										3	0	0	0	0	0	1							
34 Matt Downs, R (1.4) 80 Nick Noonan, L (6.4) OBP: 0.500, SLG: 0.643 OBP: 0.250, SLG: 0.250										3	1	1	0	0	0	0							
37 Todd Wellemeyer, R (1.1) 82 Roger Kieschnick, L (5.9) 83 Thomas Neal, R (5.7) OBP: 0.250, SLG: 0.250 OBP: 0.500, SLG: 0.333 OBP: 0.250, SLG: 0.250										1	0	0	0	0	0	0							
Inning Stats	R: 1 E: 0 K: 2 S: 9	H: 2 LOB: 1 BB: 0 P: 9	R: 0 E: 0 K: 0 S: 3	H: 0 LOB: 0 BB: 0 P: 3	R: 0 E: 0 K: 1 S: 5	H: 0 LOB: 0 BB: 0 P: 5	R: 1 E: 1 K: 0 S: 8	H: 2 LOB: 1 BB: 0 P: 12	R: 4 E: 0 K: 1 S: 12	H: 4 LOB: 1 BB: 0 P: 18	R: 0 E: 0 K: 0 S: 3	H: 0 LOB: 0 BB: 0 P: 3	R: 3 E: 2 K: 2 S: 15	H: 5 LOB: 3 BB: 0 P: 21	R: 0 E: 0 K: 0 S: 8	H: 1 LOB: 0 BB: 0 P: 12		R: 0 E: 0 K: 0 S: 9	H: 0 LOB: 0 BB: 0 P: 11	1B: 8 2B: 5 3B: 1 HR: 0	SF: 0 SAC: 0 DP: 2 HBP: 1	WP: 0 PB: 0 SB: 1 CS: 0	PA: 42
PITCHER	IP: 4.0 WLS: L BF: 16 ERA: 1.0 ERA+: 10.38	WLS: 4 R: 4 ER: 4 SO: 4 BB: 0 IBB: 0 HBP: 1 BLK: 0	H: 4 R: 4 ER: 4 SO: 1 BB: 0 IBB: 0 HBP: 0 BLK: 0	R: 2 R: 1 ER: 1 SO: 3 BB: 0 IBB: 0 HBP: 0 BLK: 0	IP: 1.0 WLS: L BF: 3 ERA: 0.00 ERA+: 2.25	WLS: 0 R: 0 ER: 0 SO: 0 BB: 0 IBB: 0 HBP: 0 BLK: 0	H: 2 R: 2 ER: 2 SO: 2 BB: 0 IBB: 0 HBP: 0 BLK: 0	R: 25 R: 12 ER: 3 SO: 29 BB: 0 IBB: 0 HBP: 0 BLK: 0	IP: 1.0 WLS: L BF: 3 ERA: 0.00 ERA+: 36.00	WLS: 0 R: 0 ER: 0 SO: 0 BB: 0 IBB: 0 HBP: 0 BLK: 0	H: 4 R: 3 ER: 3 SO: 12 BB: 0 IBB: 0 HBP: 0 BLK: 0	R: 29 R: 3 ER: 3 SO: 28 BB: 0 IBB: 0 HBP: 0 BLK: 0	IP: 1.0 WLS: L BF: 3 ERA: 0.00 ERA+: 10.38	WLS: 0 R: 0 ER: 0 SO: 0 BB: 0 IBB: 0 HBP: 0 BLK: 0	H: 5 R: 3 ER: 3 SO: 21 BB: 0 IBB: 0 HBP: 0 BLK: 0	R: 21 R: 0 ER: 0 SO: 0 BB: 0 IBB: 0 HBP: 0 BLK: 0	IP: 1.0 WLS: L BF: 3 ERA: 0.00 ERA+: 10.38	WLS: 0 R: 0 ER: 0 SO: 0 BB: 0 IBB: 0 HBP: 0 BLK: 0	H: 0 R: 0 ER: 0 SO: 0 BB: 0 IBB: 0 HBP: 0 BLK: 0	WP: 0 HR: 0 S: 9 P: 11	ERA: 0.00 WHIP: 0.000	WP: 0 PB: 0 SB: 1 CS: 0	PA: 42

Batter	1	2	3	4	5	6	7	8	9	AB	R	H	RBI	BB	SO	LOB	BOTTOM			
5 Carlos González, L (1.8) 75 Chris Frey, L (6.8) OBP: 0.421, SLG: 0.471 OBP: 0.200, SLG: 0.143										3	0	1	1	0	0	1	San Francisco Giants @ Colorado Rockies US West Sports Complex, Hi Corbett Field, Tucson, AZ Fri Mar 12 2010, 3:13 PM - 5:52 PM EST Att: 4,583 - Sunny - 66 F			
12 Clint Barmes, R (1.4) 32 Justin Speier, R (6.1) 18 Jonathan Herrera, S (7.6) OBP: 0.375, SLG: 0.643 OBP: 0.421, SLG: 0.438										3	0	1	0	0	0	1				
7 Seth Smith, L (1.9) 64 Cole Garner, R (7.9) OBP: 0.074, SLG: 0.765 OBP: 0.350, SLG: 0.650										3	0	0	0	0	1	1				
2 Troy Tulowitzki, R (1.6) 53 Randy Flores, L (7.1) 61 Edgmer Escalona, R (7.1) 8 Michael McKenry, R (8.9) 51 Matt Reynolds, L (9.1) OBP: 0.500, SLG: 0.545 OBP: 0.375, SLG: 0.286 OBP: 0.211, SLG: 0.118										3	0	0	0	0	0	1				
23 Jason Giambi, L (1.3) 14 Paul Lo Duca, R (6.3) OBP: 0.214, SLG: 0.214										1	0	0	0	0	0	0				
21 Miguel Olivo, R (1.2) 15 Jay Payton, R (6.7) OBP: 0.438, SLG: 0.667 OBP: 0.188, SLG: 0.250										2	0	0	0	0	0	2				
6 Melvin Mora, R (1.7) 39 Paul Phillips, R (6.2) OBP: 0.211, SLG: 0.278 OBP: 0.444, SLG: 0.500										2	0	0	0	0	0	0				
9 Ian Stewart, L (1.5) 74 Darin Holcomb, R (7.5) OBP: 0.500, SLG: 0.688 OBP: 0.300, SLG: 0.250										2	1	2	0	0	0	0				
29 Jorge De La Rosa, L (1.1) 60 Manny Corpas, R (5.1) 65 Wilin Rosario, R (5.9) 3 Eric Young Jr., S (6.4) OBP: 0.182, SLG: 0.333 OBP: 0.000, SLG: 0.000 OBP: 0.000, SLG: 0.000 OBP: 0.182, SLG: 0.333										0	0	0	0	0	0	0				
Inning Stats	R: 0 E: 0 K: 0 S: 3	H: 0 LOB: 0 BB: 0 P: 3	R: 0 E: 0 K: 0 S: 4	H: 1 LOB: 1 BB: 0 P: 4	R: 0 E: 0 K: 0 S: 5	H: 1 LOB: 2 BB: 0 P: 9	R: 1 E: 0 K: 2 S: 16	H: 2 LOB: 1 BB: 0 P: 21	R: 0 E: 0 K: 1 S: 6	H: 1 LOB: 1 BB: 0 P: 6	R: 0 E: 0 K: 0 S: 6	H: 0 LOB: 0 BB: 0 P: 8	R: 0 E: 0 K: 0 S: 15	H: 2 LOB: 2 BB: 0 P: 21	R: 1 E: 0 K: 0 S: 9	H: 1 LOB: 1 BB: 1 P: 21		1B: 6 2B: 1 3B: 1 HR: 0	SF: 0 SAC: 1 DP: 0 HBP: 1	WP: 0 PB: 0 SB: 2 CS: 0
PITCHER	IP: 4.0 WLS: W BF: 15 ERA: 2.0 ERA+: 4.5	WLS: 2 R: 1 ER: 1 SO: 2 BB: 0 IBB: 0 HBP: 0 BLK: 0	H: 2 R: 1 ER: 1 SO: 1 BB: 0 IBB: 0 HBP: 0 BLK: 0	R: 1 R: 1 ER: 1 SO: 1 BB: 0 IBB: 0 HBP: 0 BLK: 0	IP: 1.0 WLS: L BF: 5 ERA: 3.0 ERA+: 4.5	WLS: 0 R: 1 ER: 1 SO: 1 BB: 0 IBB: 0 HBP: 0 BLK: 0	H: 1 R: 1 ER: 1 SO: 1 BB: 0 IBB: 0 HBP: 0 BLK: 0	R: 16 R: 6 ER: 6 SO: 21 BB: 0 IBB: 0 HBP: 0 BLK: 0	IP: 1.0 WLS: L BF: 5 ERA: 3.0 ERA+: 4.5	WLS: 0 R: 1 ER: 1 SO: 1 BB: 0 IBB: 0 HBP: 0 BLK: 0	H: 1 R: 1 ER: 1 SO: 1 BB: 0 IBB: 0 HBP: 0 BLK: 0	R: 21 R: 0 ER: 0 SO: 0 BB: 0 IBB: 0 HBP: 0 BLK: 0	IP: 1.0 WLS: L BF: 5 ERA: 3.0 ERA+: 4.5	WLS: 0 R: 0 ER: 0 SO: 0 BB: 0 IBB: 0 HBP: 0 BLK: 0	H: 0 R: 1 ER: 1 SO: 0 BB: 0 IBB: 0 HBP: 0 BLK: 0	R: 9 R: 0 ER: 0 SO: 9 BB: 0 IBB: 0 HBP: 0 BLK: 0	WP: 0 HR: 0 S: 21 P: 21	ERA: 9.00 WHIP: 2.000	WP: 0 PB: 0 SB: 2 CS: 0	PA: 37

Batter	1	2	3	4	5	6	7	8	9	AB	R	H	RBI	BB	SO	LOB	TOP															
3 Eric Young Jr. S (1.4) OBP: 0.154, SLG: 0.280 49 Al Albuquerque, R (7.1) 62 Juan Nicasio, R (7.1) 71 Andrew Johnston, R (8.1) 72 Mike Paulk, L (9, PH) 24 Dexter Fowler, S (1.8) 64 Cole Garner, R (6.9) OBP: 0.316, SLG: 0.294 OBP: 0.364, SLG: 0.619	G6-3		G5-3		L6		K		K																							
7 Seth Smith, L (1.9) 13 Matt Miller, R (6.7) OBP: 0.355, SLG: 0.700 OBP: 0.500, SLG: 0.769	F9		7 1B 2-H		7 E 2-3 BB		HR		E6 75 2-5 13 BB																							
20 Chris Iannetta, R (1.2) 75 Chris Frey, L (6.8) OBP: 0.186, SLG: 0.133		K	P2				K		K																							
50 Héctor Gómez, R (1.5) 74 Darin Holcomb, R (7, PH) OBP: 0.273, SLG: 0.222		K			P3		14 S HBP		L3																							
14 Paul Lo Duca, R (1.3) OBP: 0.222, SLG: 0.176		15 FC4-6 BB			G5-3		G6-3		G6-3																							
15 Jay Payton, R (1.7) 40 Shane Lindsay, R (6.1) 1 Omar Quintanilla, L (7.4) OBP: 0.500, SLG: 0.364			FC4-6		F9		K		K																							
18 Jonathan Herrera, S (1.6) 10 Chris Nelson, R (7.6) OBP: 0.455, SLG: 0.545			46 FC2-6 BB		24 WP 7 E 46 SH3-4 1B		8 3B 1B		P6																							
46 Jason Hammel, R (1.1) 31 Matt Daley, R (5.1) 8 Michael McKenry, R (6.2) OBP: 0.400, SLG: 0.556			FC2-6 3 G5-3 24 1B		SH3-4		13 HR 3B		F8																							
Inning Stats	R: 0 E: 0 K: 1 S: 5	H: 0 LOB: 0 BB: 0 P: 5	R: 0 E: 0 K: 2 S: 7	H: 0 LOB: 1 BB: 1 P: 11	R: 1 E: 0 K: 0 S: 5	H: 2 LOB: 2 BB: 1 P: 9	R: 0 E: 0 K: 0 S: 3	H: 0 LOB: 0 BB: 0 P: 3	R: 1 E: 1 K: 0 S: 4	H: 1 LOB: 1 BB: 1 P: 9	R: 0 E: 0 K: 2 S: 7	H: 0 LOB: 1 BB: 0 P: 9	R: 4 E: 0 K: 2 S: 12	H: 3 LOB: 0 BB: 1 P: 18	R: 0 E: 0 K: 1 S: 5	H: 0 LOB: 0 BB: 0 P: 5	R: 0 E: 1 K: 1 S: 5	H: 0 LOB: 2 BB: 1 P: 10	1B: 4 2B: 0 3B: 1 HR: 1	SF: 0 SAC: 1 DP: 0 HBP: 1	WP: 1 PA: 39 PB: 0 SB: 1 CS: 0											
PITCHER	IP WLS BF H R ER SO BB IBB HBP BLK WP HR S P ERA WHIP																															
26 Manny Parra, L (1.1) ERA: 1.29	4.0	16	2	1	1	3	2	0	0	0	0	0	20	28	2.25	1.000																
59 John Axford, R (5.1) ERA: 9.0	2.0	9	1	1	0	2	1	0	1	0	1	0	11	18	0.00	1.000																
77 Scott Schoeneweis, L (7.1) ERA: 12.3	1.0	7	3	4	4	2	1	0	0	0	1	12	18	36.00	4.000																	
74 Marco Estrada, R (8.1) ERA:	2.0	8	0	0	0	2	1	0	0	0	0	10	15	0.00	0.500																	

Colorado Rockies @ Milwaukee Brewers
Maryvale Baseball Park, Phoenix, AZ
Sat Mar 13 2010, 3:07 PM - 7:25 PM EST
Att: 5,778 - Sunny - 68 F

livebaseballscores.com

AB 32
R 6
H 6
RBI 5
BB 5
SO 9
LOB 10




Batter	1	2	3	4	5	6	7	8	9	AB	R	H	RBI	BB	SO	LOB	BOTTOM															
23 Rickie Weeks Jr. R (1.4) 96 Brett Lawrie, R (7.4) OBP: 0.522, SLG: 0.412 OBP: 0.200, SLG: 0.600	K		E6 21 1B 22 2B			FC4 21 1B 22 G4-3	K																									
21 Alcides Escobar, R (1.6) 87 Jonathan Lucroy, R (7.2)	G1-3					22 G4-3 22 WP 1B	99 FC6-4 BB																									
22 Jody Gerut, L (1.8) 99 Chris Erccart, R (7.3) OBP: 0.500, SLG: 1.333	F9				G3	G4-3	FC6-4																									
28 Prince Fielder, L (1.3) 77 Scott Schoeneweis, L (7.1) 96 Kentrail Davis, L (8.9)		G4-3			K	F9			74 SH3 65 1B HBP																							
1 Corey Hart, R (1.9) 74 Marco Estrada, R (8.1)		G1-3			K				SH3																							
65 Trent Oeltjen, L (1.7) OBP: 0.400, SLG: 0.375		G1-3				P4	61 1B BB 2B		36 CS 1B																							
20 Matt Treanor, R (1.2) 36 Lorenzo Cain, R (7.8) OBP: 0.353, SLG: 0.625			G6-3			F8	BB 87 1B BB		HR																							
61 Adam Heether, R (1.5) OBP: 0.333, SLG: 0.235			P6			G4-3	87 BB BB 1B		G5-3																							
26 Manny Parra, L (1.1) 59 John Axford, R (5.1) Brent Brewer, R (6, PH) OBP: 1.000, SLG: 1.000 ERA: 4.5							23 FC4 BB		87 BB BB																							
Inning Stats	R: 0 E: 0 K: 1 S: 5	H: 0 LOB: 0 BB: 0 P: 5	R: 0 E: 0 K: 0 S: 3	H: 0 LOB: 0 BB: 0 P: 3	R: 2 E: 1 K: 0 S: 5	H: 2 LOB: 1 BB: 0 P: 5	R: 0 E: 0 K: 2 S: 7	H: 0 LOB: 0 BB: 0 P: 7	R: 0 E: 0 K: 0 S: 3	H: 0 LOB: 0 BB: 0 P: 3	R: 1 E: 0 K: 0 S: 4	H: 1 LOB: 1 BB: 1 P: 9	R: 2 E: 0 K: 2 S: 9	H: 2 LOB: 3 BB: 3 P: 21	R: 2 E: 0 K: 0 S: 6	H: 2 LOB: 0 BB: 0 P: 10	1B: 4 2B: 2 3B: 0 HR: 1	SF: 0 SAC: 1 DP: 0 HBP: 1	WP: 1 PA: 35 PB: 0 SB: 0 CS: 1													
PITCHER	IP WLS BF H R ER SO BB IBB HBP BLK WP HR S P ERA WHIP																															
46 Jason Hammel, R (1.1) ERA: 2.0	4.0	14	2	2	0	3	0	0	0	0	0	3	3	0.00	0.000																	
31 Matt Daley, R (5.1) ERA: 9.0	1.0	3	0	0	0	0	0	0	0	0	0	3	3	0.00	0.000																	
40 Shane Lindsay, R (6.1) ERA: 4.5	1.0	5	1	1	1	0	1	0	0	0	1	0	4	9	9.00	2.000																
49 Al Albuquerque, R (7.1) ERA: 27.0	0.1	H	5	2	2	2	1	2	0	0	0	0	5	13	54.00	12.000																
62 Juan Nicasio, R (7.1) ERA:	0.2	H	3	0	0	0	1	1	0	0	0	0	4	8	0.00	1.500																

Colorado Rockies @ Milwaukee Brewers
Maryvale Baseball Park, Phoenix, AZ
Sat Mar 13 2010, 3:07 PM - 7:25 PM EST
Att: 5,778 - Sunny - 68 F

livebaseballscores.com

AB 29
R 7
H 7
RBI 7
BB 4
SO 5
LOB 10



Batter	1	2	3	4	5	6	7	8	9	AB	R	H	RBI	BB	SO	LOB	TOP																				
3 Eric Young Jr, S OBP: 0.161, SLG: 0.241	P1			FC4-2		G1-3			G3	4	0	0	0	1	0	1	Colorado Rockies @ Arizona Diamondbacks Hector Espino, Hermosillo, MX Sun Mar 14 2010, 4:15 PM - 7:08 PM EDT Att. 1 - Sunny - 75 F																				
18 Jonathan Herrera, S OBP: 0.462, SLG: 0.950 74 Eider Torres, S		G6-3		L3			B1-3		L9	4	0	1	0	0	0	4																					
5 Carlos González, L OBP: 0.469, SLG: 0.450 Brad Eldred, R OBP: 0.500, SLG: 2.000	L6			F8		21 WP 9 1B	F7		HR	3	1	1	0	0	0	1																					
21 Miguel Olivo, R OBP: 0.421, SLG: 0.778 39 Paul Phillips, R OBP: 0.455, SLG: 0.600 Maikol Gonzalez, R		9 1B 19 1B		K		P3	F8		2B	3	1	1	0	0	1	1																					
9 Ian Stewart, L OBP: 0.524, SLG: 0.684 50 Héctor Gómez, R OBP: 0.421, SLG: 0.647		1 1B 19 1B		K		64 WP 1B			P3	3	1	2	1	0	1	0																					
19 Ryan Spillborghs, R OBP: 0.375, SLG: 0.381 75 Chris Frey, L OBP: 0.235, SLG: 0.188		3 BB 1 1B		64 E 64 1B		F8			73 S 73 1B	2	1	1	1	1	0	1																					
64 Cole Garner, R OBP: 0.346, SLG: 0.560		K		73 3B 1B		K			K	4	1	1	1	0	3	4																					
73 Jeff Kindel, L OBP: 0.400, SLG: 0.667		F7		3 FC4-2		G4-3			1 WP 1B	4	0	2	2	0	0	2																					
1 Omar Quintanilla, L OBP: 0.450, SLG: 0.333		3 BB 1B		K		K			K	4	0	1	1	0	3	2																					
Inning Stats	R: 0 E: 0 K: 0 S: 3	H: 1 LOB: 0 BB: 0 P: 3	R: 2 E: 0 K: 1 S: 10	H: 4 LOB: 3 BB: 1 P: 14	R: 0 E: 0 K: 2 S: 7	H: 0 LOB: 0 BB: 0 P: 7	R: 2 E: 1 K: 1 S: 7	H: 2 LOB: 1 BB: 1 P: 11	R: 1 E: 0 K: 1 S: 7	H: 2 LOB: 1 BB: 0 P: 9	R: 0 E: 0 K: 1 S: 5	H: 0 LOB: 0 BB: 0 P: 5	R: 0 E: 0 K: 0 S: 4	H: 0 LOB: 0 BB: 0 P: 4	R: 1 E: 0 K: 2 S: 9	H: 2 LOB: 1 BB: 0 P: 11		R: 1 E: 0 K: 1 S: 7	H: 2 LOB: 1 BB: 0 P: 7	1B: 9 2B: 3 3B: 1 HR: 1	SF: 0 SAC: 0 DP: 1 HBP: 0	WP: 3 PA: 41 PB: 0 SB: 1 CS: 0															
PITCHER	IP	WLS	BF	H	R	ER	SO	BB	IBB	HBP	BLK	WP	HR	S	P	ERA	WHIP	PITCHER		IP	WLS	BF	H	R	ER	SO	BB	IBB	HBP	BLK	WP	HR	S	P	ERA	WHIP	
13 Rodrigo Lopez, R ERA: 5.14	3.0		14	5	2	0	3	1	0	0	0	0	0	20	24	0.00	2.000	75 Josh Ellis, R ERA: 2.25		1.0	H	5	2	1	1	2	0	0	0	0	1	0	9	11	9.00	2.000	
41 T.J. Beam, R ERA: 4.5	1.0		6	2	2	2	1	1	0	0	0	0	0	7	11	18.00	3.000	47 Leo Rosales, R ERA: 4.5		1.0	S	5	2	1	1	1	0	0	0	0	0	1	7	7	9.00	2.000	
72 Wes Roemer, R ERA: 2.08	1.0		5	2	1	1	1	0	0	0	0	2	0	7	9	9.00	2.000																				
39 Jordan Norberto, L ERA:	1.0	W	3	0	0	0	1	0	0	0	0	0	0	5	5	0.00	0.000																				
73 Matt Torra, R ERA: 4.5	1.0	H	3	0	0	0	0	0	0	0	0	0	0	4	4	0.00	0.000																				

Batter	1	2	3	4	5	6	7	8	9	AB	R	H	RBI	BB	SO	LOB	BOTTOM																				
3 Tony Abreu, S OBP: 0.481, SLG: 0.815 Brent Greer, R	11 CS 1B	L3			K				K	4	0	2	2	0	1	2	Colorado Rockies @ Arizona Diamondbacks Hector Espino, Hermosillo, MX Sun Mar 14 2010, 4:15 PM - 7:08 PM EDT Att. 1 - Sunny - 75 F																				
11 Augie Ojeda, S OBP: 0.385, SLG: 0.375 59 Ed Rogers, R OBP: 0.364, SLG: 0.222	K			34 L9-3 HBP	25 HR 1B	G4-3				1	0	0	0	0	1	1																					
34 Conor Jackson, R OBP: 0.560, SLG: 0.995 77 Sean Coughlin, L OBP: 0.714, SLG: 0.667		HR		L9-3	K				71 1B 18 PB HBP	3	1	1	1	0	1	2																					
25 Adam LaRoche, L OBP: 0.389, SLG: 0.778 71 Evan Frey, L OBP: 0.167, SLG: 0.250		27 CS 1B			18 HR 1B	G4-3			18 PB 18 SF7 1B	1	1	1	0	0	0	0																					
27 Mark Reynolds, R OBP: 0.304, SLG: 0.211 Taylor Harbin, R	CS	28 1B BB		P3	F8				SH1-3	2	1	0	0	1	0	1																					
18 Gerardo Parra, L OBP: 0.250, SLG: 0.167		F7		K		67 2B 3 1B			SF7	3	1	1	1	0	1	1																					
67 Cole Gillespie, R OBP: 0.348, SLG: 0.696		F8		28 G3 2B		3 1B 2B			K	4	1	2	0	0	1	1																					
28 John Hester, R OBP: 0.429, SLG: 0.500 46 Ryan Wheeler, L		37 1B 1B		G3		K			K	3	0	1	0	0	1	3																					
37 Carlos Corporán, S OBP: 0.286, SLG: 0.167 29 Brandon Allen, L OBP: 0.450, SLG: 0.800		1-3 2H		K		P2			F7	2	0	1	1	0	1	1																					
Inning Stats	R: 1 E: 0 K: 1 S: 6	H: 3 LOB: 0 BB: 0 P: 7	R: 1 E: 0 K: 0 S: 5	H: 2 LOB: 2 BB: 1 P: 9	R: 0 E: 0 K: 2 S: 8	H: 1 LOB: 1 BB: 0 P: 8	R: 2 E: 0 K: 1 S: 8	H: 2 LOB: 0 BB: 0 P: 9	R: 2 E: 0 K: 1 S: 6	H: 3 LOB: 1 BB: 0 P: 8	R: 2 E: 0 K: 1 S: 6	H: 1 LOB: 0 BB: 0 P: 8	R: 0 E: 0 K: 2 S: 7	H: 0 LOB: 0 BB: 0 P: 7	R: 0 E: 0 K: 2 S: 7	H: 0 LOB: 0 BB: 0 P: 7		1B: 8 2B: 4 3B: 0 HR: 2	SF: 1 SAC: 1 DP: 1 HBP: 2	WP: 0 PA: 38 PB: 1 SB: 0 CS: 2																	
PITCHER	IP	WLS	BF	H	R	ER	SO	BB	IBB	HBP	BLK	WP	HR	S	P	ERA	WHIP	PITCHER		IP	WLS	BF	H	R	ER	SO	BB	IBB	HBP	BLK	WP	HR	S	P	ERA	WHIP	
27 Greg Smith, L ERA: 2.0	1.0		18	7	2	2	3	1	0	0	0	0	1	9	9	18.00	2.000	75 Josh Ellis, R ERA: 2.25		1.0	H	5	2	1	1	2	0	0	0	0	1	9	11	9.00	2.000		
32 Justin Speier, R ERA: 5.4	1.0	H	5	2	2	2	2	0	0	0	0	0	0	1	9	18.00	2.000	47 Leo Rosales, R ERA: 4.5		1.0	S	5	2	1	1	1	0	0	0	0	1	7	7	9.00	2.000		
48 Esmil Rogers, R ERA: 13.5	2.0	L	11	4	4	3	2	0	0	1	0	0	0	14	16	13.50	2.000																				
67 Chaz Roe, R ERA:	1.0		3	0	0	0	2	0	0	0	0	0	0	7	7	0.00	0.000																				

AB	39
R	7
H	13
RBI	7
BB	2
SO	9
LOB	17

AB	32
R	8
H	13
RBI	7
BB	1
SO	9
LOB	15

AB	32
R	8
H	13
RBI	7
BB	1
SO	9
LOB	15

WP	0	PA	38
PB	1		
SB	0		
CS	2		

Batter	1	2	3	4	5	6	7	8	9	AB	R	H	RBI	BB	SO	LOB	TOP																	
2 Ryan Theriot, R OBP: 0.609, SLG: 0.650										3	1	1	0	0	0	1	Chicago Cubs @ Colorado Rockies US West Sports Complex, Hi Corbett Field, Tucson, AZ Mon Mar 15 2010, 4:17 PM - 6:16 PM EDT Att: 7,273 - Sunny - 66 F																	
67 Starlin Castro, R OBP: 0.458, SLG: 0.739										1	0	0	0	0	0	0																		
65 Darwin Barney, R OBP: 0.389, SLG: 0.375										4	0	0	0	0	2	1																		
21 Tyler Colvin, L OBP: 0.517, SLG: 0.793										4	0	2	1	0	0	0																		
15 Kevin Millar, R OBP: 0.545, SLG: 0.600										2	0	0	0	0	0	1																		
63 James Adduci, L OBP: 0.417, SLG: 0.590										2	0	0	0	0	0	1																		
28 Jeff Baker, R OBP: 0.200, SLG: 0.167										3	0	0	0	0	1	2																		
47 Mike Parisi, R										0	0	0	0	0	0	0																		
64 Justin Berg, R										0	0	0	0	0	0	0																		
Ty Wright, R (9, PH) OBP: 0.500, SLG: 0.500										1	0	0	0	0	1	0																		
6 Micah Hoffpauir, L OBP: 0.217, SLG: 0.238										4	0	0	0	0	1	0																		
55 Kevie Hill, S OBP: 0.250, SLG: 0.250										3	0	0	0	0	1	0																		
72 Wellington Castillo, R OBP: 0.250, SLG: 0.500										0	0	0	0	0	0	0																		
27 Sam Fuld, L OBP: 0.238, SLG: 0.368										2	1	1	0	1	0	0																		
38 Carlos Zambrano, S OBP: 0.500, SLG: 1.000										2	0	1	1	0	0	0																		
48 John Gaub, R										0	0	0	0	0	0	0																		
9 Chad Tracy, L OBP: 0.333, SLG: 0.250										1	0	0	0	0	0	1																		
Inning Stats	R: 1 E: 0 K: 0 S: 5	H: 2 LOB: 1 BB: 0 P: 5	R: 1 E: 0 K: 0 S: 5	H: 2 LOB: 1 BB: 0 P: 5	R: 0 E: 0 K: 0 S: 3	H: 0 LOB: 0 BB: 0 P: 3	R: 0 E: 0 K: 2 S: 7	H: 0 LOB: 0 BB: 0 P: 7	R: 0 E: 0 K: 1 S: 6	H: 1 LOB: 1 BB: 0 P: 6	R: 0 E: 0 K: 1 S: 5	H: 0 LOB: 0 BB: 1 P: 10	R: 0 E: 0 K: 1 S: 5	H: 0 LOB: 0 BB: 0 P: 5	R: 0 E: 0 K: 1 S: 5	H: 0 LOB: 0 BB: 0 P: 5	1B: 4 2B: 1 3B: 0 HR: 0	SF: 0 SAC: 0 DP: 0 HBP: 0	WP: 0 PB: 0 SB: 0 CS: 0	PA: 33														
PITCHER	IP WLS BF H R ER SO BB IBB HBP BLK WP HR S P ERA WHIP																																	
26 Jeff Francis, L ERA: 6.0	4.0	16	4	2	2	2	0	0	0	0	0	0	0	0	20	20	4.50	1.000																
60 Manny Corpas, R ERA: 8.44	1.0	3	0	0	0	0	0	0	0	0	0	0	0	0	3	3	0.00	0.000																
45 Jhoulys Chacin, R ERA: 4.5	2.0	W 8	1	0	0	2	1	0	0	0	0	0	0	0	11	16	0.00	1.000																
31 Matt Daley, R ERA: 6.75	1.0	H 3	0	0	0	1	0	0	0	0	0	0	0	5	5	0.00	0.000																	
56 Franklin Morales, L ERA: 13.5	1.0	S 3	0	0	0	1	0	0	0	0	0	0	0	5	5	0.00	0.000																	

AB	32
R	2
H	5
RBI	2
BB	1
SO	6
LOB	7



Batter	1	2	3	4	5	6	7	8	9	AB	R	H	RBI	BB	SO	LOB	BOTTOM															
5 Carlos González, L OBP: 0.400, SLG: 0.478										3	1	1	0	0	0	0	Chicago Cubs @ Colorado Rockies US West Sports Complex, Hi Corbett Field, Tucson, AZ Mon Mar 15 2010, 4:17 PM - 6:16 PM EDT Att: 7,273 - Sunny - 66 F															
45 Jhoulys Chacin, R										0	0	0	0	0	0	0																
66 Jordan Pacheco, R (7, PH) OBP: 0.667, SLG: 0.500										1	0	0	1	0	0	1																
18 Jonathan Herrera, S OBP: 0.467, SLG: 0.500										3	1	1	1	1	0	1																
23 Jason Giambi, L OBP: 0.400, SLG: 0.500										3	0	1	0	0	1	2																
13 Matt Miller, R OBP: 0.471, SLG: 0.667										1	0	0	0	0	0	0																
2 Troy Tulowitzki, R OBP: 0.450, SLG: 0.647										3	1	1	2	0	0	1																
10 Chris Nelson, R OBP: 0.395, SLG: 0.462										1	0	0	0	0	0	0																
11 Brad Hawpe, L OBP: 0.444, SLG: 0.625										3	0	1	0	0	0	0																
72 Mike Pauk, L OBP: 0.364, SLG: 0.476										1	0	0	0	0	0	0																
12 Clint Barmes, R OBP: 0.384, SLG: 0.600										3	0	1	0	0	0	1																
73 Jeff Kindel, L OBP: 0.375, SLG: 0.625										1	0	0	0	0	0	1																
56 Franklin Morales, L										0	0	0	0	0	0	0																
14 Paul Lo Duca, R OBP: 0.238, SLG: 0.200										3	0	1	0	0	0	2																
75 Chris Frey, L OBP: 0.235, SLG: 0.188										0	1	0	0	0	0	0																
15 Jay Payton, R OBP: 0.167, SLG: 0.208										3	1	1	0	0	0	0																
31 Matt Daley, R										0	0	0	0	0	0	0																
64 Cole Garner, R OBP: 0.346, SLG: 0.560										0	0	0	0	0	0	0																
26 Jeff Francis, L										1	0	0	0	0	0	0																
60 Manny Corpas, R										0	0	0	0	0	0	0																
3 Eric Young Jr., S OBP: 0.152, SLG: 0.233										1	0	0	1	0	1	0																
Inning Stats	R: 0 E: 0 K: 0 S: 4	H: 1 LOB: 1 BB: 0 P: 4	R: 0 E: 0 K: 0 S: 3	H: 1 LOB: 0 BB: 0 P: 3	R: 1 E: 0 K: 0 S: 5	H: 2 LOB: 1 BB: 0 P: 5	R: 0 E: 0 K: 0 S: 4	H: 1 LOB: 1 BB: 0 P: 4	R: 0 E: 0 K: 1 S: 5	H: 0 LOB: 0 BB: 0 P: 5	R: 2 E: 1 K: 1 S: 7	H: 1 LOB: 0 BB: 1 P: 13	R: 2 E: 1 K: 0 S: 5	H: 2 LOB: 2 BB: 0 P: 8	R: 0 E: 1 K: 0 S: 4	H: 0 LOB: 1 BB: 0 P: 4	1B: 3 2B: 4 3B: 0 HR: 1	SF: 1 SAC: 0 DP: 1 HBP: 0	WP: 1 PB: 0 SB: 1 CS: 0	PA: 33												
PITCHER	IP WLS BF H R ER SO BB IBB HBP BLK WP HR S P ERA WHIP																															
38 Carlos Zambrano, R ERA: 6.0	1.1	H 5	0	1	1	2	1	0	0	0	0	0	8	12	6.75	0.750																
48 John Gaub, L ERA: 3.66	1.2	L 9	3	3	2	0	0	0	0	0	1	1	9	14	10.80	1.800																
47 Mike Parisi, R ERA: 4.05	1.0	4	0	0	0	0	0	0	0	0	0	0	4	4	0.00	0.000																

AB	31
R	5
H	8
RBI	5
BB	1
SO	2
LOB	9



Batter	1	2	3	4	5	6	7	8	9	AB	R	H	RBI	BB	SO	LOB	TOP					
3 Eric Young Jr, S OBP: 0.188, SLG: 0.273	F8		24 1B 1-H		F7			24 BB BB		3	1	1	0	1	0	0	Colorado Rockies @ Chicago White Sox Camelback Ranch, Glendale, AZ Tue Mar 16 20:10, 4:16 PM - 6:58 PM EDT Att: 5,741 - Sunny - 81 F					
24 Dexter Fowler, S OBP: 0.423, SLG: 0.333	K		1B		K			BB		3	0	1	1	1	2	0						
7 Seth Smith, L OBP: 0.393, SLG: 0.577			3-H 0-0		F7			BB		3	0	1	0	0	0	1						
64 Cole Garner, R OBP: 0.333, SLG: 0.538	1B		G4-3					BB		1	0	0	0	0	1	2						
19 Ryan Spilborghs, R OBP: 0.333, SLG: 0.333	G1-3				K			BB		3	0	0	0	0	2	1						
99 Ryan Harvey, R OBP: 0.500, SLG: 1.333					K			P4		1	0	0	0	0	2							
9 Ian Stewart, L OBP: 0.500, SLG: 0.636					G1-3			F8		3	0	1	0	0	0	0						
13 Matt Miller, R OBP: 0.444, SLG: 0.625			6 G6-4-3 1B					G4-3		1	0	0	0	0	0	0						
6 Melvin Mora, R OBP: 0.240, SLG: 0.292								L4		3	0	1	0	0	0	1						
86 Travis Metcalf, R	G6-4-3				1B			G5-3		1	0	0	0	0	0	0						
72 Mike Pauk, L OBP: 0.360, SLG: 0.500					G4-3			G5-3		3	0	1	0	0	1	1						
82 Tommy Field, R (9, PH)					K			2B		1	0	0	0	0	0	0						
39 Paul Phillips, R OBP: 0.357, SLG: 0.462					F9			G1-3		3	0	0	0	0	0	1						
14 Paul Lo Duca, R OBP: 0.236, SLG: 0.200										0	0	0	0	0	0	0						
1 Omar Quintanilla, L OBP: 0.476, SLG: 0.375										1	0	1	0	0	0	0						
10 Chris Nelson, R OBP: 0.333, SLG: 0.400			3 2B 1B		G6-3			K		2	0	0	0	0	1	0						
Inning Stats	R: 0 E: 0 K: 1 S: 6	H: 1 LOB: 1 BB: 0 P: 6	R: 0 E: 0 K: 0 S: 3	H: 1 LOB: 0 BB: 0 P: 3	R: 1 E: 0 K: 0 S: 5	H: 3 LOB: 1 BB: 0 P: 5	R: 0 E: 0 K: 2 S: 8	H: 1 LOB: 1 BB: 0 P: 8	R: 0 E: 0 K: 0 S: 3	H: 0 LOB: 0 BB: 0 P: 3	R: 0 E: 0 K: 2 S: 7	H: 0 LOB: 0 BB: 0 P: 7	R: 0 E: 0 K: 0 S: 4	H: 1 LOB: 1 BB: 0 P: 4	R: 0 E: 0 K: 2 S: 7	H: 0 LOB: 2 BB: 2 P: 15	R: 0 E: 0 K: 0 S: 3	H: 0 LOB: 0 BB: 0 P: 3	1B: 5 2B: 2 3B: 0 HR: 0	SF: 0 SAC: 0 DP: 1 HBP: 0	WP: 0 PB: 0 SB: 0 CS: 0	PA: 34
PITCHER	IP WLS BF H R ER SO BB IBB HBP BLK WP HR S P ERA WHIP																					
43 Freddy Garcia, R ERA: 5.63	3.0 W 12 5 1 1 1 1 0 0 0 0 0 0 0 14 14 3.00 1.667																					
67 Randy Williams, L ERA:	2.0 7 1 0 0 2 0 0 0 0 0 0 0 11 11 0.00 0.500																					
41 Daniel Hudson, R ERA: 5.63	2.0 7 1 0 0 2 0 0 0 0 0 0 0 11 11 0.00 0.500																					
46 Sergio Santos, R ERA:	0.2 4 0 0 0 2 2 0 0 0 0 0 0 6 14 0.00 3.000																					
65 Greg Aquino, R ERA:	1.1 4 0 0 0 0 0 0 0 0 0 0 0 4 4 0.00 0.000																					

Batter	1	2	3	4	5	6	7	8	9	AB	R	H	RBI	BB	SO	LOB	BOTTOM			
1 Juan Pierre, L OBP: 0.345, SLG: 0.393	E5 FC6-4 51 3B 1B	FC1 15 G1-3	15 FC6-4 1B		F7		5 HBP 1B			5	1	3	1	0	0	2	Colorado Rockies @ Chicago White Sox Camelback Ranch, Glendale, AZ Tue Mar 16 20:10, 4:16 PM - 6:58 PM EDT Att: 5,741 - Sunny - 81 F			
15 Gordon Beckham, R OBP: 0.417, SLG: 0.550		G1-3	2-H 3-H 1B		K					3	0	0	0	1	1	4				
5 Jayson Nix, R OBP: 0.435, SLG: 0.500	20 FC6-4 BB		FC6-4					HBP		0	0	0	0	0	0	0				
20 Carlos Quentin, R OBP: 0.310, SLG: 0.538										1	1	0	0	0	0	2				
63 Stefan Gattrell, R OBP: 0.316, SLG: 0.444	FC6-4 51 3B 1-2 2-3				30 1B 7 E F7-2 HBP			P4		2	0	0	0	0	1	2				
12 A.J. Pierzynski, L OBP: 0.304, SLG: 0.435		G3-1			FC4 30 1B					4	0	1	0	0	1	6				
26 Tyler Flowers, R OBP: 0.313, SLG: 0.183	K							F8		1	0	0	0	0	0	0				
51 Alex Rios, R OBP: 0.391, SLG: 0.850								G4-3		1	2	1	2	1	0	0				
30 Alejandro De Aza, L OBP: 0.500, SLG: 0.655	1-H 3-H 3B		7 1B 10 1B BB							3	0	1	0	0	0	1				
7 Mark Kotsay, L OBP: 0.500, SLG: 0.435								G3		4	1	3	1	0	0	3				
24 Dayan Viciedo, R OBP: 0.182, SLG: 0.182			23 SH2-4 1 WP 10 1B		F7-2					1	0	0	0	0	0	0				
10 Alexei Ramirez, R OBP: 0.358, SLG: 0.290										4	1	1	1	0	1	5				
18 Brent Lillibridge, R OBP: 0.318, SLG: 0.316	K		1 WP 1 1B 23 SH2-4 1B		G5-3					0	0	0	0	0	0	0				
23 Mark Teahen, L OBP: 0.190, SLG: 0.150										1	0	1	0	1	0	0				
77 Brent Morel, R OBP: 0.240, SLG: 0.400			15 G1-3 76 E BB		SH2-4					1	0	0	0	0	1	0				
76 Jordan Danks, L OBP: 0.364, SLG: 0.160										4	0	0	0	0	2	4				
Inning Stats	R: 3 E: 1 K: 2 S: 10	H: 3 LOB: 1 BB: 1 P: 14	R: 0 E: 1 K: 1 S: 6	H: 0 LOB: 3 BB: 1 P: 11	R: 3 E: 0 K: 0 S: 6	H: 3 LOB: 1 BB: 1 P: 11	R: 0 E: 1 K: 0 S: 4	H: 1 LOB: 2 BB: 0 P: 5	R: 0 E: 0 K: 1 S: 6	H: 1 LOB: 1 BB: 0 P: 6	R: 0 E: 0 K: 1 S: 7	H: 2 LOB: 2 BB: 0 P: 7	R: 0 E: 0 K: 2 S: 8	H: 1 LOB: 2 BB: 0 P: 9	R: 0 E: 0 K: 0 S: 3	H: 0 LOB: 0 BB: 0 P: 3	1B: 10 2B: 1 3B: 1 HR: 0	SF: 0 SAC: 1 DP: 1 HBP: 3	WP: 1 PB: 0 SB: 1 CS: 0	PA: 42
PITCHER	IP WLS BF H R ER SO BB IBB HBP BLK WP HR S P ERA WHIP																			
28 Aaron Cook, R ERA: 11.42	3.0 L 20 6 6 6 3 3 0 0 1 0 0 0 0 4 5 0.00 1.000																			
60 Manny Corpas, R ERA: 7.11	1.0 5 1 0 0 0 0 0 0 0 1 0 0 0 6 6 0.00 1.000																			
56 Franklin Morales, L ERA: 11.74	1.0 4 1 0 0 1 0 0 0 0 1 0 0 0 7 7 0.00 2.000																			
53 Randy Flores, L ERA: 4.91	1.0 5 2 0 0 1 0 0 0 0 0 0 0 6 7 0.00 2.000																			
47 Samuel Deduno, R ERA: 6.0	2.0 8 1 0 0 2 0 0 0 1 0 0 0 11 12 0.00 0.500																			

AB	32
R	1
H	7
RBI	1
BB	2
SO	7
LOB	9



Batter	1	2	3	4	5	6	7	8	9	AB	R	H	RBI	BB	SO	LOB	TOP						
1 Eric Patterson, L (1,4) OBP: 0.289, SLG: 0.343 61 Adrian Cardenas, L (8,4) OBP: 0.421, SLG: 0.353	F7			F8		G3-1		2B		4	1	1	0	0	0	0	Oakland Athletics @ Colorado Rockies US West Sports Complex, Hi Corbett Field, Tucson, AZ Fri Mar 19 2010, 4:14 PM - 7:04 PM EDT Att: 5,067 - Partly Cloudy - 69 F livebaseballscorecards.com						
2 Cliff Pennington, S (1,6) OBP: 0.444, SLG: 0.524 30 Steve Tolleson, R (8,6) OBP: 0.333, SLG: 0.286	G5-3			K2-3		F8		2B		4	1	1	1	0	1	0							
10 Deric Barton, L (1,3) OBP: 0.548, SLG: 0.760 22 Chris Carter, R (7,3) OBP: 0.318, SLG: 0.474	F9			2B		HR		K		3	2	2	1	0	0	0							
18 Gabe Gross, L (1,8) OBP: 0.419, SLG: 0.536 25 Matt Carson, R (8,9) OBP: 0.077, SLG: 0.154	1B			1B		1B		2B		4	0	4	2	0	0	0							
6 Travis Buck, L (1,9) OBP: 0.333, SLG: 0.391 52 Lenny DiNardo, L (8,1) OBP: 0.254, SLG: 0.294 36 Fernando Hernandez, R (7,1) OBP: 0.318, SLG: 0.474 88 Beau Vaughan, S (7,1) OBP: 0.318, SLG: 0.474 16 Eric Sogard, L (8,PH) OBP: 0.318, SLG: 0.474 85 Justin Friend, R (8,1)	G3-1			F7		F7		L9		3	0	0	0	0	0	3							
7 Adam Rosales, R (1,5) OBP: 0.516, SLG: 0.615 19 Anthony Recker, R (7,2) OBP: 0.444, SLG: 0.714	K			G1-3		G4-3		K		3	0	0	0	0	1	0							
50 Jake Fox, R (1,7) OBP: 0.133, SLG: 0.179 23 Michael Taylor, R (7,7) OBP: 0.185, SLG: 0.269				L5		BB		P4		2	0	0	0	1	0	0							
35 Landon Powell, S (1,2) OBP: 0.182, SLG: 0.200 2 Gregorio Pettit, R (7,5) OBP: 0.636, SLG: 0.625	K			K		K		1B		3	0	0	0	0	3	1							
53 Trevor Cahill, R (1,1) OBP: 0.286, SLG: 0.350	K			K		K		G4-3		2	0	0	0	0	2	1							
74 Corey Brown, L (6,8)								F7		2	0	0	0	0	0	1							
Inning Stats	R: 0 E: 0 K: 0 S: 3	H: 0 LOB: 0 BB: 0 P: 3	R: 0 E: 0 K: 1 S: 5	H: 1 LOB: 0 BB: 0 P: 5	R: 0 E: 0 K: 2 S: 7	H: 0 LOB: 0 BB: 0 P: 7	R: 1 E: 0 K: 1 S: 7	H: 2 LOB: 1 BB: 0 P: 7	R: 0 E: 0 K: 2 S: 6	H: 0 LOB: 1 BB: 0 P: 7	R: 1 E: 0 K: 1 S: 6	H: 2 LOB: 1 BB: 0 P: 7	R: 0 E: 0 K: 1 S: 5	H: 0 LOB: 0 BB: 0 P: 5	R: 2 E: 0 K: 1 S: 8	H: 3 LOB: 1 BB: 0 P: 8		R: 0 E: 0 K: 1 S: 6	H: 1 LOB: 1 BB: 0 P: 7	1B: 4 2B: 3 3B: 1 HR: 1	SF: 0 SAC: 0 DP: 0 HBP: 0	WP: 2 PB: 0 SB: 0 CS: 1	PA: 36
PITCHER	IP WLS BF H R ER SO BB IBB HBP BLK WP HR S P ERA WHIP																						
27 Greg Smith, L (1,1) ERA: 1.93 60 Manny Corpas, R (6,1) ERA: 7.36 56 Franklin Morales, L (7,1) ERA: 10.39 44 Tim Redding, R (8,1) ERA: 5.79 58 Juan Rincon, R (9,1) ERA: 1.5	5.0 1.0 1.0 1.0 1.0	WLS W H W	18 5 3 6 4	3 2 0 3 1	1 1 0 2 0	6 1 0 1 0	1 0 0 0 0	0 0 0 0 0	0 0 0 0 0	0 0 0 0 0	1 0 0 0 1	0 1 0 0 0	29 6 5 8 6	34 7 5 8 7	1.80 9.00 0.00 18.00 0.00	0.800 2.000 0.000 3.000 1.000							

Batter	1	2	3	4	5	6	7	8	9	AB	R	H	RBI	BB	SO	LOB	BOTTOM				
5 Carlos González, L (1,7) OBP: 0.406, SLG: 0.500 13 Matt Miller, R (7,7) OBP: 0.500, SLG: 0.611	G5-3			1B		FC5-4		BB		3	0	1	0	0	0	2	Oakland Athletics @ Colorado Rockies US West Sports Complex, Hi Corbett Field, Tucson, AZ Fri Mar 19 2010, 4:14 PM - 7:04 PM EDT Att: 5,067 - Partly Cloudy - 69 F livebaseballscorecards.com				
24 Dexter Fowler, S (1,8) OBP: 0.394, SLG: 0.321	G6-3			L4		G3		1B		5	1	1	0	0	0	5					
17 Todd Helton, L (1,3) OBP: 0.433, SLG: 0.250 72 Mike Pauk, L (6,PR) OBP: 0.406, SLG: 0.613	G3			G4-3		G6-3		2B		3	0	1	0	0	0	0					
2 Troy Tulowitzki, R (1,6) OBP: 0.370, SLG: 0.500 44 Tim Redding, R (8,1) OBP: 1.000, SLG: 1.500 84 Dallas Tardella, L (8,PH) OBP: 0.355, SLG: 0.586 58 Juan Rincon, R (9,1)	G6-3			G6-3		K		G6-3		4	0	0	0	0	1	2					
11 Brad Hawpe, L (1,9) OBP: 0.400, SLG: 0.538 64 Cole Garner, R (7,9) OBP: 0.355, SLG: 0.586	2B			G4-3		BB		K		2	1	1	0	1	0	0					
6 Melvin Mora, R (1,4) OBP: 0.310, SLG: 0.393 10 Chris Nelson, R (7,4) OBP: 0.389, SLG: 0.375	F9			G4-3		BB		L7		3	2	2	2	0	0	1					
9 Ian Stewart, L (1,5) OBP: 0.433, SLG: 0.536 18 Jonathan Herrera, S (7,5) OBP: 0.472, SLG: 0.516	G4-3			1B		BB		1B		3	0	1	0	0	0	3					
14 Paul Lo Duca, R (1,2) OBP: 0.217, SLG: 0.182 66 Jordan Pacheco, R (4,2) OBP: 0.833, SLG: 1.000	G3			1B		1B		1B		1	1	1	1	0	0	0					
27 Greg Smith, L (1,1) ERA: 1.93 60 Manny Corpas, R (6,1) ERA: 7.36 15 Jay Payton, R (8,PH) ERA: 10.39 56 Franklin Morales, L (7,1) ERA: 5.79 3 Eric Young Jr., S (8,9) ERA: 0.227, SLG: 0.336	G6-3			K		G6-3		L4		2	0	0	0	0	1	2					
Inning Stats	R: 0 E: 0 K: 0 S: 3	H: 0 LOB: 0 BB: 0 P: 3	R: 0 E: 0 K: 0 S: 4	H: 1 LOB: 1 BB: 0 P: 4	R: 0 E: 0 K: 0 S: 4	H: 1 LOB: 1 BB: 0 P: 5	R: 0 E: 0 K: 0 S: 3	H: 0 LOB: 0 BB: 0 P: 3	R: 1 E: 0 K: 1 S: 8	H: 3 LOB: 2 BB: 0 P: 8	R: 3 E: 1 K: 1 S: 8	H: 3 LOB: 2 BB: 1 P: 12	R: 6 E: 0 K: 0 S: 8	H: 5 LOB: 2 BB: 3 P: 20	R: 0 E: 0 K: 1 S: 6	H: 1 LOB: 1 BB: 0 P: 6		1B: 9 2B: 4 3B: 1 HR: 0	SF: 0 SAC: 0 DP: 0 HBP: 0	WP: 1 PB: 0 SB: 2 CS: 0	PA: 42
PITCHER	IP WLS BF H R ER SO BB IBB HBP BLK WP HR S P ERA WHIP																				
53 Trevor Cahill, R (1,1) ERA: 1.5 52 Lenny DiNardo, L (6,1) ERA: 13.5 36 Fernando Hernandez, R (7,1) ERA: 9.0 88 Beau Vaughan, R (7,1) ERA: 5.79 85 Justin Friend, R (8,1) ERA: 1.5	5.0 1.0 0.2 0.1 1.0	WLS L	20 9 8 4 4	5 4 4 0 1	1 5 4 0 0	5 5 4 0 0	1 2 2 0 0	0 0 0 0 0	0 0 0 0 0	0 0 0 0 0	1 0 0 0 0	0 6 1 1 6	17 14 9 0 6	45.00 54.00 0.00 0.00 0.00	6.000 9.000 0.000 0.000 1.000						

Batter	1	2	3	4	5	6	7	8	9	AB	R	H	RBI	BB	SO	LOB	TOP													
13 Maicer Izturis, S OBP: 0.452, SLG: 0.462 59 Rafael Rodriguez, R Mike Trout, R OBP: 1.000, SLG: 3.000	G3		FC6-4			E6		G4-3		4	1	1	0	0	0	1	Los Angeles Angels @ Colorado Rockies US West Sports Complex, Hi Corbett Field, Tucson, AZ Sat Mar 20 2010, 4:26 PM - 7:08 PM EDT Att: 6,829 - Sunny - 73 F livebaseballscores.com													
5 Jeff Mathis, R OBP: 0.273, SLG: 0.263 52 Jason Bulger, R						F9		G4-3		1	2	1	2	1	0	0														
6 Hainley Statia, S OBP: 0.154, SLG: 0.083 Wilberto Ortiz, R										0	0	0	0	0	0	0														
20 Juan Rivera, R OBP: 0.690 25 Peter Bourjos, R OBP: 0.290, SLG: 0.333										4	3	2	0	0	0	1														
3 Brandon Wood, R OBP: 0.364, SLG: 0.342 83 Michael Ryan, L OBP: 0.462, SLG: 0.667										3	0	0	0	1	0	1														
39 Robb Quinlan, R OBP: 0.200, SLG: 0.276										5	0	1	1	0	2	3														
42 Terry Evans, R OBP: 0.250, SLG: 0.348 45 Francisco Rodriguez, R 22 Cory Aldridge, L OBP: 0.440, SLG: 0.727 9 Juan Mateo, R 24 Nick Pugliese, R										4	0	0	0	0	2	2														
12 Freddy Sandoval, S OBP: 0.286, SLG: 0.240										5	0	1	0	0	0	2														
94 Gary Patchett, R OBP: 0.526, SLG: 0.600										3	2	1	0	2	2	3														
19 Scott Kazmir, L 46 Bobby Wilson, R OBP: 0.467, SLG: 0.500										2	0	0	0	0	2	2														
Inning Stats	R: 2 E: 1 K: 1 S: 8	H: 1 LOB: 2 BB: 2 P: 16	R: 4 E: 0 K: 2 S: 12	H: 5 LOB: 1 BB: 0 P: 12	R: 0 E: 1 K: 2 S: 8	H: 0 LOB: 1 BB: 0 P: 8	R: 0 E: 0 K: 0 S: 2	H: 0 LOB: 0 BB: 0 P: 3	R: 0 E: 0 K: 0 S: 3	H: 0 LOB: 0 BB: 0 P: 3	R: 0 E: 1 K: 0 S: 3	H: 0 LOB: 1 BB: 1 P: 7	R: 1 E: 0 K: 2 S: 8	H: 1 LOB: 0 BB: 0 P: 10	R: 3 E: 0 K: 0 S: 4	H: 1 LOB: 0 BB: 2 P: 12	R: 0 E: 0 K: 2 S: 9	H: 2 LOB: 2 BB: 0 P: 9	1B: 3 2B: 6 3B: 1 HR: 1	SF: 0 SAC: 0 DP: 2 HBP: 1	WP: 1 PB: 0 SB: 1 CS: 0	PA: 44								
PITCHER	IP WLS BF H R ER SO BB IBB HBP BLK WP HR S P ERA WHIP																													
26 Jeff Francis, L ERA: 6.92 34 Matt Belisle, R ERA: 51 Matt Reynolds, L ERA: 3.0 85 Damian Moss, L ERA: 20.25 32 Justin Speier, R ERA: 3.89	4.0 1.0 2.0 1.0 1.0	22 3 8 6 5	6 0 1 1 3	6 0 1 3 0	4 0 1 3 0	5 0 2 0 2	2 0 1 0 0	0 0 0 0 0	0 0 0 0 0	0 0 0 1 0	30 3 11 4 9	39 3 7 12 9	9.00 0.00 4.50 27.00 0.00	2.000 0.000 1.000 3.000 2.000																
18 Jonathan Herrera, S OBP: 0.450, SLG: 0.471 94 Radames Nazario, R OBP: 0.500, SLG: 0.500	L8					L4		F9		3	1	0	0	1	0	1	Los Angeles Angels @ Colorado Rockies US West Sports Complex, Hi Corbett Field, Tucson, AZ Sat Mar 20 2010, 4:26 PM - 7:08 PM EDT Att: 6,829 - Sunny - 73 F livebaseballscores.com													
19 Ryan Spillborghs, R OBP: 0.420, SLG: 0.548 85 Damian Moss, R 32 Justin Speier, R										4	2	3	2	0	0	0														
83 Kenny Perez, S OBP: 0.500, SLG: 0.500										0	0	0	0	0	0	0														
23 Jason Giambi, L OBP: 0.333, SLG: 0.400 72 Mike Pauk, L OBP: 0.412, SLG: 0.594										3	0	1	1	0	0	2														
21 Miguel Olivo, R OBP: 0.375, SLG: 0.696 64 Cole Garner, R OBP: 0.394, SLG: 0.581										3	0	1	1	0	0	2														
11 Brad Hawpe, L OBP: 0.333, SLG: 0.438 51 Matt Reynolds, L 13 Matt Miller, R OBP: 0.458, SLG: 0.550										3	0	0	0	0	2	2														
6 Melvin Mora, R OBP: 0.344, SLG: 0.419 3 Eric Young Jr., S OBP: 0.261, SLG: 0.415										3	0	2	0	0	0	0														
7 Seth Smith, L ERA: 7.15 10 Chris Nelson, R OBP: 0.368, SLG: 0.353										2	0	2	3	0	0	0														
12 Clint Barmes, R OBP: 0.375, SLG: 0.552 15 Jay Payton, R OBP: 0.226, SLG: 0.267										3	2	2	0	0	1	1														
26 Jeff Francis, L 20 Chris Iannetta, R OBP: 0.464, SLG: 0.478 34 Matt Belisle, R 65 Wilin Rosario, R OBP: 0.429, SLG: 1.000										0	0	0	0	0	0	0														
Inning Stats	R: 0 E: 0 K: 0 S: 4	H: 1 LOB: 1 BB: 0 P: 4	R: 0 E: 0 K: 1 S: 5	H: 0 LOB: 0 BB: 0 P: 5	R: 3 E: 0 K: 1 S: 8	H: 3 LOB: 1 BB: 1 P: 12	R: 0 E: 0 K: 1 S: 6	H: 1 LOB: 1 BB: 0 P: 6	R: 1 E: 0 K: 1 S: 7	H: 2 LOB: 1 BB: 0 P: 7	R: 2 E: 0 K: 0 S: 5	H: 3 LOB: 1 BB: 0 P: 5	R: 0 E: 0 K: 0 S: 3	H: 0 LOB: 0 BB: 0 P: 3	R: 0 E: 0 K: 0 S: 4	H: 1 LOB: 1 BB: 0 P: 4	R: 5 E: 0 K: 0 S: 6	H: 5 LOB: 1 BB: 1 P: 10	1B: 7 2B: 6 3B: 2 HR: 1	SF: 0 SAC: 1 DP: 1 HBP: 0	WP: 0 PB: 0 SB: 0 CS: 0	PA: 42								
PITCHER	IP WLS BF H R ER SO BB IBB HBP BLK WP HR S P ERA WHIP																													
19 Scott Kazmir, L ERA: 2.25 52 Jason Bulger, R ERA: 10.01 59 Rafael Rodriguez, R 45 Francisco Rodriguez, R 9 Juan Mateo, R ERA: 38.0	4.0 1.0 2.0 1.0 0.0	18 H 5 B 8 4	3 2 1 3 4	3 3 2 0 4	3 1 0 0 4	3 1 0 0 0	0 0 0 0 0	0 0 0 0 0	0 0 0 0 0	0 0 1 4 3	7 7 8 4 7	7 7 8 4 7	9.00 2.000 9.00 1.500 -	1.500 2.000 1.500 1.000 -																
PITCHER	IP WLS BF H R ER SO BB IBB HBP BLK WP HR S P ERA WHIP																													
24 Nick Pugliese, R ERA: 9.0	0.1	L 3	H 2	R 1	E 0	K 1	S 3	27.00	6.000																					



Batter	1	2	3	4	5	6	7	8	9	AB	R	H	RBI	BB	SO	LOB	TOP											
3 Eric Young Jr., S OBP: 0.314, SLG: 0.489 (1,4)										4	2	3	1	1	0	0												
15 Jay Payton, R OBP: 0.206, SLG: 0.242 18 Jonathan Herrera, S OBP: 0.465, SLG: 0.514 (1,8)										3	0	0	0	0	0	5												
5 Carlos González, L OBP: 0.368, SLG: 0.429 (1,10)										5	1	0	1	1	2	4												
7 Seth Smith, L OBP: 0.359, SLG: 0.541 Michael McKenry, R OBP: 0.395, SLG: 0.590 (1,9)										4	1	3	2	0	1	1												
20 Chris Iannetta, R OBP: 0.500, SLG: 0.577 64 Cole Garner, R OBP: 0.353, SLG: 0.563 (1,2)										3	2	2	1	1	0	1												
9 Ian Stewart, L OBP: 0.412, SLG: 0.500 86 Travis Metcalf, R OBP: 0.333, SLG: 0.667 74 Eider Torres, S (1,5)										4	1	1	0	0	0	4												
13 Matt Miller, R OBP: 0.393, SLG: 0.478 99 Ryan Harvey, R OBP: 0.400, SLG: 1.000 (1,7)										3	0	0	1	0	1	3												
72 Mike Paulk, L OBP: 0.410, SLG: 0.611 (1,3)										4	1	1	3	0	0	3												
Chris Nelson, R OBP: 0.417, SLG: 0.381 (1,6)										4	1	2	0	1	0	2												
Inning Stats	R: 5 E: 0 K: 0 S: 17	H: 5 LOB: 2 BB: 1 P: 30	R: 0 E: 0 K: 1 S: 8	H: 1 LOB: 1 BB: 0 P: 14	R: 1 E: 0 K: 0 S: 13	H: 2 LOB: 3 BB: 1 P: 20	R: 0 E: 0 K: 0 S: 12	H: 0 LOB: 0 BB: 0 P: 11	R: 0 E: 0 K: 1 S: 11	H: 0 LOB: 2 BB: 1 P: 18	R: 0 E: 0 K: 0 S: 9	H: 1 LOB: 2 BB: 1 P: 18	R: 2 E: 1 K: 0 S: 13	H: 2 LOB: 1 BB: 0 P: 22	R: 3 E: 1 K: 1 S: 18	H: 3 LOB: 1 BB: 0 P: 30	1B: 8 2B: 4 3B: 3 HR: 0	SF: 1 SAC: 1 DP: 1 HBP: 1	WP: 1 PB: 1 CS: 3	PA: 48								
PITCHER	IP: 1.0 WLS: 0 BF: 9 ERA: 27.0	H: 5 R: 5 ER: 3 SO: 0	BB: 1 IBB: 0 HBP: 0 BLK: 0	HR: 0 S: 17 P: 30 ERA: 27.00 WHIP: 6.000	IP: 2.0 WLS: 1 BF: 11 ERA: 4.50	H: 3 R: 1 ER: 1 SO: 1	BB: 1 IBB: 0 HBP: 1 BLK: 0	HR: 0 S: 21 P: 34 ERA: 4.50 WHIP: 2.000	IP: 2.0 WLS: 0 BF: 7 ERA: 0.00	H: 1 R: 0 ER: 0 SO: 1	BB: 0 IBB: 0 HBP: 0 BLK: 0	HR: 0 S: 18 P: 27 ERA: 0.00 WHIP: 0.500	IP: 6.1 WLS: 1 BF: 24 ERA: 1.200	H: 7 R: 1 ER: 0 SO: 1	BB: 0 IBB: 0 HBP: 0 BLK: 0	HR: 0 S: 18 P: 34 ERA: 1.200 WHIP: 0.000	IP: 7.1 WLS: 1 BF: 28 ERA: 0.000	H: 1 R: 0 ER: 0 SO: 0	BB: 0 IBB: 0 HBP: 0 BLK: 0	HR: 0 S: 2 P: 2 ERA: 0.00 WHIP: 0.000	IP: 1.0 WLS: 0 BF: 4 ERA: 18.00	H: 5 R: 2 ER: 2 SO: 0	BB: 1 IBB: 0 HBP: 0 BLK: 0	HR: 0 S: 20 P: 35 ERA: 18.00 WHIP: 5.000	IP: 1.0 WLS: 0 BF: 4 ERA: 0.00	H: 1 R: 0 ER: 0 SO: 1	BB: 0 IBB: 0 HBP: 0 BLK: 0	HR: 0 S: 11 P: 17 ERA: 0.00 WHIP: 1.000
22 Scott Podsednik, L OBP: 0.433, SLG: 0.607 12 Mitch Maier, L OBP: 0.394, SLG: 0.613 (1,7)										4	1	2	0	0	2	0												
17 Chris Getz, L OBP: 0.188, SLG: 0.267 30 Mike Aviles, R OBP: 0.615, SLG: 0.696 (1,4)										4	1	0	1	0	0	1												
9 David DeJesus, L OBP: 0.333, SLG: 0.355 64 Scott Thorman, L OBP: 0.286, SLG: 0.240 (1,9)										3	2	1	0	1	2	0												
16 Billy Butler, R OBP: 0.400, SLG: 0.438 25 Kila Ka'aihue, L OBP: 0.447, SLG: 0.656 (1,3)										2	1	2	1	0	0	0												
13 Alberto Callaspo, S OBP: 0.487, SLG: 0.639 (1,5)										5	2	3	2	0	1	3												
11 Josh Fields, R OBP: 0.286, SLG: 0.455 (1,10)										5	1	2	2	0	0	4												
32 Brian Anderson, R OBP: 0.444, SLG: 0.676 (1,8)										5	1	2	2	0	2	2												
26 Vance Wilson, R OBP: 0.300, SLG: 0.421 74 Cody Clark, R OBP: 0.687, SLG: 0.600 (1,2)										4	0	3	1	0	1	0												
3 Yuniesky Betancourt, R OBP: 0.344, SLG: 0.483 46 Wilson Betemit, S OBP: 0.379, SLG: 0.565 (1,6)										3	0	0	0	0	0	2												
Inning Stats	R: 5 E: 0 K: 0 S: 15	H: 6 LOB: 1 BB: 1 P: 27	R: 1 E: 0 K: 2 S: 14	H: 2 LOB: 1 BB: 0 P: 21	R: 0 E: 0 K: 1 S: 10	H: 1 LOB: 1 BB: 0 P: 14	R: 1 E: 0 K: 1 S: 12	H: 2 LOB: 2 BB: 1 P: 22	R: 0 E: 0 K: 2 S: 8	H: 0 LOB: 0 BB: 0 P: 12	R: 2 E: 0 K: 2 S: 15	H: 3 LOB: 2 BB: 1 P: 25	R: 0 E: 0 K: 0 S: 18	H: 1 LOB: 2 BB: 1 P: 25	R: 2 E: 0 K: 1 S: 16	H: 2 LOB: 1 BB: 1 P: 29	1B: 12 2B: 3 3B: 1 HR: 1	SF: 0 SAC: 0 DP: 0 HBP: 0	WP: 1 PB: 0 SB: 0 CS: 1	PA: 48								
PITCHER	IP: 3.0 WLS: 0 BF: 18 ERA: 18.0	H: 6 R: 6 ER: 6 SO: 3	BB: 1 IBB: 0 HBP: 0 BLK: 0	HR: 0 S: 6 P: 6 ERA: 18.00 WHIP: 3.333	IP: 1.0 WLS: 0 BF: 6 ERA: 9.00	H: 2 R: 1 ER: 1 SO: 1	BB: 0 IBB: 0 HBP: 0 BLK: 0	HR: 0 S: 12 P: 22 ERA: 9.00 WHIP: 3.000	IP: 1.0 WLS: 0 BF: 4 ERA: 18.0	H: 5 R: 2 ER: 2 SO: 1	BB: 1 IBB: 0 HBP: 0 BLK: 0	HR: 0 S: 16 P: 29 ERA: 18.00 WHIP: 3.000	IP: 1.0 WLS: 0 BF: 6 ERA: 9.00	H: 3 R: 2 ER: 2 SO: 1	BB: 1 IBB: 0 HBP: 0 BLK: 0	HR: 0 S: 16 P: 29 ERA: 9.00 WHIP: 3.000	IP: 1.0 WLS: 0 BF: 6 ERA: 18.0	H: 2 R: 2 ER: 2 SO: 1	BB: 0 IBB: 0 HBP: 0 BLK: 0	HR: 0 S: 16 P: 29 ERA: 18.00 WHIP: 3.000	IP: 1.0 WLS: 0 BF: 6 ERA: 18.0	H: 2 R: 2 ER: 2 SO: 1	BB: 0 IBB: 0 HBP: 0 BLK: 0	HR: 0 S: 16 P: 29 ERA: 18.00 WHIP: 3.000				

Colorado Rockies @ Kansas City Royals
 Surprise Stadium, Surprise, AZ
 Sun Mar 21 2010, 4:06 PM - 7:38 PM EDT
 Sunny - 73 F

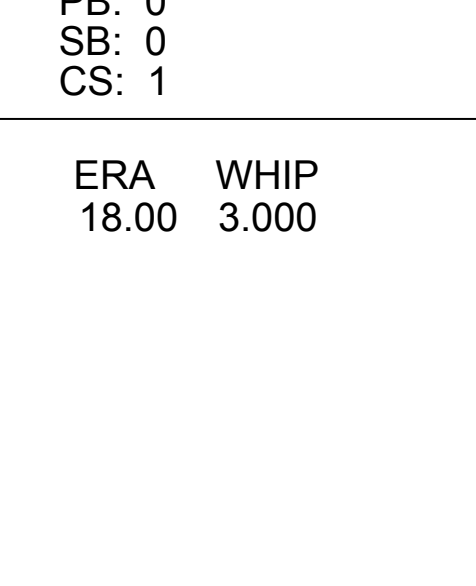
livebaseballscorecards.com

AB	41
R	11
H	15
RBI	9
BB	4
SO	4
LOB	27

Colorado Rockies @ Kansas City Royals
 Surprise Stadium, Surprise, AZ
 Sun Mar 21 2010, 4:06 PM - 7:38 PM EDT
 Sunny - 73 F

livebaseballscorecards.com

AB	43
R	11
H	17
RBI	11
BB	5
SO	11
LOB	20



Batter	1	2	3	4	5	6	7	8	9	AB	R	H	RBI	BB	SO	LOB	TOP					
24 Dexter Fowler, S OBP: 0.405, SLG: 0.300 60 Manny Corpas, R OBP: 1.000, SLG: 2.000 83 Warren Schaeffer, R OBP: 1.000, SLG: 2.000	G3-1		12 HR BB		12 FC5-4 BB		FC6 66 2B	2B		2	2	0	0	2	0	1	Colorado Rockies @ Cincinnati Reds Goodyear Ballpark, Goodyear, AZ Mon Mar 22 2010, 4:10 PM - 6:48 PM EDT Att: 3,929 - Sunny - 82 F					
12 Clint Barmes, R OBP: 0.371, SLG: 0.625 3 Eric Young Jr., S OBP: 0.302, SLG: 0.468	P4		HR		1-2 2-3		K	G2-3		3	1	1	2	0	0	2						
19 Ryan Spilborghs, R OBP: 0.241, SLG: 0.588 85 Alex Escobar, R	3B		F7		F9		66 2B BB	G4-3		3	0	1	0	0	0	2						
2 Troy Tulowitzki, R OBP: 0.367, SLG: 0.519 66 Jordan Pacheco, R OBP: 0.750, SLG: 1.000	K				6 CS 2B		K	WP 2B	G5-3	3	0	1	0	0	2	1						
21 Miguel Olivo, R OBP: 0.333, SLG: 0.615 Chris Nelson, R OBP: 0.385, SLG: 0.348		P6			G6-3		P6	P5		3	0	0	0	0	0	1						
6 Melvin Mora, R OBP: 0.314, SLG: 0.382 31 Matt Daley, R		F9			F8		G5-3			3	0	0	0	0	0	0						
75 Chris Frey, L OBP: 0.316, SLG: 0.353					2-3			HR	BB	1	1	1	0	1	0	0						
Brad Eldred, R OBP: 0.714, SLG: 2.167										4	2	3	3	1	1	0						
64 Cole Garner, R OBP: 0.342, SLG: 0.514 34 Matt Belisle, R																						
13 Matt Miller, R OBP: 0.379, SLG: 0.458 58 Juan Rincon, R			K		12 FC5-4 29 SH5-4 BB		FC6-4 24 FC6 18 S 24 E	F8	G1-3	3	1	0	0	1	1	1						
29 Jorge De La Rosa, L OBP: 0.469, SLG: 0.953			K				24 E 66 2B BB	83 2B		1	0	0	0	0	1	0						
																	AB 36 R 9 H 10 RBI 8 BB 7 SO 6 LOB 18					
Inning Stats	R: 0 E: 0 K: 1 S: 6	H: 1 LOB: 1 BB: 0 P: 6	R: 0 E: 0 K: 1 S: 5	H: 0 LOB: 0 BB: 0 P: 5	R: 2 E: 0 K: 2 S: 8	H: 1 LOB: 0 BB: 1 P: 14	R: 0 E: 0 K: 0 S: 3	H: 1 LOB: 0 BB: 0 P: 4	R: 1 E: 0 K: 0 S: 5	H: 1 LOB: 2 BB: 2 P: 13	R: 0 E: 0 K: 1 S: 5	H: 0 LOB: 0 BB: 0 P: 5	R: 4 E: 1 K: 1 S: 8	H: 2 LOB: 1 BB: 2 P: 17	R: 2 E: 0 K: 0 S: 8	H: 4 LOB: 2 BB: 0 P: 9	R: 0 E: 0 K: 0 S: 3	H: 0 LOB: 2 BB: 2 P: 11	1B: 1 2B: 4 3B: 2 HR: 3	SF: 0 SAC: 1 DP: 0 HBP: 0	WP: 1 PB: 0 SB: 1 CS: 1	PA: 44
PITCHER	IP WLS BF H R ER SO BB IBB HBP BLK WP HR S P ERA WHIP																					
61 Bronson Arroyo, R ERA: 5.27	5.0 L 21 4 3 3 4 3 0 0 0 0 0 2 27 42 5.40 1.400																					
54 Aroldis Chapman, L ERA: 1.04	1.2 10 2 4 0 2 2 0 0 0 0 0 0 12 20 0.00 2.400																					
68 Federico Baez, R ERA: 13.5	1.1 8 4 2 2 0 0 0 0 0 0 1 1 9 11 13.50 3.000																					
Ramon Geronimo, R ERA:	1.0 5 0 0 0 0 2 0 0 0 0 0 0 3 11 0.00 2.000																					

Batter	1	2	3	4	5	6	7	8	9	AB	R	H	RBI	BB	SO	LOB	BOTTOM					
6 Drew Stubbs, R OBP: 0.351, SLG: 0.706 21 Chris Dickerson, L OBP: 0.400, SLG: 0.545	HR		G5-3				G4-3		G1-3	2	1	1	1	0	0	0	Colorado Rockies @ Cincinnati Reds Goodyear Ballpark, Goodyear, AZ Mon Mar 22 2010, 4:10 PM - 6:48 PM EDT Att: 3,929 - Sunny - 82 F					
2 Orlando Cabrera, R OBP: 0.286, SLG: 0.280 15 Drew Sutton, S OBP: 0.429, SLG: 0.444	P5		B2-3				G3		E6 43 G3 1B	2	0	0	0	0	0	0						
19 Joey Votto, L OBP: 0.368, SLG: 0.303 43 Miguel Cairo, R OBP: 0.357, SLG: 0.458	K				4 K BB		F8		G3	1	0	0	0	1	1	0						
4 Brandon Phillips, R OBP: 0.276, SLG: 0.267 3 Aaron Miles, S OBP: 0.167, SLG: 0.063	P4				SAFE 1-2		K		64 L6-3 BB	2	0	0	0	0	1	1						
27 Scott Rolen, R OBP: 0.382, SLG: 0.429 64 Juan Francisco, L OBP: 0.355, SLG: 0.552					F9				L6-3	2	0	1	0	0	0	2						
32 Jay Bruce, L OBP: 0.353, SLG: 0.594 17 Laynce Nix, L OBP: 0.280, SLG: 0.583		F8					F7		G4-3	2	0	0	0	0	0	1						
31 Jonny Gomes, R OBP: 0.297, SLG: 0.667 25 Wladimir Balentien, R OBP: 0.333, SLG: 0.500			F9							2	0	0	0	0	1	1						
55 Ramon Hernandez, R OBP: 0.476, SLG: 0.500 26 Wilkin Castillo, S OBP: 0.316, SLG: 0.444			K						L5	2	0	1	0	0	0	0						
61 Bronson Arroyo, R ERA: 1.88 70 Todd Frazier, R OBP: 0.296, SLG: 0.227 54 Aroldis Chapman, L ERA: 1.04 68 Federico Baez, R ERA: 13.5 7 Paul Janish, R OBP: 0.321, SLG: 0.732 Ramon Geronimo, R ERA:			F8						F7	1	0	0	0	0	0	0						
																		AB 30 R 1 H 5 RBI 1 BB 2 SO 6 LOB 10				
Inning Stats	R: 1 E: 0 K: 1 S: 6	H: 1 LOB: 0 BB: 0 P: 7	R: 0 E: 0 K: 1 S: 6	H: 1 LOB: 1 BB: 0 P: 6	R: 0 E: 0 K: 0 S: 3	H: 0 LOB: 0 BB: 0 P: 3	R: 0 E: 0 K: 1 S: 4	H: 0 LOB: 0 BB: 1 P: 9	R: 0 E: 0 K: 2 S: 8	H: 1 LOB: 1 BB: 0 P: 8	R: 0 E: 0 K: 0 S: 3	H: 0 LOB: 0 BB: 0 P: 3	R: 0 E: 0 K: 1 S: 6	H: 1 LOB: 1 BB: 0 P: 6	R: 0 E: 0 K: 0 S: 3	H: 0 LOB: 0 BB: 0 P: 3	R: 0 E: 1 K: 0 S: 3	H: 1 LOB: 1 BB: 1 P: 7	1B: 3 2B: 2 3B: 0 HR: 1	SF: 0 SAC: 0 DP: 1 HBP: 0	WP: 0 PB: 0 SB: 0 CS: 0	PA: 32
PITCHER	IP WLS BF H R ER SO BB IBB HBP BLK WP HR S P ERA WHIP																					
29 Jorge De La Rosa, L ERA: 4.05	5.1 W 19 3 1 1 5 1 0 0 0 0 0 0 28 34 1.69 0.750																					
31 Matt Daley, R ERA: 4.05	0.2 H 2 0 0 0 0 0 0 0 0 0 0 0 2 2 0.00 0.000																					
60 Manny Corpas, R ERA: 4.48	1.0 4 1 0 0 1 0 0 0 0 0 0 0 6 6 0.00 1.000																					
34 Matt Belisle, R ERA:	1.0 3 0 0 0 0 0 0 0 0 0 0 0 3 3 0.00 0.000																					
58 Juan Rincon, R ERA: 1.29	1.0 4 1 0 0 0 1 0 0 0 0 0 0 3 7 0.00 2.000																					



Batter	1	2	3	4	5	6	7	8	9	AB	R	H	RBI	BB	SO	LOB	TOP					
1 Everth Cabrera, S (1,6) OBP: 0.313, SLG: 0.273 75 Lance Zawadzki, L (5,6) OBP: 0.409, SLG: 0.450										3	0	1	0	0	0	1	San Diego Padres @ Colorado Rockies US West Sports Complex, Hi Corbett Field, Tucson, AZ Tue Mar 23 2010, 4:18 PM - 7:20 PM EDT Att: 5,012 - Partly Cloudy - 69 F livebaseballscorecards.com					
18 Tony Gwynn Jr., L (1,8) OBP: 0.354, SLG: 0.468 10 Matt Antonelli, R (7,4) OBP: 0.406, SLG: 0.613										4	3	3	0	0	0	1						
15 Jerry Hairston, R (1,4) OBP: 0.294, SLG: 0.697 67 Logan Forsythe, R (6,4) OBP: 0.469, SLG: 0.375										2	1	1	1	1	0	0						
88 Kyle Blanks, R (1,7) OBP: 0.465, SLG: 0.675 3 Luis Durango, S (7,8) OBP: 0.436, SLG: 0.419										4	1	1	1	0	1	1						
7 Chase Headley, S (11,9) OBP: 0.333, SLG: 0.478 45 Edward Mujica, R (7,1) 39 Ernesto Frieri, R (7,1) 55 Adam Russell, L (8,1) 85 Blake Tekotte, L (8,1) 84 Scott Munter, R (9,1)										3	1	1	2	1	1	1						
14 Oscar Salazar, R (1,3) OBP: 0.414, SLG: 0.375 83 Craig Cooper, R (8, PR) (8,3)										4	0	1	0	0	0	3						
4 Nick Hundley, R (1,2) OBP: 0.438 72 Chris Stewart, R (8,2) OBP: 0.500, SLG: 0.571										4	2	2	2	0	1	2						
28 Aaron Cunningham, R (1,9) OBP: 0.442, SLG: 0.471										4	0	2	0	0	1	1						
29 Kevin Correia, R (1,1) 77 Chris Denorfa, R (7,7) OBP: 0.395, SLG: 0.500										3	0	0	1	0	1	2						
Inning Stats	R: 0 E: 0 K: 0 S: 3	H: 1 LOB: 0 BB: 0 P: 4	R: 0 E: 0 K: 1 S: 5	H: 0 LOB: 1 BB: 1 P: 9	R: 0 E: 0 K: 0 S: 3	H: 0 LOB: 0 BB: 0 P: 3	R: 1 E: 0 K: 1 S: 7	H: 2 LOB: 1 BB: 0 P: 7	R: 1 E: 0 K: 1 S: 4	H: 2 LOB: 1 BB: 1 P: 5	R: 5 E: 0 K: 1 S: 12	H: 5 LOB: 1 BB: 0 P: 19	R: 1 E: 0 K: 1 S: 6	H: 1 LOB: 0 BB: 0 P: 7	R: 0 E: 0 K: 1 S: 6	H: 1 LOB: 1 BB: 0 P: 6		R: 1 E: 0 K: 0 S: 5	H: 2 LOB: 1 BB: 0 P: 5	1B: 7 2B: 5 3B: 1 HR: 1	SF: 0 SAC: 0 DP: 0 HBP: 0	WP: 0 PB: 0 SB: 2 CS: 1
PITCHER	IP WLS BF H R ER SO BB IBB HBP BLK WP HR S P ERA WHIP																					
46 Jason Hammel, R (1,1) ERA: 3.79	5.0 L 22 7 5 5 2 2 0 0 0 0 0 0 0 24 34 9.00 1.800																					
86 Chris Gissell, R (6,1) ERA: 18.0	1.0 B 6 3 2 2 1 0 0 0 0 0 0 1 10 13 18.00 3.000																					
63 Rafael Betancourt, R (7,1) ERA: 9.0	1.0 4 1 1 1 1 0 0 0 0 0 0 0 6 7 9.00 1.000																					
53 Randy Flores, L (8,1) ERA: 3.18	1.0 4 1 0 0 1 0 0 0 0 0 0 0 6 6 0.00 1.000																					
51 Matt Reynolds, L (9,1) ERA: 3.98	1.0 5 2 1 1 0 0 0 0 0 0 0 0 5 5 9.00 2.000																					

Batter	1	2	3	4	5	6	7	8	9	AB	R	H	RBI	BB	SO	LOB	BOTTOM					
5 Carlos González, L (1,7) OBP: 0.390, SLG: 0.553 23 Jason Giambi, L (6,3) OBP: 0.385, SLG: 0.545 72 Mike Pauk, L (7, PR) (8,3) OBP: 0.400, SLG: 0.595										3	1	2	2	0	0	1	San Diego Padres @ Colorado Rockies US West Sports Complex, Hi Corbett Field, Tucson, AZ Tue Mar 23 2010, 4:18 PM - 7:20 PM EDT Att: 5,012 - Partly Cloudy - 69 F livebaseballscorecards.com					
24 Dexter Fowler, S (1,8) OBP: 0.400, SLG: 0.303 15 Jay Payton, R (6,8) OBP: 0.222, SLG: 0.257										3	0	1	0	0	0	1						
17 Todd Helton, L (1,3) OBP: 0.333, SLG: 0.273 7 Seth Smith, L (6,7) OBP: 0.341, SLG: 0.526										3	0	1	0	0	1	1						
2 Troy Tulowitzki, R (1,6) OBP: 0.394, SLG: 0.633 6 Melvin Mora, R (6,4) OBP: 0.306, SLG: 0.371										3	1	2	1	0	0	1						
11 Brad Hawpe, L (1,9) OBP: 0.333, SLG: 0.421 Brad Eldred, R (6,9) OBP: 0.625, SLG: 1.857										3	0	1	0	0	1	1						
20 Chris Iannetta, R (1,2) OBP: 0.486, SLG: 0.655 39 Paul Phillips, R (7,2) OBP: 0.438, SLG: 0.500										3	1	1	1	0	1	1						
9 Ian Stewart, L (1,5) OBP: 0.395, SLG: 0.457										3	0	0	0	1	1	1						
12 Clint Barmes, R (1,4) OBP: 0.342, SLG: 0.571 Chris Nelson, R (7,6) OBP: 0.370, SLG: 0.333										3	0	0	0	0	1	1						
46 Jason Hammel, R (11,1) OBP: 0.286, SLG: 0.326 86 Chris Gissell, R (7,1) 63 Rafael Betancourt, R (7,1) 14 Paul Lo Duca, R (7, PR) (8,1) 53 Randy Flores, L (8,1) 13 Matt Miller, R (8, PR) (9,1) 51 Matt Reynolds, L (9,1)										2	1	1	0	0	0	1						
Inning Stats	R: 0 E: 0 K: 0 S: 4	H: 2 LOB: 1 BB: 0 P: 5	R: 0 E: 0 K: 2 S: 8	H: 1 LOB: 0 BB: 0 P: 8	R: 2 E: 0 K: 0 S: 6	H: 3 LOB: 1 BB: 0 P: 7	R: 1 E: 1 K: 0 S: 5	H: 1 LOB: 0 BB: 0 P: 5	R: 1 E: 0 K: 1 S: 10	H: 2 LOB: 0 BB: 0 P: 11	R: 0 E: 0 K: 1 S: 5	H: 0 LOB: 0 BB: 0 P: 5	R: 2 E: 0 K: 0 S: 5	H: 3 LOB: 1 BB: 0 P: 5	R: 0 E: 0 K: 2 S: 8	H: 1 LOB: 2 BB: 1 P: 12		R: 0 E: 0 K: 1 S: 5	H: 0 LOB: 0 BB: 0 P: 5	1B: 8 2B: 2 3B: 0 HR: 3	SF: 1 SAC: 0 DP: 1 HBP: 0	WP: 0 PB: 0 SB: 0 CS: 2
PITCHER	IP WLS BF H R ER SO BB IBB HBP BLK WP HR S P ERA WHIP																					
29 Kevin Correia, R (1,1) ERA: 6.75	6.0 W 26 9 4 4 4 5 0 0 0 0 0 0 0 4 4 6.00 1.500																					
45 Edward Mujica, R (7,1) ERA: 10.13	0.1 4 3 2 2 0 0 0 0 0 0 0 0 4 4 54.00 9.000																					
39 Ernesto Frieri, R (7,1) ERA:	1.1 H 5 1 0 0 1 1 0 0 0 0 0 0 6 10 0.00 1.500																					
55 Adam Russell, R (8,1) ERA: 1.23	0.1 H 1 0 0 0 1 0 0 0 0 0 0 0 3 3 0.00 0.000																					
94 Scott Munter, R (9,1) ERA:	1.0 S 3 0 0 0 1 0 0 0 0 0 0 0 5 5 0.00 0.000																					

Batter	1	2	3	4	5	6	7	8	9	AB	R	H	RBI	BB	SO	LOB	TOP			
21 Chris Dickerson, L (1, 8) OBP: 0.400, SLG: 0.514 58 Josh Anderson, L (7, PH) OBP: 0.222, SLG: 0.235										2	0	0	0	1	2	0	<p>Cincinnati Reds @ Colorado Rockies</p> <p>US West Sports Complex, Hi Corbett Field, Tucson, AZ</p> <p>Thu Mar 25 2010, 4:14 PM - 7:27 PM EDT</p> <p>Att: 4,827 - Sunny - 77 F</p> <p>livebaseballscorecards.com</p>			
16 Chris Burke, R (1, 6) OBP: 0.316, SLG: 0.333 43 Miguel Rojas, R (7, PH) OBP: 0.250, SLG: 0.250										3	0	1	0	0	0	3				
19 Joey Votto, L (1, 3) OBP: 0.318, SLG: 0.278 43 Kevin West, R (7, PH) OBP: 1.000, SLG: 1.000											1	0	0	1	2	0				
27 Scott Rolen, R (1, 5) OBP: 0.385, SLG: 0.406 64 Juan Francisco, L (6, 5)										3	0	0	0	0	0	4				
31 Jonny Gomes, R (1, 7) OBP: 0.293, SLG: 0.700 15 Drew Sutton, S (6, PH) OBP: 0.423, SLG: 0.409											2	1	1	1	0	0				
17 Lance Nix, L (1, 9) OBP: 0.289, SLG: 0.667 25 Wladimir Balentien, R (6, PH) OBP: 0.343, SLG: 0.515											2	1	1	1	0	0				
55 Ramon Hernandez, R (1, 2) OBP: 0.500, SLG: 0.529 26 Wilkin Castillo, S (6, 2)											3	0	2	0	0	0				
3 Aaron Miles, S (1, 4) OBP: 0.217, SLG: 0.190 62 Justin Lehr, R (6, 1) 54 Joseph Krebs, L (8, 1) 56 Chris McMurray, R (9, PH) OBP: 1.000, SLG: 1.000											3	1	1	0	0	0				
39 Aaron Harang, R (1, 1) 15 Sean Watson, R (3, 1) 83 Denis Phipps, R (5, PH) 40 Nick Masset, R (5, 1) 43 Miguel Cairo, R (6, PH) OBP: 0.310, SLG: 0.393											1	0	0	0	0	1				
Inning Stats	R: 0 E: 0 K: 1 S: 5	H: 0 LOB: 1 BB: 1 P: 10	R: 0 E: 0 K: 1 S: 5	H: 0 LOB: 0 BB: 0 P: 5	R: 0 E: 0 K: 2 S: 7	H: 0 LOB: 0 BB: 0 P: 7	R: 0 E: 0 K: 0 S: 3	H: 1 LOB: 0 BB: 0 P: 3	R: 3 E: 0 K: 0 S: 9	H: 4 LOB: 3 BB: 2 P: 17	R: 0 E: 0 K: 0 S: 5	H: 2 LOB: 2 BB: 0 P: 6	R: 0 E: 0 K: 2 S: 6	H: 0 LOB: 0 BB: 0 P: 7	R: 3 E: 0 K: 0 S: 9	H: 6 LOB: 3 BB: 0 P: 9		1B: 13 2B: 0 3B: 0 HR: 2	SF: 0 SAC: 0 DP: 2 HBP: 0	WP: 0 PB: 0 SB: 1 CS: 0
PITCHER	IP WLS BF H R ER SO BB IBB HBP BLK WP HR S P ERA WHIP																			
38 Ubaldo Jiménez, R (1, 1) ERA: 3.95	4.2 W 20 5 3 3 4 2 0 0 0 0 0 2 28 37 5.79 1.500																			
52 Nick Bierbrodt, L (5, 1) ERA:	0.1 2 0 0 0 0 1 0 0 0 0 0 0 0 1 5 0.00 3.000																			
32 Justin Speier, R (6, 1) ERA: 2.7	2.0 9 4 0 0 1 0 0 0 0 0 0 0 0 11 11 0.00 2.000																			
34 Matt Belisle, R (8, 1) ERA:	1.0 3 0 0 0 2 0 0 0 0 0 0 0 0 7 7 0.00 0.000																			
58 Juan Rincon, R (9, 1) ERA: 4.5	1.0 9 6 3 3 0 0 0 0 0 0 0 0 0 9 9 27.00 6.000																			

Batter	1	2	3	4	5	6	7	8	9	AB	R	H	RBI	BB	SO	LOB	BOTTOM	
5 Carlos González, L (1, 8) OBP: 0.378, SLG: 0.524 15 Jay Payton, R (7, 8) OBP: 0.243, SLG: 0.278										4	0	1	1	0	0	1	<p>Cincinnati Reds @ Colorado Rockies</p> <p>US West Sports Complex, Hi Corbett Field, Tucson, AZ</p> <p>Thu Mar 25 2010, 4:14 PM - 7:27 PM EDT</p> <p>Att: 4,827 - Sunny - 77 F</p> <p>livebaseballscorecards.com</p>	
7 Seth Smith, L (1, 7) OBP: 0.356, SLG: 0.512 13 Matt Miller, R (7, 7) OBP: 0.387, SLG: 0.462										3	1	1	0	1	0	0		
17 Todd Helton, L (1, 3) OBP: 0.500, SLG: 0.462 14 Paul Lo Duca, R (5, PR) OBP: 0.240, SLG: 0.208										2	1	2	1	2	0	0		
2 Troy Tulowitzki, R (1, 6) OBP: 0.405, SLG: 0.706 64 Cole Garner, R (6, 9) OBP: 0.333, SLG: 0.500										4	1	2	3	0	0	4		
11 Brad Hawpe, L (1, 9) OBP: 0.360, SLG: 0.381 32 Justin Speier, R (6, 1) 72 Mike Paulk, L (7, PH) OBP: 0.390, SLG: 0.579 34 Matt Belisle, R (8, 1) 58 Juan Rincon, R (9, 1)										2	2	0	0	2	1	3		
21 Miguel Olivo, R (1, 2) OBP: 0.387, SLG: 0.621 18 Jonathan Herrera, S (6, 6) OBP: 0.489, SLG: 0.538									3	1	2	0	0	0	1			
9 Ian Stewart, L (1, 5) OBP: 0.351, SLG: 0.436 Chris Nelson, R (7, 5) OBP: 0.357, SLG: 0.320									4	1	1	1	0	0	4			
12 Clint Barmes, R (1, 4) OBP: 0.357, SLG: 0.564 74 Eider Torres, S (7, 4)									4	1	2	2	0	0	1			
38 Ubaldo Jiménez, R (1, 1) OBP: 0.400, SLG: 0.400 52 Nick Bierbrodt, L (5, 1) 39 Paul Phillips, R (6, 2) OBP: 0.471, SLG: 0.533									3	1	1	1	0	1	2			
Inning Stats	R: 0 E: 0 K: 1 S: 7	H: 2 LOB: 2 BB: 0 P: 7	R: 0 E: 0 K: 0 S: 4	H: 1 LOB: 1 BB: 0 P: 4	R: 7 E: 0 K: 0 S: 11	H: 6 LOB: 3 BB: 4 P: 29	R: 2 E: 1 K: 1 S: 7	H: 2 LOB: 1 BB: 1 P: 11	R: 0 E: 0 K: 0 S: 4	H: 0 LOB: 0 BB: 1 P: 6	R: 1 E: 0 K: 0 S: 6	H: 3 LOB: 2 BB: 0 P: 6	R: 0 E: 0 K: 0 S: 3	H: 0 LOB: 0 BB: 0 P: 3	1B: 13 2B: 1 3B: 0 HR: 1	SF: 0 SAC: 0 DP: 1 HBP: 0		WP: 0 PB: 0 SB: 0 CS: 0
PITCHER	IP WLS BF H R ER SO BB IBB HBP BLK WP HR S P ERA WHIP																	
39 Aaron Harang, R (1, 1) ERA: 11.0	2.2 L 19 9 2 2 2 1 3 0 0 0 0 0 0 8 20 13.50 3.750																	
15 Sean Watson, R (3, 1) ERA: 13.5	1.1 9 2 2 2 1 3 0 0 0 0 0 0 0 4 4 0.00 1.000																	
40 Nick Masset, R (5, 1) ERA: 4.5	1.0 4 1 0 0 0 0 0 0 0 0 0 0 0 4 4 0.00 1.000																	
62 Justin Lehr, R (6, 1) ERA: 3.85	2.0 9 3 1 1 0 1 0 0 0 0 0 0 0 8 12 4.50 2.000																	
54 Joseph Krebs, L (8, 1) ERA:	1.0 3 0 0 0 0 0 0 0 0 0 0 0 0 3 3 0.00 0.000																	

Batter	1	2	3	4	5	6	7	8	9	AB	R	H	RBI	BB	SO	LOB	TOP			
7 Mark Kotsay, L OBP: 0.500, SLG: 0.571 Kenneth Williams, S OBP: 0.222, SLG: 0.222	0-0 2B	4-0 BB			0-0 3B		0-0 1B	0-0 1B		3	0	3	0	1	0	0	Chicago White Sox @ Colorado Rockies US West Sports Complex, Hi Corbett Field, Tucson, AZ Sat Mar 27 2010, 4:13 PM - 6:43 PM EDT Att: 6,894 - Sunny - 69 F livebaseballscorecards.com			
10 Alexei Ramirez, R OBP: 0.286, SLG: 0.264	0-0 P4	0-3 K			0-0 P6		0-0 1B	0-1 PO	0-0 1B	5	1	2	2	0	1	5				
20 Carlos Quentin, R OBP: 0.311, SLG: 0.444	0-0 P6			0-0 G5-3		1-0 HBP	0-0 F8		0-1 1B	4	0	1	0	0	0	3				
14 Paul Konerko, R OBP: 0.379, SLG: 0.412 83 Greg Pailm, R	0-0 G4-3			0-0 1B		0-0 L6-3	1-0 1B		0-0 P3	4	0	2	1	0	0	3				
25 Andruw Jones, R OBP: 0.400, SLG: 0.575 30 Alejandro De Aza, L OBP: 0.333, SLG: 0.420		0-0 F9	0-0 G5-4-3			0-0 L7	0-1 G3		0-0 G3-6-3	2	0	0	0	0	0	1				
23 Mark Tashen, L OBP: 0.273, SLG: 0.349 82 Miguel Socolovich, R		0-0 1B			0-0 G4-3		0-0 G4-3			4	2	2	0	0	0	0				
18 Brent Lillibridge, R OBP: 0.333, SLG: 0.333 65 Greg Aquino, R Drew Garcia, S		0-0 1B			0-0 G5-3		0-0 G4-3		0-0 F9	3	0	1	0	0	0	0				
55 Donny Lucy, R OBP: 0.381, SLG: 0.333		0-0 1B			4-0 BB		0-0 1B		0-0 F8	3	1	2	0	1	0	1				
67 Randy Williams, L 83 Luis Sierra, L 88 Matt Zaleski, R 5 Jayson Nix, R OBP: 0.395, SLG: 0.486		0-0 1B			0-3 K		0-3 K		1-0 2B	0	0	0	0	0	0	0				
Inning Stats	R: 0 E: 0 K: 0 S: 4	H: 1 LOB: 1 BB: 0 P: 4	R: 1 E: 0 K: 1 S: 8	H: 3 LOB: 3 BB: 1 P: 12	R: 0 E: 0 K: 1 S: 3	H: 1 LOB: 0 BB: 0 P: 3	R: 0 E: 0 K: 1 S: 5	H: 0 LOB: 1 BB: 1 P: 9	R: 0 E: 0 K: 0 S: 3	H: 0 LOB: 0 BB: 0 P: 3	R: 3 E: 0 K: 1 S: 10	H: 4 LOB: 1 BB: 0 P: 11	R: 2 E: 0 K: 0 S: 6	H: 3 LOB: 0 BB: 0 P: 6	R: 0 E: 0 K: 0 S: 5	H: 2 LOB: 1 BB: 0 P: 5		1B: 11 2B: 4 3B: 1 HR: 0	SF: 0 SAC: 0 DP: 3 HBP: 1	WP: 1 PB: 0 SB: 2 CS: 0
PITCHER	IP WLS BF H R ER SO BB IBB HBP BLK WP HR S P ERA WHIP	6.0 L 12 7 5 5 1 0 0 0 0 0 0 26 35 1.50 1.333	2.0 L 12 7 5 5 1 0 0 0 0 0 0 16 17 22.50 3.500	1.0 L 4 2 0 0 0 0 0 0 0 0 0 5 5 0.00 2.000											IP WLS BF H R ER SO BB IBB HBP BLK WP HR S P ERA WHIP					

Batter	1	2	3	4	5	6	7	8	9	AB	R	H	RBI	BB	SO	LOB	BOTTOM			
5 Carlos González, L OBP: 0.396, SLG: 0.523 39 Paul Phillips, R OBP: 0.421, SLG: 0.471	1-0 HBP		0-0 1B		0-0 G6-3		0-0 F8			2	0	1	1	0	0	0	Chicago White Sox @ Colorado Rockies US West Sports Complex, Hi Corbett Field, Tucson, AZ Sat Mar 27 2010, 4:13 PM - 6:43 PM EDT Att: 6,894 - Sunny - 69 F livebaseballscorecards.com			
24 Dexter Fowler, S OBP: 0.386, SLG: 0.278 64 Cole Garner, R OBP: 0.317, SLG: 0.474	0-0 F8		0-1 E4		4-0 BB			0-0 G4-3		3	0	0	0	1	0	2				
17 Todd Helton, L OBP: 0.450, SLG: 0.412 72 Mike Pauk, L OBP: 0.372, SLG: 0.550	0-0 G4-6-3		0-3 K		0-0 F7			0-0 1B		4	0	1	0	0	1	4				
2 Troy Tulowitzki, R OBP: 0.425, SLG: 0.722 18 Jonathan Herrera, S OBP: 0.500, SLG: 0.535		0-0 P5			4-0 2B			0-0 1B		2	1	1	0	1	0	0				
21 Miguel Olivo, R OBP: 0.333, SLG: 0.563 44 Tim Redding, R OBP: 1.000, SLG: 1.500 6 Melvin Mora, R OBP: 0.366, SLG: 0.395 58 Juan Rincon, R		0-0 L5			0-0 L7		0-0 F8		0-0 F7	3	0	0	0	0	0	2				
19 Ryan Spillborghs, R OBP: 0.400, SLG: 0.525 15 Jay Payton, R OBP: 0.279, SLG: 0.310		0-3 K			0-3 K		0-0 G5-4-3		0-0 F8	3	0	0	0	0	2	2				
9 Ian Stewart, L OBP: 0.400, SLG: 0.500 83 Warren Schaeffer, R OBP: 0.500, SLG: 1.000			0-3 K		0-0 2B		0-0 2B		0-0 E5	3	0	2	1	0	1	0				
12 Clint Barmes, R OBP: 0.378, SLG: 0.595 Chris Nelson, R OBP: 0.333, SLG: 0.300			0-0 2B		0-0 F7		0-0 1B		0-0 G6-4-3	3	1	2	0	0	0	1				
28 Aaron Cook, R 3 Eric Young Jr., S OBP: 0.297, SLG: 0.449			0-0 2B		0-0 SH1-3		0-0 G6-3		0-0 G4-3	1	0	0	0	0	0	0				
Inning Stats	R: 0 E: 0 K: 0 S: 2	H: 0 LOB: 0 BB: 0 P: 3	R: 0 E: 0 K: 1 S: 5	H: 0 LOB: 0 BB: 0 P: 5	R: 1 E: 1 K: 2 S: 11	H: 2 LOB: 2 BB: 0 P: 11	R: 1 E: 0 K: 1 S: 7	H: 2 LOB: 1 BB: 0 P: 7	R: 0 E: 0 K: 0 S: 2	H: 0 LOB: 1 BB: 1 P: 6	R: 0 E: 0 K: 0 S: 4	H: 2 LOB: 1 BB: 0 P: 4	R: 0 E: 0 K: 0 S: 5	H: 2 LOB: 2 BB: 0 P: 5	R: 0 E: 1 K: 0 S: 3	H: 0 LOB: 0 BB: 0 P: 3		1B: 4 2B: 5 3B: 0 HR: 0	SF: 0 SAC: 1 DP: 4 HBP: 1	WP: 0 PB: 0 SB: 0 CS: 0
PITCHER	IP WLS BF H R ER SO BB IBB HBP BLK WP HR S P ERA WHIP	1.0 B 18 4 2 2 4 1 0 0 0 0 0 2 3 4.50 1.250	4.0 W 7 2 0 0 0 1 0 0 0 0 0 6 10 0.00 1.500	2.0 W 7 2 0 0 0 0 0 0 0 0 0 8 8 0.00 1.000											IP WLS BF H R ER SO BB IBB HBP BLK WP HR S P ERA WHIP					

Batter	1	2	3	4	5	6	7	8	9	AB	R	H	RBI	BB	SO	LOB	TOP							
15 Jay Payton, R OBP: 0.277, SLG: 0.326 64 Cole Garner, R OBP: 0.318, SLG: 0.463	F8		5 1B 2B		F9		G1-3		K	4	1	1	0	0	0	1	Colorado Rockies @ Texas Rangers Surprise Stadium, Surprise, AZ Mon Mar 29 2010, 4:08 PM - 6:35 PM EDT Att: 6,726 - Cloudy - 79 F							
18 Jonathan Herrera, S OBP: 0.474, SLG: 0.659 Chris Nelson, R OBP: 0.290, SLG: 0.290	K		6 BB 5 1B 19 FC6-6-6 BB		G4-3		SH1-2-3		K	2	1	0	1	1	1	0								
5 Carlos González, L OBP: 0.404, SLG: 0.542 13 Matt Miller, R OBP: 0.400, SLG: 0.483			19 6 BB 19 2-H 1B		K2-3		G6-3			4	0	2	1	0	1	0								
21 Miguel Olivo, R OBP: 0.333, SLG: 0.529 39 Paul Phillips, R OBP: 0.429, SLG: 0.474			19 6 BB 19 2-H 1B							2	1	0	0	1	2	3								
6 Melvin Mora, R OBP: 0.386, SLG: 0.400 3 Enc Young Jr., S OBP: 0.295, SLG: 0.444			9 FC4-6 1B		F9		FC2-6 19 1B			2	0	1	0	1	0	1								
19 Ryan Spillborghs, R OBP: 0.388, SLG: 0.500 82 Tommy Field, R OBP: 0.388, SLG: 0.500			9 HR 1B		F9		83 BB 1B			4	1	1	0	0	0	4								
9 Ian Stewart, L OBP: 0.417, SLG: 0.578 83 Kenny Perez, S OBP: 0.750, SLG: 0.500			52 G5-4-3 BB							3	1	2	3	0	0	0								
Brad Eldred, R OBP: 0.500, SLG: 1.143 52 Josh Phelps, R OBP: 0.500, SLG: 1.143										3	0	0	0	0	1	1								
72 Mike Paulk, L OBP: 0.340, SLG: 0.500										1	0	0	0	0	0	3								
										4	1	0	0	0	1	0								
Inning Stats	R: 0 E: 0 K: 2 S: 12	H: 1 LOB: 1 BB: 0 P: 15	R: 2 E: 0 K: 0 S: 8	H: 2 LOB: 0 BB: 0 P: 13	R: 2 E: 0 K: 1 S: 10	H: 2 LOB: 1 BB: 2 P: 23	R: 0 E: 0 K: 1 S: 9	H: 0 LOB: 0 BB: 0 P: 13	R: 0 E: 0 K: 1 S: 9	H: 0 LOB: 0 BB: 0 P: 12	R: 1 E: 0 K: 0 S: 12	H: 1 LOB: 1 BB: 0 P: 21	R: 1 E: 1 K: 0 S: 6	H: 0 LOB: 0 BB: 0 P: 9	R: 0 E: 0 K: 0 S: 8	H: 2 LOB: 2 BB: 1 P: 16	R: 0 E: 0 K: 3 S: 11	H: 0 LOB: 0 BB: 0 P: 15	1B: 5 2B: 2 3B: 0 HR: 1	SF: 0 SAC: 1 DP: 2 HBP: 0	WP: 1 PB: 0 SB: 0 CS: 0	PA: 38		
PITCHER	IP WLS BF ERA WHIP	IP WLS BF ERA WHIP	IP WLS BF ERA WHIP	IP WLS BF ERA WHIP	IP WLS BF ERA WHIP	IP WLS BF ERA WHIP	IP WLS BF ERA WHIP	IP WLS BF ERA WHIP	IP WLS BF ERA WHIP	IP WLS BF ERA WHIP	IP WLS BF ERA WHIP	IP WLS BF ERA WHIP	IP WLS BF ERA WHIP	IP WLS BF ERA WHIP	IP WLS BF ERA WHIP	IP WLS BF ERA WHIP	IP WLS BF ERA WHIP	IP WLS BF ERA WHIP	IP WLS BF ERA WHIP	IP WLS BF ERA WHIP	IP WLS BF ERA WHIP	IP WLS BF ERA WHIP	IP WLS BF ERA WHIP	
54 Matt Harrison, L ERA: 3.94 28 Darren Oliver, L ERA: 12.0 30 Neftali Feliz, R ERA: 12.0	7.0 W 30 6.43 1.286	1.0 H 5 0.00 3.000	1.0 S 3 0.00 0.000	1.0 S 3 0.00 0.000	1.0 S 3 0.00 0.000	1.0 S 3 0.00 0.000	1.0 S 3 0.00 0.000	1.0 S 3 0.00 0.000	1.0 S 3 0.00 0.000	1.0 S 3 0.00 0.000	1.0 S 3 0.00 0.000	1.0 S 3 0.00 0.000	1.0 S 3 0.00 0.000	1.0 S 3 0.00 0.000	1.0 S 3 0.00 0.000	1.0 S 3 0.00 0.000	1.0 S 3 0.00 0.000	1.0 S 3 0.00 0.000	1.0 S 3 0.00 0.000	1.0 S 3 0.00 0.000	1.0 S 3 0.00 0.000	1.0 S 3 0.00 0.000	1.0 S 3 0.00 0.000	1.0 S 3 0.00 0.000

Colorado Rockies @ Texas Rangers
 Surprise Stadium, Surprise, AZ
 Mon Mar 29 2010, 4:08 PM - 6:35 PM EDT
 Att: 6,726 - Cloudy - 79 F

AB 33
 R 6
 H 8
 RBI 5
 BB 4
 SO 8
 LOB 14



Batter	1	2	3	4	5	6	7	8	9	AB	R	H	RBI	BB	SO	LOB	BOTTOM						
20 Julio Borbon, L OBP: 0.321, SLG: 0.329	G1-3				10 2B 32 SF7 1B		G4-3		G4-3	5	1	1	0	0	1	2	Colorado Rockies @ Texas Rangers Surprise Stadium, Surprise, AZ Mon Mar 29 2010, 4:08 PM - 6:35 PM EDT Att: 6,726 - Cloudy - 79 F						
10 Michael Young, R OBP: 0.482, SLG: 0.520			G3		27 1B 2B		32 F7 27 SF9 2B			3	2	2	0	1	0	0							
32 Josh Hamilton, L OBP: 0.440, SLG: 0.689			F7		SF7		F7			3	0	0	1	0	0	2							
27 Vladimir Guerrero, R OBP: 0.345, SLG: 0.423			FC6-4		G5-3		SF9			3	1	1	2	0	0	1							
17 Nelson Cruz, R OBP: 0.435, SLG: 0.736			L6		17 HR 1B		19 1B 2B			4	2	3	2	0	0	0							
19 Chris Davis, L OBP: 0.382, SLG: 0.492			21 G3 3 1B 1B		K		51 FC6-4 1B			4	1	3	1	0	1	1							
21 Jarrod Saltalamacchia, R OBP: 0.222, SLG: 0.500 51 Max Ramirez, R OBP: 0.259, SLG: 0.308			G3		G4-3		FC6-4			3	0	0	0	0	1	3							
3 Andrés Blanco, S OBP: 0.556, SLG: 0.588			G3		K		FC6-4			1	0	0	0	0	0	1							
1 Elvis Andrus, R OBP: 0.288, SLG: 0.328			1 BB 1B		F8		F8			4	0	1	1	0	0	1							
			1 BB 1B		F8		P4			3	0	0	0	1	2	0							
			1 BB 1B		F8		B3			3	0	0	0	1	2	0							
Inning Stats	R: 0 E: 0 K: 0 S: 11	H: 0 LOB: 1 BB: 1 P: 17	R: 1 E: 0 K: 1 S: 18	H: 2 LOB: 2 BB: 1 P: 26	R: 0 E: 0 K: 0 S: 8	H: 0 LOB: 0 BB: 0 P: 12	R: 0 E: 0 K: 1 S: 7	H: 1 LOB: 1 BB: 0 P: 11	R: 4 E: 0 K: 2 S: 18	H: 5 LOB: 1 BB: 0 P: 24	R: 0 E: 0 K: 1 S: 5	H: 0 LOB: 0 BB: 0 P: 8	R: 2 E: 0 K: 0 S: 11	H: 3 LOB: 1 BB: 0 P: 15	R: 0 E: 0 K: 0 S: 7	H: 0 LOB: 0 BB: 0 P: 9	1B: 6 2B: 4 3B: 0 HR: 1	SF: 2 SAC: 0 DP: 0 HBP: 0	WP: 0 PB: 0 SB: 0 CS: 0	PA: 37			
PITCHER	IP WLS BF ERA WHIP	IP WLS BF ERA WHIP	IP WLS BF ERA WHIP	IP WLS BF ERA WHIP	IP WLS BF ERA WHIP	IP WLS BF ERA WHIP	IP WLS BF ERA WHIP	IP WLS BF ERA WHIP	IP WLS BF ERA WHIP	IP WLS BF ERA WHIP	IP WLS BF ERA WHIP	IP WLS BF ERA WHIP	IP WLS BF ERA WHIP	IP WLS BF ERA WHIP	IP WLS BF ERA WHIP	IP WLS BF ERA WHIP	IP WLS BF ERA WHIP	IP WLS BF ERA WHIP	IP WLS BF ERA WHIP	IP WLS BF ERA WHIP	IP WLS BF ERA WHIP	IP WLS BF ERA WHIP	IP WLS BF ERA WHIP
46 Jason Hammel, R ERA: 4.88 56 Franklin Morales, L ERA: 9.26 63 Rafael Betancourt, R ERA: 9.0 97 Joe Beimel, L ERA: 9.0	5.0 W 25 9.00 2.000	1.0 L 6 0.00 3.000	1.0 L 6 0.00 3.000	1.0 L 6 0.00 3.000	1.0 L 6 0.00 3.000	1.0 L 6 0.00 3.000	1.0 L 6 0.00 3.000	1.0 L 6 0.00 3.000	1.0 L 6 0.00 3.000	1.0 L 6 0.00 3.000	1.0 L 6 0.00 3.000	1.0 L 6 0.00 3.000	1.0 L 6 0.00 3.000	1.0 L 6 0.00 3.000	1.0 L 6 0.00 3.000	1.0 L 6 0.00 3.000	1.0 L 6 0.00 3.000	1.0 L 6 0.00 3.000	1.0 L 6 0.00 3.000	1.0 L 6 0.00 3.000	1.0 L 6 0.00 3.000	1.0 L 6 0.00 3.000	1.0 L 6 0.00 3.000

Colorado Rockies @ Texas Rangers
 Surprise Stadium, Surprise, AZ
 Mon Mar 29 2010, 4:08 PM - 6:35 PM EDT
 Att: 6,726 - Cloudy - 79 F

AB 33
 R 7
 H 11
 RBI 7
 BB 2
 SO 5
 LOB 11



Batter	1	2	3	4	5	6	7	8	9	AB	R	H	RBI	BB	SO	LOB	TOP										
75 Xavier Paul, L OBP: 0.235, SLG: 0.333 97 Scott Van Slyke, R OBP: 0.167, SLG: 0.167	F9			F7	L3			G6-3	G6-3	4	0	0	0	0	0	2											
14 Jamey Carroll, R OBP: 0.438, SLG: 0.444 63 Argenis Reyes, S OBP: 0.125, SLG: 0.125	K			7 1B		5 G5-4-3 7 1B		7 1B		4	0	3	0	0	1	0											
7 James Loney, L OBP: 0.367, SLG: 0.467 97 Clay Calfee, L	F9					5 G5-4-3 1B		5 1B		4	0	3	0	0	0	0											
5 Reed Johnson, R OBP: 0.333, SLG: 0.364 84 Jovanny Rosario, S OBP: 0.250, SLG: 0.250		P2		P3		G5-4-3				4	0	1	1	0	0	4											
3 Ronnie Belliard, R OBP: 0.176, SLG: 0.242		K		K						4	0	0	0	0	2	5											
21 Nick Green, R OBP: 0.242, SLG: 0.200										4	0	0	0	0	2	2											
9 A.J. Ellis, R OBP: 0.294, SLG: 0.294 92 Tim Corcoran, R 93 Matt Wallach, L				G1-3		60 1B HBP				1	0	0	0	1	0	0											
60 Chin-Lung Hu, R OBP: 0.286, SLG: 0.259				F9						4	0	2	0	0	0	1											
70 Josh Lindblom, R 37 Carlos Monasterios, R 82 Justin Knoedler, R OBP: 0.300, SLG: 0.222										2	0	0	0	0	2	2											
Inning Stats	R: 0 E: 0 K: 1 S: 5	H: 0 LOB: 0 BB: 0 P: 5	R: 0 E: 0 K: 1 S: 5	H: 0 LOB: 0 BB: 0 P: 5	R: 0 E: 0 K: 1 S: 5	H: 2 LOB: 2 BB: 0 P: 7	R: 0 E: 0 K: 1 S: 6	H: 1 LOB: 2 BB: 0 P: 7	R: 0 E: 0 K: 0 S: 4	H: 2 LOB: 1 BB: 0 P: 4	R: 0 E: 0 K: 2 S: 7	H: 0 LOB: 1 BB: 1 P: 11	R: 1 E: 0 K: 1 S: 8	H: 3 LOB: 2 BB: 0 P: 8	R: 0 E: 0 K: 1 S: 6	H: 1 LOB: 1 BB: 0 P: 6	1B: 9 2B: 0 3B: 0 HR: 0	SF: 0 SAC: 0 DP: 1 HBP: 1	WP: 0 PB: 0 SB: 0 CS: 0	PA: 37							
PITCHER	IP	WLS	BF	H	R	ER	SO	BB	IBB	HBP	BLK	WP	HR	S	P	ERA	WHIP										
27 Greg Smith, L ERA: 1.5	4.0	W	14	2	0	0	4	0	0	0	0	0	0	22	22	0.00	0.500										
34 Matt Belisle, R ERA: 2.35	1.0	H	5	1	0	0	1	0	0	1	0	0	0	6	7	0.00	1.000										
53 Randy Flores, L ERA: 2.35	1.0	H	4	2	0	0	0	0	0	0	0	0	0	4	4	0.00	2.000										
58 Juan Rincon, R ERA: 3.6	1.0	H	4	0	0	0	2	1	0	0	0	0	0	7	11	0.00	1.000										
51 Matt Reynolds, L ERA: 4.5	1.0	H	6	3	1	1	1	0	0	0	0	0	0	8	8	9.00	3.000										
PITCHER	IP	WLS	BF	H	R	ER	SO	BB	IBB	HBP	BLK	WP	HR	S	P	ERA	WHIP										
31 Matt Daley, R ERA: 3.24	1.0	S	4	1	0	0	1	0	0	0	0	0	0	6	6	0.00	1.000										

Los Angeles Dodgers @ Colorado Rockies
US West Sports Complex, Hi Corbett Field, Tucson, AZ
Tue Mar 30 2010, 4:14 PM - 6:43 PM EDT
Att: 6,802 - Sunny - 87 F

AB 35
R 1
H 9
RBI 1
BB 1
SO 9
LOB 19



Batter	1	2	3	4	5	6	7	8	9	AB	R	H	RBI	BB	SO	LOB	BOTTOM										
5 Carlos González, L OBP: 0.400, SLG: 0.549 7 Seth Smith, L OBP: 0.360, SLG: 0.489	17 HR			G4-3						3	1	1	0	0	0	2											
24 Dexter Fowler, S OBP: 0.412, SLG: 0.341 64 Cole Garner, R OBP: 0.318, SLG: 0.463				F8						4	1	1	0	0	0	1											
17 Todd Helton, L OBP: 0.435, SLG: 0.550 18 Jonathan Herrera, S OBP: 0.483, SLG: 0.489										3	1	1	2	0	0	1											
2 Troy Tulowitzki, R OBP: 0.425, SLG: 0.796 53 Randy Flores, L 58 Juan Rincon, R 19 Ryan Spillborghs, R OBP: 0.300, SLG: 0.300 51 Matt Reynolds, L 31 Matt Daley, R				L9						2	0	1	0	1	0	0											
11 Brad Hawpe, L OBP: 0.382, SLG: 0.400 15 Jay Payton, R OBP: 0.271, SLG: 0.319										3	0	2	1	0	0	1											
21 Miguel Olivo, R OBP: 0.359, SLG: 0.528 39 Paul Phillips, R OBP: 0.409, SLG: 0.450										2	0	1	0	0	0	2											
9 Ian Stewart, L OBP: 0.392, SLG: 0.542 94 Radames Narazario, R OBP: 0.333, SLG: 0.333										4	0	0	0	0	0	4											
12 Clint Barmes, R OBP: 0.373, SLG: 0.553 83 Daniel Mayora, R										2	0	1	0	1	1	0											
27 Greg Smith, L OBP: 0.250, SLG: 0.250 34 Matt Belisle, R 6 Melvin Mora, R OBP: 0.378, SLG: 0.390										2	0	1	0	0	0	1											
Inning Stats	R: 2 E: 0 K: 0 S: 6	H: 4 LOB: 1 BB: 0 P: 8	R: 0 E: 0 K: 1 S: 6	H: 1 LOB: 0 BB: 0 P: 6	R: 1 E: 0 K: 0 S: 4	H: 2 LOB: 1 BB: 1 P: 8	R: 0 E: 0 K: 0 S: 4	H: 1 LOB: 0 BB: 0 P: 4	R: 0 E: 0 K: 1 S: 5	H: 1 LOB: 3 BB: 1 P: 10	R: 0 E: 0 K: 0 S: 3	H: 0 LOB: 1 BB: 1 P: 7	R: 0 E: 0 K: 0 S: 3	H: 0 LOB: 0 BB: 0 P: 3	1B: 6 2B: 1 3B: 1 HR: 1	SF: 0 SAC: 0 DP: 2 HBP: 1	WP: 1 PB: 0 SB: 0 CS: 0	PA: 35									
PITCHER	IP	WLS	BF	H	R	ER	SO	BB	IBB	HBP	BLK	WP	HR	S	P	ERA	WHIP										
70 Josh Lindblom, R ERA: 5.0	5.0	L	23	8	3	3	1	1	0	0	0	0	0	23	29	5.40	1.800										
37 Carlos Monasterios, R ERA: 1.93	1.0		5	1	0	0	1	1	0	1	0	0	0	5	10	0.00	2.000										
92 Tim Corcoran, R ERA:	2.0		7	0	0	0	0	1	0	0	0	0	0	6	10	0.00	0.500										

Los Angeles Dodgers @ Colorado Rockies
US West Sports Complex, Hi Corbett Field, Tucson, AZ
Tue Mar 30 2010, 4:14 PM - 6:43 PM EDT
Att: 6,802 - Sunny - 87 F

AB 31
R 3
H 9
RBI 3
BB 3
SO 2
LOB 16



Batter	1	2	3	4	5	6	7	8	9	AB	R	H	RBI	BB	SO	LOB	TOP					
24 Dexter Fowler, S OBP: 0.400, SLG: 0.318	F9		G1-3		G4-3			FC9-6 19 1B BB		3	0	0	0	1	0	1	Colorado Rockies @ Chicago Cubs Hohokam Park, Mesa, AZ Thu Apr 01 2010, 4:05 PM - 6:27 PM EDT Att: 10,005 - Partly Cloudy - 64 F					
19 Ryan Spillborghs, R OBP: 0.393, SLG: 0.480	1B			F9		17 CS 1B	FC9-6 1B		4	0	3	0	0	0	0	0						
17 Todd Helton, L OBP: 0.370, SLG: 0.458	F8			L7		1-2	F7		4	0	0	0	0	1	4							
2 Troy Tulowitzki, R OBP: 0.429, SLG: 0.727 Hector Gomez, R OBP: 0.400, SLG: 0.611	L1			1B		1-2	FC9-6		3	0	1	0	0	1	1							
7 Seth Smith, L OBP: 0.386, SLG: 0.510 15 Jay Payton, R OBP: 0.275, SLG: 0.320	1B			1B			G4-3		3	0	2	0	0	0	0							
21 Miguel Olivo, R OBP: 0.357, SLG: 0.513 66 Jordan Pacheco, R OBP: 0.667, SLG: 0.875	G6-3			P4			9 BB 1B		1	0	0	0	0	0	0							
9 Ian Stewart, L OBP: 0.400, SLG: 0.549 Eric Young Jr., S OBP: 0.313, SLG: 0.431	P6					26 G6-3 2B	BB		2	0	1	0	1	0	0							
18 Jonathan Herrera, S OBP: 0.468, SLG: 0.471			G4-3		F8		1-2	6 G5-4-3 1B	4	0	1	0	0	1	3							
26 Jeff Francis, L 31 Matt Daley, R 23 Jason Giambi, L 97 Joe Beimel, L 32 Justin Speier, R 6 Melvin Mora, R			K		G6-3		G3-1		2	0	0	0	0	1	1							
Inning Stats	R: 0 E: 0 K: 0 S: 9	H: 1 LOB: 1 BB: 0 P: 13	R: 0 E: 0 K: 0 S: 10	H: 1 LOB: 0 BB: 0 P: 16	R: 0 E: 0 K: 1 S: 7	H: 0 LOB: 0 BB: 0 P: 10	R: 0 E: 0 K: 0 S: 13	H: 2 LOB: 2 BB: 0 P: 18	R: 0 E: 0 K: 0 S: 5	H: 1 LOB: 0 BB: 0 P: 9	R: 0 E: 0 K: 2 S: 10	H: 1 LOB: 0 BB: 0 P: 14	R: 0 E: 0 K: 1 S: 8	H: 1 LOB: 2 BB: 1 P: 12	R: 0 E: 0 K: 0 S: 14	H: 1 LOB: 2 BB: 0 P: 21		R: 0 E: 0 K: 0 S: 8	H: 2 LOB: 1 BB: 0 P: 9	1B: 9 2B: 1 3B: 0 HR: 0	SF: 0 SAC: 0 DP: 1 HBP: 0	WP: 0 PA: 36 PB: 0 SB: 0 CS: 1
PITCHER	IP WLS BF H R ER SO BB IBB HBP BLK WP HR S P ERA WHIP	5.0 W 2 0 0 0 1 0 0 0 0 0 0 48 73 0.00 1.200	1.0 W 2 0 0 0 2 0 0 0 0 0 0 6 7 0.00 0.000	0.1 H 2 1 0 0 0 0 0 0 0 0 0 2 2 0.00 3.000	0.2 H 3 0 0 0 1 1 0 0 0 0 0 6 10 0.00 1.500	1.0 H 5 1 0 0 0 1 0 0 0 0 0 14 21 0.00 2.000	1.0 S 4 2 0 0 0 0 0 0 0 0 0 8 9 0.00 2.000															

Batter	1	2	3	4	5	6	7	8	9	AB	R	H	RBI	BB	SO	LOB	BOTTOM	
2 Ryan Theriot, R OBP: 0.439, SLG: 0.424 Hak-Ju Lee, L OBP: 0.200, SLG: 0.400	G4-3		G6-3		G3-6 1 BB		P5			2	0	0	0	1	0	0	Colorado Rockies @ Chicago Cubs Hohokam Park, Mesa, AZ Thu Apr 01 2010, 4:05 PM - 6:27 PM EDT Att: 10,005 - Partly Cloudy - 64 F	
1 Kosuke Fukudome, L OBP: 0.377, SLG: 0.380 81 Smally Borges, R	L8		F9		G3-6 1-2		G6-3		4	0	0	0	0	0	1			
25 Derrek Lee, R OBP: 0.298, SLG: 0.486 59 Brett Jackson, L OBP: 0.667, SLG: 0.750	G1-3		G5-3			12 HR 2B	F9		3	0	1	0	0	0	0			
16 Aramis Ramirez, R OBP: 0.263, SLG: 0.306 9 Chad Tracy, L OBP: 0.397, SLG: 0.432					G6-4-3 HBP		E9 1B		1	0	0	0	0	1	0			
24 Marlon Byrd, R OBP: 0.344, SLG: 0.569 4 Bryan LaHair, L OBP: 0.278, SLG: 0.529					G6-4-3 1-2		K		3	0	1	0	0	1	2			
12 Alfonso Soriano, R OBP: 0.289, SLG: 0.444 29 Jeff Samardzija, R 43 John Grabow, L Jeff Gray, R					G6-4-3 1-2		P2		1	0	0	0	0	0	1			
33 Esmalin Caridad, R									3	1	3	2	0	0	0			
28 Jeff Baker, R OBP: 0.304, SLG: 0.400 17 Mike Fontenot, L OBP: 0.397, SLG: 0.509									0	0	0	0	0	0	0			
18 Geovany Soto, R OBP: 0.413, SLG: 0.257 55 Koyie Hill, S OBP: 0.195, SLG: 0.132									2	0	0	0	1	1	3			
52 Carlos Silva, R 49 Carlos Marmol, R 21 Tyler Colvin, L OBP: 0.453, SLG: 0.707									0	0	0	0	0	0	0			
Inning Stats	R: 0 E: 0 K: 0 S: 5	H: 0 LOB: 0 BB: 0 P: 9	R: 0 E: 0 K: 3 S: 17	H: 2 LOB: 3 BB: 1 P: 27	R: 0 E: 0 K: 0 S: 7	H: 0 LOB: 0 BB: 0 P: 12	R: 0 E: 0 K: 0 S: 7	H: 1 LOB: 2 BB: 1 P: 13	R: 0 E: 0 K: 2 S: 14	H: 2 LOB: 1 BB: 0 P: 17	R: 0 E: 0 K: 1 S: 5	H: 0 LOB: 0 BB: 0 P: 5	R: 0 E: 1 K: 0 S: 7	H: 1 LOB: 1 BB: 0 P: 9	1B: 4 2B: 1 3B: 0 HR: 1	SF: 0 SAC: 0 DP: 2 HBP: 1	WP: 0 PA: 32 PB: 0 SB: 2 CS: 0	
PITCHER	IP WLS BF H R ER SO BB IBB HBP BLK WP HR S P ERA WHIP	5.0 L 5 2 2 2 2 0 0 0 0 0 1 14 17 18.00 2.000	1.0 L 3 0 0 0 1 0 0 0 0 0 0 5 5 0.00 0.000	1.0 L 4 1 0 0 0 0 0 0 0 0 0 7 9 0.00 1.000														

AB	34
R	0
H	10
RBI	0
BB	2
SO	4
LOB	20



Batter	1	2	3	4	5	6	7	8	9	AB	R	H	RBI	BB	SO	LOB	TOP																				
Eric Young Jr., S OBP: 0.307, SLG: 0.400 (1.4)	G4-3		B1-3	G4-3		G3			G4-3	5	0	0	0	1	0	4	Colorado Rockies @ Seattle Mariners Isotopes Park, Albuquerque, NM Sat Apr 03 2010, 2:12 PM - 5:11 PM EDT Att: 11,319 - Partly Cloudy - 57 F																				
5 Carlos González, L OBP: 0.391, SLG: 0.576 19 Ryan Spilborghs, R OBP: 0.393, SLG: 0.527 (1.8)			G3		G1-3					3	0	1	0	0	0	0																					
17 Todd Helton, L OBP: 0.333, SLG: 0.407 Brad Eldred, R OBP: 0.571, SLG: 1.421 (1.3)	G6-3		G4-3		F7					3	0	0	0	0	0	1																					
23 Jason Giambi, L OBP: 0.458, SLG: 0.611 66 Jordan Pacheco, R OBP: 0.692, SLG: 0.818 (1.10)										3	1	1	1	0	2	1																					
11 Brad Hawpe, L OBP: 0.429, SLG: 0.605 15 Jay Payton, R OBP: 0.291, SLG: 0.370 (1.9)										3	2	2	1	0	0	0																					
21 Miguel Olivo, R OBP: 0.340, SLG: 0.500 6 Melvin Mora, R OBP: 0.370, SLG: 0.380 (1.2)										3	1	1	0	0	1	0																					
7 Seth Smith, L OBP: 0.400, SLG: 0.537 (1.7)										3	1	2	2	0	0	0																					
60 Manny Corpas, R ERA: 6.94 39 Paul Phillips, R ERA: 5.36, SLG: 0.391 97 Joe Beimel, L ERA: 5.23 31 Matt Daley, R 32 Justin Speier, R (6.1)										0	0	0	0	0	0	0																					
9 Ian Stewart, L OBP: 0.410, SLG: 0.589 Héctor Gómez, R OBP: 0.435, SLG: 0.714 (1.5)										3	1	2	2	0	0	1																					
12 Clint Barmes, R OBP: 0.417, SLG: 0.648 (1.6)										2	0	1	0	0	0	0																					
18 Jonathan Herrera, S OBP: 0.470, SLG: 0.599 (6.6)										2	0	1	0	0	0	1																					
Inning Stats	R: 0 E: 0 K: 1 S: 6	H: 1 LOB: 1 BB: 0 P: 6	R: 1 E: 0 K: 1 S: 7	H: 2 LOB: 1 BB: 0 P: 7	R: 0 E: 0 K: 0 S: 3	H: 0 LOB: 0 BB: 0 P: 3	R: 2 E: 0 K: 1 S: 8	H: 3 LOB: 2 BB: 1 P: 12	R: 2 E: 0 K: 0 S: 7	H: 2 LOB: 0 BB: 0 P: 7	R: 5 E: 0 K: 0 S: 10	H: 5 LOB: 1 BB: 1 P: 17	R: 0 E: 0 K: 0 S: 4	H: 1 LOB: 2 BB: 1 P: 8	R: 0 E: 0 K: 1 S: 5	H: 1 LOB: 1 BB: 1 P: 9		R: 0 E: 0 K: 0 S: 4	H: 1 LOB: 0 BB: 0 P: 4	1B: 6 2B: 4 3B: 2 HR: 4	SF: 0 SAC: 0 DP: 1 HBP: 0	WP: 0 PB: 0 SB: 0 CS: 0	PA: 46														
PITCHER	IP	WLS	BF	H	R	ER	SO	BB	IBB	HBP	BLK	WP	HR	S	P	ERA		WHIP	PITCHER		IP	WLS	BF	H	R	ER	SO	BB	IBB	HBP	BLK	WP	HR	S	P	ERA	WHIP
58 Doug Fister, R ERA: 6.94 39 Mike Koplove, R ERA: 2.94 43 Brandon League, R ERA: 8.25 30 Levale Speigner, R ERA: 1.42 57 Mark Lowe, R ERA: 3.69 (1.1)	4.0	L	19	6	3	3	3	1	0	0	0	0	0	24	28	6.75		1.750	98 Steve Bray, R ERA: 9.1 (9.1)		1.0		4	1	0	0	0	0	0	0	0	0	0	4	4	0.00	1.000

Batter	1	2	3	4	5	6	7	8	9	AB	R	H	RBI	BB	SO	LOB	BOTTOM																				
51 Ichiro Suzuki, L OBP: 0.313, SLG: 0.319 1 Eric Byrnes, R OBP: 0.323, SLG: 0.436 (1.9)	E6		G1-3		G3-1					3	0	0	0	0	0	1	Colorado Rockies @ Seattle Mariners Isotopes Park, Albuquerque, NM Sat Apr 03 2010, 2:12 PM - 5:11 PM EDT Att: 11,319 - Partly Cloudy - 57 F																				
9 Chone Figgins, S OBP: 0.432, SLG: 0.404 6 Chris Woodward, R OBP: 0.209, SLG: 0.211 (1.4)					G6-3					2	0	1	0	1	0	1																					
21 Franklin Gutierrez, R OBP: 0.373, SLG: 0.387 12 Ryan Langerhans, L OBP: 0.297, SLG: 0.241 (1.8)			G5-3							3	0	1	0	0	1	2																					
15 Milton Bradley, S OBP: 0.409, SLG: 0.436 27 Matt Tuiasosopo, R OBP: 0.362, SLG: 0.559 (1.7)										2	0	1	0	0	0	1																					
5 Mike Sweeney, R OBP: 0.512, SLG: 0.850 10 Adam Moore, R OBP: 0.377, SLG: 0.383 (1.10)										3	1	0	0	0	1	2																					
4 Jose Lopez, R OBP: 0.329, SLG: 0.462 83 Travis Denker, R OBP: 0.444, SLG: 0.778 (1.5)										2	0	1	0	0	1	0																					
13 Casey Kotchman, L OBP: 0.333, SLG: 0.579 59 Tommy Everidge, R OBP: 0.333, SLG: 0.579 (1.3)										1	0	1	0	0	0	0																					
32 Rob Johnson, R OBP: 0.208, SLG: 0.273 26 Josh Bard, S OBP: 0.217, SLG: 0.364 (1.2)										3	0	0	0	0	2	3																					
2 Jack Wilson, R OBP: 0.380, SLG: 0.455 16 Josh Wilson, R OBP: 0.413, SLG: 0.359 (1.6)										1	0	0	0	1	0	0																					
Inning Stats	R: 0 E: 1 K: 1 S: 5	H: 0 LOB: 1 BB: 1 P: 9	R: 0 E: 0 K: 2 S: 7	H: 0 LOB: 0 BB: 0 P: 8	R: 0 E: 0 K: 0 S: 4	H: 1 LOB: 1 BB: 0 P: 4	R: 0 E: 0 K: 2 S: 10	H: 3 LOB: 2 BB: 0 P: 10	R: 0 E: 0 K: 0 S: 3	H: 1 LOB: 2 BB: 1 P: 8	R: 3 E: 1 K: 1 S: 9	H: 3 LOB: 0 BB: 0 P: 9	R: 0 E: 0 K: 1 S: 6	H: 0 LOB: 2 BB: 1 P: 10	R: 1 E: 0 K: 2 S: 9	H: 2 LOB: 1 BB: 0 P: 9		R: 0 E: 0 K: 1 S: 5	H: 0 LOB: 0 BB: 0 P: 5	1B: 7 2B: 2 3B: 0 HR: 1	SF: 0 SAC: 0 DP: 0 HBP: 1	WP: 0 PB: 0 SB: 0 CS: 2	PA: 40														
PITCHER	IP	WLS	BF	H	R	ER	SO	BB	IBB	HBP	BLK	WP	HR	S	P	ERA		WHIP	PITCHER		IP	WLS	BF	H	R	ER	SO	BB	IBB	HBP	BLK	WP	HR	S	P	ERA	WHIP
29 Jorge De La Rosa, L ERA: 1.5 60 Manny Corpas, R ERA: 7.15 97 Joe Beimel, L ERA: 5.23 31 Matt Daley, R ERA: 5.23 32 Justin Speier, R ERA: 3.46 (1.1)	5.0	W	22	5	0	0	5	2	0	1	0	0	0	29	39	0.00		1.400	98 Steve Bray, R ERA: 9.1 (9.1)		1.0		4	1	0	0	0	0	0	0	0	4	4	0.00	1.000		

AB 42
R 10
H 16
RBI 10
BB 4
SO 4
LOB 14

AB 36
R 4
H 10
RBI 4
BB 3
SO 10
LOB 16



Batter	1	2	3	4	5	6	7	8	9	AB	R	H	RBI	BB	SO	LOB	TOP																			
5 Carlos González, L (1,8) OBP: 0.800, SLG: 0.800			G4-6-3														5 2 4 0 0 0 1																			
7 Seth Smith, L (1,7) 34 Matt Betisle, R (7,1) 53 Randy Flores, L (7,1) 31 Matt Daley, R (7,1) 63 Rafael Betancourt, R (8,1) 19 Ryan Spilborghs, R (9,PH) 56 Franklin Morales, L (9,1)			K														4 0 0 0 0 0 3 3 0 1 0 0 1 1 0 0 0 0 0 0 0 0 0 0 0																			
17 Todd Helton, L (1,3) OBP: 0.400, SLG: 0.600	G1-3																5 1 2 0 0 0 1																			
2 Troy Tulowitzki, R (1,6) OBP: 0.250, SLG: 0.250	G1-3																4 0 1 1 0 0 2																			
11 Brad Hawpe, L (1,9) OBP: 0.500, SLG: 0.667																	3 1 1 0 1 0 3																			
20 Chris Iannetta, R (1,2)																	2 0 0 0 2 0 1																			
9 Ian Stewart, L (1,5) OBP: 0.250, SLG: 1.333																	3 1 1 2 0 0 2																			
12 Clint Barnes, R (1,4)																	4 0 0 0 0 1 2																			
38 Ubaldo Jiménez, R (1,1) 24 Dexter Fowler, S (7,PH) (7,8)																	2 0 0 0 0 0 0 2 0 0 0 0 1 0																			
Inning Stats	R: 0 E: 0 K: 1 S: 8	H: 1 LOB: 0 BB: 0 P: 14	R: 2 E: 0 K: 1 S: 11	H: 2 LOB: 0 BB: 0 P: 19	R: 0 E: 1 K: 1 S: 8	H: 0 LOB: 0 BB: 0 P: 14	R: 1 E: 1 K: 0 S: 10	H: 0 LOB: 2 BB: 2 P: 20	R: 1 E: 0 K: 1 S: 10	H: 3 LOB: 0 BB: 0 P: 17	R: 0 E: 0 K: 0 S: 5	H: 0 LOB: 0 BB: 0 P: 11	R: 0 E: 0 K: 1 S: 10	H: 1 LOB: 0 BB: 0 P: 14	R: 0 E: 0 K: 0 S: 8	H: 1 LOB: 2 BB: 1 P: 15	R: 1 E: 0 K: 0 S: 11	H: 2 LOB: 1 BB: 0 P: 17	1B: 6 2B: 3 3B: 0 HR: 1	SF: 1 SAC: 0 DP: 2 HBP: 0	WP: 2 PB: 0 SB: 0 CS: 1	PA: 39														
PITCHER	IP	WLS	BF	H	R	ER	SO	BB	IBB	HBP	BLK	WP	HR	S	P	ERA	WHIP	PITCHER	IP	WLS	BF	H	R	ER	SO	BB	IBB	HBP	BLK	WP	HR	S	P	ERA	WHIP	
49 Yovani Gallardo, R (1,1) ERA: 3.86	7.0	L	29	7	4	3	5	2	0	0	0	1	1	62	109	3.86	1.286																			
38 Chris Narveson, L (8,1) ERA: 4.5	2.0		10	3	1	1	0	0	1	0	0	0	0	19	32	4.50	1.500																			

Colorado Rockies @ Milwaukee Brewers
Miller Park, Milwaukee, WI
Mon Apr 05 2010, 1:11 PM - 4:20 PM CDT
Att: 45,808 - Sunny - 68 F

livebaseballscorecards.com

AB 35
R 5
H 10
RBI 4
BB 3
SO 5
LOB 15

Batter	1	2	3	4	5	6	7	8	9	AB	R	H	RBI	BB	SO	LOB	BOTTOM																			
23 Rickie Weeks Jr, R (1,4) OBP: 0.600, SLG: 0.333																	3 1 1 0 1 1 0																			
27 Carlos Gómez, R (1,8) OBP: 0.800, SLG: 1.600	G6-3																5 2 4 1 0 0 1																			
8 Ryan Braun, R (1,7) OBP: 0.400, SLG: 0.750	E6																4 0 2 2 0 1 2																			
28 Prince Fielder, L (1,3)																	5 0 2 0 0 1 4																			
15 Jim Edmonds, L (1,9)																	4 0 1 0 1 2 5																			
14 Casey McGehee, R (1,5) 38 Chris Narveson, L (8,1) ERA: 4.5																	4 0 2 0 0 0 3 0 0 0 0 0 0 0																			
9 Gregg Zaun, S (1,2)																	4 0 0 0 0 0 3																			
21 Alcides Escobar, R (1,6)																	4 0 0 0 0 1 2																			
49 Yovani Gallardo, R (1,1) 30 Craig Counsell, L (7,PH) (8,5)																	2 0 0 0 0 1 1 2 0 0 0 0 0 0																			
Inning Stats	R: 0 E: 1 K: 1 S: 12	H: 2 LOB: 2 BB: 0 P: 18	R: 0 E: 1 K: 0 S: 7	H: 1 LOB: 1 BB: 0 P: 10	R: 0 E: 0 K: 2 S: 14	H: 1 LOB: 2 BB: 1 P: 23	R: 0 E: 0 K: 0 S: 10	H: 0 LOB: 0 BB: 0 P: 16	R: 1 E: 0 K: 3 S: 15	H: 2 LOB: 1 BB: 0 P: 19	R: 0 E: 0 K: 0 S: 8	H: 2 LOB: 0 BB: 0 P: 13	R: 1 E: 0 K: 0 S: 15	H: 3 LOB: 3 BB: 1 P: 22	R: 0 E: 0 K: 1 S: 10	H: 0 LOB: 0 BB: 0 P: 13	R: 1 E: 0 K: 0 S: 11	H: 1 LOB: 1 BB: 0 P: 17	1B: 9 2B: 3 3B: 0 HR: 1	SF: 1 SAC: 0 DP: 3 HBP: 1	WP: 1 PB: 0 SB: 1 CS: 0	PA: 41														
PITCHER	IP	WLS	BF	H	R	ER	SO	BB	IBB	HBP	BLK	WP	HR	S	P	ERA	WHIP	PITCHER	IP	WLS	BF	H	R	ER	SO	BB	IBB	HBP	BLK	WP	HR	S	P	ERA	WHIP	
38 Ubaldo Jiménez, R (1,1) ERA: 1.5	6.0	W	26	8	1	1	6	1	0	0	0	0	1	66	99	1.50	1.500																			
34 Matt Betisle, R (7,1) ERA: 13.5	0.2	H	4	2	1	1	0	0	0	0	0	0	0	3	8	13.50	3.000																			
53 Randy Flores, L (7,1) ERA:	0.0		2	1	0	0	0	1	0	0	0	0	0	3	8	0.00	0.000																			
31 Matt Daley, R (7,1) ERA:	0.1	H	1	0	0	0	0	0	0	0	0	0	0	3	4	0.00	0.000																			
63 Rafael Betancourt, R (8,1) ERA:	1.0	H	3	0	0	0	1	0	0	0	0	0	0	10	13	0.00	0.000																			

Colorado Rockies @ Milwaukee Brewers
Miller Park, Milwaukee, WI
Mon Apr 05 2010, 1:11 PM - 4:20 PM CDT
Att: 45,808 - Sunny - 68 F

livebaseballscorecards.com

AB 37
R 3
H 12
RBI 3
BB 2
SO 7
LOB 21

Batter	1	2	3	4	5	6	7	8	9	AB	R	H	RBI	BB	SO	LOB	TOP				
15 Jerry Hairston, R (1,9)	G5-3		K			G5-3			L9	4	0	0	0	0	1	1					
22 David Eckstein, R (1,4)	P6			G5-3		G6-3			L9	4	0	0	0	0	0	0					
23 Adrián González, L (1,3)	K			K		G6-3			K	4	0	0	0	0	3	0					
88 Kyle Blanks, R (1,7)		G5-3			HBP			G6-3		2	0	0	0	0	0	0					
7 Chase Headley, S (1,5)	G5-3						F8			3	0	1	0	0	0	0					
12 Scott Hairston, R (1,8)	K			K						3	0	0	0	0	3	2					
4 Nick Hundley, R (1,2)			K			K			K	3	0	0	0	0	3	0					
1 Everth Cabrera, S (1,6)			K			B1-3				3	0	1	0	0	1	0					
33 Clayton Richard, L (1,1)										1	0	0	0	1	0	0					
16 Matt Stairs, L (8,PH)										1	0	0	0	0	1	1					
63 Sean Gallagher, R (8,1)										0	0	0	0	0	0	0					
Inning Stats	R: 0 E: 0 K: 1 S: 11	H: 0 LOB: 0 BB: 0 P: 15	R: 0 E: 0 K: 1 S: 7	H: 0 LOB: 0 BB: 0 P: 12	R: 0 E: 0 K: 3 S: 12	H: 0 LOB: 1 BB: 1 P: 21	R: 0 E: 0 K: 2 S: 11	H: 1 LOB: 2 BB: 0 P: 17	R: 0 E: 0 K: 0 S: 7	H: 0 LOB: 0 BB: 0 P: 10	R: 0 E: 0 K: 1 S: 5	H: 0 LOB: 0 BB: 0 P: 8	R: 0 E: 0 K: 2 S: 8	H: 1 LOB: 0 BB: 0 P: 11	R: 0 E: 0 K: 1 S: 12	H: 0 LOB: 0 BB: 0 P: 17	1B: 2 2B: 0 3B: 0 HR: 0	SF: 0 SAC: 0 DP: 0 HBP: 1	WP: 0 PB: 0 SB: 0 CS: 1	PA: 30	
PITCHER	IP	WLS	BF	H	R	ER	SO	BB	IBB	HBP	BLK	WP	HR	S	P	ERA	WHIP				
29 Jorge De La Rosa, L (1,1)	7.0	W	24	1	0	0	9	1	0	1	0	0	0	63	97	0.00	0.286				
63 Rafael Betancourt, R (8,1)	1.0	H	3	1	0	0	2	0	0	0	0	0	0	8	11	0.00	1.000				
48 Esmil Rogers, R (9,1)	1.0		3	0	0	0	1	0	0	0	0	0	0	12	17	0.00	0.000				

San Diego Padres @ Colorado Rockies
Coors Field, Denver, CO
Fri Apr 09 2010, 2:13 PM - 4:41 PM MDT
Att: 49,509 - Sunny - 62 F

AB	28
R	0
H	2
RBI	0
BB	1
SO	12
LOB	4



Batter	1	2	3	4	5	6	7	8	9	AB	R	H	RBI	BB	SO	LOB	BOTTOM				
5 Carlos González, L (1,7)	F8		E6							5	1	1	0	0	0	2					
24 Dexter Fowler, S (1,8)	G6-3									3	0	1	0	1	1	1					
17 Todd Helton, L (1,3)	G6-3		G3							4	0	1	1	0	0	3					
2 Troy Tulowitzki, R (1,6)		G4-3								4	2	2	0	0	0	1					
11 Brad Hawpe, L (1,9)										3	2	2	0	1	0	1					
21 Miguel Olivo, R (1,2)										4	1	2	1	0	2	2					
9 Ian Stewart, L (1,5)										4	0	1	2	0	0	4					
12 Clint Barmes, R (1,4)										4	1	1	3	0	1	1					
29 Jorge De La Rosa, L (1,1)										2	0	0	0	0	1	1					
19 Ryan Spillborgs, R (7,PH)										0	0	0	0	1	0	0					
63 Rafael Betancourt, R (8,1)										0	0	0	0	0	0	0					
7 Seth Smith, L (8,PH)										1	0	1	0	0	0	0					
48 Esmil Rogers, R (9,1)										0	0	0	0	0	0	0					
Inning Stats	R: 0 E: 0 K: 0 S: 7	H: 0 LOB: 0 BB: 0 P: 12	R: 0 E: 0 K: 0 S: 8	H: 1 LOB: 1 BB: 1 P: 16	R: 0 E: 1 K: 1 S: 11	H: 1 LOB: 2 BB: 0 P: 15	R: 2 E: 0 K: 1 S: 13	H: 3 LOB: 1 BB: 0 P: 20	R: 1 E: 0 K: 0 S: 9	H: 2 LOB: 1 BB: 0 P: 12	R: 0 E: 0 K: 2 S: 10	H: 0 LOB: 0 BB: 0 P: 15	R: 0 E: 0 K: 0 S: 7	H: 0 LOB: 1 BB: 2 P: 15	R: 4 E: 0 K: 1 S: 19	H: 5 LOB: 1 BB: 0 P: 28	1B: 8 2B: 3 3B: 0 HR: 1	SF: 0 SAC: 1 DP: 1 HBP: 0	WP: 0 PB: 0 SB: 0 CS: 1	PA: 38	
PITCHER	IP	WLS	BF	H	R	ER	SO	BB	IBB	HBP	BLK	WP	HR	S	P	ERA	WHIP				
33 Clayton Richard, L (1,1)	7.0	L	30	7	3	3	4	3	0	0	0	0	1	65	105	3.86	1.429				
63 Sean Gallagher, R (8,1)	1.0		8	5	4	4	1	0	0	0	0	0	1	19	28	36.00	5.000				

San Diego Padres @ Colorado Rockies
Coors Field, Denver, CO
Fri Apr 09 2010, 2:13 PM - 4:41 PM MDT
Att: 49,509 - Sunny - 62 F

AB	34
R	7
H	12
RBI	7
BB	3
SO	5
LOB	16



Batter	1	2	3	4	5	6	7	8	9	AB	R	H	RBI	BB	SO	LOB	TOP									
7 José Reyes, S OBP: 0.400, SLG: 0.385										5	1	2	0	0	2	1	New York Mets @ Colorado Rockies Coors Field, Denver, CO Tue Apr 13 2010, 6:43 PM - 9:45 PM MDT Att: 25,110 - Clear - 60 F									
1 Luis Castillo, S OBP: 0.283, SLG: 0.188										4	0	1	0	0	1	2										
5 David Wright, R OBP: 0.548, SLG: 0.667										2	1	2	1	2	0	0										
44 Jason Bay, R OBP: 0.387, SLG: 0.385										3	0	1	1	1	1	1										
12 Jeff Francoeur, R OBP: 0.500, SLG: 0.880										4	1	1	0	0	1	4										
17 Fernando Tatis, R OBP: 0.313, SLG: 0.333										4	0	1	0	0	1	3										
21 Rod Barajas, R OBP: 0.192, SLG: 0.500										3	0	0	1	0	0	0										
16 Ángel Pagán, S OBP: 0.333, SLG: 0.294										4	0	1	0	0	1	1										
33 John Maine, R 22 Raul Valdes, L 32 Jenny Mejia, R 19 Gary Mathews, S 38 Fernando Nieve, R 47 Hisanori Takahashi, L 27 Frank Catalanotto, L										1	0	0	0	0	1	0										
Inning Stats	R: 0 H: 0 E: 0 K: 2 S: 13	H: 0 LOB: 1 BB: 1 P: 22	R: 0 H: 0 E: 0 K: 0 S: 6	H: 0 LOB: 0 BB: 0 P: 9	R: 0 H: 1 E: 0 K: 2 S: 11	H: 1 LOB: 1 BB: 0 P: 15	R: 0 H: 1 E: 0 K: 1 S: 12	H: 1 LOB: 1 BB: 1 P: 23	R: 0 H: 0 E: 0 K: 1 S: 9	H: 0 LOB: 0 BB: 0 P: 10	R: 1 H: 2 E: 0 K: 1 S: 9	H: 2 LOB: 0 BB: 0 P: 12	R: 1 H: 2 E: 0 K: 1 S: 9	H: 2 LOB: 2 BB: 0 P: 14	R: 1 H: 2 E: 0 K: 2 S: 13	H: 2 LOB: 2 BB: 1 P: 22		R: 0 H: 1 E: 0 K: 1 S: 12	H: 1 LOB: 1 BB: 0 P: 15	1B: 7 2B: 1 3B: 0 HR: 1	SF: 1 SAC: 0 DP: 1 HBP: 0	WP: 2 PB: 1 SB: 0 CS: 0	PA: 37			
PITCHER	IP WLS BF ERA WHIP	IP WLS BF ERA WHIP	IP WLS BF ERA WHIP	IP WLS BF ERA WHIP	IP WLS BF ERA WHIP	IP WLS BF ERA WHIP	IP WLS BF ERA WHIP	IP WLS BF ERA WHIP	IP WLS BF ERA WHIP	IP WLS BF ERA WHIP	IP WLS BF ERA WHIP	IP WLS BF ERA WHIP	IP WLS BF ERA WHIP	IP WLS BF ERA WHIP	IP WLS BF ERA WHIP	IP WLS BF ERA WHIP	IP WLS BF ERA WHIP	IP WLS BF ERA WHIP	IP WLS BF ERA WHIP	IP WLS BF ERA WHIP	IP WLS BF ERA WHIP	IP WLS BF ERA WHIP	IP WLS BF ERA WHIP	IP WLS BF ERA WHIP		
27 Greg Smith, L ERA: 5.25	(1, 1)	7.0	W	27	6	2	2	8	2	0	0	0	0	1	1	69	105	2.57	1.143							
48 Esmil Rogers, R ERA: 4.5	(8, 1)	1.0		6	2	1	1	2	1	0	0	0	0	1	0	13	22	9.00	3.000							
34 Matt Belisle, R ERA: 5.79	(9, 1)	1.0		4	1	0	0	1	0	0	0	0	0	0	0	12	15	0.00	1.000							

AB	33
R	3
H	9
RBI	3
BB	3
SO	11
LOB	14



Batter	1	2	3	4	5	6	7	8	9	AB	R	H	RBI	BB	SO	LOB	BOTTOM								
7 Seth Smith, L OBP: 0.294, SLG: 0.563										5	1	2	3	0	1	2	New York Mets @ Colorado Rockies Coors Field, Denver, CO Tue Apr 13 2010, 6:43 PM - 9:45 PM MDT Att: 25,110 - Clear - 60 F								
24 Dexter Fowler, S OBP: 0.289, SLG: 0.333										5	0	0	0	0	1	4									
17 Todd Helton, L OBP: 0.400, SLG: 0.364										3	2	1	0	2	1	0									
2 Troy Tulowitzki, R OBP: 0.290, SLG: 0.310										3	2	1	0	2	2	3									
11 Brad Hawpe, L OBP: 0.458, SLG: 0.850										1	0	1	2	0	0	0									
19 Ryan Spillborghs, R OBP: 0.545, SLG: 0.429										2	1	0	0	2	1	2									
21 Miguel Olivo, R OBP: 0.471, SLG: 0.875										5	1	2	0	0	3	5									
9 Ian Stewart, L OBP: 0.452, SLG: 0.731										3	2	1	1	2	2	3									
12 Clint Barmes, R OBP: 0.318, SLG: 0.500										3	1	1	2	1	0	1									
27 Greg Smith, L OBP: 0.250, SLG: 0.500										3	1	1	2	0	0	2									
48 Esmil Rogers, R 34 Matt Belisle, R										0	0	0	0	0	0	0									
Inning Stats	R: 2 H: 2 E: 0 K: 2 S: 17	H: 2 LOB: 1 BB: 1 P: 25	R: 0 H: 0 E: 0 K: 0 S: 11	H: 0 LOB: 1 BB: 1 P: 17	R: 6 H: 5 E: 1 K: 2 S: 19	H: 5 LOB: 0 BB: 1 P: 33	R: 0 H: 0 E: 0 K: 3 S: 11	H: 0 LOB: 2 BB: 2 P: 21	R: 0 H: 0 E: 0 K: 0 S: 5	H: 0 LOB: 0 BB: 0 P: 7	R: 0 H: 0 E: 0 K: 1 S: 11	H: 0 LOB: 0 BB: 0 P: 15	R: 3 H: 2 E: 0 K: 2 S: 22	H: 2 LOB: 3 BB: 4 P: 42	R: 0 H: 1 E: 0 K: 1 S: 11	H: 1 LOB: 1 BB: 0 P: 21	1B: 5 2B: 4 3B: 0 HR: 1	SF: 0 SAC: 1 DP: 0 HBP: 1	WP: 0 PB: 0 SB: 1 CS: 0	PA: 44					
PITCHER	IP WLS BF ERA WHIP	IP WLS BF ERA WHIP	IP WLS BF ERA WHIP	IP WLS BF ERA WHIP	IP WLS BF ERA WHIP	IP WLS BF ERA WHIP	IP WLS BF ERA WHIP	IP WLS BF ERA WHIP	IP WLS BF ERA WHIP	IP WLS BF ERA WHIP	IP WLS BF ERA WHIP	IP WLS BF ERA WHIP	IP WLS BF ERA WHIP	IP WLS BF ERA WHIP	IP WLS BF ERA WHIP	IP WLS BF ERA WHIP	IP WLS BF ERA WHIP	IP WLS BF ERA WHIP	IP WLS BF ERA WHIP	IP WLS BF ERA WHIP	IP WLS BF ERA WHIP	IP WLS BF ERA WHIP	IP WLS BF ERA WHIP		
33 John Maine, R ERA: 13.5	(1, 1)	3.0	L	20	7	8	8	4	3	0	0	0	0	0	0	0	0	24.00	3.333						
22 Raul Valdes, L ERA:	(4, 1)	2.0		8	0	0	0	3	2	0	0	0	0	0	0	16	28	0.00	1.000						
32 Jenny Mejia, R ERA: 2.25	(6, 1)	1.0		3	0	0	0	1	0	0	0	0	0	0	11	15	0.00	0.000							
38 Fernando Nieve, R ERA: 6.23	(7, 1)	0.1		5	1	3	3	0	3	0	0	0	0	0	12	25	81.00	12.000							
47 Hisanori Takahashi, L ERA: 2.25	(7, 1)	1.2		8	2	0	0	3	1	0	0	0	0	0	21	38	0.00	1.800							



Batter	1	2	3	4	5	6	7	8	9	AB	R	H	RBI	BB	SO	LOB	TOP							
7 José Reyes, S OBP: 0.320, SLG: 0.348	G4-3		L9						G4-3	5	0	2	0	0	0	2								
1 Luis Castillo, S OBP: 0.310, SLG: 0.292	1B		FC5						G6-3	5	2	2	0	0	0	2								
5 David Wright, R OBP: 0.310, SLG: 0.643	1B		K						F9	2	0	0	0	3	1	2								
44 Jason Bay, R OBP: 0.375, SLG: 0.353	1B									3	1	1	1	1	2	3								
12 Jeff Francoeur, R OBP: 0.513, SLG: 0.875	G6-4-3									4	1	2	0	0	0	3								
17 Fernando Tatis, R OBP: 0.260, SLG: 0.278										3	0	0	0	1	2	4								
4 Henry Blanco, R										4	0	0	0	0	0	5								
16 Ángel Pagán, S OBP: 0.240, SLG: 0.208										4	0	0	1	0	2	2								
34 Mike Pelfrey, R OBP: 0.600, SLG: 0.500										2	1	1	1	1	0	0								
27 Frank Catalanotto, L (8, PH)										1	0	0	0	0	0	0								
25 Pedro Feliciano, L (8, 1)										0	0	0	0	0	0	0								
75 Francisco Rodríguez, R (9, 1)										0	0	0	0	0	0	0								
Inning Stats	R: 1 H: 2 E: 0 K: 0 S: 7	H: 2 LOB: 1 BB: 1 P: 14	R: 0 H: 0 E: 0 K: 2 S: 7	H: 0 LOB: 0 BB: 0 P: 8	R: 1 H: 1 E: 1 K: 1 S: 7	H: 1 LOB: 0 BB: 1 P: 15	R: 2 H: 2 E: 0 K: 0 S: 14	H: 2 LOB: 2 BB: 1 P: 24	R: 1 H: 2 E: 0 K: 2 S: 16	H: 2 LOB: 2 BB: 1 P: 24	R: 0 H: 1 E: 0 K: 0 S: 6	H: 1 LOB: 1 BB: 0 P: 13	R: 0 H: 0 E: 0 K: 1 S: 9	H: 0 LOB: 1 BB: 1 P: 16	R: 0 H: 0 E: 0 K: 1 S: 8	H: 0 LOB: 0 BB: 0 P: 12	R: 0 H: 0 E: 0 K: 0 S: 6	H: 0 LOB: 0 BB: 0 P: 9	1B: 6 2B: 2 3B: 0 HR: 0	SF: 0 SAC: 0 DP: 1 HBP: 0	WP: 2 PB: 0 SB: 1 CS: 2	PA: 39		
PITCHER	IP WLS BF H R ER SO BB IBB HBP BLK WP HR S P ERA WHIP	IP WLS BF H R ER SO BB IBB HBP BLK WP HR S P ERA WHIP	IP WLS BF H R ER SO BB IBB HBP BLK WP HR S P ERA WHIP	IP WLS BF H R ER SO BB IBB HBP BLK WP HR S P ERA WHIP	IP WLS BF H R ER SO BB IBB HBP BLK WP HR S P ERA WHIP	IP WLS BF H R ER SO BB IBB HBP BLK WP HR S P ERA WHIP	IP WLS BF H R ER SO BB IBB HBP BLK WP HR S P ERA WHIP	IP WLS BF H R ER SO BB IBB HBP BLK WP HR S P ERA WHIP	IP WLS BF H R ER SO BB IBB HBP BLK WP HR S P ERA WHIP	IP WLS BF H R ER SO BB IBB HBP BLK WP HR S P ERA WHIP	IP WLS BF H R ER SO BB IBB HBP BLK WP HR S P ERA WHIP	IP WLS BF H R ER SO BB IBB HBP BLK WP HR S P ERA WHIP	IP WLS BF H R ER SO BB IBB HBP BLK WP HR S P ERA WHIP	IP WLS BF H R ER SO BB IBB HBP BLK WP HR S P ERA WHIP	IP WLS BF H R ER SO BB IBB HBP BLK WP HR S P ERA WHIP	IP WLS BF H R ER SO BB IBB HBP BLK WP HR S P ERA WHIP	IP WLS BF H R ER SO BB IBB HBP BLK WP HR S P ERA WHIP	IP WLS BF H R ER SO BB IBB HBP BLK WP HR S P ERA WHIP	IP WLS BF H R ER SO BB IBB HBP BLK WP HR S P ERA WHIP	IP WLS BF H R ER SO BB IBB HBP BLK WP HR S P ERA WHIP	IP WLS BF H R ER SO BB IBB HBP BLK WP HR S P ERA WHIP	IP WLS BF H R ER SO BB IBB HBP BLK WP HR S P ERA WHIP	IP WLS BF H R ER SO BB IBB HBP BLK WP HR S P ERA WHIP	IP WLS BF H R ER SO BB IBB HBP BLK WP HR S P ERA WHIP

New York Mets @ Colorado Rockies
Coors Field, Denver, CO
Thu Apr 15 2010, 1:10 PM - 3:50 PM MDT
Att: 26,195 - Partly Cloudy - 60 F

AB	33
R	5
H	8
RBI	3
BB	6
SO	7
LOB	23



Batter	1	2	3	4	5	6	7	8	9	AB	R	H	RBI	BB	SO	LOB	BOTTOM							
7 Seth Smith, L OBP: 0.269, SLG: 0.417	K		P6						G3-6-3	4	0	1	0	0	1	2								
24 Dexter Fowler, S OBP: 0.257, SLG: 0.281	G4-3								F9	4	0	0	0	0	1	1								
23 Jason Giambi, L	K									3	0	0	0	1	2	1								
2 Troy Tulowitzki, R OBP: 0.300, SLG: 0.297										4	0	2	0	0	1	1								
9 Ian Stewart, L OBP: 0.400, SLG: 0.588										4	0	0	0	0	1	3								
21 Miguel Olivo, R OBP: 0.450, SLG: 0.789										3	0	1	0	0	2	2								
19 Ryan Spillborghs, R OBP: 0.421, SLG: 0.533										3	0	0	0	0	0	2								
6 Melvin Mora, R OBP: 0.167, SLG: 0.250										3	0	1	0	0	1	1								
29 Jorge De La Rosa, L										0	0	0	0	0	0	0								
12 Clint Barmes, R OBP: 0.236, SLG: 0.490										1	0	0	0	0	0	0								
48 Esmil Rogers, R										0	0	0	0	0	0	0								
11 Brad Hawpe, L OBP: 0.462, SLG: 0.810										0	0	0	0	1	0	0								
34 Matt Belisle, R										0	0	0	0	0	0	0								
Inning Stats	R: 0 H: 0 E: 0 K: 2 S: 7	H: 1 LOB: 0 BB: 0 P: 12	R: 0 H: 1 E: 0 K: 1 S: 10	H: 1 LOB: 0 BB: 0 P: 16	R: 0 H: 1 E: 0 K: 0 S: 13	H: 1 LOB: 1 BB: 0 P: 16	R: 0 H: 0 E: 0 K: 1 S: 8	H: 0 LOB: 0 BB: 0 P: 13	R: 0 H: 1 E: 0 K: 0 S: 8	H: 1 LOB: 1 BB: 0 P: 12	R: 0 H: 1 E: 0 K: 1 S: 11	H: 1 LOB: 1 BB: 0 P: 18	R: 0 H: 1 E: 0 K: 1 S: 12	H: 1 LOB: 1 BB: 0 P: 19	R: 0 H: 0 E: 0 K: 1 S: 8	H: 0 LOB: 0 BB: 1 P: 14	R: 0 H: 0 E: 0 K: 2 S: 8	H: 0 LOB: 1 BB: 1 P: 16	1B: 5 2B: 0 3B: 0 HR: 0	SF: 0 SAC: 1 DP: 1 HBP: 0	WP: 0 PB: 0 SB: 0 CS: 1	PA: 32		
PITCHER	IP WLS BF H R ER SO BB IBB HBP BLK WP HR S P ERA WHIP	IP WLS BF H R ER SO BB IBB HBP BLK WP HR S P ERA WHIP	IP WLS BF H R ER SO BB IBB HBP BLK WP HR S P ERA WHIP	IP WLS BF H R ER SO BB IBB HBP BLK WP HR S P ERA WHIP	IP WLS BF H R ER SO BB IBB HBP BLK WP HR S P ERA WHIP	IP WLS BF H R ER SO BB IBB HBP BLK WP HR S P ERA WHIP	IP WLS BF H R ER SO BB IBB HBP BLK WP HR S P ERA WHIP	IP WLS BF H R ER SO BB IBB HBP BLK WP HR S P ERA WHIP	IP WLS BF H R ER SO BB IBB HBP BLK WP HR S P ERA WHIP	IP WLS BF H R ER SO BB IBB HBP BLK WP HR S P ERA WHIP	IP WLS BF H R ER SO BB IBB HBP BLK WP HR S P ERA WHIP	IP WLS BF H R ER SO BB IBB HBP BLK WP HR S P ERA WHIP	IP WLS BF H R ER SO BB IBB HBP BLK WP HR S P ERA WHIP	IP WLS BF H R ER SO BB IBB HBP BLK WP HR S P ERA WHIP	IP WLS BF H R ER SO BB IBB HBP BLK WP HR S P ERA WHIP	IP WLS BF H R ER SO BB IBB HBP BLK WP HR S P ERA WHIP	IP WLS BF H R ER SO BB IBB HBP BLK WP HR S P ERA WHIP	IP WLS BF H R ER SO BB IBB HBP BLK WP HR S P ERA WHIP	IP WLS BF H R ER SO BB IBB HBP BLK WP HR S P ERA WHIP	IP WLS BF H R ER SO BB IBB HBP BLK WP HR S P ERA WHIP	IP WLS BF H R ER SO BB IBB HBP BLK WP HR S P ERA WHIP	IP WLS BF H R ER SO BB IBB HBP BLK WP HR S P ERA WHIP	IP WLS BF H R ER SO BB IBB HBP BLK WP HR S P ERA WHIP	IP WLS BF H R ER SO BB IBB HBP BLK WP HR S P ERA WHIP

New York Mets @ Colorado Rockies
Coors Field, Denver, CO
Thu Apr 15 2010, 1:10 PM - 3:50 PM MDT
Att: 26,195 - Partly Cloudy - 60 F

AB	29
R	0
H	5
RBI	0
BB	2
SO	9
LOB	13



Batter	1	2	3	4	5	6	7	8	9	AB	R	H	RBI	BB	SO	LOB	TOP						
24 Dexter Fowler, S (1, 8) OBP: 0.250, SLG: 0.297										5	0	1	0	0	0	0	Colorado Rockies @ Atlanta Braves Turner Field, Atlanta, GA Fri Apr 16 2010, 7:37 PM - 10:53 PM EDT Att: 27,692 - Partly Cloudy - 79 F						
19 Ryan Spillborghs, R (1, 7) OBP: 0.500, SLG: 0.579										4	1	3	0	1	0	0							
17 Todd Helton, L (1, 3) OBP: 0.371, SLG: 0.375										5	0	1	0	0	2	5							
2 Troy Tulowitzki, R (1, 6) OBP: 0.318, SLG: 0.341										4	1	2	1	0	1	3							
11 Brad Hawpe, L (1, 9) OBP: 0.467, SLG: 0.792										3	0	1	1	1	2	1							
20 Chris Iannetta, R (1, 2) OBP: 0.281, SLG: 0.476										4	0	0	0	0	2	2							
9 Ian Stewart, L (1, 5) OBP: 0.364, SLG: 0.526										4	1	0	0	0	1	1							
12 Clint Barnes, R (1, 4) OBP: 0.323, SLG: 0.444										2	1	0	0	2	0	0							
46 Jason Hammel, R (1, 1) 60 Manny Corpas, R (2, 1) 7 Seth Smith, L (5, PH) 97 Joe Beimel, L (5, 1) 6 Melvin Mora, R (6, PH) 34 Matt Belisle, R (6, 1) 53 Randy Flores, L (8, 1) 5 Carlos González, L (9, PH) OBP: 0.378, SLG: 0.434										0	0	0	0	0	0	0							
Inning Stats	R: 0 E: 0 K: 2 S: 12	H: 2 LOB: 1 BB: 0 P: 19	R: 0 E: 0 K: 1 S: 6	H: 0 LOB: 0 BB: 0 P: 9	R: 0 E: 0 K: 1 S: 9	H: 0 LOB: 0 BB: 0 P: 15	R: 1 E: 0 K: 1 S: 13	H: 3 LOB: 1 BB: 0 P: 22	R: 3 E: 0 K: 0 S: 12	H: 2 LOB: 1 BB: 2 P: 23	R: 0 E: 0 K: 1 S: 11	H: 0 LOB: 2 BB: 1 P: 21	R: 1 E: 0 K: 2 S: 15	H: 1 LOB: 1 BB: 1 P: 28	R: 0 E: 0 K: 2 S: 9	H: 0 LOB: 0 BB: 0 P: 17		R: 0 E: 0 K: 1 S: 16	H: 1 LOB: 1 BB: 0 P: 20	1B: 5 2B: 3 3B: 0 HR: 1	SF: 0 SAC: 0 DP: 1 HBP: 0	WP: 1 PB: 0 SB: 0 CS: 1	PA: 39
PITCHER	IP WLS BF H R ER SO BB IBB HBP BLK WP HR S P ERA WHIP	IP WLS BF H R ER SO BB IBB HBP BLK WP HR S P ERA WHIP	IP WLS BF H R ER SO BB IBB HBP BLK WP HR S P ERA WHIP	IP WLS BF H R ER SO BB IBB HBP BLK WP HR S P ERA WHIP	IP WLS BF H R ER SO BB IBB HBP BLK WP HR S P ERA WHIP	IP WLS BF H R ER SO BB IBB HBP BLK WP HR S P ERA WHIP	IP WLS BF H R ER SO BB IBB HBP BLK WP HR S P ERA WHIP	IP WLS BF H R ER SO BB IBB HBP BLK WP HR S P ERA WHIP	IP WLS BF H R ER SO BB IBB HBP BLK WP HR S P ERA WHIP	IP WLS BF H R ER SO BB IBB HBP BLK WP HR S P ERA WHIP	IP WLS BF H R ER SO BB IBB HBP BLK WP HR S P ERA WHIP	IP WLS BF H R ER SO BB IBB HBP BLK WP HR S P ERA WHIP	IP WLS BF H R ER SO BB IBB HBP BLK WP HR S P ERA WHIP	IP WLS BF H R ER SO BB IBB HBP BLK WP HR S P ERA WHIP	IP WLS BF H R ER SO BB IBB HBP BLK WP HR S P ERA WHIP	IP WLS BF H R ER SO BB IBB HBP BLK WP HR S P ERA WHIP	IP WLS BF H R ER SO BB IBB HBP BLK WP HR S P ERA WHIP	IP WLS BF H R ER SO BB IBB HBP BLK WP HR S P ERA WHIP	IP WLS BF H R ER SO BB IBB HBP BLK WP HR S P ERA WHIP	IP WLS BF H R ER SO BB IBB HBP BLK WP HR S P ERA WHIP	IP WLS BF H R ER SO BB IBB HBP BLK WP HR S P ERA WHIP	IP WLS BF H R ER SO BB IBB HBP BLK WP HR S P ERA WHIP	IP WLS BF H R ER SO BB IBB HBP BLK WP HR S P ERA WHIP

AB	35
R	5
H	9
RBI	5
BB	4
SO	11
LOB	14



Batter	1	2	3	4	5	6	7	8	9	AB	R	H	RBI	BB	SO	LOB	BOTTOM						
24 Nate McLouth, L (1, 8) OBP: 0.375, SLG: 0.174										3	1	1	1	1	1	0	Colorado Rockies @ Atlanta Braves Turner Field, Atlanta, GA Fri Apr 16 2010, 7:37 PM - 10:53 PM EDT Att: 27,692 - Partly Cloudy - 79 F						
14 Martin Prado, R (1, 4) OBP: 0.532, SLG: 0.659										4	1	2	0	1	0	2							
10 Chipper Jones, S (1, 5) OBP: 0.379, SLG: 0.478										3	2	2	1	2	2								
20 Eric Hinske, L (1, 3) OBP: 0.462, SLG: 0.636										3	1	1	3	1	1	2							
25 Troy Glaus, R (6, PH) OBP: 0.289, SLG: 0.314										1	0	0	0	0	0	0							
19 Yunel Escobar, R (1, 6) OBP: 0.295, SLG: 0.293										4	1	1	1	1	0	5							
22 Jason Heyward, L (1, 9) OBP: 0.409, SLG: 0.632										5	1	2	0	0	1	1							
53 Melky Cabrera, S (1, 7) OBP: 0.233, SLG: 0.158										4	1	2	2	0	1	1							
8 David Ross, R (1, 2) OBP: 0.333, SLG: 0.250										4	1	1	1	1	0	3							
32 Derek Lowe, R (1, 1) 34 Eric O'Flaherty, L (6, 1) 7 Brooks Conrad, S (7, PH) 54 Kris Medlen, S (8, 1) OBP: 0.250, SLG: 0.500										2	0	0	0	0	1	1							
Inning Stats	R: 0 E: 0 K: 1 S: 11	H: 2 LOB: 2 BB: 1 P: 24	R: 7 E: 0 K: 0 S: 29	H: 7 LOB: 2 BB: 2 P: 52	R: 1 E: 0 K: 1 S: 16	H: 2 LOB: 2 BB: 1 P: 28	R: 0 E: 0 K: 1 S: 9	H: 0 LOB: 0 BB: 0 P: 13	R: 1 E: 0 K: 1 S: 12	H: 1 LOB: 0 BB: 0 P: 20	R: 0 E: 0 K: 1 S: 9	H: 0 LOB: 1 BB: 1 P: 14	R: 0 E: 0 K: 1 S: 13	H: 1 LOB: 2 BB: 1 P: 21	R: 0 E: 0 K: 0 S: 7	H: 0 LOB: 0 BB: 0 P: 10	1B: 10 2B: 2 3B: 0 HR: 1	SF: 1 SAC: 1 DP: 2 HBP: 0	WP: 1 PB: 1 SB: 0 CS: 0	PA: 42			
PITCHER	IP WLS BF H R ER SO BB IBB HBP BLK WP HR S P ERA WHIP	IP WLS BF H R ER SO BB IBB HBP BLK WP HR S P ERA WHIP	IP WLS BF H R ER SO BB IBB HBP BLK WP HR S P ERA WHIP	IP WLS BF H R ER SO BB IBB HBP BLK WP HR S P ERA WHIP	IP WLS BF H R ER SO BB IBB HBP BLK WP HR S P ERA WHIP	IP WLS BF H R ER SO BB IBB HBP BLK WP HR S P ERA WHIP	IP WLS BF H R ER SO BB IBB HBP BLK WP HR S P ERA WHIP	IP WLS BF H R ER SO BB IBB HBP BLK WP HR S P ERA WHIP	IP WLS BF H R ER SO BB IBB HBP BLK WP HR S P ERA WHIP	IP WLS BF H R ER SO BB IBB HBP BLK WP HR S P ERA WHIP	IP WLS BF H R ER SO BB IBB HBP BLK WP HR S P ERA WHIP	IP WLS BF H R ER SO BB IBB HBP BLK WP HR S P ERA WHIP	IP WLS BF H R ER SO BB IBB HBP BLK WP HR S P ERA WHIP	IP WLS BF H R ER SO BB IBB HBP BLK WP HR S P ERA WHIP	IP WLS BF H R ER SO BB IBB HBP BLK WP HR S P ERA WHIP	IP WLS BF H R ER SO BB IBB HBP BLK WP HR S P ERA WHIP	IP WLS BF H R ER SO BB IBB HBP BLK WP HR S P ERA WHIP	IP WLS BF H R ER SO BB IBB HBP BLK WP HR S P ERA WHIP	IP WLS BF H R ER SO BB IBB HBP BLK WP HR S P ERA WHIP	IP WLS BF H R ER SO BB IBB HBP BLK WP HR S P ERA WHIP	IP WLS BF H R ER SO BB IBB HBP BLK WP HR S P ERA WHIP	IP WLS BF H R ER SO BB IBB HBP BLK WP HR S P ERA WHIP	IP WLS BF H R ER SO BB IBB HBP BLK WP HR S P ERA WHIP



Batter	1	2	3	4	5	6	7	8	9	AB	R	H	RBI	BB	SO	LOB	TOP				
5 Carlos González, L (1,9) OBP: 0.353, SLG: 0.471										4	0	0	0	0	1	0					
24 Dexter Fowler, S (1,8) OBP: 0.234, SLG: 0.288										4	0	1	0	0	0	0					
17 Todd Helton, L (1,3) OBP: 0.375, SLG: 0.360										3	0	0	0	1	2	1					
2 Troy Tulowitzki, R (1,6) OBP: 0.314, SLG: 0.385										4	0	0	0	0	2	1					
9 Ian Stewart, L (1,5) OBP: 0.406, SLG: 0.636										3	1	1	1	0	0	0					
19 Ryan Spillane, R (1,7) OBP: 0.412, SLG: 0.536										2	0	0	0	1	1	0					
21 Miguel Olivo, R (1,2) OBP: 0.343, SLG: 0.606										3	1	2	1	0	0	1					
12 Clint Barnes, R (1,4) OBP: 0.271, SLG: 0.386										3	0	0	0	0	0	1					
38 Ubaldo Jiménez, R (1,1) OBP: 0.091, SLG: 0.091										3	0	0	0	0	0	1					
97 Joe Beimel, L (8,1)										0	0	0	0	0	0	0					
56 Franklin Morales, L (9,1)										0	0	0	0	0	0	0					
Inning Stats	R: 0 H: 0 E: 0 K: 2 S: 11	H: 0 LOB: 1 BB: 1 P: 17	R: 1 H: 1 E: 0 K: 1 S: 10	H: 1 LOB: 0 BB: 0 P: 15	R: 0 H: 0 E: 0 K: 0 S: 9	H: 0 LOB: 0 BB: 0 P: 10	R: 0 H: 0 E: 0 K: 1 S: 7	H: 0 LOB: 1 BB: 0 P: 11	R: 0 H: 1 E: 0 K: 0 S: 6	H: 1 LOB: 0 BB: 0 P: 8	R: 1 H: 1 E: 0 K: 1 S: 9	H: 1 LOB: 0 BB: 1 P: 18	R: 0 H: 0 E: 0 K: 0 S: 5	H: 0 LOB: 0 BB: 0 P: 7	R: 0 H: 0 E: 0 K: 1 S: 8	H: 0 LOB: 0 BB: 0 P: 11	1B: 2 2B: 1 3B: 0 HR: 2	SF: 0 SAC: 0 DP: 2 HBP: 0	WP: 0 PB: 0 CS: 0	PA: 31	
PITCHER	IP WLS BF H R ER SO BB IBB HBP BLK WP HR S P ERA WHIP	IP WLS BF H R ER SO BB IBB HBP BLK WP HR S P ERA WHIP	IP WLS BF H R ER SO BB IBB HBP BLK WP HR S P ERA WHIP	IP WLS BF H R ER SO BB IBB HBP BLK WP HR S P ERA WHIP	IP WLS BF H R ER SO BB IBB HBP BLK WP HR S P ERA WHIP	IP WLS BF H R ER SO BB IBB HBP BLK WP HR S P ERA WHIP	IP WLS BF H R ER SO BB IBB HBP BLK WP HR S P ERA WHIP	IP WLS BF H R ER SO BB IBB HBP BLK WP HR S P ERA WHIP	IP WLS BF H R ER SO BB IBB HBP BLK WP HR S P ERA WHIP	IP WLS BF H R ER SO BB IBB HBP BLK WP HR S P ERA WHIP	IP WLS BF H R ER SO BB IBB HBP BLK WP HR S P ERA WHIP	IP WLS BF H R ER SO BB IBB HBP BLK WP HR S P ERA WHIP	IP WLS BF H R ER SO BB IBB HBP BLK WP HR S P ERA WHIP	IP WLS BF H R ER SO BB IBB HBP BLK WP HR S P ERA WHIP	IP WLS BF H R ER SO BB IBB HBP BLK WP HR S P ERA WHIP	IP WLS BF H R ER SO BB IBB HBP BLK WP HR S P ERA WHIP	IP WLS BF H R ER SO BB IBB HBP BLK WP HR S P ERA WHIP	IP WLS BF H R ER SO BB IBB HBP BLK WP HR S P ERA WHIP	IP WLS BF H R ER SO BB IBB HBP BLK WP HR S P ERA WHIP	IP WLS BF H R ER SO BB IBB HBP BLK WP HR S P ERA WHIP	IP WLS BF H R ER SO BB IBB HBP BLK WP HR S P ERA WHIP

Colorado Rockies @ Washington Nationals
Nationals Park, Washington, DC
Thu Apr 22 2010, 4:39 PM - 7:08 PM EDT
Att: 15,519 - Sunny - 69 F

AB 29
R 2
H 4
RBI 2
BB 2
SO 6
LOB 5



Batter	1	2	3	4	5	6	7	8	9	AB	R	H	RBI	BB	SO	LOB	BOTTOM				
1 Nyer Morgan, L (1,8) OBP: 0.364, SLG: 0.364										3	0	0	0	1	1	1					
15 Cristian Guzman, S (1,9) OBP: 0.339, SLG: 0.418										4	0	1	0	0	1	1					
32 Brian Bruney, R (9,1)										0	0	0	0	0	0	0					
22 Willie Harris, L (1,7) OBP: 0.351, SLG: 0.517										3	0	1	0	1	0	2					
44 Adam Dunn, L (1,3) OBP: 0.364, SLG: 0.294										4	0	0	0	0	3	2					
7 Ivan Rodríguez, R (1,2) OBP: 0.472, SLG: 0.592										4	0	2	0	0	0	0					
20 Adam Kennedy, L (1,4) OBP: 0.318, SLG: 0.341										3	0	1	0	0	0	3					
30 Justin Maxwell, R (8,PH) OBP: 0.421, SLG: 0.571										1	0	1	0	0	0	0					
6 Ian Desmond, R (1,6) OBP: 0.327, SLG: 0.395										4	0	0	0	0	1	2					
12 Alberto Gonzalez, R (1,5) OBP: 0.364, SLG: 0.350										3	0	1	0	0	0	0					
61 Livan Hernandez, R (1,1) OBP: 0.125, SLG: 0.125										2	0	0	0	0	0	0					
16 Josh Willingham, R (8,PH) OBP: 0.470, SLG: 0.580										1	0	0	0	0	0	1					
Inning Stats	R: 0 H: 1 E: 0 K: 1 S: 13	H: 1 LOB: 0 BB: 0 P: 19	R: 0 H: 1 E: 0 K: 0 S: 6	H: 1 LOB: 0 BB: 0 P: 10	R: 0 H: 0 E: 0 K: 1 S: 10	H: 0 LOB: 0 BB: 0 P: 16	R: 0 H: 1 E: 0 K: 1 S: 13	H: 1 LOB: 2 BB: 1 P: 23	R: 0 H: 0 E: 0 K: 0 S: 12	H: 0 LOB: 0 BB: 0 P: 16	R: 0 H: 0 E: 0 K: 1 S: 8	H: 1 LOB: 1 BB: 0 P: 15	R: 0 H: 2 E: 0 K: 0 S: 12	H: 2 LOB: 0 BB: 0 P: 18	R: 0 H: 1 E: 0 K: 1 S: 7	H: 1 LOB: 0 BB: 0 P: 11	1B: 5 2B: 2 3B: 0 HR: 0	SF: 0 SAC: 0 DP: 1 HBP: 0	WP: 1 PB: 0 SB: 0 CS: 1	PA: 34	
PITCHER	IP WLS BF H R ER SO BB IBB HBP BLK WP HR S P ERA WHIP	IP WLS BF H R ER SO BB IBB HBP BLK WP HR S P ERA WHIP	IP WLS BF H R ER SO BB IBB HBP BLK WP HR S P ERA WHIP	IP WLS BF H R ER SO BB IBB HBP BLK WP HR S P ERA WHIP	IP WLS BF H R ER SO BB IBB HBP BLK WP HR S P ERA WHIP	IP WLS BF H R ER SO BB IBB HBP BLK WP HR S P ERA WHIP	IP WLS BF H R ER SO BB IBB HBP BLK WP HR S P ERA WHIP	IP WLS BF H R ER SO BB IBB HBP BLK WP HR S P ERA WHIP	IP WLS BF H R ER SO BB IBB HBP BLK WP HR S P ERA WHIP	IP WLS BF H R ER SO BB IBB HBP BLK WP HR S P ERA WHIP	IP WLS BF H R ER SO BB IBB HBP BLK WP HR S P ERA WHIP	IP WLS BF H R ER SO BB IBB HBP BLK WP HR S P ERA WHIP	IP WLS BF H R ER SO BB IBB HBP BLK WP HR S P ERA WHIP	IP WLS BF H R ER SO BB IBB HBP BLK WP HR S P ERA WHIP	IP WLS BF H R ER SO BB IBB HBP BLK WP HR S P ERA WHIP	IP WLS BF H R ER SO BB IBB HBP BLK WP HR S P ERA WHIP	IP WLS BF H R ER SO BB IBB HBP BLK WP HR S P ERA WHIP	IP WLS BF H R ER SO BB IBB HBP BLK WP HR S P ERA WHIP	IP WLS BF H R ER SO BB IBB HBP BLK WP HR S P ERA WHIP	IP WLS BF H R ER SO BB IBB HBP BLK WP HR S P ERA WHIP	IP WLS BF H R ER SO BB IBB HBP BLK WP HR S P ERA WHIP

Colorado Rockies @ Washington Nationals
Nationals Park, Washington, DC
Thu Apr 22 2010, 4:39 PM - 7:08 PM EDT
Att: 15,519 - Sunny - 69 F

AB 32
R 0
H 7
RBI 0
BB 2
SO 6
LOB 12



Batter	1	2	3	4	5	6	7	8	9	AB	R	H	RBI	BB	SO	LOB	TOP						
24 Cameron Maybin, R OBP: 0.333, SLG: 0.375 46 Juan Carlos Oviedo, R (9, 1)											5	0	1	0	0	2	2						
15 Gaby Sanchez, R OBP: 0.387, SLG: 0.462 30 Brian Barden, R (7, 5)											2	1	0	0	1	0	1						
2 Hanley Ramirez, R OBP: 0.416, SLG: 0.424											4	0	2	0	0	0	0						
3 Jorge Cantu, R OBP: 0.338, SLG: 0.559 (7, 3)										4	0	1	1	0	1	2							
6 Dan Uggla, R OBP: 0.397, SLG: 0.621 (1, 4)										3	2	2	1	1	0	2							
29 Ronny Paulino, R OBP: 0.310, SLG: 0.444 (1, 2)										4	0	1	0	0	0	1							
12 Cody Ross, R OBP: 0.268, SLG: 0.324 (9, 8)										4	0	0	0	0	1	2							
25 Brett Carroll, R OBP: 0.389, SLG: 0.882 (9, 9)										3	1	2	2	0	1	0							
47 Ricky Nolasco, R OBP: 0.100, SLG: 0.100 13 Mike Lamb, L OBP: 0.091, SLG: 0.091 8 Chris Coghlan, L OBP: 0.167, SLG: 0.123										3	0	0	0	0	0	1							
Inning Stats	R: 0 E: 0 K: 0 S: 6	H: 1 LOB: 0 BB: 0 P: 6	R: 1 E: 0 K: 0 S: 10	H: 1 LOB: 0 BB: 0 P: 16	R: 2 E: 0 K: 0 S: 14	H: 3 LOB: 2 BB: 0 P: 24	R: 0 E: 0 K: 1 S: 8	H: 0 LOB: 0 BB: 0 P: 10	R: 0 E: 0 K: 0 S: 11	H: 1 LOB: 1 BB: 0 P: 17	R: 1 E: 0 K: 0 S: 8	H: 2 LOB: 1 BB: 0 P: 14	R: 0 E: 0 K: 1 S: 7	H: 0 LOB: 0 BB: 0 P: 9	R: 0 E: 0 K: 1 S: 8	H: 0 LOB: 0 BB: 1 P: 15	R: 0 E: 0 K: 2 S: 11	H: 2 LOB: 1 BB: 0 P: 16	1B: 6 2B: 3 3B: 0 HR: 2	SF: 1 SAC: 0 DP: 2 HBP: 1	WP: 0 PB: 0 SB: 0 CS: 1	PA: 38	
PITCHER	IP: 5.0 WLS: L BF: 24	H: 8 R: 4 ER: 4 SO: 1	BB: 1 IBB: 0 HBP: 1 BLK: 0	WP: 0 HR: 2 S: 52 P: 79	ERA: 7.20 WHIP: 1.800	IP: 3.0 WLS: 0 BF: 9	H: 0 R: 0 ER: 0 SO: 2	BB: 1 IBB: 0 HBP: 0 BLK: 0	WP: 0 HR: 0 S: 20 P: 32	ERA: 0.00 WHIP: 0.333	IP: 1.0 WLS: S BF: 4	H: 2 R: 0 ER: 0 SO: 2	BB: 0 IBB: 0 HBP: 0 BLK: 0	WP: 0 HR: 0 S: 11 P: 16	ERA: 0.00 WHIP: 2.000								

Florida Marlins @ Colorado Rockies
Coors Field, Denver, CO
Sat Apr 24 2010, 3:13 PM - 5:42 PM MDT
Partly Cloudy - 54 F

AB 33
R 4
H 10
RBI 4
BB 2
SO 5
LOB 11



Batter	1	2	3	4	5	6	7	8	9	AB	R	H	RBI	BB	SO	LOB	BOTTOM			
5 Carlos González, L OBP: 0.327, SLG: 0.436 (1, 8)										4	0	0	0	0	2	1				
7 Seth Smith, L OBP: 0.256, SLG: 0.417 (1, 7)										4	0	1	0	0	1	1				
17 Todd Helton, L OBP: 0.400, SLG: 0.377 (1, 3)										3	0	2	0	1	0	1				
2 Troy Tulowitzki, R OBP: 0.324, SLG: 0.391 (1, 6)										4	1	2	0	0	0	2				
11 Brad Hawpe, L OBP: 0.460, SLG: 0.714 19 Ryan Spilborghs, R OBP: 0.389, SLG: 0.500										2	0	0	0	0	1	3				
20 Chris Iannetta, R OBP: 0.235, SLG: 0.333 (1, 2)										3	0	0	0	0	3	1				
9 Ian Stewart, L OBP: 0.403, SLG: 0.621 (1, 5)										3	0	1	1	0	1	0				
12 Clint Barmes, R OBP: 0.255, SLG: 0.362 (1, 4)										3	0	0	0	0	0	1				
27 Greg Smith, L OBP: 0.286, SLG: 0.429 60 Manny Corpas, R (6, 1)										2	0	1	0	0	0	0				
24 Dexter Fowler, S OBP: 0.231, SLG: 0.283 31 Matt Daley, R (9, 1)										1	0	0	0	0	1	0				
Inning Stats	R: 0 E: 0 K: 2 S: 16	H: 2 LOB: 2 BB: 0 P: 23	R: 0 E: 0 K: 1 S: 6	H: 0 LOB: 0 BB: 0 P: 9	R: 0 E: 0 K: 1 S: 8	H: 1 LOB: 1 BB: 0 P: 11	R: 1 E: 0 K: 1 S: 11	H: 2 LOB: 0 BB: 0 P: 17	R: 0 E: 0 K: 0 S: 5	H: 1 LOB: 0 BB: 0 P: 8	R: 0 E: 0 K: 2 S: 9	H: 0 LOB: 0 BB: 0 P: 11	R: 0 E: 0 K: 2 S: 9	H: 0 LOB: 0 BB: 0 P: 13	R: 0 E: 0 K: 0 S: 7	H: 0 LOB: 0 BB: 1 P: 14	1B: 7 2B: 0 3B: 0 HR: 0	SF: 0 SAC: 0 DP: 2 HBP: 0	WP: 0 PB: 0 SB: 0 CS: 1	PA: 33
PITCHER	IP: 8.0 WLS: W BF: 29	H: 7 R: 1 ER: 0 SO: 9	BB: 1 IBB: 0 HBP: 0 BLK: 0	WP: 0 HR: 0 S: 7 P: 14	ERA: 0.00 WHIP: 1.000	IP: 1.0 WLS: S BF: 3	H: 0 R: 0 ER: 0 SO: 0	BB: 0 IBB: 0 HBP: 0 BLK: 0	WP: 0 HR: 0 S: 14 P: 14	ERA: 0.00 WHIP: 1.000										

Florida Marlins @ Colorado Rockies
Coors Field, Denver, CO
Sat Apr 24 2010, 3:13 PM - 5:42 PM MDT
Partly Cloudy - 54 F

AB 31
R 1
H 7
RBI 1
BB 1
SO 9
LOB 10



Batter	1	2	3	4	5	6	7	8	9	AB	R	H	RBI	BB	SO	LOB	TOP					
8 Chris Coghlan, L (1,7) OBP: 0.188, SLG: 0.148	L7		E4			G3-1		K		4	1	2	0	0	0	0	Florida Marlins @ Colorado Rockies Coors Field, Denver, CO Sat Apr 24 2010, 6:17 PM - 8:53 PM MDT Att: 31,560 - Partly Cloudy - 56 F					
18 Wes Helms, R (1,5) OBP: 0.550, SLG: 0.611	G1-6-3		1B			1B				4	0	3	0	0	1	1						
2 Hanley Ramirez, R (1,6) OBP: 0.395, SLG: 0.490	G1-6-3		G4-3			G3-1				4	0	0	0	0	0	5						
3 Jorge Cantu, R (1,3) OBP: 0.321, SLG: 0.528		G5-3		G4-3		G6-3		G5-3		4	0	0	1	0	0	1						
6 Dan Uggla, R (1,4) OBP: 0.390, SLG: 0.594	G5-3		G6-3			G6-3				3	0	0	0	1	0	1						
21 John Baker, L (1,2) OBP: 0.385, SLG: 0.348		BB		P6				G5-3		3	0	0	0	1	0	1						
12 Cody Ross, R (1,8) OBP: 0.257, SLG: 0.310						F8		G4-3		3	0	0	0	0	1	1						
25 Brett Carroll, R (1,9) OBP: 0.333, SLG: 0.750						G6-3		P4		3	0	0	0	0	1	0						
39 Nate Robertson, R (1,1) OBP: 0.125, SLG: 0.250						G4-3				2	0	0	0	0	1	0						
32 Clay Hensley, R (5,1)								P5		0	0	0	0	0	0	0						
64 Tim Wood, R (7,1)										0	0	0	0	0	0	0						
13 Mike Lamb, L (8,PH)										1	0	0	0	0	0	0						
53 Dan Meyer, L (8,1)										0	0	0	0	0	0	0						
Inning Stats	R: 0 E: 0 K: 0 S: 5	H: 1 LOB: 0 BB: 0 P: 8	R: 0 E: 0 K: 1 S: 12	H: 0 LOB: 1 BB: 1 P: 19	R: 0 E: 0 K: 2 S: 15	H: 1 LOB: 2 BB: 0 P: 18	R: 0 E: 0 K: 0 S: 5	H: 0 LOB: 0 BB: 0 P: 8	R: 0 E: 0 K: 0 S: 6	H: 0 LOB: 0 BB: 0 P: 10	R: 1 E: 0 K: 0 S: 9	H: 2 LOB: 1 BB: 0 P: 14	R: 0 E: 0 K: 0 S: 9	H: 0 LOB: 0 BB: 0 P: 10	R: 0 E: 0 K: 1 S: 7	H: 1 LOB: 0 BB: 0 P: 7	R: 0 E: 0 K: 0 S: 10	H: 0 LOB: 1 BB: 1 P: 17	1B: 5 2B: 0 3B: 0 HR: 0	SF: 0 SAC: 0 DP: 1 HBP: 0	WP: 0 PB: 0 SB: 0 CS: 0	PA: 33
PITCHER	IP WLS BF H R ER SO BB IBB HBP BLK WP HR S P ERA WHIP																					
28 Aaron Cook, R (1,1) ERA: 5.01	9.0 W 33 5 1 1 4 2 0 0 0 0 0 78 111 1.00 0.778																					


Batter	1	2	3	4	5	6	7	8	9	AB	R	H	RBI	BB	SO	LOB	BOTTOM			
5 Carlos González, L (1,7) OBP: 0.317, SLG: 0.417	K	F7		G4-3		F7		G6-4-3		5	0	1	0	0	1	2	Florida Marlins @ Colorado Rockies Coors Field, Denver, CO Sat Apr 24 2010, 6:17 PM - 8:53 PM MDT Att: 31,560 - Partly Cloudy - 56 F			
24 Dexter Fowler, S (1,8) OBP: 0.286, SLG: 0.333	2B		2B	BB	BB	1B		G6-4-3		3	2	3	0	2	0	0				
2 Troy Tulowitzki, R (1,6) OBP: 0.329, SLG: 0.405	G6-3		F8		1B			G6-4-3		5	0	2	2	0	0	3				
23 Jason Giambi, L (1,3) OBP: 0.417, SLG: 0.200										2	2	1	0	1	0	2				
27 Greg Smith, L (6,PR)										0	0	0	0	0	0	0				
17 Todd Helton, L (7,3) OBP: 0.393, SLG: 0.370	HBP		21 HR	2B		G5-4-3		K		1	0	0	0	0	1	1				
6 Melvin Mora, R (1,4) OBP: 0.333, SLG: 0.480	3B		21 HR	BB		G5-4-3				3	1	1	1	1	1	2				
21 Miguel Olivo, R (1,2) OBP: 0.333, SLG: 0.649	F9		HR			G5-3		K		4	1	1	3	0	1	1				
9 Ian Stewart, L (1,5) OBP: 0.423, SLG: 0.610								F8		1	0	0	0	2	0	0				
19 Ryan Spilborghs, R (1,9) OBP: 0.350, SLG: 0.441								F8		4	0	0	0	0	3	3				
28 Aaron Cook, R (1,1) OBP: 0.444, SLG: 0.667	SH1-3									3	2	2	0	0	0	0				
Inning Stats	R: 2 E: 0 K: 1 S: 11	H: 2 LOB: 1 BB: 0 P: 20	R: 0 E: 0 K: 1 S: 6	H: 0 LOB: 0 BB: 0 P: 10	R: 3 E: 0 K: 1 S: 17	H: 2 LOB: 1 BB: 3 P: 34	R: 0 E: 0 K: 0 S: 13	H: 1 LOB: 2 BB: 1 P: 20	R: 0 E: 0 K: 2 S: 8	H: 0 LOB: 1 BB: 1 P: 17	R: 2 E: 0 K: 0 S: 15	H: 3 LOB: 2 BB: 1 P: 24	R: 0 E: 0 K: 1 S: 7	H: 0 LOB: 0 BB: 0 P: 9	R: 1 E: 0 K: 1 S: 14	H: 3 LOB: 1 BB: 0 P: 18	1B: 6 2B: 3 3B: 1 HR: 1	SF: 0 SAC: 1 DP: 2 HBP: 2	WP: 0 PB: 0 SB: 1 CS: 0	PA: 40
PITCHER	IP WLS BF H R ER SO BB IBB HBP BLK WP HR S P ERA WHIP																			
39 Nate Robertson, L (1,1) ERA: 3.98	4.0 L 22 3 2 2 2 4 0 2 0 0 0 47 84 11.25 2.250																			
32 Clay Hensley, R (5,1) ERA: 3.52	2.0 10 3 2 2 2 1 1 0 0 0 0 23 41 9.00 2.000																			
64 Tim Wood, R (7,1) ERA: 8.22	1.0 3 0 0 0 1 0 0 0 0 0 0 7 9 0.00 0.000																			
53 Dan Meyer, L (8,1) ERA: 16.2	1.0 5 3 1 1 1 0 0 0 0 0 0 14 18 9.00 3.000																			



Batter	1	2	3	4	5	6	7	8	9	AB	R	H	RBI	BB	SO	LOB	TOP					
8 Chris Coghlan, L (1,7) OBP: 0.203, SLG: 0.154										4	1	1	1	1	3	2	Florida Marlins @ Colorado Rockies Coors Field, Denver, CO Sun Apr 25 2010, 3:11 PM - 6:15 PM MDT Att: 35,883 - Partly Cloudy - 60 F					
15 Gaby Sanchez, R (1,3) OBP: 0.388, SLG: 0.456										5	0	2	2	0	1	1						
2 Hanley Ramirez, R (1,6) OBP: 0.395, SLG: 0.384										3	0	0	0	2	1	1						
3 Jorge Cantu, R (1,5) OBP: 0.317, SLG: 0.526										4	0	1	0	0	0	4						
6 Dan Uggla, R (1,4) OBP: 0.395, SLG: 0.577										2	1	0	0	2	1	1						
29 Ronny Paulino, R (1,2) OBP: 0.303, SLG: 0.452										4	0	1	0	0	1	2						
12 Cody Ross, R (1,8) OBP: 0.269, SLG: 0.333										4	1	2	0	0	0	2						
25 Brett Carroll, R (1,9) OBP: 0.320, SLG: 0.652										3	1	0	1	0	2	3						
41 Chris Volstad, R (1,1) OBP: 0.187, SLG: 0.045										1	0	0	0	0	0	0						
31 Burke Badenhop, R (5,1) ERA: 1.17										0	0	0	0	0	0	0						
13 Mike Lamb, L (7,PH) OBP: 0.244, SLG: 0.154										0	0	0	0	0	0	0						
37 Renyel Pinto, L (7,1) ERA: 1.17										0	0	0	0	0	0	0						
18 Wes Helms, R (8,PH) OBP: 0.244, SLG: 0.154										0	0	0	0	0	0	0						
52 Chris Leroux, L (8,1) ERA: 1.17										0	0	0	0	0	0	0						
Inning Stats	R: 0 E: 0 K: 2 S: 8	H: 0 LOB: 1 BB: 1 P: 18	R: 0 E: 0 K: 1 S: 12	H: 1 LOB: 1 BB: 1 P: 21	R: 0 E: 0 K: 0 S: 10	H: 0 LOB: 0 BB: 1 P: 16	R: 0 E: 0 K: 2 S: 14	H: 1 LOB: 1 BB: 0 P: 21	R: 2 E: 0 K: 1 S: 12	H: 2 LOB: 1 BB: 0 P: 19	R: 0 E: 0 K: 0 S: 5	H: 0 LOB: 0 BB: 0 P: 11	R: 1 E: 0 K: 2 S: 19	H: 3 LOB: 3 BB: 1 P: 32	R: 1 E: 0 K: 0 S: 16	H: 1 LOB: 1 BB: 1 P: 24	R: 0 E: 0 K: 1 S: 10	H: 0 LOB: 0 BB: 0 P: 17	1B: 5 2B: 3 3B: 0 HR: 0	SF: 0 SAC: 1 DP: 2 HBP: 1	WP: 0 PB: 0 SB: 0 CS: 0	PA: 39
PITCHER	IP WLS BF H R ER SO BB IBB HBP BLK WP HR S P ERA WHIP																					
29 Jorge De La Rosa, L (1,1) ERA: 3.91	5.0 W 21 4 2 2 6 3 0 1 1 0 0 56 95 3.60 1.400																					
34 Matt Belesle, R (6,1) ERA: 3.18	1.2 8 3 1 1 2 0 0 0 0 0 0 20 32 5.40 1.800																					
31 Matt Daley, R (7,1) ERA: 1.17	0.2 5 1 1 1 0 2 0 0 0 0 0 13 25 13.50 4.500																					
63 Rafael Betancourt, R (8,1) ERA: 3.68	0.2 2 0 0 0 0 0 0 0 0 0 0 7 10 0.00 0.000																					
56 Franklin Morales, L (9,1) ERA: 3.52	1.0 3 0 0 0 1 0 0 0 0 0 0 10 17 0.00 0.000																					

Batter	1	2	3	4	5	6	7	8	9	AB	R	H	RBI	BB	SO	LOB	BOTTOM					
5 Carlos González, L (1,9) OBP: 0.308, SLG: 0.400										5	1	1	0	0	1	3	Florida Marlins @ Colorado Rockies Coors Field, Denver, CO Sun Apr 25 2010, 3:11 PM - 6:15 PM MDT Att: 35,883 - Partly Cloudy - 60 F					
24 Dexter Fowler, S (1,8) OBP: 0.307, SLG: 0.373										4	2	2	1	1	1	1						
17 Todd Helton, L (1,3) OBP: 0.364, SLG: 0.339										5	0	0	0	0	0	4						
2 Troy Tulowitzki, R (1,6) OBP: 0.349, SLG: 0.421										2	2	1	0	2	0	0						
7 Seth Smith, L (1,7) OBP: 0.286, SLG: 0.590										3	2	2	4	0	0	1						
19 Ryan Spilborghs, R (7,PH) OBP: 0.341, SLG: 0.429										1	0	0	0	0	1	1						
21 Miguel Olivo, R (1,2) OBP: 0.348, SLG: 0.707										4	1	2	2	0	1	1						
9 Ian Stewart, L (1,5) OBP: 0.400, SLG: 0.571										4	0	0	0	0	1	1						
12 Clint Barmes, R (1,4) OBP: 0.291, SLG: 0.367										2	0	1	0	2	0	0						
29 Jorge De La Rosa, L (1,1) ERA: 5.79										2	0	0	0	0	0	2						
34 Matt Belesle, R (5,1) ERA: 2.92										0	0	0	0	0	0	0						
31 Matt Daley, R (7,1) ERA: 1.8										0	0	0	0	0	0	0						
63 Rafael Betancourt, R (8,1) OBP: 0.299, SLG: 0.399										1	0	1	0	0	0	0						
3 Eric Young Jr., S (8,PH) OBP: 0.199, SLG: 0.090										0	0	0	0	0	0	0						
56 Franklin Morales, L (9,1) ERA: 1.5										0	0	0	0	0	0	0						
Inning Stats	R: 0 E: 0 K: 1 S: 8	H: 0 LOB: 0 BB: 0 P: 11	R: 1 E: 0 K: 0 S: 7	H: 1 LOB: 0 BB: 0 P: 14	R: 0 E: 0 K: 0 S: 7	H: 0 LOB: 0 BB: 0 P: 9	R: 3 E: 0 K: 0 S: 18	H: 3 LOB: 2 BB: 2 P: 36	R: 4 E: 0 K: 1 S: 16	H: 4 LOB: 0 BB: 0 P: 25	R: 0 E: 0 K: 0 S: 4	H: 0 LOB: 1 BB: 1 P: 8	R: 0 E: 0 K: 2 S: 11	H: 0 LOB: 1 BB: 1 P: 18	R: 0 E: 0 K: 1 S: 15	H: 2 LOB: 3 BB: 1 P: 21	R: 0 E: 0 K: 1 S: 10	H: 0 LOB: 0 BB: 0 P: 17	1B: 5 2B: 1 3B: 1 HR: 3	SF: 0 SAC: 1 DP: 0 HBP: 0	WP: 0 PB: 0 SB: 1 CS: 0	PA: 39
PITCHER	IP WLS BF H R ER SO BB IBB HBP BLK WP HR S P ERA WHIP																					
41 Chris Volstad, R (1,1) ERA: 5.79	4.1 L 22 7 7 7 1 1 0 0 0 0 1 12 22 5.40 1.200																					
31 Burke Badenhop, R (5,1) ERA: 2.92	1.2 7 1 1 1 1 1 0 0 0 0 0 1 12 22 5.40 1.200																					
37 Renyel Pinto, L (7,1) ERA: 1.8	1.0 4 0 0 0 2 1 0 0 0 0 0 11 18 0.00 1.000																					
52 Chris Leroux, R (8,1) ERA: 1.5	1.0 6 2 0 0 1 1 0 0 0 0 0 15 21 0.00 3.000																					

AB 32
R 4
H 8
RBI 4
BB 5
SO 9
LOB 17



AB 33
R 8
H 10
RBI 7
BB 5
SO 5
LOB 14



Batter	1	2	3	4	5	6	7	8	9	AB	R	H	RBI	BB	SO	LOB	TOP					
2 Kelly Johnson, L (1,4) OBP: 0.400, SLG: 0.762										4	0	0	1	0	1	1						
6 Stephen Drew, L (1,6) OBP: 0.364, SLG: 0.493										4	1	1	0	0	0	1						
10 Justin Upton, R (1,9) OBP: 0.305, SLG: 0.347										3	1	1	1	1	1	0						
27 Mark Reynolds, R (1,5) OBP: 0.354, SLG: 0.597										4	1	1	0	0	2	1						
25 Adam LaRoche, L (1,3) OBP: 0.394, SLG: 0.482										2	1	1	3	2	0	0						
24 Chris Young, R (1,8) OBP: 0.329, SLG: 0.487										4	0	1	0	0	1	2						
5 Cole Gillespie, R (1,7) OBP: 0.182, SLG: 0.364										4	0	0	0	0	1	2						
19 Chris Snyder, R (1,2) OBP: 0.365, SLG: 0.444										4	1	1	0	0	2	0						
15 Dan Haren, R (1,1) OBP: 0.429, SLG: 0.500										3	0	1	0	0	0	1						
4 Rusty Ryal, R (9,PH) OBP: 0.385, SLG: 0.273										1	0	0	0	0	1	0						
50 Chad Qualls, R (9,1)										0	0	0	0	0	0	0						
Inning Stats	R: 3 H: 3 E: 0 K: 1 S: 18	H: 3 R: 1 LOB: 1 BB: 1 P: 30	R: 2 H: 3 E: 0 K: 0 S: 9	H: 3 R: 1 LOB: 1 BB: 0 P: 18	R: 0 H: 0 E: 0 K: 1 S: 11	H: 0 R: 0 LOB: 0 BB: 0 P: 17	R: 0 H: 1 E: 0 K: 0 S: 8	H: 1 R: 0 LOB: 1 BB: 0 P: 12	R: 0 H: 0 E: 0 K: 3 S: 10	H: 0 R: 0 LOB: 1 BB: 1 P: 22	R: 0 H: 0 E: 0 K: 1 S: 10	H: 0 R: 0 LOB: 0 BB: 0 P: 11	R: 0 H: 0 E: 0 K: 0 S: 6	H: 0 R: 0 LOB: 0 BB: 0 P: 10	R: 0 H: 0 E: 0 K: 1 S: 9	H: 0 R: 0 LOB: 1 BB: 0 P: 15	R: 0 H: 0 E: 0 K: 2 S: 11	1B: 4 2B: 2 3B: 0 HR: 1	SF: 1 SAC: 0 DP: 0 HBP: 0	WP: 0 PB: 0 SB: 2 CS: 0	PA: 37	
PITCHER	IP WLS BF H R ER SO BB IBB HBP BLK WP HR S P ERA WHIP	IP WLS BF H R ER SO BB IBB HBP BLK WP HR S P ERA WHIP	IP WLS BF H R ER SO BB IBB HBP BLK WP HR S P ERA WHIP	IP WLS BF H R ER SO BB IBB HBP BLK WP HR S P ERA WHIP	IP WLS BF H R ER SO BB IBB HBP BLK WP HR S P ERA WHIP	IP WLS BF H R ER SO BB IBB HBP BLK WP HR S P ERA WHIP	IP WLS BF H R ER SO BB IBB HBP BLK WP HR S P ERA WHIP	IP WLS BF H R ER SO BB IBB HBP BLK WP HR S P ERA WHIP	IP WLS BF H R ER SO BB IBB HBP BLK WP HR S P ERA WHIP	IP WLS BF H R ER SO BB IBB HBP BLK WP HR S P ERA WHIP	IP WLS BF H R ER SO BB IBB HBP BLK WP HR S P ERA WHIP	IP WLS BF H R ER SO BB IBB HBP BLK WP HR S P ERA WHIP	IP WLS BF H R ER SO BB IBB HBP BLK WP HR S P ERA WHIP	IP WLS BF H R ER SO BB IBB HBP BLK WP HR S P ERA WHIP	IP WLS BF H R ER SO BB IBB HBP BLK WP HR S P ERA WHIP	IP WLS BF H R ER SO BB IBB HBP BLK WP HR S P ERA WHIP	IP WLS BF H R ER SO BB IBB HBP BLK WP HR S P ERA WHIP	IP WLS BF H R ER SO BB IBB HBP BLK WP HR S P ERA WHIP	IP WLS BF H R ER SO BB IBB HBP BLK WP HR S P ERA WHIP	IP WLS BF H R ER SO BB IBB HBP BLK WP HR S P ERA WHIP	IP WLS BF H R ER SO BB IBB HBP BLK WP HR S P ERA WHIP	IP WLS BF H R ER SO BB IBB HBP BLK WP HR S P ERA WHIP
46 Jason Hammel, R (1,1) ERA: 9.16	3.0 L 16 6 5 5 2 1 0 0 0 0 0 1 38 65 15.00 2.333																					
60 Manny Corpas, R (4,1) ERA: 1.13	3.0 11 1 0 0 4 1 0 0 0 0 0 0 28 45 0.00 0.667																					
97 Joe Beimel, L (7,1) ERA: 1.5	2.0 7 0 0 0 1 1 0 0 0 0 0 0 15 28 0.00 0.500																					
53 Randy Flores, L (9,1) ERA:	1.0 3 0 0 0 2 0 0 0 0 0 0 0 11 15 0.00 0.000																					

Arizona Diamondbacks @ Colorado Rockies
Coors Field, Denver, CO
Mon Apr 26 2010, 6:44 PM - 9:32 PM MDT
Att: 20,308 - Partly Cloudy - 50 F

livebaseballscores.com

AB 33
R 5
H 7
RBI 5
BB 3
SO 9
LOB 8

Batter	1	2	3	4	5	6	7	8	9	AB	R	H	RBI	BB	SO	LOB	BOTTOM					
5 Carlos González, L (1,9) OBP: 0.333, SLG: 0.456										3	1	2	2	1	0	0						
24 Dexter Fowler, S (1,8) OBP: 0.308, SLG: 0.362										2	0	0	0	1	0	1						
19 Ryan Spilborghs, R (8,PH) OBP: 0.333, SLG: 0.417										1	0	0	0	0	0	1						
17 Todd Helton, L (1,3) OBP: 0.357, SLG: 0.323										3	1	0	0	1	1	2						
2 Troy Tulowitzki, R (1,6) OBP: 0.345, SLG: 0.413										4	0	1	0	0	2	2						
7 Seth Smith, L (1,7) OBP: 0.281, SLG: 0.535										4	0	0	0	0	3	2						
21 Miguel Olivo, R (1,2) OBP: 0.340, SLG: 0.667										4	0	1	0	0	2	0						
9 Ian Stewart, L (1,5) OBP: 0.405, SLG: 0.567										4	0	2	1	0	0	0						
12 Clint Barmes, R (1,4) OBP: 0.276, SLG: 0.346										3	0	0	0	0	2	1						
23 Jason Giambi, L (9,PH) OBP: 0.400, SLG: 0.188										1	0	0	0	0	1	2						
46 Jason Hammel, R (1,1) OBP: 0.200, SLG: 0.200										1	0	0	0	0	1	1						
60 Manny Corpas, R (4,1) ERA: 1.13										1	0	0	0	0	1	0						
97 Joe Beimel, L (7,1) ERA: 1.5										0	0	0	0	0	0	0						
3 Eric Young Jr., S (8,PH) OBP: 1.000, SLG: 1.500										1	1	1	0	0	0	0						
53 Randy Flores, L (9,1) ERA:										0	0	0	0	0	0	0						
Inning Stats	R: 1 H: 2 E: 1 K: 1 S: 12	H: 2 R: 1 LOB: 0 BB: 0 P: 21	R: 0 H: 1 E: 0 K: 3 S: 11	H: 1 R: 0 LOB: 0 BB: 0 P: 19	R: 0 H: 0 E: 0 K: 1 S: 7	H: 0 R: 0 LOB: 1 BB: 1 P: 13	R: 0 H: 0 E: 0 K: 2 S: 7	H: 0 R: 0 LOB: 0 BB: 0 P: 11	R: 0 H: 0 E: 0 K: 1 S: 10	H: 0 R: 0 LOB: 0 BB: 1 P: 17	R: 0 H: 0 E: 0 K: 0 S: 7	H: 0 R: 0 LOB: 0 BB: 0 P: 11	R: 0 H: 0 E: 0 K: 1 S: 10	H: 0 R: 0 LOB: 0 BB: 0 P: 11	R: 1 H: 2 E: 0 K: 1 S: 10	H: 2 R: 0 LOB: 0 BB: 0 P: 14	R: 1 H: 2 E: 0 K: 3 S: 20	H: 2 R: 0 LOB: 2 BB: 1 P: 32	1B: 5 2B: 1 3B: 0 HR: 1	SF: 0 SAC: 0 DP: 1 HBP: 0	WP: 0 PB: 0 SB: 2 CS: 1	PA: 35
PITCHER	IP WLS BF H R ER SO BB IBB HBP BLK WP HR S P ERA WHIP	IP WLS BF H R ER SO BB IBB HBP BLK WP HR S P ERA WHIP	IP WLS BF H R ER SO BB IBB HBP BLK WP HR S P ERA WHIP	IP WLS BF H R ER SO BB IBB HBP BLK WP HR S P ERA WHIP	IP WLS BF H R ER SO BB IBB HBP BLK WP HR S P ERA WHIP	IP WLS BF H R ER SO BB IBB HBP BLK WP HR S P ERA WHIP	IP WLS BF H R ER SO BB IBB HBP BLK WP HR S P ERA WHIP	IP WLS BF H R ER SO BB IBB HBP BLK WP HR S P ERA WHIP	IP WLS BF H R ER SO BB IBB HBP BLK WP HR S P ERA WHIP	IP WLS BF H R ER SO BB IBB HBP BLK WP HR S P ERA WHIP	IP WLS BF H R ER SO BB IBB HBP BLK WP HR S P ERA WHIP	IP WLS BF H R ER SO BB IBB HBP BLK WP HR S P ERA WHIP	IP WLS BF H R ER SO BB IBB HBP BLK WP HR S P ERA WHIP	IP WLS BF H R ER SO BB IBB HBP BLK WP HR S P ERA WHIP	IP WLS BF H R ER SO BB IBB HBP BLK WP HR S P ERA WHIP	IP WLS BF H R ER SO BB IBB HBP BLK WP HR S P ERA WHIP	IP WLS BF H R ER SO BB IBB HBP BLK WP HR S P ERA WHIP	IP WLS BF H R ER SO BB IBB HBP BLK WP HR S P ERA WHIP	IP WLS BF H R ER SO BB IBB HBP BLK WP HR S P ERA WHIP	IP WLS BF H R ER SO BB IBB HBP BLK WP HR S P ERA WHIP	IP WLS BF H R ER SO BB IBB HBP BLK WP HR S P ERA WHIP	IP WLS BF H R ER SO BB IBB HBP BLK WP HR S P ERA WHIP
15 Dan Haren, R (1,1) ERA: 4.5	8.0 W 29 5 2 2 10 2 0 0 0 0 0 1 71 115 2.25 0.875																					
50 Chad Qualls, R (9,1) ERA: 9.0	1.0 S 6 2 1 1 3 1 0 0 0 0 0 0 20 32 9.00 3.000																					

Arizona Diamondbacks @ Colorado Rockies
Coors Field, Denver, CO
Mon Apr 26 2010, 6:44 PM - 9:32 PM MDT
Att: 20,308 - Partly Cloudy - 50 F

livebaseballscores.com

AB 32
R 3
H 7
RBI 3
BB 3
SO 13
LOB 12

Batter	1	2	3	4	5	6	7	8	9	10	AB	R	H	RBI	BB	SO	LOB	TOP						
2 Kelly Johnson, L OBP: 0.393, SLG: 0.743											5	2	1	2	1	1	2							
3 Tony Abreu, S OBP: 0.344, SLG: 0.400											5	2	3	1	0	1	0							
46 Bob Howry, L OBP: 0.467, SLG: 0.533											0	0	0	0	0	0	0							
15 Dan Haren, R OBP: 0.467, SLG: 0.533											1	0	1	0	0	0	0							
56 Juan Gutierrez, R OBP: 0.315, SLG: 0.370											5	2	2	2	1	2	2							
27 Mark Reynolds, R OBP: 0.364, SLG: 0.556											2	2	0	0	3	0	2							
25 Adam LaRoche, L OBP: 0.378, SLG: 0.460											6	1	1	2	0	2	5							
24 Chris Young, R OBP: 0.341, SLG: 0.512											4	1	2	5	1	1	1							
5 Cole Gillespie, R OBP: 0.214, SLG: 0.357											2	0	0	0	0	0	0							
18 Gerardo Parra, L OBP: 0.271, SLG: 0.348											2	1	1	0	0	0	1							
19 Chris Snyder, R OBP: 0.368, SLG: 0.449											0	0	0	0	1	0	0							
4 Rusty Ryan, R OBP: 0.400, SLG: 0.308											4	0	0	0	1	1	5							
28 John Hester, R OBP: 0.350, SLG: 0.389											0	0	0	0	0	0	0							
48 Kris Benson, R OBP: 0.208, SLG: 0.200											1	0	0	0	0	0	0							
47 Leo Rosales, R OBP: 0.288, SLG: 0.352											1	0	0	0	0	0	0							
32 Esmerling Vasquez, R OBP: 0.288, SLG: 0.352											0	0	0	0	0	0	0							
22 Aaron Heilman, R OBP: 0.288, SLG: 0.352											2	1	1	0	0	0	3							
6 Stephen Drew, L OBP: 0.288, SLG: 0.352											0	0	0	0	0	0	0							
Inning Stats	R: 6 E: 0 K: 0 S: 14	H: 4 LOB: 1 BB: 3 P: 31	R: 0 E: 0 K: 1 S: 14	H: 0 LOB: 0 BB: 1 P: 21	R: 0 E: 0 K: 2 S: 13	H: 0 LOB: 0 BB: 0 P: 18	R: 0 E: 0 K: 1 S: 8	H: 0 LOB: 0 BB: 0 P: 11	R: 3 E: 1 K: 1 S: 16	H: 3 LOB: 1 BB: 1 P: 31	R: 0 E: 0 K: 0 S: 10	H: 0 LOB: 0 BB: 0 P: 11	R: 0 E: 0 K: 1 S: 9	H: 0 LOB: 1 BB: 0 P: 17	R: 2 E: 0 K: 1 S: 12	H: 3 LOB: 1 BB: 0 P: 15	R: 0 E: 0 K: 0 S: 10	H: 0 LOB: 3 BB: 2 P: 24	R: 1 E: 0 K: 1 S: 11	H: 2 LOB: 1 BB: 0 P: 16	1B: 5 2B: 5 3B: 0 HR: 2	SF: 0 SAC: 1 DP: 1 HBP: 1	WP: 0 PB: 0 SB: 0 CS: 0	PA: 50
PITCHER	IP WLS BF H R ER SO BB IBB HBP BLK WP HR S P ERA WHIP	27 Greg Smith, L ERA: 7.33	34 Matt Belisle, R ERA: 3.77	31 Matt Daley, R ERA: 0.82	97 Jose Beimeil, L ERA: 1.35	63 Rafael Betancourt, R ERA: 5.4	PITCHER	IP WLS BF H R ER SO BB IBB HBP BLK WP HR S P ERA WHIP	56 Franklin Morales, L ERA: 3.72															

Arizona Diamondbacks @ Colorado Rockies
Coors Field, Denver, CO

Wed Apr 28 2010, 1:13 PM - 5:22 PM MDT
Att: 23,773 - Partly Cloudy - 76 F

AB	40
R	12
H	12
RBI	12
BB	8
SO	8
LOB	21

Batter	1	2	3	4	5	6	7	8	9	10	AB	R	H	RBI	BB	SO	LOB	BOTTOM						
3 Eric Young Jr., S OBP: 0.583, SLG: 0.600											4	1	1	1	1	1	1							
63 Rafael Betancourt, R OBP: 0.288, SLG: 0.352											0	0	0	0	0	0	0							
7 Seth Smith, L OBP: 0.288, SLG: 0.352											1	0	0	0	0	0	0							
24 Dexter Fowler, S OBP: 0.337, SLG: 0.418											6	2	3	1	0	1	3							
17 Todd Helton, L OBP: 0.363, SLG: 0.329											5	1	1	0	1	1	1							
2 Troy Tulowitzki, R OBP: 0.365, SLG: 0.455											5	1	1	2	0	2	2							
5 Carlos González, L OBP: 0.367, SLG: 0.533											3	2	2	2	1	0	0							
56 Franklin Morales, L OBP: 0.367, SLG: 0.533											0	0	0	0	0	0	0							
21 Miguel Olivo, R OBP: 0.357, SLG: 0.647											4	2	1	1	1	0	1							
9 Ian Stewart, L OBP: 0.386, SLG: 0.520											4	1	0	0	1	2	4							
6 Melvin Mora, R OBP: 0.324, SLG: 0.438											5	1	2	2	0	0	1							
27 Greg Smith, L ERA: 7.33											0	0	0	0	0	0	0							
34 Matt Belisle, R ERA: 3.77											2	0	1	2	0	0	1							
31 Matt Daley, R ERA: 0.82											0	0	0	0	0	0	0							
97 Jose Beimeil, L ERA: 1.35											0	0	0	0	0	0	0							
19 Ryan Spillberghs, R OBP: 0.288, SLG: 0.352											2	0	0	0	0	0	0							
Inning Stats	R: 0 E: 0 K: 2 S: 13	H: 1 LOB: 1 BB: 0 P: 21	R: 1 E: 0 K: 0 S: 13	H: 1 LOB: 1 BB: 1 P: 21	R: 6 E: 0 K: 1 S: 18	H: 6 LOB: 1 BB: 1 P: 29	R: 4 E: 0 K: 1 S: 22	H: 3 LOB: 3 BB: 3 P: 47	R: 0 E: 0 K: 2 S: 8	H: 0 LOB: 0 BB: 0 P: 13	R: 0 E: 0 K: 1 S: 5	H: 0 LOB: 0 BB: 0 P: 7	R: 0 E: 0 K: 1 S: 8	H: 0 LOB: 0 BB: 0 P: 15	R: 0 E: 0 K: 0 S: 14	H: 1 LOB: 1 BB: 0 P: 19	R: 0 E: 0 K: 0 S: 7	H: 0 LOB: 0 BB: 0 P: 12	R: 0 E: 0 K: 0 S: 6	H: 0 LOB: 0 BB: 0 P: 12	1B: 7 2B: 3 3B: 0 HR: 2	SF: 1 SAC: 0 DP: 0 HBP: 1	WP: 1 PB: 0 SB: 3 CS: 0	PA: 48
PITCHER	IP WLS BF H R ER SO BB IBB HBP BLK WP HR S P ERA WHIP	48 Kris Benson, R ERA: 5.14	47 Leo Rosales, R ERA: 5.1	32 Esmerling Vasquez, R ERA: 4.08	22 Aaron Heilman, R ERA: 6.0	46 Bob Howry, R ERA: 5.52	PITCHER	IP WLS BF H R ER SO BB IBB HBP BLK WP HR S P ERA WHIP	58 Juan Gutierrez, R ERA: 5.4															

Arizona Diamondbacks @ Colorado Rockies
Coors Field, Denver, CO

Wed Apr 28 2010, 1:13 PM - 5:22 PM MDT
Att: 23,773 - Partly Cloudy - 76 F

AB	41
R	11
H	12
RBI	11
BB	5
SO	8
LOB	14

Batter	1	2	3	4	5	6	7	8	9	AB	R	H	RBI	BB	SO	LOB	TOP					
3 Eric Young Jr. S OBP: 0.500, SLG: 0.500										4	1	1	0	0	1	2	Colorado Rockies @ San Francisco Giants AT&T Park, San Francisco, CA Fri Apr 30 2010, 7:17 PM - 9:49 PM PDT Att: 37,144 - Clear - 60 F					
24 Dexter Fowler S OBP: 0.344, SLG: 0.427										3	0	1	0	1	1	1						
5 Carlos González L OBP: 0.361, SLG: 0.538										4	0	1	1	0	0	3						
2 Troy Tulowitzki R OBP: 0.350, SLG: 0.435										4	0	0	0	0	0	2						
17 Todd Helton L OBP: 0.369, SLG: 0.319										2	0	0	0	2	1	1						
21 Miguel Olivo R OBP: 0.333, SLG: 0.600										4	0	0	0	0	1	2						
6 Melvin Mora R OBP: 0.342, SLG: 0.472										4	1	2	0	0	0	0						
12 Clint Barnes R OBP: 0.274, SLG: 0.339										3	0	1	0	0	0	0						
7 Seth Smith L OBP: 0.263, SLG: 0.510										1	0	0	0	0	0	1						
2B Aaron Cook R OBP: 0.400, SLG: 0.600										1	0	0	0	0	0	0						
19 Ryan Spilborghs R (7, PH) OBP: 0.311, SLG: 0.385										1	0	0	0	0	1	0						
60 Manny Corpas R ERA: 1.54										0	0	0	0	0	0	0						
53 Randy Flores L ERA: 3.0										0	0	0	0	0	0	0						
Inning Stats	R: 1 E: 0 K: 1 S: 11	H: 2 LOB: 1 BB: 0 P: 18	R: 0 E: 0 K: 0 S: 10	H: 0 LOB: 0 BB: 0 P: 16	R: 0 E: 0 K: 1 S: 7	H: 0 LOB: 0 BB: 0 P: 11	R: 0 E: 0 K: 1 S: 9	H: 0 LOB: 1 BB: 1 P: 14	R: 1 E: 0 K: 1 S: 15	H: 2 LOB: 2 BB: 1 P: 23	R: 0 E: 0 K: 0 S: 6	H: 0 LOB: 0 BB: 0 P: 11	R: 0 E: 0 K: 1 S: 7	H: 0 LOB: 0 BB: 0 P: 13	R: 0 E: 0 K: 0 S: 10	H: 1 LOB: 1 BB: 0 P: 13	R: 0 E: 0 K: 0 S: 9	H: 1 LOB: 1 BB: 0 P: 16	1B: 4 2B: 2 3B: 0 HR: 0	SF: 0 SAC: 1 DP: 1 HBP: 0	WP: 1 PB: 0 SB: 3 CS: 0	PA: 35
PITCHER	IP WLS BF H R ER SO BB IBB HBP BLK WP HR S P ERA WHIP	8.0 W 31 5 2 2 5 3 0 0 0 0 0 7 119 2.25 1.000	0.2 H 3 1 0 0 0 0 0 0 0 0 0 0 7 11 0.00 1.500	0.1 S 1 0 0 0 0 0 0 0 0 0 0 0 2 5 0.00 0.000																		

AB	31
R	2
H	6
RBI	1
BB	3
SO	5
LOB	12



Batter	1	2	3	4	5	6	7	8	9	AB	R	H	RBI	BB	SO	LOB	BOTTOM				
56 Andres Torres S OBP: 0.347, SLG: 0.349										3	1	0	0	1	0	1	Colorado Rockies @ San Francisco Giants AT&T Park, San Francisco, CA Fri Apr 30 2010, 7:17 PM - 9:49 PM PDT Att: 37,144 - Clear - 60 F				
16 Edgar Renteria R OBP: 0.373, SLG: 0.400										0	0	0	0	1	0	0					
20 John Bowker L OBP: 0.229, SLG: 0.304										3	1	1	0	0	0	1					
48 Pablo Sandoval S OBP: 0.433, SLG: 0.575										4	1	1	1	0	0	1					
1 Bengie Molina R OBP: 0.403, SLG: 0.422										4	1	1	0	0	0	3					
17 Aubrey Huff L OBP: 0.344, SLG: 0.403										2	1	2	2	2	0	0					
7 Mark DeRosa R OBP: 0.325, SLG: 0.288										3	0	0	0	1	1	3					
5 Juan Uribe R OBP: 0.370, SLG: 0.469										4	0	1	2	0	0	1					
12 Nate Schierholz L OBP: 0.444, SLG: 0.563										3	0	1	0	1	0	0					
75 Barry Zito L OBP: 0.083, SLG: 0.083										3	0	0	0	0	1	4					
Matt Downs R OBP: 0.375, SLG: 0.571										1	0	0	0	0	0	0					
54 Sergio Romo R ERA: 1.06										0	0	0	0	0	0	0					
41 Jeremy Affeldt L ERA: 3.0										0	0	0	0	0	0	0					
Inning Stats	R: 0 E: 0 K: 0 S: 10	H: 0 LOB: 1 BB: 1 P: 19	R: 0 E: 0 K: 0 S: 6	H: 0 LOB: 0 BB: 1 P: 11	R: 0 E: 0 K: 1 S: 6	H: 0 LOB: 0 BB: 0 P: 10	R: 2 E: 0 K: 0 S: 9	H: 3 LOB: 3 BB: 2 P: 22	R: 3 E: 0 K: 0 S: 14	H: 3 LOB: 1 BB: 1 P: 23	R: 0 E: 0 K: 0 S: 7	H: 1 LOB: 1 BB: 0 P: 10	R: 0 E: 0 K: 1 S: 6	H: 0 LOB: 1 BB: 1 P: 11	R: 0 E: 0 K: 0 S: 7	H: 0 LOB: 0 BB: 0 P: 12	1B: 5 2B: 2 3B: 0 HR: 0	SF: 0 SAC: 0 DP: 1 HBP: 0	WP: 0 PB: 0 SB: 0 CS: 0	PA: 36	
PITCHER	IP WLS BF H R ER SO BB IBB HBP BLK WP HR S P ERA WHIP	6.0 L 29 7 5 0 0 1 5 0 0 0 0 0 6 95 7.50 2.000	1.0 4 0 0 0 0 1 1 0 0 0 0 0 6 11 0.00 1.000	1.0 3 0 0 0 0 0 0 0 0 0 0 0 7 12 0.00 0.000																	




Batter	1	2	3	4	5	6	7	8	9	AB	R	H	RBI	BB	SO	LOB	TOP										
7 Seth Smith, L (1, 7) OBP: 0.259, SLG: 0.463 19 Ryan Spilborghs, R (7, 7) OBP: 0.327, SLG: 0.364										4	0	0	0	0	1	3	Colorado Rockies @ San Diego Padres PETCO Park, San Diego, CA Mon May 03 2010, 10:07 PM - 1:14 AM EDT Att: 15,052 - Clear - 70 F livebaseballscorecards.com										
24 Dexter Fowler, S (1, 8) OBP: 0.340, SLG: 0.404										4	1	1	0	0	1	0											
17 Todd Helton, L (1, 3) OBP: 0.380, SLG: 0.321										3	1	1	0	1	0	0											
2 Troy Tulowitzki, R (1, 6) OBP: 0.348, SLG: 0.427										3	0	0	0	0	0	2											
5 Carlos González, L (1, 9) OBP: 0.354, SLG: 0.495										3	1	1	2	1	1	1											
21 Miguel Olivo, R (1, 2) OBP: 0.328, SLG: 0.557										3	2	1	0	1	0	1											
9 Ian Stewart, L (1, 5) OBP: 0.375, SLG: 0.500										3	0	1	0	1	1	2											
12 Clint Barnes, R (1, 4) OBP: 0.268, SLG: 0.338										4	0	1	2	0	1	3											
38 Ubaldo Jiménez, R (1, 1) OBP: 0.188, SLG: 0.188 97 Joe Beimel, L (8, 1) 63 Rafael Betancourt, R (8, 1)										3	0	1	1	0	0	1		AB 31 R 5 H 7 RBI 5 BB 4 SO 6 LOB 13 									
Inning Stats	R: 0 H: 0 K: 0 S: 10	H: 0 LOB: 1 BB: 0 P: 17	R: 2 H: 2 K: 1 S: 19	H: 2 LOB: 1 BB: 1 P: 28	R: 0 H: 1 K: 1 S: 8	H: 1 LOB: 0 BB: 0 P: 12	R: 0 H: 0 K: 0 S: 7	H: 0 LOB: 0 BB: 0 P: 10	R: 0 H: 0 K: 2 S: 9	H: 0 LOB: 0 BB: 0 P: 16	R: 0 H: 0 K: 0 S: 10	H: 0 LOB: 0 BB: 0 P: 14	R: 1 H: 2 K: 1 S: 11	H: 2 LOB: 1 BB: 1 P: 23	R: 2 H: 2 K: 0 S: 10	H: 2 LOB: 0 BB: 1 P: 17			R: 0 H: 0 K: 1 S: 5	H: 0 LOB: 0 BB: 1 P: 12	1B: 5 2B: 3 3B: 0 HR: 0	SF: 0 SAC: 1 DP: 2 HBP: 0	WP: 0 PB: 0 SB: 0 CS: 1	PA: 36			
PITCHER	IP	WLS	BF	H	R	ER	SO	BB	IBB	HBP	BLK	WP	HR	S	P	ERA	WHIP										
29 Kevin Correia, R (1, 1) ERA: 3.97	6.0	L	25	4	3	3	4	2	0	0	0	0	0	65	106	4.50	1.000										
45 Edward Mujica, R (7, 1) ERA: 1.93	1.0	3	1	0	0	1	0	0	0	0	0	0	0	9	14	0.00	1.000										
54 Joe Thatcher, L (8, 1) ERA: 9.0	0.1	4	2	2	2	0	1	0	0	0	0	0	0	7	13	54.00	9.000										
63 Sean Gallagher, R (8, 1) ERA: 6.92	1.2	4	0	0	0	1	1	0	0	0	0	0	0	8	16	0.00	0.600										

Batter	1	2	3	4	5	6	7	8	9	AB	R	H	RBI	BB	SO	LOB	BOTTOM										
18 Tony Gwynn Jr., L (1, 8) OBP: 0.380, SLG: 0.362										3	0	0	0	1	2	0	Colorado Rockies @ San Diego Padres PETCO Park, San Diego, CA Mon May 03 2010, 10:07 PM - 1:14 AM EDT Att: 15,052 - Clear - 70 F livebaseballscorecards.com										
22 David Eckstein, R (1, 4) OBP: 0.298, SLG: 0.330										3	0	0	0	0	1	0											
23 Adrián González, L (1, 3) OBP: 0.393, SLG: 0.528										4	0	0	0	0	3	2											
7 Chase Headley, S (1, 5) OBP: 0.364, SLG: 0.412										4	0	1	0	0	1	1											
25 Will Venable, L (1, 9) OBP: 0.308, SLG: 0.469 14 Oscar Salazar, R (8, PH) OBP: 0.143, SLG: 0.148										3	1	1	0	0	2	2											
12 Scott Hairston, R (1, 7) OBP: 0.350, SLG: 0.538										4	0	1	0	0	3	1											
8 Yorvit Torrealba, R (1, 2) OBP: 0.400, SLG: 0.457										4	1	2	1	0	1	1											
2 Lance Zawadzki, L (1, 6) OBP: 0.429, SLG: 0.200 54 Joe Thatcher, L (8, 1) 63 Sean Gallagher, R (8, 1) 16 Matt Stairs, L (8, PH) OBP: 0.250, SLG: 0.294										2	0	0	0	1	1	1											
29 Kevin Correia, R (1, 1) OBP: 0.308, SLG: 0.182 45 Edward Mujica, R (7, 1) 15 Jerry Hairston, R (7, PH) OBP: 0.235, SLG: 0.241										2	0	0	0	0	1	3		AB 33 R 2 H 6 RBI 2 BB 2 SO 15 LOB 13 									
Inning Stats	R: 0 H: 1 K: 3 S: 14	H: 1 LOB: 2 BB: 0 P: 20	R: 0 H: 1 K: 1 S: 9	H: 1 LOB: 1 BB: 0 P: 14	R: 0 H: 0 K: 1 S: 9	H: 0 LOB: 0 BB: 0 P: 15	R: 1 H: 2 K: 2 S: 12	H: 2 LOB: 1 BB: 1 P: 23	R: 0 H: 0 K: 1 S: 11	H: 0 LOB: 0 BB: 1 P: 19	R: 0 H: 0 K: 3 S: 11	H: 0 LOB: 0 BB: 0 P: 16	R: 0 H: 0 K: 2 S: 8	H: 0 LOB: 0 BB: 0 P: 13	R: 0 H: 0 K: 0 S: 8	H: 0 LOB: 0 BB: 0 P: 13			R: 1 H: 2 K: 2 S: 18	H: 2 LOB: 1 BB: 0 P: 24	1B: 4 2B: 2 3B: 0 HR: 0	SF: 0 SAC: 0 DP: 0 HBP: 1	WP: 0 PB: 0 SB: 2 CS: 0	PA: 36			
PITCHER	IP	WLS	BF	H	R	ER	SO	BB	IBB	HBP	BLK	WP	HR	S	P	ERA	WHIP										
38 Ubaldo Jiménez, R (1, 1) ERA: 0.87	7.0	W	28	4	1	1	13	2	0	1	0	0	0	74	120	1.29	0.857										
97 Joe Beimel, L (8, 1) ERA: 1.04	1.0	3	0	0	0	0	0	0	0	0	0	0	0	8	13	0.00	0.000										
63 Rafael Betancourt, R (8, 1) ERA: 6.1	1.0	5	2	1	1	2	0	0	0	0	0	0	0	18	24	9.00	2.000										

Batter	1	2	3	4	5	6	7	8	9	AB	R	H	RBI	BB	SO	LOB	TOP					
3 Eric Young Jr. S OBP: 0.400, SLG: 0.364 97 Joe Beimel, L (7, 1) 60 Manny Corpas, R (8, 1) 56 Franklin Morales, L (9, 1)	G5-3						F9										4 0 1 1 0 0 0 1					
5 Carlos González, L OBP: 0.350, SLG: 0.495	K						G1-3										4 1 1 1 1 0 1 2					
17 Todd Helton, L OBP: 0.385, SLG: 0.329	F7																4 0 2 1 0 1 0 1					
2 Troy Tulowitzki, R OBP: 0.336, SLG: 0.411	G5-3																4 0 0 0 0 0 0 2					
6 Melvin Mora, R OBP: 0.340, SLG: 0.432	G1-3																4 0 1 0 0 1 0 1					
19 Ryan Spillborghs, R OBP: 0.345, SLG: 0.356 7 Seth Smith, L OBP: 0.254, SLG: 0.455	G5-3																1 0 0 0 0 2 0 0					
21 Miguel Olivo, R OBP: 0.310, SLG: 0.523																	1 0 0 0 0 0 0 0					
9 Ian Stewart, L OBP: 0.370, SLG: 0.482																	4 0 0 0 0 0 0 4					
27 Greg Smith, L OBP: 0.444, SLG: 0.667 31 Matt Daley, R (6, 1) 53 Randy Flores, L (6, 1) 24 Dexter Fowler, S OBP: 0.333, SLG: 0.396 (7, PH)																	3 0 0 0 1 3 4					
Inning Stats	R: 0 E: 0 K: 1 S: 6	H: 0 LOB: 0 BB: 0 P: 10	R: 0 E: 0 K: 0 S: 9	H: 0 LOB: 0 BB: 0 P: 15	R: 0 E: 0 K: 1 S: 9	H: 2 LOB: 2 BB: 0 P: 11	R: 0 E: 0 K: 1 S: 11	H: 2 LOB: 3 BB: 1 P: 19	R: 2 E: 0 K: 0 S: 12	H: 3 LOB: 1 BB: 1 P: 16	R: 0 E: 0 K: 1 S: 10	H: 0 LOB: 1 BB: 1 P: 16	R: 0 E: 0 K: 0 S: 3	H: 0 LOB: 0 BB: 0 P: 5	R: 0 E: 0 K: 2 S: 10	H: 0 LOB: 0 BB: 0 P: 14	R: 0 E: 0 K: 1 S: 7	H: 0 LOB: 1 BB: 1 P: 15	1B: 5 2B: 2 3B: 0 HR: 0	SF: 0 DP: 1 HBP: 0	WP: 0 PB: 0 SB: 0 CS: 0	PA: 36
PITCHER	IP	WLS	BF	H	R	ER	SO	BB	IBB	HBP	BLK	WP	HR	S	P	ERA	WHIP					
49 Wade LeBlanc, L ERA: 1.16	6.0		26	7	2	2	4	2	0	0	0	0	0	57	87	3.00	1.500					
57 Luke Gregerson, R ERA: 1.75	2.0		6	0	0	0	2	0	0	0	0	0	0	13	19	0.00	0.000					
21 Heath Bell, R ERA: 1.64	1.0	W	4	0	0	0	1	1	0	0	0	0	0	7	15	0.00	1.000					

Colorado Rockies @ San Diego Padres
PETCO Park, San Diego, CA
 Tue May 04 2010, 10:06 PM - 1:13 AM EDT
 Att: 16,329 - Clear - 64 F


AB 33
R 2
H 7
RBI 2
BB 3
SO 7
LOB 14



Batter	1	2	3	4	5	6	7	8	9	AB	R	H	RBI	BB	SO	LOB	BOTTOM					
18 Tony Gwynn Jr., L OBP: 0.360, SLG: 0.339	P6																4 0 0 0 0 0 0 1					
22 David Eckstein, R OBP: 0.313, SLG: 0.348																	4 0 2 0 1 0 2					
23 Adrián González, L OBP: 0.402, SLG: 0.522																	3 0 1 0 2 0 2					
7 Chase Headley, S OBP: 0.365, SLG: 0.411																	5 1 2 1 0 0 4					
12 Scott Hairston, R OBP: 0.359, SLG: 0.519																	2 0 0 0 1 1 1					
88 Kyle Blanks, R OBP: 0.310, SLG: 0.405 25 Will Venable, L OBP: 0.315, SLG: 0.500																	2 0 0 0 1 1 2					
15 Jerry Hairston, R OBP: 0.235, SLG: 0.268																	1 1 1 0 0 0 0					
8 Yorvit Torrealba, R OBP: 0.409, SLG: 0.447																	3 0 1 2 0 1 2					
49 Wade LeBlanc, L OBP: 0.625, SLG: 0.625 14 Oscar Salazar, R OBP: 0.172, SLG: 0.148 57 Luke Gregerson, L ERA: 1.75 21 Heath Bell, R (9, 1) 2 Lance Zawadzki, L OBP: 0.500, SLG: 0.200 (9, PH)																	2 0 1 0 0 0 2					
Inning Stats	R: 0 E: 0 K: 0 S: 8	H: 1 LOB: 1 BB: 1 P: 14	R: 0 E: 0 K: 1 S: 9	H: 0 LOB: 2 BB: 2 P: 20	R: 0 E: 0 K: 0 S: 16	H: 1 LOB: 1 BB: 0 P: 23	R: 1 E: 0 K: 1 S: 13	H: 2 LOB: 2 BB: 1 P: 21	R: 0 E: 0 K: 0 S: 8	H: 0 LOB: 1 BB: 1 P: 18	R: 0 E: 0 K: 1 S: 11	H: 1 LOB: 3 BB: 1 P: 22	R: 0 E: 0 K: 0 S: 10	H: 2 LOB: 1 BB: 0 P: 19	R: 1 E: 0 K: 2 S: 13	H: 1 LOB: 2 BB: 2 P: 17	R: 1 E: 0 K: 0 S: 6	H: 1 LOB: 2 BB: 2 P: 17	1B: 6 2B: 1 3B: 2 HR: 0	SF: 1 DP: 1 HBP: 1	WP: 0 PB: 0 SB: 0 CS: 1	PA: 40
PITCHER	IP	WLS	BF	H	R	ER	SO	BB	IBB	HBP	BLK	WP	HR	S	P	ERA	WHIP					
27 Greg Smith, L ERA: 6.35	5.0		22	4	1	1	2	4	1	0	0	0	0	9	18	1.80	1.600					
31 Matt Daley, R ERA: 0.75	0.2	H	5	1	0	0	1	1	0	1	0	0	0	9	18	0.00	3.000					
53 Randy Flores, L ERA:	0.1	H	1	0	0	0	0	0	0	0	0	0	0	2	4	0.00	0.000					
97 Joe Beimel, L ERA: 0.93	1.0	H	4	2	0	0	0	0	0	0	0	0	0	10	19	0.00	2.000					
60 Manny Corpas, R ERA: 1.89	1.0	B	4	1	1	1	2	0	0	0	0	0	0	13	17	9.00	1.000					

Colorado Rockies @ San Diego Padres
PETCO Park, San Diego, CA
 Tue May 04 2010, 10:06 PM - 1:13 AM EDT
 Att: 16,329 - Clear - 64 F

AB 29
R 3
H 9
RBI 3
BB 8
SO 5
LOB 17



Batter	1	2	3	4	5	6	7	8	9	10	11	12	AB	R	H	RBI	BB	SO	LOB	TOP		
3 Eric Young Jr. S 34 Matt Belisle, R 53 Randy Flores, L 63 Rafael Betancourt, R 23 Jason Giambi, L 31 Matt Daley, R 9 Ian Stewart, R	4-1 B FF 91 B FF 90 B FF 91 B FF 91	1-0 B CH 82		3-2 B CU 74 B FF 91 B SL 86 X FF 93		1-0 B FF 92 X FF 95			3-3 C CU 80 C FF 94 C FF 94 C FF 93			2-0 B CH 80 B SL 83 X CH 81		3	0	0	0	1	0	3		
24 Dexter Fowler, S OBP: 0.342, SLG: 0.396	2-3 B CU 73 1 SAFE B FF 91 1 SAFE C CH 80 S CH 80		2-2 B FF 91 F CH 83 B SL 86 X SL 86	4-1 B CU 72 B FF 91 B CU 74 B FF 90				1-3 F FF 94 B FF 93 B FF 93 S FF 93		3-2 C CU 81 B CU 81 C FF 92 B FF 94 S FF 92 X FF 92		1-3 C SL 89 B CU 76 B SL 84 S SL 84		5	1	2	0	1	3	2		
17 Todd Helton, L OBP: 0.382, SLG: 0.330	1-0 B FF 92 X FF 92		2-2 B SL 84 B FF 94 F FF 94 B FF 93 X SL 86	0-1 1 SAFE C FF 91 X FF 92				3-1 B FC 86 B FF 97 B FF 97 X FF 97		3-2 B FF 93 C CU 82 C FF 94 S FF 94 X FF 94		1-1 C SI 89 B SL 85 X SL 86		6	0	2	0	0	0	4		
2 Troy Tulowitzki, R OBP: 0.344, SLG: 0.411	0-0 B CH 82		4-0 B FF 91 B CH 80 B FF 90			2-2 F SL 86 F FF 92 B FF 92 X FF 93			2-1 C SI 89 B SL 85 X SL 86		2-3 B SL 86 C FF 91 C FF 91 S SL 86		2-1 F SL 85 B SL 88 B SL 88 X SL 86		5	1	2	0	1	1	0	
5 Carlos González, L OBP: 0.340, SLG: 0.475	1-2 C SL 86 B FF 91 B FF 91 X FF 93		3-2 B FF 92 B SL 85 F FF 91 B FF 93 X FF 92			1-3 C CH 83 C FF 92 B FF 95 S SL 87			2-2 B CH 79 B SL 91 C SL 83 C CH 78 X SL 86		1-1 C CH 80 B CH 82 X CH 83		0-0 X SL 84		6	1	1	0	0	1	4	
6 Melvin Mora, R 56 Franklin Morales, L 60 Manny Corpas, R			4-0 B FF 91 B CH 80 B FF 90			2-1 B SL 86 B FF 92 B FF 92 X FF 93			0-2 C FF 92 B SL 86		2-1 B FF 92 B SL 86 X SL 86		2-1 B FF 89 B SL 88 X FF 89		3	0	0	0	1	2	0	
21 Miguel Olivo, R OBP: 0.303, SLG: 0.493			0-0 X CH 81			4-2 C FF 92 B SL 86 B FF 91 S SL 86								4	1	0	0	1	1	4		
12 Clint Barmes, R OBP: 0.289, SLG: 0.386			2-2 S FF 91 B FF 94 B FF 94 X FF 83			0-2 C FF 93 X FF 93						1-1 C SI 89 X SL 86		5	1	3	3	0	1	0		
28 Aaron Cook, R 7 Seth Smith, L			1-3 B FF 92 C FF 93 C FF 94			1-3 B FF 90 C FF 90 C FF 92						3-2 F SI 91 B SI 92 B SI 92 X SI 92		2	0	0	0	0	2	2		
Inning Stats	R: 0 E: 0 K: 10	H: 2 LOB: 2 BB: 16	R: 0 E: 0 K: 13	H: 1 LOB: 2 BB: 21	R: 3 E: 0 K: 16	H: 3 LOB: 2 BB: 31	R: 0 E: 0 K: 9	H: 0 LOB: 1 BB: 17	R: 0 E: 0 K: 11	H: 0 LOB: 0 BB: 16	R: 0 E: 0 K: 5	H: 0 LOB: 0 BB: 15	R: 1 E: 0 K: 11	H: 3 LOB: 2 BB: 19	1B: 8 2B: 2 3B: 1 HR: 1	SF: 0 SAC: 0 DP: 0 HBP: 0	WP: 0 PB: 0 SB: 0 CS: 2	PA: 51				
PITCHER	IP WLS BF H R ER SO	5.0 2 24 6 3 3 5	5.0 2 24 6 3 3 5	5.0 2 24 6 3 3 5	5.0 2 24 6 3 3 5	5.0 2 24 6 3 3 5	5.0 2 24 6 3 3 5	5.0 2 24 6 3 3 5	5.0 2 24 6 3 3 5	5.0 2 24 6 3 3 5	5.0 2 24 6 3 3 5	5.0 2 24 6 3 3 5	5.0 2 24 6 3 3 5	5.0 2 24 6 3 3 5	5.0 2 24 6 3 3 5	5.0 2 24 6 3 3 5	5.0 2 24 6 3 3 5	5.0 2 24 6 3 3 5	5.0 2 24 6 3 3 5	5.0 2 24 6 3 3 5	5.0 2 24 6 3 3 5	
33 Clayton Richard, L ERA: 3.34	1.0	0	0	0	0	0	0	0	0	0	0	0	0	0	0	0	0	0	0	0	0	0
45 Edward Mujica, R ERA: 3.07	0.2	0	0	0	0	0	0	0	0	0	0	0	0	0	0	0	0	0	0	0	0	0
54 Joe Thatcher, L ERA: 7.71	0.1	0	0	0	0	0	0	0	0	0	0	0	0	0	0	0	0	0	0	0	0	0
57 Luke Gregerson, R ERA: 1.65	1.0	0	0	0	0	0	0	0	0	0	0	0	0	0	0	0	0	0	0	0	0	0
37 Mike Adams, R ERA: 3.75	1.0	0	0	0	0	0	0	0	0	0	0	0	0	0	0	0	0	0	0	0	0	0

Colorado Rockies @ San Diego Padres
 PETCO Park, San Diego, CA
 Wed May 05 2010, 10:06 PM - 2:06 AM EDT
 Att. 17,121 - Partly Cloudy - 67 F

AB	45
R	6
H	12
RBI	6
BB	6
SO	10
LOB	21



Batter	1	2	3	4	5	6	7	8	9	10	11	12	AB	R	H	RBI	BB	SO	LOB	BOTTOM	
18 Tony Gwynn Jr., L OBP: 0.333, SLG: 0.309	2-2 B FF 88 B SI 89 B SI 90 X SI 90		3-1 C SI 90 B SI 91 1 SAFE B SI 90 X SI 89	1-3 C FF 91 C SI 92 S SL 88			0-0 X FF 90		0-0 X SI 90			0-0 X SI 91		6	0	0	0	0	1	4	
22 David Eckstein, R OBP: 0.286, SLG: 0.327	0-2 C SI 89 B SI 88 X FF 89		2-2 1 SAFE B SI 88 B SI 88 B SI 88 X FF 88			0-2 C FF 96 X SL 83		2-1 B FF 90 B SI 87 X FF 91				0-1 C SI 90 X SL 83		6	0	0	0	0	0	2	
23 Adrián González, L OBP: 0.407, SLG: 0.510	2-1 B SI 92 X SI 90		3-2 B SI 92 B SI 90 B SI 91 X SI 91			2-2 S CU 74 B FF 98 C SI 90 X SI 93		0-0 X CU 74				4-1 B CU 76 B FF 96 B SI 96 B FF 96		4	1	1	0	2	0	1	
2 Lance Zawadzki, L OBP: 0.500, SLG: 0.200				7 3B 1B										0	0	0	0	0	0	0	
7 Chase Headley, S OBP: 0.380, SLG: 0.499	1-0 B SI 89 X SI 89		4-0 B SI 90 B SI 90 B SI 90			4-2 B SI 90 B SI 91 B SI 90 X SI 89		1-2 C FF 93 B SI 84 X SL 83				4-2 B FF 95 C CH 84 F CU 75 F FF 94 B CH 75 B CH 83		3	1	1	0	3	1	1	
25 Will Venable, L OBP: 0.302, SLG: 0.477	0-0 1 SAFE X SI 91		0-0 X SI 91			3-1 1 SAFE B SI 89 1 SAFE C FC 93		2-3 B FF 94 B FF 94 C FF 93				0-1 C SI 90 X SI 90		4	1	0	0	0	1	4	
12 Scott Hairston, R OBP: 0.346, SLG: 0.350	1-2 B SI 90 X SI 90		0-0 X SI 91			1-2 1-2 2-3						0-0 X SI 91		4	1	0	0	0	0	3	
88 Kyle Blanks, R OBP: 0.315, SLG: 0.418	1-0 B SI 90 X SI 90		1-1 B SI 90 X SI 89			0-3 C FF 92 F SL 85 B CU 76		1-1 B SI 91 X SI 89				3-1 B SI 91 B SI 90 X SI 90		5	1	2	2	0	2	2	
15 Jerry Hairston, R OBP: 0.233, SLG: 0.284	0-1 C CU 78 X SI 92		0-1 X SI 91			1-1 B FF 93 X FF 92						1-1 C SL 82 B SI 91 X SI 91		5	1	1	1	0	1	2	
4 Nick Hundley, R OBP: 0.353, SLG: 0.400			2-1 B SI 89 B CU 75 X SI 88			1-1 B SI 91 X SI 88						0-1 S SL 84 X SL 83		5	0	1	0	0	0	2	
33 Clayton Richard, L ERA: 3.34	1.0	0	0	0	0	0	0	0	0	0	0	0	0	0	0	0	0	0	0	0	0
45 Edward Mujica, R ERA: 3.07	0.2	0	0	0	0	0	0	0	0	0	0	0	0	0	0	0	0	0	0	0	0
54 Joe Thatcher, L ERA: 7.71	0.1	0	0	0	0	0	0	0	0	0	0	0	0	0	0	0	0	0	0	0	0
57 Luke Gregerson, R ERA: 1.65	1.0	0	0	0	0	0	0	0	0	0	0	0	0	0	0	0	0	0	0	0	0
37 Mike Adams, R ERA: 3.75	1.1	0	0	0	0	0	0	0	0	0	0	0	0	0	0	0	0	0	0	0	0
Inning Stats	R: 0 E: 0 K: 8	H: 0 LOB: 0 BB: 0	R: 1 E: 0 K: 5	H: 2 LOB: 0 BB: 7	R: 0 E: 1 K: 19	H: 0 LOB: 1 BB: 19	R: 4 E: 1 K: 15	H: 4 LOB: 1 BB: 26	R: 0 E: 0 K: 9	H: 0 LOB: 0 BB: 0	R: 0 E: 0 K: 5	H: 0 LOB: 1 BB: 9	R: 0 E: 0 K: 7	H: 1 LOB: 1 BB: 12	1B: 6 2B: 3 3B: 0 HR: 0	SF: 0 SAC: 0 DP: 1 HBP: 0	WP: 2 PB: 0 SB: 0 CS: 0	PA: 50			
PITCHER	IP WLS BF H R ER SO	5.0 2 23 6 3 3 5	5.0 2 23 6 3 3 5	5.0 2 23 6 3 3 5	5.0 2 23 6 3 3 5	5.0 2 23 6 3 3 5	5.0 2 23 6 3 3 5	5.0 2 23 6 3 3 5	5.0 2 23 6 3 3 5	5.0 2 23 6 3 3 5	5.0 2 23 6 3 3 5	5.0 2 23 6 3 3 5	5.0 2 23 6 3 3 5	5.0 2 23 6 3 3 5	5.0 2 23 6 3 3 5	5.0 2 23 6 3 3 5	5.0 2 23 6 3 3 5	5.0 2 23 6 3 3 5	5.0 2 23 6 3 3 5	5.0 2 23 6 3 3 5	5.0 2 23 6 3 3 5
28 Aaron Cook, R ERA: 3.00	1.2	6	1	0	0	0	0	0	0	0	0	0	0	0	0	0	0	0	0	0	0
34 Matt Belisle, R ERA: 3.0	0.1	1	0	0	0	0	0	0	0	0	0	0	0	0	0	0	0	0	0	0	0
53 Randy Flores, L ERA: 1.66	1.0	4	0	0	0	0	0	0	0	0	0	0	0	0	0	0	0	0	0	0	0
63 Rafael Betancourt, R ERA: 5.56	1.1	4	0	0	0	0	0	0	0	0	0	0	0	0	0	0	0	0	0	0	0
31 Matt Daley, R ERA: 0.88	1.1	4	0	0	0	0	0	0	0	0	0	0	0	0	0	0	0	0	0	0	0

Colorado Rockies @ San Diego Padres
 PETCO Park, San Diego, CA
 Wed May 05 2010, 10:06 PM - 2:06 AM EDT
 Att. 17,121 - Partly Cloudy - 67 F

AB	45
R	5
H	8
RBI	5
BB	5
SO	9
LOB	23



Batter	1	2	3	4	5	6	7	8	9	AB	R	H	RBI	BB	SO	LOB	TOP			
7 Seth Smith, L OBP: 0.269, SLG: 0.476	G4-3		G3		24 1B 5 SF7	24 1B 17 SF8	L3			5	2	2	1	0	0	2	Colorado Rockies @ Los Angeles Dodgers Dodger Stadium, Los Angeles, CA Fri May 07 2010, 7:11 PM - 10:26 PM PDT Att. 40,567 - Clear - 71 F			
24 Dexter Fowler, S OBP: 0.345, SLG: 0.396	G4-3		K		5 SF7	17 SF8	K		5	0	2	0	0	0	2	0				
17 Todd Helton, L OBP: 0.364, SLG: 0.315	K		K		L5	SF8	F7		4	0	0	1	0	2	2					
2 Troy Tulowitzki, R OBP: 0.362, SLG: 0.421		5 9 SF9 BB		5 1B	5 SF7			G1-3	2	2	1	0	3	0	0					
5 Carlos González, L OBP: 0.342, SLG: 0.476	G4-3		G6-4-3		SF7	G4-3		9 CS 1B	4	0	2	2	0	0	3					
9 Ian Stewart, L OBP: 0.377, SLG: 0.511	SF9		G6-4-3		21 1B 2H		K		2	0	0	1	2	2	1					
21 Miguel Olivo, R OBP: 0.313, SLG: 0.486			G6-4-3		21 1B 2H		K		3	0	1	0	1	0	5					
23 Jason Giambi, L OBP: 0.364, SLG: 0.136			G6-4-3		G5-3		K		1	0	0	0	0	1	0					
12 Clint Barnes, R OBP: 0.300, SLG: 0.384					G5-3		FC6-4 19 1B		3	0	1	0	1	0	1					
48 Esmil Rogers, R 53 Randy Flores, L 3 Eric Young Jr., S 31 Matt Daley, R 97 Joe Beimel, L 19 Ryan Spilborghs, R 34 Matt Belisle, R	P3		G6-3		G6-3				2	0	0	0	0	0	0	4		AB 33 R 5 H 11 RBI 5 BB 7 SO 7 LOB 18		
Inning Stats	R: 0 E: 0 K: 1 S: 8	H: 0 LOB: 0 BB: 0 P: 11	R: 1 E: 0 K: 0 S: 12	H: 2 LOB: 2 BB: 1 P: 20	R: 0 E: 0 K: 2 S: 8	H: 0 LOB: 0 BB: 0 P: 12	R: 1 E: 0 K: 0 S: 7	H: 2 LOB: 2 BB: 2 P: 21	R: 1 E: 0 K: 0 S: 15	H: 2 LOB: 3 BB: 2 P: 25	R: 2 E: 1 K: 0 S: 10	H: 3 LOB: 2 BB: 1 P: 16	R: 0 E: 0 K: 1 S: 10	H: 0 LOB: 0 BB: 0 P: 12	R: 0 E: 0 K: 2 S: 14	H: 1 LOB: 0 BB: 0 P: 19	1B: 9 2B: 1 3B: 1 HR: 0	SF: 3 SAC: 0 DP: 1 HBP: 0	WP: 0 PB: 0 SB: 1 CS: 1	PA: 43
PITCHER	IP WLS BF H R ER SO BB IBB HBP BLK WP HR S P ERA WHIP																			
18 Hiroki Kuroda, R ERA: 2.7	5.1 29 9 5 4 3 3 2 0 0 0 0 0 56 96 6.75 2.250																			
52 George Sherrill, L ERA: 8.71	0.1 B 1 0 0 0 0 0 0 0 0 0 0 0 2 3 0.00 0.000																			
36 Jeff Weaver, R ERA: 4.76	0.1 W 2 0 0 0 0 0 1 0 0 0 0 0 2 6 0.00 3.000																			
38 Ramon Troncoso, R ERA: 3.76	2.0 H 8 1 0 0 2 1 0 0 0 0 0 0 20 27 0.00 1.000																			
51 Jonathan Broxton, R ERA: 1.69	1.0 S 3 1 0 0 2 0 0 0 0 0 0 0 0 14 19 0.00 1.000																			

Batter	1	2	3	4	5	6	7	8	9	AB	R	H	RBI	BB	SO	LOB	BOTTOM			
30 Xavier Paul, L OBP: 0.323, SLG: 0.483			K		16 2B	K				3	1	1	0	1	2	1	Colorado Rockies @ Los Angeles Dodgers Dodger Stadium, Los Angeles, CA Fri May 07 2010, 7:11 PM - 10:26 PM PDT Att. 40,567 - Clear - 71 F			
38 Ramon Troncoso, R										0	0	0	0	0	0	0				
51 Jonathan Broxton, R										0	0	0	0	0	0	0				
27 Matt Kemp, R OBP: 0.356, SLG: 0.538	K		E5 16 S		K				4	1	1	1	0	2	2					
16 Andre Ethier, L OBP: 0.442, SLG: 0.723	F7				23 1B	G4-3			4	1	2	2	0	0	2					
7 James Loney, L OBP: 0.349, SLG: 0.445	K		F7						4	0	0	0	0	2	3					
23 Casey Blake, R OBP: 0.324, SLG: 0.453		55 G4-3 14 1B	F7		55 WP 1B				4	2	2	1	0	0	1					
55 Russell Martin, R OBP: 0.345, SLG: 0.337	G4-3				14 G6-3 33 G4-3				3	0	1	1	1	0	1					
33 Blake DeWitt, L OBP: 0.386, SLG: 0.347	P4		G4-3			P5			4	0	0	0	0	0	3					
14 Jamey Carroll, R OBP: 0.397, SLG: 0.339			G6-3						4	1	2	1	0	0	1					
18 Hiroki Kuroda, R 52 George Sherrill, L 36 Jeff Weaver, R	G4-3		G4-3						2	0	0	0	0	0	2					
5 Reed Johnson, R OBP: 0.255, SLG: 0.370									1	0	0	0	0	1	0					
Inning Stats	R: 0 E: 0 K: 2 S: 8	H: 0 LOB: 1 BB: 1 P: 14	R: 1 E: 0 K: 0 S: 13	H: 2 LOB: 1 BB: 0 P: 22	R: 1 E: 1 K: 1 S: 17	H: 1 LOB: 1 BB: 0 P: 30	R: 0 E: 0 K: 0 S: 10	H: 0 LOB: 1 BB: 1 P: 17	R: 3 E: 0 K: 2 S: 15	H: 4 LOB: 1 BB: 0 P: 25	R: 1 E: 0 K: 1 S: 12	H: 2 LOB: 1 BB: 0 P: 16	R: 0 E: 0 K: 0 S: 6	H: 0 LOB: 0 BB: 0 P: 9	R: 0 E: 0 K: 1 S: 10	H: 0 LOB: 0 BB: 0 P: 13	1B: 4 2B: 4 3B: 1 HR: 0	SF: 0 SAC: 1 DP: 0 HBP: 0	WP: 1 PB: 0 SB: 2 CS: 0	PA: 36
PITCHER	IP WLS BF H R ER SO BB IBB HBP BLK WP HR S P ERA WHIP																			
48 Esmil Rogers, R ERA: 6.39	4.2 24 7 5 4 0 2 0 0 0 0 0 0 1 2 0.00 0.000																			
53 Randy Flores, L ERA: 1.29	0.2 L 4 2 1 1 1 0 0 0 0 0 0 0 11 15 13.50 3.000																			
97 Joe Beimel, L ERA: 0.5	0.1 1 0 0 0 0 0 0 0 0 0 0 0 1 1 0.00 0.000																			
34 Matt Belisle, R ERA: 2.7	2.0 6 0 0 0 1 0 0 0 0 0 0 0 0 16 22 0.00 0.000																			

Batter	1	2	3	4	5	6	7	8	9	AB	R	H	RBI	BB	SO	LOB	TOP							
3 Eric Young Jr. S OBP: 0.382, SLG: 0.379										3	0	0	0	1	0	0	Colorado Rockies @ Los Angeles Dodgers Dodger Stadium, Los Angeles, CA Sun May 09 2010, 1:12 PM - 3:31 PM PDT Att: 40,718 - Cloudy - 65 F							
24 Dexter Fowler S OBP: 0.336, SLG: 0.372										3	0	0	0	1	1	0								
17 Todd Helton L OBP: 0.353, SLG: 0.300										4	0	0	0	0	3	1								
2 Troy Tulowitzki R OBP: 0.381, SLG: 0.429										2	0	1	0	0	0	0								
6 Melvin Mora R OBP: 0.352, SLG: 0.408										2	0	1	0	0	1	0								
19 Ryan Spilborghs R OBP: 0.367, SLG: 0.367										3	0	1	0	1	2	0								
9 Ian Stewart L OBP: 0.391, SLG: 0.542										4	0	1	0	0	1	5								
21 Miguel Olivo R OBP: 0.301, SLG: 0.467										3	0	0	0	0	1	1								
12 Clint Barnes R OBP: 0.284, SLG: 0.358										3	0	0	0	0	0	0								
38 Ubaldo Jiménez R OBP: 0.167, SLG: 0.167										2	0	0	0	0	1	0								
7 Seth Smith L OBP: 0.274, SLG: 0.464										1	0	0	0	0	0	0								
31 Matt Daley R										0	0	0	0	0	0	0								
Inning Stats	R: 0 E: 0 K: 2 S: 16	H: 1 LOB: 3 BB: 2 P: 30	R: 0 E: 0 K: 1 S: 6	H: 0 LOB: 0 BB: 0 P: 10	R: 0 E: 0 K: 1 S: 11	H: 0 LOB: 0 BB: 0 P: 14	R: 0 E: 0 K: 1 S: 9	H: 1 LOB: 1 BB: 0 P: 15	R: 0 E: 0 K: 2 S: 8	H: 0 LOB: 0 BB: 0 P: 11	R: 0 E: 0 K: 2 S: 9	H: 0 LOB: 0 BB: 0 P: 12	R: 0 E: 0 K: 0 S: 8	H: 0 LOB: 0 BB: 0 P: 14	R: 0 E: 0 K: 1 S: 10	H: 2 LOB: 2 BB: 0 P: 11	1B: 4 2B: 0 3B: 0 HR: 0	SF: 0 SAC: 0 DP: 0 HBP: 0	WP: 0 PB: 0 SB: 0 CS: 0	PA: 34				
PITCHER	IP WLS BF H R ER SO BB IBB HBP BLK WP HR S P ERA WHIP																							
22 Clayton Kershaw L ERA: 3.96	(1, 1)	8.0 W 28	2 0 0 9	3 0 0 0	0 0 0 0	0 0 0 0	0 0 73 117	0.00 0.625																
51 Jonathan Broxton R ERA: 1.54	(9, 1)	1.0 S 5	2 0 0 1	0 0 0 0	0 0 0 0	0 0 10 11	0.00 2.000																	

Batter	1	2	3	4	5	6	7	8	9	AB	R	H	RBI	BB	SO	LOB	BOTTOM						
55 Russell Martin R OBP: 0.339, SLG: 0.359										4	1	1	1	0	1	0	Colorado Rockies @ Los Angeles Dodgers Dodger Stadium, Los Angeles, CA Sun May 09 2010, 1:12 PM - 3:31 PM PDT Att: 40,718 - Cloudy - 65 F						
27 Matt Kemp R OBP: 0.350, SLG: 0.516										3	0	0	0	1	1	0							
16 Andre Ethier L OBP: 0.445, SLG: 0.720										3	0	0	0	0	3	1							
99 Manny Ramirez R OBP: 0.492, SLG: 0.609										1	0	0	0	1	0	0							
5 Reed Johnson R OBP: 0.255, SLG: 0.370										0	0	0	0	0	0	0							
7 James Loney L OBP: 0.338, SLG: 0.424										3	0	0	0	0	2	2							
23 Casey Blake R OBP: 0.333, SLG: 0.439										1	0	0	0	2	0	0							
33 Blake DeWitt L OBP: 0.368, SLG: 0.341										3	1	1	0	0	2	2							
14 Jamey Carroll R OBP: 0.387, SLG: 0.333										3	0	1	1	0	1	1							
22 Clayton Kershaw L ERA: 0.93	(1, 1)	7.0 L 25	2 1 1 5	4 0 0 0	0 0 0 0	0 0 62 104	1.29 0.857																
9 Garret Anderson L OBP: 0.157, SLG: 0.238	(8, PH)									2	0	0	0	0	1	2							
51 Jonathan Broxton R ERA: 1.6	(9, 1)	1.0	4 1 1 1 2	0 0 0 0	0 0 0 0	0 1 9 15	9.00 1.000																
Inning Stats	R: 0 E: 0 K: 1 S: 8	H: 0 LOB: 0 BB: 0 P: 16	R: 0 E: 0 K: 0 S: 7	H: 0 LOB: 0 BB: 1 P: 13	R: 1 E: 0 K: 0 S: 8	H: 2 LOB: 0 BB: 0 P: 11	R: 0 E: 0 K: 1 S: 9	H: 0 LOB: 1 BB: 1 P: 15	R: 0 E: 0 K: 1 S: 10	H: 0 LOB: 1 BB: 1 P: 16	R: 0 E: 0 K: 2 S: 10	H: 0 LOB: 0 BB: 0 P: 15	R: 0 E: 0 K: 0 S: 10	H: 0 LOB: 1 BB: 1 P: 18	R: 1 E: 0 K: 2 S: 9	H: 1 LOB: 0 BB: 0 P: 15	1B: 1 2B: 2 3B: 0 HR: 1	SF: 0 SAC: 0 DP: 1 HBP: 1	WP: 0 PB: 0 SB: 0 CS: 2	PA: 29			
PITCHER	IP WLS BF H R ER SO BB IBB HBP BLK WP HR S P ERA WHIP																						
38 Ubaldo Jiménez R ERA: 0.93	(1, 1)	7.0 L 25	2 1 1 5	4 0 0 0	0 0 0 0	0 0 62 104	1.29 0.857																
31 Matt Daley R ERA: 1.6	(8, 1)	1.0	4 1 1 1 2	0 0 0 0	0 0 0 0	0 1 9 15	9.00 1.000																



Batter	1	2	3	4	5	6	7	8	9	10	AB	R	H	RBI	BB	SO	LOB	TOP			
8 Shane Victorino, S OBP: 0.285, SLG: 0.475	G1-3		G3		P4	G3			F7		5	0	0	0	0	0	0				
27 Placido Polanco, R OBP: 0.333, SLG: 0.470	1B				2B		G6-3		F8		4	1	2	0	1	0	0				
26 Chase Utley, L OBP: 0.439, SLG: 0.579	1B		G4-3		1B				F9		5	1	3	1	0	0	1				
6 Ryan Howard, L OBP: 0.333, SLG: 0.464	G4-3				1B						5	1	3	0	0	0	3				
28 Jayson Werth, R OBP: 0.423, SLG: 0.881	K				1B						4	0	1	1	0	1	4				
29 Raul Ibanez, L OBP: 0.338, SLG: 0.387	G6-3				FC5-4						3	0	0	1	1	1					
Carlos Ruiz, R OBP: 0.472, SLG: 0.476	G5-3				FC5-4						2	0	0	0	0	2					
24 Paul Hoover, R					K						2	0	0	0	0	2					
21 Wilson Valdez, R OBP: 0.189, SLG: 0.270	G4-3										4	0	2	0	0	0					
34 Roy Halladay, R OBP: 0.143, SLG: 0.143					2B						3	0	0	0	0	1					
16 J.C. Romero, S					G6-3						0	0	0	0	0	0					
19 Greg Dobbs, L OBP: 0.258, SLG: 0.393											1	0	0	0	0	1					
55 Danyes Baez, R											0	0	0	0	0	0					
37 Chad Durbin, R											0	0	0	0	0	0					
Inning Stats	R: 0 E: 0 K: 1 S: 9	H: 2 LOB: 2 BB: 1 P: 11	R: 0 E: 0 K: 0 S: 7	H: 0 LOB: 0 BB: 0 P: 9	R: 0 E: 0 K: 1 S: 7	H: 0 LOB: 1 BB: 1 P: 16	R: 1 E: 0 K: 0 S: 12	H: 3 LOB: 2 BB: 1 P: 18	R: 2 E: 0 K: 1 S: 16	H: 3 LOB: 2 BB: 0 P: 24	R: 0 E: 0 K: 0 S: 6	H: 0 LOB: 0 BB: 0 P: 8	R: 0 E: 0 K: 0 S: 6	H: 1 LOB: 1 BB: 0 P: 8	R: 0 E: 0 K: 0 S: 5	H: 0 LOB: 0 BB: 0 P: 7	R: 0 E: 0 K: 0 S: 6	H: 1 LOB: 0 BB: 0 P: 8	1B: 8 2B: 3 3B: 0 HR: 0	SF: 1 SAC: 0 DP: 2 HBP: 1	WP: 0 PA: 42
PITCHER	IP WLS BF ERA	WLS R ER SO	BF H R ER SO	BB IBB HBP BLK	WP HR S P	HR S P ERA	WHIP	PITCHER	IP WLS BF ERA	WLS R ER SO	BF H R ER SO	BB IBB HBP BLK	WP HR S P	ERA WHIP							
28 Aaron Cook, R ERA: 5.8	6.0	2	3	3	2	0	0	4.50	1.667												
53 Randy Flores, L ERA: 2.42	0.2	3	1	0	0	0	0	0.00	1.500												
34 Matt Belisle, R ERA: 2.42	1.1	5	1	0	0	3	0	0.00	0.750												
60 Manny Corpas, R ERA: 3.09	0.2	2	0	0	0	0	0	0.00	0.000												
97 Joe Beimel, L ERA: 0.69	1.1	W	4	1	0	0	0	0.00	0.750												

Philadelphia Phillies @ Colorado Rockies
Coors Field, Denver, CO
Wed May 12 2010, 1:10 PM - 4:26 PM MDT
Att: 23,475 - Overcast - 40 F

livebaseballscorecards.com

AB 38
R 3
H 11
RBI 3
BB 2
SO 6
LOB 16



Batter	1	2	3	4	5	6	7	8	9	10	AB	R	H	RBI	BB	SO	LOB	BOTTOM					
5 Carlos González, L OBP: 0.347, SLG: 0.487	1B		1B		G3			F6			5	2	3	0	0	4							
7 Seth Smith, L OBP: 0.301, SLG: 0.506	1B				G4-3			L7			5	0	2	0	0	3							
60 Manny Corpas, R	1B							F7			0	0	0	0	0	0							
97 Joe Beimel, L	1B										0	0	0	0	0	0							
6 Melvin Mora, R OBP: 0.333, SLG: 0.382	SH1-3				F8			FC3			1	0	0	0	0	2							
3 Eric Young Jr., S OBP: 0.351, SLG: 0.344	SH1-3				E4			11 3B			3	1	0	0	0	1							
11 Brad Hawpe, L OBP: 0.450, SLG: 0.700	SF7				G3			G3			4	0	1	3	0	1							
17 Todd Helton, L OBP: 0.355, SLG: 0.291	BB				L9			L3			3	0	0	0	2	0							
9 Ian Stewart, L OBP: 0.378, SLG: 0.524	F8				L9			L4			5	0	1	0	0	2							
21 Miguel Olivo, R OBP: 0.326, SLG: 0.524					1B						5	1	5	1	0	0							
12 Clint Barmes, R OBP: 0.295, SLG: 0.349	K				2B			F8			2	0	0	0	1	2							
28 Aaron Cook, R OBP: 0.298, SLG: 0.442					SH1-4			SH1-4			1	0	0	0	0	1							
19 Ryan Spillane, R OBP: 0.281, SLG: 0.371					BB			FC6-4			1	0	0	0	0	0							
53 Randy Flores, L ERA: 2.42					SH1-4						0	0	0	0	0	0							
34 Matt Belisle, R ERA: 2.42											0	0	0	0	0	0							
24 Dexter Fowler, S OBP: 0.345, SLG: 0.365											0	0	0	0	1	0							
Inning Stats	R: 1 E: 0 K: 0 S: 15	H: 2 LOB: 2 BB: 1 P: 23	R: 0 E: 0 K: 2 S: 9	H: 1 LOB: 0 BB: 0 P: 14	R: 0 E: 0 K: 1 S: 16	H: 2 LOB: 2 BB: 1 P: 22	R: 0 E: 0 K: 0 S: 12	H: 2 LOB: 2 BB: 1 P: 16	R: 0 E: 1 K: 0 S: 10	H: 0 LOB: 1 BB: 0 P: 17	R: 0 E: 0 K: 1 S: 8	H: 1 LOB: 1 BB: 0 P: 13	R: 2 E: 1 K: 0 S: 16	H: 2 LOB: 1 BB: 0 P: 27	R: 0 E: 0 K: 0 S: 10	H: 1 LOB: 2 BB: 1 P: 15	R: 0 E: 0 K: 1 S: 10	H: 0 LOB: 1 BB: 0 P: 22	R: 1 E: 0 K: 0 S: 1	H: 1 LOB: 0 BB: 0 P: 1	1B: 9 2B: 1 3B: 1 HR: 1	SF: 1 SAC: 3 DP: 0 HBP: 0	WP: 1 PA: 43
PITCHER	IP WLS BF ERA	WLS R ER SO	BF H R ER SO	BB IBB HBP BLK	WP HR S P	HR S P ERA	WHIP	PITCHER	IP WLS BF ERA	WLS R ER SO	BF H R ER SO	BB IBB HBP BLK	WP HR S P	ERA WHIP									
34 Roy Halladay, R ERA: 1.59	6.1	3	10	2	2	4	2.84	1.895															
16 J.C. Romero, L ERA: 5.4	0.2	2	0	0	0	0	0.00	0.000															
55 Danyes Baez, R ERA: 6.0	1.0	5	1	0	0	0	0.00	2.000															
37 Chad Durbin, R ERA: 2.16	1.0	L	5	1	1	1	9.00	2.000															

Philadelphia Phillies @ Colorado Rockies
Coors Field, Denver, CO
Wed May 12 2010, 1:10 PM - 4:26 PM MDT
Att: 23,475 - Overcast - 40 F

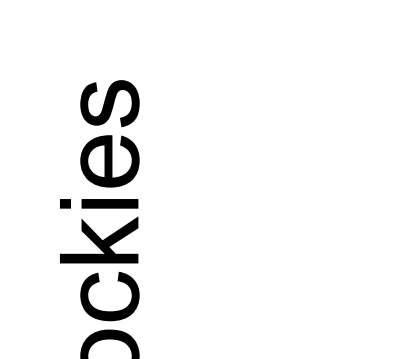
livebaseballscorecards.com

AB 35
R 4
H 12
RBI 4
BB 4
SO 5
LOB 25



Batter	1	2	3	4	5	6	7	8	9	AB	R	H	RBI	BB	SO	LOB	TOP			
1 Nyer Morgan, L (1,8) OBP: 0.395, SLG: 0.400										2	1	2	0	1	0	0	Washington Nationals @ Colorado Rockies Coors Field, Denver, CO Sat May 15 2010, 12:11 PM - 2:40 PM MDT Att: 29,111 - Cloudy - 54 F			
20 Adam Kennedy, L (1,4) OBP: 0.330, SLG: 0.361										4	0	0	0	0	0	5				
44 Adam Dunn, L (1,3) OBP: 0.384, SLG: 0.544										4	1	1	1	1	0	3				
11 Ryan Zimmerman, R (1,5) OBP: 0.389, SLG: 0.704										4	0	3	1	0	0	0				
22 Willie Harris, L (1,7) OBP: 0.296, SLG: 0.390										4	0	0	0	0	0	3				
7 Ivan Rodriguez, R (1,2) OBP: 0.376, SLG: 0.471										4	0	0	0	0	1	1				
2 Roger Bernadina, L (1,9) OBP: 0.340, SLG: 0.442										3	0	1	0	0	1	0				
6 Ian Desmond, R (1,6) OBP: 0.310, SLG: 0.434										3	0	0	0	0	1	1				
61 Livan Hernandez, R (1,1) OBP: 0.067, SLG: 0.067										2	0	0	0	0	1	0				
45 Doug Slaten, L (7,1) OBP: 0.413, SLG: 0.500										0	0	0	0	0	0	0				
16 Josh Willingham, R (8,PH) OBP: 0.250, SLG: 0.265										0	0	0	0	0	0	0				
3 Willy Taveras, R (8,PR)										0	0	0	0	0	0	0				
32 Brian Bruney, R (8,1)										0	0	0	0	0	0	0				
Inning Stats	R: 1 E: 0 K: 1 S: 12	H: 2 LOB: 1 BB: 0 P: 19	R: 0 E: 0 K: 0 S: 5	H: 0 LOB: 0 BB: 0 P: 7	R: 0 E: 0 K: 0 S: 7	H: 0 LOB: 0 BB: 1 P: 12	R: 0 E: 0 K: 2 S: 8	H: 1 LOB: 1 BB: 0 P: 17	R: 0 E: 0 K: 0 S: 11	H: 3 LOB: 1 BB: 0 P: 18	R: 0 E: 0 K: 2 S: 9	H: 1 LOB: 0 BB: 0 P: 14	R: 0 E: 0 K: 0 S: 8	H: 0 LOB: 2 BB: 0 P: 12	R: 0 E: 0 K: 0 S: 10	H: 0 LOB: 0 BB: 0 P: 14	1B: 5 2B: 2 3B: 0 HR: 1	SF: 0 SAC: 1 DP: 2 HBP: 1	WP: 0 PB: 0 SB: 0 CS: 2	PA: 33
PITCHER	IP: 8.0 ERA: 1.12	WLS: W BF: 30	H: 7 R: 2 ER: 2 SO: 5	BB: 1 IBB: 0 HBP: 1 BLK: 0	WP: 0 HR: 1 S: 70 P: 115	ERA: 2.25 WHIP: 1.000	PITCHER	IP: 1.0 ERA: 0.00	WLS: 3 BF: 3	H: 0 R: 0 ER: 0 SO: 0	BB: 0 IBB: 0 HBP: 0 BLK: 0	WP: 0 HR: 0 S: 10 P: 14	ERA: 0.00 WHIP: 0.000							

Batter	1	2	3	4	5	6	7	8	9	AB	R	H	RBI	BB	SO	LOB	BOTTOM	
5 Carlos González, L (1,8) OBP: 0.338, SLG: 0.484										4	0	1	0	0	0	0	Washington Nationals @ Colorado Rockies Coors Field, Denver, CO Sat May 15 2010, 12:11 PM - 2:40 PM MDT Att: 29,111 - Cloudy - 54 F	
7 Seth Smith, L (1,7) OBP: 0.291, SLG: 0.488										3	0	0	0	0	0	0		
19 Ryan Spilborghs, R (7,PH) OBP: 0.375, SLG: 0.365										3	1	0	0	1	2	3		
11 Brad Hawpe, L (1,9) OBP: 0.449, SLG: 0.707										3	1	3	0	1	0	0		
60 Manny Corpas, R (9,1) ERA: 2.96										3	1	0	0	0	0	0		
23 Jason Giambi, L (1,3) OBP: 0.405, SLG: 0.379										3	2	1	1	1	0	2		
21 Miguel Olivo, R (1,2) OBP: 0.340, SLG: 0.582										4	1	1	1	0	1	4		
9 Ian Stewart, L (1,5) OBP: 0.386, SLG: 0.531										4	1	2	2	0	0	0		
12 Clint Barmes, R (1,4) OBP: 0.301, SLG: 0.351										4	0	2	2	0	0	2		
38 Ubaldo Jiménez, R (1,1) OBP: 0.143, SLG: 0.143										3	0	0	0	0	0	1		
24 Dexter Fowler, S (8,PH) ERA: 2.25										1	0	0	0	0	0	1		
32 Brian Bruney, R (8,1) ERA: 7.64										0	0	0	0	0	0	1		
Inning Stats	R: 0 E: 0 K: 1 S: 9	H: 1 LOB: 1 BB: 0 P: 17	R: 1 E: 0 K: 0 S: 12	H: 2 LOB: 1 BB: 0 P: 18	R: 0 E: 0 K: 1 S: 9	H: 1 LOB: 0 BB: 0 P: 16	R: 1 E: 0 K: 0 S: 9	H: 1 LOB: 0 BB: 0 P: 14	R: 0 E: 0 K: 1 S: 10	H: 2 LOB: 2 BB: 1 P: 18	R: 0 E: 0 K: 0 S: 6	H: 1 LOB: 0 BB: 0 P: 10	R: 3 E: 0 K: 0 S: 10	H: 2 LOB: 1 BB: 2 P: 22	1B: 4 2B: 4 3B: 0 HR: 2	SF: 0 SAC: 0 DP: 1 HBP: 0	WP: 0 PB: 0 SB: 0 CS: 0	PA: 36
PITCHER	IP: 6.0 ERA: 1.46	WLS: L BF: 26	H: 7 R: 3 ER: 3 SO: 3	BB: 1 IBB: 0 HBP: 0 BLK: 0	WP: 0 HR: 2 S: 59 P: 100	ERA: 4.50 WHIP: 1.333	PITCHER	IP: 1.0 ERA: 0.00	WLS: 7 BF: 3	H: 0 R: 0 ER: 0 SO: 0	BB: 0 IBB: 0 HBP: 0 BLK: 0	WP: 0 HR: 0 S: 10 P: 14	ERA: 0.00 WHIP: 1.000					



Batter	1	2	3	4	5	6	7	8	9	AB	R	H	RBI	BB	SO	LOB	TOP				
1 Nyer Morgan, L (1,8) OBP: 0.344, SLG: 0.385										4	1	1	0	0	3	3	Washington Nationals @ Colorado Rockies Coors Field, Denver, CO Sun May 16 20:10, 1:12 PM - 3:51 PM MDT Att: 42,874 - Sunny - 60 F livebaseballscorecards.com				
6 Ian Desmond, R (1,6) OBP: 0.298, SLG: 0.421										4	0	1	0	0	0	2					
15 Cristian Guzman, S (1,9) OBP: 0.347, SLG: 0.417										3	0	2	1	0	0	0					
11 Ryan Zimmerman, R (1,5) OBP: 0.379, SLG: 0.670										4	0	0	0	0	1	3					
16 Josh Willingham, R (1,7) OBP: 0.413, SLG: 0.487										2	0	0	0	2	0	2					
7 Ivan Rodriguez, R (1,2) OBP: 0.372, SLG: 0.462										4	0	1	0	0	1	4					
38 Michael Morse, R (1,3) OBP: 0.333, SLG: 0.333										3	0	2	0	0	0	1					
22 Willie Harris, L (9, PH) OBP: 0.289, SLG: 0.375										1	0	0	0	0	1	0					
12 Alberto Gonzalez, R (1,4) OBP: 0.350, SLG: 0.351										3	0	1	0	0	1	2					
20 Adam Kennedy, L (9, PH) OBP: 0.327, SLG: 0.357										1	0	0	0	0	0	0					
19 Scott Olsen, L (1,1) OBP: 0.077, SLG: 0.077										2	0	0	0	0	1	3					
36 Tyler Clippard, R (7, 1) OBP: 1.000, SLG: 1.000										0	0	0	0	0	0	0					
44 Adam Dunn, L (9, PH) OBP: 0.378, SLG: 0.554										1	0	0	0	0	0	0					
Inning Stats	R: 1 E: 0 K: 1 S: 15	H: 2 LOB: 2 BB: 1 P: 25	R: 0 E: 0 K: 2 S: 9	H: 1 LOB: 1 BB: 0 P: 10	R: 0 E: 0 K: 0 S: 8	H: 1 LOB: 1 BB: 0 P: 12	R: 0 E: 0 K: 0 S: 10	H: 0 LOB: 0 BB: 0 P: 19	R: 0 E: 0 K: 0 S: 6	H: 0 LOB: 0 BB: 1 P: 13	R: 0 E: 0 K: 2 S: 14	H: 2 LOB: 2 BB: 0 P: 19	R: 0 E: 0 K: 1 S: 12	H: 1 LOB: 1 BB: 0 P: 16	R: 0 E: 0 K: 1 S: 6	H: 0 LOB: 0 BB: 0 P: 8	1B: 7 2B: 1 3B: 0 HR: 0	SF: 1 SAC: 1 DP: 1 HBP: 0	WP: 1 PB: 0 SB: 0 CS: 0	PA: 36	
PITCHER	IP WLS BF H R ER SO BB IBB HBP BLK WP HR S P ERA WHIP	7.0 1 29 7 1 1 6 2 0 0 0 1 0 67 106 1.29 1.286	1.0 W 4 1 0 0 1 0 0 0 0 0 0 0 12 16 0.00 1.000	1.0 S 3 0 0 0 1 0 0 0 0 0 0 0 6 8 0.00 0.000																	

Batter	1	2	3	4	5	6	7	8	9	AB	R	H	RBI	BB	SO	LOB	BOTTOM			
5 Carlos González, L (1,8) OBP: 0.341, SLG: 0.500										4	0	2	0	0	1	0	Washington Nationals @ Colorado Rockies Coors Field, Denver, CO Sun May 16 20:10, 1:12 PM - 3:51 PM MDT Att: 42,874 - Sunny - 60 F livebaseballscorecards.com			
19 Ryan Spillane, R (1,7) OBP: 0.348, SLG: 0.345										3	0	0	0	0	0	1				
24 Dexter Fowler, S (8, PH) OBP: 0.345, SLG: 0.353										0	0	0	0	0	0	0				
11 Brad Hawpe, L (1,9) OBP: 0.429, SLG: 0.662										3	0	0	1	0	1	1				
2 Troy Tulowitzki, R (1,6) OBP: 0.367, SLG: 0.418										4	1	1	0	0	1	1				
17 Todd Helton, L (1,3) OBP: 0.371, SLG: 0.291										2	0	1	0	1	0	1				
21 Miguel Olivo, R (1,2) OBP: 0.340, SLG: 0.581										2	0	1	1	0	0	1				
9 Ian Stewart, L (1,5) OBP: 0.374, SLG: 0.508										3	0	0	0	0	0	3				
12 Clint Barmes, R (1,4) OBP: 0.291, SLG: 0.337										3	0	1	0	0	0	2				
26 Jeff Francis, L (1,1) OBP: 0.697, SLG: 1.000										2	0	0	0	0	0	2				
34 Matt Belisle, R (8, 1) OBP: 0.319, SLG: 0.524										0	0	0	0	0	0	0				
7 Seth Smith, L (6, PH) OBP: 0.319, SLG: 0.524										0	1	0	0	1	0	0				
60 Manny Corpas, R (9, 1) OBP: 0.319, SLG: 0.524										0	0	0	0	0	0	0				
Inning Stats	R: 0 E: 0 K: 0 S: 7	H: 1 LOB: 0 BB: 0 P: 13	R: 1 E: 0 K: 0 S: 12	H: 1 LOB: 0 BB: 0 P: 19	R: 0 E: 0 K: 0 S: 6	H: 0 LOB: 0 BB: 0 P: 11	R: 0 E: 0 K: 0 S: 8	H: 0 LOB: 0 BB: 0 P: 13	R: 0 E: 0 K: 0 S: 12	H: 2 LOB: 2 BB: 0 P: 16	R: 0 E: 0 K: 2 S: 10	H: 0 LOB: 0 BB: 0 P: 14	R: 0 E: 0 K: 1 S: 15	H: 1 LOB: 2 BB: 1 P: 23	R: 1 E: 0 K: 0 S: 10	H: 1 LOB: 1 BB: 1 P: 18	1B: 5 2B: 1 3B: 0 HR: 0	SF: 2 SAC: 1 DP: 1 HBP: 0	WP: 0 PB: 0 SB: 0 CS: 0	PA: 31
PITCHER	IP WLS BF H R ER SO BB IBB HBP BLK WP HR S P ERA WHIP	6.2 1 25 5 1 1 3 1 0 0 0 0 0 67 106 1.35 0.900	1.1 L 6 1 1 1 0 1 0 0 0 0 0 0 13 21 6.75 1.500																	

Batter	1	2	3	4	5	6	7	8	9	10	11	AB	R	H	RBI	BB	SO	LOB	TOP					
5 Carlos González, L OBP: 0.343, SLG: 0.504	(1,8) K		(1,0) 7 1B		(0,2) 11 PB 1B		(2,1) F9		(0,3) K			5	1	2	0	0	2	0						
7 Seth Smith, L OBP: 0.323, SLG: 0.517	(1,7) L3		(2,2) 2B		(3,2) F8			(2,1) 17 BB 11 BB 21 BB 1B		(1,3) K		5	1	2	1	0	1	1						
11 Brad Hawpe, L OBP: 0.420, SLG: 0.632	(1,9) F7			(1,2) G1-3	(2,1) G4-3			(4,1) 17 BB 21 BB 1B		(1,3) K		3	0	0	0	1	1	0	1					
24 Dexter Fowler, S OBP: 0.343, SLG: 0.350								(1,2) BB				1	0	0	0	0	1	0						
2 Troy Tulowitzki, R OBP: 0.361, SLG: 0.410		(0,1) G6-3		(1,2) 21 1B 17 1B 1B		(1,2) G1-3		(2,2) F8		(2,3) K2-3		5	0	1	0	0	1	2						
17 Todd Helton, L OBP: 0.387, SLG: 0.301			(3,1) 21 FC1-6 1B		(0,0) 21 1B			(4,2) BB				3	0	2	0	2	0	0						
21 Miguel Olivo, R OBP: 0.343, SLG: 0.567		(1,2) FC1-6		(0,0) 1-2 2-3 1B		(0,1) F9		(4,0) 9 G6-3 BB				4	0	1	1	1	0	2						
9 Ian Stewart, L OBP: 0.361, SLG: 0.488			(1,2) F7		(2,2) L3			(1,2) G6-3				5	0	0	0	0	2	8						
12 Clint Barmes, R OBP: 0.281, SLG: 0.324			(1,2) G5-3		(2,3) K			(3,2) P4				4	0	0	0	0	2	3						
28 Aaron Cook, R OBP: 0.226, SLG: 0.375			(1,1) L3		(1,2) G5-3			(0,1) B1-3				3	0	0	0	0	0	0						
97 Joe Beimel, L												0	0	0	0	0	0	0						
63 Rafael Betancourt, R												0	0	0	0	0	0	0						
23 Jason Giambi, L OBP: 0.365, SLG: 0.367												1	0	0	0	0	1	0						
34 Matt Belisle, R OBP: 0.607, SLG: 1.000												0	0	0	0	0	0	0						
Inning Stats	R: 0 E: 0 K: 1 S: 8	H: 0 LOB: 0 BB: 0 P: 13	R: 0 E: 0 K: 0 S: 11	H: 1 LOB: 1 BB: 0 P: 16	R: 1 E: 0 K: 0 S: 10	H: 2 LOB: 1 BB: 0 P: 15	R: 0 E: 0 K: 2 S: 17	H: 3 LOB: 3 BB: 0 P: 23	R: 0 E: 0 K: 0 S: 13	H: 0 LOB: 1 BB: 1 P: 22	R: 0 E: 0 K: 0 S: 7	H: 0 LOB: 0 BB: 0 P: 12	R: 1 E: 0 K: 0 S: 13	H: 1 LOB: 3 BB: 0 P: 29	R: 0 E: 0 K: 3 S: 13	H: 0 LOB: 0 BB: 0 P: 18	R: 0 E: 0 K: 3 S: 9	H: 0 LOB: 0 BB: 0 P: 13	R: 0 E: 0 K: 1 S: 6	H: 0 LOB: 0 BB: 0 P: 8	1B: 7 2B: 1 3B: 0 HR: 0	SF: 0 SAC: 0 DP: 1 HBP: 0	WP: 0 PB: 1 SB: 0 CS: 0	PA: 43
PITCHER	IP ERA WLS BF H R ER SO BB IBB HBP BLK WP HR S P ERA WHIP	36 Randy Wells, R ERA: 4.13	43 John Grabow, L ERA: 8.16	49 Carlos Marmol, R ERA: 1.37	45 Sean Marshall, L ERA: 2.21	PITCHER																IP ERA WLS BF H R ER SO BB IBB HBP BLK WP HR S P ERA WHIP		

Colorado Rockies @ Chicago Cubs
Wrigley Field, Chicago, IL
Mon May 17 2010, 7:07 PM - 10:25 PM CDT
Att: 35,760 - Cloudy - 53 F

AB	39
R	2
H	8
RBI	2
BB	4
SO	10
LOB	17



Batter	1	2	3	4	5	6	7	8	9	10	11	AB	R	H	RBI	BB	SO	LOB	BOTTOM					
1 Kosuke Fukudome, L OBP: 0.411, SLG: 0.546	(1,9) 16 1B 2B		(1,1) G3		(2,1) F8			(0,0) 13 FC1-6 1B		(2,3) K		5	1	2	0	0	1	0						
13 Starlin Castro, R OBP: 0.439, SLG: 0.528	(1,6) F7		(0,0) 25 G5-4-3 1B		(0,0) 25 G5-4-3 1B			(0,0) FC1-6 16 S				5	1	3	0	0	0	2						
25 Derrek Lee, R OBP: 0.331, SLG: 0.345	(1,3) K		(0,0) G5-4-3		(0,1) G5-4-3			(1,3) K				5	0	0	0	0	2	5						
16 Aramis Ramirez, R OBP: 0.239, SLG: 0.294		(0,0) 2H 1B		(1,0) F7		(1,0) L8		(2,2) F8				5	1	2	3	0	0	1						
21 Tyler Colvin, L OBP: 0.344, SLG: 0.571	(1,8) G4-3			(4,2) 17 E 55 1B BB		(1,0) 12 G6-4-3 1B						3	1	1	0	1	1	1						
12 Alfonso Soriano, R OBP: 0.379, SLG: 0.613		(2,0) L4		(1,3) K		(1,0) G6-4-3						3	0	0	0	0	1	2						
43 John Grabow, L												0	0	0	0	0	0	0						
49 Carlos Marmol, R												0	0	0	0	0	0	0						
22 Xavier Nady, R OBP: 0.311, SLG: 0.314												1	0	0	0	0	1	0						
45 Sean Marshall, L												0	0	0	0	0	0	0						
17 Mike Fontenot, L OBP: 0.344, SLG: 0.386		(1,1) 2B		(2,0) E6 55 1B								4	0	1	0	0	0	1						
18 Geovany Soto, R OBP: 0.454, SLG: 0.473				(1,2) 2B								0	0	0	0	0	0	0						
55 Kevie Hill, S OBP: 0.250, SLG: 0.290					(1,2) 36 FC6-4 1B							3	0	1	1	0	0	1						
2 Ryan Theriot, R OBP: 0.348, SLG: 0.355												1	0	0	0	0	0	0						
36 Randy Wells, R OBP: 0.207, SLG: 0.286				(1,2) G1-3								2	0	0	0	0	0	3						
24 Marlon Byrd, R OBP: 0.365, SLG: 0.587					(1,2) FC6-4							2	0	0	0	0	1	0						
Inning Stats	R: 1 E: 0 K: 1 S: 12	H: 2 LOB: 1 BB: 0 P: 20	R: 0 E: 0 K: 0 S: 7	H: 1 LOB: 1 BB: 0 P: 11	R: 0 E: 0 K: 0 S: 4	H: 1 LOB: 0 BB: 0 P: 5	R: 1 E: 1 K: 1 S: 16	H: 1 LOB: 2 BB: 1 P: 25	R: 0 E: 0 K: 0 S: 5	H: 1 LOB: 0 BB: 0 P: 7	R: 0 E: 0 K: 0 S: 3	H: 0 LOB: 0 BB: 0 P: 6	R: 0 E: 0 K: 1 S: 9	H: 1 LOB: 1 BB: 0 P: 12	R: 0 E: 0 K: 2 S: 9	H: 0 LOB: 0 BB: 0 P: 11	R: 0 E: 0 K: 1 S: 7	H: 0 LOB: 0 BB: 0 P: 14	R: 2 E: 0 K: 0 S: 6	H: 2 LOB: 0 BB: 0 P: 11	1B: 7 2B: 2 3B: 0 HR: 1	SF: 0 SAC: 0 DP: 3 HBP: 0	WP: 0 PB: 0 SB: 1 CS: 0	PA: 40
PITCHER	IP ERA WLS BF H R ER SO BB IBB HBP BLK WP HR S P ERA WHIP	28 Aaron Cook, R ERA: 5.13	97 Joe Beimel, L ERA: 0.06	63 Rafael Betancourt, R ERA: 4.97	34 Matt Belisle, R ERA: 2.77	PITCHER																IP ERA WLS BF H R ER SO BB IBB HBP BLK WP HR S P ERA WHIP		

Colorado Rockies @ Chicago Cubs
Wrigley Field, Chicago, IL
Mon May 17 2010, 7:07 PM - 10:25 PM CDT
Att: 35,760 - Cloudy - 53 F

AB	39
R	4
H	10
RBI	4
BB	1
SO	7
LOB	16



Batter	1	2	3	4	5	6	7	8	9	AB	R	H	RBI	BB	SO	LOB	TOP						
5 Carlos González, L (1.8) OBP: 0.347, SLG: 0.504										4	0	2	0	0	1	0							
7 Seth Smith, L (1.7) OBP: 0.310, SLG: 0.495										4	0	0	0	0	0	2							
11 Brad Hawpe, L (1.9) OBP: 0.412, SLG: 0.611										4	0	1	0	0	1	1							
2 Troy Tulowitzki, R (1.6) OBP: 0.365, SLG: 0.408										3	1	1	0	1	0	2							
17 Todd Helton, L (1.3) OBP: 0.390, SLG: 0.342										4	1	2	2	0	1	1							
21 Miguel Olivo, R (1.2) OBP: 0.342, SLG: 0.556										2	0	0	0	1	1	2							
39 Paul Phillips, R (7. PR) OBP: 0.357, SLG: 0.250										4	0	1	0	0	3	1							
9 Ian Stewart, L (1.5) OBP: 0.358, SLG: 0.481										3	0	0	0	0	0	3							
12 Clint Barnes, R (1.4) OBP: 0.274, SLG: 0.315										3	0	0	0	0	0	3							
45 Jhoulys Chacin, R (1.1)										2	0	0	0	0	0	0							
53 Randy Flores, L (6.1)										0	0	0	0	0	0	0							
19 Ryan Spilborghs, R (7. PH) OBP: 0.353, SLG: 0.339										1	0	0	0	0	1	1							
63 Rafael Betancourt, R (7.1)										0	0	0	0	0	0	0							
97 Joe Beimel, L (8.1)										0	0	0	0	0	0	0							
Inning Stats	R: 0 E: 0 K: 0 S: 9	H: 1 LOB: 0 BB: 0 P: 13	R: 0 E: 0 K: 0 S: 8	H: 2 LOB: 2 BB: 0 P: 10	R: 0 E: 0 K: 0 S: 7	H: 0 LOB: 0 BB: 0 P: 7	R: 0 E: 0 K: 1 S: 10	H: 2 LOB: 1 BB: 0 P: 16	R: 0 E: 0 K: 1 S: 6	H: 0 LOB: 0 BB: 0 P: 11	R: 0 E: 0 K: 2 S: 10	H: 0 LOB: 0 BB: 0 P: 13	R: 2 E: 0 K: 2 S: 23	H: 1 LOB: 2 BB: 2 P: 40	R: 0 E: 0 K: 0 S: 8	H: 1 LOB: 1 BB: 0 P: 12	R: 0 E: 0 K: 2 S: 9	H: 0 LOB: 0 BB: 0 P: 14	1B: 5 2B: 1 3B: 0 HR: 1	SF: 0 SAC: 0 DP: 2 HBP: 0	WP: 1 PB: 0 SB: 1 CS: 0	PA: 34	
PITCHER	IP WLS BF H R ER SO BB IBB HBP BLK WP HR S P ERA WHIP	6.0 W 23 6 2 2 4 1 0 0 0 1 1 58 85 3.00 1.167	0.0 1 0 0 0 0 1 0 0 0 0 0 0 4 ∞ ∞	1.0 H 3 0 0 0 2 0 0 0 0 0 0 15 21 0.00 0.000	1.0 H 4 1 0 0 0 0 0 0 0 0 0 8 12 0.00 1.000	1.0 3 0 0 0 2 0 0 0 0 0 0 9 14 0.00 0.000																	

Colorado Rockies @ Chicago Cubs
Wrigley Field, Chicago, IL
Tue May 18 2010, 7:06 PM - 10:21 PM CDT
Att: 37,029 - Cloudy - 56 F

AB	32
R	2
H	7
RBI	2
BB	2
SO	8
LOB	13



Batter	1	2	3	4	5	6	7	8	9	AB	R	H	RBI	BB	SO	LOB	BOTTOM					
1 Kosuke Fukudome, L (1.9) OBP: 0.410, SLG: 0.536										4	0	1	1	1	1	4						
2 Ryan Theriot, R (1.4) OBP: 0.348, SLG: 0.356										5	0	2	2	0	1	2						
25 Derrek Lee, R (1.3) OBP: 0.328, SLG: 0.346											5	0	1	0	0	3						
16 Aramis Ramirez, R (1.5) OBP: 0.239, SLG: 0.288										3	1	0	0	1	0	3						
24 Marlon Byrd, R (1.8) OBP: 0.368, SLG: 0.582										3	1	1	0	1	0	1						
21 Tyler Colvin, L (1.7) OBP: 0.368, SLG: 0.583										4	2	3	1	0	1	3						
18 Geovany Soto, R (1.2) OBP: 0.463, SLG: 0.468										1	1	0	0	3	1	0						
13 Starlin Castro, R (1.6) OBP: 0.422, SLG: 0.500										4	1	1	2	0	1	4						
52 Carlos Silva, R (1.1) OBP: 0.176, SLG: 0.193										3	0	0	0	0	1	4						
33 Esmailin Caridad, R (7.1) ERA: 3.12										0	0	0	0	0	0	0						
40 James Russell, L (7.1) ERA: 2.77										0	0	0	0	0	0	0						
45 Sean Marshall, L (8.1) ERA: 2.11										0	0	0	0	0	0	0						
12 Alfonso Soriano, R (8. PH) OBP: 0.322, SLG: 0.608										1	0	0	0	0	1	2						
38 Carlos Zambrano, S (9.1) ERA: 0.63										0	0	0	0	0	0	0						
Inning Stats	R: 0 E: 0 K: 2 S: 11	H: 1 LOB: 3 BB: 2 P: 25	R: 0 E: 0 K: 1 S: 7	H: 0 LOB: 0 BB: 0 P: 11	R: 0 E: 0 K: 1 S: 6	H: 0 LOB: 0 BB: 0 P: 8	R: 3 E: 0 K: 1 S: 18	H: 3 LOB: 2 BB: 2 P: 35	R: 0 E: 0 K: 0 S: 7	H: 0 LOB: 0 BB: 0 P: 11	R: 0 E: 0 K: 2 S: 10	H: 1 LOB: 2 BB: 1 P: 18	R: 0 E: 0 K: 1 S: 11	H: 1 LOB: 1 BB: 0 P: 13	R: 3 E: 0 K: 2 S: 24	H: 3 LOB: 1 BB: 1 P: 35	1B: 8 2B: 1 3B: 0 HR: 0	SF: 0 SAC: 0 DP: 0 HBP: 0	WP: 1 PB: 0 SB: 2 CS: 0	PA: 39		
PITCHER	IP WLS BF H R ER SO BB IBB HBP BLK WP HR S P ERA WHIP	5.2 L 27 5 3 3 6 5 0 0 0 0 0 0 4 7 0.00 0.000																				

Colorado Rockies @ Chicago Cubs
Wrigley Field, Chicago, IL
Tue May 18 2010, 7:06 PM - 10:21 PM CDT
Att: 37,029 - Cloudy - 56 F

AB	33
R	6
H	9
RBI	6
BB	6
SO	10
LOB	26



Batter	1	2	3	4	5	6	7	8	9	AB	R	H	RBI	BB	SO	LOB	TOP		
5 Carlos González, L (1,7) OBP: 0.336, SLG: 0.486	G3		P3		K		K		G4-3	5	0	0	0	0	2	2	Colorado Rockies @ Houston Astros Minute Maid Park, Houston, TX Wed May 19 2010, 7:07 PM - 9:53 PM CDT Att: 25,200 - Partly Cloudy - 84 F		
24 Dexter Fowler, S (1,8) OBP: 0.340, SLG: 0.341			G3-1		G4-3		G4-3		L6	3	1	0	0	1	0	1			
48 Esmil Rogers, R (7,1) OBP: 0.200, SLG: 0.200										0	0	0	0	0	0	0			
23 Jason Giambi, L (9,PH) OBP: 0.386, SLG: 0.355	2 WP 1B									1	0	0	0	0	0	1			
11 Brad Hawpe, L (1,9) OBP: 0.416, SLG: 0.600	2 1B									3	1	1	0	1	1	0			
2 Troy Tulowitzki, R (1,6) OBP: 0.362, SLG: 0.404	17 G5-4-3 1B									4	0	1	1	0	1	1			
17 Todd Helton, L (1,3) OBP: 0.400, SLG: 0.345	G5-4-3									2	0	1	0	2	0	2			
21 Miguel Olivo, R (1,2) OBP: 0.348, SLG: 0.549										3	0	1	0	1	1	1			
6 Melvin Mora, R (1,5) OBP: 0.308, SLG: 0.350										4	0	0	1	0	0	4			
12 Clint Barmes, R (1,4) OBP: 0.273, SLG: 0.339										4	1	1	1	0	1	2			
27 Greg Smith, L (1,1) OBP: 0.308, SLG: 0.462										2	0	0	0	0	0	0			
97 Joe Beimel, L (6,1) OBP: 0.324, SLG: 0.511										0	0	0	0	0	0	0			
7 Seth Smith, L (7,PH) OBP: 0.324, SLG: 0.511										1	0	1	0	1	0	0			
Inning Stats	R: 1 H: 1 E: 0 K: 0 S: 11	H: 1 BB: 2 P: 22	R: 0 H: 0 E: 0 K: 0 S: 8	H: 0 LOB: 0 P: 12	R: 0 H: 0 E: 0 K: 0 S: 7	H: 0 LOB: 0 P: 11	R: 1 H: 1 E: 0 K: 1 S: 11	H: 1 LOB: 2 P: 22	R: 0 H: 0 E: 0 K: 2 S: 12	H: 0 LOB: 1 P: 23	R: 1 H: 1 E: 0 K: 1 S: 12	H: 1 LOB: 1 P: 18	R: 0 H: 2 E: 0 K: 0 S: 12	H: 2 LOB: 2 P: 18	R: 0 H: 1 E: 0 K: 1 S: 7	H: 1 LOB: 0 P: 9	1B: 4 2B: 1 3B: 0 HR: 1	SF: 0 SAC: 0 DP: 1 HBP: 0	WP: 1 PA: 38 PB: 0 SB: 0 CS: 0
PITCHER	IP WLS BF H R ER SO BB IBB HBP BLK WP HR S P ERA WHIP																		
52 Felipe Paulino, R (1,1) ERA: 5.36	6.0		24	2	2	2	4	5	0	0	0	0	1	0	57	100	3.00	1.167	
43 Chris Sampson, R (7,1) ERA: 1.59	1.0	B	5	1	1	1	1	1	0	0	0	0	0	1	12	18	9.00	2.000	
37 Brandon Lyon, R (8,1) ERA: 4.15	1.0	W	5	2	0	0	0	0	0	0	0	0	0	0	12	18	0.00	2.000	
22 Matt Lindstrom, R (9,1) ERA: 1.47	1.0		4	1	0	0	1	0	0	0	0	0	0	0	7	9	0.00	1.000	

Batter	1	2	3	4	5	6	7	8	9	AB	R	H	RBI	BB	SO	LOB	BOTTOM		
21 Michael Bourn, L (1,8) OBP: 0.371, SLG: 0.355	G4-3		G4-3		G4-3		G3-1			4	2	1	1	1	0	3	Colorado Rockies @ Houston Astros Minute Maid Park, Houston, TX Wed May 19 2010, 7:07 PM - 9:53 PM CDT Att: 25,200 - Partly Cloudy - 84 F		
8 Jeff Keppinger, R (1,4) OBP: 0.338, SLG: 0.375			PO		F7		F8		IBB	5	0	3	4	0	0	0			
17 Lance Berkman, S (1,3) OBP: 0.339, SLG: 0.426	G6-3				G5-3		K		K	5	0	1	0	0	2	2			
45 Carlos Lee, R (1,7) OBP: 0.247, SLG: 0.338	G6-3		P6				G5-3			4	1	1	1	0	0	3			
9 Hunter Pence, R (1,9) OBP: 0.270, SLG: 0.414	G6-3								G4-3	4	0	2	0	0	0	1			
77 Pedro Feliz, R (1,5) OBP: 0.238, SLG: 0.293									F9	4	1	1	0	0	2	4			
12 Tommy Manzella, R (1,6) OBP: 0.252, SLG: 0.245									E4	4	1	2	0	0	0	3			
36 Kevin Cash, R (1,2) OBP: 0.059, SLG: 0.118										2	0	0	0	0	1	2			
27 Geoff Blum, S (8,PH) OBP: 0.338, SLG: 0.369										0	1	0	0	1	0	0			
55 Humberto Quintero, R (9,2) OBP: 0.250, SLG: 0.256										0	0	0	0	0	0	0			
52 Felipe Paulino, R (1,1) ERA: 5.36	5.0		24	10	3	3	4	0	0	0	0	0	0	0	1	10			
43 Chris Sampson, R (7,1) ERA: 1.59	1.0	L	11	2	4	0	2	1	1	0	0	0	0	0	0	0			
37 Brandon Lyon, R (8,1) ERA: 4.15	2.0		11	2	4	0	2	1	1	0	0	0	0	0	0	0			
16 Cory Sullivan, L (8,PH) OBP: 0.256, SLG: 0.279										2	0	0	0	0	0	0			
22 Matt Lindstrom, R (9,1) ERA: 1.47										0	0	0	0	0	0	0			
Inning Stats	R: 1 H: 2 E: 0 K: 0 S: 12	H: 3 LOB: 1 P: 16	R: 1 H: 3 E: 0 K: 1 S: 11	H: 3 LOB: 0 P: 15	R: 0 H: 3 E: 0 K: 1 S: 15	H: 3 LOB: 3 P: 25	R: 0 H: 0 E: 0 K: 1 S: 8	H: 0 LOB: 0 P: 13	R: 1 H: 2 E: 0 K: 1 S: 10	H: 2 LOB: 1 P: 15	R: 0 H: 1 E: 0 K: 0 S: 9	H: 1 LOB: 1 P: 12	R: 0 H: 0 E: 0 K: 1 S: 7	H: 0 LOB: 0 P: 11	R: 4 H: 2 E: 2 K: 1 S: 17	H: 2 LOB: 2 P: 30	1B: 10 2B: 2 3B: 0 HR: 1	SF: 0 SAC: 1 DP: 0 HBP: 0	WP: 0 PA: 40 PB: 0 SB: 0 CS: 0
PITCHER	IP WLS BF H R ER SO BB IBB HBP BLK WP HR S P ERA WHIP																		
27 Greg Smith, L (1,1) ERA: 6.23	5.0		24	10	3	3	4	0	0	0	0	0	0	0	1	56	84	5.40	2.000
97 Joe Beimel, L (6,1) ERA: 0.59	1.0		4	1	0	0	0	0	0	0	0	0	0	0	9	12	0.00	1.000	
48 Esmil Rogers, R (7,1) ERA: 5.4	2.0	L	11	2	4	0	2	1	1	0	0	0	0	0	24	41	0.00	1.500	

AB 32
R 3
H 6
RBI 3
BB 6
SO 6
LOB 14

AB 36
R 7
H 13
RBI 7
BB 2
SO 6
LOB 19



Batter	1	2	3	4	5	6	7	8	9	AB	R	H	RBI	BB	SO	LOB	TOP				
5 Carlos González, L OBP: 0.325, SLG: 0.470	E1 2 HR 17 S		G4-3		K		K		K	5	1	0	0	0	3	2	Colorado Rockies @ Houston Astros Minute Maid Park, Houston, TX Thu May 20 2010, 7:07 PM - 9:47 PM CDT Att: 25,932 - Partly Cloudy - 86 F				
7 Seth Smith, L OBP: 0.318, SLG: 0.490 60 Manny Corpas, R	K		K		G4-3		FC4-6		BB	4	0	0	0	1	2	2					
17 Todd Helton, L OBP: 0.420, SLG: 0.364	2 HR BB		2 BB		11 BB 2B		2B		BB	2	2	2	0	3	0	0					
2 Troy Tulowitzki, R OBP: 0.369, SLG: 0.427	2 HR		BB		BB		BB		BB	4	1	2	3	1	2	3					
11 Brad Hawpe, L OBP: 0.419, SLG: 0.608	K		BB		F7		BB		BB	4	0	2	1	0	1	2					
21 Miguel Olivo, R OBP: 0.336, SLG: 0.528	P6				G6-3		G4-3		F8	4	0	0	0	0	0	4					
9 Ian Stewart, L OBP: 0.349, SLG: 0.466			K		K		K		F8	4	0	0	0	0	3	4					
12 Clint Barmes, R OBP: 0.264, SLG: 0.328			G4-3		P6		P6		F8	4	0	0	0	0	0	2					
38 Ubaldo Jiménez, R OBP: 0.125, SLG: 0.125 34 Matt Belisle, R OBP: 0.097, SLG: 1.000 24 Dexter Fowler, S OBP: 0.345, SLG: 0.341	G6-3		G6-3		G1-3		E5 7 FC4-6		BB	3	0	0	0	0	0	0					
Inning Stats	R: 3 E: 1 K: 2 S: 21	H: 1 LOB: 0 BB: 1 P: 33	R: 0 E: 0 K: 1 S: 7	H: 0 LOB: 0 BB: 0 P: 8	R: 0 E: 0 K: 1 S: 13	H: 0 LOB: 2 BB: 2 P: 22	R: 0 E: 0 K: 1 S: 7	H: 0 LOB: 0 BB: 0 P: 9	R: 0 E: 0 K: 1 S: 9	H: 2 LOB: 2 BB: 0 P: 12	R: 0 E: 1 K: 1 S: 11	H: 0 LOB: 1 BB: 0 P: 16	R: 1 E: 0 K: 0 S: 13	H: 3 LOB: 2 BB: 0 P: 21	R: 0 E: 0 K: 2 S: 13	H: 0 LOB: 2 BB: 3 P: 30		1B: 3 2B: 2 3B: 0 HR: 1	SF: 0 SAC: 0 DP: 0 HBP: 0	WP: 0 PB: 0 SB: 2 CS: 1	PA: 40
PITCHER	IP WLS BF H R ER SO BB IBB HBP BLK WP HR S P ERA WHIP	IP WLS BF H R ER SO BB IBB HBP BLK WP HR S P ERA WHIP	IP WLS BF H R ER SO BB IBB HBP BLK WP HR S P ERA WHIP	IP WLS BF H R ER SO BB IBB HBP BLK WP HR S P ERA WHIP	IP WLS BF H R ER SO BB IBB HBP BLK WP HR S P ERA WHIP	IP WLS BF H R ER SO BB IBB HBP BLK WP HR S P ERA WHIP	IP WLS BF H R ER SO BB IBB HBP BLK WP HR S P ERA WHIP	IP WLS BF H R ER SO BB IBB HBP BLK WP HR S P ERA WHIP	IP WLS BF H R ER SO BB IBB HBP BLK WP HR S P ERA WHIP	IP WLS BF H R ER SO BB IBB HBP BLK WP HR S P ERA WHIP	IP WLS BF H R ER SO BB IBB HBP BLK WP HR S P ERA WHIP	IP WLS BF H R ER SO BB IBB HBP BLK WP HR S P ERA WHIP	IP WLS BF H R ER SO BB IBB HBP BLK WP HR S P ERA WHIP	IP WLS BF H R ER SO BB IBB HBP BLK WP HR S P ERA WHIP	IP WLS BF H R ER SO BB IBB HBP BLK WP HR S P ERA WHIP	IP WLS BF H R ER SO BB IBB HBP BLK WP HR S P ERA WHIP	IP WLS BF H R ER SO BB IBB HBP BLK WP HR S P ERA WHIP	IP WLS BF H R ER SO BB IBB HBP BLK WP HR S P ERA WHIP	IP WLS BF H R ER SO BB IBB HBP BLK WP HR S P ERA WHIP	IP WLS BF H R ER SO BB IBB HBP BLK WP HR S P ERA WHIP	IP WLS BF H R ER SO BB IBB HBP BLK WP HR S P ERA WHIP

AB	34
R	4
H	6
RBI	4
BB	6
SO	11
LOB	19



Batter	1	2	3	4	5	6	7	8	9	AB	R	H	RBI	BB	SO	LOB	BOTTOM					
21 Michael Bourn, L OBP: 0.368, SLG: 0.352	K		G3		G6-3		G6-3		BB 8 FC6-4 1B	4	0	1	0	0	1	1	Colorado Rockies @ Houston Astros Minute Maid Park, Houston, TX Thu May 20 2010, 7:07 PM - 9:47 PM CDT Att: 25,932 - Partly Cloudy - 86 F					
8 Jeff Keppinger, R OBP: 0.328, SLG: 0.363	G6-3		G5-3		G5-3		G5-3		FC6-4	4	0	0	0	0	2	2						
17 Lance Berkman, S OBP: 0.336, SLG: 0.412	F7		BB 9 G6-3		F7		F7		P4	3	0	0	0	1	0	1						
45 Carlos Lee, R OBP: 0.241, SLG: 0.329	G5-3		P3		G5-3		G5-3		F7	4	0	0	0	0	2	2						
9 Hunter Pence, R OBP: 0.265, SLG: 0.405	G6-3		G6-3		K		K		K	3	0	0	0	0	1	1						
77 Pedro Feliz, R OBP: 0.241, SLG: 0.289	BB		BB		G5-3		G5-3		K	2	0	0	0	1	0	0						
12 Tommy Manzella, R OBP: 0.255, SLG: 0.247	G5-3		K		K		BB		BB	3	0	1	0	0	1	1						
55 Humberto Quintero, R OBP: 0.263, SLG: 0.297	G5-3		G5-3		G5-3		G5-3		K	3	0	1	0	0	1	1						
44 Roy Oswalt, R OBP: 0.286, SLG: 0.231 26 Oswaldo Navarro, R 73 Gustavo Chacin, L 59 Wilton Lopez, R 18 Cory Sullivan, L 47 Jeff Fulchino, R	SH3-4		BB 21 G3 44 SH3-4 1B		K		K		F8	0	0	0	0	0	0	0						
Inning Stats	R: 0 E: 0 K: 1 S: 7	H: 0 LOB: 0 BB: 0 P: 14	R: 0 E: 0 K: 0 S: 8	H: 0 LOB: 1 BB: 1 P: 16	R: 0 E: 0 K: 0 S: 8	H: 1 LOB: 0 BB: 0 P: 15	R: 0 E: 0 K: 0 S: 8	H: 0 LOB: 0 BB: 1 P: 15	R: 0 E: 0 K: 1 S: 10	H: 0 LOB: 0 BB: 0 P: 14	R: 0 E: 0 K: 1 S: 7	H: 0 LOB: 0 BB: 0 P: 10	R: 0 E: 0 K: 1 S: 5	H: 1 LOB: 0 BB: 0 P: 8	R: 0 E: 0 K: 2 S: 10	H: 1 LOB: 1 BB: 0 P: 15		R: 0 E: 0 K: 0 S: 8	H: 1 LOB: 1 BB: 0 P: 13	1B: 3 2B: 0 3B: 0 HR: 0	SF: 0 SAC: 1 DP: 1 HBP: 0	WP: 0 PB: 0 SB: 0 CS: 0
PITCHER	IP WLS BF H R ER SO BB IBB HBP BLK WP HR S P ERA WHIP	IP WLS BF H R ER SO BB IBB HBP BLK WP HR S P ERA WHIP	IP WLS BF H R ER SO BB IBB HBP BLK WP HR S P ERA WHIP	IP WLS BF H R ER SO BB IBB HBP BLK WP HR S P ERA WHIP	IP WLS BF H R ER SO BB IBB HBP BLK WP HR S P ERA WHIP	IP WLS BF H R ER SO BB IBB HBP BLK WP HR S P ERA WHIP	IP WLS BF H R ER SO BB IBB HBP BLK WP HR S P ERA WHIP	IP WLS BF H R ER SO BB IBB HBP BLK WP HR S P ERA WHIP	IP WLS BF H R ER SO BB IBB HBP BLK WP HR S P ERA WHIP	IP WLS BF H R ER SO BB IBB HBP BLK WP HR S P ERA WHIP	IP WLS BF H R ER SO BB IBB HBP BLK WP HR S P ERA WHIP	IP WLS BF H R ER SO BB IBB HBP BLK WP HR S P ERA WHIP	IP WLS BF H R ER SO BB IBB HBP BLK WP HR S P ERA WHIP	IP WLS BF H R ER SO BB IBB HBP BLK WP HR S P ERA WHIP	IP WLS BF H R ER SO BB IBB HBP BLK WP HR S P ERA WHIP	IP WLS BF H R ER SO BB IBB HBP BLK WP HR S P ERA WHIP	IP WLS BF H R ER SO BB IBB HBP BLK WP HR S P ERA WHIP	IP WLS BF H R ER SO BB IBB HBP BLK WP HR S P ERA WHIP	IP WLS BF H R ER SO BB IBB HBP BLK WP HR S P ERA WHIP	IP WLS BF H R ER SO BB IBB HBP BLK WP HR S P ERA WHIP	IP WLS BF H R ER SO BB IBB HBP BLK WP HR S P ERA WHIP	



AB	28
R	0
H	3
RBI	0
BB	2
SO	6
LOB	10



Batter	1	2	3	4	5	6	7	8	9	AB	R	H	RBI	BB	SO	LOB	TOP				
5 Carlos González, L (1, 8) OBP: 0.317, SLG: 0.458	G4-3		G4-3			K		K		4	0	0	0	0	2	0	Colorado Rockies @ Kansas City Royals Kauffman Stadium, Kansas City, MO Fri May 21 2010, 7:12 PM - 9:43 PM CDT Att: 24,807 - Partly Cloudy - 72 F				
23 Jason Giambi, L (1, 10) OBP: 0.375, SLG: 0.371	F7		K			F8		G3-1 17 G3-1 2B		4	0	1	0	0	1	0					
17 Todd Helton, L (1, 3) OBP: 0.409, SLG: 0.352	G4-3					P6		G3-1 2-3		4	0	0	0	0	0	1					
2 Troy Tulowitzki, R (1, 6) OBP: 0.372, SLG: 0.435		1B 11				G4-3 11		G1-3		4	0	2	0	0	0	1					
11 Brad Hawpe, L (1, 9) OBP: 0.412, SLG: 0.590		1B 19				G4-3		G1-3		4	0	1	0	0	1	1					
21 Miguel Olivo, R (1, 2) OBP: 0.341, SLG: 0.523		1B 1-3				F9		BB		3	0	1	0	1	1	2					
19 Ryan Spilborghs, R (1, 7) OBP: 0.347, SLG: 0.333		1B				G6-3		G5-3		4	0	1	0	0	1	2					
9 Ian Stewart, L (1, 5) OBP: 0.346, SLG: 0.460	G4-3					G4-3		G1-3 12 HR		4	1	1	0	0	0	3					
12 Clint Barmes, R (1, 4) OBP: 0.266, SLG: 0.353						G6-3		G6-3 1-H		3	1	1	2	0	0	0					
Inning Stats	R: 0 E: 0 K: 0 S: 6	H: 0 LOB: 0 BB: 0 P: 11	R: 0 E: 0 K: 1 S: 8	H: 3 LOB: 2 BB: 0 P: 13	R: 0 E: 0 K: 1 S: 8	H: 0 LOB: 0 BB: 0 P: 10	R: 0 E: 0 K: 0 S: 9	H: 1 LOB: 1 BB: 0 P: 15	R: 0 E: 0 K: 1 S: 8	H: 0 LOB: 0 BB: 0 P: 9	R: 0 E: 0 K: 1 S: 8	H: 0 LOB: 1 BB: 1 P: 17	R: 0 E: 0 K: 2 S: 13	H: 3 LOB: 1 BB: 0 P: 16	R: 0 E: 0 K: 2 S: 13	H: 1 LOB: 1 BB: 0 P: 18		1B: 5 2B: 2 3B: 0 HR: 1	SF: 0 SAC: 0 DP: 0 HBP: 0	WP: 1 PB: 0 SB: 0 CS: 0	PA: 35
PITCHER	IP WLS BF H R ER SO BB IBB HBP BLK WP HR S P ERA WHIP	IP WLS BF H R ER SO BB IBB HBP BLK WP HR S P ERA WHIP	IP WLS BF H R ER SO BB IBB HBP BLK WP HR S P ERA WHIP	IP WLS BF H R ER SO BB IBB HBP BLK WP HR S P ERA WHIP	IP WLS BF H R ER SO BB IBB HBP BLK WP HR S P ERA WHIP	IP WLS BF H R ER SO BB IBB HBP BLK WP HR S P ERA WHIP	IP WLS BF H R ER SO BB IBB HBP BLK WP HR S P ERA WHIP	IP WLS BF H R ER SO BB IBB HBP BLK WP HR S P ERA WHIP	IP WLS BF H R ER SO BB IBB HBP BLK WP HR S P ERA WHIP	IP WLS BF H R ER SO BB IBB HBP BLK WP HR S P ERA WHIP	IP WLS BF H R ER SO BB IBB HBP BLK WP HR S P ERA WHIP	IP WLS BF H R ER SO BB IBB HBP BLK WP HR S P ERA WHIP	IP WLS BF H R ER SO BB IBB HBP BLK WP HR S P ERA WHIP	IP WLS BF H R ER SO BB IBB HBP BLK WP HR S P ERA WHIP	IP WLS BF H R ER SO BB IBB HBP BLK WP HR S P ERA WHIP	IP WLS BF H R ER SO BB IBB HBP BLK WP HR S P ERA WHIP	IP WLS BF H R ER SO BB IBB HBP BLK WP HR S P ERA WHIP	IP WLS BF H R ER SO BB IBB HBP BLK WP HR S P ERA WHIP	IP WLS BF H R ER SO BB IBB HBP BLK WP HR S P ERA WHIP	IP WLS BF H R ER SO BB IBB HBP BLK WP HR S P ERA WHIP	IP WLS BF H R ER SO BB IBB HBP BLK WP HR S P ERA WHIP

Batter	1	2	3	4	5	6	7	8	9	AB	R	H	RBI	BB	SO	LOB	BOTTOM				
22 Scott Podsednik, L (1, 7) OBP: 0.352, SLG: 0.377	K		K			F8		SF8 13 1B 9 1B BB		3	1	0	1	1	2	0	Colorado Rockies @ Kansas City Royals Kauffman Stadium, Kansas City, MO Fri May 21 2010, 7:12 PM - 9:43 PM CDT Att: 24,807 - Partly Cloudy - 72 F				
13 Mike Aviles, R (1, 4) OBP: 0.377, SLG: 0.515	G6-3					K		K		4	0	1	1	1	2	1					
9 David DeJesus, L (1, 9) OBP: 0.349, SLG: 0.428	K					L3		1B 9 1B 2-H		4	0	2	1	0	1	1					
16 Billy Butler, R (1, 3) OBP: 0.384, SLG: 0.479		G5-3				6 HR		FC6-4		4	1	1	0	0	1	3					
6 Jose Guillen, R (1, 10) OBP: 0.328, SLG: 0.524						1B		HR		2	2	2	3	1	0	0					
8 Willie Bloomquist, R (8, PR) OBP: 0.194, SLG: 0.143		HBP				HR		13 1B 12 WP BB		0	1	0	0	0	0	0					
13 Alberto Callaspo, S (1, 5) OBP: 0.350, SLG: 0.515	F7					G6-3		12 1B 12 WP 3 PB 1B		4	2	2	0	0	0	1					
12 Mitch Maier, L (1, 8) OBP: 0.336, SLG: 0.330	L9					K		G4-3 12 1B 12 WP 3 PB 1B		4	1	1	0	0	1	2					
3 Yuniesky Betancourt, R (1, 6) OBP: 0.295, SLG: 0.384						F7		G5-3 12 1B 12 WP 3 PB 1B		4	0	0	0	0	0	2					
18 Jason Kendall, R (1, 2) OBP: 0.352, SLG: 0.333	F8					F8		13 1B 1B		3	1	1	1	0	0	0					
Inning Stats	R: 0 E: 0 K: 2 S: 9	H: 0 LOB: 0 BB: 0 P: 12	R: 0 E: 0 K: 0 S: 7	H: 0 LOB: 1 BB: 0 P: 13	R: 0 E: 0 K: 1 S: 8	H: 0 LOB: 0 BB: 0 P: 11	R: 2 E: 0 K: 0 S: 8	H: 2 LOB: 0 BB: 1 P: 14	R: 0 E: 0 K: 2 S: 10	H: 1 LOB: 1 BB: 0 P: 15	R: 4 E: 0 K: 0 S: 20	H: 5 LOB: 2 BB: 1 P: 29	R: 3 E: 0 K: 1 S: 23	H: 2 LOB: 1 BB: 1 P: 37	1B: 8 2B: 1 3B: 0 HR: 2	SF: 1 SAC: 0 DP: 1 HBP: 2	WP: 1 PB: 1 SB: 0 CS: 0	PA: 38			
PITCHER	IP WLS BF H R ER SO BB IBB HBP BLK WP HR S P ERA WHIP	IP WLS BF H R ER SO BB IBB HBP BLK WP HR S P ERA WHIP	IP WLS BF H R ER SO BB IBB HBP BLK WP HR S P ERA WHIP	IP WLS BF H R ER SO BB IBB HBP BLK WP HR S P ERA WHIP	IP WLS BF H R ER SO BB IBB HBP BLK WP HR S P ERA WHIP	IP WLS BF H R ER SO BB IBB HBP BLK WP HR S P ERA WHIP	IP WLS BF H R ER SO BB IBB HBP BLK WP HR S P ERA WHIP	IP WLS BF H R ER SO BB IBB HBP BLK WP HR S P ERA WHIP	IP WLS BF H R ER SO BB IBB HBP BLK WP HR S P ERA WHIP	IP WLS BF H R ER SO BB IBB HBP BLK WP HR S P ERA WHIP	IP WLS BF H R ER SO BB IBB HBP BLK WP HR S P ERA WHIP	IP WLS BF H R ER SO BB IBB HBP BLK WP HR S P ERA WHIP	IP WLS BF H R ER SO BB IBB HBP BLK WP HR S P ERA WHIP	IP WLS BF H R ER SO BB IBB HBP BLK WP HR S P ERA WHIP	IP WLS BF H R ER SO BB IBB HBP BLK WP HR S P ERA WHIP	IP WLS BF H R ER SO BB IBB HBP BLK WP HR S P ERA WHIP	IP WLS BF H R ER SO BB IBB HBP BLK WP HR S P ERA WHIP	IP WLS BF H R ER SO BB IBB HBP BLK WP HR S P ERA WHIP	IP WLS BF H R ER SO BB IBB HBP BLK WP HR S P ERA WHIP	IP WLS BF H R ER SO BB IBB HBP BLK WP HR S P ERA WHIP	IP WLS BF H R ER SO BB IBB HBP BLK WP HR S P ERA WHIP

livebaseballscorecards.com

Batter	1	2	3	4	5	6	7	8	9	AB	R	H	RBI	BB	SO	LOB	TOP			
24 Dexter Fowler, S OBP: 0.342, SLG: 0.333	F8		K	23 1B	BB		2B 1B		K	5	0	2	1	1	2	2	Colorado Rockies @ Kansas City Royals Kauffman Stadium, Kansas City, MO Sun May 23 2010, 1:12 PM - 4:24 PM CDT Att: 21,876 - Overcast - 78 F livebaseballscorecards.com			
23 Jason Giambi, L OBP: 0.379, SLG: 0.444	G6-3		HR	1B		P5	L8		G3	6	1	3	4	0	0	4				
17 Todd Helton, L OBP: 0.393, SLG: 0.343	G6-3		F8	F7		F8	F7			5	0	0	0	0	0	4				
2 Troy Tulowitzki, R OBP: 0.376, SLG: 0.469	F8									4	2	2	1	1	1	2				
7 Seth Smith, L OBP: 0.303, SLG: 0.490	F8			F7	19 G5-3					3	2	0	0	2	0	3				
19 Ryan Spillane, R OBP: 0.346, SLG: 0.323	F8			9 2B	G5-3					4	1	1	0	0	1	1				
9 Ian Stewart, L OBP: 0.345, SLG: 0.459			G5-3	12 1B	24 BB	39 1B	F8			5	1	2	3	0	0	2				
12 Clint Barnes, R OBP: 0.272, SLG: 0.362			23 HR	24 1B	K					5	2	3	2	0	2	1				
39 Paul Phillips, R OBP: 0.368, SLG: 0.294			23 HR	FC6 24 1B	24 BB					5	2	2	0	0	2	3				
Inning Stats	R: 0 E: 0 K: 0 S: 7	H: 1 LOB: 0 BB: 0 P: 11	R: 0 E: 0 K: 0 S: 11	H: 0 LOB: 0 BB: 0 P: 16	R: 3 E: 0 K: 1 S: 12	H: 3 LOB: 0 BB: 0 P: 18	R: 5 E: 1 K: 1 S: 18	H: 6 LOB: 2 BB: 0 P: 29	R: 1 E: 0 K: 1 S: 14	H: 2 LOB: 3 BB: 2 P: 27	R: 2 E: 0 K: 1 S: 18	H: 2 LOB: 2 BB: 1 P: 30	R: 0 E: 0 K: 2 S: 10	H: 0 LOB: 0 BB: 0 P: 14	R: 0 E: 0 K: 2 S: 10	H: 0 LOB: 0 BB: 0 P: 16	1B: 11 2B: 2 3B: 0 HR: 2	SF: 0 SAC: 0 DP: 1 HBP: 1	WP: 0 PA: 47 PB: 0 SB: 0 CS: 0	
PITCHER	IP WLS BF H R ER SO	IP WLS BF H R ER SO	IP WLS BF H R ER SO	IP WLS BF H R ER SO	IP WLS BF H R ER SO	IP WLS BF H R ER SO	IP WLS BF H R ER SO	IP WLS BF H R ER SO	IP WLS BF H R ER SO	IP WLS BF H R ER SO	IP WLS BF H R ER SO	IP WLS BF H R ER SO	IP WLS BF H R ER SO	IP WLS BF H R ER SO	IP WLS BF H R ER SO	IP WLS BF H R ER SO	ERA WHIP	ERA WHIP	ERA WHIP	
23 Zack Greinke, R ERA: 3.87	3.1 L 19 9 8 7 1	2.0 14 4 3 3 2	1.2 2 0 0 0	1.0 3 0 0 0	1.0 3 0 0 0	1.0 3 0 0 0	1.0 3 0 0 0	1.0 3 0 0 0	1.0 3 0 0 0	1.0 3 0 0 0	1.0 3 0 0 0	1.0 3 0 0 0	1.0 3 0 0 0	1.0 3 0 0 0	1.0 3 0 0 0	1.0 3 0 0 0	18.90 2.700	13.50 3.500	0.00 1.800	0.00 0.000
41 Bryan Bullington, R ERA: 12.0	2.0 14 4 3 3 2	1.2 2 0 0 0	1.0 3 0 0 0	1.0 3 0 0 0	1.0 3 0 0 0	1.0 3 0 0 0	1.0 3 0 0 0	1.0 3 0 0 0	1.0 3 0 0 0	1.0 3 0 0 0	1.0 3 0 0 0	1.0 3 0 0 0	1.0 3 0 0 0	1.0 3 0 0 0	1.0 3 0 0 0	1.0 3 0 0 0	0.00 0.000	0.00 0.000	0.00 0.000	0.00 0.000
52 Bruce Chen, L ERA: 2.89	1.0 3 0 0 0	1.0 3 0 0 0	1.0 3 0 0 0	1.0 3 0 0 0	1.0 3 0 0 0	1.0 3 0 0 0	1.0 3 0 0 0	1.0 3 0 0 0	1.0 3 0 0 0	1.0 3 0 0 0	1.0 3 0 0 0	1.0 3 0 0 0	1.0 3 0 0 0	1.0 3 0 0 0	1.0 3 0 0 0	1.0 3 0 0 0	0.00 0.000	0.00 0.000	0.00 0.000	0.00 0.000
57 Brad Thompson, R ERA: 3.45	1.0 3 0 0 0	1.0 3 0 0 0	1.0 3 0 0 0	1.0 3 0 0 0	1.0 3 0 0 0	1.0 3 0 0 0	1.0 3 0 0 0	1.0 3 0 0 0	1.0 3 0 0 0	1.0 3 0 0 0	1.0 3 0 0 0	1.0 3 0 0 0	1.0 3 0 0 0	1.0 3 0 0 0	1.0 3 0 0 0	1.0 3 0 0 0	0.00 0.000	0.00 0.000	0.00 0.000	0.00 0.000
48 Joakim Soria, R ERA: 3.18	1.0 3 0 0 0	1.0 3 0 0 0	1.0 3 0 0 0	1.0 3 0 0 0	1.0 3 0 0 0	1.0 3 0 0 0	1.0 3 0 0 0	1.0 3 0 0 0	1.0 3 0 0 0	1.0 3 0 0 0	1.0 3 0 0 0	1.0 3 0 0 0	1.0 3 0 0 0	1.0 3 0 0 0	1.0 3 0 0 0	1.0 3 0 0 0	0.00 0.000	0.00 0.000	0.00 0.000	0.00 0.000

Batter	1	2	3	4	5	6	7	8	9	AB	R	H	RBI	BB	SO	LOB	BOTTOM				
9 David DeJesus, L OBP: 0.354, SLG: 0.428	G4-6-3		G6-3		3 BB	G4-3		P4		4	1	1	0	1	0	0	Colorado Rockies @ Kansas City Royals Kauffman Stadium, Kansas City, MO Sun May 23 2010, 1:12 PM - 4:24 PM CDT Att: 21,876 - Overcast - 78 F livebaseballscorecards.com				
18 Jason Kendall, R OBP: 0.347, SLG: 0.336	G4-6-3		K		6 1B	16 1B	16 1B	K		2	0	0	0	0	1	1					
3 Brayan Peña, S OBP: 0.188, SLG: 0.071	G4-6-3		K		6 1B	16 1B	16 1B	K		2	1	1	0	1	1	0					
16 Billy Butler, R OBP: 0.387, SLG: 0.483	6 BB		1B		13 SF8	6 1B	12 1B			5	1	4	1	0	0	1					
6 Jose Guillen, R OBP: 0.333, SLG: 0.529	1B		1B		3 1B	17 1B	12 1B			4	2	2	0	1	0	2					
13 Alberto Callaspo, S OBP: 0.346, SLG: 0.517	G4-3		G4-3		12 G6-4-3	SF8				4	1	2	2	0	0	2					
12 Mitch Maier, L OBP: 0.347, SLG: 0.343	G6-3		G6-4-3		17 1B	3 1B				5	0	3	2	0	0	1					
3 Yuniesky Betancourt, R OBP: 0.299, SLG: 0.390	F9		1B		17 BB	17 1B				5	0	3	0	0	0	1					
17 Chris Getz, L OBP: 0.258, SLG: 0.197	E3		1B		8 G4-6-3					4	0	1	1	1	1	2					
8 Willie Bloomquist, R OBP: 0.222, SLG: 0.244	G4-3		G1-3		G4-6-3					4	1	1	1	0	0	6					
Inning Stats	R: 0 E: 0 K: 0 S: 10	H: 2 LOB: 2 BB: 1 P: 19	R: 0 E: 0 K: 0 S: 10	H: 0 LOB: 0 BB: 0 P: 16	R: 0 E: 0 K: 1 S: 12	H: 1 LOB: 0 BB: 0 P: 16	R: 0 E: 0 K: 0 S: 6	H: 2 LOB: 1 BB: 1 P: 12	R: 4 E: 0 K: 0 S: 17	H: 5 LOB: 2 BB: 2 P: 33	R: 0 E: 0 K: 0 S: 5	H: 1 LOB: 0 BB: 0 P: 7	R: 2 E: 0 K: 0 S: 10	H: 3 LOB: 0 BB: 0 P: 12	R: 1 E: 0 K: 1 S: 12	H: 2 LOB: 1 BB: 0 P: 14	R: 0 E: 0 K: 1 S: 11	H: 2 LOB: 1 BB: 0 P: 15	1B: 13 2B: 2 3B: 2 HR: 1	SF: 1 SAC: 0 DP: 5 HBP: 0	WP: 0 PA: 44 PB: 0 SB: 0 CS: 0
PITCHER	IP WLS BF H R ER SO	IP WLS BF H R ER SO	IP WLS BF H R ER SO	IP WLS BF H R ER SO	IP WLS BF H R ER SO	IP WLS BF H R ER SO	IP WLS BF H R ER SO	IP WLS BF H R ER SO	IP WLS BF H R ER SO	IP WLS BF H R ER SO	IP WLS BF H R ER SO	IP WLS BF H R ER SO	IP WLS BF H R ER SO	IP WLS BF H R ER SO	IP WLS BF H R ER SO	IP WLS BF H R ER SO	ERA WHIP	ERA WHIP	ERA WHIP		
28 Aaron Cook, R ERA: 5.4	4.1 W 25 9 5 2 4	2.0 9 5 2 2 0	1.0 3 1 1 1 0	1.0 3 1 0 0 1	1.0 3 0 0 0 0	1.0 3 0 0 0 0	1.0 3 0 0 0 0	1.0 3 0 0 0 0	1.0 3 0 0 0 0	1.0 3 0 0 0 0	1.0 3 0 0 0 0	1.0 3 0 0 0 0	1.0 3 0 0 0 0	1.0 3 0 0 0 0	1.0 3 0 0 0 0	1.0 3 0 0 0 0	9.00 2.500	9.00 1.000	0.00 1.500	0.00 2.000	
48 Esmil Rogers, R ERA: 6.41	2.0 W 9 5 2 2 0	1.0 3 1 1 1 0	1.0 3 1 0 0 1	1.0 3 0 0 0 0	1.0 3 0 0 0 0	1.0 3 0 0 0 0	1.0 3 0 0 0 0	1.0 3 0 0 0 0	1.0 3 0 0 0 0	1.0 3 0 0 0 0	1.0 3 0 0 0 0	1.0 3 0 0 0 0	1.0 3 0 0 0 0	1.0 3 0 0 0 0	1.0 3 0 0 0 0	1.0 3 0 0 0 0	0.00 1.500	0.00 1.500	0.00 2.000	0.00 2.000	
53 Randy Flores, L ERA: 4.36	1.0 3 1 1 1 0	1.0 3 1 0 0 1	1.0 3 0 0 0 0	1.0 3 0 0 0 0	1.0 3 0 0 0 0	1.0 3 0 0 0 0	1.0 3 0 0 0 0	1.0 3 0 0 0 0	1.0 3 0 0 0 0	1.0 3 0 0 0 0	1.0 3 0 0 0 0	1.0 3 0 0 0 0	1.0 3 0 0 0 0	1.0 3 0 0 0 0	1.0 3 0 0 0 0	1.0 3 0 0 0 0	0.00 1.500	0.00 1.500	0.00 2.000	0.00 2.000	
63 Rafael Betancourt, R ERA: 6.0	1.0 3 1 1 1 0	1.0 3 1 0 0 1	1.0 3 0 0 0 0	1.0 3 0 0 0 0	1.0 3 0 0 0 0	1.0 3 0 0 0 0	1.0 3 0 0 0 0	1.0 3 0 0 0 0	1.0 3 0 0 0 0	1.0 3 0 0 0 0	1.0 3 0 0 0 0	1.0 3 0 0 0 0	1.0 3 0 0 0 0	1.0 3 0 0 0 0	1.0 3 0 0 0 0	1.0 3 0 0 0 0	0.00 1.500	0.00 1.500	0.00 2.000	0.00 2.000	
60 Manny Corpas, R ERA: 2.45	1.0 3 1 1 1 0	1.0 3 1 0 0 1	1.0 3 0 0 0 0	1.0 3 0 0 0 0	1.0 3 0 0 0 0	1.0 3 0 0 0 0	1.0 3 0 0 0 0	1.0 3 0 0 0 0	1.0 3 0 0 0 0	1.0 3 0 0 0 0	1.0 3 0 0 0 0	1.0 3 0 0 0 0	1.0 3 0 0 0 0	1.0 3 0 0 0 0	1.0 3 0 0 0 0	1.0 3 0 0 0 0	0.00 1.500	0.00 1.500	0.00 2.000	0.00 2.000	



Batter	1	2	3	4	5	6	7	8	9	AB	R	H	RBI	BB	SO	LOB	TOP					
2 Kelly Johnson, L (1.4) OBP: 0.363, SLG: 0.574										3	1	1	0	1	0	0						
34 Conor Jackson, R (1.7) OBP: 0.345, SLG: 0.340										4	1	1	1	0	1	1						
6 Stephen Drew, L (1.6) OBP: 0.362, SLG: 0.491											4	0	1	0	0	2						
10 Justin Upton, R (1.9) OBP: 0.332, SLG: 0.447											4	0	0	1	0	2						
25 Adam LaRoche, L (1.3) OBP: 0.372, SLG: 0.530											4	0	1	0	0	1						
27 Mark Reynolds, R (1.5) OBP: 0.337, SLG: 0.488											4	0	0	0	0	1						
24 Chris Young, R (1.8) OBP: 0.366, SLG: 0.494											3	0	1	0	0	0						
19 Chris Snyder, R (1.2) OBP: 0.361, SLG: 0.431											2	0	0	0	1	0						
31 Ian Kennedy, R (1.1) OBP: 0.217, SLG: 0.150										2	0	0	0	0	1	1						
32 Esmerling Vasquez, R (6.1) ERA: 3.09										0	0	0	0	0	0	0						
8 Gerardo Parra, L (8. PH) OBP: 0.284, SLG: 0.351										0	0	0	0	0	0	0						
14 Ryan Roberts, R (8. PH) ERA: 2.45										0	0	0	0	0	0	0						
22 Aaron Heilman, R (8.1) ERA: 2.37										0	0	0	0	0	0	0						
Inning Stats	R: 0 E: 0 K: 2 S: 11	H: 0 LOB: 1 BB: 1 P: 20	R: 0 E: 0 K: 0 S: 14	H: 2 LOB: 1 BB: 0 P: 21	R: 0 E: 0 K: 1 S: 10	H: 0 LOB: 0 BB: 0 P: 13	R: 0 E: 0 K: 1 S: 7	H: 0 LOB: 1 BB: 1 P: 9	R: 0 E: 0 K: 0 S: 10	H: 0 LOB: 0 BB: 1 P: 16	R: 2 E: 0 K: 1 S: 12	H: 2 LOB: 0 BB: 0 P: 20	R: 0 E: 0 K: 0 S: 7	H: 0 LOB: 0 BB: 0 P: 12	R: 0 E: 0 K: 0 S: 4	H: 0 LOB: 0 BB: 0 P: 6	R: 0 E: 0 K: 1 S: 14	H: 1 LOB: 1 BB: 0 P: 21	1B: 4 2B: 1 3B: 0 HR: 0	SF: 0 SAC: 0 DP: 1 HBP: 0	WP: 0 PB: 0 SB: 1 CS: 0	PA: 33
PITCHER	IP	WLS	BF	H	R	ER	SO	BB	IBB	HBP	BLK	WP	HR	S	P	ERA	WHIP					
45 Jhoulys Chacin, R (1.1) ERA: 3.09	6.0	W	23	4	2	2	5	2	0	0	0	0	0	64	99	3.00	1.000					
34 Matt Belisle, R (7.1) ERA: 2.45	1.0	H	3	0	0	0	0	0	0	0	0	0	0	7	12	0.00	0.000					
97 Joe Beimel, L (8.1) ERA: 0.54	1.0	H	3	0	0	0	0	0	0	0	0	0	0	4	6	0.00	0.000					
60 Manny Corpas, R (9.1) ERA: 2.37	1.0	S	4	1	0	0	1	0	0	0	0	0	0	14	21	0.00	1.000					

Arizona Diamondbacks @ Colorado Rockies
Coors Field, Denver, CO
Tue May 25 20:10, 6:42 PM - 9:19 PM MDT
Att: 28,370 - Cloudy - 67 F

livebaseballscores.com

AB 31
R 2
H 5
RBI 2
BB 2
SO 6
LOB 11

Batter	1	2	3	4	5	6	7	8	9	AB	R	H	RBI	BB	SO	LOB	BOTTOM					
7 Seth Smith, L (1.7) OBP: 0.328, SLG: 0.477										3	0	0	0	1	0	0						
24 Dexter Fowler, S (1.8) OBP: 0.333, SLG: 0.324										4	0	0	0	0	1	2						
17 Todd Helton, L (1.3) OBP: 0.401, SLG: 0.355										4	0	3	0	0	1	0						
2 Troy Tulowitzki, R (1.6) OBP: 0.373, SLG: 0.482										4	1	1	1	0	0	3						
11 Brad Hawpe, L (1.9) OBP: 0.390, SLG: 0.582										4	1	1	1	0	0	1						
60 Manny Corpas, R (9.1) ERA: 2.37										0	0	0	0	0	0	0						
21 Miguel Olivo, R (1.2) OBP: 0.354, SLG: 0.535										1	1	0	0	2	1	0						
9 Ian Stewart, L (1.5) OBP: 0.357, SLG: 0.466										2	0	2	0	1	0	0						
12 Clint Barmes, R (1.4) OBP: 0.266, SLG: 0.354										3	0	0	0	0	0	5						
45 Jhoulys Chacin, R (1.1) ERA: 3.09										1	0	0	0	0	0	0						
34 Matt Belisle, R (7.1) ERA: 2.45										1	0	0	0	0	1	0						
97 Joe Beimel, L (8.1) ERA: 0.54										0	0	0	0	0	0	0						
5 Carlos González, L (9.9) OBP: 0.317, SLG: 0.458										0	0	0	0	0	0	0						
Inning Stats	R: 0 E: 0 K: 0 S: 8	H: 1 LOB: 1 BB: 0 P: 12	R: 2 E: 0 K: 1 S: 16	H: 2 LOB: 2 BB: 2 P: 30	R: 1 E: 0 K: 1 S: 14	H: 1 LOB: 2 BB: 2 P: 27	R: 0 E: 0 K: 0 S: 8	H: 0 LOB: 0 BB: 0 P: 14	R: 0 E: 0 K: 0 S: 13	H: 1 LOB: 1 BB: 0 P: 20	R: 0 E: 0 K: 1 S: 5	H: 1 LOB: 0 BB: 0 P: 8	R: 0 E: 0 K: 1 S: 8	H: 0 LOB: 0 BB: 0 P: 10	R: 0 E: 0 K: 0 S: 6	H: 1 LOB: 0 BB: 0 P: 11	R: 0 E: 0 K: 1 S: 14	H: 0 LOB: 1 BB: 0 P: 21	1B: 5 2B: 0 3B: 0 HR: 2	SF: 0 SAC: 1 DP: 2 HBP: 0	WP: 1 PB: 0 SB: 0 CS: 0	PA: 32
PITCHER	IP	WLS	BF	H	R	ER	SO	BB	IBB	HBP	BLK	WP	HR	S	P	ERA	WHIP					
31 Ian Kennedy, R (1.1) ERA: 3.41	5.0	L	24	5	3	3	2	4	0	0	0	0	0	13	18	0.00	0.500					
32 Esmerling Vasquez, R (6.1) ERA: 4.3	2.0		6	1	0	0	2	0	0	0	0	0	0	6	11	0.00	1.800					
22 Aaron Heilman, R (8.1) ERA: 3.26	1.0		3	1	0	0	0	0	0	0	0	0	0	6	11	0.00	1.000					

Arizona Diamondbacks @ Colorado Rockies
Coors Field, Denver, CO
Tue May 25 20:10, 6:42 PM - 9:19 PM MDT
Att: 28,370 - Cloudy - 67 F

livebaseballscores.com

AB 27
R 3
H 7
RBI 2
BB 4
SO 4
LOB 11

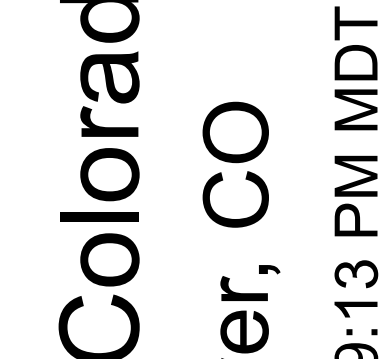
Batter	1	2	3	4	5	6	7	8	9	AB	R	H	RBI	BB	SO	LOB	TOP							
2 Kelly Johnson, L OBP: 0.366, SLG: 0.576										3	0	1	0	1	0	1	Arizona Diamondbacks @ Colorado Rockies Coors Field, Denver, CO Wed May 26 2010, 6:43 PM - 9:13 PM MDT Att: 26:320 - Partly Cloudy - 73 F							
8 Gerardo Parra, L OBP: 0.294, SLG: 0.358										4	0	2	0	0	0	2								
34 Conor Jackson, R OBP: 0.333, SLG: 0.327										4	0	0	0	0	0	3								
6 Stephen Drew, L OBP: 0.365, SLG: 0.497											4	1	2	0	0	0		1						
25 Adam LaRoche, L OBP: 0.369, SLG: 0.523											4	1	1	0	0	1		1						
27 Mark Reynolds, R OBP: 0.342, SLG: 0.506											4	1	2	3	0	0		0						
24 Chris Young, R OBP: 0.358, SLG: 0.482											4	0	0	0	0	1		1						
19 Chris Snyder, R OBP: 0.395, SLG: 0.416											4	0	0	0	0	0		1						
13 Rodrigo Lopez, R OBP: 0.167, SLG: 0.130										2	0	1	0	0	1	0								
58 Juan Gutierrez, R OBP: 0.395, SLG: 0.429																								
49 Carlos Rosa, R OBP: 0.395, SLG: 0.429																								
4 Rusty Ryall, R OBP: 0.395, SLG: 0.429																								
43 César Valdez, R OBP: 0.395, SLG: 0.429																								
Inning Stats	R: 0 E: 0 K: 0 S: 8	H: 1 LOB: 1 BB: 0 P: 14	R: 0 E: 0 K: 0 S: 8	H: 1 LOB: 1 BB: 0 P: 12	R: 0 E: 0 K: 1 S: 11	H: 1 LOB: 1 BB: 0 P: 15	R: 0 E: 0 K: 1 S: 6	H: 0 LOB: 0 BB: 0 P: 10	R: 0 E: 0 K: 1 S: 9	H: 1 LOB: 1 BB: 0 P: 16	R: 0 E: 0 K: 0 S: 7	H: 2 LOB: 1 BB: 0 P: 10	R: 0 E: 0 K: 0 S: 5	H: 0 LOB: 0 BB: 0 P: 11	R: 0 E: 0 K: 0 S: 7	H: 0 LOB: 0 BB: 0 P: 13	R: 3 E: 0 K: 0 S: 14	H: 3 LOB: 0 BB: 0 P: 25	1B: 6 2B: 2 3B: 0 HR: 1	SF: 0 SAC: 0 DP: 2 HBP: 0	WP: 0 PB: 0 SB: 0 CS: 0	PA: 35		
PITCHER	IP WLS BF H R ER SO BB IBB HBP BLK WP HR S P ERA WHIP	8.0 W 29 6 0 0 3 1 0 0 0 0 0 61 101 0.00 0.875	1.0 6 3 3 3 0 0 0 0 0 0 1 14 25 27.00 3.000																					

Batter	1	2	3	4	5	6	7	8	9	AB	R	H	RBI	BB	SO	LOB	BOTTOM					
5 Carlos González, L OBP: 0.319, SLG: 0.472										4	2	1	1	1	0	0						
7 Seth Smith, L OBP: 0.333, SLG: 0.532										4	2	2	2	0	0	1						
24 Dexter Fowler, S OBP: 0.331, SLG: 0.321										4	0	0	0	0	0	1						
17 Todd Helton, L OBP: 0.392, SLG: 0.345										2	3	1	0	2	0	0						
2 Troy Tulowitzki, R OBP: 0.381, SLG: 0.488											4	0	1	2	0	2						
11 Brad Hawpe, L OBP: 0.385, SLG: 0.589											4	0	1	2	0	2						
21 Miguel Olivo, R OBP: 0.362, SLG: 0.542											4	0	3	1	0	1						
9 Ian Stewart, L OBP: 0.355, SLG: 0.461											4	0	1	1	0	2						
12 Clint Barmes, R OBP: 0.273, SLG: 0.348											2	0	0	0	2	0						
38 Ubaldo Jiménez, R OBP: 0.111, SLG: 0.111											3	0	0	0	0	4						
19 Ryan Spilborghs, R OBP: 0.342, SLG: 0.316																						
63 Rafael Betancourt, R ERA: 7.31																						
Inning Stats	R: 1 E: 0 K: 0 S: 9	H: 1 LOB: 0 BB: 0 P: 12	R: 0 E: 0 K: 1 S: 11	H: 1 LOB: 2 BB: 1 P: 18	R: 2 E: 0 K: 1 S: 9	H: 1 LOB: 1 BB: 2 P: 22	R: 0 E: 0 K: 1 S: 8	H: 0 LOB: 0 BB: 0 P: 11	R: 0 E: 0 K: 0 S: 4	H: 0 LOB: 0 BB: 0 P: 10	R: 1 E: 0 K: 0 S: 9	H: 2 LOB: 2 BB: 1 P: 17	R: 3 E: 0 K: 1 S: 20	H: 4 LOB: 2 BB: 1 P: 34	R: 0 E: 0 K: 0 S: 3	H: 0 LOB: 0 BB: 0 P: 5	1B: 4 2B: 1 3B: 1 HR: 3	SF: 0 SAC: 0 DP: 0 HBP: 0	WP: 0 PB: 0 SB: 3 CS: 0	PA: 38		
PITCHER	IP WLS BF H R ER SO BB IBB HBP BLK WP HR S P ERA WHIP	6.0 L 27 4 4 3 1 1 0 0 0 0 0 2 18 30 6.00 1.500	0.2 7 4 3 3 1 1 0 0 0 0 0 2 18 30 40.50 7.500	0.1 1 0 0 0 0 0 0 0 0 0 0 2 4 0.00 0.000	1.0 3 0 0 0 0 0 0 0 0 0 0 3 5 0.00 0.000																	

AB 34
R 3
H 9
RBI 3
BB 1
SO 3
LOB 10



AB 33
R 7
H 9
RBI 7
BB 5
SO 4
LOB 13



Batter	1	2	3	4	5	6	7	8	9	AB	R	H	RBI	BB	SO	LOB	TOP								
2 Kelly Johnson, L (1,4) OBP: 0.366, SLG: 0.568										4	0	1	0	1	2	5	Arizona Diamondbacks @ Colorado Rockies Coors Field, Denver, CO Thu May 27 2010, 1:13 PM - 4:06 PM MDT Att: 28,353 - Partly Cloudy - 84 F								
8 Gerardo Parra, L (1,7) OBP: 0.284, SLG: 0.345										3	0	0	0	0	0	3									
34 Conor Jackson, R (7,PH) OBP: 0.328, SLG: 0.321										2	0	0	0	0	0	1									
6 Stephen Drew, L (1,6) OBP: 0.373, SLG: 0.500										3	1	2	0	1	0	0									
10 Justin Upton, R (1,9) OBP: 0.325, SLG: 0.437										4	0	0	0	0	3	3									
25 Adam LaRoche, L (1,3) OBP: 0.367, SLG: 0.513										3	1	0	0	1	3	1									
27 Mark Reynolds, R (1,5) OBP: 0.328, SLG: 0.500										4	0	1	0	0	2	1									
24 Chris Young, R (1,8) OBP: 0.356, SLG: 0.477										4	0	1	1	0	2	0									
19 Chris Snyder, R (1,2) OBP: 0.357, SLG: 0.417										2	0	1	1	0	0	0									
11 Augie Ojeda, S (9,PH) OBP: 0.174, SLG: 0.143										1	0	0	0	0	0	0									
15 Dan Haren, R (1,1) OBP: 0.406, SLG: 0.563										3	0	1	0	0	1	3									
49 Carlos Rosa, R (7,1)										0	0	0	0	0	0	0									
56 Saul Rivera, S (8,1)										0	0	0	0	0	0	0									
4 Rusty Ryal, R (9,PH) OBP: 0.385, SLG: 0.417										1	0	0	0	0	1	0									
Inning Stats	R: 0 H: 1 E: 0 K: 1 S: 9	H: 1 LOB: 0 BB: 0 P: 13	R: 0 H: 0 E: 0 K: 1 S: 6	H: 0 LOB: 0 BB: 0 P: 9	R: 0 H: 1 E: 0 K: 0 S: 9	H: 1 LOB: 1 BB: 0 P: 12	R: 0 H: 1 E: 0 K: 3 S: 13	H: 1 LOB: 1 BB: 0 P: 17	R: 0 H: 2 E: 0 K: 2 S: 12	H: 2 LOB: 2 BB: 0 P: 17	R: 2 H: 2 E: 0 K: 2 S: 19	H: 2 LOB: 2 BB: 2 P: 32	R: 0 H: 0 E: 0 K: 3 S: 11	H: 0 LOB: 0 BB: 0 P: 18	R: 0 H: 0 E: 0 K: 3 S: 12	H: 0 LOB: 0 BB: 0 P: 14	R: 0 H: 0 E: 0 K: 1 S: 8	H: 0 LOB: 1 BB: 1 P: 17	1B: 7 2B: 0 3B: 0 HR: 0	SF: 0 SAC: 0 DP: 0 HBP: 1	WP: 1 PB: 0 SB: 1 CS: 0	PA: 38			
PITCHER	IP: 5.1 WLS: W BF: 26 ERA: 6.82	H: 7 R: 2 ER: 2 SO: 8	BB: 2 IBB: 0 HBP: 1 BLK: 0	WP: 1 HR: 0 S: 62 P: 92	ERA: 3.38 WHIP: 1.688	IP: 1.0 WLS: W BF: 3 ERA: 2.37	H: 0 R: 0 ER: 0 SO: 3	BB: 0 IBB: 0 HBP: 0 BLK: 0	WP: 0 HR: 0 S: 8 P: 14	ERA: 0.00 WHIP: 0.000	IP: 1.0 WLS: W BF: 4 ERA: 6.1	H: 0 R: 0 ER: 0 SO: 1	BB: 1 IBB: 0 HBP: 0 BLK: 0	WP: 0 HR: 0 S: 8 P: 17	ERA: 0.00 WHIP: 1.000	46 Jason Hammel, R (1,1) ERA: 6.82	31 Matt Daley, R (6,1) ERA: 3.94	53 Randy Flores, L (6,1) ERA: 4.22	63 Rafael Betancourt, R (7,1) ERA: 7.16	97 Joe Beimel, L (7,1) ERA: 0.52	34 Matt Belisle, R (8,1) ERA: 2.37	48 Esmil Rogers, R (9,1) ERA: 6.1			

Batter	1	2	3	4	5	6	7	8	9	AB	R	H	RBI	BB	SO	LOB	BOTTOM						
5 Carlos González, L (1,8) OBP: 0.329, SLG: 0.503										4	3	3	1	0	1	0	Arizona Diamondbacks @ Colorado Rockies Coors Field, Denver, CO Thu May 27 2010, 1:13 PM - 4:06 PM MDT Att: 28,353 - Partly Cloudy - 84 F						
19 Ryan Spillborghs, R (1,7) OBP: 0.361, SLG: 0.400										4	2	3	2	0	0	0							
23 Jason Giambi, L (1,3) OBP: 0.355, SLG: 0.417										3	0	0	1	0	1	1							
34 Matt Belisle, R (8,1) OBP: 0.500, SLG: 0.667										0	0	0	0	0	0	0							
48 Esmil Rogers, R (9,1) OBP: 0.200, SLG: 0.200										0	0	0	0	0	0	0							
2 Troy Tulowitzki, R (1,6) OBP: 0.383, SLG: 0.506										4	1	2	2	0	0	0							
11 Brad Hawpe, L (1,9) OBP: 0.372, SLG: 0.566										4	0	0	0	0	1	2							
20 Chris Iannetta, R (1,2) OBP: 0.211, SLG: 0.294										4	0	0	0	0	0	2							
9 Ian Stewart, L (1,5) OBP: 0.347, SLG: 0.449										4	0	0	0	0	1	0							
12 Clint Barmes, R (1,4) OBP: 0.274, SLG: 0.348										3	1	1	0	0	0	0							
46 Jason Hammel, R (1,1) OBP: 0.126, SLG: 0.126										2	0	0	0	0	0	0							
31 Matt Daley, R (6,1) ERA: 3.94										0	0	0	0	0	0	0							
53 Randy Flores, L (6,1) ERA: 4.22										0	0	0	0	0	0	0							
63 Rafael Betancourt, R (7,1) ERA: 7.16										0	0	0	0	0	0	0							
97 Joe Beimel, L (7,1) ERA: 0.52										0	0	0	0	0	0	0							
7 Seth Smith, L (7,PH) OBP: 0.305, SLG: 0.563										1	1	1	2	0	0	0							
6 Melvin Mora, R (8,3) OBP: 0.356, SLG: 0.350										0	0	0	0	0	0	0							
Inning Stats	R: 3 H: 3 E: 1 K: 2 S: 13	H: 3 LOB: 0 BB: 0 P: 24	R: 0 H: 0 E: 0 K: 2 S: 10	H: 0 LOB: 0 BB: 0 P: 14	R: 0 H: 0 E: 0 K: 1 S: 7	H: 0 LOB: 0 BB: 0 P: 10	R: 0 H: 0 E: 0 K: 0 S: 7	H: 0 LOB: 0 BB: 0 P: 12	R: 0 H: 0 E: 0 K: 1 S: 11	H: 0 LOB: 0 BB: 0 P: 15	R: 1 H: 3 E: 0 K: 0 S: 10	H: 3 LOB: 2 BB: 0 P: 15	R: 4 H: 4 E: 0 K: 0 S: 16	H: 4 LOB: 4 BB: 0 P: 24	R: 0 H: 0 E: 0 K: 0 S: 7	H: 0 LOB: 0 BB: 0 P: 13	1B: 4 2B: 2 3B: 0 HR: 4	SF: 1 SAC: 0 DP: 0 HBP: 0	WP: 0 PB: 0 SB: 0 CS: 0	PA: 34			
PITCHER	IP: 6.1 WLS: L BF: 29 ERA: 5.35	H: 10 R: 8 ER: 8 SO: 6	BB: 0 IBB: 0 HBP: 0 BLK: 0	WP: 0 HR: 4 S: 65 P: 99	ERA: 11.37 WHIP: 1.579	IP: 0.2 WLS: W BF: 2 ERA: 3.6	H: 0 R: 0 ER: 0 SO: 0	BB: 0 IBB: 0 HBP: 0 BLK: 0	WP: 0 HR: 0 S: 9 P: 15	ERA: 0.00 WHIP: 0.000	IP: 1.0 WLS: W BF: 3 ERA: 18.0	H: 3 R: 0 ER: 0 SO: 7	BB: 0 IBB: 0 HBP: 0 BLK: 0	WP: 0 HR: 4 S: 13 P: 13	ERA: 0.00 WHIP: 0.000	15 Dan Haren, R (1,1) ERA: 5.35	49 Carlos Rosa, R (7,1) ERA: 3.6	56 Saul Rivera, R (8,1) ERA: 18.0					

AB	34
R	2
H	7
RBI	2
BB	3
SO	14
LOB	17




AB	33
R	8
H	10
RBI	8
BB	0
SO	6
LOB	5




Batter	1	2	3	4	5	6	7	8	9	AB	R	H	RBI	BB	SO	LOB	TOP								
15 Rafael Furcal, S OBP: 0.337, SLG: 0.372	G4-3			G5-3		SF8	G4-3			3	0	0	1	0	0	0	Los Angeles Dodgers @ Colorado Rockies Coors Field, Denver, CO Fri May 28 2010, 7:12 PM - 10:05 PM MDT Att: 40,162 - Partly Cloudy - 93 F								
55 Russell Martin, R OBP: 0.353, SLG: 0.366	G5-3			F9		99 HR	G6-3			4	1	1	1	0	0	0									
99 Manny Ramirez, R 51 Jonathan Broxton, R	G5-3			G5-3		2B	K			4	1	1	2	0	1	0									
27 Matt Kemp, R OBP: 0.336, SLG: 0.495	K			K		P4	F9			4	1	1	1	0	1	0									
23 Casey Blake, R OBP: 0.354, SLG: 0.487	G5-3			K		5 HBP	L4			4	0	1	0	0	1	0									
3 Ronnie Belliard, R 38 Ramon Troncoso, R 56 Hung-Chih Kuo, L 54 Ronald Belisario, R 30 Xavier Paul, L	L5			L5		5 HBP	G3			2	0	0	0	1	0	0									
5 Reed Johnson, R OBP: 0.333, SLG: 0.418				F9		14 FC6-4	B3-1			3	0	1	0	0	0	0									
14 Jamey Carroll, R OBP: 0.376, SLG: 0.296				G6-3		15 BB	G4-3			3	1	0	0	1	0	4									
37 Carlos Monasterios, R 9 Garret Anderson, L 7 James Loney, L	G3			G3		15 SF8	G6-3			1	0	0	0	0	0	0									
Inning Stats	R: 0 E: 0 K: 0 S: 8	H: 0 LOB: 0 BB: 0 P: 12	R: 0 E: 0 K: 1 S: 9	H: 0 LOB: 0 BB: 0 P: 11	R: 0 E: 0 K: 0 S: 13	H: 1 LOB: 0 BB: 0 P: 20	R: 0 E: 0 K: 0 S: 4	H: 0 LOB: 0 BB: 0 P: 8	R: 1 E: 0 K: 1 S: 10	H: 1 LOB: 0 BB: 0 P: 15	R: 4 E: 0 K: 0 S: 24	H: 4 LOB: 3 BB: 2 P: 41	R: 0 E: 0 K: 1 S: 7	H: 0 LOB: 0 BB: 0 P: 9	R: 0 E: 0 K: 0 S: 8	H: 0 LOB: 0 BB: 0 P: 10		R: 0 E: 0 K: 0 S: 4	H: 0 LOB: 0 BB: 0 P: 4	1B: 2 2B: 2 3B: 0 HR: 2	SF: 1 SAC: 0 DP: 1 HBP: 1	WP: 0 PB: 0 SB: 0 CS: 0	PA: 35		
PITCHER	IP	WLS	BF	H	R	ER	SO	BB	IBB	HBP	BLK	WP	HR	S	P	ERA	WHIP								
26 Jeff Francis, L ERA: 2.89	5.1	L	21	5	5	5	2	1	0	0	0	0	2	55	84	8.44	1.125								
31 Matt Daley, R ERA: 3.79	0.2		5	1	0	0	0	1	0	1	0	0	0	13	23	0.00	3.000								
34 Matt Belisle, R ERA: 2.23	2.0		6	0	0	0	1	0	0	0	0	0	0	15	19	0.00	0.000								
97 Joe Beimel, L ERA: 0.49	1.0		3	0	0	0	0	0	0	0	0	0	0	4	4	0.00	0.000								

Batter	1	2	3	4	5	6	7	8	9	AB	R	H	RBI	BB	SO	LOB	BOTTOM								
5 Carlos González, L OBP: 0.337, SLG: 0.503	7 WP			G4-3			K			4	1	2	0	1	1	1	Los Angeles Dodgers @ Colorado Rockies Coors Field, Denver, CO Fri May 28 2010, 7:12 PM - 10:05 PM MDT Att: 40,162 - Partly Cloudy - 93 F								
7 Seth Smith, L OBP: 0.331, SLG: 0.548	E3			F7						3	1	0	0	0	0	2									
19 Ryan Spilborghs, R (7, PH) OBP: 0.365, SLG: 0.394	21 1B			F8						1	0	0	0	1	1	2									
17 Todd Helton, L OBP: 0.383, SLG: 0.336	F8			G4-3						4	0	0	0	0	1	3									
2 Troy Tulowitzki, R OBP: 0.376, SLG: 0.494	P5			G1-3						4	0	0	0	0	1	1									
11 Brad Hawpe, L OBP: 0.368, SLG: 0.549	21 1B			G4-3						3	0	0	0	1	0	0									
21 Miguel Olivo, R OBP: 0.370, SLG: 0.557				9 SF9						4	1	2	1	0	1	0									
9 Ian Stewart, L OBP: 0.341, SLG: 0.443	F8									2	0	0	1	0	1	2									
34 Matt Belisle, R OBP: 0.500, SLG: 0.667				SF9						0	0	0	0	0	0	0									
97 Joe Beimel, L										0	0	0	0	0	0	0									
23 Jason Giambi, L OBP: 0.365, SLG: 0.417										0	0	0	0	0	0	0									
24 Dexter Fowler, S OBP: 0.331, SLG: 0.321										0	0	0	0	0	0	0									
12 Clint Barmes, R OBP: 0.273, SLG: 0.367	F7									4	1	1	1	0	2	1									
26 Jeff Francis, L										2	0	0	0	0	1	0									
31 Matt Daley, R										0	0	0	0	0	0	0									
6 Melvin Mora, R OBP: 0.313, SLG: 0.355										2	0	1	0	0	0	1									
Inning Stats	R: 2 E: 1 K: 0 S: 8	H: 2 LOB: 2 BB: 1 P: 17	R: 0 E: 0 K: 1 S: 12	H: 1 LOB: 1 BB: 0 P: 16	R: 0 E: 0 K: 0 S: 5	H: 0 LOB: 0 BB: 0 P: 8	R: 2 E: 0 K: 0 S: 12	H: 2 LOB: 0 BB: 0 P: 17	R: 0 E: 0 K: 0 S: 5	H: 0 LOB: 0 BB: 0 P: 9	R: 0 E: 0 K: 1 S: 9	H: 0 LOB: 0 BB: 0 P: 13	R: 0 E: 0 K: 3 S: 14	H: 1 LOB: 2 BB: 1 P: 23	R: 0 E: 0 K: 2 S: 9	H: 0 LOB: 0 BB: 0 P: 14	R: 0 E: 0 K: 2 S: 12	H: 0 LOB: 2 BB: 1 P: 22	1B: 4 2B: 0 3B: 1 HR: 1	SF: 1 SAC: 0 DP: 0 HBP: 1	WP: 1 PB: 0 SB: 1 CS: 0	PA: 38			
PITCHER	IP	WLS	BF	H	R	ER	SO	BB	IBB	HBP	BLK	WP	HR	S	P	ERA	WHIP								
37 Carlos Monasterios, R ERA: 2.2	5.0	W	22	5	4	2	1	0	1	0	0	0	1	42	67	3.60	1.000								
38 Ramon Troncoso, R ERA: 4.94	1.1	H	5	1	0	0	2	0	0	0	0	0	0	13	17	0.00	0.750								
56 Hung-Chih Kuo, L ERA: 1.59	0.2	H	3	0	0	0	2	1	0	0	0	0	0	10	19	0.00	1.500								
54 Ronald Belisario, R ERA: 6.75	1.0	H	3	0	0	0	2	0	0	0	0	0	0	9	14	0.00	0.000								
51 Jonathan Broxton, R ERA: 1.27	1.0	S	5	0	0	0	2	0	1	1	0	0	0	12	22	0.00	0.000								



Batter	1	2	3	4	5	6	7	8	9	AB	R	H	RBI	BB	SO	LOB	TOP				
15 Rafael Furcal, S OBP: 0.354, SLG: 0.388	G4-3		55 HBP 1B		G3	K			55 FC6-4 1B	5	0	2	0	0	1	1	Los Angeles Dodgers @ Colorado Rockies Coors Field, Denver, CO Sun May 30 2010, 1:12 PM - 4:19 PM MDT Att: 48,682 - Sunny - 65 F				
55 Russell Martin, R OBP: 0.349, SLG: 0.357	F8		HBP		G2-3		G4-3		FC6-4	4	0	0	0	0	0	1					
27 Matt Kemp, R OBP: 0.338, SLG: 0.502	7 2B BB		K		G6-3		G6-3			3	1	1	0	1	1	3					
7 James Loney, L OBP: 0.327, SLG: 0.435	1-H 2B		SF7		F9		F8			3	0	1	2	0	0	1					
23 Casey Blake, R OBP: 0.349, SLG: 0.488	F8		K					L9		4	1	1	0	0	1	3					
30 Xavier Paul, L OBP: 0.326, SLG: 0.404	B1		33 FC6-4 BB		5 1B 33 FC4-6 1B			K		3	1	1	1	1	1	0					
5 Reed Johnson, R OBP: 0.330, SLG: 0.410	K		K		33 FC4-6 1B			F8		4	0	1	0	0	2	1					
33 Blake DeWitt, L OBP: 0.346, SLG: 0.368	K		FC6-4		FC4-6			G3-1		4	0	0	1	0	1	2					
14 Jamey Carroll, R OBP: 0.376, SLG: 0.296	K		FC6-4		FC4-6			G4-3		0	0	0	0	0	0	0					
22 Clayton Kershaw, L OBP: 0.115, SLG: 0.095 99 Matty McIntyre, R OBP: 0.295, SLG: 0.440 38 Ramon Troncoso, R OBP: 0.310, SLG: 0.295 56 Hung-Chih Kuo, L OBP: 0.310, SLG: 0.295 54 Ronald Belisario, R OBP: 0.310, SLG: 0.295 9 Garret Anderson, L OBP: 0.310, SLG: 0.295 51 Jonathan Broxton, R OBP: 0.310, SLG: 0.295	55 HBP 7 SF7 15 1B 1B		K		K				2	1	1	0	0	1	1						
Inning Stats	R: 1 H: 1 E: 0 K: 0 S: 9	H: 1 LOB: 1 BB: 1 P: 14	R: 0 H: 0 E: 0 K: 2 S: 9	H: 0 LOB: 0 BB: 0 P: 13	R: 1 H: 2 E: 0 K: 2 S: 13	H: 2 LOB: 2 BB: 0 P: 16	R: 0 H: 0 E: 0 K: 2 S: 11	H: 0 LOB: 1 BB: 1 P: 20	R: 0 H: 1 E: 0 K: 0 S: 11	H: 1 LOB: 1 BB: 0 P: 18	R: 2 H: 3 E: 0 K: 2 S: 14	H: 3 LOB: 1 BB: 0 P: 17	R: 0 H: 0 E: 0 K: 1 S: 7	H: 0 LOB: 0 BB: 0 P: 11	R: 0 H: 1 E: 0 K: 0 S: 7	H: 1 LOB: 1 BB: 0 P: 12	1B: 5 2B: 3 3B: 0 HR: 0	SF: 1 SAC: 0 DP: 0 HBP: 1	WP: 0 PB: 0 SB: 0 CS: 0	PA: 38	
PITCHER	IP WLS BF H R ER SO	IP WLS BF H R ER SO	IP WLS BF H R ER SO	IP WLS BF H R ER SO	IP WLS BF H R ER SO	IP WLS BF H R ER SO	IP WLS BF H R ER SO	IP WLS BF H R ER SO	IP WLS BF H R ER SO	IP WLS BF H R ER SO	IP WLS BF H R ER SO	IP WLS BF H R ER SO	IP WLS BF H R ER SO	IP WLS BF H R ER SO	IP WLS BF H R ER SO	IP WLS BF H R ER SO	ERA WHIP	ERA WHIP	ERA WHIP	ERA WHIP	
45 Jhoulys Chacin, R ERA: 3.62	5.1 L 26 7 4 4 6																6.75 1.688				
63 Rafael Betancourt, R ERA: 6.75	0.2 2 0 0 0 2																0.00 0.000				
48 Esmil Rogers, R ERA: 5.32	3.0 10 1 0 0 1																0.00 0.333				

Batter	1	2	3	4	5	6	7	8	9	AB	R	H	RBI	BB	SO	LOB	BOTTOM					
5 Carlos González, L OBP: 0.346, SLG: 0.511	19 WP 2 1B HBP		K		11 BB 2 BB 1B		L9		FC4-6	4	1	1	1	0	1	1	Los Angeles Dodgers @ Colorado Rockies Coors Field, Denver, CO Sun May 30 2010, 1:12 PM - 4:19 PM MDT Att: 48,682 - Sunny - 65 F					
19 Ryan Spillborghs, R OBP: 0.344, SLG: 0.365	K		F8		F7		K		G4-3	5	0	0	0	0	2	3						
23 Jason Giambi, L OBP: 0.373, SLG: 0.400	20 1B BB		2 E 2 1B BB		P4		K			2	1	0	0	2	1	1						
2 Troy Tulowitzki, R OBP: 0.383, SLG: 0.492	20 1B 1B		E6 1B		11 BB BB					3	0	2	1	1	1	0						
11 Brad Hawpe, L OBP: 0.373, SLG: 0.537	K		L3		L3					2	0	0	0	2	1	4						
20 Chris Iannetta, R OBP: 0.214, SLG: 0.289	1B		K		L8					4	0	1	1	0	1	6						
9 Ian Stewart, L OBP: 0.346, SLG: 0.446	K		K		P5					4	1	1	0	0	2	2						
12 Clint Barmes, R OBP: 0.266, SLG: 0.354	K		K2-3		F8					3	0	0	0	0	2	0						
17 Todd Helton, L OBP: 0.381, SLG: 0.327	K		K		F8					1	0	0	0	0	1	1						
45 Jhoulys Chacin, R ERA: 3.62 63 Rafael Betancourt, R ERA: 4.74 24 Dexter Fowler, S OBP: 0.327, SLG: 0.317 48 Esmil Rogers, R OBP: 0.290, SLG: 0.200 7 Seth Smith, L OBP: 0.336, SLG: 0.562	K		G4-3		G4-3					2	0	0	0	0	1	0						
Inning Stats	R: 2 H: 2 E: 0 K: 3 S: 16	H: 2 LOB: 2 BB: 1 P: 30	R: 0 H: 0 E: 0 K: 3 S: 11	H: 0 LOB: 0 BB: 0 P: 13	R: 0 H: 1 E: 1 K: 1 S: 13	H: 1 LOB: 2 BB: 1 P: 22	R: 0 H: 0 E: 0 K: 2 S: 9	H: 0 LOB: 0 BB: 0 P: 12	R: 0 H: 1 E: 0 K: 0 S: 11	H: 1 LOB: 3 BB: 2 P: 20	R: 0 H: 0 E: 0 K: 0 S: 6	H: 0 LOB: 0 BB: 0 P: 11	R: 0 H: 0 E: 0 K: 2 S: 11	H: 0 LOB: 0 BB: 0 P: 13	R: 0 H: 0 E: 0 K: 1 S: 7	H: 0 LOB: 0 BB: 1 P: 13	R: 1 H: 1 E: 1 K: 1 S: 11	H: 1 LOB: 1 BB: 0 P: 16	1B: 4 2B: 1 3B: 0 HR: 0	SF: 0 SAC: 0 DP: 1 HBP: 1	WP: 1 PB: 0 SB: 0 CS: 0	PA: 38
PITCHER	IP WLS BF H R ER SO	IP WLS BF H R ER SO	IP WLS BF H R ER SO	IP WLS BF H R ER SO	IP WLS BF H R ER SO	IP WLS BF H R ER SO	IP WLS BF H R ER SO	IP WLS BF H R ER SO	IP WLS BF H R ER SO	IP WLS BF H R ER SO	IP WLS BF H R ER SO	IP WLS BF H R ER SO	IP WLS BF H R ER SO	IP WLS BF H R ER SO	IP WLS BF H R ER SO	IP WLS BF H R ER SO	ERA WHIP	ERA WHIP	ERA WHIP	ERA WHIP		
22 Clayton Kershaw, L ERA: 2.95	5.0 W 24 4 2 2 9																3.60 1.600					
38 Ramon Troncoso, R ERA: 4.74	1.0 H 3 0 0 0 0																0.00 0.000					
56 Hung-Chih Kuo, L ERA: 1.46	1.0 H 3 0 0 0 2																0.00 0.000					
54 Ronald Belisario, R ERA: 6.35	1.0 H 3 0 0 0 1																0.00 1.000					
51 Jonathan Broxton, R ERA: 1.21	1.0 S 5 1 1 0 1																0.00 1.000					

Batter	1	2	3	4	5	6	7	8	9	AB	R	H	RBI	BB	SO	LOB	TOP				
5 Carlos González, L (1.8) OBP: 0.342, SLG: 0.500	F7		G4-3		G4-3				K2-3	4	0	0	0	1	1	0	Colorado Rockies @ San Francisco Giants AT&T Park, San Francisco, CA Mon May 31 2010, 1:08 PM - 3:45 PM PDT Att: 42,645 - Cloudy - 66 F				
7 Seth Smith, L (1.7) OBP: 0.333, SLG: 0.548	G1-3		K						G4-3	5	1	1	0	0	1	1					
17 Todd Helton, L (1.3) OBP: 0.376, SLG: 0.329	G3-1		K						P6	5	0	1	1	0	1	0					
2 Troy Tulowitzki, R (1.6) OBP: 0.386, SLG: 0.489										3	1	1	0	1	0	1					
11 Brad Hawpe, L (1.9) OBP: 0.385, SLG: 0.536										2	0	1	0	2	0	0					
21 Miguel Olivo, R (1.2) OBP: 0.370, SLG: 0.562										3	0	0	0	0	2	4					
9 Ian Stewart, L (1.5) OBP: 0.354, SLG: 0.446										2	2	1	0	2	0	2					
12 Clint Barnes, R (1.4) OBP: 0.265, SLG: 0.351										4	0	1	2	0	1	5					
38 Ubaldo Jiménez, R (1.1) OBP: 0.097, SLG: 0.097										4	0	0	0	0	1	6					
Inning Stats	R: 0 E: 0 K: 0 S: 8	H: 0 LOB: 0 BB: 0 P: 11	R: 2 E: 0 K: 1 S: 19	H: 1 LOB: 1 BB: 2 P: 32	R: 0 E: 0 K: 2 S: 10	H: 0 LOB: 0 BB: 0 P: 14	R: 0 E: 0 K: 0 S: 10	H: 2 LOB: 3 BB: 1 P: 21	R: 1 E: 0 K: 0 S: 14	H: 2 LOB: 2 BB: 1 P: 24	R: 0 E: 0 K: 0 S: 5	H: 0 LOB: 0 BB: 0 P: 10	R: 0 E: 0 K: 3 S: 9	H: 0 LOB: 1 BB: 1 P: 14	R: 0 E: 0 K: 1 S: 9	H: 0 LOB: 0 BB: 0 P: 14	1B: 5 2B: 1 3B: 0 HR: 0	SF: 0 SAC: 1 DP: 0 HBP: 0	WP: 0 PB: 0 SB: 2 CS: 0	PA: 39	
PITCHER	IP WLS BF H R ER SO BB IBB HBP BLK WP HR S P ERA WHIP	IP WLS BF H R ER SO BB IBB HBP BLK WP HR S P ERA WHIP	IP WLS BF H R ER SO BB IBB HBP BLK WP HR S P ERA WHIP	IP WLS BF H R ER SO BB IBB HBP BLK WP HR S P ERA WHIP	IP WLS BF H R ER SO BB IBB HBP BLK WP HR S P ERA WHIP	IP WLS BF H R ER SO BB IBB HBP BLK WP HR S P ERA WHIP	IP WLS BF H R ER SO BB IBB HBP BLK WP HR S P ERA WHIP	IP WLS BF H R ER SO BB IBB HBP BLK WP HR S P ERA WHIP	IP WLS BF H R ER SO BB IBB HBP BLK WP HR S P ERA WHIP	IP WLS BF H R ER SO BB IBB HBP BLK WP HR S P ERA WHIP	IP WLS BF H R ER SO BB IBB HBP BLK WP HR S P ERA WHIP	IP WLS BF H R ER SO BB IBB HBP BLK WP HR S P ERA WHIP	IP WLS BF H R ER SO BB IBB HBP BLK WP HR S P ERA WHIP	IP WLS BF H R ER SO BB IBB HBP BLK WP HR S P ERA WHIP	IP WLS BF H R ER SO BB IBB HBP BLK WP HR S P ERA WHIP	IP WLS BF H R ER SO BB IBB HBP BLK WP HR S P ERA WHIP	IP WLS BF H R ER SO BB IBB HBP BLK WP HR S P ERA WHIP	IP WLS BF H R ER SO BB IBB HBP BLK WP HR S P ERA WHIP	IP WLS BF H R ER SO BB IBB HBP BLK WP HR S P ERA WHIP	IP WLS BF H R ER SO BB IBB HBP BLK WP HR S P ERA WHIP	IP WLS BF H R ER SO BB IBB HBP BLK WP HR S P ERA WHIP



Batter	1	2	3	4	5	6	7	8	9	AB	R	H	RBI	BB	SO	LOB	BOTTOM					
56 Andres Torres, S (1.9) OBP: 0.391, SLG: 0.481	K		G3						G4-3	4	0	0	0	0	1	0	Colorado Rockies @ San Francisco Giants AT&T Park, San Francisco, CA Mon May 31 2010, 1:08 PM - 3:45 PM PDT Att: 42,645 - Cloudy - 66 F					
21 Freddy Sanchez, R (1.4) OBP: 0.408, SLG: 0.390	K								G5-3	4	0	1	0	0	2	0						
48 Pablo Sandoval, S (1.5) OBP: 0.346, SLG: 0.444										4	0	3	0	0	0	1						
17 Aubrey Huff, L (1.7) OBP: 0.380, SLG: 0.468										2	0	0	0	2	0	1						
5 Juan Uribe, R (1.6) OBP: 0.350, SLG: 0.463										4	0	0	0	0	1	4						
28 Buster Posey, R (1.3) OBP: 0.500, SLG: 0.667										3	0	0	0	0	1	1						
53 Denny Bautista, R (8.1) OBP: 1.000, SLG: 1.000										0	0	0	0	0	0	0						
1 Bengie Molina, R (1.2) OBP: 0.321, SLG: 0.336										3	0	0	0	0	0	1						
33 Aaron Rowand, R (1.8) OBP: 0.259, SLG: 0.396										2	0	0	0	0	2	0						
45 Dan Runzler, L (6.1)										0	0	0	0	0	0	0						
35 Travis Ishikawa, L (8.3) OBP: 0.346, SLG: 0.565										1	0	0	0	0	1	0						
55 Tim Lincecum, L (1.1) OBP: 0.174, SLG: 0.136										1	0	0	0	0	1	0						
20 John Bowker, L (6.9) OBP: 0.258, SLG: 0.358										2	0	0	0	0	0	0						
Inning Stats	R: 0 E: 0 K: 2 S: 14	H: 1 LOB: 0 BB: 0 P: 21	R: 0 E: 0 K: 2 S: 12	H: 0 LOB: 1 BB: 1 P: 19	R: 0 E: 0 K: 2 S: 7	H: 0 LOB: 0 BB: 0 P: 10	R: 0 E: 0 K: 1 S: 9	H: 1 LOB: 1 BB: 0 P: 15	R: 0 E: 0 K: 0 S: 9	H: 0 LOB: 0 BB: 0 P: 10	R: 0 E: 0 K: 0 S: 6	H: 1 LOB: 1 BB: 0 P: 10	R: 0 E: 0 K: 0 S: 7	H: 0 LOB: 0 BB: 0 P: 13	R: 0 E: 0 K: 1 S: 5	H: 0 LOB: 0 BB: 0 P: 9	R: 0 E: 0 K: 0 S: 11	H: 1 LOB: 2 BB: 1 P: 21	1B: 3 2B: 1 3B: 0 HR: 0	SF: 0 SAC: 0 DP: 0 HBP: 0	WP: 2 PB: 0 SB: 0 CS: 1	PA: 33
PITCHER	IP WLS BF H R ER SO BB IBB HBP BLK WP HR S P ERA WHIP	IP WLS BF H R ER SO BB IBB HBP BLK WP HR S P ERA WHIP	IP WLS BF H R ER SO BB IBB HBP BLK WP HR S P ERA WHIP	IP WLS BF H R ER SO BB IBB HBP BLK WP HR S P ERA WHIP	IP WLS BF H R ER SO BB IBB HBP BLK WP HR S P ERA WHIP	IP WLS BF H R ER SO BB IBB HBP BLK WP HR S P ERA WHIP	IP WLS BF H R ER SO BB IBB HBP BLK WP HR S P ERA WHIP	IP WLS BF H R ER SO BB IBB HBP BLK WP HR S P ERA WHIP	IP WLS BF H R ER SO BB IBB HBP BLK WP HR S P ERA WHIP	IP WLS BF H R ER SO BB IBB HBP BLK WP HR S P ERA WHIP	IP WLS BF H R ER SO BB IBB HBP BLK WP HR S P ERA WHIP	IP WLS BF H R ER SO BB IBB HBP BLK WP HR S P ERA WHIP	IP WLS BF H R ER SO BB IBB HBP BLK WP HR S P ERA WHIP	IP WLS BF H R ER SO BB IBB HBP BLK WP HR S P ERA WHIP	IP WLS BF H R ER SO BB IBB HBP BLK WP HR S P ERA WHIP	IP WLS BF H R ER SO BB IBB HBP BLK WP HR S P ERA WHIP	IP WLS BF H R ER SO BB IBB HBP BLK WP HR S P ERA WHIP	IP WLS BF H R ER SO BB IBB HBP BLK WP HR S P ERA WHIP	IP WLS BF H R ER SO BB IBB HBP BLK WP HR S P ERA WHIP	IP WLS BF H R ER SO BB IBB HBP BLK WP HR S P ERA WHIP	IP WLS BF H R ER SO BB IBB HBP BLK WP HR S P ERA WHIP	



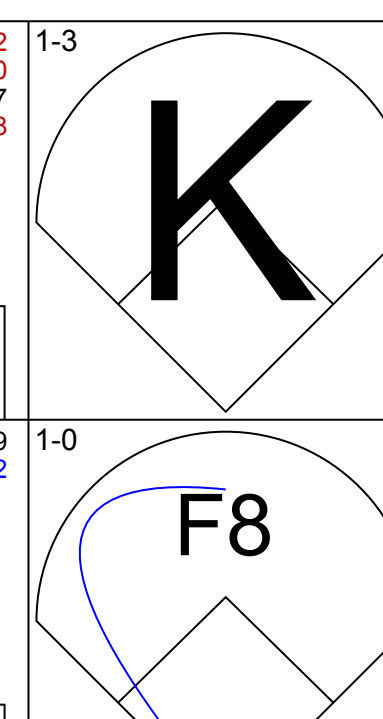
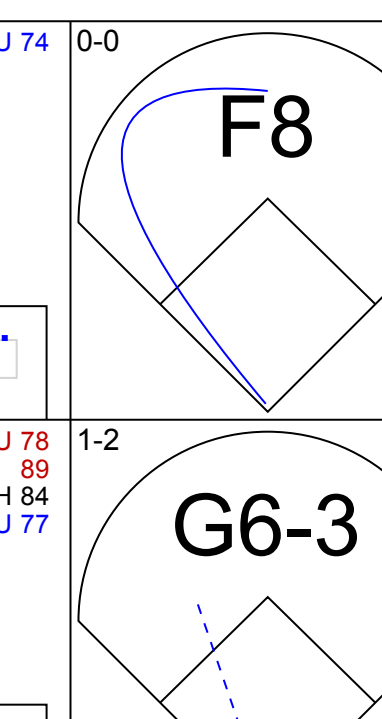
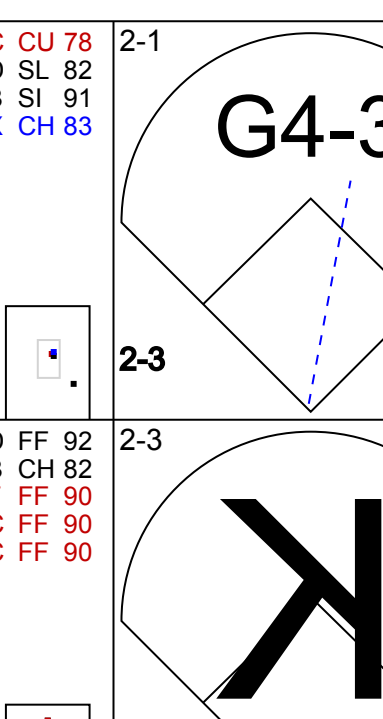
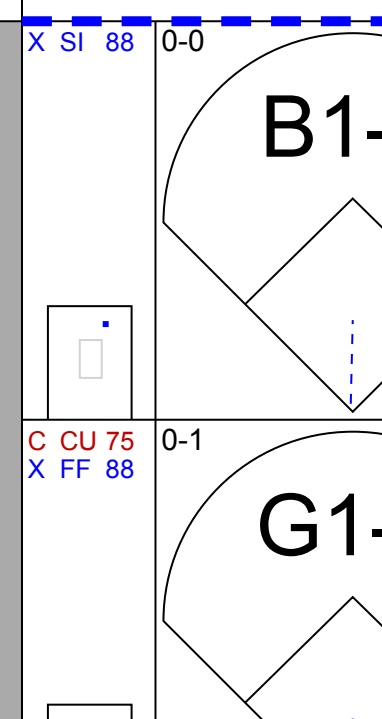
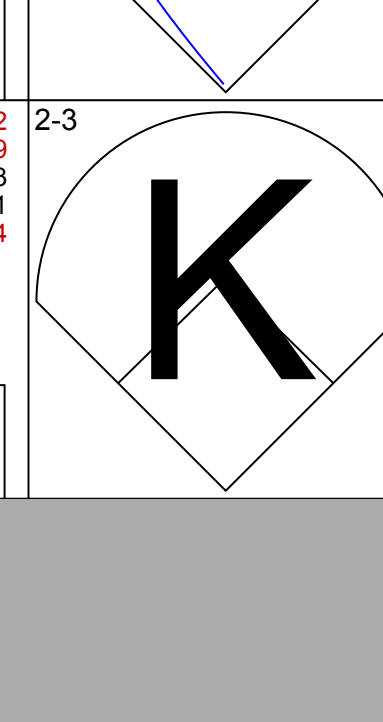
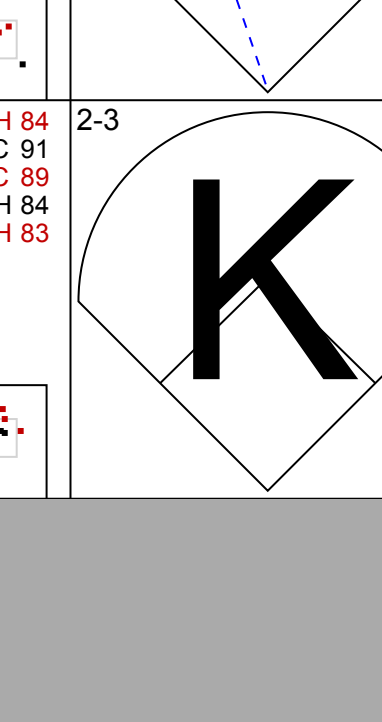

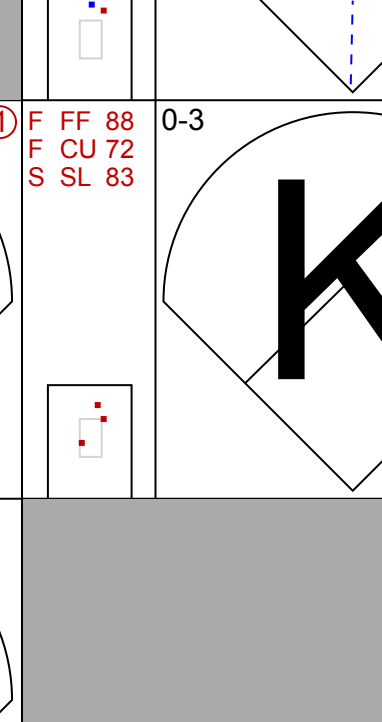




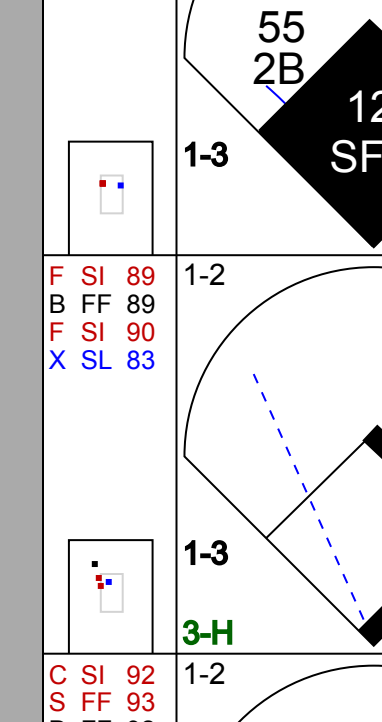
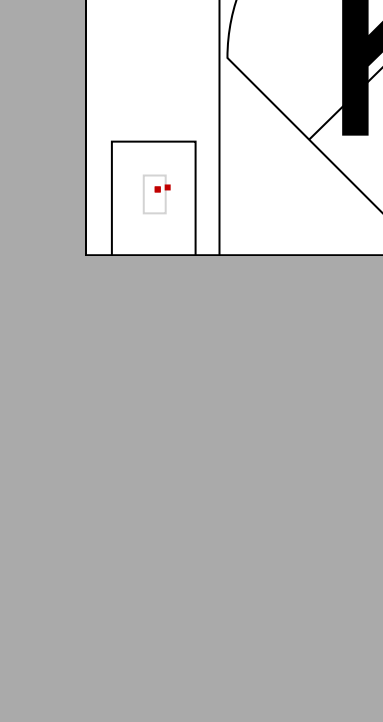
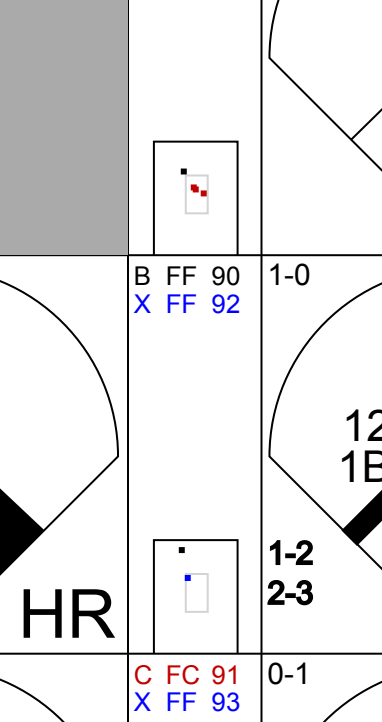
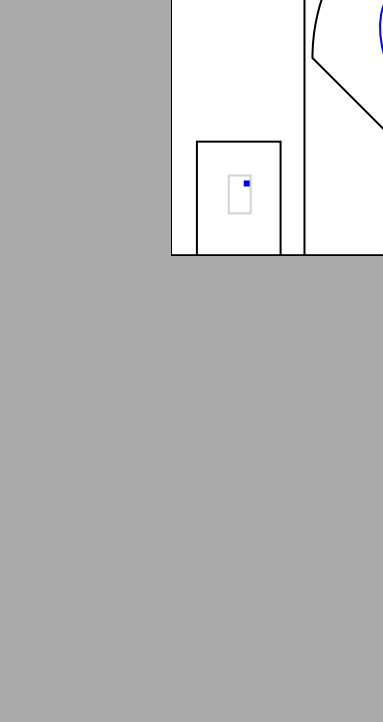
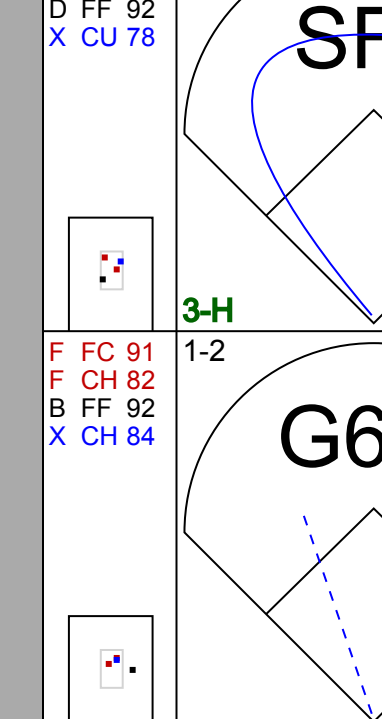

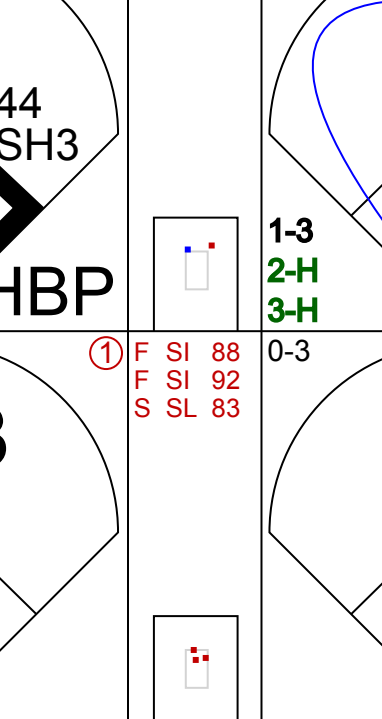

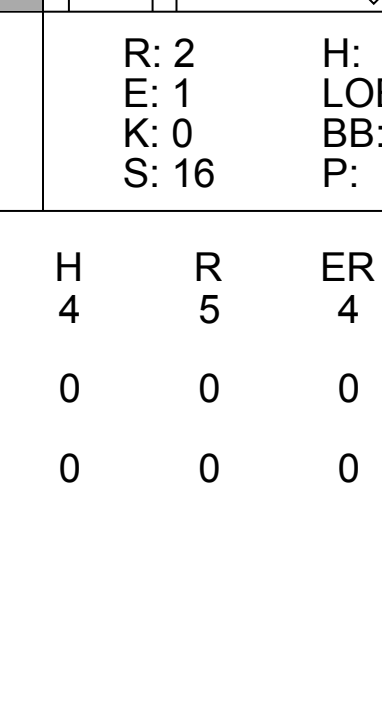
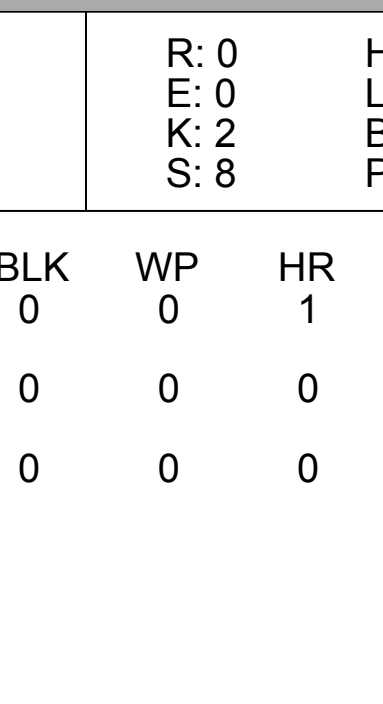

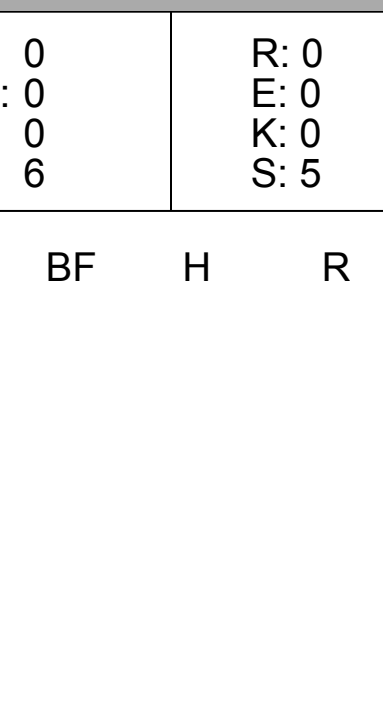
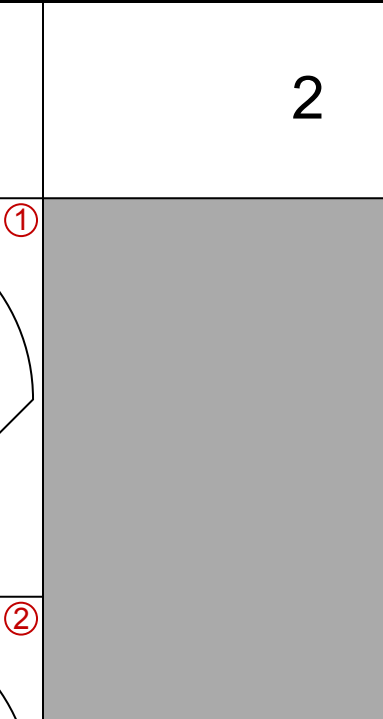
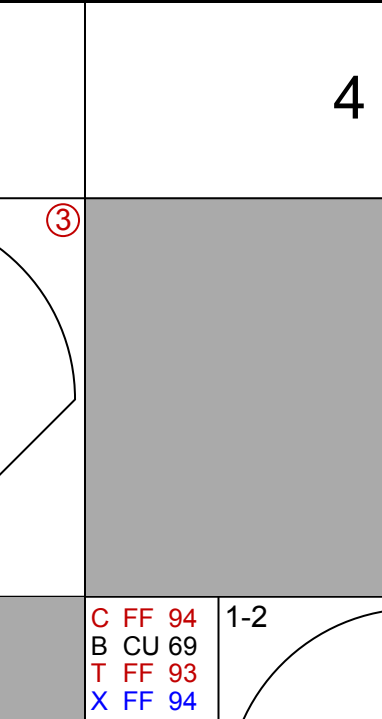
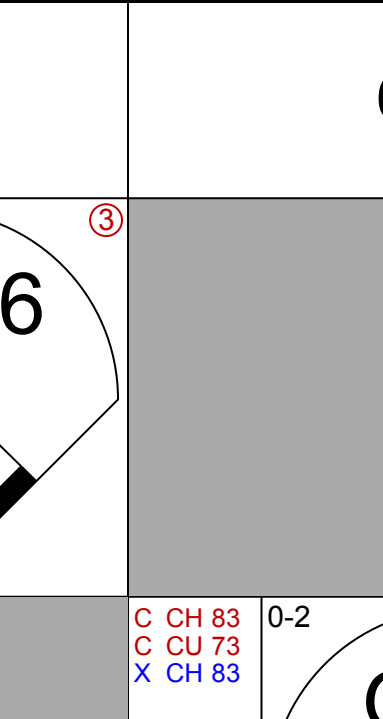
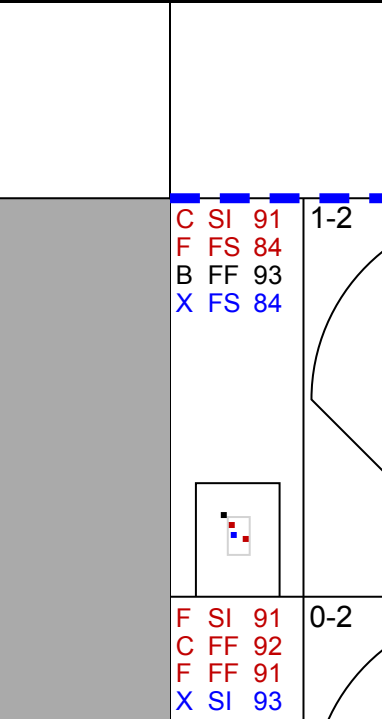
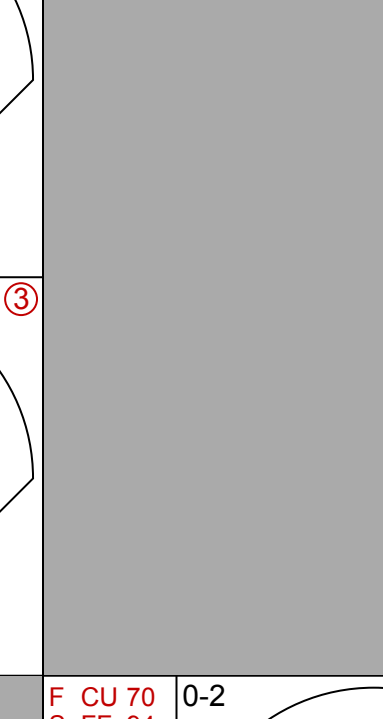
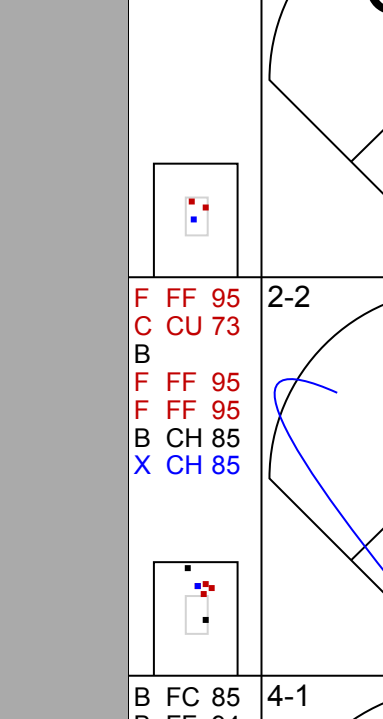
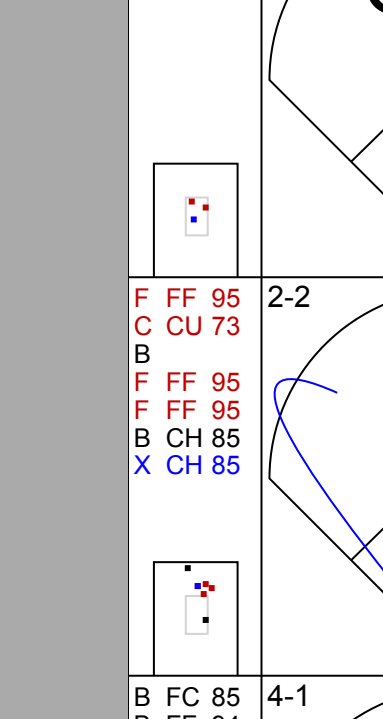
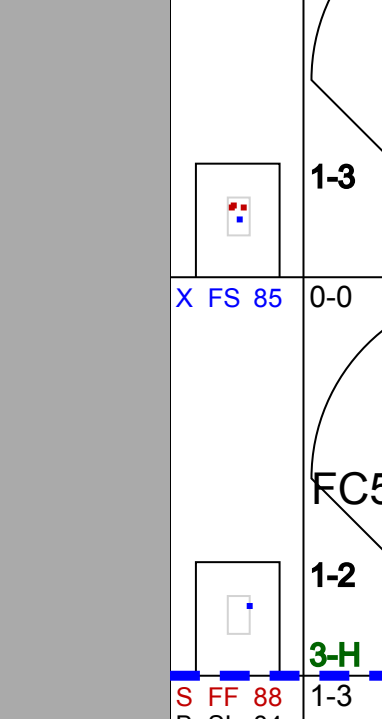
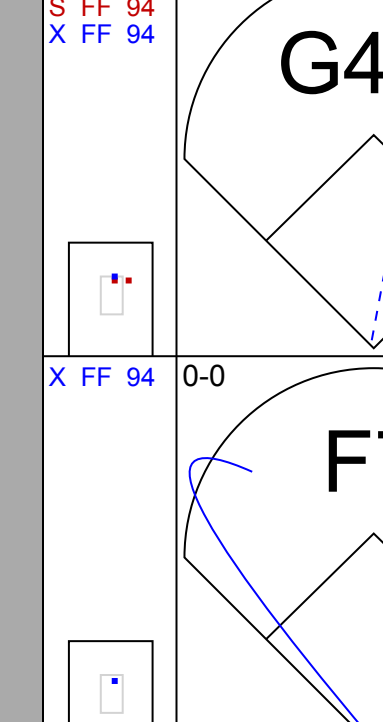
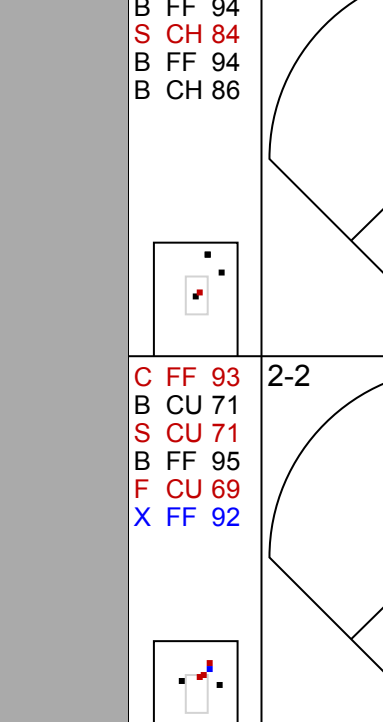
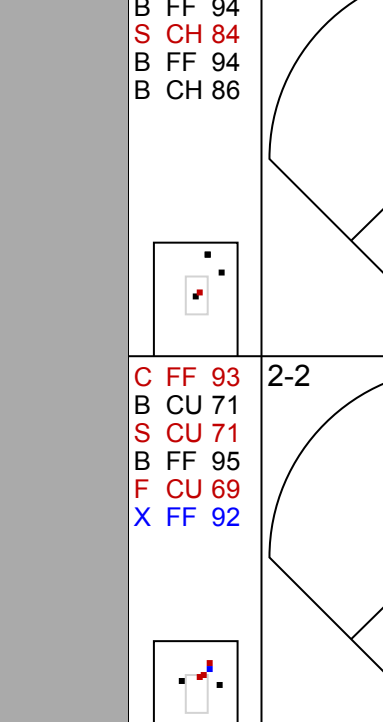
Batter	1	2	3	4	5	6	7	8	9	AB	R	H	RBI	BB	SO	LOB	TOP					
5 Carlos González, L (1.8) OBP: 0.335, SLG: 0.484	F7		K					F8		4	0	1	0	0	1	1	Colorado Rockies @ San Francisco Giants AT&T Park, San Francisco, CA Wed Jun 02 2010, 7:15 PM - 9:31 PM PDT Att: 30,697 - Cloudy - 65 F					
7 Seth Smith, L (1.7) OBP: 0.322, SLG: 0.527	P5		F7					L9		4	0	0	0	0	0	3						
17 Todd Helton, L (1.3) OBP: 0.371, SLG: 0.327	G1-3							K		4	0	0	0	0	1	0						
2 Troy Tulowitzki, R (1.6) OBP: 0.379, SLG: 0.492	F7							P3		4	1	2	1	0	0	0						
11 Brad Hawpe, L (1.9) OBP: 0.367, SLG: 0.500	F7							F7		4	0	0	0	0	0	1						
20 Chris Iannetta, R (1.2) OBP: 0.217, SLG: 0.286								G6-3		4	0	1	0	0	0	0						
9 Ian Stewart, L (1.5) OBP: 0.352, SLG: 0.439			K							3	0	0	0	0	3	1						
18 Jonathan Herrera, S (1.4)										2	0	0	0	1	0	0						
26 Jeff Francis, L (1.1)										0	0	0	0	2	0	0						
53 Randy Flores, L (6.1)										0	0	0	0	0	0	0						
19 Ryan Spilborghs, R (7.7) OBP: 0.333, SLG: 0.366										1	0	0	0	0	0	1						
31 Matt Daley, R (7.1)										0	0	0	0	0	0	0						
56 Franklin Morales, L (8.1)										0	0	0	0	0	0	0						
Inning Stats	R: 0 E: 0 K: 0 S: 6	H: 0 LOB: 0 BB: 0 P: 10	R: 0 E: 0 K: 1 S: 13	H: 1 LOB: 1 BB: 0 P: 20	R: 0 E: 0 K: 1 S: 8	H: 0 LOB: 1 BB: 1 P: 17	R: 1 E: 0 K: 0 S: 6	H: 1 LOB: 0 BB: 0 P: 11	R: 0 E: 0 K: 1 S: 13	H: 1 LOB: 2 BB: 1 P: 21	R: 0 E: 0 K: 0 S: 5	H: 1 LOB: 0 BB: 0 P: 7	R: 0 E: 0 K: 1 S: 8	H: 0 LOB: 1 BB: 1 P: 14	R: 0 E: 0 K: 1 S: 10	H: 0 LOB: 0 BB: 0 P: 14	R: 0 E: 0 K: 0 S: 6	H: 0 LOB: 0 BB: 0 P: 8	1B: 3 2B: 0 3B: 0 HR: 1	SF: 0 SAC: 0 DP: 1 HBP: 0	WP: 0 PB: 0 SB: 0 CS: 0	PA: 33
PITCHER	IP WLS BF H R ER SO BB IBB HBP BLK WP HR S P ERA WHIP	8.0 W 30 4 1 1 5 3 0 0 0 0 1 69 114 1.12 0.875	1.0 S 3 0 0 0 0 0 0 0 0 0 0 6 8 0.00 0.000	PITCHER																		

Batter	1	2	3	4	5	6	7	8	9	AB	R	H	RBI	BB	SO	LOB	BOTTOM			
56 Andres Torres, S (1.9) OBP: 0.375, SLG: 0.479	F7							K		4	0	0	0	0	2	0	Colorado Rockies @ San Francisco Giants AT&T Park, San Francisco, CA Wed Jun 02 2010, 7:15 PM - 9:31 PM PDT Att: 30,697 - Cloudy - 65 F			
21 Freddy Sanchez, R (1.4) OBP: 0.414, SLG: 0.388	F7							K		3	1	1	0	1	1	0				
48 Pablo Sandoval, S (1.5) OBP: 0.341, SLG: 0.437	G6-3									3	1	1	1	1	0	1				
5 Juan Uribe, R (1.6) OBP: 0.340, SLG: 0.446	F8							K		4	0	1	0	0	1	2				
1 Benjie Molina, R (1.2) OBP: 0.313, SLG: 0.327	L5									3	0	1	1	0	1	1				
17 Aubrey Huff, L (1.7) OBP: 0.382, SLG: 0.472	G4-3									3	1	1	0	0	0	1				
12 Nate Schierholtz, L (9.9) OBP: 0.397, SLG: 0.391										0	0	0	0	0	0	0				
28 Buster Posey, R (1.3) OBP: 0.474, SLG: 0.579										3	1	2	0	0	0	0				
33 Aaron Rowand, R (1.8) OBP: 0.260, SLG: 0.398										3	0	1	2	0	0	1				
18 Matt Cain, R (1.1) OBP: 0.095, SLG: 0.050										3	0	0	0	0	1	1				
38 Brian Wilson, R (9.1)										0	0	0	0	0	0	0				
Inning Stats	R: 0 E: 0 K: 0 S: 8	H: 0 LOB: 0 BB: 0 P: 15	R: 0 E: 0 K: 0 S: 6	H: 0 LOB: 0 BB: 0 P: 9	R: 0 E: 0 K: 0 S: 7	H: 1 LOB: 0 BB: 0 P: 8	R: 0 E: 0 K: 0 S: 5	H: 1 LOB: 0 BB: 0 P: 7	R: 2 E: 0 K: 2 S: 15	H: 4 LOB: 1 BB: 0 P: 23	R: 2 E: 0 K: 1 S: 13	H: 2 LOB: 1 BB: 1 P: 23	R: 0 E: 0 K: 0 S: 7	H: 0 LOB: 0 BB: 0 P: 9	R: 0 E: 0 K: 3 S: 18	H: 0 LOB: 1 BB: 1 P: 28	1B: 6 2B: 3 3B: 0 HR: 0	SF: 0 SAC: 0 DP: 3 HBP: 0	WP: 0 PB: 0 SB: 0 CS: 1	PA: 31
PITCHER	IP WLS BF H R ER SO BB IBB HBP BLK WP HR S P ERA WHIP	5.2 L 23 8 4 4 3 1 0 0 0 0 0 2 4 6.35 1.588	0.1 1 0 0 0 0 0 0 0 0 0 0 0 7 9 0.00 0.000	1.0 3 0 0 0 0 0 1 0 0 0 0 0 18 28 0.00 1.000	PITCHER															



Batter	1	2	3	4	5	6	7	8	9	AB	R	H	RBI	BB	SO	LOB	TOP					
8 Jeff Keppinger, R OBP: 0.360, SLG: 0.409										4	1	2	0	0	0	1	Houston Astros @ Colorado Rockies Coors Field, Denver, CO Tue Jun 08 2010, 6:41 PM - 9:19 PM MDT Att: 26,201 - Cloudy - 76 F					
12 Tommy Manzella, R OBP: 0.255, SLG: 0.245										4	0	2	1	0	0	1						
17 Lance Berkman, S OBP: 0.356, SLG: 0.420										4	1	0	1	0	0	3						
45 Carlos Lee, R OBP: 0.265, SLG: 0.386										4	1	3	1	0	0	0						
37 Brandon Lyon, R OBP: 0.255, SLG: 0.245									0	0	0	0	0	0	0	0						
22 Matt Lindstrom, R OBP: 0.356, SLG: 0.420									0	0	0	0	0	0	0	0						
9 Hunter Pence, R OBP: 0.305, SLG: 0.435									4	0	0	0	0	1	4							
77 Pedro Feliz, R OBP: 0.260, SLG: 0.319										4	0	0	1	0	0	0						
4 Jason Michaels, R OBP: 0.222, SLG: 0.327										4	0	1	0	0	0	0						
36 Kevin Cash, R OBP: 0.250, SLG: 0.293										4	0	1	0	0	1	1						
38 Brian Moehler, R OBP: 0.200, SLG: 0.200										2	0	0	0	0	0	1						
59 Wilton Lopez, R OBP: 0.364, SLG: 0.346										0	0	0	0	0	0	0						
21 Michael Bourn, L OBP: 0.364, SLG: 0.346										1	1	1	0	0	0	0						
Inning Stats	R: 0 E: 0 K: 0 S: 4	H: 1 LOB: 0 BB: 0 P: 7	R: 0 E: 0 K: 0 S: 8	H: 0 LOB: 0 BB: 0 P: 13	R: 0 E: 0 K: 1 S: 8	H: 0 LOB: 0 BB: 0 P: 11	R: 1 E: 0 K: 0 S: 9	H: 3 LOB: 1 BB: 0 P: 11	R: 0 E: 0 K: 0 S: 6	H: 0 LOB: 0 BB: 0 P: 13	R: 1 E: 0 K: 0 S: 8	H: 2 LOB: 1 BB: 0 P: 12	R: 2 E: 0 K: 1 S: 17	H: 3 LOB: 1 BB: 0 P: 24	R: 0 E: 0 K: 0 S: 6	H: 0 LOB: 0 BB: 0 P: 6	1B: 8 2B: 2 3B: 0 HR: 0	SF: 0 SAC: 0 DP: 2 HBP: 0	WP: 0 PB: 0 SB: 1 CS: 0	PA: 35		
PITCHER	IP WLS BF H R ER SO BB IBB HBP BLK WP HR S P ERA WHIP	IP WLS BF H R ER SO BB IBB HBP BLK WP HR S P ERA WHIP	IP WLS BF H R ER SO BB IBB HBP BLK WP HR S P ERA WHIP	IP WLS BF H R ER SO BB IBB HBP BLK WP HR S P ERA WHIP	IP WLS BF H R ER SO BB IBB HBP BLK WP HR S P ERA WHIP	IP WLS BF H R ER SO BB IBB HBP BLK WP HR S P ERA WHIP	IP WLS BF H R ER SO BB IBB HBP BLK WP HR S P ERA WHIP	IP WLS BF H R ER SO BB IBB HBP BLK WP HR S P ERA WHIP	IP WLS BF H R ER SO BB IBB HBP BLK WP HR S P ERA WHIP	IP WLS BF H R ER SO BB IBB HBP BLK WP HR S P ERA WHIP	IP WLS BF H R ER SO BB IBB HBP BLK WP HR S P ERA WHIP	IP WLS BF H R ER SO BB IBB HBP BLK WP HR S P ERA WHIP	IP WLS BF H R ER SO BB IBB HBP BLK WP HR S P ERA WHIP	IP WLS BF H R ER SO BB IBB HBP BLK WP HR S P ERA WHIP	IP WLS BF H R ER SO BB IBB HBP BLK WP HR S P ERA WHIP	IP WLS BF H R ER SO BB IBB HBP BLK WP HR S P ERA WHIP	IP WLS BF H R ER SO BB IBB HBP BLK WP HR S P ERA WHIP	IP WLS BF H R ER SO BB IBB HBP BLK WP HR S P ERA WHIP	IP WLS BF H R ER SO BB IBB HBP BLK WP HR S P ERA WHIP	IP WLS BF H R ER SO BB IBB HBP BLK WP HR S P ERA WHIP	IP WLS BF H R ER SO BB IBB HBP BLK WP HR S P ERA WHIP	IP WLS BF H R ER SO BB IBB HBP BLK WP HR S P ERA WHIP
26 Jeff Francis, L ERA: 3.45	7.0	26	7	2	2	1	0	0	0	0	0	0	0	0	0	0	0	52	83	2.57	1.000	
34 Matt Belisle, R ERA: 2.41	0.1	L 3	2	2	2	0	0	0	0	1	0	0	0	0	0	0	0	11	15	54.00	6.000	
56 Franklin Morales, L ERA: 3.55	0.1	B 1	0	0	0	0	0	0	0	0	0	0	0	0	0	0	0	2	3	0.00	0.000	
63 Rafael Betancourt, R ERA: 5.48	1.1	5	1	0	0	1	0	0	0	0	0	0	0	0	0	0	0	10	12	0.00	0.750	

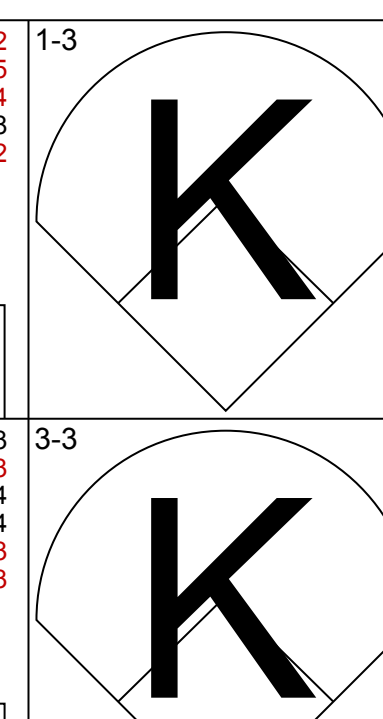
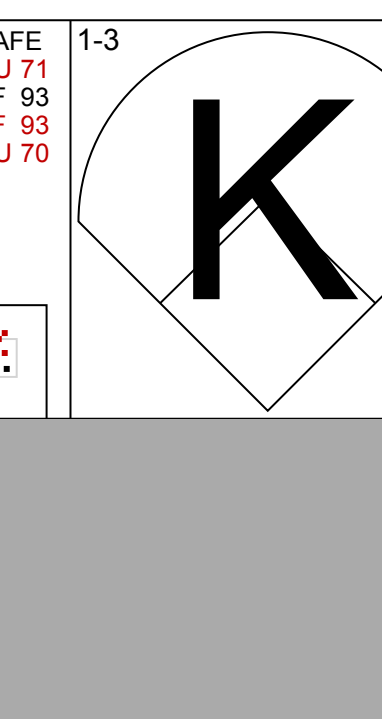
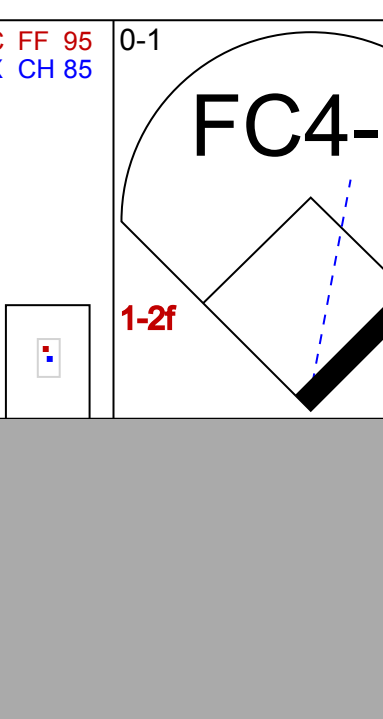

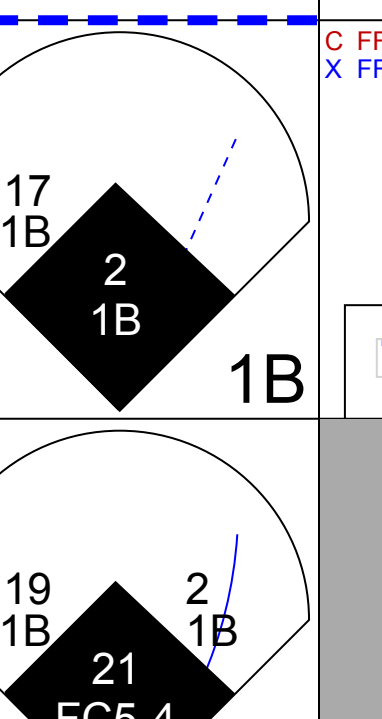
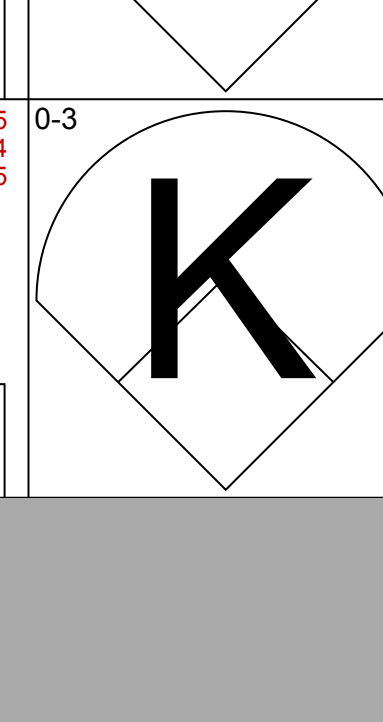
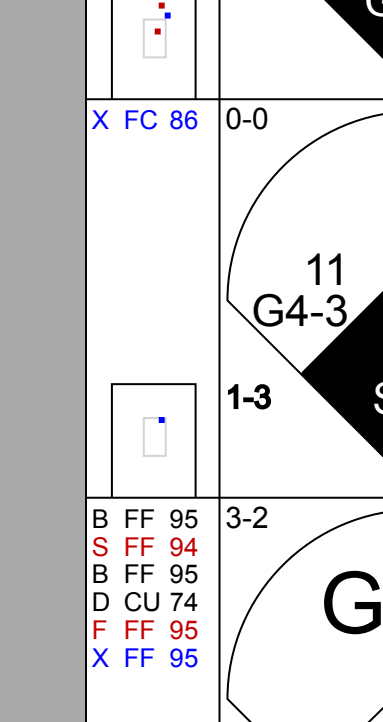


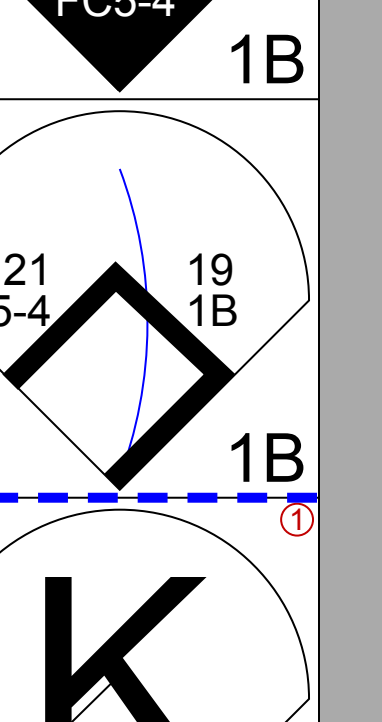

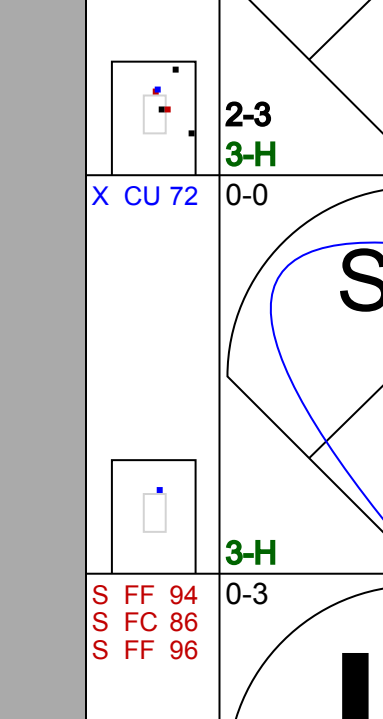


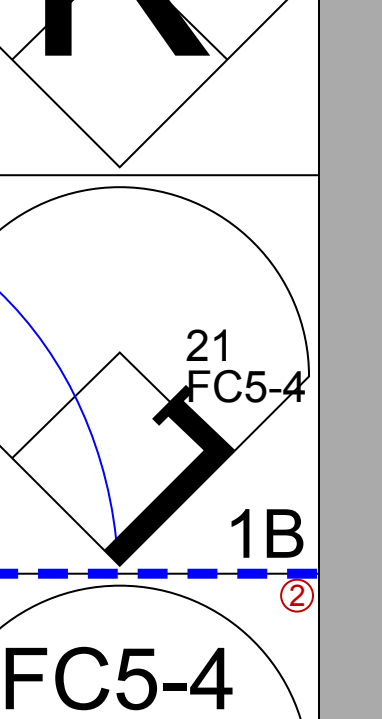
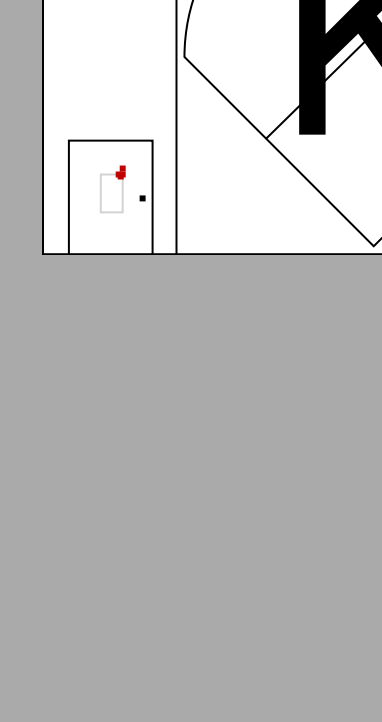
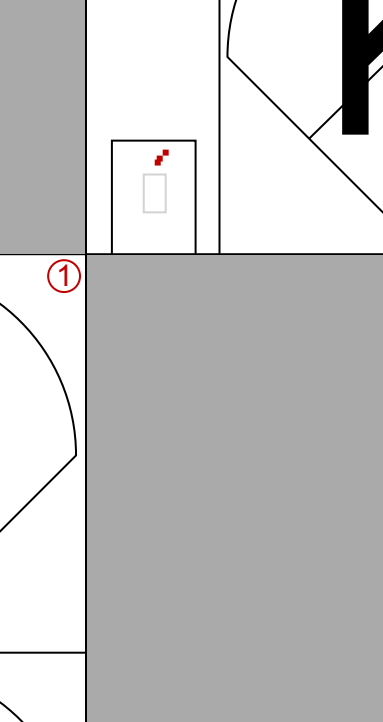
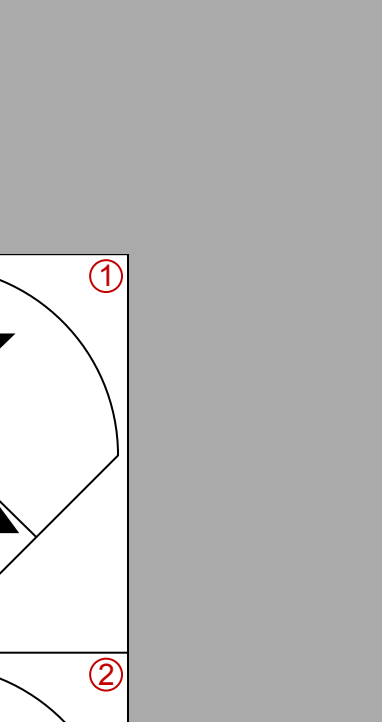
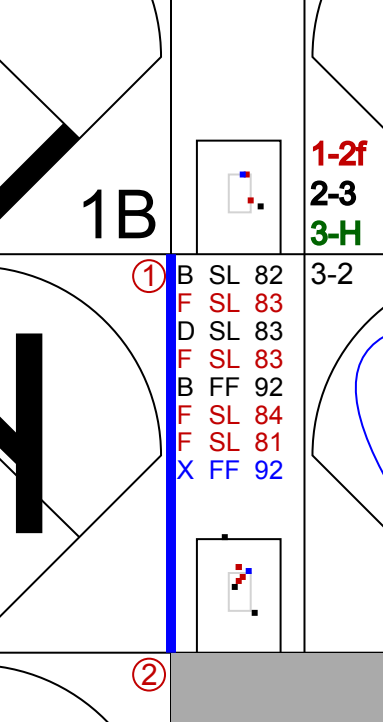

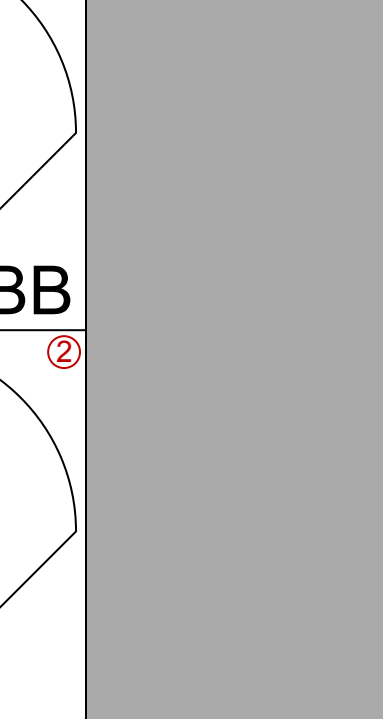
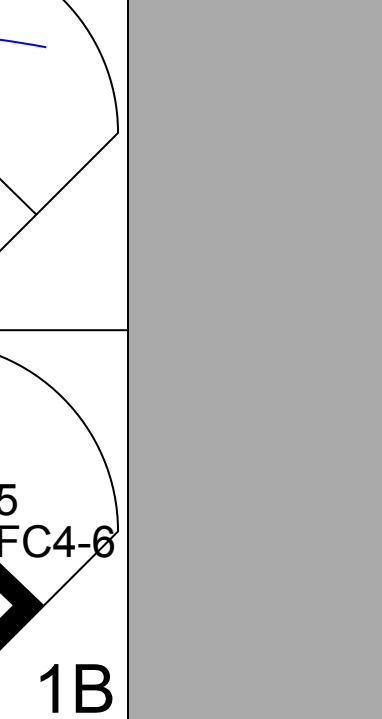
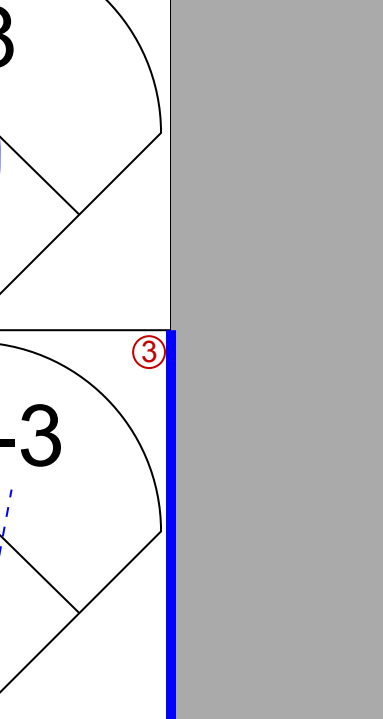
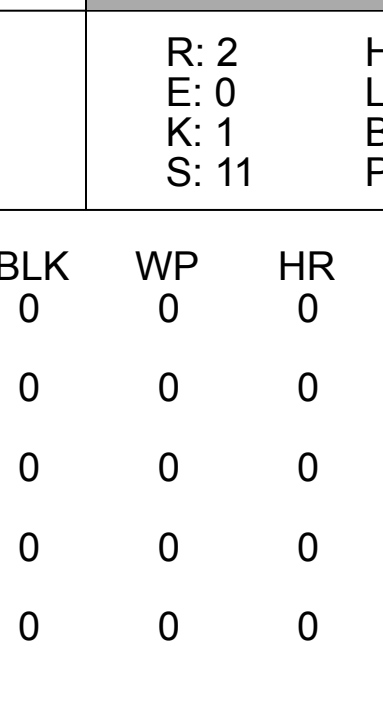
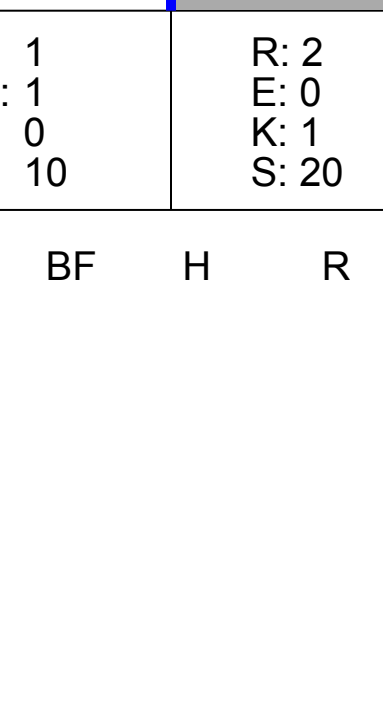
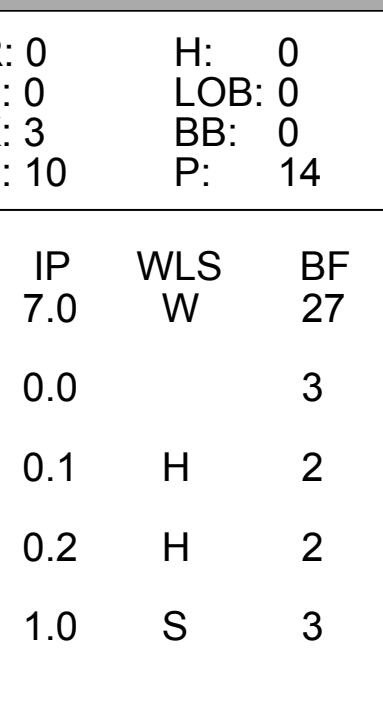
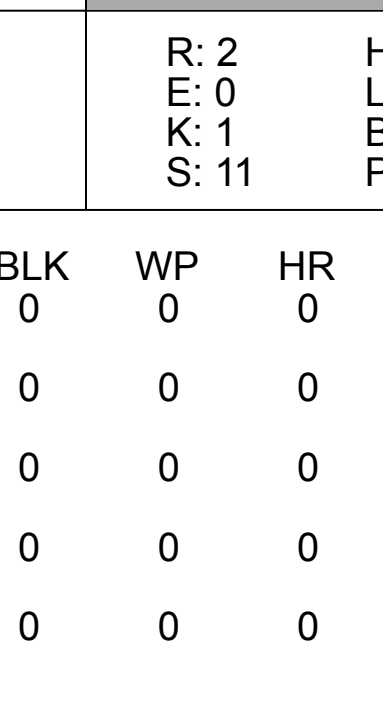
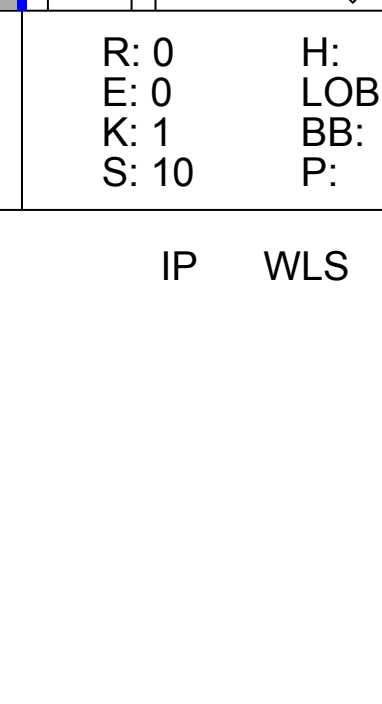
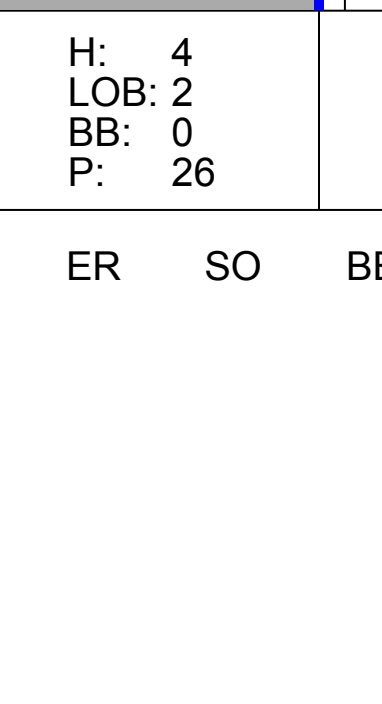
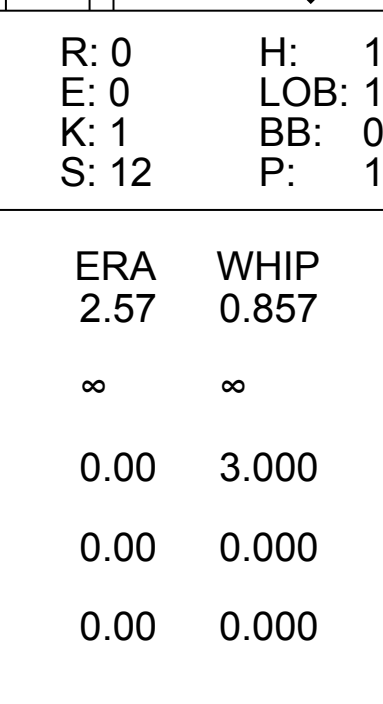
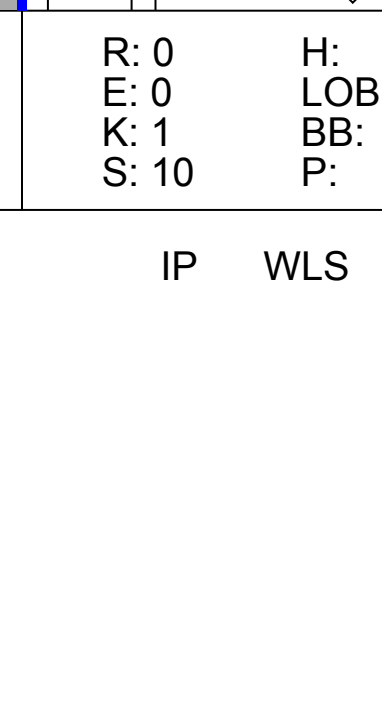
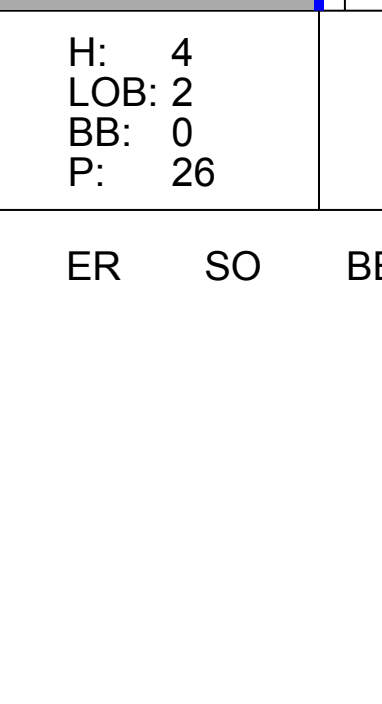
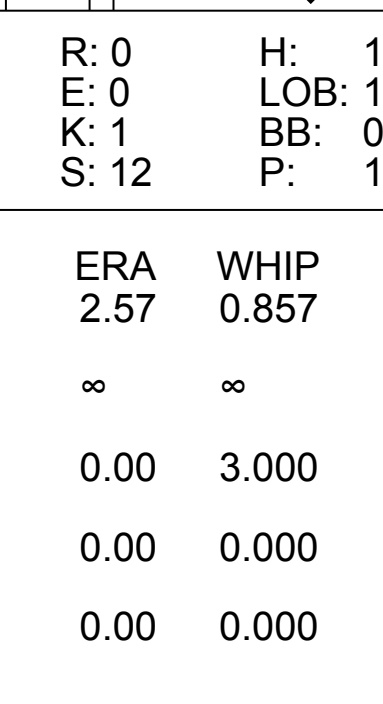
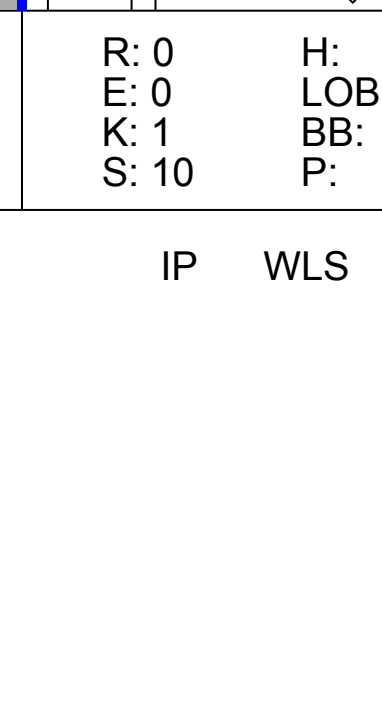
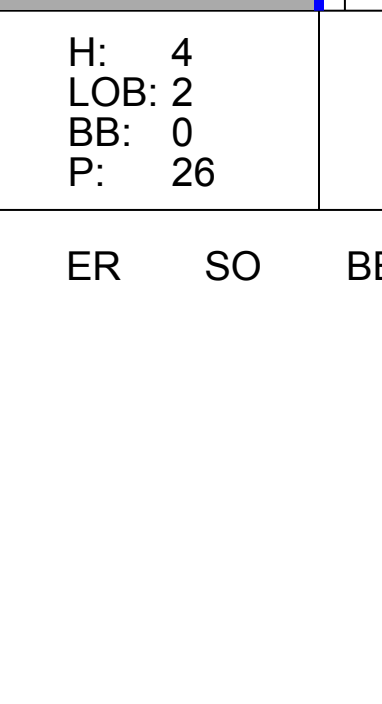
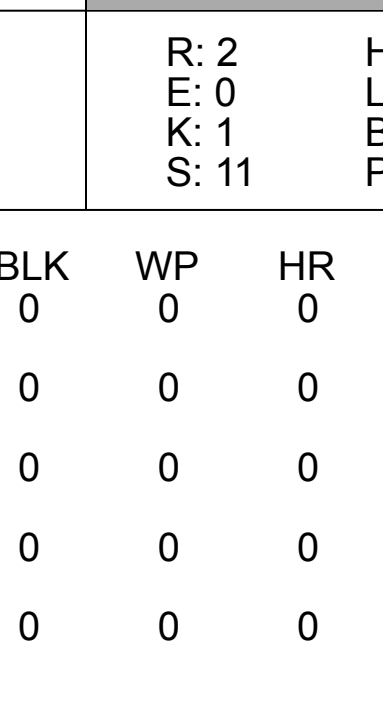
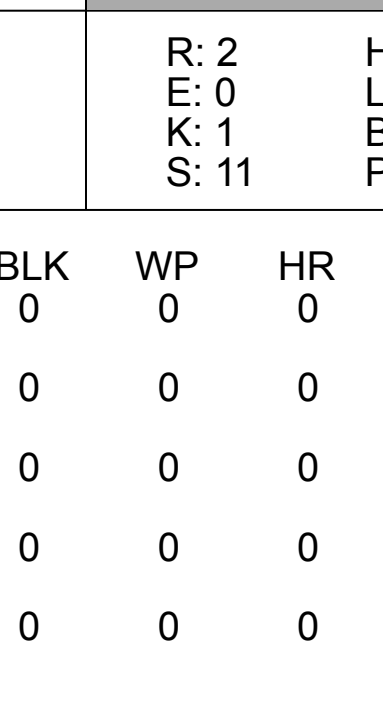
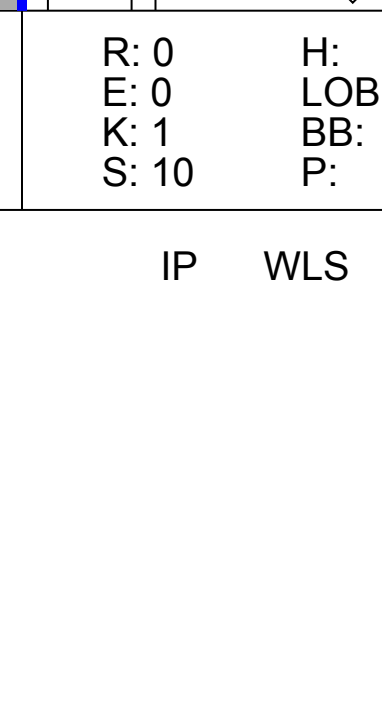
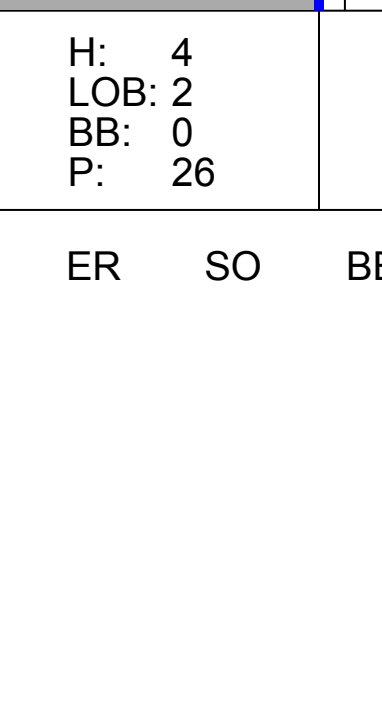
Batter	1	2	3	4	5	6	7	8	9	AB	R	H	RBI	BB	SO	LOB	BOTTOM						
5 Carlos González, L OBP: 0.336, SLG: 0.486										5	1	2	0	0	0	3	Houston Astros @ Colorado Rockies Coors Field, Denver, CO Tue Jun 08 2010, 6:41 PM - 9:19 PM MDT Att: 26,201 - Cloudy - 76 F						
7 Seth Smith, L OBP: 0.327, SLG: 0.528										4	1	1	0	0	1	1							
2 Troy Tulowitzki, R OBP: 0.375, SLG: 0.495										3	1	2	2	0	0	0							
11 Brad Hawpe, L OBP: 0.363, SLG: 0.482										4	0	2	1	0	0	1							
21 Miguel Olivo, R OBP: 0.389, SLG: 0.555										4	0	1	0	0	3	3							
17 Todd Helton, L OBP: 0.357, SLG: 0.309										4	0	0	0	0	1	2							
6 Melvin Mora, R OBP: 0.365, SLG: 0.403										3	0	1	0	1	1	0							
12 Clint Barmes, R OBP: 0.260, SLG: 0.351										2	0	0	0	1	0	1							
9 Ian Stewart, L OBP: 0.350, SLG: 0.444										0	0	0	0	1	0	0							
18 Jonathan Herrera, S OBP: 0.350, SLG: 0.444										0	0	0	0	0	0	0							
26 Jeff Francis, L ERA: 3.45	6.0	27	9	3	3	4	0	0	0	0	0	0	0	0	0	0	0	0	0	0	0	0	
34 Matt Belisle, R ERA: 3.74	1.0	W 3	0	0	0	1	0	0	0	0	0	0	0	0	0	0	0	8	10	0.00	0.000		
37 Brandon Lyon, R ERA: 3.28	1.0	H 3	0	0	0	1	0	0	0	0	0	0	0	0	0	0	0	9	14	0.00	0.000		
22 Matt Lindstrom, R ERA: 3.08	1.0	S 4	0	0	0	1	1	0	0	0	0	0	0	0	0	0	0	10	17	0.00	1.000		
Inning Stats	R: 3 E: 0 K: 1 S: 14	H: 4 LOB: 0 BB: 0 P: 19	R: 0 E: 0 K: 1 S: 7	H: 0 LOB: 0 BB: 0 P: 10	R: 0 E: 0 K: 1 S: 8	H: 3 LOB: 2 BB: 0 P: 12	R: 0 E: 0 K: 0 S: 9	H: 1 LOB: 2 BB: 1 P: 19	R: 0 E: 0 K: 0 S: 5	H: 0 LOB: 0 BB: 0 P: 9	R: 0 E: 0 K: 1 S: 6	H: 1 LOB: 2 BB: 2 P: 17	R: 0 E: 0 K: 1 S: 8	H: 0 LOB: 0 BB: 0 P: 10	R: 0 E: 0 K: 1 S: 9	H: 0 LOB: 1 BB: 1 P: 14	R: 0 E: 0 K: 1 S: 10	H: 0 LOB: 1 BB: 1 P: 17	1B: 7 2B: 3 3B: 0 HR: 0	SF: 0 SAC: 0 DP: 4 HBP: 1	WP: 0 PB: 0 SB: 0 CS: 1	PA: 37	
PITCHER	IP WLS BF H R ER SO BB IBB HBP BLK WP HR S P ERA WHIP	IP WLS BF H R ER SO BB IBB HBP BLK WP HR S P ERA WHIP	IP WLS BF H R ER SO BB IBB HBP BLK WP HR S P ERA WHIP	IP WLS BF H R ER SO BB IBB HBP BLK WP HR S P ERA WHIP	IP WLS BF H R ER SO BB IBB HBP BLK WP HR S P ERA WHIP	IP WLS BF H R ER SO BB IBB HBP BLK WP HR S P ERA WHIP	IP WLS BF H R ER SO BB IBB HBP BLK WP HR S P ERA WHIP	IP WLS BF H R ER SO BB IBB HBP BLK WP HR S P ERA WHIP	IP WLS BF H R ER SO BB IBB HBP BLK WP HR S P ERA WHIP	IP WLS BF H R ER SO BB IBB HBP BLK WP HR S P ERA WHIP	IP WLS BF H R ER SO BB IBB HBP BLK WP HR S P ERA WHIP	IP WLS BF H R ER SO BB IBB HBP BLK WP HR S P ERA WHIP	IP WLS BF H R ER SO BB IBB HBP BLK WP HR S P ERA WHIP	IP WLS BF H R ER SO BB IBB HBP BLK WP HR S P ERA WHIP	IP WLS BF H R ER SO BB IBB HBP BLK WP HR S P ERA WHIP	IP WLS BF H R ER SO BB IBB HBP BLK WP HR S P ERA WHIP	IP WLS BF H R ER SO BB IBB HBP BLK WP HR S P ERA WHIP	IP WLS BF H R ER SO BB IBB HBP BLK WP HR S P ERA WHIP	IP WLS BF H R ER SO BB IBB HBP BLK WP HR S P ERA WHIP	IP WLS BF H R ER SO BB IBB HBP BLK WP HR S P ERA WHIP	IP WLS BF H R ER SO BB IBB HBP BLK WP HR S P ERA WHIP	IP WLS BF H R ER SO BB IBB HBP BLK WP HR S P ERA WHIP	IP WLS BF H R ER SO BB IBB HBP BLK WP HR S P ERA WHIP
38 Brian Moehler, R ERA: 6.12	1.0	W 3	0	0	0	1	0	0	0	0	0	0	0	0	0	0	0	8	10	0.00	0.000		
59 Wilton Lopez, R ERA: 3.28	1.0	H 3	0	0	0	1	0	0	0	0	0	0	0	0	0	0	0	9	14	0.00	0.000		
37 Brandon Lyon, R ERA: 3.28	1.0	S 4	0	0	0	1	1	0	0	0	0	0	0	0	0	0	0	10	17	0.00	1.000		

Batter	1	2	3	4	5	6	7	8	9	AB	R	H	RBI	BB	SO	LOB	TOP					
21 Michael Bourn, L (1,8) OBP: 0.359, SLG: 0.341										4	0	0	0	0	1	1						
8 Jeff Keppinger, R (1,4) OBP: 0.345, SLG: 0.391										4	0	0	0	0	1	1						
17 Lance Berkman, S (1,3) OBP: 0.355, SLG: 0.408										4	0	0	0	0	3	0						
45 Carlos Lee, R (1,7) OBP: 0.263, SLG: 0.390										3	1	0	0	1	0	0						
9 Hunter Pence, R (1,9) OBP: 0.306, SLG: 0.425										2	2	0	0	2	1	0						
77 Pedro Feliz, R (1,5) OBP: 0.254, SLG: 0.310										4	1	0	0	0	2	3						
55 Humberto Quintero, R (1,2) OBP: 0.297, SLG: 0.398										4	1	3	2	0	1	0						
12 Tommy Manzella, R (1,6) OBP: 0.266, SLG: 0.255										2	0	1	3	0	1	0						
44 Roy Oswalt, R (1,1) OBP: 0.200, SLG: 0.158										2	0	0	0	0	1	3						
59 Wilton Lopez, R (8,1) OBP: 0.300, SLG: 0.400										0	0	0	0	0	0	0						
73 Gustavo Chacin, L (8,1) OBP: 0.160, SLG: 0.200										0	0	0	0	0	0	0						
41 Casey Daigle, R (8,1) OBP: 0.160, SLG: 0.200										0	0	0	0	0	0	0						
18 Cory Sullivan, L (9,PH) OBP: 0.229, SLG: 0.329										1	0	0	0	0	0	0						
37 Brandon Lyon, R (9,1) OBP: 0.229, SLG: 0.329										0	0	0	0	0	0	0						
Inning Stats	R: 0 H: 0 E: 0 K: 2 S: 7	H: 0 LOB: 0 BB: 0 P: 11	R: 2 H: 1 E: 1 K: 0 S: 16	H: 1 LOB: 1 BB: 1 P: 26	R: 0 H: 0 E: 0 K: 1 S: 7	H: 0 LOB: 0 BB: 0 P: 10	R: 0 H: 2 E: 0 K: 2 S: 8	H: 2 LOB: 2 BB: 2 P: 9	R: 1 H: 1 E: 0 K: 1 S: 11	H: 1 LOB: 1 BB: 0 P: 18	R: 2 H: 2 E: 0 K: 2 S: 12	H: 2 LOB: 2 BB: 2 P: 23	R: 0 H: 0 E: 0 K: 1 S: 6	H: 0 LOB: 0 BB: 0 P: 6	R: 0 H: 0 E: 0 K: 0 S: 5	H: 0 LOB: 0 BB: 0 P: 6	R: 0 H: 0 E: 0 K: 2 S: 8	H: 0 LOB: 0 BB: 0 P: 14	1B: 2 2B: 1 3B: 0 HR: 1	SF: 1 SAC: 1 DP: 0 HBP: 1	WP: 0 PB: 0 SB: 0 CS: 0	PA: 36
PITCHER	IP	WLS	BF	H	R	ER	SO	BB	IBB	HBP	BLK	WP	HR	S	P	ERA	WHIP					
45 Jhoulys Chacin, R (1,1) ERA: 4.04	6.0	L	27	4	5	4	8	3	0	1	0	0	1	61	97	6.00	1.167					
53 Randy Flores, L (7,1) ERA: 3.55	1.0		3	0	0	0	1	0	0	0	0	0	0	6	6	0.00	0.000					
31 Matt Daley, R (8,1) ERA: 3.74	2.0		6	0	0	0	2	0	0	0	0	0	0	13	20	0.00	0.000					

Houston Astros @ Colorado Rockies
Coors Field, Denver, CO
Thu Jun 10 2010, 1:12 PM - 3:53 PM MDT
Att: 28,329 - Partly Cloudy - 77 F

AB	30
R	5
H	4
RBI	5
BB	3
SO	11
LOB	8



Batter	1	2	3	4	5	6	7	8	9	AB	R	H	RBI	BB	SO	LOB	BOTTOM					
5 Carlos González, L (1,8) OBP: 0.326, SLG: 0.468										5	1	1	0	0	2	2						
17 Todd Helton, L (1,3) OBP: 0.358, SLG: 0.311										4	2	2	0	0	1	0						
2 Troy Tulowitzki, R (1,6) OBP: 0.373, SLG: 0.493										4	1	2	1	0	1	0						
11 Brad Hawpe, L (1,9) OBP: 0.373, SLG: 0.486										3	0	0	1	1	1	3						
7 Seth Smith, L (1,7) OBP: 0.325, SLG: 0.520										2	0	0	1	0	0	1						
19 Ryan Spilborghs, R (8,PH) OBP: 0.364, SLG: 0.396										1	0	1	0	0	0	0						
21 Miguel Olivo, R (1,2) OBP: 0.386, SLG: 0.547										4	0	1	1	0	2	2						
9 Ian Stewart, L (1,5) OBP: 0.343, SLG: 0.433										3	0	0	0	0	2	1						
23 Jason Giambi, L (8,PH) OBP: 0.377, SLG: 0.368										1	0	0	0	0	0	2						
18 Jonathan Herrera, S (9,5) OBP: 0.182, SLG: 0.100										0	0	0	0	0	0	0						
12 Clint Barmes, R (1,4) OBP: 0.266, SLG: 0.345										3	0	0	0	1	0	1						
45 Jhoulys Chacin, R (1,1) OBP: 0.059, SLG: 0.059																						
53 Randy Flores, L (7,1) ERA: 4.37										2	0	1	0	0	1	1						
6 Melvin Mora, R (7,PH) OBP: 0.352, SLG: 0.398										1	0	0	0	0	0	1						
31 Matt Daley, R (8,1) ERA: 3.04										0	0	0	0	0	0	0						
20 Chris Iannetta, R (9,PH) OBP: 0.273, SLG: 0.313										1	0	0	0	0	1	0						
Inning Stats	R: 0 H: 0 E: 0 K: 3 S: 10	H: 0 LOB: 0 BB: 0 P: 14	R: 0 H: 0 E: 0 K: 1 S: 8	H: 0 LOB: 0 BB: 0 P: 9	R: 0 H: 0 E: 0 K: 2 S: 8	H: 0 LOB: 1 BB: 1 P: 13	R: 2 H: 2 E: 0 K: 1 S: 11	H: 2 LOB: 0 BB: 0 P: 15	R: 0 H: 1 E: 0 K: 1 S: 12	H: 1 LOB: 1 BB: 0 P: 14	R: 0 H: 0 E: 0 K: 0 S: 13	H: 0 LOB: 1 BB: 1 P: 21	R: 0 H: 1 E: 0 K: 1 S: 10	H: 1 LOB: 1 BB: 0 P: 10	R: 2 H: 4 E: 0 K: 1 S: 20	H: 4 LOB: 2 BB: 0 P: 26	R: 0 H: 0 E: 0 K: 1 S: 7	H: 0 LOB: 0 BB: 0 P: 8	1B: 8 2B: 0 3B: 0 HR: 0	SF: 1 SAC: 0 DP: 0 HBP: 0	WP: 0 PB: 0 SB: 0 CS: 0	PA: 37
PITCHER	IP	WLS	BF	H	R	ER	SO	BB	IBB	HBP	BLK	WP	HR	S	P	ERA	WHIP					
44 Roy Oswalt, R (1,1) ERA: 3.16	7.0	W	27	4	2	2	9	2	0	0	0	0	0	8	9	3.16	0.857					
59 Wilton Lopez, R (8,1) ERA: 4.37	0.0		3	3	2	2	0	0	0	0	0	0	0	8	9	0.00	0.000					
73 Gustavo Chacin, L (8,1) ERA: 1.59	0.1	H	2	1	0	0	1	0	0	0	0	0	0	4	5	0.00	3.000					
41 Casey Daigle, R (8,1) ERA: 3.74	0.2	H	2	0	0	0	0	0	0	0	0	0	0	8	12	0.00	0.000					
37 Brandon Lyon, R (9,1) ERA: 3.04	1.0	S	3	0	0	0	1	0	0	0	0	0	0	7	8	0.00	0.000					

Houston Astros @ Colorado Rockies
Coors Field, Denver, CO
Thu Jun 10 2010, 1:12 PM - 3:53 PM MDT
Att: 28,329 - Partly Cloudy - 77 F

AB	34
R	4
H	8
RBI	4
BB	2
SO	11
LOB	14



Batter	1	2	3	4	5	6	7	8	9	AB	R	H	RBI	BB	SO	LOB	TOP		
15 Fred Lewis, L OBP: 0.318, SLG: 0.457	G6-3		2 HR BB		2 FC6-4 1B					2	1	1	0	1	0	0	Toronto Blue Jays @ Colorado Rockies Coors Field, Denver, CO Fri Jun 11 20:10, 8:55 PM - 10:50 PM MDT Att: 31,101 - Cloudy - 58 F		
2 Aaron Hill, R OBP: 0.291, SLG: 0.360	G5-3		1-H HR		1-2 FC6-4					3	1	1	2	0	0	1			
26 Adam Lind, L OBP: 0.278, SLG: 0.361	G3		F8		1-3 K					3	0	0	0	0	1	1			
10 Vernon Wells, R OBP: 0.352, SLG: 0.598		4-1 35 3B BB	2-2 G4-3		0-0 14 PB 2B					2	1	1	0	1	0	0			
19 José Bautista, R OBP: 0.364, SLG: 0.571		3-3 K	2-2 G4-3		1-3 K					3	0	0	0	0	2	2			
11 Alex Gonzalez, R OBP: 0.296, SLG: 0.509		1-1 P6	4-0 35 1B BB		1-3 K					2	0	0	0	1	1	2			
35 Lyle Overbay, L OBP: 0.313, SLG: 0.418		3-2 2-H 3B	1-1 14 G6-4-3 1B		4-0 14 PB IBB					2	0	2	1	1	0	0			
14 John Buck, R OBP: 0.298, SLG: 0.494		1-3 K	0-0 G6-4-3		4-0 IBB					2	0	0	0	1	1	3			
24 Ricky Romero, R (1, 1)			3-3 K		0-0 L6					2	0	0	0	0	1	0			
7 Jeremy Reed, L OBP: 0.200, SLG: 0.316 54 Jason Frasor, R (6, 1) 56 Brian Tallet, L (6, 1)										1	0	0	0	0	0	3			
Inning Stats	R: 0 E: 0 K: 0 S: 7	H: 0 LOB: 0 BB: 0 P: 11	R: 1 E: 0 K: 2 S: 13	H: 1 LOB: 1 BB: 1 P: 25	R: 2 E: 0 K: 1 S: 10	H: 1 LOB: 0 BB: 1 P: 20	R: 0 E: 0 K: 0 S: 9	H: 1 LOB: 1 BB: 1 P: 16	R: 0 E: 0 K: 1 S: 10	H: 1 LOB: 3 BB: 2 P: 18							1B: 2 2B: 1 3B: 1 HR: 1	SF: 0 SAC: 0 DP: 1 HBP: 0	WP: 0 PA: 27 PB: 1 SB: 1 CS: 0
PITCHER 38 Ubaldo Jiménez, R ERA: 1.16	IP: 6.0 WLS: W BF: 27	H: 5 R: 3 ER: 3 SO: 6	BB: 3 IBB: 2 HBP: 0 BLK: 0	WP: 0 HR: 1 S: 57 P: 106	ERA: 4.50 WHIP: 1.333	PITCHER						IP: WLS: BF: H: R: ER: SO: BB: IBB: HBP: BLK: WP: HR: S: P: ERA: WHIP							

Batter	1	2	3	4	5	6	7	8	9	AB	R	H	RBI	BB	SO	LOB	BOTTOM				
5 Carlos González, L OBP: 0.329, SLG: 0.482	K		17 G6-4-3 1B		HR					4	1	2	1	0	2	2	Toronto Blue Jays @ Colorado Rockies Coors Field, Denver, CO Fri Jun 11 20:10, 8:55 PM - 10:50 PM MDT Att: 31,101 - Cloudy - 58 F				
17 Todd Helton, L OBP: 0.353, SLG: 0.306	G3-1		2-2 G6-4-3		K					3	0	0	0	0	1	1					
2 Troy Tulowitzki, R OBP: 0.373, SLG: 0.489	F8		K		11 S BB					2	0	0	0	1	1	0					
11 Brad Hawpe, L OBP: 0.366, SLG: 0.476		0-0 F8	2-1 L6		2-0 F7					3	0	0	0	0	0	1					
6 Melvin Mora, R OBP: 0.351, SLG: 0.395		0-1 G6-3	2-3 K		0-0 19 2B 7 SF9 1B					3	1	1	0	0	1	0					
19 Ryan Spillborghs, R OBP: 0.382, SLG: 0.468		0-2 HR	0-1 21 1B 2B		3-2 7 SF9 2B					3	2	3	1	0	0	0					
21 Miguel Olivo, R OBP: 0.391, SLG: 0.549		0-0 12 2B 1B	1-1 12 WP 1B		1-3 K					3	1	2	1	0	1	2					
12 Clint Barmes, R OBP: 0.272, SLG: 0.352		2-2 1-H 2B	1-3 K		4-0 IBB					2	0	1	1	1	1	1					
38 Ubaldo Jiménez, R OBP: 0.086, SLG: 0.086 7 Seth Smith, L (6, PH)		0-1 G4-3	1-1 G1-3		0-1 SF9					2	0	0	0	0	0	1					
Inning Stats	R: 0 E: 0 K: 1 S: 6	H: 0 LOB: 0 BB: 0 P: 8	R: 2 E: 0 K: 0 S: 14	H: 3 LOB: 1 BB: 0 P: 16	R: 0 E: 0 K: 1 S: 10	H: 1 LOB: 0 BB: 0 P: 15	R: 1 E: 0 K: 2 S: 12	H: 2 LOB: 1 BB: 0 P: 18	R: 1 E: 0 K: 1 S: 8	H: 1 LOB: 1 BB: 1 P: 17	R: 1 E: 0 K: 2 S: 13	H: 2 LOB: 2 BB: 1 P: 22							1B: 4 2B: 3 3B: 0 HR: 2	SF: 1 SAC: 0 DP: 1 HBP: 0	WP: 1 PA: 28 PB: 0 SB: 1 CS: 0
PITCHER 24 Ricky Romero, L ERA: 3.29 54 Jason Frasor, R ERA: 5.55 56 Brian Tallet, L ERA: 5.46	IP: 5.0 WLS: L BF: 22	H: 4 R: 4 ER: 4 SO: 5	BB: 1 IBB: 0 HBP: 0 BLK: 0	WP: 0 HR: 2 S: 50 P: 74	ERA: 7.20 WHIP: 1.600	IP: 6.1 WLS: L BF: 4	H: 2 R: 1 ER: 1 SO: 1	BB: 0 IBB: 0 HBP: 0 BLK: 0	WP: 0 HR: 0 S: 7 P: 15	ERA: 27.00 WHIP: 6.000	IP: 6.1 WLS: L BF: 2	H: 0 R: 0 ER: 0 SO: 1	BB: 0 IBB: 0 HBP: 0 BLK: 0	WP: 0 HR: 0 S: 6 P: 7	ERA: 0.00 WHIP: 0.000	PITCHER					

AB	22
R	3
H	5
RBI	3
BB	5
SO	6
LOB	12



AB	25
R	5
H	9
RBI	5
BB	2
SO	7
LOB	8



Batter	1	2	3	4	5	6	7	8	9	AB	R	H	RBI	BB	SO	LOB	TOP					
15 Fred Lewis, L OBP: 0.326, SLG: 0.462										2	0	1	0	2	0	0						
2 Aaron Hill, R OBP: 0.286, SLG: 0.353										4	0	0	0	0	1	4						
19 José Bautista, R OBP: 0.359, SLG: 0.560										4	0	0	0	0	2	1						
10 Vernon Wells, R OBP: 0.346, SLG: 0.588											4	0	0	0	0	1						
11 Alex Gonzalez, R OBP: 0.300, SLG: 0.509											4	0	2	0	0	0						
35 Lyle Overbay, L OBP: 0.308, SLG: 0.413											3	0	0	0	0	1						
37 Scott Downs, L											0	0	0	0	0	0						
57 Shawn Camp, R OBP: 1.000, SLG: 1.000											0	0	0	0	0	0						
26 Adam Lind, L OBP: 0.277, SLG: 0.359										3	0	1	0	0	0	1						
12 Edwin Encarnación, R OBP: 0.304, SLG: 0.505										1	0	0	0	1	0	0						
18 Mike McCoy, R OBP: 0.245, SLG: 0.245										1	0	0	0	1	0	0						
8 José Molina, R OBP: 0.373, SLG: 0.327										2	0	0	0	0	1	2						
23 Brandon Morrow, R OBP: 0.190, SLG: 0.300										0	0	0	0	0	0	1						
25 David Purcey, L										1	0	0	0	0	1	1						
7 Jeremy Reed, L										1	0	0	0	0	1	1						
Inning Stats	R: 0 H: 1 E: 0 K: 1 S: 10	H: 1 LOB: 1 BB: 0 P: 13	R: 0 H: 0 E: 0 K: 0 S: 9	H: 0 LOB: 0 BB: 0 P: 13	R: 0 H: 0 E: 0 K: 1 S: 6	H: 0 LOB: 0 BB: 0 P: 10	R: 0 H: 0 E: 0 K: 1 S: 8	H: 0 LOB: 0 BB: 0 P: 12	R: 0 H: 1 E: 0 K: 1 S: 6	H: 1 LOB: 2 BB: 1 P: 11	R: 0 H: 0 E: 0 K: 1 S: 11	H: 0 LOB: 0 BB: 0 P: 16	R: 0 H: 0 E: 0 K: 0 S: 6	H: 0 LOB: 0 BB: 0 P: 9	R: 0 H: 1 E: 0 K: 1 S: 13	H: 1 LOB: 2 BB: 1 P: 21	R: 0 H: 1 E: 0 K: 0 S: 7	H: 1 LOB: 1 BB: 0 P: 13	1B: 3 2B: 1 3B: 0 HR: 0	SF: 0 SAC: 1 DP: 0 HBP: 0	WP: 1 PB: 0 SB: 0 CS: 1	PA: 33
PITCHER	IP	WLS	BF	H	R	ER	SO	BB	IBB	HBP	BLK	WP	HR	S	P	ERA	WHIP					
46 Jason Hammel, R ERA: 4.53	8.0	W	29	3	0	0	6	2	1	0	0	1	0	69	105	0.00	0.625					
60 Manny Corpas, R ERA: 2.5	1.0	S	4	1	0	0	0	0	0	0	0	0	0	7	13	0.00	1.000					

Toronto Blue Jays @ Colorado Rockies
Coors Field, Denver, CO
Sat Jun 12 2010, 6:12 PM - 8:51 PM MDT
Att: 26,304 - Cloudy - 51 F

AB 29
R 0
H 4
RBI 0
BB 3
SO 6
LOB 12

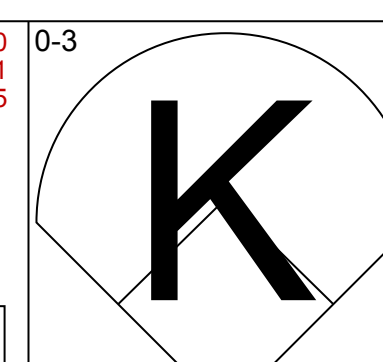
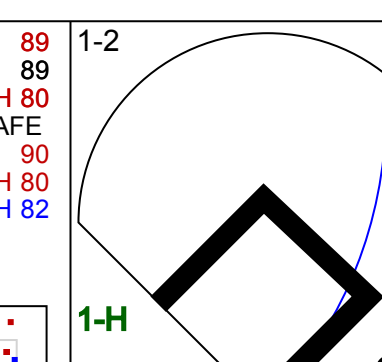
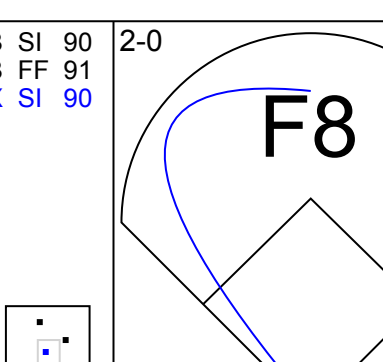
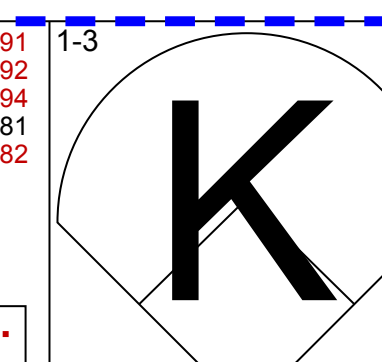
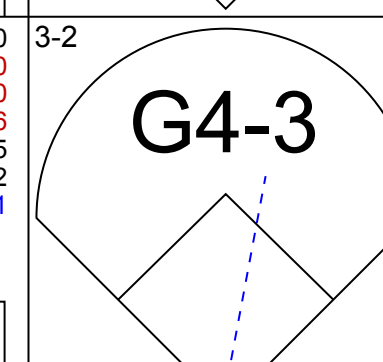
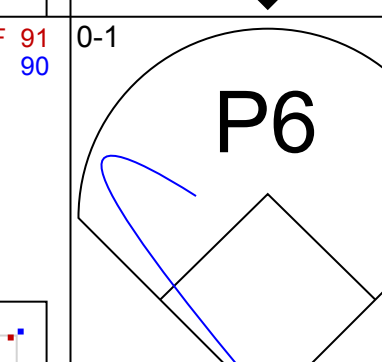

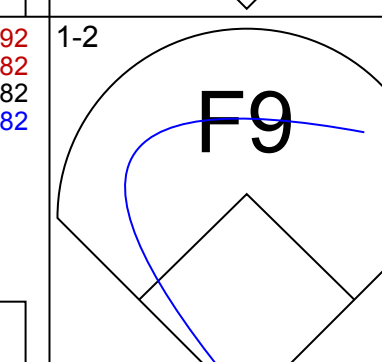
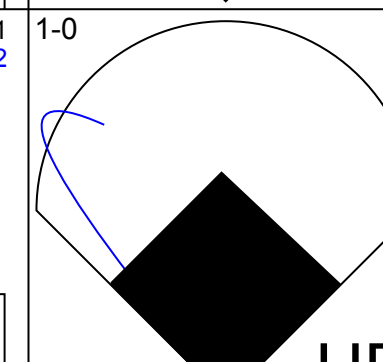
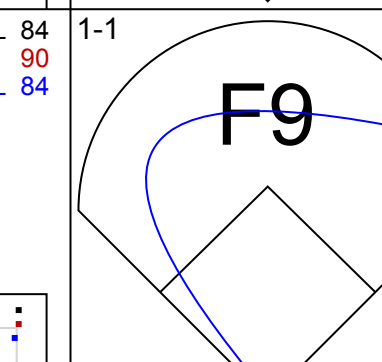

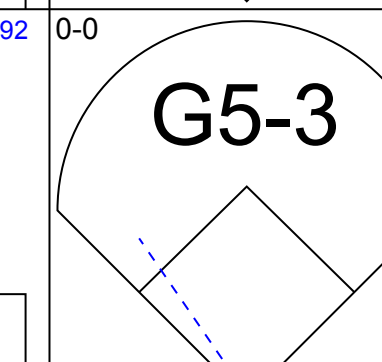
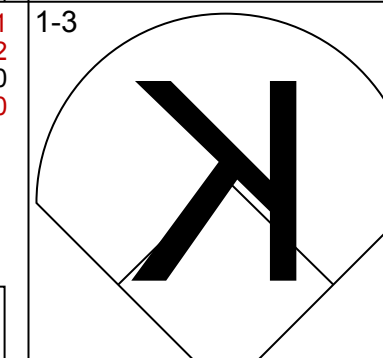
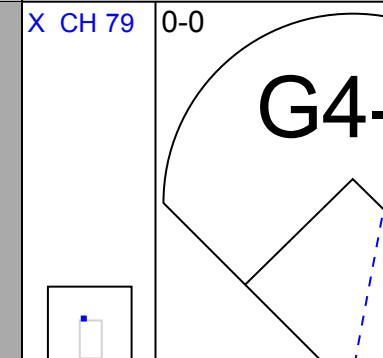
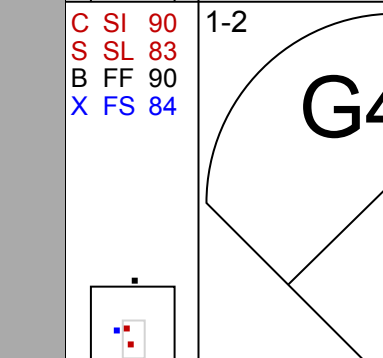
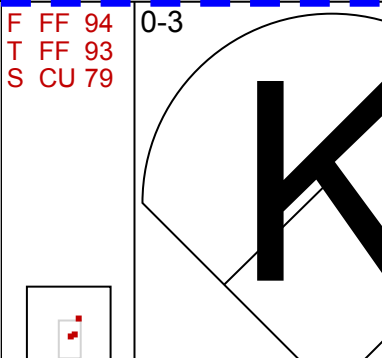
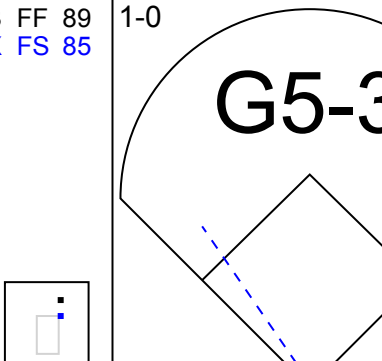
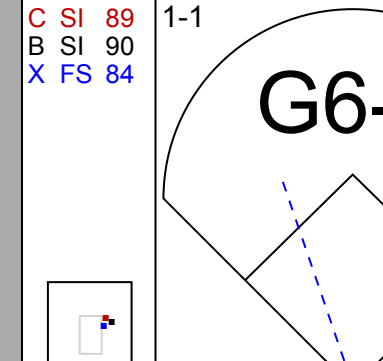
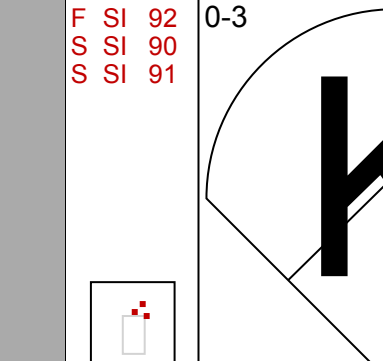
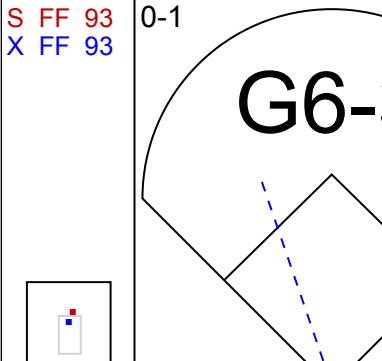




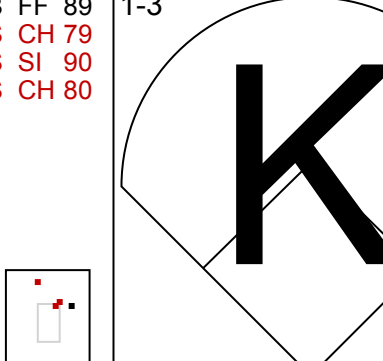
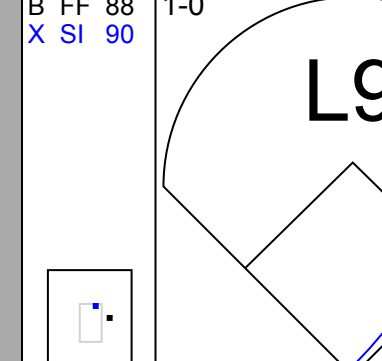
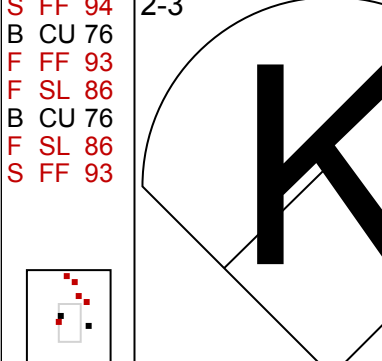
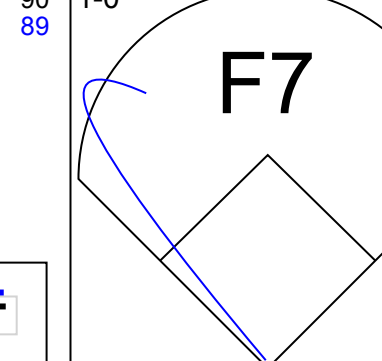
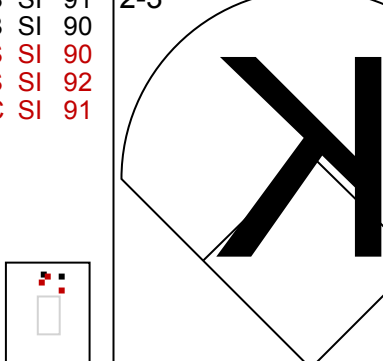
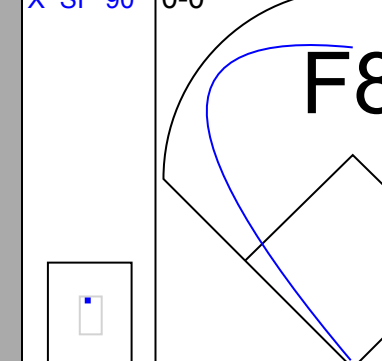
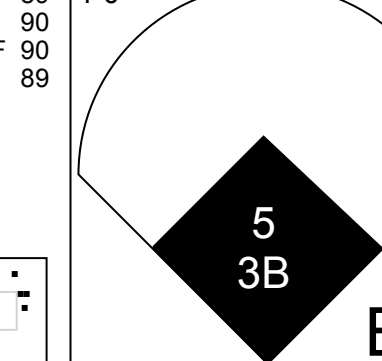
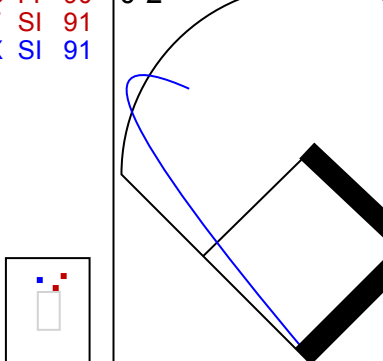
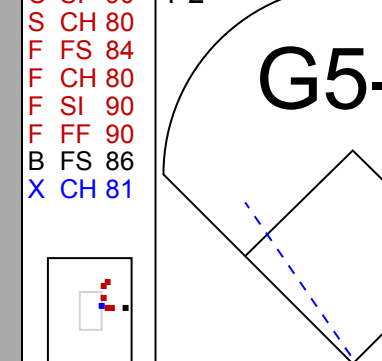


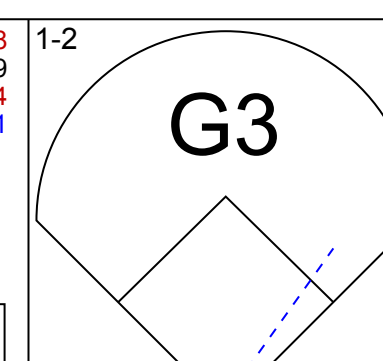
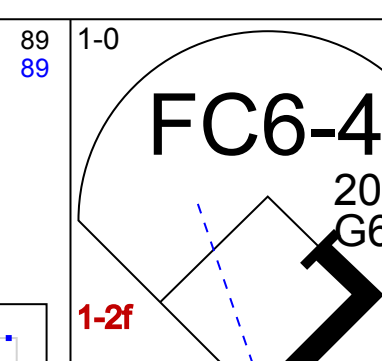
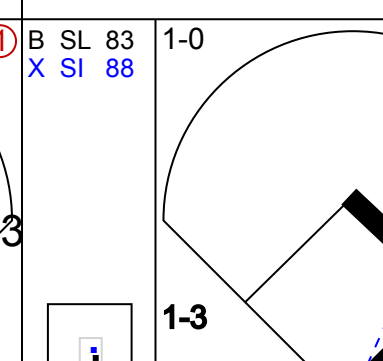
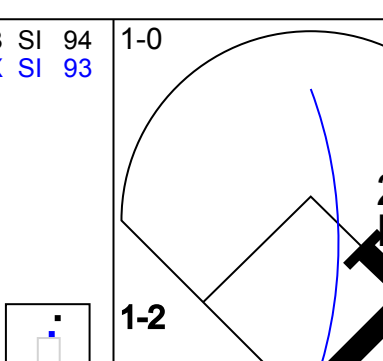
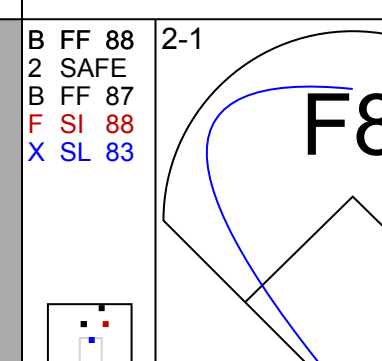
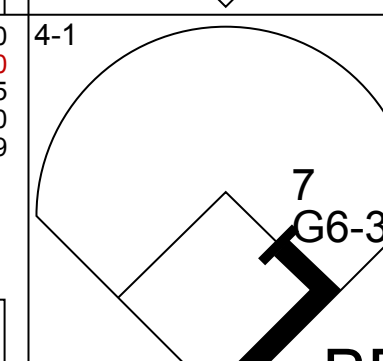
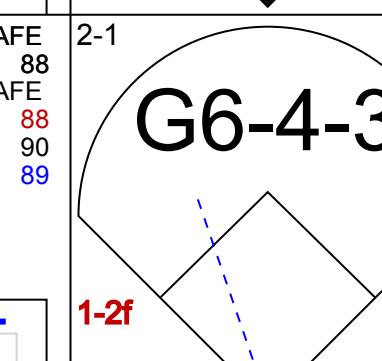
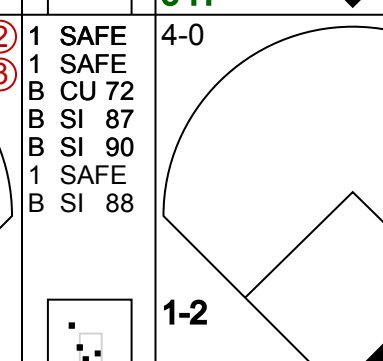
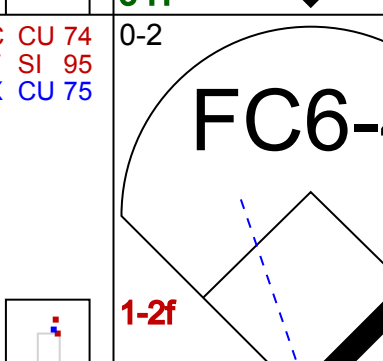
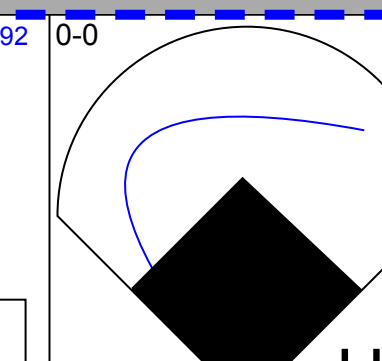
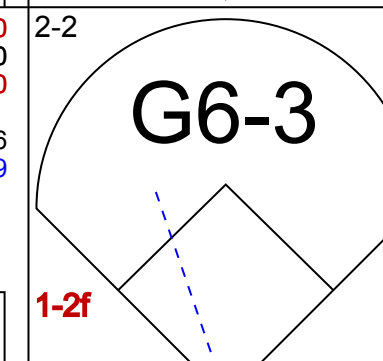

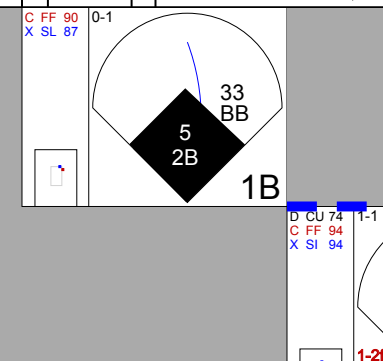

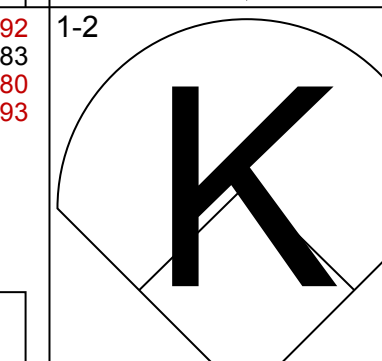


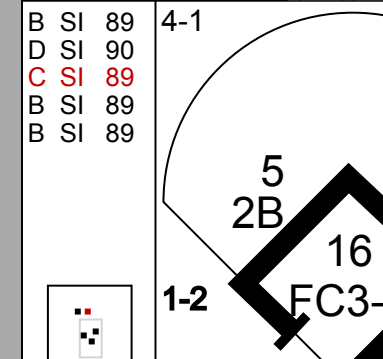
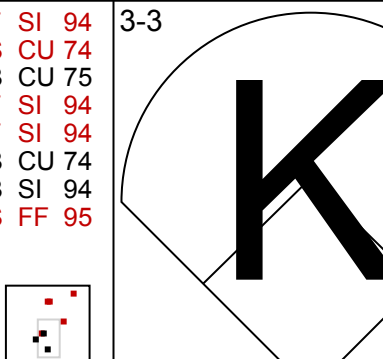



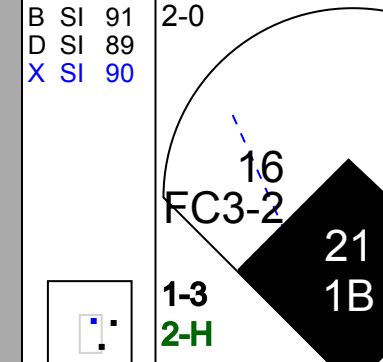
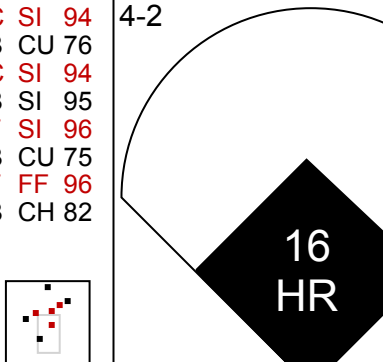



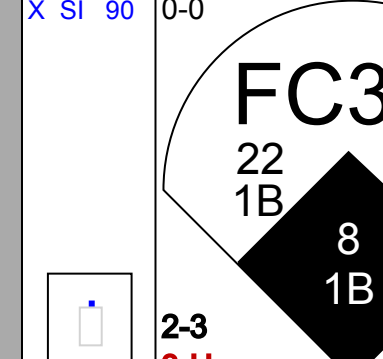
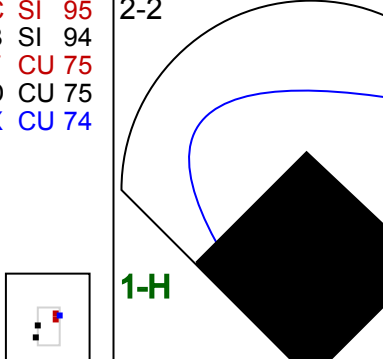
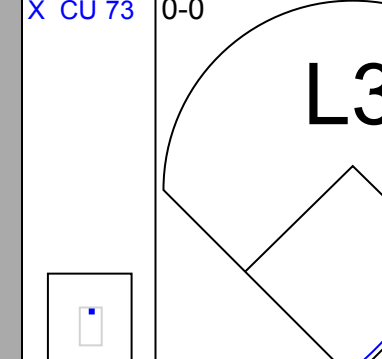


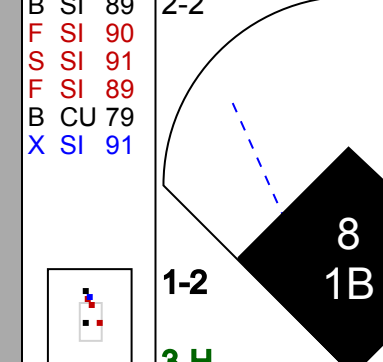
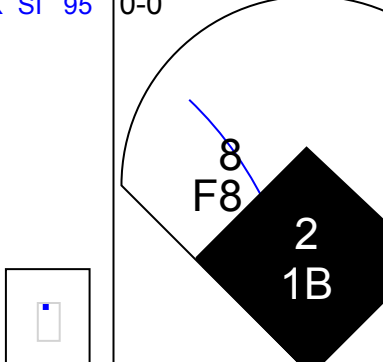
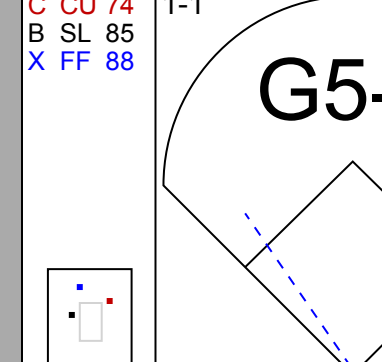


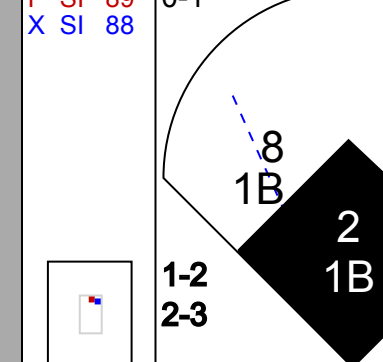
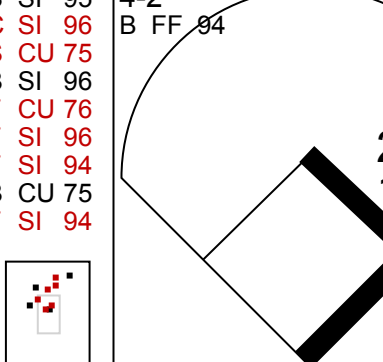
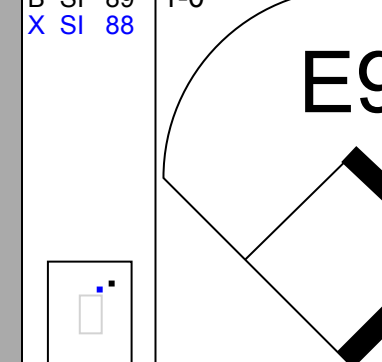

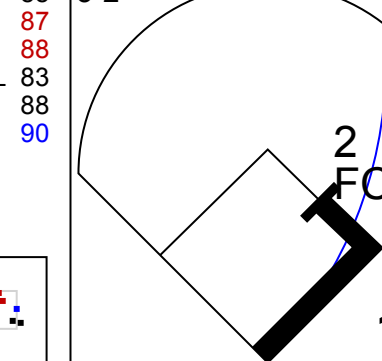
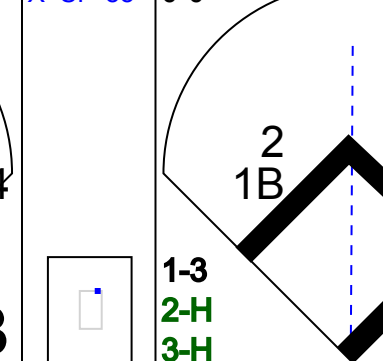
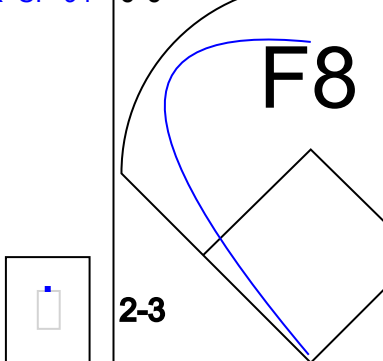
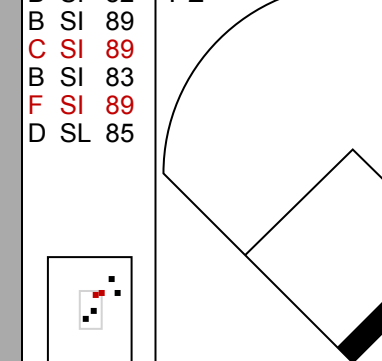
Batter	1	2	3	4	5	6	7	8	9	AB	R	H	RBI	BB	SO	LOB	BOTTOM				
18 Jonathan Herrera, S OBP: 0.133, SLG: 0.071										4	0	0	0	0	0	4					
17 Todd Helton, L OBP: 0.356, SLG: 0.316										4	0	2	0	0	0	0					
5 Carlos González, L OBP: 0.328, SLG: 0.480										3	0	1	1	0	0	1					
11 Brad Hawpe, L OBP: 0.369, SLG: 0.470										2	0	0	0	2	1	0					
19 Ryan Spilborghs, R OBP: 0.377, SLG: 0.459										4	0	1	0	0	2	2					
21 Miguel Olivo, R OBP: 0.388, SLG: 0.548										4	0	1	0	0	3	2					
9 Ian Stewart, L OBP: 0.343, SLG: 0.429										2	0	0	0	1	1	1					
12 Clint Barmes, R OBP: 0.278, SLG: 0.354										2	0	1	0	1	0	1					
46 Jason Hammel, R OBP: 0.143, SLG: 0.077										1	1	0	0	1	1	1					
60 Manny Corpas, R										0	0	0	0	0	0	0					
Inning Stats	R: 0 H: 0 E: 0 K: 0 S: 11	H: 0 LOB: 0 BB: 0 P: 17	R: 0 H: 0 E: 0 K: 3 S: 9	H: 0 LOB: 0 BB: 0 P: 15	R: 0 H: 1 E: 0 K: 2 S: 12	H: 1 LOB: 1 BB: 0 P: 18	R: 0 H: 1 E: 0 K: 0 S: 6	H: 1 LOB: 0 BB: 0 P: 10	R: 0 H: 1 E: 0 K: 1 S: 7	H: 0 LOB: 0 BB: 1 P: 15	R: 1 H: 2 E: 0 K: 0 S: 9	H: 2 LOB: 2 BB: 2 P: 20	R: 0 H: 1 E: 0 K: 0 S: 8	H: 1 LOB: 2 BB: 1 P: 16	R: 0 H: 1 E: 0 K: 2 S: 14	H: 1 LOB: 2 BB: 1 P: 22	1B: 4 2B: 3 3B: 0 HR: 0	SF: 1 SAC: 1 DP: 1 HBP: 0	WP: 1 PB: 0 SB: 1 CS: 0	PA: 33	
PITCHER	IP	WLS	BF	H	R	ER	SO	BB	IBB	HBP	BLK	WP	HR	S	P	ERA	WHIP				
23 Brandon Morrow, R ERA: 5.14	6.0	L	24	5	1	1	6	3	0	0	0	0	0	56	98	1.50	1.333				
25 David Purcey, L ERA: 3.71	1.0		4	0	0	0	0	0	1	0	0	1	0	8	14	0.00	6.000				
37 Scott Downs, L ERA: 3.71	0.1		3	1	0	0	0	1	0	0	0	1	0	8	14	0.00	6.000				
57 Shawn Camp, R ERA: 2.7	0.2		2	0	0	0	2	0	0	0	0	0	0	6	8	0.00	0.000				

Toronto Blue Jays @ Colorado Rockies
Coors Field, Denver, CO
Sat Jun 12 2010, 6:12 PM - 8:51 PM MDT
Att: 26,304 - Cloudy - 51 F

AB 26
R 1
H 6
RBI 1
BB 5
SO 8
LOB 12




Batter	1	2	3	4	5	6	7	8	9	AB	R	H	RBI	BB	SO	LOB	TOP			
5 Carlos González, L (1, 8) OBP: 0.328, SLG: 0.496										4	0	1	1	0	2	1	Colorado Rockies @ Minnesota Twins Target Field, Minneapolis, MN Tue Jun 15 2010, 7:11 PM - 9:51 PM CDT Att: 39,812 - Partly Cloudy - 74 F			
17 Todd Helton, L (1, 3) OBP: 0.359, SLG: 0.337										4	1	1	1	0	0	1				
2 Troy Tulowitzki, R (1, 6) OBP: 0.371, SLG: 0.498										4	1	1	1	0	0	1				
23 Jason Giambi, L (1, 10) OBP: 0.358, SLG: 0.344										4	0	0	0	0	2	0				
19 Ryan Spilborghs, R (1, 9) OBP: 0.374, SLG: 0.523										4	0	0	0	0	1	0				
7 Seth Smith, L (1, 7) OBP: 0.325, SLG: 0.516										4	0	2	0	0	0	0				
21 Miguel Olivo, R (1, 2) OBP: 0.379, SLG: 0.534										4	0	0	0	0	2	2				
9 Ian Stewart, L (1, 5) OBP: 0.339, SLG: 0.418										3	0	0	0	0	1	1				
12 Clint Barmes, R (1, 4) OBP: 0.294, SLG: 0.377										2	1	1	0	1	0	1				
Inning Stats	R: 1 E: 0 K: 2 S: 11	H: 1 LOB: 0 BB: 0 P: 16	R: 0 E: 0 K: 0 S: 5	H: 0 LOB: 0 BB: 0 P: 9	R: 1 E: 0 K: 0 S: 10	H: 1 LOB: 1 BB: 1 P: 17	R: 0 E: 0 K: 0 S: 5	H: 0 LOB: 0 BB: 0 P: 9	R: 0 E: 0 K: 2 S: 10	H: 1 LOB: 1 BB: 0 P: 15	R: 1 E: 0 K: 1 S: 10	H: 1 LOB: 0 BB: 0 P: 13	R: 0 E: 0 K: 1 S: 8	H: 0 LOB: 1 BB: 0 P: 10	R: 0 E: 0 K: 2 S: 13	H: 1 LOB: 1 BB: 0 P: 16		1B: 2 2B: 1 3B: 1 HR: 2	SF: 0 SAC: 0 DP: 0 HBP: 0	WP: 0 PB: 0 SB: 0 CS: 0
PITCHER	IP WLS BF H R ER SO BB IBB HBP BLK WP HR S P ERA WHIP																			
48 Carl Pavano, R (1, 1) ERA: 3.92	7.0 W	27	5	3	3	5	1	0	0	0	0	0	0	0	2	61	92	3.86	0.857	
52 Brian Duensing, L (8, 1) ERA: 1.69	1.0	3	0	0	0	1	0	0	0	0	0	0	0	0	8	10	0.00	0.000		
31 Alex Burnett, R (9, 1) ERA: 2.3	1.0	4	1	0	0	2	0	0	0	0	0	0	0	13	16	0.00	1.000			

Batter	1	2	3	4	5	6	7	8	9	AB	R	H	RBI	BB	SO	LOB	BOTTOM			
2 Denard Span, L (1, 8) OBP: 0.350, SLG: 0.361										5	0	2	2	0	0	3	Colorado Rockies @ Minnesota Twins Target Field, Minneapolis, MN Tue Jun 15 2010, 7:11 PM - 9:51 PM CDT Att: 39,812 - Partly Cloudy - 74 F			
20 Matt Tolbert, S (1, 4) OBP: 0.244, SLG: 0.250										3	1	1	1	2	0	3				
7 Joe Mauer, L (1, 2) OBP: 0.393, SLG: 0.445										5	1	1	0	0	1	4				
33 Justin Morneau, L (1, 3) OBP: 0.455, SLG: 0.624										4	0	0	0	1	1	0				
5 Michael Cuddyer, R (1, 9) OBP: 0.344, SLG: 0.455										4	2	2	1	1	0	0				
16 Jason Kubel, L (1, 10) OBP: 0.346, SLG: 0.431										4	2	1	2	0	0	3				
21 Delmon Young, R (1, 7) OBP: 0.333, SLG: 0.500										4	2	3	1	0	0	0				
22 Danny Valencia, R (1, 5) OBP: 0.364, SLG: 0.323										3	1	2	0	1	0	2				
8 Nick Punto, S (1, 6) OBP: 0.307, SLG: 0.299										3	0	2	2	1	0	2				
Inning Stats	R: 0 E: 0 K: 0 S: 7	H: 0 LOB: 1 BB: 1 P: 14	R: 0 E: 0 K: 0 S: 11	H: 2 LOB: 0 BB: 0 P: 17	R: 0 E: 0 K: 0 S: 6	H: 1 LOB: 0 BB: 0 P: 12	R: 5 E: 0 K: 0 S: 15	H: 6 LOB: 2 BB: 2 P: 29	R: 3 E: 0 K: 1 S: 24	H: 3 LOB: 2 BB: 2 P: 38	R: 0 E: 0 K: 0 S: 4	H: 0 LOB: 0 BB: 0 P: 9	R: 0 E: 0 K: 0 S: 8	H: 1 LOB: 2 BB: 1 P: 16	R: 1 E: 0 K: 1 S: 8	H: 1 LOB: 0 BB: 0 P: 9		1B: 10 2B: 2 3B: 0 HR: 2	SF: 0 SAC: 0 DP: 3 HBP: 0	WP: 0 PB: 0 SB: 0 CS: 0
PITCHER	IP WLS BF H R ER SO BB IBB HBP BLK WP HR S P ERA WHIP																			
28 Aaron Cook, R (1, 1) ERA: 5.15	3.1 L	20	9	3	3	3	1	2	0	0	0	0	0	1	26	41	16.20	3.000		
56 Franklin Morales, L (4, 1) ERA: 4.6	1.2	9	3	3	3	1	2	0	0	0	0	0	0	1	26	41	16.20	3.000		
53 Randy Flores, L (6, 1) ERA: 3.07	2.0	8	1	0	0	0	1	0	0	0	0	0	0	12	25	0.00	1.000			
63 Rafael Betancourt, R (8, 1) ERA: 5.64	1.0	4	1	1	1	1	0	0	0	0	0	0	1	8	9	9.00	1.000			

Batter	1	2	3	4	5	6	7	8	9	AB	R	H	RBI	BB	SO	LOB	TOP
5 Carlos González, L (1,8) OBP: 0.327, SLG: 0.492										4	0	1	0	0	2	1	Colorado Rockies @ Minnesota Twins Target Field, Minneapolis, MN Wed Jun 16 20:10, 7:13 PM - 9:58 PM CDT Att: 40,814 - Partly Cloudy - 78 F
17 Todd Helton, L (1,3) OBP: 0.353, SLG: 0.330										4	0	0	0	0	3	2	
2 Troy Tulowitzki, R (1,6) OBP: 0.369, SLG: 0.494										4	0	1	0	0	1	0	
11 Brad Hawpe, L (1,9) OBP: 0.357, SLG: 0.446										4	0	0	0	0	2	1	
6 Melvin Mora, R (1,5) OBP: 0.337, SLG: 0.378										4	0	0	0	0	1	0	
23 Jason Giambi, L (1,10) OBP: 0.345, SLG: 0.328										3	0	0	0	0	2	0	
7 Seth Smith, L (1,7) OBP: 0.331, SLG: 0.523										2	1	1	0	1	0	0	
20 Chris Iannetta, R (1,2) OBP: 0.290, SLG: 0.315										2	0	0	0	0	2	1	
12 Clint Barmes, R (1,4) OBP: 0.291, SLG: 0.373										2	0	0	0	0	0	1	
Inning Stats	R: 0 H: 1 E: 0 K: 2 S: 15	H: 1 LOB: 1 BB: 0 P: 18	R: 0 H: 0 E: 0 K: 1 S: 13	H: 0 LOB: 1 BB: 0 P: 19	R: 0 H: 1 E: 0 K: 2 S: 10	H: 0 LOB: 0 BB: 0 P: 11	R: 0 H: 0 E: 0 K: 3 S: 10	H: 0 LOB: 1 BB: 1 P: 17	R: 0 H: 0 E: 0 K: 1 S: 12	H: 0 LOB: 0 BB: 0 P: 13	R: 1 H: 1 E: 0 K: 1 S: 14	H: 1 LOB: 1 BB: 0 P: 23	R: 0 H: 0 E: 0 K: 0 S: 9	H: 0 LOB: 0 BB: 0 P: 12	1B: 2 2B: 1 3B: 0 HR: 0	SF: 0 SAC: 1 DP: 0 HBP: 1	WP: 0 PA: 32 PB: 1 SB: 0 CS: 0
PITCHER	IP WLS BF H R ER SO BB IBB HBP BLK WP HR S P ERA WHIP																
30 Scott Baker, R (1,1) ERA: 4.41	7.0 W 24 2 0 0 12 1 0 0 0 0 0 0 0 82 108 0.00 0.429																
54 Matt Guerrier, R (8,1) ERA: 1.95	0.1 H 3 1 1 0 0 0 0 0 1 0 0 0 0 5 10 0.00 3.000																
50 Jose Mijares, L (8,1) ERA: 2.63	0.2 H 2 0 0 0 1 0 0 0 0 0 0 0 0 9 13 0.00 0.000																
60 Jon Rauch, R (9,1) ERA: 2.42	1.0 S 3 0 0 0 0 0 0 0 0 0 0 0 0 9 12 0.00 0.000																

Batter	1	2	3	4	5	6	7	8	9	AB	R	H	RBI	BB	SO	LOB	BOTTOM
2 Denard Span, L (1,8) OBP: 0.349, SLG: 0.360										4	0	1	0	0	1	3	Colorado Rockies @ Minnesota Twins Target Field, Minneapolis, MN Wed Jun 16 20:10, 7:13 PM - 9:58 PM CDT Att: 40,814 - Partly Cloudy - 78 F
20 Matt Tolbert, S (1,4) OBP: 0.250, SLG: 0.256										3	0	1	0	0	0	3	
7 Joe Mauer, L (1,2) OBP: 0.391, SLG: 0.439										3	0	0	0	1	0	1	
33 Justin Morneau, L (1,3) OBP: 0.452, SLG: 0.617										4	0	1	0	0	0	4	
5 Michael Cuddyer, R (1,9) OBP: 0.346, SLG: 0.451										2	1	0	0	2	0	1	
16 Jason Kubel, L (1,10) OBP: 0.349, SLG: 0.429										3	1	1	0	1	0	1	
21 Delmon Young, R (1,7) OBP: 0.333, SLG: 0.495										2	0	0	0	0	0	1	
22 Danny Valencia, R (1,5) OBP: 0.389, SLG: 0.382										3	0	2	1	0	0	1	
8 Nick Punto, S (1,6) OBP: 0.314, SLG: 0.307										3	0	2	1	0	0	1	
Inning Stats	R: 0 H: 1 E: 0 K: 0 S: 8	H: 3 LOB: 2 BB: 1 P: 38	R: 0 H: 1 E: 0 K: 0 S: 5	H: 0 LOB: 0 BB: 0 P: 10	R: 0 H: 0 E: 0 K: 0 S: 7	H: 0 LOB: 2 BB: 1 P: 16	R: 0 H: 0 E: 0 K: 0 S: 8	H: 1 LOB: 1 BB: 0 P: 13	R: 0 H: 0 E: 0 K: 0 S: 8	H: 0 LOB: 1 BB: 1 P: 14	1B: 7 2B: 1 3B: 0 HR: 0	SF: 0 SAC: 1 DP: 3 HBP: 1	WP: 0 PA: 33 PB: 0 SB: 0 CS: 0				
PITCHER	IP WLS BF H R ER SO BB IBB HBP BLK WP HR S P ERA WHIP																
45 Jhoulys Chacin, R (1,1) ERA: 4.0	5.0 L 22 7 2 2 1 2 2 1 1 0 0 0 0 49 89 3.60 1.800																
34 Matt Beisley, R (6,1) ERA: 3.07	2.0 7 1 0 0 0 0 0 0 0 0 0 0 17 26 0.00 0.500																
97 Joe Beimel, L (8,1) ERA: 0.81	1.0 4 0 0 0 0 0 1 0 0 0 0 0 0 8 14 0.00 1.000																

AB 29
R 1
H 3
RBI 0
BB 1
SO 13
LOB 6



AB 27
R 2
H 8
RBI 2
BB 4
SO 1
LOB 16



livebaseballscorecards.com

livebaseballscorecards.com

Batter	1	2	3	4	5	6	7	8	9	AB	R	H	RBI	BB	SO	LOB	TOP					
23 Rickie Weeks Jr. R OBP: 0.351, SLG: 0.418										5	0	1	0	0	2	2						
1 Corey Hart R OBP: 0.335, SLG: 0.577										4	0	1	0	0	2	0						
8 Ryan Braun, R OBP: 0.369, SLG: 0.498										3	0	2	0	1	0	2						
28 Prince Fielder, L OBP: 0.397, SLG: 0.455										3	0	1	0	1	0	1						
14 Casey McGehee, R OBP: 0.329, SLG: 0.462										4	0	1	0	0	0	5						
20 Jonathan Lucroy, R OBP: 0.308, SLG: 0.308										4	0	1	0	0	1	6						
27 Carlos Gómez, R OBP: 0.279, SLG: 0.378										3	0	0	0	0	0	1						
21 Alcides Escobar, R OBP: 0.298, SLG: 0.347										4	0	1	0	0	0	0						
26 Manny Parra, L OBP: 0.250, SLG: 0.182										2	0	1	0	0	0	2						
2 Joe Inglett, L OBP: 0.407, SLG: 0.531										1	0	0	0	0	1	0						
54 David Riske, R OBP: 0.336, SLG: 0.373										0	0	0	0	0	0	0						
21 Zach Braddock, L OBP: 0.336, SLG: 0.373										1	0	1	0	0	0	0						
30 Craig Counsell, L OBP: 0.336, SLG: 0.373										1	0	1	0	0	0	0						
Inning Stats	R: 0 E: 0 K: 0 S: 16	H: 2 LOB: 3 BB: 1 P: 25	R: 0 E: 0 K: 1 S: 11	H: 1 LOB: 1 BB: 0 P: 13	R: 0 E: 0 K: 1 S: 7	H: 1 LOB: 0 BB: 0 P: 9	R: 0 E: 0 K: 0 S: 10	H: 2 LOB: 2 BB: 0 P: 15	R: 0 E: 0 K: 0 S: 8	H: 0 LOB: 0 BB: 1 P: 14	R: 0 E: 0 K: 0 S: 10	H: 1 LOB: 1 BB: 0 P: 17	R: 0 E: 0 K: 1 S: 9	H: 0 LOB: 0 BB: 0 P: 11	R: 0 E: 0 K: 2 S: 16	H: 2 LOB: 2 BB: 0 P: 21	R: 0 E: 0 K: 1 S: 11	H: 1 LOB: 1 BB: 0 P: 16	1B: 9 2B: 1 3B: 0 HR: 0	SF: 0 SAC: 1 DP: 1 HBP: 0	WP: 1 PB: 0 SB: 1 CS: 1	PA: 38
PITCHER	IP WLS BF H R ER SO BB IBB HBP BLK WP HR S P ERA WHIP																					
46 Jason Hammel, R ERA: 4.03	(1, 1) 7.1 W 30 8 0 0 4 2 0 0 0 0 1 0 77 112 0.00 1.364																					
97 Joe Beimel, L ERA: 0.81	(8, 1) 0.0 1 1 0 0 0 0 0 0 0 0 0 0 6 8 ∞ ∞																					
63 Rafael Betancourt, R ERA: 5.48	(8, 1) 0.2 H 2 0 0 0 1 0 0 0 0 0 0 0 4 5 0.00 0.000																					
60 Manny Corpas, R ERA: 2.37	(9, 1) 1.0 S 4 1 0 0 1 0 0 0 0 0 0 0 0 11 0.00 1.000																					

Milwaukee Brewers @ Colorado Rockies
Coors Field, Denver, CO
Fri Jun 18 2010, 7:12 PM - 9:54 PM MDT
Att: 32,340 - Partly Cloudy - 81 F

AB 34
R 0
H 10
RBI 0
BB 2
SO 6
LOB 19



Batter	1	2	3	4	5	6	7	8	9	AB	R	H	RBI	BB	SO	LOB	BOTTOM			
7 Seth Smith L OBP: 0.322, SLG: 0.506										4	0	0	0	0	1	2				
17 Todd Helton, L OBP: 0.344, SLG: 0.321										4	0	0	0	0	2	1				
19 Ryan Spilborghs, R OBP: 0.374, SLG: 0.535										4	1	1	0	0	2	0				
11 Brad Hawpe, L OBP: 0.370, SLG: 0.466										3	0	2	1	0	0	0				
21 Miguel Olivo, R OBP: 0.370, SLG: 0.518										3	0	0	0	0	0	2				
9 Ian Stewart L OBP: 0.339, SLG: 0.417										3	1	1	0	0	1	1				
12 Clint Barmes, R OBP: 0.286, SLG: 0.365										3	0	0	0	0	0	1				
18 Jonathan Herrera, S OBP: 0.167, SLG: 0.130										3	0	1	0	0	0	0				
46 Jason Hammel, R OBP: 0.188, SLG: 0.200	(1, 1) 6.0 L 24 6 2 2 5 0 0 0 0 0 0 0 8 11 0.00 1.000																			
97 Joe Beimel, L ERA: 0.81	(8, 1) 1.0 3 0 0 0 1 0 0 0 0 0 0 0 8 11 0.00 0.000																			
63 Rafael Betancourt, R ERA: 5.48	(8, 1) 1.0 3 0 0 0 1 0 0 0 0 0 0 0 7 7 0.00 0.000																			
60 Manny Corpas, R ERA: 2.37	(9, 1) 1.0 3 0 0 0 1 0 0 0 0 0 0 0 7 7 0.00 0.000																			
Inning Stats	R: 1 E: 0 K: 0 S: 12	H: 2 LOB: 1 BB: 0 P: 18	R: 1 E: 0 K: 0 S: 12	H: 2 LOB: 1 BB: 0 P: 17	R: 0 E: 0 K: 1 S: 6	H: 0 LOB: 0 BB: 0 P: 9	R: 0 E: 0 K: 1 S: 6	H: 0 LOB: 0 BB: 0 P: 9	R: 0 E: 0 K: 2 S: 15	H: 1 LOB: 1 BB: 0 P: 22	R: 0 E: 0 K: 1 S: 11	H: 1 LOB: 1 BB: 0 P: 16	R: 0 E: 0 K: 1 S: 8	H: 0 LOB: 0 BB: 0 P: 11	R: 0 E: 0 K: 1 S: 7	H: 0 LOB: 0 BB: 0 P: 7	1B: 3 2B: 3 3B: 0 HR: 0	SF: 0 SAC: 1 DP: 0 HBP: 0	WP: 0 PB: 0 SB: 0 CS: 0	PA: 30
PITCHER	IP WLS BF H R ER SO BB IBB HBP BLK WP HR S P ERA WHIP																			
26 Manny Parra, L ERA: 3.91	(1, 1) 6.0 L 24 6 2 2 5 0 0 0 0 0 0 0 8 11 0.00 1.000																			
54 David Riske, R ERA: 4.82	(7, 1) 1.0 3 0 0 0 1 0 0 0 0 0 0 0 8 11 0.00 0.000																			
21 Zach Braddock, L ERA: 4.82	(8, 1) 1.0 3 0 0 0 1 0 0 0 0 0 0 0 7 7 0.00 0.000																			

Milwaukee Brewers @ Colorado Rockies
Coors Field, Denver, CO
Fri Jun 18 2010, 7:12 PM - 9:54 PM MDT
Att: 32,340 - Partly Cloudy - 81 F

AB 29
R 2
H 6
RBI 2
BB 0
SO 7
LOB 7



Batter	1	2	3	4	5	6	7	8	9	AB	R	H	RBI	BB	SO	LOB	TOP					
23 Rickie Weeks Jr. R OBP: 0.336, SLG: 0.421	G5-3		K			E	K		K	5	1	2	1	0	2	2	Milwaukee Brewers @ Colorado Rockies Coors Field, Denver, CO Sat Jun 19 2010, 6:12 PM - 9:45 PM MDT Att: 39,192 - Cloudy - 78 F					
1 Cory Hart R OBP: 0.336, SLG: 0.587	G4-6-3 1B			G6-3		E3	K		K	5	1	2	3	0	1							
28 Prince Fielder L OBP: 0.397, SLG: 0.452	G4-6-3 1-2			G6-3		K			K	4	0	1	0	1	1	2						
8 Ryan Braun R OBP: 0.366, SLG: 0.496		G6-3		L5		K			G6-4-3	5	0	1	0	0	1	2						
14 Casey McGehee R OBP: 0.331, SLG: 0.463		G6-3				G5-3				4	0	2	0	1	0	1						
20 Jonathan Lucroy R OBP: 0.341, SLG: 0.364										5	2	3	0	0	0	4						
27 Carlos Gómez R OBP: 0.280, SLG: 0.377										3	0	1	0	0	1	3						
21 Alcides Escobar R OBP: 0.302, SLG: 0.354										4	2	2	2	0	0	1						
49 Yovani Gallardo R OBP: 0.266, SLG: 0.375										2	0	0	0	0	1	1						
2 Joe Inglett L ERA: 2.99										1	0	0	0	0	0	1						
12 Carlos Villanueva R ERA: 2.99										0	0	0	0	0	0	0						
21 Zach Braddock L ERA: 7.2										0	0	0	0	0	0	0						
50 Kameron Loe R ERA: 0.82										0	0	0	0	0	0	0						
30 Craig Counsell L OBP: 0.340, SLG: 0.375										1	1	1	0	0	0	0						
Inning Stats	R: 0 E: 0 K: 0 S: 7	H: 1 LOB: 0 BB: 0 P: 12	R: 0 E: 0 K: 1 S: 8	H: 1 LOB: 1 BB: 0 P: 9	R: 0 E: 0 K: 2 S: 9	H: 0 LOB: 0 BB: 0 P: 15	R: 0 E: 0 K: 0 S: 7	H: 0 LOB: 0 BB: 0 P: 13	R: 1 E: 0 K: 0 S: 9	H: 3 LOB: 1 BB: 0 P: 17	R: 1 E: 1 K: 2 S: 14	H: 1 LOB: 1 BB: 0 P: 20	R: 2 E: 0 K: 1 S: 16	H: 3 LOB: 1 BB: 0 P: 22	R: 0 E: 0 K: 0 S: 7	H: 2 LOB: 1 BB: 0 P: 13	R: 3 E: 0 K: 1 S: 20	H: 4 LOB: 3 BB: 2 P: 31	1B: 10 2B: 4 3B: 0 HR: 1	SF: 0 SAC: 1 DP: 3 HBP: 0	WP: 0 PB: 0 SB: 0 CS: 0	PA: 42
PITCHER	IP WLS BF H R ER SO BB IBB HBP BLK WP HR S P ERA WHIP	6.1 26 8 4 3 5 0 0 0 0 0 0 61 96 4.26 1.263	0.1 1 0 0 0 0 0 0 0 0 0 0 13 21 0.00 2.250	0.2 5 3 3 3 1 0 0 0 0 0 1 9 10 40.50 4.500	0.0 1 0 0 0 0 1 0 0 0 0 0 0 4 = =	PITCHER 63 Rafael Betancourt, R (9, 1) ERA: 5.4 IP WLS BF H R ER SO BB IBB HBP BLK WP HR S P ERA WHIP 0.1 S 3 1 0 0 0 0 1 0 0 0 0 0 11 17 0.00 3.000																

Batter	1	2	3	4	5	6	7	8	9	AB	R	H	RBI	BB	SO	LOB	BOTTOM					
18 Jonathan Herrera S OBP: 0.276, SLG: 0.250	FC3-6 11 G3 1B		E			K				5	1	4	1	0	1	1	Milwaukee Brewers @ Colorado Rockies Coors Field, Denver, CO Sat Jun 19 2010, 6:12 PM - 9:45 PM MDT Att: 39,192 - Cloudy - 78 F					
17 Todd Helton L OBP: 0.341, SLG: 0.318	FC3-6 1B		F8			K			F9	5	0	1	0	0	2	4						
19 Ryan Spilborghs R OBP: 0.370, SLG: 0.525	FC3-6 11 G3 1B		L8							4	0	1	0	0	1	4						
11 Brad Hawpe L OBP: 0.367, SLG: 0.467	G3					K			K	4	1	1	1	0	2	2						
6 Melvin Mora R OBP: 0.333, SLG: 0.365										2	0	0	0	0	1	1						
34 Matt Belisle R OBP: 0.500, SLG: 0.667	K									0	0	0	0	0	0	0						
10 Chris Nelson R										0	1	0	0	0	0	0						
9 Ian Stewart L OBP: 0.338, SLG: 0.411										3	1	0	0	1	2	1						
21 Miguel Olivo R OBP: 0.368, SLG: 0.529										4	1	1	1	0	1	4						
12 Clint Barmes R OBP: 0.286, SLG: 0.364										3	1	1	0	0	1	0						
23 Jason Giambi L OBP: 0.341, SLG: 0.328										0	0	0	1	0	0	0						
60 Manny Corpas R ERA: 7.2										0	0	0	0	0	0	0						
56 Franklin Morales L ERA: 0.82										0	0	0	0	0	0	0						
63 Rafael Betancourt R										0	0	0	0	0	0	0						
26 Jeff Francis L ERA: 2.59										1	0	0	0	1	1	0						
53 Randy Flores L ERA: 4.04										0	0	0	0	0	0	0						
7 Seth Smith L OBP: 0.330, SLG: 0.531										2	2	2	3	0	0	0						
Inning Stats	R: 1 E: 0 K: 1 S: 14	H: 2 LOB: 1 BB: 0 P: 23	R: 0 E: 0 K: 2 S: 8	H: 0 LOB: 0 BB: 0 P: 9	R: 0 E: 1 K: 1 S: 15	H: 1 LOB: 1 BB: 0 P: 21	R: 0 E: 0 K: 1 S: 10	H: 0 LOB: 1 BB: 0 P: 17	R: 0 E: 0 K: 3 S: 15	H: 0 LOB: 1 BB: 1 P: 25	R: 0 E: 0 K: 1 S: 7	H: 1 LOB: 0 BB: 0 P: 10	R: 3 E: 0 K: 3 S: 17	H: 4 LOB: 1 BB: 0 P: 25	R: 4 E: 1 K: 0 S: 18	H: 3 LOB: 1 BB: 1 P: 31	1B: 8 2B: 2 3B: 0 HR: 2	SF: 1 SAC: 1 DP: 1 HBP: 1	WP: 0 PB: 0 SB: 0 CS: 1	PA: 38		
PITCHER	IP WLS BF H R ER SO BB IBB HBP BLK WP HR S P ERA WHIP	6.0 23 4 1 1 0 1 0 0 0 0 0 69 105 1.50 0.833	0.1 B 5 4 3 3 1 0 0 0 0 0 0 2 11 15 81.00 12.000	0.2 L 5 1 3 3 2 1 0 0 0 0 0 0 12 23 40.50 3.000	1.0 5 2 1 0 0 0 0 0 0 0 0 12 18 0.00 2.000	PITCHER IP WLS BF H R ER SO BB IBB HBP BLK WP HR S P ERA WHIP 0.0 0 0 0 0 0 0 0 0 0 0 0 12 18 0.00 2.000																



Batter	1	2	3	4	5	6	7	8	9	AB	R	H	RBI	BB	SO	LOB	TOP				
23 Rickie Weeks Jr. R OBP: 0.397, SLG: 0.424										3	1	1	2	2	0	2	Milwaukee Brewers @ Colorado Rockies Coors Field, Denver, CO Sun Jun 20 2010, 1:12 PM - 3:55 PM MDT Att: 46,511 - Partly Cloudy - 78 F				
1 Cory Hart R OBP: 0.337, SLG: 0.587										5	1	2	3	0	1	3					
28 Prince Fielder L OBP: 0.397, SLG: 0.453										4	0	1	1	0	1	3					
8 Ryan Braun R OBP: 0.366, SLG: 0.495										5	0	2	0	0	2	4					
30 Craig Counsell L OBP: 0.336, SLG: 0.364										4	0	0	0	1	1	3					
27 Carlos Gómez R OBP: 0.272, SLG: 0.366										5	0	0	0	0	2	5					
16 George Kottaras L OBP: 0.371, SLG: 0.451										5	1	2	0	0	2	2					
21 Alcides Escobar R OBP: 0.302, SLG: 0.351										2	1	0	0	1	0	0					
43 Randy Wolf L OBP: 0.294, SLG: 0.333										2	1	0	0	1	1	2					
51 Trevor Hoffman R OBP: 0.411, SLG: 0.520										0	0	0	0	0	0	0					
59 John Axford R OBP: 0.367, SLG: 0.512										0	0	0	0	0	0	0					
Inning Stats	R: 0 E: 0 K: 1 S: 7	H: 0 LOB: 1 BB: 1 P: 14	R: 0 E: 0 K: 0 S: 6	H: 0 LOB: 0 BB: 0 P: 10	R: 1 E: 0 K: 0 S: 10	H: 1 LOB: 2 BB: 2 P: 19	R: 0 E: 0 K: 1 S: 8	H: 0 LOB: 0 BB: 0 P: 16	R: 0 E: 0 K: 1 S: 9	H: 1 LOB: 2 BB: 1 P: 13	R: 0 E: 0 K: 1 S: 8	H: 1 LOB: 2 BB: 1 P: 14	R: 0 E: 0 K: 2 S: 9	H: 1 LOB: 1 BB: 0 P: 11	R: 5 E: 0 K: 3 S: 28	H: 4 LOB: 2 BB: 2 P: 44	1B: 4 2B: 4 3B: 0 HR: 0	SF: 0 SAC: 1 DP: 0 HBP: 1	WP: 1 PB: 0 CS: 0	PA: 43	
PITCHER	IP: 7.0 ERA: 4.82	WLS: 4 LOB: 1	BF: 29 H: 3 R: 1 ER: 1 SO: 5	BB: 4 IBB: 0 HBP: 1 BLK: 0	WP: 1 HR: 0 S: 55 P: 97	ERA: 1.29 WHIP: 1.000	IP: 1.0 ERA: 0.00	WLS: 1 LOB: 0	BF: 5 H: 3 R: 5 ER: 5 SO: 2	BB: 0 IBB: 0 HBP: 0 BLK: 0	WP: 0 HR: 0 S: 11 P: 17	ERA: ∞ WHIP: ∞	IP: 1.0 ERA: 4.5	WLS: 5 LOB: 1	BF: 5 H: 1 R: 0 ER: 0 SO: 3	BB: 1 IBB: 0 HBP: 0 BLK: 0	WP: 0 HR: 0 S: 17 P: 27	ERA: 0.00 WHIP: 2.000			

Batter	1	2	3	4	5	6	7	8	9	AB	R	H	RBI	BB	SO	LOB	BOTTOM				
18 Jonathan Herrera S OBP: 0.273, SLG: 0.250										4	0	1	0	0	0	1	Milwaukee Brewers @ Colorado Rockies Coors Field, Denver, CO Sun Jun 20 2010, 1:12 PM - 3:55 PM MDT Att: 46,511 - Partly Cloudy - 78 F				
6 Melvin Mora R OBP: 0.321, SLG: 0.350										4	0	0	0	0	0	1					
19 Ryan Spilborghs R OBP: 0.367, SLG: 0.512										3	0	0	0	0	1	0					
23 Jason Giambi L OBP: 0.348, SLG: 0.343										3	0	1	0	1	0	0					
11 Brad Hawpe L OBP: 0.365, SLG: 0.480										4	1	1	1	0	1	3					
20 Chris Iannetta R OBP: 0.314, SLG: 0.293										2	0	0	0	2	1	1					
9 Ian Stewart L OBP: 0.336, SLG: 0.405										3	0	0	0	1	2	4					
12 Clint Barmes R OBP: 0.282, SLG: 0.359										3	0	0	0	0	0	2					
28 Aaron Cook R OBP: 0.240, SLG: 0.320										2	0	0	0	0	0	1					
10 Chris Nelson R OBP: 0.365, SLG: 0.480										1	0	0	0	0	0	0					
97 Joe Beigel L OBP: 0.365, SLG: 0.480										0	0	0	0	0	0	0					
60 Manny Corpas R OBP: 0.365, SLG: 0.480										0	0	0	0	0	0	0					
58 Juan Rincon R OBP: 0.365, SLG: 0.480										0	0	0	0	0	0	0					
Inning Stats	R: 0 E: 0 K: 0 S: 6	H: 0 LOB: 0 BB: 0 P: 8	R: 1 E: 0 K: 1 S: 13	H: 1 LOB: 1 BB: 1 P: 23	R: 0 E: 0 K: 0 S: 8	H: 1 LOB: 0 BB: 0 P: 10	R: 0 E: 0 K: 1 S: 11	H: 1 LOB: 1 BB: 0 P: 20	R: 0 E: 0 K: 0 S: 6	H: 0 LOB: 3 BB: 1 P: 14	R: 0 E: 0 K: 0 S: 11	H: 0 LOB: 0 BB: 2 P: 23	R: 0 E: 0 K: 1 S: 8	H: 0 LOB: 0 BB: 0 P: 12	R: 0 E: 0 K: 2 S: 7	H: 0 LOB: 0 BB: 0 P: 10	1B: 1 2B: 1 3B: 0 HR: 1	SF: 0 SAC: 0 DP: 1 HBP: 1	WP: 0 PB: 0 CS: 0	PA: 34	
PITCHER	IP: 7.0 ERA: 4.79	WLS: W LOB: 0	BF: 30 H: 3 R: 0 ER: 0 SO: 1	BB: 0 IBB: 0 HBP: 0 BLK: 0	WP: 0 HR: 0 S: 61 P: 108	ERA: 1.29 WHIP: 1.000	IP: 1.0 ERA: 0.00	WLS: 3 LOB: 0	BF: 8 H: 3 R: 0 ER: 0 SO: 2	BB: 0 IBB: 0 HBP: 0 BLK: 0	WP: 0 HR: 0 S: 8 P: 12	ERA: 0.000 WHIP: 0.000	IP: 1.0 ERA: 2.81	WLS: 3 LOB: 1	BF: 3 H: 0 R: 0 ER: 0 SO: 2	BB: 0 IBB: 0 HBP: 0 BLK: 0	WP: 0 HR: 0 S: 7 P: 10	ERA: 0.000 WHIP: 0.000			

Batter	1	2	3	4	5	6	7	8	9	AB	R	H	RBI	BB	SO	LOB	TOP										
10 Marco Scutaro, R OBP: 0.352, SLG: 0.385	L1		15 BB			G4-3		P6		3	0	0	0	1	0	0	Boston Red Sox @ Colorado Rockies Coors Field, Denver, CO Tue Jun 22 2010, 6:43 PM - 9:32 PM MDT Att: 48,112 - Clear - 88 F										
15 Dustin Pedroia, R OBP: 0.360, SLG: 0.465	G5-3							K2-3		2	0	0	0	2	1	0											
41 Victor Martinez, S OBP: 0.344, SLG: 0.494	K		G4-3			G3-6-3				4	0	1	0	0	1	4											
20 Kevin Youkilis, R OBP: 0.430, SLG: 0.581		K			G5-3			K	G1-3	4	0	0	0	0	2	1											
29 Adrián Beltré, R OBP: 0.376, SLG: 0.534		K								3	1	2	0	1	1	0											
60 Daniel Nava, S OBP: 0.412, SLG: 0.613	F8				G4-6-3					4	0	1	0	0	1	2											
23 Mike Cameron, R OBP: 0.341, SLG: 0.329										4	0	2	1	0	1	2											
39 Josh Reddick, L OBP: 0.250, SLG: 0.368										2	0	1	0	1	0	0											
22 Bill Hall, R OBP: 0.226, SLG: 0.415										1	0	0	0	0	0	1											
31 Jon Lester, L 34 David Ortiz, L 56 Ramon E Ramirez, R 37 Hideki Okajima, L 17 Manny Delcarmen, R 25 Mike Lowell, R										1	0	0	0	0	0	0											
Inning Stats	R: 0 E: 0 K: 1 S: 6	H: 0 LOB: 0 BB: 0 P: 11	R: 0 E: 0 K: 2 S: 9	H: 0 LOB: 0 BB: 0 P: 12	R: 0 E: 0 K: 0 S: 13	H: 2 LOB: 3 BB: 2 P: 28	R: 0 E: 0 K: 0 S: 9	H: 1 LOB: 0 BB: 0 P: 13	R: 0 E: 0 K: 0 S: 5	H: 0 LOB: 0 BB: 0 P: 8	R: 0 E: 0 K: 0 S: 3	H: 0 LOB: 0 BB: 1 P: 7	R: 0 E: 0 K: 2 S: 17	H: 1 LOB: 3 BB: 2 P: 28	R: 0 E: 0 K: 1 S: 8	H: 1 LOB: 1 BB: 0 P: 9	R: 1 E: 0 K: 1 S: 12	H: 2 LOB: 1 BB: 0 P: 18	1B: 6 2B: 1 3B: 0 HR: 0	SF: 0 SAC: 1 DP: 2 HBP: 0	WP: 0 PB: 0 SB: 0 CS: 1	PA: 36					
PITCHER	IP	WLS	BF	H	R	ER	SO	BB	IBB	HBP	BLK	WP	HR	S	P	ERA	WHIP										
45 Jhoulys Chacin, R ERA: 3.56	(1.1)	6.2	W	26	4	0	0	5	5	0	0	0	0	60	103	0.00	1.350										
97 Joe Beimel, L ERA: 0.76	(7.1)	0.1	H	1	0	0	0	0	0	0	0	0	0	2	4	0.00	0.000										
63 Rafael Betancourt, R ERA: 5.18	(8.1)	1.0	H	4	1	0	0	1	0	0	0	0	0	8	9	0.00	1.000										
34 Matt Belisle, R ERA: 3.12	(9.1)	1.0	S	5	2	1	1	1	0	0	0	0	0	12	18	9.00	2.000										

AB	30
R	1
H	7
RBI	1
BB	5
SO	7
LOB	14



Batter	1	2	3	4	5	6	7	8	9	AB	R	H	RBI	BB	SO	LOB	BOTTOM										
18 Jonathan Herrera, S OBP: 0.270, SLG: 0.250	K		17 G5-4-3					K		4	0	1	0	0	2	2	Boston Red Sox @ Colorado Rockies Coors Field, Denver, CO Tue Jun 22 2010, 6:43 PM - 9:32 PM MDT Att: 48,112 - Clear - 88 F										
17 Todd Helton, L OBP: 0.344, SLG: 0.321	L8		G5-4-3							4	1	2	1	0	0	1											
5 Carlos González, L OBP: 0.324, SLG: 0.484										4	0	2	0	0	0	2											
19 Ryan Spillborghs, R OBP: 0.364, SLG: 0.504	G6-3									4	0	1	1	0	0	1											
11 Brad Hawpe, L OBP: 0.363, SLG: 0.474										4	0	1	0	0	2	2											
21 Miguel Olivo, R OBP: 0.365, SLG: 0.523										4	0	1	0	0	2	3											
10 Chris Nelson, R 63 Rafael Betancourt, R 34 Matt Belisle, R										3	1	1	0	0	0	1											
12 Clint Barmes, R OBP: 0.283, SLG: 0.355										2	0	0	0	1	2	1											
45 Jhoulys Chacin, R 97 Joe Beimel, L										2	0	0	0	0	2	2											
9 Ian Stewart, L OBP: 0.335, SLG: 0.403										1	0	0	0	0	1	0											
Inning Stats	R: 0 E: 0 K: 1 S: 13	H: 1 LOB: 1 BB: 0 P: 17	R: 0 E: 0 K: 1 S: 11	H: 1 LOB: 1 BB: 0 P: 14	R: 0 E: 0 K: 1 S: 9	H: 1 LOB: 0 BB: 0 P: 13	R: 0 E: 0 K: 0 S: 5	H: 1 LOB: 1 BB: 0 P: 9	R: 1 E: 0 K: 1 S: 12	H: 2 LOB: 2 BB: 1 P: 22	R: 0 E: 0 K: 2 S: 9	H: 0 LOB: 0 BB: 0 P: 15	R: 0 E: 0 K: 2 S: 10	H: 0 LOB: 0 BB: 0 P: 12	R: 1 E: 0 K: 3 S: 16	H: 3 LOB: 2 BB: 0 P: 20	1B: 9 2B: 0 3B: 0 HR: 0	SF: 0 SAC: 0 DP: 1 HBP: 0	WP: 0 PB: 0 SB: 0 CS: 0	PA: 33							
PITCHER	IP	WLS	BF	H	R	ER	SO	BB	IBB	HBP	BLK	WP	HR	S	P	ERA	WHIP										
31 Jon Lester, L ERA: 3.03	(1.1)	6.0	L	24	6	1	1	6	1	0	0	0	0	59	90	1.50	1.167										
56 Ramon E Ramirez, R ERA: 4.94	(7.1)	1.0	3	0	0	0	2	0	0	0	0	0	0	10	12	0.00	0.000										
37 Hideki Okajima, L ERA: 4.5	(8.1)	0.2	5	3	1	1	2	0	0	0	0	0	0	13	17	13.50	4.500										
17 Manny Delcarmen, R ERA: 2.23	(8.1)	0.1	1	0	0	0	1	0	0	0	0	0	0	3	3	0.00	0.000										



Batter	1	2	3	4	5	6	7	8	9	AB	R	H	RBI	BB	SO	LOB	TOP				
18 Jonathan Herrera, S OBP: 0.337, SLG: 0.309			G6-3		G1-3			P6		4	0	1	0	0	0	0	Colorado Rockies @ Los Angeles Angels Angel Stadium of Anaheim, Anaheim, CA Sat Jun 26 2010, 7:09 PM - 9:20 PM PDT Att: 39,225 - Clear - 69 F livebaseballscorecards.com				
19 Ryan Spillborghs, R OBP: 0.347, SLG: 0.481	K		K			BB		1B		3	0	1	0	1	2	1					
5 Carlos González, L OBP: 0.327, SLG: 0.475	K		F8			F7		K		4	0	0	0	0	2	3					
23 Jason Giambi, L OBP: 0.360, SLG: 0.382	G3				G3		K		G4-3	4	0	0	0	0	1	2					
6 Melvin Mora, R OBP: 0.325, SLG: 0.349	F9				21 1B		P3		21 L4-3	3	1	1	0	1	0	1					
21 Miguel Olivo, R OBP: 0.355, SLG: 0.516	K				7 CS		K		L4-3	4	0	1	1	0	2	1					
9 Ian Stewart, L OBP: 0.335, SLG: 0.405					2H		K			2	0	0	0	1	2	1					
7 Seth Smith, L OBP: 0.325, SLG: 0.520	G4-3				SAFE		G4-3			3	0	0	0	0	0	1					
12 Clint Barmes, R OBP: 0.291, SLG: 0.377							F8		F8	3	1	1	1	0	0	0					
Inning Stats	R: 0 H: 1 E: 0 K: 2 S: 11	H: 1 LOB: 1 BB: 0 P: 15	R: 0 H: 0 E: 0 K: 1 S: 10	H: 0 LOB: 1 BB: 1 P: 16	R: 1 H: 1 E: 0 K: 1 S: 10	H: 1 LOB: 0 BB: 0 P: 15	R: 1 H: 2 E: 0 K: 1 S: 15	H: 0 LOB: 0 BB: 0 P: 10	R: 0 H: 0 E: 0 K: 1 S: 10	H: 0 LOB: 0 BB: 0 P: 18	R: 0 H: 0 E: 0 K: 2 S: 11	H: 0 LOB: 0 BB: 0 P: 16	R: 0 H: 1 E: 0 K: 1 S: 10	H: 1 LOB: 1 BB: 0 P: 10	R: 0 H: 0 E: 0 K: 0 S: 6	H: 0 LOB: 0 BB: 1 P: 10	1B: 3 2B: 2 3B: 0 HR: 1	SF: 0 SAC: 0 DP: 1 HBP: 0	WP: 0 PB: 0 SB: 0 CS: 1	PA: 34	
PITCHER	IP	WLS	BF	H	R	ER	SO	BB	IBB	HBP	BLK	WP	HR	S	P	ERA	WHIP				
51 Joe Saunders, L ERA: 4.88	7.0	W	26	4	2	2	8	2	0	0	0	0	1	73	113	2.57	0.857				
56 Fernando Rodney, R ERA: 3.25	1.0	H	4	1	0	0	1	0	0	0	0	0	0	10	16	0.00	1.000				
40 Brian Fuentes, L ERA: 5.06	1.0	S	3	0	0	0	0	1	0	0	0	0	0	6	10	0.00	1.000				


Batter	1	2	3	4	5	6	7	8	9	AB	R	H	RBI	BB	SO	LOB	BOTTOM				
47 Howie Kendrick, R OBP: 0.306, SLG: 0.411	G5-3	G6-3			G4-3			K		4	0	0	0	0	1	0	Colorado Rockies @ Los Angeles Angels Angel Stadium of Anaheim, Anaheim, CA Sat Jun 26 2010, 7:09 PM - 9:20 PM PDT Att: 39,225 - Clear - 69 F livebaseballscorecards.com				
18 Kevin Frandsen, R OBP: 0.392, SLG: 0.462	48 1B		F9			G1		G4-3		4	1	1	0	0	0	0					
53 Bobby Abreu, L OBP: 0.361, SLG: 0.415	FC5		G3-1			G4-3				3	1	0	0	0	0	1					
48 Torii Hunter, R OBP: 0.359, SLG: 0.511	55 HR		K			G3				3	1	1	0	0	1	0					
55 Hideki Matsui, L OBP: 0.337, SLG: 0.431					G4-3			20 1B		2	1	1	4	1	0	0					
77 Reggie Willits, S OBP: 0.359, SLG: 0.291								44 FC5-2		0	0	0	0	0	0	0					
20 Juan Rivera, R OBP: 0.308, SLG: 0.429	G6-3				G5-3			44 FC5-2		3	0	1	0	0	0	0					
44 Mike Napoli, R OBP: 0.321, SLG: 0.475	F8				G6-3			G4-6-3		3	0	0	0	0	0	2					
2 Erick Aybar, S OBP: 0.333, SLG: 0.347	L3				G4-3			G4-6-3		3	0	0	0	0	0	2					
46 Bobby Wilson, R OBP: 0.250, SLG: 0.325	G6-3				P2			K		3	0	0	0	0	1	0					
Inning Stats	R: 4 H: 3 E: 1 K: 0 S: 14	H: 3 LOB: 0 BB: 0 P: 25	R: 0 H: 0 E: 0 K: 0 S: 5	H: 0 LOB: 0 BB: 0 P: 9	R: 0 H: 0 E: 0 K: 1 S: 7	H: 0 LOB: 0 BB: 0 P: 13	R: 0 H: 0 E: 0 K: 0 S: 5	H: 0 LOB: 0 BB: 0 P: 9	R: 0 H: 0 E: 0 K: 0 S: 8	H: 0 LOB: 0 BB: 0 P: 9	R: 0 H: 1 E: 0 K: 0 S: 6	H: 1 LOB: 2 BB: 1 P: 15	R: 0 H: 0 E: 0 K: 2 S: 11	H: 0 LOB: 0 BB: 0 P: 14	R: 0 H: 0 E: 0 K: 0 S: 6	H: 0 LOB: 0 BB: 0 P: 10	1B: 3 2B: 0 3B: 0 HR: 1	SF: 0 SAC: 0 DP: 1 HBP: 0	WP: 0 PB: 0 SB: 0 CS: 0	PA: 29	
PITCHER	IP	WLS	BF	H	R	ER	SO	BB	IBB	HBP	BLK	WP	HR	S	P	ERA	WHIP				
28 Aaron Cook, R ERA: 4.69	8.0	L	29	4	4	3	3	1	0	0	0	0	1	61	101	3.38	0.625				

Batter	1	2	3	4	5	6	7	8	9	AB	R	H	RBI	BB	SO	LOB	TOP										
18 Jonathan Herrera, S OBP: 0.335, SLG: 0.305	F8		G6-3		CS	P5				4	0	1	0	0	0	0											
17 Todd Helton, L OBP: 0.344, SLG: 0.318	G3		G6-3			P6	F7			4	0	0	0	0	0	2											
5 Carlos González, L OBP: 0.333, SLG: 0.480									G6-3	4	1	3	0	0	0	0											
23 Jason Giambi, L OBP: 0.365, SLG: 0.392	F7									3	0	1	1	1	1	1											
7 Seth Smith, L OBP: 0.323, SLG: 0.514										4	0	1	0	0	3	3											
20 Chris Iannetta, R OBP: 0.313, SLG: 0.368										4	1	1	0	0	2	1											
9 Ian Stewart, L OBP: 0.335, SLG: 0.418										3	1	1	1	0	0	1											
6 Melvin Mora, R OBP: 0.322, SLG: 0.346										1	0	0	0	0	0	0											
19 Ryan Spilborghs, R OBP: 0.348, SLG: 0.468										4	0	0	0	0	1	1											
12 Clint Barmes, R OBP: 0.294, SLG: 0.379										4	0	2	1	0	1	0											
Inning Stats	R: 0 E: 0 K: 0 S: 10	H: 1 LOB: 1 BB: 0 P: 17	R: 1 E: 0 K: 2 S: 11	H: 1 LOB: 0 BB: 0 P: 16	R: 0 E: 0 K: 1 S: 11	H: 0 LOB: 0 BB: 0 P: 15	R: 1 E: 0 K: 2 S: 16	H: 2 LOB: 0 BB: 0 P: 20	R: 0 E: 0 K: 1 S: 12	H: 1 LOB: 0 BB: 0 P: 16	R: 0 E: 0 K: 1 S: 12	H: 1 LOB: 2 BB: 1 P: 23	R: 1 E: 0 K: 0 S: 15	H: 3 LOB: 2 BB: 0 P: 21	R: 0 E: 0 K: 1 S: 11	H: 1 LOB: 1 BB: 0 P: 12	R: 0 E: 0 K: 0 S: 5	H: 0 LOB: 0 BB: 0 P: 8	1B: 7 2B: 2 3B: 0 HR: 1	SF: 0 SAC: 0 DP: 0 HBP: 0	WP: 0 PB: 0 SB: 0 CS: 1	PA: 37					
PITCHER	IP	WLS	BF	H	R	ER	SO	BB	IBB	HBP	BLK	WP	HR	S	P	ERA	WHIP										
54 Ervin Santana, R ERA: 3.92	6.2	W	27	8	3	3	7	1	0	0	0	0	1	82	120	4.05	1.350										
62 Scot Shields, R ERA: 5.13	0.1	H	2	1	0	0	0	0	0	0	0	0	0	5	8	0.00	3.000										
40 Kevin Jepsen, R ERA: 4.44	1.0	H	4	1	0	0	1	0	0	0	0	0	0	11	12	0.00	1.000										
45 Francisco Rodriguez, R ERA: 4.4	1.0		3	0	0	0	0	0	0	0	0	0	0	5	8	0.00	0.000										

Colorado Rockies @ Los Angeles Angels
Angel Stadium of Anaheim, Anaheim, CA
Sun Jun 27 2010, 12:38 PM - 3:30 PM PDT
Att: 37,314 - Sunny - 75 F

livebaseballscorecards.com

AB 35
R 3
H 10
RBI 3
BB 1
SO 8
LOB 9



Batter	1	2	3	4	5	6	7	8	9	AB	R	H	RBI	BB	SO	LOB	BOTTOM										
2 Erick Aybar, S OBP: 0.334, SLG: 0.348	K		F9							5	0	2	0	0	1	0											
47 Howie Kendrick, R OBP: 0.304, SLG: 0.408										5	0	1	0	0	1	2											
53 Bobby Abreu, L OBP: 0.362, SLG: 0.422										3	2	1	0	1	2	1											
77 Reggie Willits, S OBP: 0.359, SLG: 0.291										0	0	0	0	0	0	0											
48 Tori Hunter, R OBP: 0.357, SLG: 0.507										4	1	1	0	0	2	2											
55 Hideki Matsui, L OBP: 0.339, SLG: 0.430										3	1	1	1	1	1	2											
20 Juan Rivera, R OBP: 0.307, SLG: 0.430										4	2	1	1	0	2	2											
44 Mike Napoli, R OBP: 0.328, SLG: 0.489										2	2	1	3	2	0	0											
5 Jeff Mathis, R OBP: 0.270, SLG: 0.345										4	0	0	0	0	4	5											
3 Brandon Wood, R OBP: 0.196, SLG: 0.242										3	2	1	4	1	0	0											
Inning Stats	R: 0 E: 0 K: 3 S: 11	H: 1 LOB: 1 BB: 0 P: 12	R: 0 E: 0 K: 2 S: 8	H: 0 LOB: 0 BB: 0 P: 15	R: 0 E: 0 K: 1 S: 7	H: 0 LOB: 0 BB: 0 P: 10	R: 4 E: 0 K: 3 S: 19	H: 3 LOB: 0 BB: 0 P: 31	R: 1 E: 0 K: 1 S: 8	H: 1 LOB: 0 BB: 1 P: 15	R: 0 E: 0 K: 2 S: 14	H: 0 LOB: 2 BB: 2 P: 27	R: 0 E: 0 K: 0 S: 6	H: 0 LOB: 0 BB: 0 P: 7	R: 5 E: 0 K: 1 S: 16	H: 4 LOB: 1 BB: 2 P: 30	1B: 5 2B: 1 3B: 1 HR: 2	SF: 0 SAC: 0 DP: 1 HBP: 0	WP: 0 PB: 0 SB: 0 CS: 0	PA: 38							
PITCHER	IP	WLS	BF	H	R	ER	SO	BB	IBB	HBP	BLK	WP	HR	S	P	ERA	WHIP										
45 Jhoulys Chacin, R ERA: 3.51	6.0	L	26	5	2	2	12	3	0	0	0	0	1	67	110	3.00	1.333										
56 Franklin Morales, L ERA: 5.59	1.1		6	1	2	2	0	1	0	0	0	0	0	12	18	13.50	1.500										
60 Manny Corpas, R ERA: 4.5	0.2		6	3	3	3	1	0	1	0	0	0	1	10	19	40.50	4.500										

Colorado Rockies @ Los Angeles Angels
Angel Stadium of Anaheim, Anaheim, CA
Sun Jun 27 2010, 12:38 PM - 3:30 PM PDT
Att: 37,314 - Sunny - 75 F

livebaseballscorecards.com

AB 33
R 10
H 9
RBI 9
BB 5
SO 13
LOB 14



Batter	1	2	3	4	5	6	7	8	9	AB	R	H	RBI	BB	SO	LOB	TOP				
24 Dexter Fowler, S OBP: 0.323, SLG: 0.308	B1-3		BB			F7	K		K	4	0	0	0	1	2	3					
18 Jonathan Herrera, S OBP: 0.292, SLG: 0.271	F9					G6-3		K	G4-3	5	0	0	0	0	2	3					
5 Carlos González, L OBP: 0.330, SLG: 0.493	P5					K		G3		4	1	1	1	0	1	0					
19 Ryan Spilborghs, R OBP: 0.347, SLG: 0.476	F8					K	21 HR	K		3	1	0	0	1	2	0					
6 Melvin Mora, R OBP: 0.336, SLG: 0.348	K					F7		F9	21 HR	4	1	1	0	0	1	1					
21 Miguel Olivo, R OBP: 0.368, SLG: 0.540	BB					P5		12 HR	12 HR	3	1	2	0	1	0	0					
12 Clint Barmes, R OBP: 0.300, SLG: 0.392	P4					K		12 HR	9 BB	4	2	2	4	0	1	1					
9 Ian Stewart, L OBP: 0.338, SLG: 0.411						K		F9	7 BB	3	0	0	0	1	2	0					
46 Jason Hammel, R ERA: 3.25	G6-3					K		F9	7 BB	3	0	0	0	1	2	0					
53 Randy Flores, L ERA: 2.7									18 S	3	0	1	0	0	1	0					
97 Joe Beigel, L ERA: 2.15										0	0	0	0	0	0	0					
34 Matt Belisle, R ERA: 2.85										0	0	0	0	0	0	0					
63 Rafael Betancourt, R ERA: 2.85										0	0	0	0	0	0	0					
7 Seth Smith, L ERA: 3.19										1	0	1	1	0	0	0					
16 Huston Street, R ERA: 4.15										0	0	0	0	0	0	0					
Inning Stats	R: 0 H: 0 E: 0 K: 0 S: 9	H: 0 LOB: 0 BB: 0 P: 15	R: 0 H: 0 E: 0 K: 1 S: 10	H: 0 LOB: 1 BB: 1 P: 17	R: 0 H: 0 E: 0 K: 2 S: 11	H: 0 LOB: 1 BB: 1 P: 17	R: 1 H: 1 E: 0 K: 1 S: 10	H: 1 LOB: 0 BB: 0 P: 16	R: 0 H: 0 E: 0 K: 3 S: 10	H: 0 LOB: 0 BB: 0 P: 13	R: 0 H: 0 E: 0 K: 1 S: 8	H: 0 LOB: 0 BB: 0 P: 15	R: 3 H: 3 E: 0 K: 1 S: 24	H: 3 LOB: 1 BB: 1 P: 39	R: 0 H: 0 E: 0 K: 2 S: 7	H: 0 LOB: 0 BB: 0 P: 11	R: 2 H: 4 E: 0 K: 1 S: 11	H: 4 LOB: 2 BB: 1 P: 20	1B: 6 2B: 0 3B: 0 HR: 2	SF: 0 SAC: 0 DP: 0 HBP: 0	WP: 0 PA: 38 PB: 0 SB: 1 CS: 0
PITCHER	IP WLS BF H R ER SO BB IBB HBP BLK WP HR S P ERA WHIP	IP WLS BF H R ER SO BB IBB HBP BLK WP HR S P ERA WHIP	IP WLS BF H R ER SO BB IBB HBP BLK WP HR S P ERA WHIP	IP WLS BF H R ER SO BB IBB HBP BLK WP HR S P ERA WHIP	IP WLS BF H R ER SO BB IBB HBP BLK WP HR S P ERA WHIP	IP WLS BF H R ER SO BB IBB HBP BLK WP HR S P ERA WHIP	IP WLS BF H R ER SO BB IBB HBP BLK WP HR S P ERA WHIP	IP WLS BF H R ER SO BB IBB HBP BLK WP HR S P ERA WHIP	IP WLS BF H R ER SO BB IBB HBP BLK WP HR S P ERA WHIP	IP WLS BF H R ER SO BB IBB HBP BLK WP HR S P ERA WHIP	IP WLS BF H R ER SO BB IBB HBP BLK WP HR S P ERA WHIP	IP WLS BF H R ER SO BB IBB HBP BLK WP HR S P ERA WHIP	IP WLS BF H R ER SO BB IBB HBP BLK WP HR S P ERA WHIP	IP WLS BF H R ER SO BB IBB HBP BLK WP HR S P ERA WHIP	IP WLS BF H R ER SO BB IBB HBP BLK WP HR S P ERA WHIP	IP WLS BF H R ER SO BB IBB HBP BLK WP HR S P ERA WHIP	IP WLS BF H R ER SO BB IBB HBP BLK WP HR S P ERA WHIP	IP WLS BF H R ER SO BB IBB HBP BLK WP HR S P ERA WHIP	IP WLS BF H R ER SO BB IBB HBP BLK WP HR S P ERA WHIP	IP WLS BF H R ER SO BB IBB HBP BLK WP HR S P ERA WHIP	IP WLS BF H R ER SO BB IBB HBP BLK WP HR S P ERA WHIP

Colorado Rockies @ San Diego Padres
PETCO Park, San Diego, CA
Tue Jun 29 2010, 10:05 PM - 1:06 AM EDT
Att: 21,196 - Overcast - 69 F

AB	34
R	6
H	8
RBI	6
BB	4
SO	12
LOB	8



Batter	1	2	3	4	5	6	7	8	9	AB	R	H	RBI	BB	SO	LOB	BOTTOM			
18 Tony Gwynn Jr., L OBP: 0.321, SLG: 0.318	G4-3		E6			L5			F9	5	0	1	1	0	0	0				
22 David Eckstein, R OBP: 0.329, SLG: 0.354	1B		G4-3			SH5-4				3	0	2	0	0	0	1				
23 Adrián González, L OBP: 0.395, SLG: 0.537	K		FC3-2			G4-3			G6-3	4	0	0	1	0	1	4				
12 Scott Hairston, R OBP: 0.326, SLG: 0.404	BB		7 WP			E3			K	3	0	1	0	1	1	1				
7 Chase Headley, S OBP: 0.312, SLG: 0.350	F8		K			FC6-4			8 CS	4	0	1	0	0	1	5				
8 Yovani Torresalva, R OBP: 0.323, SLG: 0.348	G5-3		F8			G5-4-3			K	4	0	0	0	0	1	2				
15 Jerry Hairston, R OBP: 0.280, SLG: 0.350	P4		G6-3			HR			F7	4	1	1	1	0	0	0				
1 Everth Cabrera, S OBP: 0.271, SLG: 0.275	1B		K			K2-3			K	4	1	2	0	0	2	0				
49 Wade LeBlanc, L ERA: 4.32	G3					22 SH5-4				2	0	0	0	0	1	1				
28 Aaron Cunningham, R ERA: 2.85						18 HR				0	1	1	0	0	0	0				
37 Mike Adams, R ERA: 2.19						23 SH5-4				0	0	0	0	0	0	0				
58 Ryan Webb, R ERA: 1.84						18 HR				0	0	0	0	0	0	0				
Inning Stats	R: 0 H: 1 E: 0 K: 1 S: 9	H: 1 LOB: 2 BB: 1 P: 16	R: 0 H: 1 E: 0 K: 0 S: 8	H: 1 LOB: 1 BB: 0 P: 12	R: 0 H: 1 E: 2 K: 1 S: 9	H: 1 LOB: 2 BB: 0 P: 12	R: 0 H: 0 E: 0 K: 1 S: 8	H: 0 LOB: 0 BB: 0 P: 12	R: 0 H: 0 E: 0 K: 1 S: 7	H: 0 LOB: 0 BB: 0 P: 10	R: 3 H: 4 E: 0 K: 1 S: 14	H: 4 LOB: 1 BB: 0 P: 22	R: 0 H: 1 E: 0 K: 1 S: 6	H: 1 LOB: 0 BB: 0 P: 7	R: 0 H: 0 E: 0 K: 2 S: 7	H: 0 LOB: 0 BB: 0 P: 12	1B: 8 2B: 0 3B: 0 HR: 1	SF: 0 SAC: 1 DP: 1 HBP: 0	WP: 1 PA: 37 PB: 0 SB: 1 CS: 1	
PITCHER	IP WLS BF H R ER SO BB IBB HBP BLK WP HR S P ERA WHIP	IP WLS BF H R ER SO BB IBB HBP BLK WP HR S P ERA WHIP	IP WLS BF H R ER SO BB IBB HBP BLK WP HR S P ERA WHIP	IP WLS BF H R ER SO BB IBB HBP BLK WP HR S P ERA WHIP	IP WLS BF H R ER SO BB IBB HBP BLK WP HR S P ERA WHIP	IP WLS BF H R ER SO BB IBB HBP BLK WP HR S P ERA WHIP	IP WLS BF H R ER SO BB IBB HBP BLK WP HR S P ERA WHIP	IP WLS BF H R ER SO BB IBB HBP BLK WP HR S P ERA WHIP	IP WLS BF H R ER SO BB IBB HBP BLK WP HR S P ERA WHIP	IP WLS BF H R ER SO BB IBB HBP BLK WP HR S P ERA WHIP	IP WLS BF H R ER SO BB IBB HBP BLK WP HR S P ERA WHIP	IP WLS BF H R ER SO BB IBB HBP BLK WP HR S P ERA WHIP	IP WLS BF H R ER SO BB IBB HBP BLK WP HR S P ERA WHIP	IP WLS BF H R ER SO BB IBB HBP BLK WP HR S P ERA WHIP	IP WLS BF H R ER SO BB IBB HBP BLK WP HR S P ERA WHIP	IP WLS BF H R ER SO BB IBB HBP BLK WP HR S P ERA WHIP	IP WLS BF H R ER SO BB IBB HBP BLK WP HR S P ERA WHIP	IP WLS BF H R ER SO BB IBB HBP BLK WP HR S P ERA WHIP	IP WLS BF H R ER SO BB IBB HBP BLK WP HR S P ERA WHIP	IP WLS BF H R ER SO BB IBB HBP BLK WP HR S P ERA WHIP

Colorado Rockies @ San Diego Padres
PETCO Park, San Diego, CA
Tue Jun 29 2010, 10:05 PM - 1:06 AM EDT
Att: 21,196 - Overcast - 69 F

AB	35
R	3
H	9
RBI	3
BB	1
SO	8
LOB	14



Batter	1	2	3	4	5	6	7	8	9	AB	R	H	RBI	BB	SO	LOB	TOP					
24 Dexter Fowler, S OBP: 0.320, SLG: 0.299										4	1	0	0	1	2	1						
17 Todd Helton, L OBP: 0.343, SLG: 0.317 53 Randy Flores, L (8, 1)										4	0	1	0	0	3	1						
5 Carlos González, L OBP: 0.327, SLG: 0.488 7 Seth Smith, L OBP: 0.337, SLG: 0.540										3	0	0	0	0	2	1						
6 Melvin Mora, R OBP: 0.333, SLG: 0.339										3	1	0	0	1	0	2						
11 Brad Hawpe, L OBP: 0.349, SLG: 0.450										3	0	0	0	0	2	1						
20 Chris Iannetta, R OBP: 0.310, SLG: 0.361										4	0	1	0	0	1	3						
12 Clint Barmes, R OBP: 0.303, SLG: 0.398										4	1	2	0	0	0	1						
18 Jonathan Herrera, S OBP: 0.297, SLG: 0.292 19 Ryan Spillorths, R OBP: 0.349, SLG: 0.477										2	0	1	2	0	0	1						
26 Jeff Francis, L 56 Franklin Morales, L 9 Ian Stewart, L 60 Manny Corpas, R 23 Jason Giambi, L										1	0	0	0	0	0	1						
Inning Stats	R: 0 E: 0 K: 3 S: 9	H: 0 LOB: 0 BB: 0 P: 11	R: 2 E: 0 K: 2 S: 15	H: 2 LOB: 1 BB: 1 P: 24	R: 0 E: 0 K: 0 S: 11	H: 1 LOB: 1 BB: 0 P: 17	R: 0 E: 0 K: 1 S: 13	H: 1 LOB: 2 BB: 0 P: 20	R: 0 E: 0 K: 1 S: 8	H: 0 LOB: 0 BB: 0 P: 10	R: 0 E: 0 K: 1 S: 9	H: 1 LOB: 1 BB: 0 P: 13	R: 1 E: 0 K: 1 S: 13	H: 1 LOB: 2 BB: 2 P: 23	R: 0 E: 0 K: 1 S: 12	H: 1 LOB: 0 BB: 0 P: 18	1B: 4 2B: 3 3B: 0 HR: 0	SF: 0 SAC: 0 DP: 0 HBP: 0	WP: 0 PB: 0 SB: 0 CS: 0	PA: 37		
PITCHER	IP: 7.0 WLS: W BF: 27 ERA: 2.74	IP: 2.0 WLS: 10 BF: 2 ERA: 5.4	IP: 10.0 WLS: 2 BF: 1 ERA: 1.1	IP: 2.0 WLS: 1 BF: 1 ERA: 2.2	IP: 10.0 WLS: 74 BF: 107 ERA: 2.57	IP: 2.0 WLS: 25 BF: 41 ERA: 4.50	IP: 10.0 WLS: 107 BF: 2000 ERA: 2.000	IP: 10.0 WLS: 107 BF: 2000 ERA: 2.000	IP: 10.0 WLS: 107 BF: 2000 ERA: 2.000	IP: 10.0 WLS: 107 BF: 2000 ERA: 2.000	IP: 10.0 WLS: 107 BF: 2000 ERA: 2.000	IP: 10.0 WLS: 107 BF: 2000 ERA: 2.000	IP: 10.0 WLS: 107 BF: 2000 ERA: 2.000	IP: 10.0 WLS: 107 BF: 2000 ERA: 2.000	IP: 10.0 WLS: 107 BF: 2000 ERA: 2.000	IP: 10.0 WLS: 107 BF: 2000 ERA: 2.000	IP: 10.0 WLS: 107 BF: 2000 ERA: 2.000	IP: 10.0 WLS: 107 BF: 2000 ERA: 2.000	IP: 10.0 WLS: 107 BF: 2000 ERA: 2.000	IP: 10.0 WLS: 107 BF: 2000 ERA: 2.000	IP: 10.0 WLS: 107 BF: 2000 ERA: 2.000	IP: 10.0 WLS: 107 BF: 2000 ERA: 2.000

Colorado Rockies @ San Diego Padres
PETCO Park, San Diego, CA
Wed Jun 30 2010, 3:36 PM - 6:24 PM EDT
Att: 24,519 - Sunny - 73 F

AB 34
R 3
H 7
RBI 3
BB 3
SO 12
LOB 15

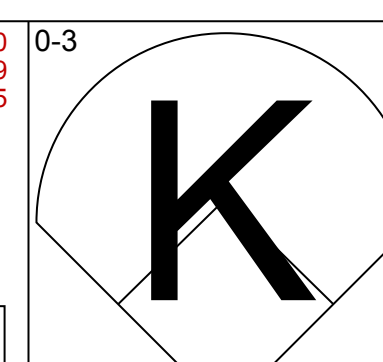
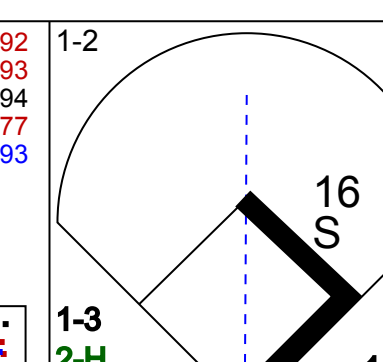
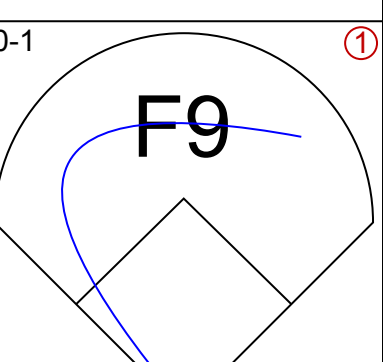
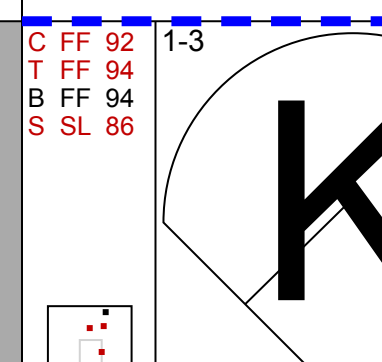
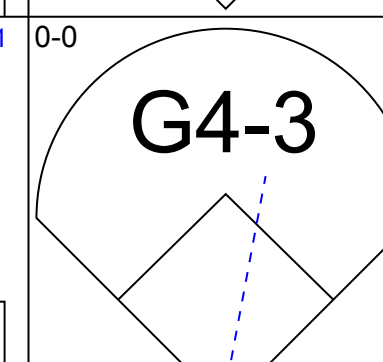
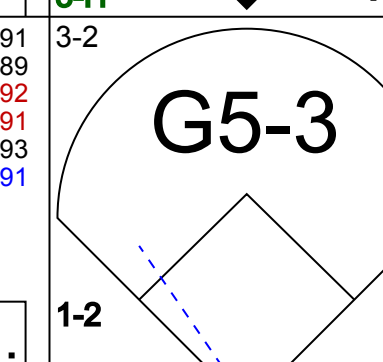
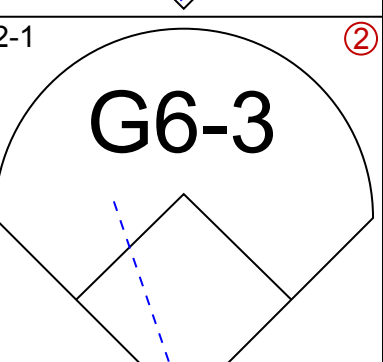
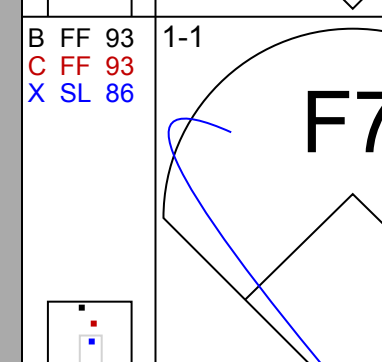
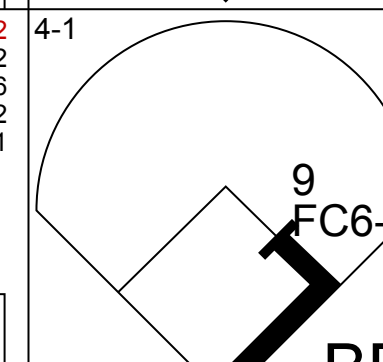
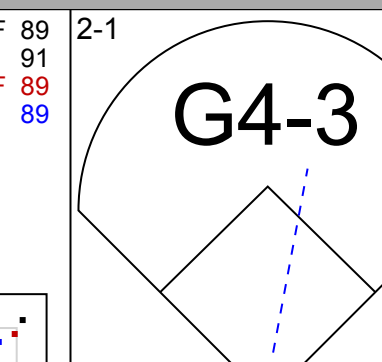
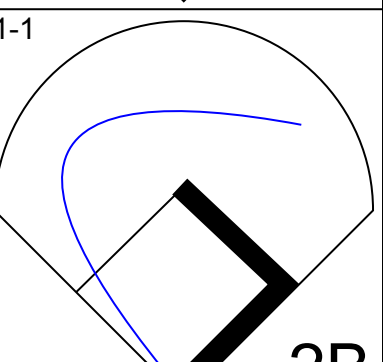

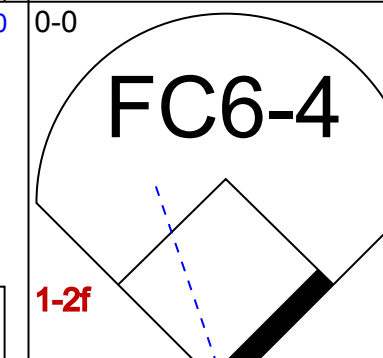
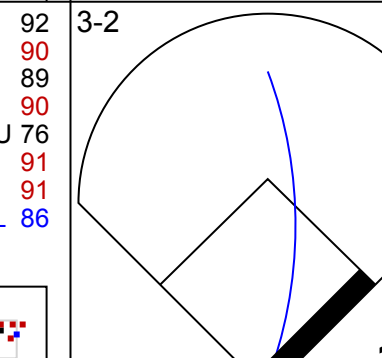
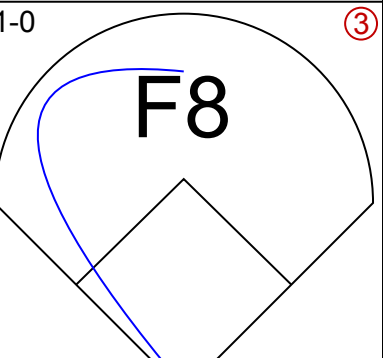


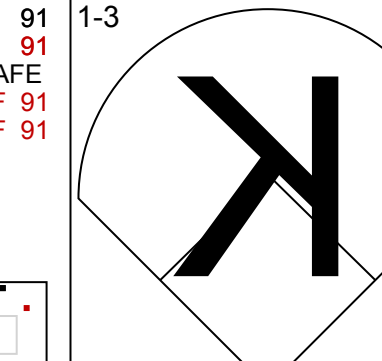


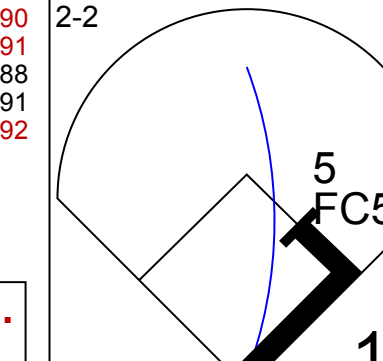
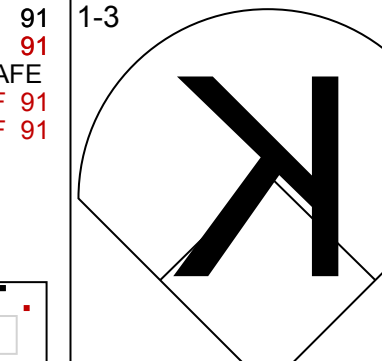


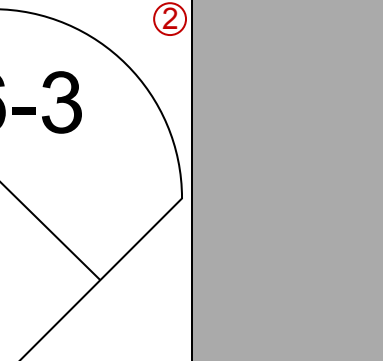
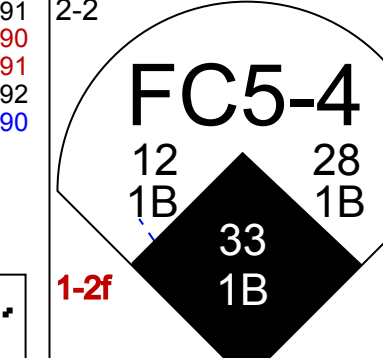
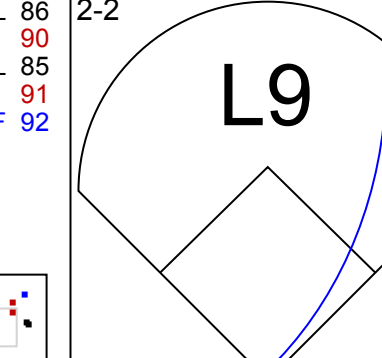


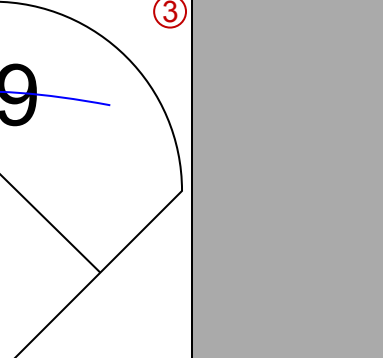
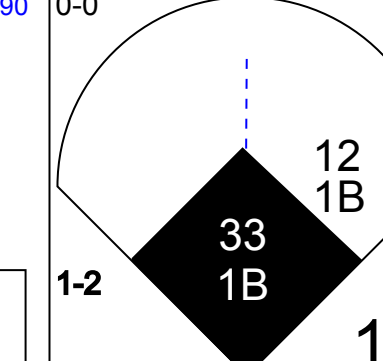
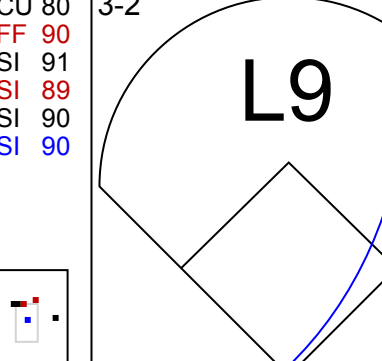

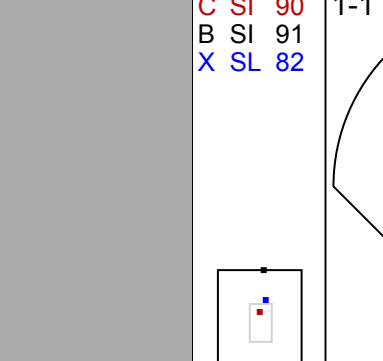
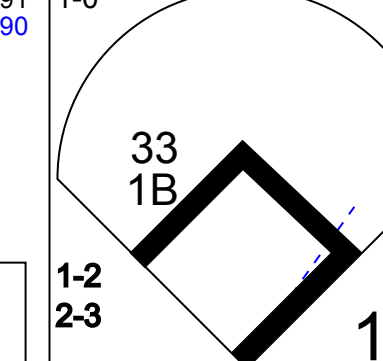
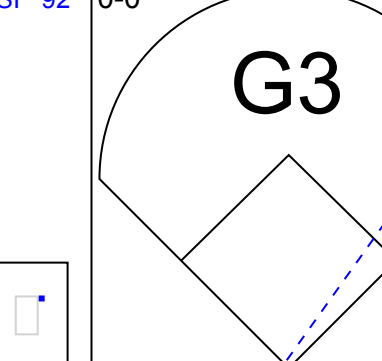


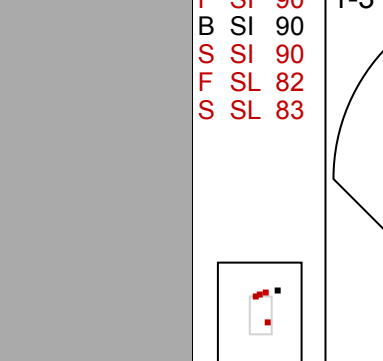
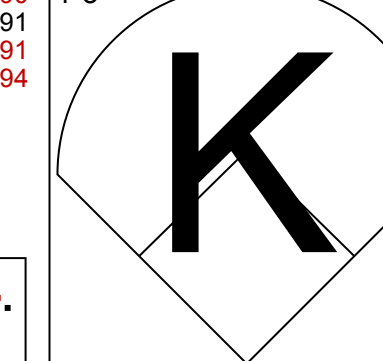
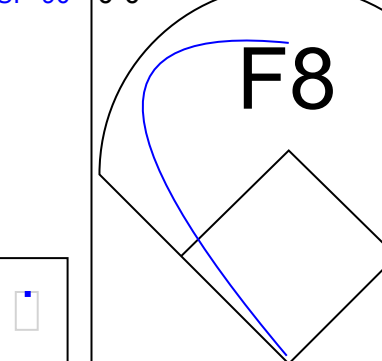
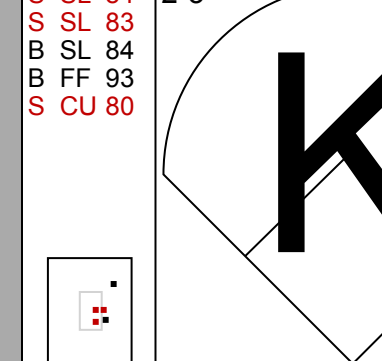
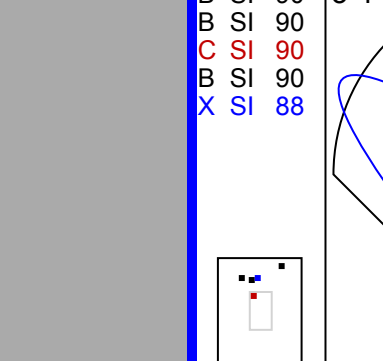
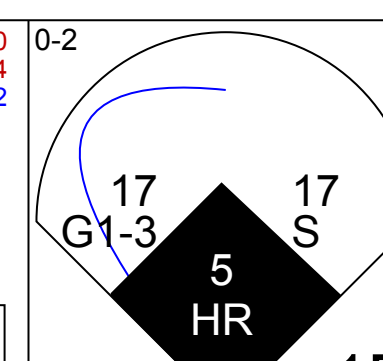
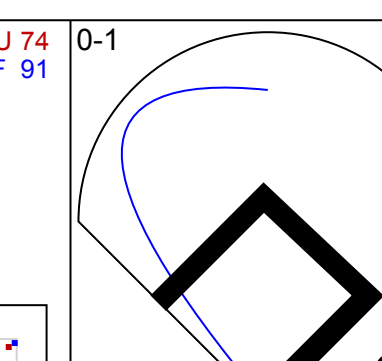
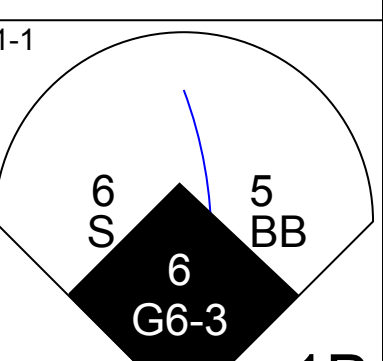
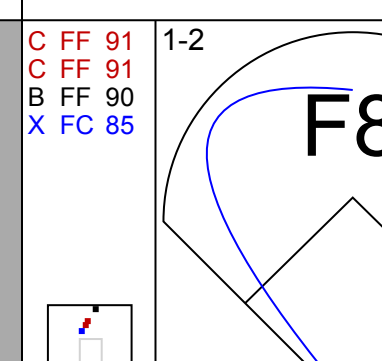
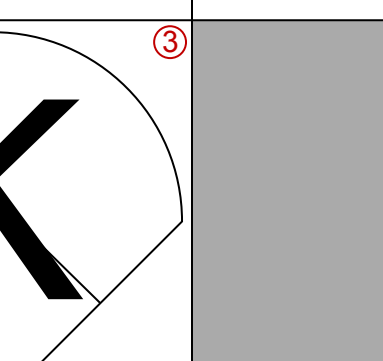
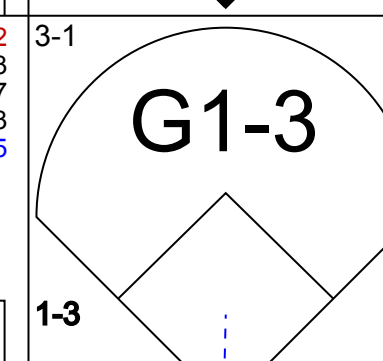
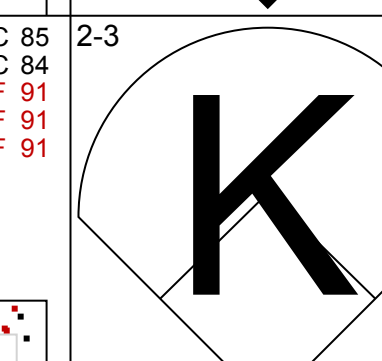
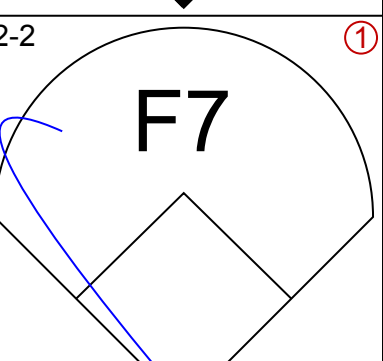
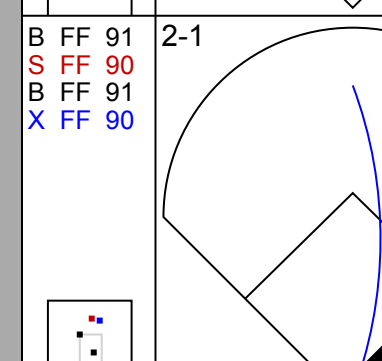
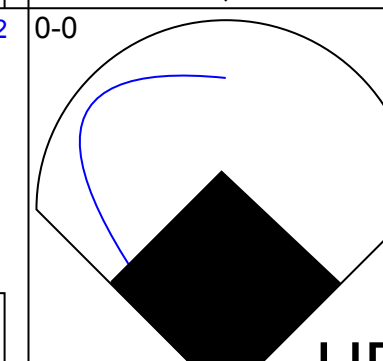
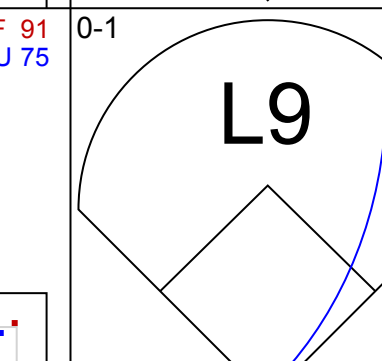
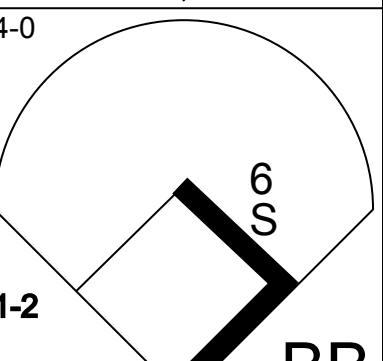
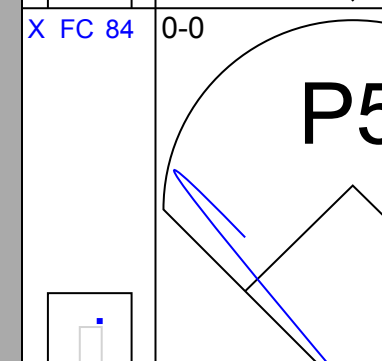
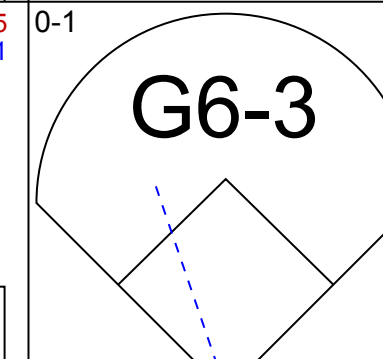

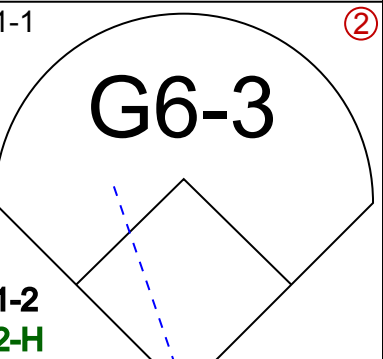

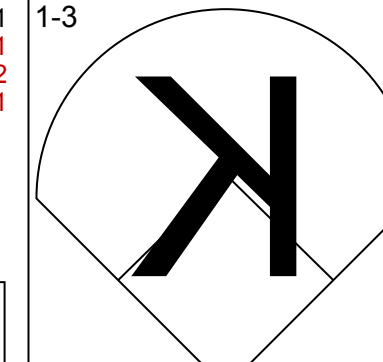

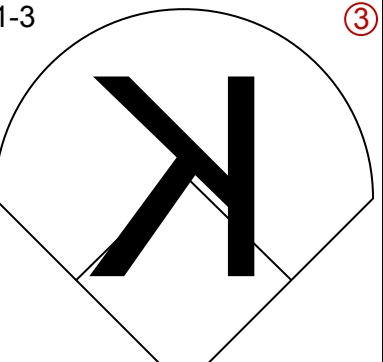















Batter	1	2	3	4	5	6	7	8	9	AB	R	H	RBI	BB	SO	LOB	BOTTOM					
15 Jerry Hairston, R OBP: 0.286, SLG: 0.351										2	2	1	2	2	0	0						
13 Chris Denorria, R OBP: 0.310, SLG: 0.310										3	3	2	0	1	1	1						
12 Scott Hairston, R OBP: 0.328, SLG: 0.409										5	0	2	4	0	1	3						
4 Nick Hundley, R OBP: 0.333, SLG: 0.413 8 Yorvit Torrealba, R OBP: 0.338, SLG: 0.353										3	0	1	1	0	0	3						
7 Chase Headley, S OBP: 0.313, SLG: 0.351										5	1	2	1	0	1	3						
14 Oscar Salazar, R OBP: 0.313, SLG: 0.300										2	2	1	1	3	0	1						
28 Aaron Cunningham, R OBP: 0.313, SLG: 0.452										5	2	2	0	0	0	3						
1 Everth Cabrera, S OBP: 0.276, SLG: 0.283										4	1	1	2	1	2	1						
33 Clayton Richard, L OBP: 0.200, SLG: 0.222 63 Sean Gallagher, R										4	1	1	2	0	0	2						
Inning Stats	R: 2 E: 0 K: 0 S: 13	H: 2 LOB: 1 BB: 2 P: 27	R: 0 E: 0 K: 0 S: 7	H: 0 LOB: 0 BB: 0 P: 9	R: 1 E: 0 K: 0 S: 13	H: 1 LOB: 1 BB: 0 P: 26	R: 6 E: 0 K: 1 S: 22	H: 6 LOB: 2 BB: 2 P: 40	R: 0 E: 0 K: 1 S: 11	H: 1 LOB: 2 BB: 1 P: 20	R: 4 E: 0 K: 1 S: 14	H: 3 LOB: 1 BB: 2 P: 25	R: 0 E: 0 K: 1 S: 7	H: 1 LOB: 0 BB: 0 P: 11	R: 0 E: 0 K: 2 S: 8	H: 0 LOB: 1 BB: 1 P: 14	1B: 12 2B: 3 3B: 0 HR: 0	SF: 1 SAC: 0 DP: 2 HBP: 1	WP: 0 PB: 0 SB: 1 CS: 0	PA: 45		
PITCHER	IP: 3.0 WLS: L BF: 19 ERA: 4.87	IP: 2.0 WLS: 14 BF: 8 ERA: 6.75	IP: 2.0 WLS: 2 BF: 1 ERA: 4.5	IP: 1.0 WLS: 4 BF: 0 ERA: 2.55	IP: 19.0 WLS: 8 BF: 8 ERA: 4.87	IP: 4.0 WLS: 4 BF: 4 ERA: 6.75	IP: 2.0 WLS: 8 BF: 1 ERA: 4.5	IP: 1.0 WLS: 0 BF: 0 ERA: 2.55	IP: 19.0 WLS: 8 BF: 8 ERA: 4.87	IP: 4.0 WLS: 4 BF: 4 ERA: 6.75	IP: 2.0 WLS: 2 BF: 1 ERA: 4.5	IP: 1.0 WLS: 4 BF: 0 ERA: 2.55	IP: 19.0 WLS: 8 BF: 8 ERA: 4.87	IP: 4.0 WLS: 4 BF: 4 ERA: 6.75	IP: 2.0 WLS: 2 BF: 1 ERA: 4.5	IP: 1.0 WLS: 4 BF: 0 ERA: 2.55	IP: 19.0 WLS: 8 BF: 8 ERA: 4.87	IP: 4.0 WLS: 4 BF: 4 ERA: 6.75	IP: 2.0 WLS: 2 BF: 1 ERA: 4.5	IP: 1.0 WLS: 4 BF: 0 ERA: 2.55	IP: 19.0 WLS: 8 BF: 8 ERA: 4.87	IP: 4.0 WLS: 4 BF: 4 ERA: 6.75

Colorado Rockies @ San Diego Padres
PETCO Park, San Diego, CA
Wed Jun 30 2010, 3:36 PM - 6:24 PM EDT
Att: 24,519 - Sunny - 73 F

AB 35
R 13
H 14
RBI 13
BB 8
SO 6
LOB 18



Batter	1	2	3	4	5	6	7	8	9	AB	R	H	RBI	BB	SO	LOB	TOP					
33 Aaron Rowand, R OBP: 0.282, SLG: 0.404										4	0	1	2	0	2	0	San Francisco Giants @ Colorado Rockies Coors Field, Denver, CO Thu Jul 01 2010, 6:42 PM - 9:36 PM MDT Att: 32,134 - Partly Cloudy - 85 F					
16 Edgar Renteria, R OBP: 0.373, SLG: 0.393										4	0	0	0	0	0	2						
17 Aubrey Huff, L OBP: 0.371, SLG: 0.500										3	0	1	0	1	1	0						
9 Pat Burrell, R OBP: 0.339, SLG: 0.451										4	0	1	0	0	1	2						
56 Andres Torres, S OBP: 0.371, SLG: 0.443										0	0	0	0	0	0	0						
48 Pablo Sandoval, S OBP: 0.331, SLG: 0.409										4	0	1	0	0	1	2						
5 Juan Uribe, R OBP: 0.311, SLG: 0.460										4	1	0	0	0	0	4						
28 Buster Posey, R OBP: 0.321, SLG: 0.416										4	2	2	1	0	0	0						
12 Nate Schierholtz, L OBP: 0.340, SLG: 0.360										4	0	1	0	0	1	0						
40 Madison Bumgarner, R OBP: 0.167, SLG: 0.167										3	0	0	0	0	2	3						
59 Guillermo Mota, R OBP: 0.366, SLG: 0.514										0	0	0	0	0	0	0						
Inning Stats	R: 0 E: 0 K: 1 S: 6	H: 0 LOB: 1 BB: 1 P: 10	R: 2 E: 0 K: 1 S: 19	H: 4 LOB: 2 BB: 0 P: 29	R: 0 E: 0 K: 1 S: 13	H: 1 LOB: 1 BB: 0 P: 21	R: 0 E: 0 K: 0 S: 5	H: 0 LOB: 0 BB: 0 P: 8	R: 0 E: 0 K: 0 S: 7	H: 1 LOB: 0 BB: 0 P: 11	R: 1 E: 0 K: 0 S: 8	H: 1 LOB: 0 BB: 0 P: 14	R: 0 E: 0 K: 2 S: 8	H: 0 LOB: 0 BB: 0 P: 12	R: 0 E: 0 K: 2 S: 12	H: 0 LOB: 2 BB: 0 P: 13	R: 0 E: 0 K: 1 S: 8	H: 0 LOB: 0 BB: 0 P: 13	1B: 5 2B: 1 3B: 0 HR: 1	SF: 0 SAC: 0 DP: 0 HBP: 0	WP: 1 PB: 0 SB: 1 CS: 0	PA: 36
PITCHER	IP	WLS	BF	H	R	ER	SO	BB	IBB	HBP	BLK	WP	HR	S	P	ERA	WHIP					
28 Aaron Cook, R ERA: 4.66	6.1	W	27	7	3	3	4	1	0	0	0	0	1	61	98	4.26	1.263					
34 Matt Belisle, R ERA: 2.81	0.2	H	2	0	0	0	1	0	0	0	0	0	0	5	7	0.00	0.000					
63 Rafael Betancourt, R ERA: 4.97	1.0	H	4	0	0	0	2	0	0	0	0	1	0	12	13	0.00	0.000					
16 Huston Street, R ERA: 3.38	1.0		3	0	0	0	1	0	0	0	0	0	0	8	13	0.00	0.000					
Batter	1	2	3	4	5	6	7	8	9	AB	R	H	RBI	BB	SO	LOB	BOTTOM					
24 Dexter Fowler, S OBP: 0.328, SLG: 0.322										5	2	3	0	0	1	1	San Francisco Giants @ Colorado Rockies Coors Field, Denver, CO Thu Jul 01 2010, 6:42 PM - 9:36 PM MDT Att: 32,134 - Partly Cloudy - 85 F					
17 Todd Helton, L OBP: 0.342, SLG: 0.316										4	0	1	0	0	1	3						
5 Carlos González, L OBP: 0.329, SLG: 0.496										3	1	1	2	1	0	2						
6 Melvin Mora, R OBP: 0.324, SLG: 0.328										4	0	0	1	0	0	1						
19 Ryan Spilborghs, R OBP: 0.347, SLG: 0.471										4	1	1	0	0	2	1						
21 Miguel Olivo, R OBP: 0.371, SLG: 0.550										4	2	2	1	0	1	0						
12 Clint Barmes, R OBP: 0.306, SLG: 0.400										4	1	2	1	0	0	0						
18 Jonathan Herrera, S OBP: 0.295, SLG: 0.289										4	0	1	0	0	1	2						
28 Aaron Cook, R ERA: 4.66	7.0	L	30	9	4	3	5	1	0	0	0	0	0	0	0	2						
34 Matt Belisle, R ERA: 2.81	0.2		5	2	3	1	0	0	0	0	0	0	0	0	0	0						
63 Rafael Betancourt, R ERA: 4.97	1.0		2	1	0	0	1	0	0	0	0	0	0	0	0	0						
16 Huston Street, R ERA: 3.38	0.1		2	1	0	0	1	0	0	0	0	0	0	0	0	0						
Inning Stats	R: 2 E: 0 K: 1 S: 11	H: 2 LOB: 0 BB: 0 P: 15	R: 0 E: 0 K: 2 S: 8	H: 0 LOB: 0 BB: 0 P: 12	R: 0 E: 0 K: 1 S: 10	H: 1 LOB: 1 BB: 0 P: 13	R: 1 E: 0 K: 0 S: 11	H: 3 LOB: 2 BB: 0 P: 17	R: 1 E: 0 K: 1 S: 11	H: 1 LOB: 1 BB: 1 P: 20	R: 0 E: 0 K: 0 S: 9	H: 1 LOB: 0 BB: 0 P: 15	R: 0 E: 0 K: 0 S: 13	H: 1 LOB: 0 BB: 0 P: 19	R: 3 E: 1 K: 1 S: 25	H: 3 LOB: 1 BB: 0 P: 36	1B: 9 2B: 0 3B: 2 HR: 1	SF: 0 SAC: 0 DP: 1 HBP: 0	WP: 0 PB: 0 SB: 3 CS: 0	PA: 37		
PITCHER	IP	WLS	BF	H	R	ER	SO	BB	IBB	HBP	BLK	WP	HR	S	P	ERA	WHIP					
40 Madison Bumgarner, L ERA: 4.5	7.0	L	30	9	4	3	5	1	0	0	0	0	0	0	0	2	3.86	1.429				
59 Guillermo Mota, R ERA: 2.9	0.2		5	2	3	1	0	0	0	0	0	0	0	0	0	0	13.50	3.000				
45 Dan Runzler, L ERA: 3.21	0.1		2	1	0	0	1	0	0	0	0	0	0	0	0	0	0.00	3.000				

Batter	1	2	3	4	5	6	7	8	9	AB	R	H	RBI	BB	SO	LOB	TOP																						
56 Andres Torres, S OBP: 0.369, SLG: 0.444										4	1	1	0	0	0	0																							
21 Freddy Sanchez, R OBP: 0.345, SLG: 0.359										4	0	0	0	0	0	1																							
17 Aubrey Huff, L OBP: 0.378, SLG: 0.522										4	2	2	3	0	0	0																							
9 Pat Burrell, R OBP: 0.339, SLG: 0.445										2	0	0	0	1	2	0																							
12 Nate Schierholz, L OBP: 0.338, SLG: 0.357										3	0	0	0	1	0	0																							
48 Pablo Sandoval, S OBP: 0.330, SLG: 0.405										4	0	0	0	0	1	2																							
5 Juan Uribe, R OBP: 0.327, SLG: 0.453																																							
28 Buster Posey, R OBP: 0.330, SLG: 0.423										3	0	2	0	0	0	0																							
22 Eli Whiteside, R OBP: 0.319, SLG: 0.488										3	0	0	0	0	2	2																							
55 Tim Lincecum, L OBP: 0.111, SLG: 0.086										2	0	0	0	0	1	1																							
33 Aaron Rowand, R OBP: 0.281, SLG: 0.402										1	0	0	0	0	0	0																							
41 Jeremy Affeldt, L OBP: 0.300, SLG: 0.400										0	0	0	0	0	0	0																							
47 Chris Ray, R OBP: 0.300, SLG: 0.400										0	0	0	0	0	0	0																							
Inning Stats	R: 2 H: 2 E: 0 K: 1 S: 10	H: 2 BB: 0 P: 16	R: 0 H: 1 E: 0 K: 2 S: 13	H: 1 LOB: 1 BB: 0 P: 18	R: 0 H: 0 E: 0 K: 1 S: 7	H: 0 LOB: 0 BB: 0 P: 10	R: 0 H: 0 E: 0 K: 1 S: 10	H: 0 LOB: 0 BB: 0 P: 17	R: 0 H: 1 E: 0 K: 0 S: 10	H: 1 LOB: 2 BB: 2 P: 14	R: 1 H: 1 E: 0 K: 0 S: 11	H: 1 LOB: 0 BB: 2 P: 26	R: 0 H: 0 E: 0 K: 1 S: 9	H: 0 LOB: 0 BB: 0 P: 12	R: 0 H: 0 E: 0 K: 0 S: 6	H: 0 LOB: 0 BB: 0 P: 7	R: 0 H: 0 E: 0 K: 1 S: 9	H: 0 LOB: 0 BB: 0 P: 10	1B: 2 2B: 1 3B: 0 HR: 2	SF: 0 SAC: 0 DP: 1 HBP: 0	WP: 0 PB: 0 SB: 0 CS: 0	PA: 33																	
PITCHER	IP: 6.0 WLS: 3 BF: 24 ERA: 3.59	WLS: 5 BF: 5 ERA: 2.72	H: 5 R: 3 ER: 3 SO: 5	R: 3 ER: 3 SO: 5	BB: 2 IBB: 0 HBP: 0 BLK: 0	IBB: 0 HBP: 0 BLK: 0	WP: 0 HR: 2 S: 61 P: 101	HR: 2 S: 61 P: 101	ERA: 4.50 WHIP: 1.167	PITCHER	IP: 7.1 WLS: 1.2 BF: 5	WLS: 1 BF: 1	H: 0 R: 0 ER: 0 SO: 1	H: 0 R: 0 ER: 0 SO: 1	BB: 0 IBB: 0 HBP: 0 BLK: 0	BB: 0 IBB: 0 HBP: 0 BLK: 0	WP: 0 HR: 0 S: 13 P: 17	HR: 0 S: 13 P: 17	ERA: 0.00 WHIP: 0.000	PITCHER	IP: 8.1 WLS: 0.1 BF: 1	WLS: 0 BF: 0	H: 0 R: 0 ER: 0 SO: 0	H: 0 R: 0 ER: 0 SO: 0	BB: 0 IBB: 0 HBP: 0 BLK: 0	BB: 0 IBB: 0 HBP: 0 BLK: 0	WP: 0 HR: 0 S: 2 P: 2	HR: 0 S: 2 P: 2	ERA: 0.00 WHIP: 0.000	PITCHER	IP: 9.1 WLS: 1.0 BF: 3	WLS: 0 BF: 0	H: 0 R: 0 ER: 0 SO: 1	H: 0 R: 0 ER: 0 SO: 1	BB: 0 IBB: 0 HBP: 0 BLK: 0	BB: 0 IBB: 0 HBP: 0 BLK: 0	WP: 0 HR: 0 S: 9 P: 10	HR: 0 S: 9 P: 10	ERA: 0.00 WHIP: 0.000

San Francisco Giants @ Colorado Rockies
Coors Field, Denver, CO
Fri Jul 02 2010, 6:12 PM - 8:45 PM MDT
Att: 48,127 - Clear - 87 F

AB 31
R 3
H 5
RBI 3
BB 2
SO 7
LOB 6



Batter	1	2	3	4	5	6	7	8	9	AB	R	H	RBI	BB	SO	LOB	BOTTOM												
24 Dexter Fowler, S OBP: 0.346, SLG: 0.355										3	1	3	1	2	0	0													
18 Jonathan Herrera, S OBP: 0.300, SLG: 0.304										3	0	2	3	0	0	1													
5 Carlos González, L OBP: 0.324, SLG: 0.488										5	0	0	0	0	3	6													
23 Jason Giambi, L OBP: 0.369, SLG: 0.381										3	0	0	0	1	0	2													
6 Melvin Mora, R OBP: 0.324, SLG: 0.328										4	0	2	0	0	0	2													
7 Seth Smith, L OBP: 0.340, SLG: 0.539										4	0	2	0	0	0	2													
21 Miguel Olivo, R OBP: 0.373, SLG: 0.553										4	1	2	0	0	0	2													
9 Ian Stewart, L OBP: 0.336, SLG: 0.408										3	2	1	0	1	1	2													
12 Clint Barmes, R OBP: 0.309, SLG: 0.414										4	2	2	2	0	0	2													
45 Jhoulys Chacin, R OBP: 0.248, SLG: 0.048										2	0	0	0	0	0	1													
11 Brad Hawpe, R OBP: 0.292, SLG: 0.400										0	0	0	0	0	0	0													
34 Matt Belisle, L OBP: 0.300, SLG: 0.400										0	0	0	0	0	0	0													
97 Joe Beimel, L OBP: 0.300, SLG: 0.400										0	0	0	0	0	0	0													
28 Aaron Cook, R OBP: 0.300, SLG: 0.400										0	0	0	0	0	0	0													
16 Huston Street, R OBP: 0.300, SLG: 0.400										0	0	0	0	0	0	0													
Inning Stats	R: 0 H: 2 E: 0 K: 1 S: 12	H: 3 LOB: 1 BB: 1 P: 18	R: 2 H: 3 E: 1 K: 1 S: 14	H: 3 LOB: 1 BB: 0 P: 19	R: 0 H: 0 E: 0 K: 0 S: 5	H: 0 LOB: 0 BB: 0 P: 6	R: 0 H: 1 E: 0 K: 0 S: 8	H: 1 LOB: 1 BB: 0 P: 12	R: 1 H: 2 E: 0 K: 1 S: 12	H: 2 LOB: 2 BB: 1 P: 22	R: 1 H: 1 E: 0 K: 1 S: 10	H: 1 LOB: 2 BB: 2 P: 25	R: 0 H: 1 E: 0 K: 0 S: 5	H: 1 LOB: 0 BB: 0 P: 5	R: 2 H: 2 E: 0 K: 1 S: 16	H: 2 LOB: 1 BB: 1 P: 24	1B: 7 2B: 3 3B: 1 HR: 1	SF: 1 SAC: 1 DP: 0 HBP: 0	WP: 0 PB: 0 SB: 0 CS: 0	PA: 39									
PITCHER	IP: 6.0 WLS: 6.0 BF: 30 ERA: 3.28	WLS: 7 BF: 7 ERA: 5.02	H: 9 R: 4 ER: 4 SO: 4	R: 4 ER: 4 SO: 4	BB: 4 IBB: 0 HBP: 0 BLK: 0	IBB: 0 HBP: 0 BLK: 0	WP: 0 HR: 1 S: 61 P: 102	HR: 1 S: 61 P: 102	ERA: 6.00 WHIP: 2.167	PITCHER	IP: 7.1 WLS: 1.1 BF: 7	WLS: 0.2 BF: 2	H: 3 R: 2 ER: 2 SO: 1	H: 2 R: 2 ER: 2 SO: 1	BB: 1 IBB: 0 HBP: 0 BLK: 0	BB: 1 IBB: 0 HBP: 0 BLK: 0	WP: 0 HR: 0 S: 18 P: 24	HR: 0 S: 18 P: 24	ERA: 13.50 WHIP: 3.000	PITCHER	IP: 8.1 WLS: 0.2 BF: 2	WLS: 0 BF: 0	H: 0 R: 0 ER: 0 SO: 0	H: 0 R: 0 ER: 0 SO: 0	BB: 0 IBB: 0 HBP: 0 BLK: 0	BB: 0 IBB: 0 HBP: 0 BLK: 0	WP: 0 HR: 0 S: 3 P: 5	HR: 0 S: 3 P: 5	ERA: 0.00 WHIP: 0.000

San Francisco Giants @ Colorado Rockies
Coors Field, Denver, CO
Fri Jul 02 2010, 6:12 PM - 8:45 PM MDT
Att: 48,127 - Clear - 87 F


AB 32
R 6
H 12
RBI 6
BB 5
SO 5
LOB 20



Batter	1	2	3	4	5	6	7	8	9	AB	R	H	RBI	BB	SO	LOB	TOP										
3 Felipe Lopez, S OBP: 0.348, SLG: 0.418	E5		HR	1B		F7		G3		5	1	2	3	0	0	1											
28 Colby Rasmus, L OBP: 0.386, SLG: 0.540	G3-6-1-3		1B	1B		K		F9		5	1	1	0	0	1	3											
5 Albert Pujols, R OBP: 0.574, SLG: 0.570	G6-3		2B			1B		G1-3		4	2	2	1	1	0	0											
7 Matt Holliday, R OBP: 0.374, SLG: 0.500		F8	IBB			K		G6-3		4	1	1	3	1	1	1											
34 Nick Swishenko, R OBP: 0.340, SLG: 0.510	G1-3		F9			P5		G4-3		2	0	0	0	0	0	2											
46 Kyle McClellan, R OBP: 0.330, SLG: 0.340										0	0	0	0	0	0	0											
30 Jason Motte, R OBP: 0.330, SLG: 0.313										0	0	0	0	0	0	0											
36 Denny Reyes, R OBP: 0.330, SLG: 0.313										0	0	0	0	0	0	0											
31 Ryan Franklin, R OBP: 0.330, SLG: 0.313										0	0	0	0	0	0	0											
4 Yadier Molina, R OBP: 0.312, SLG: 0.302	G6-3					F9				3	1	1	1	1	0	0											
27 Tyler Greene, R OBP: 0.310, SLG: 0.487			L7			K		G6-3		4	1	1	0	0	1	2											
53 Blake Hawksworth, R OBP: 0.300, SLG: 0.313								G1-3		2	0	0	0	0	1	2											
44 Randy Winn, S OBP: 0.300, SLG: 0.313										1	0	0	0	0	0	0											
12 Aaron Miles, S OBP: 0.361, SLG: 0.394								G6-3		3	2	2	1	0	0	0											
Inning Stats	R: 0 E: 1 K: 0 S: 5	H: 0 LOB: 0 BB: 0 P: 6	R: 0 E: 0 K: 0 S: 5	H: 0 LOB: 0 BB: 0 P: 10	R: 3 E: 0 K: 1 S: 17	H: 4 LOB: 1 BB: 1 P: 26	R: 2 E: 0 K: 0 S: 15	H: 2 LOB: 2 BB: 0 P: 25	R: 1 E: 0 K: 2 S: 14	H: 3 LOB: 2 BB: 0 P: 22	R: 3 E: 0 K: 1 S: 13	H: 2 LOB: 0 BB: 1 P: 23	R: 0 E: 0 K: 0 S: 7	H: 0 LOB: 0 BB: 0 P: 10	R: 0 E: 0 K: 0 S: 6	H: 0 LOB: 0 BB: 0 P: 8	R: 0 E: 0 K: 0 S: 9	H: 0 LOB: 0 BB: 0 P: 16	1B: 8 2B: 1 3B: 0 HR: 2	SF: 1 SAC: 1 DP: 1 HBP: 0	WP: 0 PA: 41 PB: 0 SB: 0 CS: 0						
PITCHER	IP	WLS	BF	H	R	ER	SO	BB	IBB	HBP	BLK	WP	HR	S	P	ERA	WHIP										
26 Jeff Francis, L ERA: 5.12	4.0		20	6	5	5	1	1	1	0	0	0	1	42	67	11.25	1.750										
45 Jhoulys Chacin, R ERA: 3.93	3.0		15	5	4	4	3	1	0	0	0	0	1	34	55	12.00	2.000										
60 Manny Corpas, R ERA: 4.7	2.0	W	6	0	0	0	0	0	0	0	0	0	0	15	24	0.00	0.000										

St. Louis Cardinals @ Colorado Rockies
Coors Field, Denver, CO
Tue Jul 06 2010, 7:11 PM - 10:29 PM MDT
Att: 32,922 - Partly Cloudy - 81 F


AB 36
R 9
H 11
RBI 9
BB 3
SO 4
LOB 11



Batter	1	2	3	4	5	6	7	8	9	AB	R	H	RBI	BB	SO	LOB	BOTTOM										
24 Dexter Fowler, S OBP: 0.368, SLG: 0.387	G4-3		HR			G3		G5-3		5	2	1	0	1	1	1											
18 Jonathan Herrera, S OBP: 0.327, SLG: 0.315	G1-3		G3			G4-3				4	0	1	0	1	0	1											
11 Brad Hawpe, L OBP: 0.351, SLG: 0.453										1	0	0	0	0	0	1											
5 Carlos González, L OBP: 0.335, SLG: 0.510										6	2	4	3	0	2	1											
23 Jason Giambi, L OBP: 0.385, SLG: 0.387										5	0	3	0	1	0	3											
28 Aaron Cook, R OBP: 0.214, SLG: 0.286										0	1	0	0	0	0	0											
21 Miguel Olivo, R OBP: 0.367, SLG: 0.537										6	2	3	0	0	1	4											
7 Seth Smith, L OBP: 0.354, SLG: 0.553										4	2	3	3	2	0	1											
9 Ian Stewart, L OBP: 0.342, SLG: 0.416										3	0	1	0	1	1	4											
60 Manny Corpas, R OBP: 0.336, SLG: 0.333										0	0	0	0	0	0	0											
6 Melvin Mora, R OBP: 0.336, SLG: 0.333										1	1	1	0	0	0	0											
12 Clint Barmes, R OBP: 0.315, SLG: 0.407										4	1	1	0	1	0	7											
26 Jeff Francis, L ERA: 4.88										1	0	0	0	0	0	3											
19 Ryan Spillborghs, R OBP: 0.349, SLG: 0.496										1	0	0	0	0	1	0											
45 Jhoulys Chacin, R OBP: 0.045, SLG: 0.045										1	0	0	0	0	0	2											
20 Chris Iannetta, R OBP: 0.344, SLG: 0.449										2	1	1	4	0	0	1											
Inning Stats	R: 0 E: 0 K: 1 S: 10	H: 2 LOB: 3 BB: 1 P: 24	R: 2 E: 0 K: 0 S: 15	H: 2 LOB: 3 BB: 3 P: 33	R: 0 E: 0 K: 2 S: 10	H: 2 LOB: 2 BB: 0 P: 16	R: 0 E: 0 K: 0 S: 10	H: 2 LOB: 2 BB: 0 P: 10	R: 0 E: 0 K: 0 S: 8	H: 1 LOB: 1 BB: 1 P: 18	R: 1 E: 0 K: 0 S: 15	H: 2 LOB: 1 BB: 0 P: 20	R: 0 E: 0 K: 1 S: 4	H: 0 LOB: 0 BB: 1 P: 9	R: 0 E: 1 K: 0 S: 22	H: 8 LOB: 1 BB: 1 P: 37	1B: 14 2B: 2 3B: 0 HR: 3	SF: 0 SAC: 0 DP: 1 HBP: 0	WP: 2 PA: 51 PB: 1 SB: 0 CS: 0								
PITCHER	IP	WLS	BF	H	R	ER	SO	BB	IBB	HBP	BLK	WP	HR	S	P	ERA	WHIP										
53 Blake Hawksworth, R ERA: 2.37	5.0		27	8	2	2	5	4	0	0	0	1	61	98	3.60	2.400											
46 Kyle McClellan, R ERA: 2.37	1.0		5	1	0	0	0	1	0	0	0	1	0	8	18	0.00	2.000										
43 Trevor Miller, L ERA: 3.6	0.0		2	2	1	1	0	0	0	0	0	1	0	10	14	∞	∞										
30 Jason Motte, R ERA: 2.19	1.0		3	0	0	0	0	0	0	0	0	0	0	5	6	0.00	0.000										
36 Denny Reyes, L ERA: 3.7	1.1		7	2	3	3	1	2	0	0	0	0	0	8	18	20.25	3.000										

St. Louis Cardinals @ Colorado Rockies
Coors Field, Denver, CO
Tue Jul 06 2010, 7:11 PM - 10:29 PM MDT
Att: 32,922 - Partly Cloudy - 81 F

AB 44
R 12
H 19
RBI 10
BB 7
SO 6
LOB 29



Batter	1	2	3	4	5	6	7	8	9	AB	R	H	RBI	BB	SO	LOB	TOP				
3 Felipe Lopez, S OBP: 0.348, SLG: 0.414	P5		K			G3		K		4	0	0	0	0	2	1	St. Louis Cardinals @ Colorado Rockies Coors Field, Denver, CO Thu Jul 08 2010, 1:12 PM - 3:28 PM MDT Att: 37,456 - Cloudy - 65 F				
28 Colby Rasmus, L OBP: 0.365, SLG: 0.537	F8 2B			F7		K		F8		4	0	1	0	0	1	0					
5 Albert Pujols, R OBP: 0.409, SLG: 0.559	F8			K		G5-3		G5-3 19 2B		4	1	1	0	0	1	1					
7 Matt Holliday, R OBP: 0.379, SLG: 0.524	P4			G6-3				G5-3		4	0	1	0	0	0	2					
19 Jon Jay, L OBP: 0.390, SLG: 0.614	F7					G6-3 4 13 G4-3 2B		G5-3		3	1	2	1	1	0	0					
4 Yadier Molina, R OBP: 0.306, SLG: 0.296	F9			G6-3		G4-6-3 BB		G6-3		4	0	0	0	0	0	4					
13 Brendan Ryan, R OBP: 0.205, SLG: 0.290				G4-3				G4-3		2	0	0	1	0	1	0					
12 Aaron Miles, S OBP: 0.351, SLG: 0.382				G4-3						1	0	0	0	0	0	0					
29 Chris Carpenter, R OBP: 0.135, SLG: 0.086				G5-3						2	0	0	0	0	0	0					
36 Dennys Reyes, R OBP: 0.305, SLG: 0.313				G4-3						0	0	0	0	0	0	0					
44 Randy Winn, S OBP: 0.305, SLG: 0.313										0	0	0	0	0	1	0					
41 Mitchell Boggs, R OBP: 0.319, SLG: 0.327										0	0	0	0	0	0	0					
55 Skip Schumaker, L OBP: 0.319, SLG: 0.327				F7				K		3	0	0	0	0	1	1					
Inning Stats	R: 0 H: 1 E: 0 K: 0 S: 6	H: 1 LOB: 1 BB: 0 P: 8	R: 0 H: 0 E: 0 K: 1 S: 8	H: 0 LOB: 0 BB: 0 P: 11	R: 0 H: 0 E: 0 K: 1 S: 7	H: 0 LOB: 0 BB: 0 P: 13	R: 0 H: 0 E: 0 K: 1 S: 7	H: 0 LOB: 0 BB: 0 P: 8	R: 1 H: 1 E: 0 K: 0 S: 6	H: 1 LOB: 1 BB: 0 P: 9	R: 0 H: 0 E: 0 K: 1 S: 9	H: 0 LOB: 0 BB: 0 P: 12	R: 0 H: 1 E: 1 K: 0 S: 10	H: 1 LOB: 1 BB: 1 P: 19	R: 0 H: 0 E: 0 K: 2 S: 8	H: 0 LOB: 1 BB: 0 P: 14	R: 1 H: 2 E: 0 K: 0 S: 12	H: 2 LOB: 1 BB: 0 P: 17	1B: 1 2B: 4 3B: 0 HR: 0	SF: 0 SAC: 0 DP: 1 HBP: 0	WP: 0 PA: 33 PB: 0 SB: 0 CS: 0
PITCHER	IP WLS BF H R ER SO BB IBB HBP BLK WP HR S P ERA WHIP	8.0 W 28 3 1 1 6 2 0 0 0 0 0 61 94 1.12 0.625	1.0 S 5 2 1 1 0 0 0 0 0 0 0 12 17 9.00 2.000	PITCHER										IP WLS BF H R ER SO BB IBB HBP BLK WP HR S P ERA WHIP	3.0 L 28 1 1 1 0 0 0 0 0 0 12 17 9.00 2.000						

AB	31
R	2
H	5
RBI	2
BB	2
SO	6
LOB	9



Batter	1	2	3	4	5	6	7	8	9	AB	R	H	RBI	BB	SO	LOB	BOTTOM				
24 Dexter Fowler, S OBP: 0.373, SLG: 0.411	18 23 1B		K			18 CS BB				3	1	2	0	1	1	1	St. Louis Cardinals @ Colorado Rockies Coors Field, Denver, CO Thu Jul 08 2010, 1:12 PM - 3:28 PM MDT Att: 37,456 - Cloudy - 65 F				
18 Jonathan Herrera, S OBP: 0.336, SLG: 0.357	11 1B	G3-1		G1-3		CS		F8		4	1	1	0	0	0	2					
5 Carlos González, L OBP: 0.338, SLG: 0.514	K			L3		23 1B 2B		K		4	1	1	0	0	2	2					
23 Jason Giambi, L OBP: 0.402, SLG: 0.408	11 1B			11 2B 21 SF7 1B						4	1	4	2	0	0	0					
6 Melvin Mora, R OBP: 0.336, SLG: 0.333	11 1B									0	0	0	0	0	0	0					
11 Brad Hawpe, L OBP: 0.354, SLG: 0.459										4	0	2	1	0	1	2					
19 Ryan Spilborghs, R OBP: 0.346, SLG: 0.457										0	0	0	0	0	0	0					
21 Miguel Olivo, R OBP: 0.365, SLG: 0.534	K			SF7		P4				3	0	1	1	0	1	3					
9 Ian Stewart, L OBP: 0.344, SLG: 0.414	L9			F9		P4				4	0	0	0	0	0	5					
12 Clint Barmes, R OBP: 0.313, SLG: 0.400				P5		G1-3		G6-4-3		3	0	0	0	1	0	1					
38 Ubaldo Jiménez, R OBP: 0.114, SLG: 0.093				SH3 BB		G3-1				2	0	0	0	0	0	0					
16 Huston Street, R				SH3		G6-3				0	0	0	0	0	0	0					
Inning Stats	R: 2 H: 4 E: 0 K: 2 S: 17	H: 4 LOB: 2 BB: 0 P: 25	R: 0 H: 0 E: 0 K: 1 S: 10	H: 0 LOB: 1 BB: 1 P: 20	R: 1 H: 2 E: 0 K: 0 S: 8	H: 2 LOB: 1 BB: 0 P: 16	R: 0 H: 1 E: 0 K: 0 S: 8	H: 1 LOB: 0 BB: 0 P: 10	R: 1 H: 2 E: 0 K: 0 S: 10	H: 2 LOB: 1 BB: 0 P: 17	R: 0 H: 0 E: 0 K: 0 S: 14	H: 0 LOB: 0 BB: 1 P: 25	R: 0 H: 1 E: 0 K: 2 S: 9	H: 1 LOB: 1 BB: 0 P: 17	R: 0 H: 1 E: 0 K: 0 S: 8	H: 1 LOB: 0 BB: 0 P: 9	R: 0 H: 1 E: 0 K: 0 S: 12	H: 2 LOB: 1 BB: 0 P: 17	1B: 8 2B: 3 3B: 0 HR: 0	SF: 1 SAC: 1 DP: 1 HBP: 0	WP: 0 PA: 36 PB: 0 SB: 0 CS: 1
PITCHER	IP WLS BF H R ER SO BB IBB HBP BLK WP HR S P ERA WHIP	6.0 L 28 4 0 0 2 0 0 0 0 0 9 17 0.00 1.833	1.0 4 1 0 0 2 0 0 0 0 0 0 8 9 0.00 1.000	1.0 3 1 0 0 0 0 0 0 0 0 0 8 9 0.00 1.000	PITCHER										IP WLS BF H R ER SO BB IBB HBP BLK WP HR S P ERA WHIP	6.0 L 28 4 0 0 2 0 0 0 0 0 9 17 0.00 1.833					



Batter	1	2	3	4	5	6	7	8	9	AB	R	H	RBI	BB	SO	LOB	TOP			
15 Jerry Hairston, R OBP: 0.289, SLG: 0.350	F9			P4		L4		P6		4	0	0	0	0	0	0	San Diego Padres @ Colorado Rockies Coors Field, Denver, CO Sat Jul 10 2010, 6:12 PM - 8:55 PM MDT Att: 45,069 - Partly Cloudy - 85 F			
7 Chase Headley, S OBP: 0.318, SLG: 0.365	G3-1			K		K		F9		4	0	0	0	0	2	0				
23 Adrián González, L OBP: 0.394, SLG: 0.533	G6-3			G6-3				F7		3	0	0	0	1	0	0				
12 Scott Hairston, R OBP: 0.312, SLG: 0.382		P5			1B	P4			K	4	0	1	0	0	1	1				
8 Yorvit Torrealba, R OBP: 0.341, SLG: 0.351		G6-3			1B				K	4	1	2	0	0	1	0				
28 Aaron Cunningham, R OBP: 0.339, SLG: 0.519		G4-3			1B				F8	4	1	1	1	0	0	2				
13 Chris Denorfia, R OBP: 0.314, SLG: 0.349			G6-3		BB		G6-3			2	0	0	0	1	0	1				
1 Everth Cabrera, S OBP: 0.257, SLG: 0.250			K		L3					3	0	1	1	0	1	3				
49 Wade LeBlanc, L OBP: 0.259, SLG: 0.231			G3				G6-4-3			2	0	0	0	0	1	3				
45 Edward Mujica, R OBP: 0.320, SLG: 0.312										0	0	0	0	0	0	0				
18 Tony Gwynn Jr., L OBP: 0.320, SLG: 0.312										1	0	0	0	0	0	1				
58 Ryan Webb, R OBP: 0.320, SLG: 0.312										0	0	0	0	0	0	0				
Inning Stats	R: 0 E: 0 K: 0 S: 10	H: 0 LOB: 0 BB: 0 P: 15	R: 0 E: 0 K: 0 S: 8	H: 0 LOB: 0 BB: 0 P: 10	R: 0 E: 0 K: 1 S: 7	H: 0 LOB: 0 BB: 0 P: 10	R: 0 E: 0 K: 1 S: 10	H: 2 LOB: 3 BB: 1 P: 18	R: 0 E: 0 K: 1 S: 6	H: 0 LOB: 1 BB: 1 P: 11	R: 2 E: 0 K: 0 S: 11	H: 3 LOB: 0 BB: 0 P: 16	R: 0 E: 0 K: 0 S: 8	H: 0 LOB: 0 BB: 0 P: 11	R: 0 E: 0 K: 2 S: 11	H: 0 LOB: 0 BB: 0 P: 17	1B: 4 2B: 1 3B: 0 HR: 0	SF: 0 SAC: 0 DP: 1 HBP: 0	WP: 0 PB: 0 SB: 0 CS: 0	PA: 33
PITCHER	IP WLS BF H R ER SO BB IBB HBP BLK WP HR S P ERA WHIP	IP WLS BF H R ER SO BB IBB HBP BLK WP HR S P ERA WHIP	IP WLS BF H R ER SO BB IBB HBP BLK WP HR S P ERA WHIP	IP WLS BF H R ER SO BB IBB HBP BLK WP HR S P ERA WHIP	IP WLS BF H R ER SO BB IBB HBP BLK WP HR S P ERA WHIP	IP WLS BF H R ER SO BB IBB HBP BLK WP HR S P ERA WHIP	IP WLS BF H R ER SO BB IBB HBP BLK WP HR S P ERA WHIP	IP WLS BF H R ER SO BB IBB HBP BLK WP HR S P ERA WHIP	IP WLS BF H R ER SO BB IBB HBP BLK WP HR S P ERA WHIP	IP WLS BF H R ER SO BB IBB HBP BLK WP HR S P ERA WHIP	IP WLS BF H R ER SO BB IBB HBP BLK WP HR S P ERA WHIP	IP WLS BF H R ER SO BB IBB HBP BLK WP HR S P ERA WHIP	IP WLS BF H R ER SO BB IBB HBP BLK WP HR S P ERA WHIP	IP WLS BF H R ER SO BB IBB HBP BLK WP HR S P ERA WHIP	IP WLS BF H R ER SO BB IBB HBP BLK WP HR S P ERA WHIP	IP WLS BF H R ER SO BB IBB HBP BLK WP HR S P ERA WHIP	IP WLS BF H R ER SO BB IBB HBP BLK WP HR S P ERA WHIP			

Batter	1	2	3	4	5	6	7	8	9	AB	R	H	RBI	BB	SO	LOB	BOTTOM			
24 Dexter Fowler, S OBP: 0.356, SLG: 0.389	K		G1-3		K	G1-3		K		5	0	0	0	0	3	4	San Diego Padres @ Colorado Rockies Coors Field, Denver, CO Sat Jul 10 2010, 6:12 PM - 8:55 PM MDT Att: 45,069 - Partly Cloudy - 85 F			
18 Jonathan Herrera, S OBP: 0.336, SLG: 0.336	F9		G4-3		2B		K			4	0	1	0	0	1	0				
5 Carlos González, L OBP: 0.342, SLG: 0.533	L7		HR		F9		G1-3			4	1	1	1	0	0	0				
6 Melvin Mora, R OBP: 0.340, SLG: 0.360		HR	G4-3			G6-3				4	1	2	1	0	0	0				
97 Joe Beigel, L OBP: 0.342, SLG: 0.360										0	0	0	0	0	0	0				
16 Huston Street, R OBP: 0.342, SLG: 0.360							1B			0	0	0	0	0	0	0				
20 Chris Iannetta, R OBP: 0.324, SLG: 0.448	G5-3			F8		P3		F8		4	0	0	0	0	0	1				
19 Ryan Spillborghs, R OBP: 0.347, SLG: 0.456	K			12 S		40 HR		G3		4	1	2	0	0	1	0				
40 Brad Eldred, R OBP: 0.556, SLG: 1.000	12 BB			K		HR		G6-3		4	1	2	2	0	1	1				
12 Clint Barmes, R OBP: 0.318, SLG: 0.398	46 FC5-4			12 BB		46 1B		24 9 1B		2	0	2	0	2	0	0				
46 Jason Hammel, R OBP: 0.192, SLG: 0.200	FC5-4			12 BB		1B		24 BLK		3	0	1	0	0	1	4				
34 Matt Belisle, R OBP: 0.500, SLG: 0.667										0	0	0	0	0	0	0				
9 Ian Stewart, L OBP: 0.352, SLG: 0.443										1	0	1	0	0	0	0				
Inning Stats	R: 0 E: 0 K: 1 S: 9	H: 0 LOB: 0 BB: 0 P: 15	R: 1 E: 0 K: 1 S: 18	H: 2 LOB: 1 BB: 1 P: 29	R: 1 E: 0 K: 0 S: 10	H: 1 LOB: 0 BB: 0 P: 13	R: 0 E: 0 K: 2 S: 10	H: 1 LOB: 2 BB: 1 P: 16	R: 0 E: 0 K: 1 S: 8	H: 1 LOB: 0 BB: 0 P: 13	R: 2 E: 0 K: 0 S: 15	H: 4 LOB: 2 BB: 0 P: 20	R: 0 E: 0 K: 1 S: 12	H: 1 LOB: 1 BB: 0 P: 18	R: 0 E: 0 K: 1 S: 12	H: 2 LOB: 2 BB: 0 P: 19	1B: 8 2B: 1 3B: 0 HR: 3	SF: 0 SAC: 0 DP: 0 HBP: 0	WP: 0 PB: 0 SB: 1 CS: 0	PA: 37
PITCHER	IP WLS BF H R ER SO BB IBB HBP BLK WP HR S P ERA WHIP	IP WLS BF H R ER SO BB IBB HBP BLK WP HR S P ERA WHIP	IP WLS BF H R ER SO BB IBB HBP BLK WP HR S P ERA WHIP	IP WLS BF H R ER SO BB IBB HBP BLK WP HR S P ERA WHIP	IP WLS BF H R ER SO BB IBB HBP BLK WP HR S P ERA WHIP	IP WLS BF H R ER SO BB IBB HBP BLK WP HR S P ERA WHIP	IP WLS BF H R ER SO BB IBB HBP BLK WP HR S P ERA WHIP	IP WLS BF H R ER SO BB IBB HBP BLK WP HR S P ERA WHIP	IP WLS BF H R ER SO BB IBB HBP BLK WP HR S P ERA WHIP	IP WLS BF H R ER SO BB IBB HBP BLK WP HR S P ERA WHIP	IP WLS BF H R ER SO BB IBB HBP BLK WP HR S P ERA WHIP	IP WLS BF H R ER SO BB IBB HBP BLK WP HR S P ERA WHIP	IP WLS BF H R ER SO BB IBB HBP BLK WP HR S P ERA WHIP	IP WLS BF H R ER SO BB IBB HBP BLK WP HR S P ERA WHIP	IP WLS BF H R ER SO BB IBB HBP BLK WP HR S P ERA WHIP	IP WLS BF H R ER SO BB IBB HBP BLK WP HR S P ERA WHIP				





Batter	1	2	3	4	5	6	7	8	9	AB	R	H	RBI	BB	SO	LOB	TOP			
24 Dexter Fowler, S (1,8) OBP: 0.346, SLG: 0.373										4	0	0	0	0	1	3	Colorado Rockies @ Cincinnati Reds Great American Ball Park, Cincinnati, OH Fri Jul 16 2010, 7:12 PM - 9:50 PM EDT Att: 37,188 - Partly Cloudy - 88 F			
18 Jonathan Herrera, S (1,4) OBP: 0.344, SLG: 0.350										4	0	1	0	0	1	3				
5 Carlos González, L (1,9) OBP: 0.345, SLG: 0.529										4	1	1	0	0	1	4				
23 Jason Giambi, L (1,3) OBP: 0.404, SLG: 0.425										4	0	1	1	0	2	0				
7 Seth Smith, L (1,7) OBP: 0.343, SLG: 0.534										4	0	0	0	0	0	1				
21 Miguel Olivo, R (1,2) OBP: 0.379, SLG: 0.558										3	1	1	1	1	1	0				
9 Ian Stewart, L (1,5) OBP: 0.349, SLG: 0.432										3	0	0	0	1	1	1				
12 Clint Barmes, R (1,6) OBP: 0.322, SLG: 0.399										3	0	1	0	0	0	0				
46 Jason Hammel, R (1,1) OBP: 0.179, SLG: 0.185										2	0	0	0	0	0	0				
11 Brad Hawpe, L (8, PH) OBP: 0.351, SLG: 0.459										0	0	0	0	0	0	0				
19 Ryan Spilborghs, R (8, PH) OBP: 0.344, SLG: 0.445										0	0	0	0	1	0	0				
60 Manny Corpas, R (8, 1)										0	0	0	0	0	0	0				
97 Joe Beimel, L (8, 1)										0	0	0	0	0	0	0				
Inning Stats	R: 0 E: 0 K: 0 S: 6	H: 0 LOB: 0 BB: 0 P: 11	R: 0 E: 0 K: 2 S: 12	H: 0 LOB: 0 BB: 0 P: 14	R: 0 E: 0 K: 0 S: 7	H: 0 LOB: 0 BB: 0 P: 10	R: 0 E: 0 K: 1 S: 10	H: 1 LOB: 0 BB: 0 P: 11	R: 0 E: 0 K: 0 S: 9	H: 0 LOB: 0 BB: 0 P: 12	R: 1 E: 0 K: 0 S: 10	H: 2 LOB: 1 BB: 0 P: 13	R: 1 E: 0 K: 2 S: 15	H: 2 LOB: 3 BB: 2 P: 27	R: 0 E: 0 K: 1 S: 11	H: 0 LOB: 1 BB: 1 P: 20	1B: 3 2B: 1 3B: 0 HR: 1	SF: 0 SAC: 0 DP: 1 HBP: 0	WP: 0 PB: 0 SB: 0 CS: 0	PA: 34
PITCHER	IP WLS BF H R ER SO BB IBB HBP BLK WP HR S P ERA WHIP																			
61 Bronson Arroyo, R (1, 1) ERA: 3.98	7.0 W 26 5 2 2 4 1 0 0 0 0 1 67 93 2.57 0.857																			
53 Arthur Rhodes, L (8, 1) ERA: 1.5	1.0 H 4 0 0 0 2 1 0 0 0 0 0 9 16 0.00 1.000																			
48 Francisco Cordero, R (8, 1) ERA: 4.1	1.0 S 4 0 0 0 1 1 0 0 0 0 0 0 11 20 0.00 1.000																			
Batter	1	2	3	4	5	6	7	8	9	AB	R	H	RBI	BB	SO	LOB	BOTTOM			
4 Brandon Phillips, R (1,4) OBP: 0.355, SLG: 0.474										4	2	3	0	0	0	0	Colorado Rockies @ Cincinnati Reds Great American Ball Park, Cincinnati, OH Fri Jul 16 2010, 7:12 PM - 9:50 PM EDT Att: 37,188 - Partly Cloudy - 88 F			
2 Orlando Cabrera, R (1,6) OBP: 0.286, SLG: 0.333										4	0	2	2	0	0	0				
19 Joey Volto, L (1,3) OBP: 0.422, SLG: 0.590										3	1	1	0	1	0	2				
27 Scott Rolen, R (1,5) OBP: 0.360, SLG: 0.542										3	0	0	0	1	2	5				
31 Jonny Gomes, R (1,7) OBP: 0.329, SLG: 0.468										4	0	1	1	0	0	5				
32 Jay Bruce, L (1,9) OBP: 0.335, SLG: 0.440										4	0	0	0	0	2	4				
6 Drew Stubbs, R (1,8) OBP: 0.310, SLG: 0.402										3	0	1	0	0	2	0				
29 Ryan Hanigan, R (1,2) OBP: 0.436, SLG: 0.464										3	0	0	0	0	1	1				
61 Bronson Arroyo, R (1, 1) ERA: 4.07										3	0	0	0	0	3	1				
53 Arthur Rhodes, L (8, 1) ERA: 4.56										0	0	0	0	0	0	0				
48 Francisco Cordero, R (8, 1) ERA: 2.22										0	0	0	0	0	0	0				
Inning Stats	R: 0 E: 0 K: 0 S: 9	H: 2 LOB: 2 BB: 0 P: 13	R: 0 E: 0 K: 2 S: 11	H: 1 LOB: 0 BB: 0 P: 16	R: 2 E: 0 K: 2 S: 13	H: 3 LOB: 1 BB: 0 P: 20	R: 0 E: 0 K: 2 S: 8	H: 0 LOB: 0 BB: 0 P: 10	R: 1 E: 0 K: 1 S: 13	H: 2 LOB: 2 BB: 1 P: 20	R: 0 E: 0 K: 3 S: 9	H: 0 LOB: 0 BB: 0 P: 12	R: 0 E: 0 K: 0 S: 7	H: 0 LOB: 0 BB: 0 P: 9	R: 0 E: 0 K: 0 S: 3	H: 0 LOB: 0 BB: 1 P: 8	1B: 4 2B: 5 3B: 0 HR: 0	SF: 0 SAC: 0 DP: 1 HBP: 0	WP: 0 PB: 0 SB: 2 CS: 0	PA: 33
PITCHER	IP WLS BF H R ER SO BB IBB HBP BLK WP HR S P ERA WHIP																			
46 Jason Hammel, R (1, 1) ERA: 4.07	7.0 L 30 8 3 3 3 1 0 0 0 0 0 70 100 3.86 1.286																			
60 Manny Corpas, R (8, 1) ERA: 4.56	0.1 2 0 0 0 0 1 0 0 0 0 0 2 6 0.00 3.000																			
97 Joe Beimel, L (8, 1) ERA: 2.22	0.2 1 0 0 0 0 0 0 0 0 0 0 1 2 0.00 0.000																			

Batter	1	2	3	4	5	6	7	8	9	AB	R	H	RBI	BB	SO	LOB	TOP			
24 Dexter Fowler, S OBP: 0.345, SLG: 0.376										4	1	1	0	0	0	0	Colorado Rockies @ Cincinnati Reds Great American Ball Park, Cincinnati, OH Sat Jul 17 2010, 7:33 PM - 10:18 PM EDT Att: 41,300 - Cloudy - 76 F			
18 Jonathan Herrera, S OBP: 0.359, SLG: 0.356										1	0	1	0	2	0					
5 Carlos González, L OBP: 0.347, SLG: 0.527 60 Manny Corpas, R OBP: 0.357, SLG: 0.643										3	0	1	1	0	2	2				
40 Brad Eldred, R OBP: 0.357, SLG: 0.643 53 Randy Flores, L OBP: 0.340, SLG: 0.440										0	0	0	0	0	0	0				
11 Brad Hawpe, L OBP: 0.348, SLG: 0.451										3	0	0	0	1	1	3				
7 Seth Smith, L OBP: 0.338, SLG: 0.524										4	0	0	0	0	1	3				
21 Miguel Olivo, R OBP: 0.373, SLG: 0.549										4	0	0	0	0	2	1				
9 Ian Stewart, L OBP: 0.297, SLG: 0.429 45 Jhoulys Chacin, R OBP: 0.087, SLG: 0.087 19 Ryan Spilborghs, R OBP: 0.340, SLG: 0.440										2	0	0	0	0	2	0				
12 Clint Barnes, R OBP: 0.322, SLG: 0.398										3	0	1	0	0	1	0				
29 Jorge De La Rosa, L OBP: 0.200, SLG: 0.300 6 Melvin Mora, R OBP: 0.353, SLG: 0.352										1	0	0	0	0	1	1				
Inning Stats	R: 1 E: 0 K: 1 S: 13	H: 2 LOB: 1 BB: 0 P: 22	R: 0 E: 0 K: 3 S: 11	H: 1 LOB: 1 BB: 0 P: 15	R: 0 E: 0 K: 1 S: 10	H: 0 LOB: 1 BB: 1 P: 18	R: 0 E: 0 K: 1 S: 9	H: 0 LOB: 0 BB: 0 P: 13	R: 0 E: 0 K: 2 S: 11	H: 0 LOB: 1 BB: 1 P: 19	R: 0 E: 0 K: 0 S: 7	H: 0 LOB: 0 BB: 0 P: 11	R: 0 E: 0 K: 2 S: 11	H: 1 LOB: 1 BB: 0 P: 15	R: 0 E: 0 K: 1 S: 10	H: 0 LOB: 1 BB: 1 P: 17	1B: 3 2B: 1 3B: 0 HR: 0	SF: 0 SAC: 1 DP: 0 HBP: 0	WP: 0 PB: 0 SB: 1 CS: 0	PA: 34
PITCHER	IP WLS BF H R ER SO BB IBB HBP BLK WP HR S P ERA WHIP	6.0 W 23 3 1 1 9 2 0 0 0 0 0 60 96 1.50 0.833	1.0 3 0 0 0 0 0 0 0 0 0 0 7 11 0.00 0.000	2.0 8 1 0 0 3 1 0 0 0 0 0 21 32 0.00 1.000	PITCHER										IP WLS BF H R ER SO BB IBB HBP BLK WP HR S P ERA WHIP					

Batter	1	2	3	4	5	6	7	8	9	AB	R	H	RBI	BB	SO	LOB	BOTTOM			
4 Brandon Phillips, R OBP: 0.354, SLG: 0.480										4	1	1	3	0	1	0	Colorado Rockies @ Cincinnati Reds Great American Ball Park, Cincinnati, OH Sat Jul 17 2010, 7:33 PM - 10:18 PM EDT Att: 41,300 - Cloudy - 76 F			
2 Orlando Cabrera, R OBP: 0.291, SLG: 0.334 62 Jordan Smith, R OBP: 0.340, SLG: 0.440										2	1	1	0	1	0	0				
19 Joey Volto, L OBP: 0.421, SLG: 0.584										3	0	0	0	1	1	2				
31 Jonny Gomes, R OBP: 0.328, SLG: 0.477										3	1	1	2	0	1	0				
43 Miguel Cairo, R OBP: 0.342, SLG: 0.405										3	1	0	0	1	0	1				
32 Jay Bruce, L OBP: 0.332, SLG: 0.435										4	0	0	0	0	1	1				
6 Drew Stubbs, R OBP: 0.313, SLG: 0.423										4	2	2	3	0	1	0				
29 Ryan Hanigan, R OBP: 0.442, SLG: 0.459										1	1	0	0	2	1	0				
36 Edinson Volquez, R OBP: 0.265, SLG: 0.407 17 Laynce Nix, L OBP: 0.265, SLG: 0.407 66 Logan Ondrusek, R OBP: 0.397, SLG: 0.463 7 Paul Janish, R OBP: 0.397, SLG: 0.463										2	1	0	0	0	2					
Inning Stats	R: 0 E: 0 K: 0 S: 3	H: 0 LOB: 0 BB: 1 P: 8	R: 2 E: 0 K: 0 S: 10	H: 1 LOB: 2 BB: 2 P: 19	R: 1 E: 0 K: 0 S: 9	H: 1 LOB: 1 BB: 1 P: 15	R: 4 E: 1 K: 1 S: 11	H: 2 LOB: 1 BB: 1 P: 26	R: 1 E: 0 K: 1 S: 11	H: 1 LOB: 0 BB: 0 P: 19	R: 0 E: 0 K: 2 S: 8	H: 0 LOB: 0 BB: 0 P: 12	R: 0 E: 0 K: 1 S: 8	H: 0 LOB: 0 BB: 0 P: 11	R: 0 E: 0 K: 1 S: 7	H: 0 LOB: 0 BB: 0 P: 10		1B: 1 2B: 1 3B: 0 HR: 4	SF: 1 SAC: 0 DP: 2 HBP: 1	WP: 0 PB: 1 SB: 1 CS: 1
PITCHER	IP WLS BF H R ER SO BB IBB HBP BLK WP HR S P ERA WHIP	3.1 L 19 4 7 6 0 5 0 0 0 0 3 29 59 16.20 2.700	2.2 9 1 1 1 4 0 0 0 1 0 0 1 23 40 3.38 0.375	1.0 3 0 0 0 1 0 0 0 0 0 0 8 11 0.00 0.000	1.0 3 0 0 0 1 0 0 0 0 0 0 7 10 0.00 0.000	PITCHER										IP WLS BF H R ER SO BB IBB HBP BLK WP HR S P ERA WHIP				

AB	30
R	1
H	4
RBI	1
BB	3
SO	12
LOB	12



Batter	1	2	3	4	5	6	7	8	9	AB	R	H	RBI	BB	SO	LOB	TOP		
24 Dexter Fowler, S OBP: 0.343, SLG: 0.370	G5-3		K				G3-1			3	0	0	0	1	1	0	Colorado Rockies @ Cincinnati Reds Great American Ball Park, Cincinnati, OH Sun Jul 18 2010, 1:10 PM - 4:13 PM EDT Att: 25,159 - Partly Cloudy - 85 F livebaseballscorecards.com AB 31 R 1 H 4 RBI 1 BB 4 SO 8 LOB 11 		
18 Jonathan Herrera, S OBP: 0.348, SLG: 0.344	F7		G6-3				L8			4	0	0	0	0	0	1			
5 Carlos González, L OBP: 0.341, SLG: 0.521	K			G5-3	K			G3-1		4	0	0	0	0	2	1			
6 Melvin Mora, R OBP: 0.325, SLG: 0.342		E5 20 BB G6-4-3		G5-3			K		F9	4	0	0	0	0	1	0			
19 Ryan Spilborghs, R OBP: 0.343, SLG: 0.438					20 BB G6-4-3				K	3	0	1	0	1	1	0			
20 Chris Iannetta, R OBP: 0.330, SLG: 0.484										4	1	2	1	0	0	2			
40 Brad Eldred, R OBP: 0.444, SLG: 0.600										1	0	0	0	2	0	0			
12 Clint Barnes, R OBP: 0.321, SLG: 0.396										4	0	1	0	0	0	6			
28 Aaron Cook, R OBP: 0.188, SLG: 0.250										3	0	0	0	0	3	0			
97 Joe Beimel, L										0	0	0	0	0	0	0			
63 Rafael Betancourt, R										0	0	0	0	0	0	0			
7 Seth Smith, L										1	0	0	0	0	0	1			
16 Huston Street, R										0	0	0	0	0	0	0			
Inning Stats	R: 0 E: 0 K: 1 S: 7	H: 0 LOB: 0 BB: 0 P: 8	R: 0 E: 1 K: 0 S: 13	H: 0 LOB: 2 BB: 2 P: 27	R: 0 E: 0 K: 2 S: 8	H: 2 LOB: 3 BB: 1 P: 20	R: 0 E: 0 K: 2 S: 14	H: 1 LOB: 1 BB: 0 P: 22	R: 0 E: 0 K: 1 S: 17	H: 0 LOB: 0 BB: 0 P: 10	R: 0 E: 0 K: 1 S: 11	H: 0 LOB: 0 BB: 0 P: 15	R: 0 E: 0 K: 0 S: 9	H: 1 LOB: 1 BB: 0 P: 11	1B: 3 2B: 0 3B: 0 HR: 1	SF: 0 SAC: 0 DP: 1 HBP: 1	WP: 0 PA: 36 PB: 0 SB: 0 CS: 0		
PITCHER	IP WLS BF H R ER SO BB IBB HBP BLK WP HR S P ERA WHIP	IP WLS BF H R ER SO BB IBB HBP BLK WP HR S P ERA WHIP	IP WLS BF H R ER SO BB IBB HBP BLK WP HR S P ERA WHIP	IP WLS BF H R ER SO BB IBB HBP BLK WP HR S P ERA WHIP	IP WLS BF H R ER SO BB IBB HBP BLK WP HR S P ERA WHIP	IP WLS BF H R ER SO BB IBB HBP BLK WP HR S P ERA WHIP	IP WLS BF H R ER SO BB IBB HBP BLK WP HR S P ERA WHIP	IP WLS BF H R ER SO BB IBB HBP BLK WP HR S P ERA WHIP	IP WLS BF H R ER SO BB IBB HBP BLK WP HR S P ERA WHIP	IP WLS BF H R ER SO BB IBB HBP BLK WP HR S P ERA WHIP	IP WLS BF H R ER SO BB IBB HBP BLK WP HR S P ERA WHIP	IP WLS BF H R ER SO BB IBB HBP BLK WP HR S P ERA WHIP	IP WLS BF H R ER SO BB IBB HBP BLK WP HR S P ERA WHIP	IP WLS BF H R ER SO BB IBB HBP BLK WP HR S P ERA WHIP	IP WLS BF H R ER SO BB IBB HBP BLK WP HR S P ERA WHIP	IP WLS BF H R ER SO BB IBB HBP BLK WP HR S P ERA WHIP			
4 Brandon Phillips, R OBP: 0.350, SLG: 0.474	G5-3		G4-3	G4-3			F8		K	5	0	0	0	0	1	3	Colorado Rockies @ Cincinnati Reds Great American Ball Park, Cincinnati, OH Sun Jul 18 2010, 1:10 PM - 4:13 PM EDT Att: 25,159 - Partly Cloudy - 85 F livebaseballscorecards.com AB 35 R 0 H 8 RBI 0 BB 1 SO 8 LOB 17 		
2 Orlando Cabrera, R OBP: 0.293, SLG: 0.339	31 BB 2B		31 BB G4-3 1B				F9			4	0	2	0	0	1	0			
19 Joey Volto, L OBP: 0.419, SLG: 0.580	K						F8			4	0	1	0	0	1	1			
31 Jonny Gomes, R OBP: 0.327, SLG: 0.474										4	0	1	0	0	0	2			
17 Laynce Nix, L OBP: 0.265, SLG: 0.396										3	0	0	0	1	1	2			
45 Bill Bray, L	K									0	0	0	0	0	0	0			
43 Miguel Cairo, R OBP: 0.331, SLG: 0.391										4	0	0	0	0	1	3			
6 Drew Stubbs, R OBP: 0.318, SLG: 0.426										3	0	2	0	0	0	0			
37 Corky Miller, R OBP: 0.277, SLG: 0.328										3	0	1	0	0	0	2			
29 Ryan Hanigan, R OBP: 0.448, SLG: 0.465										1	0	1	0	0	0	0			
30 Travis Wood, R OBP: 0.206, SLG: 0.460										2	0	0	0	0	1	2			
40 Nick Masset, R										0	0	0	0	0	0	0			
32 Jay Bruce, L OBP: 0.335, SLG: 0.434										1	0	0	0	0	0	0			
53 Arthur Rhodes, L										0	0	0	0	0	0	0			
66 Logan Ondrusek, R										0	0	0	0	0	0	0			
28 Chris Heisey, R OBP: 0.373, SLG: 0.549										1	0	0	0	0	1	2			
Inning Stats	R: 0 E: 0 K: 2 S: 11	H: 2 LOB: 2 BB: 0 P: 16	R: 0 E: 1 K: 0 S: 7	H: 0 LOB: 1 BB: 0 P: 11	R: 0 E: 0 K: 0 S: 7	H: 2 LOB: 3 BB: 1 P: 12	R: 0 E: 0 K: 1 S: 7	H: 1 LOB: 1 BB: 0 P: 10	R: 0 E: 0 K: 0 S: 5	H: 0 LOB: 0 BB: 0 P: 7	R: 0 E: 0 K: 0 S: 9	H: 1 LOB: 0 BB: 0 P: 10	R: 0 E: 0 K: 0 S: 12	H: 0 LOB: 0 BB: 0 P: 16	R: 0 E: 0 K: 0 S: 13	H: 2 LOB: 2 BB: 0 P: 20	1B: 7 2B: 1 3B: 0 HR: 0	SF: 0 SAC: 0 DP: 0 HBP: 1	WP: 0 PA: 37 PB: 1 SB: 0 CS: 0
PITCHER	IP WLS BF H R ER SO BB IBB HBP BLK WP HR S P ERA WHIP	IP WLS BF H R ER SO BB IBB HBP BLK WP HR S P ERA WHIP	IP WLS BF H R ER SO BB IBB HBP BLK WP HR S P ERA WHIP	IP WLS BF H R ER SO BB IBB HBP BLK WP HR S P ERA WHIP	IP WLS BF H R ER SO BB IBB HBP BLK WP HR S P ERA WHIP	IP WLS BF H R ER SO BB IBB HBP BLK WP HR S P ERA WHIP	IP WLS BF H R ER SO BB IBB HBP BLK WP HR S P ERA WHIP	IP WLS BF H R ER SO BB IBB HBP BLK WP HR S P ERA WHIP	IP WLS BF H R ER SO BB IBB HBP BLK WP HR S P ERA WHIP	IP WLS BF H R ER SO BB IBB HBP BLK WP HR S P ERA WHIP	IP WLS BF H R ER SO BB IBB HBP BLK WP HR S P ERA WHIP	IP WLS BF H R ER SO BB IBB HBP BLK WP HR S P ERA WHIP	IP WLS BF H R ER SO BB IBB HBP BLK WP HR S P ERA WHIP	IP WLS BF H R ER SO BB IBB HBP BLK WP HR S P ERA WHIP	IP WLS BF H R ER SO BB IBB HBP BLK WP HR S P ERA WHIP	IP WLS BF H R ER SO BB IBB HBP BLK WP HR S P ERA WHIP			
28 Aaron Cook, R ERA: 4.56	(1, 1)	7.0	WLS: 2	BF: 29	H: 4	R: 2	ER: 0	SO: 5	BB: 0	IBB: 1	HBP: 1	BLK: 0	WP: 0	HR: 1	S: 82	P: 0.00	ERA: 0.00	WHIP: 0.857	
97 Joe Beimel, L ERA: 2.2	(8, 1)	0.1	H: 1	BF: 1	H: 0	R: 0	ER: 0	SO: 0	BB: 0	IBB: 0	HBP: 0	BLK: 0	WP: 0	HR: 0	S: 5	P: 0.00	ERA: 0.000	WHIP: 0.000	
63 Rafael Betancourt, R ERA: 4.96	(8, 1)	0.2	H: 2	BF: 0	H: 0	R: 0	ER: 0	SO: 0	BB: 0	IBB: 0	HBP: 0	BLK: 0	WP: 0	HR: 0	S: 10	P: 0.00	ERA: 0.000	WHIP: 0.000	
16 Huston Street, R ERA: 2.03	(9, 1)	1.0	S: 5	BF: 5	H: 2	R: 0	ER: 0	SO: 3	BB: 0	IBB: 0	HBP: 0	BLK: 0	WP: 0	HR: 14	S: 22	P: 0.00	ERA: 2.000	WHIP: 2.000	

Batter	1	2	3	4	5	6	7	8	9	AB	R	H	RBI	BB	SO	LOB	TOP					
7 Seth Smith, L OBP: 0.341, SLG: 0.531	F8		F7			G4-3	L1			4	0	0	0	0	0	3						
18 Jonathan Herrera, S OBP: 0.356, SLG: 0.365	K		K			G3		23 1B		4	1	1	0	0	2	0						
23 Jason Giambi, L OBP: 0.403, SLG: 0.415	K									4	0	2	1	0	1	0						
5 Carlos González, L OBP: 0.336, SLG: 0.515										0	0	0	0	0	0	0						
97 Joe Beimel, L										0	0	0	0	0	0	0						
63 Rafael Betancourt, R										0	0	0	0	0	0	0						
24 Dexter Fowler, S OBP: 0.347, SLG: 0.365										0	0	0	0	0	0	0						
6 Melvin Mora, R OBP: 0.325, SLG: 0.370		F9				G6-3				3	0	0	0	0	0	1						
9 Ian Stewart, L OBP: 0.346, SLG: 0.450										4	1	1	1	0	2	2						
19 Ryan Spillborghs, R OBP: 0.351, SLG: 0.441										3	0	2	0	1	0	2						
21 Miguel Olivo, R OBP: 0.364, SLG: 0.533										4	0	1	0	0	3	2						
12 Clint Barnes, R OBP: 0.322, SLG: 0.386										4	0	0	0	0	4	4						
29 Jorge De La Rosa, L OBP: 0.167, SLG: 0.250										2	0	0	0	0	2	1						
11 Brad Hawpe, L OBP: 0.341, SLG: 0.435										0	0	0	0	1	0	0						
34 Matt Belisle, R OBP: 0.500, SLG: 0.667										0	0	0	0	0	0	0						
40 Brad Eldred, R OBP: 0.346, SLG: 0.435										1	0	0	0	0	1	0						
45 Jhoulys Chacin, R OBP: 0.067, SLG: 0.067										0	0	0	0	0	0	0						
Inning Stats	R: 0 E: 0 K: 2 S: 13	H: 0 LOB: 0 BB: 0 P: 20	R: 1 E: 0 K: 2 S: 13	H: 1 LOB: 1 BB: 1 P: 19	R: 0 E: 0 K: 2 S: 11	H: 0 LOB: 0 BB: 0 P: 13	R: 0 E: 0 K: 1 S: 9	H: 0 LOB: 0 BB: 0 P: 17	R: 0 E: 0 K: 3 S: 16	H: 1 LOB: 1 BB: 0 P: 22	R: 0 E: 0 K: 0 S: 12	H: 1 LOB: 1 BB: 1 P: 16	R: 0 E: 0 K: 2 S: 15	H: 2 LOB: 3 BB: 1 P: 26	R: 1 E: 0 K: 0 S: 11	H: 2 LOB: 2 BB: 0 P: 18	R: 0 E: 0 K: 3 S: 9	H: 0 LOB: 0 BB: 0 P: 14	1B: 4 2B: 2 3B: 0 HR: 1	SF: 0 SAC: 0 DP: 1 HBP: 1	WP: 0 PB: 0 SB: 2 CS: 0	PA: 36
PITCHER	IP	WLS	BF	H	R	ER	SO	BB	IBB	HBP	BLK	WP	HR	S	P	ERA	WHIP					
55 Josh Johnson, R ERA: 1.61	(1.1)	6.1	25	5	1	1	11	1	0	0	0	0	1	84	120	1.42	0.947					
43 Jose Veras, R ERA: 4.15	(7.1)	0.2	H	3	0	0	0	1	0	0	0	0	0	5	13	0.00	1.500					
32 Clay Hensley, R ERA: 3.05	(8.1)	1.0	B	5	2	1	1	0	0	1	0	0	0	11	18	9.00	2.000					
46 Juan Carlos Oviedo, R ERA: 2.66	(9.1)	1.0	W	3	0	0	0	3	0	0	0	0	0	9	14	0.00	0.000					
Batter	1	2	3	4	5	6	7	8	9	AB	R	H	RBI	BB	SO	LOB	BOTTOM					
8 Chris Coghlan, L OBP: 0.332, SLG: 0.384										3	1	1	0	1	0	0						
22 Donnie Murphy, R OBP: 0.333, SLG: 0.750										3	0	0	0	1	3	2						
15 Gaby Sanchez, R OBP: 0.367, SLG: 0.472										4	0	2	1	0	1	1						
6 Dan Uggla, R OBP: 0.357, SLG: 0.458										4	0	0	0	0	3	4						
3 Jorge Cantu, R OBP: 0.313, SLG: 0.418										3	0	0	0	0	2	3						
43 Jose Veras, R										0	0	0	0	0	0	0						
32 Clay Hensley, R										0	0	0	0	0	0	0						
46 Juan Carlos Oviedo, R										0	0	0	0	0	0	0						
1 Emilio Bonifacio, S OBP: 0.278, SLG: 0.361										1	1	1	0	0	0	0						
12 Cody Ross, R OBP: 0.328, SLG: 0.408										3	1	1	1	1	0	0						
27 Giancarlo Stanton, R OBP: 0.296, SLG: 0.430										2	0	0	0	2	0	0						
29 Ronny Paulino, R OBP: 0.317, SLG: 0.370										4	0	1	1	0	2	1						
55 Josh Johnson, L OBP: 0.140, SLG: 0.119										2	0	0	0	0	0	1						
18 Wes Helms, R OBP: 0.300, SLG: 0.383										1	0	0	0	0	1	0						
Inning Stats	R: 1 E: 0 K: 3 S: 14	H: 1 LOB: 1 BB: 1 P: 27	R: 1 E: 0 K: 0 S: 10	H: 1 LOB: 0 BB: 0 P: 18	R: 0 E: 0 K: 2 S: 10	H: 1 LOB: 2 BB: 1 P: 16	R: 0 E: 0 K: 1 S: 5	H: 0 LOB: 1 BB: 1 P: 13	R: 0 E: 0 K: 1 S: 7	H: 0 LOB: 0 BB: 0 P: 11	R: 0 E: 0 K: 1 S: 9	H: 0 LOB: 0 BB: 0 P: 12	R: 0 E: 0 K: 2 S: 9	H: 0 LOB: 0 BB: 0 P: 13	R: 0 E: 0 K: 2 S: 11	H: 1 LOB: 1 BB: 0 P: 13	R: 1 E: 0 K: 0 S: 4	H: 2 LOB: 3 BB: 2 P: 15	1B: 3 2B: 1 3B: 1 HR: 1	SF: 0 SAC: 0 DP: 0 HBP: 0	WP: 0 PB: 0 SB: 2 CS: 0	PA: 35
PITCHER	IP	WLS	BF	H	R	ER	SO	BB	IBB	HBP	BLK	WP	HR	S	P	ERA	WHIP					
29 Jorge De La Rosa, L ERA: 5.65	(1.1)	6.0	24	3	2	2	8	3	0	0	0	0	0	9	13	0.00	0.000					
34 Matt Belisle, R ERA: 2.67	(7.1)	1.0	3	0	0	0	2	0	0	0	0	0	0	2	2	*	*					
97 Joe Beimel, L ERA: 2.2	(8.1)	0.0	1	1	0	0	0	0	0	0	0	0	0	2	2	*	*					
63 Rafael Betancourt, R ERA: 4.67	(8.1)	1.0	3	0	0	0	2	0	0	0	0	0	0	9	11	0.00	0.000					
45 Jhoulys Chacin, R ERA: 4.15	(9.1)	0.0	L	4	2	1	1	0	2	0	0	0	0	4	15	*	*					

Colorado Rockies @ Florida Marlins
Sun Life Stadium, Miami, FL
Thu Jul 22 2010, 12:12 PM - 3:06 PM EDT
Att: 29,102 - Cloudy - 89 F

AB 33
R 2
H 7
RBI 2
BB 2
SO 15
LOB 15



Colorado Rockies @ Florida Marlins
Sun Life Stadium, Miami, FL
Thu Jul 22 2010, 12:12 PM - 3:06 PM EDT
Att: 29,102 - Cloudy - 89 F

AB 30
R 3
H 6
RBI 3
BB 5
SO 12
LOB 12

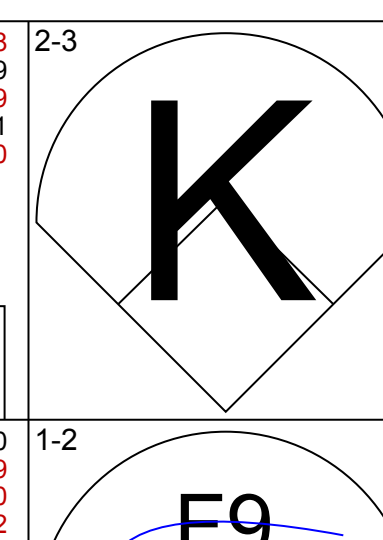
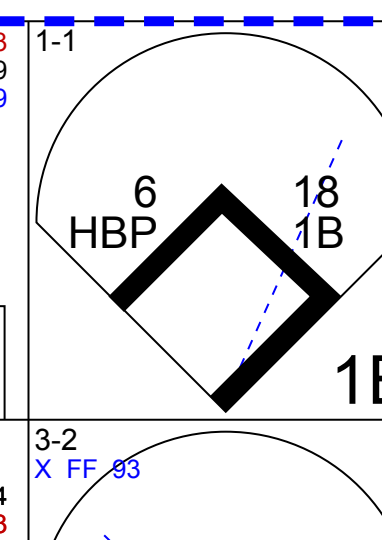
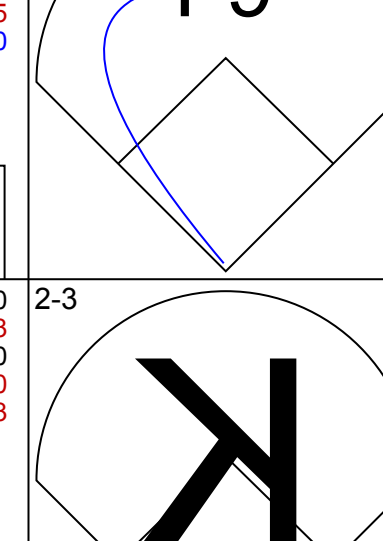
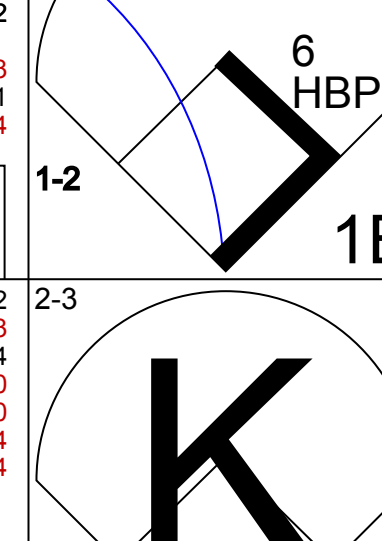
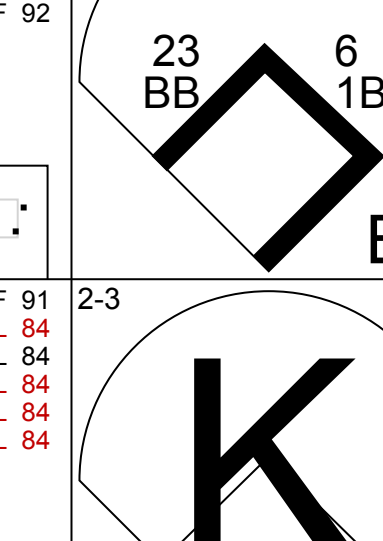
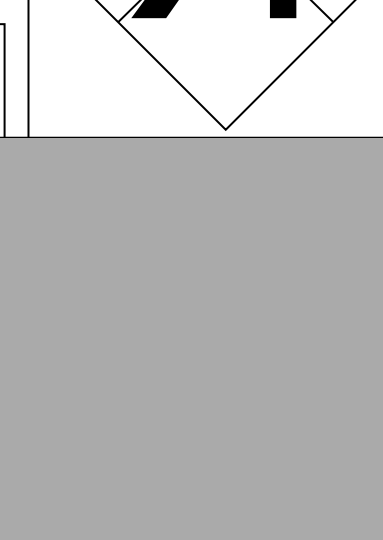
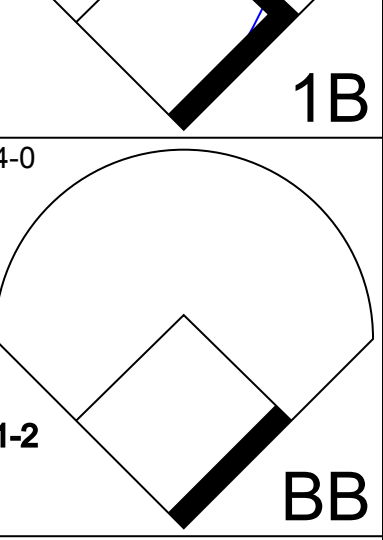
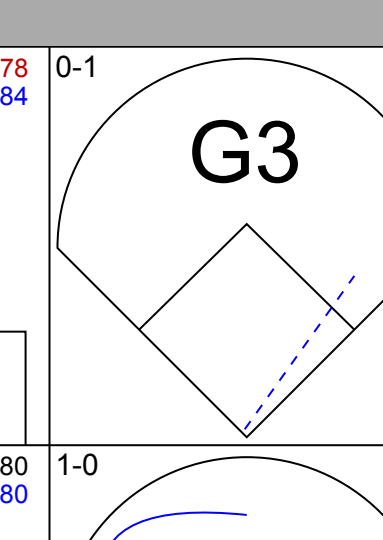
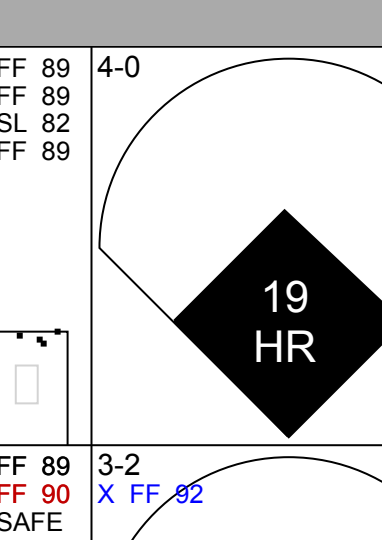
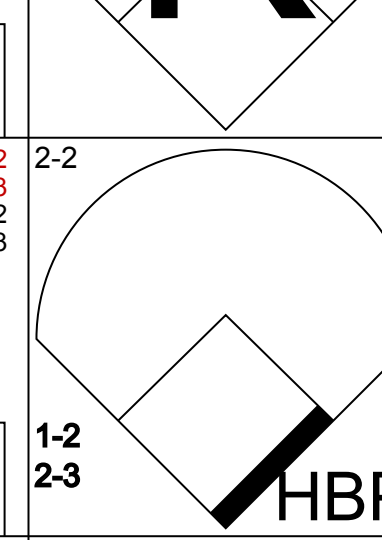
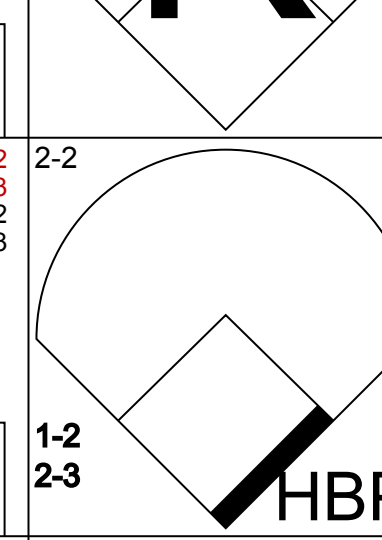
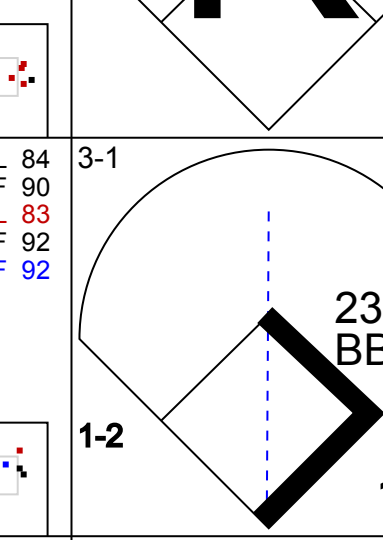
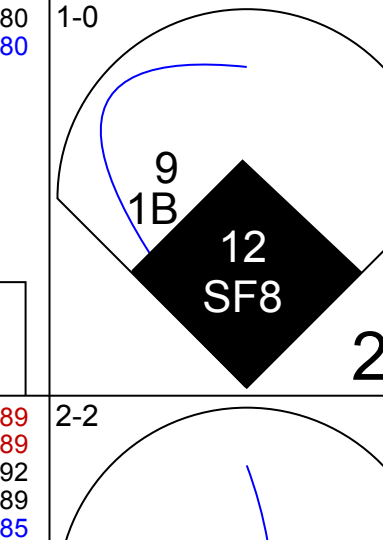
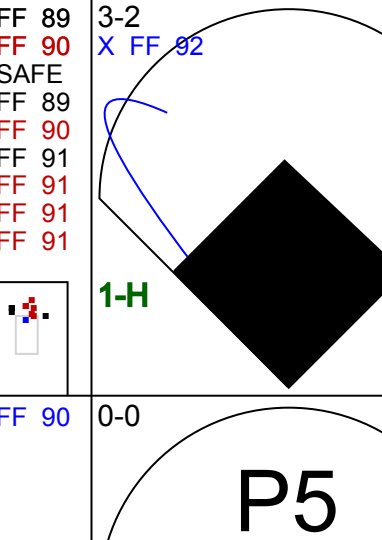
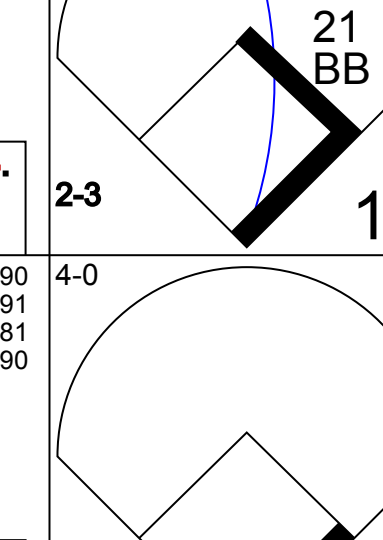
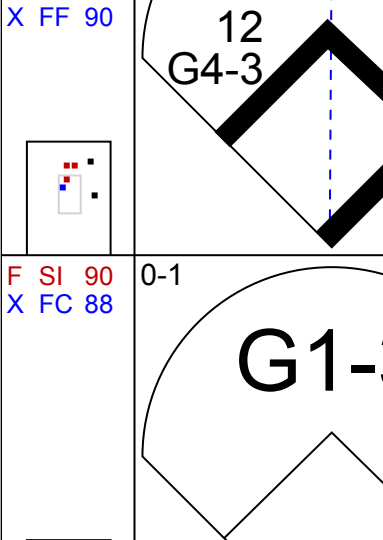
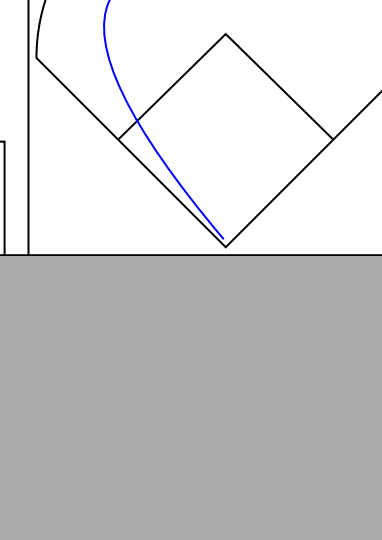
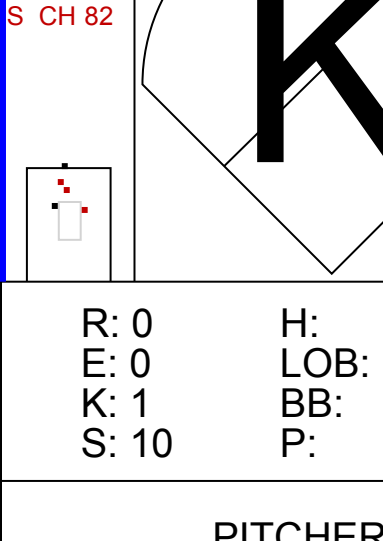

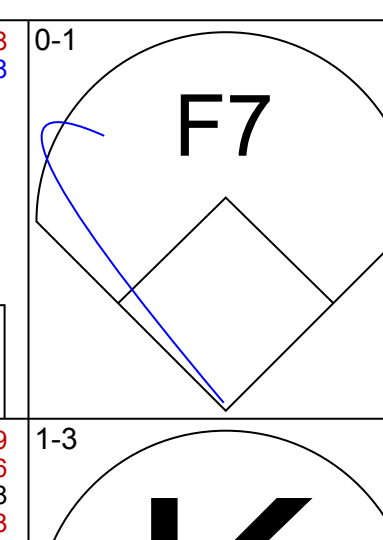
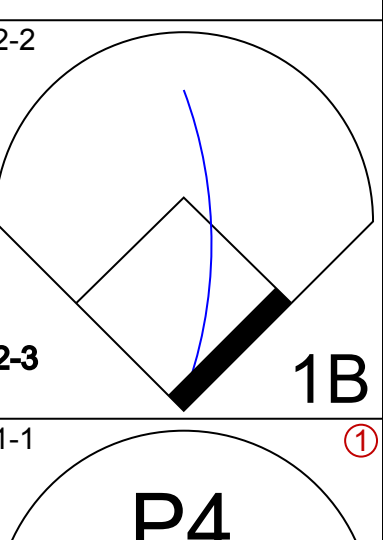
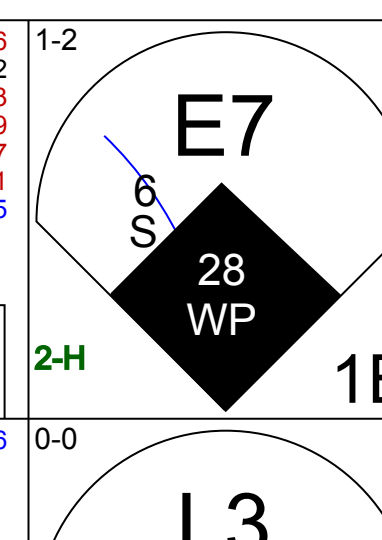
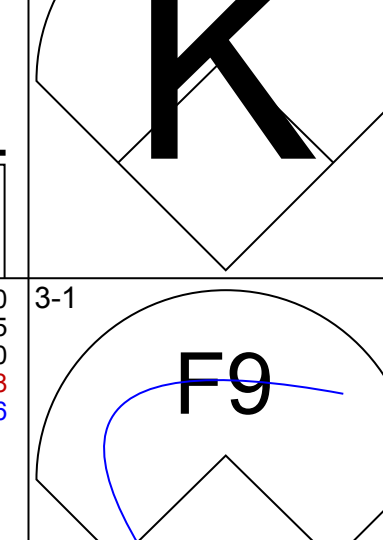
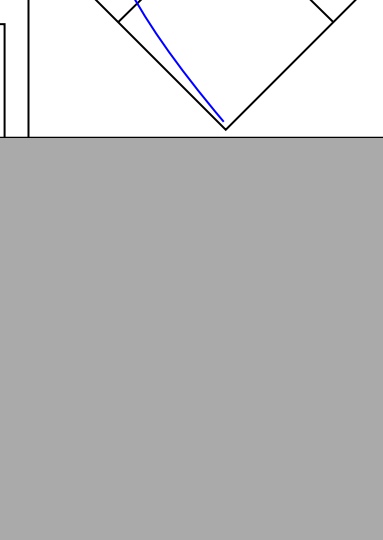
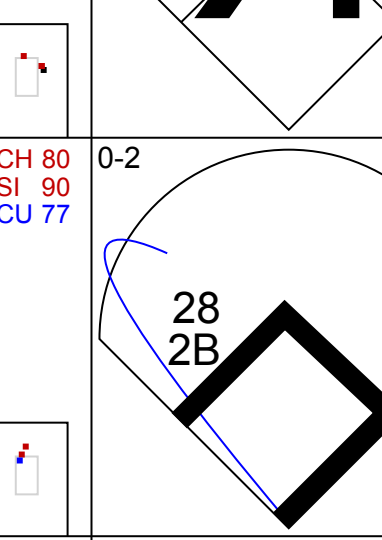
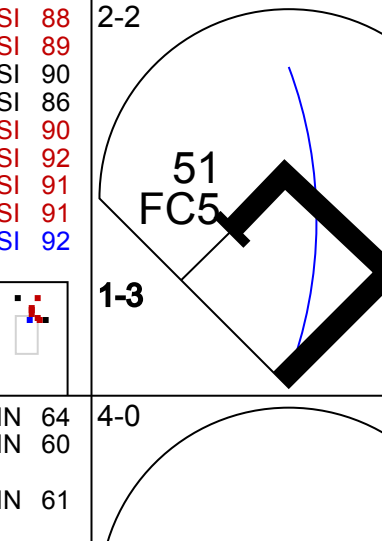
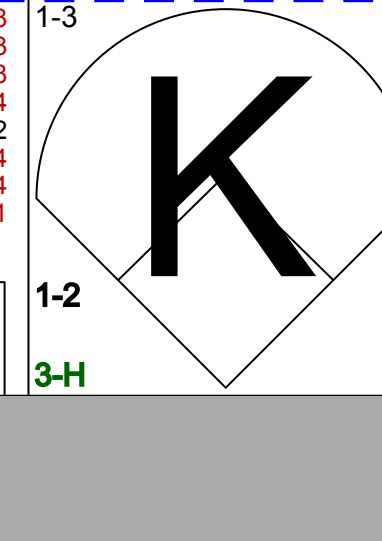

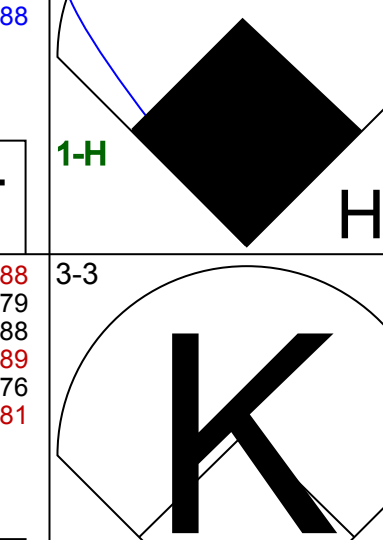
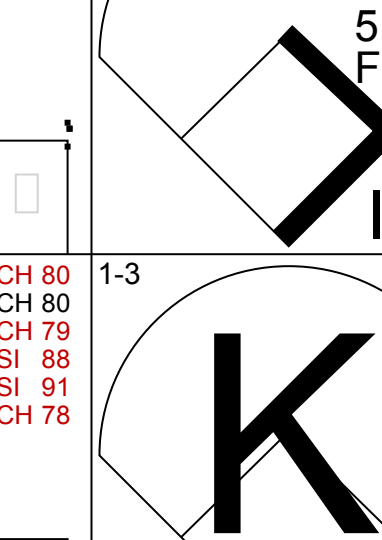
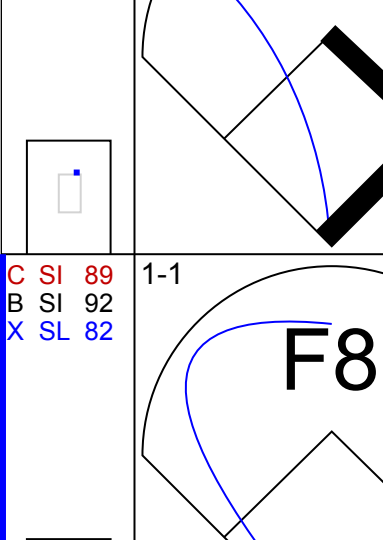

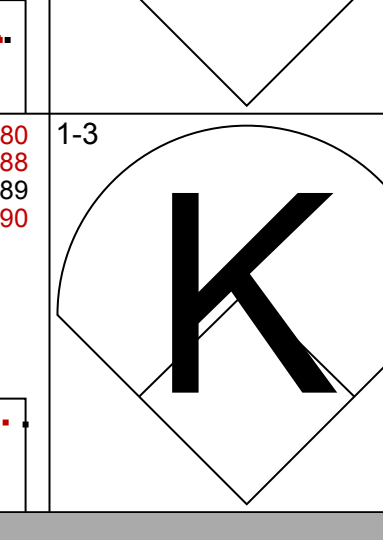
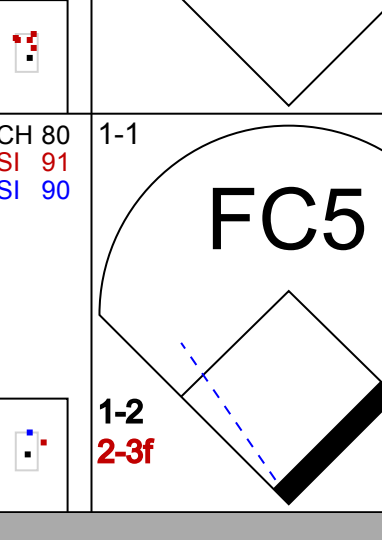
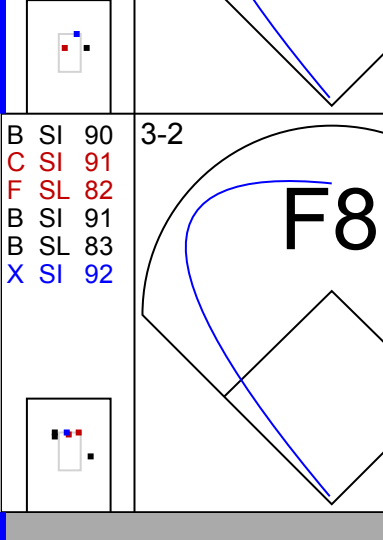
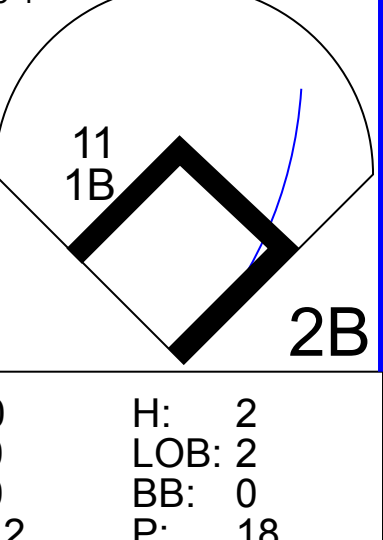
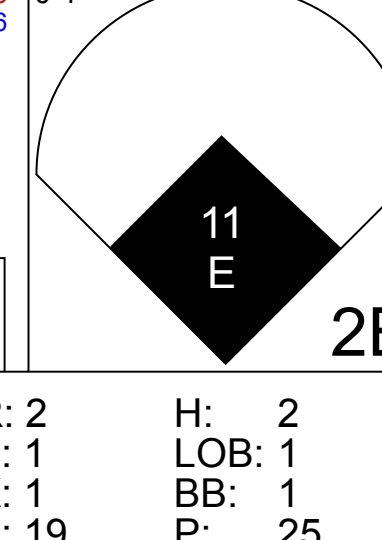



Batter	1	2	3	4	5	6	7	8	9	AB	R	H	RBI	BB	SO	LOB	TOP		
24 Dexter Fowler, S OBP: 0.341, SLG: 0.357										4	0	0	0	0	1	0	Colorado Rockies @ Philadelphia Phillies Citizens Bank Park, Philadelphia, PA Fri Jul 23 2010, 7:07 PM - 9:51 PM EDT Att: 45,265 - Clear - 92 F		
18 Jonathan Herrera, S OBP: 0.353, SLG: 0.364										4	0	1	0	0	1	0			
5 Carlos González, L OBP: 0.335, SLG: 0.511										4	0	1	0	0	1	1			
23 Jason Giambi, L OBP: 0.405, SLG: 0.408										2	0	0	0	1	1	1			
6 Melvin Mora, R OBP: 0.333, SLG: 0.367										4	0	1	0	0	1	3			
7 Seth Smith, L OBP: 0.340, SLG: 0.526										4	0	1	0	0	0	1			
9 Ian Stewart, L OBP: 0.345, SLG: 0.447										4	0	1	0	0	0	3			
21 Miguel Olivo, R OBP: 0.360, SLG: 0.526										3	0	0	0	0	2	3			
28 Aaron Cook, R OBP: 0.176, SLG: 0.235										2	0	0	0	0	1	1			
45 Jhoulys Chacin, R OBP: 0.087, SLG: 0.087										0	0	0	0	0	0	0			
11 Brad Hawpe, L OBP: 0.340, SLG: 0.433										1	0	0	0	0	1	2			
53 Randy Flores, L										0	0	0	0	0	0	0			
60 Manny Corpas, R										0	0	0	0	0	0	0			
Inning Stats	R: 0 E: 0 K: 1 S: 15	H: 1 LOB: 2 BB: 1 P: 23	R: 0 E: 0 K: 1 S: 10	H: 0 LOB: 0 BB: 0 P: 12	R: 0 E: 0 K: 2 S: 8	H: 0 LOB: 0 BB: 0 P: 11	R: 0 E: 0 K: 2 S: 9	H: 0 LOB: 0 BB: 0 P: 14	R: 0 E: 0 K: 1 S: 7	H: 1 LOB: 1 BB: 0 P: 9	R: 0 E: 0 K: 1 S: 12	H: 1 LOB: 2 BB: 0 P: 17	R: 0 E: 0 K: 1 S: 14	H: 0 LOB: 0 BB: 0 P: 18	R: 0 E: 0 K: 0 S: 9	H: 0 LOB: 1 BB: 0 P: 12	1B: 5 2B: 0 3B: 0 HR: 0	SF: 0 SAC: 0 DP: 1 HBP: 1	WP: 1 PA: 34 PB: 0 SB: 0 CS: 0
PITCHER	IP WLS BF H R ER SO BB IBB HBP BLK WP HR S P ERA WHIP																		
34 Roy Halladay, R ERA: 2.28	8.0 W 30 5 0 0 9 1 0 0 0 1 0 0 84 116 0.00 0.750																		
16 J.C. Romero, L ERA: 2.95	1.0 4 0 0 0 0 0 0 0 1 0 0 0 4 7 0.00 0.000																		

Batter	1	2	3	4	5	6	7	8	9	AB	R	H	RBI	BB	SO	LOB	BOTTOM		
11 Jimmy Rollins, S OBP: 0.333, SLG: 0.383										4	2	2	0	1	0	1	Colorado Rockies @ Philadelphia Phillies Citizens Bank Park, Philadelphia, PA Fri Jul 23 2010, 7:07 PM - 9:51 PM EDT Att: 45,265 - Clear - 92 F		
27 Placido Polanco, R OBP: 0.347, SLG: 0.437										5	1	1	0	0	1	3			
29 Raul Ibanez, L OBP: 0.335, SLG: 0.398										5	1	3	3	0	1	2			
6 Ryan Howard, L OBP: 0.360, SLG: 0.542										4	1	1	0	1	1	2			
28 Jayson Werth, R OBP: 0.372, SLG: 0.498										2	0	1	1	2	0	1			
3 Ross Gload, L OBP: 0.304, SLG: 0.467										2	1	2	2	1	0	0			
10 Ben Francisco, R OBP: 0.286, SLG: 0.349										1	0	0	0	0	0	2			
8 Shane Victorino, S OBP: 0.314, SLG: 0.448										0	0	0	0	0	0	0			
51 Carlos Ruiz, R OBP: 0.391, SLG: 0.372										3	0	1	0	1	0	2			
21 Wilson Valdez, R OBP: 0.261, SLG: 0.359										4	0	0	0	0	2	7			
34 Roy Halladay, R OBP: 0.121, SLG: 0.105										4	0	1	0	0	2	6			
16 J.C. Romero, S										0	0	0	0	0	0	0			
Inning Stats	R: 0 E: 0 K: 0 S: 9	H: 1 LOB: 1 BB: 0 P: 15	R: 0 E: 0 K: 1 S: 10	H: 2 LOB: 1 BB: 0 P: 12	R: 0 E: 0 K: 0 S: 8	H: 1 LOB: 1 BB: 0 P: 14	R: 0 E: 0 K: 1 S: 8	H: 0 LOB: 3 BB: 3 P: 20	R: 5 E: 0 K: 1 S: 16	H: 5 LOB: 0 BB: 0 P: 29	R: 0 E: 0 K: 1 S: 10	H: 0 LOB: 1 BB: 1 P: 17	R: 0 E: 0 K: 1 S: 15	H: 1 LOB: 3 BB: 2 P: 27	R: 1 E: 0 K: 2 S: 17	H: 2 LOB: 1 BB: 0 P: 22	1B: 9 2B: 3 3B: 0 HR: 1	SF: 1 SAC: 0 DP: 1 HBP: 0	WP: 0 PA: 41 PB: 0 SB: 2 CS: 0
PITCHER	IP WLS BF H R ER SO BB IBB HBP BLK WP HR S P ERA WHIP																		
28 Aaron Cook, R ERA: 4.78	4.1 L 24 9 5 5 2 1 0 0 1 0 0 0 16 28 0.00 0.600																		
45 Jhoulys Chacin, R ERA: 4.04	1.2 6 0 0 0 2 1 0 0 0 0 0 0 7 17 0.00 6.000																		
53 Randy Flores, L ERA: 2.78	0.1 3 0 0 0 0 2 0 0 0 0 0 0 7 17 0.00 6.000																		
60 Manny Corpas, R ERA: 4.41	1.2 8 3 1 1 3 0 0 0 0 0 0 0 25 32 5.40 1.800																		

Batter	1	2	3	4	5	6	7	8	9	AB	R	H	RBI	BB	SO	LOB	TOP								
19 Ryan Spillborghs, R OBP: 0.353, SLG: 0.447										4	1	2	0	0	1	0	Colorado Rockies @ Philadelphia Phillies Citizens Bank Park, Philadelphia, PA Sat Jul 24 2010, 4:12 PM - 7:12 PM EDT Att: 44,781 - Partly Cloudy - 96 F								
18 Jonathan Herrera, S OBP: 0.344, SLG: 0.354										4	0	0	0	0	1	2									
5 Carlos González, L OBP: 0.334, SLG: 0.511										4	0	1	1	0	0	0									
7 Seth Smith, L OBP: 0.339, SLG: 0.526										4	0	1	0	0	1	1									
9 Ian Stewart, L OBP: 0.347, SLG: 0.458										4	1	2	1	0	0	1									
20 Chris Iannetta, R OBP: 0.328, SLG: 0.461										4	0	1	0	0	2	1									
11 Brad Hawpe, L OBP: 0.339, SLG: 0.427										3	0	0	0	1	1	1									
12 Clint Barnes, R OBP: 0.319, SLG: 0.382										3	0	0	0	0	0	3									
38 Ubaldo Jiménez, R ERA: 4.6										1	0	0	0	0	0	0									
34 Matt Belisle, R ERA: 2.69										0	0	0	0	0	0	0									
24 Dexter Fowler, S ERA: 18.0										0	0	0	0	0	0	0									
35 Taylor Buchholz, R ERA: 18.0										0	0	0	0	0	0	0									
97 Joe Beimel, L ERA: 2.43										0	0	0	0	0	0	0									
40 Brad Eldred, R ERA: 3.0										0	0	0	0	0	0	0									
16 Huston Street, R ERA: 3.0										0	0	0	0	0	0	0									
Inning Stats	R: 0 E: 0 K: 1 S: 8	H: 1 LOB: 0 BB: 0 P: 14	R: 0 E: 0 K: 1 S: 10	H: 1 LOB: 1 BB: 0 P: 17	R: 0 E: 0 K: 1 S: 8	H: 0 LOB: 0 BB: 0 P: 10	R: 0 E: 0 K: 0 S: 11	H: 0 LOB: 0 BB: 0 P: 18	R: 1 E: 0 K: 0 S: 9	H: 1 LOB: 0 BB: 0 P: 12	R: 0 E: 0 K: 0 S: 5	H: 1 LOB: 0 BB: 0 P: 10	R: 0 E: 0 K: 0 S: 11	H: 2 LOB: 3 BB: 1 P: 22	R: 1 E: 0 K: 1 S: 11	H: 2 LOB: 1 BB: 0 P: 19	R: 0 E: 0 K: 2 S: 12	H: 0 LOB: 0 BB: 0 P: 20	1B: 3 2B: 5 3B: 0 HR: 1	SF: 0 SAC: 0 DP: 1 HBP: 0	WP: 0 PB: 0 SB: 1 CS: 0	PA: 34			
PITCHER	IP	WLS	BF	H	R	ER	SO	BB	IBB	HBP	BLK	WP	HR	S	P	ERA	WHIP								
38 Kyle Kendrick, R	7.0	W	26	6	1	1	3	1	0	0	0	0	1	62	103	1.29	1.000								
52 Jose Contreras, R	1.0		5	2	1	1	1	0	0	0	0	0	0	11	19	9.00	2.000								
49 Vance Worley, R	1.0		3	0	0	0	2	0	0	0	0	0	0	12	20	0.00	0.000								

Batter	1	2	3	4	5	6	7	8	9	AB	R	H	RBI	BB	SO	LOB	BOTTOM								
11 Jimmy Rollins, S OBP: 0.341, SLG: 0.403										5	1	3	3	0	1	0	Colorado Rockies @ Philadelphia Phillies Citizens Bank Park, Philadelphia, PA Sat Jul 24 2010, 4:12 PM - 7:12 PM EDT Att: 44,781 - Partly Cloudy - 96 F								
27 Placido Polanco, R OBP: 0.351, SLG: 0.441										4	2	2	0	1	0	1									
21 Wilson Valdez, R OBP: 0.261, SLG: 0.359										4	2	1	2	1	0	2									
29 Raul Ibanez, L OBP: 0.336, SLG: 0.406										4	1	1	3	0	2	0									
52 Jose Contreras, R										3	1	2	0	2	0	1									
49 Vance Worley, R										4	1	0	0	1	1	3									
6 Ryan Howard, L OBP: 0.361, SLG: 0.544										2	0	1	1	1	0	0									
28 Jayson Werth, R OBP: 0.378, SLG: 0.503										1	0	0	0	0	0	0									
8 Shane Victorino, S OBP: 0.312, SLG: 0.444										3	1	0	0	1	1	2									
19 Greg Dobbs, L OBP: 0.273, SLG: 0.351										2	0	1	1	1	0	0									
12 Cody Ransom, R OBP: 0.222, SLG: 0.308										1	0	0	0	0	0	0									
23 Brian Schneider, L OBP: 0.323, SLG: 0.378										3	1	0	0	1	1	2									
38 Kyle Kendrick, R OBP: 0.121, SLG: 0.097										2	0	0	0	0	1	3									
10 Ben Francisco, R OBP: 0.292, SLG: 0.364										1	1	1	0	0	0	0									
Inning Stats	R: 0 E: 0 K: 0 S: 5	H: 0 LOB: 0 BB: 0 P: 9	R: 0 E: 0 K: 2 S: 11	H: 1 LOB: 3 BB: 2 P: 22	R: 7 E: 0 K: 0 S: 26	H: 4 LOB: 1 BB: 4 P: 55	R: 0 E: 0 K: 1 S: 9	H: 1 LOB: 1 BB: 0 P: 14	R: 0 E: 0 K: 0 S: 5	H: 0 LOB: 0 BB: 0 P: 7	R: 2 E: 0 K: 2 S: 15	H: 2 LOB: 1 BB: 1 P: 27	R: 1 E: 0 K: 1 S: 11	H: 3 LOB: 2 BB: 0 P: 19	R: 0 E: 0 K: 0 S: 6	H: 0 LOB: 0 BB: 0 P: 8	1B: 5 2B: 3 3B: 2 HR: 1	SF: 0 SAC: 1 DP: 1 HBP: 1	WP: 1 PB: 0 SB: 1 CS: 0	PA: 42					
PITCHER	IP	WLS	BF	H	R	ER	SO	BB	IBB	HBP	BLK	WP	HR	S	P	ERA	WHIP								
38 Ubaldo Jiménez, R	2.0	L	15	3	6	6	2	6	0	0	0	0	0	28	65	27.00	4.500								
34 Matt Belisle, R	3.0		12	3	1	1	1	0	0	0	0	0	0	28	42	3.00	1.000								
35 Taylor Buchholz, R	1.0		6	2	2	2	2	1	0	0	0	0	1	15	27	18.00	3.000								
97 Joe Beimel, L	1.0		6	3	1	1	1	0	0	0	0	0	0	11	19	9.00	3.000								
16 Huston Street, R	1.0		3	0	0	0	0	0	0	1	0	0	0	6	8	0.00	0.000								

Batter	1	2	3	4	5	6	7	8	9	AB	R	H	RBI	BB	SO	LOB	TOP			
24 Dexter Fowler, S OBP: 0.341, SLG: 0.362			L8		G5-3				K2-3	5	0	1	0	0	2	0	Colorado Rockies @ Philadelphia Phillies Citizens Bank Park, Philadelphia, PA Sun Jul 25 2010, 1:38 PM - 6:35 PM EDT Att: 44,726 - Partly Cloudy - 93 F livebaseballscorecards.com			
18 Jonathan Herrera, S OBP: 0.346, SLG: 0.351			F7		B3					4	0	1	0	1	0	0				
5 Carlos González, L OBP: 0.332, SLG: 0.507			F8				K		K	5	0	1	0	0	3	3				
6 Melvin Mora, R OBP: 0.346, SLG: 0.369		G3								2	1	1	0	2	0	0				
19 Ryan Spilborghs, R OBP: 0.356, SLG: 0.469							K			4	2	2	2	0	2	5				
63 Rafael Betancourt, R										0	0	0	0	0	0	0				
23 Jason Giambi, L OBP: 0.409, SLG: 0.408										0	0	0	0	1	0	0				
9 Ian Stewart, L OBP: 0.347, SLG: 0.457				P5						5	0	2	0	0	1	6				
21 Miguel Olivo, R OBP: 0.359, SLG: 0.520				K		G1-3		G6-3		3	0	0	0	1	1	1				
12 Clint Barnes, R OBP: 0.318, SLG: 0.380		SF8				G4-3		G5-3		2	0	0	1	1	0	1				
26 Jeff Francis, L										2	0	0	0	0	0	3				
11 Brad Hawpe, L OBP: 0.337, SLG: 0.425										1	0	0	0	0	1	1				
60 Manny Corpas, R										0	0	0	0	0	0	0				
97 Joe Beimel, L										0	0	0	0	0	0	0				
7 Seth Smith, L OBP: 0.337, SLG: 0.524										1	0	0	0	0	1	0				
Inning Stats	R: 0 E: 0 K: 2 S: 11	H: 0 LOB: 0 BB: 0 P: 16	R: 1 E: 0 K: 0 S: 14	H: 2 LOB: 2 BB: 1 P: 24	R: 0 E: 0 K: 0 S: 6	H: 0 LOB: 0 BB: 0 P: 6	R: 2 E: 0 K: 1 S: 13	H: 1 LOB: 1 BB: 2 P: 27	R: 0 E: 0 K: 1 S: 10	H: 1 LOB: 2 BB: 0 P: 19	R: 0 E: 0 K: 1 S: 10	H: 1 LOB: 1 BB: 0 P: 14	R: 0 E: 0 K: 1 S: 9	H: 0 LOB: 0 BB: 0 P: 14	R: 0 E: 0 K: 3 S: 15	H: 1 LOB: 3 BB: 2 P: 30	1B: 6 2B: 1 3B: 0 HR: 1	SF: 1 SAC: 0 DP: 0 HBP: 1	WP: 0 PB: 0 SB: 0 CS: 0	PA: 42
PITCHER	IP WLS BF H R ER SO BB IBB HBP BLK WP HR S P ERA WHIP																			
43 J.A. Happ, L ERA: 1.76	(1, 1) 5.0 23 4 3 3 4 4 0 0 0 0 0 1 55 92 5.40 1.600																			
37 Chad Durbin, R ERA: 3.15	(6, 1) 1.0 4 1 0 0 1 0 0 0 0 0 0 0 10 14 0.00 1.000																			
46 Ryan Madson, R ERA: 5.51	(7, 1) 1.0 W 6 2 0 0 2 0 0 0 1 0 0 0 0 18 28 0.00 2.000																			
52 Jose Contreras, R ERA: 4.09	(8, 1) 0.2 H 2 0 0 0 0 0 0 0 0 0 0 0 5 8 0.00 0.000																			
16 J.C. Romero, L ERA: 2.91	(8, 1) 0.1 H 1 0 0 0 1 0 0 0 0 0 0 0 4 6 0.00 0.000																			
54 Brad Lidge, R ERA: 3.86	(9, 1) 1.0 S 6 1 0 0 3 2 0 0 0 0 0 0 0 15 30 0.00 3.000																			
Batter	1	2	3	4	5	6	7	8	9	AB	R	H	RBI	BB	SO	LOB	BOTTOM			
11 Jimmy Rollins, S OBP: 0.344, SLG: 0.405			F8							4	1	2	1	0	0	0	Colorado Rockies @ Philadelphia Phillies Citizens Bank Park, Philadelphia, PA Sun Jul 25 2010, 1:38 PM - 6:35 PM EDT Att: 44,726 - Partly Cloudy - 93 F livebaseballscorecards.com			
8 Shane Victorino, S OBP: 0.309, SLG: 0.439			F8		P4		L3			4	0	0	0	0	1	3				
27 Placido Polanco, R OBP: 0.347, SLG: 0.435					L5		G1-3			4	0	0	0	0	1	3				
6 Ryan Howard, L OBP: 0.362, SLG: 0.543		G3			F7					3	0	1	0	1	0	2				
28 Jayson Werth, R OBP: 0.379, SLG: 0.506										4	1	2	0	0	2	1				
10 Ben Francisco, R OBP: 0.306, SLG: 0.407								K		3	1	2	2	1	1	0				
12 Cody Ransom, R ERA: 4.56										2	0	0	0	0	2	3				
19 Greg Dobbs, R OBP: 0.276, SLG: 0.348										1	0	0	0	0	0	1				
52 Jose Contreras, R ERA: 4.09										0	0	0	0	0	0	0				
16 J.C. Romero, S ERA: 2.91										0	0	0	0	0	0	0				
3 Ross Gload, L OBP: 0.313, SLG: 0.487										0	0	0	0	0	0	0				
54 Brad Lidge, R ERA: 3.86										0	0	0	0	0	0	0				
51 Carlos Ruiz, R OBP: 0.384, SLG: 0.364					FC5					4	0	0	0	0	1	5				
43 J.A. Happ, L										1	0	0	0	0	1	0				
29 Raul Ibanez, L OBP: 0.336, SLG: 0.416										1	0	1	0	0	0	0				
37 Chad Durbin, R										0	0	0	0	0	0	0				
46 Ryan Madson, L										0	0	0	0	0	0	0				
21 Wilson Valdez, R OBP: 0.284, SLG: 0.388										2	1	1	0	0	1	1				
Inning Stats	R: 0 E: 0 K: 1 S: 7	H: 0 LOB: 0 BB: 0 P: 11	R: 2 E: 0 K: 2 S: 14	H: 2 LOB: 0 BB: 0 P: 26	R: 0 E: 0 K: 1 S: 7	H: 0 LOB: 0 BB: 0 P: 10	R: 0 E: 0 K: 2 S: 20	H: 2 LOB: 3 BB: 1 P: 29	R: 0 E: 0 K: 0 S: 12	H: 2 LOB: 2 BB: 0 P: 18	R: 0 E: 0 K: 1 S: 9	H: 1 LOB: 1 BB: 0 P: 15	R: 2 E: 1 K: 1 S: 19	H: 2 LOB: 1 BB: 1 P: 25	R: 0 E: 0 K: 2 S: 10	H: 1 LOB: 1 BB: 0 P: 13	1B: 4 2B: 5 3B: 0 HR: 1	SF: 0 SAC: 0 DP: 0 HBP: 0	WP: 1 PB: 0 SB: 1 CS: 0	PA: 36
PITCHER	IP WLS BF H R ER SO BB IBB HBP BLK WP HR S P ERA WHIP																			
26 Jeff Francis, L ERA: 4.56	(1, 1) 5.0 22 6 2 2 6 0 0 1 0 0 0 0 1 60 94 3.60 1.200																			
60 Manny Corpas, R ERA: 4.33	(6, 1) 1.0 H 4 1 0 0 1 0 0 0 0 0 0 0 9 15 0.00 1.000																			
97 Joe Beimel, L ERA: 2.91	(7, 1) 0.2 L 5 2 2 1 0 1 0 0 0 0 0 0 0 12 17 13.50 4.500																			
63 Rafael Betancourt, R ERA: 4.5	(7, 1) 1.1 5 1 0 0 3 0 0 0 0 0 1 0 0 17 21 0.00 0.750																			

Batter	1	2	3	4	5	6	7	8	9	AB	R	H	RBI	BB	SO	LOB	TOP			
7 Seth Smith, L (1,7)	G4-3	F7			P6		2B		HR	5	1	2	2	0	0	1				
18 Jonathan Herrera, S (1,4)	5 1B		L6		F7		F7		23 WP	3	1	0	0	2	0	1				
5 Carlos González, L (1,8)	19 1B		FC6-4		G4-3				23 WP	5	1	3	0	0	1	0				
23 Jason Giambi, L (1,3)	19 1B		FC6-4		FC6-4		9 19 1B		G3-4-1	2	0	1	1	3	0	0				
19 Ryan Spilborghs, R (1,9)	9 1B		FC6-4		FC6-4		9 1B		G1-3	4	0	2	1	1	0	5				
9 Ian Stewart, L (1,5)	G4-6-3		L6		G4-6-3		G4-6-3		G4-3	4	0	0	0	0	0	7				
21 Miguel Olivo, R (1,2)			G5-3		F8				7 HR	4	1	2	0	0	0	1				
12 Clint Barmes, R (1,6)			F9		G4-3		F8		G5-3	3	0	0	0	0	0	1				
6 Melvin Mora, R (9,PH)										1	0	0	0	0	0	1				
46 Jason Hammel, R (1,1)										2	0	0	0	0	2	1				
53 Randy Flores, L (6,1)										0	0	0	0	0	0	0				
24 Dexter Fowler, S (7,PH)										1	0	0	0	0	1	0				
35 Taylor Buchholz, R (7,1)										0	0	0	0	0	0	0				
11 Brad Hawpe, L (9,PH)										1	0	0	0	0	0	1				
Inning Stats	R: 2 E: 0 K: 0 S: 11	H: 3 LOB: 1 BB: 1 P: 20	R: 0 E: 0 K: 1 S: 16	H: 1 LOB: 2 BB: 0 P: 20	R: 0 E: 0 K: 1 S: 9	H: 1 LOB: 2 BB: 1 P: 18	R: 0 E: 0 K: 1 S: 7	H: 0 LOB: 0 BB: 0 P: 12	R: 0 E: 0 K: 0 S: 5	H: 1 LOB: 1 BB: 1 P: 9	R: 0 E: 0 K: 1 S: 13	H: 1 LOB: 1 BB: 0 P: 21	R: 0 E: 0 K: 1 S: 7	H: 0 LOB: 3 BB: 2 P: 13	R: 2 E: 0 K: 0 S: 18	H: 3 LOB: 3 BB: 2 P: 34	1B: 7 2B: 2 3B: 0 HR: 1	SF: 0 SAC: 0 DP: 2 HBP: 0	WP: 1 PB: 0 SB: 1 CS: 0	PA: 41
PITCHER	IP WLS BF H R ER SO BB IBB HBP BLK WP HR S P ERA WHIP																			
56 Joe Blanton, R (1,1)	6.0 W 25 6 2 2 2 3 0 0 0 0 0 0 53 85 3.00 1.500																			
37 Chad Durbin, R (7,1)	1.0 H 4 1 0 0 1 0 0 0 0 0 0 13 21 0.00 1.000																			
16 J.C. Romero, L (8,1)	1.0 H 4 0 0 0 1 1 0 0 0 0 0 7 13 0.00 1.000																			
54 Brad Lidge, R (9,1)	1.0 S 8 3 2 2 0 1 1 0 0 1 1 18 34 18.00 4.000																			

Colorado Rockies @ Philadelphia Phillies
Citizens Bank Park, Philadelphia, PA
Mon Jul 26 2010, 1:10 PM - 4:01 PM EDT
Att: 44,838 - Sunny - 84 F

AB 35
R 4
H 10
RBI 4
BB 6
SO 4
LOB 19



Batter	1	2	3	4	5	6	7	8	9	AB	R	H	RBI	BB	SO	LOB	BOTTOM			
11 Jimmy Rollins, S (1,6)	G4-3	E3			K		P6		G3	5	0	0	1	0	1	4				
27 Placido Polanco, R (1,4)	G6-3	F6					6 WP			5	0	2	1	0	1	3				
29 Raul Ibanez, L (1,7)							F7			3	0	1	1	1	1	3				
6 Ryan Howard, L (1,3)	K				K					3	0	0	0	1	3	3				
3 Ross Gload, L (1,9)										3	1	1	0	0	1	2				
28 Jayson Werth, R (7,9)	19 2B		G3						F8	1	0	0	0	0	0	0				
8 Shane Victorino, S (1,8)			K				F7		G4-3	4	0	1	0	0	1	3				
19 Greg Dobbs, L (1,5)										4	2	2	0	0	1	1				
21 Wilson Valdez, R (8,4)	23 3B		K						G4-3	0	0	0	0	0	0	0				
23 Brian Schneider, L (1,2)										3	2	1	2	1	1	0				
51 Carlos Ruiz, R (9,2)	11 E								K	0	0	0	0	0	0	0				
56 Joe Blanton, R (1,1)	5.2 L 29 7 5 4 8 3 0 0 0 0 0 0 71 11 6.35 1.765																			
12 Cody Ransom, R (5,PH)	0.1	2	1	0	0	1	0	0	0	0	0	0	0	0	0	0				
37 Chad Durbin, R (7,1)	2.0	7	0	0	0	2	1	0	0	0	0	0	0	0	0	0				
16 J.C. Romero, S (8,1)										2	0	0	0	0	0	0				
10 Ben Francisco, R (8,PH)										0	0	0	0	0	0	0				
54 Brad Lidge, R (9,1)										0	0	0	0	0	0	0				
Inning Stats	R: 0 E: 0 K: 1 S: 7	H: 0 LOB: 1 BB: 1 P: 13	R: 3 E: 2 K: 2 S: 20	H: 3 LOB: 2 BB: 0 P: 33	R: 0 E: 0 K: 2 S: 13	H: 1 LOB: 1 BB: 0 P: 20	R: 0 E: 0 K: 2 S: 8	H: 0 LOB: 0 BB: 0 P: 9	R: 0 E: 0 K: 1 S: 12	H: 1 LOB: 2 BB: 1 P: 16	R: 2 E: 0 K: 1 S: 16	H: 3 LOB: 2 BB: 1 P: 27	R: 0 E: 0 K: 0 S: 4	H: 0 LOB: 1 BB: 1 P: 5	R: 0 E: 0 K: 2 S: 8	H: 0 LOB: 1 BB: 1 P: 15	1B: 6 2B: 1 3B: 1 HR: 0	SF: 0 SAC: 1 DP: 0 HBP: 0	WP: 1 PB: 0 SB: 1 CS: 0	PA: 38
PITCHER	IP WLS BF H R ER SO BB IBB HBP BLK WP HR S P ERA WHIP																			
46 Jason Hammel, R (1,1)	5.2 L 29 7 5 4 8 3 0 0 0 0 0 0 71 11 6.35 1.765																			
53 Randy Flores, L (6,1)	0.1	2	1	0	0	1	0	0	0	0	0	0	0	0	0	0				
35 Taylor Buchholz, R (7,1)	2.0	7	0	0	0	2	1	0	0	0	0	0	0	0	0	0				

Colorado Rockies @ Philadelphia Phillies
Citizens Bank Park, Philadelphia, PA
Mon Jul 26 2010, 1:10 PM - 4:01 PM EDT
Att: 44,838 - Sunny - 84 F

AB 33
R 5
H 8
RBI 5
BB 4
SO 11
LOB 20




Batter	1	2	3	4	5	6	7	8	9	AB	R	H	RBI	BB	SO	LOB	TOP				
22 Andrew McCutchen, R (1.8) OBP: 0.362, SLG: 0.433										4	1	1	0	0	1	1	Pittsburgh Pirates @ Colorado Rockies Coors Field, Denver, CO Tue Jul 27 2010, 6:41 PM - 9:13 PM MDT Att: 46,608 - Cloudy - 79 F				
31 Jose Tabata, R (1.7) OBP: 0.344, SLG: 0.390										4	2	1	1	0	1	0					
18 Neil Walker, S (1.4) OBP: 0.347, SLG: 0.465										4	1	3	1	0	1	0					
46 Garrett Jones, L (1.3) OBP: 0.332, SLG: 0.423										4	0	1	1	0	0	2					
24 Pedro Alvarez, L (1.5) OBP: 0.307, SLG: 0.452										3	0	0	0	1	2	2					
85 Lastings Millode, R (1.9) OBP: 0.340, SLG: 0.364										3	0	0	0	1	1	1					
5 Ronny Cedeno, R (1.6) OBP: 0.291, SLG: 0.376										4	0	0	0	0	1	3					
38 Erik Kratz, R (1.2) OBP: 0.167, SLG: 0.130										4	0	1	0	0	0	0					
57 Zach Duke, L (1.1) OBP: 0.161, SLG: 0.172										2	0	0	0	0	1	1					
15 Andy LaRoche, R (7, PH) OBP: 0.299, SLG: 0.309										1	0	0	0	0	0	0					
47 Evan Meek, R (7.1) Joel Hanrahan, R (8.1) 29 Octavio Dotel, R (9.1)										0	0	0	0	0	0	0					
Inning Stats	R: 2 E: 0 K: 0 S: 12	H: 3 LOB: 1 BB: 1 P: 21	R: 0 E: 0 K: 2 S: 10	H: 1 LOB: 1 BB: 0 P: 12	R: 0 E: 0 K: 2 S: 8	H: 0 LOB: 0 BB: 0 P: 10	R: 0 E: 0 K: 3 S: 10	H: 0 LOB: 0 BB: 0 P: 13	R: 0 E: 0 K: 1 S: 5	H: 2 LOB: 2 BB: 0 P: 7	R: 0 E: 0 K: 0 S: 9	H: 0 LOB: 0 BB: 0 P: 13	R: 1 E: 0 K: 0 S: 10	H: 1 LOB: 0 BB: 0 P: 12	R: 0 E: 0 K: 0 S: 6	H: 0 LOB: 0 BB: 0 P: 8	1B: 4 2B: 2 3B: 0 HR: 1	SF: 0 SAC: 0 DP: 2 HBP: 0	WP: 1 PB: 0 SB: 0 CS: 0	PA: 35	
PITCHER	IP WLS BF H R ER SO BB IBB HBP BLK WP HR S P ERA WHIP	IP WLS BF H R ER SO BB IBB HBP BLK WP HR S P ERA WHIP	IP WLS BF H R ER SO BB IBB HBP BLK WP HR S P ERA WHIP	IP WLS BF H R ER SO BB IBB HBP BLK WP HR S P ERA WHIP	IP WLS BF H R ER SO BB IBB HBP BLK WP HR S P ERA WHIP	IP WLS BF H R ER SO BB IBB HBP BLK WP HR S P ERA WHIP	IP WLS BF H R ER SO BB IBB HBP BLK WP HR S P ERA WHIP	IP WLS BF H R ER SO BB IBB HBP BLK WP HR S P ERA WHIP	IP WLS BF H R ER SO BB IBB HBP BLK WP HR S P ERA WHIP	IP WLS BF H R ER SO BB IBB HBP BLK WP HR S P ERA WHIP	IP WLS BF H R ER SO BB IBB HBP BLK WP HR S P ERA WHIP	IP WLS BF H R ER SO BB IBB HBP BLK WP HR S P ERA WHIP	IP WLS BF H R ER SO BB IBB HBP BLK WP HR S P ERA WHIP	IP WLS BF H R ER SO BB IBB HBP BLK WP HR S P ERA WHIP	IP WLS BF H R ER SO BB IBB HBP BLK WP HR S P ERA WHIP	IP WLS BF H R ER SO BB IBB HBP BLK WP HR S P ERA WHIP	IP WLS BF H R ER SO BB IBB HBP BLK WP HR S P ERA WHIP	IP WLS BF H R ER SO BB IBB HBP BLK WP HR S P ERA WHIP	IP WLS BF H R ER SO BB IBB HBP BLK WP HR S P ERA WHIP	IP WLS BF H R ER SO BB IBB HBP BLK WP HR S P ERA WHIP	IP WLS BF H R ER SO BB IBB HBP BLK WP HR S P ERA WHIP

AB 33
R 4
H 7
RBI 3
BB 2
SO 8
LOB 10



Batter	1	2	3	4	5	6	7	8	9	AB	R	H	RBI	BB	SO	LOB	BOTTOM					
24 Dexter Fowler, S (1.8) OBP: 0.339, SLG: 0.355										3	0	0	0	1	0	2	Pittsburgh Pirates @ Colorado Rockies Coors Field, Denver, CO Tue Jul 27 2010, 6:41 PM - 9:13 PM MDT Att: 46,608 - Cloudy - 79 F					
19 Ryan Spillbrooks, R (1.9) OBP: 0.360, SLG: 0.470										4	0	1	0	0	0	1						
5 Carlos González, L (1.7) OBP: 0.335, SLG: 0.504										3	0	0	0	1	1	0						
2 Troy Tulowitzki, R (1.6) OBP: 0.369, SLG: 0.494										4	0	0	0	0	1	1						
6 Melvin Mora, R (1.5) OBP: 0.342, SLG: 0.364										4	0	1	0	0	0	1						
21 Miguel Olivo, R (1.2) OBP: 0.360, SLG: 0.525										3	0	1	0	0	1	1						
11 Brad Hawpe, L (1.3) OBP: 0.339, SLG: 0.442										4	1	2	1	0	0	2						
12 Clint Barmes, R (1.4) OBP: 0.315, SLG: 0.385										3	1	1	1	0	1	1						
23 Jason Giambi, L (9, PH) OBP: 0.419, SLG: 0.407										1	0	0	0	0	0	1						
29 Jorge De La Rosa, L (1.1) OBP: 0.143, SLG: 0.214										2	0	0	0	0	1	0						
7 Seth Smith, L (7, PH) OBP: 0.341, SLG: 0.538										0	0	0	0	1	0	0						
97 Joe Beime, L (8.1) 34 Matt Belisle, R (9.1)										0	0	0	0	0	0	0						
Inning Stats	R: 0 E: 0 K: 0 S: 6	H: 0 LOB: 0 BB: 0 P: 9	R: 0 E: 0 K: 1 S: 12	H: 1 LOB: 1 BB: 0 P: 17	R: 0 E: 0 K: 1 S: 9	H: 0 LOB: 1 BB: 1 P: 16	R: 0 E: 0 K: 0 S: 6	H: 0 LOB: 1 BB: 1 P: 11	R: 2 E: 0 K: 1 S: 9	H: 2 LOB: 0 BB: 0 P: 12	R: 0 E: 0 K: 1 S: 7	H: 0 LOB: 0 BB: 0 P: 11	R: 0 E: 0 K: 0 S: 13	H: 1 LOB: 2 BB: 1 P: 24	R: 0 E: 0 K: 0 S: 7	H: 1 LOB: 0 BB: 0 P: 11	R: 0 E: 0 K: 1 S: 12	H: 1 LOB: 1 BB: 0 P: 15	1B: 1 2B: 3 3B: 0 HR: 2	SF: 0 SAC: 1 DP: 0 HBP: 0	WP: 1 PB: 0 SB: 0 CS: 0	PA: 35
PITCHER	IP WLS BF H R ER SO BB IBB HBP BLK WP HR S P ERA WHIP	IP WLS BF H R ER SO BB IBB HBP BLK WP HR S P ERA WHIP	IP WLS BF H R ER SO BB IBB HBP BLK WP HR S P ERA WHIP	IP WLS BF H R ER SO BB IBB HBP BLK WP HR S P ERA WHIP	IP WLS BF H R ER SO BB IBB HBP BLK WP HR S P ERA WHIP	IP WLS BF H R ER SO BB IBB HBP BLK WP HR S P ERA WHIP	IP WLS BF H R ER SO BB IBB HBP BLK WP HR S P ERA WHIP	IP WLS BF H R ER SO BB IBB HBP BLK WP HR S P ERA WHIP	IP WLS BF H R ER SO BB IBB HBP BLK WP HR S P ERA WHIP	IP WLS BF H R ER SO BB IBB HBP BLK WP HR S P ERA WHIP	IP WLS BF H R ER SO BB IBB HBP BLK WP HR S P ERA WHIP	IP WLS BF H R ER SO BB IBB HBP BLK WP HR S P ERA WHIP	IP WLS BF H R ER SO BB IBB HBP BLK WP HR S P ERA WHIP	IP WLS BF H R ER SO BB IBB HBP BLK WP HR S P ERA WHIP	IP WLS BF H R ER SO BB IBB HBP BLK WP HR S P ERA WHIP	IP WLS BF H R ER SO BB IBB HBP BLK WP HR S P ERA WHIP	IP WLS BF H R ER SO BB IBB HBP BLK WP HR S P ERA WHIP	IP WLS BF H R ER SO BB IBB HBP BLK WP HR S P ERA WHIP	IP WLS BF H R ER SO BB IBB HBP BLK WP HR S P ERA WHIP	IP WLS BF H R ER SO BB IBB HBP BLK WP HR S P ERA WHIP	IP WLS BF H R ER SO BB IBB HBP BLK WP HR S P ERA WHIP	

AB 31
R 2
H 6
RBI 2
BB 3
SO 5
LOB 10



Batter	1	2	3	4	5	6	7	8	9	AB	R	H	RBI	BB	SO	LOB	TOP					
21 Tyler Colvin, L (1,9) OBP: 0.327, SLG: 0.548	P4		F8			G4-3		25 HR		4	1	1	0	0	0	1						
13 Starlin Castro, R (1,6) OBP: 0.353, SLG: 0.436	G5-3			G3			25 FC5-4	K		4	0	1	0	0	0	1						
25 Derrek Lee, R (1,3) OBP: 0.330, SLG: 0.390	G6-3			G3			FC5-4	HR		4	1	1	3	0	0	1						
16 Aramis Ramirez, R (1,5) OBP: 0.276, SLG: 0.421		24 G4-6-3		G6-3				F8		4	0	1	0	0	1	1						
24 Marlon Byrd, R (1,8) OBP: 0.374, SLG: 0.464		G4-6-3								4	1	1	0	0	0	1						
12 Alfonso Soriano, R (1,7) OBP: 0.331, SLG: 0.525										4	1	1	1	0	0	0						
18 Geovany Soto, R (1,2) OBP: 0.397, SLG: 0.514										3	0	0	1	0	1	0						
17 Mike Fontenot, L (1,4) OBP: 0.328, SLG: 0.393										3	1	1	0	0	1	1						
32 Tom Gorzelanny, R (1,1) OBP: 0.154, SLG: 0.154										1	0	0	0	0	1	0						
38 Carlos Zambrano, S (7,1) OBP: 0.238, SLG: 0.250										0	0	0	0	0	0	0						
1 Kosuke Fukudome, L (8,PH) OBP: 0.355, SLG: 0.403										1	0	0	0	0	1	1						
45 Sean Marshall, L (8,1) OBP: 0.342, SLG: 0.449										0	0	0	0	0	0	0						
Inning Stats	R: 0 H: 0 E: 0 K: 0 S: 6	H: 0 LOB: 0 BB: 0 P: 8	R: 0 H: 1 E: 0 K: 0 S: 5	H: 1 LOB: 0 BB: 0 P: 8	R: 0 H: 0 E: 1 K: 1 S: 9	H: 0 LOB: 1 BB: 0 P: 10	R: 0 H: 0 E: 0 K: 0 S: 6	H: 0 LOB: 0 BB: 0 P: 7	R: 2 H: 2 E: 0 K: 1 S: 11	H: 2 LOB: 0 BB: 0 P: 18	R: 0 H: 1 E: 0 K: 1 S: 10	H: 1 LOB: 1 BB: 0 P: 14	R: 0 H: 0 E: 0 K: 1 S: 7	H: 0 LOB: 0 BB: 0 P: 9	R: 3 H: 3 E: 0 K: 2 S: 17	H: 3 LOB: 0 BB: 0 P: 23	R: 0 H: 0 E: 0 K: 0 S: 5	H: 0 LOB: 0 BB: 0 P: 5	1B: 5 2B: 1 3B: 0 HR: 1	SF: 1 SAC: 1 DP: 1 HBP: 0	WP: 0 PB: 0 SB: 0 CS: 0	PA: 34
PITCHER	IP WLS BF H R ER SO BB IBB HBP BLK WP HR S P ERA WHIP																					
46 Jason Hammel, R (1,1) ERA: 4.37	7.1 28 6 4 4 5 0 0 0 0 0 0 60 83 4.91 0.818																					
63 Rafael Betancourt, R (8,1) ERA: 4.89	0.2 B 3 1 1 1 1 0 0 0 0 0 1 11 14 13.50 1.500																					
16 Huston Street, R (9,1) ERA: 2.65	1.0 W 3 0 0 0 0 0 0 0 0 0 0 0 5 5 0.00 0.000																					

Chicago Cubs @ Colorado Rockies
Coors Field, Denver, CO
Sat Jul 31 2010, 6:11 PM - 8:36 PM MDT
Att: 48,065 - Partly Cloudy - 87 F

AB	32
R	5
H	7
RBI	5
BB	0
SO	6
LOB	8



Batter	1	2	3	4	5	6	7	8	9	AB	R	H	RBI	BB	SO	LOB	BOTTOM			
24 Dexter Fowler, S (1,8) OBP: 0.347, SLG: 0.385	K					L3		12 1B		5	1	2	0	0	2	0				
12 Clint Barmes, R (1,4) OBP: 0.316, SLG: 0.386	G5-3					F7		12 S		5	0	1	0	0	0	1				
5 Carlos González, L (1,7) OBP: 0.350, SLG: 0.554	1B									4	2	4	2	0	0	0				
2 Troy Tulowitzki, R (1,6) OBP: 0.374, SLG: 0.496	G6-3					G6-3				3	0	0	0	1	0	3				
6 Melvin Mora, R (1,5) OBP: 0.362, SLG: 0.390		19 BB								4	1	4	1	0	0	0				
19 Ryan Spillborghs, R (1,9) OBP: 0.361, SLG: 0.465										2	1	0	0	1	0	2				
7 Seth Smith, L (7,PH) OBP: 0.343, SLG: 0.540										1	0	0	0	0	1	3				
11 Brad Hawpe, L (1,3) OBP: 0.342, SLG: 0.449										4	0	0	0	0	1	6				
21 Miguel Olivo, R (1,2) OBP: 0.359, SLG: 0.526										3	1	1	3	1	2	0				
46 Jason Hammel, R (1,1) OBP: 0.143, SLG: 0.147										3	0	0	0	0	1	2				
63 Rafael Betancourt, R (8,1) ERA: 5.59										0	0	0	0	0	0	0				
18 Jonathan Herrera, S (8,PH) OBP: 0.333, SLG: 0.339										1	0	0	0	0	0	0				
16 Huston Street, R (9,1) ERA: 2.65										0	0	0	0	0	0	0				
Inning Stats	R: 0 H: 1 E: 0 K: 1 S: 9	H: 2 LOB: 0 BB: 1 P: 13	R: 3 H: 2 E: 0 K: 2 S: 12	H: 2 LOB: 1 BB: 1 P: 20	R: 1 H: 2 E: 0 K: 0 S: 10	H: 2 LOB: 1 BB: 0 P: 15	R: 0 H: 0 E: 0 K: 2 S: 9	H: 0 LOB: 0 BB: 0 P: 13	R: 0 H: 1 E: 0 K: 0 S: 8	H: 1 LOB: 2 BB: 1 P: 10	R: 1 H: 3 E: 0 K: 1 S: 14	H: 3 LOB: 3 BB: 1 P: 22	R: 0 H: 1 E: 0 K: 1 S: 13	H: 1 LOB: 1 BB: 0 P: 17	R: 1 H: 1 E: 0 K: 0 S: 1	H: 1 LOB: 0 BB: 0 P: 1	1B: 8 2B: 1 3B: 1 HR: 2	SF: 1 SAC: 0 DP: 0 HBP: 0	WP: 0 PB: 0 SB: 2 CS: 0	PA: 39
PITCHER	IP WLS BF H R ER SO BB IBB HBP BLK WP HR S P ERA WHIP																			
32 Tom Gorzelanny, L (1,1) ERA: 3.48	6.1 30 9 5 5 5 1 1 0 0 0 0 0 9 15 0.00 3.000																			
38 Carlos Zambrano, R (7,1) ERA: 5.59	0.2 4 1 0 0 1 1 0 0 0 0 0 0 9 15 0.00 3.000																			
45 Sean Marshall, L (8,1) ERA: 2.65	1.0 L 5 2 1 1 1 0 0 0 0 0 0 1 14 18 9.00 2.000																			

Chicago Cubs @ Colorado Rockies
Coors Field, Denver, CO
Sat Jul 31 2010, 6:11 PM - 8:36 PM MDT
Att: 48,065 - Partly Cloudy - 87 F

AB	35
R	6
H	12
RBI	6
BB	3
SO	7
LOB	17



Batter	1	2	3	4	5	6	7	8	9	AB	R	H	RBI	BB	SO	LOB	TOP					
21 Tyler Colvin, L OBP: 0.325, SLG: 0.539										4	1	0	0	1	1	3						
13 Starlin Castro, R OBP: 0.351, SLG: 0.432										5	1	1	0	0	0	1						
25 Derrek Lee, R OBP: 0.333, SLG: 0.391										4	1	2	1	1	0	0						
18 Geovany Soto, R OBP: 0.401, SLG: 0.512										3	1	1	1	2	0	1						
24 Marlon Byrd, R OBP: 0.376, SLG: 0.471										5	1	3	2	0	0	2						
12 Alfonso Soriano, R OBP: 0.329, SLG: 0.531										4	1	1	2	0	1	5						
28 Jeff Baker, R OBP: 0.387										5	1	1	0	0	3	0	AB 38					
9 Blake DeWitt, L OBP: 0.357, SLG: 0.381										4	0	3	1	0	0	0	R 7					
43 Carlos Silva, R 40 James Russell, L 38 Carlos Zambrano, S 64 Justin Berg, R 22 Homer Nance, R 48 Andrew Cashner, R 1 Kousser Fukutomi, L 14 Andrew Blaine, R 49 Carlos Marmol, R										0	0	0	0	0	0	0	H 12					
Inning Stats	R: 0 E: 1 K: 2 S: 13	H: 2 LOB: 3 BB: 0 P: 18	R: 1 E: 0 K: 1 S: 9	H: 2 LOB: 1 BB: 0 P: 13	R: 0 E: 0 K: 0 S: 10	H: 1 LOB: 1 BB: 1 P: 14	R: 0 E: 0 K: 2 S: 11	H: 1 LOB: 0 BB: 0 P: 15	R: 0 E: 0 K: 0 S: 6	H: 0 LOB: 0 BB: 0 P: 10	R: 2 E: 0 K: 0 S: 18	H: 3 LOB: 2 BB: 1 P: 26	R: 1 E: 0 K: 1 S: 11	H: 2 LOB: 1 BB: 0 P: 15	R: 3 E: 0 K: 1 S: 12	H: 1 LOB: 0 BB: 2 P: 23	1B: 8 2B: 2 3B: 1 HR: 1	SF: 1 SAC: 0 DP: 1 HBP: 0	WP: 1 PB: 0 SB: 0 CS: 0	PA: 43		
PITCHER	IP WLS BF H R ER SO BB IBB HBP BLK WP HR S P ERA WHIP	6.2 W 30 8 3 3 5 2 0 0 0 0 1 0 69 102 4.05 1.500	0.0 L 5 3 1 1 1 0 0 0 0 0 0 0 1 11 14 13.50 4.500	0.2 R 2 0 0 0 0 0 0 0 0 0 0 0 3 4 0.00 0.000	1.0 L 6 1 3 3 1 2 0 0 0 0 0 0 0 12 23 27.00 3.000																	

Chicago Cubs @ Colorado Rockies
Coors Field, Denver, CO
Sun Aug 01 2010, 1:12 PM - 4:22 PM MDT
Att: 38,256 - Partly Cloudy - 86 F

AB	38
R	7
H	12
RBI	7
BB	4
SO	7
LOB	15



Batter	1	2	3	4	5	6	7	8	9	AB	R	H	RBI	BB	SO	LOB	BOTTOM				
24 Dexter Fowler, S OBP: 0.351, SLG: 0.387										4	1	2	1	0	0	2					
19 Ryan Spilborghs, R OBP: 0.361, SLG: 0.465										0	0	0	0	0	0	0					
18 Jonathan Herrera, S OBP: 0.336, SLG: 0.367										4	2	1	1	1	1	4					
5 Carlos González, L OBP: 0.351, SLG: 0.550										4	1	1	1	1	1	3					
2 Troy Tulowitzki, R OBP: 0.371, SLG: 0.494										5	0	1	2	0	0	4					
23 Jason Giambi, L OBP: 0.418, SLG: 0.405										2	1	0	1	1	0	2					
6 Melvin Mora, R OBP: 0.362, SLG: 0.390										0	0	0	0	0	0	0					
7 Seth Smith, L OBP: 0.342, SLG: 0.534										3	1	0	0	1	1	1					
20 Chris Iannetta, R OBP: 0.341, SLG: 0.463										3	1	0	0	1	0	2	AB 30				
9 Ian Stewart, L OBP: 0.346, SLG: 0.450										3	0	1	1	1	0	1	R 8				
29 Jorge De La Rosa, L OBP: 0.250, SLG: 0.313										2	1	2	0	0	0	0	H 8				
60 Manny Corpas, R ERA: 4.29										0	0	0	0	0	0	0	RBI 7				
97 Joe Beimel, L ERA: 4.81										0	0	0	0	0	0	0	BB 7				
16 Huston Street, R ERA: 6.04										0	0	0	0	0	0	0	SO 3				
Inning Stats	R: 2 E: 0 K: 0 S: 13	H: 2 LOB: 1 BB: 1 P: 23	R: 4 E: 1 K: 0 S: 18	H: 2 LOB: 1 BB: 1 P: 28	R: 0 E: 0 K: 1 S: 7	H: 0 LOB: 0 BB: 0 P: 10	R: 0 E: 0 K: 0 S: 13	H: 2 LOB: 2 BB: 0 P: 19	R: 2 E: 0 K: 1 S: 17	H: 2 LOB: 2 BB: 2 P: 34	R: 0 E: 0 K: 0 S: 5	H: 0 LOB: 0 BB: 1 P: 10	R: 0 E: 0 K: 0 S: 12	H: 0 LOB: 2 BB: 2 P: 25	R: 0 E: 0 K: 1 S: 9	H: 0 LOB: 0 BB: 0 P: 12	1B: 7 2B: 1 3B: 0 HR: 0	SF: 1 SAC: 1 DP: 1 HBP: 1	WP: 0 PB: 0 SB: 0 CS: 0	PA: 40	
PITCHER	IP WLS BF H R ER SO BB IBB HBP BLK WP HR S P ERA WHIP	0.1 L 4 2 2 2 0 1 0 0 0 0 0 0 30 46 6.75 1.125	2.0 R 12 4 2 2 1 2 0 0 0 0 0 0 30 53 9.00 3.000	1.0 L 3 0 0 0 0 1 0 0 0 0 0 0 5 10 0.00 1.000	1.0 R 5 0 0 0 0 2 0 0 0 0 0 0 12 25 0.00 2.000																

Chicago Cubs @ Colorado Rockies
Coors Field, Denver, CO
Sun Aug 01 2010, 1:12 PM - 4:22 PM MDT
Att: 38,256 - Partly Cloudy - 86 F

AB	30
R	8
H	8
RBI	7
BB	7
SO	3
LOB	19



Batter	1	2	3	4	5	6	7	8	9	AB	R	H	RBI	BB	SO	LOB	TOP					
56 Andres Torres, S OBP: 0.375, SLG: 0.512										6	2	3	2	0	0	1						
21 Freddy Sanchez, R OBP: 0.321, SLG: 0.329										6	1	2	1	0	1	2						
17 Aubrey Huff, L OBP: 0.399, SLG: 0.551										5	2	2	0	1	0	0						
28 Buster Posey, R OBP: 0.399, SLG: 0.538										5	1	3	2	1	1	2						
46 Santiago Casilla, R										3	2	2	2	1	1	1						
9 Pat Burrell, R OBP: 0.340, SLG: 0.433										1	0	0	0	0	0	1						
12 Nate Schierholz, L OBP: 0.311, SLG: 0.365										5	1	3	1	0	0	2						
35 Travis Ishikawa, L OBP: 0.357, SLG: 0.456										5	0	2	1	0	0	2						
48 Pablo Sandoval, S OBP: 0.325, SLG: 0.384										3	0	0	0	2	2	4						
16 Edgar Renteria, R OBP: 0.347, SLG: 0.371										3	0	0	0	2	2	4						
57 Jonathan Sánchez, L OBP: 0.195, SLG: 0.192										3	0	1	0	0	0	3						
52 Ramon E. Ramirez, R ERA: 4.15										0	0	0	0	0	0	0						
49 Javier López, L ERA: 2.73										0	0	0	0	0	0	0						
47 Chris Ray, R ERA: 2.73										0	0	0	0	0	0	0						
5 Juan Uribe, R OBP: 0.345, SLG: 0.457										0	0	0	0	0	0	0						
22 Eli Whiteside, R OBP: 0.316, SLG: 0.433										0	0	0	0	0	0	0						
Inning Stats	R: 4 H: 6 E: 0 K: 1 S: 17	H: 6 R: 2 ER: 1 LOB: 36	R: 0 H: 0 E: 0 K: 0 S: 5	H: 0 R: 0 ER: 0 LOB: 8	R: 1 H: 2 E: 0 K: 1 S: 8	H: 2 R: 1 ER: 0 LOB: 14	R: 1 H: 3 E: 0 K: 2 S: 15	H: 3 R: 0 ER: 0 LOB: 19	R: 0 H: 1 E: 0 K: 1 S: 10	H: 1 R: 0 ER: 0 LOB: 14	R: 1 H: 1 E: 0 K: 0 S: 10	H: 1 R: 0 ER: 0 LOB: 22	R: 0 H: 0 E: 0 K: 0 S: 6	H: 0 R: 0 ER: 0 LOB: 11	R: 0 H: 1 E: 0 K: 0 S: 9	H: 1 R: 0 ER: 0 LOB: 24	R: 3 H: 5 E: 0 K: 0 S: 15	H: 5 R: 2 ER: 4 LOB: 24	1B: 12 2B: 4 3B: 0 HR: 3	SF: 0 SAC: 1 DP: 0 HBP: 0	WP: 0 PA: 49 PB: 0 SB: 0 CS: 1	
PITCHER	IP WLS BF H R ER SO BB IBB HBP BLK WP HR S P ERA WHIP	3.0 L 18 8 5 5 2 1 1 0 0 0 1 30 58 15.00 3.000	2.2 14 5 2 2 3 2 0 0 0 0 1 33 52 6.75 2.625	1.1 5 0 0 0 0 1 0 0 0 0 0 8 14 0.00 0.750	0.0 4 1 0 0 0 0 0 0 0 0 0 9 11 0.00 1.000	1.0 8 5 3 3 0 0 0 0 0 0 1 15 24 27.00 5.000																
19 Ryan Spilborghs, R OBP: 0.361, SLG: 0.460										2	0	0	0	1	1	0						
7 Seth Smith, L OBP: 0.339, SLG: 0.530										2	0	0	0	0	1	3						
17 Todd Helton, L OBP: 0.338, SLG: 0.311										3	0	1	0	1	1	3						
5 Carlos González, L OBP: 0.348, SLG: 0.545										4	0	0	0	0	1	4						
2 Troy Tulowitzki, R OBP: 0.369, SLG: 0.489										3	0	0	0	1	1	0						
6 Melvin Mora, R OBP: 0.360, SLG: 0.392										4	0	1	0	0	0	2						
21 Miguel Olivo, R OBP: 0.355, SLG: 0.518										4	0	0	0	0	3	1						
11 Brad Hawpe, L OBP: 0.344, SLG: 0.445										4	0	0	0	0	3	1						
12 Clint Barmes, R OBP: 0.315, SLG: 0.382										4	0	0	0	0	3	1						
28 Aaron Cook, R ERA: 3.38										4	0	0	0	0	3	1						
35 Taylor Buchholz, R ERA: 4.43										4	0	0	0	0	3	1						
53 Randy Flores, L ERA: 4.43										4	0	0	0	0	3	1						
9 Ian Stewart, L ERA: 2.73										4	0	0	0	0	3	1						
97 Joe Beigel, L ERA: 3.19										4	0	0	0	0	3	1						
60 Manny Corpas, R ERA: 3.04										4	0	0	0	0	3	1						
20 Chris Iannetta, R OBP: 0.346, SLG: 0.483										4	0	0	0	0	3	1						
Inning Stats	R: 0 H: 1 E: 0 K: 0 S: 9	H: 1 R: 0 ER: 0 LOB: 18	R: 0 H: 0 E: 0 K: 3 S: 12	H: 0 R: 0 ER: 0 LOB: 17	R: 0 H: 0 E: 0 K: 3 S: 10	H: 0 R: 0 ER: 0 LOB: 14	R: 0 H: 0 E: 0 K: 1 S: 6	H: 0 R: 0 ER: 0 LOB: 9	R: 0 H: 1 E: 0 K: 1 S: 9	H: 1 R: 0 ER: 0 LOB: 13	R: 0 H: 0 E: 0 K: 1 S: 17	H: 0 R: 0 ER: 0 LOB: 33	R: 0 H: 0 E: 0 K: 1 S: 9	H: 0 R: 0 ER: 0 LOB: 12	R: 0 H: 0 E: 0 K: 2 S: 9	H: 0 R: 0 ER: 0 LOB: 14	R: 0 H: 0 E: 0 K: 2 S: 9	H: 0 R: 0 ER: 0 LOB: 24	1B: 2 2B: 1 3B: 0 HR: 0	SF: 0 SAC: 0 DP: 0 HBP: 0	WP: 0 PA: 37 PB: 0 SB: 0 CS: 0	
PITCHER	IP WLS BF H R ER SO BB IBB HBP BLK WP HR S P ERA WHIP	6.0 W 25 3 0 0 0 4 0 0 0 0 0 8 14 0.00 1.167	0.1 2 0 0 0 1 1 0 0 0 0 0 8 14 0.00 3.000	0.2 3 0 0 0 0 1 0 0 0 0 0 7 13 0.00 1.500	1.0 3 0 0 0 1 0 0 0 0 0 0 9 12 0.00 0.000	1.0 4 0 0 0 2 1 0 0 0 0 0 9 14 0.00 1.000																

San Francisco Giants @ Colorado Rockies
Coors Field, Denver, CO
Tue Aug 03 2010, 6:42 PM - 9:46 PM MDT
Att: 43,549 - Partly Cloudy - 78 F

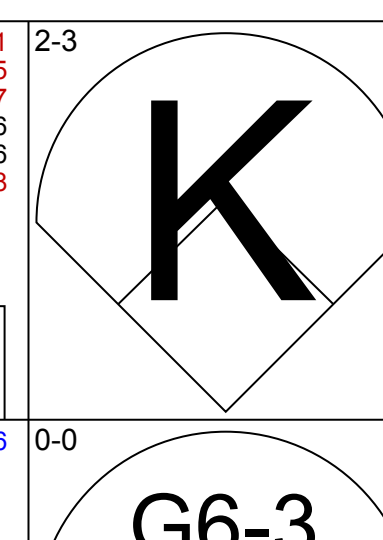
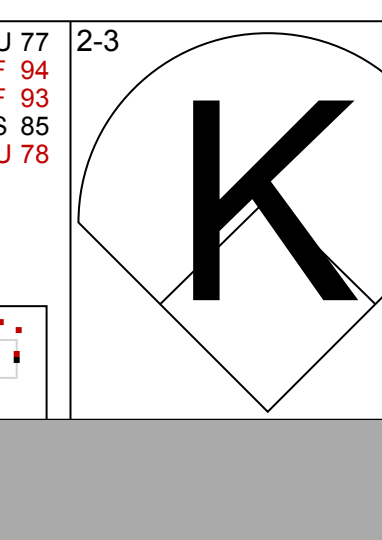
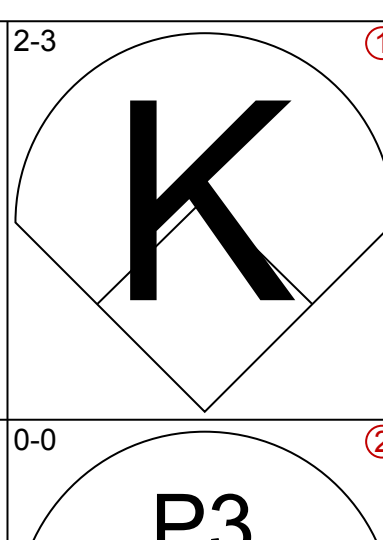
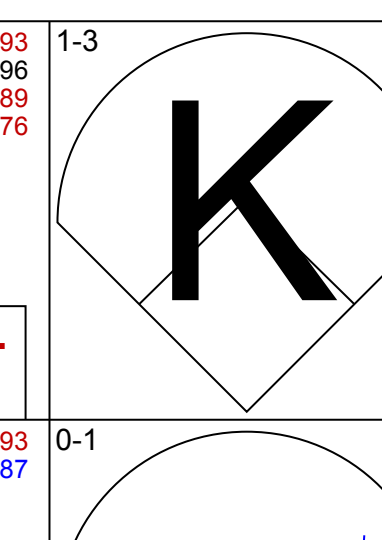
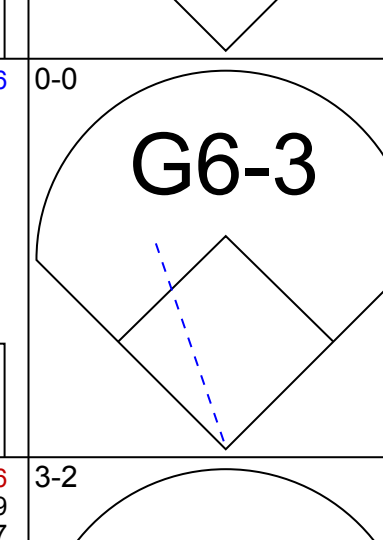
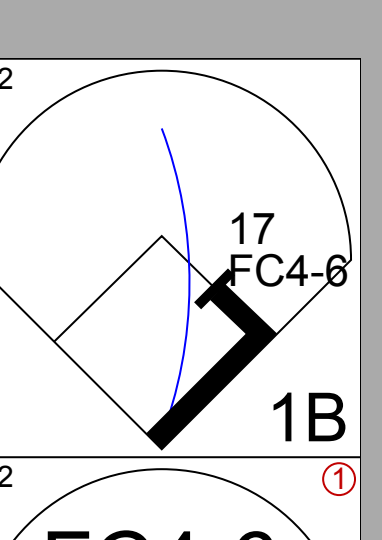
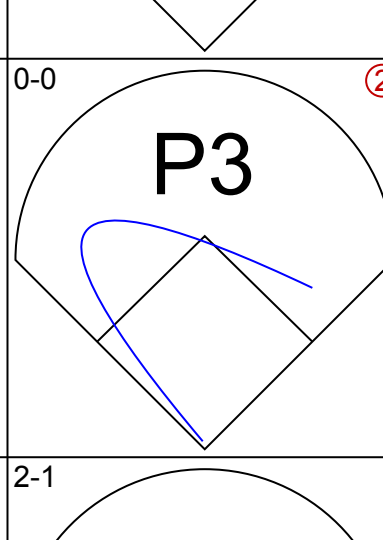
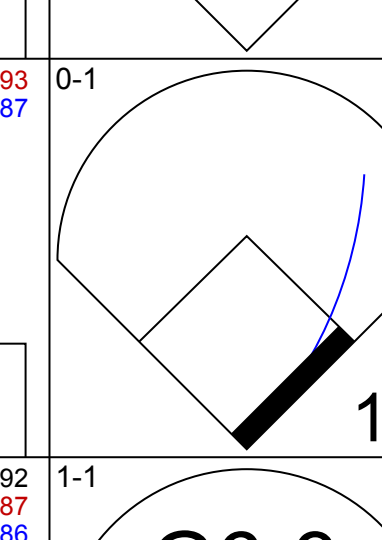
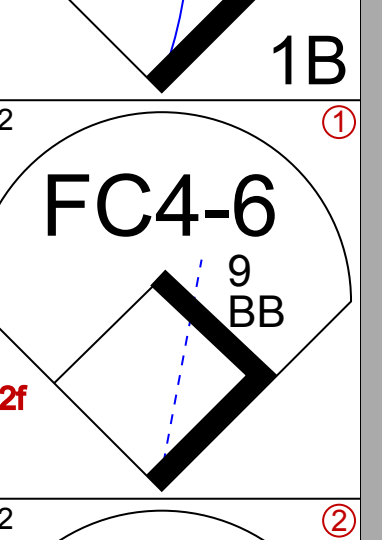
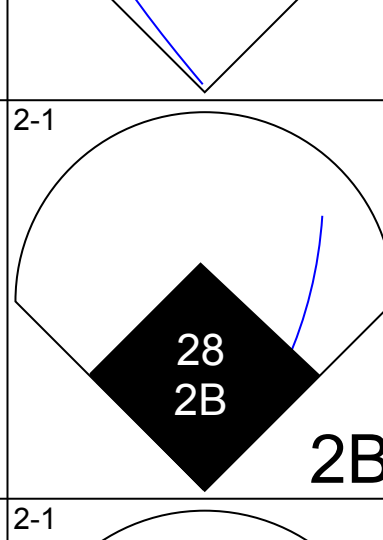
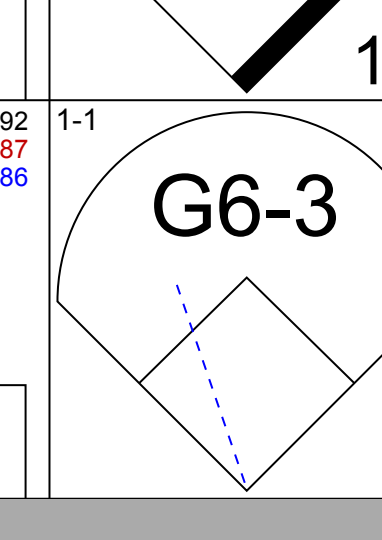
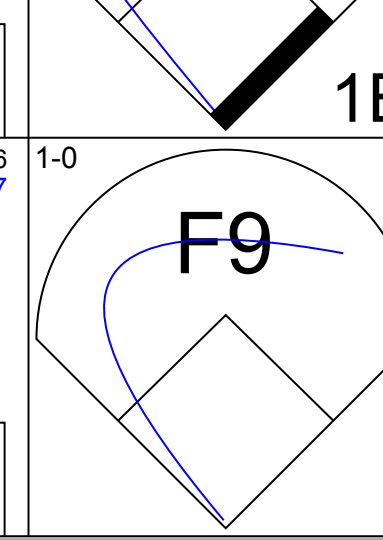
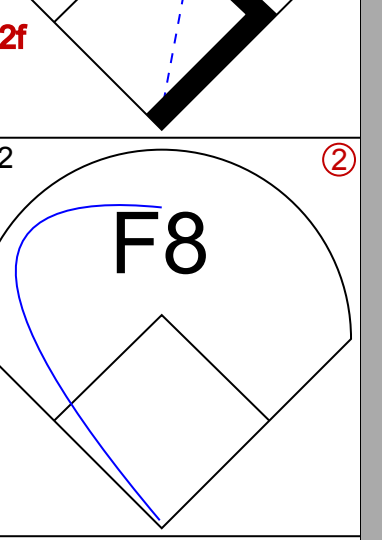
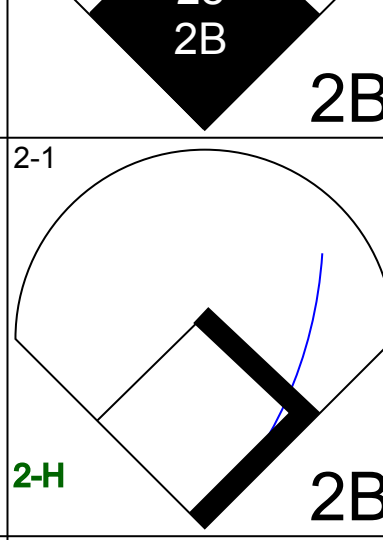

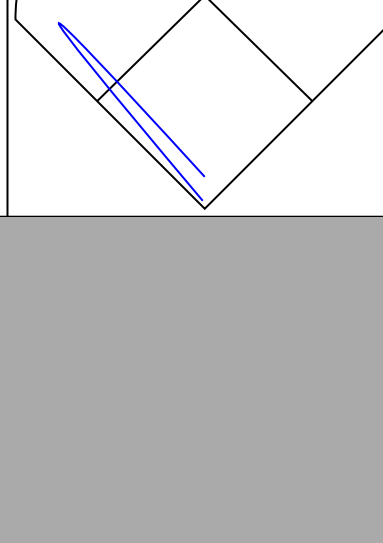



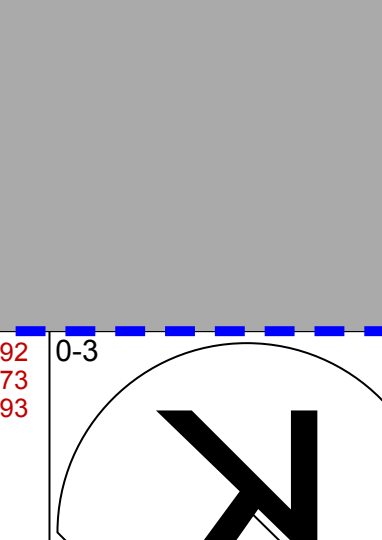
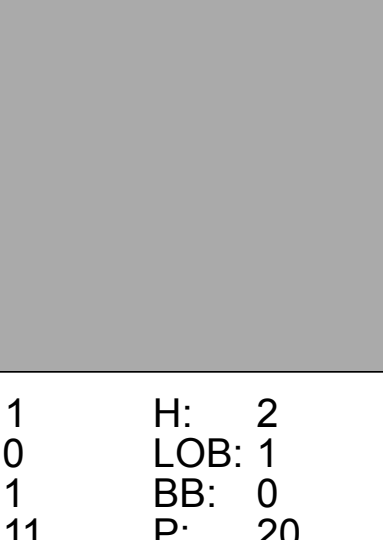
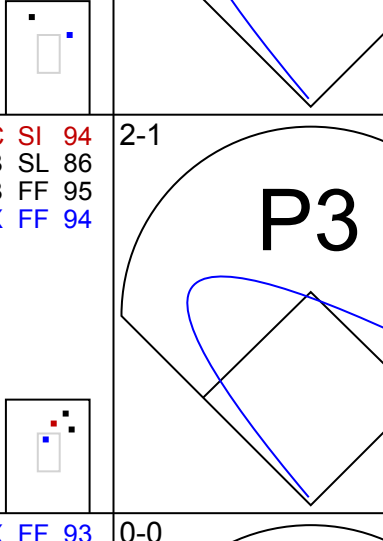
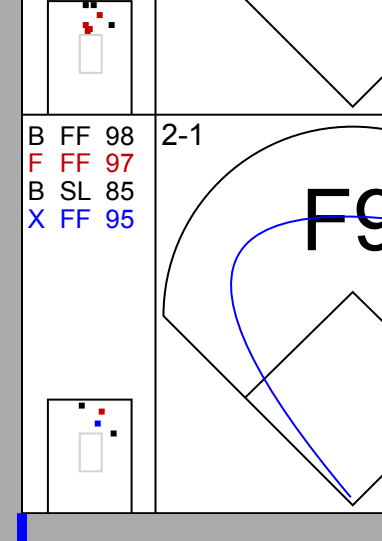
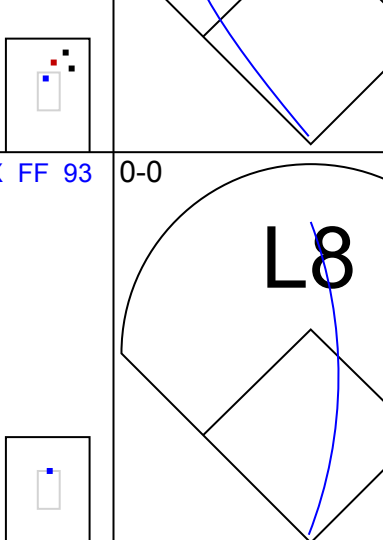
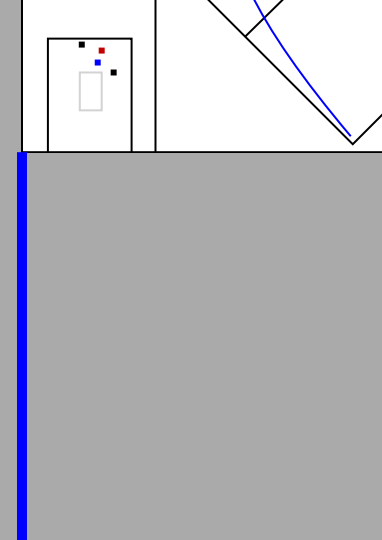
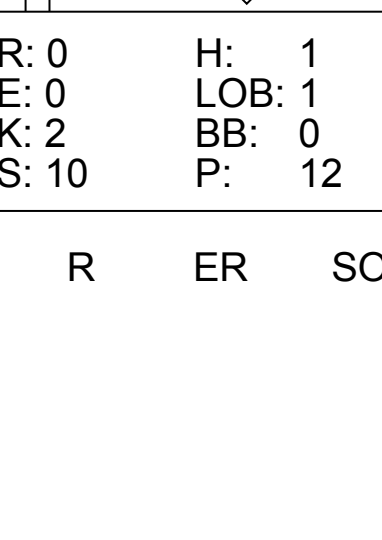
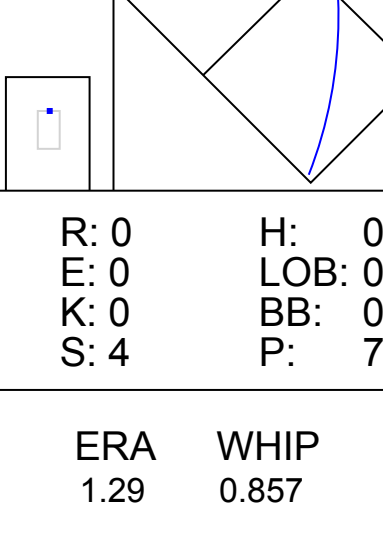

AB 43
R 10
H 19
RBI 10
BB 5
SO 5
LOB 18



San Francisco Giants @ Colorado Rockies
Coors Field, Denver, CO
Tue Aug 03 2010, 6:42 PM - 9:46 PM MDT
Att: 43,549 - Partly Cloudy - 78 F

AB 30
R 0
H 3
RBI 0
BB 7
SO 13
LOB 16

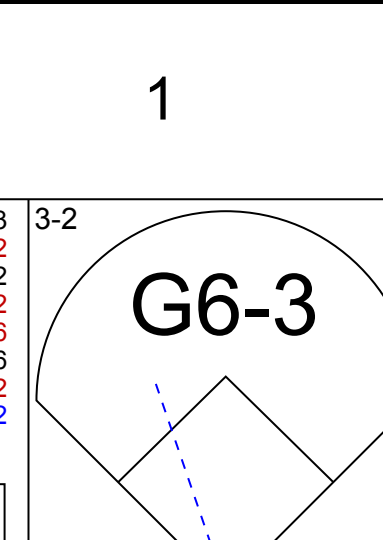
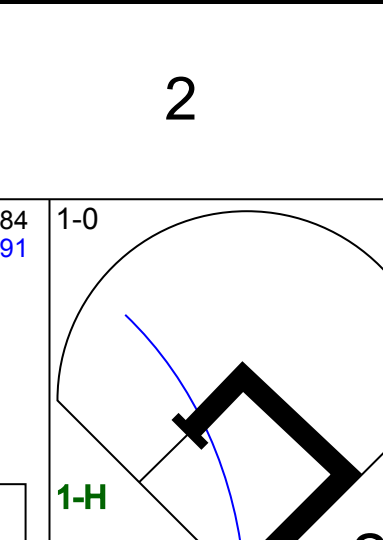
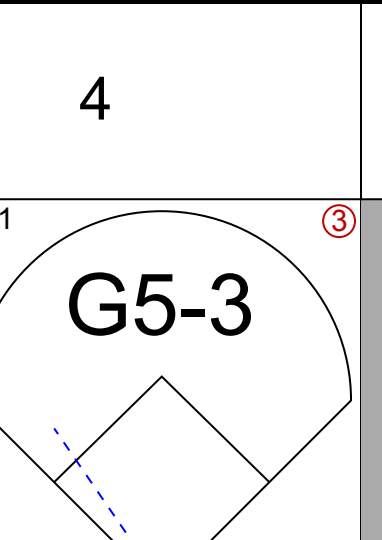
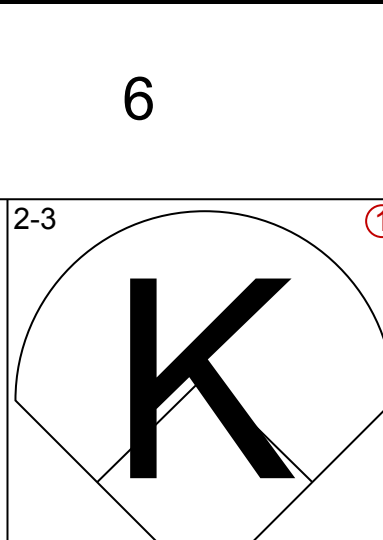
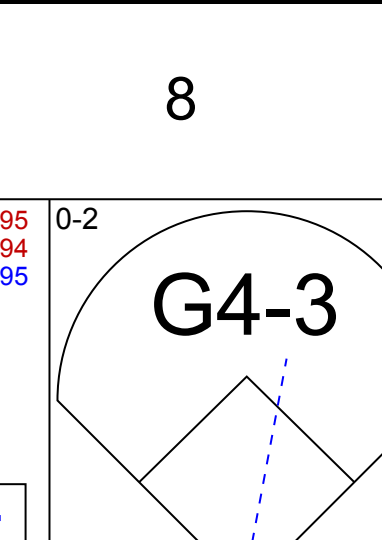
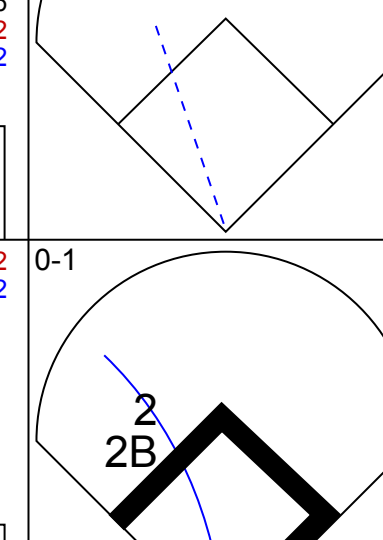
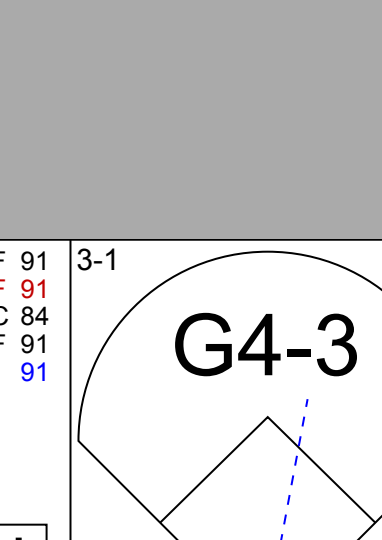
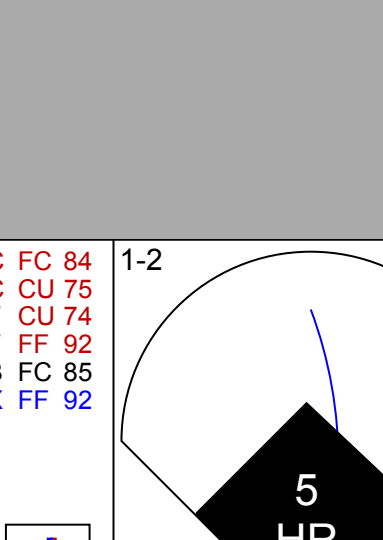
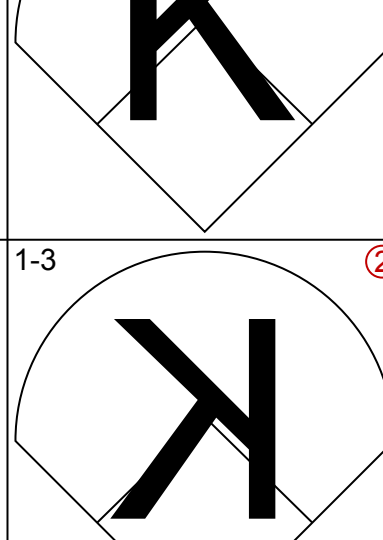
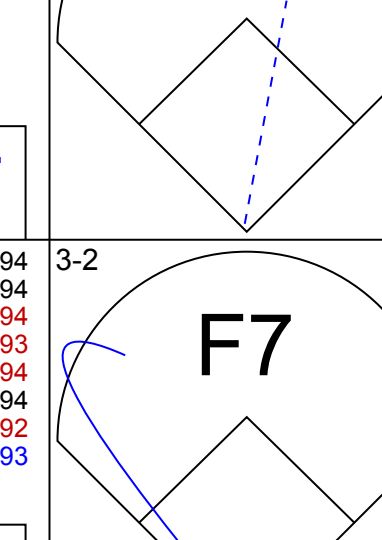
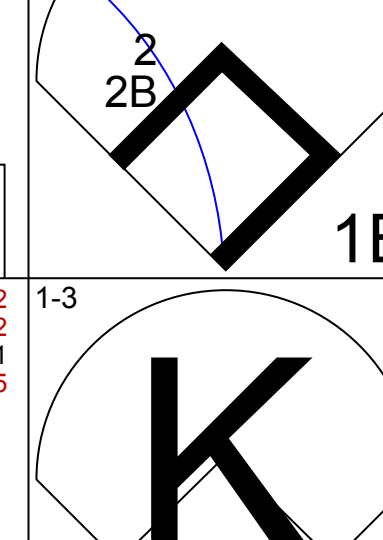
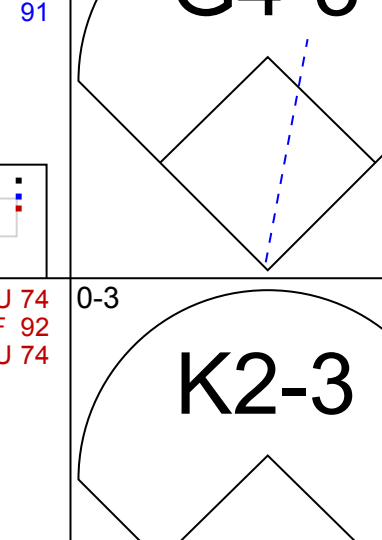
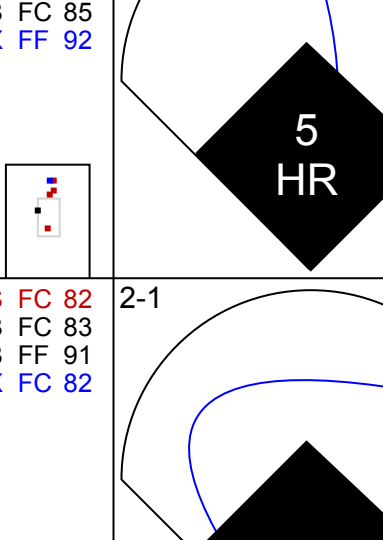
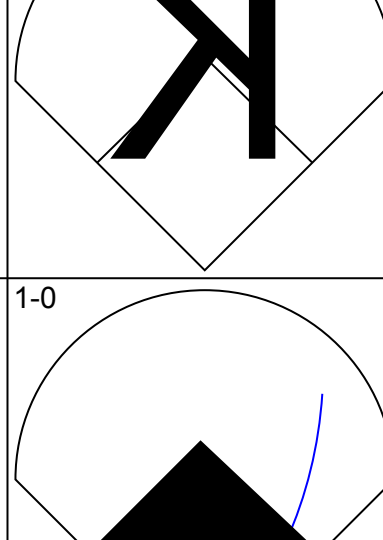
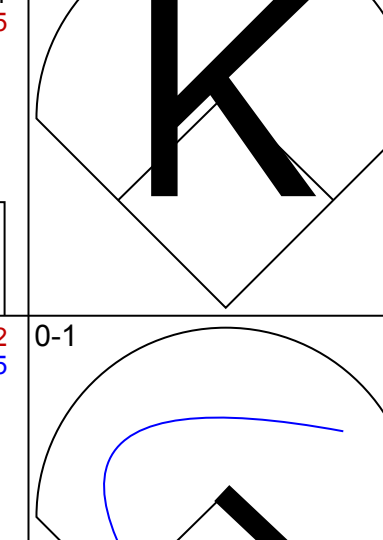
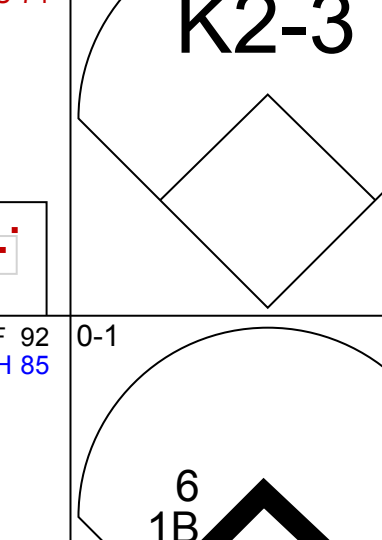
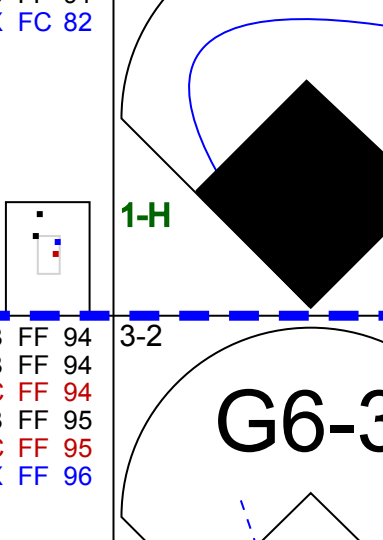
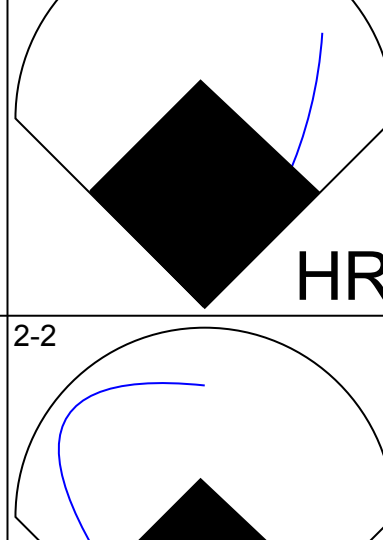

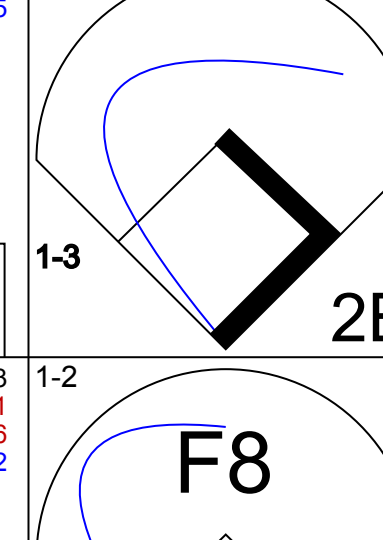
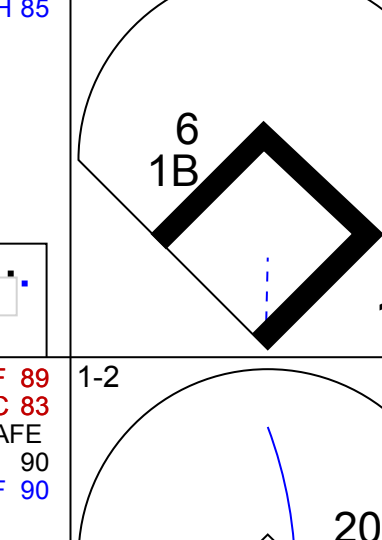
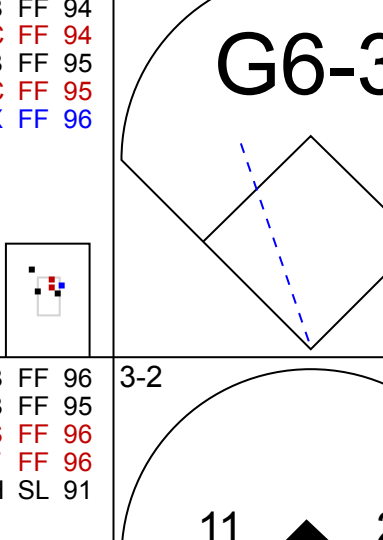
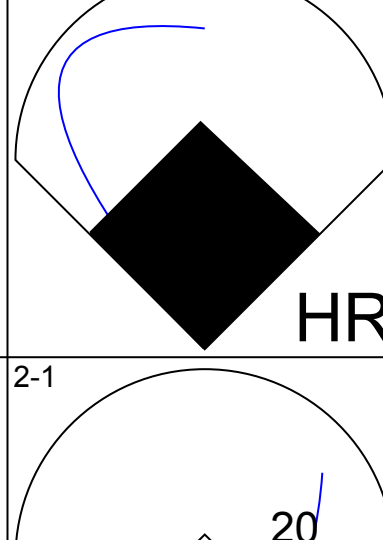

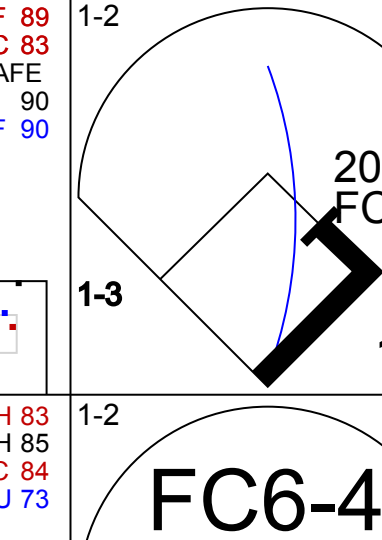
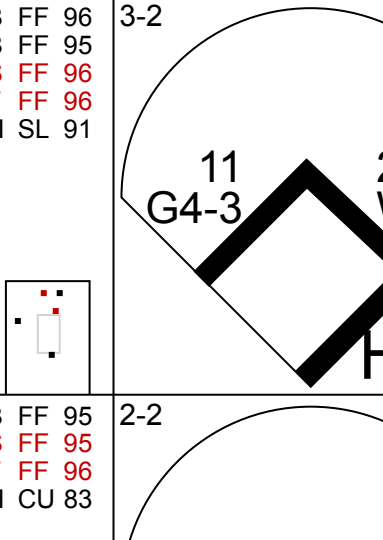
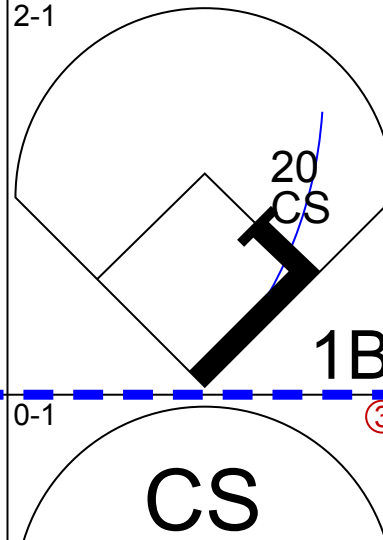

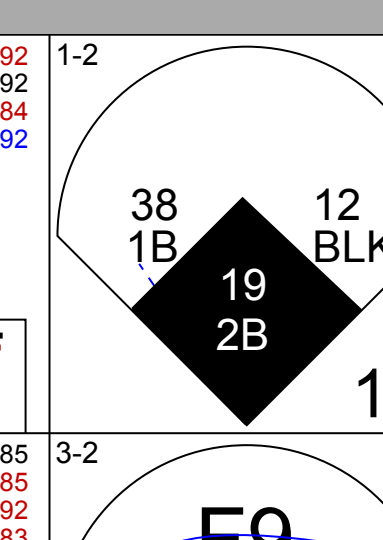
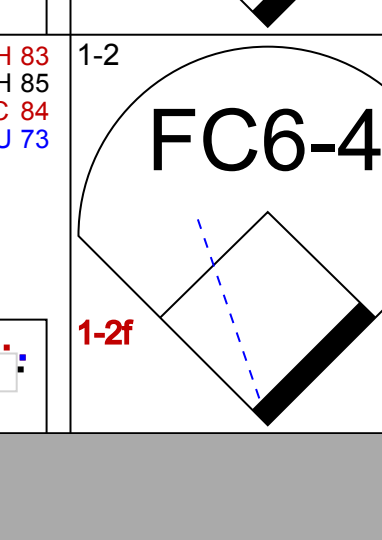

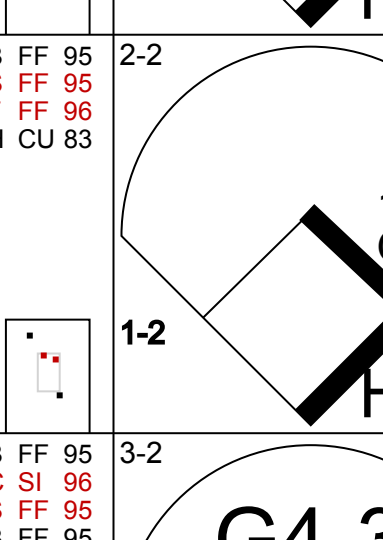
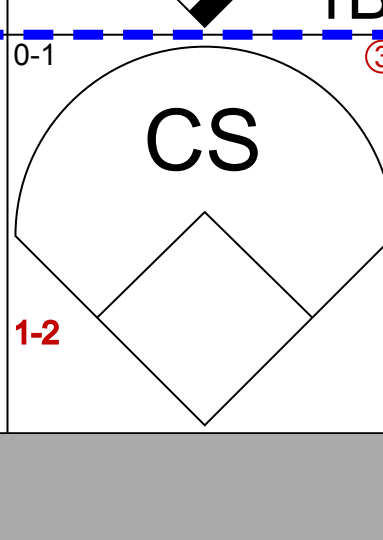

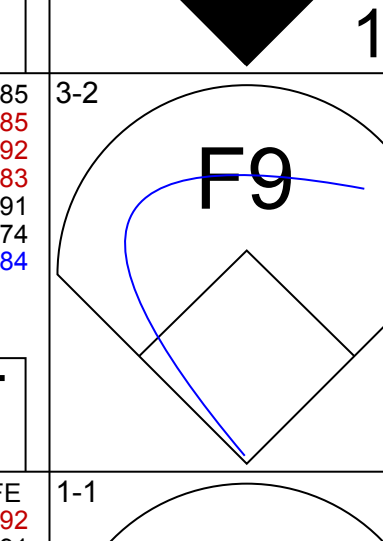
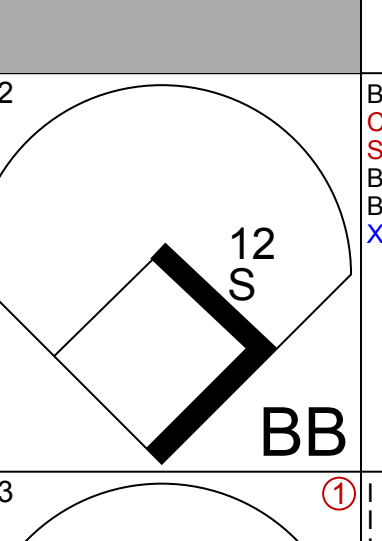
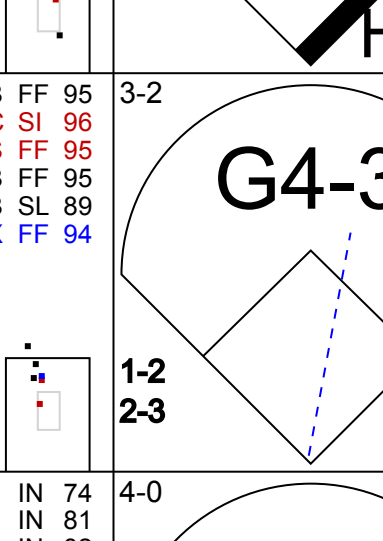

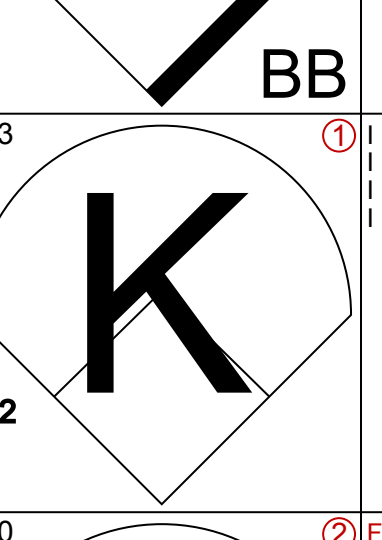

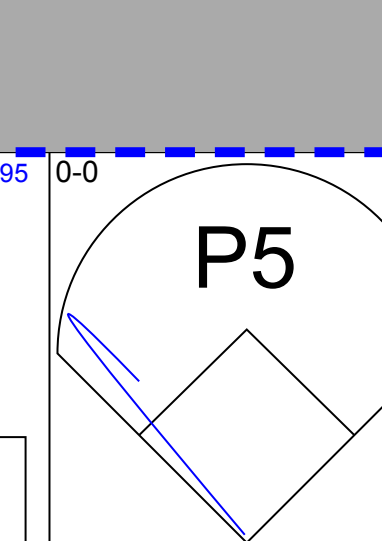
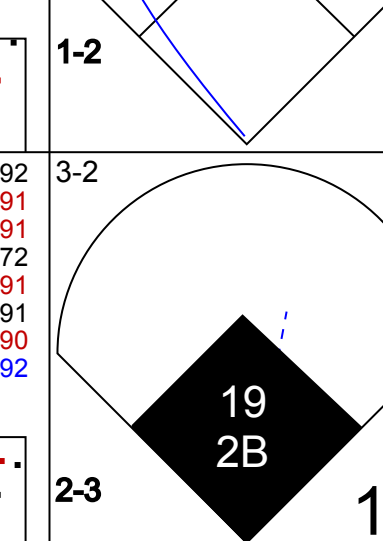
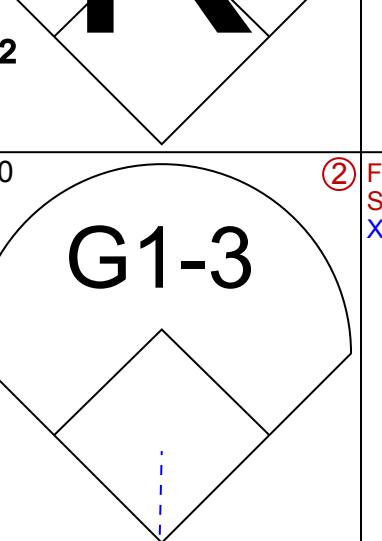
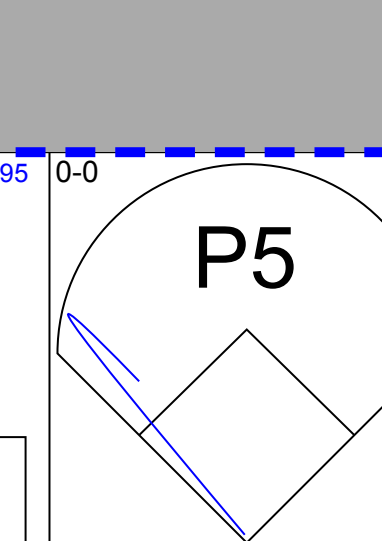
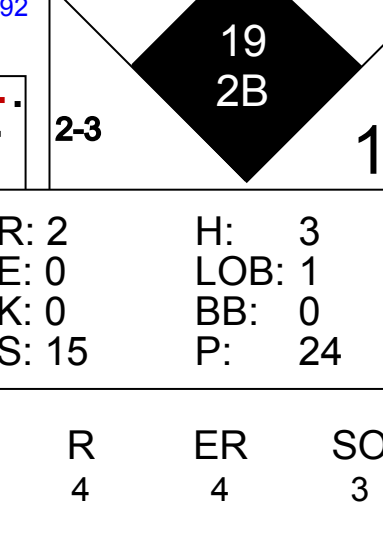
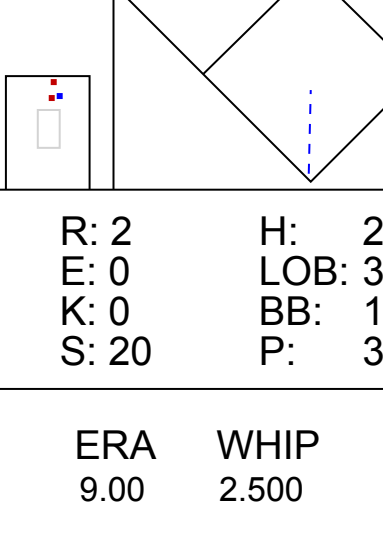
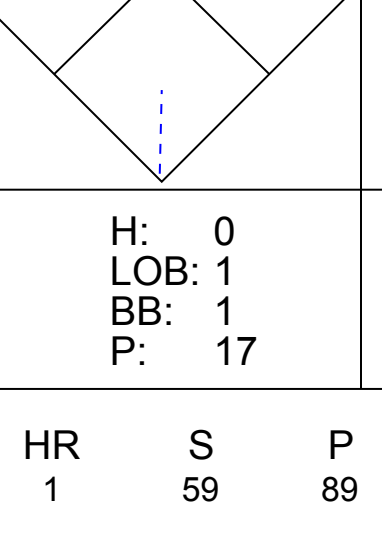
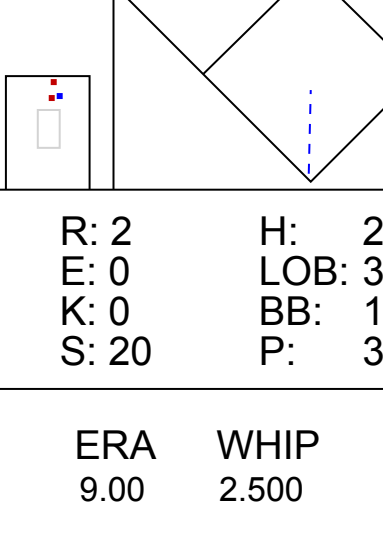
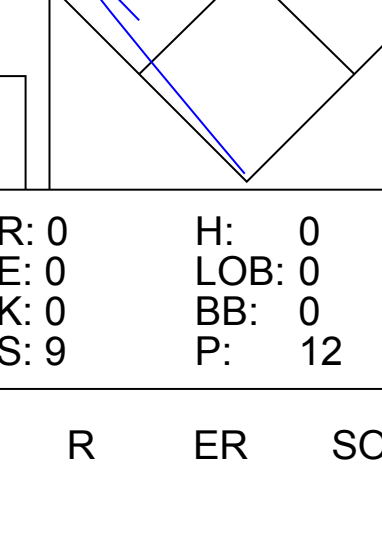


Batter	1	2	3	4	5	6	7	8	9	AB	R	H	RBI	BB	SO	LOB	TOP						
56 Andres Torres, S (1.8) OBP: 0.372, SLG: 0.506										4	0	0	0	0	4	0							
21 Freddy Sanchez, R (1.4) OBP: 0.323, SLG: 0.332										4	0	2	0	0	0	0							
17 Aubrey Huff, L (1.9) OBP: 0.400, SLG: 0.553										4	1	2	0	0	0	2							
28 Buster Posey, R (1.2) OBP: 0.398, SLG: 0.540										3	0	1	1	0	0	2							
22 Eli Whiteside, R (7.2) OBP: 0.313, SLG: 0.429										1	0	0	0	0	1	0							
9 Pat Burrell, R (1.7) OBP: 0.344, SLG: 0.431										1	0	0	0	2	0	1							
46 Santiago Casilla, R (6.1)										0	0	0	0	0	0	0							
59 Guillermo Mota, R (8.1)										0	0	0	0	0	0	0							
33 Aaron Rowand, R (8. PH) OBP: 0.301, SLG: 0.404										1	0	0	0	0	1	0							
35 Travis Ishikawa, L (1.3) OBP: 0.345, SLG: 0.439										4	0	0	0	0	3	3							
48 Pablo Sandoval, S (1.5) OBP: 0.323, SLG: 0.381										3	0	0	0	0	2	1							
16 Edgar Renteria, R (1.6) OBP: 0.342, SLG: 0.365										3	0	0	0	0	1	0							
40 Madison Bumgarner, R (1.1) OBP: 0.182, SLG: 0.143										2	0	0	0	0	1	0							
53 Denny Bautista, R (5.1) OBP: 1.000, SLG: 1.000										0	0	0	0	0	0	0							
12 Nate Schierholz, L (6.9) OBP: 0.310, SLG: 0.363										1	0	0	0	0	1	0							
Inning Stats	R: 0 E: 0 K: 1 S: 10	H: 1 LOB: 1 BB: 0 P: 16	R: 0 E: 0 K: 1 S: 6	H: 0 LOB: 1 BB: 1 P: 13	R: 0 E: 0 K: 3 S: 9	H: 0 LOB: 0 BB: 0 P: 14	R: 0 E: 0 K: 1 S: 18	H: 1 LOB: 2 BB: 1 P: 29	R: 0 E: 0 K: 0 S: 4	H: 0 LOB: 0 BB: 0 P: 7	R: 1 E: 0 K: 1 S: 11	H: 2 LOB: 1 BB: 0 P: 20	R: 0 E: 0 K: 2 S: 11	H: 0 LOB: 0 BB: 0 P: 19	R: 0 E: 0 K: 2 S: 10	H: 1 LOB: 1 BB: 0 P: 12	R: 0 E: 0 K: 3 S: 10	H: 0 LOB: 0 BB: 0 P: 16	1B: 3 2B: 3 3B: 0 HR: 0	SF: 0 SAC: 0 DP: 1 HBP: 0	WP: 0 PB: 0 SB: 0 CS: 1	PA: 33	
PITCHER	IP WLS BF H R ER SO BB IBB HBP BLK WP HR S P ERA WHIP	7.0 W 26 4 1 1 9 2 0 0 0 0 0 69 118 1.29 0.857	1.0 L 4 1 0 0 2 0 0 0 0 0 10 12 0.00 1.000	1.0 L 3 0 0 0 3 0 0 0 0 0 10 16 0.00 0.000																			

San Francisco Giants @ Colorado Rockies
Coors Field, Denver, CO
Wed Aug 04 2010, 1:14 PM - 4:03 PM MDT
Att: 37,278 - Partly Cloudy - 80 F

AB	31
R	1
H	5
RBI	1
BB	2
SO	14
LOB	9



Batter	1	2	3	4	5	6	7	8	9	AB	R	H	RBI	BB	SO	LOB	BOTTOM					
19 Ryan Spilborghs, R (1.7) OBP: 0.357, SLG: 0.459										5	0	1	2	0	1	1						
17 Todd Helton, L (1.3) OBP: 0.339, SLG: 0.313										5	1	2	0	0	1	0						
5 Carlos González, L (1.8) OBP: 0.349, SLG: 0.559										4	2	2	3	0	2	1						
2 Troy Tulowitzki, R (1.6) OBP: 0.375, SLG: 0.508										4	1	3	1	0	0	0						
6 Melvin Mora, R (1.5) OBP: 0.364, SLG: 0.393										2	0	1	0	0	0	2						
9 Ian Stewart, L (5. PR) OBP: 0.346, SLG: 0.450										1	0	1	0	0	0	0						
20 Chris Iannetta, R (1.2) OBP: 0.351, SLG: 0.459										3	1	1	0	0	0	2						
11 Brad Hawpe, L (1.9) OBP: 0.343, SLG: 0.440										3	0	0	0	1	0	3						
34 Matt Belisle, R (8.1) OBP: 0.500, SLG: 0.667										0	0	0	0	0	0	0						
63 Rafael Betancourt, R (9.1) ERA: 2.86										0	0	0	0	0	0	0						
12 Clint Barmes, R (1.4) OBP: 0.315, SLG: 0.379										3	0	0	0	1	1	2						
38 Ubaldo Jiménez, R (1.1) OBP: 0.148, SLG: 0.132										3	1	1	0	0	0	4						
24 Dexter Fowler, S (8.8) OBP: 0.350, SLG: 0.385										1	0	0	0	0	0	0						
Inning Stats	R: 0 E: 0 K: 1 S: 15	H: 2 LOB: 2 BB: 0 P: 20	R: 2 E: 0 K: 0 S: 15	H: 3 LOB: 1 BB: 0 P: 24	R: 0 E: 0 K: 1 S: 13	H: 2 LOB: 2 BB: 0 P: 18	R: 0 E: 0 K: 1 S: 9	H: 0 LOB: 1 BB: 1 P: 17	R: 2 E: 0 K: 0 S: 20	H: 2 LOB: 3 BB: 1 P: 38	R: 2 E: 0 K: 2 S: 13	H: 3 LOB: 0 BB: 0 P: 21	R: 0 E: 0 K: 0 S: 6	H: 0 LOB: 0 BB: 0 P: 11	R: 0 E: 0 K: 0 S: 9	H: 0 LOB: 0 BB: 0 P: 12	1B: 7 2B: 2 3B: 0 HR: 3	SF: 0 SAC: 0 DP: 0 HBP: 2	WP: 1 PB: 0 SB: 1 CS: 1	PA: 39		
PITCHER	IP WLS BF H R ER SO BB IBB HBP BLK WP HR S P ERA WHIP	4.0 L 21 3 2 2 2 1 0 0 0 0 2 25 48 10.80 1.800	1.2 L 11 3 2 2 2 0 1 2 0 1 2 25 48 10.80 1.800	1.1 L 3 0 0 0 0 0 0 0 0 0 0 7 12 0.00 0.000	1.0 L 3 0 0 0 0 0 0 0 0 0 0 9 12 0.00 0.000																	

San Francisco Giants @ Colorado Rockies
Coors Field, Denver, CO
Wed Aug 04 2010, 1:14 PM - 4:03 PM MDT
Att: 37,278 - Partly Cloudy - 80 F

AB	34
R	6
H	12
RBI	6
BB	2
SO	5
LOB	15



Batter	1	2	3	4	5	6	7	8	9	AB	R	H	RBI	BB	SO	LOB	TOP			
24 Dexter Fowler, S OBP: 0.353, SLG: 0.398	F9		1 SAFE B CH 82 B FF 87 B SI 89 X SL 89		2-2 B FF 84 F CH 86 B FF 87 B SI 89 X SL 89		L8		2-2 C FF 94 B FF 96 B SI 98 X SL 98	5	2	2	1	0	0	0				
17 Todd Helton, L OBP: 0.340, SLG: 0.312	K		3-2 B CU 74 T FF 87 B FF 88 B CH 82 X SL 86		1-1 C SL 78 B SI 86 X SL 86		G3-1		2-3 C FF 90 C CU 73 B SI 92 B CH 84 X SL 78	4	1	1	1	1	2	0				
5 Carlos González, L OBP: 0.349, SLG: 0.563	HR		D CU 74 F SI 86 X SL 77		1-1 B SI 87 X SL 87				2-0 B SL 72 B SL 87 X SL 76	4	2	3	2	0	0	1				
2 Troy Tulowitzki, R OBP: 0.383, SLG: 0.513	F8		1 SAFE B CH 81 C FF 87 F CU 72 X SL 87		0-0 1 SAFE X SL 85				2-0 B SL 86 1 SAFE X SL 86	5	0	3	1	0	0	1				
6 Melvin Mora, R OBP: 0.362, SLG: 0.390	F9		B CH 81 C FF 86 S FF 89 X CH 81		1-1 C SI 85 X CU 72				1-2 C CU 77 B SI 80 S FF 85 X SL 85	4	0	1	0	0	0	3				
34 Matt Belisle, R OBP: 0.500, SLG: 0.667					0-2 C FF 88 X SL 80 X CU 79				2-2 C FF 95 B FF 96 B SI 98 X SL 98	0	0	0	0	0	0	0				
97 Joe Beimel, L									2-2 C FF 95 B FF 96 B SI 98 X SL 98	0	0	0	0	0	0	0				
23 Jason Giambi, L OBP: 0.412, SLG: 0.397									2-2 C FF 95 B FF 96 B SI 98 X SL 98	0	0	0	0	0	0	0				
16 Huston Street, R									2-2 C FF 95 B FF 96 B SI 98 X SL 98	0	0	0	0	0	0	0				
19 Ryan Spillborghs, R OBP: 0.352, SLG: 0.451	K		1 SAFE C FF 87 C FF 88		0-1 1 SAFE C SI 86 X SL 86				0-3 C FF 96 B FF 96 B SI 98 X SL 98	4	0	0	0	0	1	1				
7 Seth Smith, L OBP: 0.337, SLG: 0.521									0-3 C FF 96 B FF 96 B SI 98 X SL 98	1	0	0	0	1	2					
20 Chris Iannetta, R OBP: 0.353, SLG: 0.452	G5-3		C CU 73 B FF 89 C CH 82 X FF 89		3-2 B SL 81 C CU 72 B SI 87 B CH 82 X CH 82				2-2 C CU 78 D SI 81 D SI 81 T FF 91	4	0	1	0	1	1	2				
12 Clint Barnes, R OBP: 0.321, SLG: 0.383			X FF 86		2-2 1 SAFE C SL 77 B SI 80 X FF 82				1-1 S FF 94 X FC 92	4	1	3	0	0	0	1				
46 Jason Hammel, R OBP: 0.132, SLG: 0.135			L SI 86 L CU 71 1 SAFE L CU 72		2-3 C CU 72 D CH 80 B SI 87				2-3 B FF 95 B FF 96 B SI 98 X SL 98	3	0	0	0	0	3	4				
9 Ian Stewart, L OBP: 0.344, SLG: 0.446	K								2-3 B FF 95 B FF 96 B SI 98 X SL 98	1	0	0	0	0	1	1				
Inning Stats	R: 1 E: 0 K: 1 S: 8	H: 1 LOB: 0 BB: 0 P: 10	R: 0 E: 0 K: 1 S: 10	H: 0 LOB: 0 BB: 0 P: 14	R: 2 E: 0 K: 1 S: 17	H: 3 LOB: 1 BB: 0 P: 26	R: 0 E: 0 K: 1 S: 14	H: 3 LOB: 2 BB: 0 P: 22	R: 0 E: 0 K: 0 S: 11	H: 1 LOB: 2 BB: 0 P: 15	R: 1 E: 0 K: 1 S: 11	H: 2 LOB: 1 BB: 0 P: 18	R: 0 E: 0 K: 1 S: 12	H: 0 LOB: 1 BB: 1 P: 21	R: 2 E: 0 K: 2 S: 22	H: 3 LOB: 2 BB: 1 P: 36	1B: 12 2B: 1 3B: 1 HR: 1	SF: 1 SAC: 0 DP: 0 HBP: 0	WP: 1 PB: 0 SB: 1 CS: 0	PA: 43
PITCHER	IP	WLS	BF	H	R	ER	SO	BB	IBB	HBP	BLK	WP	HR	S	P	ERA	WHIP			
57 Zach Duke, L ERA: 5.32	6.0		27	10	3	3	5	0	0	0	1	0	1	72	100	4.50	1.667			
61 Chan Ho Park, R ERA: 5.7	1.0	L	5	2	1	1	1	0	0	0	0	1	0	11	18	9.00	2.000			
47 Evan Meek, R ERA: 1.47	1.0		4	0	0	0	1	1	0	0	0	0	0	12	21	0.00	1.000			
Joel Hanrahan, R ERA: 3.72	0.2		6	3	2	2	1	1	0	0	0	0	0	19	31	27.00	6.000			
34 Daniel McCutchen, R ERA: 7.64	0.1		1	0	0	0	1	0	0	0	0	0	0	3	5	0.00	0.000			

Colorado Rockies @ Pittsburgh Pirates
PNC Park, Pittsburgh, PA
Fri Aug 06 2010, 7:06 PM - 10:24 PM EDT
Att: 30,711 - Partly Cloudy - 76 F

AB	40
R	6
H	15
RBI	6
BB	2
SO	9
LOB	16



Batter	1	2	3	4	5	6	7	8	9	AB	R	H	RBI	BB	SO	LOB	BOTTOM					
22 Andrew McCutchen, R OBP: 0.359, SLG: 0.435	SH1-3		E5				F8			4	0	1	0	0	0	2						
31 Jose Tabata, R OBP: 0.353, SLG: 0.392	SH1-3		G6-4-3							3	1	2	0	0	0	2						
18 Neil Walker, S OBP: 0.342, SLG: 0.453	L4		G1-3							3	1	0	0	0	1	2						
46 Garrett Jones, L OBP: 0.325, SLG: 0.430	F9		F7							4	0	0	0	0	1	3						
24 Pedro Alvarez, L OBP: 0.307, SLG: 0.439	G4-3		G1-3							3	1	1	3	1	1	0						
85 Lastinos Milledge, R OBP: 0.331, SLG: 0.375	P4		BB							4	0	1	0	0	0	1						
19 Chris Snyder, R OBP: 0.345, SLG: 0.408	F7		FC5-4							4	0	1	0	0	0	1						
5 Ronny Cedeno, R OBP: 0.290, SLG: 0.368			FC5-4							1	0	0	0	1	1	0						
57 Zach Duke, L ERA: 5.32	6.0	W	24	3	3	2	2	0	0	0	0	0	0	0	0	0	0					
61 Chan Ho Park, R ERA: 5.7	1.2	H	6	2	0	0	1	0	0	0	0	0	0	0	0	0	0					
47 Evan Meek, R ERA: 1.47	0.1	H	1	0	0	0	0	0	0	0	0	0	0	0	0	0	0					
Joel Hanrahan, R ERA: 3.72	1.0	S	3	1	0	0	1	0	0	0	0	0	0	0	0	0	0					
34 Daniel McCutchen, R ERA: 7.64	0.0									2	0	0	0	0	0	0	0					
Inning Stats	R: 0 E: 0 K: 0 S: 8	H: 1 LOB: 1 BB: 0 P: 12	R: 0 E: 0 K: 0 S: 7	H: 0 LOB: 0 BB: 0 P: 11	R: 0 E: 0 K: 0 S: 7	H: 0 LOB: 1 BB: 1 P: 14	R: 0 E: 0 K: 0 S: 6	H: 0 LOB: 1 BB: 1 P: 14	R: 0 E: 0 K: 1 S: 12	H: 0 LOB: 0 BB: 0 P: 18	R: 3 E: 0 K: 1 S: 14	H: 2 LOB: 0 BB: 0 P: 22	R: 0 E: 0 K: 0 S: 12	H: 1 LOB: 1 BB: 0 P: 18	R: 0 E: 0 K: 1 S: 11	H: 1 LOB: 0 BB: 0 P: 14	R: 0 E: 0 K: 1 S: 12	H: 1 LOB: 0 BB: 0 P: 18	1B: 5 2B: 0 3B: 0 HR: 1	SF: 0 SAC: 2 DP: 2 HBP: 1	WP: 0 PB: 0 SB: 2 CS: 0	PA: 34
PITCHER	IP	WLS	BF	H	R	ER	SO	BB	IBB	HBP	BLK	WP	HR	S	P	ERA	WHIP					
46 Jason Hammel, R ERA: 4.38	6.0		24	3	3	2	2	0	0	0	0	0	0	54	91	4.50	0.833					
34 Matt Belisle, R ERA: 2.43	1.2		6	2	0	0	1	0	0	0	0	0	0	20	28	0.00	1.200					
97 Joe Beimel, L ERA: 2.7	0.1		1	0	0	0	0	0	0	0	0	0	0	3	4	0.00	0.000					
16 Huston Street, R ERA: 3.6	1.0		3	1	0	0	1	0	0	0	0	0	0	12	18	0.00	1.000					

Colorado Rockies @ Pittsburgh Pirates
PNC Park, Pittsburgh, PA
Fri Aug 06 2010, 7:06 PM - 10:24 PM EDT
Att: 30,711 - Partly Cloudy - 76 F

AB	29
R	3
H	6
RBI	3
BB	2
SO	4
LOB	13



Batter	1	2	3	4	5	6	7	8	9	10	AB	R	H	RBI	BB	SO	LOB	TOP			
24 Dexter Fowler, S OBP: 0.351, SLG: 0.394	(1, 8) K		(2) K			(1) G3		(2) G6-3		(1) 17 HR	5	1	1	0	0	2	0				
17 Todd Helton, L OBP: 0.344, SLG: 0.323	(1, 3) F8		(3) G5-3			(1) BB		(1) BB		(1) HR	3	1	1	2	2	0	0				
5 Carlos González, L OBP: 0.349, SLG: 0.566	(1, 7) 1B		(2) SF8		(2) F8	(2) FC4-6		(3) FC4-6		(1) P6	5	1	2	0	0	0	2				
2 Troy Tulowitzki, R OBP: 0.363, SLG: 0.511	(1, 6) P4		(1) SF8		(1) K	(1) K		(1) K		(1) 11 HR	3	1	1	1	1	1	2				
11 Brad Hawpe, L OBP: 0.343, SLG: 0.436	(1, 9) F8		(2) P6		(2) E9	(1) G3		(1) G3		(2) F7	5	2	2	0	0	0	1				
16 Huston Street, R OBP: 0.348, SLG: 0.459	(1, 5) 2B		(3) K		(1) F7	(1) G6-3		(1) HR		(1) HR	4	1	2	3	1	1	1				
21 Miguel Olivo, R OBP: 0.344, SLG: 0.502	(1, 2) F7		(2) F7		(1) F7	(2) G6-3		(1) G5-3		(1) F7	5	0	0	1	0	0	3				
12 Clint Barmes, R OBP: 0.318, SLG: 0.378	(1, 4) F7		(2) F8		(2) F8	(3) K		(2) G5-3			4	0	0	0	0	1	1				
28 Jorge De La Rosa, L 66 Manny Corpas, R 63 Randy Flores, L 63 Rafael Betancourt, R 7 Seth Smith, L 32 Taylor Buchholz, R 97 Joe Blanton, L 23 Delwyn Young, S 34 Matt Belisle, R 19 Ryan Doumit, S			(1) K		(3) K	(1) K		(1) K		(1) K	2	0	0	0	0	0	0				
Inning Stats	R: 0 E: 0 K: 1 S: 11	H: 1 LOB: 1 BB: 0 P: 18	R: 0 E: 0 K: 0 S: 12	H: 1 LOB: 1 BB: 0 P: 15	R: 0 E: 0 K: 2 S: 10	H: 0 LOB: 0 BB: 0 P: 16	R: 1 E: 0 K: 1 S: 8	H: 1 LOB: 0 BB: 0 P: 14	R: 0 E: 0 K: 1 S: 12	H: 0 LOB: 1 BB: 1 P: 21	R: 1 E: 1 K: 1 S: 9	H: 1 LOB: 0 BB: 0 P: 14	R: 0 E: 0 K: 1 S: 11	H: 0 LOB: 1 BB: 1 P: 18	R: 3 E: 0 K: 1 S: 10	H: 3 LOB: 0 BB: 0 P: 26	1B: 5 2B: 1 3B: 1 HR: 2	SF: 1 SAC: 0 DP: 0 HBP: 0	WP: 0 PB: 0 SB: 1 CS: 0	PA: 43	
PITCHER	IP WLS BF H R ER SO	IP WLS BF H R ER SO	IP WLS BF H R ER SO	IP WLS BF H R ER SO	IP WLS BF H R ER SO	IP WLS BF H R ER SO	IP WLS BF H R ER SO	IP WLS BF H R ER SO	IP WLS BF H R ER SO	IP WLS BF H R ER SO	IP WLS BF H R ER SO	IP WLS BF H R ER SO	IP WLS BF H R ER SO	IP WLS BF H R ER SO	IP WLS BF H R ER SO	IP WLS BF H R ER SO	ERA WHIP	ERA WHIP			
49 Ross Ohlendorf, R ERA: 4.23	6.0	23	4	2	1	6	1	0	0	0	0	0	0	0	0	0	0	1.50	0.833		
36 Wilfredo Ledezma, L ERA: 13.5	0.1	1	0	0	0	0	0	0	0	0	2	3	0.00	0.000							
30 Chris Resop, R ERA: 12.27	0.2	1	0	0	0	1	0	0	0	0	5	7	0.00	0.000							
47 Evan Meek, R ERA: 1.44	1.0	4	0	0	0	1	0	0	0	0	11	18	0.00	1.000							
Joel Hanrahan, R ERA: 4.2	1.0	6	3	3	3	1	0	0	0	0	1	10	27.00	3.000							

Colorado Rockies @ Pittsburgh Pirates
PNC Park, Pittsburgh, PA
Sat Aug 07 2010, 7:08 PM - 11:10 PM EDT
Att: 38,147 - Partly Cloudy - 78 F

livebaseballscorecards.com

AB 38
R 7
H 9
RBI 7
BB 4
SO 9
LOB 10



Batter	1	2	3	4	5	6	7	8	9	10	AB	R	H	RBI	BB	SO	LOB	BOTTOM						
22 Andrew McCutchen, R OBP: 0.359, SLG: 0.436	(1, 8) F7		(2) G1-3		(2) G5-3	(1) 31 HR		(1) P6		(1) 24 HR	6	1	2	0	0	0	3							
31 Jose Tabata, R OBP: 0.357, SLG: 0.397	(1, 7) K		(3) K		(1) BB	(1) 1B		(1) 46 WP		(1) F9	5	0	2	0	1	2	1							
18 Neil Walker, S OBP: 0.341, SLG: 0.448	(1, 4) 1B		(1) K		(1) F9	(1) F9		(1) 46 WP		(1) K	5	0	1	0	1	2	7							
46 Garrett Jones, L OBP: 0.327, SLG: 0.436	(1, 3) G4-3		(2) K		(1) 19 HR	(1) HR		(1) K		(1) 24 HR	4	3	1	1	2	2	3							
24 Pedro Alvarez, L OBP: 0.313, SLG: 0.460	(1, 5) G4-3		(1) G4-3		(1) FC5-4	(1) 85 FC5-4		(1) F9		(1) HR	6	1	3	3	0	0	3							
85 Lastings Milledge, R OBP: 0.311, SLG: 0.377	(1, 9) FC6-5		(3) FC5-4		(1) FC5-4	(1) 19 HR		(1) F8		(1) G6-3	4	1	1	0	1	0	2							
19 Chris Snyder, R OBP: 0.350, SLG: 0.421	(1, 2) FC6-5		(2) FC6-5		(1) SH3-4	(1) 49 SH3-4		(1) K		(1) BB	3	1	1	3	2	1	2							
73 Argenis Diaz, R OBP: 0.333, SLG: 0.333	(9, PR) FC6-5		(2) FC6-5		(1) SH3-4	(1) 49 SH3-4		(1) K		(1) BB	0	0	0	0	0	0	0							
43 Sean Gallagher, R OBP: 0.333, SLG: 0.333	(10, 1) FC6-5		(2) FC6-5		(1) SH3-4	(1) 49 SH3-4		(1) K		(1) BB	0	0	0	0	0	0	0							
5 Ronny Cedeno, R OBP: 0.289, SLG: 0.365	(1, 6) G5-3		(3) G5-3		(1) SH3-4	(1) 49 SH3-4		(1) K		(1) F8	5	0	1	0	0	1	3							
49 Ross Ohlendorf, R OBP: 0.267, SLG: 0.281	(1, 1) K		(1) K		(1) SH3-4	(1) 31 HR		(1) G4-3		(1) G4-3	2	0	0	1	0	0	0							
36 Wilfredo Ledezma, L ERA: 13.5	(7, 1) K		(1) K		(1) SH3-4	(1) 31 HR		(1) G4-3		(1) G4-3	0	0	0	0	0	0	0							
30 Chris Resop, R ERA: 12.27	(7, 1) K		(1) K		(1) SH3-4	(1) 31 HR		(1) G4-3		(1) G4-3	0	0	0	0	0	0	0							
47 Evan Meek, R ERA: 1.44	(8, 1) K		(1) K		(1) SH3-4	(1) 31 HR		(1) G4-3		(1) G4-3	1	1	1	0	0	0	0							
24 Delwyn Young, S ERA: 14.99	(8, PR) K		(1) K		(1) SH3-4	(1) 31 HR		(1) G4-3		(1) G4-3	1	1	1	0	0	0	0							
Joel Hanrahan, R ERA: 4.2	(8, 1) K		(1) K		(1) SH3-4	(1) 31 HR		(1) G4-3		(1) G4-3	1	0	0	0	0	0	1							
41 Ryan Doumit, S OBP: 0.228, SLG: 0.411	(10, 2) K		(1) K		(1) SH3-4	(1) 31 HR		(1) G4-3		(1) G4-3	1	0	0	0	0	0	1							
Inning Stats	R: 0 E: 0 K: 1 S: 11	H: 1 LOB: 1 BB: 0 P: 16	R: 0 E: 0 K: 0 S: 10	H: 1 LOB: 1 BB: 0 P: 17	R: 0 E: 0 K: 2 S: 9	H: 0 LOB: 0 BB: 0 P: 14	R: 0 E: 0 K: 2 S: 13	H: 1 LOB: 1 BB: 0 P: 21	R: 0 E: 0 K: 0 S: 14	H: 0 LOB: 3 BB: 2 P: 23	R: 3 E: 0 K: 1 S: 12	H: 4 LOB: 4 BB: 2 P: 36	R: 1 E: 0 K: 2 S: 12	H: 1 LOB: 1 BB: 0 P: 13	R: 1 E: 0 K: 1 S: 13	H: 2 LOB: 2 BB: 1 P: 22	R: 0 E: 0 K: 0 S: 4	H: 0 LOB: 1 BB: 0 P: 11	R: 3 E: 0 K: 1 S: 16	H: 2 LOB: 0 BB: 1 P: 23	1B: 8 2B: 3 3B: 0 HR: 3	SF: 0 SAC: 1 DP: 0 HBP: 0	WP: 1 PB: 0 SB: 0 CS: 0	PA: 50
PITCHER	IP WLS BF H R ER SO	IP WLS BF H R ER SO	IP WLS BF H R ER SO	IP WLS BF H R ER SO	IP WLS BF H R ER SO	IP WLS BF H R ER SO	IP WLS BF H R ER SO	IP WLS BF H R ER SO	IP WLS BF H R ER SO	IP WLS BF H R ER SO	IP WLS BF H R ER SO	IP WLS BF H R ER SO	IP WLS BF H R ER SO	IP WLS BF H R ER SO	IP WLS BF H R ER SO	IP WLS BF H R ER SO	ERA WHIP	ERA WHIP						
29 Jorge De La Rosa, L ERA: 5.01	5.1	25	5	3	3	5	4	0	0	0	0	0	0.00	9.000										
60 Manny Corpas, R ERA: 4.55	0.1	4	3	0	0	0	0	0	0	0	9	12	0.00	9.000										
53 Randy Flores, L ERA: 4.16	0.1	3	2	1	1	0	0	0	0	0	1	5	6	27.00	6.000									
63 Rafael Betancourt, R ERA: 4.65	1.0	3	0	0	0	2	0	0	0	0	9	9	0.00	0.000										
35 Taylor Buchholz, R ERA: 5.0	0.1	3	2	1	1	0	0	0	0	0	5	7	27.00	6.000										
97 Joe Beimel, L ERA: 2.65	(8, 1) 0.2																							
34 Matt Belisle, R ERA: 2.39	(9, 1) 1.0																							
16 Huston Street, R ERA: 4.79	(10, 1) 0.2																							

Colorado Rockies @ Pittsburgh Pirates
PNC Park, Pittsburgh, PA
Sat Aug 07 2010, 7:08 PM - 11:10 PM EDT
Att: 38,147 - Partly Cloudy - 78 F

livebaseballscorecards.com

AB 42
R 8
H 14
RBI 7
BB 7
SO 9
LOB 25



Batter	1	2	3	4	5	6	7	8	9	AB	R	H	RBI	BB	SO	LOB	TOP		
24 Dexter Fowler, S OBP: 0.354, SLG: 0.398										5	2	2	2	1	0	3			
12 Clint Barnes, R OBP: 0.319, SLG: 0.380										4	1	1	1	1	0	2			
5 Carlos González, L OBP: 0.355, SLG: 0.579										5	2	4	3	0	0	0			
2 Troy Tulowitzki, R OBP: 0.384, SLG: 0.512										5	0	2	1	0	1	2			
6 Melvin Mora, R OBP: 0.358, SLG: 0.382										4	0	0	0	1	2	6			
20 Chris Iannetta, R OBP: 0.340, SLG: 0.433										5	0	0	0	0	1	6			
19 Ryan Spilborghs, R OBP: 0.353, SLG: 0.454										5	1	2	0	0	0	0			
9 Ian Stewart, L OBP: 0.346, SLG: 0.455										5	1	1	0	0	1	2			
48 Esmil Rogers, R OBP: 0.375, SLG: 0.625										3	1	2	1	0	0	1			
97 Joe Beimel, L ERA: 6.81										0	0	0	0	0	0	0			
34 Matt Beisle, R OBP: 0.500, SLG: 0.667										1	0	0	0	0	0	1			
7 Seth Smith, L OBP: 0.334, SLG: 0.517										0	0	0	0	0	0	1			
63 Rafael Betancourt, R ERA: 5.54										0	0	0	0	0	0	0			
Inning Stats	R: 2 H: 1 E: 0 K: 0 S: 16	L: 1 BB: 2 P: 32	R: 4 H: 5 E: 0 K: 1 S: 25	L: 5 BB: 0 P: 37	R: 2 H: 2 E: 1 K: 0 S: 14	L: 2 BB: 0 P: 19	R: 0 H: 0 E: 1 K: 1 S: 9	L: 0 BB: 1 P: 14	R: 0 H: 1 E: 0 K: 0 S: 5	L: 1 BB: 0 P: 8	R: 0 H: 2 E: 0 K: 0 S: 11	L: 2 BB: 0 P: 14	R: 0 H: 1 E: 0 K: 3 S: 18	L: 1 BB: 2 P: 28	R: 0 H: 1 E: 0 K: 0 S: 5	L: 1 BB: 1 P: 11	1B: 6 2B: 7 3B: 0 HR: 1	SF: 0 SAC: 1 DP: 0 HBP: 0	WP: 2 PA: 46 PB: 0 SB: 2 CS: 0
PITCHER	IP WLS BF H R ER SO BB IBB HBP BLK WP HR S P ERA WHIP	IP WLS BF H R ER SO BB IBB HBP BLK WP HR S P ERA WHIP	IP WLS BF H R ER SO BB IBB HBP BLK WP HR S P ERA WHIP	IP WLS BF H R ER SO BB IBB HBP BLK WP HR S P ERA WHIP	IP WLS BF H R ER SO BB IBB HBP BLK WP HR S P ERA WHIP	IP WLS BF H R ER SO BB IBB HBP BLK WP HR S P ERA WHIP	IP WLS BF H R ER SO BB IBB HBP BLK WP HR S P ERA WHIP	IP WLS BF H R ER SO BB IBB HBP BLK WP HR S P ERA WHIP	IP WLS BF H R ER SO BB IBB HBP BLK WP HR S P ERA WHIP	IP WLS BF H R ER SO BB IBB HBP BLK WP HR S P ERA WHIP	IP WLS BF H R ER SO BB IBB HBP BLK WP HR S P ERA WHIP	IP WLS BF H R ER SO BB IBB HBP BLK WP HR S P ERA WHIP	IP WLS BF H R ER SO BB IBB HBP BLK WP HR S P ERA WHIP	IP WLS BF H R ER SO BB IBB HBP BLK WP HR S P ERA WHIP	IP WLS BF H R ER SO BB IBB HBP BLK WP HR S P ERA WHIP	IP WLS BF H R ER SO BB IBB HBP BLK WP HR S P ERA WHIP	IP WLS BF H R ER SO BB IBB HBP BLK WP HR S P ERA WHIP	IP WLS BF H R ER SO BB IBB HBP BLK WP HR S P ERA WHIP	IP WLS BF H R ER SO BB IBB HBP BLK WP HR S P ERA WHIP

Colorado Rockies @ Pittsburgh Pirates
PNC Park, Pittsburgh, PA
Sun Aug 08 2010, 1:38 PM - 4:54 PM EDT
Att: 22,716 - Sunny - 83 F

AB 42
R 8
H 14
RBI 8
BB 3
SO 5
LOB 23



Batter	1	2	3	4	5	6	7	8	9	AB	R	H	RBI	BB	SO	LOB	BOTTOM
22 Andrew McCutchen, R OBP: 0.357, SLG: 0.433										5	1	1	0	0	1	1	
31 Jose Tabata, R OBP: 0.358, SLG: 0.402										5	1	2	0	0	0	1	
18 Neil Walker, S OBP: 0.346, SLG: 0.449										4	1	2	1	1	1	1	
46 Garrett Jones, L OBP: 0.326, SLG: 0.434										4	0	1	0	0	0	3	
24 Pedro Alvarez, L OBP: 0.312, SLG: 0.455										4	0	1	1	0	0	2	
41 Ryan Doumit, S OBP: 0.327, SLG: 0.412										4	1	1	0	0	1	1	
6 Jeff Clement, L OBP: 0.290, SLG: 0.375										3	0	0	0	0	1	1	
85 Lastings Milledge, R OBP: 0.333, SLG: 0.378										1	0	1	0	0	0	0	
5 Ronny Cedeno, R OBP: 0.291, SLG: 0.370										4	0	2	1	0	1	1	
28 Paul Maholm, L OBP: 0.109, SLG: 0.089										1	0	0	0	0	0	1	
34 Daniel McCutchen, R OBP: 0.507, SLG: 0.667										1	0	0	0	0	0	1	
30 Chris Resop, R ERA: 2.55										0	0	0	0	0	0	0	
24 Delwyn Young, S OBP: 0.304, SLG: 0.436						</											

Batter	1	2	3	4	5	6	7	8	9	AB	R	H	RBI	BB	SO	LOB	TOP																																																												
24 Dexter Fowler, S OBP: 0.352, SLG: 0.395										4	0	1	0	0	1	1	Colorado Rockies @ New York Mets Citi Field, Flushing, NY Tue Aug 10 2010, 10:08 PM - 12:57 AM EDT Att: 30,036 - Cloudy - 87 F																																																												
17 Todd Helton, L OBP: 0.340, SLG: 0.318										4	0	0	0	0	0	1																																																													
5 Carlos González, L OBP: 0.354, SLG: 0.578										4	0	1	0	0	1	1																																																													
2 Troy Tulowitzki, R OBP: 0.379, SLG: 0.505										4	0	0	0	0	1	1																																																													
11 Brad Hawpe, L OBP: 0.341, SLG: 0.431										3	0	0	0	1	0	1																																																													
9 Ian Stewart, L OBP: 0.346, SLG: 0.454										3	0	1	0	0	0	0																																																													
21 Miguel Olivo, R OBP: 0.344, SLG: 0.500										3	0	1	0	0	0	2																																																													
12 Clint Barmes, R OBP: 0.316, SLG: 0.376										3	0	0	0	0	0	3																																																													
38 Ubaldo Jiménez, R OBP: 0.143, SLG: 0.127										2	0	0	0	0	2	1																																																													
6 Melvin Mora, R OBP: 0.356, SLG: 0.380										1	0	0	0	0	0	0																																																													
97 Joe Beimel, L OBP: 0.316, SLG: 0.376										0	0	0	0	0	0	0																																																													
63 Rafael Betancourt, R OBP: 0.316, SLG: 0.376										0	0	0	0	0	0	0																																																													
Inning Stats	R: 0 E: 0 K: 2 S: 10	H: 0 LOB: 0 BB: 0 P: 17	R: 0 E: 0 K: 0 S: 12	H: 1 LOB: 2 BB: 1 P: 21	R: 0 E: 0 K: 1 S: 12	H: 1 LOB: 1 BB: 0 P: 16	R: 0 E: 0 K: 0 S: 7	H: 0 LOB: 0 BB: 0 P: 10	R: 0 E: 0 K: 1 S: 13	H: 1 LOB: 1 BB: 0 P: 20	R: 0 E: 0 K: 0 S: 16	H: 1 LOB: 1 BB: 23	R: 0 E: 0 K: 0 S: 9	H: 0 LOB: 0 BB: 0 P: 15	R: 0 E: 0 K: 0 S: 9	H: 0 LOB: 0 BB: 12	R: 0 E: 0 K: 1 S: 11	H: 0 LOB: 0 BB: 18	1B: 3 2B: 1 3B: 0 HR: 0	SF: 0 SAC: 0 DP: 0 HBP: 0	WP: 0 PB: 0 SB: 1 CS: 0	PA: 32																																																							
PITCHER	IP WLS BF H R ER SO BB IBB HBP BLK WP HR S P ERA WHIP	<table border="0"> <tr> <td>34 Mike Pelfrey, R (1, 1)</td> <td>7.0</td> <td>W</td> <td>26</td> <td>4</td> <td>0</td> <td>0</td> <td>4</td> <td>1</td> <td>0</td> <td>0</td> <td>0</td> <td>0</td> <td>0</td> <td>0</td> <td>0</td> <td>79</td> <td>122</td> <td>0.00</td> <td>0.714</td> </tr> <tr> <td>47 Hisanori Takahashi, L (8, 1)</td> <td>1.0</td> <td>H</td> <td>3</td> <td>0</td> <td>0</td> <td>0</td> <td>0</td> <td>0</td> <td>0</td> <td>0</td> <td>0</td> <td>0</td> <td>0</td> <td>0</td> <td>0</td> <td>9</td> <td>12</td> <td>0.00</td> <td>0.000</td> </tr> <tr> <td>75 Francisco Rodriguez, R (9, 1)</td> <td>1.0</td> <td>S</td> <td>3</td> <td>0</td> <td>0</td> <td>0</td> <td>1</td> <td>0</td> <td>0</td> <td>0</td> <td>0</td> <td>0</td> <td>0</td> <td>0</td> <td>0</td> <td>11</td> <td>18</td> <td>0.00</td> <td>0.000</td> </tr> </table>																34 Mike Pelfrey, R (1, 1)	7.0	W	26	4	0	0	4	1	0	0	0	0	0	0	0	79	122	0.00	0.714	47 Hisanori Takahashi, L (8, 1)	1.0	H	3	0	0	0	0	0	0	0	0	0	0	0	0	9	12	0.00	0.000	75 Francisco Rodriguez, R (9, 1)	1.0	S	3	0	0	0	1	0	0	0	0	0	0	0	0	11	18	0.00	0.000
34 Mike Pelfrey, R (1, 1)	7.0	W	26	4	0	0	4	1	0	0	0	0	0	0	0	79	122	0.00	0.714																																																										
47 Hisanori Takahashi, L (8, 1)	1.0	H	3	0	0	0	0	0	0	0	0	0	0	0	0	9	12	0.00	0.000																																																										
75 Francisco Rodriguez, R (9, 1)	1.0	S	3	0	0	0	1	0	0	0	0	0	0	0	0	11	18	0.00	0.000																																																										

AB	31
R	0
H	4
RBI	0
BB	1
SO	5
LOB	11



Batter	1	2	3	4	5	6	7	8	9	AB	R	H	RBI	BB	SO	LOB	BOTTOM																																																											
7 José Reyes, S OBP: 0.317, SLG: 0.413										3	0	0	1	0	0	1	Colorado Rockies @ New York Mets Citi Field, Flushing, NY Tue Aug 10 2010, 10:08 PM - 12:57 AM EDT Att: 30,036 - Cloudy - 87 F																																																											
26 Fernando Martínez, L OBP: 0.444, SLG: 0.290										2	0	1	0	1	1	2																																																												
16 Ángel Pagán, S OBP: 0.367, SLG: 0.470										4	0	0	0	0	2	4																																																												
5 David Wright, R OBP: 0.365, SLG: 0.492										3	0	0	0	1	0	2																																																												
29 Ike Davis, L OBP: 0.328, SLG: 0.432										3	0	0	0	1	3	4																																																												
23 Chris Carter, L OBP: 0.306, SLG: 0.398										2	0	1	0	1	0	0																																																												
12 Jeff Francoeur, R (7, PR)										1	1	0	0	0	1	1																																																												
30 Josh Thole, L OBP: 0.413, SLG: 0.415										3	0	1	0	0	1	1																																																												
11 Rubén Tejada, R OBP: 0.271, SLG: 0.226										3	0	0	0	0	1	3																																																												
34 Mike Pelfrey, R OBP: 0.167, SLG: 0.125										2	0	1	0	0	0	0																																																												
15 Carlos Beltrán, S OBP: 0.308, SLG: 0.312										0	0	0	0	1	0	0																																																												
47 Hisanori Takahashi, L OBP: 0.303, SLG: 0.383										0	0	0	0	0	0	0																																																												
75 Francisco Rodríguez, R (9, 1)										0	0	0	0	0	0	0																																																												
Inning Stats	R: 0 E: 0 K: 1 S: 8	H: 0 LOB: 1 BB: 1 P: 16	R: 0 E: 0 K: 1 S: 6	H: 0 LOB: 0 BB: 0 P: 8	R: 0 E: 0 K: 0 S: 8	H: 0 LOB: 0 BB: 0 P: 11	R: 0 E: 0 K: 2 S: 12	H: 1 LOB: 1 BB: 0 P: 15	R: 0 E: 0 K: 1 S: 10	H: 1 LOB: 0 BB: 0 P: 16	R: 0 E: 0 K: 1 S: 16	H: 1 LOB: 3 BB: 1 P: 26	R: 1 E: 0 K: 2 S: 13	H: 1 LOB: 2 BB: 2 P: 30	R: 0 E: 0 K: 1 S: 11	H: 0 LOB: 1 BB: 1 P: 19	1B: 3 2B: 2 3B: 0 HR: 0	SF: 1 SAC: 0 DP: 1 HBP: 1	WP: 0 PB: 0 SB: 0 CS: 1	PA: 33																																																								
PITCHER	IP WLS BF H R ER SO BB IBB HBP BLK WP HR S P ERA WHIP	<table border="0"> <tr> <td>38 Ubaldo Jiménez, R (1, 1)</td> <td>7.0</td> <td>L</td> <td>29</td> <td>4</td> <td>1</td> <td>1</td> <td>8</td> <td>2</td> <td>2</td> <td>1</td> <td>0</td> <td>0</td> <td>0</td> <td>0</td> <td>0</td> <td>73</td> <td>122</td> <td>1.29</td> <td>0.857</td> </tr> <tr> <td>97 Joe Beimel, L (8, 1)</td> <td>0.2</td> <td></td> <td>3</td> <td>0</td> <td>0</td> <td>0</td> <td>0</td> <td>1</td> <td>0</td> <td>0</td> <td>0</td> <td>0</td> <td>0</td> <td>0</td> <td>0</td> <td>8</td> <td>16</td> <td>0.00</td> <td>1.500</td> </tr> <tr> <td>63 Rafael Betancourt, R (8, 1)</td> <td>0.1</td> <td></td> <td>1</td> <td>0</td> <td>0</td> <td>0</td> <td>1</td> <td>0</td> <td>0</td> <td>0</td> <td>0</td> <td>0</td> <td>0</td> <td>0</td> <td>3</td> <td>3</td> <td>0.00</td> <td>0.000</td> </tr> </table>																38 Ubaldo Jiménez, R (1, 1)	7.0	L	29	4	1	1	8	2	2	1	0	0	0	0	0	73	122	1.29	0.857	97 Joe Beimel, L (8, 1)	0.2		3	0	0	0	0	1	0	0	0	0	0	0	0	8	16	0.00	1.500	63 Rafael Betancourt, R (8, 1)	0.1		1	0	0	0	1	0	0	0	0	0	0	0	3	3	0.00	0.000
38 Ubaldo Jiménez, R (1, 1)	7.0	L	29	4	1	1	8	2	2	1	0	0	0	0	0	73	122	1.29	0.857																																																									
97 Joe Beimel, L (8, 1)	0.2		3	0	0	0	0	1	0	0	0	0	0	0	0	8	16	0.00	1.500																																																									
63 Rafael Betancourt, R (8, 1)	0.1		1	0	0	0	1	0	0	0	0	0	0	0	3	3	0.00	0.000																																																										

AB	26
R	1
H	4
RBI	1
BB	5
SO	9
LOB	18




Batter	1	2	3	4	5	6	7	8	9	AB	R	H	RBI	BB	SO	LOB	TOP										
24 Dexter Fowler, S OBP: 0.346, SLG: 0.388	G4-3		L4			G6-3		G5-3	K	5	0	0	0	0	1	0											
17 Todd Helton, L OBP: 0.342, SLG: 0.325	G6-3									4	0	2	0	0	1	0											
48 Esmil Rogers, R OBP: 0.375, SLG: 0.625				K						0	1	0	0	0	0	0											
9 Ian Stewart, L OBP: 0.347, SLG: 0.456										1	0	1	0	0	0	0											
5 Carlos González, L OBP: 0.352, SLG: 0.572	G4-3			K						4	1	0	0	1	1	2											
2 Troy Tulowitzki, R OBP: 0.382, SLG: 0.505		K								4	2	2	0	1	1	1											
6 Melvin Mora, R OBP: 0.359, SLG: 0.398	G6-3									4	1	2	4	0	1	1											
19 Ryan Spillorths, R OBP: 0.352, SLG: 0.453										3	0	1	0	0	0	2											
34 Matt Belesie, R OBP: 0.500, SLG: 0.687										0	0	0	0	0	0	0											
11 Brad Hawpe, L OBP: 0.344, SLG: 0.431										0	1	0	0	1	0	0											
63 Rafael Betancourt, R										0	0	0	0	0	0	0											
16 Huston Street, R										0	0	0	0	0	0	0											
20 Chris Iannetta, R OBP: 0.338, SLG: 0.431										3	0	1	1	0	1	1											
12 Clint Barmes, R OBP: 0.316, SLG: 0.375										4	0	1	1	0	0	1											
26 Jeff Francis, L OBP: 0.222, SLG: 0.091										2	0	0	0	0	2	0											
7 Seth Smith, L OBP: 0.332, SLG: 0.513										2	0	0	0	0	1	2											
Inning Stats	R: 0 H: 0 K: 0 S: 9	H: 0 LOB: 0 BB: 0 P: 13	R: 0 H: 1 E: 0 K: 1 S: 10	LOB: 1 BB: 0 P: 17	R: 0 H: 0 E: 0 K: 1 S: 8	LOB: 0 BB: 0 P: 11	R: 0 H: 0 E: 0 K: 3 S: 15	LOB: 1 BB: 0 P: 20	R: 0 H: 0 E: 0 K: 1 S: 7	LOB: 0 BB: 0 P: 12	R: 0 H: 1 E: 0 K: 1 S: 10	LOB: 1 BB: 0 P: 13	R: 1 H: 2 E: 0 K: 0 S: 12	LOB: 1 BB: 0 P: 19	R: 5 H: 4 E: 0 K: 1 S: 22	LOB: 2 BB: 3 P: 43	R: 0 H: 1 E: 0 K: 1 S: 15	LOB: 0 BB: 0 P: 21	1B: 8 2B: 1 3B: 0 HR: 1	SF: 1 DP: 0 HBP: 0	WP: 1 PB: 0 SB: 0 CS: 0	PA: 40					
PITCHER	IP	WLS	BF	H	R	ER	SO	BB	IBB	HBP	BLK	WP	HR	S	P	ERA	WHIP										
49 Jonathon Niese, L ERA: 3.5	7.0		26	5	1	1	7	0	0	0	0	0	0	71	106	1.29	0.714										
47 Hisanori Takahashi, L ERA: 4.24	0.2	L	5	1	2	2	1	1	0	0	0	0	0	13	20	27.00	3.000										
36 Manny Acosta, R ERA: 5.48	0.0	B	5	3	3	3	0	1	1	0	0	1	1	7	19	∞	∞										
25 Pedro Feliciano, L ERA: 3.12	0.1		1	0	0	0	0	0	0	0	0	0	0	2	4	0.00	0.000										
39 Bobby Parnell, R ERA: 3.92	1.0		4	1	0	0	1	0	0	0	0	0	0	15	21	0.00	1.000										

Colorado Rockies @ New York Mets
Citi Field, Flushing, NY
Wed Aug 11 2010, 7:11 PM - 9:47 PM EDT
Att: 30,554 - Partly Cloudy - 82 F

livebaseballscorecards.com

AB 36
R 6
H 10
RBI 6
BB 3
SO 9
LOB 10




Batter	1	2	3	4	5	6	7	8	9	AB	R	H	RBI	BB	SO	LOB	BOTTOM										
7 José Reyes, S OBP: 0.316, SLG: 0.411			F7			F9		F9		4	1	1	0	0	0	1											
16 Angel Pagan, S OBP: 0.366, SLG: 0.476			F8			P3				4	1	1	2	0	0	0											
5 David Wright, R OBP: 0.362, SLG: 0.487										4	0	0	0	0	4	0											
15 Carlos Beltrán, S OBP: 0.295, SLG: 0.296										4	0	0	0	0	1	0											
19 Mike Hessman, R OBP: 0.318, SLG: 0.389										2	0	0	0	1	1	0											
12 Jeff Francoeur, R OBP: 0.291, SLG: 0.381										3	0	0	0	0	1	1											
4 Henry Blanco, R OBP: 0.315, SLG: 0.367										3	0	1	0	0	1	0											
1 Luis Castillo, S OBP: 0.335, SLG: 0.281										3	0	0	0	0	1	1											
49 Jonathon Niese, L ERA: 3.5	6.0		22	3	2	2	5	1	0	0	0	0	0	51	84	3.00	0.667										
34 Matt Belesie, R ERA: 2.34	1.0	W	3	0	0	0	3	0	0	0	0	0	0	11	14	0.00	0.000										
63 Rafael Betancourt, R ERA: 4.4	1.0		3	0	0	0	2	0	0	0	0	0	0	10	15	0.00	0.000										
16 Huston Street, R ERA: 4.57	1.0		3	0	0	0	1	0	0	0	0	0	0	9	13	0.00	0.000										
Inning Stats	R: 2 H: 2 K: 1 S: 13	H: 0 LOB: 1 BB: 1 P: 22	R: 0 H: 0 E: 0 K: 1 S: 8	LOB: 0 BB: 0 P: 12	R: 0 H: 0 E: 0 K: 1 S: 7	LOB: 0 BB: 0 P: 12	R: 0 H: 0 E: 0 K: 0 S: 6	LOB: 0 BB: 0 P: 9	R: 0 H: 0 E: 0 K: 0 S: 8	LOB: 1 BB: 0 P: 15	R: 0 H: 0 E: 0 K: 2 S: 9	LOB: 0 BB: 0 P: 14	R: 0 H: 0 E: 0 K: 3 S: 11	LOB: 0 BB: 0 P: 14	R: 0 H: 0 E: 0 K: 2 S: 10	LOB: 0 BB: 0 P: 15	R: 0 H: 0 E: 0 K: 1 S: 9	LOB: 0 BB: 0 P: 13	1B: 2 2B: 0 3B: 0 HR: 1	SF: 0 DP: 0 HBP: 0	WP: 0 PB: 0 SB: 0 CS: 0	PA: 31					
PITCHER	IP	WLS	BF	H	R	ER	SO	BB	IBB	HBP	BLK	WP	HR	S	P	ERA	WHIP										
26 Jeff Francis, L ERA: 4.56	6.0		22	3	2	2	5	1	0	0	0	0	0	51	84	3.00	0.667										
34 Matt Belesie, R ERA: 2.34	1.0	W	3	0	0	0	3	0	0	0	0	0	0	11	14	0.00	0.000										
63 Rafael Betancourt, R ERA: 4.4	1.0		3	0	0	0	2	0	0	0	0	0	0	10	15	0.00	0.000										
16 Huston Street, R ERA: 4.57	1.0		3	0	0	0	1	0	0	0	0	0	0	9	13	0.00	0.000										

Colorado Rockies @ New York Mets
Citi Field, Flushing, NY
Wed Aug 11 2010, 7:11 PM - 9:47 PM EDT
Att: 30,554 - Partly Cloudy - 82 F

livebaseballscorecards.com

AB 29
R 2
H 3
RBI 2
BB 1
SO 11
LOB 3



Batter	1	2	3	4	5	6	7	8	9	AB	R	H	RBI	BB	SO	LOB	TOP						
24 Dexter Fowler, S (1,8) OBP: 0.348, SLG: 0.385										2	0	0	0	2	1	0							
19 Ryan Spillborghs, R (1,9) OBP: 0.347, SLG: 0.445										4	0	0	0	0	2	2							
5 Carlos González, L (1,7) OBP: 0.351, SLG: 0.589										4	0	1	0	0	1	1							
2 Troy Tulowitzki, R (1,6) OBP: 0.384, SLG: 0.505										4	0	2	0	0	1	1							
6 Melvin Mora, R (1,3) OBP: 0.353, SLG: 0.390										4	0	0	0	0	1	2							
21 Miguel Olivo, R (1,2) OBP: 0.341, SLG: 0.495										3	0	0	0	0	2	1							
9 Ian Stewart, L (1,5) OBP: 0.347, SLG: 0.455										3	0	1	0	0	0								
12 Clint Barnes, R (1,4) OBP: 0.313, SLG: 0.372										3	0	0	0	0	2								
46 Jason Hammel, R (1,1) OBP: 0.125, SLG: 0.128										2	0	0	0	0	1	0							
7 Seth Smith, L (8,PH) OBP: 0.331, SLG: 0.511										1	0	0	0	1	0								
53 Randy Flores, L (8,1) OBP: 0.347, SLG: 0.455										0	0	0	0	0	0								
60 Manny Corpas, R (8,1) OBP: 0.347, SLG: 0.455										0	0	0	0	0	0								
Inning Stats	R: 0 E: 0 K: 3 S: 11	H: 0 LOB: 0 BB: 0 P: 15	R: 0 E: 0 K: 1 S: 12	H: 2 LOB: 2 BB: 0 P: 17	R: 0 E: 0 K: 0 S: 9	H: 0 LOB: 1 BB: 1 P: 14	R: 0 E: 0 K: 2 S: 7	H: 0 LOB: 0 BB: 0 P: 10	R: 0 E: 0 K: 1 S: 8	H: 0 LOB: 0 BB: 0 P: 11	R: 0 E: 0 K: 2 S: 11	H: 1 LOB: 1 BB: 0 P: 18	R: 0 E: 0 K: 0 S: 10	H: 0 LOB: 1 BB: 0 P: 12	R: 0 E: 0 K: 1 S: 8	H: 0 LOB: 1 BB: 1 P: 13	R: 0 E: 0 K: 0 S: 3	H: 1 LOB: 0 BB: 0 P: 5	1B: 4 2B: 0 3B: 0 HR: 0	SF: 0 SAC: 0 DP: 1 HBP: 0	WP: 0 PB: 0 SB: 0 CS: 0	PA: 32	
PITCHER 57 Johan Santana, L (1,1) ERA: 2.89	IP: 9.0 WLS: W BF: 32 H: 4 R: 0 ER: 0 SO: 10 BB: 2 IBB: 0 HBP: 0 BLK: 0 WP: 0 HR: 0 S: 79 P: 115 ERA: 0.00 WHIP: 0.667																						

Colorado Rockies @ New York Mets
Citi Field, Flushing, NY
Thu Aug 12 2010, 12:11 PM - 2:28 PM EDT
Att: 32,272 - Cloudy - 74 F

AB 30
R 0
H 4
RBI 0
BB 2
SO 10
LOB 9



Batter	1	2	3	4	5	6	7	8	9	AB	R	H	RBI	BB	SO	LOB	BOTTOM					
7 José Reyes, S (1,6) OBP: 0.318, SLG: 0.412									4	1	2	1	0	0	0							
26 Fernando Martínez, L (1,7) OBP: 0.368, SLG: 0.200									3	0	0	1	0	1	1							
16 Ángel Pagán, S (1,9) OBP: 0.365, SLG: 0.473									4	1	1	1	0	0	1							
29 Ike Davis, L (1,3) OBP: 0.327, SLG: 0.433									4	0	1	0	0	1	0							
15 Carlos Beltrán, S (1,8) OBP: 0.313, SLG: 0.333									3	0	3	1	0	0	0							
19 Mike Hessman, R (1,5) OBP: 0.289, SLG: 0.318									4	0	0	0	0	2	4							
30 Josh Thole, L (1,2) OBP: 0.418, SLG: 0.412										3	0	1	0	1	2	0						
11 Rubén Tejada, R (1,4) OBP: 0.271, SLG: 0.220										3	1	0	0	1	0	4						
57 Johan Santana, L (1,1) OBP: 0.151, SLG: 0.245										3	1	1	0	0	0	0						
Inning Stats	R: 2 E: 0 K: 0 S: 13	H: 3 LOB: 1 BB: 0 P: 18	R: 0 E: 0 K: 1 S: 12	H: 0 LOB: 0 BB: 0 P: 17	R: 0 E: 0 K: 0 S: 11	H: 0 LOB: 0 BB: 0 P: 12	R: 0 E: 0 K: 1 S: 13	H: 2 LOB: 2 BB: 0 P: 15	R: 0 E: 0 K: 1 S: 6	H: 0 LOB: 0 BB: 0 P: 9	R: 0 E: 0 K: 0 S: 12	H: 1 LOB: 1 BB: 0 P: 20	R: 2 E: 0 K: 1 S: 12	H: 2 LOB: 1 BB: 1 P: 17	R: 0 E: 0 K: 2 S: 10	H: 1 LOB: 2 BB: 1 P: 19	1B: 7 2B: 2 3B: 0 HR: 0	SF: 2 SAC: 0 DP: 0 HBP: 0	WP: 0 PB: 0 SB: 2 CS: 0	PA: 35		
PITCHER 46 Jason Hammel, R (1,1) ERA: 4.42 53 Randy Flores, L (8,1) ERA: 3.12 60 Manny Corpas, R (8,1) ERA: 4.5	IP: 7.0 WLS: L BF: 30 H: 8 R: 4 ER: 4 SO: 4 BB: 1 IBB: 0 HBP: 0 BLK: 0 WP: 0 HR: 0 S: 79 P: 108 ERA: 5.14 WHIP: 1.286																					

Colorado Rockies @ New York Mets
Citi Field, Flushing, NY
Thu Aug 12 2010, 12:11 PM - 2:28 PM EDT
Att: 32,272 - Cloudy - 74 F

AB 31
R 4
H 9
RBI 4
BB 2
SO 6
LOB 10



Batter	1	2	3	4	5	6	7	8	9	AB	R	H	RBI	BB	SO	LOB	TOP					
23 Rickie Weeks Jr. R OBP: 0.369, SLG: 0.476										4	1	2	0	1	1	1	Milwaukee Brewers @ Colorado Rockies Coors Field, Denver, CO Fri Aug 13 2010, 7:13 PM - 10:13 PM MDT Att: 39,142 - Clear - 86 F					
1 Corey Hart R OBP: 0.344, SLG: 0.545										3	0	0	1	0	1	4						
28 Prince Fielder L OBP: 0.405, SLG: 0.491										3	0	0	0	1	3	1						
8 Ryan Braun R OBP: 0.341, SLG: 0.459										3	1	1	0	1	0	2						
14 Casey McGehee R OBP: 0.346, SLG: 0.474										4	1	1	1	0	0	2						
36 Lorenzo Cain R OBP: 0.412, SLG: 0.448										3	0	0	0	1	1	1						
21 Alcides Escobar R OBP: 0.305, SLG: 0.346										4	1	1	1	0	0	1						
20 Jonathan Lucroy R OBP: 0.300, SLG: 0.346										3	0	2	1	0	0	0						
30 Craig Counsell L OBP: 0.310, SLG: 0.391										1	0	0	0	0	0	0						
49 Yovani Gallardo R OBP: 0.302, SLG: 0.551										3	0	1	0	0	0	2						
50 Kameron Loe R ERA: 4.5										0	0	0	0	0	0	0						
39 Chris Capuano L OBP: 0.317, SLG: 0.427										1	0	0	0	0	1	0						
16 George Kottaras L OBP: 0.317, SLG: 0.427										0	0	0	0	0	0	0						
Inning Stats	R: 0 E: 0 K: 2 S: 13	H: 1 LOB: 2 BB: 1 P: 24	R: 0 E: 0 K: 0 S: 5	H: 0 LOB: 0 BB: 0 P: 8	R: 0 E: 0 K: 0 S: 8	H: 1 LOB: 2 BB: 2 P: 17	R: 0 E: 0 K: 0 S: 11	H: 0 LOB: 0 BB: 0 P: 18	R: 0 E: 0 K: 1 S: 11	H: 1 LOB: 1 BB: 0 P: 19	R: 3 E: 0 K: 2 S: 23	H: 4 LOB: 1 BB: 0 P: 36	R: 1 E: 0 K: 1 S: 10	H: 1 LOB: 0 BB: 0 P: 13	R: 0 E: 0 K: 0 S: 5	H: 0 LOB: 0 BB: 1 P: 14	R: 0 E: 0 K: 1 S: 7	H: 0 LOB: 0 BB: 0 P: 8	1B: 2 2B: 6 3B: 0 HR: 0	SF: 1 SAC: 0 DP: 1 HBP: 0	WP: 1 PB: 1 CS: 1	PA: 37
PITCHER	IP WLS BF H R ER SO BB IBB HBP BLK WP HR S P ERA WHIP																					
29 Jorge De La Rosa L ERA: 4.98	5.2 25 6 3 3 5 3 0 0 0 0 1 0 65 114 4.76 1.588																					
34 Matt Belisle R ERA: 2.29	1.1 6 2 1 0 1 0 0 0 0 0 0 0 16 21 0.00 1.500																					
35 Taylor Buchholz R ERA: 4.5	1.0 W 3 0 0 0 1 0 0 0 0 0 0 0 5 14 0.00 1.000																					
16 Huston Street R ERA: 4.37	1.0 S 3 0 0 0 1 0 0 0 0 0 0 0 7 8 0.00 0.000																					

Batter	1	2	3	4	5	6	7	8	9	AB	R	H	RBI	BB	SO	LOB	BOTTOM					
7 Seth Smith L OBP: 0.330, SLG: 0.506										3	0	0	0	1	1	1	Milwaukee Brewers @ Colorado Rockies Coors Field, Denver, CO Fri Aug 13 2010, 7:13 PM - 10:13 PM MDT Att: 39,142 - Clear - 86 F					
17 Todd Helton L OBP: 0.347, SLG: 0.330										2	2	1	0	2	0	0						
5 Carlos González L OBP: 0.352, SLG: 0.573										4	1	2	1	0	2	2						
2 Troy Tulowitzki R OBP: 0.382, SLG: 0.512										4	1	1	3	0	0	3						
11 Brad Hawpe L OBP: 0.342, SLG: 0.432										4	0	1	0	0	2	0						
24 Dexter Fowler S OBP: 0.348, SLG: 0.385										0	0	0	0	0	0	0						
9 Ian Stewart L OBP: 0.348, SLG: 0.458										4	1	2	0	0	2	1						
21 Miguel Olivo R OBP: 0.336, SLG: 0.488										4	0	0	0	0	1	3						
12 Clint Barmes R OBP: 0.311, SLG: 0.369										3	0	0	0	0	0	3						
29 Jorge De La Rosa L OBP: 0.290, SLG: 0.250										2	0	0	0	0	1	0						
34 Matt Belisle R OBP: 0.500, SLG: 0.667										0	0	0	0	0	0	0						
19 Ryan Spilborghs R OBP: 0.350, SLG: 0.451										1	0	1	1	0	0	0						
35 Taylor Buchholz R OBP: 1.000, SLG: 1.000										0	0	0	0	0	0	0						
16 Huston Street R ERA: 4.44										0	0	0	0	0	0	0						
Inning Stats	R: 0 E: 0 K: 0 S: 10	H: 0 LOB: 1 BB: 2 P: 20	R: 0 E: 0 K: 0 S: 11	H: 1 LOB: 0 BB: 0 P: 16	R: 1 E: 0 K: 1 S: 10	H: 2 LOB: 1 BB: 0 P: 19	R: 0 E: 0 K: 2 S: 10	H: 1 LOB: 0 BB: 0 P: 14	R: 0 E: 0 K: 1 S: 7	H: 0 LOB: 0 BB: 0 P: 7	R: 0 E: 0 K: 1 S: 6	H: 0 LOB: 0 BB: 0 P: 10	R: 1 E: 0 K: 0 S: 10	H: 2 LOB: 1 BB: 0 P: 13	R: 3 E: 0 K: 2 S: 14	H: 2 LOB: 0 BB: 1 P: 23	R: 3 E: 0 K: 2 S: 14	H: 2 LOB: 0 BB: 1 P: 23	1B: 1 2B: 6 3B: 0 HR: 1	SF: 0 SAC: 0 DP: 1 HBP: 0	WP: 1 PB: 0 CS: 0	PA: 34
PITCHER	IP WLS BF H R ER SO BB IBB HBP BLK WP HR S P ERA WHIP																					
49 Yovani Gallardo R ERA: 2.97	7.0 30 7 4 4 5 3 0 0 0 0 1 0 66 107 5.14 1.429																					
50 Kameron Loe R ERA: 2.58	0.0 L 1 1 1 1 0 0 0 0 0 0 0 1 2 2 ∞ ∞																					
39 Chris Capuano L ERA: 4.44	1.0 3 0 0 0 2 0 0 0 0 0 0 0 10 13 0.00 0.000																					

Batter	1	2	3	4	5	6	7	8	9	10	AB	R	H	RBI	BB	SO	LOB	TOP							
23 Rockie Weeks Jr., R OBP: 0.366, SLG: 0.477	 1-2 2-H	 1-2 2-H		 0-0			 0-0		 2-0		5	0	2	1	0	1	2	Milwaukee Brewers @ Colorado Rockies Coors Field, Denver, CO Sat Aug 14 2010, 6:13 PM - 9:29 PM MDT Att. 45,264 - Partly Cloudy - 76 F							
1 Corey Hart, R OBP: 0.345, SLG: 0.543	 0-3	 0-0		 0-0	 0-0		 2-3		 0-1		5	0	2	1	0	2	1								
8 Ryan Braun, R OBP: 0.343, SLG: 0.465	 1-0	 2-1		 2-1	 2-1		 0-0		 0-0	 2-1	5	1	3	0	0	0	3								
28 Prince Fielder, L OBP: 0.403, SLG: 0.486	 0-0		 0-1		 1-3		 1-3		 4-0	 4-0	4	0	0	0	1	2	2								
14 Casey McGehee, R OBP: 0.347, SLG: 0.473	 0-0	 0-0		 3-3		 0-0		 3-2	 1-2	 1-2	5	1	2	1	0	1	0								
7 Chris Dickerson, L OBP: 0.246, SLG: 0.309	 1-1	 1-1		 1-1		 1-0		 0-0	 1-2	 1-2	5	0	2	0	0	0	3								
21 Aldes Escobar, R OBP: 0.306, SLG: 0.345	 1-3			 1-0	 1-0		 2-1		 1-3		4	1	1	0	1	2	3								
20 Jonathan Lucroy, R OBP: 0.303, SLG: 0.343	 0-1	 0-1		 0-1	 0-1		 4-2		 0-2	 0-1	4	1	1	0	1	0	5								
38 Chris Narveson, L OBP: 0.368, SLG: 0.381	 2-1	 2-1		 1-0	 1-0		 0-2		 0-0		1	1	1	1	0	0	0								
2 Joe Inglett, L OBP: 0.347, SLG: 0.431	 1-2	 1-2		 1-2	 1-2		 1-4		 1-2		1	0	1	1	0	0	0								
58 Mike McClendon, R OBP: 0.314, SLG: 0.305	 1-2	 1-2		 1-2	 1-2		 1-4		 1-2		1	0	0	0	0	0	0								
30 Craig Counsell, L OBP: 0.314, SLG: 0.305	 1-2	 1-2		 1-2	 1-2		 1-4		 1-2		1	0	0	0	0	0	0								
59 John Axford, R OBP: 0.246, SLG: 0.305	 1-2	 1-2		 1-2	 1-2		 1-4		 1-2		1	0	0	0	0	0	0								
Inning Stats	R: 0 E: 0 K: 2 S: 8	H: 1 LOB: 1 BB: 0 P: 11	R: 3 E: 0 K: 1 S: 15	H: 5 LOB: 2 BB: 0 P: 21	R: 0 E: 0 K: 1 S: 7	H: 0 LOB: 0 BB: 0 P: 11	R: 0 E: 0 K: 0 S: 5	H: 1 LOB: 1 BB: 0 P: 7	R: 0 E: 0 K: 1 S: 6	H: 1 LOB: 0 BB: 0 P: 10	R: 1 E: 0 K: 0 S: 9	H: 2 LOB: 2 BB: 1 P: 16	R: 0 E: 0 K: 2 S: 8	H: 2 LOB: 1 BB: 0 P: 11	R: 0 E: 0 K: 1 S: 10	H: 1 LOB: 1 BB: 0 P: 14	R: 0 E: 0 K: 0 S: 4	H: 1 LOB: 0 BB: 0 P: 6	R: 1 E: 0 K: 0 S: 11	H: 2 LOB: 2 BB: 2 P: 23	1B: 11 2B: 4 3B: 1 HR: 0	SF: 0 SAC: 1 DP: 2 HBP: 0	WP: 1 PB: 0 SB: 0 CS: 1	PA: 44	
PITCHER	IP 5.2	WLS 26	BF 9	H 4	R 4	ER 4	SO 5	BB 1	IBB 0	HBP 0	BLK 0	WP 0	HR 0	S 47	P 73	ERA 6.35	WHIP 1.765								
48 Esml Rogers, R ERA: 5.01																									
53 Randy Flores, L ERA: 3.08																									
34 Matt Belisle, R ERA: 2.27																									
97 Joe Beigel, L ERA: 2.48																									
63 Rafael Betancourt, R ERA: 4.3																									
PITCHER	IP 2.0	WLS 9	BF 3	H 1	R 1	ER 1	SO 0	BB 0	IBB 0	HBP 0	BLK 0	WP 1	HR 0	S 15	P 29	ERA 4.50	WHIP 1.500								
16 Huston Street, R ERA: 4.38																									

Batter	1	2	3	4	5	6	7	8	9	10	AB	R	H	RBI	BB	SO	LOB	BOTTOM							
1 Eric Young Jr., S OBP: 0.333, SLG: 0.324	 0-1		 3-2		 2-2			 0-2		 0-0	5	1	1	0	0	0	0	Milwaukee Brewers @ Colorado Rockies Coors Field, Denver, CO Sat Aug 14 2010, 6:13 PM - 9:29 PM MDT Att. 45,264 - Partly Cloudy - 76 F							
17 Todd Helton, L OBP: 0.345, SLG: 0.339	 3-3			 2-1	 2-2		 3-1		 1-0	 1-0	4	1	1	2	0	1	1								
5 Carlos González, L OBP: 0.351, SLG: 0.569	 1-1			 4-1	 1-2		 1-1		 1-1		3	1	0	0	1	0	0								
2 Troy Tulowitzki, R OBP: 0.381, SLG: 0.508	 2-2	 2-2		 0-1	 0-1		 3-3		 0-0	 0-0	4	0	1	0	0	1	1								
19 Ryan Spilborghs, R OBP: 0.353, SLG: 0.454	 3-2	 3-2		 0-2	 0-2		 0-0		 1-2	 1-2	3	1	2	1	0	0	0								
9 Ian Stewart, L OBP: 0.351, SLG: 0.457	 0-3			 1-2	 1-2		 0-0		 4-0	 4-0	3	0	1	0	1	1	1								
20 Chris Iannetta, R OBP: 0.329, SLG: 0.417	 1-2	 1-2		 3-2	 3-2		 2-3		 2-3	 2-3	4	0	0	1	0	2	4								
24 Dexter Fowler, S OBP: 0.345, SLG: 0.381	 2-1	 2-1		 2-2	 2-2		 2-0		 3-2	 3-2	3	0	0	0	0	0	1								
7 Seth Smith, L OBP: 0.329, SLG: 0.504	 2-1	 2-1		 2-2	 2-2		 2-2		 3-2	 3-2	1	0	0	0	0	0	0								
48 Esml Rogers, R OBP: 0.333, SLG: 0.324																									
53 Randy Flores, L ERA: 3.08																									
34 Matt Belisle, R ERA: 2.27																									
97 Joe Beigel, L ERA: 2.48																									
11 Brad Hawpe, L OBP: 0.314, SLG: 0.305																									
63 Rafael Betancourt, R ERA: 4.3																									
23 Jason Giambi, L OBP: 0.407, SLG: 0.581																									
Inning Stats	R: 0 E: 0 K: 1 S: 7	H: 0 LOB: 0 BB: 0 P: 11	R: 0 E: 0 K: 1 S: 12	H: 1 LOB: 1 BB: 0 P: 18	R: 0 E: 0 K: 1 S: 10	H: 0 LOB: 0 BB: 0 P: 18	R: 3 E: 1 K: 0 S: 18	H: 3 LOB: 1 BB: 1 P: 30	R: 1 E: 0 K: 0 S: 16	H: 0 LOB: 0 BB: 0 P: 23	R: 0 E: 0 K: 1 S: 6	H: 0 LOB: 0 BB: 0 P: 9	R: 0 E: 0 K: 1 S: 6	H: 0 LOB: 0 BB: 0 P: 13	R: 0 E: 0 K: 0 S: 7	H: 0 LOB: 0 BB: 0 P: 11	R: 0 E: 0 K: 1 S: 7	H: 1 LOB: 2 BB: 1 P: 14	R: 0 E: 0 K: 0 S: 12	H: 1 LOB: 1 BB: 0 P: 19	1B: 5 2B: 0 3B: 0 HR: 1	SF: 1 SAC: 1 DP: 0 HBP: 0	WP: 1 PB: 0 SB: 1 CS: 0	PA: 38	
PITCHER	IP 5.0	WLS 21	BF 9	H 4	R 4	ER 3	SO 3	BB 1	IBB 0	HBP 0	BLK 0	WP 1	HR 1	S 63	P 100	ERA 5.40	WHIP 1.000								
38 Chris Narveson, L ERA: 5.61																									
58 Mike McClendon, R ERA: 2.88																									
59 John Axford, R ERA: 2.88																									
PITCHER	IP 3.0	WLS 9	BF 0	H 0	R 0	ER 0	SO 2	BB 0	IBB 0	HBP 0	BLK 0	WP 0	HR 0	S 19	P 33	ERA 0.00	WHIP 0.000								
16 Huston Street, R ERA: 4.38																									

Batter	1	2	3	4	5	6	7	8	9	AB	R	H	RBI	BB	SO	LOB	TOP						
23 Rickie Weeks Jr. R OBP: 0.372, SLG: 0.488										4	1	4	0	0	0	0							
1 Corey Hart R OBP: 0.343, SLG: 0.539										5	1	1	1	0	1	4							
8 Ryan Braun, R OBP: 0.346, SLG: 0.469										5	1	3	0	0	2	2							
28 Prince Fielder, L OBP: 0.405, SLG: 0.487										3	0	2	2	1	1	2							
14 Casey McGehee, R OBP: 0.344, SLG: 0.469										4	0	0	0	0	2	5							
7 Chris Dickerson, L OBP: 0.230, SLG: 0.288										4	0	0	0	0	3	3							
21 Alcides Escobar, R OBP: 0.303, SLG: 0.341										4	0	0	0	0	0	0							
16 George Kottaras, L OBP: 0.315, SLG: 0.423										4	1	1	0	0	1	0							
26 Manny Parra, L OBP: 0.258, SLG: 0.287										2	0	0	0	0	0	0							
60 Todd Coffey, R ERA: 4.63										2	0	0	0	0	0	0							
2 Joe Inglett, L ERA: 4.26										0	0	0	0	0	0	0							
54 David Riske, R ERA: 5.01										0	0	0	0	0	0	0							
21 Zach Braddock, L ERA: 3.38										0	0	0	0	0	0	0							
30 Craig Counsell, L ERA: 6.75										0	0	0	0	0	0	0							
51 Trevor Hoffman, R ERA: 6.75										0	0	0	0	0	0	0							
Inning Stats	R: 0 E: 0 K: 3 S: 14	H: 2 LOB: 3 BB: 1 P: 22	R: 0 E: 0 K: 1 S: 6	H: 0 LOB: 0 BB: 0 P: 10	R: 3 E: 0 K: 1 S: 16	H: 4 LOB: 0 BB: 0 P: 25	R: 0 E: 0 K: 1 S: 8	H: 0 LOB: 0 BB: 0 P: 13	R: 0 E: 0 K: 2 S: 9	H: 2 LOB: 2 BB: 0 P: 13	R: 0 E: 0 K: 1 S: 7	H: 0 LOB: 0 BB: 0 P: 8	R: 0 E: 0 K: 1 S: 9	H: 1 LOB: 1 BB: 0 P: 8	R: 0 E: 0 K: 1 S: 9	H: 1 LOB: 0 BB: 0 P: 15	R: 2 E: 0 K: 1 S: 17	H: 1 LOB: 2 BB: 1 P: 27	1B: 8 2B: 3 3B: 1 HR: 0	SF: 0 SAC: 0 DP: 3 HBP: 1	WP: 0 PB: 0 SB: 0 CS: 1	PA: 39	
PITCHER	IP	WLS	BF	H	R	ER	SO	BB	IBB	HBP	BLK	WP	HR	S	P	ERA	WHIP						
38 Ubaldo Jiménez, R ERA: 2.99	8.0		32	10	3	3	10	1	0	0	0	0	0	75	114	3.38	1.375						
16 Huston Street, R ERA: 4.26	0.2	B	6	1	2	0	0	1	0	1	0	0	0	14	24	0.00	3.000						
63 Rafael Betancourt, R ERA: 4.26	0.1	W	1	0	0	0	1	0	0	0	0	0	0	3	3	0.00	0.000						

Milwaukee Brewers @ Colorado Rockies
Coors Field, Denver, CO
Sun Aug 15 2010, 1:13 PM - 4:20 PM MDT
Att: 48,133 - Sunny - 76 F

AB 36
R 5
H 11
RBI 3
BB 2
SO 11
LOB 16



Batter	1	2	3	4	5	6	7	8	9	AB	R	H	RBI	BB	SO	LOB	BOTTOM						
1 Eric Young Jr. S OBP: 0.326, SLG: 0.317										4	1	1	0	0	2	0							
24 Dexter Fowler, S OBP: 0.347, SLG: 0.387										1	1	1	0	0	0	0							
19 Ryan Spillborghs, R OBP: 0.355, SLG: 0.457										3	0	1	1	1	1	0							
7 Seth Smith, L OBP: 0.328, SLG: 0.502										1	0	0	0	0	0	1							
5 Carlos González, L OBP: 0.352, SLG: 0.569										4	0	1	1	1	0	2							
2 Troy Tulowitzki, R OBP: 0.387, SLG: 0.521										4	2	3	2	1	1	1							
6 Melvin Mora, R OBP: 0.355, SLG: 0.386										2	0	0	0	2	0	1							
9 Ian Stewart, L OBP: 0.352, SLG: 0.468										3	1	2	2	0	1	3							
21 Miguel Olivo, R OBP: 0.332, SLG: 0.481										4	0	0	0	0	2	5							
12 Clint Barmes, R OBP: 0.308, SLG: 0.364										4	0	0	0	0	3	5							
63 Rafael Betancourt, R ERA: 4.26										0	0	0	0	0	0	0							
38 Ubaldo Jiménez, R OBP: 0.136, SLG: 0.121										3	1	0	0	0	0	0							
16 Huston Street, R ERA: 4.26										0	0	0	0	0	0	0							
17 Todd Helton, L OBP: 0.344, SLG: 0.338										1	0	0	0	0	1	0							
Inning Stats	R: 0 E: 0 K: 1 S: 6	H: 0 LOB: 0 BB: 0 P: 7	R: 1 E: 0 K: 1 S: 9	H: 1 LOB: 0 BB: 0 P: 15	R: 2 E: 1 K: 2 S: 15	H: 2 LOB: 1 BB: 0 P: 24	R: 1 E: 0 K: 1 S: 12	H: 1 LOB: 0 BB: 0 P: 19	R: 0 E: 0 K: 1 S: 10	H: 0 LOB: 1 BB: 1 P: 20	R: 1 E: 0 K: 1 S: 14	H: 2 LOB: 2 BB: 1 P: 26	R: 0 E: 0 K: 1 S: 6	H: 0 LOB: 0 BB: 0 P: 9	R: 0 E: 0 K: 2 S: 16	H: 1 LOB: 3 BB: 2 P: 28	R: 1 E: 0 K: 1 S: 10	H: 2 LOB: 2 BB: 1 P: 17	1B: 4 2B: 4 3B: 0 HR: 2	SF: 1 SAC: 0 DP: 1 HBP: 0	WP: 0 PB: 1 SB: 2 CS: 1	PA: 40	
PITCHER	IP	WLS	BF	H	R	ER	SO	BB	IBB	HBP	BLK	WP	HR	S	P	ERA	WHIP						
26 Manny Parra, L ERA: 5.36	5.0		24	6	2	2	6	2	0	0	0	0	0	7	11	0.00	0.000						
60 Todd Coffey, R ERA: 4.63	1.0		2	0	0	0	1	0	0	0	0	0	0	7	11	0.00	0.000						
54 David Riske, R ERA: 5.01	1.0		6	1	0	0	1	2	0	0	0	0	0	11	23	0.00	3.000						
21 Zach Braddock, L ERA: 3.38	1.0		3	0	0	0	2	0	0	0	0	0	0	11	14	0.00	0.000						
51 Trevor Hoffman, R ERA: 6.75	0.2	L	5	2	1	1	1	1	0	0	0	0	0	10	17	13.50	4.500						

Milwaukee Brewers @ Colorado Rockies
Coors Field, Denver, CO
Sun Aug 15 2010, 1:13 PM - 4:20 PM MDT
Att: 48,133 - Sunny - 76 F

AB 34
R 6
H 9
RBI 6
BB 5
SO 11
LOB 18



Batter	1	2	3	4	5	6	7	8	9	AB	R	H	RBI	BB	SO	LOB	TOP					
1 Eric Young Jr. S OBP: 0.373, SLG: 0.341										3	0	2	0	2	0	0	Colorado Rockies @ Los Angeles Dodgers Dodger Stadium, Los Angeles, CA Tue Aug 17 2010, 7:11 PM - 10:01 PM PDT Att: 49,540 - Partly Cloudy - 81 F					
24 Dexter Fowler S OBP: 0.349, SLG: 0.388										4	0	2	0	0	0	3						
5 Carlos González L OBP: 0.351, SLG: 0.566										4	0	1	0	0	2	5						
2 Troy Tulowitzki R OBP: 0.385, SLG: 0.516										3	0	0	0	1	0	3						
6 Melvin Mora R OBP: 0.351, SLG: 0.380										3	0	0	0	0	0	0						
60 Manny Corpas R OBP: 0.327, SLG: 0.500										0	0	0	0	0	0	0						
7 Seth Smith L OBP: 0.327, SLG: 0.500										0	0	0	0	0	0	0						
53 Randy Flores L OBP: 0.327, SLG: 0.500										1	0	0	0	0	1	2						
17 Todd Helton L OBP: 0.339, SLG: 0.333										4	0	0	0	0	2	2						
19 Ryan Spilborghs R OBP: 0.354, SLG: 0.453										4	0	1	0	0	1	2						
20 Chris Iannetta R OBP: 0.327, SLG: 0.408										3	0	0	0	1	0	1						
45 Jhoulys Chacin R OBP: 0.080, SLG: 0.080										2	0	0	0	0	0	0						
9 Ian Stewart L OBP: 0.350, SLG: 0.465										2	0	0	0	0	2	1						
Inning Stats	R: 0 E: 0 K: 1 S: 8	H: 0 LOB: 1 BB: 1 P: 16	R: 0 E: 0 K: 0 S: 9	H: 1 LOB: 1 BB: 0 P: 12	R: 0 E: 0 K: 1 S: 15	H: 2 LOB: 2 BB: 0 P: 22	R: 0 E: 0 K: 2 S: 8	H: 0 LOB: 0 BB: 0 P: 12	R: 0 E: 0 K: 0 S: 11	H: 1 LOB: 2 BB: 1 P: 24	R: 0 E: 0 K: 1 S: 7	H: 0 LOB: 0 BB: 0 P: 11	R: 0 E: 0 K: 1 S: 10	H: 1 LOB: 2 BB: 1 P: 19	R: 0 E: 0 K: 1 S: 10	H: 1 LOB: 2 BB: 1 P: 21	R: 0 E: 0 K: 1 S: 7	H: 0 LOB: 0 BB: 0 P: 9	1B: 6 2B: 0 3B: 0 HR: 0	SF: 0 SAC: 0 DP: 0 HBP: 0	WP: 0 PB: 0 SB: 3 CS: 0	PA: 37
PITCHER	IP WLS BF H R ER SO BB IBB HBP BLK WP HR S P ERA WHIP	IP WLS BF H R ER SO BB IBB HBP BLK WP HR S P ERA WHIP	IP WLS BF H R ER SO BB IBB HBP BLK WP HR S P ERA WHIP	IP WLS BF H R ER SO BB IBB HBP BLK WP HR S P ERA WHIP	IP WLS BF H R ER SO BB IBB HBP BLK WP HR S P ERA WHIP	IP WLS BF H R ER SO BB IBB HBP BLK WP HR S P ERA WHIP	IP WLS BF H R ER SO BB IBB HBP BLK WP HR S P ERA WHIP	IP WLS BF H R ER SO BB IBB HBP BLK WP HR S P ERA WHIP	IP WLS BF H R ER SO BB IBB HBP BLK WP HR S P ERA WHIP	IP WLS BF H R ER SO BB IBB HBP BLK WP HR S P ERA WHIP	IP WLS BF H R ER SO BB IBB HBP BLK WP HR S P ERA WHIP	IP WLS BF H R ER SO BB IBB HBP BLK WP HR S P ERA WHIP	IP WLS BF H R ER SO BB IBB HBP BLK WP HR S P ERA WHIP	IP WLS BF H R ER SO BB IBB HBP BLK WP HR S P ERA WHIP	IP WLS BF H R ER SO BB IBB HBP BLK WP HR S P ERA WHIP	IP WLS BF H R ER SO BB IBB HBP BLK WP HR S P ERA WHIP	IP WLS BF H R ER SO BB IBB HBP BLK WP HR S P ERA WHIP	IP WLS BF H R ER SO BB IBB HBP BLK WP HR S P ERA WHIP	IP WLS BF H R ER SO BB IBB HBP BLK WP HR S P ERA WHIP			

Batter	1	2	3	4	5	6	7	8	9	AB	R	H	RBI	BB	SO	LOB	BOTTOM					
21 Scott Podsednik L OBP: 0.354, SLG: 0.393										5	1	1	2	0	3	3	Colorado Rockies @ Los Angeles Dodgers Dodger Stadium, Los Angeles, CA Tue Aug 17 2010, 7:11 PM - 10:01 PM PDT Att: 49,540 - Partly Cloudy - 81 F					
13 Ryan Theriot R OBP: 0.326, SLG: 0.325										2	0	0	0	2	0	1						
16 Andre Ethier L OBP: 0.365, SLG: 0.513										3	1	1	0	1	0	1						
7 James Loney L OBP: 0.339, SLG: 0.416										3	1	1	2	1	0	0						
23 Casey Blake R OBP: 0.322, SLG: 0.399										4	1	2	1	0	1	3						
27 Matt Kemp R OBP: 0.315, SLG: 0.445										3	0	0	0	1	1	4						
14 Jamey Carroll R OBP: 0.303, SLG: 0.333										3	1	1	0	1	0	0						
17 A.J. Ellis R OBP: 0.247, SLG: 0.212										4	1	1	0	0	0	3						
22 Clayton Kershaw L OBP: 0.065, SLG: 0.044										2	0	0	0	0	1	0						
74 Kenley Jansen S OBP: 0.315, SLG: 0.445										0	0	0	0	0	0	0						
52 George Sherrill L OBP: 0.305, SLG: 0.336										1	0	0	0	0	2	0						
3 Ronnie Bellard R OBP: 0.305, SLG: 0.336										0	0	0	0	0	0	0						
51 Jonathan Broxton R OBP: 0.305, SLG: 0.336										0	0	0	0	0	0	0						
Inning Stats	R: 0 E: 0 K: 1 S: 8	H: 0 LOB: 0 BB: 1 P: 16	R: 0 E: 0 K: 1 S: 11	H: 0 LOB: 0 BB: 0 P: 16	R: 0 E: 0 K: 0 S: 8	H: 0 LOB: 0 BB: 0 P: 15	R: 0 E: 0 K: 2 S: 13	H: 1 LOB: 3 BB: 2 P: 27	R: 0 E: 0 K: 0 S: 13	H: 4 LOB: 1 BB: 2 P: 26	R: 0 E: 0 K: 1 S: 7	H: 0 LOB: 0 BB: 0 P: 8	R: 0 E: 0 K: 0 S: 6	H: 0 LOB: 0 BB: 0 P: 8	R: 1 E: 1 K: 1 S: 12	H: 2 LOB: 3 BB: 1 P: 22	R: 0 E: 0 K: 1 S: 7	H: 0 LOB: 0 BB: 0 P: 9	1B: 5 2B: 2 3B: 0 HR: 0	SF: 0 SAC: 1 DP: 1 HBP: 0	WP: 0 PB: 0 SB: 0 CS: 0	PA: 37
PITCHER	IP WLS BF H R ER SO BB IBB HBP BLK WP HR S P ERA WHIP	IP WLS BF H R ER SO BB IBB HBP BLK WP HR S P ERA WHIP	IP WLS BF H R ER SO BB IBB HBP BLK WP HR S P ERA WHIP	IP WLS BF H R ER SO BB IBB HBP BLK WP HR S P ERA WHIP	IP WLS BF H R ER SO BB IBB HBP BLK WP HR S P ERA WHIP	IP WLS BF H R ER SO BB IBB HBP BLK WP HR S P ERA WHIP	IP WLS BF H R ER SO BB IBB HBP BLK WP HR S P ERA WHIP	IP WLS BF H R ER SO BB IBB HBP BLK WP HR S P ERA WHIP	IP WLS BF H R ER SO BB IBB HBP BLK WP HR S P ERA WHIP	IP WLS BF H R ER SO BB IBB HBP BLK WP HR S P ERA WHIP	IP WLS BF H R ER SO BB IBB HBP BLK WP HR S P ERA WHIP	IP WLS BF H R ER SO BB IBB HBP BLK WP HR S P ERA WHIP	IP WLS BF H R ER SO BB IBB HBP BLK WP HR S P ERA WHIP	IP WLS BF H R ER SO BB IBB HBP BLK WP HR S P ERA WHIP	IP WLS BF H R ER SO BB IBB HBP BLK WP HR S P ERA WHIP	IP WLS BF H R ER SO BB IBB HBP BLK WP HR S P ERA WHIP	IP WLS BF H R ER SO BB IBB HBP BLK WP HR S P ERA WHIP	IP WLS BF H R ER SO BB IBB HBP BLK WP HR S P ERA WHIP	IP WLS BF H R ER SO BB IBB HBP BLK WP HR S P ERA WHIP			



Batter	1	2	3	4	5	6	7	8	9	AB	R	H	RBI	BB	SO	LOB	TOP			
1 Eric Young Jr. S OBP: 0.350, SLG: 0.327										3	0	0	0	1	2	0	Colorado Rockies @ Los Angeles Dodgers Dodger Stadium, Los Angeles, CA Thu Aug 19 2010, 7:12 PM - 9:39 PM PDT Att. 45,104 - Clear - 78 F livebaseballscorecards.com			
24 Dexter Fowler S OBP: 0.349, SLG: 0.388										4	0	1	0	0	1	1				
19 Ryan Spilborghs R OBP: 0.348, SLG: 0.444										4	0	0	0	0	1	1				
2 Troy Tulowitzki R OBP: 0.379, SLG: 0.506										3	0	1	0	0	0	1				
6 Melvin Mora R OBP: 0.349, SLG: 0.375										3	0	0	0	0	1	1				
17 Todd Helton L OBP: 0.338, SLG: 0.328										2	0	0	0	1	1	0				
21 Miguel Olivo R OBP: 0.328, SLG: 0.477										3	0	0	0	0	3	1				
20 Chris Iannetta R OBP: 0.327, SLG: 0.408										0	0	0	0	0	0	0				
12 Clint Barnes R OBP: 0.305, SLG: 0.361										3	0	0	0	0	0	1				
29 Jorge De La Rosa L OBP: 0.182, SLG: 0.227										2	0	0	0	0	2	0				
23 Jason Giambi L OBP: 0.468, SLG: 0.388										1	0	0	0	0	0	1				
60 Manny Corpas R OBP: 0.327, SLG: 0.408										0	0	0	0	0	0	0				
51 Matt Reynolds L OBP: 0.327, SLG: 0.408										0	0	0	0	0	0	0				
Inning Stats	R: 0 H: 1 E: 0 K: 1 S: 10	H: 1 LOB: 1 BB: 0 P: 15	R: 0 H: 0 E: 0 K: 2 S: 8	H: 0 LOB: 0 BB: 0 P: 9	R: 0 H: 0 E: 0 K: 2 S: 10	H: 0 LOB: 0 BB: 0 P: 13	R: 0 H: 0 E: 0 K: 0 S: 9	H: 0 LOB: 0 BB: 0 P: 13	R: 0 H: 0 E: 0 K: 1 S: 9	H: 0 LOB: 0 BB: 0 P: 11	R: 0 H: 1 E: 0 K: 1 S: 10	H: 0 LOB: 1 BB: 0 P: 14	R: 0 H: 0 E: 0 K: 1 S: 9	H: 0 LOB: 1 BB: 1 P: 13	R: 0 H: 0 E: 0 K: 1 S: 5	H: 0 LOB: 0 BB: 1 P: 9	1B: 1 2B: 1 3B: 0 HR: 0	SF: 0 SAC: 0 DP: 1 HBP: 0	WP: 0 PA: 30 PB: 0 SB: 0 CS: 0	
PITCHER 29 Ted Lilly L ERA: 3.23	IP: 9.0 WLS: W BF: 30	H: 2 R: 0 ER: 0 SO: 11	BB: 2 IBB: 0 HBP: 0 BLK: 0	WP: 0 HR: 0 S: 79 P: 110	ERA: 0.00 WHIP: 0.444	PITCHER					IP: 9.0 WLS: W BF: 30	H: 2 R: 0 ER: 0 SO: 11	BB: 2 IBB: 0 HBP: 0 BLK: 0	WP: 0 HR: 0 S: 79 P: 110	ERA: 0.00 WHIP: 0.444	PITCHER				

Batter	1	2	3	4	5	6	7	8	9	AB	R	H	RBI	BB	SO	LOB	BOTTOM			
21 Scott Podsednik L OBP: 0.356, SLG: 0.393										3	0	1	0	1	1	2	Colorado Rockies @ Los Angeles Dodgers Dodger Stadium, Los Angeles, CA Thu Aug 19 2010, 7:12 PM - 9:39 PM PDT Att. 45,104 - Clear - 78 F livebaseballscorecards.com			
13 Ryan Theriot R OBP: 0.327, SLG: 0.327										4	0	2	0	0	2	0				
27 Matt Kemp R OBP: 0.311, SLG: 0.440										4	0	0	0	0	0	4				
7 James Loney L OBP: 0.338, SLG: 0.412										4	0	0	0	0	0	3				
23 Casey Blake R OBP: 0.326, SLG: 0.396										2	1	0	0	2	1	1				
5 Reed Johnson R OBP: 0.324, SLG: 0.417										3	1	1	2	0	0	3				
14 Jamey Carroll R OBP: 0.384, SLG: 0.535										2	0	0	0	1	1	0				
12 Brad Ausmus R OBP: 0.250, SLG: 0.200										3	0	1	0	0	0	1				
29 Ted Lilly L OBP: 0.119, SLG: 0.051										3	0	0	0	0	0	3				
Inning Stats	R: 0 H: 0 E: 0 K: 2 S: 9	H: 0 LOB: 0 BB: 0 P: 16	R: 2 H: 1 E: 0 K: 0 S: 12	H: 1 LOB: 1 BB: 1 P: 20	R: 0 H: 1 E: 0 K: 0 S: 11	H: 1 LOB: 1 BB: 1 P: 17	R: 0 H: 0 E: 0 K: 0 S: 7	H: 0 LOB: 0 BB: 0 P: 9	R: 0 H: 2 E: 0 K: 0 S: 10	H: 0 LOB: 3 BB: 1 P: 19	R: 0 H: 0 E: 1 K: 0 S: 7	H: 0 LOB: 1 BB: 1 P: 14	R: 0 H: 0 E: 1 K: 2 S: 10	H: 0 LOB: 1 BB: 0 P: 16	1B: 3 2B: 2 3B: 0 HR: 1	SF: 0 SAC: 0 DP: 3 HBP: 0		WP: 0 PA: 32 PB: 0 SB: 0 CS: 0		
PITCHER 29 Jorge De La Rosa L ERA: 4.74	IP: 7.0 WLS: L BF: 28	H: 5 R: 2 ER: 2 SO: 3	BB: 3 IBB: 0 HBP: 0 BLK: 0	WP: 0 HR: 1 S: 63 P: 104	ERA: 2.57 WHIP: 1.143	PITCHER					IP: 7.0 WLS: L BF: 28	H: 5 R: 2 ER: 2 SO: 3	BB: 3 IBB: 0 HBP: 0 BLK: 0	WP: 0 HR: 1 S: 63 P: 104	ERA: 2.57 WHIP: 1.143	PITCHER				
60 Manny Corpas R ERA: 4.33	IP: 0.1 WLS: L BF: 2	H: 0 R: 0 ER: 0 SO: 1	BB: 0 IBB: 0 HBP: 0 BLK: 0	WP: 0 HR: 0 S: 6 P: 10	ERA: 0.00 WHIP: 0.000	PITCHER					IP: 0.1 WLS: L BF: 2	H: 0 R: 0 ER: 0 SO: 1	BB: 0 IBB: 0 HBP: 0 BLK: 0	WP: 0 HR: 0 S: 6 P: 10	ERA: 0.00 WHIP: 0.000	PITCHER				
51 Matt Reynolds L ERA: 4.33	IP: 0.2 WLS: L BF: 2	H: 0 R: 0 ER: 0 SO: 1	BB: 0 IBB: 0 HBP: 0 BLK: 0	WP: 0 HR: 0 S: 4 P: 6	ERA: 0.00 WHIP: 0.000	PITCHER					IP: 0.2 WLS: L BF: 2	H: 0 R: 0 ER: 0 SO: 1	BB: 0 IBB: 0 HBP: 0 BLK: 0	WP: 0 HR: 0 S: 4 P: 6	ERA: 0.00 WHIP: 0.000	PITCHER				

Batter	1	2	3	4	5	6	7	8	9	10	AB	R	H	RBI	BB	SO	LOB	TOP						
1 Eric Young Jr., S OBP: 0.369, SLG: 0.351	7 WP 1B	L8		24 E 2B		B2		2-2 1B			5	1	3	0	0	0	2	Colorado Rockies @ Arizona Diamondbacks Chase Field, Phoenix, AZ Fri Aug 20 2010, 6:41 PM - 10:02 PM MST Att: 26,294 - Roof Closed - 79 F livebaseballscorecards.com AB 40 R 3 H 12 RBI 3 BB 1 SO 5 LOB 25						
34 Matt Belisle, R OBP: 0.500, SLG: 0.667			7 2B 2 SF9 1B	2 2B 2B		G1		G1-3 1B			5	2	2	1	0	0	3							
16 Huston Street, R OBP: 0.327, SLG: 0.496			20 1B 2B	L8		L8			G4-3		5	0	1	0	0	1	2							
2 Troy Tulowitzki, R OBP: 0.362, SLG: 0.509			SF9	2B		G4-3			HBP		2	0	1	2	1	0	0							
9 Ian Stewart, L OBP: 0.347, SLG: 0.459			E2 20 1B	K		G3-1			P5		5	0	0	0	0	1	5							
17 Todd Helton, L OBP: 0.338, SLG: 0.332			P5			F9			P5		5	0	2	0	0	0	3							
20 Chris Iannetta, R OBP: 0.329, SLG: 0.407			F9	1B		F7			G5-3		5	0	2	0	0	0	2							
12 Clint Barmes, R OBP: 0.307, SLG: 0.360			48 SH5-4 1B	P4		K			F8		4	0	1	0	0	1	5							
48 Esmil Rogers, R OBP: 0.250, SLG: 0.417			SH5-4 1B			G5-3			G5-3		2	0	0	0	0	1	1							
51 Matt Reynolds, L OBP: 0.345, SLG: 0.441				K		G5-3			K		2	0	0	0	0	1	2							
19 Ryan Spilborghs, R (PH) OBP: 0.345, SLG: 0.441											2	0	0	0	0	1	2							
Inning Stats	R: 0 E: 0 K: 1 S: 13	H: 1 LOB: 2 BB: 1 P: 25	R: 0 E: 0 K: 10 S: 10	H: 2 LOB: 2 BB: 13	R: 1 E: 1 K: 18 S: 16	H: 3 LOB: 3 BB: 0 P: 27	R: 2 E: 1 K: 15 S: 15	H: 3 LOB: 1 BB: 0 P: 20	R: 0 E: 0 K: 1 S: 8	H: 1 LOB: 1 BB: 0 P: 8	R: 0 E: 0 K: 0 S: 4	H: 0 LOB: 0 BB: 0 P: 6	R: 0 E: 0 K: 0 S: 7	H: 0 LOB: 0 BB: 0 P: 9	R: 0 E: 0 K: 0 S: 9	H: 2 LOB: 2 BB: 0 P: 14	R: 0 E: 0 K: 0 S: 6	H: 0 LOB: 1 BB: 0 P: 11	R: 0 E: 0 K: 1 S: 7	H: 0 LOB: 1 BB: 0 P: 12	1B: 8 2B: 5 3B: 0 HR: 0	SF: 1 SAC: 1 DP: 1 HBP: 2	WP: 3 PB: 0 SB: 0 CS: 1	PA: 45
PITCHER	IP WLS BF H R ER SO BB IBB HBP BLK WP HR S P ERA WHIP	5.0 2.0 1.0 1.0 1.0	0 6 2 4 0	3 0 0 0 0	3 0 0 0 0	4 0 0 0 1	1 0 0 0 0	0 0 0 1 0	0 0 0 0 0	2 0 1 0 0	0 0 0 0 0	62 11 9 6 7	93 15 14 11 12	5.40 0.00 2.00 0.00 0.00	2.200 0.000 2.000 0.000 0.000									

Batter	1	2	3	4	5	6	7	8	9	10	AB	R	H	RBI	BB	SO	LOB	BOTTOM						
6 Stephen Drew, L OBP: 0.344, SLG: 0.413	G4-3		K		10 FC5-4 1B			10 G6-4-3 1B		P4	5	0	2	0	0	1	1	Colorado Rockies @ Arizona Diamondbacks Chase Field, Phoenix, AZ Fri Aug 20 2010, 6:41 PM - 10:02 PM MST Att: 26,294 - Roof Closed - 79 F livebaseballscorecards.com AB 36 R 4 H 11 RBI 4 BB 3 SO 8 LOB 17						
10 Justin Upton, R OBP: 0.350, SLG: 0.434	24 CS 1B			25 1B 1B	FC5-4			G6-4-3 1B		2 2B 1B	5	2	3	0	0	0	2							
2 Kelly Johnson, L OBP: 0.372, SLG: 0.497	L7		K		24 BB 2B			26 2B 1B		2 2B 2B	4	1	2	1	1	1	2							
24 Chris Young, R OBP: 0.342, SLG: 0.485	CS	F8		G1-3		FC1-6-4 25 CS 2B		26 2B BB		26 2B BB	3	1	0	0	1	0	2							
25 Adam LaRoche, L OBP: 0.339, SLG: 0.491	G4-3		G4-3		27 1B 1B	K		K		K	4	0	1	1	0	2	3							
27 Mark Reynolds, R OBP: 0.332, SLG: 0.486	K		K		1B			K		K	4	0	1	0	0	2	2							
26 Miguel Montero, L OBP: 0.363, SLG: 0.484			F7		1B			F7			4	0	1	2	0	1	2							
28 John Hester, R OBP: 0.315, SLG: 0.328			F7		K			F7			0	0	0	0	0	0	0							
8 Gerardo Parra, L OBP: 0.290, SLG: 0.357					G3-1			G4-3			3	0	1	0	1	0	0							
22 Aaron Heilman, R OBP: 0.337, SLG: 0.379					1B			G4-3		IBB	0	0	0	0	0	0	0							
31 Ian Kennedy, R ERA: 4.53			K		G4-3			G5-3		G6-3	1	0	0	0	0	1	1							
Inning Stats	R: 0 E: 0 K: 10 S: 10	H: 1 LOB: 0 BB: 0 P: 18	R: 0 E: 0 K: 1 S: 6	H: 0 LOB: 0 BB: 0 P: 12	R: 0 E: 0 K: 2 S: 12	H: 1 LOB: 1 BB: 0 P: 16	R: 1 E: 0 K: 2 S: 14	H: 3 LOB: 2 BB: 0 P: 25	R: 0 E: 0 K: 0 S: 8	H: 1 LOB: 1 BB: 0 P: 11	R: 0 E: 0 K: 0 S: 5	H: 0 LOB: 0 BB: 0 P: 12	R: 0 E: 0 K: 0 S: 8	H: 0 LOB: 0 BB: 0 P: 13	R: 0 E: 0 K: 0 S: 11	H: 1 LOB: 0 BB: 0 P: 18	R: 2 E: 0 K: 2 S: 19	H: 2 LOB: 2 BB: 3 P: 33	R: 1 E: 0 K: 0 S: 8	H: 2 LOB: 1 BB: 0 P: 10	1B: 9 2B: 2 3B: 0 HR: 0	SF: 0 SAC: 0 DP: 0 HBP: 0	WP: 0 PB: 0 SB: 0 CS: 2	PA: 40
PITCHER	IP WLS BF H R ER SO BB IBB HBP BLK WP HR S P ERA WHIP	6.1 0.2 1.0 1.0 0.1	2 H 3 7 3	0 0 2 2 1	1 0 2 2 1	0 0 0 0 0	0 0 0 0 0	0 0 0 0 0	0 0 0 0 0	5 7 11 18 33	1.42 0.00 0.00 18.00 27.00	1.105 0.000 0.000 3.000 6.000												

Batter	1	2	3	4	5	6	7	8	9	AB	R	H	RBI	BB	SO	LOB	TOP					
1 Eric Young Jr. S OBP: 0.348, SLG: 0.328										4	0	0	0	0	3	2						
24 Dexter Fowler S OBP: 0.345, SLG: 0.386										4	0	0	0	0	0	0						
7 Seth Smith L OBP: 0.326, SLG: 0.491										3	0	0	0	1	1	1						
2 Troy Tulowitzki R OBP: 0.381, SLG: 0.509										4	0	1	0	0	1	2						
9 Ian Stewart L OBP: 0.349, SLG: 0.458										3	1	1	0	0	0	1						
17 Todd Helton L OBP: 0.338, SLG: 0.331										4	0	1	0	0	1	1						
20 Chris Iannetta R OBP: 0.327, SLG: 0.403										4	0	1	1	0	0	1						
18 Jonathan Herrera S OBP: 0.335, SLG: 0.323										2	0	0	0	1	0	1						
23 Jason Giambi L OBP: 0.406, SLG: 0.385										1	0	0	0	0	0	2						
38 Ubaldo Jiménez R OBP: 0.331, SLG: 0.117										2	0	0	0	0	0	1						
5 Carlos González L OBP: 0.305, SLG: 0.967										0	0	0	0	0	0	0						
48 Estelí Rodríguez R OBP: 0.268, SLG: 0.447										0	0	0	0	0	0	0						
60 Manny Corpas R OBP: 0.268, SLG: 0.447										0	0	0	0	0	0	0						
51 Matt Reynolds L OBP: 0.268, SLG: 0.447										0	0	0	0	0	0	0						
63 Rafael Betancourt R OBP: 0.268, SLG: 0.447										0	0	0	0	0	0	0						
6 Melvin Mora R OBP: 0.268, SLG: 0.447										1	0	0	0	0	1	2						
Inning Stats	R: 0 E: 0 K: 1 S: 6	H: 0 LOB: 1 BB: 1 P: 12	R: 1 E: 0 K: 0 S: 8	H: 2 LOB: 1 BB: 0 P: 11	R: 0 E: 1 K: 2 S: 13	H: 0 LOB: 1 BB: 0 P: 20	R: 0 E: 0 K: 0 S: 5	H: 1 LOB: 0 BB: 0 P: 7	R: 0 E: 0 K: 0 S: 9	H: 0 LOB: 0 BB: 0 P: 14	R: 0 E: 0 K: 0 S: 15	H: 0 LOB: 2 BB: 2 P: 23	R: 0 E: 0 K: 2 S: 15	H: 0 LOB: 2 BB: 0 P: 30	R: 0 E: 0 K: 1 S: 9	H: 1 LOB: 2 BB: 0 P: 15	R: 0 E: 0 K: 1 S: 12	H: 1 LOB: 2 BB: 0 P: 21	1B: 3 2B: 1 3B: 0 HR: 0	SF: 0 SAC: 0 DP: 0 HBP: 1	WP: 0 PB: 0 SB: 0 CS: 0	PA: 36
PITCHER	IP WLS BF H R ER SO BB IBB HBP BLK WP HR S P ERA WHIP																					
54 Barry Enright R ERA: 2.73	(1.1) 6.2 W 26 3 1 1 4 2 0 0 0 0 0 0 65 106 1.35 0.750																					
39 Jordan Norberto L ERA: 6.92	(7.1) 0.0 1 0 0 0 0 1 0 0 0 0 0 0 2 6 ∞ ∞																					
32 Esmerling Vasquez R ERA: 4.37	(7.1) 0.1 H 1 0 0 0 1 0 0 0 0 0 0 4 5 0.00 0.000																					
22 Aaron Heilman R ERA: 3.77	(8.1) 1.0 H 3 0 0 0 1 0 0 0 0 0 0 9 15 0.00 0.000																					
58 Juan Gutiérrez R ERA: 6.31	(9.1) 1.0 S 5 1 0 0 1 0 0 1 0 0 0 12 21 0.00 1.000																					

Colorado Rockies @ Arizona Diamondbacks
Chase Field, Phoenix, AZ
Sat Aug 21 2010, 5:11 PM - 7:54 PM MST
Att: 37,656 - Roof Closed - 78 F

livebaseballscorecards.com

AB 32
R 1
H 4
RBI 1
BB 3
SO 7
LOB 14

Batter	1	2	3	4	5	6	7	8	9	AB	R	H	RBI	BB	SO	LOB	BOTTOM			
6 Stephen Drew L OBP: 0.341, SLG: 0.410										4	0	0	0	0	1	1				
10 Justin Upton R OBP: 0.353, SLG: 0.444										3	2	2	2	1	0	0				
2 Kelly Johnson L OBP: 0.369, SLG: 0.492										4	0	0	0	0	1	2				
24 Chris Young R OBP: 0.340, SLG: 0.482										3	0	0	0	0	2	0				
25 Adam LaRoche L OBP: 0.339, SLG: 0.488										2	0	0	0	1	1	0				
27 Mark Reynolds R OBP: 0.332, SLG: 0.465										3	0	1	0	0	0	1				
26 Miguel Montero L OBP: 0.362, SLG: 0.479										2	0	0	0	0	1	0				
8 Gerardo Parra L OBP: 0.287, SLG: 0.352										3	0	0	0	0	1	2				
54 Barry Enright R OBP: 0.369, SLG: 0.492										2	1	1	0	0	0	0				
39 Jordan Norberto L ERA: 2.68	(7.1) 0.2 3 1 0 0 2 0 0 0 0 0 0 7 12 0.00 1.500																			
32 Esmerling Vasquez R ERA: 4.28	(7.1) 0.1 2 0 0 0 0 0 0 0 1 0 0 0 5 9 0.00 0.000																			
22 Aaron Heilman R ERA: 3.77	(8.1) 1.0 4 0 0 0 3 1 0 0 0 0 0 0 0 11 18 0.00 1.000																			
1 Bobby Crosby R ERA: 3.77	(8.1) 1.0 4 0 0 0 3 1 0 0 0 0 0 0 0 11 18 0.00 1.000																			
58 Juan Gutiérrez R ERA: 6.31	(9.1) 1.0 4 0 0 0 3 1 0 0 0 0 0 0 0 11 18 0.00 1.000																			
Inning Stats	R: 0 E: 0 K: 0 S: 9	H: 0 LOB: 0 BB: 0 P: 15	R: 0 E: 0 K: 0 S: 8	H: 0 LOB: 0 BB: 1 P: 16	R: 0 E: 0 K: 0 S: 10	H: 0 LOB: 0 BB: 0 P: 15	R: 1 E: 0 K: 1 S: 12	H: 1 LOB: 0 BB: 0 P: 21	R: 0 E: 0 K: 1 S: 11	H: 0 LOB: 0 BB: 0 P: 20	R: 2 E: 0 K: 1 S: 11	H: 2 LOB: 2 BB: 0 P: 15	R: 0 E: 0 K: 2 S: 12	H: 1 LOB: 2 BB: 0 P: 21	R: 0 E: 0 K: 3 S: 11	H: 0 LOB: 1 BB: 1 P: 18	1B: 2 2B: 1 3B: 0 HR: 1	SF: 0 SAC: 0 DP: 1 HBP: 1	WP: 1 PB: 0 SB: 1 CS: 0	PA: 30
PITCHER	IP WLS BF H R ER SO BB IBB HBP BLK WP HR S P ERA WHIP																			
38 Ubaldo Jiménez R ERA: 2.68	(1.1) 6.0 L 21 3 3 3 3 1 0 0 0 0 0 0 1 61 102 4.50 0.667																			
60 Manny Corpas R ERA: 4.28	(7.1) 0.2 3 1 0 0 2 0 0 0 0 0 0 7 12 0.00 1.500																			
51 Matt Reynolds L ERA: 3.77	(7.1) 0.1 2 0 0 0 0 0 0 0 1 0 0 0 5 9 0.00 0.000																			
63 Rafael Betancourt R ERA: 4.11	(8.1) 1.0 4 0 0 0 3 1 0 0 0 0 0 0 11 18 0.00 1.000																			

Colorado Rockies @ Arizona Diamondbacks
Chase Field, Phoenix, AZ
Sat Aug 21 2010, 5:11 PM - 7:54 PM MST
Att: 37,656 - Roof Closed - 78 F

livebaseballscorecards.com

AB 27
R 3
H 4
RBI 2
BB 2
SO 8
LOB 6

Batter	1	2	3	4	5	6	7	8	9	AB R H RBI BB SO LOB	TOP
1 Eric Young Jr, S (1,4) OBP: 0.342, SLG: 0.323			2-2 G6-3		1-3 K			2-1 24 1B	3-1 FC6-4	4 1 1 0 0 2 0	Colorado Rockies @ Arizona Diamondbacks Chase Field, Phoenix, AZ Sun Aug 22 2010, 1:11 PM - 3:43 PM MST Att: 30,426 - Roof Closed - 76 F
12 Clint Barnes, R (8,4) OBP: 0.307, SLG: 0.360					2-2 K					0 0 0 0 0 0 0	
19 Ryan Spilborghs, R (9,PH) OBP: 0.344, SLG: 0.439										1 0 0 0 0 0 3	
16 Huston Street, R (9,1)										0 0 0 0 0 0 0	
24 Dexter Fowler, S (1,8) OBP: 0.350, SLG: 0.389			0-0		2-2 P6			2-2 5 G4-3		3 0 2 1 1 0 0	
5 Carlos González, L (1,9) OBP: 0.347, SLG: 0.557			3-3					3-2 G4-3		4 0 0 0 0 1 3	
2 Troy Tulowitzki, R (1,6) OBP: 0.382, SLG: 0.508			2-1		2-3 K			2-1 G5-3		3 0 1 0 1 1 1	
23 Jason Giambi, L (1,3) OBP: 0.399, SLG: 0.377			2-3		3-2 F7			4-1 9 2B		3 0 0 0 0 2 3	
17 Todd Helton, L (8,3) OBP: 0.340, SLG: 0.331			1-1					2-3 K		0 0 0 0 1 0 0	
7 Seth Smith, L (1,7) OBP: 0.325, SLG: 0.488			1-1		1-2 21 1B			2-3 K		4 0 1 0 0 1 1	
9 Ian Stewart, L (1,5) OBP: 0.348, SLG: 0.458			1-2		1-2 F7			0-0		4 0 1 0 0 2 2	
21 Miguel Olivo, R (1,2) OBP: 0.327, SLG: 0.474			0-1		0-2 G5-3			0-3		4 0 1 0 0 2 2	
45 Jhoulys Chacin, R (1,1) OBP: 0.071, SLG: 0.071			0-1					1-0 P4		3 0 0 0 0 0 0	
97 Joe Beimel, L (8,1) OBP: 0.330, SLG: 0.373								4-0		0 0 0 0 0 0 0	
6 Melvin Mora, R (9,PH) OBP: 0.330, SLG: 0.373								19 FC6-4		0 0 0 0 1 0 0	
18 Jonathan Herrera, S (9,4) OBP: 0.335, SLG: 0.323								IBB		0 0 0 0 0 0 0	
Inning Stats	R: 0 H: 0 E: 0 LOB: 2 K: 2 BB: 2 S: 13 P: 23	R: 0 H: 0 E: 0 LOB: 0 K: 1 BB: 0 S: 8 P: 10	R: 0 H: 1 E: 0 LOB: 1 K: 1 BB: 0 S: 10 P: 15	R: 0 H: 3 E: 0 LOB: 2 K: 1 BB: 0 S: 13 P: 19	R: 0 H: 0 E: 0 LOB: 0 K: 1 BB: 0 S: 9 P: 15	R: 0 H: 0 E: 0 LOB: 0 K: 1 BB: 0 S: 11 P: 16	R: 0 H: 0 E: 0 LOB: 0 K: 2 BB: 0 S: 9 P: 10	R: 1 H: 2 E: 0 LOB: 1 K: 0 BB: 2 S: 11 P: 21	R: 0 H: 1 E: 0 LOB: 3 K: 2 BB: 2 S: 11 P: 24	1B: 6 SF: 0 2B: 1 SAC: 0 3B: 0 DP: 0 HR: 0 HBP: 0	WP: 1 PA: 37 PB: 0 CS: 1 SB: 0
PITCHER	IP WLS BF H R ER SO BB IBB HBP BLK WP HR S P ERA WHIP										
41 Daniel Hudson, R (1,1) ERA: 3.1	7.0 26 4 0 0 9 2 0 0 0 1 0 73 108 0.00 0.857										
22 Aaron Heilman, R (8,1) ERA: 3.99	1.0 L 5 2 1 1 0 0 0 0 0 0 0 11 21 9.00 2.000										
38 Sam Demel, R (9,1) ERA: 4.45	1.0 6 1 0 0 2 1 1 0 0 0 0 11 24 0.00 2.000										

Batter	1	2	3	4	5	6	7	8	9	AB R H RBI BB SO LOB	BOTTOM
6 Stephen Drew, L (1,6) OBP: 0.338, SLG: 0.406			0-0 G4-3		1-0 G4-3			1-2 G3		4 0 0 0 0 0 1	Colorado Rockies @ Arizona Diamondbacks Chase Field, Phoenix, AZ Sun Aug 22 2010, 1:11 PM - 3:43 PM MST Att: 30,426 - Roof Closed - 76 F
10 Justin Upton, R (1,9) OBP: 0.352, SLG: 0.442			4-1		2-3 K			1-2 G4-3		3 0 0 0 1 2 0	
2 Kelly Johnson, L (1,4) OBP: 0.369, SLG: 0.490			1-1		1-3 K			0-0 F8		4 0 1 0 0 1 1	
24 Chris Young, R (1,8) OBP: 0.338, SLG: 0.477			0-1		1-3 K			3-1 F9		4 0 0 0 0 1 1	
25 Adam LaRoche, L (1,3) OBP: 0.339, SLG: 0.487			3-2		3-2 F8			2-3 K		3 0 1 0 0 1 0	
27 Mark Reynolds, R (1,5) OBP: 0.330, SLG: 0.462			0-0		2-3 K			2-3 K		3 0 0 0 0 2 1	
8 Gerardo Parra, L (1,7) OBP: 0.284, SLG: 0.348			1-1		1-1 G3			0-2 G3		3 0 0 0 0 0 1	
28 John Hester, R (1,2) OBP: 0.307, SLG: 0.318			0-0		1-3 K			2-1 F7		2 0 0 0 0 1 1	
26 Miguel Montero, L (8,PH) OBP: 0.351, SLG: 0.477								1-0		1 0 0 0 0 0 0	
41 Daniel Hudson, R (1,1) OBP: 0.154, SLG: 0.231			0-1		1-3 K			1-0		2 0 0 0 0 1 0	
22 Aaron Heilman, R (8,1) ERA: 2.65										0 0 0 0 0 0 0	
19 Ryan Church, L (8,PH) OBP: 0.245, SLG: 0.307										1 0 1 0 0 0 0	
38 Sam Demel, R (9,1) ERA: 4.45										0 0 0 0 0 0 0	
Inning Stats	R: 0 H: 1 E: 0 LOB: 1 K: 1 BB: 0 S: 11 P: 15	R: 0 H: 1 E: 0 LOB: 0 K: 0 BB: 0 S: 8 P: 12	R: 0 H: 0 E: 0 LOB: 1 K: 0 BB: 1 S: 6 P: 11	R: 0 H: 0 E: 0 LOB: 0 K: 2 BB: 0 S: 9 P: 15	R: 0 H: 0 E: 0 LOB: 0 K: 2 BB: 0 S: 8 P: 11	R: 0 H: 0 E: 0 LOB: 0 K: 2 BB: 0 S: 7 P: 11	R: 0 H: 0 E: 0 LOB: 0 K: 2 BB: 0 S: 9 P: 16	R: 0 H: 1 E: 0 LOB: 1 K: 0 BB: 0 S: 9 P: 13	R: 0 H: 0 E: 0 LOB: 0 K: 0 BB: 0 S: 6 P: 10	1B: 3 SF: 0 2B: 0 SAC: 0 3B: 0 DP: 0 HR: 0 HBP: 0	WP: 0 PA: 31 PB: 0 CS: 0 SB: 0
PITCHER	IP WLS BF H R ER SO BB IBB HBP BLK WP HR S P ERA WHIP										
45 Jhoulys Chacin, R (1,1) ERA: 3.98	7.2 W 27 3 0 0 9 1 0 0 0 0 0 74 100 0.00 0.522										
97 Joe Beimel, L (8,1) ERA: 2.65	0.1 H 1 0 0 0 0 0 0 0 0 0 0 3 4 0.00 0.000										
16 Huston Street, R (9,1) ERA: 4.45	1.0 S 3 0 0 0 0 0 0 0 0 0 0 6 10 0.00 0.000										

AB	33
R	1
H	7
RBI	1
BB	4
SO	11
LOB	15

AB	30
R	0
H	3
RBI	0
BB	1
SO	9
LOB	6



Batter	1	2	3	4	5	6	7	8	9	AB	R	H	RBI	BB	SO	LOB	TOP							
4 Omar Infante, R OBP: 0.378, SLG: 0.455 40 Takashi Saito, L										4	0	1	0	0	0	3								
22 Jason Heyward, L OBP: 0.377, SLG: 0.450										4	0	0	0	0	0	2								
Martin Prado, R OBP: 0.361, SLG: 0.487										4	0	0	0	0	2	1								
27 Derek Lee, R OBP: 0.330, SLG: 0.405										4	0	1	0	0	2	0								
23 Matt Diaz, R OBP: 0.289, SLG: 0.429										3	1	1	0	0	1	1								
2 Alex Gonzalez, R OBP: 0.309, SLG: 0.487										3	1	2	2	0	1	0								
53 Melky Cabrera, S OBP: 0.320, SLG: 0.369										3	0	0	0	0	0	1								
8 David Ross, R OBP: 0.380, SLG: 0.413 7 Brooks Conrad, S OBP: 0.333, SLG: 0.598										2	0	0	0	0	0	0								
32 Derek Lowe, R OBP: 0.196, SLG: 0.143 34 Eric O'Flaherty, L										1	0	1	0	1	0	0								
16 Brian McCann, L OBP: 0.377, SLG: 0.458										1	0	1	0	0	0	0								
Inning Stats	R: 0 E: 0 K: 1 S: 9	H: 1 LOB: 0 BB: 0 P: 11	R: 1 E: 0 K: 0 S: 13	H: 2 LOB: 0 BB: 0 P: 18	R: 0 E: 0 K: 1 S: 9	H: 1 LOB: 1 BB: 0 P: 13	R: 0 E: 0 K: 2 S: 8	H: 0 LOB: 0 BB: 0 P: 9	R: 0 E: 0 K: 1 S: 6	H: 0 LOB: 3 BB: 0 P: 8	R: 0 E: 0 K: 0 S: 8	H: 0 LOB: 0 BB: 1 P: 14	R: 1 E: 0 K: 2 S: 13	H: 2 LOB: 1 BB: 0 P: 18	R: 0 E: 0 K: 1 S: 8	H: 1 LOB: 0 BB: 0 P: 13	R: 0 E: 0 K: 1 S: 9	H: 0 LOB: 0 BB: 0 P: 12	1B: 6 2B: 0 3B: 0 HR: 1	SF: 0 SAC: 0 DP: 4 HBP: 0	WP: 1 PB: 0 CS: 0	PA: 31		
PITCHER	IP WLS BF H R ER SO BB IBB HBP BLK WP HR S P ERA WHIP	IP WLS BF H R ER SO BB IBB HBP BLK WP HR S P ERA WHIP	IP WLS BF H R ER SO BB IBB HBP BLK WP HR S P ERA WHIP	IP WLS BF H R ER SO BB IBB HBP BLK WP HR S P ERA WHIP	IP WLS BF H R ER SO BB IBB HBP BLK WP HR S P ERA WHIP	IP WLS BF H R ER SO BB IBB HBP BLK WP HR S P ERA WHIP	IP WLS BF H R ER SO BB IBB HBP BLK WP HR S P ERA WHIP	IP WLS BF H R ER SO BB IBB HBP BLK WP HR S P ERA WHIP	IP WLS BF H R ER SO BB IBB HBP BLK WP HR S P ERA WHIP	IP WLS BF H R ER SO BB IBB HBP BLK WP HR S P ERA WHIP	IP WLS BF H R ER SO BB IBB HBP BLK WP HR S P ERA WHIP	IP WLS BF H R ER SO BB IBB HBP BLK WP HR S P ERA WHIP	IP WLS BF H R ER SO BB IBB HBP BLK WP HR S P ERA WHIP	IP WLS BF H R ER SO BB IBB HBP BLK WP HR S P ERA WHIP	IP WLS BF H R ER SO BB IBB HBP BLK WP HR S P ERA WHIP	IP WLS BF H R ER SO BB IBB HBP BLK WP HR S P ERA WHIP	IP WLS BF H R ER SO BB IBB HBP BLK WP HR S P ERA WHIP	IP WLS BF H R ER SO BB IBB HBP BLK WP HR S P ERA WHIP	IP WLS BF H R ER SO BB IBB HBP BLK WP HR S P ERA WHIP	IP WLS BF H R ER SO BB IBB HBP BLK WP HR S P ERA WHIP	IP WLS BF H R ER SO BB IBB HBP BLK WP HR S P ERA WHIP	IP WLS BF H R ER SO BB IBB HBP BLK WP HR S P ERA WHIP	IP WLS BF H R ER SO BB IBB HBP BLK WP HR S P ERA WHIP	IP WLS BF H R ER SO BB IBB HBP BLK WP HR S P ERA WHIP

Atlanta Braves @ Colorado Rockies
Coors Field, Denver, CO
Tue Aug 24 2010, 6:41 PM - 9:16 PM MDT
Att: 34,485 - Clear - 79 F

AB 30
R 2
H 7
RBI 2
BB 1
SO 9
LOB 8



Batter	1	2	3	4	5	6	7	8	9	AB	R	H	RBI	BB	SO	LOB	BOTTOM							
1 Eric Young Jr., S OBP: 0.346, SLG: 0.342 12 Clint Barmes, R OBP: 0.305, SLG: 0.358										4	1	3	0	0	0	0								
24 Dexter Fowler, S OBP: 0.350, SLG: 0.387										5	0	2	2	0	2									
5 Carlos González, L OBP: 0.351, SLG: 0.587										5	1	2	2	0	1	5								
2 Troy Tulowitzki, R OBP: 0.387, SLG: 0.509										2	0	1	0	2	0	0								
17 Todd Helton, L OBP: 0.347, SLG: 0.340										3	0	0	0	1	0	6								
7 Seth Smith, L OBP: 0.320, SLG: 0.488										4	1	1	1	0	2	1								
9 Ian Stewart, L OBP: 0.346, SLG: 0.462										4	1	1	0	0	0	1								
21 Miguel Olivo, R OBP: 0.326, SLG: 0.471										4	1	1	0	0	2	2								
29 Jorge De La Rosa, L OBP: 0.160, SLG: 0.200 34 Matt Belisle, R OBP: 0.500, SLG: 0.667 23 Jason Giambi, L OBP: 0.397, SLG: 0.3374 16 Huston Street, R										3	0	0	0	0	0	0								
Inning Stats	R: 2 E: 0 K: 0 S: 14	H: 3 LOB: 0 BB: 0 P: 20	R: 0 E: 0 K: 1 S: 11	H: 0 LOB: 0 BB: 0 P: 16	R: 0 E: 0 K: 1 S: 13	H: 1 LOB: 1 BB: 0 P: 17	R: 0 E: 1 K: 1 S: 8	H: 0 LOB: 2 BB: 1 P: 13	R: 0 E: 0 K: 0 S: 11	H: 2 LOB: 3 BB: 1 P: 17	R: 1 E: 0 K: 1 S: 13	H: 1 LOB: 0 BB: 0 P: 18	R: 0 E: 0 K: 0 S: 8	H: 1 LOB: 2 BB: 1 P: 17	R: 2 E: 0 K: 3 S: 18	H: 3 LOB: 2 BB: 0 P: 28	R: 0 E: 0 K: 0 S: 9	H: 0 LOB: 0 BB: 0 P: 12	1B: 7 2B: 3 3B: 0 HR: 2	SF: 0 SAC: 0 DP: 1 HBP: 0	WP: 0 PB: 1 CS: 0	PA: 39		
PITCHER	IP WLS BF H R ER SO BB IBB HBP BLK WP HR S P ERA WHIP	IP WLS BF H R ER SO BB IBB HBP BLK WP HR S P ERA WHIP	IP WLS BF H R ER SO BB IBB HBP BLK WP HR S P ERA WHIP	IP WLS BF H R ER SO BB IBB HBP BLK WP HR S P ERA WHIP	IP WLS BF H R ER SO BB IBB HBP BLK WP HR S P ERA WHIP	IP WLS BF H R ER SO BB IBB HBP BLK WP HR S P ERA WHIP	IP WLS BF H R ER SO BB IBB HBP BLK WP HR S P ERA WHIP	IP WLS BF H R ER SO BB IBB HBP BLK WP HR S P ERA WHIP	IP WLS BF H R ER SO BB IBB HBP BLK WP HR S P ERA WHIP	IP WLS BF H R ER SO BB IBB HBP BLK WP HR S P ERA WHIP	IP WLS BF H R ER SO BB IBB HBP BLK WP HR S P ERA WHIP	IP WLS BF H R ER SO BB IBB HBP BLK WP HR S P ERA WHIP	IP WLS BF H R ER SO BB IBB HBP BLK WP HR S P ERA WHIP	IP WLS BF H R ER SO BB IBB HBP BLK WP HR S P ERA WHIP	IP WLS BF H R ER SO BB IBB HBP BLK WP HR S P ERA WHIP	IP WLS BF H R ER SO BB IBB HBP BLK WP HR S P ERA WHIP	IP WLS BF H R ER SO BB IBB HBP BLK WP HR S P ERA WHIP	IP WLS BF H R ER SO BB IBB HBP BLK WP HR S P ERA WHIP	IP WLS BF H R ER SO BB IBB HBP BLK WP HR S P ERA WHIP	IP WLS BF H R ER SO BB IBB HBP BLK WP HR S P ERA WHIP	IP WLS BF H R ER SO BB IBB HBP BLK WP HR S P ERA WHIP	IP WLS BF H R ER SO BB IBB HBP BLK WP HR S P ERA WHIP	IP WLS BF H R ER SO BB IBB HBP BLK WP HR S P ERA WHIP	IP WLS BF H R ER SO BB IBB HBP BLK WP HR S P ERA WHIP

Atlanta Braves @ Colorado Rockies
Coors Field, Denver, CO
Tue Aug 24 2010, 6:41 PM - 9:16 PM MDT
Att: 34,485 - Clear - 79 F

AB 36
R 5
H 11
RBI 5
BB 3
SO 7
LOB 21



Batter	1	2	3	4	5	6	7	8	9	AB	R	H	RBI	BB	SO	LOB	TOP																
4 Omar Infante, R OBP: 0.377, SLG: 0.460										5	1	1	2	0	2	1	Atlanta Braves @ Colorado Rockies Coors Field, Denver, CO Wed Aug 25 2010, 1:12 PM - 4:33 PM MDT Att: 27,675 - Sunny - 84 F																
22 Jason Heyward, L OBP: 0.381, SLG: 0.459										3	2	2	0	2	0	0																	
Martin Prado, R OBP: 0.362, SLG: 0.488										5	2	2	3	0	1	2																	
16 Brian McCann, L OBP: 0.382, SLG: 0.465										5	2	4	1	0	0	1																	
27 Derrek Lee, R OBP: 0.329, SLG: 0.405										5	0	1	2	0	0	3																	
43 Kyle Farnsworth, R										0	0	0	0	0	0	0																	
53 Melky Cabrera, S OBP: 0.318, SLG: 0.370										4	0	1	1	0	0	2																	
39 Jonny Venters, L										1	0	0	0	0	0	0																	
20 Eric Hinske, L OBP: 0.336, SLG: 0.443										4	1	1	0	1	1	1																	
2 Alex Gonzalez, R OBP: 0.310, SLG: 0.487										4	1	1	0	1	1	1																	
28 Rick Ankiel, L OBP: 0.315, SLG: 0.407										4	1	1	0	0	0	1																	
49 Jair Jurrjens, R OBP: 0.171, SLG: 0.125										3	1	1	1	0	2	4																	
58 Peter Moylan, R										0	0	0	0	0	0	0																	
34 Eric O'Flaherty, L										0	0	0	0	0	0	0																	
23 Matt Diaz, R OBP: 0.287, SLG: 0.426										1	0	0	0	0	0	0																	
Inning Stats	R: 3 E: 0 K: 1 S: 12	H: 4 LOB: 1 BB: 0 P: 22	R: 4 E: 0 K: 2 S: 18	H: 4 LOB: 1 BB: 1 P: 32	R: 3 E: 0 K: 0 S: 13	H: 3 LOB: 0 BB: 1 P: 22	R: 0 E: 0 K: 1 S: 16	H: 1 LOB: 3 BB: 1 P: 29	R: 0 E: 0 K: 2 S: 9	H: 0 LOB: 0 BB: 0 P: 12	R: 0 E: 0 K: 0 S: 11	H: 0 LOB: 0 BB: 0 P: 18	R: 0 E: 0 K: 0 S: 6	H: 1 LOB: 1 BB: 0 P: 14	R: 0 E: 0 K: 0 S: 13	H: 0 LOB: 0 BB: 0 P: 17	1B: 4 2B: 8 3B: 1 HR: 1	SF: 0 SAC: 0 DP: 1 HBP: 1	WP: 0 PB: 0 SB: 0 CS: 0	PA: 44													
PITCHER	IP WLS BF H R ER SO BB IBB HBP BLK WP HR S P ERA WHIP																PITCHER	IP WLS BF H R ER SO BB IBB HBP BLK WP HR S P ERA WHIP															
48 Esmil Rogers, R ERA: 5.66	1.2	14	8	7	7	3	1	0	0	0	0	0	0	1	17	27	37.80	5.400															
60 Manny Corpas, R ERA: 4.52	1.1	8	4	3	3	0	1	0	0	0	0	0	0	1	17	27	20.25	3.750															
51 Matt Reynolds, L ERA:	3.0	12	1	0	0	3	1	0	1	0	0	0	0	0	34	56	0.00	0.667															
97 Joe Beimel, L ERA: 2.5	1.2	6	1	0	0	0	0	0	0	0	0	0	0	13	19	0.00	0.600																
34 Matt Belisle, R ERA: 2.11	1.1	W 4	0	0	0	0	0	0	0	0	0	0	0	15	19	0.00	0.000																

Batter	1	2	3	4	5	6	7	8	9	AB	R	H	RBI	BB	SO	LOB	BOTTOM																	
1 Eric Young Jr., S OBP: 0.349, SLG: 0.346										5	2	2	0	0	0	3	Atlanta Braves @ Colorado Rockies Coors Field, Denver, CO Wed Aug 25 2010, 1:12 PM - 4:33 PM MDT Att: 27,675 - Sunny - 84 F																	
12 Clint Barmes, R OBP: 0.305, SLG: 0.358										3	2	1	2	2	1	1																		
24 Dexter Fowler, S OBP: 0.353, SLG: 0.393										4	1	2	2	1	1	2																		
5 Carlos González, L OBP: 0.354, SLG: 0.589										5	1	3	1	0	1	0																		
2 Troy Tulowitzki, R OBP: 0.387, SLG: 0.510										5	1	2	1	0	0	3																		
17 Todd Helton, L OBP: 0.350, SLG: 0.351										5	1	3	1	0	1	0																		
9 Ian Stewart, L OBP: 0.343, SLG: 0.458										3	0	0	1	0	1	1																		
34 Matt Belisle, R OBP: 0.400, SLG: 0.500										1	0	0	0	0	1	2																		
7 Seth Smith, L OBP: 0.322, SLG: 0.502										4	2	2	2	0	2	1																		
20 Chris Iannetta, R OBP: 0.326, SLG: 0.389										2	2	0	0	2	1	0																		
48 Esmil Rogers, R ERA: 5.66	5.1	25	7	7	7	4	2	0	0	0	0	0	0	0	0	0	Atlanta Braves @ Colorado Rockies Coors Field, Denver, CO Wed Aug 25 2010, 1:12 PM - 4:33 PM MDT Att: 27,675 - Sunny - 84 F																	
60 Manny Corpas, R ERA: 4.52	0.0	2	1	1	1	0	1	0	0	0	0	0	0	0	0	0																		
51 Matt Reynolds, L ERA:	0.2	H 3	0	0	0	1	1	0	0	0	0	0	0	12	18	0.00		1.500																
39 Jonny Venters, L ERA: 1.76	1.2	L 9	2	4	4	2	2	0	0	0	0	0	0	19	35	21.60		2.400																
43 Kyle Farnsworth, R ERA: 3.31	0.1	3	2	0	0	1	0	0	0	0	0	0	0	6	9	0.00		6.000																
Inning Stats	R: 0 E: 0 K: 1 S: 12	H: 1 LOB: 1 BB: 1 P: 18	R: 1 E: 0 K: 0 S: 11	H: 1 LOB: 0 BB: 0 P: 15	R: 0 E: 0 K: 0 S: 7	H: 0 LOB: 0 BB: 0 P: 9	R: 1 E: 0 K: 1 S: 12	H: 2 LOB: 1 BB: 0 P: 18	R: 3 E: 1 K: 1 S: 13	H: 3 LOB: 0 BB: 1 P: 20	R: 3 E: 0 K: 2 S: 24	H: 3 LOB: 2 BB: 2 P: 40	R: 0 E: 0 K: 1 S: 8	H: 0 LOB: 0 BB: 0 P: 15	R: 4 E: 1 K: 2 S: 17	H: 4 LOB: 2 BB: 2 P: 29		1B: 7 2B: 4 3B: 2 HR: 1	SF: 1 SAC: 0 DP: 1 HBP: 0	WP: 0 PB: 0 SB: 1 CS: 1	PA: 42													
PITCHER	IP WLS BF H R ER SO BB IBB HBP BLK WP HR S P ERA WHIP																	PITCHER	IP WLS BF H R ER SO BB IBB HBP BLK WP HR S P ERA WHIP															
49 Jair Jurrjens, R ERA: 4.36	5.1	25	7	7	7	4	2	0	0	0	0	0	0	0	0	0		11.81	2.062															
58 Peter Moylan, R ERA: 3.4	0.0	2	1	1	1	0	1	0	0	0	0	0	0	6	12	∞		∞																
34 Eric O'Flaherty, L ERA: 2.06	0.2	H 3	0	0	0	1	1	0	0	0	0	0	0	12	18	0.00		1.500																
39 Jonny Venters, L ERA: 1.76	1.2	L 9	2	4	4	2	2	0	0	0	0	0	0	19	35	21.60	2.400																	
43 Kyle Farnsworth, R ERA: 3.31	0.1	3	2	0	0	1	0	0	0	0	0	0	0	6	9	0.00	6.000																	

Batter	1	2	3	4	5	6	7	8	9	AB	R	H	RBI	BB	SO	LOB	TOP
21 Scott Podsednik, L (1.7) OBP: 0.353, SLG: 0.388										5	1	2	0	0	0	0	
13 Ryan Theriot, R (1.4) OBP: 0.329, SLG: 0.340										3	2	2	0	2	0	1	
16 Andre Ethier, L (1.9) OBP: 0.361, SLG: 0.512										4	1	2	1	1	0	2	
27 Matt Kemp, R (1.8) OBP: 0.311, SLG: 0.446										5	0	1	1	0	2	3	
7 James Loney, L (1.3) OBP: 0.331, SLG: 0.399										4	1	0	0	1	1	2	
23 Casey Blake, R (1.5) OBP: 0.329, SLG: 0.416										4	1	2	4	0	0	0	
14 Jamey Carroll, R (1.6) OBP: 0.382, SLG: 0.329										3	0	1	0	1	0	0	
28 Rod Barajas, R (1.2) OBP: 0.277, SLG: 0.434										3	0	1	0	1	1	2	
22 Clayton Kershaw, L (1.1) OBP: 0.061, SLG: 0.042										2	0	0	0	0	0	2	
31 Jay Gibbons, L (7. PH) OBP: 0.423, SLG: 0.609										1	0	0	0	0	0	1	
51 Jonathan Broxton, R (7.1) OBP: 0.335, SLG: 0.353										0	0	0	0	0	0	0	
56 Hung-Chih Kuo, L (8.1) OBP: 0.355, SLG: 0.589										1	0	0	0	0	1	0	
Inning Stats	R: 0 H: 2 E: 0 K: 1 S: 14	WLS: 1 BF: 0 LOB: 23	H: 0 R: 0 ER: 0 K: 0 S: 10	H: 1 R: 0 LOB: 2 BB: 1 P: 19	R: 0 H: 1 E: 0 K: 0 S: 8	H: 1 R: 0 LOB: 2 BB: 1 P: 12	R: 0 H: 1 E: 0 K: 0 S: 9	H: 0 R: 0 LOB: 0 BB: 0 P: 12	R: 0 H: 1 E: 0 K: 1 S: 7	H: 1 R: 0 LOB: 0 BB: 0 P: 14	R: 5 H: 3 E: 0 K: 0 S: 16	H: 3 R: 0 LOB: 2 BB: 2 P: 33	R: 1 H: 1 E: 0 K: 1 S: 11	H: 1 R: 0 LOB: 2 BB: 2 P: 24	1B: 8 2B: 3 3B: 0 HR: 1	SF: 0 SAC: 0 DP: 3 HBP: 0	WP: 1 PA: 41 PB: 0 SB: 2 CS: 0
PITCHER	IP: 7.0 WLS: L BF: 30 H: 9 R: 3 ER: 3 SO: 4 BB: 2 IBB: 1 HBP: 0 BLK: 0 WP: 1 HR: 0 S: 74 P: 126 ERA: 3.86 WHIP: 1.571	IP: 1.0 WLS: W BF: 5 H: 1 R: 2 ER: 0 SO: 1 BB: 0 IBB: 0 HBP: 0 BLK: 0 WP: 0 HR: 1 S: 21 P: 18.00 ERA: 2.32 WHIP: 1.000	IP: 0.2 WLS: S BF: 4 H: 0 R: 1 ER: 1 SO: 1 BB: 2 IBB: 0 HBP: 0 BLK: 1 WP: 0 HR: 7 S: 19 P: 13.50 ERA: 3.000	IP: 0.1 WLS: S BF: 2 H: 1 R: 0 ER: 0 SO: 0 BB: 0 IBB: 0 HBP: 0 BLK: 0 WP: 0 HR: 4 S: 5 P: 0.00 ERA: 3.000	IP: 0.0 WLS: S BF: 0 H: 0 R: 0 ER: 0 SO: 0 BB: 0 IBB: 0 HBP: 0 BLK: 0 WP: 0 HR: 0 S: 0 P: 0.00 ERA: 0.000 WHIP: 0.000	IP: 0.0 WLS: S BF: 0 H: 0 R: 0 ER: 0 SO: 0 BB: 0 IBB: 0 HBP: 0 BLK: 0 WP: 0 HR: 0 S: 0 P: 0.00 ERA: 0.000 WHIP: 0.000	IP: 0.0 WLS: S BF: 0 H: 0 R: 0 ER: 0 SO: 0 BB: 0 IBB: 0 HBP: 0 BLK: 0 WP: 0 HR: 0 S: 0 P: 0.00 ERA: 0.000 WHIP: 0.000	IP: 0.2 WLS: X BF: 2 H: 0 R: 0 ER: 0 SO: 0 BB: 0 IBB: 0 HBP: 0 BLK: 0 WP: 0 HR: 0 S: 2 P: 18.00 ERA: 3.000 WHIP: 1.000	IP: 1.2 WLS: S BF: 8 H: 1 R: 0 ER: 0 SO: 1 BB: 0 IBB: 0 HBP: 0 BLK: 0 WP: 0 HR: 0 S: 7 P: 18.00 ERA: 3.000 WHIP: 1.000	IP: 1.2 WLS: X BF: 6 H: 1 R: 0 ER: 0 SO: 1 BB: 0 IBB: 0 HBP: 0 BLK: 0 WP: 0 HR: 0 S: 6 P: 18.00 ERA: 3.000 WHIP: 1.000	IP: 3.3 WLS: S BF: 16 H: 3 R: 0 ER: 0 SO: 3 BB: 2 IBB: 0 HBP: 0 BLK: 0 WP: 0 HR: 0 S: 16 P: 18.00 ERA: 3.000 WHIP: 1.000	IP: 3.3 WLS: S BF: 16 H: 3 R: 0 ER: 0 SO: 3 BB: 2 IBB: 0 HBP: 0 BLK: 0 WP: 0 HR: 0 S: 16 P: 18.00 ERA: 3.000 WHIP: 1.000	IP: 3.3 WLS: S BF: 16 H: 3 R: 0 ER: 0 SO: 3 BB: 2 IBB: 0 HBP: 0 BLK: 0 WP: 0 HR: 0 S: 16 P: 18.00 ERA: 3.000 WHIP: 1.000	IP: 3.3 WLS: S BF: 16 H: 3 R: 0 ER: 0 SO: 3 BB: 2 IBB: 0 HBP: 0 BLK: 0 WP: 0 HR: 0 S: 16 P: 18.00 ERA: 3.000 WHIP: 1.000	IP: 3.3 WLS: S BF: 16 H: 3 R: 0 ER: 0 SO: 3 BB: 2 IBB: 0 HBP: 0 BLK: 0 WP: 0 HR: 0 S: 16 P: 18.00 ERA: 3.000 WHIP: 1.000	IP: 3.3 WLS: S BF: 16 H: 3 R: 0 ER: 0 SO: 3 BB: 2 IBB: 0 HBP: 0 BLK: 0 WP: 0 HR: 0 S: 16 P: 18.00 ERA: 3.000 WHIP: 1.000	IP: 3.3 WLS: S BF: 16 H: 3 R: 0 ER: 0 SO: 3 BB: 2 IBB: 0 HBP: 0 BLK: 0 WP: 0 HR: 0 S: 16 P: 18.00 ERA: 3.000 WHIP: 1.000

Los Angeles Dodgers @ Colorado Rockies
Coors Field, Denver, CO
Fri Aug 27 2010, 7:13 PM - 10:30 PM MDT
Att: 41,964 - Partly Cloudy - 88 F

AB	35
R	6
H	11
RBI	6
BB	6
SO	5
LOB	13



Batter	1	2	3	4	5	6	7	8	9	AB	R	H	RBI	BB	SO	LOB	BOTTOM		
1 Eric Young Jr., S (1.4) OBP: 0.333, SLG: 0.329										4	0	0	0	0	0	0			
18 Jonathan Herrera, S (8.4) OBP: 0.335, SLG: 0.353											4	0	1	0	0	1	0		
24 Dexter Fowler, S (1.8) OBP: 0.342, SLG: 0.398											3	1	1	0	1	2	1		
5 Carlos González, L (1.7) OBP: 0.355, SLG: 0.589											4	0	1	0	0	1	2		
2 Troy Tulowitzki, R (1.6) OBP: 0.386, SLG: 0.507												4	0	2	1	0	1	1	
6 Melvin Mora, R (1.5) OBP: 0.355, SLG: 0.379												4	1	1	1	0	2	3	
17 Todd Helton, L (1.3) OBP: 0.349, SLG: 0.359												4	1	1	1	0	2	3	
19 Ryan Spillborghs, R (1.9) OBP: 0.345, SLG: 0.446												4	0	1	0	0	2		
21 Miguel Olivo, R (1.2) OBP: 0.326, SLG: 0.466												3	0	0	0	1	1		
38 Ubaldo Jiménez, R (1.1) OBP: 0.125, SLG: 0.111												3	0	0	0	1	2		
34 Matt Belisle, R (8.1) OBP: 0.400, SLG: 0.500																			
56 Franklin Morales, L (9.1) OBP: 0.324, SLG: 0.386																			
47 Samuel Deduno, R (9.1) OBP: 0.324, SLG: 0.386																			
20 Chris Iannetta, R (9. PH) OBP: 0.324, SLG: 0.386																			
Inning Stats	R: 0 H: 0 E: 0 K: 1 S: 7	H: 0 R: 0 LOB: 0 BB: 0 P: 12	R: 1 H: 2 E: 0 K: 0 S: 14	H: 2 R: 0 LOB: 1 BB: 1 P: 25	R: 0 H: 0 E: 0 K: 2 S: 8	H: 0 R: 0 LOB: 1 BB: 1 P: 17	R: 0 H: 1 E: 0 K: 0 S: 11	H: 1 R: 0 LOB: 1 BB: 0 											

Batter	1	2	3	4	5	6	7	8	9	AB	R	H	RBI	BB	SO	LOB	TOP							
21 Scott Podsednik, L (1.7) OBP: 0.352, SLG: 0.386										3	0	0	0	1	1	0								
13 Ryan Theriot, R (1.4) OBP: 0.329, SLG: 0.339										4	0	1	0	0	0	1								
16 Andre Ethier, L (1.9) OBP: 0.362, SLG: 0.513										3	0	1	0	1	0	1								
27 Matt Kemp, R (1.8) OBP: 0.311, SLG: 0.443										3	0	0	0	1	0	2								
7 James Loney, L (1.3) OBP: 0.331, SLG: 0.398										4	1	1	0	0	1	3								
23 Casey Blake, R (1.5) OBP: 0.330, SLG: 0.418										3	0	1	1	1	0	0								
14 Jamey Carroll, R (1.6) OBP: 0.380, SLG: 0.328										4	1	1	0	0	1	3								
28 Rod Barajas, R (1.2) OBP: 0.280, SLG: 0.447										4	1	2	2	0	2	0								
58 Chad Billingsley, R (1.1) OBP: 0.307, SLG: 0.417										2	0	0	0	0	1	0								
Inning Stats	R: 0 E: 0 K: 1 S: 8	H: 0 LOB: 0 BB: 1 P: 14	R: 1 E: 0 K: 1 S: 7	H: 2 LOB: 0 BB: 0 P: 12	R: 0 E: 0 K: 2 S: 9	H: 0 LOB: 0 BB: 0 P: 12	R: 0 E: 0 K: 0 S: 6	H: 1 LOB: 3 BB: 2 P: 19	R: 0 E: 0 K: 1 S: 7	H: 0 LOB: 1 BB: 1 P: 12	R: 0 E: 0 K: 1 S: 8	H: 0 LOB: 1 BB: 1 P: 17	R: 0 E: 0 K: 1 S: 11	H: 1 LOB: 1 BB: 0 P: 16	R: 0 E: 0 K: 1 S: 13	H: 1 LOB: 1 BB: 0 P: 21	R: 2 E: 0 K: 0 S: 11	H: 2 LOB: 0 BB: 0 P: 15	1B: 4 2B: 3 3B: 0 HR: 1	SF: 0 SAC: 0 DP: 1 HBP: 0	WP: 1 PB: 0 SB: 0 CS: 1	PA: 36		
PITCHER	IP	WLS	BF	H	R	ER	SO	BB	IBB	HBP	BLK	WP	HR	S	P	ERA	WHIP							
45 Jhoulys Chacin, R (1.1) ERA: 3.79	7.0	W	27	4	1	1	7	3	1	0	0	1	0	56	102	1.29	1.000							
97 Joe Beimel, L (8.1) ERA: 2.45	0.2		3	1	0	0	1	0	0	0	0	0	0	10	16	0.00	1.500							
63 Rafael Betancourt, R (8.1) ERA: 4.18	0.1		1	0	0	0	0	0	0	0	0	0	0	3	5	0.00	0.000							
16 Huston Street, R (9.1) ERA: 4.6	1.0		5	2	2	2	0	0	0	0	0	0	1	11	15	18.00	2.000							

Los Angeles Dodgers @ Colorado Rockies
Coors Field, Denver, CO
Sat Aug 28 2010, 6:11 PM - 9:05 PM MDT
Att: 45,322 - Cloudy - 91 F

AB	32
R	3
H	7
RBI	3
BB	4
SO	8
LOB	11



Batter	1	2	3	4	5	6	7	8	9	AB	R	H	RBI	BB	SO	LOB	BOTTOM							
1 Eric Young Jr., S (1.4) OBP: 0.326, SLG: 0.314										4	1	0	0	1	0	3								
16 Huston Street, R (9.1)										0	0	0	0	0	0	0								
24 Dexter Fowler, S (1.8) OBP: 0.351, SLG: 0.399										4	0	1	0	0	0	2								
5 Carlos González, L (1.7) OBP: 0.358, SLG: 0.581										3	2	2	2	1	0	1								
2 Troy Tulowitzki, R (1.6) OBP: 0.387, SLG: 0.506										3	1	1	1	0	0	3								
17 Todd Helton, L (1.3) OBP: 0.351, SLG: 0.368										3	1	1	1	1	1	1								
7 Seth Smith, L (1.9) OBP: 0.318, SLG: 0.495										4	0	0	0	0	0	2								
6 Melvin Mora, R (1.5) OBP: 0.366, SLG: 0.381										1	0	1	1	2	0	0								
21 Miguel Olivo, R (1.2) OBP: 0.322, SLG: 0.461										4	0	0	0	0	0	5								
45 Jhoulys Chacin, R (1.1) ERA: 3.79	6.0	L	26	5	3	3	0	4	1	0	0	0	0	0	0	0								
54 Ronald Belisario, R (7.1) ERA: 5.53	0.2		5	1	2	2	0	0	0	2	0	0	1	7	10	27.00	1.500							
52 George Sherrill, L (7.1) ERA: 1.16	0.2		2	0	0	0	1	0	0	0	0	0	0	4	5	0.00	0.000							
36 Jeff Weaver, R (8.1) ERA: 5.12	0.2		4	0	0	0	0	1	0	1	0	0	0	12	18	0.00	1.500							
Inning Stats	R: 0 E: 0 K: 0 S: 8	H: 1 LOB: 1 BB: 0 P: 12	R: 0 E: 0 K: 0 S: 7	H: 0 LOB: 1 BB: 1 P: 12	R: 0 E: 0 K: 0 S: 7	H: 0 LOB: 0 BB: 0 P: 12	R: 2 E: 0 K: 0 S: 14	H: 3 LOB: 1 BB: 1 P: 24	R: 0 E: 0 K: 0 S: 10	H: 0 LOB: 2 BB: 2 P: 19	R: 1 E: 0 K: 0 S: 9	H: 1 LOB: 0 BB: 1 P: 16	R: 2 E: 0 K: 1 S: 10	H: 1 LOB: 1 BB: 0 P: 14	R: 0 E: 0 K: 0 S: 13	H: 0 LOB: 2 BB: 1 P: 19	1B: 2 2B: 3 3B: 1 HR: 2	SF: 0 SAC: 0 DP: 2 HBP: 3	WP: 0 PB: 0 SB: 1 CS: 0	PA: 37				
PITCHER	IP	WLS	BF	H	R	ER	SO	BB	IBB	HBP	BLK	WP	HR	S	P	ERA	WHIP							
58 Chad Billingsley, R (1.1) ERA: 3.73	6.0	L	26	5	3	3	0	4	1	0	0	0	0	0	0	0								

Los Angeles Dodgers @ Colorado Rockies
Coors Field, Denver, CO
Sat Aug 28 2010, 6:11 PM - 9:05 PM MDT
Att: 45,322 - Cloudy - 91 F


AB	28
R	5
H	6
RBI	5
BB	6
SO	1
LOB	17



Batter	1	2	3	4	5	6	7	8	9	AB	R	H	RBI	BB	SO	LOB	TOP										
1 Eric Young Jr, S OBP: 0.327, SLG: 0.309 18 Jonathan Herrera, S OBP: 0.349, SLG: 0.337	E4 CS 1B		G5-3			G4-3		P3		4	0	1	0	0	0	2											
24 Dexter Fowler, S OBP: 0.350, SLG: 0.408	K				P4	K			BB	3	1	0	0	1	2	1											
5 Carlos González, L OBP: 0.360, SLG: 0.596	K				K				E4 1H 3B	4	1	1	1	0	2	1											
6 Melvin Mora, R OBP: 0.359, SLG: 0.373		G6-3			G6-3				F9	4	0	0	0	0	0	0											
17 Todd Helton, L OBP: 0.350, SLG: 0.368						G4-3			G5-3	3	0	1	0	1	0	0											
19 Ryan Spillborghs, R OBP: 0.348, SLG: 0.463										4	0	2	0	0	0	1											
21 Miguel Olivo, R OBP: 0.324, SLG: 0.461										4	0	2	0	0	0	3											
12 Clint Barnes, R OBP: 0.303, SLG: 0.355										3	0	0	0	0	0	4											
29 Jorge De La Rosa, L OBP: 0.148, SLG: 0.185 23 Jason Giambi, L OBP: 0.394, SLG: 0.371 63 Rafael Betancourt, R 16 Huston Street, R										2	0	0	0	0	1	3											
Inning Stats	R: 0 E: 1 K: 2 S: 10	H: 1 LOB: 0 BB: 0 P: 16	R: 0 E: 0 K: 0 S: 7	H: 0 LOB: 0 BB: 1 P: 17	R: 0 E: 0 K: 1 S: 8	H: 1 LOB: 1 BB: 0 P: 11	R: 0 E: 0 K: 1 S: 7	H: 0 LOB: 0 BB: 0 P: 13	R: 0 E: 0 K: 1 S: 8	H: 2 LOB: 2 BB: 0 P: 17	R: 0 E: 0 K: 1 S: 5	H: 0 LOB: 0 BB: 0 P: 10	R: 0 E: 0 K: 0 S: 9	H: 1 LOB: 1 BB: 0 P: 11	R: 2 E: 1 K: 0 S: 12	H: 2 LOB: 1 BB: 1 P: 24	1B: 5 2B: 0 3B: 2 HR: 0	SF: 0 SAC: 0 DP: 1 HBP: 0	WP: 1 PB: 0 CS: 1	PA: 34							
PITCHER	IP	WLS	BF	H	R	ER	SO	BB	IBB	HBP	BLK	WP	HR	S	P	ERA	WHIP										
57 Jonathan Sánchez, L ERA: 3.84 38 Brian Wilson, R ERA: 2.01	8.0		29	5	1	1	6	2	0	0	0	1	0	69	108	1.12	0.875										
57 Jonathan Sánchez, L ERA: 3.84 38 Brian Wilson, R ERA: 2.01	1.0	L	5	2	1	1	0	0	0	0	0	0	0	10	18	9.00	2.000										

Colorado Rockies @ San Francisco Giants
AT&T Park, San Francisco, CA
 Mon Aug 30 2010, 7:18 PM - 9:56 PM PDT
 Att: 30,224 - Partly Cloudy - 67 F


AB 32
R 2
H 7
RBI 1
BB 2
SO 6
LOB 16



Batter	1	2	3	4	5	6	7	8	9	AB	R	H	RBI	BB	SO	LOB	BOTTOM										
56 Andres Torres, S OBP: 0.366, SLG: 0.498	F9		F7							4	0	0	0	0	2	1											
21 Freddy Sanchez, R OBP: 0.341, SLG: 0.364										4	0	1	0	0	1	1											
17 Aubrey Huff, L OBP: 0.390, SLG: 0.521										2	1	0	0	2	1	1											
9 Pat Burrell, R OBP: 0.345, SLG: 0.459 35 Travis Ishikawa, L OBP: 0.316, SLG: 0.403										2	0	1	0	1	1	1											
28 Buster Posey, R OBP: 0.370, SLG: 0.502										4	0	1	1	0	1	3											
13 Cody Ross, R OBP: 0.314, SLG: 0.400										3	0	0	0	0	2	2											
48 Pablo Sandoval, S OBP: 0.330, SLG: 0.424										3	0	1	0	0	1	1											
5 Juan Uribe, R OBP: 0.310, SLG: 0.427										2	0	0	0	1	1	1											
57 Jonathan Sánchez, L ERA: 4.28 38 Brian Wilson, R ERA: 4.07 16 Huston Street, R ERA: 4.32										3	0	0	0	0	1	1											
Inning Stats	R: 0 E: 0 K: 2 S: 12	H: 2 LOB: 2 BB: 0 P: 22	R: 0 E: 0 K: 1 S: 5	H: 1 LOB: 0 BB: 0 P: 9	R: 0 E: 0 K: 1 S: 9	H: 0 LOB: 0 BB: 0 P: 13	R: 1 E: 0 K: 0 S: 15	H: 1 LOB: 1 BB: 2 P: 26	R: 0 E: 0 K: 1 S: 7	H: 0 LOB: 1 BB: 1 P: 14	R: 0 E: 0 K: 1 S: 5	H: 0 LOB: 0 BB: 1 P: 9	R: 0 E: 0 K: 3 S: 10	H: 0 LOB: 0 BB: 0 P: 15	R: 0 E: 0 K: 2 S: 8	H: 0 LOB: 0 BB: 0 P: 11	R: 0 E: 0 K: 0 S: 5	H: 0 LOB: 0 BB: 0 P: 8	1B: 3 2B: 1 3B: 0 HR: 0	SF: 0 SAC: 0 DP: 3 HBP: 0	WP: 0 PB: 0 CS: 0	PA: 32					
PITCHER	IP	WLS	BF	H	R	ER	SO	BB	IBB	HBP	BLK	WP	HR	S	P	ERA	WHIP										
29 Jorge De La Rosa, L ERA: 4.28 63 Rafael Betancourt, R ERA: 4.07 16 Huston Street, R ERA: 4.32	7.0		26	4	1	1	9	4	0	0	0	0	0	63	108	1.29	1.143										
29 Jorge De La Rosa, L ERA: 4.28 63 Rafael Betancourt, R ERA: 4.07 16 Huston Street, R ERA: 4.32	1.0	W	3	0	0	0	2	0	0	0	0	0	0	8	11	0.00	0.000										
29 Jorge De La Rosa, L ERA: 4.28 63 Rafael Betancourt, R ERA: 4.07 16 Huston Street, R ERA: 4.32	1.0	S	3	0	0	0	0	0	0	0	0	0	0	5	8	0.00	0.000										

Colorado Rockies @ San Francisco Giants
AT&T Park, San Francisco, CA
 Mon Aug 30 2010, 7:18 PM - 9:56 PM PDT
 Att: 30,224 - Partly Cloudy - 67 F


AB 28
R 1
H 4
RBI 1
BB 4
SO 11
LOB 12



Batter	1	2	3	4	5	6	7	8	9	AB	R	H	RBI	BB	SO	LOB	TOP					
1 Eric Young Jr. S OBP: 0.315, SLG: 0.296	G5-6-3		F8		F8		P5			4	0	0	0	0	0	0						
24 Dexter Fowler S OBP: 0.347, SLG: 0.403	L6		F9		L7			K		4	0	0	0	0	1	0						
5 Carlos González L OBP: 0.361, SLG: 0.597	P5							G3		3	0	1	0	1	0	0						
6 Melvin Mora R OBP: 0.365, SLG: 0.390		21 1B 12 SF9 23 G1	G5-3					HR		3	2	2	1	1	0	1						
23 Jason Giambi L OBP: 0.397, SLG: 0.378 56 Franklin Morales L	G1							K		3	0	1	0	0	1	1						
19 Ryan Spillborghs R OBP: 0.327, SLG: 0.458		21 1B								3	0	0	0	1	0	3						
21 Miguel Olivo R OBP: 0.326, SLG: 0.462										4	0	2	0	0	0	2						
12 Clint Barmes R OBP: 0.300, SLG: 0.352	SF9									3	0	0	1	0	1	2						
48 Esmil Rogers R OBP: 0.290, SLG: 0.333 51 Matt Reynolds L										3	0	0	0	0	2	2						
34 Matt Beisle R OBP: 0.400, SLG: 0.500 97 Joe Beigel L										0	0	0	0	0	0	0						
18 Jonathan Herrera S OBP: 0.348, SLG: 0.337										0	0	0	0	0	0	0						
Inning Stats	R: 0 E: 0 K: 0 S: 5	H: 0 LOB: 0 BB: 0 P: 6	R: 1 E: 0 K: 1 S: 10	H: 1 LOB: 2 BB: 2 P: 21	R: 0 E: 0 K: 0 S: 11	H: 1 LOB: 1 BB: 0 P: 18	R: 0 E: 0 K: 0 S: 10	H: 2 LOB: 1 BB: 0 P: 16	R: 0 E: 0 K: 1 S: 8	H: 0 LOB: 0 BB: 0 P: 9	R: 0 E: 0 K: 0 S: 13	H: 1 LOB: 2 BB: 1 P: 24	R: 0 E: 0 K: 0 S: 7	H: 0 LOB: 0 BB: 0 P: 9	R: 1 E: 0 K: 2 S: 10	H: 1 LOB: 0 BB: 0 P: 13	R: 0 E: 0 K: 1 S: 7	H: 0 LOB: 0 BB: 0 P: 8	1B: 3 2B: 3 3B: 0 HR: 1	SF: 1 SAC: 0 DP: 1 HBP: 1	WP: 0 PB: 0 SB: 0 CS: 1	PA: 35
PITCHER	IP WLS BF H R ER SO BB IBB HBP BLK WP HR S P ERA WHIP																					
40 Madison Bumgarner L ERA: 3.76	6.0	25	5	1	1	2	3	0	1	0	0	0	57	94	1.50	1.333						
52 Ramon E Ramirez R ERA: 3.49	1.0	3	0	0	0	0	0	0	0	0	0	0	7	9	0.00	0.000						
41 Jeremy Affeldt L ERA: 4.5	1.0	W	4	1	1	1	2	0	0	0	0	1	10	13	9.00	1.000						
38 Brian Wilson R ERA: 1.97	1.0	S	3	0	0	0	1	0	0	0	0	0	7	8	0.00	0.000						

Colorado Rockies @ San Francisco Giants
AT&T Park, San Francisco, CA
Tue Aug 31 2010, 7:16 PM - 9:52 PM PDT
Att: 31,099 - Partly Cloudy - 68 F


AB 30
R 2
H 6
RBI 2
BB 3
SO 5
LOB 11



Batter	1	2	3	4	5	6	7	8	9	AB	R	H	RBI	BB	SO	LOB	BOTTOM			
56 Andres Torres S OBP: 0.365, SLG: 0.502	G4-3		G5-3		K			HR		4	1	1	1	0	1	1				
21 Freddy Sanchez R OBP: 0.342, SLG: 0.369	G4-3		G5-3					E1		4	2	2	0	0	0	0				
17 Aubrey Huff L OBP: 0.388, SLG: 0.516	G4-3							K		4	0	0	0	0	1	2				
9 Pat Burrell R OBP: 0.347, SLG: 0.455										2	1	0	0	2	1	0				
6 Jose Guillen R OBP: 0.323, SLG: 0.431 12 Nate Schierholz L OBP: 0.330, SLG: 0.371	G5-3									2	0	0	0	0	0	1				
13 Cody Ross R OBP: 0.315, SLG: 0.400										0	0	0	0	1	0	0				
28 Buster Posey R OBP: 0.372, SLG: 0.505										4	0	2	2	0	0	0				
48 Pablo Sandoval S OBP: 0.330, SLG: 0.421										3	0	0	0	1	1	4				
5 Juan Uribe R OBP: 0.312, SLG: 0.427										3	1	1	0	1	1	3				
40 Madison Bumgarner R ERA: 3.76 52 Ramon E Ramirez R ERA: 3.49 35 Travis Ishikawa L OBP: 0.286, SLG: 0.466 41 Jeremy Affeldt L ERA: 4.5 33 Aaron Rowand R OBP: 0.299, SLG: 0.352 38 Brian Wilson R ERA: 1.97										2	0	1	1	0	1	0				
Inning Stats	R: 1 E: 0 K: 0 S: 8	H: 1 LOB: 1 BB: 1 P: 14	R: 0 E: 0 K: 0 S: 3	H: 0 LOB: 0 BB: 1 P: 7	R: 0 E: 0 K: 1 S: 7	H: 0 LOB: 0 BB: 0 P: 8	R: 0 E: 0 K: 1 S: 5	H: 0 LOB: 0 BB: 0 P: 8	R: 1 E: 1 K: 1 S: 10	H: 2 LOB: 1 BB: 0 P: 16	R: 0 E: 0 K: 0 S: 6	H: 0 LOB: 0 BB: 0 P: 11	R: 0 E: 0 K: 2 S: 13	H: 1 LOB: 2 BB: 0 P: 22	R: 3 E: 1 K: 2 S: 15	H: 3 LOB: 3 BB: 3 P: 33	1B: 3 2B: 3 3B: 0 HR: 1	SF: 0 SAC: 0 DP: 1 HBP: 1	WP: 1 PB: 0 SB: 0 CS: 0	PA: 36
PITCHER	IP WLS BF H R ER SO BB IBB HBP BLK WP HR S P ERA WHIP																			
48 Esmil Rogers R ERA: 5.37	6.0	24	4	2	2	3	2	0	1	1	0	42	74	3.00	1.000					
51 Matt Reynolds L ERA:	0.1	1	0	0	0	1	0	0	0	0	0	3	3	0.00	0.000					
34 Matt Beisle R ERA: 2.86	0.2	L	4	2	2	2	1	0	0	0	1	11	16	27.00	3.000					
97 Joe Beigel L ERA: 2.63	0.1	4	1	1	1	1	1	1	0	0	0	4	13	27.00	6.000					
56 Franklin Morales L ERA: 6.75	0.2	3	0	0	0	1	0	1	0	0	7	13	0.00	0.000						

Colorado Rockies @ San Francisco Giants
AT&T Park, San Francisco, CA
Tue Aug 31 2010, 7:16 PM - 9:52 PM PDT
Att: 31,099 - Partly Cloudy - 68 F

AB 30
R 5
H 7
RBI 4
BB 5
SO 7
LOB 16



Batter	1	2	3	4	5	6	7	8	9	AB	R	H	RBI	BB	SO	LOB	TOP										
1 Eric Young Jr., S OBP: 0.313, SLG: 0.287	G4-3		K ²⁴ BB		K		K			3	0	0	0	1	2	3	Colorado Rockies @ San Francisco Giants AT&T Park, San Francisco, CA Wed Sep 01 2010, 6:16 PM - 8:24 PM PDT Att: 31,186 - Clear - 77 F										
24 Dexter Fowler, S OBP: 0.343, SLG: 0.398	G3		K			K		G4-3		4	0	0	0	0	2	1											
5 Carlos González, L OBP: 0.364, SLG: 0.604								G4-3		4	1	3	1	0	0	0											
2 Troy Tulowitzki, R OBP: 0.382, SLG: 0.497	L5							G4-3		4	0	0	0	0	1	2											
17 Todd Helton, L OBP: 0.347, SLG: 0.364			K					G4-3		4	0	0	0	0	2	1											
7 Seth Smith, L OBP: 0.313, SLG: 0.487	G3							K2-3		4	0	0	0	0	1	0											
6 Melvin Mora, R OBP: 0.363, SLG: 0.388	L8							F8		4	0	1	0	0	0	0											
21 Miguel Olivo, R OBP: 0.323, SLG: 0.457			F8					F8		3	0	0	0	0	0	1											
38 Ubaldo Jiménez, R OBP: 0.134, SLG: 0.121			K					E6		3	0	1	0	0	1	1											
Inning Stats	R: 0 H: 1 E: 0 K: 0 S: 10	H: 1 LOB: 1 BB: 0 P: 18	R: 0 H: 0 E: 0 K: 1 S: 8	H: 0 LOB: 0 BB: 0 P: 12	R: 0 H: 0 E: 0 K: 2 S: 10	H: 0 LOB: 1 BB: 1 P: 18	R: 1 H: 1 E: 0 K: 0 S: 6	H: 1 LOB: 0 BB: 0 P: 8	R: 0 H: 1 E: 0 K: 2 S: 10	H: 1 LOB: 1 BB: 0 P: 13	R: 0 H: 1 E: 0 K: 2 S: 11	H: 1 LOB: 2 BB: 0 P: 14	R: 0 H: 0 E: 0 K: 1 S: 6	H: 0 LOB: 0 BB: 0 P: 7	R: 0 H: 0 E: 0 K: 0 S: 10	H: 0 LOB: 0 BB: 0 P: 13	1B: 4 2B: 0 3B: 0 HR: 1	SF: 0 SAC: 0 DP: 0 HBP: 0	WP: 0 PB: 0 SB: 1 CS: 0	PA: 34							
PITCHER	IP	WLS	BF	H	R	ER	SO	BB	IBB	HBP	BLK	WP	HR	S	P	ERA	WHIP										
55 Tim Lincecum, R ERA: 3.68	8.0	W	31	5	1	1	9	1	0	0	0	0	1	69	103	1.12	0.750										
38 Brian Wilson, R ERA: 1.94	1.0	S	3	0	0	0	0	0	0	0	0	0	0	10	13	0.00	0.000										

Batter	1	2	3	4	5	6	7	8	9	AB	R	H	RBI	BB	SO	LOB	BOTTOM										
56 Andres Torres, S OBP: 0.362, SLG: 0.498	F8		K2-3			K		K		4	0	0	0	0	3	1	Colorado Rockies @ San Francisco Giants AT&T Park, San Francisco, CA Wed Sep 01 2010, 6:16 PM - 8:24 PM PDT Att: 31,186 - Clear - 77 F										
21 Freddy Sanchez, R OBP: 0.344, SLG: 0.370	K2-3					G4-3				4	0	2	0	0	1	0											
17 Aubrey Huff, L OBP: 0.385, SLG: 0.512	L7					K				4	0	0	0	0	1	2											
9 Pat Burrell, R OBP: 0.344, SLG: 0.451			E5							3	0	0	0	0	1	1											
13 Cody Ross, R OBP: 0.315, SLG: 0.400						K				0	0	0	0	0	0	0											
6 Jose Guillen, R OBP: 0.323, SLG: 0.430			K							3	1	1	0	0	1	1											
28 Buster Posey, R OBP: 0.375, SLG: 0.503			F9							1	0	0	0	2	0	1											
48 Pablo Sandoval, S OBP: 0.328, SLG: 0.419			P5							3	0	0	0	0	2	4											
14 Mike Fontenot, L OBP: 0.340, SLG: 0.396										2	0	1	1	1	0	0											
34 Darren Ford, R OBP: 0.312, SLG: 0.427			P6							0	1	0	0	0	0	0											
5 Juan Uribe, R OBP: 0.312, SLG: 0.427										0	0	0	0	0	0	0											
55 Tim Lincecum, L OBP: 0.133, SLG: 0.103			K							2	0	0	0	0	1	2											
38 Brian Wilson, R ERA: 2.69										0	0	0	0	0	0	0											
Inning Stats	R: 0 H: 0 E: 0 K: 1 S: 8	H: 0 LOB: 0 BB: 0 P: 12	R: 0 H: 0 E: 1 K: 1 S: 7	H: 0 LOB: 1 BB: 0 P: 11	R: 0 H: 0 E: 0 K: 2 S: 7	H: 0 LOB: 0 BB: 0 P: 12	R: 0 H: 0 E: 0 K: 2 S: 7	H: 0 LOB: 0 BB: 0 P: 11	R: 1 H: 2 E: 0 K: 1 S: 9	H: 2 LOB: 1 BB: 1 P: 18	R: 0 H: 1 E: 0 K: 1 S: 8	H: 1 LOB: 1 BB: 0 P: 11	R: 0 H: 0 E: 0 K: 1 S: 7	H: 0 LOB: 1 BB: 1 P: 15	R: 1 H: 1 E: 0 K: 1 S: 12	H: 1 LOB: 1 BB: 1 P: 24	1B: 4 2B: 1 3B: 0 HR: 0	SF: 0 SAC: 1 DP: 2 HBP: 0	WP: 1 PB: 0 SB: 0 CS: 1	PA: 30							
PITCHER	IP	WLS	BF	H	R	ER	SO	BB	IBB	HBP	BLK	WP	HR	S	P	ERA	WHIP										
38 Ubaldo Jiménez, R	8.0	L	30	4	2	2	10	3	0	0	0	1	0	65	114	2.25	0.875										



Batter	1	2	3	4	5	6	7	8	9	AB	R	H	RBI	BB	SO	LOB	TOP				
24 Dexter Fowler, S OBP: 0.347, SLG: 0.407										2	0	0	0	2	1	0					
18 Jonathan Herrera, S OBP: 0.349, SLG: 0.339										4	0	1	0	0	1	1					
5 Carlos González, L OBP: 0.366, SLG: 0.607										4	1	1	0	0	0	0					
2 Troy Tulowitzki, R OBP: 0.385, SLG: 0.504										4	1	1	2	0	1	1					
6 Melvin Mora, R OBP: 0.367, SLG: 0.400										4	1	1	0	0	1	0					
23 Jason Giambi, L OBP: 0.399, SLG: 0.397										3	1	1	2	0	1	0					
12 Clint Barnes, R OBP: 0.302, SLG: 0.351										3	0	0	0	0	1	1					
19 Ryan Spilborghs, R OBP: 0.346, SLG: 0.453										4	0	0	0	0	2	2					
21 Miguel Olivo, R OBP: 0.319, SLG: 0.452										4	0	0	0	0	2	2					
28 Aaron Cook, R OBP: 0.158, SLG: 0.211										3	0	0	0	0	2	1					
47 Samuel Deduno, R ERA: 13.5										0	0	0	0	0	0	0					
56 Franklin Morales, L ERA: 0.75										0	0	0	0	0	0	0					
63 Rafael Betancourt, R ERA: 3.86										0	0	0	0	0	0	0					
16 Huston Street, R ERA: 4.26										0	0	0	0	0	0	0					
Inning Stats	R: 0 H: 0 E: 1 K: 1 S: 12	H: 0 LOB: 1 BB: 1 P: 22	R: 2 H: 3 E: 0 K: 0 S: 11	H: 3 LOB: 2 BB: 1 P: 21	R: 2 H: 2 E: 0 K: 0 S: 9	H: 2 LOB: 0 BB: 0 P: 17	R: 0 H: 0 E: 0 K: 1 S: 6	H: 0 LOB: 0 BB: 0 P: 6	R: 0 H: 0 E: 0 K: 1 S: 8	H: 0 LOB: 0 BB: 0 P: 12	R: 0 H: 0 E: 0 K: 2 S: 7	H: 0 LOB: 0 BB: 0 P: 8	R: 0 H: 0 E: 0 K: 3 S: 13	H: 0 LOB: 0 BB: 0 P: 19	R: 0 H: 0 E: 0 K: 0 S: 9	H: 0 LOB: 0 BB: 1 P: 13	R: 0 H: 0 E: 0 K: 2 S: 16	H: 0 LOB: 1 BB: 1 P: 24	1B: 2 2B: 0 3B: 1 HR: 2	SF: 0 SAC: 0 DP: 0 HBP: 1	WP: 0 PA: 35 PB: 0 SB: 0 CS: 1
PITCHER	IP WLS BF H R ER SO BB IBB HBP BLK WP HR S P ERA WHIP	IP WLS BF H R ER SO BB IBB HBP BLK WP HR S P ERA WHIP	IP WLS BF H R ER SO BB IBB HBP BLK WP HR S P ERA WHIP	IP WLS BF H R ER SO BB IBB HBP BLK WP HR S P ERA WHIP	IP WLS BF H R ER SO BB IBB HBP BLK WP HR S P ERA WHIP	IP WLS BF H R ER SO BB IBB HBP BLK WP HR S P ERA WHIP	IP WLS BF H R ER SO BB IBB HBP BLK WP HR S P ERA WHIP	IP WLS BF H R ER SO BB IBB HBP BLK WP HR S P ERA WHIP	IP WLS BF H R ER SO BB IBB HBP BLK WP HR S P ERA WHIP	IP WLS BF H R ER SO BB IBB HBP BLK WP HR S P ERA WHIP	IP WLS BF H R ER SO BB IBB HBP BLK WP HR S P ERA WHIP	IP WLS BF H R ER SO BB IBB HBP BLK WP HR S P ERA WHIP	IP WLS BF H R ER SO BB IBB HBP BLK WP HR S P ERA WHIP	IP WLS BF H R ER SO BB IBB HBP BLK WP HR S P ERA WHIP	IP WLS BF H R ER SO BB IBB HBP BLK WP HR S P ERA WHIP	IP WLS BF H R ER SO BB IBB HBP BLK WP HR S P ERA WHIP	IP WLS BF H R ER SO BB IBB HBP BLK WP HR S P ERA WHIP	IP WLS BF H R ER SO BB IBB HBP BLK WP HR S P ERA WHIP	IP WLS BF H R ER SO BB IBB HBP BLK WP HR S P ERA WHIP	IP WLS BF H R ER SO BB IBB HBP BLK WP HR S P ERA WHIP	

Colorado Rockies @ San Diego Padres
PETCO Park, San Diego, CA
Fri Sep 03 2010, 10:08 PM - 12:57 AM EDT
Att: 21,877 - Clear - 70 F

AB	31
R	4
H	5
RBI	4
BB	3
SO	10
LOB	6



Batter	1	2	3	4	5	6	7	8	9	AB	R	H	RBI	BB	SO	LOB	BOTTOM
22 David Eckstein, R OBP: 0.334, SLG: 0.346										3	1	1	0	2	0	0	
2 Everth Cabrera, S OBP: 0.284, SLG: 0.284										5	0	0	0	0	0	3	
10 Miguel Tejada, R OBP: 0.310, SLG: 0.374										5	0	0	0	0	0	3	
23 Adrián González, L OBP: 0.393, SLG: 0.519										3	0	3	0	1	0	0	
47 Ryan Ludwick, R OBP: 0.333, SLG: 0.446										3	0	0	0	1	1	4	
7 Chase Headley, S OBP: 0.333, SLG: 0.395										4	0	0	1	0	0	2	
25 Will Venable, L OBP: 0.314, SLG: 0.391										4	0	0	0	0	0	2	
8 Yorvit Torrealba, R OBP: 0.362, SLG: 0.377										3	0	1	0	1	2	0	
13 Chris Denorfia, R OBP: 0.346, SLG: 0.466										4	1	1	0	0	1	2	
52 Cory Luebke, R ERA: 5.27										1	0	0	0	0	1	0	
28 Aaron Cook, R ERA: 5.27										1	0	0	0	0	1	0	
45 Edward Mujica, R ERA: 13.5										1	0	0	0	0	1	0	
4 Nick Hundley, R OBP: 0.397, SLG: 0.464										1	0	0	0	0	1	0	
37 Mike Adams, R ERA: 1.9										1	0	0	0	0	1	0	
39 Ernesto Frieri, R ERA: 2.49										1	0	0	0	0	1	0	
16 Matt Stairs, L OBP: 0.276, SLG: 0.397										1	0	0	0	0	1	0	
Inning Stats	R: 0 H: 1 E: 0 K: 0 S: 9	H: 1 LOB: 1 BB: 0 P: 11	R: 0 H: 0 E: 0 K: 1 S: 7	H: 0 LOB: 1 BB: 1 P: 17	R: 0 H: 0 E: 0 K: 1 S: 10												

Batter	1	2	3	4	5	6	7	8	9	AB	R	H	RBI	BB	SO	LOB	TOP										
1 Eric Young Jr, S (1,4) OBP: 0.303, SLG: 0.288 12 Clint Barnes, R (7,4) OBP: 0.304, SLG: 0.351										4	0	0	0	0	2	2											
24 Dexter Fowler, S (1,8) OBP: 0.348, SLG: 0.406										5	1	2	1	0	0	0											
5 Carlos González, L (1,9) OBP: 0.370, SLG: 0.613										4	1	3	2	1	0	0											
2 Troy Tulowitzki, R (1,6) OBP: 0.385, SLG: 0.508										5	2	2	0	0	2	4											
17 Todd Helton, L (1,3) OBP: 0.344, SLG: 0.357										4	0	1	2	1	1	4											
6 Melvin Mora, R (1,5) OBP: 0.385, SLG: 0.395 51 Matt Reynolds, L (8,1)										3	0	0	0	1	2	5											
23 Jason Giambi, L (9,PH) OBP: 0.397, SLG: 0.395 53 Manny Delcarmen, R (9,1)										1	0	0	0	0	0	0											
7 Seth Smith, L (1,7) OBP: 0.317, SLG: 0.490 19 Ryan Spilborghs, R (5,PH) OBP: 0.346, SLG: 0.450										2	0	1	0	0	1	0											
20 Chris Iannetta, R (1,2) OBP: 0.323, SLG: 0.401										4	0	1	0	0	2	4											
46 Jason Hammel, R (1,1) OBP: 0.140, SLG: 0.143 97 Joe Beimeil, L (7,1)										3	0	0	0	0	3	2											
48 Esmil Rogers, R (7,1) OBP: 0.293, SLG: 0.333 18 Jonathan Herrera, S (8,PH) OBP: 0.347, SLG: 0.337										0	0	0	0	0	0	0											
Inning Stats	R: 0 E: 0 K: 2 S: 15	H: 2 LOB: 3 BB: 0 P: 23	R: 0 E: 0 K: 3 S: 9	H: 0 LOB: 0 BB: 0 P: 15	R: 2 E: 0 K: 1 S: 13	H: 2 LOB: 1 BB: 1 P: 22	R: 0 E: 0 K: 1 S: 7	H: 2 LOB: 1 BB: 0 P: 12	R: 1 E: 1 K: 0 S: 11	H: 1 LOB: 3 BB: 2 P: 29	R: 0 E: 0 K: 2 S: 8	H: 0 LOB: 0 BB: 0 P: 10	R: 0 E: 0 K: 2 S: 11	H: 1 LOB: 0 BB: 0 P: 17	R: 3 E: 0 K: 3 S: 21	H: 2 LOB: 1 BB: 2 P: 34	R: 0 E: 0 K: 1 S: 9	H: 0 LOB: 0 BB: 0 P: 15	1B: 6 2B: 5 3B: 0 HR: 0	SF: 0 SAC: 0 DP: 1 HBP: 0	WP: 2 PB: 1 SB: 2 CS: 0	PA: 43					
PITCHER	IP	WLS	BF	H	R	ER	SO	BB	IBB	HBP	BLK	WP	HR	S	P	ERA	WHIP										
27 Jon Garland, R (1,1) ERA: 3.31	4.2	L	24	7	3	2	7	2	1	0	0	0	0	48	89	3.86	1.929										
54 Joe Thatcher, L (5,1) ERA: 1.47	0.1		2	0	0	0	0	0	0	0	0	0	0	7	12	0.00	0.000										
58 Ryan Webb, R (6,1) ERA: 3.1	2.0		7	1	0	0	4	0	0	0	0	1	0	19	27	0.00	0.500										
57 Luke Gregerson, R (8,1) ERA: 3.36	0.2		6	2	3	3	2	2	0	0	0	0	0	18	30	40.50	6.000										
55 Adam Russell, R (8,1) ERA: 3.27	1.1		4	0	0	0	2	0	0	0	0	1	0	12	19	0.00	0.000										
Batter	1	2	3	4	5	6	7	8	9	AB	R	H	RBI	BB	SO	LOB	BOTTOM										
25 Will Venable, L (1,8) OBP: 0.312, SLG: 0.388 8 Yovit Torrealba, R (7,PH) OBP: 0.266, SLG: 0.377 57 Luke Gregerson, L (8,1) 55 Adam Russell, R (8,1)										3	0	0	0	0	0	0	0										
22 David Eckstein, R (1,4) OBP: 0.333, SLG: 0.345										4	0	1	0	0	1	3											
47 Ryan Ludwick, R (1,9) OBP: 0.332, SLG: 0.444										4	1	1	0	0	1	1											
23 Adrián González, L (1,3) OBP: 0.392, SLG: 0.519										4	0	1	1	0	0	1											
7 Chase Headley, S (1,5) OBP: 0.333, SLG: 0.394										4	1	1	0	0	0	1											
13 Chris Denorfia, R (1,7) OBP: 0.341, SLG: 0.458										4	0	0	0	0	0	1											
4 Nick Hundley, R (1,2) OBP: 0.306, SLG: 0.406										4	0	1	1	0	0	0											
2 Everth Cabrera, S (1,6) OBP: 0.283, SLG: 0.283										4	0	1	0	0	2	1											
27 Jon Garland, R (1,1) ERA: 4.25 54 Joe Beimeil, L (7,1) ERA: 3.29 48 Esmil Rogers, R (7,1) ERA: 5.34 51 Matt Reynolds, L (8,1) ERA: 2.16 53 Manny Delcarmen, R (9,1) ERA: 5.36										1	0	0	0	0	0	0	0										
Inning Stats	R: 1 E: 0 K: 0 S: 13	H: 2 LOB: 1 BB: 0 P: 18	R: 0 E: 0 K: 1 S: 10	H: 0 LOB: 0 BB: 0 P: 15	R: 0 E: 0 K: 0 S: 6	H: 0 LOB: 0 BB: 0 P: 11	R: 0 E: 0 K: 1 S: 5	H: 0 LOB: 0 BB: 0 P: 8	R: 0 E: 0 K: 0 S: 8	H: 1 LOB: 1 BB: 0 P: 11	R: 0 E: 0 K: 0 S: 7	H: 1 LOB: 1 BB: 0 P: 10	R: 1 E: 0 K: 2 S: 17	H: 2 LOB: 3 BB: 2 P: 29	R: 0 E: 0 K: 0 S: 8	H: 0 LOB: 0 BB: 0 P: 12	R: 0 E: 0 K: 0 S: 10	H: 0 LOB: 0 BB: 0 P: 17	1B: 4 2B: 2 3B: 0 HR: 0	SF: 0 SAC: 0 DP: 0 HBP: 0	WP: 0 PB: 0 SB: 0 CS: 0	PA: 35					
PITCHER	IP	WLS	BF	H	R	ER	SO	BB	IBB	HBP	BLK	WP	HR	S	P	ERA	WHIP										
46 Jason Hammel, R (1,1) ERA: 4.25	6.2	W	27	6	2	2	3	1	0	0	0	0	0	62	94	2.70	1.050										
48 Esmil Rogers, R (7,1) ERA: 5.34	0.1	H	1	0	0	0	1	0	0	0	0	0	0	4	4	0.00	0.000										
51 Matt Reynolds, L (8,1) ERA: 2.16	1.0		3	0	0	0	0	0	0	0	0	0	0	8	12	0.00	0.000										
53 Manny Delcarmen, R (9,1) ERA: 5.36	1.0		3	0	0	0	0	0	0	0	0	0	0	10	17	0.00	0.000										

Colorado Rockies @ San Diego Padres
PETCO Park, San Diego, CA
Sat Sep 04 2010, 4:11 PM - 7:35 PM EDT
Att: 26,168 - Sunny - 75 F

AB 38
R 6
H 10
RBI 5
BB 5
SO 15
LOB 24

WP: 2 PA: 43
PB: 1
SB: 2
CS: 0


AB 33
R 2
H 6
RBI 2
BB 2
SO 4
LOB 9

WP: 0 PA: 35
PB: 0
SB: 0
CS: 0

Colorado Rockies @ San Diego Padres
PETCO Park, San Diego, CA
Sat Sep 04 2010, 4:11 PM - 7:35 PM EDT
Att: 26,168 - Sunny - 75 F

AB 33
R 2
H 6
RBI 2
BB 2
SO 4
LOB 9

WP: 0 PA: 35
PB: 0
SB: 0
CS: 0



Batter	1	2	3	4	5	6	7	8	9	AB	R	H	RBI	BB	SO	LOB	TOP				
24 Dexter Fowler, S OBP: 0.343, SLG: 0.401										5	0	0	0	0	1	2					
19 Ryan Spillborghs, R OBP: 0.350, SLG: 0.454										4	1	2	0	1	1	0					
5 Carlos González, L OBP: 0.372, SLG: 0.612										5	1	3	0	0	0	2					
2 Troy Tulowitzki, R OBP: 0.388, SLG: 0.515										3	2	1	2	2	1	2					
6 Melvin Mora, R OBP: 0.362, SLG: 0.391										5	0	1	2	0	2	3					
23 Jason Giambi, L OBP: 0.396, SLG: 0.393										3	0	1	0	0	1	0					
17 Todd Helton, L OBP: 0.348, SLG: 0.357										0	0	0	0	2	0	0					
21 Miguel Olivo, R OBP: 0.321, SLG: 0.454										5	0	2	0	0	1	3					
12 Clint Barnes, R OBP: 0.308, SLG: 0.354										3	0	1	0	2	0	2					
29 Jorge De La Rosa, L OBP: 0.167, SLG: 0.200										3	0	1	0	0	0	4					
7 Seth Smith, L OBP: 0.313, SLG: 0.489										1	0	0	0	0	0	3					
34 Matt Belisle, R OBP: 0.400, SLG: 0.500										0	0	0	0	0	0	0					
16 Huston Street, R OBP: 0.308, SLG: 0.354										0	0	0	0	0	0	0					
Inning Stats	R: 0 E: 0 K: 2 S: 11	H: 1 LOB: 2 BB: 1 P: 19	R: 0 E: 0 K: 1 S: 12	H: 1 LOB: 1 BB: 0 P: 16	R: 0 E: 0 K: 0 S: 12	H: 1 LOB: 0 BB: 0 P: 17	R: 1 E: 0 K: 1 S: 9	H: 3 LOB: 2 BB: 1 P: 18	R: 1 E: 0 K: 0 S: 11	H: 1 LOB: 1 BB: 1 P: 16	R: 0 E: 0 K: 0 S: 10	H: 2 LOB: 2 BB: 0 P: 14	R: 2 E: 0 K: 1 S: 13	H: 2 LOB: 3 BB: 3 P: 30	R: 0 E: 0 K: 1 S: 9	H: 1 LOB: 1 BB: 1 P: 15	1B: 8 2B: 3 3B: 0 HR: 1	SF: 0 SAC: 0 DP: 2 HBP: 0	WP: 0 PB: 0 SB: 3 CS: 0	PA: 44	
PITCHER	IP	WLS	BF	H	R	ER	SO	BB	IBB	HBP	BLK	WP	HR	S	P	ERA	WHIP				
33 Clayton Richard, L ERA: 3.43	6.0		28	9	2	1	4	2	1	0	0	0	1	65	100	1.50	1.833				
46 Tim Stauffer, R ERA: 1.89	0.1	L	3	1	2	2	1	1	0	0	0	0	0	7	13	54.00	6.000				
37 Mike Adams, R ERA: 1.89	0.1		4	1	0	0	0	0	2	0	0	0	0	5	15	0.00	3.000				
54 Joe Thatcher, L ERA: 1.42	1.0		4	1	0	0	0	0	0	0	0	0	0	7	10	0.00	1.000				
39 Ernesto Frieri, R ERA: 2.35	1.1		5	0	0	0	2	1	0	0	0	0	0	12	19	0.00	0.750				

Colorado Rockies @ San Diego Padres
PETCO Park, San Diego, CA
Sun Sep 05 2010, 4:07 PM - 7:10 PM EDT
Att: 23,250 - Sunny - 74 F

AB 37
R 4
H 12
RBI 4
BB 7
SO 7
LOB 21



Batter	1	2	3	4	5	6	7	8	9	AB	R	H	RBI	BB	SO	LOB	BOTTOM					
13 Chris Denorfia, R OBP: 0.347, SLG: 0.464										3	0	2	0	1	0	0						
22 David Eckstein, R OBP: 0.330, SLG: 0.341										4	0	0	0	0	1	3						
47 Ryan Ludwick, R OBP: 0.329, SLG: 0.440										4	0	0	0	0	1	1						
23 Adrián González, L OBP: 0.392, SLG: 0.520										3	1	1	0	1	1	1						
10 Miguel Tejada, R OBP: 0.313, SLG: 0.383										4	1	3	2	0	0	1						
7 Chase Headley, S OBP: 0.332, SLG: 0.393										4	0	1	0	0	3	2						
8 Yorvit Torrealba, R OBP: 0.361, SLG: 0.373										3	0	0	0	0	0	3						
37 Mike Adams, R ERA: 1.89										0	0	0	0	0	0	0						
54 Joe Thatcher, L ERA: 1.42										0	0	0	0	0	0	0						
39 Ernesto Frieri, R ERA: 2.35										1	0	0	0	0	1	1						
16 Matt Stairs, L OBP: 0.276, SLG: 0.392										2	0	0	0	0	1	0						
28 Aaron Cunningham, R OBP: 0.333, SLG: 0.465										1	0	0	0	0	1	1						
25 Will Venable, L OBP: 0.311, SLG: 0.386										2	0	0	0	0	1	0						
33 Clayton Richard, L OBP: 0.189, SLG: 0.200										2	0	0	0	0	0	2						
46 Tim Stauffer, R OBP: 0.222, SLG: 0.333										0	0	0	0	0	0	0						
4 Nick Hundley, R OBP: 0.305, SLG: 0.404										1	0	0	0	0	0	0						
Inning Stats	R: 0 E: 0 K: 1 S: 10	H: 1 LOB: 1 BB: 0 P: 16	R: 0 E: 0 K: 1 S: 16	H: 1 LOB: 0 BB: 0 P: 24	R: 0 E: 0 K: 1 S: 10	H: 0 LOB: 0 BB: 1 P: 17	R: 0 E: 0 K: 0 S: 5	H: 1 LOB: 1 BB: 1 P: 13	R: 0 E: 0 K: 0 S: 8	H: 1 LOB: 1 BB: 0 P: 11	R: 2 E: 0 K: 1 S: 12	H: 2 LOB: 0 BB: 0 P: 19	R: 0 E: 0 K: 1 S: 7	H: 0 LOB: 0 BB: 0 P: 11	R: 0 E: 0 K: 1 S: 8	H: 0 LOB: 0 BB: 0 P: 11	R: 0 E: 0 K: 3 S: 10	H: 1 LOB: 1 BB: 0 P: 14	1B: 4 2B: 2 3B: 0 HR: 1	SF: 0 SAC: 0 DP: 2 HBP: 1	WP: 0 PB: 0 SB: 1 CS: 0	PA: 35
PITCHER	IP	WLS	BF	H	R	ER	SO	BB	IBB	HBP	BLK	WP	HR	S	P	ERA	WHIP					
29 Jorge De La Rosa, L ERA: 4.18	6.0		25	6	2	2	4	2	0	1	0	0	1	61	100	3.00	1.333					
34 Matt Belisle, R ERA: 2.77	2.0	H	6	0	0	0	2	0	0	0	0	0	0	15	22	0.00	0.000					
16 Huston Street, R ERA: 3.96	1.0	S	4	1	0	0	3	0	0	0	0	0	0	10	14	0.00	1.000					

Colorado Rockies @ San Diego Padres
PETCO Park, San Diego, CA
Sun Sep 05 2010, 4:07 PM - 7:10 PM EDT
Att: 23,250 - Sunny - 74 F

AB 32
R 2
H 7
RBI 2
BB 2
SO 9
LOB 15



Batter	1	2	3	4	5	6	7	8	9	AB	R	H	RBI	BB	SO	LOB	TOP				
4 Brandon Phillips, R OBP: 0.337, SLG: 0.448	B2-3		G4-3	BB		P6	FC6-4		F9	5	0	0	1	1	0	3					
28 Chris Haisey, R OBP: 0.341, SLG: 0.452	K		19 2B 31 1B	F8		K		25 1B		5	2	2	1	0	2	2					
19 Joey Votto, L OBP: 0.421, SLG: 0.594	K		31 1B			25 WP 31 1B		F8		3	1	1	0	2	1	1					
31 Jonny Gomes, R OBP: 0.326, SLG: 0.429		G3-1	55 BB 25 1B	P3		25 WP		K		5	0	2	2	0	1	4					
25 Juan Francisco, L OBP: 0.364, SLG: 0.484	K		55 BB			K		43 FC5-4		4	0	2	1	1	2	2					
55 Ramon Hernandez, R OBP: 0.363, SLG: 0.438																					
54 Aroldis Chapman, L OBP: 0.356, SLG: 0.418																					
46 Carlos Fisher, R OBP: 0.356, SLG: 0.418																					
43 Miguel Cairo, R OBP: 0.091, SLG: 0.182																					
63 Sam LeCure, R OBP: 0.091, SLG: 0.182																					
6 Drew Stubbs, R OBP: 0.307, SLG: 0.401																					
7 Paul Janish, R OBP: 0.351, SLG: 0.407																					
39 Aaron Harang, R OBP: 0.138, SLG: 0.227																					
62 Jordan Smith, R ERA: 2.78																					
3 Chris Valaika, R ERA: 5.24																					
56 Matt Maloney, L ERA: 2.84																					
23 Yonder Alonso, L ERA: 5.01																					
45 Bill Bray, L ERA: 5.01																					
29 Ryan Hanigan, R ERA: 6.46																					
Inning Stats	R: 0 E: 0 K: 2 S: 8	H: 0 LOB: 0 BB: 0 P: 10	R: 0 E: 0 K: 1 S: 8	H: 0 LOB: 0 BB: 0 P: 11	R: 4 E: 0 K: 1 S: 17	H: 5 LOB: 3 BB: 2 P: 31	R: 0 E: 0 K: 0 S: 10	H: 0 LOB: 3 BB: 2 P: 24	R: 0 E: 0 K: 2 S: 13	H: 1 LOB: 2 BB: 1 P: 20	R: 0 E: 0 K: 2 S: 17	H: 1 LOB: 1 BB: 1 P: 17	R: 0 E: 0 K: 1 S: 10	H: 2 LOB: 1 BB: 0 P: 15	R: 0 E: 0 K: 1 S: 9	H: 0 LOB: 1 BB: 0 P: 12	1B: 6 2B: 3 3B: 0 HR: 0	SF: 0 SAC: 0 DP: 0 HBP: 2	WP: 1 PB: 0 SB: 0 CS: 0	PA: 46	
PITCHER	IP WLS BF H R ER SO BB IBB HBP BLK WP HR S P ERA WHIP	IP WLS BF H R ER SO BB IBB HBP BLK WP HR S P ERA WHIP	IP WLS BF H R ER SO BB IBB HBP BLK WP HR S P ERA WHIP	IP WLS BF H R ER SO BB IBB HBP BLK WP HR S P ERA WHIP	IP WLS BF H R ER SO BB IBB HBP BLK WP HR S P ERA WHIP	IP WLS BF H R ER SO BB IBB HBP BLK WP HR S P ERA WHIP	IP WLS BF H R ER SO BB IBB HBP BLK WP HR S P ERA WHIP	IP WLS BF H R ER SO BB IBB HBP BLK WP HR S P ERA WHIP	IP WLS BF H R ER SO BB IBB HBP BLK WP HR S P ERA WHIP	IP WLS BF H R ER SO BB IBB HBP BLK WP HR S P ERA WHIP	IP WLS BF H R ER SO BB IBB HBP BLK WP HR S P ERA WHIP	IP WLS BF H R ER SO BB IBB HBP BLK WP HR S P ERA WHIP	IP WLS BF H R ER SO BB IBB HBP BLK WP HR S P ERA WHIP	IP WLS BF H R ER SO BB IBB HBP BLK WP HR S P ERA WHIP	IP WLS BF H R ER SO BB IBB HBP BLK WP HR S P ERA WHIP	IP WLS BF H R ER SO BB IBB HBP BLK WP HR S P ERA WHIP	IP WLS BF H R ER SO BB IBB HBP BLK WP HR S P ERA WHIP	IP WLS BF H R ER SO BB IBB HBP BLK WP HR S P ERA WHIP	IP WLS BF H R ER SO BB IBB HBP BLK WP HR S P ERA WHIP	IP WLS BF H R ER SO BB IBB HBP BLK WP HR S P ERA WHIP	IP WLS BF H R ER SO BB IBB HBP BLK WP HR S P ERA WHIP
38 Ubaldo Jiménez, R ERA: 2.78	6.0	W	33	7	4	4	8	5	1	1	0	0	1	0	73	123	6.00	2.000			
48 Esmil Rogers, R ERA: 5.24	1.0		4	0	0	0	0	1	0	0	0	0	0	0	7	17	0.00	1.000			
51 Matt Reynolds, L ERA: 2.84	1.0		5	2	1	1	0	0	0	0	0	0	0	10	15	9.00	2.000				
56 Franklin Morales, L ERA: 6.46	1.0		4	0	0	0	1	0	0	0	0	0	0	9	12	0.00	0.000				
Batter	1	2	3	4	5	6	7	8	9	AB	R	H	RBI	BB	SO	LOB	BOTTOM				
1 Eric Young Jr., S OBP: 0.310, SLG: 0.304	F7		5 2B	G6-3		5 1B 24 E 2 PB	F8			4	2	2	1	0	0	1					
12 Clint Barmes, R OBP: 0.307, SLG: 0.353										1	0	0	0	0	0	1					
24 Dexter Fowler, S OBP: 0.347, SLG: 0.402	G3-1		5 2B 2 3B			2 PB 5 1B		2 G6-4-3 1B		4	1	2	0	1	0	0					
5 Carlos González, L OBP: 0.375, SLG: 0.616			2 3B			2 PB		F8		5	1	3	2	0	0	1					
2 Troy Tulowitzki, R OBP: 0.388, SLG: 0.527	F8		2 3B			K		G6-4-3		5	1	2	3	0	1	4					
17 Todd Helton, L OBP: 0.347, SLG: 0.354			2 3B			P6		G6-3		3	0	0	0	1	1	0					
6 Melvin Mora, R OBP: 0.357, SLG: 0.385	F8		G5-4-3			K		G6-3		4	0	0	0	0	1	2					
7 Seth Smith, L OBP: 0.321, SLG: 0.492	F8					10 1B 1 1B		21 2B		2	2	1	0	2	0	0					
21 Miguel Olivo, R OBP: 0.320, SLG: 0.455			F8			K		19 1B		4	1	1	1	0	1	2					
38 Ubaldo Jiménez, R ERA: 2.78	2.1		14	4	4	4	0	3	0	0	0	0	0	0	0	0					
10 Chris Nelson, R ERA: 3.53	0.2		1	0	0	0	0	0	0	0	0	0	0	0	0	0					
48 Esmil Rogers, R ERA: 5.24	1.0		4	1	0	0	0	0	0	0	0	0	0	0	0	0					
19 Ryan Spillane, R ERA: 5.01	1.2	L	8	2	3	3	2	1	0	0	0	0	0	0	0	0					
51 Matt Reynolds, L ERA: 2.84	0.1		4	3	1	0	1	0	0	0	0	0	0	0	0	0					
56 Franklin Morales, L ERA: 6.46	0.1		4	3	1	0	1	0	0	0	0	0	0	0	0	0					
Inning Stats	R: 0 E: 0 K: 0 S: 11	H: 1 LOB: 1 BB: 0 P: 21	R: 0 E: 0 K: 1 S: 12	H: 0 LOB: 0 BB: 0 P: 17	R: 4 E: 0 K: 0 S: 20	H: 3 LOB: 1 BB: 3 P: 38	R: 0 E: 0 K: 0 S: 6	H: 1 LOB: 1 BB: 0 P: 11	R: 1 E: 0 K: 0 S: 11	H: 1 LOB: 0 BB: 0 P: 16	R: 3 E: 1 K: 3 S: 21	H: 4 LOB: 2 BB: 1 P: 34	R: 2 E: 0 K: 0 S: 9	H: 2 LOB: 1 BB: 1 P: 17	R: 0 E: 0 K: 0 S: 6	H: 1 LOB: 0 BB: 0 P: 10	1B: 6 2B: 5 3B: 1 HR: 1	SF: 0 SAC: 0 DP: 2 HBP: 0	WP: 0 PB: 1 SB: 0 CS: 0	PA: 40	
PITCHER	IP WLS BF H R ER SO BB IBB HBP BLK WP HR S P ERA WHIP	IP WLS BF H R ER SO BB IBB HBP BLK WP HR S P ERA WHIP	IP WLS BF H R ER SO BB IBB HBP BLK WP HR S P ERA WHIP	IP WLS BF H R ER SO BB IBB HBP BLK WP HR S P ERA WHIP	IP WLS BF H R ER SO BB IBB HBP BLK WP HR S P ERA WHIP	IP WLS BF H R ER SO BB IBB HBP BLK WP HR S P ERA WHIP	IP WLS BF H R ER SO BB IBB HBP BLK WP HR S P ERA WHIP	IP WLS BF H R ER SO BB IBB HBP BLK WP HR S P ERA WHIP	IP WLS BF H R ER SO BB IBB HBP BLK WP HR S P ERA WHIP	IP WLS BF H R ER SO BB IBB HBP BLK WP HR S P ERA WHIP	IP WLS BF H R ER SO BB IBB HBP BLK WP HR S P ERA WHIP	IP WLS BF H R ER SO BB IBB HBP BLK WP HR S P ERA WHIP	IP WLS BF H R ER SO BB IBB HBP BLK WP HR S P ERA WHIP	IP WLS BF H R ER SO BB IBB HBP BLK WP HR S P ERA WHIP	IP WLS BF H R ER SO BB IBB HBP BLK WP HR S P ERA WHIP	IP WLS BF H R ER SO BB IBB HBP BLK WP HR S P ERA WHIP	IP WLS BF H R ER SO BB IBB HBP BLK WP HR S P ERA WHIP	IP WLS BF H R ER SO BB IBB HBP BLK WP HR S P ERA WHIP	IP WLS BF H R ER SO BB IBB HBP BLK WP HR S P ERA WHIP	IP WLS BF H R ER SO BB IBB HBP BLK WP HR S P ERA WHIP	IP WLS BF H R ER SO BB IBB HBP BLK WP HR S P ERA WHIP
39 Aaron Harang, R ERA: 5.15	2.1		14	4	4	4	0	3	0	0	0	0	0	0	0	0					
62 Jordan Smith, R ERA: 3.53	0.2		1	0	0	0	0	0	0	0	0	0	0	0	0	0					
56 Matt Maloney, L ERA: 2.84	1.0		4	1	0	0	0	0	0	0	0	0	0	0	0	0					
45 Bill Bray, L ERA: 5.01	1.2	L	8	2	3	3	2	1	0	0	0	0	0	0	0	0					
54 Aroldis Chapman, L ERA: 6.46	0.1		4	3	1	0	1	0	0	0	0	0	0	0	0	0					
PITCHER	IP WLS BF H R ER SO BB IBB HBP BLK WP HR S P ERA WHIP	IP WLS BF H R ER SO BB IBB HBP BLK WP HR S P ERA WHIP	IP WLS BF H R ER SO BB IBB HBP BLK WP HR S P ERA WHIP	IP WLS BF H R ER SO BB IBB HBP BLK WP HR S P ERA WHIP	IP WLS BF H R ER SO BB IBB HBP BLK WP HR S P ERA WHIP	IP WLS BF H R ER SO BB IBB HBP BLK WP HR S P ERA WHIP	IP WLS BF H R ER SO BB IBB HBP BLK WP HR S P ERA WHIP	IP WLS BF H R ER SO BB IBB HBP BLK WP HR S P ERA WHIP	IP WLS BF H R ER SO BB IBB HBP BLK WP HR S P ERA WHIP	IP WLS BF H R ER SO BB IBB HBP BLK WP HR S P ERA WHIP	IP WLS BF H R ER SO BB IBB HBP BLK WP HR S P ERA WHIP	IP WLS BF H R ER SO BB IBB HBP BLK WP HR S P ERA WHIP	IP WLS BF H R ER SO BB IBB HBP BLK WP HR S P ERA WHIP	IP WLS BF H R ER SO BB IBB HBP BLK WP HR S P ERA WHIP	IP WLS BF H R ER SO BB IBB HBP BLK WP HR S P ERA WHIP	IP WLS BF H R ER SO BB IBB HBP BLK WP HR S P ERA WHIP	IP WLS BF H R ER SO BB IBB HBP BLK WP HR S P ERA WHIP	IP WLS BF H R ER SO BB IBB HBP BLK WP HR S P ERA WHIP	IP WLS BF H R ER SO BB IBB HBP BLK WP HR S P ERA WHIP	IP WLS BF H R ER SO BB IBB HBP BLK WP HR S P ERA WHIP	IP WLS BF H R ER SO BB IBB HBP BLK WP HR S P ERA WHIP

Cincinnati Reds @ Colorado Rockies
Coors Field, Denver, CO
Mon Sep 06 2010, 1:13 PM - 4:25 PM MDT
Att. 40,237 - Sunny - 74 F

AB 37
R 5
H 9
RBI 5
BB 7
SO 10
LOB 28



Cincinnati Reds @ Colorado Rockies
Coors Field, Denver, CO
Mon Sep 06 2010, 1:13 PM - 4:25 PM MDT
Att. 40,237 - Sunny - 74 F

AB 35
R 10
H 13
RBI 8
BB 5
SO 4
LOB 12



Batter	1	2	3	4	5	6	7	8	9	AB	R	H	RBI	BB	SO	LOB	TOP					
6 Drew Stubbs, R OBP: 0.312, SLG: 0.404										3	1	2	0	0	1	0	Cincinnati Reds @ Colorado Rockies Coors Field, Denver, CO Wed Sep 08 2010, 6:41 PM - 9:36 PM MDT Att: 28,271 - Cloudy - 71 F					
4 Brandon Phillips, R OBP: 0.336, SLG: 0.445 3 Chris Valaika, R OBP: 0.333, SLG: 0.481										3	0	1	0	0	0	3						
19 Joey Votto, L OBP: 0.379, SLG: 0.595 62 Jordan Smith, R OBP: 0.371, SLG: 0.485										3	0	3	1	1	0	0						
27 Scott Rolen, R OBP: 0.367, SLG: 0.518 25 Juan Francisco, L OBP: 0.371, SLG: 0.485										3	0	0	0	0	1	5						
31 Jonny Gomes, R OBP: 0.327, SLG: 0.433										3	0	0	0	1	1	3						
28 Chris Heisey, R OBP: 0.332, SLG: 0.442										4	1	1	0	0	1	1						
29 Ryan Hanigan, R OBP: 0.333, SLG: 0.413 37 Corky Miller, R OBP: 0.286, SLG: 0.348										3	0	0	0	0	0	1						
7 Paul Janish, R OBP: 0.349, SLG: 0.404										4	0	1	1	0	0	0						
61 Bronson Arroyo, R OBP: 0.177, SLG: 0.200 56 Matt Maloney, L OBP: 0.333, SLG: 0.333 43 Miguel Cairo, R OBP: 0.359, SLG: 0.421 46 Carlos Fisher, R OBP: 0.359, SLG: 0.421 23 Yonder Alonso, L OBP: 0.333, SLG: 0.500										2	0	1	0	0	0	0						
Inning Stats	R: 1 E: 0 K: 2 S: 12	H: 2 LOB: 1 BB: 0 P: 14	R: 0 E: 0 K: 0 S: 6	H: 0 LOB: 0 BB: 0 P: 7	R: 0 E: 0 K: 0 S: 7	H: 2 LOB: 2 BB: 1 P: 15	R: 0 E: 0 K: 1 S: 7	H: 0 LOB: 0 BB: 0 P: 10	R: 0 E: 0 K: 1 S: 7	H: 0 LOB: 0 BB: 0 P: 9	R: 0 E: 0 K: 0 S: 8	H: 2 LOB: 1 BB: 0 P: 13	R: 1 E: 0 K: 0 S: 16	H: 3 LOB: 2 BB: 0 P: 25	R: 0 E: 0 K: 0 S: 9	H: 1 LOB: 1 BB: 1 P: 18		R: 0 E: 0 K: 1 S: 8	H: 0 LOB: 0 BB: 0 P: 14	1B: 9 2B: 1 3B: 0 HR: 0	SF: 0 SAC: 0 DP: 4 HBP: 1	WP: 0 PB: 0 SB: 0 CS: 0
PITCHER	IP WLS BF H R ER SO BB IBB HBP BLK WP HR S P ERA WHIP																					
28 Aaron Cook, R ERA: 5.08	5.0 W 21 6 1 1 4 0 1 0 0 0 0 0 43 60 1.80 1.200																					
48 Esmil Rogers, R ERA: 5.22	2.0 8 3 1 1 0 0 0 0 1 0 0 0 20 33 4.50 1.500																					
53 Manny Delcarmen, R ERA: 5.24	1.0 4 1 0 0 0 1 0 0 0 0 0 0 9 18 0.00 2.000																					
47 Samuel Deduno, R ERA: 5.4	1.0 3 0 0 0 1 0 0 0 0 0 0 0 8 14 0.00 0.000																					

Batter	1	2	3	4	5	6	7	8	9	AB	R	H	RBI	BB	SO	LOB	BOTTOM			
1 Eric Young Jr., S OBP: 0.326, SLG: 0.317										5	0	2	2	0	0	1	Cincinnati Reds @ Colorado Rockies Coors Field, Denver, CO Wed Sep 08 2010, 6:41 PM - 9:36 PM MDT Att: 28,271 - Cloudy - 71 F			
24 Dexter Fowler, S OBP: 0.350, SLG: 0.402 15 Jay Payton, R										3	1	1	0	1	0	2				
5 Carlos González, L OBP: 0.376, SLG: 0.619 19 Ryan Spilborghs, R OBP: 0.354, SLG: 0.458										3	1	1	0	1	1	2				
2 Troy Tulowitzki, R OBP: 0.387, SLG: 0.539 20 Chris Iannetta, R OBP: 0.321, SLG: 0.399										4	2	3	4	0	0	1				
17 Todd Helton, L OBP: 0.345, SLG: 0.348 12 Clint Barmes, R OBP: 0.306, SLG: 0.352										3	0	0	0	1	2	2				
7 Seth Smith, L OBP: 0.319, SLG: 0.495										4	2	2	1	0	1	3				
21 Miguel Olivo, R OBP: 0.326, SLG: 0.484 39 Paul Phillips, R OBP: 0.368, SLG: 0.294										4	2	2	0	0	1	3				
18 Jonathan Herrera, S OBP: 0.350, SLG: 0.341										4	1	2	2	0	0	1				
28 Aaron Cook, R OBP: 0.150, SLG: 0.200 48 Esmil Rogers, R OBP: 0.200, SLG: 0.333 8 Michael McKenry, R OBP: 0.368, SLG: 0.294 53 Manny Delcarmen, R OBP: 0.368, SLG: 0.294 47 Samuel Deduno, R ERA: 3.44										2	0	0	0	0	1	1				
Inning Stats	R: 0 E: 0 K: 1 S: 11	H: 1 LOB: 1 BB: 0 P: 17	R: 2 E: 0 K: 1 S: 15	H: 3 LOB: 1 BB: 0 P: 24	R: 3 E: 0 K: 1 S: 16	H: 2 LOB: 1 BB: 2 P: 29	R: 0 E: 0 K: 1 S: 11	H: 0 LOB: 1 BB: 1 P: 17	R: 4 E: 0 K: 0 S: 20	H: 5 LOB: 1 BB: 0 P: 29	R: 0 E: 0 K: 2 S: 12	H: 2 LOB: 2 BB: 0 P: 19	R: 0 E: 0 K: 0 S: 8	H: 0 LOB: 0 BB: 0 P: 15	R: 0 E: 1 K: 0 S: 9	H: 1 LOB: 1 BB: 0 P: 14		1B: 10 2B: 1 3B: 0 HR: 3	SF: 0 SAC: 1 DP: 1 HBP: 0	WP: 0 PB: 0 SB: 1 CS: 0
PITCHER	IP WLS BF H R ER SO BB IBB HBP BLK WP HR S P ERA WHIP																			
61 Bronson Arroyo, R ERA: 4.09	4.1 L 24 5 2 2 2 0 0 0 0 0 0 24 36 10.80 3.000																			
56 Matt Maloney, L ERA: 3.77	1.0 3 0 0 0 0 0 0 0 0 0 0 8 15 0.00 0.000																			
46 Carlos Fisher, R ERA: 6.0	1.0 4 1 0 0 0 0 0 0 0 0 0 9 14 0.00 1.000																			

Batter	1	2	3	4	5	6	7	8	9	AB	R	H	RBI	BB	SO	LOB	TOP										
6 Stephen Drew, L OBP: 0.343, SLG: 0.443 28 John Hester, R OBP: 0.301, SLG: 0.342	G4-3		1B		K			P5		3	0	1	0	0	1	1	Arizona Diamondbacks @ Colorado Rockies Coors Field, Denver, CO Fri Sep 10 2010, 7:13 PM - 10:18 PM MDT Att: 37,265 - Cloudy - 72 F										
4 Rusty Ryan, R OBP: 0.320, SLG: 0.360	K		K		K			F8		4	0	0	0	0	2	2											
2 Kelly Johnson, L OBP: 0.362, SLG: 0.481	G3-1			K		L8			2B	4	1	1	0	0	1	0											
24 Chris Young, R OBP: 0.345, SLG: 0.472 29 Brandon Allen, L OBP: 0.287, SLG: 0.353	HR		K		K			K		3	1	1	1	0	2	0											
25 Adam LaRoche, L OBP: 0.331, SLG: 0.477 19 Ryan Church, L OBP: 0.258, SLG: 0.325	F8		1B						2B	3	0	1	0	0	1	0											
27 Mark Reynolds, R OBP: 0.325, SLG: 0.464 13 Tony Abreu, S OBP: 0.262, SLG: 0.317	K		K		K				2B	3	0	0	0	0	3	1											
26 Miguel Montero, L OBP: 0.342, SLG: 0.442 39 Jordan Norberto, L OBP: 0.209, SLG: 0.300	P6		1B						2B	3	1	1	0	0	1	0											
8 Gerardo Parra, L OBP: 0.304, SLG: 0.369		L7							P5	4	0	1	0	0	0	1											
34 Joe Saunders, L OBP: 0.125, SLG: 0.125 77 D.J. Carrasco, R ERA: 4.1 5 Cole Gillespie, R OBP: 0.255, SLG: 0.333 43 Zach Kroenke, R ERA: 20.25 55 Blaine Boyer, R ERA: 4.03 11 Augie Ojeda, S OBP: 0.256, SLG: 0.229										1	0	0	0	0	1	0											
Inning Stats	R: 0 E: 0 K: 1 S: 10	H: 0 LOB: 0 BB: 0 P: 13	R: 1 E: 0 K: 1 S: 11	H: 1 LOB: 0 BB: 0 P: 16	R: 0 E: 0 K: 2 S: 11	H: 1 LOB: 1 BB: 0 P: 19	R: 0 E: 0 K: 3 S: 10	H: 1 LOB: 1 BB: 0 P: 17	R: 1 E: 0 K: 1 S: 18	H: 2 LOB: 1 BB: 0 P: 27	R: 0 E: 0 K: 2 S: 8	H: 0 LOB: 0 BB: 0 P: 11	R: 0 E: 0 K: 0 S: 6	H: 0 LOB: 0 BB: 0 P: 8	R: 2 E: 0 K: 1 S: 21	H: 3 LOB: 1 BB: 0 P: 31		1B: 4 2B: 3 3B: 0 HR: 1	SF: 1 SAC: 0 DP: 0 HBP: 0	WP: 1 PB: 0 SB: 0 CS: 0	PA: 35						
PITCHER	IP	WLS	BF	H	R	ER	SO	BB	IBB	HBP	BLK	WP	HR	S	P	ERA	WHIP										
29 Jorge De La Rosa, L ERA: 4.1	6.0	W	23	5	2	2	10	0	0	0	0	1	1	68	103	3.00	0.833										
56 Franklin Morales, L ERA: 6.2	1.0		3	0	0	0	2	0	0	0	0	0	0	8	11	0.00	0.000										
61 Edgmer Escalona, R ERA: 4.43	1.0		3	0	0	0	0	0	0	0	0	0	0	6	8	0.00	0.000										
31 Matt Daley, R ERA: 4.43	0.2		5	3	2	2	1	0	0	0	0	0	0	19	28	27.00	4.500										
97 Joe Beimel, L ERA: 3.27	0.1		1	0	0	0	0	0	0	0	0	0	0	2	3	0.00	0.000										

AB	34
R	4
H	8
RBI	4
BB	0
SO	13
LOB	7



Batter	1	2	3	4	5	6	7	8	9	AB	R	H	RBI	BB	SO	LOB	BOTTOM										
1 Eric Young Jr., S OBP: 0.333, SLG: 0.321	24 CS	L9	FC6-5				G6-3			5	0	2	1	0	0	1	Arizona Diamondbacks @ Colorado Rockies Coors Field, Denver, CO Fri Sep 10 2010, 7:13 PM - 10:18 PM MDT Att: 37,265 - Cloudy - 72 F										
24 Dexter Fowler, S OBP: 0.349, SLG: 0.402	E5		K		G6-3		K			5	1	1	0	0	2	3											
5 Carlos González, L OBP: 0.371, SLG: 0.609 12 Clint Barmes, R OBP: 0.305, SLG: 0.351	K		FC4-6		K		F8		F9	4	1	0	0	0	2	2											
2 Troy Tulowitzki, R OBP: 0.325, SLG: 0.555 56 Franklin Morales, L ERA: 6.2 61 Edgmer Escalona, R ERA: 4.43 8 Michael McKenry, R ERA: 4.03 31 Matt Daley, R ERA: 4.43 97 Joe Beimel, L ERA: 3.27	6 BB		17 BB		17 BB		HR			3	4	3	3	1	0	0											
6 Melvin Mora, R OBP: 0.360, SLG: 0.391 10 Chris Nelson, R OBP: 0.500, SLG: 0.500	17 BB		19 BB		F8		17 BB		G5-4-3	3	2	2	0	1	0	0											
17 Todd Helton, L OBP: 0.349, SLG: 0.353 20 Chris Iannetta, R OBP: 0.325, SLG: 0.426	1B		19 BB		K		19 BB		HR	3	1	2	2	1	1	0											
19 Ryan Spillborghs, R OBP: 0.363, SLG: 0.459	G5-3		21 BB		K		19 BB		HR	1	1	1	1	0	0	0											
21 Miguel Olivo, R OBP: 0.325, SLG: 0.466 39 Paul Phillips, R OBP: 0.350, SLG: 0.278	G3-1		21 BB		29 SH5-3		1B		BB	3	2	2	2	2	0	2											
29 Jorge De La Rosa, L OBP: 0.188, SLG: 0.250 15 Jay Payton, R	G6-3		FC6-5		SH5-3		G4-3			2	0	1	1	0	0	0											
Inning Stats	R: 2 E: 1 K: 1 S: 15	H: 3 LOB: 2 BB: 1 P: 30	R: 0 E: 0 K: 0 S: 7	H: 0 LOB: 0 BB: 0 P: 10	R: 6 E: 0 K: 1 S: 23	H: 4 LOB: 1 BB: 3 P: 42	R: 1 E: 0 K: 2 S: 11	H: 1 LOB: 0 BB: 0 P: 17	R: 1 E: 0 K: 0 S: 10	H: 2 LOB: 1 BB: 0 P: 15	R: 2 E: 0 K: 1 S: 12	H: 4 LOB: 2 BB: 0 P: 17	R: 0 E: 0 K: 1 S: 7	H: 0 LOB: 0 BB: 0 P: 8	R: 1 E: 0 K: 0 S: 12	H: 1 LOB: 1 BB: 2 P: 24		1B: 8 2B: 3 3B: 1 HR: 3	SF: 0 SAC: 1 DP: 1 HBP: 0	WP: 0 PB: 0 SB: 1 CS: 1	PA: 44						
PITCHER	IP	WLS	BF	H	R	ER	SO	BB	IBB	HBP	BLK	WP	HR	S	P	ERA	WHIP										
34 Joe Saunders, L ERA: 4.7	2.1	L	16	5	7	5	1	4	0	0	0	0	0	19	29	5.40	1.800										
77 D.J. Carrasco, R ERA: 3.79	1.2		8	3	2	1	3	0	0	0	0	0	1	19	29	5.40	1.800										
43 Zach Kroenke, L ERA: 20.25	1.1		10	6	3	3	0	0	0	0	0	0	1	17	27	20.25	4.500										
55 Blaine Boyer, R ERA: 4.03	0.2		2	0	0	0	1	0	0	0	0	0	0	5	5	0.00	0.000										
39 Jordan Norberto, L ERA: 5.82	2.0		8	1	1	1	1	2	0	0	0	0	1	19	32	4.50	1.500										



Batter	1	2	3	4	5	6	7	8	9	AB	R	H	RBI	BB	SO	LOB	TOP								
6 Stephen Drew, L (1, 6) OBP: 0.342, SLG: 0.444	G6-3		K		2B		K			4	0	1	1	0	2	2	Arizona Diamondbacks @ Colorado Rockies Coors Field, Denver, CO Sat Sep 11 2010, 6:15 PM - 9:02 PM MDT Att. 48,023 - Clear - 81 F livebaseballscorecards.com								
13 Tony Abreu, S (1, 5) OBP: 0.292, SLG: 0.322	K			SH1-3	2B	G4-3		K		4	0	1	0	0	2	2									
2 Kelly Johnson, L (1, 4) OBP: 0.362, SLG: 0.480	F7			SH1-3			1B			3	0	1	0	0	1	0									
24 Chris Young, R (1, 8) OBP: 0.342, SLG: 0.468	F8			K			K			4	0	0	0	0	2	2									
25 Adam LaRoche, L (1, 3) OBP: 0.330, SLG: 0.476	K			K			1B			4	0	1	0	0	2	1									
26 Miguel Montero, L (1, 2) OBP: 0.340, SLG: 0.439	P2				L5		K			4	0	1	0	0	1	1									
10 Justin Upton, R (9, PR) OBP: 0.359, SLG: 0.447										0	0	0	0	0	0	0									
29 Brandon Allen, L (1, 7) OBP: 0.353, SLG: 0.563										1	1	1	0	1	0	0									
14 Ryan Roberts, R (7, PH) OBP: 0.227, SLG: 0.317										1	0	1	0	0	0	0									
27 Mark Reynolds, R (9, PH) OBP: 0.325, SLG: 0.464										0	0	0	0	1	0	0									
8 Gerardo Parra, L (1, 9) OBP: 0.301, SLG: 0.364										4	0	0	0	0	2	5									
13 Rodrigo Lopez, R (1, 1) OBP: 0.100, SLG: 0.085										2	0	1	0	0	0	1									
21 Mike Hampton, R (7, 1) OBP: 0.347, SLG: 0.339										0	0	0	0	0	0	0									
32 Esmerling Vasquez, R (8, 1) OBP: 0.371, SLG: 0.609										0	0	0	0	0	0	0									
19 Ryan Church, L (9, PH) OBP: 0.257, SLG: 0.323										1	0	0	0	0	1	2									
Inning Stats	R: 0 E: 0 K: 1 S: 15	H: 0 LOB: 0 BB: 0 P: 23	R: 0 E: 0 K: 1 S: 7	H: 0 LOB: 0 BB: 0 P: 14	R: 0 E: 0 K: 2 S: 12	H: 1 LOB: 1 BB: 0 P: 17	R: 0 E: 0 K: 2 S: 13	H: 1 LOB: 1 BB: 0 P: 20	R: 1 E: 0 K: 0 S: 11	H: 2 LOB: 2 BB: 1 P: 20	R: 0 E: 0 K: 2 S: 13	H: 2 LOB: 1 BB: 0 P: 19	R: 0 E: 0 K: 1 S: 9	H: 1 LOB: 1 BB: 0 P: 14	R: 0 E: 0 K: 2 S: 11	H: 0 LOB: 0 BB: 0 P: 14	R: 0 E: 0 K: 2 S: 13	H: 1 LOB: 2 BB: 1 P: 18	1B: 6 2B: 2 3B: 0 HR: 0	SF: 0 SAC: 2 DP: 0 HBP: 0	WP: 1 PB: 0 SB: 1 CS: 1	PA: 36			
PITCHER	IP WLS BF H R ER SO BB IBB HBP BLK WP HR S P ERA WHIP	6.0 24 6 1 1 8 1 0 0 0 1 0 71 113 1.50 1.167	1.0 W 4 1 0 0 1 0 0 0 0 0 0 0 9 14 0.00 1.000	1.0 H 3 0 0 0 2 0 0 0 0 0 0 0 11 14 0.00 0.000	1.0 S 5 1 0 0 2 1 0 0 0 0 0 0 13 18 0.00 2.000																				

Batter	1	2	3	4	5	6	7	8	9	AB	R	H	RBI	BB	SO	LOB	BOTTOM						
1 Eric Young Jr., S (1, 4) OBP: 0.345, SLG: 0.328	G6-4-3									3	0	2	0	1	0	1	Arizona Diamondbacks @ Colorado Rockies Coors Field, Denver, CO Sat Sep 11 2010, 6:15 PM - 9:02 PM MDT Att. 48,023 - Clear - 81 F livebaseballscorecards.com						
12 Clint Barmes, R (8, 4) OBP: 0.305, SLG: 0.351	1B									0	0	0	0	0	0	0							
24 Dexter Fowler, S (1, 8) OBP: 0.349, SLG: 0.401	G6-4-3									3	0	1	0	0	0	2							
2 Troy Tulowitzki, R (1, 6) OBP: 0.391, SLG: 0.561	F7									4	0	0	0	0	1	2							
23 Jason Giambi, L (1, 3) OBP: 0.390, SLG: 0.401	G6-3									3	0	0	0	0	1	1							
17 Todd Helton, L (8, 3) OBP: 0.350, SLG: 0.353	K									0	0	0	0	1	0	0							
7 Seth Smith, L (1, 9) OBP: 0.320, SLG: 0.495										3	0	1	0	1	0	0							
5 Carlos González, L (9, 7) OBP: 0.371, SLG: 0.609	2B									0	0	0	0	0	0	0							
6 Melvin Mora, R (1, 5) OBP: 0.361, SLG: 0.393	G5-3									4	1	2	0	0	1	3							
19 Ryan Spillborghs, R (1, 7) OBP: 0.363, SLG: 0.461	F8									3	1	1	0	0	0	2							
21 Miguel Olivo, R (1, 2) OBP: 0.325, SLG: 0.465	G5-3									3	0	1	1	0	1	1							
38 Ubaldo Jiménez, R (1, 1) OBP: 0.141, SLG: 0.116										2	0	0	0	0	1	1							
51 Matt Reynolds, L (7, 1) OBP: 0.347, SLG: 0.339										0	0	0	0	0	0	0							
18 Jonathan Herrera, S (7, PH) OBP: 0.347, SLG: 0.339										0	0	0	1	0	0	0							
63 Rafael Betancourt, R (8, 1) OBP: 0.371, SLG: 0.609										0	0	0	0	0	0	0							
16 Huston Street, R (9, 1) OBP: 0.257, SLG: 0.323										0	0	0	0	0	0	0							
Inning Stats	R: 0 E: 0 K: 0 S: 8	H: 1 LOB: 0 BB: 0 P: 14	R: 0 E: 0 K: 0 S: 9	H: 1 LOB: 1 BB: 0 P: 12	R: 0 E: 0 K: 0 S: 7	H: 0 LOB: 1 BB: 1 P: 13	R: 0 E: 0 K: 1 S: 5	H: 0 LOB: 0 BB: 0 P: 8	R: 0 E: 0 K: 2 S: 12	H: 1 LOB: 1 BB: 0 P: 16	R: 0 E: 0 K: 1 S: 8	H: 1 LOB: 0 BB: 0 P: 9	R: 2 E: 0 K: 0 S: 10	H: 3 LOB: 1 BB: 0 P: 15	R: 0 E: 0 K: 1 S: 14	H: 1 LOB: 2 BB: 2 P: 24	1B: 6 2B: 2 3B: 0 HR: 0	SF: 1 SAC: 1 DP: 2 HBP: 0	WP: 0 PB: 0 SB: 0 CS: 0	PA: 33			
PITCHER	IP WLS BF H R ER SO BB IBB HBP BLK WP HR S P ERA WHIP	6.1 L 26 7 2 2 4 1 0 0 0 0 0 0 4 7 0.00 0.000	0.2 2 0 0 0 0 0 0 0 0 0 0 4 7 0.00 0.000	1.0 5 1 0 0 1 2 0 0 0 0 0 0 14 24 0.00 3.000																			



Batter	1	2	3	4	5	6	7	8	9	AB	R	H	RBI	BB	SO	LOB	TOP			
6 Stephen Drew, L (1.6) OBP: 0.345, SLG: 0.445										5	0	3	0	0	1	2				
24 Chris Young, R (1.8) OBP: 0.341, SLG: 0.465										4	1	0	0	1	1	4				
2 Kelly Johnson, L (1.4) OBP: 0.362, SLG: 0.477										3	0	0	0	2	1	5				
25 Adam LaRoche, L (1.3) OBP: 0.327, SLG: 0.472										4	0	0	1	0	2	1				
26 Miguel Montero, L (1.2) OBP: 0.346, SLG: 0.445										3	0	2	1	1	0	0				
27 Mark Reynolds, R (1.5) 55 Blaine Boyer, R (7.1) 22 Aaron Heilman, R (7.1) 38 Sam Demel, R (9.1)										4	0	0	0	0	2	4				
29 Brandon Allen, L (1.7) 8 Gerardo Parra, L (1.9)										3	0	0	0	1	2	2	AB 33 R 2 H 8 RBI 2 BB 5 SO 12 LOB 20			
31 Ian Kennedy, R (1.1) 13 Tony Abreu, S (7.5)										3	0	0	0	0	2	1				
Inning Stats	R: 0 E: 0 K: 1 S: 10	H: 1 LOB: 1 BB: 1 P: 19	R: 0 E: 0 K: 0 S: 9	H: 0 LOB: 1 BB: 1 P: 17	R: 2 E: 1 K: 1 S: 15	H: 2 LOB: 2 BB: 1 P: 26	R: 0 E: 0 K: 2 S: 12	H: 2 LOB: 3 BB: 1 P: 22	R: 0 E: 0 K: 2 S: 12	H: 1 LOB: 1 BB: 0 P: 12	R: 0 E: 0 K: 1 S: 9	H: 2 LOB: 2 BB: 0 P: 19	R: 0 E: 0 K: 1 S: 8	H: 0 LOB: 1 BB: 0 P: 14	R: 0 E: 0 K: 1 S: 9	H: 0 LOB: 1 BB: 1 P: 16	1B: 7 2B: 1 3B: 0 HR: 0	SF: 1 SAC: 1 DP: 1 HBP: 0	WP: 0 PB: 0 SB: 0 CS: 0	PA: 40
PITCHER	IP WLS BF H R ER SO	IP WLS BF H R ER SO	IP WLS BF H R ER SO	IP WLS BF H R ER SO	IP WLS BF H R ER SO	IP WLS BF H R ER SO	IP WLS BF H R ER SO	IP WLS BF H R ER SO	IP WLS BF H R ER SO	IP WLS BF H R ER SO	IP WLS BF H R ER SO	IP WLS BF H R ER SO	IP WLS BF H R ER SO	IP WLS BF H R ER SO	IP WLS BF H R ER SO	IP WLS BF H R ER SO	ERA WHIP	ERA WHIP		
45 Jhoulys Chacin, R (1.1) ERA: 3.53	4.0	21	5	2	0	4	4	0	0	0	0	0	0	0	0	0	0.00	1.500		
48 Emil Rogers, R (5.1) ERA: 5.04	2.0	9	3	0	0	4	0	0	0	0	0	0	0	0	0	0	0.00	0.000		
97 Joe Beimel, L (7.1) ERA: 3.21	0.2	2	0	0	0	0	0	0	0	0	0	0	0	0	0	0	0.00	0.000		
34 Matt Belisle, R (7.1) ERA: 2.7	0.1	1	0	0	0	1	0	0	0	0	0	0	0	0	0	0	0.00	0.000		
63 Rafael Betancourt, R (8.1) ERA: 3.83	1.0	4	0	0	0	1	1	0	0	0	0	0	0	0	0	0	0.00	1.000		

Arizona Diamondbacks @ Colorado Rockies
Coors Field, Denver, CO
Sun Sep 12 2010, 1:11 PM - 4:17 PM MDT
Att: 41,504 - Partly Cloudy - 80 F

livebaseballscorecards.com

Batter	1	2	3	4	5	6	7	8	9	AB	R	H	RBI	BB	SO	LOB	BOTTOM			
1 Eric Young Jr., S (1.4) OBP: 0.349, SLG: 0.328										3	0	1	0	1	1	0				
12 Clint Barmes, R (8.4) OBP: 0.305, SLG: 0.350										4	0	0	0	0	2	3				
24 Dexter Fowler, S (1.8) OBP: 0.346, SLG: 0.397										1	1	1	2	0	0	0				
23 Jason Giambi, L (9. PH) OBP: 0.393, SLG: 0.424										4	0	0	0	0	2	3				
5 Carlos González, L (1.7) OBP: 0.374, SLG: 0.612										3	0	2	0	1	0	0				
2 Troy Tulowitzki, R (1.6) OBP: 0.389, SLG: 0.558										4	0	1	0	0	0	2				
17 Todd Helton, L (1.3) OBP: 0.354, SLG: 0.352										1	1	0	0	3	0	0				
6 Melvin Mora, R (1.5) OBP: 0.357, SLG: 0.387										4	0	0	0	0	2	6				
16 Huston Street, R (9.1)										0	0	0	0	0	0	0				
7 Seth Smith, L (1.9) OBP: 0.317, SLG: 0.489										4	0	0	0	0	0	3				
20 Chris Iannetta, R (1.2) OBP: 0.325, SLG: 0.426										0	0	0	0	0	0	0				
21 Miguel Olivo, R (2.2) OBP: 0.324, SLG: 0.461										3	1	0	0	1	2	0				
45 Jhoulys Chacin, R (1.1) ERA: 3.87	6.0	22	2	2	2	1	2	0	0	0	0	0	0	0	0	0				
48 Emil Rogers, R (5.1) ERA: 4.33	0.2	6	2	2	2	1	2	0	0	0	0	0	0	0	0	0				
97 Joe Beimel, L (7.1) ERA: 3.21	0.2	1	0	0	0	1	0	1	0	0	0	0	0	0	0	0				
34 Matt Belisle, R (7.1) ERA: 2.7	1.1	6	1	0	0	1	0	1	0	0	0	0	0	0	0	0				
19 Ryan Spillane, R (7. PH) 63 Rafael Betancourt, R (8.1) 18 Jonathan Herrera, S (9.5)	0.2	4	1	2	0	1	0	0	0	0	0	0	0	0	0	0				
Inning Stats	R: 0 E: 0 K: 1 S: 11	H: 1 LOB: 3 BB: 3 P: 25	R: 0 E: 0 K: 1 S: 7	H: 0 LOB: 0 BB: 0 P: 9	R: 0 E: 0 K: 0 S: 6	H: 0 LOB: 0 BB: 0 P: 8	R: 0 E: 0 K: 1 S: 11	H: 0 LOB: 0 BB: 0 P: 14	R: 0 E: 0 K: 2 S: 9	H: 1 LOB: 1 BB: 0 P: 13	R: 2 E: 0 K: 2 S: 12	H: 2 LOB: 2 BB: 2 P: 27	R: 0 E: 0 K: 0 S: 11	H: 1 LOB: 2 BB: 1 P: 22	R: 2 E: 1 K: 1 S: 10	H: 1 LOB: 0 BB: 0 P: 15	1B: 3 2B: 2 3B: 0 HR: 1	SF: 0 SAC: 0 DP: 0 HBP: 0	WP: 1 PB: 0 SB: 0 CS: 1	PA: 38
PITCHER	IP WLS BF H R ER SO	IP WLS BF H R ER SO	IP WLS BF H R ER SO	IP WLS BF H R ER SO	IP WLS BF H R ER SO	IP WLS BF H R ER SO	IP WLS BF H R ER SO	IP WLS BF H R ER SO	IP WLS BF H R ER SO	IP WLS BF H R ER SO	IP WLS BF H R ER SO	IP WLS BF H R ER SO	IP WLS BF H R ER SO	IP WLS BF H R ER SO	IP WLS BF H R ER SO	IP WLS BF H R ER SO	ERA WHIP	ERA WHIP		
31 Ian Kennedy, R (1.1) ERA: 3.87	6.0	22	2	2	2	1	2	0	0	0	0	0	0	0	0	0	0.00	0.833		
55 Blaine Boyer, R (7.1) ERA: 4.33	0.2	6	2	2	2	1	2	0	0	0	0	0	0	0	0	0	27.00	6.000		
22 Aaron Heilman, R (7.1) ERA: 4.27	1.1	6	1	0	0	1	0	1	0	0	0	0	0	0	0	0	0.00	0.750		
38 Sam Demel, R (9.1) ERA: 5.46	0.2	4	1	2	0	1	0	0	0	0	0	0	0	0	0	0	0.00	1.500		

Arizona Diamondbacks @ Colorado Rockies
Coors Field, Denver, CO
Sun Sep 12 2010, 1:11 PM - 4:17 PM MDT
Att: 41,504 - Partly Cloudy - 80 F

livebaseballscorecards.com

Batter	1	2	3	4	5	6	7	8	9	AB	R	H	RBI	BB	SO	LOB	TOP																		
28 Aaron Cunningham, R OBP: 0.366, SLG: 0.485										5	2	3	0	0	1	1																			
22 David Eckstein, R OBP: 0.320, SLG: 0.333										5	1	2	2	0	1	2																			
10 Miguel Tejada, R OBP: 0.311, SLG: 0.381										5	1	2	1	0	1	1																			
23 Adrián González, L OBP: 0.394, SLG: 0.511										3	0	0	0	2	0	3																			
47 Ryan Ludwick, R OBP: 0.336, SLG: 0.441										5	0	3	1	0	1	2																			
18 Tony Gwynn Jr., L OBP: 0.313, SLG: 0.299										0	0	0	0	0	0	0																			
7 Chase Headley, S OBP: 0.322, SLG: 0.379										5	0	1	0	0	1	7																			
4 Nick Hundley, R OBP: 0.314, SLG: 0.422										4	0	1	1	0	2	3																			
25 Will Venable, L OBP: 0.312, SLG: 0.396										4	1	1	0	1	1	1																			
27 Jon Garland, R OBP: 0.293, SLG: 0.250										2	1	2	0	1	0	0																			
16 Matt Stairs, L OBP: 0.305, SLG: 0.429										1	1	1	2	0	0	0																			
37 Mike Adams, R OBP: 0.313, SLG: 0.299										0	0	0	0	0	0	0																			
54 Joe Thatcher, L OBP: 0.313, SLG: 0.299										0	0	0	0	0	0	0																			
21 Heath Bell, R OBP: 0.313, SLG: 0.299										1	0	0	0	0	0	3																			
Inning Stats	R: 2 E: 1 K: 1 S: 13	H: 4 LOB: 2 BB: 0 P: 17	R: 0 E: 0 K: 0 S: 7	H: 1 LOB: 1 BB: 1 P: 12	R: 0 E: 0 K: 0 S: 6	H: 1 LOB: 1 BB: 1 P: 12	R: 2 E: 0 K: 2 S: 12	H: 4 LOB: 1 BB: 0 P: 18	R: 0 E: 0 K: 0 S: 9	H: 0 LOB: 0 BB: 0 P: 14	R: 0 E: 0 K: 1 S: 8	H: 1 LOB: 2 BB: 0 P: 11	R: 0 E: 1 K: 0 S: 14	H: 1 LOB: 2 BB: 0 P: 21	R: 2 E: 0 K: 3 S: 14	H: 2 LOB: 0 BB: 0 P: 19	R: 1 E: 0 K: 1 S: 16	H: 2 LOB: 3 BB: 2 P: 33	1B: 11 2B: 4 3B: 0 HR: 1	SF: 1 DP: 3 HBP: 0	WP: 0 PB: 0 SB: 0 CS: 0	PA: 45													
PITCHER	IP WLS BF H R ER SO BB IBB HBP BLK WP HR S P ERA WHIP	4.0 L 21 10 4 4 3 2 0 0 0 0 0 0 38 59 9.00 3.000	2.1 9 1 0 0 1 0 0 0 0 0 0 20 30 0.00 0.429	0.1 1 0 0 0 0 0 0 0 0 0 0 2 3 0.00 0.000	0.1 2 1 0 0 0 0 0 0 0 0 0 9 13 0.00 3.000	1.0 5 2 2 2 3 0 0 0 0 0 1 14 19 18.00 2.000	PITCHER		IP WLS BF H R ER SO BB IBB HBP BLK WP HR S P ERA WHIP	1.0 7 2 1 1 1 0 0 0 0 0 0 20 30 0.00 0.429																									
46 Jason Hammel, R ERA: 4.45																		61 Edgmer Escalona, R (9, 1) ERA: 4.5																	

San Diego Padres @ Colorado Rockies
Coors Field, Denver, CO
Tue Sep 14 2010, 6:41 PM - 9:45 PM MDT
Att: 40,532 - Partly Cloudy - 85 F

AB 40
R 7
H 16
RBI 7
BB 4
SO 8
LOB 23



Batter	1	2	3	4	5	6	7	8	9	AB	R	H	RBI	BB	SO	LOB	BOTTOM																		
1 Eric Young Jr., S OBP: 0.333, SLG: 0.313										5	1	0	0	0	1	3																			
24 Dexter Fowler, S OBP: 0.348, SLG: 0.396										4	1	2	0	0	2	0																			
5 Carlos González, L OBP: 0.377, SLG: 0.612										4	1	3	3	0	0	0																			
2 Troy Tulowitzki, R OBP: 0.387, SLG: 0.559										4	0	1	0	0	0	3																			
17 Todd Helton, L OBP: 0.355, SLG: 0.357										3	1	1	1	0	0	0																			
6 Melvin Mora, R OBP: 0.357, SLG: 0.391										4	1	1	1	0	1	1																			
7 Seth Smith, L OBP: 0.314, SLG: 0.482										4	0	0	0	0	1	1																			
21 Miguel Olivo, R OBP: 0.319, SLG: 0.454										3	0	0	0	0	0	0																			
15 Jay Payton, R OBP: 0.400, SLG: 0.600										1	0	1	1	0	0	0																			
46 Jason Hammel, R ERA: 4.45																		61 Edgmer Escalona, R (9, 1) ERA: 4.5																	
53 Manny Delcarmen, R ERA: 4.99																		61 Edgmer Escalona, R (9, 1) ERA: 4.5																	
51 Matt Reynolds, L ERA: 2.19																		61 Edgmer Escalona, R (9, 1) ERA: 4.5																	
34 Matt Belisle, R ERA: 2.64																		61 Edgmer Escalona, R (9, 1) ERA: 4.5																	
63 Rafael Betancourt, R ERA: 4.99																		61 Edgmer Escalona, R (9, 1) ERA: 4.5																	
Inning Stats	R: 0 E: 0 K: 1 S: 8	H: 0 LOB: 0 BB: 0 P: 16	R: 0 E: 0 K: 1 S: 8	H: 0 LOB: 0 BB: 0 P: 13	R: 0 E: 0 K: 1 S: 8	H: 0 LOB: 0 BB: 0 P: 11	R: 3 E: 2 K: 0 S: 12	H: 3 LOB: 0 BB: 0 P: 13	R: 0 E: 0 K: 1 S: 8	H: 0 LOB: 0 BB: 0 P: 9	R: 0 E: 0 K: 2 S: 9	H: 1 LOB: 1 BB: 0 P: 11	R: 0 E: 0 K: 0 S: 9	H: 0 LOB: 0 BB: 0 P: 13	R: 1 E: 0 K: 0 S: 11	H: 3 LOB: 2 BB: 0 P: 16	R: 2 E: 0 K: 0 S: 13	H: 3 LOB: 2 BB: 1 P: 23	1B: 7 2B: 3 3B: 0 HR: 0	SF: 1 DP: 2 HBP: 0	WP: 0 PB: 0 SB: 0 CS: 0	PA: 37													
PITCHER	IP WLS BF H R ER SO BB IBB HBP BLK WP HR S P ERA WHIP	7.0 W 25 4 3 2 6 0 0 0 0 0 0 6 8 2.57 0.571	0.2 H 4 2 1 1 0 0 0 0 0 0 0 0 6 8 13.50 3.000	0.0 1 1 0 0 0 0 0 0 0 0 0 4 6 ∞ ∞	1.1 S 7 3 2 2 0 1 0 0 0 0 0 0 14 25 13.50 3.000	PITCHER		IP WLS BF H R ER SO BB IBB HBP BLK WP HR S P ERA WHIP	1.0 7 2 1 1 1 0 0 0 0 0 0 20 30 0.00 0.429																										

San Diego Padres @ Colorado Rockies
Coors Field, Denver, CO
Tue Sep 14 2010, 6:41 PM - 9:45 PM MDT
Att: 40,532 - Partly Cloudy - 85 F

AB 35
R 6
H 10
RBI 6
BB 1
SO 6
LOB 8



Batter	1	2	3	4	5	6	7	8	9	AB	R	H	RBI	BB	SO	LOB	TOP										
1 Eric Young Jr, S OBP: 0.335, SLG: 0.312 12 Clint Barnes, R OBP: 0.303, SLG: 0.348	E6		K	FC6-4			FC5-4			3	1	0	0	1	1	2	Colorado Rockies @ Los Angeles Dodgers Dodger Stadium, Los Angeles, CA Fri Sep 17 2010, 7:12 PM - 10:37 PM PDT Att: 38,449 - Clear - 66 F livebaseballscorecards.com										
24 Dexter Fowler, S OBP: 0.389, SLG: 0.579	L8		K		G4-3		G4-3	G4-3		5	0	0	0	0	1	3											
5 Carlos González, L OBP: 0.380, SLG: 0.610	F9				F9					3	2	1	0	2	0	1											
2 Troy Tulowitzki, R OBP: 0.389, SLG: 0.579	HR				F8					4	2	1	2	1	0	2											
17 Todd Helton, L OBP: 0.360, SLG: 0.363	P3									5	1	4	1	0	0	0											
6 Melvin Mora, R OBP: 0.359, SLG: 0.392	K									4	1	2	2	0	1	2											
7 Seth Smith, L OBP: 0.317, SLG: 0.482 15 Jay Payton, R OBP: 0.500, SLG: 0.700	K									2	0	1	1	1	0	0											
63 Rafael Betancourt, R 16 Huston Street, R	K									0	0	0	0	0	0	0											
21 Miguel Olivo, R OBP: 0.318, SLG: 0.448	G5-3									4	0	1	1	0	1	2											
38 Ubaldo Jiménez, R OBP: 0.135, SLG: 0.111 51 Matt Reynolds, L 34 Matt Belisle, R OBP: 0.400, SLG: 0.500 19 Ryan Spilborghs, R (8, PH) OBP: 0.368, SLG: 0.467	K		K	K						3	0	0	0	0	2	4											
Inning Stats	R: 2 E: 1 K: 0 S: 11	H: 1 LOB: 0 BB: 0 P: 16	R: 0 E: 0 K: 2 S: 9	H: 0 LOB: 0 BB: 0 P: 12	R: 0 E: 0 K: 3 S: 9	H: 0 LOB: 0 BB: 0 P: 13	R: 3 E: 0 K: 1 S: 19	H: 5 LOB: 2 BB: 0 P: 25	R: 0 E: 0 K: 1 S: 8	H: 1 LOB: 2 BB: 1 P: 16	R: 2 E: 0 K: 0 S: 13	H: 2 LOB: 3 BB: 3 P: 29	R: 0 E: 0 K: 0 S: 12	H: 1 LOB: 1 BB: 0 P: 18	R: 0 E: 0 K: 0 S: 8	H: 1 LOB: 1 BB: 1 P: 14	1B: 10 2B: 0 3B: 0 HR: 1	SF: 0 DP: 1 HBP: 0	WP: 0 PA: 42 PB: 0 SB: 1 CS: 1								
PITCHER	IP	WLS	BF	H	R	ER	SO	BB	IBB	HBP	BLK	WP	HR	S	P	ERA	WHIP										
18 Hiroki Kuroda, R ERA: 3.36	6.0	L	27	7	5	3	7	0	1	0	0	0	1	64	93	4.50	1.167										
51 Jonathan Broxton, R ERA: 3.92	0.2		6	2	2	2	0	2	1	0	0	0	0	10	25	27.00	6.000										
52 George Sherrill, L ERA: 5.95	0.1		1	0	0	0	0	0	0	0	0	0	0	3	4	0.00	0.000										
54 Ronald Belisario, R ERA: 5.19	1.0		4	1	0	0	0	0	0	0	0	0	0	12	18	0.00	1.000										
38 Ramon Troncoso, R ERA: 4.68	1.0		4	1	0	0	0	1	0	0	0	0	0	8	14	0.00	2.000										
Batter	1	2	3	4	5	6	7	8	9	AB	R	H	RBI	BB	SO	LOB	BOTTOM										
15 Rafael Furcal, S OBP: 0.366, SLG: 0.455	K	G6-3		G4-3		L6		K		5	0	0	0	0	2	4	Colorado Rockies @ Los Angeles Dodgers Dodger Stadium, Los Angeles, CA Fri Sep 17 2010, 7:12 PM - 10:37 PM PDT Att: 38,449 - Clear - 66 F livebaseballscorecards.com										
13 Ryan Theriot, R OBP: 0.321, SLG: 0.320	G4-3	G6-3					G5-3		G4-3	4	1	0	0	0	0	2											
16 Andre Ethier, L OBP: 0.360, SLG: 0.497										1	1	1	0	4	0	0											
7 James Loney, L OBP: 0.334, SLG: 0.407	K			F8		G1				5	0	1	0	0	2	5											
31 Jay Gibbons, L OBP: 0.373, SLG: 0.600										5	1	3	1	0	1	2											
23 Casey Blake, R OBP: 0.323, SLG: 0.406 49 Trent Oeltgen, L (8, FR) OBP: 0.286, SLG: 0.167	G6-3			G3		K				5	0	1	1	0	2	5											
27 Matt Kemp, R OBP: 0.309, SLG: 0.432										5	2	2	1	0	2	5											
17 A.J. Ellis, R OBP: 0.311, SLG: 0.288										4	0	3	2	0	0	0											
18 Hiroki Kuroda, R ERA: 3.36 75 Russell Mitchell, R OBP: 0.000, SLG: 0.000 51 Jonathan Broxton, R ERA: 3.92 52 George Sherrill, L ERA: 5.95 54 Ronald Belisario, R ERA: 5.19 5 Reed Johnson, R OBP: 0.269, SLG: 0.371 38 Ramon Troncoso, R ERA: 4.68	E2									2	0	0	0	0	0	2											
Inning Stats	R: 0 E: 0 K: 2 S: 10	H: 3 LOB: 2 BB: 0 P: 20	R: 2 E: 1 K: 0 S: 12	H: 3 LOB: 0 BB: 0 P: 20	R: 0 E: 0 K: 1 S: 8	H: 0 LOB: 1 BB: 1 P: 15	R: 1 E: 0 K: 0 S: 14	H: 2 LOB: 1 BB: 0 P: 17	R: 1 E: 0 K: 1 S: 9	H: 0 LOB: 1 BB: 1 P: 18	R: 0 E: 0 K: 2 S: 9	H: 1 LOB: 3 BB: 0 P: 13	R: 0 E: 0 K: 1 S: 15	H: 2 LOB: 3 BB: 1 P: 24	R: 0 E: 0 K: 1 S: 6	H: 0 LOB: 0 BB: 0 P: 11		R: 1 E: 0 K: 2 S: 20	H: 3 LOB: 2 BB: 0 P: 26	1B: 8 2B: 3 3B: 1 HR: 0	SF: 0 DP: 1 HBP: 1	WP: 1 PA: 43 PB: 0 SB: 1 CS: 1					
PITCHER	IP	WLS	BF	H	R	ER	SO	BB	IBB	HBP	BLK	WP	HR	S	P	ERA	WHIP										
38 Ubaldo Jiménez, R ERA: 2.84	6.1	W	29	6	4	4	6	3	0	1	0	0	0	63	104	5.68	1.421										
51 Matt Reynolds, L ERA: 2.19	0.0		3	2	0	0	0	1	0	0	0	0	0	6	11	-	-										
34 Matt Belisle, R ERA: 2.65	0.2	H	2	0	0	0	1	0	0	0	0	0	0	8	12	0.00	0.000										
63 Rafael Betancourt, R ERA: 3.97	1.0	H	3	0	0	0	1	0	0	0	0	0	0	6	11	0.00	0.000										
16 Huston Street, R ERA: 3.61	1.0	S	6	3	1	1	2	0	0	0	0	0	0	20	26	9.00	3.000										

Batter	1	2	3	4	5	6	7	8	9	10	11	AB	R	H	RBI	BB	SO	LOB	TOP					
24 Dexter Fowler, S OBP: 0.349, SLG: 0.394												5	2	3	0	1	1	0						
18 Jonathan Herrera, S 53 Manny Delcarmen, R												4	2	2	1	2	1	1	0	0	0	0	0	0
5 Carlos González, L												5	0	1	1	1	1	1	6					
2 Troy Tulowitzki, R												4	1	0	1	1	3	3						
6 Melvin Mora, R												4	0	0	0	1	1	5						
23 Jason Giambi, L												3	0	1	3	0	0	2						
17 Todd Helton, L												2	0	0	0	0	2	0						
19 Ryan Spilborghs, R												4	0	0	0	1	1	1						
39 Paul Phillips, R												4	0	0	0	0	0	0						
1 Eric Young Jr., S												1	0	0	0	0	0	0						
21 Miguel Olivo, R												0	0	0	0	0	0	0						
46 Jason Hammel, R												2	1	0	0	0	0	1						
46 Hans Wagner, R												0	0	0	0	0	0	0						
91 Matt Reynolds, L												0	0	0	0	0	0	0						
83 Rafael Betancourt, R												0	0	0	0	0	0	0						
15 New James, R																								

Batter	1	2	3	4	5	6	7	8	9	AB	R	H	RBI	BB	SO	LOB	TOP							
24 Dexter Fowler, S OBP: 0.346, SLG: 0.390										4	0	0	0	0	1	1								
18 Jonathan Herrera, S OBP: 0.359, SLG: 0.359										4	0	1	0	0	1	1								
5 Carlos González, L OBP: 0.361, SLG: 0.604										4	0	1	0	0	2	2								
2 Troy Tulowitzki, R OBP: 0.390, SLG: 0.588										3	0	1	0	0	1	1								
6 Melvin Mora, R OBP: 0.359, SLG: 0.399										4	0	0	0	0	2	3								
17 Todd Helton, L OBP: 0.358, SLG: 0.355										4	0	0	0	0	1	1								
15 Jay Payton, R OBP: 0.357, SLG: 0.500										3	0	0	0	0	1	0								
21 Miguel Olivo, R OBP: 0.322, SLG: 0.455										3	1	2	0	0	0	0								
29 Jorge De La Rosa, L OBP: 0.184, SLG: 0.237										2	0	0	0	0	0	1								
19 Ryan Spilborghs, R OBP: 0.355, SLG: 0.459										1	0	1	1	0	0	0								
51 Matt Reynolds, L OBP: 0.355, SLG: 0.459										0	0	0	0	0	0	0								
Inning Stats	R: 0 E: 0 K: 1 S: 9	H: 0 LOB: 0 BB: 0 P: 13	R: 0 E: 0 K: 1 S: 7	H: 1 LOB: 0 BB: 0 P: 10	R: 0 E: 0 K: 0 S: 7	H: 0 LOB: 0 BB: 0 P: 11	R: 0 E: 0 K: 0 S: 9	H: 1 LOB: 2 BB: 0 P: 19	R: 0 E: 0 K: 1 S: 10	H: 1 LOB: 1 BB: 0 P: 14	R: 0 E: 0 K: 1 S: 10	H: 1 LOB: 1 BB: 0 P: 16	R: 0 E: 0 K: 0 S: 5	H: 0 LOB: 0 BB: 0 P: 7	R: 1 E: 0 K: 2 S: 17	H: 2 LOB: 1 BB: 0 P: 23	R: 0 E: 0 K: 2 S: 11	H: 0 LOB: 0 BB: 0 P: 17	1B: 4 2B: 2 3B: 0 HR: 0	SF: 0 SAC: 0 DP: 1 HBP: 1	WP: 0 PB: 0 SB: 0 CS: 0	PA: 33		
PITCHER	IP WLS BF H R ER SO BB IBB HBP BLK WP HR S P ERA WHIP	8.0 W 30 6 1 1 7 0 0 1 0 0 0 74 113 1.12 0.750	1.0 S 3 0 0 0 2 0 0 0 0 0 0 11 17 0.00 0.000																					

Colorado Rockies @ Arizona Diamondbacks
Chase Field, Phoenix, AZ
Tue Sep 21 2010, 6:41 PM - 9:14 PM MST
Att: 37,461 - Roof Closed - 79 F

AB 32
R 1
H 6
RBI 1
BB 0
SO 9
LOB 10

Batter	1	2	3	4	5	6	7	8	9	AB	R	H	RBI	BB	SO	LOB	BOTTOM	
6 Stephen Drew, L OBP: 0.345, SLG: 0.443										4	1	2	0	0	1	0		
14 Ryan Roberts, R OBP: 0.236, SLG: 0.385										4	1	2	1	0	1	1		
8 Gerardo Parra, L OBP: 0.306, SLG: 0.371										4	1	1	2	0	0	2		
2 Kelly Johnson, L OBP: 0.361, SLG: 0.484										3	0	0	0	0	0	3		
24 Chris Young, R OBP: 0.339, SLG: 0.454										3	0	0	0	0	2	2		
25 Adam LaRoche, L OBP: 0.321, SLG: 0.460										2	0	0	0	1	0			
27 Mark Reynolds, R OBP: 0.323, SLG: 0.446										2	0	0	0	1	1	0		
26 Miguel Montero, L OBP: 0.339, SLG: 0.440										3	0	0	0	0	1	1		
5 Cole Gillespie, R OBP: 0.253, SLG: 0.337										3	0	1	0	0	0	0		
34 Joe Saunders, L OBP: 0.136, SLG: 0.095										3	0	0	0	0	0	1		
58 Juan Gutierrez, R ERA: 1.93										0	0	0	0	0	0	0		
Inning Stats	R: 0 E: 0 K: 0 S: 11	H: 1 LOB: 1 BB: 0 P: 18	R: 0 E: 0 K: 1 S: 9	H: 0 LOB: 0 BB: 1 P: 17	R: 3 E: 0 K: 0 S: 14	H: 3 LOB: 0 BB: 0 P: 23	R: 0 E: 0 K: 0 S: 7	H: 0 LOB: 0 BB: 0 P: 13	R: 0 E: 1 K: 1 S: 8	H: 1 LOB: 2 BB: 0 P: 14	R: 0 E: 0 K: 2 S: 13	H: 1 LOB: 1 BB: 0 P: 20	R: 0 E: 0 K: 1 S: 8	H: 0 LOB: 0 BB: 0 P: 12	1B: 2 2B: 3 3B: 0 HR: 1	SF: 0 SAC: 0 DP: 1 HBP: 0	WP: 0 PB: 0 SB: 1 CS: 0	PA: 30
PITCHER	IP WLS BF H R ER SO BB IBB HBP BLK WP HR S P ERA WHIP	7.0 L 27 6 3 3 3 1 0 0 0 0 0 8 12 0.00 0.000	1.0 S 3 0 0 0 1 0 0 0 0 0 0 8 12 0.00 0.000															

Colorado Rockies @ Arizona Diamondbacks
Chase Field, Phoenix, AZ
Tue Sep 21 2010, 6:41 PM - 9:14 PM MST
Att: 37,461 - Roof Closed - 79 F

AB 29
R 3
H 6
RBI 3
BB 1
SO 6
LOB 10

Batter	1	2	3	4	5	6	7	8	9	AB	R	H	RBI	BB	SO	LOB	TOP
18 Jonathan Herrera, S OBP: 0.353, SLG: 0.350	G4-3		K		E6		L8		FC4-6	5	1	1	0	0	1	5	
19 Ryan Spillborghs, R OBP: 0.366, SLG: 0.455	P4				SF9					2	2	1	2	2	0	0	
5 Carlos González, L OBP: 0.383, SLG: 0.610	K		G4-3		G4-6-3					5	1	2	6	0	1	2	
2 Troy Tulowitzki, R OBP: 0.385, SLG: 0.578	K		G4-3		G4-3		G4-3		G5-3	5	0	1	1	0	1	1	
23 Jason Giambi, L OBP: 0.384, SLG: 0.406		G5-3			G1-3					4	0	0	0	1	1	1	
24 Dexter Fowler, S OBP: 0.343, SLG: 0.386							K			0	0	0	0	0	0	0	
6 Melvin Mora, R OBP: 0.381, SLG: 0.408							F8-4-3			5	0	2	0	0	2	3	
7 Seth Smith, L OBP: 0.319, SLG: 0.476										2	1	0	0	2	0	1	
20 Chris Iannetta, R OBP: 0.328, SLG: 0.421					P4					2	2	0	0	2	0	3	
26 Jeff Francis, L ERA: 3.76										0	0	0	0	0	0	0	
56 Franklin Morales, L ERA: 6.67										0	0	0	0	0	0	0	
15 Jay Zujewski, R ERA: 5.19										0	0	0	0	0	0	0	
49 Carlos Rosa, R ERA: 4.79										0	0	0	0	0	0	0	
32 Esmerling Vasquez, R ERA: 4.47										0	0	0	0	0	0	0	
55 Blaine Boyer, R ERA: 4.47										0	0	0	0	0	0	0	
31 Ian Kennedy, R ERA: 4.71	IP: 4.0, WLS: 17, BF: 3, H: 1, R: 1, ER: 1, SO: 3, BB: 2, IBB: 0, HBP: 0, BLK: 0, WP: 0, HR: 0, S: 51, P: 84, ERA: 2.25, WHIP: 1.250																
77 D.J. Carrasco, R ERA: 3.77	IP: 1.0, WLS: 4, BF: 2, H: 1, R: 0, ER: 0, SO: 0, BB: 0, IBB: 0, HBP: 0, BLK: 0, WP: 0, HR: 0, S: 8, P: 14, ERA: 0.00, WHIP: 2.000																
49 Carlos Rosa, R ERA: 4.79	IP: 1.0, WLS: 3, BF: 1, H: 0, R: 0, ER: 0, SO: 0, BB: 0, IBB: 0, HBP: 0, BLK: 0, WP: 0, HR: 0, S: 12, P: 20, ERA: 0.00, WHIP: 1.000																
32 Esmerling Vasquez, R ERA: 4.79	IP: 0.2, WLS: 5, BF: 0, H: 3, R: 3, ER: 3, SO: 3, BB: 0, IBB: 0, HBP: 0, BLK: 0, WP: 1, HR: 0, S: 12, P: 30, ERA: 40.50, WHIP: 4.500																
55 Blaine Boyer, R ERA: 4.47	IP: 0.1, WLS: 2, BF: 1, H: 1, R: 1, ER: 1, SO: 0, BB: 0, IBB: 0, HBP: 0, BLK: 0, WP: 0, HR: 1, S: 5, P: 8, ERA: 27.00, WHIP: 3.000																
22 Aaron Heilman, R ERA: 4.7	IP: 1.0, WLS: 5, BF: 0, H: 2, R: 2, ER: 2, SO: 1, BB: 2, IBB: 0, HBP: 0, BLK: 0, WP: 0, HR: 0, S: 14, P: 20, ERA: 18.00, WHIP: 2.000																
56 Juan Gutierrez, R ERA: 5.3	IP: 1.0, WLS: 6, BF: 1, H: 1, R: 1, ER: 1, SO: 2, BB: 0, IBB: 0, HBP: 0, BLK: 0, WP: 0, HR: 0, S: 16, P: 33, ERA: 9.00, WHIP: 3.000																

Colorado Rockies @ Arizona Diamondbacks
Chase Field, Phoenix, AZ
Thu Sep 23 2010, 6:42 PM - 10:29 PM MST
Att: 30,090 - Clear - 92 F

AB	31
R	9
H	8
RBI	9
BB	9
SO	6
LOB	16



Batter	1	2	3	4	5	6	7	8	9	AB	R	H	RBI	BB	SO	LOB	BOTTOM
6 Stephen Drew, L OBP: 0.349, SLG: 0.458	K	K								5	1	3	4	0	2	2	
14 Ryan Roberts, R OBP: 0.230, SLG: 0.362	G6-3									5	1	1	0	0	1	3	
22 Aaron Heilman, R ERA: 4.7										0	0	0	0	0	0	0	
26 Miguel Montero, L OBP: 0.334, SLG: 0.424										0	0	0	0	0	0	0	
58 Juan Gutierrez, R ERA: 5.3										0	0	0	0	0	0	0	
2 Kelly Johnson, L OBP: 0.361, SLG: 0.494										5	2	3	2	0	0	2	
24 Chris Young, R OBP: 0.343, SLG: 0.458										3	2	1	1	2	1	1	
25 Adam LaRoche, L OBP: 0.324, SLG: 0.469										5	0	2	1	0	0	3	
27 Mark Reynolds, R OBP: 0.322, SLG: 0.440										3	1	0	0	2	2	1	
28 John Hester, R OBP: 0.295, SLG: 0.353										5	0	0	0	0	2	5	
5 Cole Gillespie, R OBP: 0.272, SLG: 0.352										5	2	3	1	0	1	3	
31 Ian Kennedy, R ERA: 4.71										0	0	0	0	1	0	0	
29 Brandon Allen, L ERA: 5.77										0	0	0	0	0	0	0	
77 D.J. Carrasco, R ERA: 3.77										0	0	0	0	0	0	0	
13 Tony Jones, S ERA: 5.19										0	0	0	0	0	0	0	
49 Carlos Rosa, R ERA: 4.79										0	0	0	0	0	0	0	
32 Esmerling Vasquez, R ERA: 4.79										0	0	0	0	0	0	0	
55 Blaine Boyer, R ERA: 4.47										0	0	0	0	0	0	0	
31 Ian Kennedy, R ERA: 4.71	IP: 3.2, WLS: 20, BF: 6, R: 3, ER: 3, SO: 4, BB: 3, IBB: 0, HBP: 0, BLK: 0, WP: 0, HR: 1, S: 51, P: 81, ERA: 7.36, WHIP: 2.455																
56 Franklin Morales, L ERA: 6.67	IP: 0.1, WLS: 1, BF: 0, H: 0, R: 0, ER: 0, SO: 0, BB: 0, IBB: 0, HBP: 0, BLK: 0, WP: 0, HR: 0, S: 1, P: 1, ERA: 0.00, WHIP: 0.000																
48 Esmil Rogers, R ERA: 5.77	IP: 1.0, WLS: 8, BF: 3, H: 4, R: 4, ER: 4, SO: 2, BB: 0, IBB: 0, HBP: 0, BLK: 0, WP: 0, HR: 19, S: 35, P: 36, ERA: 36.00, WHIP: 5.000																
53 Manny Delcarmen, R ERA: 5.19	IP: 1.0, WLS: 6, BF: 2, H: 1, R: 1, ER: 1, SO: 3, BB: 1, IBB: 0, HBP: 0, BLK: 0, WP: 0, HR: 19, S: 31, P: 30, ERA: 9.00, WHIP: 3.000																
97 Joe Beimel, L ERA: 3.43	IP: 1.0, WLS: 4, BF: 1, H: 1, R: 1, ER: 1, SO: 0, BB: 0, IBB: 0, HBP: 0, BLK: 0, WP: 0, HR: 12, S: 20, P: 20, ERA: 9.00, WHIP: 1.000																
35 Octavio Dotel, R ERA: 4.03	IP: 1.0, WLS: 5, BF: 2, H: 1, R: 1, ER: 1, SO: 1, BB: 0, IBB: 0, HBP: 0, BLK: 0, WP: 0, HR: 1, S: 15, P: 22, ERA: 9.00, WHIP: 2.000																

Colorado Rockies @ Arizona Diamondbacks
Chase Field, Phoenix, AZ
Thu Sep 23 2010, 6:42 PM - 10:29 PM MST
Att: 30,090 - Clear - 92 F

AB	38
R	10
H	14
RBI	9
BB	6
SO	9
LOB	20



Batter	1	2	3	4	5	6	7	8	9	AB	R	H	RBI	BB	SO	LOB	TOP					
14 Mike Fontenot, L (1,5) OBP: 0.331, SLG: 0.381										3	0	0	0	1	1	0	San Francisco Giants @ Colorado Rockies Coors Field, Denver, CO Fri Sep 24 2010, 6:12 PM - 8:31 PM MDT Att. 49,071 - Clear - 80 F					
21 Freddy Sanchez, R (1,4) OBP: 0.343, SLG: 0.383										4	0	0	0	0	1	2						
17 Aubrey Huff, L (1,3) OBP: 0.379, SLG: 0.503										4	0	0	0	0	2	0						
35 Travis Ishikawa, L (9,3) OBP: 0.315, SLG: 0.390										0	0	0	0	0	0	0						
28 Buster Posey, R (1,2) OBP: 0.369, SLG: 0.520										3	1	0	0	1	1	0						
9 Pat Burrell, R (1,7) OBP: 0.351, SLG: 0.468										3	1	1	2	0	1	0						
56 Andres Torres, S (7,8) OBP: 0.345, SLG: 0.475										1	0	0	0	0	0	0						
6 Jose Guillen, R (1,9) OBP: 0.322, SLG: 0.431										3	0	1	0	0	1	0						
38 Brian Wilson, R (9,1)										0	0	0	0	0	0	0						
5 Juan Uribe, R (1,6) OBP: 0.311, SLG: 0.435										2	0	0	0	1	1	1						
13 Cody Ross, R (1,8) OBP: 0.315, SLG: 0.396										3	0	1	0	0	0	1						
55 Tim Lincecum, L (1,1) OBP: 0.147, SLG: 0.108										2	0	0	0	0	2	1						
12 Nate Schierholz, L (9,9) OBP: 0.317, SLG: 0.314										0	0	0	0	0	0	0						
Inning Stats	R: 0 E: 0 K: 3 S: 11	H: 0 LOB: 0 BB: 0 P: 16	R: 0 E: 0 K: 1 S: 9	H: 0 LOB: 0 BB: 0 P: 14	R: 0 E: 0 K: 0 S: 14	H: 0 LOB: 2 BB: 2 P: 26	R: 0 E: 0 K: 2 S: 11	H: 0 LOB: 0 BB: 0 P: 16	R: 0 E: 0 K: 1 S: 8	H: 2 LOB: 1 BB: 0 P: 14	R: 0 E: 0 K: 0 S: 7	H: 0 LOB: 0 BB: 0 P: 12	R: 2 E: 0 K: 1 S: 10	H: 1 LOB: 0 BB: 1 P: 22	R: 0 E: 0 K: 1 S: 6	H: 0 LOB: 0 BB: 0 P: 8	R: 0 E: 0 K: 1 S: 6	H: 0 LOB: 0 BB: 0 P: 7	1B: 2 2B: 1 3B: 0 HR: 1	SF: 0 SAC: 1 DP: 1 HBP: 0	WP: 0 PB: 0 SB: 0 CS: 0	PA: 32
PITCHER	IP WLS BF H R ER SO BB IBB HBP BLK WP HR S P ERA WHIP																					
45 Jhoulys Chacin, R (1,1) ERA: 3.26	7.0 L 26 3 2 2 8 3 0 0 0 0 0 1 70 120 2.57 0.857																					
51 Matt Reynolds, L (8,1) ERA: 1.69	1.1 4 0 0 0 1 0 0 0 0 0 0 0 8 11 0.00 0.000																					
63 Rafael Betancourt, R (9,1) ERA: 3.86	0.2 2 0 0 0 1 0 0 0 0 0 0 0 4 4 0.00 0.000																					

Batter	1	2	3	4	5	6	7	8	9	AB	R	H	RBI	BB	SO	LOB	BOTTOM					
1 Eric Young Jr., S (1,4) OBP: 0.328, SLG: 0.301										4	0	1	1	0	2	0	San Francisco Giants @ Colorado Rockies Coors Field, Denver, CO Fri Sep 24 2010, 6:12 PM - 8:31 PM MDT Att. 49,071 - Clear - 80 F					
24 Dexter Fowler, S (1,8) OBP: 0.341, SLG: 0.383										3	0	0	0	0	1	1						
23 Jason Giambi, L (9,PH) OBP: 0.382, SLG: 0.404										1	0	0	0	0	0	0						
5 Carlos González, L (1,7) OBP: 0.382, SLG: 0.606										3	0	0	0	0	1	0						
2 Troy Tulowitzki, R (1,6) OBP: 0.383, SLG: 0.574										3	0	0	0	0	0	0						
17 Todd Helton, L (1,3) OBP: 0.359, SLG: 0.363										3	0	0	0	0	1	0						
6 Melvin Mora, R (1,5) OBP: 0.360, SLG: 0.407										1	0	0	0	0	1	0						
9 Ian Stewart, L (5,5) OBP: 0.343, SLG: 0.456										2	0	0	0	0	1	0						
7 Seth Smith, L (1,9) OBP: 0.319, SLG: 0.478										3	1	1	0	0	0	0						
21 Miguel Olivo, R (1,2) OBP: 0.317, SLG: 0.447										3	0	0	0	0	2	1						
45 Jhoulys Chacin, R (1,1) ERA: 1.03, SLG: 0.079	IP WLS BF H R ER SO BB IBB HBP BLK WP HR S P ERA WHIP																					
51 Matt Reynolds, L (8,1) ERA: 1.69	1.0 S 3 0 0 0 1 0 0 0 0 0 0 0 7 8 0.00 0.000																					
63 Rafael Betancourt, R (9,1) ERA: 3.86																						
18 Jonathan Herrera, S (9,PH) OBP: 0.351, SLG: 0.348																						
Inning Stats	R: 0 E: 0 K: 1 S: 8	H: 0 LOB: 0 BB: 0 P: 11	R: 0 E: 0 K: 1 S: 9	H: 0 LOB: 0 BB: 0 P: 13	R: 0 E: 0 K: 2 S: 9	H: 0 LOB: 0 BB: 0 P: 13	R: 0 E: 0 K: 1 S: 7	H: 0 LOB: 0 BB: 0 P: 9	R: 0 E: 0 K: 1 S: 9	H: 0 LOB: 0 BB: 0 P: 13	R: 1 E: 0 K: 2 S: 13	H: 2 LOB: 1 BB: 0 P: 18	R: 0 E: 0 K: 1 S: 9	H: 0 LOB: 0 BB: 0 P: 15	R: 0 E: 0 K: 0 S: 10	H: 0 LOB: 0 BB: 0 P: 14	R: 0 E: 0 K: 1 S: 7	H: 0 LOB: 0 BB: 0 P: 8	1B: 1 2B: 1 3B: 0 HR: 0	SF: 0 SAC: 0 DP: 0 HBP: 0	WP: 0 PB: 0 SB: 0 CS: 0	PA: 29
PITCHER	IP WLS BF H R ER SO BB IBB HBP BLK WP HR S P ERA WHIP																					
55 Tim Lincecum, R (1,1) ERA: 3.51	8.0 W 26 2 1 1 9 0 0 0 0 0 0 0 74 106 1.12 0.250																					
38 Brian Wilson, R (9,1) ERA: 1.82	1.0 S 3 0 0 0 1 0 0 0 0 0 0 0 7 8 0.00 0.000																					

Batter	1	2	3	4	5	6	7	8	9	AB	R	H	RBI	BB	SO	LOB	TOP		
13 Cody Ross, R OBP: 0.318, SLG: 0.407										3	2	1	1	2	1	1			
21 Freddy Sanchez, R OBP: 0.345, SLG: 0.403										4	1	2	2	0	1	1			
14 Mike Fontenot, L OBP: 0.332, SLG: 0.382										0	0	0	0	0	0	0			
17 Aubrey Huff, L OBP: 0.383, SLG: 0.513										4	1	2	0	0	1	1			
28 Buster Posey, R OBP: 0.368, SLG: 0.513										3	0	1	0	1	0	2			
9 Pat Burrell, R OBP: 0.349, SLG: 0.463										3	0	0	1	0	2	4			
12 Nate Schierholz, L OBP: 0.314, SLG: 0.371										0	0	0	0	0	0	0			
6 Jose Guillen, R OBP: 0.319, SLG: 0.425										3	0	0	0	1	0	2			
33 Aaron Rowand, R OBP: 0.279, SLG: 0.367										0	0	0	0	0	0	0			
5 Juan Uribe, R OBP: 0.307, SLG: 0.429										4	0	0	0	0	1	3			
48 Pablo Sandoval, S OBP: 0.320, SLG: 0.402										3	0	0	0	1	1	0			
18 Matt Cain, R OBP: 0.106, SLG: 0.108										4	0	0	0	0	3	1			
Inning Stats	R: 2 H: 2 E: 0 K: 1 S: 16	H: 2 LOB: 2 BB: 2 P: 28	R: 0 H: 0 E: 0 K: 1 S: 10	H: 0 LOB: 1 BB: 1 P: 19	R: 1 H: 1 E: 0 K: 0 S: 7	H: 1 LOB: 0 BB: 0 P: 11	R: 0 H: 0 E: 0 K: 1 S: 10	H: 0 LOB: 1 BB: 1 P: 18	R: 0 H: 1 E: 0 K: 0 S: 8	H: 1 LOB: 1 BB: 1 P: 15	R: 1 H: 1 E: 0 K: 3 S: 10	H: 1 LOB: 0 BB: 0 P: 16	R: 0 H: 1 E: 0 K: 1 S: 12	H: 1 LOB: 1 BB: 0 P: 16	R: 0 H: 0 E: 0 K: 2 S: 8	H: 0 LOB: 0 BB: 0 P: 8	1B: 2 2B: 2 3B: 0 HR: 2	SF: 1 SAC: 0 DP: 2 HBP: 0	WP: 0 PA: 37 PB: 0 SB: 0 CS: 0
PITCHER	IP WLS BF H R ER SO BB IBB HBP BLK WP HR S P ERA WHIP																		
29 Jorge De La Rosa, L ERA: 4.24	6.0 L 26 4 3 3 4 4 1 0 0 0 0 1 58 100 4.50 1.333																		
51 Matt Reynolds, L ERA: 2.12	1.0 4 1 1 1 3 0 0 0 0 0 0 1 10 16 9.00 1.000																		
34 Matt Belisle, R ERA: 2.88	1.0 4 1 0 0 1 0 0 0 0 0 0 0 12 16 0.00 1.000																		
63 Rafael Betancourt, R ERA: 3.73	1.0 3 0 0 0 2 0 0 0 0 0 0 0 8 8 0.00 0.000																		

San Francisco Giants @ Colorado Rockies
Coors Field, Denver, CO
Sun Sep 26 2010, 1:11 PM - 3:52 PM MDT
Att: 32,594 - Sunny - 83 F

AB 31
R 4
H 6
RBI 4
BB 5
SO 10
LOB 15

Batter	1	2	3	4	5	6	7	8	9	AB	R	H	RBI	BB	SO	LOB	BOTTOM				
1 Eric Young Jr., S OBP: 0.319, SLG: 0.292										4	0	0	0	0	2	0					
63 Rafael Betancourt, R										0	0	0	0	0	0	0					
18 Jonathan Herrera, S OBP: 0.346, SLG: 0.344										4	0	0	0	0	0	0					
5 Carlos González, L OBP: 0.382, SLG: 0.606										4	0	1	0	0	1	0					
2 Troy Tulowitzki, R OBP: 0.385, SLG: 0.583										4	0	0	0	0	0	1					
23 Jason Giambi, L OBP: 0.378, SLG: 0.398										4	0	0	0	0	2	2					
19 Ryan Spillborghs, R OBP: 0.363, SLG: 0.448										2	0	0	0	1	0	0					
15 Jay Payton, R OBP: 0.435, SLG: 0.652										3	1	1	0	0	1	2					
21 Miguel Olivo, R OBP: 0.314, SLG: 0.444										3	0	0	0	0	2	3					
20 Chris Iannetta, R OBP: 0.330, SLG: 0.420										0	0	0	0	0	0	0					
29 Jorge De La Rosa, L OBP: 0.179, SLG: 0.237										1	0	0	0	0	0	0					
24 Dexter Fowler, S OBP: 0.347, SLG: 0.394										1	0	0	0	0	0	0					
51 Matt Reynolds, L										0	0	0	0	0	0	0					
34 Matt Belisle, R OBP: 0.349, SLG: 0.350										0	0	0	0	0	0	0					
6 Melvin Mora, R OBP: 0.350, SLG: 0.428										1	1	1	2	0	0	0					
Inning Stats	R: 0 H: 0 E: 0 K: 0 S: 7	H: 0 LOB: 0 BB: 0 P: 10	R: 0 H: 0 E: 0 K: 0 S: 4	H: 0 LOB: 0 BB: 0 P: 5	R: 0 H: 0 E: 0 K: 0 S: 6	H: 0 LOB: 0 BB: 0 P: 8	R: 0 H: 0 E: 0 K: 0 S: 8	H: 0 LOB: 0 BB: 0 P: 14	R: 0 H: 0 E: 0 K: 3 S: 16	H: 0 LOB: 2 BB: 1 P: 26	R: 0 H: 0 E: 0 K: 1 S: 11	H: 0 LOB: 0 BB: 0 P: 13	R: 0 H: 0 E: 0 K: 1 S: 8	H: 0 LOB: 0 BB: 0 P: 8	R: 2 H: 2 E: 0 K: 2 S: 12	H: 2 LOB: 0 BB: 0 P: 17	R: 0 H: 1 E: 0 K: 1 S: 8	H: 1 LOB: 1 BB: 0 P: 12	1B: 2 2B: 0 3B: 0 HR: 1	SF: 0 SAC: 0 DP: 0 HBP: 0	WP: 0 PA: 32 PB: 0 SB: 1 CS: 0
PITCHER	IP WLS BF H R ER SO BB IBB HBP BLK WP HR S P ERA WHIP																				
18 Matt Cain, R ERA: 2.95	9.0 W 32 3 2 2 8 1 0 0 0 0 0 1 80 113 2.00 0.444																				

San Francisco Giants @ Colorado Rockies
Coors Field, Denver, CO
Sun Sep 26 2010, 1:11 PM - 3:52 PM MDT
Att: 32,594 - Sunny - 83 F

AB 31
R 2
H 3
RBI 2
BB 1
SO 8
LOB 8

Batter	1	2	3	4	5	6	7	8	9	AB	R	H	RBI	BB	SO	LOB	TOP					
15 Rafael Furcal, S OBP: 0.367, SLG: 0.461	G6-3		13 E	FC4-6 16 BB		F9		16 SF9		5	2	2	2	0	0	2						
13 Ryan Theriot, R OBP: 0.321, SLG: 0.315	F7		E5							4	1	2	0	1	0	0						
74 Kenley Jansen, S OBP: 1.000, SLG: 1.000				16 BB						0	0	0	0	0	0	0						
16 Andre Ethier, L OBP: 0.357, SLG: 0.490			F7					SF9		3	0	1	1	1	1	3						
27 Matt Kemp, R OBP: 0.308, SLG: 0.434										5	1	2	2	0	2	5						
23 Casey Blake, R OBP: 0.321, SLG: 0.412	P3									5	2	2	2	0	1	2						
7 James Loney, L OBP: 0.282, SLG: 0.399			G4-3	G6-3						5	1	1	1	0	1	0						
5 Reed Johnson, R OBP: 0.288, SLG: 0.363			L4							4	0	0	0	0	2	0						
54 Ronald Belisario, R										0	0	0	0	0	0	0						
52 George Sherrill, L										0	0	0	0	0	0	0						
51 Jonathan Broxton, R										1	0	1	0	0	0	0						
14 Jamey Carroll, R OBP: 0.380, SLG: 0.342										1	0	1	0	0	0	0						
17 AJ Ellis, R OBP: 0.371, SLG: 0.337			G1-3							3	0	2	0	0	0	0						
60 Chin-Lung Hu, R OBP: 0.231, SLG: 0.167										0	1	0	0	0	0	0						
28 Rod Barajas, R OBP: 0.282, SLG: 0.447										1	0	0	0	0	1	1						
18 Hiroki Kuroda, R OBP: 0.070, SLG: 0.036										2	1	1	0	0	1	1						
49 Trent Oeljen, L OBP: 0.286, SLG: 0.400										2	0	0	0	0	1	2						
Inning Stats	R: 0 E: 0 K: 0 S: 12	H: 2 LOB: 2 BB: 0 P: 18	R: 0 E: 0 K: 0 S: 10	H: 0 LOB: 0 BB: 0 P: 16	R: 5 E: 1 K: 1 S: 20	H: 4 LOB: 0 BB: 0 P: 27	R: 0 E: 0 K: 1 S: 15	H: 2 LOB: 3 BB: 0 P: 23	R: 0 E: 0 K: 2 S: 9	H: 0 LOB: 0 BB: 0 P: 11	R: 0 E: 0 K: 1 S: 7	H: 0 LOB: 2 BB: 1 P: 16	R: 1 E: 0 K: 2 S: 15	H: 1 LOB: 0 BB: 0 P: 18	R: 2 E: 0 K: 1 S: 16	H: 3 LOB: 2 BB: 0 P: 25	R: 1 E: 0 K: 2 S: 12	H: 2 LOB: 0 BB: 0 P: 14	1B: 7 2B: 1 3B: 2 HR: 4	SF: 1 SAC: 1 DP: 0 HBP: 1	WP: 0 PB: 0 SB: 2 CS: 0	PA: 45
PITCHER	IP WLS BF H R ER SO BB IBB HBP BLK WP HR S P ERA WHIP																					
26 Jeff Francis, L ERA: 4.93	3.0	16	6	5	4	1	0	0	0	0	0	0	2	42	61	12.00	2.000					
48 Esmil Rogers, R ERA: 6.22	4.0	18	3	1	1	6	2	0	1	0	0	1	46	68	2.25	1.250						
35 Octavio Dotel, R ERA: 4.21	0.1	L	4	3	2	2	0	0	0	0	0	0	11	18	54.00	9.000						
51 Matt Reynolds, L ERA: 2.0	0.2		2	0	0	0	1	0	0	0	0	0	5	7	0.00	0.000						
16 Huston Street, R ERA: 3.61	1.0		5	2	1	1	2	0	0	0	0	1	12	14	9.00	2.000						

Los Angeles Dodgers @ Colorado Rockies
Coors Field, Denver, CO
Tue Sep 28 2010, 6:40 PM - 9:58 PM MDT
Att: 34,430 - Clear - 89 F

AB	40
R	9
H	14
RBI	8
BB	2
SO	10
LOB	16



Batter	1	2	3	4	5	6	7	8	9	AB	R	H	RBI	BB	SO	LOB	BOTTOM					
24 Dexter Fowler, S OBP: 0.345, SLG: 0.397	G4-3		5 1B							5	2	3	2	0	0	0						
10 Chris Nelson, R OBP: 0.353, SLG: 0.412										5	1	1	0	0	1	2						
5 Carlos González, L OBP: 0.361, SLG: 0.607										5	0	2	2	0	1	1						
2 Troy Tulowitzki, R OBP: 0.378, SLG: 0.571										5	0	0	0	0	1	3						
6 Melvin Mora, R OBP: 0.364, SLG: 0.429										4	2	2	0	0	1	1						
17 Todd Helton, L OBP: 0.365, SLG: 0.375										4	1	2	2	0	1	0						
7 Seth Smith, L OBP: 0.319, SLG: 0.474										3	0	0	0	1	1	0						
20 Chris Iannetta, R OBP: 0.327, SLG: 0.406										2	1	0	1	2	1	0						
26 Jeff Francis, L ERA: 4.93										0	0	0	0	0	0	0						
8 Michael McKenry, R ERA: 3.98										1	0	0	0	0	0	0						
48 Esmil Rogers, R ERA: 6.22										1	0	0	0	0	1	0						
15 Jay Payton, R ERA: 7.0										1	0	0	0	0	0	0						
35 Octavio Dotel, R ERA: 4.21										0	0	0	0	0	0	0						
51 Matt Reynolds, L ERA: 2.0										0	0	0	0	0	0	0						
19 Ryan Spilborghs, R ERA: 4.04										1	0	0	0	0	0	0						
16 Huston Street, R ERA: 3.61										0	0	0	0	0	0	0						
Inning Stats	R: 1 E: 0 K: 0 S: 12	H: 2 LOB: 1 BB: 0 P: 17	R: 0 E: 0 K: 3 S: 10	H: 0 LOB: 0 BB: 0 P: 13	R: 1 E: 0 K: 1 S: 13	H: 2 LOB: 1 BB: 0 P: 21	R: 0 E: 0 K: 1 S: 9	H: 0 LOB: 0 BB: 0 P: 13	R: 0 E: 0 K: 1 S: 8	H: 0 LOB: 0 BB: 0 P: 15	R: 0 E: 0 K: 0 S: 7	H: 0 LOB: 0 BB: 0 P: 10	R: 4 E: 0 K: 0 S: 11	H: 3 LOB: 0 BB: 1 P: 21	R: 1 E: 0 K: 2 S: 14	H: 2 LOB: 3 BB: 2 P: 28	R: 0 E: 0 K: 1 S: 15	H: 1 LOB: 1 BB: 0 P: 22	1B: 6 2B: 1 3B: 1 HR: 2	SF: 0 SAC: 0 DP: 0 HBP: 0	WP: 1 PB: 0 SB: 0 CS: 0	PA: 40
PITCHER	IP WLS BF H R ER SO BB IBB HBP BLK WP HR S P ERA WHIP																					
18 Hiroki Kuroda, R ERA: 3.98	6.1	26	6	5	5	6	1	0	0	0	0	1	4	6	13.50	1.500						
54 Ronald Belisario, R ERA: 5.06	0.2	W	3	1	1	1	0	0	0	0	0	0	4	6	0.00	0.000						
52 George Sherrill, L ERA: 7.0	0.1	H	1	0	0	0	1	0	0	0	0	0	4	8	0.00	6.000						
51 Jonathan Broxton, R ERA: 4.04	0.1	H	3	2	0	0	0	0	0	0	0	0	4	8	0.00	6.000						
74 Kenley Jansen, R ERA: 0.72	1.1	S	7	1	1	1	2	2	0	0	0	0	21	36	6.75	2.250						

Los Angeles Dodgers @ Colorado Rockies
Coors Field, Denver, CO
Tue Sep 28 2010, 6:40 PM - 9:58 PM MDT
Att: 34,430 - Clear - 89 F


AB	37
R	7
H	10
RBI	7
BB	3
SO	9
LOB	11




Batter	1	2	3	4	5	6	7	8	9	AB	R	H	RBI	BB	SO	LOB	TOP	
24 Dexter Fowler, S OBP: 0.342, SLG: 0.398	F9		F8			19 WP 3B		K		4	1	1	0	0	1	0	Colorado Rockies @ St. Louis Cardinals Busch Stadium, St. Louis, MO Thu Sep 30 2010, 7:16 PM - 9:32 PM CDT Att: 36,739 - Clear - 69 F	
10 Chris Nelson, R OBP: 0.304, SLG: 0.318	G6-4-3 BB			F8		G5-3		K		3	0	0	0	1	1			
19 Ryan Spilborghs, R OBP: 0.366, SLG: 0.445	G6-4-3			G5-3		2 1B BB			F7	3	0	0	0	1	0			
2 Troy Tulowitzki, R OBP: 0.383, SLG: 0.577		L9		G5-3		3-H 1B			G6-3	4	0	1	0	0	0			
17 Todd Helton, L OBP: 0.364, SLG: 0.372		G4-1			L7	P3			G4-3	4	0	0	0	0	2			
9 Ian Stewart, L OBP: 0.340, SLG: 0.451					G1			K		3	0	1	0	0	1			
20 Chris Iannetta, R OBP: 0.327, SLG: 0.404		FC4-6				1B		G6-3		3	0	1	0	0	1			
7 Seth Smith, L OBP: 0.315, SLG: 0.469				G3-1		F8		F8		3	0	0	0	0	1			
46 Jason Hammel, R OBP: 0.121, SLG: 0.125				G4-3						1	0	0	0	0	0			
61 Edgmer Escalona, R OBP: 0.121, SLG: 0.125										0	0	0	0	0	0			
8 Michael McKenry, R OBP: 0.121, SLG: 0.125										0	0	0	0	0	0			
53 Manny Delcarmen, R OBP: 0.121, SLG: 0.125										0	0	0	0	0	0			
35 Octavio Dotel, R OBP: 0.121, SLG: 0.125										0	0	0	0	0	0			
15 Jay Payton, R OBP: 0.121, SLG: 0.125										0	0	0	0	0	0			
47 Samuel Deduno, R OBP: 0.121, SLG: 0.125										0	0	0	0	0	0			
Inning Stats	R: 0 E: 0 K: 0 S: 4	H: 0 LOB: 0 BB: 1 P: 8	R: 0 E: 0 K: 0 S: 7	H: 1 LOB: 1 BB: 0 P: 11	R: 0 E: 0 K: 0 S: 5	H: 0 LOB: 0 BB: 0 P: 7	R: 0 E: 0 K: 0 S: 5	H: 0 LOB: 1 BB: 0 P: 6	R: 0 E: 0 K: 1 S: 14	H: 2 LOB: 2 BB: 1 P: 23	R: 0 E: 0 K: 1 S: 9	H: 0 LOB: 0 BB: 0 P: 11	R: 0 E: 0 K: 0 S: 10	H: 0 LOB: 0 BB: 0 P: 15	1B: 3 2B: 0 3B: 1 HR: 0	SF: 0 SAC: 0 DP: 1 HBP: 0	WP: 1 PB: 0 SB: 0 CS: 0	PA: 32
PITCHER 29 Chris Carpenter, R ERA: 3.22	IP: 9.0 WLS: W BF: 32 H: 4 R: 1 ER: 1 SO: 4 BB: 2 IBB: 0 HBP: 0 BLK: 0 WP: 1 HR: 0 S: 66 P: 100 ERA: 1.00 WHIP: 0.667																	

Batter	1	2	3	4	5	6	7	8	9	AB	R	H	RBI	BB	SO	LOB	BOTTOM	
55 Skip Schumaker, L OBP: 0.330, SLG: 0.340	5 2B 1B	SF8				G4-3		G4-3		4	1	2	1	0	0	0	Colorado Rockies @ St. Louis Cardinals Busch Stadium, St. Louis, MO Thu Sep 30 2010, 7:16 PM - 9:32 PM CDT Att: 36,739 - Clear - 69 F	
21 Allen Craig, R OBP: 0.287, SLG: 0.406	F9			P6		K2-3				3	0	0	0	0	1	3		
19 Jon Jay, L OBP: 0.359, SLG: 0.422		K								2	0	1	0	0	1	0		
5 Albert Pujols, R OBP: 0.416, SLG: 0.692										3	2	2	1	1	0	1		
64 Mark Hamilton, L OBP: 0.182, SLG: 0.182										1	0	0	0	0	1	1		
7 Matt Holliday, R OBP: 0.389, SLG: 0.535				E9 28 1B 77 FC5-2		F8		K		3	0	1	0	0	1	1		
28 Colby Rasmus, L OBP: 0.361, SLG: 0.500	L3							E3 19 1B		3	1	1	1	1	0	3		
77 Pedro Feliz, R OBP: 0.241, SLG: 0.296										4	1	1	0	0	0	5		
19 Matt Paganzzi, R OBP: 0.406, SLG: 0.533										3	1	2	2	1	0	1		
13 Brendan Ryan, R OBP: 0.275, SLG: 0.291										4	0	1	1	0	0	5		
29 Chris Carpenter, R OBP: 0.135, SLG: 0.153										3	0	0	0	0	2	0		
Inning Stats	R: 1 E: 0 K: 0 S: 8	H: 2 LOB: 1 BB: 0 P: 15	R: 2 E: 0 K: 1 S: 16	H: 3 LOB: 1 BB: 0 P: 21	R: 2 E: 1 K: 0 S: 14	H: 3 LOB: 1 BB: 0 P: 17	R: 0 E: 0 K: 1 S: 11	H: 1 LOB: 1 BB: 0 P: 19	R: 0 E: 0 K: 1 S: 7	H: 0 LOB: 0 BB: 0 P: 8	R: 1 E: 1 K: 1 S: 11	H: 1 LOB: 2 BB: 1 P: 20	R: 0 E: 0 K: 2 S: 10	H: 1 LOB: 1 BB: 0 P: 12	1B: 10 2B: 2 3B: 0 HR: 0	SF: 1 SAC: 1 DP: 1 HBP: 1	WP: 1 PB: 0 SB: 2 CS: 0	PA: 39
PITCHER 46 Jason Hammel, R ERA: 4.81	IP: 3.0 WLS: L BF: 17 H: 5 R: 5 ER: 5 SO: 1 BB: 0 IBB: 0 HBP: 1 BLK: 0 WP: 0 HR: 0 S: 38 P: 53 ERA: 15.00 WHIP: 2.667																	
61 Edgmer Escalona, R ERA: 1.8	IP: 2.0 WLS: 9 BF: 9 H: 1 R: 0 ER: 0 SO: 1 BB: 2 IBB: 0 HBP: 0 BLK: 0 WP: 1 HR: 0 S: 19 P: 38 ERA: 0.00 WHIP: 1.500																	
53 Manny Delcarmen, R ERA: 4.99	IP: 1.0 WLS: 3 BF: 0 H: 0 R: 0 ER: 0 SO: 1 BB: 0 IBB: 0 HBP: 0 BLK: 0 WP: 0 HR: 0 S: 7 P: 8 ERA: 0.00 WHIP: 0.000																	
35 Octavio Dotel, R ERA: 4.14	IP: 1.0 WLS: 6 BF: 1 H: 1 R: 1 ER: 1 SO: 1 BB: 1 IBB: 0 HBP: 0 BLK: 0 WP: 0 HR: 0 S: 11 P: 20 ERA: 0.00 WHIP: 2.000																	
47 Samuel Deduno, R ERA: 3.38	IP: 1.0 WLS: 4 BF: 1 H: 1 R: 0 ER: 0 SO: 2 BB: 0 IBB: 0 HBP: 0 BLK: 0 WP: 0 HR: 0 S: 10 P: 12 ERA: 0.00 WHIP: 1.000																	

AB 30
R 1
H 4
RBI 0
BB 2
SO 4
LOB 6



AB 33
R 6
H 11
RBI 6
BB 3
SO 6
LOB 20



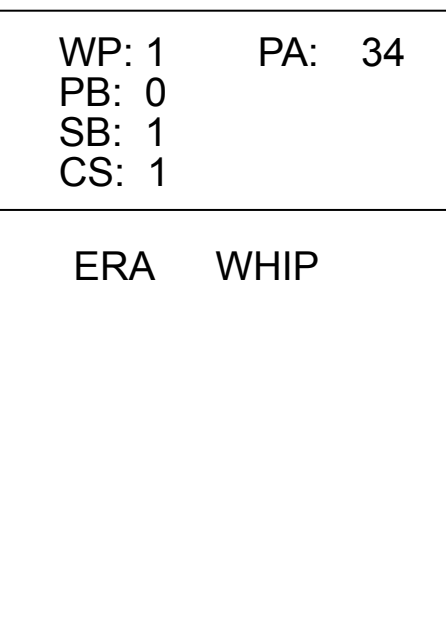
Batter	1	2	3	4	5	6	7	8	9	AB	R	H	RBI	BB	SO	LOB	TOP										
24 Dexter Fowler, S OBP: 0.344, SLG: 0.401										4	0	2	0	0	2	0	Colorado Rockies @ St. Louis Cardinals Busch Stadium, St. Louis, MO Fri Oct 01 2010, 7:16 PM - 9:56 PM CDT Att: 36,293 - Clear - 68 F										
18 Jonathan Herrera, S OBP: 0.350, SLG: 0.342										3	0	1	0	1	1	1											
5 Carlos González, L OBP: 0.376, SLG: 0.598										4	0	0	0	0	1	5											
2 Troy Tulowitzki, R OBP: 0.380, SLG: 0.572										4	0	0	0	0	1	2											
17 Todd Helton, L OBP: 0.361, SLG: 0.368										4	0	0	0	0	3	1											
6 Melvin Mora, R OBP: 0.359, SLG: 0.422										4	0	0	0	0	0	0											
19 Ryan Spilborghs, R OBP: 0.363, SLG: 0.441										3	0	0	0	0	0	0											
21 Miguel Olivo, R OBP: 0.315, SLG: 0.449										0	0	0	0	0	0	0											
20 Chris Iannetta, R OBP: 0.322, SLG: 0.398										3	0	0	0	0	0	0											
29 Jorge De La Rosa, L OBP: 0.171, SLG: 0.220										2	0	0	0	0	2	0											
7 Seth Smith, L OBP: 0.317, SLG: 0.470										1	0	1	0	0	0	0											
63 Rafael Betancourt, R OBP: 0.359, SLG: 0.422										0	0	0	0	0	0	0											
Inning Stats	R: 0 H: 0 E: 1 K: 3 S: 11	H: 0 LOB: 1 BB: 0 P: 17	R: 0 H: 0 E: 0 K: 1 S: 7	H: 0 LOB: 0 BB: 0 P: 9	R: 0 H: 0 E: 0 K: 2 S: 9	H: 0 LOB: 0 BB: 0 P: 13	R: 0 H: 1 E: 0 K: 2 S: 9	H: 1 LOB: 1 BB: 0 P: 15	R: 0 H: 0 E: 0 K: 0 S: 8	H: 0 LOB: 0 BB: 0 P: 12	R: 0 H: 1 E: 0 K: 1 S: 8	H: 1 LOB: 1 BB: 0 P: 11	R: 0 H: 0 E: 0 K: 0 S: 4	H: 0 LOB: 0 BB: 0 P: 8	R: 0 H: 2 E: 0 K: 0 S: 11	H: 3 LOB: 3 BB: 1 P: 24	R: 0 H: 0 E: 0 K: 1 S: 6	H: 0 LOB: 0 BB: 0 P: 8	1B: 3 2B: 1 3B: 0 HR: 0	SF: 0 SAC: 0 DP: 0 HBP: 0	WP: 0 PB: 0 SB: 1 CS: 0	PA: 33					
PITCHER	IP	WLS	BF	H	R	ER	SO	BB	IBB	HBP	BLK	WP	HR	S	P	ERA	WHIP										
35 Jake Westbrook, R ERA: 4.22	7.2	W	29	4	0	0	9	1	0	0	0	0	0	64	104	0.00	0.652										
43 Trevor Miller, L ERA: 4.04	0.1	H	1	0	0	0	0	0	0	0	0	0	0	3	5	0.00	0.000										
31 Ryan Franklin, R ERA: 3.46	1.0	S	3	0	0	0	1	0	0	0	0	0	0	6	8	0.00	0.000										

Batter	1	2	3	4	5	6	7	8	9	AB	R	H	RBI	BB	SO	LOB	BOTTOM										
27 Tyler Greene, R OBP: 0.328, SLG: 0.327										3	1	0	0	1	1	2	Colorado Rockies @ St. Louis Cardinals Busch Stadium, St. Louis, MO Fri Oct 01 2010, 7:16 PM - 9:56 PM CDT Att: 36,293 - Clear - 68 F										
12 Aaron Miles, S OBP: 0.322, SLG: 0.328										0	0	0	0	0	0	0											
22 Joe Mather, R OBP: 0.233, SLG: 0.276										4	0	1	0	0	0	1											
5 Albert Pujols, R OBP: 0.414, SLG: 0.598										4	0	0	0	0	0	2											
7 Matt Holliday, R OBP: 0.391, SLG: 0.536										3	0	2	0	1	0	0											
21 Allen Craig, R OBP: 0.294, SLG: 0.418										4	1	2	1	0	0	3											
19 Jon Jay, L OBP: 0.359, SLG: 0.422										0	0	0	0	0	0	0											
77 Pedro Feliz, R OBP: 0.238, SLG: 0.293										4	0	0	0	0	0	5											
19 Matt Paganzzi, R OBP: 0.382, SLG: 0.500										2	0	0	1	0	0	0											
13 Brendan Ryan, R OBP: 0.278, SLG: 0.290										1	1	0	0	2	0	0											
35 Jake Westbrook, R OBP: 0.143, SLG: 0.148										3	0	1	1	0	0	1											
43 Trevor Miller, R										0	0	0	0	0	0	0											
31 Ryan Franklin, R										0	0	0	0	0	0	0											
Inning Stats	R: 1 H: 1 E: 0 K: 0 S: 10	H: 1 LOB: 2 BB: 2 P: 22	R: 1 H: 1 E: 0 K: 0 S: 7	H: 1 LOB: 1 BB: 1 P: 13	R: 0 H: 1 E: 0 K: 0 S: 10	H: 1 LOB: 1 BB: 0 P: 16	R: 0 H: 0 E: 0 K: 1 S: 7	H: 0 LOB: 1 BB: 1 P: 13	R: 0 H: 1 E: 0 K: 0 S: 7	H: 1 LOB: 0 BB: 0 P: 10	R: 1 H: 1 E: 0 K: 0 S: 11	H: 1 LOB: 0 BB: 0 P: 20	R: 0 H: 0 E: 0 K: 0 S: 9	H: 0 LOB: 0 BB: 0 P: 14	R: 0 H: 1 E: 0 K: 0 S: 9	H: 1 LOB: 1 BB: 0 P: 12	1B: 5 2B: 1 3B: 0 HR: 0	SF: 0 SAC: 1 DP: 0 HBP: 0	WP: 1 PB: 0 SB: 1 CS: 1	PA: 34							
PITCHER	IP	WLS	BF	H	R	ER	SO	BB	IBB	HBP	BLK	WP	HR	S	P	ERA	WHIP										
29 Jorge De La Rosa, L ERA: 4.22	7.0	L	29	5	3	3	1	3	1	0	0	1	0	61	108	3.86	1.143										
63 Rafael Betancourt, R ERA: 3.67	1.0		4	1	0	0	0	0	0	0	0	0	0	9	12	0.00	1.000										

AB	32
R	0
H	4
RBI	0
BB	1
SO	10
LOB	9

AB	28
R	3
H	6
RBI	3
BB	4
SO	1
LOB	14

AB	28
R	3
H	6
RBI	3
BB	4
SO	1
LOB	14



Batter	1	2	3	4	5	6	7	8	9	AB	R	H	RBI	BB	SO	LOB	TOP					
24 Dexter Fowler, S (1, 8) OBP: 0.347, SLG: 0.410										3	1	2	1	1	1	0	Colorado Rockies @ St. Louis Cardinals Busch Stadium, St. Louis, MO Sun Oct 03 2010, 1:17 PM - 3:49 PM CDT Att: 42,409 - Partly Cloudy - 59 F					
12 Clint Barmes, R (1, 6) OBP: 0.395, SLG: 0.351										4	0	2	0	0	0	1						
8 Michael McKenry, R (1, 2) OBP: 0.314, SLG: 0.469										4	0	0	0	0	4	4						
9 Ian Stewart, L (1, 5) OBP: 0.338, SLG: 0.443										4	0	0	0	0	2	3						
20 Chris Iannetta, R (1, 3) OBP: 0.318, SLG: 0.383										4	0	0	0	0	0	0						
7 Seth Smith, L (1, 9) OBP: 0.314, SLG: 0.469										4	0	1	0	0	0	0						
15 Jay Payton, R (1, 7) OBP: 0.361, SLG: 0.514										3	0	1	0	0	0	1						
10 Chris Nelson, R (1, 4) OBP: 0.308, SLG: 0.320										3	0	1	0	0	1	1						
48 Esmil Rogers, R (1, 1) OBP: 0.345, SLG: 0.379										1	0	0	0	0	0	0						
19 Ryan Scoburn, R (5, PH) OBP: 0.366, SLG: 0.627										1	0	0	0	0	0	2						
35 Octavio Dotel, R (5, 1) OBP: 0.336, SLG: 0.336										0	0	0	0	0	0	0						
26 Jeff Francis, L (6, 1) OBP: 0.336, SLG: 0.336										0	0	0	0	0	0	0						
39 Paul Phillips, R (8, PH) OBP: 0.336, SLG: 0.336										1	0	0	0	0	1	0						
61 Edgmer Escalona, R (8, 1) OBP: 0.336, SLG: 0.336										0	0	0	0	0	0	0						
Inning Stats	R: 0 E: 0 K: 1 S: 9	H: 1 LOB: 0 BB: 0 P: 15	R: 0 E: 0 K: 0 S: 7	H: 0 LOB: 0 BB: 0 P: 10	R: 0 E: 0 K: 0 S: 6	H: 0 LOB: 0 BB: 0 P: 9	R: 0 E: 0 K: 1 S: 11	H: 1 LOB: 1 BB: 0 P: 21	R: 0 E: 0 K: 0 S: 13	H: 2 LOB: 2 BB: 0 P: 20	R: 0 E: 0 K: 3 S: 13	H: 1 LOB: 1 BB: 0 P: 16	R: 0 E: 0 K: 1 S: 11	H: 1 LOB: 1 BB: 0 P: 14	R: 1 E: 0 K: 2 S: 12	H: 1 LOB: 0 BB: 0 P: 16	R: 0 E: 0 K: 1 S: 6	H: 0 LOB: 0 BB: 0 P: 8	1B: 4 2B: 2 3B: 1 HR: 1	SF: 0 SAC: 0 DP: 1 HBP: 0	WP: 1 PB: 0 SB: 0 CS: 1	PA: 33
PITCHER	IP WLS BF H R ER SO BB IBB HBP BLK WP HR S P ERA WHIP																					
37 Jeff Suppan, R (1, 1) ERA: 5.06	6.0 W 22 5 0 0 5 1 0 0 0 0 1 0 59 91 0.00 1.000																					
59 Fernando Salas, R (7, 1) ERA: 3.52	2.0 8 2 1 1 3 0 0 0 0 0 0 1 23 30 4.50 1.000																					
46 Kyle McClellan, R (9, 1) ERA: 2.27	1.0 3 0 0 0 1 0 0 0 0 0 0 0 6 8 0.00 0.000																					

Batter	1	2	3	4	5	6	7	8	9	AB	R	H	RBI	BB	SO	LOB	BOTTOM			
55 Skip Schumaker, L (1, 4) OBP: 0.328, SLG: 0.338										5	1	2	0	0	0	3	Colorado Rockies @ St. Louis Cardinals Busch Stadium, St. Louis, MO Sun Oct 03 2010, 1:17 PM - 3:49 PM CDT Att: 42,409 - Partly Cloudy - 59 F			
19 Jon Jay, L (9, 7) OBP: 0.359, SLG: 0.422										2	1	0	0	1	0	3				
44 Randy Winn, S (1, 9) OBP: 0.307, SLG: 0.356										2	0	1	1	0	0	0				
22 Joe Mather, R (6, PH) OBP: 0.242, SLG: 0.283										2	0	0	0	1	0	0				
5 Albert Pujols, R (1, 3) OBP: 0.414, SLG: 0.596										3	0	0	0	0	0	2				
12 Aaron Miles, S (7, 4) OBP: 0.311, SLG: 0.317										4	2	2	0	0	0	1				
27 Tyler Greene, R (9, 4) OBP: 0.328, SLG: 0.327										4	1	2	0	0	1	2				
28 Colby Rasmus, L (1, 8) OBP: 0.361, SLG: 0.498										0	0	0	0	0	0	0				
19 Matt Pagnozzi, R (1, 2) OBP: 0.405, SLG: 0.487										4	0	2	2	0	1	3				
13 Brendan Ryan, R (1, 6) OBP: 0.279, SLG: 0.294										4	1	2	1	0	1	1				
37 Jeff Suppan, R (1, 1) OBP: 0.222, SLG: 0.231										2	0	0	0	0	1	2				
34 Nick Stavinoha, R (6, PH) OBP: 0.286, SLG: 0.339										1	0	0	0	0	0	1				
59 Fernando Salas, R (7, 1) ERA: 4.08										0	0	0	0	0	0	0				
64 Mark Hamilton, L (8, PH) OBP: 0.200, SLG: 0.143										0	0	0	0	0	0	0				
46 Kyle McClellan, R (9, 1) OBP: 0.500, SLG: 0.500										0	0	0	0	0	0	0				
Inning Stats	R: 0 E: 0 K: 0 S: 6	H: 1 LOB: 1 BB: 0 P: 11	R: 0 E: 0 K: 0 S: 8	H: 1 LOB: 1 BB: 0 P: 16	R: 2 E: 1 K: 2 S: 14	H: 1 LOB: 1 BB: 1 P: 22	R: 2 E: 0 K: 0 S: 12	H: 4 LOB: 2 BB: 0 P: 20	R: 0 E: 0 K: 0 S: 11	H: 0 LOB: 3 BB: 1 P: 18	R: 1 E: 0 K: 0 S: 7	H: 2 LOB: 1 BB: 0 P: 11	R: 1 E: 0 K: 1 S: 17	H: 2 LOB: 1 BB: 0 P: 20	R: 0 E: 0 K: 0 S: 7	H: 0 LOB: 0 BB: 0 P: 8	1B: 9 2B: 2 3B: 0 HR: 0	SF: 0 SAC: 0 DP: 1 HBP: 0	WP: 1 PB: 0 SB: 0 CS: 0	PA: 38
PITCHER	IP WLS BF H R ER SO BB IBB HBP BLK WP HR S P ERA WHIP																			
48 Esmil Rogers, R (1, 1) ERA: 6.13	4.0 L 20 7 4 2 2 1 1 0 0 0 1 0 11 18 0.00 1.000																			
35 Octavio Dotel, R (5, 1) ERA: 4.08	1.0 5 0 0 0 1 1 0 0 0 0 1 0 11 18 0.00 1.000																			
26 Jeff Francis, L (6, 1) ERA: 5.0	2.0 10 4 2 2 1 0 0 0 0 0 0 0 24 31 9.00 2.000																			
61 Edgmer Escalona, R (8, 1) ERA: 1.5	1.0 3 0 0 0 0 0 0 0 0 0 0 0 7 8 0.00 0.000																			

AB 32
R 1
H 7
RBI 1
BB 1
SO 9
LOB 12

AB 36
R 6
H 11
RBI 4
BB 2
SO 4
LOB 19