

# Colorado Rockies - 2013













Batter	1	2	3	4	5	6	7	8	9	AB	R	H	RBI	BB	SO	LOB	TOP						
21 Tyler Colvin, L (1.8) OBP: 0.167, SLG: 0.167 27 Tim Wheeler, L (5.8) OBP: 0.500, SLG: 1.250	F7		G6-3					SF8		3	0	1	0	0	0	0	<b>Colorado Rockies @ Chicago Cubs</b> Hohokam Park, Mesa, AZ Tue Feb 26 2013, 3:07 PM - 5:34 PM EST Att: 4,021 - Sunny - 61 F						
23 Charlie Culberson, R (1.4) OBP: 0.286, SLG: 0.667 73 Henry Wrigley, R (8. PH) OBP: 1.000, SLG: 1.000 65 Cristhian Adames, S (8.4)	G5-3		G6-3		CS	G4-3		3-H FC1-6		3	0	0	0	0	0	0							
5 Carlos González, L (1.7) OBP: 0.375, SLG: 0.429 77 Corey Dickerson, L (6.7) OBP: 0.400, SLG: 1.000				G5-3 66 1B		G4-3 3 2B		FC1-6 1-2		2	1	2	0	1	0	0							
3 Michael Cuddyer, R (1.9) OBP: 0.333, SLG: 0.333 67 Kent Matthes, R (6.9) OBP: 0.167, SLG: 0.667				G5-3 1-3		G4-3 2-3			P4	3	0	1	0	0	0	2							
66 Ben Paulsen, L (1.3) OBP: 0.571, SLG: 0.500 28 Nolan Arenado, R (6.5) OBP: 0.400, SLG: 1.000				G6-3		G5-3			F9	3	0	1	1	0	0	3							
55 Ramon Hernández, R (1.2) OBP: 0.500, SLG: 0.333 15 Jordan Pacheco, R (5.2) OBP: 0.167, SLG: 0.167 16 Lars Davis, L (8.2)					G4-3 1-3 1B				K	2	0	1	0	0	0	0							
12 Ryan Wheeler, L (1.5) OBP: 0.143, SLG: 0.143					G4-3				G1-3	3	0	0	0	0	1	2							
7 Matt McBride, R (1.10) OBP: 0.167, SLG: 0.333					G3				F9	3	0	0	0	0	0	0							
18 Jonathan Herrera, S (1.6) OBP: 0.600, SLG: 0.600 9 DJ LeMahieu, R (7.6) OBP: 0.286, SLG: 0.571				L4		G6-3				2	0	0	0	0	0	0							
										27 SF8	3	0	0	0	0	0							
<b>Inning Stats</b>	R: 0 E: 0 K: 0 S: 5	H: 2 LOB: 2 BB: 0 P: 5	R: 0 E: 0 K: 0 S: 3	H: 0 LOB: 0 BB: 0 P: 3	R: 0 E: 0 K: 0 S: 3	H: 0 LOB: 0 BB: 0 P: 3	R: 1 E: 0 K: 1 S: 6	H: 2 LOB: 2 BB: 1 P: 11	R: 0 E: 0 K: 0 S: 4	H: 1 LOB: 0 BB: 0 P: 3	R: 0 E: 0 K: 0 S: 4	H: 1 LOB: 1 BB: 0 P: 4	R: 0 E: 0 K: 0 S: 3	H: 0 LOB: 0 BB: 0 P: 3	R: 1 E: 0 K: 0 S: 4	H: 2 LOB: 1 BB: 0 P: 4		R: 0 E: 0 K: 1 S: 5	H: 0 LOB: 0 BB: 0 P: 5	1B: 6 2B: 2 3B: 1 HR: 0	SF: 1 SAC: 0 DP: 1 HBP: 0	WP: 0 PB: 0 SB: 1 CS: 2	PA: 34
<b>PITCHER</b>	IP WLS BF H R ER SO BB IBB HBP BLK WP HR S P ERA WHIP																						
36 Edwin Jackson, R (1.1) ERA: 4.5	2.0	W 8	2	1	1	1	0	0	0	0	0	0	0	0	9	14		4.50	1.500				
76 Drew Carpenter, R (3.1) ERA: 4.5	2.0	H 7	2	0	0	0	0	0	0	0	0	0	0	7	7	0.00		1.000					
18 Chris Rusin, L (5.1) ERA: 4.5	2.0	H 3	0	0	0	0	0	0	0	0	0	0	0	3	3	0.00		0.000					
63 Zach Putnam, R (7.1) ERA: 4.5	2.0	S 7	2	1	1	1	0	0	0	0	0	0	0	9	9	4.50		1.000					

Batter	1	2	3	4	5	6	7	8	9	AB	R	H	RBI	BB	SO	LOB	BOTTOM				
9 David DeJesus, L (1.8) OBP: 0.286, SLG: 0.714	G4-3		K							2	0	0	0	0	1	0	<b>Colorado Rockies @ Chicago Cubs</b> Hohokam Park, Mesa, AZ Tue Feb 26 2013, 3:07 PM - 5:34 PM EST Att: 4,021 - Sunny - 61 F				
13 Starlin Castro, R (1.6) OBP: 0.500, SLG: 0.750 70 Javier Báez, R (6.6) OBP: 0.400, SLG: 0.400	G4-3				G4-3 44 7 SF8	HR				2	1	1	0	0	0	0					
44 Anthony Rizzo, L (1.3) OBP: 0.286, SLG: 0.333 75 Brad Nelson, L (6.3) OBP: 0.375, SLG: 0.571					G4-3					2	0	0	0	0	1	1					
12 Alfonso Soriano, R (1.10) OBP: 0.750, SLG: 0.667 53 Wellington Castillo, R (6. PH) OBP: 0.429, SLG: 0.833										2	0	0	0	0	1	1					
7 Brett Jackson, L (1.7) OBP: 0.333, SLG: 1.200 72 Matt Szczur, R (6.7)										1	0	0	0	1	0	0					
30 Dioner Navarro, S (1.2) OBP: 0.500, SLG: 1.333 82 Raffy Lopez, L (6.2)										2	0	0	0	0	0	1					
20 Brent Lillibridge, R (1.4) OBP: 0.333, SLG: 0.533 74 Logan Watkins, L (6.4) OBP: 0.375, SLG: 0.571										2	0	0	0	0	0	0					
61 Christian Villanueva, R (1.5) OBP: 0.250, SLG: 1.000 65 Edwin Maysonet, R (6.5)										1	0	1	0	0	0	0					
80 Johermyn Chavez, R (1.9) OBP: 0.500, SLG: 0.667 16 Darnell McDonald, R (6.9) OBP: 0.143, SLG: 0.571										2	1	1	1	0	0	0					
										1	0	0	0	0	0	1					
<b>Inning Stats</b>	R: 0 E: 0 K: 1 S: 5	H: 0 LOB: 0 BB: 0 P: 5	R: 0 E: 0 K: 0 S: 3	H: 0 LOB: 0 BB: 0 P: 3	R: 1 E: 0 K: 1 S: 6	H: 1 LOB: 0 BB: 0 P: 6	R: 1 E: 0 K: 0 S: 4	H: 1 LOB: 1 BB: 1 P: 8	R: 0 E: 0 K: 2 S: 10	H: 2 LOB: 1 BB: 0 P: 11	R: 0 E: 0 K: 0 S: 3	H: 1 LOB: 0 BB: 0 P: 3	R: 1 E: 0 K: 0 S: 4	H: 1 LOB: 3 BB: 3 P: 16	R: 0 E: 0 K: 0 S: 4	H: 0 LOB: 0 BB: 0 P: 5		1B: 3 2B: 2 3B: 0 HR: 2	SF: 1 SAC: 0 DP: 1 HBP: 0	WP: 0 PB: 0 SB: 1 CS: 0	PA: 33
<b>PITCHER</b>	IP WLS BF H R ER SO BB IBB HBP BLK WP HR S P ERA WHIP																				
45 Jhoulys Chacin, R (1.1) ERA: 9.0	2.0	L 9	2	2	2	1	1	0	0	0	0	1	10	14	9.00	1.500					
49 Rex Brothers, L (5.1) ERA: 3.0	1.0	3	0	0	0	1	0	0	0	0	0	0	5	5	0.00	0.000					
61 Edgmer Escalona, R (6.1) ERA: 3.0	2.0	8	3	1	1	2	0	0	0	0	0	1	13	14	4.50	1.500					
37 Adam Ottavino, R (8.1) ERA: 4.5	1.0	7	1	1	1	0	3	0	0	0	0	0	4	16	9.00	4.000					

AB	31
R	2
H	8
RBI	2
BB	1
SO	2
LOB	8

AB	28
R	4
H	6
RBI	4
BB	4
SO	5
LOB	10






Batter	1	2	3	4	5	6	7	8	9	AB	R	H	RBI	BB	SO	LOB	TOP		
Dexter Fowler, S (1.8) OBP: 0.444, SLG: 0.750 1 Enc Young Jr., S (5.8) OBP: 0.600, SLG: 0.500	F7		F7	K			F7			3	0	1	0	0	1	0			
14 Josh Rutledge, R (1.4) OBP: 0.300, SLG: 0.400 65 Cristhian Adames, S (7.6)	P3		F7			F8	K			4	0	0	0	0	1	1			
5 Carlos González, L (1.7) OBP: 0.364, SLG: 0.333 67 Kent Matthes, R (6.9)	G6-3				G3			F8		2	0	0	0	1	0	0			
2 Troy Tulowitzki, R (1.6) OBP: 0.429, SLG: 0.333 6 Tommy Manzella, R (7.4)		FC5-4	FC5-4		F8			G6-3		2	1	0	0	1	0	2			
20 Wilin Rosario, R (1.2) OBP: 0.500, SLG: 0.667 72 Jose Gonzalez, R (6. PR) OBP: 0.500, SLG: 0.500		FC6-5						F7		3	1	3	0	0	0	0			
19 Charlie Blackmon, L (1.9) OBP: 0.714, SLG: 0.800 47 Rafael Ortega, L (6.7)	SH1-3					P4				1	1	0	0	1	0	1			
15 Jordan Pacheco, R (1.3) OBP: 0.333, SLG: 0.444 66 Ben Paulsen, L (7.3)	FC6-5									3	1	2	2	0	0	1			
4 Chris Nelson, R (1.5) OBP: 0.333, SLG: 0.333 12 Ryan Wheeler, L (7.5)	FC5-4									3	0	1	2	0	0	3			
71 Kyle Parker, R (1.10) OBP: 0.333, SLG: 0.143	G6-3									4	0	0	1	0	1	1			
<b>Inning Stats</b>	R: 0 E: 0 K: 0 S: 4	H: 0 LOB: 0 BB: 0 P: 7	R: 1 E: 0 K: 0 S: 9	H: 1 LOB: 1 BB: 1 P: 17	R: 0 E: 0 K: 0 S: 9	H: 1 LOB: 2 BB: 1 P: 17	R: 3 E: 0 K: 1 S: 12	H: 3 LOB: 0 BB: 1 P: 19	R: 0 E: 0 K: 0 S: 6	H: 2 LOB: 2 BB: 0 P: 8	R: 0 E: 0 K: 2 S: 12	H: 0 LOB: 0 BB: 0 P: 17	R: 0 E: 0 K: 0 S: 4	H: 0 LOB: 0 BB: 0 P: 9	R: 2 E: 1 K: 2 S: 16	H: 3 LOB: 2 BB: 0 P: 20	1B: 7 2B: 4 3B: 0 HR: 0	SF: 0 SAC: 2 DP: 2 HBP: 0	WP: 0 PA: 39 PB: 0 SB: 0 CS: 0
<b>PITCHER</b>	IP WLS BF H R ER SO BB IBB HBP BLK WP HR S P ERA WHIP																		
59 Sean O'Sullivan, R (1.1) ERA: 1.8	3.0	L 13	2	1	1	0	2	0	0	0	0	0	0	22	41	3.00	1.333		
87 Thad Weber, R (4.1) ERA: 5.4	3.0	L 13	5	3	3	1	1	0	0	0	0	0	0	23	34	9.00	2.000		
57 Luke Gregerson, R (7.1) ERA:	1.0	3	0	0	0	2	0	0	0	0	0	0	0	12	17	0.00	0.000		
55 Dale Thayer, R (8.1) ERA:	1.0	3	0	0	0	0	0	0	0	0	0	0	0	4	9	0.00	0.000		
40 Tommy Layne, L (9.1) ERA: 6.0	1.0	7	3	2	1	2	0	0	0	0	0	0	0	16	20	9.00	3.000		

**Colorado Rockies @ San Diego Padres**  
 Peoria Stadium, Peoria, AZ  
 Wed Feb 27 2013, 3:07 PM - 5:50 PM EST  
 Att: 1,747 - Sunny - 63 F

livebaseballscores.com

AB 34  
 R 6  
 H 10  
 RBI 5  
 BB 3  
 SO 5  
 LOB 13




Batter	1	2	3	4	5	6	7	8	9	AB	R	H	RBI	BB	SO	LOB	BOTTOM		
2 Everth Cabrera, S (1.6) OBP: 0.400, SLG: 0.250 75 Jason Hagerly, S (8.3) OBP: 0.429, SLG: 0.200		F7					G4-3			4	2	2	0	0	0	1			
25 Will Venable, L (1.9) OBP: 0.394, SLG: 0.600 73 Gregorio Petit, R (6.5) OBP: 0.125, SLG: 0.125						SH				2	0	1	0	0	1	1			
7 Chase Headley, S (1.5) OBP: 0.500, SLG: 0.667 92 Travis Jankowski, L (6.9) OBP: 0.500, SLG: 0.500					G6-4-3					3	0	1	0	0	0	2			
15 Jesus Guzman, R (1.3) OBP: 0.400, SLG: 0.250 91 Cory Spangenberg, L (7. PR) (8.4)										2	0	0	0	0	1	1			
9 Jedd Gyorko, R (1.4) OBP: 0.357, SLG: 1.000 93 Jace Peterson, L (8.6)										3	0	0	0	1	1	4			
24 Cameron Maybin, R (1.8) OBP: 0.596, SLG: 0.500 90 Rico Noel, R (7.8)										3	0	1	0	0	0	2			
88 Kyle Blanks, R (1.7) ERA: 3.6 74 Eddy Rodriguez, R (7.2) OBP: 0.500, SLG: 1.500										2	1	1	0	0	0	0			
4 Nick Hundley, R (1.2) OBP: 0.375, SLG: 0.500 94 Jeremy Baltz, R (7.7)										3	0	2	1	0	0	2			
44 René Rivera, R (1.10) OBP: 0.222, SLG: 0.125										4	0	0	0	0	1	5			
<b>Inning Stats</b>	R: 1 E: 0 K: 1 S: 10	H: 3 LOB: 1 BB: 0 P: 11	R: 1 E: 0 K: 1 S: 11	H: 1 LOB: 1 BB: 0 P: 19	R: 0 E: 0 K: 0 S: 10	H: 1 LOB: 2 BB: 1 P: 18	R: 0 E: 0 K: 0 S: 6	H: 1 LOB: 0 BB: 0 P: 11	R: 1 E: 1 K: 0 S: 7	H: 1 LOB: 0 BB: 0 P: 11	R: 0 E: 0 K: 0 S: 10	H: 2 LOB: 2 BB: 0 P: 16	R: 0 E: 0 K: 1 S: 10	H: 1 LOB: 1 BB: 1 P: 21	R: 0 E: 0 K: 1 S: 13	H: 1 LOB: 1 BB: 0 P: 21	1B: 8 2B: 3 3B: 0 HR: 0	SF: 0 SAC: 1 DP: 3 HBP: 1	WP: 1 PA: 40 PB: 0 SB: 1 CS: 0
<b>PITCHER</b>	IP WLS BF H R ER SO BB IBB HBP BLK WP HR S P ERA WHIP																		
32 Tyler Chatwood, R (1.1) ERA: 3.6	3.0	W 15	5	2	2	2	1	0	0	1	0	0	0	0	13	22	0.00	1.000	
13 Drew Pomeranz, L (4.1) ERA: 4.5	2.0	H 7	2	1	0	0	0	0	0	0	0	0	0	0	10	16	0.00	2.000	
88 Josh Outman, L (6.1) ERA:	1.0	H 5	2	0	0	0	0	0	0	0	0	0	0	10	21	0.00	2.000		
25 Miguel Batista, R (7.1) ERA: 13.5	1.0	H 5	1	0	0	1	1	0	0	0	0	0	0	10	21	0.00	2.000		
63 Rafael Betancourt, R (8.1) ERA:	1.0	H 4	1	0	0	1	0	0	0	0	0	0	0	13	21	0.00	1.000		

**Colorado Rockies @ San Diego Padres**  
 Peoria Stadium, Peoria, AZ  
 Wed Feb 27 2013, 3:07 PM - 5:50 PM EST  
 Att: 1,747 - Sunny - 63 F

livebaseballscores.com

AB 35  
 R 3  
 H 11  
 RBI 2  
 BB 3  
 SO 5  
 LOB 22





Batter	1	2	3	4	5	6	7	8	9	AB	R	H	RBI	BB	SO	LOB	TOP					
26 Xavier Paul, L (1, 7) OBP: 0.333, SLG: 0.615 6 Billy Hamilton, S (6, FR) OBP: 0.182, SLG: 0.100 (6, 7)										3	0	2	0	0	1	10	<p>Cincinnati Reds @ Colorado Rockies Salt River Fields at Talking Stick, Scottsdale, AZ Thu Feb 28 2013, 3:16 PM - 5:47 PM EST Att.: 4,435 - Sunny - 63 F</p> <p>AB 33 R 3 H 8 RBI 3 BB 1 SO 10 LOB 14</p>					
4 Brandon Phillips, R (1, 4) OBP: 0.236, SLG: 0.429 64 Kristopher Negron, R (6, 4) OBP: 0.625, SLG: 0.833										3	0	1	1	0	0	1						
28 Chris Heisey, R (1, 9) OBP: 0.250, SLG: 0.400 70 Donald Lutz, L (6, 9) OBP: 0.500, SLG: 0.889										3	0	0	0	0	0	3						
69 Neftali Soto, R (1, 3) OBP: 0.375, SLG: 0.429										4	1	1	0	0	1	2						
9 Jack Hannahan, L (1, 5) OBP: 0.333, SLG: 0.273 Seth Mejias-Brean, R (6, 6) OBP: 0.500, SLG: 1.000										2	0	1	0	0	0	0						
23 Denis Phipps, R (1, 8) OBP: 0.308, SLG: 0.500									4	0	1	0	0	3	2							
2 Zack Cozart, R (1, 6) OBP: 0.100, SLG: 0.200 45 Zach Vincej, R (6, 5)										2	0	0	0	0	0	2						
30 Miguel Olivo, R (1, 2) OBP: 0.250, SLG: 0.500 39 Devin Mesoraco, R (6, 2) OBP: 0.286, SLG: 0.714										1	0	1	2	0	0	0						
80 Nevin Ashley, R (1, 10) OBP: 0.125, SLG: 0.125 85 Ryan LaMarre, R (7, PH) OBP: 0.182, SLG: 0.200 (7, 10)										2	0	0	0	0	0	0						
<b>Inning Stats</b>	R: 0 E: 0 K: 1 S: 5	H: 0 LOB: 0 BB: 0 P: 5	R: 0 E: 0 K: 1 S: 5	H: 0 LOB: 0 BB: 0 P: 5	R: 0 E: 0 K: 0 S: 3	H: 0 LOB: 0 BB: 0 P: 3	R: 0 E: 0 K: 1 S: 6	H: 1 LOB: 1 BB: 0 P: 6	R: 0 E: 0 K: 0 S: 3	H: 2 LOB: 0 BB: 0 P: 3	R: 1 E: 0 K: 1 S: 7	H: 2 LOB: 2 BB: 0 P: 7	R: 2 E: 0 K: 2 S: 10	H: 3 LOB: 1 BB: 0 P: 10	R: 0 E: 0 K: 2 S: 7	H: 0 LOB: 1 BB: 0 P: 11		R: 0 E: 0 K: 2 S: 7	H: 0 LOB: 0 BB: 0 P: 7	1B: 5 2B: 3 HR: 0	SF: 0 SAC: 0 DP: 0 HBP: 0	WP: 0 PB: 0 SB: 0 CS: 0
<b>PITCHER</b>	IP WLS BF H R ER SO BB IBB HBP BLK WP HR S P ERA WHIP																					
44 Juan Nicasio, R (1, 1) ERA: 2.45	2.0	6	0	0	0	2	0	0	0	0	0	0	0	0	10	10	0.00	0.000				
26 Jeff Francis, L (3, 1) ERA:	3.0	10	3	0	0	1	0	0	0	0	0	0	0	12	12	0.00	1.000					
34 Matt Belisle, R (6, 1) ERA: 4.5	1.0	B	5	2	1	1	0	0	0	0	0	0	0	7	7	9.00	2.000					
56 Logan Kensing, R (7, 1) ERA: 9.0	1.0	W	6	3	2	2	0	0	0	0	0	0	0	10	10	18.00	3.000					
43 Erick Threets, L (8, 1) ERA:	1.0	H	4	0	0	0	2	1	0	0	0	0	0	7	11	0.00	1.000					

Batter	1	2	3	4	5	6	7	8	9	AB	R	H	RBI	BB	SO	LOB	BOTTOM				
1 Eric Young Jr., S (1, 4) OBP: 0.375, SLG: 0.286 18 Jonathan Herrera, S (7, 4) OBP: 0.500, SLG: 0.950										3	0	0	0	0	0	3	<p>Cincinnati Reds @ Colorado Rockies Salt River Fields at Talking Stick, Scottsdale, AZ Thu Feb 28 2013, 3:16 PM - 5:47 PM EST Att.: 4,435 - Sunny - 63 F</p> <p>AB 32 R 4 H 7 RBI 2 BB 1 SO 5 LOB 11</p>				
Dexter Fowler, S (1, 8) OBP: 0.400, SLG: 0.667 27 Tim Wheeler, L (4, PH) OBP: 0.333, SLG: 0.714 (5, 8)										1	0	0	0	0	0	0					
15 Jordan Pacheco, R (1, 10) OBP: 0.417, SLG: 0.500 67 Kent Matthes, R (7, PH) OBP: 0.111, SLG: 0.444 (8, 10)										3	1	2	0	0	0	0					
3 Michael Cuddyer, R (1, 9) OBP: 0.250, SLG: 0.250 23 Charlie Culberson, R (7, 5) OBP: 0.250, SLG: 0.571										3	0	0	0	0	1	2					
28 Nolan Arenado, R (1, 5) OBP: 0.375, SLG: 0.875 71 Kyle Parker, R (7, 9) OBP: 0.300, SLG: 0.125										3	0	1	1	0	1	1					
55 Ramon Hernandez, R (1, 2) OBP: 0.333, SLG: 0.200 64 Gustavo Molina, R (6, 2) OBP: 0.429, SLG: 0.571										2	0	0	0	0	1	1					
73 Henry Wrigley, R (1, 3) OBP: 0.333, SLG: 0.333 21 Tyler Colvin, L (7, 3) OBP: 0.143, SLG: 0.143										2	0	0	0	0	0	0					
9 DJ LeMahieu, R (1, 6) OBP: 0.400, SLG: 0.667 6 Tommy Manzella, R (8, 6)										2	1	1	1	1	0	0					
7 Matt McBride, R (1, 7) OBP: 0.375, SLG: 0.750 77 Corey Dickerson, L (7, PH) OBP: 0.333, SLG: 0.800 (8, 7)										2	0	2	0	0	0	0					
<b>Inning Stats</b>	R: 0 E: 0 K: 0 S: 3	H: 0 LOB: 0 BB: 0 P: 3	R: 0 E: 0 K: 1 S: 5	H: 0 LOB: 0 BB: 0 P: 5	R: 0 E: 0 K: 0 S: 4	H: 1 LOB: 1 BB: 0 P: 4	R: 1 E: 1 K: 2 S: 9	H: 2 LOB: 1 BB: 0 P: 9	R: 0 E: 0 K: 0 S: 3	H: 1 LOB: 1 BB: 1 P: 7	R: 0 E: 0 K: 1 S: 6	H: 1 LOB: 1 BB: 0 P: 6	R: 3 E: 2 K: 1 S: 9	H: 2 LOB: 1 BB: 0 P: 12	R: 0 E: 0 K: 0 S: 3	H: 0 LOB: 0 BB: 0 P: 3		1B: 4 2B: 2 3B: 1 HR: 0	SF: 0 SAC: 0 DP: 1 HBP: 0	WP: 1 PB: 0 SB: 2 CS: 0	PA: 33
<b>PITCHER</b>	IP WLS BF H R ER SO BB IBB HBP BLK WP HR S P ERA WHIP																				
54 Aroldis Chapman, L (1, 1) ERA:	2.0	6	0	0	0	1	0	0	0	0	0	0	0	4	4	0.00	1.000				
60 J.J. Hoover, R (4, 1) ERA: 3.86	1.1	8	3	1	1	2	1	0	0	0	0	0	0	7	7	0.00	0.600				
43 Manny Parra, L (5, 1) ERA:	1.2	5	1	0	0	1	0	0	0	0	0	0	0	7	7	0.00	0.600				
76 Josh Ravin, R (7, 1) ERA: 21.8	1.0	L	7	2	3	1	1	0	0	0	0	1	0	9	12	9.00	2.000				



Batter	1	2	3	4	5	6	7	8	9	AB	R	H	RBI	BB	SO	LOB	TOP										
7 Norichika Aoki, L (1,9) OBP: 0.400, SLG: 0.333 15 Caleb Gindl, L (6,9) OBP: 0.667, SLG: 0.800	G4-3		FC4			1B		1B		3	0	1	0	0	0	1	<b>Milwaukee Brewers @ Colorado Rockies</b> Salt River Fields at Talking Stick, Scottsdale, AZ Fri Mar 01 2013, 3:11 PM - 5:39 PM EST Att: 7,443 - Sunny - 68 F										
9 Jean Segura, R (1,6) OBP: 0.500, SLG: 0.769 3 Scooter Gennett, L (6,4) OBP: 0.333, SLG: 0.200	G3				3B	1B		G4-6-3		3	1	2	0	0	0	0											
22 Logan Schafer, L (1,7) OBP: 0.357, SLG: 0.500 58 Josh Prince, R (7,8) OBP: 0.167, SLG: 0.364	F8				G3-1			G4-3		3	0	0	1	0	0	0											
27 Carlos Gómez, R (1,8) OBP: 0.636, SLG: 0.500 18 Kris Davis, R (7,7) OBP: 0.231, SLG: 0.538		G3			L8			1B		3	0	1	0	0	0	0											
12 Martin Maldonado, R (1,2) OBP: 0.182, SLG: 0.100 40 Robinson Diaz, R (7,2) OBP: 0.200, SLG: 0.200					K			1B		3	0	1	0	0	2	1											
50 Blake Lalli, L (1,10) OBP: 0.400, SLG: 0.778 93 Kentrail Davis, L (9,PH) OBP: 0.111, SLG: 0.111								1B		2	0	0	0	1	0	1											
14 Jeff Bianchi, R (1,4) OBP: 0.167, SLG: 0.167 5 Taylor Green, L (7,PH) (7,5)					F8					2	0	0	0	0	0	0											
21 Donnie Murphy, R (1,5) OBP: 0.273, SLG: 0.111 94 Blake Davis, L (8,6) OBP: 0.333, SLG: 0.333					G6-3					3	0	1	0	0	1	0											
92 Hunter Morris, L (1,3) OBP: 0.067, SLG: 0.067 62 Sean Halton, R (8,PH) OBP: 0.300, SLG: 0.400								1B		2	0	1	0	0	0	0											
										1	0	0	0	0	0	1											
<b>Inning Stats</b>	R: 0 E: 0 K: 0 S: 3	H: 0 LOB: 0 BB: 0 P: 4	R: 0 E: 0 K: 0 S: 3	H: 1 LOB: 0 BB: 0 P: 3	R: 0 E: 0 K: 0 S: 4	H: 1 LOB: 1 BB: 0 P: 4	R: 1 E: 0 K: 1 S: 6	H: 1 LOB: 0 BB: 0 P: 6	R: 0 E: 0 K: 1 S: 5	H: 0 LOB: 0 BB: 0 P: 5	R: 0 E: 0 K: 0 S: 3	H: 2 LOB: 2 BB: 0 P: 3	R: 0 E: 0 K: 2 S: 8	H: 1 LOB: 2 BB: 1 P: 12	R: 0 E: 0 K: 0 S: 4	H: 2 LOB: 1 BB: 0 P: 4	R: 1 E: 0 K: 0 S: 5	H: 2 LOB: 1 BB: 0 P: 6	1B: 9 2B: 0 3B: 1 HR: 0	SF: 0 SAC: 0 DP: 2 HBP: 0	WP: 1 PB: 0 SB: 0 CS: 0	PA: 34					
<b>PITCHER</b>	IP	WLS	BF	H	R	ER	SO	BB	IBB	HBP	BLK	WP	HR	S	P	ERA	WHIP										
36 Danny Rosenbaum, L (1,1) ERA: 1.5	2.0	W	6	1	0	0	0	0	0	0	0	0	0	6	7	0.00	0.500										
31 Chris Volstad, R (3,1) ERA: 1.5	3.0	H	11	2	1	1	2	0	0	0	0	0	0	15	15	3.00	0.667										
59 Wilton Lopez, R (6,1) ERA: 4.5	1.0	H	3	2	0	0	0	0	0	0	0	0	0	3	3	0.00	2.000										
60 Manny Corpas, R (7,1) ERA: 4.5	1.0	H	5	1	0	0	2	1	0	0	0	0	0	8	12	0.00	2.000										
30 Tyler Anderson, L (8,1) ERA: 4.5	1.0	H	4	2	0	0	0	0	0	0	0	0	0	4	4	0.00	2.000										
<b>PITCHER</b>	IP	WLS	BF	H	R	ER	SO	BB	IBB	HBP	BLK	WP	HR	S	P	ERA	WHIP										
62 Rob Scahill, R (9,1) ERA: 4.5	1.0		5	2	1	1	0	0	0	0	0	0	0	5	6	9.00	2.000										

Batter	1	2	3	4	5	6	7	8	9	AB	R	H	RBI	BB	SO	LOB	BOTTOM										
1 Eric Young Jr., S (1,8) OBP: 0.364, SLG: 0.300 21 Tyler Colvin, L (6,8) OBP: 0.125, SLG: 0.125	F8				L8			G4-3		3	1	1	0	0	0	0	<b>Milwaukee Brewers @ Colorado Rockies</b> Salt River Fields at Talking Stick, Scottsdale, AZ Fri Mar 01 2013, 3:11 PM - 5:39 PM EST Att: 7,443 - Sunny - 68 F										
14 Josh Rutledge, R (1,4) OBP: 0.231, SLG: 0.308 6 Tommy Manzella, R (7,4) OBP: 0.125, SLG: 0.125	E4				K			G5-3		3	0	0	0	0	1	2											
5 Carlos González, L (1,7) OBP: 0.429, SLG: 0.750 77 Corey Dickerson, L (6,7) OBP: 0.429, SLG: 0.800	K							BB		3	1	2	3	0	1	1											
2 Troy Tulowitzki, R (1,6) OBP: 0.300, SLG: 0.222 16 Reid Brignac, L (6,6) OBP: 0.333, SLG: 0.333		G6-3			F7			G4-3		3	0	0	0	0	0	1											
3 Michael Cuddyer, R (1,3) OBP: 0.200, SLG: 0.200 66 Ben Paulsen, L (7,3) OBP: 0.667, SLG: 0.625		G3			K			1B		3	0	0	0	0	1	1											
20 Wilin Rosario, R (1,2) OBP: 0.444, SLG: 0.667 15 Jordan Pacheco, R (7,2) OBP: 0.462, SLG: 0.538 16 Lars Davis, L (9,2)					P4					3	1	1	0	0	0	0											
19 Charlie Blackmon, L (1,9) OBP: 0.700, SLG: 0.857 47 Rafael Ortega, L (7,8) OBP: 0.600, SLG: 1.000								K		2	0	1	1	1	1	0											
4 Chris Nelson, R (1,5) OBP: 0.250, SLG: 0.250 12 Ryan Wheeler, L (8,5) OBP: 0.143, SLG: 0.143					K					3	0	0	0	0	2	2											
73 Henry Wrigley, R (1,10) OBP: 0.400, SLG: 0.400 72 Jose Gonzalez, R (7,PH) OBP: 0.333, SLG: 0.333										2	1	1	0	0	1	1											
										1	0	0	0	0	1	0											
<b>Inning Stats</b>	R: 0 E: 1 K: 1 S: 5	H: 0 LOB: 0 BB: 0 P: 5	R: 1 E: 0 K: 1 S: 7	H: 2 LOB: 1 BB: 0 P: 7	R: 2 E: 1 K: 1 S: 8	H: 3 LOB: 1 BB: 0 P: 8	R: 0 E: 0 K: 2 S: 7	H: 0 LOB: 1 BB: 1 P: 11	R: 1 E: 0 K: 1 S: 8	H: 1 LOB: 0 BB: 0 P: 9	R: 0 E: 0 K: 1 S: 5	H: 0 LOB: 0 BB: 0 P: 5	R: 0 E: 0 K: 1 S: 5	H: 0 LOB: 0 BB: 0 P: 5	R: 1 E: 0 K: 1 S: 7	H: 2 LOB: 2 BB: 1 P: 12	R: 1 E: 0 K: 1 S: 7	H: 2 LOB: 1 BB: 0 P: 6	1B: 4 2B: 3 3B: 0 HR: 1	SF: 0 SAC: 0 DP: 0 HBP: 0	WP: 1 PB: 0 SB: 1 CS: 1	PA: 34					
<b>PITCHER</b>	IP	WLS	BF	H	R	ER	SO	BB	IBB	HBP	BLK	WP	HR	S	P	ERA	WHIP										
32 Tom Gorzelanny, L (1,1) ERA: 13.5	1.0		3	0	0	0	0	0	0	0	0	0	0	5	5	0.00	0.000										
59 John Axford, R (2,1) ERA: 13.5	1.0	L	5	2	1	1	1	0	0	0	0	0	0	7	7	9.00	2.000										
51 Michael Gonzalez, L (3,1) ERA: 18.0	1.0		6	3	2	2	1	0	0	0	0	0	0	8	8	18.00	3.000										
29 Jim Henderson, R (4,1) ERA: 9.0	1.0		4	0	0	0	2	1	0	0	0	0	0	7	11	0.00	1.000										
73 Ariel Peña, R (5,1) ERA: 9.0	1.0		4	1	1	1	1	0	0	0	0	0	1	8	9	9.00	1.000										
<b>PITCHER</b>	IP	WLS	BF	H	R	ER	SO	BB	IBB	HBP	BLK	WP	HR	S	P	ERA	WHIP										
77 Jed Bradley, L (6,1) ERA: 6.75	1.0		3	0	0	0	1	0	0	0	0	0	0	5	5	0.00	0.000										
76 Alfredo Figaro, R (7,1) ERA: 3.0	1.0		3	0	0	0	1	0	0	0	0	0	0	5	5	0.00	0.000										
68 Jesus Sanchez, R (8,1) ERA: 3.0	1.0		6	2	1	1	1	1	0	0	0	0	1	7	12	9.00	3.000										









Batter	1	2	3	4	5	6	7	8	9	AB	R	H	RBI	BB	SO	LOB	TOP					
17 Adam Rosales, R OBP: 0.667, SLG: 0.556 63 Shane Peterson, L OBP: 0.455, SLG: 0.810	0-0 BB HBP 1B	4-0 BB	4-0 HBP BB			F8		4-0 FC6-4 BB	0-3 K	2	1	1	1	2	0	0	<b>Oakland Athletics @ Colorado Rockies</b> Salt River Fields at Talking Stick, Scottsdale, AZ Sun Mar 03 2013, 3:14 PM - 6:10 PM EST Att: 8,315 - Cloudy - 72 F					
29 Scott Sizemore, R OBP: 0.412, SLG: 0.250 35 Grant Green, R OBP: 0.400, SLG: 0.600	0-0 HBP 1B	0-0 1B	1-2 2-3 3-H HBP BB			25 1B WP		71 FC6-4 1B		2	0	2	1	0	0	0						
25 Chris Young, R OBP: 0.400, SLG: 0.500 71 Luke Montz, R OBP: 0.400, SLG: 0.600	0-0 F8	0-3 K	0-3 K			20 G6-4-3 1B		FC6-4		4	0	1	1	0	2	7						
20 Josh Donaldson, R OBP: 0.176, SLG: 0.067 18 Scott Moore, L OBP: 0.394, SLG: 0.222	4-0 HBP BB		0-3 K	0-3 K		1-2 2-3 3-H G6-4-3				3	0	0	0	1	2	1						
36 Derek Norris, R OBP: 0.417, SLG: 0.900 70 David Freitas, R OBP: 0.667, SLG: 1.167	0-3 K		4-0 3 1B 10 HBP BB	0-0 F9			1-0 HR		0-0 G4-3	2	1	0	0	1	1	3						
32 Michael Choice, R OBP: 0.545, SLG: 0.900 12 Andy Parrino, S OBP: 0.400, SLG: 0.615	1-0 HBP		0-0 10 HBP 3 1B BB	0-0 FC4			0-0 FC9		0-0 F7	3	1	1	1	0	0	0						
3 Hirovuki Nakajima, R OBP: 0.353, SLG: 0.214 23 Michael Taylor, R OBP: 0.188, SLG: 0.200	0-3 K		0-0 17 BB 29 HBP 10 HBP 1B		0-0 G3		0-0 F9		0-0 28 1B 7 1B 2B	3	1	1	0	0	1	3						
10 Daric Barton, L OBP: 0.643, SLG: 0.600 28 Eric Sogard, L OBP: 0.389, SLG: 0.412			4-0 7 G4-3 BB	1-0 29 HBP 17 BB HBP		0-0 F8		0-3 K	0-0 7 1B 1B	1	0	0	1	1	0	0						
7 Addison Russell, R OBP: 0.417, SLG: 0.455			0-0 1-2 2-3 3-H G4-3	0-3 K		0-0 K		0-0 G6-3	0-0 1-3 3-H 1B	5	0	1	1	0	2	4						
<b>Inning Stats</b>	R: 1 E: 0 K: 2 S: 9	H: 2 LOB: 3 BB: 1 P: 14	R: 0 E: 0 K: 1 S: 5	H: 1 LOB: 2 BB: 2 P: 13	R: 3 E: 0 K: 3 S: 11	H: 2 LOB: 3 BB: 2 P: 21	R: 0 E: 0 K: 1 S: 5	H: 0 LOB: 0 BB: 0 P: 5	R: 0 E: 0 K: 1 S: 5	H: 0 LOB: 0 BB: 0 P: 5	R: 1 E: 0 K: 0 S: 4	H: 2 LOB: 0 BB: 0 P: 5	R: 1 E: 0 K: 1 S: 6	H: 1 LOB: 2 BB: 0 P: 7	R: 0 E: 0 K: 1 S: 6	H: 1 LOB: 2 BB: 0 P: 10		R: 1 E: 0 K: 1 S: 8	H: 3 LOB: 2 BB: 0 P: 8	1B: 10 2B: 1 3B: 0 HR: 1	SF: 0 SAC: 0 DP: 2 HBP: 3	WP: 1 PB: 0 SB: 0 CS: 0
<b>PITCHER</b>	IP WLS BF H R ER SO BB IBB HBP BLK WP HR S P ERA WHIP	29 Jorge De La Rosa, L ERA: 7.38	51 Josh Sullivan, R ERA: 5.63	32 Tyler Chatwood, R ERA: 4.5	88 Josh Outman, L ERA: 4.5	54 Mike McClendon, R ERA:	78 Dan Houston, R ERA: 9.0	IP WLS BF H R ER SO BB IBB HBP BLK WP HR S P ERA WHIP	1.0 6 3 1 1 1 0 0 0 0 0 0 0 0 4 23 5.40 3.000													

AB	37
R	7
H	12
RBI	7
BB	6
SO	11
LOB	24



Batter	1	2	3	4	5	6	7	8	9	AB	R	H	RBI	BB	SO	LOB	BOTTOM	
1 Eric Young Jr., S OBP: 0.397, SLG: 0.308 16 Reid Brignac, L OBP: 0.290, SLG: 0.250	0-0 1B		0-0 L8		0-0 F8			0-0 G4-6-3		3	0	1	0	0	0	1	<b>Oakland Athletics @ Colorado Rockies</b> Salt River Fields at Talking Stick, Scottsdale, AZ Sun Mar 03 2013, 3:14 PM - 6:10 PM EST Att: 8,315 - Cloudy - 72 F	
Dexter Fowler, S OBP: 0.417, SLG: 0.727 7 Matt McBride, R OBP: 0.385, SLG: 0.583	0-0 P6		0-0 2B		0-0 P6		0-0 G5-3			2	0	1	0	0	0	1		
17 Todd Helton, L OBP: 0.111, SLG: 0.111 12 Ryan Wheeler, L OBP: 0.111, SLG: 0.111	0-0 P5		0-0 G4-3		0-3 K			0-0 G3		2	0	0	0	0	2	1		
2 Troy Tulowitzki, R OBP: 0.231, SLG: 0.167 47 Rafael Ortega, L OBP: 0.697, SLG: 1.000	0-0 P4			0-0 P5		0-0 G5-3			0-0 71 G6-4-3 1B	3	0	0	0	0	0	1		
3 Michael Cuddyer, R OBP: 0.222, SLG: 0.222 71 Kyle Parker, R OBP: 0.333, SLG: 0.111		0-0 F7		0-0 G4-3		0-0 8 1B 28 G6-3 1B		0-0 G6-4-3		3	1	1	0	0	0	0		
20 Wilin Rosario, R OBP: 0.364, SLG: 0.545 8 Yorvit Torrealba, R OBP: 0.200, SLG: 0.200		0-0 FC9		0-3 K		0-0 1-3 1B				2	0	0	0	0	1	0		
28 Nolan Arenado, R OBP: 0.357, SLG: 1.071		0-1 HR		0-0 P4		0-0 G5-3				3	1	1	2	0	0	0		
4 Chris Nelson, R OBP: 0.200, SLG: 0.200 73 Henry Wrigley, R OBP: 0.400, SLG: 0.400		0-0 FC9		0-3 K		0-3 3-H K				3	0	0	0	0	2	0		
14 Josh Rutledge, R OBP: 0.313, SLG: 0.375 65 Cristhian Adames, S ERA: 6.75			0-3 K		0-0 1B			0-0 16 G4-6-3 1B		3	0	2	0	0	1	0		
<b>Inning Stats</b>	R: 0 E: 0 K: 0 S: 4	H: 1 LOB: 0 BB: 0 P: 4	R: 1 E: 0 K: 0 S: 5	H: 1 LOB: 0 BB: 0 P: 5	R: 0 E: 0 K: 1 S: 6	H: 1 LOB: 1 BB: 0 P: 6	R: 0 E: 0 K: 1 S: 5	H: 0 LOB: 0 BB: 0 P: 5	R: 1 E: 0 K: 1 S: 6	H: 2 LOB: 0 BB: 0 P: 6	R: 0 E: 0 K: 0 S: 3	H: 1 LOB: 0 BB: 0 P: 3	R: 0 E: 0 K: 0 S: 3	H: 1 LOB: 0 BB: 0 P: 3	1B: 6 2B: 1 3B: 0 HR: 1	SF: 0 SAC: 0 DP: 2 HBP: 0		WP: 0 PB: 0 SB: 0 CS: 0
<b>PITCHER</b>	IP WLS BF H R ER SO BB IBB HBP BLK WP HR S P ERA WHIP	64 A.J. Griffin, R ERA: 1.8	47 Pat Neshek, R ERA:	65 Pedro Figueroa, L ERA: 3.0	39 Hideki Okajima, L ERA:	45 Justin Thomas, L ERA: 6.75	44 Bruce Billings, R ERA: 1.93	IP WLS BF H R ER SO BB IBB HBP BLK WP HR S P ERA WHIP	1.0 3 1 1 0 0 0 0 0 0 0 0 0 0 5 3 0.00 1.000									









Batter	1	2	3	4	5	6	7	8	9	AB	R	H	RBI	BB	SO	LOB	TOP										
17 Dave Sappelt, R OBP: 0.190, SLG: 0.381 7 Brett Jackson, L OBP: 0.444, SLG: 0.727	F7		FC5-4			F8	PO	BB	K	3	0	0	0	0	0	1											
15 Darwin Barney, R OBP: 0.316, SLG: 0.333 68 Jorge Soler, R OBP: 0.368, SLG: 0.471	F7			G1-3		1B		1B		3	1	1	0	0	0	0											
53 Wellington Castillo, R OBP: 0.353, SLG: 0.457 79 J.C. Boscan, R OBP: 0.429, SLG: 0.571	G6-3			K		1B		K		3	0	1	0	0	1	0											
19 Nate Schierholtz, L OBP: 0.444, SLG: 0.667 51 Steve Clevenger, L OBP: 0.429, SLG: 0.333		K		F8		1B		F9		3	0	1	0	0	1	0											
73 Junior Lake, R OBP: 0.286, SLG: 0.450 74 Logan Watkins, L OBP: 0.389, SLG: 0.563	G5-3				G5-3	1B				3	0	1	1	0	0	0											
66 Brian Bogusevic, L OBP: 0.524, SLG: 0.889 6 Alberto Gonzalez, R OBP: 0.188, SLG: 0.214		K			G3-1	G4-3		K		3	0	0	0	0	1	3											
65 Edwin Maysonet, R OBP: 0.278, SLG: 0.438 70 Javier Báez, R OBP: 0.333, SLG: 0.471			F8		IHR		K		K	3	1	1	1	0	1	0											
72 Matt Szczur, R OBP: 0.125, SLG: 0.067 16 Darrell McDonald, R OBP: 0.211, SLG: 0.412			K		F8		K		K	3	0	0	0	0	2	0											
46 Scott Feldman, L OBP: 1.000, SLG: 1.000 37 Travis Wood, R OBP: 0.444, SLG: 0.286 82 Raffy Lopez, L OBP: 0.350, SLG: 0.286 59 Cory Wade, R OBP: 0.188, SLG: 0.214 48 Rafael Dolis, R OBP: 0.368, SLG: 0.471 75 Brad Nelson, L OBP: 0.368, SLG: 0.471						F7	PO		HR	1	0	1	0	0	0	0											
<b>Inning Stats</b>	R: 0 E: 0 K: 0 S: 3	H: 0 LOB: 0 BB: 0 P: 3	R: 0 E: 0 K: 2 S: 7	H: 0 LOB: 0 BB: 0 P: 7	R: 0 E: 0 K: 1 S: 6	H: 1 LOB: 1 BB: 0 P: 6	R: 0 E: 0 K: 1 S: 5	H: 0 LOB: 0 BB: 0 P: 5	R: 1 E: 0 K: 0 S: 6	H: 1 LOB: 0 BB: 0 P: 7	R: 1 E: 0 K: 0 S: 7	H: 4 LOB: 3 BB: 0 P: 7	R: 0 E: 0 K: 2 S: 7	H: 1 LOB: 3 BB: 1 P: 8	R: 0 E: 0 K: 2 S: 8	H: 1 LOB: 3 BB: 1 P: 13	R: 1 E: 0 K: 3 S: 11	H: 1 LOB: 0 BB: 0 P: 14	1B: 6 2B: 1 3B: 0 HR: 2	SF: 0 SAC: 0 DP: 0 HBP: 1	WP: 0 PB: 0 SB: 0 CS: 0	PA: 38					
<b>PITCHER</b>	IP	WLS	BF	H	R	ER	SO	BB	IBB	HBP	BLK	WP	HR	S	P	ERA	WHIP										
26 Jeff Francis, L ERA: 3.0	4.0	W	13	1	0	0	4	0	0	0	0	0	0	21	21	0.00	0.250										
36 Danny Rosenbaum, L ERA: 3.0	2.0		11	5	2	2	0	0	0	0	0	0	0	13	14	9.00	2.500										
34 Matt Belisle, R ERA: 2.45	1.0	H	3	1	0	0	2	0	0	0	0	0	0	7	8	0.00	1.000										
49 Rex Brothers, L ERA: 6.0	1.0		6	1	0	0	2	1	0	1	0	0	0	8	13	0.00	2.000										
60 Manny Corpas, R ERA: 6.0	1.0		4	1	1	1	3	0	0	0	0	0	1	11	14	9.00	1.000										

Chicago Cubs @ Colorado Rockies  
Salt River Fields at Talking Stick, Scottsdale, AZ  
Tue Mar 05 2013, 3:11 PM - 5:49 PM EST  
Att: 7,515 - Partly Cloudy - 72 F

AB 35  
R 3  
H 9  
RBI 3  
BB 1  
SO 11  
LOB 11



Batter	1	2	3	4	5	6	7	8	9	AB	R	H	RBI	BB	SO	LOB	BOTTOM										
Dexter Fowler, S OBP: 0.400, SLG: 0.643 47 Rafael Ortega, L OBP: 0.571, SLG: 0.833	F7			K			F9			3	0	1	1	0	1	1											
14 Josh Rutledge, R OBP: 0.316, SLG: 0.368 23 Charlie Culberson, R OBP: 0.250, SLG: 0.636		1B		F7			3B			3	1	1	0	0	0	2											
2 Troy Tulowitzki, R OBP: 0.250, SLG: 0.250 18 Jonathan Herrera, S OBP: 0.333, SLG: 0.333		K		1B		P4	SH1-3			3	1	1	0	0	1	1											
20 Wilin Rosario, R OBP: 0.429, SLG: 0.769 72 Jose Gonzalez, R OBP: 0.500, SLG: 0.750 16 Lars Davis, L		BB		HR		F8	2B			2	1	1	2	1	0	0											
17 Todd Helton, L OBP: 0.250, SLG: 0.500 7 Matt McBride, R OBP: 0.333, SLG: 0.500		2B		G1-3		G5-3	G5-3			2	0	1	1	0	0	0											
4 Chris Nelson, R OBP: 0.222, SLG: 0.278 65 Crisithan Adames, S OBP: 0.250, SLG: 0.250		G4-3		G6-3						3	1	1	0	0	0	2											
12 Ryan Wheeler, L OBP: 0.143, SLG: 0.143			G3	G6-3						4	0	1	0	0	1	1											
67 Kent Matthes, R OBP: 0.250, SLG: 0.888 71 Kyle Parker, R OBP: 0.308, SLG: 0.100		2B								3	1	2	0	0	0	1											
27 Tim Wheeler, L OBP: 0.250, SLG: 0.429 77 Corey Dickerson, L OBP: 0.417, SLG: 0.556		G3		G1-4-3						3	0	0	0	0	1	2											
<b>Inning Stats</b>	R: 1 E: 0 K: 1 S: 7	H: 2 LOB: 2 BB: 1 P: 11	R: 1 E: 0 K: 0 S: 5	H: 2 LOB: 1 BB: 0 P: 5	R: 2 E: 0 K: 0 S: 6	H: 2 LOB: 0 BB: 0 P: 8	R: 0 E: 0 K: 1 S: 6	H: 1 LOB: 1 BB: 0 P: 6	R: 0 E: 0 K: 0 S: 3	H: 0 LOB: 0 BB: 0 P: 3	R: 1 E: 0 K: 0 S: 6	H: 2 LOB: 0 BB: 0 P: 6	R: 1 E: 0 K: 0 S: 5	H: 2 LOB: 1 BB: 0 P: 5	R: 0 E: 0 K: 1 S: 6	H: 1 LOB: 1 BB: 0 P: 6	1B: 6 2B: 4 3B: 1 HR: 1	SF: 0 SAC: 1 DP: 1 HBP: 0	WP: 0 PB: 0 SB: 1 CS: 0	PA: 36							
<b>PITCHER</b>	IP	WLS	BF	H	R	ER	SO	BB	IBB	HBP	BLK	WP	HR	S	P	ERA	WHIP										
46 Scott Feldman, R ERA: 11.25	2.0	L	13	6	4	4	1	0	0	0	0	0	0	15	21	18.00	3.500										
37 Travis Wood, L ERA: 4.5	4.0		14	3	1	1	2	0	0	0	0	0	0	18	18	2.25	0.750										
59 Cory Wade, R ERA: 2.25	1.0		5	2	1	1	0	0	0	0	0	0	0	5	5	9.00	2.000										
48 Rafael Dolis, R ERA: 11.57	1.0		4	1	0	0	1	0	0	0	0	0	0	6	6	0.00	1.000										

Chicago Cubs @ Colorado Rockies  
Salt River Fields at Talking Stick, Scottsdale, AZ  
Tue Mar 05 2013, 3:11 PM - 5:49 PM EST  
Att: 7,515 - Partly Cloudy - 72 F


AB 34  
R 6  
H 12  
RBI 5  
BB 1  
SO 4  
LOB 13










Batter	1	2	3	4	5	6	7	8	9	AB R H RBI BB SO LOB	TOP																								
											<p>Kansas City Royals @ Colorado Rockies Salt River Fields at Talking Stick, Scottsdale, AZ Fri Mar 08 2013, 9:10 PM EST</p> <p><a href="http://livebaseballscorecards.com">livebaseballscorecards.com</a></p> <p>AB 0 R 0 H 0 RBI 0 BB 0 SO 0 LOB 0</p> 																								
Inning Stats										1B: 0 SF: 0 2B: 0 SAC: 0 3B: 0 DP: 0 HR: 0 HBP: 0	WP: 0 PA: 0 PB: 0 SB: 0 CS: 0																								
PITCHER	IP	WLS	BF	H	R	ER	SO	BB	IBB	HBP	BLK	WP	HR	S	P	ERA	WHIP	PITCHER	IP	WLS	BF	H	R	ER	SO	BB	IBB	HBP	BLK	WP	HR	S	P	ERA	WHIP

Batter	1	2	3	4	5	6	7	8	9	AB R H RBI BB SO LOB	BOTTOM																								
											<p>Kansas City Royals @ Colorado Rockies Salt River Fields at Talking Stick, Scottsdale, AZ Fri Mar 08 2013, 9:10 PM EST</p> <p><a href="http://livebaseballscorecards.com">livebaseballscorecards.com</a></p> <p>AB 0 R 0 H 0 RBI 0 BB 0 SO 0 LOB 0</p> 																								
Inning Stats										1B: 0 SF: 0 2B: 0 SAC: 0 3B: 0 DP: 0 HR: 0 HBP: 0	WP: 0 PA: 0 PB: 0 SB: 0 CS: 0																								
PITCHER	IP	WLS	BF	H	R	ER	SO	BB	IBB	HBP	BLK	WP	HR	S	P	ERA	WHIP	PITCHER	IP	WLS	BF	H	R	ER	SO	BB	IBB	HBP	BLK	WP	HR	S	P	ERA	WHIP







Batter	1	2	3	4	5	6	7	8	9	AB	R	H	RBI	BB	SO	LOB	TOP							
9 Dee Strange-Gordon, L OBP: 0.435, SLG: 0.235 72 Justin Sellers, R OBP: 0.267, SLG: 0.214	L3		L6		FC3-6 27 1B		G4-3		F7	3	1	0	0	0	0	2	<b>Los Angeles Dodgers @ Colorado Rockies</b> Salt River Fields at Talking Stick, Scottsdale, AZ Sun Mar 10 2013, 4:11 PM - 6:45 PM EDT Att: 12,287 - Sunny - 64 F							
3 Skip Schumaker, L OBP: 0.280, SLG: 0.417 62 Omar Luna, R OBP: 0.389, SLG: 0.313	G4-3		G4-3		5 HR 1B		G4-3			3	1	1	1	0	0	0								
27 Matt Kemp, R OBP: 0.214, SLG: 0.154 10 Tony Gwynn Jr., L OBP: 0.389, SLG: 0.214				4-0 BB	5 HR 1B					2	1	2	1	1	0	0								
5 Juan Uribe, R OBP: 0.238, SLG: 0.400 94 Scott Van Slyke, R OBP: 0.200, SLG: 0.400				0-0 BB	5 HR 1B					1	0	1	0	0	0	0								
37 Elian Herrera, S OBP: 0.385, SLG: 0.480 48 Brian Barden, R OBP: 0.583, SLG: 0.619		L8								3	1	1	3	0	1	2								
17 A.J. Ellis, R OBP: 0.579, SLG: 0.417 33 Ramon Castro, R OBP: 0.300, SLG: 0.700				4-0 BB						1	0	0	0	0	0	0								
49 Alex Castellanos, R OBP: 0.292, SLG: 0.652 66 Yasiel Puig, R OBP: 0.400, SLG: 0.621										2	0	0	0	1	1	1								
0 Alfredo Amezaga, S OBP: 0.346, SLG: 0.292 60 Jeremy Moore, L OBP: 0.440, SLG: 0.591										1	0	0	0	0	0	0								
22 Clayton Kershaw, L OBP: 0.500, SLG: 0.950 65 Wilton Castillo, S OBP: 1.426, SLG: 0.500 28 Mark Lowe, L OBP: 0.389, SLG: 0.313 55 Matt Guerrier, R OBP: 0.294, SLG: 0.077 76 Peter Moylan, R OBP: 0.167, SLG: 0.091 89 Corey Seager, L OBP: 0.467, SLG: 0.429 73 Juan Abreu, R OBP: 0.294, SLG: 0.077										3	1	1	0	0	0	1								
										1	0	0	0	0	0	0								
<b>Inning Stats</b>	R: 0 E: 0 K: 1 S: 7	H: 1 LOB: 1 BB: 0 P: 7	R: 0 E: 0 K: 0 S: 3	H: 0 LOB: 1 BB: 1 P: 7	R: 0 E: 0 K: 1 S: 5	H: 0 LOB: 0 BB: 0 P: 5	R: 0 E: 0 K: 0 S: 3	H: 1 LOB: 1 BB: 1 P: 7	R: 6 E: 0 K: 2 S: 13	H: 6 LOB: 0 BB: 0 P: 13	R: 0 E: 0 K: 0 S: 2	H: 0 LOB: 0 BB: 1 P: 7	R: 0 E: 0 K: 1 S: 6	H: 1 LOB: 1 BB: 0 P: 6	R: 0 E: 0 K: 0 S: 3	H: 0 LOB: 0 BB: 0 P: 3	R: 0 E: 0 K: 1 S: 5	H: 0 LOB: 0 BB: 0 P: 5	1B: 8 2B: 0 3B: 0 HR: 1	SF: 0 SAC: 0 DP: 1 HBP: 0	WP: 0 PB: 0 SB: 0 CS: 0	PA: 37		
<b>PITCHER</b>	IP WLS BF H R ER SO BB IBB HBP BLK WP HR S P ERA WHIP	26 Jeff Francis, L ERA: 2.7	4.1 L 20 6 4 4 2 2 0 0 0 0 0 0 23 31 8.31 1.846	70 Parker Frazier, R ERA: 4.32	0.2 4 2 2 2 2 0 0 0 0 0 0 1 8 7 27.00 3.000	36 Danny Rosenbaum, L ERA: 2.57	1.0 3 0 0 0 0 1 0 0 0 0 0 0 2 8 0.00 1.000	34 Matt Belisle, R ERA: 1.93	1.0 4 1 0 0 1 0 0 0 0 0 0 0 6 6 0.00 1.000	50 Joe Gardner, R ERA:	1.0 3 0 0 0 0 0 0 0 0 0 0 0 3 3 0.00 0.000	61 Edgmer Escalona, R ERA: 1.8	1.0 3 0 0 0 1 0 0 0 0 0 0 0 5 5 0.00 0.000											



Batter	1	2	3	4	5	6	7	8	9	AB	R	H	RBI	BB	SO	LOB	BOTTOM		
Dexter Fowler, S OBP: 0.389, SLG: 0.588 27 Tim Wheeler, L OBP: 0.263, SLG: 0.412	F8 3 F8 14 G1-3 20 E 1B		F8		F7		G4-3			3	1	1	0	0	0	0	<b>Los Angeles Dodgers @ Colorado Rockies</b> Salt River Fields at Talking Stick, Scottsdale, AZ Sun Mar 10 2013, 4:11 PM - 6:45 PM EDT Att: 12,287 - Sunny - 64 F		
14 Josh Rutledge, R OBP: 0.273, SLG: 0.318 18 Jonathan Herrera, S OBP: 0.250, SLG: 0.250	G1-3		G6-3		G1-3		G1-3			3	0	0	0	0	0	1			
3 Michael Cuddyer, R OBP: 0.250, SLG: 0.217 67 Kent Matthes, R OBP: 0.200, SLG: 0.579	F8			4-0 BB						2	0	1	0	1	0	1			
20 Wilin Rosario, R OBP: 0.353, SLG: 0.625 64 Gustavo Molina, R OBP: 0.385, SLG: 0.462	E5 4 PO		G5-4-3		F8					3	0	0	0	0	0	2			
4 Chris Nelson, R OBP: 0.286, SLG: 0.300 12 Ryan Wheeler, L OBP: 0.176, SLG: 0.176	PO		G6-3							1	0	0	0	0	0	0			
9 DJ LeMahieu, R OBP: 0.286, SLG: 0.333 6 Tommy Manzzella, R OBP: 0.167, SLG: 0.091			G4-3		K					3	0	0	0	0	1	2			
73 Henry Wrigley, R OBP: 0.417, SLG: 0.500 66 Ben Paulsen, L OBP: 0.467, SLG: 0.429					G6-3					3	0	1	0	0	0	1			
71 Kyle Parker, R OBP: 0.294, SLG: 0.077 50 Joe Gardner, R OBP: 0.467, SLG: 0.429 61 Edgmer Escalona, R OBP: 0.294, SLG: 0.077										2	0	0	0	1	1	2			
26 Jeff Francis, L ERA: 2.7 70 Parker Frazier, R ERA: 4.32 23 Charlie Culberson, R OBP: 0.294, SLG: 0.077 36 Danny Rosenbaum, L ERA: 2.57 34 Matt Belisle, R ERA: 1.93 77 Corey Dickerson, L OBP: 0.467, SLG: 0.938										0	0	0	0	0	0	0			
										1	0	0	0	0	0	0			
<b>Inning Stats</b>	R: 1 E: 1 K: 0 S: 4	H: 1 LOB: 0 BB: 0 P: 4	R: 0 E: 0 K: 1 S: 6	H: 1 LOB: 0 BB: 0 P: 6	R: 0 E: 0 K: 0 S: 3	H: 0 LOB: 0 BB: 0 P: 3	R: 0 E: 0 K: 0 S: 2	H: 1 LOB: 1 BB: 0 P: 4	R: 0 E: 0 K: 0 S: 4	H: 1 LOB: 1 BB: 0 P: 4	R: 0 E: 0 K: 0 S: 3	H: 1 LOB: 0 BB: 0 P: 3	R: 0 E: 0 K: 1 S: 5	H: 0 LOB: 0 BB: 0 P: 5	1B: 5 2B: 0 3B: 0 HR: 0	SF: 0 SAC: 0 DP: 2 HBP: 0	WP: 0 PB: 0 SB: 0 CS: 0	PA: 33	
<b>PITCHER</b>	IP WLS BF H R ER SO BB IBB HBP BLK WP HR S P ERA WHIP	22 Clayton Kershaw, L ERA: 5.54	5.0 W 18 2 1 0 0 0 3 0 0 0 0 0 19 31 0.00 1.000	28 Mark Lowe, R ERA: 7.2	1.0 4 1 0 0 0 0 0 0 0 0 0 0 4 4 0.00 1.000	55 Matt Guerrier, R ERA: 4.5	1.0 4 1 0 0 0 0 0 0 0 0 0 0 4 4 0.00 1.000	76 Peter Moylan, R ERA: 7.71	1.0 3 1 0 0 0 0 0 0 0 0 0 0 3 3 0.00 1.000	73 Juan Abreu, R ERA:	1.0 3 0 0 0 1 0 0 0 0 0 0 0 5 5 0.00 0.000								





Batter	1	2	3	4	5	6	7	8	9	AB	R	H	RBI	BB	SO	LOB	TOP										
1 Eric Young Jr. S (1, 7) OBP: 0.458, SLG: 0.409 77 Corey Dickerson, L (6, 7) OBP: 0.438, SLG: 0.583	L9			F7		G4-3			G4-6-3	3	0	0	0	0	0	0											
14 Josh Rutledge, R (1, 4) OBP: 0.290, SLG: 0.292 16 Reid Brignac, L (5, 4) OBP: 0.200, SLG: 0.111	F9			F8			F7		L7	2	0	0	0	0	0	0											
2 Troy Tulowitzki, R (1, 6) OBP: 0.273, SLG: 0.429 6 Tommy Manzella, R (7, 6) OBP: 0.167, SLG: 0.091	P2			F9			K			3	0	0	0	0	1	0											
3 Michael Cuddyer, R (1, 9) OBP: 0.296, SLG: 0.308 67 Kent Matthes, R (7, 9) OBP: 0.200, SLG: 0.579						G5-3				3	0	2	0	0	0	0											
28 Nolan Arenado, R (1, 5) OBP: 0.348, SLG: 1.000 23 Charlie Culberson, R (7, 5) OBP: 0.267, SLG: 0.643										3	0	0	0	0	0	2											
17 Todd Helton, L (1, 3) OBP: 0.167, SLG: 0.333 12 Ryan Wheeler, L (7, 3) OBP: 0.167, SLG: 0.167										2	0	0	0	0	1	0											
8 Yorvit Torrealba, R (1, 2) OBP: 0.289, SLG: 0.714 15 Jordan Pacheco, R (6, 2) OBP: 0.435, SLG: 0.455										2	1	1	1	0	0	0											
21 Tyler Colvin, L (1, 8) OBP: 0.300, SLG: 0.350 27 Tim Wheeler, L (8, PH) OBP: 0.250, SLG: 0.389										2	0	1	0	0	1	0											
7 Matt McBride, R (1, 10) OBP: 0.300, SLG: 0.421 66 Ben Paulsen, L (9, PH) OBP: 0.500, SLG: 0.467										2	0	0	0	0	0	1											
<b>Inning Stats</b>	R: 0 E: 0 K: 0 S: 3	H: 0 LOB: 0 BB: 0 P: 3	R: 0 E: 0 K: 1 S: 5	H: 1 LOB: 0 BB: 0 P: 5	R: 0 E: 0 K: 1 S: 7	H: 0 LOB: 0 BB: 0 P: 7	R: 0 E: 0 K: 0 S: 3	H: 0 LOB: 0 BB: 0 P: 3	R: 0 E: 0 K: 0 S: 3	H: 0 LOB: 0 BB: 0 P: 3	R: 1 E: 0 K: 0 S: 6	H: 2 LOB: 0 BB: 0 P: 9	R: 0 E: 0 K: 1 S: 6	H: 1 LOB: 1 BB: 0 P: 6	R: 0 E: 0 K: 0 S: 3	H: 0 LOB: 0 BB: 0 P: 3	R: 0 E: 0 K: 0 S: 3	H: 1 LOB: 0 BB: 0 P: 3	1B: 3 2B: 1 3B: 0 HR: 1	SF: 0 SAC: 0 DP: 3 HBP: 0	WP: 0 PA: 29 PB: 0 SB: 0 CS: 0						
<b>PITCHER</b>	IP	WLS	BF	H	R	ER	SO	BB	IBB	HBP	BLK	WP	HR	S	P	ERA	WHIP										
49 Chris Sale, L (1, 1) ERA: 1.23 65 Nate Jones, R (6, 1) ERA: 70 Erik Johnson, R (7, 1) ERA: 8.53 40 Ramon Troncoso, R (9, 1) ERA: 1.04	5.0	W	17	3	1	1	2	0	0	0	0	0	1	25	28	1.80	0.600										
	1.0	H	2	0	0	0	0	0	0	0	0	0	0	2	2	0.00	0.000										
	2.0	H	7	1	0	0	1	0	0	0	0	0	0	9	9	0.00	0.500										
	1.0	S	3	1	0	0	0	0	0	0	0	0	0	3	3	0.00	1.000										

**Colorado Rockies @ Chicago White Sox**  
 Camelback Ranch, Glendale, AZ  
 Mon Mar 11 2013, 4:11 PM - 6:20 PM EDT  
 Att: 5,408 - Sunny - 73 F

AB	29
R	1
H	5
RBI	1
BB	0
SO	3
LOB	4



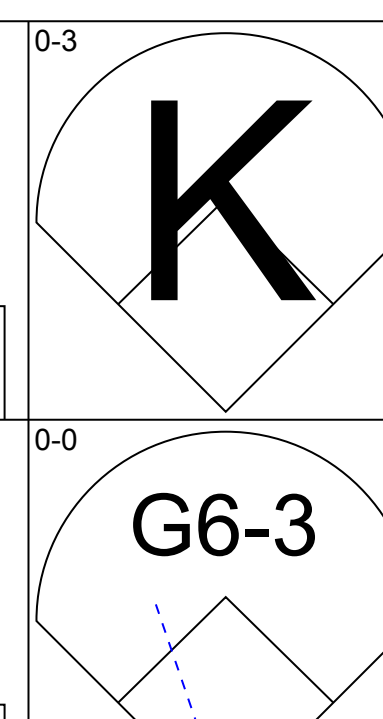
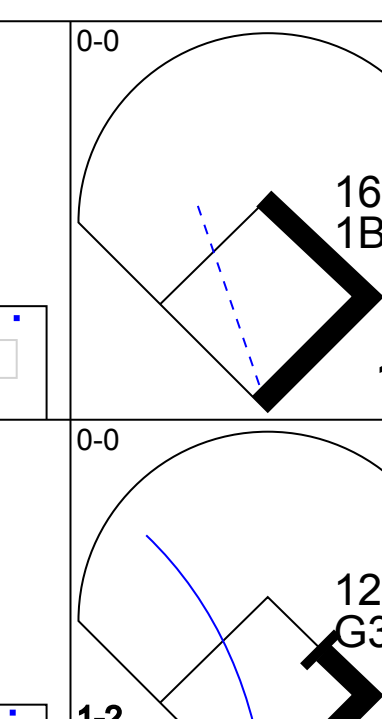
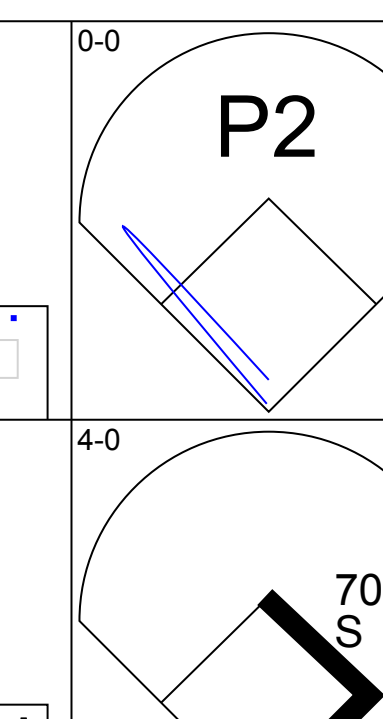
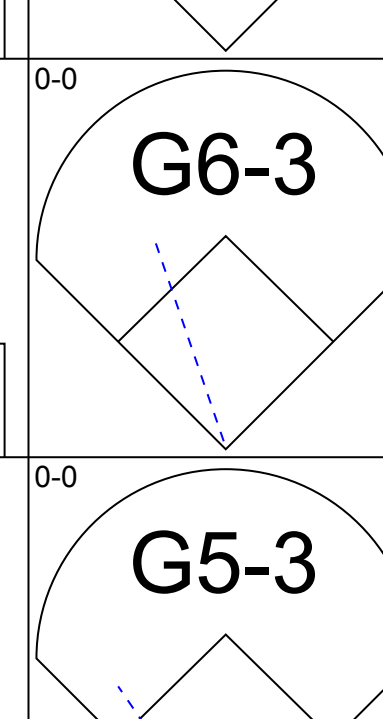
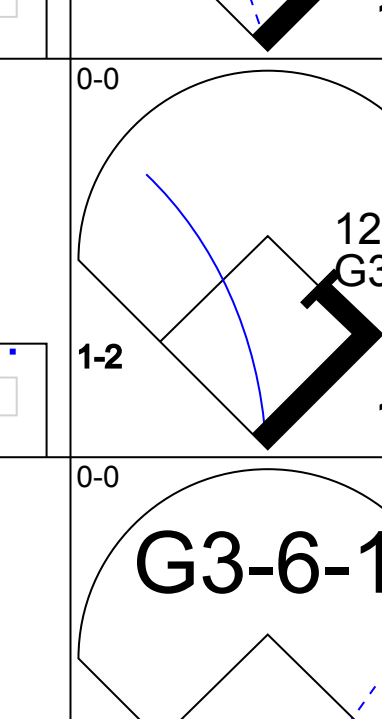
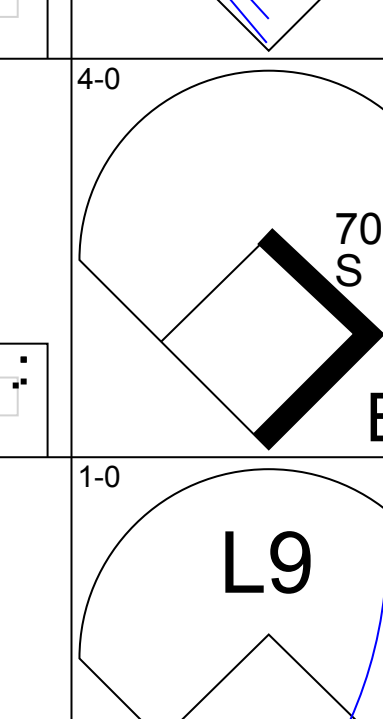
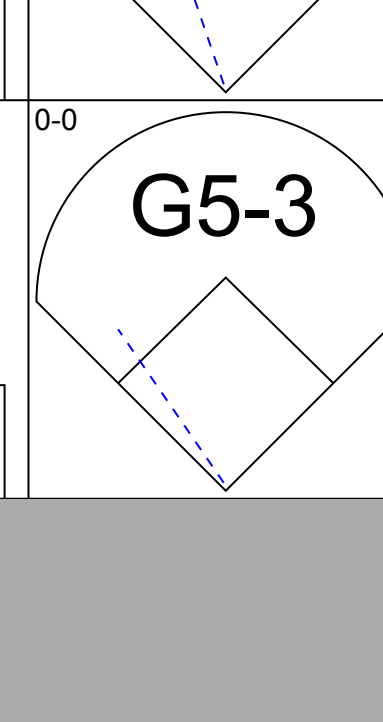
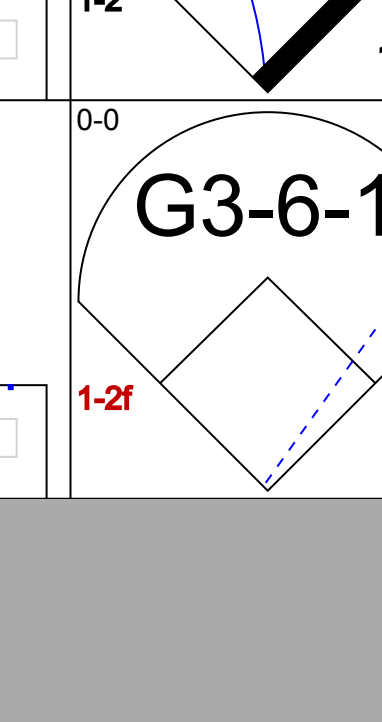
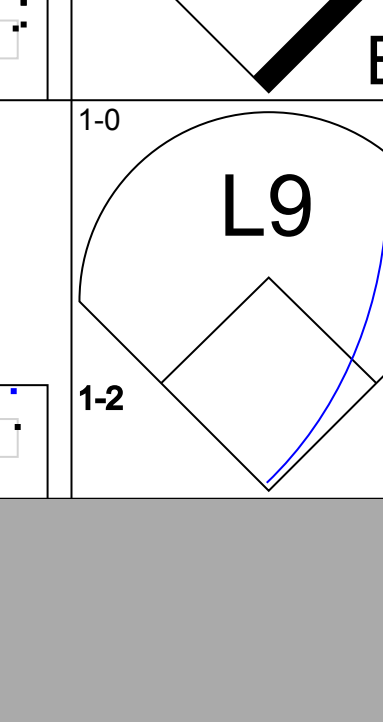
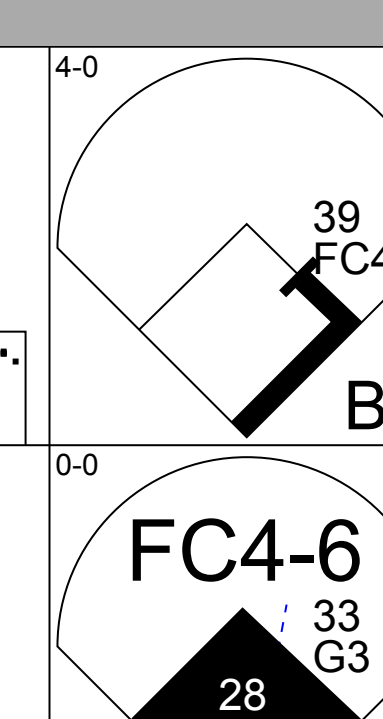
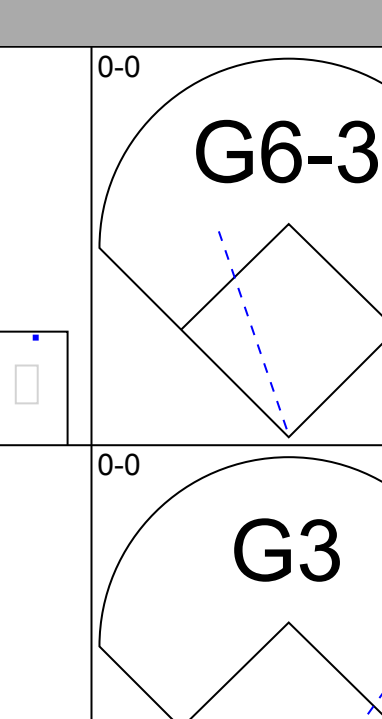
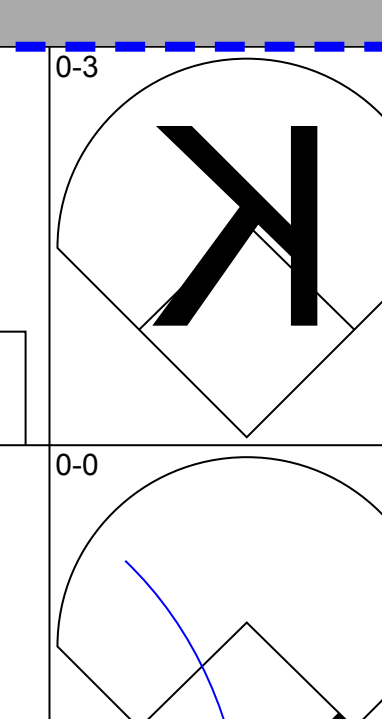
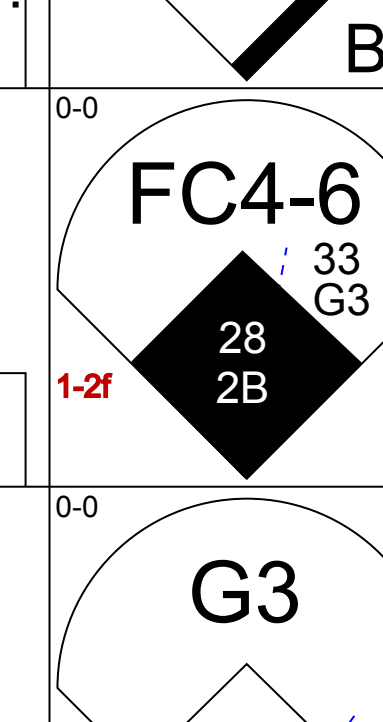
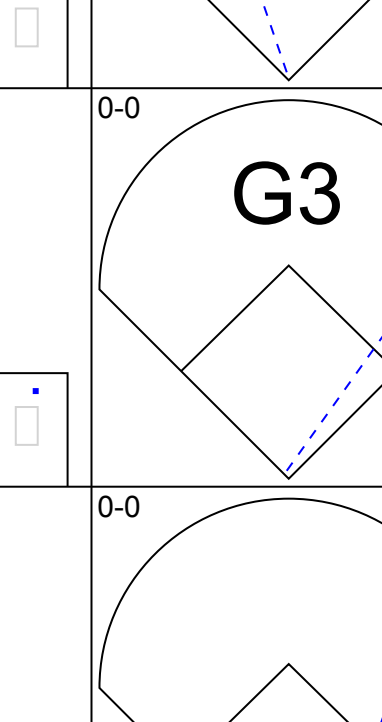
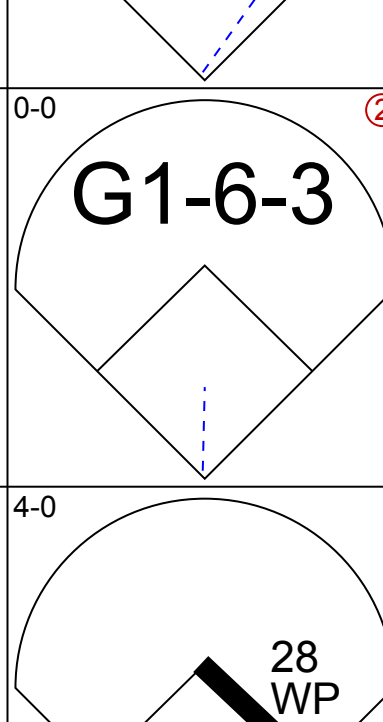

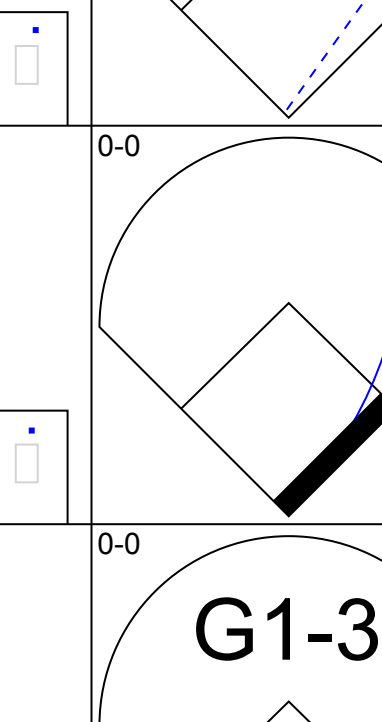
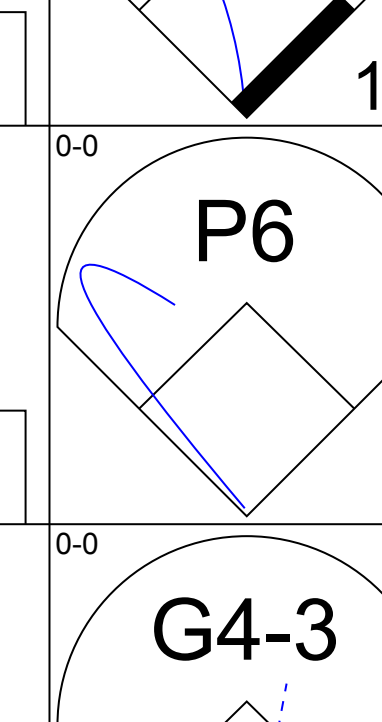

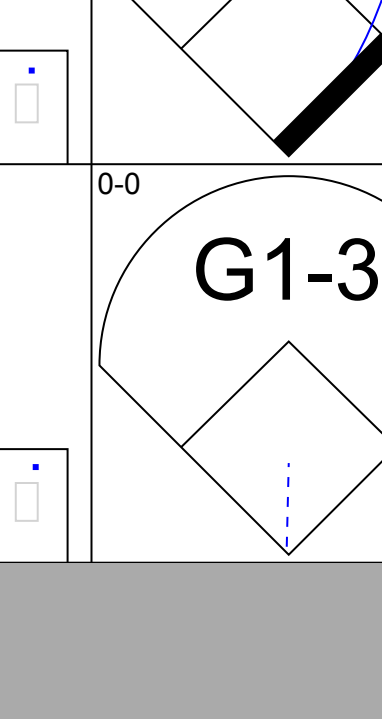
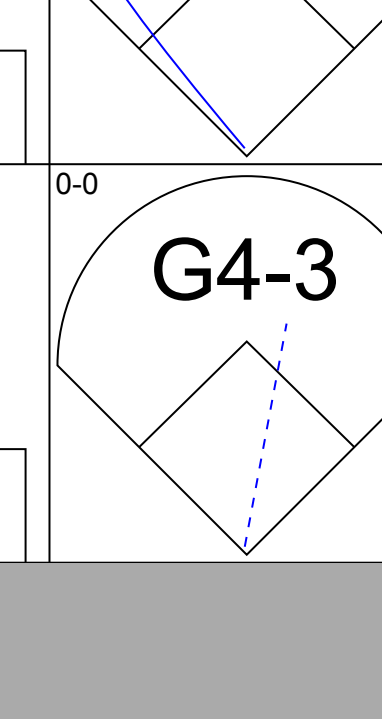

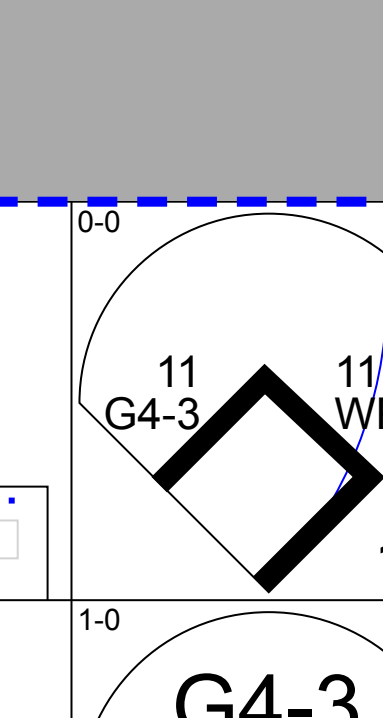
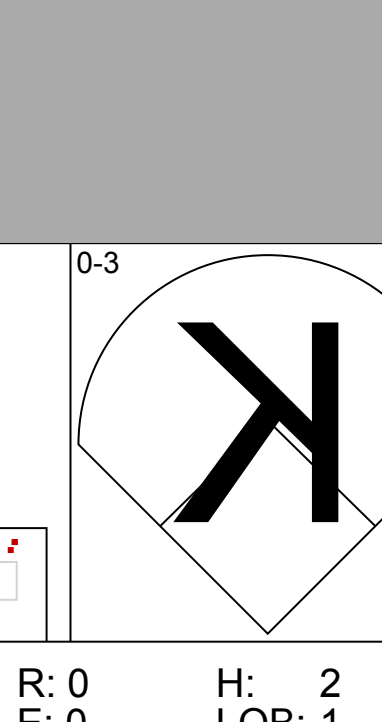
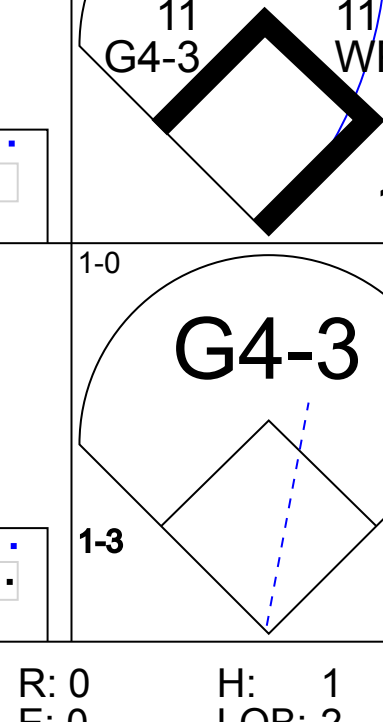
Batter	1	2	3	4	5	6	7	8	9	AB	R	H	RBI	BB	SO	LOB	BOTTOM										
20 Jordan Danks, L (1, 8) OBP: 0.176, SLG: 0.067	K									3	0	0	0	1	2	2											
15 Gordon Beckham, R (1, 4) OBP: 0.313, SLG: 0.452 77 Yolmer Sánchez, S (5, PR) OBP: 0.200, SLG: 0.111	K									3	0	2	1	0	1	0											
44 Adam Dunn, L (1, 3) OBP: 0.333, SLG: 0.455 22 Brent Morel, R (6, 3) OBP: 0.276, SLG: 0.464	K									3	0	0	0	0	1	3											
14 Paul Konerko, R (1, 10) OBP: 0.379, SLG: 0.893 80 Seth Loman, L (8, PH) OBP: 0.409, SLG: 0.700										3	1	1	1	0	1	1											
12 Conor Gillaspie, L (1, 5) OBP: 0.370, SLG: 0.792 85 Drew Garcia, S (5, 5) OBP: 0.500, SLG: 0.750										2	0	0	0	0	0	0											
38 Hector Gimenez, S (1, 2) OBP: 0.583, SLG: 0.533 39 Bryan Anderson, L (7, 2) OBP: 0.444, SLG: 0.500										3	0	1	0	0	0	0											
29 Jared Mitchell, L (1, 7) OBP: 0.333, SLG: 0.714 76 Stefan Gattrell, R (8, 7) OBP: 0.333, SLG: 0.462										2	0	0	0	1	1	1											
18 Blake Tekotte, L (1, 9) OBP: 0.292, SLG: 0.300 82 Keenyn Walker, S (7, PR) OBP: 0.286, SLG: 0.400										3	0	1	0	0	0	2											
5 Angel Sanchez, R (1, 6) OBP: 0.350, SLG: 0.421 74 Steve Tolleson, R (6, 6) OBP: 0.400, SLG: 0.417										2	1	2	0	0	0	0											
<b>Inning Stats</b>	R: 0 E: 0 K: 3 S: 9	H: 0 LOB: 0 BB: 0 P: 9	R: 1 E: 0 K: 0 S: 4	H: 1 LOB: 1 BB: 1 P: 9	R: 1 E: 0 K: 0 S: 4	H: 2 LOB: 1 BB: 1 P: 10	R: 0 E: 0 K: 0 S: 4	H: 1 LOB: 1 BB: 0 P: 4	R: 0 E: 0 K: 1 S: 5	H: 0 LOB: 0 BB: 0 P: 5	R: 0 E: 0 K: 2 S: 8	H: 2 LOB: 1 BB: 0 P: 8	R: 1 E: 0 K: 1 S: 6	H: 2 LOB: 1 BB: 0 P: 6	R: 0 E: 0 K: 0 S: 3	H: 0 LOB: 0 BB: 0 P: 3	1B: 7 2B: 1 3B: 1 HR: 1	SF: 0 SAC: 0 DP: 1 HBP: 0	WP: 0 PA: 32 PB: 0 SB: 2 CS: 1								
<b>PITCHER</b>	IP	WLS	BF	H	R	ER	SO	BB	IBB	HBP	BLK	WP	HR	S	P	ERA	WHIP										
13 Drew Pomeranz, L (1, 1) ERA: 4.5 31 Chris Volstad, R (5, 1) ERA: 49 Rex Brothers, L (7, 1) ERA: Bobby Cassevah, R (8, 1) ERA: 4.5	4.0	L	17	4	2	2	3	2	0	0	0	0	1	21	32	4.50	1.500										
	2.0		7	2	0	0	1	0	0	0	0	0	0	9	9	0.00	1.000										
	1.0		4	2	0	0	2	0	0	0	0	0	0	8	8	0.00	2.000										
	1.0		4	2	1	1	1	0	0	0	0	0	0	6	6	9.00	2.000										

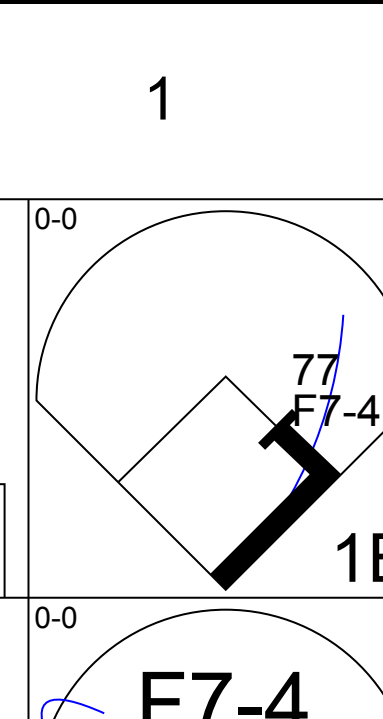
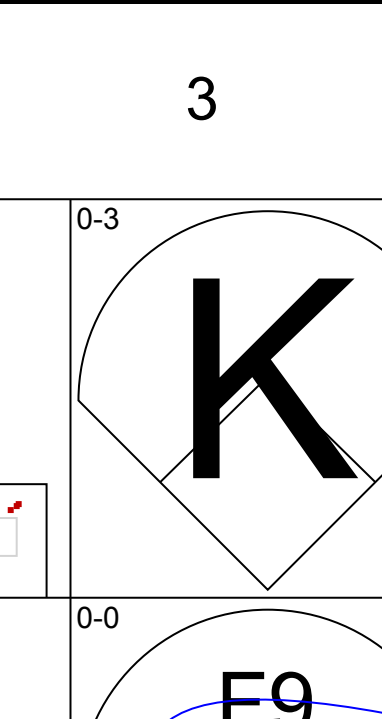
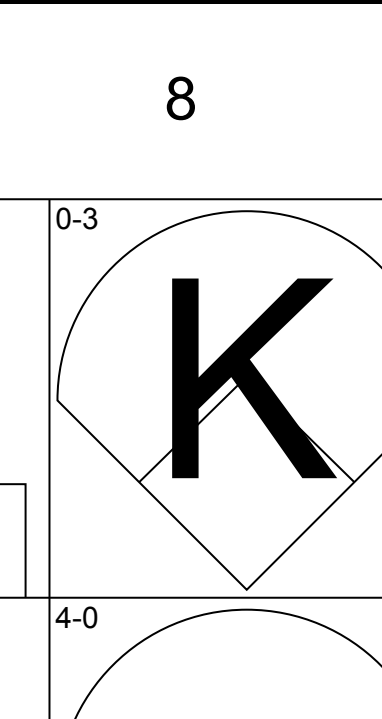
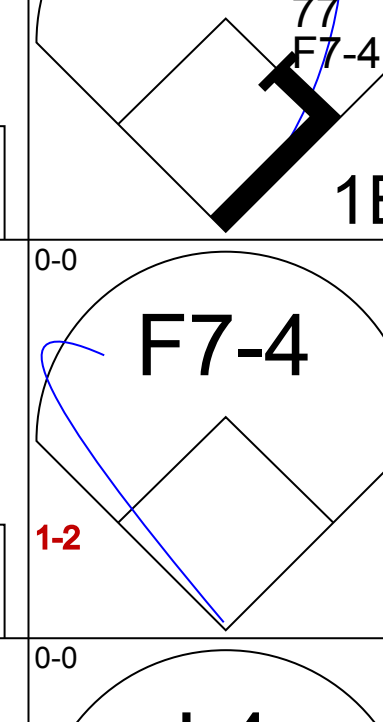
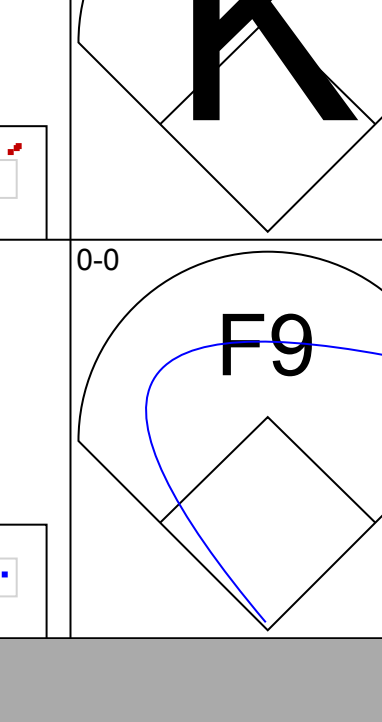
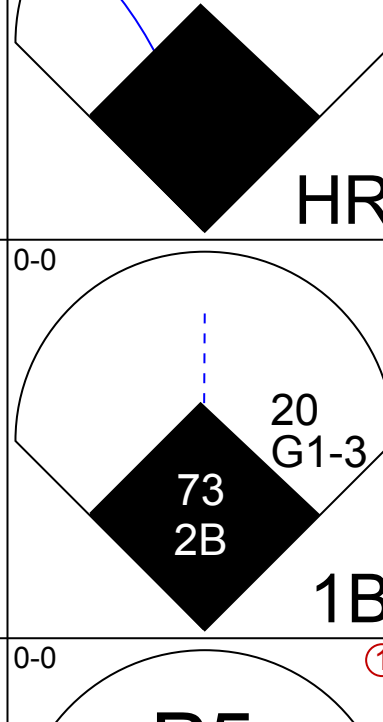
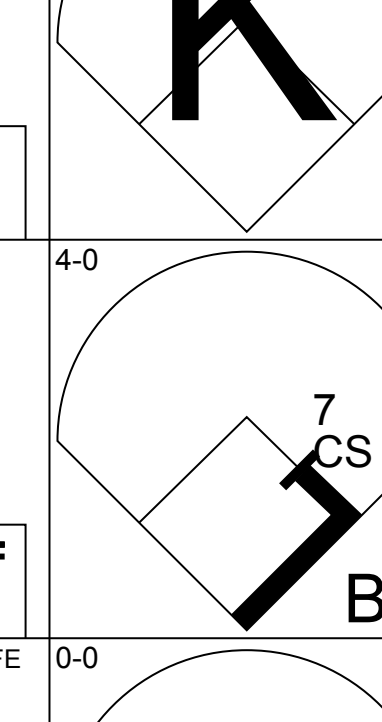
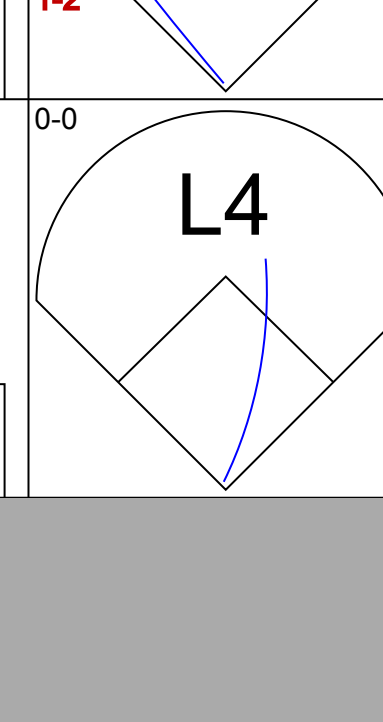
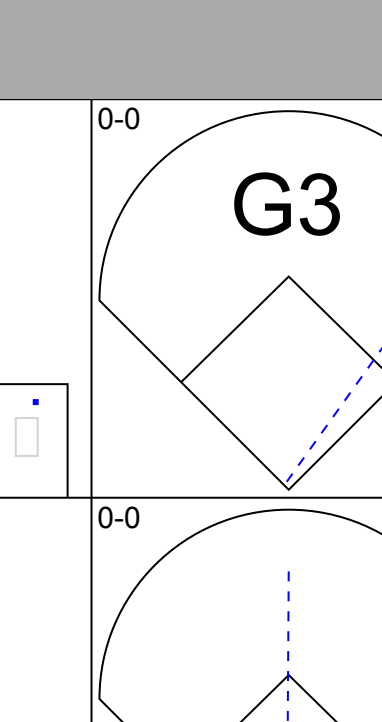
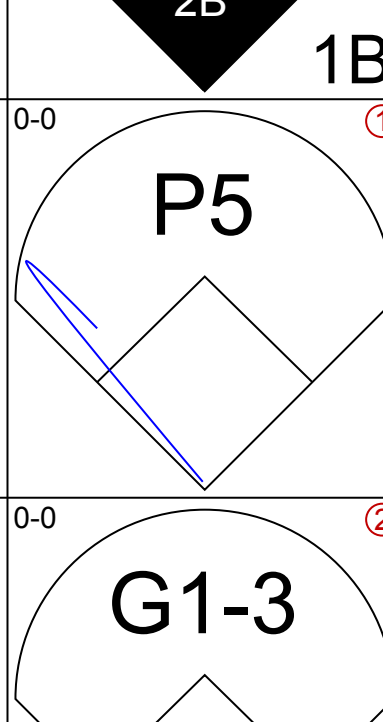
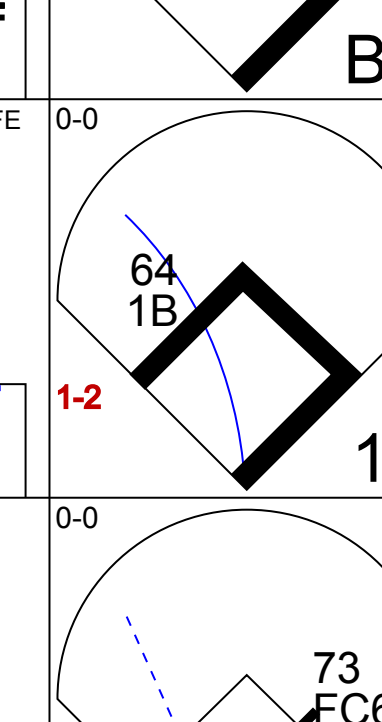
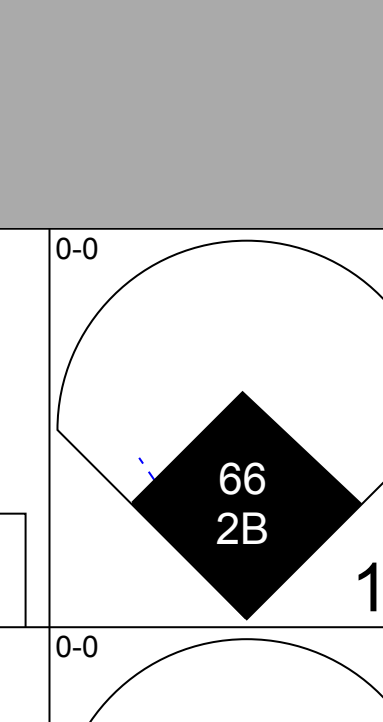
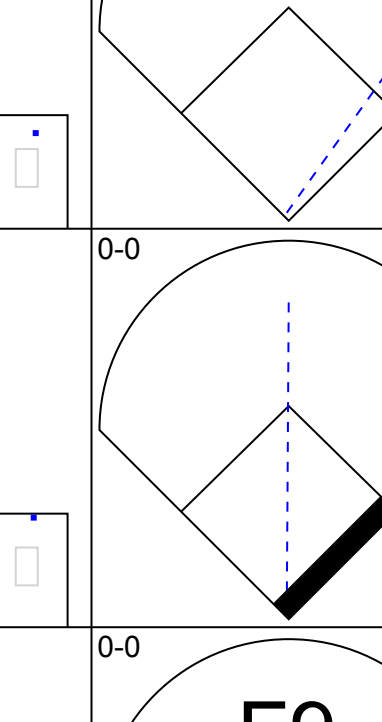
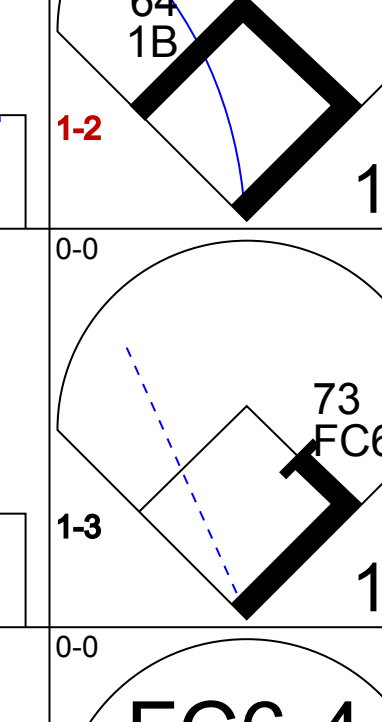
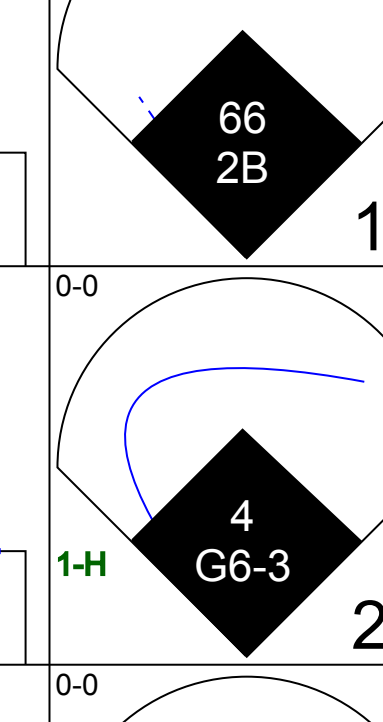
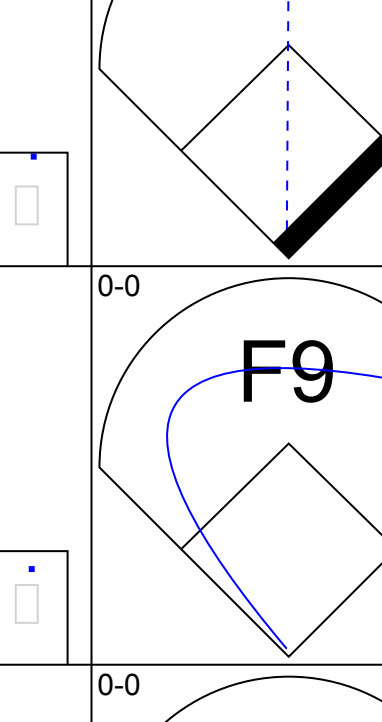
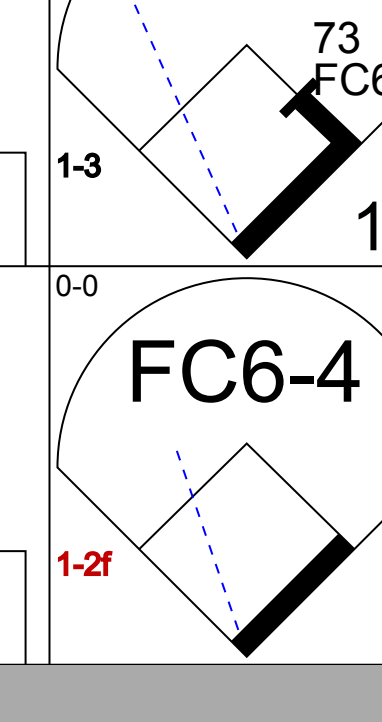
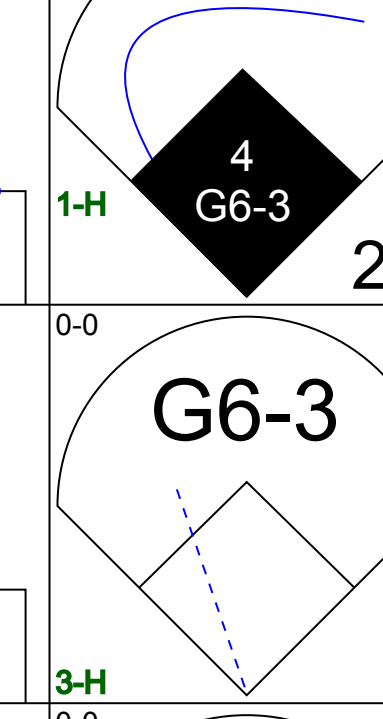
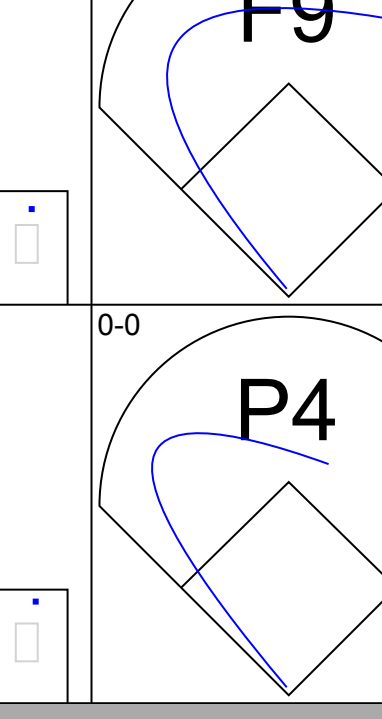
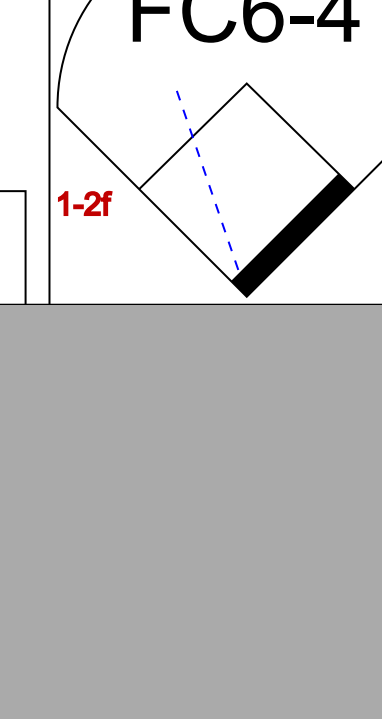
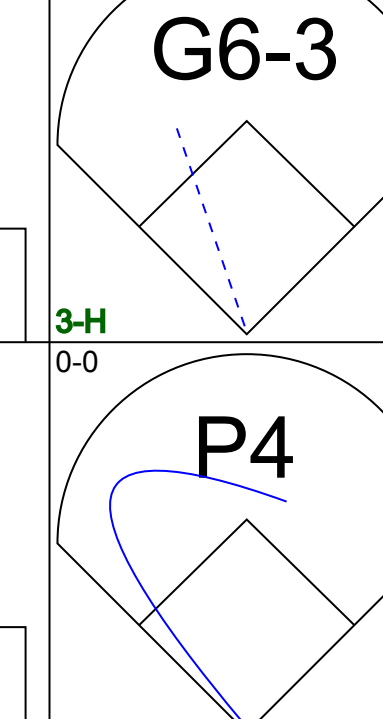
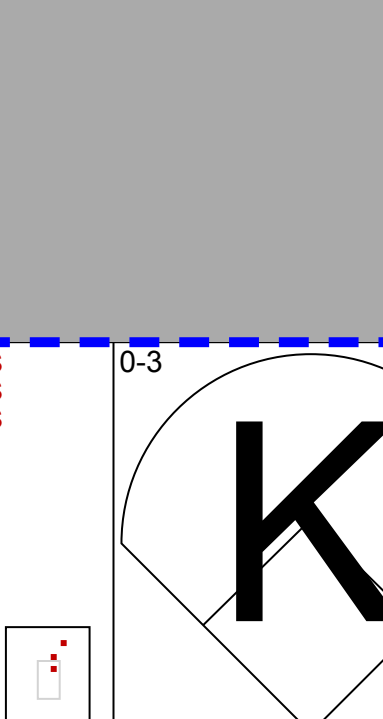
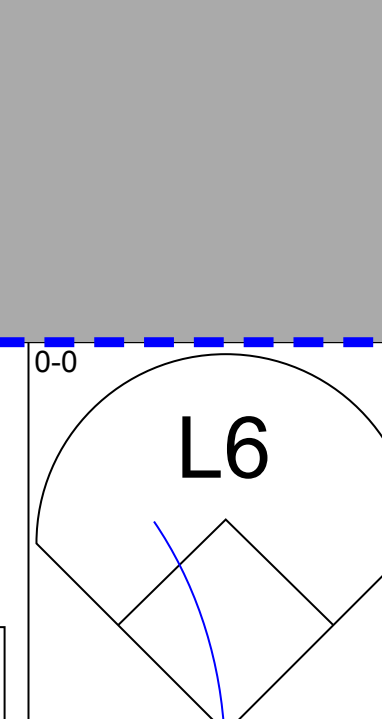
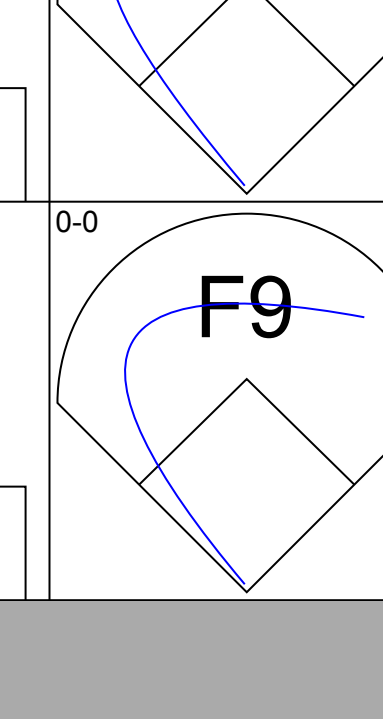
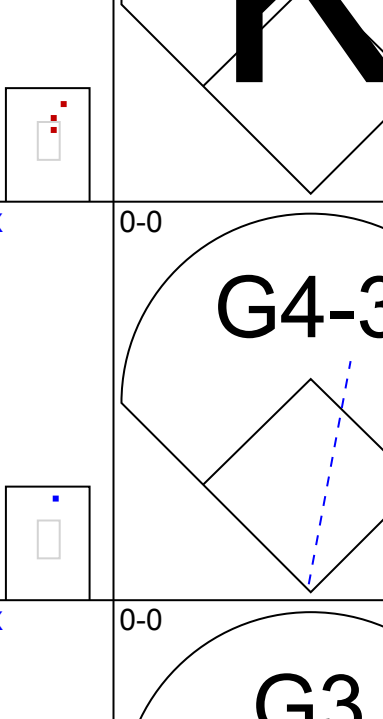
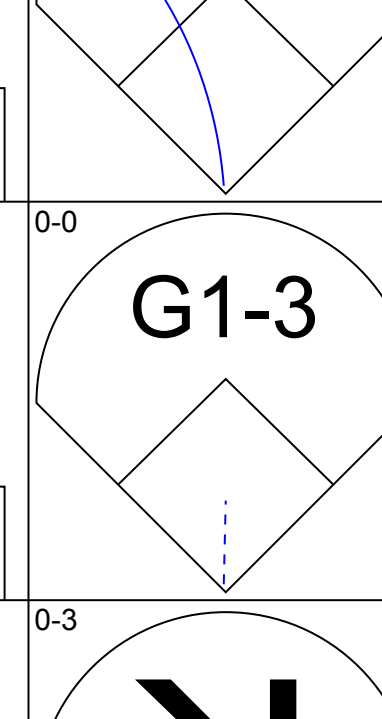
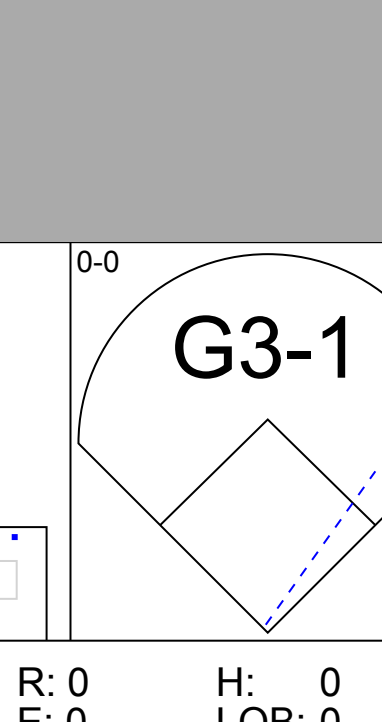
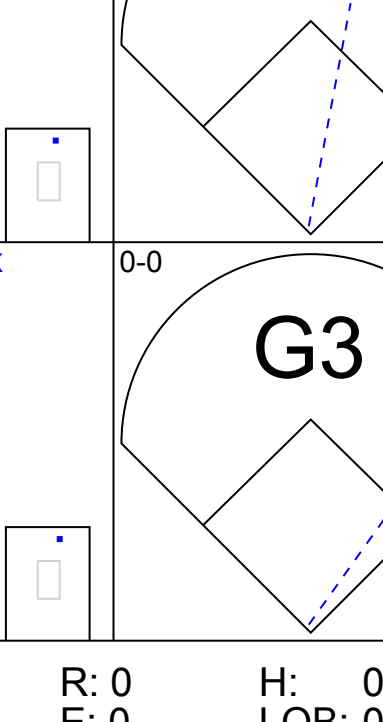
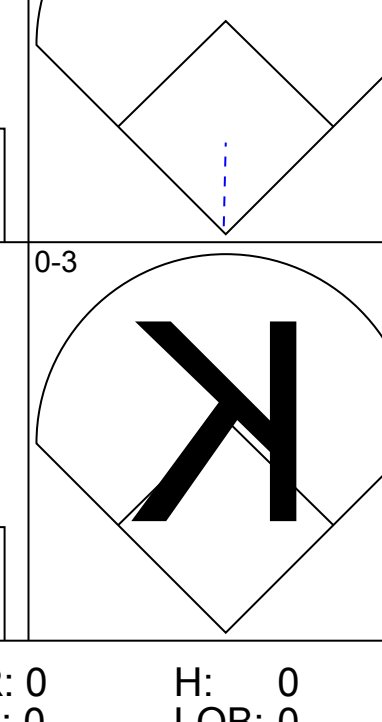
**Colorado Rockies @ Chicago White Sox**  
 Camelback Ranch, Glendale, AZ  
 Mon Mar 11 2013, 4:11 PM - 6:20 PM EDT  
 Att: 5,408 - Sunny - 73 F

AB	30
R	3
H	10
RBI	3
BB	2
SO	7
LOB	10





Batter	1	2	3	4	5	6	7	8	9	AB	R	H	RBI	BB	SO	LOB	TOP			
25 <b>Brelan Almadova</b> , R OBP: 0.500, SLG: 0.400 32 <b>Kerry Jenkins</b> , R (7, 9)										3	0	2	0	1	1	0	<b>Arizona Diamondbacks @ Colorado Rockies</b> Salt River Fields at Talking Stick, Scottsdale, AZ Tue Mar 12 2013, 4:11 PM - 6:49 PM EDT Att: 11,608 - Sunny - 75 F <a href="http://livebaseballscorecards.com">livebaseballscorecards.com</a>			
16 <b>John McDonald</b> , R OBP: 0.375, SLG: 0.333 52 <b>Eddie Bonine</b> , R (7, 1) 6 <b>Tyler Kuhn</b> , L (9, PH)										4	0	1	0	0	1	3				
12 <b>Eric Chavez</b> , L OBP: 0.391, SLG: 0.591 70 <b>Matt Davidson</b> , R OBP: 0.219, SLG: 0.241										3	0	0	0	0	1	3				
13 <b>Jason Kubel</b> , L OBP: 0.367, SLG: 0.333 6 <b>Evan Marzilli</b> , L (6, 8)										2	0	0	0	1	0	0				
39 <b>Brad Snyder</b> , L OBP: 0.226, SLG: 0.207										4	1	1	0	0	0	1				
33 <b>Kila Ka'aihue</b> , L OBP: 0.417, SLG: 0.381										3	0	1	0	1	0	2				
28 <b>Rod Barajas</b> , R OBP: 0.320, SLG: 0.565 68 <b>Rossmel Perez</b> , L OBP: 0.500, SLG: 0.400										3	0	1	1	0	0	2				
28 <b>Nick Ahmed</b> , R OBP: 0.333, SLG: 0.421										4	2	3	0	0	0	1				
55 <b>Josh Collmenter</b> , R (1, 1) 29 <b>Brad Ziegler</b> , R (5, 1) 45 <b>Matt Reynolds</b> , L (6, 1) 1 <b>Didi Gregorius</b> , L OBP: 0.375, SLG: 0.857 11 <b>Tyler Bortnick</b> , R (7, 4)										2	0	0	0	0	2	1				
<b>Inning Stats</b>	R: 0 E: 0 K: 1 S: 5	H: 0 LOB: 0 BB: 0 P: 5	R: 1 E: 0 K: 0 S: 4	H: 1 LOB: 1 BB: 1 P: 8	R: 0 E: 0 K: 1 S: 6	H: 2 LOB: 1 BB: 0 P: 6	R: 0 E: 0 K: 0 S: 4	H: 1 LOB: 1 BB: 0 P: 4	R: 1 E: 0 K: 2 S: 9	H: 2 LOB: 1 BB: 0 P: 10	R: 0 E: 0 K: 0 S: 3	H: 0 LOB: 1 BB: 1 P: 8	R: 1 E: 0 K: 2 S: 9	H: 1 LOB: 1 BB: 1 P: 13	R: 0 E: 0 K: 1 S: 6	H: 1 LOB: 2 BB: 1 P: 10		1B: 7 2B: 1 3B: 1 HR: 0	SF: 0 SAC: 0 DP: 1 HBP: 0	WP: 3 PB: 1 SB: 2 CS: 0
<b>PITCHER</b>	IP: 4.0 WLS: 0 BF: 16 ERA: 4.5	H: 4 R: 1 ER: 1 SO: 2	BB: 1 IBB: 0 HBP: 0 BLK: 0	WP: 0 HR: 0 S: 19 P: 23	ERA: 2.25 WHIP: 1.250	IP: 1.0 WLS: 0 BF: 5 ERA: 5.4	H: 1 R: 0 ER: 0 SO: 0	BB: 1 IBB: 0 HBP: 0 BLK: 0	WP: 1 HR: 0 S: 4 P: 10	ERA: 0.00 WHIP: 2.000										

Batter	1	2	3	4	5	6	7	8	9	AB	R	H	RBI	BB	SO	LOB	BOTTOM			
Dexter Fowler, S OBP: 0.429, SLG: 0.750 27 Tim Wheeler, L OBP: 0.238, SLG: 0.368										3	1	2	1	0	1	0	<b>Arizona Diamondbacks @ Colorado Rockies</b> Salt River Fields at Talking Stick, Scottsdale, AZ Tue Mar 12 2013, 4:11 PM - 6:49 PM EDT Att: 11,608 - Sunny - 75 F <a href="http://livebaseballscorecards.com">livebaseballscorecards.com</a>			
77 Corey Dickerson, L OBP: 0.421, SLG: 0.533 12 Ryan Wheeler, L OBP: 0.211, SLG: 0.167										3	1	1	0	0	0	1				
21 Tyler Colvin, L OBP: 0.261, SLG: 0.304 7 Matt McBride, R OBP: 0.333, SLG: 0.450										3	0	0	0	0	0	1				
20 Wilin Rosario, R OBP: 0.400, SLG: 0.632 64 Gustavo Molina, R OBP: 0.429, SLG: 0.500										3	1	2	0	0	0	1				
66 Ben Paulsen, L OBP: 0.500, SLG: 0.529 73 Henry Wrigley, R OBP: 0.429, SLG: 0.571										2	1	1	1	0	0	1				
4 Chris Nelson, R OBP: 0.250, SLG: 0.261 15 Jordan Pacheco, R OBP: 0.435, SLG: 0.455										2	0	1	1	0	0	2				
23 Charlie Culberson, R OBP: 0.222, SLG: 0.559 54 Mike McClendon, R (8, 1) 37 Adam Ottavino, S (9, 1)										3	0	0	0	0	1	0				
18 Jonathan Herrera, S OBP: 0.214, SLG: 0.214 25 Miguel Batista, R (6, 1) 41 Jeff ManSHIP, R (7, 1) 9 DJ LeMahieu, R OBP: 0.273, SLG: 0.316 (8, 4)										2	0	0	0	0	0	0				
32 Tyler Chatwood, R (1, 1) 34 Matt Belisle, R (5, 1) 16 Reid Brignac, L OBP: 0.167, SLG: 0.091 (6, 6)										1	0	0	0	0	0	0				
<b>Inning Stats</b>	R: 0 E: 0 K: 0 S: 3	H: 1 LOB: 0 BB: 0 P: 3	R: 2 E: 0 K: 0 S: 5	H: 2 LOB: 0 BB: 0 P: 5	R: 0 E: 0 K: 1 S: 5	H: 0 LOB: 0 BB: 0 P: 5	R: 0 E: 0 K: 0 S: 4	H: 1 LOB: 1 BB: 0 P: 4	R: 0 E: 0 K: 1 S: 5	H: 0 LOB: 0 BB: 0 P: 5	R: 2 E: 0 K: 0 S: 6	H: 3 LOB: 1 BB: 0 P: 6	R: 0 E: 0 K: 1 S: 5	H: 0 LOB: 0 BB: 0 P: 5	R: 0 E: 0 K: 1 S: 6	H: 2 LOB: 2 BB: 1 P: 10		1B: 6 2B: 3 3B: 0 HR: 1	SF: 0 SAC: 0 DP: 1 HBP: 0	WP: 0 PB: 0 SB: 0 CS: 1
<b>PITCHER</b>	IP: 4.0 WLS: 0 BF: 15 ERA: 4.5	H: 4 R: 2 ER: 2 SO: 1	BB: 0 IBB: 0 HBP: 0 BLK: 0	WP: 0 HR: 0 S: 17 P: 17	ERA: 4.50 WHIP: 1.000	IP: 1.0 WLS: 0 BF: 3 ERA: 12.46	H: 6 R: 3 ER: 2 SO: 2	BB: 0 IBB: 0 HBP: 0 BLK: 0	WP: 0 HR: 0 S: 11 P: 15	ERA: 0.00 WHIP: 1.500										



Batter	1	2	3	4	5	6	7	8	9	AB	R	H	RBI	BB	SO	LOB	TOP										
1 Eric Young Jr, S (1,8) OBP: 0.491, SLG: 0.440 27 Tim Wheeler, L (6,8) OBP: 0.227, SLG: 0.350										3	0	2	0	0	0	0	1										
14 Josh Rutledge, R (1,4) OBP: 0.222, SLG: 0.259 16 Reid Brignac, L (6,4) OBP: 0.154, SLG: 0.083										3	1	0	0	0	0	1	3										
5 Carlos González, L (1,7) OBP: 0.500, SLG: 0.667 77 Corey Dickerson, L (6,7) OBP: 0.450, SLG: 0.563										2	0	0	0	1	0	1	1										
2 Troy Tulowitzki, R (1,6) OBP: 0.320, SLG: 0.522 67 Kent Matthes, R (6,9) OBP: 0.190, SLG: 0.550										2	0	2	2	0	0	0	1										
3 Michael Cuddyer, R (1,9) OBP: 0.267, SLG: 0.276 6 Tommy Manzella, R (6,6) OBP: 0.154, SLG: 0.083										3	0	0	0	0	1	4	1										
15 Jordan Pacheco, R (1,3) OBP: 0.423, SLG: 0.417 73 Henry Wrigley, R (7,3) OBP: 0.400, SLG: 0.533										2	0	0	0	1	0	0	1										
28 Nolan Arenado, R (1,5) OBP: 0.308, SLG: 0.885 88 Josh Outman, L (7,1) OBP: 0.154, SLG: 0.083										3	0	0	0	0	1	1	1										
56 Logan Kensing, R (8,1) OBP: 0.154, SLG: 0.083 72 Jose Gonzalez, R (9,2) OBP: 0.500, SLG: 0.750										0	0	0	0	0	0	0	0										
55 Ramon Hernandez, R (1,2) OBP: 0.273, SLG: 0.200 60 Manny Corpas, R (5,1) OBP: 0.154, SLG: 0.083										2	0	0	0	0	0	0	0										
9 DJ LeMahieu, R (7, PH) OBP: 0.261, SLG: 0.300										0	0	0	0	0	0	0	0										
29 Jorge De La Rosa, L (1,1) OBP: 0.154, SLG: 0.083 8 Yovit Torrealba, R (5,2) OBP: 0.444, SLG: 0.750 48 Will Harris, R (9,1) OBP: 0.154, SLG: 0.083										1	0	0	0	0	1	0	1										
										1	1	1	0	1	0	0	0										
<b>Inning Stats</b>	R: 1 E: 0 K: 0 S: 5	H: 2 LOB: 1 BB: 0 P: 6	R: 0 E: 0 K: 0 S: 3	H: 0 LOB: 0 BB: 0 P: 3	R: 0 E: 0 K: 1 S: 5	H: 0 LOB: 0 BB: 0 P: 5	R: 0 E: 0 K: 0 S: 3	H: 1 LOB: 0 BB: 0 P: 4	R: 0 E: 0 K: 1 S: 4	H: 0 LOB: 0 BB: 1 P: 8	R: 0 E: 0 K: 2 S: 8	H: 1 LOB: 2 BB: 2 P: 16	R: 0 E: 0 K: 0 S: 3	H: 0 LOB: 0 BB: 0 P: 3	R: 0 E: 0 K: 0 S: 3	H: 1 LOB: 1 BB: 0 P: 4	R: 0 E: 0 K: 0 S: 4	H: 1 LOB: 1 BB: 0 P: 4	1B: 5 2B: 3 3B: 0 HR: 0	SF: 1 SAC: 0 DP: 2 HBP: 0	WP: 0 PB: 0 SB: 0 CS: 1	PA: 34					
<b>PITCHER</b>	IP	WLS	BF	H	R	ER	SO	BB	IBB	HBP	BLK	WP	HR	S	P	ERA	WHIP										
36 Edwin Jackson, R (1,1) ERA: 3.0	5.0	L	17	3	1	1	2	1	0	0	0	0	0	20	26	1.80	0.800										
11 Kyuji Fujikawa, R (6,1) ERA: 1.8	1.0		6	1	1	1	2	2	0	0	0	0	0	8	16	9.00	3.000										
59 Cory Wade, R (7,1) ERA: 1.8	1.0		3	0	0	0	2	0	0	0	0	0	0	3	3	0.00	0.000										
49 Carlos Marmol, R (8,1) ERA: 3.18	1.0		3	1	0	0	0	0	0	0	0	0	0	3	3	0.00	1.000										
60 Jensen Lewis, R (9,1) ERA: 1.93	1.0		4	1	0	0	0	0	0	0	0	0	0	4	4	0.00	1.000										

Colorado Rockies @ Chicago Cubs  
Hohokam Park, Mesa, AZ  
Wed Mar 13 2013, 4:09 PM - 6:49 PM EDT  
Att: 10,875 - Sunny - 87 F

AB 29  
R 2  
H 6  
RBI 2  
BB 3  
SO 4  
LOB 13



Batter	1	2	3	4	5	6	7	8	9	AB	R	H	RBI	BB	SO	LOB	BOTTOM										
24 Luis Valbuena, L (1,5) OBP: 0.400, SLG: 0.545 61 Christian Villanueva, R (6,5) OBP: 0.154, SLG: 0.083										2	0	0	0	1	1	0	0										
15 Darwin Barney, R (1,4) OBP: 0.333, SLG: 0.333 11 Kyuji Fujikawa, L (6,1) OBP: 0.154, SLG: 0.083										3	0	2	0	0	0	0	0										
7 Brett Jackson, L (7,8) OBP: 0.455, SLG: 0.643										1	0	1	0	1	0	0	0										
13 Starlin Castro, R (1,6) OBP: 0.556, SLG: 0.625 70 Javier Báez, R (4,6) OBP: 0.313, SLG: 0.516										1	0	1	0	1	0	0	0										
12 Alfonso Soriano, R (1,7) OBP: 0.286, SLG: 0.423 51 Steve Clevenger, L (7,2) OBP: 0.407, SLG: 0.417										3	0	0	0	0	1	5	1										
21 Scott Hairston, R (1,8) OBP: 0.185, SLG: 0.269 80 Jhemmy Chavez, R (7,7) OBP: 0.400, SLG: 0.722										3	0	1	0	0	1	3	0										
30 Dioner Navaro, S (1,2) OBP: 0.318, SLG: 0.550 59 Cory Wade, R (7,1) OBP: 0.154, SLG: 0.083										3	0	0	0	0	1	6	0										
49 Carlos Marmol, R (8,1) OBP: 0.154, SLG: 0.083 60 Jensen Lewis, R (9,1) OBP: 0.154, SLG: 0.083 16 Darrell McDonald, R (9, PH) OBP: 0.154, SLG: 0.083										0	0	0	0	0	0	0	0										
68 Jorge Soler, R (1,9) OBP: 0.333, SLG: 0.481										4	0	0	0	0	1	2	0										
65 Edwin Maysonet, R (1,3) OBP: 0.179, SLG: 0.269 75 Brad Nelson, L (9, PH) OBP: 0.236, SLG: 0.600										3	0	0	0	0	1	0	1										
36 Edwin Jackson, R (1,1) OBP: 0.154, SLG: 0.083 20 Brent Lillibridge, R (6,4) OBP: 0.273, SLG: 0.273										2	0	0	0	0	1	0	0										
<b>Inning Stats</b>	R: 0 E: 1 K: 1 S: 7	H: 2 LOB: 3 BB: 1 P: 11	R: 0 E: 0 K: 2 S: 7	H: 0 LOB: 0 BB: 0 P: 7	R: 0 E: 0 K: 2 S: 9	H: 2 LOB: 3 BB: 1 P: 13	R: 0 E: 0 K: 1 S: 5	H: 0 LOB: 0 BB: 0 P: 5	R: 0 E: 0 K: 2 S: 7	H: 0 LOB: 0 BB: 0 P: 7	R: 0 E: 0 K: 0 S: 3	H: 0 LOB: 0 BB: 0 P: 3	R: 0 E: 0 K: 0 S: 3	H: 1 LOB: 0 BB: 0 P: 3	R: 0 E: 0 K: 1 S: 6	H: 1 LOB: 2 BB: 1 P: 10	1B: 6 2B: 0 3B: 0 HR: 0	SF: 0 SAC: 0 DP: 1 HBP: 0	WP: 0 PB: 0 SB: 0 CS: 0	PA: 35							
<b>PITCHER</b>	IP	WLS	BF	H	R	ER	SO	BB	IBB	HBP	BLK	WP	HR	S	P	ERA	WHIP										
29 Jorge De La Rosa, L (1,1) ERA: 3.52	4.0	W	18	4	0	0	6	2	0	0	0	0	0	10	10	0.00	0.000										
60 Manny Corpas, R (5,1) ERA: 3.6	2.0	H	6	0	0	0	2	0	0	0	0	0	0	3	3	0.00	0.000										
88 Josh Outman, L (7,1) ERA: 2.53	1.0	H	3	0	0	0	0	0	0	0	0	0	0	3	3	0.00	0.000										
56 Logan Kensing, R (8,1) ERA: 4.91	1.0	H	3	1	0	0	0	0	0	0	0	0	0	3	3	0.00	1.000										
48 Will Harris, R (9,1) ERA: 4.91	1.0	S	5	1	0	0	1	1	0	0	0	0	0	6	10	0.00	2.000										

Colorado Rockies @ Chicago Cubs  
Hohokam Park, Mesa, AZ  
Wed Mar 13 2013, 4:09 PM - 6:49 PM EDT  
Att: 10,875 - Sunny - 87 F

AB 32  
R 0  
H 6  
RBI 0  
BB 3  
SO 9  
LOB 21





Batter	1	2	3	4	5	6	7	8	9	AB	R	H	RBI	BB	SO	LOB	TOP										
Dexter Fowler, S (1.8) Tim Wheeler, L (6.8) OBP: 0.417, SLG: 0.739 OBP: 0.261, SLG: 0.429										3	1	1	0	0	0	0											
14 Josh Rutledge, R (1.4) 23 Charlie Culberson, R (6.4) OBP: 0.230, SLG: 0.233 OBP: 0.211, SLG: 0.500										3	0	0	0	0	1	1											
5 Carlos González, L (1.7) 77 Corey Dickerson, L (6.7) OBP: 0.286, SLG: 0.556 OBP: 0.429, SLG: 0.529										3	0	0	1	0	1	0											
3 Michael Cuddyer, R (1.9) 67 Kent Matthes, R (6.9) OBP: 0.333, SLG: 0.344 OBP: 0.182, SLG: 0.524										3	1	3	0	0	0	0											
17 Todd Helton, L (1.3) 73 Henry Wrigley, R (6.3) OBP: 0.222, SLG: 0.667 OBP: 0.438, SLG: 0.563										3	1	1	2	0	0	2											
4 Chris Nelson, R (1.5) 18 Jonathan Herrera, S (7.6) OBP: 0.222, SLG: 0.231 OBP: 0.200, SLG: 0.230										3	0	0	0	0	1	0											
55 Ramón Hernández, R (1.2) 64 Gustavo Molina, R (7.2) OBP: 0.400, SLG: 0.467										3	0	1	0	0	1	0											
6 Tommy Manzella, R (1.6) (7.5)										4	1	0	0	0	2	1											
26 Jeff Francis, L (1.1) 49 Rex Brothers, L (6.1) 66 Ben Paulsen, L (7. PH) Bobby Cassevah, R (7.1) 56 Logan Kensing, R (8.1) 72 Jose Gonzalez, R (8. PH) 36 Danny Rosenbaum, R (9.1)										2	0	0	0	0	1	0											
<b>Inning Stats</b>	R: 1 E: 0 K: 0 S: 5	H: 2 LOB: 1 BB: 0 P: 5	R: 0 E: 0 K: 1 S: 5	H: 0 LOB: 0 BB: 0 P: 5	R: 0 E: 0 K: 0 S: 3	H: 0 LOB: 0 BB: 0 P: 3	R: 2 E: 0 K: 1 S: 7	H: 2 LOB: 0 BB: 0 P: 7	R: 0 E: 0 K: 1 S: 5	H: 0 LOB: 0 BB: 0 P: 5	R: 0 E: 0 K: 2 S: 8	H: 1 LOB: 1 BB: 0 P: 8	R: 2 E: 0 K: 2 S: 12	H: 3 LOB: 1 BB: 0 P: 15	R: 0 E: 0 K: 0 S: 4	H: 1 LOB: 1 BB: 0 P: 5	R: 0 E: 0 K: 3 S: 9	H: 0 LOB: 0 BB: 0 P: 9	1B: 5 2B: 2 3B: 0 HR: 2	SF: 0 SAC: 0 DP: 0 HBP: 0	WP: 1 PB: 0 SB: 0 CS: 0	PA: 36					
<b>PITCHER</b>	IP	WLS	BF	H	R	ER	SO	BB	IBB	HBP	BLK	WP	HR	S	P	ERA	WHIP										
47 Johnny Cueto, R (1.1) ERA: 4.8	6.0		23	5	3	3	5	0	0	0	0	0	1	33	33	4.50	0.833										
58 Armando Galarraga, R (7.1) ERA: 3.38	2.0		10	4	2	2	2	0	0	0	0	1	1	16	20	9.00	2.000										
60 J.J. Hoover, R (9.1) ERA: 2.7	1.0		3	0	0	0	3	0	0	0	0	0	0	9	9	0.00	0.000										

Colorado Rockies @ Cincinnati Reds  
Goodyear Ballpark, Goodyear, AZ  
Fri Mar 15 2013, 10:08 PM - 12:35 AM EDT  
Att: 5,932 - Partly Cloudy - 84 F

AB 36  
R 5  
H 9  
RBI 5  
BB 0  
SO 10  
LOB 6



Batter	1	2	3	4	5	6	7	8	9	AB	R	H	RBI	BB	SO	LOB	BOTTOM										
17 Shin-Soo Choo, L (1.8) 81 Derrick Robinson, S (6.8) OBP: 0.444, SLG: 0.560 OBP: 0.370, SLG: 0.453										2	0	0	0	0	0	1											
78 Emmanuel Burriss, S (1.4) 36 Henry Alejandro Rodríguez, S (6.8) OBP: 0.303, SLG: 0.313 OBP: 0.393, SLG: 0.481										2	0	1	0	0	0	0											
69 Neftali Soto, R (1.3) 70 Donald Lutz, L (2.3) OBP: 0.375, SLG: 0.448 OBP: 0.433, SLG: 0.640										1	0	1	0	0	0	0											
48 Ryan Ludwick, R (1.7) 26 Xavier Paul, L (6.7) OBP: 0.167, SLG: 0.172 OBP: 0.333, SLG: 0.448										2	0	0	0	0	0	1											
32 Jay Bruce, L (1.9) 23 Denis Phipps, R (6.9) OBP: 0.185, SLG: 0.440 OBP: 0.333, SLG: 0.520										2	0	0	0	0	2	0											
21 Todd Frazier, R (1.5) 9 Jack Hannahan, L (6.5) OBP: 0.320, SLG: 0.435 OBP: 0.324, SLG: 0.241										2	0	0	0	0	1	0											
30 Miguel Olivo, R (1.2) 37 Corky Miller, R (6.2) OBP: 0.148, SLG: 0.240 OBP: 0.231, SLG: 0.091										2	0	1	0	0	0	1											
3 Cesar Izturis, S (1.6) 16 Jason Donald, R (6.6) OBP: 0.353, SLG: 0.419 OBP: 0.500, SLG: 0.444										2	0	0	0	0	0	2											
47 Johnny Cueto, R (1.1) 58 Armando Galarraga, R (7.1) 79 Bryson Smith, R (8. PH) 60 J.J. Hoover, R (9.1)										2	0	1	0	0	0	0											
<b>Inning Stats</b>	R: 0 E: 0 K: 0 S: 4	H: 1 LOB: 1 BB: 0 P: 4	R: 0 E: 1 K: 1 S: 6	H: 0 LOB: 1 BB: 0 P: 6	R: 0 E: 0 K: 0 S: 4	H: 2 LOB: 1 BB: 0 P: 4	R: 0 E: 0 K: 2 S: 7	H: 0 LOB: 0 BB: 0 P: 7	R: 0 E: 0 K: 0 S: 3	H: 1 LOB: 0 BB: 0 P: 3	R: 0 E: 0 K: 2 S: 7	H: 0 LOB: 1 BB: 1 P: 11	R: 0 E: 0 K: 0 S: 3	H: 0 LOB: 0 BB: 0 P: 3	R: 1 E: 0 K: 1 S: 6	H: 1 LOB: 2 BB: 1 P: 11	R: 0 E: 0 K: 0 S: 2	H: 0 LOB: 0 BB: 1 P: 6	1B: 3 2B: 1 3B: 1 HR: 0	SF: 0 SAC: 0 DP: 3 HBP: 1	WP: 0 PB: 0 SB: 0 CS: 0	PA: 34					
<b>PITCHER</b>	IP	WLS	BF	H	R	ER	SO	BB	IBB	HBP	BLK	WP	HR	S	P	ERA	WHIP										
26 Jeff Francis, L (1.1) ERA: 1.96	5.0		18	4	0	0	3	0	0	0	0	0	0	7	11	0.00	1.000										
49 Rex Brothers, L (6.1)	1.0	H	4	0	0	0	2	1	0	0	0	0	0	7	11	0.00	1.000										
Bobby Cassevah, R (7.1) ERA: 4.91	1.2		8	1	1	1	1	1	0	1	0	0	0	8	13	5.40	1.200										
56 Logan Kensing, R (8.1) ERA: 4.5	0.1	H	1	0	0	0	0	0	0	0	0	0	0	1	1	0.00	0.000										
36 Danny Rosenbaum, L (9.1) ERA: 2.25	1.0		3	0	0	0	0	1	0	0	0	0	0	2	6	0.00	1.000										

Colorado Rockies @ Cincinnati Reds  
Goodyear Ballpark, Goodyear, AZ  
Fri Mar 15 2013, 10:08 PM - 12:35 AM EDT  
Att: 5,932 - Partly Cloudy - 84 F

AB 30  
R 1  
H 5  
RBI 1  
BB 3  
SO 6  
LOB 13





Batter	1	2	3	4	5	6	7	8	9	AB	R	H	RBI	BB	SO	LOB	TOP					
55 Michael Saunders, L (1, 8) OBP: 0.161, SLG: 0.419	0-3 K	0-3 K			0-3 K		0-0 F9		0-0 G6-3	5	0	0	0	0	0	3	1					
15 Kyle Seager, L (1, 5) OBP: 0.300, SLG: 0.333	0-3 K			0-0 63 1B		0-3 K				4	0	1	0	0	2	0						
8 Kendrys Morales, S (1, 3) OBP: 0.271, SLG: 0.629	0-0				1-0		2-1			3	1	2	1	0	0	1						
35 Mike Jacobs, L (6, 3) OBP: 0.296, SLG: 0.556	0-0 38 1B			0-0 F8						1	1	1	1	0	0	0						
38 Michael Morse, R (1, 7) OBP: 0.447, SLG: 0.938	0-0			1-0						1	1	1	0	1	0	0						
10 Eric Thames, L (6, 7) OBP: 0.343, SLG: 0.310	1-2 1B			0-0 63 1B						1	0	0	0	0	1	0						
63 Jesus Montero, R (1, 10) OBP: 0.414, SLG: 0.630	0-0 G4-3			0-0						4	1	2	1	0	1	2						
4 Carlos Peguero, L (1, 9) OBP: 0.386, SLG: 0.659		0-0		0-0						4	1	2	1	0	1	3						
2 Jesús Sucre, R (1, 2) OBP: 0.222, SLG: 0.176	0-0 G1-3			0-0						3	0	0	0	0	0	1						
5 Mike Zunino, R (7, 2) OBP: 0.333, SLG: 0.571	1-2			0-0 G4-3						1	0	0	0	0	1	0						
61 Nick Franklin, S (1, 4) OBP: 0.233, SLG: 0.357	0-0			0-0						4	0	1	1	0	2	0						
26 Brendan Ryan, R (1, 6) OBP: 0.444, SLG: 0.542	0-0 F9			0-0						4	0	0	0	0	1	1						
<b>Inning Stats</b>	R: 0 E: 0 K: 2 S: 9	H: 2 LOB: 2 BB: 0 P: 9	R: 1 E: 0 K: 1 S: 7	H: 2 LOB: 1 BB: 0 P: 7	R: 0 E: 0 K: 0 S: 4	H: 2 LOB: 2 BB: 0 P: 5	R: 0 E: 0 K: 0 S: 3	H: 0 LOB: 0 BB: 1 P: 3	R: 3 E: 0 K: 2 S: 9	H: 3 LOB: 1 BB: 1 P: 14	R: 0 E: 0 K: 1 S: 7	H: 0 LOB: 0 BB: 0 P: 7	R: 1 E: 0 K: 1 S: 7	H: 1 LOB: 0 BB: 0 P: 9	R: 0 E: 0 K: 3 S: 9	H: 0 LOB: 0 BB: 0 P: 9	R: 0 E: 0 K: 1 S: 5	H: 0 LOB: 0 BB: 0 P: 5	1B: 6 2B: 2 3B: 0 HR: 2	SF: 0 SAC: 0 DP: 1 HBP: 1	WP: 0 PB: 0 SB: 0 CS: 0	PA: 37
<b>PITCHER</b>	IP WLS BF H R ER SO BB IBB HBP BLK WP HR S P ERA WHIP																					
13 Drew Pomeranz, L (1, 1) ERA: 5.54	5.0 L 24 9 4 4 5 1 0 1 0 0 0 1 32 38 7.20 2.000																					
34 Matt Belisle, R (6, 1) ERA: 3.52	2.0 7 1 1 1 3 0 0 0 0 0 0 1 14 16 4.50 0.500																					
63 Rafael Betancourt, R (8, 1) ERA: 3.52	1.0 3 0 0 0 3 0 0 0 0 0 0 0 9 9 0.00 0.000																					
59 Wilton Lopez, R (9, 1) ERA: 3.6	1.0 3 0 0 0 1 0 0 0 0 0 0 0 5 5 0.00 0.000																					

Seattle Mariners @ Colorado Rockies  
Salt River Fields at Talking Stick, Scottsdale, AZ  
Sat Mar 16 2013, 4:13 PM - 6:48 PM EDT  
Att: 12,427 - Partly Cloudy - 81 F

AB 35  
R 5  
H 10  
RBI 5  
BB 1  
SO 12  
LOB 9



Batter	1	2	3	4	5	6	7	8	9	AB	R	H	RBI	BB	SO	LOB	BOTTOM					
1 Eric Young Jr., S (1, 8) OBP: 0.467, SLG: 0.464	0-0				0-3 K		0-0 G4-3		0-0 F7	3	1	1	0	0	1	1						
Tim Wheeler, L (6, 8) OBP: 0.240, SLG: 0.391	0-0 15 1B									2	0	0	0	0	0	1						
15 Jordan Pacheco, R (1, 3) OBP: 0.448, SLG: 0.444	0-0				0-0					3	0	2	0	0	0	0						
66 Ben Paulsen, L (6, 3) OBP: 0.500, SLG: 0.684	0-0 21 1B			0-0 20 E						1	0	0	0	0	1	0						
2 Troy Tulowitzki, R (1, 6) OBP: 0.321, SLG: 0.538	0-0 L4			0-0 F8						3	0	1	0	0	0	3						
9 DJ LeMahieu, R (6, 6) OBP: 0.250, SLG: 0.286	0-0			0-0						1	0	0	0	0	0	0						
20 Wilin Rosario, R (1, 2) OBP: 0.348, SLG: 0.571	0-0 SF9			1-3						2	0	0	1	0	1	2						
8 Yovani Torrealba, R (7, 2) OBP: 0.500, SLG: 0.776	0-0			0-0						1	0	1	0	0	0	0						
21 Tyler Colvin, L (1, 9) OBP: 0.269, SLG: 0.308	0-0			0-0						3	0	1	0	0	1	1						
7 Matt McBride, R (8, 9) OBP: 0.318, SLG: 0.429	1-3 1B			0-0 G4-3						1	0	0	0	0	0	1						
28 Nolan Arenado, R (1, 5) OBP: 0.276, SLG: 0.783	0-0			0-0						3	0	0	0	0	0	2						
23 Charlie Culberson, R (7, 5) OBP: 0.200, SLG: 0.474	0-0 G5-3			0-0 F7						1	0	0	0	0	0	0						
19 Charlie Blackmon, L (1, 7) OBP: 0.760, SLG: 1.111				0-0						2	0	2	0	0	0	0						
Ryan Wheeler, L (5, 7) OBP: 0.238, SLG: 0.158				0-0 16 SH1-3						1	1	0	0	1	1	0						
16 Reid Brignac, L (1, 4) OBP: 0.200, SLG: 0.214	0-0			0-0						2	0	1	1	0	0	1						
18 Jonathan Herrera, S (7, 4) OBP: 0.250, SLG: 0.200	0-0 SH1-3			0-0 G6-3						0	0	0	0	1	0	0						
13 Drew Pomeranz, R (1, 1) ERA: 1.5	0-0			0-0						2	0	0	0	0	1	2						
34 Matt Belisle, R (6, 1) ERA: 3.52	0-0 G6-3			0-0						1	0	0	0	0	0	1						
63 Rafael Betancourt, R (8, 1) ERA: 3.52	0-0			0-0						0	0	0	0	0	0	0						
59 Wilton Lopez, R (9, 1) ERA: 3.6	0-0			0-0						0	0	0	0	0	0	0						
72 Jose Gonzalez, R (9, PH) ERA: 1.69	0-0			0-0						1	0	0	0	0	0	1						
<b>Inning Stats</b>	R: 1 E: 0 K: 0 S: 6	H: 3 LOB: 2 BB: 0 P: 6	R: 0 E: 0 K: 0 S: 4	H: 1 LOB: 1 BB: 0 P: 4	R: 0 E: 0 K: 1 S: 6	H: 1 LOB: 1 BB: 0 P: 7	R: 0 E: 0 K: 1 S: 6	H: 1 LOB: 1 BB: 0 P: 6	R: 0 E: 0 K: 1 S: 6	H: 1 LOB: 1 BB: 0 P: 6	R: 1 E: 0 K: 1 S: 6	H: 1 LOB: 1 BB: 1 P: 11	R: 0 E: 0 K: 1 S: 5	H: 0 LOB: 0 BB: 0 P: 5	R: 0 E: 0 K: 0 S: 3	H: 1 LOB: 0 BB: 0 P: 3	R: 0 E: 0 K: 1 S: 5	H: 0 LOB: 1 BB: 1 P: 9	1B: 4 2B: 5 3B: 0 HR: 0	SF: 1 SAC: 1 DP: 1 HBP: 0	WP: 1 PB: 0 SB: 0 CS: 0	PA: 37
<b>PITCHER</b>	IP WLS BF H R ER SO BB IBB HBP BLK WP HR S P ERA WHIP																					
50 Erasmo Ramirez, R (1, 1) ERA: 1.5	6.0 W 27 8 2 2 4 1 0 0 0 0 0 0 8 8 3.00 1.500																					
41 Charlie Furbush, L (7, 1) ERA: 4.32	2.0 H 6 1 0 0 1 0 0 0 0 0 0 0 8 8 0.00 0.500																					
59 Oliver Pérez, L (9, 1) ERA: 1.69	1.0 S 4 0 0 0 1 1 0 0 0 0 0 0 5 9 0.00 1.000																					

Seattle Mariners @ Colorado Rockies  
Salt River Fields at Talking Stick, Scottsdale, AZ  
Sat Mar 16 2013, 4:13 PM - 6:48 PM EDT  
Att: 12,427 - Partly Cloudy - 81 F

AB 33  
R 2  
H 9  
RBI 2  
BB 2  
SO 6  
LOB 16



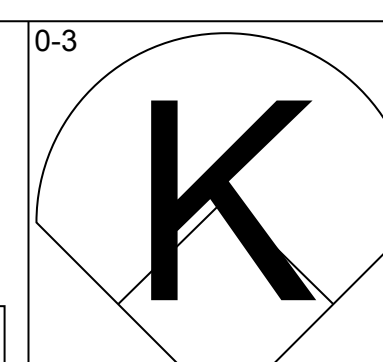
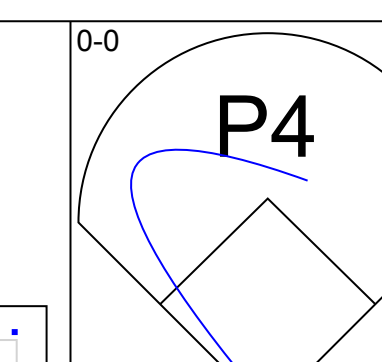
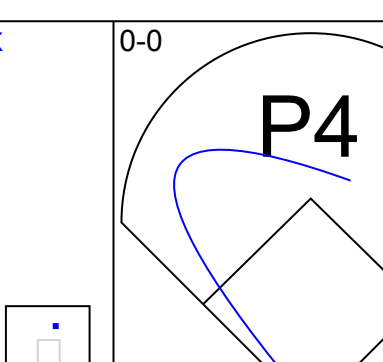
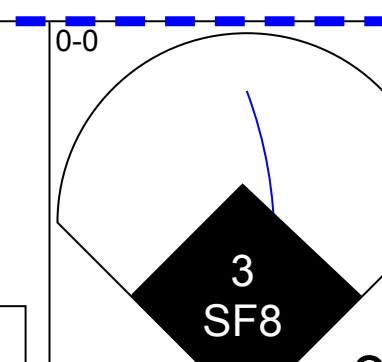
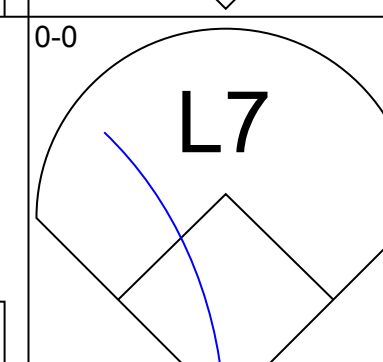
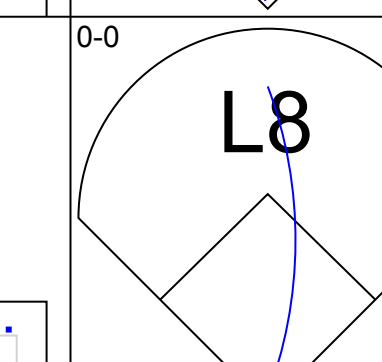

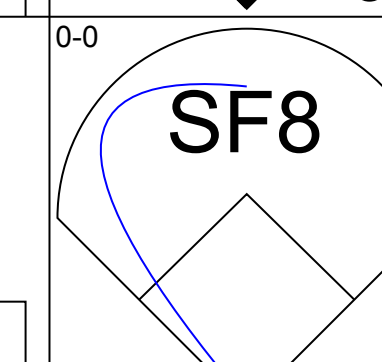
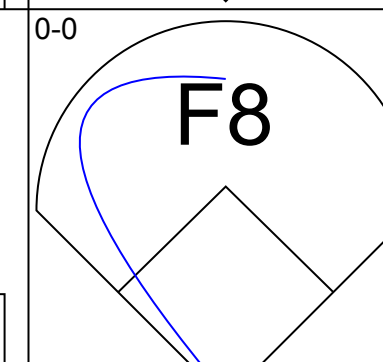
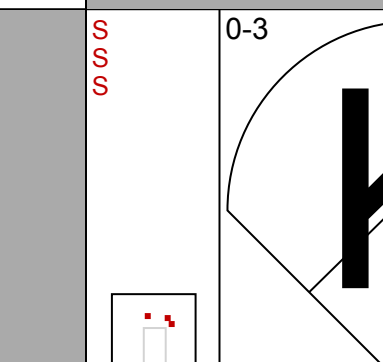

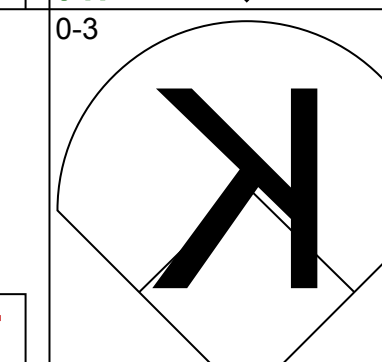
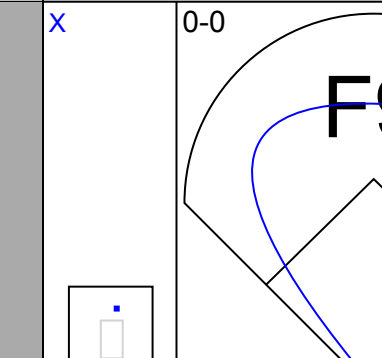
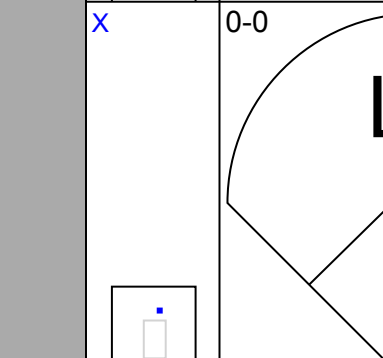

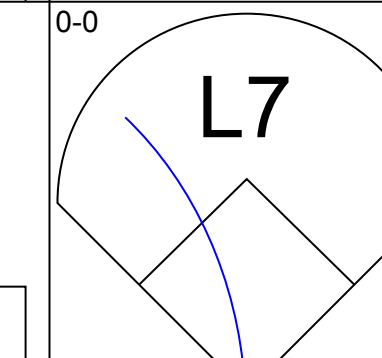
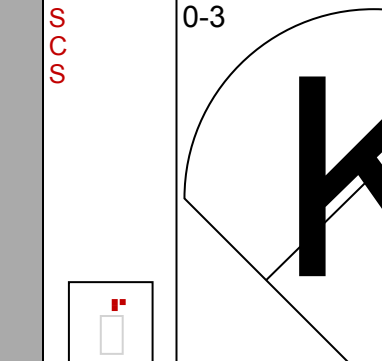
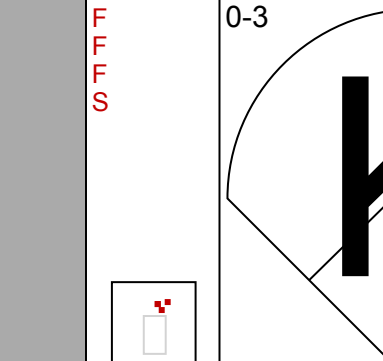


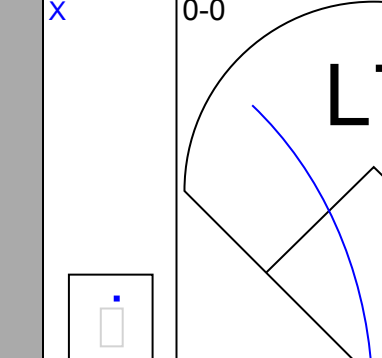

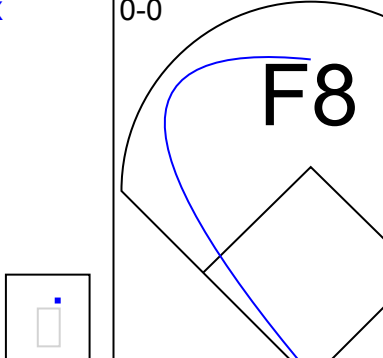


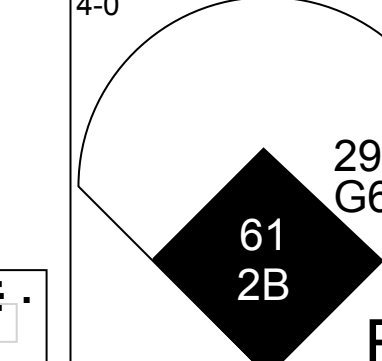
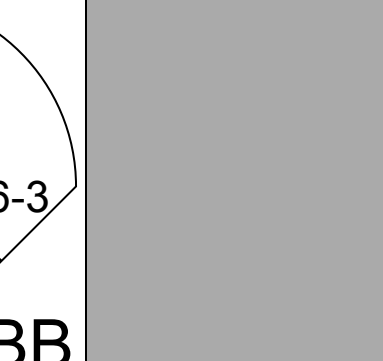
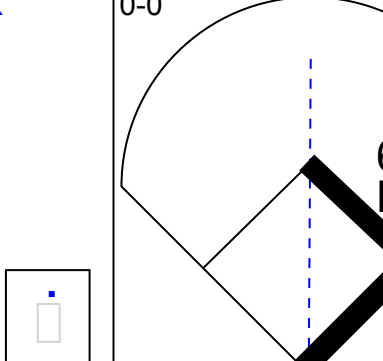

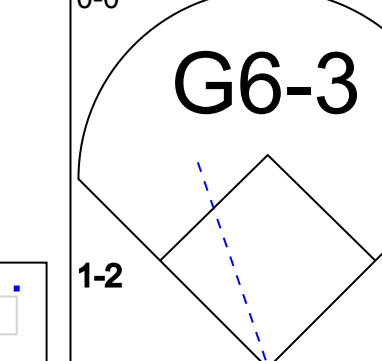
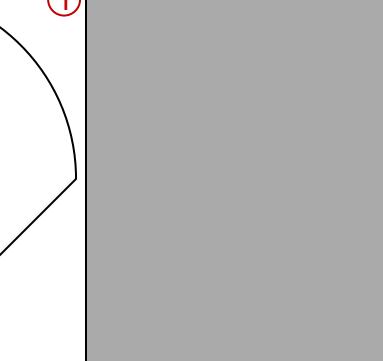
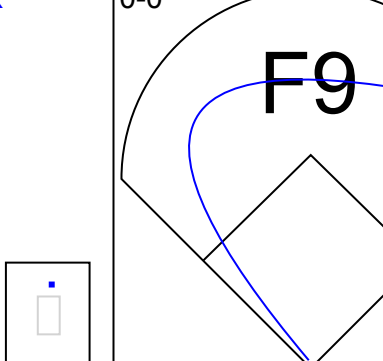

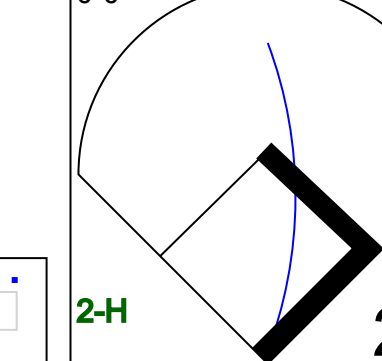
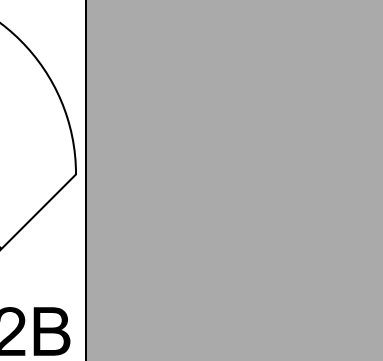
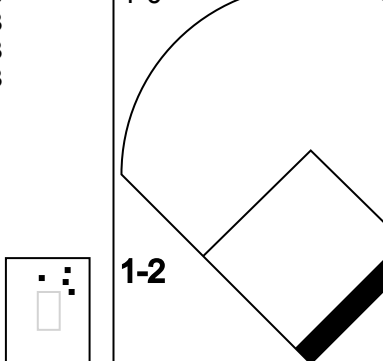


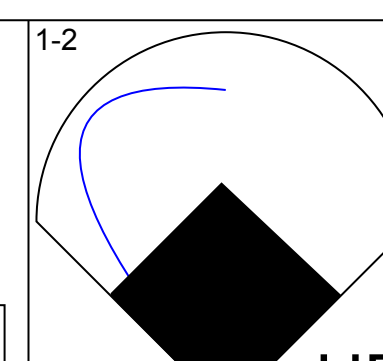
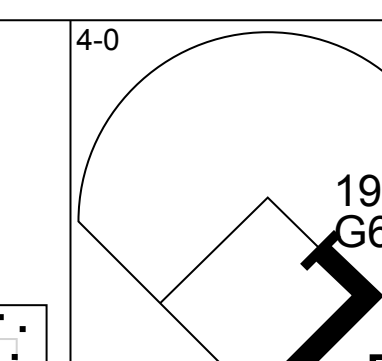
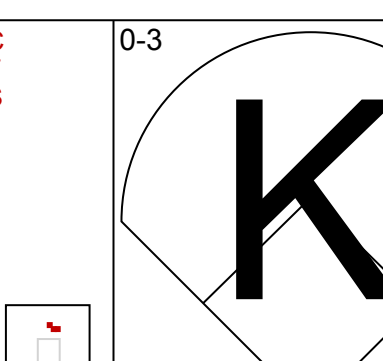
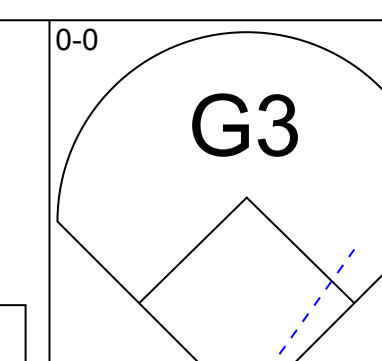
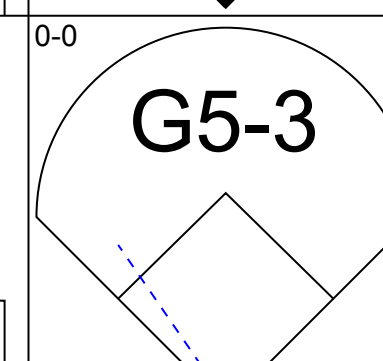
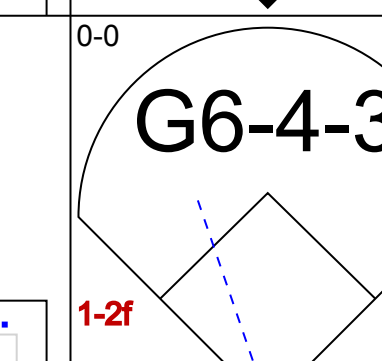

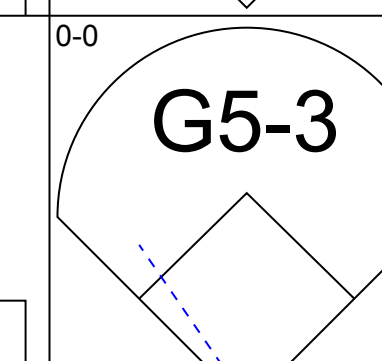
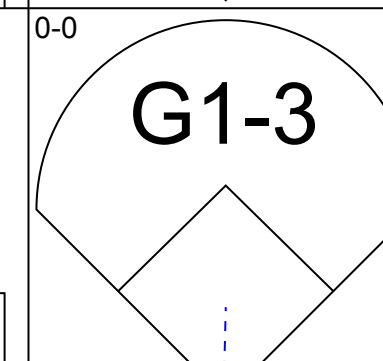
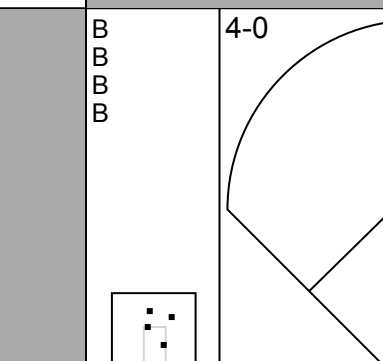


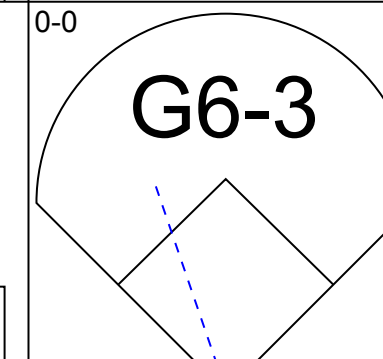
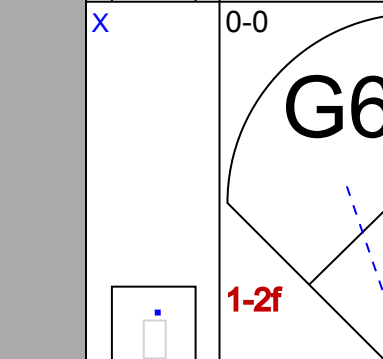



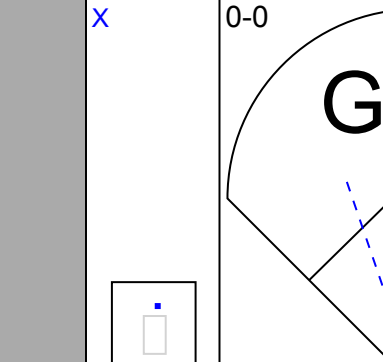




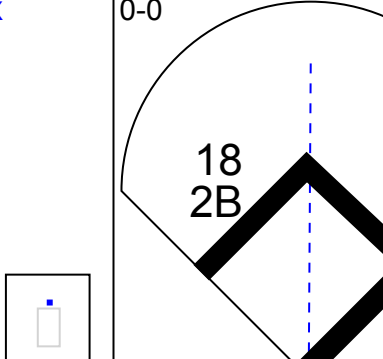


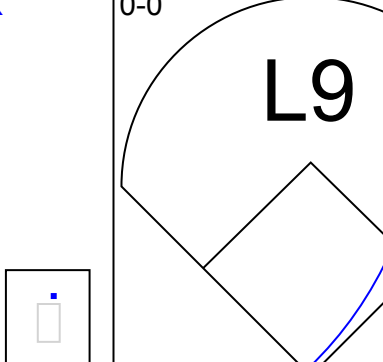

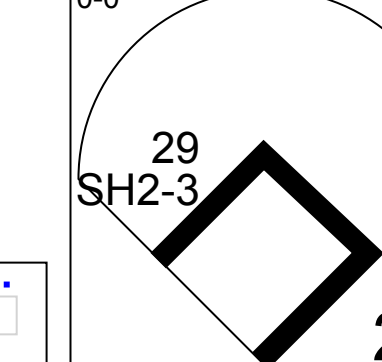
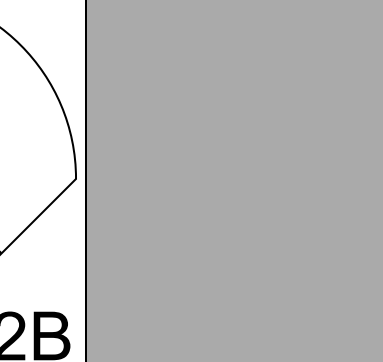
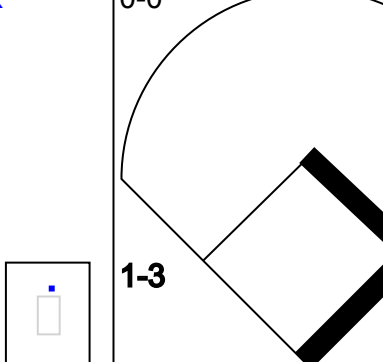

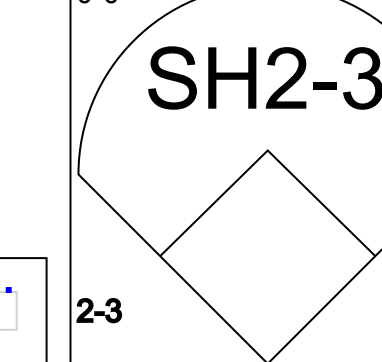
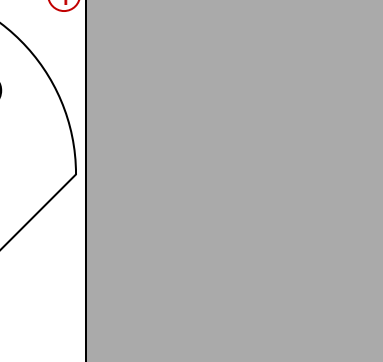
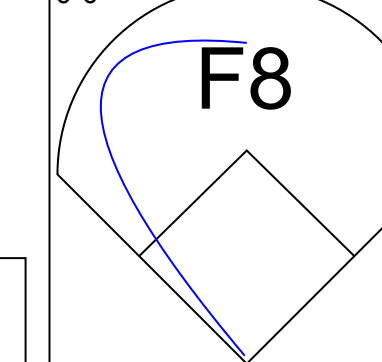
Batter	1	2	3	4	5	6	7	8	9	AB	R	H	RBI	BB	SO	LOB	TOP		
Dexter Fowler, S OBP: 0.393, SLG: 0.667 91 Delta Cleary Jr., S OBP: 1.000, SLG: 1.000	F7	F8			14 2B 5 G3	PO	F8	1-H 1B		4	1	1	0	0	0	2	<b>Colorado Rockies @ San Francisco Giants</b> Scottsdale Stadium, Scottsdale, AZ Sun Mar 17 2013, 6:16 PM - 9:12 PM EDT Att: 11,756 - Sunny - 79 F		
14 Josh Rutledge, R OBP: 0.212, SLG: 0.273 9 DJ LeMahieu, R OBP: 0.269, SLG: 0.304	L9	L7			5 G3 2 SF9		5 FC4 3 2B	G4-3		3	1	1	0	0	0	2			
5 Carlos González, L OBP: 0.407, SLG: 0.476 21 Tyler Colvin, L OBP: 0.259, SLG: 0.296	2 2B BB		F8		G3		FC4 3 2B	G4-3		3	2	0	1	1	0	2			
2 Troy Tulowitzki, R OBP: 0.313, SLG: 0.552 18 Jonathan Herrera, S OBP: 0.235, SLG: 0.188	1-H 3 2B		F9		2-3 3-H SF9		K	E6 66 1B		3	1	1	2	0	1	2			
3 Michael Cuddyer, R OBP: 0.351, SLG: 0.417 67 Kent Matthes, R OBP: 0.174, SLG: 0.500	2-H 2B		K		3-H 0-3 K		1-H 2-H 2B	P5		4	0	2	3	0	2	0			
17 Todd Helton, L OBP: 0.250, SLG: 0.583 66 Ben Paulsen, L OBP: 0.500, SLG: 0.667	F7		G5-3		4 FC6-4 1B		F9	1-2 1B		3	0	1	0	0	0	1			
55 Ramón Hernández, R OBP: 0.294, SLG: 0.200 64 Gustavo Molina, R OBP: 0.353, SLG: 0.412	45 FC3-5 4 1B BB		G6-3		L7		K	F7		2	0	0	0	1	0	1			
4 Chris Nelson, R OBP: 0.267, SLG: 0.250 16 Reid Brignac, L OBP: 0.250, SLG: 0.267	1-2 45 FC3-5 1B		BB		FC6-4 20 1B		91 S 91 1B	1B		2	0	1	0	1	0	1			
45 Jhoulys Chacin, R (1, 1) 54 Mike McClendon, R (5, 1) 20 Wilin Rosario, R OBP: 0.375, SLG: 0.591 32 Tyler Chatwood, R (6, 1) 36 Danny Rosenbaum, R (6, 1)	1-2 2-3F FC3-5		P3		1-2 1B		K			2	0	0	0	0	0	3			
<b>Inning Stats</b>	R: 2 E: 0 K: 0 S: 5	H: 2 LOB: 1 BB: 1 P: 9	R: 0 E: 0 K: 0 S: 4	H: 1 LOB: 2 BB: 1 P: 8	R: 0 E: 0 K: 1 S: 5	H: 0 LOB: 1 BB: 0 P: 5	R: 0 E: 0 K: 0 S: 3	H: 0 LOB: 1 BB: 1 P: 7	R: 2 E: 0 K: 1 S: 7	H: 2 LOB: 1 BB: 0 P: 7	R: 2 E: 0 K: 1 S: 8	H: 2 LOB: 1 BB: 0 P: 8	R: 1 E: 0 K: 2 S: 9	H: 2 LOB: 1 BB: 0 P: 10	R: 0 E: 1 K: 0 S: 5	H: 1 LOB: 2 BB: 0 P: 5		1B: 8 2B: 4 3B: 0 HR: 0	SF: 1 SAC: 0 DP: 0 HBP: 0
<b>PITCHER</b>	IP WLS BF H R ER SO BB IBB HBP BLK WP HR S P ERA WHIP	55 Tim Lincecum, R ERA: 9.39	4.0 18 3 2 2 1 3 0 0 0 0 0 0 7 29 4.50 1.500	89 Edwin Quiararte, R ERA: 19.0	1.0 5 2 2 2 1 0 0 0 0 0 0 0 4 7 18.00 2.000	90 Matt Yourkin, L ERA:	1.0 4 2 0 0 0 0 0 0 0 0 0 0 5 5 0.00 2.000	51 Scott Proctor, R ERA: 6.75	1.0 6 2 2 2 1 0 0 0 0 0 0 0 8 8 18.00 2.000	70 George Kontos, R ERA: 5.0	1.0 5 2 1 1 2 0 0 0 0 0 0 0 9 10 9.00 2.000	<b>PITCHER</b>	IP WLS BF H R ER SO BB IBB HBP BLK WP HR S P ERA WHIP	54 Sergio Romo, R ERA: 4.5	1.0 5 1 0 0 0 0 0 0 0 0 0 0 5 5 0.00 1.000				

Batter	1	2	3	4	5	6	7	8	9	AB	R	H	RBI	BB	SO	LOB	BOTTOM		
56 Andres Torres, S OBP: 0.400, SLG: 0.647 51 Scott Proctor, R	F7		G4-3		8 1B 3B	F7		G3-1		4	1	1	0	0	0	2	<b>Colorado Rockies @ San Francisco Giants</b> Scottsdale Stadium, Scottsdale, AZ Sun Mar 17 2013, 6:16 PM - 9:12 PM EDT Att: 11,756 - Sunny - 79 F		
19 Marco Scutaro, R OBP: 0.304, SLG: 0.250 90 Matt Yourkin, R	L6		L6		F8	F8	37 PO 1B			3	1	1	0	0	0	1			
8 Hunter Pence, R OBP: 0.378, SLG: 0.619 37 Wilson Valdez, R OBP: 0.355, SLG: 0.296	28 2B 1B		28 PB 1B		9 2B 1B		G6-3	PO		4	2	3	2	0	0	0			
28 Buster Posey, R OBP: 0.345, SLG: 0.290 12 Guillermo Quiroz, R OBP: 0.564, SLG: 0.333	2-H 2B		G6-3		P4		G4-3			4	0	1	1	0	0	2			
9 Brandon Belt, L OBP: 0.429, SLG: 0.766	K				7 G3 35 1B	1-H 2B	2 1B 2 S	BB		4	1	3	2	1	1	1			
13 Joaquin Arias, R OBP: 0.200, SLG: 0.294 2 Cole Gillespie, R OBP: 0.390, SLG: 0.472	G5-3				F9	F7	1-3 1B			3	0	0	0	0	0	3			
35 Brandon Crawford, L OBP: 0.301, SLG: 0.467 70 George Kontos, R 81 Ryan Lollis, L (9, 8)	F8				7 G3 1B		G6-3			4	0	1	0	0	1	2			
7 Gregor Blanco, L OBP: 0.273, SLG: 0.325 54 Sergio Romo, R (9, 1)	G4-3				G3		22 S BB	1B		3	0	1	0	1	0	2			
55 Tim Lincecum, L (1, 1) 79 Johnny Monell, L OBP: 0.550, SLG: 0.778 89 Edwin Quiararte, R (5, 1) 22 Brock Bond, S OBP: 0.435, SLG: 0.864	L5				F8		14 G3-1 88 1B	2B		1	0	0	0	0	0	2			
<b>Inning Stats</b>	R: 2 E: 0 K: 1 S: 8	H: 3 LOB: 1 BB: 0 P: 9	R: 0 E: 0 K: 0 S: 3	H: 0 LOB: 0 BB: 0 P: 3	R: 0 E: 0 K: 0 S: 4	H: 1 LOB: 1 BB: 0 P: 5	R: 0 E: 0 K: 0 S: 5	H: 2 LOB: 2 BB: 0 P: 5	R: 2 E: 0 K: 1 S: 6	H: 3 LOB: 1 BB: 0 P: 6	R: 0 E: 0 K: 0 S: 5	H: 1 LOB: 2 BB: 1 P: 9	R: 1 E: 0 K: 0 S: 4	H: 3 LOB: 0 BB: 0 P: 6	R: 4 E: 0 K: 0 S: 5	H: 3 LOB: 0 BB: 1 P: 12		1B: 10 2B: 4 3B: 1 HR: 1	SF: 0 SAC: 0 DP: 0 HBP: 0
<b>PITCHER</b>	IP WLS BF H R ER SO BB IBB HBP BLK WP HR S P ERA WHIP	45 Jhoulys Chacin, R ERA: 7.0	4.2 23 9 4 4 1 0 0 0 0 0 0 0 15 33 9.00 3.000	54 Mike McClendon, R ERA:	0.1 1 0 0 0 0 0 0 0 0 0 0 0 1 1 0.00 0.000	32 Tyler Chatwood, R ERA: 5.4	3.0 16 5 3 3 1 4 0 0 0 0 0 0 15 33 9.00 3.000	36 Danny Rosenbaum, L ERA: 4.5	0.0 L 2 2 2 2 0 0 0 0 0 0 1 4 7 ∞ ∞	<b>PITCHER</b>	IP WLS BF H R ER SO BB IBB HBP BLK WP HR S P ERA WHIP	54 Sergio Romo, R ERA: 4.5	1.0 5 1 0 0 0 0 0 0 0 0 0 0 5 5 0.00 1.000						



Batter	1	2	3	4	5	6	7	8	9	AB	R	H	RBI	BB	SO	LOB	TOP							
28 Chris Heisey, R OBP: 0.293, SLG: 0.553 6 Billy Hamilton, S OBP: 0.240, SLG: 0.348										3	0	0	0	0	1	3	<p>Cincinnati Reds @ Colorado Rockies Salt River Fields at Talking Stick, Scottsdale, AZ Mon Mar 18 2013, 10:12 PM - 12:52 AM EDT Att: 8,634 - Partly Cloudy - 76 F</p>							
3 Cesar Izturis, S OBP: 0.349, SLG: 0.425 3 Devin Lohman, R										3	1	1	0	0	1	0								
Donald Lutz, L OBP: 0.368, SLG: 0.515 30 Travis Mattair, R OBP: 0.250, SLG: 0.625										3	0	1	1	0	1	0								
48 Ryan Ludwick, R OBP: 0.135, SLG: 0.139 81 Derrick Robinson, S OBP: 0.333, SLG: 0.375										4	0	0	0	0	0	1								
32 Jay Bruce, L OBP: 0.243, SLG: 0.559 23 Denis Phipps, R OBP: 0.333, SLG: 0.567										3	1	1	1	0	2	0								
21 Todd Frazier, R OBP: 0.314, SLG: 0.500 60 J.J. Hoover, R										3	0	0	0	0	0	0								
56 Clay Hensley, R										0	0	0	0	0	0	0								
30 Miguel Olivo, R OBP: 0.188, SLG: 0.276 84 Drew Hayes, R										1	0	0	0	0	1	0								
2 Zack Cozart, R OBP: 0.325, SLG: 0.459 16 Jason Donald, R OBP: 0.436, SLG: 0.375										2	1	1	0	1	0	0								
29 Ryan Hanigan, R OBP: 0.444, SLG: 0.688 37 Corky Miller, R OBP: 0.313, SLG: 0.214										3	0	1	0	0	0	2								
61 Bronson Arroyo, R OBP: 1.000, SLG: 2.000 78 Emmanuel Burriss, S OBP: 0.252, SLG: 0.259										1	0	1	1	1	0	0								
<b>Inning Stats</b>	R: 0 E: 0 K: 1 S: 5	H: 0 LOB: 0 BB: 0 P: 5	R: 0 E: 0 K: 1 S: 5	H: 0 LOB: 0 BB: 0 P: 5	R: 1 E: 0 K: 0 S: 4	H: 1 LOB: 1 BB: 1 P: 8	R: 0 E: 0 K: 2 S: 8	H: 0 LOB: 0 BB: 0 P: 8	R: 0 E: 0 K: 0 S: 4	H: 1 LOB: 2 BB: 1 P: 8	R: 2 E: 0 K: 0 S: 8	H: 3 LOB: 0 BB: 0 P: 11	R: 0 E: 0 K: 3 S: 9	H: 1 LOB: 0 BB: 0 P: 3	R: 1 E: 0 K: 1 S: 7	H: 1 LOB: 1 BB: 0 P: 7	R: 0 E: 0 K: 2 S: 9	H: 0 LOB: 1 BB: 0 P: 9	1B: 3 2B: 2 3B: 1 HR: 1	SF: 1 SAC: 0 DP: 2 HBP: 0	WP: 1 PB: 0 SB: 0 CS: 0	PA: 35		
<b>PITCHER</b>	IP WLS BF H R ER SO BB IBB HBP BLK WP HR S P ERA WHIP																							
29 Jorge De La Rosa, L ERA: 2.94	5.0		19	2	1	1	4	2	0	0	0	0	0	0	0	26	34	1.80	0.800					
53 Christian Friedrich, L ERA: 9.0	2.0	L	8	4	2	2	0	0	0	0	0	0	0	1	11	14	9.00	2.000						
63 Rafael Betancourt, R ERA: 3.0	1.0		4	1	1	1	1	0	0	0	0	0	0	0	7	7	9.00	1.000						
25 Miguel Batista, R ERA: 5.4	1.0		4	0	0	0	2	0	0	0	0	1	0	9	9	0.00	0.000							

Batter	1	2	3	4	5	6	7	8	9	AB	R	H	RBI	BB	SO	LOB	BOTTOM							
Dexter Fowler, S OBP: 0.406, SLG: 0.733										3	1	1	1	1	1	2	<p>Cincinnati Reds @ Colorado Rockies Salt River Fields at Talking Stick, Scottsdale, AZ Mon Mar 18 2013, 10:12 PM - 12:52 AM EDT Att: 8,634 - Partly Cloudy - 76 F</p>							
19 Charlie Blackmon, L OBP: 0.563, SLG: 0.769										4	0	0	0	0	0	2								
17 Todd Helton, L OBP: 0.267, SLG: 0.500 66 Ben Paulsen, L OBP: 0.522, SLG: 0.818										2	0	0	0	1	0	0								
20 Wilin Rosario, R OBP: 0.370, SLG: 0.560 8 Yovani Torrealba, R OBP: 0.545, SLG: 0.800										3	0	1	0	0	0	1								
21 Tyler Colvin, L OBP: 0.226, SLG: 0.258										4	1	0	0	0	1	2								
4 Chris Nelson, R OBP: 0.281, SLG: 0.267 28 Nolan Arenado, R OBP: 0.258, SLG: 0.742										2	0	1	0	0	0	0								
23 Charlie Culberson, R OBP: 0.174, SLG: 0.409 9 DJ LeMahieu, R OBP: 0.296, SLG: 0.333										3	0	0	0	0	1	1								
18 Jonathan Herrera, S OBP: 0.333, SLG: 0.333 53 Christian Friedrich, R ERA: 9.0 64 Gustavo Molina, R OBP: 0.333, SLG: 0.333 63 Rafael Betancourt, R ERA: 3.0 25 Miguel Batista, R ERA: 5.4 77 Corey Dickerson, L OBP: 0.406, SLG: 0.733										3	0	0	0	0	1	1								
29 Jorge De La Rosa, L OBP: 0.222, SLG: 0.235										2	0	0	0	0	0	2								
<b>Inning Stats</b>	R: 1 E: 0 K: 0 S: 6	H: 1 LOB: 0 BB: 0 P: 7	R: 0 E: 0 K: 0 S: 3	H: 0 LOB: 0 BB: 0 P: 3	R: 0 E: 0 K: 0 S: 3	H: 1 LOB: 1 BB: 1 P: 7	R: 0 E: 0 K: 0 S: 2	H: 0 LOB: 0 BB: 1 P: 6	R: 0 E: 0 K: 1 S: 7	H: 2 LOB: 2 BB: 0 P: 7	R: 0 E: 0 K: 1 S: 6	H: 1 LOB: 1 BB: 0 P: 6	R: 0 E: 0 K: 3 S: 9	H: 0 LOB: 0 BB: 0 P: 9	R: 0 E: 0 K: 0 S: 3	H: 0 LOB: 0 BB: 0 P: 3		R: 2 E: 1 K: 1 S: 8	H: 3 LOB: 1 BB: 0 P: 10	1B: 4 2B: 2 3B: 0 HR: 2	SF: 0 SAC: 1 DP: 2 HBP: 0	WP: 1 PB: 0 SB: 0 CS: 0	PA: 35	
<b>PITCHER</b>	IP WLS BF H R ER SO BB IBB HBP BLK WP HR S P ERA WHIP																							
61 Bronson Arroyo, R ERA: 3.09	5.2	W	22	5	1	1	1	2	0	0	0	0	0	0	0	24	33	1.59	1.235					
60 J.J. Hoover, R ERA: 2.25	1.1	H	4	0	0	0	4	0	0	0	0	0	0	12	12	0.00	0.000							
56 Clay Hensley, R ERA: 4.5	1.0	H	3	0	0	0	0	0	0	0	0	0	0	3	3	0.00	0.000							
84 Drew Hayes, R ERA: 3.86	1.0	S	6	3	2	1	1	0	0	0	1	1	8	10	9.00	3.000								







Batter	1	2	3	4	5	6	7	8	9	AB	R	H	RBI	BB	SO	LOB	TOP				
Dexter Fowler, S OBP: 0.400, SLG: 0.758 23 Charlie Culberson, R OBP: 0.250, SLG: 0.417	F7		K	K			K	18 1B 77 1B		3	1	1	0	0	1	2	<b>Colorado Rockies @ San Francisco Giants</b> Scottsdale Stadium, Scottsdale, AZ Thu Mar 21 2013, 10:06 PM - 1:16 AM EDT Att: 12,170 - Clear - 71 F <a href="#">livebaseballscores.com</a>				
14 Josh Rutledge, R OBP: 0.205, SLG: 0.308 18 Jonathan Herrera, S OBP: 0.364, SLG: 0.524	G3		K		F9			77 1B		3	1	1	0	0	1	1					
5 Carlos González, L OBP: 0.364, SLG: 0.385 77 Corey Dickerson, L OBP: 0.462, SLG: 0.636	G3		K		F8		G6-3			3	0	0	1	0	1	1					
2 Troy Tulowitzki, R OBP: 0.282, SLG: 0.472 21 Tyler Colvin, L OBP: 0.212, SLG: 0.242	K				K					3	0	1	1	0	2	0					
3 Michael Cuddyer, R OBP: 0.326, SLG: 0.381 7 Matt McBride, R OBP: 0.308, SLG: 0.375		K	FC6-4			G6-3		L9	K	3	0	0	0	0	1	1					
17 Todd Helton, L OBP: 0.388, SLG: 0.529 66 Ben Paulsen, L OBP: 0.542, SLG: 0.818						F9		31 1B 64 1B		3	2	0	1	0	0	0					
20 Wilin Rosario, R OBP: 0.367, SLG: 0.643 64 Gustavo Molina, R OBP: 0.350, SLG: 0.400					F8		G4-3	16 BB 31 1B	FC4-6	3	1	1	2	0	0	1					
4 Chris Nelson, R OBP: 0.280, SLG: 0.273 31 Chris Volstad, R OBP: 1.000, SLG: 1.000 19 Charlie Blackmon, L OBP: 0.502, SLG: 0.667 61 Edgmer Escalona, R							K	23 WP 23 1B	F7	3	0	1	0	0	2	0					
13 Drew Pomeranz, R OBP: 0.286, SLG: 0.222								18 WP 18 3B		2	0	0	0	0	1	2					
49 Rex Brothers, L OBP: 0.286, SLG: 0.222								23 WP 23 1B		0	0	0	0	0	0	0					
16 Reid Brignac, L OBP: 0.286, SLG: 0.222								23 WP 23 1B		0	2	0	1	2	0	0					
<b>Inning Stats</b>	R: 1 E: 0 K: 1 S: 6	H: 1 LOB: 0 BB: 0 P: 6	R: 2 E: 0 K: 2 S: 11	H: 2 LOB: 0 BB: 0 P: 11	R: 1 E: 0 K: 2 S: 9	H: 2 LOB: 1 BB: 0 P: 9	R: 0 E: 0 K: 2 S: 9	H: 2 LOB: 2 BB: 0 P: 9	R: 0 E: 0 K: 0 S: 3	H: 0 LOB: 0 BB: 0 P: 3	R: 1 E: 0 K: 2 S: 8	H: 1 LOB: 1 BB: 1 P: 13	R: 5 E: 0 K: 1 S: 10	H: 5 LOB: 2 BB: 2 P: 19	R: 0 E: 0 K: 1 S: 5	H: 0 LOB: 1 BB: 1 P: 9	1B: 9 2B: 0 3B: 3 HR: 1	SF: 0 SAC: 0 DP: 0 HBP: 0	WP: 2 PA: 44 FB: 0 SB: 0 CS: 0		
<b>PITCHER</b>	IP WLS BF H R ER SO BB IBB HBP BLK WP HR S P ERA WHIP	IP WLS BF H R ER SO BB IBB HBP BLK WP HR S P ERA WHIP	IP WLS BF H R ER SO BB IBB HBP BLK WP HR S P ERA WHIP	IP WLS BF H R ER SO BB IBB HBP BLK WP HR S P ERA WHIP	IP WLS BF H R ER SO BB IBB HBP BLK WP HR S P ERA WHIP	IP WLS BF H R ER SO BB IBB HBP BLK WP HR S P ERA WHIP	IP WLS BF H R ER SO BB IBB HBP BLK WP HR S P ERA WHIP	IP WLS BF H R ER SO BB IBB HBP BLK WP HR S P ERA WHIP	IP WLS BF H R ER SO BB IBB HBP BLK WP HR S P ERA WHIP	IP WLS BF H R ER SO BB IBB HBP BLK WP HR S P ERA WHIP	IP WLS BF H R ER SO BB IBB HBP BLK WP HR S P ERA WHIP	IP WLS BF H R ER SO BB IBB HBP BLK WP HR S P ERA WHIP	IP WLS BF H R ER SO BB IBB HBP BLK WP HR S P ERA WHIP	IP WLS BF H R ER SO BB IBB HBP BLK WP HR S P ERA WHIP	IP WLS BF H R ER SO BB IBB HBP BLK WP HR S P ERA WHIP	IP WLS BF H R ER SO BB IBB HBP BLK WP HR S P ERA WHIP	IP WLS BF H R ER SO BB IBB HBP BLK WP HR S P ERA WHIP				
18 Matt Cain, R ERA: 4.5	5.0 L	22	7	4	4	8	0	0	0	0	0	0	0	0	0	0	7.20	1.400			
41 Jeremy Affeldt, L ERA: 5.05	1.0	3	0	0	0	0	0	0	0	0	0	0	0	0	0	0	0.00	0.000			
92 Ramon E Ramirez, R ERA: 11.25	1.0	5	1	1	1	2	1	0	0	0	0	1	0	8	13	9.00	2.000				
45 Dan Runzler, L ERA: 6.75	0.2	7	3	5	5	1	2	0	0	0	0	1	0	7	16	67.50	7.500				
89 Edwin Quirarte, R ERA: 13.5	0.1	3	2	0	0	0	0	0	0	0	0	0	0	3	3	0.00	6.000				
<b>Batter</b>	1	2	3	4	5	6	7	8	9	AB <td>R <td>H <td>RBI <td>BB <td>SO <td>LOB <td>BOTTOM</td> </td></td></td></td></td></td>	R <td>H <td>RBI <td>BB <td>SO <td>LOB <td>BOTTOM</td> </td></td></td></td></td>	H <td>RBI <td>BB <td>SO <td>LOB <td>BOTTOM</td> </td></td></td></td>	RBI <td>BB <td>SO <td>LOB <td>BOTTOM</td> </td></td></td>	BB <td>SO <td>LOB <td>BOTTOM</td> </td></td>	SO <td>LOB <td>BOTTOM</td> </td>	LOB <td>BOTTOM</td>	BOTTOM				
56 Andres Torres, S OBP: 0.419, SLG: 0.577 2 Cole Gillespie, R OBP: 0.333, SLG: 0.378	8 F8 37 BB	G5-3				P4		G4-1		3	0	2	0	0	0	2	<b>Colorado Rockies @ San Francisco Giants</b> Scottsdale Stadium, Scottsdale, AZ Thu Mar 21 2013, 10:06 PM - 1:16 AM EDT Att: 12,170 - Clear - 71 F <a href="#">livebaseballscores.com</a>				
37 Wilson Valdez, R OBP: 0.310, SLG: 0.222 92 Ramon E Ramirez, R ERA: 11.25			G6-3	F9					K	3	0	0	0	1	1	1					
45 Dan Runzler, L OBP: 0.333, SLG: 0.378										0	0	0	0	0	0	0					
89 Edwin Quirarte, R OBP: 0.333, SLG: 0.378										0	0	0	0	0	0	0					
79 Johnny Monell, L OBP: 0.522, SLG: 0.714										1	0	0	0	0	1	0					
8 Hunter Pence, R OBP: 0.404, SLG: 0.604 81 Ryan Lottis, L OBP: 0.333, SLG: 0.333	F8									3	2	2	0	1	0	2					
28 Buster Posey, R OBP: 0.314, SLG: 0.258 12 Guillermo Quiroz, R OBP: 0.296, SLG: 0.261 78 Juan Ciriaco, R	G4-6-3									1	0	1	0	0	0	0					
13 Joaquin Arias, R OBP: 0.256, SLG: 0.333										4	0	3	0	0	0	0					
77 Mitch Lively, R ERA: 1.29										0	0	0	0	0	0	0					
14 Francisco Peguero, R OBP: 0.367, SLG: 0.479										4	1	1	1	0	1	3					
81 Adam Duvali, R OBP: 0.278, SLG: 0.588										4	0	1	0	0	2	4					
88 Ryan Cavan, S OBP: 0.500, SLG: 1.000										4	1	2	2	0	2	2					
18 Matt Cain, R ERA: 4.5										1	0	0	0	0	0	0					
41 Jeremy Affeldt, L ERA: 5.05										0	0	0	0	0	0	0					
29 Héctor Sánchez, S OBP: 0.238, SLG: 0.350 85 Ricky Oropesa, L OBP: 0.346, SLG: 0.522										1	0	0	0	0	1	0					
85 Ricky Oropesa, L OBP: 0.346, SLG: 0.522										1	0	0	0	0	0	0					
<b>Inning Stats</b>	R: 0 E: 0 K: 0 S: 3	H: 1 LOB: 1 BB: 1 P: 7	R: 1 E: 0 K: 0 S: 6	H: 3 LOB: 2 BB: 0 P: 6	R: 1 E: 0 K: 1 S: 8	H: 3 LOB: 2 BB: 0 P: 9	R: 0 E: 0 K: 1 S: 6	H: 1 LOB: 1 BB: 0 P: 6	R: 1 E: 0 K: 2 S: 9	H: 2 LOB: 2 BB: 1 P: 13	R: 0 E: 0 K: 2 S: 7	H: 0 LOB: 0 BB: 0 P: 7	R: 0 E: 0 K: 0 S: 3	H: 1 LOB: 0 BB: 0 P: 3	R: 1 E: 0 K: 1 S: 8	H: 1 LOB: 0 BB: 0 P: 9	R: 0 E: 0 K: 2 S: 8	H: 1 LOB: 1 BB: 0 P: 8	1B: 10 2B: 2 3B: 0 HR: 1	SF: 0 SAC: 1 DP: 2 HBP: 0	WP: 1 PA: 40 FB: 0 SB: 0 CS: 0
<b>PITCHER</b>	IP WLS BF H R ER SO BB IBB HBP BLK WP HR S P ERA WHIP	IP WLS BF H R ER SO BB IBB HBP BLK WP HR S P ERA WHIP	IP WLS BF H R ER SO BB IBB HBP BLK WP HR S P ERA WHIP	IP WLS BF H R ER SO BB IBB HBP BLK WP HR S P ERA WHIP	IP WLS BF H R ER SO BB IBB HBP BLK WP HR S P ERA WHIP	IP WLS BF H R ER SO BB IBB HBP BLK WP HR S P ERA WHIP	IP WLS BF H R ER SO BB IBB HBP BLK WP HR S P ERA WHIP	IP WLS BF H R ER SO BB IBB HBP BLK WP HR S P ERA WHIP	IP WLS BF H R ER SO BB IBB HBP BLK WP HR S P ERA WHIP	IP WLS BF H R ER SO BB IBB HBP BLK WP HR S P ERA WHIP	IP WLS BF H R ER SO BB IBB HBP BLK WP HR S P ERA WHIP	IP WLS BF H R ER SO BB IBB HBP BLK WP HR S P ERA WHIP	IP WLS BF H R ER SO BB IBB HBP BLK WP HR S P ERA WHIP	IP WLS BF H R ER SO BB IBB HBP BLK WP HR S P ERA WHIP	IP WLS BF H R ER SO BB IBB HBP BLK WP HR S P ERA WHIP	IP WLS BF H R ER SO BB IBB HBP BLK WP HR S P ERA WHIP	IP WLS BF H R ER SO BB IBB HBP BLK WP HR S P ERA WHIP				
13 Drew Pomeranz, L ERA: 5.5	5.0 H	26	10	3	3	4	2	0	0	0	0	0	0	0	0	0	5.40	2.400			
49 Rex Brothers, L ERA: 2.0	1.0	3	0	0	0	2	0	0	0	0	0	0	0	0	0	0	0.00	0.000			
31 Chris Volstad, R ERA: 2.0	2.0	7	2	1	1	1	0	0	0	0	0	1	11	12	4.50	1.000					
61 Edgmer Escalona, R ERA: 1.29	1.0	4	1	0	0	2	0	0	0	0	0	0	0	8	8	0.00	1.000				



Batter	1	2	3	4	5	6	7	8	9	AB	R	H	RBI	BB	SO	LOB	TOP					
1 Eric Young Jr, S OBP: 0.410, SLG: 0.405 74 David Kandilas, R										5	1	1	1	0	2	3						
9 DJ LeMahieu, R OBP: 0.351, SLG: 0.394										5	1	2	0	1	0	3						
15 Jordan Pacheco, R OBP: 0.474, SLG: 0.457 94 Dallas Tarleton, L										4	1	2	2	1	1	0						
20 Wilin Rosario, R OBP: 0.361, SLG: 0.706										6	2	2	3	0	2	5						
21 Tyler Colvin, L OBP: 0.237, SLG: 0.270 87 Juan Crousset, L										4	2	1	0	1	0	1						
28 Nolan Arenado, R OBP: 0.325, SLG: 0.725										5	1	2	1	0	0	2						
19 Charlie Blackmon, L OBP: 0.470, SLG: 0.690										5	2	2	0	0	2	4						
8 Yorvit Torrealba, R OBP: 0.588, SLG: 0.813 93 Mike Zunich, R										4	2	3	3	0	0	1						
16 Reid Brignac, L OBP: 0.400, SLG: 0.476 85 Joey Wong, L										3	2	3	4	1	0	0						
<b>Inning Stats</b>	R: 0 H: 1 E: 0 K: 2 S: 10	H: 1 LOB: 2 BB: 1 P: 15	R: 3 H: 3 E: 0 K: 1 S: 11	H: 3 LOB: 1 BB: 1 P: 19	R: 0 H: 1 E: 0 K: 0 S: 10	LOB: 1 BB: 0 P: 14	R: 1 H: 3 E: 0 K: 0 S: 14	LOB: 3 BB: 2 P: 21	R: 1 H: 2 E: 0 K: 0 S: 8	LOB: 1 BB: 0 P: 10	R: 9 H: 7 E: 1 K: 1 S: 26	H: 7 LOB: 0 BB: 1 P: 42	R: 0 H: 0 E: 0 K: 2 S: 8	LOB: 0 BB: 0 P: 12	R: 0 H: 1 E: 0 K: 1 S: 9	LOB: 1 BB: 0 P: 11	R: 0 H: 0 E: 1 K: 1 S: 13	LOB: 2 BB: 1 P: 21	1B: 11 2B: 6 3B: 0 HR: 2	SF: 0 SAC: 0 DP: 2 HBP: 0	WP: 1 PB: 0 SB: 2 CS: 1	PA: 49
<b>PITCHER</b>	IP: 5.0 WLS: L BF: 28	H: 12 R: 8 ER: 8 SO: 3	BB: 3 IBB: 0 HBP: 0 BLK: 0	WP: 0 HR: 0 S: 61 P: 94	ERA: 14.40 WHIP: 3.000	<b>PITCHER</b>	IP: 1.0 WLS: 5 BF: 5	H: 0 R: 0 ER: 0 SO: 1	BB: 1 IBB: 0 HBP: 0 BLK: 0	WP: 1 HR: 0 S: 13 P: 21	ERA: 0.00 WHIP: 1.000											
73 Nick Tepesch, R ERA: 6.5	36 Ben Rowen, R ERA: 5.09	58 Joe Ortiz, L ERA: 0.9	36 Joe Nathan, R ERA: 9.0	44 Jason Frasor, R ERA:	24 Lisalberto Bonilla, R ERA: 4.5																	

**Colorado Rockies @ Texas Rangers**  
 Surprise Stadium, Surprise, AZ  
 Fri Mar 22 2013, 4:07 PM - 7:26 PM EDT  
 Att: 5,648 - Sunny - 80 F

AB	45
R	14
H	18
RBI	14
BB	4
SO	8
LOB	23



Batter	1	2	3	4	5	6	7	8	9	AB	R	H	RBI	BB	SO	LOB	BOTTOM			
5 Ian Kinsler, R OBP: 0.305, SLG: 0.373 13 Jurickson Profar, S OBP: 0.326, SLG: 0.252										2	0	0	0	1	0	1				
1 Elvis Andrus, R OBP: 0.452, SLG: 0.526 3 Leury Garcia, S OBP: 0.318, SLG: 0.450										2	0	1	1	1	0	0				
27 Lance Berkman, S OBP: 0.400, SLG: 0.368 2 Leonys Martin, L OBP: 0.415, SLG: 0.511										2	1	1	0	1	1	2				
29 Adrian Beltré, R OBP: 0.294, SLG: 0.368 63 Yangervis Solarte, S OBP: 0.295, SLG: 0.366										2	1	1	0	0	0	0				
17 Nelson Cruz, R OBP: 0.360, SLG: 0.667 71 James Adduci, L OBP: 0.477, SLG: 0.692										3	1	1	2	0	1	1				
7 David Murphy, L OBP: 0.373, SLG: 0.500 20 Julio Borbon, L OBP: 0.412, SLG: 0.511										3	2	2	2	0	0	0				
12 A.J. Pierzynski, L ERA: 6.18 6 Eli Whiteside, R OBP: 0.125, SLG: 0.250										3	2	2	1	0	1	0				
18 Mitch Moreland, L OBP: 0.481, SLG: 0.723 15 Jeff Baker, R OBP: 0.473, SLG: 0.569										3	0	2	0	0	1	2				
23 Craig Gentry, R OBP: 0.377, SLG: 0.500										4	0	1	2	0	0	3				
<b>Inning Stats</b>	R: 0 H: 0 E: 0 K: 0 S: 9	H: 0 LOB: 1 BB: 1 P: 21	R: 0 H: 1 E: 0 K: 1 S: 10	H: 1 LOB: 2 BB: 1 P: 17	R: 4 H: 4 E: 0 K: 1 S: 18	LOB: 2 BB: 2 P: 29	R: 4 H: 5 E: 0 K: 1 S: 19	LOB: 1 BB: 0 P: 30	R: 0 H: 0 E: 0 K: 2 S: 9	LOB: 0 BB: 0 P: 12	R: 0 H: 0 E: 0 K: 2 S: 7	LOB: 0 BB: 0 P: 9	R: 0 H: 0 E: 0 K: 0 S: 10	LOB: 1 BB: 1 P: 22	R: 1 H: 2 E: 1 K: 0 S: 12	LOB: 2 BB: 0 P: 15	1B: 5 2B: 4 3B: 0 HR: 3	SF: 0 SAC: 0 DP: 0 HBP: 0	WP: 1 PB: 0 SB: 0 CS: 0	PA: 44
<b>PITCHER</b>	IP: 4.0 WLS: W BF: 20	H: 5 R: 4 ER: 4 SO: 3	BB: 4 IBB: 0 HBP: 0 BLK: 0	WP: 0 HR: 2 S: 45 P: 78	ERA: 9.00 WHIP: 2.250	<b>PITCHER</b>	IP: 0.0 WLS: 0 BF: 0	H: 0 R: 0 ER: 0 SO: 0	BB: 0 IBB: 0 HBP: 0 BLK: 0	WP: 0 HR: 0 S: 0 P: 0	ERA: 0.00 WHIP: 0.000									
32 Tyler Chatwood, R ERA: 12.27	63 Rafael Betancourt, R ERA: 2.15	88 Josh Outman, L ERA: 4.05	56 Logan Kensing, R ERA: 5.4	Bobby Cassevah, R ERA:																

**Colorado Rockies @ Texas Rangers**  
 Surprise Stadium, Surprise, AZ  
 Fri Mar 22 2013, 4:07 PM - 7:26 PM EDT  
 Att: 5,648 - Sunny - 80 F

AB	39
R	9
H	12
RBI	9
BB	5
SO	8
LOB	19





Batter	1	2	3	4	5	6	7	8	9	AB	R	H	RBI	BB	SO	LOB	TOP		
7 Grégor Blanco, L (1.8) OBP: 0.345, SLG: 0.440 81 Ryan Lolis, L (7.8) OBP: 0.250, SLG: 0.250										4	2	3	1	0	1	0	<b>San Francisco Giants @ Colorado Rockies</b> Salt River Fields at Talking Stick, Scottsdale, AZ Fri Mar 22 2013, 4:12 PM - 7:06 PM EDT Att: 12,683 - Sunny - 77°F <a href="http://livebaseballscorecards.com">livebaseballscorecards.com</a>		
35 Brandon Crawford, L (1.6) OBP: 0.375, SLG: 0.524 82 Carter Jurica, R (7.5)										4	1	1	1	0	0	2			
8 Hunter Pence, R (1.9) OBP: 0.460, SLG: 0.647 51 Scott Proctor, R (5.1) 67 Andrew Susac, R (6.2) OBP: 0.375, SLG: 0.500										3	1	1	1	0	0	1			
9 Brandon Belt, L (1.3) OBP: 0.467, SLG: 0.877 49 Javier López, L (8.1) 78 Juan Ciriaco, R (9.4) OBP: 0.375, SLG: 0.524										4	2	4	4	0	0	0			
14 Francisco Pequero, R (1.7) OBP: 0.358, SLG: 0.462 80 Javier Herrera, R (7.9) OBP: 0.340, SLG: 0.383										4	0	1	0	0	0	2			
Nick Noonan, L (1.5) OBP: 0.220, SLG: 0.375										5	1	1	1	0	2	1			
66 Joe Panik, L (1.4) 63 Jean Machi, R (9.1)										5	0	0	0	0	0	1			
62 Jackson Williams, R (1.2) OBP: 0.333, SLG: 0.250 70 George Kontos, R (6.1) 84 Mark Miniccozzi, R (8.3) OBP: 1.000, SLG: 4.000										1	1	1	0	2	0	0			
83 Chris Heston, R (1.1) 2 Cole Gillespie, R (5.7) OBP: 0.340, SLG: 0.383										1	0	0	0	0	0	1			
										2	1	1	0	0	0	1			
<b>Inning Stats</b>	R: 1 E: 0 K: 1 S: 9	H: 2 LOB: 1 BB: 0 P: 12	R: 0 E: 0 K: 1 S: 5	H: 0 LOB: 1 BB: 1 P: 9	R: 3 E: 0 K: 1 S: 8	H: 3 LOB: 0 BB: 0 P: 9	R: 1 E: 0 K: 0 S: 5	H: 2 LOB: 1 BB: 0 P: 5	R: 0 E: 0 K: 0 S: 3	H: 0 LOB: 0 BB: 0 P: 7	R: 4 E: 0 K: 0 S: 8	H: 5 LOB: 0 BB: 0 P: 11	R: 2 E: 1 K: 0 S: 6	H: 2 LOB: 0 BB: 0 P: 9	R: 0 E: 0 K: 1 S: 5	H: 0 LOB: 1 BB: 1 P: 9	1B: 7 2B: 2 3B: 1 HR: 5	SF: 0 SAC: 1 DP: 2 HBP: 0	WP: 0 PA: 43 PB: 0 SB: 0 CS: 1
<b>PITCHER</b>	IP WLS BF H R ER SO BB IBB HBP BLK WP HR S P ERA WHIP	3.0 15 5 2 1 1 0 0 0 0 0 0 2 22 30 12.00 2.000	1.0 3 1 0 0 0 0 0 0 0 0 0 0 3 3 0.00 1.000	2.0 L 11 5 4 4 0 1 0 0 0 0 2 11 18 18.00 3.000	1.0 5 2 2 1 0 0 0 0 0 0 0 1 6 9 9.00 2.000	<b>PITCHER</b> 91 Joey Williamson, R (9.1) ERA: 1.0 IP WLS BF H R ER SO BB IBB HBP BLK WP HR S P ERA WHIP 1.0 4 0 0 0 0 1 1 0 0 0 0 0 5 9 0.00 1.000													

Batter	1	2	3	4	5	6	7	8	9	AB	R	H	RBI	BB	SO	LOB	BOTTOM		
Dexter Fowler, S (1.8) OBP: 0.395, SLG: 0.714 23 Charlie Culberson, R (6.4) OBP: 0.155, SLG: 0.355										2	1	0	1	1	0	1	<b>San Francisco Giants @ Colorado Rockies</b> Salt River Fields at Talking Stick, Scottsdale, AZ Fri Mar 22 2013, 4:12 PM - 7:06 PM EDT Att: 12,683 - Sunny - 77°F <a href="http://livebaseballscorecards.com">livebaseballscorecards.com</a>		
14 Josh Rutledge, R (1.4) OBP: 0.214, SLG: 0.310 18 Jonathan Herrera, S (6.6) OBP: 0.477, SLG: 0.669										3	0	1	1	0	0	1			
5 Carlos González, L (1.7) OBP: 0.389, SLG: 0.517 77 Corey Dickerson, L (6.7) OBP: 0.429, SLG: 0.583										3	1	2	2	0	1	1			
2 Troy Tulowitzki, R (1.6) OBP: 0.286, SLG: 0.447 Michael Mitchell, R (6.8) OBP: 0.500, SLG: 0.500										2	0	0	0	1	1	1			
3 Michael Cuddyer, R (1.9) OBP: 0.304, SLG: 0.356 25 Miguel Batista, R (6.1) 60 Manny Corpas, R (8.1) 91 Joey Williamson, R (9.1) Tim Smalling, R (9.4) OBP: 1.000, SLG: 1.000										3	0	0	0	0	0	2			
66 Ben Paulsen, L (1.3) OBP: 0.552, SLG: 0.769										4	1	2	0	1	0	2			
4 Chris Nelson, R (1.5) OBP: 0.282, SLG: 0.250										3	0	0	0	0	1	2			
55 Ramon Hernandez, R (1.2) OBP: 0.318, SLG: 0.211 64 Gustavo Molina, R (7.2) OBP: 0.333, SLG: 0.381										2	1	0	0	0	0	3			
53 Christian Friedrich, R (1.1) 59 Wilton Lopez, R (4.1) Jayson Langfells, R (4.4) OBP: 1.000, SLG: 2.000 49 Rex Brothers, L (5.1) 7 Matt McBride, R (6.9) OBP: 0.321, SLG: 0.462										1	0	0	0	0	0	0			
										1	1	1	1	0	0	0			
										2	0	1	0	0	0	1			
<b>Inning Stats</b>	R: 2 E: 0 K: 0 S: 5	H: 1 LOB: 3 BB: 3 P: 20	R: 0 E: 0 K: 0 S: 3	H: 0 LOB: 0 BB: 0 P: 3	R: 0 E: 0 K: 1 S: 5	H: 1 LOB: 0 BB: 0 P: 6	R: 3 E: 0 K: 1 S: 8	H: 3 LOB: 1 BB: 0 P: 10	R: 0 E: 0 K: 0 S: 3	H: 0 LOB: 0 BB: 0 P: 3	R: 0 E: 0 K: 1 S: 6	H: 1 LOB: 1 BB: 0 P: 6	R: 0 E: 0 K: 0 S: 4	H: 1 LOB: 2 BB: 0 P: 4	R: 1 E: 0 K: 0 S: 6	H: 3 LOB: 2 BB: 0 P: 6	1B: 7 2B: 2 3B: 1 HR: 1	SF: 0 SAC: 0 DP: 0 HBP: 2	WP: 2 PA: 42 PB: 0 SB: 0 CS: 1
<b>PITCHER</b>	IP WLS BF H R ER SO BB IBB HBP BLK WP HR S P ERA WHIP	4.0 21 8 2 0 0 2 0 0 0 0 0 0 3 3 0.00 0.000	2.0 W 8 2 0 0 2 0 0 0 0 0 1 0 12 12 0.00 1.000	1.0 4 1 0 0 0 0 0 0 0 0 0 0 4 4 0.00 1.000	1.0 6 3 1 1 0 0 0 0 0 0 0 0 6 6 9.00 3.000	<b>PITCHER</b> IP WLS BF H R ER SO BB IBB HBP BLK WP HR S P ERA WHIP													



Batter	1	2	3	4	5	6	7	8	9	AB	R	H	RBI	BB	SO	LOB	TOP										
5 Alexi Amarista, L OBP: 0.348, SLG: 0.458	G1		B1-3		F8			1-3 2B		4	0	1	0	0	0	0	<b>San Diego Padres @ Colorado Rockies</b> Salt River Fields at Talking Stick, Scottsdale, AZ Sat Mar 23 2013, 10:14 PM - 12:44 AM EDT Att: 12,542 - Clear - 73 F										
25 Will Venable, L OBP: 0.216, SLG: 0.375	G4-3		K			F7		K		4	0	0	0	0	2	2											
13 Chris Denorfia, R OBP: 0.400, SLG: 0.354 45 Anthony Bass, R OBP: 1.000, SLG: 1.000 58 Brad Brach, R OBP: 0.000, SLG: 0.000 99 A.J. Kirby-Jones, R OBP: 0.000, SLG: 0.000 55 Dale Thayer, R OBP: 0.000, SLG: 0.000	G5-3			K		F8		K		3	0	0	0	0	1	0											
88 Kyle Blanks, R OBP: 0.441, SLG: 0.625		4 HR		HR		E5		K		4	2	2	1	0	1	2											
4 Nick Hundley, R OBP: 0.467, SLG: 0.810 44 René Rivera, R OBP: 0.192, SLG: 0.125		1-H			24 G5-4-3				G6-3	2	1	1	2	1	1	1											
24 Cameron Maybin, R OBP: 0.314, SLG: 0.455 Justin Miller, R OBP: 1.000, SLG: 1.000					G5-4-3					3	0	0	0	0	2	1											
1 Cody Ransom, R OBP: 0.353, SLG: 0.404 27 Travis Buck, L OBP: 0.353, SLG: 0.404										1	0	1	0	0	0	0											
73 Gregorio Petit, R OBP: 0.238, SLG: 0.308										3	0	0	0	0	0	1											
41 Freddy Garcia, R 91 Cory Spangenberg, L OBP: 0.500, SLG: 0.500										2	0	0	0	0	1	0											
										1	0	1	0	0	0	0											
<b>Inning Stats</b>	R: 0 E: 0 K: 0 S: 3	H: 0 LOB: 0 BB: 0 P: 3	R: 2 E: 0 K: 1 S: 9	H: 2 LOB: 0 BB: 0 P: 10	R: 0 E: 0 K: 2 S: 7	H: 0 LOB: 0 BB: 0 P: 7	R: 1 E: 0 K: 1 S: 5	H: 1 LOB: 0 BB: 1 P: 9	R: 1 E: 0 K: 0 S: 4	H: 1 LOB: 0 BB: 0 P: 6	R: 0 E: 1 K: 1 S: 6	H: 0 LOB: 1 BB: 0 P: 6	R: 0 E: 0 K: 1 S: 4	H: 0 LOB: 0 BB: 1 P: 8	R: 0 E: 0 K: 3 S: 11	H: 2 LOB: 2 BB: 0 P: 11	R: 0 E: 0 K: 0 S: 3	H: 1 LOB: 0 BB: 0 P: 3	1B: 3 2B: 2 3B: 0 HR: 3	SF: 0 SAC: 0 DP: 3 HBP: 0	WP: 0 PB: 0 SB: 0 CS: 0	PA: 34					
<b>PITCHER</b>	IP	WLS	BF	H	R	ER	SO	BB	IBB	HBP	BLK	WP	HR	S	P	ERA	WHIP										
41 Jeff Manship, R ERA: 5.14	3.0	W	11	2	2	2	3	0	0	0	0	0	1	19	20	6.00	0.667										
45 Jhoulys Chacin, R ERA: 7.36	2.0		8	2	2	2	1	1	0	0	0	0	2	9	15	9.00	1.500										
59 Wilton Lopez, R ERA: 3.86	1.0	H	4	0	0	0	1	0	0	0	0	0	0	6	6	0.00	0.000										
60 Manny Corpas, R ERA: 3.86	1.0	H	3	0	0	0	1	1	0	0	0	0	0	4	8	0.00	1.000										
62 Rob Scahill, R ERA: 1.35	2.0		8	3	0	0	3	0	0	0	0	0	0	14	14	0.00	1.500										

Batter	1	2	3	4	5	6	7	8	9	AB	R	H	RBI	BB	SO	LOB	BOTTOM										
1 Eric Young Jr., S OBP: 0.372, SLG: 0.366 60 Manny Corpas, R 62 Rob Scahill, L	G3	G1-3		G3-1		L6		K		4	0	0	0	0	0	1	<b>San Diego Padres @ Colorado Rockies</b> Salt River Fields at Talking Stick, Scottsdale, AZ Sat Mar 23 2013, 10:14 PM - 12:44 AM EDT Att: 12,542 - Clear - 73 F										
Dexter Fowler, S OBP: 0.405, SLG: 0.711 21 Tyler Colvin, L OBP: 0.231, SLG: 0.263	E8		17 HR	F7			17 HBP	K		3	3	1	0	1	0	0											
17 Todd Helton, L OBP: 0.335, SLG: 0.684 7 Matt McBride, R OBP: 0.310, SLG: 0.444			F8		4 2B		64 HR	L5		2	1	1	2	1	0	1											
20 Wilin Rosario, R OBP: 0.385, SLG: 0.778 64 Gustavo Molina, R OBP: 0.364, SLG: 0.545						P5				2	2	1	1	1	0	1											
3 Michael Cuddyer, R OBP: 0.320, SLG: 0.354	F8									3	1	1	0	1	1	1											
4 Chris Nelson, R OBP: 0.286, SLG: 0.282 59 Wilton Lopez, R 19 Charlie Blackmon, L OBP: 0.458, SLG: 0.571	F8									3	0	1	0	0	0	1											
14 Josh Rutledge, R OBP: 0.222, SLG: 0.378 23 Charlie Culberson, R OBP: 0.214, SLG: 0.407										3	1	1	2	0	0	1											
9 DJ LeMahieu, R OBP: 0.325, SLG: 0.361 16 Reid Brignac, L OBP: 0.365, SLG: 0.455										1	0	1	0	0	0	0											
41 Jeff Manship, R 45 Jhoulys Chacin, R 28 Nolan Arenado, R OBP: 0.333, SLG: 0.714										1	0	0	0	0	0	0											
										2	0	1	0	0	0	2											
<b>Inning Stats</b>	R: 3 E: 1 K: 0 S: 7	H: 2 LOB: 0 BB: 0 P: 9	R: 1 E: 0 K: 0 S: 4	H: 1 LOB: 0 BB: 0 P: 4	R: 3 E: 1 K: 0 S: 5	H: 1 LOB: 1 BB: 2 P: 13	R: 0 E: 0 K: 0 S: 3	H: 0 LOB: 0 BB: 0 P: 3	R: 0 E: 0 K: 1 S: 5	H: 1 LOB: 2 BB: 1 P: 9	R: 0 E: 0 K: 1 S: 6	H: 0 LOB: 1 BB: 0 P: 6	R: 3 E: 0 K: 2 S: 11	H: 3 LOB: 2 BB: 1 P: 17	R: 0 E: 0 K: 2 S: 7	H: 0 LOB: 0 BB: 0 P: 7	1B: 3 2B: 2 3B: 0 HR: 4	SF: 0 SAC: 0 DP: 0 HBP: 1	WP: 0 PB: 0 SB: 1 CS: 0	PA: 39							
<b>PITCHER</b>	IP	WLS	BF	H	R	ER	SO	BB	IBB	HBP	BLK	WP	HR	S	P	ERA	WHIP										
41 Freddy Garcia, R ERA: 8.71	5.0	L	24	5	7	3	1	3	0	0	0	0	3	24	38	5.40	1.600										
45 Anthony Bass, R ERA: 2.45	1.0		4	1	0	0	1	0	0	0	0	0	0	6	6	0.00	1.000										
58 Brad Brach, R ERA: 6.48	1.0		8	3	3	3	2	1	0	1	0	0	1	11	17	27.00	4.000										
55 Dale Thayer, R ERA: 5.87	1.0		3	0	0	0	2	0	0	0	0	0	0	7	7	0.00	0.000										

AB	32
R	4
H	7
RBI	4
BB	2
SO	9
LOB	10



AB	34
R	10
H	9
RBI	8
BB	4
SO	6
LOB	12











Batter	1	2	3	4	5	6	7	8	9	AB	R	H	RBI	BB	SO	LOB	TOP			
24 Michael Bourn, L (1,8) OBP: 0.288, SLG: 0.315 68 Omar Santos, R (7,2) OBP: 0.417, SLG: 0.696										4	1	2	0	0	1	0	<b>Cleveland Indians @ Colorado Rockies</b> Salt River Fields at Talking Stick, Scottsdale, AZ Mon Mar 25 2013, 10:16 PM - 1:20 AM EDT Att: 11,469 - Clear - 79 F			
11 Drew Stubbs, R (1,9) OBP: 0.286, SLG: 0.365 85 Anthony Gallas, R (7,9)										4	1	1	1	0	1	2				
22 Jason Kipnis, L (1,4) OBP: 0.260, SLG: 0.239 95 Tony Wolters, L (7,4) OBP: 0.300, SLG: 0.125										4	0	1	2	0	1	1				
33 Nick Swisher, S (1,10) OBP: 0.500, SLG: 0.638 88 Delvi Cid, R (8, PR) OBP: 0.333, SLG: 1.000										3	0	1	0	1	0	0				
23 Michael Brantley, L (1,7) OBP: 0.450, SLG: 0.622 90 Carlos Moncrief, L (8, PR) OBP: 0.429, SLG: 1.000										4	0	2	0	0	0	2				
12 Mark Reynolds, R (1,3) OBP: 0.404, SLG: 0.660 91 Adam Abraham, R (8, PR) (8,3)										4	0	2	1	0	2	1				
8 Lonnie Chisenhall, L (1,5) OBP: 0.479, SLG: 0.725 89 Ryan Rohlinger, R (8,5) OBP: 0.286, SLG: 0.091										4	0	2	0	0	1	6				
6 Lou Marson, R (1,2) OBP: 0.471, SLG: 0.308 93 Logan Vick, L (7,8)										3	1	1	0	0	0	3				
82 Luis Hernandez, S (1,6) OBP: 0.233, SLG: 0.200										1	0	0	0	0	1	6				
<b>Inning Stats</b>	R: 1 E: 0 K: 0 S: 4	H: 1 LOB: 0 BB: 0 P: 4	R: 0 E: 0 K: 1 S: 7	H: 2 LOB: 2 BB: 0 P: 8	R: 1 E: 0 K: 1 S: 9	H: 4 LOB: 3 BB: 0 P: 9	R: 1 E: 0 K: 0 S: 5	H: 2 LOB: 1 BB: 0 P: 5	R: 0 E: 0 K: 1 S: 3	H: 1 LOB: 0 BB: 0 P: 3	R: 0 E: 0 K: 2 S: 7	H: 0 LOB: 0 BB: 0 P: 7	R: 1 E: 0 K: 2 S: 9	H: 2 LOB: 3 BB: 1 P: 13	R: 0 E: 0 K: 1 S: 5	H: 0 LOB: 0 BB: 0 P: 5		1B: 8 2B: 4 3B: 0 HR: 0	SF: 0 SAC: 0 DP: 1 HBP: 0	WP: 0 PB: 0 SB: 1 CS: 0
<b>PITCHER</b>	IP WLS BF H R ER SO BB IBB HBP BLK WP HR S P ERA WHIP																			
26 Jeff Francis, L (1,1) ERA: 2.7	5.0 W	24	9	3	3	3	0	0	0	0	0	0	0	0	30	31	5.40	1.800		
59 Wilton Lopez, R (6,1) ERA: 3.39	1.0	3	1	0	0	0	0	0	0	0	0	0	0	0	3	3	0.00	1.000		
34 Matt Belisle, R (7,1) ERA: 5.06	1.0	3	0	0	0	2	0	0	0	0	0	0	0	7	7	0.00	0.000			
49 Rex Brothers, L (8,1) ERA: 1.13	1.0	6	2	1	1	2	1	0	0	0	0	0	0	9	13	9.00	3.000			
Josh Outman, L (9,1) ERA: 1.59	1.0	3	0	0	0	1	0	0	0	0	0	0	0	5	5	0.00	0.000			

Batter	1	2	3	4	5	6	7	8	9	AB	R	H	RBI	BB	SO	LOB	BOTTOM			
Dexter Fowler, S (1,8) OBP: 0.417, SLG: 0.705										6	2	3	2	0	2	2	<b>Cleveland Indians @ Colorado Rockies</b> Salt River Fields at Talking Stick, Scottsdale, AZ Mon Mar 25 2013, 10:16 PM - 1:20 AM EDT Att: 11,469 - Clear - 79 F			
14 Josh Rutledge, R (1,4) OBP: 0.300, SLG: 0.469 9 DJ LeMahieu, R (7, PH) OBP: 0.310, SLG: 0.342										4	2	4	1	0	0	0				
5 Carlos González, L (1,7) OBP: 0.395, SLG: 0.485 1 Eric Young Jr., S (4, PH) OBP: 0.375, SLG: 0.364										3	0	1	1	0	2	3				
2 Troy Tulowitzki, R (1,6) OBP: 0.294, SLG: 0.400 16 Reid Brignac, L (7,6) OBP: 0.303, SLG: 0.458										4	2	1	1	1	1	4				
3 Michael Cuddyer, R (1,9) OBP: 0.339, SLG: 0.415										5	3	2	2	1	0	5				
17 Todd Helton, L (1,3) OBP: 0.519, SLG: 0.783 Charlie Blackmon, L (6,9) OBP: 0.516, SLG: 0.892										4	2	4	0	0	0	0				
20 Wilin Rosario, R (1,2) OBP: 0.432, SLG: 0.805 15 Jordan Pacheco, R (8,2) OBP: 0.442, SLG: 0.425										5	2	4	3	0	0	1				
4 Chris Nelson, R (1,5) OBP: 0.319, SLG: 0.386 34 Matt Belisle, R (7,1) ERA: 5.06 49 Rex Brothers, L (8,1) ERA: 1.13 37 James Skelton, L (8, PH) Josh Outman, L (9,1) ERA: 1.59										0	0	0	0	0	0	0				
26 Jeff Francis, L (1,1) OBP: 0.286, SLG: 0.167 59 Wilton Lopez, R (6,1) ERA: 3.39 28 Nolan Arenado, R (6, PH) OBP: 0.319, SLG: 0.660										3	2	1	1	1	1	2				
<b>Inning Stats</b>	R: 0 E: 0 K: 1 S: 6	H: 1 LOB: 2 BB: 0 P: 7	R: 7 E: 0 K: 0 S: 12	H: 8 LOB: 2 BB: 1 P: 17	R: 0 E: 0 K: 1 S: 7	H: 2 LOB: 0 BB: 0 P: 7	R: 5 E: 0 K: 1 S: 11	H: 6 LOB: 1 BB: 0 P: 11	R: 1 E: 0 K: 2 S: 10	H: 3 LOB: 2 BB: 0 P: 11	R: 4 E: 0 K: 0 S: 6	H: 4 LOB: 1 BB: 2 P: 14	R: 0 E: 0 K: 2 S: 7	H: 0 LOB: 0 BB: 0 P: 7	R: 1 E: 0 K: 1 S: 7	H: 2 LOB: 2 BB: 1 P: 11		1B: 18 2B: 5 3B: 1 HR: 2	SF: 2 SAC: 0 DP: 1 HBP: 1	WP: 0 PB: 0 SB: 0 CS: 0
<b>PITCHER</b>	IP WLS BF H R ER SO BB IBB HBP BLK WP HR S P ERA WHIP																			
39 Brett Myers, R (1,1) ERA: 11.25	3.1 L	26	14	4	10	2	1	0	0	0	0	0	0	1	29	35	27.00	4.500		
31 David Huff, L (4,1) ERA: 5.82	1.2	11	6	3	3	3	0	0	0	0	0	0	0	1	17	18	16.20	3.600		
53 Rich Hill, L (6,1) ERA: 4.5	0.1	5	2	4	4	0	2	0	0	0	0	0	0	3	11	108.00	12.000			
38 Joe Smith, R (6,1) ERA: 2.35	1.2	6	2	0	0	2	0	0	0	0	0	0	0	10	10	0.00	1.200			
32 Matt Albers, R (8,1) ERA: 9.0	1.0	6	2	1	1	1	1	0	0	0	0	0	0	7	11	9.00	3.000			

**AB 38**  
**R 4**  
**H 12**  
**RBI 4**  
**BB 1**  
**SO 8**  
**LOB 24**



**AB 47**  
**R 18**  
**H 26**  
**RBI 18**  
**BB 4**  
**SO 8**  
**LOB 25**



[livebaseballscorecards.com](http://livebaseballscorecards.com)  
 Mon Mar 25 2013, 10:16 PM - 1:20 AM EDT  
 Att: 11,469 - Clear - 79 F

[livebaseballscorecards.com](http://livebaseballscorecards.com)  
 Mon Mar 25 2013, 10:16 PM - 1:20 AM EDT  
 Att: 11,469 - Clear - 79 F







Batter	1	2	3	4	5	6	7	8	9	AB	R	H	RBI	BB	SO	LOB	TOP										
Dexter Fowler, S (1, 8) OBP: 0.434, SLG: 0.816		G6-3					F8		G4-3	5	2	3	2	0	0	0	<b>Colorado Rockies @ Oakland Athletics</b> Phoenix Municipal Stadium, Phoenix, AZ Wed Mar 27 2013, 4:07 PM - 6:39 PM EDT Att. 4,795 - Overcast - 87 F										
14 Josh Rutledge, R (1, 4) OBP: 0.296, SLG: 0.472 18 Jonathan Herrera, S (7, 4) OBP: 0.323, SLG: 0.467		F8					F8		G4-3	4	1	1	0	0	0	0											
17 Todd Helton, L (1, 3) OBP: 0.467, SLG: 0.692 15 Jordan Pacheco, R (7, PH) OBP: 0.435, SLG: 0.442	F8		P5				G4-3		F9	3	0	0	0	0	0	1											
2 Troy Tulowitzki, R (1, 6) OBP: 0.327, SLG: 0.510 16 Reid Brignac, L (8, 6) OBP: 0.304, SLG: 0.429									L8	4	1	3	2	0	0	0											
20 Wilin Rosario, R (1, 2) OBP: 0.404, SLG: 0.750 8 Yorvit Torrealba, R (7, 2) OBP: 0.571, SLG: 0.757			L5				G6-3			3	0	0	0	0	1	2											
21 Tyler Colvin, L (1, 9) OBP: 0.216, SLG: 0.208 48 Greg Golson, R (6, 9)			G4-3				G3-1		L9	2	0	0	0	1	0	1											
55 Ramon Hernandez, R (1, 10) OBP: 0.323, SLG: 0.160	G5-3									3	0	0	0	1	1	3											
Charlie Blackmon, L (1, 7) OBP: 0.472, SLG: 0.600		G4-3								3	0	0	0	1	0	1											
4 Chris Nelson, R (1, 5) OBP: 0.308, SLG: 0.429										4	1	1	1	0	2	2											
<b>Inning Stats</b>	R: 2 E: 0 K: 1 S: 9	H: 3 LOB: 2 BB: 1 P: 17	R: 1 E: 0 K: 0 S: 5	H: 1 LOB: 0 BB: 0 P: 7	R: 0 E: 0 K: 0 S: 4	H: 1 LOB: 1 BB: 0 P: 4	R: 0 E: 0 K: 0 S: 3	H: 0 LOB: 0 BB: 0 P: 3	R: 2 E: 0 K: 1 S: 7	H: 2 LOB: 0 BB: 0 P: 8	R: 0 E: 0 K: 1 S: 5	H: 0 LOB: 1 BB: 1 P: 9	R: 0 E: 0 K: 1 S: 5	H: 0 LOB: 0 BB: 0 P: 5	R: 0 E: 0 K: 1 S: 6	H: 1 LOB: 1 BB: 0 P: 7		R: 0 E: 0 K: 1 S: 6	H: 1 LOB: 2 BB: 1 P: 10	1B: 3 2B: 2 3B: 0 HR: 4	SF: 0 SAC: 0 DP: 0 HBP: 0	WP: 1 PB: 1 SB: 0 CS: 0	PA: 39				
<b>PITCHER</b>	IP	WLS	BF	H	R	ER	SO	BB	IBB	HBP	BLK	WP	HR	S	P	ERA	WHIP										
11 Jarrod Parker, R (1, 1) ERA: 7.45	4.1		20	6	4	4	1	1	0	0	0	0	3	23	33	8.31	1.615										
39 Hideki Okajima, L (5, 1) ERA: 5.79	0.2	W	3	1	1	1	0	0	0	0	0	0	1	5	6	13.50	1.500										
48 Ryan Cook, R (6, 1) ERA: 6.43	1.0	H	4	0	0	0	1	1	0	0	0	0	0	5	9	0.00	1.000										
62 Sean Doolittle, L (7, 1) ERA: 2.57	1.0	H	3	0	0	0	1	0	0	0	0	0	0	5	5	0.00	0.000										
21 Mike Ekstrom, R (8, 1) ERA: 1.2	2.0	S	9	2	0	0	2	1	0	0	0	1	0	12	17	0.00	1.500										

Batter	1	2	3	4	5	6	7	8	9	AB	R	H	RBI	BB	SO	LOB	BOTTOM										
4 Coco Crisp, S (1, 8) OBP: 0.388, SLG: 0.341 81 Johnni Turbo, R (2, 8) OBP: 0.200, SLG: 0.200	F8									1	0	0	0	0	0	0	<b>Colorado Rockies @ Oakland Athletics</b> Phoenix Municipal Stadium, Phoenix, AZ Wed Mar 27 2013, 4:07 PM - 6:39 PM EDT Att. 4,795 - Overcast - 87 F										
8 Jed Lowrie, S (1, 6) OBP: 0.407, SLG: 0.587 12 Andy Parrino, S (2, 6) OBP: 0.463, SLG: 0.639	G4-3		F8							1	0	0	0	0	0	0											
16 Josh Reddick, L (1, 9) OBP: 0.373, SLG: 0.591 38 Jeremy Barfield, R (2, 9) OBP: 0.500, SLG: 1.250	F8									1	0	0	0	0	0	0											
52 Yoenis Cespedes, R (1, 10) OBP: 0.379, SLG: 0.560 71 Luke Montz, R (2, PR) OBP: 0.214, SLG: 0.320										1	0	1	0	0	0	0											
37 Brandon Moss, L (1, 3) OBP: 0.377, SLG: 0.480 7 Nate Freiman, R (2, PR) OBP: 0.300, SLG: 0.417										1	0	1	0	0	0	0											
25 Chris Young, R (1, 7) OBP: 0.322, SLG: 0.385 68 Josh Whitaker, R (2, PR) OBP: 0.250, SLG: 0.250										3	0	1	1	0	1	2											
20 Josh Donaldson, R (1, 5) OBP: 0.390, SLG: 0.549 35 Josh Horton, L (3, 5) OBP: 0.200, SLG: 0.200	G5-4-3									1	0	0	0	0	2	2											
36 Derek Norris, R (1, 2) OBP: 0.489, SLG: 0.838 68 Ryan Lipkin, R (6, 2) OBP: 0.250, SLG: 0.250										2	0	1	1	0	0	2											
29 Scott Sizemore, R (1, 4) OBP: 0.361, SLG: 0.292 72 Darwin Perez, S (4, 4) OBP: 0.421, SLG: 0.375										1	0	0	0	1	0	1											
<b>Inning Stats</b>	R: 0 E: 0 K: 0 S: 3	H: 0 LOB: 0 BB: 0 P: 3	R: 1 E: 0 K: 0 S: 4	H: 2 LOB: 2 BB: 1 P: 8	R: 0 E: 0 K: 1 S: 5	H: 1 LOB: 0 BB: 0 P: 5	R: 3 E: 0 K: 1 S: 9	H: 4 LOB: 1 BB: 0 P: 10	R: 2 E: 0 K: 2 S: 10	H: 3 LOB: 1 BB: 0 P: 10	R: 0 E: 0 K: 3 S: 9	H: 0 LOB: 1 BB: 1 P: 13	R: 0 E: 0 K: 1 S: 6	H: 1 LOB: 1 BB: 0 P: 6	R: 0 E: 0 K: 0 S: 3	H: 1 LOB: 0 BB: 0 P: 3		1B: 8 2B: 3 3B: 0 HR: 1	SF: 0 SAC: 0 DP: 2 HBP: 0	WP: 1 PB: 0 SB: 0 CS: 0	PA: 35						
<b>PITCHER</b>	IP	WLS	BF	H	R	ER	SO	BB	IBB	HBP	BLK	WP	HR	S	P	ERA	WHIP										
45 Jhoulys Chacin, R (1, 1) ERA: 8.44	5.0	L	24	10	6	6	4	1	0	0	0	0	1	31	36	10.80	2.200										
37 Adam Ottavino, R (6, 1) ERA: 3.52	1.2		7	1	0	0	4	1	0	0	0	0	0	14	18	0.00	1.200										
59 Wilton Lopez, R (7, 1) ERA: 2.89	1.1		4	1	0	0	0	0	0	0	0	0	0	4	4	0.00	0.750										

AB	36
R	5
H	9
RBI	5
BB	3
SO	5
LOB	15









Batter	1	2	3	4	5	6	7	8	9	AB	R	H	RBI	BB	SO	LOB	TOP										
21 Franklin Gutierrez, R (1.8) OBP: 0.354, SLG: 0.690 9 Endy Chavez, L (4.8) OBP: 0.239, SLG: 0.225	G5-3		F7		G4-3			K		2	0	0	0	0	0	1	<b>Seattle Mariners @ Colorado Rockies</b> Spring Mobile Ballpark, Salt Lake City, UT Sat Mar 30 2013, 3:10 PM - 5:50 PM EDT Att: 15,411 - Partly Cloudy - 62 F										
55 Michael Saunders, L (1.9) OBP: 0.315, SLG: 0.422 12 Jason Bay, R (4.9) OBP: 0.410, SLG: 0.528	F7			G5-3		K		5 1B 28 SF7 BB		2	0	0	0	0	0	0											
8 Kendrys Morales, S (1.10) OBP: 0.438, SLG: 0.656 5 Mike Zunino, R (6. PR) OBP: 0.346, SLG: 0.565 (6, 10)	G5-3			HR		77 E 77 1B BB		77 2B		2	1	1	1	1	0	0											
38 Michael Morse, R (1.7) OBP: 0.439, SLG: 0.893 28 Raul Ibanez, L (5.7) OBP: 0.351, SLG: 0.660		F9		G4-3		K		SF7		2	0	0	0	0	0	0											
15 Kyle Seager, L (1.5) OBP: 0.338, SLG: 0.377 77 Brad Miller, L (5.5) OBP: 0.321, SLG: 0.489	G3-1			G3-1		E9		3-H		2	0	0	0	0	0	0											
17 Justin Smoak, S (1.3) OBP: 0.455, SLG: 0.797	G6-3				HR	F9		1-H		2	0	2	1	0	0	0											
					HR			G6-3		4	1	1	1	0	0	4											
63 Jesus Montero, R (1.2) OBP: 0.412, SLG: 0.500 7 Kelly Shoppach, R (5.2) OBP: 0.306, SLG: 0.413					G6-3		G1-3			2	0	1	0	0	0	0											
								K		2	0	0	0	0	1	0											
13 Dustin Ackley, L (1.4) OBP: 0.389, SLG: 0.462			G3		G4-3		K			4	0	0	0	0	1	1											
26 Brendan Ryan, R (1.6) OBP: 0.320, SLG: 0.370 3 Robert Andino, R (6.6) OBP: 0.413, SLG: 0.455			P6				K			2	0	1	0	0	0	1											
								G6-3		2	0	0	0	0	1	0											
<b>Inning Stats</b>	R: 0 E: 0 K: 0 S: 3	H: 0 LOB: 0 BB: 0 P: 3	R: 0 E: 0 K: 0 S: 3	H: 0 LOB: 0 BB: 0 P: 3	R: 0 E: 0 K: 0 S: 4	H: 1 LOB: 1 BB: 0 P: 4	R: 1 E: 0 K: 0 S: 6	H: 1 LOB: 0 BB: 0 P: 7	R: 1 E: 0 K: 2 S: 8	H: 2 LOB: 1 BB: 0 P: 7	R: 0 E: 1 K: 2 S: 8	H: 0 LOB: 0 BB: 0 P: 7	R: 0 E: 0 K: 2 S: 7	H: 0 LOB: 0 BB: 0 P: 7	R: 2 E: 0 K: 1 S: 7	H: 2 LOB: 1 BB: 0 P: 11	R: 0 E: 0 K: 1 S: 5	H: 0 LOB: 0 BB: 0 P: 5	1B: 2 2B: 2 3B: 1 HR: 2	SF: 1 SAC: 0 DP: 0 HBP: 0	WP: 0 PB: 0 SB: 0 CS: 0	PA: 36					
<b>PITCHER</b>	IP	WLS	BF	H	R	ER	SO	BB	IBB	HBP	BLK	WP	HR	S	P	ERA	WHIP										
26 Jeff Francis, L (1.1) ERA: 2.78	6.0		24	5	2	2	2	1	0	0	0	0	2	30	36	3.00	1.000										
Josh Sullivan, R (7.1) ERA: 1.93	1.0		3	0	0	0	2	0	0	0	0	0	0	7	7	0.00	0.000										
49 Rex Brothers, L (8.1) ERA: 1.93	0.1	L	2	0	1	1	1	1	0	0	0	0	0	3	7	27.00	3.000										
34 Matt Bellisle, R (8.1) ERA: 5.11	0.2		4	2	1	1	0	0	0	0	0	0	0	4	4	13.50	3.000										
63 Rafael Betancourt, R (9.1) ERA: 7.5	0.1		1	0	0	0	1	0	0	0	0	0	0	3	3	0.00	0.000										

Batter	1	2	3	4	5	6	7	8	9	AB	R	H	RBI	BB	SO	LOB	BOTTOM										
1 Eric Young Jr., S (1.10) OBP: 0.375, SLG: 0.373 87 Hernan Iribarren, L (8. PH) (9. 10)			SH3		FC1-4 74 G4-3			K	G4-3	2	0	1	0	0	0	1	<b>Seattle Mariners @ Colorado Rockies</b> Spring Mobile Ballpark, Salt Lake City, UT Sat Mar 30 2013, 3:10 PM - 5:50 PM EDT Att: 15,411 - Partly Cloudy - 62 F										
Dexter Fowler, S (1.8) OBP: 0.438, SLG: 0.811 74 David Kandelas, R (4.8)	F7		G3		G4-3			93 1B BB		2	0	0	0	0	2												
5 Carlos González, L (1.7) OBP: 0.490, SLG: 0.717 93 Francisco Sosa, R (4.7) OBP: 0.500, SLG: 0.500 (5. 9)	F8				G6-3			94 1B		2	0	0	0	0	1	1											
								94 1B		2	0	1	0	0	0	1											
2 Troy Tulowitzki, R (1.6) OBP: 0.322, SLG: 0.547 15 Jordan Pacheco, R (5.7) OBP: 0.412, SLG: 0.404 (7. 2)	G5-3				HR		K	K		2	1	1	1	0	0	0											
3 Michael Cuddyer, R (1.9) OBP: 0.328, SLG: 0.433 94 Jordan Ribera, L (5.3) OBP: 0.500, SLG: 0.500	P3				K2-3		F9			2	0	0	0	0	1	0											
17 Todd Helton, L (1.3) OBP: 0.515, SLG: 0.897 18 Jonathan Herrera, S (5.6) OBP: 0.294, SLG: 0.424					HR		F8			2	0	1	1	0	0	0											
					HR			L7		2	0	0	0	0	2												
20 Wilin Rosario, R (1.2) OBP: 0.400, SLG: 0.717 8 Yorvit Torrealba, R (4.2) OBP: 0.522, SLG: 0.667 7 Matt McBride, R (7.9) OBP: 0.281, SLG: 0.400	E4				G1-3		L7			1	0	0	0	0	0	1											
								L5		1	0	0	0	0	0	0											
14 Josh Rutledge, R (1.4) OBP: 0.281, SLG: 0.446 Charlie Culberson, R (3.4) OBP: 0.250, SLG: 0.379	L8				K		P5			1	0	0	0	0	2												
								BB		2	0	0	0	1	1	0											
16 Reid Brignac, L (1.5) OBP: 0.459, SLG: 0.500 Tim Smalling, R (6.5) OBP: 0.333, SLG: 0.333					G3		F9			1	0	1	0	1	0	0											
								K		2	0	0	0	0	1	1											
<b>Inning Stats</b>	R: 0 E: 0 K: 0 S: 3	H: 1 LOB: 0 BB: 0 P: 4	R: 0 E: 1 K: 0 S: 5	H: 1 LOB: 2 BB: 0 P: 5	R: 0 E: 0 K: 1 S: 5	H: 0 LOB: 1 BB: 1 P: 9	R: 2 E: 0 K: 2 S: 10	H: 2 LOB: 0 BB: 0 P: 13	R: 0 E: 1 K: 0 S: 4	H: 1 LOB: 1 BB: 0 P: 4	R: 0 E: 0 K: 1 S: 5	H: 0 LOB: 0 BB: 0 P: 5	R: 0 E: 0 K: 0 S: 3	H: 0 LOB: 0 BB: 0 P: 3	R: 1 E: 0 K: 2 S: 9	H: 2 LOB: 2 BB: 1 P: 13	R: 0 E: 0 K: 1 S: 5	H: 0 LOB: 1 BB: 1 P: 9	1B: 4 2B: 1 3B: 0 HR: 2	SF: 0 SAC: 1 DP: 0 HBP: 0	WP: 0 PB: 0 SB: 0 CS: 1	PA: 37					
<b>PITCHER</b>	IP	WLS	BF	H	R	ER	SO	BB	IBB	HBP	BLK	WP	HR	S	P	ERA	WHIP										
37 Brandon Maurer, R (1.1) ERA: 1.5	4.0		17	4	2	2	3	1	0	0	0	0	2	23	31	4.50	1.250										
54 Tom Wilhelmson, R (5.1) ERA: 4.91	1.0		4	1	0	0	0	0	0	0	0	0	0	4	4	0.00	1.000										
59 Oliver Pérez, L (6.1) ERA: 3.86	1.0		3	0	0	0	1	0	0	0	0	0	0	5	5	0.00	0.000										
46 Stephen Pryor, R (7.1) ERA: 1.84	1.0	W	3	0	0	0	0	0	0	0	0	0	0	3	3	0.00	0.000										
39 Danny Farquhar, R (8.1) ERA: 9.72	1.0	H	6	2	1	1	2	1	0	0	0	0	0	9	13	9.00	3.000										

AB	33
R	4
H	7
RBI	4
BB	2
SO	6
LOB	9

















Batter	1	2	3	4	5	6	7	8	9	AB	R	H	RBI	BB	SO	LOB	TOP			
13 Chris Denorfia, R OBP: 0.444, SLG: 0.286	F9		F9					E5		4	0	1	0	0	1	0	<b>San Diego Padres @ Colorado Rockies</b> Coors Field, Denver, CO Fri Apr 05 2013, 2:12 PM - 4:56 PM MDT Att: 49,077 - Cloudy - 70 F			
2 Everth Cabrera, S OBP: 0.436, SLG: 0.308	15 1B		F9					FC4-6 18 2B		4	2	1	0	0	0	2				
18 Carlos Quentin, R OBP: 0.417, SLG: 0.375	F7									3	0	1	1	1	0	1				
15 Jesus Guzman, R OBP: 0.286, SLG: 0.429	1H 1B		F9					K		4	0	2	1	0	1	3				
9 Jedd Gyorko, R OBP: 0.188, SLG: 0.313	K		K					L6-4		4	0	0	0	0	3	5				
4 Nick Hundley, R OBP: 0.167, SLG: 0.250		G6-3								4	0	0	0	0	1	1				
24 Cameron Maybin, R OBP: 0.200, SLG: 0.154		G4-3 2B								4	0	1	0	0	1	0				
1 Cody Ransom, R (9, PH)		G4-3								3	0	0	0	0	0	1				
14 Mark Kotsay, L OBP: 0.500, SLG: 0.500		2-3								1	0	1	0	0	0	0				
21 Jason Marquis, L (1, 1)		G3-1								2	0	0	0	0	0	1				
5 Alexi Amarista, L (7, PH)										1	0	0	0	0	0	0				
45 Anthony Bass, R (7, 1)										0	0	0	0	0	0	0				
23 Yonder Alonso, L OBP: 0.231, SLG: 0.462										1	0	0	0	0	1	1				
<b>Inning Stats</b>	R: 1 E: 0 K: 1 S: 14	H: 2 LOB: 1 BB: 0 P: 18	R: 0 E: 0 K: 0 S: 6	H: 1 LOB: 1 BB: 0 P: 9	R: 0 E: 0 K: 1 S: 16	H: 1 LOB: 2 BB: 1 P: 24	R: 0 E: 0 K: 0 S: 6	H: 0 LOB: 0 BB: 0 P: 11	R: 0 E: 0 K: 1 S: 8	H: 1 LOB: 1 BB: 0 P: 22	R: 0 E: 0 K: 0 S: 12	H: 0 LOB: 0 BB: 0 P: 17	R: 1 E: 1 K: 1 S: 14	H: 1 LOB: 1 BB: 0 P: 20	R: 0 E: 0 K: 2 S: 11	H: 1 LOB: 1 BB: 0 P: 14	1B: 4 2B: 3 3B: 0 HR: 0	SF: 0 SAC: 0 DP: 0 HBP: 0	WP: 0 PB: 1 SB: 1 CS: 0	PA: 36
<b>PITCHER</b>	IP WLS BF H R ER SO BB IBB HBP BLK WP HR S P ERA WHIP	6.0 W 24 5 1 1 5 1 0 0 0 0 0 63 97 1.50 1.000	2.0 L 8 1 1 0 1 0 0 0 0 0 0 26 40 0.00 0.500	1.0 S 4 1 0 0 2 0 0 0 0 0 0 11 14 0.00 1.000	<b>PITCHER</b>										IP WLS BF H R ER SO BB IBB HBP BLK WP HR S P ERA WHIP	6.0 L 26 6 1 0 0 1 0 0 0 0 0 32 92 0.00 0.500				

AB	35
R	2
H	7
RBI	2
BB	1
SO	8
LOB	15



Batter	1	2	3	4	5	6	7	8	9	AB	R	H	RBI	BB	SO	LOB	BOTTOM			
Dexter Fowler, S OBP: 0.368, SLG: 0.833	G4-3		G4-3					G4-3		4	1	1	1	0	0	1	<b>San Diego Padres @ Colorado Rockies</b> Coors Field, Denver, CO Fri Apr 05 2013, 2:12 PM - 4:56 PM MDT Att: 49,077 - Cloudy - 70 F			
14 Josh Rutledge, R OBP: 0.283, SLG: 0.278	G5-3		E6 5 2B					G5-3		4	1	0	0	0	0	0				
5 Carlos González, L OBP: 0.368, SLG: 0.667	G6-3		3H 2 2B					G3		3	1	0	0	1	0	0				
2 Troy Tulowitzki, R OBP: 0.421, SLG: 0.813	F8		1H 2H 2B					F9		4	0	2	2	0	0	0				
3 Michael Cuddyer, R OBP: 0.375, SLG: 0.688	17 WP 1B		P3					G2-3		4	0	2	0	0	0	2				
17 Todd Helton, L OBP: 0.231, SLG: 0.167	L1-4-3							L7		4	0	0	0	0	0	2				
20 Wilin Rosario, R OBP: 0.500, SLG: 1.000	G4-3							K		3	1	1	1	0	1	1				
4 Chris Nelson, R OBP: 0.364, SLG: 0.364			G4-3 14 E					G5-3		3	1	1	0	0	0	0				
0 Adam Ottavino, S ERA: 3.0			SH1-3					G5-3		0	0	0	0	0	0	0				
63 Rafael Betancourt, R ERA: 1.5								G3		1	0	0	0	0	0	0				
26 Jeff Francis, L OBP: 0.500, SLG: 0.667										1	0	0	0	0	0	0				
16 Reid Brignac, L OBP: 0.500, SLG: 0.667										1	0	0	0	0	0	0				
<b>Inning Stats</b>	R: 0 E: 0 K: 0 S: 7	H: 0 LOB: 0 BB: 0 P: 10	R: 0 E: 0 K: 0 S: 8	H: 1 LOB: 1 BB: 0 P: 13	R: 3 E: 1 K: 0 S: 15	H: 2 LOB: 1 BB: 1 P: 25	R: 1 E: 0 K: 0 S: 7	H: 1 LOB: 0 BB: 0 P: 10	R: 1 E: 0 K: 0 S: 13	H: 2 LOB: 1 BB: 0 P: 24	R: 0 E: 0 K: 1 S: 5	H: 0 LOB: 0 BB: 0 P: 10	R: 0 E: 0 K: 0 S: 10	H: 0 LOB: 0 BB: 0 P: 17	R: 0 E: 0 K: 0 S: 9	H: 1 LOB: 1 BB: 0 P: 15	1B: 3 2B: 1 3B: 1 HR: 2	SF: 0 SAC: 1 DP: 0 HBP: 0	WP: 1 PB: 0 SB: 0 CS: 0	PA: 33
<b>PITCHER</b>	IP WLS BF H R ER SO BB IBB HBP BLK WP HR S P ERA WHIP	6.0 L 26 6 1 0 0 1 0 0 0 0 0 32 92 3.00 1.167	2.0 7 1 0 0 0 0 0 0 0 0 0 19 32 0.00 0.500	<b>PITCHER</b>										IP WLS BF H R ER SO BB IBB HBP BLK WP HR S P ERA WHIP	6.0 L 26 6 1 0 0 1 0 0 0 0 0 32 92 3.00 1.167					

AB	31
R	5
H	7
RBI	4
BB	1
SO	1
LOB	6









Batter	1	2	3	4	5	6	7	8	9	AB	R	H	RBI	BB	SO	LOB	TOP				
2 Everth Cabrera, S OBP: 0.280, SLG: 0.182	G4-3		G3		L7			G6-3		4	0	0	0	0	0	1					
25 Will Venable, L OBP: 0.188, SLG: 0.200	F8		G3-1			K		F9		4	0	0	0	0	1	1					
14 Mark Kotsay, L OBP: 0.600, SLG: 0.556						F7		K		4	0	2	0	0	1	0					
23 Yonder Alonso, L OBP: 0.190, SLG: 0.333	G3-1		G4-6-3			G4-3				4	0	0	0	0	0	2					
9 Jedd Gyorko, R OBP: 0.292, SLG: 0.391	G5-3									4	1	1	0	0	1	0					
13 Chris Denorfia, R OBP: 0.500, SLG: 0.583	G6-3									4	0	2	1	0	0	0					
5 Alexi Amarista, L OBP: 0.111, SLG: 0.167	G5-3									4	0	2	0	0	0	1					
8 John Baker, L OBP: 0.375, SLG: 0.375						G1-3				4	0	2	0	0	0	2					
37 Edinson Volquez, R (1, 1)										1	0	0	0	0	0	0					
18 Carlos Quentin, R (7, PH)										1	0	0	0	0	0	2					
54 Joe Thatcher, L (7, 1)										0	0	0	0	0	0	0					
45 Anthony Bass, R (7, 1)										0	0	0	0	0	0	0					
<b>Inning Stats</b>	R: 0 E: 0 K: 0 S: 9	H: 1 LOB: 1 BB: 0 P: 16	R: 0 E: 0 K: 0 S: 7	H: 0 LOB: 0 BB: 0 P: 12	R: 0 E: 0 K: 0 S: 9	H: 1 LOB: 1 BB: 0 P: 11	R: 1 E: 0 K: 0 S: 15	H: 3 LOB: 1 BB: 0 P: 25	R: 0 E: 0 K: 1 S: 7	H: 0 LOB: 0 BB: 0 P: 10	R: 0 E: 0 K: 1 S: 11	H: 2 LOB: 0 BB: 0 P: 19	R: 0 E: 0 K: 1 S: 10	H: 0 LOB: 2 BB: 0 P: 14	R: 0 E: 0 K: 0 S: 12	H: 2 LOB: 0 BB: 0 P: 19	1B: 7 2B: 2 3B: 0 HR: 0	SF: 0 SAC: 1 DP: 1 HBP: 0	WP: 1 PB: 0 SB: 0 CS: 0	PA: 35	
<b>PITCHER</b>	IP	WLS	BF	H	R	ER	SO	BB	IBB	HBP	BLK	WP	HR	S	P	ERA	WHIP				
45 Jhoulys Chacin, R (1, 1) ERA: 1.35	6.2	W	25	6	1	1	2	0	0	0	0	1	0	62	99	1.35	0.900				
61 Edgmer Escalona, R (7, 1) ERA:	1.1	H	5	1	0	0	1	0	0	0	0	0	0	14	21	0.00	0.750				
59 Wilton Lopez, R (9, 1) ERA: 11.57	1.0		5	2	0	0	0	0	0	0	0	0	0	12	19	0.00	2.000				

San Diego Padres @ Colorado Rockies  
Coors Field, Denver, CO  
Sun Apr 07 2013, 2:13 PM - 5:04 PM MDT  
Att: 31,060 - Partly Cloudy - G3 F

AB	34
R	1
H	9
RBI	1
BB	0
SO	3
LOB	9



Batter	1	2	3	4	5	6	7	8	9	AB	R	H	RBI	BB	SO	LOB	BOTTOM				
1 Eric Young Jr., S OBP: 0.364, SLG: 0.400	WP HR	L8			G3		G5-3	G4-6-3		5	1	2	0	0	0	1					
Dexter Fowler, S OBP: 0.414, SLG: 0.852	HR	FC1-6			G3		20 HR	G4-6-3		5	2	2	2	0	0	3					
5 Carlos González, L OBP: 0.429, SLG: 0.640	WP 16 2B	G3			E7		20 HR	K		4	2	2	0	1	1	2					
20 Wilin Rosario, R OBP: 0.400, SLG: 0.842	G5-3				F9		L7			4	1	1	3	0	0	2					
15 Jordan Pacheco, R (1, 3) OBP: 0.444, SLG: 0.500	G5-3				G5-3		4 G4-3 18 SH1-3 1B	K		4	1	1	0	0	1	1					
16 Reid Brignac, L OBP: 0.444, SLG: 0.667	2B				G3		SH1-3	K		3	0	1	1	0	1	0					
4 Chris Nelson, R OBP: 0.421, SLG: 0.313	BB				G6-3		G4-3			3	1	1	0	1	0	1					
18 Jonathan Herrera, S OBP: 0.500, SLG: 0.833	L7									4	1	3	2	0	0	2					
45 Jhoulys Chacin, R (1, 1) ERA: 0.333, SLG: 0.333										3	0	1	0	0	1	2					
61 Edgmer Escalona, R (7, 1) ERA:										0	0	0	0	0	0	0					
8 Yorvit Torrealba, R (8, PH) OBP: 0.400, SLG: 0.250										1	0	1	1	0	0	0					
59 Wilton Lopez, R (9, 1) ERA: 11.57										0	0	0	0	0	0	0					
<b>Inning Stats</b>	R: 3 E: 0 K: 0 S: 19	H: 4 LOB: 2 BB: 1 P: 33	R: 0 E: 0 K: 0 S: 6	H: 1 LOB: 1 BB: 0 P: 12	R: 0 E: 0 K: 0 S: 4	H: 0 LOB: 0 BB: 0 P: 6	R: 0 E: 0 K: 1 S: 8	H: 1 LOB: 0 BB: 0 P: 15	R: 0 E: 1 K: 0 S: 12	H: 1 LOB: 1 BB: 0 P: 18	R: 1 E: 0 K: 0 S: 12	H: 2 LOB: 0 BB: 0 P: 18	R: 3 E: 0 K: 2 S: 17	H: 2 LOB: 0 BB: 1 P: 25	R: 2 E: 0 K: 1 S: 13	H: 4 LOB: 1 BB: 0 P: 21	1B: 8 2B: 4 3B: 1 HR: 2	SF: 0 SAC: 1 DP: 1 HBP: 0	WP: 2 PB: 0 SB: 1 CS: 1	PA: 39	
<b>PITCHER</b>	IP	WLS	BF	H	R	ER	SO	BB	IBB	HBP	BLK	WP	HR	S	P	ERA	WHIP				
37 Edinson Volquez, R (1, 1) ERA: 10.0	6.0	L	27	9	4	4	1	1	0	0	0	2	1	61	102	6.00	1.667				
54 Joe Thatcher, L (7, 1) ERA: 18.0	0.1		3	1	2	2	0	1	0	0	0	0	0	8	13	54.00	6.000				
45 Anthony Bass, R (7, 1) ERA: 5.4	1.2		9	5	3	3	3	0	0	0	0	0	1	22	33	16.20	3.000				

San Diego Padres @ Colorado Rockies  
Coors Field, Denver, CO  
Sun Apr 07 2013, 2:13 PM - 5:04 PM MDT  
Att: 31,060 - Partly Cloudy - G3 F

AB	36
R	9
H	15
RBI	9
BB	2
SO	4
LOB	14





Batter	1	2	3	4	5	6	7	8	9	AB	R	H	RBI	BB	SO	LOB	TOP			
1 Eric Young Jr. S OBP: 0.400, SLG: 0.333	L9		BB		BB		G4-3			2	0	0	0	2	0	0	<b>Colorado Rockies @ San Francisco Giants</b> AT&T Park, San Francisco, CA Mon Apr 08 2013, 7:17 PM - 10:08 PM PDT Att: 41,133 - Clear - 58 F			
Dexter Fowler S OBP: 0.394, SLG: 0.742	F8		K		L7		K			4	0	0	0	0	2	3				
5 Carlos González, L OBP: 0.406, SLG: 0.690	K		HR		K2-3			K		4	1	1	1	0	3	2				
2 Troy Tulowitzki, R OBP: 0.407, SLG: 0.652		G6-3	G6-3			G6-3		G4-3		4	0	0	0	0	0	0				
3 Michael Cuddyer R OBP: 0.500, SLG: 0.826									F9	3	1	2	0	1	0	0				
14 Josh Rutledge, R OBP: 0.295, SLG: 0.308										4	0	2	0	0	1	2				
4 Chris Nelson, R OBP: 0.391, SLG: 0.300										4	0	1	1	0	1	3				
8 Yorvit Torrealba, R OBP: 0.500, SLG: 0.200										1	0	0	0	2	1	1				
17 Todd Helton, L OBP: 0.167, SLG: 0.118										1	0	0	0	0	1	1				
29 Jorge De La Rosa, L ERA: 4.3										1	0	0	0	0	1	3				
16 Reid Brignac, L ERA: 4.3										1	0	0	0	0	0	0				
31 Chris Volstad, R ERA: 6.75										0	0	0	0	0	0	0				
34 Matt Belisle, R ERA: 6.75										0	0	0	0	0	0	0				
20 Wilin Rosario, R OBP: 0.385, SLG: 0.800										1	0	0	0	0	1	1				
<b>Inning Stats</b>	R: 0 E: 0 K: 1 S: 8	H: 0 LOB: 0 BB: 0 P: 11	R: 0 E: 0 K: 1 S: 15	H: 2 LOB: 3 BB: 1 P: 24	R: 1 E: 0 K: 1 S: 11	H: 1 LOB: 0 BB: 1 P: 16	R: 0 E: 0 K: 0 S: 10	H: 0 LOB: 0 BB: 1 P: 17	R: 0 E: 0 K: 1 S: 9	H: 0 LOB: 2 BB: 2 P: 20	R: 1 E: 0 K: 2 S: 12	H: 2 LOB: 1 BB: 0 P: 20	R: 0 E: 0 K: 1 S: 10	H: 0 LOB: 0 BB: 0 P: 17	R: 0 E: 0 K: 1 S: 6	H: 1 LOB: 1 BB: 0 P: 16	1B: 4 2B: 1 3B: 0 HR: 1	SF: 0 SAC: 1 DP: 1 HBP: 0	WP: 0 PB: 0 SB: 1 CS: 1	PA: 36
<b>PITCHER</b>	IP WLS BF H R ER SO BB IBB HBP BLK WP HR S P ERA WHIP																			
40 Madison Bumgarner, L ERA: 1.32	5.2 W 25 5 2 2 5 4 1 0 0 0 1 62 104 3.18 1.588																			
46 Santiago Casilla, R ERA: 4.3	1.1 H 4 0 0 0 2 0 0 0 0 0 0 0 13 21 0.00 0.000																			
41 Jeremy Affeldt, L ERA: 4.3	1.0 H 3 0 0 0 1 0 0 0 0 0 0 0 6 7 0.00 0.000																			
54 Sergio Romo, R ERA: 4.3	1.0 S 4 1 0 0 3 0 0 0 0 0 0 0 11 16 0.00 1.000																			

Batter	1	2	3	4	5	6	7	8	9	AB	R	H	RBI	BB	SO	LOB	BOTTOM			
16 Angel Pagán, S OBP: 0.345, SLG: 0.429	L9	G6-3			G1-6-3			48 S 28 1B		4	1	1	0	0	0	2	<b>Colorado Rockies @ San Francisco Giants</b> AT&T Park, San Francisco, CA Mon Apr 08 2013, 7:17 PM - 10:08 PM PDT Att: 41,133 - Clear - 58 F			
19 Marco Scutaro, R OBP: 0.172, SLG: 0.111			P4		F8			F9		4	1	1	0	0	0	1				
48 Pablo Sandoval, S OBP: 0.429, SLG: 0.600										3	1	2	0	0	0	0				
54 Sergio Romo, R ERA: 4.3										0	0	0	0	0	0	0				
28 Buster Posey, R OBP: 0.269, SLG: 0.250			P6							4	0	1	1	0	2	2				
8 Hunter Pence, R OBP: 0.333, SLG: 0.680					F8					4	1	1	3	0	1	2				
9 Brandon Belt, L OBP: 0.167, SLG: 0.176										3	0	1	0	0	1	0				
56 Andrés Torres, S OBP: 0.133, SLG: 0.133		L9			G6-3					3	0	0	0	0	0	1				
35 Brandon Crawford, L OBP: 0.250, SLG: 0.304					G3					3	0	1	0	0	0	1				
40 Madison Bumgarner, R ERA: 1.32										0	0	0	0	1	0	0				
46 Santiago Casilla, R ERA: 4.3										0	0	0	0	0	0	0				
41 Jeremy Affeldt, L ERA: 4.3										0	0	0	0	0	0	0				
7 Gregor Blanco, L OBP: 0.333, SLG: 0.200										1	0	0	0	0	0	0				
13 Joaquin Arias, R OBP: 0.286, SLG: 0.286										0	0	0	0	0	0	0				
<b>Inning Stats</b>	R: 3 E: 0 K: 2 S: 12	H: 3 LOB: 0 BB: 0 P: 20	R: 0 E: 0 K: 0 S: 7	H: 1 LOB: 1 BB: 0 P: 9	R: 0 E: 0 K: 0 S: 6	H: 0 LOB: 0 BB: 0 P: 9	R: 0 E: 0 K: 0 S: 11	H: 1 LOB: 1 BB: 0 P: 16	R: 0 E: 0 K: 0 S: 6	H: 0 LOB: 0 BB: 1 P: 12	R: 0 E: 0 K: 1 S: 8	H: 1 LOB: 0 BB: 0 P: 10	R: 0 E: 0 K: 0 S: 5	H: 0 LOB: 0 BB: 0 P: 9	R: 1 E: 0 K: 1 S: 19	H: 2 LOB: 2 BB: 0 P: 24	1B: 6 2B: 1 3B: 0 HR: 1	SF: 0 SAC: 1 DP: 1 HBP: 1	WP: 0 PB: 0 SB: 1 CS: 0	PA: 32
<b>PITCHER</b>	IP WLS BF H R ER SO BB IBB HBP BLK WP HR S P ERA WHIP																			
29 Jorge De La Rosa, L ERA: 6.1	6.0 L 23 6 3 3 3 1 0 0 0 0 0 1 50 76 4.50 1.167																			
31 Chris Volstad, R ERA: 6.75	1.2 8 2 1 1 0 0 0 0 1 0 0 0 21 29 5.40 1.200																			
34 Matt Belisle, R ERA: 6.75	0.1 1 0 0 0 1 0 0 0 0 0 0 0 3 4 0.00 0.000																			





















Batter	1	2	3	4	5	6	7	8	9	AB	R	H	RBI	BB	SO	LOB	TOP										
1 Eric Young Jr. S OBP: 0.280, SLG: 0.273	L9		P4		G6-3		F8			4	0	0	0	0	0	1	<b>Colorado Rockies @ San Diego Padres</b> Petco Park, San Diego, CA Sun Apr 14 2013, 1:12 PM - 4:03 PM PDT Att: 21,337 - Overcast - 62 F										
Dexter Fowler S OBP: 0.385, SLG: 0.723	F9		FC5-4 BB			15 G5-3 3 BB	K			2	0	0	0	2	1	0											
2 Troy Tulowitzki, R OBP: 0.396, SLG: 0.625		BB	FC5-4			K				2	0	0	0	2	1	2											
3 Michael Cuddyer, R OBP: 0.391, SLG: 0.619	G6-3				G6-3		15 G5-3 BB			3	0	0	0	1	1	2											
15 Jordan Pacheco, R OBP: 0.222, SLG: 0.235		G6-3			F8		G5-3		L9	4	0	0	0	0	0	3											
14 Josh Rutledge, R OBP: 0.224, SLG: 0.283					F9		G5-3		FC5-4	4	0	0	0	0	1	3											
4 Chris Nelson, R OBP: 0.351, SLG: 0.273					G4-3		8 SH1-4 17 HR BB		G6-3	3	1	1	0	1	0	0											
8 Yorvit Torrealba, R OBP: 0.500, SLG: 0.333		FC4-6					SH1-4		G4-3	3	0	1	0	0	0	1											
29 Jorge De La Rosa, L 17 Todd Helton, L 59 Wilton Lopez, R 34 Matt Belisle, R 16 Reid Brignac, L 63 Rafael Betancourt, R			K2-3						P6	2	0	0	0	0	2	1											
	R: 0 K: 0 S: 12	H: 0 LOB: 1 BB: 1 P: 22	R: 0 K: 1 S: 8	H: 1 LOB: 1 BB: 0 P: 11	R: 0 K: 1 S: 11	H: 0 LOB: 1 BB: 1 P: 19	R: 0 K: 0 S: 11	H: 0 LOB: 0 BB: 0 P: 16	R: 0 K: 1 S: 8	H: 1 LOB: 1 BB: 0 P: 9	R: 0 K: 1 S: 14	H: 0 LOB: 2 BB: 2 P: 27	R: 2 K: 1 S: 15	H: 1 LOB: 0 BB: 1 P: 25	R: 0 K: 1 S: 10	H: 0 LOB: 1 BB: 1 P: 17		R: 0 K: 0 S: 4	H: 0 LOB: 0 BB: 0 P: 6	1B: 2 2B: 0 3B: 0 HR: 1	SF: 0 SAC: 1 DP: 0 HBP: 0	WP: 0 PB: 0 SB: 0 CS: 0	PA: 36				
PITCHER	IP	WLS	BF	H	R	ER	SO	BB	IBB	HBP	BLK	WP	HR	S	P	ERA	WHIP										
33 Clayton Richard, L ERA: 5.28	6.0		24	2	0	0	4	4	0	0	0	0	0	64	104	0.00	1.000										
55 Dale Thayer, R ERA: 2.54	1.0	L	5	1	2	2	1	1	0	0	0	0	1	15	25	18.00	2.000										
45 Anthony Bass, R ERA: 3.38	2.0		7	0	0	0	1	1	0	0	0	0	0	14	23	0.00	0.500										

AB	29
R	2
H	3
RBI	2
BB	6
SO	6
LOB	13



Batter	1	2	3	4	5	6	7	8	9	AB	R	H	RBI	BB	SO	LOB	BOTTOM										
13 Chris Denorria, R OBP: 0.429, SLG: 0.452	K				K			G6-3		3	0	0	0	1	2	0	<b>Colorado Rockies @ San Diego Padres</b> Petco Park, San Diego, CA Sun Apr 14 2013, 1:12 PM - 4:03 PM PDT Att: 21,337 - Overcast - 62 F										
2 Everth Cabrera, S OBP: 0.365, SLG: 0.391	G6-3		BB		K		G1-3		15 SH3-4 9 SF9 23 BB	3	1	0	0	1	1	1											
23 Yonder Alonso, L 88 Kyle Blanks, R			G6-3				K		15 SH3-4 BB	3	0	1	0	1	1	1											
15 Jesus Guzman, R OBP: 0.333, SLG: 0.235	F8				G6-3		F8		SH3-4	3	0	0	0	0	0	1											
9 Jedd Gyorko, R OBP: 0.347, SLG: 0.317		1B					K		SF9	2	0	1	1	1	1	0											
4 Nick Hundley, R OBP: 0.316, SLG: 0.514		K			F9		K		K	4	0	0	0	0	3	3											
24 Cameron Maybin, R 45 Anthony Bass, R		K			L8		G5-3			3	0	0	0	0	1	2											
5 Alexi Amarista, L OBP: 0.182, SLG: 0.250		K			L6		K			3	0	0	0	0	2	1											
33 Clayton Richard, L 55 Dale Thayer, R 25 Will Venable, L			G4-3		G4-3		G6-3			2	0	0	0	0	0	0											
	R: 0 K: 1 S: 11	H: 1 LOB: 1 BB: 0 P: 15	R: 0 K: 3 S: 12	H: 1 LOB: 1 BB: 0 P: 20	R: 0 K: 1 S: 9	H: 0 LOB: 1 BB: 1 P: 16	R: 0 K: 0 S: 8	H: 0 LOB: 0 BB: 1 P: 15	R: 0 K: 1 S: 7	H: 0 LOB: 0 BB: 0 P: 7	R: 0 K: 1 S: 11	H: 0 LOB: 0 BB: 0 P: 19	R: 0 K: 2 S: 12	H: 0 LOB: 0 BB: 0 P: 17	R: 0 K: 1 S: 8	H: 0 LOB: 0 BB: 0 P: 11		R: 1 K: 1 S: 10	H: 0 LOB: 1 BB: 2 P: 20	1B: 2 2B: 0 3B: 0 HR: 0	SF: 1 SAC: 1 DP: 0 HBP: 0	WP: 0 PB: 0 SB: 1 CS: 0	PA: 33				
PITCHER	IP	WLS	BF	H	R	ER	SO	BB	IBB	HBP	BLK	WP	HR	S	P	ERA	WHIP										
29 Jorge De La Rosa, L ERA: 3.88	6.0		22	2	0	0	7	2	0	0	0	0	0	12	17	0.00	0.000										
59 Wilton Lopez, R ERA: 10.13	1.0	H	3	0	0	0	2	0	0	0	0	0	0	8	11	0.00	0.000										
34 Matt Belisle, R ERA: 0.68	1.0	H	3	0	0	0	1	0	0	0	0	0	0	10	20	9.00	2.000										
63 Rafael Betancourt, R ERA: 1.69	1.0	S	5	0	1	1	1	2	0	0	0	0	0	10	20	9.00	2.000										

AB	27
R	1
H	2
RBI	1
BB	4
SO	11
LOB	9






Batter	1	2	3	4	5	6	7	8	9	AB	R	H	RBI	BB	SO	LOB	TOP							
1 <b>Jordany Valdespin, L</b> OBP: 0.379, SLG: 0.385	G5-3	K		G6-3			F8		G4-3	5	0	0	0	0	1	3								
28 <b>Daniel Murphy, L</b> OBP: 0.400, SLG: 0.644	5 HR BB		G4-3		G3		K			3	1	0	0	1	1	0								
5 <b>David Wright, R</b> OBP: 0.434, SLG: 0.578	HR		F9		HR				29 FC4-6 1B	4	2	3	3	0	0	0								
29 <b>Ike Davis, L</b> OBP: 0.224, SLG: 0.186	K		G6-3		F7				44 FC5-4 FC4-6 1-2	4	0	0	0	0	1	1								
44 <b>John Buck, R</b> OBP: 0.333, SLG: 0.756	1B			21 BB 1B	L9				21 BB FC5-4 1-2	4	1	2	0	0	0	1								
21 <b>Lucas Duda, L</b> OBP: 0.457, SLG: 0.588	K			11 BB BB			F9		1B	3	0	1	0	1	1	1								
9 <b>Kirk Nieuwenhuis, L</b> ERA: 5.63			K				F8			3	0	0	0	0	2	2								
56 <b>Scott Rice, L</b> ERA: 1.93			K				F8			0	0	0	0	0	0	0								
32 <b>LaTroy Hawkins, R</b> ERA: 7.71										0	0	0	0	0	0	0								
23 <b>Mike Baxter, L</b> OBP: 0.435, SLG: 0.333										1	0	0	0	0	0	2								
46 <b>Greg Burke, R</b> ERA: 6.75										0	0	0	0	0	0	0								
11 <b>Rubén Tejada, R</b> OBP: 0.347, SLG: 0.349	P4			35 SH3-4 1B			G1			4	0	1	1	0	0	0								
35 <b>Dillon Gee, R</b> ERA: 8.36										1	0	1	0	0	0	0								
34 <b>Brandon Lyon, R</b> ERA: 2.25										0	0	0	0	0	0	0								
4 <b>Collin Cowgill, R</b> OBP: 0.138, SLG: 0.379	1B			SH3-4						2	0	0	0	0	0	0								
<b>Inning Stats</b>	R: 2 E: 0 K: 2 S: 19	H: 2 LOB: 1 BB: 1 P: 35	R: 0 E: 0 K: 2 S: 10	H: 1 LOB: 1 BB: 0 P: 14	R: 0 E: 0 K: 0 S: 10	H: 0 LOB: 0 BB: 0 P: 17	R: 1 E: 0 K: 1 S: 13	H: 2 LOB: 2 BB: 1 P: 23	R: 1 E: 0 K: 0 S: 8	H: 1 LOB: 0 BB: 0 P: 8	R: 0 E: 0 K: 0 S: 10	H: 0 LOB: 0 BB: 0 P: 15	R: 0 E: 0 K: 1 S: 7	H: 0 LOB: 0 BB: 0 P: 10	R: 0 E: 0 K: 0 S: 8	H: 2 LOB: 2 BB: 0 P: 13	R: 0 E: 0 K: 0 S: 8	H: 0 LOB: 0 BB: 0 P: 14	1B: 6 2B: 0 3B: 0 HR: 2	SF: 0 SAC: 1 DP: 0 HBP: 0	WP: 0 PB: 0 SB: 0 CS: 0	PA: 37		
<b>PITCHER</b>	IP WLS BF H R ER SO BB IBB HBP BLK WP HR S P ERA WHIP	IP WLS BF H R ER SO BB IBB HBP BLK WP HR S P ERA WHIP	IP WLS BF H R ER SO BB IBB HBP BLK WP HR S P ERA WHIP	IP WLS BF H R ER SO BB IBB HBP BLK WP HR S P ERA WHIP	IP WLS BF H R ER SO BB IBB HBP BLK WP HR S P ERA WHIP	IP WLS BF H R ER SO BB IBB HBP BLK WP HR S P ERA WHIP	IP WLS BF H R ER SO BB IBB HBP BLK WP HR S P ERA WHIP	IP WLS BF H R ER SO BB IBB HBP BLK WP HR S P ERA WHIP	IP WLS BF H R ER SO BB IBB HBP BLK WP HR S P ERA WHIP	IP WLS BF H R ER SO BB IBB HBP BLK WP HR S P ERA WHIP	IP WLS BF H R ER SO BB IBB HBP BLK WP HR S P ERA WHIP	IP WLS BF H R ER SO BB IBB HBP BLK WP HR S P ERA WHIP	IP WLS BF H R ER SO BB IBB HBP BLK WP HR S P ERA WHIP	IP WLS BF H R ER SO BB IBB HBP BLK WP HR S P ERA WHIP	IP WLS BF H R ER SO BB IBB HBP BLK WP HR S P ERA WHIP	IP WLS BF H R ER SO BB IBB HBP BLK WP HR S P ERA WHIP	IP WLS BF H R ER SO BB IBB HBP BLK WP HR S P ERA WHIP	IP WLS BF H R ER SO BB IBB HBP BLK WP HR S P ERA WHIP	IP WLS BF H R ER SO BB IBB HBP BLK WP HR S P ERA WHIP	IP WLS BF H R ER SO BB IBB HBP BLK WP HR S P ERA WHIP	IP WLS BF H R ER SO BB IBB HBP BLK WP HR S P ERA WHIP	IP WLS BF H R ER SO BB IBB HBP BLK WP HR S P ERA WHIP	IP WLS BF H R ER SO BB IBB HBP BLK WP HR S P ERA WHIP	IP WLS BF H R ER SO BB IBB HBP BLK WP HR S P ERA WHIP

**New York Mets @ Colorado Rockies**  
Coors Field, Denver, CO  
Tue Apr 16 2013, 3:13 PM - 6:12 PM MDT  
Att: 21,510 - Cloudy - 39 F

livebaseballscorecards.com

**AB 34**  
**R 4**  
**H 8**  
**RBI 4**  
**BB 2**  
**SO 6**  
**LOB 10**




Batter	1	2	3	4	5	6	7	8	9	AB	R	H	RBI	BB	SO	LOB	BOTTOM							
1 <b>Eric Young Jr., S</b> OBP: 0.333, SLG: 0.407	G4-3	P5			5 S 3 BB 1B					5	2	3	2	0	0	2								
18 <b>Jonathan Herrera, S</b> OBP: 0.333, SLG: 0.950	L8		F8		1 SAFE 1 CH84 1 SAFE X CH85	P4		G4-6-3 1B		5	0	1	1	0	0	2								
5 <b>Carlos González, L</b> OBP: 0.444, SLG: 0.717	3B				3 BB 17 HBP BB					4	2	2	1	1	0	1								
2 <b>Troy Tulowitzki, R</b> OBP: 0.377, SLG: 0.568	P6		G1-3		3 BB 17 HBP BB					4	1	0	0	0	0	2								
3 <b>Michael Cuddyer, R</b> OBP: 0.420, SLG: 0.636			G1-3		17 BB BB					2	1	1	1	2	0	0								
17 <b>Todd Helton, L</b> OBP: 0.333, SLG: 0.424	G6-3		F7		3 BB 1B					3	0	1	2	1	0	1								
20 <b>Wilin Rosario, R</b> OBP: 0.381, SLG: 0.650	4 BB 1B		F9		1B					4	0	1	1	0	1	4								
4 <b>Chris Nelson, R</b> OBP: 0.366, SLG: 0.324	1B		G1-3							4	1	2	0	0	0	0								
44 <b>Juan Nicasio, R</b> ERA: 8.36										1	0	0	0	0	1	2								
14 <b>Josh Rutledge, R</b> OBP: 0.226, SLG: 0.271										1	0	0	0	0	1	0								
61 <b>Edgmer Escalona, R</b> ERA: 1.29										0	0	0	0	0	0	0								
59 <b>Wilton Lopez, R</b> OBP: 0.380, SLG: 0.276										0	0	0	0	0	0	0								
15 <b>Jordan Pacheco, R</b> OBP: 0.138, SLG: 0.379										1	1	1	0	0	0	0								
63 <b>Rafael Betancourt, R</b> ERA: 1.42										0	0	0	0	0	0	0								
<b>Inning Stats</b>	R: 0 E: 0 K: 0 S: 9	H: 1 LOB: 1 BB: 0 P: 15	R: 1 E: 0 K: 1 S: 14	H: 3 LOB: 2 BB: 0 P: 18	R: 1 E: 0 K: 0 S: 11	H: 1 LOB: 0 BB: 0 P: 18	R: 0 E: 0 K: 0 S: 7	H: 0 LOB: 0 BB: 0 P: 10	R: 3 E: 0 K: 1 S: 17	H: 2 LOB: 2 BB: 2 P: 31	R: 1 E: 0 K: 0 S: 5	H: 2 LOB: 0 BB: 0 P: 6	R: 0 E: 0 K: 1 S: 10	H: 0 LOB: 2 BB: 2 P: 22	R: 2 E: 0 K: 0 S: 16	H: 3 LOB: 1 BB: 0 P: 26	1B: 7 2B: 2 3B: 2 HR: 1	SF: 0 SAC: 1 DP: 1 HBP: 1	WP: 1 PB: 0 SB: 1 CS: 0	PA: 40				
<b>PITCHER</b>	IP WLS BF H R ER SO BB IBB HBP BLK WP HR S P ERA WHIP	IP WLS BF H R ER SO BB IBB HBP BLK WP HR S P ERA WHIP	IP WLS BF H R ER SO BB IBB HBP BLK WP HR S P ERA WHIP	IP WLS BF H R ER SO BB IBB HBP BLK WP HR S P ERA WHIP	IP WLS BF H R ER SO BB IBB HBP BLK WP HR S P ERA WHIP	IP WLS BF H R ER SO BB IBB HBP BLK WP HR S P ERA WHIP	IP WLS BF H R ER SO BB IBB HBP BLK WP HR S P ERA WHIP	IP WLS BF H R ER SO BB IBB HBP BLK WP HR S P ERA WHIP	IP WLS BF H R ER SO BB IBB HBP BLK WP HR S P ERA WHIP	IP WLS BF H R ER SO BB IBB HBP BLK WP HR S P ERA WHIP	IP WLS BF H R ER SO BB IBB HBP BLK WP HR S P ERA WHIP	IP WLS BF H R ER SO BB IBB HBP BLK WP HR S P ERA WHIP	IP WLS BF H R ER SO BB IBB HBP BLK WP HR S P ERA WHIP	IP WLS BF H R ER SO BB IBB HBP BLK WP HR S P ERA WHIP	IP WLS BF H R ER SO BB IBB HBP BLK WP HR S P ERA WHIP	IP WLS BF H R ER SO BB IBB HBP BLK WP HR S P ERA WHIP	IP WLS BF H R ER SO BB IBB HBP BLK WP HR S P ERA WHIP	IP WLS BF H R ER SO BB IBB HBP BLK WP HR S P ERA WHIP	IP WLS BF H R ER SO BB IBB HBP BLK WP HR S P ERA WHIP	IP WLS BF H R ER SO BB IBB HBP BLK WP HR S P ERA WHIP	IP WLS BF H R ER SO BB IBB HBP BLK WP HR S P ERA WHIP	IP WLS BF H R ER SO BB IBB HBP BLK WP HR S P ERA WHIP	IP WLS BF H R ER SO BB IBB HBP BLK WP HR S P ERA WHIP	IP WLS BF H R ER SO BB IBB HBP BLK WP HR S P ERA WHIP

**New York Mets @ Colorado Rockies**  
Coors Field, Denver, CO  
Tue Apr 16 2013, 3:13 PM - 6:12 PM MDT  
Att: 21,510 - Cloudy - 39 F

livebaseballscorecards.com

**AB 34**  
**R 8**  
**H 12**  
**RBI 8**  
**BB 4**  
**SO 3**  
**LOB 14**





















Batter	1	2	3	4	5	6	7	8	9	AB	R	H	RBI	BB	SO	LOB	TOP				
8 Gerardo Parra, L OBP: 0.345, SLG: 0.447	L7		G6-3		1 SAFE X FF 88	14 FC1 44 1B	K		SF8	4	1	1	1	0	1	0	<b>Arizona Diamondbacks @ Colorado Rockies</b> Coors Field, Denver, CO Sun Apr 21 2013, 2:13 PM - 5:26 PM MDT Att: 42,507 - Partly Cloudy - 59 F <a href="http://livebaseballscorecards.com">livebaseballscorecards.com</a>				
14 Martin Prado, R OBP: 0.291, SLG: 0.392	K		F8		B ST 80 C ST 81 X FF 92	FC1 44 1B		G1-3	5	0	1	0	0	1	2						
44 Paul Goldschmidt, R OBP: 0.400, SLG: 0.529			G4-3		B FF 92 C ST 83 X FF 92				3	1	1	1	2	0	1						
26 Miguel Montero, L OBP: 0.311, SLG: 0.288	P5				B FF 89 C ST 80 X FF 92				4	0	0	0	0	1	4						
7 Cody Ross, R OBP: 0.276, SLG: 0.345		G1-3			X FF 90	L9			4	0	1	1	0	0	0						
12 Eric Chavez, L OBP: 0.282, SLG: 0.333		P5			S FF 90 C CH 85 B SL 88 X CH 85	F7			4	0	0	0	0	1	1						
1 Didi Gregorius, L OBP: 0.282, SLG: 0.182					F FF 91 X CH 84				3	2	2	1	1	0	0						
11 AJ Pollock, R OBP: 0.316, SLG: 0.582					C FF 91 B FF 93 X SL 84				3	1	2	0	1	0	0						
32 Brandon McCarthy, R 22 Eric Hinske, L 45 Matt Reynolds, L 21 Heath Bell, R 17 Alfredo Marte, R 40 J.J. Putz, R					X FF 94				2	0	0	0	0	1	3						
<b>Inning Stats</b>	R: 0 E: 0 K: 1 S: 14	H: 0 LOB: 1 BB: 1 P: 24	R: 0 E: 0 K: 0 S: 14	H: 0 LOB: 2 BB: 2 P: 25	R: 0 E: 0 K: 0 S: 15	H: 0 LOB: 0 BB: 0 P: 23	R: 0 E: 0 K: 1 S: 10	H: 0 LOB: 0 BB: 0 P: 14	R: 2 E: 0 K: 1 S: 14	H: 4 LOB: 2 BB: 0 P: 18	R: 0 E: 0 K: 0 S: 6	H: 0 LOB: 0 BB: 0 P: 10	R: 0 E: 0 K: 1 S: 11	H: 0 LOB: 0 BB: 0 P: 16	R: 1 E: 0 K: 1 S: 15	H: 1 LOB: 1 BB: 1 P: 21		R: 2 E: 0 K: 0 S: 15	H: 3 LOB: 1 BB: 0 P: 19	1B: 4 2B: 3 3B: 0 HR: 1	SF: 1 SAC: 0 DP: 0 HBP: 0
<b>PITCHER</b>	IP WLS BF H R ER SO BB IBB HBP BLK WP HR S P ERA WHIP																				
44 Juan Nicasio, R ERA: 5.31	(1, 1)	4.1	19	3	2	2	3	3	0	0	0	0	0	0	0	1	62	96	4.15	1.385	
0 Adam Ottavino, R ERA: 3.39	(5, 1)	2.0	7	1	0	0	0	0	0	0	0	0	0	0	0	0	14	24	0.00	0.500	
88 Josh Outman, L ERA:	(7, 1)	0.2	H	2	0	0	1	0	0	0	0	0	0	0	0	0	8	10	0.00	0.000	
34 Matt Belisle, R ERA: 3.48	(8, 1)	1.0	H	5	1	1	1	1	0	0	0	0	0	0	0	0	15	21	9.00	2.000	
59 Wilton Lopez, R ERA: 9.0	(9, 1)	1.0	L	6	3	2	2	0	0	0	0	0	0	0	0	0	15	19	18.00	3.000	
<b>Batter</b>	1	2	3	4	5	6	7	8	9	AB	R	H	RBI	BB	SO	LOB	BOTTOM				
1 Eric Young Jr., S OBP: 0.320, SLG: 0.404	F8		15 1B		P6		B1-3		G1-3	5	1	1	0	0	0	2	<b>Arizona Diamondbacks @ Colorado Rockies</b> Coors Field, Denver, CO Sun Apr 21 2013, 2:13 PM - 5:26 PM MDT Att: 42,507 - Partly Cloudy - 59 F <a href="http://livebaseballscorecards.com">livebaseballscorecards.com</a>				
15 Jordan Pacheco, R OBP: 0.355, SLG: 0.345	G3		5 1B					G6-3	4	1	2	1	0	0	0						
5 Carlos González, L OBP: 0.442, SLG: 0.667	G5-3		5 1B						4	0	1	2	0	1	1						
2 Troy Tulowitzki, R OBP: 0.400, SLG: 0.690		P4							4	1	2	1	0	0	2						
3 Michael Cuddyer, R OBP: 0.403, SLG: 0.617									4	0	0	0	0	1	3						
20 Wilin Rosario, R OBP: 0.327, SLG: 0.547		F7							4	0	1	0	0	0	1						
4 Chris Nelson, R ERA: 7.06	(1, 5)								3	0	0	0	0	1	1						
88 Josh Outman, L ERA:	(7, 1)								0	0	0	0	0	0	0						
34 Matt Belisle, R ERA: 3.48	(8, 1)								0	0	0	0	0	0	0						
59 Wilton Lopez, R ERA: 9.0	(9, 1)								0	0	0	0	1	0	0						
Dexter Fowler, S OBP: 0.348, SLG: 0.633	(9, PH)								4	0	0	0	0	0	1						
18 Jonathan Herrera, S OBP: 0.235, SLG: 0.353	(1, 4) (7, 5)								4	0	0	0	0	0	1						
44 Juan Nicasio, R ERA: 5.31	(1, 1)								1	1	1	0	0	0	0						
0 Adam Ottavino, S ERA: 3.39	(5, 1)								1	0	0	0	0	1	0						
14 Josh Rutledge, R OBP: 0.300, SLG: 0.355	(7, 4)								2	0	1	0	0	0	0						
<b>Inning Stats</b>	R: 0 E: 0 K: 0 S: 11	H: 0 LOB: 0 BB: 0 P: 16	R: 0 E: 0 K: 0 S: 12	H: 1 LOB: 1 BB: 0 P: 17	R: 3 E: 0 K: 0 S: 14	H: 4 LOB: 1 BB: 0 P: 21	R: 0 E: 0 K: 1 S: 8	H: 1 LOB: 0 BB: 0 P: 13	R: 0 E: 0 K: 0 S: 9	H: 1 LOB: 1 BB: 0 P: 13	R: 1 E: 0 K: 0 S: 11	H: 1 LOB: 0 BB: 0 P: 16	R: 0 E: 0 K: 0 S: 7	H: 0 LOB: 0 BB: 0 P: 8	R: 0 E: 0 K: 2 S: 12	H: 0 LOB: 1 BB: 0 P: 15	R: 0 E: 0 K: 0 S: 9	H: 1 LOB: 2 BB: 1 P: 17	1B: 7 2B: 1 3B: 0 HR: 1	SF: 0 SAC: 0 DP: 0 HBP: 0	WP: 1 PA: 37 PB: 0 SB: 0 CS: 0
<b>PITCHER</b>	IP WLS BF H R ER SO BB IBB HBP BLK WP HR S P ERA WHIP																				
32 Brandon McCarthy, R ERA: 7.06	(1, 1)	6.0	25	8	4	4	2	0	0	0	0	0	0	0	0	1	65	96	6.00	1.333	
45 Matt Reynolds, L ERA:	(7, 1)	1.0	3	0	0	0	0	0	0	0	0	0	0	0	0	0	7	8	0.00	0.000	
21 Heath Bell, R ERA: 5.14	(8, 1)	1.0	W	4	0	0	2	0	0	0	0	0	0	0	0	1	0	12	15	0.00	0.000
40 J.J. Putz, R ERA: 3.38	(9, 1)	1.0	S	5	1	0	0	0	0	0	0	0	0	0	0	0	9	17	0.00	2.000	



Batter	1	2	3	4	5	6	7	8	9	AB	R	H	RBI	BB	SO	LOB	TOP			
19 Andrelton Simmons, R (1,6) OBP: 0.289, SLG: 0.262	P2	P3		BB			F9		P6	4	0	0	0	1	0	2	<b>Atlanta Braves @ Colorado Rockies</b> Coors Field, Denver, CO Tue Apr 23 2013, 1:12 PM - 3:48 PM MDT Att: 19,124 - Cloudy - 23 F			
2 B.J. Upton, R (1,8) OBP: 0.231, SLG: 0.282	G5-3		L9	K			K		K	5	0	0	0	0	3	3				
8 Justin Upton, R (1,7) OBP: 0.378, SLG: 0.775	HR		K				G6-3		G4-3	4	1	1	1	0	1	0				
5 Freddie Freeman, L (1,3) OBP: 0.478, SLG: 0.600	F9			BB			F8		1B	3	0	1	0	1	0	0				
23 Chris Johnson, R (1,5) OBP: 0.242, SLG: 0.556		26 HR	K2-3				G5-3		F9	4	1	1	0	0	1	2				
24 Evan Gattis, R (1,2) OBP: 0.317, SLG: 0.625		K		HR			L5		F7	4	1	1	1	0	1	2				
26 Dan Uggla, R (1,4) OBP: 0.306, SLG: 0.367		HR	K				K		K	4	1	1	2	0	3	1				
7 Reed Johnson, R (1,9) OBP: 0.333, SLG: 0.500		36 SH1-4							17 SH1-4	4	0	4	0	0	0	0				
36 Mike Minor, R (1,1)										2	0	0	0	0	0	2				
43 Luis Avilan, L (7,1)										0	0	0	0	0	0	0				
34 Eric O'Flaherty, L (8,1) OBP: 0.500, SLG: 0.556										0	0	0	0	0	0	0				
17 Jordan Schafer, L (9,PH) OBP: 0.500, SLG: 0.556										0	0	0	0	0	0	0				
46 Craig Kimbrel, R (9,1)										0	0	0	0	0	0	0				
<b>Inning Stats</b>	R: 1 E: 0 K: 0 S: 12	H: 1 LOB: 0 BB: 0 P: 19	R: 2 E: 0 K: 1 S: 12	H: 3 LOB: 1 BB: 0 P: 20	R: 0 E: 0 K: 2 S: 10	H: 0 LOB: 1 BB: 1 P: 16	R: 1 E: 0 K: 2 S: 11	H: 2 LOB: 2 BB: 1 P: 20	R: 0 E: 0 K: 1 S: 6	H: 1 LOB: 1 BB: 0 P: 10	R: 0 E: 0 K: 1 S: 10	H: 0 LOB: 0 BB: 0 P: 13	R: 0 E: 0 K: 1 S: 9	H: 1 LOB: 1 BB: 0 P: 15	R: 0 E: 0 K: 1 S: 11	H: 1 LOB: 1 BB: 0 P: 16	1B: 3 2B: 3 3B: 0 HR: 3	SF: 0 SAC: 2 DP: 0 HBP: 0	WP: 0 PB: 0 SB: 0 CS: 0	PA: 38
<b>PITCHER</b>	IP WLS BF H R ER SO BB IBB HBP BLK WP HR S P ERA WHIP	IP WLS BF H R ER SO BB IBB HBP BLK WP HR S P ERA WHIP	IP WLS BF H R ER SO BB IBB HBP BLK WP HR S P ERA WHIP	IP WLS BF H R ER SO BB IBB HBP BLK WP HR S P ERA WHIP	IP WLS BF H R ER SO BB IBB HBP BLK WP HR S P ERA WHIP	IP WLS BF H R ER SO BB IBB HBP BLK WP HR S P ERA WHIP	IP WLS BF H R ER SO BB IBB HBP BLK WP HR S P ERA WHIP	IP WLS BF H R ER SO BB IBB HBP BLK WP HR S P ERA WHIP	IP WLS BF H R ER SO BB IBB HBP BLK WP HR S P ERA WHIP	IP WLS BF H R ER SO BB IBB HBP BLK WP HR S P ERA WHIP	IP WLS BF H R ER SO BB IBB HBP BLK WP HR S P ERA WHIP	IP WLS BF H R ER SO BB IBB HBP BLK WP HR S P ERA WHIP	IP WLS BF H R ER SO BB IBB HBP BLK WP HR S P ERA WHIP	IP WLS BF H R ER SO BB IBB HBP BLK WP HR S P ERA WHIP	IP WLS BF H R ER SO BB IBB HBP BLK WP HR S P ERA WHIP	IP WLS BF H R ER SO BB IBB HBP BLK WP HR S P ERA WHIP	IP WLS BF H R ER SO BB IBB HBP BLK WP HR S P ERA WHIP	IP WLS BF H R ER SO BB IBB HBP BLK WP HR S P ERA WHIP		

AB	34
R	4
H	9
RBI	4
BB	2
SO	9
LOB	12



Batter	1	2	3	4	5	6	7	8	9	AB	R	H	RBI	BB	SO	LOB	BOTTOM					
Dexter Fowler, S (1,8) OBP: 0.356, SLG: 0.656	G5-3		14 1B		14 SH2-3		G6-3			4	1	2	0	0	0	0	<b>Atlanta Braves @ Colorado Rockies</b> Coors Field, Denver, CO Tue Apr 23 2013, 1:12 PM - 3:48 PM MDT Att: 19,124 - Cloudy - 23 F					
14 Josh Rutledge, R (1,4) OBP: 0.301, SLG: 0.354	F9		2 3B		5 SH2-3		SH2-3		G1-3	3	0	1	1	0	0	0						
5 Carlos González, L (1,7) OBP: 0.420, SLG: 0.629	L7		3 1B		5 SH2-3		P6		G4-3	4	0	0	0	0	1	2						
2 Troy Tulowitzki, R (1,6) OBP: 0.392, SLG: 0.656		3 2B	20 G4-3		F8		F8		G5-3	3	1	0	0	1	0	2						
3 Michael Cuddyer, R (1,9) OBP: 0.408, SLG: 0.619		15 1B					K		K	3	1	1	0	1	2	0						
20 Wilin Rosario, R (1,2) OBP: 0.322, SLG: 0.526		G4-3					F8		4 CS	4	0	1	1	0	0	3						
15 Jordan Pacheco, R (1,3) OBP: 0.343, SLG: 0.333							F9		1B	4	0	1	1	0	1	1						
4 Chris Nelson, R (1,5) OBP: 0.300, SLG: 0.309							K		CS	3	0	0	0	0	2	1						
26 Jeff Francis, L (1,1)										2	0	0	0	0	1	1						
62 Rob Scahill, L (5,1)										0	0	0	0	0	0	0						
1 Eric Young Jr., S (7,PH) OBP: 0.314, SLG: 0.396										1	0	0	0	0	0	0						
61 Edgmer Escalona, R (8,1)										0	0	0	0	0	0	0						
<b>Inning Stats</b>	R: 0 E: 0 K: 0 S: 6	H: 0 LOB: 0 BB: 0 P: 8	R: 2 E: 0 K: 2 S: 20	H: 2 LOB: 1 BB: 1 P: 30	R: 1 E: 0 K: 1 S: 11	H: 2 LOB: 2 BB: 1 P: 23	R: 0 E: 0 K: 1 S: 10	H: 0 LOB: 0 BB: 0 P: 15	R: 0 E: 0 K: 0 S: 6	H: 1 LOB: 1 BB: 0 P: 11	R: 0 E: 0 K: 1 S: 10	H: 0 LOB: 0 BB: 0 P: 15	R: 0 E: 0 K: 1 S: 5	H: 0 LOB: 0 BB: 0 P: 11	R: 0 E: 0 K: 0 S: 3	H: 0 LOB: 0 BB: 0 P: 6	R: 0 E: 0 K: 2 S: 10	H: 1 LOB: 0 BB: 0 P: 16	1B: 4 2B: 1 3B: 1 HR: 0	SF: 0 SAC: 1 DP: 0 HBP: 0	WP: 0 PB: 0 SB: 1 CS: 1	PA: 35
<b>PITCHER</b>	IP WLS BF H R ER SO BB IBB HBP BLK WP HR S P ERA WHIP	IP WLS BF H R ER SO BB IBB HBP BLK WP HR S P ERA WHIP	IP WLS BF H R ER SO BB IBB HBP BLK WP HR S P ERA WHIP	IP WLS BF H R ER SO BB IBB HBP BLK WP HR S P ERA WHIP	IP WLS BF H R ER SO BB IBB HBP BLK WP HR S P ERA WHIP	IP WLS BF H R ER SO BB IBB HBP BLK WP HR S P ERA WHIP	IP WLS BF H R ER SO BB IBB HBP BLK WP HR S P ERA WHIP	IP WLS BF H R ER SO BB IBB HBP BLK WP HR S P ERA WHIP	IP WLS BF H R ER SO BB IBB HBP BLK WP HR S P ERA WHIP	IP WLS BF H R ER SO BB IBB HBP BLK WP HR S P ERA WHIP	IP WLS BF H R ER SO BB IBB HBP BLK WP HR S P ERA WHIP	IP WLS BF H R ER SO BB IBB HBP BLK WP HR S P ERA WHIP	IP WLS BF H R ER SO BB IBB HBP BLK WP HR S P ERA WHIP	IP WLS BF H R ER SO BB IBB HBP BLK WP HR S P ERA WHIP	IP WLS BF H R ER SO BB IBB HBP BLK WP HR S P ERA WHIP	IP WLS BF H R ER SO BB IBB HBP BLK WP HR S P ERA WHIP	IP WLS BF H R ER SO BB IBB HBP BLK WP HR S P ERA WHIP	IP WLS BF H R ER SO BB IBB HBP BLK WP HR S P ERA WHIP				

AB	31
R	3
H	6
RBI	3
BB	2
SO	7
LOB	10





Batter	1	2	3	4	5	6	7	8	9	AB	R	H	RBI	BB	SO	LOB	TOP								
14 Ramiro Pena, S OBP: 0.405, SLG: 0.469			G1-3	G6-3						4	1	2	0	1	0	2	<b>Atlanta Braves @ Colorado Rockies</b> Coors Field, Denver, CO Tue Apr 23 2013, 6:42 PM - 9:32 PM MDT Att: 21,724 - Partly Cloudy - 30 F								
2 B.J. Upton, R OBP: 0.229, SLG: 0.320	L5-4		G5-3							4	1	1	2	0	1	2									
8 Justin Upton, R OBP: 0.391, SLG: 0.813 52 Jordan Walden, R OBP: 0.278, SLG: 0.500				P4						4	2	2	2	1	0	2									
5 Freddie Freeman, L OBP: 0.464, SLG: 0.522	G4-3									3	2	0	0	2	1	1									
25 Juan Francisco, L OBP: 0.327, SLG: 0.547		B1-3								5	2	3	0	1	0	0									
11 Gerald Laird, R OBP: 0.393, SLG: 0.400	G6-3									5	1	2	2	0	1	0									
19 Andrelton Simmons, R OBP: 0.293, SLG: 0.273										5	1	2	0	0	0	2									
17 Jordan Schafer, L OBP: 0.533, SLG: 0.538										4	0	2	1	1	1	1									
49 Julio Teheran, R OBP: 0.429, SLG: 0.429 1 Tyler Pastornicky, R ERA: 12.0 53 Cory Gearrin, R OBP: 0.333, SLG: 0.500										2	0	1	0	0	0	0									
<b>Inning Stats</b>	R: 0 E: 0 K: 0 S: 9	H: 1 LOB: 1 BB: 1 P: 14	R: 0 E: 0 K: 0 S: 6	H: 2 LOB: 1 BB: 0 P: 6	R: 0 E: 0 K: 0 S: 5	H: 0 LOB: 0 BB: 0 P: 7	R: 3 E: 0 K: 0 S: 13	H: 4 LOB: 2 BB: 1 P: 25	R: 2 E: 0 K: 1 S: 14	H: 2 LOB: 0 BB: 0 P: 20	R: 1 E: 0 K: 0 S: 10	H: 1 LOB: 2 BB: 2 P: 20	R: 0 E: 0 K: 2 S: 10	H: 0 LOB: 0 BB: 0 P: 12	R: 0 E: 0 K: 1 S: 6	H: 0 LOB: 0 BB: 0 P: 8	R: 4 E: 0 K: 1 S: 14	H: 4 LOB: 1 BB: 1 P: 26	1B: 8 2B: 4 3B: 0 HR: 3	SF: 1 SAC: 1 DP: 0 HBP: 0	WP: 0 PB: 0 SB: 1 CS: 0	PA: 45			
<b>PITCHER</b>	IP WLS BF H R ER SO BB IBB HBP BLK WP HR S P ERA WHIP	IP WLS BF H R ER SO BB IBB HBP BLK WP HR S P ERA WHIP	IP WLS BF H R ER SO BB IBB HBP BLK WP HR S P ERA WHIP	IP WLS BF H R ER SO BB IBB HBP BLK WP HR S P ERA WHIP	IP WLS BF H R ER SO BB IBB HBP BLK WP HR S P ERA WHIP	IP WLS BF H R ER SO BB IBB HBP BLK WP HR S P ERA WHIP	IP WLS BF H R ER SO BB IBB HBP BLK WP HR S P ERA WHIP	IP WLS BF H R ER SO BB IBB HBP BLK WP HR S P ERA WHIP	IP WLS BF H R ER SO BB IBB HBP BLK WP HR S P ERA WHIP	IP WLS BF H R ER SO BB IBB HBP BLK WP HR S P ERA WHIP	IP WLS BF H R ER SO BB IBB HBP BLK WP HR S P ERA WHIP	IP WLS BF H R ER SO BB IBB HBP BLK WP HR S P ERA WHIP	IP WLS BF H R ER SO BB IBB HBP BLK WP HR S P ERA WHIP	IP WLS BF H R ER SO BB IBB HBP BLK WP HR S P ERA WHIP	IP WLS BF H R ER SO BB IBB HBP BLK WP HR S P ERA WHIP	IP WLS BF H R ER SO BB IBB HBP BLK WP HR S P ERA WHIP	IP WLS BF H R ER SO BB IBB HBP BLK WP HR S P ERA WHIP	IP WLS BF H R ER SO BB IBB HBP BLK WP HR S P ERA WHIP	IP WLS BF H R ER SO BB IBB HBP BLK WP HR S P ERA WHIP	IP WLS BF H R ER SO BB IBB HBP BLK WP HR S P ERA WHIP	IP WLS BF H R ER SO BB IBB HBP BLK WP HR S P ERA WHIP	IP WLS BF H R ER SO BB IBB HBP BLK WP HR S P ERA WHIP	IP WLS BF H R ER SO BB IBB HBP BLK WP HR S P ERA WHIP	IP WLS BF H R ER SO BB IBB HBP BLK WP HR S P ERA WHIP	IP WLS BF H R ER SO BB IBB HBP BLK WP HR S P ERA WHIP

AB	37
R	10
H	14
RBI	10
BB	5
SO	5
LOB	10



Batter	1	2	3	4	5	6	7	8	9	AB	R	H	RBI	BB	SO	LOB	BOTTOM								
1 Eric Young Jr., S OBP: 0.339, SLG: 0.415	F8									5	1	3	1	0	1	0	<b>Atlanta Braves @ Colorado Rockies</b> Coors Field, Denver, CO Tue Apr 23 2013, 6:42 PM - 9:32 PM MDT Att: 21,724 - Partly Cloudy - 30 F								
Dexter Fowler, S OBP: 0.359, SLG: 0.638										5	0	2	0	0	0	3									
2 Troy Tulowitzki, R OBP: 0.372, SLG: 0.615										4	0	0	0	0	2	4									
3 Michael Cuddyer, R OBP: 0.413, SLG: 0.612										4	0	2	1	0	0	1									
15 Jordan Pacheco, R OBP: 0.359, SLG: 0.351										4	0	2	0	0	0	3									
14 Josh Rutledge, R OBP: 0.299, SLG: 0.348										4	0	1	0	0	0	1									
16 Reid Brignac, L OBP: 0.333, SLG: 0.333 88 Josh Outman, L ERA: 12.0 59 Wilton Lopez, R OBP: 0.295, SLG: 0.304										3	0	0	0	0	0	2									
4 Chris Nelson, R OBP: 0.295, SLG: 0.304										0	0	0	0	0	0	0									
8 Yorvit Torrealba, R OBP: 0.440, SLG: 0.316										4	1	1	0	0	1	1									
27 Jon Garland, R OBP: 0.143, SLG: 0.143 18 Jonathan Herrera, S OBP: 0.263, SLG: 0.369										2	0	0	0	0	0	0									
<b>Inning Stats</b>	R: 0 E: 0 K: 1 S: 12	H: 1 LOB: 1 BB: 0 P: 14	R: 0 E: 1 K: 0 S: 11	H: 2 LOB: 1 BB: 0 P: 16	R: 1 E: 0 K: 0 S: 14	H: 3 LOB: 0 BB: 0 P: 16	R: 0 E: 0 K: 0 S: 5	H: 0 LOB: 0 BB: 0 P: 6	R: 0 E: 0 K: 0 S: 9	H: 1 LOB: 1 BB: 0 P: 13	R: 0 E: 0 K: 0 S: 8	H: 1 LOB: 0 BB: 0 P: 8	R: 0 E: 0 K: 2 S: 11	H: 0 LOB: 0 BB: 0 P: 17	R: 0 E: 0 K: 1 S: 9	H: 1 LOB: 0 BB: 0 P: 10	R: 1 E: 0 K: 0 S: 13	H: 3 LOB: 2 BB: 0 P: 18	1B: 12 2B: 0 3B: 0 HR: 0	SF: 0 SAC: 0 DP: 0 HBP: 0	WP: 0 PB: 0 SB: 2 CS: 0	PA: 38			
<b>PITCHER</b>	IP WLS BF H R ER SO BB IBB HBP BLK WP HR S P ERA WHIP	IP WLS BF H R ER SO BB IBB HBP BLK WP HR S P ERA WHIP	IP WLS BF H R ER SO BB IBB HBP BLK WP HR S P ERA WHIP	IP WLS BF H R ER SO BB IBB HBP BLK WP HR S P ERA WHIP	IP WLS BF H R ER SO BB IBB HBP BLK WP HR S P ERA WHIP	IP WLS BF H R ER SO BB IBB HBP BLK WP HR S P ERA WHIP	IP WLS BF H R ER SO BB IBB HBP BLK WP HR S P ERA WHIP	IP WLS BF H R ER SO BB IBB HBP BLK WP HR S P ERA WHIP	IP WLS BF H R ER SO BB IBB HBP BLK WP HR S P ERA WHIP	IP WLS BF H R ER SO BB IBB HBP BLK WP HR S P ERA WHIP	IP WLS BF H R ER SO BB IBB HBP BLK WP HR S P ERA WHIP	IP WLS BF H R ER SO BB IBB HBP BLK WP HR S P ERA WHIP	IP WLS BF H R ER SO BB IBB HBP BLK WP HR S P ERA WHIP	IP WLS BF H R ER SO BB IBB HBP BLK WP HR S P ERA WHIP	IP WLS BF H R ER SO BB IBB HBP BLK WP HR S P ERA WHIP	IP WLS BF H R ER SO BB IBB HBP BLK WP HR S P ERA WHIP	IP WLS BF H R ER SO BB IBB HBP BLK WP HR S P ERA WHIP	IP WLS BF H R ER SO BB IBB HBP BLK WP HR S P ERA WHIP	IP WLS BF H R ER SO BB IBB HBP BLK WP HR S P ERA WHIP	IP WLS BF H R ER SO BB IBB HBP BLK WP HR S P ERA WHIP	IP WLS BF H R ER SO BB IBB HBP BLK WP HR S P ERA WHIP	IP WLS BF H R ER SO BB IBB HBP BLK WP HR S P ERA WHIP	IP WLS BF H R ER SO BB IBB HBP BLK WP HR S P ERA WHIP	IP WLS BF H R ER SO BB IBB HBP BLK WP HR S P ERA WHIP	IP WLS BF H R ER SO BB IBB HBP BLK WP HR S P ERA WHIP





Batter	1	2	3	4	5	6	7	8	9	10	11	12	AB	R	H	RBI	BB	SO	LOB	TOP								
14 Ramiro Pena, S OBP: 0.372, SLG: 0.405			G4-3	G4-6-3			G3		K			P6	5	0	0	0	1	1	4									
2 B.J. Upton, R OBP: 0.225, SLG: 0.300	G4-6-3						F8			L8		P4	5	0	0	0	1	1	1									
8 Justin Upton, R OBP: 0.402, SLG: 0.797													4	1	2	0	1	1	1									
5 Freddie Freeman, L OBP: 0.424, SLG: 0.500	F7												5	1	1	1	0	1	2									
24 Evan Gattis, R OBP: 0.309, SLG: 0.607		L8											5	1	1	0	0	2	2									
25 Juan Francisco, L OBP: 0.338, SLG: 0.544			L7										4	1	2	1	0	1	1									
19 Andrelton Simmons, R OBP: 0.298, SLG: 0.289													1	0	0	0	0	1	0									
26 Dan Uggla, R OBP: 0.312, SLG: 0.385													5	1	2	0	0	1	1									
17 Jordan Schafer, L OBP: 0.550, SLG: 0.500													3	0	1	1	2	1	1									
15 The Rockies ERA: 4.5													3	0	1	1	0	0	1									
34 Eric O'Flaherty, L ERA: 1.23													0	0	0	0	0	0	0									
46 Craig Kimbrel, R ERA: 1.86													0	0	0	0	0	0	0									
53 Cory Gearrin, R ERA: 1.86													0	0	0	0	0	0	0									
Inning Stats	R: 0 E: 0 K: 7	H: 1 LOB: 1 BB: 1 P: 14	R: 0 E: 0 K: 11	H: 1 LOB: 1 BB: 0 P: 17	R: 0 E: 0 K: 1	H: 0 LOB: 0 BB: 0 P: 8	R: 3 E: 0 K: 15	H: 5 LOB: 2 BB: 1 P: 26	R: 0 E: 0 K: 0	H: 0 LOB: 0 BB: 0 P: 11	R: 2 E: 1 K: 10	H: 2 LOB: 0 BB: 0 P: 15	R: 0 E: 0 K: 9	H: 1 LOB: 1 BB: 1 P: 19	R: 0 E: 0 K: 13	H: 0 LOB: 0 BB: 1 P: 18	R: 0 E: 0 K: 13	H: 0 LOB: 1 BB: 1 P: 20	R: 0 E: 0 K: 2	H: 0 LOB: 0 BB: 1 P: 12	R: 0 E: 0 K: 0	H: 0 LOB: 0 BB: 0 P: 7	1B: 7 2B: 3 3B: 0 HR: 0	SF: 0 SAC: 0 DP: 4 HBP: 0	WP: 1 PB: 0 SB: 1 CS: 1	PA: 47		
PITCHER	IP	WLS	BF	H	R	ER	SO	BB	IBB	HBP	BLK	WP	HR	S	P	ERA	WHIP											
32 Tyler Chatwood, R ERA: 6.0	6.0		27	9	5	4	3	3	0	0	0	0	0	0	21	34	0.00	0.500										
0 Adam Ottavino, R ERA: 2.0	2.0		7	1	0	0	3	0	0	0	0	0	0	21	34	0.00	0.500											
49 Rex Brothers, L ERA: 0.9	1.0		3	0	0	0	1	1	0	0	0	0	0	9	18	0.00	1.000											
63 Rafael Betancourt, R ERA: 1.74	1.0		4	0	0	0	1	1	0	0	0	0	0	13	20	0.00	1.000											
34 Matt Belisle, R ERA: 2.52	2.0	W	6	0	0	0	2	0	0	0	0	0	0	14	19	0.00	0.000											

Atlanta Braves @ Colorado Rockies  
Coors Field, Denver, CO  
Wed Apr 24 2013, 1:12 PM - 5:00 PM MDT  
Att. 35,234 - Partly Cloudy - 48 F

AB 42  
R 5  
H 10  
RBI 4  
BB 5  
SO 10  
LOB 15



Batter	1	2	3	4	5	6	7	8	9	10	11	12	AB	R	H	RBI	BB	SO	LOB	BOTTOM								
1 Eric Young Jr., S OBP: 0.325, SLG: 0.424	P5			G4-3			G1-3						6	0	1	0	0	1	6									
Dexter Fowler, S OBP: 0.369, SLG: 0.635													5	0	2	2	1	2	1									
5 Carlos González, L OBP: 0.402, SLG: 0.587													5	0	0	0	1	1	3									
20 Wilin Rosario, R OBP: 0.323, SLG: 0.524													6	1	2	0	0	1	2									
3 Michael Cuddyer, R OBP: 0.407, SLG: 0.625													5	1	1	1	1	2	2									
14 Josh Rutledge, R OBP: 0.293, SLG: 0.378													5	1	1	1	0	0	2									
34 Matt Belisle, R ERA: 2.52													1	0	0	0	0	1	2									
4 Chris Nelson, R ERA: 1.59													3	1	2	0	0	0	0									
0 Adam Ottavino, S ERA: 1.23													0	0	0	0	0	0	0									
49 Rex Brothers, L ERA: 0.9													1	0	0	0	0	0	0									
63 Rafael Betancourt, R ERA: 1.74													0	0	0	0	0	0	0									
8 Yorvit Torrealba, R OBP: 0.441, SLG: 0.360													1	0	1	1	0	0	0									
18 Jonathan Herrera, S OBP: 0.375, SLG: 0.478													4	1	3	0	1	0	1									
32 Tyler Chatwood, R ERA: 6.0													2	0	1	1	0	0	2									
16 Reid Brignac, L OBP: 0.323, SLG: 0.312													1	0	0	0	0	0	1									
2 Troy Tulowitzki, R OBP: 0.375, SLG: 0.621													2	1	1	0	0	0	0									
Inning Stats	R: 0 E: 0 K: 13	H: 4 LOB: 2 BB: 0 P: 23	R: 0 E: 0 K: 10	H: 0 LOB: 0 BB: 0 P: 14	R: 1 E: 0 K: 12	H: 2 LOB: 2 BB: 1 P: 20	R: 0 E: 0 K: 8	H: 0 LOB: 0 BB: 0 P: 13	R: 0 E: 0 K: 10	H: 1 LOB: 0 BB: 0 P: 10	R: 0 E: 0 K: 10	H: 2 LOB: 2 BB: 0 P: 12	R: 2 E: 0 K: 12	H: 3 LOB: 2 BB: 1 P: 18	R: 0 E: 0 K: 8	H: 0 LOB: 1 BB: 0 P: 12	R: 0 E: 0 K: 2	H: 1 LOB: 1 BB: 1 P: 13	R: 1 E: 0 K: 6	H: 2 LOB: 2 BB: 1 P: 13	1B: 8 2B: 4 3B: 2 HR: 2	SF: 0 SAC: 0 DP: 2 HBP: 1	WP: 0 PB: 0 SB: 0 CS: 0	PA: 52				
PITCHER	IP	WLS	BF	H	R	ER	SO	BB	IBB	HBP	BLK	WP	HR	S	P	ERA	WHIP											
15 Tim Hudson, R ERA: 4.5	6.0		25	6	3	3	3	1	1	0	0	0	0	0	70	105	4.50	1.167										
43 Luis Avilán, L ERA: 1.23	1.0	H	3	1	0	0	0	0	0	0	0	0	0	7	10	0.00	1.000											
34 Eric O'Flaherty, L ERA: 1.23	1.0	H	5	2	0	0	0	0	0	0	0	0	0	10	12	0.00	2.000											
46 Craig Kimbrel, R ERA: 1.86	1.0	B	7	3	2	2	2	0	1	0	0	0	0	12	18	18.00	3.000											
53 Cory Gearrin, R ERA: 1.86	1.0		4	0	0	0	1	0	0	1	0	0	0	8	12	0.00	0.000											
PITCHER	IP	WLS	BF	H	R	ER	SO	BB	IBB	HBP	BLK	WP	HR	S	P	ERA	WHIP											
52 Jordan Walden, R ERA: 2.45	1.0	L	4	1	0	0	1	0	0	0	0	0	0	6	13	27.00	6.000											
20 Luis Ayala, R ERA: 5.4	0.1	L	4	2	1	1	1	0	1	0	0	0	0	6	13	27.00	6.000											

Atlanta Braves @ Colorado Rockies  
Coors Field, Denver, CO  
Wed Apr 24 2013, 1:12 PM - 5:00 PM MDT  
Att. 35,234 - Partly Cloudy - 48 F

AB 47  
R 6  
H 15  
RBI 6  
BB 4  
SO 8  
LOB 22





Batter	1	2	3	4	5	6	7	8	9	AB	R	H	RBI	BB	SO	LOB	TOP		
1 Eric Young Jr. S (1.9) OBP: 0.328, SLG: 0.438										5	1	2	0	0	1	1	<b>Colorado Rockies @ Arizona Diamondbacks</b> Chase Field, Phoenix, AZ Thu Apr 25 2013, 6:42 PM - 9:50 PM MST Att: 24,538 - Clear - 79 F		
Dexter Fowler S (1.8) OBP: 0.382, SLG: 0.623										3	0	1	0	1	1	2			
5 Carlos González L (1.7) OBP: 0.391, SLG: 0.557										4	0	0	0	1	3	4			
2 Troy Tulowitzki R (1.6) OBP: 0.381, SLG: 0.614										3	0	1	1	1	1	0			
3 Michael Cuddyer R (1.3) OBP: 0.400, SLG: 0.618										4	1	1	0	0	2	4			
12 Ryan Wheeler L (1.5) OBP: 0.250, SLG: 0.500										4	0	1	0	0	1	4			
14 Josh Rutledge R (1.4) OBP: 0.291, SLG: 0.364										3	0	0	0	1	1	1			
8 Yorvit Torrealba R (1.2) OBP: 0.452, SLG: 0.333										4	0	1	1	0	0	0			
29 Jorge De La Rosa L (1.1) 61 Edgmer Escalona R (7.1) 59 Wilton Lopez R (8.1) 20 Wilin Rosario R (9. PH) OBP: 0.318, SLG: 0.516										2	0	0	0	1	0	2			
<b>Inning Stats</b>	R: 0 E: 0 K: 1 S: 10	H: 1 LOB: 0 BB: 0 P: 15	R: 0 E: 0 K: 1 S: 9	H: 1 LOB: 1 BB: 0 P: 15	R: 0 E: 0 K: 1 S: 13	H: 0 LOB: 2 BB: 1 P: 24	R: 1 E: 0 K: 2 S: 16	H: 2 LOB: 2 BB: 1 P: 27	R: 0 E: 0 K: 0 S: 12	H: 0 LOB: 0 BB: 0 P: 7	R: 1 E: 0 K: 2 S: 15	H: 2 LOB: 1 BB: 0 P: 22	R: 0 E: 0 K: 1 S: 11	H: 0 LOB: 0 BB: 0 P: 14	R: 0 E: 0 K: 1 S: 9	H: 0 LOB: 1 BB: 1 P: 19		1B: 3 2B: 4 3B: 0 HR: 1	SF: 0 SAC: 0 DP: 1 HBP: 1
<b>PITCHER</b>	IP WLS BF H R ER SO BB IBB HBP BLK WP HR S P ERA WHIP	5.0 W 24 5 1 1 6 4 0 1 0 2 0 60 105 1.80 1.800	3.0 H 11 2 1 1 3 0 0 0 0 0 30 43 3.00 0.667	1.0 S 4 0 0 0 1 1 0 0 0 0 9 19 0.00 1.000					<b>PITCHER</b>	IP WLS BF H R ER SO BB IBB HBP BLK WP HR S P ERA WHIP									

Batter	1	2	3	4	5	6	7	8	9	AB	R	H	RBI	BB	SO	LOB	BOTTOM		
11 AJ Pollock R (1.8) OBP: 0.268, SLG: 0.478										4	0	0	0	0	1	0	<b>Colorado Rockies @ Arizona Diamondbacks</b> Chase Field, Phoenix, AZ Thu Apr 25 2013, 6:42 PM - 9:50 PM MST Att: 24,538 - Clear - 79 F		
8 Gerardo Parra L (1.7) OBP: 0.374, SLG: 0.461										2	0	2	0	2	0	0			
14 Martín Prado R (1.5) OBP: 0.286, SLG: 0.354										3	1	1	0	1	0	2			
44 Paul Goldschmidt R (1.3) OBP: 0.418, SLG: 0.578										4	2	1	2	0	0	3			
7 Cody Ross R (1.9) OBP: 0.319, SLG: 0.356										4	0	1	0	0	1	1			
27 Wil Nieves R (1.2) OBP: 0.500, SLG: 0.500										3	0	3	1	0	0	0			
10 Josh Wilson R (1.4) OBP: 0.238, SLG: 0.263										3	0	0	0	0	0	4			
4 Cliff Pennington S (1.6) OBP: 0.256, SLG: 0.229										3	0	0	0	0	0	2			
35 Trevor Cahill R (1.1) 17 Alfredo Marte R (5. PH) 55 Josh Collmenter R (6.1) 40 J.J. Putz R (9.1) OBP: 0.238, SLG: 0.263										1	0	0	0	0	1	0			
<b>Inning Stats</b>	R: 0 E: 0 K: 0 S: 5	H: 0 LOB: 0 BB: 1 P: 10	R: 1 E: 1 K: 0 S: 12	H: 2 LOB: 1 BB: 0 P: 18	R: 0 E: 0 K: 1 S: 10	H: 1 LOB: 0 BB: 0 P: 13	R: 2 E: 0 K: 0 S: 11	H: 3 LOB: 1 BB: 0 P: 19	R: 0 E: 0 K: 0 S: 8	H: 0 LOB: 0 BB: 2 P: 19	R: 0 E: 0 K: 1 S: 12	H: 1 LOB: 0 BB: 0 P: 17	R: 0 E: 0 K: 1 S: 8	H: 0 LOB: 0 BB: 0 P: 13	R: 0 E: 0 K: 1 S: 9	H: 1 LOB: 1 BB: 0 P: 13		1B: 7 2B: 0 3B: 0 HR: 1	SF: 0 SAC: 0 DP: 3 HBP: 0
<b>PITCHER</b>	IP WLS BF H R ER SO BB IBB HBP BLK WP HR S P ERA WHIP	6.0 L 25 7 3 2 1 3 0 0 0 0 1 58 96 3.00 1.667	1.0 3 0 0 0 1 0 0 0 0 0 0 9 13 0.00 0.000	1.0 4 1 0 0 1 0 0 0 0 0 0 9 13 0.00 1.000					<b>PITCHER</b>	IP WLS BF H R ER SO BB IBB HBP BLK WP HR S P ERA WHIP									

AB	33
R	2
H	7
RBI	2
BB	5
SO	10
LOB	18



AB	29
R	3
H	8
RBI	3
BB	3
SO	3
LOB	12



1B:	7
2B:	0
3B:	0
HR:	1











Batter	1	2	3	4	5	6	7	8	9	AB	R	H	RBI	BB	SO	LOB	TOP			
1 Eric Young Jr. S OBP: 0.342, SLG: 0.486										4	1	3	0	0	0	2	<b>Colorado Rockies @ Arizona Diamondbacks</b> Chase Field, Phoenix, AZ Sun Apr 28 2013, 1:12 PM - 3:43 PM MST Att: 24,855 - Roof Closed - 74 F <a href="http://livebaseballscorecards.com">livebaseballscorecards.com</a>			
Dexter Fowler S OBP: 0.396, SLG: 0.602										4	1	1	1	0	2	2				
2 Troy Tulowitzki R OBP: 0.394, SLG: 0.603 18 Jonathan Herrera S OBP: 0.333, SLG: 0.423										1	0	0	0	0	0	1				
20 Wilin Rosario, R OBP: 0.346, SLG: 0.592										4	0	1	0	0	2	0				
3 Michael Cuddyer R OBP: 0.402, SLG: 0.598										4	0	2	0	0	0	0				
15 Jordan Pacheco, R OBP: 0.407, SLG: 0.400										4	0	2	0	0	0	1				
28 Nolan Arenado, R OBP: 0.407, SLG: 0.400										3	0	0	0	1	0	1				
14 Josh Rutledge, R OBP: 0.266, SLG: 0.329										4	0	0	0	0	1	3				
27 Jon Garland, R OBP: 0.111, SLG: 0.111 8 Yovit Torrealba, R OBP: 0.469, SLG: 0.360 88 Josh Outman, L OBP: 0.369, SLG: 0.511										2	0	0	0	0	0	0				
5 Carlos González, L OBP: 0.369, SLG: 0.511										1	0	0	0	0	1	2				
<b>Inning Stats</b>	R: 0 E: 0 K: 1 S: 13	H: 3 LOB: 2 BB: 0 P: 21	R: 0 E: 0 K: 1 S: 6	H: 0 LOB: 0 BB: 0 P: 10	R: 0 E: 0 K: 0 S: 6	H: 1 LOB: 0 BB: 0 P: 10	R: 0 E: 0 K: 2 S: 13	H: 1 LOB: 1 BB: 0 P: 20	R: 0 E: 0 K: 0 S: 9	H: 0 LOB: 0 BB: 0 P: 12	R: 2 E: 0 K: 1 S: 9	H: 2 LOB: 0 BB: 0 P: 12	R: 0 E: 0 K: 0 S: 8	H: 0 LOB: 0 BB: 0 P: 14	R: 0 E: 0 K: 1 S: 8	H: 1 LOB: 2 BB: 1 P: 17	1B: 6 2B: 4 3B: 0 HR: 0	SF: 0 SAC: 0 DP: 0 HBP: 0	WP: 1 PB: 0 SB: 0 CS: 1	PA: 36
<b>PITCHER</b>	IP WLS BF H R ER SO BB IBB HBP BLK WP HR S P ERA WHIP																			
46 Patrick Corbin, L ERA: 1.91	(1, 1) 6.2 W 27 9 2 2 5 0 0 0 0 0 1 0 62 96 2.70 1.350																			
45 Matt Reynolds, L ERA: 4.5	(7, 1) 0.1 H 1 0 0 0 0 0 0 0 0 0 0 2 3 0.00 0.000																			
21 Heath Bell, R ERA: 4.5	(8, 1) 1.0 H 3 0 0 0 1 0 0 0 0 0 0 8 12 0.00 0.000																			
40 J.J. Putz, R ERA: 3.75	(9, 1) 1.0 S 5 1 0 0 1 1 0 0 0 0 0 0 9 17 0.00 2.000																			
Batter	1	2	3	4	5	6	7	8	9	AB	R	H	RBI	BB	SO	LOB	BOTTOM			
8 Gerardo Parra, L OBP: 0.384, SLG: 0.480										4	2	2	0	0	0	0	<b>Colorado Rockies @ Arizona Diamondbacks</b> Chase Field, Phoenix, AZ Sun Apr 28 2013, 1:12 PM - 3:43 PM MST Att: 24,855 - Roof Closed - 74 F <a href="http://livebaseballscorecards.com">livebaseballscorecards.com</a>			
7 Cody Ross, R OBP: 0.298, SLG: 0.370										4	0	1	1	0	0	2				
13 Jason Kubel, L OBP: 0.343, SLG: 0.545 11 AJ Pollock, R OBP: 0.272, SLG: 0.494										3	0	0	0	0	2	1				
44 Paul Goldschmidt, R OBP: 0.396, SLG: 0.526										4	1	1	0	0	1	0				
26 Miguel Montero, L OBP: 0.310, SLG: 0.268										2	0	1	0	1	0	1				
12 Eric Chavez, L OBP: 0.304, SLG: 0.431										3	0	1	0	0	0	2				
10 Josh Wilson, R OBP: 0.286, SLG: 0.346										3	0	1	1	0	1	2				
4 Cliff Pennington, S OBP: 0.267, SLG: 0.224										2	1	1	0	1	0	0				
46 Patrick Corbin, L OBP: 0.111, SLG: 0.222 45 Matt Reynolds, L OBP: 0.302, SLG: 0.289 21 Heath Bell, R OBP: 0.302, SLG: 0.289 40 J.J. Putz, R OBP: 0.302, SLG: 0.289										1	0	0	0	0	0	2				
17 Alfredo Marte, R OBP: 0.302, SLG: 0.289 21 Heath Bell, R OBP: 0.302, SLG: 0.289 40 J.J. Putz, R OBP: 0.302, SLG: 0.289										0	0	0	0	0	0	0				
10 Josh Wilson, R OBP: 0.286, SLG: 0.346										0	0	0	0	0	0	0				
4 Cliff Pennington, S OBP: 0.267, SLG: 0.224										0	0	0	0	0	0	0				
46 Patrick Corbin, L OBP: 0.111, SLG: 0.222 45 Matt Reynolds, L OBP: 0.302, SLG: 0.289 21 Heath Bell, R OBP: 0.302, SLG: 0.289 40 J.J. Putz, R OBP: 0.302, SLG: 0.289										1	0	0	0	0	0	0				
17 Alfredo Marte, R OBP: 0.302, SLG: 0.289 21 Heath Bell, R OBP: 0.302, SLG: 0.289 40 J.J. Putz, R OBP: 0.302, SLG: 0.289										0	0	0	0	0	0	0				
10 Josh Wilson, R OBP: 0.286, SLG: 0.346										0	0	0	0	0	0	0				
4 Cliff Pennington, S OBP: 0.267, SLG: 0.224										0	0	0	0	0	0	0				
46 Patrick Corbin, L OBP: 0.111, SLG: 0.222 45 Matt Reynolds, L OBP: 0.302, SLG: 0.289 21 Heath Bell, R OBP: 0.302, SLG: 0.289 40 J.J. Putz, R OBP: 0.302, SLG: 0.289										1	0	0	0	0	0	0				
17 Alfredo Marte, R OBP: 0.302, SLG: 0.289 21 Heath Bell, R OBP: 0.302, SLG: 0.289 40 J.J. Putz, R OBP: 0.302, SLG: 0.289										0	0	0	0	0	0	0				
10 Josh Wilson, R OBP: 0.286, SLG: 0.346										0	0	0	0	0	0	0				
4 Cliff Pennington, S OBP: 0.267, SLG: 0.224										0	0	0	0	0	0	0				
46 Patrick Corbin, L OBP: 0.111, SLG: 0.222 45 Matt Reynolds, L OBP: 0.302, SLG: 0.289 21 Heath Bell, R OBP: 0.302, SLG: 0.289 40 J.J. Putz, R OBP: 0.302, SLG: 0.289										1	0	0	0	0	0	0				
17 Alfredo Marte, R OBP: 0.302, SLG: 0.289 21 Heath Bell, R OBP: 0.302, SLG: 0.289 40 J.J. Putz, R OBP: 0.302, SLG: 0.289										0	0	0	0	0	0	0				
10 Josh Wilson, R OBP: 0.286, SLG: 0.346										0	0	0	0	0	0	0				
4 Cliff Pennington, S OBP: 0.267, SLG: 0.224										0	0	0	0	0	0	0				
46 Patrick Corbin, L OBP: 0.111, SLG: 0.222 45 Matt Reynolds, L OBP: 0.302, SLG: 0.289 21 Heath Bell, R OBP: 0.302, SLG: 0.289 40 J.J. Putz, R OBP: 0.302, SLG: 0.289										1	0	0	0	0	0	0				
17 Alfredo Marte, R OBP: 0.302, SLG: 0.289 21 Heath Bell, R OBP: 0.302, SLG: 0.289 40 J.J. Putz, R OBP: 0.302, SLG: 0.289										0	0	0	0	0	0	0				
10 Josh Wilson, R OBP: 0.286, SLG: 0.346										0	0	0	0	0	0	0				
4 Cliff Pennington, S OBP: 0.267, SLG: 0.224										0	0	0	0	0	0	0				
46 Patrick Corbin, L OBP: 0.111, SLG: 0.222 45 Matt Reynolds, L OBP: 0.302, SLG: 0.289 21 Heath Bell, R OBP: 0.302, SLG: 0.289 40 J.J. Putz, R OBP: 0.302, SLG: 0.289										1	0	0	0	0	0	0				
17 Alfredo Marte, R OBP: 0.302, SLG: 0.289 21 Heath Bell, R OBP: 0.302, SLG: 0.289 40 J.J. Putz, R OBP: 0.302, SLG: 0.289										0	0	0	0	0	0	0				
10 Josh Wilson, R OBP: 0.286, SLG: 0.346										0	0	0	0	0	0	0				
4 Cliff Pennington, S OBP: 0.267, SLG: 0.224										0	0	0	0	0	0	0				
46 Patrick Corbin, L OBP: 0.111, SLG: 0.222 45 Matt Reynolds, L OBP: 0.302, SLG: 0.289 21 Heath Bell, R OBP: 0.302, SLG: 0.289 40 J.J. Putz, R OBP: 0.302, SLG: 0.289										1	0	0	0	0	0	0				
17 Alfredo Marte, R OBP: 0.302, SLG: 0.289 21 Heath Bell, R OBP: 0.302, SLG: 0.289 40 J.J. Putz, R OBP: 0.302, SLG: 0.289										0	0	0	0	0	0	0				
10 Josh Wilson, R OBP: 0.286, SLG: 0.346										0	0	0	0	0	0	0				
4 Cliff Pennington, S OBP: 0.267, SLG: 0.224										0	0	0	0	0	0	0				
46 Patrick Corbin, L OBP: 0.111, SLG: 0.222 45 Matt Reynolds, L OBP: 0.302, SLG: 0.289 21 Heath Bell, R OBP: 0.302, SLG: 0.289 40 J.J. Putz, R OBP: 0.302, SLG: 0.289										1	0	0	0	0	0	0				
17 Alfredo Marte, R OBP: 0.302, SLG: 0.289 21 Heath Bell, R OBP: 0.302, SLG: 0.289 40 J.J. Putz, R OBP: 0.302, SLG: 0.289										0	0	0	0	0	0	0				
10 Josh Wilson, R OBP: 0.286, SLG: 0.346										0	0	0	0	0	0	0				
4 Cliff Pennington, S OBP: 0.267, SLG: 0.224										0	0	0	0	0	0	0				
46 Patrick Corbin, L OBP: 0.111, SLG: 0.222 45 Matt Reynolds, L OBP: 0.302, SLG: 0.289 21 Heath Bell, R OBP: 0.302, SLG: 0.289 40 J.J. Putz, R OBP: 0.302, SLG: 0.289										1	0	0	0	0	0	0				
17 Alfredo Marte, R OBP: 0.302, SLG: 0.289 21 Heath Bell, R OBP: 0.302, SLG: 0.289 40 J.J. Putz, R OBP: 0.302, SLG: 0.289										0	0	0	0	0	0	0				
10 Josh Wilson, R OBP: 0.286, SLG: 0.346										0	0	0	0	0	0	0				
4 Cliff Pennington, S OBP: 0.267, SLG: 0.224										0	0	0	0	0	0	0				
46 Patrick Corbin, L OBP: 0.111, SLG: 0.222 45 Matt Reynolds, L OBP: 0.302, SLG: 0.289 21 Heath Bell, R OBP: 0.302, SLG: 0.289 40 J.J. Putz, R OBP: 0.302, SLG: 0.289										1	0	0	0	0	0	0				
17 Alfredo Marte, R OBP: 0.302, SLG: 0.289 21 Heath Bell, R OBP: 0.302, SLG: 0.289 40 J.J. Putz, R OBP: 0.302, SLG: 0.289										0	0	0	0	0	0	0				
10 Josh Wilson, R OBP: 0.286, SLG: 0.346										0	0	0	0	0	0	0				
4 Cliff Pennington, S OBP: 0.267, SLG: 0.224										0	0	0	0	0	0	0				
46 Patrick Corbin, L OBP: 0.111, SLG: 0.222 45 Matt Reynolds, L OBP: 0.302, SLG: 0.289 21 Heath Bell, R OBP: 0.302, SLG: 0.289 40 J.J. Putz, R OBP: 0.302, SLG: 0.289										1	0	0	0	0	0	0				
17 Alfredo Marte, R OBP: 0.302, SLG: 0.289 21 Heath Bell, R OBP: 0.302, SLG: 0.289 40 J.J. Putz, R OBP: 0.302, SLG: 0.289										0	0	0	0	0	0	0				
10 Josh Wilson, R OBP: 0.286, SLG: 0.346																				







Batter	1	2	3	4	5	6	7	8	9	AB	R	H	RBI	BB	SO	LOB	TOP								
Dexter Fowler, S OBP: 0.411, SLG: 0.621			G1-3							4	1	1	0	0	2	2	<b>Colorado Rockies @ Los Angeles Dodgers</b> Dodger Stadium, Los Angeles, CA Tue Apr 30 2013, 7:13 PM - 10:14 PM PDT Att: 47,602 - Cloudy - 63 F								
14 Josh Rutledge, R OBP: 0.279, SLG: 0.330					G6-3	G5-3				4	0	1	0	0	1										
5 Carlos González, L OBP: 0.389, SLG: 0.551										2	1	1	1	2	0	1									
3 Michael Cuddyer, R OBP: 0.383, SLG: 0.563										4	0	1	1	0	2	1									
15 Jordan Pacheco, R OBP: 0.391, SLG: 0.390										4	0	0	0	0	3	3									
28 Nolan Arenado, R OBP: 0.286, SLG: 0.462										4	0	0	0	0	0	0									
8 Yorvit Torrealba, R OBP: 0.444, SLG: 0.321										3	0	0	0	1	1	0									
18 Jonathan Herrera, S OBP: 0.286, SLG: 0.353										2	0	0	0	0	2	0									
61 Edgmer Escalona, R OBP: 0.325, SLG: 0.250										0	0	0	0	0	0	0									
12 Ryan Wheeler, L OBP: 0.125, SLG: 0.050										1	0	0	0	0	0	1									
34 Matt Belisle, R OBP: 0.125, SLG: 0.050										0	0	0	0	0	0	0									
49 Rex Brothers, L OBP: 0.125, SLG: 0.050										0	0	0	0	0	0	0									
29 Jorge De La Rosa, L OBP: 0.316, SLG: 0.314										1	0	0	0	0	1	0									
16 Reid Brignac, L OBP: 0.316, SLG: 0.314										2	0	1	0	0	1	0									
<b>Inning Stats</b>	R: 1 H: 1 E: 0 K: 3 S: 14	H: 1 LOB: 0 BB: 0 P: 20	R: 0 H: 0 E: 0 K: 1 S: 9	H: 0 LOB: 0 BB: 0 P: 15	R: 0 H: 0 E: 0 K: 2 S: 11	H: 0 LOB: 0 BB: 0 P: 12	R: 0 H: 0 E: 0 K: 2 S: 10	H: 0 LOB: 0 BB: 1 P: 15	R: 0 H: 0 E: 0 K: 2 S: 12	H: 0 LOB: 0 BB: 0 P: 16	R: 1 H: 2 E: 0 K: 2 S: 18	H: 2 LOB: 2 BB: 1 P: 27	R: 0 H: 1 E: 0 K: 1 S: 11	H: 1 LOB: 2 BB: 1 P: 18	R: 0 H: 1 E: 0 K: 0 S: 5	H: 0 LOB: 0 BB: 0 P: 9	R: 0 H: 0 E: 0 K: 0 S: 10	H: 0 LOB: 0 BB: 0 P: 14	1B: 3 2B: 1 3B: 0 HR: 1	SF: 0 SAC: 0 DP: 1 HBP: 0	WP: 0 PB: 0 SB: 1 CS: 0	PA: 34			
<b>PITCHER</b>	IP WLS BF H R ER SO BB IBB HBP BLK WP HR S P ERA WHIP	IP WLS BF H R ER SO BB IBB HBP BLK WP HR S P ERA WHIP	IP WLS BF H R ER SO BB IBB HBP BLK WP HR S P ERA WHIP	IP WLS BF H R ER SO BB IBB HBP BLK WP HR S P ERA WHIP	IP WLS BF H R ER SO BB IBB HBP BLK WP HR S P ERA WHIP	IP WLS BF H R ER SO BB IBB HBP BLK WP HR S P ERA WHIP	IP WLS BF H R ER SO BB IBB HBP BLK WP HR S P ERA WHIP	IP WLS BF H R ER SO BB IBB HBP BLK WP HR S P ERA WHIP	IP WLS BF H R ER SO BB IBB HBP BLK WP HR S P ERA WHIP	IP WLS BF H R ER SO BB IBB HBP BLK WP HR S P ERA WHIP	IP WLS BF H R ER SO BB IBB HBP BLK WP HR S P ERA WHIP	IP WLS BF H R ER SO BB IBB HBP BLK WP HR S P ERA WHIP	IP WLS BF H R ER SO BB IBB HBP BLK WP HR S P ERA WHIP	IP WLS BF H R ER SO BB IBB HBP BLK WP HR S P ERA WHIP	IP WLS BF H R ER SO BB IBB HBP BLK WP HR S P ERA WHIP	IP WLS BF H R ER SO BB IBB HBP BLK WP HR S P ERA WHIP	IP WLS BF H R ER SO BB IBB HBP BLK WP HR S P ERA WHIP	IP WLS BF H R ER SO BB IBB HBP BLK WP HR S P ERA WHIP	IP WLS BF H R ER SO BB IBB HBP BLK WP HR S P ERA WHIP	IP WLS BF H R ER SO BB IBB HBP BLK WP HR S P ERA WHIP	IP WLS BF H R ER SO BB IBB HBP BLK WP HR S P ERA WHIP	IP WLS BF H R ER SO BB IBB HBP BLK WP HR S P ERA WHIP	IP WLS BF H R ER SO BB IBB HBP BLK WP HR S P ERA WHIP	IP WLS BF H R ER SO BB IBB HBP BLK WP HR S P ERA WHIP	IP WLS BF H R ER SO BB IBB HBP BLK WP HR S P ERA WHIP

Batter	1	2	3	4	5	6	7	8	9	AB	R	H	RBI	BB	SO	LOB	BOTTOM								
6 Jerry Hairston, R OBP: 0.244, SLG: 0.326			P6							5	2	3	1	0	0	2	<b>Colorado Rockies @ Los Angeles Dodgers</b> Dodger Stadium, Los Angeles, CA Tue Apr 30 2013, 7:13 PM - 10:14 PM PDT Att: 47,602 - Cloudy - 63 F								
7 Nick Punto, S OBP: 0.488, SLG: 0.429										5	1	2	1	0	0	1									
27 Matt Kemp, R OBP: 0.318, SLG: 0.344										5	0	2	1	0	1	2									
23 Adrián González, L OBP: 0.398, SLG: 0.473										3	0	1	1	0	1	1									
13 Hanley Ramirez, R OBP: 0.400, SLG: 1.200										4	1	2	1	0	1	1									
16 Andre Ethier, L OBP: 0.333, SLG: 0.400										3	1	1	0	1	0	3									
17 A.J. Ellis, R OBP: 0.372, SLG: 0.361										3	0	0	0	1	2	2									
5 Juan Uribe, R OBP: 0.419, SLG: 0.406										3	1	1	0	1	1	1									
74 Kenley Jansen, S OBP: 0.119, SLG: 0.089										0	0	0	0	0	0	0									
99 Hyun Jin Ryu, R OBP: 0.333, SLG: 0.417										3	0	1	1	0	1	2									
51 Ronald Belisario, R OBP: 0.119, SLG: 0.089										0	0	0	0	0	0	0									
47 Luis Alfonso Cruz, R OBP: 0.119, SLG: 0.089										1	0	0	0	0	0	0									
<b>Inning Stats</b>	R: 2 H: 3 E: 0 K: 0 S: 14	H: 3 LOB: 1 BB: 0 P: 16	R: 2 H: 3 E: 0 K: 0 S: 17	H: 3 LOB: 1 BB: 1 P: 27	R: 2 H: 3 E: 0 K: 1 S: 16	H: 3 LOB: 2 BB: 1 P: 28	R: 0 H: 2 E: 0 K: 0 S: 14	H: 2 LOB: 0 BB: 0 P: 22	R: 0 H: 0 E: 0 K: 3 S: 11	H: 0 LOB: 0 BB: 0 P: 17	R: 0 H: 1 E: 0 K: 0 S: 9	H: 1 LOB: 1 BB: 0 P: 13	R: 0 H: 0 E: 0 K: 2 S: 11	H: 0 LOB: 1 BB: 1 P: 15	R: 0 H: 1 E: 0 K: 1 S: 14	H: 1 LOB: 1 BB: 0 P: 17	1B: 10 2B: 2 3B: 0 HR: 1	SF: 1 SAC: 0 DP: 1 HBP: 0	WP: 0 PB: 0 SB: 0 CS: 0	PA: 39					
<b>PITCHER</b>	IP WLS BF H R ER SO BB IBB HBP BLK WP HR S P ERA WHIP	IP WLS BF H R ER SO BB IBB HBP BLK WP HR S P ERA WHIP	IP WLS BF H R ER SO BB IBB HBP BLK WP HR S P ERA WHIP	IP WLS BF H R ER SO BB IBB HBP BLK WP HR S P ERA WHIP	IP WLS BF H R ER SO BB IBB HBP BLK WP HR S P ERA WHIP	IP WLS BF H R ER SO BB IBB HBP BLK WP HR S P ERA WHIP	IP WLS BF H R ER SO BB IBB HBP BLK WP HR S P ERA WHIP	IP WLS BF H R ER SO BB IBB HBP BLK WP HR S P ERA WHIP	IP WLS BF H R ER SO BB IBB HBP BLK WP HR S P ERA WHIP	IP WLS BF H R ER SO BB IBB HBP BLK WP HR S P ERA WHIP	IP WLS BF H R ER SO BB IBB HBP BLK WP HR S P ERA WHIP	IP WLS BF H R ER SO BB IBB HBP BLK WP HR S P ERA WHIP	IP WLS BF H R ER SO BB IBB HBP BLK WP HR S P ERA WHIP	IP WLS BF H R ER SO BB IBB HBP BLK WP HR S P ERA WHIP	IP WLS BF H R ER SO BB IBB HBP BLK WP HR S P ERA WHIP	IP WLS BF H R ER SO BB IBB HBP BLK WP HR S P ERA WHIP	IP WLS BF H R ER SO BB IBB HBP BLK WP HR S P ERA WHIP	IP WLS BF H R ER SO BB IBB HBP BLK WP HR S P ERA WHIP	IP WLS BF H R ER SO BB IBB HBP BLK WP HR S P ERA WHIP	IP WLS BF H R ER SO BB IBB HBP BLK WP HR S P ERA WHIP	IP WLS BF H R ER SO BB IBB HBP BLK WP HR S P ERA WHIP	IP WLS BF H R ER SO BB IBB HBP BLK WP HR S P ERA WHIP	IP WLS BF H R ER SO BB IBB HBP BLK WP HR S P ERA WHIP	IP WLS BF H R ER SO BB IBB HBP BLK WP HR S P ERA WHIP	IP WLS BF H R ER SO BB IBB HBP BLK WP HR S P ERA WHIP













Batter	1	2	3	4	5	6	7	8	9	AB	R	H	RBI	BB	SO	LOB	TOP				
8 Desmond Jennings, R (1.8) OBP: 0.301, SLG: 0.413 30 Luke Scott, L (9, PH) OBP: 0.500, SLG: 0.750										4	0	2	0	0	1	0	<b>Tampa Bay Rays @ Colorado Rockies</b> Coors Field, Denver, CO Sat May 04 2013, 6:12 PM - 9:16 PM MDT Att: 29,099 - Cloudy - 54 F				
20 Matt Joyce, L (1.9) OBP: 0.291, SLG: 0.451										4	0	0	0	1	0	4					
18 Ben Zobrist, S (1.4) OBP: 0.333, SLG: 0.414										4	1	0	0	1	0	4					
3 Evan Longoria, R (1.5) OBP: 0.377, SLG: 0.541										4	1	2	0	0	1	1					
21 James Loney, L (1.3) OBP: 0.430, SLG: 0.532										4	1	3	1	0	0	2					
2 Kelly Johnson, L (1.7) OBP: 0.322, SLG: 0.423										4	0	1	2	0	1	2					
11 Yunel Escobar, R (1.6) OBP: 0.237, SLG: 0.279 19 Ryan Roberts, R (2, PR) OBP: 0.264, SLG: 0.353										0	0	0	0	0	0	0					
28 José Molina, R (1.2) OBP: 0.250, SLG: 0.286										4	0	0	0	0	0	1					
14 David Price, L (1.1) 47 Brandon Gomes, R (7, 1) 27 Cesár Ramos, L (8, 1) 5 Sam Fuld, L (9, PH) OBP: 0.261, SLG: 0.190										3	0	0	0	0	0	1					
<b>Inning Stats</b>	R: 0 E: 0 K: 0 S: 10	H: 2 LOB: 2 BB: 0 P: 18	R: 0 E: 0 K: 0 S: 9	H: 0 LOB: 1 BB: 0 P: 12	R: 3 E: 0 K: 1 S: 19	H: 3 LOB: 1 BB: 1 P: 32	R: 0 E: 0 K: 0 S: 13	H: 1 LOB: 0 BB: 0 P: 19	R: 0 E: 0 K: 1 S: 10	H: 1 LOB: 1 BB: 0 P: 12	R: 0 E: 0 K: 0 S: 10	H: 0 LOB: 0 BB: 0 P: 13	R: 0 E: 0 K: 2 S: 8	H: 0 LOB: 1 BB: 1 P: 16	R: 0 E: 0 K: 0 S: 6	H: 1 LOB: 2 BB: 1 P: 9		R: 0 E: 0 K: 0 S: 10	H: 1 LOB: 2 BB: 1 P: 17	1B: 7 2B: 2 3B: 0 HR: 0	SF: 0 SAC: 0 DP: 1 HBP: 1
<b>PITCHER</b>	IP WLS BF H R ER SO BB IBB HBP BLK WP HR S P ERA WHIP	5.0 W 24 7 3 3 2 1 0 0 1 0 0 0 61 93 5.40 1.600	2.0 H 7 0 0 0 2 1 0 0 1 0 0 0 18 29 0.00 0.500	2.0 8 2 0 0 0 1 0 0 0 0 0 0 16 26 0.00 1.500	<b>PITCHER</b>										IP WLS BF H R ER SO BB IBB HBP BLK WP HR S P ERA WHIP						

Batter	1	2	3	4	5	6	7	8	9	AB	R	H	RBI	BB	SO	LOB	BOTTOM		
1 Eric Young Jr., S (1.8) OBP: 0.341, SLG: 0.464										5	2	3	0	0	0	1	<b>Tampa Bay Rays @ Colorado Rockies</b> Coors Field, Denver, CO Sat May 04 2013, 6:12 PM - 9:16 PM MDT Att: 29,099 - Cloudy - 54 F		
14 Josh Rutledge, R (1.4) OBP: 0.303, SLG: 0.380										5	0	1	0	0	2	3			
5 Carlos González, L (1.7) OBP: 0.406, SLG: 0.582										4	3	2	1	1	1	3			
2 Troy Tulowitzki, R (1.6) OBP: 0.433, SLG: 0.635 59 Wilton Lopez, R (8, 1)										3	1	3	3	0	0	0			
3 Michael Cuddyer, R (1.9) OBP: 0.380, SLG: 0.570										3	1	0	0	1	1	4			
20 Wilin Rosario, R (1.2) OBP: 0.340, SLG: 0.581										3	1	0	0	1	0	5			
28 Nolan Arenado, R (1.5) OBP: 0.357, SLG: 0.615										4	1	1	4	0	0	2			
15 Jordan Pacheco, R (1.3) OBP: 0.356, SLG: 0.368										4	0	1	0	0	0	0			
27 Jon Garland, R (1.1) ERA: 5.24 61 Edgmer Escalona, R (6, 1) ERA: 5.56 18 Jonathan Herrera, S (8, 6) OBP: 0.293, SLG: 0.333										2	0	0	0	0	1	1			
<b>Inning Stats</b>	R: 1 E: 0 K: 2 S: 11	H: 3 LOB: 2 BB: 0 P: 15	R: 0 E: 0 K: 0 S: 5	H: 0 LOB: 0 BB: 0 P: 5	R: 2 E: 0 K: 1 S: 14	H: 2 LOB: 2 BB: 2 P: 28	R: 0 E: 0 K: 1 S: 8	H: 1 LOB: 1 BB: 0 P: 12	R: 1 E: 0 K: 0 S: 6	H: 1 LOB: 0 BB: 0 P: 9	R: 0 E: 0 K: 0 S: 6	H: 0 LOB: 0 BB: 0 P: 7	R: 5 E: 2 K: 1 S: 22	H: 3 LOB: 0 BB: 1 P: 35	R: 0 E: 0 K: 0 S: 6	H: 1 LOB: 1 BB: 0 P: 8		1B: 7 2B: 2 3B: 0 HR: 2	SF: 0 SAC: 0 DP: 1 HBP: 1
<b>PITCHER</b>	IP WLS BF H R ER SO BB IBB HBP BLK WP HR S P ERA WHIP	6.2 L 34 10 9 4 0 3 0 0 0 0 0 0 68 104 5.40 1.950	0.1 1 0 0 0 0 0 0 0 0 0 0 0 4 7 0.00 0.000	1.0 4 1 0 0 0 0 0 0 0 0 0 0 6 8 0.00 1.000	<b>PITCHER</b>										IP WLS BF H R ER SO BB IBB HBP BLK WP HR S P ERA WHIP				



Batter	1	2	3	4	5	6	7	8	9	AB	R	H	RBI	BB	SO	LOB	TOP					
8 Desmond Jennings, R OBP: 0.305, SLG: 0.412										5	1	2	0	0	0	1						
20 Matt Joyce, L OBP: 0.287, SLG: 0.435											3	2	0	0	2	1	2					
3 Evan Longoria, R OBP: 0.370, SLG: 0.522												4	1	0	0	1	1	5				
21 James Loney, L OBP: 0.444, SLG: 0.542												4	3	3	1	0	1	0				
2 Kelly Johnson, L OBP: 0.330, SLG: 0.427												4	1	2	2	0	1	2				
19 Ryan Roberts, R OBP: 0.276, SLG: 0.375												4	0	2	2	0	1	3				
59 Jose Lobaton, S OBP: 0.298, SLG: 0.444												4	0	1	2	0	0	2				
1 Sean Rodriguez, R OBP: 0.333, SLG: 0.400												3	0	0	0	1	0	2				
53 Alex Cobb, R												3	0	0	0	0	0	2				
57 Jake McGee, L												0	0	0	0	0	0	0				
62 Joel Peralta, R												0	0	0	0	0	0	0				
30 Luke Scott, L OBP: 0.545, SLG: 0.778												1	0	1	0	0	0	0				
35 Jamey Wright, R												0	0	0	0	0	0	0				
<b>Inning Stats</b>	R: 3 E: 0 K: 1 S: 12	H: 3 LOB: 0 BB: 1 P: 23	R: 0 E: 1 K: 0 S: 7	H: 0 LOB: 0 BB: 1 P: 11	R: 0 E: 0 K: 0 S: 5	H: 1 LOB: 0 BB: 0 P: 5	R: 0 E: 0 K: 1 S: 8	H: 0 LOB: 1 BB: 0 P: 11	R: 0 E: 0 K: 0 S: 6	H: 3 LOB: 1 BB: 1 P: 8	R: 3 E: 0 K: 1 S: 12	H: 3 LOB: 1 BB: 1 P: 22	R: 0 E: 0 K: 0 S: 4	H: 0 LOB: 0 BB: 0 P: 6	R: 2 E: 0 K: 1 S: 11	H: 2 LOB: 1 BB: 1 P: 20	R: 0 E: 0 K: 1 S: 6	H: 1 LOB: 1 BB: 0 P: 9	1B: 10 2B: 1 3B: 0 HR: 0	SF: 0 SAC: 0 DP: 2 HBP: 0	WP: 1 PB: 2 SB: 0 CS: 1	PA: 40
<b>PITCHER</b>	IP WLS BF H R ER SO BB IBB HBP BLK WP HR S P ERA WHIP	IP WLS BF H R ER SO BB IBB HBP BLK WP HR S P ERA WHIP	IP WLS BF H R ER SO BB IBB HBP BLK WP HR S P ERA WHIP	IP WLS BF H R ER SO BB IBB HBP BLK WP HR S P ERA WHIP	IP WLS BF H R ER SO BB IBB HBP BLK WP HR S P ERA WHIP	IP WLS BF H R ER SO BB IBB HBP BLK WP HR S P ERA WHIP	IP WLS BF H R ER SO BB IBB HBP BLK WP HR S P ERA WHIP	IP WLS BF H R ER SO BB IBB HBP BLK WP HR S P ERA WHIP	IP WLS BF H R ER SO BB IBB HBP BLK WP HR S P ERA WHIP	IP WLS BF H R ER SO BB IBB HBP BLK WP HR S P ERA WHIP	IP WLS BF H R ER SO BB IBB HBP BLK WP HR S P ERA WHIP	IP WLS BF H R ER SO BB IBB HBP BLK WP HR S P ERA WHIP	IP WLS BF H R ER SO BB IBB HBP BLK WP HR S P ERA WHIP	IP WLS BF H R ER SO BB IBB HBP BLK WP HR S P ERA WHIP	IP WLS BF H R ER SO BB IBB HBP BLK WP HR S P ERA WHIP	IP WLS BF H R ER SO BB IBB HBP BLK WP HR S P ERA WHIP	IP WLS BF H R ER SO BB IBB HBP BLK WP HR S P ERA WHIP	IP WLS BF H R ER SO BB IBB HBP BLK WP HR S P ERA WHIP	IP WLS BF H R ER SO BB IBB HBP BLK WP HR S P ERA WHIP	IP WLS BF H R ER SO BB IBB HBP BLK WP HR S P ERA WHIP	IP WLS BF H R ER SO BB IBB HBP BLK WP HR S P ERA WHIP	IP WLS BF H R ER SO BB IBB HBP BLK WP HR S P ERA WHIP

**Tampa Bay Rays @ Colorado Rockies**  
 Coors Field, Denver, CO  
 Sun May 05 2013, 2:11 PM - 5:10 PM MDT  
 Att: 39,220 - Overcast - 55 F

AB	35
R	8
H	11
RBI	7
BB	4
SO	5
LOB	19



Batter	1	2	3	4	5	6	7	8	9	AB	R	H	RBI	BB	SO	LOB	BOTTOM					
Dexter Fowler, S OBP: 0.403, SLG: 0.581										5	0	0	0	0	3	0						
28 Nolan Arenado, R OBP: 0.364, SLG: 0.677										5	1	2	1	0	1	0						
5 Carlos González, L OBP: 0.409, SLG: 0.579										4	0	2	0	0	1	0						
2 Troy Tulowitzki, R OBP: 0.435, SLG: 0.663										4	1	2	1	0	1	3						
3 Michael Cuddyer, R OBP: 0.392, SLG: 0.604										4	1	3	1	0	0	0						
17 Todd Helton, L OBP: 0.327, SLG: 0.400										4	0	1	0	0	1	3						
20 Wilin Rosario, R OBP: 0.327, SLG: 0.557										4	0	0	0	0	1	4						
14 Josh Rutledge, R OBP: 0.301, SLG: 0.369										3	0	0	0	1	1	3						
45 Jhoulys Chacin, R OBP: 0.154, SLG: 0.167										2	0	0	0	0	3							
1 Eric Young Jr., S OBP: 0.337, SLG: 0.459										1	0	0	0	0	1	0						
88 Josh Outman, L										0	0	0	0	0	0	0						
16 Reid Brignac, L OBP: 0.317, SLG: 0.316										1	0	0	0	0	1	0						
<b>Inning Stats</b>	R: 0 E: 0 K: 2 S: 10	H: 1 LOB: 1 BB: 0 P: 15	R: 1 E: 1 K: 0 S: 13	H: 1 LOB: 0 BB: 0 P: 19	R: 0 E: 0 K: 1 S: 10	H: 0 LOB: 0 BB: 0 P: 13	R: 1 E: 0 K: 0 S: 15	H: 2 LOB: 2 BB: 1 P: 28	R: 0 E: 0 K: 0 S: 7	H: 2 LOB: 1 BB: 0 P: 8	R: 0 E: 0 K: 2 S: 10	H: 1 LOB: 0 BB: 0 P: 16	R: 1 E: 0 K: 2 S: 9	H: 1 LOB: 0 BB: 0 P: 13	R: 0 E: 0 K: 1 S: 13	H: 2 LOB: 2 BB: 0 P: 15	R: 0 E: 0 K: 3 S: 10	H: 0 LOB: 0 BB: 0 P: 17	1B: 7 2B: 0 3B: 0 HR: 3	SF: 0 SAC: 0 DP: 1 HBP: 0	WP: 0 PB: 0 SB: 1 CS: 0	PA: 38
<b>PITCHER</b>	IP WLS BF H R ER SO BB IBB HBP BLK WP HR S P ERA WHIP	IP WLS BF H R ER SO BB IBB HBP BLK WP HR S P ERA WHIP	IP WLS BF H R ER SO BB IBB HBP BLK WP HR S P ERA WHIP	IP WLS BF H R ER SO BB IBB HBP BLK WP HR S P ERA WHIP	IP WLS BF H R ER SO BB IBB HBP BLK WP HR S P ERA WHIP	IP WLS BF H R ER SO BB IBB HBP BLK WP HR S P ERA WHIP	IP WLS BF H R ER SO BB IBB HBP BLK WP HR S P ERA WHIP	IP WLS BF H R ER SO BB IBB HBP BLK WP HR S P ERA WHIP	IP WLS BF H R ER SO BB IBB HBP BLK WP HR S P ERA WHIP	IP WLS BF H R ER SO BB IBB HBP BLK WP HR S P ERA WHIP	IP WLS BF H R ER SO BB IBB HBP BLK WP HR S P ERA WHIP	IP WLS BF H R ER SO BB IBB HBP BLK WP HR S P ERA WHIP	IP WLS BF H R ER SO BB IBB HBP BLK WP HR S P ERA WHIP	IP WLS BF H R ER SO BB IBB HBP BLK WP HR S P ERA WHIP	IP WLS BF H R ER SO BB IBB HBP BLK WP HR S P ERA WHIP	IP WLS BF H R ER SO BB IBB HBP BLK WP HR S P ERA WHIP	IP WLS BF H R ER SO BB IBB HBP BLK WP HR S P ERA WHIP	IP WLS BF H R ER SO BB IBB HBP BLK WP HR S P ERA WHIP	IP WLS BF H R ER SO BB IBB HBP BLK WP HR S P ERA WHIP	IP WLS BF H R ER SO BB IBB HBP BLK WP HR S P ERA WHIP	IP WLS BF H R ER SO BB IBB HBP BLK WP HR S P ERA WHIP	IP WLS BF H R ER SO BB IBB HBP BLK WP HR S P ERA WHIP

**Tampa Bay Rays @ Colorado Rockies**  
 Coors Field, Denver, CO  
 Sun May 05 2013, 2:11 PM - 5:10 PM MDT  
 Att: 39,220 - Overcast - 55 F

AB	37
R	3
H	10
RBI	3
BB	1
SO	11
LOB	16







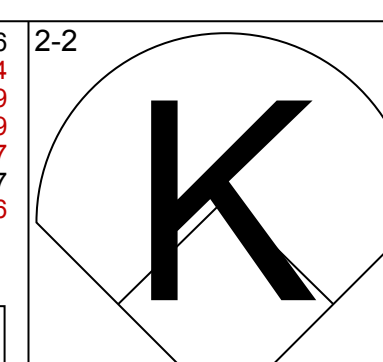
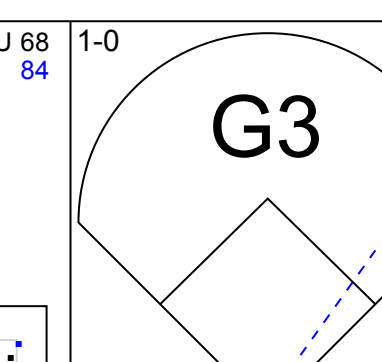
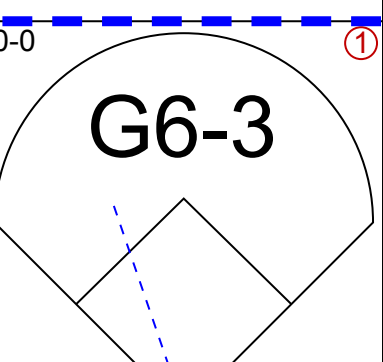
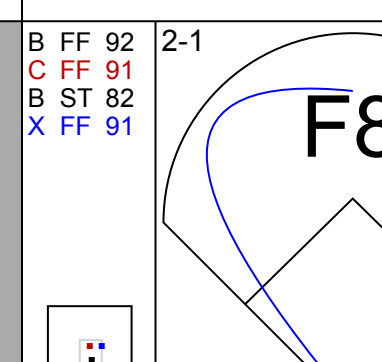
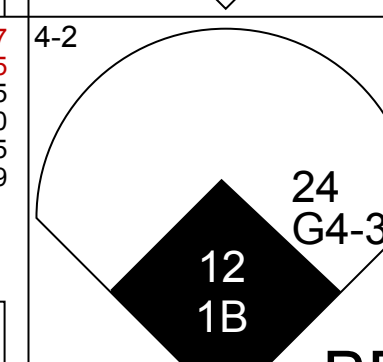
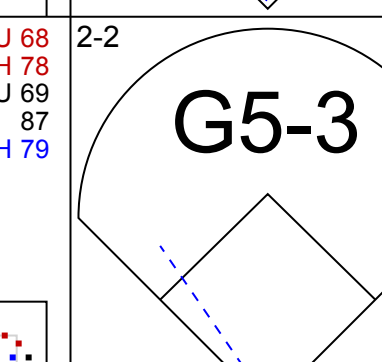
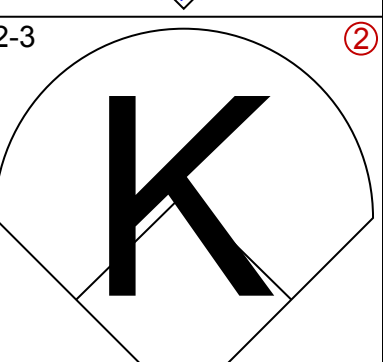
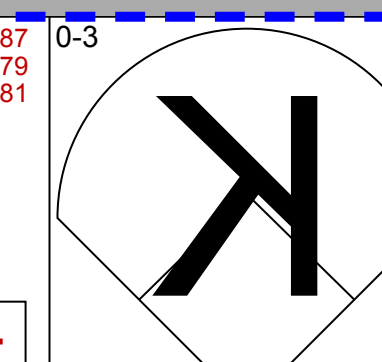
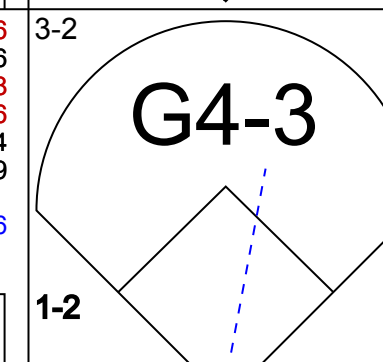
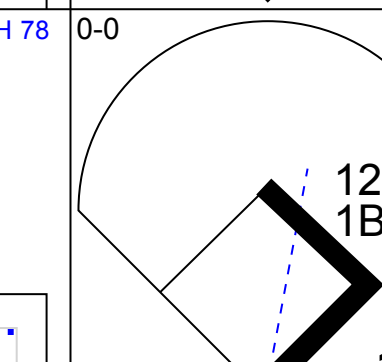
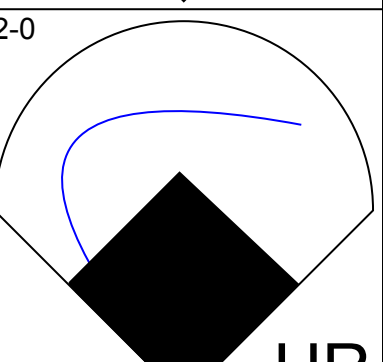
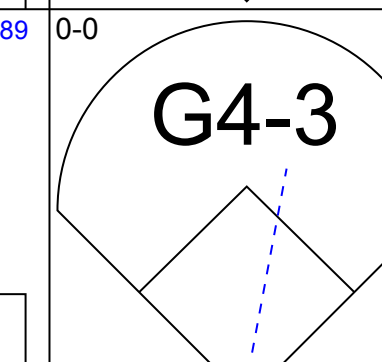
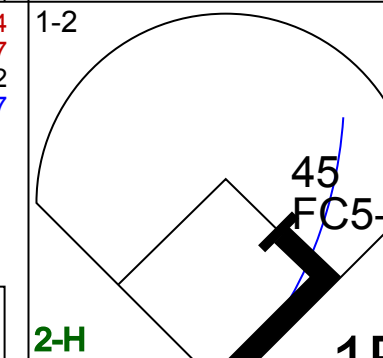
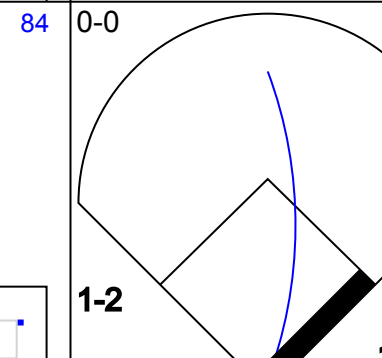
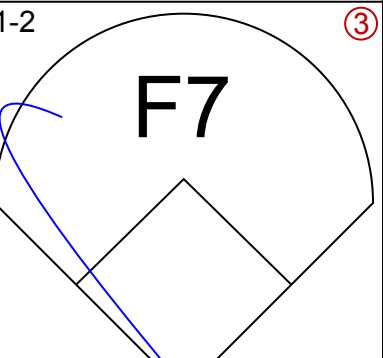
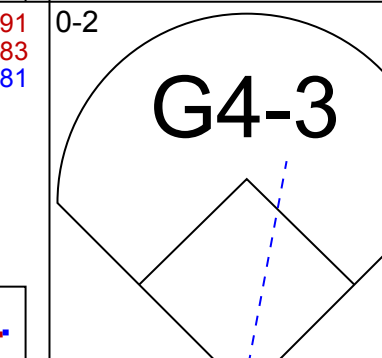
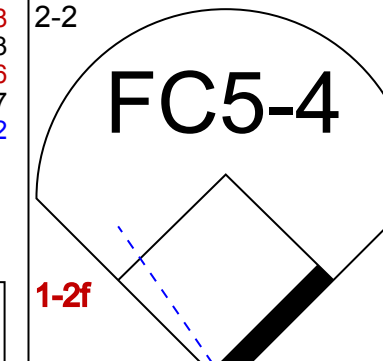
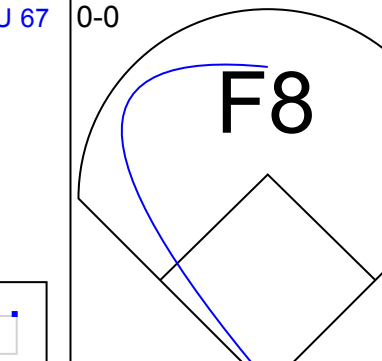
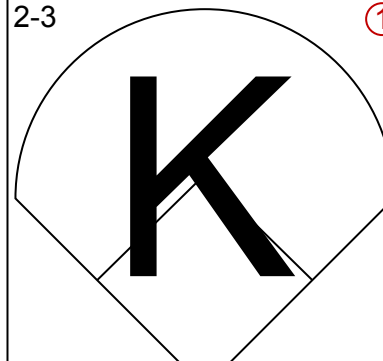
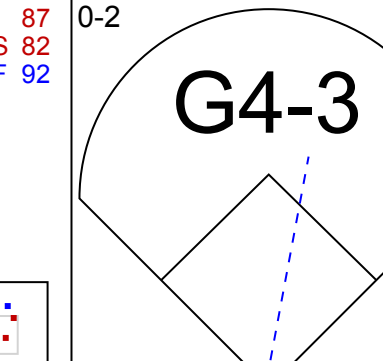
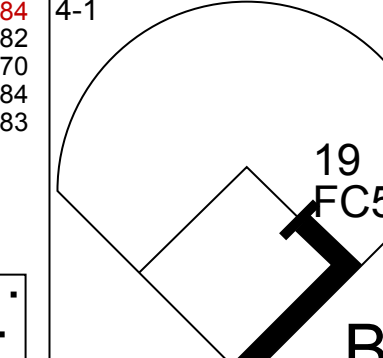
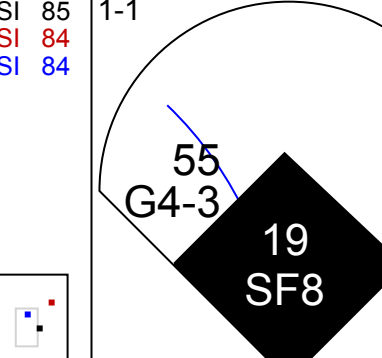
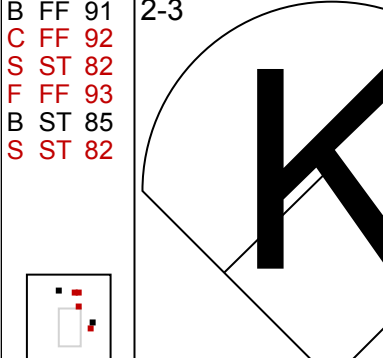
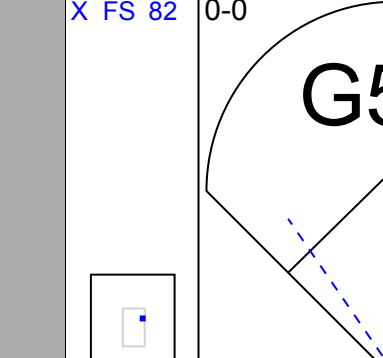
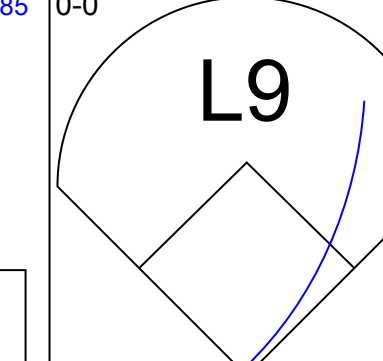
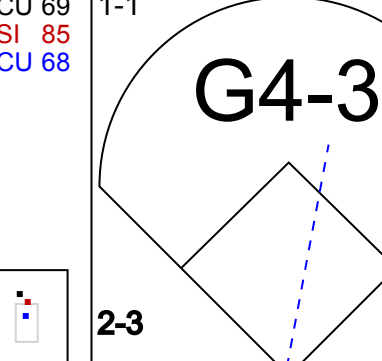
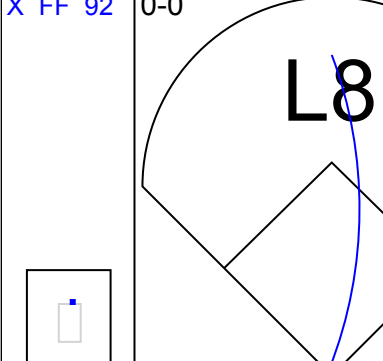
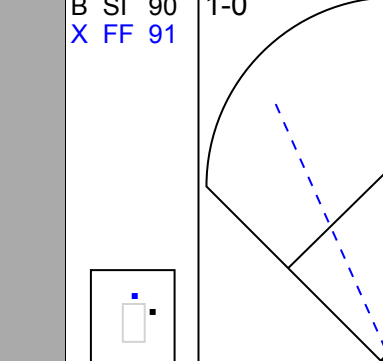
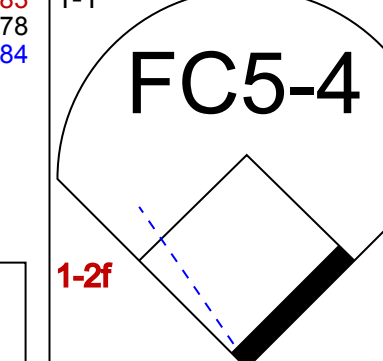
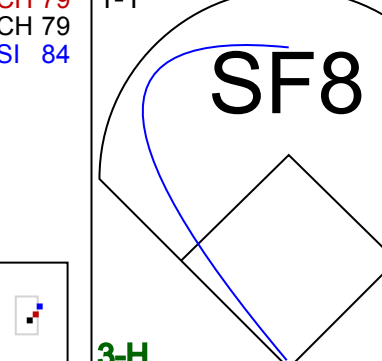
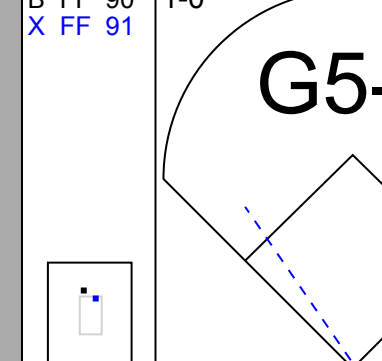
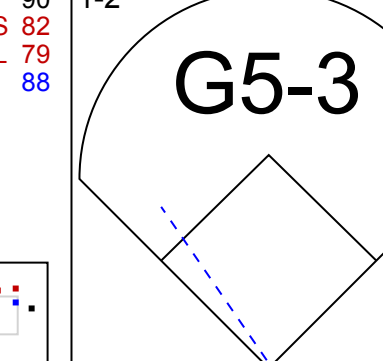
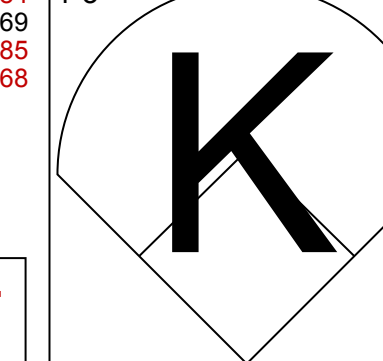
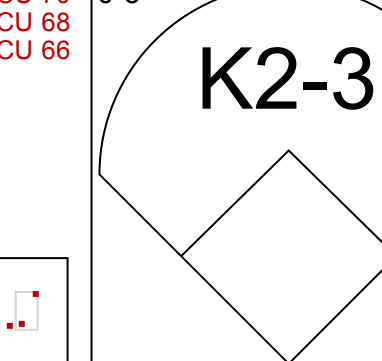
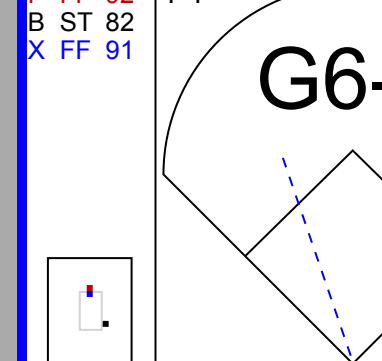


Batter	1	2	3	4	5	6	7	8	9	AB	R	H	RBI	BB	SO	LOB	TOP					
11 Brett Gardner, L OBP: 0.343, SLG: 0.402	1-2 12 HR 1B		4-2 24 G6-3 24 BLK BB			2-1 L8		1-0 P4		3	1	1	0	1	0	0	<b>New York Yankees @ Colorado Rockies</b> Coors Field, Denver, CO Wed May 08 2013, 6:44 PM - 9:35 PM MDT Att: 40,148 - Overcast - 45 F					
24 Robinson Cano, L OBP: 0.355, SLG: 0.565	1-2 SAFE F7		3-2 SAFE G6-3			2-3 K		3-3 K		4	0	0	0	0	2	2						
12 Vernon Wells, R OBP: 0.341, SLG: 0.504	1-2 2H HR		1-3 G6-3			0-0 E8 1B			0-0 SH1-4 22 1B 31 CS 1B	4	2	3	2	0	0	1						
55 Lyle Overbay, L OBP: 0.280, SLG: 0.455	2-1 G3-1			3-2 G3		2-3 K			4-1 22 1B 31 SH1-4 BB	3	0	0	0	1	1	1						
31 Ichiro Suzuki, L OBP: 0.319, SLG: 0.346	1-2 G5-3			1-2 F8			0-3 K		0-0 SH1-4	3	0	0	0	0	1	0						
17 Jayson Nix, R OBP: 0.281, SLG: 0.280		2-3 K		1-0 F9			2-1 G5-3		4-0 22 1B IBB	3	0	0	0	1	1	0						
39 Chris Nelson, R OBP: 0.250, SLG: 0.278		1-0 G6-3			2-1 G4-3			3-2 E8 1B	2-3 K	3	0	1	0	0	0	0						
33 Travis Hafner, L OBP: 0.408, SLG: 0.568										1	0	0	0	0	1	3						
42 Mariano Rivera, R										0	0	0	0	0	0	0						
41 David Phelps, R 45 Ben Francisco, R 38 Preston Claiborne, R 30 David Robertson, R 22 Brennan Boesch, L		1-3 K			2-3 K			3-2 G5-3	1-1 1B	2	0	0	0	0	2	0						
53 Austin Romine, R 19 Chris Stewart, R				1-3 K				1-1 G4-3		3	0	0	0	0	2	0						
										0	0	0	0	0	0	0						
<b>Inning Stats</b>	R: 2 H: 2 E: 0 K: 0 S: 17	H: 2 LOB: 0 BB: 0 P: 27	R: 0 H: 0 E: 0 K: 2 S: 8	H: 0 LOB: 0 BB: 0 P: 12	R: 0 H: 0 E: 0 K: 1 S: 14	H: 0 LOB: 1 BB: 1 P: 22	R: 0 H: 0 E: 0 K: 0 S: 11	H: 0 LOB: 0 BB: 0 P: 16	R: 0 H: 1 E: 1 K: 2 S: 10	H: 1 LOB: 1 BB: 0 P: 16	R: 0 H: 1 E: 1 K: 1 S: 12	H: 1 LOB: 1 BB: 0 P: 20	R: 0 H: 0 E: 0 K: 1 S: 6	H: 0 LOB: 0 BB: 0 P: 11	R: 1 H: 2 E: 0 K: 1 S: 9	H: 2 LOB: 3 BB: 2 P: 19		1B: 5 SF: 0 2B: 0 3B: 0 HR: 1	SF: 0 SAC: 1 DP: 0 HBP: 0	WP: 0 PB: 0 SB: 1 CS: 1	PA: 35	
<b>PITCHER</b>	IP WLS BF H R ER SO BB IBB HBP BLK WP HR S P ERA WHIP	IP WLS BF H R ER SO BB IBB HBP BLK WP HR S P ERA WHIP	IP WLS BF H R ER SO BB IBB HBP BLK WP HR S P ERA WHIP	IP WLS BF H R ER SO BB IBB HBP BLK WP HR S P ERA WHIP	IP WLS BF H R ER SO BB IBB HBP BLK WP HR S P ERA WHIP	IP WLS BF H R ER SO BB IBB HBP BLK WP HR S P ERA WHIP	IP WLS BF H R ER SO BB IBB HBP BLK WP HR S P ERA WHIP	IP WLS BF H R ER SO BB IBB HBP BLK WP HR S P ERA WHIP	IP WLS BF H R ER SO BB IBB HBP BLK WP HR S P ERA WHIP	IP WLS BF H R ER SO BB IBB HBP BLK WP HR S P ERA WHIP	IP WLS BF H R ER SO BB IBB HBP BLK WP HR S P ERA WHIP	IP WLS BF H R ER SO BB IBB HBP BLK WP HR S P ERA WHIP	IP WLS BF H R ER SO BB IBB HBP BLK WP HR S P ERA WHIP	IP WLS BF H R ER SO BB IBB HBP BLK WP HR S P ERA WHIP	IP WLS BF H R ER SO BB IBB HBP BLK WP HR S P ERA WHIP	IP WLS BF H R ER SO BB IBB HBP BLK WP HR S P ERA WHIP	IP WLS BF H R ER SO BB IBB HBP BLK WP HR S P ERA WHIP	IP WLS BF H R ER SO BB IBB HBP BLK WP HR S P ERA WHIP	IP WLS BF H R ER SO BB IBB HBP BLK WP HR S P ERA WHIP	IP WLS BF H R ER SO BB IBB HBP BLK WP HR S P ERA WHIP	IP WLS BF H R ER SO BB IBB HBP BLK WP HR S P ERA WHIP	IP WLS BF H R ER SO BB IBB HBP BLK WP HR S P ERA WHIP

Batter	1	2	3	4	5	6	7	8	9	AB	R	H	RBI	BB	SO	LOB	BOTTOM							
Dexter Fowler, S OBP: 0.394, SLG: 0.550	2-2 G3		4-0 14 G6-4-3 BB			0-0 F8		2-1 G3		3	0	0	0	1	0	2	<b>New York Yankees @ Colorado Rockies</b> Coors Field, Denver, CO Wed May 08 2013, 6:44 PM - 9:35 PM MDT Att: 40,148 - Overcast - 45 F							
14 Josh Rutledge, R OBP: 0.313, SLG: 0.378	1-2 G3-1		1-0 G6-4-3			3-1 1B			0-1 F8	4	0	1	0	0	0	1								
5 Carlos González, L OBP: 0.393, SLG: 0.574	3-1 G3-1			1-0 G5-3		1-3 K			1-2 G5-3	4	0	0	0	0	1	1								
3 Michael Cuddyer, R OBP: 0.383, SLG: 0.580		2-3 K		2-0 F9			0-2 G6-3		1-1 20 S 1B	4	0	1	0	0	1	0								
20 Wilin Rosario, R OBP: 0.324, SLG: 0.554		0-0 17 HR 2B			2-2 F9			1-0 F8	2-2 F8	4	1	1	0	0	0	1								
17 Todd Helton, L OBP: 0.327, SLG: 0.451		3-1 HR			2-1 G4-3				1-3 K	3	1	1	2	0	1	0								
28 Nolan Arenado, R OBP: 0.308, SLG: 0.568		0-1 G4-3			1-1 G5-3				2-0 F8	3	0	0	0	0	0	0								
16 Reid Brignac, L 88 Josh Outman, L 49 Rex Brothers, L 2 Troy Tulowitzki, R 1 Eric Young Jr., S 63 Rafael Betancourt, R		2-3 K			3-2 F8			1-0 18 S HBP		2	0	0	0	0	1	0								
44 Juan Nicasio, R OBP: 0.333, SLG: 0.143					2-3 K			2-2 L4		1	0	0	0	0	1	0								
18 Jonathan Herrera, S OBP: 0.304, SLG: 0.364										2	0	0	0	0	0	1								
<b>Inning Stats</b>	R: 0 H: 0 E: 0 K: 0 S: 8	H: 2 LOB: 0 BB: 0 P: 14	R: 2 H: 2 E: 0 K: 2 S: 11	H: 2 LOB: 0 BB: 0 P: 18	R: 0 H: 0 E: 0 K: 1 S: 4	H: 0 LOB: 0 BB: 1 P: 11	R: 0 H: 0 E: 0 K: 0 S: 6	H: 0 LOB: 0 BB: 0 P: 11	R: 0 H: 1 E: 0 K: 1 S: 10	H: 1 LOB: 1 BB: 0 P: 15	R: 0 H: 0 E: 0 K: 1 S: 7	H: 0 LOB: 0 BB: 0 P: 9	R: 0 H: 0 E: 0 K: 0 S: 6	H: 0 LOB: 2 BB: 0 P: 13	R: 0 H: 1 E: 0 K: 0 S: 12	H: 1 LOB: 1 BB: 0 P: 16		1B: 2 SF: 0 2B: 1 3B: 0 HR: 1	SF: 0 SAC: 0 DP: 1 HBP: 1	WP: 0 PB: 0 SB: 2 CS: 0	PA: 32			
<b>PITCHER</b>	IP WLS BF H R ER SO BB IBB HBP BLK WP HR S P ERA WHIP	IP WLS BF H R ER SO BB IBB HBP BLK WP HR S P ERA WHIP	IP WLS BF H R ER SO BB IBB HBP BLK WP HR S P ERA WHIP	IP WLS BF H R ER SO BB IBB HBP BLK WP HR S P ERA WHIP	IP WLS BF H R ER SO BB IBB HBP BLK WP HR S P ERA WHIP	IP WLS BF H R ER SO BB IBB HBP BLK WP HR S P ERA WHIP	IP WLS BF H R ER SO BB IBB HBP BLK WP HR S P ERA WHIP	IP WLS BF H R ER SO BB IBB HBP BLK WP HR S P ERA WHIP	IP WLS BF H R ER SO BB IBB HBP BLK WP HR S P ERA WHIP	IP WLS BF H R ER SO BB IBB HBP BLK WP HR S P ERA WHIP	IP WLS BF H R ER SO BB IBB HBP BLK WP HR S P ERA WHIP	IP WLS BF H R ER SO BB IBB HBP BLK WP HR S P ERA WHIP	IP WLS BF H R ER SO BB IBB HBP BLK WP HR S P ERA WHIP	IP WLS BF H R ER SO BB IBB HBP BLK WP HR S P ERA WHIP	IP WLS BF H R ER SO BB IBB HBP BLK WP HR S P ERA WHIP	IP WLS BF H R ER SO BB IBB HBP BLK WP HR S P ERA WHIP		IP WLS BF H R ER SO BB IBB HBP BLK WP HR S P ERA WHIP	IP WLS BF H R ER SO BB IBB HBP BLK WP HR S P ERA WHIP	IP WLS BF H R ER SO BB IBB HBP BLK WP HR S P ERA WHIP	IP WLS BF H R ER SO BB IBB HBP BLK WP HR S P ERA WHIP	IP WLS BF H R ER SO BB IBB HBP BLK WP HR S P ERA WHIP	IP WLS BF H R ER SO BB IBB HBP BLK WP HR S P ERA WHIP	IP WLS BF H R ER SO BB IBB HBP BLK WP HR S P ERA WHIP




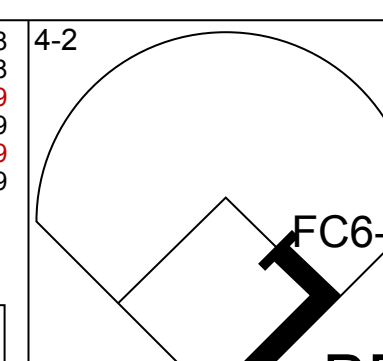
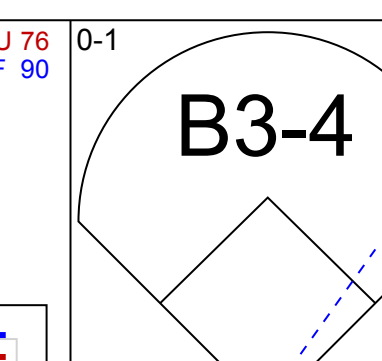
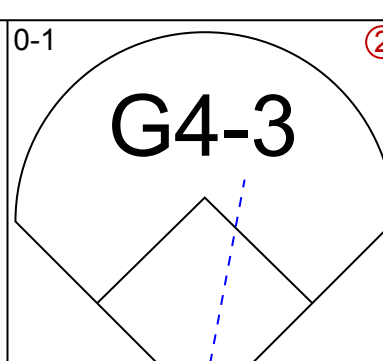
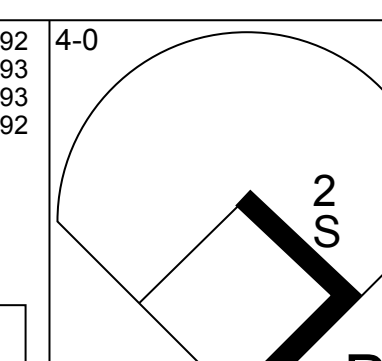
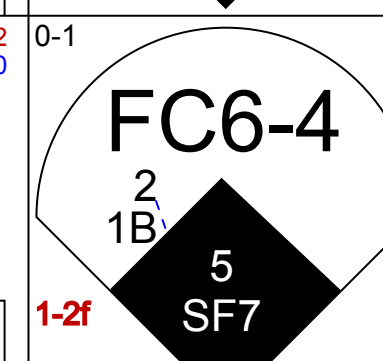
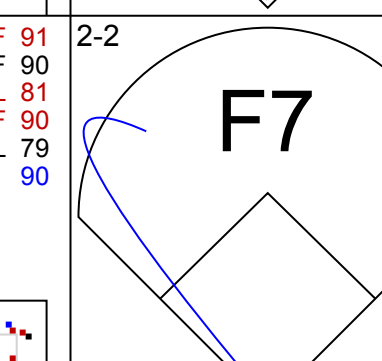
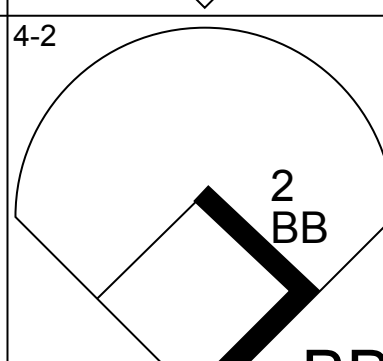
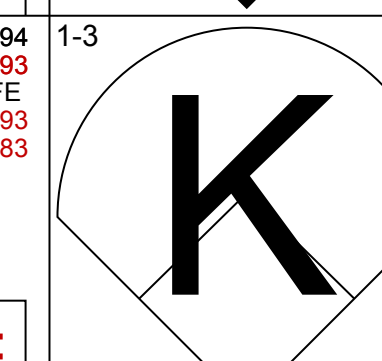
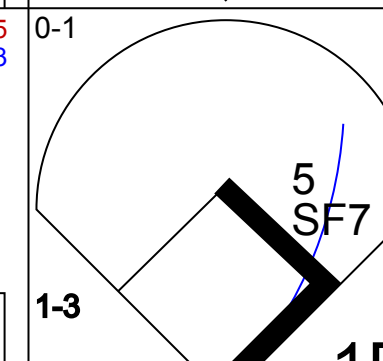
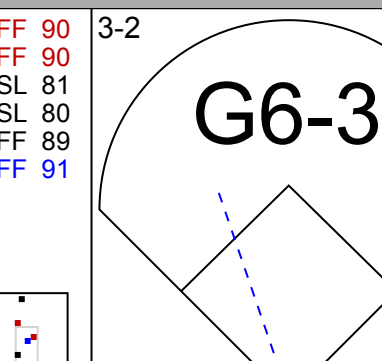
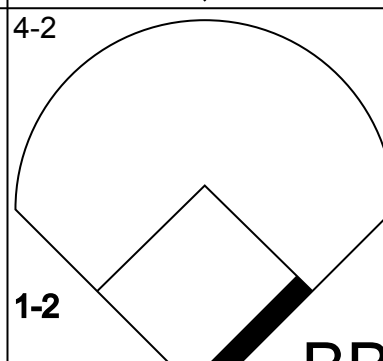
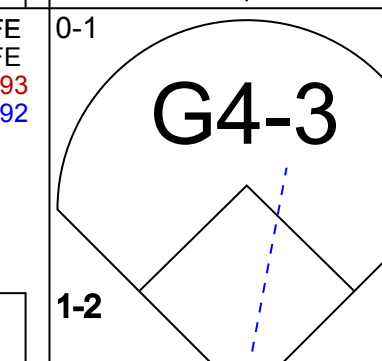
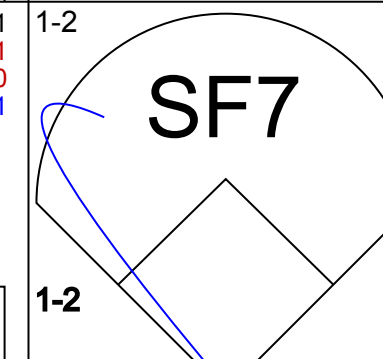
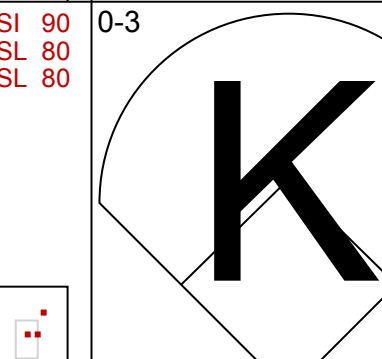
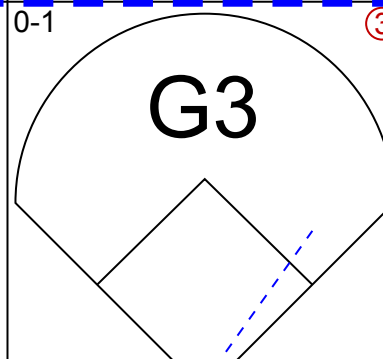
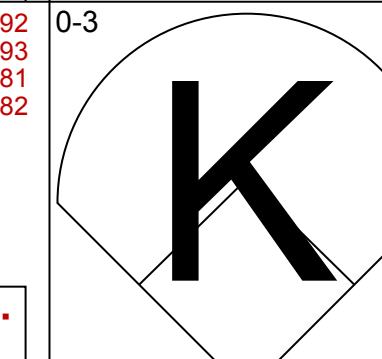
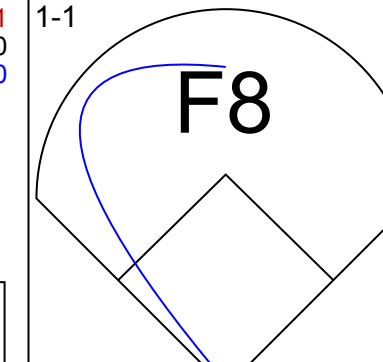
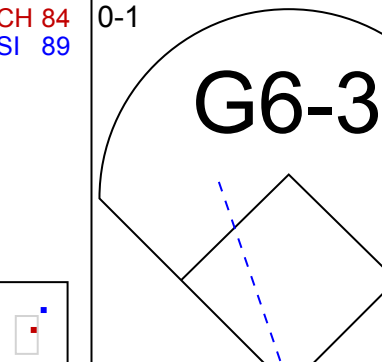

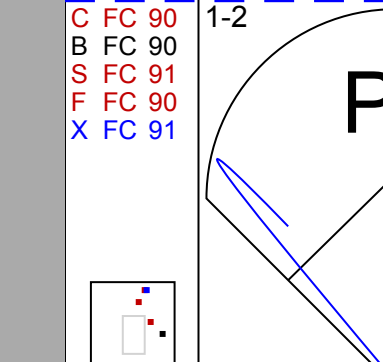

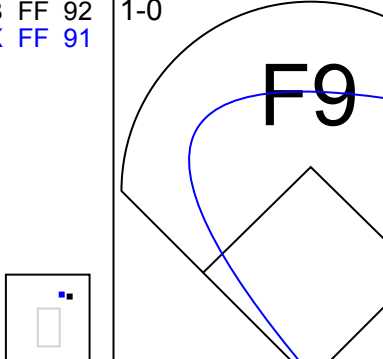
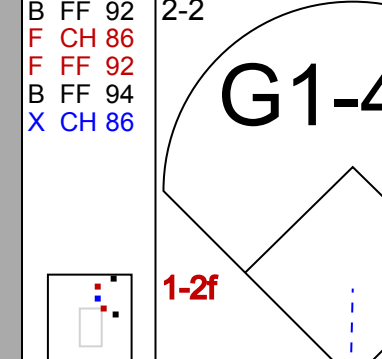
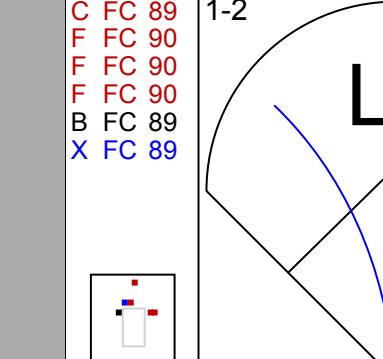

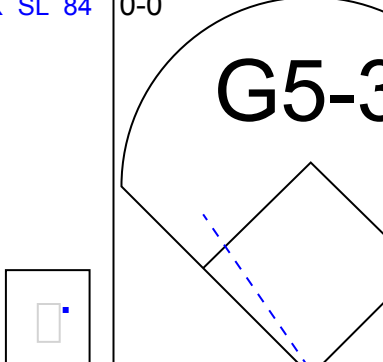
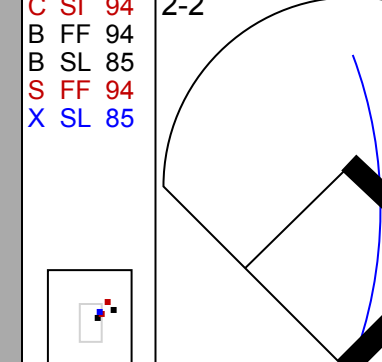

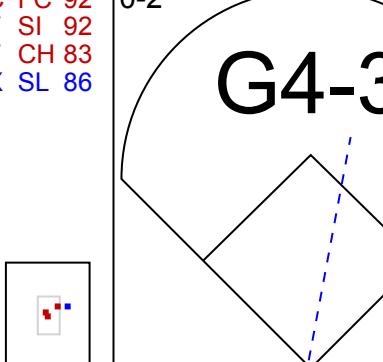
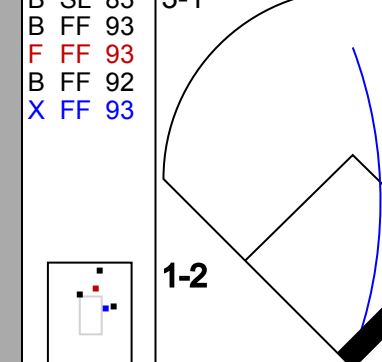
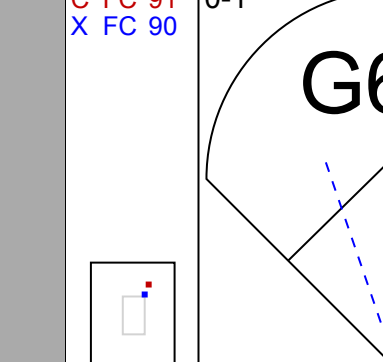
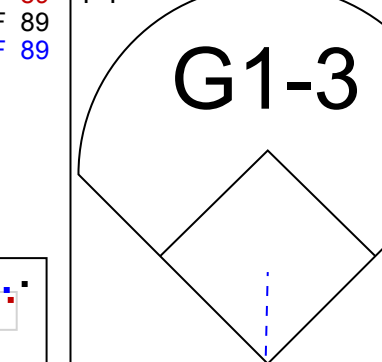
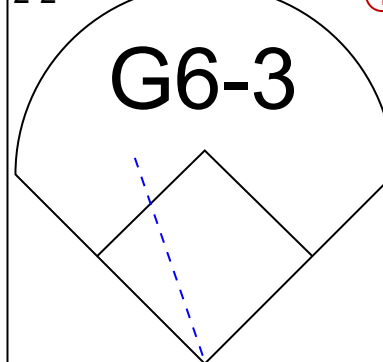



Batter	1	2	3	4	5	6	7	8	9	AB	R	H	RBI	BB	SO	LOB	TOP		
11 Brett Gardner, L (1,8) OBP: 0.333, SLG: 0.389										4	0	0	0	0	1	0			
17 Jayson Nix, R (1,6) OBP: 0.280, SLG: 0.271										3	1	0	0	1	2	0			
24 Robinson Cano, L (1,4) OBP: 0.359, SLG: 0.585										4	1	2	1	0	0	1			
12 Vernon Wells, R (1,7) OBP: 0.346, SLG: 0.504										4	0	2	1	0	0	0			
45 Ben Francisco, R (1,9) 48 Boone Logan, R (6,1) 38 Preston Claiborne, R (7,1) 22 Brennan Boesch, L (7,9)										3	0	0	0	0	1	3			
39 Chris Nelson, R (1,5) OBP: 0.261, SLG: 0.293										3	1	1	0	1	1	0			
55 Lyle Overbay, L (1,3) OBP: 0.279, SLG: 0.448										4	0	1	0	0	0	2			
19 Chris Stewart, R (1,2) OBP: 0.278, SLG: 0.367										3	0	0	1	0	0	2			
52 CC Sabathia, L (1,1) 43 Adam Warren, R (5,1) 31 Ichiro Suzuki, L (6,9) 30 David Robertson, R (7,1) 42 Mariano Rivera, R (9,1)										2	0	0	0	0	2	1			
<b>Inning Stats</b>	R: 1 H: 1 E: 0 K: 1 S: 17	H: 1 LOB: 1 BB: 1 P: 29	R: 0 H: 0 E: 0 K: 1 S: 7	H: 0 LOB: 1 BB: 1 P: 13	R: 0 H: 2 E: 0 K: 0 S: 7	H: 2 LOB: 2 BB: 0 P: 10	R: 1 H: 1 E: 0 K: 1 S: 9	H: 1 LOB: 0 BB: 0 P: 12	R: 1 H: 1 E: 0 K: 1 S: 9	H: 1 LOB: 0 BB: 0 P: 14	R: 0 H: 0 E: 0 K: 2 S: 8	H: 0 LOB: 0 BB: 0 P: 12	R: 0 H: 0 E: 0 K: 0 S: 5	H: 0 LOB: 0 BB: 0 P: 9	R: 0 H: 0 E: 0 K: 1 S: 7	H: 1 LOB: 1 BB: 0 P: 10	1B: 4 2B: 1 3B: 0 HR: 1	SF: 1 SAC: 0 DP: 0 HBP: 0	WP: 0 PA: 35 PB: 0 SB: 0 CS: 0
<b>PITCHER</b>	IP WLS BF H R ER SO BB IBB HBP BLK WP HR S P ERA WHIP																		
26 Jeff Francis, L (1,1) ERA: 6.9	4.0	L	18	4	2	2	3	2	0	0	0	0	0	0	0	40	64	4.50	1.500
0 Adam Ottavino, R (5,1) ERA: 1.53	3.0		10	1	1	1	3	0	0	0	0	0	0	1	22	35	3.00	0.333	
59 Wilton Lopez, R (8,1) ERA: 4.32	2.0		7	1	0	0	1	0	0	0	0	0	0	0	15	17	0.00	0.500	

**New York Yankees @ Colorado Rockies**  
Coors Field, Denver, CO  
Thu May 09 2013, 1:20 PM - 5:58 PM MDT  
Att: 40,972 - Overcast - 55 F


AB 32  
R 3  
H 6  
RBI 3  
BB 2  
SO 7  
LOB 9



Batter	1	2	3	4	5	6	7	8	9	AB	R	H	RBI	BB	SO	LOB	BOTTOM		
1 Eric Young Jr., S (1,9) OBP: 0.340, SLG: 0.443										2	0	0	0	2	0	0			
Dexter Fowler, S (1,8) OBP: 0.390, SLG: 0.535										3	1	0	0	1	1	2			
2 Troy Tulowitzki, R (1,6) OBP: 0.442, SLG: 0.652										3	0	1	0	1	0	1			
5 Carlos González, L (1,7) OBP: 0.382, SLG: 0.560										3	0	0	1	0	2	3			
20 Wilin Rosario, R (1,2) OBP: 0.321, SLG: 0.543										4	0	1	0	0	0	1			
28 Nolan Arenado, R (1,5) OBP: 0.279, SLG: 0.512										4	0	0	0	0	0	1			
15 Jordan Pacheco, R (1,3) OBP: 0.364, SLG: 0.366										3	0	1	0	0	0	0			
14 Josh Rutledge, R (1,4) OBP: 0.311, SLG: 0.374										4	0	1	0	0	1	1			
26 Jeff Francis, L (1,1) 0 Adam Ottavino, S (5,1) 17 Todd Helton, L (7,PH) 59 Wilton Lopez, R (8,1)										1	0	0	0	0	0	0			
<b>Inning Stats</b>	R: 1 H: 1 E: 0 K: 0 S: 11	H: 1 LOB: 1 BB: 1 P: 17	R: 0 H: 0 E: 0 K: 1 S: 10	H: 0 LOB: 0 BB: 0 P: 12	R: 0 H: 0 E: 0 K: 0 S: 8	H: 0 LOB: 0 BB: 0 P: 11	R: 0 H: 0 E: 0 K: 1 S: 8	H: 0 LOB: 0 BB: 0 P: 11	R: 0 H: 0 E: 0 K: 0 S: 6	H: 0 LOB: 2 BB: 2 P: 25	R: 0 H: 3 E: 0 K: 1 S: 13	H: 3 LOB: 2 BB: 0 P: 21	R: 0 H: 0 E: 0 K: 2 S: 9	H: 0 LOB: 1 BB: 1 P: 14	R: 0 H: 0 E: 0 K: 0 S: 14	H: 0 LOB: 1 BB: 0 P: 17	1B: 4 2B: 0 3B: 0 HR: 0	SF: 1 SAC: 0 DP: 1 HBP: 1	WP: 0 PA: 35 PB: 0 SB: 1 CS: 0
<b>PITCHER</b>	IP WLS BF H R ER SO BB IBB HBP BLK WP HR S P ERA WHIP																		
52 CC Sabathia, L (1,1) ERA: 3.23	4.0		14	1	1	2	1	0	0	0	0	0	0	0	37	51	2.25	0.500	
43 Adam Warren, R (5,1) ERA: 1.84	1.2	W	7	0	0	0	0	2	0	0	0	0	0	0	19	30	0.00	1.200	
48 Boone Logan, L (6,1) ERA: 3.0	0.1	H	1	0	0	0	0	0	0	0	0	0	0	2	2	0.00	0.000		
38 Preston Claiborne, R (7,1) ERA: 3.0	0.2	H	4	3	0	0	0	0	0	0	0	0	0	10	17	0.00	4.500		
30 David Robertson, R (7,1) ERA: 3.21	1.1	H	5	0	0	0	3	1	0	0	0	0	0	12	18	0.00	0.750		

**New York Yankees @ Colorado Rockies**  
Coors Field, Denver, CO  
Thu May 09 2013, 1:20 PM - 5:58 PM MDT  
Att: 40,972 - Overcast - 55 F

AB 29  
R 1  
H 4  
RBI 1  
BB 4  
SO 5  
LOB 11





Batter	1	2	3	4	5	6	7	8	9	AB	R	H	RBI	BB	SO	LOB	TOP					
1 Eric Young Jr. S (1,9) OBP: 0.337, SLG: 0.435										4	0	1	0	0	1	0	<b>Colorado Rockies @ St. Louis Cardinals</b> Busch Stadium, St. Louis, MO Fri May 10 2013, 7:17 PM - 9:52 PM CDT Att: 37,800 - Cloudy - 61 F					
Dexter Fowler S (1,8) OBP: 0.381, SLG: 0.521										3	0	0	0	0	2	1						
5 Carlos González, L (1,7) OBP: 0.374, SLG: 0.547										3	0	0	0	0	2	1						
2 Troy Tulowitzki, R (1,6) OBP: 0.431, SLG: 0.632										3	0	0	0	0	3	1						
20 Wilin Rosario, R (1,2) OBP: 0.313, SLG: 0.528										3	0	0	0	0	0	0						
17 Todd Helton, L (1,3) OBP: 0.345, SLG: 0.418										3	0	0	0	0	1	0						
28 Nolan Arenado, R (1,5) OBP: 0.261, SLG: 0.477										3	0	0	0	0	0	0						
14 Josh Rutledge, R (1,4) OBP: 0.304, SLG: 0.365										3	0	0	0	0	1	0						
27 Jon Garland, R (1,1) OBP: 0.083, SLG: 0.083										1	0	0	0	0	1	0						
16 Reid Brignac, L (6, PH) OBP: 0.289, SLG: 0.286										1	0	0	0	0	1	0						
61 Edgmer Escalona, R (6, 1)										0	0	0	0	0	0	0						
15 Jordan Pacheco, R (6, PH) OBP: 0.359, SLG: 0.361										1	0	0	0	0	1	0						
<b>Inning Stats</b>	R: 0 E: 0 K: 2 S: 12	H: 1 LOB: 1 BB: 0 P: 19	R: 0 E: 0 K: 1 S: 8	H: 0 LOB: 0 BB: 0 P: 13	R: 0 E: 0 K: 1 S: 8	H: 0 LOB: 0 BB: 0 P: 11	R: 0 E: 0 K: 3 S: 12	H: 0 LOB: 0 BB: 0 P: 18	R: 0 E: 0 K: 0 S: 9	H: 0 LOB: 0 BB: 0 P: 13	R: 0 E: 0 K: 2 S: 10	H: 0 LOB: 0 BB: 0 P: 13	R: 0 E: 0 K: 0 S: 9	H: 0 LOB: 0 BB: 0 P: 9	R: 0 E: 0 K: 0 S: 8	H: 0 LOB: 0 BB: 0 P: 9	R: 0 E: 0 K: 2 S: 8	H: 0 LOB: 0 BB: 0 P: 8	1B: 1 2B: 0 3B: 0 HR: 0	SF: 0 SAC: 0 DP: 0 HBP: 0	WP: 0 PB: 0 SB: 1 CS: 0	PA: 28
<b>PITCHER</b> 40 Shelby Miller, R (1,1) ERA: 1.58	IP: 9.0 WLS: W BF: 28	H: 1 R: 0 ER: 0 SO: 13	BB: 0 IBB: 0 HBP: 0 BLK: 0	WP: 0 HR: 0 S: 84 P: 113	ERA: 0.00 WHIP: 0.111	<b>PITCHER</b>										IP: 9.0 WLS: W BF: 28	H: 1 R: 0 ER: 0 SO: 13	BB: 0 IBB: 0 HBP: 0 BLK: 0	WP: 0 HR: 0 S: 84 P: 113	ERA: 0.00 WHIP: 0.111		

Batter	1	2	3	4	5	6	7	8	9	AB	R	H	RBI	BB	SO	LOB	BOTTOM			
13 Matt Carpenter, L (1,4) OBP: 0.345, SLG: 0.444										5	0	1	0	0	0	1	<b>Colorado Rockies @ St. Louis Cardinals</b> Busch Stadium, St. Louis, MO Fri May 10 2013, 7:17 PM - 9:52 PM CDT Att: 37,800 - Cloudy - 61 F			
3 Carlos Beltrán, S (1,9) OBP: 0.341, SLG: 0.558										4	1	2	1	0	1	1				
7 Matt Holliday, R (1,7) OBP: 0.375, SLG: 0.440										3	1	1	0	1	0	1				
21 Allen Craig, R (1,3) OBP: 0.331, SLG: 0.429										3	0	1	0	1	1	1				
4 Yadier Molina, R (1,2) OBP: 0.373, SLG: 0.469										4	0	2	0	0	0	2				
19 Jon Jay, L (1,8) OBP: 0.346, SLG: 0.397										3	1	1	1	0	1	5				
23 David Freese, R (1,5) OBP: 0.289, SLG: 0.253										3	0	1	0	1	0	4				
38 Pete Kozma, R (1,6) OBP: 0.317, SLG: 0.324										4	0	1	1	0	0	1				
40 Shelby Miller, R (1,1)										4	0	0	0	0	4	3				
<b>Inning Stats</b>	R: 0 E: 0 K: 1 S: 8	H: 0 LOB: 0 BB: 0 P: 17	R: 1 E: 0 K: 1 S: 15	H: 2 LOB: 2 BB: 1 P: 25	R: 1 E: 0 K: 1 S: 13	H: 3 LOB: 3 BB: 1 P: 24	R: 0 E: 0 K: 1 S: 12	H: 1 LOB: 1 BB: 0 P: 17	R: 1 E: 0 K: 1 S: 10	H: 1 LOB: 1 BB: 1 P: 16	R: 0 E: 0 K: 1 S: 8	H: 0 LOB: 0 BB: 0 P: 11	R: 0 E: 0 K: 0 S: 10	H: 2 LOB: 2 BB: 0 P: 10	R: 0 E: 0 K: 1 S: 11	H: 1 LOB: 1 BB: 0 P: 21		1B: 8 2B: 1 3B: 0 HR: 1	SF: 1 SAC: 0 DP: 0 HBP: 0	WP: 0 PB: 0 SB: 0 CS: 0
<b>PITCHER</b> 27 Jon Garland, R (1,1) ERA: 4.83	IP: 5.0 WLS: L BF: 25	H: 3 R: 3 ER: 3 SO: 3	BB: 3 IBB: 0 HBP: 0 BLK: 0	WP: 0 HR: 1 S: 58 P: 99	ERA: 5.40 WHIP: 2.000	<b>PITCHER</b>										IP: 5.0 WLS: L BF: 25	H: 3 R: 3 ER: 3 SO: 3	BB: 3 IBB: 0 HBP: 0 BLK: 0	WP: 0 HR: 1 S: 58 P: 99	ERA: 5.40 WHIP: 2.000
61 Edgmer Escalona, R (6, 1) ERA: 1.69	IP: 3.0 WLS: L BF: 12	H: 3 R: 0 ER: 0 SO: 2	BB: 0 IBB: 0 HBP: 0 BLK: 0	WP: 0 HR: 0 S: 29 P: 42	ERA: 0.00 WHIP: 1.000	<b>PITCHER</b>										IP: 3.0 WLS: L BF: 12	H: 3 R: 0 ER: 0 SO: 2	BB: 0 IBB: 0 HBP: 0 BLK: 0	WP: 0 HR: 0 S: 29 P: 42	ERA: 0.00 WHIP: 1.000

AB 28  
R 0  
H 1  
RBI 0  
BB 0  
SO 13  
LOB 3

AB 33  
R 3  
H 10  
RBI 3  
BB 3  
SO 7  
LOB 19



Batter	1	2	3	4	5	6	7	8	9	AB	R	H	RBI	BB	SO	LOB	TOP					
1 Eric Young Jr. S (1.9) OBP: 0.324, SLG: 0.417	F8			G4-3		K			L8	4	0	0	0	0	1	0	<b>Colorado Rockies @ St. Louis Cardinals</b> Busch Stadium, St. Louis, MO Sat May 11 2013, 1:18 PM - 3:57 PM CDT Att: 43,050 - Partly Cloudy - 70 F					
Dexter Fowler S (1.8) OBP: 0.378, SLG: 0.512	K2-3			F8			L5		L5	4	0	1	0	0	1	0						
5 Carlos González L (1.7) OBP: 0.364, SLG: 0.530	K2-3			K			L5		G4-3	4	0	0	0	0	2	1						
2 Troy Tulowitzki R (1.6) OBP: 0.420, SLG: 0.612		G6-3			K					3	0	0	0	0	2	0						
17 Todd Helton L (1.3) OBP: 0.306, SLG: 0.404		G6-3			16 FC6 BB				G4-3	2	0	0	0	1	0	0						
28 Nolan Arenado R (1.5) OBP: 0.285, SLG: 0.468				K		P3			8 FC5-4 1B	3	0	1	0	0	1	1						
16 Reid Brignac L (1.4) OBP: 0.271, SLG: 0.287						FC6			F8	3	0	0	0	0	0	2						
8 Yorvit Torrealba R (1.2) OBP: 0.381, SLG: 0.265									FC5-4	3	0	0	0	0	0	1						
45 Jhoulys Chacin R (1.1) OBP: 0.143, SLG: 0.154									L5	1	0	0	0	0	0	0						
14 Josh Rutledge R (6, PH) OBP: 0.302, SLG: 0.362										1	0	0	0	0	0	0						
88 Josh Outman L (6.1)										0	0	0	0	0	0	0						
59 Wilton Lopez R (7.1)										0	0	0	0	0	0	0						
15 Jordan Pacheco R (9, PH) OBP: 0.354, SLG: 0.356										1	0	0	0	0	0	0						
<b>Inning Stats</b>	R: 0 E: 0 K: 2 S: 11	H: 0 LOB: 0 BB: 0 P: 14	R: 0 E: 0 K: 1 S: 7	H: 0 LOB: 0 BB: 0 P: 7	R: 0 E: 0 K: 0 S: 7	H: 0 LOB: 0 BB: 0 P: 10	R: 0 E: 0 K: 1 S: 6	H: 0 LOB: 0 BB: 0 P: 9	R: 0 E: 0 K: 1 S: 12	H: 0 LOB: 1 BB: 1 P: 18	R: 0 E: 0 K: 1 S: 11	H: 0 LOB: 0 BB: 0 P: 15	R: 0 E: 0 K: 1 S: 14	H: 0 LOB: 0 BB: 0 P: 19	R: 0 E: 0 K: 0 S: 7	H: 1 LOB: 1 BB: 0 P: 10	R: 0 E: 0 K: 0 S: 13	H: 1 LOB: 1 BB: 0 P: 18	1B: 2 2B: 0 3B: 0 HR: 0	SF: 0 SAC: 0 DP: 0 HBP: 0	WP: 0 PB: 0 SB: 0 CS: 0	PA: 30
<b>PITCHER</b>	IP WLS BF H R ER SO BB IBB HBP BLK WP HR S P ERA WHIP																					
50 Adam Wainwright R (1.1) ERA: 2.3	9.0 W 30 2 0 0 7 1 0 0 0 0 0 0 88 120 0.00 0.333																					

Batter	1	2	3	4	5	6	7	8	9	AB	R	H	RBI	BB	SO	LOB	BOTTOM			
13 Matt Carpenter L (1.4) OBP: 0.354, SLG: 0.446	G4-3					K				4	1	2	0	1	1	0	<b>Colorado Rockies @ St. Louis Cardinals</b> Busch Stadium, St. Louis, MO Sat May 11 2013, 1:18 PM - 3:57 PM CDT Att: 43,050 - Partly Cloudy - 70 F			
19 Jon Jay L (1.8) OBP: 0.348, SLG: 0.397	K						G1-3			5	1	2	0	0	1	1				
7 Matt Holliday R (1.7) OBP: 0.376, SLG: 0.438	P6									5	1	2	0	0	0	2				
43 Shane Robinson R (9.7) OBP: 0.395, SLG: 0.207										0	0	0	0	0	0	0				
21 Allen Craig R (1.9) OBP: 0.343, SLG: 0.457										3	0	3	1	0	0	0				
4 Yadier Molina R (1.2) OBP: 0.384, SLG: 0.473										3	0	2	1	1	0	2				
32 Matt Adams L (1.3) OBP: 0.515, SLG: 0.867										4	0	1	1	0	1	6				
23 David Freese R (1.5) OBP: 0.299, SLG: 0.256										3	0	1	0	1	0	4				
38 Pete Kozma R (1.6) OBP: 0.307, SLG: 0.313										4	0	0	0	0	3	6				
50 Adam Wainwright R (1.1) OBP: 0.143, SLG: 0.143										4	0	0	0	0	4	6				
<b>Inning Stats</b>	R: 0 E: 0 K: 1 S: 7	H: 2 LOB: 3 BB: 1 P: 21	R: 0 E: 0 K: 2 S: 12	H: 2 LOB: 3 BB: 1 P: 21	R: 0 E: 0 K: 0 S: 8	H: 0 LOB: 0 BB: 1 P: 13	R: 0 E: 0 K: 2 S: 15	H: 2 LOB: 3 BB: 1 P: 28	R: 2 E: 0 K: 0 S: 11	H: 4 LOB: 2 BB: 0 P: 17	R: 0 E: 0 K: 2 S: 7	H: 0 LOB: 0 BB: 0 P: 10	R: 1 E: 0 K: 1 S: 16	H: 3 LOB: 2 BB: 0 P: 23	R: 0 E: 0 K: 2 S: 16	H: 2 LOB: 2 BB: 0 P: 25	1B: 12 2B: 0 3B: 1 HR: 0	SF: 1 SAC: 0 DP: 1 HBP: 0	WP: 0 PB: 0 SB: 0 CS: 0	PA: 39
<b>PITCHER</b>	IP WLS BF H R ER SO BB IBB HBP BLK WP HR S P ERA WHIP																			
45 Jhoulys Chacin R (1.1) ERA: 2.7	5.0 L 25 8 2 2 5 3 0 0 0 0 0 0 53 91 3.60 2.200																			
88 Josh Outman L (6.1) ERA: 3.95	1.2 8 3 1 1 3 0 0 0 0 0 0 0 21 29 5.40 1.800																			
59 Wilton Lopez R (7.1) ERA: 4.0	1.1 6 2 0 0 2 0 0 0 0 0 0 0 18 29 0.00 1.500																			










Batter	1	2	3	4	5	6	7	8	9	AB	R	H	RBI	BB	SO	LOB	TOP
1 Eric Young Jr., S (1.8) OBP: 0.308, SLG: 0.396	F7		G6-3			F8			K	4	0	0	0	0	1	1	
14 Josh Rutledge, R (1.4) OBP: 0.306, SLG: 0.376	K			F8			2 WP BB		HR	3	1	1	1	1	1	0	
5 Carlos González, L (1.7) OBP: 0.365, SLG: 0.518	K			F7			F8		K	4	0	0	0	0	2	1	
2 Troy Tulowitzki, R (1.6) OBP: 0.402, SLG: 0.604		G5-3			F9			G6-3	K	4	0	0	0	0	1	1	
20 Wilin Rosario, R (1.2) OBP: 0.308, SLG: 0.500		F9				L7				2	0	0	0	1	0	0	
17 Todd Helton, L (1.3) OBP: 0.323, SLG: 0.407							28 G6-4-3 BB			2	0	1	0	1	0	2	
28 Nolan Arenado, R (1.5) OBP: 0.288, SLG: 0.463				F8		G6-4-3			K	3	0	0	0	0	1	2	
19 Charlie Blackmon, L (1.9) OBP: 0.286, SLG: 0.714			F7			F8			L6	3	0	0	0	0	0	0	
44 Juan Nicasio, R (1.1) OBP: 0.364, SLG: 0.222										2	0	1	0	0	0	0	
0 Adam Ottavino, S (7.1)										0	0	0	0	0	0	0	
16 Reid Brignac, L (8. PH) OBP: 0.280, SLG: 0.298										1	0	0	0	0	1	0	
59 Wilton Lopez, R (8.1)										0	0	0	0	0	0	0	
<b>Inning Stats</b>	R: 0 H: 0 E: 0 K: 2 S: 10	H: 0 LOB: 0 BB: 0 P: 16	R: 0 H: 1 E: 0 K: 0 S: 13	LOB: 1 BB: 0 P: 20	R: 0 H: 1 E: 0 K: 0 S: 9	LOB: 0 BB: 0 P: 14	R: 0 H: 0 E: 0 K: 0 S: 7	LOB: 0 BB: 1 P: 10	R: 0 H: 0 E: 0 K: 0 S: 4	LOB: 0 BB: 2 P: 19	R: 0 H: 0 E: 0 K: 2 S: 10	H: 0 LOB: 0 BB: 0 P: 16	R: 1 H: 1 E: 0 K: 3 S: 11	LOB: 0 BB: 0 P: 16	1B: 2 2B: 0 3B: 0 HR: 1	SF: 0 SAC: 0 DP: 2 HBP: 0	WP: 1 PA: 31 PB: 0 SB: 0 CS: 0
<b>PITCHER</b>	IP	WLS	BF	H	R	ER	SO	BB	IBB	HBP	BLK	WP	HR	S	P	ERA	WHIP
37 Travis Wood, L (1.1) ERA: 2.03	7.0	W	24	2	0	0	2	3	0	0	0	1	0	58	98	0.00	0.714
11 Kyuji Fukujawa, R (8.1) ERA: 7.35	1.0		3	0	0	0	2	0	0	0	0	0	0	10	16	0.00	0.000
49 Carlos Marmol, R (9.1) ERA: 5.4	1.0		4	1	1	1	3	0	0	0	0	0	1	11	16	9.00	1.000

**Colorado Rockies @ Chicago Cubs**  
Wrigley Field, Chicago, IL  
Mon May 13 2013, 7:07 PM - 9:47 PM CDT  
Att: 35,080 - Cloudy - 49 F


AB 28  
R 1  
H 3  
RBI 1  
BB 3  
SO 7  
LOB 7



Batter	1	2	3	4	5	6	7	8	9	AB	R	H	RBI	BB	SO	LOB	BOTTOM
9 David DeJesus, L (1.8) OBP: 0.349, SLG: 0.491	12 HR	13 2B		P5			G4-3			4	2	2	2	1	0	1	
13 Starlin Castro, R (1.6) OBP: 0.314, SLG: 0.404	G6-3							44 1B	44 G4-6-3	3	1	2	2	1	0	1	
44 Anthony Rizzo, L (1.3) OBP: 0.348, SLG: 0.527	L8	F9		G5-3			19 2B	19 E	G4-6-3	5	1	1	0	0	0	6	
12 Alfonso Soriano, R (1.7) OBP: 0.308, SLG: 0.436					G5-3					4	1	2	2	0	1	2	
11 Kyuji Fukujawa, L (8.1)										0	0	0	0	0	0	0	
49 Carlos Marmol, R (9.1)										0	0	0	0	0	0	0	
19 Nate Schierholtz, L (1.9) OBP: 0.339, SLG: 0.533	HR			P6						4	0	2	1	0	0	1	
1 Cody Ransom, R (1.5) OBP: 0.314, SLG: 0.542	CS									4	0	0	0	0	1	2	
53 Wellington Castillo, R (1.2) OBP: 0.333, SLG: 0.393			G5-3				F7			4	2	2	0	0	0	1	
15 Darwin Barney, R (1.4) OBP: 0.274, SLG: 0.268		G6-3			F7		G4-3			4	1	1	0	0	0	1	
37 Travis Wood, R (1.1) OBP: 0.278, SLG: 0.294										3	1	2	1	0	1	0	
20 Julio Borbon, L (8.7) OBP: 0.333, SLG: 0.292										1	0	0	0	0	0	2	
<b>Inning Stats</b>	R: 2 H: 3 E: 0 K: 0 S: 14	H: 3 LOB: 1 BB: 1 P: 23	R: 3 H: 3 E: 0 K: 1 S: 12	LOB: 1 BB: 1 P: 22	R: 0 H: 1 E: 0 K: 0 S: 8	LOB: 1 BB: 0 P: 9	R: 0 H: 1 E: 0 K: 0 S: 9	LOB: 2 BB: 0 P: 16	R: 0 H: 0 E: 0 K: 1 S: 8	LOB: 0 BB: 0 P: 13	R: 2 H: 3 E: 1 K: 1 S: 16	H: 3 LOB: 1 BB: 0 P: 25	R: 2 H: 3 E: 0 K: 0 S: 9	LOB: 1 BB: 1 P: 15	1B: 6 2B: 7 3B: 0 HR: 1	SF: 0 SAC: 0 DP: 1 HBP: 1	WP: 0 PA: 40 PB: 0 SB: 0 CS: 1
<b>PITCHER</b>	IP	WLS	BF	H	R	ER	SO	BB	IBB	HBP	BLK	WP	HR	S	P	ERA	WHIP
44 Juan Nicasio, R (1.1) ERA: 5.13	6.0	L	27	8	5	5	2	1	0	1	0	0	0	59	94	7.50	1.500
0 Adam Ottavino, R (7.1) ERA: 2.29	1.0		6	3	2	1	1	0	0	0	0	0	0	16	25	9.00	3.000
59 Wilton Lopez, R (8.1) ERA: 4.74	1.0		6	3	2	2	0	1	0	0	0	0	0	9	15	18.00	4.000

**Colorado Rockies @ Chicago Cubs**  
Wrigley Field, Chicago, IL  
Mon May 13 2013, 7:07 PM - 9:47 PM CDT  
Att: 35,080 - Cloudy - 49 F

AB 36  
R 9  
H 14  
RBI 8  
BB 2  
SO 3  
LOB 17









Batter	1	2	3	4	5	6	7	8	9	AB	R	H	RBI	BB	SO	LOB	TOP					
1 Eric Young Jr. S OBP: 0.302, SLG: 0.418										4	0	0	0	0	3	1	<b>Colorado Rockies @ Chicago Cubs</b> Wrigley Field, Chicago, IL Wed May 15 2013, 7:08 PM - 9:54 PM CDT Att: 38,083 - Partly Cloudy - 65 F					
Dexter Fowler S OBP: 0.355, SLG: 0.485										4	0	0	0	0	2	1						
5 Carlos González L OBP: 0.361, SLG: 0.571										3	0	0	0	1	1	0						
2 Troy Tulowitzki R OBP: 0.404, SLG: 0.609										4	1	1	0	0	0	1						
17 Todd Helton L OBP: 0.324, SLG: 0.394										3	1	0	0	1	1	1						
28 Nolan Arenardo R OBP: 0.277, SLG: 0.460										4	0	1	0	0	1	1						
14 Josh Rutledge R OBP: 0.316, SLG: 0.383										4	0	3	2	0	0	0						
8 Yorvit Torrealba R OBP: 0.350, SLG: 0.243										3	0	0	0	0	0	2						
20 Wilin Rosario R OBP: 0.302, SLG: 0.483										1	0	0	0	0	0	2						
27 Jon Garland R ERA: 5.077, SLG: 0.877										1	0	0	0	0	0	0						
16 Reid Brignac L ERA: 5.298, SLG: 0.376										1	1	1	1	0	0	0						
88 Josh Outman L ERA: 5.4										0	0	0	0	0	0	0						
59 Wilton Lopez R ERA: 7.1										0	0	0	0	0	0	0						
19 Charlie Blackmon L OBP: 0.375, SLG: 0.792										1	0	1	0	0	0	0						
34 Matt Belisle R ERA: 8.1										0	0	0	0	0	0	0						
<b>Inning Stats</b>	R: 0 E: 0 K: 0 S: 5	H: 0 LOB: 0 BB: 0 P: 9	R: 1 E: 0 K: 0 S: 6	H: 2 LOB: 1 BB: 1 P: 15	R: 0 E: 0 K: 2 S: 10	H: 0 LOB: 0 BB: 0 P: 16	R: 0 E: 0 K: 1 S: 7	H: 0 LOB: 0 BB: 0 P: 10	R: 0 E: 0 K: 1 S: 7	H: 0 LOB: 0 BB: 0 P: 10	R: 1 E: 0 K: 2 S: 11	H: 1 LOB: 1 BB: 1 P: 18	R: 0 E: 0 K: 0 S: 8	H: 1 LOB: 1 BB: 0 P: 12	R: 0 E: 0 K: 1 S: 9	H: 1 LOB: 1 BB: 0 P: 15	R: 1 E: 1 K: 1 S: 13	H: 2 LOB: 2 BB: 0 P: 22	1B: 6 2B: 0 3B: 0 HR: 1	SF: 0 SAC: 0 DP: 1 HBP: 0	WP: 0 PA: 35 PB: 0 SB: 0 CS: 0	
<b>PITCHER</b>	IP WLS BF H R ER SO BB IBB HBP BLK WP HR S P ERA WHIP	8.0 W 29 5 2 2 7 2 0 0 0 0 1 63 105 2.25 0.875	0.1 1 0 0 0 1 0 0 0 0 0 0 3 5 0.00 0.000	0.2 5 2 1 0 0 0 0 0 0 0 0 10 17 0.00 3.000																		

Batter	1	2	3	4	5	6	7	8	9	AB	R	H	RBI	BB	SO	LOB	BOTTOM			
9 David DeJesus L OBP: 0.362, SLG: 0.516										3	2	2	1	0	1	0	<b>Colorado Rockies @ Chicago Cubs</b> Wrigley Field, Chicago, IL Wed May 15 2013, 7:08 PM - 9:54 PM CDT Att: 38,083 - Partly Cloudy - 65 F			
13 Starlin Castro R OBP: 0.315, SLG: 0.406										4	1	2	1	0	0	0				
44 Anthony Rizzo L OBP: 0.349, SLG: 0.523										3	0	2	1	1	0	0				
12 Alfonso Soriano R OBP: 0.292, SLG: 0.412										4	0	0	1	0	0	5				
6 Ryan Sweeney L OBP: 0.297, SLG: 0.286										0	0	0	0	0	0	0				
19 Nate Schierholz L OBP: 0.328, SLG: 0.514										4	0	0	0	0	1	2				
24 Luis Valbuena L OBP: 0.381, SLG: 0.479										4	0	1	0	0	1	0				
30 Dioner Navarro S OBP: 0.241, SLG: 0.392										4	0	0	0	0	3	1				
15 Darwin Barney R OBP: 0.301, SLG: 0.348										3	2	1	0	1	0	0				
29 Jeff Samardzija R OBP: 0.176, SLG: 0.375										2	1	1	2	0	1	0				
40 James Russell L ERA: 5.4										0	0	0	0	0	0	0				
63 Kevin Gregg R ERA: 9.1										0	0	0	0	0	0	0				
<b>Inning Stats</b>	R: 1 E: 0 K: 1 S: 12	H: 2 LOB: 1 BB: 0 P: 20	R: 2 E: 0 K: 2 S: 13	H: 3 LOB: 0 BB: 0 P: 19	R: 0 E: 0 K: 0 S: 7	H: 0 LOB: 0 BB: 0 P: 10	R: 0 E: 0 K: 0 S: 8	H: 0 LOB: 0 BB: 0 P: 14	R: 0 E: 0 K: 1 S: 18	H: 2 LOB: 3 BB: 1 P: 30	R: 0 E: 0 K: 2 S: 8	H: 0 LOB: 0 BB: 0 P: 12	R: 3 E: 0 K: 0 S: 14	H: 2 LOB: 1 BB: 1 P: 23	R: 0 E: 0 K: 1 S: 11	H: 0 LOB: 0 BB: 0 P: 13	1B: 5 2B: 3 3B: 0 HR: 2	SF: 0 SAC: 1 DP: 1 HBP: 1	WP: 0 PA: 35 PB: 0 SB: 1 CS: 1	
<b>PITCHER</b>	IP WLS BF H R ER SO BB IBB HBP BLK WP HR S P ERA WHIP	5.0 L 22 7 3 3 4 1 0 0 0 0 0 18 30 5.40 1.600	1.1 8 2 3 3 2 1 0 1 0 0 0 0 18 30 20.25 2.250	0.2 2 0 0 0 0 0 0 0 0 0 0 4 5 0.00 0.000	1.0 3 0 0 0 1 0 0 0 0 0 0 11 13 0.00 0.000															

AB	33
R	3
H	7
RBI	3
BB	2
SO	8
LOB	9









Batter	1	2	3	4	5	6	7	8	9	AB	R	H	RBI	BB	SO	LOB	TOP			
16 Angel Pagán, S OBP: 0.314, SLG: 0.363	G6-3	F7		BB		K	L8			4	1	0	0	1	1	3				
19 Marco Scutaro, R OBP: 0.366, SLG: 0.434	BB	1B		K		1B		G5-3		5	1	3	1	0	1	1				
48 Pablo Sandoval, S OBP: 0.354, SLG: 0.485	1B	1B		1B		F9		G1-3		5	0	3	2	0	0	1				
28 Buster Posey, R OBP: 0.394, SLG: 0.526	2B	G5-3		1B			BB	HR		3	2	2	2	1	0	2				
8 Hunter Pence, R OBP: 0.335, SLG: 0.512	G4-3		G4-3	G6-3			BB	HR		5	1	2	1	0	0	3				
6 Brett Pill, R OBP: 0.286, SLG: 0.667		2B	E5		G5-3		BB	G3-1		5	2	2	0	0	0	1				
56 Andres Torres, S 70 George Kontos, R	F8	FC6-4			G1-3		BB		K	3	0	0	0	0	0	2	AB 42			
13 Joaquin Arias, R 46 Santiago Casilla, R 50 Jose Mijares, L 9 Brandon Belt, L	2B	1B			G1-3		1B		K	1	0	0	1	0	0	0	R 9			
35 Brandon Crawford, L	1B		L9		B2-3		K2-3		K	5	1	1	1	0	2	2	H 15			
40 Madison Bumgarner, R 7 Gregor Blanco, L	1B			P3		G4-3	G4-3		K	2	1	1	0	0	0	0	RBI 8			
																	BB 2			
																	SO 6			
																	LOB 16			
<b>Inning Stats</b>	R: 1 E: 0 K: 0 S: 9	H: 2 LOB: 1 BB: 0 P: 14	R: 3 E: 0 K: 0 S: 18	H: 5 LOB: 2 BB: 0 P: 26	R: 0 E: 1 K: 0 S: 8	H: 0 LOB: 1 BB: 0 P: 13	R: 1 E: 0 K: 1 S: 17	H: 2 LOB: 2 BB: 1 P: 27	R: 0 E: 0 K: 1 S: 17	H: 1 LOB: 1 BB: 0 P: 20	R: 3 E: 0 K: 1 S: 14	H: 3 LOB: 1 BB: 1 P: 23	R: 1 E: 0 K: 0 S: 11	H: 2 LOB: 1 BB: 0 P: 15	R: 0 E: 0 K: 3 S: 9	H: 0 LOB: 0 BB: 0 P: 14	1B: 9 2B: 4 3B: 1 HR: 1	SF: 1 SAC: 0 DP: 0 HBP: 0	WP: 1 PB: 0 SB: 1 CS: 0	PA: 45
<b>PITCHER</b>	IP WLS BF H R ER SO BB IBB HBP BLK WP HR S P ERA WHIP																			
29 Jorge De La Rosa, L ERA: 3.58	5.0 W 26 9 5 5 1 1 0 0 0 0 0 0 59 90 9.00 2.000																			
61 Edgmer Escalona, R ERA: 2.59	1.0 H 7 3 3 3 1 1 0 0 0 0 0 0 23 35 27.00 4.000																			
49 Rex Brothers, L ERA: 0.49	1.0 H 4 1 0 0 1 0 0 0 0 0 0 0 8 11 0.00 1.000																			
34 Matt Belisle, R ERA: 4.22	1.0 H 5 2 1 1 0 0 0 0 0 0 0 1 11 15 9.00 2.000																			
63 Rafael Betancourt, R ERA: 1.85	1.0 S 3 0 0 0 3 0 0 0 0 0 0 0 9 14 0.00 0.000																			

San Francisco Giants @ Colorado Rockies  
Coors Field, Denver, CO  
Fri May 17 2013, 6:43 PM - 10:30 PM MDT  
Att: 43,365 - Partly Cloudy - 81 F



Batter	1	2	3	4	5	6	7	8	9	AB	R	H	RBI	BB	SO	LOB	BOTTOM			
1 Eric Young Jr., S 63 Rafael Betancourt, R	F7		E5	G4-3		F8				4	1	1	0	1	0	0				
Dexter Fowler, S	E4		1B		BB	F8		K		5	2	2	0	0	1	3				
5 Carlos González, L	G6-3		E8		1B	HR		L9		4	3	2	2	1	0	1				
2 Troy Tulowitzki, R	K		1B		L5	1B		K		5	0	2	1	0	2	3				
20 Wilin Rosario, R		1B	K		1B	F8		P6		5	2	2	1	0	1	2				
28 Nolan Arenado, R	FC1		P4		K		BB			3	0	0	0	1	1	4				
9 DJ LeMahieu, R	K		L7		BB		K			3	1	0	0	1	2	4				
15 Jordan Pacheco, R 34 Matt Belisle, R	G5-3		G4-3				HR			4	1	2	5	0	0	1	AB 37			
19 Charlie Blackmon, L							1B			0	0	0	0	0	0	0	R 10			
29 Jorge De La Rosa, L 14 Josh Rutledge, R 61 Edgmer Escalona, R 49 Rex Brothers, L 17 Todd Helton, L	G1-3		G4-3		K		G3			2	0	0	0	0	0	1	H 11			
																	RBI 9			
																	BB 4			
																	SO 8			
																	LOB 21			
<b>Inning Stats</b>	R: 0 E: 1 K: 1 S: 15	H: 0 LOB: 1 BB: 0 P: 24	R: 1 E: 1 K: 1 S: 10	H: 1 LOB: 1 BB: 0 P: 13	R: 3 E: 2 K: 1 S: 15	H: 4 LOB: 1 BB: 0 P: 22	R: 0 E: 0 K: 0 S: 9	H: 0 LOB: 0 BB: 0 P: 13	R: 5 E: 0 K: 2 S: 20	H: 3 LOB: 0 BB: 2 P: 37	R: 1 E: 0 K: 0 S: 13	H: 2 LOB: 1 BB: 0 P: 22	R: 0 E: 0 K: 2 S: 13	H: 1 LOB: 3 BB: 2 P: 26	R: 0 E: 0 K: 1 S: 8	H: 0 LOB: 0 BB: 0 P: 10	1B: 9 2B: 0 3B: 0 HR: 2	SF: 0 SAC: 0 DP: 0 HBP: 0	WP: 1 PB: 0 SB: 0 CS: 0	PA: 41
<b>PITCHER</b>	IP WLS BF H R ER SO BB IBB HBP BLK WP HR S P ERA WHIP																			
40 Madison Bumgarner, L ERA: 3.09	4.2 L 26 8 9 7 4 2 0 0 0 0 0 0 1 65 102 13.50 2.143																			
70 George Kontos, R ERA: 4.84	1.1 6 2 1 1 1 0 0 0 0 0 0 1 17 29 6.75 1.500																			
46 Santiago Casilla, R ERA: 2.0	1.0 6 1 0 0 2 2 0 0 0 0 0 1 0 13 26 0.00 3.000																			
50 Jose Mijares, L ERA: 2.03	1.0 3 0 0 0 1 0 0 0 0 0 0 0 8 10 0.00 0.000																			

San Francisco Giants @ Colorado Rockies  
Coors Field, Denver, CO  
Fri May 17 2013, 6:43 PM - 10:30 PM MDT  
Att: 43,365 - Partly Cloudy - 81 F






Batter	1	2	3	4	5	6	7	8	9	AB	R	H	RBI	BB	SO	LOB	TOP										
16 Angel Paqán, S OBP: 0.311, SLG: 0.358	G3-1		F7		G4-3		G4-3		F7	5	0	1	0	0	0	0											
19 Marco Scutaro, R OBP: 0.375, SLG: 0.436	G3-6		28 WP		48 1B		G6-3		G5-3	4	0	2	0	1	0	1											
48 Pablo Sandoval, S OBP: 0.350, SLG: 0.476	G3-6		F7				G4-3		G3-1	5	0	1	0	0	0	3											
28 Buster Posey, R OBP: 0.396, SLG: 0.522		9 2B					G6-3			3	0	1	0	1	0	3											
8 Hunter Pence, R OBP: 0.333, SLG: 0.512	G4-3		G6-3				F8		G4-3	4	1	1	0	0	0	3											
9 Brandon Belt, L OBP: 0.322, SLG: 0.426	7 1B						35 1B		G4-3	3	1	1	0	1	1	1											
7 Gregor Blanco, L OBP: 0.339, SLG: 0.346	35 1B						F7		P5	4	0	1	1	0	1	2											
35 Brandon Crawford, L OBP: 0.349, SLG: 0.470							G4-3			3	0	2	1	1	0	0											
55 Tim Lincecum, L OBP: 0.118, SLG: 0.063										2	0	0	0	0	0	2											
21 Nick Noles, L OBP: 0.279, SLG: 0.082										0	0	0	0	0	0	0											
13 Josh Outman, L OBP: 0.329, SLG: 0.206										1	0	0	0	0	0	2											
63 Jean Machi, R OBP: 0.313, SLG: 0.370										0	0	0	0	0	0	0											
56 Andres Torres, S OBP: 0.300, SLG: 0.334										1	0	0	0	0	1	1											
70 George Kontos, R OBP: 0.313, SLG: 0.370										0	0	0	0	0	0	0											
<b>Inning Stats</b>	R: 0 E: 0 K: 0 S: 4	H: 1 LOB: 0 BB: 0 P: 7	R: 1 E: 0 K: 1 S: 16	H: 3 LOB: 2 BB: 1 P: 25	R: 0 E: 0 K: 0 S: 9	H: 0 LOB: 0 BB: 1 P: 17	R: 0 E: 0 K: 2 S: 8	H: 0 LOB: 0 BB: 1 P: 10	R: 0 E: 0 K: 1 S: 12	H: 1 LOB: 2 BB: 1 P: 22	R: 0 E: 0 K: 0 S: 10	H: 1 LOB: 1 BB: 0 P: 16	R: 1 E: 0 K: 1 S: 13	H: 2 LOB: 1 BB: 0 P: 20	R: 0 E: 0 K: 0 S: 7	H: 0 LOB: 0 BB: 0 P: 9	1B: 8 2B: 2 3B: 0 HR: 0	SF: 0 SAC: 0 DP: 1 HBP: 0	WP: 1 PB: 0 SB: 1 CS: 0	PA: 39							
<b>PITCHER</b>	IP	WLS	BF	H	R	ER	SO	BB	IBB	HBP	BLK	WP	HR	S	P	ERA	WHIP										
32 Tyler Chatwood, R ERA: 2.55	5.2	W	26	7	1	1	4	3	1	0	0	1	0	57	99	1.59	1.765										
88 Josh Outman, L ERA: 5.29	2.0		9	3	1	1	0	0	0	0	0	0	0	22	35	4.50	1.500										
59 Wilton Lopez, R ERA: 4.15	1.1		4	0	0	0	1	0	0	0	0	0	0	10	12	0.00	0.000										

San Francisco Giants @ Colorado Rockies  
Coors Field, Denver, CO  
Sat May 18 2013, 6:12 PM - 9:11 PM MDT  
Att: 41,412 - Partly Cloudy - 73 F

livebaseballscorecards.com

AB 35  
R 2  
H 10  
RBI 2  
BB 4  
SO 5  
LOB 18




Batter	1	2	3	4	5	6	7	8	9	AB	R	H	RBI	BB	SO	LOB	BOTTOM										
Dexter Fowler, S OBP: 0.363, SLG: 0.483	G5-3		14 E		K		2 1B		E6	5	3	3	2	0	1	1											
14 Josh Rutledge, R OBP: 0.305, SLG: 0.367	G6-3		5 G3		F8		F9		K2-3	4	1	1	0	0	0	1											
59 Wilton Lopez, R ERA: 4.15	G6-3		2 1B		F9		F9		2 1B	1	0	0	0	0	1	2											
5 Carlos González, L OBP: 0.390, SLG: 0.571	2 1B		G3		F9		F9		2 1B	3	0	0	1	2	0	1											
2 Troy Tulowitzki, R OBP: 0.413, SLG: 0.605	G6-3		3-H		20 HR		20 1B		2 1B	5	1	4	2	0	0	1											
9 DJ LeMahieu, R OBP: 0.400, SLG: 0.250	G6-3		2B		20 HR		20 1B		2 1B	0	0	0	0	0	0	0											
20 Wilin Rosario, R OBP: 0.314, SLG: 0.522	K		L8		1-H		1-H		L8	5	1	2	3	0	1	3											
17 Todd Helton, L OBP: 0.301, SLG: 0.400	K		K		G4-3		L9		L8	4	0	0	0	0	2	2											
28 Nolan Arenado, R OBP: 0.273, SLG: 0.459	P5		19 F8		19 BLK		F8		G6-3	4	1	1	0	0	0	0											
19 Charlie Blackmon, L OBP: 0.313, SLG: 0.467			32 G1-3		F8		K		18 1B	3	2	1	0	1	1	1											
32 Tyler Chatwood, R OBP: 0.625, SLG: 0.625			2B		G1-3		K		E	2	0	1	1	0	0	1											
88 Josh Outman, L ERA: 5.29			G1-3		G1-3		K		2 1B	1	0	0	0	0	1	0											
18 Jonathan Herrera, S OBP: 0.313, SLG: 0.370			1-2		3-H		K		E	1	1	1	0	0	0	0											
<b>Inning Stats</b>	R: 0 E: 0 K: 0 S: 8	H: 0 LOB: 1 BB: 1 P: 19	R: 0 E: 0 K: 2 S: 10	H: 0 LOB: 0 BB: 0 P: 16	R: 3 E: 1 K: 0 S: 16	H: 3 LOB: 1 BB: 1 P: 27	R: 1 E: 0 K: 2 S: 13	H: 2 LOB: 0 BB: 0 P: 17	R: 2 E: 0 K: 0 S: 9	H: 2 LOB: 0 BB: 0 P: 13	R: 0 E: 0 K: 2 S: 7	H: 0 LOB: 0 BB: 0 P: 10	R: 1 E: 0 K: 0 S: 16	H: 3 LOB: 2 BB: 0 P: 23	R: 3 E: 1 K: 1 S: 13	H: 4 LOB: 2 BB: 1 P: 19	1B: 11 2B: 2 3B: 0 HR: 1	SF: 0 SAC: 0 DP: 0 HBP: 0	WP: 0 PB: 0 SB: 2 CS: 0	PA: 41							
<b>PITCHER</b>	IP	WLS	BF	H	R	ER	SO	BB	IBB	HBP	BLK	WP	HR	S	P	ERA	WHIP										
55 Tim Lincecum, R ERA: 4.7	5.0	L	24	7	6	6	4	2	0	0	0	0	0	56	92	10.80	1.800										
63 Jean Machi, R ERA: 2.19	2.0		9	3	1	1	2	0	0	0	0	0	0	23	33	4.50	1.500										
70 George Kontos, R ERA: 5.79	1.0		8	4	3	3	1	1	0	0	0	0	0	13	19	27.00	5.000										

San Francisco Giants @ Colorado Rockies  
Coors Field, Denver, CO  
Sat May 18 2013, 6:12 PM - 9:11 PM MDT  
Att: 41,412 - Partly Cloudy - 73 F

livebaseballscorecards.com

AB 38  
R 10  
H 14  
RBI 9  
BB 3  
SO 7  
LOB 13

















Batter	1	2	3	4	5	6	7	8	9	AB	R	H	RBI	BB	SO	LOB	TOP				
11 AJ Pollock, R (1,8) OBP: 0.276, SLG: 0.432	G6-3		K							4	0	2	0	0	1	1	Arizona Diamondbacks @ Colorado Rockies Coors Field, Denver, CO Wed May 22 2013, 1:12 PM - 4:03 PM MDT Att: 31,763 - Sunny - 72 F				
1 Didi Gregorius, L (1,6) OBP: 0.406, SLG: 0.554	K		44 FC5 BB							3	0	1	0	1	2	1					
44 Paul Goldschmidt, R (1,3) OBP: 0.400, SLG: 0.596	K		FC5							4	0	0	0	0	1	4					
7 Cody Ross, R (1,7) OBP: 0.333, SLG: 0.371		G4-3								4	1	2	0	0	0	0					
8 Gerardo Parra, L (1,9) OBP: 0.374, SLG: 0.473		14 G5-3 BB								3	0	0	0	1	2	2					
14 Martin Prado, R (1,5) OBP: 0.283, SLG: 0.326		G5-3								4	0	0	0	0	0	3					
27 Wil Nieves, R (1,2) OBP: 0.344, SLG: 0.345		G1-3								4	0	2	1	0	0	2					
10 Josh Wilson, R (1,4) OBP: 0.268, SLG: 0.314			L4							4	0	0	0	0	0	2					
35 Trevor Cahill, R (1,1) OBP: 0.095, SLG: 0.238										2	0	1	0	0	0	0					
22 Eric Hinske, L (7,PH) OBP: 0.229, SLG: 0.303			44 FC5 2B							1	0	0	0	0	0	0					
49 Tony Sipp, L (7,1) OBP: 0.229, SLG: 0.303										0	0	0	0	0	0	0					
38 Will Harris, R (8,1) OBP: 0.229, SLG: 0.303										0	0	0	0	0	0	0					
<b>Inning Stats</b>	R: 0 E: 0 K: 2 S: 10	H: 0 LOB: 0 BB: 0 P: 13	R: 0 E: 0 K: 0 S: 6	H: 0 LOB: 1 BB: 1 P: 14	R: 0 E: 0 K: 1 S: 14	H: 1 LOB: 2 BB: 1 P: 24	R: 1 E: 0 K: 1 S: 17	H: 2 LOB: 1 BB: 0 P: 25	R: 0 E: 0 K: 0 S: 10	H: 2 LOB: 1 BB: 0 P: 16	R: 0 E: 0 K: 1 S: 14	H: 1 LOB: 1 BB: 0 P: 20	R: 0 E: 0 K: 1 S: 9	H: 0 LOB: 0 BB: 0 P: 12	R: 0 E: 0 K: 0 S: 7	H: 1 LOB: 0 BB: 0 P: 9	1B: 6 2B: 2 3B: 0 HR: 0	SF: 0 SAC: 0 DP: 2 HBP: 0	WP: 0 PB: 0 SB: 0 CS: 0	PA: 35	
<b>PITCHER</b>	IP WLS BF H R ER SO	IP WLS BF H R ER SO	IP WLS BF H R ER SO	IP WLS BF H R ER SO	IP WLS BF H R ER SO	IP WLS BF H R ER SO	IP WLS BF H R ER SO	IP WLS BF H R ER SO	IP WLS BF H R ER SO	IP WLS BF H R ER SO	IP WLS BF H R ER SO	IP WLS BF H R ER SO	IP WLS BF H R ER SO	IP WLS BF H R ER SO	IP WLS BF H R ER SO	IP WLS BF H R ER SO	ERA WHIP	ERA WHIP			
29 Jorge De La Rosa, L (1,1) ERA: 3.4	5.1 W 23	6 1 1 5	2 0 0 0	0 0 0 0	0 0 16 22	0 0 9 12	0 0 7 9	0 0 0 0	0 0 0 0	1.69 1.500											
61 Edgmer Escalona, R (6,1) ERA: 2.42	1.2 H 6	1 0 0 1	0 0 0 0	0 0 0 0	0 0 9 12	0 0 7 9	0 0 0 0	0 0 0 0	0 0 0 0	0.600											
34 Matt Belisle, R (8,1) ERA: 3.7	1.0 H 3	0 0 0 0	0 0 0 0	0 0 0 0	0 0 9 12	0 0 7 9	0 0 0 0	0 0 0 0	0 0 0 0	0.000											
49 Rex Brothers, L (9,1) ERA: 0.42	1.0 S 3	1 0 0 0	0 0 0 0	0 0 0 0	0 0 7 9	0 0 0 0	0 0 0 0	0 0 0 0	0 0 0 0	0.000											

Batter	1	2	3	4	5	6	7	8	9	AB	R	H	RBI	BB	SO	LOB	BOTTOM				
1 Eric Young Jr., S (1,9) OBP: 0.299, SLG: 0.389	F9		B2-3							4	0	0	0	0	1	0	Arizona Diamondbacks @ Colorado Rockies Coors Field, Denver, CO Wed May 22 2013, 1:12 PM - 4:03 PM MDT Att: 31,763 - Sunny - 72 F				
19 Charlie Blackmon, L (8,9) OBP: 0.230, SLG: 0.350										0	0	0	0	0	0	0					
9 DJ LeMahieu, R (1,4) OBP: 0.444, SLG: 0.529	F9		5 3B 1B							4	1	1	0	0	1	0					
5 Carlos González, L (1,7) OBP: 0.390, SLG: 0.587										4	2	2	2	0	0	0					
Dexter Fowler, S (1,8) OBP: 0.360, SLG: 0.473			28 WP 3B							4	1	2	0	0	1	1					
28 Nolan Arenado, R (1,5) OBP: 0.273, SLG: 0.459			L3							3	0	1	1	0	1	1					
17 Todd Helton, L (1,3) OBP: 0.278, SLG: 0.366			F9							3	0	0	0	0	2						
8 Yorvit Torrealba, R (1,2) OBP: 0.340, SLG: 0.273			G4-3							3	0	0	0	0	0	2					
18 Jonathan Herrera, S (1,6) OBP: 0.308, SLG: 0.347			P5							3	0	1	0	0	0	1					
29 Jorge De La Rosa, L (1,1) ERA: 2.81			P6							3	0	0	0	0	0	1					
61 Edgmer Escalona, R (6,1) ERA: 3.21			F7							2	0	0	0	0	0	1					
15 Jordan Pacheco, R (7,PH) OBP: 0.350, SLG: 0.388										1	0	0	0	0	1	0					
34 Matt Belisle, R (8,1) ERA: 3.7										0	0	0	0	0	0	0					
49 Rex Brothers, L (9,1) ERA: 0.42										0	0	0	0	0	0	0					
<b>Inning Stats</b>	R: 2 E: 0 K: 0 S: 16	H: 3 LOB: 1 BB: 0 P: 26	R: 0 E: 0 K: 0 S: 7	H: 0 LOB: 0 BB: 0 P: 9	R: 2 E: 0 K: 0 S: 9	H: 2 LOB: 0 BB: 0 P: 13	R: 0 E: 0 K: 0 S: 7	H: 1 LOB: 1 BB: 0 P: 9	R: 0 E: 0 K: 0 S: 10	H: 0 LOB: 0 BB: 0 P: 17	R: 0 E: 0 K: 1 S: 8	H: 0 LOB: 0 BB: 0 P: 13	R: 0 E: 0 K: 2 S: 11	H: 0 LOB: 0 BB: 0 P: 17	R: 0 E: 0 K: 2 S: 11	H: 0 LOB: 0 BB: 0 P: 17	1B: 2 2B: 3 3B: 1 HR: 1	SF: 0 SAC: 0 DP: 0 HBP: 0	WP: 1 PB: 0 SB: 1 CS: 0	PA: 31	
<b>PITCHER</b>	IP WLS BF H R ER SO	IP WLS BF H R ER SO	IP WLS BF H R ER SO	IP WLS BF H R ER SO	IP WLS BF H R ER SO	IP WLS BF H R ER SO	IP WLS BF H R ER SO	IP WLS BF H R ER SO	IP WLS BF H R ER SO	IP WLS BF H R ER SO	IP WLS BF H R ER SO	IP WLS BF H R ER SO	IP WLS BF H R ER SO	IP WLS BF H R ER SO	IP WLS BF H R ER SO	IP WLS BF H R ER SO	ERA WHIP	ERA WHIP			
35 Trevor Cahill, R (1,1) ERA: 2.81	6.0 L	4 4	0 0	0 0	0 0	0 0	0 0	0 0	0 0	6.00 1.167											
49 Tony Sipp, L (7,1) ERA: 3.21	1.0	3	0	0	0	0	0	0	0	0.00 0.000											
38 Will Harris, R (8,1) ERA: 6.75	1.0	3	0	0	0	0	0	0	0	0.00 0.000											

AB	33
R	1
H	8
RBI	1
BB	2
SO	6
LOB	15



AB	31
R	4
H	7
RBI	3
BB	0
SO	5
LOB	7





Batter	1	2	3	4	5	6	7	8	9	AB	R	H	RBI	BB	SO	LOB	TOP										
Dexter Fowler, S OBP: 0.358, SLG: 0.465										3	0	0	0	1	1	0	<b>Colorado Rockies @ San Francisco Giants</b> AT&T Park, San Francisco, CA Fri May 24 2013, 7:17 PM - 9:41 PM PDT Att: 41,881 - Clear - 59 F										
28 Nolan Arenado, R OBP: 0.272, SLG: 0.449										4	1	1	0	0	1	1											
5 Carlos González, L OBP: 0.392, SLG: 0.602										4	2	2	1	0	0	1											
2 Troy Tulowitzki, R OBP: 0.405, SLG: 0.596										4	0	1	0	0	0	3											
3 Michael Cuddyer, R OBP: 0.387, SLG: 0.610										4	2	2	3	0	1	1											
17 Todd Helton, L OBP: 0.287, SLG: 0.372										4	0	2	0	0	0	1											
20 Wilin Rosario, R OBP: 0.316, SLG: 0.500										3	0	0	0	1	1	2											
9 DJ LeMahieu, R OBP: 0.409, SLG: 0.476										4	0	1	1	0	2	1											
32 Tyler Chatwood, R 1 Eric Young Jr., S 88 Josh Outman, L 34 Matt Belisle, R 15 Jordan Pacheco, R 59 Wilton Lopez, R										2	0	0	0	0	1	3											
<b>Inning Stats</b>	R: 2 H: 3 E: 0 K: 0 S: 11	H: 3 LOB: 1 BB: 0 P: 20	R: 0 H: 0 E: 0 K: 1 S: 6	H: 0 LOB: 0 BB: 1 P: 12	R: 0 H: 0 E: 0 K: 0 S: 7	H: 0 LOB: 0 BB: 0 P: 8	R: 1 H: 2 E: 0 K: 3 S: 14	H: 2 LOB: 2 BB: 0 P: 20	R: 0 H: 0 E: 0 K: 1 S: 8	H: 0 LOB: 1 BB: 1 P: 13	R: 1 H: 2 E: 0 K: 1 S: 9	H: 2 LOB: 0 BB: 0 P: 13	R: 0 H: 0 E: 0 K: 2 S: 11	H: 0 LOB: 0 BB: 0 P: 15	R: 1 H: 2 E: 0 K: 0 S: 10	H: 2 LOB: 0 BB: 0 P: 11		R: 0 H: 0 E: 0 K: 0 S: 5	H: 0 LOB: 0 BB: 0 P: 6	1B: 6 2B: 2 3B: 0 HR: 2	SF: 0 SAC: 0 DP: 2 HBP: 0	WP: 1 PB: 0 CS: 0	PA: 36				
<b>PITCHER</b>	IP	WLS	BF	H	R	ER	SO	BB	IBB	HBP	BLK	WP	HR	S	P	ERA	WHIP										
55 Tim Lincecum, R ERA: 4.75	7.0	L	29	7	4	4	8	2	0	0	0	1	1	66	101	5.14	1.286										
43 Sandy Rosario, R ERA: 5.75	1.0		4	2	1	1	0	0	0	0	0	0	1	10	11	9.00	2.000										
70 George Kontos, R ERA: 5.55	1.0		3	0	0	0	0	0	0	0	0	0	0	5	6	0.00	0.000										

AB	34
R	5
H	9
RBI	5
BB	2
SO	8
LOB	13



Batter	1	2	3	4	5	6	7	8	9	AB	R	H	RBI	BB	SO	LOB	BOTTOM										
16 Angel Pagán, S OBP: 0.313, SLG: 0.354										4	0	1	0	0	1	1	<b>Colorado Rockies @ San Francisco Giants</b> AT&T Park, San Francisco, CA Fri May 24 2013, 7:17 PM - 9:41 PM PDT Att: 41,881 - Clear - 59 F										
19 Marco Scutaro, R OBP: 0.374, SLG: 0.425										4	0	0	0	0	0	1											
70 George Kontos, R										4	0	0	0	0	1	1											
48 Pablo Sandoval, S OBP: 0.337, SLG: 0.465										3	0	1	0	1	0	0											
28 Buster Posey, R OBP: 0.398, SLG: 0.507										4	0	0	0	0	0	2											
8 Hunter Pence, R OBP: 0.319, SLG: 0.468										3	0	1	0	1	0	0											
9 Brandon Belt, L OBP: 0.323, SLG: 0.432										4	0	1	0	0	2	2											
7 Gregor Blanco, L OBP: 0.348, SLG: 0.372										1	0	0	0	0	1	0											
35 Brandon Crawford, L OBP: 0.351, SLG: 0.452										0	0	0	0	0	0	0											
55 Tim Lincecum, L OBP: 0.111, SLG: 0.059										1	0	0	0	0	1	0											
43 Sandy Rosario, R ERA: 4.92	1.0		3	0	0	0	0	0	0	0	0	0	0	0	0	0											
21 Nick Noonan, L OBP: 0.261, SLG: 0.250	1.0		5	1	0	0	1	1	0	0	0	0	0	0	0	0											
<b>Inning Stats</b>	R: 0 H: 0 E: 0 K: 2 S: 9	H: 2 LOB: 2 BB: 0 P: 14	R: 0 H: 2 E: 0 K: 0 S: 12	H: 2 LOB: 0 BB: 0 P: 16	R: 0 H: 1 E: 0 K: 1 S: 9	H: 1 LOB: 0 BB: 0 P: 11	R: 0 H: 0 E: 0 K: 0 S: 8	H: 0 LOB: 0 BB: 0 P: 13	R: 0 H: 1 E: 0 K: 1 S: 12	H: 1 LOB: 0 BB: 0 P: 15	R: 0 H: 0 E: 0 K: 0 S: 9	H: 0 LOB: 1 BB: 1 P: 19	R: 0 H: 0 E: 0 K: 0 S: 8	H: 0 LOB: 0 BB: 0 P: 12	R: 0 H: 0 E: 0 K: 0 S: 7	H: 0 LOB: 0 BB: 0 P: 11	R: 0 H: 1 E: 0 K: 1 S: 11	H: 1 LOB: 2 BB: 1 P: 18	1B: 5 2B: 0 3B: 0 HR: 0	SF: 0 SAC: 1 DP: 0 HBP: 0	WP: 0 PB: 1 CS: 0	PA: 34					
<b>PITCHER</b>	IP	WLS	BF	H	R	ER	SO	BB	IBB	HBP	BLK	WP	HR	S	P	ERA	WHIP										
32 Tyler Chatwood, R ERA: 1.9	6.0	W	23	4	0	0	4	1	0	0	0	0	0	8	12	0.00	0.833										
88 Josh Outman, L ERA: 4.92	1.0		3	0	0	0	0	0	0	0	0	0	0	7	11	0.00	0.000										
34 Matt Belisle, R ERA: 3.55	1.0		3	0	0	0	0	0	0	0	0	0	0	7	11	0.00	0.000										
59 Wilton Lopez, R ERA: 3.65	1.0		5	1	0	0	1	1	0	0	0	0	0	11	18	0.00	2.000										

AB	31
R	0
H	5
RBI	0
BB	2
SO	5
LOB	9





Batter	1	2	3	4	5	6	7	8	9	10	AB	R	H	RBI	BB	SO	LOB	TOP								
Dexter Fowler, S OBP: 0.360, SLG: 0.468	(1,8) F SI 82 1-1 B SI 83 X SI 84 G4-3 5 HR 2B		F CU 70 1-2 F CU 71 X CH 80 FC5	F FF 81 0-1 X CH 75 FC5		C FF 92 0-1 X FF 92 F8		X SI 91 0-0 SH3-4			3	1	1	0	0	0	2									
9 DJ LeMahieu, R OBP: 0.333, SLG: 0.385	(1,4) B FC 81 1-2 B FC 82 C CU 71 X FF 83 G4-3		1 SAFE B FC 79 X CH 73 L6-3	B SI 82 1-0 X SI 83 G4-3		C FF 94 1-3 F FF 94 B SL 90 X FF 94 K		B SI 91 1-2 F CU 76 T CH 87 K			5	0	0	0	0	2	5									
5 Carlos González, L OBP: 0.397, SLG: 0.619	(1,7) X CU 70 0-0 HR		C CU 70 3-3 B CH 76 B FC 81 B FC 84 X CU 72 K	C SI 82 0-2 S FF 84 X CU 73 1B		B SI 93 1-1 C FF 92 X CU 76 FC5-4		X SI 92 0-1 CU 76 L9			5	1	3	2	0	1	3									
2 Troy Tulowitzki, R OBP: 0.405, SLG: 0.616	(1,6) C FF 84 1-2 B CH 74 X CU 70 G6-3		F FC 80 1-1 B FC 79 X CU 70 F8	X CU 71 0-0 F8		1 SAFE C FF 93 2-2 B SL 77 X FF 93 FC5-4		C SL 76 1-1 B SL 76 X FC 84 HR			5	2	2	1	0	0	2									
3 Michael Cuddyer, R OBP: 0.360, SLG: 0.602	(1,9) C FF 83 2-2 B FC 79 B CH 74 X CU 70 F9		F FC 80 3-2 S CU 72 B FC 79 B FC 82 X CU 72 2B	1 SAFE B FF 84 X FC 80 P4		C CH 84 2-2 B CH 86 B FF 93 S CH 84 F CH 86 X CH 84 X FF 93 F9		C FF 89 2-2 B SL 75 X FC 84 F9			5	1	1	1	0	0	1									
28 Nolan Arenado, R OBP: 0.268, SLG: 0.436	(1,5) B FC 80 1-0 X FF 82 G1-3		C FC 79 0-2 F CH 75 X FF 83 G1-3		C CU 68 1-2 B CU 69 F CH 79 X FF 83 F7		C FF 93 0-1 X CH 86 G6-3				5	0	1	0	0	1	1									
15 Jordan Pacheco, R OBP: 0.340, SLG: 0.384	(1,3) X SI 83 0-0 F9		X FC 81 0-0 SH1-4		C CH 74 0-1 X CH 74 G5-3		X FF 93 0-0 G6-3				5	0	1	1	0	0	1									
63 Rafael Betancourt, R (10,11)											0	0	0	0	0	0	0									
8 Yorvit Torrealba, R OBP: 0.357, SLG: 0.277	(1,2) X CH 73 0-0 FC5-4		B SI 84 4-2 D CU 71 S SI 82 F SI 84 X CH 75 FC5	44 SH1-4 BB		B CH 76 2-1 B CH 75 X CU 70 E6		B FF 92 2-2 S CH 84 C FF 93 B CH 86 X CH 84 SH3-4			3	0	1	0	1	0	1									
1 Eric Young Jr., S OBP: 0.296, SLG: 0.388	(9, PR)										0	0	0	0	0	0	0									
59 Wilton Lopez, R (9,1)											0	0	0	0	0	0	0									
17 Todd Helton, L OBP: 0.287, SLG: 0.372	(10,3)										0	0	0	0	0	0	0									
44 Juan Nicasio, R OBP: 0.267, SLG: 0.154	(6,1)										0	0	0	0	0	0	0									
88 Josh Outman, L (6,1)											0	0	0	0	0	0	0									
0 Adam Ottavino, S (7,1)											0	0	0	0	0	0	0									
49 Rex Brothers, L (8,1)											0	0	0	0	0	0	0									
34 Matt Belisle, R (8,1)											0	0	0	0	0	0	0									
19 Charlie Blackmon, L (9, PR)											0	0	0	0	0	0	0									
20 Willy Nolasco, R OBP: 0.326, SLG: 0.503	(9,3)										1	0	1	0	0	0	0									
<b>Inning Stats</b>	R: 2 E: 0 K: 0 S: 13	H: 2 LOB: 0 BB: 0 P: 18	R: 0 E: 0 K: 1 S: 6	H: 1 LOB: 1 BB: 0 P: 8	R: 0 E: 0 K: 1 S: 6	H: 0 LOB: 0 BB: 0 P: 11	R: 2 E: 0 K: 0 S: 17	H: 3 LOB: 2 BB: 1 P: 25	R: 0 E: 0 K: 0 S: 6	H: 1 LOB: 1 BB: 0 P: 8	R: 0 E: 1 K: 1 S: 10	H: 0 LOB: 1 BB: 0 P: 15	R: 0 E: 0 K: 1 S: 12	H: 1 LOB: 1 BB: 0 P: 16	R: 0 E: 0 K: 0 S: 8	H: 0 LOB: 0 BB: 0 P: 10	R: 0 E: 0 K: 1 S: 10	H: 2 LOB: 3 BB: 0 P: 13	R: 1 E: 0 K: 1 S: 17	H: 1 LOB: 0 BB: 0 P: 23	1B: 6 2B: 4 3B: 0 HR: 2	SF: 0 SAC: 2 DP: 1 HBP: 1	WP: 1 PB: 0 SB: 1 CS: 0	PA: 43		
<b>PITCHER</b>	IP WLS BF ERA WHIP	H R ER SO	BB IBB HBP BLK	WP HR S P	ERA WHIP	<b>PITCHER</b>	IP WLS BF ERA WHIP	H R ER SO	BB IBB HBP BLK	WP HR S P	ERA WHIP															
75 Barry Zito, L ERA: 4.13	(1,1) 6.0	4	1	0	0	1	0	0	0	0	0	0	12	16	6.00	1.333										
57 Chad Gaudin, R ERA: 2.0	(7,1) 1.0	4	1	0	0	0	0	0	0	0	0	0	11	15	0.00	1.000										
63 Jean Machi, R ERA: 1.88	(8,1) 1.0	4	1	0	0	1	0	0	0	0	0	0	7	8	0.00	1.000										
41 Jeremy Affeldt, L ERA: 2.51	(9,1) 1.0	W	4	1	1	1	1	0	0	0	0	0	1	17	23	9.00	1.000									
54 Sergio Romo, R ERA: 3.0	(10,1) 1.0	W	4	1	1	1	1	0	0	0	0	0	1	17	23	9.00	1.000									

**Colorado Rockies @ San Francisco Giants**  
 AT&T Park, San Francisco, CA  
 Sat May 25 2013, 1:06 PM - 4:51 PM PDT  
 Att. 41,784 - Sunny - 63 F

livebaseballscorecards.com

AB	39
R	5
H	11
RBI	5
BB	1
SO	6
LOB	18




Batter	1	2	3	4	5	6	7	8	9	10	AB	R	H	RBI	BB	SO	LOB	BOTTOM							
16 Ángel Pagán, S OBP: 0.314, SLG: 0.374	(1,8) C FF 92 2-2 B FF 92 B FF 94 X FF 95 X FF 94 FC1-5 2B	X FF 93 0-0 P6		C CH 83 0-1 X ST 90 G4-3		C ST 81 1-1 X ST 83 F6		C FF 88 0-1 X CU 73 F7			6	1	2	2	0	0	4								
19 Marco Scutaro, R OBP: 0.375, SLG: 0.421	(1,4) X FF 91 0-1 X FF 92 FC1-5		B FF 93 3-2 B FF 91 C FF 92 B FF 94 X FF 93 L5		B FF 90 2-1 C FF 89 B FF 91 X FF 91 F7		C ST 81 4-2 B SI 92 S SI 92 B FF 93 B ST 82 BB		C FF 88 3-2 S FF 90 S FF 91 B FF 92 B FF 91 X FF 91 4B 1B			4	0	1	1	1	0	1							
48 Pablo Sandoval, S OBP: 0.338, SLG: 0.464	(1,5) B FF 90 1-0 X FF 90 WP FC5		B FF 92 1-0 X FF 93 P4		B FF 90 3-2 B FF 90 B FF 92 X FF 93 F7		B FF 90 2-3 B FF 91 X ST 81 K		F FF 91 0-2 X FF 91 1B			5	0	2	0	0	1	3							
28 Buster Posey, R OBP: 0.403, SLG: 0.516	(1,2) C FF 84 0-2 S SL 84 X FF 91 FC5		C FF 92 1-2 B FF 93 B FF 94 X FF 96 1B		C SL 81 0-1 X SL 83 8 2B		B ST 81 2-2 C FF 90 B ST 83 X ST 82 56 2B		C FF 90 1-2 D FF 88 X FF 91 P4			5	2	3	0	0	0	3							
8 Hunter Pence, R OBP: 0.321, SLG: 0.469	(1,9) B FF 95 4-1 C FF 94 B FF 94 B SL 84 1-2 2-3 BB		F FF 93 2-2 S FF 94 B FF 93 X FF 94 P4		B FF 92 1-1 S FF 94 X FF 93 56 BB		X ST 80 0-0 F7		X SI 90 0-0 G6-3			4	1	1	1	1	0	2							
9 Brandon Belt, L OBP: 0.325, SLG: 0.427	(1,3) C FF 92 1-3 F SL 85 B FF 95 G6-3		C CH 84 2-1 X CH 84 G6-3		B FF 93 2-2 B FF 93 X ST 81 35 SF9		B FF 91 4-1 B FF 91 B SL 85 B FF 93 56 2B		C FF 92 0-1 X SI 90 L6			4	1	1	0	1	1	3							
7 Gregor Blanco, L OBP: 0.343, SLG: 0.366	(1,7) S FF 84 0-3 X FF 94 F8		B CH 84 1-0 X CH 84 F8		B CH 81 4-0 D CH 82 B FF 93 19 BB		X FF 95 0-0 F7		X FF 92 0-0 F9			2	0	0	0	0	1	0							
56 Andres Torres, S OBP: 0.304, SLG: 0.391	(6, PH) (7,7)										2	0	1	1	1	0	0								
35 Brandon Crawford, L OBP: 0.358, SLG: 0.467	(1,6) C SL 82 0-1 X CH 86 2B		B FF 89 2-1 B FF 90 X FF 90 SF9		F FF 93 1-1 S SL 86 X SL 82 19 BB		S SL 86 2-2 B SL 87 X SL 86 FC4-2					3	1	2	1	1	0	2							
75 Barry Zito, L (1,1)											0	0	0	0	0	0	0								
8 Brent Lillibridge, R (1,1)											0	0	0	0	0	0	0								
21 Wade Barrett, R (1,1)											0	0	0	0	0	0	0								
19 Joaquin Arias, R (1,1)											0	0	0	0	0	0	0								
83 Jason Nix, R (1,1)											0	0	0	0	0	0	0								
41 Jeremy Affeldt, L (1,1)											0	0	0	0	0	0	0								
64 Sergio Romo, R (1,1)											0	0	0	0	0	0	0								
12 Guillermo Quiroz, R (1,1)											0	0	0	0	0	0	0								
<b>Inning Stats</b>	R: 0 E: 0 K: 1 S: 15	H: 2 LOB: 3 BB: 1 P: 23	R: 0 E: 0 K: 1 S: 9	H: 1 LOB: 1 BB: 0 P: 10	R: 0 E: 0 K: 0 S: 16	H: 1 LOB: 1 BB: 0 P: 23	R: 0 E: 0 K: 0 S: 7	H: 1 LOB: 1 BB: 0 P: 13	R: 3 E: 0 K: 1 S: 17	H: 3 LOB: 3 BB: 3 P: 36	R: 1 E: 0 K: 0 S: 16	H: 2 LOB: 2 BB: 1 P: 26	R: 0 E: 0 K: 0 S: 11	H: 2 LOB: 1 BB: 0 P: 15	R: 0 E: 0 K: 0 S: 4	H: 0 LOB: 0 BB: 0 P: 4	R: 2 E: 0 K: 0 S: 5	H: 1 LOB: 0 BB: 1 P: 9	1B: 6 2B: 6 3B: 0 HR: 1	SF: 1 SAC: 1 DP: 0 HBP: 0	WP: 1 PB: 0 SB: 0 CS: 0	PA: 46			
<b>PITCHER</b>	IP WLS BF ERA WHIP	H R ER SO	BB IBB HBP BLK	WP HR S P	ERA WHIP	<b>PITCHER</b>	IP WLS BF ERA WHIP	H R ER SO	BB IBB HBP BLK	WP HR S P	ERA WHIP														
44 Juan Nicasio, R ERA: 4.38	(1,1) 5.0	7	2	2	2	2	1	0	0	0	0	0	5	8	3.60	1.600									
88 Josh Outman, L ERA: 5.21	(6,1) 0.1	H	3	1	0	0	0	0	0	0	0	0	5	12	0.00	6.000									
0 Adam Ottavino, R ERA: 2.31	(6,1) 1.0	H	6	1	2	2	1	2	0	0	0	0	13	26	18.00	3.000									
49 Rex Brothers, L ERA: 0.41	(7,1) 0.2	B	4	1	0	0	0	1	0	0	0	0	11	19	0.00	3.000									
34 Matt Belisle, R ERA: 3.42	(8,1) 1.0	4	2	0	0	0	0	0	0	0	0	0	11	15	0.00	2.000									

**Colorado Rockies @ San Francisco Giants**  
 AT&T Park, San Francisco, CA  
 Sat May 25 2013, 1:06 PM - 4:51 PM PDT  
 Att. 41,784 - Sunny - 63 F

livebaseballscorecards.com

AB	38
R	6
H	13
RBI	6
BB	6
SO	3
LOB	22





Batter	1	2	3	4	5	6	7	8	9	AB	R	H	RBI	BB	SO	LOB	TOP			
Dexter Fowler, S (1, 8) OBP: 0.371, SLG: 0.477										3	1	2	0	2	0	2	<b>Colorado Rockies @ San Francisco Giants</b> AT&T Park, San Francisco, CA Sun May 26 2013, 1:07 PM - 4:43 PM PDT Att: 42,597 - Cloudy - 59 F			
28 Nolan Arenado, R (1, 5) OBP: 0.275, SLG: 0.423										3	1	0	0	2	0	5				
5 Carlos González, L (1, 7) OBP: 0.388, SLG: 0.602											5	0	0	0	0	3		7		
2 Troy Tulowitzki, R (1, 6) OBP: 0.399, SLG: 0.600										4	0	0	0	1	3	3				
3 Michael Cuddyer, R (1, 9) 19 Charlie Blackmon, L (6, 9) OBP: 0.217, SLG: 0.319										2	0	1	2	0	0	0		0		
17 Todd Helton, L (1, 3) OBP: 0.286, SLG: 0.360										3	1	0	0	1	1	3				
20 Wilin Rosario, R (1, 2) OBP: 0.312, SLG: 0.490										4	0	0	0	0	0	4				
9 DJ LeMahieu, R (1, 4) OBP: 0.387, SLG: 0.414											3	0	2	0	1	0		0		
27 Jon Garland, R (1, 1) 1 Eric Young Jr., S (6, PH) 61 Edgmer Escalona, R (6, 1) 15 Jordan Pacheco, R (8, PH) 59 Wilton Lopez, R (8, 1) OBP: 0.067, SLG: 0.067 OBP: 0.294, SLG: 0.383 OBP: 0.346, SLG: 0.390											1	0	0	0	0	1		0		
<b>Inning Stats</b>	R: 2 E: 0 K: 2 S: 21	H: 1 LOB: 2 BB: 3 P: 38	R: 0 E: 0 K: 1 S: 17	H: 0 LOB: 2 BB: 2 P: 27	R: 0 E: 0 K: 1 S: 9	H: 0 LOB: 0 BB: 0 P: 11	R: 0 E: 0 K: 1 S: 7	H: 0 LOB: 0 BB: 0 P: 10	R: 0 E: 0 K: 1 S: 16	H: 1 LOB: 1 BB: 0 P: 21	R: 0 E: 0 K: 0 S: 10	H: 2 LOB: 2 BB: 1 P: 30	R: 1 E: 0 K: 0 S: 7	H: 2 LOB: 2 BB: 1 P: 15	R: 0 E: 0 K: 2 S: 7	H: 0 LOB: 0 BB: 0 P: 11		1B: 4 2B: 2 3B: 0 HR: 0	SF: 0 SAC: 1 DP: 0 HBP: 1	WP: 0 PB: 0 SB: 2 CS: 0
<b>PITCHER</b>	IP: 5.0 WLS: 0 BF: 22 ERA: 5.0	H: 2 R: 2 ER: 2 SO: 6	BB: 5 IBB: 0 HBP: 0 BLK: 0	WP: 0 HR: 0 S: 70 P: 107	ERA: 3.60 WHIP: 1.400	IP: 0.2 WLS: 0 BF: 2 ERA: 1.8	H: 0 R: 0 ER: 0 SO: 0	BB: 0 IBB: 0 HBP: 0 BLK: 0	WP: 0 HR: 0 S: 10 P: 17	ERA: 0.00 WHIP: 0.000	IP: 1.0 WLS: 3 BF: 3 ERA: 2.35	H: 0 R: 0 ER: 0 SO: 2	BB: 0 IBB: 0 HBP: 0 BLK: 0	WP: 0 HR: 0 S: 7 P: 11	ERA: 0.00 WHIP: 0.000					

Batter	1	2	3	4	5	6	7	8	9	AB	R	H	RBI	BB	SO	LOB	BOTTOM				
7 Grégor Blanco, L (1, 8) OBP: 0.331, SLG: 0.352										5	0	0	0	0	0	4	<b>Colorado Rockies @ San Francisco Giants</b> AT&T Park, San Francisco, CA Sun May 26 2013, 1:07 PM - 4:43 PM PDT Att: 42,597 - Cloudy - 59 F				
19 Marco Scutaro, R (1, 4) OBP: 0.376, SLG: 0.420										5	2	2	0	0	1	0					
48 Pablo Sandoval, S (1, 5) 41 Jeremy Affeldt, L (9, 1) OBP: 0.335, SLG: 0.454										4	0	0	0	1	2	2					
28 Buster Posey, R (1, 2) OBP: 0.405, SLG: 0.534										4	2	2	1	0	0	2					
8 Hunter Pence, R (1, 9) OBP: 0.329, SLG: 0.485											4	1	3	2	0	1					
9 Brandon Belt, L (1, 3) OBP: 0.335, SLG: 0.434												2	2	1	2	2		0	1		
56 Andres Torres, S (1, 7) OBP: 0.313, SLG: 0.407											4	0	2	1	0	2					
35 Brandon Crawford, L (1, 6) OBP: 0.356, SLG: 0.459											3	0	0	1	1	3					
<b>Inning Stats</b>	R: 0 E: 0 K: 1 S: 9	H: 0 LOB: 0 BB: 0 P: 11	R: 1 E: 0 K: 0 S: 16	H: 3 LOB: 3 BB: 1 P: 28	R: 0 E: 0 K: 0 S: 8	H: 0 LOB: 1 BB: 1 P: 14	R: 1 E: 0 K: 0 S: 12	H: 1 LOB: 1 BB: 1 P: 20	R: 3 E: 0 K: 0 S: 17	H: 4 LOB: 2 BB: 1 P: 29	R: 2 E: 0 K: 0 S: 20	H: 3 LOB: 1 BB: 0 P: 28	R: 0 E: 0 K: 0 S: 4	H: 0 LOB: 0 BB: 0 P: 5	R: 0 E: 0 K: 2 S: 9	H: 0 LOB: 0 BB: 0 P: 13		1B: 6 2B: 4 3B: 0 HR: 1	SF: 0 SAC: 1 DP: 0 HBP: 0	WP: 0 PB: 0 SB: 0 CS: 0	PA: 39
<b>PITCHER</b>	IP: 5.0 WLS: 0 BF: 27 ERA: 5.53	H: 5 R: 5 ER: 5 SO: 2	BB: 3 IBB: 0 HBP: 0 BLK: 0	WP: 0 HR: 0 S: 62 P: 102	ERA: 9.00 WHIP: 2.200	IP: 2.0 WLS: 9 BF: 3 ERA: 2.69	H: 3 R: 2 ER: 2 SO: 0	BB: 0 IBB: 0 HBP: 0 BLK: 0	WP: 0 HR: 0 S: 24 P: 33	ERA: 9.00 WHIP: 1.500	IP: 1.0 WLS: 3 BF: 3 ERA: 3.38	H: 0 R: 0 ER: 0 SO: 2	BB: 0 IBB: 0 HBP: 0 BLK: 0	WP: 0 HR: 0 S: 9 P: 13	ERA: 0.00 WHIP: 0.000						



Batter	1	2	3	4	5	6	7	8	9	10	11	12	AB	R	H	RBI	BB	SO	LOB	TOP		
1 Eric Young Jr., S OBP: 0.303, SLG: 0.391	SH1-3 5 2B		5 1B 20 FC1-2 BB	G1-3			1-1 BB 1B	K2-3			K		5	1	2	0	1	2	2			
Dexter Fowler, S OBP: 0.377, SLG: 0.475	SH1-3		20 FC1-2 1B		2 1B 5 G3 BB		1-2 BB		P5		P3		3	0	1	0	2	0	0			
5 Carlos González, L OBP: 0.391, SLG: 0.604	2 FB		20 FC1-2 1B		G3		L9		G3-1		1B		6	0	3	1	0	0	3			
2 Troy Tulowitzki, R OBP: 0.391, SLG: 0.584	F8		L4		20 WP 1B		K		K		G1-3		6	0	1	0	0	2	7			
20 Wilin Rosario, R OBP: 0.313, SLG: 0.484	L7		FC1-2		K		G1-3						6	0	2	0	0	1	8			
15 Jordan Pacheco, R OBP: 0.330, SLG: 0.371		G6-3	L8		G6-3			G6-3			SH1-3		5	0	0	0	0	1	6			
28 Nolan Arenado, R OBP: 0.278, SLG: 0.427		F8		19 SH2-3 18 SH2-4 2B		G5-3		1 WP 19 1B		F9		FC6-4	6	1	2	0	0	0	2			
19 Charlie Blackmon, L OBP: 0.269, SLG: 0.360			18 S 1B		SH2-3		G3-1		1 WP 1B			K	3	0	2	0	0	0	0			
3 Michael Cuddyer, R OBP: 0.388, SLG: 0.603					SH2-4		P6		F7		K2-3		1	0	0	0	1	1				
18 Jonathan Herrera, S OBP: 0.291, SLG: 0.337													3	0	0	1	0	1	3			
9 DJ LeMahieu, R OBP: 0.375, SLG: 0.400													1	0	0	0	0	1	2			
<b>Inning Stats</b>	R: 1 E: 0 K: 0 S: 13	H: 2 LOB: 1 BB: 0 P: 15	R: 0 E: 0 K: 1 S: 8	H: 1 LOB: 1 BB: 0 P: 11	R: 0 E: 0 K: 0 S: 16	H: 2 LOB: 3 BB: 1 P: 25	R: 0 E: 0 K: 1 S: 15	H: 1 LOB: 0 BB: 1 P: 22	R: 0 E: 0 K: 1 S: 10	H: 0 LOB: 0 BB: 0 P: 13	R: 0 E: 0 K: 1 S: 11	H: 2 LOB: 2 BB: 1 P: 14	R: 0 E: 0 K: 1 S: 9	H: 0 LOB: 0 BB: 0 P: 12	R: 0 E: 0 K: 1 S: 6	H: 1 LOB: 1 BB: 1 P: 12	R: 0 E: 0 K: 2 S: 12	H: 1 LOB: 1 BB: 0 P: 15	1B: 10 2B: 3 3B: 0 HR: 0	SF: 0 SAC: 4 DP: 0 HBP: 0	WP: 2 PB: 0 SB: 1 CS: 0	PA: 53
<b>PITCHER</b>	IP 7.0	WLS 32	BF 32	H 8	R 2	ER 2	SO 3	BB 0	IBB 0	HBP 0	BLK 0	WP 1	HR 0	S 110	P 10	ERA 2.57	WHIP 1.571					
20 Bud Norris, R ERA: 3.71																						
62 Hector Ambriz, R ERA: 4.94																						
41 Jose Veras, R ERA: 4.29																						
54 Travis Blackley, L ERA: 3.66																						
56 Paul Clemens, R ERA: 4.35																						

Colorado Rockies @ Houston Astros  
Minute Maid Park, Houston, TX  
Mon May 27 2013, 1:13 PM - 5:34 PM CDT  
Att. 15,631 - Roof Closed - 73 F

AB 45  
R 2  
H 13  
RBI 2  
BB 4  
SO 9  
LOB 34



Batter	1	2	3	4	5	6	7	8	9	10	11	12	AB	R	H	RBI	BB	SO	LOB	BOTTOM				
19 Robbie Grossman, S OBP: 0.310, SLG: 0.243	K			K	G3			27 G4-6-3 BB		G3		K	5	0	0	0	1	3	3					
27 Jose Altuve, R OBP: 0.348, SLG: 0.409	G6-3			14 S 12 2B 1B		G3-1		1-2 2B		G4-6-3		F8	5	1	2	0	1	0	2					
15 Jason Castro, L OBP: 0.336, SLG: 0.475	G5-3			14 E 12 2B BB		G3-1		14 PB BB				IBB	3	1	1	0	2	0	0					
2 Brandon Barnes, R OBP: 0.405, SLG: 0.477													1	0	1	1	0	0	0					
14 J.D. Martinez, R OBP: 0.273, SLG: 0.471	K			K		K		K2-3				K	5	0	0	0	0	5	5					
12 Carlos Pena, L OBP: 0.344, SLG: 0.358	K												4	0	1	2	1	2	0					
8 Trevor Crowe, S OBP: 0.263, SLG: 0.286	K2-3			2H S4 2B		G1-3							5	0	1	0	0	1	1					
38 Jimmy Paredes, S OBP: 0.287, SLG: 0.357													5	0	1	0	0	1	3					
22 Carlos Corporan, S OBP: 0.385, SLG: 0.517				F8	E4 E 19 G4-3							F7	0	0	0	0	0	0	0					
30 Matt Dominguez, R OBP: 0.277, SLG: 0.411													5	0	1	0	0	2	2					
13 Ronny Cedeno, R OBP: 0.333, SLG: 0.466				L5		K		P6					0	1	0	0	0	0	0					
9 Marwin Gonzalez, S OBP: 0.297, SLG: 0.354	F8					G4-3		27 G4-6-3 2B					4	0	1	0	0	0	1					
<b>Inning Stats</b>	R: 0 E: 0 K: 1 S: 5	H: 0 LOB: 0 BB: 0 P: 6	R: 0 E: 0 K: 3 S: 10	H: 0 LOB: 0 BB: 0 P: 11	R: 0 E: 0 K: 3 S: 12	H: 0 LOB: 0 BB: 0 P: 9	R: 2 E: 1 K: 2 S: 12	H: 2 LOB: 1 BB: 1 P: 22	R: 0 E: 0 K: 1 S: 7	H: 0 LOB: 0 BB: 0 P: 11	R: 0 E: 0 K: 1 S: 8	H: 1 LOB: 2 BB: 2 P: 18	R: 0 E: 0 K: 1 S: 9	H: 0 LOB: 0 BB: 0 P: 12	R: 0 E: 0 K: 1 S: 7	H: 0 LOB: 0 BB: 0 P: 11	R: 0 E: 0 K: 1 S: 15	H: 2 LOB: 3 BB: 1 P: 23	R: 1 E: 0 K: 1 S: 7	H: 2 LOB: 3 BB: 1 P: 13	1B: 5 2B: 4 3B: 0 HR: 0	SF: 0 SAC: 1 DP: 1 HBP: 0	WP: 0 PB: 1 SB: 2 CS: 0	PA: 48
<b>PITCHER</b>	IP 7.0	WLS 27	BF 47	H 5	R 2	ER 2	SO 9	BB 1	IBB 0	HBP 0	BLK 0	WP 0	HR 0	S 82	P 17	ERA 2.57	WHIP 0.857							
45 Jhoulys Chacin, R ERA: 3.9																								
49 Rex Brothers, L ERA: 0.39																								
34 Matt Belisle, R ERA: 3.29																								
0 Adam Ottavino, R ERA: 2.13																								
59 Wilton Lopez, R ERA: 3.62																								

Colorado Rockies @ Houston Astros  
Minute Maid Park, Houston, TX  
Mon May 27 2013, 1:13 PM - 5:34 PM CDT  
Att. 15,631 - Roof Closed - 73 F

AB 42  
R 3  
H 9  
RBI 3  
BB 5  
SO 14  
LOB 17









Batter	1	2	3	4	5	6	7	8	9	AB	R	H	RBI	BB	SO	LOB	TOP	
2 Brandon Barnes, R OBP: 0.390, SLG: 0.452	G6-3		G5-3			27 15 SF7 1B		SH1-4	27 PB 1B	4	1	2	1	0	0	0		
27 Jose Altuve, R OBP: 0.347, SLG: 0.400	K		B5-3			14 S 1B		14 1B 12 CS IBB	L9	4	0	1	0	1	1	1		
15 Jason Castro, L OBP: 0.328, SLG: 0.467	K			G5-3		SF7		K		3	0	0	1	0	2	2		
14 J.D. Martinez, R OBP: 0.288, SLG: 0.482		23 2B 30 SF7 1B		K				K		4	1	2	1	0	2	1		
12 Carlos Pena, L OBP: 0.345, SLG: 0.369	K			23 WP BB				K		3	1	1	1	1	2	2		
23 Chris Carter, R OBP: 0.296, SLG: 0.403																		
8 Trevor Crowe, S OBP: 0.282, SLG: 0.306																		
30 Matt Dominguez, R OBP: 0.267, SLG: 0.398																		
13 Ronny Cedeno, R OBP: 0.333, SLG: 0.499																		
56 Paul Clemens, R																		
54 Travis Blackley, L																		
62 Hector Ambriz, L																		
38 Jimmy Paredes, S																		
41 Jose Veras, R																		
45 Erik Bedard, L																		
9 Marwin Gonzalez, S OBP: 0.263, SLG: 0.359																		
<b>Inning Stats</b>	R: 0 E: 0 K: 2 S: 8	H: 0 LOB: 0 BB: 0 P: 13	R: 1 E: 0 K: 2 S: 12	H: 2 LOB: 1 BB: 0 P: 16	R: 0 E: 0 K: 0 S: 6	H: 0 LOB: 0 BB: 0 P: 10	R: 0 E: 0 K: 2 S: 11	H: 0 LOB: 1 BB: 1 P: 22	R: 0 E: 0 K: 1 S: 9	H: 0 LOB: 0 BB: 0 P: 10	R: 1 E: 0 K: 1 S: 9	H: 2 LOB: 1 BB: 1 P: 17	R: 3 E: 0 K: 0 S: 17	H: 4 LOB: 1 BB: 0 P: 25	1B: 8 2B: 1 3B: 0 HR: 1	SF: 2 SAC: 2 DP: 0 HBP: 0	WP: 1 PB: 1 SB: 1 CS: 1	PA: 39
<b>PITCHER</b>	IP WLS BF H R ER SO BB IBB HBP BLK WP HR S P ERA WHIP	IP WLS BF H R ER SO BB IBB HBP BLK WP HR S P ERA WHIP	IP WLS BF H R ER SO BB IBB HBP BLK WP HR S P ERA WHIP	IP WLS BF H R ER SO BB IBB HBP BLK WP HR S P ERA WHIP	IP WLS BF H R ER SO BB IBB HBP BLK WP HR S P ERA WHIP	IP WLS BF H R ER SO BB IBB HBP BLK WP HR S P ERA WHIP	IP WLS BF H R ER SO BB IBB HBP BLK WP HR S P ERA WHIP	IP WLS BF H R ER SO BB IBB HBP BLK WP HR S P ERA WHIP	IP WLS BF H R ER SO BB IBB HBP BLK WP HR S P ERA WHIP	IP WLS BF H R ER SO BB IBB HBP BLK WP HR S P ERA WHIP	IP WLS BF H R ER SO BB IBB HBP BLK WP HR S P ERA WHIP	IP WLS BF H R ER SO BB IBB HBP BLK WP HR S P ERA WHIP	IP WLS BF H R ER SO BB IBB HBP BLK WP HR S P ERA WHIP	IP WLS BF H R ER SO BB IBB HBP BLK WP HR S P ERA WHIP	IP WLS BF H R ER SO BB IBB HBP BLK WP HR S P ERA WHIP	IP WLS BF H R ER SO BB IBB HBP BLK WP HR S P ERA WHIP	IP WLS BF H R ER SO BB IBB HBP BLK WP HR S P ERA WHIP	IP WLS BF H R ER SO BB IBB HBP BLK WP HR S P ERA WHIP
32 Tyler Chatwood, R ERA: 2.12	6.0																	
61 Edgmer Escalona, R ERA: 3.07	1.1	L	6	1	1	1	0	1	0	0	0	14	21	6.75	0.750			
49 Rex Brothers, L ERA: 0.38	0.2		2	1	0	0	1	0	0	0	0	4	6	0.00	1.500			
62 Rob Scahill, R ERA: 4.26	1.0		7	4	3	3	0	0	0	0	0	1	17	27.00	4.000			

Houston Astros @ Colorado Rockies  
Coors Field, Denver, CO  
Wed May 29 2013, 6:42 PM - 10:11 PM MDT  
Att: 26,881 - Partly Cloudy - 63 F

AB	32
R	6
H	10
RBI	6
BB	2
SO	12
LOB	9



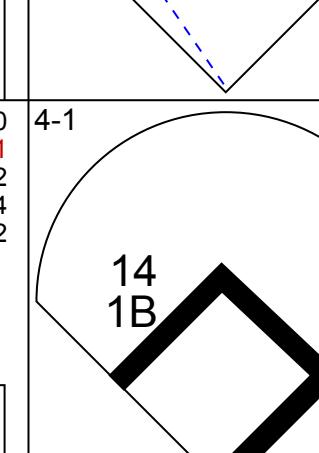
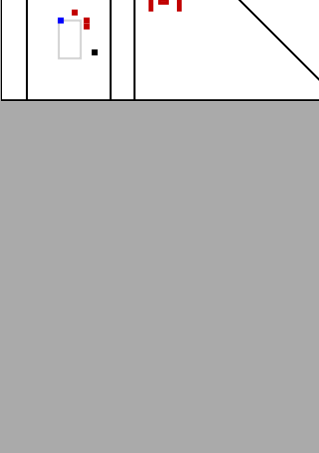

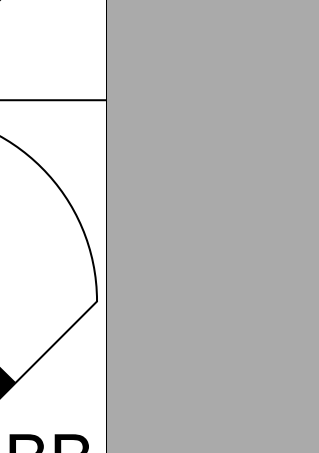
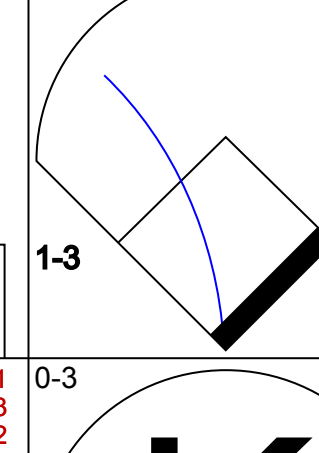


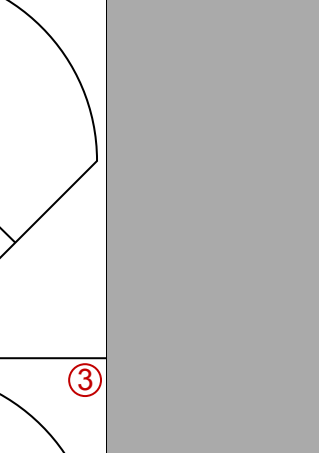
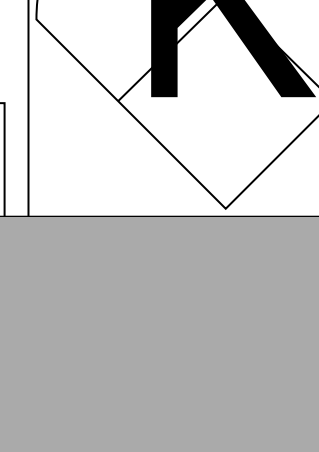
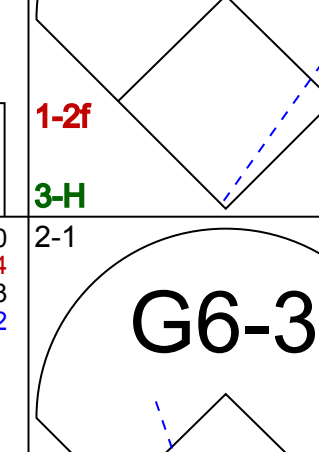

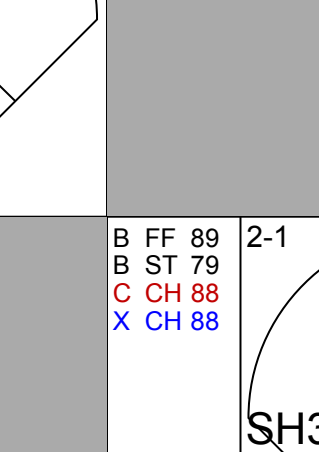


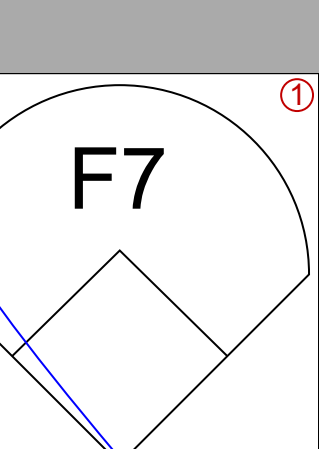
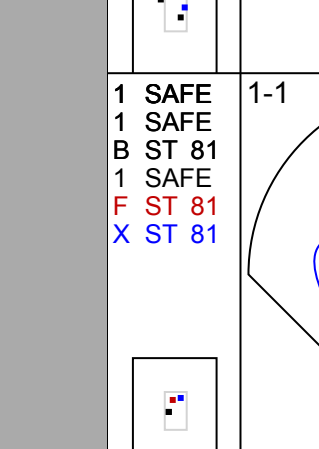


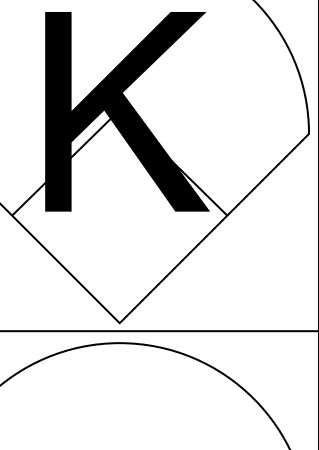
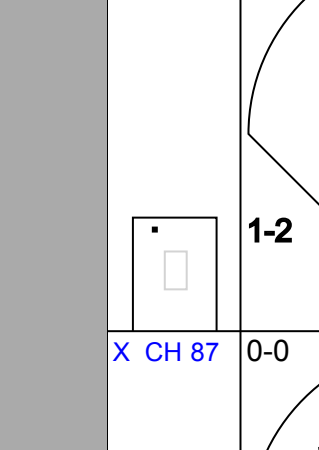
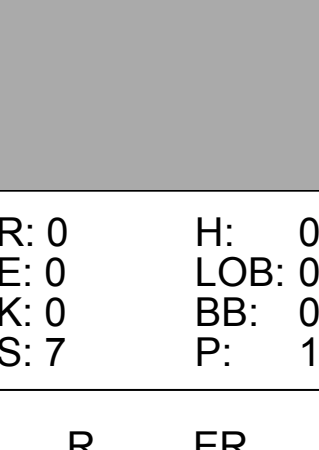
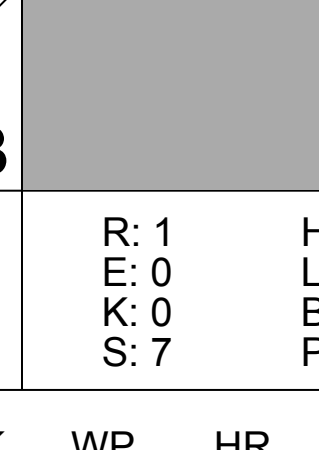



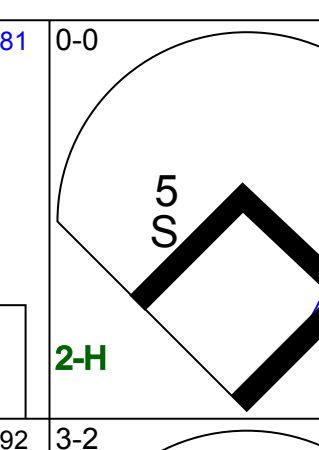

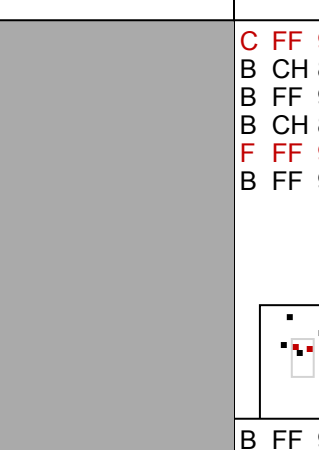
Batter	1	2	3	4	5	6	7	8	9	AB	R	H	RBI	BB	SO	LOB	BOTTOM					
Dexter Fowler, S OBP: 0.380, SLG: 0.465	FC4-6 1B		F9			FC5				4	0	1	0	1	1	2						
15 Jordan Pacheco, R OBP: 0.325, SLG: 0.364	P6		B5-3					G5-3	L3	5	1	1	0	0	0	3						
5 Carlos González, L OBP: 0.380, SLG: 0.582	FC4-6 1-2		K					P6	L8	5	0	0	0	0	1	2						
2 Troy Tulowitzki, R OBP: 0.404, SLG: 0.633	K								L8	4	2	3	3	1	1	1						
3 Michael Cuddyer, R OBP: 0.404, SLG: 0.614									L8	4	2	3	3	1	1	1						
20 Wilin Rosario, R OBP: 0.302, SLG: 0.463	L7								G5-3	5	0	0	0	0	1	4						
28 Nolan Arenado, R OBP: 0.276, SLG: 0.499	P4								G6-3	3	0	0	0	1	0	1						
9 DJ LeMahieu, R OBP: 0.350, SLG: 0.333									L8	2	0	0	0	2	1	2						
32 Tyler Chatwood, R ERA: 5.32									L8	2	0	0	0	0	0	4						
1 Eric Young Jr., S									BB	1	0	0	0	0	0	0						
61 Edgmer Escalona, R									BB	0	0	0	0	0	0	0						
49 Rex Brothers, L									BB	0	0	0	0	0	0	0						
17 Todd Helton, R									BB	0	0	0	0	0	0	0						
18 Jonathan Herrera, S									BB	0	0	0	0	0	0	0						
62 Rob Scahill, L									BB	0	0	0	0	0	0	0						
<b>Inning Stats</b>	R: 0 E: 0 K: 1 S: 7	H: 1 LOB: 1 BB: 0 P: 9	R: 0 E: 0 K: 0 S: 12	H: 1 LOB: 2 BB: 1 P: 21	R: 0 E: 0 K: 1 S: 6	H: 0 LOB: 0 BB: 0 P: 10	R: 1 E: 0 K: 1 S: 8	H: 2 LOB: 2 BB: 1 P: 16	R: 1 E: 0 K: 1 S: 14	H: 2 LOB: 2 BB: 0 P: 25	R: 0 E: 0 K: 0 S: 10	H: 1 LOB: 2 BB: 1 P: 15	R: 0 E: 0 K: 1 S: 11	H: 1 LOB: 2 BB: 1 P: 20	R: 0 E: 0 K: 0 S: 10	H: 0 LOB: 2 BB: 2 P: 20	R: 1 E: 0 K: 1 S: 8	H: 1 LOB: 0 BB: 0 P: 13	1B: 6 2B: 1 3B: 0 HR: 2	SF: 0 SAC: 0 DP: 0 HBP: 0	WP: 0 PB: 0 SB: 1 CS: 0	PA: 42
<b>PITCHER</b>	IP WLS BF H R ER SO BB IBB HBP BLK WP HR S P ERA WHIP	IP WLS BF H R ER SO BB IBB HBP BLK WP HR S P ERA WHIP	IP WLS BF H R ER SO BB IBB HBP BLK WP HR S P ERA WHIP	IP WLS BF H R ER SO BB IBB HBP BLK WP HR S P ERA WHIP	IP WLS BF H R ER SO BB IBB HBP BLK WP HR S P ERA WHIP	IP WLS BF H R ER SO BB IBB HBP BLK WP HR S P ERA WHIP	IP WLS BF H R ER SO BB IBB HBP BLK WP HR S P ERA WHIP	IP WLS BF H R ER SO BB IBB HBP BLK WP HR S P ERA WHIP	IP WLS BF H R ER SO BB IBB HBP BLK WP HR S P ERA WHIP	IP WLS BF H R ER SO BB IBB HBP BLK WP HR S P ERA WHIP	IP WLS BF H R ER SO BB IBB HBP BLK WP HR S P ERA WHIP	IP WLS BF H R ER SO BB IBB HBP BLK WP HR S P ERA WHIP	IP WLS BF H R ER SO BB IBB HBP BLK WP HR S P ERA WHIP	IP WLS BF H R ER SO BB IBB HBP BLK WP HR S P ERA WHIP	IP WLS BF H R ER SO BB IBB HBP BLK WP HR S P ERA WHIP	IP WLS BF H R ER SO BB IBB HBP BLK WP HR S P ERA WHIP	IP WLS BF H R ER SO BB IBB HBP BLK WP HR S P ERA WHIP	IP WLS BF H R ER SO BB IBB HBP BLK WP HR S P ERA WHIP				
45 Erik Bedard, L	6.0																					
56 Paul Clemens, R ERA: 4.13	1.2	W	7	1	0	0	1	1	0	0	0	14	23	0.00	1.200							
54 Travis Blackley, L ERA: 3.66	0.0		2	0	0	0	0	2	0	0	0	2	10	∞	∞							
62 Hector Ambriz, R ERA: 4.88	0.1	H	1	0	0	0	0	0	0	0	0	5	7	0.00	0.000							
41 Jose Veras, R ERA: 4.7	1.0		4	1	1	1	1	0	0	0	0	1	8	9.00	1.000							

Houston Astros @ Colorado Rockies  
Coors Field, Denver, CO  
Wed May 29 2013, 6:42 PM - 10:11 PM MDT  
Att: 26,881 - Partly Cloudy - 63 F

AB	36
R	3
H	9
RBI	3
BB	6
SO	6
LOB	20



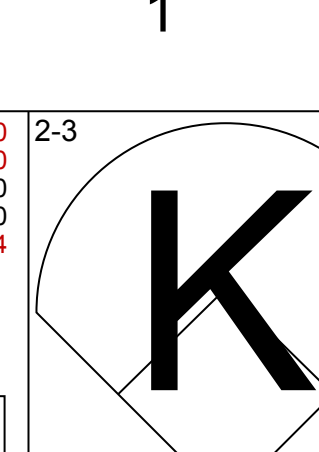
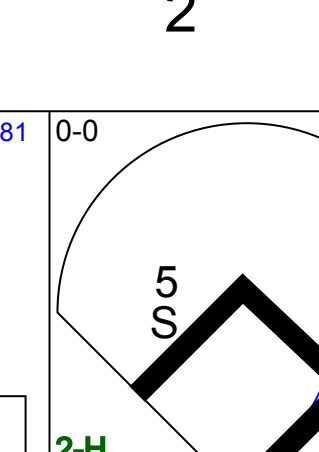
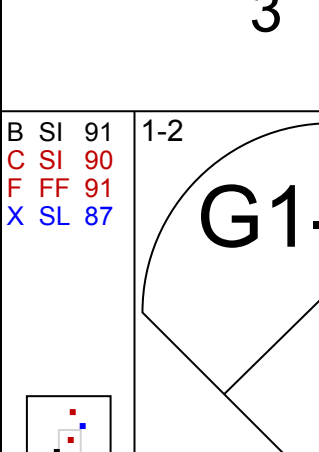

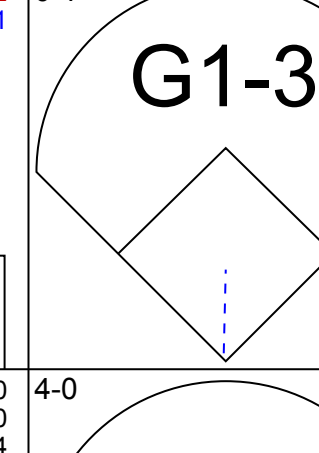
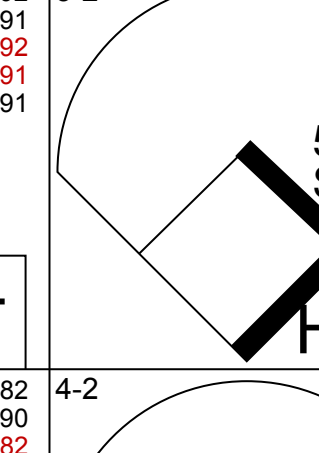
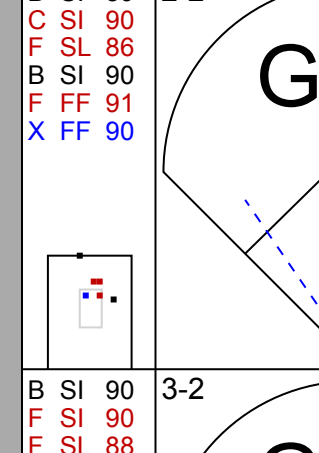

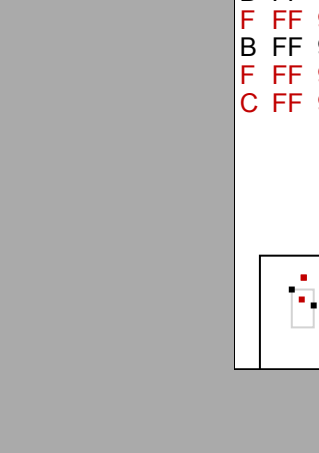
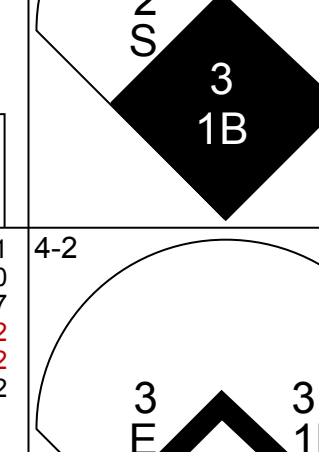
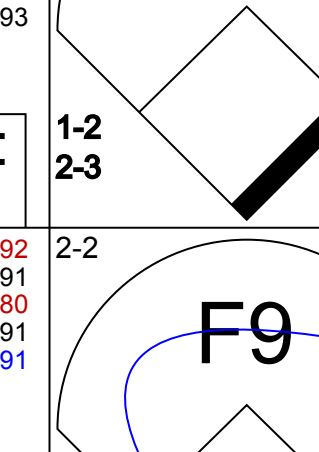
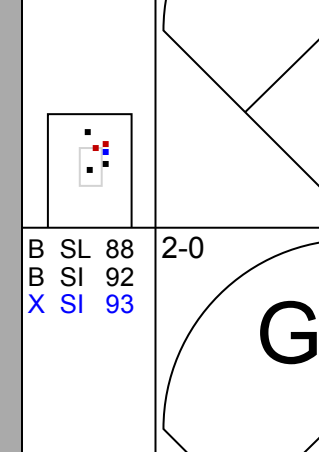


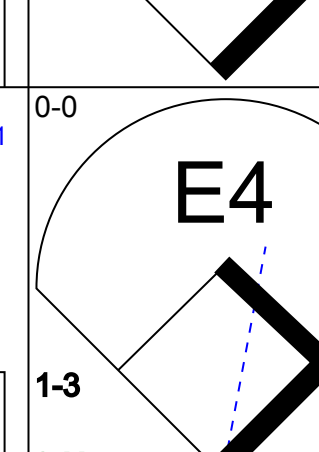


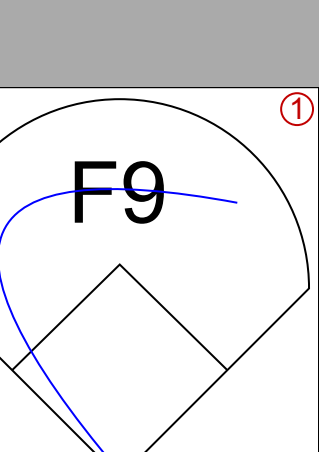
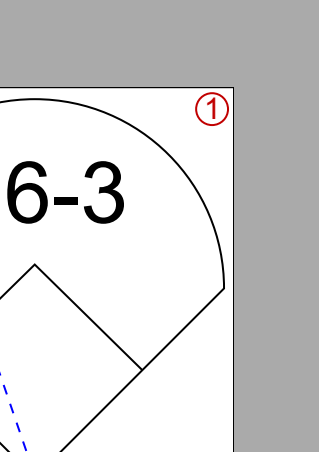
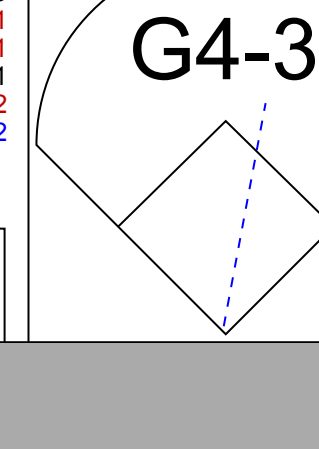
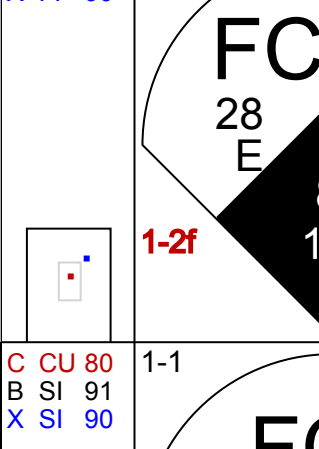
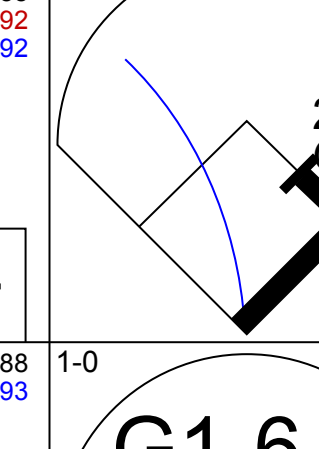
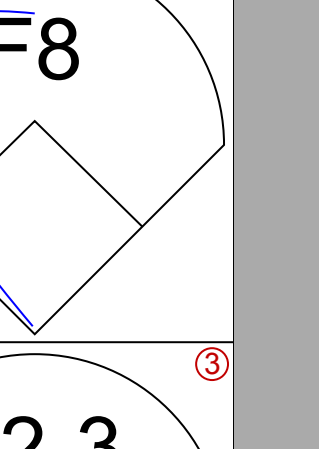

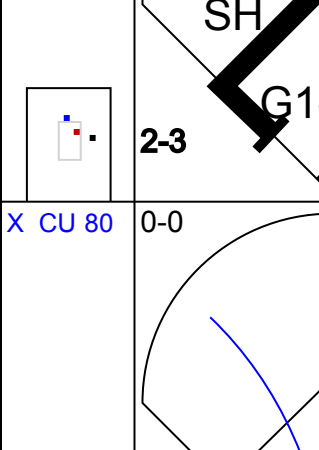
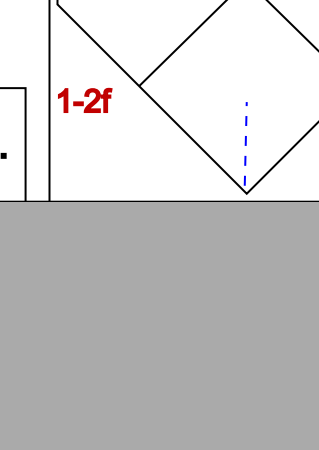
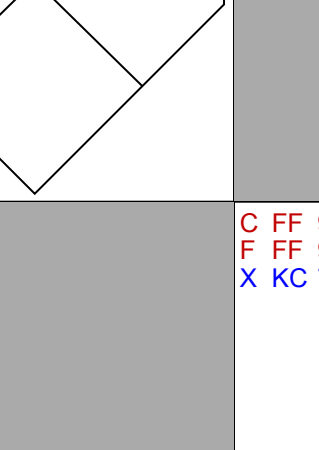
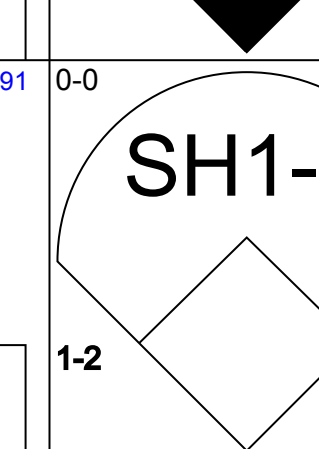
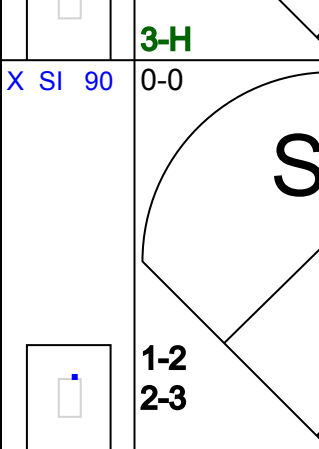

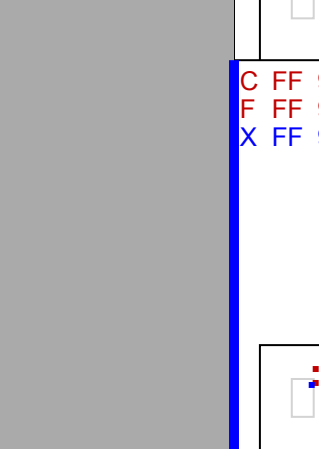
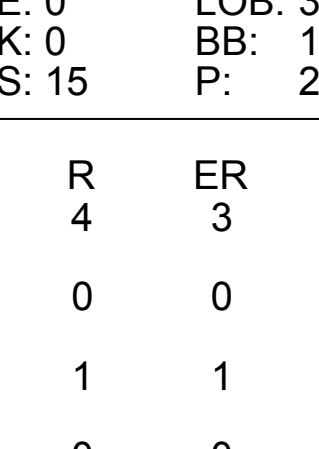
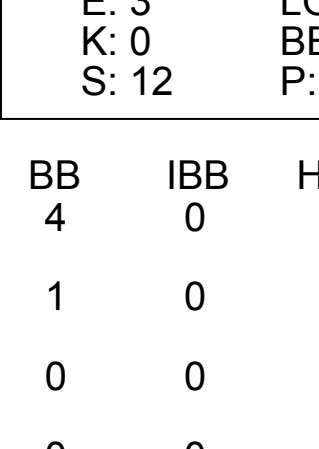
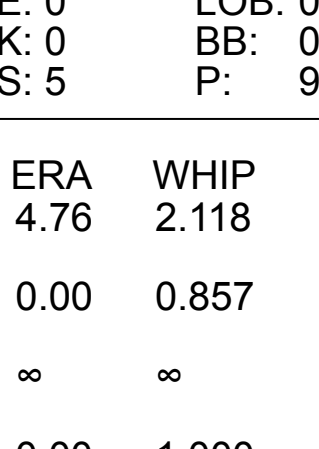
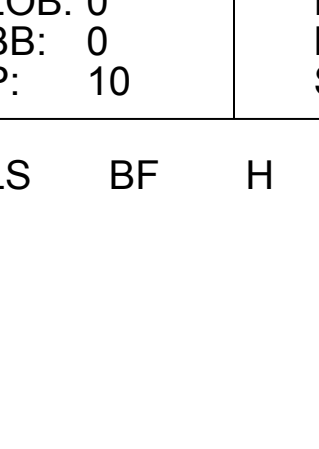


Batter	1	2	3	4	5	6	7	8	9	AB	R	H	RBI	BB	SO	LOB	TOP						
2 Brandon Barnes, R OBP: 0.368, SLG: 0.423										5	0	0	0	0	0	2	4						
27 Jose Altuve, R OBP: 0.341, SLG: 0.395										5	1	1	0	0	0	0	1						
15 Jason Castro, L OBP: 0.341, SLG: 0.482										3	2	2	0	2	0	0	0						
14 J.D. Martinez, R OBP: 0.309, SLG: 0.496										5	1	4	1	0	1	1							
12 Carlos Pena, L OBP: 0.342, SLG: 0.364										5	1	1	1	0	2	5							
23 Chris Carter, R OBP: 0.297, SLG: 0.419										3	1	1	3	0	0	0							
8 Trevor Crowe, S OBP: 0.300, SLG: 0.324										1	0	1	0	0	0	0							
30 Matt Dominguez, R OBP: 0.267, SLG: 0.411										4	1	1	1	0	0	1							
13 Ronny Cedeno, R OBP: 0.329, SLG: 0.384										3	0	0	0	0	2	0							
64 Lucas Harrell, S OBP: 0.600, SLG: 0.333										1	0	0	0	2	0	0							
43 Brad Peacock, R										0	0	0	0	0	0	0							
53 Wesley Wright, R										0	0	0	0	0	0	0							
62 Hector Ambriz, L										0	0	0	0	0	0	0							
<b>Inning Stats</b>	R: 0 E: 0 K: 2 S: 11	H: 1 LOB: 2 BB: 1 P: 17	R: 0 E: 0 K: 0 S: 7	H: 0 LOB: 3 BB: 0 P: 10	R: 0 E: 0 K: 0 S: 10	H: 0 LOB: 0 BB: 1 P: 17	R: 1 E: 0 K: 0 S: 7	H: 2 LOB: 0 BB: 2 P: 12	R: 0 E: 0 K: 1 S: 10	H: 0 LOB: 1 BB: 1 P: 17	R: 6 E: 0 K: 2 S: 19	H: 6 LOB: 0 BB: 2 P: 26	R: 0 E: 0 K: 1 S: 10	H: 0 LOB: 1 BB: 1 P: 16	R: 0 E: 0 K: 0 S: 6	H: 1 LOB: 2 BB: 0 P: 10	R: 0 E: 0 K: 1 S: 12	H: 1 LOB: 1 BB: 0 P: 16	1B: 7 2B: 3 HR: 2	SF: 0 SAC: 1 DP: 2 HBP: 1	WP: 0 PB: 0 SB: 0 CS: 0	PA: 41	
<b>PITCHER</b>	IP WLS BF H R ER SO BB IBB HBP BLK WP HR S P ERA WHIP	IP WLS BF H R ER SO BB IBB HBP BLK WP HR S P ERA WHIP	IP WLS BF H R ER SO BB IBB HBP BLK WP HR S P ERA WHIP	IP WLS BF H R ER SO BB IBB HBP BLK WP HR S P ERA WHIP	IP WLS BF H R ER SO BB IBB HBP BLK WP HR S P ERA WHIP	IP WLS BF H R ER SO BB IBB HBP BLK WP HR S P ERA WHIP	IP WLS BF H R ER SO BB IBB HBP BLK WP HR S P ERA WHIP	IP WLS BF H R ER SO BB IBB HBP BLK WP HR S P ERA WHIP	IP WLS BF H R ER SO BB IBB HBP BLK WP HR S P ERA WHIP	IP WLS BF H R ER SO BB IBB HBP BLK WP HR S P ERA WHIP	IP WLS BF H R ER SO BB IBB HBP BLK WP HR S P ERA WHIP	IP WLS BF H R ER SO BB IBB HBP BLK WP HR S P ERA WHIP	IP WLS BF H R ER SO BB IBB HBP BLK WP HR S P ERA WHIP	IP WLS BF H R ER SO BB IBB HBP BLK WP HR S P ERA WHIP	IP WLS BF H R ER SO BB IBB HBP BLK WP HR S P ERA WHIP	IP WLS BF H R ER SO BB IBB HBP BLK WP HR S P ERA WHIP	IP WLS BF H R ER SO BB IBB HBP BLK WP HR S P ERA WHIP	IP WLS BF H R ER SO BB IBB HBP BLK WP HR S P ERA WHIP	IP WLS BF H R ER SO BB IBB HBP BLK WP HR S P ERA WHIP	IP WLS BF H R ER SO BB IBB HBP BLK WP HR S P ERA WHIP	IP WLS BF H R ER SO BB IBB HBP BLK WP HR S P ERA WHIP	IP WLS BF H R ER SO BB IBB HBP BLK WP HR S P ERA WHIP	IP WLS BF H R ER SO BB IBB HBP BLK WP HR S P ERA WHIP

Houston Astros @ Colorado Rockies  
Coors Field, Denver, CO  
Thu May 30 2013, 6:44 PM - 10:04 PM MDT  
Att: 26,239 - Clear - 68 F

AB	35
R	7
H	11
RBI	6
BB	4
SO	7
LOB	12



Batter	1	2	3	4	5	6	7	8	9	AB	R	H	RBI	BB	SO	LOB	BOTTOM						
Dexter Fowler, S OBP: 0.385, SLG: 0.463										3	1	1	1	2	1	3							
9 DJ LeMahieu, R OBP: 0.356, SLG: 0.325										4	0	1	0	0	1	1							
5 Carlos González, L OBP: 0.389, SLG: 0.583										3	2	2	1	2	0	0							
2 Troy Tulowitzki, R OBP: 0.404, SLG: 0.624										4	0	1	0	1	0	5							
3 Michael Cuddyer, R OBP: 0.404, SLG: 0.607										5	0	2	1	0	1	2							
17 Todd Helton, L OBP: 0.287, SLG: 0.344										4	1	1	1	0	0	3							
28 Nolan Arenado, R OBP: 0.284, SLG: 0.391										5	0	0	0	0	2	3							
8 Yorvit Torrealba, R OBP: 0.375, SLG: 0.296										4	1	3	1	0	1	0							
44 Juan Nicasio, R ERA: 5.37										0	0	0	0	0	0	0							
59 Wilton Lopez, R ERA: 8.51										0	0	0	0	0	0	0							
1 Eric Young Jr., S ERA: 4.22										0	0	0	0	0	0	0							
0 Adam Ottavino, S ERA: 4.22										0	0	0	0	0	0	0							
15 Jordan Pacheco, R ERA: 4.68										0	0	0	0	0	0	0							
88 Josh Outman, L ERA: 4.68										0	0	0	0	0	0	0							
<b>Inning Stats</b>	R: 1 E: 1 K: 1 S: 12	H: 1 LOB: 2 BB: 2 P: 25	R: 1 E: 0 K: 0 S: 15	H: 2 LOB: 3 BB: 1 P: 29	R: 1 E: 3 K: 0 S: 12	H: 2 LOB: 2 BB: 0 P: 16	R: 0 E: 0 K: 0 S: 8	H: 0 LOB: 0 BB: 0 P: 15	R: 0 E: 0 K: 1 S: 5	H: 1 LOB: 0 BB: 0 P: 9	R: 1 E: 0 K: 1 S: 13	H: 2 LOB: 2 BB: 1 P: 27	R: 0 E: 0 K: 1 S: 7	H: 0 LOB: 0 BB: 0 P: 10	R: 0 E: 0 K: 1 S: 11	H: 1 LOB: 1 BB: 1 P: 17	R: 1 E: 0 K: 2 S: 12	H: 2 LOB: 1 BB: 0 P: 15	1B: 11 2B: 0 HR: 0	SF: 1 SAC: 2 DP: 3 HBP: 1	WP: 0 PB: 0 SB: 5 CS: 0	PA: 43	
<b>PITCHER</b>	IP WLS BF H R ER SO BB IBB HBP BLK WP HR S P ERA WHIP	IP WLS BF H R ER SO BB IBB HBP BLK WP HR S P ERA WHIP	IP WLS BF H R ER SO BB IBB HBP BLK WP HR S P ERA WHIP	IP WLS BF H R ER SO BB IBB HBP BLK WP HR S P ERA WHIP	IP WLS BF H R ER SO BB IBB HBP BLK WP HR S P ERA WHIP	IP WLS BF H R ER SO BB IBB HBP BLK WP HR S P ERA WHIP	IP WLS BF H R ER SO BB IBB HBP BLK WP HR S P ERA WHIP	IP WLS BF H R ER SO BB IBB HBP BLK WP HR S P ERA WHIP	IP WLS BF H R ER SO BB IBB HBP BLK WP HR S P ERA WHIP	IP WLS BF H R ER SO BB IBB HBP BLK WP HR S P ERA WHIP	IP WLS BF H R ER SO BB IBB HBP BLK WP HR S P ERA WHIP	IP WLS BF H R ER SO BB IBB HBP BLK WP HR S P ERA WHIP	IP WLS BF H R ER SO BB IBB HBP BLK WP HR S P ERA WHIP	IP WLS BF H R ER SO BB IBB HBP BLK WP HR S P ERA WHIP	IP WLS BF H R ER SO BB IBB HBP BLK WP HR S P ERA WHIP	IP WLS BF H R ER SO BB IBB HBP BLK WP HR S P ERA WHIP	IP WLS BF H R ER SO BB IBB HBP BLK WP HR S P ERA WHIP	IP WLS BF H R ER SO BB IBB HBP BLK WP HR S P ERA WHIP	IP WLS BF H R ER SO BB IBB HBP BLK WP HR S P ERA WHIP	IP WLS BF H R ER SO BB IBB HBP BLK WP HR S P ERA WHIP	IP WLS BF H R ER SO BB IBB HBP BLK WP HR S P ERA WHIP	IP WLS BF H R ER SO BB IBB HBP BLK WP HR S P ERA WHIP	IP WLS BF H R ER SO BB IBB HBP BLK WP HR S P ERA WHIP

Houston Astros @ Colorado Rockies  
Coors Field, Denver, CO  
Thu May 30 2013, 6:44 PM - 10:04 PM MDT  
Att: 26,239 - Clear - 68 F

AB	34
R	5
H	11
RBI	5
BB	5
SO	6
LOB	18





Batter	1	2	3	4	5	6	7	8	9	10	AB	R	H	RBI	BB	SO	LOB	TOP					
14 Mark Ellis, R OBP: 0.331, SLG: 0.381	G6-3		16 23 1B	BB		16 FC4-6 BB			G4-3		3	1	1	1	2	0	0						
16 Andre Ethier, L OBP: 0.340, SLG: 0.379	G3-1		23 1B	L3		FC4-6			G1-3		4	0	0	0	1	0	4						
23 Adrián González, L OBP: 0.376, SLG: 0.503	G4-3		55 2B	L7		G1-3			K		5	0	1	1	0	1	2						
55 Ramon Hernández, R OBP: 0.293, SLG: 0.423	G5-3		G6-3	G5-3		G5-3					5	0	2	0	0	0	2						
25 Carl Crawford, L OBP: 0.352, SLG: 0.453											0	1	0	0	0	0	0						
51 Ronald Belisario, R OBP: 0.324, SLG: 0.292											0	0	0	0	0	0	0						
33 Scott Van Slyke, R OBP: 0.326, SLG: 0.700	K			G4-1		G5-4-3					5	1	2	0	0	2	2						
3 Skip Schumaker, L OBP: 0.324, SLG: 0.292	G4-3			G4-1		G4-3					5	1	2	0	0	0	1						
47 Luis Alfonso Cruz, R OBP: 0.154, SLG: 0.151				P4		F8					4	1	0	1	0	0	4						
5 Juan Uribe, R OBP: 0.394, SLG: 0.414				HBP		G1-3					4	2	2	2	1	1	0						
22 Clayton Kershaw, L OBP: 0.290, SLG: 0.414				SH1-4		G1-3					3	0	2	2	0	0	0						
74 Kenley Jansen, S OBP: 0.174, SLG: 0.136				SH1-4		G4-3					0	0	0	0	0	0	0						
31 Brandon League, R OBP: 0.174, SLG: 0.136				SH1-4		G4-3					0	0	0	0	0	0	0						
18 Tim Federowicz, R OBP: 0.174, SLG: 0.136				SH1-4		G4-3					1	0	0	0	0	1	1						
<b>Inning Stats</b>	R: 0 E: 0 K: 0 S: 8	H: 0 LOB: 0 BB: 0 P: 13	R: 0 E: 0 K: 1 S: 8	H: 0 LOB: 0 BB: 0 P: 12	R: 3 E: 0 K: 0 S: 10	H: 3 LOB: 1 BB: 1 P: 24	R: 2 E: 0 K: 0 S: 15	H: 2 LOB: 2 BB: 0 P: 26	R: 0 E: 0 K: 0 S: 7	H: 1 LOB: 2 BB: 0 P: 13	R: 0 E: 0 K: 1 S: 6	H: 0 LOB: 0 BB: 0 P: 6	R: 0 E: 0 K: 1 S: 10	H: 0 LOB: 0 BB: 0 P: 15	R: 2 E: 0 K: 2 S: 14	H: 3 LOB: 2 BB: 0 P: 21	1B: 9 2B: 3 3B: 0 HR: 0	SF: 0 SAC: 1 DP: 2 HBP: 1	WP: 0 PB: 0 SB: 2 CS: 0	PA: 45			
<b>PITCHER</b>	IP WLS BF H R ER SO BB IBB HBP BLK WP HR S P ERA WHIP	5.0 2.0 1.0 1.0 1.0	25 8 3 0 0	7 2 0 0 0	5 0 0 0 0	1 0 0 0 0	2 1 0 0 0	0 0 0 0 0	0 0 0 0 0	0 0 0 0 0	0 0 0 0 0	0 0 0 0 0	0 0 0 0 0	0 0 0 0 0	0 0 0 0 0	0 0 0 0 0	0 0 0 0 0	0 0 0 0 0	0 0 0 0 0	0 0 0 0 0	0 0 0 0 0	9.00 0.00 0.00 0.00 18.00	1.800 1.500 0.000 0.000 3.000

Los Angeles Dodgers @ Colorado Rockies  
Coors Field, Denver, CO  
Fri May 31 2013, 6:43 PM - 10:04 PM MDT  
Att: 37,923 - Partly Cloudy - 69 F

AB	39
R	7
H	12
RBI	7
BB	4
SO	5
LOB	16



Batter	1	2	3	4	5	6	7	8	9	10	AB	R	H	RBI	BB	SO	LOB	BOTTOM				
1 Eric Young Jr., S OBP: 0.302, SLG: 0.381	L6-3			L9		FC5-4			G6-3		4	0	0	0	1	0	3					
Dexter Fowler, S OBP: 0.389, SLG: 0.466	L6-3			2B		1B			L6		5	2	3	0	0	0	1					
2 Troy Tulowitzki, R OBP: 0.404, SLG: 0.616	G5-3			3B		1B			F9		5	1	2	0	0	0	1					
3 Michael Cuddyer, R OBP: 0.404, SLG: 0.597	K			20 G5-3		1B			G6-3		4	0	1	1	0	1	1					
20 Wilin Rosario, R OBP: 0.294, SLG: 0.450	G6-3			G5-3		K			G6-4-3		5	0	0	1	0	1	4					
15 Jordan Pacheco, R OBP: 0.311, SLG: 0.346	G4-3			G5-3		K			G4-3		4	0	0	0	0	1	2					
28 Nolan Arenado, R OBP: 0.272, SLG: 0.390				G5-3		FC5-4			K		3	0	1	0	1	1	0					
9 DJ LeMahieu, R OBP: 0.367, SLG: 0.364				K2-3		L9			17 HR		4	1	2	0	0	1	1					
27 Jon Garland, R OBP: 0.293, SLG: 0.493				L9		P6			K		1	0	0	0	0	0	0					
8 Yovani Gallardo, R OBP: 0.293, SLG: 0.493				L9		P6			K		1	0	0	0	0	0	0					
62 Rob Scahill, R OBP: 0.293, SLG: 0.493				L9		P6			K		0	0	0	0	0	0	0					
5 Carlos González, L OBP: 0.331, SLG: 0.531				L9		P6			K		1	1	1	2	0	0	0					
59 Wilton Lopez, R OBP: 0.331, SLG: 0.531				L9		P6			K		0	0	0	0	0	0	0					
88 Josh Outman, L OBP: 0.331, SLG: 0.531				L9		P6			K		0	0	0	0	0	0	0					
17 Todd Helton, L OBP: 0.331, SLG: 0.531				L9		P6			K		1	1	1	2	0	0	0					
63 Rafael Betancourt, R OBP: 0.331, SLG: 0.531				L9		P6			K		0	0	0	0	0	0	0					
<b>Inning Stats</b>	R: 0 E: 0 K: 0 S: 2	H: 0 LOB: 0 BB: 1 P: 8	R: 0 E: 0 K: 1 S: 8	H: 0 LOB: 0 BB: 0 P: 13	R: 0 E: 0 K: 1 S: 6	H: 0 LOB: 0 BB: 0 P: 8	R: 2 E: 0 K: 0 S: 16	H: 3 LOB: 1 BB: 0 P: 22	R: 0 E: 0 K: 0 S: 8	H: 1 LOB: 1 BB: 0 P: 10	R: 0 E: 0 K: 2 S: 13	H: 1 LOB: 2 BB: 1 P: 22	R: 1 E: 0 K: 0 S: 6	H: 2 LOB: 1 BB: 0 P: 10	R: 2 E: 0 K: 1 S: 17	H: 2 LOB: 0 BB: 0 P: 26	1B: 8 2B: 2 3B: 0 HR: 1	SF: 0 SAC: 0 DP: 2 HBP: 1	WP: 1 PB: 0 SB: 0 CS: 0	PA: 41		
<b>PITCHER</b>	IP WLS BF H R ER SO BB IBB HBP BLK WP HR S P ERA WHIP	7.0 1.0 1.0 1.0	30 3 0 0	3 0 0 0	3 0 0 0	2 0 0 0	0 0 0 0	0 0 0 0	0 0 0 0	0 0 0 0	0 0 0 0	0 0 0 0	0 0 0 0	0 0 0 0	0 0 0 0	0 0 0 0	0 0 0 0	0 0 0 0	0 0 0 0	0 0 0 0	3.86 0.00 18.00 2.000	1.429 0.000 2.000 0.000

Los Angeles Dodgers @ Colorado Rockies  
Coors Field, Denver, CO  
Fri May 31 2013, 6:43 PM - 10:04 PM MDT  
Att: 37,923 - Partly Cloudy - 69 F

AB	38
R	5
H	10
RBI	4
BB	2
SO	6
LOB	16













Batter	1	2	3	4	5	6	7	8	9	AB	R	H	RBI	BB	SO	LOB	TOP		
Dexter Fowler, S (1,8) OBP: 0.390, SLG: 0.485	F8		L7			F8		G4-3		4	0	0	0	0	0	0			
28 Nolan Arenado, R (1,5) OBP: 0.281, SLG: 0.374	G6-3		F8			L4		K		4	0	0	0	0	1	0			
5 Carlos González, L (1,7) OBP: 0.387, SLG: 0.590	1B					G3		K		4	0	2	0	0	1	0			
2 Troy Tulowitzki, R (1,6) OBP: 0.401, SLG: 0.602	FC6-4					L5		G1-3		3	0	0	0	1	0	2			
3 Michael Cuddyer, R (1,9) OBP: 0.402, SLG: 0.619		G1-3				K		17 G5-3		4	0	1	0	0	2	2			
17 Todd Helton, L (1,3) OBP: 0.306, SLG: 0.402		1B				G5-3		G5-3		3	0	1	0	0	0	2			
20 Wilin Rosario, R (1,2) OBP: 0.286, SLG: 0.435		K				P4		L9		3	0	0	0	0	1	2			
9 DJ LeMahieu, R (1,4) OBP: 0.323, SLG: 0.304		F8				K		L4		3	0	0	0	0	1	1			
32 Tyler Chatwood, R (1,1) OBP: 0.357, SLG: 0.357						B2-3		F7		2	0	0	0	0	0	0			
62 Rob Scahill, L (5,1)										0	0	0	0	0	0	0			
1 Eric Young Jr., S (8,PH) OBP: 0.303, SLG: 0.380										1	0	0	0	0	0	0			
88 Josh Outman, L (8,1)										0	0	0	0	0	0	0			
60 Manny Corpas, R (8,1)										0	0	0	0	0	0	0			
<b>Inning Stats</b>	R: 0 H: 1 E: 0 K: 0 S: 9	H: 1 LOB: 1 BB: 0 P: 14	R: 0 H: 1 E: 0 K: 1 S: 10	H: 1 LOB: 1 BB: 0 P: 16	R: 0 H: 0 E: 0 K: 0 S: 5	H: 0 LOB: 0 BB: 0 P: 6	R: 0 H: 1 E: 0 K: 1 S: 13	H: 1 LOB: 1 BB: 0 P: 15	R: 0 H: 0 E: 0 K: 0 S: 6	H: 0 LOB: 0 BB: 0 P: 6	R: 0 H: 1 E: 0 K: 0 S: 13	H: 1 LOB: 1 BB: 0 P: 17	R: 0 H: 0 E: 0 K: 0 S: 4	H: 0 LOB: 0 BB: 0 P: 4	R: 0 H: 0 E: 0 K: 3 S: 12	H: 0 LOB: 1 BB: 1 P: 23	1B: 4 2B: 0 3B: 0 HR: 0	SF: 0 SAC: 0 DP: 0 HBP: 0	WP: 0 PA: 32 PB: 0 SB: 0 CS: 0
<b>PITCHER</b>	IP WLS BF H R ER SO BB IBB HBP BLK WP HR S P ERA WHIP																		
61 Bronson Arroyo, R (1,1) ERA: 3.38	8.0 W 28 4 0 0 3 0 0 0 0 0 0 0 65 86 0.00 0.500																		
54 Aroldis Chapman, L (9,1) ERA: 2.42	1.0 S 4 0 0 0 3 1 0 0 0 0 0 0 12 23 0.00 1.000																		

Colorado Rockies @ Cincinnati Reds  
Great American Ball Park, Cincinnati, OH  
Mon Jun 03 2013, 7:12 PM - 10:06 PM EDT  
Att: 18,498 - Partly Cloudy - 70 F

AB	31
R	0
H	4
RBI	0
BB	1
SO	6
LOB	9



Batter	1	2	3	4	5	6	7	8	9	AB	R	H	RBI	BB	SO	LOB	BOTTOM
17 Shin-Soo Choo, L (1,8) OBP: 0.438, SLG: 0.490	L8		K					K		3	0	0	0	1	2	1	
2 Zack Cozart, R (1,6) OBP: 0.271, SLG: 0.384	K							32 HR		4	1	1	0	0	3	2	
19 Joey Votto, L (1,3) OBP: 0.454, SLG: 0.523	G6-3							K		4	0	0	0	0	2	1	
32 Jay Bruce, L (1,9) OBP: 0.320, SLG: 0.472		1B						HR		4	2	3	2	0	0	0	
21 Todd Frazier, R (1,5) OBP: 0.339, SLG: 0.405		G6-4-3						15 1B		4	0	2	1	0	1	1	
26 Xavier Paul, L (1,7) OBP: 0.378, SLG: 0.396		G6-3						29 BB		3	0	0	0	0	0	1	
15 Derrick Robinson, S (8,7) OBP: 0.430, SLG: 0.340		G6-3						1B		1	0	1	0	0	0	0	
29 Ryan Hanigan, R (1,2) OBP: 0.307, SLG: 0.271								61 SH3		1	0	1	0	2	0	0	
3 Cesar Izturis, S (1,4) OBP: 0.227, SLG: 0.167								G4-3		4	0	0	0	0	1	6	
61 Bronson Arroyo, R (1,1) ERA: 2.14								L9		2	0	1	0	0	0	1	
54 Aroldis Chapman, L (9,1) ERA: 2.38										0	0	0	0	0	0	0	
<b>Inning Stats</b>	R: 0 H: 0 E: 0 K: 1 S: 11	H: 1 LOB: 0 BB: 0 P: 17	R: 0 H: 1 E: 0 K: 1 S: 12	H: 1 LOB: 1 BB: 1 P: 21	R: 1 H: 2 E: 1 K: 2 S: 15	H: 2 LOB: 1 BB: 0 P: 18	R: 0 H: 1 E: 0 K: 2 S: 16	H: 1 LOB: 2 BB: 1 P: 27	R: 0 H: 0 E: 0 K: 1 S: 7	H: 0 LOB: 0 BB: 0 P: 9	R: 0 H: 0 E: 0 K: 0 S: 6	H: 0 LOB: 1 BB: 0 P: 7	R: 2 H: 4 E: 0 K: 2 S: 23	H: 4 LOB: 3 BB: 1 P: 35	1B: 7 2B: 1 3B: 0 HR: 1	SF: 0 SAC: 1 DP: 2 HBP: 1	WP: 0 PA: 35 PB: 0 SB: 1 CS: 0
<b>PITCHER</b>	IP WLS BF H R ER SO BB IBB HBP BLK WP HR S P ERA WHIP																
32 Tyler Chatwood, R (1,1) ERA: 2.14	4.0 L 15 4 1 0 0 3 1 0 0 0 0 0 29 64 2.25 1.250																
62 Rob Scahill, R (5,1)	3.0 12 1 0 0 3 1 0 0 1 0 0 0 29 43 0.00 0.667																
88 Josh Outman, L (8,1) ERA: 5.24	0.2 5 3 2 2 2 0 0 0 0 0 0 1 16 20 27.00 4.500																
60 Manny Corpas, R (8,1) ERA:	0.1 3 1 0 0 0 1 0 0 0 0 0 0 7 15 0.00 6.000																

Colorado Rockies @ Cincinnati Reds  
Great American Ball Park, Cincinnati, OH  
Mon Jun 03 2013, 7:12 PM - 10:06 PM EDT  
Att: 18,498 - Partly Cloudy - 70 F

AB	30
R	3
H	9
RBI	3
BB	3
SO	9
LOB	13














Batter	1	2	3	4	5	6	7	8	9	10	11	12	AB	R	H	RBI	BB	SO	LOB	TOP													
2 Everth Cabrera, S OBP: 0.365, SLG: 0.402														6	0	2	0	0	2	1													
25 Will Venable, L OBP: 0.284, SLG: 0.410														4	0	1	0	0	0	1													
13 Chris Denorfia, R OBP: 0.351, SLG: 0.396														6	2	2	0	0	1	5													
Chase Headley, S OBP: 0.338, SLG: 0.371														6	2	2	0	0	1	5													
18 Carlos Quentin, R OBP: 0.354, SLG: 0.463														3	2	1	0	1	0	2													
88 Kyle Blanks, R OBP: 0.364, SLG: 0.446														2	0	1	0	0	0	0													
9 Jedd Gyorko, R OBP: 0.338, SLG: 0.442														5	1	2	1	1	1	0													
14 Mark Kotsay, L OBP: 0.289, SLG: 0.322														4	0	0	0	1	0	0	3												
46 Tim Stauffer, R OBP: 0.259, SLG: 0.311														0	0	0	0	0	0	0	0												
15 Jesus Guzman, R OBP: 0.259, SLG: 0.311														0	0	0	0	0	0	0	0												
57 Luke Gregerson, R OBP: 0.259, SLG: 0.311														0	0	0	0	0	0	0	0												
29 Brad Boxberger, R OBP: 0.259, SLG: 0.311														0	0	0	0	0	0	0	0												
24 Cameron Maybin, R OBP: 0.214, SLG: 0.158														5	1	2	2	1	1	2													
4 Nick Hundley, R OBP: 0.275, SLG: 0.358														5	0	0	1	0	2	4													
34 Andrew Cashner, R OBP: 0.267, SLG: 0.297														3	0	1	0	0	2	2													
5 Alexi Amarista, L OBP: 0.299, SLG: 0.438														2	0	0	0	0	1	1													
<b>Inning Stats</b>	R: 0 E: 0 K: 1 S: 10	H: 1 LOB: 1 BB: 0 P: 14	R: 0 E: 0 K: 1 S: 8	H: 0 LOB: 1 BB: 1 P: 17	R: 0 E: 0 K: 2 S: 7	H: 0 LOB: 0 BB: 0 P: 11	R: 4 E: 0 K: 0 S: 14	H: 3 LOB: 1 BB: 1 P: 25	R: 0 E: 1 K: 0 S: 6	H: 0 LOB: 0 BB: 0 P: 14	R: 1 E: 0 K: 2 S: 17	H: 3 LOB: 2 BB: 0 P: 22	R: 0 E: 0 K: 0 S: 7	H: 1 LOB: 1 BB: 0 P: 10	R: 0 E: 0 K: 1 S: 8	H: 0 LOB: 0 BB: 0 P: 10	R: 0 E: 0 K: 0 S: 7	H: 0 LOB: 0 BB: 0 P: 10	R: 0 E: 1 K: 1 S: 8	H: 1 LOB: 1 BB: 0 P: 10	R: 0 E: 0 K: 1 S: 8	H: 0 LOB: 0 BB: 0 P: 10	R: 0 E: 0 K: 1 S: 7	H: 0 LOB: 1 BB: 0 P: 10	R: 0 E: 0 K: 1 S: 9	H: 2 LOB: 2 BB: 1 P: 16	1B: 8 2B: 3 3B: 1 HR: 0	SF: 0 SAC: 0 DP: 1 HBP: 0	WP: 1 PB: 0 SB: 4 CS: 1	PA: 53			
<b>PITCHER</b>	IP WLS BF H R ER SO BB IBB HBP BLK WP HR S P ERA WHIP	45 Jhoulys Chacin, R ERA: 4.59	62 Rob Scallion, R ERA: 2.25	59 Wilton Lopez, R ERA: 3.62	49 Rex Brothers, L ERA: 0.34	34 Matt Belisle, R ERA: 2.87	<b>PITCHER</b>	IP WLS BF H R ER SO BB IBB HBP BLK WP HR S P ERA WHIP	60 Manny Corpas, R ERA: 3.86	45 Jhoulys Chacin, R ERA: 4.59	62 Rob Scallion, R ERA: 2.25	59 Wilton Lopez, R ERA: 3.62	49 Rex Brothers, L ERA: 0.34	34 Matt Belisle, R ERA: 2.87	29 Brad Boxberger, R ERA: 4.76	45 Jhoulys Chacin, R ERA: 4.59	62 Rob Scallion, R ERA: 2.25	59 Wilton Lopez, R ERA: 3.62	49 Rex Brothers, L ERA: 0.34	34 Matt Belisle, R ERA: 2.87	29 Brad Boxberger, R ERA: 4.76	45 Jhoulys Chacin, R ERA: 4.59	62 Rob Scallion, R ERA: 2.25	59 Wilton Lopez, R ERA: 3.62	49 Rex Brothers, L ERA: 0.34	34 Matt Belisle, R ERA: 2.87	29 Brad Boxberger, R ERA: 4.76	45 Jhoulys Chacin, R ERA: 4.59	62 Rob Scallion, R ERA: 2.25	59 Wilton Lopez, R ERA: 3.62	49 Rex Brothers, L ERA: 0.34	34 Matt Belisle, R ERA: 2.87	29 Brad Boxberger, R ERA: 4.76

San Diego Padres @ Colorado Rockies  
Coors Field, Denver, CO  
Thu Jun 06 2013, 6:41 PM - 10:45 PM MDT  
Att. 29,840 - Partly Cloudy - 77 F

AB 48  
R 6  
H 12  
RBI 6  
BB 4  
SO 10  
LOB 23



Batter	1	2	3	4	5	6	7	8	9	10	11	12	AB	R	H	RBI	BB	SO	LOB	BOTTOM			
1 Eric Young Jr., S OBP: 0.295, SLG: 0.359														5	0	1	0	0	1	1			
28 Nolan Arenado, R OBP: 0.280, SLG: 0.399														6	1	2	0	0	1	1			
5 Carlos González, L OBP: 0.384, SLG: 0.609														6	0	0	0	0	2	4			
2 Troy Tulowitzki, R OBP: 0.405, SLG: 0.835														5	0	0	0	1	0	1			
3 Michael Cuddyer, R OBP: 0.397, SLG: 0.603														5	0	1	1	1	1	1			
15 Jordan Pacheco, R OBP: 0.323, SLG: 0.369														5	2	2	0	0	1	2			
20 Wilin Rosario, R OBP: 0.282, SLG: 0.444														5	1	2	3	0	2	1			
9 DJ LeMahieu, R OBP: 0.324, SLG: 0.313														4	1	2	0	1	1	0			
45 Jhoulys Chacin, R ERA: 3.86														2	0	0	0	0	0	0			
17 Todd Helton, L OBP: 0.350, SLG: 0.549														1	0	0	0	0	0	2			
59 Wilton Lopez, R ERA: 3.62														0	0	0	0	0	0	0			
49 Rex Brothers, L ERA: 0.34														0	0	0	0	0	0	0			
18 Jonathan Herrera, S OBP: 0.259, SLG: 0.311														0	0	0	0	0	0	0			
34 Matt Belisle, R ERA: 2.87														0	0	0	0	0	0	0			
60 Manny Corpas, R ERA: 3.86														0	0	0	0	0	0	0			
<b>Inning Stats</b>	R: 0 E: 0 K: 1 S: 7	H: 0 LOB: 0 BB: 0 P: 8	R: 0 E: 0 K: 0 S: 8	H: 0 LOB: 1 BB: 1 P: 15	R: 0 E: 0 K: 0 S: 8	H: 0 LOB: 0 BB: 0 P: 10	R: 1 E: 0 K: 0 S: 13	H: 2 LOB: 1 BB: 0 P: 20	R: 1 E: 0 K: 1 S: 12	H: 3 LOB: 2 BB: 0 P: 20	R: 1 E: 0 K: 0 S: 10	H: 2 LOB: 2 BB: 0 P: 22	R: 0 E: 0 K: 1 S: 9	H: 0 LOB: 0 BB: 0 P: 12	R: 2 E: 0 K: 1 S: 12	H: 2 LOB: 0 BB: 0 P: 19	R: 0 E: 0 K: 0 S: 9	H: 0 LOB: 1 BB: 0 P: 15	R: 0 E: 0 K: 2 S: 8	H: 0 LOB: 0 BB: 0 P: 12	R: 0 E: 0 K: 1 S: 8	H: 1 LOB: 1 BB: 0 P: 12	R: 0 E: 0 K



















Batter	1	2	3	4	5	6	7	8	9	AB	R	H	RBI	BB	SO	LOB	TOP
2 Denard Span, L (1.8) OBP: 0.324, SLG: 0.368	L3		FC1-6-5			G3-1	K		G4-6-3 BB	4	0	0	0	1	1	1	<b>Washington Nationals @ Colorado Rockies</b> Coors Field, Denver, CO Wed Jun 12 2013, 6:43 PM - 9:59 PM MDT Att: 30,304 - Cloudy - 88 F
26 Jeff Kobarnus, R (1.7) OBP: 0.482, SLG: 0.300									G4-6-3	2	1	1	0	1	0	1	
33 Roger Bernadina, L (7, PH) OBP: 0.261, SLG: 0.297	11 CS 1B		L7			11 BB 2B			1-2	1	0	0	0	1	0	1	
11 Ryan Zimmerman, R (1.5) OBP: 0.348, SLG: 0.435	K					28 BB G1-3				3	2	1	1	2	2	2	
28 Jayson Werth, R (1.9) OBP: 0.314, SLG: 0.402		K				G1-3				5	0	0	0	0	1	4	
25 Adam LaRoche, L (1.3) OBP: 0.336, SLG: 0.450		F8								3	2	1	0	1	1	1	
20 Ian Desmond, R (1.6) OBP: 0.315, SLG: 0.475										3	0	2	3	1	0	1	
6 Anthony Rendon, R (1.4) OBP: 0.362, SLG: 0.408										4	0	2	1	0	0	1	
23 Jhonatan Solano, R (1.2) OBP: 0.231, SLG: 0.298										3	0	1	0	1	0	1	
43 Ross Ohlendorf, R (1.1)										3	0	0	0	0	3	4	
46 Ian Krol, L (7.1)										0	0	0	0	0	0	0	
18 Chad Tracy, L (8, PH) OBP: 0.180, SLG: 0.190										1	0	0	0	0	0	1	
36 Tyler Clippard, R (8.1)										0	0	0	0	0	0	0	
29 Rafael Soriano, R (9.1)										0	0	0	0	0	0	0	
<b>Inning Stats</b>	R: 0 E: 0 K: 1 S: 8	H: 1 LOB: 1 BB: 0 P: 15	R: 0 E: 0 K: 1 S: 11	H: 0 LOB: 1 BB: 1 P: 19	R: 0 E: 0 K: 1 S: 10	H: 1 LOB: 1 BB: 0 P: 17	R: 1 E: 0 K: 1 S: 13	H: 1 LOB: 0 BB: 1 P: 21	R: 0 E: 0 K: 2 S: 12	H: 0 LOB: 1 BB: 1 P: 20	R: 1 E: 0 K: 0 S: 11	H: 2 LOB: 1 BB: 0 P: 13	R: 0 E: 0 K: 0 S: 6	H: 0 LOB: 1 BB: 2 P: 17	1B: 4 2B: 5 3B: 0 HR: 0	SF: 0 SAC: 0 DP: 2 HBP: 0	WP: 1 PA: 41 PB: 0 SB: 0 CS: 2
<b>PITCHER</b>	IP WLS BF H R ER SO BB IBB HBP BLK WP HR S P ERA WHIP																
29 Jorge De La Rosa, L (1.1) ERA: 3.49	5.1 L 21 4 3 3 5 3 0 0 0 0 0 0 54 96 5.06 1.312																
0 Adam Ottavino, R (8.1) ERA: 1.8	1.2 10 2 1 1 3 2 1 0 0 1 0 22 42 5.40 2.400																
31 Chris Volstad, R (8.1) ERA: 6.59	1.0 5 2 1 1 0 0 0 0 0 0 0 11 13 9.00 2.000																
60 Manny Corpas, R (9.1) ERA: 1.42	1.0 4 0 0 0 0 2 0 0 0 0 0 6 17 0.00 2.000																

Batter	1	2	3	4	5	6	7	8	9	AB	R	H	RBI	BB	SO	LOB	BOTTOM				
Dexter Fowler, S (1.8) OBP: 0.395, SLG: 0.491	K		F7			18 BB FC4-6			G5-3	3	0	0	0	1	1	0	<b>Washington Nationals @ Colorado Rockies</b> Coors Field, Denver, CO Wed Jun 12 2013, 6:43 PM - 9:59 PM MDT Att: 30,304 - Cloudy - 88 F				
18 Jonathan Herrera, S (1.4) OBP: 0.363, SLG: 0.310										4	1	2	0	0	0	1					
5 Carlos González, L (1.7) OBP: 0.375, SLG: 0.618										4	0	1	1	0	1	2					
2 Troy Tulowitzki, R (1.6) OBP: 0.414, SLG: 0.639										4	0	0	0	0	1	3					
17 Todd Helton, L (1.3) OBP: 0.309, SLG: 0.410										4	0	0	0	0	2	1					
28 Nolan Arenado, R (1.5) OBP: 0.291, SLG: 0.436										2	0	0	0	1	0	0					
21 Tyler Colvin, L (1.9) OBP: 0.273, SLG: 0.818										3	0	0	0	0	1	1					
8 Yorvit Torrealba, R (1.2) OBP: 0.373, SLG: 0.333										2	0	0	0	0	0	1					
0 Adam Ottavino, S (8.1)										0	0	0	0	0	0	0					
31 Chris Volstad, R (8.1)										0	0	0	0	0	0	0					
9 DJ LeMahieu, R (8, PH) OBP: 0.337, SLG: 0.360										1	0	0	0	0	0	0					
60 Manny Corpas, R (9.1) ERA: 1.42										0	0	0	0	0	0	0					
29 Jorge De La Rosa, L (1.1) OBP: 0.120, SLG: 0.043										1	0	0	0	0	0	0					
20 Wilin Rosario, R (6.2) OBP: 0.277, SLG: 0.426										2	0	0	0	0	0	0					
<b>Inning Stats</b>	R: 0 E: 1 K: 1 S: 7	H: 1 LOB: 1 BB: 0 P: 12	R: 0 E: 0 K: 0 S: 6	H: 0 LOB: 0 BB: 0 P: 9	R: 0 E: 0 K: 0 S: 8	H: 0 LOB: 0 BB: 0 P: 12	R: 0 E: 0 K: 1 S: 7	H: 0 LOB: 0 BB: 0 P: 10	R: 0 E: 0 K: 0 S: 12	H: 0 LOB: 1 BB: 1 P: 21	R: 1 E: 0 K: 0 S: 14	H: 1 LOB: 1 BB: 1 P: 25	R: 0 E: 0 K: 2 S: 11	H: 0 LOB: 0 BB: 0 P: 14	R: 0 E: 0 K: 0 S: 12	H: 0 LOB: 0 BB: 0 P: 17	R: 0 E: 0 K: 2 S: 15	H: 1 LOB: 1 BB: 0 P: 20	1B: 2 2B: 0 3B: 1 HR: 0	SF: 0 SAC: 0 DP: 0 HBP: 0	WP: 0 PA: 32 PB: 0 SB: 1 CS: 0
<b>PITCHER</b>	IP WLS BF H R ER SO BB IBB HBP BLK WP HR S P ERA WHIP																				
43 Ross Ohlendorf, R (1.1) ERA: 1.5	6.0 W 22 2 0 0 2 2 0 0 0 0 0 0 54 89 1.50 0.667																				
46 Ian Krol, L (7.1) ERA: 2.67	1.0 H 3 0 0 0 2 0 0 0 0 0 0 11 14 0.00 0.000																				
36 Tyler Clippard, R (8.1) ERA: 2.67	1.0 3 0 0 0 0 0 0 0 0 0 0 12 17 0.00 0.000																				
29 Rafael Soriano, R (9.1) ERA: 2.42	1.0 4 1 0 0 2 0 0 0 0 0 0 15 20 0.00 1.000																				




Batter	1	2	3	4	5	6	7	8	9	AB	R	H	RBI	BB	SO	LOB	TOP			
2 Denard Span, L OBP: 0.318, SLG: 0.360	G4-3		L4		G1-3			G4-3	G1-3	5	0	0	0	0	0	1	<p>Washington Nationals @ Colorado Rockies</p> <p>Coors Field, Denver, CO</p> <p>Thu Jun 13 2013, 1:12 PM - 4:17 PM MDT</p> <p>Att: 37,017 - Partly Cloudy - 86 F</p>			
26 Jeff Kobarnus, R OBP: 0.375, SLG: 0.231	K		K		G1-3				P6	3	0	0	0	0	2	1				
35 Craig Stammen, R ERA: 2.94	K		K		G1-3					0	0	0	0	0	0	0				
33 Roger Bernadina, L OBP: 0.265, SLG: 0.311	K		K		G1-3					2	1	1	0	0	0	0				
11 Ryan Zimmerman, R OBP: 0.350, SLG: 0.458	K		HR		G4-3					4	2	2	3	0	1	0				
28 Jayson Werth, R OBP: 0.305, SLG: 0.389		G5-3	K		K				G6-3	4	0	0	0	0	2	1				
25 Adam LaRoche, L OBP: 0.335, SLG: 0.443	K		K		K					3	0	0	0	1	2	0				
20 Ian Desmond, R OBP: 0.326, SLG: 0.483	1B		1B		1B				BB	4	1	4	1	0	0	0				
6 Anthony Rendon, R OBP: 0.390, SLG: 0.404	1B		F9		F9				1B	3	0	1	0	1	0	2				
24 Kurt Suzuki, R OBP: 0.284, SLG: 0.318	FC5-4		FC6-4		FC6-4				G4-3	4	0	0	0	0	1	7				
48 Ross Detwiler, R OBP: 0.118, SLG: 0.063			HR		K				G4-3	2	1	1	0	0	1	0				
1 Steve Lombardozzi, S OBP: 0.226, SLG: 0.270										1	0	0	0	0	0	0				
64 Xavier Cedeño, L ERA: 9.39										0	0	0	0	0	0	0				
22 Drew Storen, S ERA: 4.73										1	0	0	0	0	0	0				
14 Chris Marrero, R ERA: 2.67										0	0	0	0	0	0	0				
29 Rafael Soriano, R ERA: 2.07										0	0	0	0	0	0	0				
<b>Inning Stats</b>	R: 0 H: 0 E: 0 K: 2 S: 9	H: 0 LOB: 0 BB: 0 P: 11	R: 0 H: 2 E: 0 K: 1 S: 12	H: 2 LOB: 2 BB: 0 P: 19	R: 2 H: 2 E: 0 K: 2 S: 15	H: 2 LOB: 0 BB: 0 P: 24	R: 0 H: 1 E: 0 K: 1 S: 9	H: 1 LOB: 1 BB: 0 P: 14	R: 0 H: 0 E: 0 K: 1 S: 10	H: 0 LOB: 0 BB: 0 P: 15	R: 1 H: 1 E: 0 K: 1 S: 11	H: 1 LOB: 0 BB: 0 P: 18	R: 2 H: 3 E: 0 K: 0 S: 15	H: 3 LOB: 3 BB: 2 P: 26	R: 0 H: 0 E: 0 K: 0 S: 3	H: 0 LOB: 0 BB: 0 P: 6	1B: 6 2B: 2 HR: 1	SF: 0 SAC: 0 DP: 0 HBP: 0	WP: 1 PB: 0 CS: 1	PA: 38
<b>PITCHER</b>	IP WLS BF H R ER SO BB IBB HBP BLK WP HR S P ERA WHIP	IP WLS BF H R ER SO BB IBB HBP BLK WP HR S P ERA WHIP	IP WLS BF H R ER SO BB IBB HBP BLK WP HR S P ERA WHIP	IP WLS BF H R ER SO BB IBB HBP BLK WP HR S P ERA WHIP	IP WLS BF H R ER SO BB IBB HBP BLK WP HR S P ERA WHIP	IP WLS BF H R ER SO BB IBB HBP BLK WP HR S P ERA WHIP	IP WLS BF H R ER SO BB IBB HBP BLK WP HR S P ERA WHIP	IP WLS BF H R ER SO BB IBB HBP BLK WP HR S P ERA WHIP	IP WLS BF H R ER SO BB IBB HBP BLK WP HR S P ERA WHIP	IP WLS BF H R ER SO BB IBB HBP BLK WP HR S P ERA WHIP	IP WLS BF H R ER SO BB IBB HBP BLK WP HR S P ERA WHIP	IP WLS BF H R ER SO BB IBB HBP BLK WP HR S P ERA WHIP	IP WLS BF H R ER SO BB IBB HBP BLK WP HR S P ERA WHIP	IP WLS BF H R ER SO BB IBB HBP BLK WP HR S P ERA WHIP	IP WLS BF H R ER SO BB IBB HBP BLK WP HR S P ERA WHIP	IP WLS BF H R ER SO BB IBB HBP BLK WP HR S P ERA WHIP	IP WLS BF H R ER SO BB IBB HBP BLK WP HR S P ERA WHIP			

AB	36
R	5
H	9
RBI	4
BB	2
SO	9
LOB	12



Batter	1	2	3	4	5	6	7	8	9	AB	R	H	RBI	BB	SO	LOB	BOTTOM			
Dexter Fowler, S OBP: 0.399, SLG: 0.498	15 G6-3 2B		HBP		G5-3				P6	1	1	1	0	0	0	0	<p>Washington Nationals @ Colorado Rockies</p> <p>Coors Field, Denver, CO</p> <p>Thu Jun 13 2013, 1:12 PM - 4:17 PM MDT</p> <p>Att: 37,017 - Partly Cloudy - 86 F</p>			
18 Jonathan Herrera, S OBP: 0.361, SLG: 0.365										3	0	1	0	0	0	1				
15 Jordan Pacheco, R OBP: 0.317, SLG: 0.365	G6-3		K		G6-3					4	0	0	0	0	1	4				
5 Carlos González, L OBP: 0.375, SLG: 0.618			G4-3		L8					0	0	0	0	0	0	0				
21 Tyler Colvin, L OBP: 0.267, SLG: 0.667										4	0	1	1	0	0	1				
2 Troy Tulowitzki, R OBP: 0.413, SLG: 0.635	K									3	1	1	0	0	1	1				
8 Yovani Torresalva, R OBP: 0.369, SLG: 0.329	K									1	0	0	0	0	0	0				
3 Michael Cuddyer, R OBP: 0.394, SLG: 0.601	P4									4	1	1	0	0	0	1				
20 Wilin Rosario, R OBP: 0.271, SLG: 0.418	G6-3		G6-3		G6-3					4	0	0	1	0	2	0				
28 Nolan Arenado, R OBP: 0.295, SLG: 0.437			G3							4	1	2	0	0	0	0				
9 DJ LeMahieu, R OBP: 0.333, SLG: 0.367	G6-4-3		G6-4-3							4	0	1	0	0	1	2				
26 Jeff Francis, L ERA: 3.02			L8		G6-3					2	0	0	0	0	0	1				
59 Wilton Lopez, R ERA: 2.94										0	0	0	0	0	0	0				
45 Jhoulys Chacin, R ERA: 3.79										0	0	0	0	0	0	0				
34 Matt Belisle, R ERA: 3.57										0	0	0	0	0	0	0				
49 Rex Brothers, L ERA: 0.3										1	0	1	0	0	0	0				
17 Todd Helton, S OBP: 0.303, SLG: 0.515										0	0	1	1	0	0	0				
32 Tyler Chatwood, R ERA: 2.67										0	0	0	0	0	0	0				
<b>Inning Stats</b>	R: 1 H: 2 E: 0 K: 1 S: 11	H: 2 LOB: 1 BB: 0 P: 18	R: 0 H: 1 E: 0 K: 0 S: 7	H: 1 LOB: 0 BB: 0 P: 12	R: 0 H: 0 E: 0 K: 1 S: 12	H: 0 LOB: 1 BB: 0 P: 18	R: 2 H: 3 E: 1 K: 0 S: 14	H: 3 LOB: 1 BB: 0 P: 18	R: 0 H: 0 E: 0 K: 0 S: 7	H: 0 LOB: 0 BB: 0 P: 11	R: 0 H: 1 E: 0 K: 0 S: 13	H: 1 LOB: 2 BB: 1 P: 21	R: 0 H: 0 E: 0 K: 0 S: 9	H: 0 LOB: 0 BB: 0 P: 14	R: 1 H: 2 E: 0 K: 2 S: 15	H: 2 LOB: 1 BB: 0 P: 22	1B: 6 2B: 3 HR: 0	SF: 0 SAC: 0 DP: 1 HBP: 1	WP: 0 PB: 0 CS: 0	PA: 37
<b>PITCHER</b>	IP WLS BF H R ER SO BB IBB HBP BLK WP HR S P ERA WHIP	IP WLS BF H R ER SO BB IBB HBP BLK WP HR S P ERA WHIP	IP WLS BF H R ER SO BB IBB HBP BLK WP HR S P ERA WHIP	IP WLS BF H R ER SO BB IBB HBP BLK WP HR S P ERA WHIP	IP WLS BF H R ER SO BB IBB HBP BLK WP HR S P ERA WHIP	IP WLS BF H R ER SO BB IBB HBP BLK WP HR S P ERA WHIP	IP WLS BF H R ER SO BB IBB HBP BLK WP HR S P ERA WHIP	IP WLS BF H R ER SO BB IBB HBP BLK WP HR S P ERA WHIP	IP WLS BF H R ER SO BB IBB HBP BLK WP HR S P ERA WHIP	IP WLS BF H R ER SO BB IBB HBP BLK WP HR S P ERA WHIP	IP WLS BF H R ER SO BB IBB HBP BLK WP HR S P ERA WHIP	IP WLS BF H R ER SO BB IBB HBP BLK WP HR S P ERA WHIP	IP WLS BF H R ER SO BB IBB HBP BLK WP HR S P ERA WHIP	IP WLS BF H R ER SO BB IBB HBP BLK WP HR S P ERA WHIP	IP WLS BF H R ER SO BB IBB HBP BLK WP HR S P ERA WHIP	IP WLS BF H R ER SO BB IBB HBP BLK WP HR S P ERA WHIP				

AB	35
R	4
H	9
RBI	3
BB	1
SO	5
LOB	11






Batter	1	2	3	4	5	6	7	8	9	AB	R	H	RBI	BB	SO	LOB	TOP					
<b>2 Ben Revere, L</b> OBP: 0.304, SLG: 0.302	G4-3		G1-3		G5-3	FC4-6	G4-3			5	0	1	0	0	0	2	<b>Philadelphia Phillies @ Colorado Rockies</b> Coors Field, Denver, CO Fri Jun 14, 2013, 6:44 PM - 10:05 PM MDT Att: 36,114 - Partly Cloudy - 84 F					
<b>10 Michael Young, R</b> OBP: 0.354, SLG: 0.367	K		2B		L9	FC4-6		G3-6-1		5	0	2	0	0	1	2						
<b>9 Dominic Brown, L</b> OBP: 0.322, SLG: 0.568	K		F7		F9			F9		5	1	1	0	0	1	2						
<b>6 Ryan Howard, L</b> OBP: 0.305, SLG: 0.429		BB			G3			G3-6-1		3	1	0	0	2	1	2						
<b>28 Kevin Frandsen, R</b> OBP: 0.400, SLG: 0.475		HBP			15 2B					4	2	2	0	0	0	1						
<b>15 John Mayberry Jr., R</b> OBP: 0.316, SLG: 0.442	K		2B		12 1B					4	2	1	1	1	1	4						
<b>13 Freddy Galvis, S</b> OBP: 0.281, SLG: 0.390	K				P5					5	2	2	4	0	1	3						
<b>12 Humberto Quintero, R</b> OBP: 0.262, SLG: 0.375										3	0	1	2	0	0	2						
<b>11 Jimmy Rollins, S</b> OBP: 0.329, SLG: 0.383	F8									1	0	1	1	0	0	0						
<b>39 Steven Lerud, L</b>										0	0	0	0	0	0	0						
<b>Inning Stats</b>	R: 0 E: 0 K: 2 S: 9	H: 0 LOB: 0 BB: 0 P: 17	R: 0 E: 0 K: 2 S: 12	H: 0 LOB: 2 BB: 1 P: 23	R: 0 E: 0 K: 0 S: 7	H: 1 LOB: 1 BB: 0 P: 11	R: 2 E: 0 K: 0 S: 13	H: 3 LOB: 1 BB: 0 P: 16	R: 0 E: 0 K: 0 S: 7	H: 0 LOB: 0 BB: 0 P: 8	R: 3 E: 0 K: 0 S: 15	H: 4 LOB: 2 BB: 1 P: 26	R: 3 E: 0 K: 1 S: 18	H: 4 LOB: 2 BB: 1 P: 27	R: 0 E: 0 K: 0 S: 6	H: 1 LOB: 0 BB: 0 P: 8	R: 0 E: 0 K: 0 S: 14	H: 0 LOB: 0 BB: 0 P: 18	1B: 9 2B: 2 3B: 2 HR: 0	SF: 0 SAC: 0 DP: 1 HBP: 1	WP: 1 PB: 0 CS: 1	PA: 43
<b>PITCHER</b>	IP	WLS	BF	H	R	ER	SO	BB	IBB	HBP	BLK	WP	HR	S	P	ERA	WHIP					
<b>44 Juan Nicasio, R</b> ERA: 4.86	5.2		27	7	5	5	4	2	0	1	0	0	0	59	95	7.94	1.588					
<b>86 Josh Outman, L</b> ERA: 5.04	0.2	H	4	2	1	1	1	0	0	0	0	1	0	9	13	13.50	3.000					
<b>59 Wilton Lopez, R</b> ERA: 4.25	0.1	L	5	3	2	2	0	1	0	0	0	0	0	11	18	54.00	12.000					
<b>62 Rob Scallih, R</b> ERA: 4.7	1.1		4	1	0	0	0	0	0	0	0	0	0	8	10	0.00	0.750					
<b>34 Matt Belisle, R</b> ERA: 3.47	1.0		3	0	0	0	0	0	0	0	0	0	0	14	18	0.00	0.000					

AB	39
R	8
H	13
RBI	8
BB	3
SO	5
LOB	19



Batter	1	2	3	4	5	6	7	8	9	AB	R	H	RBI	BB	SO	LOB	BOTTOM					
<b>14 Josh Rutledge, R</b> OBP: 0.295, SLG: 0.370	F8	FC6-4				F8		F9		5	1	1	2	0	0	3	<b>Philadelphia Phillies @ Colorado Rockies</b> Coors Field, Denver, CO Fri Jun 14, 2013, 6:44 PM - 10:05 PM MDT Att: 36,114 - Partly Cloudy - 84 F					
<b>18 Jonathan Herrera, S</b> OBP: 0.341, SLG: 0.345	G4-3		G1-3		G3			G6-3		5	0	0	0	0	0	1						
<b>5 Carlos González, L</b> OBP: 0.386, SLG: 0.635	HR									4	2	4	1	1	0	0						
<b>3 Michael Cuddyer, R</b> OBP: 0.389, SLG: 0.590	F9									5	0	1	0	0	1	3						
<b>17 Todd Helton, L</b> OBP: 0.310, SLG: 0.407		BB								5	1	1	0	0	0	5						
<b>28 Nolan Arenado, R</b> OBP: 0.294, SLG: 0.433	F8									4	0	1	1	0	0	2						
<b>21 Tyler Colvin, L</b> OBP: 0.316, SLG: 0.611										3	2	1	0	1	0	2						
<b>8 Yorvit Torrealba, R</b> OBP: 0.386, SLG: 0.355										3	1	2	1	1	0	0						
<b>44 Juan Nicasio, R</b> OBP: 0.296, SLG: 0.211										2	0	1	2	0	0	1						
<b>86 Josh Outman, L</b> ERA: 3.76										1	0	0	0	0	0	1						
<b>59 Wilton Lopez, R</b> ERA: 4.25										0	0	0	0	0	0	0						
<b>62 Rob Scallih, L</b> ERA: 4.7										0	0	0	0	0	0	0						
<b>20 Wilin Rosario, R</b> OBP: 0.276, SLG: 0.423										1	0	1	0	0	0	0						
<b>Dexter Fowler, S</b> OBP: 0.329, SLG: 0.423										0	0	0	0	0	0	0						
<b>34 Matt Belisle, R</b> ERA: 3.47										0	0	0	0	0	0	0						
<b>Inning Stats</b>	R: 1 E: 0 K: 0 S: 7	H: 1 LOB: 0 BB: 0 P: 9	R: 2 E: 0 K: 0 S: 9	H: 3 LOB: 1 BB: 1 P: 16	R: 0 E: 0 K: 0 S: 5	H: 1 LOB: 0 BB: 0 P: 9	R: 3 E: 0 K: 0 S: 11	H: 3 LOB: 0 BB: 0 P: 18	R: 1 E: 0 K: 0 S: 10	H: 2 LOB: 1 BB: 1 P: 17	R: 0 E: 0 K: 0 S: 9	H: 0 LOB: 1 BB: 1 P: 15	R: 0 E: 0 K: 0 S: 8	H: 1 LOB: 1 BB: 0 P: 9	R: 0 E: 0 K: 0 S: 9	H: 1 LOB: 2 BB: 0 P: 14	R: 0 E: 0 K: 1 S: 9	H: 1 LOB: 1 BB: 0 P: 17	1B: 10 2B: 1 3B: 0 HR: 2	SF: 0 SAC: 0 DP: 1 HBP: 0	WP: 0 PB: 0 CS: 0	PA: 41
<b>PITCHER</b>	IP	WLS	BF	H	R	ER	SO	BB	IBB	HBP	BLK	WP	HR	S	P	ERA	WHIP					
<b>38 Kyle Kendrick, R</b> ERA: 3.76	4.1		24	10	7	7	0	2	0	0	0	0	0	37	63	14.54	2.769					
<b>47 Jeremy Horst, L</b> ERA: 5.4	0.2		1	0	0	0	0	0	0	0	0	0	0	5	6	0.00	0.000					
<b>40 Michael Stutes, R</b> ERA: 1.54	1.0	W	4	0	0	0	0	1	0	0	0	0	0	9	15	0.00	1.000					
<b>63 Jake Diekman, L</b> ERA: 1.54	0.2	H	3	1	0	0	0	0	0	0	0	0	0	6	7	0.00	1.500					
<b>30 Justin De Fratus, R</b> ERA: 1.54	0.1	H	1	0	0	0	0	0	0	0	0	0	0	2	2	0.00	0.000					

AB	38
R	7
H	13
RBI	7
BB	3
SO	1
LOB	18





Batter	1	2	3	4	5	6	7	8	9	AB	R	H	RBI	BB	SO	LOB	TOP				
2 Ben Revere, L OBP: 0.310, SLG: 0.309 63 Jake Diekmann, R										5	1	3	1	0	1	3					
10 Michael Young, R OBP: 0.355, SLG: 0.367										5	0	2	1	0	0	2					
11 Jimmy Rollins, S 55 Joe Savery, L 30 Justin De Fratus, S 19 Laynce Nix, L 3 Delmon Young, R										3	0	0	0	0	0	3					
6 Ryan Howard, L OBP: 0.311, SLG: 0.439										4	1	2	1	1	2	1					
9 Dornon Brown, L OBP: 0.321, SLG: 0.561										3	0	0	0	1	0	2					
15 John Mabrey Jr., R OBP: 0.321, SLG: 0.460										3	1	1	2	1	0	3					
13 Freddy Galvis, S OBP: 0.280, SLG: 0.382										3	0	0	0	1	0	1					
12 Humberto Quintero, R OBP: 0.321, SLG: 0.386										4	1	2	0	0	1	2					
44 Jonathan Pettibone, L 7 Michael Martínez, S 47 Jeremy Horst, L 28 Kevin Frandsen, R										1	0	0	0	0	0	1					
<b>Inning Stats</b>	R: 1 E: 0 K: 0 S: 13	H: 3 LOB: 2 BB: 1 P: 24	R: 1 E: 0 K: 0 S: 9	H: 2 LOB: 1 BB: 0 P: 16	R: 0 E: 0 K: 0 S: 14	H: 0 LOB: 1 BB: 1 P: 22	R: 0 E: 0 K: 1 S: 8	H: 0 LOB: 1 BB: 0 P: 14	R: 0 E: 0 K: 1 S: 9	H: 0 LOB: 1 BB: 1 P: 14	R: 0 E: 0 K: 1 S: 9	H: 0 LOB: 0 BB: 1 P: 14	R: 3 E: 0 K: 0 S: 20	H: 4 LOB: 2 BB: 0 P: 32	R: 0 E: 0 K: 1 S: 8	H: 0 LOB: 0 BB: 0 P: 12	1B: 7 2B: 3 3B: 0 HR: 1	SF: 0 SAC: 0 DP: 3 HBP: 1	WP: 1 PB: 0 SB: 2 CS: 0	PA: 40	
<b>PITCHER</b>	IP: 5.0 WLS: W BF: 22	H: 7 R: 2 ER: 2 SO: 1	BB: 3 IBB: 0 HBP: 0 BLK: 0	WP: 1 HR: 0 S: 50 P: 84	ERA: 3.60 WHIP: 2.000	IP: 2.0 WLS: 7 BF: 0	H: 0 R: 0 ER: 0 SO: 2	BB: 2 IBB: 0 HBP: 0 BLK: 0	WP: 0 HR: 18 S: 28 P: 28	ERA: 0.00 WHIP: 1.000	IP: 1.0 WLS: 8 BF: 4	H: 4 R: 3 ER: 3 SO: 0	BB: 0 IBB: 0 HBP: 1 BLK: 0	WP: 0 HR: 1 S: 32 P: 32	ERA: 27.00 WHIP: 4.000	IP: 1.0 WLS: 3 BF: 0	H: 0 R: 0 ER: 0 SO: 1	BB: 0 IBB: 0 HBP: 0 BLK: 0	WP: 0 HR: 8 S: 12 P: 12	ERA: 0.00 WHIP: 0.000	

Philadelphia Phillies @ Colorado Rockies  
Coors Field, Denver, CO  
Sat Jun 15 2013, 2:11 PM - 5:18 PM MDT  
Att: 35,516 - Partly Cloudy - 77 F

livebaseballscorecards.com

AB 34  
R 5  
H 11  
RBI 5  
BB 5  
SO 4  
LOB 18

Batter	1	2	3	4	5	6	7	8	9	AB	R	H	RBI	BB	SO	LOB	BOTTOM				
14 Josh Rutledge, R OBP: 0.286, SLG: 0.357										6	0	0	0	2	9						
15 Jordan Pacheco, R OBP: 0.313, SLG: 0.360										5	1	1	0	0	0						
5 Carlos González, L OBP: 0.390, SLG: 0.641										4	1	2	1	1	1	0					
3 Michael Cuddyer, R OBP: 0.394, SLG: 0.588										4	2	2	1	1	0	2					
20 Wilin Rosario, R OBP: 0.287, SLG: 0.447										4	3	3	2	1	0	1					
21 Tyler Colvin, L OBP: 0.333, SLG: 0.696										5	2	2	2	0	2	3					
28 Nolan Arenado, R OBP: 0.303, SLG: 0.438										5	0	3	2	0	0	0					
9 DJ LeMahieu, R OBP: 0.348, SLG: 0.373										4	1	2	0	1	0	1					
32 Tyler Chatwood, R 0 Adam Ottavino, S 31 Chris Volstad, R 8 Yorvit Torrealba, R 88 Josh Outman, L										2	0	2	1	0	0	0					
<b>Inning Stats</b>	R: 6 E: 1 K: 0 S: 26	H: 7 LOB: 1 BB: 0 P: 38	R: 0 E: 0 K: 0 S: 5	H: 0 LOB: 0 BB: 1 P: 10	R: 1 E: 0 K: 1 S: 12	H: 3 LOB: 2 BB: 0 P: 18	R: 3 E: 0 K: 2 S: 21	H: 4 LOB: 3 BB: 2 P: 41	R: 0 E: 0 K: 0 S: 13	H: 1 LOB: 2 BB: 1 P: 22	R: 0 E: 1 K: 1 S: 10	H: 0 LOB: 1 BB: 0 P: 16	R: 0 E: 0 K: 0 S: 7	H: 1 LOB: 1 BB: 0 P: 10	R: 0 E: 0 K: 1 S: 18	H: 2 LOB: 2 BB: 0 P: 25	1B: 12 2B: 4 3B: 1 HR: 1	SF: 0 SAC: 1 DP: 1 HBP: 0	WP: 0 PB: 0 SB: 1 CS: 0	PA: 46	
<b>PITCHER</b>	IP: 3.0 WLS: L BF: 19	H: 10 R: 4 ER: 6 SO: 6	BB: 1 IBB: 0 HBP: 0 BLK: 0	WP: 0 HR: 1 S: 43 P: 66	ERA: 18.00 WHIP: 3.667	IP: 1.0 WLS: 9 BF: 4	H: 3 R: 1 ER: 1 SO: 2	BB: 0 IBB: 0 HBP: 0 BLK: 0	WP: 0 HR: 21 S: 41 P: 41	ERA: 27.00 WHIP: 6.000	IP: 2.0 WLS: 9 BF: 1	H: 1 R: 0 ER: 0 SO: 0	BB: 1 IBB: 0 HBP: 0 BLK: 0	WP: 0 HR: 7 S: 38 P: 38	ERA: 0.00 WHIP: 1.000	IP: 1.0 WLS: 4 BF: 1	H: 0 R: 0 ER: 0 SO: 0	BB: 0 IBB: 0 HBP: 0 BLK: 0	WP: 0 HR: 1 S: 10 P: 10	ERA: 0.00 WHIP: 1.000	

Philadelphia Phillies @ Colorado Rockies  
Coors Field, Denver, CO  
Sat Jun 15 2013, 2:11 PM - 5:18 PM MDT  
Att: 35,516 - Partly Cloudy - 77 F

livebaseballscorecards.com

AB 41  
R 10  
H 18  
RBI 9  
BB 4  
SO 5  
LOB 16




Batter	1	2	3	4	5	6	7	8	9	AB	R	H	RBI	BB	SO	LOB	TOP		
2 Ben Revere, L (1,8) OBP: 0.309, SLG: 0.308	G6-3		L3			F7			1B	4	1	1	0	0	0	0			
28 Kevin Frandsen, R (1,4) OBP: 0.408, SLG: 0.460	G6-3			G6-3				1B	1B	4	0	1	0	0	0	1			
11 Jimmy Rollins, S (1,6) OBP: 0.324, SLG: 0.381	L8			G3			G3-6-3		2B	4	1	1	1	1	0	1			
6 Ryan Howard, L (1,3) OBP: 0.314, SLG: 0.440	G6-3			G4-3				1B	1B	4	0	2	1	0	0	0			
9 Dornic Brown, L (1,7)						P6			1B	4	0	1	0	0	1	2			
15 John Mayberry Jr., R (1,9) OBP: 0.315, SLG: 0.451	K					F8			K	3	0	0	0	0	2	1			
13 Freddy Galvis, S (1,5) OBP: 0.275, SLG: 0.374	F8					L4			L8	3	0	0	0	0	0	1			
12 Humberto Quintero, R (1,2) OBP: 0.271, SLG: 0.370				G5-3		F7			F9	2	0	0	0	0	0	0			
10 Michael Young, R (8,PH) OBP: 0.353, SLG: 0.366										1	0	0	0	0	0	0			
39 Steven Lerud, L (8,2)										0	0	0	0	0	0	0			
35 Cole Hamels, L (1,1) OBP: 0.083, SLG: 0.083				L6					L4	2	0	0	0	0	1	0			
30 Justin De Fratus, S (8,1)										0	0	0	0	0	0	0			
59 Antonio Bastardo, R (8,1)										0	0	0	0	0	0	0			
19 Laynce Nix, L (9,PH) OBP: 0.283, SLG: 0.329										1	0	0	0	0	0	0			
<b>Inning Stats</b>	R: 0 H: 0 E: 0 K: 0 S: 7	H: 0 LOB: 0 BB: 0 P: 9	R: 0 H: 1 E: 0 K: 1 S: 10	H: 1 LOB: 1 BB: 0 P: 12	R: 0 H: 0 E: 0 K: 0 S: 6	H: 0 LOB: 0 BB: 0 P: 6	R: 0 H: 0 E: 0 K: 0 S: 6	H: 0 LOB: 0 BB: 0 P: 10	R: 0 H: 0 E: 0 K: 0 S: 7	H: 0 LOB: 0 BB: 0 P: 9	R: 0 H: 2 E: 0 K: 0 S: 7	H: 1 LOB: 1 BB: 0 P: 9	R: 0 H: 0 E: 0 K: 1 S: 9	H: 0 LOB: 0 BB: 0 P: 10	R: 2 H: 3 E: 0 K: 1 S: 13	H: 1 LOB: 1 BB: 0 P: 16	1B: 5 2B: 1 3B: 0 HR: 0	SF: 0 SAC: 0 DP: 1 HBP: 0	WP: 0 PA: 32 PB: 0 SB: 0 CS: 0
<b>PITCHER</b>	IP WLS BF H R ER SO BB IBB HBP BLK WP HR S P ERA WHIP																		
45 Jhoulys Chacin, R (1,1) ERA: 4.26	8.2 W 31 6 2 2 3 0 0 0 0 0 0 69 86 2.08 0.692																		
49 Rex Brothers, L (9,1) ERA: 0.3	0.1 S 1 0 0 0 1 0 0 0 0 0 0 3 4 0.00 0.000																		

Philadelphia Phillies @ Colorado Rockies  
Coors Field, Denver, CO  
Sun Jun 16 2013, 2:11 PM - 4:29 PM MDT  
Att: 45,186 - Cloudy - 68 F

livebaseballscorecards.com

AB 32  
R 2  
H 6  
RBI 2  
BB 0  
SO 4  
LOB 6




Batter	1	2	3	4	5	6	7	8	9	AB	R	H	RBI	BB	SO	LOB	BOTTOM		
Dexter Fowler, S (1,8) OBP: 0.397, SLG: 0.494	14 WP		G6-3			G5-3			FC5	4	0	1	0	0	0	3			
14 Josh Rutledge, R (1,6) OBP: 0.285, SLG: 0.351	F9		K			K			5 WP	3	1	0	0	1	2	1			
5 Carlos González, L (1,7) OBP: 0.391, SLG: 0.650	P5			G1-3					2B	4	2	2	2	0	0	1			
3 Michael Cuddyer, R (1,9) OBP: 0.396, SLG: 0.592	K			G5-3					1B	4	1	2	0	0	1	1			
20 Wilin Rosario, R (1,2) OBP: 0.291, SLG: 0.462				P3					1B	4	1	2	1	0	0	2			
15 Jordan Pacheco, R (1,3) OBP: 0.304, SLG: 0.350	K								1B	4	0	0	1	0	2	3			
28 Nolan Arenado, R (1,5) OBP: 0.307, SLG: 0.441									F9	3	0	1	1	1	0	2			
9 DJ LeMahieu, R (1,4) OBP: 0.344, SLG: 0.360	G6-4-3								FC6-4	3	0	0	0	1	0	3			
45 Jhoulys Chacin, R (1,1) ERA: 4.4										3	0	1	0	0	2	0			
49 Rex Brothers, L (9,1) ERA: 0.3				K						0	0	0	0	0	0	0			
<b>Inning Stats</b>	R: 0 H: 1 E: 0 K: 1 S: 14	H: 1 LOB: 1 BB: 0 P: 21	R: 1 H: 1 E: 0 K: 1 S: 9	H: 1 LOB: 1 BB: 1 P: 16	R: 0 H: 0 E: 0 K: 2 S: 11	H: 0 LOB: 0 BB: 0 P: 16	R: 0 H: 0 E: 0 K: 0 S: 7	H: 0 LOB: 0 BB: 0 P: 11	R: 0 H: 0 E: 0 K: 1 S: 9	H: 0 LOB: 0 BB: 0 P: 10	R: 0 H: 0 E: 0 K: 2 S: 9	H: 0 LOB: 0 BB: 0 P: 12	R: 2 H: 4 E: 0 K: 0 S: 14	H: 3 LOB: 3 BB: 1 P: 22	R: 2 H: 3 E: 0 K: 0 S: 17	H: 3 LOB: 2 BB: 1 P: 24	1B: 5 2B: 2 3B: 0 HR: 2	SF: 0 SAC: 0 DP: 1 HBP: 0	WP: 2 PA: 35 PB: 0 SB: 0 CS: 0
<b>PITCHER</b>	IP WLS BF H R ER SO BB IBB HBP BLK WP HR S P ERA WHIP																		
35 Cole Hamels, L (1,1) ERA: 2.92	7.0 L 28 6 3 3 7 1 1 0 0 0 1 1 73 3.86 1.000																		
30 Justin De Fratus, R (8,1)	0.0 3 2 2 2 0 1 0 0 0 0 1 1 9 15 - -																		
59 Antonio Bastardo, L (8,1) ERA: 0.94	1.0 4 1 0 0 0 0 0 0 0 0 0 0 8 9 0.00 1.000																		

Philadelphia Phillies @ Colorado Rockies  
Coors Field, Denver, CO  
Sun Jun 16 2013, 2:11 PM - 4:29 PM MDT  
Att: 45,186 - Cloudy - 68 F

livebaseballscorecards.com

AB 32  
R 5  
H 9  
RBI 5  
BB 3  
SO 7  
LOB 16





Batter	1	2	3	4	5	6	7	8	9	AB	R	H	RBI	BB	SO	LOB	TOP			
Dexter Fowler, S (1, 8) OBP: 0.395, SLG: 0.488	G6-3		P5			K		SH2-4 BB		3	0	0	0	1	1	0				
9 DJ LeMahieu, R (1, 4) OBP: 0.343, SLG: 0.371	K		G6-3			G3		SH2-4		3	0	1	0	0	1	0				
5 Carlos González, L (1, 10) OBP: 0.386, SLG: 0.640	G4-3			K		G3		L3		4	0	0	0	0	1	3				
3 Michael Cuddyer, R (1, 9) OBP: 0.403, SLG: 0.591		17 1B		G4-3		BB		IBB		2	0	1	0	2	0	0				
17 Todd Helton, L (1, 3) OBP: 0.308, SLG: 0.403		1B		K		P6		G4-3		4	0	1	0	0	1	5				
20 Wilin Rosario, R (1, 2) OBP: 0.286, SLG: 0.453	K			K		K		K		4	0	0	0	0	3	2				
21 Tyler Colvin, L (1, 7) OBP: 0.321, SLG: 0.615				K		K		K2-3		3	0	0	0	1	3	2				
28 Nolan Arenado, R (1, 5) OBP: 0.306, SLG: 0.443				F9		2B		G5-3		4	0	1	0	0	0	3				
18 Jonathan Herrera, S (1, 6) OBP: 0.341, SLG: 0.345				K		G6-3		SH2-4 BB 1B		3	0	1	0	0	1	1				
<b>Inning Stats</b>	R: 0 H: 0 E: 0 K: 1 S: 7	H: 0 LOB: 0 BB: 0 P: 7	R: 0 H: 2 E: 0 K: 2 S: 15	H: 2 LOB: 2 BB: 0 P: 24	R: 0 H: 0 E: 0 K: 1 S: 7	H: 0 LOB: 0 BB: 0 P: 11	R: 0 H: 0 E: 0 K: 2 S: 9	H: 0 LOB: 1 BB: 0 P: 16	R: 0 H: 1 E: 0 K: 1 S: 12	H: 1 LOB: 2 BB: 1 P: 17	R: 0 H: 0 E: 0 K: 1 S: 6	H: 0 LOB: 0 BB: 0 P: 8	R: 0 H: 1 E: 0 K: 0 S: 10	H: 1 LOB: 3 BB: 2 P: 23	R: 0 H: 0 E: 0 K: 1 S: 9	H: 0 LOB: 0 BB: 1 P: 16	1B: 3 2B: 2 3B: 0 HR: 0	SF: 0 SAC: 1 DP: 1 HBP: 0	WP: 0 PB: 0 SB: 0 CS: 0	PA: 35
<b>PITCHER</b>	IP	WLS	BF	H	R	ER	SO	BB	IBB	HBP	BLK	WP	HR	S	P	ERA	WHIP			
55 Josh Johnson, R (1, 1) ERA: 4.38	7.1		29	5	0	0	10	2	0	0	0	0	0	70	106	0.00	0.955			
27 Brett Cecil, L (8, 1) ERA: 1.5	0.2	W	3	0	0	0	0	0	1	0	0	0	0	4	10	0.00	0.000			
44 Casey Janssen, R (9, 1) ERA: 2.38	1.0	S	3	0	0	0	1	1	0	0	0	0	0	9	16	0.00	1.000			

Colorado Rockies @ Toronto Blue Jays  
Rogers Centre, Toronto, ON  
Mon Jun 17 2013, 7:09 PM - 9:34 PM EDT  
Att: 20,496 - Partly Cloudy - 72 F

AB 30  
R 0  
H 5  
RBI 0  
BB 4  
SO 11  
LOB 16



Batter	1	2	3	4	5	6	7	8	9	AB	R	H	RBI	BB	SO	LOB	BOTTOM			
53 Melky Cabrera, S (1, 7) OBP: 0.320, SLG: 0.370	G4-3			FC6-4		P4		G5-4-3		2	0	0	0	2	0	2				
66 Munenori Kawasaki, L (9, 6) OBP: 0.337, SLG: 0.292	BB			BB		BB				0	0	0	0	0	0	0				
19 José Bautista, R (1, 10) OBP: 0.358, SLG: 0.498	G4-3			FC6-4		F7				3	0	0	0	0	0	3				
10 Edwin Encarnación, R (1, 5) OBP: 0.350, SLG: 0.511	P4			FC5-4		BB				2	0	0	0	1	0	1				
26 Adam Lind, L (1, 3) OBP: 0.411, SLG: 0.552	G1-3			G4-3		P4				3	0	0	0	0	0	2				
16 Mark DeRosa, R (1, 4) OBP: 0.302, SLG: 0.419	G6-3			K		L5-3				3	0	0	0	0	1	1				
1 Emilio Bonifacio, S (9, 7) OBP: 0.237, SLG: 0.316						L5-3				0	0	0	0	0	0	0				
11 Rajai Davis, R (1, 9) OBP: 0.333, SLG: 0.394	K			L5						3	1	1	0	0	1	0				
28 Colby Rasmus, L (1, 8) OBP: 0.316, SLG: 0.472				K		K		1B		2	1	0	0	1	2	0				
9 J.P. Arencibia, R (1, 2) OBP: 0.235, SLG: 0.439	G6-3			G6-3		P2		BB		3	0	0	0	0	0	2				
3 Maicer Izturis, S (1, 6) OBP: 0.259, SLG: 0.307	L4			K		L4		1B		3	0	2	2	0	0	0				
<b>Inning Stats</b>	R: 0 H: 0 E: 0 K: 0 S: 6	H: 0 LOB: 0 BB: 1 P: 12	R: 0 H: 0 E: 0 K: 1 S: 9	H: 0 LOB: 0 BB: 0 P: 12	R: 0 H: 0 E: 0 K: 1 S: 9	H: 0 LOB: 0 BB: 0 P: 12	R: 0 H: 0 E: 0 K: 0 S: 9	H: 0 LOB: 1 BB: 1 P: 18	R: 0 H: 1 E: 0 K: 0 S: 10	H: 1 LOB: 1 BB: 0 P: 17	R: 0 H: 0 E: 0 K: 0 S: 6	H: 0 LOB: 0 BB: 1 P: 11	R: 2 H: 2 E: 0 K: 0 S: 9	H: 2 LOB: 0 BB: 1 P: 14	R: 0 H: 0 E: 0 K: 1 S: 9	H: 0 LOB: 0 BB: 1 P: 16	1B: 3 2B: 1 3B: 0 HR: 0	SF: 0 SAC: 0 DP: 3 HBP: 0	WP: 0 PB: 0 SB: 1 CS: 0	PA: 28
<b>PITCHER</b>	IP	WLS	BF	H	R	ER	SO	BB	IBB	HBP	BLK	WP	HR	S	P	ERA	WHIP			
29 Jorge De La Rosa, L (1, 1) ERA: 3.21	7.0		23	1	0	0	4	3	0	0	0	0	0	57	95	0.00	0.571			
34 Matt Bettsie, R (8, 1) ERA: 3.86	1.0	L	5	2	2	2	0	1	0	0	0	0	0	9	14	18.00	3.000			

Colorado Rockies @ Toronto Blue Jays  
Rogers Centre, Toronto, ON  
Mon Jun 17 2013, 7:09 PM - 9:34 PM EDT  
Att: 20,496 - Partly Cloudy - 72 F

AB 24  
R 2  
H 3  
RBI 2  
BB 4  
SO 4  
LOB 11









Batter	1	2	3	4	5	6	7	8	9	AB	R	H	RBI	BB	SO	LOB	TOP
9 DJ LeMahieu, R OBP: 0.337, SLG: 0.362	L4			G1-3		P6			G5-3	5	0	1	0	0	0	1	
5 Carlos González, L OBP: 0.395, SLG: 0.649	F8	G6-3				HR	G4-3		2B	5	1	2	1	0	0	2	
3 Michael Cuddyer, R OBP: 0.396, SLG: 0.574	1B		G6-3		K		K		G6-3	5	0	1	0	0	2	1	
20 Wilin Rosario, R OBP: 0.297, SLG: 0.459	1B				2B		K			3	0	2	0	1	1	0	
28 Nolan Arenado, R OBP: 0.299, SLG: 0.426	F7		L4		P3					3	0	0	0	1	0	4	
15 Jordan Pacheco, R OBP: 0.285, SLG: 0.345		G4-3		K		E6			K	4	1	1	0	0	2	3	
21 Tyler Colvin, L OBP: 0.257, SLG: 0.485		G4-3			F8		K		K	4	0	0	0	0	2	4	
8 Yorvit Torrealba, R OBP: 0.398, SLG: 0.370	1B									4	0	2	1	0	2	1	
14 Josh Rutledge, R OBP: 0.273, SLG: 0.335	K			L5					F8	4	0	0	0	0	2	2	
<b>Inning Stats</b>	R: 0 H: 2 E: 0 K: 0 S: 12	H: 2 LOB: 2 BB: 0 P: 18	R: 1 H: 3 E: 0 K: 1 S: 10	R: 0 H: 0 E: 0 K: 1 S: 11	R: 0 H: 1 E: 0 K: 0 S: 13	R: 1 H: 2 E: 0 K: 2 S: 11	R: 0 H: 0 E: 0 K: 2 S: 18	R: 0 H: 0 E: 0 K: 3 S: 11	R: 0 H: 0 E: 0 K: 3 S: 10	R: 0 H: 1 E: 0 K: 0 S: 10	1B: 5 2B: 3 3B: 0 HR: 1	SF: 0 SAC: 0 DP: 0 HBP: 0	WP: 0 PA: 39 PB: 1 SB: 0 CS: 0				
<b>PITCHER</b>	IP WLS BF H R ER SO BB IBB HBP BLK WP HR S P ERA WHIP											<b>PITCHER</b>	IP WLS BF H R ER SO BB IBB HBP BLK WP HR S P ERA WHIP				
56 Mark Buehrle, L ERA: 4.6	5.0 W 25 8 2 2 4 1 0 0 0 0 1 57 92 3.60 1.800																
45 Neil Wagner, R ERA: 0.97	1.0 H 3 0 0 0 2 0 0 0 0 0 0 18 23 0.00 0.000																
27 Brett Cecil, L ERA: 1.46	1.0 H 3 0 0 0 2 0 0 0 0 0 0 9 9 0.00 0.000																
50 Steve Delabar, R ERA: 1.75	1.0 H 4 0 0 0 3 1 0 0 0 0 0 11 17 0.00 1.000																
44 Casey Janssen, R ERA: 2.29	1.0 S 4 1 0 0 0 0 0 0 0 0 0 10 16 0.00 1.000																

Colorado Rockies @ Toronto Blue Jays  
Rogers Centre, Toronto, ON  
Wed Jun 19 2013, 7:07 PM - 10:05 PM EDT  
Att: 27,235 - Clear - 63 F

AB 37  
R 2  
H 9  
RBI 2  
BB 2  
SO 11  
LOB 18



Batter	1	2	3	4	5	6	7	8	9	AB	R	H	RBI	BB	SO	LOB	BOTTOM
53 Melky Cabrera, S OBP: 0.321, SLG: 0.370	L7				G6-3					4	0	1	1	0	0	1	
11 Rajai Davis, R OBP: 0.330, SLG: 0.388		L8								0	0	0	0	0	0	0	
19 José Bautista, R OBP: 0.352, SLG: 0.486	E5				G4-6-3					4	1	1	0	0	0	1	
10 Edwin Encarnación, R OBP: 0.354, SLG: 0.524	1B			G4-6-3						3	1	1	0	0	0	1	
26 Adam Lind, L OBP: 0.406, SLG: 0.555	HR									4	1	1	3	0	1	2	
28 Colby Rasmus, L OBP: 0.319, SLG: 0.474										3	1	1	0	1	2	0	
9 J.P. Arencibia, R OBP: 0.243, SLG: 0.455	G4-3									3	0	0	0	1	0	2	
3 Maicer Izturis, S OBP: 0.254, SLG: 0.315		G4-3			FC4					4	0	0	0	0	1	3	
1 Emilio Bonifácio, S OBP: 0.234, SLG: 0.317					FC6-4					3	0	1	1	0	0	1	
66 Munenori Kawasaki, L OBP: 0.337, SLG: 0.307	F7									3	1	1	0	0	1	2	
<b>Inning Stats</b>	R: 3 H: 2 E: 1 K: 1 S: 16	H: 2 LOB: 0 BB: 0 P: 30	R: 0 H: 1 E: 0 K: 0 S: 15	R: 0 H: 1 E: 0 K: 1 S: 6	R: 1 H: 0 E: 0 K: 1 S: 17	R: 0 H: 0 E: 0 K: 0 S: 9	R: 0 H: 1 E: 0 K: 0 S: 10	R: 1 H: 2 E: 0 K: 0 S: 12	R: 0 H: 0 E: 0 K: 2 S: 10	R: 0 H: 1 E: 0 K: 0 S: 10	1B: 3 2B: 2 3B: 1 HR: 1	SF: 0 SAC: 0 DP: 1 HBP: 1	WP: 0 PA: 34 PB: 0 SB: 2 CS: 1				
<b>PITCHER</b>	IP WLS BF H R ER SO BB IBB HBP BLK WP HR S P ERA WHIP											<b>PITCHER</b>	IP WLS BF H R ER SO BB IBB HBP BLK WP HR S P ERA WHIP				
12 Juan Nicasio, R ERA: 4.78	5.0 L 21 4 4 2 3 1 0 0 1 0 0 0 21 32 5.40 1.800																
62 Rob Scallih, R ERA: 4.79	1.2 9 3 1 1 0 0 0 0 1 0 0 0 4 5 0.00 0.000																
88 Josh Outman, L ERA: 4.73	0.2 2 0 0 0 1 0 0 0 0 0 0 0 7 12 0.00 1.500																
56 Logan Kensing, R ERA:	0.2 2 0 0 0 1 1 0 0 0 0 0 0 7 12 0.00 1.500																

Colorado Rockies @ Toronto Blue Jays  
Rogers Centre, Toronto, ON  
Wed Jun 19 2013, 7:07 PM - 10:05 PM EDT  
Att: 27,235 - Clear - 63 F

AB 31  
R 5  
H 7  
RBI 5  
BB 2  
SO 5  
LOB 13





Batter	1	2	3	4	5	6	7	8	9	AB	R	H	RBI	BB	SO	LOB	TOP					
21 Tyler Colvin, L (1, 8) OBP: 0.231, SLG: 0.432										4	0	0	0	0	2	1	<b>Colorado Rockies @ Washington Nationals</b> Nationals Park, Washington, DC Thu Jun 20 2013, 7:06 PM - 9:55 PM EDT Att: 31,927 - Partly Cloudy - 75 F					
9 DJ LeMahieu, R (1, 4) OBP: 0.343, SLG: 0.367										4	0	2	1	0	0	0						
5 Carlos González, L (1, 7) OBP: 0.380, SLG: 0.639										4	0	0	0	0	2	3						
3 Michael Cuddyer, R (1, 9) OBP: 0.393, SLG: 0.568										4	0	1	0	0	2	2						
28 Nolan Arenado, R (1, 5) OBP: 0.298, SLG: 0.423										4	0	1	0	0	1	2						
17 Todd Helton, L (1, 3) OBP: 0.311, SLG: 0.397										4	0	2	0	0	0	0						
8 Yorvit Torrealba, R (1, 2) OBP: 0.381, SLG: 0.353										4	0	0	0	0	1	3						
18 Jonathan Herrera, S (1, 6) OBP: 0.330, SLG: 0.333										3	0	0	0	0	0	0						
44 Roy Oswalt, R (1, 1)										1	0	0	0	0	1	0						
15 Jordan Pacheco, R (6, PH) OBP: 0.293, SLG: 0.342										1	0	0	0	0	0	0						
0 Adam Ottavino, S (6, 1)										0	0	0	0	0	0	0						
14 Josh Rutledge, R (8, PH) OBP: 0.277, SLG: 0.335										0	1	0	0	1	0	0						
49 Rex Brothers, L (8, 1)										0	0	0	0	0	0	0						
<b>Inning Stats</b>	R: 0 E: 0 K: 1 S: 15	H: 2 LOB: 2 BB: 0 P: 15	R: 0 E: 0 K: 0 S: 10	H: 1 LOB: 0 BB: 0 P: 13	R: 0 E: 0 K: 2 S: 8	H: 0 LOB: 0 BB: 0 P: 10	R: 0 E: 0 K: 2 S: 8	H: 0 LOB: 0 BB: 0 P: 11	R: 0 E: 0 K: 1 S: 9	H: 0 LOB: 0 BB: 0 P: 14	R: 0 E: 0 K: 0 S: 6	H: 0 LOB: 0 BB: 0 P: 9	R: 0 E: 0 K: 1 S: 13	H: 2 LOB: 2 BB: 0 P: 17	R: 1 E: 1 K: 2 S: 16	H: 1 LOB: 2 BB: 1 P: 23	R: 0 E: 0 K: 0 S: 11	H: 0 LOB: 0 BB: 0 P: 15	1B: 6 2B: 0 3B: 0 HR: 0	SF: 0 SAC: 0 DP: 1 HBP: 0	WP: 0 PB: 0 SB: 0 CS: 0	PA: 34
<b>PITCHER</b>	IP WLS BF H R ER SO BB IBB HBP BLK WP HR S P ERA WHIP																					
27 Jordan Zimmermann, R (1, 1) ERA: 2.26	8.0 W 31 6 1 0 9 1 0 0 0 0 0 0 85 112 0.00 0.875																					
29 Rafael Soriano, R (9, 1) ERA: 2.4	1.0 3 0 0 0 0 0 0 0 0 0 0 0 11 15 0.00 0.000																					

Batter	1	2	3	4	5	6	7	8	9	AB	R	H	RBI	BB	SO	LOB	BOTTOM			
2 Denard Span, L (1, 8) OBP: 0.312, SLG: 0.348										3	1	2	0	1	1	0	<b>Colorado Rockies @ Washington Nationals</b> Nationals Park, Washington, DC Thu Jun 20 2013, 7:06 PM - 9:55 PM EDT Att: 31,927 - Partly Cloudy - 75 F			
6 Anthony Rendon, R (1, 4) OBP: 0.388, SLG: 0.455										4	1	2	0	0	0	2				
11 Ryan Zimmerman, R (1, 5) OBP: 0.344, SLG: 0.452										4	0	0	0	0	2	4				
25 Adam LaRoche, L (1, 3) OBP: 0.332, SLG: 0.432										4	1	3	2	0	1	1				
28 Jayson Werth, R (1, 9) OBP: 0.318, SLG: 0.420										4	0	0	0	0	4	3				
20 Ian Desmond, R (1, 6) OBP: 0.317, SLG: 0.485										4	1	1	1	0	1	3				
1 Steve Lombardozzi, S (1, 7) OBP: 0.240, SLG: 0.292										4	1	2	0	0	2	0				
33 Roger Bernadina, L (9, 7) OBP: 0.254, SLG: 0.288										0	0	0	0	0	0	0				
24 Kurt Suzuki, R (1, 2) OBP: 0.286, SLG: 0.316										4	0	1	1	0	0	1				
27 Jordan Zimmermann, R (1, 1) OBP: 0.125, SLG: 0.100										2	0	0	1	0	2	2				
14 Chris Marrero, R (8, PH) OBP: 0.125, SLG: 0.100										1	0	0	0	0	1	0				
29 Rafael Soriano, R (9, 1) ERA: 0.29										0	0	0	0	0	0	0				
<b>Inning Stats</b>	R: 0 E: 0 K: 2 S: 13	H: 1 LOB: 1 BB: 0 P: 20	R: 1 E: 0 K: 2 S: 9	H: 1 LOB: 0 BB: 0 P: 12	R: 0 E: 0 K: 2 S: 12	H: 1 LOB: 1 BB: 0 P: 17	R: 1 E: 0 K: 3 S: 20	H: 3 LOB: 2 BB: 0 P: 29	R: 2 E: 0 K: 2 S: 16	H: 3 LOB: 1 BB: 0 P: 23	R: 1 E: 0 K: 0 S: 13	H: 1 LOB: 1 BB: 1 P: 25	R: 0 E: 0 K: 1 S: 12	H: 1 LOB: 1 BB: 0 P: 16	R: 0 E: 0 K: 2 S: 14	H: 0 LOB: 0 BB: 0 P: 16	1B: 7 2B: 2 3B: 1 HR: 1	SF: 1 SAC: 0 DP: 0 HBP: 0	WP: 1 PB: 0 SB: 2 CS: 0	PA: 36
<b>PITCHER</b>	IP WLS BF H R ER SO BB IBB HBP BLK WP HR S P ERA WHIP																			
44 Roy Oswalt, R (1, 1) ERA: 7.2	5.0 L 24 9 4 4 4 11 1 0 0 0 0 1 70 101 7.20 1.800																			
0 Adam Ottavino, R (6, 1) ERA: 1.65	2.0 9 2 1 1 1 1 0 0 0 0 1 0 25 41 4.50 1.500																			
49 Rex Brothers, L (8, 1) ERA: 0.29	1.0 3 0 0 0 0 2 0 0 0 0 0 0 14 16 0.00 0.000																			

AB 33  
R 1  
H 6  
RBI 1  
BB 1  
SO 9  
LOB 11



AB 34  
R 5  
H 11  
RBI 5  
BB 1  
SO 14  
LOB 16





Batter	1	2	3	4	5	6	7	8	9	AB	R	H	RBI	BB	SO	LOB	TOP				
Dexter Fowler, S (1,8) OBP: 0.393, SLG: 0.482	L8		K		K			B BB 1-2 B CH 81 B CH 87 B CH 83 B CH 88 B CH 87		3	0	0	0	1	2	2	<b>Colorado Rockies @ Washington Nationals</b> Nationals Park, Washington, DC Fri Jun 21 2013, 7:08 PM - 9:40 PM EDT Att: 34,917 - Clear - 80 F <a href="http://livebaseballscorecards.com">livebaseballscorecards.com</a>				
9 DJ LeMahieu, R (1,4) OBP: 0.348, SLG: 0.373	F9		1B					B1		4	0	2	1	0	0	1					
5 Carlos González, L (1,7) OBP: 0.375, SLG: 0.630	K		L9					K		4	0	0	0	0	3	3					
3 Michael Cuddyer, R (1,9) OBP: 0.391, SLG: 0.562		2-1 20 G4-3 1B						K		4	0	1	0	0	1	2					
20 Wilin Rosario, R (1,2) OBP: 0.292, SLG: 0.451		2-2 G4-3 1-3						K		4	0	0	0	0	3	2					
17 Todd Helton, L (1,3) OBP: 0.310, SLG: 0.394		2-3 K								4	0	1	0	0	1	1					
18 Jonathan Herrera, S (9, PR) OBP: 0.330, SLG: 0.333		2-3 K								0	0	0	0	0	0	0					
28 Nolan Arenado, R (1,5) OBP: 0.292, SLG: 0.414		1-2 G6-3						1B		4	0	0	0	0	2	2					
14 Josh Rutledge, R (1,6) OBP: 0.286, SLG: 0.346			32 9 1B HBP							3	1	2	0	0	0	1					
32 Tyler Chatwood, R (1,1) OBP: 0.412, SLG: 0.412			SH3-4							1	0	0	0	0	0	1					
21 Tyler Colvin, L (7, PH) OBP: 0.226, SLG: 0.421			SH3-4							1	0	0	0	0	0	1					
60 Manny Corpas, R (7,1) OBP: 0.330, SLG: 0.333			SH3-4							0	0	0	0	0	0	0					
88 Josh Outman, L (8,1) OBP: 0.286, SLG: 0.346			SH3-4							0	0	0	0	0	0	0					
<b>Inning Stats</b>	R: 0 E: 0 K: 1 S: 7	H: 0 LOB: 0 BB: 0 P: 12	R: 0 E: 0 K: 1 S: 13	H: 1 LOB: 1 BB: 0 P: 20	R: 1 E: 0 K: 1 S: 6	H: 1 LOB: 1 BB: 0 P: 10	R: 0 E: 0 K: 1 S: 7	H: 0 LOB: 0 BB: 0 P: 10	R: 0 E: 0 K: 2 S: 10	H: 1 LOB: 1 BB: 0 P: 14	R: 0 E: 0 K: 1 S: 10	H: 0 LOB: 1 BB: 0 P: 14	R: 0 E: 0 K: 2 S: 10	H: 1 LOB: 1 BB: 0 P: 18	R: 0 E: 0 K: 1 S: 13	H: 1 LOB: 1 BB: 0 P: 18	1B: 5 2B: 1 3B: 0 HR: 0	SF: 0 SAC: 1 DP: 0 HBP: 1	WP: 0 PB: 0 SB: 2 CS: 0	PA: 35	
<b>PITCHER</b>	IP WLS BF H R ER SO BB IBB HBP BLK WP HR S P ERA WHIP	7.0 W 27 5 1 1 9 0 0 1 0 0 0 63 95 1.29 0.714	1.0 H 4 0 0 0 2 1 0 0 0 0 0 10 14 0.00 1.000	1.0 S 4 1 0 0 1 0 0 0 0 0 0 13 18 0.00 1.000																	

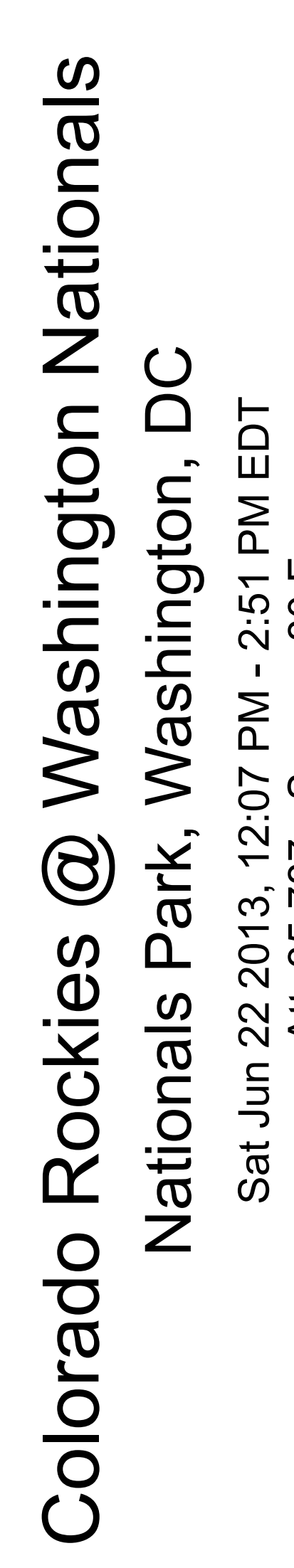
Batter	1	2	3	4	5	6	7	8	9	AB	R	H	RBI	BB	SO	LOB	BOTTOM				
2 Denard Span, L (1,8) OBP: 0.307, SLG: 0.343	G3-1		G4-3			G4-3		G3-1		4	0	0	0	0	0	0	<b>Colorado Rockies @ Washington Nationals</b> Nationals Park, Washington, DC Fri Jun 21 2013, 7:08 PM - 9:40 PM EDT Att: 34,917 - Clear - 80 F <a href="http://livebaseballscorecards.com">livebaseballscorecards.com</a>				
6 Anthony Rendon, R (1,4) OBP: 0.393, SLG: 0.457					G5-3			G6-3		4	1	2	0	0	0	0					
11 Ryan Zimmerman, R (1,5) OBP: 0.347, SLG: 0.455					G5-3					3	0	1	1	1	1	1					
25 Adam LaRoche, L (1,3) OBP: 0.335, SLG: 0.431					G5-3					3	0	1	0	1	0	2					
28 Jayson Werth, R (1,9) OBP: 0.312, SLG: 0.413					1B			L4		3	0	1	0	1	0	2					
20 Ian Desmond, R (1,6) OBP: 0.317, SLG: 0.494					1B					3	0	0	0	0	1	3					
1 Steve Lombardozzi, S (1,7) OBP: 0.241, SLG: 0.288					FC5-4					3	0	0	0	0	1	0					
33 Roger Bernadina, L (8,7) OBP: 0.254, SLG: 0.288					1B					3	0	0	0	0	1	0					
24 Kurt Suzuki, R (1,2) OBP: 0.282, SLG: 0.311					IBB					3	0	0	0	0	0	0					
37 Stephen Strasburg, R (1,1) OBP: 0.154, SLG: 0.231										2	0	0	0	1	0	0					
18 Chad Tracy, L (7, PH) OBP: 0.156, SLG: 0.284										0	0	0	0	0	0	0					
22 Drew Storen, S (8,1) OBP: 0.254, SLG: 0.288										0	0	0	0	0	0	0					
29 Rafael Soriano, R (9,1) ERA: 2.32										0	0	0	0	0	0	0					
<b>Inning Stats</b>	R: 0 E: 0 K: 1 S: 7	H: 1 LOB: 1 BB: 0 P: 15	R: 0 E: 0 K: 1 S: 11	H: 0 LOB: 0 BB: 1 P: 20	R: 0 E: 0 K: 1 S: 10	H: 0 LOB: 0 BB: 0 P: 16	R: 0 E: 0 K: 0 S: 10	H: 1 LOB: 1 BB: 0 P: 17	R: 0 E: 0 K: 1 S: 6	H: 0 LOB: 0 BB: 0 P: 7	R: 1 E: 0 K: 0 S: 12	H: 2 LOB: 2 BB: 1 P: 22	R: 1 E: 0 K: 0 S: 6	H: 1 LOB: 0 BB: 0 P: 9	R: 0 E: 0 K: 0 S: 10	H: 0 LOB: 1 BB: 1 P: 18	1B: 3 2B: 1 3B: 0 HR: 1	SF: 0 SAC: 0 DP: 0 HBP: 0	WP: 0 PB: 0 SB: 0 CS: 1	PA: 32	
<b>PITCHER</b>	IP WLS BF H R ER SO BB IBB HBP BLK WP HR S P ERA WHIP	6.0 L 7 1 1 1 0 1 0 0 0 0 0 15 26 5.40 1.200																			





Batter	1	2	3	4	5	6	7	8	9	AB	R	H	RBI	BB	SO	LOB	TOP				
Dexter Fowler, S (1,8) OBP: 0.390, SLG: 0.480	G4-3	P5		K			P6		L8 2B	5	0	1	0	0	1	2	<b>Colorado Rockies @ Washington Nationals</b> Nationals Park, Washington, DC Sat Jun 22 2013, 12:07 PM - 2:51 PM EDT Att: 35,787 - Sunny - 80 F <a href="http://livebaseballscorecards.com">livebaseballscorecards.com</a>				
9 DJ LeMahieu, R (1,4) OBP: 0.359, SLG: 0.411	HR		F8	1B			1B		L8	5	1	3	2	0	0	1					
5 Carlos González, L (1,7) OBP: 0.372, SLG: 0.626	2B		F7	K			P6		G4-3	5	1	1	0	0	1	4					
3 Michael Cuddyer, R (1,3) OBP: 0.388, SLG: 0.556	2B		K				FC5-4			4	1	1	1	0	1	1					
20 Wilin Rosario, R (1,2) OBP: 0.292, SLG: 0.447	K			2B			F8		F9	4	1	1	0	0	1	1					
6 Corey Dickerson, L (1,9) OBP: 0.500, SLG: 1.000				1B			K		F8	4	1	2	1	0	1	0					
34 Matt Belisle, R (8,1)				2B						0	0	0	0	0	0	0					
59 Wilton Lopez, R (9,1)	2B									0	0	0	0	0	0	0					
28 Nolan Arenado, R (1,5) OBP: 0.291, SLG: 0.426	K		G5-3				K		HR	4	1	1	1	0	2	2					
14 Josh Rutledge, R (1,6) OBP: 0.291, SLG: 0.346			K	45 1B			F7			3	1	1	0	0	1	0					
45 Jhoulys Chacin, R (1,1) OBP: 0.241, SLG: 0.259			K	9 1B			L4-3		K	3	0	1	1	0	1	1					
21 Tyler Colvin, L (8,9) OBP: 0.220, SLG: 0.410			K	9 1B						1	0	0	0	0	1	0					
<b>Inning Stats</b>	R: 3 H: 4 E: 0 K: 2 S: 17	H: 4 LOB: 1 BB: 0 P: 26	R: 0 H: 0 E: 0 K: 2 S: 7	H: 0 LOB: 0 BB: 11	R: 0 H: 0 E: 0 K: 1 S: 7	H: 0 LOB: 0 BB: 13	R: 3 H: 4 E: 0 K: 2 S: 20	H: 4 LOB: 2 BB: 0 P: 32	R: 0 H: 0 E: 0 K: 1 S: 10	H: 1 LOB: 0 BB: 0 P: 15	R: 0 H: 1 E: 0 K: 0 S: 9	H: 1 LOB: 1 BB: 0 P: 13	R: 1 H: 1 E: 0 K: 0 S: 10	H: 1 LOB: 0 BB: 0 P: 14	R: 0 H: 1 E: 0 K: 1 S: 13	H: 1 LOB: 1 BB: 0 P: 20	1B: 6 2B: 5 HR: 2	SF: 0 SAC: 0 DP: 1 HBP: 1	WP: 2 PB: 0 CS: 0	PA: 39	
<b>PITCHER</b>	IP WLS BF H R ER SO BB IBB HBP BLK WP HR S P ERA WHIP	IP WLS BF H R ER SO BB IBB HBP BLK WP HR S P ERA WHIP	IP WLS BF H R ER SO BB IBB HBP BLK WP HR S P ERA WHIP	IP WLS BF H R ER SO BB IBB HBP BLK WP HR S P ERA WHIP	IP WLS BF H R ER SO BB IBB HBP BLK WP HR S P ERA WHIP	IP WLS BF H R ER SO BB IBB HBP BLK WP HR S P ERA WHIP	IP WLS BF H R ER SO BB IBB HBP BLK WP HR S P ERA WHIP	IP WLS BF H R ER SO BB IBB HBP BLK WP HR S P ERA WHIP	IP WLS BF H R ER SO BB IBB HBP BLK WP HR S P ERA WHIP	IP WLS BF H R ER SO BB IBB HBP BLK WP HR S P ERA WHIP	IP WLS BF H R ER SO BB IBB HBP BLK WP HR S P ERA WHIP	IP WLS BF H R ER SO BB IBB HBP BLK WP HR S P ERA WHIP	IP WLS BF H R ER SO BB IBB HBP BLK WP HR S P ERA WHIP	IP WLS BF H R ER SO BB IBB HBP BLK WP HR S P ERA WHIP	IP WLS BF H R ER SO BB IBB HBP BLK WP HR S P ERA WHIP	IP WLS BF H R ER SO BB IBB HBP BLK WP HR S P ERA WHIP	IP WLS BF H R ER SO BB IBB HBP BLK WP HR S P ERA WHIP	IP WLS BF H R ER SO BB IBB HBP BLK WP HR S P ERA WHIP			
15 Dan Haren, R (1,1) ERA: 6.15	3.1	L	18	7	6	6	5	0	0	0	1	0	0	0	0	2	1	38	63	16.20	2.100
43 Ross Ohlendorf, R (4,1) ERA: 1.59	4.2		17	4	1	1	4	0	0	0	0	0	0	0	0	1	52	77	1.93	0.857	
58 Fernando Abad, L (9,1) ERA: 1.54	1.0		4	1	0	0	1	0	0	0	0	0	0	0	0	13	20	0.00	1.000		

Batter	1	2	3	4	5	6	7	8	9	AB	R	H	RBI	BB	SO	LOB	BOTTOM					
2 Denard Span, L (1,8) OBP: 0.310, SLG: 0.345	G3		6 WP	1B			G6-4-3		G5-3	4	0	2	0	0	0	0	<b>Colorado Rockies @ Washington Nationals</b> Nationals Park, Washington, DC Sat Jun 22 2013, 12:07 PM - 2:51 PM EDT Att: 35,787 - Sunny - 80 F <a href="http://livebaseballscorecards.com">livebaseballscorecards.com</a>					
6 Anthony Rendon, R (1,4) OBP: 0.387, SLG: 0.459	2B		L9			G6-4-3		G5-3	4	0	1	0	0	0	2							
11 Ryan Zimmerman, R (1,5) OBP: 0.345, SLG: 0.464	F8		F8			K		HR	4	1	1	1	0	1	2							
25 Adam LaRoche, L (1,3) OBP: 0.333, SLG: 0.428	F9			33 G3-6-3		1B		K	4	0	1	0	0	1	1							
20 Ian Desmond, R (1,6) OBP: 0.316, SLG: 0.491	K		P5			33 FC3-6		F7	4	0	1	0	0	1	1							
33 Roger Bernadina, L (1,9) OBP: 0.296, SLG: 0.283	BB		G3-6-3			FC3-6			2	0	0	0	0	1	2							
1 Steve Lombardozzi, S (1,7) OBP: 0.237, SLG: 0.263	L9					F7		F8	3	0	0	0	0	0	2							
23 Jhonatan Solano, R (1,2) OBP: 0.182, SLG: 0.161	P5					G3-1		G5-3	3	0	0	0	0	0	1							
15 Dan Haren, R (1,1) OBP: 0.200, SLG: 0.280						P6		G6-3	1	0	0	0	0	0	0							
43 Ross Ohlendorf, R (4,1)						K			1	0	0	0	0	0	0							
18 Chad Tracy, L (8,PH) OBP: 0.183, SLG: 0.279									1	0	0	0	0	0	0							
58 Fernando Abad, L (9,1)									0	0	0	0	0	0	0							
<b>Inning Stats</b>	R: 0 H: 1 E: 0 K: 0 S: 7	H: 0 LOB: 1 BB: 0 P: 12	R: 0 H: 0 E: 0 K: 1 S: 11	H: 0 LOB: 1 BB: 1	R: 0 H: 1 E: 0 K: 0 S: 12	H: 1 LOB: 0 BB: 0 P: 20	R: 0 H: 1 E: 0 K: 0 S: 5	H: 1 LOB: 0 BB: 0 P: 8	R: 0 H: 0 E: 0 K: 1 S: 7	H: 0 LOB: 0 BB: 0 P: 11	R: 0 H: 1 E: 0 K: 1 S: 6	H: 1 LOB: 0 BB: 0 P: 10	R: 0 H: 1 E: 0 K: 0 S: 11	H: 1 LOB: 1 BB: 0 P: 14	R: 0 H: 0 E: 0 K: 0 S: 6	H: 0 LOB: 0 BB: 0 P: 10	R: 1 H: 1 E: 0 K: 1 S: 9	H: 1 LOB: 0 BB: 0 P: 14	1B: 4 2B: 1 3B: 0 HR: 1	SF: 0 SAC: 0 DP: 2 HBP: 0	WP: 1 PB: 0 CS: 0	PA: 32
<b>PITCHER</b>	IP WLS BF H R ER SO BB IBB HBP BLK WP HR S P ERA WHIP	IP WLS BF H R ER SO BB IBB HBP BLK WP HR S P ERA WHIP	IP WLS BF H R ER SO BB IBB HBP BLK WP HR S P ERA WHIP	IP WLS BF H R ER SO BB IBB HBP BLK WP HR S P ERA WHIP	IP WLS BF H R ER SO BB IBB HBP BLK WP HR S P ERA WHIP	IP WLS BF H R ER SO BB IBB HBP BLK WP HR S P ERA WHIP	IP WLS BF H R ER SO BB IBB HBP BLK WP HR S P ERA WHIP	IP WLS BF H R ER SO BB IBB HBP BLK WP HR S P ERA WHIP	IP WLS BF H R ER SO BB IBB HBP BLK WP HR S P ERA WHIP	IP WLS BF H R ER SO BB IBB HBP BLK WP HR S P ERA WHIP	IP WLS BF H R ER SO BB IBB HBP BLK WP HR S P ERA WHIP	IP WLS BF H R ER SO BB IBB HBP BLK WP HR S P ERA WHIP	IP WLS BF H R ER SO BB IBB HBP BLK WP HR S P ERA WHIP	IP WLS BF H R ER SO BB IBB HBP BLK WP HR S P ERA WHIP	IP WLS BF H R ER SO BB IBB HBP BLK WP HR S P ERA WHIP	IP WLS BF H R ER SO BB IBB HBP BLK WP HR S P ERA WHIP	IP WLS BF H R ER SO BB IBB HBP BLK WP HR S P ERA WHIP	IP WLS BF H R ER SO BB IBB HBP BLK WP HR S P ERA WHIP				
45 Jhoulys Chacin, R (1,1) ERA: 3.92	7.0	W	25	5	0	0	3	1	0	0	0	0	0	0	0	1	59	94	0.00	0.857		
34 Matt Belisle, R (8,1) ERA: 3.75	1.0		3	0	0	0	0	0	0	0	0	0	0	0	0	6	10	0.00	0.000			
59 Wilton Lopez, R (9,1) ERA: 4.26	1.0		4	1	1	1	1	0	0	0	0	0	0	0	0	1	9	14	9.00	1.000		





Batter	1	2	3	4	5	6	7	8	9	AB	R	H	RBI	BB	SO	LOB	TOP				
Dexter Fowler, S OBP: 0.393, SLG: 0.480										4	2	2	0	1	1	0	<b>Colorado Rockies @ Washington Nationals</b> Nationals Park, Washington, DC Sun Jun 23 2013, 1:38 PM - 4:41 PM EDT Att: 39,307 - Overcast - 79 F				
9 DJ LeMahieu, R OBP: 0.352, SLG: 0.402										5	0	1	1	0	0	3					
5 Carlos González, L OBP: 0.371, SLG: 0.621 34 Matt Belisle, R 49 Rex Brothers, L										4	1	1	0	0	2	2					
3 Michael Cuddyer, R OBP: 0.394, SLG: 0.573										4	1	3	4	0	1	0					
20 Wilin Rosario, R OBP: 0.295, SLG: 0.448										4	0	2	1	0	0	0					
15 Jordan Pacheco, R OBP: 0.286, SLG: 0.333										4	0	0	0	0	1	3					
28 Nolan Arenado, R OBP: 0.295, SLG: 0.442										4	1	2	1	0	0	0					
14 Josh Rutledge, R OBP: 0.290, SLG: 0.344										4	1	1	0	0	1	1					
29 Jorge De La Rosa, L OBP: 0.143, SLG: 0.077 62 Rob Scallih, L										3	1	1	0	0	2	1					
21 Tyler Colvin, L OBP: 0.214, SLG: 0.400										0	0	0	0	0	0	0					
<b>Inning Stats</b>	R: 0 E: 0 K: 2 S: 9	H: 0 LOB: 0 BB: 0 P: 14	R: 1 E: 0 K: 0 S: 7	H: 1 LOB: 0 BB: 0 P: 11	R: 3 E: 0 K: 1 S: 19	H: 4 LOB: 2 BB: 1 P: 29	R: 3 E: 0 K: 0 S: 14	H: 5 LOB: 2 BB: 0 P: 17	R: 0 E: 0 K: 0 S: 9	H: 0 LOB: 1 BB: 0 P: 11	R: 0 E: 0 K: 2 S: 7	H: 0 LOB: 0 BB: 0 P: 10	R: 0 E: 0 K: 2 S: 7	H: 0 LOB: 0 BB: 0 P: 9	R: 0 E: 0 K: 2 S: 10	H: 1 LOB: 1 BB: 0 P: 15	1B: 11 2B: 3 3B: 0 HR: 2	SF: 0 SAC: 0 DP: 1 HBP: 0	WP: 0 PB: 0 SB: 0 CS: 0	PA: 39	
<b>PITCHER</b>	IP WLS BF H R ER SO BB IBB HBP BLK WP HR S P ERA WHIP	IP WLS BF H R ER SO BB IBB HBP BLK WP HR S P ERA WHIP	IP WLS BF H R ER SO BB IBB HBP BLK WP HR S P ERA WHIP	IP WLS BF H R ER SO BB IBB HBP BLK WP HR S P ERA WHIP	IP WLS BF H R ER SO BB IBB HBP BLK WP HR S P ERA WHIP	IP WLS BF H R ER SO BB IBB HBP BLK WP HR S P ERA WHIP	IP WLS BF H R ER SO BB IBB HBP BLK WP HR S P ERA WHIP	IP WLS BF H R ER SO BB IBB HBP BLK WP HR S P ERA WHIP	IP WLS BF H R ER SO BB IBB HBP BLK WP HR S P ERA WHIP	IP WLS BF H R ER SO BB IBB HBP BLK WP HR S P ERA WHIP	IP WLS BF H R ER SO BB IBB HBP BLK WP HR S P ERA WHIP	IP WLS BF H R ER SO BB IBB HBP BLK WP HR S P ERA WHIP	IP WLS BF H R ER SO BB IBB HBP BLK WP HR S P ERA WHIP	IP WLS BF H R ER SO BB IBB HBP BLK WP HR S P ERA WHIP	IP WLS BF H R ER SO BB IBB HBP BLK WP HR S P ERA WHIP	IP WLS BF H R ER SO BB IBB HBP BLK WP HR S P ERA WHIP	IP WLS BF H R ER SO BB IBB HBP BLK WP HR S P ERA WHIP	IP WLS BF H R ER SO BB IBB HBP BLK WP HR S P ERA WHIP	IP WLS BF H R ER SO BB IBB HBP BLK WP HR S P ERA WHIP	IP WLS BF H R ER SO BB IBB HBP BLK WP HR S P ERA WHIP	IP WLS BF H R ER SO BB IBB HBP BLK WP HR S P ERA WHIP

Batter	1	2	3	4	5	6	7	8	9	AB	R	H	RBI	BB	SO	LOB	BOTTOM					
26 Jeff Kobernus, R OBP: 0.321, SLG: 0.304										3	1	0	0	2	0	0	<b>Colorado Rockies @ Washington Nationals</b> Nationals Park, Washington, DC Sun Jun 23 2013, 1:38 PM - 4:41 PM EDT Att: 39,307 - Overcast - 79 F					
6 Anthony Rendon, R OBP: 0.388, SLG: 0.467										5	0	2	0	0	1	4						
11 Ryan Zimmerman, R OBP: 0.350, SLG: 0.463										3	1	1	1	2	0	1						
28 Jayson Werth, R OBP: 0.320, SLG: 0.420 33 Roger Bernadina, L (4, PR)										2	0	2	0	0	0	0						
23 Jhonatan Solano, R (8, PH) 58 Fernando Abad, L										2	1	1	0	0	0	2						
20 Ian Desmond, R OBP: 0.318, SLG: 0.491										1	0	1	2	0	0	0						
14 Chris Marrero, R OBP: 0.067, SLG: 0.067										4	1	1	0	1	2	5						
24 Kurt Suzuki, R OBP: 0.275, SLG: 0.304										5	0	1	1	0	0	5						
1 Steve Lombardozzi, S OBP: 0.247, SLG: 0.292										4	0	0	1	0	1	1						
48 Ross Detwiler, R OBP: 0.196, SLG: 0.055 35 Craig Stammen, R 18 Chad Tracy, L 46 Ian Krol, L 2 Denard Span, L										1	0	0	0	0	1	1						
<b>Inning Stats</b>	R: 0 E: 0 K: 0 S: 10	H: 1 LOB: 2 BB: 2 P: 18	R: 0 E: 1 K: 1 S: 8	H: 1 LOB: 0 BB: 0 P: 10	R: 0 E: 0 K: 0 S: 6	H: 0 LOB: 0 BB: 0 P: 9	R: 2 E: 0 K: 1 S: 16	H: 3 LOB: 1 BB: 0 P: 23	R: 0 E: 0 K: 1 S: 10	H: 1 LOB: 2 BB: 1 P: 20	R: 0 E: 0 K: 1 S: 9	H: 1 LOB: 3 BB: 0 P: 15	R: 0 E: 0 K: 0 S: 11	H: 2 LOB: 3 BB: 1 P: 22	R: 4 E: 1 K: 3 S: 18	H: 4 LOB: 1 BB: 1 P: 25	R: 0 E: 0 K: 0 S: 6	H: 0 LOB: 0 BB: 0 P: 10	1B: 10 2B: 3 3B: 0 HR: 0	SF: 1 SAC: 0 DP: 0 HBP: 0	WP: 2 PB: 0 SB: 0 CS: 1	PA: 44
<b>PITCHER</b>	IP WLS BF H R ER SO BB IBB HBP BLK WP HR S P ERA WHIP	IP WLS BF H R ER SO BB IBB HBP BLK WP HR S P ERA WHIP	IP WLS BF H R ER SO BB IBB HBP BLK WP HR S P ERA WHIP	IP WLS BF H R ER SO BB IBB HBP BLK WP HR S P ERA WHIP	IP WLS BF H R ER SO BB IBB HBP BLK WP HR S P ERA WHIP	IP WLS BF H R ER SO BB IBB HBP BLK WP HR S P ERA WHIP	IP WLS BF H R ER SO BB IBB HBP BLK WP HR S P ERA WHIP	IP WLS BF H R ER SO BB IBB HBP BLK WP HR S P ERA WHIP	IP WLS BF H R ER SO BB IBB HBP BLK WP HR S P ERA WHIP	IP WLS BF H R ER SO BB IBB HBP BLK WP HR S P ERA WHIP	IP WLS BF H R ER SO BB IBB HBP BLK WP HR S P ERA WHIP	IP WLS BF H R ER SO BB IBB HBP BLK WP HR S P ERA WHIP	IP WLS BF H R ER SO BB IBB HBP BLK WP HR S P ERA WHIP	IP WLS BF H R ER SO BB IBB HBP BLK WP HR S P ERA WHIP	IP WLS BF H R ER SO BB IBB HBP BLK WP HR S P ERA WHIP	IP WLS BF H R ER SO BB IBB HBP BLK WP HR S P ERA WHIP	IP WLS BF H R ER SO BB IBB HBP BLK WP HR S P ERA WHIP	IP WLS BF H R ER SO BB IBB HBP BLK WP HR S P ERA WHIP	IP WLS BF H R ER SO BB IBB HBP BLK WP HR S P ERA WHIP	IP WLS BF H R ER SO BB IBB HBP BLK WP HR S P ERA WHIP	IP WLS BF H R ER SO BB IBB HBP BLK WP HR S P ERA WHIP	





Batter	1	2	3	4	5	6	7	8	9	AB	R	H	RBI	BB	SO	LOB	TOP				
<b>Dexter Fowler, S</b> OBP: 0.390, SLG: 0.473										4	0	0	0	1	2	1					
<b>9 DJ LeMahieu, R</b> OBP: 0.346, SLG: 0.393										5	0	1	0	0	1	1					
<b>5 Carlos González, L</b> OBP: 0.368, SLG: 0.614										5	0	1	1	0	1	3					
<b>3 Michael Cuddyer, R</b> OBP: 0.394, SLG: 0.570										5	1	2	0	0	1	3					
<b>17 Todd Helton, L</b> OBP: 0.301, SLG: 0.381										5	0	0	0	0	0	3					
<b>20 Wilin Rosario, R</b> OBP: 0.302, SLG: 0.466										4	1	3	1	0	0	1					
<b>6 Corey Dickerson, L</b> OBP: 0.357, SLG: 0.857										3	0	1	0	1	1	1					
<b>28 Nolan Arenado, R</b> OBP: 0.303, SLG: 0.452										4	1	3	1	0	0	2					
<b>18 Jonathan Herrera, S</b> OBP: 0.327, SLG: 0.351										4	1	1	1	0	0	5					
<b>Inning Stats</b>	R: 0 E: 0 K: 0 S: 7	H: 1 LOB: 1 BB: 1 P: 13	R: 1 E: 0 K: 0 S: 13	H: 2 LOB: 1 BB: 0 P: 19	R: 0 E: 0 K: 1 S: 6	H: 0 LOB: 0 BB: 0 P: 12	R: 1 E: 1 K: 0 S: 19	H: 2 LOB: 2 BB: 1 P: 30	R: 0 E: 0 K: 2 S: 13	H: 1 LOB: 1 BB: 0 P: 22	R: 2 E: 0 K: 2 S: 19	H: 3 LOB: 1 BB: 0 P: 25	R: 0 E: 1 K: 0 S: 15	H: 2 LOB: 2 BB: 0 P: 18	R: 0 E: 1 K: 0 S: 9	H: 1 LOB: 2 BB: 0 P: 14	1B: 8 2B: 2 3B: 1 HR: 1	SF: 0 SAC: 0 DP: 1 HBP: 0	WP: 1 PB: 0 SB: 0 CS: 0	PA: 41	
<b>PITCHER</b>	IP	WLS	BF	H	R	ER	SO	BB	IBB	HBP	BLK	WP	HR	S	P	ERA	WHIP				
<b>46 Ryan Dempster, R</b> ERA: 4.15	6.0	W	25	6	2	2	4	2	0	0	0	1	1	64	106	3.00	1.333				
<b>63 Alex Wilson, R</b> ERA: 3.47	0.2		4	2	2	2	0	0	0	0	0	0	0	10	14	27.00	3.000				
<b>32 Craig Breslow, L</b> ERA: 2.66	1.1		7	3	0	0	0	0	0	0	0	0	0	24	29	0.00	2.250				
<b>54 Pedro Beato, R</b> ERA:	1.0		5	1	0	0	0	0	0	0	0	0	0	9	14	0.00	1.000				

**Colorado Rockies @ Boston Red Sox**  
Fenway Park, Boston, MA  
Tue Jun 25 2013, 7:14 PM - 10:52 PM EDT  
Att: 36,286 - Partly Cloudy - 88 F

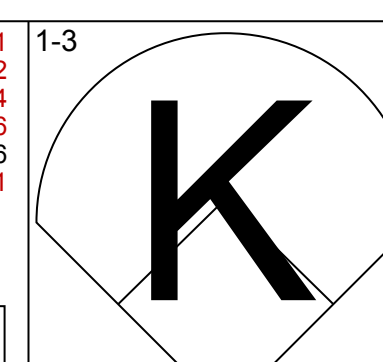
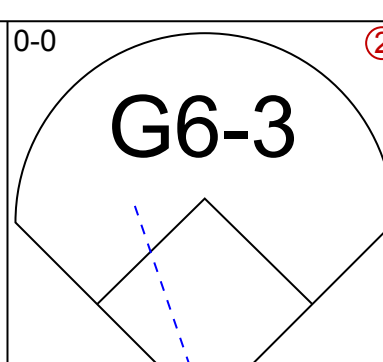
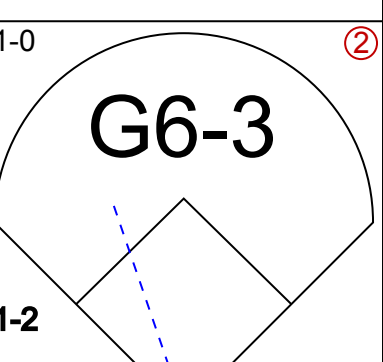
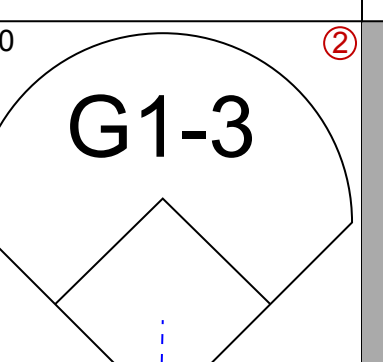
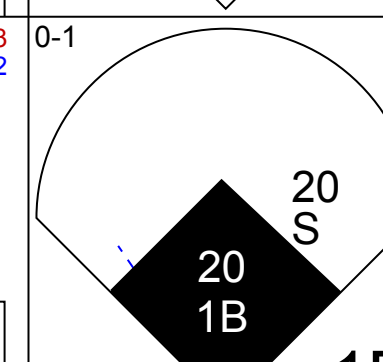
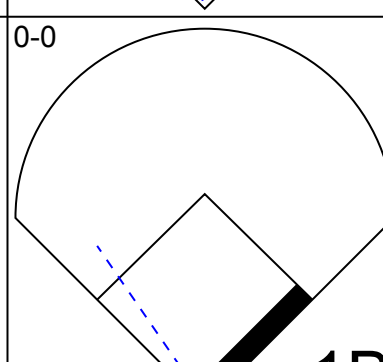
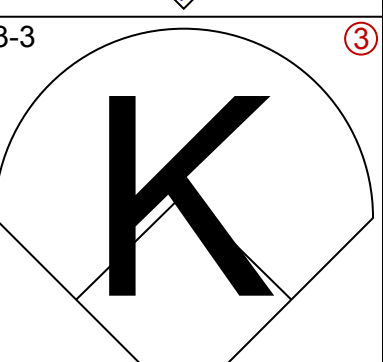
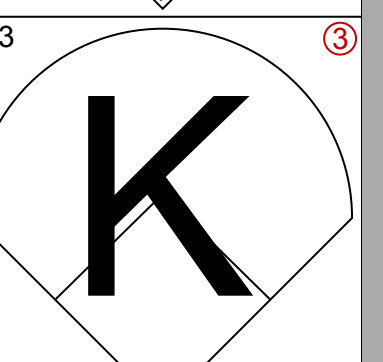
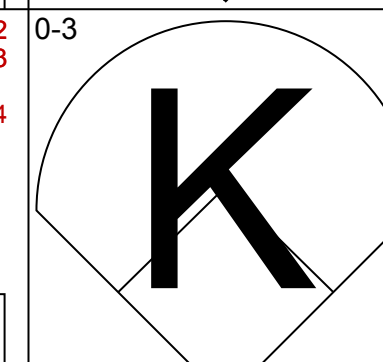
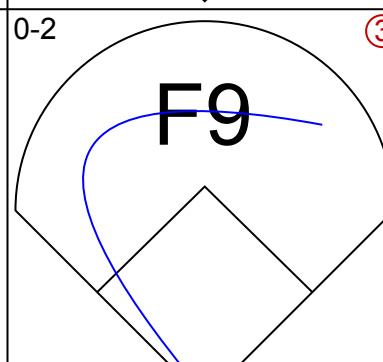
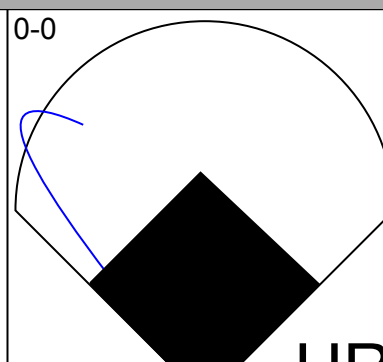
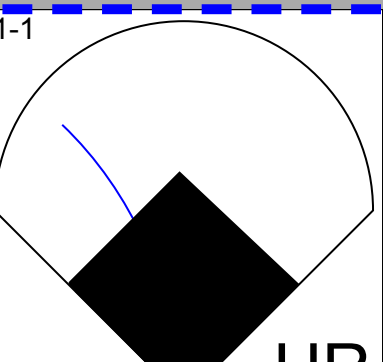
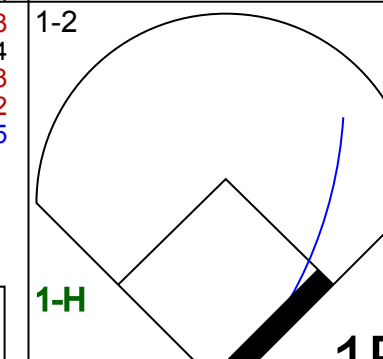

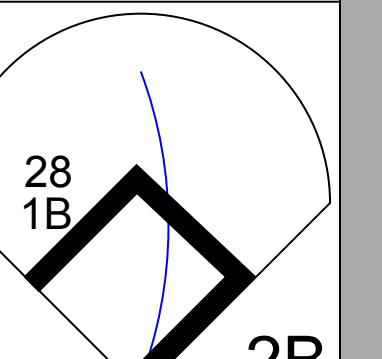
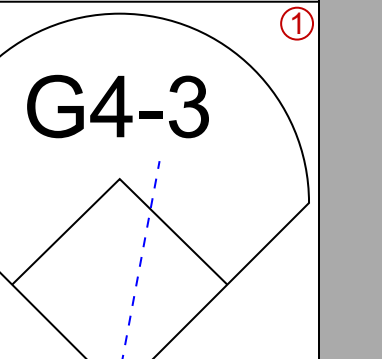
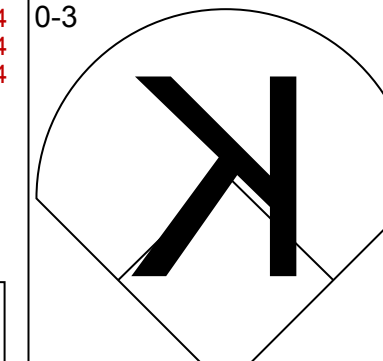
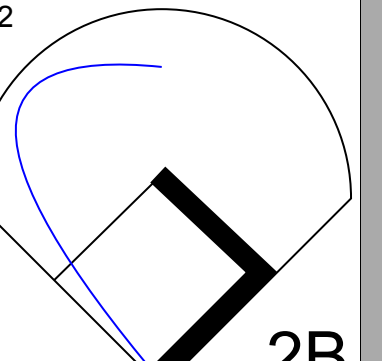
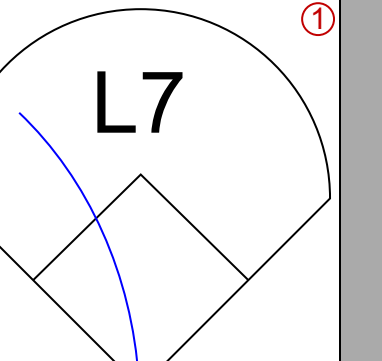
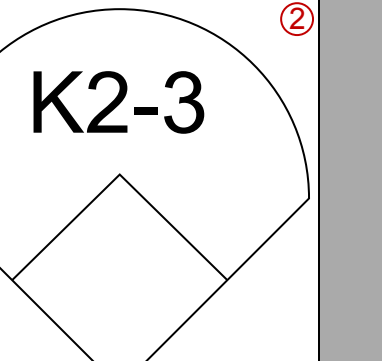
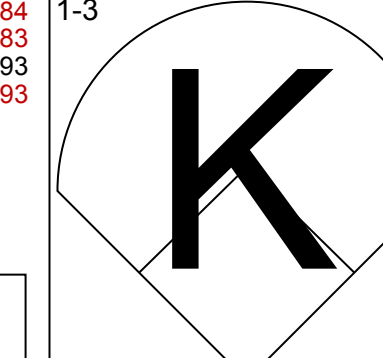

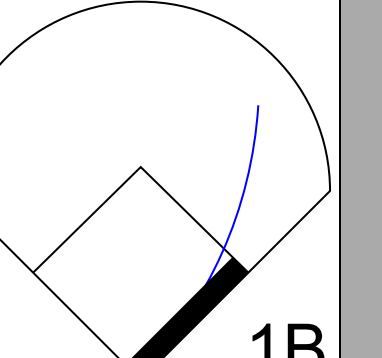
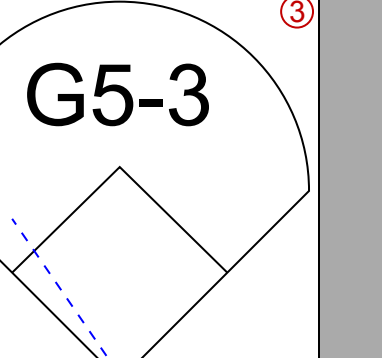
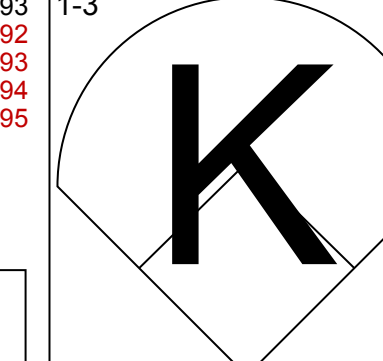
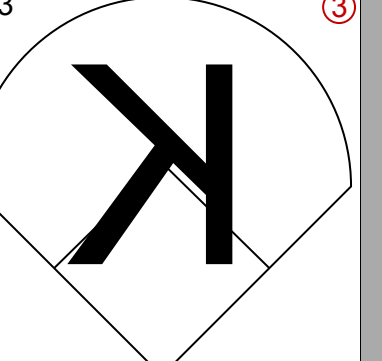
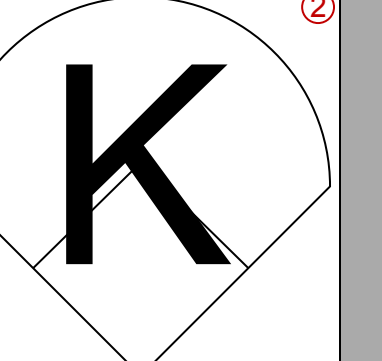
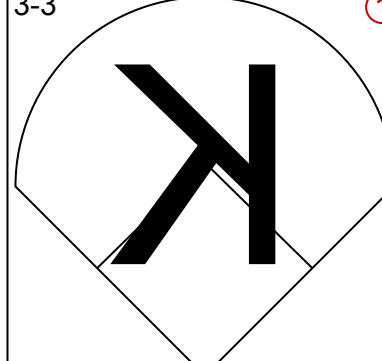
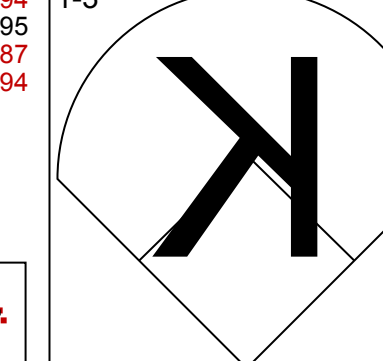
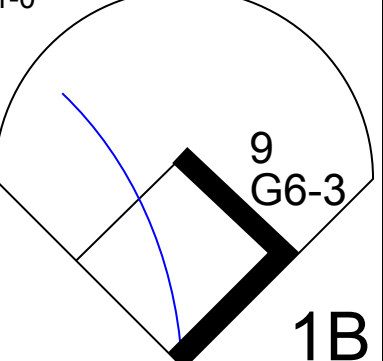
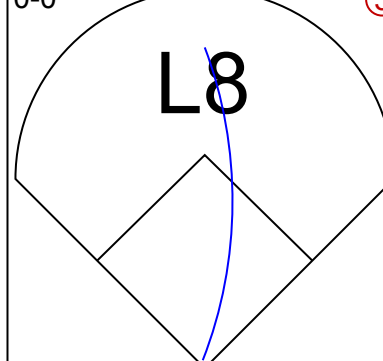
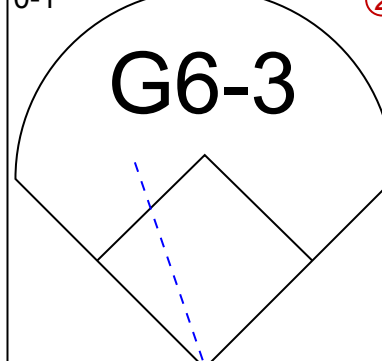
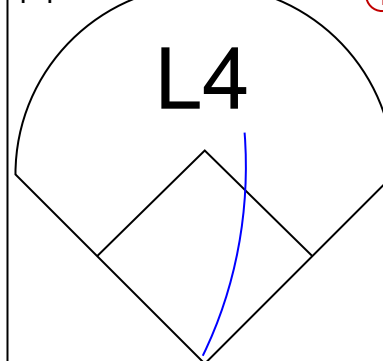
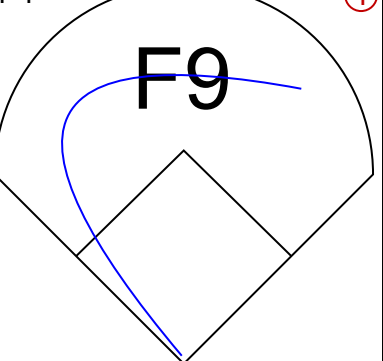
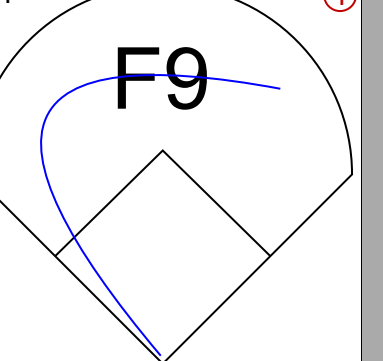
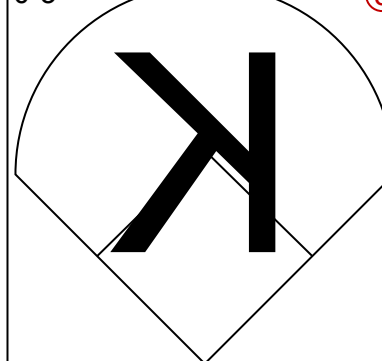
**AB 39**  
**R 4**  
**H 12**  
**RBI 4**  
**BB 2**  
**SO 6**  
**LOB 20**

Batter	1	2	3	4	5	6	7	8	9	AB	R	H	RBI	BB	SO	LOB	BOTTOM				
<b>2 Jacoby Ellsbury, L</b> OBP: 0.359, SLG: 0.406										5	3	3	0	1	0	1					
<b>18 Shane Victorino, S</b> OBP: 0.343, SLG: 0.386										5	1	2	1	0	0	4					
<b>15 Dustin Pedroia, R</b> OBP: 0.396, SLG: 0.424										5	2	3	4	0	1	2					
<b>34 David Ortiz, L</b> OBP: 0.400, SLG: 0.617										2	1	1	1	3	1	2					
<b>12 Mike Napoli, R</b> OBP: 0.345, SLG: 0.450										4	0	2	2	1	0	3					
<b>29 Daniel Nava, S</b> OBP: 0.375, SLG: 0.447										5	0	3	1	0	1	2					
<b>39 Jarrod Saltalamacchia, R</b> OBP: 0.325, SLG: 0.490										5	1	1	0	0	3	6					
<b>7 Stephen Drew, L</b> OBP: 0.310, SLG: 0.383										5	1	2	0	0	0	3					
<b>10 Jose Iglesias, R</b> OBP: 0.384, SLG: 0.575										5	2	3	1	0	0	2					
<b>Inning Stats</b>	R: 2 E: 0 K: 1 S: 14	H: 3 LOB: 3 BB: 2 P: 28	R: 3 E: 0 K: 1 S: 26	H: 5 LOB: 0 BB: 0 P: 36	R: 2 E: 1 K: 1 S: 21	H: 4 LOB: 2 BB: 0 P: 30	R: 1 E: 0 K: 1 S: 13	H: 3 LOB: 1 BB: 0 P: 21	R: 0 E: 0 K: 0 S: 12	H: 0 LOB: 0 BB: 1 P: 20	R: 0 E: 0 K: 1 S: 6	H: 0 LOB: 0 BB: 0 P: 7	R: 2 E: 0 K: 0 S: 11	H: 3 LOB: 2 BB: 1 P: 24	R: 1 E: 0 K: 1 S: 9	H: 2 LOB: 2 BB: 1 P: 18	1B: 14 2B: 6 3B: 1 HR: 0	SF: 1 SAC: 1 DP: 1 HBP: 0	WP: 1 PB: 0 SB: 2 CS: 1	PA: 48	
<b>PITCHER</b>	IP	WLS	BF	H	R	ER	SO	BB	IBB	HBP	BLK	WP	HR	S	P	ERA	WHIP				
<b>12 Juan Nicasio, R</b> ERA: 5.31	2.1	L	21	12	7	6	2	2	0	0	0	0	0	35	56	3.38	1.500				
<b>0 Adam Ottavino, R</b> ERA: 1.94	2.2		11	3	1	1	2	1	0	0	0	0	0	17	31	9.00	1.500				
<b>60 Manny Corpas, R</b> ERA: 3.27	2.0		10	3	2	2	1	0	1	0	0	0	0	9	18	9.00	3.000				
<b>88 Josh Outman, L</b> ERA: 4.82	1.0		6	2	1	1	1	1	0	0	0	1	0	9	18	9.00	3.000				

**Colorado Rockies @ Boston Red Sox**  
Fenway Park, Boston, MA  
Tue Jun 25 2013, 7:14 PM - 10:52 PM EDT  
Att: 36,286 - Partly Cloudy - 88 F

**AB 41**  
**R 11**  
**H 20**  
**RBI 10**  
**BB 5**  
**SO 6**  
**LOB 25**

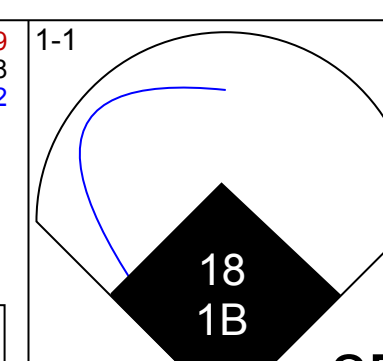
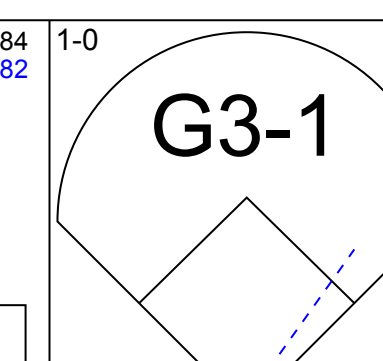
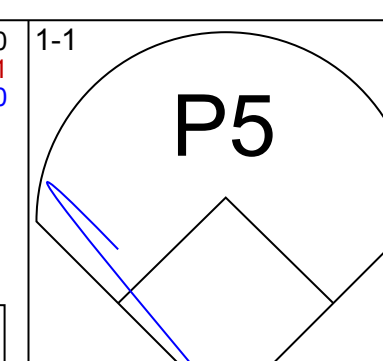
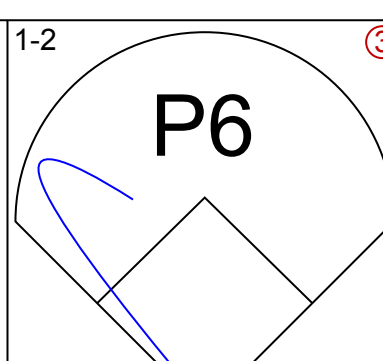
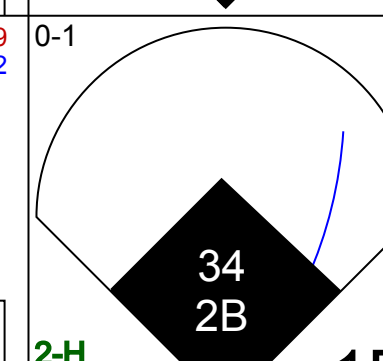
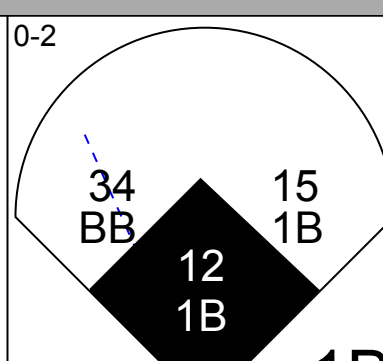
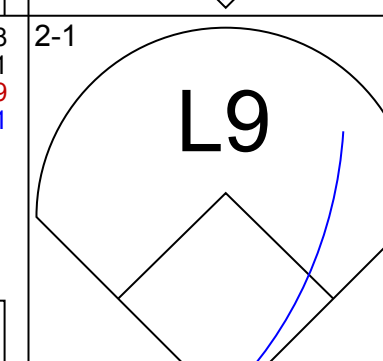
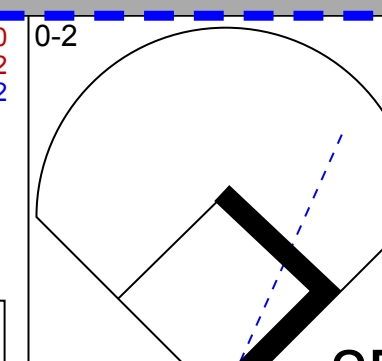
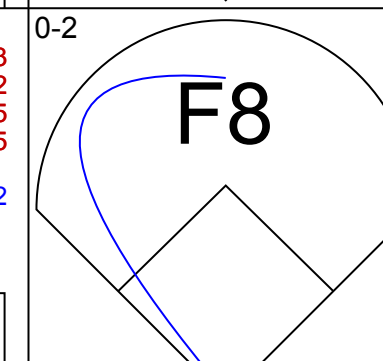
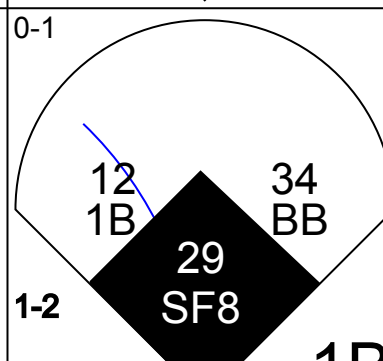
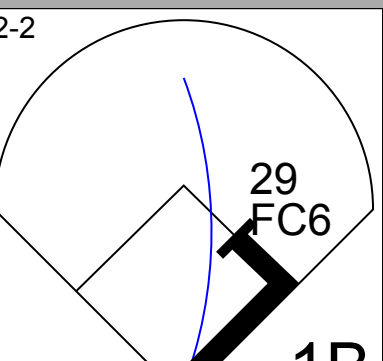
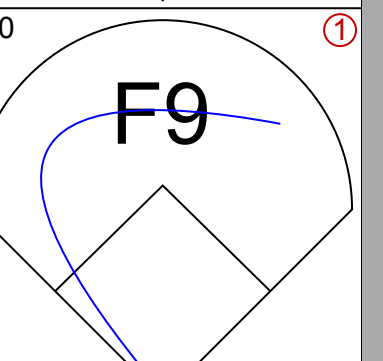
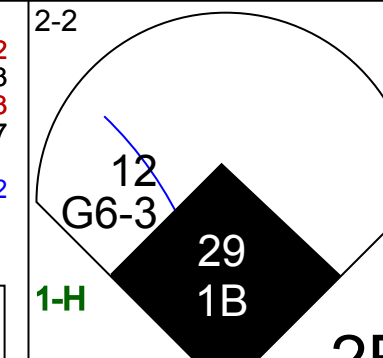
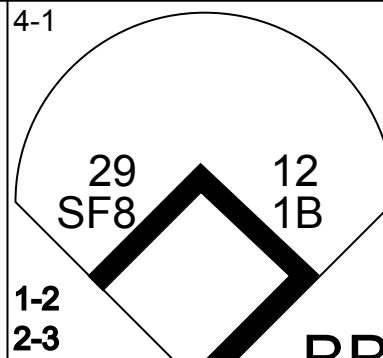

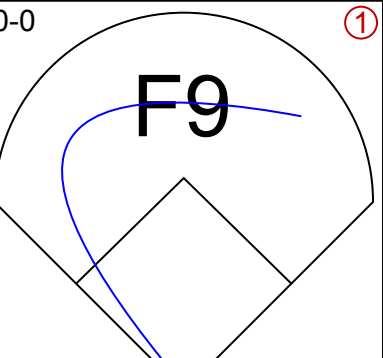
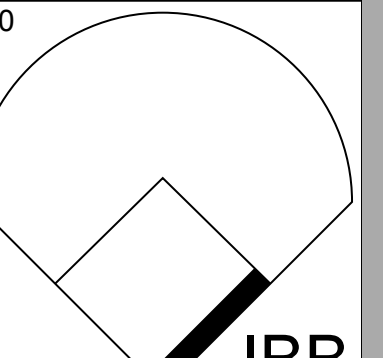
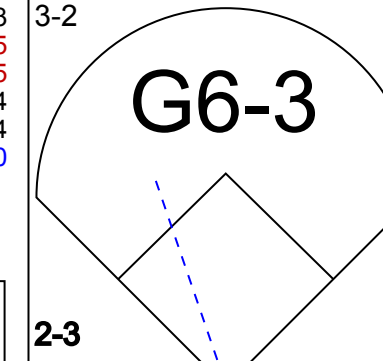
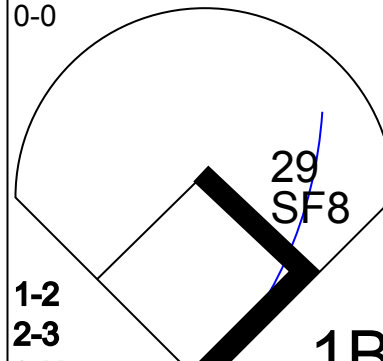
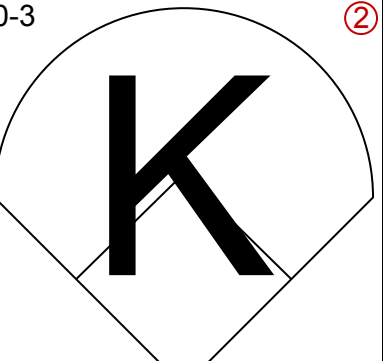
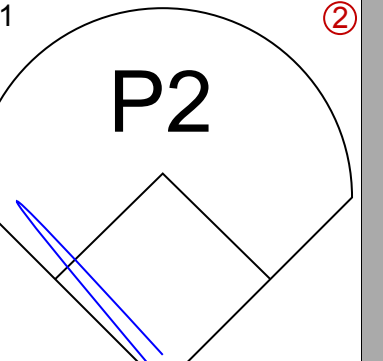
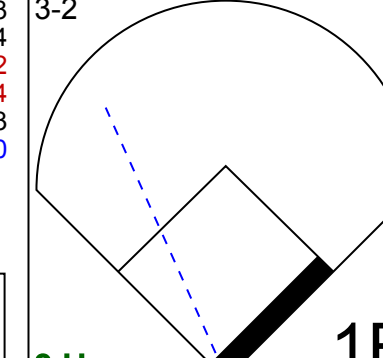
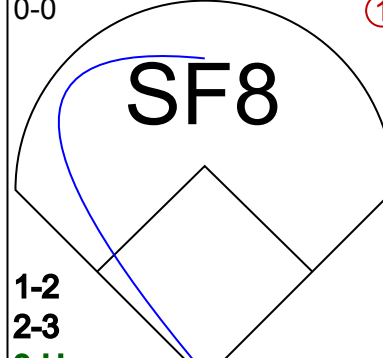
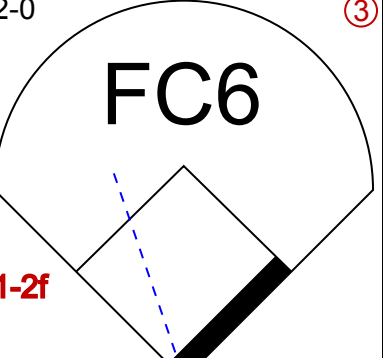
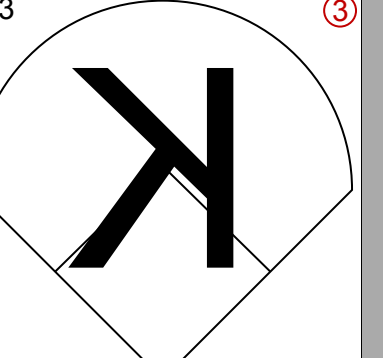
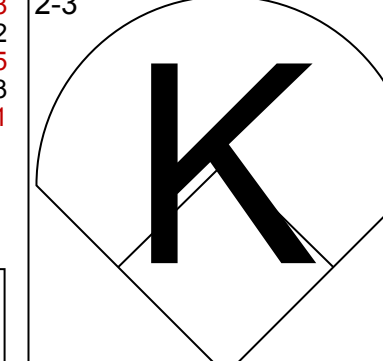
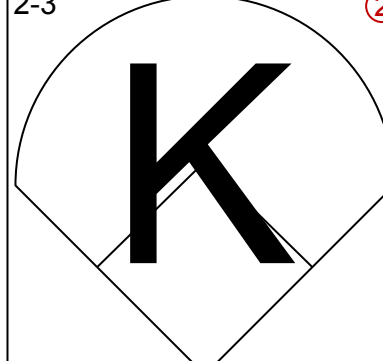

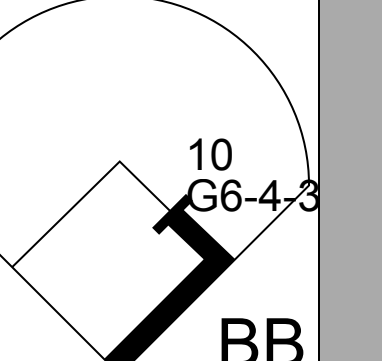
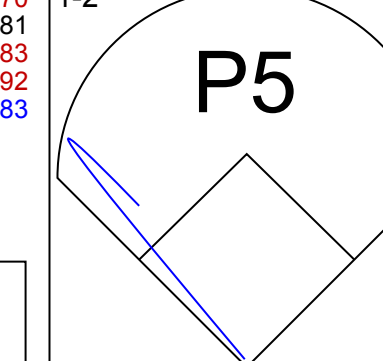
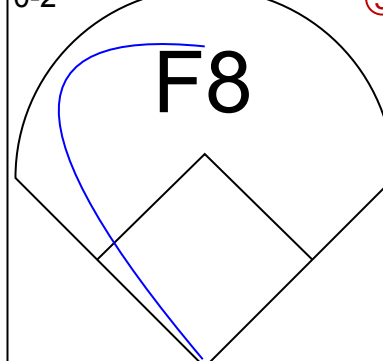
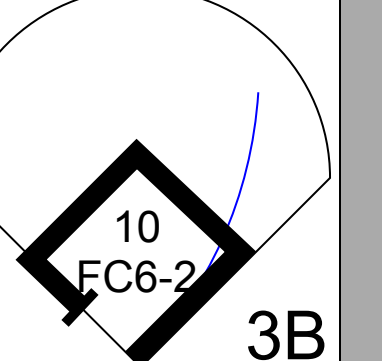
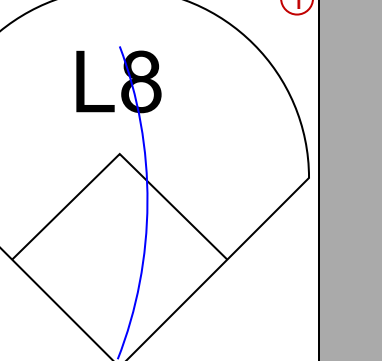
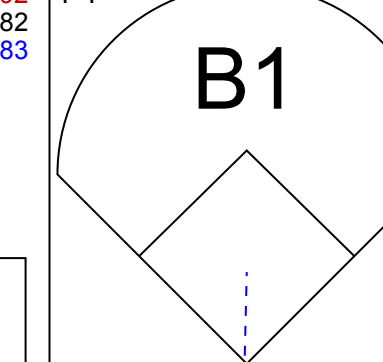

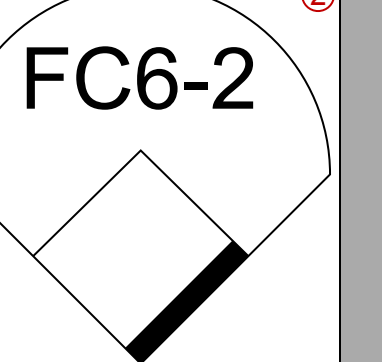
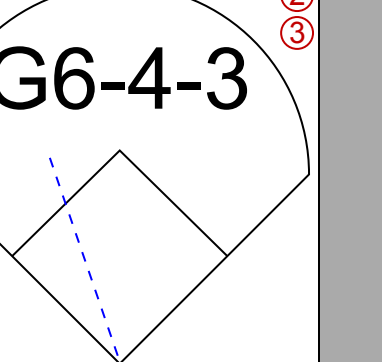


Batter	1	2	3	4	5	6	7	8	9	AB	R	H	RBI	BB	SO	LOB	TOP				
9 DJ LeMahieu, R OBP: 0.336, SLG: 0.380										4	0	0	0	0	1	1					
5 Carlos González, L OBP: 0.370, SLG: 0.613										4	1	2	0	0	2	1					
3 Michael Cuddyer, R OBP: 0.396, SLG: 0.595										4	2	2	2	0	1	2					
20 Wilin Rosario, R OBP: 0.306, SLG: 0.471										4	0	2	1	0	1	0					
17 Todd Helton, L OBP: 0.300, SLG: 0.384										4	0	1	0	0	2	2					
28 Nolan Arenado, R OBP: 0.302, SLG: 0.449										4	0	1	0	0	2	1					
21 Tyler Colvin, L OBP: 0.196, SLG: 0.364										4	0	0	0	0	4	3					
8 Yorvit Torrealba, R OBP: 0.376, SLG: 0.348										4	0	1	0	0	1	2					
14 Josh Rutledge, R OBP: 0.284, SLG: 0.337										4	0	0	0	0	1	1					
<b>Inning Stats</b>	R: 1 H: 2 E: 0 K: 3 S: 17	H: 2 LOB: 1 BB: 0 P: 19	R: 0 H: 0 E: 0 K: 3 S: 10	LOB: 0 BB: 0 P: 13	R: 0 H: 1 E: 0 K: 0 S: 8	LOB: 1 BB: 0 P: 9	R: 0 H: 1 E: 0 K: 3 S: 15	LOB: 1 BB: 0 P: 24	R: 0 H: 1 E: 0 K: 1 S: 7	H: 3 LOB: 2 BB: 0 P: 12	R: 0 H: 0 E: 0 K: 1 S: 6	H: 1 LOB: 0 BB: 0 P: 8	R: 1 H: 1 E: 0 K: 1 S: 7	H: 0 LOB: 0 BB: 0 P: 8	R: 0 H: 0 E: 0 K: 2 S: 10	LOB: 0 BB: 0 P: 13	1B: 5 2B: 2 3B: 0 HR: 2	SF: 0 SAC: 0 DP: 0 HBP: 0	WP: 0 PB: 0 SB: 1 CS: 0	PA: 36	
<b>PITCHER</b>	IP WLS BF ERA WHIP	IP WLS BF ERA WHIP	IP WLS BF ERA WHIP	IP WLS BF ERA WHIP	IP WLS BF ERA WHIP	IP WLS BF ERA WHIP	IP WLS BF ERA WHIP	IP WLS BF ERA WHIP	IP WLS BF ERA WHIP	IP WLS BF ERA WHIP	IP WLS BF ERA WHIP	IP WLS BF ERA WHIP	IP WLS BF ERA WHIP	IP WLS BF ERA WHIP	IP WLS BF ERA WHIP	IP WLS BF ERA WHIP	IP WLS BF ERA WHIP	IP WLS BF ERA WHIP	IP WLS BF ERA WHIP	IP WLS BF ERA WHIP	
41 John Lackey, R ERA: 2.99	7.0 W 29	8 2 2 12	0 0 0 0	0 0 0 0	0 0 0 0	0 0 0 0	0 0 0 0	0 0 0 0	0 0 0 0	1 7 8	9.00	1.000									
36 Junichi Tazawa, R ERA: 2.57	1.0 H 4	1 1 1 1	0 0 0 0	0 0 0 0	0 0 0 0	0 0 0 0	0 0 0 0	0 0 0 0	0 0 0 0	10 13	0.00	0.000									
19 Koji Uehara, R ERA: 2.03	1.0 S 3	0 0 0 2	0 0 0 0	0 0 0 0	0 0 0 0	0 0 0 0	0 0 0 0	0 0 0 0	0 0 0 0												

Colorado Rockies @ Boston Red Sox  
Fenway Park, Boston, MA  
Wed Jun 26 2013, 4:08 PM - 6:42 PM EDT  
Att: 34,632 - Partly Cloudy - 73 F

AB 36  
R 3  
H 9  
RBI 3  
BB 0  
SO 15  
LOB 13



Batter	1	2	3	4	5	6	7	8	9	AB	R	H	RBI	BB	SO	LOB	BOTTOM				
2 Jacoby Ellsbury, L OBP: 0.357, SLG: 0.408										4	1	1	0	0	0	1					
18 Shane Victorino, S OBP: 0.351, SLG: 0.399										4	2	3	1	0	0	0					
15 Dustin Pedroia, R OBP: 0.397, SLG: 0.425										4	1	2	0	0	0	2					
34 David Ortiz, L OBP: 0.405, SLG: 0.620										2	1	1	1	2	0	1					
12 Mike Napoli, R OBP: 0.344, SLG: 0.447										4	0	1	1	0	1	4					
29 Daniel Nava, S OBP: 0.374, SLG: 0.446										3	0	1	2	0	1	3					
39 Jarrod Saltalamacchia, R OBP: 0.323, SLG: 0.453										3	0	0	0	1	3	3					
7 Stephen Drew, L OBP: 0.309, SLG: 0.389										4	0	1	0	0	0	3					
10 Jose Iglesias, R OBP: 0.469, SLG: 0.556										4	0	0	0	0	1	2					
<b>Inning Stats</b>	R: 3 H: 4 E: 0 K: 1 S: 21	H: 4 LOB: 1 BB: 0 P: 32	R: 0 H: 0 E: 0 K: 0 S: 7	LOB: 0 BB: 0 P: 10	R: 2 H: 3 E: 0 K: 1 S: 15	LOB: 1 BB: 1 P: 21	R: 0 H: 0 E: 0 K: 1 S: 7	LOB: 0 BB: 0 P: 10	R: 0 H: 1 E: 0 K: 1 S: 9	H: 1 LOB: 1 BB: 0 P: 13	R: 0 H: 1 E: 0 K: 1 S: 12	H: 1 LOB: 2 BB: 1 P: 16	R: 0 H: 0 E: 0 K: 0 S: 7	H: 0 LOB: 0 BB: 1 P: 13	R: 0 H: 0 E: 0 K: 2 S: 10	LOB: 0 BB: 0 P: 13	1B: 6 2B: 3 3B: 1 HR: 0	SF: 1 SAC: 0 DP: 1 HBP: 0	WP: 0 PB: 0 SB: 0 CS: 0	PA: 36	
<b>PITCHER</b>	IP WLS BF ERA WHIP	IP WLS BF ERA WHIP	IP WLS BF ERA WHIP	IP WLS BF ERA WHIP	IP WLS BF ERA WHIP	IP WLS BF ERA WHIP	IP WLS BF ERA WHIP	IP WLS BF ERA WHIP	IP WLS BF ERA WHIP	IP WLS BF ERA WHIP	IP WLS BF ERA WHIP	IP WLS BF ERA WHIP	IP WLS BF ERA WHIP	IP WLS BF ERA WHIP	IP WLS BF ERA WHIP	IP WLS BF ERA WHIP	IP WLS BF ERA WHIP	IP WLS BF ERA WHIP	IP WLS BF ERA WHIP	IP WLS BF ERA WHIP	
44 Roy Oswalt, R ERA: 7.36	6.0 L	9 5 5 5	1 0 0 1	1 1 0 0	0 0 0 0	0 0 0 0	0 0 0 0	0 0 0 0	0 0 0 0	16 29	0.00	1.000									
59 Wilton Lopez, R ERA: 4.05	2.0 8	1 0 0 1	1 1 0 0	1 1 0 0	0 0 0 0	0 0 0 0	0 0 0 0	0 0 0 0	0 0 0 0												

Colorado Rockies @ Boston Red Sox  
Fenway Park, Boston, MA  
Wed Jun 26 2013, 4:08 PM - 6:42 PM EDT  
Att: 34,632 - Partly Cloudy - 73 F

AB 32  
R 5  
H 10  
RBI 5  
BB 3  
SO 6  
LOB 19





Batter	1	2	3	4	5	6	7	8	9	AB	R	H	RBI	BB	SO	LOB	TOP										
22 Eric Young Jr. S OBP: 0.315, SLG: 0.377	G3		G4-3		F7		G6-4-3		1B	5	0	1	0	0	0	3											
3 Omar Quintanilla L OBP: 0.250, SLG: 0.363	28 G4-1 BB			P5		G6-3		K	K	4	0	0	0	1	2	1											
28 Daniel Murphy L OBP: 0.313, SLG: 0.397	G4-1			P5		19 BB 6 1B		6 HR 1B		4	1	2	0	0	0	1											
6 Marlon Byrd R OBP: 0.312, SLG: 0.495	G5-3			F7		19 BB 1B		1H HR		4	1	2	2	0	0	1											
13 Josh Satin R OBP: 0.429, SLG: 0.318	G5-3				12 1B 19 1B 20 FC5-2 BB	F4		1B		3	0	1	0	1	0	2											
19 Zach Lutz R OBP: 0.400, SLG: 0.250	F8				20 FC5-2 53 FC6-4 1B			K		3	1	1	0	1	1	1											
12 Juan Lagares R OBP: 0.243, SLG: 0.339	G4-3				53 FC6-4 20 FC5-2 1B			K		4	0	1	0	0	1	4											
20 Anthony Recker R OBP: 0.232, SLG: 0.340	G6-3				FC5-2 53 FC6-4 1B			L8		4	0	0	0	0	0	3											
53 Jeremy Hefner R 9 Kirk Nieuwenhuis L 32 LaTroy Hawkins R 56 Scott Rice L 30 Andrew Brown R 39 Bobby Parnell R	K				FC6-4			K		2	0	0	1	0	1	2											
<b>Inning Stats</b>	R: 0 H: 0 E: 0 K: 0 S: 8	H: 0 LOB: 1 BB: 1 P: 18	R: 0 H: 0 E: 0 K: 0 S: 11	H: 0 LOB: 0 BB: 0 P: 18	R: 0 H: 0 E: 0 K: 1 S: 10	H: 0 LOB: 0 BB: 0 P: 16	R: 0 H: 0 E: 0 K: 0 S: 7	H: 0 LOB: 0 BB: 0 P: 11	R: 1 H: 2 E: 0 K: 0 S: 9	H: 2 LOB: 2 BB: 1 P: 18	R: 0 H: 2 E: 0 K: 1 S: 13	H: 2 LOB: 3 BB: 1 P: 22	R: 0 H: 1 E: 0 K: 0 S: 4	H: 1 LOB: 0 BB: 0 P: 7	R: 2 H: 3 E: 0 K: 2 S: 20	H: 3 LOB: 1 BB: 0 P: 26	R: 0 H: 1 E: 0 K: 2 S: 11	H: 1 LOB: 1 BB: 0 P: 15	1B: 8 2B: 0 3B: 0 HR: 1	SF: 0 SAC: 0 DP: 1 HBP: 0	WP: 0 PA: 38 PB: 0 SB: 1 CS: 0						
<b>PITCHER</b>	IP	WLS	BF	H	R	ER	SO	BB	IBB	HBP	BLK	WP	HR	S	P	ERA	WHIP										
32 Tyler Chatwood R ERA: 2.13	6.0		25	4	1	1	2	3	0	0	0	0	0	58	103	1.50	1.167										
62 Rob Scahill R ERA: 4.29	1.0	H	3	1	0	0	0	0	0	0	0	0	0	4	7	0.00	1.000										
34 Matt Belisle R ERA: 4.95	1.0	L	6	3	2	2	2	0	0	0	0	0	1	20	26	18.00	3.000										
49 Rex Brothers L ERA: 0.27	1.0		4	1	0	0	2	0	0	0	0	0	0	11	15	0.00	1.000										

New York Mets @ Colorado Rockies  
Coors Field, Denver, CO  
Thu Jun 27 2013, 4:13 PM - 7:03 PM MDT  
Att: 34,387 - Sunny - 95 F

AB	35
R	3
H	9
RBI	3
BB	3
SO	6
LOB	18



Batter	1	2	3	4	5	6	7	8	9	AB	R	H	RBI	BB	SO	LOB	BOTTOM										
6 Corey Dickerson L OBP: 0.417, SLG: 0.600	G6-3		14 G6-3 14 WP BB		K			K		3	0	0	0	1	2	1											
14 Josh Rutledge R OBP: 0.284, SLG: 0.335	K		G6-3			F7		5 WP 1B		4	0	1	0	0	1	1											
5 Carlos González L OBP: 0.365, SLG: 0.605	K		F8			G3		K		4	0	0	0	0	2	2											
3 Michael Cuddyer R OBP: 0.402, SLG: 0.597		20 2B 17 SF8 1B		L9				1B		4	1	3	0	0	0	0											
20 Wilin Rosario R OBP: 0.309, SLG: 0.475		28 E 2B				G5-3		K		4	1	2	0	0	1	1											
17 Todd Helton L OBP: 0.293, SLG: 0.377		SF8		F7			K		G4-1	3	0	0	1	0	1	1											
28 Nolan Arenado R OBP: 0.298, SLG: 0.442		G5-3				L9		K 18 G5-4-3		3	0	0	0	0	1	1											
18 Jonathan Herrera S OBP: 0.327, SLG: 0.351		L8					G5-4-3			3	0	1	0	0	0	1											
32 Tyler Chatwood R 62 Rob Scahill L 34 Matt Belisle R 21 Tyler Colvin L 9 DJ LeMahieu R 49 Rex Brothers L			G4-3			L6-3		6 CS 1B		2	0	0	0	0	0	1											
<b>Inning Stats</b>	R: 0 H: 0 E: 0 K: 2 S: 10	H: 2 LOB: 0 BB: 0 P: 16	R: 2 H: 2 E: 1 K: 0 S: 10	H: 2 LOB: 0 BB: 0 P: 15	R: 0 H: 0 E: 0 K: 0 S: 8	H: 0 LOB: 1 BB: 1 P: 16	R: 0 H: 1 E: 0 K: 0 S: 9	H: 1 LOB: 1 BB: 0 P: 12	R: 0 H: 1 E: 0 K: 1 S: 9	H: 1 LOB: 0 BB: 0 P: 10	R: 0 H: 1 E: 0 K: 0 S: 11	H: 1 LOB: 1 BB: 0 P: 11	R: 0 H: 0 E: 0 K: 2 S: 10	H: 0 LOB: 0 BB: 0 P: 14	R: 0 H: 2 E: 0 K: 2 S: 9	H: 2 LOB: 1 BB: 0 P: 11	R: 0 H: 1 E: 0 K: 1 S: 7	H: 1 LOB: 0 BB: 0 P: 11	1B: 7 2B: 2 3B: 0 HR: 0	SF: 1 SAC: 0 DP: 2 HBP: 0	WP: 3 PA: 33 PB: 0 SB: 0 CS: 1						
<b>PITCHER</b>	IP	WLS	BF	H	R	ER	SO	BB	IBB	HBP	BLK	WP	HR	S	P	ERA	WHIP										
53 Jeremy Hefner R ERA: 3.72	6.0		23	5	2	1	3	1	0	0	0	0	0	57	80	1.50	1.000										
32 LaTroy Hawkins R ERA: 3.34	1.0	W	3	0	0	0	2	0	0	0	0	1	0	10	14	0.00	0.000										
56 Scott Rice L ERA: 4.55	1.0	H	4	2	0	0	2	0	0	0	0	1	0	9	11	0.00	2.000										
39 Bobby Parnell R ERA: 2.38	1.0	S	3	1	0	0	1	0	0	0	0	0	0	7	11	0.00	1.000										

New York Mets @ Colorado Rockies  
Coors Field, Denver, CO  
Thu Jun 27 2013, 4:13 PM - 7:03 PM MDT  
Att: 34,387 - Sunny - 95 F

AB	31
R	2
H	8
RBI	1
BB	1
SO	8
LOB	9





Batter	1	2	3	4	5	6	7	8	9	AB	R	H	RBI	BB	SO	LOB	TOP										
7 Grégor Blanco, L (1,8) OBP: 0.341, SLG: 0.383	L9		G4-3			L5		G6-3		4	0	0	0	0	0	0											
19 Marco Scutaro, R (1,4) OBP: 0.372, SLG: 0.418 70 George Kontos, R (8,1)	P4			L8		F8		G4-3		4	0	0	0	0	0	0											
28 Buster Posey, R (1,2) OBP: 0.395, SLG: 0.534	1B			2B		L4			HR	4	1	3	1	0	0	0											
48 Pablo Sandoval, S (1,5) OBP: 0.318, SLG: 0.408	F9			BB				K		3	0	0	0	1	2	1											
8 Hunter Pence, R (1,9) OBP: 0.330, SLG: 0.484	BB			K		G4-3		K		3	0	0	0	1	2	2											
9 Brandon Belt, L (1,3) OBP: 0.331, SLG: 0.437	F9			G4-3				K		4	0	1	0	0	1	4											
56 Andres Torres, S (1,7) OBP: 0.308, SLG: 0.376	G5-4-3					F7				2	0	0	0	2	0	1											
35 Brandon Crawford, L (1,6) OBP: 0.334, SLG: 0.400			G6-3		G4-3			BB		4	0	0	0	0	0	4											
75 Barry Zito, L (1,1) OBP: 0.167, SLG: 0.167 51 Jake Dunning, R (6,1)					G4-3			G6-3		2	0	0	0	0	1	0											
10 Tony Abreu, S (8,PH) OBP: 0.342, SLG: 0.457 (8,4)					G6-3			G3		0	0	0	0	0	0	0											
										1	0	0	0	0	0	0											
<b>Inning Stats</b>	R: 0 E: 0 K: 0 S: 8	H: 1 LOB: 1 BB: 0 P: 11	R: 0 E: 0 K: 0 S: 6	H: 0 LOB: 0 BB: 1 P: 11	R: 0 E: 0 K: 1 S: 8	H: 0 LOB: 0 BB: 0 P: 10	R: 0 E: 0 K: 1 S: 9	H: 1 LOB: 1 BB: 1 P: 15	R: 0 E: 0 K: 0 S: 4	H: 0 LOB: 0 BB: 0 P: 6	R: 0 E: 0 K: 0 S: 8	H: 0 LOB: 0 BB: 0 P: 10	R: 0 E: 0 K: 1 S: 14	H: 1 LOB: 2 BB: 1 P: 20	R: 0 E: 0 K: 0 S: 8	H: 0 LOB: 0 BB: 0 P: 12	R: 1 E: 0 K: 3 S: 14	H: 1 LOB: 2 BB: 1 P: 26	1B: 1 2B: 2 3B: 0 HR: 1	SF: 0 SAC: 0 DP: 1 HBP: 0	WP: 1 PB: 0 SB: 0 CS: 0	PA: 35					
<b>PITCHER</b>	IP	WLS	BF	H	R	ER	SO	BB	IBB	HBP	BLK	WP	HR	S	P	ERA	WHIP										
45 Jhoulys Chacin, R (1,1) ERA: 3.59	8.0	W	29	3	0	0	3	3	0	0	0	0	0	65	95	0.00	0.750										
49 Rex Brothers, L (9,1) ERA: 0.52	1.0		6	1	1	1	3	1	0	0	0	1	1	14	26	9.00	2.000										

San Francisco Giants @ Colorado Rockies  
Coors Field, Denver, CO  
Fri Jun 28 2013, 6:41 PM - 9:28 PM MDT  
Att: 38,428 - Cloudy - 90 F


AB 31  
R 1  
H 4  
RBI 1  
BB 4  
SO 6  
LOB 12



Batter	1	2	3	4	5	6	7	8	9	AB	R	H	RBI	BB	SO	LOB	BOTTOM										
9 DJ LeMahieu, R (1,4) OBP: 0.343, SLG: 0.394	1B	G6-3		G5-3		1B		G5-3		5	1	2	0	0	0	2											
15 Jordan Pacheco, R (1,3) OBP: 0.295, SLG: 0.342	K			L9		2B		5 BB		5	1	3	0	0	1	1											
5 Carlos González, L (1,7) OBP: 0.369, SLG: 0.606	2B			1B		1B		1B		4	0	2	1	1	0	3											
3 Michael Cuddyer, R (1,9) OBP: 0.398, SLG: 0.602	F7			G6-3				BB		5	1	1	2	0	1	4											
20 Wilin Rosario, R (1,2) OBP: 0.308, SLG: 0.484	G5-3			HR		F8		K		4	1	1	1	0	1	1											
28 Nolan Arenado, R (1,5) OBP: 0.306, SLG: 0.455				HR		L9		2B		3	0	2	0	1	0	0											
21 Tyler Colvin, L (1,8) OBP: 0.240, SLG: 0.383	1B			2B				2B		3	0	2	0	1	0	1											
14 Josh Rutledge, R (1,6) OBP: 0.283, SLG: 0.330	F8			1B		K		F9		3	0	0	0	1	1	5											
45 Jhoulys Chacin, R (1,1) ERA: 4.53 6 Corey Dickerson, L (8,PH) OBP: 0.395, SLG: 0.545 49 Rex Brothers, L (9,1)	K			G1-3		F9		K		3	0	0	0	0	1	4											
										1	0	0	0	0	1	0											
										0	0	0	0	0	0	0											
<b>Inning Stats</b>	R: 1 E: 0 K: 1 S: 14	H: 2 LOB: 1 BB: 0 P: 21	R: 0 E: 0 K: 1 S: 11	H: 1 LOB: 2 BB: 1 P: 17	R: 3 E: 0 K: 0 S: 16	H: 4 LOB: 2 BB: 1 P: 28	R: 0 E: 0 K: 0 S: 9	H: 1 LOB: 1 BB: 0 P: 13	R: 0 E: 0 K: 1 S: 7	H: 1 LOB: 1 BB: 0 P: 12	R: 0 E: 0 K: 0 S: 6	H: 2 LOB: 1 BB: 0 P: 7	R: 0 E: 0 K: 1 S: 11	H: 1 LOB: 2 BB: 1 P: 20	R: 0 E: 0 K: 2 S: 15	H: 1 LOB: 2 BB: 1 P: 23	1B: 7 2B: 4 3B: 0 HR: 2	SF: 0 SAC: 0 DP: 1 HBP: 0	WP: 0 PB: 0 SB: 2 CS: 0	PA: 40							
<b>PITCHER</b>	IP	WLS	BF	H	R	ER	SO	BB	IBB	HBP	BLK	WP	HR	S	P	ERA	WHIP										
75 Barry Zito, L (1,1) ERA: 4.53	5.1	L	28	10	4	4	3	1	1	0	0	0	0	60	95	6.75	2.062										
51 Jake Dunning, R (6,1) ERA: 2.16	1.2		7	2	0	0	1	0	1	0	0	0	0	14	23	0.00	1.200										
70 George Kontos, R (8,1) ERA: 5.34	1.0		5	1	0	0	2	1	0	0	0	0	0	15	23	0.00	2.000										

San Francisco Giants @ Colorado Rockies  
Coors Field, Denver, CO  
Fri Jun 28 2013, 6:41 PM - 9:28 PM MDT  
Att: 38,428 - Cloudy - 90 F

AB 36  
R 4  
H 13  
RBI 4  
BB 4  
SO 6  
LOB 21

















Batter	1	2	3	4	5	6	7	8	9	AB	R	H	RBI	BB	SO	LOB	TOP					
14 Mark Ellis, R OBP: 0.310, SLG: 0.359	F8		G5-6-3	1B		1B		G3		5	0	3	1	0	0	1	<b>Los Angeles Dodgers @ Colorado Rockies</b> Coors Field, Denver, CO Wed Jul 03 2013, 6:11 PM - 9:47 PM MDT Att. 48,628 - Clear - 90 F					
66 Yasiel Puig, R OBP: 0.446, SLG: 0.743				2H	G4-3	SF7		L7		3	1	1	1	0	1	2						
56 J.P. Howell, L										0	0	0	0	0	0	0						
60 José Domínguez, R	2B									0	0	0	0	0	0	0						
7 Nick Punto, S										1	0	0	0	0	0	1						
74 Kenley Jansen, S										0	0	0	0	0	0	0						
23 Adrián González, L OBP: 0.349, SLG: 0.480	G3-1		G5-6-3			G6-3		F7		5	1	1	1	0	0	3						
13 Hanley Ramírez, R OBP: 0.446, SLG: 0.753	1B					F7		HR		5	3	4	1	0	0	0						
16 Andre Ethier, L OBP: 0.337, SLG: 0.376	2B					F8		G6-3		4	0	1	0	1	0	1						
27 Matt Kemp, R OBP: 0.304, SLG: 0.342	L8					F8		HR		5	1	2	2	0	0	4						
17 A.J. Ellis, R OBP: 0.356, SLG: 0.380			F9		FC6-4					5	1	1	1	0	1	2	<b>AB 42</b> <b>R 10</b> <b>H 17</b> <b>RBI 9</b> <b>BB 1</b> <b>SO 2</b> <b>LOB 15</b>					
5 Juan Uribe, R OBP: 0.348, SLG: 0.403			G5-3							4	1	1	2	0	0	1						
75 Paco Rodríguez, L										0	0	0	0	0	0	0						
6 Jerry Hairston, R OBP: 0.310, SLG: 0.330										1	0	0	0	0	0	0						
21 Zack Greinke, R OBP: 0.393, SLG: 0.333			F9							2	1	1	0	0	0	0						
3 Skip Schumaker, L (6,PH) OBP: 0.323, SLG: 0.295										2	1	2	0	0	0	0						
<b>Inning Stats</b>	R: 1 E: 1 K: 0 S: 10	H: 3 LOB: 2 BB: 0 P: 18	R: 0 E: 0 K: 0 S: 7	H: 0 LOB: 0 BB: 0 P: 11	R: 0 E: 0 K: 1 S: 6	H: 1 LOB: 0 BB: 0 P: 9	R: 4 E: 0 K: 0 S: 15	H: 5 LOB: 1 BB: 0 P: 22	R: 1 E: 0 K: 0 S: 13	H: 2 LOB: 1 BB: 0 P: 19	R: 1 E: 0 K: 0 S: 10	H: 2 LOB: 1 BB: 0 P: 15	R: 1 E: 0 K: 0 S: 10	H: 1 LOB: 1 BB: 1 P: 17	R: 0 E: 0 K: 0 S: 8	H: 1 LOB: 0 BB: 0 P: 11	R: 2 E: 0 K: 1 S: 11	H: 2 LOB: 0 BB: 0 P: 14	1B: 7 2B: 5 3B: 1 HR: 4	SF: 1 SAC: 0 DP: 1 HBP: 0	WP: 3 PB: 0 SB: 0 CS: 0	PA: 44
<b>PITCHER</b>	IP WLS BF H R ER SO BB IBB HBP BLK WP HR S P ERA WHIP																<b>PITCHER</b>	IP WLS BF H R ER SO BB IBB HBP BLK WP HR S P ERA WHIP				
32 Tyler Chatwood, R ERA: 2.75	(1.1) 5.0 L 25 11 6 5 1 0 0 0 0 0 1 2 51 79 9.00 2.200																					
60 Manny Corpas, R ERA: 4.2	(6.1) 2.0 10 3 2 2 0 1 0 0 0 0 2 0 20 32 9.00 2.000																					
59 Wilton Lopez, R ERA: 3.89	(8.1) 0.2 3 1 0 0 0 0 0 0 0 0 0 6 8 0.00 1.500																					
88 Josh Outman, L ERA: 4.4	(8.1) 0.1 1 0 0 0 0 0 0 0 0 0 0 2 3 0.00 0.000																					
49 Rex Brothers, L ERA: 1.02	(9.1) 1.0 5 2 2 2 1 0 0 0 0 0 0 2 11 14 18.00 2.000																					

Batter	1	2	3	4	5	6	7	8	9	AB	R	H	RBI	BB	SO	LOB	BOTTOM					
6 Corey Dickerson, L OBP: 0.333, SLG: 0.400	F9	2B		9 SH1-3		K		L4		3	1	0	0	2	1	0	<b>Los Angeles Dodgers @ Colorado Rockies</b> Coors Field, Denver, CO Wed Jul 03 2013, 6:11 PM - 9:47 PM MDT Att. 48,628 - Clear - 90 F					
9 DJ LeMahieu, R OBP: 0.333, SLG: 0.380	K	2B		SH1-3		G4-3		F8		4	0	1	2	0	1	0						
5 Carlos González, L OBP: 0.363, SLG: 0.604	HR	3B		K		K		K		4	1	2	1	1	2	1						
3 Michael Cuddyer, R OBP: 0.391, SLG: 0.578	1B	IBB		F9				FC6		3	1	1	1	2	0	2						
20 Wilin Rosario, R OBP: 0.316, SLG: 0.484	G6-3	K								3	3	1	0	2	1	4						
17 Todd Helton, L OBP: 0.310, SLG: 0.386		2B		2B						3	1	1	1	2	0	2						
28 Nolan Arenado, R OBP: 0.302, SLG: 0.438	K			L4-6		L9				5	0	2	2	0	1	4						
18 Jonathan Herrera, S OBP: 0.324, SLG: 0.356		2B		FC1-6		SH1-3		F7		4	1	2	1	0	0	2						
32 Tyler Chatwood, R ERA: 2.75	(1.1) 5.0 W 27 11 6 5 1 0 0 0 0 0 1 2 51 79 9.00 2.200																					
15 Josh Fields, R ERA: 2.62	(5.1) 1.0 H 3 0 0 0 2 0 0 0 0 0 0 7 11 0.00 0.000																					
60 Manny Corpas, R ERA: 4.2	(6.1) 0.1 H 4 2 2 1 0 1 0 0 0 0 0 0 8 17 27.00 9.000																					
8 Yovani Torrealba, R OBP: 0.296, SLG: 0.399	(7.1) 1.1 H 5 1 0 0 1 0 0 0 0 0 0 0 12 14 0.00 0.750																					
59 Wilton Lopez, R ERA: 3.89	(8.1) 1.1 S 6 1 1 1 0 1 0 0 0 0 0 0 0 14 24 6.75 1.500																					
88 Josh Outman, L ERA: 4.4	(8.1) 0.1 H 3 0 0 0 0 0 0 0 0 0 0 0 2 3 0.00 0.000																					
49 Rex Brothers, L ERA: 1.02	(9.1) 1.0 S 6 1 1 1 0 0 0 0 0 0 0 0 2 11 14 18.00 2.000																					
<b>Inning Stats</b>	R: 1 E: 0 K: 1 S: 12	H: 2 LOB: 1 BB: 0 P: 19	R: 3 E: 0 K: 2 S: 18	H: 2 LOB: 3 BB: 4 P: 39	R: 0 E: 0 K: 0 S: 6	H: 2 LOB: 1 BB: 0 P: 8	R: 0 E: 0 K: 1 S: 11	H: 0 LOB: 1 BB: 1 P: 17	R: 1 E: 0 K: 0 S: 12	H: 0 LOB: 1 BB: 2 P: 24	R: 0 E: 0 K: 2 S: 7	H: 0 LOB: 0 BB: 0 P: 11	R: 2 E: 0 K: 1 S: 13	H: 2 LOB: 1 BB: 1 P: 23	R: 0 E: 0 K: 0 S: 8	H: 1 LOB: 1 BB: 0 P: 9	R: 1 E: 0 K: 0 S: 13	H: 1 LOB: 1 BB: 1 P: 23	1B: 6 2B: 4 3B: 0 HR: 1	SF: 0 SAC: 2 DP: 1 HBP: 0	WP: 0 PB: 1 SB: 1 CS: 0	PA: 45
<b>PITCHER</b>	IP WLS BF H R ER SO BB IBB HBP BLK WP HR S P ERA WHIP																<b>PITCHER</b>	IP WLS BF H R ER SO BB IBB HBP BLK WP HR S P ERA WHIP				
21 Zack Greinke, R ERA: 4.3	(1.1) 5.0 W 27 11 6 5 1 0 0 0 0 0 1 2 51 79 9.00 2.400																					
56 J.P. Howell, L ERA: 2.62	(6.1) 1.0 H 3 0 0 0 2 0 0 0 0 0 0 7 11 0.00 0.000																					
60 José Domínguez, R ERA: 6.75	(7.1) 0.1 H 4 2 2 1 0 1 0 0 0 0 0 0 8 17 27.00 9.000																					
75 Paco Rodríguez, L ERA: 2.73	(7.1) 1.1 H 5 1 0 0 1 0 0 0 0 0 0 0 12 14 0.00 0.750																					
74 Kenley Jansen, R ERA: 2.55	(8.1) 1.1 S 6 1 1 1 0 0 0 0 0 0 0 0 14 24 6.75 1.500																					



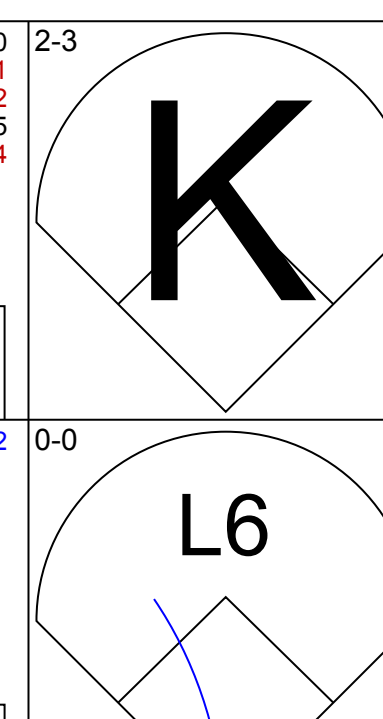
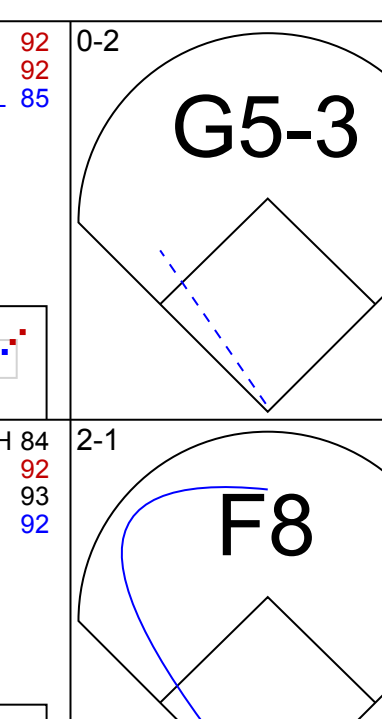
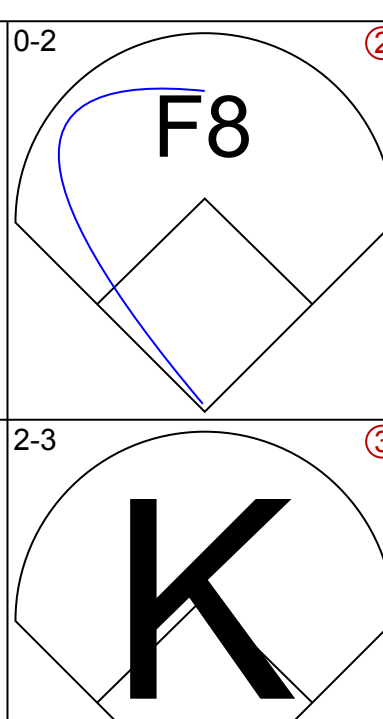
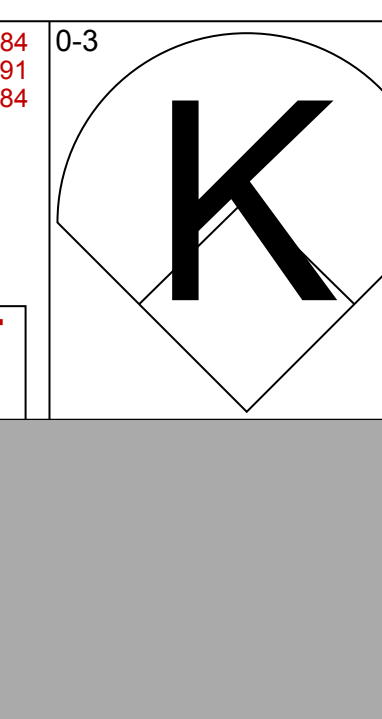
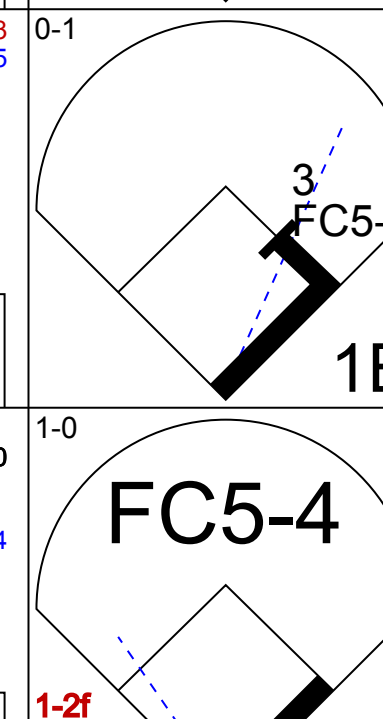


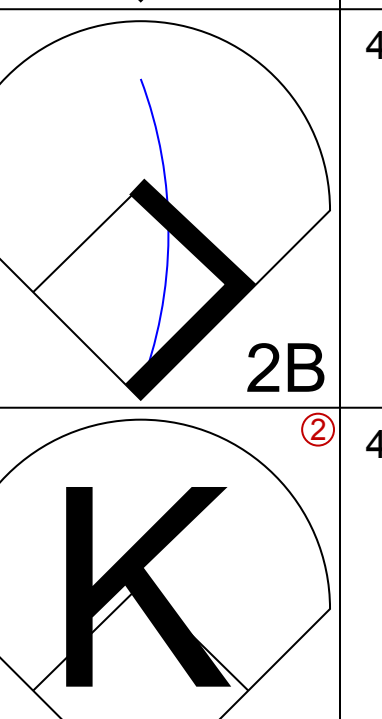

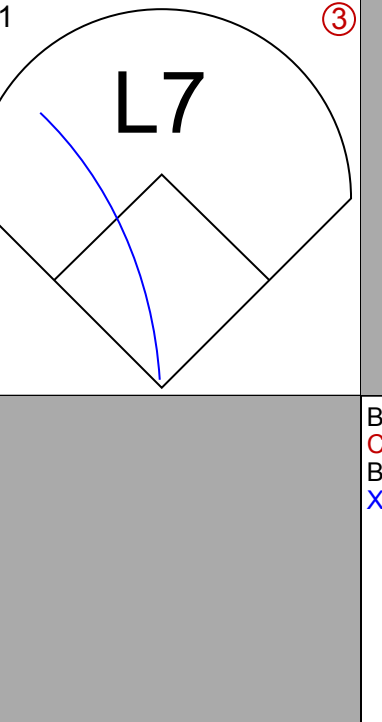
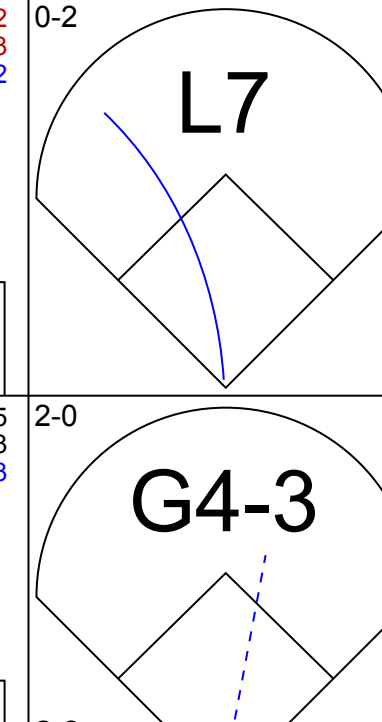
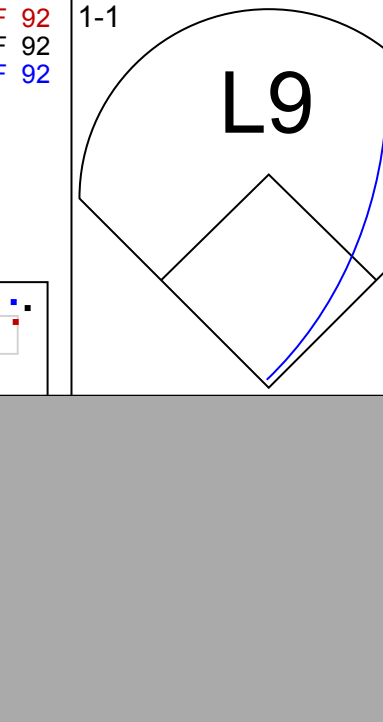


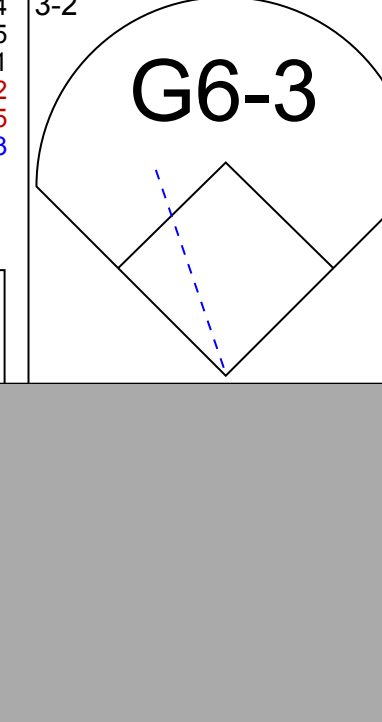

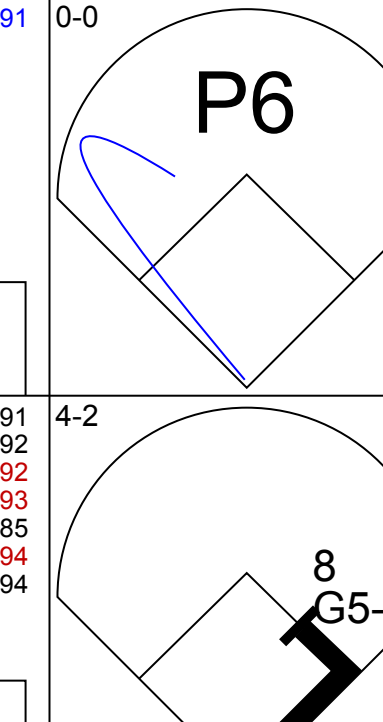
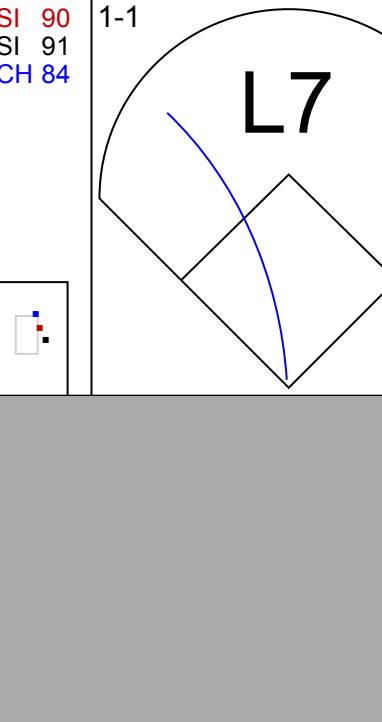
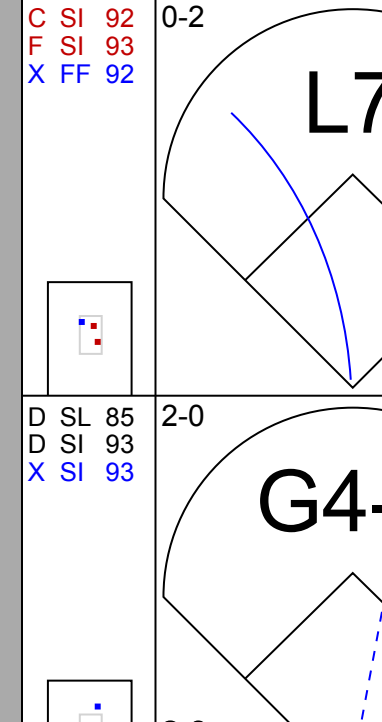
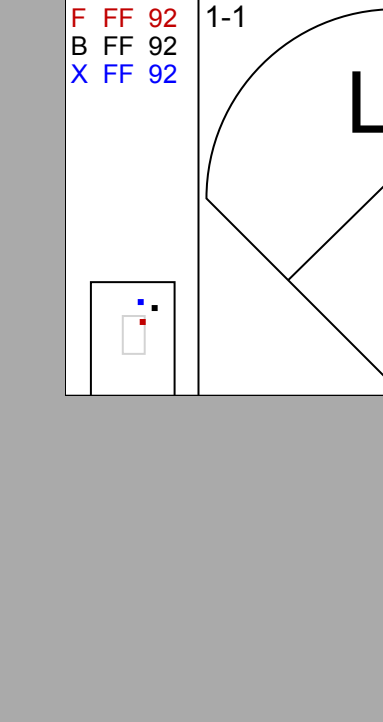
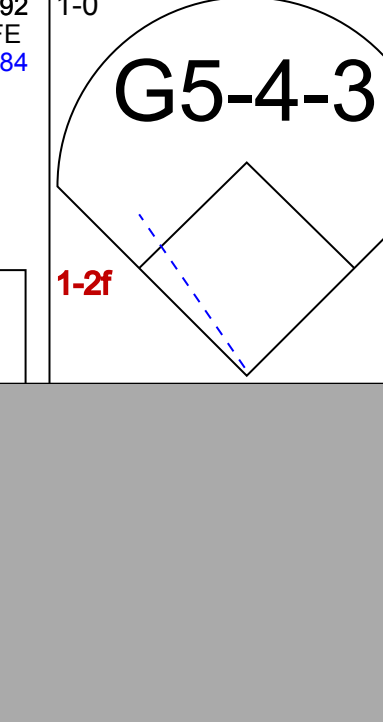
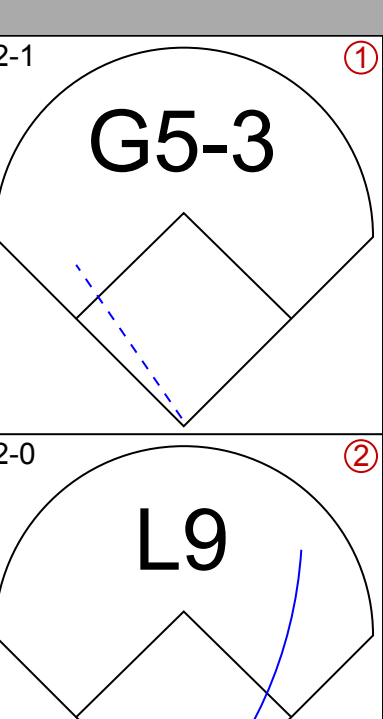
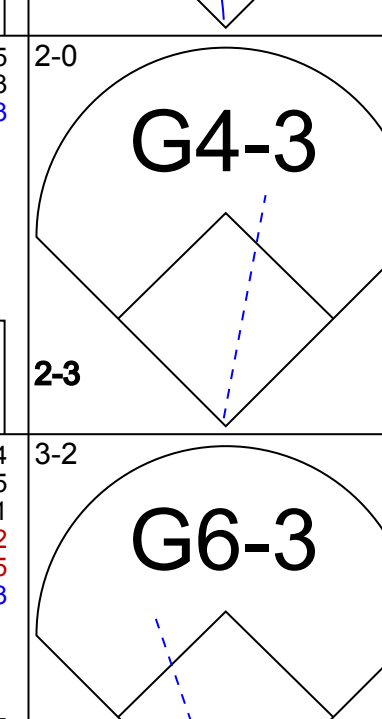

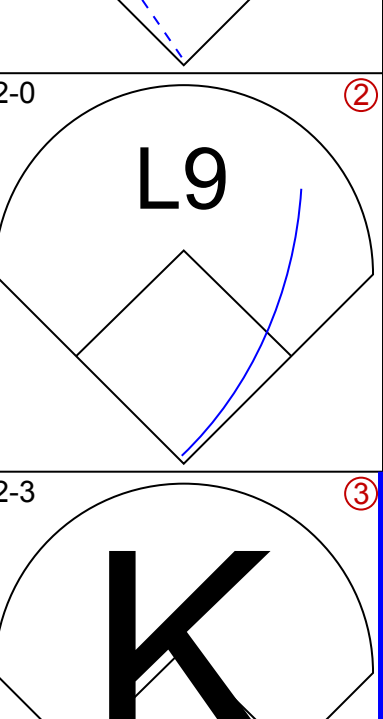
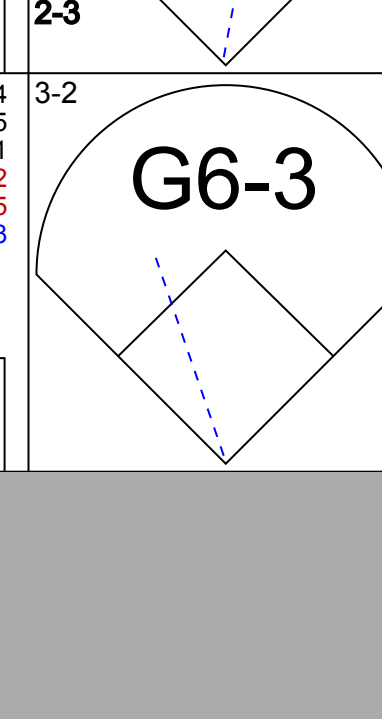
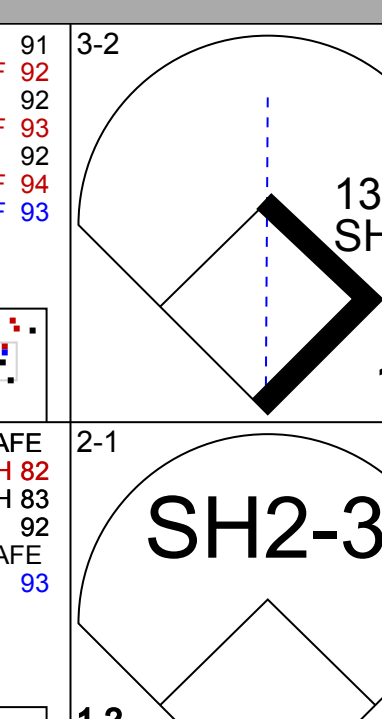
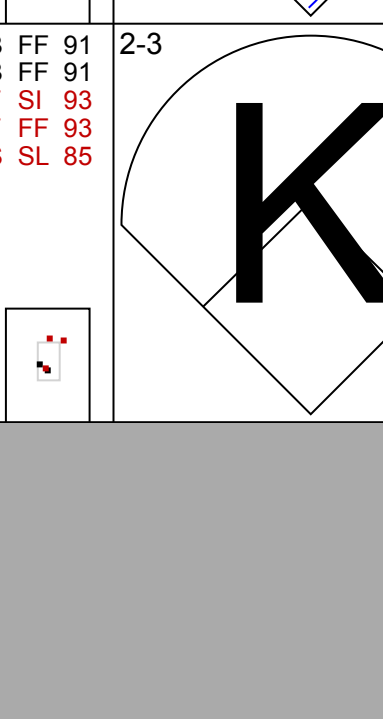
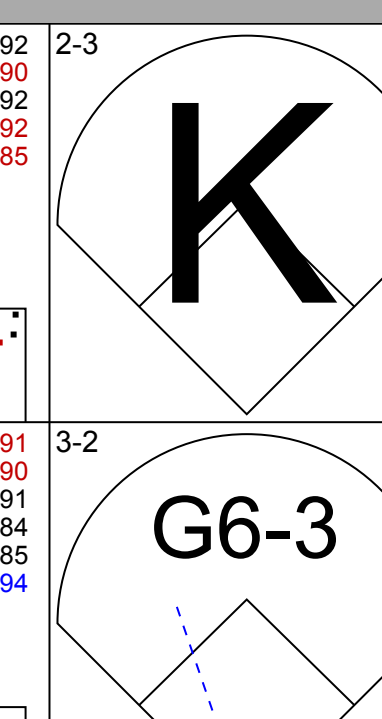

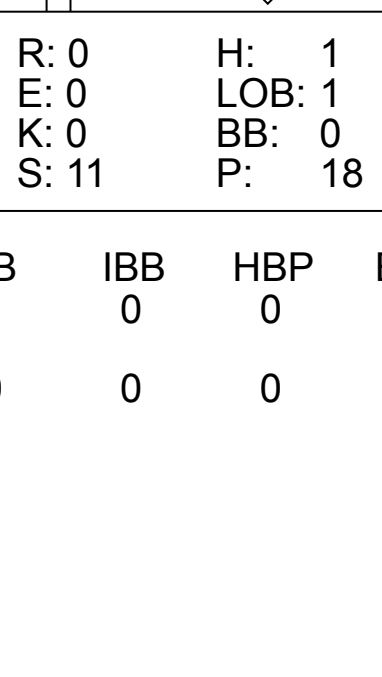
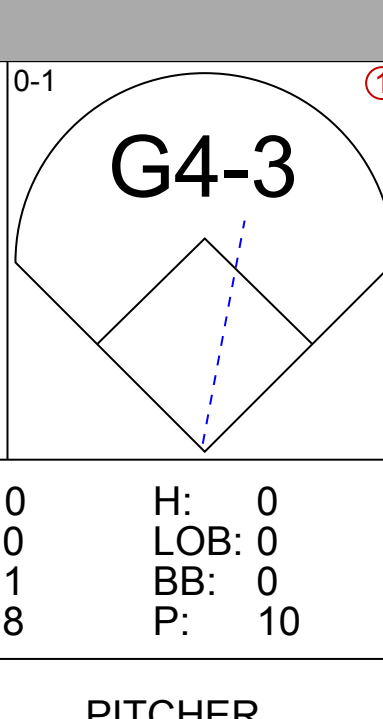
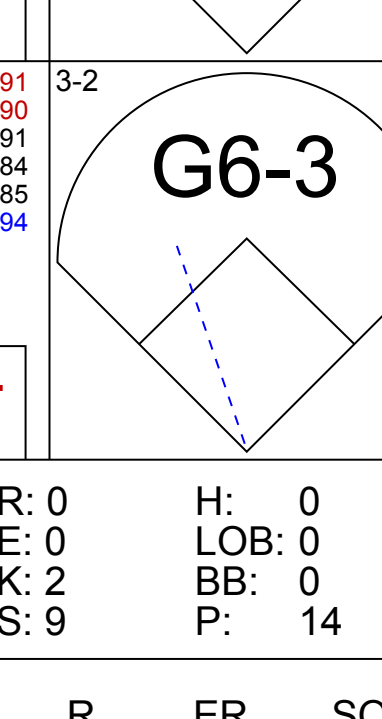




Batter	1	2	3	4	5	6	7	8	9	AB	R	H	RBI	BB	SO	LOB	TOP					
9 DJ LeMahieu, R (1,4) OBP: 0.340, SLG: 0.387	L9			K		F9			G5-3	4	0	0	0	0	1	0	<b>Colorado Rockies @ Arizona Diamondbacks</b> Chase Field, Phoenix, AZ Fri Jul 05 2013, 6:46 PM - 9:24 PM MST Att. 45,504 - Roof Closed - 80 F <a href="http://livebaseballscorecards.com">livebaseballscorecards.com</a>					
6 Corey Dickerson, L (1,7) OBP: 0.310, SLG: 0.360	1B			G1-3					G4-3	4	0	1	0	0	0	0						
3 Michael Cuddyer, R (1,9) OBP: 0.396, SLG: 0.591	F9			K						3	0	1	0	0	1	1						
20 Wilin Rosario, R (1,2) OBP: 0.312, SLG: 0.477	CS	L8			K				FC5-4	3	0	0	0	0	1	1						
15 Jordan Pacheco, R (1,3) OBP: 0.284, SLG: 0.327		G3			G6-3				FC6-4	3	0	0	0	0	0	1						
28 Nolan Arenado, R (1,5) OBP: 0.302, SLG: 0.432		P2								2	0	1	0	1	0	0						
21 Tyler Colvin, L (1,8) OBP: 0.197, SLG: 0.302			L7		P2				1B	3	0	0	0	0	0	2						
14 Josh Rutledge, R (1,6) OBP: 0.283, SLG: 0.329			K						G6-3	3	0	0	0	0	1	0						
29 Jorge De La Rosa, L (1,1) OBP: 0.125, SLG: 0.067			G4-3						K	2	0	0	0	0	1	0						
0 Adam Ottavino, S (6,1)										0	0	0	0	0	0	0						
59 Wilton Lopez, R (8,1)										0	0	0	0	0	0	0						
18 Jonathan Herrera, S (9,PH)										1	0	0	0	0	1	0						
<b>Inning Stats</b>	R: 0 E: 0 K: 0 S: 10	H: 1 LOB: 0 BB: 0 P: 18	R: 0 E: 0 K: 0 S: 8	H: 0 LOB: 0 BB: 0 P: 13	R: 0 E: 0 K: 1 S: 7	H: 0 LOB: 0 BB: 0 P: 12	R: 0 E: 0 K: 2 S: 11	H: 0 LOB: 0 BB: 0 P: 14	R: 0 E: 0 K: 1 S: 9	H: 0 LOB: 1 BB: 1 P: 17	R: 0 E: 0 K: 1 S: 6	H: 0 LOB: 0 BB: 0 P: 7	R: 0 E: 0 K: 0 S: 10	H: 1 LOB: 1 BB: 0 P: 13	R: 0 E: 0 K: 0 S: 4	H: 1 LOB: 0 BB: 0 P: 9	R: 0 E: 0 K: 1 S: 8	H: 0 LOB: 0 BB: 0 P: 13	1B: 3 2B: 0 3B: 0 HR: 0	SF: 0 SAC: 0 DP: 1 HBP: 0	WP: 0 PB: 0 SB: 0 CS: 1	PA: 30
<b>PITCHER</b>	IP WLS BF H R ER SO BB IBB HBP BLK WP HR S P ERA WHIP	8.0 W 26 3 0 0 5 1 0 0 0 0 0 0 65 103 0.00 0.500	1.0 3 0 0 0 1 0 0 0 0 0 0 0 0 8 13 0.00 0.000	<b>PITCHER</b>										IP WLS BF H R ER SO BB IBB HBP BLK WP HR S P ERA WHIP								
37 Tyler Skaggs, L (1,1) ERA: 3.65											8.0 W 26 3 0 0 5 1 0 0 0 0 0 0 65 103 0.00 0.500											
40 J.J. Putz, R (9,1) ERA: 4.11											1.0 3 0 0 0 1 0 0 0 0 0 0 0 0 8 13 0.00 0.000											

Batter	1	2	3	4	5	6	7	8	9	AB	R	H	RBI	BB	SO	LOB	BOTTOM				
11 AJ Pollock, R (1,8) OBP: 0.292, SLG: 0.423	44 WP		44 1B		K				2 1B	3	3	2	0	1	1	0	<b>Colorado Rockies @ Arizona Diamondbacks</b> Chase Field, Phoenix, AZ Fri Jul 05 2013, 6:46 PM - 9:24 PM MST Att. 45,504 - Roof Closed - 80 F <a href="http://livebaseballscorecards.com">livebaseballscorecards.com</a>				
2 Aaron Hill, R (1,4) OBP: 0.386, SLG: 0.520	K		FC5-2						44 2B	4	1	2	2	0	1	3					
44 Paul Goldschmidt, R (1,3) OBP: 0.381, SLG: 0.553	G5-3		2-3 3H						2B	4	0	2	2	0	0	1					
26 Miguel Montero, L (1,2) OBP: 0.313, SLG: 0.321	L6		1B						F8	4	0	1	0	0	2	3					
7 Cody Ross, R (1,7) OBP: 0.315, SLG: 0.369		P3							14 1B	4	0	1	0	0	0	2					
14 Martin Prado, R (1,5) OBP: 0.301, SLG: 0.360		G6-3							F7	4	0	0	0	0	0	3					
8 Gerardo Parra, L (1,9) OBP: 0.355, SLG: 0.445		G4-3							K	4	0	0	0	0	2	1					
1 Didi Gregorius, L (1,6) OBP: 0.350, SLG: 0.410			11 2B						G3	3	1	2	0	0	0	0					
37 Tyler Skaggs, L (1,1) ERA: 3.15			37 SH5-4						2 1B	1	0	0	0	0	0	0					
40 J.J. Putz, R (9,1) ERA: 2.53			SH5-4						G3-1	0	0	0	0	0	0	0					
<b>Inning Stats</b>	R: 1 E: 0 K: 1 S: 10	H: 1 LOB: 0 BB: 0 P: 19	R: 0 E: 0 K: 0 S: 7	H: 0 LOB: 0 BB: 0 P: 11	R: 1 E: 0 K: 1 S: 13	H: 3 LOB: 2 BB: 0 P: 17	R: 0 E: 0 K: 1 S: 10	H: 1 LOB: 0 BB: 0 P: 16	R: 0 E: 0 K: 1 S: 12	H: 0 LOB: 0 BB: 0 P: 16	R: 1 E: 0 K: 0 S: 16	H: 2 LOB: 1 BB: 0 P: 23	R: 2 E: 0 K: 1 S: 14	H: 2 LOB: 1 BB: 1 P: 23	R: 0 E: 0 K: 0 S: 7	H: 1 LOB: 1 BB: 0 P: 11	1B: 6 2B: 3 3B: 1 HR: 0	SF: 0 SAC: 2 DP: 1 HBP: 0	WP: 1 PB: 1 SB: 0 CS: 0	PA: 34	
<b>PITCHER</b>	IP WLS BF H R ER SO BB IBB HBP BLK WP HR S P ERA WHIP	5.1 L 22 7 3 3 3 0 0 0 0 0 0 19 31 10.80 1.800	1.2 8 2 2 2 1 1 0 0 0 0 0 0 7 11 0.00 1.000	<b>PITCHER</b>										IP WLS BF H R ER SO BB IBB HBP BLK WP HR S P ERA WHIP							
29 Jorge De La Rosa, L (1,1) ERA: 3.15											5.1 L 22 7 3 3 3 0 0 0 0 0 0 19 31 10.80 1.800										
0 Adam Ottavino, R (6,1) ERA: 2.53											1.2 8 2 2 2 1 1 0 0 0 0 0 0 7 11 0.00 1.000										
59 Wilton Lopez, R (8,1) ERA: 3.8											1.0 4 1 0 0 0 0 0 0 0 0 0 0 7 11 0.00 1.000										



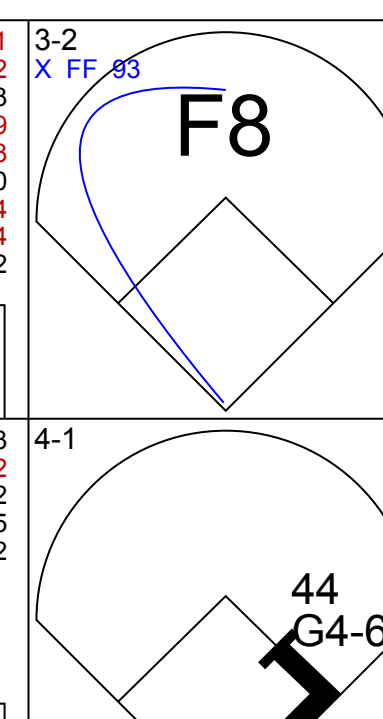
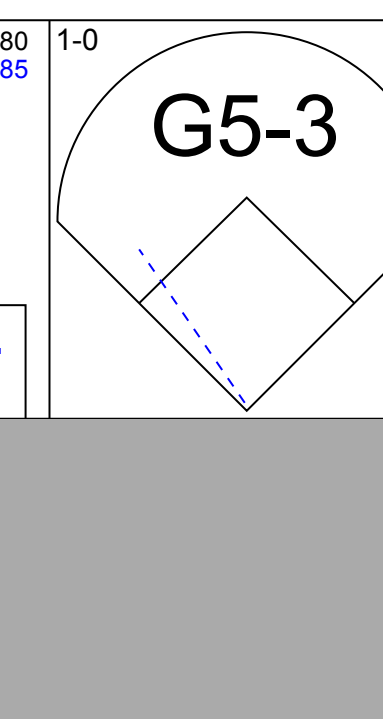
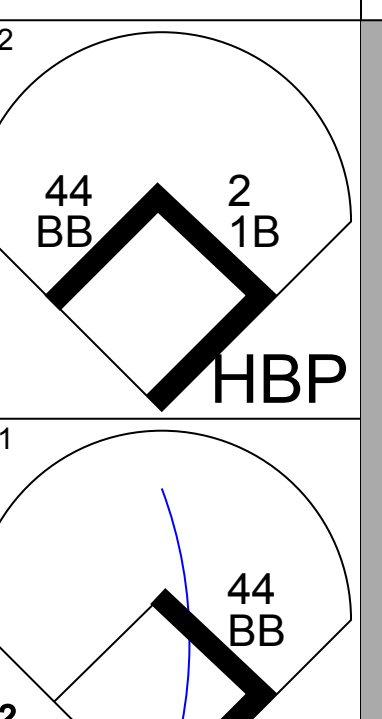
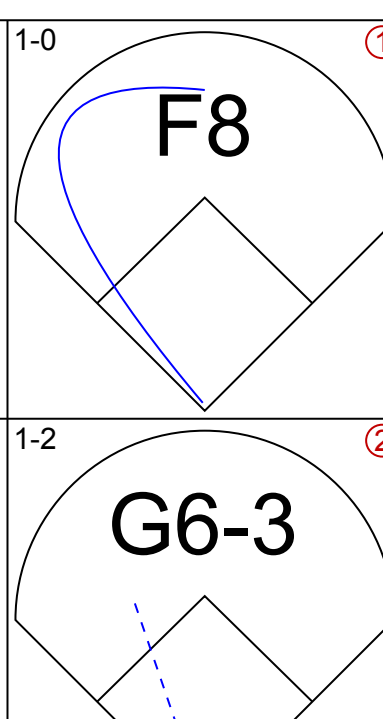
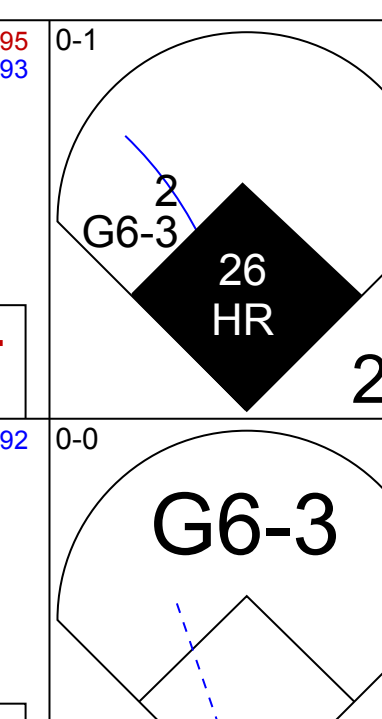
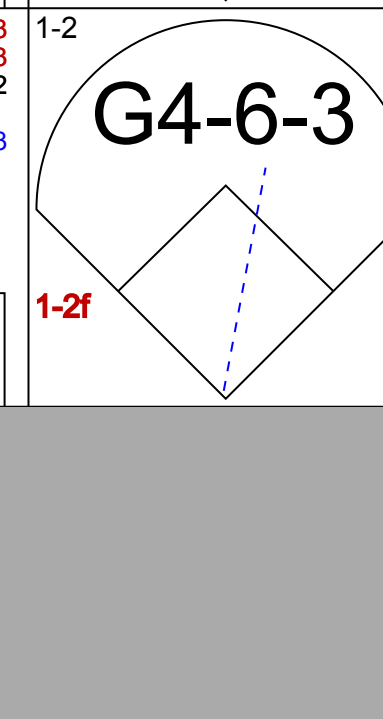
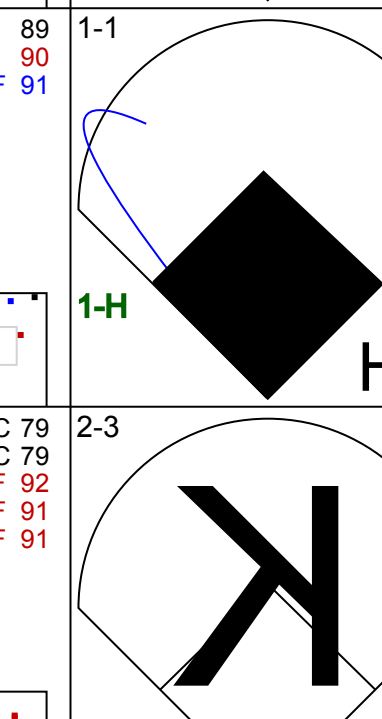
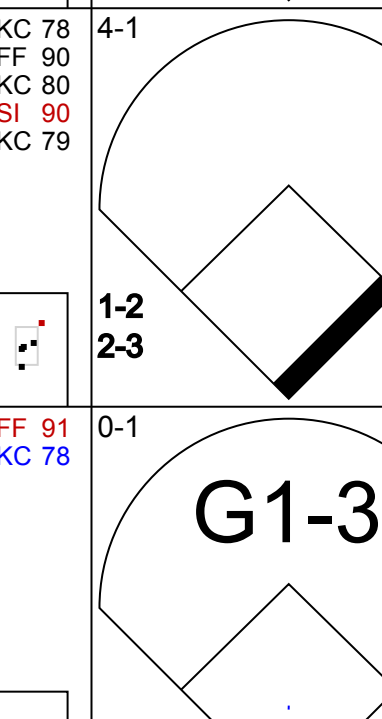
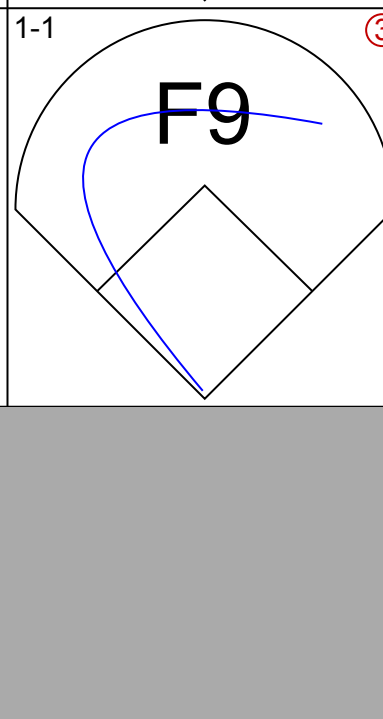
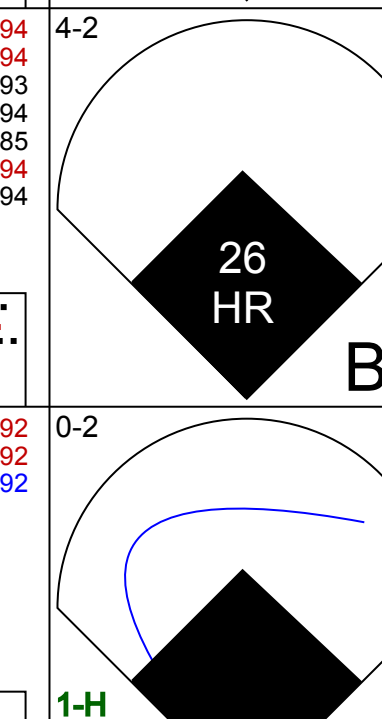

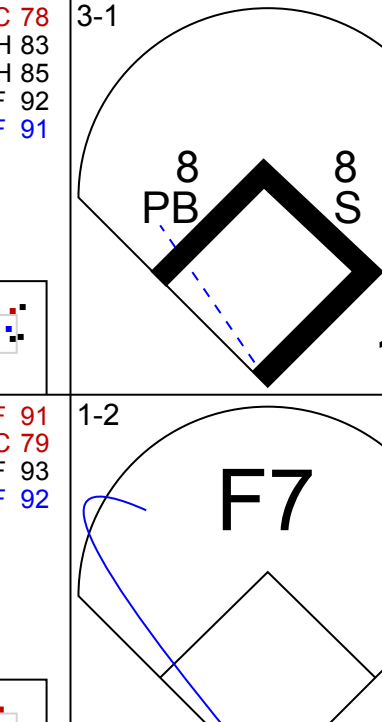


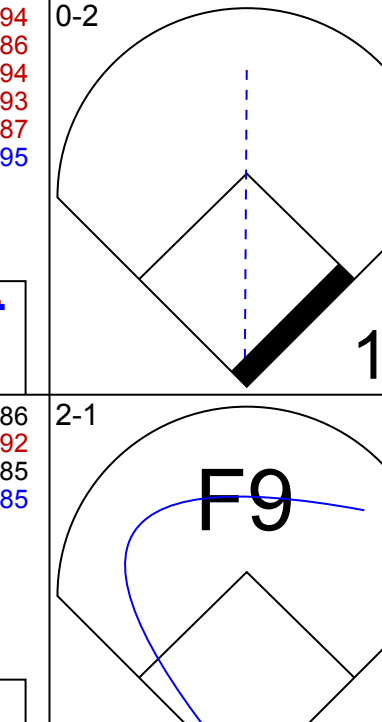
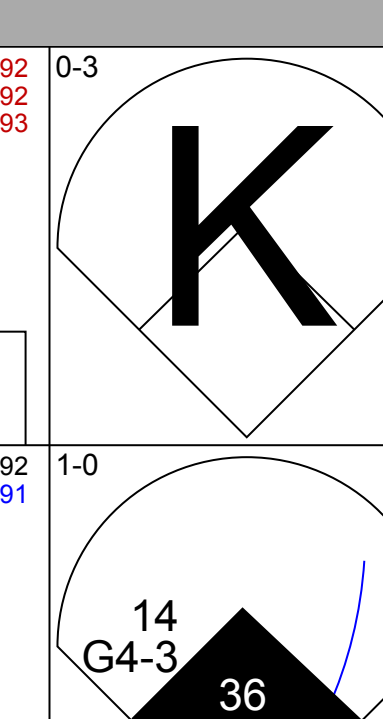
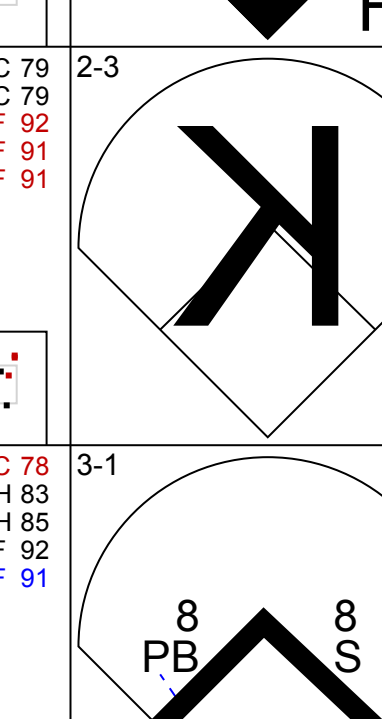
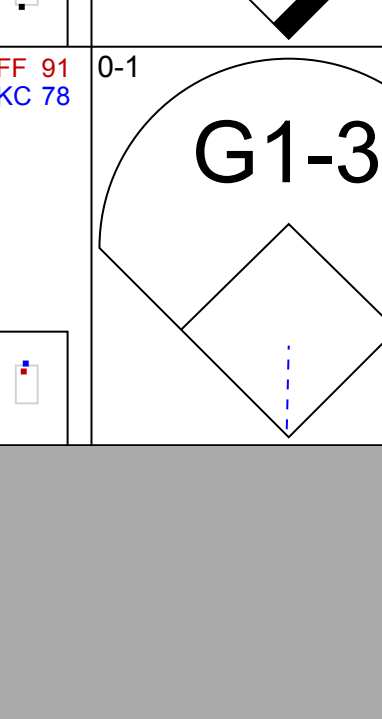
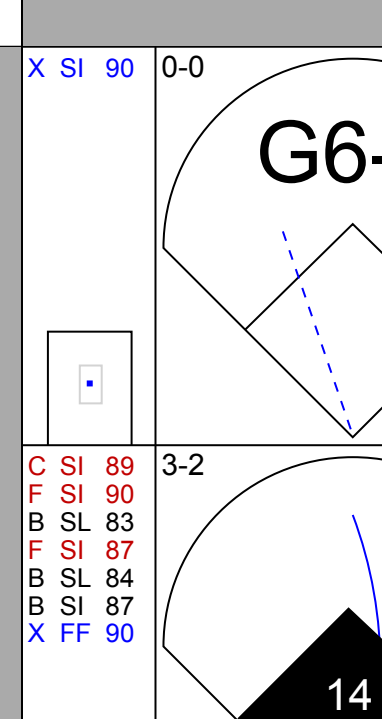
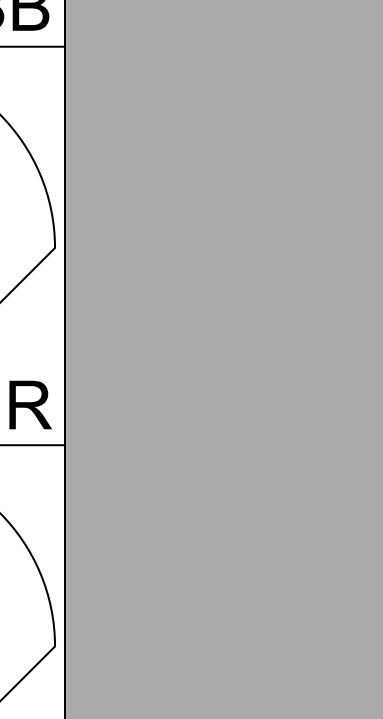

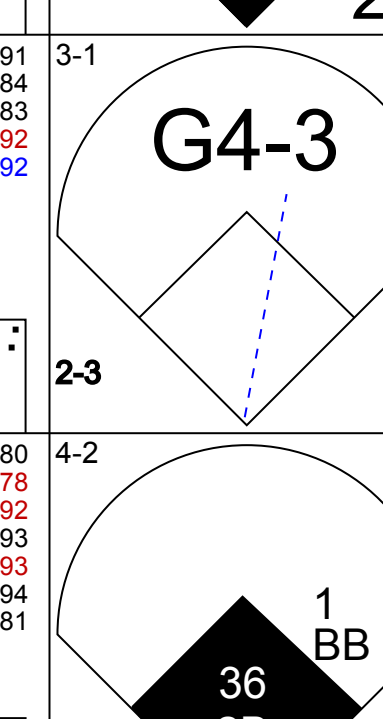
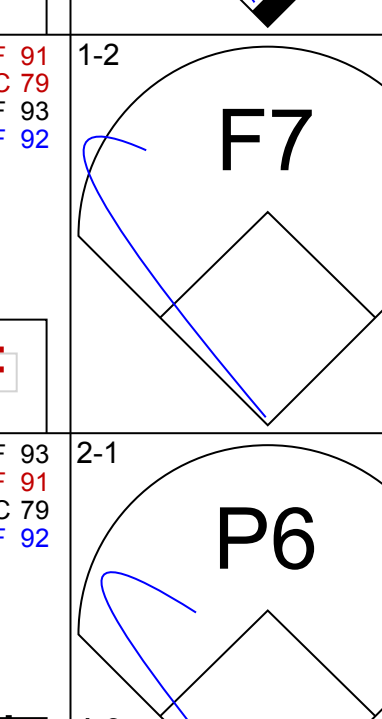

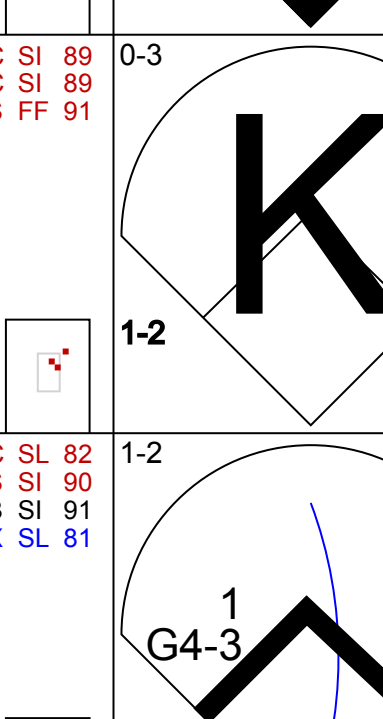
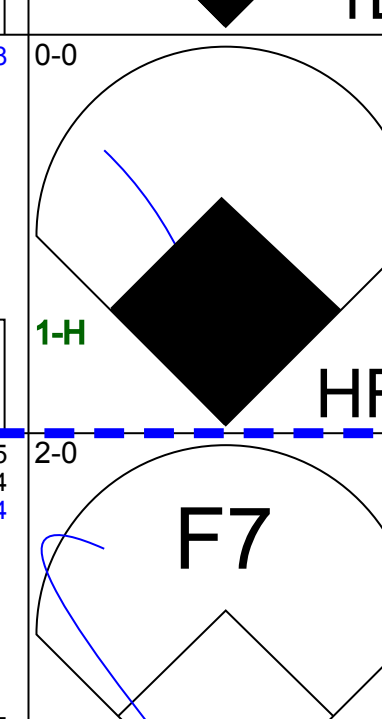



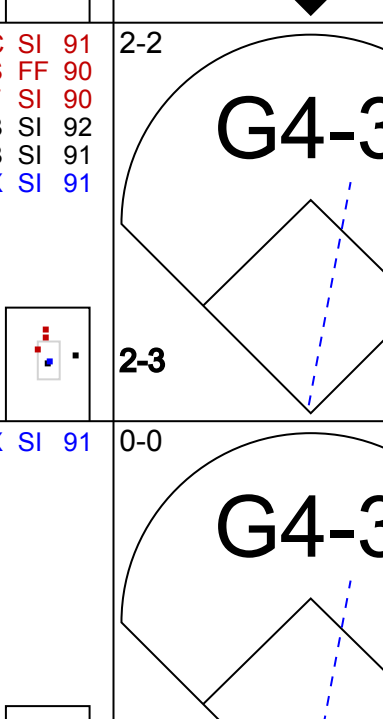
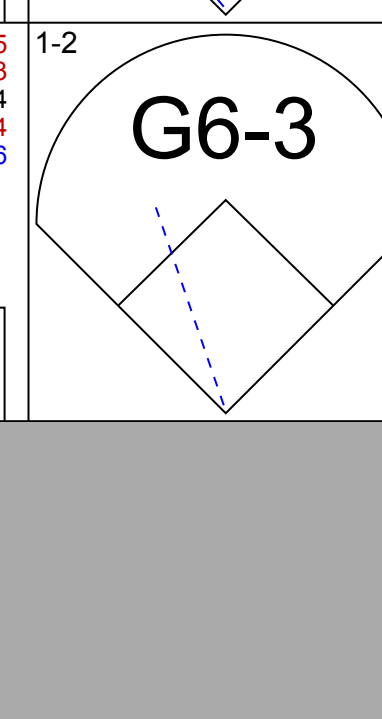

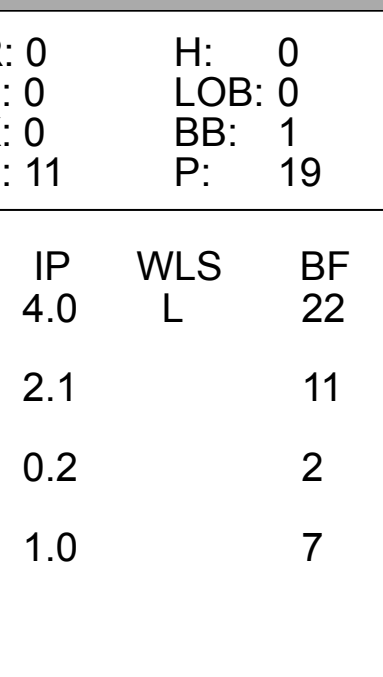
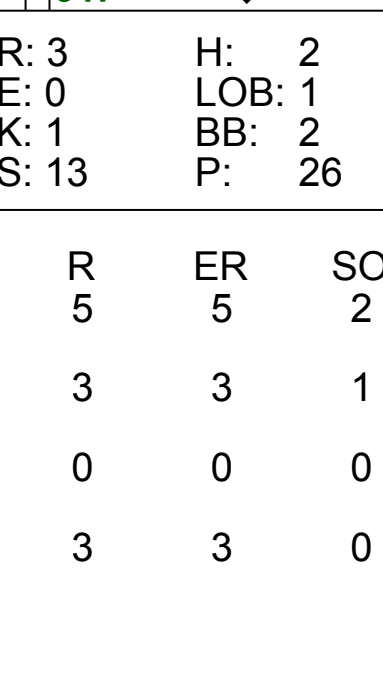
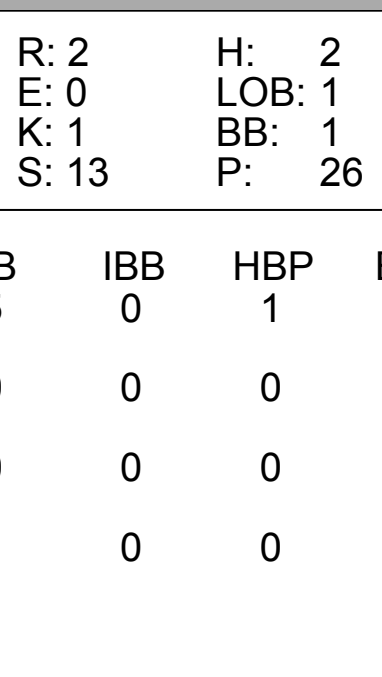
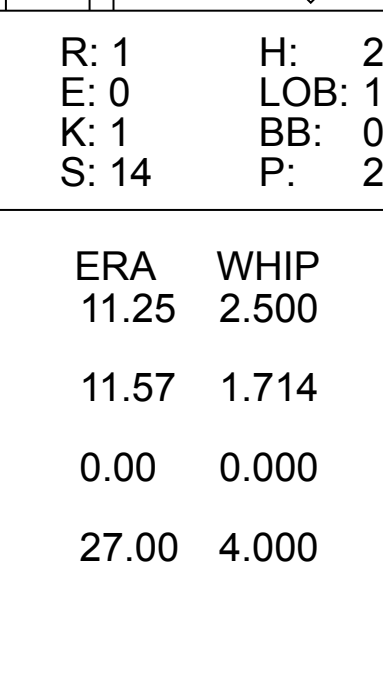
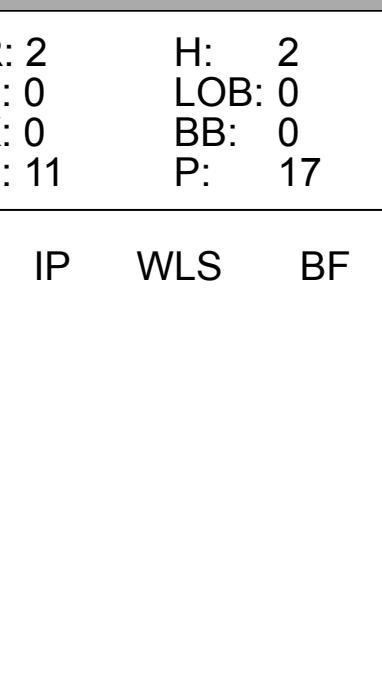
Batter	1	2	3	4	5	6	7	8	9	AB	R	H	RBI	BB	SO	LOB	TOP				
14 Josh Rutledge, R OBP: 0.278, SLG: 0.323										4	0	0	0	0	2	1					
18 Jonathan Herrera, S OBP: 0.310, SLG: 0.339										4	0	0	0	0	1	1					
5 Carlos González, L OBP: 0.369, SLG: 0.622										4	1	4	1	0	0	0					
3 Michael Cuddyer, R OBP: 0.394, SLG: 0.590										4	0	1	0	0	1	3					
28 Nolan Arenado, R OBP: 0.297, SLG: 0.424										4	0	0	0	0	0	2					
17 Todd Helton, L OBP: 0.314, SLG: 0.381										2	0	0	0	1	0	1					
8 Yorvit Torrealba, R 88 Josh Outman, L 59 Wilton Lopez, R										3	0	0	0	0	0	2					
21 Tyler Colvin, L 60 Manny Corpas, R 15 Jordan Pacheco, R 13 Drew Pomeranz, R 6 Corey Dickerson, L										2	0	1	0	0	1	0					
										0	0	0	0	0	0	0					
<b>Inning Stats</b>	R: 0 H: 1 E: 0 K: 1 S: 7	H: 1 LOB: 1 BB: 0 P: 10	R: 0 H: 0 E: 0 K: 0 S: 5	H: 0 LOB: 0 BB: 1 P: 10	R: 0 H: 1 E: 0 K: 0 S: 11	H: 1 LOB: 1 BB: 0 P: 18	R: 0 H: 1 E: 0 K: 0 S: 6	H: 1 LOB: 0 BB: 0 P: 7	R: 0 H: 0 E: 0 K: 1 S: 6	H: 0 LOB: 0 BB: 0 P: 12	R: 0 H: 0 E: 0 K: 1 S: 8	H: 0 LOB: 1 BB: 0 P: 10	R: 1 H: 2 E: 0 K: 0 S: 12	H: 2 LOB: 1 BB: 0 P: 20	R: 0 H: 0 E: 0 K: 2 S: 9	H: 0 LOB: 0 BB: 0 P: 14	R: 0 H: 1 E: 0 K: 1 S: 8	H: 1 LOB: 1 BB: 0 P: 14	1B: 3 2B: 2 3B: 0 HR: 1	SF: 0 SAC: 1 DP: 2 HBP: 0	WP: 0 PA: 32 PB: 0 SB: 0 CS: 0
<b>PITCHER</b>	IP WLS BF H R ER SO BB IBB HBP BLK WP HR S P ERA WHIP	8.0 W 28 5 1 1 5 1 0 0 0 0 1 64 101 1.12 0.750	1.0 4 1 0 0 1 0 0 0 0 0 0 0 8 14 0.00 1.000																		

**Colorado Rockies @ Arizona Diamondbacks**  
Chase Field, Phoenix, AZ  
Sat Jul 06 2013, 7:11 PM - 9:57 PM MST  
Att: 22,400 - Roof Closed - 82 F

livebaseballscorecards.com

**AB 30**  
**R 1**  
**H 6**  
**RBI 1**  
**BB 1**  
**SO 6**  
**LOB 10**



Batter	1	2	3	4	5	6	7	8	9	AB	R	H	RBI	BB	SO	LOB	BOTTOM				
11 AJ Pollock, R OBP: 0.294, SLG: 0.424										4	1	1	0	0	0	1					
2 Aaron Hill, R OBP: 0.400, SLG: 0.513										3	1	1	0	2	0	1					
44 Paul Goldschmidt, R OBP: 0.394, SLG: 0.590										3	2	1	2	2	0	1					
26 Miguel Montero, L OBP: 0.311, SLG: 0.330										5	1	1	3	0	2	3					
7 Cody Ross, R OBP: 0.328, SLG: 0.387										5	3	5	0	0	0	0					
14 Martin Prado, R OBP: 0.300, SLG: 0.367										5	1	1	2	0	1	4					
8 Gerardo Parra, L OBP: 0.356, SLG: 0.447										3	1	1	1	1	0	1					
1 Didi Gregorius, L OBP: 0.348, SLG: 0.405										3	1	0	0	1	0	1					
36 Wade Miley, L 13 Jason Kubel, L 77 Charles Brewer, R										3	0	1	3	0	0	1					
										1	0	0	0	0	0	0					
										0	0	0	0	0	0	0					
<b>Inning Stats</b>	R: 0 H: 0 E: 0 K: 0 S: 11	H: 0 LOB: 0 BB: 1 P: 19	R: 3 H: 2 E: 0 K: 1 S: 13	H: 2 LOB: 1 BB: 2 P: 26	R: 2 H: 2 E: 0 K: 1 S: 13	H: 2 LOB: 1 BB: 1 P: 26	R: 0 H: 1 E: 0 K: 0 S: 11	H: 1 LOB: 3 BB: 1 P: 21	R: 1 H: 2 E: 0 K: 1 S: 14	H: 2 LOB: 1 BB: 0 P: 20	R: 0 H: 0 E: 0 K: 0 S: 6	H: 0 LOB: 0 BB: 0 P: 9	R: 2 H: 2 E: 0 K: 0 S: 11	H: 2 LOB: 0 BB: 0 P: 17	R: 3 H: 3 E: 0 K: 0 S: 19	H: 3 LOB: 1 BB: 1 P: 27	R: 0 H: 1 E: 0 K: 1 S: 8	H: 1 LOB: 1 BB: 0 P: 14	1B: 5 2B: 4 3B: 0 HR: 3	SF: 0 SAC: 0 DP: 1 HBP: 1	WP: 0 PA: 42 PB: 1 SB: 1 CS: 0
<b>PITCHER</b>	IP WLS BF H R ER SO BB IBB HBP BLK WP HR S P ERA WHIP	4.0 L 22 4 3 3 1 0 0 0 1 0 1 26 38 11.57 1.714	2.1 4 3 3 1 0 0 0 0 0 0 0 5 8 0.00 0.000	0.2 2 0 0 0 0 0 0 0 0 0 0 1 19 27 27.00 4.000																	

**Colorado Rockies @ Arizona Diamondbacks**  
Chase Field, Phoenix, AZ  
Sat Jul 06 2013, 7:11 PM - 9:57 PM MST  
Att: 22,400 - Roof Closed - 82 F

livebaseballscorecards.com

**AB 35**  
**R 11**  
**H 12**  
**RBI 11**  
**BB 6**  
**SO 3**  
**LOB 13**









Batter	1	2	3	4	5	6	7	8	9	AB	R	H	RBI	BB	SO	LOB	TOP					
6 Corey Dickerson, L (1, 7) OBP: 0.297, SLG: 0.323										3	1	1	1	1	1	2	<b>Colorado Rockies @ San Diego Padres</b> Petco Park, San Diego, CA Mon Jul 08 2013, 7:13 PM - 10:15 PM PDT Att: 20,400 - Clear - 70 F					
9 DJ LeMahieu, R (1, 4) OBP: 0.322, SLG: 0.365										5	0	0	0	0	1	6						
3 Michael Cuddyer, R (1, 9) OBP: 0.392, SLG: 0.580										5	1	2	0	0	1	0						
20 Wilin Rosario, R (1, 2) OBP: 0.311, SLG: 0.476										4	0	2	2	0	2	1						
17 Todd Helton, L (1, 3) OBP: 0.316, SLG: 0.375										2	0	0	0	2	0	1						
28 Nolan Arenado, R (1, 5) OBP: 0.289, SLG: 0.413										4	1	0	0	0	0	4						
21 Tyler Colvin, L (1, 8) OBP: 0.200, SLG: 0.292										4	1	1	0	0	2	0						
18 Jonathan Herrera, S (1, 6) OBP: 0.328, SLG: 0.383										3	0	2	1	0	0	0						
32 Tyler Chatwood, R (1, 1) OBP: 0.375, SLG: 0.348										2	0	1	0	1	1	0						
49 Rex Brothers, L (7, 1) OBP: 0.259, SLG: 0.346										0	0	0	0	0	0	0						
19 Charlie Blackmon, L (8, PH) OBP: 0.289, SLG: 0.346										1	0	0	0	0	0	1						
34 Matt Belisle, R (8, 1)										0	0	0	0	0	0	0						
63 Rafael Betancourt, R (9, 1)										0	0	0	0	0	0	0						
<b>Inning Stats</b>	R: 2 E: 0 K: 0 S: 10	H: 2 LOB: 1 BB: 2 P: 22	R: 0 E: 0 K: 1 S: 12	H: 2 LOB: 2 BB: 0 P: 17	R: 0 E: 0 K: 1 S: 7	H: 1 LOB: 1 BB: 0 P: 14	R: 0 E: 0 K: 1 S: 7	H: 0 LOB: 0 BB: 0 P: 10	R: 0 E: 0 K: 1 S: 9	H: 2 LOB: 1 BB: 0 P: 12	R: 2 E: 0 K: 2 S: 13	H: 1 LOB: 0 BB: 2 P: 27	R: 0 E: 0 K: 1 S: 16	H: 1 LOB: 1 BB: 0 P: 23	R: 0 E: 0 K: 1 S: 8	H: 0 LOB: 0 BB: 0 P: 14	1B: 8 2B: 1 3B: 0 HR: 0	SF: 1 SAC: 1 DP: 2 HBP: 0	WP: 1 PB: 0 SB: 1 CS: 0	PA: 39		
<b>PITCHER</b>	IP: 5.1 WLS: L BF: 27 ERA: 5.33	IP: 1.2 WLS: 5 BF: 0 ERA: 3.99	IP: 1.0 WLS: 4 BF: 1 ERA: 3.1	IP: 1.0 WLS: 3 BF: 0 ERA: 4.3	IP: 1.1 WLS: 8 BF: 4 ERA: 6.75	IP: 0 WLS: 0 BF: 0 ERA: 2.250	IP: 16 WLS: 23 BF: 0 ERA: 0.00	IP: 16 WLS: 23 BF: 0 ERA: 0.00	IP: 8 WLS: 14 BF: 0 ERA: 0.00	IP: 0 WLS: 0 BF: 0 ERA: 0.00	IP: 16 WLS: 23 BF: 0 ERA: 0.00	IP: 14 WLS: 15 BF: 0 ERA: 0.00	IP: 16 WLS: 23 BF: 0 ERA: 0.00	IP: 14 WLS: 20 BF: 0 ERA: 0.00	IP: 14 WLS: 23 BF: 0 ERA: 0.00	IP: 14 WLS: 23 BF: 0 ERA: 0.00	IP: 14 WLS: 23 BF: 0 ERA: 0.00	IP: 14 WLS: 23 BF: 0 ERA: 0.00	IP: 14 WLS: 23 BF: 0 ERA: 0.00	IP: 14 WLS: 23 BF: 0 ERA: 0.00	IP: 14 WLS: 23 BF: 0 ERA: 0.00	IP: 14 WLS: 23 BF: 0 ERA: 0.00

Batter	1	2	3	4	5	6	7	8	9	AB	R	H	RBI	BB	SO	LOB	BOTTOM					
2 Everth Cabrera, S (1, 6) OBP: 0.371, SLG: 0.397										3	0	0	1	2	0	0	<b>Colorado Rockies @ San Diego Padres</b> Petco Park, San Diego, CA Mon Jul 08 2013, 7:13 PM - 10:15 PM PDT Att: 20,400 - Clear - 70 F					
5 Alex Arrieta, L (1, 8) OBP: 0.278, SLG: 0.398										3	0	0	0	0	0	0						
88 Kyle Blanks, R (7, PH) OBP: 0.329, SLG: 0.438										1	0	1	1	0	0	0						
55 Dale Thayer, R (8, 1)										0	0	0	0	0	0	0						
16 Huston Street, R (9, 1)										0	0	0	0	0	0	0						
14 Mark Kotsay, L (9, PH) OBP: 0.245, SLG: 0.242										1	0	0	0	0	0	2						
Chase Headley, S (1, 5) OBP: 0.321, SLG: 0.365										4	0	1	0	0	1	3						
18 Carlos Quentin, R (1, 7) OBP: 0.370, SLG: 0.484										4	0	1	0	0	0	1						
15 Jesus Guzman, R (1, 3) OBP: 0.310, SLG: 0.413										4	1	1	0	0	1	1						
11 Logan Forsythe, R (1, 4) OBP: 0.318, SLG: 0.378										2	1	0	0	2	0	0						
25 Will Venable, L (1, 9) OBP: 0.266, SLG: 0.415										4	0	1	0	0	1	3						
44 René Rivera, R (1, 2)										2	0	0	0	0	1	1						
13 Chris Denorfia, R (7, PH) OBP: 0.322, SLG: 0.385										2	0	1	0	0	0	2						
37 Edinson Volquez, R (1, 1) OBP: 0.167, SLG: 0.333										2	0	0	0	0	1	1						
58 Brad Brach, R (6, 1)										0	0	0	0	0	0	0						
4 Nick Hundley, R (7, PH) OBP: 0.291, SLG: 0.393										2	0	1	0	0	1	1						
<b>Inning Stats</b>	R: 0 E: 0 K: 1 S: 8	H: 0 LOB: 0 BB: 0 P: 8	R: 0 E: 0 K: 0 S: 5	H: 0 LOB: 1 BB: 1 P: 14	R: 0 E: 0 K: 1 S: 7	H: 0 LOB: 0 BB: 0 P: 11	R: 0 E: 0 K: 0 S: 7	H: 1 LOB: 1 BB: 0 P: 10	R: 0 E: 0 K: 1 S: 10	H: 1 LOB: 1 BB: 0 P: 13	R: 0 E: 0 K: 0 S: 12	H: 1 LOB: 1 BB: 0 P: 20	R: 2 E: 0 K: 1 S: 13	H: 3 LOB: 3 BB: 2 P: 26	R: 0 E: 0 K: 1 S: 9	H: 0 LOB: 0 BB: 0 P: 11	R: 0 E: 0 K: 1 S: 12	H: 1 LOB: 2 BB: 1 P: 21	1B: 5 2B: 2 3B: 0 HR: 0	SF: 0 SAC: 0 DP: 0 HBP: 0	WP: 0 PB: 0 SB: 0 CS: 0	PA: 38
<b>PITCHER</b>	IP: 6.2 WLS: W BF: 28 ERA: 2.74	IP: 0.1 WLS: H BF: 2 ERA: 0.98	IP: 1.0 WLS: H BF: 3 ERA: 4.41	IP: 1.0 WLS: S BF: 5 ERA: 3.18	IP: 5.1 WLS: L BF: 27 ERA: 5.33	IP: 0 WLS: 0 BF: 0 ERA: 2.250	IP: 16 WLS: 23 BF: 0 ERA: 0.00	IP: 16 WLS: 23 BF: 0 ERA: 0.00	IP: 8 WLS: 14 BF: 0 ERA: 0.00	IP: 0 WLS: 0 BF: 0 ERA: 0.00	IP: 16 WLS: 23 BF: 0 ERA: 0.00	IP: 14 WLS: 15 BF: 0 ERA: 0.00	IP: 16 WLS: 23 BF: 0 ERA: 0.00	IP: 14 WLS: 20 BF: 0 ERA: 0.00	IP: 14 WLS: 23 BF: 0 ERA: 0.00	IP: 14 WLS: 23 BF: 0 ERA: 0.00	IP: 14 WLS: 23 BF: 0 ERA: 0.00					



Batter	1	2	3	4	5	6	7	8	9	AB	R	H	RBI	BB	SO	LOB	TOP				
9 DJ LeMahieu, R OBP: 0.314, SLG: 0.356										4	0	0	0	0	0	1					
19 Charlie Blackmon, L OBP: 0.226, SLG: 0.300										4	0	0	0	0	0	0					
3 Michael Cuddyer, R OBP: 0.393, SLG: 0.576										2	0	0	0	2	0	0					
20 Wilin Rosario, R OBP: 0.314, SLG: 0.480										4	1	2	0	0	0	2					
15 Jordan Pacheco, R OBP: 0.276, SLG: 0.313										3	0	0	0	1	0	2					
21 Tyler Colvin, L OBP: 0.192, SLG: 0.280										3	0	0	0	0	2	2					
28 Nolan Arenado, R OBP: 0.292, SLG: 0.415										1	0	1	1	0	0	0					
14 Josh Rutledge, R OBP: 0.277, SLG: 0.320										4	0	1	0	0	2	1					
18 Jonathan Herrera, S OBP: 0.320, SLG: 0.373										3	0	0	0	0	1	1					
45 Jhoulys Chacin, R OBP: 0.216, SLG: 0.229										2	0	0	0	0	0	1					
59 Wilton Lopez, R OBP: 0.289, SLG: 0.313										0	0	0	0	0	0	0					
6 Corey Dickerson, L OBP: 0.289, SLG: 0.313										1	0	0	0	0	0	0					
0 Adam Ottavino, S OBP: 0.289, SLG: 0.313										0	0	0	0	0	0	0					
<b>Inning Stats</b>	R: 0 E: 0 K: 0 S: 7	H: 0 LOB: 1 BB: 1 P: 13	R: 0 E: 0 K: 1 S: 9	H: 0 LOB: 0 BB: 0 P: 15	R: 0 E: 0 K: 1 S: 6	H: 0 LOB: 0 BB: 0 P: 10	R: 0 E: 0 K: 1 S: 12	H: 0 LOB: 2 BB: 2 P: 22	R: 0 E: 0 K: 0 S: 10	H: 1 LOB: 1 BB: 0 P: 12	R: 0 E: 0 K: 0 S: 10	H: 1 LOB: 1 BB: 0 P: 14	R: 0 E: 0 K: 2 S: 9	H: 0 LOB: 0 BB: 0 P: 12	R: 0 E: 0 K: 0 S: 5	H: 0 LOB: 0 BB: 0 P: 9	R: 1 E: 0 K: 1 S: 10	H: 2 LOB: 1 BB: 0 P: 15	1B: 3 2B: 1 3B: 0 HR: 0	SF: 0 SAC: 0 DP: 0 HBP: 0	WP: 0 PA: 34 PB: 0 SB: 1 CS: 0
<b>PITCHER</b>	IP: 9.0 WLS: W BF: 34 H: 4 R: 1 ER: 1 SO: 5 BB: 3 IBB: 0 HBP: 0 BLK: 0 WP: 0 HR: 0 S: 78 P: 122 ERA: 1.00 WHIP: 0.778															<b>PITCHER</b>	IP: 9.0 WLS: W BF: 34 H: 4 R: 1 ER: 1 SO: 5 BB: 3 IBB: 0 HBP: 0 BLK: 0 WP: 0 HR: 0 S: 78 P: 122 ERA: 1.00 WHIP: 0.778				

Colorado Rockies @ San Diego Padres  
Petco Park, San Diego, CA  
Tue Jul 09 2013, 7:11 PM - 9:42 PM PDT  
Att: 22,733 - Clear - 71 F

AB 31  
R 1  
H 4  
RBI 1  
BB 3  
SO 5  
LOB 10



Batter	1	2	3	4	5	6	7	8	9	AB	R	H	RBI	BB	SO	LOB	BOTTOM
2 Everth Cabrera, S OBP: 0.372, SLG: 0.402										4	1	2	0	0	0	2	
5 Alex Amarista, L OBP: 0.283, SLG: 0.411										4	0	2	2	0	0	1	
Chase Headley, S OBP: 0.320, SLG: 0.361										3	0	0	0	1	2	4	
18 Carlos Quentin, R OBP: 0.368, SLG: 0.480										4	0	1	0	0	1	6	
15 Jesus Guzman, R OBP: 0.303, SLG: 0.402										4	0	0	0	0	1	3	
13 Chris Denorfia, R OBP: 0.322, SLG: 0.385										0	0	0	0	0	0	0	
88 Kyle Blanks, R OBP: 0.323, SLG: 0.429										4	0	0	0	0	2	1	
25 Will Venable, L OBP: 0.270, SLG: 0.418										3	0	1	0	1	0	0	
4 Nick Hundley, R OBP: 0.292, SLG: 0.392										3	1	1	0	0	0	1	
53 Eric Stults, L OBP: 0.167, SLG: 0.278										3	0	2	0	0	0	2	
<b>Inning Stats</b>	R: 0 E: 0 K: 1 S: 9	H: 1 LOB: 1 BB: 0 P: 13	R: 0 E: 0 K: 1 S: 12	H: 0 LOB: 1 BB: 1 P: 21	R: 1 E: 0 K: 1 S: 22	H: 2 LOB: 2 BB: 1 P: 31	R: 0 E: 0 K: 0 S: 6	H: 0 LOB: 0 BB: 0 P: 11	R: 0 E: 0 K: 1 S: 7	H: 1 LOB: 1 BB: 0 P: 11	R: 0 E: 0 K: 1 S: 14	H: 4 LOB: 3 BB: 0 P: 21	R: 0 E: 0 K: 1 S: 7	H: 0 LOB: 0 BB: 0 P: 11	1B: 6 2B: 2 3B: 1 HR: 0	SF: 0 SAC: 0 DP: 1 HBP: 0	WP: 0 PA: 34 PB: 0 SB: 0 CS: 0
<b>PITCHER</b>	IP: 6.0 WLS: L BF: 24 H: 5 R: 1 ER: 1 SO: 4 BB: 2 IBB: 0 HBP: 0 BLK: 0 WP: 0 HR: 0 S: 63 P: 97 ERA: 1.50 WHIP: 1.167															<b>PITCHER</b>	IP: 6.0 WLS: L BF: 24 H: 5 R: 1 ER: 1 SO: 4 BB: 2 IBB: 0 HBP: 0 BLK: 0 WP: 0 HR: 0 S: 63 P: 97 ERA: 1.50 WHIP: 1.167
45 Jhoulys Chacin, R ERA: 3.62	1.0	7	4	1	1	1	0	0	0	0	0	14	21	9.00	4.000		
59 Wilton Lopez, R ERA: 4.43	1.0	3	0	0	0	1	0	0	0	0	0	7	11	0.00	0.000		
0 Adam Ottavino, R ERA: 2.47	1.0	3	0	0	0	1	0	0	0	0	0	7	11	0.00	0.000		

Colorado Rockies @ San Diego Padres  
Petco Park, San Diego, CA  
Tue Jul 09 2013, 7:11 PM - 9:42 PM PDT  
Att: 22,733 - Clear - 71 F

AB 32  
R 2  
H 9  
RBI 2  
BB 2  
SO 6  
LOB 20





Batter	1	2	3	4	5	6	7	8	9	AB	R	H	RBI	BB	SO	LOB	TOP				
19 Charlie Blackmon, L OBP: 0.250, SLG: 0.371	F7		G4-3	G6-3						5	0	2	2	0	0	2					
9 DJ LeMahieu, R OBP: 0.322, SLG: 0.359	17 CS 3 1B		17 1B	5 G4-3 17 1B	E6 FC4-6 28 WP	F9		3 BB		4	2	2	0	1	0	1					
5 Carlos González, L OBP: 0.367, SLG: 0.613	K		G4-3				G4-3	P4		5	0	1	0	0	1	4					
3 Michael Cuddyer, R OBP: 0.400, SLG: 0.575				17 1B	FC4-6 28 WP		17 1B			2	0	1	0	3	0	2					
17 Todd Helton, L OBP: 0.322, SLG: 0.378	CS	8 2B 18 SF8		K				G6-3		4	1	2	1	1	1	5					
28 Nolan Arenado, R OBP: 0.320, SLG: 0.411		K		G6-3				P6		5	0	1	0	0	1	4					
8 Yorvit Torrealba, R OBP: 0.369, SLG: 0.352								F9		5	0	2	0	0	2	2					
18 Jonathan Herrera, S OBP: 0.315, SLG: 0.369		SF8		F7				B2-3	F8	4	1	1	1	0	0	2					
29 Jorge De La Rosa, L 61 Edgmer Escalona, R 34 Matt Belisle, R 6 Cory Dickerson, L 49 Rex Brothers, L 63 Rafael Betancourt, R										2	0	0	0	0	2	3					
<b>Inning Stats</b>	R: 0 E: 0 K: 1 S: 12	H: 2 LOB: 1 BB: 0 P: 16	R: 1 E: 0 K: 2 S: 12	H: 1 LOB: 1 BB: 1 P: 17	R: 1 E: 0 K: 0 S: 15	H: 2 LOB: 2 BB: 1 P: 27	R: 0 E: 0 K: 1 S: 11	H: 2 LOB: 2 BB: 0 P: 15	R: 1 E: 0 K: 1 S: 13	H: 1 LOB: 1 BB: 0 P: 16	R: 0 E: 0 K: 0 S: 10	H: 2 LOB: 2 BB: 1 P: 15	R: 1 E: 0 K: 0 S: 13	H: 2 LOB: 3 BB: 2 P: 25	R: 0 E: 0 K: 1 S: 8	H: 0 LOB: 0 BB: 0 P: 10	1B: 11 2B: 1 3B: 1 HR: 0	SF: 1 SAC: 1 DP: 0 HBP: 0	WP: 1 PB: 0 SB: 1 CS: 1	PA: 45	
<b>PITCHER</b>	IP WLS BF H R ER SO BB IBB HBP BLK WP HR S P ERA WHIP	5.0 L 24 8 3 2 5 2 0 0 0 0 0 0 63 91 3.60 2.000	1.0 5 2 1 1 1 0 0 0 0 0 0 9 12 9.00 2.000	1.1 9 3 1 1 0 2 0 0 0 0 0 0 15 27 6.75 3.750	0.1 1 0 0 0 0 0 0 0 0 0 0 1 1 0.00 0.000	0.1 2 0 0 0 0 1 0 0 0 0 0 0 7 12 0.00 3.000	<b>PITCHER</b>	IP WLS BF H R ER SO BB IBB HBP BLK WP HR S P ERA WHIP	1.0 3 0 0 0 1 0 0 0 0 0 0 0 0 10 0.00 0.000												

Colorado Rockies @ San Diego Padres  
Petco Park, San Diego, CA  
Wed Jul 10 2013, 7:10 PM - 10:43 PM PDT  
Att: 19,411 - Cloudy - 68 F

AB 37  
R 5  
H 13  
RBI 4  
BB 5  
SO 7  
LOB 25



Batter	1	2	3	4	5	6	7	8	9	AB	R	H	RBI	BB	SO	LOB	BOTTOM					
2 Everth Cabrera, S OBP: 0.373, SLG: 0.405	G6-3		G6-3		FC1-6 13 S					5	2	2	0	0	0	2						
13 Chris Denorria, R OBP: 0.323, SLG: 0.383			G5-3		G5-3					4	0	1	1	1	0	3						
Chase Headley, S OBP: 0.324, SLG: 0.363			L8							4	1	2	1	1	1	1						
18 Carlos Quentin, R OBP: 0.365, SLG: 0.487	L7			K						5	1	1	2	0	1	4						
15 Jesus Guzman, R OBP: 0.297, SLG: 0.393				K						4	0	0	0	0	4	3						
88 Kyle Blanks, R OBP: 0.322, SLG: 0.431		G6-3		G1-3						4	0	1	0	0	0	0						
11 Logan Forsythe, R OBP: 0.316, SLG: 0.366										3	0	0	0	1	1	1						
4 Nick Hundley, R OBP: 0.296, SLG: 0.388		E5								2	0	0	0	2	1	0						
34 Andrew Cashner, R 3 Pedro Martinez, R 46 Tim Lincecum, R 54 Mark Teixeira, L 50 Nick Vincent, R 54 Lee Thayer, L 58 Brad Brach, R 87 Luke Gregerson, L 89 Adam Lind, L										1	0	0	0	0	0	1						
<b>Inning Stats</b>	R: 0 E: 0 K: 1 S: 11	H: 1 LOB: 2 BB: 1 P: 20	R: 0 E: 1 K: 1 S: 8	H: 0 LOB: 1 BB: 0 P: 13	R: 0 E: 0 K: 0 S: 5	H: 0 LOB: 0 BB: 0 P: 10	R: 0 E: 0 K: 2 S: 11	H: 0 LOB: 0 BB: 0 P: 16	R: 0 E: 0 K: 0 S: 17	H: 0 LOB: 2 BB: 2 P: 31	R: 2 E: 0 K: 1 S: 15	H: 2 LOB: 1 BB: 2 P: 27	R: 1 E: 0 K: 2 S: 16	H: 2 LOB: 1 BB: 0 P: 26	R: 0 E: 0 K: 1 S: 7	H: 0 LOB: 0 BB: 0 P: 11	R: 1 E: 0 K: 0 S: 13	H: 2 LOB: 1 BB: 0 P: 18	1B: 4 2B: 2 3B: 0 HR: 1	SF: 0 SAC: 0 DP: 0 HBP: 0	WP: 0 PB: 0 SB: 2 CS: 0	PA: 40
<b>PITCHER</b>	IP WLS BF H R ER SO BB IBB HBP BLK WP HR S P ERA WHIP	5.0 W 22 2 2 2 4 4 0 0 0 0 0 0 11 18 0.00 2.000	1.0 H 5 1 0 0 1 1 0 0 0 0 0 0 16 26 9.00 2.000	1.0 H 3 0 0 0 1 0 0 0 0 0 0 7 11 0.00 0.000	0.96 S 5 2 1 1 0 0 0 0 0 0 0 0 13 18 9.00 2.000		<b>PITCHER</b>	IP WLS BF H R ER SO BB IBB HBP BLK WP HR S P ERA WHIP														

Colorado Rockies @ San Diego Padres  
Petco Park, San Diego, CA  
Wed Jul 10 2013, 7:10 PM - 10:43 PM PDT  
Att: 19,411 - Cloudy - 68 F

AB 35  
R 4  
H 7  
RBI 4  
BB 5  
SO 8  
LOB 19






Batter	1	2	3	4	5	6	7	8	9	AB	R	H	RBI	BB	SO	LOB	TOP			
24 Dexter Fowler, S (1.8) OBP: 0.385, SLG: 0.466	F9		L6			G1-3		G1-4-3		4	0	0	0	0	0	1	<b>Colorado Rockies @ Los Angeles Dodgers</b> Dodger Stadium, Los Angeles, CA Thu Jul 11 2013, 7:12 PM - 10:24 PM PDT Att: 52,740 - Cloudy - 76 F			
14 Josh Rutledge, R (1.4) OBP: 0.272, SLG: 0.314	K			F8		K		K		4	0	0	0	0	3	0				
5 Carlos González, L (1.7) OBP: 0.371, SLG: 0.623	L9			1B		1B			HR	4	1	3	1	0	0	0				
2 Troy Tulowitzki, R (1.6) OBP: 0.406, SLG: 0.624		K		K		F8			K	4	0	0	0	0	3	2				
3 Michael Cuddyer, R (1.9) OBP: 0.395, SLG: 0.567		G6-3		K				G6-3		4	0	0	0	0	2	1				
20 Wilin Rosario, R (1.2) OBP: 0.313, SLG: 0.476		K				G6-3			G4-3	4	0	1	0	0	1	0				
17 Todd Helton, L (1.3) OBP: 0.327, SLG: 0.382				K		K				3	0	2	0	0	1	0				
28 Nolan Arenado, R (1.5) OBP: 0.291, SLG: 0.410				F8						3	0	1	0	0	0	3				
59 Wilton Lopez, R (7.1) OBP: 0.272, SLG: 0.314						G5-4-3				0	0	0	0	0	0	0				
88 Josh Outman, L (8.1) OBP: 0.272, SLG: 0.314						1B				0	0	0	0	0	0	0				
13 Drew Pomeranz, R (1.1) OBP: 0.327, SLG: 0.382				K		G5-3		G4-3		1	0	0	0	0	1	1				
15 Jordan Pacheco, R (5, PH) OBP: 0.274, SLG: 0.311										1	0	0	0	0	0	1				
60 Manny Corpas, R (5.1) OBP: 0.274, SLG: 0.311										0	0	0	0	0	0	0				
9 DJ LeMahieu, R (7.5) OBP: 0.320, SLG: 0.357										1	0	0	0	0	0	0				
<b>Inning Stats</b>	R: 0 E: 0 K: 1 S: 7	H: 0 LOB: 0 BB: 0 P: 9	R: 0 E: 0 K: 2 S: 9	H: 0 LOB: 0 BB: 0 P: 12	R: 0 E: 0 K: 1 S: 12	H: 1 LOB: 1 BB: 0 P: 15	R: 0 E: 0 K: 2 S: 11	H: 1 LOB: 1 BB: 0 P: 17	R: 0 E: 0 K: 1 S: 9	H: 1 LOB: 1 BB: 0 P: 12	R: 0 E: 0 K: 1 S: 10	H: 2 LOB: 1 BB: 0 P: 11	R: 0 E: 0 K: 1 S: 7	H: 0 LOB: 0 BB: 0 P: 10	R: 1 E: 0 K: 2 S: 11	H: 1 LOB: 0 BB: 0 P: 16	1B: 6 2B: 0 3B: 0 HR: 1	SF: 0 SAC: 0 DP: 1 HBP: 0	WP: 0 PB: 0 SB: 0 CS: 0	PA: 33
<b>PITCHER</b>	IP WLS BF H R ER SO BB IBB HBP BLK WP HR S P ERA WHIP	IP WLS BF H R ER SO BB IBB HBP BLK WP HR S P ERA WHIP	IP WLS BF H R ER SO BB IBB HBP BLK WP HR S P ERA WHIP	IP WLS BF H R ER SO BB IBB HBP BLK WP HR S P ERA WHIP	IP WLS BF H R ER SO BB IBB HBP BLK WP HR S P ERA WHIP	IP WLS BF H R ER SO BB IBB HBP BLK WP HR S P ERA WHIP	IP WLS BF H R ER SO BB IBB HBP BLK WP HR S P ERA WHIP	IP WLS BF H R ER SO BB IBB HBP BLK WP HR S P ERA WHIP	IP WLS BF H R ER SO BB IBB HBP BLK WP HR S P ERA WHIP	IP WLS BF H R ER SO BB IBB HBP BLK WP HR S P ERA WHIP	IP WLS BF H R ER SO BB IBB HBP BLK WP HR S P ERA WHIP	IP WLS BF H R ER SO BB IBB HBP BLK WP HR S P ERA WHIP	IP WLS BF H R ER SO BB IBB HBP BLK WP HR S P ERA WHIP	IP WLS BF H R ER SO BB IBB HBP BLK WP HR S P ERA WHIP	IP WLS BF H R ER SO BB IBB HBP BLK WP HR S P ERA WHIP	IP WLS BF H R ER SO BB IBB HBP BLK WP HR S P ERA WHIP	IP WLS BF H R ER SO BB IBB HBP BLK WP HR S P ERA WHIP			

**Colorado Rockies @ Los Angeles Dodgers**  
 Dodger Stadium, Los Angeles, CA  
 Thu Jul 11 2013, 7:12 PM - 10:24 PM PDT  
 Att: 52,740 - Cloudy - 76 F


AB 33  
 R 1  
 H 7  
 RBI 1  
 BB 0  
 SO 11  
 LOB 9



Batter	1	2	3	4	5	6	7	8	9	AB	R	H	RBI	BB	SO	LOB	BOTTOM			
14 Mark Ellis, R (1.4) OBP: 0.308, SLG: 0.341	G4-6-3		G6-3	1B		G5-3				4	0	3	4	1	0	0	<b>Colorado Rockies @ Los Angeles Dodgers</b> Dodger Stadium, Los Angeles, CA Thu Jul 11 2013, 7:12 PM - 10:24 PM PDT Att: 52,740 - Cloudy - 76 F			
66 Yasiel Puig, R (1.8) OBP: 0.429, SLG: 0.630	G4-6-3		G6-3	1B				SF9		4	0	2	0	0	1	1				
16 Andre Ethier, L (8.8) OBP: 0.350, SLG: 0.388	G4-6-3		G6-3	1B				SF9		0	0	0	1	0	0	0				
23 Adrián González, L (1.3) OBP: 0.353, SLG: 0.491	G6-3		G6-3	L7				K		5	0	2	0	0	1	5				
13 Hanley Ramirez, R (1.6) OBP: 0.458, SLG: 0.726	F7		G6-3	1B		G6-3				2	0	0	0	3	0	1				
33 Scott Van Slyke, R (1.9) OBP: 0.307, SLG: 0.544		K	FC6-4			G5-3		K		5	0	1	0	0	2	4				
5 Juan Uribe, R (1.5) OBP: 0.350, SLG: 0.426		2B				G5-4-3				3	2	2	0	1	0	3				
6 Jerry Hairston, R (1.7) OBP: 0.325, SLG: 0.360		2B				L3				3	2	2	1	1	0	1				
18 Tim Federowicz, R (1.2) OBP: 0.236, SLG: 0.345	K		K			P6		FC6		3	1	0	0	1	1	2				
35 Chris Capuano, L (1.1) ERA: 8.76						G1-3				3	0	0	0	0	2	4				
54 Ronald Belisario, R (7.1) ERA: 4.58										0	0	0	0	0	0	0				
25 Carl Crawford, L (8, PH) OBP: 0.333, SLG: 0.423										1	1	1	0	0	0	0				
31 Brandon League, R (9.1) ERA: 4.63										0	0	0	0	0	0	0				
<b>Inning Stats</b>	R: 0 E: 0 K: 0 S: 14	H: 2 LOB: 1 BB: 0 P: 18	R: 1 E: 0 K: 3 S: 15	H: 2 LOB: 0 BB: 0 P: 23	R: 0 E: 0 K: 0 S: 7	H: 1 LOB: 2 BB: 2 P: 17	R: 2 E: 0 K: 1 S: 17	H: 2 LOB: 2 BB: 3 P: 33	R: 0 E: 0 K: 0 S: 7	H: 1 LOB: 1 BB: 0 P: 13	R: 0 E: 0 K: 0 S: 8	H: 0 LOB: 0 BB: 0 P: 11	R: 0 E: 0 K: 1 S: 10	H: 2 LOB: 1 BB: 1 P: 21	R: 3 E: 1 K: 2 S: 24	H: 3 LOB: 2 BB: 1 P: 35	1B: 11 2B: 2 3B: 0 HR: 0	SF: 1 SAC: 0 DP: 3 HBP: 0	WP: 0 PB: 0 SB: 1 CS: 0	PA: 41
<b>PITCHER</b>	IP WLS BF H R ER SO BB IBB HBP BLK WP HR S P ERA WHIP	IP WLS BF H R ER SO BB IBB HBP BLK WP HR S P ERA WHIP	IP WLS BF H R ER SO BB IBB HBP BLK WP HR S P ERA WHIP	IP WLS BF H R ER SO BB IBB HBP BLK WP HR S P ERA WHIP	IP WLS BF H R ER SO BB IBB HBP BLK WP HR S P ERA WHIP	IP WLS BF H R ER SO BB IBB HBP BLK WP HR S P ERA WHIP	IP WLS BF H R ER SO BB IBB HBP BLK WP HR S P ERA WHIP	IP WLS BF H R ER SO BB IBB HBP BLK WP HR S P ERA WHIP	IP WLS BF H R ER SO BB IBB HBP BLK WP HR S P ERA WHIP	IP WLS BF H R ER SO BB IBB HBP BLK WP HR S P ERA WHIP	IP WLS BF H R ER SO BB IBB HBP BLK WP HR S P ERA WHIP	IP WLS BF H R ER SO BB IBB HBP BLK WP HR S P ERA WHIP	IP WLS BF H R ER SO BB IBB HBP BLK WP HR S P ERA WHIP	IP WLS BF H R ER SO BB IBB HBP BLK WP HR S P ERA WHIP	IP WLS BF H R ER SO BB IBB HBP BLK WP HR S P ERA WHIP	IP WLS BF H R ER SO BB IBB HBP BLK WP HR S P ERA WHIP				

**Colorado Rockies @ Los Angeles Dodgers**  
 Dodger Stadium, Los Angeles, CA  
 Thu Jul 11 2013, 7:12 PM - 10:24 PM PDT  
 Att: 52,740 - Cloudy - 76 F

AB 33  
 R 6  
 H 13  
 RBI 6  
 BB 7  
 SO 7  
 LOB 21





Batter	1	2	3	4	5	6	7	8	9	AB	R	H	RBI	BB	SO	LOB	TOP							
24 Dexter Fowler, S OBP: 0.385, SLG: 0.462										4	1	1	0	1	2	3								
9 DJ LeMahieu, R OBP: 0.328, SLG: 0.364										5	1	3	1	0	1	1								
5 Carlos González, L OBP: 0.367, SLG: 0.616										4	0	0	0	0	4	4								
2 Troy Tulowitzki, R OBP: 0.404, SLG: 0.618										2	0	0	1	1	1	0								
20 Wilin Rosario, R OBP: 0.312, SLG: 0.473										4	0	1	1	0	1	2								
15 Jordan Pacheco, R 49 Rex Brothers, L 63 Rafael Betancourt, R										3	0	0	0	0	0	1								
19 Charlie Blackmon, L OBP: 0.275, SLG: 0.410										4	0	2	0	0	1	3								
28 Nolan Arenado, R OBP: 0.290, SLG: 0.405										3	1	0	0	1	0	2								
12 Juan Nicasio, R 17 Todd Helton, L										2	0	0	0	0	2	2								
<b>Inning Stats</b>	R: 2 H: 3 E: 0 K: 1 S: 15	H: 3 LOB: 1 BB: 0 P: 23	R: 0 H: 1 E: 0 K: 2 S: 19	H: 1 LOB: 1 BB: 0 P: 25	R: 0 H: 0 E: 0 K: 2 S: 9	H: 0 LOB: 0 BB: 0 P: 12	R: 0 H: 0 E: 0 K: 1 S: 6	H: 0 LOB: 0 BB: 0 P: 7	R: 1 H: 1 E: 0 K: 2 S: 11	H: 1 LOB: 1 BB: 1 P: 19	R: 0 H: 0 E: 0 K: 1 S: 5	H: 0 LOB: 0 BB: 0 P: 5	R: 0 H: 1 E: 0 K: 1 S: 9	H: 1 LOB: 1 BB: 0 P: 13	R: 0 H: 1 E: 0 K: 1 S: 11	H: 1 LOB: 3 BB: 1 P: 23	R: 0 H: 0 E: 0 K: 2 S: 11	H: 0 LOB: 1 BB: 1 P: 22	1B: 6 2B: 1 3B: 0 HR: 0	SF: 1 DP: 1 HBP: 1	WP: 0 PB: 0 SB: 2 CS: 0	PA: 38		
<b>PITCHER</b>	IP WLS BF H R ER SO BB IBB HBP BLK WP HR S P ERA WHIP	IP WLS BF H R ER SO BB IBB HBP BLK WP HR S P ERA WHIP	IP WLS BF H R ER SO BB IBB HBP BLK WP HR S P ERA WHIP	IP WLS BF H R ER SO BB IBB HBP BLK WP HR S P ERA WHIP	IP WLS BF H R ER SO BB IBB HBP BLK WP HR S P ERA WHIP	IP WLS BF H R ER SO BB IBB HBP BLK WP HR S P ERA WHIP	IP WLS BF H R ER SO BB IBB HBP BLK WP HR S P ERA WHIP	IP WLS BF H R ER SO BB IBB HBP BLK WP HR S P ERA WHIP	IP WLS BF H R ER SO BB IBB HBP BLK WP HR S P ERA WHIP	IP WLS BF H R ER SO BB IBB HBP BLK WP HR S P ERA WHIP	IP WLS BF H R ER SO BB IBB HBP BLK WP HR S P ERA WHIP	IP WLS BF H R ER SO BB IBB HBP BLK WP HR S P ERA WHIP	IP WLS BF H R ER SO BB IBB HBP BLK WP HR S P ERA WHIP	IP WLS BF H R ER SO BB IBB HBP BLK WP HR S P ERA WHIP	IP WLS BF H R ER SO BB IBB HBP BLK WP HR S P ERA WHIP	IP WLS BF H R ER SO BB IBB HBP BLK WP HR S P ERA WHIP	IP WLS BF H R ER SO BB IBB HBP BLK WP HR S P ERA WHIP	IP WLS BF H R ER SO BB IBB HBP BLK WP HR S P ERA WHIP	IP WLS BF H R ER SO BB IBB HBP BLK WP HR S P ERA WHIP	IP WLS BF H R ER SO BB IBB HBP BLK WP HR S P ERA WHIP	IP WLS BF H R ER SO BB IBB HBP BLK WP HR S P ERA WHIP	IP WLS BF H R ER SO BB IBB HBP BLK WP HR S P ERA WHIP	IP WLS BF H R ER SO BB IBB HBP BLK WP HR S P ERA WHIP	IP WLS BF H R ER SO BB IBB HBP BLK WP HR S P ERA WHIP

**Colorado Rockies @ Los Angeles Dodgers**  
**Dodger Stadium, Los Angeles, CA**  
 Fri Jul 12 2013, 7:13 PM - 10:24 PM PDT  
 Att: 50,796 - Clear - 75 F

**AB 32**  
**R 3**  
**H 7**  
**RBI 3**  
**BB 3**  
**SO 13**  
**LOB 18**

Batter	1	2	3	4	5	6	7	8	9	AB	R	H	RBI	BB	SO	LOB	BOTTOM							
55 Skip Schumaker, L OBP: 0.325, SLG: 0.299										3	0	1	0	0	0	1								
6 Jerry Hairston, R OBP: 0.323, SLG: 0.357										1	0	0	0	0	0	1								
66 Yasiel Puig, R 33 Scott Van Slyke, R										2	0	0	0	0	0	1								
23 Adrián González, L OBP: 0.352, SLG: 0.488										4	0	1	0	0	1	0								
13 Hanley Ramirez, R OBP: 0.452, SLG: 0.719										4	0	1	0	0	0	1								
16 Andre Ethier, L OBP: 0.352, SLG: 0.388										3	0	1	0	1	0	2								
17 A.J. Ellis, R OBP: 0.355, SLG: 0.388										4	0	0	0	0	0	4								
14 Mark Ellis, R OBP: 0.304, SLG: 0.336										3	0	0	0	0	1	2								
5 Juan Uribe, R 56 J.P. Howell, L 60 José Domínguez, R										2	0	0	0	0	0	1								
22 Clayton Kershaw, L 7 Nick Punto, S										0	0	0	0	0	0	0								
<b>Inning Stats</b>	R: 0 H: 0 E: 0 K: 0 S: 9	H: 0 LOB: 0 BB: 0 P: 13	R: 0 H: 0 E: 0 K: 0 S: 14	H: 0 LOB: 1 BB: 1 P: 24	R: 0 H: 1 E: 0 K: 1 S: 11	H: 1 LOB: 1 BB: 0 P: 14	R: 0 H: 1 E: 0 K: 1 S: 8	H: 1 LOB: 1 BB: 0 P: 10	R: 0 H: 0 E: 0 K: 1 S: 8	H: 0 LOB: 0 BB: 0 P: 11	R: 0 H: 0 E: 0 K: 0 S: 7	H: 0 LOB: 0 BB: 0 P: 13	R: 0 H: 1 E: 0 K: 0 S: 10	H: 1 LOB: 1 BB: 0 P: 16	R: 0 H: 0 E: 0 K: 1 S: 8	H: 0 LOB: 0 BB: 1 P: 13	R: 0 H: 1 E: 0 K: 0 S: 13	H: 1 LOB: 1 BB: 0 P: 19	1B: 3 2B: 1 3B: 0 HR: 0	SF: 0 DP: 1 HBP: 1	WP: 1 PB: 0 SB: 0 CS: 0	PA: 33		
<b>PITCHER</b>	IP WLS BF H R ER SO BB IBB HBP BLK WP HR S P ERA WHIP	IP WLS BF H R ER SO BB IBB HBP BLK WP HR S P ERA WHIP	IP WLS BF H R ER SO BB IBB HBP BLK WP HR S P ERA WHIP	IP WLS BF H R ER SO BB IBB HBP BLK WP HR S P ERA WHIP	IP WLS BF H R ER SO BB IBB HBP BLK WP HR S P ERA WHIP	IP WLS BF H R ER SO BB IBB HBP BLK WP HR S P ERA WHIP	IP WLS BF H R ER SO BB IBB HBP BLK WP HR S P ERA WHIP	IP WLS BF H R ER SO BB IBB HBP BLK WP HR S P ERA WHIP	IP WLS BF H R ER SO BB IBB HBP BLK WP HR S P ERA WHIP	IP WLS BF H R ER SO BB IBB HBP BLK WP HR S P ERA WHIP	IP WLS BF H R ER SO BB IBB HBP BLK WP HR S P ERA WHIP	IP WLS BF H R ER SO BB IBB HBP BLK WP HR S P ERA WHIP	IP WLS BF H R ER SO BB IBB HBP BLK WP HR S P ERA WHIP	IP WLS BF H R ER SO BB IBB HBP BLK WP HR S P ERA WHIP	IP WLS BF H R ER SO BB IBB HBP BLK WP HR S P ERA WHIP	IP WLS BF H R ER SO BB IBB HBP BLK WP HR S P ERA WHIP	IP WLS BF H R ER SO BB IBB HBP BLK WP HR S P ERA WHIP	IP WLS BF H R ER SO BB IBB HBP BLK WP HR S P ERA WHIP	IP WLS BF H R ER SO BB IBB HBP BLK WP HR S P ERA WHIP	IP WLS BF H R ER SO BB IBB HBP BLK WP HR S P ERA WHIP	IP WLS BF H R ER SO BB IBB HBP BLK WP HR S P ERA WHIP	IP WLS BF H R ER SO BB IBB HBP BLK WP HR S P ERA WHIP	IP WLS BF H R ER SO BB IBB HBP BLK WP HR S P ERA WHIP	IP WLS BF H R ER SO BB IBB HBP BLK WP HR S P ERA WHIP

**Colorado Rockies @ Los Angeles Dodgers**  
**Dodger Stadium, Los Angeles, CA**  
 Fri Jul 12 2013, 7:13 PM - 10:24 PM PDT  
 Att: 50,796 - Clear - 75 F

**AB 29**  
**R 0**  
**H 4**  
**RBI 0**  
**BB 2**  
**SO 4**  
**LOB 13**



Batter	1	2	3	4	5	6	7	8	9	AB	R	H	RBI	BB	SO	LOB	TOP					
24 Dexter Fowler, S (1, 8) OBP: 0.380, SLG: 0.456	G4-3			G3-1		K			K	4	0	0	0	0	2	0	<b>Colorado Rockies @ Los Angeles Dodgers</b> Dodger Stadium, Los Angeles, CA Sat Jul 13 2013, 4:15 PM - 6:32 PM PDT Att: 51,992 - Sunny - 79 F					
9 DJ LeMahieu, R (1, 4) OBP: 0.321, SLG: 0.356	G1-3			G6-3			G6-3		K	4	0	0	0	0	1	0						
5 Carlos González, L (1, 7) OBP: 0.364, SLG: 0.611	G5-3			P5			K		K	3	0	0	0	0	1	0						
3 Michael Cuddyer, R (1, 9) OBP: 0.391, SLG: 0.561		G5-3			K				K	3	0	0	0	0	2	0						
17 Todd Helton, L (1, 3) OBP: 0.330, SLG: 0.381		P5								2	0	1	0	1	0	0						
14 Josh Rutledge, R (8, PR) OBP: 0.272, SLG: 0.314										0	0	0	0	0	0	0						
15 Jordan Pacheco, R (8, 3) OBP: 0.274, SLG: 0.306										0	0	0	0	0	0	0						
28 Nolan Arenado, R (1, 5) OBP: 0.287, SLG: 0.401		G1-3			L5				G5-3	3	0	0	0	0	0	2						
8 Yorvit Torrealba, R (1, 2) OBP: 0.359, SLG: 0.343				G4-3					K	3	0	0	0	0	2	3						
18 Jonathan Herrera, S (1, 6) OBP: 0.316, SLG: 0.368				G3-1					G3-1	3	0	1	0	0	0	2						
32 Tyler Chatwood, R (1, 1) OBP: 0.346, SLG: 0.320				G4-3						2	0	0	0	0	1	1						
19 Charlie Blackmon, L (8, PH) OBP: 0.259, SLG: 0.460									G6-3	1	0	0	0	0	0	0						
<b>Inning Stats</b>	R: 0 E: 0 K: 0 S: 6	H: 0 LOB: 0 BB: 0 P: 8	R: 0 E: 0 K: 0 S: 6	H: 0 LOB: 0 BB: 0 P: 6	R: 0 E: 0 K: 0 S: 7	H: 0 LOB: 0 BB: 0 P: 9	R: 0 E: 0 K: 0 S: 9	H: 0 LOB: 0 BB: 0 P: 11	R: 0 E: 0 K: 2 S: 13	H: 1 LOB: 1 BB: 0 P: 20	R: 0 E: 0 K: 2 S: 8	H: 1 LOB: 0 BB: 0 P: 12	R: 0 E: 0 K: 0 S: 8	H: 0 LOB: 0 BB: 0 P: 12	R: 0 E: 0 K: 1 S: 13	H: 0 LOB: 2 BB: 1 P: 19	R: 0 E: 0 K: 2 S: 10	H: 0 LOB: 0 BB: 0 P: 13	1B: 2 2B: 0 3B: 0 HR: 0	SF: 0 SAC: 0 DP: 0 HBP: 0	WP: 0 PB: 0 SB: 1 CS: 1	PA: 29
<b>PITCHER</b> 21 Zack Greinke, R (1, 1) ERA: 3.49	IP: 9.0 WLS: W BF: 29	H: 2 R: 0 ER: 0 SO: 9	BB: 1 IBB: 0 HBP: 0 BLK: 0	WP: 0 HR: 0 S: 80 P: 110	ERA: 0.00 WHIP: 0.333	<b>PITCHER</b>										IP: 9.0 WLS: W BF: 29	H: 2 R: 0 ER: 0 SO: 9	BB: 1 IBB: 0 HBP: 0 BLK: 0	WP: 0 HR: 0 S: 80 P: 110	ERA: 0.00 WHIP: 0.333		

Batter	1	2	3	4	5	6	7	8	9	AB	R	H	RBI	BB	SO	LOB	BOTTOM			
55 Skip Schumaker, L (1, 9) OBP: 0.324, SLG: 0.303	G4-3		G6-3		K			G4-3		4	1	1	0	0	1	1	<b>Colorado Rockies @ Los Angeles Dodgers</b> Dodger Stadium, Los Angeles, CA Sat Jul 13 2013, 4:15 PM - 6:32 PM PDT Att: 51,992 - Sunny - 79 F			
14 Mark Ellis, R (1, 4) OBP: 0.307, SLG: 0.333	G6-3		G3-6					E3		2	0	0	0	1	1	0				
7 Nick Punto, S (8, PR) OBP: 0.327, SLG: 0.313	G6-3		G3-6					F8		0	0	0	0	0	0	0				
23 Adrián González, L (1, 3) OBP: 0.349, SLG: 0.482	G4-3		G3-6					F7		4	0	0	0	0	0	4				
13 Hanley Ramirez, R (1, 6) OBP: 0.449, SLG: 0.710	G6-3							G4-3		3	0	1	1	0	0	1				
16 Andre Ethier, L (1, 8) OBP: 0.349, SLG: 0.384	K							G4-3		3	0	0	0	0	2	2				
17 A.J. Ellis, R (1, 2) OBP: 0.355, SLG: 0.392	G4-3		G6-4-3							3	0	1	0	0	0	1				
6 Jerry Hairston, R (1, 7) OBP: 0.323, SLG: 0.350										2	0	0	0	1	0	1				
33 Scott Van Slyke, R (8, 7) OBP: 0.300, SLG: 0.531										0	0	0	0	0	0	0				
5 Juan Uribe, R (1, 5) OBP: 0.344, SLG: 0.415										3	0	0	0	0	0	2				
21 Zack Greinke, R (1, 1) OBP: 0.457, SLG: 0.400										3	0	1	0	0	0	1				
<b>Inning Stats</b>	R: 1 E: 0 K: 1 S: 7	H: 1 LOB: 1 BB: 0 P: 8	R: 0 E: 0 K: 0 S: 7	H: 0 LOB: 1 BB: 1 P: 13	R: 0 E: 0 K: 0 S: 5	H: 0 LOB: 0 BB: 1 P: 11	R: 0 E: 0 K: 1 S: 7	H: 1 LOB: 0 BB: 0 P: 10	R: 0 E: 0 K: 1 S: 15	H: 1 LOB: 1 BB: 0 P: 21	R: 0 E: 0 K: 1 S: 8	H: 0 LOB: 0 BB: 0 P: 12	R: 0 E: 0 K: 0 S: 8	H: 1 LOB: 1 BB: 0 P: 12	R: 0 E: 1 K: 0 S: 7	H: 0 LOB: 1 BB: 0 P: 11	1B: 2 2B: 2 3B: 0 HR: 0	SF: 0 SAC: 0 DP: 2 HBP: 1	WP: 0 PB: 0 SB: 1 CS: 0	PA: 30
<b>PITCHER</b> 32 Tyler Chatwood, R (1, 1) ERA: 2.66	IP: 8.0 WLS: L BF: 30	H: 4 R: 1 ER: 1 SO: 4	BB: 2 IBB: 0 HBP: 1 BLK: 0	WP: 0 HR: 0 S: 64 P: 98	ERA: 1.12 WHIP: 0.750	<b>PITCHER</b>										IP: 8.0 WLS: L BF: 30	H: 4 R: 1 ER: 1 SO: 4	BB: 2 IBB: 0 HBP: 1 BLK: 0	WP: 0 HR: 0 S: 64 P: 98	ERA: 1.12 WHIP: 0.750



Batter	1	2	3	4	5	6	7	8	9	AB	R	H	RBI	BB	SO	LOB	TOP					
24 Dexter Fowler, S OBP: 0.381, SLG: 0.458										5	1	2	0	0	1	4	<b>Colorado Rockies @ Los Angeles Dodgers</b> Dodger Stadium, Los Angeles, CA Sun Jul 14 2013, 1:11 PM - 4:26 PM PDT Att: 51,402 - Sunny - 80 F					
9 DJ LeMahieu, R OBP: 0.318, SLG: 0.348										4	0	0	0	1	2	3						
5 Carlos González, L OBP: 0.370, SLG: 0.610										2	1	1	0	2	0	1						
2 Troy Tulowitzki, R OBP: 0.400, SLG: 0.608										4	0	0	0	1	1	5						
3 Michael Cuddyer, R OBP: 0.391, SLG: 0.568										5	1	2	3	0	0	2						
17 Todd Helton, L OBP: 0.333, SLG: 0.384										4	0	2	0	0	0	3						
20 Wilin Rosario, R OBP: 0.311, SLG: 0.470										4	0	1	0	0	2	1						
28 Nolan Arenado, R OBP: 0.283, SLG: 0.395										4	0	0	0	0	1	3						
45 Jhoulys Chacin, R OBP: 0.275, SLG: 0.270										2	0	2	0	1	0	0						
19 Charlie Blackmon, L OBP: 0.283, SLG: 0.415										0	0	0	0	0	0	0						
34 Matt Belisle, R OBP: 0.343, SLG: 0.413										1	0	1	0	0	0	0						
63 Rafael Betancourt, R OBP: 0.275, SLG: 0.270										0	0	0	0	0	0	0						
<b>Inning Stats</b>	R: 1 E: 0 K: 1 S: 12	H: 2 LOB: 2 BB: 1 P: 22	R: 0 E: 0 K: 2 S: 14	H: 1 LOB: 2 BB: 1 P: 19	R: 0 E: 0 K: 0 S: 3	H: 0 LOB: 0 BB: 1 P: 7	R: 0 E: 0 K: 1 S: 9	H: 2 LOB: 2 BB: 0 P: 14	R: 2 E: 0 K: 0 S: 12	H: 3 LOB: 2 BB: 0 P: 20	R: 0 E: 0 K: 0 S: 11	H: 1 LOB: 1 BB: 1 P: 16	R: 0 E: 0 K: 1 S: 10	H: 1 LOB: 1 BB: 0 P: 16	R: 0 E: 0 K: 2 S: 10	H: 1 LOB: 1 BB: 0 P: 12	1B: 9 2B: 2 3B: 0 HR: 1	SF: 0 SAC: 0 DP: 2 HBP: 1	WP: 0 PB: 0 SB: 2 CS: 1	PA: 41		
<b>PITCHER</b>	IP WLS BF H R ER SO BB IBB HBP BLK WP HR S P ERA WHIP	IP WLS BF H R ER SO BB IBB HBP BLK WP HR S P ERA WHIP	IP WLS BF H R ER SO BB IBB HBP BLK WP HR S P ERA WHIP	IP WLS BF H R ER SO BB IBB HBP BLK WP HR S P ERA WHIP	IP WLS BF H R ER SO BB IBB HBP BLK WP HR S P ERA WHIP	IP WLS BF H R ER SO BB IBB HBP BLK WP HR S P ERA WHIP	IP WLS BF H R ER SO BB IBB HBP BLK WP HR S P ERA WHIP	IP WLS BF H R ER SO BB IBB HBP BLK WP HR S P ERA WHIP	IP WLS BF H R ER SO BB IBB HBP BLK WP HR S P ERA WHIP	IP WLS BF H R ER SO BB IBB HBP BLK WP HR S P ERA WHIP	IP WLS BF H R ER SO BB IBB HBP BLK WP HR S P ERA WHIP	IP WLS BF H R ER SO BB IBB HBP BLK WP HR S P ERA WHIP	IP WLS BF H R ER SO BB IBB HBP BLK WP HR S P ERA WHIP	IP WLS BF H R ER SO BB IBB HBP BLK WP HR S P ERA WHIP	IP WLS BF H R ER SO BB IBB HBP BLK WP HR S P ERA WHIP	IP WLS BF H R ER SO BB IBB HBP BLK WP HR S P ERA WHIP	IP WLS BF H R ER SO BB IBB HBP BLK WP HR S P ERA WHIP	IP WLS BF H R ER SO BB IBB HBP BLK WP HR S P ERA WHIP	IP WLS BF H R ER SO BB IBB HBP BLK WP HR S P ERA WHIP	IP WLS BF H R ER SO BB IBB HBP BLK WP HR S P ERA WHIP	IP WLS BF H R ER SO BB IBB HBP BLK WP HR S P ERA WHIP	
47 Ricky Nolasco, R ERA: 3.78	5.0	L	26	8	3	3	4	3	0	1	0	0	0	0	1	50	82	5.40	2.200			
56 J.P. Howell, L ERA: 2.27	1.0	A	4	1	0	0	0	1	0	0	0	0	0	0	0	11	16	0.00	2.000			
54 Ronald Belisario, R ERA: 3.55	1.2	A	6	1	0	0	1	1	0	0	0	0	0	0	0	12	21	0.00	1.200			
75 Paco Rodríguez, L ERA: 2.45	0.1	A	1	0	0	0	0	0	0	0	0	0	0	0	0	4	7	0.00	0.000			
74 Kenley Jansen, R ERA: 2.35	1.0	A	4	1	0	0	2	0	0	0	0	0	0	0	0	10	12	0.00	1.000			
<b>Batter</b>	<b>1</b>	<b>2</b>	<b>3</b>	<b>4</b>	<b>5</b>	<b>6</b>	<b>7</b>	<b>8</b>	<b>9</b>	<b>AB</b>	<b>R</b>	<b>H</b>	<b>RBI</b>	<b>BB</b>	<b>SO</b>	<b>LOB</b>	<b>BOTTOM</b>					
55 Skip Schumaker, L OBP: 0.327, SLG: 0.307										4	0	2	0	0	1	2	<b>Colorado Rockies @ Los Angeles Dodgers</b> Dodger Stadium, Los Angeles, CA Sun Jul 14 2013, 1:11 PM - 4:26 PM PDT Att: 51,402 - Sunny - 80 F					
7 Nick Punto, S OBP: 0.323, SLG: 0.308										3	0	0	0	0	1	3						
56 J.P. Howell, L OBP: 0.343, SLG: 0.413										1	0	0	0	0	1	0						
23 Adrián González, L OBP: 0.347, SLG: 0.479										4	0	1	1	0	0	1						
13 Hanley Ramirez, R OBP: 0.444, SLG: 0.693										3	0	0	0	1	0	2						
16 Andre Ethier, L OBP: 0.347, SLG: 0.380										3	0	0	0	1	0	2						
74 Kenley Jansen, S OBP: 0.343, SLG: 0.413										0	0	0	0	0	0	0						
17 A.J. Ellis, R OBP: 0.349, SLG: 0.385										4	0	0	0	0	1	1						
33 Scott Van Slyke, R OBP: 0.309, SLG: 0.529										4	0	2	0	0	1	0						
6 Jerry Hairston, R OBP: 0.316, SLG: 0.342										3	0	0	0	0	2	3						
54 Ronald Belisario, R ERA: 3.55										0	0	0	0	0	0	0						
75 Paco Rodríguez, L ERA: 3.55										0	0	0	0	0	0	0						
25 Carl Crawford, L OBP: 0.332, SLG: 0.421										1	0	0	0	0	0	0						
47 Ricky Nolasco, R OBP: 0.250, SLG: 0.219										0	0	0	0	1	0	0						
66 Yasiel Puig, R OBP: 0.422, SLG: 0.616										3	1	1	0	0	0	2						
<b>Inning Stats</b>	R: 0 E: 0 K: 0 S: 9	H: 1 LOB: 2 BB: 1 P: 18	R: 0 E: 0 K: 2 S: 15	H: 1 LOB: 2 BB: 1 P: 21	R: 0 E: 0 K: 1 S: 5	H: 0 LOB: 0 BB: 0 P: 7	R: 0 E: 0 K: 1 S: 8	H: 0 LOB: 0 BB: 0 P: 12	R: 1 E: 0 K: 1 S: 14	H: 3 LOB: 2 BB: 0 P: 19	R: 0 E: 0 K: 1 S: 9	H: 1 LOB: 1 BB: 1 P: 17	R: 0 E: 0 K: 1 S: 13	H: 0 LOB: 0 BB: 0 P: 16	R: 0 E: 0 K: 0 S: 11	H: 0 LOB: 0 BB: 0 P: 16	R: 0 E: 0 K: 0 S: 8	H: 0 LOB: 0 BB: 0 P: 9	1B: 6 2B: 0 3B: 0 HR: 0	SF: 0 SAC: 0 DP: 0 HBP: 0	WP: 0 PB: 0 SB: 0 CS: 0	PA: 36
<b>PITCHER</b>	IP WLS BF H R ER SO BB IBB HBP BLK WP HR S P ERA WHIP	IP WLS BF H R ER SO BB IBB HBP BLK WP HR S P ERA WHIP	IP WLS BF H R ER SO BB IBB HBP BLK WP HR S P ERA WHIP	IP WLS BF H R ER SO BB IBB HBP BLK WP HR S P ERA WHIP	IP WLS BF H R ER SO BB IBB HBP BLK WP HR S P ERA WHIP	IP WLS BF H R ER SO BB IBB HBP BLK WP HR S P ERA WHIP	IP WLS BF H R ER SO BB IBB HBP BLK WP HR S P ERA WHIP	IP WLS BF H R ER SO BB IBB HBP BLK WP HR S P ERA WHIP	IP WLS BF H R ER SO BB IBB HBP BLK WP HR S P ERA WHIP	IP WLS BF H R ER SO BB IBB HBP BLK WP HR S P ERA WHIP	IP WLS BF H R ER SO BB IBB HBP BLK WP HR S P ERA WHIP	IP WLS BF H R ER SO BB IBB HBP BLK WP HR S P ERA WHIP	IP WLS BF H R ER SO BB IBB HBP BLK WP HR S P ERA WHIP	IP WLS BF H R ER SO BB IBB HBP BLK WP HR S P ERA WHIP	IP WLS BF H R ER SO BB IBB HBP BLK WP HR S P ERA WHIP	IP WLS BF H R ER SO BB IBB HBP BLK WP HR S P ERA WHIP	IP WLS BF H R ER SO BB IBB HBP BLK WP HR S P ERA WHIP	IP WLS BF H R ER SO BB IBB HBP BLK WP HR S P ERA WHIP	IP WLS BF H R ER SO BB IBB HBP BLK WP HR S P ERA WHIP	IP WLS BF H R ER SO BB IBB HBP BLK WP HR S P ERA WHIP	IP WLS BF H R ER SO BB IBB HBP BLK WP HR S P ERA WHIP	
45 Jhoulys Chacin, R ERA: 3.16	6.0	W	27	6	1	1	6	3	0	0	0	0	0	0	0	94	1.50	1.500				
49 Rex Brothers, L ERA: 0.91	1.0	H	3	0	0	0	1	0	0	0	0	0	0	0	0	13	16	0.00	0.000			
34 Matt Belisle, R ERA: 4.41	1.0	H	3	0	0	0	0	0	0	0	0	0	0	0	11	16	0.00	0.000				
63 Rafael Betancourt, R ERA: 3.16	1.0	S	3	0	0	0	0	0	0	0	0	0	0	0	8	9	0.00	0.000				



Batter	1	2	3	4	5	6	7	8	9	AB	R	H	RBI	BB	SO	LOB	TOP										
15 Darwin Barney, R OBP: 0.271, SLG: 0.345	P6		G4-3		G4-3		K		F8	5	0	1	1	0	1	1	<b>Chicago Cubs @ Colorado Rockies</b> Coors Field, Denver, CO Fri Jul 19 2013, 6:42 PM - 9:41 PM MDT Att: 43,976 - Clear - 77 F										
1 Cody Ransom, R OBP: 0.333, SLG: 0.559	G5-3		G5-3		BB		BB		F8	3	1	0	0	2	0	1											
44 Anthony Rizzo, L OBP: 0.229, SLG: 0.442	BB		P4		K		BB		F8	4	0	1	1	1	1	3											
12 Alfonso Soriano, R OBP: 0.288, SLG: 0.478	K				HR		F8		K	4	1	1	1	0	2	1											
13 Starlin Castro, R OBP: 0.280, SLG: 0.353			K		G1-4-3		L9		K	4	0	0	0	0	2	0											
21 Junior Lake, R OBP: 0.250, SLG: 1.000			FC1-5		G1-3		1B			4	0	3	0	0	0	0											
17 Dave Sappelt, R 46 Pedro Strop, R 63 Kevin Gregg, R	FC1-5		G6-3		G6-3		1B		G6-3	4	0	1	0	0	0	2											
53 Wellington Castillo, R OBP: 0.327, SLG: 0.352			IBB		G6-3		1B		K	3	0	1	0	1	1	2											
29 Jeff Samardzija, R 2 Cole Gillespie, R	K				SH5-4		G5-3		BB	2	0	0	0	0	1	2											
										0	1	0	0	1	0	0											
<b>Inning Stats</b>	R: 0 E: 0 K: 1 S: 9	H: 0 LOB: 1 BB: 1 P: 19	R: 0 E: 0 K: 2 S: 9	H: 1 LOB: 2 BB: 1 P: 14	R: 0 E: 0 K: 0 S: 8	H: 0 LOB: 0 BB: 0 P: 12	R: 1 E: 0 K: 0 S: 8	H: 1 LOB: 0 BB: 0 P: 11	R: 0 E: 0 K: 1 S: 11	H: 1 LOB: 2 BB: 1 P: 18	R: 0 E: 0 K: 0 S: 15	H: 2 LOB: 2 BB: 0 P: 24	R: 1 E: 0 K: 1 S: 8	H: 1 LOB: 1 BB: 1 P: 14	R: 0 E: 0 K: 2 S: 11	H: 1 LOB: 1 BB: 0 P: 15	R: 1 E: 0 K: 1 S: 13	H: 1 LOB: 1 BB: 1 P: 25	1B: 4 2B: 3 3B: 0 HR: 1	SF: 0 SAC: 1 DP: 0 HBP: 0	WP: 0 PB: 0 SB: 1 CS: 0	PA: 39					
<b>PITCHER</b>	IP	WLS	BF	H	R	ER	SO	BB	IBB	HBP	BLK	WP	HR	S	P	ERA	WHIP										
29 Jorge De La Rosa, L ERA: 3.12	6.0		26	5	1	1	4	2	1	0	0	0	1	60	98	1.50	1.167										
61 Edgmer Escalona, R ERA: 4.7	1.0	L	4	1	1	1	1	1	0	0	0	0	0	8	14	9.00	2.000										
34 Matt Belisle, R ERA: 4.37	1.0		4	1	0	0	2	0	0	0	0	0	0	11	15	0.00	1.000										
49 Rex Brothers, L ERA: 1.11	1.0		5	1	1	1	1	1	0	0	0	0	0	13	25	9.00	2.000										

AB	33
R	3
H	8
RBI	3
BB	5
SO	8
LOB	12



Batter	1	2	3	4	5	6	7	8	9	AB	R	H	RBI	BB	SO	LOB	BOTTOM										
24 Dexter Fowler, S OBP: 0.382, SLG: 0.468	G6-3			HR		K			K	3	1	1	1	1	2	2	<b>Chicago Cubs @ Colorado Rockies</b> Coors Field, Denver, CO Fri Jul 19 2013, 6:42 PM - 9:41 PM MDT Att: 43,976 - Clear - 77 F										
9 DJ LeMahieu, R OBP: 0.317, SLG: 0.351	G6-3			K		F8			G6-3	4	0	1	0	0	1	1											
5 Carlos González, L OBP: 0.366, SLG: 0.603	K			G6-3					G6-3	4	0	0	0	0	2	1											
2 Troy Tulowitzki, R OBP: 0.405, SLG: 0.609				1B		K			K	3	0	2	0	1	1	0											
3 Michael Cuddyer, R OBP: 0.389, SLG: 0.564				1B		K			BB	4	0	1	0	0	1	3											
17 Todd Helton, L OBP: 0.333, SLG: 0.380				1B					G4-6-3	2	0	0	0	1	0	0											
14 Josh Rutledge, R 49 Rex Brothers, L	G4-3			2-1		G4-3			BB	0	0	0	0	0	0	0											
20 Wilin Rosario, R OBP: 0.308, SLG: 0.485				L9		G6-3			G6-3	3	0	0	0	0	0	1											
28 Nolan Arenado, R OBP: 0.284, SLG: 0.392				G4-3		L9			BB	2	0	0	0	1	0	0											
				G4-3		P5			F8	1	0	0	0	0	0	2											
										1	0	0	0	0	0	0											
<b>Inning Stats</b>	R: 0 E: 0 K: 1 S: 8	H: 0 LOB: 0 BB: 1 P: 16	R: 0 E: 0 K: 0 S: 7	H: 1 LOB: 0 BB: 0 P: 12	R: 0 E: 0 K: 0 S: 5	H: 0 LOB: 0 BB: 0 P: 8	R: 1 E: 0 K: 1 S: 9	H: 3 LOB: 0 BB: 0 P: 13	R: 0 E: 0 K: 0 S: 6	H: 0 LOB: 0 BB: 0 P: 8	R: 0 E: 0 K: 1 S: 8	H: 0 LOB: 0 BB: 0 P: 12	R: 0 E: 0 K: 3 S: 12	H: 0 LOB: 0 BB: 0 P: 18	R: 0 E: 0 K: 1 S: 13	H: 0 LOB: 2 BB: 2 P: 25	R: 0 E: 0 K: 0 S: 10	H: 1 LOB: 1 BB: 1 P: 19	1B: 3 2B: 1 3B: 0 HR: 1	SF: 0 SAC: 0 DP: 2 HBP: 0	WP: 0 PB: 0 SB: 0 CS: 0	PA: 32					
<b>PITCHER</b>	IP	WLS	BF	H	R	ER	SO	BB	IBB	HBP	BLK	WP	HR	S	P	ERA	WHIP										
29 Jeff Samardzija, R ERA: 3.91	7.1		27	4	1	1	6	3	0	0	0	0	0	62	105	1.23	0.955										
46 Pedro Strop, R ERA: 5.59	0.2	H	2	0	0	0	1	0	0	0	0	0	0	6	7	0.00	0.000										
63 Kevin Gregg, R ERA: 2.88	1.0	S	4	1	0	0	0	1	0	0	0	0	0	10	19	0.00	2.000										

AB	28
R	1
H	5
RBI	1
BB	4
SO	7
LOB	10






Batter	1	2	3	4	5	6	7	8	9	AB	R	H	RBI	BB	SO	LOB	TOP					
24 Luis Valbuena, L (1.5) OBP: 0.349, SLG: 0.408	G3-1		HR		G4-3		1B		BB	4	1	2	2	1	0	0	<b>Chicago Cubs @ Colorado Rockies</b> Coors Field, Denver, CO Sat Jul 20 2013, 6:15 PM - 9:41 PM MDT Att: 45,616 - Cloudy - 86 F					
13 Starlin Castro, R (1.6) OBP: 0.279, SLG: 0.351	1B		G6-3		G6-3		G6-3		FC6-4	5	0	1	0	0	0	5						
44 Anthony Rizzo, L (1.3) OBP: 0.328, SLG: 0.440	F7		K							4	1	1	0	0	2	1						
12 Alfonso Soriano, R (1.7) OBP: 0.290, SLG: 0.480	BB				L8					3	0	1	0	1	1	0						
19 Nate Schierholz, L (1.9) OBP: 0.324, SLG: 0.492	G4-3				F9					3	0	0	1	0	0	3						
2 Cole Gillespie, R (8. PH) OBP: 0.231, SLG: 0.091										1	0	0	0	0	0	0						
21 Junior Lake, R (1.8) OBP: 0.625, SLG: 0.714										3	0	1	0	1	1	1						
15 Darwin Barney, R (1.4) OBP: 0.274, SLG: 0.350										4	1	2	0	0	0	2						
53 Wellington Castillo, R (1.2) OBP: 0.326, SLG: 0.348										3	0	0	0	1	1	1						
33 Carlos Villanueva, R (5.1) OBP: 0.285, SLG: 0.412										2	0	0	0	0	0	0						
28 Michael Bowden, R (5.1) OBP: 0.285, SLG: 0.412										1	0	0	0	0	0	0						
20 Julio Borbon, L (7. PH) OBP: 0.285, SLG: 0.412										0	0	0	0	0	0	0						
56 Hector Rondón, R (7.1) OBP: 0.285, SLG: 0.412										0	0	0	0	0	0	0						
50 Blake Parker, R (8.1) OBP: 0.285, SLG: 0.412										0	0	0	0	0	0	0						
1 Cody Ransom, R (8. PH) OBP: 0.285, SLG: 0.412										0	0	0	0	0	0	0						
<b>Inning Stats</b>	R: 0 E: 0 K: 0 S: 14	H: 1 LOB: 2 BB: 1 P: 27	R: 0 E: 0 K: 0 S: 7	H: 0 LOB: 0 BB: 1 P: 15	R: 1 E: 0 K: 2 S: 15	H: 1 LOB: 0 BB: 0 P: 24	R: 0 E: 0 K: 0 S: 8	H: 1 LOB: 1 BB: 0 P: 13	R: 0 E: 0 K: 1 S: 8	H: 0 LOB: 0 BB: 0 P: 14	R: 1 E: 0 K: 1 S: 12	H: 2 LOB: 1 BB: 0 P: 22	R: 1 E: 0 K: 0 S: 10	H: 2 LOB: 1 BB: 1 P: 18	R: 0 E: 0 K: 2 S: 9	H: 0 LOB: 0 BB: 0 P: 15	R: 0 E: 0 K: 1 S: 13	H: 1 LOB: 3 BB: 1 P: 24	1B: 5 2B: 2 3B: 0 HR: 1	SF: 0 SAC: 0 DP: 1 HBP: 1	WP: 1 PB: 0 SB: 1 CS: 1	PA: 38
<b>PITCHER</b>	IP WLS BF H R ER SO BB IBB HBP BLK WP HR S P ERA WHIP																					
12 Juan Nicasio, R (1.1) ERA: 4.73	5.0 W 19 3 1 1 3 2 0 0 0 0 1 0 16 93 1.80 1.000																					
0 Adam Ottavino, R (6.1) ERA: 2.79	1.0 7 3 2 2 1 1 0 0 0 0 0 0 6 31 18.00 4.000																					
59 Wilton Lopez, R (7.1) ERA: 4.47	1.0 3 1 0 0 0 0 0 0 0 0 0 0 9 15 0.00 1.000																					
88 Josh Outman, L (8.1) ERA: 4.5	1.0 3 0 0 0 2 0 0 0 0 0 0 0 9 15 0.00 0.000																					
41 Mitchell Boggs, R (9.1) ERA: 10.34	1.0 6 1 0 0 1 1 0 1 0 0 0 0 13 24 0.00 2.000																					

AB	33
R	3
H	8
RBI	3
BB	4
SO	7
LOB	15



Batter	1	2	3	4	5	6	7	8	9	AB	R	H	RBI	BB	SO	LOB	BOTTOM			
24 Dexter Fowler, S (1.8) OBP: 0.385, SLG: 0.477	F7		G4-3		SF7			BB		3	1	2	3	1	0	0	<b>Chicago Cubs @ Colorado Rockies</b> Coors Field, Denver, CO Sat Jul 20 2013, 6:15 PM - 9:41 PM MDT Att: 45,616 - Cloudy - 86 F			
9 DJ LeMahieu, R (1.4) OBP: 0.319, SLG: 0.353	1B		G4-3		L8		K			5	1	2	0	0	1	4				
5 Carlos González, L (1.7) OBP: 0.366, SLG: 0.608	F9		G1-4-3				HR			4	1	1	1	1	2	3				
2 Troy Tulowitzki, R (1.6) OBP: 0.405, SLG: 0.608	F8		G1-4-3							5	1	2	2	0	0	3				
3 Michael Cuddyer, R (1.9) OBP: 0.390, SLG: 0.560	G4-3		G5-3		E8					4	1	1	0	1	0	1				
17 Todd Helton, L (1.3) OBP: 0.343, SLG: 0.392										4	2	3	1	1	1	1				
20 Wilin Rosario, R (1.2) OBP: 0.309, SLG: 0.467	F8		G3							5	1	2	1	0	1	3				
28 Nolan Arenado, R (1.5) OBP: 0.283, SLG: 0.388			G3		L9					3	0	0	1	1	0	3				
12 Juan Nicasio, R (1.1) ERA: 4.18										1	1	0	0	1	0	2				
19 Charlie Blackmon, L (5. PH) OBP: 0.285, SLG: 0.412										0	0	0	0	0	0	0				
0 Adam Ottavino, S (8.1) ERA: 3.26										0	0	0	0	0	0	0				
59 Wilton Lopez, R (7.1) ERA: 5.93										1	0	0	0	0	0	0				
14 Josh Rutledge, R (8.1) ERA: 5.93										0	0	0	0	0	0	0				
88 Josh Outman, L (8.1) ERA: 2.79										0	0	0	0	0	0	0				
41 Mitchell Boggs, R (9.1) ERA: 10.34										0	0	0	0	0	0	0				
<b>Inning Stats</b>	R: 0 E: 0 K: 0 S: 8	H: 1 LOB: 1 BB: 0 P: 14	R: 0 E: 0 K: 0 S: 10	H: 1 LOB: 2 BB: 1 P: 19	R: 0 E: 0 K: 0 S: 3	H: 0 LOB: 1 BB: 2 P: 13	R: 3 E: 0 K: 0 S: 18	H: 3 LOB: 1 BB: 1 P: 31	R: 4 E: 1 K: 1 S: 19	H: 5 LOB: 2 BB: 1 P: 29	R: 0 E: 0 K: 2 S: 12	H: 0 LOB: 1 BB: 1 P: 20	R: 0 E: 0 K: 2 S: 9	H: 0 LOB: 0 BB: 0 P: 12	R: 2 E: 1 K: 1 S: 18	H: 3 LOB: 2 BB: 1 P: 27	1B: 8 2B: 3 3B: 1 HR: 1	SF: 1 SAC: 0 DP: 1 HBP: 0	WP: 0 PB: 0 SB: 1 CS: 0	PA: 43
<b>PITCHER</b>	IP WLS BF H R ER SO BB IBB HBP BLK WP HR S P ERA WHIP																			
33 Carlos Villanueva, R (1.1) ERA: 4.18	4.0 L 24 9 7 7 0 3 1 0 0 0 0 0 0 23 39 0.00 1.500																			
28 Michael Bowden, R (5.1) ERA: 3.26	2.0 9 1 0 0 3 2 0 0 0 0 0 0 9 12 0.00 0.000																			
56 Hector Rondón, R (7.1) ERA: 5.93	1.0 3 0 0 0 2 0 0 0 0 0 0 0 9 12 0.00 0.000																			
50 Blake Parker, R (8.1) ERA: 2.79	1.0 7 3 2 1 1 1 0 0 0 0 0 0 18 27 9.00 4.000																			

AB	35
R	9
H	13
RBI	9
BB	7
SO	6
LOB	20





Batter	1	2	3	4	5	6	7	8	9	AB	R	H	RBI	BB	SO	LOB	TOP					
24 Luis Valbuena, L (1.5) OBP: 0.347, SLG: 0.402	G4-3		G1-3				G4-3	G4-1		4	0	0	0	1	0	2						
13 Starlin Castro, R (1.6) OBP: 0.285, SLG: 0.359	12 FC6-4 44 1B		44 G3-6-3 1B				44 BB 1B		44 G4-3 12 G6-3 2B	5	1	4	0	0	0	2						
44 Anthony Rizzo, L (1.3) OBP: 0.332, SLG: 0.449	12 FC6-4 1B		G3-6-3 1-2				HR 1B	BB 1B	G4-3	4	1	2	1	1	0	2						
12 Alfonso Soriano, R (1.7) OBP: 0.289, SLG: 0.476	19 BB FC6-4 1-2		19 CS 1B				G5-3	P3	G6-3	5	0	1	1	0	0	4						
19 Nate Schierholtz, L (1.9) OBP: 0.326, SLG: 0.490 1 Cody Ransom, R (9. PH) OBP: 0.344, SLG: 0.559	1-2 BB		K				15 E 15 SF7 1B	L7	BB	3	1	1	0	1	1	3						
21 Junior Lake, R (1.8) OBP: 0.482, SLG: 0.500	K		G5-3				15 E 1B		K	0	0	0	0	1	0	0						
15 Darwin Barney, R (1.4) OBP: 0.274, SLG: 0.348			G5-3				G5-3	SF7		2	0	0	1	1	0	0						
53 Wellington Castillo, R (1.2) OBP: 0.330, SLG: 0.347 30 Dioner Navarro, S (8. PH) OBP: 0.359, SLG: 0.508			G3				36 SH1-4 BB	IBB	K	1	0	0	0	2	0	0						
36 Edwin Jackson, R (1.1) OBP: 0.129, SLG: 0.133 20 Julio Borbon, L (8. PH) OBP: 0.292, SLG: 0.277 40 James Russell, L (8.1) 51 Matt Guerrier, L (8.1)			G4-3				SH1-4	G6-3		2	0	0	0	0	0	2						
<b>Inning Stats</b>	R: 0 H: 2 E: 0 K: 1 S: 12	H: 2 BB: 1 P: 21	R: 0 H: 0 E: 0 K: 0 S: 7	LOB: 0 BB: 0 P: 10	R: 0 H: 1 E: 0 K: 0 S: 5	LOB: 0 BB: 0 P: 9	R: 0 H: 1 E: 0 K: 1 S: 8	LOB: 0 BB: 0 P: 11	R: 0 H: 0 E: 0 K: 0 S: 8	H: 0 LOB: 2 BB: 2 P: 19	R: 2 H: 3 E: 1 K: 0 S: 10	H: 3 LOB: 2 BB: 1 P: 24	R: 0 H: 1 E: 0 K: 0 S: 13	H: 1 LOB: 2 BB: 1 P: 25	R: 0 H: 1 E: 0 K: 2 S: 15	H: 2 LOB: 1 BB: 1 P: 23	R: 1 H: 1 E: 0 K: 1 S: 15	H: 1 LOB: 1 BB: 1 P: 22	1B: 8 2B: 1 3B: 0 HR: 1	SF: 1 SAC: 1 DP: 1 HBP: 0	WP: 0 PB: 0 SB: 0 CS: 1	PA: 42
<b>PITCHER</b>	IP	WLS	BF	H	R	ER	SO	BB	IBB	HBP	BLK	WP	HR	S	P	ERA	WHIP					
32 Tyler Chatwood, R (1.1) ERA: 2.48	6.0	W	27	7	2	1	2	3	1	0	0	0	0	1	50	94	1.50	1.667				
88 Josh Outman, L (7.1) ERA: 4.46	0.1	H	3	1	0	0	0	1	0	0	0	0	0	0	8	17	0.00	6.000				
61 Edgmer Escalona, R (7.1) ERA: 4.62	0.2	H	2	0	0	0	0	0	0	0	0	0	0	5	8	0.00	0.000					
34 Matt Belisle, R (8.1) ERA: 4.28	1.0	H	5	1	0	0	2	1	0	0	0	0	0	15	23	0.00	2.000					
49 Rex Brothers, L (9.1) ERA: 1.3	1.0	S	5	1	1	1	1	1	0	0	0	0	0	15	22	9.00	2.000					

Chicago Cubs @ Colorado Rockies  
Coors Field, Denver, CO  
Sun Jul 21 2013, 2:12 PM - 5:23 PM MDT  
Att: 43,108 - Sunny - 82 F

AB	33
R	3
H	10
RBI	3
BB	7
SO	5
LOB	20



Batter	1	2	3	4	5	6	7	8	9	AB	R	H	RBI	BB	SO	LOB	BOTTOM					
24 Dexter Fowler, S (1.8) OBP: 0.381, SLG: 0.470	K2-3		G3-1				K		K	4	0	0	0	0	3	0						
19 Charlie Blackmon, L (1.9) OBP: 0.292, SLG: 0.413	5 1B 2B		G4-3				K	F9		4	1	1	0	0	1	0						
2 Troy Tulowitzki, R (1.6) OBP: 0.399, SLG: 0.598	G5-3		G6-3				G6-3	K		4	0	0	0	0	1	1						
5 Carlos González, L (1.7) OBP: 0.370, SLG: 0.608	3 2B 1B		28 G4-3 3 S 1B				28 1B BB	G3-1		3	2	2	1	1	0	0						
3 Michael Cuddyer, R (1.3) OBP: 0.392, SLG: 0.563	1-H 2B		G5-3				28 1B BB	G3-1		2	1	1	1	1	0	1						
28 Nolan Arenado, R (1.5) OBP: 0.284, SLG: 0.387	P4		G4-3				28 E BB	G3-1		3	0	1	1	0	0	2						
8 Yorvit Torrealba, R (1.2) OBP: 0.350, SLG: 0.333			G6-3				G6-3			3	0	0	0	0	0	2						
18 Jonathan Herrera, S (1.4) OBP: 0.309, SLG: 0.359			K				L8			3	0	0	0	0	1	0						
32 Tyler Chatwood, R (1.1) ERA: 5.03 88 Josh Outman, L (7.1) ERA: 2.75 61 Edgmer Escalona, R (7.1) 15 Jordan Pacheco, R (9. PH) 34 Matt Belisle, R (8.1) 49 Rex Brothers, L (9.1)			G4-3				G5-3			2	0	0	0	0	0	0						
<b>Inning Stats</b>	R: 2 H: 3 E: 0 K: 1 S: 12	H: 3 LOB: 1 BB: 0 P: 16	R: 0 H: 0 E: 0 K: 1 S: 6	LOB: 0 BB: 0 P: 7	R: 0 H: 0 E: 0 K: 0 S: 5	LOB: 0 BB: 0 P: 8	R: 0 H: 1 E: 0 K: 0 S: 9	LOB: 1 BB: 0 P: 15	R: 0 H: 0 E: 0 K: 1 S: 8	H: 0 LOB: 0 BB: 0 P: 10	R: 2 H: 1 E: 1 K: 1 S: 11	H: 1 LOB: 1 BB: 2 P: 23	R: 0 H: 0 E: 0 K: 1 S: 9	H: 0 LOB: 0 BB: 0 P: 14	R: 0 H: 0 E: 0 K: 1 S: 11	H: 0 LOB: 0 BB: 0 P: 18	R: 0 H: 0 E: 0 K: 1 S: 11	H: 0 LOB: 0 BB: 0 P: 18	1B: 3 2B: 2 3B: 0 HR: 0	SF: 0 SAC: 0 DP: 0 HBP: 0	WP: 0 PB: 0 SB: 2 CS: 0	PA: 31
<b>PITCHER</b>	IP	WLS	BF	H	R	ER	SO	BB	IBB	HBP	BLK	WP	HR	S	P	ERA	WHIP					
36 Edwin Jackson, R (1.1) ERA: 5.03	7.0	L	28	5	4	3	5	2	0	0	0	0	0	60	93	3.86	1.000					
40 James Russell, L (8.1) ERA: 2.75	0.1		1	0	0	0	0	0	0	0	0	0	0	5	7	0.00	0.000					
51 Matt Guerrier, R (8.1) ERA: 4.5	0.2		2	0	0	0	1	0	0	0	0	0	0	6	11	0.00	0.000					

Chicago Cubs @ Colorado Rockies  
Coors Field, Denver, CO  
Sun Jul 21 2013, 2:12 PM - 5:23 PM MDT  
Att: 43,108 - Sunny - 82 F

AB	29
R	4
H	5
RBI	3
BB	2
SO	6
LOB	6









Batter	1	2	3	4	5	6	7	8	9	AB	R	H	RBI	BB	SO	LOB	TOP										
3 Adeiny Hechavarría, R (1.6) OBP: 0.289, SLG: 0.334	L4		21 1B		21 2B		G6-3		K	5	1	2	1	0	1	3											
21 Christian Yelich, L (1.7) OBP: 0.500, SLG: 0.500	1B		1B		E4 27 L4-3			L8		4	0	2	1	0	0	1											
27 Giancarlo Stanton, R (1.9) OBP: 0.351, SLG: 0.450	K		F9		L4-3			HR		4	1	1	1	0	1	4											
5 Logan Morrison, L (1.3) OBP: 0.351, SLG: 0.470	G3				G4-3			L7		4	0	1	0	0	0	1											
40 Mike Dunn, L (8.1)										0	0	0	0	0	0	0											
31 Steve Cishek, R (9.1)										0	0	0	0	0	0	0											
59 Ed Lucas, R (1.5) OBP: 0.333, SLG: 0.327		L9			P4			K		4	0	0	0	0	1	1											
23 Jake Marisnick, R (1.8)		G6-3			G6-3			P6		4	0	0	0	0	0	0											
17 Donovan Solano, R (1.4) OBP: 0.317, SLG: 0.318		G6-3								4	0	2	0	0	0	0											
6 Jeff Mathis, R (1.2)					G5-3			K		4	1	2	0	0	1	1											
16 José Fernández, R (1.1) OBP: 0.156, SLG: 0.188										3	1	0	0	0	1	3											
30 Placido Polanco, R (8.5) OBP: 0.314, SLG: 0.300					K			G5-3		1	0	1	0	0	0	0											
<b>Inning Stats</b>	R: 0 H: 1 E: 0 K: 1 S: 11	H: 1 LOB: 1 BB: 0 P: 15	R: 0 H: 0 E: 0 K: 0 S: 9	H: 0 LOB: 0 BB: 0 P: 13	R: 1 H: 2 E: 0 K: 1 S: 10	H: 2 LOB: 1 BB: 0 P: 17	R: 0 H: 0 E: 0 K: 0 S: 8	H: 0 LOB: 0 BB: 0 P: 11	R: 2 H: 3 E: 1 K: 0 S: 11	H: 3 LOB: 1 BB: 0 P: 16	R: 0 H: 0 E: 0 K: 1 S: 8	H: 0 LOB: 0 BB: 0 P: 10	R: 0 H: 1 E: 0 K: 1 S: 13	H: 1 LOB: 1 BB: 0 P: 16	R: 1 H: 2 E: 0 K: 0 S: 6	H: 2 LOB: 2 BB: 0 P: 9	R: 0 H: 2 E: 0 K: 1 S: 12	H: 2 LOB: 2 BB: 0 P: 18	1B: 8 2B: 3 3B: 0 HR: 1	SF: 0 SAC: 0 DP: 2 HBP: 0	WP: 0 PB: 0 SB: 1 CS: 1	PA: 37					
<b>PITCHER</b>	IP	WLS	BF	H	R	ER	SO	BB	IBB	HBP	BLK	WP	HR	S	P	ERA	WHIP										
45 Jhoulys Chacín, R (1.1) ERA: 3.45	7.0	L	28	7	3	2	4	0	0	0	0	0	0	70	98	2.57	1.000										
88 Josh Outman, L (8.1)	0.1		3	2	1	1	0	0	0	0	0	0	1	5	8	27.00	6.000										
61 Edgmer Escalona, R (8.1)	0.2		1	0	0	0	0	0	0	0	0	0	0	1	1	0.00	0.000										
34 Matt Belisle, R (9.1) ERA: 4.54	1.0		5	2	0	0	1	0	0	0	0	0	0	12	18	0.00	2.000										

Miami Marlins @ Colorado Rockies  
Coors Field, Denver, CO  
Tue Jul 23 2013, 6:42 PM - 9:23 PM MDT  
Att: 34,223 - Cloudy - 89 F


AB 37  
R 4  
H 11  
RBI 3  
BB 0  
SO 5  
LOB 14



Batter	1	2	3	4	5	6	7	8	9	AB	R	H	RBI	BB	SO	LOB	BOTTOM										
24 Dexter Fowler, S (1.8) OBP: 0.375, SLG: 0.459	5 CS BB		G5-3		G4-6-3			K		3	0	0	0	1	1	2											
9 DJ LeMahieu, R (1.4) OBP: 0.330, SLG: 0.374	L9				5 FC4-6 1B			K		4	1	2	0	0	1	1											
5 Carlos González, L (1.7) OBP: 0.368, SLG: 0.602	K				2 16 FC4-6 1B			G4-3		3	0	0	1	1	1	2											
2 Troy Tulowitzki, R (1.6) OBP: 0.399, SLG: 0.603					3 S 1B			K		4	0	1	0	0	3	1											
3 Michael Cuddyer, R (1.9) OBP: 0.389, SLG: 0.558					3 S 1B			G5-3		4	0	0	0	0	1	3											
17 Todd Helton, L (1.3) OBP: 0.336, SLG: 0.396					3 S 1B			G3-1		4	1	1	1	0	1	3											
20 Wilin Rosario, R (1.2) OBP: 0.303, SLG: 0.456					3 S 1B			K		3	0	0	0	0	2	0											
28 Nolan Arenado, R (1.5) OBP: 0.284, SLG: 0.385					F7			K		3	0	1	0	0	1	0											
45 Jhoulys Chacín, R (1.1) ERA: 3.45										1	0	0	0	1	0	0											
88 Josh Outman, L (8.1)										0	0	0	0	0	0	0											
61 Edgmer Escalona, R (8.1)										0	0	0	0	0	0	0											
19 Charlie Blackmon, L (8.99) OBP: 0.299, SLG: 0.440										0	0	0	0	0	0	0											
15 Jordan Pacheco, R (8.99) OBP: 0.286, SLG: 0.299										1	0	0	0	0	0	0											
34 Matt Belisle, R (9.1) ERA: 4.54										0	0	0	0	0	0	0											
<b>Inning Stats</b>	R: 0 H: 0 E: 1 K: 1 S: 12	H: 0 LOB: 0 BB: 1 P: 18	R: 1 H: 1 E: 0 K: 2 S: 10	H: 1 LOB: 0 BB: 0 P: 12	R: 0 H: 0 E: 0 K: 0 S: 6	H: 0 LOB: 0 BB: 0 P: 8	R: 0 H: 2 E: 0 K: 2 S: 11	H: 2 LOB: 2 BB: 0 P: 15	R: 0 H: 1 E: 0 K: 1 S: 13	H: 1 LOB: 1 BB: 1 P: 19	R: 1 H: 1 E: 0 K: 1 S: 7	H: 1 LOB: 0 BB: 0 P: 10	R: 0 H: 0 E: 0 K: 1 S: 8	H: 0 LOB: 0 BB: 0 P: 12	R: 0 H: 0 E: 0 K: 2 S: 9	H: 0 LOB: 0 BB: 0 P: 12	R: 0 H: 0 E: 0 K: 1 S: 9	H: 0 LOB: 1 BB: 1 P: 20	1B: 3 2B: 0 3B: 1 HR: 1	SF: 0 SAC: 0 DP: 1 HBP: 0	WP: 0 PB: 0 SB: 2 CS: 1	PA: 33					
<b>PITCHER</b>	IP	WLS	BF	H	R	ER	SO	BB	IBB	HBP	BLK	WP	HR	S	P	ERA	WHIP										
16 José Fernández, R (1.1) ERA: 2.74	7.0	W	26	5	2	2	8	2	0	0	0	0	0	9	12	0.00	0.000										
40 Mike Dunn, L (8.1)	1.0	H	3	0	0	0	2	0	0	0	0	0	0	9	12	0.00	0.000										
31 Steve Cishek, R (9.1) ERA: 3.09	1.0	S	4	0	0	0	1	1	0	0	0	0	0	9	20	0.00	1.000										

Miami Marlins @ Colorado Rockies  
Coors Field, Denver, CO  
Tue Jul 23 2013, 6:42 PM - 9:23 PM MDT  
Att: 34,223 - Cloudy - 89 F

AB 30  
R 2  
H 5  
RBI 2  
BB 3  
SO 11  
LOB 12





Batter	1	2	3	4	5	6	7	8	9	AB	R	H	RBI	BB	SO	LOB	TOP			
3 Adeiny Hechavarria, R OBP: 0.289, SLG: 0.332										5	0	1	0	0	3	5	<b>Miami Marlins @ Colorado Rockies</b> Coors Field, Denver, CO Wed Jul 24 2013, 6:42 PM - 9:36 PM MDT Att: 30,900 - Cloudy - 79 F			
21 Christian Yelich, L OBP: 0.333, SLG: 0.250										4	0	0	0	1	1	4				
27 Giancarlo Stanton, R OBP: 0.349, SLG: 0.441										4	0	0	0	1	1	4				
59 Ed Lucas, R OBP: 0.335, SLG: 0.329										5	0	2	0	0	0	1				
30 Placido Polanco, R OBP: 0.314, SLG: 0.300										4	1	1	0	0	0	3				
23 Jake Marisnick, R (1, 8)										4	0	0	0	0	2	2				
17 Donovan Solano, R OBP: 0.329, SLG: 0.331										4	0	3	1	0	0	0				
6 Jeff Mathis, R OBP: 0.282, SLG: 0.330									4	0	2	0	0	0	0	1				
33 Jacob Turner, R (1, 1)										2	0	1	0	0	1	0				
29 Greg Dobbs, L (7, 1)										0	0	0	0	0	0	0				
58 Ryan Wroblewski, R (7, 1)										0	0	0	0	0	0	0				
43 Dan Jennings, L (7, 1)										0	0	0	0	0	0	0				
20 Justin Ruggiano, R (8, 1)										1	0	0	0	0	1	2				
44 AJ Ramos, R (8, 1)										0	0	0	0	0	0	0				
<b>Inning Stats</b>	R: 0 E: 0 K: 2 S: 12	H: 1 LOB: 2 BB: 1 P: 21	R: 0 E: 0 K: 1 S: 10	H: 2 LOB: 2 BB: 0 P: 15	R: 0 E: 0 K: 0 S: 7	H: 0 LOB: 0 BB: 0 P: 12	R: 0 E: 0 K: 1 S: 7	H: 0 LOB: 0 BB: 0 P: 10	R: 0 E: 0 K: 1 S: 12	H: 1 LOB: 1 BB: 0 P: 17	R: 0 E: 0 K: 0 S: 10	H: 2 LOB: 3 BB: 0 P: 19	R: 1 E: 1 K: 1 S: 15	H: 3 LOB: 2 BB: 0 P: 24	R: 0 E: 0 K: 1 S: 6	H: 0 LOB: 1 BB: 1 P: 11	1B: 10 2B: 0 3B: 0 HR: 0	SF: 0 SAC: 0 DP: 0 HBP: 1	WP: 0 PB: 0 SB: 1 CS: 0	PA: 40
<b>PITCHER</b>	IP WLS BF H R ER SO	IP WLS BF H R ER SO	IP WLS BF H R ER SO	IP WLS BF H R ER SO	IP WLS BF H R ER SO	IP WLS BF H R ER SO	IP WLS BF H R ER SO	IP WLS BF H R ER SO	IP WLS BF H R ER SO	IP WLS BF H R ER SO	IP WLS BF H R ER SO	IP WLS BF H R ER SO	IP WLS BF H R ER SO	IP WLS BF H R ER SO	IP WLS BF H R ER SO	IP WLS BF H R ER SO	ERA WHIP	ERA WHIP	ERA WHIP	
29 Jorge De La Rosa, L ERA: 2.97	6.0	W	24	5	0	0	5	1	0	0	0	0	0	0	0	0	0.00	1.000		
61 Edgmer Escalona, R ERA: 4.5	0.1	H	4	2	0	0	1	0	0	1	0	0	0	0	0	0	0.00	6.000		
88 Josh Outman, L ERA: 4.52	0.1	H	1	0	0	0	1	0	0	0	0	0	0	0	0	0	0.00	0.000		
59 Wilton Lopez, R ERA: 4.25	0.1	H	1	0	0	0	0	0	0	0	0	0	0	0	0	0	0.00	0.000		
34 Matt Belisle, R ERA: 4.25	1.0	H	6	3	1	1	1	0	0	0	0	0	0	0	0	0	9.00	3.000		

Batter	1	2	3	4	5	6	7	8	9	AB	R	H	RBI	BB	SO	LOB	BOTTOM			
24 Dexter Fowler, S OBP: 0.376, SLG: 0.458										3	0	1	0	1	0	0	<b>Miami Marlins @ Colorado Rockies</b> Coors Field, Denver, CO Wed Jul 24 2013, 6:42 PM - 9:36 PM MDT Att: 30,900 - Cloudy - 79 F			
9 DJ LeMahieu, R OBP: 0.329, SLG: 0.373										3	0	1	1	0	1	0				
5 Carlos González, L OBP: 0.367, SLG: 0.598										4	0	1	0	0	2	3				
2 Troy Tulowitzki, R OBP: 0.393, SLG: 0.594										4	0	0	0	0	2	0				
3 Michael Cuddyer, R OBP: 0.393, SLG: 0.557										2	0	1	0	2	0	0				
17 Todd Helton, L OBP: 0.335, SLG: 0.398										4	1	1	0	0	1	3				
28 Nolan Arenado, R OBP: 0.283, SLG: 0.383										4	0	1	1	0	0	3				
8 Yorvit Torrealba, R OBP: 0.357, SLG: 0.336										2	1	1	0	1	0	0				
29 Jorge De La Rosa, L (1, 1)										1	0	0	0	0	0	2				
61 Edgmer Escalona, R (7, 1)										0	0	0	0	0	0	0				
88 Josh Outman, L (7, 1)										0	0	0	0	0	0	0				
59 Wilton Lopez, R (7, 1)										0	0	0	0	0	0	0				
19 Charlie Blackmon, L (7, 1)										0	0	0	0	0	0	0				
34 Matt Belisle, R (8, 1)										0	0	0	0	0	0	0				
49 Rex Brothers, L (8, 1)										0	0	0	0	0	0	0				
<b>Inning Stats</b>	R: 0 E: 0 K: 0 S: 5	H: 1 LOB: 0 BB: 0 P: 10	R: 1 E: 0 K: 0 S: 9	H: 2 LOB: 2 BB: 1 P: 17	R: 0 E: 0 K: 2 S: 10	H: 0 LOB: 0 BB: 0 P: 15	R: 0 E: 0 K: 0 S: 7	H: 1 LOB: 1 BB: 0 P: 10	R: 1 E: 0 K: 1 S: 8	H: 2 LOB: 1 BB: 0 P: 11	R: 0 E: 1 K: 1 S: 10	H: 0 LOB: 1 BB: 1 P: 17	R: 0 E: 0 K: 0 S: 6	H: 1 LOB: 2 BB: 1 P: 13	R: 0 E: 0 K: 2 S: 11	H: 0 LOB: 1 BB: 1 P: 22	1B: 6 2B: 1 3B: 0 HR: 0	SF: 1 SAC: 1 DP: 0 HBP: 0	WP: 1 PB: 0 SB: 1 CS: 1	PA: 35
<b>PITCHER</b>	IP WLS BF H R ER SO	IP WLS BF H R ER SO	IP WLS BF H R ER SO	IP WLS BF H R ER SO	IP WLS BF H R ER SO	IP WLS BF H R ER SO	IP WLS BF H R ER SO	IP WLS BF H R ER SO	IP WLS BF H R ER SO	IP WLS BF H R ER SO	IP WLS BF H R ER SO	IP WLS BF H R ER SO	IP WLS BF H R ER SO	IP WLS BF H R ER SO	IP WLS BF H R ER SO	IP WLS BF H R ER SO	ERA WHIP	ERA WHIP	ERA WHIP	
33 Jacob Turner, R ERA: 2.49	6.0	L	25	6	2	2	4	1	0	0	0	0	0	0	0	0	3.00	1.167		
58 Ryan Webb, R ERA: 3.15	0.2		4	1	0	0	0	1	0	0	0	0	0	0	0	0	0.00	3.000		
43 Dan Jennings, L ERA: 3.1	0.1		1	0	0	0	0	0	0	0	0	0	0	0	0	0	0.00	0.000		
44 AJ Ramos, R ERA: 3.31	1.0		4	0	0	0	2	1	0	0	0	0	0	0	0	0	0.00	1.000		

Miami Marlins @ Colorado Rockies  
 Coors Field, Denver, CO  
 Wed Jul 24 2013, 6:42 PM - 9:36 PM MDT  
 Att: 30,900 - Cloudy - 79 F

AB	37
R	1
H	10
RBI	1
BB	2
SO	9
LOB	22



Miami Marlins @ Colorado Rockies  
 Coors Field, Denver, CO  
 Wed Jul 24 2013, 6:42 PM - 9:36 PM MDT  
 Att: 30,900 - Cloudy - 79 F

AB	28
R	2
H	7
RBI	2
BB	4
SO	6
LOB	11





Batter	1	2	3	4	5	6	7	8	9	AB	R	H	RBI	BB	SO	LOB	TOP								
3 Adeiny Hechavarria, R OBP: 0.287, SLG: 0.329	G6-3		BB			G5-3		G4-3		3	0	0	0	1	0	1									
21 Christian Yelich, L OBP: 0.368, SLG: 0.333	K		CS	G3		K			2B	4	1	1	0	0	2	0									
27 Giancarlo Stanton, R OBP: 0.350, SLG: 0.452	2B			K			G5-3		2B	4	1	2	1	0	1	0									
5 Logan Morrison, L OBP: 0.347, SLG: 0.462	K			1B			K		F8	4	0	1	0	0	2	2									
59 Ed Lucas, R OBP: 0.333, SLG: 0.327	K			G5-3			G4-3		1B	4	1	1	1	0	1	1									
17 Donovan Solano, R OBP: 0.327, SLG: 0.350	F9					G5-3		K	HR	4	1	1	2	0	1	0									
23 Jake Marisnick, R OBP: 0.327, SLG: 0.350	K					F8		K	G6-3	4	0	0	0	0	2	0									
19 Rob Brantly, L OBP: 0.288, SLG: 0.300			G6-3			K		1B	G3	4	1	1	0	0	1	0									
24 Nathan Eovaldi, R OBP: 0.366, SLG: 0.597			K			G4-3				2	0	0	0	0	1	0									
29 Greg Dobbs, L OBP: 0.297, SLG: 0.266										1	0	1	0	0	0	0									
50 Chad Qualls, R ERA: 2.95										0	0	0	0	0	0	0									
45 Kevin Slowey, R ERA: 4.11										0	0	0	0	0	0	0									
31 Steve Cishek, R ERA: 3.02										0	0	0	0	0	0	0									
6 Jeff Mathis, R OBP: 0.280, SLG: 0.330										0	0	0	0	0	0	0									
<b>Inning Stats</b>	R: 0 E: 0 K: 2 S: 8	H: 1 LOB: 1 BB: 0 P: 15	R: 0 E: 0 K: 2 S: 10	H: 0 LOB: 0 BB: 0 P: 12	R: 0 E: 0 K: 1 S: 7	H: 0 LOB: 0 BB: 1 P: 16	R: 0 E: 0 K: 1 S: 11	H: 1 LOB: 1 BB: 0 P: 17	R: 0 E: 0 K: 1 S: 6	H: 0 LOB: 2 BB: 0 P: 11	R: 0 E: 0 K: 1 S: 7	H: 0 LOB: 0 BB: 0 P: 13	R: 0 E: 0 K: 1 S: 10	H: 0 LOB: 0 BB: 0 P: 14	R: 1 E: 0 K: 2 S: 11	H: 2 LOB: 1 BB: 0 P: 17	R: 4 E: 0 K: 0 S: 10	H: 4 LOB: 0 BB: 0 P: 14	1B: 4 2B: 3 3B: 0 HR: 1	SF: 0 SAC: 0 DP: 0 HBP: 0	WP: 1 PB: 0 SB: 0 CS: 1	PA: 36			
<b>PITCHER</b>	IP	WLS	BF	H	R	ER	SO	BB	IBB	HBP	BLK	WP	HR	S	P	ERA	WHIP								
12 Juan Nicasio, R ERA: 4.4	7.0		23	2	0	0	9	1	0	0	0	0	0	59	98	0.00	0.429								
0 Adam Ottavino, R ERA: 2.92	1.0	L	5	2	1	1	2	0	0	0	0	1	0	11	17	9.00	2.000								
59 Wilton Lopez, R ERA: 4.96	0.1		5	4	4	4	0	0	0	0	0	0	1	6	9	108.00	12.000								
41 Mitchell Boggs, R ERA: 9.92	0.2		2	0	0	0	0	0	0	0	0	0	0	4	5	0.00	0.000								

Miami Marlins @ Colorado Rockies  
Coors Field, Denver, CO  
Thu Jul 25 2013, 1:13 PM - 5:21 PM MDT  
Att: 33,165 - Partly Cloudy - 77 F


AB 34  
R 5  
H 8  
RBI 4  
BB 1  
SO 11  
LOB 4



Batter	1	2	3	4	5	6	7	8	9	AB	R	H	RBI	BB	SO	LOB	BOTTOM								
24 Dexter Fowler, S OBP: 0.372, SLG: 0.452	G4-3		G3-1		F8			K		4	0	0	0	0	1	2									
9 DJ LeMahieu, R OBP: 0.323, SLG: 0.366	G4-3		G6-3		FC6-4			G5-3		4	0	0	0	0	0	2									
59 Wilton Lopez, R	G4-3									0	0	0	0	0	0	0									
41 Mitchell Boggs, R	G4-3									0	0	0	0	0	0	0									
5 Carlos González, L OBP: 0.366, SLG: 0.597	K				F8				1B	1	0	0	0	0	1	0									
15 Jordan Pacheco, R OBP: 0.268, SLG: 0.299						F8			1B	3	1	1	0	0	0	0									
3 Michael Cuddyer, R OBP: 0.397, SLG: 0.562			BB		1B				2B	3	1	2	1	1	0	0									
20 Wilin Rosario, R OBP: 0.305, SLG: 0.457			1B						1B	4	1	2	1	0	2	1									
19 Charlie Blackmon, L OBP: 0.284, SLG: 0.373			1B		FC4-6				1B	4	0	0	0	0	0	3									
28 Nolan Arenado, R OBP: 0.286, SLG: 0.394						L8		G1-4-3		4	0	2	0	0	0	0									
18 Jonathan Herrera, S OBP: 0.307, SLG: 0.351									1B	3	0	0	0	1	2	3									
12 Juan Nicasio, R OBP: 0.269, SLG: 0.174										1	0	0	0	0	0	0									
0 Adam Ottavino, S										0	0	0	0	0	0	0									
2 Troy Tulowitzki, R OBP: 0.392, SLG: 0.591										1	0	0	0	0	0	0									
<b>Inning Stats</b>	R: 0 E: 0 K: 1 S: 7	H: 2 LOB: 2 BB: 1 P: 20	R: 0 E: 0 K: 1 S: 12	H: 0 LOB: 0 BB: 0 P: 9	R: 0 E: 0 K: 1 S: 9	H: 1 LOB: 1 BB: 0 P: 13	R: 0 E: 0 K: 1 S: 7	H: 0 LOB: 2 BB: 1 P: 12	R: 0 E: 0 K: 1 S: 9	H: 0 LOB: 0 BB: 0 P: 12	R: 0 E: 0 K: 1 S: 7	H: 0 LOB: 0 BB: 0 P: 11	R: 0 E: 0 K: 1 S: 8	H: 0 LOB: 0 BB: 0 P: 12	R: 3 E: 1 K: 0 S: 12	H: 4 LOB: 0 BB: 0 P: 18	1B: 6 2B: 1 3B: 0 HR: 0	SF: 0 SAC: 1 DP: 1 HBP: 0	WP: 0 PB: 0 SB: 0 CS: 0	PA: 35					
<b>PITCHER</b>	IP	WLS	BF	H	R	ER	SO	BB	IBB	HBP	BLK	WP	HR	S	P	ERA	WHIP								
24 Nathan Eovaldi, R ERA: 3.54	6.0		23	3	0	0	1	2	0	0	0	0	0	7	11	0.00	0.833								
43 Dan Jennings, L ERA: 2.95	1.0	W	3	0	0	0	1	0	0	0	0	0	0	8	12	0.00	0.000								
50 Chad Qualls, R ERA: 2.61	1.0	H	3	0	0	0	1	0	0	0	0	0	0	8	11	∞	∞								
45 Kevin Slowey, R ERA: 4.11	0.0		3	3	3	2	0	0	0	0	0	0	0	8	11	∞	∞								
31 Steve Cishek, R ERA: 3.02	1.0	S	3	1	0	0	0	0	0	0	0	0	0	4	7	0.00	1.000								

Miami Marlins @ Colorado Rockies  
Coors Field, Denver, CO  
Thu Jul 25 2013, 1:13 PM - 5:21 PM MDT  
Att: 33,165 - Partly Cloudy - 77 F

AB 32  
R 3  
H 7  
RBI 2  
BB 2  
SO 6  
LOB 11













Batter	1	2	3	4	5	6	7	8	9	AB	R	H	RBI	BB	SO	LOB	TOP			
23 Rickie Weeks Jr. R OBP: 0.315, SLG: 0.365										5	0	0	0	0	2	0	<b>Milwaukee Brewers @ Colorado Rockies</b> Coors Field, Denver, CO Sun Jul 28 2013, 2:11 PM - 4:52 PM MDT Att: 33,237 - Cloudy - 66 F			
7 Norichika Aoki, L OBP: 0.380, SLG: 0.381										5	1	1	1	0	0	1				
20 Jonathan Lucroy, R OBP: 0.333, SLG: 0.500										4	0	1	0	0	1	0				
27 Carlos Gómez, R OBP: 0.347, SLG: 0.557										4	2	2	0	0	1	1				
15 Caleb Gindl, L OBP: 0.373, SLG: 0.467										4	1	2	0	0	0	1				
3 Yuniesky Betancourt, R OBP: 0.235, SLG: 0.359										4	1	2	2	0	0	3				
21 Juan Francisco, L OBP: 0.299, SLG: 0.420										3	0	0	0	1	2	2				
14 Jeff Bianchi, R OBP: 0.274, SLG: 0.301										4	0	2	2	0	1	1				
48 Donovan Hand, R OBP: 0.285, SLG: 0.142										2	0	0	0	0	0	4				
22 Logan Schafer, L OBP: 0.282, SLG: 0.342										1	0	0	0	0	0	0				
51 Michael Gonzalez, R ERA: 3.96										0	0	0	0	0	0	0				
59 John Axford, R ERA: 3.99										0	0	0	0	0	0	0				
31 Burke Badenhop, R ERA: 3.74										0	0	0	0	0	0	0				
18 Kris Davis, R OBP: 0.348, SLG: 0.530										1	0	0	0	0	0	0				
<b>Inning Stats</b>	R: 0 E: 0 K: 1 S: 7	H: 0 LOB: 0 BB: 0 P: 11	R: 1 E: 0 K: 0 S: 8	H: 3 LOB: 2 BB: 1 P: 16	R: 1 E: 0 K: 1 S: 8	H: 1 LOB: 0 BB: 0 P: 14	R: 1 E: 0 K: 0 S: 12	H: 2 LOB: 1 BB: 0 P: 17	R: 0 E: 0 K: 1 S: 9	H: 1 LOB: 1 BB: 0 P: 16	R: 0 E: 0 K: 0 S: 6	H: 0 LOB: 0 BB: 0 P: 9	R: 2 E: 0 K: 2 S: 17	H: 2 LOB: 0 BB: 0 P: 23	R: 0 E: 1 K: 1 S: 10	H: 0 LOB: 1 BB: 0 P: 13	1B: 4 2B: 4 3B: 0 HR: 2	SF: 0 SAC: 0 DP: 1 HBP: 0	WP: 0 PB: 0 SB: 1 CS: 0	PA: 38
<b>PITCHER</b>	IP WLS BF H R ER SO BB IBB HBP BLK WP HR S P ERA WHIP																			
45 Jhoulys Chacin, R ERA: 3.47	(1, 1) 7.0 29 8 3 3 4 0 1 0 0 0 1 60 97 3.86 1.143																			
34 Matt Belisle, R ERA: 4.56	(8, 1) 1.0 W 5 2 2 2 2 0 0 0 0 0 1 17 23 18.00 2.000																			
49 Rex Brothers, L ERA: 1.24	(9, 1) 1.0 S 4 0 0 0 1 0 0 0 0 0 0 10 13 0.00 0.000																			

Batter	1	2	3	4	5	6	7	8	9	AB	R	H	RBI	BB	SO	LOB	BOTTOM			
24 Dexter Fowler, S OBP: 0.369, SLG: 0.452										4	1	2	1	0	0	0	<b>Milwaukee Brewers @ Colorado Rockies</b> Coors Field, Denver, CO Sun Jul 28 2013, 2:11 PM - 4:52 PM MDT Att: 33,237 - Cloudy - 66 F			
6 Corey Dickerson, L OBP: 0.341, SLG: 0.447										4	1	2	1	0	0	0				
49 Rex Brothers, L										4	2	2	2	0	1	0				
2 Troy Tulowitzki, R OBP: 0.396, SLG: 0.613										4	2	2	1	0	0	1				
3 Michael Cuddyer, R OBP: 0.398, SLG: 0.566										4	0	1	0	0	1	1				
17 Todd Helton, L OBP: 0.331, SLG: 0.399										4	0	1	0	0	1	1				
28 Nolan Arenado, R OBP: 0.288, SLG: 0.382										4	0	2	1	0	0	1				
8 Yorvit Torrealba, R OBP: 0.354, SLG: 0.333										4	0	1	0	0	0	3				
18 Jonathan Herrera, S OBP: 0.297, SLG: 0.338										4	0	0	0	0	0	2				
45 Jhoulys Chacin, R ERA: 3.56	(1, 1) 6.0 25 8 3 3 2 0 0 0 0 0 3 59 79 4.50 1.333																			
51 Michael Gonzalez, L ERA: 3.96	(7, 1) 1.0 4 1 1 1 0 0 0 0 0 0 1 7 11 9.00 1.000																			
59 John Axford, R ERA: 3.99	(8, 1) 0.1 L 4 3 2 2 0 0 0 0 0 0 1 0 10 16 54.00 9.000																			
31 Burke Badenhop, R ERA: 3.74	(8, 1) 0.2 2 0 0 0 0 0 0 0 0 0 0 5 8 0.00 0.000																			
<b>Inning Stats</b>	R: 1 E: 0 K: 1 S: 10	H: 1 LOB: 0 BB: 0 P: 15	R: 0 E: 0 K: 1 S: 9	H: 1 LOB: 1 BB: 0 P: 11	R: 0 E: 0 K: 0 S: 12	H: 2 LOB: 0 BB: 0 P: 14	R: 0 E: 0 K: 0 S: 12	H: 1 LOB: 1 BB: 0 P: 15	R: 0 E: 0 K: 0 S: 6	H: 0 LOB: 0 BB: 0 P: 9	R: 2 E: 0 K: 0 S: 10	H: 3 LOB: 1 BB: 0 P: 15	R: 1 E: 0 K: 0 S: 7	H: 1 LOB: 0 BB: 0 P: 11	R: 2 E: 0 K: 0 S: 15	H: 3 LOB: 1 BB: 0 P: 24	1B: 5 2B: 2 3B: 1 HR: 4	SF: 0 SAC: 0 DP: 0 HBP: 0	WP: 1 PB: 0 SB: 0 CS: 1	PA: 35
<b>PITCHER</b>	IP WLS BF H R ER SO BB IBB HBP BLK WP HR S P ERA WHIP																			
48 Donovan Hand, R ERA: 3.56	(1, 1) 6.0 25 8 3 3 2 0 0 0 0 0 3 59 79 4.50 1.333																			
51 Michael Gonzalez, L ERA: 3.96	(7, 1) 1.0 4 1 1 1 0 0 0 0 0 0 1 7 11 9.00 1.000																			
59 John Axford, R ERA: 3.99	(8, 1) 0.1 L 4 3 2 2 0 0 0 0 0 0 1 0 10 16 54.00 9.000																			
31 Burke Badenhop, R ERA: 3.74	(8, 1) 0.2 2 0 0 0 0 0 0 0 0 0 0 5 8 0.00 0.000																			

AB 37  
R 5  
H 10  
RBI 5  
BB 1  
SO 7  
LOB 13



AB 35  
R 6  
H 12  
RBI 6  
BB 0  
SO 2  
LOB 8



WP: 1  
PB: 0  
SB: 0  
CS: 1











Batter	1	2	3	4	5	6	7	8	9	AB	R	H	RBI	BB	SO	LOB	TOP
24 Dexter Fowler, S OBP: 0.369, SLG: 0.447										4	0	2	0	0	0	0	
23 Charlie Culberson, R (1.4) (4.7)										4	0	0	0	0	0	2	3
5 Carlos González, L OBP: 0.369, SLG: 0.596										1	0	0	0	0	1	1	
9 DJ LeMahieu, R OBP: 0.311, SLG: 0.354										3	0	0	0	0	1	2	
2 Troy Tulowitzki, R OBP: 0.385, SLG: 0.591											3	0	0	0	0	0	
59 Wilton Lopez, R (7.1)											0	0	0	0	0	0	
19 Charlie Blackmon, L OBP: 0.269, SLG: 0.371											1	0	0	0	0	0	
3 Michael Cuddyer, R OBP: 0.397, SLG: 0.564											2	0	0	0	0	1	0
88 Josh Outman, L (6.1)											0	0	0	0	0	0	
18 Jonathan Herrera, S OBP: 0.301, SLG: 0.343											1	0	1	0	0	0	
28 Nolan Arenado, R OBP: 0.291, SLG: 0.405											3	0	1	0	0	0	1
17 Todd Helton, L OBP: 0.326, SLG: 0.392											2	0	0	0	0	2	1
20 Wilin Rosario, R OBP: 0.310, SLG: 0.475											1	0	0	0	0	0	1
8 Yorvit Torrealba, R OBP: 0.346, SLG: 0.325											3	0	0	0	0	0	1
32 Tyler Chatwood, R OBP: 0.355, SLG: 0.367											0	0	0	0	0	0	
0 Adam Ottavino, S (3.1)											2	0	1	0	0	0	0
6 Corey Dickerson, L OBP: 0.333, SLG: 0.429											0	0	0	0	0	0	
											3	0	0	0	0	0	1
											0	0	0	0	0	0	
											2	0	1	0	0	0	0
											0	0	0	0	0	0	
											2	0	1	0	0	0	0
											1	0	0	0	0	1	0
											0	0	0	0	0	0	
											2	0	1	0	0	0	0
											0	0	0	0	0	0	
											2	0	1	0	0	0	0
											0	0	0	0	0	0	
											0	0	0	0	0	0	
											0	0	0	0	0	0	
											0	0	0	0	0	0	
											0	0	0	0	0	0	
											0	0	0	0	0	0	
											0	0	0	0	0	0	
											0	0	0	0	0	0	
											0	0	0	0	0	0	
											0	0	0	0	0	0	
											0	0	0	0	0	0	
											0	0	0	0	0	0	
											0	0	0	0	0	0	
											0	0	0	0	0	0	
											0	0	0	0	0	0	
											0	0	0	0	0	0	
											0	0	0	0	0	0	
											0	0	0	0	0	0	
											0	0	0	0	0	0	
											0	0	0	0	0	0	
											0	0	0	0	0	0	
											0	0	0	0	0	0	
											0	0	0	0	0	0	
											0	0	0	0	0	0	
											0	0	0	0	0	0	
											0	0	0	0	0	0	
											0	0	0	0	0	0	
											0	0	0	0	0	0	
											0	0	0	0	0	0	
											0	0	0	0	0	0	
											0	0	0	0	0	0	
											0	0	0	0	0	0	
											0	0	0	0	0	0	
											0	0	0	0	0	0	
											0	0	0	0	0	0	
											0	0	0	0	0	0	
											0	0	0	0	0	0	
											0	0	0	0	0	0	
											0	0	0	0	0	0	
											0	0	0	0	0	0	
											0	0	0	0	0	0	
											0	0	0	0	0	0	
											0	0	0	0	0	0	
											0	0	0	0	0	0	
											0	0	0	0	0	0	
											0	0	0	0	0	0	
											0	0	0	0	0	0	
											0	0	0	0	0	0	
											0	0	0	0	0	0	
											0	0	0	0	0	0	
											0	0	0	0	0	0	
											0	0	0	0	0	0	
											0	0	0	0	0	0	
											0	0	0	0	0	0	
											0	0	0	0	0	0	
											0	0	0	0	0	0	
											0	0	0	0	0	0	
											0	0	0	0	0	0	
											0	0	0	0	0	0	
											0	0	0	0	0	0	



Batter	1	2	3	4	5	6	7	8	9	AB	R	H	RBI	BB	SO	LOB	TOP					
24 Dexter Fowler, S OBP: 0.369, SLG: 0.443										3	0	0	0	2	0	2						
6 Corey Dickerson, L OBP: 0.340, SLG: 0.422										3	0	1	1	1	1	0						
2 Troy Tulowitzki, R OBP: 0.353, SLG: 0.587										2	0	0	0	0	2	4						
18 Jonathan Herrera, S OBP: 0.304, SLG: 0.345										2	0	1	1	0	1	0						
20 Wilin Rosario, R OBP: 0.310, SLG: 0.472										4	0	1	0	0	2	2						
17 Todd Helton, L OBP: 0.328, SLG: 0.394										4	0	2	0	0	2	3						
28 Nolan Arenado, R OBP: 0.289, SLG: 0.401										3	0	0	0	0	2	4						
60 Manny Corpas, R										0	0	0	0	0	0	0						
32 Tyler Chatwood, R (8, PH)										1	0	0	0	0	1	1						
61 Edgmer Escalona, R (8, PH)										0	0	0	0	0	0	0						
49 Rex Brothers, L										0	0	0	0	0	0	0						
19 Charlie Blackmon, L OBP: 0.265, SLG: 0.379										4	1	1	0	0	2	1						
9 DJ LeMahieu, R OBP: 0.318, SLG: 0.370										4	1	3	0	0	0	1						
35 Chad Bettis, R										2	0	0	0	0	0	3						
23 Charlie Culberson, R										2	0	0	0	0	1	1						
<b>Inning Stats</b>	R: 0 E: 0 K: 3 S: 14	H: 2 LOB: 3 BB: 1 P: 20	R: 1 E: 0 K: 1 S: 28	H: 2 LOB: 2 BB: 1 P: 37	R: 0 E: 0 K: 3 S: 13	H: 0 LOB: 0 BB: 0 P: 19	R: 0 E: 0 K: 1 S: 8	H: 1 LOB: 1 BB: 0 P: 14	R: 0 E: 0 K: 1 S: 6	H: 0 LOB: 0 BB: 0 P: 13	R: 0 E: 0 K: 1 S: 6	H: 1 LOB: 2 BB: 1 P: 14	R: 0 E: 0 K: 1 S: 8	H: 1 LOB: 1 BB: 0 P: 11	R: 0 E: 0 K: 0 S: 4	H: 0 LOB: 0 BB: 0 P: 6	1B: 6 2B: 3 3B: 0 HR: 0	SF: 1 SAC: 0 DP: 1 HBP: 0	WP: 0 PB: 0 SB: 1 CS: 0	PA: 38		
<b>PITCHER</b>	IP: 5.0 WLS: W BF: 22 ERA: 3.02	H: 5 R: 1 ER: 1 SO: 11	BB: 2 IBB: 0 HBP: 0 BLK: 0	WP: 0 HR: 0 S: 74 P: 103	ERA: 1.80 WHIP: 1.400	IP: 1.0 WLS: L BF: 3 ERA: 1.71	H: 1 R: 0 ER: 0 SO: 1	BB: 0 IBB: 0 HBP: 0 BLK: 0	WP: 0 HR: 0 S: 6 P: 10	ERA: 0.00 WHIP: 1.000	IP: 0.2 WLS: L BF: 4 ERA: 2.09	H: 1 R: 1 ER: 1 SO: 1	BB: 0 IBB: 0 HBP: 0 BLK: 0	WP: 0 HR: 0 S: 11 P: 15	ERA: 0.00 WHIP: 1.500	IP: 1.0 WLS: H BF: 6 ERA: 1.22	H: 2 R: 0 ER: 0 SO: 0	BB: 0 IBB: 0 HBP: 0 BLK: 0	WP: 0 HR: 0 S: 4 P: 6	1B: 6 2B: 3 3B: 0 HR: 0	SF: 1 SAC: 0 DP: 1 HBP: 0	PA: 38
49 Julio Teheran, R ERA: 3.02	IP: 5.0 WLS: W BF: 22 ERA: 3.02	H: 5 R: 1 ER: 1 SO: 11	BB: 2 IBB: 0 HBP: 0 BLK: 0	WP: 0 HR: 0 S: 74 P: 103	ERA: 1.80 WHIP: 1.400	IP: 1.0 WLS: L BF: 3 ERA: 1.71	H: 1 R: 0 ER: 0 SO: 1	BB: 0 IBB: 0 HBP: 0 BLK: 0	WP: 0 HR: 0 S: 6 P: 10	ERA: 0.00 WHIP: 1.000	IP: 0.2 WLS: L BF: 4 ERA: 2.09	H: 1 R: 1 ER: 1 SO: 1	BB: 0 IBB: 0 HBP: 0 BLK: 0	WP: 0 HR: 0 S: 11 P: 15	ERA: 0.00 WHIP: 1.500	IP: 1.0 WLS: H BF: 6 ERA: 1.22	H: 2 R: 0 ER: 0 SO: 0	BB: 0 IBB: 0 HBP: 0 BLK: 0	WP: 0 HR: 0 S: 4 P: 6	1B: 6 2B: 3 3B: 0 HR: 0	SF: 1 SAC: 0 DP: 1 HBP: 0	PA: 38
32 Scott Downs, L ERA: 1.71	IP: 1.0 WLS: L BF: 3 ERA: 1.71	H: 1 R: 0 ER: 0 SO: 1	BB: 0 IBB: 0 HBP: 0 BLK: 0	WP: 0 HR: 0 S: 6 P: 10	ERA: 0.00 WHIP: 1.000	IP: 0.2 WLS: L BF: 4 ERA: 2.09	H: 1 R: 1 ER: 1 SO: 1	BB: 0 IBB: 0 HBP: 0 BLK: 0	WP: 0 HR: 0 S: 6 P: 10	ERA: 0.00 WHIP: 1.000	IP: 1.0 WLS: H BF: 6 ERA: 1.22	H: 2 R: 0 ER: 0 SO: 0	BB: 0 IBB: 0 HBP: 0 BLK: 0	WP: 0 HR: 0 S: 11 P: 15	ERA: 0.00 WHIP: 1.500	IP: 1.0 WLS: H BF: 6 ERA: 1.22	H: 2 R: 0 ER: 0 SO: 0	BB: 0 IBB: 0 HBP: 0 BLK: 0	WP: 0 HR: 0 S: 4 P: 6	1B: 6 2B: 3 3B: 0 HR: 0	SF: 1 SAC: 0 DP: 1 HBP: 0	PA: 38
48 David Carpenter, R ERA: 2.09	IP: 0.2 WLS: L BF: 4 ERA: 2.09	H: 1 R: 1 ER: 1 SO: 1	BB: 0 IBB: 0 HBP: 0 BLK: 0	WP: 0 HR: 0 S: 6 P: 10	ERA: 0.00 WHIP: 1.000	IP: 1.0 WLS: H BF: 6 ERA: 1.22	H: 2 R: 0 ER: 0 SO: 0	BB: 0 IBB: 0 HBP: 0 BLK: 0	WP: 0 HR: 0 S: 6 P: 10	ERA: 0.00 WHIP: 1.000	IP: 1.0 WLS: H BF: 6 ERA: 1.22	H: 2 R: 0 ER: 0 SO: 0	BB: 0 IBB: 0 HBP: 0 BLK: 0	WP: 0 HR: 0 S: 11 P: 15	ERA: 0.00 WHIP: 1.500	IP: 1.0 WLS: H BF: 6 ERA: 1.22	H: 2 R: 0 ER: 0 SO: 0	BB: 0 IBB: 0 HBP: 0 BLK: 0	WP: 0 HR: 0 S: 4 P: 6	1B: 6 2B: 3 3B: 0 HR: 0	SF: 1 SAC: 0 DP: 1 HBP: 0	PA: 38
43 Luis Avilan, L ERA: 1.22	IP: 1.1 WLS: H BF: 6 ERA: 1.22	H: 2 R: 0 ER: 0 SO: 0	BB: 0 IBB: 0 HBP: 0 BLK: 0	WP: 0 HR: 0 S: 4 P: 6	ERA: 0.00 WHIP: 0.000	IP: 1.0 WLS: H BF: 6 ERA: 1.22	H: 2 R: 0 ER: 0 SO: 0	BB: 0 IBB: 0 HBP: 0 BLK: 0	WP: 0 HR: 0 S: 6 P: 10	ERA: 0.00 WHIP: 0.000	IP: 1.0 WLS: H BF: 6 ERA: 1.22	H: 2 R: 0 ER: 0 SO: 0	BB: 0 IBB: 0 HBP: 0 BLK: 0	WP: 0 HR: 0 S: 11 P: 15	ERA: 0.00 WHIP: 1.500	IP: 1.0 WLS: H BF: 6 ERA: 1.22	H: 2 R: 0 ER: 0 SO: 0	BB: 0 IBB: 0 HBP: 0 BLK: 0	WP: 0 HR: 0 S: 4 P: 6	1B: 6 2B: 3 3B: 0 HR: 0	SF: 1 SAC: 0 DP: 1 HBP: 0	PA: 38
38 Anthony Varvaro, R ERA: 3.08	IP: 1.0 WLS: L BF: 3 ERA: 3.08	H: 0 R: 0 ER: 0 SO: 0	BB: 0 IBB: 0 HBP: 0 BLK: 0	WP: 0 HR: 0 S: 4 P: 6	ERA: 0.00 WHIP: 0.000	IP: 1.0 WLS: H BF: 6 ERA: 1.22	H: 2 R: 0 ER: 0 SO: 0	BB: 0 IBB: 0 HBP: 0 BLK: 0	WP: 0 HR: 0 S: 6 P: 10	ERA: 0.00 WHIP: 0.000	IP: 1.0 WLS: H BF: 6 ERA: 1.22	H: 2 R: 0 ER: 0 SO: 0	BB: 0 IBB: 0 HBP: 0 BLK: 0	WP: 0 HR: 0 S: 11 P: 15	ERA: 0.00 WHIP: 1.500	IP: 1.0 WLS: H BF: 6 ERA: 1.22	H: 2 R: 0 ER: 0 SO: 0	BB: 0 IBB: 0 HBP: 0 BLK: 0	WP: 0 HR: 0 S: 4 P: 6	1B: 6 2B: 3 3B: 0 HR: 0	SF: 1 SAC: 0 DP: 1 HBP: 0	PA: 38

Colorado Rockies @ Atlanta Braves  
Turner Field, Atlanta, GA  
Thu Aug 01 2013, 7:21 PM - 10:35 PM EDT  
Att: 30,069 - Cloudy - 78 F

AB 34  
R 2  
H 9  
RBI 2  
BB 3  
SO 14  
LOB 22



Batter	1	2	3	4	5	6	7	8	9	AB	R	H	RBI	BB	SO	LOB	BOTTOM					
22 Jason Heyward, L OBP: 0.335, SLG: 0.388										3	3	1	2	2	0	1						
8 Justin Upton, R OBP: 0.350, SLG: 0.457										5	2	2	5	0	1	1						
5 Freddie Freeman, L OBP: 0.390, SLG: 0.486										4	2	2	0	1	0	0						
24 Evan Gattis, R OBP: 0.302, SLG: 0.504										4	0	0	0	0	0	3						
30 Todd Cunningham, S (8, 7)										1	1	1	0	0	0	0						
16 Brian McCann, L OBP: 0.371, SLG: 0.532										3	0	1	1	2	0	1						
23 Chris Johnson, R OBP: 0.384, SLG: 0.471										5	0	3	2	0	0	1						
26 Dan Uggla, R OBP: 0.313, SLG: 0.420										4	0	0	0	1	1	6						
19 Andrelton Simmons, R OBP: 0.290, SLG: 0.375										4	1	1	0	0	1	4						
49 Julio Teheran, R ERA: 3.02	IP: 5.0 WLS: L BF: 22 ERA: 3.02	H: 5 R: 1 ER: 1 SO: 11	BB: 2 IBB: 0 HBP: 0 BLK: 0	WP: 0 HR: 0 S: 74 P: 103	ERA: 1.80 WHIP: 1.400	IP: 1.0 WLS: L BF: 3 ERA: 1.71	H: 1 R: 0 ER: 0 SO: 1	BB: 0 IBB: 0 HBP: 0 BLK: 0	WP: 0 HR: 0 S: 6 P: 10	ERA: 0.00 WHIP: 1.000	IP: 0.2 WLS: L BF: 4 ERA: 2.09	H: 1 R: 1 ER: 1 SO: 1	BB: 0 IBB: 0 HBP: 0 BLK: 0	WP: 0 HR: 0 S: 11 P: 15	ERA: 0.00 WHIP: 1.500	IP: 1.0 WLS: H BF: 6 ERA: 1.22	H: 2 R: 0 ER: 0 SO: 0	BB: 0 IBB: 0 HBP: 0 BLK: 0	WP: 0 HR: 0 S: 4 P: 6	1B: 6 2B: 3 3B: 0 HR: 0	SF: 1 SAC: 0 DP: 1 HBP: 0	PA: 38
32 Scott Downs, L ERA: 1.71	IP: 1.0 WLS: L BF: 3 ERA: 1.71	H: 1 R: 0 ER: 0 SO: 1	BB: 0 IBB: 0 HBP: 0 BLK: 0	WP: 0 HR: 0 S: 6 P: 10	ERA: 0.00 WHIP: 1.000	IP: 0.2 WLS: L BF: 4 ERA: 2.09	H: 1 R: 1 ER: 1 SO: 1	BB: 0 IBB: 0 HBP: 0 BLK: 0	WP: 0 HR: 0 S: 6 P: 10	ERA: 0.00 WHIP: 1.000	IP: 1.0 WLS: H BF: 6 ERA: 1.22	H: 2 R: 0 ER: 0 SO: 0	BB: 0 IBB: 0 HBP: 0 BLK: 0	WP: 0 HR: 0 S: 11 P: 15	ERA: 0.00 WHIP: 1.500	IP: 1.0 WLS: H BF: 6 ERA: 1.22	H: 2 R: 0 ER: 0 SO: 0	BB: 0 IBB: 0 HBP: 0 BLK: 0	WP: 0 HR: 0 S: 4 P: 6	1B: 6 2B: 3 3B: 0 HR: 0	SF: 1 SAC: 0 DP: 1 HBP: 0	PA: 38
48 David Carpenter, R ERA: 2.09	IP: 0.2 WLS: L BF: 4 ERA: 2.09	H: 1 R: 1 ER: 1 SO: 1	BB: 0 IBB: 0 HBP: 0 BLK: 0	WP: 0 HR: 0 S: 6 P: 10	ERA: 0.00 WHIP: 1.000	IP: 1.0 WLS: H BF: 6 ERA: 1.22	H: 2 R: 0 ER: 0 SO: 0	BB: 0 IBB: 0 HBP: 0 BLK: 0	WP: 0 HR: 0 S: 6 P: 10	ERA: 0.00 WHIP: 1.000	IP: 1.0 WLS: H BF: 6 ERA: 1.22	H: 2 R: 0 ER: 0 SO: 0	BB: 0 IBB: 0 HBP: 0 BLK: 0	WP: 0 HR: 0 S: 11 P: 15	ERA: 0.00 WHIP: 1.500	IP: 1.0 WLS: H BF: 6 ERA: 1.22	H: 2 R: 0 ER: 0 SO: 0	BB: 0 IBB: 0 HBP: 0 BLK: 0	WP: 0 HR: 0 S: 4 P: 6	1B: 6 2B: 3 3B: 0 HR: 0	SF: 1 SAC: 0 DP: 1 HBP: 0	PA: 38
43 Luis Avilan, L ERA: 1.22	IP: 1.1 WLS: H BF: 6 ERA: 1.22	H: 2 R: 0 ER: 0 SO: 0	BB: 0 IBB: 0 HBP: 0 BLK: 0	WP: 0 HR: 0 S: 4 P: 6	ERA: 0.00 WHIP: 0.000	IP: 1.0 WLS: H BF: 6 ERA: 1.22	H: 2 R: 0 ER: 0 SO: 0	BB: 0 IBB: 0 HBP: 0 BLK: 0	WP: 0 HR: 0 S: 6 P: 10	ERA: 0.00 WHIP: 0.000	IP: 1.0 WLS: H BF: 6 ERA: 1.22	H: 2 R: 0 ER: 0 SO: 0	BB: 0 IBB: 0 HBP: 0 BLK: 0	WP: 0 HR: 0 S: 11 P: 15	ERA: 0.00 WHIP: 1.500	IP: 1.0 WLS: H BF: 6 ERA: 1.22	H: 2 R: 0 ER: 0 SO: 0	BB: 0 IBB: 0 HBP: 0 BLK: 0	WP: 0 HR: 0 S: 4 P: 6	1B: 6 2B: 3 3B: 0 HR: 0	SF: 1 SAC: 0 DP: 1 HBP: 0	PA: 38
38 Anthony Varvaro, R ERA: 3.08	IP: 1.0 WLS: L BF: 3 ERA: 3.08	H: 0 R: 0 ER: 0 SO: 0	BB: 0 IBB: 0 HBP: 0 BLK: 0	WP: 0 HR: 0 S: 4 P: 6	ERA: 0.00 WHIP: 0.000	IP: 1.0 WLS: H BF: 6 ERA: 1.22	H															



Batter	1	2	3	4	5	6	7	8	9	AB	R	H	RBI	BB	SO	LOB	TOP										
24 Dexter Fowler, S (1, 8) OBP: 0.367, SLG: 0.438										4	1	0	0	1	1	2											
9 Dj LeMahieu, R (1, 4) OBP: 0.312, SLG: 0.362										5	0	0	0	0	2	3											
6 Corey Dickerson, L (1, 7) OBP: 0.351, SLG: 0.429										4	1	2	0	0	0	0											
5 Carlos González, L (8, 7) OBP: 0.368, SLG: 0.594										1	0	0	0	0	0	2											
2 Troy Tulowitzki, R (1, 6) OBP: 0.388, SLG: 0.599										3	2	2	2	1	0	0											
17 Todd Helton, L (1, 3) OBP: 0.331, SLG: 0.393										3	0	1	2	1	1	2											
20 Wilin Rosario, R (1, 2) OBP: 0.309, SLG: 0.469										4	0	1	0	0	1	3											
19 Charlie Blackmon, L (1, 9) OBP: 0.264, SLG: 0.371										4	0	1	0	0	0	2											
28 Nolan Arenado, R (1, 5) OBP: 0.288, SLG: 0.399										4	0	1	0	0	0	2											
45 Jhoulys Chacin, R (1, 1) OBP: 0.256, SLG: 0.233										3	0	0	0	0	1	0											
23 Charlie Culberson, R (8, PH) OBP: 0.111, SLG: 0.111										1	0	1	0	0	0	0											
49 Rex Brothers, L (8, 1)										0	0	0	0	0	0	0											
<b>Inning Stats</b>	R: 0 E: 0 K: 2 S: 11	H: 0 LOB: 0 BB: 0 P: 16	R: 1 E: 0 K: 0 S: 11	H: 1 LOB: 0 BB: 0 P: 19	R: 0 E: 0 K: 0 S: 9	H: 0 LOB: 0 BB: 0 P: 15	R: 0 E: 0 K: 2 S: 13	H: 1 LOB: 2 BB: 1 P: 21	R: 0 E: 0 K: 1 S: 12	H: 0 LOB: 0 BB: 0 P: 14	R: 3 E: 0 K: 1 S: 26	H: 4 LOB: 2 BB: 1 P: 37	R: 0 E: 0 K: 0 S: 11	H: 0 LOB: 0 BB: 0 P: 14	R: 0 E: 0 K: 0 S: 10	H: 1 LOB: 2 BB: 0 P: 17	R: 0 E: 0 K: 0 S: 8	H: 2 LOB: 0 BB: 0 P: 11	1B: 8 2B: 0 3B: 0 HR: 1	SF: 0 SAC: 0 DP: 0 HBP: 0	WP: 4 PB: 0 SB: 1 CS: 0	PA: 39					
<b>PITCHER</b>	IP	WLS	BF	H	R	ER	SO	BB	IBB	HBP	BLK	WP	HR	S	P	ERA	WHIP										
45 Gerrit Cole, R (1, 1) ERA: 3.69	5.1	L	21	3	3	3	6	2	0	0	0	1	1	66	102	5.06	0.938										
37 Justin Wilson, L (8, 1) ERA: 2.17	1.2		8	3	1	1	0	0	0	0	0	1	0	27	34	5.40	1.800										
48 Jared Hughes, R (8, 1) ERA: 4.67	1.0		5	1	0	0	0	1	0	0	0	0	0	10	17	0.00	2.000										
29 Bryan Morris, R (9, 1) ERA: 2.72	1.0		5	2	0	0	0	0	0	0	0	2	0	8	11	0.00	2.000										

Colorado Rockies @ Pittsburgh Pirates  
PNC Park, Pittsburgh, PA  
Fri Aug 02 2013, 7:12 PM - 10:04 PM EDT  
Att: 37,487 - Cloudy - 75 F

AB	36
R	4
H	9
RBI	4
BB	3
SO	6
LOB	16



Batter	1	2	3	4	5	6	7	8	9	AB	R	H	RBI	BB	SO	LOB	BOTTOM										
6 Starling Marte, R (1, 7) OBP: 0.334, SLG: 0.442										4	1	1	0	0	1	0											
29 Bryan Morris, L (9, 1) OBP: 0.200, SLG: 0.200										0	0	0	0	0	0	0											
18 Neil Walker, S (1, 4) OBP: 0.346, SLG: 0.394										4	0	2	0	0	1	0											
22 Andrew McCutchen, R (1, 8) OBP: 0.371, SLG: 0.494										4	1	2	1	0	0	1											
24 Pedro Alvarez, L (1, 5) OBP: 0.301, SLG: 0.490										4	0	1	1	0	1	3											
55 Russell Martin, R (1, 2) OBP: 0.357, SLG: 0.399										3	0	1	0	0	0	1											
46 Garrett Jones, L (1, 3) OBP: 0.301, SLG: 0.427										3	0	0	0	0	0	2											
14 Gaby Sanchez, R (8, PH) OBP: 0.351, SLG: 0.409										1	0	0	0	0	0	1											
7 Alex Presley, L (1, 9) OBP: 0.293, SLG: 0.448										3	0	1	0	0	1	0											
12 Clint Barmes, R (1, 6) OBP: 0.265, SLG: 0.302										3	0	0	0	0	0	1											
45 Gerrit Cole, R (1, 1) OBP: 0.316, SLG: 0.278										2	0	0	0	0	0	0											
37 Justin Wilson, L (8, 1) ERA: 2.17										0	0	0	0	0	0	0											
48 Jared Hughes, R (8, 1) ERA: 4.67										0	0	0	0	0	0	0											
5 Josh Harrison, R (8, PH) OBP: 0.290, SLG: 0.433										1	0	0	0	0	0	0											
<b>Inning Stats</b>	R: 0 E: 0 K: 1 S: 8	H: 1 LOB: 1 BB: 0 P: 12	R: 0 E: 0 K: 0 S: 7	H: 1 LOB: 0 BB: 0 P: 11	R: 1 E: 0 K: 0 S: 12	H: 3 LOB: 1 BB: 0 P: 15	R: 0 E: 0 K: 1 S: 11	H: 1 LOB: 0 BB: 0 P: 17	R: 0 E: 0 K: 0 S: 7	H: 0 LOB: 0 BB: 0 P: 10	R: 0 E: 0 K: 1 S: 7	H: 0 LOB: 0 BB: 0 P: 8	R: 0 E: 0 K: 0 S: 7	H: 0 LOB: 0 BB: 0 P: 10	R: 0 E: 0 K: 0 S: 11	H: 0 LOB: 0 BB: 0 P: 13	R: 1 E: 0 K: 1 S: 10	H: 2 LOB: 1 BB: 0 P: 13	1B: 4 2B: 4 3B: 0 HR: 0	SF: 0 SAC: 0 DP: 3 HBP: 1	WP: 0 PB: 0 SB: 0 CS: 0	PA: 33					
<b>PITCHER</b>	IP	WLS	BF	H	R	ER	SO	BB	IBB	HBP	BLK	WP	HR	S	P	ERA	WHIP										
45 Jhoulys Chacin, R (1, 1) ERA: 3.33	8.0	W	28	6	1	1	3	0	0	0	0	0	0	10	13	9.00	2.000										
49 Rex Brothers, L (9, 1) ERA: 1.39	1.0	S	5	2	1	1	1	0	0	0	0	0	0	10	13	9.00	2.000										

Colorado Rockies @ Pittsburgh Pirates  
PNC Park, Pittsburgh, PA  
Fri Aug 02 2013, 7:12 PM - 10:04 PM EDT  
Att: 37,487 - Cloudy - 75 F

AB	32
R	2
H	8
RBI	2
BB	0
SO	4
LOB	9





Batter	1	2	3	4	5	6	7	8	9	AB	R	H	RBI	BB	SO	LOB	TOP			
24 Dexter Fowler, S OBP: 0.369, SLG: 0.437	G5-3		G5-3 BB		K			G5-3 BB		3	1	1	0	1	1	0	<b>Colorado Rockies @ Pittsburgh Pirates</b> PNC Park, Pittsburgh, PA Sat Aug 03 2013, 7:09 PM - 10:24 PM EDT Att: 38,424 - Cloudy - 76 F			
9 DJ LeMahieu, R OBP: 0.315, SLG: 0.361	G5-3 BB		G5-3 BB		K			G5-3		3	0	1	0	1	1	2				
2 Troy Tulowitzki, R OBP: 0.392, SLG: 0.598	G5-3 BB		G5-3					G5-3 BB		2	0	1	1	2	0	2				
3 Michael Cuddyer, R OBP: 0.395, SLG: 0.560	K		F8					G5-3 BB		4	0	1	1	0	1	5				
20 Wilin Rosario, R OBP: 0.305, SLG: 0.464	G5-3							G6-4-3		4	0	0	0	0	0	5				
28 Nolan Arenado, R OBP: 0.291, SLG: 0.399	G6-3		G4-3					G5-3		3	0	1	0	1	0	0				
23 Charlie Culberson, R 59 Wilton Lopez, R	L8		G4-3					G6-3		3	0	0	0	0	1	2				
17 Todd Helton, L OBP: 0.330, SLG: 0.392								G6-3		1	0	0	0	0	0	0				
19 Charlie Blackmon, L OBP: 0.250, SLG: 0.351	K							L5		4	0	0	0	0	2	1				
29 Jorge De La Rosa, L 0 Adam Ottavino, S 6 Corey Dickerson, L	F7		G1-4-3					G5-3 BB		2	0	0	0	0	0	0				
										1	1	1	0	0	0	0				
<b>Inning Stats</b>	R: 0 E: 0 K: 1 S: 13	H: 1 LOB: 2 BB: 1 P: 21	R: 0 E: 0 K: 1 S: 7	H: 0 LOB: 0 BB: 0 P: 9	R: 0 E: 0 K: 0 S: 11	H: 0 LOB: 2 BB: 2 P: 23	R: 0 E: 0 K: 0 S: 7	H: 1 LOB: 0 BB: 0 P: 9	R: 0 E: 0 K: 2 S: 9	H: 0 LOB: 1 BB: 1 P: 18	R: 0 E: 0 K: 1 S: 7	H: 0 LOB: 0 BB: 1 P: 12	R: 2 E: 0 K: 0 S: 19	H: 4 LOB: 1 BB: 0 P: 28	R: 0 E: 0 K: 0 S: 9	H: 0 LOB: 0 BB: 0 P: 13	1B: 6 2B: 0 3B: 0 HR: 0	SF: 0 SAC: 0 DP: 3 HBP: 0	WP: 1 PB: 0 SB: 0 CS: 0	PA: 35
<b>PITCHER</b>	IP WLS BF H R ER SO BB IBB HBP BLK WP HR S P ERA WHIP																			
47 Francisco Liriano, L ERA: 2.02	7.0 W 26 2 0 0 6 5 0 0 0 1 0 63 102 0.00 1.000																			
44 Tony Watson, L ERA: 3.33	0.1 4 3 2 2 0 0 0 0 0 0 0 13 18 54.00 9.000																			
29 Bryan Morris, R ERA: 2.68	0.2 H 2 1 0 0 0 0 0 0 0 0 0 6 10 0.00 1.500																			
35 Mark Melancon, R ERA: 0.86	1.0 S 3 0 0 0 0 0 0 0 0 0 0 9 13 0.00 0.000																			

Batter	1	2	3	4	5	6	7	8	9	AB	R	H	RBI	BB	SO	LOB	BOTTOM	
6 Starling Marte, R OBP: 0.335, SLG: 0.441	F7		G6-3 BB		G5-3 BB			G5-3		3	2	1	0	1	0	0	<b>Colorado Rockies @ Pittsburgh Pirates</b> PNC Park, Pittsburgh, PA Sat Aug 03 2013, 7:09 PM - 10:24 PM EDT Att: 38,424 - Cloudy - 76 F	
10 Jordy Mercer, R OBP: 0.336, SLG: 0.403	G6-3 BB		G6-3		G6-3 BB			K		4	0	2	0	0	1	1		
22 Andrew McCutchen, R OBP: 0.375, SLG: 0.498	G6-3 BB		G6-3		G6-3 BB			K		3	1	2	1	1	1	2		
14 Gaby Sanchez, R OBP: 0.354, SLG: 0.411	K		FC5-2		K			G6-3		4	0	2	2	0	1	3		
59 Tony Sanchez, R OBP: 0.250, SLG: 0.278	K		K		G6-4-3			G6-4-3		4	0	1	0	0	2	5		
31 Jose Tabata, R OBP: 0.341, SLG: 0.405	G6-3 BB		G6-3		G6-3 BB			K		4	2	3	1	0	1	2		
18 Neil Walker, S OBP: 0.346, SLG: 0.392	SH5-3		SH5-3		K2-3			G6-3		2	0	0	0	0	1	1		
5 Josh Harrison, R OBP: 0.265, SLG: 0.394	F8		G6-4-3		G6-4-3			F9		3	0	0	1	0	0	2		
47 Francisco Liriano, L ERA: 2.02	G4-3		G4-3		F7			G3-1		3	0	0	0	0	1	1		
44 Tony Watson, L ERA: 3.33										0	0	0	0	0	0	0		
29 Bryan Morris, L OBP: 0.200, SLG: 0.200										0	0	0	0	0	0	0		
46 Garrett Jones, L OBP: 0.301, SLG: 0.426										1	0	0	0	0	0	0		
35 Mark Melancon, R ERA: 0.86										0	0	0	0	0	0	0		
<b>Inning Stats</b>	R: 0 E: 0 K: 2 S: 20	H: 1 LOB: 2 BB: 1 P: 32	R: 0 E: 0 K: 0 S: 13	H: 1 LOB: 1 BB: 0 P: 17	R: 1 E: 0 K: 1 S: 12	H: 2 LOB: 1 BB: 0 P: 17	R: 1 E: 0 K: 0 S: 11	H: 1 LOB: 0 BB: 0 P: 17	R: 1 E: 0 K: 2 S: 9	H: 1 LOB: 2 BB: 0 P: 12	R: 1 E: 0 K: 2 S: 13	H: 3 LOB: 0 BB: 0 P: 18	R: 0 E: 0 K: 0 S: 9	H: 0 LOB: 0 BB: 0 P: 16	1B: 8 2B: 1 3B: 1 HR: 1	SF: 0 SAC: 2 DP: 2 HBP: 1	WP: 1 PB: 0 SB: 3 CS: 0	PA: 36
<b>PITCHER</b>	IP WLS BF H R ER SO BB IBB HBP BLK WP HR S P ERA WHIP																	
29 Jorge De La Rosa, L ERA: 3.31	4.0 L 20 5 2 2 4 2 0 0 0 0 0 0 26 36 6.75 1.875																	
0 Adam Ottavino, R ERA: 3.18	2.2 12 5 2 2 4 0 0 0 0 0 0 0 26 36 6.75 1.875																	
59 Wilton Lopez, R ERA: 4.53	1.1 4 0 0 0 1 0 0 0 0 0 0 0 12 19 0.00 0.000																	

AB	30
R	2
H	6
RBI	2
BB	5
SO	6
LOB	17





Batter	1	2	3	4	5	6	7	8	9	AB	R	H	RBI	BB	SO	LOB	TOP			
6 Corey Dickerson, L OBP: 0.355, SLG: 0.426										4	0	1	0	0	2	3	<b>Colorado Rockies @ Pittsburgh Pirates</b> PNC Park, Pittsburgh, PA Sun Aug 04 2013, 1:37 PM - 4:29 PM EDT Att: 37,980 - Cloudy - 73 F			
9 DJ LeMahieu, R OBP: 0.310, SLG: 0.355										4	0	0	0	0	1	2				
5 Carlos González, L OBP: 0.367, SLG: 0.591										4	0	1	0	0	1	1				
2 Troy Tulowitzki, R OBP: 0.387, SLG: 0.590										4	0	0	0	0	2	1				
3 Michael Cuddyer, R OBP: 0.396, SLG: 0.560										4	1	2	0	0	1	1				
17 Todd Helton, L OBP: 0.329, SLG: 0.387										3	0	0	0	1	1	2				
8 Yorvit Torrealba, R OBP: 0.340, SLG: 0.325										3	0	1	0	0	1	2				
18 Jonathan Herrera, S OBP: 0.318, SLG: 0.359										3	0	3	1	0	0	0				
12 Juan Nicasio, R OBP: 0.250, SLG: 0.160										1	0	0	0	0	0	2				
60 Manny Corpas, R ERA: 2.73										0	0	0	0	0	0	0				
19 Charlie Blackmon, L OBP: 0.347, SLG: 0.347										0	0	0	0	0	0	1				
88 Josh Outman, L ERA: 4.2										0	0	0	0	0	0	0				
34 Matt Belisle, R ERA: 4.39										0	0	0	0	0	0	0				
<b>Inning Stats</b>	R: 0 E: 0 K: 1 S: 7	H: 1 LOB: 0 BB: 0 P: 8	R: 0 E: 0 K: 2 S: 9	H: 0 LOB: 1 BB: 1 P: 15	R: 0 E: 1 K: 1 S: 12	H: 1 LOB: 1 BB: 0 P: 13	R: 0 E: 0 K: 0 S: 7	H: 1 LOB: 0 BB: 0 P: 10	R: 0 E: 0 K: 2 S: 8	H: 0 LOB: 0 BB: 0 P: 9	R: 1 E: 0 K: 1 S: 15	H: 2 LOB: 1 BB: 0 P: 24	R: 0 E: 0 K: 1 S: 8	H: 0 LOB: 0 BB: 0 P: 10	R: 0 E: 0 K: 1 S: 9	H: 1 LOB: 0 BB: 0 P: 11	1B: 8 2B: 0 3B: 0 HR: 0	SF: 0 SAC: 1 DP: 2 HBP: 0	WP: 1 PB: 0 SB: 0 CS: 1	PA: 33
<b>PITCHER</b>	IP: 9.0 WLS: W BF: 33 H: 8 R: 1 ER: 1 SO: 9 BB: 1 IBB: 0 HBP: 0 BLK: 0 WP: 1 HR: 0 S: 83 P: 110 ERA: 1.00 WHIP: 1.000															<b>PITCHER</b>	IP: 9.0 WLS: W BF: 33 H: 8 R: 1 ER: 1 SO: 9 BB: 1 IBB: 0 HBP: 0 BLK: 0 WP: 1 HR: 0 S: 83 P: 110 ERA: 1.00 WHIP: 1.000			

AB	31
R	1
H	8
RBI	1
BB	1
SO	9
LOB	15



Batter	1	2	3	4	5	6	7	8	9	AB	R	H	RBI	BB	SO	LOB	BOTTOM			
6 Starling Marte, R OBP: 0.335, SLG: 0.442										4	1	1	0	0	1	2	<b>Colorado Rockies @ Pittsburgh Pirates</b> PNC Park, Pittsburgh, PA Sun Aug 04 2013, 1:37 PM - 4:29 PM EDT Att: 37,980 - Cloudy - 73 F			
18 Neil Walker, S OBP: 0.345, SLG: 0.393										4	1	1	0	0	0	2				
22 Andrew McCutchen, R OBP: 0.376, SLG: 0.499										3	1	2	1	1	0	0				
24 Pedro Alvarez, L OBP: 0.303, SLG: 0.489										3	1	1	0	1	2	1				
55 Russell Martin, R OBP: 0.356, SLG: 0.407										4	1	1	3	0	1	4				
46 Garrett Jones, L OBP: 0.304, SLG: 0.426										0	0	0	1	2	0	0				
14 Gaby Sanchez, R OBP: 0.352, SLG: 0.409										1	0	0	0	0	0	0				
31 Jose Tabata, R OBP: 0.339, SLG: 0.401										4	0	1	0	0	0	1				
10 Jordy Mercer, R OBP: 0.335, SLG: 0.400										3	0	0	0	0	1	2				
34 A.J. Burnett, R OBP: 0.075, SLG: 0.075										3	0	0	0	0	1	2				
<b>Inning Stats</b>	R: 1 E: 0 K: 2 S: 15	H: 2 LOB: 1 BB: 0 P: 19	R: 0 E: 0 K: 1 S: 14	H: 1 LOB: 2 BB: 1 P: 26	R: 1 E: 0 K: 0 S: 16	H: 2 LOB: 2 BB: 1 P: 26	R: 0 E: 0 K: 1 S: 9	H: 0 LOB: 0 BB: 0 P: 14	R: 3 E: 0 K: 0 S: 13	H: 2 LOB: 0 BB: 2 P: 25	R: 0 E: 1 K: 1 S: 11	H: 0 LOB: 1 BB: 0 P: 13	R: 0 E: 0 K: 1 S: 7	H: 0 LOB: 0 BB: 0 P: 9	R: 0 E: 0 K: 0 S: 7	H: 1 LOB: 0 BB: 0 P: 8	1B: 5 2B: 2 3B: 0 HR: 1	SF: 1 SAC: 0 DP: 2 HBP: 0	WP: 0 PB: 0 SB: 0 CS: 0	PA: 35
<b>PITCHER</b>	IP: 4.1 WLS: L BF: 22 H: 6 R: 4 ER: 4 SO: 4 BB: 3 IBB: 0 HBP: 0 BLK: 0 WP: 0 HR: 0 S: 103 P: 103 ERA: 8.31 WHIP: 2.077															<b>PITCHER</b>	IP: 4.1 WLS: L BF: 22 H: 6 R: 4 ER: 4 SO: 4 BB: 3 IBB: 0 HBP: 0 BLK: 0 WP: 0 HR: 0 S: 103 P: 103 ERA: 8.31 WHIP: 2.077			
12 Juan Nicasio, R ERA: 5.05	1.2	7	1	1	1	1	0	0	0	0	1	14	20	5.40	1.200					
60 Manny Corpas, R ERA: 3.9	1.0	3	0	0	0	1	0	0	0	0	0	7	9	0.00	0.000					
88 Josh Outman, L ERA: 4.2	1.0	3	1	0	0	0	0	0	0	0	0	7	8	0.00	1.000					
34 Matt Belisle, R ERA: 4.39	1.0	3	1	0	0	0	0	0	0	0	0	7	8	0.00	1.000					





Batter	1	2	3	4	5	6	7	8	9	AB	R	H	RBI	BB	SO	LOB	TOP				
24 Dexter Fowler, S (1, 8) OBP: 0.370, SLG: 0.434										2	0	0	0	2	0	0	<b>Colorado Rockies @ New York Mets</b> Citi Field, Flushing, NY Tue Aug 06 2013, 7:12 PM - 10:30 PM EDT Att: 27,198 - Clear - 75 F				
6 Corey Dickerson, L (1, 7) OBP: 0.348, SLG: 0.414										4	0	1	0	0	2	2					
2 Troy Tulowitzki, R (1, 6) OBP: 0.386, SLG: 0.585										4	0	1	0	0	2	1					
3 Michael Cuddyer, R (1, 9) OBP: 0.395, SLG: 0.555										3	0	0	0	1	2	1					
20 Wilin Rosario, R (1, 2) OBP: 0.305, SLG: 0.461										4	1	1	0	0	1	3					
17 Todd Helton, L (1, 3) OBP: 0.327, SLG: 0.389										4	0	1	0	0	0	4					
28 Nolan Arenado, R (1, 5) 18 Jonathan Herrera, S (9, PR) OBP: 0.318, SLG: 0.359										3	0	1	1	0	2	1					
9 DJ LeMahieu, R (1, 4) OBP: 0.309, SLG: 0.354										4	0	1	0	0	0	1					
35 Chad Bettis, R (1, 1) 19 Charlie Blackmon, L (6, PH) 0 Adam Ottavino, S (6, PH) 23 Charlie Culberson, R (7, PH) 59 Wilton Lopez, R (7, 1) 8 Yorvit Torrealba, R (9, PH) OBP: 0.341, SLG: 0.323										1	0	0	0	0	1	0					
<b>Inning Stats</b>	R: 0 E: 0 K: 2 S: 8	H: 0 LOB: 0 BB: 1 P: 14	R: 0 E: 0 K: 2 S: 18	H: 1 LOB: 1 BB: 0 P: 24	R: 0 E: 0 K: 1 S: 10	H: 0 LOB: 0 BB: 0 P: 14	R: 0 E: 0 K: 2 S: 10	H: 0 LOB: 0 BB: 0 P: 15	R: 1 E: 1 K: 0 S: 6	H: 3 LOB: 3 BB: 1 P: 24	R: 0 E: 0 K: 1 S: 8	H: 0 LOB: 0 BB: 0 P: 11	R: 0 E: 0 K: 2 S: 13	H: 2 LOB: 2 BB: 0 P: 18	R: 0 E: 0 K: 0 S: 12	H: 2 LOB: 2 BB: 0 P: 18		1B: 5 2B: 1 3B: 0 HR: 1	SF: 1 SAC: 0 DP: 1 HBP: 0	WP: 0 PB: 0 SB: 1 CS: 0	PA: 36
<b>PITCHER</b>	IP WLS BF H R ER SO BB IBB HBP BLK WP HR S P ERA WHIP	5.1 22 5 2 1 7 2 0 0 0 0 1 65 96 1.69 1.312	1.2 5 0 0 0 1 0 0 0 0 0 0 11 15 0.00 0.000	1.0 W 4 0 0 0 2 1 0 0 0 0 0 0 13 21 0.00 1.000	1.0 S 5 2 0 0 0 0 0 0 0 0 0 0 12 18 0.00 2.000																

AB	32
R	2
H	7
RBI	2
BB	3
SO	10
LOB	15



Batter	1	2	3	4	5	6	7	8	9	AB	R	H	RBI	BB	SO	LOB	BOTTOM			
22 Eric Young Jr., S (1, 7) OBP: 0.322, SLG: 0.357										4	1	1	0	0	0	1	<b>Colorado Rockies @ New York Mets</b> Citi Field, Flushing, NY Tue Aug 06 2013, 7:12 PM - 10:30 PM EDT Att: 27,198 - Clear - 75 F			
28 Daniel Murphy, L (1, 4) OBP: 0.313, SLG: 0.408										4	0	1	0	0	0	1				
6 Marlon Byrd, R (1, 9) OBP: 0.324, SLG: 0.497										4	1	0	0	0	1	2				
29 Ike Davis, L (1, 3) OBP: 0.304, SLG: 0.304										2	1	2	0	2	0	0				
12 Juan Lagares, R (1, 8) OBP: 0.303, SLG: 0.411										4	0	2	3	0	0	2				
4 Wilmer Flores, R (1, 5) 32 LaTroy Hawkins, R (9, 1) OBP: 0.315, SLG: 0.325										4	0	0	0	0	0	4				
44 John Buck, R (1, 2) OBP: 0.281, SLG: 0.372										2	0	0	0	1	1	0				
3 Omar Quintanilla, L (1, 6) OBP: 0.322, SLG: 0.307										3	0	0	0	0	1	1				
5B Jenny Mejia, R (1, 1) 52 Carlos Torres, R (6, 1) 30 Andrew Brown, R (7, PH) 50 Scott Alchison, R (8, 1) 2 Justin Turner, R (9, 5) OBP: 0.315, SLG: 0.325										2	0	0	0	0	1	1				
<b>Inning Stats</b>	R: 2 E: 0 K: 0 S: 15	H: 3 LOB: 1 BB: 0 P: 26	R: 0 E: 0 K: 1 S: 10	H: 0 LOB: 1 BB: 1 P: 19	R: 0 E: 0 K: 0 S: 11	H: 1 LOB: 1 BB: 0 P: 16	R: 0 E: 0 K: 0 S: 7	H: 0 LOB: 0 BB: 0 P: 12	R: 0 E: 0 K: 1 S: 12	H: 0 LOB: 0 BB: 0 P: 16	R: 0 E: 0 K: 1 S: 9	H: 0 LOB: 1 BB: 1 P: 17	R: 0 E: 0 K: 2 S: 10	H: 0 LOB: 0 BB: 0 P: 15	R: 1 E: 0 K: 0 S: 15	H: 2 LOB: 2 BB: 1 P: 25		1B: 3 2B: 2 3B: 1 HR: 0	SF: 0 SAC: 0 DP: 0 HBP: 0	WP: 0 PB: 0 SB: 0 CS: 0
<b>PITCHER</b>	IP WLS BF H R ER SO BB IBB HBP BLK WP HR S P ERA WHIP	5.0 20 4 2 2 2 1 0 0 0 0 0 9 17 0.00 1.000	1.0 4 0 0 0 1 1 0 0 0 0 0 0 9 17 0.00 1.000	2.0 L 9 2 1 1 2 0 1 0 0 0 0 0 25 40 4.50 1.000																

AB	30
R	3
H	6
RBI	3
BB	3
SO	5
LOB	12





Batter	1	2	3	4	5	6	7	8	9	AB	R	H	RBI	BB	SO	LOB	TOP					
24 Dexter Fowler, S OBP: 0.366, SLG: 0.429	F7		K			F8			G6-3	4	0	0	0	0	1	0						
19 Charlie Blackmon, L OBP: 0.256, SLG: 0.388	K			G6-3		G6-3			1B	4	0	1	0	0	1	0						
2 Troy Tulowitzki, R OBP: 0.381, SLG: 0.577	P3			G5-3					P4	4	0	0	0	0	0	1						
3 Michael Cuddyer, R OBP: 0.394, SLG: 0.553		F9								3	0	1	0	0	0	0						
17 Todd Helton, L OBP: 0.324, SLG: 0.384		G1-3								3	0	0	0	0	2	1						
20 Wilin Rosario, R OBP: 0.305, SLG: 0.460		FC6-4 1B								3	0	1	0	0	1	0						
28 Nolan Arenado, R OBP: 0.291, SLG: 0.398		FC6-4 1-2								3	0	1	0	0	0	1						
9 DJ LeMahieu, R OBP: 0.306, SLG: 0.349			L7							3	0	0	0	0	0	1						
45 Jhoulys Chacin, R OBP: 0.245, SLG: 0.222				G5-3						2	0	0	0	0	1	0						
60 Manny Corpas, R										0	0	0	0	0	0	0						
6 Corey Dickerson, L OBP: 0.343, SLG: 0.407						K			G6-3	1	0	0	0	0	0	0						
<b>Inning Stats</b>	R: 0 E: 0 K: 1 S: 6	H: 0 LOB: 0 BB: 0 P: 11	R: 0 E: 0 K: 0 S: 9	H: 1 LOB: 1 BB: 0 P: 11	R: 0 E: 0 K: 1 S: 8	H: 0 LOB: 0 BB: 0 P: 11	R: 0 E: 0 K: 1 S: 11	H: 1 LOB: 1 BB: 0 P: 15	R: 0 E: 0 K: 0 S: 6	H: 0 LOB: 0 BB: 0 P: 7	R: 0 E: 0 K: 1 S: 9	H: 0 LOB: 0 BB: 0 P: 15	R: 0 E: 0 K: 1 S: 9	H: 0 LOB: 0 BB: 0 P: 11	R: 0 E: 0 K: 1 S: 9	H: 1 LOB: 1 BB: 0 P: 10	R: 0 E: 0 K: 0 S: 11	H: 1 LOB: 1 BB: 0 P: 15	1B: 4 2B: 0 3B: 0 HR: 0	SF: 0 SAC: 0 DP: 1 HBP: 0	WP: 0 PB: 0 SB: 0 CS: 0	PA: 30
<b>PITCHER</b> 33 Matt Harvey, R ERA: 2.09	IP: 9.0 WLS: W BF: 30 H: 4 R: 0 ER: 0 SO: 6 BB: 0 IBB: 0 HBP: 0 BLK: 0 WP: 0 HR: 0 S: 78 P: 106 ERA: 0.00 WHIP: 0.444															<b>PITCHER</b>						

Colorado Rockies @ New York Mets  
Citi Field, Flushing, NY  
Wed Aug 07 2013, 7:13 PM - 9:33 PM EDT  
Att: 27,581 - Cloudy - 74 F

AB	30
R	0
H	4
RBI	0
BB	0
SO	6
LOB	4



Batter	1	2	3	4	5	6	7	8	9	AB	R	H	RBI	BB	SO	LOB	BOTTOM			
22 Eric Young Jr., S OBP: 0.324, SLG: 0.357	G3		BB					F9		3	0	1	0	1	0	0				
12 Juan Lagares, R OBP: 0.302, SLG: 0.405	G5-3		L5-3					2B		3	1	0	0	1	0	2				
28 Daniel Murphy, L OBP: 0.312, SLG: 0.407	1B		G6-3					F7		4	0	1	0	0	0	2				
6 Marlon Byrd, R OBP: 0.323, SLG: 0.497	K			F8				2B		4	1	1	0	0	1	1				
29 Ike Davis, L OBP: 0.307, SLG: 0.308		P5		44 1B				4 2B		3	2	1	0	1	0	0				
4 Wilmer Flores, R OBP: 0.250, SLG: 0.375		44 1B		P4				4 2B		4	1	2	3	0	0	1				
44 John Buck, R OBP: 0.283, SLG: 0.374		3 1B						G5-3		4	0	2	1	0	1	1				
3 Omar Quintanilla, L OBP: 0.322, SLG: 0.308			L8							3	0	1	1	0	1	1				
33 Matt Harvey, R OBP: 0.093, SLG: 0.130		G6-4-3								3	0	0	0	0	2	2				
<b>Inning Stats</b>	R: 0 E: 0 K: 1 S: 10	H: 1 LOB: 1 BB: 0 P: 16	R: 1 E: 0 K: 0 S: 16	H: 3 LOB: 1 BB: 0 P: 25	R: 0 E: 0 K: 0 S: 4	H: 0 LOB: 0 BB: 1 P: 10	R: 1 E: 0 K: 0 S: 14	H: 2 LOB: 1 BB: 0 P: 17	R: 0 E: 0 K: 1 S: 10	H: 1 LOB: 1 BB: 0 P: 15	R: 0 E: 0 K: 0 S: 6	H: 0 LOB: 0 BB: 0 P: 9	R: 0 E: 0 K: 3 S: 11	H: 0 LOB: 0 BB: 0 P: 14	R: 3 E: 0 K: 0 S: 12	H: 2 LOB: 1 BB: 2 P: 28	1B: 6 2B: 4 3B: 0 HR: 0	SF: 0 SAC: 0 DP: 2 HBP: 0	WP: 0 PB: 0 SB: 0 CS: 0	PA: 34
<b>PITCHER</b> 45 Jhoulys Chacin, R ERA: 3.3 60 Manny Corpas, R ERA: 4.65	IP: 7.0 WLS: L BF: 27 H: 7 R: 2 ER: 3 SO: 0 BB: 1 IBB: 1 HBP: 0 BLK: 0 WP: 0 HR: 0 S: 71 P: 106 ERA: 2.57 WHIP: 1.143															<b>PITCHER</b>				

Colorado Rockies @ New York Mets  
Citi Field, Flushing, NY  
Wed Aug 07 2013, 7:13 PM - 9:33 PM EDT  
Att: 27,581 - Cloudy - 74 F

AB	31
R	5
H	9
RBI	5
BB	3
SO	5
LOB	10





Batter	1	2	3	4	5	6	7	8	9	AB	R	H	RBI	BB	SO	LOB	TOP					
19 Charlie Blackmon, L OBP: 0.256, SLG: 0.381										4	0	1	0	0	0	0						
9 DJ LeMahieu, R OBP: 0.312, SLG: 0.356										4	0	3	0	0	0	0						
6 Corey Dickerson, L OBP: 0.343, SLG: 0.452										3	1	1	1	0	0	3						
2 Troy Tulowitzki, R OBP: 0.383, SLG: 0.577										0	0	0	0	1	0	0						
34 Matt Belisle, R										4	0	1	0	0	1	4						
3 Michael Cuddyer, R OBP: 0.393, SLG: 0.549										4	0	1	0	0	1	4						
28 Nolan Arenado, R OBP: 0.290, SLG: 0.396										4	0	1	0	0	1	1						
23 Charlie Culberson, R OBP: 0.863, SLG: 0.963										3	0	0	0	0	0	2						
88 Josh Outman, L										0	0	0	0	0	0	0						
17 Todd Helton, L OBP: 0.323, SLG: 0.383										1	0	0	0	0	0	0						
8 Yorvit Torrealba, R OBP: 0.340, SLG: 0.320										4	0	1	0	0	0	1						
18 Jonathan Herrera, S OBP: 0.312, SLG: 0.352										3	0	0	0	0	0	2						
50 Jeff Manship, R										2	0	0	0	0	1	0						
26 Jeff Francis, L										0	0	0	0	0	0	0						
24 Dexter Fowler, S OBP: 0.365, SLG: 0.428										1	0	0	0	0	0	0						
<b>Inning Stats</b>	R: 0 H: 2 E: 0 K: 0 S: 7	H: 2 LOB: 1 BB: 0 P: 8	R: 0 H: 1 E: 0 K: 0 S: 9	H: 1 LOB: 1 BB: 0 P: 14	R: 0 H: 0 E: 0 K: 0 S: 8	H: 0 LOB: 0 BB: 0 P: 9	R: 1 H: 2 E: 0 K: 1 S: 9	H: 2 LOB: 0 BB: 0 P: 13	R: 0 H: 0 E: 0 K: 1 S: 11	H: 0 LOB: 0 BB: 0 P: 14	R: 0 H: 1 E: 0 K: 1 S: 8	H: 1 LOB: 1 BB: 0 P: 12	R: 0 H: 1 E: 0 K: 0 S: 7	H: 1 LOB: 2 BB: 1 P: 15	R: 0 H: 0 E: 0 K: 0 S: 8	H: 0 LOB: 0 BB: 0 P: 11	1B: 7 2B: 1 3B: 0 HR: 1	SF: 0 SAC: 0 DP: 1 HBP: 0	WP: 0 PB: 0 SB: 1 CS: 1	PA: 34		
<b>PITCHER</b>	IP WLS BF H R ER SO BB IBB HBP BLK WP HR S P ERA WHIP	IP WLS BF H R ER SO BB IBB HBP BLK WP HR S P ERA WHIP	IP WLS BF H R ER SO BB IBB HBP BLK WP HR S P ERA WHIP	IP WLS BF H R ER SO BB IBB HBP BLK WP HR S P ERA WHIP	IP WLS BF H R ER SO BB IBB HBP BLK WP HR S P ERA WHIP	IP WLS BF H R ER SO BB IBB HBP BLK WP HR S P ERA WHIP	IP WLS BF H R ER SO BB IBB HBP BLK WP HR S P ERA WHIP	IP WLS BF H R ER SO BB IBB HBP BLK WP HR S P ERA WHIP	IP WLS BF H R ER SO BB IBB HBP BLK WP HR S P ERA WHIP	IP WLS BF H R ER SO BB IBB HBP BLK WP HR S P ERA WHIP	IP WLS BF H R ER SO BB IBB HBP BLK WP HR S P ERA WHIP	IP WLS BF H R ER SO BB IBB HBP BLK WP HR S P ERA WHIP	IP WLS BF H R ER SO BB IBB HBP BLK WP HR S P ERA WHIP	IP WLS BF H R ER SO BB IBB HBP BLK WP HR S P ERA WHIP	IP WLS BF H R ER SO BB IBB HBP BLK WP HR S P ERA WHIP	IP WLS BF H R ER SO BB IBB HBP BLK WP HR S P ERA WHIP	IP WLS BF H R ER SO BB IBB HBP BLK WP HR S P ERA WHIP	IP WLS BF H R ER SO BB IBB HBP BLK WP HR S P ERA WHIP	IP WLS BF H R ER SO BB IBB HBP BLK WP HR S P ERA WHIP	IP WLS BF H R ER SO BB IBB HBP BLK WP HR S P ERA WHIP	IP WLS BF H R ER SO BB IBB HBP BLK WP HR S P ERA WHIP	
35 Dillon Gee, R ERA: 3.82	7.2 W 29 8 1 1 3 0 0 0 0 0 1 65 87 1.17 1.043	0.0 L 1 0 0 0 0 1 0 0 0 0 0 0 4 ∞ ∞	0.1 H 1 0 0 0 0 0 0 0 0 0 0 1 3 0.00 0.000	1.0 S 3 0 0 0 0 0 0 0 0 0 0 8 11 0.00 0.000																		

Colorado Rockies @ New York Mets  
Citi Field, Flushing, NY  
Thu Aug 08 2013, 12:13 PM - 2:57 PM EDT  
Att: 26,618 - Cloudy - 79 F

AB 33  
R 1  
H 8  
RBI 1  
BB 1  
SO 3  
LOB 13



Batter	1	2	3	4	5	6	7	8	9	AB	R	H	RBI	BB	SO	LOB	BOTTOM					
22 Eric Young Jr., S OBP: 0.320, SLG: 0.353										4	0	0	0	0	1	0						
12 Juan Lagares, R OBP: 0.301, SLG: 0.402										4	0	1	0	0	0	0						
28 Daniel Murphy, L OBP: 0.311, SLG: 0.406										4	1	1	0	0	1	1						
6 Marlon Byrd, R OBP: 0.325, SLG: 0.496										3	1	1	0	1	1	0						
29 Ike Davis, L OBP: 0.309, SLG: 0.308										3	0	1	0	1	2	1						
4 Wilmer Flores, R OBP: 0.250, SLG: 0.273										3	0	0	1	1	0	3						
32 LaTroy Hawkins, R										0	0	0	0	0	0	0						
20 Anthony Recker, R OBP: 0.218, SLG: 0.356										2	0	1	1	0	1	2						
3 Omar Quintanilla, L OBP: 0.322, SLG: 0.305										2	0	0	0	1	0	4						
35 Dillon Gee, R OBP: 0.156, SLG: 0.116										3	0	1	0	0	1	0						
56 Scott Rice, L										0	0	0	0	0	0	0						
30 David Aardsma, R										0	0	0	0	0	0	0						
2 Justin Turner, R OBP: 0.315, SLG: 0.325										0	0	0	0	0	0	0						
<b>Inning Stats</b>	R: 0 H: 0 E: 0 K: 0 S: 11	H: 0 LOB: 0 BB: 0 P: 16	R: 0 H: 1 E: 0 K: 2 S: 13	H: 1 LOB: 2 BB: 1 P: 23	R: 0 H: 0 E: 0 K: 0 S: 5	H: 0 LOB: 0 BB: 0 P: 6	R: 2 H: 3 E: 0 K: 0 S: 16	H: 3 LOB: 2 BB: 2 P: 31	R: 0 H: 0 E: 0 K: 2 S: 8	H: 0 LOB: 0 BB: 0 P: 15	R: 0 H: 1 E: 0 K: 1 S: 15	H: 1 LOB: 2 BB: 1 P: 27	R: 0 H: 1 E: 0 K: 1 S: 9	H: 1 LOB: 1 BB: 0 P: 11	R: 0 H: 0 E: 0 K: 1 S: 8	H: 0 LOB: 0 BB: 0 P: 10	1B: 6 2B: 0 3B: 0 HR: 0	SF: 1 SAC: 0 DP: 0 HBP: 0	WP: 0 PB: 0 SB: 1 CS: 0	PA: 33		
<b>PITCHER</b>	IP WLS BF H R ER SO BB IBB HBP BLK WP HR S P ERA WHIP	IP WLS BF H R ER SO BB IBB HBP BLK WP HR S P ERA WHIP	IP WLS BF H R ER SO BB IBB HBP BLK WP HR S P ERA WHIP	IP WLS BF H R ER SO BB IBB HBP BLK WP HR S P ERA WHIP	IP WLS BF H R ER SO BB IBB HBP BLK WP HR S P ERA WHIP	IP WLS BF H R ER SO BB IBB HBP BLK WP HR S P ERA WHIP	IP WLS BF H R ER SO BB IBB HBP BLK WP HR S P ERA WHIP	IP WLS BF H R ER SO BB IBB HBP BLK WP HR S P ERA WHIP	IP WLS BF H R ER SO BB IBB HBP BLK WP HR S P ERA WHIP	IP WLS BF H R ER SO BB IBB HBP BLK WP HR S P ERA WHIP	IP WLS BF H R ER SO BB IBB HBP BLK WP HR S P ERA WHIP	IP WLS BF H R ER SO BB IBB HBP BLK WP HR S P ERA WHIP	IP WLS BF H R ER SO BB IBB HBP BLK WP HR S P ERA WHIP	IP WLS BF H R ER SO BB IBB HBP BLK WP HR S P ERA WHIP	IP WLS BF H R ER SO BB IBB HBP BLK WP HR S P ERA WHIP	IP WLS BF H R ER SO BB IBB HBP BLK WP HR S P ERA WHIP	IP WLS BF H R ER SO BB IBB HBP BLK WP HR S P ERA WHIP	IP WLS BF H R ER SO BB IBB HBP BLK WP HR S P ERA WHIP	IP WLS BF H R ER SO BB IBB HBP BLK WP HR S P ERA WHIP	IP WLS BF H R ER SO BB IBB HBP BLK WP HR S P ERA WHIP	IP WLS BF H R ER SO BB IBB HBP BLK WP HR S P ERA WHIP	
50 Jeff Manship, R ERA: 3.6	5.0 L 21 4 2 2 4 1 0 0 1 1 0 0 15 27 0.00 2.000	1.0 5 1 0 0 1 1 0 0 0 0 0 0 9 11 0.00 1.000	1.0 4 1 0 0 1 0 0 0 0 0 0 0 8 10 0.00 0.000																			

Colorado Rockies @ New York Mets  
Citi Field, Flushing, NY  
Thu Aug 08 2013, 12:13 PM - 2:57 PM EDT  
Att: 26,618 - Cloudy - 79 F

AB 28  
R 2  
H 6  
RBI 2  
BB 4  
SO 7  
LOB 11





Batter	1	2	3	4	5	6	7	8	9	AB	R	H	RBI	BB	SO	LOB	TOP		
6 Starling Marte, R OBP: 0.342, SLG: 0.440										4	0	4	0	1	0	0	<b>Pittsburgh Pirates @ Colorado Rockies</b> Coors Field, Denver, CO Fri Aug 09 2013, 6:42 PM - 10:02 PM MDT Att: 37,444 - Cloudy - 63 F		
10 Jordy Mercer, R OBP: 0.336, SLG: 0.397										4	0	2	1	0	1	2			
22 Andrew McCutchen, R OBP: 0.352, SLG: 0.400										2	0	1	0	1	0	2			
48 Jared Hughes, R										1	0	0	0	0	1	0			
5 Josh Harrison, R OBP: 0.273, SLG: 0.429										1	0	0	0	0	0	1			
55 Russell Martin, R OBP: 0.352, SLG: 0.400										4	0	1	0	0	1	3			
59 Tony Sanchez, R OBP: 0.192, SLG: 0.298										1	0	0	0	0	0	1			
24 Pedro Alvarez, L OBP: 0.300, SLG: 0.483										4	0	1	0	0	1	3			
14 Gaby Sanchez, R OBP: 0.348, SLG: 0.409										4	0	0	0	0	0	4			
18 Neil Walker, S OBP: 0.359, SLG: 0.406										3	1	1	0	1	0	1			
31 Jose Tabata, R OBP: 0.333, SLG: 0.385										3	0	0	0	1	0	1			
47 Francisco Liriano, L OBP: 0.111, SLG: 0.086										1	0	0	0	0	1	2			
32 Vin Mazzaro, R OBP: 0.167, SLG: 0.167										1	0	0	0	0	1	0			
7 Alex Presley, L OBP: 0.284, SLG: 0.409										2	0	0	0	0	0	1			
<b>Inning Stats</b>	R: 0 E: 0 K: 1 S: 17	H: 4 LOB: 3 BB: 0 P: 26	R: 1 E: 0 K: 1 S: 21	H: 2 LOB: 3 BB: 0 P: 32	R: 0 E: 0 K: 0 S: 7	H: 0 LOB: 2 BB: 0 P: 12	R: 0 E: 0 K: 1 S: 11	H: 1 LOB: 2 BB: 1 P: 17	R: 0 E: 0 K: 1 S: 9	H: 1 LOB: 1 BB: 0 P: 19	R: 0 E: 0 K: 2 S: 8	H: 0 LOB: 0 BB: 0 P: 10	R: 0 E: 0 K: 0 S: 11	H: 0 LOB: 1 BB: 1 P: 20	R: 0 E: 0 K: 0 S: 8	H: 1 LOB: 1 BB: 0 P: 12	1B: 10 2B: 0 3B: 0 HR: 0	SF: 1 DP: 0 HBP: 0	WP: 0 PA: 40 PB: 0 CS: 1
<b>PITCHER</b>	IP WLS BF H R ER SO BB IBB HBP BLK WP HR S P ERA WHIP																<b>PITCHER</b>	IP WLS BF H R ER SO BB IBB HBP BLK WP HR S P ERA WHIP	
29 Jorge De La Rosa, L ERA: 3.28	5.0 W 25 8 1 1 3 3 0 0 0 0 0 0 69 106 1.80 2.200																		
0 Adam Ottavino, R ERA: 3.02	2.0 7 1 0 0 3 0 0 0 0 0 0 0 17 22 0.00 0.500																		
61 Edgmer Escalona, R ERA: 5.65	1.0 4 0 0 0 0 1 0 0 0 1 0 0 11 20 0.00 1.000																		
49 Rex Brothers, L ERA: 1.36	1.0 4 1 0 0 0 0 0 0 0 0 0 0 8 12 0.00 1.000																		

Batter	1	2	3	4	5	6	7	8	9	AB	R	H	RBI	BB	SO	LOB	BOTTOM		
24 Dexter Fowler, S OBP: 0.366, SLG: 0.426										4	2	1	0	1	0	2	<b>Pittsburgh Pirates @ Colorado Rockies</b> Coors Field, Denver, CO Fri Aug 09 2013, 6:42 PM - 10:02 PM MDT Att: 37,444 - Cloudy - 63 F		
9 DJ LeMahieu, R OBP: 0.310, SLG: 0.353										5	1	1	0	0	0	2			
2 Troy Tulowitzki, R OBP: 0.397, SLG: 0.577										2	1	1	0	2	1	1			
18 Jonathan Herrera, S OBP: 0.316, SLG: 0.356										1	0	1	0	0	0	0			
3 Michael Cuddyer, R OBP: 0.394, SLG: 0.549										4	2	2	3	0	0	2			
19 Charlie Blackmon, L OBP: 0.253, SLG: 0.376										1	0	0	0	0	0	1			
20 Wilin Rosario, R OBP: 0.309, SLG: 0.474										5	2	3	4	0	1	1			
17 Todd Helton, L OBP: 0.329, SLG: 0.386										3	1	2	1	1	0	2			
8 Yorvit Torrealba, R OBP: 0.339, SLG: 0.318										1	0	0	0	0	0	0			
28 Nolan Arenado, R OBP: 0.297, SLG: 0.493										4	1	3	1	1	0	0			
23 Charlie Culberson, R OBP: 0.143, SLG: 0.143										5	0	2	1	0	0	4			
29 Jorge De La Rosa, L OBP: 0.093, SLG: 0.049										3	0	0	0	0	1	5			
0 Adam Ottavino, S										1	0	0	0	0	1	0			
61 Edgmer Escalona, R										0	0	0	0	0	0	0			
6 Corey Dickerson, L OBP: 0.338, SLG: 0.444										1	0	0	0	0	0	2			
49 Rex Brothers, L										0	0	0	0	0	0	0			
<b>Inning Stats</b>	R: 4 E: 0 K: 0 S: 19	H: 5 LOB: 2 BB: 1 P: 27	R: 5 E: 1 K: 1 S: 25	H: 6 LOB: 1 BB: 0 P: 33	R: 1 E: 0 K: 0 S: 11	H: 1 LOB: 1 BB: 1 P: 20	R: 0 E: 0 K: 1 S: 15	H: 1 LOB: 2 BB: 1 P: 24	R: 0 E: 0 K: 0 S: 10	H: 1 LOB: 2 BB: 1 P: 18	R: 0 E: 0 K: 1 S: 9	H: 0 LOB: 0 BB: 0 P: 12	R: 0 E: 0 K: 0 S: 8	H: 1 LOB: 1 BB: 0 P: 11	R: 0 E: 0 K: 1 S: 13	H: 1 LOB: 1 BB: 1 P: 18	1B: 13 2B: 2 3B: 0 HR: 1	SF: 0 DP: 0 HBP: 0	WP: 0 PA: 45 PB: 2 CS: 0
<b>PITCHER</b>	IP WLS BF H R ER SO BB IBB HBP BLK WP HR S P ERA WHIP																<b>PITCHER</b>	IP WLS BF H R ER SO BB IBB HBP BLK WP HR S P ERA WHIP	
47 Francisco Liriano, L ERA: 2.83	2.1 L 21 12 2 0 0 1 2 0 0 0 0 0 30 49 0.00 1.500																		
32 Vin Mazzaro, R ERA: 2.7	2.2 11 2 0 0 2 1 0 0 0 0 0 0 27 37 0.00 1.125																		
48 Jared Hughes, R ERA: 3.86	0.1 1 0 0 0 0 0 0 0 0 0 0 0 3 4 0.00 0.000																		

AB 35  
R 1  
H 10  
RBI 1  
BB 4  
SO 6  
LOB 21



AB 40  
R 10  
H 16  
RBI 10  
BB 5  
SO 4  
LOB 22





Batter	1	2	3	4	5	6	7	8	9	AB	R	H	RBI	BB	SO	LOB	TOP								
6 Starling Marte, R OBP: 0.343, SLG: 0.438 7 Alex Presley, L OBP: 0.294, SLG: 0.418	L9		K				HBP		1B	2	0	0	0	1	1	0									
18 Neil Walker, S OBP: 0.357, SLG: 0.403	G6-3		G4-3						1B	5	0	1	1	0	1	3									
22 Andrew McCutchen, R OBP: 0.383, SLG: 0.507	G5-3								K	4	1	0	0	1	2	4									
24 Pedro Alvarez, L OBP: 0.297, SLG: 0.477	F8								K	5	0	0	0	0	1	3									
55 Russell Martin, R OBP: 0.356, SLG: 0.408	1B									4	1	3	1	0	0	0									
46 Garrett Jones, L OBP: 0.307, SLG: 0.432 37 Justin Wilson, L (8.1)	P6									4	1	2	1	0	0	2									
31 Jose Tabata, R OBP: 0.337, SLG: 0.387	1B									4	0	2	1	0	0	2									
10 Jordy Mercer, R OBP: 0.332, SLG: 0.392 44 Tony Watson, L (6.1) 14 Gaby Sanchez, R OBP: 0.351, SLG: 0.409 (8.3)	FC6-4								BB	3	0	0	0	0	0	3									
34 A.J. Burnett, R OBP: 0.071, SLG: 0.071 5 Josh Harrison, R OBP: 0.283, SLG: 0.432 (6.6)	G6-3								L8	2	0	0	0	0	1	0									
Inning Stats	R: 0 E: 0 K: 0 S: 6	H: 0 LOB: 0 BB: 0 P: 9	R: 0 E: 0 K: 0 S: 11	H: 2 LOB: 2 BB: 0 P: 18	R: 0 E: 0 K: 1 S: 8	H: 0 LOB: 0 BB: 0 P: 15	R: 1 E: 0 K: 0 S: 12	H: 1 LOB: 1 BB: 1 P: 23	R: 0 E: 0 K: 2 S: 12	H: 0 LOB: 1 BB: 0 P: 18	R: 2 E: 0 K: 1 S: 15	H: 3 LOB: 1 BB: 0 P: 22	R: 0 E: 0 K: 0 S: 8	H: 1 LOB: 2 BB: 0 P: 11	R: 0 E: 0 K: 0 S: 8	H: 1 LOB: 1 BB: 0 P: 13	R: 1 E: 0 K: 2 S: 16	H: 2 LOB: 2 BB: 1 P: 27	1B: 7 2B: 2 3B: 1 HR: 0	SF: 0 SAC: 0 DP: 1 HBP: 1	WP: 0 PB: 0 SB: 0 CS: 0	PA: 40			
PITCHER	IP	WLS	BF	H	R	ER	SO	BB	IBB	HBP	BLK	WP	HR	S	P	ERA	WHIP								
12 Juan Nicasio, R ERA: 5.04	5.2		25	6	3	3	4	2	0	0	0	0	0	62	102	4.76	1.412								
59 Wilton Lopez, R ERA: 4.5	0.1	W	1	0	0	0	0	0	0	0	0	0	0	2	3	0.00	0.000								
88 Josh Outman, L ERA: 4.01	1.0	H	4	1	0	0	0	0	0	1	0	0	0	8	11	0.00	1.000								
34 Matt Belisle, R ERA: 4.23	1.0	H	4	1	0	0	0	0	0	0	0	0	0	8	13	0.00	1.000								
49 Rex Brothers, L ERA: 1.52	1.0	S	6	2	1	1	2	1	0	0	0	0	0	16	27	9.00	3.000								

Pittsburgh Pirates @ Colorado Rockies  
Coors Field, Denver, CO  
Sat Aug 10 2013, 7:59 PM - 11:09 PM MDT  
Att: 40,728 - Cloudy - 77 F

AB 36  
R 4  
H 10  
RBI 4  
BB 3  
SO 6  
LOB 18



Batter	1	2	3	4	5	6	7	8	9	AB	R	H	RBI	BB	SO	LOB	BOTTOM								
24 Dexter Fowler, S OBP: 0.369, SLG: 0.427	FC4-6		G6-3						P3	4	1	2	2	1	0	1									
6 Corey Dickerson, L OBP: 0.333, SLG: 0.433 88 Josh Outman, L (7.1) 34 Matt Belisle, R (8.1) 23 Charlie Culberson, R OBP: 0.136, SLG: 0.136 49 Rex Brothers, L (9.1)	FC4-6		G6-3						P5	4	0	1	0	0	1	2									
2 Troy Tulowitzki, R OBP: 0.383, SLG: 0.569	G5-3									4	0	0	0	0	2	3									
3 Michael Cuddyer, R OBP: 0.392, SLG: 0.545	K									4	1	1	0	0	2	2									
17 Todd Helton, L OBP: 0.328, SLG: 0.388	G5-3									4	1	1	0	0	1	1									
20 Wilin Rosario, R OBP: 0.311, SLG: 0.474	G5-3									4	0	2	0	0	0	2									
28 Nolan Arenado, R OBP: 0.297, SLG: 0.404	G5-3									4	1	1	1	0	1	3									
18 Jonathan Herrera, S OBP: 0.333, SLG: 0.361										1	1	1	1	3	0	0									
12 Juan Nicasio, R ERA: 2.95 59 Wilton Lopez, R (6.1) 19 Charlie Blackmon, L OBP: 0.261, SLG: 0.395 (7.7)	K								SH5-3	2	0	0	0	0	2	3									
Inning Stats	R: 0 E: 0 K: 1 S: 13	H: 0 LOB: 1 BB: 1 P: 18	R: 1 E: 0 K: 1 S: 12	H: 2 LOB: 1 BB: 0 P: 15	R: 0 E: 0 K: 2 S: 10	H: 1 LOB: 1 BB: 0 P: 13	R: 0 E: 0 K: 1 S: 7	H: 1 LOB: 2 BB: 1 P: 16	R: 0 E: 0 K: 2 S: 11	H: 0 LOB: 0 BB: 0 P: 17	R: 5 E: 1 K: 1 S: 14	H: 5 LOB: 1 BB: 1 P: 24	R: 0 E: 1 K: 1 S: 13	H: 1 LOB: 1 BB: 0 P: 18	R: 0 E: 0 K: 0 S: 11	H: 0 LOB: 1 BB: 1 P: 16	1B: 7 2B: 3 3B: 0 HR: 0	SF: 0 SAC: 1 DP: 0 HBP: 0	WP: 0 PB: 0 SB: 3 CS: 0	PA: 38					
PITCHER	IP	WLS	BF	H	R	ER	SO	BB	IBB	HBP	BLK	WP	HR	S	P	ERA	WHIP								
34 A.J. Burnett, R ERA: 2.95	5.2	L	28	8	6	5	8	2	1	0	0	0	0	64	99	7.94	1.765								
44 Tony Watson, L ERA: 3.13	1.1		6	2	0	0	1	0	0	0	0	0	0	16	22	0.00	1.500								
37 Justin Wilson, L ERA: 2.1	1.0		4	0	0	0	0	1	0	0	0	0	0	11	16	0.00	1.000								

Pittsburgh Pirates @ Colorado Rockies  
Coors Field, Denver, CO  
Sat Aug 10 2013, 7:59 PM - 11:09 PM MDT  
Att: 40,728 - Cloudy - 77 F

AB 33  
R 6  
H 10  
RBI 5  
BB 4  
SO 9  
LOB 18





Batter	1	2	3	4	5	6	7	8	9	AB	R	H	RBI	BB	SO	LOB	TOP				
7 Alex Presley, L (1,7) OBP: 0.274, SLG: 0.389										5	0	0	0	0	1	5					
31 Jose Tabata, R (1,9) OBP: 0.335, SLG: 0.381										3	0	0	0	1	0	1					
22 Andrew McCutchen, R (1,8) OBP: 0.386, SLG: 0.937										4	0	2	1	0	2	0					
24 Pedro Alvarez, L (1,5)										4	1	1	1	0	2	3					
18 Neil Walker, S (1,4) OBP: 0.356, SLG: 0.401										4	0	1	0	0	0	1					
46 Garrett Jones, L (1,3) OBP: 0.307, SLG: 0.429										2	0	0	0	1	0	1					
55 Russell Martin, R (9,PH) OBP: 0.355, SLG: 0.406										1	0	0	0	0	1	1					
59 Tony Sanchez, R (1,2) OBP: 0.233, SLG: 0.259										3	0	1	0	0	0	1					
6 Starling Marte, R (9,PR) OBP: 0.343, SLG: 0.438										0	0	0	0	0	0	0					
12 Clint Barnes, R (1,6) OBP: 0.262, SLG: 0.303										2	1	1	0	0	0	0					
10 Jordy Mercer, R (9,PH) OBP: 0.331, SLG: 0.391										1	0	0	0	0	0	2					
49 Jeff Locke, L (1,1) OBP: 0.125, SLG: 0.079										1	0	0	0	0	0	0					
44 Tony Watson, L (6,1)										0	0	0	0	0	0	0					
5 Josh Harrison, R (7,PH) OBP: 0.277, SLG: 0.422										1	0	0	0	0	0	1					
29 Bryan Morris, L (7,1) OBP: 0.200, SLG: 0.200										0	0	0	0	0	0	0					
14 Gaby Sanchez, R (9,PH) OBP: 0.353, SLG: 0.409										0	0	0	0	1	0	0					
<b>Inning Stats</b>	R: 0 E: 0 K: 2 S: 9	H: 0 LOB: 0 BB: 0 P: 14	R: 1 E: 0 K: 0 S: 6	H: 1 LOB: 0 BB: 0 P: 9	R: 1 E: 0 K: 0 S: 11	H: 2 LOB: 2 BB: 1 P: 19	R: 0 E: 0 K: 0 S: 6	H: 0 LOB: 0 BB: 0 P: 12	R: 0 E: 1 K: 1 S: 10	H: 1 LOB: 1 BB: 0 P: 10	R: 0 E: 0 K: 0 S: 4	H: 0 LOB: 0 BB: 0 P: 8	R: 0 E: 0 K: 2 S: 9	H: 0 LOB: 0 BB: 0 P: 10	R: 0 E: 0 K: 1 S: 9	H: 2 LOB: 3 BB: 1 P: 18	1B: 3 2B: 2 3B: 0 HR: 1	SF: 0 SAC: 2 DP: 1 HBP: 1	WP: 0 PB: 0 SB: 0 CS: 0	PA: 37	
<b>PITCHER</b>	IP: 6.0 WLS: 0 BF: 24 ERA: 5.06	H: 4 R: 2 ER: 2 SO: 3	BB: 2 IBB: 0 HBP: 0 BLK: 0	WP: 0 HR: 1 S: 50 P: 80	ERA: 3.00 WHIP: 1.000	IP: 7.1 WLS: 1 BF: 4 ERA: 4.5	H: 0 R: 0 ER: 0 SO: 0	BB: 0 IBB: 0 HBP: 1 BLK: 0	WP: 0 HR: 4 S: 8 P: 10	ERA: 0.00 WHIP: 0.000	IP: 8.1 WLS: 1 BF: 3 ERA: 4.15	H: 0 R: 0 ER: 0 SO: 2	BB: 0 IBB: 0 HBP: 0 BLK: 0	WP: 0 HR: 9 S: 10 P: 18	ERA: 0.00 WHIP: 0.000	IP: 9.1 WLS: 6 BF: 2 ERA: 1.49	H: 0 R: 0 ER: 0 SO: 1	BB: 0 IBB: 1 HBP: 0 BLK: 0	WP: 0 HR: 9 S: 18 P: 2.000	ERA: 0.00 WHIP: 2.000	

Pittsburgh Pirates @ Colorado Rockies  
Coors Field, Denver, CO  
Sun Aug 11 2013, 2:14 PM - 4:54 PM MDT  
Att: 44,657 - Cloudy - 79 F

AB 31  
R 2  
H 6  
RBI 2  
BB 3  
SO 6  
LOB 16



Batter	1	2	3	4	5	6	7	8	9	AB	R	H	RBI	BB	SO	LOB	BOTTOM				
24 Dexter Fowler, S (1,8) OBP: 0.367, SLG: 0.423										3	0	0	0	1	0	3					
9 DJ LeMahieu, R (1,4) OBP: 0.306, SLG: 0.349										3	0	0	1	0	1	2					
2 Troy Tulowitzki, R (1,6) OBP: 0.384, SLG: 0.565										2	0	0	0	2	0	1					
20 Wilin Rosario, R (1,3) OBP: 0.311, SLG: 0.471										4	1	1	0	0	0	4					
34 Matt Belisle, R (8,1) OBP: 0.154, SLG: 0.316										0	0	0	0	0	0	0					
49 Rex Brothers, L (9,1)										0	0	0	0	0	0	0					
28 Nolan Arenado, R (1,5) OBP: 0.299, SLG: 0.406										3	0	1	1	1	0	0					
23 Charlie Culberson, R (1,7) OBP: 0.154, SLG: 0.192										4	0	1	0	0	0	2					
8 Yorvit Torrealba, R (1,2) OBP: 0.336, SLG: 0.316										4	1	1	0	0	0	2					
19 Charlie Blackmon, L (1,9) OBP: 0.283, SLG: 0.404										3	1	2	0	0	0	1					
35 Chad Bettis, R (1,1)										2	0	0	0	0	2	2					
6 Corey Dickerson, L (6,PH) OBP: 0.329, SLG: 0.426										1	0	0	0	0	0	1					
60 Manny Corpas, R (7,1) OBP: 0.327, SLG: 0.386										0	0	0	0	0	0	0					
17 Todd Helton, L (8,3) OBP: 0.327, SLG: 0.386										1	0	0	0	0	0	1					
<b>Inning Stats</b>	R: 0 E: 0 K: 0 S: 9	H: 0 LOB: 1 BB: 1 P: 17	R: 0 E: 0 K: 0 S: 4	H: 0 LOB: 0 BB: 0 P: 7	R: 1 E: 0 K: 1 S: 12	H: 0 LOB: 1 BB: 1 P: 22	R: 0 E: 0 K: 0 S: 9	H: 1 LOB: 1 BB: 0 P: 17	R: 0 E: 0 K: 2 S: 13	H: 1 LOB: 3 BB: 1 P: 22	R: 1 E: 1 K: 0 S: 10	H: 1 LOB: 2 BB: 1 P: 18	R: 1 E: 0 K: 0 S: 11	H: 2 LOB: 1 BB: 0 P: 12	R: 0 E: 0 K: 0 S: 4	H: 1 LOB: 0 BB: 0 P: 5	1B: 4 2B: 2 3B: 0 HR: 0	SF: 1 SAC: 0 DP: 1 HBP: 1	WP: 0 PB: 1 SB: 1 CS: 0	PA: 36	
<b>PITCHER</b>	IP: 5.2 WLS: 1 BF: 26 ERA: 2.43	H: 3 R: 2 ER: 1 SO: 3	BB: 3 IBB: 0 HBP: 0 BLK: 0	WP: 0 HR: 0 S: 54 P: 99	ERA: 1.59 WHIP: 1.059	IP: 6.1 WLS: 0 BF: 2 ERA: 3.11	H: 0 R: 0 ER: 0 SO: 0	BB: 0 IBB: 0 HBP: 0 BLK: 0	WP: 0 HR: 3 S: 4 P: 4	ERA: 0.00 WHIP: 0.000	IP: 7.1 WLS: 8 BF: 3 ERA: 2.7	H: 3 R: 1 ER: 1 SO: 0	BB: 0 IBB: 0 HBP: 0 BLK: 0	WP: 0 HR: 15 S: 17 P: 17	ERA: 4.50 WHIP: 1.500	IP: 9.0 WLS: 0 BF: 0 ERA: 0.00	H: 0 R: 0 ER: 0 SO: 0	BB: 0 IBB: 0 HBP: 0 BLK: 0	WP: 0 HR: 0 S: 0 P: 0	ERA: 0.00 WHIP: 0.000	

Pittsburgh Pirates @ Colorado Rockies  
Coors Field, Denver, CO  
Sun Aug 11 2013, 2:14 PM - 4:54 PM MDT  
Att: 44,657 - Cloudy - 79 F

AB 30  
R 3  
H 6  
RBI 2  
BB 4  
SO 3  
LOB 19









Batter	1	2	3	4	5	6	7	8	9	AB	R	H	RBI	BB	SO	LOB	TOP					
25 Will Venable, L OBP: 0.302, SLG: 0.480										5	2	3	2	0	0	1						
5 Alexi Amarista, L OBP: 0.293, SLG: 0.377										5	0	2	1	0	0	1						
Chase Headley, S OBP: 0.332, SLG: 0.371										5	0	0	0	0	1	3						
23 Yonder Alonso, L OBP: 0.348, SLG: 0.387										4	0	1	1	1	0	1						
9 Jedd Gyorko, R OBP: 0.301, SLG: 0.425											4	1	1	1	0	2						
1 Jaff Decker, L OBP: 0.333, SLG: 0.500										3	1	1	0	1	0							
4 Nick Hundley, R OBP: 0.291, SLG: 0.386										4	1	1	2	0	0	1						
3 Ronny Cedeno, R OBP: 0.265, SLG: 0.308										3	1	1	0	1	1	0						
53 Eric Stults, L OBP: 0.176, SLG: 0.255										2	1	0	0	0	0	1						
46 Tim Stauffer, R ERA: 3.05										2	1	0	0	0	1							
50 Nick Vincent, R ERA: 2.25										0	0	0	0	0	0							
14 Mark Kotsay, L ERA: 3.21										1	0	0	0	0	0							
57 Luke Gregerson, L ERA: 3.26										0	0	0	0	0	0							
16 Huston Street, R ERA: 3.26										0	0	0	0	0	0							
<b>Inning Stats</b>	R: 1 E: 0 K: 0 S: 6	H: 2 LOB: 1 BB: 0 P: 10	R: 4 E: 0 K: 0 S: 15	H: 4 LOB: 1 BB: 1 P: 28	R: 1 E: 0 K: 0 S: 7	H: 1 LOB: 1 BB: 1 P: 16	R: 0 E: 0 K: 0 S: 6	H: 0 LOB: 0 BB: 0 P: 9	R: 0 E: 0 K: 0 S: 14	H: 1 LOB: 1 BB: 0 P: 21	R: 1 E: 0 K: 1 S: 14	H: 3 LOB: 1 BB: 0 P: 20	R: 0 E: 0 K: 0 S: 5	H: 0 LOB: 0 BB: 1 P: 10	R: 0 E: 0 K: 1 S: 11	H: 1 LOB: 1 BB: 0 P: 14	R: 0 E: 0 K: 1 S: 10	H: 0 LOB: 0 BB: 0 P: 15	1B: 9 2B: 0 3B: 1 HR: 2	SF: 0 SAC: 0 DP: 1 HBP: 0	WP: 1 PB: 0 SB: 2 CS: 1	PA: 40
<b>PITCHER</b>	IP	WLS	BF	H	R	ER	SO	BB	IBB	HBP	BLK	WP	HR	S	P	ERA	WHIP					
50 Jeff ManSHIP, R ERA: 7.2	5.0	L	25	8	6	6	0	2	0	0	0	0	2	48	84	10.80	2.000					
0 Adam Ottavino, R ERA: 3.05	2.0		8	3	1	1	1	1	0	0	0	1	0	19	30	4.50	2.000					
61 Edgmer Escalona, R ERA: 5.56	0.2		3	1	0	0	1	0	0	0	0	0	0	9	12	0.00	1.500					
88 Josh Outman, L ERA: 3.98	0.1		1	0	0	0	0	0	0	0	0	0	0	2	2	0.00	0.000					
59 Wilton Lopez, R ERA: 4.42	1.0		3	0	0	0	1	0	0	0	0	0	0	10	15	0.00	0.000					

San Diego Padres @ Colorado Rockies  
Coors Field, Denver, CO  
Tue Aug 13 2013, 6:41 PM - 9:43 PM MDT  
Att: 30,366 - Partly Cloudy - 72 F

AB	37
R	7
H	12
RBI	7
BB	3
SO	3
LOB	11



Batter	1	2	3	4	5	6	7	8	9	AB	R	H	RBI	BB	SO	LOB	BOTTOM					
24 Dexter Fowler, S OBP: 0.374, SLG: 0.427										4	1	1	0	1	1	1						
9 DJ LeMahieu, R OBP: 0.316, SLG: 0.370										5	1	2	0	0	0	1						
2 Troy Tulowitzki, R OBP: 0.380, SLG: 0.554										4	1	1	0	1	1	1						
20 Wilin Rosario, R OBP: 0.310, SLG: 0.467										5	1	1	2	0	0	2						
28 Nolan Arenado, R OBP: 0.308, SLG: 0.419											4	1	2	0	0	2						
17 Todd Helton, L OBP: 0.328, SLG: 0.384											3	0	1	1	1	1						
23 Charlie Culberson, R OBP: 0.226, SLG: 0.267											3	0	2	2	0	0						
19 Charlie Blackmon, L OBP: 0.267, SLG: 0.378											4	0	1	0	0	5						
50 Jeff ManSHIP, R ERA: 3.68	4.2									2	0	0	0	0	5							
3 Michael Cuddyer, R ERA: 4.21	1.1	W	4	0	0	0	2	0	0	0	0	0	0	0	1							
0 Adam Ottavino, R ERA: 3.05	1.0	H	3	0	0	0	1	0	0	0	0	0	0	0	0							
61 Edgmer Escalona, R ERA: 5.56	0.2	H	3	1	0	0	0	0	0	0	0	0	0	0	0							
88 Josh Outman, L ERA: 3.98	0.1	S	4	0	0	0	0	0	0	0	0	0	0	0	0							
6 Corey Dickerson, L ERA: 3.21	1.1	S	4	0	0	0	0	0	0	0	0	0	0	0	0							
59 Wilton Lopez, R ERA: 4.42	1.1	S	4	0	0	0	0	0	0	0	0	0	0	0	0							
<b>Inning Stats</b>	R: 4 E: 0 K: 0 S: 16	H: 5 LOB: 2 BB: 1 P: 28	R: 0 E: 0 K: 0 S: 9	H: 1 LOB: 1 BB: 0 P: 11	R: 0 E: 0 K: 0 S: 17	H: 2 LOB: 2 BB: 1 P: 24	R: 0 E: 0 K: 0 S: 7	H: 1 LOB: 1 BB: 1 P: 16	R: 1 E: 0 K: 0 S: 12	H: 2 LOB: 1 BB: 0 P: 16	R: 0 E: 0 K: 2 S: 10	H: 0 LOB: 0 BB: 0 P: 14	R: 0 E: 0 K: 1 S: 6	H: 0 LOB: 0 BB: 0 P: 9	R: 0 E: 0 K: 0 S: 15	H: 1 LOB: 1 BB: 0 P: 26	R: 0 E: 0 K: 0 S: 6	H: 0 LOB: 0 BB: 0 P: 8	1B: 10 2B: 0 3B: 2 HR: 0	SF: 1 SAC: 0 DP: 2 HBP: 0	WP: 0 PB: 0 SB: 0 CS: 0	PA: 40
<b>PITCHER</b>	IP	WLS	BF	H	R	ER	SO	BB	IBB	HBP	BLK	WP	HR	S	P	ERA	WHIP					
53 Eric Stults, L ERA: 3.68	4.2		26	11	5	5	0	3	0	0	0	0	0	55	89	9.64	3.000					
46 Tim Stauffer, R ERA: 4.21	1.1		4	0	0	0	2	0	0	0	0	0	0	16	20	0.00	0.000					
50 Nick Vincent, R ERA: 2.25	1.0		3	0	0	0	1	0	0	0	0	0	0	6	9	0.00	0.000					
57 Luke Gregerson, R ERA: 3.21	0.2		3	1	0	0	0	0	0	0	0	0	0	12	20	0.00	1.500					
16 Huston Street, R ERA: 3.26	1.1		4	0	0	0	0	0	0	0	0	0	0	9	14	0.00	0.000					

San Diego Padres @ Colorado Rockies  
Coors Field, Denver, CO  
Tue Aug 13 2013, 6:41 PM - 9:43 PM MDT  
Att: 30,366 - Partly Cloudy - 72 F

AB	36
R	5
H	12
RBI	5
BB	3
SO	3
LOB	19






Batter	1	2	3	4	5	6	7	8	9	AB	R	H	RBI	BB	SO	LOB	TOP			
13 Chris Denorfia, R OBP: 0.329, SLG: 0.390										3	0	2	1	1	0	0	<b>San Diego Padres @ Colorado Rockies</b> Coors Field, Denver, CO Wed Aug 14 2013, 1:11 PM - 3:41 PM MDT Att: 30,099 - Sunny - 77 F			
25 Will Venable, L OBP: 0.302, SLG: 0.477										4	0	1	0	0	1	2				
Chase Headley, S OBP: 0.329, SLG: 0.367										4	0	0	0	0	2	2				
9 Jedd Gyorko, R OBP: 0.303, SLG: 0.429										4	1	2	0	0	0	0				
15 Jesus Guzman, R OBP: 0.292, SLG: 0.395										4	0	2	1	0	0	0				
11 Logan Forsythe, R OBP: 0.287, SLG: 0.329										4	0	0	0	0	1	3				
3 Ronny Cedeno, R OBP: 0.265, SLG: 0.306										4	1	1	0	0	1	2				
44 René Rivera, R OBP: 0.219, SLG: 0.172										3	0	0	0	0	0	1				
23 Yonder Alonso, L OBP: 0.347, SLG: 0.385										1	0	0	0	0	0	0				
34 Andrew Cashner, R OBP: 0.289, SLG: 0.351										2	0	0	0	0	2	0				
55 Dale Thayer, R (8, 1)										0	0	0	0	0	0	0				
<b>Inning Stats</b>	R: 0 E: 0 K: 1 S: 5	H: 0 LOB: 0 BB: 0 P: 9	R: 0 E: 0 K: 0 S: 9	H: 0 LOB: 0 BB: 0 P: 14	R: 1 E: 0 K: 0 S: 10	H: 2 LOB: 1 BB: 0 P: 15	R: 1 E: 0 K: 2 S: 14	H: 2 LOB: 1 BB: 0 P: 18	R: 0 E: 0 K: 0 S: 10	H: 2 LOB: 1 BB: 0 P: 14	R: 0 E: 0 K: 1 S: 11	H: 1 LOB: 1 BB: 0 P: 16	R: 0 E: 0 K: 0 S: 7	H: 0 LOB: 0 BB: 0 P: 11	R: 0 E: 0 K: 1 S: 7	H: 0 LOB: 0 BB: 0 P: 10	1B: 7 2B: 2 3B: 0 HR: 0	SF: 0 SAC: 1 DP: 1 HBP: 0	WP: 1 PB: 0 SB: 1 CS: 0	PA: 35
<b>PITCHER</b>	IP WLS BF H R ER SO BB IBB HBP BLK WP HR S P ERA WHIP																			
29 Jorge De La Rosa, L ERA: 3.22	(1, 1)	7.0	W	29	8	2	2	6	1	0	0	0	0	1	0	73	107	2.57	1.286	
34 Matt Belisle, R ERA: 4.08	(8, 1)	1.0	H	3	0	0	0	0	0	0	0	0	0	0	0	7	11	0.00	0.000	
49 Rex Brothers, L ERA: 1.46	(9, 1)	1.0	S	3	0	0	0	1	0	0	0	0	0	0	0	7	10	0.00	0.000	

Batter	1	2	3	4	5	6	7	8	9	AB	R	H	RBI	BB	SO	LOB	BOTTOM			
24 Dexter Fowler, S OBP: 0.376, SLG: 0.428										4	2	2	0	0	2	0	<b>San Diego Padres @ Colorado Rockies</b> Coors Field, Denver, CO Wed Aug 14 2013, 1:11 PM - 3:41 PM MDT Att: 30,099 - Sunny - 77 F			
9 DJ LeMahieu, R OBP: 0.312, SLG: 0.365										4	0	0	0	0	1	2				
6 Corey Dickerson, L OBP: 0.368, SLG: 0.551										4	2	3	2	0	0	0				
2 Troy Tulowitzki, R OBP: 0.381, SLG: 0.557										4	0	2	2	0	1	0				
3 Michael Cuddyer, R OBP: 0.388, SLG: 0.539										3	0	0	0	0	0	2				
28 Nolan Arenado, R OBP: 0.305, SLG: 0.415										3	0	0	0	0	0	1				
19 Charlie Blackmon, L OBP: 0.269, SLG: 0.376										3	0	1	0	0	1	0				
8 Yorvit Torrealba, R OBP: 0.329, SLG: 0.309										3	0	0	0	0	2	1				
29 Jorge De La Rosa, L OBP: 0.089, SLG: 0.047										2	0	0	0	0	1	1				
23 Charlie Culberson, R OBP: 0.219, SLG: 0.259										1	0	0	0	0	0	0				
34 Matt Belisle, R (8, 1)										0	0	0	0	0	0	0				
49 Rex Brothers, L (9, 1)										0	0	0	0	0	0	0				
<b>Inning Stats</b>	R: 1 E: 0 K: 1 S: 13	H: 2 LOB: 1 BB: 0 P: 19	R: 0 E: 0 K: 2 S: 12	H: 1 LOB: 0 BB: 0 P: 14	R: 2 E: 0 K: 1 S: 19	H: 3 LOB: 0 BB: 0 P: 27	R: 0 E: 0 K: 0 S: 9	H: 0 LOB: 0 BB: 0 P: 11	R: 0 E: 0 K: 1 S: 6	H: 0 LOB: 0 BB: 0 P: 6	R: 0 E: 0 K: 0 S: 9	H: 0 LOB: 0 BB: 0 P: 12	R: 0 E: 0 K: 2 S: 7	H: 0 LOB: 0 BB: 0 P: 8	R: 1 E: 0 K: 1 S: 13	H: 2 LOB: 0 BB: 0 P: 19	1B: 4 2B: 3 3B: 1 HR: 0	SF: 0 SAC: 0 DP: 0 HBP: 0	WP: 0 PB: 0 SB: 1 CS: 0	PA: 31
<b>PITCHER</b>	IP WLS BF H R ER SO BB IBB HBP BLK WP HR S P ERA WHIP																			
34 Andrew Cashner, R ERA: 3.87	(1, 1)	7.0	L	27	6	3	3	7	0	0	0	0	0	0	75	97	3.86	0.857		
55 Dale Thayer, R ERA: 2.85	(8, 1)	1.0		4	2	1	1	1	0	0	0	0	0	0	13	19	9.00	2.000		

AB	33
R	2
H	8
RBI	2
BB	1
SO	7
LOB	10



AB	31
R	4
H	8
RBI	4
BB	0
SO	8
LOB	7









Batter	1	2	3	4	5	6	7	8	9	AB	R	H	RBI	BB	SO	LOB	TOP	
24 Dexter Fowler, S OBP: 0.377, SLG: 0.427										4	1	2	2	1	1	1	<b>Colorado Rockies @ Baltimore Orioles</b> Oriole Park at Camden Yards, Baltimore, MD Sat Aug 17 2013, 7:09 PM - 10:31 PM EDT Att: 31,089 - Clear - 79 F <a href="#">livebaseballscorecards.com</a>	
6 Corey Dickerson, L OBP: 0.370, SLG: 0.537										4	0	1	0	1	3	3		
2 Troy Tulowitzki, R OBP: 0.383, SLG: 0.558										5	0	2	0	0	1	3		
3 Michael Cuddyer, R OBP: 0.390, SLG: 0.537										4	0	2	0	1	0	1		
20 Wilin Rosario, R OBP: 0.322, SLG: 0.477										5	0	2	0	0	2	4		
17 Todd Helton, L OBP: 0.345, SLG: 0.386										5	0	0	0	0	1	4		
28 Nolan Arenado, R OBP: 0.304, SLG: 0.417										4	1	1	0	0	1	1		
19 Charlie Blackmon, L OBP: 0.278, SLG: 0.404										2	1	0	1	0	0	0		
23 Charlie Culberson, R OBP: 0.229, SLG: 0.353										1	0	0	0	0	0	0		
18 Jonathan Herrera, S OBP: 0.348, SLG: 0.377										3	1	2	0	1	0	0		
<b>Inning Stats</b>	R: 1 H: 2 E: 0 K: 1 S: 11	H: 2 LOB: 2 BB: 2 P: 21	R: 0 H: 0 E: 0 K: 1 S: 6	H: 0 LOB: 0 BB: 0 P: 10	R: 0 H: 2 E: 0 K: 2 S: 15	H: 2 LOB: 2 BB: 0 P: 16	R: 1 H: 1 E: 0 K: 1 S: 12	H: 1 LOB: 2 BB: 1 P: 21	R: 0 H: 1 E: 0 K: 0 S: 6	H: 1 LOB: 1 BB: 0 P: 14	R: 0 H: 1 E: 0 K: 2 S: 12	H: 1 LOB: 1 BB: 0 P: 19	R: 0 H: 1 E: 0 K: 1 S: 12	H: 1 LOB: 0 BB: 0 P: 16	1B: 8 2B: 3 3B: 1 HR: 0	SF: 0 SAC: 0 DP: 2 HBP: 1	WP: 0 PA: 42 ERA: 0 WHIP: 0	
<b>PITCHER</b>	IP: 5.2 WLS: W BF: 28 ERA: 3.93	H: 9 R: 4 ER: 4 SO: 5 BB: 3 IBB: 0 HBP: 1 BLK: 0 WP: 0 HR: 0 S: 64 P: 95 ERA: 6.35 WHIP: 2.118	IP: 0.0 WLS: L BF: 1 ERA: 3.44	H: 1 R: 0 ER: 0 SO: 0 BB: 1 IBB: 0 HBP: 0 BLK: 0 WP: 0 HR: 2 S: 6 P: 6 ERA: 0.00 WHIP: 0.750	IP: 1.1 WLS: H BF: 5 ERA: 6.43	H: 1 R: 0 ER: 0 SO: 2 BB: 0 IBB: 0 HBP: 0 BLK: 0 WP: 0 HR: 12 S: 19 P: 19 ERA: 0.00 WHIP: 1.000	IP: 1.0 WLS: L BF: 4 ERA: 2.71	H: 1 R: 0 ER: 0 SO: 1 BB: 0 IBB: 0 HBP: 0 BLK: 0 WP: 0 HR: 12 S: 16 P: 16 ERA: 0.00 WHIP: 1.000	<b>PITCHER</b>								IP: 5.2 WLS: W BF: 28 ERA: 3.93	H: 9 R: 4 ER: 4 SO: 5 BB: 3 IBB: 0 HBP: 1 BLK: 0 WP: 0 HR: 0 S: 64 P: 95 ERA: 6.35 WHIP: 2.118
25 Bud Norris, R ERA: 3.93																		
40 Troy Patton, L ERA: 3.44																		
60 Josh Stinson, R ERA: 6.43																		
17 Brian Matusz, L ERA: 3.35																		
29 Tommy Hunter, R ERA: 2.71																		
<b>Batter</b>	<b>1</b>	<b>2</b>	<b>3</b>	<b>4</b>	<b>5</b>	<b>6</b>	<b>7</b>	<b>8</b>	<b>9</b>	<b>AB</b>	<b>R</b>	<b>H</b>	<b>RBI</b>	<b>BB</b>	<b>SO</b>	<b>LOB</b>	<b>BOTTOM</b>	
9 Nate McLouth, L OBP: 0.345, SLG: 0.412										3	2	0	0	2	1	5	<b>Colorado Rockies @ Baltimore Orioles</b> Oriole Park at Camden Yards, Baltimore, MD Sat Aug 17 2013, 7:09 PM - 10:31 PM EDT Att: 31,089 - Clear - 79 F <a href="#">livebaseballscorecards.com</a>	
13 Manny Machado, R OBP: 0.325, SLG: 0.453										5	1	2	2	0	0	5		
19 Chris Davis, L OBP: 0.379, SLG: 0.677										2	1	1	1	2	1	0		
10 Adam Jones, R OBP: 0.325, SLG: 0.503										5	1	3	1	0	0	1		
21 Nick Markakis, L OBP: 0.333, SLG: 0.368										4	1	1	1	1	0	3		
32 Matt Wieters, S OBP: 0.290, SLG: 0.414										5	0	0	0	0	1	5		
28 Steve Pearce, R OBP: 0.315, SLG: 0.370										4	1	0	0	1	2	1		
3 Ryan Flaherty, L OBP: 0.279, SLG: 0.356										4	0	2	0	0	1	2		
1 Brian Roberts, S OBP: 0.319, SLG: 0.383										2	1	1	2	2	0	1		
<b>Inning Stats</b>	R: 1 H: 1 E: 0 K: 0 S: 10	H: 1 LOB: 1 BB: 1 P: 19	R: 0 H: 1 E: 0 K: 2 S: 20	H: 1 LOB: 3 BB: 2 P: 35	R: 7 H: 6 E: 1 K: 0 S: 20	H: 6 LOB: 2 BB: 2 P: 36	R: 0 H: 1 E: 0 K: 0 S: 10	H: 1 LOB: 1 BB: 0 P: 14	R: 0 H: 0 E: 0 K: 1 S: 13	H: 0 LOB: 3 BB: 1 P: 26	R: 0 H: 0 E: 0 K: 1 S: 8	H: 0 LOB: 0 BB: 0 P: 12	R: 0 H: 0 E: 0 K: 2 S: 13	H: 0 LOB: 0 BB: 0 P: 17	1B: 7 2B: 3 3B: 0 HR: 0	SF: 1 SAC: 0 DP: 0 HBP: 1		WP: 1 PA: 44 ERA: 0 WHIP: 0
<b>PITCHER</b>	IP: 2.2 WLS: L BF: 20 ERA: 5.3	H: 8 R: 2 ER: 2 SO: 2 BB: 4 IBB: 0 HBP: 0 BLK: 0 WP: 1 HR: 0 S: 24 P: 44 ERA: 0.00 WHIP: 3.000	IP: 1.1 WLS: L BF: 6 ERA: 5.4	H: 0 R: 0 ER: 0 SO: 1 BB: 1 IBB: 0 HBP: 1 BLK: 0 WP: 0 HR: 14 S: 28 P: 28 ERA: 0.00 WHIP: 0.750	IP: 1.0 WLS: L BF: 3 ERA: 4.34	H: 0 R: 0 ER: 0 SO: 1 BB: 0 IBB: 0 HBP: 0 BLK: 0 WP: 0 HR: 12 S: 17 P: 17 ERA: 0.00 WHIP: 0.000	IP: 1.0 WLS: L BF: 3 ERA: 3.04	H: 0 R: 0 ER: 0 SO: 2 BB: 0 IBB: 0 HBP: 0 BLK: 0 WP: 0 HR: 13 S: 17 P: 17 ERA: 0.00 WHIP: 0.000	<b>PITCHER</b>								IP: 2.2 WLS: L BF: 20 ERA: 5.3	H: 8 R: 2 ER: 2 SO: 2 BB: 4 IBB: 0 HBP: 0 BLK: 0 WP: 1 HR: 0 S: 24 P: 44 ERA: 0.00 WHIP: 3.000
35 Chad Bettis, R ERA: 5.3																		
0 Adam Ottavino, R ERA: 2.97																		
61 Edgmer Escalona, R ERA: 5.4																		
59 Wilton Lopez, R ERA: 4.34																		
63 Rafael Betancourt, R ERA: 3.04																		



Batter	1	2	3	4	5	6	7	8	9	AB	R	H	RBI	BB	SO	LOB	TOP										
24 Dexter Fowler, S OBP: 0.373, SLG: 0.421										5	0	0	0	0	1	2											
6 Cory Dickerson, L OBP: 0.375, SLG: 0.529										3	0	1	0	1	1	0											
2 Troy Tulowitzki, R OBP: 0.384, SLG: 0.558										4	0	2	0	0	2	2											
3 Michael Cuddyer, R OBP: 0.388, SLG: 0.534										4	0	1	0	0	0	3											
17 Todd Helton, L OBP: 0.324, SLG: 0.389										3	1	1	0	1	0	2											
28 Nolan Arenado, R OBP: 0.301, SLG: 0.412										4	0	0	0	0	0	5											
19 Charlie Blackmon, L OBP: 0.286, SLG: 0.417										4	1	2	1	0	0	0											
8 Yorvit Torrealba, R OBP: 0.314, SLG: 0.294										3	0	0	1	0	0	0											
23 Charlie Culberson, R OBP: 0.222, SLG: 0.343										1	0	0	0	0	0	1											
9 DJ LeMahieu, R OBP: 0.310, SLG: 0.359										3	0	1	0	1	0	0											
<b>Inning Stats</b>	R: 0 H: 1 E: 0 K: 2 S: 10	H: 1 LOB: 1 BB: 0 P: 18	R: 0 H: 0 E: 0 K: 0 S: 8	H: 0 LOB: 0 BB: 10 P: 10	R: 0 H: 0 E: 0 K: 0 S: 7	H: 0 LOB: 0 BB: 9 P: 9	R: 0 H: 1 E: 0 K: 0 S: 11	H: 2 LOB: 2 BB: 1 P: 21	R: 0 H: 0 E: 0 K: 0 S: 5	H: 0 LOB: 0 BB: 7 P: 7	R: 0 H: 0 E: 0 K: 1 S: 6	H: 0 LOB: 1 BB: 1 P: 14	R: 2 H: 3 E: 0 K: 0 S: 18	H: 1 LOB: 1 BB: 0 P: 26	R: 0 H: 2 E: 0 K: 1 S: 17	H: 2 LOB: 2 BB: 0 P: 27	R: 0 H: 1 E: 0 K: 0 S: 8	H: 1 LOB: 1 BB: 15 P: 15	1B: 6 2B: 2 3B: 0 HR: 0	SF: 0 SAC: 0 DP: 1 HBP: 0	WP: 2 PB: 0 SB: 1 CS: 0	PA: 37					
<b>PITCHER</b>	IP	WLS	BF	H	R	ER	SO	BB	IBB	HBP	BLK	WP	HR	S	P	ERA	WHIP										
34 Scott Feldman, R ERA: 3.94	6.2	W	27	5	2	2	3	2	0	0	0	1	0	62	101	2.70	1.050										
29 Tommy Hunter, R ERA: 2.7	0.1	H	1	0	0	0	0	0	0	0	0	0	0	3	4	0.00	0.000										
56 Darren O'Day, R ERA: 2.36	1.0	H	5	2	0	0	1	0	0	0	0	0	0	17	27	0.00	2.000										
60 Josh Stinson, R ERA: 5.63	1.0		4	1	0	0	0	1	0	0	0	0	0	8	15	0.00	2.000										

**Colorado Rockies @ Baltimore Orioles**  
 Oriole Park at Camden Yards, Baltimore, MD  
 Sun Aug 18 2013, 1:39 PM - 4:57 PM EDT  
 Att: 22,238 - Overcast - 72 F

AB	34
R	2
H	8
RBI	2
BB	3
SO	4
LOB	15



Batter	1	2	3	4	5	6	7	8	9	AB	R	H	RBI	BB	SO	LOB	BOTTOM										
9 Nate McLouth, L OBP: 0.341, SLG: 0.407										5	0	0	0	0	3	2											
13 Manny Machado, R OBP: 0.324, SLG: 0.451										5	1	1	0	0	1	1											
19 Chris Davis, L OBP: 0.383, SLG: 0.688										5	3	4	2	0	0	0											
10 Adam Jones, R OBP: 0.328, SLG: 0.512										5	2	3	2	0	0	0											
21 Nick Markakis, L OBP: 0.334, SLG: 0.367										4	1	1	0	1	1	4											
1 Brian Roberts, S OBP: 0.331, SLG: 0.389										3	0	2	2	1	0	1											
3 Ryan Flaherty, L OBP: 0.278, SLG: 0.359										4	0	1	0	0	0	6											
12 Alexi Casilla, S OBP: 0.266, SLG: 0.317										4	0	2	1	0	1	1											
31 Taylor Teagarden, R OBP: 0.190, SLG: 0.316										4	0	1	0	0	0	5											
<b>Inning Stats</b>	R: 0 H: 0 E: 0 K: 2 S: 8	H: 3 LOB: 2 BB: 0 P: 25	R: 2 H: 2 E: 0 K: 1 S: 12	H: 2 LOB: 1 BB: 1 P: 24	R: 0 H: 1 E: 0 K: 2 S: 14	H: 1 LOB: 0 BB: 1 P: 16	R: 0 H: 2 E: 0 K: 0 S: 9	H: 2 LOB: 3 BB: 1 P: 17	R: 0 H: 1 E: 0 K: 0 S: 8	H: 1 LOB: 1 BB: 0 P: 14	R: 2 H: 4 E: 0 K: 0 S: 14	H: 4 LOB: 2 BB: 0 P: 24	R: 2 H: 2 E: 0 K: 1 S: 13	H: 2 LOB: 0 BB: 0 P: 19	1B: 9 2B: 4 3B: 0 HR: 2	SF: 0 SAC: 0 DP: 1 HBP: 0	WP: 0 PB: 0 SB: 1 CS: 0	PA: 41									
<b>PITCHER</b>	IP	WLS	BF	H	R	ER	SO	BB	IBB	HBP	BLK	WP	HR	S	P	ERA	WHIP										
45 Jhoulys Chacin, R ERA: 3.24	5.1	L	27	9	3	3	5	1	1	0	0	0	0	65	103	5.06	1.875										
86 Josh Outman, L ERA: 4.17	1.1		7	3	2	2	0	0	0	0	0	0	0	15	26	13.50	2.250										
59 Wilton Lopez, R ERA: 4.32	0.1		2	1	0	0	0	0	0	0	0	0	0	2	4	0.00	3.000										
61 Edgmer Escalona, R ERA: 5.67	1.0		5	2	2	2	1	0	0	0	0	0	1	13	19	18.00	2.000										

**Colorado Rockies @ Baltimore Orioles**  
 Oriole Park at Camden Yards, Baltimore, MD  
 Sun Aug 18 2013, 1:39 PM - 4:57 PM EDT  
 Att: 22,238 - Overcast - 72 F

AB	39
R	7
H	15
RBI	7
BB	2
SO	6
LOB	20





Batter	1	2	3	4	5	6	7	8	9	AB	R	H	RBI	BB	SO	LOB	TOP						
24 Dexter Fowler, S OBP: 0.371, SLG: 0.417										4	1	0	0	1	3	0							
6 Corey Dickerson, L OBP: 0.370, SLG: 0.517										4	1	1	0	0	1	0							
2 Troy Tulowitzki, R OBP: 0.388, SLG: 0.568										3	1	2	1	1	0	0							
3 Michael Cuddyer, R OBP: 0.389, SLG: 0.532										3	1	1	0	1	1	4							
20 Wilin Rosario, R OBP: 0.313, SLG: 0.475										4	0	1	2	0	1	2							
17 Todd Helton, L OBP: 0.323, SLG: 0.390										4	0	1	1	0	2	2							
28 Nolan Arenado, R OBP: 0.301, SLG: 0.409										3	0	0	0	1	2	2							
9 DJ LeMahieu, R OBP: 0.309, SLG: 0.358										4	0	1	0	0	0	2							
50 Jeff Manship, R 4 Ryan Wheeler, L 26 Jeff Francis, L 19 Charlie Blackmon, L 59 Wilton Lopez, R 49 Rex Brothers, L 23 Charlie Culberson, R										1	0	0	0	0	0	0							
<b>Inning Stats</b>	R: 0 E: 0 K: 2 S: 9	H: 1 LOB: 1 BB: 0 P: 11	R: 0 E: 0 K: 3 S: 9	H: 0 LOB: 0 BB: 0 P: 12	R: 0 E: 0 K: 0 S: 6	H: 0 LOB: 0 BB: 0 P: 11	R: 0 E: 0 K: 0 S: 9	H: 1 LOB: 1 BB: 0 P: 12	R: 0 E: 0 K: 1 S: 8	H: 0 LOB: 0 BB: 0 P: 11	R: 0 E: 0 K: 1 S: 13	H: 2 LOB: 2 BB: 2 P: 27	R: 2 E: 0 K: 3 S: 15	H: 2 LOB: 2 BB: 2 P: 28	R: 0 E: 0 K: 1 S: 10	H: 1 LOB: 0 BB: 0 P: 12	1B: 5 2B: 1 3B: 0 HR: 1	SF: 0 SAC: 0 DP: 0 HBP: 0	WP: 0 PA: 37 PB: 0 SB: 1 CS: 1				
<b>PITCHER</b>	IP WLS BF H R ER SO BB IBB HBP BLK WP HR S P ERA WHIP																						
49 Ethan Martin, R ERA: 5.23	6.1 W 25	4 2 2 6	2 0 0 0	0 0 0 0	0 0 0 0	0 1 59 90	2.84 0.947																
30 Justin De Fratus, R ERA: 3.82	0.2 H 2	0 0 0 1	0 0 0 0	0 0 0 0	0 0 5 9	0.00 0.000																	
57 Luis Garcia, R ERA: 5.63	0.1 H 5	2 2 2 1	2 0 0 0	0 0 0 0	0 0 8 19	54.00 12.000																	
63 Jake Diekman, L ERA: 3.7	0.2 H 2	0 0 0 2	0 0 0 1	0 0 0 0	0 0 7 9	0.00 0.000																	
58 Jonathan Papelbon, R ERA: 2.94	1.0 S 3	1 0 0 1	0 0 0 0	0 0 0 0	0 0 10 12	0.00 1.000																	

Colorado Rockies @ Philadelphia Phillies  
Citizens Bank Park, Philadelphia, PA  
Mon Aug 19 2013, 7:10 PM - 10:00 PM EDT  
Att: 35,269 - Cloudy - 77 F

livebaseballscorecards.com

AB 33  
R 4  
H 7  
RBI 4  
BB 4  
SO 11  
LOB 15

Batter	1	2	3	4	5	6	7	8	9	AB	R	H	RBI	BB	SO	LOB	BOTTOM						
11 Jimmy Rollins, S OBP: 0.303, SLG: 0.336										4	0	0	0	0	0	0							
51 Carlos Ruiz, R OBP: 0.314, SLG: 0.348										4	1	2	1	0	0	0							
26 Chase Utley, L OBP: 0.339, SLG: 0.493										4	1	1	0	0	1	1							
9 Dornic Brown, L OBP: 0.325, SLG: 0.532										4	1	1	0	0	1	1							
18 Darin Ruf, R OBP: 0.378, SLG: 0.525										3	0	1	0	1	2	0							
25 Cody Asche, L OBP: 0.233, SLG: 0.351										3	1	1	1	0	1	3							
15 John Mayberry Jr., R OBP: 0.297, SLG: 0.415										3	1	1	3	0	0	2							
22 Casper Wells, R OBP: 0.185, SLG: 0.161										3	0	0	0	0	0	2							
49 Ethan Martin, R 30 Justin De Fratus, S 28 Kevin Frandsen, R 57 Luis Garcia, R 63 Jake Diekman, R 58 Jonathan Papelbon, R										2	0	0	0	0	2	0							
<b>Inning Stats</b>	R: 0 E: 0 K: 1 S: 11	H: 1 LOB: 1 BB: 0 P: 19	R: 0 E: 0 K: 1 S: 10	H: 1 LOB: 0 BB: 0 P: 14	R: 0 E: 0 K: 1 S: 9	H: 0 LOB: 0 BB: 0 P: 14	R: 4 E: 0 K: 1 S: 14	H: 3 LOB: 0 BB: 1 P: 24	R: 1 E: 0 K: 0 S: 8	H: 1 LOB: 1 BB: 0 P: 12	R: 0 E: 0 K: 1 S: 7	H: 1 LOB: 1 BB: 0 P: 10	R: 0 E: 0 K: 2 S: 10	H: 0 LOB: 0 BB: 0 P: 17	R: 0 E: 0 K: 2 S: 10	H: 0 LOB: 0 BB: 0 P: 17	1B: 4 2B: 1 3B: 0 HR: 2	SF: 0 SAC: 0 DP: 0 HBP: 0	WP: 0 PA: 32 PB: 0 SB: 0 CS: 0				
<b>PITCHER</b>	IP WLS BF H R ER SO BB IBB HBP BLK WP HR S P ERA WHIP																						
50 Jeff Manship, R ERA: 7.8	5.0 L 22	6 5 5 4	0 0 0 0	0 0 0 0	0 0 0 0	0 0 7 10	0.00 1.000																
26 Jeff Francis, L ERA: 6.44	1.0	4 1 0 0 1	0 0 0 0	0 0 0 0	0 0 0 0	0 0 8 11	0.00 0.000																
59 Wilton Lopez, R ERA: 4.25	1.0	3 0 0 0 0	0 0 0 0	0 0 0 0	0 0 0 0	0 0 10 17	0.00 0.000																
49 Rex Brothers, L ERA: 1.58	1.0	3 0 0 0 2	0 0 0 0	0 0 0 0	0 0 0 0	0 0 10 17	0.00 0.000																

Colorado Rockies @ Philadelphia Phillies  
Citizens Bank Park, Philadelphia, PA  
Mon Aug 19 2013, 7:10 PM - 10:00 PM EDT  
Att: 35,269 - Cloudy - 77 F

livebaseballscorecards.com

AB 31  
R 5  
H 7  
RBI 5  
BB 1  
SO 7  
LOB 9







Batter	1	2	3	4	5	6	7	8	9	AB	R	H	RBI	BB	SO	LOB	TOP					
24 Dexter Fowler, S OBP: 0.377, SLG: 0.422	G4-3	1B			2B		G5-3			4	0	2	1	0	0	1						
23 Charlie Culberson, R OBP: 0.269, SLG: 0.325	K									3	0	1	0	0	0	1						
19 Charlie Blackmon, L OBP: 0.297, SLG: 0.425	K									0	1	0	0	0	0	0						
2 Troy Tulowitzki, R OBP: 0.385, SLG: 0.569	1B									4	0	1	0	0	1	2						
3 Michael Cuddyer, R OBP: 0.392, SLG: 0.537	K									4	0	2	0	0	1	2						
20 Wilin Rosario, R OBP: 0.312, SLG: 0.486		HR								4	1	1	1	0	1	3						
28 Nolan Arenado, R OBP: 0.302, SLG: 0.411										4	1	2	1	0	1	1						
15 Jordan Pacheco, R OBP: 0.269, SLG: 0.298										3	0	1	0	0	1	0						
17 Todd Helton, L OBP: 0.318, SLG: 0.384										1	0	0	0	0	1	0						
18 Jonathan Herrera, S OBP: 0.337, SLG: 0.365										4	0	0	0	0	0	2						
12 Juan Nicasio, R OBP: 0.226, SLG: 0.143										1	0	0	0	0	0	0						
59 Wilton Lopez, R										0	0	0	0	0	0	0						
9 DJ LeMahieu, R										0	0	0	0	0	0	0						
34 Matt Belisle, R										0	0	0	0	0	0	0						
88 Josh Outman, L										0	0	0	0	0	0	0						
49 Rex Brothers, L										0	0	0	0	0	0	0						
6 Corey Dickerson, L										1	0	0	0	0	1	0						
63 Rafael Betancourt, R										0	0	0	0	0	0	0						
<b>Inning Stats</b>	R: 0 E: 0 K: 2 S: 11	H: 1 LOB: 1 BB: 0 P: 16	R: 2 E: 0 K: 0 S: 11	H: 4 LOB: 2 BB: 0 P: 18	R: 0 E: 0 K: 0 S: 10	H: 1 LOB: 0 BB: 0 P: 11	R: 0 E: 0 K: 2 S: 10	H: 0 LOB: 0 BB: 0 P: 12	R: 0 E: 0 K: 1 S: 12	H: 1 LOB: 1 BB: 0 P: 15	R: 0 E: 0 K: 0 S: 8	H: 1 LOB: 1 BB: 0 P: 13	R: 0 E: 0 K: 1 S: 13	H: 1 LOB: 1 BB: 0 P: 16	R: 1 E: 0 K: 1 S: 13	H: 2 LOB: 2 BB: 0 P: 21	R: 0 E: 0 K: 2 S: 10	H: 0 LOB: 0 BB: 0 P: 14	1B: 8 2B: 2 3B: 0 HR: 1	SF: 0 SAC: 1 DP: 1 HBP: 1	WP: 0 PB: 0 SB: 0 CS: 0	PA: 36
<b>PITCHER</b>	IP WLS BF H R ER SO BB IBB HBP BLK WP HR S P ERA WHIP																					
33 Cliff Lee, L ERA: 3.18	7.0	28	9	2	2	6	0	0	0	0	0	1	75	101	2.57	1.286						
30 Justin De Fratus, R ERA: 3.97	1.0	5	2	1	1	1	0	0	1	0	0	0	13	21	9.00	2.000						
63 Jake Diekman, L ERA: 0.55	1.0	W	3	0	0	2	0	0	0	0	0	0	10	14	0.00	0.000						

Colorado Rockies @ Philadelphia Phillies  
Citizens Bank Park, Philadelphia, PA  
Wed Aug 21 2013, 7:09 PM - 10:20 PM EDT  
Att: 36,578 - Cloudy - 85 F

livebaseballscorecards.com

AB 34  
R 3  
H 11  
RBI 3  
BB 0  
SO 9  
LOB 12



Batter	1	2	3	4	5	6	7	8	9	AB	R	H	RBI	BB	SO	LOB	BOTTOM					
11 Jimmy Rollins, S OBP: 0.305, SLG: 0.336	L4									3	0	1	0	2	0	0						
10 Michael Young, R OBP: 0.330, SLG: 0.387	K									5	0	1	1	0	1	3						
26 Chase Utley, L OBP: 0.339, SLG: 0.497	HR									4	1	1	1	0	0	2						
9 Dornic Brown, L OBP: 0.319, SLG: 0.523	G6-3									4	0	0	0	0	0	0						
18 Darin Ruf, R OBP: 0.371, SLG: 0.508		1B								4	0	2	0	0	1	0						
25 Cody Asche, L OBP: 0.235, SLG: 0.354										4	0	1	0	0	0	2						
31 Erik Kratz, R OBP: 0.262, SLG: 0.394										4	0	2	0	0	1	2						
22 Casper Wells, R OBP: 0.185, SLG: 0.161										0	1	0	0	0	0	0						
15 John Mayberry Jr., R OBP: 0.302, SLG: 0.423										4	1	2	0	0	1	3						
33 Cliff Lee, L OBP: 0.200, SLG: 0.186										1	0	0	0	0	1	2						
3 Roger Bernadina, L OBP: 0.246, SLG: 0.298										1	0	0	0	0	0	0						
30 Justin De Fratus, S										0	0	0	0	0	0	0						
63 Jake Diekman, R										0	0	0	0	0	0	0						
51 Carlos Ruiz, R OBP: 0.316, SLG: 0.351										1	1	1	1	0	0	0						
<b>Inning Stats</b>	R: 1 E: 0 K: 1 S: 12	H: 1 LOB: 0 BB: 0 P: 19	R: 0 E: 0 K: 1 S: 13	H: 2 LOB: 2 BB: 0 P: 21	R: 0 E: 0 K: 0 S: 7	H: 0 LOB: 0 BB: 0 P: 12	R: 0 E: 0 K: 1 S: 9	H: 1 LOB: 1 BB: 0 P: 13	R: 1 E: 1 K: 0 S: 10	H: 1 LOB: 1 BB: 1 P: 19	R: 0 E: 0 K: 1 S: 15	H: 2 LOB: 2 BB: 0 P: 22	R: 0 E: 0 K: 0 S: 12	H: 1 LOB: 1 BB: 0 P: 16	R: 0 E: 0 K: 1 S: 7	H: 0 LOB: 0 BB: 0 P: 9	R: 2 E: 0 K: 0 S: 9	H: 3 LOB: 2 BB: 1 P: 16	1B: 4 2B: 6 3B: 0 HR: 1	SF: 0 SAC: 1 DP: 1 HBP: 0	WP: 0 PB: 0 SB: 0 CS: 0	PA: 38
<b>PITCHER</b>	IP WLS BF H R ER SO BB IBB HBP BLK WP HR S P ERA WHIP																					
12 Juan Nicasio, R ERA: 4.79	5.2	25	7	2	1	3	1	0	0	0	0	0	5	6	0.00	0.000						
59 Wilton Lopez, R	0.1	1	0	0	0	1	0	0	0	0	0	0	9	12	0.00	1.500						
34 Matt Belisle, R ERA: 3.94	0.2	3	1	0	0	0	0	0	0	0	0	0	3	4	0.00	0.000						
88 Josh Outman, L ERA: 4.14	0.1	1	0	0	0	0	0	0	0	0	0	0	3	4	0.00	0.000						
49 Rex Brothers, L ERA: 1.51	1.0	H	3	0	0	1	0	0	0	0	0	0	7	9	0.00	0.000						

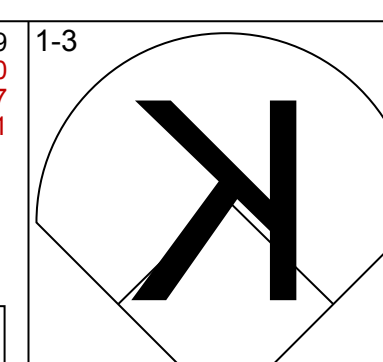
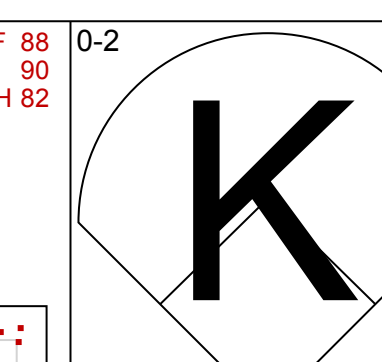
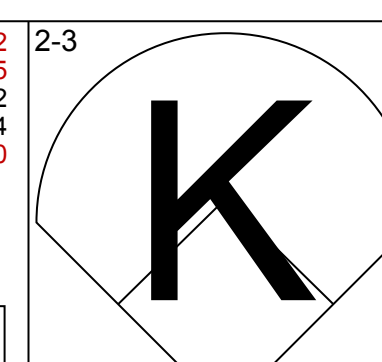
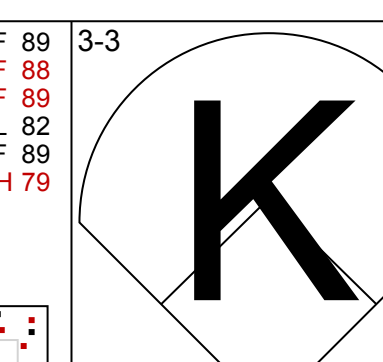
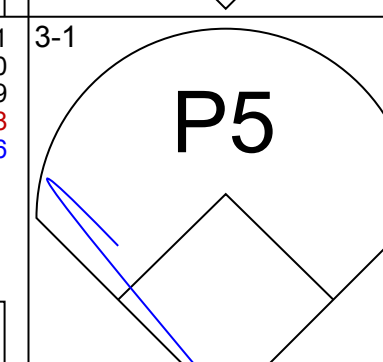
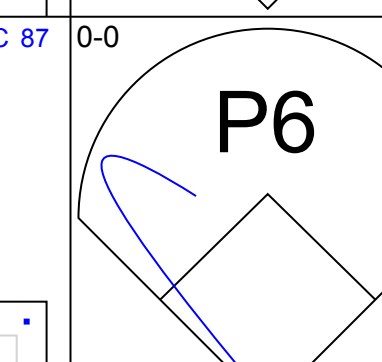
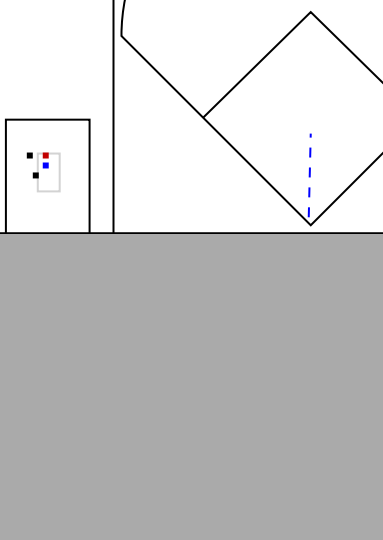
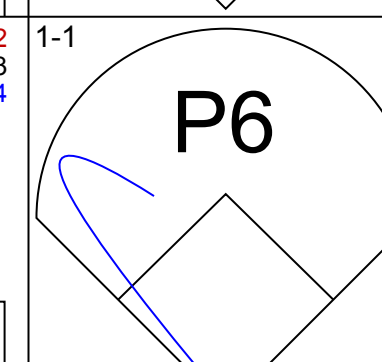
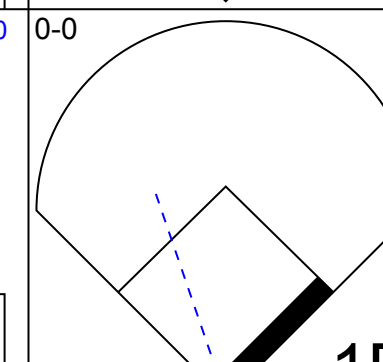
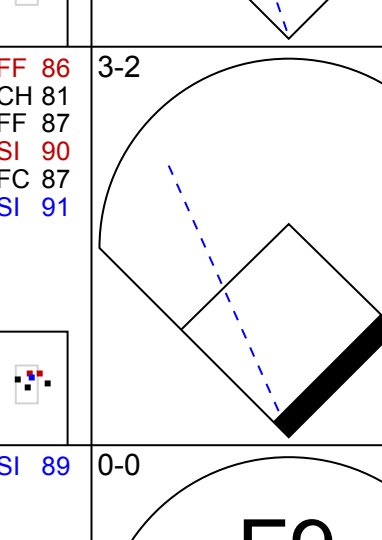
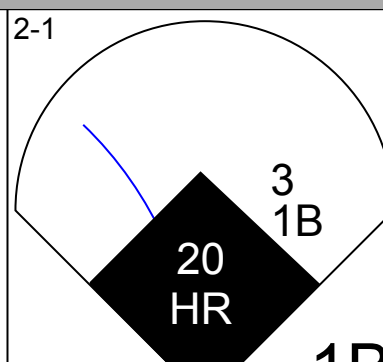
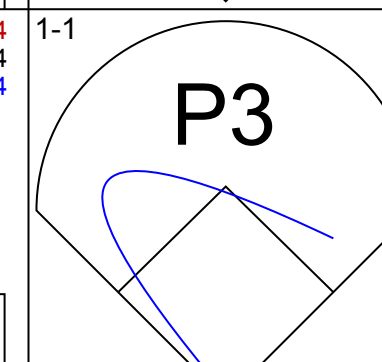
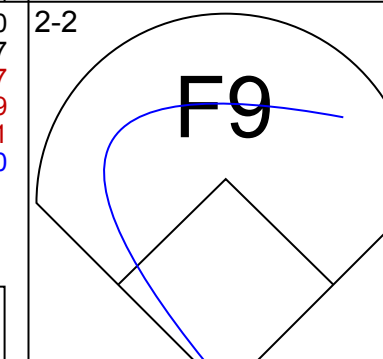

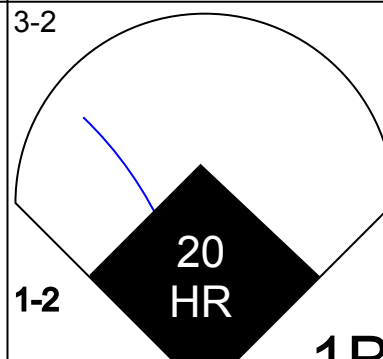
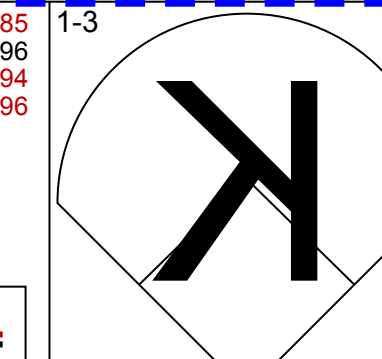
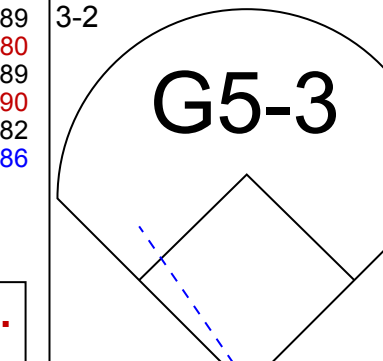

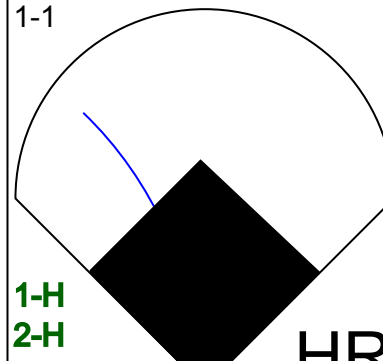

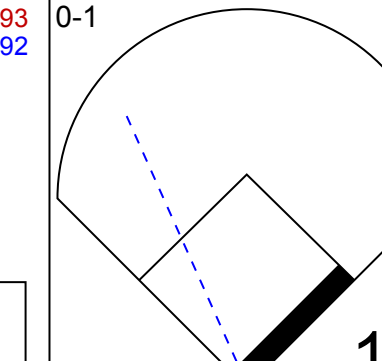
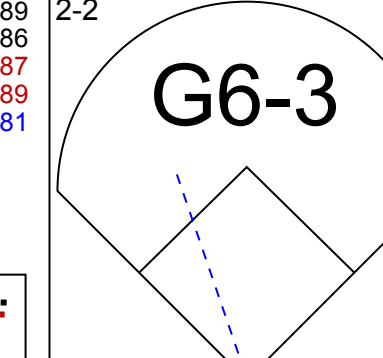
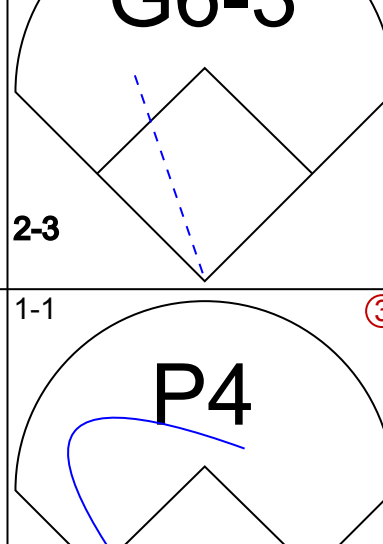
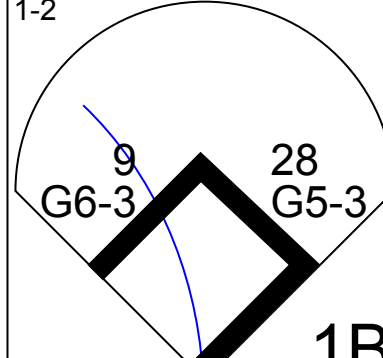

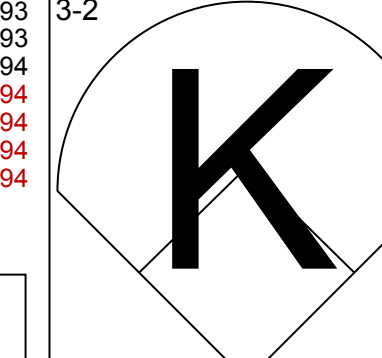
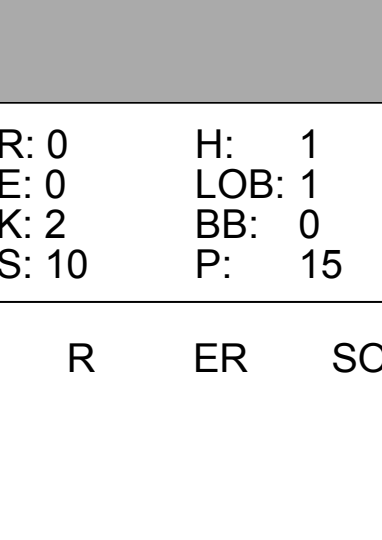
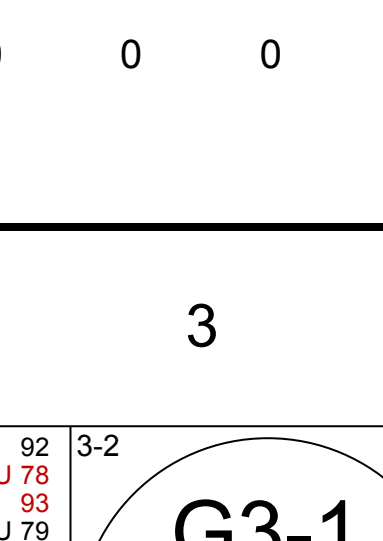
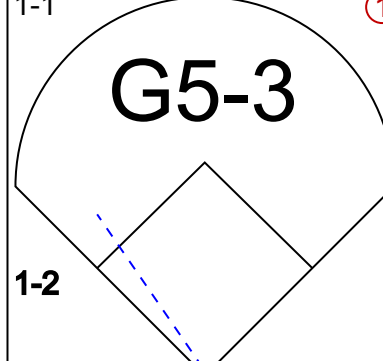
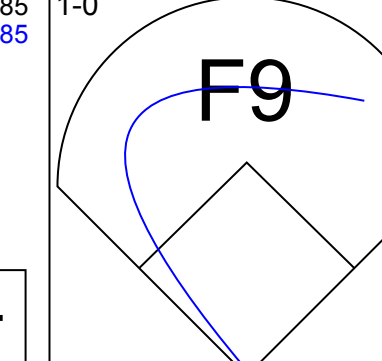
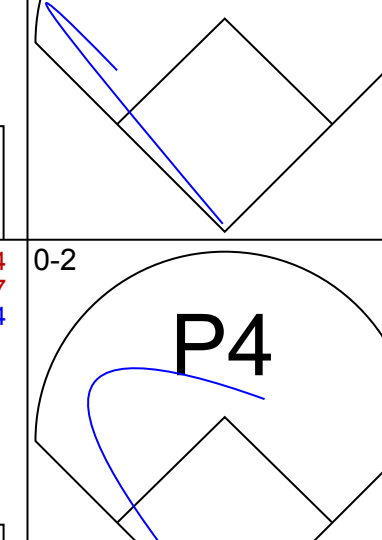
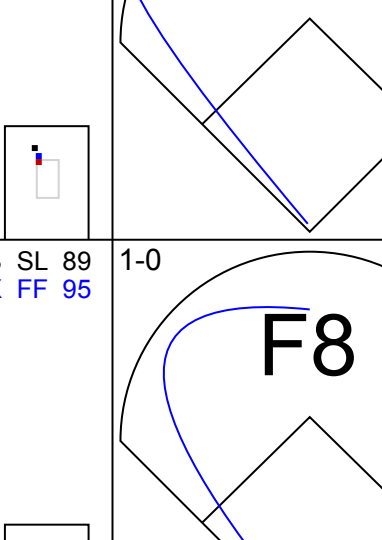
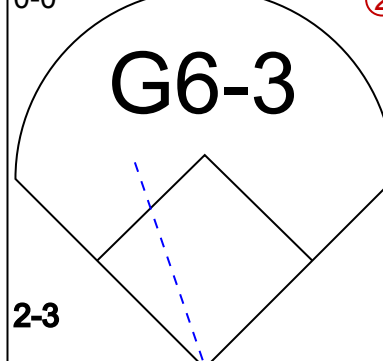
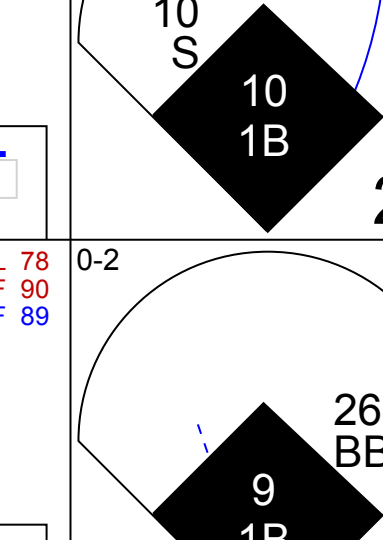

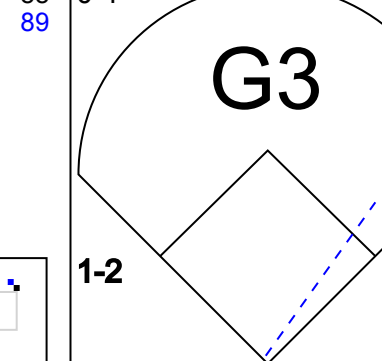
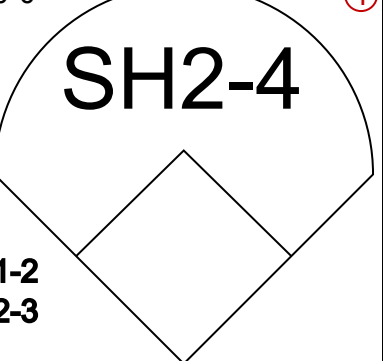

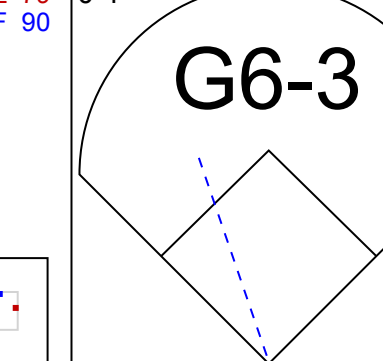
Colorado Rockies @ Philadelphia Phillies  
Citizens Bank Park, Philadelphia, PA  
Wed Aug 21 2013, 7:09 PM - 10:20 PM EDT  
Att: 36,578 - Cloudy - 85 F

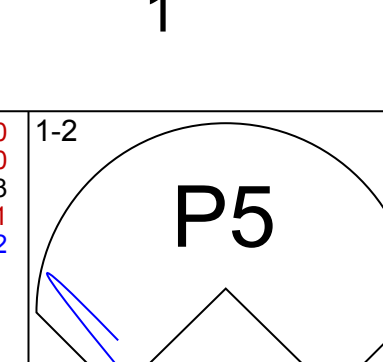
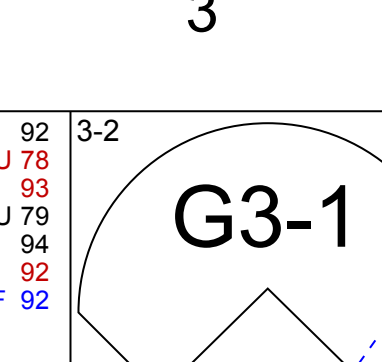
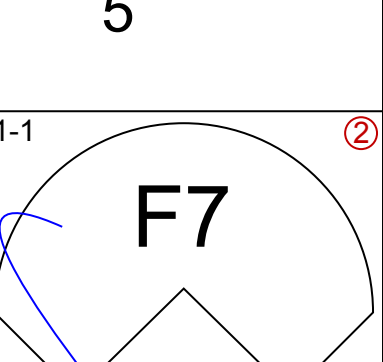
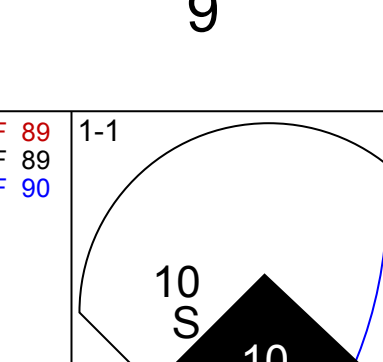
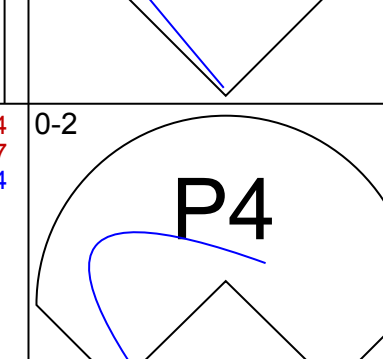
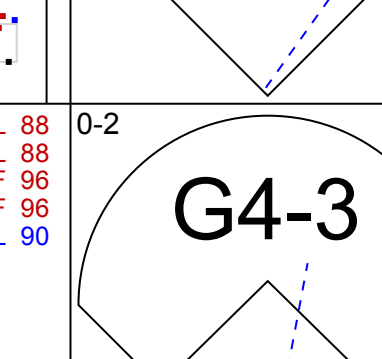
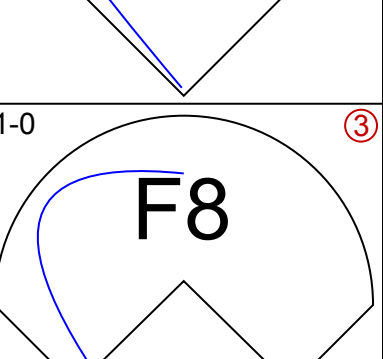
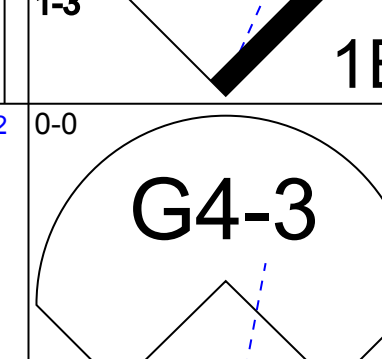
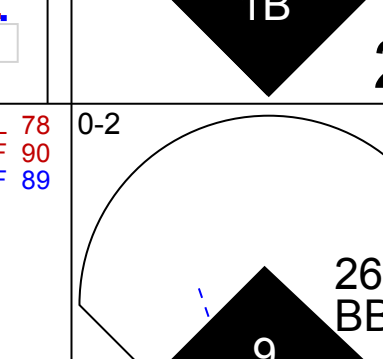
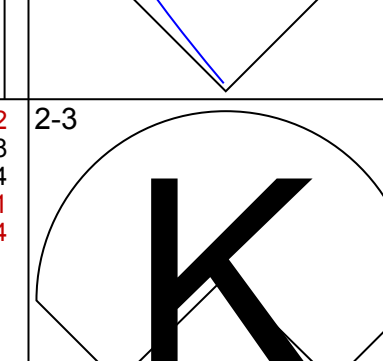
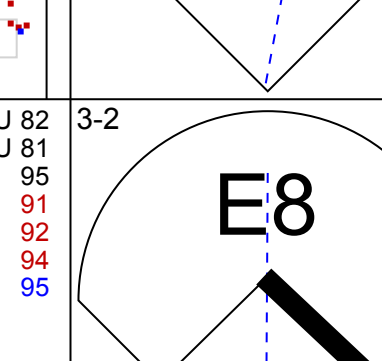
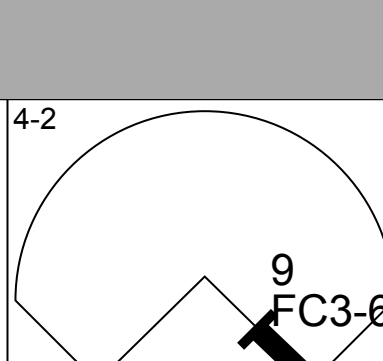
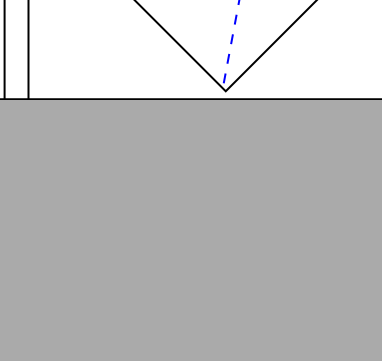
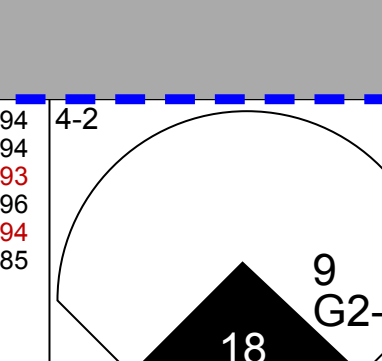
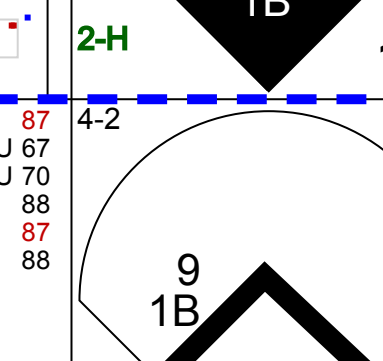
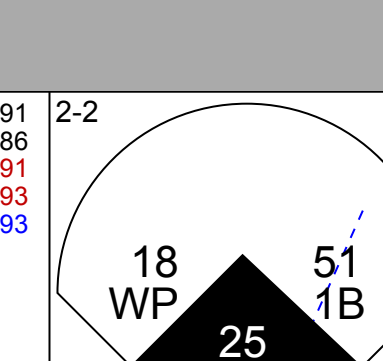
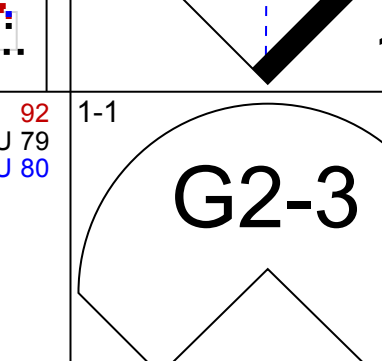

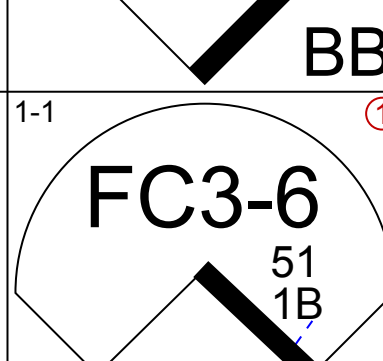
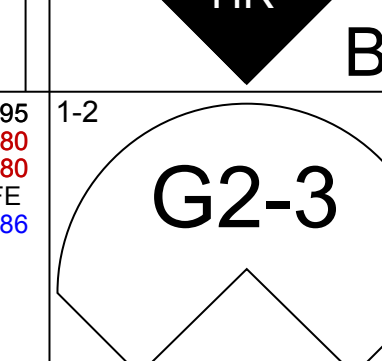
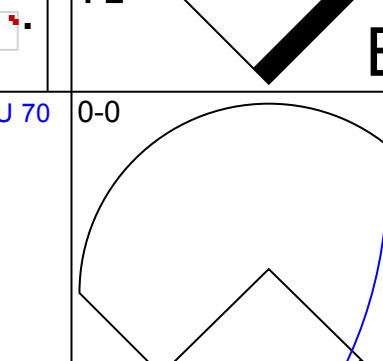
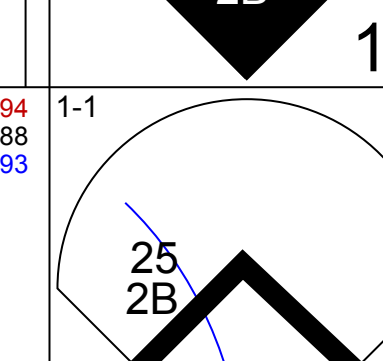
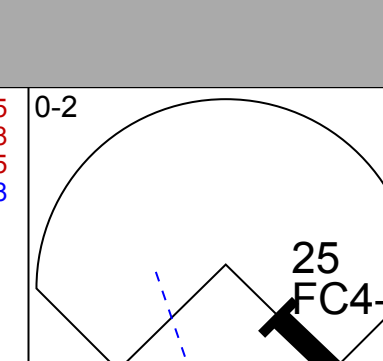
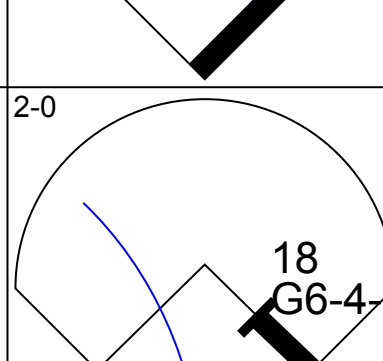

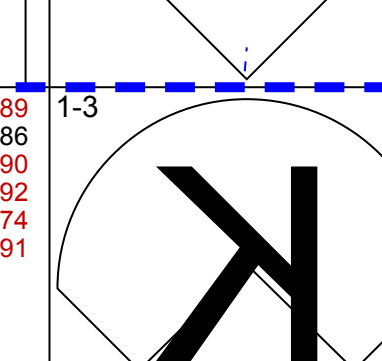
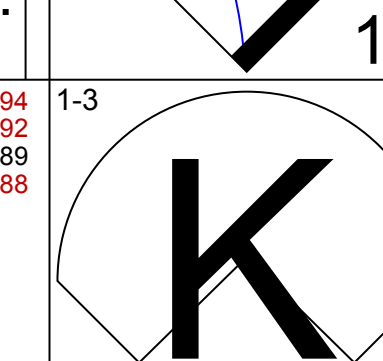
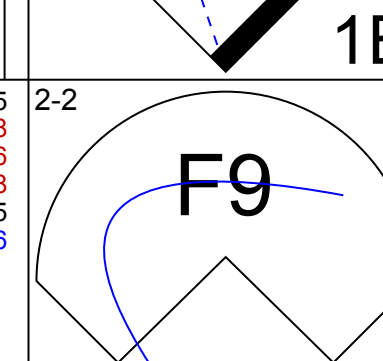
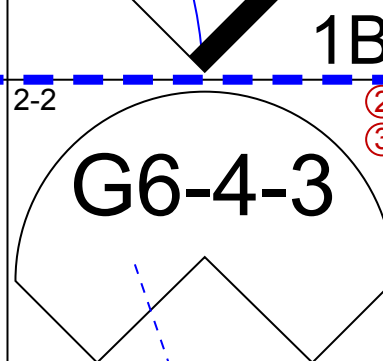

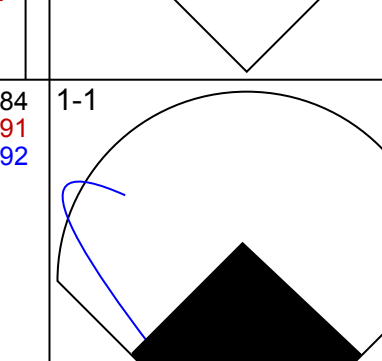
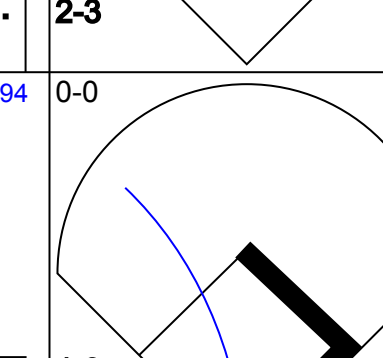
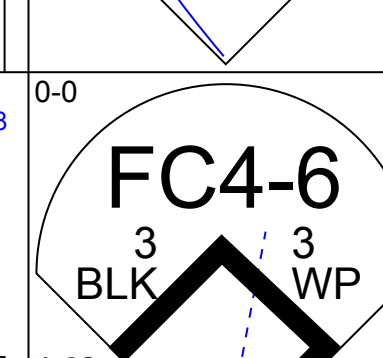
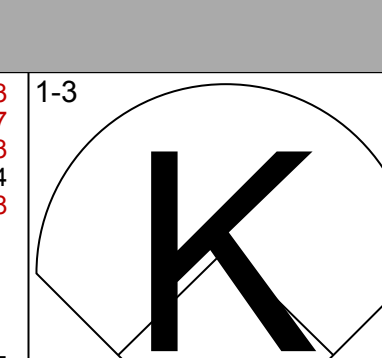
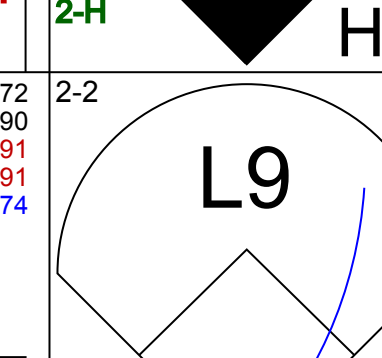
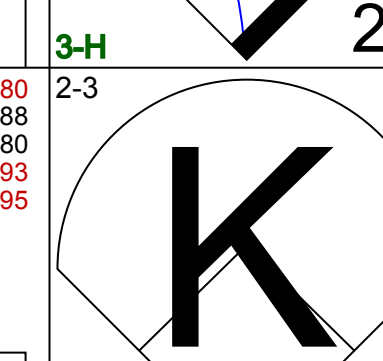
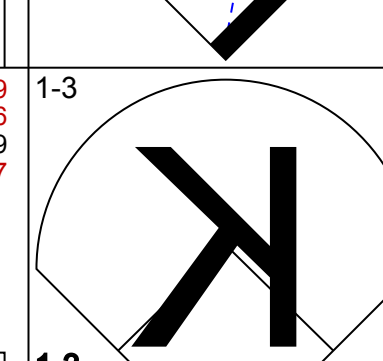
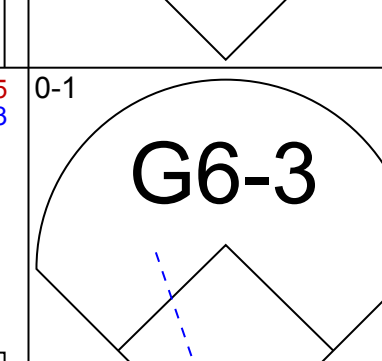
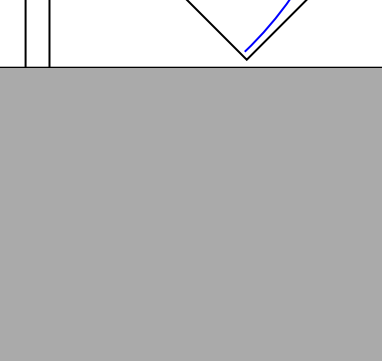
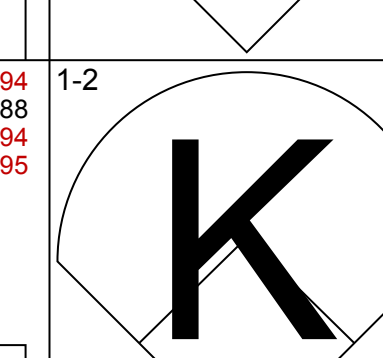
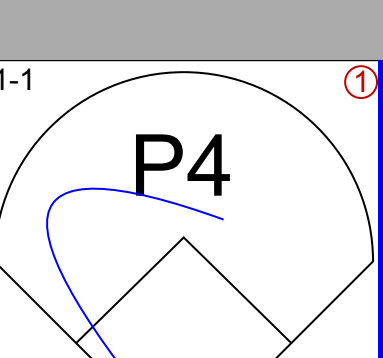
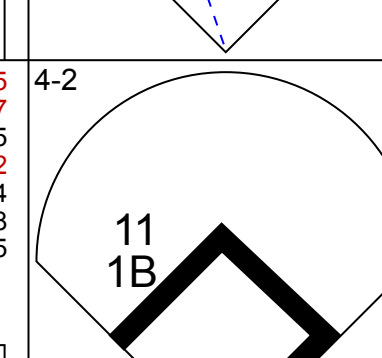

livebaseballscorecards.com

AB 35  
R 4  
H 11  
RBI 3  
BB 2  
SO 5  
LOB 14





Batter	1	2	3	4	5	6	7	8	9	AB	R	H	RBI	BB	SO	LOB	TOP		
24 Dexter Fowler, S OBP: 0.373, SLG: 0.418										4	0	0	1	0	4	1	<b>Colorado Rockies @ Philadelphia Phillies</b> Citizens Bank Park, Philadelphia, PA Thu Aug 22 2013, 7:09 PM - 10:26 PM EDT Att: 31,619 - Cloudy - 79 F		
6 Corey Dickerson, L OBP: 0.352, SLG: 0.489 19 Charlie Blackmon, L OBP: 0.297, SLG: 0.425										4	0	0	0	0	0	2			
2 Troy Tulowitzki, R OBP: 0.386, SLG: 0.568										4	1	2	0	0	0	0			
3 Michael Cuddyer, R OBP: 0.393, SLG: 0.536									4	1	2	0	0	1	1				
20 Wilin Rosario, R OBP: 0.313, SLG: 0.494									4	1	2	3	0	0	1				
17 Todd Helton, L OBP: 0.317, SLG: 0.382									4	0	1	0	0	1	2				
28 Nolan Arenado, R OBP: 0.301, SLG: 0.409									4	1	1	0	0	0	2				
9 DJ LeMahieu, R OBP: 0.313, SLG: 0.358									3	0	1	0	1	0	1				
35 Chad Bettis, R 59 Wilton Lopez, R 88 Josh Outman, L 34 Matt Belisle, R 23 Charlie Culberson, R 63 Rafael Betancourt, R 26 Jeff Francis, L									2	0	0	0	0	0	0	2			
<b>Inning Stats</b>	R: 0 E: 0 K: 1 S: 10	H: 1 LOB: 0 BB: 0 P: 16	R: 0 E: 0 K: 0 S: 7	H: 0 LOB: 0 BB: 0 P: 12	R: 0 E: 0 K: 1 S: 7	H: 0 LOB: 1 BB: 1 P: 11	R: 0 E: 0 K: 0 S: 6	H: 1 LOB: 1 BB: 0 P: 9	R: 1 E: 0 K: 0 S: 6	H: 2 LOB: 1 BB: 0 P: 10	R: 3 E: 0 K: 0 S: 18	H: 4 LOB: 1 BB: 0 P: 27	R: 0 E: 0 K: 2 S: 10	H: 1 LOB: 1 BB: 0 P: 15	R: 0 E: 0 K: 1 S: 8	H: 0 LOB: 0 BB: 0 P: 12		1B: 8 2B: 0 3B: 0 HR: 1	SF: 1 SAC: 1 DP: 0 HBP: 0
<b>PITCHER</b>	IP WLS BF H R ER SO BB IBB HBP BLK WP HR S P ERA WHIP																		
38 Kyle Kendrick, R ERA: 4.51	5.0	24	8	4	4	2	1	0	0	0	0	0	0	0	12	18	0.00	0.000	
45 Zach Miner, R ERA: 2.53	2.0	6	0	0	0	1	0	0	0	0	0	0	0	0	10	15	0.00	1.000	
B.J. Rosenberg, R ERA: 6.0	1.0	4	1	0	0	2	0	0	0	0	0	0	0	8	12	0.00	0.000		
56 Cesar Jimenez, L ERA:	1.0	W	3	0	0	0	1	0	0	0	0	0	0	0	0	0	0.00	0.000	

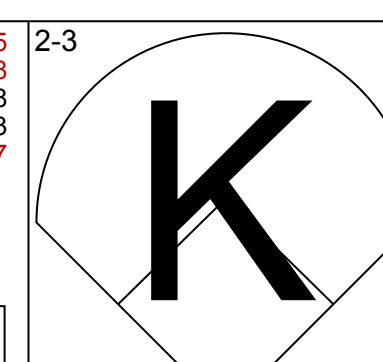
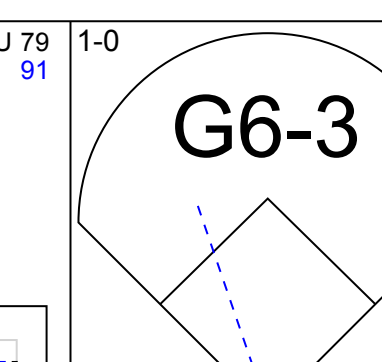
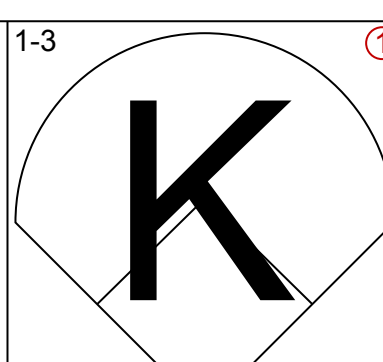
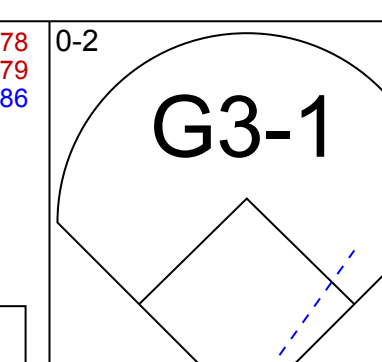
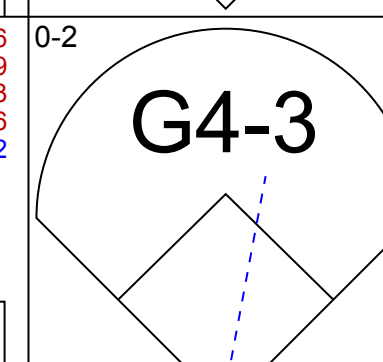
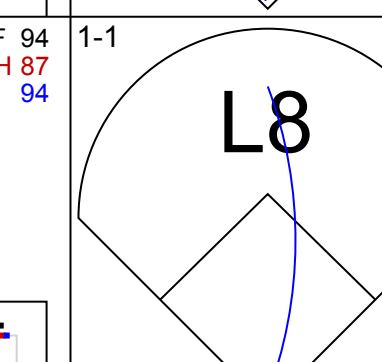
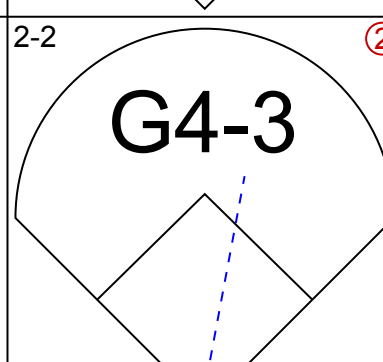
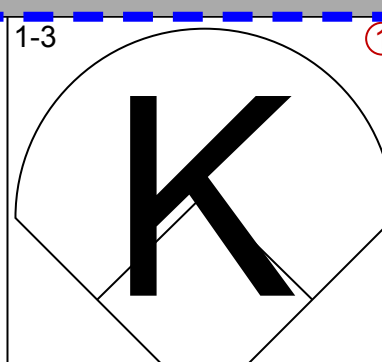
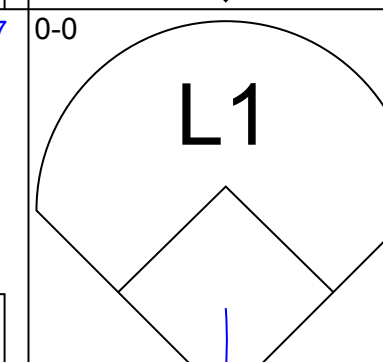
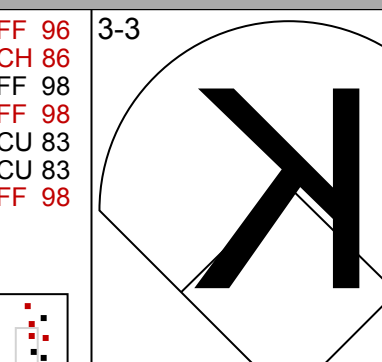
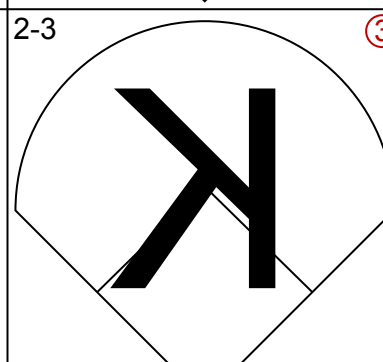
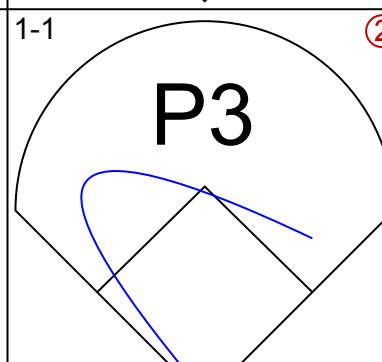
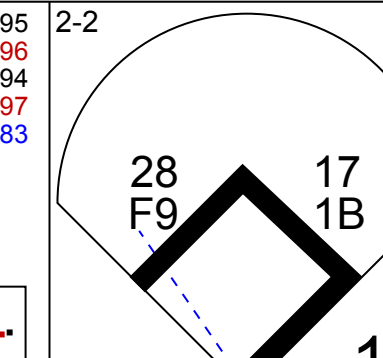
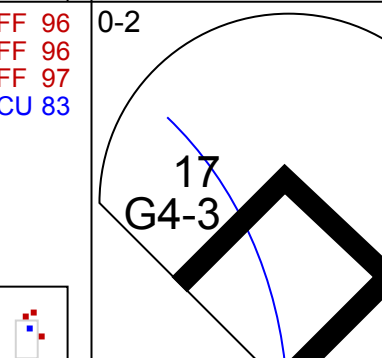
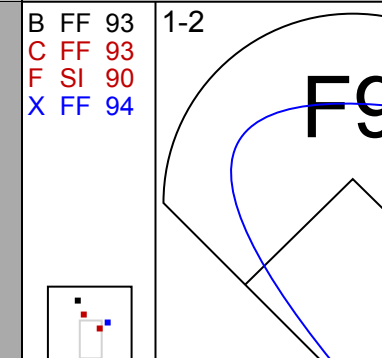
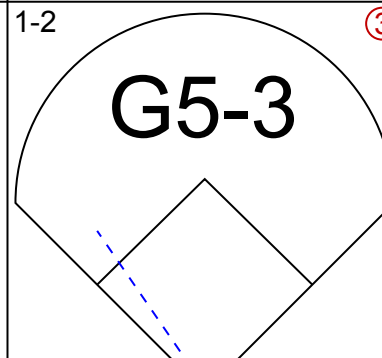
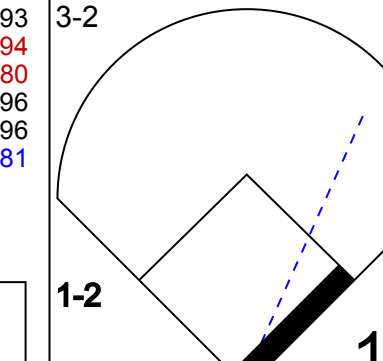
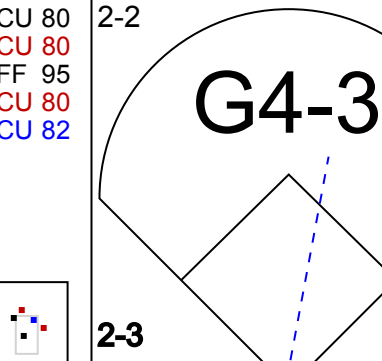
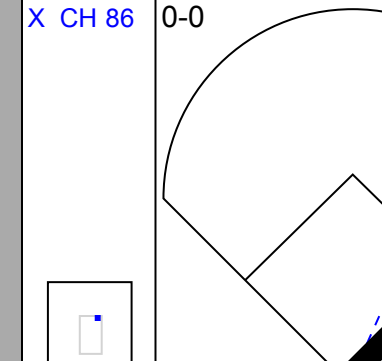

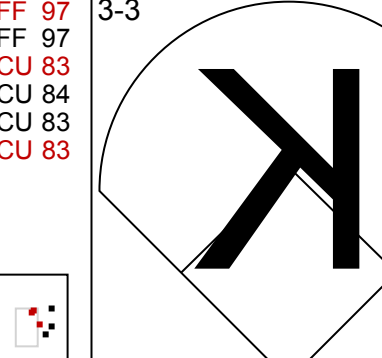
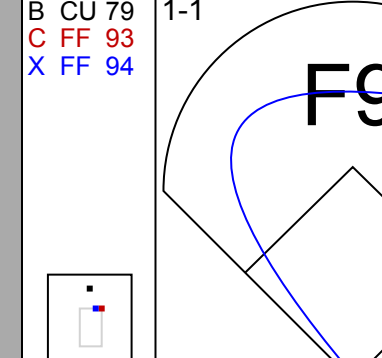

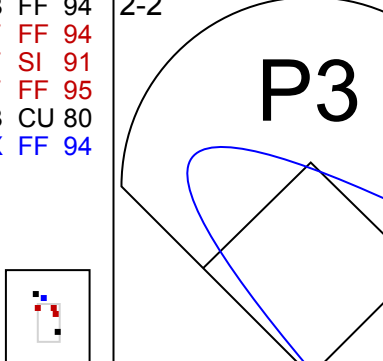

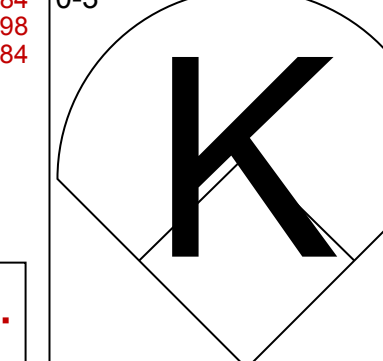
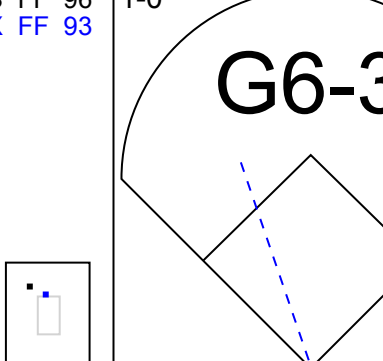
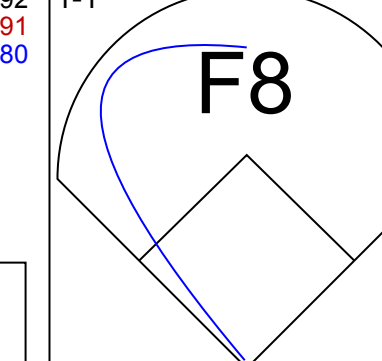
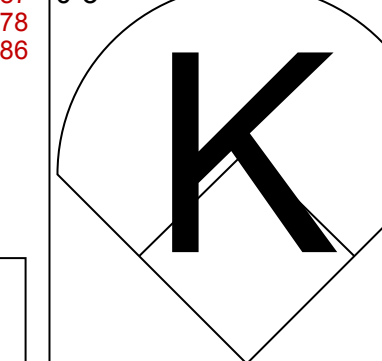
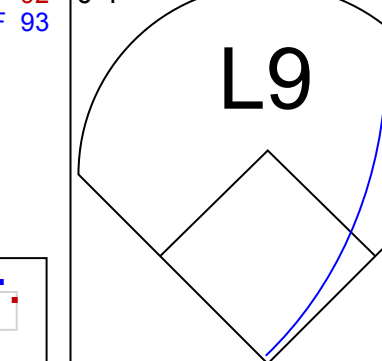
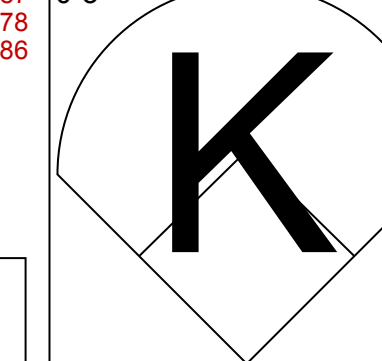
Batter	1	2	3	4	5	6	7	8	9	AB	R	H	RBI	BB	SO	LOB	BOTTOM				
11 Jimmy Rollins, S OBP: 0.306, SLG: 0.339										5	1	2	0	0	0	0	<b>Colorado Rockies @ Philadelphia Phillies</b> Citizens Bank Park, Philadelphia, PA Thu Aug 22 2013, 7:09 PM - 10:26 PM EDT Att: 31,619 - Cloudy - 79 F				
10 Michael Young, R OBP: 0.328, SLG: 0.385										5	1	1	1	0	0	2					
26 Chase Utley, L OBP: 0.345, SLG: 0.497										2	1	1	0	3	1	0					
9 Dornic Brown, L OBP: 0.320, SLG: 0.522										5	1	2	1	0	0	3					
51 Carlos Ruiz, R OBP: 0.323, SLG: 0.358									4	0	3	0	0	1	1						
18 Darin Ruf, R OBP: 0.388, SLG: 0.522									4	1	1	2	0	1	5						
25 Cody Asche, L OBP: 0.236, SLG: 0.362									4	0	1	1	0	1	1						
3 Roger Bernadina, L OBP: 0.240, SLG: 0.261									4	0	0	0	0	2	3						
38 Kyle Kendrick, R ERA: 4.5 45 Zach Miner, R ERA: 4.11 22 Casper Wells, R ERA: 4.3 B.J. Rosenberg, R ERA: 6.0 56 Cesar Jimenez, L ERA: 4.05 28 Kevin Frandsen, R ERA: 4.08									2	0	0	0	0	1	2						
<b>Inning Stats</b>	R: 0 E: 0 K: 1 S: 10	H: 0 LOB: 0 BB: 0 P: 13	R: 1 E: 0 K: 3 S: 15	H: 3 LOB: 2 BB: 0 P: 22	R: 0 E: 0 K: 0 S: 15	H: 1 LOB: 1 BB: 0 P: 22	R: 0 E: 0 K: 1 S: 12	H: 1 LOB: 1 BB: 0 P: 15	R: 0 E: 0 K: 0 S: 5	H: 0 LOB: 0 BB: 0 P: 8	R: 0 E: 0 K: 0 S: 9	H: 1 LOB: 1 BB: 1 P: 18	R: 0 E: 0 K: 1 S: 12	H: 1 LOB: 2 BB: 1 P: 18	R: 2 E: 0 K: 1 S: 15	H: 1 LOB: 0 BB: 1 P: 24		R: 2 E: 0 K: 0 S: 16	H: 3 LOB: 2 BB: 1 P: 25	1B: 8 2B: 2 3B: 0 HR: 1	SF: 0 SAC: 0 DP: 1 HBP: 0
<b>PITCHER</b>	IP WLS BF H R ER SO BB IBB HBP BLK WP HR S P ERA WHIP																				
35 Chad Bettis, R ERA: 4.5	1.2	H	6	1	0	0	1	1	0	0	0	0	0	0	0	0	0.00	1.200			
59 Wilton Lopez, R ERA: 4.11	0.1	H	2	0	1	1	0	1	0	0	0	0	0	0	0	0	27.00	3.000			
88 Josh Outman, L ERA: 4.3	0.2	H	3	1	1	1	0	0	0	0	0	0	0	0	0	0	13.50	1.500			
34 Matt Belisle, R ERA: 4.05	0.2	L	4	2	2	2	0	0	0	0	0	0	0	0	0	0	27.00	3.000			
63 Rafael Betancourt, R ERA: 4.08	0.2	L	4	2	2	2	0	0	0	0	0	0	0	0	0	0	27.00	3.000			

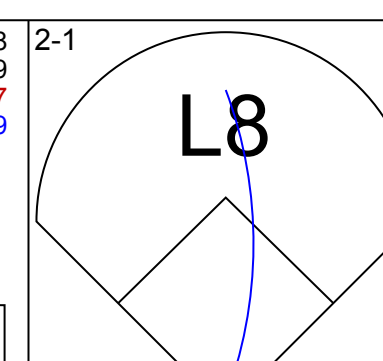
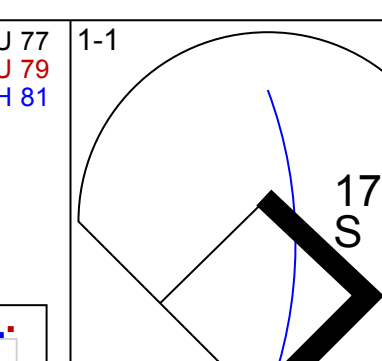
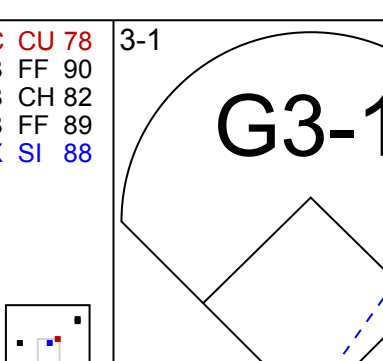
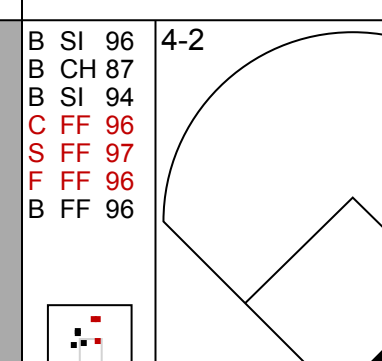
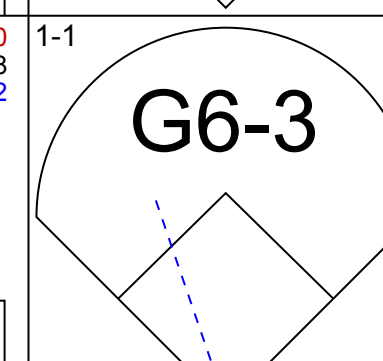
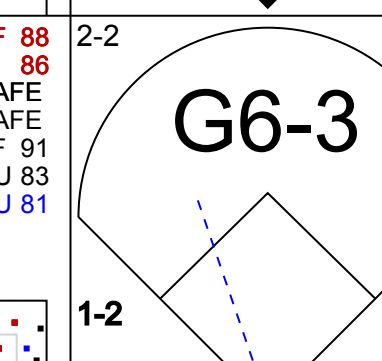
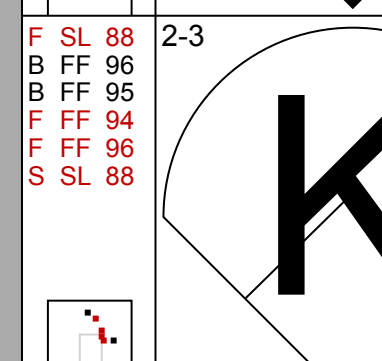
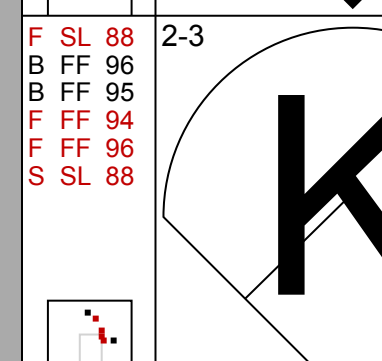
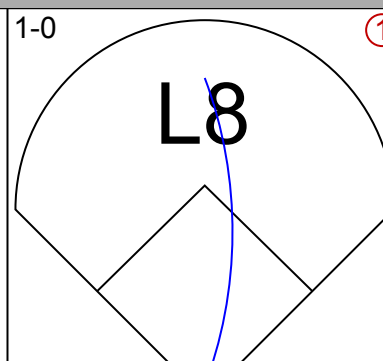
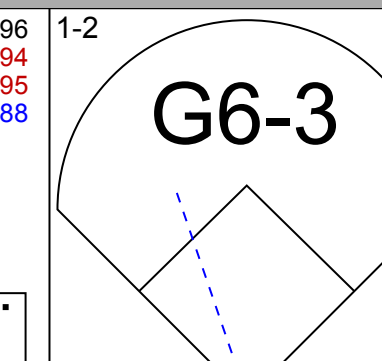
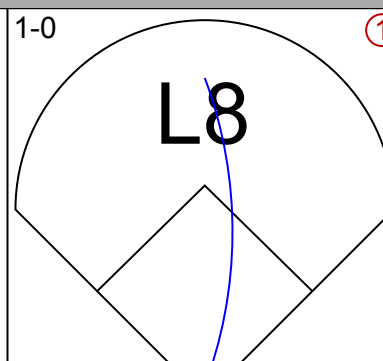
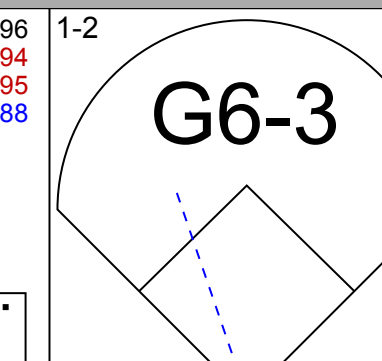
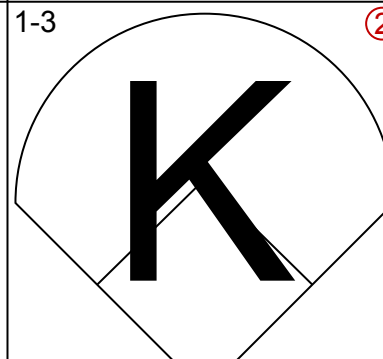
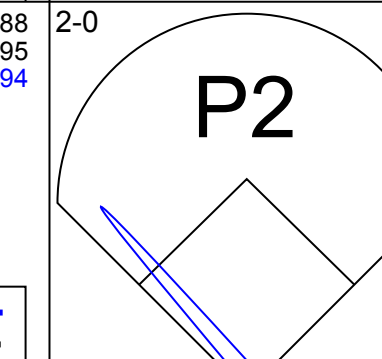
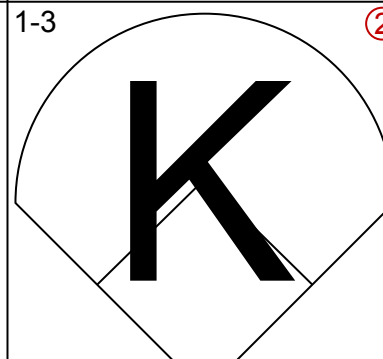
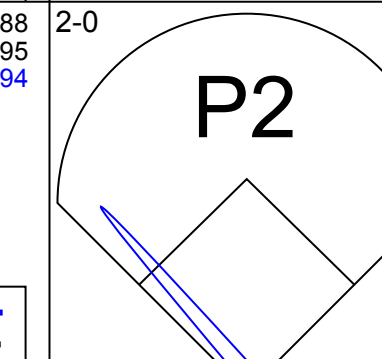
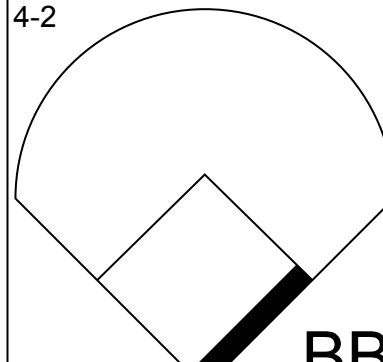
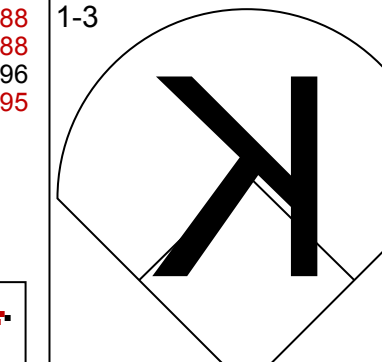
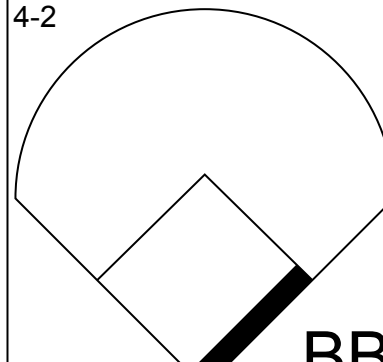
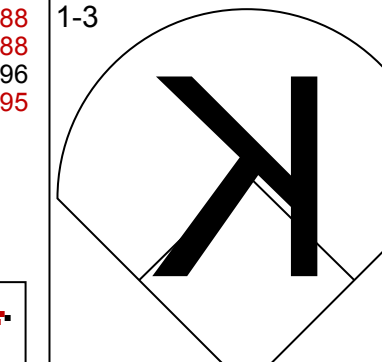
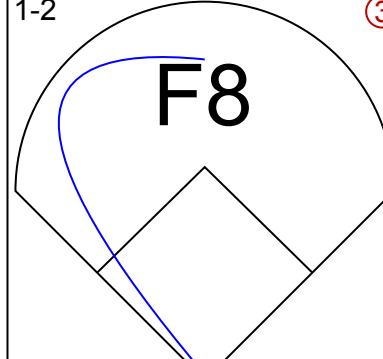

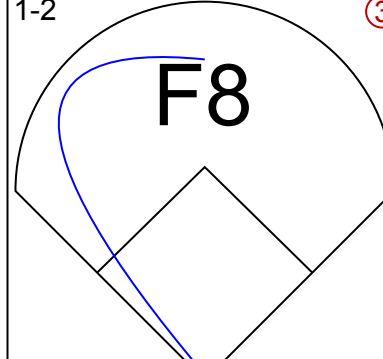
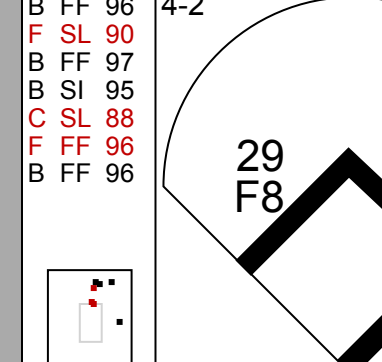
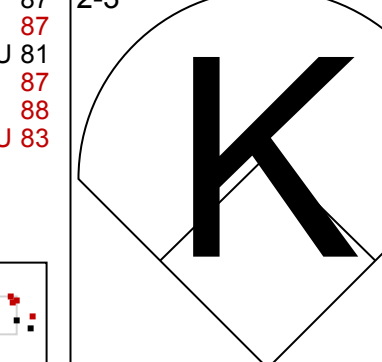
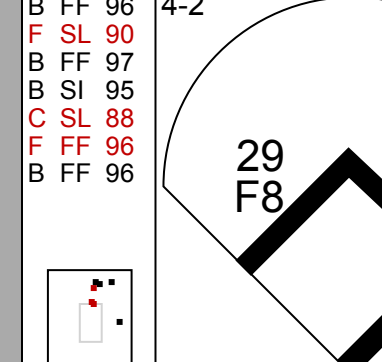



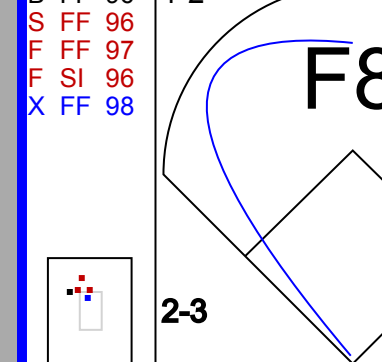


Batter	1	2	3	4	5	6	7	8	9	AB R H RBI BB SO LOB	TOP																	
24 Dexter Fowler, S OBP: 0.371, SLG: 0.414	L7		BB		G4-6-3		L8		K	4 0 0 0 1 1 2	<b>Colorado Rockies @ Miami Marlins</b> Marlins Park, Miami, FL Fri Aug 23 2013, 7:12 PM - 9:55 PM EDT Att: 19,253 - Roof Closed - 76 F <a href="http://livebaseballscorecards.com">livebaseballscorecards.com</a>																	
9 DJ LeMahieu, R OBP: 0.315, SLG: 0.367	G6-3		1B			3B		L3	4 1 2 0 0 0 0																			
2 Troy Tulowitzki, R OBP: 0.390, SLG: 0.575	2B		F7			BB		3B	3 1 2 0 1 0 2																			
3 Michael Cuddyer, R OBP: 0.391, SLG: 0.534	K		G1-3			FC5-4		2B	4 1 1 2 0 1 4																			
20 Wilin Rosario, R OBP: 0.310, SLG: 0.488	G4-3				F8	F8		G3-1	4 0 0 0 0 0 2																			
4 Ryan Wheeler, L OBP: 0.143, SLG: 0.286	K		G4-3			G4-3			4 0 1 1 0 1 1																			
0 Adam Ottavino, S									0 0 0 0 0 0 0																			
49 Rex Brothers, L									0 0 0 0 0 0 0																			
28 Nolan Arenado, R OBP: 0.301, SLG: 0.410	2B		K			G5-3		K	4 0 1 0 0 2 1																			
19 Charlie Blackmon, L OBP: 0.295, SLG: 0.419	G1-3					K		K	4 0 1 0 0 2 1																			
45 Jhoulys Chacin, R OBP: 0.232, SLG: 0.216	G5-3					K		K	3 0 1 0 0 1 1																			
6 Corey Dickerson, L OBP: 0.349, SLG: 0.484									1 0 0 0 0 1 0																			
<b>Inning Stats</b>	R: 0 H: 1 E: 0 K: 1 S: 12	H: 1 LOB: 0 BB: 0 P: 20	R: 0 H: 0 E: 0 K: 1 S: 10	H: 1 LOB: 1 BB: 0 P: 14	R: 0 H: 1 E: 0 K: 0 S: 7	H: 1 LOB: 2 BB: 1 P: 15	R: 0 H: 0 E: 0 K: 1 S: 7	H: 0 LOB: 0 BB: 0 P: 10	R: 0 H: 1 E: 0 K: 0 S: 9	H: 1 LOB: 1 BB: 0 P: 21	R: 0 H: 1 E: 0 K: 1 S: 8	H: 1 LOB: 1 BB: 0 P: 13	R: 2 H: 3 E: 0 K: 1 S: 15	H: 3 LOB: 1 BB: 0 P: 22	R: 0 H: 0 E: 0 K: 3 S: 9	H: 0 LOB: 0 BB: 0 P: 10	1B: 4 2B: 4 3B: 1 HR: 0	SF: 0 SAC: 0 DP: 1 HBP: 0	WP: 0 PB: 0 SB: 0 CS: 0	PA: 37								
<b>PITCHER</b>	IP WLS BF H R ER SO BB IBB HBP BLK WP HR S P ERA WHIP											IP WLS BF H R ER SO BB IBB HBP BLK WP HR S P ERA WHIP																
34 Tom Koehler, R ERA: 4.45	7.0	L	6	3	2	1	0	0	0	0	0	0	0	0	15	22	18.00	3.000										
50 Chad Qualls, R ERA: 3.08	1.0		3	0	0	0	3	0	0	0	0	0	0	9	10	0.00	0.000											
40 Mike Dunn, L ERA: 2.98	1.0		3	0	0	0	3	0	0	0	0	0	0	9	10	0.00	0.000											

Batter	1	2	3	4	5	6	7	8	9	AB R H RBI BB SO LOB	BOTTOM																
21 Christian Yelich, L OBP: 0.321, SLG: 0.350	K		G6-3			G4-3		K		4 0 0 0 0 2 1	<b>Colorado Rockies @ Miami Marlins</b> Marlins Park, Miami, FL Fri Aug 23 2013, 7:12 PM - 9:55 PM EDT Att: 19,253 - Roof Closed - 76 F <a href="http://livebaseballscorecards.com">livebaseballscorecards.com</a>																
17 Donovan Solano, R OBP: 0.315, SLG: 0.319	G5-3					2B		K		4 0 2 0 0 1 0																	
27 Giancarlo Stanton, R OBP: 0.359, SLG: 0.466	BB		K			BB		K		2 0 0 0 2 2 1																	
5 Logan Morrison, L OBP: 0.355, SLG: 0.426	G1-3		G4-6-3			BB		F7		3 0 0 0 1 0 2																	
59 Ed Lucas, R OBP: 0.315, SLG: 0.318	F8					HR		G6-3		4 1 1 1 0 0 3																	
3 Adelmir Echavarria, R OBP: 0.271, SLG: 0.301	G5-3					F7		F8		4 0 0 0 0 1 0																	
23 Jake Marisnick, R OBP: 0.227, SLG: 0.250	G5-3					P3		K		4 1 1 0 0 1 0																	
6 Jeff Mathis, R OBP: 0.273, SLG: 0.293	K					G1-3				2 0 0 0 1 1 0																	
34 Tom Koehler, R OBP: 0.071, SLG: 0.071	G4-3					K2-3		SF9		2 0 0 0 0 1 0																	
29 Greg Dobbs, L OBP: 0.309, SLG: 0.315										0 0 0 1 0 0 0																	
50 Chad Qualls, R										0 0 0 0 0 0 0																	
40 Mike Dunn, L										0 0 0 0 0 0 0																	
<b>Inning Stats</b>	R: 0 H: 0 E: 0 K: 1 S: 14	H: 0 LOB: 1 BB: 1 P: 22	R: 0 H: 0 E: 0 K: 0 S: 9	H: 0 LOB: 0 BB: 0 P: 14	R: 0 H: 0 E: 0 K: 1 S: 6	H: 0 LOB: 0 BB: 0 P: 8	R: 0 H: 1 E: 0 K: 0 S: 9	H: 1 LOB: 0 BB: 0 P: 13	R: 1 H: 1 E: 0 K: 0 S: 6	H: 1 LOB: 0 BB: 0 P: 9	R: 0 H: 1 E: 0 K: 1 S: 8	H: 1 LOB: 3 BB: 2 P: 17	R: 1 H: 1 E: 0 K: 1 S: 14	H: 1 LOB: 1 BB: 1 P: 20	R: 0 H: 0 E: 0 K: 2 S: 10	H: 0 LOB: 0 BB: 0 P: 12	R: 0 H: 0 E: 0 K: 2 S: 7	H: 0 LOB: 0 BB: 0 P: 11	1B: 1 2B: 1 3B: 1 HR: 1	SF: 1 SAC: 0 DP: 1 HBP: 0	WP: 0 PB: 0 SB: 0 CS: 0	PA: 34					
<b>PITCHER</b>	IP WLS BF H R ER SO BB IBB HBP BLK WP HR S P ERA WHIP											IP WLS BF H R ER SO BB IBB HBP BLK WP HR S P ERA WHIP															
45 Jhoulys Chacin, R ERA: 3.22	7.0	H	3	0	0	0	2	0	0	0	0	0	0	10	12	0.00	0.000										
0 Adam Ottavino, R ERA: 2.92	1.0		3	0	0	0	2	0	0	0	0	0	0	7	11	0.00	0.000										
49 Rex Brothers, L ERA: 1.48	1.0		3	0	0	0	2	0	0	0	0	0	0	7	11	0.00	0.000										



Batter	1	2	3	4	5	6	7	8	9	AB	R	H	RBI	BB	SO	LOB	TOP										
24 Dexter Fowler, S OBP: 0.368, SLG: 0.410										4	0	0	0	0	2	0	<b>Colorado Rockies @ Miami Marlins</b> Marlins Park, Miami, FL Sat Aug 24 2013, 7:11 PM - 9:41 PM EDT Att: 23,333 - Roof Closed - 79 F										
6 Corey Dickerson, L OBP: 0.336, SLG: 0.465										4	0	0	0	0	1	0											
2 Troy Tulowitzki, R OBP: 0.386, SLG: 0.568										4	0	0	0	0	2	0											
3 Michael Cuddyer, R OBP: 0.392, SLG: 0.536										4	0	2	0	0	0	0											
17 Todd Helton, L OBP: 0.320, SLG: 0.385										3	0	2	0	0	0	1											
20 Wilin Rosario, R OBP: 0.306, SLG: 0.485										3	0	0	0	0	2	4											
28 Nolan Arenado, R OBP: 0.299, SLG: 0.407										3	0	0	0	0	0	3											
62 Rob Scallih, L										0	0	0	0	0	0	0											
9 DJ LeMahieu, R OBP: 0.313, SLG: 0.363										3	0	0	0	0	1	2											
50 Jeff Manship, R										2	0	0	0	0	1	0											
18 Jonathan Herrera, S OBP: 0.335, SLG: 0.363										1	0	0	0	0	1	0											
<b>Inning Stats</b>	R: 0 H: 0 K: 1 S: 9	H: 0 LOB: 0 BB: 0 P: 11	R: 0 H: 2 K: 2 S: 15	H: 2 LOB: 2 BB: 0 P: 22	R: 0 H: 0 K: 0 S: 5	H: 0 LOB: 0 BB: 0 P: 7	R: 0 H: 1 K: 2 S: 14	H: 1 LOB: 1 BB: 0 P: 22	R: 0 H: 0 K: 0 S: 8	H: 0 LOB: 0 BB: 0 P: 12	R: 0 H: 0 K: 2 S: 9	H: 0 LOB: 0 BB: 0 P: 14	R: 0 H: 1 K: 0 S: 7	H: 1 LOB: 1 BB: 0 P: 9	R: 0 H: 0 K: 1 S: 8	H: 0 LOB: 0 BB: 0 P: 9	R: 0 H: 0 K: 1 S: 8	H: 0 LOB: 0 BB: 0 P: 11	1B: 3 2B: 1 3B: 0 HR: 0	SF: 0 SAC: 0 DP: 0 HBP: 0	WP: 0 PB: 0 SB: 0 CS: 0	PA: 31					
<b>PITCHER</b>	IP	WLS	BF	H	R	ER	SO	BB	IBB	HBP	BLK	WP	HR	S	P	ERA	WHIP										
16 José Fernández, R ERA: 2.3	(1, 1)	7.0	W	25	4	0	0	8	0	0	0	0	0	67	97	0.00	0.571										
44 AJ Ramos, R ERA: 3.39	(8, 1)	1.0	H	3	0	0	0	1	0	0	0	0	0	8	9	0.00	0.000										
31 Steve Cishek, R ERA: 2.65	(9, 1)	1.0	S	3	0	0	0	1	0	0	0	0	0	8	11	0.00	0.000										

Batter	1	2	3	4	5	6	7	8	9	AB	R	H	RBI	BB	SO	LOB	BOTTOM										
21 Christian Yelich, L OBP: 0.326, SLG: 0.349										3	0	1	0	1	0	0	<b>Colorado Rockies @ Miami Marlins</b> Marlins Park, Miami, FL Sat Aug 24 2013, 7:11 PM - 9:41 PM EDT Att: 23,333 - Roof Closed - 79 F										
17 Donovan Solano, R OBP: 0.310, SLG: 0.314										4	0	0	0	0	1	3											
27 Giancarlo Stanton, R OBP: 0.360, SLG: 0.466										3	1	1	0	1	0	0											
5 Logan Morrison, L OBP: 0.349, SLG: 0.417										4	0	0	0	0	1	2											
59 Ed Lucas, R OBP: 0.317, SLG: 0.318										3	1	1	1	1	1	0											
3 Adelmir Hecchavarria, R OBP: 0.271, SLG: 0.308										3	1	1	1	0	0	1											
23 Jake Marisnick, R OBP: 0.230, SLG: 0.247										1	0	0	1	1	0	0											
6 Jeff Mathis, R OBP: 0.269, SLG: 0.288										3	0	0	0	0	3	1											
16 José Fernández, R OBP: 0.140, SLG: 0.167										2	0	0	0	0	1	0											
29 Greg Dobbs, L OBP: 0.306, SLG: 0.314										1	0	0	0	0	0	0											
44 AJ Ramos, R										0	0	0	0	0	0	0											
31 Steve Cishek, R										0	0	0	0	0	0	0											
<b>Inning Stats</b>	R: 0 H: 0 K: 0 S: 9	H: 0 LOB: 1 BB: 1 P: 17	R: 0 H: 0 K: 0 S: 8	H: 0 LOB: 0 BB: 0 P: 11	R: 0 H: 1 K: 2 S: 13	H: 1 LOB: 1 BB: 0 P: 20	R: 3 H: 3 K: 1 S: 10	H: 3 LOB: 0 BB: 0 P: 16	R: 0 H: 0 K: 0 S: 6	H: 0 LOB: 0 BB: 0 P: 11	R: 0 H: 0 K: 1 S: 11	H: 0 LOB: 1 BB: 1 P: 18	R: 0 H: 0 K: 2 S: 20	H: 0 LOB: 2 BB: 2 P: 34	R: 0 H: 0 K: 1 S: 7	H: 0 LOB: 0 BB: 0 P: 11	1B: 2 2B: 1 3B: 1 HR: 0	SF: 1 SAC: 0 DP: 0 HBP: 0	WP: 0 PB: 0 SB: 2 CS: 0	PA: 32							
<b>PITCHER</b>	IP	WLS	BF	H	R	ER	SO	BB	IBB	HBP	BLK	WP	HR	S	P	ERA	WHIP										
50 Jeff Manship, R ERA: 6.86	(1, 1)	6.0	L	24	4	3	3	4	2	0	0	0	0	57	93	4.50	1.000										
62 Rob Scallih, R ERA: 3.96	(7, 1)	2.0		8	0	0	0	3	2	0	0	0	0	27	45	0.00	1.000										

AB 31  
R 0  
H 4  
RBI 0  
BB 0  
SO 10  
LOB 10

AB 27  
R 3  
H 4  
RBI 3  
BB 4  
SO 7  
LOB 8









Batter	1	2	3	4	5	6	7	8	9	AB	R	H	RBI	BB	SO	LOB	TOP				
7 <b>Grégor Blanco, L</b> OBP: 0.323, SLG: 0.329											5	0	1	0	0	2	2				
19 <b>Marco Scutaro, R</b> OBP: 0.356, SLG: 0.370											3	0	1	0	1	1	2				
9 <b>Brandon Belt, L</b> OBP: 0.349, SLG: 0.474										3	0	1	0	0	2	1					
28 <b>Buster Posey, R</b> OBP: 0.377, SLG: 0.479										3	0	1	0	1	0	2					
8 <b>Hunter Pence, R</b> OBP: 0.327, SLG: 0.446										4	0	1	0	0	2	2					
48 <b>Pablo Sandoval, S</b> OBP: 0.325, SLG: 0.385										4	0	0	0	0	2	5					
35 <b>Brandon Crawford, L</b> OBP: 0.329, SLG: 0.394										4	0	0	0	0	2	2					
14 <b>Francisco Peguero, R</b> OBP: 0.190, SLG: 0.238											4	1	1	0	0	0					
75 <b>Barry Zito, L</b> OBP: 0.156, SLG: 0.156											1	0	0	0	0	0					
6 <b>Brody Peltz, R</b> OBP: 0.282, SLG: 0.400										1	0	0	0	0	0	0					
34 <b>Guillermo Moscoso, R</b> ERA: 3.92										1	0	0	0	0	0	0					
22 <b>Roger Kieschnick, L</b> OBP: 0.273, SLG: 0.273										0	0	0	0	0	0	0					
50 <b>Jose Mijares, L</b> OBP: 0.250, SLG: 0.336										0	0	0	0	0	0	0					
13 <b>Joaquin Arias, R</b> OBP: 0.250, SLG: 0.336										1	0	1	1	0	0	0					
<b>Inning Stats</b>	R: 0 E: 0 K: 3 S: 17	H: 2 LOB: 3 BB: 1 P: 27	R: 0 E: 0 K: 2 S: 10	H: 0 LOB: 0 BB: 0 P: 12	R: 0 E: 0 K: 0 S: 7	H: 1 LOB: 1 BB: 1 P: 12	R: 0 E: 0 K: 2 S: 9	H: 0 LOB: 1 BB: 0 P: 13	R: 0 E: 0 K: 1 S: 7	H: 1 LOB: 2 BB: 0 P: 11	R: 0 E: 0 K: 1 S: 12	H: 1 LOB: 1 BB: 0 P: 10	R: 0 E: 0 K: 2 S: 10	H: 0 LOB: 0 BB: 0 P: 17	R: 1 E: 0 K: 0 S: 9	H: 2 LOB: 1 BB: 0 P: 14	1B: 5 2B: 2 HR: 0	SF: 0 SAC: 0 HBP: 2	WP: 1 PB: 0 SB: 0 CS: 0	PA: 37	
<b>PITCHER</b>	IP WLS BF H R ER SO BB IBB HBP BLK WP HR S P ERA WHIP	6.0 W 25 4 0 0 9 2 0 2 0 0 0 62 95 0.00 1.000	2.0 7 1 0 0 3 0 0 0 0 0 0 18 27 0.00 0.500	1.0 5 2 1 1 0 0 0 0 0 0 1 0 9 14 9.00 2.000																	

San Francisco Giants @ Colorado Rockies  
Coors Field, Denver, CO  
Mon Aug 26 2013, 6:42 PM - 9:31 PM MDT  
Att: 30,364 - Partly Cloudy - 86 F

AB	33
R	1
H	7
RBI	1
BB	2
SO	12
LOB	16



Batter	1	2	3	4	5	6	7	8	9	AB	R	H	RBI	BB	SO	LOB	BOTTOM			
24 <b>Dexter Fowler, S</b> OBP: 0.368, SLG: 0.410										1	0	1	0	0	0	0				
19 <b>Charlie Blackmon, L</b> OBP: 0.250, SLG: 0.435										4	0	2	0	0	1	3				
9 <b>DJ LeMahieu, R</b> OBP: 0.311, SLG: 0.360										4	0	1	0	0	0	2				
3 <b>Michael Cuddyer, R</b> OBP: 0.392, SLG: 0.536											4	0	1	0	0	0	2			
20 <b>Wilin Rosario, R</b> OBP: 0.308, SLG: 0.485											4	0	1	0	0	2				
28 <b>Nolan Arenado, R</b> OBP: 0.305, SLG: 0.414										4	2	3	0	0	0	1				
17 <b>Todd Helton, L</b> OBP: 0.322, SLG: 0.394										3	2	1	2	1	0	1				
23 <b>Charlie Culberson, R</b> OBP: 0.217, SLG: 0.311										3	0	1	0	0	0	0				
59 <b>Wilton Lopez, R</b> ERA: 4.87										0	0	0	0	0	0	0				
4 <b>Ryan Wheeler, L</b> OBP: 0.211, SLG: 0.316										1	0	0	0	0	1	1				
26 <b>Jeff Francis, L</b> ERA: 4.87										0	0	0	0	0	0	0				
18 <b>Jonathan Herrera, S</b> OBP: 0.324, SLG: 0.352										3	0	0	0	0	1	3				
12 <b>Juan Nicasio, R</b> ERA: 5.81										2	0	1	1	0	0	0				
6 <b>Corey Dickerson, L</b> OBP: 0.333, SLG: 0.456										1	1	1	0	0	0	0				
<b>Inning Stats</b>	R: 0 E: 0 K: 1 S: 10	H: 2 LOB: 1 BB: 0 P: 18	R: 2 E: 0 K: 0 S: 11	H: 2 LOB: 0 BB: 0 P: 16	R: 1 E: 0 K: 0 S: 12	H: 2 LOB: 0 BB: 0 P: 14	R: 2 E: 0 K: 0 S: 16	H: 3 LOB: 2 BB: 1 P: 27	R: 0 E: 0 K: 0 S: 7	H: 1 LOB: 0 BB: 0 P: 12	R: 0 E: 0 K: 1 S: 9	H: 0 LOB: 0 BB: 0 P: 14	R: 1 E: 1 K: 0 S: 9	H: 2 LOB: 0 BB: 0 P: 12	R: 0 E: 0 K: 1 S: 10	H: 1 LOB: 1 BB: 0 P: 13	1B: 9 2B: 2 3B: 1 HR: 2	SF: 0 SAC: 0 DP: 2 HBP: 0	WP: 0 PB: 0 SB: 1 CS: 1	PA: 34
<b>PITCHER</b>	IP WLS BF H R ER SO BB IBB HBP BLK WP HR S P ERA WHIP	4.0 L 20 6 1 0 1 1 0 0 0 0 0 2 49 75 11.25 2.500	2.0 6 1 0 0 1 0 0 0 0 0 0 16 26 0.00 0.500	2.0 8 3 1 0 1 0 0 0 0 0 0 19 25 0.00 1.500																

San Francisco Giants @ Colorado Rockies  
Coors Field, Denver, CO  
Mon Aug 26 2013, 6:42 PM - 9:31 PM MDT  
Att: 30,364 - Partly Cloudy - 86 F

AB	33
R	6
H	13
RBI	5
BB	1
SO	3
LOB	16





Batter	1	2	3	4	5	6	7	8	9	AB	R	H	RBI	BB	SO	LOB	TOP				
7 Grégor Blanco, L OBP: 0.322, SLG: 0.330	G6-3		G6-3		L5		E8 19 SF9 2B		L7	5	1	1	0	0	0	0					
19 Marco Scutaro, R OBP: 0.359, SLG: 0.371	G5-3		G5-3 9 1B		G5-3		SF9		G5-3 8 FC4-6 1B	4	0	2	1	0	0	0					
9 Brandon Belt, L OBP: 0.354, SLG: 0.478	G5-3 8 HR 1B		G5-3		G5-3		G5-3 48 1B 29 1B 1B		L9	5	2	4	0	0	0	1					
8 Hunter Pence, R OBP: 0.326, SLG: 0.450	G5-3 1-H HR		G5-3		P4		P5		FC4-6	5	1	1	2	0	0	5					
48 Pablo Sandoval, S OBP: 0.328, SLG: 0.398	G5-3 HR		G5-3		G5-3		G5-3 29 1B 1B		G5-3 1-3 2B	4	1	3	1	0	0	2					
29 Héctor Sánchez, S OBP: 0.346, SLG: 0.353	K2-3		G5-3		G5-3		G5-3 22 G6-3 1B		L3	4	0	2	1	0	1	2					
35 Brandon Crawford, L OBP: 0.326, SLG: 0.390		G3-1		P5		F8		B1-3		4	0	0	0	0	0	3					
22 Roger Kieschnick, L OBP: 0.325, SLG: 0.265		L4		G6-3		G6-3		G6-3 6 G5-4-3 BB		2	0	0	0	2	0	1					
52 Yusmeiro Petit, R 43 Sandy Rosario, R 6 Brett Pill, R 49 Javier López, L 46 Santiago Casilla, R 54 Sergio Romo, R	G6-3		G6-3		K		G5-3		G5-4-3 1-2	3	0	0	0	0	1	3					
<b>Inning Stats</b>	R: 3 E: 0 K: 1 S: 13	H: 3 LOB: 0 BB: 0 P: 18	R: 0 E: 0 K: 0 S: 5	H: 0 LOB: 0 BB: 0 P: 8	R: 0 E: 0 K: 0 S: 13	H: 2 LOB: 2 BB: 0 P: 19	R: 0 E: 0 K: 0 S: 7	H: 1 LOB: 0 BB: 0 P: 10	R: 0 E: 0 K: 1 S: 9	H: 0 LOB: 3 BB: 1 P: 16	R: 1 E: 0 K: 0 S: 16	H: 3 LOB: 3 BB: 0 P: 27	R: 1 E: 0 K: 0 S: 13	H: 3 LOB: 2 BB: 0 P: 15	R: 0 E: 0 K: 0 S: 4	H: 0 LOB: 0 BB: 1 P: 8	R: 0 E: 0 K: 0 S: 12	H: 1 LOB: 1 BB: 0 P: 13	1B: 9 2B: 2 3B: 0 HR: 2	SF: 1 SAC: 0 DP: 2 HBP: 0	WP: 0 PA: 40 PB: 0 SB: 0 CS: 0
<b>PITCHER</b>	IP WLS BF H R ER SO BB IBB HBP BLK WP HR S P ERA WHIP																				
35 Chad Bettis, R ERA: 4.8	6.0 L 27 9 4 4 2 0 0 1 0 0 0 0 2 63 98 6.00 1.500																				
0 Adam Ottavino, R ERA: 3.0	7.1 1.0 6 3 1 1 0 0 0 0 0 0 0 0 13 15 9.00 3.000																				
88 Josh Outman, L ERA: 4.15	8.1 1.0 3 0 0 0 0 1 0 0 0 0 0 0 4 8 0.00 1.000																				
34 Matt Belisle, R ERA: 3.92	9.1 1.0 4 1 0 0 0 0 0 0 0 0 0 0 12 13 0.00 1.000																				

**San Francisco Giants @ Colorado Rockies**  
Coors Field, Denver, CO  
Tue Aug 27 2013, 6:41 PM - 9:44 PM MDT  
Att: 26,601 - Partly Cloudy - 86 F

**AB 37**  
**R 5**  
**H 13**  
**RBI 5**  
**BB 2**  
**SO 2**  
**LOB 18**

Batter	1	2	3	4	5	6	7	8	9	AB	R	H	RBI	BB	SO	LOB	BOTTOM				
6 Corey Dickerson, L OBP: 0.328, SLG: 0.454	K		K		P5		G4-3 9 2B		K	5	0	1	0	0	3	1					
9 DJ LeMahieu, R OBP: 0.309, SLG: 0.358	G5-4-3 2 1B		F7		G6-3		G4-3		G4-3	5	0	1	1	0	0	2					
2 Troy Tulowitzki, R OBP: 0.387, SLG: 0.566	G5-4-3 1-2		G5-3		G5-3 17 BB 20 1B 1B		L8		L8	3	1	1	0	1	0	2					
3 Michael Cuddyer, R OBP: 0.388, SLG: 0.531	G5-3		G5-3		L7		G4-3		G4-3	4	0	0	0	0	1	3					
17 Todd Helton, L OBP: 0.322, SLG: 0.390	L9		L9		G4-3 19 BB 20 1B BB		F7		K	3	0	0	0	1	1	0					
20 Wilin Rosario, R OBP: 0.312, SLG: 0.490	K		K		G6-3 19 BB 1B		G6-3		G6-3 28 G6-3 2B	4	0	3	1	0	1	0					
28 Nolan Arenado, R OBP: 0.304, SLG: 0.412	K		K		F8		K		G6-3	4	1	1	0	0	1	4					
19 Charlie Blackmon, L OBP: 0.301, SLG: 0.441	K		K		F8 19 2B 1B		K		G6-3	3	0	1	1	1	0	2					
35 Chad Bettis, R 0 Adam Ottavino, S 15 Jordan Pacheco, R 88 Josh Outman, L 34 Matt Belisle, R 18 Jonathan Herrera, S	SH1-4 1-H 2B		SH1-4 1-H 2B		K		F7		P5	1	0	0	0	0	1	3					
<b>Inning Stats</b>	R: 0 E: 0 K: 1 S: 8	H: 1 LOB: 0 BB: 0 P: 9	R: 0 E: 0 K: 1 S: 10	H: 0 LOB: 0 BB: 0 P: 12	R: 1 E: 0 K: 1 S: 14	H: 2 LOB: 1 BB: 0 P: 21	R: 1 E: 0 K: 1 S: 16	H: 2 LOB: 3 BB: 2 P: 26	R: 0 E: 0 K: 1 S: 9	H: 1 LOB: 1 BB: 1 P: 14	R: 0 E: 0 K: 1 S: 10	H: 1 LOB: 1 BB: 0 P: 14	R: 1 E: 0 K: 0 S: 12	H: 1 LOB: 1 BB: 1 P: 19	R: 0 E: 0 K: 1 S: 9	H: 1 LOB: 0 BB: 0 P: 11	R: 0 E: 0 K: 1 S: 9	H: 0 LOB: 0 BB: 0 P: 11	1B: 5 2B: 3 3B: 0 HR: 0	SF: 0 SAC: 1 DP: 1 HBP: 0	WP: 0 PA: 38 PB: 0 SB: 0 CS: 0
<b>PITCHER</b>	IP WLS BF H R ER SO BB IBB HBP BLK WP HR S P ERA WHIP																				
52 Yusmeiro Petit, R ERA: 3.18	6.0 W 26 6 2 2 2 0 0 0 0 0 0 0 0 12 19 9.00 2.000																				
43 Sandy Rosario, R ERA: 2.77	7.1 1.0 H 5 1 1 1 0 1 0 0 0 0 0 0 0 4 5 0.00 0.000																				
49 Javier López, L ERA: 1.97	8.1 0.1 H 1 0 0 0 0 1 0 0 0 0 0 0 0 5 6 0.00 1.500																				
46 Santiago Casilla, R ERA: 1.75	8.1 0.2 H 3 1 0 0 0 1 0 0 0 0 0 0 0 9 11 0.00 0.000																				
54 Sergio Romo, R ERA: 2.81	9.1 1.0 S 3 0 0 0 0 1 0 0 0 0 0 0 0 9 11 0.00 0.000																				

**San Francisco Giants @ Colorado Rockies**  
Coors Field, Denver, CO  
Tue Aug 27 2013, 6:41 PM - 9:44 PM MDT  
Att: 26,601 - Partly Cloudy - 86 F

**AB 33**  
**R 3**  
**H 8**  
**RBI 3**  
**BB 4**  
**SO 8**  
**LOB 17**



Batter	1	2	3	4	5	6	7	8	9	AB	R	H	RBI	BB	SO	LOB	TOP					
7 Grégor Blanco, L (1.8) OBP: 0.321, SLG: 0.329										4	1	1	0	0	2	2	<b>San Francisco Giants @ Colorado Rockies</b> Coors Field, Denver, CO Wed Aug 28 2013, 6:42 PM - 9:43 PM MDT Att: 27,268 - Partly Cloudy - 88 F					
19 Marco Scutaro, R (1.4) OBP: 0.356, SLG: 0.370										4	1	1	0	0	0	2						
9 Brandon Belt, L (1.3) OBP: 0.357, SLG: 0.480										2	2	1	1	2	1	0						
28 Buster Posey, R (1.2) OBP: 0.374, SLG: 0.475										4	0	0	1	0	1	3						
46 Santiago Casilla, R (8.1)										0	0	0	0	0	0	0						
8 Hunter Pence, R (1.9) OBP: 0.326, SLG: 0.448										4	0	1	1	0	2	1						
48 Pablo Sandoval, S (1.5) OBP: 0.326, SLG: 0.394										4	0	0	0	0	1	1						
35 Brandon Crawford, L (1.6) OBP: 0.330, SLG: 0.390										3	0	1	0	0	1	0						
13 Joaquin Arias, R (9. PH) OBP: 0.291, SLG: 0.363										1	0	0	0	0	1	0						
22 Roger Kieschnick, L (1.7) OBP: 0.313, SLG: 0.254										3	0	0	0	0	1	2						
6 Brett Pill, R (9. PH) OBP: 0.284, SLG: 0.387										1	0	0	0	0	1	0						
40 Madison Bumgarner, R (1.1) OBP: 0.212, SLG: 0.130										2	0	0	0	0	0	2						
63 Jean Machi, R (6.1)										0	0	0	0	0	0	0						
29 Héctor Sánchez, S (8. PH) OBP: 0.338, SLG: 0.343										2	0	0	0	0	0	0						
<b>Inning Stats</b>	R: 0 H: 0 K: 2 S: 8	H: 0 LOB: 0 BB: 0 P: 11	R: 0 H: 0 K: 2 S: 8	H: 0 LOB: 0 BB: 0 P: 15	R: 0 H: 0 K: 1 S: 15	H: 0 LOB: 2 BB: 0 P: 20	R: 1 H: 0 K: 0 S: 7	H: 0 LOB: 0 BB: 1 P: 15	R: 0 H: 0 K: 2 S: 9	H: 0 LOB: 0 BB: 0 P: 14	R: 0 H: 0 K: 1 S: 11	H: 0 LOB: 1 BB: 0 P: 17	R: 0 H: 1 K: 1 S: 11	H: 1 LOB: 1 BB: 0 P: 16	R: 3 H: 4 K: 0 S: 15	H: 4 LOB: 1 BB: 0 P: 24	R: 0 H: 0 K: 2 S: 11	H: 0 LOB: 0 BB: 0 P: 16	1B: 4 2B: 1 3B: 0 HR: 0	SF: 0 SAC: 0 DP: 1 HBP: 0	WP: 0 PB: 0 SB: 0 CS: 0	PA: 36
<b>PITCHER</b>	IP WLS BF H R ER SO BB IBB HBP BLK WP HR S P ERA WHIP																					
45 Jhoulys Chacín, R (1.1) ERA: 3.08	7.0 W 26 1 1 0 9 2 0 0 0 0 0 0 69 108 0.00 0.429																					
59 Wilton Lopez, R (8.1) ERA: 4.19	0.1 3 2 2 2 0 0 0 0 0 0 0 6 9 54.00 6.000																					
88 Josh Outman, L (8.1) ERA: 4.34	0.0 1 1 0 0 0 0 0 0 0 0 0 2 3 00 00																					
34 Matt Belisle, R (8.1) ERA: 3.88	0.2 H 3 1 1 1 0 0 0 0 0 0 0 7 12 13.50 1.500																					
49 Rex Brothers, L (9.1) ERA: 1.43	1.0 S 3 0 0 0 2 0 0 0 0 0 0 0 11 16 0.00 0.000																					

Batter	1	2	3	4	5	6	7	8	9	AB	R	H	RBI	BB	SO	LOB	BOTTOM			
19 Charlie Blackmon, L (1.8) OBP: 0.292, SLG: 0.427										4	0	0	0	0	4	2	<b>San Francisco Giants @ Colorado Rockies</b> Coors Field, Denver, CO Wed Aug 28 2013, 6:42 PM - 9:43 PM MDT Att: 27,268 - Partly Cloudy - 88 F			
9 DJ LeMahieu, R (1.4) OBP: 0.309, SLG: 0.356										4	1	1	0	0	0	0				
2 Troy Tulowitzki, R (1.6) OBP: 0.391, SLG: 0.567										3	1	2	0	1	0	1				
3 Michael Cuddyer, R (1.9) OBP: 0.385, SLG: 0.526										4	0	0	0	0	4	5				
20 Wilin Rosario, R (1.3) OBP: 0.314, SLG: 0.491										3	2	2	1	0	0	0				
15 Jordan Pacheco, R (7.3) OBP: 0.271, SLG: 0.296										1	0	0	0	0	0	1				
28 Nolan Arenado, R (1.5) OBP: 0.304, SLG: 0.413										4	1	1	1	0	0	2				
8 Yorvit Torrealba, R (1.2) OBP: 0.313, SLG: 0.299										4	0	1	2	0	0	1				
23 Charlie Culberson, R (1.7) OBP: 0.220, SLG: 0.292										3	0	0	0	1	1	1				
45 Jhoulys Chacín, R (1.1) OBP: 0.220, SLG: 0.204										3	0	0	1	0	0	3				
59 Wilton Lopez, R (8.1) ERA: 2.91										0	0	0	0	0	0	0				
88 Josh Outman, L (8.1) ERA: 2.88										0	0	0	0	0	0	0				
34 Matt Belisle, R (8.1) ERA: 1.7										0	0	0	0	0	0	0				
49 Rex Brothers, L (9.1) ERA: 1.7										0	0	0	0	0	0	0				
<b>Inning Stats</b>	R: 0 H: 0 K: 2 S: 14	H: 2 LOB: 1 BB: 0 P: 24	R: 1 H: 2 K: 0 S: 8	H: 2 LOB: 1 BB: 0 P: 11	R: 0 H: 1 K: 2 S: 18	H: 1 LOB: 1 BB: 0 P: 25	R: 0 H: 0 K: 0 S: 6	H: 0 LOB: 0 BB: 0 P: 9	R: 0 H: 0 K: 1 S: 9	H: 0 LOB: 0 BB: 0 P: 13	R: 4 H: 3 K: 2 S: 26	H: 3 LOB: 2 BB: 2 P: 44	R: 0 H: 1 K: 1 S: 8	H: 1 LOB: 1 BB: 0 P: 12	R: 0 H: 0 K: 1 S: 6	H: 0 LOB: 0 BB: 0 P: 10	1B: 5 2B: 2 3B: 0 HR: 0	SF: 0 SAC: 0 DP: 0 HBP: 0	WP: 0 PB: 0 SB: 1 CS: 0	PA: 35
<b>PITCHER</b>	IP WLS BF H R ER SO BB IBB HBP BLK WP HR S P ERA WHIP																			
40 Madison Bumgarner, L (1.1) ERA: 2.91	5.1 L 23 5 4 3 6 1 0 0 0 0 0 0 19 34 0.00 1.125																			
63 Jean Machi, R (8.1) ERA: 2.88	1.2 9 2 1 0 2 0 1 0 0 0 0 0 19 34 0.00 1.200																			
46 Santiago Casilla, R (8.1) ERA: 1.7	1.0 3 0 0 0 1 0 0 0 0 0 0 6 10 0.00 0.000																			





Batter	1	2	3	4	5	6	7	8	9	AB	R	H	RBI	BB	SO	LOB	TOP					
17 Shin-Soo Choo, L OBP: 0.410, SLG: 0.446	F7	P6		G6-3		G5-3			4 1B	5	1	1	0	0	0	5	<b>Cincinnati Reds @ Colorado Rockies</b> Coors Field, Denver, CO Fri Aug 30 2013, 6:41 PM - 9:54 PM MDT Att: 29,415 - Partly Cloudy - 73 F					
4 Brandon Phillips, R OBP: 0.313, SLG: 0.407	G4-3		G5-4-3	HBP	G6-3	K			19 G4-3 39 SF8	4	1	2	2	0	1	2						
19 Joey Votto, L OBP: 0.434, SLG: 0.501	G4-3		G5-4-3	BB	K				G4-3	3	0	0	0	2	1	2						
48 Ryan Ludwick, R OBP: 0.288, SLG: 0.396	F8		G5-4-3						SF8	4	1	1	1	0	0	4						
39 Devin Mesoraco, R OBP: 0.309, SLG: 0.385										0	0	0	1	0	0	0						
32 Jay Bruce, L OBP: 0.326, SLG: 0.491									G4-3	4	0	1	0	1	2	1						
21 Todd Frazier, R OBP: 0.317, SLG: 0.388	FC5-4				G5-3				G5-3	4	2	1	0	0	0	2						
2 Zack Cozart, R OBP: 0.279, SLG: 0.376	SH1-4				G3				G5-3	4	0	1	0	0	0	1						
29 Ryan Hanigan, R OBP: 0.324, SLG: 0.284									P4	3	0	2	2	0	0	0						
60 J.J. Hoover, R										0	0	0	0	0	0	0						
61 Bronson Arroyo, R OBP: 0.285, SLG: 0.380										0	0	0	0	0	0	0						
31 Alfredo Simon, R OBP: 0.143, SLG: 0.143										0	0	0	0	0	0	0						
3 Cesar Torres, R OBP: 0.236, SLG: 0.222										0	0	0	0	0	0	0						
Logan Ondrusek, R OBP: 0.111, SLG: 0.111										0	0	0	0	0	0	0						
30 Zach Duke, L OBP: 0.100, SLG: 1.000										0	0	0	0	0	0	0						
28 Chris Heisey, R OBP: 0.276, SLG: 0.439										1	1	1	0	0	0	0						
<b>Inning Stats</b>	R: 0 E: 0 K: 0 S: 9	H: 1 LOB: 1 BB: 0 P: 12	R: 1 E: 0 K: 0 S: 12	H: 2 LOB: 2 BB: 1 P: 17	R: 0 E: 0 K: 1 S: 8	H: 0 LOB: 1 BB: 1 P: 16	R: 1 E: 0 K: 0 S: 12	H: 2 LOB: 1 BB: 0 P: 19	R: 1 E: 0 K: 1 S: 12	H: 2 LOB: 1 BB: 0 P: 19	R: 0 E: 0 K: 1 S: 9	H: 1 LOB: 0 BB: 1 P: 14	R: 0 E: 0 K: 1 S: 6	H: 0 LOB: 0 BB: 1 P: 11	R: 0 E: 0 K: 0 S: 5	H: 0 LOB: 0 BB: 0 P: 6	R: 3 E: 0 K: 0 S: 11	H: 3 LOB: 0 BB: 0 P: 17	1B: 5 2B: 5 3B: 0 HR: 1	SF: 1 SAC: 2 DP: 2 HBP: 2	WP: 1 PB: 0 SB: 0 CS: 0	PA: 41
<b>PITCHER</b>	IP WLS BF H R ER SO BB IBB HBP BLK WP HR S P ERA WHIP																					
29 Jorge De La Rosa, L ERA: 3.32	6.0 W 29 8 3 3 3 2 0 2 0 0 1 62 97 4.50 1.667																					
0 Adam Ottavino, R ERA: 2.91	2.0 H 6 0 0 0 1 1 0 0 0 0 0 11 17 0.00 0.500																					
26 Jeff Francis, L ERA: 6.83	1.0 6 3 3 3 0 0 0 0 0 1 0 11 17 27.00 3.000																					

Batter	1	2	3	4	5	6	7	8	9	AB	R	H	RBI	BB	SO	LOB	BOTTOM			
6 Corey Dickerson, L OBP: 0.323, SLG: 0.460			F8	FC5-2		K			P5	5	1	1	0	0	1	3	<b>Cincinnati Reds @ Colorado Rockies</b> Coors Field, Denver, CO Fri Aug 30 2013, 6:41 PM - 9:54 PM MDT Att: 29,415 - Partly Cloudy - 73 F			
9 DJ LeMahieu, R OBP: 0.310, SLG: 0.360			G3-1			L9			L9	5	0	2	1	0	0	0				
2 Troy Tulowitzki, R OBP: 0.396, SLG: 0.569										4	2	3	0	1	0	2				
20 Wilin Rosario, R OBP: 0.320, SLG: 0.498			G5-4-3							5	2	4	0	0	0	1				
17 Todd Helton, L OBP: 0.323, SLG: 0.410			G4-3			L7				5	2	2	6	0	1	3				
28 Nolan Arenado, R OBP: 0.305, SLG: 0.413			G6-3			L9			G6-3	5	1	2	0	0	0	3				
19 Charlie Blackmon, L OBP: 0.303, SLG: 0.437										4	1	3	0	0	1	1				
23 Charlie Culberson, R OBP: 0.222, SLG: 0.308										4	0	1	2	0	2	4				
29 Jorge De La Rosa, L OBP: 0.077, SLG: 0.040										2	0	0	0	0	0	1				
15 Jordan Pacheco, R OBP: 0.269, SLG: 0.294										1	0	0	0	0	0	0				
0 Adam Ottavino, S OBP: 0.111, SLG: 0.111										1	0	1	0	0	0	0				
26 Jeff Francis, L ERA: 3.04										0	0	0	0	0	0	0				
<b>Inning Stats</b>	R: 1 E: 0 K: 0 S: 7	H: 2 LOB: 1 BB: 0 P: 13	R: 0 E: 0 K: 1 S: 9	H: 1 LOB: 0 BB: 0 P: 12	R: 0 E: 0 K: 0 S: 10	H: 0 LOB: 0 BB: 0 P: 15	R: 5 E: 0 K: 0 S: 17	H: 7 LOB: 2 BB: 0 P: 24	R: 0 E: 0 K: 1 S: 14	H: 2 LOB: 0 BB: 0 P: 18	R: 0 E: 0 K: 1 S: 5	H: 0 LOB: 0 BB: 0 P: 6	R: 3 E: 0 K: 1 S: 19	H: 5 LOB: 2 BB: 0 P: 27	R: 0 E: 0 K: 1 S: 19	H: 2 LOB: 2 BB: 0 P: 27	1B: 13 2B: 3 3B: 1 HR: 2	SF: 0 SAC: 0 DP: 1 HBP: 0	WP: 0 PB: 0 SB: 0 CS: 1	PA: 42
<b>PITCHER</b>	IP WLS BF H R ER SO BB IBB HBP BLK WP HR S P ERA WHIP																			
61 Bronson Arroyo, R ERA: 3.86	3.1 L 18 9 6 6 1 1 0 0 0 0 0 0 18 24 0.00 1.800																			
31 Alfredo Simon, R ERA: 3.39	1.2 8 3 0 0 1 0 0 0 0 0 0 10 15 27.00 4.000																			
Logan Ondrusek, R ERA: 4.57	1.0 7 4 3 3 1 0 0 0 0 0 0 1 10 15 27.00 4.000																			
30 Zach Duke, L ERA: 8.06	1.2 8 3 0 0 2 0 0 0 0 0 0 0 29 41 0.00 1.800																			
60 J.J. Hoover, R ERA: 3.04	0.1 1 0 0 0 0 0 0 0 0 0 0 4 4 0.00 0.000																			











Batter	1	2	3	4	5	6	7	8	9	AB	R	H	RBI	BB	SO	LOB	TOP						
25 Carl Crawford, L OBP: 0.344, SLG: 0.413										5	1	2	1	1	1	2							
66 Yasiel Puig, R OBP: 0.411, SLG: 0.564										3	1	1	0	0	0	2							
55 Skip Schumaker, L OBP: 0.347, SLG: 0.348										2	0	0	0	0	1	2							
23 Adrián González, L OBP: 0.339, SLG: 0.460										5	1	1	0	0	2	4							
13 Hanley Ramirez, R OBP: 0.384, SLG: 0.617										3	0	0	1	1	1	0							
16 Andre Ethier, L OBP: 0.364, SLG: 0.427										4	3	3	3	1	0	2							
14 Mark Ellis, R OBP: 0.327, SLG: 0.367										5	1	2	0	0	0	4							
17 A.J. Ellis, R OBP: 0.337, SLG: 0.357										4	2	1	1	1	1	5							
5 Juan Uribe, R OBP: 0.330, SLG: 0.396										5	1	3	2	0	1	0							
22 Clayton Kershaw, L OBP: 0.233, SLG: 0.262										2	0	0	0	0	0	0							
43 Brandon League, R ERA: 5.44										1	0	0	0	0	0	0							
6 Jerry Hairston, R ERA: 5.94										0	0	0	0	0	0	0							
0 Brian Wilson, R ERA: 6.6										0	0	0	0	0	0	0							
54 Ronald Belisario, R ERA: 4.18										1	0	0	0	0	0	0							
10 Michael Young, R ERA: 4.18										0	0	0	0	0	0	0							
74 Kenley Jansen, S ERA: 1.97										0	0	0	0	0	0	0							
<b>Inning Stats</b>	R: 1 E: 0 K: 1 S: 17	H: 1 LOB: 3 BB: 2 P: 32	R: 0 E: 0 K: 1 S: 12	H: 2 LOB: 1 BB: 0 P: 18	R: 1 E: 0 K: 1 S: 14	H: 2 LOB: 1 BB: 1 P: 24	R: 0 E: 0 K: 1 S: 10	H: 1 LOB: 2 BB: 1 P: 16	R: 3 E: 0 K: 0 S: 13	H: 3 LOB: 1 BB: 1 P: 18	R: 3 E: 0 K: 0 S: 17	H: 2 LOB: 0 BB: 0 P: 26	R: 0 E: 0 K: 2 S: 7	H: 0 LOB: 0 BB: 0 P: 9	R: 0 E: 0 K: 2 S: 10	H: 0 LOB: 2 BB: 0 P: 18	R: 2 E: 0 K: 1 S: 13	H: 4 LOB: 2 BB: 0 P: 17	1B: 11 2B: 4 3B: 0 HR: 1	SF: 1 SAC: 1 DP: 1 HBP: 1	WP: 0 PA: 48 PB: 0 SB: 1 CS: 0		
<b>PITCHER</b>	IP: 4.2 WLS: 0 BF: 26 H: 8 R: 5 ER: 5 SO: 4 BB: 4 IBB: 0 HBP: 1 BLK: 0 WP: 0 HR: 0 S: 64 P: 105 ERA: 9.64 WHIP: 2.571	IP: 1.1 WLS: 1 BF: 8 H: 3 R: 3 ER: 2 SO: 0 BB: 0 IBB: 0 HBP: 0 BLK: 0 WP: 1 HR: 19 S: 29 P: 27 ERA: 13.50 WHIP: 2.250	IP: 2.0 WLS: 0 BF: 6 H: 0 R: 0 ER: 0 SO: 4 BB: 0 IBB: 0 HBP: 0 BLK: 0 WP: 0 HR: 17 S: 29 P: 20 ERA: 0.00 WHIP: 0.000	IP: 1.0 WLS: 0 BF: 7 H: 4 R: 2 ER: 2 SO: 1 BB: 0 IBB: 0 HBP: 0 BLK: 0 WP: 0 HR: 13 S: 17 P: 17 ERA: 18.00 WHIP: 4.000	IP: 0.0 WLS: 0 BF: 0 H: 0 R: 0 ER: 0 SO: 0 BB: 0 IBB: 0 HBP: 0 BLK: 0 WP: 0 HR: 0 S: 0 P: 0 ERA: 0.00 WHIP: 0.000	IP: 0.0 WLS: 0 BF: 0 H: 0 R: 0 ER: 0 SO: 0 BB: 0 IBB: 0 HBP: 0 BLK: 0 WP: 0 HR: 0 S: 0 P: 0 ERA: 0.00 WHIP: 0.000	IP: 0.0 WLS: 0 BF: 0 H: 0 R: 0 ER: 0 SO: 0 BB: 0 IBB: 0 HBP: 0 BLK: 0 WP: 0 HR: 0 S: 0 P: 0 ERA: 0.00 WHIP: 0.000	IP: 0.0 WLS: 0 BF: 0 H: 0 R: 0 ER: 0 SO: 0 BB: 0 IBB: 0 HBP: 0 BLK: 0 WP: 0 HR: 0 S: 0 P: 0 ERA: 0.00 WHIP: 0.000	IP: 0.0 WLS: 0 BF: 0 H: 0 R: 0 ER: 0 SO: 0 BB: 0 IBB: 0 HBP: 0 BLK: 0 WP: 0 HR: 0 S: 0 P: 0 ERA: 0.00 WHIP: 0.000	IP: 0.0 WLS: 0 BF: 0 H: 0 R: 0 ER: 0 SO: 0 BB: 0 IBB: 0 HBP: 0 BLK: 0 WP: 0 HR: 0 S: 0 P: 0 ERA: 0.00 WHIP: 0.000	IP: 0.0 WLS: 0 BF: 0 H: 0 R: 0 ER: 0 SO: 0 BB: 0 IBB: 0 HBP: 0 BLK: 0 WP: 0 HR: 0 S: 0 P: 0 ERA: 0.00 WHIP: 0.000	IP: 0.0 WLS: 0 BF: 0 H: 0 R: 0 ER: 0 SO: 0 BB: 0 IBB: 0 HBP: 0 BLK: 0 WP: 0 HR: 0 S: 0 P: 0 ERA: 0.00 WHIP: 0.000	IP: 0.0 WLS: 0 BF: 0 H: 0 R: 0 ER: 0 SO: 0 BB: 0 IBB: 0 HBP: 0 BLK: 0 WP: 0 HR: 0 S: 0 P: 0 ERA: 0.00 WHIP: 0.000	IP: 0.0 WLS: 0 BF: 0 H: 0 R: 0 ER: 0 SO: 0 BB: 0 IBB: 0 HBP: 0 BLK: 0 WP: 0 HR: 0 S: 0 P: 0 ERA: 0.00 WHIP: 0.000	IP: 0.0 WLS: 0 BF: 0 H: 0 R: 0 ER: 0 SO: 0 BB: 0 IBB: 0 HBP: 0 BLK: 0 WP: 0 HR: 0 S: 0 P: 0 ERA: 0.00 WHIP: 0.000	IP: 0.0 WLS: 0 BF: 0 H: 0 R: 0 ER: 0 SO: 0 BB: 0 IBB: 0 HBP: 0 BLK: 0 WP: 0 HR: 0 S: 0 P: 0 ERA: 0.00 WHIP: 0.000	IP: 0.0 WLS: 0 BF: 0 H: 0 R: 0 ER: 0 SO: 0 BB: 0 IBB: 0 HBP: 0 BLK: 0 WP: 0 HR: 0 S: 0 P: 0 ERA: 0.00 WHIP: 0.000	IP: 0.0 WLS: 0 BF: 0 H: 0 R: 0 ER: 0 SO: 0 BB: 0 IBB: 0 HBP: 0 BLK: 0 WP: 0 HR: 0 S: 0 P: 0 ERA: 0.00 WHIP: 0.000	IP: 0.0 WLS: 0 BF: 0 H: 0 R: 0 ER: 0 SO: 0 BB: 0 IBB: 0 HBP: 0 BLK: 0 WP: 0 HR: 0 S: 0 P: 0 ERA: 0.00 WHIP: 0.000	IP: 0.0 WLS: 0 BF: 0 H: 0 R: 0 ER: 0 SO: 0 BB: 0 IBB: 0 HBP: 0 BLK: 0 WP: 0 HR: 0 S: 0 P: 0 ERA: 0.00 WHIP: 0.000	IP: 0.0 WLS: 0 BF: 0 H: 0 R: 0 ER: 0 SO: 0 BB: 0 IBB: 0 HBP: 0 BLK: 0 WP: 0 HR: 0 S: 0 P: 0 ERA: 0.00 WHIP: 0.000	IP: 0.0 WLS: 0 BF: 0 H: 0 R: 0 ER: 0 SO: 0 BB: 0 IBB: 0 HBP: 0 BLK: 0 WP: 0 HR: 0 S: 0 P: 0 ERA: 0.00 WHIP: 0.000	IP: 0.0 WLS: 0 BF: 0 H: 0 R: 0 ER: 0 SO: 0 BB: 0 IBB: 0 HBP: 0 BLK: 0 WP: 0 HR: 0 S: 0 P: 0 ERA: 0.00 WHIP: 0.000

Los Angeles Dodgers @ Colorado Rockies  
Coors Field, Denver, CO  
Mon Sep 02 2013, 2:11 PM - 5:48 PM MDT  
Att: 36,822 - Partly Cloudy - 90 F

AB	40
R	10
H	15
RBI	10
BB	4
SO	9
LOB	23



Batter	1	2	3	4	5	6	7	8	9	AB	R	H	RBI	BB	SO	LOB	BOTTOM
14 Josh Rutledge, R OBP: 0.277, SLG: 0.315										4	1	2	1	1	1	4	
9 DJ LeMahieu, R OBP: 0.313, SLG: 0.364										5	1	2	0	0	1	6	
3 Michael Cuddyer, R OBP: 0.389, SLG: 0.538										5	2	2	1	0	0	7	
20 Wilin Rosario, R OBP: 0.320, SLG: 0.501										5	1	2	2	0	3	1	
28 Nolan Arenado, R OBP: 0.304, SLG: 0.419										5	1	2	1	0	0	1	
23 Charlie Culberson, R OBP: 0.233, SLG: 0.338										5	0	1	0	0	0	2	
15 Jordan Pacheco, R OBP: 0.284, SLG: 0.315										4	0	2	1	1	0	1	
19 Charlie Blackmon, L OBP: 0.314, SLG: 0.442										5	1	3	0	0	0	2	
35 Chad Bettis, R ERA: 1.89										1	0	0	0	0	0	1	
50 Jeff Manship, R ERA: 5.44										0	0	0	0	0	0	0	
18 Jonathan Herrera, S ERA: 5.44										0	0	0	0	0	0	0	
26 Jeff Francis, L ERA: 6.6										0	0	0	0	0	0	0	
6 Corey Dickerson, L ERA: 3.41										0	0	0	0	0	0	0	
32 Tyler Chatwood, R ERA: 3.41										0	0	0	0	0	0	0	
34 Matt Belisle, R ERA: 1.97										0	0	0	0	0	0	0	
<b>Inning Stats</b>	R: 3 E: 0 K: 0 S: 17	H: 4 LOB: 1 BB: 1 P: 26	R: 0 E: 1 K: 2 S: 13	H: 1 LOB: 2 BB: 0 P: 14	R: 0 E: 0 K: 1 S: 8	H: 1 LOB: 0 BB: 0 P: 9											



Batter	1	2	3	4	5	6	7	8	9	AB	R	H	RBI	BB	SO	LOB	TOP					
25 Carl Crawford, L (1.7) OBP: 0.347, SLG: 0.416										5	1	3	2	0	1	0	<b>Los Angeles Dodgers @ Colorado Rockies</b> Coors Field, Denver, CO Tue Sep 03 2013, 6:42 PM - 9:52 PM MDT Att: 25,807 - Partly Cloudy - 88 F					
7 Nick Punto, S (1.6) OBP: 0.336, SLG: 0.332										5	1	4	0	0	0	0						
23 Adrián González, L (1.3) OBP: 0.336, SLG: 0.456										4	0	0	1	0	1	5						
10 Michael Young, R (1.5) OBP: 0.334, SLG: 0.392										5	1	1	0	0	2	4						
16 Andre Ethier, L (1.8) OBP: 0.368, SLG: 0.430										2	2	1	0	3	0	0						
14 Mark Ellis, R (1.4) OBP: 0.325, SLG: 0.363										4	1	0	0	1	0	3						
55 Skip Schumaker, L (1.9) OBP: 0.346, SLG: 0.346										5	1	1	0	0	0	2						
44 Chris Withrow, R (9.1)										0	0	0	0	0	0	0						
18 Tim Federowicz, R (1.2) OBP: 0.285, SLG: 0.358										3	0	2	1	0	0	0						
47 Ricky Nolasco, R (7.1) OBP: 0.306, SLG: 0.170										2	0	0	0	0	0	1						
56 J.P. Howell, L (7.1) OBP: 0.328, SLG: 0.328										1	0	0	0	0	0	1						
5 Juan Uribe, R (8.1) OBP: 0.315, SLG: 0.370										0	0	0	0	0	0	0						
75 Paco Rodríguez, L (8.1) OBP: 0.315, SLG: 0.370										0	0	0	0	0	0	0						
54 Ronald Belisario, R (8.1) OBP: 0.315, SLG: 0.370										0	0	0	0	0	0	0						
33 Scott Van Slyke, R (9.9) OBP: 0.331, SLG: 0.495										0	0	0	0	0	0	0						
<b>Inning Stats</b>	R: 0 E: 0 K: 0 S: 4	H: 2 LOB: 1 BB: 0 P: 8	R: 3 E: 0 K: 0 S: 15	H: 4 LOB: 2 BB: 1 P: 27	R: 0 E: 0 K: 0 S: 6	H: 0 LOB: 0 BB: 0 P: 7	R: 0 E: 0 K: 0 S: 7	H: 1 LOB: 0 BB: 0 P: 11	R: 1 E: 0 K: 1 S: 14	H: 2 LOB: 2 BB: 1 P: 24	R: 0 E: 0 K: 1 S: 6	H: 0 LOB: 0 BB: 0 P: 9	R: 0 E: 1 K: 1 S: 11	H: 0 LOB: 1 BB: 0 P: 18	R: 0 E: 0 K: 1 S: 12	H: 1 LOB: 2 BB: 1 P: 20	R: 3 E: 1 K: 2 S: 17	H: 2 LOB: 1 BB: 1 P: 32	1B: 10 2B: 2 3B: 0 HR: 0	SF: 2 SAC: 1 DP: 2 HBP: 0	WP: 1 PB: 0 SB: 0 CS: 0	PA: 43
<b>PITCHER</b>	IP WLS BF H R ER SO BB IBB HBP BLK WP HR S P ERA WHIP	7.0 L 31 9 4 4 3 2 0 0 0 0 0 0 63 104 5.14 1.571	8.1 0.2 3 0 0 0 0 1 0 0 0 0 0 0 7 13 0.00 1.500	8.1 0.1 2 1 0 0 1 0 0 0 0 0 0 5 7 0.00 3.000	4.9 0.2 6 2 3 0 2 1 0 0 0 1 0 16 30 0.00 4.500	9.1 0.1 1 0 0 0 0 0 0 0 0 0 0 1 2 0.00 0.000	<b>PITCHER</b>										IP WLS BF H R ER SO BB IBB HBP BLK WP HR S P ERA WHIP					

AB	36
R	7
H	12
RBI	4
BB	4
SO	6
LOB	17



Batter	1	2	3	4	5	6	7	8	9	AB	R	H	RBI	BB	SO	LOB	BOTTOM					
24 Dexter Fowler, S (1.8) OBP: 0.369, SLG: 0.408										2	0	0	0	2	1	1	<b>Los Angeles Dodgers @ Colorado Rockies</b> Coors Field, Denver, CO Tue Sep 03 2013, 6:42 PM - 9:52 PM MDT Att: 25,807 - Partly Cloudy - 88 F					
9 DJ LeMahieu, R (1.4) OBP: 0.315, SLG: 0.370										3	1	2	0	0	0	1						
2 Troy Tulowitzki, R (1.6) OBP: 0.387, SLG: 0.552										4	0	0	1	0	0	2						
3 Michael Cuddyer, R (1.9) OBP: 0.388, SLG: 0.535										4	0	1	0	0	2	1						
20 Wilin Rosario, R (1.2) OBP: 0.320, SLG: 0.499										4	1	1	0	0	0	1						
17 Todd Helton, L (1.3) OBP: 0.318, SLG: 0.402										4	0	0	1	0	0	0						
28 Nolan Arenado, R (1.5) OBP: 0.303, SLG: 0.417										4	0	1	0	0	1	0						
19 Charlie Blackmon, L (1.7) OBP: 0.314, SLG: 0.447										3	1	1	0	0	0	0						
60 Manny Corpas, R (8.1)										0	0	0	0	0	0	0						
49 Rex Brothers, L (9.1)										0	0	0	0	0	0	0						
62 Rob Scallih, L (9.1)										0	0	0	0	0	0	0						
6 Corey Dickerson, L (8.1) OBP: 0.341, SLG: 0.504										1	0	0	0	0	1	1						
45 Jhoulys Chacin, R (1.1) OBP: 0.230, SLG: 0.214										2	0	1	1	0	1	0						
88 Josh Outman, L (8.1)										0	0	0	0	0	0	0						
5 Carlos González, L (8.7) OBP: 0.387, SLG: 0.591										0	0	0	0	0	0	0						
14 Josh Rutledge, R (8.1) OBP: 0.280, SLG: 0.330										1	1	1	1	0	0	0						
23 Charlie Culberson, R (9.7) OBP: 0.313, SLG: 0.353										0	0	0	0	0	0	0						
<b>Inning Stats</b>	R: 0 E: 0 K: 2 S: 11	H: 1 LOB: 1 BB: 0 P: 13	R: 0 E: 0 K: 1 S: 5	H: 0 LOB: 0 BB: 0 P: 5	R: 0 E: 0 K: 1 S: 14	H: 0 LOB: 1 BB: 1 P: 22	R: 0 E: 0 K: 1 S: 7	H: 0 LOB: 0 BB: 0 P: 11	R: 1 E: 0 K: 0 S: 14	H: 2 LOB: 0 BB: 0 P: 20	R: 1 E: 1 K: 0 S: 10	H: 2 LOB: 0 BB: 0 P: 14	R: 0 E: 0 K: 0 S: 5	H: 0 LOB: 0 BB: 0 P: 11	R: 1 E: 0 K: 0 S: 9	H: 1 LOB: 1 BB: 1 P: 17	R: 1 E: 0 K: 1 S: 18	H: 2 LOB: 1 BB: 0 P: 28	1B: 5 2B: 3 3B: 0 HR: 1	SF: 0 SAC: 1 DP: 1 HBP: 0	WP: 1 PB: 0 SB: 1 CS: 1	PA: 35
<b>PITCHER</b>	IP WLS BF H R ER SO BB IBB HBP BLK WP HR S P ERA WHIP	6.0 W 23 5 2 2 5 1 0 0 0 0 0 0 61 85 3.00 1.000	1.0 H 3 0 0 0 0 0 0 0 0 0 0 5 11 0.00 0.000	8.1 0.0 2 1 1 1 0 1 0 0 0 0 1 6 11 ∞ ∞	8.1 1.2 H 6 2 1 1 0 0 0 0 0 1 17 28 5.40 1.200	9.1 0.1 S 1 0 0 0 0 0 0 0 0 0 4 6 0.00 0.000	<b>PITCHER</b>										IP WLS BF H R ER SO BB IBB HBP BLK WP HR S P ERA WHIP					

AB	32
R	4
H	8
RBI	4
BB	2
SO	6
LOB	7

















Batter	1	2	3	4	5	6	7	8	9	AB	R	H	RBI	BB	SO	LOB	TOP										
6 Corey Dickerson, L (1.7)										4	1	0	0	0	1	2	<b>Colorado Rockies @ San Diego Padres</b> Petco Park, San Diego, CA Sun Sep 08 2013, 1:13 PM - 4:03 PM PDT Att: 18,656 - Sunny - 73 F										
14 Josh Rutledge, R (1.4)										3	0	2	0	1	0	1											
2 Troy Tulowitzki, R (1.6)										4	0	0	0	0	3	4											
3 Michael Cuddyer, R (1.9)										3	0	1	1	1	1	0											
17 Todd Helton, L (1.3)										4	0	0	0	0	1	4											
28 Nolan Arenado, R (1.5)										4	0	0	0	0	3	0											
19 Charlie Blackmon, L (1.8)										4	1	0	0	0	2	0											
15 Jordan Pacheco, R (1.2)										4	0	1	1	0	1	0											
35 Chad Bettis, R (1.1)										1	0	0	0	0	0	0											
23 Charlie Culberson, R (4. PH)										1	0	0	0	0	1	1											
44 Roy Oswalt, R (4.1)										1	0	1	0	0	0	0											
59 Wilton Lopez, R (7.1)										0	0	0	0	0	0	0											
41 Mitchell Boggs, R (8.1)										0	0	0	0	0	0	0											
<b>Inning Stats</b>	R: 0 H: 1 E: 0 K: 1 S: 14	H: 1 LOB: 2 BB: 1 P: 25	R: 0 H: 0 E: 0 K: 3 S: 9	H: 0 LOB: 0 BB: 0 P: 12	R: 1 H: 1 E: 1 K: 1 S: 16	H: 1 LOB: 2 BB: 1 P: 26	R: 1 H: 1 E: 1 K: 2 S: 11	H: 1 LOB: 0 BB: 0 P: 15	R: 0 H: 0 E: 0 K: 0 S: 7	H: 0 LOB: 0 BB: 0 P: 9	R: 0 H: 0 E: 0 K: 2 S: 11	H: 0 LOB: 0 BB: 0 P: 17	R: 0 H: 1 E: 0 K: 0 S: 11	H: 1 LOB: 1 BB: 0 P: 15	R: 0 H: 0 E: 0 K: 3 S: 9	H: 0 LOB: 0 BB: 0 P: 15	R: 0 H: 0 E: 0 K: 1 S: 7	H: 0 LOB: 0 BB: 0 P: 10	1B: 3 2B: 2 3B: 0 HR: 0	SF: 0 SAC: 0 DP: 1 HBP: 0	WP: 0 PB: 0 SB: 0 CS: 0	PA: 35					
<b>PITCHER</b>	IP	WLS	BF	H	R	ER	SO	BB	IBB	HBP	BLK	WP	HR	S	P	ERA	WHIP										
22 Ian Kennedy, R (1.1)	5.0		22	4	2	0	7	2	0	0	0	0	0	57	87	0.00	1.200										
29 Brad Boxberger, R (6.1)	1.0		3	0	0	0	2	0	0	0	0	0	0	11	17	0.00	0.000										
50 Nick Vincent, R (7.1)	1.0	W	4	1	0	0	0	0	0	0	0	0	0	11	15	0.00	1.000										
46 Tim Stauffer, R (8.1)	1.0	H	3	0	0	0	3	0	0	0	0	0	0	9	15	0.00	0.000										
16 Huston Street, R (9.1)	1.0	S	3	0	0	0	1	0	0	0	0	0	0	7	10	0.00	0.000										

Batter	1	2	3	4	5	6	7	8	9	AB	R	H	RBI	BB	SO	LOB	BOTTOM										
25 Will Venable, L (1.9)										4	0	0	0	0	2	3	<b>Colorado Rockies @ San Diego Padres</b> Petco Park, San Diego, CA Sun Sep 08 2013, 1:13 PM - 4:03 PM PDT Att: 18,656 - Sunny - 73 F										
5 Alexi Amarista, L (1.7)										3	0	0	0	1	1	0											
9 Jedd Gyorko, R (1.4)										4	0	0	0	0	2	2											
Chase Headley, S (1.5)										3	1	1	0	1	0	0											
88 Kyle Blanks, R (1.3)										4	1	2	0	0	2	1											
3 Ronny Cedeno, R (1.6)										4	2	2	0	0	0	1											
27 Rey Fuentes, L (1.8)										4	0	1	0	0	0	6											
44 René Rivera, R (1.2)										1	0	1	1	0	0	0											
15 Jesus Guzman, R (7. PH)										0	1	0	1	1	0	0											
46 Tim Stauffer, R (8.1)										0	0	0	0	0	0	0											
16 Huston Street, R (9.1)										0	0	0	0	0	0	0											
22 Ian Kennedy, R (1.1)										1	0	0	0	0	1	2											
14 Mark Kotsay, R (5. PH)										1	0	0	0	0	0	1											
29 Brad Boxberger, R (6.1)										0	0	0	0	0	0	0											
50 Nick Vincent, R (7.1)										0	0	0	0	0	0	0											
4 Nick Hundley, R (7. PH)										1	0	1	3	0	0	0											
<b>Inning Stats</b>	R: 0 H: 0 E: 0 K: 2 S: 10	H: 0 LOB: 0 BB: 0 P: 14	R: 0 H: 0 E: 0 K: 1 S: 8	H: 0 LOB: 0 BB: 0 P: 13	R: 0 H: 2 E: 0 K: 1 S: 13	H: 2 LOB: 0 BB: 0 P: 21	R: 0 H: 0 E: 0 K: 0 S: 10	H: 0 LOB: 0 BB: 0 P: 13	R: 1 H: 2 E: 0 K: 0 S: 15	H: 2 LOB: 1 BB: 0 P: 24	R: 0 H: 0 E: 0 K: 2 S: 7	H: 0 LOB: 0 BB: 0 P: 9	R: 4 H: 3 E: 0 K: 1 S: 24	H: 3 LOB: 2 BB: 3 P: 40	R: 0 H: 1 E: 0 K: 1 S: 8	H: 1 LOB: 1 BB: 0 P: 13	1B: 6 2B: 2 3B: 0 HR: 0	SF: 1 SAC: 0 DP: 0 HBP: 0	WP: 0 PB: 0 SB: 0 CS: 0	PA: 34							
<b>PITCHER</b>	IP	WLS	BF	H	R	ER	SO	BB	IBB	HBP	BLK	WP	HR	S	P	ERA	WHIP										
35 Chad Bettis, R (1.1)	3.0		11	2	0	0	4	0	0	0	0	0	0	31	48	0.00	0.667										
44 Roy Oswalt, R (4.1)	3.1	L	16	4	5	5	2	2	0	0	0	0	0	42	66	13.50	1.800										
59 Wilton Lopez, R (7.1)	0.2		4	1	0	0	1	1	0	0	0	0	0	14	20	0.00	3.000										
41 Mitchell Boggs, R (8.1)	1.0		4	1	0	0	1	0	0	0	0	0	0	8	13	0.00	1.000										

AB	33
R	2
H	5
RBI	2
BB	2
SO	13
LOB	12



AB	30
R	5
H	8
RBI	5
BB	3
SO	8
LOB	16





Batter	1	2	3	4	5	6	7	8	9	10	AB	R	H	RBI	BB	SO	LOB	TOP						
6 Corey Dickerson, L OBP: 0.322, SLG: 0.474	F9		G5-3		G6-3		G5-3			G4-3	4	0	0	0	0	0	0	<b>Colorado Rockies @ San Francisco Giants</b> AT&T Park, San Francisco, CA Mon Sep 09 2013, 7:17 PM - 10:19 PM PDT Att: 41,078 - Clear - 66 F						
5 Carlos González, L OBP: 0.267, SLG: 0.591											0	0	0	0	0	0								
14 Josh Rutledge, R OBP: 0.292, SLG: 0.347											1	0	1	0	0	0								
0 Adam Ottavino, S OBP: 0.111, SLG: 0.111											0	0	0	0	0	0								
9 DJ LeMahieu, R OBP: 0.319, SLG: 0.377	G4-3				G6-3			F9		G4-3	5	1	2	0	0	0								
2 Troy Tulowitzki, R OBP: 0.385, SLG: 0.545	G4-3							G5-3			3	0	1	1	1	0								
3 Michael Cuddyer, R OBP: 0.309, SLG: 0.530	G5-3				L4-3			G5-3			4	0	1	0	0	0								
4 Ryan Wheeler, L OBP: 0.100, SLG: 0.240					F7			K		G5-3	4	0	0	0	0	2								
28 Nolan Arenado, R OBP: 0.300, SLG: 0.413								F8		G6-3	4	1	2	0	0	0								
8 Yorvit Torrealba, R OBP: 0.292, SLG: 0.278					P4			FC6		G2-3	4	0	0	1	0	0								
19 Charlie Blackmon, L OBP: 0.297, SLG: 0.414					L9			G4-3			4	0	2	0	0	0								
45 Jhoulys Chacin, R OBP: 0.219, SLG: 0.203								F9		B2-6-4	3	0	0	0	0	0								
34 Matt Belisle, R ERA: 4.4											0	0	0	0	0	0								
60 Manny Corpas, S ERA: 1.75											1	0	0	0	0	0								
18 Jonathan Herrera, S OBP: 0.317, SLG: 0.349											0	0	0	0	0	0								
23 Charlie Culberson, R OBP: 0.226, SLG: 0.317											0	0	0	0	0	0								
<b>Inning Stats</b>	R: 0 E: 0 K: 0 S: 7	H: 1 LOB: 1 BB: 0 P: 16	R: 1 E: 0 K: 13 S: 13	H: 2 LOB: 1 BB: 0 P: 13	R: 1 E: 0 K: 8 S: 8	H: 2 LOB: 0 BB: 0 P: 12	R: 0 E: 0 K: 0 S: 6	H: 1 LOB: 1 BB: 0 P: 7	R: 0 E: 0 K: 1 S: 8	H: 0 LOB: 0 BB: 0 P: 11	R: 0 E: 0 K: 0 S: 14	H: 1 LOB: 2 BB: 1 P: 21	R: 0 E: 0 K: 0 S: 8	H: 0 LOB: 0 BB: 0 P: 15	R: 0 E: 0 K: 0 S: 8	H: 0 LOB: 0 BB: 0 P: 12	R: 0 E: 0 K: 0 S: 9	H: 2 LOB: 1 BB: 0 P: 13	1B: 7 2B: 3 3B: 0 HR: 0	SF: 0 SAC: 0 DP: 2 HBP: 0	WP: 1 PB: 0 SB: 0 CS: 0	PA: 38		
<b>PITCHER</b>	IP WLS BF H R ER SO ERA WHIP	IP WLS BF H R ER SO ERA WHIP	IP WLS BF H R ER SO ERA WHIP	IP WLS BF H R ER SO ERA WHIP	IP WLS BF H R ER SO ERA WHIP	IP WLS BF H R ER SO ERA WHIP	IP WLS BF H R ER SO ERA WHIP	IP WLS BF H R ER SO ERA WHIP	IP WLS BF H R ER SO ERA WHIP	IP WLS BF H R ER SO ERA WHIP	IP WLS BF H R ER SO ERA WHIP	IP WLS BF H R ER SO ERA WHIP	IP WLS BF H R ER SO ERA WHIP	IP WLS BF H R ER SO ERA WHIP	IP WLS BF H R ER SO ERA WHIP	IP WLS BF H R ER SO ERA WHIP	IP WLS BF H R ER SO ERA WHIP	IP WLS BF H R ER SO ERA WHIP	IP WLS BF H R ER SO ERA WHIP	IP WLS BF H R ER SO ERA WHIP	IP WLS BF H R ER SO ERA WHIP	IP WLS BF H R ER SO ERA WHIP	IP WLS BF H R ER SO ERA WHIP	IP WLS BF H R ER SO ERA WHIP

Batter	1	2	3	4	5	6	7	8	9	10	AB	R	H	RBI	BB	SO	LOB	BOTTOM						
16 Ángel Pagán, S OBP: 0.322, SLG: 0.386	G4-3		G1-3					E5			5	2	3	0	0	0	<b>Colorado Rockies @ San Francisco Giants</b> AT&T Park, San Francisco, CA Mon Sep 09 2013, 7:17 PM - 10:19 PM PDT Att: 41,078 - Clear - 66 F							
19 Marco Scutaro, R OBP: 0.353, SLG: 0.365	G5-3		G4-3					G6-3			5	0	1	0	0	0								
9 Brandon Belt, L OBP: 0.355, SLG: 0.473	F8										5	0	2	2	0	1								
28 Buster Posey, R OBP: 0.376, SLG: 0.483								K			4	1	2	1	0	1								
48 Pablo Sandoval, S OBP: 0.333, SLG: 0.416											4	0	2	0	0	0								
6 Ehire Adrianza, S ERA: 4.43											0	0	0	0	0	0								
49 Javier López, L ERA: 1.75											0	0	0	0	0	0								
46 Santiago Casilla, R ERA: 1.96											0	0	0	0	0	0								
8 Hunter Pence, R OBP: 0.337, SLG: 0.464											4	0	0	0	0	0								
35 Brandon Crawford, L OBP: 0.317, SLG: 0.380											4	0	0	0	0	1								
7 Grégor Blanco, L OBP: 0.322, SLG: 0.333											3	0	0	0	1	2								
55 Tim Lincecum, L OBP: 0.127, SLG: 0.115											2	0	0	0	0	2								
29 Héctor Sánchez, S OBP: 0.343, SLG: 0.392											1	0	0	0	0	0								
54 Sergio Romo, R ERA: 4.11											0	0	0	0	0	0								
13 Joaquín Arias, R OBP: 0.291, SLG: 0.354											1	0	0	0	0	1								
<b>Inning Stats</b>	R: 0 E: 0 K: 0 S: 5	H: 0 LOB: 0 BB: 0 P: 7	R: 1 E: 0 K: 10 S: 10	H: 2 LOB: 2 BB: 1 P: 20	R: 0 E: 0 K: 11 S: 11	H: 0 LOB: 0 BB: 0 P: 15	R: 0 E: 0 K: 0 S: 7	H: 0 LOB: 0 BB: 0 P: 9	R: 0 E: 0 K: 2 S: 11	H: 0 LOB: 0 BB: 0 P: 15	R: 0 E: 0 K: 1 S: 9	H: 2 LOB: 1 BB: 0 P: 20	R: 0 E: 0 K: 0 S: 8	H: 1 LOB: 2 BB: 0 P: 11	R: 1 E: 0 K: 1 S: 15	H: 3 LOB: 2 BB: 0 P: 22	1B: 7 2B: 2 3B: 0 HR: 1	SF: 0 SAC: 0 DP: 0 HBP: 0	WP: 0 PB: 0 SB: 0 CS: 0	PA: 39				
<b>PITCHER</b>	IP WLS BF H R ER SO ERA WHIP	IP WLS BF H R ER SO ERA WHIP	IP WLS BF H R ER SO ERA WHIP	IP WLS BF H R ER SO ERA WHIP	IP WLS BF H R ER SO ERA WHIP	IP WLS BF H R ER SO ERA WHIP	IP WLS BF H R ER SO ERA WHIP	IP WLS BF H R ER SO ERA WHIP	IP WLS BF H R ER SO ERA WHIP	IP WLS BF H R ER SO ERA WHIP	IP WLS BF H R ER SO ERA WHIP	IP WLS BF H R ER SO ERA WHIP	IP WLS BF H R ER SO ERA WHIP	IP WLS BF H R ER SO ERA WHIP	IP WLS BF H R ER SO ERA WHIP	IP WLS BF H R ER SO ERA WHIP	IP WLS BF H R ER SO ERA WHIP	IP WLS BF H R ER SO ERA WHIP	IP WLS BF H R ER SO ERA WHIP	IP WLS BF H R ER SO ERA WHIP	IP WLS BF H R ER SO ERA WHIP	IP WLS BF H R ER SO ERA WHIP	IP WLS BF H R ER SO ERA WHIP	IP WLS BF H R ER SO ERA WHIP













Batter	1	2	3	4	5	6	7	8	9	AB	R	H	RBI	BB	SO	LOB	TOP			
6 Corey Dickerson, L OBP: 0.337, SLG: 0.480	G3	1B			1B		2B	G3		5	1	3	0	0	0	0	<b>Colorado Rockies @ Arizona Diamondbacks</b> Chase Field, Phoenix, AZ Fri Sep 13 2013, 6:41 PM - 10:19 PM MST Att: 31,710 - Clear - 97 F <a href="http://livebaseballscorecards.com">livebaseballscorecards.com</a>			
9 DJ LeMahieu, R OBP: 0.321, SLG: 0.377	G6-3	1B			G5-4-3		1B	K		5	0	2	1	0	1					
2 Troy Tulowitzki, R OBP: 0.387, SLG: 0.541	1B	FC6-4			1B		1B	F8		5	2	3	0	0	0	3				
3 Michael Cuddyer, R OBP: 0.394, SLG: 0.546	2B				G4-3		FC5-2			5	2	2	0	0	1	2				
20 Wilin Rosario, R OBP: 0.314, SLG: 0.487	1B				G5-3		1B	G6-3		5	1	2	4	0	0	2				
17 Todd Helton, L OBP: 0.316, SLG: 0.407	G4-3				F9		BB	F7		4	1	0	0	1	1	1				
28 Nolan Arenado, R OBP: 0.299, SLG: 0.409		L9			G4-3		F8	K		4	0	0	0	0	1	2				
19 Charlie Blackmon, L OBP: 0.307, SLG: 0.425		K			G4-3		1B	3B		4	0	2	2	0	1	0				
32 Tyler Chatwood, R OBP: 0.381, SLG: 0.543					G5-3		1B	G6-3		2	0	1	0	0	0	0				
62 Rob Scallih, L										0	0	0	0	0	0	0				
15 Jordan Pacheco, R										1	0	0	0	0	0	0				
0 Adam Ottavino, S										0	0	0	0	0	0	0				
88 Josh Outman, L										1	0	0	0	0	0	1				
35 Chad Bettis, R										0	0	0	0	0	0	0				
60 Manny Corpas, R										0	0	0	0	0	0	0				
49 Rex Brothers, L										0	0	0	0	0	0	0				
<b>Inning Stats</b>	R: 2 E: 0 K: 0 S: 12	H: 3 LOB: 1 BB: 0 P: 13	R: 0 E: 0 K: 1 S: 18	H: 3 LOB: 3 BB: 0 P: 21	R: 0 E: 0 K: 0 S: 10	H: 0 LOB: 0 BB: 0 P: 15	R: 0 E: 0 K: 0 S: 10	H: 0 LOB: 0 BB: 0 P: 12	R: 0 E: 0 K: 1 S: 11	H: 2 LOB: 2 BB: 0 P: 14	R: 5 E: 0 K: 1 S: 21	H: 5 LOB: 1 BB: 1 P: 37	R: 0 E: 0 K: 1 S: 9	H: 0 LOB: 0 BB: 0 P: 13	R: 0 E: 0 K: 1 S: 8	H: 0 LOB: 0 BB: 0 P: 12	1B: 12 2B: 3 HR: 0	SF: 0 SAC: 0 HBP: 0	WP: 1 PB: 0 SB: 0 CS: 0	PA: 42
<b>PITCHER</b>	IP WLS BF H R ER SO	IP WLS BF H R ER SO	IP WLS BF H R ER SO	IP WLS BF H R ER SO	IP WLS BF H R ER SO	IP WLS BF H R ER SO	IP WLS BF H R ER SO	IP WLS BF H R ER SO	IP WLS BF H R ER SO	IP WLS BF H R ER SO	IP WLS BF H R ER SO	IP WLS BF H R ER SO	IP WLS BF H R ER SO	IP WLS BF H R ER SO	IP WLS BF H R ER SO	IP WLS BF H R ER SO	ERA WHIP	ERA WHIP	ERA WHIP	
32 Brandon McCarthy, R ERA: 4.38	6.0	27	11	2	2	2	0	0	0	0	0	0	0	0	0	0	3.00	1.833		
38 Will Harris, R ERA: 2.85	0.1	L 5	4	4	4	0	0	0	0	0	0	0	0	0	0	108.00	12.000			
49 Tony Sipp, L ERA: 4.08	0.0	1	0	0	0	0	1	0	0	0	0	0	0	0	0	∞	∞			
34 Chaz Roe, R ERA: 3.52	1.2	6	1	1	1	2	0	0	0	0	0	14	20	5.40	0.600					
43 Matt Langwell, R ERA: 3.52	1.0	3	0	0	0	1	0	0	0	0	0	8	12	0.00	0.000					

Batter	1	2	3	4	5	6	7	8	9	AB	R	H	RBI	BB	SO	LOB	BOTTOM					
6 Adam Eaton, L OBP: 0.330, SLG: 0.382	2B		44 BB 12 SF7	1B	G6-3		K	G5-3		5	1	2	0	0	1	3	<b>Colorado Rockies @ Arizona Diamondbacks</b> Chase Field, Phoenix, AZ Fri Sep 13 2013, 6:41 PM - 10:19 PM MST Att: 31,710 - Clear - 97 F <a href="http://livebaseballscorecards.com">livebaseballscorecards.com</a>					
2 Aaron Hill, R OBP: 0.365, SLG: 0.471	1B		44 BB	BB	G6-3		K	1B		4	1	2	0	1	1	1						
44 Paul Goldschmidt, R OBP: 0.400, SLG: 0.531	L4		44 BB	BB	K		1B	1B		3	1	1	0	2	1	2						
12 Eric Chavez, L OBP: 0.339, SLG: 0.491	G6-4-3		SF7	BB	SF7		BB	K		3	1	0	1	1	1	6						
14 Martin Prado, R OBP: 0.329, SLG: 0.411	G1-3		F8		F8		1B	G4-3		5	0	1	0	0	0	4						
26 Miguel Montero, L OBP: 0.321, SLG: 0.362	BB		8 WP	BB	G6-4-3		BB	1B		3	1	3	3	2	0	0						
8 Gerardo Parra, L OBP: 0.304, SLG: 0.397	F7		8 WP	BB	G6-4-3		BB	HR		3	0	0	0	1	0	3						
18 Willie Bloomquist, R OBP: 0.393, SLG: 0.393	F7		8 WP	BB	G6-4-3		BB	L9		1	0	0	0	0	0	0						
1 Didi Gregorius, L OBP: 0.331, SLG: 0.382	P6		32 1B	1B	G4-3		G4-3	L7		4	0	1	0	0	0	4						
32 Brandon McCarthy, R ERA: 4.38	4.2	25	7	2	2	1	6	0	0	0	0	0	0	0	0	0	3.86	2.786				
62 Rob Scallih, R ERA: 3.99	0.1	1	0	0	0	0	0	0	0	0	0	0	0	0	0	0	0.00	0.000				
0 Adam Ottavino, R ERA: 2.81	0.2	4	1	0	0	2	0	1	0	0	0	0	0	0	0	0	0.00	1.500				
88 Josh Outman, L ERA: 4.21	1.1	W 4	1	0	0	0	0	0	0	0	0	10	15	0.00	0.750							
35 Chad Bettis, R ERA: 4.76	1.0	3	0	0	0	1	0	0	0	0	0	10	13	0.00	0.000							
<b>Inning Stats</b>	R: 0 E: 0 K: 0 S: 10	H: 2 LOB: 1 BB: 0 P: 15	R: 0 E: 0 K: 0 S: 12	H: 0 LOB: 1 BB: 1 P: 22	R: 1 E: 0 K: 0 S: 8	H: 1 LOB: 2 BB: 2 P: 21	R: 0 E: 0 K: 0 S: 16	H: 3 LOB: 2 BB: 0 P: 21	R: 1 E: 0 K: 1 S: 18	H: 1 LOB: 3 BB: 3 P: 34	R: 0 E: 0 K: 2 S: 14	H: 1 LOB: 2 BB: 1 P: 26	R: 0 E: 0 K: 0 S: 7	H: 1 LOB: 0 BB: 0 P: 10	R: 0 E: 0 K: 1 S: 10	H: 0 LOB: 0 BB: 0 P: 13	R: 3 E: 0 K: 1 S: 18	H: 3 LOB: 0 BB: 0 P: 28	1B: 10 2B: 1 HR: 1	SF: 1 SAC: 0 HBP: 0	WP: 1 PB: 0 SB: 3 CS: 0	PA: 43
<b>PITCHER</b>	IP WLS BF H R ER SO	IP WLS BF H R ER SO	IP WLS BF H R ER SO	IP WLS BF H R ER SO	IP WLS BF H R ER SO	IP WLS BF H R ER SO	IP WLS BF H R ER SO	IP WLS BF H R ER SO	IP WLS BF H R ER SO	IP WLS BF H R ER SO	IP WLS BF H R ER SO	IP WLS BF H R ER SO	IP WLS BF H R ER SO	IP WLS BF H R ER SO	IP WLS BF H R ER SO	IP WLS BF H R ER SO	ERA WHIP	ERA WHIP	ERA WHIP			
32 Tyler Chatwood, R ERA: 3.2	0.2	5	3	3	3	1	0	0	0	0	0	1	17	26	40.50	4.500						
49 Rex Brothers, L ERA: 1.77	0.1	S 1	0	0	0	0	0	0	0	0	0	1	2	0.00	0.000							





Batter	1	2	3	4	5	6	7	8	9	AB	R	H	RBI	BB	SO	LOB	TOP				
19 Charlie Blackmon, L (1.8) OBP: 0.301, SLG: 0.416	F8		K			K		K		4	0	0	0	0	3	1	<b>Colorado Rockies @ Arizona Diamondbacks</b> Chase Field, Phoenix, AZ Sat Sep 14 2013, 5:11 PM - 8:15 PM MST Att: 32,254 - Roof Closed - 78 F <a href="http://livebaseballscorecards.com">livebaseballscorecards.com</a>				
9 DJ LeMahieu, R (1.4) OBP: 0.320, SLG: 0.376	G6-4-3 1B		K			F9		F9		4	0	1	0	0	1	0					
2 Troy Tulowitzki, R (1.6) OBP: 0.386, SLG: 0.538	G6-4-3 1-2		K			G3		P3		4	0	1	0	0	0	1					
3 Michael Cuddyer, R (1.9) OBP: 0.391, SLG: 0.541		G3-1				G5-3		G5-3		4	0	0	0	0	0	1					
20 Wilin Rosario, R (1.2) OBP: 0.315, SLG: 0.488		K				L9		17 2B		4	1	2	0	0	1	1					
17 Todd Helton, L (1.3) OBP: 0.315, SLG: 0.408		G4-3				G4-3		28 1B		4	1	1	1	0	1	1					
28 Nolan Arenado, R (1.5) OBP: 0.301, SLG: 0.408		G4-3				44 FC6		2H		3	0	1	1	1	1	1					
23 Charlie Culberson, R (1.7) OBP: 0.239, SLG: 0.323						K		L8		2	0	1	0	0	1	1					
6 Corey Dickerson, L (7.7) OBP: 0.335, SLG: 0.477						K		L8		1	0	0	0	0	0	1					
44 Roy Oswalt, R (1.1) OBP: 0.291, SLG: 0.350						SH2-3		G3		1	0	0	0	0	0	0					
62 Rob Scallih, L (5.1) OBP: 0.285, SLG: 0.329						SH2-3		G3		0	0	0	0	0	0	0					
4 Ryan Wheeler, L (7.7) OBP: 0.285, SLG: 0.329						SH2-3		G3		0	0	0	0	0	0	0					
41 Mitchell Boggs, R (7.1) OBP: 0.167, SLG: 0.091						SH2-3		G3		0	0	0	0	0	0	0					
26 Jeff Francis, L (8.1) OBP: 0.167, SLG: 0.091						SH2-3		G3		0	0	0	0	0	0	0					
50 Jeff Manship, R (8.1) OBP: 0.167, SLG: 0.091						SH2-3		G3		0	0	0	0	0	0	0					
<b>Inning Stats</b>	R: 0 E: 0 K: 0 S: 6	H: 1 LOB: 0 BB: 0 P: 11	R: 0 E: 0 K: 1 S: 10	H: 0 LOB: 0 BB: 0 P: 15	R: 0 E: 0 K: 1 S: 9	H: 1 LOB: 0 BB: 0 P: 11	R: 0 E: 0 K: 1 S: 10	H: 1 LOB: 1 BB: 0 P: 16	R: 0 E: 0 K: 1 S: 10	H: 0 LOB: 1 BB: 1 P: 18	R: 0 E: 0 K: 1 S: 9	H: 0 LOB: 0 BB: 0 P: 15	R: 2 E: 0 K: 0 S: 12	H: 3 LOB: 1 BB: 0 P: 17	R: 0 E: 0 K: 1 S: 10	H: 0 LOB: 1 BB: 0 P: 15	R: 0 E: 0 K: 2 S: 10	H: 1 LOB: 1 BB: 0 P: 14	1B: 6 2B: 1 3B: 0 HR: 0	SF: 0 DP: 1 HBP: 0	WP: 0 PA: 34 PB: 0 SB: 0 CS: 0
<b>PITCHER</b>	IP WLS BF H R ER SO BB IBB HBP BLK WP HR S P ERA WHIP																				
36 Wade Miley, L (1.1) ERA: 3.7	6.1 W 25 6 2 2 5 1 0 0 0 0 0 0 62 97 2.84 1.105																				
55 Josh Collmenter, R (7.1) ERA: 2.74	0.2 H 2 0 0 0 0 0 0 0 0 0 0 0 4 6 0.00 0.000																				
30 David Hernandez, R (8.1) ERA: 4.97	1.0 3 0 0 0 1 0 0 0 0 0 0 0 10 15 0.00 0.000																				
21 Heath Bell, R (9.1) ERA: 4.43	1.0 4 1 0 0 2 0 0 0 0 0 0 0 10 14 0.00 1.000																				

Batter	1	2	3	4	5	6	7	8	9	AB	R	H	RBI	BB	SO	LOB	BOTTOM		
6 Adam Eaton, L (1.8) OBP: 0.327, SLG: 0.382	K2-3		G6-3			F7		K		5	1	1	1	0	2	2	<b>Colorado Rockies @ Arizona Diamondbacks</b> Chase Field, Phoenix, AZ Sat Sep 14 2013, 5:11 PM - 8:15 PM MST Att: 32,254 - Roof Closed - 78 F <a href="http://livebaseballscorecards.com">livebaseballscorecards.com</a>		
2 Aaron Hill, R (1.4) OBP: 0.366, SLG: 0.484	K		P6			44 BB		14 BB		5	1	3	3	0	1	0			
44 Paul Goldschmidt, R (1.3) OBP: 0.400, SLG: 0.533	K		K			BB		14 SF8		4	1	1	0	1	2	1			
14 Martin Prado, R (1.7) OBP: 0.328, SLG: 0.409		P6				F8		P4		3	0	0	1	1	0	3			
26 Miguel Montero, L (1.2) OBP: 0.324, SLG: 0.367		24 2B				8 L1-6		8 2B		5	2	3	0	0	1	2			
24 Matt Davidson, R (1.5) OBP: 0.280, SLG: 0.244		8 2B				1B		L4		3	1	2	0	1	0	1			
30 David Hernandez, R (8.1) OBP: 0.167, SLG: 0.091		8 2B				1B		BB		0	0	0	0	0	0	0			
21 Heath Bell, R (9.1) OBP: 0.167, SLG: 0.091		8 2B				1B		BB		0	0	0	0	0	0	0			
8 Gerardo Parra, L (1.9) OBP: 0.326, SLG: 0.401		2H				L1-6		L1-6		4	1	2	3	0	0	3			
1 Didi Gregorius, L (1.6) OBP: 0.330, SLG: 0.380		2H				K2-3		G1-3		4	1	1	0	0	1	2			
36 Wade Miley, L (1.1) ERA: 7.71		G5-3				K2-3		G1-3		3	0	2	1	0	0	1			
55 Josh Collmenter, R (7.1) ERA: 4.33		G5-3				K2-3		G1-3		0	0	0	0	0	0	0			
11 AJ Pollock, R (8.8) OBP: 0.304, SLG: 0.393		G5-3				K2-3		G1-3		1	1	1	0	0	0	0			
<b>Inning Stats</b>	R: 0 E: 0 K: 3 S: 9	H: 0 LOB: 0 BB: 0 P: 10	R: 2 E: 0 K: 0 S: 15	H: 3 LOB: 1 BB: 0 P: 19	R: 0 E: 0 K: 1 S: 9	H: 0 LOB: 0 BB: 0 P: 13	R: 0 E: 0 K: 0 S: 10	H: 2 LOB: 1 BB: 0 P: 15	R: 0 E: 0 K: 1 S: 17	H: 2 LOB: 3 BB: 1 P: 28	R: 2 E: 0 K: 1 S: 12	H: 3 LOB: 1 BB: 0 P: 18	R: 2 E: 0 K: 1 S: 11	H: 2 LOB: 1 BB: 1 P: 18	R: 3 E: 0 K: 0 S: 17	H: 4 LOB: 1 BB: 1 P: 30	1B: 8 2B: 7 3B: 1 HR: 1	SF: 1 DP: 2 HBP: 0	WP: 0 PA: 41 PB: 0 SB: 0 CS: 0
<b>PITCHER</b>	IP WLS BF H R ER SO BB IBB HBP BLK WP HR S P ERA WHIP																		
44 Roy Oswalt, R (1.1) ERA: 7.71	4.2 L 21 7 2 2 2 1 0 0 0 0 0 0 0 58 83 3.86 1.714																		
62 Rob Scallih, R (5.1) ERA: 4.33	1.1 7 3 2 2 1 0 0 0 0 0 0 0 14 20 13.50 2.250																		
41 Mitchell Boggs, R (7.1) ERA: 9.31	1.0 6 2 2 2 2 1 0 0 0 0 0 0 1 11 18 18.00 3.000																		
26 Jeff Francis, L (8.1) ERA: 7.01	0.1 6 4 3 3 0 1 0 0 0 0 0 0 0 15 25 81.00 15.000																		
50 Jeff Manship, R (8.1) ERA: 6.92	0.2 1 0 0 0 0 0 0 0 0 0 0 0 0 2 5 0.00 0.000																		






Batter	1	2	3	4	5	6	7	8	9	AB	R	H	RBI	BB	SO	LOB	TOP										
19 Charlie Blackmon, L OBP: 0.305, SLG: 0.423	F7		2B				G3			4	0	2	0	0	0	1											
14 Josh Rutledge, R OBP: 0.287, SLG: 0.344	2B		G6-3				P4			4	0	1	0	0	0	2											
6 Corey Dickerson, L OBP: 0.327, SLG: 0.465	P6				F7		P5			4	0	0	0	0	1	2											
2 Troy Tulowitzki, R OBP: 0.387, SLG: 0.538	F8				1B		P6			4	0	2	0	0	0	1											
4 Ryan Wheeler, L OBP: 0.156, SLG: 0.219	F7				F7		G3-1			4	0	0	0	0	0	2											
15 Jordan Pacheco, R OBP: 0.278, SLG: 0.317	G6-3				FC5-4		K			4	0	0	0	0	1	1											
8 Yorvit Torrealba, R OBP: 0.289, SLG: 0.272	K				L7		G1-3			4	0	0	0	0	1	0											
18 Jonathan Herrera, S OBP: 0.328, SLG: 0.356			L7				K			3	1	2	0	1	0	0											
45 Jhoulys Chacin, R OBP: 0.215, SLG: 0.290 23 Charlie Culberson, R OBP: 0.286, SLG: 0.379 59 Wilton Lopez, R OBP: 0.287, SLG: 0.344 9 DJ LeMahieu, R OBP: 0.319, SLG: 0.425 50 Jeff Manship, R OBP: 0.278, SLG: 0.317 20 Wilin Rosario, R OBP: 0.278, SLG: 0.317			K				F8			1	0	0	0	0	1	0											
<b>Inning Stats</b>	R: 0 E: 0 K: 0 S: 9	H: 1 LOB: 1 BB: 0 P: 14	R: 0 E: 0 K: 1 S: 8	H: 0 LOB: 0 BB: 0 P: 11	R: 0 E: 0 K: 1 S: 11	H: 1 LOB: 1 BB: 0 P: 17	R: 0 E: 0 K: 0 S: 8	H: 1 LOB: 1 BB: 0 P: 12	R: 2 E: 0 K: 1 S: 16	H: 2 LOB: 1 BB: 1 P: 24	R: 0 E: 0 K: 1 S: 8	H: 0 LOB: 0 BB: 0 P: 13	R: 0 E: 0 K: 0 S: 8	H: 1 LOB: 1 BB: 0 P: 10	R: 0 E: 0 K: 1 S: 13	H: 1 LOB: 1 BB: 0 P: 19	R: 0 E: 0 K: 1 S: 12	H: 1 LOB: 1 BB: 0 P: 16	1B: 5 2B: 2 3B: 0 HR: 1	SF: 0 SAC: 0 DP: 0 HBP: 0	WP: 0 PB: 0 SB: 0 CS: 0	PA: 36					
<b>PITCHER</b>	IP	WLS	BF	H	R	ER	SO	BB	IBB	HBP	BLK	WP	HR	S	P	ERA	WHIP										
48 Randall Delgado, R ERA: 3.98	6.0	W	24	5	2	2	3	1	0	0	1	0	1	60	91	3.00	1.000										
43 Matt Langwell, R ERA: 3.24	0.2		3	1	0	0	0	0	0	0	0	0	0	6	8	0.00	1.500										
54 Joe Thatcher, L ERA: 3.32	0.1		1	0	0	0	0	0	0	0	0	0	0	2	2	0.00	0.000										
38 Will Harris, R ERA: 2.79	1.0		4	1	0	0	1	0	0	0	0	0	0	13	19	0.00	1.000										
34 Chaz Roe, R ERA: 3.51	1.0		4	1	0	0	1	0	0	0	0	0	0	12	16	0.00	1.000										

Colorado Rockies @ Arizona Diamondbacks  
Chase Field, Phoenix, AZ  
Sun Sep 15 2013, 1:11 PM - 3:57 PM MST  
Att: 26,415 - Roof Closed - 75 F

livebaseballscorecards.com

AB 35  
R 2  
H 8  
RBI 2  
BB 1  
SO 5  
LOB 11




Batter	1	2	3	4	5	6	7	8	9	AB	R	H	RBI	BB	SO	LOB	BOTTOM										
6 Adam Eaton, L OBP: 0.329, SLG: 0.383	1B	G4-3		E6		G4-3		1B		5	2	2	1	0	0	1											
2 Aaron Hill, R OBP: 0.366, SLG: 0.477	K			K		G6-3		P3		4	1	0	0	1	2	5											
44 Paul Goldschmidt, R OBP: 0.404, SLG: 0.544	1B							1B		4	1	4	5	0	0	0											
14 Martin Prado, R OBP: 0.329, SLG: 0.411	2B			L7				K		4	0	2	0	0	1	2											
26 Miguel Montero, L OBP: 0.323, SLG: 0.365	BB		G6-4-3			G3		G4-6-3		3	0	0	0	1	0	2											
24 Matt Davidson, R OBP: 0.296, SLG: 0.347	K		G6-3					2B		4	2	2	1	0	1	3											
8 Gerardo Parra, L OBP: 0.325, SLG: 0.404	K							G3-1		4	1	1	0	0	1	4											
16 Chris Owings, R OBP: 0.417, SLG: 0.300	G4-3							1B		3	1	1	1	1	1	0											
48 Randall Delgado, R ERA: 3.22 19 Tony Gonsky, L ERA: 4.14 43 Matt Langwell, R ERA: 3.24 54 Joe Thatcher, L ERA: 3.32 38 Will Harris, R ERA: 2.79 18 Willie Bloomquist, R OBP: 0.305, SLG: 0.399 34 Chaz Roe, R ERA: 3.51			K					L4		2	0	0	0	0	2	2											
<b>Inning Stats</b>	R: 1 E: 0 K: 3 S: 17	H: 3 LOB: 3 BB: 1 P: 24	R: 0 E: 0 K: 1 S: 8	H: 0 LOB: 0 BB: 0 P: 14	R: 2 E: 0 K: 0 S: 9	H: 2 LOB: 1 BB: 1 P: 16	R: 3 E: 1 K: 2 S: 18	H: 2 LOB: 1 BB: 1 P: 30	R: 1 E: 0 K: 1 S: 8	H: 1 LOB: 0 BB: 0 P: 11	R: 0 E: 0 K: 0 S: 7	H: 0 LOB: 0 BB: 0 P: 8	R: 0 E: 0 K: 1 S: 7	H: 1 LOB: 0 BB: 0 P: 9	R: 1 E: 0 K: 0 S: 10	H: 3 LOB: 2 BB: 0 P: 12	1B: 6 2B: 3 3B: 1 HR: 2	SF: 0 SAC: 0 DP: 2 HBP: 0	WP: 0 PB: 0 SB: 1 CS: 0	PA: 38							
<b>PITCHER</b>	IP	WLS	BF	H	R	ER	SO	BB	IBB	HBP	BLK	WP	HR	S	P	ERA	WHIP										
45 Jhoulys Chacin, R ERA: 3.22	4.0	L	22	7	6	4	6	3	0	0	0	0	1	52	84	9.00	2.500										
59 Wilton Lopez, R ERA: 4.14	2.0		7	1	1	1	1	0	0	0	0	0	1	15	19	4.50	0.500										
50 Jeff Manship, R ERA: 6.75	2.0		9	4	1	1	1	0	0	0	0	0	0	17	21	4.50	2.000										

Colorado Rockies @ Arizona Diamondbacks  
Chase Field, Phoenix, AZ  
Sun Sep 15 2013, 1:11 PM - 3:57 PM MST  
Att: 26,415 - Roof Closed - 75 F

livebaseballscorecards.com

AB 35  
R 8  
H 12  
RBI 8  
BB 3  
SO 8  
LOB 20





Batter	1	2	3	4	5	6	7	8	9	AB	R	H	RBI	BB	SO	LOB	TOP										
13 Matt Carpenter, L (1.4) OBP: 0.391, SLG: 0.485										4	0	2	1	0	1	0	<b>St. Louis Cardinals @ Colorado Rockies</b> Coors Field, Denver, CO Mon Sep 16 2013, 6:44 PM - 9:34 PM MDT Att: 31,117 - Clear - 72 F										
19 Jon Jay, L (1.8) OBP: 0.343, SLG: 0.365										4	0	1	0	0	0	3											
7 Matt Holliday, R (1.7) OBP: 0.369, SLG: 0.463										4	0	0	0	0	1	2											
3 Carlos Beltrán, S (1.9) OBP: 0.337, SLG: 0.498										4	0	0	0	0	2	1											
4 Yadier Molina, R (1.2) OBP: 0.356, SLG: 0.478										4	0	1	0	0	0	0											
Matt Adams, L (1.3) OBP: 0.328, SLG: 0.488										4	1	2	0	0	1	1											
23 David Freese, R (1.5) 38 Pete Kozma, R (8. PR) OBP: 0.274, SLG: 0.273										2	0	1	1	0	0	1											
33 Daniel Descalso, L (1.6) OBP: 0.289, SLG: 0.361										2	0	0	0	0	0	2											
31 Lance Lynn, S (1.1) 46 Kevin Siegrist, L (7.1) 43 Seth Maness, R (7.1) 16 Kellen Wong, R (8. PH) 26 Trevor Rosenthal, R (8.1) 34 John Axford, R (8.1)										2	0	0	0	0	0	0											
<b>Inning Stats</b>	R: 0 H: 1 E: 0 K: 0 S: 12	H: 1 LOB: 0 BB: 0 P: 17	R: 0 H: 1 E: 0 K: 0 S: 9	H: 1 LOB: 1 BB: 0 P: 15	R: 0 H: 0 E: 0 K: 0 S: 8	H: 0 LOB: 0 BB: 0 P: 12	R: 0 H: 0 E: 0 K: 1 S: 9	H: 0 LOB: 0 BB: 0 P: 13	R: 1 H: 2 E: 0 K: 1 S: 11	H: 2 LOB: 0 BB: 0 P: 15	R: 0 H: 1 E: 0 K: 1 S: 8	H: 1 LOB: 0 BB: 0 P: 10	R: 1 H: 1 E: 0 K: 1 S: 9	H: 1 LOB: 2 BB: 0 P: 15	R: 0 H: 1 E: 0 K: 3 S: 11	H: 1 LOB: 0 BB: 0 P: 14		1B: 5 2B: 2 3B: 0 HR: 0	SF: 0 DP: 2 HBP: 1	WP: 0 PB: 0 SB: 0 CS: 0	PA: 33						
<b>PITCHER</b>	IP	WLS	BF	H	R	ER	SO	BB	IBB	HBP	BLK	WP	HR	S	P	ERA	WHIP										
43 Collin McHugh, R (1.1) ERA: 7.94	5.0		18	4	1	1	2	0	0	0	0	0	0	49	72	1.80	0.800										
13 Drew Pomeranz, L (6.1) ERA: 7.54	1.0		3	1	0	0	1	0	0	0	0	0	0	8	13	0.00	1.000										
34 Matt Belisle, R (7.1) ERA: 4.57	1.0		3	0	0	0	0	0	0	0	0	0	0	6	10	0.00	0.000										
35 Chad Bettis, R (8.1) ERA: 4.87	1.0	W	5	1	1	1	1	0	0	1	0	0	0	9	15	9.00	1.000										
49 Rex Brothers, L (9.1) ERA: 1.74	1.0		4	1	0	0	3	0	0	0	0	0	0	11	14	0.00	1.000										

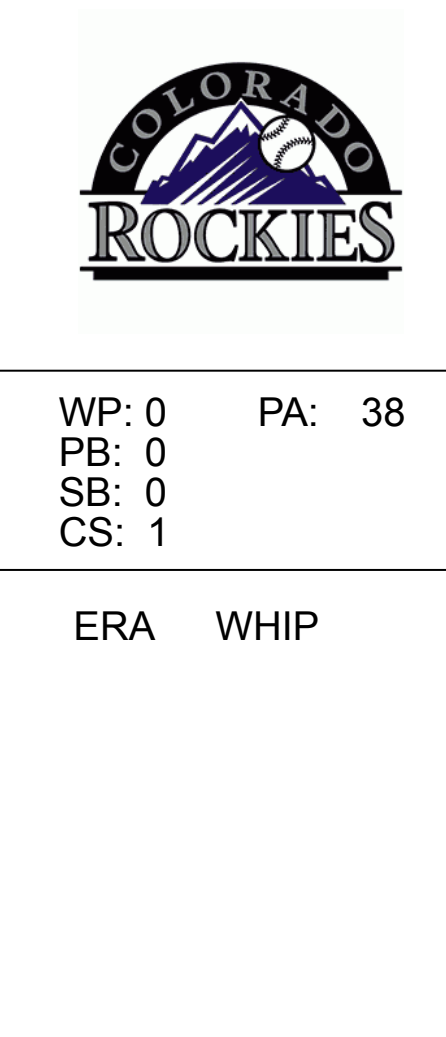
Batter	1	2	3	4	5	6	7	8	9	AB	R	H	RBI	BB	SO	LOB	BOTTOM										
6 Corey Dickerson, L (1.7) OBP: 0.331, SLG: 0.459										2	1	0	0	2	0	1	<b>St. Louis Cardinals @ Colorado Rockies</b> Coors Field, Denver, CO Mon Sep 16 2013, 6:44 PM - 9:34 PM MDT Att: 31,117 - Clear - 72 F										
5 Carlos González, L (8.7) OBP: 0.367, SLG: 0.591										0	0	0	0	0	0	0											
24 Dexter Fowler, S (8. PH) OBP: 0.371, SLG: 0.410										1	0	1	0	0	0	0											
9 DJ LeMahieu, R (1.4) OBP: 0.319, SLG: 0.373										4	0	1	0	0	2	5											
2 Troy Tulowitzki, R (1.6) OBP: 0.388, SLG: 0.539										3	1	1	1	1	2	1											
3 Michael Cuddyer, R (1.9) OBP: 0.387, SLG: 0.537										4	0	0	0	0	1	3											
17 Todd Helton, L (1.3) OBP: 0.315, SLG: 0.406										4	0	1	0	0	1	1											
20 Wilin Rosario, R (1.2) OBP: 0.318, SLG: 0.487										4	1	2	1	0	0	0											
32 Tyler Chatwood, R (8. PR) OBP: 0.351, SLG: 0.543										0	1	0	0	0	0	0											
8 Yorvit Torrealba, R (9.2) OBP: 0.286, SLG: 0.272										0	0	0	0	0	0	0											
28 Nolan Arenado, R (1.5) OBP: 0.330, SLG: 0.407										1	0	0	0	0	0	0											
14 Josh Rutledge, R (3.4) OBP: 0.288, SLG: 0.344										3	1	1	0	0	2												
19 Charlie Blackmon, L (1.8) OBP: 0.313, SLG: 0.435										4	1	3	2	0	0	0											
43 Collin McHugh, R (1.1) ERA: 4.18										1	0	0	0	0	0	1											
23 Charlie Culberson, R (5. PH) OBP: 0.261, SLG: 0.390										1	0	0	0	0	0	0											
13 Drew Pomeranz, R (8.1) ERA: 7.54										0	0	0	0	0	0	0											
34 Matt Belisle, R (7.1) ERA: 4.57										0	0	0	0	0	0	0											
15 Jordan Pacheco, R (7. PH) OBP: 0.290, SLG: 0.335										1	0	0	0	0	0	0											
35 Chad Bettis, R (8.1) ERA: 4.87										0	0	0	0	0	0	0											
4 Ryan Wheeler, L (8. PH) OBP: 0.290, SLG: 0.335										1	0	1	2	0	0	0											
49 Rex Brothers, L (9.1) ERA: 1.74										0	0	0	0	0	0	0											
<b>Inning Stats</b>	R: 1 H: 1 E: 0 K: 1 S: 9	H: 1 LOB: 1 BB: 1 P: 14	R: 0 H: 1 E: 0 K: 0 S: 8	H: 1 LOB: 1 BB: 0 P: 10	R: 0 H: 1 E: 0 K: 1 S: 11	H: 1 LOB: 0 BB: 0 P: 15	R: 0 H: 0 E: 0 K: 0 S: 9	H: 0 LOB: 0 BB: 0 P: 14	R: 0 H: 1 E: 0 K: 2 S: 11	H: 1 LOB: 0 BB: 0 P: 18	R: 0 H: 0 E: 0 K: 2 S: 8	H: 0 LOB: 0 BB: 0 P: 11	R: 1 H: 3 E: 0 K: 1 S: 19	H: 3 LOB: 3 BB: 1 P: 32	R: 4 H: 5 E: 0 K: 2 S: 22	H: 2 LOB: 2 BB: 1 P: 32	1B: 10 2B: 2 3B: 0 HR: 0	SF: 0 DP: 0 HBP: 0	WP: 0 PB: 0 SB: 0 CS: 1	PA: 38							
<b>PITCHER</b>	IP	WLS	BF	H	R	ER	SO	BB	IBB	HBP	BLK	WP	HR	S	P	ERA	WHIP										
31 Lance Lynn, R (1.1) ERA: 4.18	6.1		25	6	2	2	4	1	0	0	0	0	0	8	15	0.00	6.000										
46 Kevin Siegrist, L (7.1) ERA: 0.52	0.1		3	1	0	0	1	1	0	0	0	0	0	8	15	0.00	6.000										
43 Seth Maness, R (7.1) ERA: 4.24	0.1		1	0	0	0	0	0	0	0	0	0	0	2	2	0.00	0.000										
26 Trevor Rosenthal, R (8.1) ERA: 2.7	0.2	L	6	3	4	4	1	1	0	0	0	0	0	14	23	54.00	6.000										
34 John Axford, R (8.1) ERA: 4.3	0.1		3	2	0	0	1	0	0	0	0	0	0	8	9	0.00	6.000										

**St. Louis Cardinals @ Colorado Rockies**  
 Coors Field, Denver, CO  
 Mon Sep 16 2013, 6:44 PM - 9:34 PM MDT  
 Att: 31,117 - Clear - 72 F

**St. Louis Cardinals @ Colorado Rockies**  
 Coors Field, Denver, CO  
 Mon Sep 16 2013, 6:44 PM - 9:34 PM MDT  
 Att: 31,117 - Clear - 72 F

AB	31
R	2
H	7
RBI	2
BB	0
SO	7
LOB	12

AB	34
R	6
H	12
RBI	6
BB	3
SO	7
LOB	16









Batter	1	2	3	4	5	6	7	8	9	AB	R	H	RBI	BB	SO	LOB	TOP			
13 Matt Carpenter, L OBP: 0.395, SLG: 0.486	G3-1		FC5-4 7 19 1B	F7			F8 19 FC2-5 BB		1B	4	0	2	1	1	0	2	<b>St. Louis Cardinals @ Colorado Rockies</b> Coors Field, Denver, CO Wed Sep 18, 2013, 6:42 PM - 9:34 PM MDT Att: 26,955 - Overcast - 68 F			
19 Jon Jay, L OBP: 0.345, SLG: 0.367	L4		FC5-4 7 1B		G1-3		FC2-5		K	5	0	1	0	0	1	3				
7 Matt Holliday, R OBP: 0.373, SLG: 0.476	G6-3		FC5-4				F8			4	1	1	0	0	0	4				
23 David Freese, R OBP: 0.342, SLG: 0.380		G1-3	G5-3				G5-3			4	0	0	0	0	1	5				
44 Edward Mujica, R										0	0	0	0	0	0	0				
4 Yadier Molina, R OBP: 0.356, SLG: 0.481	G6-3			G4-3 50 1B					F9	4	1	2	1	0	0	0				
Matt Adams, L OBP: 0.326, SLG: 0.481				G4-3						3	0	0	0	0	0	1				
41 Brock Peterson, R OBP: 0.115, SLG: 0.080	G5-3					G3-1			K	1	0	0	0	0	1	0				
43 Shane Robinson, R OBP: 0.360, SLG: 0.331			G5-3	G6-3		G4-3			K	4	0	0	0	0	1	1				
33 Daniel Descalso, L OBP: 0.293, SLG: 0.371							L9		F8	3	1	1	0	1	0	0				
50 Adam Wainwright, R OBP: 0.191, SLG: 0.254										3	1	3	2	0	0	0				
26 Trevor Rosenthal, R										0	0	0	0	0	0	0				
48 Tony Cruz, R OBP: 0.244, SLG: 0.263										1	0	0	0	0	1	0				
38 Pete Kozma, R OBP: 0.274, SLG: 0.273										0	0	0	0	0	0	0				
<b>Inning Stats</b>	R: 0 E: 0 K: 0 S: 5	H: 0 LOB: 0 BB: 0 P: 9	R: 0 E: 0 K: 0 S: 8	H: 0 LOB: 0 BB: 0 P: 11	R: 2 E: 0 K: 0 S: 14	H: 4 LOB: 2 BB: 0 P: 19	R: 1 E: 0 K: 1 S: 12	H: 2 LOB: 1 BB: 0 P: 17	R: 0 E: 0 K: 0 S: 7	H: 0 LOB: 0 BB: 0 P: 8	R: 0 E: 0 K: 2 S: 10	H: 1 LOB: 2 BB: 1 P: 17	R: 0 E: 0 K: 2 S: 8	H: 0 LOB: 0 BB: 0 P: 11	R: 0 E: 0 K: 2 S: 10	H: 1 LOB: 1 BB: 0 P: 16	1B: 6 2B: 4 3B: 0 HR: 0	SF: 0 SAC: 0 DP: 0 HBP: 0	WP: 1 PB: 0 SB: 0 CS: 0	PA: 38
<b>PITCHER</b>	IP WLS BF H R ER SO BB IBB HBP BLK WP HR S P ERA WHIP	IP WLS BF H R ER SO BB IBB HBP BLK WP HR S P ERA WHIP	IP WLS BF H R ER SO BB IBB HBP BLK WP HR S P ERA WHIP	IP WLS BF H R ER SO BB IBB HBP BLK WP HR S P ERA WHIP	IP WLS BF H R ER SO BB IBB HBP BLK WP HR S P ERA WHIP	IP WLS BF H R ER SO BB IBB HBP BLK WP HR S P ERA WHIP	IP WLS BF H R ER SO BB IBB HBP BLK WP HR S P ERA WHIP	IP WLS BF H R ER SO BB IBB HBP BLK WP HR S P ERA WHIP	IP WLS BF H R ER SO BB IBB HBP BLK WP HR S P ERA WHIP	IP WLS BF H R ER SO BB IBB HBP BLK WP HR S P ERA WHIP	IP WLS BF H R ER SO BB IBB HBP BLK WP HR S P ERA WHIP	IP WLS BF H R ER SO BB IBB HBP BLK WP HR S P ERA WHIP	IP WLS BF H R ER SO BB IBB HBP BLK WP HR S P ERA WHIP	IP WLS BF H R ER SO BB IBB HBP BLK WP HR S P ERA WHIP	IP WLS BF H R ER SO BB IBB HBP BLK WP HR S P ERA WHIP	IP WLS BF H R ER SO BB IBB HBP BLK WP HR S P ERA WHIP	IP WLS BF H R ER SO BB IBB HBP BLK WP HR S P ERA WHIP			

Batter	1	2	3	4	5	6	7	8	9	AB	R	H	RBI	BB	SO	LOB	BOTTOM					
6 Corey Dickerson, L OBP: 0.326, SLG: 0.446	2B 2 1B	G4-3		K			L9		SH1-4	4	1	1	0	0	1	3	<b>St. Louis Cardinals @ Colorado Rockies</b> Coors Field, Denver, CO Wed Sep 18, 2013, 6:42 PM - 9:34 PM MDT Att: 26,955 - Overcast - 68 F					
9 DJ LeMahieu, R OBP: 0.316, SLG: 0.371	2B		L9		K		G4-3		F9	5	1	1	0	0	1	1						
2 Troy Tulowitzki, R OBP: 0.389, SLG: 0.536	3B-6-1 17 3 1B				G3-1		F9		IBB 23 1B	4	0	2	2	1	0	0						
3 Michael Cuddyer, R OBP: 0.390, SLG: 0.556	2B									3	0	1	0	0	1	1						
23 Charlie Culberson, R OBP: 0.288, SLG: 0.400	1B		L9		K				1B	2	0	1	0	0	1	0						
17 Todd Helton, L OBP: 0.311, SLG: 0.403	G3-6-1		K						K	5	1	1	0	0	2	6						
15 Jordan Pacheco, R OBP: 0.275, SLG: 0.313	L3				G5-3		L3		14 BB 1B	4	0	1	0	0	0	2						
14 Josh Rutledge, R OBP: 0.290, SLG: 0.340			K	K			G5-3		BB	3	0	0	0	1	2	1						
19 Charlie Blackmon, L OBP: 0.316, SLG: 0.443			K						G3-1	4	0	2	1	0	1	2						
32 Tyler Chatwood, R OBP: 0.288, SLG: 0.351										2	0	1	0	0	0	0						
4 Ryan Wheeler, L OBP: 0.171, SLG: 0.229										1	0	0	0	0	0	1						
59 Wilton Lopez, R										0	0	0	0	0	0	0						
0 Adam Ottavino, S										0	0	0	0	0	0	0						
49 Rex Brothers, L										0	0	0	0	0	0	0						
24 Dexter Fowler, S OBP: 0.271, SLG: 0.416									23 1B 6 SH1-4 1B	1	0	1	0	0	0	0						
<b>Inning Stats</b>	R: 2 E: 0 K: 0 S: 13	H: 4 LOB: 1 BB: 0 P: 17	R: 0 E: 0 K: 2 S: 17	H: 0 LOB: 0 BB: 0 P: 21	R: 0 E: 0 K: 1 S: 8	H: 1 LOB: 0 BB: 0 P: 13	R: 0 E: 0 K: 2 S: 13	H: 2 LOB: 2 BB: 0 P: 19	R: 0 E: 0 K: 0 S: 10	H: 0 LOB: 0 BB: 0 P: 12	R: 1 E: 0 K: 0 S: 12	H: 2 LOB: 1 BB: 0 P: 16	R: 0 E: 0 K: 0 S: 5	H: 0 LOB: 0 BB: 0 P: 6	R: 0 E: 0 K: 1 S: 13	H: 1 LOB: 2 BB: 1 P: 19	R: 0 E: 0 K: 1 S: 9	H: 2 LOB: 3 BB: 1 P: 16	1B: 9 2B: 3 3B: 0 HR: 0	SF: 0 SAC: 1 DP: 1 HBP: 0	WP: 0 PB: 0 SB: 0 CS: 0	PA: 41
<b>PITCHER</b>	IP WLS BF H R ER SO BB IBB HBP BLK WP HR S P ERA WHIP	IP WLS BF H R ER SO BB IBB HBP BLK WP HR S P ERA WHIP	IP WLS BF H R ER SO BB IBB HBP BLK WP HR S P ERA WHIP	IP WLS BF H R ER SO BB IBB HBP BLK WP HR S P ERA WHIP	IP WLS BF H R ER SO BB IBB HBP BLK WP HR S P ERA WHIP	IP WLS BF H R ER SO BB IBB HBP BLK WP HR S P ERA WHIP	IP WLS BF H R ER SO BB IBB HBP BLK WP HR S P ERA WHIP	IP WLS BF H R ER SO BB IBB HBP BLK WP HR S P ERA WHIP	IP WLS BF H R ER SO BB IBB HBP BLK WP HR S P ERA WHIP	IP WLS BF H R ER SO BB IBB HBP BLK WP HR S P ERA WHIP	IP WLS BF H R ER SO BB IBB HBP BLK WP HR S P ERA WHIP	IP WLS BF H R ER SO BB IBB HBP BLK WP HR S P ERA WHIP	IP WLS BF H R ER SO BB IBB HBP BLK WP HR S P ERA WHIP	IP WLS BF H R ER SO BB IBB HBP BLK WP HR S P ERA WHIP	IP WLS BF H R ER SO BB IBB HBP BLK WP HR S P ERA WHIP	IP WLS BF H R ER SO BB IBB HBP BLK WP HR S P ERA WHIP	IP WLS BF H R ER SO BB IBB HBP BLK WP HR S P ERA WHIP					





Batter	1	2	3	4	5	6	7	8	9	10	11	12	13	14	15	AB	R	H	RBI	BB	SO	LOB	TOP
13 Matt Carpenter, L OBP: 0.362, SLG: 0.481 (9, 3)																6	0	0	0	1	2	2	
19 Jon Jay, L OBP: 0.346, SLG: 0.367 (1, 8)																6	2	2	0	1	0	2	
7 Matt Holliday, R OBP: 0.379, SLG: 0.478 (1, 7)																4	2	3	2	3	0	1	
3 Carlos Beltrán, S OBP: 0.337, SLG: 0.492 (1, 9)																6	0	2	1	1	0	3	
4 Yander Molina, R OBP: 0.354, SLG: 0.476 (8, 2)																5	0	0	1	1	3	2	
23 David Freese, R OBP: 0.343, SLG: 0.384 (8, PPR)																4	1	2	1	0	0	1	
38 Pete Kozma, R OBP: 0.273, SLG: 0.271 (8, 6)																3	0	0	0	0	0	3	
48 Tony Cruz, R OBP: 0.285, SLG: 0.291 (8, 1)																4	0	1	1	0	1	2	
44 Edward Mujica, R OBP: 0.285, SLG: 0.291 (8, 1)																0	0	0	0	0	0	0	
71 Sam Freeman, R OBP: 0.285, SLG: 0.291 (8, 1)																1	0	0	0	0	0	1	
56 Adron Chambers, L OBP: 0.285, SLG: 0.291 (8, 1)																1	0	0	0	0	0	1	
70 Tony Lipp, R OBP: 0.285, SLG: 0.291 (8, 1)																1	0	0	0	0	0	0	
59 Fernando Salas, R OBP: 0.285, SLG: 0.291 (8, 1)																0	0	0	0	0	0	0	
33 Daniel Descalso, L OBP: 0.288, SLG: 0.303 (8, 5)																6	0	0	0	0	2	1	
43 Miguel Vargas, R OBP: 0.285, SLG: 0.291 (8, 1)																2	0	0	0	0	1	0	
44 Edward Mujica, R OBP: 0.285, SLG: 0.291 (8, 1)																2	0	0	0	0	0	0	
44 Edward Mujica, R OBP: 0.285, SLG: 0.291 (8, 1)																2	0	0	0	0	0	0	
44 Edward Mujica, R OBP: 0.285, SLG: 0.291 (8, 1)																2	0	0	0	0	0	0	
44 Edward Mujica, R OBP: 0.285, SLG: 0.291 (8, 1)																2	0	0	0	0	0	0	
44 Edward Mujica, R OBP: 0.285, SLG: 0.291 (8, 1)																2	0	0	0	0	0	0	
44 Edward Mujica, R OBP: 0.285, SLG: 0.291 (8, 1)																2	0	0	0	0	0	0	
44 Edward Mujica, R OBP: 0.285, SLG: 0.291 (8, 1)																2	0	0	0	0	0	0	
44 Edward Mujica, R OBP: 0.285, SLG: 0.291 (8, 1)																2	0	0	0	0	0	0	
44 Edward Mujica, R OBP: 0.285, SLG: 0.291 (8, 1)																2	0	0	0	0	0	0	
44 Edward Mujica, R OBP: 0.285, SLG: 0.291 (8, 1)																2	0	0	0	0	0	0	
44 Edward Mujica, R OBP: 0.285, SLG: 0.291 (8, 1)																2	0	0	0	0	0	0	
44 Edward Mujica, R OBP: 0.285, SLG: 0.291 (8, 1)																2	0	0	0	0	0	0	
44 Edward Mujica, R OBP: 0.285, SLG: 0.291 (8, 1)																2	0	0	0	0	0	0	
44 Edward Mujica, R OBP: 0.285, SLG: 0.291 (8, 1)																2	0	0	0	0	0	0	
44 Edward Mujica, R OBP: 0.285, SLG: 0.291 (8, 1)																2	0	0	0	0	0	0	
44 Edward Mujica, R OBP: 0.285, SLG: 0.291 (8, 1)																2	0	0	0	0	0	0	
44 Edward Mujica, R OBP: 0.285, SLG: 0.291 (8, 1)																2	0	0	0	0	0	0	
44 Edward Mujica, R OBP: 0.285, SLG: 0.291 (8, 1)																2	0	0	0	0	0	0	
44 Edward Mujica, R OBP: 0.285, SLG: 0.291 (8, 1)																2	0	0	0	0	0	0	
44 Edward Mujica, R OBP: 0.285, SLG: 0.291 (8, 1)																2	0	0	0	0	0	0	
44 Edward Mujica, R OBP: 0.285, SLG: 0.291 (8, 1)																2	0	0	0	0	0	0	
44 Edward Mujica, R OBP: 0.285, SLG: 0.291 (8, 1)																2	0	0	0	0	0	0	
44 Edward Mujica, R OBP: 0.285, SLG: 0.291 (8, 1)																2	0	0	0	0	0	0	
44 Edward Mujica, R OBP: 0.285, SLG: 0.291 (8, 1)																2	0	0	0	0	0	0	
44 Edward Mujica, R OBP: 0.285, SLG: 0.291 (8, 1)																2	0	0	0	0	0	0	
44 Edward Mujica, R OBP: 0.285, SLG: 0.291 (8, 1)																2	0	0	0	0	0	0	
44 Edward Mujica, R OBP: 0.285, SLG: 0.291 (8, 1)																2	0	0	0	0	0	0	
44 Edward Mujica, R OBP: 0.285, SLG: 0.291 (8, 1)																2	0	0	0	0	0	0	
44 Edward Mujica, R OBP: 0.285, SLG: 0.291 (8, 1)																2	0	0	0	0	0	0	
44 Edward Mujica, R OBP: 0.285, SLG: 0.291 (8, 1)																2	0	0	0	0	0	0	
44 Edward Mujica, R OBP: 0.285, SLG: 0.291 (8, 1)																2	0	0	0	0	0	0	
44 Edward Mujica, R OBP: 0.285, SLG: 0.291 (8, 1)																2	0	0	0	0	0	0	
44 Edward Mujica, R OBP: 0.285, SLG: 0.291 (8, 1)																2	0	0	0	0	0	0	
44 Edward Mujica, R OBP: 0.285, SLG: 0.291 (8, 1)																2	0	0	0	0	0	0	
44 Edward Mujica, R OBP: 0.285, SLG: 0.291 (8, 1)																2	0	0	0	0	0	0	
44 Edward Mujica, R OBP: 0.285, SLG: 0.291 (8, 1)																2	0	0	0	0	0	0	
44 Edward Mujica, R OBP: 0.285, SLG: 0.291 (8, 1)																2	0	0	0	0	0	0	
44 Edward Mujica, R OBP: 0.285, SLG: 0.291 (8, 1)																2	0	0	0	0	0	0	
44 Edward Mujica, R OBP: 0.285, SLG: 0.291 (8, 1)																2	0	0	0	0	0	0	
44 Edward Mujica, R OBP: 0.285, SLG: 0.291 (8, 1)																							



Batter	1	2	3	4	5	6	7	8	9	AB	R	H	RBI	BB	SO	LOB	TOP					
6 Adam Eaton, L OBP: 0.325, SLG: 0.384										5	1	1	0	0	0	2	<b>Arizona Diamondbacks @ Colorado Rockies</b> Coors Field, Denver, CO Fri Sep 20 2013, 6:11 PM - 9:27 PM MDT Att: 38,247 - Clear - 70 F					
11 AJ Pollock, R OBP: 0.316, SLG: 0.401										3	2	2	2	1	1	0						
44 Paul Goldschmidt, R OBP: 0.497, SLG: 0.950										4	1	2	2	1	0	1						
14 Martin Prado, R OBP: 0.330, SLG: 0.413										4	0	1	0	1	0	2						
2 Aaron Hill, R OBP: 0.361, SLG: 0.476										5	0	0	0	0	0	4						
8 Gerardo Parra, L OBP: 0.324, SLG: 0.399										3	0	1	0	1	0	0						
27 Wil Nieves, R OBP: 0.322, SLG: 0.372										3	0	1	0	1	0	2						
1 Didi Gregorius, L OBP: 0.322, SLG: 0.372										2	0	0	0	2	1	3						
38 Will Harris, R										0	0	0	0	0	0	0						
48 Randal Delgado, R 18 Willie Bloomquist, R 49 Tony Sipp, L 40 J.J. Putz, R 56 Eury De La Rosa, L 43 Matt Langwell, R 16 Chris Owings, R										2	0	1	0	0	0	2						
<b>Inning Stats</b>	R: 2 E: 0 K: 0 S: 9	H: 2 LOB: 0 BB: 0 P: 14	R: 0 E: 0 K: 0 S: 12	H: 1 LOB: 2 BB: 1 P: 19	R: 0 E: 0 K: 0 S: 8	H: 1 LOB: 1 BB: 1 P: 16	R: 0 E: 0 K: 0 S: 3	H: 1 LOB: 1 BB: 1 P: 9	R: 0 E: 0 K: 0 S: 14	H: 1 LOB: 0 BB: 0 P: 7	R: 0 E: 0 K: 0 S: 4	H: 0 LOB: 0 BB: 0 P: 7	R: 1 E: 0 K: 1 S: 14	H: 1 LOB: 0 BB: 0 P: 22	R: 0 E: 0 K: 1 S: 10	H: 1 LOB: 1 BB: 0 P: 14	R: 1 E: 0 K: 0 S: 13	H: 1 LOB: 2 BB: 2 P: 24	1B: 5 2B: 1 3B: 1 HR: 2	SF: 0 SAC: 0 DP: 3 HBP: 1	WP: 1 PB: 0 CS: 0	PA: 41
<b>PITCHER</b>	IP WLS BF H R ER SO BB IBB HBP BLK WP HR S P ERA WHIP	6.0 W 27 6 2 2 0 5 0 1 0 1 1 50 95 3.00 1.833	1.0 4 1 1 1 1 0 0 0 0 0 0 1 14 22 9.00 1.000	1.0 4 1 0 0 1 0 0 0 0 0 0 0 10 14 0.00 1.000	1.0 6 1 1 1 0 2 0 0 0 0 0 0 13 24 9.00 3.000																	

Batter	1	2	3	4	5	6	7	8	9	AB	R	H	RBI	BB	SO	LOB	BOTTOM					
19 Charlie Blackmon, L OBP: 0.324, SLG: 0.463										5	2	2	1	0	1	2	<b>Arizona Diamondbacks @ Colorado Rockies</b> Coors Field, Denver, CO Fri Sep 20 2013, 6:11 PM - 9:27 PM MDT Att: 38,247 - Clear - 70 F					
14 Josh Rutledge, R OBP: 0.288, SLG: 0.336										5	1	1	0	0	0	3						
6 Corey Dickerson, L OBP: 0.332, SLG: 0.480										4	1	1	2	0	0	1						
2 Troy Tulowitzki, R OBP: 0.391, SLG: 0.546										3	1	2	2	1	0	0						
17 Todd Helton, L OBP: 0.312, SLG: 0.414										4	1	1	0	0	0	2						
60 Manny Corpas, R										0	0	0	0	0	0	0						
15 Jordan Pacheco, R OBP: 0.274, SLG: 0.310										4	0	1	0	0	0	2						
28 Nolan Arenado, R OBP: 0.302, SLG: 0.497										3	1	1	0	1	1	2						
23 Charlie Culberson, R OBP: 0.321, SLG: 0.425										3	1	2	1	1	0	1						
45 Jhoulys Chacin, R 24 Dexter Fowler, S 41 Mitchell Boggs, R 34 Matt Belisle, R 4 Ryan Wheeler, L										2	1	1	2	0	0	0						
<b>Inning Stats</b>	R: 0 E: 0 K: 0 S: 11	H: 0 LOB: 0 BB: 0 P: 17	R: 0 E: 0 K: 0 S: 7	H: 1 LOB: 0 BB: 0 P: 12	R: 2 E: 0 K: 0 S: 12	H: 2 LOB: 0 BB: 0 P: 23	R: 0 E: 0 K: 0 S: 8	H: 0 LOB: 1 BB: 1 P: 14	R: 0 E: 0 K: 0 S: 3	H: 0 LOB: 0 BB: 1 P: 7	R: 4 E: 0 K: 2 S: 22	H: 6 LOB: 2 BB: 0 P: 36	R: 2 E: 0 K: 0 S: 10	H: 2 LOB: 0 BB: 0 P: 17	R: 1 E: 0 K: 1 S: 14	H: 2 LOB: 2 BB: 1 P: 27	1B: 8 2B: 1 3B: 0 HR: 4	SF: 0 SAC: 0 DP: 2 HBP: 0	WP: 0 PB: 0 SB: 1 CS: 0	PA: 38		
<b>PITCHER</b>	IP WLS BF H R ER SO BB IBB HBP BLK WP HR S P ERA WHIP	5.0 L 3 3 3 3 0 0 0 0 0 0 0 2 7 15 ∞ ∞	0.0 L 3 3 3 3 0 0 0 0 0 0 0 0 15 21 9.00 3.000	1.0 6 3 1 1 2 0 0 0 0 0 0 0 7 11 13.50 1.500	0.2 5 2 2 2 0 1 0 0 0 0 1 11 22 27.00 4.500																	















Batter	1	2	3	4	5	6	7	8	9	AB	R	H	RBI	BB	SO	LOB	TOP					
2 Jacoby Ellsbury, L OBP: 0.357, SLG: 0.424 25 Jackie Bradley, Jr., L OBP: 0.274, SLG: 0.337	1-2 FC6 15 FC6 18 1B 2B	2-0 G4-3		4-1 18 HR BB	2-0 L3		2-3 K	3-2 F7	2 2 1 0 1 0 0 3 0 0 0 0 1 1													
18 Shane Victorino, S OBP: 0.354, SLG: 0.456 50 Quintin Berry, L OBP: 0.800, SLG: 0.750	0-1 FC6 15 FC6 1B	2-1 P2		3-2 1-H 2-H HR	1-2 G5-3		2-2 1B 29 1B 39 HBP	4-1 10 FC5-4 BB	5 2 3 3 0 0 0 0 0 0 0 1 0 0													
15 Dustin Pedroia, R OBP: 0.367, SLG: 0.411 10 John McDonald, R OBP: 0.164, SLG: 0.149	0-2 FC6 34 2B		1-2 G6-3	1-1 P3		2-2 E6 39 FC5-4	1-0 F9	2-2 FC5-4	5 1 0 0 0 0 3 1 0 0 0 0 0 1													
34 David Ortiz, L OBP: 0.395, SLG: 0.561 23 Brandon Snyder, R OBP: 0.224, SLG: 0.353	3-1 K		1-2 K	4-1 BB		0-3 K	1-2 K	1-3 K	3 1 1 2 1 2 1 1 1 0 0 0 1 1													
29 Daniel Nava, S OBP: 0.380, SLG: 0.434	0-1 L8		1-1 1B 39 2B	3-2 L3		1-3 K	2-2 K	1-2 1B 16 HR	5 2 2 0 0 1 3													
39 Jarrod Saltalamacchia, R OBP: 0.336, SLG: 0.465	1-1 1B 7 1B		1-2 2B		2-2 FC5-4 7 2B 16 HR		0-2 1B 16 HR	1-2 1B 16 HR	5 2 4 3 0 0 1													
7 Stephen Drew, L OBP: 0.331, SLG: 0.436	0-0 K		3-3 K		1-2 1B 16 HR		0-0 F7	0-0 F6	5 1 2 0 0 1 4													
16 Will Middlebrooks, R OBP: 0.279, SLG: 0.440	1-1 G1-3			2-3 K	3-2 HR		1-3 K	0-2 HR	5 2 2 7 0 2 2													
44 Jake Peavy, R OBP: 0.287, SLG: 0.133 37 Mike Cuddyer, R OBP: 0.265, SLG: 0.524 36 Junichi Tazawa, R ERA: 4.68 56 Franklin Morales, L ERA: 4.38 72 Xander Bogaerts, R ERA: 4.38 32 Craig Breslow, L ERA: 4.58 46 Ryan Dempster, R ERA: 4.58		1-2 G5-3		0-0 2B 18 HR	0-1 G6-3		4-2 BB	1-3 K	3 1 1 0 0 0 0 0 0 0 0 1 0 0 0 0 0 0 0 0 0 0 0 0 0 0 0 0 1 0 0 0 0 1 0 0 0 0 0 0 0 0 0 0 0 0 0 0 0													
<b>Inning Stats</b>	R: 3 E: 0 K: 0 S: 20	H: 5 LOB: 2 BB: 0 P: 26	R: 0 E: 0 K: 0 S: 6	H: 0 LOB: 0 BB: 11	R: 1 E: 0 K: 2 S: 14	H: 2 LOB: 1 BB: 0 P: 21	R: 3 E: 0 K: 1 S: 16	H: 2 LOB: 1 BB: 2 P: 33	R: 3 E: 0 K: 0 S: 18	H: 3 LOB: 0 BB: 0 P: 27	R: 0 E: 0 K: 2 S: 12	H: 0 LOB: 1 BB: 1 P: 15	R: 0 E: 0 K: 2 S: 11	H: 0 LOB: 1 BB: 1 P: 18	R: 5 E: 0 K: 1 S: 25	H: 4 LOB: 0 BB: 0 P: 32	R: 0 E: 0 K: 1 S: 10	H: 0 LOB: 1 BB: 1 P: 20	1B: 9 2B: 4 3B: 0 HR: 3	SF: 0 SAC: 0 DP: 0 HBP: 1	WP: 0 PB: 0 SB: 0 CS: 0	PA: 49
<b>PITCHER</b>	IP WLS BF H R ER SO BB IBB HBP BLK WP HR S P ERA WHIP	4.0 L 23 9 7 7 3 2 0 0 0 0 1 56 91 15.75 2.750	<b>PITCHER</b>	IP WLS BF H R ER SO BB IBB HBP BLK WP HR S P ERA WHIP	1.0 L 4 0 0 0 0 1 0 0 0 0 1 18 27 27.00 3.000																	
45 Jhoulys Chacin, R ERA: 3.47 62 Rob Scallih, R ERA: 5.13 13 Drew Pomeranz, L ERA: 6.23 34 Matt Belisle, R ERA: 4.38 44 Roy Oswalt, R ERA: 8.9	4.0 L 23 9 7 7 3 2 0 0 0 0 1 56 91 15.75 2.750	49 Rex Brothers, L ERA: 1.8	1.0 L 4 0 0 0 0 1 0 0 0 0 1 18 27 27.00 3.000																			
<b>Batter</b>	<b>1</b>	<b>2</b>	<b>3</b>	<b>4</b>	<b>5</b>	<b>6</b>	<b>7</b>	<b>8</b>	<b>9</b>	<b>AB</b>	<b>R</b>	<b>H</b>	<b>RBI</b>	<b>BB</b>	<b>SO</b>	<b>LOB</b>	<b>BOTTOM</b>					
19 Charlie Blackmon, L OBP: 0.337, SLG: 0.479	0-2 G6-3		1-0 1B 14 1B 17 SF7	0-1 L8		2-2 P5		0-0 L3	5 1 1 0 0 0 1													
14 Josh Rutledge, R OBP: 0.294, SLG: 0.341	0-3 K		0-0 1B 17 SF7 28 2B	1-1 1B		0-3 K		0-1 F7	5 1 2 0 0 2 0													
2 Troy Tulowitzki, R OBP: 0.392, SLG: 0.545	1-1 L9		4-1 BB 28 2B	1-3 K		0-3 K			3 0 0 0 1 2 1													
3 Michael Cuddyer, R OBP: 0.394, SLG: 0.538		0-1 L9	1-3 K		4-2 BB 17 2B		2-2 1B 17 K		3 1 1 0 1 1 3													
17 Todd Helton, L OBP: 0.319, SLG: 0.433		1-1 HR	0-0 SF7		0-0 2B 28 1B		2-3 K		3 1 2 3 0 1 1													
28 Nolan Arenado, R OBP: 0.303, SLG: 0.408		0-1 L9	3-2 2B		2-2 1B 8 G5-4-3		1-0 F8		4 0 2 1 0 0 0													
6 Corey Dickerson, L OBP: 0.325, SLG: 0.473		4-2 BB 8 2B	1-2 BB		2-3 K		0-0 G4-3		2 1 0 0 2 1 2													
8 Yorvit Torrealba, R OBP: 0.295, SLG: 0.285 15 Jordan Pacheco, R OBP: 0.275, SLG: 0.312		0-2 2B	0-1 L9		2-1 G5-4-3		1-1 F9		3 0 1 1 0 0 5 1 0 0 0 0 0 0													
45 Jhoulys Chacin, R ERA: 3.47 62 Rob Scallih, R ERA: 5.13 13 Drew Pomeranz, L ERA: 6.23 34 Matt Belisle, R ERA: 4.38 44 Roy Oswalt, R ERA: 8.9		0-1 F9		0-0 G6-3		1-1 G3		3-1 1B 19 L3	1 0 0 0 0 0 0 1 0 0 0 0 0 0 1 0 0 0 0 0 0 1 0 0 0 0 0 0 1 0 0 0 0 0 0 1 0 0 0 0 0 0													
<b>Inning Stats</b>	R: 0 E: 0 K: 1 S: 8	H: 0 LOB: 0 BB: 0 P: 9	R: 2 E: 0 K: 0 S: 13	H: 2 LOB: 1 BB: 1 P: 19	R: 2 E: 0 K: 1 S: 17	H: 3 LOB: 2 BB: 2 P: 30	R: 0 E: 0 K: 1 S: 8	H: 1 LOB: 1 BB: 0 P: 10	R: 1 E: 0 K: 1 S: 19	H: 2 LOB: 1 BB: 1 P: 29	R: 0 E: 0 K: 1 S: 10	H: 0 LOB: 0 BB: 0 P: 13	R: 0 E: 0 K: 2 S: 9	H: 1 LOB: 0 BB: 0 P: 13	R: 0 E: 0 K: 0 S: 4	H: 0 LOB: 0 BB: 0 P: 6	R: 0 E: 0 K: 0 S: 5	H: 1 LOB: 0 BB: 0 P: 8	1B: 6 2B: 4 3B: 0 HR: 1	SF: 1 SAC: 0 DP: 2 HBP: 0	WP: 0 PB: 0 SB: 1 CS: 0	PA: 38
<b>PITCHER</b>	IP WLS BF H R ER SO BB IBB HBP BLK WP HR S P ERA WHIP	6.0 W 29 2 1 0 0 1 4 0 0 0 0 1 75 110 7.50 2.000	<b>PITCHER</b>	IP WLS BF H R ER SO BB IBB HBP BLK WP HR S P ERA WHIP	1.0 L 4 0 0 0 0 1 0 0 0 0 1 18 27 27.00 3.000																	
44 Jake Peavy, R ERA: 4.17 36 Junichi Tazawa, R ERA: 2.94 56 Franklin Morales, L ERA: 4.68 32 Craig Breslow, L ERA: 1.87 46 Ryan Dempster, R ERA: 4.58	6.0 W 29 2 1 0 0 1 4 0 0 0 0 1 75 110 7.50 2.000	45 Jhoulys Chacin, R ERA: 3.47 62 Rob Scallih, R ERA: 5.13 13 Drew Pomeranz, L ERA: 6.23 34 Matt Belisle, R ERA: 4.38 44 Roy Oswalt, R ERA: 8.9	1.0 L 4 0 0 0 0 1 0 0 0 0 1 18 27 27.00 3.000																			

**Boston Red Sox @ Colorado Rockies**  
Coors Field, Denver, CO  
Wed Sep 25 2013, 6:55 PM - 10:22 PM MDT  
Att. 48,775 - Clear - 79 F

AB 44  
R 15  
H 16  
RBI 15  
BB 4  
SO 9  
LOB 17



**Boston Red Sox @ Colorado Rockies**  
Coors Field, Denver, CO  
Wed Sep 25 2013, 6:55 PM - 10:22 PM MDT  
Att. 48,775 - Clear - 79 F

AB 33  
R 5  
H 10  
RBI 5  
BB 4  
SO 7  
LOB 14





Batter	1	2	3	4	5	6	7	8	9	AB	R	H	RBI	BB	SO	LOB	TOP
19 Charlie Blackmon, L (1.8) OBP: 0.332, SLG: 0.471										4	0	0	0	0	2	1	<b>Colorado Rockies @ Los Angeles Dodgers</b> Dodger Stadium, Los Angeles, CA Fri Sep 27 2013, 7:12 PM - 10:05 PM PDT Att: 52,367 - Clear - 74 F <a href="http://livebaseballscorecards.com">livebaseballscorecards.com</a>
9 DJ LeMahieu, R (1.4) OBP: 0.311, SLG: 0.361										4	0	1	0	0	1	1	
2 Troy Tulowitzki, R (1.6) OBP: 0.392, SLG: 0.543										3	0	1	0	0	0	1	
60 Manny Corpas, R (6.1)										0	0	0	0	0	0	0	
41 Mitchell Boggs, R (8.1)										0	0	0	0	0	0	0	
18 Jonathan Herrera, S (9. PH) OBP: 0.333, SLG: 0.365										1	0	1	0	0	0	0	
3 Michael Cuddyer, R (1.9) OBP: 0.391, SLG: 0.533										4	0	0	0	0	0	2	
28 Nolan Arenado, R (1.5) OBP: 0.302, SLG: 0.406										3	0	0	0	0	0	0	
17 Todd Helton, L (1.3) OBP: 0.316, SLG: 0.429										3	0	0	0	0	0	0	
4 Ryan Wheeler, L (7.3) OBP: 0.244, SLG: 0.275										0	0	0	0	0	0	0	
23 Charlie Culberson, R (1.7) OBP: 0.323, SLG: 0.434										2	0	1	0	0	1	0	
50 Jeff Manship, R (5.1)										0	0	0	0	0	0	0	
14 Josh Rutledge, R (6.6) OBP: 0.293, SLG: 0.339										1	0	0	0	0	1	0	
15 Jordan Pacheco, R (1.2) OBP: 0.272, SLG: 0.308										3	0	0	0	0	1	0	
43 Collin McHugh, R (1.1) OBP: 0.167, SLG: 0.167										3	0	0	0	0	1	0	
6 Corey Dickerson, L (5.7) OBP: 0.322, SLG: 0.468										1	0	1	0	0	0	0	
										2	0	0	0	0	1	0	
										1	0	1	0	0	0	0	
										2	0	0	0	0	1	0	
										1	0	1	0	0	0	0	
										2	0	0	0	0	1	0	
										1	0	1	0	0	0	0	
										2	0	0	0	0	1	0	
										1	0	1	0	0	0	0	
										2	0	0	0	0	1	0	
										1	0	1	0	0	0	0	
										2	0	0	0	0	1	0	
										1	0	1	0	0	0	0	
										2	0	0	0	0	1	0	
										1	0	1	0	0	0	0	
										2	0	0	0	0	1	0	
										1	0	1	0	0	0	0	
										2	0	0	0	0	1	0	
										1	0	1	0	0	0	0	
										2	0	0	0	0	1	0	
										1	0	1	0	0	0	0	
										2	0	0	0	0	1	0	
										1	0	1	0	0	0	0	
										2	0	0	0	0	1	0	
										1	0	1	0	0	0	0	
										2	0	0	0	0	1	0	
										1	0	1	0	0	0	0	
										2	0	0	0	0	1	0	
										1	0	1	0	0	0	0	
										2	0	0	0	0	1	0	
										1	0	1	0	0	0	0	
										2	0	0	0	0	1	0	
										1	0	1	0	0	0	0	
										2	0	0	0	0	1	0	
										1	0	1	0	0	0	0	
										2	0	0	0	0	1	0	
										1	0	1	0	0	0	0	
										2	0	0	0	0	1	0	
										1	0	1	0	0	0	0	
										2	0	0	0	0	1	0	
										1	0	1	0	0	0	0	
										2	0	0	0	0	1	0	
										1	0	1	0	0	0	0	
										2	0	0	0	0	1	0	
										1	0	1	0	0	0	0	
										2	0	0	0	0	1	0	
										1	0	1	0	0	0	0	
										2	0	0	0	0	1	0	
										1	0	1	0	0	0	0	
										2	0	0	0	0	1	0	
										1	0	1	0	0	0	0	
										2	0	0	0	0	1	0	
										1	0	1	0	0	0	0	
										2	0	0	0	0	1	0	
										1	0	1	0	0	0	0	
										2	0	0	0	0	1	0	
										1	0	1	0	0	0	0	
										2	0	0	0	0	1	0	
										1	0	1	0	0	0	0	
										2	0	0	0	0	1	0	
										1	0	1	0	0	0	0	
										2	0	0	0	0	1	0	
										1	0	1	0	0	0	0	
										2	0	0	0	0	1	0	
										1	0	1	0	0	0	0	
										2	0	0	0	0	1	0	
										1	0	1	0	0	0	0	
										2	0	0	0	0	1	0	
										1	0	1	0	0	0	0	
										2	0	0	0	0	1	0	
										1	0	1					



Batter	1	2	3	4	5	6	7	8	9	AB	R	H	RBI	BB	SO	LOB	TOP								
19 Charlie Blackmon, L OBP: 0.310, SLG: 0.467	G6-3		1B		F8			K		4	0	1	0	0	1	0	<b>Colorado Rockies @ Los Angeles Dodgers</b> Dodger Stadium, Los Angeles, CA Sat Sep 28 2013, 6:17 PM - 9:22 PM PDT Att: 52,879 - Clear - 79 F								
23 Charlie Culberson, R OBP: 0.310, SLG: 0.466	G6-3		K			K2-3		G5-3		4	0	0	0	0	2	2									
6 Corey Dickerson, L OBP: 0.316, SLG: 0.459	P2				L7			K		4	0	0	0	0	1	0									
2 Troy Tulowitzki, R OBP: 0.391, SLG: 0.543	K				2B			L9		4	1	1	0	0	1	0									
17 Todd Helton, L OBP: 0.314, SLG: 0.425	G4-3				K			G1-3		4	0	0	0	0	1	1									
28 Nolan Arenado, R OBP: 0.303, SLG: 0.409	G5-3				K			G4-3		4	0	2	1	0	0	0									
15 Jordan Pacheco, R OBP: 0.272, SLG: 0.309			1B		K			L6		3	0	1	0	0	1	2									
18 Jonathan Herrera, S OBP: 0.333, SLG: 0.361			G4-3		G4-3			1B		2	0	0	0	1	0	1									
12 Juan Nicasio, R OBP: 0.225, SLG: 0.139								FC5		2	0	0	0	0	0	2									
86 Josh Outman, L OBP: 0.333, SLG: 0.333								FC5		2	0	0	0	0	0	0									
0 Adam Ottavino, S ERA: 4.33										2	0	0	0	0	0	0									
14 Josh Rutledge, R OBP: 0.242, SLG: 0.338										0	0	0	0	0	0	0									
34 Matt Belisle, R ERA: 4.32										0	0	0	0	0	0	0									
35 Chad Bettis, R ERA: 5.77										0	0	0	0	0	0	0									
49 Rex Brothers, L ERA: 1.76										0	0	0	0	0	0	0									
<b>Inning Stats</b>	R: 0 E: 0 K: 10 S: 10	H: 0 LOB: 0 BB: 0 P: 14	R: 0 E: 0 K: 1 S: 7	H: 0 LOB: 0 BB: 0 P: 11	R: 0 E: 0 K: 2 S: 15	H: 2 LOB: 2 BB: 0 P: 20	R: 1 E: 0 K: 2 S: 18	H: 2 LOB: 1 BB: 0 P: 25	R: 0 E: 0 K: 1 S: 7	H: 0 LOB: 0 BB: 0 P: 10	R: 0 E: 0 K: 1 S: 8	H: 0 LOB: 0 BB: 0 P: 10	R: 0 E: 0 K: 2 S: 13	H: 1 LOB: 2 BB: 1 P: 23	R: 0 E: 0 K: 2 S: 8	H: 0 LOB: 0 BB: 0 P: 12	R: 0 E: 0 K: 0 S: 9	H: 0 LOB: 0 BB: 0 P: 13	1B: 3 2B: 2 3B: 0 HR: 0	SF: 0 SAC: 0 DP: 0 HBP: 0	WP: 1 PB: 0 SB: 0 CS: 0	PA: 33			
<b>PITCHER</b>	IP WLS BF H R ER SO BB IBB HBP BLK WP HR S P ERA WHIP	IP WLS BF H R ER SO BB IBB HBP BLK WP HR S P ERA WHIP	IP WLS BF H R ER SO BB IBB HBP BLK WP HR S P ERA WHIP	IP WLS BF H R ER SO BB IBB HBP BLK WP HR S P ERA WHIP	IP WLS BF H R ER SO BB IBB HBP BLK WP HR S P ERA WHIP	IP WLS BF H R ER SO BB IBB HBP BLK WP HR S P ERA WHIP	IP WLS BF H R ER SO BB IBB HBP BLK WP HR S P ERA WHIP	IP WLS BF H R ER SO BB IBB HBP BLK WP HR S P ERA WHIP	IP WLS BF H R ER SO BB IBB HBP BLK WP HR S P ERA WHIP	IP WLS BF H R ER SO BB IBB HBP BLK WP HR S P ERA WHIP	IP WLS BF H R ER SO BB IBB HBP BLK WP HR S P ERA WHIP	IP WLS BF H R ER SO BB IBB HBP BLK WP HR S P ERA WHIP	IP WLS BF H R ER SO BB IBB HBP BLK WP HR S P ERA WHIP	IP WLS BF H R ER SO BB IBB HBP BLK WP HR S P ERA WHIP	IP WLS BF H R ER SO BB IBB HBP BLK WP HR S P ERA WHIP	IP WLS BF H R ER SO BB IBB HBP BLK WP HR S P ERA WHIP	IP WLS BF H R ER SO BB IBB HBP BLK WP HR S P ERA WHIP	IP WLS BF H R ER SO BB IBB HBP BLK WP HR S P ERA WHIP	IP WLS BF H R ER SO BB IBB HBP BLK WP HR S P ERA WHIP	IP WLS BF H R ER SO BB IBB HBP BLK WP HR S P ERA WHIP	IP WLS BF H R ER SO BB IBB HBP BLK WP HR S P ERA WHIP	IP WLS BF H R ER SO BB IBB HBP BLK WP HR S P ERA WHIP	IP WLS BF H R ER SO BB IBB HBP BLK WP HR S P ERA WHIP	IP WLS BF H R ER SO BB IBB HBP BLK WP HR S P ERA WHIP	IP WLS BF H R ER SO BB IBB HBP BLK WP HR S P ERA WHIP

Batter	1	2	3	4	5	6	7	8	9	AB	R	H	RBI	BB	SO	LOB	BOTTOM								
55 Skip Schumaker, L OBP: 0.333, SLG: 0.333	G4-3		L4			K		L7		4	0	0	0	0	1	0	<b>Colorado Rockies @ Los Angeles Dodgers</b> Dodger Stadium, Los Angeles, CA Sat Sep 28 2013, 6:17 PM - 9:22 PM PDT Att: 52,879 - Clear - 79 F								
17 A.J. Ellis, R OBP: 0.317, SLG: 0.361	K		K			E4 13 1B		K		4	0	0	0	0	3	0									
13 Hanley Ramirez, R OBP: 0.402, SLG: 0.636										3	0	1	0	1	0	0									
9 Dee Strange-Gordon, L OBP: 0.317, SLG: 0.301	G6-3					2B		1B		3	0	0	0	0	0	0									
23 Adrián González, L OBP: 0.343, SLG: 0.464		L9				G4-3		BB		3	0	0	0	1	0	1									
5 Juan Uribe, R OBP: 0.331, SLG: 0.439		G3				2B		BB		3	0	1	0	1	0	3									
33 Scott Van Slyke, R OBP: 0.340, SLG: 0.465		BB				K		K		3	0	0	0	1	2	5									
10 Michael Young, R OBP: 0.335, SLG: 0.397		BB				F9		F9		4	0	1	0	0	1	1									
48 Nick Buss, L OBP: 0.105, SLG: 0.105		2B								3	0	0	0	0	1	2									
14 Mark Ellis, R OBP: 0.321, SLG: 0.351		G3				K		G4-3		1	0	0	0	0	0	1									
21 Zack Greinke, R OBP: 0.409, SLG: 0.379						K				2	0	0	0	0	2	0									
54 Ronald Belisario, R ERA: 4.33										0	0	0	0	0	0	0									
66 Yasiel Puig, R OBP: 0.392, SLG: 0.537										1	0	0	0	0	1	0									
75 Paco Rodríguez, L ERA: 5.77										0	0	0	0	0	0	0									
0 Brian Wilson, R ERA: 1.76										0	0	0	0	0	0	0									
<b>Inning Stats</b>	R: 0 E: 0 K: 1 S: 9	H: 0 LOB: 0 BB: 0 P: 16	R: 0 E: 0 K: 0 S: 15	H: 1 LOB: 2 BB: 1 P: 24	R: 0 E: 0 K: 2 S: 9	H: 0 LOB: 0 BB: 0 P: 15	R: 0 E: 0 K: 1 S: 11	H: 1 LOB: 1 BB: 0 P: 18	R: 0 E: 0 K: 2 S: 10	H: 0 LOB: 0 BB: 0 P: 15	R: 0 E: 1 K: 1 S: 15	H: 1 LOB: 3 BB: 1 P: 23	R: 0 E: 0 K: 2 S: 9	H: 0 LOB: 0 BB: 0 P: 11	R: 0 E: 0 K: 1 S: 8	H: 0 LOB: 1 BB: 1 P: 12	R: 0 E: 0 K: 1 S: 10	H: 0 LOB: 1 BB: 1 P: 18	1B: 1 2B: 2 3B: 0 HR: 0	SF: 0 SAC: 0 DP: 0 HBP: 0	WP: 0 PB: 0 SB: 0 CS: 0	PA: 35			
<b>PITCHER</b>	IP WLS BF H R ER SO BB IBB HBP BLK WP HR S P ERA WHIP	IP WLS BF H R ER SO BB IBB HBP BLK WP HR S P ERA WHIP	IP WLS BF H R ER SO BB IBB HBP BLK WP HR S P ERA WHIP	IP WLS BF H R ER SO BB IBB HBP BLK WP HR S P ERA WHIP	IP WLS BF H R ER SO BB IBB HBP BLK WP HR S P ERA WHIP	IP WLS BF H R ER SO BB IBB HBP BLK WP HR S P ERA WHIP	IP WLS BF H R ER SO BB IBB HBP BLK WP HR S P ERA WHIP	IP WLS BF H R ER SO BB IBB HBP BLK WP HR S P ERA WHIP	IP WLS BF H R ER SO BB IBB HBP BLK WP HR S P ERA WHIP	IP WLS BF H R ER SO BB IBB HBP BLK WP HR S P ERA WHIP	IP WLS BF H R ER SO BB IBB HBP BLK WP HR S P ERA WHIP	IP WLS BF H R ER SO BB IBB HBP BLK WP HR S P ERA WHIP	IP WLS BF H R ER SO BB IBB HBP BLK WP HR S P ERA WHIP	IP WLS BF H R ER SO BB IBB HBP BLK WP HR S P ERA WHIP	IP WLS BF H R ER SO BB IBB HBP BLK WP HR S P ERA WHIP	IP WLS BF H R ER SO BB IBB HBP BLK WP HR S P ERA WHIP	IP WLS BF H R ER SO BB IBB HBP BLK WP HR S P ERA WHIP	IP WLS BF H R ER SO BB IBB HBP BLK WP HR S P ERA WHIP	IP WLS BF H R ER SO BB IBB HBP BLK WP HR S P ERA WHIP	IP WLS BF H R ER SO BB IBB HBP BLK WP HR S P ERA WHIP	IP WLS BF H R ER SO BB IBB HBP BLK WP HR S P ERA WHIP	IP WLS BF H R ER SO BB IBB HBP BLK WP HR S P ERA WHIP	IP WLS BF H R ER SO BB IBB HBP BLK WP HR S P ERA WHIP	IP WLS BF H R ER SO BB IBB HBP BLK WP HR S P ERA WHIP	IP WLS BF H R ER SO BB IBB HBP BLK WP HR S P ERA WHIP





